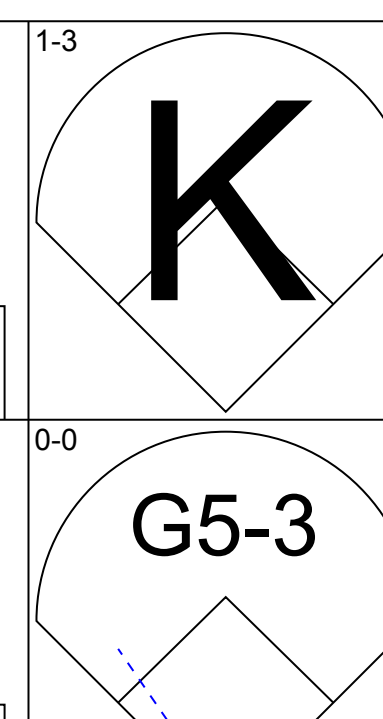
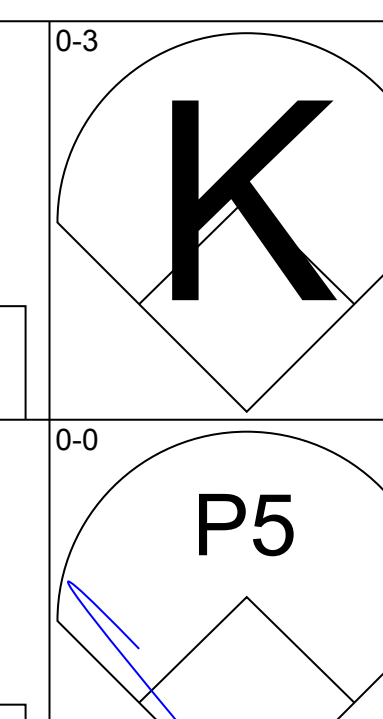
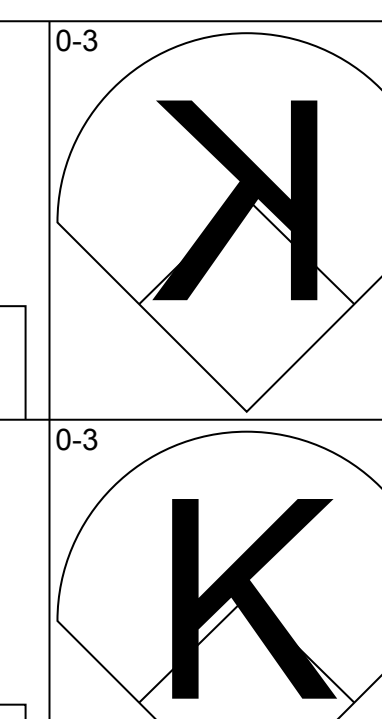
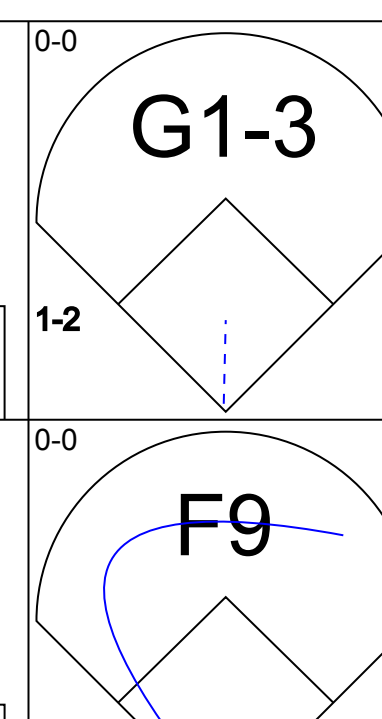
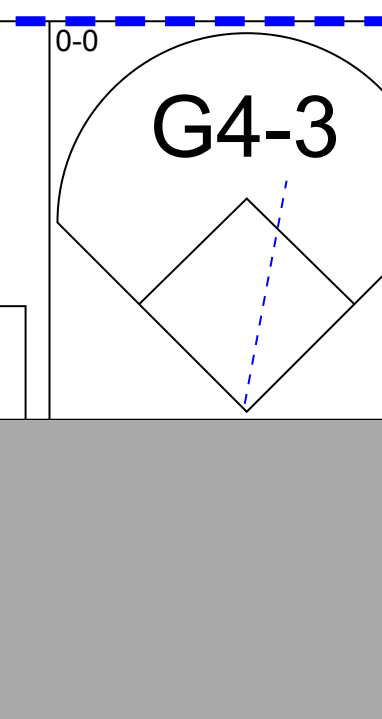
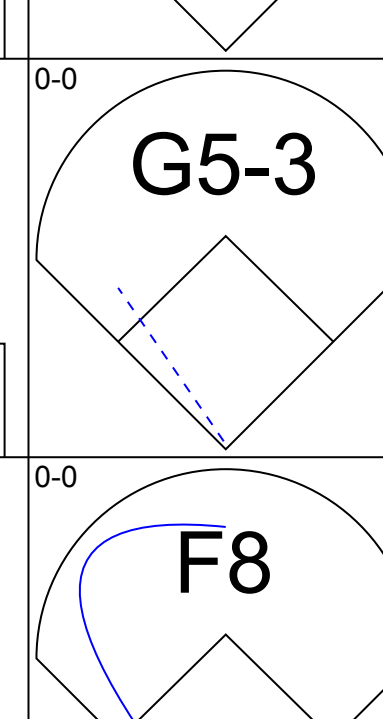
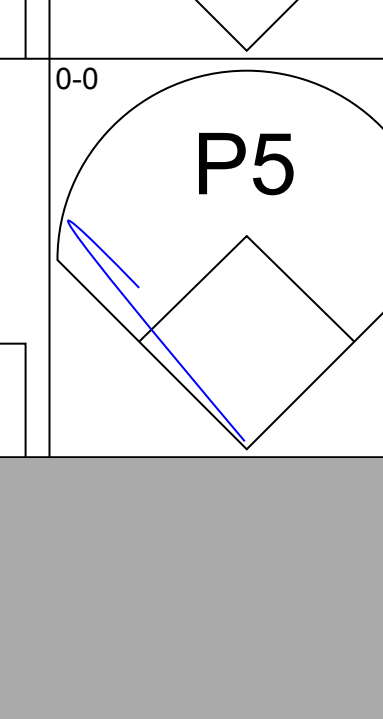
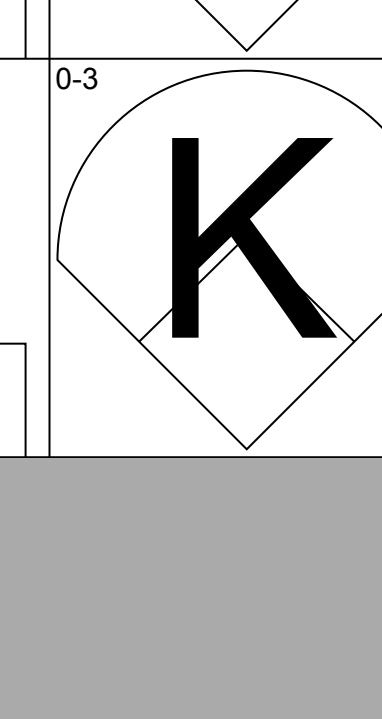
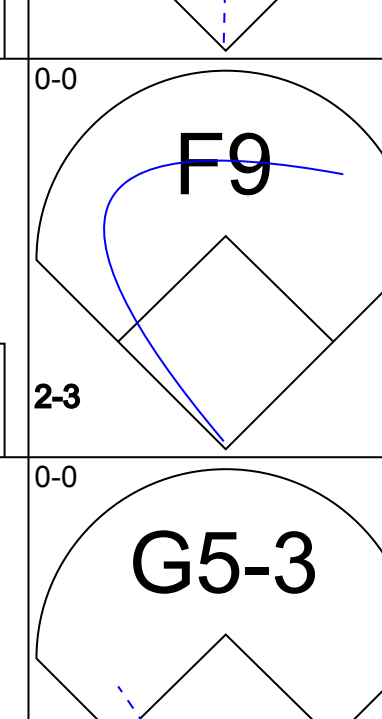
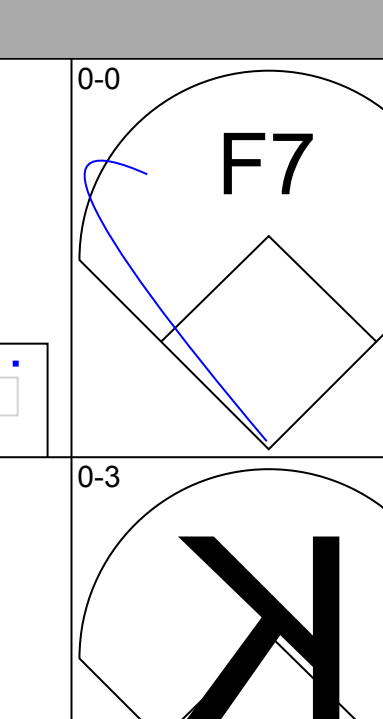
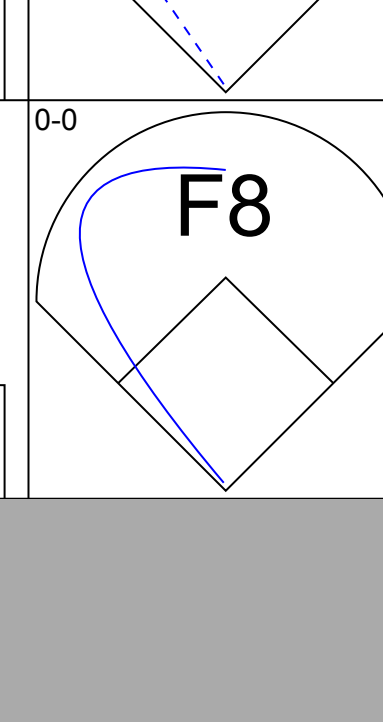
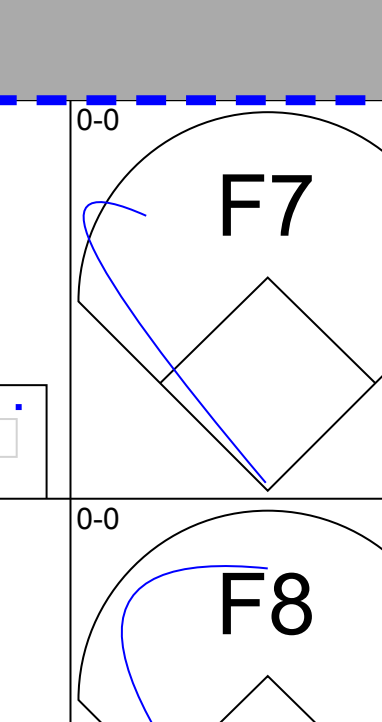
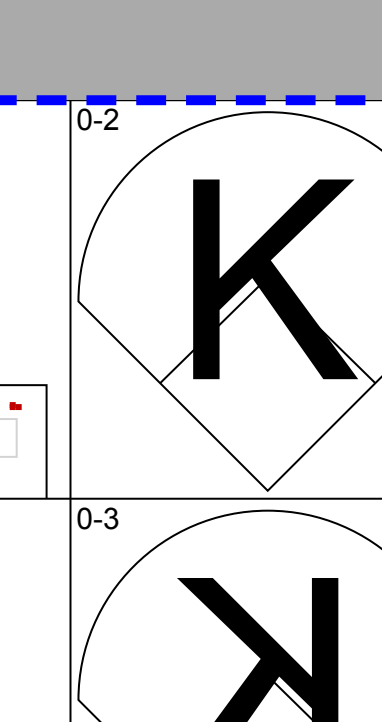
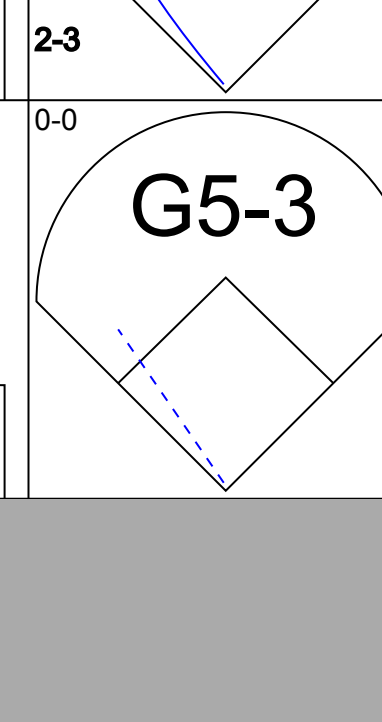
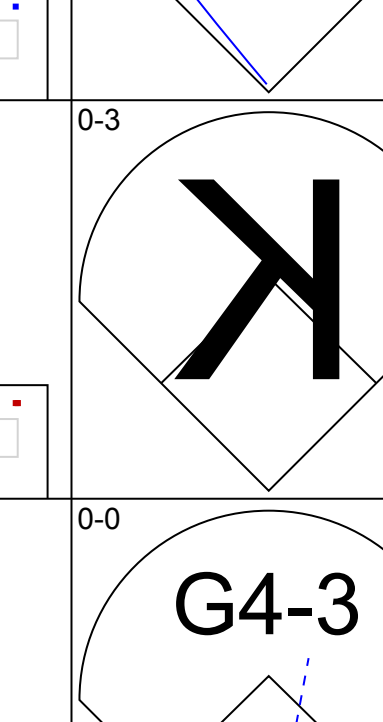
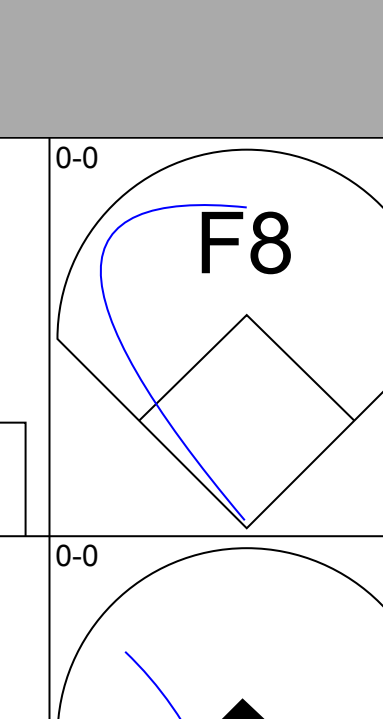
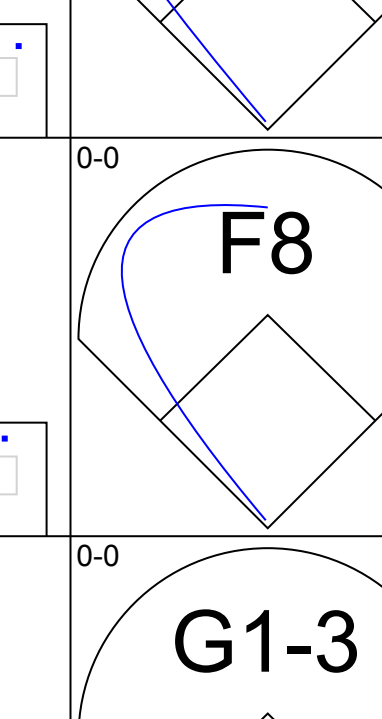
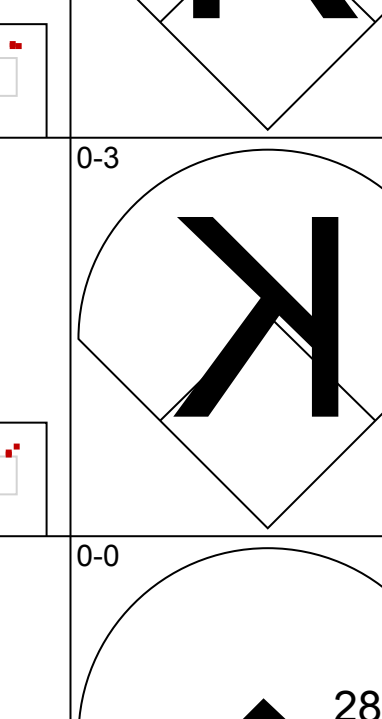
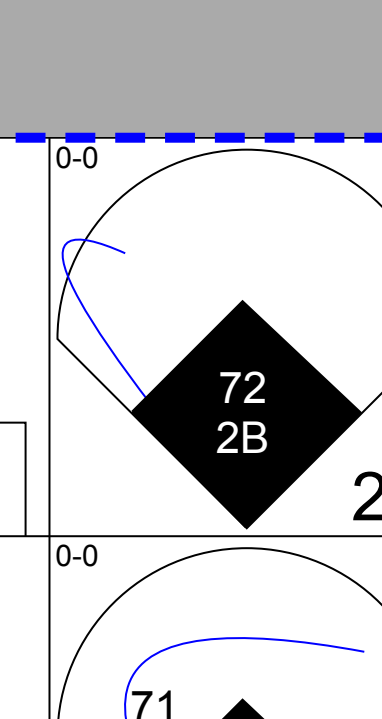
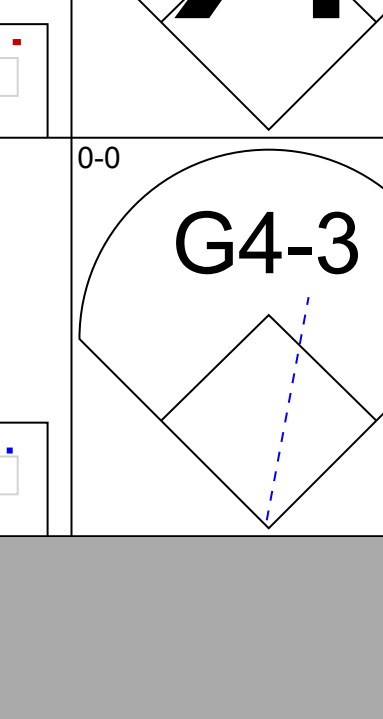
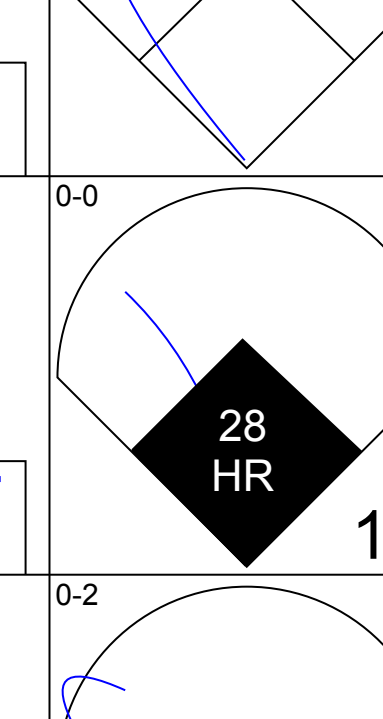
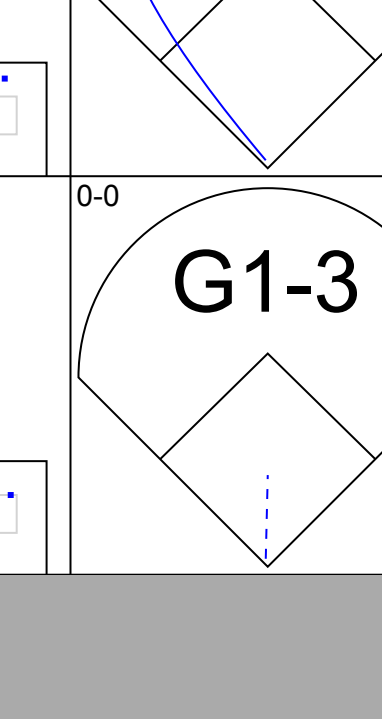
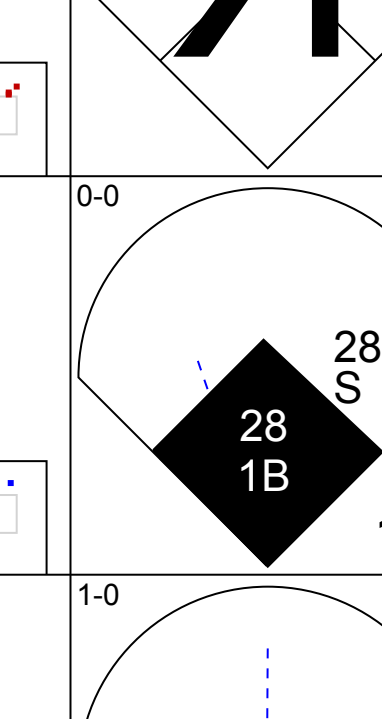

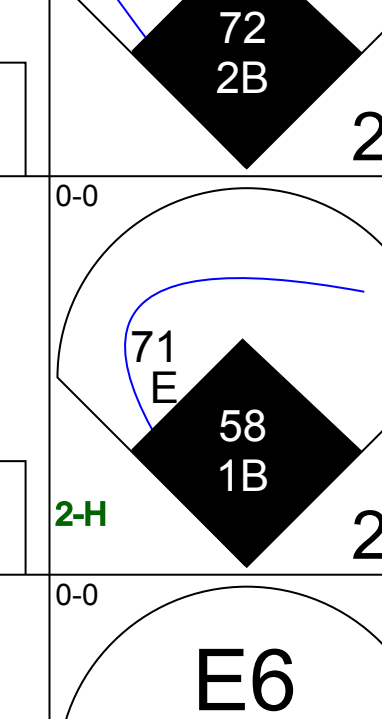
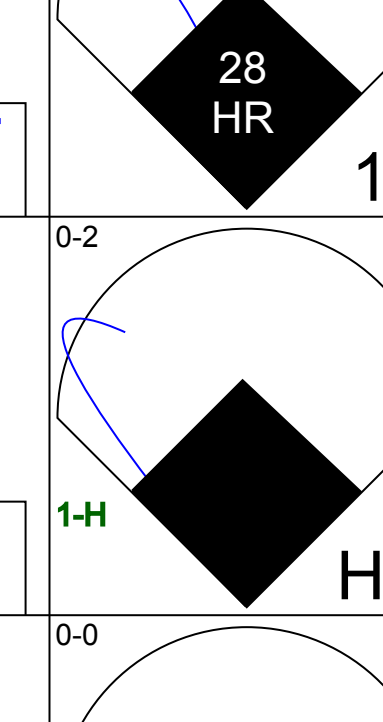
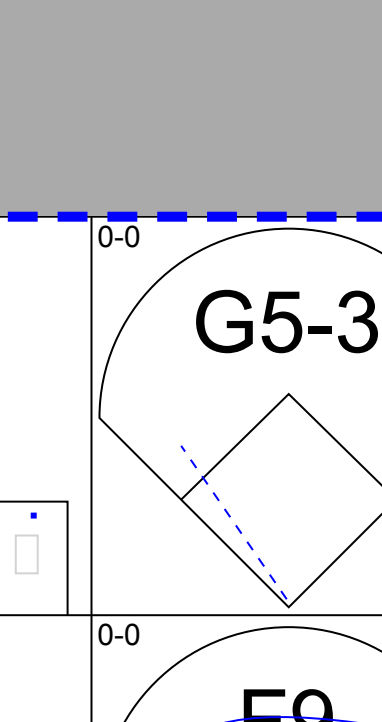
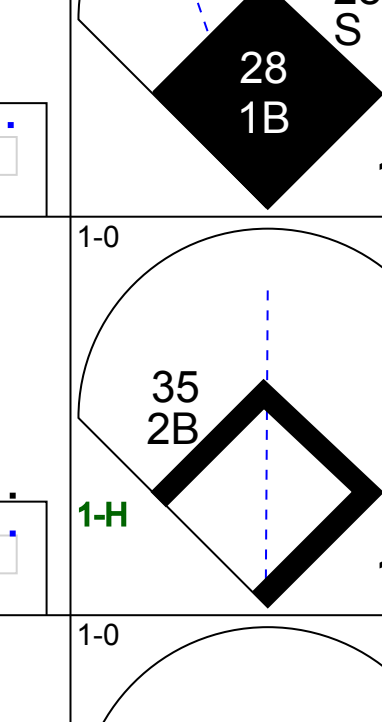
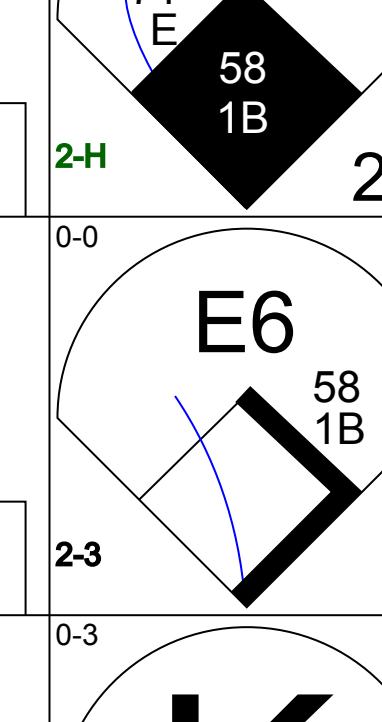
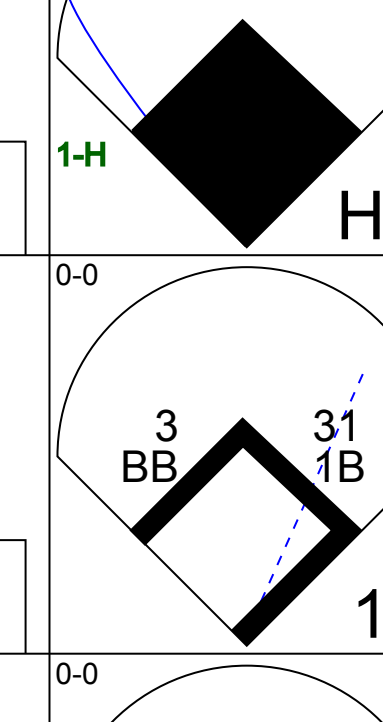
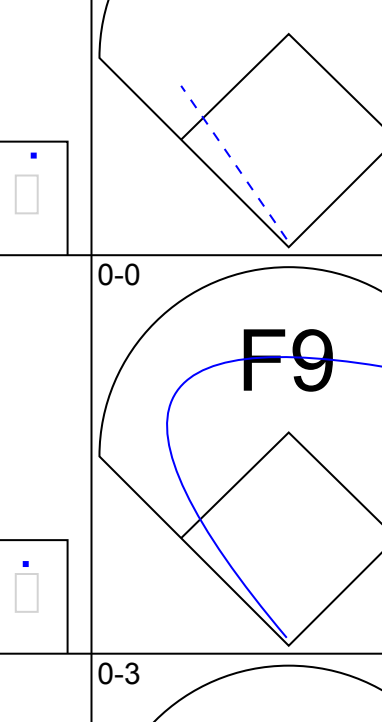
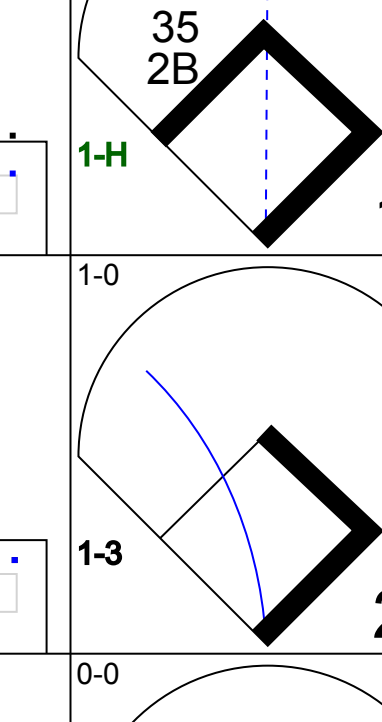
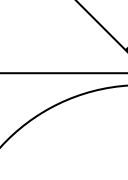
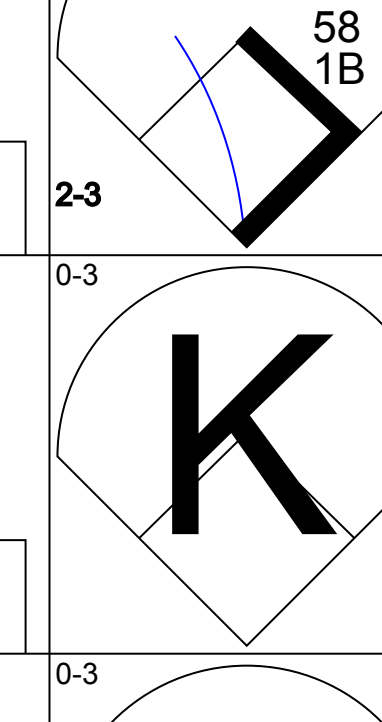
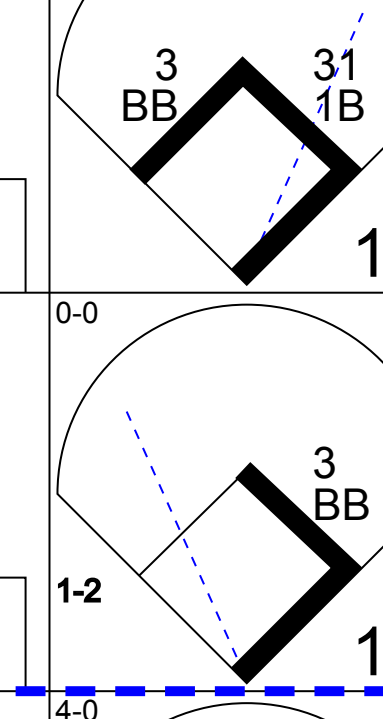
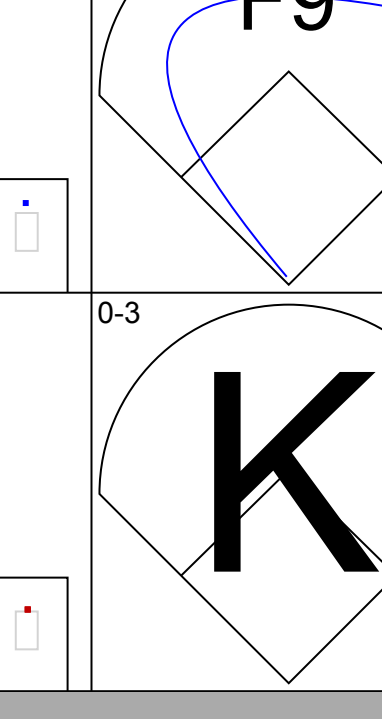
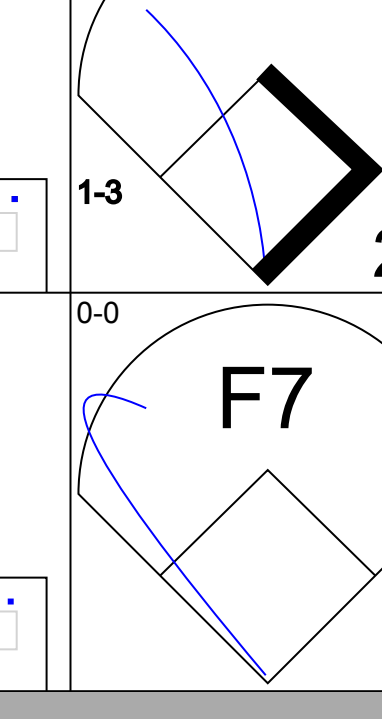

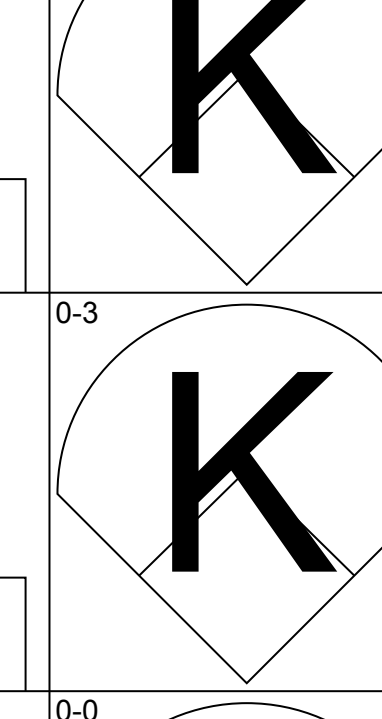
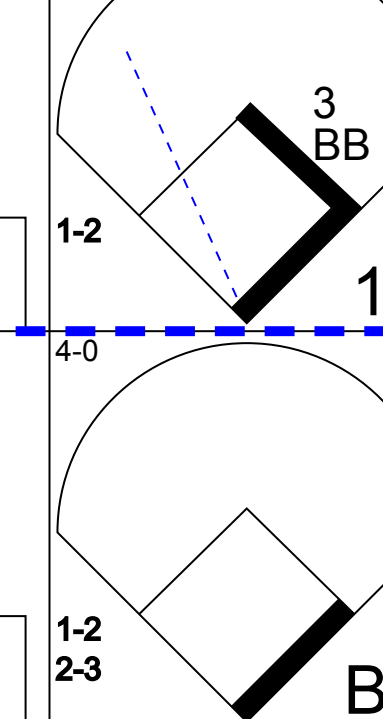
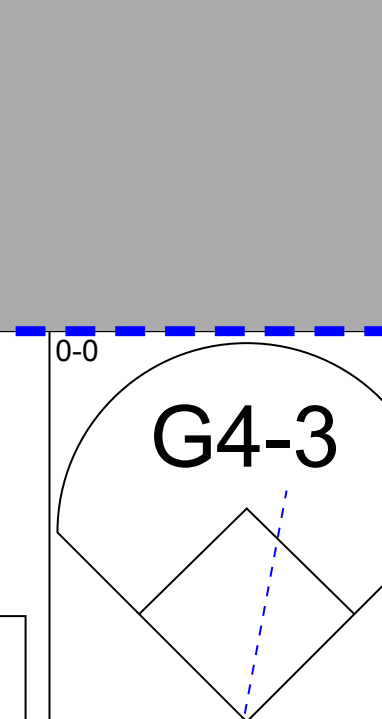
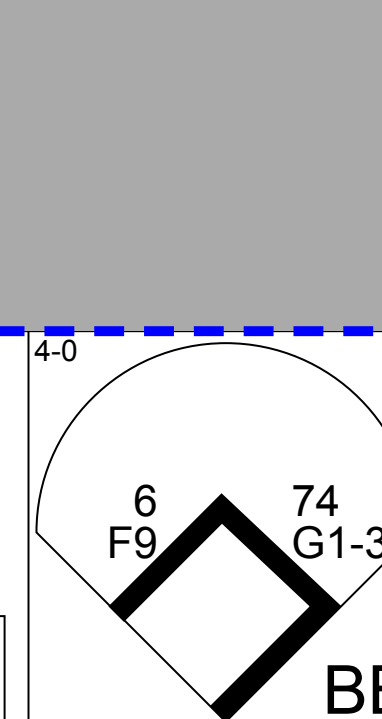
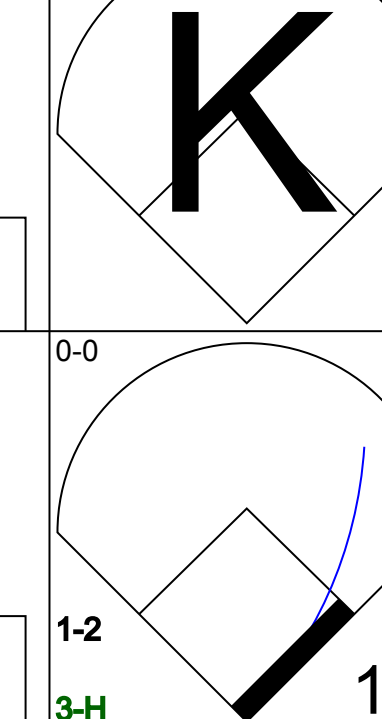

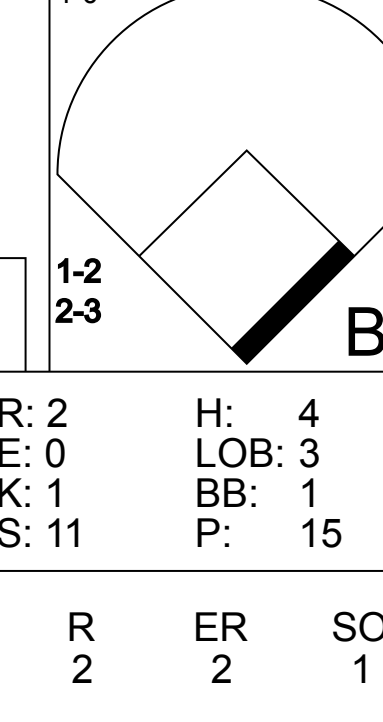


# Baltimore Orioles - 2013



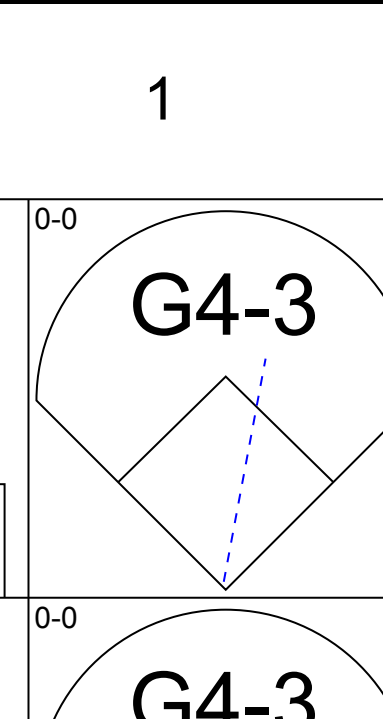
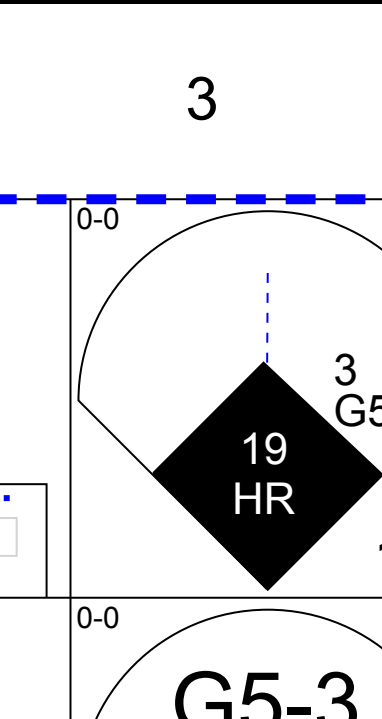
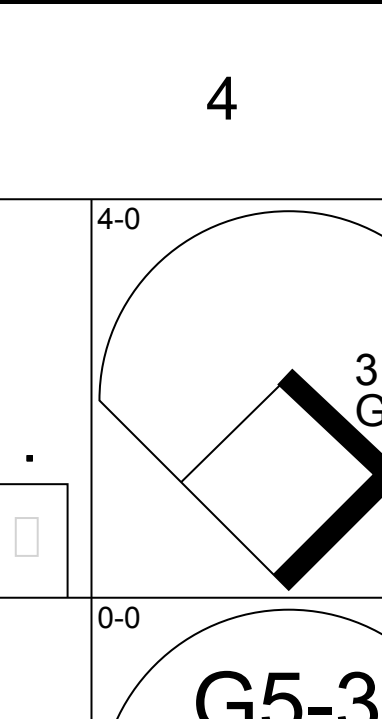

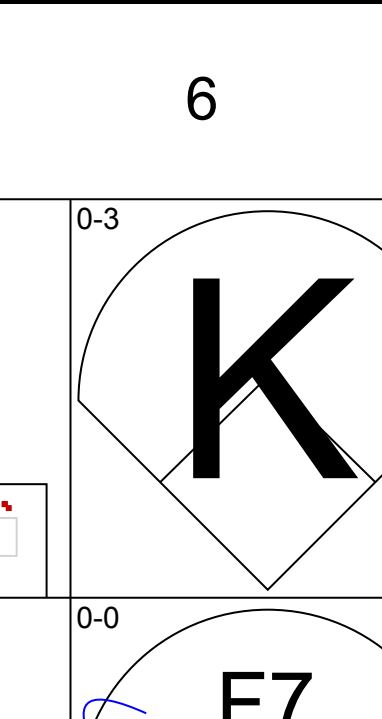
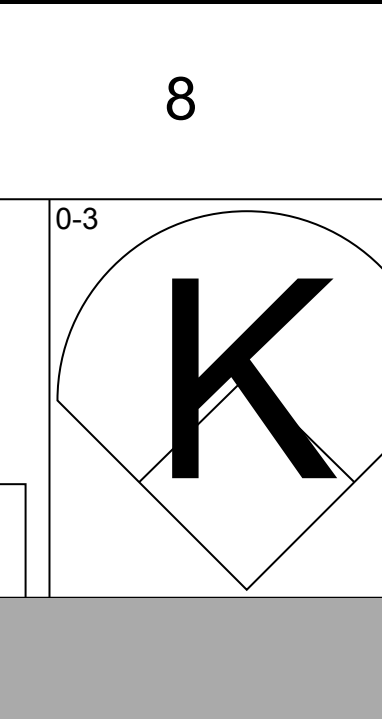
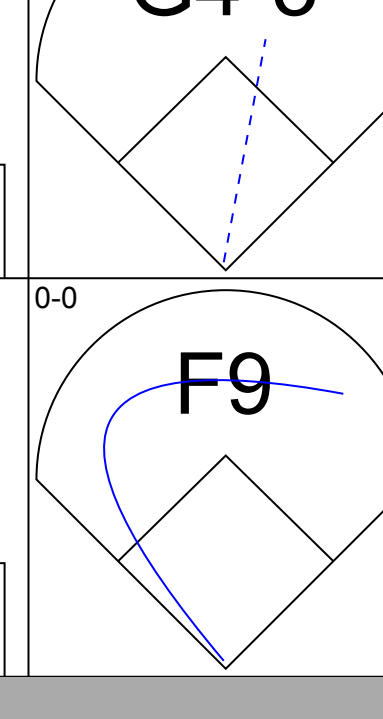
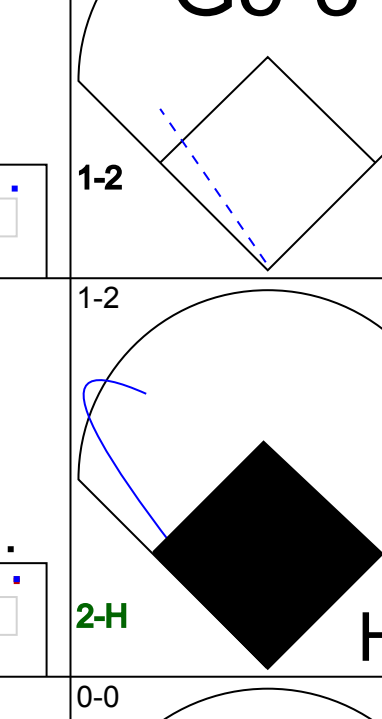
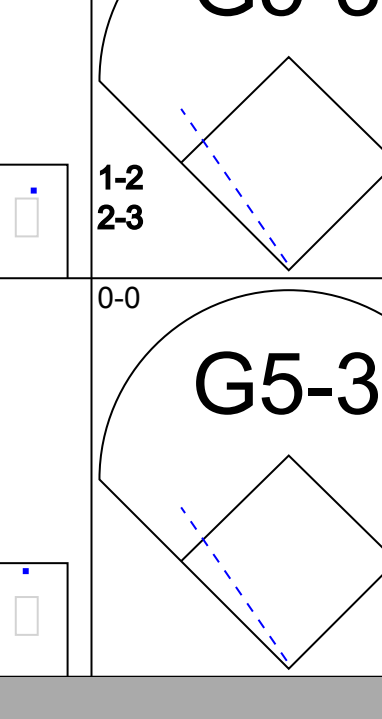
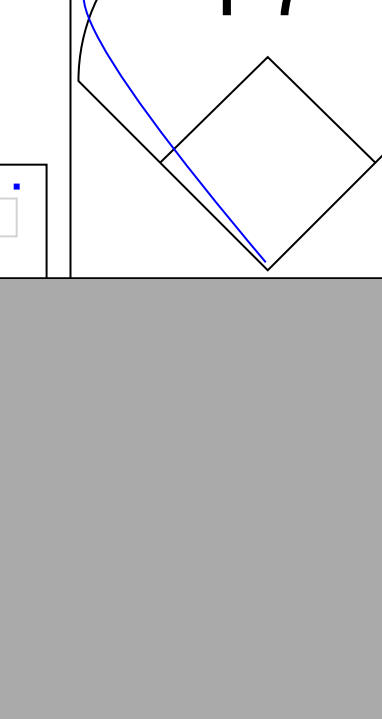
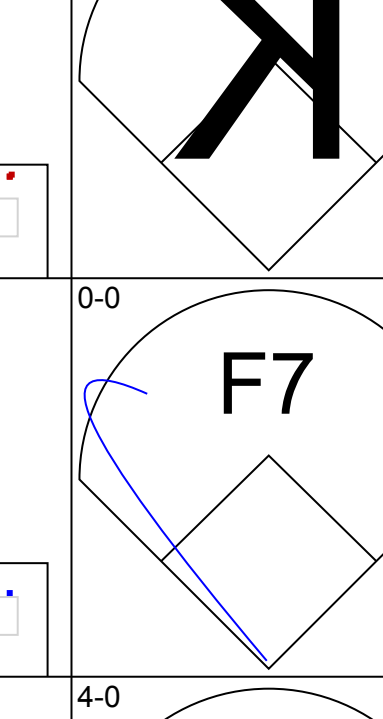
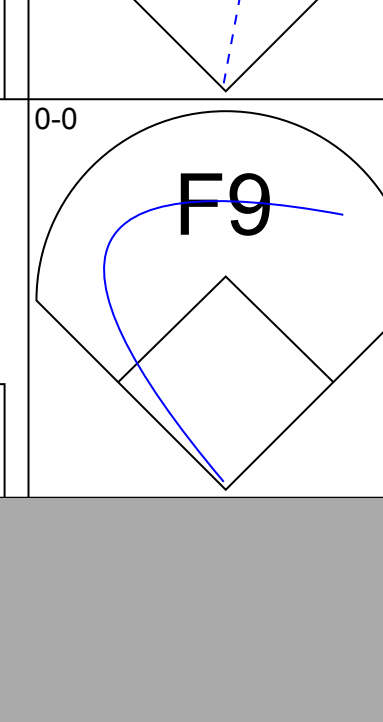
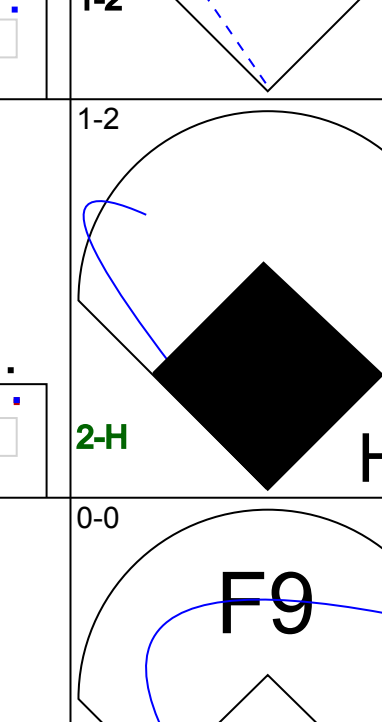
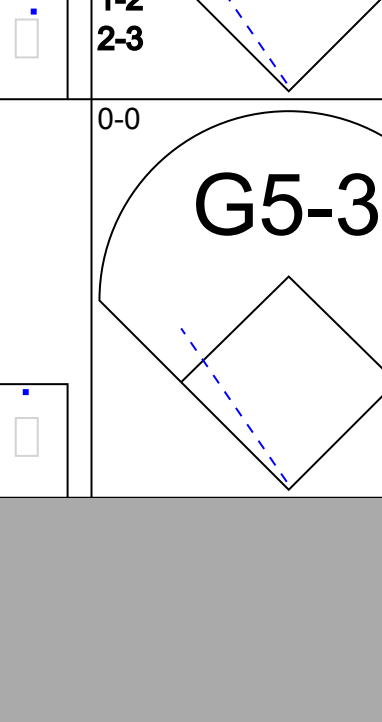

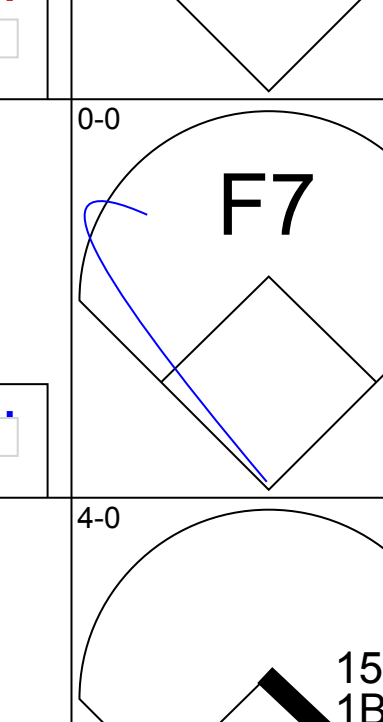
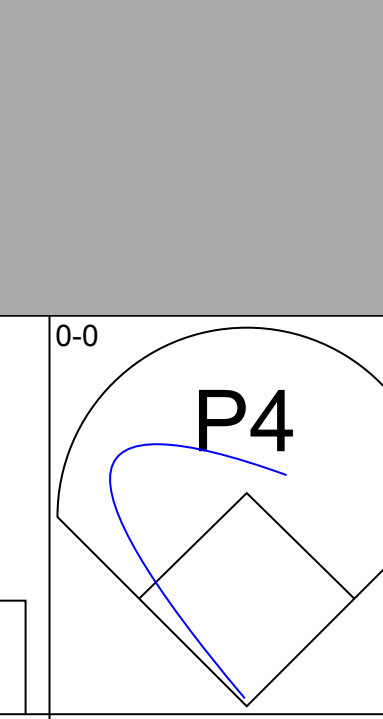
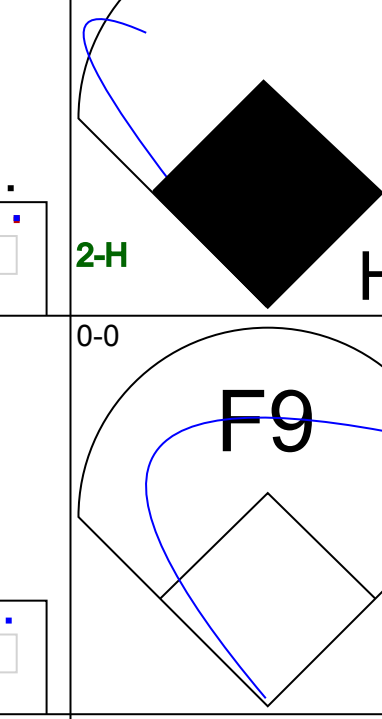
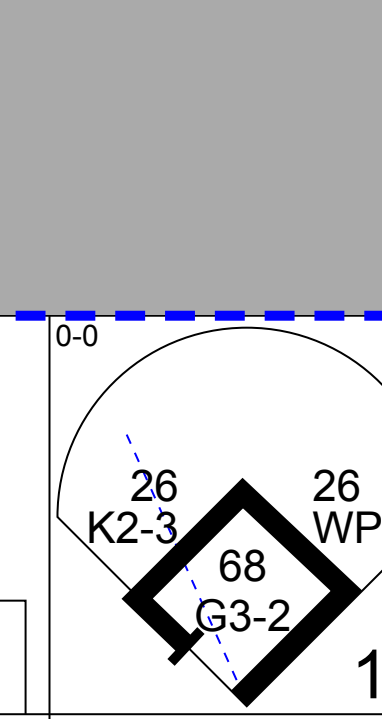

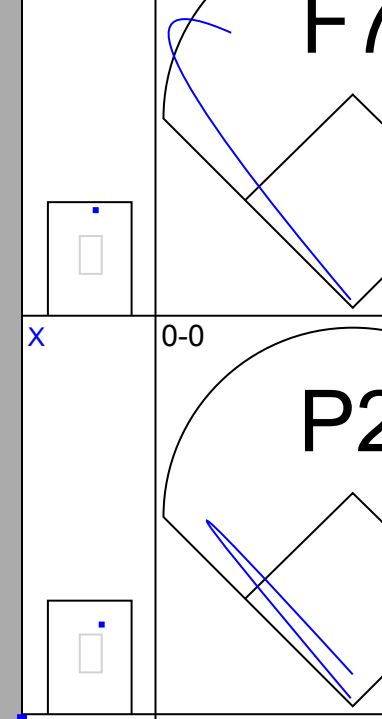
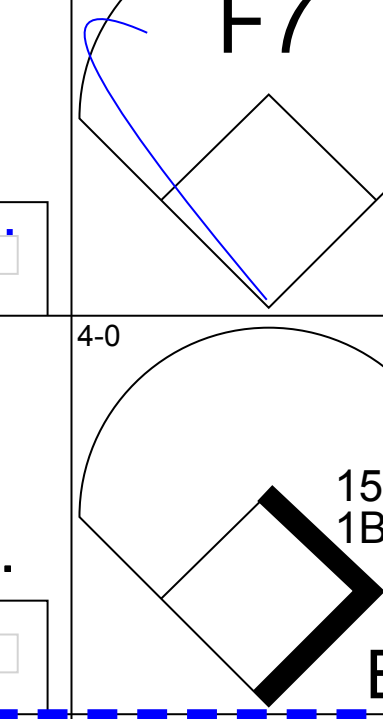
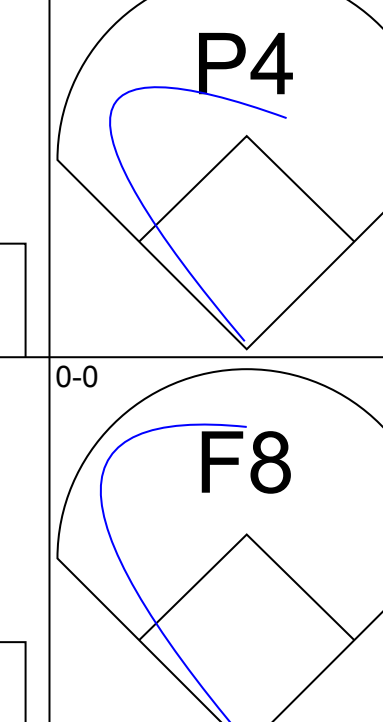
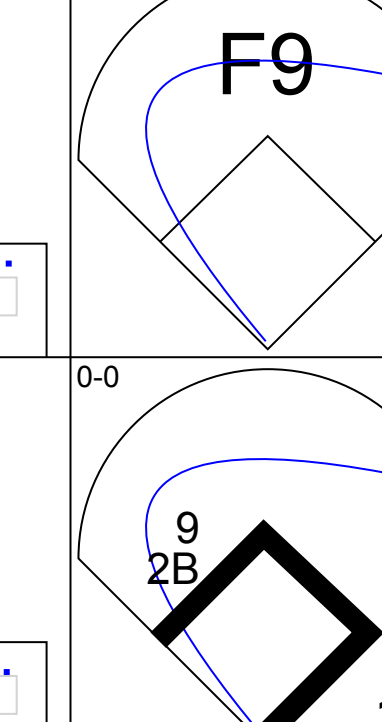
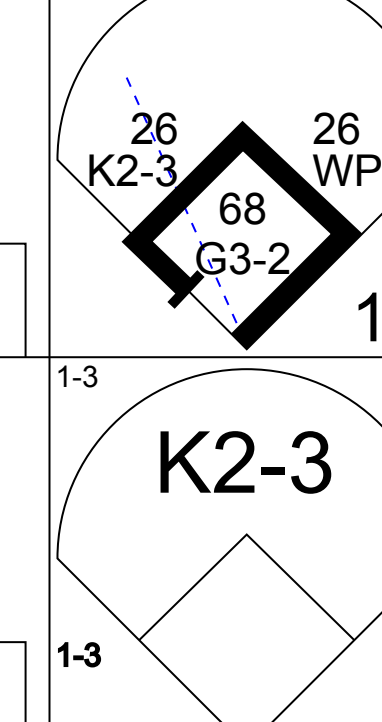
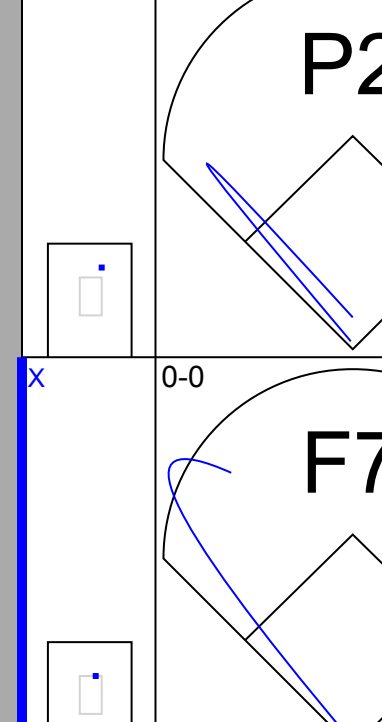
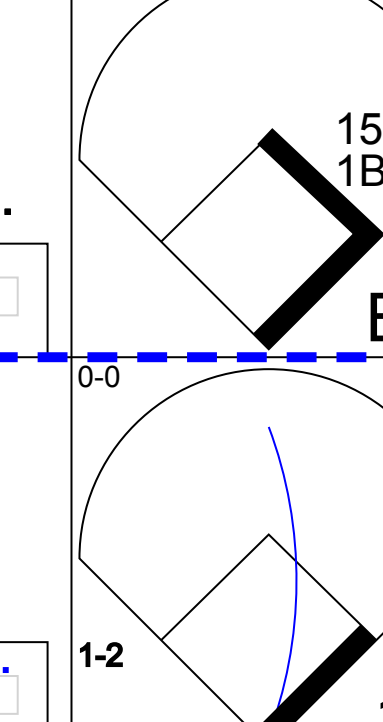
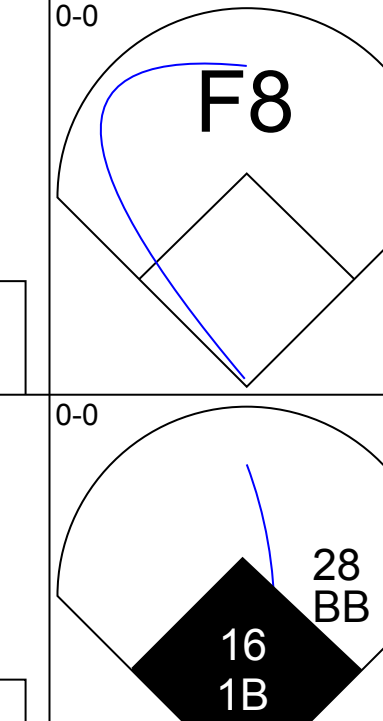
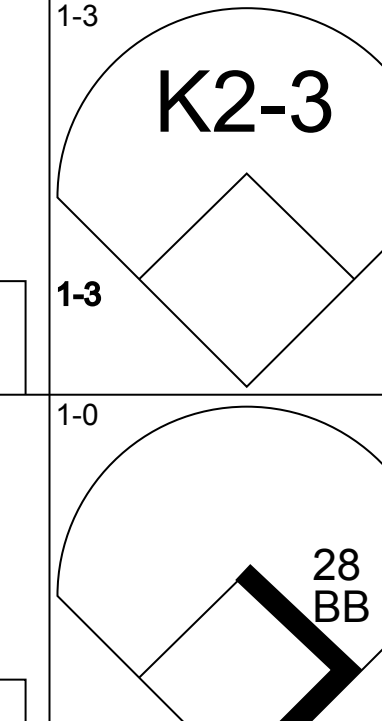
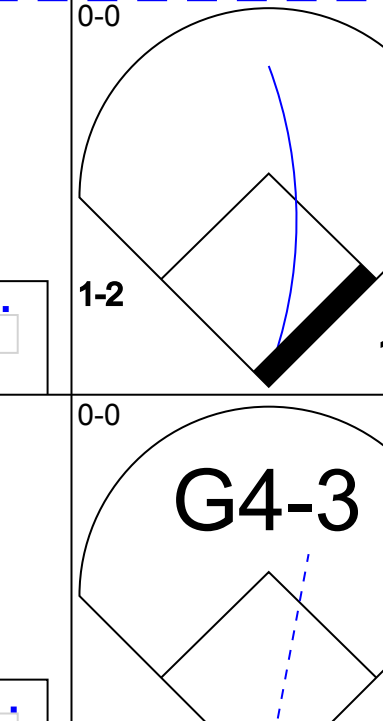
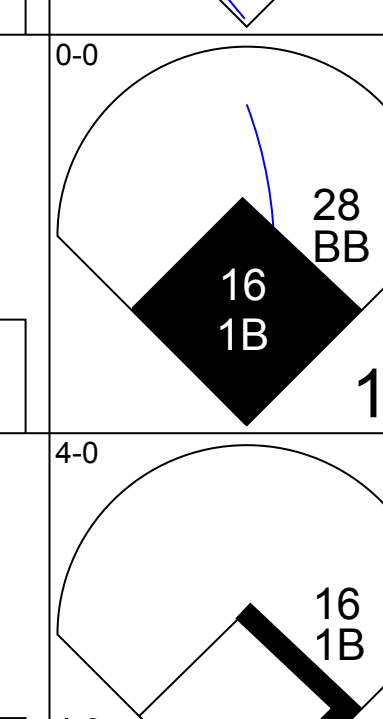
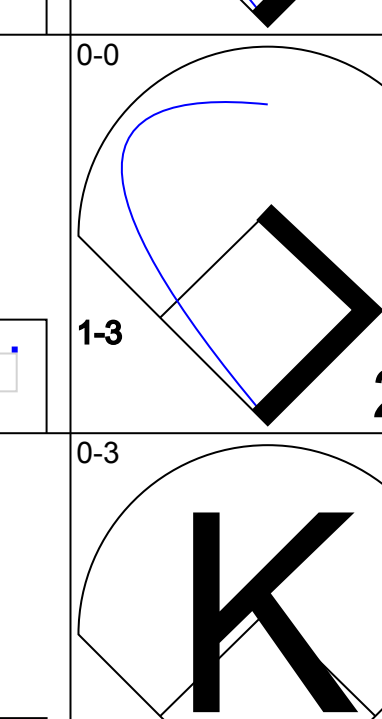
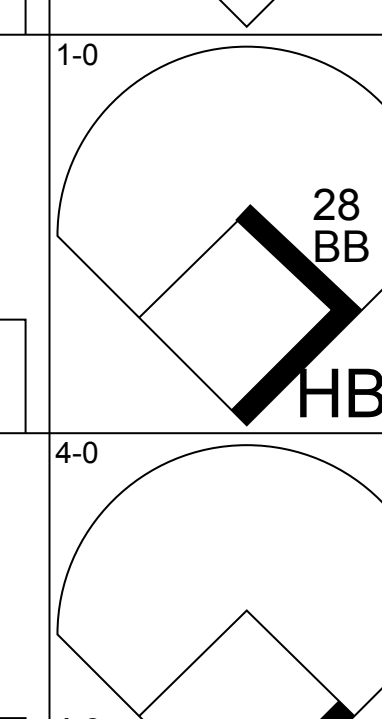
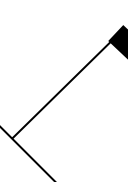
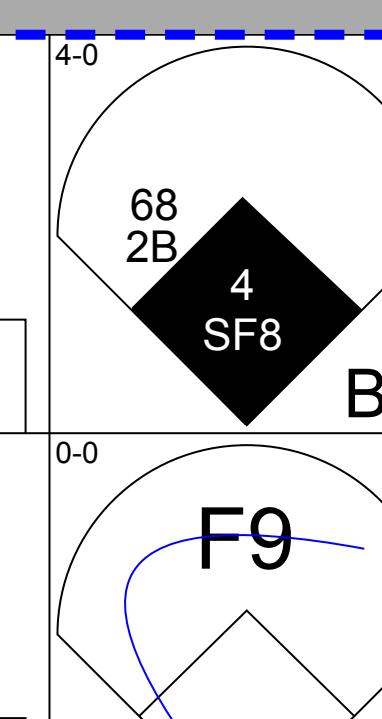
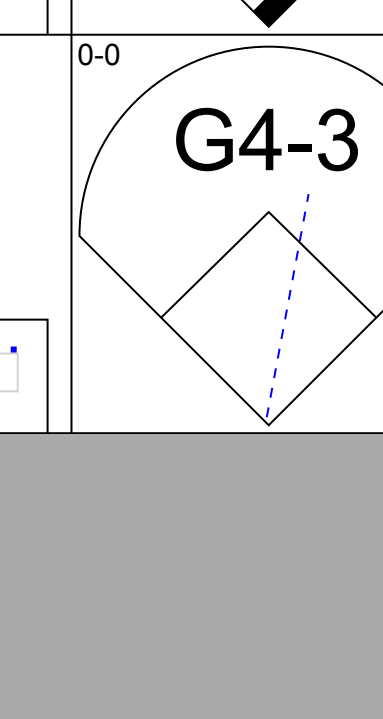
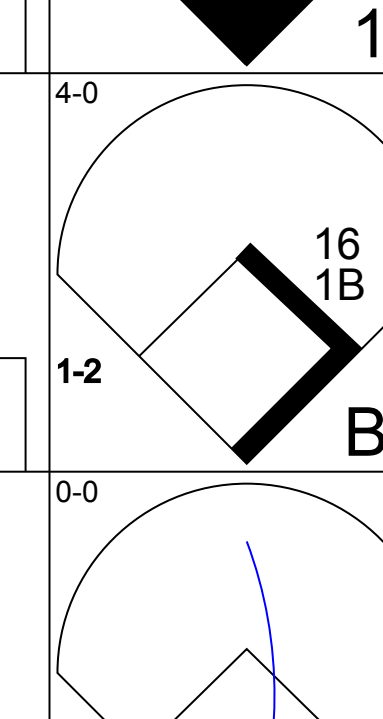
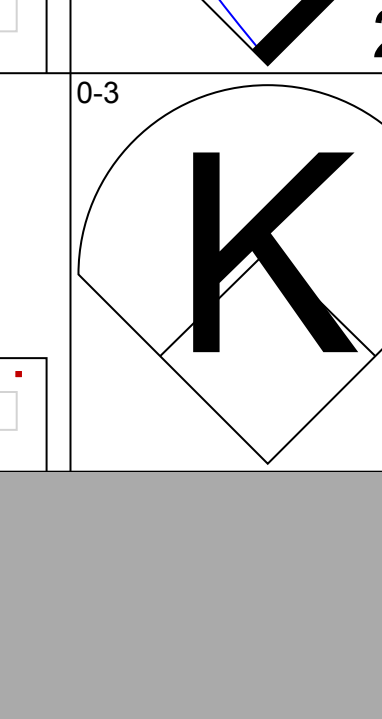
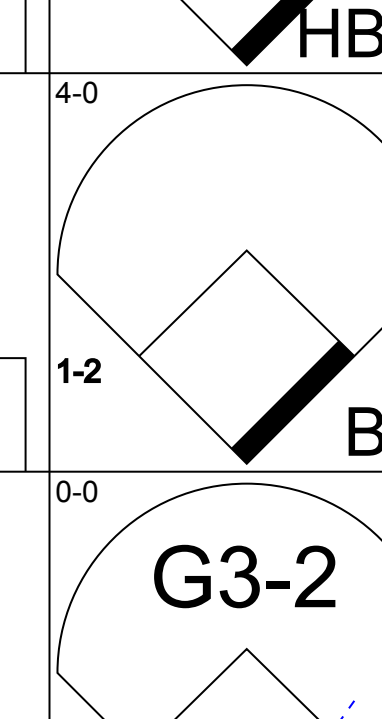
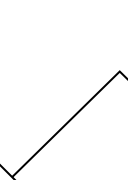
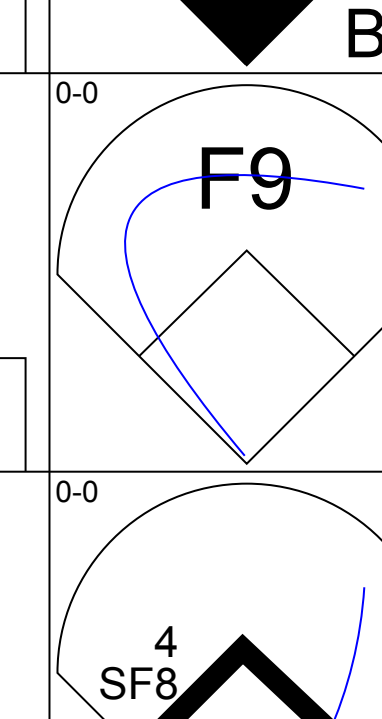
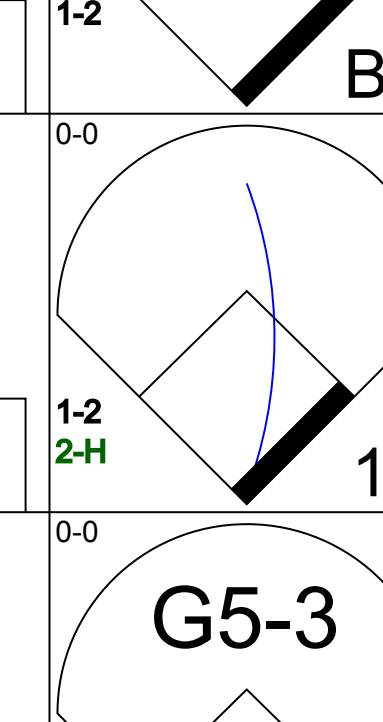
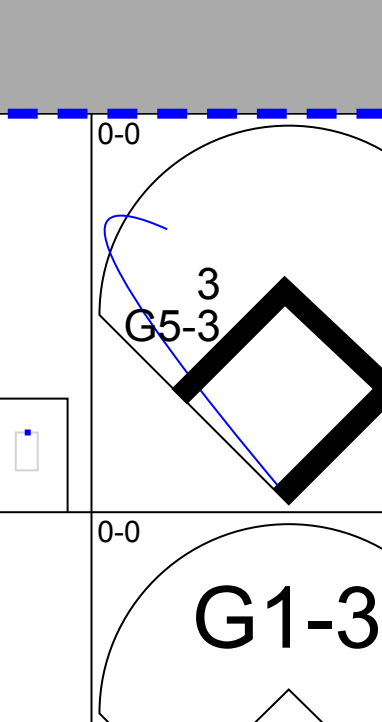
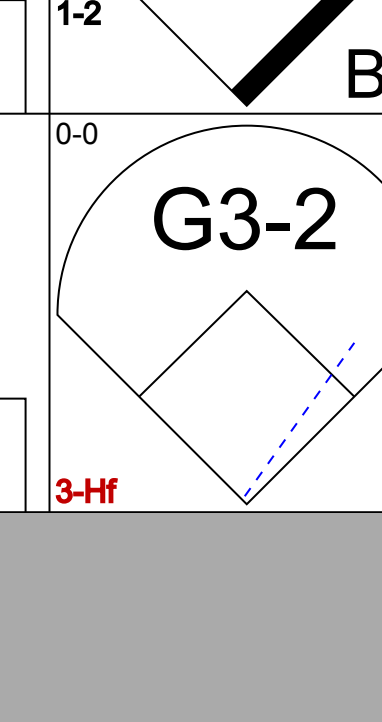
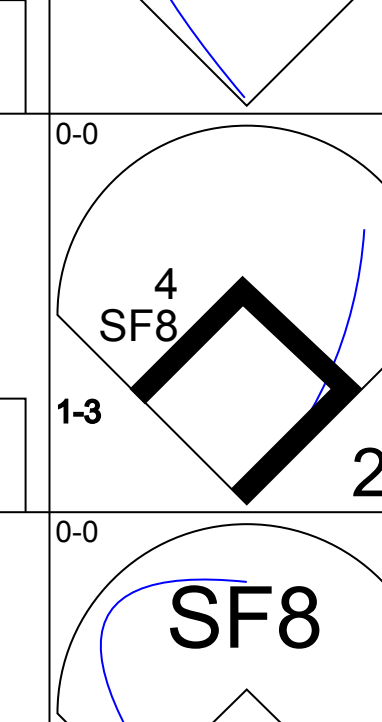

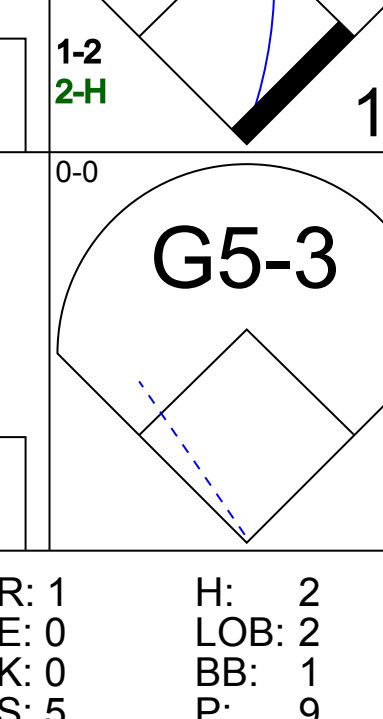
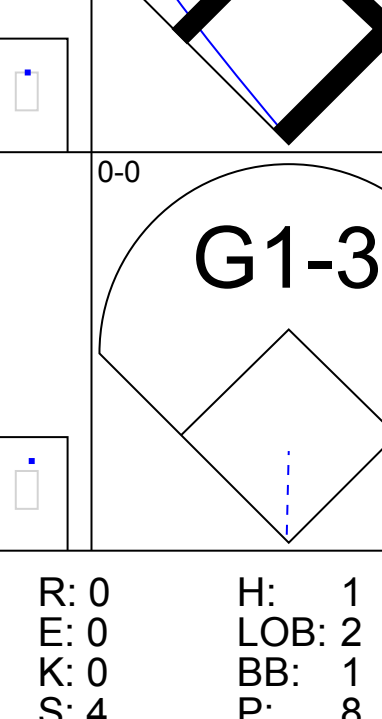
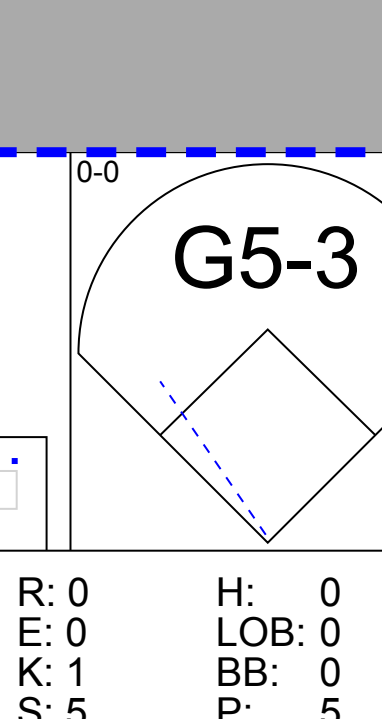
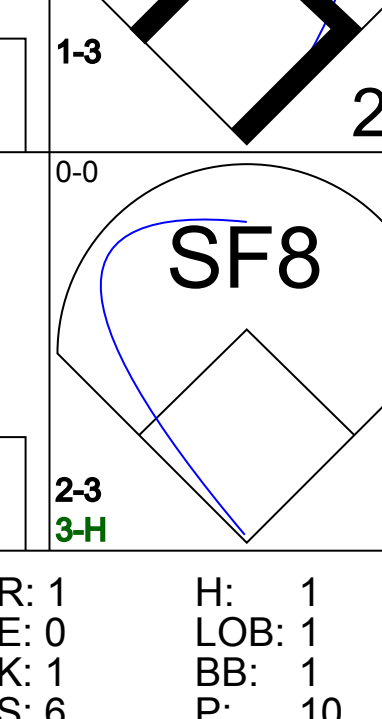
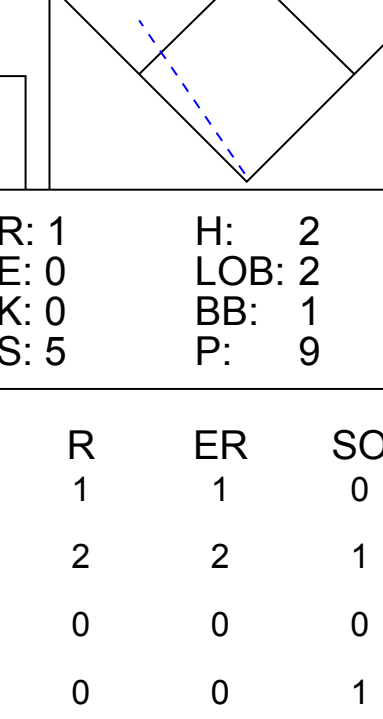
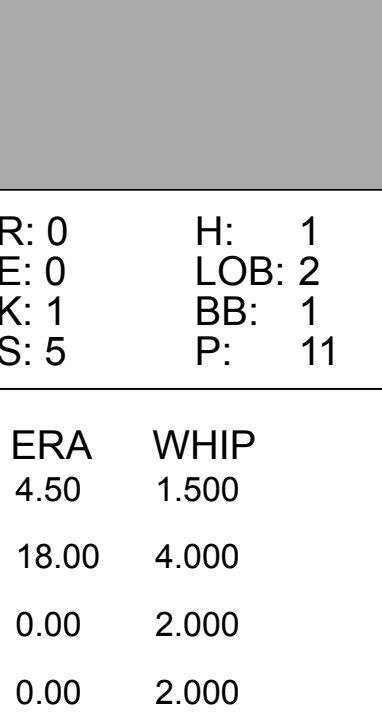
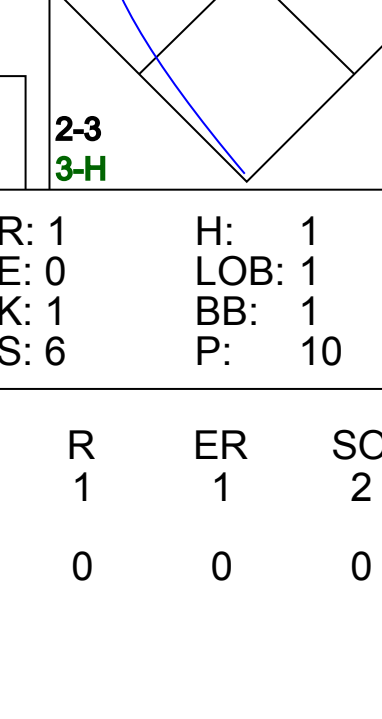


Batter	1	2	3	4	5	6	7	8	9	AB	R	H	RBI	BB	SO	LOB	TOP						
12 Alexi Casilla, S 74 Jose Gil, R										3	0	0	0	0	0	3	3						
14 Nolan Reimold, R 6 Russ Canzler, R										3	0	0	0	0	0	1	3						
24 Wilson Betemit, S 69 Niuman Romero, S										3	0	0	0	0	0	1	0						
36 Conor Jackson, R 25 Trayvon Robinson, S										3	0	0	0	0	0	1	0						
51 Lew Ford, R 72 Jason Pridle, L										3	2	2	0	0	0	0	0						
28 Steve Pearce, R 71 L.J. Hoes, R										3	1	2	3	0	0	0	0						
35 Danny Valencia, R 70 Xavier Avery, L										3	0	2	0	0	0	0	0						
31 Taylor Teagarden, R 45 Travis Ishikawa, L										3	0	1	0	0	0	1	3						
3 Ryan Flaherty, L 58 Yamaico Navarro, R										1	0	0	0	1	0	0	0						
										1	0	1	1	1	0	0							
<b>Inning Stats</b>	R: 0 E: 0 K: 1 S: 5	H: 0 LOB: 0 BB: 0 P: 6	R: 2 E: 0 K: 1 S: 11	H: 4 LOB: 3 BB: 1 P: 15	R: 0 E: 0 K: 0 S: 3	H: 0 LOB: 0 BB: 0 P: 3	R: 0 E: 0 K: 1 S: 5	H: 0 LOB: 0 BB: 0 P: 5	R: 0 E: 0 K: 2 S: 7	H: 3 LOB: 3 BB: 0 P: 7	R: 1 E: 0 K: 2 S: 10	H: 3 LOB: 1 BB: 1 P: 12	R: 0 E: 0 K: 0 S: 3	H: 0 LOB: 1 BB: 1 P: 7	R: 2 E: 1 K: 2 S: 11	H: 3 LOB: 2 BB: 0 P: 11	R: 0 E: 0 K: 1 S: 5	H: 0 LOB: 0 BB: 0 P: 5	1B: 6 2B: 3 3B: 0 HR: 1	SF: 0 SAC: 0 DP: 0 HBP: 0	WP: 0 PB: 0 SB: 1 CS: 0	PA: 40	
<b>PITCHER</b>	IP WLS BF H R ER SO BB IBB HBP BLK WP HR S P ERA WHIP	IP WLS BF H R ER SO BB IBB HBP BLK WP HR S P ERA WHIP	IP WLS BF H R ER SO BB IBB HBP BLK WP HR S P ERA WHIP	IP WLS BF H R ER SO BB IBB HBP BLK WP HR S P ERA WHIP	IP WLS BF H R ER SO BB IBB HBP BLK WP HR S P ERA WHIP	IP WLS BF H R ER SO BB IBB HBP BLK WP HR S P ERA WHIP	IP WLS BF H R ER SO BB IBB HBP BLK WP HR S P ERA WHIP	IP WLS BF H R ER SO BB IBB HBP BLK WP HR S P ERA WHIP	IP WLS BF H R ER SO BB IBB HBP BLK WP HR S P ERA WHIP	IP WLS BF H R ER SO BB IBB HBP BLK WP HR S P ERA WHIP	IP WLS BF H R ER SO BB IBB HBP BLK WP HR S P ERA WHIP	IP WLS BF H R ER SO BB IBB HBP BLK WP HR S P ERA WHIP	IP WLS BF H R ER SO BB IBB HBP BLK WP HR S P ERA WHIP	IP WLS BF H R ER SO BB IBB HBP BLK WP HR S P ERA WHIP	IP WLS BF H R ER SO BB IBB HBP BLK WP HR S P ERA WHIP	IP WLS BF H R ER SO BB IBB HBP BLK WP HR S P ERA WHIP	IP WLS BF H R ER SO BB IBB HBP BLK WP HR S P ERA WHIP	IP WLS BF H R ER SO BB IBB HBP BLK WP HR S P ERA WHIP	IP WLS BF H R ER SO BB IBB HBP BLK WP HR S P ERA WHIP	IP WLS BF H R ER SO BB IBB HBP BLK WP HR S P ERA WHIP	IP WLS BF H R ER SO BB IBB HBP BLK WP HR S P ERA WHIP	IP WLS BF H R ER SO BB IBB HBP BLK WP HR S P ERA WHIP	IP WLS BF H R ER SO BB IBB HBP BLK WP HR S P ERA WHIP

Baltimore Orioles @ Toronto Blue Jays  
Florida Auto Exchange Stadium, Dunedin, FL  
Sun Feb 24 2013, 1:06 PM - 4:03 PM EST  
Att: 3,802 - Cloudy - 71 F

AB 38  
R 5  
H 10  
RBI 5  
BB 2  
SO 10  
LOB 19



Batter	1	2	3	4	5	6	7	8	9	AB	R	H	RBI	BB	SO	LOB	BOTTOM						
7 José Reyes, S 2 Ryan Goins, L										2	1	1	0	1	0	0							
3 Maicer Izturis, S 59 Jim Negrych, L										3	0	0	0	0	0	3							
19 José Bautista, R 8 Ricardo Nantia, L										3	1	1	2	0	0	2							
10 Edwin Encarnación, R 72 Adam Loewen, L										3	0	1	0	0	0	0							
26 Adam Lind, L 15 Mike Nickeas, R										3	0	1	0	0	0	1							
71 Christian Lopes, R										0	0	0	0	0	0	0							
9 J.P. Arencibia, R 30 Josh Thole, L										2	1	2	0	0	0	0							
28 Colby Rasmus, L 8 Michael Crouse, R										1	0	0	0	2	1	2							
16 Mark DeRosa, R 68 Ryan Schimpf, L										2	0	2	1	0	0	0							
11 Rajai Davis, R 4 Kevin Ahrens, R										3	0	0	0	0	0	3							
										0	0	0	1	0	0	0							
<b>Inning Stats</b>	R: 0 E: 0 K: 0 S: 3	H: 2 LOB: 2 BB: 1 P: 9	R: 2 E: 0 K: 1 S: 11	H: 4 LOB: 0 BB: 0 P: 12	R: 0 E: 0 K: 0 S: 4	H: 1 LOB: 2 BB: 1 P: 8	R: 0 E: 0 K: 1 S: 5	H: 1 LOB: 2 BB: 1 P: 11	R: 0 E: 0 K: 1 S: 5	H: 0 LOB: 0 BB: 0 P: 5	R: 0 E: 0 K: 0 S: 3	H: 0 LOB: 0 BB: 0 P: 3	R: 0 E: 0 K: 1 S: 6	H: 1 LOB: 1 BB: 1 P: 10	R: 0 E: 0 K: 1 S: 6	H: 1 LOB: 2 BB: 1 P: 10	R: 0 E: 0 K: 1 S: 6	H: 0 LOB: 0 BB: 0 P: 5	1B: 6 2B: 3 3B: 0 HR: 1	SF: 1 SAC: 0 DP: 1 HBP: 1	WP: 1 PB: 0 SB: 0 CS: 0	PA: 42	
<b>PITCHER</b>	IP WLS BF H R ER SO BB IBB HBP BLK WP HR S P ERA WHIP	IP WLS BF H R ER SO BB IBB HBP BLK WP HR S P ERA WHIP	IP WLS BF H R ER SO BB IBB HBP BLK WP HR S P ERA WHIP	IP WLS BF H R ER SO BB IBB HBP BLK WP HR S P ERA WHIP	IP WLS BF H R ER SO BB IBB HBP BLK WP HR S P ERA WHIP	IP WLS BF H R ER SO BB IBB HBP BLK WP HR S P ERA WHIP	IP WLS BF H R ER SO BB IBB HBP BLK WP HR S P ERA WHIP	IP WLS BF H R ER SO BB IBB HBP BLK WP HR S P ERA WHIP	IP WLS BF H R ER SO BB IBB HBP BLK WP HR S P ERA WHIP	IP WLS BF H R ER SO BB IBB HBP BLK WP HR S P ERA WHIP	IP WLS BF H R ER SO BB IBB HBP BLK WP HR S P ERA WHIP	IP WLS BF H R ER SO BB IBB HBP BLK WP HR S P ERA WHIP	IP WLS BF H R ER SO BB IBB HBP BLK WP HR S P ERA WHIP	IP WLS BF H R ER SO BB IBB HBP BLK WP HR S P ERA WHIP	IP WLS BF H R ER SO BB IBB HBP BLK WP HR S P ERA WHIP	IP WLS BF H R ER SO BB IBB HBP BLK WP HR S P ERA WHIP	IP WLS BF H R ER SO BB IBB HBP BLK WP HR S P ERA WHIP	IP WLS BF H R ER SO BB IBB HBP BLK WP HR S P ERA WHIP	IP WLS BF H R ER SO BB IBB HBP BLK WP HR S P ERA WHIP	IP WLS BF H R ER SO BB IBB HBP BLK WP HR S P ERA WHIP	IP WLS BF H R ER SO BB IBB HBP BLK WP HR S P ERA WHIP	IP WLS BF H R ER SO BB IBB HBP BLK WP HR S P ERA WHIP	IP WLS BF H R ER SO BB IBB HBP BLK WP HR S P ERA WHIP

Baltimore Orioles @ Toronto Blue Jays  
Florida Auto Exchange Stadium, Dunedin, FL  
Sun Feb 24 2013, 1:06 PM - 4:03 PM EST  
Att: 3,802 - Cloudy - 71 F

AB 35  
R 4  
H 10  
RBI 4  
BB 5  
SO 5  
LOB 18







Batter	1	2	3	4	5	6	7	8	9	AB	R	H	RBI	BB	SO	LOB	TOP												
11 Brett Gardner, L (1,8) OBP: 0.667, SLG: 0.667 92 Slade Heathcott, L (6,8)										3	0	3	0	0	0	0	<b>New York Yankees @ Baltimore Orioles</b> Ed Smith Stadium, Sarasota, FL Mon Feb 25 2013, 1:08 PM - 3:39 PM EST Att: 7,335 - Cloudy - 75 F												
17 Jayson Nix, R (1,4) OBP: 0.800, SLG: 0.750 97 José Pirela, R (5,4)										3	0	2	0	0	1	2													
22 Matt Diaz, R (1,10)										3	0	0	0	0	6														
78 Zoilo Almonte, S (6,PH) OBP: 0.250, SLG: 1.000 (8,10)										1	0	0	0	0	0														
54 Juan Rivera, R (1,9) OBP: 0.333, SLG: 0.200 88 Tyler Austin, R (6,9)										3	0	0	0	0	1	1													
29 Francisco Cervelli, R (1,2) 66 Austin Romine, R (6,2) OBP: 0.333, SLG: 0.333										3	0	0	0	0	1	0													
63 Melky Mesa, R (1,7) 79 Ramón Flores, L (6,7)										2	0	0	0	1	0	0													
12 Dan Johnson, L (1,5) 77 Corban Joseph, L (6,5)										2	0	0	0	0	1	1													
85 Gil Velazquez, R (1,6) 93 Walter Ibarra, S (6,6) OBP: 0.500, SLG: 0.500										2	0	1	0	0	1	0													
98 Kyle Roller, L (1,3) 89 Greg Bird, L (6,3) OBP: 0.500, SLG: 0.500										2	0	1	0	0	1	1													
<b>Inning Stats</b>	R: 0 E: 0 K: 1 S: 6	H: 2 LOB: 1 BB: 0 P: 7	R: 0 E: 0 K: 0 S: 3	H: 0 LOB: 0 BB: 0 P: 3	R: 0 E: 0 K: 2 S: 9	H: 2 LOB: 2 BB: 0 P: 9	R: 0 E: 0 K: 1 S: 5	H: 0 LOB: 2 BB: 0 P: 7	R: 0 E: 0 K: 1 S: 7	H: 1 LOB: 1 BB: 0 P: 4	R: 0 E: 0 K: 1 S: 5	H: 0 LOB: 0 BB: 0 P: 5	R: 0 E: 0 K: 0 S: 4	H: 1 LOB: 1 BB: 0 P: 4	R: 0 E: 0 K: 1 S: 5	H: 0 LOB: 0 BB: 0 P: 5	R: 1 E: 0 K: 1 S: 6	H: 1 LOB: 1 BB: 1 P: 11	1B: 8 2B: 0 3B: 0 HR: 0	SF: 0 SAC: 0 DP: 1 HBP: 0	WP: 0 PB: 0 SB: 1 CS: 0	PA: 36							
<b>PITCHER</b>	IP WLS BF H R ER SO BB IBB HBP BLK WP HR S P ERA WHIP	IP WLS BF H R ER SO BB IBB HBP BLK WP HR S P ERA WHIP																											
17 Brian Matusz, L (1,1) ERA: 9.0	2.0 W 7 2 0 0 1 0 0 0 0 0 0 0 9 10 0.00 1.000	29 Tommy Hunter, R (3,1) ERA: 9.0	1.0 H 5 2 0 0 2 0 0 0 0 0 0 0 9 9 0.00 2.000	47 Pedro Strop, R (4,1) ERA: 9.0	1.0 4 0 0 0 1 1 0 0 0 0 0 0 5 9 0.00 1.000	27 Mark Hendrickson, L (5,1) ERA: 9.0	1.0 5 2 0 0 1 0 0 0 0 0 0 0 7 7 0.00 2.000	85 Mike Wright Jr., R (6,1) ERA: 9.0	2.0 7 1 0 0 1 0 0 0 0 0 0 0 9 9 0.00 0.500	64 Zach Clark, R (8,1) ERA: 4.5	1.0 3 0 0 0 1 0 0 0 0 0 0 0 6 5 0.00 2.000	61 Adam Russell, R (9,1) ERA: 4.5	1.0 5 1 1 1 1 1 0 0 0 0 0 0 6 11 9.00 2.000																

Batter	1	2	3	4	5	6	7	8	9	AB	R	H	RBI	BB	SO	LOB	BOTTOM												
14 Nolan Reimold, R (1,7)										2	0	0	0	0	0	0	<b>New York Yankees @ Baltimore Orioles</b> Ed Smith Stadium, Sarasota, FL Mon Feb 25 2013, 1:08 PM - 3:39 PM EST Att: 7,335 - Cloudy - 75 F												
9 Nate McLouth, L (4,PH) OBP: 0.400, SLG: 0.800 71 L.J. Hoes, R (8,7)										2	0	1	2	0	0	1													
1 Brian Roberts, S (1,4) OBP: 0.400, SLG: 0.800 58 Yamaico Navarro, R (6,4) OBP: 1.000, SLG: 1.500										3	2	2	0	0	0	1													
21 Nick Markakis, L (1,10) OBP: 0.333, SLG: 0.333 60 Chris Dickerson, L (7,PH) OBP: 0.500, SLG: 0.500 (8,10)										3	0	2	1	0	1	1													
10 Adam Jones, R (1,8) OBP: 0.200, SLG: 0.400 70 Xavier Avery, L (5,PR) (6,8)										3	0	1	1	0	0	2													
32 Matt Wieters, S (1,2) OBP: 0.200, SLG: 0.400 59 Luis Exposito, R (6,2) OBP: 0.500, SLG: 1.000										3	0	0	0	0	1	3													
2 J.J. Hardy, R (1,6) 25 Trayvon Robinson, S (6,9) OBP: 0.500, SLG: 1.167										2	0	0	0	0	0	0													
19 Chris Davis, L (1,3) OBP: 0.750, SLG: 0.667 45 Travis Ishikawa, L (6,3)										1	0	0	0	1	1	1													
36 Conor Jackson, R (1,9) 6 Russ Canzler, R (6,5) OBP: 0.400, SLG: 0.250										2	1	0	0	0	1	2													
13 Manny Machado, R (1,5) OBP: 0.750, SLG: 0.500 69 Niuman Romero, S (6,6)										1	1	0	0	1	1	1													
<b>Inning Stats</b>	R: 1 E: 0 K: 2 S: 9	H: 2 LOB: 1 BB: 0 P: 10	R: 0 E: 1 K: 3 S: 10	H: 0 LOB: 1 BB: 0 P: 10	R: 1 E: 0 K: 0 S: 5	H: 2 LOB: 1 BB: 0 P: 5	R: 2 E: 0 K: 0 S: 4	H: 1 LOB: 1 BB: 2 P: 12	R: 0 E: 0 K: 0 S: 3	H: 1 LOB: 1 BB: 0 P: 3	R: 1 E: 0 K: 0 S: 5	H: 2 LOB: 1 BB: 0 P: 6	R: 0 E: 0 K: 1 S: 5	H: 1 LOB: 1 BB: 1 P: 9	R: 0 E: 0 K: 0 S: 3	H: 0 LOB: 0 BB: 0 P: 3	R: 0 E: 0 K: 0 S: 3	H: 0 LOB: 0 BB: 0 P: 3	1B: 5 2B: 4 3B: 0 HR: 0	SF: 0 SAC: 0 DP: 2 HBP: 0	WP: 0 PB: 0 SB: 2 CS: 0	PA: 35							
<b>PITCHER</b>	IP WLS BF H R ER SO BB IBB HBP BLK WP HR S P ERA WHIP	IP WLS BF H R ER SO BB IBB HBP BLK WP HR S P ERA WHIP																											
96 Vidal Nuño, L (1,1) ERA: 4.5	1.0 L 5 2 1 1 0 0 0 0 0 0 0 0 5 5 9.00 2.000	93 Bryan Mitchell, R (3,1) ERA: 9.0	1.0 6 1 2 2 0 2 0 0 0 0 0 0 4 12 18.00 3.000	87 Corey Black, R (4,1) ERA: 18.0	1.0 3 1 0 0 0 0 0 0 0 0 0 0 3 3 0.00 1.000	91 Shane Greene, R (5,1) ERA: 9.0	1.0 5 2 1 1 0 0 0 0 0 0 0 0 5 6 9.00 2.000	82 Ryan Pope, R (6,1) ERA: 9.0	1.0 5 2 1 1 0 0 0 0 0 0 0 0 5 6 9.00 2.000	98 Kelvin Perez, R (7,1) ERA: 9.0	1.0 4 1 0 0 0 0 0 0 0 0 0 0 3 3 0.00 0.000	53 Josh Spence, L (8,1) ERA: 9.0	1.0 3 0 0 0 0 0 0 0 0 0 0 0 3 3 0.00 0.000																



Batter	1	2	3	4	5	6	7	8	9	AB R H RBI BB SO LOB	TOP																								
												<p><b>Baltimore Orioles @ Pittsburgh Pirates</b>            McKechnie Field, Bradenton, FL            Tue Feb 26 2013, 1:05 PM EST</p> <p><a href="http://livebaseballscorecards.com">livebaseballscorecards.com</a></p> <p>AB 0 R 0 H 0 RBI 0 BB 0 SO 0 LOB 0</p> 																							
Inning Stats											1B: 0 SF: 0 WP: 0 PA: 0 2B: 0 SAC: 0 FB: 0 3B: 0 DP: 0 SB: 0 HR: 0 HBP: 0 CS: 0																								
PITCHER	IP	WLS	BF	H	R	ER	SO	BB	IBB	HBP	BLK	WP	HR	S	P	ERA	WHIP	PITCHER	IP	WLS	BF	H	R	ER	SO	BB	IBB	HBP	BLK	WP	HR	S	P	ERA	WHIP

Batter	1	2	3	4	5	6	7	8	9	AB R H RBI BB SO LOB	BOTTOM																								
												<p><b>Baltimore Orioles @ Pittsburgh Pirates</b>            McKechnie Field, Bradenton, FL            Tue Feb 26 2013, 1:05 PM EST</p> <p><a href="http://livebaseballscorecards.com">livebaseballscorecards.com</a></p> <p>AB 0 R 0 H 0 RBI 0 BB 0 SO 0 LOB 0</p> 																							
Inning Stats											1B: 0 SF: 0 WP: 0 PA: 0 2B: 0 SAC: 0 FB: 0 3B: 0 DP: 0 SB: 0 HR: 0 HBP: 0 CS: 0																								
PITCHER	IP	WLS	BF	H	R	ER	SO	BB	IBB	HBP	BLK	WP	HR	S	P	ERA	WHIP	PITCHER	IP	WLS	BF	H	R	ER	SO	BB	IBB	HBP	BLK	WP	HR	S	P	ERA	WHIP

Batter	1	2	3	4	5	6	7	8	9	AB	R	H	RBI	BB	SO	LOB	TOP					
2 Jacoby Ellsbury, L (1, 8) OBP: 0.300, SLG: 0.333 48 Mitch Maier, L (7, PR) OBP: 0.500, SLG: 0.375 (7, 8)										4	0	1	0	0	1	1	<b>Boston Red Sox @ Baltimore Orioles</b> Ed Smith Stadium, Sarasota, FL Wed Feb 27 2013, 7:07 PM - 10:30 PM EST Att. 6,105 - Clear - 65 F					
15 Dustin Pedroia, R (1, 4) OBP: 0.400, SLG: 0.625 76 Jonathan Diaz, R (7, PR) (7, 4)										3	0	1	0	1	1	0						
18 Shane Victorino, S (1, 9) 80 Jeremy Hazelbaker, L (7, 9) OBP: 0.567, SLG: 0.800										3	1	0	0	0	1	4						
39 Jarrod Saltalamacchia, R (1, 2) OBP: 0.500, SLG: 0.500 70 Christian Vazquez, R (6, 2) OBP: 0.167, SLG: 0.167										1	0	0	0	2	1	0						
16 Will Middlebrooks, R (1, 8) 23 Pedro Ciriaco, R (1, PR) OBP: 0.273, SLG: 0.500 15 Denrik Gibson, R (8, PR) (8, 6)										0	0	0	0	0	0	0						
7 Stephen Drew, L (1, 6) 19 Ryan Dent, R (7, 5)										3	0	0	0	0	1	2						
5 Jonny Gomes, R (1, 7) 81 Justin Henry, L (7, 7) OBP: 0.200, SLG: 0.200										3	1	1	1	0	0	0						
29 Daniel Nava, S (1, 3) 37 Mike Carp, L (5, 3) OBP: 0.500, SLG: 0.500										1	0	0	0	1	1	0						
71 Mark Hamilton, L (1, 10) 50 Mauro Gomez, R (8, PH) OBP: 0.500, SLG: 0.500 (8, 10)										0	0	0	0	1	0	0						
<b>Inning Stats</b>	R: 0 E: 0 K: 1 S: 7	H: 1 LOB: 2 P: 11	R: 0 E: 0 K: 0 S: 3	H: 0 LOB: 1 BB: 1 P: 8	R: 1 E: 0 K: 0 S: 4	H: 1 LOB: 2 BB: 1 P: 10	R: 1 E: 0 K: 1 S: 7	H: 2 LOB: 0 BB: 0 P: 8	R: 0 E: 0 K: 2 S: 7	H: 0 LOB: 0 BB: 0 P: 7	R: 0 E: 0 K: 1 S: 5	H: 0 LOB: 0 BB: 0 P: 5	R: 0 E: 0 K: 2 S: 9	H: 2 LOB: 3 BB: 1 P: 13	R: 1 E: 0 K: 1 S: 8	H: 3 LOB: 3 BB: 1 P: 12		R: 0 E: 0 K: 3 S: 10	H: 1 LOB: 1 BB: 0 P: 11	1B: 8 2B: 0 3B: 1 HR: 1	SF: 0 SAC: 0 DP: 1 HBP: 1	WP: 0 PB: 1 SB: 1 CS: 0
<b>PITCHER</b>	IP	WLS	BF	H	R	ER	SO	BB	IBB	HBP	BLK	WP	HR	S	P	ERA	WHIP					
30 Chris Tillman, R (1, 1) ERA: 3.86	1.2		8	1	0	0	1	2	0	0	0	0	0	9	17	0.00	1.800					
55 Daniel Schereth, L (2, 1) ERA: 3.86	1.1	B	7	1	1	1	0	1	0	1	0	0	0	5	12	6.75	1.500					
53 Zack Britton, L (4, 1) ERA: 3.0	2.0		7	2	1	1	3	0	0	0	0	0	1	14	15	4.50	1.000					
54 Daniel McCutchen, R (6, 1) ERA: 11.27	1.1	W	7	2	0	0	2	1	0	0	0	0	0	10	14	0.00	2.250					
40 Troy Patton, L (7, 1) ERA: 11.27	1.1	H	7	2	1	1	2	1	0	0	0	0	0	10	14	6.75	2.250					
91 Chris Petrin, L (8, 1) ERA: 0.00	0.1	H	2	1	0	0	0	0	0	0	0	0	0	2	2	0.00	3.000					
47 Pedro Strop, R (9, 1) ERA: 0.00	1.0	S	4	1	0	0	3	0	0	0	0	0	0	10	11	0.00	1.000					

Batter	1	2	3	4	5	6	7	8	9	AB	R	H	RBI	BB	SO	LOB	BOTTOM				
14 Nolan Reimold, R (1, 10) 25 Trayvon Robinson, S (7, PH) OBP: 0.375, SLG: 0.812 (8, 10)										2	0	0	0	1	1	0	<b>Boston Red Sox @ Baltimore Orioles</b> Ed Smith Stadium, Sarasota, FL Wed Feb 27 2013, 7:07 PM - 10:30 PM EST Att. 6,105 - Clear - 65 F				
1 Brian Roberts, S (1, 4) Zelous Wheeler, R (6, 4) OBP: 1.000, SLG: 1.000										3	0	1	0	0	0	0					
21 Nick Markakis, L (1, 9) 60 Chris Dickerson, L (6, PR) OBP: 0.667, SLG: 0.667 (7, 9)										3	0	1	0	0	1	0					
10 Adam Jones, R (1, 8) 72 Jason Pridle, L (7, 7) OBP: 0.250, SLG: 0.250										3	1	0	0	0	0	1					
32 Matt Wieters, S (1, 2) 31 Taylor Teagarden, R (6, PH) OBP: 0.400, SLG: 0.400 (7, 2)										2	0	2	1	0	0	0					
19 Chris Davis, L (1, 3) 85 Nicky Delmonico, L (7, 5)										2	0	1	2	0	1	2					
2 J.J. Hardy, R (1, 6) 69 Niuman Romero, S (6, PR) (7, 6)										3	1	1	2	0	2	2					
9 Nate McLouth, L (1, 7) 70 Xavier Avery, L (6, PR) (7, 8)										0	0	0	0	1	0	0					
24 Wilson Betemit, S (1, 5) 81 Buck Britton, L (7, 3) OBP: 1.000, SLG: 1.000										2	0	1	0	1	1	1					
<b>Inning Stats</b>	R: 0 E: 0 K: 0 S: 3	H: 0 LOB: 0 P: 3	R: 1 E: 1 K: 2 S: 9	H: 1 LOB: 2 BB: 1 P: 14	R: 0 E: 0 K: 2 S: 7	H: 0 LOB: 0 BB: 0 P: 7	R: 0 E: 0 K: 2 S: 8	H: 1 LOB: 1 BB: 0 P: 8	R: 0 E: 0 K: 1 S: 5	H: 1 LOB: 1 BB: 1 P: 9	R: 2 E: 0 K: 2 S: 13	H: 4 LOB: 3 BB: 0 P: 14	R: 2 E: 0 K: 1 S: 7	H: 3 LOB: 2 BB: 1 P: 12	R: 0 E: 0 K: 0 S: 3	H: 1 LOB: 1 BB: 2 P: 11		1B: 9 2B: 1 3B: 0 HR: 1	SF: 0 SAC: 0 DP: 1 HBP: 1	WP: 0 PB: 0 SB: 0 CS: 2	PA: 39
<b>PITCHER</b>	IP	WLS	BF	H	R	ER	SO	BB	IBB	HBP	BLK	WP	HR	S	P	ERA	WHIP				
56 Franklin Morales, L (1, 1) ERA: 4.5	1.0		3	0	0	0	0	0	0	0	0	0	0	3	3	0.00	0.000				
52 Joel Hanrahan, R (2, 1) ERA: 4.5	1.0		6	1	1	0	2	1	0	0	0	0	0	9	14	0.00	2.000				
19 Koji Uehara, R (3, 1) ERA: 9.0	1.0		3	0	0	0	2	0	0	0	0	0	0	7	7	0.00	0.000				
40 Andrew Bailey, R (4, 1) ERA: 9.0	1.0	H	4	1	0	0	2	0	0	0	0	0	0	8	8	0.00	1.000				
30 Andrew Miller, L (5, 1) ERA: 8.1	1.0	H	4	1	0	0	1	1	0	0	0	0	0	5	9	0.00	2.000				
36 Junichi Tazawa, R (6, 1) ERA: 9.0	1.0	L	7	4	2	2	2	0	0	0	1	0	0	13	14	18.00	4.000				
66 Drake Britton, L (7, 1) ERA: 8.1	1.1		10	4	2	2	1	2	0	1	0	0	0	9	18	13.50	4.500				
55 Brock Huntzinger, R (8, 1) ERA: 8.1	0.2		1	0	0	0	0	0	0	0	0	0	0	1	5	0.00	1.500				

AB	36
R	3
H	10
RBI	3
BB	5
SO	11
LOB	22



AB	32
R	5
H	11
RBI	5
BB	5
SO	10
LOB	18













Batter	1	2	3	4	5	6	7	8	9	AB	R	H	RBI	BB	SO	LOB	TOP										
12 Alexi Casilla, S OBP: 0.250, SLG: 0.182 28 Steve Pearce, R OBP: 0.556, SLG: 1.000	G4-3		K					K		3	0	1	0	0	1	0	<p>Baltimore Orioles @ Tampa Bay Rays</p> <p>Charlotte Sports Park, Port Charlotte, FL</p> <p>Sat Mar 02 2013, 1:08 PM - 3:25 PM EST</p> <p>Att: 4,696 - Cloudy - 56 F</p>										
3 Ryan Flaherty, L OBP: 0.385, SLG: 0.364 58 Yamaico Navarro, R OBP: 0.667, SLG: 0.667	G1-4-3				G3			F9		3	0	1	0	0	0	1											
13 Manny Machado, R OBP: 0.615, SLG: 0.700 71 L.J. Hoes, R OBP: 0.333, SLG: 0.333	G1-4-3				K			G5-4-3		3	1	1	0	0	1	1											
72 Jason Pridie, L OBP: 0.400, SLG: 0.778 74 Jose Gil, R	G3				F9					3	0	1	1	0	0	1											
60 Chris Dickerson, L OBP: 0.500, SLG: 0.333 69 Niuman Romero, S OBP: 0.167, SLG: 0.167			K					G3		3	0	0	0	0	1	1											
25 Trayvon Robinson, S OBP: 0.250, SLG: 0.933 36 Conor Jackson, R OBP: 0.286, SLG: 0.358			K							2	0	0	0	0	2	0											
45 Travis Ishikawa, L OBP: 0.200, SLG: 0.111 6 Russ Canzler, R OBP: 0.333, SLG: 0.200			K							2	0	1	0	0	1	0											
59 Luis Exposito, R OBP: 0.444, SLG: 0.500 35 Danny Valencia, R OBP: 0.200, SLG: 0.350										2	0	1	0	0	0	0											
70 Xavier Avery, L OBP: 0.400, SLG: 0.400			K							2	0	0	0	0	2	2											
51 Lew Ford, R OBP: 0.400, SLG: 0.400			K							1	0	0	0	0	1	1											
<b>Inning Stats</b>	R: 0 E: 0 K: 0 S: 4	H: 1 LOB: 1 BB: 0 P: 4	R: 0 E: 0 K: 3 S: 9	H: 0 LOB: 0 BB: 0 P: 9	R: 0 E: 0 K: 2 S: 7	H: 0 LOB: 0 BB: 0 P: 7	R: 0 E: 0 K: 1 S: 5	H: 0 LOB: 0 BB: 0 P: 5	R: 0 E: 0 K: 2 S: 9	H: 2 LOB: 2 BB: 0 P: 9	R: 1 E: 0 K: 0 S: 5	H: 3 LOB: 1 BB: 0 P: 6	R: 0 E: 0 K: 1 S: 6	H: 1 LOB: 1 BB: 0 P: 6	R: 0 E: 0 K: 1 S: 5	H: 1 LOB: 0 BB: 1 P: 5	R: 0 E: 0 K: 0 S: 3	H: 1 LOB: 1 BB: 1 P: 7	1B: 7 2B: 1 3B: 1 HR: 0	SF: 0 SAC: 0 DP: 1 HBP: 0	WP: 0 PB: 0 SB: 0 CS: 1	PA: 34					
<b>PITCHER</b>	IP	WLS	BF	H	R	ER	SO	BB	IBB	HBP	BLK	WP	HR	S	P	ERA	WHIP										
53 Alex Cobb, R ERA: 3.6	3.0		10	1	0	0	5	0	0	0	0	0	0	20	20	0.00	0.333										
56 Fernando Rodney, R ERA: 4.1	1.0	W	3	0	0	0	1	0	0	0	0	0	0	5	5	0.00	0.000										
47 Brandon Gomes, R ERA: 5.1	1.0	H	5	2	0	0	2	0	0	0	0	0	0	9	9	0.00	2.000										
52 Josh Lueke, R ERA: 2.08	1.0		5	3	1	1	0	0	0	0	0	0	0	5	6	9.00	3.000										
54 Alex Torres, L ERA: 1.93	2.0	H	7	2	0	0	2	0	0	0	0	0	0	11	11	0.00	1.000										

AB	33
R	1
H	9
RBI	1
BB	1
SO	10
LOB	11



Batter	1	2	3	4	5	6	7	8	9	AB	R	H	RBI	BB	SO	LOB	BOTTOM										
18 Ben Zobrist, S OBP: 0.263, SLG: 0.294 60 Wil Myers, R OBP: 0.286, SLG: 0.333	G4-3							K		3	0	2	0	0	0	0	<p>Baltimore Orioles @ Tampa Bay Rays</p> <p>Charlotte Sports Park, Port Charlotte, FL</p> <p>Sat Mar 02 2013, 1:08 PM - 3:25 PM EST</p> <p>Att: 4,696 - Cloudy - 56 F</p>										
2 Kelly Johnson, L OBP: 0.250, SLG: 0.182 66 Jason Bourgeois, R OBP: 0.417, SLG: 0.400	F8		G4-3							3	0	0	0	0	0	2											
3 Evan Longoria, R OBP: 0.625, SLG: 0.571 7 Mike Fontenot, L OBP: 0.333, SLG: 0.364	F8									2	1	0	0	1	0	2											
11 Yunel Escobar, R OBP: 0.308, SLG: 0.667 68 Shawn O'Malley, S OBP: 0.286, SLG: 0.286										3	1	2	2	0	0	1											
19 Ryan Roberts, R OBP: 0.462, SLG: 1.182 87 Cole Figueroa, L OBP: 0.444, SLG: 0.667	G5-3									3	1	1	1	0	0	2											
28 José Molina, R OBP: 0.273, SLG: 0.200 59 Jose Lobaton, S OBP: 0.375, SLG: 0.286	G6-3									2	0	0	0	0	1	0											
64 Shelley Duncan, R OBP: 0.200, SLG: 0.400	G6-3									3	0	0	0	0	0	0											
21 James Loney, L OBP: 0.250, SLG: 0.333 69 Nick Weglarz, L	F9									3	0	0	0	0	1	0											
1 Sean Rodriguez, R OBP: 0.067, SLG: 0.286 24 Rich Thompson, L OBP: 0.429, SLG: 0.429	F9									0	0	0	0	0	0	0											
<b>Inning Stats</b>	R: 0 E: 0 K: 0 S: 5	H: 2 LOB: 2 BB: 0 P: 5	R: 0 E: 0 K: 0 S: 3	H: 0 LOB: 0 BB: 0 P: 3	R: 0 E: 0 K: 0 S: 3	H: 0 LOB: 0 BB: 0 P: 3	R: 3 E: 0 K: 1 S: 8	H: 2 LOB: 1 BB: 1 P: 12	R: 1 E: 0 K: 0 S: 7	H: 2 LOB: 1 BB: 0 P: 8	R: 0 E: 0 K: 2 S: 3	H: 0 LOB: 0 BB: 0 P: 3	R: 0 E: 0 K: 2 S: 7	H: 0 LOB: 0 BB: 0 P: 7	R: 0 E: 1 K: 0 S: 3	H: 1 LOB: 1 BB: 0 P: 5		1B: 4 2B: 0 3B: 0 HR: 3	SF: 0 SAC: 0 DP: 1 HBP: 1	WP: 0 PB: 1 SB: 0 CS: 0	PA: 32						
<b>PITCHER</b>	IP	WLS	BF	H	R	ER	SO	BB	IBB	HBP	BLK	WP	HR	S	P	ERA	WHIP										
16 Wei-Yin Chen, L ERA: 6.75	2.0		8	2	0	0	0	0	0	0	0	0	0	8	8	0.00	1.000										
17 Brian Matusz, L ERA: 6.75	2.0	L	9	2	3	3	1	1	0	0	0	0	2	11	15	13.50	1.500										
29 Tommy Hunter, R ERA: 6.75	2.0		8	2	1	1	0	0	0	0	0	0	1	10	11	4.50	1.000										
40 Troy Patton, L ERA: 8.1	1.0		3	0	0	0	2	0	0	0	0	0	0	7	7	0.00	0.000										
54 Daniel McCutchen, R ERA: 8.1	1.0		4	1	0	0	0	0	0	1	0	0	0	3	5	0.00	1.000										

AB	30
R	4
H	7
RBI	4
BB	1
SO	3
LOB	9





Batter	1	2	3	4	5	6	7	8	9	AB	R	H	RBI	BB	SO	LOB	TOP											
2 Ben Revere, L OBP: 0.333, SLG: 0.348 23 Jiwan James, S (8, 8)										4	0	1	0	0	1	2	<b>Philadelphia Phillies @ Baltimore Orioles</b> Ed Smith Stadium, Sarasota, FL Sun Mar 03 2013, 1:08 PM - 3:45 PM EST Att: 6,246 - Cloudy - 52 F <a href="http://livebaseballscorecards.com">livebaseballscorecards.com</a>											
13 Freddy Galvis, S OBP: 0.286, SLG: 0.524 11 Edgar Duran, S (1, 6) (8, 6)										4	1	1	1	0	1	2												
10 Michael Young, R OBP: 0.286, SLG: 0.421 72 Cody Asche, L (1, 5) (5, 5)										3	1	1	2	0	0	1												
19 Laynce Nix, L OBP: 0.176, SLG: 0.067 80 Zach Collier, L (1, 7) (6, 7)										2	0	0	0	1	1	1												
15 John Mayberry Jr., R OBP: 0.333, SLG: 0.500 (1, 10)										4	0	2	0	0	0	0												
Carlos Ruiz, R OBP: 0.400, SLG: 0.583 39 Steven Lerud, L (1, 2) (6, 2)										3	0	0	0	0	1	3												
24 Josh Fields, R OBP: 0.167, SLG: 0.167 (1, 3)										4	0	0	0	0	3	1												
22 Joe Mather, R (1, 9)										3	0	0	0	1	2	1												
74 César Hernández, S OBP: 0.333, SLG: 0.200 (1, 4)										2	1	1	0	1	0	1												
<b>Inning Stats</b>	R: 0 E: 0 K: 0 S: 4	H: 1 LOB: 1 BB: 0 P: 4	R: 0 E: 0 K: 1 S: 6	H: 1 LOB: 1 BB: 0 P: 6	R: 2 E: 0 K: 3 S: 14	H: 3 LOB: 2 BB: 1 P: 22	R: 0 E: 0 K: 2 S: 6	H: 0 LOB: 0 BB: 1 P: 11	R: 0 E: 0 K: 1 S: 5	H: 0 LOB: 1 BB: 0 P: 5	R: 0 E: 0 K: 1 S: 5	H: 0 LOB: 1 BB: 1 P: 9	R: 1 E: 0 K: 0 S: 6	H: 1 LOB: 0 BB: 0 P: 6	R: 0 E: 0 K: 1 S: 5	H: 0 LOB: 0 BB: 0 P: 5		1B: 3 2B: 1 3B: 0 HR: 2	SF: 0 SAC: 0 DP: 0 HBP: 0	WP: 0 PB: 0 SB: 1 CS: 1	PA: 36							
<b>PITCHER</b>	IP	WLS	BF	H	R	ER	SO	BB	IBB	HBP	BLK	WP	HR	S	P	ERA	WHIP											
30 Chris Tillman, R ERA: 4.15	2.2	W	13	4	2	2	3	1	0	0	0	0	0	1	20	28	6.75	1.875										
Zech Zinicola, R ERA:	0.1	H	2	1	0	0	1	0	0	0	0	0	0	4	4	0.00	3.000											
50 Miguel González, R ERA:	2.0	H	6	0	0	0	2	1	0	0	0	0	0	9	14	0.00	0.500											
47 Pedro Strop, R ERA:	1.0		3	0	0	0	1	0	0	0	0	0	0	5	5	0.00	0.000											
78 Todd Redmond, R ERA: 1.6	2.0		8	1	1	1	1	1	0	0	0	0	1	11	15	4.50	1.000											

Batter	1	2	3	4	5	6	7	8	9	AB	R	H	RBI	BB	SO	LOB	BOTTOM										
9 Nate McLouth, L OBP: 0.397, SLG: 0.538 3 Ryan Flaherty, L OBP: 0.333, SLG: 0.308 (1, 8) (6, 6)										2	0	0	0	1	0	1	<b>Philadelphia Phillies @ Baltimore Orioles</b> Ed Smith Stadium, Sarasota, FL Sun Mar 03 2013, 1:08 PM - 3:45 PM EST Att: 6,246 - Cloudy - 52 F <a href="http://livebaseballscorecards.com">livebaseballscorecards.com</a>										
1 Brian Roberts, S OBP: 0.571, SLG: 0.923 60 Chris Dickerson, L OBP: 0.600, SLG: 0.333 (1, 4) (6, 9)										2	2	1	0	1	0	1											
19 Chris Davis, L OBP: 0.538, SLG: 0.750 35 Danny Valencia, R OBP: 0.250, SLG: 0.333 (1, 3) (6, 3)										3	2	2	0	0	1	0											
32 Matt Wieters, S OBP: 0.462, SLG: 0.846 45 Travis Ishikawa, L OBP: 0.192, SLG: 0.100 59 Luis Exposito, R OBP: 0.400, SLG: 0.444 (1, 2) (6, PH) (7, 2)										3	2	2	5	0	0	0											
36 Conor Jackson, R OBP: 0.353, SLG: 0.750 6 Russ Canzler, R OBP: 0.308, SLG: 0.162 (1, 10) (7, PH) (8, 10)										3	2	2	4	0	0	0											
24 Wilson Betemit, S OBP: 0.083, SLG: 0.333 13 Manny Machado, R OBP: 0.571, SLG: 0.636 (1, 5) (6, 5)										3	0	0	0	0	1	0											
2 J.J. Hardy, R OBP: 0.231, SLG: 0.100 12 Alexi Casilla, S OBP: 0.231, SLG: 0.167 (1, 6) (6, 4)										2	1	0	0	1	0	0											
72 Jason Pridie, L OBP: 0.385, SLG: 0.917 70 Xavier Avery, L OBP: 0.300, SLG: 0.143 (1, 9) (6, 8)										3	1	1	2	0	0	0											
25 Trayvon Robinson, S OBP: 0.267, SLG: 0.533 71 L.J. Hoegs, R OBP: 0.286, SLG: 0.286 (1, 7) (6, 7)										3	1	1	0	0	0	0											
<b>Inning Stats</b>	R: 4 E: 0 K: 1 S: 10	H: 4 LOB: 0 BB: 0 P: 11	R: 0 E: 0 K: 0 S: 3	H: 0 LOB: 1 BB: 1 P: 7	R: 0 E: 0 K: 1 S: 5	H: 0 LOB: 0 BB: 0 P: 5	R: 0 E: 0 K: 0 S: 3	H: 0 LOB: 0 BB: 0 P: 3	R: 7 E: 0 K: 0 S: 10	H: 5 LOB: 0 BB: 2 P: 22	R: 0 E: 0 K: 2 S: 7	H: 0 LOB: 1 BB: 1 P: 11	R: 0 E: 0 K: 3 S: 9	H: 0 LOB: 0 BB: 0 P: 9	R: 1 E: 0 K: 2 S: 9	H: 2 LOB: 2 BB: 0 P: 11		1B: 6 2B: 1 3B: 0 HR: 4	SF: 0 SAC: 0 DP: 0 HBP: 1	WP: 1 PB: 0 SB: 1 CS: 0	PA: 40						
<b>PITCHER</b>	IP	WLS	BF	H	R	ER	SO	BB	IBB	HBP	BLK	WP	HR	S	P	ERA	WHIP										
38 Kyle Kendrick, R ERA: 11.25	2.0	L	11	4	4	4	1	1	0	0	0	0	0	10	11	18.00	2.500										
60 Zach Miner, R ERA: 6.75	2.1		8	1	1	1	1	0	0	0	0	0	0	10	11	3.86	0.429										
47 Jeremy Horst, L ERA: 17.18	0.2		8	4	6	6	0	2	0	0	0	0	2	8	19	81.00	9.000										
75 Kyle Simon, R ERA: 5.4	1.0		4	0	0	0	2	1	0	0	0	0	0	7	11	0.00	1.000										
63 Jake Diekman, L ERA: 4.5	2.0		9	2	1	1	5	0	0	1	0	1	0	18	20	4.50	1.000										







Batter	1	2	3	4	5	6	7	8	9	AB	R	H	RBI	BB	SO	LOB	TOP			
7 Engel Beltre, L (1, 8) OBP: 0.200, SLG: 0.600										5	2	1	0	0	2	2				
11 Paco Figueroa, R (1, 4) OBP: 0.375, SLG: 0.500 4 Nestor Perez, R (8, PH) (8, 4)										4	1	2	1	0	0	0				
63 Rafael Alvarez, L (1, 10) 32 Adrian Nieto, S (5, PH) (5, 10)										2	0	0	0	0	1	1				
45 Barbaro Canizares, R (1, 3) 19 Jesus Colindano, R (7, PR) (7, 5)										4	0	3	1	0	0	1				
22 Yunesty Sanchez, R (1, 5) OBP: 0.375, SLG: 0.286 (7, 3)										5	1	1	0	0	0	4				
42 Jesus Merchan, R (1, 6) OBP: 0.250, SLG: 0.375										5	1	2	0	0	0	2				
5 Yasser Gomez, L (1, 9) OBP: 0.500, SLG: 0.400										3	0	1	1	1	0	1				
25 Salomon Manriquez, R (1, 2) OBP: 0.500, SLG: 0.667 6 Blake Ochoa, R (8, 2) OBP: 1.000, SLG: 1.000										4	1	3	1	0	1	1				
20 Gabe Suarez, R (1, 7) OBP: 0.400, SLG: 0.400 10 Daniel Figueroa, R (4, 7)										2	0	1	0	0	0	2				
<b>Inning Stats</b>	R: 0 E: 1 K: 1 S: 6	H: 0 LOB: 1 BB: 0 P: 7	R: 0 E: 0 K: 0 S: 4	H: 2 LOB: 2 BB: 1 P: 8	R: 1 E: 1 K: 1 S: 7	H: 1 LOB: 1 BB: 0 P: 7	R: 0 E: 0 K: 1 S: 7	H: 2 LOB: 2 BB: 1 P: 10	R: 2 E: 0 K: 0 S: 5	H: 2 LOB: 1 BB: 1 P: 8	R: 2 E: 0 K: 0 S: 6	H: 3 LOB: 1 BB: 0 P: 6	R: 1 E: 1 K: 1 S: 6	H: 1 LOB: 0 BB: 0 P: 7	R: 0 E: 0 K: 0 S: 3	H: 1 LOB: 0 BB: 0 P: 3	1B: 10 2B: 3 3B: 1 HR: 0	SF: 2 SAC: 0 DP: 1 HBP: 0	WP: 2 PB: 0 SB: 1 CS: 1	PA: 43
<b>PITCHER</b>	IP WLS BF H R ER SO BB IBB HBP BLK WP HR S P ERA WHIP																			
34 Jake Arrieta, R (1, 1) ERA:	3.0 W 14 3 1 0 2 1 0 0 0 0 0 0 17 22 0.00 1.333																			
36 Luis Ayala, R (4, 1) ERA:	1.0 5 2 0 0 1 0 0 0 0 0 0 0 7 7 0.00 2.000																			
53 Zack Britton, L (5, 1) ERA: 13.5	2.0 11 4 3 3 1 1 0 0 0 0 2 0 12 18 13.50 2.500																			
56 Darren O'Day, R (7, 1) ERA: 18.0	1.0 6 3 2 2 0 0 0 0 0 0 0 0 6 6 18.00 3.000																			
43 Jim Johnson, R (8, 1) ERA:	1.0 4 1 1 0 1 0 0 0 0 0 0 0 6 7 0.00 1.000																			
<b>PITCHER</b>	IP WLS BF H R ER SO BB IBB HBP BLK WP HR S P ERA WHIP																			
84 Eduardo Rodriguez, L (9, 1) ERA:	1.0 3 1 0 0 0 0 0 0 0 0 0 0 3 3 0.00 1.000																			

Spain @ Baltimore Orioles  
Ed Smith Stadium, Sarasota, FL  
Wed Mar 06 2013, 1:09 PM - 4:47 PM EST  
Att. 1 - Sunny - 63 F

AB 39  
R 7  
H 14  
RBI 5  
BB 2  
SO 5  
LOB 16



Batter	1	2	3	4	5	6	7	8	9	AB	R	H	RBI	BB	SO	LOB	BOTTOM			
14 Nolan Reimold, R (1, 10) OBP: 0.333, SLG: 0.333 60 Chris Dickerson, L (5, PH) OBP: 0.333, SLG: 0.500										3	1	1	0	0	1	0				
58 Yamaico Navarro, R (1, 6) OBP: 0.667, SLG: 0.500 72 Jason Pridle, L (5, 9) OBP: 0.667, SLG: 1.000										2	2	1	0	1	0	2				
28 Steve Pearce, R (1, 3) OBP: 0.333, SLG: 0.500 45 Travis Ishikawa, L (5, 3) OBP: 0.667, SLG: 1.667										2	1	1	1	1	0	1				
6 Russ Canzler, R (1, 9) OBP: 0.667, SLG: 4.000 85 Nicky Delmonico, L (5, 5) OBP: 0.667, SLG: 0.500										2	2	2	6	0	0	0				
35 Danny Valencia, R (1, 5) OBP: 0.333, SLG: 0.333 Adrian Marin, R (5, 6) OBP: 0.333, SLG: 0.333										3	0	1	0	0	0	1				
25 Trayvon Robinson, S (1, 7) 70 Xavier Avery, L (6, 7)										1	1	0	0	2	0	0				
71 L.J. Hoes, R (1, 8) ERA: 33.75 81 Buck Britton, L (6, 4) OBP: 0.500, SLG: 1.000										3	0	1	0	0	2	1				
69 Niuman Romero, S (1, 4) OBP: 0.667, SLG: 0.500 90 Adam Greenberg, L (6, 8) OBP: 1.000, SLG: 1.000										2	0	1	1	1	0	2				
74 Jose Gil, R (1, 2) OBP: 0.333, SLG: 0.333 Brian Ward, R (6, 2)										3	1	1	0	0	0	2				
<b>Inning Stats</b>	R: 3 E: 0 K: 1 S: 9	H: 4 LOB: 2 BB: 2 P: 19	R: 2 E: 0 K: 0 S: 6	H: 3 LOB: 1 BB: 0 P: 6	R: 0 E: 0 K: 1 S: 5	H: 0 LOB: 1 BB: 1 P: 9	R: 2 E: 0 K: 0 S: 4	H: 1 LOB: 0 BB: 1 P: 8	R: 1 E: 0 K: 1 S: 6	H: 1 LOB: 1 BB: 1 P: 12	R: 9 E: 0 K: 2 S: 15	H: 7 LOB: 0 BB: 2 P: 26	R: 2 E: 0 K: 0 S: 5	H: 2 LOB: 1 BB: 1 P: 11	R: 0 E: 0 K: 2 S: 7	H: 0 LOB: 1 BB: 1 P: 11	1B: 14 2B: 1 3B: 0 HR: 3	SF: 3 SAC: 0 DP: 0 HBP: 1	WP: 3 PB: 0 SB: 0 CS: 0	PA: 51
<b>PITCHER</b>	IP WLS BF H R ER SO BB IBB HBP BLK WP HR S P ERA WHIP																			
34 Richard Salazar, L (1, 1) ERA:	1.1 L 11 6 5 5 1 2 0 0 0 0 0 0 8 12 33.75 6.000																			
33 Richard Castillo, R (2, 1) ERA:	1.2 7 1 0 0 1 1 0 0 0 0 0 0 8 12 0.00 1.200																			
94 Ricardo Hernandez, L (4, 1) ERA: 27.0	1.0 6 1 3 3 0 2 0 0 0 0 0 1 4 12 27.00 3.000																			
24 Nick Schumacher, R (5, 1) ERA: 36.0	1.0 8 5 4 4 1 0 0 0 0 0 2 0 10 12 36.00 5.000																			
35 Ivan Granados, L (6, 1) ERA: 54.0	0.2 6 2 3 3 1 2 0 0 0 0 0 0 6 14 40.50 6.000																			
<b>PITCHER</b>	IP WLS BF H R ER SO BB IBB HBP BLK WP HR S P ERA WHIP																			
54 Jose Cruz, R (6, 1) ERA: 16.2	1.2 10 3 4 4 0 1 0 0 0 0 0 0 6 10 16.20 2.400																			
16 Leslie Nacar, R (8, 1) ERA:	0.2 3 0 0 0 2 1 0 0 0 0 0 0 6 10 0.00 1.500																			

Spain @ Baltimore Orioles  
Ed Smith Stadium, Sarasota, FL  
Wed Mar 06 2013, 1:09 PM - 4:47 PM EST  
Att. 1 - Sunny - 63 F

AB 38  
R 19  
H 18  
RBI 19  
BB 9  
SO 7  
LOB 17





Batter	1	2	3	4	5	6	7	8	9	AB	R	H	RBI	BB	SO	LOB	TOP										
1 Emilio Bonifacio, S OBP: 0.346, SLG: 0.615 59 Jim Negyich, L OBP: 0.417, SLG: 0.750	(1,4) K	(1,3) L8	(0,0)	(0,3) K	(0,0)	(0,0) FC3-6 1B	(0,0) 2B	(0,0) G6-3	(0,0) G6-3	4	0	1	0	0	2	3	Toronto Blue Jays @ Baltimore Orioles Ed Smith Stadium, Sarasota, FL Thu Mar 07 2013, 1:07 PM - 4:20 PM EST Att: 7,465 - Sunny - 61 F										
3 Maicer Izturis, S OBP: 0.208, SLG: 0.182 2 Ryan Goins, L OBP: 0.429, SLG: 0.545	(1,6) 2B	(0,0)	(0,0) 1B	(0,0) G6-3	(0,0) G6-3	(0,0) FC3-6 1B	(0,0) 1B	(0,0) E2	(0,0) E2	4	1	2	0	0	0	2											
53 Melky Cabrera, S OBP: 0.280, SLG: 0.490 68 Ryan Schimpf, L OBP: 0.385, SLG: 0.300	(1,8) 1B	(0,0) FC6-5 2H	(0,0) F8	(0,0) F8	(0,3) K	(0,0) G1-3	(0,0) G3	(0,0) 1B	(0,0) 1B	4	0	1	2	0	1	2											
19 José Bautista, R OBP: 0.320, SLG: 0.450 73 Lance Zawadzki, L OBP: 0.474, SLG: 0.647	(1,9) FC6-5 1B	(1,0)	(4,0) BB	(4,0) BB	(4,0) K	(0,0) G1-3	(0,0) G3-1	(0,0) G1-3	(0,0) G1-3	2	1	0	0	2	0	3											
26 Adam Lind, L OBP: 0.462, SLG: 0.727 15 Mike Nickeas, R OBP: 0.313, SLG: 0.154	(1,10) K	(0,3)	(0,0) F9	(0,0) F9	(0,0) 1B	(0,0) P6	(0,0) G6-3	(0,0) G6-3	(0,0) G6-3	3	0	1	0	0	1	3											
16 Mark DeRosa, R OBP: 0.643, SLG: 0.923 85 Kevin Pillar, R OBP: 0.333, SLG: 0.333	(1,5)	(0,3) K	(4,0) BB	(4,0) BB	(0,0) 1B	(0,0) 1B	(0,0) F8	(0,0) F8	(0,0) F8	2	0	1	1	1	1	0											
79 Lars Anderson, L OBP: 0.500, SLG: 0.556	(1,3) K	(0,3) K	(0,0) G4-3	(0,0) G4-3	(0,0) G4-3	(0,0) 1B	(0,0) 1B	(0,0) 1B	(0,0) 1B	5	0	2	1	0	1	5											
22 Henry Blanco, R OBP: 0.294, SLG: 0.529 69 Sean Ochinco, R OBP: 0.222, SLG: 0.333	(1,2) 1B	(0,0) 1B	(0,0) F9	(0,0) F9	(0,0) F9	(0,0) FC4-6 1B	(0,0) F8	(0,0) F8	(0,0) F8	3	1	2	1	0	0	0											
67 Eugenio Velez, S OBP: 0.462, SLG: 0.500 18 Kenny Wilson, R OBP: 1.000, SLG: 1.000	(1,7) 1B	(0,0) 1B	(0,0) 1B	(0,0) 1B	(0,0) 1B	(0,0) HR	(0,0) FC4-6 1B	(0,0) HR	(0,0) HR	3	1	3	0	0	0	0											
Inning Stats	R: 1 E: 0 K: 2 S: 9	H: 2 LOB: 1 BB: 0 P: 11	R: 0 E: 0 K: 2 S: 9	H: 2 LOB: 1 BB: 0 P: 9	R: 0 E: 0 K: 0 S: 4	H: 1 LOB: 1 BB: 2 P: 12	R: 0 E: 0 K: 1 S: 5	H: 1 LOB: 1 BB: 0 P: 5	R: 1 E: 0 K: 0 S: 7	H: 2 LOB: 2 BB: 1 P: 11	R: 2 E: 0 K: 0 S: 6	H: 3 LOB: 2 BB: 0 P: 6	R: 3 E: 0 K: 0 S: 8	H: 5 LOB: 2 BB: 0 P: 8	R: 1 E: 0 K: 0 S: 4	H: 1 LOB: 1 BB: 1 P: 8		R: 2 E: 1 K: 0 S: 4	H: 1 LOB: 1 BB: 1 P: 11	1B: 13 2B: 5 3B: 0 HR: 1	SF: 0 SAC: 0 DP: 1 HBP: 1	WP: 2 PB: 1 SB: 0 CS: 1	PA: 50				
PITCHER	IP	WLS	BF	H	R	ER	SO	BB	IBB	HBP	BLK	WP	HR	S	P	ERA	WHIP										
39 Jason Hammel, R ERA: 2.08	(1,1)	2.1	13	5	1	1	4	1	0	0	0	1	0	20	26	3.86	2.571										
27 Mark Hendrickson, L ERA: 3.38	(3,1)	0.2	3	0	0	0	0	1	0	0	0	0	0	2	6	0.00	1.500										
85 Mike Wright Jr., R ERA: 5.14	(4,1)	2.0	9	3	1	1	2	1	0	0	0	0	0	12	16	4.50	2.000										
54 Daniel McCutchen, R ERA: 9.0	(6,1)	1.2	B	12	7	5	5	0	0	0	0	0	1	12	12	27.00	4.200										
66 T.J. McFarland, L ERA: 9.82	(7,1)	1.1	7	2	1	1	0	1	0	0	0	0	0	6	10	6.75	2.250										
61 Adam Russell, R ERA: 5.4	(9,1)	1.0	W	6	1	2	2	0	1	0	1	0	0	4	11	18.00	2.000										

Batter	1	2	3	4	5	6	7	8	9	AB	R	H	RBI	BB	SO	LOB	BOTTOM										
14 Nolan Reimold, R OBP: 0.250, SLG: 0.571 6 Russ Canzler, R OBP: 0.313, SLG: 0.214	(1,10) HR	(4,0) BB	(0,0) E6	(0,0) G6-3	(0,0) G6-3	(0,0) K	(0,0) K	(0,0) K	(0,0) K	3	1	1	1	1	0	0	Toronto Blue Jays @ Baltimore Orioles Ed Smith Stadium, Sarasota, FL Thu Mar 07 2013, 1:07 PM - 4:20 PM EST Att: 7,465 - Sunny - 61 F										
1 Brian Roberts, S OBP: 0.444, SLG: 0.706 45 Travis Ishikawa, L OBP: 0.214, SLG: 0.154	(1,4) G4-3	(0,0) G1-3	(0,0) G4-3	(0,0) G4-3	(0,0) G4-3	(0,0) K	(0,0) K	(0,0) K	(0,0) K	4	0	0	0	0	1	2											
36 Conor Jackson, R OBP: 0.391, SLG: 0.864 72 Jason Pridie, L OBP: 0.333, SLG: 0.786	(1,9) F7	(0,0) F7	(0,0) F7	(0,3) K	(0,0) K	(0,0) G4-3	(0,0) E7	(0,0) E7	(0,0) E7	3	0	0	0	0	1	0											
32 Matt Wieters, S OBP: 0.500, SLG: 0.800 59 Luis Exposito, R OBP: 0.533, SLG: 0.846	(1,2) BB	(4,0) BB	(0,0) 1B	(0,0) L4	(0,0) L4	(0,0) 2B	(0,0) G5-3	(0,0) G5-3	(0,0) G5-3	2	1	1	0	1	0	0											
19 Chris Davis, L OBP: 0.563, SLG: 0.800 58 Yamaico Navarro, R OBP: 0.571, SLG: 0.444	(1,3) 1B	(0,0) 1B	(0,0) 2B	(0,0) G4-3	(0,0) G4-3	(0,0) BB	(0,0) BB	(0,0) BB	(0,0) HR	3	1	2	0	0	0	0											
2 J.J. Hardy, R OBP: 0.250, SLG: 0.083 25 Trayvon Robinson, S OBP: 0.263, SLG: 0.526	(1,6) BB	(4,0) BB	(0,0) E7	(0,0) F8	(0,0) F8	(0,0) F8	(0,0) 2B	(0,0) 2B	(0,0) K	2	1	0	0	1	0	0											
9 Nate McLouth, L OBP: 0.353, SLG: 0.590 60 Chris Dickerson, L OBP: 0.571, SLG: 0.400	(1,8) L1	(0,0) L1	(0,0) 1B	(0,0) F8	(0,0) F8	(0,0) K	(0,0) K	(0,0) K	(0,0) 1B	3	1	1	0	0	0	3											
13 Manny Machado, R OBP: 0.450, SLG: 0.438 35 Danny Valencia, R OBP: 0.250, SLG: 0.287	(1,5) P3	(0,0) P3	(0,0) F7	(0,0) F7	(0,0) BB	(0,0) BB	(0,0) BB	(0,0) BB	(0,0) F8	2	0	0	0	1	0	2											
28 Steve Pearce, R OBP: 0.533, SLG: 1.286 3 Ryan Flaherty, L OBP: 0.316, SLG: 0.471	(1,7) P3	(0,0) P3	(0,0) 2B	(0,0) P6	(0,0) P6	(0,0) G4-6-3	(0,0) G4-6-3	(0,0) HR	(0,0) HR	3	1	1	1	0	0	1											
Inning Stats	R: 1 E: 0 K: 0 S: 5	H: 2 LOB: 3 BB: 2 P: 14	R: 0 E: 0 K: 0 S: 3	H: 0 LOB: 1 BB: 1 P: 7	R: 5 E: 2 K: 0 S: 9	H: 4 LOB: 1 BB: 0 P: 9	R: 0 E: 0 K: 1 S: 5	H: 0 LOB: 0 BB: 1 P: 5	R: 0 E: 0 K: 1 S: 5	H: 0 LOB: 0 BB: 1 P: 7	R: 2 E: 0 K: 1 S: 6	H: 2 LOB: 1 BB: 2 P: 15	R: 0 E: 1 K: 2 S: 8	H: 0 LOB: 1 BB: 0 P: 8	R: 3 E: 0 K: 1 S: 8	H: 2 LOB: 0 BB: 0 P: 13		1B: 4 2B: 4 3B: 0 HR: 2	SF: 0 SAC: 0 DP: 1 HBP: 1	WP: 0 PB: 1 SB: 1 CS: 0	PA: 45						
PITCHER	IP	WLS	BF	H	R	ER	SO	BB	IBB	HBP	BLK	WP	HR	S	P	ERA	WHIP										
56 Mark Buehrle, L ERA: 6.75	(1,1)	2.0	11	2	1	1	0	3	0	0	0	0	0	8	21	4.50	2.500										
52 Justin Germano, R ERA: 7.71	(3,1)	2.0	12	4	5	2	1	0	0	0	0	0	0	14	14	9.00	2.000										
51 Alex Hinshaw, L ERA: 6.75	(5,1)	1.0	4	0	0	0	0	1	0	0	0	0	0	3	7	0.00	1.000										
45 Claudio Vargas, R ERA: 5.4	(6,1)	1.0	3	0	0	0	1	0	0	0	0	0	0	5	5	0.00	0.000										
46 Evan Crawford, L ERA: 13.5	(7,1)	0.1	B	4	2	2	1	1	0	0	0	0	0	5	10	54.00	9.000										
77 Mickey Storey, R ERA: 2.68	(7,1)	1.0	0	0	0	0	0	1	0	0	0	0	0	4	8	0.00	1.000										
57 Juan Pablo Perez, L ERA: 7.71	(8,1)	0.2	3	0	0	0	1	0	0	0	0	0	0	5	5	0.00	0.000										
37 Neil Wagner, R ERA: 6.75	(9,1)	0.2	L	5	2	3	1	0	0	1	0	0	1	8	13	40.50	3.000										

AB	44
R	10
H	18
RBI	8
BB	5
SO	6
LOB	28



AB	38
R	11
H	10
RBI	7
BB	6
SO	6
LOB	15

















Batter	1	2	3	4	5	6	7	8	9	AB	R	H	RBI	BB	SO	LOB	TOP												
12 Alexi Casilla, S OBP: 0.360, SLG: 0.391 72 Jason Pridle, L OBP: 0.318, SLG: 0.667	G6-3		G5-3	K		F7			K	3	0	0	0	0	1	2													
51 Lew Ford, R OBP: 0.591, SLG: 0.900 3 Ryan Flaherty, L OBP: 0.346, SLG: 0.609	1B		HR	K		K			G4-6-3	3	1	2	1	0	1	2													
36 Conor Jackson, R OBP: 0.414, SLG: 0.778 25 Travon Robinson, S OBP: 0.240, SLG: 0.440	K		1B			1B			K	3	1	2	0	0	1	1													
28 Steve Pearce, R OBP: 0.478, SLG: 1.000 85 Brandon Waring, R OBP: 0.429, SLG: 0.294	CS	G5-3	G5-3	F7		F7			K	3	0	1	0	0	0	1													
6 Russ Canzler, R OBP: 0.250, SLG: 0.182 60 Chris Dickerson, L OBP: 0.429, SLG: 0.294		G5-3	K			1B			K	3	0	1	0	0	1	2													
35 Danny Valencia, R OBP: 0.292, SLG: 0.273 45 Travis Ishikawa, L OBP: 0.238, SLG: 0.250	1B		K			1B			G4-3	3	1	2	1	0	1	2													
58 Yamaico Navarro, R OBP: 0.304, SLG: 0.300 69 Niuman Romero, S OBP: 0.364, SLG: 0.300	1B		BB	P6		G4-3			G4-3	2	0	1	0	1	0	2													
71 L.J. Hoes, R OBP: 0.375, SLG: 0.438 81 Buck Britton, L OBP: 0.200, SLG: 0.200	1B		F9			G4-3			G4-3	3	0	2	1	0	0	2													
59 Luis Exposito, R OBP: 0.522, SLG: 0.884 74 Jose Gil, R	F8		G3			K			BB	3	0	0	0	0	1	4													
<b>Inning Stats</b>	R: 0 E: 0 K: 1 S: 5	H: 1 LOB: 0 BB: 0 P: 5	R: 1 E: 0 K: 0 S: 6	H: 3 LOB: 2 BB: 0 P: 6	R: 1 E: 0 K: 2 S: 11	H: 3 LOB: 2 BB: 1 P: 12	R: 0 E: 0 K: 2 S: 8	H: 1 LOB: 0 BB: 0 P: 12	R: 1 E: 0 K: 0 S: 6	H: 3 LOB: 2 BB: 0 P: 7	R: 0 E: 0 K: 2 S: 7	H: 0 LOB: 0 BB: 0 P: 7	R: 0 E: 0 K: 3 S: 9	H: 0 LOB: 0 BB: 0 P: 9	R: 0 E: 0 K: 0 S: 3	H: 0 LOB: 0 BB: 0 P: 3	R: 0 E: 0 K: 1 S: 4	H: 0 LOB: 0 BB: 1 P: 8	1B: 8 2B: 2 3B: 0 HR: 1	SF: 0 SAC: 0 DP: 1 HBP: 0	WP: 0 PB: 0 SB: 1 CS: 1	PA: 39							
<b>PITCHER</b>	IP WLS BF H R ER SO BB IBB HBP BLK WP HR S P ERA WHIP																												
49 Jeff Locke, L ERA: 4.05	3.1	18	8	2	2	3	1	0	0	0	0	0	0	0	1	24	29	5.40	2.700										
57 Phil Irwin, R ERA: 2.25	4.1	14	3	1	1	7	0	0	0	0	0	0	0	0	0	28	29	2.46	0.818										
29 Bryan Morris, R ERA: 2.08	8.1	3	0	0	0	0	0	0	0	0	0	0	0	0	0	3	3	0.00	0.000										
71 Kris Johnson, L ERA: 1.93	9.1	3	0	0	0	1	1	0	0	0	0	0	0	0	4	8	0.00	1.000											

**Baltimore Orioles @ Pittsburgh Pirates**  
 McKechnie Field, Bradenton, FL  
 Mon Mar 11 2013, 1:10 PM - 4:16 PM EDT  
 Att: 5,431 - Sunny - 76 F

**AB 36**  
**R 3**  
**H 11**  
**RBI 3**  
**BB 2**  
**SO 11**  
**LOB 20**



Batter	1	2	3	4	5	6	7	8	9	AB	R	H	RBI	BB	SO	LOB	BOTTOM											
6 Starling Marte, R OBP: 0.423, SLG: 0.542 57 Phil Irwin, R	K		1B			K			G6-3	2	0	1	0	0	1	0												
29 Bryan Morris, L 78 Brandon Inge, R OBP: 0.190, SLG: 0.150 71 Kris Johnson, L			K			F8			HR	3	0	0	0	0	1	1												
31 Jose Tabata, R OBP: 0.308, SLG: 0.583 2 Brad Hawpe, L OBP: 0.231, SLG: 0.292	F9		K			F7			G6-3	3	0	1	0	0	1	0												
18 Neil Walker, S ERA: 4.05 66 Ivan De Jesus Jr., R OBP: 0.333, SLG: 0.500	2B		F7			K			G6-3	3	0	1	0	0	1	0												
24 Pedro Alvarez, L OBP: 0.087, SLG: 0.136 43 Jared Goedert, R OBP: 0.435, SLG: 0.526	K		F7			F8			1B	2	0	0	0	0	1	1												
14 Gaby Sanchez, R OBP: 0.360, SLG: 0.727 25 Clint Robinson, L OBP: 0.227, SLG: 0.250 10 Jordy Mercer, R OBP: 0.550, SLG: 0.571	G3		G5-3			G4-3			FC4-6	2	0	0	0	0	0	1												
26 Felix Pie, L OBP: 0.306, SLG: 0.478 7 Alex Presley, L OBP: 0.333, SLG: 0.292	K		G6-3			G4-3			1B	2	0	0	0	0	1	0												
12 Clint Barmes, R OBP: 0.316, SLG: 0.471 5 Josh Harrison, R OBP: 0.261, SLG: 0.211	G5-3		P4			HBP			1B	2	0	0	0	0	0	0												
19 Michael McKenry, R OBP: 0.421, SLG: 0.375 74 Carlos Paulino, R OBP: 0.222, SLG: 0.125			K			F8			FC4	1	0	0	0	1	1	0												
49 Jeff Locke, L 60 Darren Ford, R OBP: 0.182, SLG: 0.182	G6-3		F9			F8			F8	1	0	0	0	0	0	0												
<b>Inning Stats</b>	R: 0 E: 0 K: 2 S: 8	H: 1 LOB: 1 BB: 0 P: 8	R: 0 E: 0 K: 1 S: 5	H: 0 LOB: 0 BB: 0 P: 5	R: 0 E: 0 K: 2 S: 8	H: 1 LOB: 1 BB: 0 P: 8	R: 0 E: 0 K: 0 S: 3	H: 0 LOB: 0 BB: 0 P: 3	R: 0 E: 0 K: 0 S: 3	H: 0 LOB: 0 BB: 1 P: 7	R: 0 E: 0 K: 2 S: 7	H: 0 LOB: 0 BB: 0 P: 7	R: 1 E: 0 K: 0 S: 4	H: 1 LOB: 1 BB: 0 P: 5	R: 1 E: 0 K: 0 S: 6	H: 1 LOB: 0 BB: 0 P: 8	R: 2 E: 0 K: 0 S: 5	H: 3 LOB: 2 BB: 0 P: 5	1B: 4 2B: 2 3B: 0 HR: 1	SF: 0 SAC: 0 DP: 0 HBP: 1	WP: 0 PB: 0 SB: 0 CS: 0	PA: 35						
<b>PITCHER</b>	IP WLS BF H R ER SO BB IBB HBP BLK WP HR S P ERA WHIP																											
34 Jake Arrieta, R ERA: 4.05	4.0	14	2	0	0	5	0	0	0	0	0	0	0	0	24	24	0.00	0.500										
38 Luis Ayala, R ERA:	5.1	4	0	0	0	0	1	0	0	0	0	0	0	0	3	7	0.00	1.000										
53 Zack Britton, L ERA: 3.6	6.1	8	1	1	1	2	0	0	1	0	0	0	0	11	12	4.50	0.500											
55 Daniel Schereth, L ERA: 4.15	8.1	4	1	1	1	0	0	0	0	0	0	1	6	8	9.00	1.000												
61 Adam Russell, R ERA: 3.4	9.1	5	3	2	2	0	0	0	0	0	0	0	5	5	54.00	9.000												

**Baltimore Orioles @ Pittsburgh Pirates**  
 McKechnie Field, Bradenton, FL  
 Mon Mar 11 2013, 1:10 PM - 4:16 PM EDT  
 Att: 5,431 - Sunny - 76 F

**AB 33**  
**R 4**  
**H 7**  
**RBI 4**  
**BB 1**  
**SO 7**  
**LOB 6**





Batter	1	2	3	4	5	6	7	8	9	AB	R	H	RBI	BB	SO	LOB	TOP										
12 Alexi Casilla, S OBP: 0.397, SLG: 0.385 6 Russ Canzler, R OBP: 0.269, SLG: 0.208	F7		FC3-6 1B		CS	G4-3		F8	58 2B	3	0	1	0	0	0	0											
3 Ryan Flaherty, L OBP: 0.310, SLG: 0.538 28 Steve Pearce, R OBP: 0.480, SLG: 1.000	F9		FC3-6			G3-1			SF7	3	0	0	0	0	0	1											
13 Manny Machado, R OBP: 0.423, SLG: 0.350 58 Yamaico Navarro, R OBP: 0.440, SLG: 0.368	F8		F8			F7		K	71 1B	3	0	0	0	0	0	1											
72 Jason Pridie, L OBP: 0.320, SLG: 0.625 71 L.J. Hoess, R OBP: 0.359, SLG: 0.444		G4-3			G4-1			K	63 63 45 1B	3	1	1	0	0	0	0											
31 Taylor Teagarden, R OBP: 0.222, SLG: 0.222 63 Chris Robinson, R OBP: 0.375, SLG: 0.289		G4-3			G5-3				BB	2	0	0	0	0	0	0											
45 Travis Ishikawa, L OBP: 0.250, SLG: 0.261 81 Buck Britton, L OBP: 0.167, SLG: 0.167		G4-3			G6-3				P4	2	0	0	0	0	0	0											
35 Danny Valencia, R OBP: 0.321, SLG: 0.250			F7		G6-3				FC4-6 35 69 1B	2	1	0	0	2	0	0											
60 Chris Dickerson, L OBP: 0.417, SLG: 0.450 69 Numan Romero, S OBP: 0.417, SLG: 0.264			HR		G4-3			F8	6 1B	3	1	1	1	0	0	2											
25 Trayvon Robinson, S OBP: 0.286, SLG: 0.464 86 Kyle Hudson, L OBP: 1.000, SLG: 1.000			12 1B					FC6-4	58 S	3	1	2	0	0	0	2											
<b>Inning Stats</b>	R: 0 E: 0 K: 0 S: 3	H: 0 LOB: 0 BB: 0 P: 3	R: 0 E: 0 K: 0 S: 3	H: 0 LOB: 0 BB: 0 P: 3	R: 2 E: 1 K: 0 S: 6	H: 3 LOB: 1 BB: 0 P: 6	R: 0 E: 0 K: 0 S: 3	H: 0 LOB: 0 BB: 0 P: 3	R: 0 E: 0 K: 0 S: 3	H: 1 LOB: 0 BB: 0 P: 4	R: 0 E: 0 K: 0 S: 3	H: 0 LOB: 0 BB: 0 P: 3	R: 1 E: 0 K: 0 S: 5	H: 2 LOB: 2 BB: 1 P: 10	R: 0 E: 0 K: 2 S: 7	H: 0 LOB: 1 BB: 2 P: 11	R: 6 E: 0 K: 0 S: 8	H: 5 LOB: 1 BB: 2 P: 18	1B: 9 2B: 1 3B: 0 HR: 1	SF: 1 SAC: 0 DP: 0 HBP: 0	WP: 2 PA: 42 PB: 0 SB: 3 CS: 1						
<b>PITCHER</b>	IP	WLS	BF	H	R	ER	SO	BB	IBB	HBP	BLK	WP	HR	S	P	ERA	WHIP										
30 Kevin Correia, R ERA: 4.76	4.2		18	4	2	1	0	0	0	0	0	0	1	18	18	1.93	0.857										
50 Casey Fien, R ERA: 4.29	1.1		3	0	0	0	0	0	0	0	0	0	0	3	4	0.00	0.000										
32 Kyle Gibson, R ERA: 9.0	2.0		10	2	1	1	2	2	0	0	0	0	0	12	21	4.50	2.000										
20 Josh Roenicke, R ERA: 8.22	0.2	L	7	3	5	5	0	2	0	0	0	1	0	5	13	67.50	7.500										
71 Caleb Thielbar, L ERA: 12.46	0.1		3	2	1	1	0	0	0	0	0	1	0	3	5	27.00	6.000										

Baltimore Orioles @ Minnesota Twins  
Hammond Stadium, Fort Myers, FL  
Wed Mar 13 2013, 7:05 PM - 10:10 PM EDT  
Att: 7,635 - Clear - 76 F

AB 36  
R 9  
H 11  
RBI 8  
BB 4  
SO 2  
LOB 11



Batter	1	2	3	4	5	6	7	8	9	AB	R	H	RBI	BB	SO	LOB	BOTTOM										
32 Aaron Hicks, S OBP: 0.350, SLG: 0.737 12 Joe Benson, R OBP: 0.273, SLG: 0.297	K			K	G5-3			1 HR	K	3	0	0	0	0	2	2											
2 Brian Dozier, R OBP: 0.288, SLG: 0.294 1 Ray Olmedo, S OBP: 0.400, SLG: 0.720	G6-3			G4-3			F7			3	0	0	0	0	0	0											
16 Josh Willingham, R OBP: 0.445, SLG: 0.643 19 Darin Mastroianni, R OBP: 0.455, SLG: 0.556	K						K	2H	HR	1	0	0	0	1	1	0											
33 Justin Morneau, L OBP: 0.400, SLG: 0.700 13 Jeff Clement, L OBP: 0.290, SLG: 0.250		K		G1-3			K	13 S	BB	3	0	0	0	0	2	1											
9 Ryan Doumit, S OBP: 0.290, SLG: 0.345 73 Kyle Knudson, R OBP: 0.200, SLG: 0.200		K					G4-3		K	2	1	1	0	0	1	0											
27 Chris Parmelee, L OBP: 0.333, SLG: 0.316 48 Brandon Boggs, S OBP: 0.184, SLG: 0.351		K								2	0	0	0	0	2	1											
78 Oswaldo Arcia, L OBP: 0.417, SLG: 0.490			K							3	0	1	0	1	1	0											
5 Eduardo Escobar, S OBP: 0.353, SLG: 0.375 80 Mark Sobolewski, R OBP: 0.240, SLG: 0.345				G4-3	FC6				K	2	0	0	0	0	1	1											
25 Pedro Florimón, S OBP: 0.258, SLG: 0.276 85 James Beresford, L OBP: 0.333, SLG: 0.571				G4-3	P3					2	0	0	0	0	2	0											
<b>Inning Stats</b>	R: 0 E: 0 K: 2 S: 7	H: 0 LOB: 0 BB: 0 P: 7	R: 0 E: 0 K: 3 S: 9	H: 0 LOB: 0 BB: 0 P: 9	R: 0 E: 0 K: 1 S: 5	H: 0 LOB: 0 BB: 0 P: 5	R: 0 E: 0 K: 1 S: 5	H: 0 LOB: 1 BB: 1 P: 9	R: 1 E: 1 K: 1 S: 8	H: 2 LOB: 2 BB: 0 P: 8	R: 0 E: 0 K: 2 S: 7	H: 0 LOB: 0 BB: 0 P: 7	R: 0 E: 0 K: 1 S: 5	H: 0 LOB: 0 BB: 0 P: 5	R: 3 E: 0 K: 2 S: 14	H: 3 LOB: 1 BB: 1 P: 23	R: 0 E: 0 K: 2 S: 7	H: 0 LOB: 2 BB: 2 P: 15	1B: 2 2B: 1 3B: 0 HR: 2	SF: 0 SAC: 0 DP: 0 HBP: 0	WP: 0 PA: 37 PB: 0 SB: 2 CS: 0						
<b>PITCHER</b>	IP	WLS	BF	H	R	ER	SO	BB	IBB	HBP	BLK	WP	HR	S	P	ERA	WHIP										
17 Brian Matusz, L ERA: 2.7	4.0		13	0	0	0	7	1	0	0	0	0	0	8	8	0.00	2.000										
40 Troy Patton, L ERA: 4.29	1.0	H	6	2	1	0	1	0	0	0	0	0	0	8	8	0.00	2.000										
29 Tommy Hunter, R ERA: 3.52	2.0	H	6	0	0	0	3	0	0	0	0	0	0	12	12	0.00	0.000										
78 Todd Redmond, R ERA: 5.83	1.0	W	7	3	3	3	2	1	0	0	0	0	2	14	23	27.00	4.000										
91 Chris Petrin, L ERA:	1.0		5	0	0	0	2	2	0	0	0	0	0	7	15	0.00	2.000										

Baltimore Orioles @ Minnesota Twins  
Hammond Stadium, Fort Myers, FL  
Wed Mar 13 2013, 7:05 PM - 10:10 PM EDT  
Att: 7,635 - Clear - 76 F

AB 33  
R 4  
H 5  
RBI 3  
BB 4  
SO 15  
LOB 12





Batter	1	2	3	4	5	6	7	8	9	AB	R	H	RBI	BB	SO	LOB	TOP											
8 Desmond Jennings, R OBP: 0.516, SLG: 0.435 16 Chris Gimenez, R OBP: 0.449, SLG: 0.615	4-0 FC6-4 BB		0-0 P6		0-0 G3		0-0 F7		4-1 BB	3	0	1	0	1	0	0	<b>Tampa Bay Rays @ Baltimore Orioles</b> Ed Smith Stadium, Sarasota, FL Thu Mar 14 2013, 1:08 PM - 4:11 PM EDT Att: 8,797 - Sunny - 61 F											
2 Kelly Johnson, L OBP: 0.334, SLG: 0.214 38 Robinson Chirinos, R OBP: 0.417, SLG: 0.333	4-0 FC6-4 BB		4-0 2B BB		0-0 G3		0-0 F9		0-3 BB	2	1	0	0	2	0	1												
3 Evan Longoria, R OBP: 0.407, SLG: 0.690 66 Jason Bourgeois, R OBP: 0.458, SLG: 0.400	0-0 FC6-4 BB		0-0 30 HR 2B		0-3 K		0-0 G6-3		0-0 L3	4	1	1	1	0	1	3												
30 Luke Scott, L OBP: 0.368, SLG: 0.778	0-3 K		0-0 2B HR		0-0 G1-3				0-0 G6-3	4	1	1	2	0	1	3												
11 Yunel Escobar, R OBP: 0.290, SLG: 0.448 7 Mike Fontenot, L OBP: 0.361, SLG: 0.276	0-0 FC6-4		0-0 L1		0-0 G5-3				0-0 G3	3	0	0	0	0	0	2												
20 Matt Joyce, L OBP: 0.406, SLG: 0.444 1 Sean Rodriguez, R OBP: 0.182, SLG: 0.387		0-0 G3-6-1 1B		0-0 G3-1		0-0 G1-3 2B			4-0 BB	3	0	2	0	0	0	0												
21 James Loney, L OBP: 0.323, SLG: 0.310 87 Cole Figueroa, L OBP: 0.435, SLG: 0.571		0-0 G3-6-1		4-0 FC5-4 BB		0-0 G1-3			0-1 P5	2	0	0	0	1	0	2												
19 Ryan Roberts, R OBP: 0.258, SLG: 0.500 60 Will Myers, R OBP: 0.353, SLG: 0.467		0-0 G5-3		0-0 FC5-4		4-0 BB			0-0 2B E	2	0	0	0	1	0	1												
59 Jose Lobaton, S OBP: 0.250, SLG: 0.190 29 Tim Beckham, R OBP: 0.278, SLG: 0.471			0-3 K		0-0 F7		0-0 F8		1-0 1B CS	3	0	0	0	0	1	3												
	R: 0 E: 0 K: 1 S: 5	H: 0 LOB: 2 BB: 2 P: 13	R: 0 E: 0 K: 0 S: 3	H: 1 LOB: 0 BB: 0 P: 3	R: 3 E: 0 K: 1 S: 7	H: 2 LOB: 0 BB: 1 P: 11	R: 0 E: 0 K: 0 S: 3	H: 0 LOB: 1 BB: 1 P: 7	R: 0 E: 0 K: 1 S: 6	H: 1 LOB: 2 BB: 1 P: 8	R: 0 E: 0 K: 0 S: 3	H: 0 LOB: 1 BB: 1 P: 8	R: 0 E: 0 K: 0 S: 4	H: 0 LOB: 1 BB: 1 P: 8	R: 1 E: 0 K: 1 S: 7	H: 2 LOB: 1 BB: 1 P: 12		1B: 3 2B: 3 3B: 0 HR: 1	SF: 0 SAC: 0 DP: 1 HBP: 0	WP: 1 PB: 0 SB: 1 CS: 1	PA: 39							
PITCHER	IP	WLS	BF	H	R	ER	SO	BB	IBB	HBP	BLK	WP	HR	S	P	ERA	WHIP											
75 Kevin Gausman, R ERA: 3.48 Mike Belfiore, L ERA: 3.12 43 Jim Johnson, R ERA: 56 Darren O'Day, R ERA: 49 Dylan Bundy, R ERA: 1.13	(1, 1) (3, 1) (5, 1) (6, 1) (7, 1)	2.2 1.1 1.0 1.0 3.0	L 12	2 1 4 5 2	2 1 0 0 1	2 1 0 0 1	2 2 0 0 1	3 1 0 0 2	0 0 0 0 0	0 0 0 0 0	0 0 0 0 0	0 0 0 0 0	0 1 0 0 1	0 5 6 4 0	13 9 6 8 14	25 6 9 8 23	6.75 6.75 0.00 0.00 3.00	1.875 1.500 1.000 2.000 1.333										

Batter	1	2	3	4	5	6	7	8	9	AB	R	H	RBI	BB	SO	LOB	BOTTOM										
1 Brian Roberts, S OBP: 0.360, SLG: 0.542 59 Luis Exposito, R OBP: 0.500, SLG: 0.650	0-0 P6	0-0 G1-3			0-0 G4-3	0-0 G6-3			0-0 P3	4	0	0	0	0	0	3	<b>Tampa Bay Rays @ Baltimore Orioles</b> Ed Smith Stadium, Sarasota, FL Thu Mar 14 2013, 1:08 PM - 4:11 PM EDT Att: 8,797 - Sunny - 61 F										
14 Nolan Reimold, R OBP: 0.281, SLG: 0.476 6 Russ Canzler, R OBP: 0.286, SLG: 0.200	0-3 K		0-0 F7		0-0 9 BB 32 HR 1B		0-0 G6-3		4-0 BB	3	1	1	0	0	1	0											
9 Nate McLouth, L OBP: 0.348, SLG: 0.400 71 L.J. Hoer, R OBP: 0.350, SLG: 0.400	4-0 32 S BB		0-0 B3		4-0 32 HR BB		0-3 K		0-3 K	1	1	0	0	2	0	0											
32 Matt Wieters, S OBP: 0.571, SLG: 0.944 3 Ryan Flaherty, L OBP: 0.300, SLG: 0.519	4-0 BB		4-0 BB		2-2 HR		0-0 F8			1	1	1	3	2	0	0											
19 Chris Davis, L OBP: 0.409, SLG: 0.571 35 Danny Valencia, R OBP: 0.310, SLG: 0.240	0-3 K		0-0 F7		0-3 K				0-0 P6	3	0	0	0	0	2	3											
2 J.J. Hardy, R OBP: 0.182, SLG: 0.056 25 Trayvon Robinson, S OBP: 0.270, SLG: 0.448		0-0 P4		0-0 G5-3	0-0 G6-3				0-3 K	3	0	0	0	0	0	0											
24 Wilson Betemit, S OBP: 0.343, SLG: 0.293 28 Steve Pearce, R OBP: 0.462, SLG: 0.955		0-0 72 1B		0-3 K		4-0 72 G1-3 BB			0-0 G5-3	2	0	1	0	1	1	0											
36 Conor Jackson, R OBP: 0.406, SLG: 0.733 45 Travis Ishikawa, L OBP: 0.240, SLG: 0.250		0-0 P4		0-0 1B		0-3 K			0-3 K	3	0	1	0	0	1	2											
72 Jason Pridie, L OBP: 0.321, SLG: 0.593 58 Yamaico Navarro, R OBP: 0.462, SLG: 0.450		0-0 1B		0-0 F8		0-0 G1-3			0-0 59 E 2B	3	0	1	0	0	0	2											
	R: 0 E: 0 K: 2 S: 7	H: 0 LOB: 2 BB: 2 P: 15	R: 0 E: 0 K: 0 S: 5	H: 2 LOB: 0 BB: 0 P: 5	R: 0 E: 0 K: 1 S: 6	H: 1 LOB: 1 BB: 0 P: 6	R: 3 E: 0 K: 1 S: 9	H: 2 LOB: 0 BB: 1 P: 15	R: 0 E: 0 K: 1 S: 5	H: 0 LOB: 1 BB: 1 P: 9	R: 0 E: 0 K: 1 S: 5	H: 0 LOB: 0 BB: 0 P: 5	R: 0 E: 0 K: 1 S: 5	H: 0 LOB: 2 BB: 1 P: 5	R: 0 E: 1 K: 2 S: 8	H: 1 LOB: 2 BB: 1 P: 12		1B: 4 2B: 1 3B: 0 HR: 1	SF: 0 SAC: 0 DP: 0 HBP: 0	WP: 0 PB: 0 SB: 1 CS: 0	PA: 39						
PITCHER	IP	WLS	BF	H	R	ER	SO	BB	IBB	HBP	BLK	WP	HR	S	P	ERA	WHIP										
34 Jeff Niemann, R ERA: 2.13 85 Juan Sandoval, R ERA: 7.71 52 Josh Lueke, R ERA: 1.0 73 J.D. Martin, R ERA: 5.4 75 Kirby Yates, R ERA:	(1, 1) (5, 1) (7, 1) (9, 1) (9, 1)	4.1 1.2 2.0 0.2 0.1	B W H S	8 6 3 2	1 0 1 0	2 0 0 0	2 2 0 0	2 0 0 1	3 0 0 0	0 0 0 0	0 0 0 0	0 0 0 0	0 0 0 0	1 10 5 3	23 10 5 7	35 10.80 0.00 0.00 0.00	2.08 1.615 0.000 1.500 3.000										

AB	32
R	4
H	7
RBI	3
BB	7
SO	4
LOB	18

AB	33
R	3
H	6
RBI	3
BB	6
SO	9
LOB	13







Batter	1	2	3	4	5	6	7	8	9	AB	R	H	RBI	BB	SO	LOB	TOP										
12 Alexi Casilla, S OBP: 0.323, SLG: 0.345 76 Luis Martinez, R (6, 2)										3	0	0	0	0	1	0											
51 Lew Ford, R OBP: 0.536, SLG: 0.846 3 Ryan Flaherty, L OBP: 0.333, SLG: 0.667										3	1	2	0	0	0	0											
14 Nolan Reimold, R OBP: 0.259, SLG: 0.417										3	0	0	1	1	1	1											
36 Conor Jackson, R OBP: 0.371, SLG: 0.667 60 Chris Dickerson, L OBP: 0.393, SLG: 0.591										3	0	0	0	0	0	1											
28 Steve Pearce, R OBP: 0.433, SLG: 0.846 45 Travis Ishikawa, L OBP: 0.259, SLG: 0.240										3	0	1	0	0	1	0											
31 Taylor Teagarden, R OBP: 0.259, SLG: 0.333 72 Jason Pridie, L OBP: 0.310, SLG: 0.571										3	1	1	0	0	1	0											
35 Danny Valencia, R OBP: 0.284, SLG: 0.321 25 Trayvon Robinson, S OBP: 0.281, SLG: 0.469										2	0	2	1	1	0	0											
58 Yamaico Navarro, R OBP: 0.433, SLG: 0.417 6 Russ Canzler, R OBP: 0.300, SLG: 0.222										3	0	1	0	0	2	2											
71 L.J. Hoes, R OBP: 0.304, SLG: 0.348 81 Buck Britton, L OBP: 0.143, SLG: 0.167										3	0	0	0	0	2	4											
<b>Inning Stats</b>	R: 1 E: 0 K: 1 S: 6	H: 1 LOB: 0 BB: 0 P: 7	R: 1 E: 0 K: 3 S: 11	H: 2 LOB: 1 BB: 0 P: 11	R: 0 E: 0 K: 1 S: 6	H: 1 LOB: 1 BB: 0 P: 7	R: 0 E: 0 K: 1 S: 6	H: 1 LOB: 2 BB: 1 P: 10	R: 0 E: 0 K: 0 S: 3	H: 0 LOB: 0 BB: 0 P: 3	R: 0 E: 0 K: 0 S: 3	H: 1 LOB: 1 BB: 0 P: 3	R: 0 E: 0 K: 2 S: 8	H: 1 LOB: 1 BB: 0 P: 8	R: 0 E: 0 K: 0 S: 3	H: 1 LOB: 2 BB: 0 P: 11	R: 1 E: 0 K: 0 S: 4	H: 1 LOB: 0 BB: 0 P: 4	1B: 3 2B: 6 3B: 0 HR: 0	SF: 1 SAC: 0 DP: 1 HBP: 0	WP: 3 PB: 0 SB: 1 CS: 0	PA: 37					
<b>PITCHER</b>	IP WLS BF H R ER SO BB IBB HBP BLK WP HR S P ERA WHIP	IP WLS BF H R ER SO BB IBB HBP BLK WP HR S P ERA WHIP	IP WLS BF H R ER SO BB IBB HBP BLK WP HR S P ERA WHIP	IP WLS BF H R ER SO BB IBB HBP BLK WP HR S P ERA WHIP	IP WLS BF H R ER SO BB IBB HBP BLK WP HR S P ERA WHIP	IP WLS BF H R ER SO BB IBB HBP BLK WP HR S P ERA WHIP	IP WLS BF H R ER SO BB IBB HBP BLK WP HR S P ERA WHIP	IP WLS BF H R ER SO BB IBB HBP BLK WP HR S P ERA WHIP	IP WLS BF H R ER SO BB IBB HBP BLK WP HR S P ERA WHIP	IP WLS BF H R ER SO BB IBB HBP BLK WP HR S P ERA WHIP	IP WLS BF H R ER SO BB IBB HBP BLK WP HR S P ERA WHIP	IP WLS BF H R ER SO BB IBB HBP BLK WP HR S P ERA WHIP	IP WLS BF H R ER SO BB IBB HBP BLK WP HR S P ERA WHIP	IP WLS BF H R ER SO BB IBB HBP BLK WP HR S P ERA WHIP	IP WLS BF H R ER SO BB IBB HBP BLK WP HR S P ERA WHIP	IP WLS BF H R ER SO BB IBB HBP BLK WP HR S P ERA WHIP	IP WLS BF H R ER SO BB IBB HBP BLK WP HR S P ERA WHIP	IP WLS BF H R ER SO BB IBB HBP BLK WP HR S P ERA WHIP	IP WLS BF H R ER SO BB IBB HBP BLK WP HR S P ERA WHIP	IP WLS BF H R ER SO BB IBB HBP BLK WP HR S P ERA WHIP	IP WLS BF H R ER SO BB IBB HBP BLK WP HR S P ERA WHIP	IP WLS BF H R ER SO BB IBB HBP BLK WP HR S P ERA WHIP	IP WLS BF H R ER SO BB IBB HBP BLK WP HR S P ERA WHIP	IP WLS BF H R ER SO BB IBB HBP BLK WP HR S P ERA WHIP			
48 J.A. Happ, L ERA: 2.77	3.2 L 15 4 2 2 6 0 0 0 0 0 2 0 27 29 4.91 1.091	3.2 L 15 4 2 2 6 0 0 0 0 0 2 0 27 29 4.91 1.091	3.2 L 15 4 2 2 6 0 0 0 0 0 2 0 27 29 4.91 1.091	3.2 L 15 4 2 2 6 0 0 0 0 0 2 0 27 29 4.91 1.091	3.2 L 15 4 2 2 6 0 0 0 0 0 2 0 27 29 4.91 1.091	3.2 L 15 4 2 2 6 0 0 0 0 0 2 0 27 29 4.91 1.091	3.2 L 15 4 2 2 6 0 0 0 0 0 2 0 27 29 4.91 1.091	3.2 L 15 4 2 2 6 0 0 0 0 0 2 0 27 29 4.91 1.091	3.2 L 15 4 2 2 6 0 0 0 0 0 2 0 27 29 4.91 1.091	3.2 L 15 4 2 2 6 0 0 0 0 0 2 0 27 29 4.91 1.091	3.2 L 15 4 2 2 6 0 0 0 0 0 2 0 27 29 4.91 1.091	3.2 L 15 4 2 2 6 0 0 0 0 0 2 0 27 29 4.91 1.091	3.2 L 15 4 2 2 6 0 0 0 0 0 2 0 27 29 4.91 1.091	3.2 L 15 4 2 2 6 0 0 0 0 0 2 0 27 29 4.91 1.091	3.2 L 15 4 2 2 6 0 0 0 0 0 2 0 27 29 4.91 1.091	3.2 L 15 4 2 2 6 0 0 0 0 0 2 0 27 29 4.91 1.091	3.2 L 15 4 2 2 6 0 0 0 0 0 2 0 27 29 4.91 1.091	3.2 L 15 4 2 2 6 0 0 0 0 0 2 0 27 29 4.91 1.091	3.2 L 15 4 2 2 6 0 0 0 0 0 2 0 27 29 4.91 1.091	3.2 L 15 4 2 2 6 0 0 0 0 0 2 0 27 29 4.91 1.091	3.2 L 15 4 2 2 6 0 0 0 0 0 2 0 27 29 4.91 1.091	3.2 L 15 4 2 2 6 0 0 0 0 0 2 0 27 29 4.91 1.091	3.2 L 15 4 2 2 6 0 0 0 0 0 2 0 27 29 4.91 1.091	3.2 L 15 4 2 2 6 0 0 0 0 0 2 0 27 29 4.91 1.091			
37 Neil Wagner, R ERA: 4.5	0.1 3 1 0 0 0 1 0 0 0 0 0 0 2 6 0.00 6.000	0.1 3 1 0 0 0 1 0 0 0 0 0 0 2 6 0.00 6.000	0.1 3 1 0 0 0 1 0 0 0 0 0 0 2 6 0.00 6.000	0.1 3 1 0 0 0 1 0 0 0 0 0 0 2 6 0.00 6.000	0.1 3 1 0 0 0 1 0 0 0 0 0 0 2 6 0.00 6.000	0.1 3 1 0 0 0 1 0 0 0 0 0 0 2 6 0.00 6.000	0.1 3 1 0 0 0 1 0 0 0 0 0 0 2 6 0.00 6.000	0.1 3 1 0 0 0 1 0 0 0 0 0 0 2 6 0.00 6.000	0.1 3 1 0 0 0 1 0 0 0 0 0 0 2 6 0.00 6.000	0.1 3 1 0 0 0 1 0 0 0 0 0 0 2 6 0.00 6.000	0.1 3 1 0 0 0 1 0 0 0 0 0 0 2 6 0.00 6.000	0.1 3 1 0 0 0 1 0 0 0 0 0 0 2 6 0.00 6.000	0.1 3 1 0 0 0 1 0 0 0 0 0 0 2 6 0.00 6.000	0.1 3 1 0 0 0 1 0 0 0 0 0 0 2 6 0.00 6.000	0.1 3 1 0 0 0 1 0 0 0 0 0 0 2 6 0.00 6.000	0.1 3 1 0 0 0 1 0 0 0 0 0 0 2 6 0.00 6.000	0.1 3 1 0 0 0 1 0 0 0 0 0 0 2 6 0.00 6.000	0.1 3 1 0 0 0 1 0 0 0 0 0 0 2 6 0.00 6.000	0.1 3 1 0 0 0 1 0 0 0 0 0 0 2 6 0.00 6.000	0.1 3 1 0 0 0 1 0 0 0 0 0 0 2 6 0.00 6.000	0.1 3 1 0 0 0 1 0 0 0 0 0 0 2 6 0.00 6.000	0.1 3 1 0 0 0 1 0 0 0 0 0 0 2 6 0.00 6.000	0.1 3 1 0 0 0 1 0 0 0 0 0 0 2 6 0.00 6.000	0.1 3 1 0 0 0 1 0 0 0 0 0 0 2 6 0.00 6.000	0.1 3 1 0 0 0 1 0 0 0 0 0 0 2 6 0.00 6.000		
21 Sergio Santos, R ERA: 2.25	1.0 3 0 0 0 0 0 0 0 0 0 0 0 3 3 0.00 0.000	1.0 3 0 0 0 0 0 0 0 0 0 0 0 3 3 0.00 0.000	1.0 3 0 0 0 0 0 0 0 0 0 0 0 3 3 0.00 0.000	1.0 3 0 0 0 0 0 0 0 0 0 0 0 3 3 0.00 0.000	1.0 3 0 0 0 0 0 0 0 0 0 0 0 3 3 0.00 0.000	1.0 3 0 0 0 0 0 0 0 0 0 0 0 3 3 0.00 0.000	1.0 3 0 0 0 0 0 0 0 0 0 0 0 3 3 0.00 0.000	1.0 3 0 0 0 0 0 0 0 0 0 0 0 3 3 0.00 0.000	1.0 3 0 0 0 0 0 0 0 0 0 0 0 3 3 0.00 0.000	1.0 3 0 0 0 0 0 0 0 0 0 0 0 3 3 0.00 0.000	1.0 3 0 0 0 0 0 0 0 0 0 0 0 3 3 0.00 0.000	1.0 3 0 0 0 0 0 0 0 0 0 0 0 3 3 0.00 0.000	1.0 3 0 0 0 0 0 0 0 0 0 0 0 3 3 0.00 0.000	1.0 3 0 0 0 0 0 0 0 0 0 0 0 3 3 0.00 0.000	1.0 3 0 0 0 0 0 0 0 0 0 0 0 3 3 0.00 0.000	1.0 3 0 0 0 0 0 0 0 0 0 0 0 3 3 0.00 0.000	1.0 3 0 0 0 0 0 0 0 0 0 0 0 3 3 0.00 0.000	1.0 3 0 0 0 0 0 0 0 0 0 0 0 3 3 0.00 0.000	1.0 3 0 0 0 0 0 0 0 0 0 0 0 3 3 0.00 0.000	1.0 3 0 0 0 0 0 0 0 0 0 0 0 3 3 0.00 0.000	1.0 3 0 0 0 0 0 0 0 0 0 0 0 3 3 0.00 0.000	1.0 3 0 0 0 0 0 0 0 0 0 0 0 3 3 0.00 0.000	1.0 3 0 0 0 0 0 0 0 0 0 0 0 3 3 0.00 0.000	1.0 3 0 0 0 0 0 0 0 0 0 0 0 3 3 0.00 0.000	1.0 3 0 0 0 0 0 0 0 0 0 0 0 3 3 0.00 0.000	1.0 3 0 0 0 0 0 0 0 0 0 0 0 3 3 0.00 0.000	
50 Steve Delabar, R ERA: 4.26	1.0 3 1 0 0 0 0 0 0 0 0 0 0 3 3 0.00 1.000	1.0 3 1 0 0 0 0 0 0 0 0 0 0 3 3 0.00 1.000	1.0 3 1 0 0 0 0 0 0 0 0 0 0 3 3 0.00 1.000	1.0 3 1 0 0 0 0 0 0 0 0 0 0 3 3 0.00 1.000	1.0 3 1 0 0 0 0 0 0 0 0 0 0 3 3 0.00 1.000	1.0 3 1 0 0 0 0 0 0 0 0 0 0 3 3 0.00 1.000	1.0 3 1 0 0 0 0 0 0 0 0 0 0 3 3 0.00 1.000	1.0 3 1 0 0 0 0 0 0 0 0 0 0 3 3 0.00 1.000	1.0 3 1 0 0 0 0 0 0 0 0 0 0 3 3 0.00 1.000	1.0 3 1 0 0 0 0 0 0 0 0 0 0 3 3 0.00 1.000	1.0 3 1 0 0 0 0 0 0 0 0 0 0 3 3 0.00 1.000	1.0 3 1 0 0 0 0 0 0 0 0 0 0 3 3 0.00 1.000	1.0 3 1 0 0 0 0 0 0 0 0 0 0 3 3 0.00 1.000	1.0 3 1 0 0 0 0 0 0 0 0 0 0 3 3 0.00 1.000	1.0 3 1 0 0 0 0 0 0 0 0 0 0 3 3 0.00 1.000	1.0 3 1 0 0 0 0 0 0 0 0 0 0 3 3 0.00 1.000	1.0 3 1 0 0 0 0 0 0 0 0 0 0 3 3 0.00 1.000	1.0 3 1 0 0 0 0 0 0 0 0 0 0 3 3 0.00 1.000	1.0 3 1 0 0 0 0 0 0 0 0 0 0 3 3 0.00 1.000	1.0 3 1 0 0 0 0 0 0 0 0 0 0 3 3 0.00 1.000	1.0 3 1 0 0 0 0 0 0 0 0 0 0 3 3 0.00 1.000	1.0 3 1 0 0 0 0 0 0 0 0 0 0 3 3 0.00 1.000	1.0 3 1 0 0 0 0 0 0 0 0 0 0 3 3 0.00 1.000	1.0 3 1 0 0 0 0 0 0 0 0 0 0 3 3 0.00 1.000	1.0 3 1 0 0 0 0 0 0 0 0 0 0 3 3 0.00 1.000	1.0 3 1 0 0 0 0 0 0 0 0 0 0 3 3 0.00 1.000	1.0 3 1 0 0 0 0 0 0 0 0 0 0 3 3 0.00 1.000
62 Aaron Loup, L ERA: 1.29	1.0 4 1 0 0 2 0 0 0 0 0 0 0 8 8 0.00 1.000	1.0 4 1 0 0 2 0 0 0 0 0 0 0 8 8 0.00 1.000	1.0 4 1 0 0 2 0 0 0 0 0 0 0 8 8 0.00 1.000	1.0 4 1 0 0 2 0 0 0 0 0 0 0 8 8 0.00 1.000	1.0 4 1 0 0 2 0 0 0 0 0 0 0 8 8 0.00 1.000	1.0 4 1 0 0 2 0 0 0 0 0 0 0 8 8 0.00 1.000	1.0 4 1 0 0 2 0 0 0 0 0 0 0 8 8 0.00 1.000	1.0 4 1 0 0 2 0 0 0 0 0 0 0 8 8 0.00 1.000	1.0 4 1 0 0 2 0 0 0 0 0 0 0 8 8 0.00 1.000	1.0 4 1 0 0 2 0 0 0 0 0 0 0 8 8 0.00 1.000	1.0 4 1 0 0 2 0 0 0 0 0 0 0 8 8 0.00 1.000	1.0 4 1 0 0 2 0 0 0 0 0 0 0 8 8 0.00 1.000	1.0 4 1 0 0 2 0 0 0 0 0 0 0 8 8 0.00 1.000	1.0 4 1 0 0 2 0 0 0 0 0 0 0 8 8 0.00 1.000	1.0 4 1 0 0 2 0 0 0 0 0 0 0 8 8 0.00 1.000	1.0 4 1 0 0 2 0 0 0 0 0 0 0 8 8 0.00 1.000	1.0 4 1 0 0 2 0 0 0 0 0 0 0 8 8 0.00 1.000	1.0 4 1 0 0 2 0 0 0 0 0 0 0 8 8 0.00 1.000	1.0 4 1 0 0 2 0 0 0 0 0 0 0 8 8 0.00 1.000	1.0 4 1 0 0 2 0 0 0 0 0 0 0 8 8 0.00 1.000	1.0 4 1 0 0 2 0 0 0 0 0 0 0 8 8 0.00 1.000	1.0 4 1 0 0 2 0 0 0 0 0 0 0 8 8 0.00 1.000	1.0 4 1 0 0 2 0 0 0 0 0 0 0 8 8 0.00 1.000	1.0 4 1 0 0 2 0 0 0 0 0 0 0 8 8 0.00 1.000	1.0 4 1 0 0 2 0 0 0 0 0 0 0 8 8 0.00 1.000	1.0 4 1 0 0 2 0 0 0 0 0 0 0 8 8 0.00 1.000	1.0 4 1 0 0 2 0 0 0 0 0 0 0 8 8 0.00 1.000

Baltimore Orioles @ Toronto Blue Jays  
Florida Auto Exchange Stadium, Dunedin, FL  
Sat Mar 16 2013, 1:08 PM - 4:04 PM EDT  
Att.: 5,550 - Sunny - 71 F

AB 33  
R 3  
H 9  
RBI 3  
BB 3  
SO 8  
LOB 15



Batter	1	2	3	4	5	6	7	8	9	AB	R	H	RBI	BB	SO	LOB	BOTTOM
1 Emilio Bonifacio, S OBP: 0.317, SLG: 0.487 18 Mike McCoy, R OBP: 0.197, SLG: 0.118										3	0	0	0	0	1	3	
3 Maicer Izturis, S OBP: 0.289, SLG: 0.286										4	0	2	0	0	1	2	
59 Jim Negyich, L OBP: 0.520, SLG: 0.810										0	0	0	0	0	0	0	
53 Melky Cabrera, S OBP: 0.325, SLG: 0.475 82 Peter Mooney, L										4	0	0	0	0	1	2	
19 José Bautista, R OBP: 0.357, SLG: 0.571 68 Ryan Schimpf, L OBP: 0.240, SLG: 0.238										2	1	0	0	2	0	0	
26 Adam Lind, L OBP: 0.488, SLG: 0.606 58 Luis Jimenez, L OBP: 0.219, SLG: 0.258										2	0	1	0	1	0	0	
16 Mark DeRosa, R OBP: 0.500, SLG: 0.750 73 Lance Zawadzki, L OBP: 0.344, SLG: 0.414										2	0	0	1	0	1	2	
28 Colby Rasmus, L OBP: 0.333, SLG: 0.130										4	0						



Batter	1	2	3	4	5	6	7	8	9	AB	R	H	RBI	BB	SO	LOB	TOP			
12 Alexi Casilla, S OBP: 0.314, SLG: 0.333 Adrian Marin, R OBP: 0.500, SLG: 0.500	G4-3	1B		F7		FC6-4			35 1B 59 SF9 85 1B	4	0	1	0	0	0	2	<b>Baltimore Orioles @ Philadelphia Phillies</b> Bright House Field, Clearwater, FL Sun Mar 17 2013, 1:09 PM - 3:56 PM EDT Att: 11,100 - Partly Cloudy - 77 F			
3 Ryan Flaherty, L OBP: 0.381, SLG: 0.645 81 Buck Britton, L OBP: 0.222, SLG: 0.250	BB	BB			F8		59 WP 35 1B	K	1	0	0	0	2	0	0	0				
14 Nolan Reimold, R OBP: 0.267, SLG: 0.407 85 Steel Russell, L OBP: 0.500, SLG: 0.500	K	F8			1B		P6	59 SF9 35 1B 2B	3	0	1	0	0	1	4					
24 Wilson Betemit, S OBP: 0.214, SLG: 0.308 35 Danny Valencia, R OBP: 0.400, SLG: 0.387	1B				K		G5-3 59 WP	2B	3	0	2	0	0	1	1					
31 Taylor Teagarden, R OBP: 0.200, SLG: 0.267 59 Luis Exposito, R OBP: 0.500, SLG: 0.650	F7			P5	P4		G5-3 BB	SF9	3	0	0	0	0	0	4					
72 Jason Pridie, L OBP: 0.313, SLG: 0.533 L.J. Hoes, R OBP: 0.320, SLG: 0.400		F7		F8		12 FC6-4 28 BB	G5-3	2B	2	0	0	0	1	0	1					
28 Steve Pearce, R OBP: 0.233, SLG: 0.929 John Ruettiger, L	HR	F9				12 FC6-4 BB		K	2	1	1	1	1	0	1					
45 Travis Ishikawa, L OBP: 0.233, SLG: 0.214 82 Christian Walker, R	K			G4-3		K		G1-3	3	0	0	0	0	2	2					
25 Trayvon Robinson, S OBP: 0.286, SLG: 0.457 Brenden Webb, L	1B			K		K		F9	1	0	0	0	0	0	0					
<b>Inning Stats</b>	R: 0 E: 0 K: 1 S: 6	H: 1 LOB: 2 BB: 1 P: 10	R: 1 E: 0 K: 1 S: 10	H: 3 LOB: 3 BB: 1 P: 14	R: 0 E: 0 K: 0 S: 4	H: 1 LOB: 1 BB: 0 P: 4	R: 0 E: 0 K: 1 S: 5	H: 0 LOB: 0 BB: 0 P: 5	R: 0 E: 0 K: 2 S: 6	H: 1 LOB: 1 BB: 0 P: 6	R: 0 E: 0 K: 0 S: 4	H: 2 LOB: 2 BB: 1 P: 8	R: 0 E: 0 K: 1 S: 5	H: 0 LOB: 0 BB: 0 P: 5	R: 2 E: 0 K: 1 S: 9	H: 4 LOB: 2 BB: 0 P: 9		1B: 10 2B: 1 3B: 0 HR: 1	SF: 1 SAC: 0 DP: 1 HBP: 0	WP: 1 PA: 43 PB: 0 SB: 1 CS: 0
<b>PITCHER</b>	IP WLS BF H R ER SO BB IBB HBP BLK WP HR S P ERA WHIP	IP WLS BF H R ER SO BB IBB HBP BLK WP HR S P ERA WHIP	IP WLS BF H R ER SO BB IBB HBP BLK WP HR S P ERA WHIP	IP WLS BF H R ER SO BB IBB HBP BLK WP HR S P ERA WHIP	IP WLS BF H R ER SO BB IBB HBP BLK WP HR S P ERA WHIP	IP WLS BF H R ER SO BB IBB HBP BLK WP HR S P ERA WHIP	IP WLS BF H R ER SO BB IBB HBP BLK WP HR S P ERA WHIP	IP WLS BF H R ER SO BB IBB HBP BLK WP HR S P ERA WHIP	IP WLS BF H R ER SO BB IBB HBP BLK WP HR S P ERA WHIP	IP WLS BF H R ER SO BB IBB HBP BLK WP HR S P ERA WHIP	IP WLS BF H R ER SO BB IBB HBP BLK WP HR S P ERA WHIP	IP WLS BF H R ER SO BB IBB HBP BLK WP HR S P ERA WHIP	IP WLS BF H R ER SO BB IBB HBP BLK WP HR S P ERA WHIP	IP WLS BF H R ER SO BB IBB HBP BLK WP HR S P ERA WHIP	IP WLS BF H R ER SO BB IBB HBP BLK WP HR S P ERA WHIP	IP WLS BF H R ER SO BB IBB HBP BLK WP HR S P ERA WHIP	IP WLS BF H R ER SO BB IBB HBP BLK WP HR S P ERA WHIP	IP WLS BF H R ER SO BB IBB HBP BLK WP HR S P ERA WHIP	IP WLS BF H R ER SO BB IBB HBP BLK WP HR S P ERA WHIP	IP WLS BF H R ER SO BB IBB HBP BLK WP HR S P ERA WHIP

Batter	1	2	3	4	5	6	7	8	9	AB	R	H	RBI	BB	SO	LOB	BOTTOM			
2 Ben Revere, L OBP: 0.350, SLG: 0.404 43 Ender Inciarte, L OBP: 0.391, SLG: 0.316	G6-3						P6			3	1	1	1	1	0	0	<b>Baltimore Orioles @ Philadelphia Phillies</b> Bright House Field, Clearwater, FL Sun Mar 17 2013, 1:09 PM - 3:56 PM EDT Att: 11,100 - Partly Cloudy - 77 F			
13 Freddy Galvis, S OBP: 0.304, SLG: 0.537	F8		2B			13 HR BB	K		4	1	1	2	0	2	1					
26 Chase Utley, L OBP: 0.347, SLG: 0.325 41 Colby Shreve, R 90 Ryan O'Sullivan, R	G4-3		G1-3		F7		1B		4	0	1	0	0	0	1					
6 Ryan Howard, L OBP: 0.333, SLG: 0.615 15 John Mayberry Jr., R OBP: 0.291, SLG: 0.333	F8				G4-3		G4-3		4	1	1	0	0	0	1					
10 Michael Young, R OBP: 0.333, SLG: 0.412 28 Kevin Frandsen, R OBP: 0.341, SLG: 0.595	1B				G4-3		F9		3	0	2	0	0	0	0					
9 Dominic Brown, L OBP: 0.453, SLG: 0.625	F8				G4-3		18 1B 31 FC6-4 18 PB	1B	4	1	2	1	0	0	2					
18 Darin Ruf, R OBP: 0.300, SLG: 0.341 91 Jordan Whatcott, R	G5-3				L5		31 FC6-4 1B	F8	3	0	1	0	0	0	2					
25 Yuniesky Betancourt, R OBP: 0.410, SLG: 0.457					K2-3		FC6-4 1B	F7	4	1	1	1	0	1	3					
31 Erik Kratz, R OBP: 0.241, SLG: 0.429					G4-3		K		4	1	1	1	0	1	3					
<b>Inning Stats</b>	R: 0 E: 0 K: 0 S: 3	H: 0 LOB: 0 BB: 0 P: 3	R: 0 E: 0 K: 0 S: 4	H: 1 LOB: 1 BB: 0 P: 4	R: 1 E: 0 K: 1 S: 7	H: 2 LOB: 1 BB: 0 P: 7	R: 1 E: 0 K: 1 S: 7	H: 2 LOB: 1 BB: 0 P: 7	R: 2 E: 0 K: 1 S: 6	H: 1 LOB: 1 BB: 1 P: 11	R: 1 E: 0 K: 1 S: 7	H: 2 LOB: 1 BB: 0 P: 8	R: 0 E: 0 K: 1 S: 6	H: 1 LOB: 1 BB: 0 P: 6	R: 0 E: 0 K: 0 S: 4	H: 1 LOB: 1 BB: 0 P: 4		1B: 6 2B: 3 3B: 0 HR: 1	SF: 0 SAC: 0 DP: 0 HBP: 0	WP: 0 PA: 35 PB: 1 SB: 1 CS: 0
<b>PITCHER</b>	IP WLS BF H R ER SO BB IBB HBP BLK WP HR S P ERA WHIP	IP WLS BF H R ER SO BB IBB HBP BLK WP HR S P ERA WHIP	IP WLS BF H R ER SO BB IBB HBP BLK WP HR S P ERA WHIP	IP WLS BF H R ER SO BB IBB HBP BLK WP HR S P ERA WHIP	IP WLS BF H R ER SO BB IBB HBP BLK WP HR S P ERA WHIP	IP WLS BF H R ER SO BB IBB HBP BLK WP HR S P ERA WHIP	IP WLS BF H R ER SO BB IBB HBP BLK WP HR S P ERA WHIP	IP WLS BF H R ER SO BB IBB HBP BLK WP HR S P ERA WHIP	IP WLS BF H R ER SO BB IBB HBP BLK WP HR S P ERA WHIP	IP WLS BF H R ER SO BB IBB HBP BLK WP HR S P ERA WHIP	IP WLS BF H R ER SO BB IBB HBP BLK WP HR S P ERA WHIP	IP WLS BF H R ER SO BB IBB HBP BLK WP HR S P ERA WHIP	IP WLS BF H R ER SO BB IBB HBP BLK WP HR S P ERA WHIP	IP WLS BF H R ER SO BB IBB HBP BLK WP HR S P ERA WHIP	IP WLS BF H R ER SO BB IBB HBP BLK WP HR S P ERA WHIP	IP WLS BF H R ER SO BB IBB HBP BLK WP HR S P ERA WHIP	IP WLS BF H R ER SO BB IBB HBP BLK WP HR S P ERA WHIP	IP WLS BF H R ER SO BB IBB HBP BLK WP HR S P ERA WHIP	IP WLS BF H R ER SO BB IBB HBP BLK WP HR S P ERA WHIP	IP WLS BF H R ER SO BB IBB HBP BLK WP HR S P ERA WHIP






Batter	1	2	3	4	5	6	7	8	9	AB	R	H	RBI	BB	SO	LOB	TOP										
32 Aaron Hicks, S OBP: 0.353, SLG: 0.660 19 Darn Mastroianni, R OBP: 0.444, SLG: 0.952										2	0	0	0	1	1	1	<b>Minnesota Twins @ Baltimore Orioles</b> Ed Smith Stadium, Sarasota, FL Sun Mar 17 2013, 1:08 PM - 3:42 PM EDT Att: 6,194 - Cloudy - 73 F										
8 Jamey Carroll, R OBP: 0.375, SLG: 0.333										4	0	2	0	0	0	1											
9 Ryan Doumit, S OBP: 0.275, SLG: 0.297 84 Dan Rohlfing, R OBP: 0.364, SLG: 0.526										2	0	0	0	0	0	2											
33 Justin Morneau, L OBP: 0.310, SLG: 0.517 13 Jeff Clement, L OBP: 0.343, SLG: 0.267										3	0	0	0	0	1	0											
22 Wilkin Ramirez, R OBP: 0.412, SLG: 0.500										4	0	2	0	0	2	0											
27 Chris Parmelee, L OBP: 0.400, SLG: 0.440 48 Brandon Boggs, S OBP: 0.214, SLG: 0.439										2	0	1	0	1	1	1											
12 Joe Benson, R OBP: 0.267, SLG: 0.288										4	0	0	0	0	0	3											
5 Eduardo Escobar, S OBP: 0.317, SLG: 0.333										3	0	0	0	0	0	0											
25 Pedro Florimón, S OBP: 0.268, SLG: 0.263										2	0	0	0	0	0	0											
<b>Inning Stats</b>	R: 0 E: 0 K: 1 S: 5	H: 0 LOB: 0 BB: 0 P: 6	R: 0 E: 0 K: 1 S: 5	H: 0 LOB: 1 BB: 1 P: 9	R: 0 E: 0 K: 0 S: 4	H: 1 LOB: 2 BB: 0 P: 5	R: 0 E: 0 K: 0 S: 4	H: 2 LOB: 1 BB: 0 P: 4	R: 0 E: 0 K: 2 S: 8	H: 1 LOB: 1 BB: 0 P: 8	R: 0 E: 0 K: 0 S: 3	H: 0 LOB: 0 BB: 0 P: 3	R: 0 E: 0 K: 0 S: 3	H: 1 LOB: 0 BB: 0 P: 3	R: 1 E: 0 K: 1 S: 8	H: 1 LOB: 0 BB: 0 P: 11		1B: 4 2B: 1 3B: 0 HR: 1	SF: 0 SAC: 0 DP: 2 HBP: 1	WP: 0 PB: 0 SB: 1 CS: 0	PA: 34						
<b>PITCHER</b>	IP	WLS	BF	H	R	ER	SO	BB	IBB	HBP	BLK	WP	HR	S	P	ERA	WHIP										
52 Steve Johnson, R ERA: 2.0	4.0	W	16	3	0	0	2	1	0	1	0	0	0	18	24	0.00	1.000										
43 Jim Johnson, R ERA:	1.0	H	4	0	0	0	0	1	0	0	0	0	0	4	8	0.00	1.000										
56 Darren O'Day, R ERA:	1.0		4	1	0	0	2	0	0	0	0	0	0	8	8	0.00	1.000										
48 Jair Jurrjens, R ERA: 7.27	3.0	S	10	2	1	1	1	0	0	0	0	0	1	14	17	3.00	0.667										

Batter	1	2	3	4	5	6	7	8	9	AB	R	H	RBI	BB	SO	LOB	BOTTOM										
1 Brian Roberts, S OBP: 0.375, SLG: 0.500 63 Chris Robinson, R OBP: 0.333, SLG: 0.250										3	0	0	0	1	0	3	<b>Minnesota Twins @ Baltimore Orioles</b> Ed Smith Stadium, Sarasota, FL Sun Mar 17 2013, 1:08 PM - 3:42 PM EDT Att: 6,194 - Cloudy - 73 F										
13 Manny Machado, R OBP: 0.364, SLG: 0.269 6 Russ Canzler, R OBP: 0.300, SLG: 0.222										3	1	0	0	1	1	1											
9 Nate McLouth, L OBP: 0.333, SLG: 0.385 90 Adam Greenberg, L OBP: 0.333, SLG: 0.385										4	0	0	0	0	1	3											
32 Matt Wieters, S OBP: 0.556, SLG: 0.958 58 Yamaico Navarro, R OBP: 0.419, SLG: 0.400										3	2	2	2	0	0	0											
19 Chris Davis, L OBP: 0.379, SLG: 0.481 85 Brandon Waring, R OBP: 0.379, SLG: 0.481										4	1	1	0	0	1	0											
2 J.J. Hardy, R OBP: 0.372, SLG: 0.200 69 Niuman Romero, S OBP: 0.417, SLG: 0.364										4	2	1	1	0	1	2											
36 Conor Jackson, R OBP: 0.410, SLG: 0.703										4	0	3	0	0	0	1											
60 Chris Dickerson, L OBP: 0.419, SLG: 0.423 Glynn Davis, R OBP: 0.419, SLG: 0.423										3	1	2	1	0	0	1											
51 Lew Ford, R OBP: 0.516, SLG: 0.793 86 Kyle Hudson, L OBP: 1.000, SLG: 1.000										3	0	1	3	0	1	3											
<b>Inning Stats</b>	R: 0 E: 0 K: 0 S: 2	H: 0 LOB: 0 BB: 1 P: 6	R: 2 E: 0 K: 0 S: 7	H: 4 LOB: 2 BB: 0 P: 7	R: 0 E: 1 K: 0 S: 3	H: 0 LOB: 0 BB: 0 P: 3	R: 1 E: 0 K: 2 S: 11	H: 2 LOB: 1 BB: 0 P: 14	R: 2 E: 0 K: 1 S: 7	H: 1 LOB: 0 BB: 1 P: 12	R: 0 E: 0 K: 1 S: 5	H: 0 LOB: 0 BB: 0 P: 5	R: 0 E: 0 K: 0 S: 4	H: 1 LOB: 1 BB: 0 P: 4	R: 0 E: 0 K: 0 S: 4	H: 1 LOB: 1 BB: 0 P: 4		1B: 7 2B: 1 3B: 0 HR: 2	SF: 0 SAC: 0 DP: 3 HBP: 0	WP: 0 PB: 1 SB: 1 CS: 0	PA: 35						
<b>PITCHER</b>	IP	WLS	BF	H	R	ER	SO	BB	IBB	HBP	BLK	WP	HR	S	P	ERA	WHIP										
49 Vance Worley, R ERA: 6.0	4.0	L	18	6	3	3	2	1	0	0	0	0	1	23	30	6.75	1.750										
50 Casey Fien, R ERA: 6.14	1.0		5	1	2	2	1	1	0	0	0	0	1	7	12	18.00	2.000										
61 Jared Burton, R ERA: 4.05	2.0		8	2	2	0	2	0	0	0	0	0	0	12	12	0.00	1.000										
20 Josh Roenicke, R ERA: 7.27	1.0		4	1	0	0	0	0	0	0	0	0	0	4	4	0.00	1.000										

AB	31
R	1
H	6
RBI	1
BB	2
SO	5
LOB	9

AB	33
R	7
H	10
RBI	7
BB	2
SO	5
LOB	15







Batter	1	2	3	4	5	6	7	8	9	AB	R	H	RBI	BB	SO	LOB	TOP			
1 Brian Roberts, S (1,4) OBP: 0.389, SLG: 0.485 28 Steve Pearce, R (7,9) OBP: 0.441, SLG: 0.897	F7								F8	3	1	1	1	1	0	1	<p><b>Baltimore Orioles @ Boston Red Sox</b>            JetBlue Park, Ft. Myers, FL            Tue Mar 19 2013, 1:38 PM - 4:41 PM EDT            Att: 9,875 - Cloudy - 77 F</p>			
3 Ryan Flaherty, L (1,6) OBP: 0.350, SLG: 0.600 35 Danny Valencia, R (7,5) OBP: 0.417, SLG: 0.484	G3-1		F7				L5		HR	4	0	1	2	0	0	2				
9 Nate McLouth, L (1,8) OBP: 0.294, SLG: 0.333 59 Luis Exposito, R (7,2) OBP: 0.481, SLG: 0.619	P2		G6-3				G4-3	F8	K	4	0	0	1	0	0	2				
19 Chris Davis, L (1,3) OBP: 0.344, SLG: 0.433 60 Chris Dickerson, L (7,8) OBP: 0.436, SLG: 0.481	G1-3		K				K		45 G4-3 58 1B	3	0	0	0	0	2	1				
24 Wilson Betemit, S (1,10) OBP: 0.219, SLG: 0.276	G3-1						P5		K	3	0	0	0	1	1	1				
13 Manny Machado, R (1,5) OBP: 0.389, SLG: 0.345 45 Travis Ishikawa, L (7,3) OBP: 0.226, SLG: 0.207							G5-4-3		G4-3	3	1	2	0	0	0	1				
25 Trayvon Robinson, S (1,7) OBP: 0.316, SLG: 0.341 58 Yamaico Navarro, R (7,6) OBP: 0.438, SLG: 0.422	PO		HR				1B	G4-3	G4-3	2	1	1	1	1	0	1				
31 Taylor Teagarden, R (1,2) OBP: 0.278, SLG: 0.353 81 Buck Britton, L (7,PR) OBP: 0.200, SLG: 0.222							P3	G3		2	1	1	0	0	0	1				
72 Jason Pridie, L (1,9) OBP: 0.343, SLG: 0.545 51 Lew Ford, R (7,7) OBP: 0.531, SLG: 0.793										1	1	0	0	0	0	1				
<b>Inning Stats</b>	R: 0 E: 0 K: 0 S: 3	H: 0 LOB: 0 BB: 0 P: 3	R: 0 E: 0 K: 0 S: 3	H: 1 LOB: 0 BB: 0 P: 4	R: 3 E: 0 K: 1 S: 12	H: 4 LOB: 1 BB: 0 P: 13	R: 0 E: 0 K: 0 S: 2	H: 0 LOB: 1 BB: 2 P: 10	R: 0 E: 0 K: 1 S: 5	H: 0 LOB: 0 BB: 0 P: 5	R: 3 E: 0 K: 0 S: 6	H: 2 LOB: 1 BB: 1 P: 11	R: 1 E: 0 K: 1 S: 7	H: 2 LOB: 2 BB: 0 P: 7	R: 1 E: 0 K: 1 S: 7	H: 1 LOB: 0 BB: 1 P: 14		1B: 6 2B: 3 3B: 0 HR: 2	SF: 0 SAC: 0 DP: 2 HBP: 1	WP: 0 PB: 0 SB: 2 CS: 1
<b>PITCHER</b>	IP WLS BF H R ER SO BB IBB HBP BLK WP HR S P ERA WHIP																			
46 Ryan Dempster, R (1,1) ERA: 3.06 36 Junichi Tazawa, R (6,1) ERA: 2.16 51 Daniel Bard, R (7,1) ERA: 4.5 79 Terry Doyle, R (8,1) ERA: 3.86	5.0 1.0 1.0 2.0	L 3 7 9	20 0 2 3	6 0 3 3	3 0 3 2	3 0 3 2	1 0 0 2	2 0 1 1	0 0 0 0	0 0 1 0	0 0 1 0	0 0 1 0	0 0 5 14	23 5 11 21	33 5 11 21	5.40 0.00 27.00 9.00	1.600 0.000 3.000 2.000			

Batter	1	2	3	4	5	6	7	8	9	AB	R	H	RBI	BB	SO	LOB	BOTTOM			
2 Jacoby Ellsbury, L (1,8) OBP: 0.333, SLG: 0.324 74 Jackie Bradley Jr., L (7,8) OBP: 0.549, SLG: 0.561	P4	F7								3	0	1	0	0	0	2	<p><b>Baltimore Orioles @ Boston Red Sox</b>            JetBlue Park, Ft. Myers, FL            Tue Mar 19 2013, 1:38 PM - 4:41 PM EDT            Att: 9,875 - Cloudy - 77 F</p>			
18 Shane Victorino, S (1,9) OBP: 0.308, SLG: 0.286 29 Daniel Nava, S (7,9) OBP: 0.429, SLG: 0.361			G5-3							3	1	1	0	0	0	2				
15 Dustin Pedroia, R (1,4) OBP: 0.381, SLG: 0.495 26 Brock Holt, L (7,4) OBP: 0.267, SLG: 0.286										3	0	1	0	0	1	2				
12 Mike Napoli, R (1,3) OBP: 0.357, SLG: 0.600 37 Mike Carp, L (7,3) OBP: 0.303, SLG: 0.367	SF7		G5-3							2	0	0	1	0	1	0				
39 Jarrod Saltalamacchia, S (1,2) OBP: 0.389, SLG: 0.563 20 Ryan Lavanway, R (7,2) OBP: 0.156, SLG: 0.154	F7									3	0	0	0	0	2	1				
16 Will Middlebrooks, R (1,5) OBP: 0.371, SLG: 0.563 44 Drew Sutton, S (6,PR) OBP: 0.497, SLG: 0.333										3	0	2	0	0	0	0				
5 Jonny Gomes, R (1,7) OBP: 0.314, SLG: 0.441 80 Jeremy Hazelbaker, L (7,7) OBP: 0.476, SLG: 0.500										2	1	1	1	0	0	1				
25 Ryan Sweeney, L (1,10) OBP: 0.357, SLG: 0.297 50 Mauro Gomez, R (8,PH) OBP: 0.293, SLG: 0.250										2	0	0	0	1	0	1				
10 Jose Iglesias, R (1,6) OBP: 0.267, SLG: 0.442 76 Jonathan Diaz, R (8,4) OBP: 0.346, SLG: 0.318										2	1	1	0	0	1	0				
<b>Inning Stats</b>	R: 1 E: 0 K: 0 S: 5	H: 2 LOB: 1 BB: 0 P: 5	R: 0 E: 0 K: 0 S: 4	H: 2 LOB: 1 BB: 1 P: 8	R: 0 E: 0 K: 0 S: 3	H: 0 LOB: 0 BB: 0 P: 3	R: 0 E: 0 K: 1 S: 5	H: 0 LOB: 0 BB: 0 P: 5	R: 0 E: 0 K: 2 S: 8	H: 1 LOB: 1 BB: 0 P: 8	R: 0 E: 0 K: 1 S: 5	H: 0 LOB: 0 BB: 0 P: 5	R: 0 E: 0 K: 0 S: 11	H: 8 LOB: 3 BB: 1 P: 15	R: 0 E: 0 K: 2 S: 8	H: 1 LOB: 0 BB: 0 P: 8		1B: 14 2B: 2 3B: 0 HR: 0	SF: 1 SAC: 1 DP: 1 HBP: 0	WP: 0 PB: 0 SB: 0 CS: 0
<b>PITCHER</b>	IP WLS BF H R ER SO BB IBB HBP BLK WP HR S P ERA WHIP																			
17 Brian Matusz, L (1,1) ERA: 2.92 75 Kevin Gausman, R (8,1) ERA: 12.0 61 Adam Russell, R (8,1) ERA: 7.71 54 Daniel McCutchen, R (9,1) ERA: 6.14	2.0 0.1 0.2 1.0	H W S	7 6 3 4	1 5 3 1	0 5 1 0	0 5 1 0	3 0 0 2	0 0 1 0	0 0 0 0	0 0 0 0	0 0 0 0	0 6 5 8	13 6 9 8	13 6 5 8	0.00 135.00 13.50 0.00	0.500 15.000 6.000 1.000				

**AB 34**  
**R 8**  
**H 11**  
**RBI 7**  
**BB 4**  
**SO 4**  
**LOB 14**



**AB 40**  
**R 7**  
**H 16**  
**RBI 7**  
**BB 2**  
**SO 7**  
**LOB 19**










Batter	1	2	3	4	5	6	7	8	9	10	AB	R	H	RBI	BB	SO	LOB	TOP		
6 Starling Marte, R OBP: 0.383, SLG: 0.523 16 Mel Rojas Jr., S OBP: 0.200, SLG: 0.200	0-0 G1-3 2B		0-3 K		4-0 FC1-6 BB		0-0 G4-3		0-0 L5		4	0	1	0	1	1	2			
18 Neil Walker, S OBP: 0.341, SLG: 0.378 5 Josh Harrison, R OBP: 0.361, SLG: 0.333	0-3 K		0-0 1B		0-0 FC1-6 1B		0-0 G4-3		0-0 G5-3		4	0	2	0	0	1	1			
22 Andrew McCutchen, R OBP: 0.283, SLG: 0.389 26 Felix Pie, L OBP: 0.405, SLG: 0.583	0-0 G1-3		0-3 K		0-0 FC1-6		0-0 G4-3		0-0 F8		3	0	0	0	0	1	4			
24 Pedro Alvarez, L OBP: 0.184, SLG: 0.257 66 Ivan De Jesus Jr., R OBP: 0.424, SLG: 0.531	0-3 K		0-0 F8		0-3 K		0-0 G4-3		0-0 1B		4	0	0	0	0	2	4			
46 Garrett Jones, L OBP: 0.333, SLG: 0.259 43 Jared Goedert, R OBP: 0.303, SLG: 0.345		0-0 SH5-3 1B		0-0 G4-3		0-0 F9		0-0 P3		0-0 G6-3		4	0	1	0	0	2			
55 Russell Martin, R OBP: 0.294, SLG: 0.185 74 Carlos Paulino, R OBP: 0.231, SLG: 0.167		0-0 SH5-3		0-0 E6 2B 1B		0-0 G6-3		0-0 F7			3	0	0	0	0	0	0			
23 Travis Snider, L OBP: 0.372, SLG: 0.457 7 Alex Presley, L OBP: 0.372, SLG: 0.395		4-0 BB BB BB		1-2 BB		0-0 1B		0-0 2B		0-0 31 CS BB		2	0	2	0	2	0			
2 Brad Hawpe, L OBP: 0.225, SLG: 0.222 31 Jose Tabata, R OBP: 0.302, SLG: 0.436		0-3 BB		0-3 1B		0-3 K		0-3 K		1-0 1B		3	0	0	0	3	5			
12 Clint Barnes, R OBP: 0.229, SLG: 0.394 10 Jordy Mercer, R OBP: 0.576, SLG: 0.636		0-0 FC6-4		0-0 K		0-0 G5-3		0-0 G5-3		0-3 SAFE K		4	0	0	0	2	6			
<b>Inning Stats</b>	R: 0 E: 0 K: 2 S: 8	H: 1 LOB: 1 BB: 0 P: 8	R: 0 E: 0 K: 1 S: 6	H: 1 LOB: 2 BB: 1 P: 10	R: 0 E: 1 K: 2 S: 9	H: 1 LOB: 2 BB: 0 P: 9	R: 0 E: 0 K: 1 S: 6	H: 1 LOB: 1 BB: 1 P: 10	R: 0 E: 0 K: 0 S: 3	H: 0 LOB: 0 BB: 0 P: 3	R: 0 E: 0 K: 0 S: 3	H: 0 LOB: 0 BB: 0 P: 3	R: 0 E: 0 K: 1 S: 5	H: 1 LOB: 2 BB: 1 P: 10	R: 0 E: 0 K: 0 S: 4	H: 1 LOB: 1 BB: 0 P: 4	1B: 6 2B: 2 3B: 0 HR: 0	SF: 0 SAC: 1 DP: 0 HBP: 0	WP: 0 PA: 41	
<b>PITCHER</b>	IP WLS BF H R ER SO	IP WLS BF H R ER SO	IP WLS BF H R ER SO	IP WLS BF H R ER SO	IP WLS BF H R ER SO	IP WLS BF H R ER SO	IP WLS BF H R ER SO	IP WLS BF H R ER SO	IP WLS BF H R ER SO	IP WLS BF H R ER SO	IP WLS BF H R ER SO	IP WLS BF H R ER SO	IP WLS BF H R ER SO	IP WLS BF H R ER SO	IP WLS BF H R ER SO	IP WLS BF H R ER SO	ERA WHIP	ERA WHIP		
34 Jake Arrieta, R ERA: 1.56 38 Luis Ayala, R ERA: 2.25 40 Troy Patton, L ERA: 2.7	6.0 2.0 2.0	27 6 8	6 0 2	0 0 0	0 0 1	9 0 0	2 0 1	0 0 0	0 0 0	0 0 0	0 0 0	0 0 0	0 0 0	0 0 0	0 0 0	0 0 0	0 0 0	0.00 0.000 0.000	1.333 0.000 1.500	

Pittsburgh Pirates @ Baltimore Orioles  
Ed Smith Stadium, Sarasota, FL  
Thu Mar 21 2013, 7:09 PM - 10:00 PM EDT  
Att: 6,000 - Clear - 63 F


AB 37  
R 0  
H 8  
RBI 0  
BB 3  
SO 10  
LOB 25



Batter	1	2	3	4	5	6	7	8	9	10	AB	R	H	RBI	BB	SO	LOB	BOTTOM	
1 Brian Roberts, S OBP: 0.395, SLG: 0.487 37 Jonathan Schoop, R OBP: 0.667, SLG: 0.500	0-0 P5		1-3 K			0-3 K			0-3 K		3	0	0	0	0	2	1		
13 Manny Machado, R OBP: 0.395, SLG: 0.381 60 Chris Dickerson, L OBP: 0.429, SLG: 0.448	0-0 32 CS 1B		0-0 1B		0-0 F9		0-0 G4-3		0-0 G4-3		3	0	2	0	0	0	0		
10 Adam Jones, R OBP: 0.176, SLG: 0.133 58 Yamaico Navarro, R OBP: 0.441, SLG: 0.407	0-0 F8		0-0 F9		0-0 F9		4-0 32 WP BB		4-0 3 BB BB		2	0	0	0	1	0	2		
32 Matt Wieters, S OBP: 0.405, SLG: 0.793 3 Ryan Flaherty, L OBP: 0.366, SLG: 0.611	0-1 CS	0-0 F8	0-0 G5-4-3		0-0 G5-4-3		1-3 K		0-0 E6		3	0	0	0	0	1	2		
2 J.J. Hardy, R OBP: 0.197, SLG: 0.281 63 Chris Robinson, R OBP: 0.364, SLG: 0.300		0-0 G6-3		1-2 K		0-3 K		0-0 G1-3		0-0 G1-3		3	0	0	0	1	1		
19 Chris Davis, L OBP: 0.333, SLG: 0.486 25 Travvon Robinson, S OBP: 0.306, SLG: 0.526		0-0 F7		0-3 K		0-3 K		0-0 P6		0-0 F8		3	0	0	0	0	0		
14 Nolan Reimold, R OBP: 0.297, SLG: 0.588 28 Steve Pearce, R OBP: 0.429, SLG: 0.867			0-0 F9		0-0 G5-3		0-0 F8		0-0 F8		3	0	0	0	0	0	0		
6 Russ Canzler, R OBP: 0.303, SLG: 0.233 36 Conor Jackson, R OBP: 0.390, SLG: 0.667			0-3 K		0-0 G3-1		0-0 F8		0-0 P3		3	0	1	0	0	1	0		
51 Lew Ford, R OBP: 0.514, SLG: 0.742 45 Travis Ishikawa, L OBP: 0.226, SLG: 0.207			4-0 1 WP BB		0-0 P4		0-0 G1-3		0-0 G1-3		2	0	0	0	1	0	1		
<b>Inning Stats</b>	R: 0 E: 0 K: 0 S: 4	H: 1 LOB: 0 BB: 0 P: 4	R: 0 E: 0 K: 0 S: 3	H: 0 LOB: 0 BB: 0 P: 3	R: 0 E: 0 K: 2 S: 7	H: 1 LOB: 0 BB: 0 P: 3	R: 0 E: 0 K: 1 S: 5	H: 0 LOB: 1 BB: 1 P: 10	R: 0 E: 0 K: 0 S: 4	H: 1 LOB: 1 BB: 0 P: 4	R: 0 E: 1 K: 1 S: 6	H: 1 LOB: 2 BB: 1 P: 10	R: 0 E: 0 K: 0 S: 3	H: 0 LOB: 0 BB: 0 P: 3	1B: 4 2B: 0 3B: 0 HR: 0	SF: 0 SAC: 0 DP: 1 HBP: 0	WP: 2 PA: 36		
<b>PITCHER</b>	IP WLS BF H R ER SO	IP WLS BF H R ER SO	IP WLS BF H R ER SO	IP WLS BF H R ER SO	IP WLS BF H R ER SO	IP WLS BF H R ER SO	IP WLS BF H R ER SO	IP WLS BF H R ER SO	IP WLS BF H R ER SO	IP WLS BF H R ER SO	IP WLS BF H R ER SO	IP WLS BF H R ER SO	IP WLS BF H R ER SO	IP WLS BF H R ER SO	IP WLS BF H R ER SO	IP WLS BF H R ER SO	ERA WHIP	ERA WHIP	
36 Jonathan Sánchez, L ERA: 4.73 69 Ryan Reid, R ERA: 63 Chris Leroux, R ERA: 37 Justin Wilson, L ERA: 0.75	5.0 2.0 1.0 2.0	16 7 4 8	2 0 1 1	0 0 0 0	0 2 0 0	0 0 0 0	0 1 0 0	0 0 0 0	0 0 0 0	0 0 0 0	0 0 0 0	0 0 0 0	0 0 0 0	0 0 0 0	0 0 0 0	0 0 0 0	0 0 0 0	0.600 0.500 1.000 1.000	

Pittsburgh Pirates @ Baltimore Orioles  
Ed Smith Stadium, Sarasota, FL  
Thu Mar 21 2013, 7:09 PM - 10:00 PM EDT  
Att: 6,000 - Clear - 63 F

AB 32  
R 0  
H 4  
RBI 0  
BB 3  
SO 7  
LOB 9





Batter	1	2	3	4	5	6	7	8	9	AB	R	H	RBI	BB	SO	LOB	TOP					
12 Alexi Casilla, S (1,4) 76 Luis Martinez, R (6,2)	K	F7				K		F9		4	0	1	0	0	2	3						
25 Trayvon Robinson, S (1,7) 28 Steve Pearce, R (6,7)	2B		B1-3			1B		HR	F7	3	0	2	0	0	0	0						
3 Ryan Flaherty, L (1,5) 58 Yamaico Navarro, R (6,5)	K		G3			G4-6-3		E5	G6-3	3	0	0	0	0	1	3						
24 Wilson Betemit, S (1,3) 45 Travis Ishikawa, L (7,3)	BB		K			F7		FC9-6	1B	3	0	0	0	1	1	2						
36 Conor Jackson, R (1,10)	L5					G5-3		G5-3	P6	5	0	0	0	0	0	4						
72 Jason Pridie, L (1,9) 6 Russ Canzler, R (6,9)		K				F8		31 E	1B	3	1	1	0	0	1	0						
31 Taylor Teagarden, R (1,2) 51 Lew Ford, R (6,PR)						L6		E4	F8	3	0	2	0	0	0	0						
60 Chris Dickerson, L (1,8) 81 Buck Britton, L (6,4)		FC4-6						F9		3	1	1	0	0	0	2						
37 Jonathan Schoop, R (1,6)									G6-3	4	2	3	3	0	0	1						
<b>Inning Stats</b>	R: 0 E: 0 K: 2 S: 8	H: 1 LOB: 2 BB: 1 P: 12	R: 0 E: 0 K: 1 S: 9	H: 2 LOB: 2 BB: 0 P: 9	R: 0 E: 0 K: 1 S: 5	H: 0 LOB: 0 BB: 0 P: 5	R: 0 E: 0 K: 0 S: 3	H: 0 LOB: 0 BB: 0 P: 3	R: 2 E: 0 K: 0 S: 6	H: 4 LOB: 1 BB: 0 P: 6	R: 3 E: 1 K: 1 S: 8	H: 3 LOB: 1 BB: 0 P: 8	R: 1 E: 1 K: 0 S: 6	H: 2 LOB: 2 BB: 0 P: 7	R: 0 E: 0 K: 0 S: 3	H: 1 LOB: 0 BB: 0 P: 3	R: 0 E: 0 K: 0 S: 4	H: 1 LOB: 1 BB: 0 P: 4	1B: 9 2B: 3 3B: 0 HR: 2	SF: 0 SAC: 0 DP: 2 HBP: 0	WP: 0 PB: 0 SB: 1 CS: 0	PA: 41
<b>PITCHER</b>	IP WLS BF H R ER SO BB IBB HBP BLK WP HR S P ERA WHIP																					
34 Jeff Niemann, R (1,1) 27 Cesar Ramos, L (7,1) 43 Kyle Farnsworth, R (8,1) 47 Brandon Gomes, R (9,1)	6.0 L 28 10 5 5 5 1 0 0 0 0 0 1 39 43 7.50 1.833																					

Baltimore Orioles @ Tampa Bay Rays  
Charlotte Sports Park, Port Charlotte, FL  
Fri Mar 22 2013, 1:08 PM - 3:37 PM EDT  
Att. 3,872 - Overcast - 72 F

AB 40  
R 6  
H 14  
RBI 4  
BB 1  
SO 5  
LOB 17



Batter	1	2	3	4	5	6	7	8	9	AB	R	H	RBI	BB	SO	LOB	BOTTOM					
1 Sean Rodriguez, R (1,4) 54 Robby Price, L (9,4)	K							F9		3	1	0	0	1	1	0						
7 Mike Fontenot, L (1,7) 24 Rich Thompson, L (7,7)	F8									2	1	0	0	1	0	0						
3 Evan Longoria, R (1,5) 68 Shawn O'Malley, S (7,6)	G6-3									3	0	1	3	0	1	0						
86 Leslie Anderson, L (1,9) 2 Riccio Torrez, R (7,5)	P6									3	0	0	0	0	0	1						
11 Yunel Escobar, R (1,6) 33 Jake DePew, R (7,2)	F9									3	0	0	0	0	0	0						
21 James Loney, L (1,3) 7 Vince Belnome, L (8,3)	G3-1									3	0	0	0	0	1	0						
28 José Molina, R (1,2) 25 Drew Vetteson, L (7,9)										2	0	1	0	0	0	0						
15 Jack Cust, L (1,10)										3	0	0	0	0	2	1						
66 Jason Bourgeois, R (1,8)										2	1	0	0	1	0	0						
<b>Inning Stats</b>	R: 0 E: 0 K: 1 S: 5	H: 0 LOB: 0 BB: 0 P: 5	R: 0 E: 0 K: 0 S: 3	H: 0 LOB: 0 BB: 0 P: 3	R: 3 E: 0 K: 1 S: 6	H: 1 LOB: 1 BB: 3 P: 18	R: 0 E: 0 K: 0 S: 4	H: 1 LOB: 1 BB: 0 P: 4	R: 0 E: 0 K: 0 S: 3	H: 0 LOB: 0 BB: 0 P: 3	R: 0 E: 0 K: 1 S: 5	H: 0 LOB: 0 BB: 0 P: 5	R: 0 E: 0 K: 2 S: 7	H: 0 LOB: 0 BB: 0 P: 7	R: 0 E: 0 K: 0 S: 4	H: 1 LOB: 1 BB: 0 P: 5	R: 0 E: 0 K: 0 S: 3	H: 1 LOB: 0 BB: 0 P: 3	1B: 3 2B: 2 3B: 0 HR: 0	SF: 0 SAC: 0 DP: 1 HBP: 0	WP: 0 PB: 0 SB: 1 CS: 0	PA: 33
<b>PITCHER</b>	IP WLS BF H R ER SO BB IBB HBP BLK WP HR S P ERA WHIP																					
52 Steve Johnson, R (1,1) 48 Jair Jurrjens, R (5,1)	4.0 W 16 2 0 0 3 0 0 0 0 0 0 0 22 23 0.00 0.400																					

Baltimore Orioles @ Tampa Bay Rays  
Charlotte Sports Park, Port Charlotte, FL  
Fri Mar 22 2013, 1:08 PM - 3:37 PM EDT  
Att. 3,872 - Overcast - 72 F

AB 30  
R 3  
H 4  
RBI 3  
BB 3  
SO 5  
LOB 4























Batter	1	2	3	4	5	6	7	8	9	AB	R	H	RBI	BB	SO	LOB	TOP									
11 Brett Gardner, L (1, 8) OBP: 0.386, SLG: 0.371 92 Mason Williams, L (6, 8) OBP: 0.500, SLG: 1.000										4	0	1	0	0	2	3	<b>New York Yankees @ Baltimore Orioles</b> <b>Ed Smith Stadium, Sarasota, FL</b> Wed Mar 27 2013, 7:07 PM - 10:35 PM EDT Att: 8,660 - Clear - 58 F <a href="http://livebaseballscorecards.com">livebaseballscorecards.com</a>									
26 Eduardo Núñez, R (1, 6) OBP: 0.373, SLG: 0.362 85 Gil Velazquez, R (7, PH) OBP: 0.355, SLG: 0.259										3	1	2	1	1	0	1										
55 Lyle Overbay, L (1, 3) OBP: 0.327, SLG: 0.340										5	0	2	0	0	0	3										
22 Brennan Boesch, L (1, 9) OBP: 0.229, SLG: 0.313 63 Melky Mesa, R (7, 9) OBP: 0.271, SLG: 0.400										4	1	1	2	0	0	5										
40 Ben Francisco, R (1, 7) OBP: 0.418, SLG: 0.688 Ramón Flores, L (7, 7) OBP: 0.400, SLG: 0.250										4	1	2	1	0	0	3										
17 Jayson Nix, R (1, 4) OBP: 0.288, SLG: 0.235 93 Walter Ibarra, S (7, PR) OBP: 0.400, SLG: 0.368										3	2	1	0	1	1	1										
60 Thomas Neal, R (1, 10) OBP: 0.360, SLG: 0.409										3	2	1	0	2	1	1										
96 Addison Maruszak, R (1, 5) OBP: 0.200, SLG: 0.300 99 Kevin Mahoney, L (6, 5)										4	1	1	2	0	0	3										
45 Bobby Wilson, R (1, 2) OBP: 0.222, SLG: 0.208 83 Kyle Higashioka, R (6, 2) OBP: 0.400, SLG: 0.250										2	1	1	2	1	0	2										
<b>Inning Stats</b>	R: 0 E: 0 K: 0 S: 4	H: 1 LOB: 2 P: 8	R: 3 E: 2 K: 0 S: 8	H: 4 LOB: 2 BB: 0 P: 8	R: 0 E: 0 K: 2 S: 7	H: 1 LOB: 0 BB: 0 P: 7	R: 0 E: 0 K: 1 S: 5	H: 0 LOB: 1 BB: 1 P: 10	R: 0 E: 0 K: 0 S: 3	H: 1 LOB: 0 BB: 0 P: 3	R: 1 E: 0 K: 1 S: 5	H: 0 LOB: 1 BB: 2 P: 14	R: 6 E: 1 K: 1 S: 13	H: 6 LOB: 1 BB: 1 P: 20	R: 1 E: 1 K: 0 S: 5	H: 2 LOB: 1 BB: 0 P: 6		R: 0 E: 1 K: 1 S: 6	H: 0 LOB: 1 BB: 0 P: 6	1B: 10 2B: 4 3B: 0 HR: 2	SF: 1 SAC: 0 DP: 2 HBP: 0	WP: 3 PB: 1 SB: 2 CS: 1	PA: 47			
<b>PITCHER</b>	IP	WLS	BF	H	R	ER	SO	BB	IBB	HBP	BLK	WP	HR	S	P	ERA	WHIP									
48 Jair Jurrjens, R (1, 1) ERA: 4.91 29 Tommy Hunter, R (2, 1) ERA: 4.38 61 Adam Russell, R (3, 1) ERA: 5.59 40 Troy Patton, L (4, 1) ERA: 6.17 27 Mark Hendrickson, L (5, 1) ERA: 2.38	1.0	7	2	2	1	0	0	1	0	0	0	0	0	6	10	9.00	3.000									
91 Chris Petrin, L (7, 1) ERA: 9.0 85 Andy Loomis, L (7, 1) ERA: 6.75 Zech Zinicola, R (9, 1) ERA:	0.2	9	6	6	6	0	0	1	0	0	0	0	2	2	10	17	81.00	10.500								
	1.1	6	2	1	1	1	0	0	0	0	0	0	1	0	8	9	6.75	1.500								
	1.0	4	0	0	0	1	0	0	0	0	0	0	0	0	6	6	0.00	0.000								

Batter	1	2	3	4	5	6	7	8	9	AB	R	H	RBI	BB	SO	LOB	BOTTOM								
21 Nick Markakis, L (1, 9) OBP: 0.286, SLG: 0.286 69 Niuman Romero, S (7, PR) OBP: 0.357, SLG: 0.308										4	0	2	2	0	0	0	<b>New York Yankees @ Baltimore Orioles</b> <b>Ed Smith Stadium, Sarasota, FL</b> Wed Mar 27 2013, 7:07 PM - 10:35 PM EDT Att: 8,660 - Clear - 58 F <a href="http://livebaseballscorecards.com">livebaseballscorecards.com</a>								
1 Brian Roberts, S (1, 4) OBP: 0.398, SLG: 0.442 81 Buck Britton, L (7, PR) OBP: 0.250, SLG: 0.214										4	0	1	1	0	2	2									
10 Adam Jones, R (1, 8) OBP: 0.290, SLG: 0.464 36 Conor Jackson, R (6, 9) OBP: 0.340, SLG: 0.549										4	0	1	0	0	3	4									
32 Matt Wieters, S (1, 2) OBP: 0.353, SLG: 0.805 31 Taylor Teagarden, R (7, 2) OBP: 0.407, SLG: 0.560										3	0	0	0	0	3	1									
19 Chris Davis, L (1, 3) OBP: 0.302, SLG: 0.412 60 Chris Dickerson, L (6, 8) OBP: 0.409, SLG: 0.514 88 Mike Chimman, R (6, 3)										4	0	0	0	0	1	1									
2 J.J. Hardy, R (1, 10) OBP: 0.240, SLG: 0.432										3	1	0	0	1	2	0									
9 Nate McLouth, L (1, 7) OBP: 0.553 86 Kyle Hudson, L (6, 7) OBP: 1.000, SLG: 1.000										3	2	2	2	0	0	0									
13 Manny Machado, R (1, 5) OBP: 0.357, SLG: 0.327 3 Ryan Flaherty, L (6, 4) OBP: 0.321, SLG: 0.490										3	1	1	0	0	0	1									
12 Alexi Casilla, S (1, 6) OBP: 0.346, SLG: 0.347 28 Steve Pearce, R (6, 3) OBP: 0.413, SLG: 0.878										2	1	1	0	1	0	0									
<b>Inning Stats</b>	R: 0 E: 0 K: 1 S: 6	H: 1 LOB: 1 P: 6	R: 0 E: 0 K: 2 S: 7	H: 0 LOB: 0 BB: 0 P: 7	R: 0 E: 0 K: 3 S: 9	H: 0 LOB: 0 BB: 0 P: 9	R: 3 E: 0 K: 2 S: 12	H: 3 LOB: 2 BB: 2 P: 22	R: 0 E: 0 K: 1 S: 5	H: 0 LOB: 0 BB: 0 P: 5	R: 5 E: 0 K: 1 S: 11	H: 5 LOB: 1 BB: 0 P: 12	R: 0 E: 0 K: 2 S: 8	H: 1 LOB: 1 BB: 0 P: 8	R: 0 E: 0 K: 1 S: 5	H: 0 LOB: 0 BB: 0 P: 5		1B: 8 2B: 0 3B: 0 HR: 2	SF: 0 SAC: 0 DP: 0 HBP: 0	WP: 0 PB: 0 SB: 0 CS: 0	PA: 39				
<b>PITCHER</b>	IP	WLS	BF	H	R	ER	SO	BB	IBB	HBP	BLK	WP	HR	S	P	ERA	WHIP								
41 David Phelps, R (1, 1) ERA: 4.18 53 Josh Spence, L (6, 1) ERA: 2.16 99 Branden Pinder, R (7, 1) ERA: 7.0 88 Juan Cedeno, L (7, 1) ERA: 2.45 90 Nick Goody, R (8, 1) ERA:	1.0	22	4	3	3	9	0	2	0	0	0	0	0	3	3	5.06	1.125								
89 Preston Claiborne, R (9, 1) ERA: 0.84	1.0	3	0	0	0	1	0	0	0	0	0	0	0	5	5	0.00	0.000								



Batter	1	2	3	4	5	6	7	8	9	10	AB	R	H	RBI	BB	SO	LOB	TOP				
8 Desmond Jennings, R (1, 10) OBP: 0.441, SLG: 0.414	0-1 G4-3 1B	0-0 1B			0-0 1B		0-0 1B			0-0 G1-3 1B	5	1	4	0	0	0	1	<b>Tampa Bay Rays @ Baltimore Orioles</b> Ed Smith Stadium, Sarasota, FL Thu Mar 28 2013, 7:08 PM - 9:59 PM EDT Att: 7,839 - Clear - 64 F  livebaseballscorecards.com  AB 37 R 4 H 9 RBI 4 BB 4 SO 8 LOB 18  				
5 Sam Fuld, L (1, 8) OBP: 0.235, SLG: 0.353	1-0 G4-3		0-0 1B		0-3 K		0-0 G5-3			0-0 G1-3	3	0	1	0	0	1	2					
1 Sean Rodriguez, R (6, 8) OBP: 0.246, SLG: 0.351	1-3 G4-3		0-0 1B		0-3 K		0-0 G5-3			0-0 G1-3	2	0	0	0	0	0	3					
18 Ben Zobrist, S (1, 9) OBP: 0.340, SLG: 0.432	4-0 1B		0-0 1B		0-0 G3		0-0 G4-3			0-3 K	3	1	0	0	1	0	2					
Ben Kline, R (10, 9)	3 1B 20 G3 BB		0-0 1B		0-0 K		0-0 G4-3			0-3 K	1	0	0	0	0	1	2					
3 Evan Longoria, R (1, 5) OBP: 0.463, SLG: 0.696	0-0 1B		0-3 K		0-3 K		3-2 HR		4-0 BB	4-0 IBB	3	2	2	2	2	1	1					
63 Craig Albernaz, R (10, PR) OBP: 0.333, SLG: 0.333	1-3 1B		0-0 1B		0-3 K		0-0 K		0-0 L4-3 BB	0-3 K	0	0	0	0	0	0	0					
20 Matt Joyce, L (1, 7) OBP: 0.333, SLG: 0.333	0-0 G3		0-0 F7		0-0 K		0-0 G6-3			0-3 K	3	0	0	1	0	1	2					
19 Ryan Roberts, R (6, 4) OBP: 0.213, SLG: 0.351	1-2 G3		0-0 F7		0-0 K		0-0 G6-3			0-3 K	2	0	0	0	0	1	4					
11 Yunel Escobar, R (1, 6) OBP: 0.322, SLG: 0.436	3-H 1B		0-0 F8		0-0 G5-3		0-0 G6-3			0-0 G4-3	3	0	1	1	0	0	0					
80 Taylor Motter, R (6, 6)	2-H 1B		0-0 F8		0-0 F7		0-0 G4-3			0-0 G5-3	1	0	0	0	0	1	0					
21 James Loney, L (1, 3) OBP: 0.273, SLG: 0.255	0-0 F8		0-0 K		0-0 F7		0-0 G4-3			0-0 G4-3	4	0	0	0	0	0	1					
59 Jose Lobaton, S (1, 2) OBP: 0.255, SLG: 0.261		0-3 K		0-0 K		0-0 F7		0-0 G6-3		0-0 G4-3	4	0	0	0	0	1	0					
2 Kelly Johnson, L (1, 4) OBP: 0.302, SLG: 0.157		0-3 K		0-0 F8		0-0 F8		4-0 BB		0-0 G1-3 1B	3	0	1	0	1	1	0					
<b>Inning Stats</b>	R: 3 E: 0 K: 0 S: 7	H: 3 LOB: 1 BB: 1 P: 12	R: 0 E: 0 K: 2 S: 7	H: 1 LOB: 1 BB: 0 P: 7	R: 0 E: 0 K: 1 S: 6	H: 1 LOB: 1 BB: 0 P: 6	R: 0 E: 0 K: 0 S: 3	H: 0 LOB: 0 BB: 0 P: 3	R: 0 E: 0 K: 1 S: 6	H: 1 LOB: 1 BB: 0 P: 6	R: 1 E: 0 K: 1 S: 8	H: 1 LOB: 0 BB: 0 P: 11	R: 0 E: 0 K: 0 S: 3	H: 0 LOB: 0 BB: 1 P: 7	R: 0 E: 0 K: 1 S: 5	H: 0 LOB: 0 BB: 0 P: 6	R: 0 E: 0 K: 2 S: 9	H: 2 LOB: 3 BB: 1 P: 13	1B: 8 2B: 1 3B: 0 HR: 1	SF: 0 SAC: 0 DP: 1 HBP: 0	WP: 0 PB: 0 SB: 1 CS: 0	PA: 41
<b>PITCHER</b>	IP WLS BF H R ER SO BB IBB HBP BLK WP HR S P ERA WHIP	93 Jesse Beal, R (1, 1) ERA: 27.0	40 Troy Patton, L (2, 1) ERA: 5.68	38 Luis Ayala, R (3, 1) ERA: 1.29	55 Daniel Schlereth, L (5, 1) ERA: 10.29	92 Tim Lincecum, R (6, 1) ERA: 9.0	<b>PITCHER</b>	IP WLS BF H R ER SO BB IBB HBP BLK WP HR S P ERA WHIP	47 Pedro Strop, R (9, 1) ERA: 3.86	Jason Gurka, L (7, 1) ERA: 27.0	Zech Zircicola, R (8, 1) ERA: 1.0	47 Pedro Strop, R (9, 1) ERA: 3.86	1.0 3 0 0 0 0 1 0 0 0 0 0 0 2 6 0.00 1.000	2.0 9 2 0 0 0 3 0 1 0 0 0 0 0 14 18 0.00 1.000								

Batter	1	2	3	4	5	6	7	8	9	10	AB	R	H	RBI	BB	SO	LOB	BOTTOM						
21 Nick Markakis, L (1, 9) OBP: 0.240, SLG: 0.240	0-0 P5		0-0 G5-3		0-0 FC4-6			0-0 F7		0-3 K	4	0	0	0	0	0	1	<b>Tampa Bay Rays @ Baltimore Orioles</b> Ed Smith Stadium, Sarasota, FL Thu Mar 28 2013, 7:08 PM - 9:59 PM EDT Att: 7,839 - Clear - 64 F  livebaseballscorecards.com  AB 34 R 4 H 7 RBI 4 BB 3 SO 7 LOB 10  						
3 Ryan Flaherty, L (9, 9) OBP: 0.316, SLG: 0.480	0-0 P5		0-0 G5-3		1-2 FC4-6			0-3 K		0-3 K	1	0	0	0	0	1	1							
13 Manny Machado, R (1, 5) OBP: 0.398, SLG: 0.346	0-0 G3			0-0 L3		0-0 2B		0-3 K		0-3 K	3	1	1	0	0	0	0							
36 Conor Jackson, R (8, 3) OBP: 0.327, SLG: 0.528	0-0 G3			0-3 K		0-0 2B		0-0 P5			3	1	1	1	0	1	0							
10 Adam Jones, R (1, 8) OBP: 0.294, SLG: 0.484	0-0 F8			0-0 K		0-0 2B		0-0 P5			1	0	0	0	0	0	0							
32 Matt Wieters, S (1, 2) OBP: 0.449, SLG: 0.767		0-0 G1-3		0-0 BB		0-0 2B		4-0 BB		0-0 BB	2	0	0	0	1	0	1							
31 Taylor Teagarden, R (8, 2) OBP: 0.429, SLG: 0.560		0-0 G1-3		0-0 P1		0-0 2B		0-0 BB		0-0 BB	0	1	0	0	1	0	0							
19 Chris Davis, L (1, 3) OBP: 0.266, SLG: 0.389		0-0 G3		0-0 P1		0-0 2B		0-0 P5		0-0 BB	3	0	0	1	0	0	1							
Glynn Davis, R (8, 7) OBP: 0.250, SLG: 0.500		0-0 G3		0-0 P1		0-0 2B		0-0 P5		0-0 BB	1	0	1	0	0	0	0							
2 J.J. Hardy, R (1, 6) OBP: 0.264, SLG: 0.468		0-0 1B		0-0 P1		0-0 2B		0-0 P5		0-0 BB	3	1	2	0	0	0	0							
81 Buck Britton, L (8, 5) OBP: 0.235, SLG: 0.200		0-0 1B		0-0 P1		1-3 2B		0-0 P6		0-0 BB	1	0	1	1	0	0	0							
14 Nolan Reimold, R (1, 7) OBP: 0.300, SLG: 0.543		0-3 K		0-0 K		0-0 2B		0-0 P6		0-0 BB	3	0	0	0	0	2	2							
86 Kyle Hudson, L (8, 8) OBP: 1.000, SLG: 1.000		0-3 K		0-0 K		1-3 2B		0-0 P6		0-0 BB	1	0	1	1	0	0	0							
28 Steve Pearce, R (1, 10) OBP: 0.380, SLG: 0.818		0-3 K		0-0 K		0-0 2B		0-0 P6		1-2 1B	3	0	0	1	0	1	2							
1 Brian Roberts, S (1, 4) OBP: 0.367, SLG: 0.436		0-0 F8		0-0 K		0-0 2B		0-0 F7		0-0 G6-4-3	3	0	1	0	0	0	0							
69 Niuman Romero, S (8, 6) OBP: 0.400, SLG: 0.308		0-0 F8		0-0 K		0-0 2B		0-0 F7		0-0 G6-4-3	0	0	0	0	1	0	0							
<b>Inning Stats</b>	R: 0 E: 0 K: 0 S: 3	H: 0 LOB: 0 BB: 0 P: 3	R: 0 E: 0 K: 1 S: 6	H: 1 LOB: 1 BB: 0 P: 6	R: 0 E: 0 K: 1 S: 5	H: 0 LOB: 0 BB: 0 P: 5	R: 0 E: 0 K: 1 S: 5	H: 0 LOB: 1 BB: 1 P: 9	R: 1 E: 0 K: 1 S: 7	H: 2 LOB: 1 BB: 0 P: 8	R: 2 E: 0 K: 0 S: 5	H: 2 LOB: 0 BB: 0 P: 5	R: 0 E: 0 K: 0 S: 3	H: 0 LOB: 0 BB: 1 P: 3	R: 0 E: 0 K: 1 S: 5	H: 0 LOB: 0 BB: 0 P: 5	R: 1 E: 0 K: 0 S: 4	H: 2 LOB: 1 BB: 1 P: 8	R: 0 E: 0 K: 2 S: 6	H: 0 LOB: 0 BB: 1 P: 10	1B: 3 2B: 4 3B: 0 HR: 0	SF: 1 SAC: 0 DP: 1 HBP: 0	WP: 0 PB: 1 SB: 0 CS: 1	PA: 38
<b>PITCHER</b>	IP WLS BF H R ER SO BB IBB HBP BLK WP HR S P ERA WHIP	14 David Price, L (1, 1) ERA: 2.12	Frank De Los Santos, L (8, 1) ERA: 3.0	72 Will Inman, R (8, 1) ERA: 2.8	49 C.J. Riefenhauser, L (8, 1) ERA: 3.86	85 Juan Sandoval, R (8, 1) ERA: 5.75	<b>PITCHER</b>	IP WLS BF H R ER SO BB IBB HBP BLK WP HR S P ERA WHIP	71 Marquis Fleming, R (10, 1) ERA: 6.0	1.0 3 0 0 0 0 2 1 0 0 0 0 0 0 6 10 0.00 1.000														



Batter	1	2	3	4	5	6	7	8	9	AB	R	H	RBI	BB	SO	LOB	TOP																			
4 Collin Cowgill, R OBP: 0.378, SLG: 0.591 9 Kirk Nieuwenhuis, L OBP: 0.220, SLG: 0.089	F8		K			P6			G4-3	3	0	0	0	0	1	1																				
28 Daniel Murphy, L OBP: 0.300, SLG: 0.300 86 Danny Muno, S	G4-3			G4-3		F7			G1-4-3	3	0	0	0	0	0	0																				
5 David Wright, R OBP: 0.222, SLG: 0.222 19 Zach Lutz, R OBP: 0.378, SLG: 0.415	F8			G5-3		K			G6-3	3	0	0	0	0	1	0																				
29 Ike Davis, L OBP: 0.431, SLG: 0.455 76 Josh Satin, R OBP: 0.647, SLG: 0.636		G4-3		K			G4-3			2	0	0	0	0	1	0																				
6 Marlon Byrd, R OBP: 0.393, SLG: 0.571 23 Mike Baxter, L OBP: 0.348, SLG: 0.255		P6				44 F9 21 BB 11 SF9 1B	K			2	1	1	0	0	0	0																				
21 Lucas Duda, L OBP: 0.324, SLG: 0.571 90 Dustin Lawley, R OBP: 0.500, SLG: 1.000		G4-3					P4			1	0	0	0	1	0	0																				
44 John Buck, R OBP: 0.468, SLG: 0.579 20 Anthony Recker, R OBP: 0.344, SLG: 0.517			K			F9			K	2	0	0	0	0	1	2																				
11 Rubén Tejada, R OBP: 0.210, SLG: 0.192 82 Matt Reynolds, R OBP: 0.697, SLG: 1.000			F9			SF9			L5	1	0	0	1	0	0	0																				
1 Jordany Valdespin, L OBP: 0.361, SLG: 0.522 96 Armando Rodríguez, R (8, PH) OBP: 1.000, SLG: 1.000			E3						K	2	0	0	0	0	1	1																				
<b>Inning Stats</b>	R: 0 E: 0 K: 0 S: 3	H: 0 LOB: 0 BB: 0 P: 3	R: 0 E: 0 K: 0 S: 3	H: 0 LOB: 0 BB: 0 P: 3	R: 0 E: 1 K: 2 S: 8	H: 0 LOB: 1 BB: 0 P: 8	R: 0 E: 0 K: 1 S: 5	H: 0 LOB: 0 BB: 0 P: 5	R: 1 E: 0 K: 1 S: 6	H: 1 LOB: 1 BB: 1 P: 10	R: 0 E: 0 K: 1 S: 5	H: 0 LOB: 0 BB: 0 P: 5	R: 0 E: 0 K: 2 S: 7	H: 0 LOB: 0 BB: 0 P: 7	R: 0 E: 0 K: 0 S: 3	H: 0 LOB: 0 BB: 0 P: 3	1B: 1 2B: 0 3B: 0 HR: 0	SF: 1 SAC: 0 DP: 0 HBP: 0	WP: 0 PB: 0 SB: 0 CS: 0	PA: 30																
<b>PITCHER</b>	IP	WLS	BF	H	R	ER	SO	BB	IBB	HBP	BLK	WP	HR	S	P	ERA	WHIP	<b>PITCHER</b>		IP	WLS	BF	H	R	ER	SO	BB	IBB	HBP	BLK	WP	HR	S	P	ERA	WHIP
50 Miguel González, R ERA: 2.0	5.0	W	18	1	1	1	4	1	0	0	0	0	0	25	29	1.80	0.400	43 Jim Johnson, R ERA: 6.43		1.0		3	0	0	0	0	0	0	0	0	0	3	3	0.00	0.000	
17 Brian Matusz, L ERA: 4.05	1.0		3	0	0	0	1	0	0	0	0	0	0	5	5	0.00	0.000																			
27 Mark Hendrickson, L ERA: 2.05	1.0		3	0	0	0	1	0	0	0	0	0	0	5	5	0.00	0.000																			
56 Darren O'Day, R ERA:	0.2		2	0	0	0	1	0	0	0	0	0	0	4	4	0.00	0.000																			
45 Jairo Asencio, R ERA: 54.6	0.1		1	0	0	0	1	0	0	0	0	0	0	3	3	0.00	0.000																			

**New York Mets @ Baltimore Orioles**  
Ed Smith Stadium, Sarasota, FL  
Sat Mar 30 2013, 12:07 PM - 2:32 PM EDT  
Att: 7,642 - Sunny - 72 F

**AB 27**  
**R 1**  
**H 1**  
**RBI 1**  
**BB 1**  
**SO 7**  
**LOB 4**



Batter	1	2	3	4	5	6	7	8	9	AB	R	H	RBI	BB	SO	LOB	BOTTOM																			
9 Nate McLouth, L OBP: 0.370, SLG: 0.680 31 Taylor Teagarden, R OBP: 0.400, SLG: 0.919	G3					K				3	2	2	2	0	0	0																				
13 Manny Machado, R OBP: 0.349, SLG: 0.357 81 Buck Britton, L OBP: 0.222, SLG: 0.188	G5-3		HR			K			K	4	1	1	0	0	1	1																				
21 Nick Markakis, L OBP: 0.241, SLG: 0.241 John Ruettiger, L	F7		2B			K			P6	1	0	0	0	0	2																					
32 Matt Wieters, S OBP: 0.462, SLG: 0.756 86 Kyle Hudson, L OBP: 0.800, SLG: 0.800	G4-3		2B			K				2	0	1	1	1	0	0																				
19 Chris Davis, L OBP: 0.305, SLG: 0.456 45 Travis Ishikawa, L OBP: 0.316, SLG: 0.286		G4-3				FC4-6				1	1	0	0	0	0	1																				
2 J.J. Hardy, R OBP: 0.288, SLG: 0.460 3 Ryan Flaherty, L OBP: 0.310, SLG: 0.471			1B			F7				3	2	2	2	0	1	1																				
14 Nolan Reimold, R OBP: 0.241, SLG: 0.531 Glynn Davis, R OBP: 0.250, SLG: 0.500			1B			HR				1	0	0	0	0	1																					
28 Steve Pearce, R OBP: 0.377, SLG: 0.851 Travis Adair, L						G6-3				3	0	1	0	0	1	2																				
1 Brian Roberts, S OBP: 0.365, SLG: 0.431 12 Alexi Casilla, S OBP: 0.352, SLG: 0.353										1	0	0	0	0	0	0																				
<b>Inning Stats</b>	R: 0 E: 0 K: 0 S: 3	H: 3 LOB: 2 BB: 0 P: 8	R: 2 E: 0 K: 2 S: 10	H: 3 LOB: 1 BB: 0 P: 12	R: 0 E: 0 K: 1 S: 5	H: 0 LOB: 0 BB: 0 P: 5	R: 3 E: 0 K: 0 S: 7	H: 2 LOB: 1 BB: 1 P: 15	R: 1 E: 0 K: 2 S: 11	H: 2 LOB: 1 BB: 0 P: 12	R: 0 E: 0 K: 1 S: 6	H: 1 LOB: 1 BB: 0 P: 6	R: 0 E: 0 K: 1 S: 6	H: 1 LOB: 2 BB: 1 P: 10	1B: 7 2B: 1 3B: 0 HR: 4	SF: 0 SAC: 0 DP: 0 HBP: 0	WP: 0 PB: 0 SB: 0 CS: 0	PA: 38																		
<b>PITCHER</b>	IP	WLS	BF	H	R	ER	SO	BB	IBB	HBP	BLK	WP	HR	S	P	ERA	WHIP	<b>PITCHER</b>		IP	WLS	BF	H	R	ER	SO	BB	IBB	HBP	BLK	WP	HR	S	P	ERA	WHIP
35 Dillon Gee, R ERA: 5.87	4.0	L	18	6	3	3	4	1	0	0	0	0	3	18	27	18.00	2.500	53 Jeremy Hefner, R ERA: 4.02		1.0		4	1	0	0	1	0	0	0	0	6	6	0.00	1.000		
66 Josh Edgin, L ERA: 2.84	1.0		4	1	0	0	1	0	0	0	0	0	0	6	6	0.00	1.000	27 Jeury's Familia, R ERA: 2.03		1.0		5	1	0	0	1	1	0	0	0	6	10	0.00	2.000		

**New York Mets @ Baltimore Orioles**  
Ed Smith Stadium, Sarasota, FL  
Sat Mar 30 2013, 12:07 PM - 2:32 PM EDT  
Att: 7,642 - Sunny - 72 F


**AB 36**  
**R 7**  
**H 12**  
**RBI 7**  
**BB 2**  
**SO 8**  
**LOB 18**










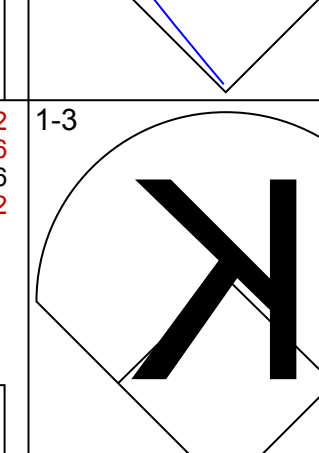
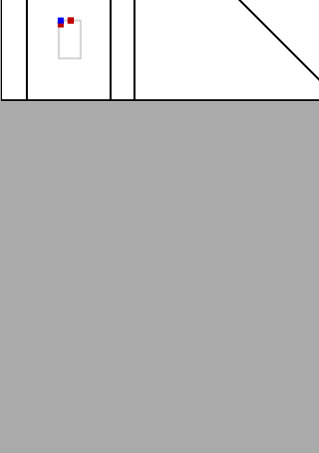
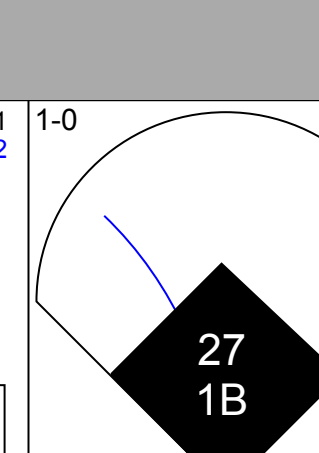

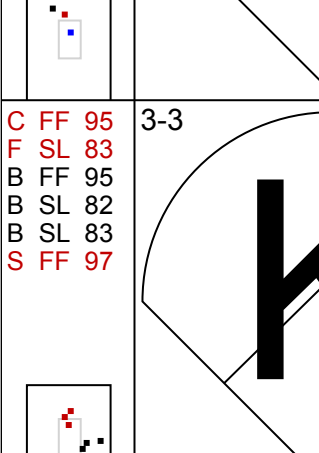


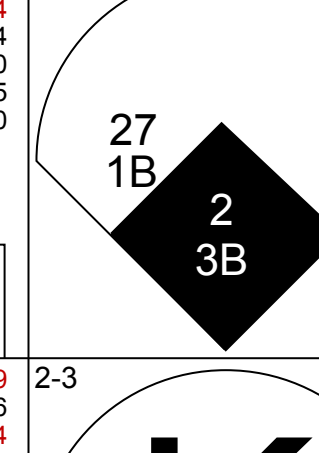
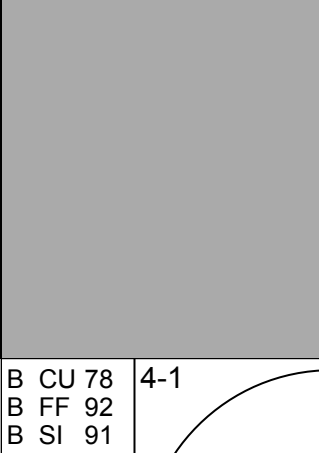


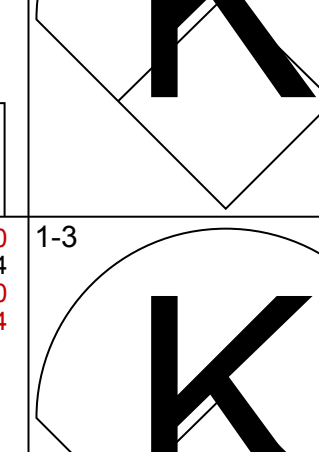

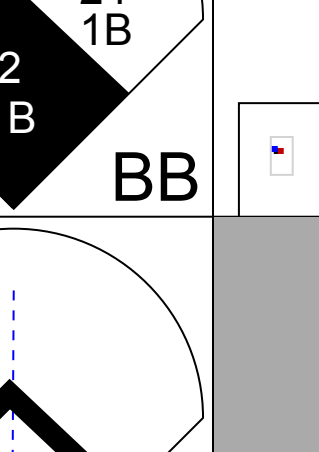

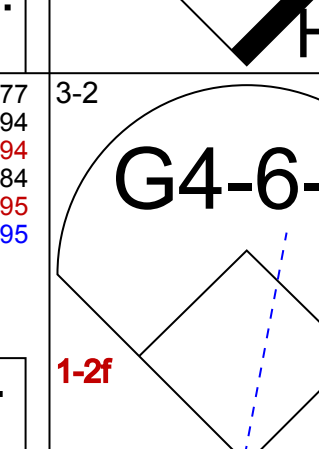
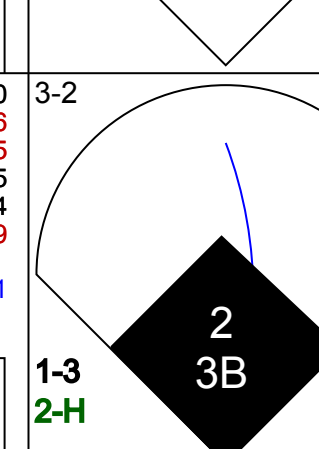

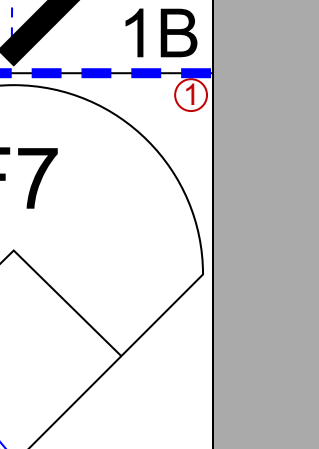

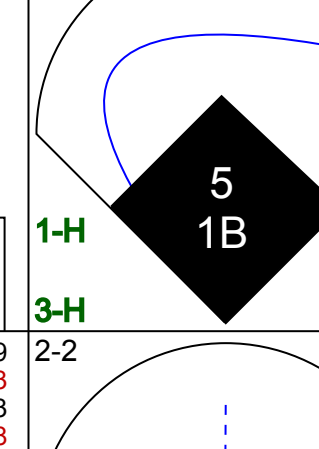
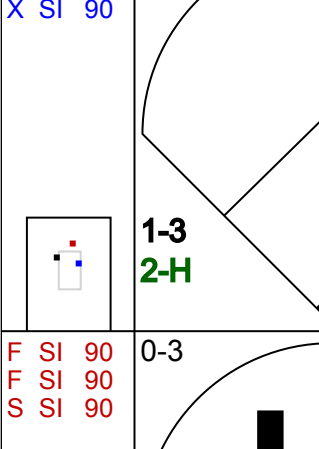

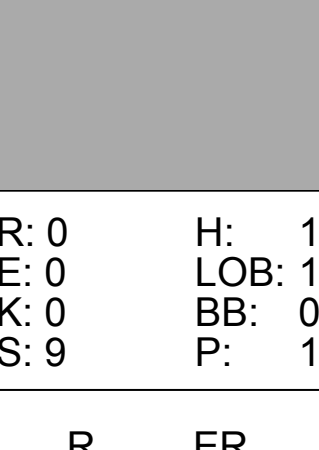
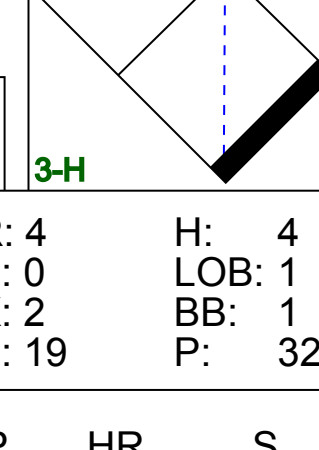
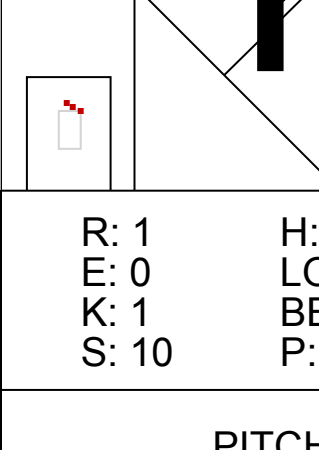
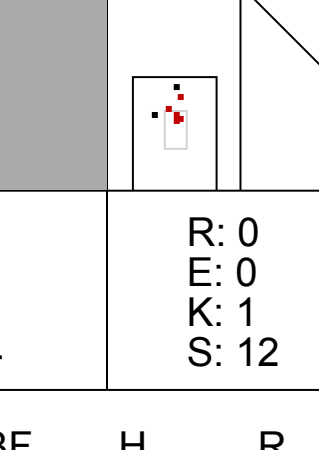




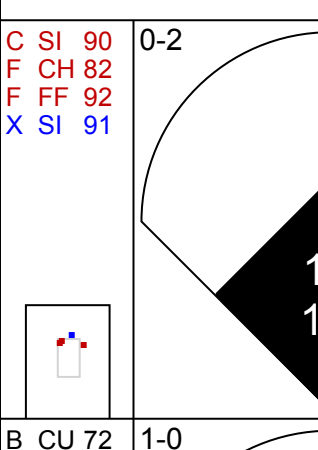
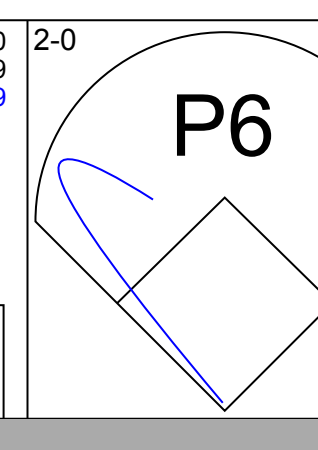
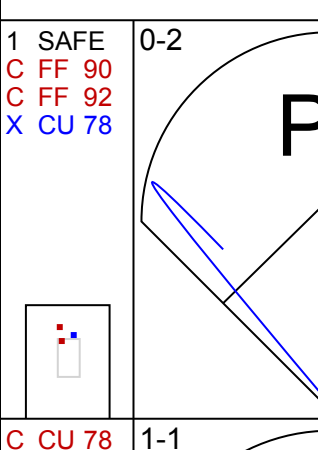
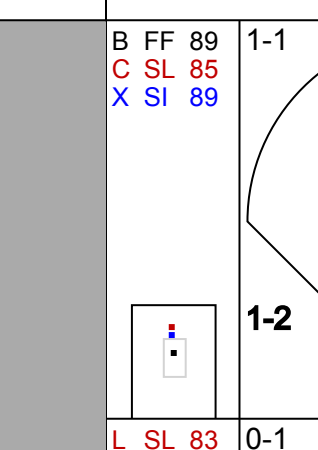
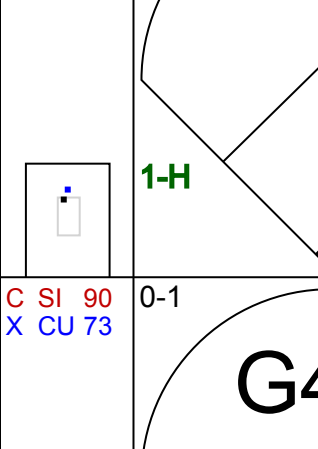

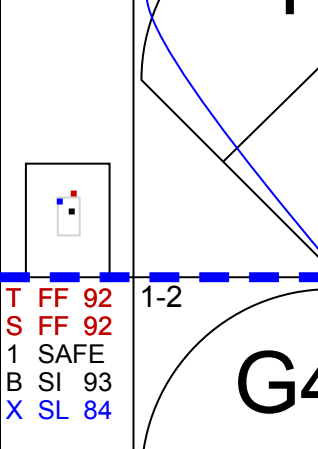
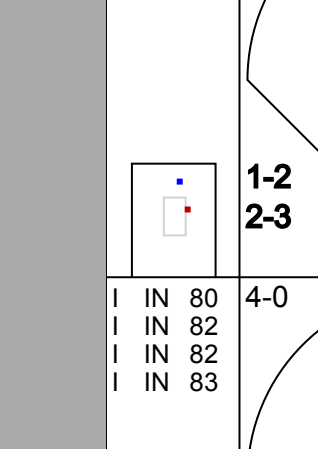
Batter	1	2	3	4	5	6	7	8	9	AB	R	H	RBI	BB	SO	LOB	TOP			
9 Nate McLouth, L (1,7) OBP: 0.250, SLG: 0.250	F8		G6-3		G4-3		G6-4-3		SH3-4	4	0	1	1	0	0	0	<p><b>Baltimore Orioles @ Tampa Bay Rays</b> Tropicana Field, St. Petersburg, FL Wed Apr 03 2013, 7:13 PM - 10:08 PM EDT Att: 15,599 - Dome - 72 F</p> <p>AB 36 R 7 H 11 RBI 7 BB 2 SO 3 LOB 10</p> 			
13 Manny Machado, R (1,5) OBP: 0.300, SLG: 0.333	K		G6-3		G6-3		G6-4-3		G6-3	5	1	1	0	0	1	3				
21 Nick Markakis, L (1,9) OBP: 0.200, SLG: 0.200	1B		F8		F8		F8		G6-3	5	1	1	0	0	0	2				
10 Adam Jones, R (1,8) OBP: 0.444, SLG: 0.667	1B		1B		G6-3		G6-3		F8	4	1	1	0	0	0	1				
19 Chris Davis, L (1,3) OBP: 0.667, SLG: 1.625	HR		2B		G6-3		G6-3		F8	4	2	4	4	0	0	0				
32 Matt Wieters, S (1,2) OBP: 0.556, SLG: 1.000	G3		G3		G3		F8		G6-3	4	0	1	1	0	0	2				
2 J.J. Hardy, R (1,6) OBP: 0.111, SLG: 0.222			G5-3		G5-3		L7		K	4	0	0	0	0	1	2				
14 Nolan Reimold, R (1,10) OBP: 0.500, SLG: 0.333	K		K		G4-3		1B		1B	2	2	0	0	2	1	0				
1 Brian Roberts, S (1,4) OBP: 0.500, SLG: 0.625	L8		L8		G6-3		1B		SH3-4	4	0	2	1	0	0	0				
<b>Inning Stats</b>	R: 3 H: 3 E: 0 K: 1 S: 16	H: 3 LOB: 0 BB: 0 P: 24	R: 0 H: 0 E: 0 K: 1 S: 8	H: 0 LOB: 0 BB: 0 P: 11	R: 0 H: 0 E: 0 K: 0 S: 5	H: 0 LOB: 0 BB: 0 P: 7	R: 0 H: 1 E: 0 K: 0 S: 6	H: 1 LOB: 1 BB: 0 P: 8	R: 0 H: 0 E: 0 K: 0 S: 5	H: 0 LOB: 0 BB: 0 P: 10	R: 1 H: 2 E: 0 K: 0 S: 13	H: 2 LOB: 1 BB: 1 P: 19	R: 1 H: 2 E: 0 K: 1 S: 13	H: 2 LOB: 1 BB: 0 P: 20	R: 1 H: 1 E: 0 K: 0 S: 13	H: 1 LOB: 1 BB: 1 P: 19	1B: 6 2B: 4 3B: 0 HR: 1	SF: 0 SAC: 1 DP: 1 HBP: 0	WP: 0 PB: 0 SB: 0 CS: 0	PA: 39
<b>PITCHER</b>	IP WLS BF H R ER SO BB IBB HBP BLK WP HR S P ERA WHIP	IP WLS BF H R ER SO BB IBB HBP BLK WP HR S P ERA WHIP	IP WLS BF H R ER SO BB IBB HBP BLK WP HR S P ERA WHIP	IP WLS BF H R ER SO BB IBB HBP BLK WP HR S P ERA WHIP	IP WLS BF H R ER SO BB IBB HBP BLK WP HR S P ERA WHIP	IP WLS BF H R ER SO BB IBB HBP BLK WP HR S P ERA WHIP	IP WLS BF H R ER SO BB IBB HBP BLK WP HR S P ERA WHIP	IP WLS BF H R ER SO BB IBB HBP BLK WP HR S P ERA WHIP	IP WLS BF H R ER SO BB IBB HBP BLK WP HR S P ERA WHIP	IP WLS BF H R ER SO BB IBB HBP BLK WP HR S P ERA WHIP	IP WLS BF H R ER SO BB IBB HBP BLK WP HR S P ERA WHIP	IP WLS BF H R ER SO BB IBB HBP BLK WP HR S P ERA WHIP	IP WLS BF H R ER SO BB IBB HBP BLK WP HR S P ERA WHIP	IP WLS BF H R ER SO BB IBB HBP BLK WP HR S P ERA WHIP	IP WLS BF H R ER SO BB IBB HBP BLK WP HR S P ERA WHIP	IP WLS BF H R ER SO BB IBB HBP BLK WP HR S P ERA WHIP				
58 Jeremy Hellickson, R (1,1) ERA: 7.11	6.1	28	8	5	5	2	1	0	0	0	0	0	0	0	0	0	7.11	1.421		
43 Kyle Farnsworth, R (7,1) ERA: 9.0	0.2	1	0	0	0	0	0	0	0	0	0	0	0	0	0	0	9.00	0.000		
62 Joel Peralta, R (8,1) ERA: 9.0	1.0	H	5	2	1	1	0	0	0	0	0	13	20	9.00	2.000					
56 Fernando Rodney, R (9,1) ERA: 9.0	1.0	W	5	1	1	1	0	0	0	0	0	13	19	9.00	2.000					

Batter	1	2	3	4	5	6	7	8	9	AB	R	H	RBI	BB	SO	LOB	BOTTOM			
8 Desmond Jennings, R (1,8) OBP: 0.500, SLG: 0.750	G6-4-3		G6-4-3		G6-4-3		K		K	4	1	2	0	0	1	2	<p><b>Baltimore Orioles @ Tampa Bay Rays</b> Tropicana Field, St. Petersburg, FL Wed Apr 03 2013, 7:13 PM - 10:08 PM EDT Att: 15,599 - Dome - 72 F</p> <p>AB 35 R 8 H 14 RBI 7 BB 0 SO 6 LOB 9</p> 			
1 Sean Rodriguez, R (1,7) OBP: 0.333, SLG: 0.667	G6-4-3		G4-3		G4-3		P3		1B	3	0	0	0	0	0	2				
21 James Loney, L (7,PH) OBP: 0.333, SLG: 0.667	G6-4-3		G4-3		G4-3		1B		2B	1	1	1	1	0	0	0				
18 Ben Zobrist, S (1,9) OBP: 0.500, SLG: 1.000	G5-3		K		K		1B		1B	4	1	2	2	0	1	0				
3 Evan Longoria, R (1,5) OBP: 0.375, SLG: 0.375	1B		K		K		1B		FC4	4	1	2	0	0	1	1				
15 Shelley Duncan, R (1,10) OBP: 0.200, SLG: 0.800	G5-4-3		K		K		HR		F9	4	1	1	3	0	1	1				
11 Yunel Escobar, R (1,6) OBP: 0.125, SLG: 0.250	2B		G6-3		G6-3		K		F8	4	0	1	0	0	1	0				
19 Ryan Roberts, R (1,4) OBP: 0.500, SLG: 0.500	G1-3		G1-3		G1-3		L8		F8	2	0	1	0	0	0	1				
5 Sam Fuld, L (7,PH) OBP: 0.125, SLG: 0.250	G1-3		G1-3		G1-3		L8		F8	2	0	0	0	0	0	0				
59 Jose Lobaton, S (1,2) OBP: 0.500, SLG: 0.500	G6-4-3		G6-4-3		G6-4-3		1B		HR	2	0	1	0	0	1	1				
20 Matt Joyce, L (7,PH) OBP: 0.500, SLG: 1.250	G6-4-3		G6-4-3		G6-4-3		1B		HR	2	2	2	1	0	0	0				
2 Kelly Johnson, L (1,3) OBP: 0.333, SLG: 0.200	F8		F8		F8		1B		HR	3	1	1	0	0	0	1				
28 José Molina, R (8,2) OBP: 0.333, SLG: 0.200	F8		F8		F8		1B		HR	0	0	0	0	0	0	0				
<b>Inning Stats</b>	R: 0 H: 1 E: 0 K: 0 S: 6	H: 2 LOB: 1 BB: 0 P: 13	R: 0 H: 1 E: 0 K: 0 S: 5	H: 1 LOB: 0 BB: 0 P: 8	R: 0 H: 0 E: 0 K: 2 S: 11	H: 0 LOB: 0 BB: 0 P: 14	R: 0 H: 1 E: 0 K: 2 S: 12	H: 1 LOB: 1 BB: 0 P: 20	R: 4 H: 4 E: 0 K: 1 S: 17	H: 4 LOB: 0 BB: 0 P: 33	R: 3 H: 4 E: 0 K: 1 S: 16	H: 4 LOB: 1 BB: 0 P: 25	R: 0 H: 0 E: 0 K: 0 S: 5	H: 0 LOB: 0 BB: 0 P: 8	R: 1 H: 1 E: 0 K: 0 S: 2	H: 1 LOB: 0 BB: 0 P: 5	1B: 9 2B: 3 3B: 0 HR: 2	SF: 0 SAC: 0 DP: 3 HBP: 0	WP: 1 PB: 0 SB: 0 CS: 0	PA: 35
<b>PITCHER</b>	IP WLS BF H R ER SO BB IBB HBP BLK WP HR S P ERA WHIP	IP WLS BF H R ER SO BB IBB HBP BLK WP HR S P ERA WHIP	IP WLS BF H R ER SO BB IBB HBP BLK WP HR S P ERA WHIP	IP WLS BF H R ER SO BB IBB HBP BLK WP HR S P ERA WHIP	IP WLS BF H R ER SO BB IBB HBP BLK WP HR S P ERA WHIP	IP WLS BF H R ER SO BB IBB HBP BLK WP HR S P ERA WHIP	IP WLS BF H R ER SO BB IBB HBP BLK WP HR S P ERA WHIP	IP WLS BF H R ER SO BB IBB HBP BLK WP HR S P ERA WHIP	IP WLS BF H R ER SO BB IBB HBP BLK WP HR S P ERA WHIP	IP WLS BF H R ER SO BB IBB HBP BLK WP HR S P ERA WHIP	IP WLS BF H R ER SO BB IBB HBP BLK WP HR S P ERA WHIP	IP WLS BF H R ER SO BB IBB HBP BLK WP HR S P ERA WHIP	IP WLS BF H R ER SO BB IBB HBP BLK WP HR S P ERA WHIP	IP WLS BF H R ER SO BB IBB HBP BLK WP HR S P ERA WHIP	IP WLS BF H R ER SO BB IBB HBP BLK WP HR S P ERA WHIP	IP WLS BF H R ER SO BB IBB HBP BLK WP HR S P ERA WHIP				
16 Wei-Yin Chen, L (1,1) ERA: 3.18	5.2	21	7	2	2	4	0	0	0	0	0	0	0	0	0	0	3.18	1.235		
38 Luis Ayala, R (6,1) ERA: 54.0	0.1	B	3	2	2	2	1	0	0	0	1	7	14	54.00	6.000					
47 Pedro Strop, R (7,1) ERA: 27.0	1.0	B	7	4	3	3	1	0	0	0	1	0	16	25	27.00	4.000				
29 Tommy Hunter, R (8,1) ERA: 9.0	1.0	L	4	1	1	1	0	0	0	0	1	7	13	9.00	1.000					





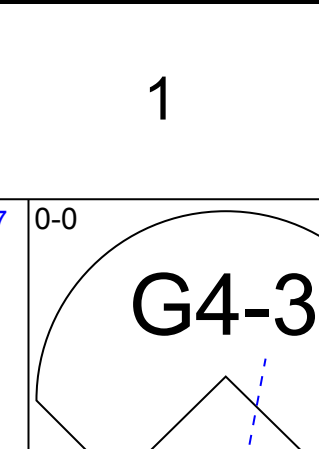
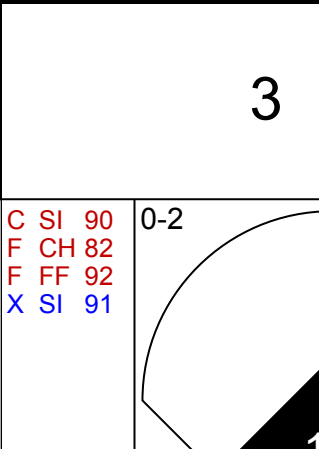
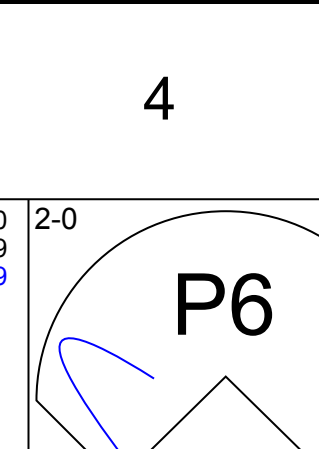
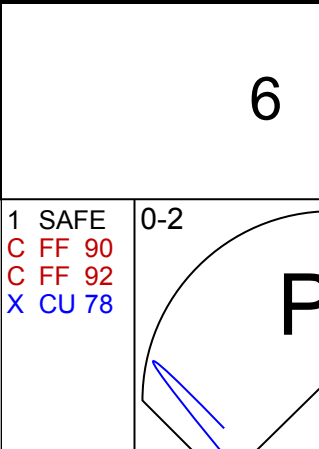
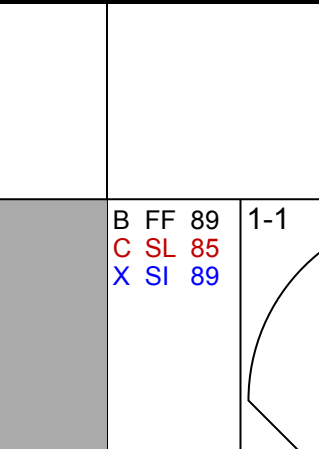

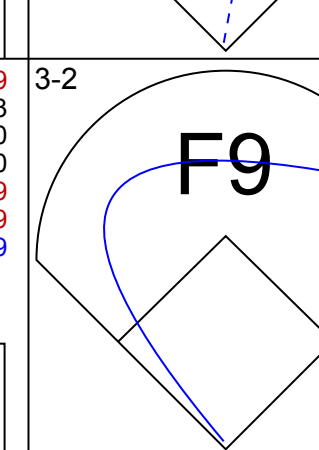
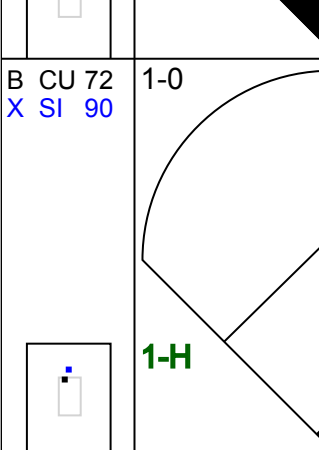

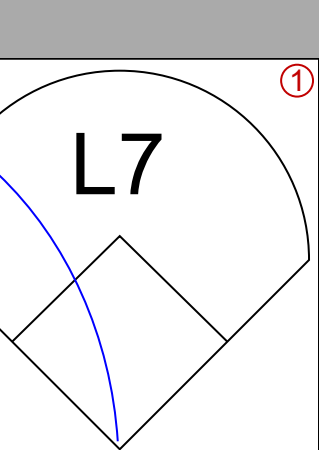
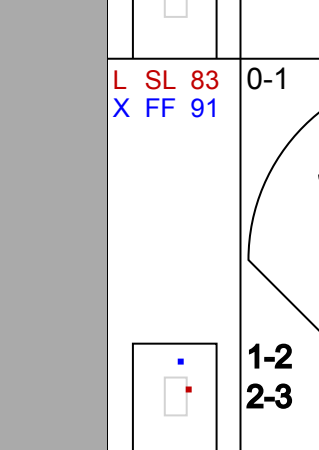
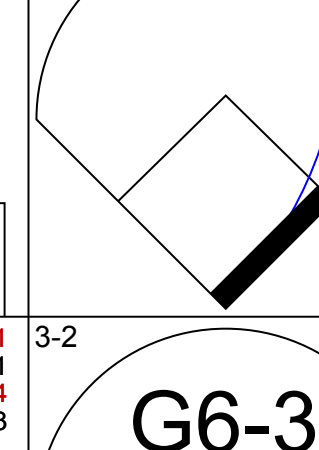
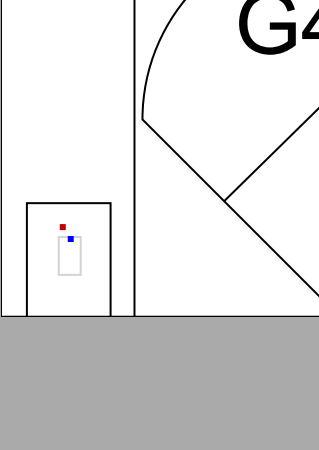
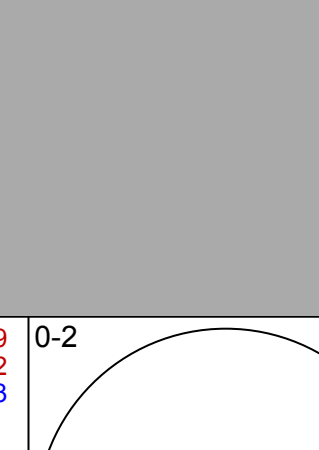
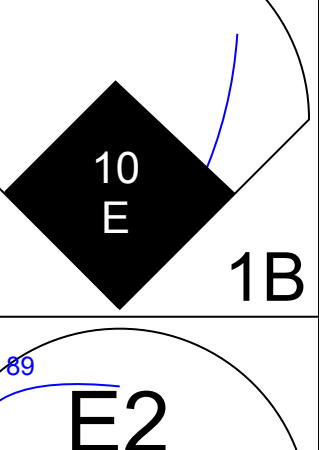
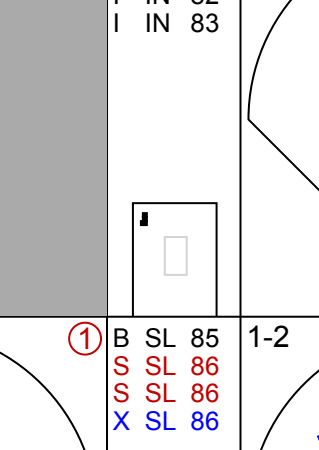

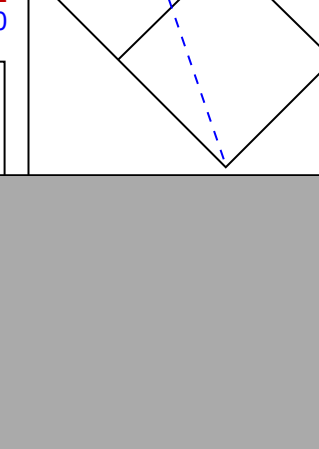
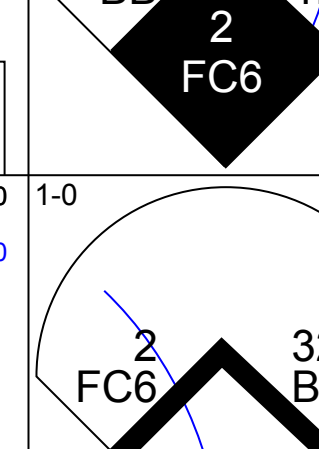
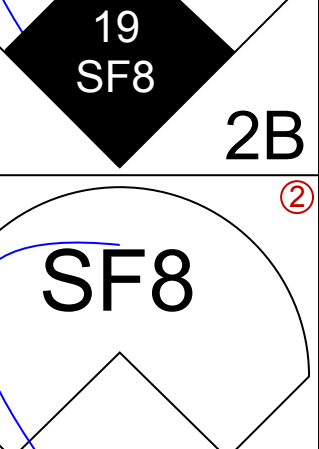
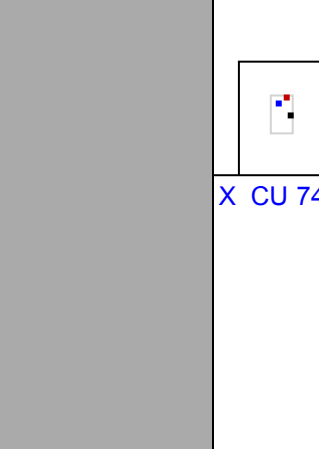
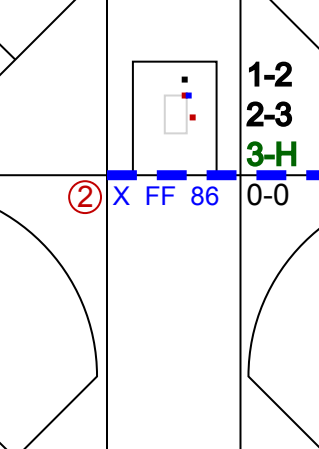
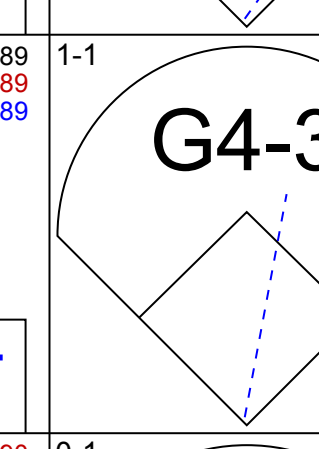
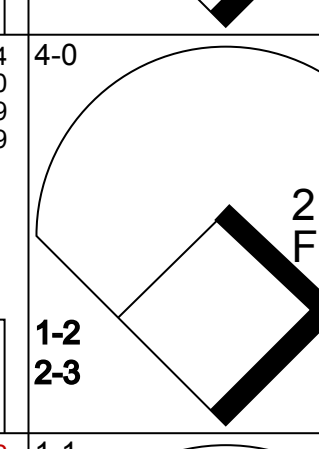
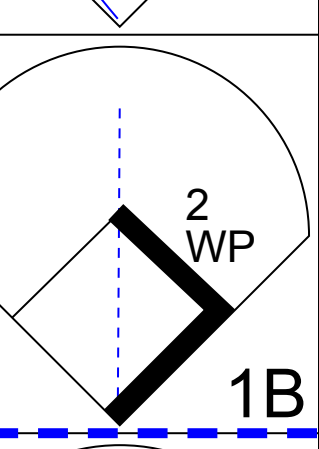
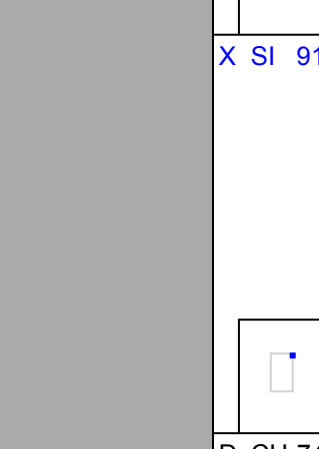
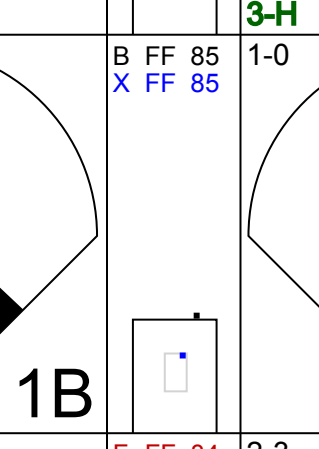

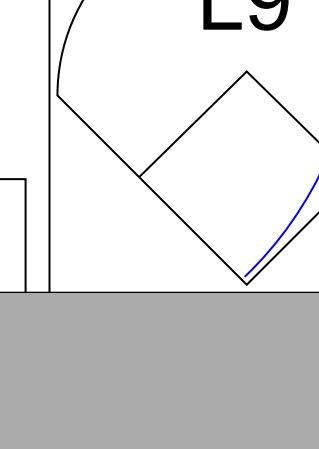
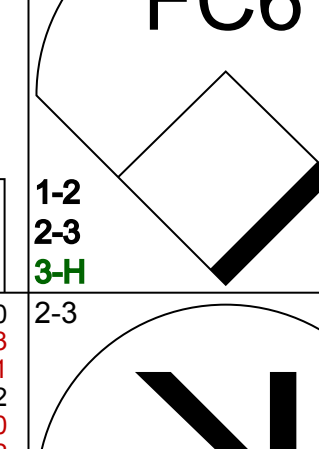
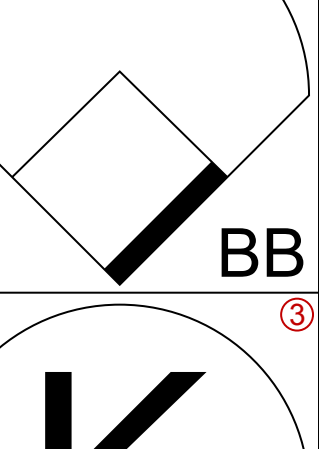
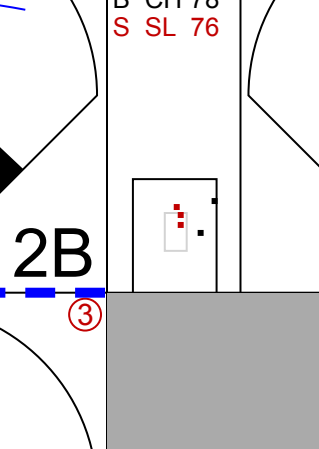

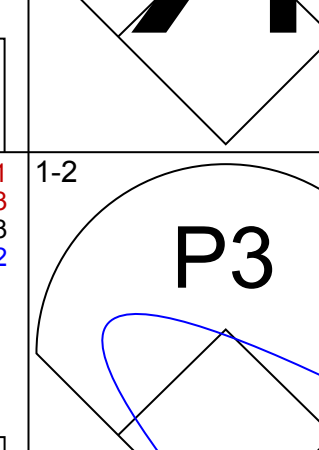

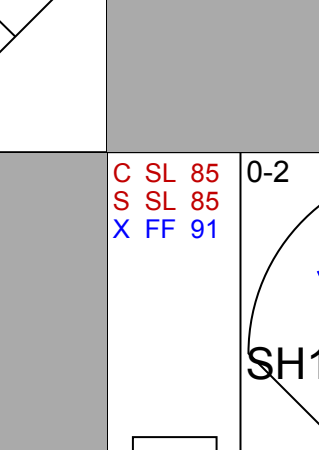
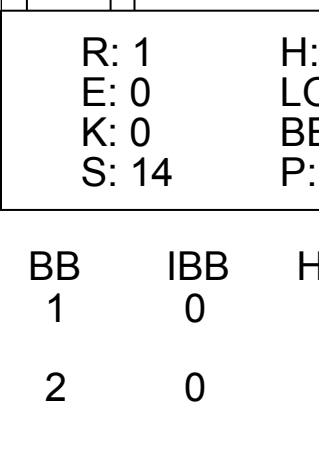
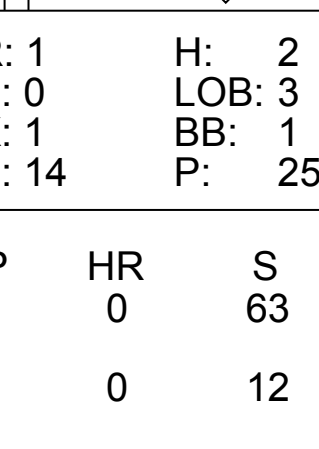
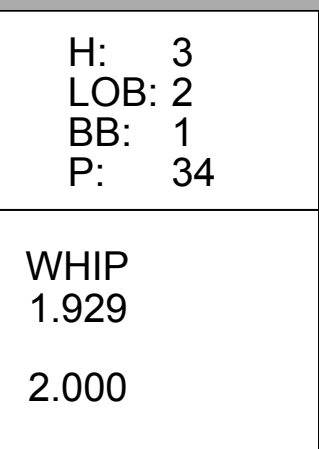
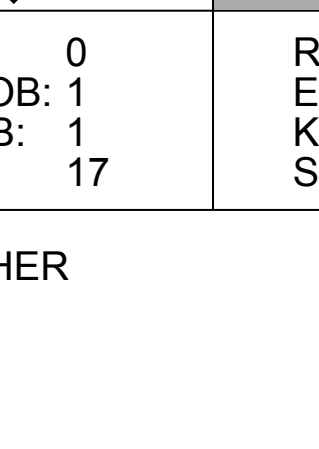
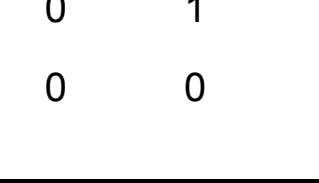






Batter	1	2	3	4	5	6	7	8	9	AB	R	H	RBI	BB	SO	LOB	TOP							
32 Aaron Hicks, S OBP: 0.158, SLG: 0.059										5	0	0	0	0	1	4								
7 Joe Mauer, L OBP: 0.263, SLG: 0.278										5	0	0	0	0	1	1								
16 Josh Willingham, R OBP: 0.389, SLG: 0.600										5	1	2	0	0	3	0								
33 Justin Morneau, L OBP: 0.471, SLG: 0.385										3	1	0	0	1	0	1								
9 Ryan Doumit, S OBP: 0.235, SLG: 0.313										3	1	1	0	1	1	3								
24 Trevor Plouffe, R OBP: 0.500, SLG: 0.667										3	0	2	0	0	1	2								
27 Chris Parmelee, L OBP: 0.250, SLG: 0.143										4	1	1	1	0	0	5								
2 Brian Dozier, R OBP: 0.333, SLG: 0.455										4	1	2	3	0	0	1								
5 Eduardo Escobar, S OBP: 0.500, SLG: 0.667										4	0	2	1	0	2	3								
<b>Inning Stats</b>	R: 0 E: 0 K: 2 S: 14	H: 0 LOB: 0 BB: 0 P: 17	R: 0 E: 0 K: 0 S: 9	H: 1 LOB: 1 BB: 0 P: 15	R: 0 E: 0 K: 0 S: 11	H: 1 LOB: 1 BB: 0 P: 15	R: 4 E: 0 K: 2 S: 19	H: 4 LOB: 1 BB: 1 P: 32	R: 0 E: 0 K: 1 S: 6	H: 0 LOB: 0 BB: 0 P: 8	R: 1 E: 0 K: 1 S: 10	H: 2 LOB: 2 BB: 1 P: 17	R: 0 E: 0 K: 1 S: 10	H: 1 LOB: 1 BB: 0 P: 14	R: 0 E: 0 K: 1 S: 12	H: 1 LOB: 0 BB: 0 P: 20	R: 0 E: 0 K: 1 S: 9	H: 0 LOB: 0 BB: 0 P: 16	1B: 6 2B: 3 3B: 1 HR: 0	SF: 0 SAC: 0 DP: 1 HBP: 1	WP: 0 PB: 0 SB: 0 CS: 0	PA: 39		
<b>PITCHER</b>	IP WLS BF H R ER SO BB IBB HBP BLK WP HR S P ERA WHIP																							
34 Jake Arrieta, R ERA: 9.0	(1, 1)	5.0	24	7	5	5	5	2	0	0	1	0	0	0	0	0	61	93	9.00	1.800				
40 Troy Patton, L ERA:	(6, 1)	1.1	5	1	0	0	2	0	0	0	0	0	0	0	0	0	11	15	0.00	0.750				
38 Luis Ayala, R ERA: 9.0	(7, 1)	1.2	W	7	2	0	0	1	0	0	0	0	0	0	0	0	19	30	0.00	1.200				
47 Pedro Strop, R ERA: 13.5	(9, 1)	1.0		3	0	0	0	1	0	0	0	0	0	0	0	0	9	16	0.00	0.000				

Minnesota Twins @ Baltimore Orioles  
 Oriole Park at Camden Yards, Baltimore, MD  
 Fri Apr 05 2013, 3:12 PM - 6:42 PM EDT  
 Att: 46,653 - Sunny - 60 F

AB 36  
 R 5  
 H 10  
 RBI 5  
 BB 2  
 SO 9  
 LOB 20



Batter	1	2	3	4	5	6	7	8	9	AB	R	H	RBI	BB	SO	LOB	BOTTOM								
9 Nate McLouth, L OBP: 0.397, SLG: 0.385										5	2	2	0	0	0	4									
13 Manny Machado, R OBP: 0.211, SLG: 0.222										4	0	1	1	0	0	1									
21 Nick Markakis, L OBP: 0.300, SLG: 0.222										4	2	2	0	1	0	2									
10 Adam Jones, R OBP: 0.526, SLG: 0.684										5	3	3	2	0	0	1									
19 Chris Davis, L OBP: 0.611, SLG: 1.600										4	1	2	5	0	0	0									
32 Matt Wieters, S OBP: 0.596, SLG: 0.714										4	0	2	0	1	0	0									
2 J.J. Hardy, R OBP: 0.222, SLG: 0.471										4	0	1	1	1	1	2									
3 Ryan Flaherty, L 12 Alexi Casilla, S (7, PH) (8, 4)										3	0	0	0	0	2	5									
14 Nolan Reimold, R OBP: 0.462, SLG: 0.300										3	1	1	0	1	0	3									
<b>Inning Stats</b>	R: 0 E: 0 K: 0 S: 12	H: 1 LOB: 1 BB: 0 P: 18	R: 0 E: 0 K: 0 S: 6	H: 0 LOB: 0 BB: 0 P: 9	R: 1 E: 0 K: 0 S: 14	H: 2 LOB: 1 BB: 0 P: 19	R: 1 E: 0 K: 1 S: 14	H: 2 LOB: 3 BB: 1 P: 25	R: 2 E: 0 K: 0 S: 21	H: 3 LOB: 2 BB: 1 P: 34	R: 0 E: 0 K: 0 S: 11	H: 0 LOB: 1 BB: 1 P: 17	R: 0 E: 0 K: 1 S: 11	H: 2 LOB: 2 BB: 0 P: 17	R: 5 E: 0 K: 1 S: 15	H: 4 LOB: 0 BB: 1 P: 24	R: 0 E: 0 K: 1 S: 9	H: 0 LOB: 0 BB: 0 P: 16	1B: 11 2B: 2 3B: 0 HR: 1	SF: 1 SAC: 1 DP: 0 HBP: 0	WP: 1 PB: 0 SB: 1 CS: 0	PA: 43			
<b>PITCHER</b>	IP WLS BF H R ER SO BB IBB HBP BLK WP HR S P ERA WHIP																								
62 Liam Hendriks, R ERA: 7.71	(1, 1)	4.2	24	8	4	4	1	1	0	0	0	0	0	0	0	0	63	96	7.71	1.929					
57 Ryan Pressly, R ERA:	(5, 1)	1.0	5	0	0	0	1	2	0	0	0	0	0	0	0	0	12	22	0.00	2.000					
52 Brian Duensing, L ERA: 3.86	(6, 1)	1.0	H	5	2	0	0	0	0	0	0	0	0	0	0	0	9	13	0.00	2.000					
50 Casey Fien, R ERA: 18.0	(7, 1)	0.2	L	6	3	4	4	1	0	1	0	0	0	0	0	0	15	24	54.00	4.500					
64 Tyler Robertson, L ERA: 9.0	(8, 1)	0.2		3	1	1	1	1	0	0	0	0	0	0	0	0	1	5	8	13.50	1.500				

Minnesota Twins @ Baltimore Orioles  
 Oriole Park at Camden Yards, Baltimore, MD  
 Fri Apr 05 2013, 3:12 PM - 6:42 PM EDT  
 Att: 46,653 - Sunny - 60 F

AB 37  
 R 9  
 H 14  
 RBI 9  
 BB 4  
 SO 4  
 LOB 20





Batter	1	2	3	4	5	6	7	8	9	AB	R	H	RBI	BB	SO	LOB	TOP				
32 Aaron Hicks, S OBP: 0.125, SLG: 0.045	F8	K		FC6-4		K			E3	5	1	0	0	0	2	4					
7 Joe Mauer, L OBP: 0.261, SLG: 0.261	K		L7			K			K	5	0	1	0	0	3	1					
16 Josh Willingham, R 19 Darin Mastroianni, R	K									2	1	0	0	0	3	2	0				
33 Justin Morneau, L OBP: 0.500, SLG: 0.444										0	0	0	0	0	0	0					
9 Ryan Doumit, S OBP: 0.273, SLG: 0.381										5	2	3	1	0	1	2					
24 Trevor Plouffe, R 5 Eduardo Escobar, S										2	0	0	1	0	2	2					
27 Chris Parmelee, L OBP: 0.350, SLG: 0.412										0	0	0	0	0	0	0					
2 Brian Dozier, R OBP: 0.250, SLG: 0.357										3	1	2	2	1	0	1					
25 Pedro Florimón, S 8 Jamey Carroll, R										3	0	0	1	0	1	2					
Inning Stats	R: 0 E: 0 K: 2 S: 8	H: 0 LOB: 0 BB: 0 P: 13	R: 1 E: 0 K: 2 S: 15	H: 2 LOB: 3 BB: 2 P: 27	R: 4 E: 0 K: 0 S: 20	H: 3 LOB: 0 BB: 1 P: 34	R: 0 E: 0 K: 0 S: 13	H: 2 LOB: 2 BB: 1 P: 20	R: 0 E: 0 K: 1 S: 10	H: 1 LOB: 1 BB: 0 P: 15	R: 0 E: 0 K: 2 S: 9	H: 0 LOB: 0 BB: 0 P: 14	R: 0 E: 0 K: 1 S: 10	H: 0 LOB: 1 BB: 0 P: 18	R: 1 E: 1 K: 2 S: 13	H: 1 LOB: 2 BB: 1 P: 25	1B: 7 2B: 1 3B: 0 HR: 1	SF: 2 SAC: 0 DP: 0 HBP: 1	WP: 0 PB: 0 SB: 0 CS: 2	PA: 42	
PITCHER	IP	WLS	BF	H	R	ER	SO	BB	IBB	HBP	BLK	WP	HR	S	P	ERA	WHIP				
30 Chris Tillman, R ERA: 12.27	3.2		21	7	5	5	4	4	0	0	0	0	1	55	93	12.27	3.000				
66 T.J. McFarland, L ERA:	3.1		11	1	0	0	5	0	0	0	0	0	0	28	40	0.00	0.300				
56 Darren O'Day, R ERA:	1.0		3	0	0	0	1	0	0	1	0	0	0	18	0	0.00	0.000				
43 Jim Johnson, R ERA:	1.0	L	6	1	1	0	2	1	0	0	0	0	0	13	25	0.00	2.000				

Minnesota Twins @ Baltimore Orioles  
 Oriole Park at Camden Yards, Baltimore, MD  
 Sat Apr 06 2013, 7:08 PM - 10:25 PM EDT  
 Att: 40,704 - Clear - 51 F

AB 33  
 R 6  
 H 9  
 RBI 6  
 BB 5  
 SO 12  
 LOB 14



Batter	1	2	3	4	5	6	7	8	9	AB	R	H	RBI	BB	SO	LOB	BOTTOM					
9 Nate McLouth, L OBP: 0.316, SLG: 0.333	F9		L8			G6-3			G6-3	5	1	1	0	0	0	0						
13 Manny Machado, R OBP: 0.292, SLG: 0.273										4	3	2	0	1	0	0						
21 Nick Markakis, L OBP: 0.400, SLG: 0.435										5	1	4	0	0	0	0						
10 Adam Jones, R OBP: 0.522, SLG: 0.652										4	0	2	3	0	1	3						
19 Chris Davis, L OBP: 0.591, SLG: 1.389										3	0	1	1	1	1	3						
32 Matt Wieters, S OBP: 0.455, SLG: 0.556										4	0	0	0	0	0	7						
2 J.J. Hardy, R OBP: 0.227, SLG: 0.429										4	0	1	0	0	0	2						
3 Ryan Flaherty, L										4	0	0	0	0	1	1						
14 Nolan Reimold, R OBP: 0.353, SLG: 0.214										4	0	0	0	0	1	1						
Inning Stats	R: 2 E: 1 K: 1 S: 15	H: 3 LOB: 1 BB: 0 P: 23	R: 0 E: 0 K: 0 S: 6	H: 0 LOB: 0 BB: 0 P: 8	R: 1 E: 0 K: 1 S: 12	H: 2 LOB: 2 BB: 1 P: 22	R: 0 E: 0 K: 0 S: 6	H: 1 LOB: 0 BB: 0 P: 9	R: 2 E: 0 K: 0 S: 15	H: 4 LOB: 2 BB: 0 P: 26	R: 0 E: 0 K: 1 S: 6	H: 0 LOB: 0 BB: 0 P: 9	R: 0 E: 0 K: 0 S: 12	H: 1 LOB: 2 BB: 1 P: 21	R: 0 E: 0 K: 1 S: 10	H: 0 LOB: 0 BB: 0 P: 15	R: 0 E: 0 K: 0 S: 6	H: 0 LOB: 0 BB: 0 P: 12	1B: 9 2B: 2 3B: 0 HR: 0	SF: 0 SAC: 0 DP: 1 HBP: 0	WP: 0 PB: 0 SB: 0 CS: 0	PA: 39
PITCHER	IP	WLS	BF	H	R	ER	SO	BB	IBB	HBP	BLK	WP	HR	S	P	ERA	WHIP					
49 Vance Worley, R ERA: 5.73	5.0		25	10	5	4	2	1	0	0	0	0	0	28	45	0.00	0.667					
20 Josh Roenicke, R ERA:	3.0	W	11	1	0	0	2	1	0	0	0	0	0	6	12	0.00	0.000					
15 Glen Perkins, L ERA:	1.0	S	3	0	0	0	0	0	0	0	0	0	0	6	12	0.00	0.000					

Minnesota Twins @ Baltimore Orioles  
 Oriole Park at Camden Yards, Baltimore, MD  
 Sat Apr 06 2013, 7:08 PM - 10:25 PM EDT  
 Att: 40,704 - Clear - 51 F

AB 37  
 R 5  
 H 11  
 RBI 4  
 BB 2  
 SO 4  
 LOB 17









Batter	1	2	3	4	5	6	7	8	9	AB	R	H	RBI	BB	SO	LOB	TOP					
9 Nate McLouth, L (1, 7) OBP: 0.333, SLG: 0.318	2-2 1B		0-3 K		4-2 BB			2-3 K		3	0	1	0	1	2	0						
13 Manny Machado, R (1, 5) OBP: 0.250, SLG: 0.233	0-0 P3		3-2 21 1B		0-0 F9			1-3 K		4	0	1	0	0	1	2						
21 Nick Markakis, L (1, 9) OBP: 0.394, SLG: 0.419	1-1 F8		1-2 1B			1-1 G3-1		0-1 F8		4	0	1	0	0	0	1						
10 Adam Jones, R (1, 8) OBP: 0.516, SLG: 0.733	2-0 F9		3-3 K			3-2 L9			1-2 HR	4	1	1	1	0	1	3						
19 Chris Davis, L (1, 3) OBP: 0.500, SLG: 1.042		4-0 BB		4-2 32 FC4-6 BB		2-3 K		1-0 G3-1		2	0	0	0	2	1	0						
32 Matt Wieters, S (1, 2) OBP: 0.407, SLG: 0.455	1-1 F9		0-0 FC4-6 2 G4-6-3			4-2 3 G4-3 BB		2-3 K		3	0	0	0	1	1	2						
2 J.J. Hardy, R (1, 6) OBP: 0.267, SLG: 0.536	1-3 K		1-0 G4-6-3			1-3 K		0-1 2B		4	0	1	0	0	2	3						
3 Ryan Flaherty, L (1, 4) OBP: 0.407, SLG: 0.536	1-2 K				3-1 G3-1			2-2 G4-3		4	0	0	0	0	1	3						
2B Steve Pearce, R (1, 10) OBP: 0.407, SLG: 0.536		2-2 G5-3			0-3 K			2-3 K		3	0	0	0	0	2	1						
<b>Inning Stats</b>	R: 0 E: 0 K: 0 S: 7	H: 1 LOB: 1 BB: 0 P: 12	R: 0 E: 0 K: 2 S: 8	H: 0 LOB: 1 BB: 1 P: 15	R: 0 E: 0 K: 2 S: 15	H: 2 LOB: 2 BB: 0 P: 24	R: 0 E: 0 K: 0 S: 5	H: 0 LOB: 0 BB: 1 P: 10	R: 0 E: 0 K: 1 S: 8	H: 0 LOB: 1 BB: 1 P: 15	R: 0 E: 0 K: 1 S: 8	H: 0 LOB: 0 BB: 0 P: 14	R: 0 E: 0 K: 2 S: 14	H: 0 LOB: 1 BB: 1 P: 23	R: 0 E: 0 K: 2 S: 11	H: 0 LOB: 0 BB: 0 P: 14	R: 1 E: 0 K: 1 S: 10	H: 2 LOB: 1 BB: 0 P: 16	1B: 3 2B: 1 3B: 0 HR: 1	SF: 0 SAC: 0 DP: 1 HBP: 0	WP: 0 PB: 0 SB: 0 CS: 0	PA: 35
<b>PITCHER</b>	IP WLS BF H R ER SO BB IBB HBP BLK WP HR S P ERA WHIP	7.0 W 27 3 0 0 8 4 0 0 0 0 0 65 113 0.00 1.000	1.0 H 3 0 0 0 2 0 0 0 0 0 11 14 0.00 0.000	1.0 S 5 2 1 1 1 0 0 0 0 0 1 10 16 9.00 2.000	<b>PITCHER</b>										IP WLS BF H R ER SO BB IBB HBP BLK WP HR S P ERA WHIP	7.0 L 24 5 3 3 3 2 0 0 0 0 0 70 107 4.26 1.105						

Baltimore Orioles @ Boston Red Sox  
Fenway Park, Boston, MA  
Mon Apr 08 2013, 2:09 PM - 4:49 PM EDT  
Att: 37,008 - Cloudy - 59 F

AB 31  
R 1  
H 5  
RBI 1  
BB 4  
SO 11  
LOB 15



Batter	1	2	3	4	5	6	7	8	9	AB	R	H	RBI	BB	SO	LOB	BOTTOM					
2 Jacoby Ellsbury, L (1, 8) OBP: 0.314, SLG: 0.485	2-2 P4		2-0 F7			2-2 L8		1-2 G4-3		4	0	0	0	0	0	0						
18 Shane Victorino, S (1, 9) OBP: 0.406, SLG: 0.379	0-2 L5			1-1 15 CS 1B		2-1 F8		0-0 F9		4	0	1	0	0	0	0						
15 Dustin Pedroia, R (1, 4) OBP: 0.455, SLG: 0.393	2-1 G1-3			4-1 12 G4-6-3 BB		1-1 29 HR 1B		1-1 29 HR 2B		2	1	1	0	1	0	0						
12 Mike Napoli, R (1, 3) OBP: 0.194, SLG: 0.452		1-2 F8		1-2 G4-6-3		2-2 29 HR 2B		1-3 2B		3	1	1	0	0	0	1						
16 Will Middlebrooks, R (1, 5) OBP: 0.333, SLG: 0.786	1-1 F9				0-3 K		2-3 K			3	0	0	0	0	2	2						
29 Daniel Nava, S (1, 7) OBP: 0.588, SLG: 1.083	4-1 BB				1-2 1B		1-1 HR			2	1	2	3	1	0	0						
5 Jonny Gomes, R (1, 10) OBP: 0.375, SLG: 0.308	3-2 P4				0-2 K		0-1 G5-3			2	0	0	0	0	1	2						
37 Mike Carp, L (7, PH) (8, 10)										1	0	0	0	0	0	0						
3 David Ross, R (1, 2) OBP: 0.111, SLG: 0.111			0-2 F7		3-2 G4-3			2-3 K		3	0	0	0	0	1	1						
10 Jose Iglesias, R (1, 6) OBP: 0.376, SLG: 0.550			1-0 F7			1-2 G6-3		1-2 G6-3		3	0	0	0	0	0	0						
<b>Inning Stats</b>	R: 0 E: 0 K: 0 S: 9	H: 0 LOB: 0 BB: 0 P: 13	R: 0 E: 0 K: 0 S: 14	H: 0 LOB: 1 BB: 1 P: 23	R: 0 E: 0 K: 0 S: 5	H: 0 LOB: 0 BB: 0 P: 8	R: 0 E: 0 K: 0 S: 6	H: 1 LOB: 0 BB: 1 P: 12	R: 0 E: 0 K: 2 S: 14	H: 1 LOB: 1 BB: 0 P: 18	R: 0 E: 0 K: 0 S: 8	H: 0 LOB: 0 BB: 0 P: 13	R: 3 E: 0 K: 2 S: 19	H: 3 LOB: 0 BB: 0 P: 27	R: 0 E: 0 K: 0 S: 8	H: 0 LOB: 0 BB: 0 P: 10	R: 0 E: 0 K: 0 S: 10	H: 0 LOB: 0 BB: 0 P: 16	1B: 3 2B: 1 3B: 0 HR: 1	SF: 0 SAC: 0 DP: 1 HBP: 0	WP: 0 PB: 0 SB: 0 CS: 1	PA: 29
<b>PITCHER</b>	IP WLS BF H R ER SO BB IBB HBP BLK WP HR S P ERA WHIP	6.1 L 24 5 3 3 3 2 0 0 0 0 0 13 17 0.00 0.000	<b>PITCHER</b>										IP WLS BF H R ER SO BB IBB HBP BLK WP HR S P ERA WHIP	6.1 L 24 5 3 3 3 2 0 0 0 0 0 13 17 0.00 0.000								

Baltimore Orioles @ Boston Red Sox  
Fenway Park, Boston, MA  
Mon Apr 08 2013, 2:09 PM - 4:49 PM EDT  
Att: 37,008 - Cloudy - 59 F

AB 27  
R 3  
H 5  
RBI 3  
BB 2  
SO 4  
LOB 6





Batter	1	2	3	4	5	6	7	8	9	AB	R	H	RBI	BB	SO	LOB	TOP						
9 Nate McLouth, L OBP: 0.379, SLG: 0.292										2	2	0	0	3	1	0							
13 Manny Machado, R OBP: 0.243, SLG: 0.314										5	1	1	3	0	1	2							
21 Nick Markakis, L OBP: 0.368, SLG: 0.472										5	1	1	2	0	2	3							
10 Adam Jones, R OBP: 0.486, SLG: 0.676										4	1	1	0	0	3	2							
19 Chris Davis, L OBP: 0.471, SLG: 1.036										4	1	1	1	0	2	2							
32 Matt Wieters, S OBP: 0.387, SLG: 0.423										4	0	1	0	0	1	0							
2 J.J. Hardy, R OBP: 0.265, SLG: 0.484										3	0	0	0	1	0	0							
3 Ryan Flaherty, L OBP: 0.056, SLG: 0.056										4	0	1	0	0	3	2							
12 Alexi Casilla, S OBP: 0.400, SLG: 0.250										0	1	0	0	0	0	0							
14 Nolan Reimold, R OBP: 0.333, SLG: 0.200										3	0	0	0	1	1	2							
60 Chris Dickerson, L OBP: 0.387, SLG: 0.250										0	1	0	0	0	0	0							
<b>Inning Stats</b>	R: 1 H: 0 E: 1 K: 2 S: 17	H: 0 LOB: 1 BB: 1 P: 29	R: 0 H: 0 E: 0 K: 1 S: 9	H: 0 LOB: 0 BB: 0 P: 13	R: 0 H: 0 E: 0 K: 0 S: 9	H: 0 LOB: 0 BB: 0 P: 12	R: 2 H: 3 E: 1 K: 2 S: 16	H: 3 LOB: 2 BB: 1 P: 27	R: 0 H: 0 E: 0 K: 1 S: 8	H: 0 LOB: 0 BB: 0 P: 12	R: 0 H: 0 E: 0 K: 2 S: 9	H: 0 LOB: 1 BB: 1 P: 18	R: 0 H: 0 E: 0 K: 2 S: 22	H: 0 LOB: 1 BB: 2 P: 38	R: 5 H: 3 E: 0 K: 2 S: 22	H: 3 LOB: 1 BB: 2 P: 38	1B: 3 2B: 0 3B: 0 HR: 3	SF: 0 SAC: 0 DP: 0 HBP: 0	WP: 2 PB: 0 SB: 1 CS: 0	PA: 39			
<b>PITCHER</b>	IP: 5.0 WLS: 3 BF: 21 H: 3 R: 3 ER: 1 SO: 7 BB: 2 IBB: 0 HBP: 0 BLK: 0 WP: 1 HR: 1 S: 60 P: 93 ERA: 1.80 WHIP: 1.000	IP: 5.0 WLS: 3 BF: 21 H: 3 R: 3 ER: 1 SO: 7 BB: 2 IBB: 0 HBP: 0 BLK: 0 WP: 1 HR: 1 S: 60 P: 93 ERA: 1.80 WHIP: 1.000	IP: 5.0 WLS: 3 BF: 21 H: 3 R: 3 ER: 1 SO: 7 BB: 2 IBB: 0 HBP: 0 BLK: 0 WP: 1 HR: 1 S: 60 P: 93 ERA: 1.80 WHIP: 1.000	IP: 5.0 WLS: 3 BF: 21 H: 3 R: 3 ER: 1 SO: 7 BB: 2 IBB: 0 HBP: 0 BLK: 0 WP: 1 HR: 1 S: 60 P: 93 ERA: 1.80 WHIP: 1.000	IP: 5.0 WLS: 3 BF: 21 H: 3 R: 3 ER: 1 SO: 7 BB: 2 IBB: 0 HBP: 0 BLK: 0 WP: 1 HR: 1 S: 60 P: 93 ERA: 1.80 WHIP: 1.000	IP: 5.0 WLS: 3 BF: 21 H: 3 R: 3 ER: 1 SO: 7 BB: 2 IBB: 0 HBP: 0 BLK: 0 WP: 1 HR: 1 S: 60 P: 93 ERA: 1.80 WHIP: 1.000	IP: 5.0 WLS: 3 BF: 21 H: 3 R: 3 ER: 1 SO: 7 BB: 2 IBB: 0 HBP: 0 BLK: 0 WP: 1 HR: 1 S: 60 P: 93 ERA: 1.80 WHIP: 1.000	IP: 5.0 WLS: 3 BF: 21 H: 3 R: 3 ER: 1 SO: 7 BB: 2 IBB: 0 HBP: 0 BLK: 0 WP: 1 HR: 1 S: 60 P: 93 ERA: 1.80 WHIP: 1.000	IP: 5.0 WLS: 3 BF: 21 H: 3 R: 3 ER: 1 SO: 7 BB: 2 IBB: 0 HBP: 0 BLK: 0 WP: 1 HR: 1 S: 60 P: 93 ERA: 1.80 WHIP: 1.000	IP: 5.0 WLS: 3 BF: 21 H: 3 R: 3 ER: 1 SO: 7 BB: 2 IBB: 0 HBP: 0 BLK: 0 WP: 1 HR: 1 S: 60 P: 93 ERA: 1.80 WHIP: 1.000	IP: 0.1 WLS: 1 BF: 1 H: 0 R: 0 ER: 0 SO: 1 BB: 0 IBB: 0 HBP: 0 BLK: 0 WP: 0 HR: 0 S: 4 P: 6 ERA: 0.00 WHIP: 0.000	IP: 0.1 WLS: 1 BF: 1 H: 0 R: 0 ER: 0 SO: 1 BB: 0 IBB: 0 HBP: 0 BLK: 0 WP: 0 HR: 0 S: 4 P: 6 ERA: 0.00 WHIP: 0.000	IP: 0.1 WLS: 1 BF: 1 H: 0 R: 0 ER: 0 SO: 1 BB: 0 IBB: 0 HBP: 0 BLK: 0 WP: 0 HR: 0 S: 4 P: 6 ERA: 0.00 WHIP: 0.000	IP: 0.1 WLS: 1 BF: 1 H: 0 R: 0 ER: 0 SO: 1 BB: 0 IBB: 0 HBP: 0 BLK: 0 WP: 0 HR: 0 S: 4 P: 6 ERA: 0.00 WHIP: 0.000	IP: 0.1 WLS: 1 BF: 1 H: 0 R: 0 ER: 0 SO: 1 BB: 0 IBB: 0 HBP: 0 BLK: 0 WP: 0 HR: 0 S: 4 P: 6 ERA: 0.00 WHIP: 0.000	IP: 0.1 WLS: 1 BF: 1 H: 0 R: 0 ER: 0 SO: 1 BB: 0 IBB: 0 HBP: 0 BLK: 0 WP: 0 HR: 0 S: 4 P: 6 ERA: 0.00 WHIP: 0.000	IP: 0.1 WLS: 1 BF: 1 H: 0 R: 0 ER: 0 SO: 1 BB: 0 IBB: 0 HBP: 0 BLK: 0 WP: 0 HR: 0 S: 4 P: 6 ERA: 0.00 WHIP: 0.000	IP: 0.1 WLS: 1 BF: 1 H: 0 R: 0 ER: 0 SO: 1 BB: 0 IBB: 0 HBP: 0 BLK: 0 WP: 0 HR: 0 S: 4 P: 6 ERA: 0.00 WHIP: 0.000	IP: 0.1 WLS: 1 BF: 1 H: 0 R: 0 ER: 0 SO: 1 BB: 0 IBB: 0 HBP: 0 BLK: 0 WP: 0 HR: 0 S: 4 P: 6 ERA: 0.00 WHIP: 0.000	IP: 0.1 WLS: 1 BF: 1 H: 0 R: 0 ER: 0 SO: 1 BB: 0 IBB: 0 HBP: 0 BLK: 0 WP: 0 HR: 0 S: 4 P: 6 ERA: 0.00 WHIP: 0.000	IP: 0.1 WLS: 1 BF: 1 H: 0 R: 0 ER: 0 SO: 1 BB: 0 IBB: 0 HBP: 0 BLK: 0 WP: 0 HR: 0 S: 4 P: 6 ERA: 0.00 WHIP: 0.000	IP: 0.1 WLS: 1 BF: 1 H: 0 R: 0 ER: 0 SO: 1 BB: 0 IBB: 0 HBP: 0 BLK: 0 WP: 0 HR: 0 S: 4 P: 6 ERA: 0.00 WHIP: 0.000	IP: 0.1 WLS: 1 BF: 1 H: 0 R: 0 ER: 0 SO: 1 BB: 0 IBB: 0 HBP: 0 BLK: 0 WP: 0 HR: 0 S: 4 P: 6 ERA: 0.00 WHIP: 0.000

**Baltimore Orioles @ Boston Red Sox**  
Fenway Park, Boston, MA  
Wed Apr 10 2013, 7:11 PM - 10:45 PM EDT  
Att: 30,862 - Cloudy - 53 F

AB 34  
R 8  
H 6  
RBI 6  
BB 5  
SO 14  
LOB 13



Batter	1	2	3	4	5	6	7	8	9	AB	R	H	RBI	BB	SO	LOB	BOTTOM							
2 Jacoby Ellsbury, L OBP: 0.308, SLG: 0.514										4	1	1	1	0	0	0								
18 Shane Victorino, S OBP: 0.361, SLG: 0.344										3	0	0	1	0	0	0								
15 Dustin Pedroia, R OBP: 0.432, SLG: 0.355										3	0	0	0	1	2	0								
12 Mike Napoli, R OBP: 0.200, SLG: 0.412										3	0	0	0	1	2	0								
16 Will Middlebrooks, R OBP: 0.294, SLG: 0.688										4	0	0	0	0	2	2								
29 Daniel Nava, S OBP: 0.571, SLG: 1.133										3	2	1	1	1	0	0								
39 Jarrod Saltalamacchia, R OBP: 0.417, SLG: 0.690										4	1	3	2	0	1	0								
7 Stephen Drew, L OBP: 0.333, SLG: 0.174										4	0	0	0	0	2									
44 Jackie Bradley Jr., L OBP: 0.333, SLG: 0.174										2	1	0	0	1	0	1								
<b>Inning Stats</b>	R: 0 H: 0 E: 0 K: 1 S: 7	H: 1 LOB: 1 BB: 1 P: 17	R: 2 H: 1 E: 0 K: 0 S: 8	H: 1 LOB: 3 BB: 3 P: 22	R: 0 H: 1 E: 0 K: 0 S: 7	H: 1 LOB: 1 BB: 0 P: 12	R: 0 H: 2 E: 0 K: 2 S: 19	H: 2 LOB: 0 BB: 0 P: 26	R: 0 H: 0 E: 0 K: 2 S: 10	H: 0 LOB: 0 BB: 0 P: 12	R: 0 H: 0 E: 0 K: 2 S: 8	H: 0 LOB: 0 BB: 0 P: 9	R: 0 H: 0 E: 0 K: 1 S: 12	H: 0 LOB: 0 BB: 0 P: 18	R: 0 H: 0 E: 0 K: 1 S: 12	H: 0 LOB: 0 BB: 0 P: 18	1B: 0 2B: 2 3B: 1 HR: 2	SF: 1 SAC: 0 DP: 1 HBP: 0	WP: 0 PB: 0 SB: 0 CS: 0	PA: 35				
<b>PITCHER</b>	IP: 5.0 WLS: 2 BF: 21 H: 3 R: 3 ER: 2 SO: 2 BB: 4 IBB: 0 HBP: 0 BLK: 0 WP: 0 HR: 2 S: 19 P: 26 ERA: 5.40 WHIP: 2.000	IP: 5.0 WLS: 2 BF: 21 H: 3 R: 3 ER: 2 SO: 2 BB: 4 IBB: 0 HBP: 0 BLK: 0 WP: 0 HR: 2 S: 19 P: 26 ERA: 5.40 WHIP: 2.000	IP: 5.0 WLS: 2 BF: 21 H: 3 R: 3 ER: 2 SO: 2 BB: 4 IBB: 0 HBP: 0 BLK: 0 WP: 0 HR: 2 S: 19 P: 26 ERA: 5.40 WHIP: 2.000	IP: 5.0 WLS: 2 BF: 21 H: 3 R: 3 ER: 2 SO: 2 BB: 4 IBB: 0 HBP: 0 BLK: 0 WP: 0 HR: 2 S: 19 P: 26 ERA: 5.40 WHIP: 2.000	IP: 5.0 WLS: 2 BF: 21 H: 3 R: 3 ER: 2 SO: 2 BB: 4 IBB: 0 HBP: 0 BLK: 0 WP: 0 HR: 2 S: 19 P: 26 ERA: 5.40 WHIP: 2.000	IP: 5.0 WLS: 2 BF: 21 H: 3 R: 3 ER: 2 SO: 2 BB: 4 IBB: 0 HBP: 0 BLK: 0 WP: 0 HR: 2 S: 19 P: 26 ERA: 5.40 WHIP: 2.000	IP: 5.0 WLS: 2 BF: 21 H: 3 R: 3 ER: 2 SO: 2 BB: 4 IBB: 0 HBP: 0 BLK: 0 WP: 0 HR: 2 S: 19 P: 26 ERA: 5.40 WHIP: 2.000	IP: 5.0 WLS: 2 BF: 21 H: 3 R: 3 ER: 2 SO: 2 BB: 4 IBB: 0 HBP: 0 BLK: 0 WP: 0 HR: 2 S: 19 P: 26 ERA: 5.40 WHIP: 2.000	IP: 5.0 WLS: 2 BF: 21 H: 3 R: 3 ER: 2 SO: 2 BB: 4 IBB: 0 HBP: 0 BLK: 0 WP: 0 HR: 2 S: 19 P: 26 ERA: 5.40 WHIP: 2.000	IP: 5.0 WLS: 2 BF: 21 H: 3 R: 3 ER: 2 SO: 2 BB: 4 IBB: 0 HBP: 0 BLK: 0 WP: 0 HR: 2 S: 19 P: 26 ERA: 5.40 WHIP: 2.000	IP: 7.2 WLS: 7 BF: 30 H: 5 R: 2 ER: 2 SO: 2 BB: 0 IBB: 0 HBP: 0 BLK: 0 WP: 0 HR: 0 S: 19 P: 26 ERA: 18.00 WHIP: 2.000	IP: 7.2 WLS: 7 BF: 30 H: 5 R: 2 ER: 2 SO: 2 BB: 0 IBB: 0 HBP: 0 BLK: 0 WP: 0 HR: 0 S: 19 P: 26 ERA: 18.00 WHIP: 2.000	IP: 7.1 WLS: 3 BF: 10 H: 0 R: 0 ER: 0 SO: 10 BB: 0 IBB: 0 HBP: 0 BLK: 0 WP: 0 HR: 0 S: 10 P: 12 ERA: 0.00 WHIP: 0.000	IP: 7.1 WLS: 3 BF: 10 H: 0 R: 0 ER: 0 SO: 10 BB: 0 IBB: 0 HBP: 0 BLK: 0 WP: 0 HR: 0 S: 10 P: 12 ERA: 0.00 WHIP: 0.000	IP: 8.1 WLS: 3 BF: 9 H: 0 R: 0 ER: 0 SO: 8 BB: 0 IBB: 0 HBP: 0 BLK: 0 WP: 0 HR: 0 S: 9 P: 9 ERA: 0.00 WHIP: 0.000	IP: 8.1 WLS: 3 BF: 9 H: 0 R: 0 ER: 0 SO: 8 BB: 0 IBB: 0 HBP: 0 BLK: 0 WP: 0 HR: 0 S: 9 P: 9 ERA: 0.00 WHIP: 0.000	IP: 9.1 WLS: 3 BF: 10 H: 0 R: 0 ER: 0 SO: 12 BB: 0 IBB: 0 HBP: 0 BLK: 0 WP: 0 HR: 0 S: 18 P: 18 ERA: 0.00 WHIP: 0.000	IP: 9.1 WLS: 3 BF: 10 H: 0 R: 0 ER: 0 SO: 12 BB: 0 IBB: 0 HBP: 0 BLK: 0 WP: 0 HR: 0 S: 18 P: 18 ERA: 0.00 WHIP: 0.000	IP: 9.1 WLS: 3 BF: 10 H: 0 R: 0 ER: 0 SO: 12 BB: 0 IBB: 0 HBP: 0 BLK: 0 WP: 0 HR: 0 S: 18 P: 18 ERA: 0.00 WHIP: 0.000	IP: 9.1 WLS: 3 BF: 10 H: 0 R: 0 ER: 0 SO: 12 BB: 0 IBB: 0 HBP: 0 BLK: 0 WP: 0 HR: 0 S: 18 P: 18 ERA: 0.00 WHIP: 0.000	IP: 9.1 WLS: 3 BF: 10 H: 0 R: 0 ER: 0 SO: 12 BB: 0 IBB: 0 HBP: 0 BLK: 0 WP: 0 HR: 0 S: 18 P: 18 ERA: 0.00 WHIP: 0.000	IP: 9.1 WLS: 3 BF: 10 H: 0 R: 0 ER: 0 SO: 12 BB: 0 IBB: 0 HBP: 0 BLK: 0 WP: 0 HR: 0 S: 18 P: 18 ERA: 0.00 WHIP: 0.000	IP: 9.1 WLS: 3 BF: 10 H: 0 R: 0 ER: 0 SO: 12 BB: 0 IBB: 0 HBP: 0 BLK: 0 WP: 0 HR: 0 S: 18 P: 18 ERA: 0.00 WHIP: 0.000	IP: 9.1 WLS: 3 BF: 10 H: 0 R: 0 ER: 0 SO: 12 BB: 0 IBB: 0 HBP: 0 BLK: 0 WP: 0 HR: 0 S: 18 P: 18 ERA: 0.00 WHIP: 0.000

**Baltimore Orioles @ Boston Red Sox**  
Fenway Park, Boston, MA  
Wed Apr 10 2013, 7:11 PM - 10:45 PM EDT  
Att: 30,862 - Cloudy - 53 F

AB 30  
R 5  
H 5  
RBI 5  
BB 4  
SO 7  
LOB 5














Batter	1	2	3	4	5	6	7	8	9	AB R H RBI BB SO LOB	TOP											
9 Nate McLouth, L OBP: 0.385, SLG: 0.382										5 1 3 0 0 1 1	<p><b>Baltimore Orioles @ New York Yankees</b>  <b>Yankee Stadium, Bronx, NY</b>  Sat Apr 13 2013, 4:08 PM - 6:57 PM EDT  Att: 41,851 - Cloudy - 54 F</p>											
13 Manny Machado, R OBP: 0.320, SLG: 0.383										4 0 1 0 0 1 2												
21 Nick Markakis, L OBP: 0.353, SLG: 0.468										3 1 1 1 1 1 1												
10 Adam Jones, R OBP: 0.438, SLG: 0.596										4 1 2 1 0 1 2												
19 Chris Davis, L OBP: 0.500, SLG: 1.000										3 0 1 0 1 1 0												
32 Matt Wieters, S OBP: 0.302, SLG: 0.297										4 0 0 0 0 1 4												
2 J.J. Hardy, R OBP: 0.261, SLG: 0.419										4 0 1 1 0 0 1												
3 Ryan Flaherty, L OBP: 0.136, SLG: 0.238										3 1 1 1 0 0 2 0 0 0 0 0 0 0												
12 Alexi Casilla, S OBP: 0.333, SLG: 0.364										4 1 1 1 0 1 1												
14 Nolan Reimold, R OBP: 0.323, SLG: 0.333																						
<b>Inning Stats</b>	R: 1 E: 0 K: 0 S: 7	H: 1 LOB: 2 BB: 2 P: 17	R: 1 E: 0 K: 0 S: 11	H: 3 LOB: 2 BB: 0 P: 16	R: 2 E: 0 K: 0 S: 15	H: 3 LOB: 1 BB: 0 P: 20	R: 1 E: 0 K: 2 S: 12	H: 2 LOB: 1 BB: 0 P: 22	R: 0 E: 0 K: 2 S: 8	H: 0 LOB: 0 BB: 0 P: 10	R: 0 E: 1 K: 2 S: 11	H: 0 LOB: 1 BB: 0 P: 16	R: 0 E: 0 K: 0 S: 4	H: 1 LOB: 0 BB: 0 P: 10	R: 0 E: 0 K: 0 S: 4	H: 1 LOB: 0 BB: 0 P: 5	R: 0 E: 0 K: 1 S: 7	H: 0 LOB: 0 BB: 0 P: 10	1B: 5 2B: 3 3B: 0 HR: 3	SF: 0 SAC: 1 DP: 1 HBP: 1	WP: 0 PB: 0 SB: 0 CS: 0	PA: 38
<b>PITCHER</b>	IP WLS BF H R ER SO BB IBB HBP BLK WP HR S P ERA WHIP											IP WLS BF H R ER SO BB IBB HBP BLK WP HR S P ERA WHIP										
65 Phil Hughes, R ERA: 10.39	(1, 1) 3.0 L 19 9 5 5 0 2 0 0 0 0 0 3 37 60 15.00 3.667																					
41 David Phelps, R ERA: 3.38	(4, 1) 4.0 13 1 0 0 6 0 0 0 1 0 0 0 34 51 0.00 0.250																					
62 Joba Chamberlain, R ERA: 9.82	(8, 1) 1.0 3 1 0 0 0 0 0 0 0 0 0 0 4 5 0.00 1.000																					
30 David Robertson, R ERA:	(9, 1) 1.0 3 0 0 0 1 0 0 0 0 0 0 0 7 10 0.00 0.000																					

Batter	1	2	3	4	5	6	7	8	9	AB R H RBI BB SO LOB	BOTTOM											
11 Brett Gardner, L OBP: 0.340, SLG: 0.366										5 0 1 0 0 0 0	<p><b>Baltimore Orioles @ New York Yankees</b>  <b>Yankee Stadium, Bronx, NY</b>  Sat Apr 13 2013, 4:08 PM - 6:57 PM EDT  Att: 41,851 - Cloudy - 54 F</p>											
24 Robinson Cano, L OBP: 0.376, SLG: 0.643										5 0 2 0 0 0 1												
36 Kevin Youkilis, R OBP: 0.442, SLG: 0.632										5 0 0 0 0 1 3												
33 Travis Hafner, L OBP: 0.410, SLG: 0.576										4 1 1 1 0 0 2												
12 Vernon Wells, R OBP: 0.421, SLG: 0.697										4 1 2 1 0 1 0												
31 Ichiro Suzuki, L OBP: 0.237, SLG: 0.265										3 0 1 0 1 0 1												
29 Francisco Cervelli, R OBP: 0.483, SLG: 0.522										4 1 2 0 0 0 1												
55 Lyle Overbay, L OBP: 0.297, SLG: 0.417										4 0 2 1 0 1 4												
17 Jayson Nix, R OBP: 0.158, SLG: 0.316										3 0 0 0 0 1 5 1 0 0 0 0 1 2 0 0 0 0 0 0 0												
22 Brennan Boesch, L (& PH) OBP: 0.231, SLG: 0.615																						
19 Chris Stewart, R OBP: 0.200, SLG: 0.200																						
<b>Inning Stats</b>	R: 0 E: 0 K: 0 S: 8	H: 0 LOB: 0 BB: 0 P: 11	R: 2 E: 1 K: 1 S: 16	H: 2 LOB: 1 BB: 0 P: 22	R: 0 E: 0 K: 1 S: 8	H: 1 LOB: 0 BB: 0 P: 12	R: 0 E: 0 K: 1 S: 11	H: 2 LOB: 2 BB: 0 P: 14	R: 0 E: 0 K: 0 S: 7	H: 1 LOB: 0 BB: 0 P: 12	R: 1 E: 0 K: 0 S: 15	H: 2 LOB: 2 BB: 1 P: 24	R: 0 E: 0 K: 0 S: 6	H: 1 LOB: 1 BB: 0 P: 10	R: 0 E: 0 K: 1 S: 11	H: 2 LOB: 2 BB: 0 P: 16	R: 0 E: 0 K: 0 S: 4	H: 0 LOB: 0 BB: 0 P: 6	1B: 8 2B: 1 3B: 0 HR: 2	SF: 0 SAC: 0 DP: 1 HBP: 0	WP: 0 PB: 0 SB: 0 CS: 0	PA: 39
<b>PITCHER</b>	IP WLS BF H R ER SO BB IBB HBP BLK WP HR S P ERA WHIP											IP WLS BF H R ER SO BB IBB HBP BLK WP HR S P ERA WHIP										
39 Jason Hammel, R ERA: 4.34	(1, 1) 6.0 W 27 8 2 2 4 1 0 0 0 0 0 0 6 10 0.00 1.000																					
17 Brian Matusz, L ERA: 2.25	(7, 1) 1.0 H 4 1 0 0 0 0 0 0 0 0 0 0 6 10 0.00 1.000																					
56 Darren O'Day, R ERA:	(8, 1) 1.0 H 5 2 0 0 1 0 0 0 0 0 0 0 11 16 0.00 2.000																					
43 Jim Johnson, R ERA:	(9, 1) 1.0 S 3 0 0 0 0 0 0 0 0 0 0 0 4 6 0.00 0.000																					





Batter	1	2	3	4	5	6	7	8	9	AB	R	H	RBI	BB	SO	LOB	TOP			
9 Nate McLouth, L (1, 7)	G3		F7			F8		G6-4-3		4	0	0	0	0	0	2				
13 Manny Machado, R (1, 5)	G3		G4-6-3			G5-3			G6-3	4	0	0	0	0	0	1				
21 Nick Markakis, L (1, 9)	1B					G4-3			E6	4	0	1	0	0	0	10				
10 Adam Jones, R (1, 8)	FC6-4					G6-3			G5-3	4	0	1	0	0	0	2				
19 Chris Davis, L (1, 3)		G1-3								4	0	0	0	0	3	2				
32 Matt Wieters, S (1, 2)		G4-3								3	0	1	0	0	0	1				
2 J.J. Hardy, R (1, 6)										3	0	1	0	0	0	2				
3 Ryan Flaherty, L (1, 4)		G1-3								3	0	0	0	0	0	2				
14 Nolan Reimold, R (1, 10)										3	0	1	0	0	1	1				
<b>Inning Stats</b>	R: 0 E: 0 K: 0 S: 8	H: 1 LOB: 1 BB: 0 P: 10	R: 0 E: 0 K: 0 S: 11	H: 1 LOB: 1 BB: 0 P: 13	R: 0 E: 0 K: 2 S: 7	H: 0 LOB: 0 BB: 0 P: 10	R: 0 E: 0 K: 1 S: 10	H: 1 LOB: 1 BB: 0 P: 19	R: 0 E: 0 K: 0 S: 5	H: 0 LOB: 0 BB: 0 P: 7	R: 0 E: 1 K: 1 S: 11	H: 0 LOB: 0 BB: 0 P: 15	R: 0 E: 1 K: 0 S: 7	H: 0 LOB: 0 BB: 0 P: 12	R: 0 E: 1 K: 1 S: 11	H: 0 LOB: 1 BB: 0 P: 14	1B: 5 2B: 0 3B: 0 HR: 0	SF: 0 SAC: 0 DP: 2 HBP: 0	WP: 0 PB: 0 SB: 0 CS: 0	PA: 32
<b>PITCHER</b> 18 Hiroki Kuroda, R (1, 1) ERA: 2.87	IP: 9.0 WLS: W BF: 32 H: 5 R: 0 ER: 0 SO: 5 BB: 0 IBB: 0 HBP: 0 BLK: 0 WP: 0 HR: 0 S: 79 P: 113 ERA: 0.00 WHIP: 0.556															<b>PITCHER</b>				

Baltimore Orioles @ New York Yankees  
 Yankee Stadium, Bronx, NY  
 Sun Apr 14 2013, 8:06 PM - 10:44 PM EDT  
 Att: 34,154 - Partly Cloudy - 56 F

AB 32  
 R 0  
 H 5  
 RBI 0  
 BB 0  
 SO 5  
 LOB 13



Batter	1	2	3	4	5	6	7	8	9	AB	R	H	RBI	BB	SO	LOB	BOTTOM			
11 Brett Gardner, L (1, 8)	P6		G5-4-3							4	1	1	2	0	0	3				
12 Vernon Wells, R (1, 7)	P3									4	0	1	0	0	0	2				
24 Robinson Cano, L (1, 4)	K									3	0	0	0	1	2	1				
36 Kevin Youkilis, R (1, 5)		F9								4	0	0	0	0	1	1				
45 Ben Francisco, R (1, 10)	F7									4	0	0	0	0	1	1				
22 Brennan Boesch, L (1, 9)										3	1	2	0	0	0	0				
29 Francisco Cervelli, R (1, 2)		F9								2	1	1	0	1	0	1				
55 Lyle Overbay, L (1, 3)										3	0	1	0	0	1	3				
17 Jayson Nix, R (1, 6)										2	0	1	1	0	0	1				
<b>Inning Stats</b>	R: 0 E: 0 K: 1 S: 8	H: 0 LOB: 0 BB: 0 P: 13	R: 0 E: 0 K: 0 S: 10	H: 1 LOB: 1 BB: 0 P: 15	R: 0 E: 0 K: 0 S: 9	H: 1 LOB: 0 BB: 0 P: 12	R: 0 E: 0 K: 0 S: 11	H: 0 LOB: 1 BB: 1 P: 19	R: 3 E: 0 K: 1 S: 15	H: 4 LOB: 1 BB: 0 P: 18	R: 0 E: 0 K: 0 S: 10	H: 0 LOB: 0 BB: 0 P: 15	R: 0 E: 0 K: 1 S: 10	H: 1 LOB: 2 BB: 1 P: 19	R: 0 E: 0 K: 2 S: 7	H: 0 LOB: 0 BB: 0 P: 8	1B: 6 2B: 0 3B: 0 HR: 1	SF: 1 SAC: 0 DP: 1 HBP: 0	WP: 0 PB: 0 SB: 0 CS: 0	PA: 32
<b>PITCHER</b> 16 Wei-Yin Chen, L (1, 1) ERA: 4.0 66 T.J. McFarland, L (7, 1) ERA:	IP: 6.0 WLS: L BF: 24 H: 6 R: 3 ER: 3 SO: 2 BB: 1 IBB: 0 HBP: 0 BLK: 0 WP: 0 HR: 1 S: 63 P: 92 ERA: 4.50 WHIP: 1.167															<b>PITCHER</b>				

Baltimore Orioles @ New York Yankees  
 Yankee Stadium, Bronx, NY  
 Sun Apr 14 2013, 8:06 PM - 10:44 PM EDT  
 Att: 34,154 - Partly Cloudy - 56 F

AB 29  
 R 3  
 H 7  
 RBI 3  
 BB 2  
 SO 5  
 LOB 13





Batter	1	2	3	4	5	6	7	8	9	AB	R	H	RBI	BB	SO	LOB	TOP					
8 Desmond Jennings, R OBP: 0.309, SLG: 0.420										5	1	1	1	0	1	0	<b>Tampa Bay Rays @ Baltimore Orioles</b> Oriole Park at Camden Yards, Baltimore, MD Tue Apr 16 2013, 7:10 PM - 10:30 PM EDT Att: 14,670 - Clear - 69 F					
2 Kelly Johnson, L OBP: 0.351, SLG: 0.400										3	1	1	1	2	1	0						
18 Ben Zobrist, S OBP: 0.415, SLG: 0.442										2	1	0	0	2	1	1						
3 Evan Longoria, R OBP: 0.404, SLG: 0.442										3	1	1	2	1	0	2						
20 Matt Joyce, L OBP: 0.225, SLG: 0.289										4	0	2	0	0	0	1						
11 Yunel Escobar, R OBP: 0.163, SLG: 0.133										4	0	0	0	0	1	3						
21 James Loney, L OBP: 0.265, SLG: 0.233										1	0	0	0	1	1	1						
15 Shelley Duncan, R OBP: 0.241, SLG: 0.321										2	0	1	0	0	0	1						
59 Jose Lobaton, S OBP: 0.167, SLG: 0.222										3	0	0	0	0	1	2						
19 Ryan Roberts, R OBP: 0.318, SLG: 0.300										1	0	0	0	0	1	1						
5 Sam Fuld, L OBP: 0.115, SLG: 0.080										2	0	0	0	0	1	0						
1 Sean Rodriguez, R OBP: 0.294, SLG: 0.214										2	0	0	0	0	1	0						
<b>Inning Stats</b>	R: 1 E: 0 K: 1 S: 14	H: 1 LOB: 0 BB: 0 P: 19	R: 0 E: 0 K: 1 S: 12	H: 1 LOB: 1 BB: 1 P: 21	R: 0 E: 0 K: 0 S: 10	H: 0 LOB: 2 BB: 2 P: 25	R: 0 E: 0 K: 2 S: 14	H: 1 LOB: 1 BB: 1 P: 19	R: 0 E: 0 K: 3 S: 12	H: 0 LOB: 1 BB: 1 P: 23	R: 0 E: 0 K: 0 S: 10	H: 0 LOB: 0 BB: 0 P: 14	R: 3 E: 0 K: 1 S: 19	H: 3 LOB: 1 BB: 1 P: 29	R: 0 E: 0 K: 0 S: 9	H: 0 LOB: 0 BB: 0 P: 16	1B: 2 2B: 1 3B: 0 HR: 3	SF: 0 SAC: 0 DP: 0 HBP: 0	WP: 0 PB: 0 SB: 0 CS: 1	PA: 38		
<b>PITCHER</b>	IP WLS BF H R ER SO BB IBB HBP BLK WP HR S P ERA WHIP	IP WLS BF H R ER SO BB IBB HBP BLK WP HR S P ERA WHIP	IP WLS BF H R ER SO BB IBB HBP BLK WP HR S P ERA WHIP	IP WLS BF H R ER SO BB IBB HBP BLK WP HR S P ERA WHIP	IP WLS BF H R ER SO BB IBB HBP BLK WP HR S P ERA WHIP	IP WLS BF H R ER SO BB IBB HBP BLK WP HR S P ERA WHIP	IP WLS BF H R ER SO BB IBB HBP BLK WP HR S P ERA WHIP	IP WLS BF H R ER SO BB IBB HBP BLK WP HR S P ERA WHIP	IP WLS BF H R ER SO BB IBB HBP BLK WP HR S P ERA WHIP	IP WLS BF H R ER SO BB IBB HBP BLK WP HR S P ERA WHIP	IP WLS BF H R ER SO BB IBB HBP BLK WP HR S P ERA WHIP	IP WLS BF H R ER SO BB IBB HBP BLK WP HR S P ERA WHIP	IP WLS BF H R ER SO BB IBB HBP BLK WP HR S P ERA WHIP	IP WLS BF H R ER SO BB IBB HBP BLK WP HR S P ERA WHIP	IP WLS BF H R ER SO BB IBB HBP BLK WP HR S P ERA WHIP	IP WLS BF H R ER SO BB IBB HBP BLK WP HR S P ERA WHIP	IP WLS BF H R ER SO BB IBB HBP BLK WP HR S P ERA WHIP	IP WLS BF H R ER SO BB IBB HBP BLK WP HR S P ERA WHIP	IP WLS BF H R ER SO BB IBB HBP BLK WP HR S P ERA WHIP	IP WLS BF H R ER SO BB IBB HBP BLK WP HR S P ERA WHIP	IP WLS BF H R ER SO BB IBB HBP BLK WP HR S P ERA WHIP	IP WLS BF H R ER SO BB IBB HBP BLK WP HR S P ERA WHIP
34 Jake Arrieta, R ERA: 5.4	40 Troy Patton, L ERA: 10.8	47 Pedro Strop, R ERA: 2.08	17 Brian Matusz, L ERA: 2.08	56 Darren O'Day, R ERA: 2.08	43 Jim Johnson, R ERA: 0.00																	

Batter	1	2	3	4	5	6	7	8	9	AB	R	H	RBI	BB	SO	LOB	BOTTOM				
9 Nate McLouth, L OBP: 0.362, SLG: 0.366										3	2	1	0	1	0	0	<b>Tampa Bay Rays @ Baltimore Orioles</b> Oriole Park at Camden Yards, Baltimore, MD Tue Apr 16 2013, 7:10 PM - 10:30 PM EDT Att: 14,670 - Clear - 69 F				
13 Manny Machado, R OBP: 0.293, SLG: 0.364										4	0	1	1	0	1	1					
21 Nick Markakis, L OBP: 0.373, SLG: 0.463										3	1	2	1	1	0	1					
10 Adam Jones, R OBP: 0.411, SLG: 0.564										4	1	1	0	0	0	3					
19 Chris Davis, L OBP: 0.463, SLG: 0.860										2	0	0	0	2	1	2					
32 Matt Wieters, S OBP: 0.306, SLG: 0.372										3	1	1	1	0	1	3					
2 J.J. Hardy, R OBP: 0.245, SLG: 0.380										4	0	0	0	0	1	3					
3 Ryan Flaherty, L OBP: 0.103, SLG: 0.179										4	0	0	1	0	2	3					
12 Alexi Casilla, S OBP: 0.333, SLG: 0.364										0	0	0	0	0	0	0					
14 Nolan Reimold, R OBP: 0.297, SLG: 0.303										3	0	0	0	0	2	2					
<b>Inning Stats</b>	R: 1 E: 0 K: 0 S: 9	H: 1 LOB: 1 BB: 1 P: 19	R: 1 E: 0 K: 2 S: 15	H: 1 LOB: 0 BB: 0 P: 23	R: 1 E: 0 K: 2 S: 12	H: 2 LOB: 1 BB: 0 P: 19	R: 0 E: 0 K: 1 S: 8	H: 0 LOB: 0 BB: 0 P: 15	R: 0 E: 0 K: 1 S: 7	H: 0 LOB: 0 BB: 0 P: 13	R: 2 E: 1 K: 2 S: 15	H: 1 LOB: 2 BB: 2 P: 29	R: 0 E: 0 K: 0 S: 9	H: 1 LOB: 1 BB: 0 P: 16	R: 0 E: 0 K: 0 S: 7	H: 0 LOB: 1 BB: 1 P: 13	1B: 2 2B: 3 3B: 0 HR: 1	SF: 0 SAC: 1 DP: 0 HBP: 0	WP: 0 PB: 1 SB: 1 CS: 0	PA: 35	
<b>PITCHER</b>	IP WLS BF H R ER SO BB IBB HBP BLK WP HR S P ERA WHIP	IP WLS BF H R ER SO BB IBB HBP BLK WP HR S P ERA WHIP	IP WLS BF H R ER SO BB IBB HBP BLK WP HR S P ERA WHIP	IP WLS BF H R ER SO BB IBB HBP BLK WP HR S P ERA WHIP	IP WLS BF H R ER SO BB IBB HBP BLK WP HR S P ERA WHIP	IP WLS BF H R ER SO BB IBB HBP BLK WP HR S P ERA WHIP	IP WLS BF H R ER SO BB IBB HBP BLK WP HR S P ERA WHIP	IP WLS BF H R ER SO BB IBB HBP BLK WP HR S P ERA WHIP	IP WLS BF H R ER SO BB IBB HBP BLK WP HR S P ERA WHIP	IP WLS BF H R ER SO BB IBB HBP BLK WP HR S P ERA WHIP	IP WLS BF H R ER SO BB IBB HBP BLK WP HR S P ERA WHIP	IP WLS BF H R ER SO BB IBB HBP BLK WP HR S P ERA WHIP	IP WLS BF H R ER SO BB IBB HBP BLK WP HR S P ERA WHIP	IP WLS BF H R ER SO BB IBB HBP BLK WP HR S P ERA WHIP	IP WLS BF H R ER SO BB IBB HBP BLK WP HR S P ERA WHIP	IP WLS BF H R ER SO BB IBB HBP BLK WP HR S P ERA WHIP	IP WLS BF H R ER SO BB IBB HBP BLK WP HR S P ERA WHIP	IP WLS BF H R ER SO BB IBB HBP BLK WP HR S P ERA WHIP	IP WLS BF H R ER SO BB IBB HBP BLK WP HR S P ERA WHIP	IP WLS BF H R ER SO BB IBB HBP BLK WP HR S P ERA WHIP	IP WLS BF H R ER SO BB IBB HBP BLK WP HR S P ERA WHIP
40 Roberto Hernandez, R ERA: 5.78	35 Jamey Wright, R ERA: 1.23	27 Cesar Ramos, L ERA: 0.31	47 Brandon Gomes, R ERA: 1.59																		

AB 32  
R 4  
H 6  
RBI 4  
BB 6  
SO 9  
LOB 12



AB 30  
R 5  
H 6  
RBI 4  
BB 4  
SO 8  
LOB 18





Batter	1	2	3	4	5	6	7	8	9	AB R H RBI BB SO LOB	TOP											
8 Desmond Jennings, R (1.8) OBP: 0.283, SLG: 0.382										5 0 0 0 0 2 4	<b>Tampa Bay Rays @ Baltimore Orioles</b> Oriole Park at Camden Yards, Baltimore, MD Wed Apr 17 2013, 7:06 PM - 10:08 PM EDT Att: 13,591 - Partly Cloudy - 68 F											
2 Kelly Johnson, L (1.4) OBP: 0.337, SLG: 0.486										5 1 2 1 0 3 0												
18 Ben Zobrist, S (1.9) OBP: 0.397, SLG: 0.417										5 0 1 0 0 1 1												
3 Evan Longoria, R (1.5) OBP: 0.386, SLG: 0.438										5 1 1 0 0 2 1												
20 Matt Joyce, L (1.7) OBP: 0.227, SLG: 0.286										4 1 1 0 0 1 1												
5 Sam Fuld, L (9.7) OBP: 0.115, SLG: 0.080										0 0 0 0 0 0 0												
15 Shelley Duncan, R (1.10) OBP: 0.303, SLG: 0.452										3 2 2 1 1 1 1												
21 James Loney, L (1.3) OBP: 0.342, SLG: 0.364										3 1 3 3 1 0 0												
28 José Molina, R (1.2) OBP: 0.269, SLG: 0.250										4 0 0 0 0 1 5												
11 Yunel Escobar, R (1.6) OBP: 0.189, SLG: 0.146										3 0 1 1 1 0 2												
<b>Inning Stats</b>	R: 1 E: 0 K: 0 S: 6	H: 1 LOB: 0 BB: 0 P: 14	R: 1 E: 0 K: 1 S: 11	H: 1 LOB: 1 BB: 1 P: 19	R: 0 E: 0 K: 2 S: 10	H: 0 LOB: 0 BB: 0 P: 16	R: 2 E: 0 K: 1 S: 16	H: 3 LOB: 2 BB: 1 P: 28	R: 0 E: 0 K: 2 S: 9	H: 1 LOB: 0 BB: 0 P: 16	R: 1 E: 0 K: 1 S: 10	H: 2 LOB: 2 BB: 1 P: 21	R: 0 E: 0 K: 1 S: 8	H: 0 LOB: 0 BB: 0 P: 11	R: 1 E: 0 K: 1 S: 11	H: 2 LOB: 1 BB: 0 P: 20	R: 0 E: 0 K: 2 S: 11	H: 1 LOB: 1 BB: 0 P: 17	1B: 6 2B: 4 3B: 0 HR: 2	SF: 0 SAC: 0 DP: 1 HBP: 0	WP: 0 PB: 0 SB: 1 CS: 1	PA: 40
<b>PITCHER</b>	IP WLS BF H R ER SO BB IBB HBP BLK WP HR S P ERA WHIP											IP WLS BF H R ER SO BB IBB HBP BLK WP HR S P ERA WHIP										
30 Chris Tillman, R (1.1) ERA: 7.07	5.0 L 22 6 4 4 6 2 0 0 0 1 0 2 52 93 7.20 1.600																					
66 T.J. McFarland, L (6.1) ERA: 2.35	2.1 12 4 2 2 3 1 0 0 0 0 0 0 26 45 7.71 2.143																					
29 Tommy Hunter, R (8.1) ERA: 4.26	1.2 6 1 0 0 2 0 0 0 0 0 0 0 14 24 0.00 0.600																					

Batter	1	2	3	4	5	6	7	8	9	AB R H RBI BB SO LOB	BOTTOM									
21 Nick Markakis, L (1.9) OBP: 0.375, SLG: 0.448										4 0 1 0 1 1 2	<b>Tampa Bay Rays @ Baltimore Orioles</b> Oriole Park at Camden Yards, Baltimore, MD Wed Apr 17 2013, 7:06 PM - 10:08 PM EDT Att: 13,591 - Partly Cloudy - 68 F									
13 Manny Machado, R (1.5) OBP: 0.309, SLG: 0.345										3 1 0 0 1 1 3										
10 Adam Jones, R (1.8) OBP: 0.400, SLG: 0.593										4 1 1 2 0 2 2										
32 Matt Wieters, S (1.2) OBP: 0.321, SLG: 0.370										3 0 1 0 1 1 0										
19 Chris Davis, L (1.3) OBP: 0.448, SLG: 0.809										4 0 1 0 0 0 3										
2 J.J. Hardy, R (1.6) OBP: 0.246, SLG: 0.358										3 0 0 0 1 0 2										
9 Nate McLouth, L (1.7) OBP: 0.353, SLG: 0.341										3 0 0 0 1 0 2										
14 Nolan Reimold, R (1.10) OBP: 0.268, SLG: 0.270										4 0 0 0 0 3 2										
12 Alexi Casilla, S (1.4) OBP: 0.313, SLG: 0.333										4 0 1 0 0 1 1										
<b>Inning Stats</b>	R: 0 E: 0 K: 1 S: 12	H: 2 LOB: 2 BB: 0 P: 18	R: 0 E: 0 K: 1 S: 7	H: 0 LOB: 0 BB: 0 P: 10	R: 2 E: 0 K: 1 S: 8	H: 1 LOB: 1 BB: 1 P: 14	R: 0 E: 0 K: 2 S: 12	H: 0 LOB: 1 BB: 1 P: 20	R: 0 E: 0 K: 0 S: 11	H: 1 LOB: 1 BB: 0 P: 14		R: 0 E: 0 K: 2 S: 9	H: 1 LOB: 1 BB: 0 P: 14	R: 0 E: 0 K: 0 S: 11	H: 0 LOB: 1 BB: 1 P: 18	R: 0 E: 0 K: 1 S: 10	H: 0 LOB: 1 BB: 1 P: 19	1B: 4 2B: 0 3B: 0 HR: 1	SF: 0 SAC: 0 DP: 0 HBP: 0	WP: 0 PB: 0 SB: 0 CS: 0
<b>PITCHER</b>	IP WLS BF H R ER SO BB IBB HBP BLK WP HR S P ERA WHIP											IP WLS BF H R ER SO BB IBB HBP BLK WP HR S P ERA WHIP								
55 Matt Moore, L (1.1) ERA: 1.0	6.2 W 28 5 2 2 7 3 0 0 0 0 0 1 67 104 1.00 1.200																			
57 Jake McGee, L (7.1) ERA: 8.44	0.1 H 1 0 0 0 1 0 0 0 0 0 0 0 4 6 0.00 0.000																			
62 Joel Peralta, R (8.1) ERA: 3.0	1.0 4 0 0 0 0 1 0 0 0 0 0 0 11 18 0.00 1.000																			
56 Fernando Rodney, R (9.1) ERA: 7.36	1.0 4 0 0 0 1 1 0 0 0 0 0 0 10 19 0.00 1.000																			







Batter	1	2	3	4	5	6	7	8	9	AB	R	H	RBI	BB	SO	LOB	TOP				
25 Carl Crawford, L (1, 10) OBP: 0.409, SLG: 0.525										5	0	1	0	0	1	1	<b>Los Angeles Dodgers @ Baltimore Orioles</b> Oriole Park at Camden Yards, Baltimore, MD Sat Apr 20 2013, 1:07 PM - 4:00 PM EDT Att: 26,811 - Partly Cloudy - 52 F				
14 Mark Ellis, R (1, 4) OBP: 0.349, SLG: 0.351										3	2	2	1	1	1	0					
27 Matt Kemp, R (1, 8) OBP: 0.246, SLG: 0.283										5	1	3	0	0	1	1					
23 Adrián González, L (1, 3) OBP: 0.456, SLG: 0.552										4	0	0	0	1	1	4					
16 Andre Ethier, L (1, 9) OBP: 0.397, SLG: 0.442										3	1	1	3	1	1	2					
55 Ramon Hernández, R (1, 2) OBP: 0.273, SLG: 0.222										3	0	0	0	1	1	5					
3 Skip Schumaker, L (1, 7) OBP: 0.333, SLG: 0.150										3	0	0	0	1	1	1					
47 Luis Alfonso Cruz, R (1, 5) OBP: 0.130, SLG: 0.093										3	0	0	0	0	0	1					
28 Justin Sellers, R (1, 6) OBP: 0.286, SLG: 0.256										4	1	1	0	0	1	2					
<b>Inning Stats</b>	R: 3 H: 3 E: 0 K: 1 S: 20	H: 3 LOB: 1 BB: 1 P: 32	R: 1 H: 2 E: 0 K: 1 S: 13	H: 2 LOB: 1 BB: 0 P: 19	R: 0 H: 0 E: 0 K: 0 S: 8	H: 0 LOB: 0 BB: 0 P: 9	R: 0 H: 2 E: 0 K: 2 S: 20	H: 0 LOB: 3 BB: 1 P: 33	R: 0 H: 0 E: 0 K: 1 S: 8	H: 0 LOB: 0 BB: 0 P: 11	R: 1 H: 1 E: 0 K: 1 S: 13	H: 1 LOB: 2 BB: 2 P: 27	R: 0 H: 0 E: 0 K: 1 S: 10	H: 0 LOB: 1 BB: 0 P: 15	R: 0 H: 0 E: 0 K: 1 S: 7	H: 0 LOB: 0 BB: 0 P: 13	1B: 5 2B: 2 3B: 0 HR: 1	SF: 1 SAC: 0 DP: 1 HBP: 1	WP: 1 PB: 0 SB: 1 CS: 0	PA: 40	
<b>PITCHER</b>	IP WLS BF H R ER SO BB IBB HBP BLK WP HR S P ERA WHIP	IP WLS BF H R ER SO BB IBB HBP BLK WP HR S P ERA WHIP	IP WLS BF H R ER SO BB IBB HBP BLK WP HR S P ERA WHIP	IP WLS BF H R ER SO BB IBB HBP BLK WP HR S P ERA WHIP	IP WLS BF H R ER SO BB IBB HBP BLK WP HR S P ERA WHIP	IP WLS BF H R ER SO BB IBB HBP BLK WP HR S P ERA WHIP	IP WLS BF H R ER SO BB IBB HBP BLK WP HR S P ERA WHIP	IP WLS BF H R ER SO BB IBB HBP BLK WP HR S P ERA WHIP	IP WLS BF H R ER SO BB IBB HBP BLK WP HR S P ERA WHIP	IP WLS BF H R ER SO BB IBB HBP BLK WP HR S P ERA WHIP	IP WLS BF H R ER SO BB IBB HBP BLK WP HR S P ERA WHIP	IP WLS BF H R ER SO BB IBB HBP BLK WP HR S P ERA WHIP	IP WLS BF H R ER SO BB IBB HBP BLK WP HR S P ERA WHIP	IP WLS BF H R ER SO BB IBB HBP BLK WP HR S P ERA WHIP	IP WLS BF H R ER SO BB IBB HBP BLK WP HR S P ERA WHIP	IP WLS BF H R ER SO BB IBB HBP BLK WP HR S P ERA WHIP	IP WLS BF H R ER SO BB IBB HBP BLK WP HR S P ERA WHIP	IP WLS BF H R ER SO BB IBB HBP BLK WP HR S P ERA WHIP	IP WLS BF H R ER SO BB IBB HBP BLK WP HR S P ERA WHIP	IP WLS BF H R ER SO BB IBB HBP BLK WP HR S P ERA WHIP	IP WLS BF H R ER SO BB IBB HBP BLK WP HR S P ERA WHIP
39 Jason Hammel, R (1, 1) ERA: 4.74	6.0	27	7	4	4	5	2	1	0	0	0	0	1	0	8	113	6.00	1.500			
47 Pedro Strop, R (7, 1) ERA: 11.81	0.1	4	1	1	1	0	1	1	0	0	1	0	8	18	27.00	6.000					
17 Brian Matusz, L (7, 1) ERA: 1.35	1.0	3	0	0	0	1	0	0	0	0	0	0	8	14	0.00	0.000					
56 Darren O'Day, R (8, 1) ERA: 1.04	0.2	3	0	0	0	1	0	0	1	0	0	7	10	0.00	0.000						
43 Jim Johnson, R (9, 1) ERA:	1.0	3	0	0	0	1	0	0	0	0	0	7	13	0.00	0.000						

Batter	1	2	3	4	5	6	7	8	9	AB	R	H	RBI	BB	SO	LOB	BOTTOM				
21 Nick Markakis, L (1, 9) OBP: 0.370, SLG: 0.433										4	0	1	0	0	0	1	<b>Los Angeles Dodgers @ Baltimore Orioles</b> Oriole Park at Camden Yards, Baltimore, MD Sat Apr 20 2013, 1:07 PM - 4:00 PM EDT Att: 26,811 - Partly Cloudy - 52 F				
13 Manny Machado, R (1, 5) OBP: 0.282, SLG: 0.343										4	0	0	0	0	1	1					
10 Adam Jones, R (1, 8) OBP: 0.377, SLG: 0.537										3	0	0	0	1	2	0					
32 Matt Wieters, S (1, 2) OBP: 0.339, SLG: 0.444										3	1	1	0	1	0	2					
19 Chris Davis, L (1, 3) OBP: 0.470, SLG: 0.818										4	3	3	0	0	1	1					
2 J.J. Hardy, R (1, 6) OBP: 0.282, SLG: 0.424										2	2	1	3	1	1	0					
28 Steve Pearce, R (1, 10) ERA: 4.01										3	0	1	1	0	0	0					
9 Nate McLouth, L (8, PH) (9, 10) OBP: 0.358, SLG: 0.333										0	0	0	0	1	0	0					
14 Nolan Reimold, R (1, 7) OBP: 0.306, SLG: 0.455										4	1	2	3	0	1	1					
36 Chris Dickerson, L (8, PR) (9, 7) ERA: 5.4										0	0	0	0	0	0	0					
12 Alexi Casilla, S (1, 4) OBP: 0.304, SLG: 0.364										4	0	1	0	0	2	3					
<b>Inning Stats</b>	R: 0 H: 1 E: 0 K: 1 S: 10	H: 3 LOB: 1 BB: 0 P: 22	R: 2 H: 3 E: 1 K: 1 S: 13	H: 3 LOB: 0 BB: 0 P: 22	R: 0 H: 0 E: 0 K: 2 S: 11	H: 0 LOB: 1 BB: 1 P: 18	R: 1 H: 1 E: 0 K: 2 S: 11	H: 1 LOB: 0 BB: 0 P: 16	R: 0 H: 0 E: 0 K: 0 S: 4	H: 3 LOB: 1 BB: 0 P: 15	R: 0 H: 0 E: 0 K: 1 S: 11	H: 0 LOB: 0 BB: 0 P: 13	R: 2 H: 2 E: 0 K: 1 S: 12	H: 2 LOB: 2 BB: 2 P: 24	R: 0 H: 0 E: 0 K: 1 S: 7	H: 0 LOB: 0 BB: 0 P: 13	1B: 5 2B: 3 3B: 0 HR: 2	SF: 1 SAC: 0 DP: 1 HBP: 0	WP: 0 PB: 1 SB: 0 CS: 2	PA: 36	
<b>PITCHER</b>	IP WLS BF H R ER SO BB IBB HBP BLK WP HR S P ERA WHIP	IP WLS BF H R ER SO BB IBB HBP BLK WP HR S P ERA WHIP	IP WLS BF H R ER SO BB IBB HBP BLK WP HR S P ERA WHIP	IP WLS BF H R ER SO BB IBB HBP BLK WP HR S P ERA WHIP	IP WLS BF H R ER SO BB IBB HBP BLK WP HR S P ERA WHIP	IP WLS BF H R ER SO BB IBB HBP BLK WP HR S P ERA WHIP	IP WLS BF H R ER SO BB IBB HBP BLK WP HR S P ERA WHIP	IP WLS BF H R ER SO BB IBB HBP BLK WP HR S P ERA WHIP	IP WLS BF H R ER SO BB IBB HBP BLK WP HR S P ERA WHIP	IP WLS BF H R ER SO BB IBB HBP BLK WP HR S P ERA WHIP	IP WLS BF H R ER SO BB IBB HBP BLK WP HR S P ERA WHIP	IP WLS BF H R ER SO BB IBB HBP BLK WP HR S P ERA WHIP	IP WLS BF H R ER SO BB IBB HBP BLK WP HR S P ERA WHIP	IP WLS BF H R ER SO BB IBB HBP BLK WP HR S P ERA WHIP	IP WLS BF H R ER SO BB IBB HBP BLK WP HR S P ERA WHIP	IP WLS BF H R ER SO BB IBB HBP BLK WP HR S P ERA WHIP	IP WLS BF H R ER SO BB IBB HBP BLK WP HR S P ERA WHIP	IP WLS BF H R ER SO BB IBB HBP BLK WP HR S P ERA WHIP	IP WLS BF H R ER SO BB IBB HBP BLK WP HR S P ERA WHIP	IP WLS BF H R ER SO BB IBB HBP BLK WP HR S P ERA WHIP	IP WLS BF H R ER SO BB IBB HBP BLK WP HR S P ERA WHIP
99 Hyun Jin Ryu, L (1, 1) ERA: 4.01	6.0	27	7	4	4	5	2	1	0	0	0	0	1	0	8	113	6.00	1.500			
74 Kentley Jansen, R (7, 1) ERA: 2.0	1.1	4	0	0	0	1	0	0	0	0	0	0	8	18	0.00	0.000					
75 Paco Rodríguez, L (8, 1) ERA: 5.4	0.0	1	1	0	0	0	0	0	0	0	0	3	3	0	0	0					
51 Ronald Belisario, R (8, 1) ERA: 4.91	0.2	4	1	2	2	1	1	1	0	0	0	5	16	27.00	3.000						

AB 33  
R 5  
H 8  
RBI 4  
BB 5  
SO 8  
LOB 17


AB 31  
R 7  
H 10  
RBI 7  
BB 4  
SO 8  
LOB 9



Batter	1	2	3	4	5	6	7	8	9	AB	R	H	RBI	BB	SO	LOB	TOP	
25 Carl Crawford, L OBP: 0.414, SLG: 0.508										2	1	0	0	1	1	1	<b>Los Angeles Dodgers @ Baltimore Orioles</b> Oriole Park at Camden Yards, Baltimore, MD Sat Apr 20 2013, 7:17 PM - 10:03 PM EDT Att: 45,248 - Partly Cloudy - 56 F	
7 Nick Punto, S OBP: 0.545, SLG: 0.444										3	0	2	0	1	0	1		
27 Matt Kemp, R OBP: 0.246, SLG: 0.270										3	0	0	0	1	0	4		
23 Adrián González, L OBP: 0.444, SLG: 0.541										3	0	1	1	0	0	1		
6 Jerry Hairston, R OBP: 0.263, SLG: 0.263										4	0	2	0	0	0	2		
16 Andre Ethier, L OBP: 0.373, SLG: 0.411									4	0	0	0	0	0	2			
17 A.J. Ellis, R OBP: 0.429, SLG: 0.468										2	0	1	0	2	0	1		
5 Juan Uribe, R OBP: 0.304, SLG: 0.474										4	0	0	0	0	2	4		
47 Luis Alfonso Cruz, R OBP: 0.122, SLG: 0.087										3	0	0	0	0	1	2		
3 Skip Schumaker, L OBP: 0.321, SLG: 0.143										1	0	0	0	0	0	1		
<b>Inning Stats</b>	R: 1 H: 1 E: 0 K: 0 S: 13	H: 1 LOB: 1 BB: 0 P: 21	R: 0 H: 0 E: 0 K: 1 S: 8	H: 0 LOB: 1 BB: 1 P: 13	R: 0 H: 0 E: 0 K: 0 S: 9	H: 0 LOB: 1 BB: 2 P: 18	R: 0 H: 1 E: 0 K: 1 S: 11	H: 0 LOB: 1 BB: 0 P: 17	R: 0 H: 0 E: 0 K: 0 S: 8	H: 1 LOB: 1 BB: 1 P: 16	R: 0 H: 1 E: 0 K: 2 S: 12	H: 1 LOB: 1 BB: 0 P: 16	R: 0 H: 2 E: 0 K: 0 S: 10	H: 0 LOB: 1 BB: 1 P: 23	1B: 6 2B: 0 3B: 0 HR: 0	SF: 1 SAC: 0 DP: 3 HBP: 1	WP: 0 PB: 0 SB: 1 CS: 0	PA: 36
<b>PITCHER</b>	IP WLS BF H R ER SO BB IBB HBP BLK WP HR S P ERA WHIP																	
16 Wei-Yin Chen, L ERA: 3.38	6.0 W 24 3 1 1 2 4 0 1 0 0 0 55 94 1.50 1.167																	
29 Tommy Hunter, R ERA: 2.89	3.0 S 12 3 0 0 2 1 0 0 0 0 0 37 56 0.00 1.333																	

Batter	1	2	3	4	5	6	7	8	9	AB	R	H	RBI	BB	SO	LOB	BOTTOM	
9 Nate McLouth, L OBP: 0.386, SLG: 0.354										3	2	2	0	1	0	0	<b>Los Angeles Dodgers @ Baltimore Orioles</b> Oriole Park at Camden Yards, Baltimore, MD Sat Apr 20 2013, 7:17 PM - 10:03 PM EDT Att: 45,248 - Partly Cloudy - 56 F	
13 Manny Machado, R OBP: 0.307, SLG: 0.423									4	2	3	4	0	0	0			
21 Nick Markakis, L OBP: 0.364, SLG: 0.414									3	0	0	0	1	0	1			
10 Adam Jones, R OBP: 0.370, SLG: 0.535									4	0	1	1	0	1	3			
19 Chris Davis, L OBP: 0.471, SLG: 0.845									3	1	1	1	1	0	0			
2 J.J. Hardy, R OBP: 0.246, SLG: 0.397									4	0	0	0	0	0	2			
36 Chris Dickerson, L OBP: 0.250, SLG: 0.143										4	0	0	0	0	2	0		
31 Taylor Teagarden, R OBP: 0.121, SLG: 0.188										4	0	0	0	0	1	1		
3 Ryan Flaherty, L OBP: 0.121, SLG: 0.188									4	1	1	0	0	1	0			
<b>Inning Stats</b>	R: 0 H: 0 E: 0 K: 0 S: 8	H: 0 LOB: 0 BB: 0 P: 10	R: 1 H: 1 E: 0 K: 1 S: 8	H: 1 LOB: 0 BB: 0 P: 12	R: 0 H: 2 E: 0 K: 0 S: 14	H: 2 LOB: 3 BB: 1 P: 24	R: 0 H: 0 E: 1 K: 1 S: 13	H: 0 LOB: 1 BB: 0 P: 17	R: 2 H: 2 E: 0 K: 0 S: 13	H: 2 LOB: 2 BB: 2 P: 26	R: 3 H: 3 E: 0 K: 1 S: 13	H: 3 LOB: 0 BB: 0 P: 21	R: 0 H: 0 E: 0 K: 2 S: 10	H: 0 LOB: 0 BB: 0 P: 12	1B: 4 2B: 2 3B: 0 HR: 2	SF: 0 SAC: 0 DP: 0 HBP: 0		WP: 0 PB: 0 SB: 1 CS: 0
<b>PITCHER</b>	IP WLS BF H R ER SO BB IBB HBP BLK WP HR S P ERA WHIP																	
61 Josh Beckett, R ERA: 4.68	5.2 L 29 8 0 0 0 2 2 1 0 0 0 7 108 9.53 1.765																	
56 J.P. Howell, L ERA: 5.14	1.1 4 0 0 0 0 0 0 0 0 0 0 7 11 0.00 0.000																	
54 Matt Guerrier, R ERA: 3.6	1.0 3 0 0 0 2 0 0 0 0 0 0 10 12 0.00 0.000																	

AB 29  
R 1  
H 6  
RBI 1  
BB 5  
SO 4  
LOB 19



AB 33  
R 6  
H 8  
RBI 6  
BB 3  
SO 5  
LOB 7









Batter	1	2	3	4	5	6	7	8	9	AB	R	H	RBI	BB	SO	LOB	TOP					
66 Munenori Kawasaki, L (1.6) OBP: 0.333, SLG: 0.308										3	0	0	0	1	0	1						
53 Melky Cabrera, S (1.7) OBP: 0.322, SLG: 0.304										4	0	0	0	0	0	2						
19 José Bautista, R (1.9) OBP: 0.298, SLG: 0.480										4	0	0	0	0	2	1						
10 Edwin Encarnación, R (1.3) OBP: 0.286, SLG: 0.307										4	1	1	0	0	1	1						
26 Adam Lind, L (1.10) OBP: 0.380, SLG: 0.308										3	0	1	0	1	1	1						
9 J.P. Arencibia, R (1.2) OBP: 0.273, SLG: 0.600										3	0	1	0	1	1	1						
28 Colby Rasmus, L (1.8) OBP: 0.318, SLG: 0.517										4	0	1	1	0	0	3						
13 Brett Lawrie, R (1.5) OBP: 0.185, SLG: 0.200										2	0	0	0	1	0	0						
1 Emilio Bonifacio, S (1.4) OBP: 0.237, SLG: 0.333										2	0	0	0	1	1	3						
<b>Inning Stats</b>	R: 0 E: 0 K: 0 S: 6	H: 0 LOB: 0 BB: 0 P: 11	R: 0 E: 0 K: 1 S: 10	H: 1 LOB: 1 BB: 1 P: 16	R: 0 E: 0 K: 0 S: 6	H: 0 LOB: 0 BB: 0 P: 8	R: 0 E: 0 K: 0 S: 7	H: 0 LOB: 0 BB: 0 P: 12	R: 0 E: 0 K: 0 S: 6	H: 0 LOB: 0 BB: 1 P: 12	R: 0 E: 0 K: 0 S: 10	H: 0 LOB: 1 BB: 1 P: 16	R: 1 E: 0 K: 3 S: 24	H: 3 LOB: 3 BB: 1 P: 38	R: 0 E: 0 K: 1 S: 12	H: 0 LOB: 0 BB: 0 P: 18	R: 0 E: 0 K: 1 S: 9	H: 0 LOB: 0 BB: 0 P: 14	1B: 4 2B: 0 3B: 0 HR: 0	SF: 0 SAC: 0 DP: 2 HBP: 0	WP: 0 PB: 0 SB: 0 CS: 0	PA: 34
<b>PITCHER</b>	IP	WLS	BF	H	R	ER	SO	BB	IBB	HBP	BLK	WP	HR	S	P	ERA	WHIP					
30 Chris Tillman, R (1.1) ERA: 5.23	6.2		25	4	1	1	3	3	0	0	0	0	0	65	103	1.35	1.050					
56 Darren O'Day, R (7.1) ERA: 0.9	1.1		6	0	0	0	2	2	0	0	0	0	0	16	28	0.00	1.500					
43 Jim Johnson, R (9.1) ERA:	1.0	W	3	0	0	0	1	0	0	0	0	0	0	9	14	0.00	0.000					

Toronto Blue Jays @ Baltimore Orioles  
 Oriole Park at Camden Yards, Baltimore, MD  
 Mon Apr 22 2013, 7:12 PM - 10:04 PM EDT  
 Att: 11,168 - Partly Cloudy - 53 F

AB	29
R	1
H	4
RBI	1
BB	5
SO	6
LOB	13



Batter	1	2	3	4	5	6	7	8	9	AB	R	H	RBI	BB	SO	LOB	BOTTOM					
21 Nick Markakis, L (1.9) OBP: 0.372, SLG: 0.418										5	0	2	1	0	1	1						
13 Manny Machado, R (1.5) OBP: 0.298, SLG: 0.392										3	1	1	0	1	2	1						
10 Adam Jones, R (1.8) OBP: 0.383, SLG: 0.564										4	0	1	0	0	1	2						
32 Matt Wieters, S (1.2) OBP: 0.300, SLG: 0.387										4	0	0	0	0	2	4						
19 Chris Davis, L (1.3) OBP: 0.474, SLG: 0.828										2	1	0	1	0	1	0						
2 J.J. Hardy, R (1.6) OBP: 0.250, SLG: 0.377										2	0	0	0	1	0	1						
28 Steve Pearce, R (1.10) OBP: 0.240, SLG: 0.273										2	0	0	0	1	0	1						
14 Nolan Reimold, R (1.7) OBP: 0.298, SLG: 0.412										3	0	0	0	1	1	3						
12 Alexi Casilla, S (1.4) OBP: 0.296, SLG: 0.346										4	0	1	0	0	1	4						
<b>Inning Stats</b>	R: 0 E: 0 K: 2 S: 9	H: 1 LOB: 1 BB: 0 P: 13	R: 0 E: 0 K: 2 S: 14	H: 0 LOB: 2 BB: 1 P: 23	R: 0 E: 0 K: 2 S: 10	H: 0 LOB: 0 BB: 0 P: 15	R: 0 E: 0 K: 0 S: 10	H: 0 LOB: 0 BB: 0 P: 13	R: 0 E: 0 K: 1 S: 7	H: 2 LOB: 1 BB: 0 P: 20	R: 0 E: 0 K: 1 S: 13	H: 0 LOB: 0 BB: 1 P: 15	R: 0 E: 0 K: 2 S: 14	H: 0 LOB: 1 BB: 1 P: 23	R: 1 E: 1 K: 0 S: 10	H: 1 LOB: 3 BB: 1 P: 19	1B: 5 2B: 0 3B: 0 HR: 0	SF: 1 SAC: 1 DP: 1 HBP: 2	WP: 0 PB: 1 SB: 1 CS: 0	PA: 37		
<b>PITCHER</b>	IP	WLS	BF	H	R	ER	SO	BB	IBB	HBP	BLK	WP	HR	S	P	ERA	WHIP					
48 J.A. Happ, L (1.1) ERA: 3.68	6.0		25	4	1	0	6	2	0	1	0	0	0	65	105	0.00	1.000					
50 Steve Delabar, R (7.1) ERA: 2.13	2.0		6	0	0	0	3	1	0	0	0	0	0	20	33	0.00	0.500					
62 Aaron Loup, L (9.1) ERA: 1.8	0.2	L	6	1	1	0	0	0	1	1	0	0	0	10	19	0.00	1.500					

Toronto Blue Jays @ Baltimore Orioles  
 Oriole Park at Camden Yards, Baltimore, MD  
 Mon Apr 22 2013, 7:12 PM - 10:04 PM EDT  
 Att: 11,168 - Partly Cloudy - 53 F

AB	29
R	2
H	5
RBI	2
BB	4
SO	9
LOB	17






Batter	1	2	3	4	5	6	7	8	9	AB	R	H	RBI	BB	SO	LOB	TOP										
66 Munenori Kawasaki, L (1, 6) OBP: 0.306, SLG: 0.276 16 Mark DeRosa, R (8, PH) OBP: 0.293, SLG: 0.333	G6-3		G6-4-3			G4-3		G6-3 19 G6-3 11 SH1-3 BB		3	0	0	0	0	0	2	Toronto Blue Jays @ Baltimore Orioles Oriole Park at Camden Yards, Baltimore, MD Tue Apr 23 2013, 7:09 PM - 9:37 PM EDT Att. 13,272 - Clear - 58 F										
26 Adam Lind, L (1, 10) OBP: 0.396, SLG: 0.317 11 Rajai Davis, R (8, PH) OBP: 0.293, SLG: 0.400	G5-3							SH1-3		2	1	1	0	1	0	0											
19 José Bautista, R (1, 9) OBP: 0.295, SLG: 0.453	P4							G6-3		3	1	0	0	1	0	2											
10 Edwin Encarnación, R (1, 3) OBP: 0.307, SLG: 0.351		G6-3								2	1	1	3	2	0	0											
53 Melky Cabrera, S (1, 7) OBP: 0.319, SLG: 0.325		F8								4	0	1	0	0	1	3											
13 Brett Lawrie, R (1, 5) OBP: 0.161, SLG: 0.172										4	0	0	0	0	2	1											
28 Colby Rasmus, L (1, 8) OBP: 0.314, SLG: 0.516										4	0	1	0	0	3	0											
3 Maicer Izturis, S (1, 4) OBP: 0.190, SLG: 0.279										4	0	1	0	0	0	1											
1 Emilio Bonifacio, S (6, PR) OBP: 0.237, SLG: 0.333										0	0	0	0	0	0	0											
22 Henry Blanco, R (1, 2) OBP: 0.231, SLG: 0.167 9 J.P. Arencibia, R (7, PH) OBP: 0.286, SLG: 0.584										2	0	1	0	0	1	0											
										2	0	0	0	0	2	1											
<b>Inning Stats</b>	R: 0 E: 0 K: 0 S: 6	H: 0 LOB: 0 BB: 0 P: 11	R: 0 E: 0 K: 1 S: 9	H: 0 LOB: 0 BB: 0 P: 12	R: 0 E: 0 K: 0 S: 8	H: 2 LOB: 1 BB: 0 P: 9	R: 0 E: 0 K: 0 S: 8	H: 1 LOB: 1 BB: 1 P: 15	R: 0 E: 0 K: 2 S: 8	H: 0 LOB: 0 BB: 0 P: 12	R: 3 E: 0 K: 1 S: 19	H: 2 LOB: 1 BB: 2 P: 34	R: 0 E: 0 K: 2 S: 11	H: 0 LOB: 0 BB: 0 P: 14	R: 0 E: 0 K: 1 S: 8	H: 0 LOB: 2 BB: 2 P: 19		R: 0 E: 0 K: 2 S: 10	H: 1 LOB: 0 BB: 0 P: 13	1B: 3 2B: 1 3B: 1 HR: 1	SF: 0 SAC: 1 DP: 2 HBP: 0	WP: 0 PB: 0 SB: 0 CS: 0	PA: 36				
<b>PITCHER</b>	IP	WLS	BF	H	R	ER	SO	BB	IBB	HBP	BLK	WP	HR	S	P	ERA	WHIP										
50 Miguel González, R (1, 1) ERA: 4.13	6.0	W	24	5	3	3	4	3	0	0	0	0	1	58	93	4.50	1.333										
17 Brian Matusz, L (7, 1) ERA: 1.17	1.0	H	4	0	0	0	2	1	0	0	0	0	0	13	20	0.00	1.000										
47 Pedro Strop, R (8, 1) ERA: 8.22	1.0	H	4	0	0	0	1	1	0	0	0	0	0	6	13	0.00	1.000										
43 Jim Johnson, R (9, 1) ERA:	1.0	S	4	1	0	0	2	0	0	0	0	0	0	10	13	0.00	1.000										

Batter	1	2	3	4	5	6	7	8	9	AB	R	H	RBI	BB	SO	LOB	BOTTOM											
9 Nate McLouth, L (1, 7) OBP: 0.394, SLG: 0.345										3	0	1	0	1	1	0	Toronto Blue Jays @ Baltimore Orioles Oriole Park at Camden Yards, Baltimore, MD Tue Apr 23 2013, 7:09 PM - 9:37 PM EDT Att. 13,272 - Clear - 58 F											
13 Manny Machado, R (1, 5) OBP: 0.318, SLG: 0.415										3	0	2	2	1	1	1												
21 Nick Markakis, L (1, 9) OBP: 0.367, SLG: 0.402										3	0	0	0	1	0	3												
10 Adam Jones, R (1, 8) OBP: 0.376, SLG: 0.549										4	1	1	0	0	2	3												
19 Chris Davis, L (1, 3) OBP: 0.463, SLG: 0.794										4	1	1	0	0	1	2												
32 Matt Wieters, S (1, 2) OBP: 0.311, SLG: 0.385										3	1	1	1	1	1	0												
2 J.J. Hardy, R (1, 6) OBP: 0.236, SLG: 0.356										4	0	0	0	0	0	3												
3 Ryan Flaherty, L (1, 4) OBP: 0.175, SLG: 0.167										1	1	0	0	2	0	0												
14 Nolan Reimold, R (1, 10) OBP: 0.283, SLG: 0.396										2	0	0	1	0	0	2												
<b>Inning Stats</b>	R: 0 E: 0 K: 1 S: 9	H: 1 LOB: 0 BB: 0 P: 16	R: 4 E: 1 K: 0 S: 17	H: 4 LOB: 2 BB: 2 P: 32	R: 0 E: 0 K: 2 S: 14	H: 0 LOB: 0 BB: 0 P: 18	R: 0 E: 0 K: 0 S: 6	H: 0 LOB: 0 BB: 0 P: 9	R: 0 E: 0 K: 1 S: 13	H: 1 LOB: 2 BB: 1 P: 22	R: 0 E: 0 K: 0 S: 11	H: 0 LOB: 1 BB: 2 P: 21	R: 0 E: 0 K: 1 S: 6	H: 0 LOB: 1 BB: 1 P: 13	R: 0 E: 0 K: 1 S: 5	H: 0 LOB: 0 BB: 0 P: 10		1B: 5 2B: 1 3B: 0 HR: 0	SF: 1 SAC: 0 DP: 1 HBP: 0	WP: 2 PB: 1 SB: 0 CS: 0	PA: 34							
<b>PITCHER</b>	IP	WLS	BF	H	R	ER	SO	BB	IBB	HBP	BLK	WP	HR	S	P	ERA		WHIP										
43 R.A. Dickey, R (1, 1) ERA: 4.66	6.0	L	27	6	4	4	4	5	0	0	0	1	0	70	118	6.00		1.833										
27 Brett Cecil, L (7, 1) ERA: 1.59	1.1		5	0	0	0	1	1	0	0	0	1	0	7	15	0.00	0.750											
32 Esmil Rogers, R (8, 1) ERA: 3.18	0.2		2	0	0	0	1	0	0	0	0	0	0	4	8	0.00	0.000											


livebaseballscores.com

AB 30  
R 3  
H 6  
RBI 3  
BB 5  
SO 9  
LOB 10



livebaseballscores.com

AB 27  
R 4  
H 6  
RBI 4  
BB 6  
SO 6  
LOB 14





















Batter	1	2	3	4	5	6	7	8	9	10	AB	R	H	RBI	BB	SO	LOB	TOP						
9 Nate McLouth, L OBP: 0.455, SLG: 0.486	P5			1B			1B		2B		5	4	4	0	0	0	0	<b>Baltimore Orioles @ Oakland Athletics</b> O.co Coliseum, Oakland, CA Sun Apr 28 2013, 4:08 PM - 7:33 PM EDT Att. 27,475 - Sunny - 68 F						
13 Manny Machado, R OBP: 0.345, SLG: 0.462	G4-3			1B			1B		2B		5	1	4	2	0	0	0							
21 Nick Markakis, L OBP: 0.333, SLG: 0.394	F8			1B			1B		2B		5	1	1	0	0	0	4							
10 Adam Jones, R OBP: 0.370, SLG: 0.562	F9			1B			2B		K		5	1	2	2	0	1	1							
19 Chris Davis, L OBP: 0.438, SLG: 0.756	K			2B			G4-3		G4-3		5	1	2	3	0	1	0							
32 Matt Wieters, S OBP: 0.283, SLG: 0.346	G6-3			SF7			F9		HR		4	0	1	1	0	1	0							
2 J.J. Hardy, R OBP: 0.243, SLG: 0.333				G1-3			G6-3		FC6-4		5	0	1	0	0	0	2							
3 Ryan Flaherty, L OBP: 0.193, SLG: 0.212	F8			F8			P4		F8		4	0	0	0	0	0	3							
14 Nolan Reimold, R OBP: 0.304, SLG: 0.388	K			K			K		L9		4	0	0	0	0	3	1							
<b>Inning Stats</b>	R: 0 E: 0 K: 0 S: 8	H: 0 LOB: 0 BB: 0 P: 9	R: 0 E: 0 K: 1 S: 7	H: 0 LOB: 0 BB: 0 P: 10	R: 0 E: 0 K: 1 S: 8	H: 1 LOB: 1 BB: 0 P: 11	R: 4 E: 0 K: 0 S: 14	H: 5 LOB: 1 BB: 0 P: 18	R: 1 E: 0 K: 1 S: 14	H: 3 LOB: 2 BB: 0 P: 18	R: 0 E: 0 K: 0 S: 7	H: 0 LOB: 0 BB: 0 P: 10	R: 1 E: 0 K: 1 S: 12	H: 2 LOB: 1 BB: 0 P: 20	R: 1 E: 0 K: 0 S: 10	H: 2 LOB: 1 BB: 0 P: 12	R: 1 E: 0 K: 1 S: 13		H: 2 LOB: 1 BB: 0 P: 19	R: 0 E: 0 K: 1 S: 6	H: 0 LOB: 0 BB: 0 P: 10	1B: 10 2B: 5 3B: 0 HR: 1	SF: 1 SAC: 0 DP: 1 HBP: 0	WP: 1 PB: 0 SB: 1 CS: 1
<b>PITCHER</b>	IP WLS BF H R ER SO BB IBB HBP BLK WP HR S P ERA WHIP	40 Bartolo Colon, R ERA: 3.38	48 Ryan Cook, R ERA: 2.25	62 Sean Doolittle, L ERA: 1.86	50 Grant Balfour, R ERA: 3.0	13 Jerry Blevins, L ERA: 1.94	<b>PITCHER</b>	IP WLS BF H R ER SO BB IBB HBP BLK WP HR S P ERA WHIP	40 Bartolo Colon, R ERA: 3.38	48 Ryan Cook, R ERA: 2.25	62 Sean Doolittle, L ERA: 1.86	50 Grant Balfour, R ERA: 3.0	13 Jerry Blevins, L ERA: 1.94											
4 Coco Crisp, S OBP: 0.394, SLG: 0.581	L1-3			2B			2B		G4-6-3		4	2	2	1	1	0	1	<b>Baltimore Orioles @ Oakland Athletics</b> O.co Coliseum, Oakland, CA Sun Apr 28 2013, 4:08 PM - 7:33 PM EDT Att. 27,475 - Sunny - 68 F						
5 John Jaso, L OBP: 0.321, SLG: 0.347	P6			L9			F8		HR		3	0	1	0	0	0	1							
36 Derek Norris, R OBP: 0.451, SLG: 0.395				L9			F8		HR		2	1	1	0	0	0	1							
15 Seth Smith, L OBP: 0.413, SLG: 0.536	G4-3			F9			FC4-6		HR		5	2	1	3	0	1	2							
52 Yoenis Cespedes, R OBP: 0.308, SLG: 0.511	K			K			FC4-6		P5		5	2	2	2	0	2	0							
37 Brandon Moss, L OBP: 0.393, SLG: 0.408	FC5-4			K			FC4-6		HR		3	0	1	0	2	1	0							
20 Josh Donaldson, R OBP: 0.394, SLG: 0.516	P3			G6-3			G6-3		BB		3	0	1	2	2	0	1							
25 Chris Young, R OBP: 0.268, SLG: 0.361	FC5-4			G1-3			G1-3		BB		3	0	0	0	1	0	3							
16 Josh Reddick, L OBP: 0.250, SLG: 0.264				G1-3			G1-3		BB		1	0	0	0	0	1	1							
28 Eric Sogard, L OBP: 0.314, SLG: 0.302	F9			G4-3			F7		B1-3		5	1	1	0	0	0	3							
17 Adam Rosales, R OBP: 0.364, SLG: 0.400	K			K			G1-3		SH		4	1	2	0	0	1	3							
<b>Inning Stats</b>	R: 0 E: 0 K: 0 S: 8	H: 0 LOB: 0 BB: 0 P: 13	R: 0 E: 0 K: 1 S: 8	H: 1 LOB: 1 BB: 0 P: 10	R: 0 E: 0 K: 1 S: 9	H: 1 LOB: 1 BB: 0 P: 14	R: 0 E: 0 K: 2 S: 11	H: 0 LOB: 0 BB: 0 P: 16	R: 0 E: 0 K: 0 S: 9	H: 0 LOB: 0 BB: 0 P: 12	R: 4 E: 0 K: 0 S: 23	H: 5 LOB: 3 BB: 2 P: 44	R: 2 E: 0 K: 0 S: 17	H: 1 LOB: 2 BB: 3 P: 31	R: 0 E: 0 K: 0 S: 7	H: 1 LOB: 0 BB: 0 P: 10	R: 2 E: 0 K: 2 S: 15	H: 2 LOB: 1 BB: 1 P: 25	R: 1 E: 1 K: 0 S: 4	H: 1 LOB: 2 BB: 0 P: 5	1B: 6 2B: 4 3B: 0 HR: 2	SF: 0 SAC: 2 DP: 1 HBP: 0	WP: 0 PB: 0 SB: 0 CS: 0	PA: 46
<b>PITCHER</b>	IP WLS BF H R ER SO BB IBB HBP BLK WP HR S P ERA WHIP	50 Miguel González, R ERA: 4.6	40 Troy Patton, L ERA: 2.45	56 Darren O'Day, R ERA: 0.71	17 Brian Matusz, L ERA: 3.27	47 Pedro Strop, R ERA: 7.89	<b>PITCHER</b>	IP WLS BF H R ER SO BB IBB HBP BLK WP HR S P ERA WHIP	50 Miguel González, R ERA: 4.6	40 Troy Patton, L ERA: 2.45	56 Darren O'Day, R ERA: 0.71	17 Brian Matusz, L ERA: 3.27	47 Pedro Strop, R ERA: 7.89											

AB	42
R	8
H	15
RBI	8
BB	0
SO	6
LOB	11



WP	1
PA	43

AB	38
R	9
H	12
RBI	8
BB	6
SO	6
LOB	16



WP	0
PA	46



Batter	1	2	3	4	5	6	7	8	9	AB	R	H	RBI	BB	SO	LOB	TOP					
21 Nick Markakis, L OBP: 0.322, SLG: 0.380	F8		G4-3			L8			G6-3	4	0	0	0	0	0	1	<p><b>Baltimore Orioles @ Seattle Mariners</b> Safeco Field, Seattle, WA Mon Apr 29 2013, 7:11 PM - 9:23 PM PDT Att: 9,818 - Roof Closed - 51 F</p> <p>livebaseballscores.com</p>					
13 Manny Machado, R OBP: 0.342, SLG: 0.455	K				10 G4-6-3 1B	G6-3			G6-3	4	0	1	0	0	1	0						
10 Adam Jones, R OBP: 0.357, SLG: 0.541	G4-3				1-2 G4-6-3	G4-3			K	4	0	0	0	0	1	1						
19 Chris Davis, L OBP: 0.444, SLG: 0.750		G4-3			32 HR 1B					2	1	1	0	1	0	0						
32 Matt Wieters, S OBP: 0.284, SLG: 0.381		G4-3			1-H HR				G6-4-3	3	1	1	2	0	0	1						
2 J.J. Hardy, R OBP: 0.236, SLG: 0.323	L7				G5-3				G6-3	3	0	0	0	0	0	0						
28 Steve Pearce, R OBP: 0.281, SLG: 0.321						G5-3			F8	3	0	0	0	0	0	0						
14 Nolan Reimold, R OBP: 0.305, SLG: 0.366						G5-3			G1-3	3	0	1	0	0	0	0						
12 Alexi Casilla, S OBP: 0.242, SLG: 0.281						G4-3			G6-3	3	0	0	0	0	0	1						
<b>Inning Stats</b>	R: 0 E: 0 K: 1 S: 6	H: 0 LOB: 0 BB: 0 P: 10	R: 0 E: 0 K: 0 S: 5	H: 0 LOB: 0 BB: 0 P: 6	R: 0 E: 0 K: 0 S: 7	H: 1 LOB: 1 BB: 0 P: 10	R: 2 E: 0 K: 0 S: 12	H: 3 LOB: 0 BB: 0 P: 19	R: 0 E: 0 K: 0 S: 9	H: 0 LOB: 0 BB: 0 P: 17	R: 0 E: 0 K: 0 S: 5	H: 0 LOB: 0 BB: 1 P: 8	R: 0 E: 0 K: 0 S: 9	H: 0 LOB: 0 BB: 1 P: 16	R: 0 E: 0 K: 0 S: 5	H: 0 LOB: 0 BB: 0 P: 7		R: 0 E: 0 K: 1 S: 8	H: 0 LOB: 0 BB: 0 P: 12	1B: 3 2B: 0 3B: 0 HR: 1	SF: 0 SAC: 0 DP: 2 HBP: 0	WP: 0 PB: 0 SB: 0 CS: 0
<b>PITCHER</b> 23 Joe Saunders, L ERA: 5.25	IP: 9.0 WLS: W BF: 30	H: 4 R: 2 ER: 2 SO: 2	BB: 1 IBB: 0 HBP: 0 BLK: 0	WP: 0 HR: 1 S: 66 P: 105	ERA: 2.00 WHIP: 0.556	<b>PITCHER</b> IP: WLS: BF: H: R: ER: SO: BB: IBB: HBP: BLK: WP: HR: S: P: ERA: WHIP																

Batter	1	2	3	4	5	6	7	8	9	AB	R	H	RBI	BB	SO	LOB	BOTTOM			
55 Michael Saunders, L OBP: 0.368, SLG: 0.563	HR		K			FC4-6 15 3B			G6-3	4	2	1	2	1	1	1	<p><b>Baltimore Orioles @ Seattle Mariners</b> Safeco Field, Seattle, WA Mon Apr 29 2013, 7:11 PM - 9:23 PM PDT Att: 9,818 - Roof Closed - 51 F</p> <p>livebaseballscores.com</p>			
15 Kyle Seager, L OBP: 0.366, SLG: 0.505	G3				F7					4	0	2	1	0	0	3				
8 Kendrys Morales, S OBP: 0.336, SLG: 0.385	G5-3		L9			G6-3			G4-3	4	0	0	0	0	0	2				
38 Michael Morse, R OBP: 0.280, SLG: 0.479	G4-3					F8			F9	4	1	1	0	0	0	0				
63 Jesus Montero, R OBP: 0.250, SLG: 0.317		F8				G5-3			K	3	1	0	0	1	1	0				
17 Justin Smoak, S OBP: 0.318, SLG: 0.287		G5-3				F4				4	1	2	0	0	0	2				
12 Jason Bay, R OBP: 0.367, SLG: 0.423									G5-3	4	1	3	1	0	0	1				
3 Robert Andino, R OBP: 0.250, SLG: 0.267										3	0	1	1	0	1	1				
26 Brendan Ryan, R OBP: 0.233, SLG: 0.154										4	0	1	1	0	1	2				
<b>Inning Stats</b>	R: 1 E: 0 K: 0 S: 10	H: 1 LOB: 0 BB: 0 P: 17	R: 0 E: 0 K: 0 S: 6	H: 1 LOB: 1 BB: 0 P: 9	R: 0 E: 0 K: 1 S: 9	H: 1 LOB: 1 BB: 0 P: 15	R: 2 E: 0 K: 1 S: 17	H: 3 LOB: 3 BB: 2 P: 34	R: 0 E: 0 K: 0 S: 7	H: 0 LOB: 0 BB: 0 P: 9	R: 3 E: 0 K: 0 S: 11	H: 4 LOB: 1 BB: 0 P: 17	R: 0 E: 0 K: 1 S: 10	H: 1 LOB: 1 BB: 0 P: 16	R: 0 E: 0 K: 1 S: 8	H: 0 LOB: 0 BB: 0 P: 10		1B: 7 2B: 2 3B: 1 HR: 1	SF: 0 SAC: 1 DP: 0 HBP: 0	WP: 1 PB: 0 SB: 0 CS: 0
<b>PITCHER</b> 53 Zack Britton, L ERA: 9.0 29 Tommy Hunter, R ERA: 2.13	IP: 6.0 WLS: L BF: 30	H: 10 R: 6 ER: 6 SO: 2	BB: 2 IBB: 0 HBP: 0 BLK: 0	WP: 0 HR: 1 S: 60 P: 101	ERA: 9.00 WHIP: 2.000	<b>PITCHER</b> IP: WLS: BF: H: R: ER: SO: BB: IBB: HBP: BLK: WP: HR: S: P: ERA: WHIP														




Batter	1	2	3	4	5	6	7	8	9	AB	R	H	RBI	BB	SO	LOB	TOP					
9 Nate McLouth, L (1, 7)										4	1	1	1	1	1	6						
13 Manny Machado, R (1, 5)										5	1	2	0	0	1	3						
21 Nick Markakis, L (1, 10)										4	1	1	0	1	0	3						
10 Adam Jones, R (1, 8)										4	0	0	0	1	1	2						
19 Chris Davis, L (1, 3)										4	2	1	0	1	1	3						
32 Matt Wieters, S (1, 2)										4	0	2	2	1	0	2						
2 J.J. Hardy, R (1, 6)										5	1	2	1	0	0	2	AB 39					
3 Ryan Flaherty, L (1, 4)										4	1	1	0	1	0	2	R 7					
36 Chris Dickerson, L (1, 9)										4	1	1	0	1	0	2	H 13					
<b>Inning Stats</b>	R: 4 H: 4 E: 0 K: 1 S: 19	L: 4 LOB: 1 BB: 1 P: 32	R: 0 H: 1 E: 0 K: 0 S: 5	L: 1 LOB: 0 BB: 0 P: 8	R: 0 H: 0 E: 0 K: 0 S: 7	L: 0 LOB: 0 BB: 0 P: 12	R: 0 H: 1 E: 0 K: 1 S: 14	L: 2 LOB: 2 BB: 1 P: 27	R: 0 H: 0 E: 0 K: 0 S: 9	L: 0 LOB: 1 BB: 1 P: 16	R: 2 H: 3 E: 0 K: 1 S: 16	L: 3 LOB: 3 BB: 1 P: 28	R: 0 H: 1 E: 0 K: 1 S: 8	L: 1 LOB: 2 BB: 0 P: 16	R: 0 H: 0 E: 0 K: 1 S: 7	L: 0 LOB: 0 BB: 0 P: 14	1B: 8 2B: 4 3B: 0 HR: 1	SF: 0 SAC: 0 DP: 0 HBP: 0	WP: 2 PB: 0 SB: 0 CS: 1	PA: 45		
<b>PITCHER</b>	IP WLS BF H R ER SO	IP WLS BF H R ER SO	IP WLS BF H R ER SO	IP WLS BF H R ER SO	IP WLS BF H R ER SO	IP WLS BF H R ER SO	IP WLS BF H R ER SO	IP WLS BF H R ER SO	IP WLS BF H R ER SO	IP WLS BF H R ER SO	IP WLS BF H R ER SO	IP WLS BF H R ER SO	IP WLS BF H R ER SO	IP WLS BF H R ER SO	IP WLS BF H R ER SO	IP WLS BF H R ER SO	BB IBB HBP BLK	WP HR S P	ERA WHIP	ERA WHIP		
37 Brandon Maurer, R (1, 1)	4.0	L	19	6	4	4	2	2	0	0	0	0	0	0	0	0	1	1	45	79	9.00	2.000
49 Blake Beavan, R (5, 1)	2.1		15	6	3	3	1	2	0	0	0	0	0	0	0	0	0	0	35	55	11.57	3.429
59 Oliver Pérez, L (7, 1)	1.1		7	1	0	0	2	1	1	0	0	0	0	0	0	0	0	0	17	31	0.00	1.500
31 Yoervis Medina, R (8, 1)	1.1		4	0	0	0	1	0	0	0	0	0	0	0	0	0	0	0	8	15	0.00	0.000

Baltimore Orioles @ Seattle Mariners  
 Safeco Field, Seattle, WA  
 Tue Apr 30 2013, 7:11 PM - 10:45 PM PDT  
 Att: 13,647 - Partly Cloudy - 53 F

livebaseballscorecards.com

AB 39  
 R 7  
 H 13  
 RBI 6  
 BB 6  
 SO 6  
 LOB 26




Batter	1	2	3	4	5	6	7	8	9	AB	R	H	RBI	BB	SO	LOB	BOTTOM					
55 Michael Saunders, L (1, 8)										5	0	0	0	0	3	2						
15 Kyle Seager, L (1, 5)										5	0	1	0	0	3	0						
8 Kendrys Morales, S (1, 10)										4	0	2	0	1	1	1						
38 Michael Morse, R (1, 9)										4	1	2	1	0	1	2						
12 Jason Bay, R (1, 7)										3	1	1	0	0	0	2						
9 Endy Chavez, L (8, PH) (9, 7)										1	0	0	0	0	1	0						
17 Justin Smoak, S (1, 3)										3	0	2	0	1	0	0						
13 Dustin Ackley, L (1, 4)										4	0	2	0	0	0	2	AB 35					
7 Kelly Shoppach, R (1, 2)										3	0	0	1	0	1	4	R 2					
26 Brendan Ryan, R (1, 6)										2	0	0	0	1	0	2	H 10					
28 Raul Ibanez, L (8, PH)										1	0	0	0	0	0	2	RBI 2					
3 Robert Andino, R (9, 6)										0	0	0	0	0	0	0	BB 3					
<b>Inning Stats</b>	R: 0 H: 2 E: 0 K: 0 S: 14	L: 2 LOB: 2 BB: 0 P: 22	R: 0 H: 1 E: 0 K: 1 S: 9	L: 1 LOB: 1 BB: 1 P: 18	R: 0 H: 0 E: 0 K: 1 S: 5	L: 0 LOB: 0 BB: 1 P: 10	R: 0 H: 0 E: 0 K: 1 S: 11	L: 0 LOB: 1 BB: 1 P: 20	R: 2 H: 4 E: 0 K: 2 S: 10	L: 1 LOB: 1 BB: 0 P: 18	R: 0 H: 1 E: 0 K: 2 S: 18	L: 1 LOB: 0 BB: 0 P: 26	R: 0 H: 1 E: 0 K: 1 S: 13	L: 1 LOB: 2 BB: 0 P: 22	R: 0 H: 0 E: 0 K: 2 S: 8	L: 0 LOB: 0 BB: 0 P: 13	1B: 8 2B: 1 3B: 0 HR: 1	SF: 0 SAC: 0 DP: 2 HBP: 1	WP: 0 PB: 0 SB: 0 CS: 0	PA: 39		
<b>PITCHER</b>	IP WLS BF H R ER SO	IP WLS BF H R ER SO	IP WLS BF H R ER SO	IP WLS BF H R ER SO	IP WLS BF H R ER SO	IP WLS BF H R ER SO	IP WLS BF H R ER SO	IP WLS BF H R ER SO	IP WLS BF H R ER SO	IP WLS BF H R ER SO	IP WLS BF H R ER SO	IP WLS BF H R ER SO	IP WLS BF H R ER SO	IP WLS BF H R ER SO	IP WLS BF H R ER SO	IP WLS BF H R ER SO	BB IBB HBP BLK	WP HR S P	ERA WHIP	ERA WHIP		
39 Jason Hammel, R (1, 1)	5.0		24	7	2	2	5	3	0	0	0	0	0	0	0	0	0	0	4	6	0.00	1.000
29 Tommy Hunter, R (6, 1)	1.0		3	1	0	0	0	0	0	0	0	0	0	0	0	0	0	0	13	20	0.00	1.500
40 Troy Patton, L (7, 1)	0.2		3	1	0	0	1	0	0	0	0	0	0	0	0	0	0	0	14	22	0.00	1.000
56 Darren O'Day, R (7, 1)	1.0		5	1	0	0	2	0	0	0	0	0	0	0	0	0	0	0	12	19	0.00	0.000
17 Brian Matusz, L (8, 1)	1.1		4	0	0	0	2	0	0	0	0	0	0	0	0	0	0	0	12	19	0.00	0.000

Baltimore Orioles @ Seattle Mariners  
 Safeco Field, Seattle, WA  
 Tue Apr 30 2013, 7:11 PM - 10:45 PM PDT  
 Att: 13,647 - Partly Cloudy - 53 F

livebaseballscorecards.com

AB 35  
 R 2  
 H 10  
 RBI 2  
 BB 3  
 SO 10  
 LOB 17









Batter	1	2	3	4	5	6	7	8	9	AB	R	H	RBI	BB	SO	LOB	TOP								
9 Nate McLouth, L OBP: 0.431, SLG: 0.517	F7		G3-1 21 G3 13 1B		G3-1		G4-3		HR	5	1	2	2	0	0	1									
13 Manny Machado, R OBP: 0.359, SLG: 0.504	G1-6-3 21 G1-6-3 1B		G3-1 21 G3 1B		G6-3		G6-3		P4	4	0	2	1	1	0	0									
21 Nick Markakis, L OBP: 0.326, SLG: 0.380	G1-6-3 1-2 G3		G3		G4-3		G4-3		F9	5	0	1	1	0	0	3									
10 Adam Jones, R OBP: 0.352, SLG: 0.521		G1-3	G6-3		G4-3		G6-3		G6-3	4	1	1	0	0	0	4									
19 Chris Davis, L OBP: 0.438, SLG: 0.704		F8			G3-1 32 FC1-6 BB		K2-3		K2-3	3	0	1	1	1	1	0									
32 Matt Wieters, S OBP: 0.296, SLG: 0.396					FC1-6 2 G5-3 1B		G3-1		K	4	0	1	0	0	1	2									
2 J.J. Hardy, R OBP: 0.227, SLG: 0.304					G5-3		G5-3		G6-3	4	0	0	0	0	0	3									
3 Ryan Flaherty, L OBP: 0.186, SLG: 0.203			F8		G4-3		K		K	4	0	0	0	0	2	1									
14 Nolan Reimold, R OBP: 0.303, SLG: 0.359					P4		E5 9 G4-3 21 1B 2B		HR	4	3	2	0	0	0	0									
<b>Inning Stats</b>	R: 0 E: 0 K: 0 S: 10	H: 1 LOB: 0 BB: 0 P: 12	R: 0 E: 0 K: 0 S: 5	H: 1 LOB: 1 BB: 0 P: 10	R: 1 E: 0 K: 0 S: 10	H: 3 LOB: 2 BB: 0 P: 14	R: 0 E: 0 K: 0 S: 8	H: 0 LOB: 1 BB: 1 P: 18	R: 0 E: 0 K: 0 S: 6	H: 0 LOB: 0 BB: 0 P: 10	R: 1 E: 0 K: 0 S: 11	H: 2 LOB: 1 BB: 0 P: 15	R: 1 E: 1 K: 1 S: 13	H: 1 LOB: 2 BB: 1 P: 21	R: 0 E: 0 K: 2 S: 10	H: 0 LOB: 0 BB: 0 P: 14	R: 2 E: 0 K: 1 S: 7	H: 2 LOB: 0 BB: 0 P: 11	1B: 7 2B: 2 3B: 0 HR: 1	SF: 0 SAC: 0 DP: 1 HBP: 0	WP: 0 PB: 0 SB: 0 CS: 0	PA: 39			
<b>PITCHER</b>	IP WLS BF H R ER SO BB IBB HBP BLK WP HR S P ERA WHIP	8.0 L 34 8 3 2 3 2 0 0 0 0 0 1 7 11 2.25 1.250	1.0 5 2 2 2 1 0 0 0 0 0 0 1 7 11 18.00 2.000																						

Baltimore Orioles @ Los Angeles Angels  
Angel Stadium of Anaheim, Anaheim, CA  
Thu May 02 2013, 7:10 PM - 9:37 PM PDT  
Att: 35,118 - Clear - 88 F

livebaseballscorecards.com

AB 37  
R 5  
H 10  
RBI 5  
BB 2  
SO 4  
LOB 14



Batter	1	2	3	4	5	6	7	8	9	AB	R	H	RBI	BB	SO	LOB	BOTTOM			
2 Erick Aybar, S OBP: 0.326, SLG: 0.350	B1-3		F8						F7	4	0	1	0	0	0	0				
27 Mike Trout, R OBP: 0.336, SLG: 0.466	G6-3 44 BB 32 1B		G6-3						G6-3	3	0	0	0	1	0	1				
5 Albert Pujols, R OBP: 0.351, SLG: 0.427	F8		P2						HR	4	1	1	1	0	0	2				
44 Mark Trumbo, R OBP: 0.354, SLG: 0.517					F9		P5		K	3	0	0	0	1	1					
32 Josh Hamilton, L OBP: 0.260, SLG: 0.302					K		G4-3		K	4	0	1	0	0	2	0				
47 Howie Kendrick, R OBP: 0.325, SLG: 0.445					G6-3		G4-3		G4-3	3	0	0	0	0	1	0				
16 Hank Conger, L OBP: 0.265, SLG: 0.375					F9		F7		F7	3	0	1	0	0	0	0				
20 Brendan Harris, R OBP: 0.270, SLG: 0.356					G6-3		G6-3		K	2	0	0	0	0	0	1				
3 Scott Cousins, L (8, PH)					G6-3		G6-3		K	1	0	0	0	0	1	0				
18 Luis Jimenez, R OBP: 0.290, SLG: 0.305					G4-3		G4-3		F8	0	0	0	0	0	0	0				
39 JB Shuck, L OBP: 0.423, SLG: 0.458					L8					3	0	0	0	0	0	1				
<b>Inning Stats</b>	R: 0 E: 0 K: 0 S: 14	H: 1 LOB: 2 BB: 2 P: 24	R: 0 E: 0 K: 1 S: 13	H: 1 LOB: 0 BB: 0 P: 19	R: 0 E: 0 K: 0 S: 6	H: 0 LOB: 0 BB: 0 P: 12	R: 0 E: 0 K: 1 S: 8	H: 0 LOB: 0 BB: 0 P: 11	R: 0 E: 0 K: 0 S: 9	H: 1 LOB: 1 BB: 0 P: 11	R: 0 E: 0 K: 0 S: 7	H: 0 LOB: 0 BB: 0 P: 11	R: 0 E: 0 K: 1 S: 9	H: 0 LOB: 0 BB: 0 P: 15	R: 1 E: 0 K: 2 S: 11	H: 1 LOB: 0 BB: 0 P: 16	1B: 3 2B: 0 3B: 0 HR: 1	SF: 0 SAC: 0 DP: 0 HBP: 0	WP: 0 PB: 0 SB: 0 CS: 0	PA: 32
<b>PITCHER</b>	IP WLS BF H R ER SO BB IBB HBP BLK WP HR S P ERA WHIP	8.0 W 28 3 0 0 3 2 0 0 0 0 0 1 11 14 0.00 0.625	1.0 4 1 1 1 2 0 0 0 0 0 0 1 11 16 9.00 1.000																	

Baltimore Orioles @ Los Angeles Angels  
Angel Stadium of Anaheim, Anaheim, CA  
Thu May 02 2013, 7:10 PM - 9:37 PM PDT  
Att: 35,118 - Clear - 88 F

livebaseballscorecards.com

AB 30  
R 1  
H 4  
RBI 1  
BB 2  
SO 5  
LOB 6





Batter	1	2	3	4	5	6	7	8	9	AB	R	H	RBI	BB	SO	LOB	TOP					
14 Nolan Reimold, R OBP: 0.290, SLG: 0.341	F9		K			G6-3		F9		4	0	0	0	0	1	0						
13 Manny Machado, R OBP: 0.348, SLG: 0.488	L9			G5-3		G5-3		K		4	0	0	0	0	1	0						
21 Nick Markakis, L OBP: 0.324, SLG: 0.384	F7			F8		G4-3			2B	4	0	1	0	0	0	0						
10 Adam Jones, R OBP: 0.349, SLG: 0.520	F9			G5-3			G4-3	K2-3		4	0	1	0	0	1	1						
19 Chris Davis, L OBP: 0.431, SLG: 0.690	G5-3					G5-3		G4-3		2	0	0	0	0	0	0						
3 Ryan Flaherty, L OBP: 0.163, SLG: 0.200										1	0	0	0	0	0	1						
48 Chris Snyder, R (9, PH)										1	0	0	0	0	0	1						
32 Matt Wieters, S OBP: 0.297, SLG: 0.388		FC6-4 BB				P4		FC5-2-5 FC6-4		2	0	0	0	1	0	1						
2 J.J. Hardy, R OBP: 0.230, SLG: 0.304		FC6-4						FC6-4		3	0	1	0	0	0	2						
28 Steve Pearce, R OBP: 0.286, SLG: 0.300				P4				F8		2	0	0	0	1	0	0						
12 Alexi Casilla, S OBP: 0.222, SLG: 0.257				G5-3		G1-4-3		G1-3		3	0	0	0	0	0	2						
Inning Stats	R: 0 E: 0 K: 0 S: 5	H: 0 LOB: 0 BB: 0 P: 8	R: 0 E: 0 K: 0 S: 12	H: 0 LOB: 1 BB: 1 P: 17	R: 0 E: 0 K: 1 S: 5	H: 0 LOB: 0 BB: 0 P: 9	R: 0 E: 0 K: 0 S: 6	H: 0 LOB: 0 BB: 0 P: 9	R: 0 E: 0 K: 0 S: 7	H: 1 LOB: 2 BB: 1 P: 14	R: 0 E: 0 K: 0 S: 9	H: 0 LOB: 0 BB: 0 P: 14	R: 0 E: 0 K: 0 S: 11	H: 1 LOB: 1 BB: 0 P: 15	R: 0 E: 0 K: 0 S: 6	H: 0 LOB: 0 BB: 0 P: 8	R: 0 E: 0 K: 2 S: 9	H: 1 LOB: 1 BB: 0 P: 13	1B: 1 2B: 2 HR: 0	SF: 0 SAC: 0 DP: 0 HBP: 0	WP: 0 PB: 0 SB: 0 CS: 0	PA: 32
PITCHER 60 Jason Vargas, L ERA: 3.72	IP: 9.0 WLS: W BF: 32 H: 3 R: 0 ER: 0 SO: 3 BB: 2 IBB: 0 HBP: 0 BLK: 0 WP: 0 HR: 0 S: 70 P: 107 ERA: 0.00 WHIP: 0.556															PITCHER	IP: 9.0 WLS: W BF: 32 H: 3 R: 0 ER: 0 SO: 3 BB: 2 IBB: 0 HBP: 0 BLK: 0 WP: 0 HR: 0 S: 70 P: 107 ERA: 0.00 WHIP: 0.556					

Baltimore Orioles @ Los Angeles Angels  
Angel Stadium of Anaheim, Anaheim, CA  
Fri May 03 2013, 7:08 PM - 9:22 PM PDT  
Att: 40,140 - Partly Cloudy - 83 F

AB 30  
R 0  
H 3  
RBI 0  
BB 2  
SO 3  
LOB 8



Batter	1	2	3	4	5	6	7	8	9	AB	R	H	RBI	BB	SO	LOB	BOTTOM									
2 Erick Aybar, S OBP: 0.319, SLG: 0.364	G3				G4-3		P3			4	0	1	0	0	0	3										
27 Mike Trout, R OBP: 0.341, SLG: 0.492	L8									4	1	2	3	0	1	1										
5 Albert Pujols, R OBP: 0.328, SLG: 0.421	P3									4	0	1	0	0	1	2										
44 Mark Trumbo, R OBP: 0.351, SLG: 0.533										4	1	1	1	0	1	1										
3 Scott Cousins, L (9, 9)										0	0	0	0	0	0	0										
32 Josh Hamilton, L OBP: 0.252, SLG: 0.292										4	0	0	0	0	3	1										
47 Howie Kendrick, R OBP: 0.322, SLG: 0.439										4	0	1	0	0	0	0										
6 Alberto Callaspo, S OBP: 0.350, SLG: 0.371										2	1	0	0	1	0	2										
17 Chris Iannetta, R OBP: 0.303, SLG: 0.387										3	0	0	0	0	1	1										
39 JB Shuck, L OBP: 0.448, SLG: 0.481										3	1	2	0	0	0	0										
Inning Stats	R: 0 E: 0 K: 0 S: 3	H: 0 LOB: 0 BB: 0 P: 5	R: 1 E: 0 K: 1 S: 10	H: 1 LOB: 0 BB: 0 P: 11	R: 0 E: 0 K: 2 S: 14	H: 1 LOB: 1 BB: 0 P: 22	R: 0 E: 0 K: 1 S: 11	H: 2 LOB: 2 BB: 0 P: 15	R: 2 E: 0 K: 0 S: 10	H: 2 LOB: 0 BB: 0 P: 14	R: 0 E: 0 K: 1 S: 12	H: 0 LOB: 0 BB: 0 P: 13	R: 1 E: 0 K: 1 S: 13	H: 2 LOB: 2 BB: 1 P: 23	R: 0 E: 0 K: 1 S: 8	H: 0 LOB: 0 BB: 0 P: 14	R: 0 E: 0 K: 1 HR: 2	H: 0 LOB: 0 BB: 0 HBP: 0	1B: 5 2B: 1 3B: 0	SF: 0 SAC: 0 DP: 0 HBP: 0	WP: 1 PB: 0 SB: 0 CS: 0	PA: 33				
PITCHER 50 Miguel González, R ERA: 4.58	IP: 6.0 WLS: L BF: 24 H: 6 R: 3 ER: 3 SO: 5 BB: 0 IBB: 0 HBP: 0 BLK: 0 WP: 1 HR: 2 S: 20 P: 80 ERA: 4.50 WHIP: 1.000															PITCHER	IP: 6.0 WLS: L BF: 24 H: 6 R: 3 ER: 3 SO: 5 BB: 0 IBB: 0 HBP: 0 BLK: 0 WP: 1 HR: 2 S: 20 P: 80 ERA: 4.50 WHIP: 1.000									
40 Troy Patton, L ERA: 2.92	0.2	5	2	1	1	0	1	0	0	0	0	10	20	13.50	4.500											
47 Pedro Strop, R ERA: 6.1	1.1	4	0	0	0	2	0	0	0	0	0	11	17	0.00	0.000											

Baltimore Orioles @ Los Angeles Angels  
Angel Stadium of Anaheim, Anaheim, CA  
Fri May 03 2013, 7:08 PM - 9:22 PM PDT  
Att: 40,140 - Partly Cloudy - 83 F

AB 32  
R 4  
H 8  
RBI 4  
BB 1  
SO 7  
LOB 11





Batter	1	2	3	4	5	6	7	8	9	10	AB	R	H	RBI	BB	SO	LOB	TOP	
9 Nate McLouth, L OBP: 0.411, SLG: 0.489	G4-3	G4-6-3		F7		F9			K		5	0	0	0	0	1	7	<b>Baltimore Orioles @ Los Angeles Angels</b> Angel Stadium of Anaheim, Anaheim, CA Sat May 04 2013, 1:09 PM - 4:52 PM PDT Att. 32,136 - Sunny - 70 F	
13 Manny Machado, R OBP: 0.350, SLG: 0.508	HR	G6-3		21 G3 14 SF7 1B		P2			K		5	2	2	1	0	1	2		
21 Nick Markakis, L OBP: 0.319, SLG: 0.377	P2	F8		G3					K		5	0	1	0	0	1	1		
10 Adam Jones, R OBP: 0.358, SLG: 0.519	K			14 S 1B		G4-6-3			K		4	0	2	0	1	1	1		
14 Nolan Reimold, R OBP: 0.226, SLG: 0.372	F7			SF7					FC4-6 2 G6-3 28 1B		4	2	1	2	0	1	2		
2 J.J. Hardy, R OBP: 0.236, SLG: 0.333	HR			3 WP 28 HBP 1B		F7			G6-3		5	1	2	1	0	1	2		
28 Steve Pearce, R OBP: 0.350, SLG: 0.382		HR		3 WP 1B							4	0	3	1	0	1	0		
3 Ryan Flaherty, L OBP: 0.211, SLG: 0.206				48 BB 1B		K			G4-3		3	0	1	0	2	1	2		
48 Chris Snyder, R OBP: 0.295, SLG: 0.384				9 G4-6-3 BB		L4			P2		3	0	0	0	1	1	4		
32 Matt Wieters, S OBP: 0.295, SLG: 0.384									G3-1		1	0	0	0	0	0	2		
<b>Inning Stats</b>	R: 1 E: 0 K: 1 S: 10	H: 1 LOB: 0 BB: 0 P: 15	R: 1 E: 0 K: 0 S: 12	H: 3 LOB: 2 BB: 1 P: 20	R: 0 E: 0 K: 1 S: 11	H: 1 LOB: 1 BB: 0 P: 16	R: 0 E: 0 K: 1 S: 10	H: 1 LOB: 2 BB: 1 P: 22	R: 0 E: 0 K: 1 S: 14	H: 2 LOB: 0 BB: 0 P: 18	R: 0 E: 0 K: 3 S: 11	H: 0 LOB: 0 BB: 0 P: 15	R: 1 E: 0 K: 0 S: 12	H: 2 LOB: 2 BB: 1 P: 20	1B: 8 2B: 1 3B: 0 HR: 3	SF: 1 SAC: 0 DP: 2 HBP: 1	WP: 1 PB: 0 SB: 3 CS: 0	PA: 45	
<b>PITCHER</b>	IP WLS BF H R ER SO BB IBB HBP BLK WP HR S P ERA WHIP	<b>PITCHER</b>										IP WLS BF H R ER SO BB IBB HBP BLK WP HR S P ERA WHIP							
48 Tommy Hanson, R ERA: 3.86	5.0	24	7	3	3	3	2	0	0	0	0	0	0	0	0	14	26	5.40	1.800
58 Michael Kohn, R ERA: 4.76	1.0	5	1	0	0	1	1	0	0	0	0	0	0	0	0	14	26	0.00	2.000
65 Dane De La Rosa, R ERA: 2.93	2.0	7	2	1	1	2	0	0	0	0	0	0	0	0	1	23	35	4.50	1.000
49 Ernesto Frieri, R ERA: 2.03	1.0	3	0	0	0	3	0	0	0	0	0	0	0	0	11	15	0.00	0.000	
Garrett Richards, R ERA: 5.17	1.0	L	6	2	1	1	0	1	0	0	0	0	0	0	12	20	9.00	2.000	

AB	39
R	5
H	12
RBI	5
BB	4
SO	9
LOB	23



Batter	1	2	3	4	5	6	7	8	9	10	AB	R	H	RBI	BB	SO	LOB	BOTTOM						
2 Erick Aybar, S OBP: 0.308, SLG: 0.347	G4-3			F9						G4-3	5	1	1	1	0	0	1	<b>Baltimore Orioles @ Los Angeles Angels</b> Angel Stadium of Anaheim, Anaheim, CA Sat May 04 2013, 1:09 PM - 4:52 PM PDT Att. 32,136 - Sunny - 70 F						
27 Mike Trout, R OBP: 0.338, SLG: 0.484	G6-3			L5							4	0	1	1	0	0	1							
5 Albert Pujols, R OBP: 0.319, SLG: 0.407	G4-3			K							4	0	0	0	0	2	2							
44 Mark Trumbo, R OBP: 0.363, SLG: 0.557				47 G6-4-3 BB		F8					2	1	1	2	2	0	0							
6 Alberto Callaspo, S OBP: 0.241, SLG: 0.359				L9		L9					4	0	1	0	0	0	2							
47 Howie Kendrick, R OBP: 0.326, SLG: 0.432				L8		L8					4	0	1	0	0	1	2							
Garrett Richards, R ERA: 5.17											0	0	0	0	0	0	0							
16 Hank Conger, L OBP: 0.263, SLG: 0.361				B1-3		G3					4	1	1	0	0	0	1							
17 Chris Iannetta, R OBP: 0.297, SLG: 0.377				G6-3		K					2	0	0	0	0	1	0							
3 Scott Cousins, L ERA: 1.84				G6-3		K					0	1	0	0	1	0	0							
49 Ernesto Frieri, R ERA: 2.03				G6-3		K					0	0	0	0	0	0	0							
20 Brendan Harris, R OBP: 0.270, SLG: 0.356				G6-3		F7					0	0	0	0	0	0	0							
32 Josh Hamilton, L OBP: 0.250, SLG: 0.289											1	0	0	0	0	0	0							
39 JB Shuck, L OBP: 0.406, SLG: 0.433											3	0	0	0	0	0	0							
<b>Inning Stats</b>	R: 0 E: 0 K: 0 S: 10	H: 0 LOB: 0 BB: 0 P: 14	R: 0 E: 0 K: 0 S: 4	H: 0 LOB: 0 BB: 1 P: 9	R: 0 E: 0 K: 0 S: 8	H: 0 LOB: 0 BB: 0 P: 12	R: 0 E: 0 K: 1 S: 7	H: 0 LOB: 0 BB: 0 P: 8	R: 0 E: 0 K: 0 S: 7	H: 0 LOB: 0 BB: 0 P: 12	R: 0 E: 0 K: 1 S: 7	H: 0 LOB: 0 BB: 0 P: 10	R: 2 E: 0 K: 1 S: 11	H: 3 LOB: 1 BB: 0 P: 18	R: 2 E: 0 K: 1 S: 13	H: 2 LOB: 1 BB: 1 P: 24	R: 0 E: 0 K: 0 S: 14	H: 1 LOB: 1 BB: 0 P: 24	R: 0 E: 0 K: 0 S: 8	H: 0 LOB: 0 BB: 0 P: 11	1B: 5 2B: 0 3B: 0 HR: 1	SF: 0 SAC: 1 DP: 1 HBP: 0	WP: 0 PB: 0 SB: 1 CS: 1	PA: 37
<b>PITCHER</b>	IP WLS BF H R ER SO BB IBB HBP BLK WP HR S P ERA WHIP	<b>PITCHER</b>										IP WLS BF H R ER SO BB IBB HBP BLK WP HR S P ERA WHIP												
38 Freddy Garcia, R ERA: 2.7	6.2	23	3	2	2	2	1	0	0	0	0	0	0	0	0	16	29	13.50	2.250					
56 Darren O'Day, R ERA: 1.8	1.1	B	7	2	2	2	1	0	0	0	0	0	0	0	0	14	24	0.00	2.000					
29 Tommy Hunter, R ERA: 1.84	1.0	W	4	1	0	0	1	0	0	0	0	0	0	0	8	11	0.00	0.000						
43 Jim Johnson, R ERA: 1.13	1.0	S	3	0	0	0	0	0	0	0	0	0	0	0	0	0	0	0						

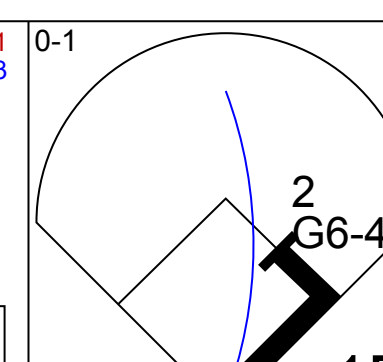
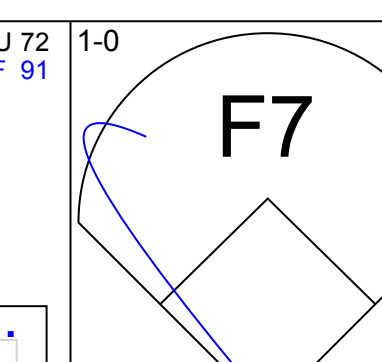
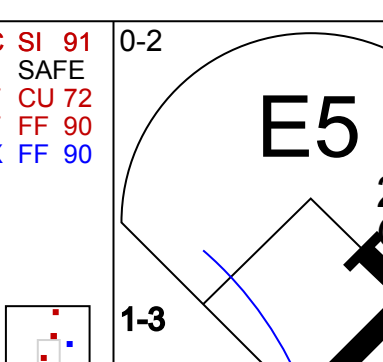
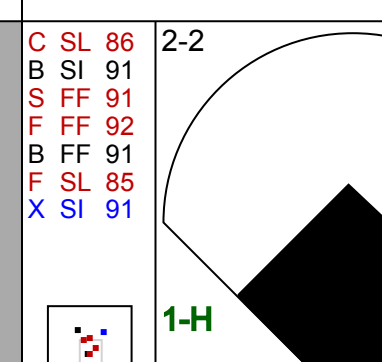
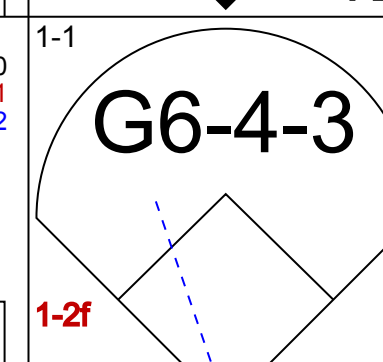
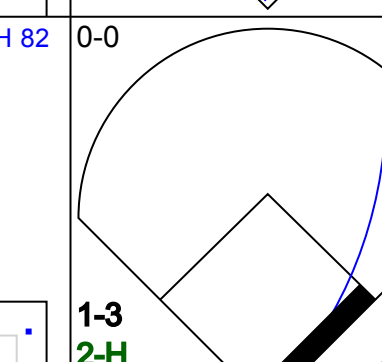
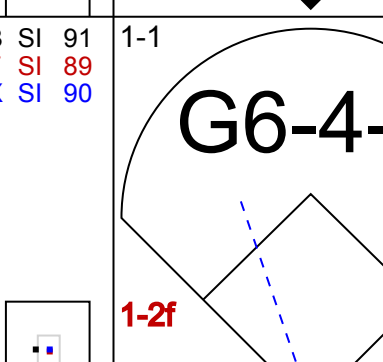
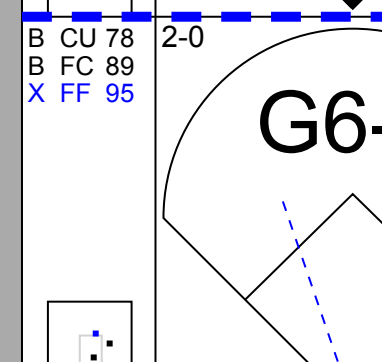
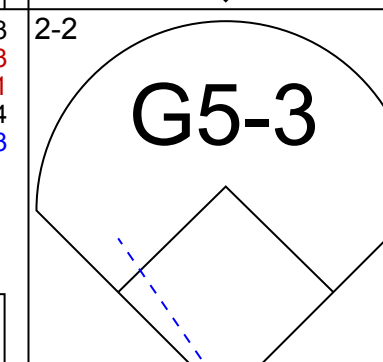
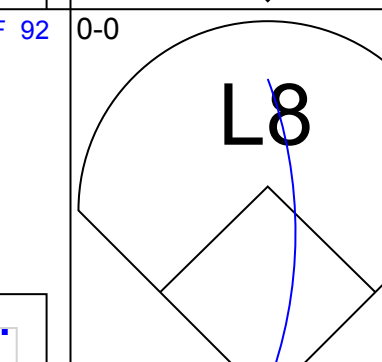
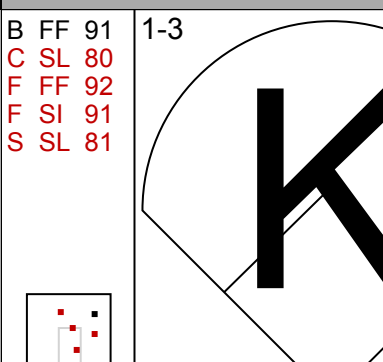
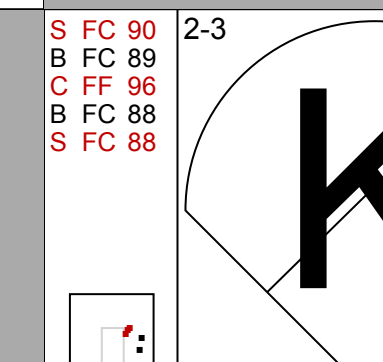
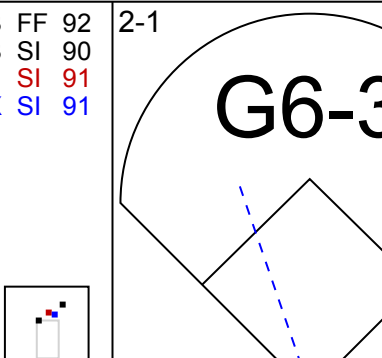
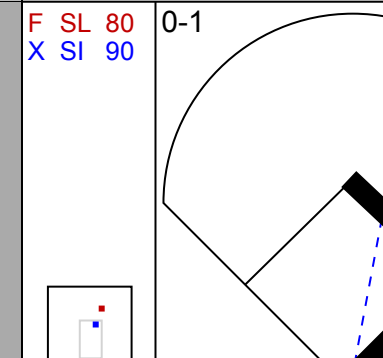
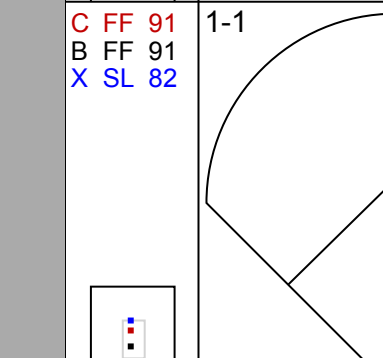
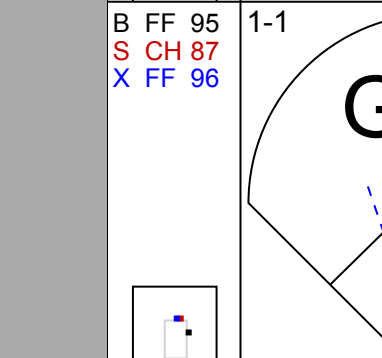
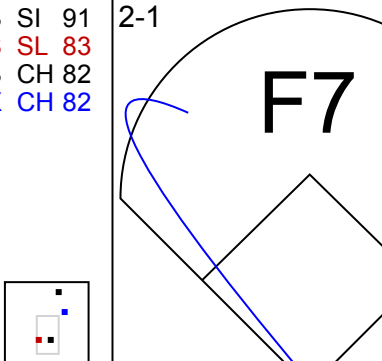
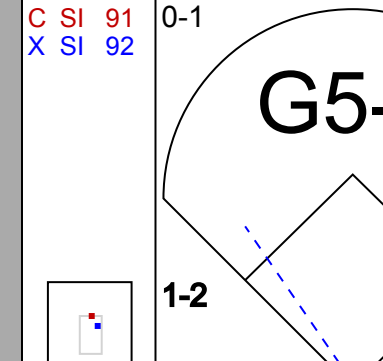
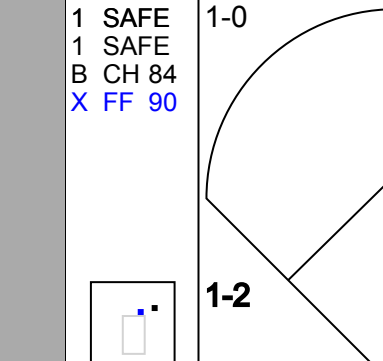
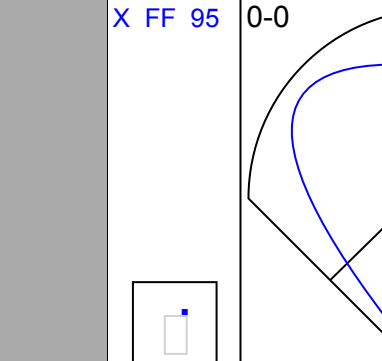
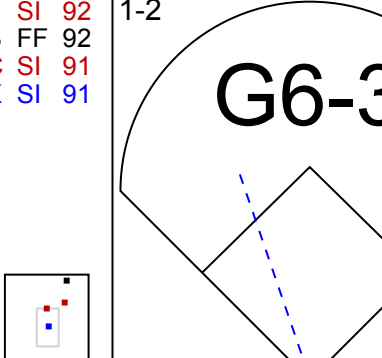
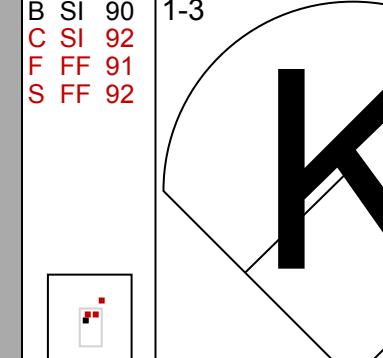
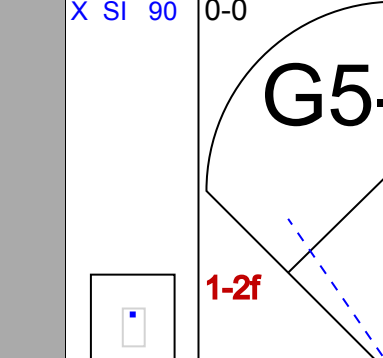
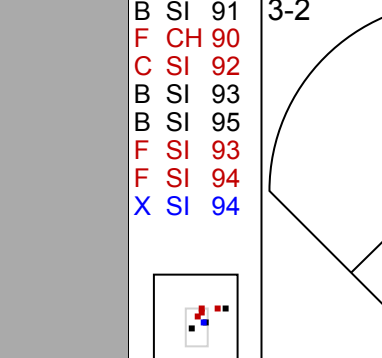
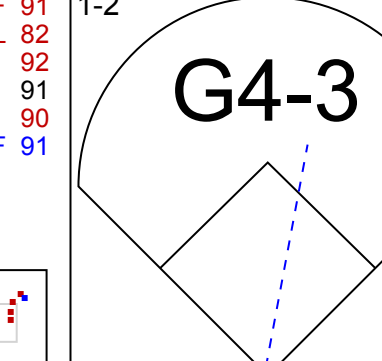
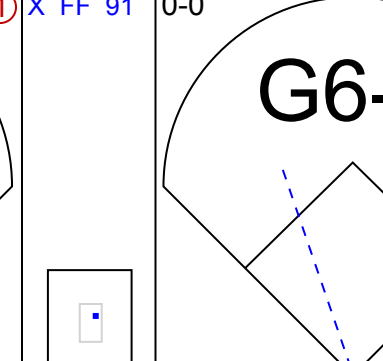
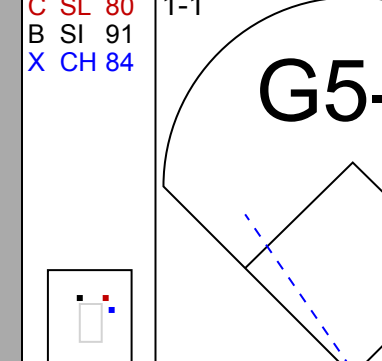
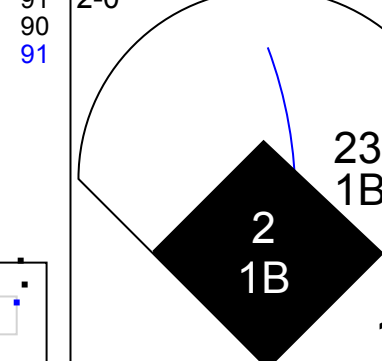
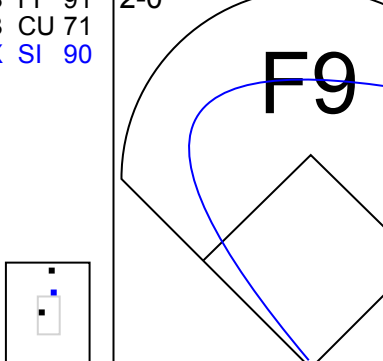
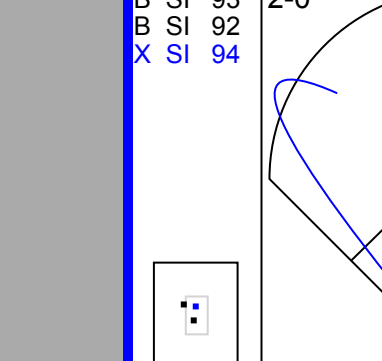
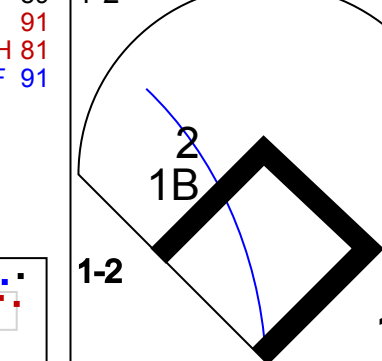
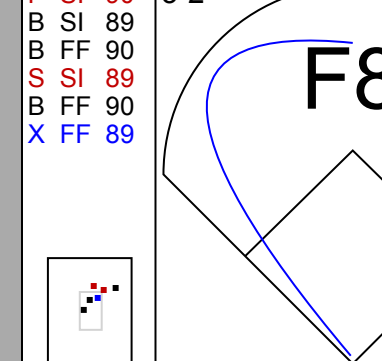
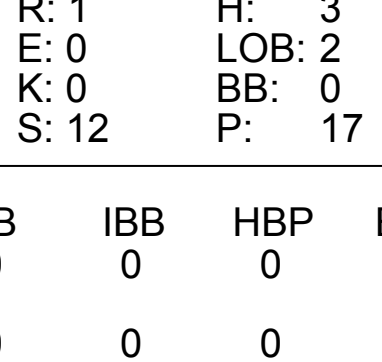
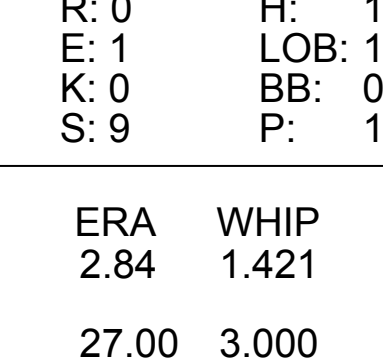
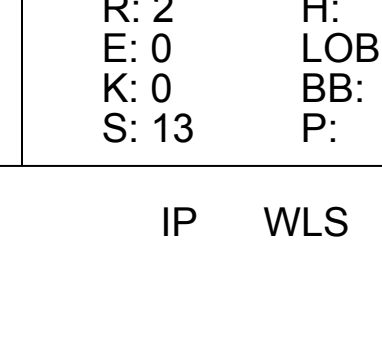
AB	33
R	4
H	6
RBI	4
BB	3
SO	4
LOB	9

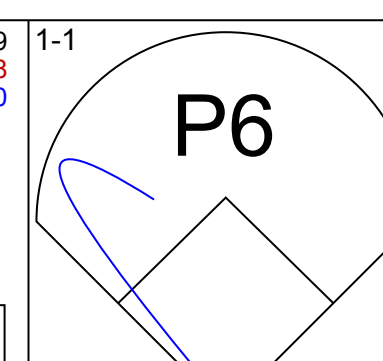

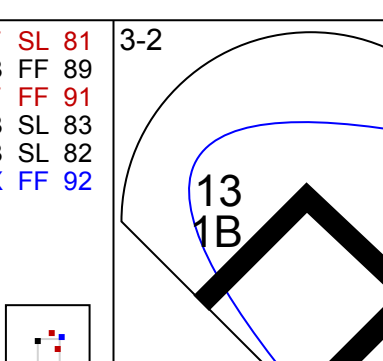
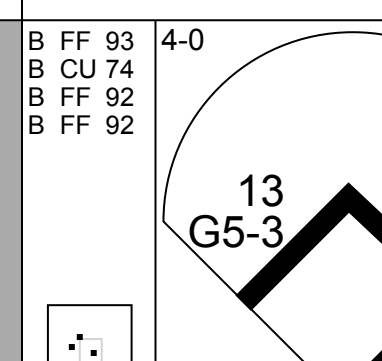
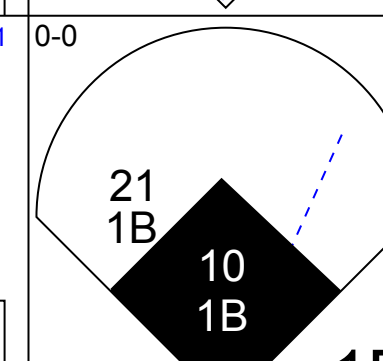
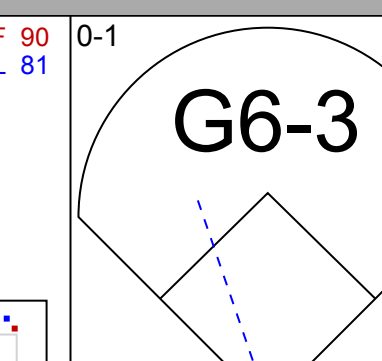
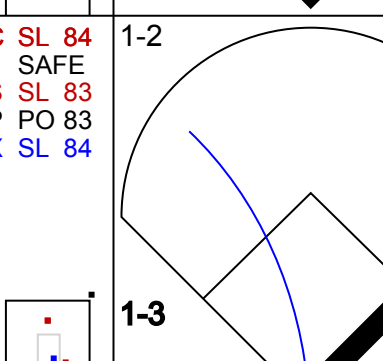
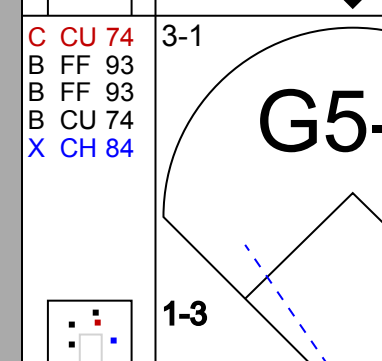
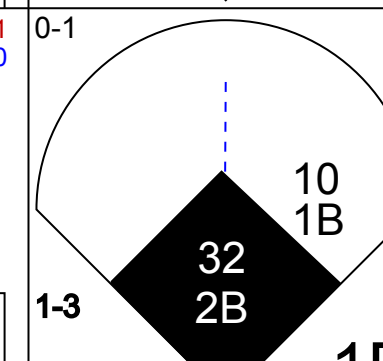
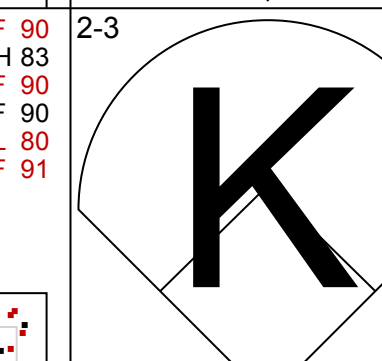
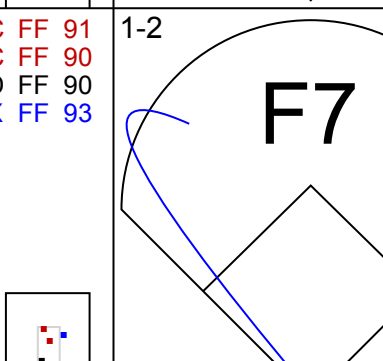
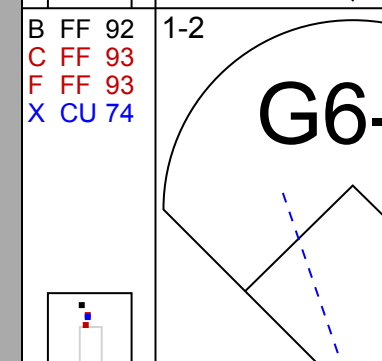
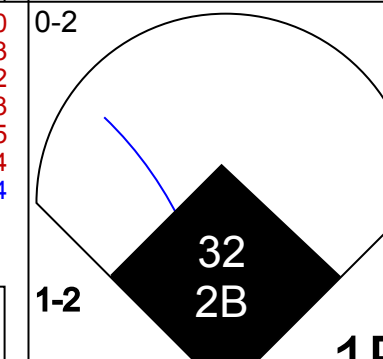
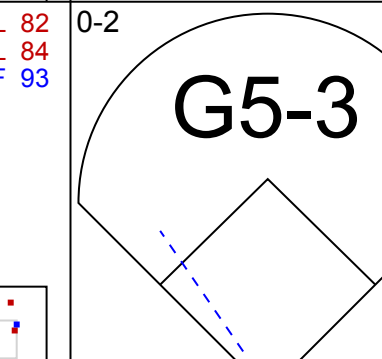
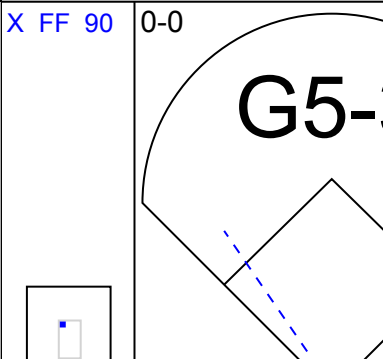
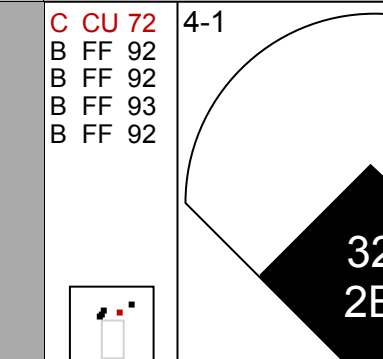
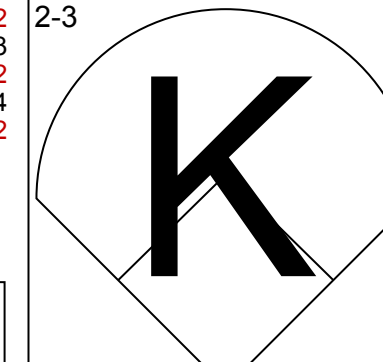
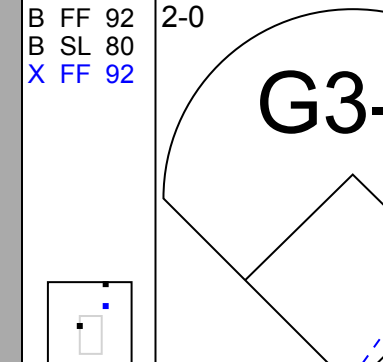
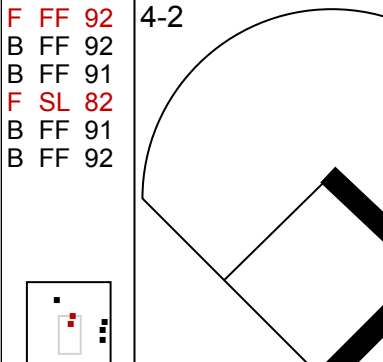
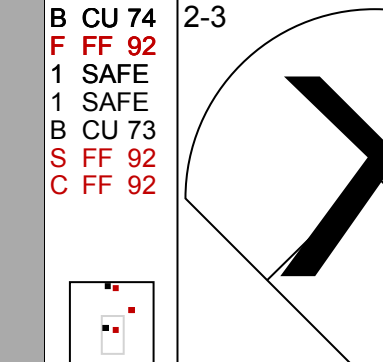
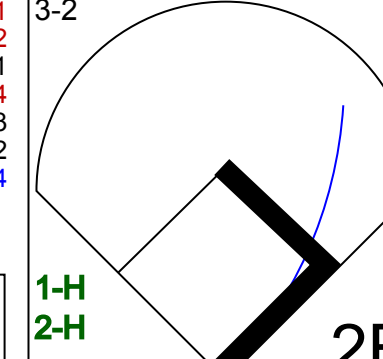
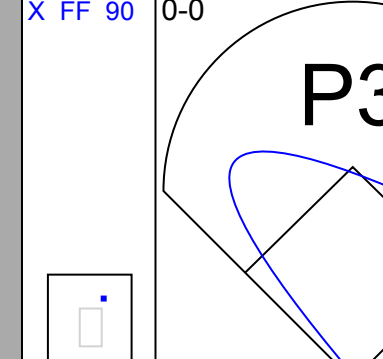
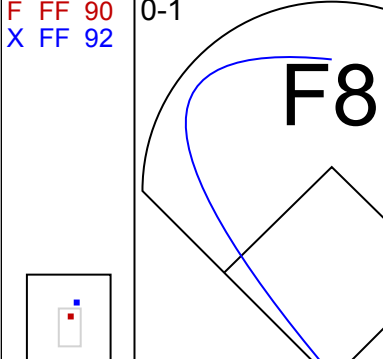
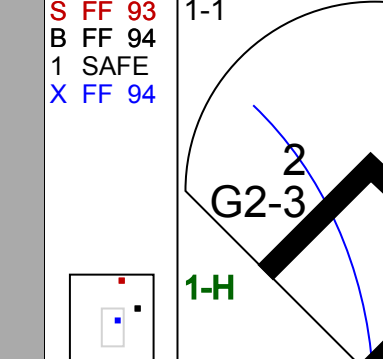
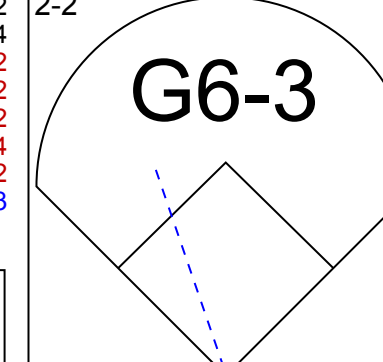
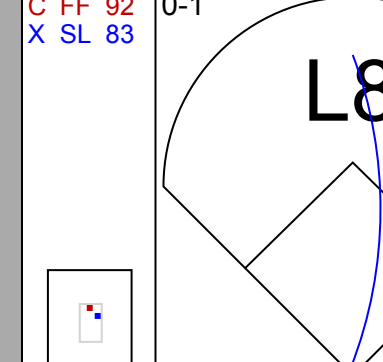
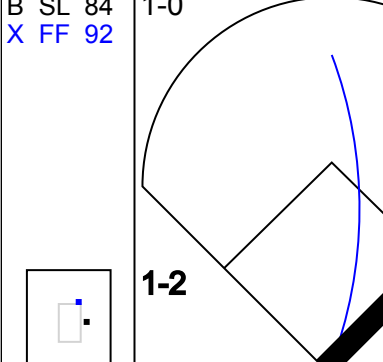
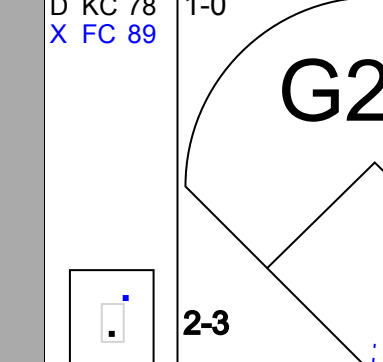
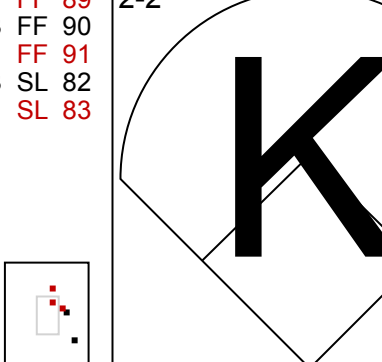
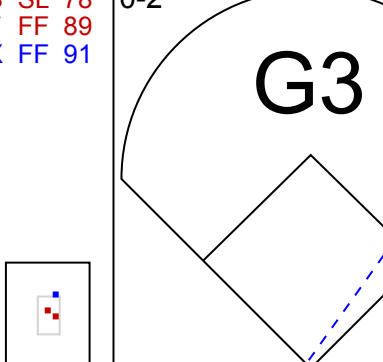

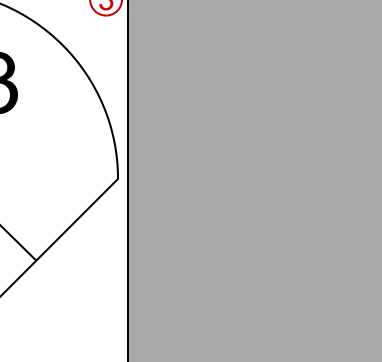
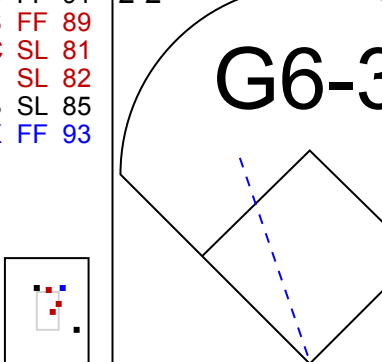
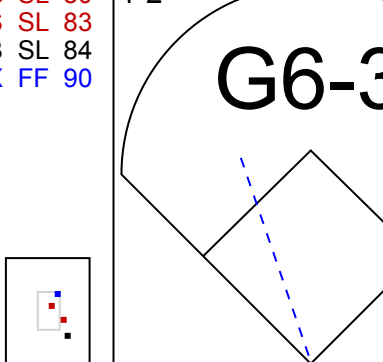









Batter	1	2	3	4	5	6	7	8	9	AB	R	H	RBI	BB	SO	LOB	TOP			
4 Alex Gordon, L (1,7) OBP: 0.338, SLG: 0.484											4	1	2	2	0	0	3	<b>Kansas City Royals @ Baltimore Orioles</b> Oriole Park at Camden Yards, Baltimore, MD Tue May 07 2013, 7:10 PM - 10:28 PM EDT Att. 12,921 - Drizzlie - 63 F <a href="http://livebaseballscorecards.com">livebaseballscorecards.com</a>		
2 Alcides Escobar, R (1,6) OBP: 0.318, SLG: 0.405										4	0	1	1	0	0	3				
16 Billy Butler, R (1,10) OBP: 0.385, SLG: 0.400										4	0	0	0	0	2	2				
35 Eric Hosmer, L (1,3) OBP: 0.343, SLG: 0.333										4	0	2	0	0	0	0				
6 Lorenzo Cain, R (1,8) OBP: 0.378, SLG: 0.465										4	0	1	0	0	0	1				
21 Jeff Francoeur, R (1,9) OBP: 0.274, SLG: 0.336										4	0	0	0	0	1	3				
13 Salvador Perez, R (1,2) OBP: 0.303, SLG: 0.375										4	0	0	0	0	1	1				
24 Miguel Tejada, R (1,5) OBP: 0.400, SLG: 0.421										3	2	2	0	0	0	0				
8 Mike Moustakas, L (9,PH) OBP: 0.286, SLG: 0.283										1	0	0	0	0	0	0				
23 Elliot Johnson, S (1,4) OBP: 0.286, SLG: 0.370										3	0	2	0	0	0	1				
<b>Inning Stats</b>	R: 0 E: 0 K: 0 S: 7	H: 1 LOB: 0 BB: 0 P: 10	R: 0 E: 0 K: 0 S: 7	H: 0 LOB: 0 BB: 0 P: 12	R: 1 E: 0 K: 0 S: 12	H: 3 LOB: 2 BB: 0 P: 17	R: 0 E: 0 K: 1 S: 8	H: 1 LOB: 1 BB: 0 P: 9	R: 0 E: 0 K: 1 S: 9	H: 2 LOB: 1 BB: 0 P: 11	R: 2 E: 0 K: 0 S: 13	H: 2 LOB: 0 BB: 0 P: 21	R: 0 E: 0 K: 1 S: 6	H: 0 LOB: 0 BB: 0 P: 9	R: 0 E: 0 K: 1 S: 10	H: 0 LOB: 0 BB: 0 P: 16	1B: 9 2B: 0 3B: 0 HR: 1	SF: 0 SAC: 0 DP: 3 HBP: 0	WP: 0 PB: 0 SB: 0 CS: 0	PA: 35
<b>PITCHER</b>	IP WLS BF H R ER SO BB IBB HBP BLK WP HR S P ERA WHIP																			
16 Wei-Yin Chen, L (1,1) ERA: 3.4	6.1	B	26	9	2	2	2	0	0	0	0	0	0	0	0	55	78	2.84	1.421	
17 Brian Matusz, L (7,1) ERA: 3.46	0.1	B	2	1	1	1	0	0	0	0	0	0	0	1	8	13	27.00	3.000		
29 Tommy Hunter, R (7,1) ERA: 1.69	1.1	W	4	0	0	0	1	0	0	0	0	0	0	7	12	0.00	0.000			
43 Jim Johnson, R (9,1) ERA: 1.06	1.0	S	3	0	0	0	1	0	0	0	0	0	0	10	16	0.00	0.000			

Batter	1	2	3	4	5	6	7	8	9	AB	R	H	RBI	BB	SO	LOB	BOTTOM			
9 Nate McLouth, L (1,7) OBP: 0.414, SLG: 0.485										3	0	1	0	1	1	0	<b>Kansas City Royals @ Baltimore Orioles</b> Oriole Park at Camden Yards, Baltimore, MD Tue May 07 2013, 7:10 PM - 10:28 PM EDT Att. 12,921 - Drizzlie - 63 F <a href="http://livebaseballscorecards.com">livebaseballscorecards.com</a>			
13 Manny Machado, R (1,5) OBP: 0.356, SLG: 0.521										4	1	2	0	0	0	1				
21 Nick Markakis, L (1,9) OBP: 0.320, SLG: 0.365										4	1	1	0	0	1	3				
10 Adam Jones, R (1,8) OBP: 0.364, SLG: 0.515										3	2	1	1	1	0	0				
19 Chris Davis, L (1,3) OBP: 0.420, SLG: 0.654										3	0	0	0	1	2	3				
32 Matt Wieters, S (1,2) OBP: 0.300, SLG: 0.402										4	0	2	3	0	0	1				
2 J.J. Hardy, R (1,6) OBP: 0.244, SLG: 0.359										4	0	1	0	0	0	2				
3 Ryan Flaherty, L (1,4) OBP: 0.202, SLG: 0.197										4	0	0	0	0	1	3				
14 Nolan Reimold, R (1,10) OBP: 0.267, SLG: 0.344										3	0	0	0	0	0	0				
<b>Inning Stats</b>	R: 3 E: 0 K: 1 S: 25	H: 4 LOB: 1 BB: 0 P: 33	R: 0 E: 0 K: 2 S: 14	H: 0 LOB: 0 BB: 0 P: 20	R: 0 E: 0 K: 1 S: 9	H: 0 LOB: 0 BB: 0 P: 11	R: 0 E: 0 K: 0 S: 4	H: 0 LOB: 0 BB: 0 P: 6	R: 0 E: 0 K: 0 S: 16	H: 2 LOB: 2 BB: 0 P: 21	R: 0 E: 0 K: 0 S: 7	H: 1 LOB: 2 BB: 1 P: 12	R: 0 E: 0 K: 0 S: 6	H: 0 LOB: 1 BB: 1 P: 15	R: 1 E: 1 K: 1 S: 9	H: 1 LOB: 1 BB: 1 P: 17	1B: 6 2B: 2 3B: 0 HR: 0	SF: 0 SAC: 0 DP: 3 HBP: 0	WP: 0 PB: 0 SB: 1 CS: 0	PA: 35
<b>PITCHER</b>	IP WLS BF H R ER SO BB IBB HBP BLK WP HR S P ERA WHIP																			
54 Ervin Santana, R (1,1) ERA: 2.36	6.0	L	26	7	3	3	4	1	0	0	0	0	0	0	75	103	4.50	1.333		
55 Tim Collins, L (7,1) ERA: 4.91	1.1	L	6	0	1	0	1	2	0	0	0	0	0	10	25	0.00	1.500			
44 Luke Hochevar, R (8,1) ERA: 0.79	0.2		3	1	0	0	0	0	0	0	0	0	0	5	7	0.00	1.500			



Batter	1	2	3	4	5	6	7	8	9	AB	R	H	RBI	BB	SO	LOB	TOP					
4 Alex Gordon, L (1, 7) OBP: 0.336, SLG: 0.500	G4-3		L9		HR		G4-3			4	1	1	1	0	0	0	<b>Kansas City Royals @ Baltimore Orioles</b> Oriole Park at Camden Yards, Baltimore, MD Wed May 08 2013, 7:07 PM - 9:23 PM EDT Att: 12,344 - Cloudy - 60 F <a href="#">livebaseballscorecards.com</a>					
2 Alcides Escobar, R (1, 6) OBP: 0.308, SLG: 0.392	G4-3		F7		B2-3			K		4	0	0	0	0	1	0						
16 Billy Butler, R (1, 10) OBP: 0.380, SLG: 0.388			G4-3				G6-3		K	3	0	0	0	1	1	0						
35 Eric Hosmer, L (1, 3) OBP: 0.339, SLG: 0.330	G4-3				L7		G3-1			4	0	1	0	0	0	1						
6 Lorenzo Cain, R (1, 9) OBP: 0.383, SLG: 0.455		K			P4			8 HR		2	1	0	0	1	1	0						
8 Mike Moustakas, L (1, 5) OBP: 0.294, SLG: 0.333									6 HBP													
23 Elliot Johnson, S (1, 4) OBP: 0.313, SLG: 0.387										4	1	3	2	0	0	2						
26 George Kottaras, L (1, 2) OBP: 0.412, SLG: 0.500																						
1 Jarrod Dyson, L (1, 8) OBP: 0.250, SLG: 0.458										4	0	2	0	0	1	2						
																	<b>AB 32</b> <b>R 3</b> <b>H 7</b> <b>RBI 3</b> <b>BB 3</b> <b>SO 6</b> <b>LOB 8</b>					
<b>Inning Stats</b>	R: 0 E: 0 K: 0 S: 7	H: 0 LOB: 1 BB: 1 P: 13	R: 0 E: 0 K: 2 S: 17	H: 1 LOB: 2 BB: 1 P: 29	R: 0 E: 0 K: 0 S: 6	H: 0 LOB: 0 BB: 0 P: 9	R: 0 E: 0 K: 0 S: 10	H: 1 LOB: 1 BB: 0 P: 15	R: 1 E: 0 K: 0 S: 6	H: 1 LOB: 0 BB: 0 P: 9	R: 2 E: 0 K: 0 S: 10	H: 2 LOB: 1 BB: 1 P: 18	R: 0 E: 0 K: 1 S: 9	H: 0 LOB: 0 BB: 0 P: 14	R: 0 E: 0 K: 2 S: 15	H: 1 LOB: 2 BB: 0 P: 20	R: 0 E: 0 K: 1 S: 7	H: 1 LOB: 0 BB: 0 P: 10	1B: 5 2B: 0 3B: 0 HR: 2	SF: 0 SAC: 0 DP: 1 HBP: 1	WP: 1 PB: 0 SB: 0 CS: 0	PA: 36
<b>PITCHER</b>	IP WLS BF H R ER SO BB IBB HBP BLK WP HR S P ERA WHIP																					
30 Chris Tillman, R (1, 1) ERA: 3.76	6.0 W 25 5 3 3 2 3 0 0 0 0 1 2 56 93 4.50 1.333																					
40 Troy Patton, L (7, 1) ERA: 2.57	1.0 H 3 0 0 0 1 0 0 0 0 0 0 0 9 14 0.00 0.000																					
56 Darren O'Day, R (8, 1) ERA: 1.59	0.2 H 4 1 0 0 2 0 0 0 1 0 0 0 14 19 0.00 1.500																					
17 Brian Matusz, L (8, 1) ERA: 3.38	0.1 H 1 0 0 0 0 0 0 0 0 0 0 1 1 0.00 0.000																					
43 Jim Johnson, R (9, 1) ERA: 1.0	1.0 S 3 1 0 0 1 0 0 0 0 0 0 0 7 10 0.00 1.000																					

Batter	1	2	3	4	5	6	7	8	9	AB	R	H	RBI	BB	SO	LOB	BOTTOM			
9 Nate McLouth, L (1, 7) OBP: 0.400, SLG: 0.466	G4-3	G4-3			FC6 13 1B 21 E		F7			4	1	0	0	0	0	1	<b>Kansas City Royals @ Baltimore Orioles</b> Oriole Park at Camden Yards, Baltimore, MD Wed May 08 2013, 7:07 PM - 9:23 PM EDT Att: 12,344 - Cloudy - 60 F <a href="#">livebaseballscorecards.com</a>			
13 Manny Machado, R (1, 5) OBP: 0.383, SLG: 0.514	G6-3		G4-3				L5			4	1	1	1	0	0	0				
21 Nick Markakis, L (1, 10) OBP: 0.318, SLG: 0.357										3	0	0	0	1	0	0				
10 Adam Jones, R (1, 8) OBP: 0.361, SLG: 0.507										4	0	1	0	0	0	0				
19 Chris Davis, L (1, 3) OBP: 0.415, SLG: 0.636										3	0	0	0	1	1	2				
32 Matt Wieters, S (1, 2) OBP: 0.298, SLG: 0.396										4	1	1	0	0	0	1				
2 J.J. Hardy, R (1, 6) OBP: 0.254, SLG: 0.385										2	1	1	2	1	0	0				
3 Ryan Flaherty, L (1, 4) OBP: 0.195, SLG: 0.190										3	0	0	0	0	1	1				
36 Chris Dickerson, L (1, 9) OBP: 0.353, SLG: 0.375										3	1	1	0	0	0	0				
																	<b>AB 30</b> <b>R 5</b> <b>H 5</b> <b>RBI 3</b> <b>BB 3</b> <b>SO 2</b> <b>LOB 5</b>			
<b>Inning Stats</b>	R: 0 E: 0 K: 1 S: 11	H: 1 LOB: 2 BB: 1 P: 19	R: 2 E: 0 K: 0 S: 7	H: 2 LOB: 0 BB: 0 P: 11	R: 0 E: 0 K: 0 S: 4	H: 0 LOB: 0 BB: 0 P: 6	R: 0 E: 0 K: 0 S: 8	H: 0 LOB: 1 BB: 1 P: 16	R: 3 E: 1 K: 0 S: 17	H: 2 LOB: 1 BB: 1 P: 30	R: 0 E: 0 K: 1 S: 7	H: 0 LOB: 0 BB: 0 P: 11	R: 0 E: 0 K: 0 S: 9	H: 0 LOB: 0 BB: 0 P: 12	R: 0 E: 0 K: 0 S: 7	H: 0 LOB: 0 BB: 0 P: 12	1B: 3 2B: 1 3B: 0 HR: 1	SF: 0 SAC: 0 DP: 0 HBP: 0	WP: 1 PB: 0 SB: 2 CS: 0	PA: 33
<b>PITCHER</b>	IP WLS BF H R ER SO BB IBB HBP BLK WP HR S P ERA WHIP																			
39 Luis Mendoza, R (1, 1) ERA: 6.38	6.0 L 27 5 5 3 2 3 0 0 0 0 0 0 16 24 0.00 0.000																			
52 Bruce Chen, L (7, 1) ERA:	2.0 6 0 0 0 0 0 0 0 0 0 0 0 16 24 0.00 0.000																			



Batter	1	2	3	4	5	6	7	8	9	AB	R	H	RBI	BB	SO	LOB	TOP											
2 Alcides Escobar, R OBP: 0.297, SLG: 0.377										5	0	0	0	0	0	1	Kansas City Royals @ Baltimore Orioles Oriole Park at Camden Yards, Baltimore, MD Thu May 09 2013, 7:37 PM - 10:01 PM EDT Att: 23,282 - Partly Cloudy - 72 F											
6 Lorenzo Cain, R OBP: 0.376, SLG: 0.448										4	1	1	0	0	2	1												
4 Alex Gordon, L OBP: 0.340, SLG: 0.522										4	2	2	2	0	1	0												
16 Billy Butler, R OBP: 0.376, SLG: 0.382										4	1	1	0	0	0	1												
35 Eric Hosmer, L OBP: 0.345, SLG: 0.366										4	1	2	2	0	1	1												
13 Salvador Perez, R OBP: 0.311, SLG: 0.370										4	0	1	1	0	0	1												
8 Mike Moustakas, L OBP: 0.301, SLG: 0.364										3	1	1	1	1	0	1												
21 Jeff Francoeur, R OBP: 0.274, SLG: 0.333										4	0	1	0	0	0	1												
17 Chris Getz, L OBP: 0.235, SLG: 0.321										4	0	0	0	0	1	1												
<b>Inning Stats</b>	R: 0 E: 0 K: 1 S: 8	H: 0 LOB: 0 BB: 0 P: 13	R: 0 E: 0 K: 0 S: 7	H: 0 LOB: 0 BB: 0 P: 12	R: 0 E: 0 K: 0 S: 6	H: 0 LOB: 0 BB: 0 P: 7	R: 4 E: 0 K: 0 S: 12	H: 4 LOB: 1 BB: 1 P: 25	R: 0 E: 0 K: 1 S: 6	H: 1 LOB: 1 BB: 0 P: 12	R: 1 E: 0 K: 1 S: 9	H: 2 LOB: 1 BB: 0 P: 13	R: 1 E: 0 K: 1 S: 10	H: 2 LOB: 1 BB: 0 P: 12	R: 0 E: 0 K: 0 S: 9	H: 0 LOB: 0 BB: 0 P: 12		1B: 6 2B: 0 3B: 0 HR: 3	SF: 0 SAC: 0 DP: 0 HBP: 0	WP: 0 PB: 0 SB: 0 CS: 0	PA: 37							
<b>PITCHER</b>	IP	WLS	BF	H	R	ER	SO	BB	IBB	HBP	BLK	WP	HR	S	P	ERA	WHIP											
38 Freddy Garcia, R ERA: 4.26	6.0	L	24	5	4	4	3	1	0	0	0	0	0	2	47	77	6.00	1.000										
66 T.J. McFarland, L ERA: 3.29	1.0		6	3	2	2	1	0	0	0	0	0	1	10	15	18.00	3.000											
68 Alex Burnett, R ERA:	1.0		4	1	0	0	1	0	0	0	0	0	0	9	10	0.00	1.000											
47 Pedro Strop, R ERA: 5.25	1.0		3	0	0	0	0	0	0	0	0	0	0	9	12	0.00	0.000											

Batter	1	2	3	4	5	6	7	8	9	AB	R	H	RBI	BB	SO	LOB	BOTTOM										
9 Nate McLouth, L OBP: 0.395, SLG: 0.458										4	0	1	0	0	0	0	Kansas City Royals @ Baltimore Orioles Oriole Park at Camden Yards, Baltimore, MD Thu May 09 2013, 7:37 PM - 10:01 PM EDT Att: 23,282 - Partly Cloudy - 72 F										
13 Manny Machado, R OBP: 0.350, SLG: 0.503										3	0	0	0	1	1	1											
21 Nick Markakis, L OBP: 0.329, SLG: 0.371										3	0	2	0	1	0	1											
10 Adam Jones, R OBP: 0.351, SLG: 0.493										4	1	0	0	0	2	3											
19 Chris Davis, L OBP: 0.410, SLG: 0.649										4	1	1	1	0	1	2											
32 Matt Wieters, S OBP: 0.305, SLG: 0.409										4	0	2	0	0	0	1											
2 J.J. Hardy, R OBP: 0.254, SLG: 0.381										4	0	1	1	0	0	1											
3 Ryan Flaherty, L OBP: 0.209, SLG: 0.195										3	0	1	0	1	1	1											
14 Nolan Reimold, R OBP: 0.257, SLG: 0.330										4	0	0	0	0	3	3											
<b>Inning Stats</b>	R: 0 E: 0 K: 0 S: 6	H: 2 LOB: 1 BB: 1 P: 12	R: 1 E: 1 K: 0 S: 14	H: 2 LOB: 2 BB: 1 P: 20	R: 0 E: 0 K: 1 S: 9	H: 1 LOB: 1 BB: 1 P: 17	R: 1 E: 0 K: 1 S: 13	H: 2 LOB: 1 BB: 0 P: 18	R: 0 E: 0 K: 0 S: 9	H: 1 LOB: 1 BB: 0 P: 15	R: 0 E: 0 K: 2 S: 8	H: 0 LOB: 0 BB: 0 P: 11	R: 0 E: 0 K: 2 S: 11	H: 1 LOB: 1 BB: 0 P: 11	R: 0 E: 0 K: 1 S: 7	H: 0 LOB: 0 BB: 0 P: 11		1B: 5 2B: 2 3B: 0 HR: 1	SF: 0 SAC: 0 DP: 1 HBP: 0	WP: 0 PB: 0 SB: 0 CS: 1	PA: 37						
<b>PITCHER</b>	IP	WLS	BF	H	R	ER	SO	BB	IBB	HBP	BLK	WP	HR	S	P	ERA	WHIP										
11 Jeremy Guthrie, R ERA: 2.28	6.0	W	26	7	2	1	3	3	0	0	0	0	0	8	11	1.50	1.667										
43 Aaron Crow, R ERA: 0.96	1.0	H	3	0	0	0	2	0	0	0	0	0	0	8	11	0.00	0.000										
40 Kelvin Herrera, R ERA: 4.7	1.0		4	1	0	0	2	0	0	0	0	0	0	11	11	0.00	1.000										
44 Luke Hochevar, R ERA: 0.73	1.0		3	0	0	0	1	0	0	0	0	0	0	7	11	0.00	0.000										

AB 36  
 R 6  
 H 9  
 RBI 6  
 BB 1  
 SO 5  
 LOB 8

AB 33  
 R 2  
 H 8  
 RBI 2  
 SO 8  
 LOB 13



Batter	1	2	3	4	5	6	7	8	9	10	AB	R	H	RBI	BB	SO	LOB	TOP						
9 Nate McLouth, L OBP: 0.392, SLG: 0.460	G4-3		K		G6-3		E	K		13 1B 21 SF7 1B	6	2	2	0	0	2	3	<b>Baltimore Orioles @ Minnesota Twins</b> Target Field, Minneapolis, MN Fri May 10 2013, 7:15 PM - 10:50 PM CDT Att: 31,360 - Partly Cloudy - 67 F						
13 Manny Machado, R OBP: 0.335, SLG: 0.503		1B	G5-3		L5		E5	K		21 SF7 10 1B 1B	6	2	3	1	0	1	2							
21 Nick Markakis, L OBP: 0.331, SLG: 0.381	F8		10 1B BB			19 2B 2B	19 2B 1B		G4-3	SF7	4	2	2	2	1	0	1							
10 Adam Jones, R OBP: 0.357, SLG: 0.493	F8		1B		G6-3	G5-3				19 S 1B	6	0	3	1	0	0	3							
19 Chris Davis, L OBP: 0.414, SLG: 0.667		2B	F8			2 2B 2B	32 F8 2B		K	G6-3	6	1	3	2	0	1	5							
32 Matt Wieters, S OBP: 0.301, SLG: 0.395	L7			F8		L7	F8				4	0	0	0	1	0	3							
2 J.J. Hardy, R OBP: 0.252, SLG: 0.381	F8			P6		36 2B 2B	G6-3		IBB	F8	5	1	1	1	0	0	4							
36 Chris Dickerson, L OBP: 0.364, SLG: 0.429	P6			G3				G5-3		9 1B 13 1B 12 SH1-4 1B	5	1	2	1	0	0	1							
12 Alexi Casilla, S OBP: 0.275, SLG: 0.289			10 1B 9 S 1B		G6-3	G6-3		9 S BB		SH1-4	3	0	2	0	1	0	1							
<b>Inning Stats</b>	R: 0 E: 0 K: 0 S: 13	H: 1 LOB: 1 BB: 0 P: 23	R: 0 E: 0 K: 0 S: 8	H: 1 LOB: 1 BB: 13	R: 0 E: 0 K: 1 S: 11	H: 2 LOB: 3 BB: 1	R: 0 E: 0 K: 0 S: 4	H: 0 LOB: 0 BB: 0 P: 8	R: 0 E: 0 K: 0 S: 9	H: 1 LOB: 0 BB: 0 P: 13	R: 3 E: 0 K: 0 S: 19	H: 4 LOB: 1 BB: 0 P: 28	R: 3 E: 1 K: 0 S: 17	H: 4 LOB: 1 BB: 0 P: 26	R: 0 E: 1 K: 2 S: 11	H: 0 LOB: 1 BB: 1 P: 19	R: 0 E: 0 K: 1 S: 8		H: 1 LOB: 2 BB: 0 P: 14	R: 3 E: 0 K: 0 S: 13	H: 4 LOB: 1 BB: 0 P: 17	1B: 11 2B: 7 3B: 0 HR: 0	SF: 1 SAC: 1 DP: 1 HBP: 0	WP: 0 PB: 0 SB: 3 CS: 0
<b>PITCHER</b>	IP WLS BF H R ER SO BB IBB HBP BLK WP HR S P ERA WHIP	6.0 0 27 9 3 3 1 1 0 0 0 0 0 0 64 104 4.50 1.667	7.1 0.1 5 4 3 3 0 0 0 0 0 0 0 0 12 20 81.00 12.000	7.1 1.2 6 0 0 0 2 1 0 0 0 0 0 0 16 25 0.00 0.600	9.1 1.0 5 1 0 0 1 0 1 0 0 0 0 0 8 14 0.00 1.000	10.1 1.0 L 7 4 3 3 0 0 0 0 0 0 0 0 13 17 27.00 4.000	<b>PITCHER</b>										IP WLS BF H R ER SO BB IBB HBP BLK WP HR S P ERA WHIP	6.0 0 27 9 3 3 1 1 0 0 0 0 0 0 64 104 4.50 1.667						

Batter	1	2	3	4	5	6	7	8	9	10	AB	R	H	RBI	BB	SO	LOB	BOTTOM				
8 Jamey Carroll, R OBP: 0.319, SLG: 0.279	7 2B 16 G5-3 1B			K2-3		L8		G6-3			5	1	1	0	0	2	3	<b>Baltimore Orioles @ Minnesota Twins</b> Target Field, Minneapolis, MN Fri May 10 2013, 7:15 PM - 10:50 PM CDT Att: 31,360 - Partly Cloudy - 67 F				
7 Joe Mauer, L OBP: 0.396, SLG: 0.469				K				F8			5	0	3	2	0	1	0					
16 Josh Willingham, R OBP: 0.352, SLG: 0.438		1B	G5-3		G6-3		33 BB 24 2B HBP	IBB		K	3	1	0	1	1	1	3					
33 Justin Morneau, L OBP: 0.314, SLG: 0.362					24 G6-3 31 SF9 2B		24 2B 31 G1-3 BB	G6-3		P3	4	2	1	0	1	1	3					
24 Trevor Plouffe, R OBP: 0.329, SLG: 0.446	L9			G6-3		31 G1-3 2B		9 WP 1B		K	5	0	2	1	0	1	2					
9 Ryan Doumit, S OBP: 0.287, SLG: 0.365			32 1B 7 1B BB		SF9		F9	G5-3		G4-3	3	1	0	1	1	0	3					
31 Oswaldo Arcia, L OBP: 0.356, SLG: 0.536				32 1B 7 1B 1B		G1-3		K		F7	5	1	2	1	0	1	2					
32 Aaron Hicks, S OBP: 0.239, SLG: 0.216				7 1B 1B		G6-3		K			4	0	1	0	0	1	3					
27 Chris Parmelee, L (10, PH) OBP: 0.295, SLG: 0.330				7 1B 1B		G6-3		K			1	0	1	0	0	0	0					
5 Eduardo Escobar, S OBP: 0.327, SLG: 0.438						G6-3		F7		K	4	0	0	0	0	2	3					
22 Wilkin Ramirez, R (10, PH) OBP: 0.345, SLG: 0.407						K				K	1	0	0	0	0	1	1					
<b>Inning Stats</b>	R: 1 E: 0 K: 1 S: 13	H: 2 LOB: 1 BB: 0 P: 21	R: 2 E: 0 K: 2 S: 19	H: 3 LOB: 2 BB: 1 P: 30	R: 1 E: 0 K: 0 S: 8	H: 2 LOB: 1 BB: 0 P: 11	R: 0 E: 0 K: 3 S: 10	H: 0 LOB: 0 BB: 0 P: 14	R: 2 E: 0 K: 0 S: 8	H: 1 LOB: 1 BB: 1 P: 17	R: 0 E: 0 K: 2 S: 15	H: 1 LOB: 1 BB: 0 P: 22	R: 0 E: 0 K: 0 S: 8	H: 0 LOB: 0 BB: 0 P: 12	R: 0 E: 0 K: 2 S: 9	H: 0 LOB: 0 BB: 0 P: 17	R: 0 E: 0 K: 1 S: 9	H: 1 LOB: 1 BB: 0 P: 10	1B: 7 2B: 4 3B: 0 HR: 0	SF: 1 SAC: 0 DP: 0 HBP: 1	WP: 1 PB: 0 SB: 0 CS: 0	PA: 45
<b>PITCHER</b>	IP WLS BF H R ER SO BB IBB HBP BLK WP HR S P ERA WHIP	4.0 0 23 8 6 6 6 2 0 1 0 0 0 0 54 87 13.50 2.500	5.1 2.2 11 2 0 0 1 0 1 0 0 0 0 1 25 39 0.00 0.750	7.1 2.1 W 7 0 0 0 3 0 0 0 0 0 0 21 36 0.00 0.000	10.1 1.0 S 4 1 0 0 1 0 0 0 0 0 0 9 10 0.00 1.000	<b>PITCHER</b>										IP WLS BF H R ER SO BB IBB HBP BLK WP HR S P ERA WHIP	4.0 0 23 8 6 6 6 2 0 1 0 0 0 54 87 13.50 2.500					





Batter	1	2	3	4	5	6	7	8	9	AB	R	H	RBI	BB	SO	LOB	TOP				
9 Nate McLouth, L OBP: 0.378, SLG: 0.441	G1-3		G4-3	P6		F8		K		5	0	0	0	0	1	4					
13 Manny Machado, R OBP: 0.363, SLG: 0.513	2B		G4-3		1B				P6	5	1	3	1	0	0	0					
21 Nick Markakis, L OBP: 0.337, SLG: 0.382	1B								F7	5	1	2	1	0	0	3					
10 Adam Jones, R OBP: 0.352, SLG: 0.490	2B		G1-3						K	5	1	1	0	0	2	3					
19 Chris Davis, L OBP: 0.409, SLG: 0.653	1B			L9		G4-3			G3-1	4	0	1	1	0	0	2					
32 Matt Wieters, S OBP: 0.314, SLG: 0.430				HR						2	1	2	2	1	0	0					
2 J.J. Hardy, R OBP: 0.292, SLG: 0.378				1B		F9			G4-3	4	0	1	0	0	0	4					
3 Ryan Flaherty, L OBP: 0.223, SLG: 0.202										2	1	1	0	0	0	0					
12 Alexi Casilla, S OBP: 0.282, SLG: 0.282										1	0	0	0	0	0	0					
14 Nolan Reimold, R OBP: 0.314, SLG: 0.327										4	0	1	0	0	0	2					
<b>Inning Stats</b>	R: 3 E: 0 K: 0 S: 12	H: 4 LOB: 0 BB: 0 P: 19	R: 0 E: 0 K: 0 S: 5	H: 0 LOB: 0 BB: 0 P: 10	R: 0 E: 0 K: 0 S: 9	H: 1 LOB: 1 BB: 0 P: 16	R: 1 E: 0 K: 0 S: 21	H: 3 LOB: 2 BB: 0 P: 31	R: 0 E: 1 K: 1 S: 12	H: 1 LOB: 3 BB: 1 P: 20	R: 0 E: 0 K: 0 S: 8	H: 1 LOB: 1 BB: 0 P: 14	R: 0 E: 0 K: 1 S: 8	H: 0 LOB: 0 BB: 0 P: 12	R: 0 E: 0 K: 1 S: 9	H: 0 LOB: 0 BB: 0 P: 11	1B: 9 2B: 3 3B: 0 HR: 1	SF: 1 SAC: 0 DP: 2 HBP: 1	WP: 0 PB: 0 SB: 0 CS: 0	PA: 40	
<b>PITCHER</b>	IP WLS BF H R ER SO BB IBB HBP BLK WP HR S P ERA WHIP	IP WLS BF H R ER SO BB IBB HBP BLK WP HR S P ERA WHIP																			
49 Vance Worley, R ERA: 7.15	5.1	W	29	11	5	5	1	0	1	1	0	0	0	0	0	0	1	66	111	8.44	2.062
52 Brian Duensing, L ERA: 1.84	2.0	H	6	1	0	0	0	0	0	0	0	0	0	0	0	0	0	13	22	0.00	0.500
50 Casey Fien, R ERA: 4.6	0.2	H	2	0	0	0	1	0	0	0	0	0	0	0	0	0	0	5	6	0.00	0.000
61 Jared Burton, R ERA: 1.69	1.0	S	3	0	0	0	1	0	0	0	0	0	0	0	0	0	0	9	11	0.00	0.000

Baltimore Orioles @ Minnesota Twins  
Target Field, Minneapolis, MN  
Sat May 11 2013, 6:11 PM - 8:56 PM CDT  
Att: 32,221 - Partly Cloudy - 53 F

AB	37
R	5
H	12
RBI	5
BB	1
SO	3
LOB	18



Batter	1	2	3	4	5	6	7	8	9	AB	R	H	RBI	BB	SO	LOB	BOTTOM				
2 Brian Dozier, R OBP: 0.270, SLG: 0.314	F7		P4	2B		G1-6-3		G5-3		5	1	1	2	0	0	2					
7 Joe Mauer, L OBP: 0.409, SLG: 0.485	1B			IBB				K		4	3	3	1	1	1	0					
9 Ryan Doumit, S OBP: 0.295, SLG: 0.394	K		G4-3	BB						3	1	1	2	1	1	2					
33 Justin Morneau, L OBP: 0.326, SLG: 0.394	K									4	0	3	3	0	1	1					
24 Trevor Plouffe, R OBP: 0.317, SLG: 0.429		L9	P3	FC6-4		G4-3				4	0	0	0	0	0	4					
27 Chris Parmelee, L OBP: 0.303, SLG: 0.330						F7		G5-3		3	1	1	0	1	0	0					
31 Oswaldo Arcia, L OBP: 0.336, SLG: 0.507	K					F8		K		4	0	0	0	0	2	2					
22 Wilkin Ramirez, R OBP: 0.303, SLG: 0.355	G4-3					P4		G5-3		4	0	0	0	0	0	2					
5 Eduardo Escobar, S OBP: 0.358, SLG: 0.460								K		2	2	1	0	2	1	0					
<b>Inning Stats</b>	R: 0 E: 0 K: 2 S: 13	H: 1 LOB: 1 BB: 0 P: 17	R: 0 E: 0 K: 1 S: 9	H: 0 LOB: 1 BB: 1 P: 20	R: 2 E: 0 K: 0 S: 12	H: 3 LOB: 0 BB: 0 P: 20	R: 4 E: 0 K: 0 S: 14	H: 3 LOB: 2 BB: 3 P: 31	R: 0 E: 0 K: 0 S: 8	H: 0 LOB: 0 BB: 1 P: 10	R: 2 E: 0 K: 0 S: 13	H: 3 LOB: 1 BB: 1 P: 19	R: 0 E: 0 K: 1 S: 7	H: 0 LOB: 0 BB: 0 P: 10	R: 0 E: 0 K: 2 S: 8	H: 0 LOB: 0 BB: 0 P: 12	1B: 6 2B: 3 3B: 0 HR: 1	SF: 0 SAC: 0 DP: 1 HBP: 0	WP: 1 PB: 0 SB: 0 CS: 0	PA: 38	
<b>PITCHER</b>	IP WLS BF H R ER SO BB IBB HBP BLK WP HR S P ERA WHIP	IP WLS BF H R ER SO BB IBB HBP BLK WP HR S P ERA WHIP																			
52 Steve Johnson, R ERA: 13.5	4.0	L	23	7	6	3	3	1	0	0	0	0	0	0	0	0	1	21	29	9.00	2.000
40 Troy Patton, L ERA: 3.39	2.0		9	3	2	2	0	1	0	0	0	0	0	0	0	0	0	7	10	0.00	0.000
17 Brian Matusz, L ERA: 3.14	1.0		3	0	0	0	1	0	0	0	0	0	0	0	0	0	0	8	12	0.00	0.000
47 Pedro Strop, R ERA: 4.85	1.0		3	0	0	0	2	0	0	0	0	0	0	0	0	0	0	8	12	0.00	0.000

Baltimore Orioles @ Minnesota Twins  
Target Field, Minneapolis, MN  
Sat May 11 2013, 6:11 PM - 8:56 PM CDT  
Att: 32,221 - Partly Cloudy - 53 F

AB	33
R	8
H	10
RBI	8
BB	5
SO	6
LOB	13





Batter	1	2	3	4	5	6	7	8	9	AB	R	H	RBI	BB	SO	LOB	TOP				
21 Nick Markakis, L (1.9) OBP: 0.345, SLG: 0.391										4	2	2	0	1	0	1	<b>Baltimore Orioles @ Minnesota Twins</b> Target Field, Minneapolis, MN Sun May 12 2013, 1:13 PM - 4:07 PM CDT Att: 34,320 - Sunny - 52 F				
13 Manny Machado, R (1.5) OBP: 0.370, SLG: 0.521									5	0	3	0	0	0	0	0					
10 Adam Jones, R (1.8) OBP: 0.353, SLG: 0.503									4	1	1	1	1	1	3						
19 Chris Davis, L (1.3) OBP: 0.405, SLG: 0.664									4	1	1	3	0	1	3						
32 Matt Wieters, S (1.10) OBP: 0.305, SLG: 0.416									4	0	0	0	0	0	3						
28 Steve Pearce, R (1.7) OBP: 0.349, SLG: 0.459									3	1	1	1	0	0	0						
9 Nate McLouth, L (6.7) OBP: 0.375, SLG: 0.437									1	0	0	0	0	0	0						
2 J.J. Hardy, R (1.6) OBP: 0.258, SLG: 0.381									4	1	2	0	0	0	0						
12 Alexi Casilla, S (1.4) OBP: 0.244, SLG: 0.256									4	0	0	0	0	0	2						
48 Chris Snyder, R (1.2) OBP: 0.333, SLG: 0.143									3	0	1	1	1	0	1						
<b>Inning Stats</b>	R: 2 E: 0 K: 0 S: 11	H: 3 LOB: 0 BB: 0 P: 20	R: 1 E: 0 K: 0 S: 10	H: 3 LOB: 2 BB: 0 P: 13	R: 1 E: 0 K: 0 S: 9	H: 1 LOB: 0 BB: 0 P: 12	R: 0 E: 0 K: 0 S: 11	H: 0 LOB: 0 BB: 0 P: 14	R: 1 E: 0 K: 0 S: 14	H: 1 LOB: 2 BB: 2 P: 24	R: 0 E: 0 K: 2 S: 14	H: 1 LOB: 1 BB: 0 P: 19	R: 0 E: 1 K: 0 S: 9	H: 1 LOB: 1 BB: 0 P: 13	R: 0 E: 0 K: 0 S: 3	H: 0 LOB: 0 BB: 0 P: 4	1B: 6 2B: 2 3B: 0 HR: 3	SF: 0 SAC: 0 DP: 1 HBP: 0	WP: 0 PB: 0 SB: 0 CS: 0	PA: 39	
<b>PITCHER</b>	IP: 5.2 WLS: L BF: 27	H: 9 R: 6 ER: 6 SO: 0	BB: 2 IBB: 1 HBP: 0 BLK: 0	WP: 0 HR: 3 S: 62 P: 100	ERA: 9.53 WHIP: 1.941	IP: 2.1 WLS: L BF: 9	H: 2 R: 0 ER: 0 SO: 2	BB: 0 IBB: 0 HBP: 0 BLK: 0	WP: 0 HR: 0 S: 27 P: 38	ERA: 0.00 WHIP: 0.857	IP: 1.0 WLS: L BF: 3	H: 0 R: 0 ER: 0 SO: 0	BB: 0 IBB: 0 HBP: 0 BLK: 0	WP: 0 HR: 0 S: 3 P: 4	ERA: 0.00 WHIP: 0.000						

Batter	1	2	3	4	5	6	7	8	9	AB	R	H	RBI	BB	SO	LOB	BOTTOM				
2 Brian Dozier, R (1.4) OBP: 0.270, SLG: 0.311									4	0	1	0	0	1	1	<b>Baltimore Orioles @ Minnesota Twins</b> Target Field, Minneapolis, MN Sun May 12 2013, 1:13 PM - 4:07 PM CDT Att: 34,320 - Sunny - 52 F					
7 Joe Mauer, L (1.10) OBP: 0.418, SLG: 0.496									3	0	2	0	1	1							
16 Josh Willingham, R (1.7) OBP: 0.388, SLG: 0.430									4	0	1	0	0	2							
33 Justin Morneau, L (1.3) OBP: 0.331, SLG: 0.392								3	0	1	0	0	2	3							
9 Ryan Doumit, S (1.2) OBP: 0.284, SLG: 0.379									4	0	0	0	0	5							
24 Trevor Plouffe, R (1.5) OBP: 0.315, SLG: 0.422								4	0	1	0	0	2	0							
27 Chris Parmelee, L (1.9) OBP: 0.301, SLG: 0.337								4	0	1	0	0	0	1							
22 Wilkin Ramirez, R (1.8) OBP: 0.297, SLG: 0.343									4	0	1	0	0	1	2						
5 Eduardo Escobar, S (1.6) OBP: 0.339, SLG: 0.434									3	0	0	0	0	3							
<b>Inning Stats</b>	R: 0 E: 0 K: 2 S: 11	H: 1 LOB: 0 BB: 0 P: 17	R: 0 E: 0 K: 0 S: 8	H: 1 LOB: 0 BB: 0 P: 12	R: 0 E: 0 K: 1 S: 8	H: 1 LOB: 1 BB: 0 P: 9	R: 0 E: 0 K: 0 S: 14	H: 1 LOB: 2 BB: 0 P: 19	R: 0 E: 0 K: 1 S: 15	H: 1 LOB: 1 BB: 0 P: 23	R: 0 E: 0 K: 1 S: 14	H: 1 LOB: 1 BB: 0 P: 16	R: 0 E: 0 K: 1 S: 11	H: 1 LOB: 2 BB: 1 P: 16	R: 0 E: 0 K: 2 S: 8		H: 0 LOB: 0 BB: 0 P: 12	1B: 6 2B: 3 3B: 0 HR: 0	SF: 0 SAC: 0 DP: 1 HBP: 1	WP: 1 PB: 0 SB: 0 CS: 1	PA: 35
<b>PITCHER</b>	IP: 5.0 WLS: W BF: 18	H: 5 R: 0 ER: 0 SO: 3	BB: 0 IBB: 0 HBP: 1 BLK: 0	WP: 1 HR: 0 S: 15 P: 73	ERA: 0.00 WHIP: 1.000	IP: 1.1 WLS: L BF: 5	H: 1 R: 0 ER: 0 SO: 1	BB: 0 IBB: 0 HBP: 0 BLK: 0	WP: 0 HR: 0 S: 19 P: 26	ERA: 0.00 WHIP: 2.250	IP: 0.2 WLS: L BF: 2	H: 0 R: 0 ER: 0 SO: 1	BB: 0 IBB: 0 HBP: 0 BLK: 0	WP: 0 HR: 0 S: 6 P: 6	ERA: 0.00 WHIP: 0.000	IP: 1.0 WLS: L BF: 3	H: 0 R: 0 ER: 0 SO: 2	BB: 0 IBB: 0 HBP: 0 BLK: 0	WP: 0 HR: 0 S: 8 P: 12	ERA: 0.00 WHIP: 0.000	

**Baltimore Orioles @ Minnesota Twins**  
 Target Field, Minneapolis, MN  
 Sun May 12 2013, 1:13 PM - 4:07 PM CDT  
 Att: 34,320 - Sunny - 52 F

**AB 36**  
**R 6**  
**H 11**  
**RBI 6**  
**BB 3**  
**SO 2**  
**LOB 13**

**Baltimore Orioles @ Minnesota Twins**  
 Target Field, Minneapolis, MN  
 Sun May 12 2013, 1:13 PM - 4:07 PM CDT  
 Att: 34,320 - Sunny - 52 F

**AB 33**  
**R 0**  
**H 8**  
**RBI 0**  
**BB 1**  
**SO 8**  
**LOB 18**







Batter	1	2	3	4	5	6	7	8	9	AB R H RBI BB SO LOB	TOP											
2 Everth Cabrera, S OBP: 0.341, SLG: 0.359	G4-3	1B		BB		1B	1B		1B	5 1 4 1 1 0 0	<b>San Diego Padres @ Baltimore Orioles</b> Oriole Park at Camden Yards, Baltimore, MD Wed May 15 2013, 12:38 PM - 3:50 PM EDT Att: 32,418 - Overcast - 66 F											
25 Will Venable, L OBP: 0.330, SLG: 0.450	1B	G4-3		2B		G3	CS	G4-3		5 0 2 1 0 0 3												
Chase Headley, S OBP: 0.389, SLG: 0.495	BB			G3-1	G6-3	1B		1B		3 0 1 0 2 0 2												
18 Carlos Quentin, R OBP: 0.300, SLG: 0.386	G5-4-3		G5-3		L6	1B		K		5 0 1 1 0 1 3												
23 Yonder Alonso, L OBP: 0.325, SLG: 0.400		P4	G4-3		FC4	1B	FC5-4	G3		5 0 1 0 0 0 3												
9 Jedd Gyorko, R OBP: 0.325, SLG: 0.394	1B	1B	G5-3	G5-3	1B		K	1B		5 2 3 0 0 1 0												
88 Kyle Blanks, R OBP: 0.365, SLG: 0.404		K		FC4	1B		E1	P3		5 2 1 1 0 1 4												
5 Alexi Amarista, L OBP: 0.284, SLG: 0.462	1B	2B	G4-3	2B		HR		K		5 3 3 2 0 1 3												
8 John Baker, L OBP: 0.257, SLG: 0.133	1B	1B	F8			K	K	BB		4 0 1 2 1 2 1												
<b>Inning Stats</b>	R: 0 E: 0 K: 0 S: 7	H: 1 LOB: 1 BB: 1 P: 13	R: 2 E: 0 K: 1 S: 17	H: 4 LOB: 2 BB: 0 P: 27	R: 0 E: 0 K: 0 S: 10	H: 0 LOB: 0 BB: 0 P: 17	R: 2 E: 0 K: 0 S: 15	H: 3 LOB: 2 BB: 1 P: 28	R: 0 E: 0 K: 0 S: 9	H: 2 LOB: 2 BB: 0 P: 14	R: 1 E: 0 K: 1 S: 12	H: 2 LOB: 2 BB: 1 P: 20	R: 2 E: 1 K: 2 S: 13	H: 2 LOB: 0 BB: 0 P: 18	R: 0 E: 0 K: 1 S: 10	H: 1 LOB: 1 BB: 0 P: 13	R: 1 E: 0 K: 1 S: 15	H: 2 LOB: 2 BB: 1 P: 24	1B: 12 2B: 3 3B: 0 HR: 2	SF: 0 SAC: 0 DP: 1 HBP: 0	WP: 1 PB: 0 SB: 1 CS: 1	PA: 47
<b>PITCHER</b>	IP WLS BF H R ER SO BB IBB HBP BLK WP HR S P ERA WHIP											<b>PITCHER</b>	IP WLS BF H R ER SO BB IBB HBP BLK WP HR S P ERA WHIP									
38 Freddy Garcia, R ERA: 5.51	3.2 L 19 7 4 4 1 2 0 0 0 0 1 44 75 9.82 2.455																					
66 T.J. McFarland, L ERA: 2.95	2.0 11 4 1 1 1 0 1 0 0 0 1 20 35 4.50 2.000																					
29 Tommy Hunter, R ERA: 1.74	1.1 7 3 2 1 2 0 0 0 0 0 1 19 27 6.75 2.250																					
40 Troy Patton, L ERA: 3.18	1.0 4 1 0 0 1 0 0 0 0 0 0 10 13 0.00 1.000																					
47 Pedro Strop, R ERA: 4.8	1.0 5 2 1 1 1 1 0 0 0 0 0 15 24 9.00 3.000																					

Batter	1	2	3	4	5	6	7	8	9	AB R H RBI BB SO LOB	BOTTOM											
9 Nate McLouth, L OBP: 0.359, SLG: 0.409	L6	BB			L8		K		G4-3	4 0 0 0 1 1 0	<b>San Diego Padres @ Baltimore Orioles</b> Oriole Park at Camden Yards, Baltimore, MD Wed May 15 2013, 12:38 PM - 3:50 PM EDT Att: 32,418 - Overcast - 66 F											
13 Manny Machado, R OBP: 0.379, SLG: 0.541	1B	G4-6-3		2B		2B		2B		5 2 4 0 0 0 2												
21 Nick Markakis, L OBP: 0.339, SLG: 0.388	K		F7		1B		F8	2B		5 0 2 1 0 1 2												
10 Adam Jones, R OBP: 0.352, SLG: 0.491	1B	1B	G6-3	G6-4-3		1B		G2-3		5 0 2 1 0 0 3												
19 Chris Davis, L OBP: 0.407, SLG: 0.659	BB		K2-3				F8	F7		4 0 1 0 1 1 2												
32 Matt Wieters, S OBP: 0.309, SLG: 0.427	G6-3			HR		BB		BB		2 1 1 1 2 0 3												
2 J.J. Hardy, R OBP: 0.259, SLG: 0.396	HR	G5-3		G5-3		F9		F8		4 1 1 1 0 0 3												
3 Ryan Flaherty, L OBP: 0.228, SLG: 0.233	L4		K		K		K	K		4 0 0 0 0 3 3												
2B Steve Pearce, R OBP: 0.340, SLG: 0.419	BB	G5-3			P5			FC5-4		3 0 0 0 1 0 3												
<b>Inning Stats</b>	R: 0 E: 0 K: 1 S: 11	H: 2 LOB: 3 BB: 1 P: 18	R: 1 E: 0 K: 0 S: 8	H: 1 LOB: 2 BB: 2 P: 20	R: 0 E: 0 K: 1 S: 6	H: 0 LOB: 0 BB: 0 P: 10	R: 1 E: 0 K: 1 S: 14	H: 1 LOB: 0 BB: 0 P: 20	R: 0 E: 0 K: 0 S: 6	H: 2 LOB: 1 BB: 0 P: 10	R: 0 E: 0 K: 1 S: 10	H: 1 LOB: 1 BB: 1 P: 18	R: 1 E: 0 K: 0 S: 13	H: 2 LOB: 0 BB: 0 P: 20	R: 0 E: 0 K: 1 S: 8	H: 0 LOB: 1 BB: 1 P: 15	R: 1 E: 0 K: 0 S: 12	H: 2 LOB: 1 BB: 0 P: 17	1B: 4 2B: 5 3B: 0 HR: 2	SF: 0 SAC: 0 DP: 2 HBP: 0	WP: 0 PB: 0 SB: 0 CS: 0	PA: 41
<b>PITCHER</b>	IP WLS BF H R ER SO BB IBB HBP BLK WP HR S P ERA WHIP											<b>PITCHER</b>	IP WLS BF H R ER SO BB IBB HBP BLK WP HR S P ERA WHIP									
21 Jason Marquis, R ERA: 3.49	5.0 W 24 7 2 2 3 4 0 0 0 0 0 0 8 84 3.60 2.200																					
55 Dale Thayer, R ERA: 3.44	1.0 H 3 0 0 0 1 0 0 0 0 0 0 8 12 0.00 0.000																					
54 Joe Thatcher, L ERA: 2.31	0.2 3 1 1 1 1 0 0 0 0 0 0 8 12 13.50 1.500																					
45 Anthony Bass, R ERA: 2.7	1.2 9 3 1 1 1 1 0 0 0 0 0 19 30 5.40 2.400																					
16 Huston Street, R ERA: 4.41	0.2 2 0 0 0 0 0 0 0 0 0 0 6 10 0.00 0.000																					













Batter	1	2	3	4	5	6	7	8	9	AB R H RBI BB SO LOB	TOP											
8 Desmond Jennings, R (1.8) OBP: 0.303, SLG: 0.398	F7		2B			G6-3	G1-3		FC6-4	5 0 1 1 0 0 5	<b>Tampa Bay Rays @ Baltimore Orioles</b> Oriole Park at Camden Yards, Baltimore, MD Sun May 19, 2013, 1:39 PM - 4:49 PM EDT Att: 37,704 - Overcast - 66 F											
20 Matt Joyce, L (1.9) OBP: 0.321, SLG: 0.492	P5		G3-1			HR		K		4 1 1 1 0 1 1												
18 Ben Zobrist, S (1.4) OBP: 0.350, SLG: 0.396	G4-3					L4		G4-3		4 0 1 0 0 0 0												
3 Evan Longoria, R (1.5) OBP: 0.348, SLG: 0.576		K	G4-3			1B		G6-3		4 0 1 0 0 1 1												
21 James Loney, L (1.3) OBP: 0.411, SLG: 0.515	G4-3		G3			G5-3				4 0 1 0 0 0 1												
30 Luke Scott, L (1.10) OBP: 0.282, SLG: 0.511	F8									4 1 1 1 0 1 1												
2 Kelly Johnson, L (1.7) OBP: 0.348, SLG: 0.492			F7			HR				4 1 1 1 0 1 1												
5 Sam Fuld, L (7.7) OBP: 0.288, SLG: 0.224			G1-3			G1-3				3 0 1 0 0 0 0												
59 Jose Lobaton, S (1.2) OBP: 0.289, SLG: 0.366			K			K		FC4		4 0 0 0 0 3 3												
11 Yunel Escobar, R (1.6) OBP: 0.292, SLG: 0.351			BB			K		F8		2 1 0 0 2 1 2												
<b>Inning Stats</b>	R: 0 E: 0 K: 0 S: 12	H: 0 LOB: 0 BB: 0 P: 19	R: 0 E: 0 K: 1 S: 11	H: 0 LOB: 0 BB: 0 P: 15	R: 1 E: 0 K: 1 S: 11	H: 1 LOB: 1 BB: 1 P: 21	R: 0 E: 0 K: 0 S: 6	H: 1 LOB: 0 BB: 0 P: 11	R: 1 E: 0 K: 2 S: 14	H: 1 LOB: 0 BB: 0 P: 22	R: 1 E: 1 K: 0 S: 17	H: 2 LOB: 1 BB: 0 P: 23	R: 0 E: 0 K: 1 S: 11	H: 1 LOB: 2 BB: 0 P: 17	R: 0 E: 0 K: 1 S: 7	H: 0 LOB: 0 BB: 0 P: 9	R: 0 E: 0 K: 1 S: 14	H: 1 LOB: 3 BB: 2 P: 29	1B: 4 2B: 1 3B: 0 HR: 2	SF: 0 SAC: 0 DP: 1 HBP: 0	WP: 0 PB: 1 SB: 0 CS: 0	PA: 37
<b>PITCHER</b>	IP WLS BF H R ER SO BB IBB HBP BLK WP HR S P ERA WHIP											IP WLS BF H R ER SO BB IBB HBP BLK WP HR S P ERA WHIP										
30 Chris Tillman, R (1.1) ERA: 3.52	6.0 L 23 5 3 3 4 1 0 0 0 0 2 71 111 4.50 1.000																					
66 T.J. McFarland, L (7.1) ERA: 2.51	2.1 11 2 0 0 2 1 0 0 0 0 0 26 43 0.00 1.286																					
47 Pedro Strop, R (9.1) ERA: 4.32	0.2 3 0 0 0 1 1 0 0 0 0 0 6 12 0.00 1.500																					

Batter	1	2	3	4	5	6	7	8	9	AB R H RBI BB SO LOB	BOTTOM											
21 Nick Markakis, L (1.9) OBP: 0.340, SLG: 0.391	G1-3		G4-3			FC1-6		G3-1		4 0 1 0 0 0 1	<b>Tampa Bay Rays @ Baltimore Orioles</b> Oriole Park at Camden Yards, Baltimore, MD Sun May 19, 2013, 1:39 PM - 4:49 PM EDT Att: 37,704 - Overcast - 66 F											
13 Manny Machado, R (1.5) OBP: 0.362, SLG: 0.527	F8					1B		K		4 1 1 0 0 1 1												
10 Adam Jones, R (1.8) OBP: 0.358, SLG: 0.500	P4					1B		G4-3		4 0 2 1 0 0 0												
19 Chris Davis, L (1.3) OBP: 0.406, SLG: 0.660	G3-1		K			L9		F8		4 0 0 0 0 1 3												
28 Steve Pearce, R (1.7) OBP: 0.321, SLG: 0.391	F7		F7			FC6-4		G6-3		3 0 0 0 0 0 3												
9 Nate McLouth, L (9. PH) OBP: 0.365, SLG: 0.423										1 0 0 0 0 0 0												
2 J.J. Hardy, R (1.6) OBP: 0.265, SLG: 0.416	L9		F8			F8		G6-3		4 0 0 0 0 0 1												
35 Danny Valencia, R (1.10) OBP: 0.333, SLG: 0.667			SH1-3			G5-3		F8		3 0 1 0 0 0 0												
54 Yamaico Navarro, R (1.4) OBP: 0.400, SLG: 0.556			SH1-3			K				1 0 0 0 1 1 0												
48 Chris Snyder, R (1.2) OBP: 0.250, SLG: 0.100	G6-3		P5					K		3 0 0 0 0 1 2												
<b>Inning Stats</b>	R: 0 E: 0 K: 0 S: 8	H: 0 LOB: 0 BB: 0 P: 13	R: 0 E: 0 K: 0 S: 5	H: 0 LOB: 0 BB: 0 P: 7	R: 0 E: 0 K: 0 S: 7	H: 1 LOB: 1 BB: 0 P: 12	R: 1 E: 0 K: 1 S: 14	H: 2 LOB: 1 BB: 0 P: 25	R: 0 E: 0 K: 1 S: 10	H: 0 LOB: 0 BB: 0 P: 16	R: 0 E: 0 K: 0 S: 10	H: 2 LOB: 2 BB: 0 P: 13	R: 0 E: 0 K: 1 S: 10	H: 0 LOB: 1 BB: 1 P: 20	R: 0 E: 0 K: 1 S: 7	H: 0 LOB: 0 BB: 0 P: 10	R: 0 E: 0 K: 0 S: 6	H: 0 LOB: 0 BB: 0 P: 10	1B: 3 2B: 1 3B: 1 HR: 0	SF: 0 SAC: 1 DP: 0 HBP: 0	WP: 0 PB: 0 SB: 2 CS: 0	PA: 33
<b>PITCHER</b>	IP WLS BF H R ER SO BB IBB HBP BLK WP HR S P ERA WHIP											IP WLS BF H R ER SO BB IBB HBP BLK WP HR S P ERA WHIP										
55 Matt Moore, L (1.1) ERA: 2.29	7.0 W 27 5 1 1 3 1 0 0 0 0 0 7 106 1.29 0.857																					
62 Joel Peralta, R (8.1) ERA: 1.74	1.0 H 3 0 0 0 1 0 0 0 0 0 0 7 10 0.00 0.000																					
56 Fernando Rodney, R (9.1) ERA: 4.96	1.0 S 3 0 0 0 0 0 0 0 0 0 0 6 10 0.00 0.000																					

AB	34
R	3
H	7
RBI	3
BB	3
SO	7
LOB	14



AB	31
R	1
H	5
RBI	1
BB	1
SO	4
LOB	11





Batter	1	2	3	4	5	6	7	8	9	10	AB	R	H	RBI	BB	SO	LOB	TOP				
11 Brett Gardner, L OBP: 0.330, SLG: 0.387 17 Jayson Nix, R OBP: 0.308, SLG: 0.283	F8		L4			24 BB		K		G4-3	3	0	0	0	1	1	0					
24 Robinson Cano, L OBP: 0.344, SLG: 0.575	HR		G3			33 G4-6-3			G4-3	33 1B	3	1	1	1	2	0	0					
33 Travis Hafner, L OBP: 0.379, SLG: 0.552	F9				P5				HR	65 1B	5	1	2	2	0	0	2					
55 Lyle Overbay, L OBP: 0.301, SLG: 0.493	K				F8				HR	K	5	1	2	1	0	2	2					
14 Curtis Granderson, L OBP: 0.250, SLG: 0.211		P6			G4-3				P6		4	0	0	0	0	1	1					
39 David Adams, R OBP: 0.308, SLG: 0.611		HR				40 G3-6-1			K		4	1	2	1	0	1	1					
31 Ichiro Suzuki, L OBP: 0.280, SLG: 0.333			F7		P6						4	1	1	0	0	1	1					
40 Reid Brignac, L OBP: 0.283, SLG: 0.360 12 Vernon Wells, R OBP: 0.345, SLG: 0.513			K		G3-6-1				G6-3		2	0	0	0	0	1	1					
53 Austin Romine, R OBP: 0.192, SLG: 0.240			G6-3							SH3-4	3	0	0	0	0	1	0					
<b>Inning Stats</b>	R: 1 E: 0 K: 1 S: 10	H: 1 LOB: 0 BB: 0 P: 15	R: 1 E: 0 K: 1 S: 7	H: 1 LOB: 0 BB: 0 P: 9	R: 0 E: 0 K: 0 S: 8	H: 0 LOB: 0 BB: 0 P: 10	R: 0 E: 0 K: 0 S: 7	H: 0 LOB: 0 BB: 0 P: 10	R: 0 E: 0 K: 0 S: 4	H: 1 LOB: 0 BB: 0 P: 6	R: 0 E: 0 K: 2 S: 11	H: 1 LOB: 0 BB: 0 P: 16	R: 0 E: 0 K: 2 S: 11	H: 0 LOB: 0 BB: 0 P: 13	R: 1 E: 0 K: 1 S: 13	H: 2 LOB: 1 BB: 0 P: 24	R: 2 E: 0 K: 1 S: 13	H: 3 LOB: 2 BB: 1 P: 23	1B: 3 2B: 2 3B: 0 HR: 4	SF: 0 SAC: 1 DP: 2 HBP: 0	WP: 0 PB: 0 SB: 1 CS: 0	PA: 40
<b>PITCHER</b>	IP WLS BF H R ER SO BB IBB HBP BLK WP HR S P ERA WHIP	38 Freddy Garcia, R ERA: 4.84	40 Troy Patton, L ERA: 4.05	56 Darren O'Day, R ERA: 1.74	43 Jim Johnson, R ERA: 4.22	47 Pedro Strop, R ERA: 5.19	<b>PITCHER</b>	IP WLS BF H R ER SO BB IBB HBP BLK WP HR S P ERA WHIP	17 Brian Matusz, L ERA: 2.65													

New York Yankees @ Baltimore Orioles  
 Oriole Park at Camden Yards, Baltimore, MD  
 Mon May 20 2013, 7:11 PM - 10:39 PM EDT  
 Att. 24,133 - Partly Cloudy - 80 F

AB 36  
 R 6  
 H 9  
 RBI 6  
 BB 3  
 SO 8  
 LOB 9



Batter	1	2	3	4	5	6	7	8	9	10	AB	R	H	RBI	BB	SO	LOB	BOTTOM						
21 Nick Markakis, L OBP: 0.342, SLG: 0.397	L8		G1-3			2 2B		G3			5	1	2	2	0	0	1							
13 Manny Machado, R OBP: 0.353, SLG: 0.513	F9		F9		P4			G6-3		F9	5	0	0	0	0	0	2							
2 J.J. Hardy, R OBP: 0.272, SLG: 0.427	G5-3		P3							K2-3	5	0	2	1	0	1	0							
10 Adam Jones, R OBP: 0.354, SLG: 0.492		K			G5-3	G5-3		K		19 S	5	0	1	0	0	2	3							
19 Chris Davis, L OBP: 0.411, SLG: 0.675		HR			K					K	4	1	2	1	1	2	1							
32 Matt Wieters, S OBP: 0.301, SLG: 0.410		P4									5	0	1	0	0	1	3							
35 Danny Valencia, R OBP: 0.250, SLG: 0.375					F9						5	0	1	0	0	1	2							
28 Steve Pearce, R OBP: 0.339, SLG: 0.429 36 Chris Dickerson, L OBP: 0.344, SLG: 0.484											5	0	1	0	0	1	3							
12 Alexi Casilla, S OBP: 0.245, SLG: 0.255			F8								4	1	1	0	0	0	4							
<b>Inning Stats</b>	R: 0 E: 0 K: 0 S: 5	H: 0 LOB: 0 BB: 0 P: 10	R: 1 E: 0 K: 1 S: 17	H: 3 LOB: 2 BB: 0 P: 26	R: 0 E: 0 K: 0 S: 5	H: 0 LOB: 0 BB: 0 P: 8	R: 0 E: 0 K: 1 S: 9	H: 1 LOB: 1 BB: 0 P: 16	R: 1 E: 0 K: 0 S: 12	H: 3 LOB: 2 BB: 0 P: 19	R: 0 E: 0 K: 2 S: 16	H: 1 LOB: 2 BB: 0 P: 12	R: 2 E: 0 K: 2 S: 16	H: 3 LOB: 2 BB: 1 P: 25	R: 0 E: 0 K: 1 S: 12	H: 1 LOB: 1 BB: 0 P: 18	R: 0 E: 0 K: 2 S: 10	H: 1 LOB: 1 BB: 0 P: 14	R: 0 E: 0 K: 1 S: 10	H: 0 LOB: 0 BB: 0 P: 16	1B: 7 2B: 5 3B: 0 HR: 1	SF: 0 SAC: 0 DP: 0 HBP: 0	WP: 1 PB: 0 SB: 1 CS: 0	PA: 44
<b>PITCHER</b>	IP WLS BF H R ER SO BB IBB HBP BLK WP HR S P ERA WHIP	52 CC Sabathia, L ERA: 3.43	27 Shawn Kelley, R ERA: 5.4	48 Boone Logan, L ERA: 2.03	30 David Robertson, R ERA: 2.95	42 Mariano Rivera, R ERA: 1.47	<b>PITCHER</b>	IP WLS BF H R ER SO BB IBB HBP BLK WP HR S P ERA WHIP																

New York Yankees @ Baltimore Orioles  
 Oriole Park at Camden Yards, Baltimore, MD  
 Mon May 20 2013, 7:11 PM - 10:39 PM EDT  
 Att. 24,133 - Partly Cloudy - 80 F

AB 43  
 R 4  
 H 13  
 RBI 4  
 BB 1  
 SO 8  
 LOB 17





Batter	1	2	3	4	5	6	7	8	9	10	AB	R	H	RBI	BB	SO	LOB
11 Brett Gardner, L OBP: 0.328, SLG: 0.390			G6-3		G4-3			F7			4	1	1	0	0	0	0
24 Robinson Cano, L OBP: 0.337, SLG: 0.563	F7		K			G3		F7			4	0	0	0	0	1	1
12 Vernon Wells, R OBP: 0.343, SLG: 0.513	F8			2B		L6			G6-3		4	1	1	0	0	0	1
33 Travis Hafner, L OBP: 0.363, SLG: 0.550				1B					G3		4	0	2	2	0	1	0
55 Lyle Overbay, L OBP: 0.283, SLG: 0.480	L3			1B					P5		4	0	0	0	0	0	2
14 Curtis Granderson, L OBP: 0.295, SLG: 0.174	K		G1-3					F8			4	0	0	0	0	1	1
39 David Adams, R OBP: 0.348, SLG: 0.545		G4-3		K				1B			4	0	1	0	0	1	1
17 Jayson Nix, R OBP: 0.299, SLG: 0.274			K		G1-3			L9			4	0	0	0	0	1	1
53 Austin Romine, R OBP: 0.172, SLG: 0.214			L4			F9					3	0	0	0	0	1	0

**New York Yankees @ Baltimore Orioles**  
 Oriole Park at Camden Yards, Baltimore, MD  
 Tue May 21 2013, 7:07 PM - 10:00 PM EDT  
 Att. 29,040 - Partly Cloudy - 84 F

livebaseballscorecards.com

AB 35  
 R 2  
 H 5  
 RBI 2  
 BB 0  
 SO 6  
 LOB 7

WP: 0 PA: 35  
 PB: 0  
 SB: 0  
 CS: 0

Inning Stats	R: 1	H: 2	E: 0	K: 0	S: 12	R: 0	H: 0	E: 0	K: 2	S: 10	R: 0	H: 0	E: 0	K: 1	S: 7	R: 1	H: 2	E: 0	K: 1	S: 12	R: 0	H: 0	E: 0	K: 0	S: 6	R: 0	H: 1	E: 0	K: 0	S: 8	R: 0	H: 0	E: 0	K: 1	S: 11	R: 0	H: 0	E: 0	K: 0	S: 6	R: 0	H: 0	E: 0	K: 0	S: 5	R: 0	H: 0	E: 0	K: 0	S: 5	1B: 3	SF: 0	2B: 2	SAC: 0	3B: 0	DP: 0	HR: 0	HBP: 0
--------------	------	------	------	------	-------	------	------	------	------	-------	------	------	------	------	------	------	------	------	------	-------	------	------	------	------	------	------	------	------	------	------	------	------	------	------	-------	------	------	------	------	------	------	------	------	------	------	------	------	------	------	------	-------	-------	-------	--------	-------	-------	-------	--------

Batter	1	2	3	4	5	6	7	8	9	10	AB	R	H	RBI	BB	SO	LOB
9 Nate McLouth, L OBP: 0.366, SLG: 0.444	1B		F7		K			F7		HR	5	1	2	1	0	1	2
13 Manny Machado, R OBP: 0.351, SLG: 0.508	L9		1B		FC1			P4			4	0	1	0	0	0	3
21 Nick Markakis, L OBP: 0.340, SLG: 0.394	F8		1B		K			K2-3			4	0	1	0	0	2	3
10 Adam Jones, R OBP: 0.347, SLG: 0.481	F8		F8		G1-3			K			4	0	0	0	0	1	5
19 Chris Davis, L OBP: 0.408, SLG: 0.662		K			BB			K			3	0	0	0	1	3	0
32 Matt Wieters, S OBP: 0.293, SLG: 0.399	P4			G4-6-3				K			4	0	0	0	0	1	1
2 J.J. Hardy, R OBP: 0.266, SLG: 0.417	F8			P3				F9			4	0	0	0	0	0	0
36 Chris Dickerson, L OBP: 0.389, SLG: 0.686			HR					HR			4	2	3	2	0	1	0
54 Yamaico Navarro, R OBP: 0.429, SLG: 0.500	F7							1B			3	0	1	0	1	1	1

**New York Yankees @ Baltimore Orioles**  
 Oriole Park at Camden Yards, Baltimore, MD  
 Tue May 21 2013, 7:07 PM - 10:00 PM EDT  
 Att. 29,040 - Partly Cloudy - 84 F

livebaseballscorecards.com

AB 35  
 R 3  
 H 8  
 RBI 3  
 BB 2  
 SO 10  
 LOB 15

WP: 0 PA: 37  
 PB: 0  
 SB: 0  
 CS: 0

PITCHER	IP	WLS	BF	H	R	ER	SO	BB	IBB	HBP	BLK	WP	HR	S	P	ERA	WHIP
50 Miguel González, R ERA: 4.25	7.0		26	5	2	2	5	0	0	0	0	0	0	62	92	2.57	0.714
29 Tommy Hunter, R ERA: 1.42	2.0		6	0	0	0	1	0	0	0	0	0	0	17	25	0.00	0.000
43 Jim Johnson, R ERA: 4.03	1.0	W	3	0	0	0	0	0	0	0	0	0	0	5	8	0.00	0.000

PITCHER	IP	WLS	BF	H	R	ER	SO	BB	IBB	HBP	BLK	WP	HR	S	P	ERA	WHIP
65 Phil Hughes, R ERA: 5.51	6.0		25	5	2	2	5	2	0	0	0	0	0	2	70	3.00	1.167
48 Boone Logan, L ERA: 1.93	0.2		3	1	0	0	1	0	0	0	0	0	0	10	13	0.00	1.500
27 Shawn Kelley, R ERA: 3.3	0.1		1	0	0	0	0	0	0	0	0	0	0	1	1	0.00	0.000
30 David Robertson, R ERA: 2.79	1.0		3	0	0	0	3	0	0	0	0	0	0	15	0.00	0.000	
38 Preston Claiborne, R ERA:	1.0		4	1	0	0	1	0	0	0	0	0	0	11	17	0.00	1.000

PITCHER	IP	WLS	BF	H	R	ER	SO	BB	IBB	HBP	BLK	WP	HR	S	P	ERA	WHIP
34 Vidal Núñez, L ERA: 1.13	0.0		L	1	1	1	0	0	0	0	0	0	0	1	2	∞	∞







Batter	1	2	3	4	5	6	7	8	9	AB	R	H	RBI	BB	SO	LOB	TOP		
9 Nate McLouth, L OBP: 0.365, SLG: 0.437	L6		G3		G3		G5-3		F8	5	1	2	0	0	0	0	<b>Baltimore Orioles @ Toronto Blue Jays</b> Rogers Centre, Toronto, ON Thu May 23 2013, 7:08 PM - 10:00 PM EDT Att: 21,466 - Roof Closed - 68 F		
13 Manny Machado, R OBP: 0.362, SLG: 0.527	2B		2B		2B		G5-3			4	0	3	2	0	0	1			
21 Nick Markakis, L OBP: 0.341, SLG: 0.421	BB		K		G4-3				HR	3	1	1	1	1	1	2			
10 Adam Jones, R OBP: 0.348, SLG: 0.497	G6-4-3		K		K				HR	4	1	1	1	0	1	3			
19 Chris Davis, L OBP: 0.417, SLG: 0.698	K				HR				HR	4	1	1	1	0	1	0			
32 Matt Wieters, S OBP: 0.291, SLG: 0.417	G3		G4-1		G4-1				G4-3	4	0	0	0	0	1	0			
2 J.J. Hardy, R OBP: 0.266, SLG: 0.415	K		K		K				F9	4	1	1	0	0	2	0			
36 Chris Dickerson, L OBP: 0.341, SLG: 0.581			G4-3		G4-3		L9		K	4	1	1	0	0	1	1			
12 Alexi Casilla, S OBP: 0.228, SLG: 0.241	F8		F8		G3		SF8		F7	3	0	0	1	0	0	1			
<b>Inning Stats</b>	R: 0 H: 1 E: 0 K: 0 S: 5	H: 1 LOB: 1 BB: 1 P: 10	R: 0 H: 0 E: 0 K: 2 S: 9	H: 0 LOB: 0 BB: 0 P: 13	R: 2 H: 3 E: 0 K: 2 S: 14	H: 3 LOB: 1 BB: 0 P: 20	R: 1 H: 1 E: 0 K: 1 S: 11	H: 1 LOB: 0 BB: 0 P: 13	R: 0 H: 1 E: 0 K: 0 S: 8	H: 0 LOB: 1 BB: 0 P: 11	R: 0 H: 2 E: 0 K: 0 S: 9	H: 2 LOB: 1 BB: 0 P: 12	R: 2 H: 2 E: 0 K: 1 S: 14	H: 2 LOB: 0 BB: 0 P: 21	R: 0 H: 0 E: 0 K: 1 S: 8	H: 0 LOB: 0 BB: 0 P: 13		1B: 3 2B: 4 3B: 0 HR: 3	SF: 1 SAC: 0 DP: 1 HBP: 0
<b>PITCHER</b>	IP WLS BF H R ER SO BB IBB HBP BLK WP HR S P ERA WHIP	IP WLS BF H R ER SO BB IBB HBP BLK WP HR S P ERA WHIP	IP WLS BF H R ER SO BB IBB HBP BLK WP HR S P ERA WHIP	IP WLS BF H R ER SO BB IBB HBP BLK WP HR S P ERA WHIP	IP WLS BF H R ER SO BB IBB HBP BLK WP HR S P ERA WHIP	IP WLS BF H R ER SO BB IBB HBP BLK WP HR S P ERA WHIP	IP WLS BF H R ER SO BB IBB HBP BLK WP HR S P ERA WHIP	IP WLS BF H R ER SO BB IBB HBP BLK WP HR S P ERA WHIP	IP WLS BF H R ER SO BB IBB HBP BLK WP HR S P ERA WHIP	IP WLS BF H R ER SO BB IBB HBP BLK WP HR S P ERA WHIP	IP WLS BF H R ER SO BB IBB HBP BLK WP HR S P ERA WHIP	IP WLS BF H R ER SO BB IBB HBP BLK WP HR S P ERA WHIP	IP WLS BF H R ER SO BB IBB HBP BLK WP HR S P ERA WHIP	IP WLS BF H R ER SO BB IBB HBP BLK WP HR S P ERA WHIP	IP WLS BF H R ER SO BB IBB HBP BLK WP HR S P ERA WHIP	IP WLS BF H R ER SO BB IBB HBP BLK WP HR S P ERA WHIP	IP WLS BF H R ER SO BB IBB HBP BLK WP HR S P ERA WHIP		
23 Brandon Morrow, R ERA: 5.5	7.0	W	31	10	6	6	5	1	0	0	0	0	0	0	0	0	7.71	1.571	
27 Brett Cecil, L ERA: 2.25	1.0	H	3	0	0	0	1	0	0	0	0	0	0	0	0	0	0.00	0.000	
49 Brad Lincoln, R ERA: 5.91	1.0		3	0	0	0	1	0	0	0	0	0	0	0	0	0	0.00	0.000	

Batter	1	2	3	4	5	6	7	8	9	AB	R	H	RBI	BB	SO	LOB	BOTTOM		
53 Melky Cabrera, S OBP: 0.322, SLG: 0.373	1B		G4-3		L8		HR		1B	3	1	1	0	1	0	2	<b>Baltimore Orioles @ Toronto Blue Jays</b> Rogers Centre, Toronto, ON Thu May 23 2013, 7:08 PM - 10:00 PM EDT Att: 21,466 - Roof Closed - 68 F		
8 Anthony Gose, L OBP: 0.333, SLG: 0.500	1B		G4-3		L8		HR		1B	1	1	1	0	0	0	0			
19 José Bautista, R OBP: 0.394, SLG: 0.560	F8		F8		K		K		FC6	3	2	0	0	2	1	2			
10 Edwin Encarnación, R OBP: 0.333, SLG: 0.590	K		F9		F7		HR		BB	4	2	1	4	1	1	2			
26 Adam Lind, L OBP: 0.381, SLG: 0.443	K		K		E3		E3		BB	4	2	2	0	0	1	1			
16 Mark DeRosa, R OBP: 0.316, SLG: 0.455	K		K		2B		1B		BB	0	1	0	0	0	1	0			
9 J.P. Arencibia, R OBP: 0.244, SLG: 0.479	F8		F8		2B		F8		BB	5	2	2	4	0	0	3			
13 Brett Lawrie, R OBP: 0.254, SLG: 0.341	G5-3		G5-3		1B		K		1B	4	0	2	1	1	1	0			
28 Colby Rasmus, L OBP: 0.305, SLG: 0.426	1B		1B		BB		BB		SF8	3	0	1	1	1	1	1			
1 Emilio Bonifácio, S OBP: 0.229, SLG: 0.315	K		SF8		SF8		G5-3		1B	4	0	1	1	0	1	2			
66 Munenori Kawasaki, L OBP: 0.330, SLG: 0.274	G4-3		G4-3		B2		BB		G3	4	1	0	0	1	0	5			
<b>Inning Stats</b>	R: 0 H: 1 E: 0 K: 2 S: 13	H: 1 LOB: 1 BB: 0 P: 18	R: 0 H: 1 E: 0 K: 1 S: 12	H: 1 LOB: 0 BB: 0 P: 18	R: 0 H: 0 E: 0 K: 0 S: 8	H: 0 LOB: 1 BB: 1 P: 15	R: 2 H: 3 E: 0 K: 0 S: 13	H: 3 LOB: 2 BB: 1 P: 21	R: 2 H: 2 E: 0 K: 2 S: 12	H: 2 LOB: 3 BB: 0 P: 17	R: 4 H: 1 E: 0 K: 0 S: 15	H: 1 LOB: 1 BB: 3 P: 33	R: 0 H: 0 E: 0 K: 1 S: 8	H: 0 LOB: 1 BB: 1 P: 14	R: 4 H: 3 E: 1 K: 0 S: 15	H: 3 LOB: 2 BB: 2 P: 31	1B: 7 2B: 2 3B: 0 HR: 2	SF: 2 SAC: 0 DP: 0 HBP: 0	WP: 0 PA: 45 PB: 1 SB: 0 CS: 0
<b>PITCHER</b>	IP WLS BF H R ER SO BB IBB HBP BLK WP HR S P ERA WHIP	IP WLS BF H R ER SO BB IBB HBP BLK WP HR S P ERA WHIP	IP WLS BF H R ER SO BB IBB HBP BLK WP HR S P ERA WHIP	IP WLS BF H R ER SO BB IBB HBP BLK WP HR S P ERA WHIP	IP WLS BF H R ER SO BB IBB HBP BLK WP HR S P ERA WHIP	IP WLS BF H R ER SO BB IBB HBP BLK WP HR S P ERA WHIP	IP WLS BF H R ER SO BB IBB HBP BLK WP HR S P ERA WHIP	IP WLS BF H R ER SO BB IBB HBP BLK WP HR S P ERA WHIP	IP WLS BF H R ER SO BB IBB HBP BLK WP HR S P ERA WHIP	IP WLS BF H R ER SO BB IBB HBP BLK WP HR S P ERA WHIP	IP WLS BF H R ER SO BB IBB HBP BLK WP HR S P ERA WHIP	IP WLS BF H R ER SO BB IBB HBP BLK WP HR S P ERA WHIP	IP WLS BF H R ER SO BB IBB HBP BLK WP HR S P ERA WHIP	IP WLS BF H R ER SO BB IBB HBP BLK WP HR S P ERA WHIP	IP WLS BF H R ER SO BB IBB HBP BLK WP HR S P ERA WHIP	IP WLS BF H R ER SO BB IBB HBP BLK WP HR S P ERA WHIP			
37 Kevin Gausman, R ERA: 7.2	5.0	L	24	7	4	4	0	2	0	0	0	0	0	0	0	0	7.20	1.800	
40 Troy Patton, L ERA: 4.79	0.2		4	0	2	2	0	2	0	0	0	0	0	0	0	0	27.00	3.000	
47 Pedro Strop, R ERA: 6.11	0.1		5	1	2	2	0	2	0	0	0	0	0	0	0	0	54.00	9.000	
66 T.J. McFarland, L ERA: 3.18	2.0		12	3	4	2	1	2	0	0	0	0	0	0	0	0	9.00	2.500	











Batter	1	2	3	4	5	6	7	8	9	AB	R	H	RBI	BB	SO	LOB	TOP				
9 Nate McLouth, L OBP: 0.372, SLG: 0.434										4	0	1	0	1	1	2					
13 Manny Machado, R OBP: 0.358, SLG: 0.516										5	0	2	0	0	0	4					
21 Nick Markakis, L OBP: 0.358, SLG: 0.430										4	1	2	0	0	0	1					
10 Adam Jones, R OBP: 0.353, SLG: 0.540										5	2	3	1	0	1	3					
19 Chris Davis, L OBP: 0.432, SLG: 0.721										2	1	1	0	3	0	0					
2 J.J. Hardy, R OBP: 0.267, SLG: 0.426										5	1	1	0	0	1	8					
32 Matt Wieters, S OBP: 0.303, SLG: 0.436										5	0	4	3	0	0	0					
35 Danny Valencia, R OBP: 0.273, SLG: 0.619										5	0	0	1	0	2	5					
12 Alexi Casilla, S OBP: 0.226, SLG: 0.224										3	0	0	0	1	1	2					
<b>Inning Stats</b>	R: 0 H: 2 E: 0 K: 0 S: 13	H: 2 LOB: 2 BB: 1 P: 21	R: 2 H: 3 E: 0 K: 0 S: 9	H: 3 LOB: 1 BB: 0 P: 13	R: 0 H: 1 E: 0 K: 0 S: 9	LOB: 2 BB: 1 P: 17	R: 0 H: 0 E: 0 K: 1 S: 8	H: 0 LOB: 0 BB: 0 P: 13	R: 0 H: 2 E: 1 K: 1 S: 12	H: 2 LOB: 3 BB: 1 P: 24	R: 0 H: 2 E: 0 K: 0 S: 11	H: 2 LOB: 2 BB: 1 P: 19	R: 1 H: 1 E: 0 K: 1 S: 12	H: 1 LOB: 0 BB: 0 P: 16	R: 0 H: 1 E: 0 K: 3 S: 12	H: 1 LOB: 2 BB: 1 P: 27	1B: 7 2B: 7 3B: 0 HR: 1	SF: 0 SAC: 0 DP: 2 HBP: 1	WP: 1 PB: 0 SB: 1 CS: 0	PA: 44	
<b>PITCHER</b>	IP WLS BF H R ER SO BB IBB HBP BLK WP HR S P ERA WHIP	IP WLS BF H R ER SO BB IBB HBP BLK WP HR S P ERA WHIP	IP WLS BF H R ER SO BB IBB HBP BLK WP HR S P ERA WHIP	IP WLS BF H R ER SO BB IBB HBP BLK WP HR S P ERA WHIP	IP WLS BF H R ER SO BB IBB HBP BLK WP HR S P ERA WHIP	IP WLS BF H R ER SO BB IBB HBP BLK WP HR S P ERA WHIP	IP WLS BF H R ER SO BB IBB HBP BLK WP HR S P ERA WHIP	IP WLS BF H R ER SO BB IBB HBP BLK WP HR S P ERA WHIP	IP WLS BF H R ER SO BB IBB HBP BLK WP HR S P ERA WHIP	IP WLS BF H R ER SO BB IBB HBP BLK WP HR S P ERA WHIP	IP WLS BF H R ER SO BB IBB HBP BLK WP HR S P ERA WHIP	IP WLS BF H R ER SO BB IBB HBP BLK WP HR S P ERA WHIP	IP WLS BF H R ER SO BB IBB HBP BLK WP HR S P ERA WHIP	IP WLS BF H R ER SO BB IBB HBP BLK WP HR S P ERA WHIP	IP WLS BF H R ER SO BB IBB HBP BLK WP HR S P ERA WHIP	IP WLS BF H R ER SO BB IBB HBP BLK WP HR S P ERA WHIP	IP WLS BF H R ER SO BB IBB HBP BLK WP HR S P ERA WHIP	IP WLS BF H R ER SO BB IBB HBP BLK WP HR S P ERA WHIP	IP WLS BF H R ER SO BB IBB HBP BLK WP HR S P ERA WHIP	IP WLS BF H R ER SO BB IBB HBP BLK WP HR S P ERA WHIP	IP WLS BF H R ER SO BB IBB HBP BLK WP HR S P ERA WHIP

Baltimore Orioles @ Toronto Blue Jays  
Rogers Centre, Toronto, ON  
Sun May 26 2013, 1:10 PM - 4:28 PM EDT  
Att: 28,502 - Sunny - 61 F

AB 38  
R 5  
H 14  
RBI 5  
BB 5  
SO 6  
LOB 25



Batter	1	2	3	4	5	6	7	8	9	AB	R	H	RBI	BB	SO	LOB	BOTTOM					
53 Melky Cabrera, S OBP: 0.327, SLG: 0.384										3	0	0	0	2	0	4						
19 José Bautista, R OBP: 0.405, SLG: 0.564										5	0	2	0	0	2	4						
10 Edwin Encarnación, R OBP: 0.333, SLG: 0.495										4	1	2	0	1	1	3						
26 Adam Lind, L OBP: 0.398, SLG: 0.491										5	2	2	0	0	2	4						
9 J.P. Arencibia, R OBP: 0.253, SLG: 0.477										4	2	3	1	1	0	0						
13 Brett Lawrie, R OBP: 0.280, SLG: 0.368										3	0	0	1	0	1	3						
8 Anthony Gose, L OBP: 0.273, SLG: 0.300										4	0	0	0	1	1	4						
1 Emilio Bonifácio, S OBP: 0.240, SLG: 0.339										3	0	0	0	0	2	1						
28 Colby Rasmus, L OBP: 0.306, SLG: 0.423										0	0	0	0	1	0	0						
16 Mark DeRosa, R OBP: 0.350, SLG: 0.424										1	1	0	1	0	0	2						
66 Munenori Kawasaki, L OBP: 0.345, SLG: 0.320										5	0	3	3	0	1	0						
<b>Inning Stats</b>	R: 0 H: 0 E: 0 K: 2 S: 13	H: 0 LOB: 1 BB: 1 P: 26	R: 0 H: 0 E: 0 K: 0 S: 9	H: 0 LOB: 0 BB: 0 P: 12	R: 0 H: 2 E: 0 K: 2 S: 10	H: 2 LOB: 2 BB: 0 P: 16	R: 0 H: 0 E: 0 K: 0 S: 9	H: 0 LOB: 1 BB: 1 P: 15	R: 0 H: 2 E: 0 K: 1 S: 9	H: 2 LOB: 3 BB: 1 P: 15	R: 0 H: 0 E: 0 K: 2 S: 12	H: 0 LOB: 1 BB: 1 P: 24	R: 0 H: 2 E: 0 K: 2 S: 16	H: 2 LOB: 3 BB: 1 P: 24	R: 1 H: 2 E: 0 K: 1 S: 13	H: 2 LOB: 3 BB: 1 P: 21	R: 4 H: 4 E: 0 K: 0 S: 20	H: 4 LOB: 1 BB: 1 P: 37	1B: 9 2B: 3 3B: 0 HR: 0	SF: 1 SAC: 0 DP: 0 HBP: 1	WP: 0 PB: 0 SB: 0 CS: 0	PA: 45
<b>PITCHER</b>	IP WLS BF H R ER SO BB IBB HBP BLK WP HR S P ERA WHIP	IP WLS BF H R ER SO BB IBB HBP BLK WP HR S P ERA WHIP	IP WLS BF H R ER SO BB IBB HBP BLK WP HR S P ERA WHIP	IP WLS BF H R ER SO BB IBB HBP BLK WP HR S P ERA WHIP	IP WLS BF H R ER SO BB IBB HBP BLK WP HR S P ERA WHIP	IP WLS BF H R ER SO BB IBB HBP BLK WP HR S P ERA WHIP	IP WLS BF H R ER SO BB IBB HBP BLK WP HR S P ERA WHIP	IP WLS BF H R ER SO BB IBB HBP BLK WP HR S P ERA WHIP	IP WLS BF H R ER SO BB IBB HBP BLK WP HR S P ERA WHIP	IP WLS BF H R ER SO BB IBB HBP BLK WP HR S P ERA WHIP	IP WLS BF H R ER SO BB IBB HBP BLK WP HR S P ERA WHIP	IP WLS BF H R ER SO BB IBB HBP BLK WP HR S P ERA WHIP	IP WLS BF H R ER SO BB IBB HBP BLK WP HR S P ERA WHIP	IP WLS BF H R ER SO BB IBB HBP BLK WP HR S P ERA WHIP	IP WLS BF H R ER SO BB IBB HBP BLK WP HR S P ERA WHIP	IP WLS BF H R ER SO BB IBB HBP BLK WP HR S P ERA WHIP	IP WLS BF H R ER SO BB IBB HBP BLK WP HR S P ERA WHIP	IP WLS BF H R ER SO BB IBB HBP BLK WP HR S P ERA WHIP	IP WLS BF H R ER SO BB IBB HBP BLK WP HR S P ERA WHIP	IP WLS BF H R ER SO BB IBB HBP BLK WP HR S P ERA WHIP	IP WLS BF H R ER SO BB IBB HBP BLK WP HR S P ERA WHIP	IP WLS BF H R ER SO BB IBB HBP BLK WP HR S P ERA WHIP

Baltimore Orioles @ Toronto Blue Jays  
Rogers Centre, Toronto, ON  
Sun May 26 2013, 1:10 PM - 4:28 PM EDT  
Att: 28,502 - Sunny - 61 F

AB 37  
R 6  
H 12  
RBI 6  
BB 6  
SO 10  
LOB 25





Batter	1	2	3	4	5	6	7	8	9	AB	R	H	RBI	BB	SO	LOB	TOP			
21 Nick Markakis, L (1,9) OBP: 0.357, SLG: 0.427	G4-3		G5-3	13 2B		K	F7										6 0 2 2 0 1 2			
13 Manny Machado, R (1,5) OBP: 0.366, SLG: 0.622	G3		10 WP	2 E		2 1B	BB		10 1B								5 1 3 0 1 1 1			
2 J.J. Hardy, R (1,6) OBP: 0.275, SLG: 0.425			FC5	10 WP		G3											3 0 1 0 2 0 3			
10 Adam Jones, R (1,8) OBP: 0.354, SLG: 0.542	P6		G5-3			19 1B	32		32 1B								5 1 2 1 0 0 5			
19 Chris Davis, L (1,3) OBP: 0.436, SLG: 0.716		G3		28 F7	32 1B	54 1B			F8								4 2 2 0 1 0 2			
32 Matt Wieters, S (1,2) OBP: 0.311, SLG: 0.440							39 21 1B	54 1B	FC4-6								3 1 2 1 1 0 2			
28 Steve Pearce, R (1,7) 36 Chris Dickerson, L (7,7) OBP: 0.333, SLG: 0.568	P6		F7						K								4 0 1 0 0 1 5 1 0 0 0 0 1 2			
54 Yamaico Navarro, R (1,4) 56 Darren O'Day, R (9,1)	F8			39 SH1-4	21 1B												5 1 2 2 0 2 2 0 0 0 0 0 0 0			
39 Jason Hammel, R (1,1) 12 Alexi Casilla, S (9,PH) (9,4)			K	SH1-4					G5-3								3 0 0 0 0 2 2 1 0 0 0 0 0 0			
<b>Inning Stats</b>	R: 0 E: 0 K: 0 S: 9	H: 0 LOB: 1 BB: 1 P: 15	R: 0 E: 0 K: 0 S: 7	H: 0 LOB: 1 BB: 1 P: 14	R: 0 E: 1 K: 1 S: 14	H: 1 LOB: 2 BB: 0 P: 18	R: 3 E: 0 K: 0 S: 19	H: 4 LOB: 2 BB: 1 P: 32	R: 1 E: 0 K: 1 S: 9	H: 3 LOB: 1 BB: 0 P: 14	R: 0 E: 0 K: 1 S: 13	H: 1 LOB: 2 BB: 1 P: 20	R: 1 E: 0 K: 2 S: 18	H: 3 LOB: 2 BB: 0 P: 27	R: 1 E: 0 K: 1 S: 17	H: 2 LOB: 1 BB: 1 P: 25	R: 0 E: 0 K: 2 S: 8	H: 1 LOB: 1 BB: 0 P: 12	1B: 13 SF: 1 2B: 3 SAC: 1 3B: 0 DP: 1 HR: 0 HBP: 0	WP: 1 PA: 47 PB: 0 SB: 1 CS: 0
<b>PITCHER</b>	IP WLS BF H R ER SO BB IBB HBP BLK WP HR S P ERA WHIP	5.2 L 29 8 4 4 3 4 0 0 0 1 0 67 109 6.35 2.118	1.0 7 4 1 1 2 0 0 0 0 0 0 17 24 9.00 4.000	0.1 1 0 0 0 0 0 0 0 0 0 0 5 7 0.00 0.000	1.0 6 2 1 1 1 1 0 0 0 0 0 17 25 9.00 3.000	1.0 4 1 0 0 2 0 0 0 0 0 0 8 12 0.00 1.000											IP WLS BF H R ER SO BB IBB HBP BLK WP HR S P ERA WHIP			

Baltimore Orioles @ Washington Nationals  
Nationals Park, Washington, DC  
Mon May 27 2013, 1:08 PM - 4:12 PM EDT  
Att: 41,260 - Overcast - 70 F

AB 40  
R 6  
H 15  
RBI 6  
BB 5  
SO 8  
LOB 26



Batter	1	2	3	4	5	6	7	8	9	AB	R	H	RBI	BB	SO	LOB	BOTTOM	
2 Denard Span, L (1,8) OBP: 0.332, SLG: 0.346	K		F8			11 1B	P4										4 1 1 0 0 1 2	
1 Steve Lombardozzi, S (1,4) OBP: 0.256, SLG: 0.306	K2-3		FC6-5			K			K2-3								4 0 0 0 0 3 2	
11 Ryan Zimmerman, R (1,5) OBP: 0.370, SLG: 0.414	G4-3		P5			20 1B											4 0 2 1 0 0 1	
25 Adam LaRoche, L (1,3) OBP: 0.316, SLG: 0.422		12 2B		G1-3		F8			P6								4 1 1 0 0 0 2	
20 Ian Desmond, R (1,6) OBP: 0.292, SLG: 0.450				P4					L4								4 0 1 0 0 1 2	
12 Tyler Moore, R (1,7) OBP: 0.209, SLG: 0.253				K													4 0 1 1 0 3 2	
33 Roger Bernadina, L (1,9) OBP: 0.194, SLG: 0.167						F9			G4-3								4 0 1 0 0 0 1	
24 Kurt Suzuki, R (1,2) OBP: 0.315, SLG: 0.354				G5-3		G6-3			G5-3								4 0 0 0 0 0 2	
47 Gio González, R (1,1) 35 Craig Stammen, R (6,1) 58 Fernando Abad, L (7,1) 18 Chad Tracy, L (7,PH) 63 Henry Alberto Rodríguez, R (8,1) 22 Drew Storen, S (9,1)																	2 0 1 0 0 1 0 0 0 0 0 0 0 0 0 0 0 0 0 0 0 1 0 0 0 0 0 1 0 0 0 0 0 0 0	
<b>Inning Stats</b>	R: 0 E: 0 K: 2 S: 9	H: 0 LOB: 0 BB: 0 P: 11	R: 1 E: 0 K: 1 S: 9	H: 2 LOB: 1 BB: 0 P: 10	R: 0 E: 0 K: 1 S: 7	H: 1 LOB: 0 BB: 0 P: 11	R: 0 E: 0 K: 1 S: 7	H: 0 LOB: 0 BB: 0 P: 11	R: 0 E: 0 K: 2 S: 16	H: 3 LOB: 2 BB: 0 P: 23	R: 0 E: 0 K: 0 S: 9	H: 1 LOB: 1 BB: 0 P: 15	R: 0 E: 0 K: 1 S: 11	H: 1 LOB: 1 BB: 0 P: 16	R: 0 E: 0 K: 1 S: 8	H: 0 LOB: 0 BB: 0 P: 11	1B: 4 SF: 0 2B: 3 SAC: 0 3B: 1 DP: 0 HR: 0 HBP: 0	WP: 0 PA: 35 PB: 0 SB: 1 CS: 0
<b>PITCHER</b>	IP WLS BF H R ER SO BB IBB HBP BLK WP HR S P ERA WHIP	8.0 W 32 8 2 2 8 0 0 0 0 0 0 77 107 2.25 1.000	1.0 3 0 0 0 1 0 0 0 0 0 0 8 11 0.00 0.000											IP WLS BF H R ER SO BB IBB HBP BLK WP HR S P ERA WHIP				

Baltimore Orioles @ Washington Nationals  
Nationals Park, Washington, DC  
Mon May 27 2013, 1:08 PM - 4:12 PM EDT  
Att: 41,260 - Overcast - 70 F

AB 35  
R 2  
H 8  
RBI 2  
BB 0  
SO 9  
LOB 15





Batter	1	2	3	4	5	6	7	8	9	AB	R	H	RBI	BB	SO	LOB	TOP					
9 Nate McLouth, L (1,7) OBP: 0.375, SLG: 0.432	G4-3		G3-4-1														3 0 1 0 1 0 0					
13 Manny Machado, R (1,5) OBP: 0.368, SLG: 0.520	G4-3		G4-3														3 0 1 0 1 0 0					
21 Nick Markakis, L (1,9) OBP: 0.351, SLG: 0.419	G3-1		L7														4 0 0 0 0 0 4					
10 Adam Jones, R (1,8) OBP: 0.348, SLG: 0.532		F8		P6													4 0 0 0 0 0 2					
19 Chris Davis, L (1,3) OBP: 0.437, SLG: 0.728																	4 2 2 1 0 0 2					
32 Matt Wieters, S (1,2) OBP: 0.309, SLG: 0.442																	4 0 1 1 0 0 0					
2 J.J. Hardy, R (1,6) OBP: 0.284, SLG: 0.446																	4 1 3 1 0 1 0					
54 Yamaico Navarro, R (1,4) OBP: 0.333, SLG: 0.357																	3 0 0 0 0 1 3					
40 Troy Patton, S (7,1)																	0 0 0 0 0 0 0					
35 Danny Valencia, R (9,PH) OBP: 0.281, SLG: 0.591																	1 0 0 0 0 0 0					
37 Kevin Gausman, L (1,1)																	1 0 0 0 0 1 2					
28 Steve Pearce, R (5,PH) OBP: 0.318, SLG: 0.379																	1 0 0 0 0 1 0					
66 T.J. McFarland, L (5,1)																	0 0 0 0 0 0 0					
12 Alex Casilla, S (7,PH) OBP: 0.219, SLG: 0.217																	1 0 0 0 0 1 0					
<b>Inning Stats</b>	R: 0 E: 0 K: 0 S: 6	H: 0 LOB: 0 BB: 0 P: 11	R: 1 E: 0 K: 2 S: 17	H: 3 LOB: 2 BB: 0 P: 25	R: 0 E: 0 K: 0 S: 8	H: 0 LOB: 0 BB: 0 P: 13	R: 2 E: 0 K: 0 S: 15	H: 2 LOB: 1 BB: 2 P: 20	R: 0 E: 0 K: 1 S: 6	H: 0 LOB: 0 BB: 0 P: 6	R: 0 E: 0 K: 1 S: 8	H: 1 LOB: 0 BB: 0 P: 10	R: 0 E: 0 K: 0 S: 18	H: 2 LOB: 2 BB: 0 P: 22	R: 0 E: 0 K: 1 S: 12	H: 0 LOB: 0 BB: 0 P: 18	1B: 5 2B: 1 3B: 0 HR: 2	SF: 0 SAC: 0 DP: 2 HBP: 0	WP: 0 PB: 0 SB: 1 CS: 0	PA: 35		
<b>PITCHER</b>	IP WLS BF H R ER SO BB IBB HBP BLK WP HR S P ERA WHIP																					
57 Nate Karns, R (1,1) ERA: 6.23	4.1		20	5	3	3	3	2	0	0	0	0	0	0	0	0	0	2	50	85	6.23	1.615
30 Zach Duke, L (5,1) ERA: 8.1	1.2	W	4	0	0	0	0	0	0	0	0	0	0	0	0	0	0	0	7	8	0.00	0.000
22 Drew Storen, R (7,1) ERA: 4.71	1.0		3	1	0	0	1	0	0	0	0	0	0	0	0	0	0	0	8	10	0.00	1.000
36 Tyler Clippard, R (8,1) ERA: 2.14	1.0		5	2	0	0	0	0	0	0	0	0	0	0	0	0	0	0	18	22	0.00	2.000
58 Fernando Abad, L (9,1) ERA:	1.0		3	0	0	0	1	0	0	0	0	0	0	0	0	0	0	0	12	18	0.00	0.000

**Baltimore Orioles @ Washington Nationals**  
 Nationals Park, Washington, DC  
 Tue May 28 2013, 8:27 PM - 11:11 PM EDT  
 Att: 35,664 - Partly Cloudy - 70 F

AB 33  
 R 3  
 H 8  
 RBI 3  
 BB 2  
 SO 5  
 LOB 13



Batter	1	2	3	4	5	6	7	8	9	AB	R	H	RBI	BB	SO	LOB	BOTTOM					
2 Denard Span, L (1,8) OBP: 0.330, SLG: 0.349	G3		G4-3														4 0 1 1 0 0 0					
1 Steve Lombardozzi, S (1,4) OBP: 0.294, SLG: 0.390																	4 1 1 0 0 1 1					
11 Ryan Zimmerman, R (1,5) OBP: 0.373, SLG: 0.416																	4 1 2 0 0 0 0					
25 Adam LaRoche, L (1,3) OBP: 0.325, SLG: 0.462																	3 3 2 4 1 0 1					
20 Ian Desmond, R (1,6) OBP: 0.291, SLG: 0.451																	4 1 1 0 0 0 2					
12 Tyler Moore, R (1,7) OBP: 0.211, SLG: 0.289																	4 1 1 2 0 0 2					
33 Roger Bernadina, L (1,9) OBP: 0.211, SLG: 0.229																	4 1 2 2 0 0 0					
24 Kurt Suzuki, R (1,2) OBP: 0.328, SLG: 0.368																	4 1 3 0 0 0 0					
57 Nate Karns, R (1,1) ERA: 11.0																	1 0 0 0 0 0 1					
30 Zach Duke, L (5,1) OBP: 0.206, SLG: 1.000																	0 0 0 0 0 0 0					
26 Jeff Keppner, R (8,PH) ERA: 2.92																	0 0 0 0 0 0 0					
22 Drew Storen, S (7,1) ERA: 4.71																	0 0 0 0 0 0 0					
36 Tyler Clippard, R (8,1) ERA: 2.14																	0 0 0 0 0 0 0					
23 Jonathan Solano, R (8,PH) OBP: 0.205, SLG: 0.143																	1 0 0 0 0 0 2					
58 Fernando Abad, L (9,1) ERA:																	0 0 0 0 0 0 0					
<b>Inning Stats</b>	R: 3 E: 0 K: 0 S: 11	H: 3 LOB: 0 BB: 0 P: 18	R: 0 E: 0 K: 0 S: 10	H: 1 LOB: 0 BB: 0 P: 15	R: 0 E: 0 K: 0 S: 7	H: 0 LOB: 0 BB: 0 P: 7	R: 4 E: 0 K: 0 S: 19	H: 4 LOB: 1 BB: 1 P: 27	R: 0 E: 0 K: 0 S: 11	H: 1 LOB: 1 BB: 0 P: 19	R: 0 E: 0 K: 0 S: 4	H: 0 LOB: 0 BB: 0 P: 8	R: 0 E: 0 K: 1 S: 9	H: 0 LOB: 0 BB: 0 P: 10	R: 2 E: 0 K: 0 S: 14	H: 4 LOB: 1 BB: 0 P: 22	1B: 7 2B: 2 3B: 0 HR: 4	SF: 0 SAC: 1 DP: 2 HBP: 0	WP: 0 PB: 0 SB: 0 CS: 0	PA: 36		
<b>PITCHER</b>	IP WLS BF H R ER SO BB IBB HBP BLK WP HR S P ERA WHIP																					
37 Kevin Gausman, R (1,1) ERA: 11.0	4.0		20	8	7	7	0	1	0	0	0	0	0	0	0	0	0	3	47	67	15.75	2.250
66 T.J. McFarland, L (5,1) ERA: 2.92	2.0		7	1	0	0	0	0	0	0	0	0	0	0	0	0	0	0	15	27	0.00	0.500
40 Troy Patton, L (7,1) ERA: 5.16	2.0		9	4	2	2	1	0	0	0	0	0	0	0	0	0	0	1	23	32	9.00	2.000

**Baltimore Orioles @ Washington Nationals**  
 Nationals Park, Washington, DC  
 Tue May 28 2013, 8:27 PM - 11:11 PM EDT  
 Att: 35,664 - Partly Cloudy - 70 F

AB 34  
 R 9  
 H 13  
 RBI 9  
 BB 1  
 SO 1  
 LOB 9





Batter	1	2	3	4	5	6	7	8	9	AB	R	H	RBI	BB	SO	LOB	TOP					
2 Denard Span, L (1, 8) OBP: 0.326, SLG: 0.352	F8		G4-3				L5			4	1	1	1	0	0	0	<b>Washington Nationals @ Baltimore Orioles</b> Oriole Park at Camden Yards, Baltimore, MD Wed May 29 2013, 7:07 PM - 9:53 PM EDT Att: 39,129 - Partly Cloudy - 86 F <a href="http://livebaseballscorecards.com">livebaseballscorecards.com</a>					
33 Roger Bernadina, L (1, 9) OBP: 0.213, SLG: 0.270	K			HR	G6-3		G4-3			4	1	1	1	0	1							
11 Ryan Zimmerman, R (1, 5) OBP: 0.383, SLG: 0.489	HR			HR	HR		K			4	3	3	4	0	1	0						
25 Adam LaRoche, L (1, 3) OBP: 0.328, SLG: 0.459	F8			BB	BB		K			3	0	1	0	1	1	0						
20 Ian Desmond, R (1, 6) OBP: 0.295, SLG: 0.449		G5-4-3		K	BB		L8			3	0	1	0	1	1	1						
12 Tyler Moore, R (1, 7) OBP: 0.202, SLG: 0.276	G5-4-3			K	G5-3		K			4	0	0	0	0	2	4						
18 Chad Tracy, L (1, 10) OBP: 0.220, SLG: 0.234	L9			F7			P6			4	0	0	0	0	0	1						
24 Kurt Suzuki, R (1, 2) OBP: 0.319, SLG: 0.355			P2		L8		L9			4	0	0	0	0	1	0						
8 Danny Espinosa, S (1, 4) OBP: 0.197, SLG: 0.290			K		E6		K			4	1	1	0	0	3	0						
<b>Inning Stats</b>	R: 1 E: 0 K: 1 S: 15	H: 1 LOB: 0 BB: 0 P: 22	R: 0 E: 0 K: 0 S: 7	H: 1 LOB: 0 BB: 0 P: 11	R: 0 E: 0 K: 1 S: 7	H: 0 LOB: 0 BB: 0 P: 11	R: 2 E: 0 K: 2 S: 13	H: 2 LOB: 1 BB: 1 P: 24	R: 3 E: 1 K: 0 S: 26	H: 4 LOB: 2 BB: 1 P: 41	R: 0 E: 0 K: 1 S: 12	H: 0 LOB: 0 BB: 0 P: 17	R: 0 E: 0 K: 1 S: 7	H: 0 LOB: 0 BB: 0 P: 9	R: 0 E: 0 K: 2 S: 8	H: 0 LOB: 0 BB: 0 P: 12	R: 0 E: 0 K: 2 S: 9	H: 0 LOB: 0 BB: 0 P: 11	1B: 3 2B: 1 3B: 0 HR: 4	SF: 0 SAC: 0 DP: 1 HBP: 0	WP: 0 PB: 0 CS: 0	PA: 36
<b>PITCHER</b>	IP ERA WHIP	WLS BF H R ER SO	BF H R ER SO	BB IBB HBP BLK	WP HR S P	ERA WHIP	<b>PITCHER</b>	IP ERA WHIP	WLS BF H R ER SO	BF H R ER SO	BB IBB HBP BLK	WP HR S P	ERA WHIP									
30 Chris Tillman, R (1, 1) ERA: 4.26	4.2	22	8	6	6	4	1	0	0	0	0	0	0	0	0	0	11.57	1.929				
52 Steve Johnson, R (5, 1) ERA: 8.0	2.1	8	0	0	0	2	1	0	0	0	0	0	0	0	0	25	37	0.00	0.429			
29 Tommy Hunter, R (8, 1) ERA: 1.8	1.0	3	0	0	0	2	0	0	0	0	0	0	0	0	8	12	0.00	0.000				
43 Jim Johnson, R (9, 1) ERA: 5.04	1.0	3	0	0	0	2	0	0	0	0	0	0	0	0	9	11	0.00	0.000				

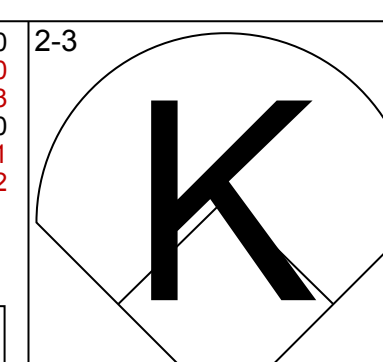
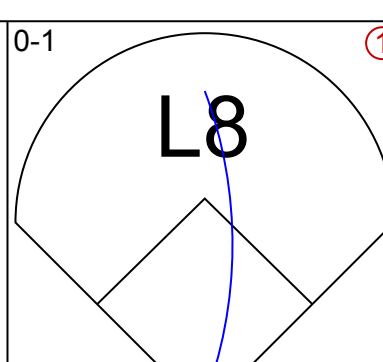
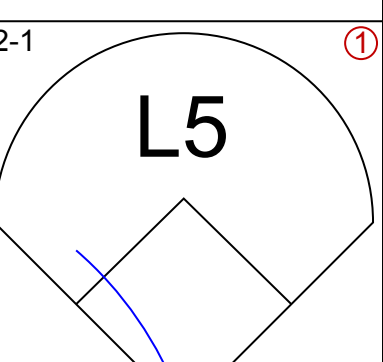
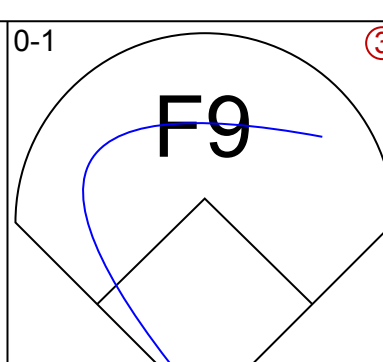
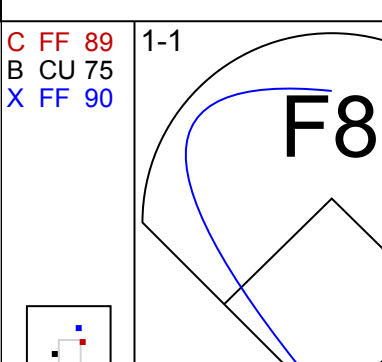
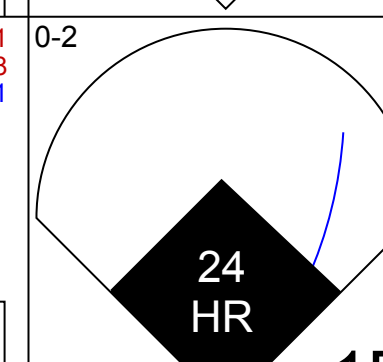
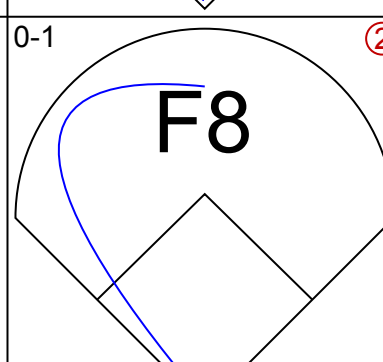
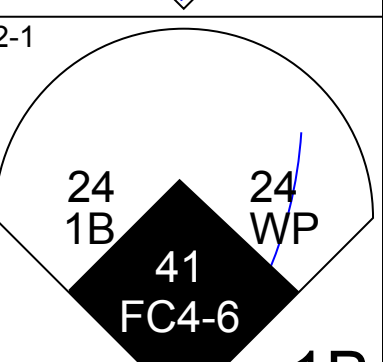
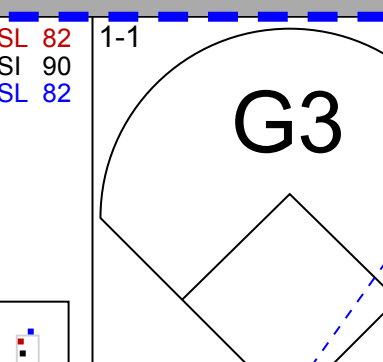
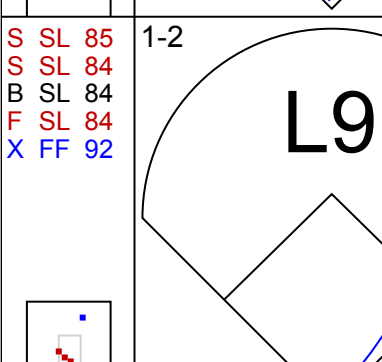
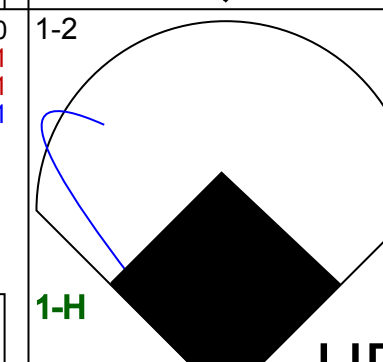
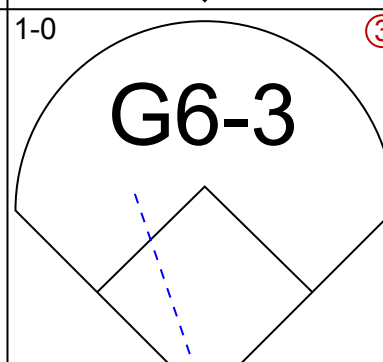
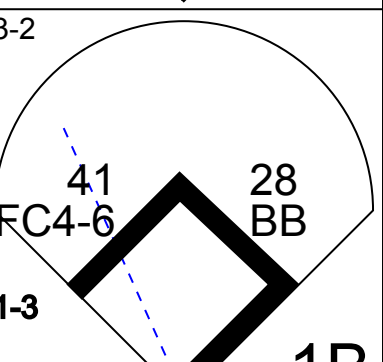
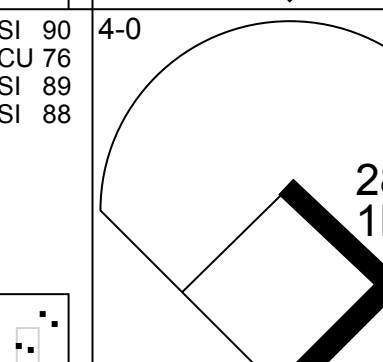
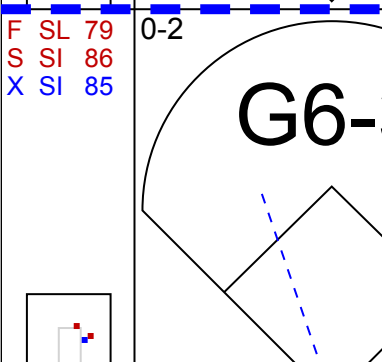
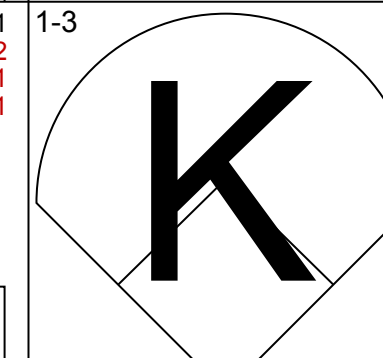
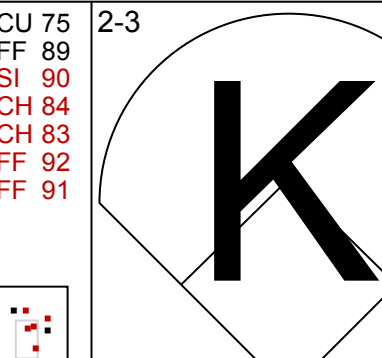
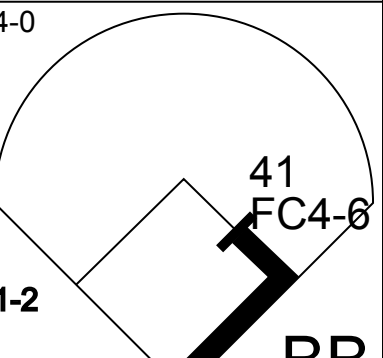
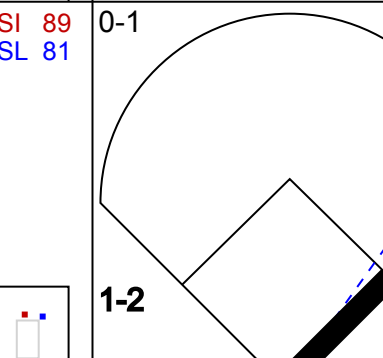
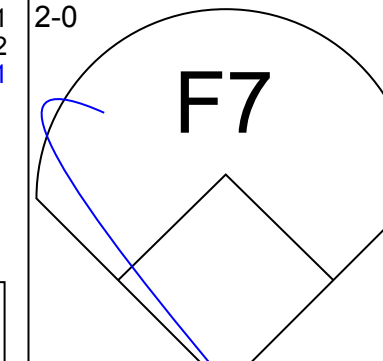
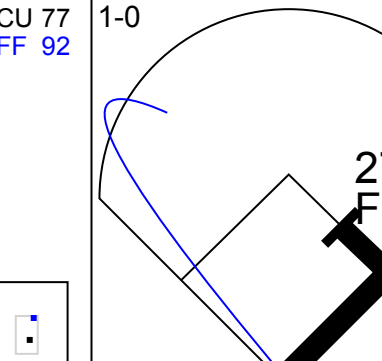
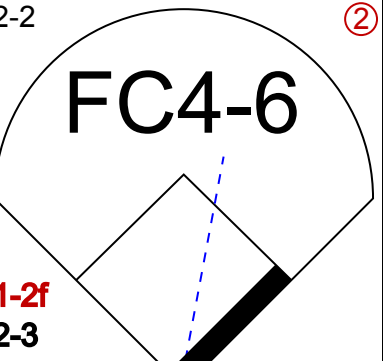
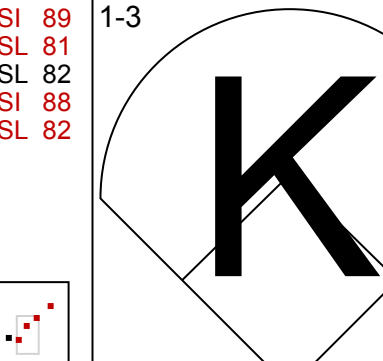
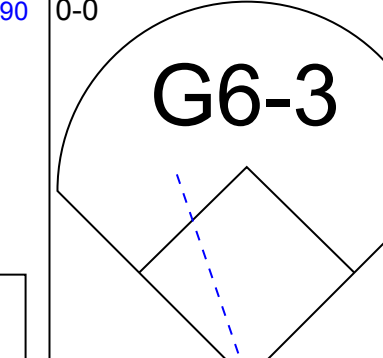
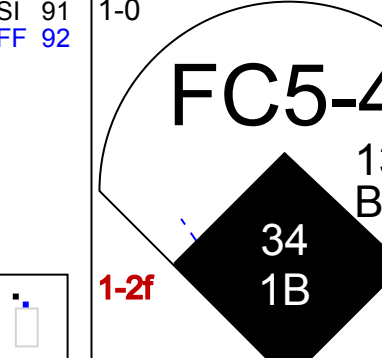
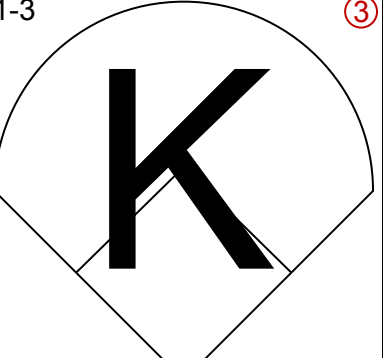
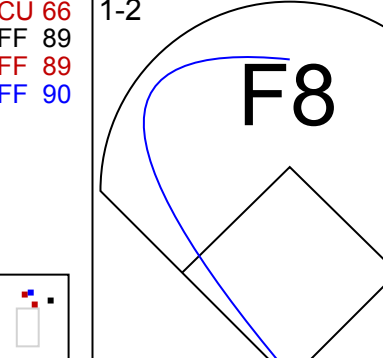
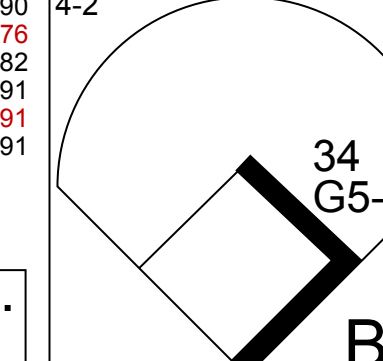
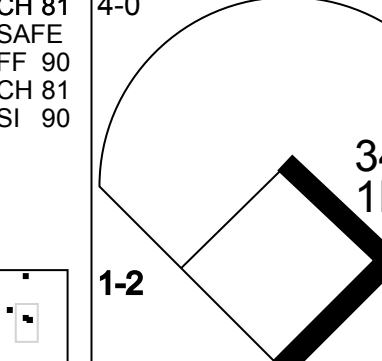
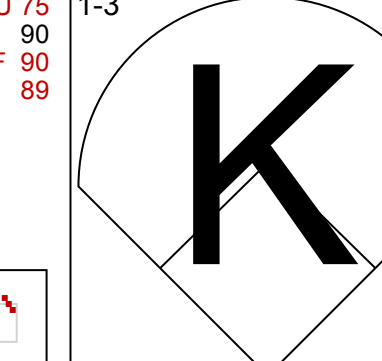
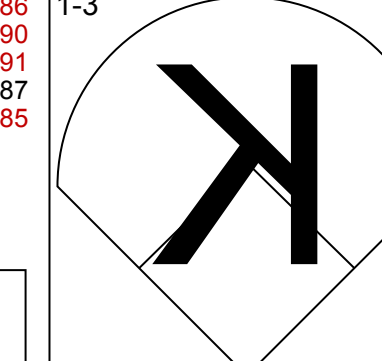
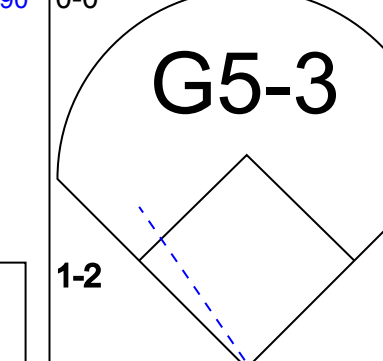
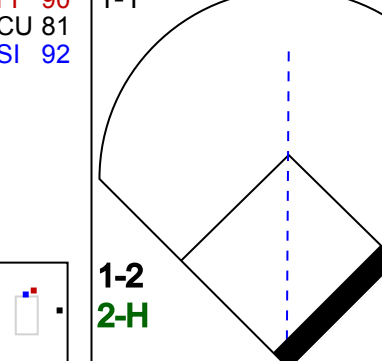
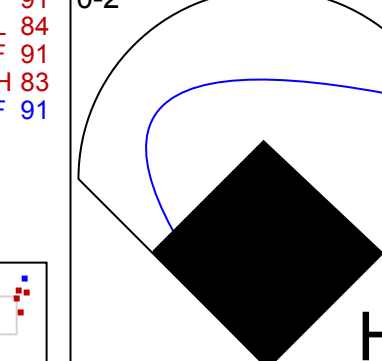
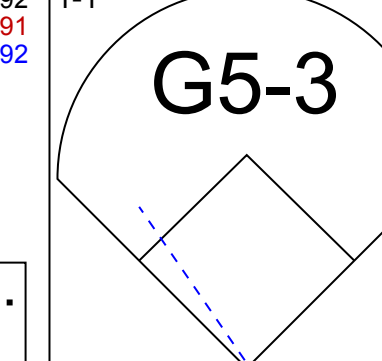
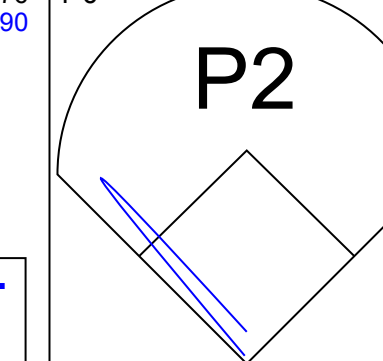
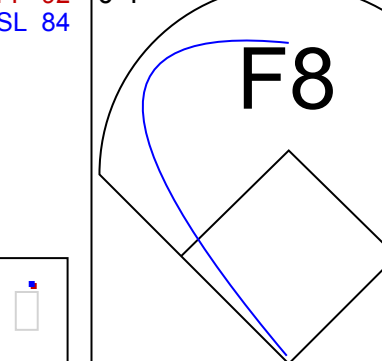
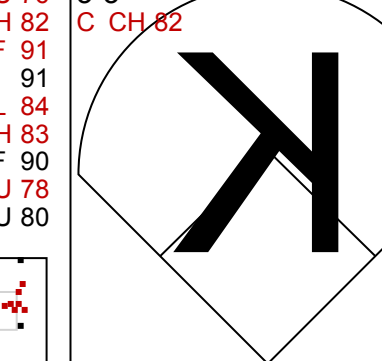
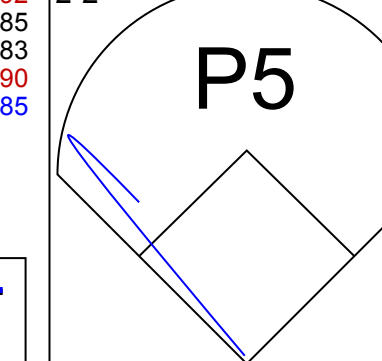
Batter	1	2	3	4	5	6	7	8	9	AB	R	H	RBI	BB	SO	LOB	BOTTOM			
9 Nate McLouth, L (1, 7) OBP: 0.376, SLG: 0.431	G4-3	L9			K					5	1	2	0	0	1	3	<b>Washington Nationals @ Baltimore Orioles</b> Oriole Park at Camden Yards, Baltimore, MD Wed May 29 2013, 7:07 PM - 9:53 PM EDT Att: 39,129 - Partly Cloudy - 86 F <a href="http://livebaseballscorecards.com">livebaseballscorecards.com</a>			
13 Manny Machado, R (1, 5) OBP: 0.365, SLG: 0.517	G6-3		G4-3		K		13 2B			5	1	1	1	0	1	1				
21 Nick Markakis, L (1, 9) OBP: 0.354, SLG: 0.434	G5-3		G4-3				HR	10 F7		4	2	2	2	0	0	0				
10 Adam Jones, R (1, 8) OBP: 0.342, SLG: 0.522		G5-3	G4-3				L8	F7		4	0	0	0	0	0	1				
19 Chris Davis, L (1, 3) OBP: 0.447, SLG: 0.766				HR			1B	HR		4	3	4	3	0	0	0				
32 Matt Wieters, S (1, 2) OBP: 0.308, SLG: 0.438				F7			P5	K		4	0	1	0	0	1	1				
2 J.J. Hardy, R (1, 6) OBP: 0.279, SLG: 0.438	P5			P4			G5-3	K		4	0	0	0	0	1	3				
3 Ryan Flaherty, L (1, 4) OBP: 0.238, SLG: 0.255				K				F8		4	1	2	1	0	1	0				
28 Steve Pearce, R (1, 10) OBP: 0.329, SLG: 0.426					L8		HR	G5-3		3	1	1	2	1	0	0				
<b>Inning Stats</b>	R: 0 E: 0 K: 0 S: 5	H: 0 LOB: 0 BB: 0 P: 11	R: 1 E: 0 K: 0 S: 14	H: 3 LOB: 3 BB: 1 P: 20	R: 0 E: 0 K: 0 S: 6	H: 0 LOB: 0 BB: 0 P: 10	R: 1 E: 0 K: 1 S: 9	H: 1 LOB: 0 BB: 0 P: 14	R: 0 E: 0 K: 2 S: 8	H: 0 LOB: 0 BB: 0 P: 10	R: 1 E: 0 K: 0 S: 10	H: 2 LOB: 1 BB: 0 P: 10	R: 6 E: 0 K: 2 S: 22	H: 6 LOB: 0 BB: 0 P: 32	R: 0 E: 0 K: 0 S: 12	H: 1 LOB: 1 BB: 0 P: 18	1B: 7 2B: 2 3B: 0 HR: 4	SF: 0 SAC: 0 DP: 0 HBP: 0	WP: 0 PB: 0 CS: 0	PA: 38
<b>PITCHER</b>	IP ERA WHIP	WLS BF H R ER SO	BF H R ER SO	BB IBB HBP BLK	WP HR S P	ERA WHIP	<b>PITCHER</b>	IP ERA WHIP	WLS BF H R ER SO	BF H R ER SO	BB IBB HBP BLK	WP HR S P	ERA WHIP							
27 Jordan Zimmermann, R (1, 1) ERA: 2.37	6.0	29	10	7	7	3	1	0	0	0	0	0	0	0	0	0	10.50	1.833		
36 Tyler Clippard, R (7, 1) ERA: 2.86	1.0	5	2	2	2	2	0	0	0	0	0	0	0	0	0	1	13	18.00	2.000	
63 Henry Alberto Rodriguez, R (1, 1) ERA: 3.57	1.0	4	1	0	0	0	0	0	0	0	0	0	0	0	0	0	12	18	0.00	1.000

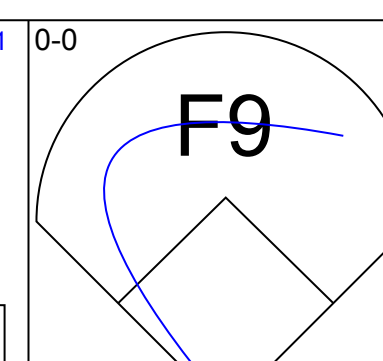
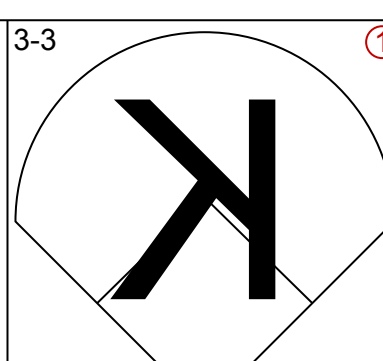
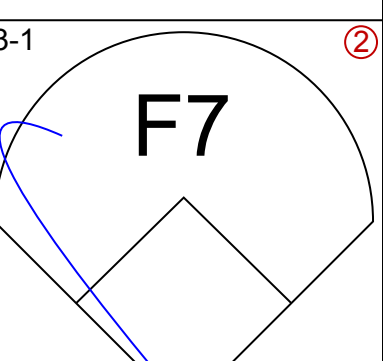
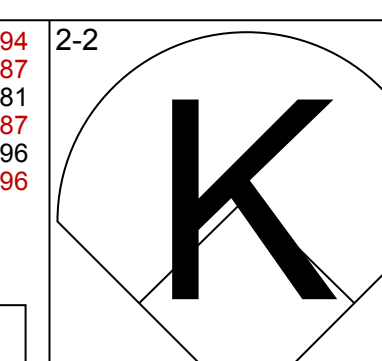
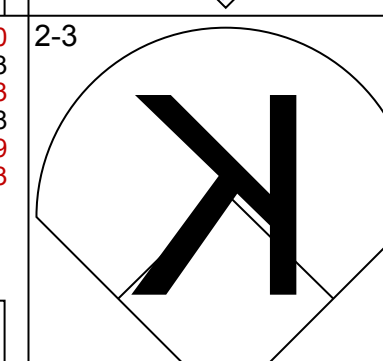
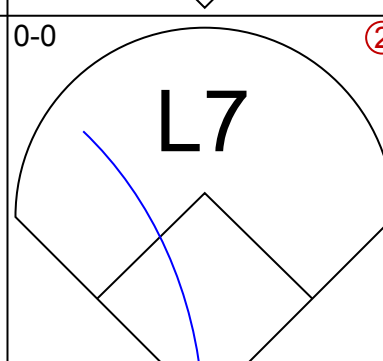
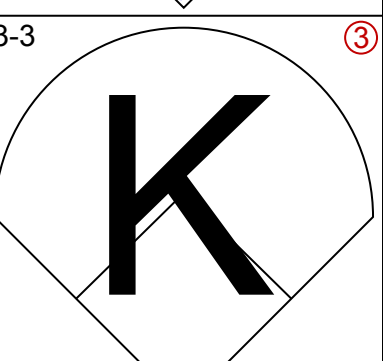
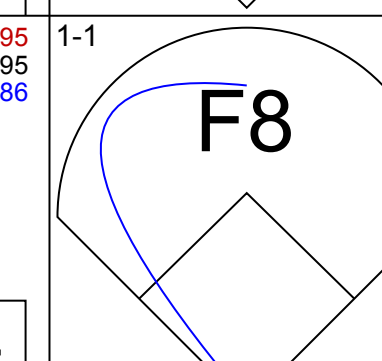
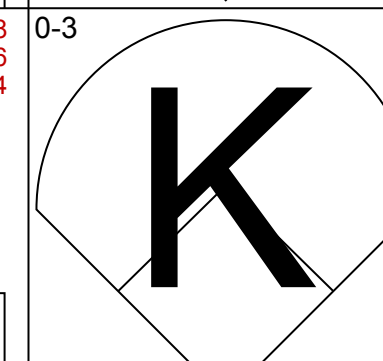
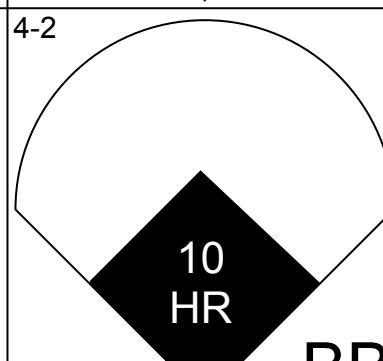


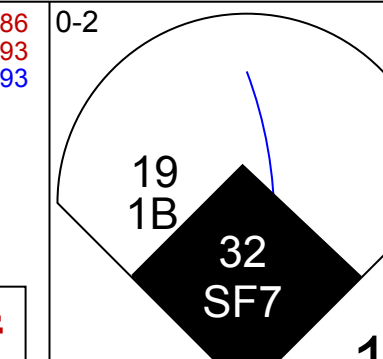
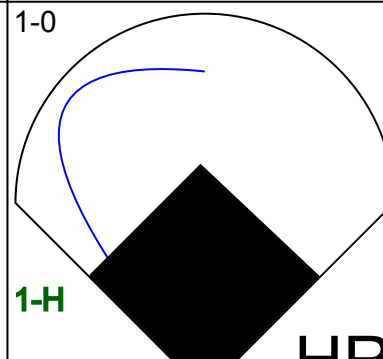


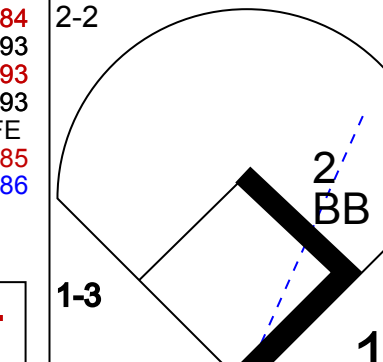
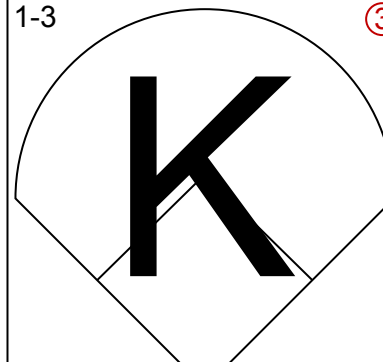



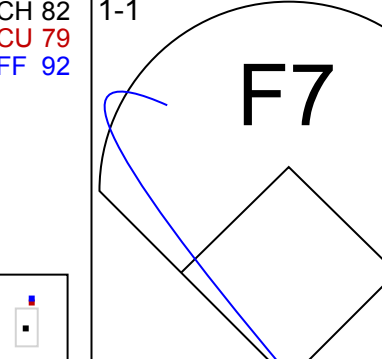
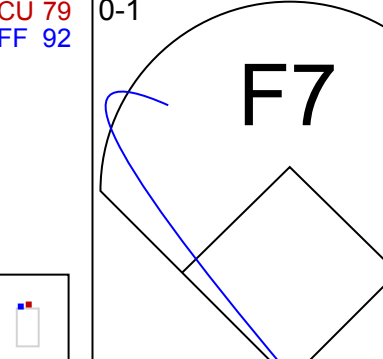
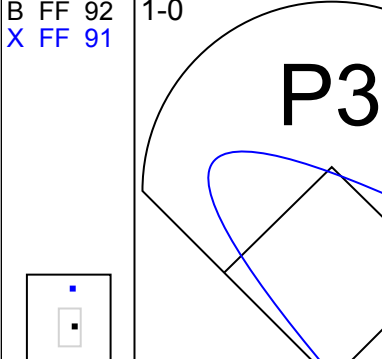
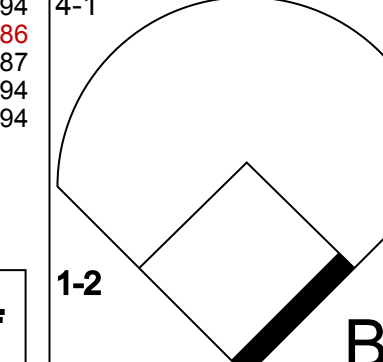
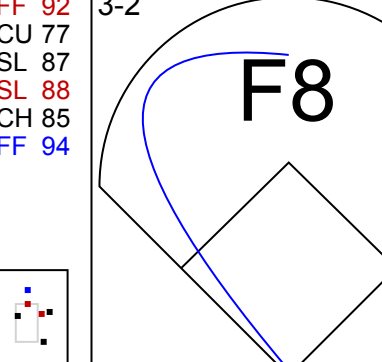

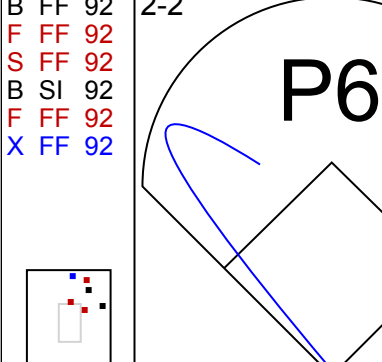
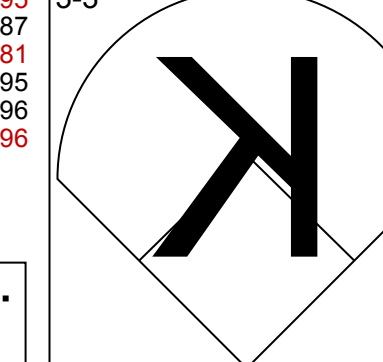
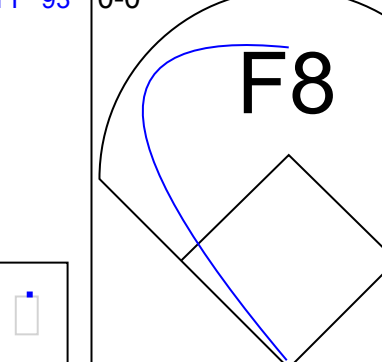
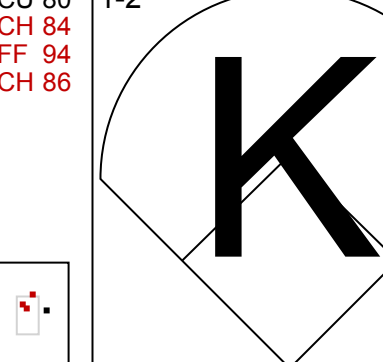
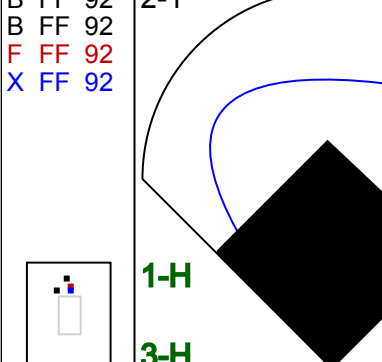
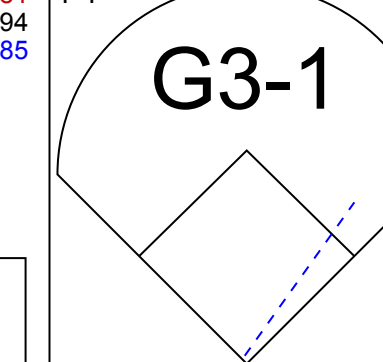




Batter	1	2	3	4	5	6	7	8	9	AB	R	H	RBI	BB	SO	LOB	TOP			
2 Denard Span, L (1,8) OBP: 0.323, SLG: 0.345										4	0	0	0	0	1	0	<p><b>Washington Nationals @ Baltimore Orioles</b>  Oriole Park at Camden Yards, Baltimore, MD  Thu May 30 2013, 7:10 PM - 9:30 PM EDT  Att: 30,665 - Partly Cloudy - 87 F</p> <p>livebaseballscorecards.com</p> <p>AB 30 R 0 H 3 RBI 0 BB 0 SO 7 LOB 7</p>			
33 Roger Bernadina, L (1,9) OBP: 0.214, SLG: 0.269										4	0	1	0	0	1	0				
11 Ryan Zimmerman, R (1,5) OBP: 0.373, SLG: 0.476										4	0	0	0	0	1	1				
25 Adam LaRoche, L (1,10) OBP: 0.328, SLG: 0.457										3	0	1	0	0	0	0				
20 Ian Desmond, R (1,6) OBP: 0.296, SLG: 0.447										3	0	1	0	0	1	0				
12 Tyler Moore, R (1,7) OBP: 0.196, SLG: 0.267										3	0	0	0	0	2	2				
18 Chad Tracy, L (1,3) OBP: 0.208, SLG: 0.220										3	0	0	0	0	1	2				
24 Kurt Suzuki, R (1,2) OBP: 0.312, SLG: 0.347										3	0	0	0	0	0	2				
8 Danny Espinosa, S (1,4) OBP: 0.194, SLG: 0.284										3	0	0	0	0	0	0				
<b>Inning Stats</b>	R: 0 H: 0 E: 0 K: 1 S: 9	H: 0 LOB: 0 BB: 0 P: 15	R: 0 H: 2 E: 0 K: 0 S: 11	H: 2 LOB: 2 BB: 0 P: 18	R: 0 H: 0 E: 0 K: 0 S: 5	H: 0 LOB: 0 BB: 0 P: 7	R: 0 H: 0 E: 0 K: 2 S: 8	H: 0 LOB: 0 BB: 0 P: 13	R: 0 H: 1 E: 0 K: 0 S: 9	H: 1 LOB: 1 BB: 0 P: 15	R: 0 H: 0 E: 0 K: 1 S: 7	H: 0 LOB: 0 BB: 0 P: 13	R: 0 H: 0 E: 0 K: 0 S: 13	H: 0 LOB: 0 BB: 0 P: 19	R: 0 H: 0 E: 0 K: 1 S: 8	H: 0 LOB: 0 BB: 0 P: 13	1B: 3 2B: 0 3B: 0 HR: 0	SF: 0 SAC: 0 DP: 0 HBP: 0	WP: 0 PB: 0 SB: 0 CS: 0	PA: 30
<b>PITCHER</b>	IP WLS BF H R ER SO BB IBB HBP BLK WP HR S P ERA WHIP																			
38 Freddy Garcia, R (1,1) ERA: 3.57	8.0 W 27 3 0 0 6 0 0 0 0 0 0 72 113 0.00 0.375																			
43 Jim Johnson, R (9,1) ERA: 4.85	1.0 S 3 0 0 0 1 0 0 0 0 0 0 8 13 0.00 0.000																			

Batter	1	2	3	4	5	6	7	8	9	AB	R	H	RBI	BB	SO	LOB	BOTTOM			
9 Nate McLouth, L (1,7) OBP: 0.383, SLG: 0.450										4	1	3	0	0	0	1	<p><b>Washington Nationals @ Baltimore Orioles</b>  Oriole Park at Camden Yards, Baltimore, MD  Thu May 30 2013, 7:10 PM - 9:30 PM EDT  Att: 30,665 - Partly Cloudy - 87 F</p> <p>livebaseballscorecards.com</p> <p>AB 30 R 2 H 9 RBI 2 BB 0 SO 5 LOB 10</p>			
13 Manny Machado, R (1,5) OBP: 0.368, SLG: 0.523									3	0	2	1	0	0	1					
21 Nick Markakis, L (1,9) OBP: 0.356, SLG: 0.440										4	0	2	1	0	0	1				
10 Adam Jones, R (1,8) OBP: 0.340, SLG: 0.518									4	0	1	0	0	1	5					
19 Chris Davis, L (1,3) OBP: 0.441, SLG: 0.754									3	0	0	0	0	0	1					
32 Matt Wieters, S (1,2) OBP: 0.303, SLG: 0.430										3	0	0	0	0	1	0				
2 J.J. Hardy, R (1,6) OBP: 0.275, SLG: 0.431										3	0	0	0	0	0	0				
3 Ryan Flaherty, L (1,4) OBP: 0.241, SLG: 0.258										3	1	1	0	0	0	0				
28 Steve Pearce, R (1,10) OBP: 0.315, SLG: 0.406										3	0	0	0	0	3	1				
<b>Inning Stats</b>	R: 0 H: 1 E: 0 K: 0 S: 10	H: 1 LOB: 1 BB: 0 P: 13	R: 0 H: 0 E: 0 K: 0 S: 5	H: 0 LOB: 0 BB: 0 P: 9	R: 1 H: 3 E: 0 K: 2 S: 12	H: 3 LOB: 2 BB: 0 P: 20	R: 0 H: 0 E: 0 K: 1 S: 10	H: 0 LOB: 0 BB: 0 P: 17	R: 0 H: 1 E: 0 K: 0 S: 9	H: 1 LOB: 1 BB: 0 P: 12	R: 0 H: 0 E: 0 K: 0 S: 7	H: 0 LOB: 0 BB: 0 P: 12	R: 1 H: 3 E: 0 K: 1 S: 8	H: 3 LOB: 1 BB: 0 P: 11	R: 1 H: 3 E: 0 K: 1 S: 5	H: 3 LOB: 1 BB: 0 P: 11	1B: 5 2B: 4 3B: 0 HR: 0	SF: 0 SAC: 1 DP: 2 HBP: 0	WP: 0 PB: 0 SB: 0 CS: 0	PA: 31
<b>PITCHER</b>	IP WLS BF H R ER SO BB IBB HBP BLK WP HR S P ERA WHIP																			
15 Dan Haren, R (1,1) ERA: 5.09	7.1 L 29 8 2 2 2 0 0 0 0 0 0 69 105 2.46 1.091																			
58 Fernando Abad, L (8,1) ERA: 4.57	0.0 1 1 0 0 0 0 0 0 0 0 0 1 1 0.00 0.000																			
22 Drew Storen, R (8,1) ERA: 4.57	0.2 1 0 0 0 0 0 0 0 0 0 0 1 1 0.00 0.000																			



Batter	1	2	3	4	5	6	7	8	9	AB	R	H	RBI	BB	SO	LOB	TOP																
4 Omar Infante, R OBP: 0.330, SLG: 0.402										5	0	0	0	0	1	0	<b>Detroit Tigers @ Baltimore Orioles</b> Oriole Park at Camden Yards, Baltimore, MD Fri May 31 2013, 7:09 PM - 10:08 PM EDT Att. 46,249 - Clear - 90 F <a href="http://livebaseballscorecards.com">livebaseballscorecards.com</a>																
12 Andy Dirks, L OBP: 0.305, SLG: 0.377										5	2	2	0	0	0	0																	
24 Miguel Cabrera, R OBP: 0.446, SLG: 0.670										4	1	2	2	1	0	0																	
28 Prince Fielder, L OBP: 0.393, SLG: 0.472										3	0	1	0	1	2	0																	
41 Victor Martinez, S OBP: 0.273, SLG: 0.305										4	0	1	1	0	1	4																	
27 Jhonny Peralta, R OBP: 0.375, SLG: 0.474										4	1	0	0	0	1	5																	
13 Alex Avila, L OBP: 0.267, SLG: 0.281										2	0	0	0	2	2	0																	
34 Avisail Garcia, R OBP: 0.286, SLG: 0.500										4	1	2	2	0	0	1																	
32 Don Kelly, L OBP: 0.299, SLG: 0.311										4	0	0	0	0	1	3																	
<b>Inning Stats</b>	R: 2 E: 0 K: 2 S: 14	H: 2 LOB: 0 BB: 0 P: 20	R: 0 E: 0 K: 0 S: 5	H: 0 LOB: 1 BB: 1 P: 10	R: 0 E: 0 K: 0 S: 5	H: 0 LOB: 0 BB: 0 P: 6	R: 1 E: 0 K: 1 S: 11	H: 2 LOB: 2 BB: 1 P: 20	R: 1 E: 0 K: 1 S: 14	H: 1 LOB: 0 BB: 0 P: 21	R: 0 E: 0 K: 1 S: 11	H: 1 LOB: 2 BB: 1 P: 18	R: 0 E: 0 K: 1 S: 9	H: 0 LOB: 0 BB: 0 P: 13	R: 0 E: 0 K: 0 S: 9	H: 0 LOB: 0 BB: 0 P: 11		1B: 6 2B: 0 3B: 0 HR: 2	SF: 0 SAC: 0 DP: 0 HBP: 0	WP: 1 PB: 0 SB: 0 CS: 0	PA: 39												
<b>PITCHER</b>	IP WLS BF H R ER SO BB IBB HBP BLK WP HR S P ERA WHIP	IP WLS BF H R ER SO BB IBB HBP BLK WP HR S P ERA WHIP																															
50 Miguel González, R ERA: 4.33	6.0	28	7	5	5	6	3	0	0	0	0	1	2	66	105	7.50	1.667																
40 Troy Patton, L ERA: 5.01	0.2	4	1	0	0	1	1	0	0	0	0	0	0	8	14	0.00	3.000																
52 Steve Johnson, R ERA: 7.71	0.1	1	0	0	0	0	0	0	0	0	0	0	0	3	4	0.00	0.000																
17 Brian Matusz, L ERA: 2.91	1.2	5	0	0	0	1	0	0	0	0	0	0	0	15	21	0.00	0.000																
56 Darren O'Day, R ERA: 1.85	0.1	W	1	0	0	0	0	0	0	0	0	0	0	3	3	0.00	0.000																

Batter	1	2	3	4	5	6	7	8	9	AB	R	H	RBI	BB	SO	LOB	BOTTOM															
9 Nate McLouth, L OBP: 0.376, SLG: 0.440										4	0	0	0	0	2	0	<b>Detroit Tigers @ Baltimore Orioles</b> Oriole Park at Camden Yards, Baltimore, MD Fri May 31 2013, 7:09 PM - 10:08 PM EDT Att. 46,249 - Clear - 90 F <a href="http://livebaseballscorecards.com">livebaseballscorecards.com</a>															
13 Manny Machado, R OBP: 0.363, SLG: 0.515										4	0	0	0	0	2	0																
21 Nick Markakis, L OBP: 0.359, SLG: 0.452										3	2	1	1	1	1	0																
10 Adam Jones, R OBP: 0.347, SLG: 0.534										4	3	3	2	0	0	0																
19 Chris Davis, L OBP: 0.442, SLG: 0.749										4	1	2	0	0	2	0																
32 Matt Wieters, S OBP: 0.298, SLG: 0.423										3	0	0	1	0	0	2																
2 J.J. Hardy, R OBP: 0.274, SLG: 0.425										3	0	0	0	1	0	2																
36 Chris Dickerson, L OBP: 0.327, SLG: 0.604										4	1	1	3	0	2	2																
3 Ryan Flaherty, L OBP: 0.234, SLG: 0.250										3	0	0	0	0	1	2																
<b>Inning Stats</b>	R: 0 E: 0 K: 2 S: 8	H: 0 LOB: 0 BB: 0 P: 10	R: 1 E: 0 K: 1 S: 15	H: 2 LOB: 2 BB: 1 P: 25	R: 2 E: 0 K: 2 S: 15	H: 1 LOB: 0 BB: 1 P: 24	R: 0 E: 0 K: 0 S: 6	H: 0 LOB: 0 BB: 0 P: 10	R: 0 E: 0 K: 1 S: 7	H: 0 LOB: 0 BB: 0 P: 13	R: 0 E: 0 K: 1 S: 10	H: 0 LOB: 0 BB: 0 P: 15	R: 0 E: 0 K: 1 S: 7	H: 0 LOB: 0 BB: 0 P: 8	R: 0 E: 0 K: 2 S: 10	H: 0 LOB: 0 BB: 0 P: 14		R: 4 E: 0 K: 0 S: 15	H: 4 LOB: 0 BB: 0 P: 25	1B: 4 2B: 0 3B: 0 HR: 3	SF: 1 SAC: 0 DP: 0 HBP: 0	WP: 0 PB: 0 SB: 0 CS: 0	PA: 35									
<b>PITCHER</b>	IP WLS BF H R ER SO BB IBB HBP BLK WP HR S P ERA WHIP	IP WLS BF H R ER SO BB IBB HBP BLK WP HR S P ERA WHIP																														
37 Max Scherzer, R ERA: 3.42	8.0	29	3	3	3	10	2	0	0	0	0	1	78	119	3.38	0.625																
46 Jose Valverde, R ERA: 3.55	0.2	L	6	4	4	0	0	0	0	0	0	2	15	25	54.00	6.000																









Batter	1	2	3	4	5	6	7	8	9	AB	R	H	RBI	BB	SO	LOB	TOP					
12 Andy Dirks, L (1, 7) OBP: 0.306, SLG: 0.371	F8		K			K		G6-4-3		4	0	1	0	0	2	1	<b>Detroit Tigers @ Baltimore Orioles</b> Oriole Park at Camden Yards, Baltimore, MD Sun Jun 02 2013, 1:39 PM - 4:43 PM EDT Att: 39,182 - Overcast - 83 F					
48 Toni Hunter, R (1, 9) OBP: 0.363, SLG: 0.427	G6-4-3					G6-3		G6-4-3		4	0	2	0	0	0	1						
24 Miguel Cabrera, R (1, 5) OBP: 0.442, SLG: 0.668	G6-4-3					G6-4-3				4	0	1	0	0	1	2						
28 Prince Fielder, L (1, 3) OBP: 0.390, SLG: 0.500		K				HR				4	2	2	1	0	1	1						
41 Victor Martinez, S (1, 10) OBP: 0.280, SLG: 0.319		G5-3				G6-3				4	0	1	0	0	0	1						
27 Johnny Peralta, R (1, 6) OBP: 0.378, SLG: 0.487										4	0	2	1	0	0	1						
13 Alex Avila, L (1, 2) OBP: 0.260, SLG: 0.294										3	0	0	0	0	0	3						
39 Ramon Santiago, S (1, 4) OBP: 0.227, SLG: 0.275										3	0	1	0	0	0	2						
34 Avisail Garcia, R (1, 8) OBP: 0.293, SLG: 0.462										2	0	0	0	0	0	2						
32 Don Kelly, L (8, PH) OBP: 0.292, SLG: 0.303										1	0	0	0	0	0	0						
<b>Inning Stats</b>	R: 0 E: 0 K: 0 S: 12	H: 1 LOB: 0 BB: 0 P: 18	R: 0 E: 0 K: 1 S: 15	H: 0 LOB: 0 BB: 0 P: 24	R: 0 E: 0 K: 1 S: 11	H: 1 LOB: 1 BB: 0 P: 16	R: 1 E: 0 K: 0 S: 7	H: 2 LOB: 0 BB: 0 P: 11	R: 0 E: 0 K: 2 S: 10	H: 0 LOB: 0 BB: 0 P: 15	R: 1 E: 0 K: 0 S: 14	H: 3 LOB: 1 BB: 0 P: 21	R: 0 E: 0 K: 0 S: 4	H: 1 LOB: 0 BB: 0 P: 4	R: 0 E: 0 K: 0 S: 5	H: 1 LOB: 1 BB: 0 P: 9	1B: 7 2B: 2 3B: 0 HR: 1	SF: 0 SAC: 0 DP: 4 HBP: 0	WP: 1 PB: 0 SB: 0 CS: 0	PA: 33		
<b>PITCHER</b>	IP WLS BF H R ER SO BB IBB HBP BLK WP HR S P ERA WHIP																					
37 Kevin Gausman, R (1, 1) ERA: 7.2	6.0	W	21	5	1	1	4	0	0	0	0	0	0	0	0	0	1	1	63	96	1.50	0.833
17 Brian Matusz, L (7, 1) ERA: 3.18	1.0	W	5	3	1	1	0	0	0	0	0	0	0	0	0	0	0	0	14	21	9.00	3.000
56 Darren O'Day, R (8, 1) ERA: 1.78	1.0	H	3	1	0	0	0	0	0	0	0	0	0	0	0	0	0	0	4	4	0.00	1.000
43 Jim Johnson, R (9, 1) ERA: 4.67	1.0	S	4	1	0	0	0	0	0	0	0	0	0	0	0	0	0	0	5	9	0.00	1.000

Batter	1	2	3	4	5	6	7	8	9	AB	R	H	RBI	BB	SO	LOB	BOTTOM					
9 Nate McLouth, L (1, 7) OBP: 0.372, SLG: 0.432	L6		FC4-6			G3		G1-3		5	0	1	1	0	0	4	<b>Detroit Tigers @ Baltimore Orioles</b> Oriole Park at Camden Yards, Baltimore, MD Sun Jun 02 2013, 1:39 PM - 4:43 PM EDT Att: 39,182 - Overcast - 83 F					
13 Manny Machado, R (1, 5) OBP: 0.363, SLG: 0.505						G5-3		P6		3	0	1	0	1	0	2						
21 Nick Markakis, L (1, 9) OBP: 0.355, SLG: 0.445										4	0	1	0	0	0	5						
10 Adam Jones, R (1, 8) OBP: 0.340, SLG: 0.521										4	0	0	0	0	4	2						
19 Chris Davis, L (1, 3) OBP: 0.440, SLG: 0.754										4	2	2	1	0	1	0						
36 Chris Dickerson, L (1, 10) OBP: 0.321, SLG: 0.564										4	1	1	0	0	1	1						
2 J.J. Hardy, R (1, 6) OBP: 0.286, SLG: 0.455										3	0	1	0	1	1	0						
3 Ryan Flaherty, L (1, 4) OBP: 0.233, SLG: 0.248										2	0	1	0	0	0	0						
35 Danny Valencia, R (7, PH) ERA: 6.06										1	0	1	1	0	0	0						
12 Alexi Casilla, S (7, PR) OBP: 0.227, SLG: 0.242										1	1	1	1	0	0	0						
48 Chris Snyder, R (1, 2) OBP: 0.250, SLG: 0.118										3	0	0	0	1	2	3						
<b>Inning Stats</b>	R: 0 E: 0 K: 1 S: 8	H: 1 LOB: 1 BB: 0 P: 12	R: 0 E: 0 K: 1 S: 8	H: 0 LOB: 0 BB: 0 P: 12	R: 0 E: 0 K: 1 S: 16	H: 1 LOB: 2 BB: 1 P: 26	R: 0 E: 0 K: 1 S: 6	H: 0 LOB: 0 BB: 0 P: 9	R: 0 E: 0 K: 2 S: 9	H: 0 LOB: 0 BB: 0 P: 10	R: 0 E: 0 K: 1 S: 11	H: 1 LOB: 1 BB: 0 P: 18	R: 3 E: 0 K: 0 S: 19	H: 5 LOB: 2 BB: 0 P: 33	R: 1 E: 0 K: 2 S: 17	H: 2 LOB: 3 BB: 2 P: 29	1B: 7 2B: 2 3B: 0 HR: 1	SF: 0 SAC: 0 DP: 0 HBP: 0	WP: 0 PB: 1 SB: 1 CS: 0	PA: 37		
<b>PITCHER</b>	IP WLS BF H R ER SO BB IBB HBP BLK WP HR S P ERA WHIP																					
21 Rick Porcello, R (1, 1) ERA: 5.21	6.0	L	25	6	3	3	7	1	0	0	0	0	0	0	0	0	0	0	13	21	0.00	2.000
40 Phil Coke, L (7, 1) ERA: 6.06	0.2		5	2	1	1	2	0	1	0	0	0	0	0	0	0	0	0	14	21	13.50	3.000
56 Jose Ortega, R (8, 1) ERA: 3.86	0.1		2	0	0	0	0	1	0	0	0	0	0	0	0	0	0	0	3	8	0.00	3.000





Batter	1	2	3	4	5	6	7	8	9	AB	R	H	RBI	BB	SO	LOB	TOP					
9 Nate McLouth, L OBP: 0.370, SLG: 0.429	L4		G6-3		F7			1B		4	1	1	0	0	0	0	Baltimore Orioles @ Houston Astros Minute Maid Park, Houston, TX Tue Jun 04 2013, 7:13 PM - 9:57 PM CDT Att: 15,918 - Roof Closed - 73 F					
13 Manny Machado, R OBP: 0.361, SLG: 0.595	P3		2B		F8					4	1	1	0	0	1							
21 Nick Markakis, L OBP: 0.351, SLG: 0.438	G4-3		F8		G6-3					4	0	0	0	0	0							
10 Adam Jones, R OBP: 0.335, SLG: 0.512		K	E3		F9			F9		4	0	0	0	0	1							
19 Chris Davis, L OBP: 0.347, SLG: 0.744		1B	K		F8			G5-3		4	0	1	0	0	1							
32 Matt Wieters, S OBP: 0.291, SLG: 0.416		K		P5		P5		G1-3		4	0	0	0	0	1							
2 J.J. Hardy, R OBP: 0.290, SLG: 0.460		1B		K		F7		2B		4	1	2	0	0	1							
3 Ryan Flaherty, L OBP: 0.242, SLG: 0.257	G4-3			1B		P6		1B		4	0	2	1	0	0							
35 Danny Valencia, R OBP: 0.276, SLG: 0.643			HR		K		K	G5-3		4	1	1	1	0	2							
<b>Inning Stats</b>	R: 0 H: 0 E: 0 K: 0 S: 5	H: 0 LOB: 0 BB: 7	R: 0 H: 2 E: 0 K: 2 S: 16	H: 2 LOB: 2 BB: 28	R: 2 H: 2 E: 1 K: 1 S: 14	H: 2 LOB: 1 BB: 0 P: 24	R: 0 H: 1 E: 0 K: 2 S: 9	H: 1 LOB: 1 BB: 0 P: 12	R: 0 H: 0 E: 0 K: 0 S: 7	H: 0 LOB: 0 BB: 0 P: 10	R: 0 H: 0 E: 0 K: 1 S: 8	H: 0 LOB: 0 BB: 15	R: 1 H: 1 E: 0 K: 1 S: 12	H: 1 LOB: 0 BB: 16	R: 1 H: 2 E: 0 K: 0 S: 11	H: 2 LOB: 1 BB: 0 P: 16		1B: 5 2B: 2 3B: 0 HR: 1	SF: 0 SAC: 0 DP: 0 HBP: 0	WP: 1 PB: 0 SB: 2 CS: 0	PA: 36	
<b>PITCHER</b>	IP WLS BF H R ER SO BB IBB HBP BLK WP HR S P ERA WHIP	IP WLS BF H R ER SO BB IBB HBP BLK WP HR S P ERA WHIP	IP WLS BF H R ER SO BB IBB HBP BLK WP HR S P ERA WHIP	IP WLS BF H R ER SO BB IBB HBP BLK WP HR S P ERA WHIP	IP WLS BF H R ER SO BB IBB HBP BLK WP HR S P ERA WHIP	IP WLS BF H R ER SO BB IBB HBP BLK WP HR S P ERA WHIP	IP WLS BF H R ER SO BB IBB HBP BLK WP HR S P ERA WHIP	IP WLS BF H R ER SO BB IBB HBP BLK WP HR S P ERA WHIP	IP WLS BF H R ER SO BB IBB HBP BLK WP HR S P ERA WHIP	IP WLS BF H R ER SO BB IBB HBP BLK WP HR S P ERA WHIP	IP WLS BF H R ER SO BB IBB HBP BLK WP HR S P ERA WHIP	IP WLS BF H R ER SO BB IBB HBP BLK WP HR S P ERA WHIP	IP WLS BF H R ER SO BB IBB HBP BLK WP HR S P ERA WHIP	IP WLS BF H R ER SO BB IBB HBP BLK WP HR S P ERA WHIP	IP WLS BF H R ER SO BB IBB HBP BLK WP HR S P ERA WHIP	IP WLS BF H R ER SO BB IBB HBP BLK WP HR S P ERA WHIP	IP WLS BF H R ER SO BB IBB HBP BLK WP HR S P ERA WHIP	IP WLS BF H R ER SO BB IBB HBP BLK WP HR S P ERA WHIP	IP WLS BF H R ER SO BB IBB HBP BLK WP HR S P ERA WHIP	IP WLS BF H R ER SO BB IBB HBP BLK WP HR S P ERA WHIP	IP WLS BF H R ER SO BB IBB HBP BLK WP HR S P ERA WHIP	
64 Lucas Harrell, R ERA: 4.97	7.0	L	27	5	2	1	6	0	0	0	0	0	0	0	0	0	1	1	66	108	1.29	0.714
53 Wesley Wright, L ERA: 3.5	1.2		6	1	1	0	1	0	0	0	0	0	0	0	0	0	0	0	16	22	0.00	0.600
35 Josh Fields, R ERA: 6.75	0.1		3	2	1	1	0	0	0	0	0	0	0	0	0	0	0	0	7	10	27.00	6.000

Batter	1	2	3	4	5	6	7	8	9	AB	R	H	RBI	BB	SO	LOB	BOTTOM					
2 Brandon Barnes, R OBP: 0.349, SLG: 0.429	G6-4-3		K		HR			G4-3		4	1	2	1	0	1	0	Baltimore Orioles @ Houston Astros Minute Maid Park, Houston, TX Tue Jun 04 2013, 7:13 PM - 9:57 PM CDT Att: 15,918 - Roof Closed - 73 F					
27 Jose Altuve, R OBP: 0.333, SLG: 0.383	G6-4-3		K		1B			L8		4	0	1	0	0	1							
15 Jason Castro, L OBP: 0.327, SLG: 0.467		BB		F7		K		G4-3		3	0	0	0	1	1							
14 J.D. Martinez, R OBP: 0.294, SLG: 0.453	G1-3			G5-3		G5-3		1B		4	0	1	0	0	0							
12 Carlos Pena, L OBP: 0.347, SLG: 0.387		HBP		G3		G4-3		K		3	0	0	0	0	1							
23 Chris Carter, R OBP: 0.303, SLG: 0.438		K			BB	K		K		3	0	0	0	1	3							
38 Jimmy Paredes, S OBP: 0.275, SLG: 0.315	G4-3				K			1B		3	0	1	0	0	1							
30 Matt Dominguez, R OBP: 0.258, SLG: 0.396	F8			G1-4-3		K		K		3	0	0	0	0	1							
9 Marwin Gonzalez, S OBP: 0.254, SLG: 0.346			K		F7			K		3	0	0	0	0	2							
<b>Inning Stats</b>	R: 0 H: 1 E: 0 K: 0 S: 10	H: 0 LOB: 1 BB: 1 P: 18	R: 0 H: 0 E: 0 K: 1 S: 12	H: 0 LOB: 0 BB: 0 P: 19	R: 0 H: 0 E: 0 K: 3 S: 11	H: 0 LOB: 0 BB: 0 P: 17	R: 0 H: 0 E: 0 K: 1 S: 8	H: 0 LOB: 0 BB: 1 P: 14	R: 1 H: 2 E: 0 K: 1 S: 13	H: 2 LOB: 1 BB: 0 P: 19	R: 0 H: 1 E: 0 K: 2 S: 13	H: 1 LOB: 0 BB: 0 P: 17	R: 0 H: 0 E: 0 K: 1 S: 7	H: 0 LOB: 0 BB: 0 P: 10	R: 0 H: 1 E: 0 K: 2 S: 12	H: 1 LOB: 1 BB: 0 P: 18		1B: 4 2B: 0 3B: 0 HR: 1	SF: 0 SAC: 0 DP: 2 HBP: 1	WP: 1 PB: 0 SB: 1 CS: 0	PA: 33	
<b>PITCHER</b>	IP WLS BF H R ER SO BB IBB HBP BLK WP HR S P ERA WHIP	IP WLS BF H R ER SO BB IBB HBP BLK WP HR S P ERA WHIP	IP WLS BF H R ER SO BB IBB HBP BLK WP HR S P ERA WHIP	IP WLS BF H R ER SO BB IBB HBP BLK WP HR S P ERA WHIP	IP WLS BF H R ER SO BB IBB HBP BLK WP HR S P ERA WHIP	IP WLS BF H R ER SO BB IBB HBP BLK WP HR S P ERA WHIP	IP WLS BF H R ER SO BB IBB HBP BLK WP HR S P ERA WHIP	IP WLS BF H R ER SO BB IBB HBP BLK WP HR S P ERA WHIP	IP WLS BF H R ER SO BB IBB HBP BLK WP HR S P ERA WHIP	IP WLS BF H R ER SO BB IBB HBP BLK WP HR S P ERA WHIP	IP WLS BF H R ER SO BB IBB HBP BLK WP HR S P ERA WHIP	IP WLS BF H R ER SO BB IBB HBP BLK WP HR S P ERA WHIP	IP WLS BF H R ER SO BB IBB HBP BLK WP HR S P ERA WHIP	IP WLS BF H R ER SO BB IBB HBP BLK WP HR S P ERA WHIP	IP WLS BF H R ER SO BB IBB HBP BLK WP HR S P ERA WHIP	IP WLS BF H R ER SO BB IBB HBP BLK WP HR S P ERA WHIP	IP WLS BF H R ER SO BB IBB HBP BLK WP HR S P ERA WHIP	IP WLS BF H R ER SO BB IBB HBP BLK WP HR S P ERA WHIP	IP WLS BF H R ER SO BB IBB HBP BLK WP HR S P ERA WHIP	IP WLS BF H R ER SO BB IBB HBP BLK WP HR S P ERA WHIP	IP WLS BF H R ER SO BB IBB HBP BLK WP HR S P ERA WHIP	
30 Chris Tillman, R ERA: 3.97	7.0	W	26	4	1	1	8	2	0	0	0	0	0	0	0	0	1	1	73	113	1.29	0.857
29 Tommy Hunter, R ERA: 1.59	1.0	H	3	0	0	0	1	0	0	0	0	0	0	0	0	0	0	0	7	10	0.00	0.000
43 Jim Johnson, R ERA: 4.5	1.0	S	4	1	0	0	2	0	0	0	0	0	0	0	0	0	0	0	12	18	0.00	1.000







Batter	1	2	3	4	5	6	7	8	9	AB	R	H	RBI	BB	SO	LOB	TOP					
9 Nate McLouth, L OBP: 0.370, SLG: 0.435										4	1	2	1	0	0	2	<b>Baltimore Orioles @ Houston Astros</b> Minute Maid Park, Houston, TX Wed Jun 05 2013, 7:13 PM - 10:21 PM CDT Att. 15,522 - Roof Closed - 73 F					
13 Manny Machado, R OBP: 0.358, SLG: 0.550										5	0	1	1	0	1	1						
2 J.J. Hardy, R OBP: 0.292, SLG: 0.472										5	1	2	2	0	0	3						
10 Adam Jones, R OBP: 0.332, SLG: 0.506										5	0	1	0	0	1	1						
19 Chris Davis, L OBP: 0.436, SLG: 0.740										5	1	2	0	0	1	1						
32 Matt Wieters, S OBP: 0.328, SLG: 0.433										4	1	2	2	1	0	0						
35 Danny Valencia, R OBP: 0.294, SLG: 0.625										4	1	1	0	1	2	4						
28 Steve Pearce, R OBP: 0.312, SLG: 0.397										4	1	1	0	0	3	2						
12 Alexi Casilla, S OBP: 0.257, SLG: 0.281										2	1	1	1	2	0	0						
<b>Inning Stats</b>	R: 1 E: 0 K: 0 S: 13	H: 2 LOB: 1 BB: 0 P: 23	R: 0 E: 0 K: 1 S: 12	H: 1 LOB: 2 BB: 1 P: 20	R: 0 E: 0 K: 0 S: 7	H: 0 LOB: 0 BB: 0 P: 9	R: 0 E: 0 K: 1 S: 8	H: 0 LOB: 0 BB: 0 P: 10	R: 0 E: 0 K: 1 S: 15	H: 2 LOB: 3 BB: 1 P: 23	R: 3 E: 0 K: 2 S: 14	H: 3 LOB: 0 BB: 0 P: 18	R: 3 E: 0 K: 1 S: 23	H: 4 LOB: 2 BB: 2 P: 39	R: 0 E: 0 K: 2 S: 10	H: 1 LOB: 1 BB: 0 P: 13		1B: 7 2B: 3 3B: 1 HR: 2	SF: 1 SAC: 0 DP: 1 HBP: 0	WP: 1 PB: 0 SB: 0 CS: 0	PA: 43	
<b>PITCHER</b>	IP WLS BF H R ER SO BB IBB HBP BLK WP HR S P ERA WHIP	IP WLS BF H R ER SO BB IBB HBP BLK WP HR S P ERA WHIP	IP WLS BF H R ER SO BB IBB HBP BLK WP HR S P ERA WHIP	IP WLS BF H R ER SO BB IBB HBP BLK WP HR S P ERA WHIP	IP WLS BF H R ER SO BB IBB HBP BLK WP HR S P ERA WHIP	IP WLS BF H R ER SO BB IBB HBP BLK WP HR S P ERA WHIP	IP WLS BF H R ER SO BB IBB HBP BLK WP HR S P ERA WHIP	IP WLS BF H R ER SO BB IBB HBP BLK WP HR S P ERA WHIP	IP WLS BF H R ER SO BB IBB HBP BLK WP HR S P ERA WHIP	IP WLS BF H R ER SO BB IBB HBP BLK WP HR S P ERA WHIP	IP WLS BF H R ER SO BB IBB HBP BLK WP HR S P ERA WHIP	IP WLS BF H R ER SO BB IBB HBP BLK WP HR S P ERA WHIP	IP WLS BF H R ER SO BB IBB HBP BLK WP HR S P ERA WHIP	IP WLS BF H R ER SO BB IBB HBP BLK WP HR S P ERA WHIP	IP WLS BF H R ER SO BB IBB HBP BLK WP HR S P ERA WHIP	IP WLS BF H R ER SO BB IBB HBP BLK WP HR S P ERA WHIP	IP WLS BF H R ER SO BB IBB HBP BLK WP HR S P ERA WHIP	IP WLS BF H R ER SO BB IBB HBP BLK WP HR S P ERA WHIP	IP WLS BF H R ER SO BB IBB HBP BLK WP HR S P ERA WHIP	IP WLS BF H R ER SO BB IBB HBP BLK WP HR S P ERA WHIP	IP WLS BF H R ER SO BB IBB HBP BLK WP HR S P ERA WHIP	IP WLS BF H R ER SO BB IBB HBP BLK WP HR S P ERA WHIP

Batter	1	2	3	4	5	6	7	8	9	AB	R	H	RBI	BB	SO	LOB	BOTTOM					
2 Brandon Barnes, R OBP: 0.351, SLG: 0.431										4	0	1	0	1	1	1	<b>Baltimore Orioles @ Houston Astros</b> Minute Maid Park, Houston, TX Wed Jun 05 2013, 7:13 PM - 10:21 PM CDT Att. 15,522 - Roof Closed - 73 F					
27 Jose Altuve, R OBP: 0.335, SLG: 0.397										5	2	2	1	0	1	2						
15 Jason Castro, L OBP: 0.329, SLG: 0.479										4	2	1	2	1	2	1						
14 J.D. Martinez, R OBP: 0.291, SLG: 0.465										5	1	1	2	0	1	1						
22 Carlos Corporán, S OBP: 0.416, SLG: 0.559										3	2	3	0	1	0	0						
12 Carlos Pena, L OBP: 0.350, SLG: 0.402										3	1	1	2	1	1	2						
8 Trevor Crowe, S OBP: 0.304, SLG: 0.310										4	1	1	0	0	1	2						
30 Matt Dominguez, R OBP: 0.263, SLG: 0.417										4	1	2	3	0	0	0						
9 Marwin Gonzalez, S OBP: 0.260, SLG: 0.371										4	1	2	1	0	2	0						
<b>Inning Stats</b>	R: 4 E: 0 K: 0 S: 19	H: 4 LOB: 0 BB: 0 P: 28	R: 1 E: 0 K: 1 S: 7	H: 1 LOB: 1 BB: 1 P: 16	R: 0 E: 0 K: 1 S: 11	H: 1 LOB: 2 BB: 1 P: 18	R: 4 E: 0 K: 3 S: 16	H: 3 LOB: 1 BB: 2 P: 33	R: 0 E: 0 K: 2 S: 9	H: 0 LOB: 0 BB: 0 P: 15	R: 0 E: 0 K: 2 S: 12	H: 1 LOB: 1 BB: 0 P: 20	R: 2 E: 0 K: 0 S: 8	H: 4 LOB: 1 BB: 0 P: 11	R: 0 E: 0 K: 0 S: 11	H: 0 LOB: 0 BB: 0 P: 17		1B: 6 2B: 2 3B: 0 HR: 6	SF: 0 SAC: 0 DP: 0 HBP: 0	WP: 0 PB: 0 SB: 0 CS: 1	PA: 40	
<b>PITCHER</b>	IP WLS BF H R ER SO BB IBB HBP BLK WP HR S P ERA WHIP	IP WLS BF H R ER SO BB IBB HBP BLK WP HR S P ERA WHIP	IP WLS BF H R ER SO BB IBB HBP BLK WP HR S P ERA WHIP	IP WLS BF H R ER SO BB IBB HBP BLK WP HR S P ERA WHIP	IP WLS BF H R ER SO BB IBB HBP BLK WP HR S P ERA WHIP	IP WLS BF H R ER SO BB IBB HBP BLK WP HR S P ERA WHIP	IP WLS BF H R ER SO BB IBB HBP BLK WP HR S P ERA WHIP	IP WLS BF H R ER SO BB IBB HBP BLK WP HR S P ERA WHIP	IP WLS BF H R ER SO BB IBB HBP BLK WP HR S P ERA WHIP	IP WLS BF H R ER SO BB IBB HBP BLK WP HR S P ERA WHIP	IP WLS BF H R ER SO BB IBB HBP BLK WP HR S P ERA WHIP	IP WLS BF H R ER SO BB IBB HBP BLK WP HR S P ERA WHIP	IP WLS BF H R ER SO BB IBB HBP BLK WP HR S P ERA WHIP	IP WLS BF H R ER SO BB IBB HBP BLK WP HR S P ERA WHIP	IP WLS BF H R ER SO BB IBB HBP BLK WP HR S P ERA WHIP	IP WLS BF H R ER SO BB IBB HBP BLK WP HR S P ERA WHIP	IP WLS BF H R ER SO BB IBB HBP BLK WP HR S P ERA WHIP	IP WLS BF H R ER SO BB IBB HBP BLK WP HR S P ERA WHIP	IP WLS BF H R ER SO BB IBB HBP BLK WP HR S P ERA WHIP	IP WLS BF H R ER SO BB IBB HBP BLK WP HR S P ERA WHIP	IP WLS BF H R ER SO BB IBB HBP BLK WP HR S P ERA WHIP	IP WLS BF H R ER SO BB IBB HBP BLK WP HR S P ERA WHIP





Batter	1	2	3	4	5	6	7	8	9	AB R H RBI BB SO LOB	TOP							
9 Nate McLouth, L OBP: 0.367, SLG: 0.426	B3-1		G5-3		G6-3		P6		G4-3	4 0 0 0 1 0 0	<p><b>Baltimore Orioles @ Houston Astros</b> Minute Maid Park, Houston, TX Thu Jun 06 2013, 1:12 PM - 4:16 PM CDT Att: 14,666 - Roof Closed - 73 F</p> <p>livebaseballscorecards.com</p> <p>AB 38 R 3 H 11 RBI 2 BB 1 SO 10 LOB 18</p> 							
13 Manny Machado, R OBP: 0.355, SLG: 0.494	K		G6-3		G6-3		1B		K	5 0 1 0 0 2 1								
19 Chris Davis, L OBP: 0.435, SLG: 0.732	K				K		1B		K	5 1 2 0 0 3 1								
10 Adam Jones, R OBP: 0.331, SLG: 0.506		P4			F8		FC6-4			4 1 1 1 0 0 3								
32 Matt Wieters, S OBP: 0.297, SLG: 0.429	1B				2B					4 0 1 0 0 0 1								
2 J.J. Hardy, R OBP: 0.304, SLG: 0.485	1B				1B					4 0 4 1 0 0 0								
36 Chris Dickerson, L OBP: 0.317, SLG: 0.542	2B				1B					4 1 1 0 0 1 4								
3 Ryan Flaherty, L OBP: 0.242, SLG: 0.257	K				1B					4 0 1 0 0 2 5								
31 Taylor Teagarden, R (1, 2)					K					4 0 0 0 0 2 3								
<b>Inning Stats</b>	R: 0 H: 0 E: 0 K: 2 S: 7	H: 0 LOB: 0 BB: 0 P: 8	R: 0 H: 2 E: 0 K: 2 S: 12	LOB: 2 BB: 0 P: 18	R: 0 H: 0 E: 0 K: 0 S: 6	H: 0 LOB: 0 BB: 0 P: 7	R: 3 H: 4 E: 0 K: 1 S: 16	H: 1 LOB: 1 BB: 1 P: 25	R: 0 H: 0 E: 0 K: 1 S: 9	H: 2 LOB: 2 BB: 0 P: 17	R: 0 H: 2 E: 0 K: 1 S: 12	H: 2 LOB: 2 BB: 0 P: 22	R: 0 H: 0 E: 0 K: 2 S: 9	H: 0 LOB: 0 BB: 0 P: 13	1B: 9 2B: 2 3B: 0 HR: 0	SF: 0 SAC: 0 DP: 0 HBP: 0	WP: 1 PB: 0 SB: 1 CS: 0	PA: 39
<b>PITCHER</b>	IP WLS BF H R ER SO BB IBB HBP BLK WP HR S P ERA WHIP											IP WLS BF H R ER SO BB IBB HBP BLK WP HR S P ERA WHIP						
20 Bud Norris, R ERA: 3.43	7.0 L 31 9 3 3 7 1 0 0 0 0 1 0 72 106 3.86 1.429																	
68 José Cisneros, R ERA: 2.97	2.0 8 2 0 0 3 0 0 0 0 0 0 0 21 35 0.00 1.000																	

Batter	1	2	3	4	5	6	7	8	9	AB R H RBI BB SO LOB	BOTTOM											
2 Brandon Barnes, R OBP: 0.350, SLG: 0.429	1B		SH1-3		P4				F9	3 1 1 0 0 0 1	<p><b>Baltimore Orioles @ Houston Astros</b> Minute Maid Park, Houston, TX Thu Jun 06 2013, 1:12 PM - 4:16 PM CDT Att: 14,666 - Roof Closed - 73 F</p> <p>livebaseballscorecards.com</p> <p>AB 30 R 1 H 6 RBI 1 BB 1 SO 10 LOB 12</p> 											
38 Jimmy Paredes, S OBP: 0.282, SLG: 0.299	K		K		K				K	4 0 0 0 0 4 3												
15 Jason Castro, L OBP: 0.332, SLG: 0.482	2B		IBB		L6				K	3 0 1 0 1 1 1												
14 J.D. Martinez, R OBP: 0.289, SLG: 0.462	SF9		G1-3		1B				G6-3	3 0 1 1 0 0 2												
12 Carlos Pena, L OBP: 0.343, SLG: 0.394	K		B1-3		F8				E4	4 0 0 0 0 1 2												
23 Chris Carter, R OBP: 0.302, SLG: 0.431	K		K		K				G6-3	3 0 0 0 0 2 0												
8 Trevor Crowe, S OBP: 0.304, SLG: 0.310	K		K		K				HBP	0 0 0 0 0 0 0												
13 Ronny Cedeno, R OBP: 0.293, SLG: 0.360	G5-3		P4		P4				G6-4-3	3 0 0 0 0 0 0												
22 Carlos Corporán, S OBP: 0.410, SLG: 0.551										1 0 0 0 0 0 2												
30 Matt Dominguez, R OBP: 0.264, SLG: 0.416	K				K					3 0 1 0 0 2 0												
9 Marwin Gonzalez, S OBP: 0.268, SLG: 0.378			SH1-3		G5-4-3					3 0 2 0 0 0 1												
<b>Inning Stats</b>	R: 1 H: 2 E: 0 K: 2 S: 16	H: 2 LOB: 1 BB: 0 P: 23	R: 0 H: 0 E: 0 K: 2 S: 12	H: 0 LOB: 0 BB: 0 P: 16	R: 0 H: 1 E: 0 K: 1 S: 12	H: 1 LOB: 2 BB: 1 P: 21	R: 0 H: 0 E: 0 K: 1 S: 8	H: 0 LOB: 0 BB: 0 P: 10	R: 0 H: 1 E: 0 K: 0 S: 8	H: 1 LOB: 0 BB: 0 P: 9	R: 0 H: 1 E: 0 K: 1 S: 10	H: 1 LOB: 1 BB: 0 P: 16	R: 0 H: 0 E: 0 K: 1 S: 7	H: 0 LOB: 0 BB: 0 P: 10	R: 0 H: 1 E: 1 K: 2 S: 11	H: 1 LOB: 2 BB: 0 P: 17	R: 0 H: 0 E: 0 K: 0 S: 6	H: 0 LOB: 2 BB: 0 P: 10	1B: 5 2B: 1 3B: 0 HR: 0	SF: 1 SAC: 1 DP: 2 HBP: 1	WP: 0 PB: 0 SB: 1 CS: 0	PA: 34
<b>PITCHER</b>	IP WLS BF H R ER SO BB IBB HBP BLK WP HR S P ERA WHIP											IP WLS BF H R ER SO BB IBB HBP BLK WP HR S P ERA WHIP										
50 Miguel González, R ERA: 4.05	6.0 W 23 5 1 1 7 0 0 0 0 0 0 0 15 21 1.50 0.833																					
56 Darren O'Day, R ERA: 1.67	1.2 H 6 1 0 0 2 0 0 0 0 0 0 0 3 6 0.00 0.600																					
17 Brian Matusz, L ERA: 3.0	0.1 H 1 0 0 0 1 0 0 0 0 0 0 0 3 6 0.00 0.000																					
43 Jim Johnson, R ERA: 4.34	1.0 S 4 0 0 0 0 0 0 0 1 0 0 0 6 10 0.00 0.000																					



Batter	1	2	3	4	5	6	7	8	9	AB	R	H	RBI	BB	SO	LOB	TOP					
9 Nate McLouth, L (1,7) OBP: 0.373, SLG: 0.424	3-2 FC4 HBP		4-2 13 1B BB		2-2 F8			4-2 BB		1	0	0	0	2	0	1	<p>Baltimore Orioles @ Tampa Bay Rays</p> <p>Tropicana Field, St. Petersburg, FL</p> <p>Fri Jun 07 2013, 7:12 PM - 9:40 PM EDT</p> <p>Att: 13,256 - Dome - 72 F</p>					
13 Manny Machado, R (1,5) OBP: 0.354, SLG: 0.490	1-2 FC4 G4-6-3		0-0 1B			0-0 P6		1-0 P5		4	0	1	1	0	0	2						
21 Nick Markakis, L (1,9) OBP: 0.345, SLG: 0.430	0-1 G4-6-3		0-1 F8			2-2 P6			0-1 G5-3	4	0	0	0	0	0	3						
10 Adam Jones, R (1,8) OBP: 0.326, SLG: 0.498		1-0 G6-3		1-2 G3					1-3 K	4	0	0	0	0	1	0						
19 Chris Davis, L (1,3) OBP: 0.429, SLG: 0.719		2-2 F8		2-2 F8					0-3 K	4	0	0	0	0	2	0						
32 Matt Wieters, S (1,2) OBP: 0.293, SLG: 0.423		1-1 L7		2-1 L8					0-0 G5-3	3	0	0	0	0	0	0						
2 J.J. Hardy, R (1,6) OBP: 0.300, SLG: 0.479			0-1 P4		0-3 K				2-1 G6-3	3	0	0	0	0	1	0						
36 Chris Dickerson, L (1,10) OBP: 0.317, SLG: 0.525			4-1 9 13 1B WP BB		0-0 G1-3				1-2 P4	2	1	0	0	1	0	0						
3 Ryan Flaherty, L (1,4) OBP: 0.244, SLG: 0.267			2-0 P5		0-0 2B				3-3 K	3	0	1	0	0	1	1						
<b>Inning Stats</b>	R: 0 E: 0 K: 0 S: 8	H: 0 LOB: 0 BB: 0 P: 12	R: 0 E: 0 K: 0 S: 6	H: 0 LOB: 0 BB: 0 P: 10	R: 1 E: 0 K: 0 S: 11	H: 1 LOB: 2 BB: 2 P: 21	R: 0 E: 0 K: 0 S: 8	H: 0 LOB: 0 BB: 0 P: 13	R: 0 E: 0 K: 1 S: 8	H: 1 LOB: 1 BB: 0 P: 10	R: 0 E: 0 K: 0 S: 6	H: 0 LOB: 0 BB: 0 P: 9	R: 0 E: 0 K: 1 S: 6	H: 0 LOB: 0 BB: 0 P: 9	R: 0 E: 0 K: 1 S: 13	H: 0 LOB: 1 BB: 2 P: 22		R: 0 E: 0 K: 2 S: 8	H: 0 LOB: 0 BB: 0 P: 9	1B: 1 2B: 1 3B: 0 HR: 0	SF: 0 SAC: 0 DP: 1 HBP: 1	WP: 1 PB: 0 SB: 0 CS: 0
<b>PITCHER</b>	IP WLS BF H R ER SO BB IBB HBP BLK WP HR S P ERA WHIP	7.0 W 25 2 1 1 2 2 0 1 0 0 1 0 53 84 1.29 0.571	1.0 H 4 0 0 0 1 1 0 0 0 0 0 0 13 22 0.00 1.000	1.0 S 3 0 0 0 2 0 0 0 0 0 0 0 8 9 0.00 0.000	<b>PITCHER</b>										IP WLS BF H R ER SO BB IBB HBP BLK WP HR S P ERA WHIP							

Batter	1	2	3	4	5	6	7	8	9	AB	R	H	RBI	BB	SO	LOB	BOTTOM			
20 Matt Joyce, L (1,9) OBP: 0.339, SLG: 0.488	3-2 G4-3		2-0 18 S 1B		2-2 L7			4-1 BB		3	0	1	0	1	0	0	<p>Baltimore Orioles @ Tampa Bay Rays</p> <p>Tropicana Field, St. Petersburg, FL</p> <p>Fri Jun 07 2013, 7:12 PM - 9:40 PM EDT</p> <p>Att: 13,256 - Dome - 72 F</p>			
5 Sam Fuld, L (9,7) OBP: 0.261, SLG: 0.235								1-2 BB		0	0	0	0	0	0	0				
18 Ben Zobrist, S (1,4) OBP: 0.347, SLG: 0.356	2-2 1B		4-1 1B			0-1 F8		3-0 F8		3	0	1	0	1	0	2				
2 Kelly Johnson, L (1,7) OBP: 0.333, SLG: 0.593	1-2 K		3-2 L9			2-2 F7		3-3 K		4	0	0	0	0	2	3				
19 Ryan Roberts, R (9,4) OBP: 0.280, SLG: 0.350									0-1 G1-3	0	0	0	0	0	0	0				
3 Evan Longoria, R (1,5) OBP: 0.354, SLG: 0.521	2-2 K				1-1 G1-3				3-2 G4-3	4	0	0	0	0	1	1				
21 James Loney, L (1,3) OBP: 0.394, SLG: 0.520		1-0 G3		3-2 8 F8 2B				0-2 1B	0-2 F8	4	1	2	0	0	0	0				
8 Desmond Jennings, R (1,8) OBP: 0.311, SLG: 0.454		3-2 G5-3		1-1 F8					0-0 HR	3	1	1	2	0	0	1				
30 Luke Scott, L (1,10) OBP: 0.330, SLG: 0.337		0-0 G6-3		0-2 F8					1-0 G6-3	3	0	0	0	0	0	1				
28 José Molina, R (1,2) OBP: 0.268, SLG: 0.324			0-1 G5-3		3-1 G6-3				0-3 K	3	0	0	0	0	1	0				
11 Yunel Escobar, R (1,6) OBP: 0.300, SLG: 0.374					0-0 G6-3				0-1 20 BB 1B	3	0	1	0	0	0	0				
<b>Inning Stats</b>	R: 0 E: 0 K: 2 S: 14	H: 1 LOB: 1 BB: 0 P: 22	R: 0 E: 0 K: 0 S: 5	H: 0 LOB: 0 BB: 0 P: 9	R: 0 E: 0 K: 0 S: 8	H: 1 LOB: 2 BB: 1 P: 17	R: 0 E: 0 K: 0 S: 10	H: 1 LOB: 0 BB: 0 P: 15	R: 0 E: 0 K: 0 S: 7	H: 0 LOB: 0 BB: 0 P: 13	R: 0 E: 0 K: 0 S: 8	H: 0 LOB: 0 BB: 0 P: 13	R: 2 E: 0 K: 1 S: 12	H: 3 LOB: 2 BB: 1 P: 20	R: 0 E: 0 K: 1 S: 8	H: 0 LOB: 0 BB: 0 P: 11	1B: 4 2B: 1 3B: 0 HR: 1	SF: 0 SAC: 0 DP: 0 HBP: 0	WP: 0 PB: 0 SB: 1 CS: 0	PA: 32
<b>PITCHER</b>	IP WLS BF H R ER SO BB IBB HBP BLK WP HR S P ERA WHIP	6.2 L 28 6 2 2 3 2 2 2 3 0 0 1 63 105 2.70 1.200	0.1 1 0 0 0 0 0 0 0 0 0 0 0 0 4 0.00 0.000	1.0 3 0 0 0 1 0 0 0 0 0 0 0 8 11 0.00 0.000	<b>PITCHER</b>										IP WLS BF H R ER SO BB IBB HBP BLK WP HR S P ERA WHIP					

AB	28
R	1
H	2
RBI	1
BB	3
SO	5
LOB	7



AB	30
R	2
H	6
RBI	2
BB	2
SO	4
LOB	8





Batter	1	2	3	4	5	6	7	8	9	AB	R	H	RBI	BB	SO	LOB	TOP								
9 Nate McLouth, L (1, 7) OBP: 0.367, SLG: 0.416	F8		G3		F7			F8		4	0	0	0	0	0	2									
13 Manny Machado, R (1, 5) OBP: 0.352, SLG: 0.487	1B		G6-3		G5-3			F9		4	0	1	0	0	0	0									
21 Nick Markakis, L (1, 9) OBP: 0.339, SLG: 0.423	P5				F9			F9		4	0	0	0	0	0	1									
10 Adam Jones, R (1, 8) OBP: 0.326, SLG: 0.496			G6-3		G6-3			L7		3	0	1	0	0	0	0									
28 Steve Pearce, R (9, PH) OBP: 0.308, SLG: 0.391	1B							K		1	0	0	0	0	1	0									
19 Chris Davis, L (1, 3) OBP: 0.424, SLG: 0.709	P5				K			K		3	0	0	0	0	2	2									
32 Matt Wieters, S (1, 2) OBP: 0.294, SLG: 0.422			K					L8		3	0	1	0	0	1	0									
31 Taylor Teagarden, R (7, 2)					1B					0	0	0	0	0	0	0									
2 J.J. Hardy, R (1, 6) OBP: 0.300, SLG: 0.477	F8									3	0	1	0	0	1	0									
12 Alex Casilla, S (8, 4) OBP: 0.257, SLG: 0.281					1B			K		0	0	0	0	0	0	0									
36 Chris Dickerson, L (1, 10) OBP: 0.303, SLG: 0.500					K			K		3	0	0	0	0	3	2									
3 Ryan Flaherty, L (1, 4) OBP: 0.238, SLG: 0.261					K			F7		3	0	0	0	0	1	2									
Inning Stats	R: 0 H: 2 E: 0 K: 0 S: 12	WLS: 2 BF: 0 LOB: 23	R: 0 H: 0 E: 0 K: 2 S: 8	LOB: 0 BB: 0 P: 12	R: 0 H: 0 E: 0 K: 1 S: 8	LOB: 0 BB: 0 P: 11	R: 0 H: 0 E: 0 K: 1 S: 10	LOB: 0 BB: 0 P: 13	R: 0 H: 2 E: 0 K: 1 S: 13	LOB: 2 BB: 0 P: 23	R: 0 H: 0 E: 0 K: 0 S: 11	LOB: 0 BB: 0 P: 14	R: 0 H: 0 E: 0 K: 2 S: 8	LOB: 0 BB: 0 P: 10	R: 0 H: 0 E: 0 K: 1 S: 5	LOB: 0 BB: 0 P: 9	R: 0 H: 0 E: 0 K: 1 S: 10	LOB: 0 BB: 0 P: 16	1B: 4 2B: 0 3B: 0 HR: 0	SF: 0 SAC: 0 DP: 0 HBP: 0	WP: 0 PB: 0 SB: 0 CS: 0	PA: 31			
PITCHER	IP	WLS	BF	H	R	ER	SO	BB	IBB	HBP	BLK	WP	HR	S	P	ERA	WHIP								
58 Jeremy Hellickson, R (1, 1) ERA: 5.18	6.0	W	22	4	0	0	5	0	0	0	0	0	0	62	96	0.00	0.667								
54 Alex Torres, L (7, 1) ERA:	1.0		3	0	0	0	2	0	0	0	0	0	0	8	10	0.00	0.000								
35 Jarney Wright, R (8, 1) ERA: 4.08	1.0		3	0	0	0	1	0	0	0	0	0	0	5	9	0.00	0.000								
43 Kyle Farnsworth, R (9, 1) ERA: 6.89	1.0		3	0	0	0	1	0	0	0	0	0	0	10	16	0.00	0.000								

Baltimore Orioles @ Tampa Bay Rays  
Tropicana Field, St. Petersburg, FL  
Sat Jun 08 2013, 4:12 PM - 7:02 PM EDT  
Att: 21,834 - Dome - 72 F

AB 31  
R 0  
H 4  
RBI 0  
BB 0  
SO 9  
LOB 9



Batter	1	2	3	4	5	6	7	8	9	AB	R	H	RBI	BB	SO	LOB	BOTTOM								
20 Matt Joyce, L (1, 9) OBP: 0.330, SLG: 0.474	G1-3		K		L4			G3-1		5	0	0	0	0	2	6									
18 Ben Zobrist, S (1, 4) OBP: 0.352, SLG: 0.371	2B							G4-3		5	2	3	1	0	1	0									
2 Kelly Johnson, L (1, 7) OBP: 0.325, SLG: 0.489	K		F7		L8			P6		5	0	0	0	0	2	4									
3 Evan Longoria, R (1, 5) OBP: 0.360, SLG: 0.521										2	1	1	1	2	1	0									
19 Ryan Roberts, R (8, PH) OBP: 0.296, SLG: 0.359	1B		K							1	0	1	0	0	0	0									
21 James Loney, L (1, 3) OBP: 0.390, SLG: 0.512	K		F7					G3		5	1	1	1	0	1	3									
8 Desmond Jennings, R (1, 8) OBP: 0.310, SLG: 0.418										3	1	0	0	1	3	0									
5 Sam Feldt, L (9, 8) OBP: 0.261, SLG: 0.235			K		K					0	0	0	0	0	0	0									
30 Luke Scott, L (1, 10) OBP: 0.336, SLG: 0.357					F8			G6-3		3	2	1	3	1	0	0									
59 Jose Lobaton, S (1, 2) OBP: 0.351, SLG: 0.426					L5					4	1	3	1	0	0	0									
11 Yunel Escobar, R (1, 6) OBP: 0.308, SLG: 0.381								G4-3		4	0	3	1	0	0	1									
Inning Stats	R: 1 H: 2 E: 0 K: 2 S: 16	WLS: 2 BF: 0 LOB: 25	R: 2 H: 3 E: 0 K: 2 S: 16	LOB: 3 BB: 1 P: 23	R: 0 H: 0 E: 0 K: 2 S: 8	LOB: 0 BB: 0 P: 13	R: 0 H: 1 E: 0 K: 0 S: 6	LOB: 1 BB: 0 P: 10	R: 5 H: 4 E: 0 K: 1 S: 19	LOB: 2 BB: 2 P: 32	R: 0 H: 0 E: 0 K: 0 S: 9	LOB: 1 BB: 1 P: 16	R: 0 H: 2 E: 0 K: 1 S: 13	LOB: 2 BB: 0 P: 18	R: 0 H: 1 E: 0 K: 2 S: 10	LOB: 1 BB: 0 P: 12	1B: 9 2B: 3 3B: 1 HR: 0	SF: 0 SAC: 0 DP: 0 HBP: 0	WP: 0 PB: 0 SB: 0 CS: 0	PA: 41					
PITCHER	IP	WLS	BF	H	R	ER	SO	BB	IBB	HBP	BLK	WP	HR	S	P	ERA	WHIP								
37 Kevin Gausman, R (1, 1) ERA: 8.84	4.1	L	24	4	1	1	2	1	0	0	0	0	0	32	47	3.38	1.875								
66 T.J. McFarland, L (5, 1) ERA: 4.15	2.2		13	4	1	1	2	1	0	0	0	0	0	10	12	0.00	1.000								
47 Pedro Strop, R (8, 1) ERA: 5.79	1.0		4	1	0	0	2	0	0	0	0	0	0	10	12	0.00	1.000								

Baltimore Orioles @ Tampa Bay Rays  
Tropicana Field, St. Petersburg, FL  
Sat Jun 08 2013, 4:12 PM - 7:02 PM EDT  
Att: 21,834 - Dome - 72 F

AB 37  
R 8  
H 13  
RBI 8  
BB 4  
SO 10  
LOB 14





Batter	1	2	3	4	5	6	7	8	9	AB	R	H	RBI	BB	SO	LOB	TOP				
21 Nick Markakis, L OBP: 0.337, SLG: 0.425	G1-3	K	SF9		K		2B		CS	4	0	1	2	0	2	2	<p>Baltimore Orioles @ Tampa Bay Rays</p> <p>Tropicana Field, St. Petersburg, FL</p> <p>Sun Jun 09 2013, 1:43 PM - 5:00 PM EDT</p> <p>Att: 19,921 - Dome - 72 F</p>				
13 Manny Machado, R OBP: 0.353, SLG: 0.487	HBP	2B	F9		P4		G1-3			4	2	1	1	0	0	3					
2 J.J. Hardy, R OBP: 0.306, SLG: 0.488	2B	2B			G5-3		G4-3			5	1	3	2	0	0	0					
10 Adam Jones, R OBP: 0.331, SLG: 0.513										5	1	3	2	0	2	2					
19 Chris Davis, L OBP: 0.415, SLG: 0.693	F9				G4-3		K			5	0	0	0	0	2	3					
32 Matt Wieters, S OBP: 0.296, SLG: 0.426	K									5	1	2	0	0	2	3					
35 Danny Valencia, R OBP: 0.308, SLG: 0.611										4	2	1	0	1	2	1					
28 Steve Pearce, R OBP: 0.329, SLG: 0.411										4	2	3	0	0	0	0					
36 Chris Dickerson, L OBP: 0.292, SLG: 0.492										1	0	0	0	0	1	0					
12 Alexi Casilla, S OBP: 0.280, SLG: 0.299										3	1	2	2	1	0	1					
<b>Inning Stats</b>	R: 2 H: 2 E: 0 K: 1 S: 14	H: 2 LOB: 1 BB: 0 P: 19	R: 3 H: 4 E: 0 K: 2 S: 20	H: 4 LOB: 1 BB: 0 P: 27	R: 3 H: 3 E: 1 K: 0 S: 12	H: 3 LOB: 1 BB: 1 P: 19	R: 1 H: 2 E: 0 K: 2 S: 13	H: 2 LOB: 1 BB: 0 P: 18	R: 0 H: 1 E: 0 K: 1 S: 12	H: 1 LOB: 1 BB: 0 P: 17	R: 0 H: 1 E: 0 K: 2 S: 11	H: 1 LOB: 1 BB: 0 P: 16	R: 1 H: 2 E: 0 K: 1 S: 12	H: 2 LOB: 1 BB: 0 P: 19	R: 0 H: 1 E: 0 K: 1 S: 9	H: 1 LOB: 0 BB: 1 P: 12	R: 0 H: 0 E: 0 K: 1 S: 6	1B: 8 2B: 7 3B: 0 HR: 1	SF: 2 LOB: 0 DP: 0 HBP: 1	WP: 2 PB: 2 SB: 0 CS: 1	PA: 46
<b>PITCHER</b>	IP	WLS	BF	H	R	ER	SO	BB	IBB	HBP	BLK	WP	HR	S	P	ERA	WHIP				
55 Matt Moore, L ERA: 3.78	5.0	L	29	12	9	8	6	1	0	1	0	2	1	71	100	14.40	2.600				
27 Cesar Ramos, L ERA: 3.95	3.0		13	4	1	1	4	0	0	0	0	0	0	32	45	3.00	1.333				
35 Jamey Wright, R ERA: 3.94	1.0		3	0	0	0	1	1	0	0	0	0	0	6	12	0.00	1.000				

AB	40
R	10
H	16
RBI	9
BB	2
SO	11
LOB	15

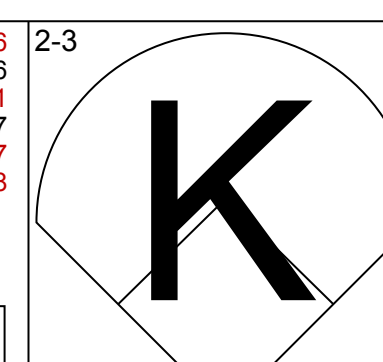
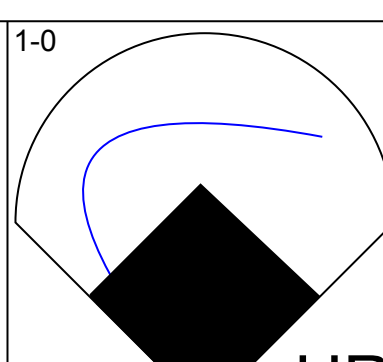
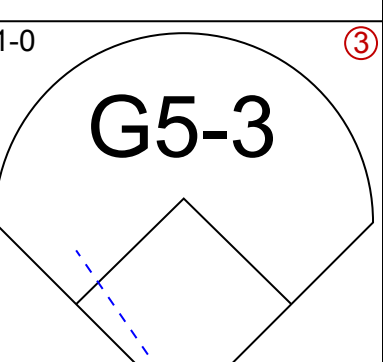
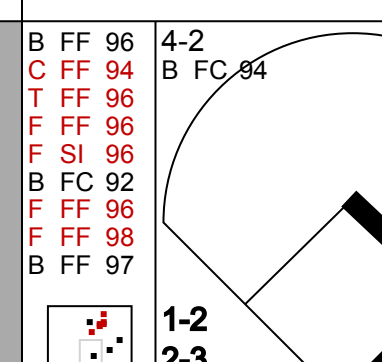
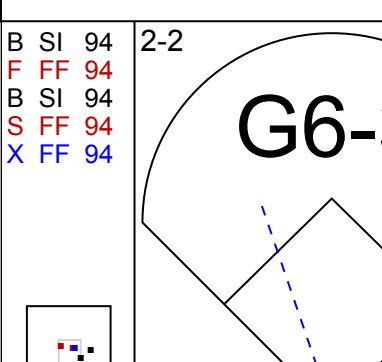
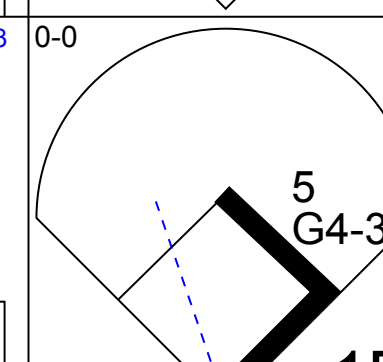
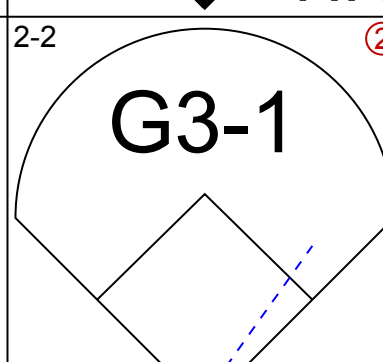
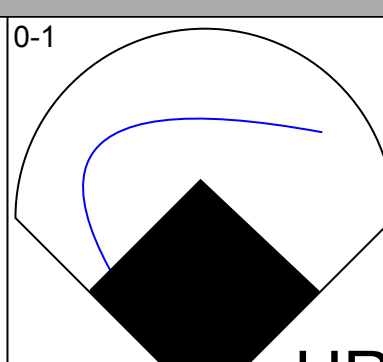
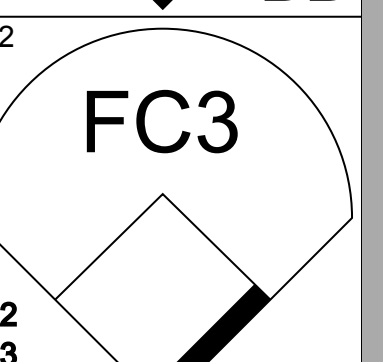
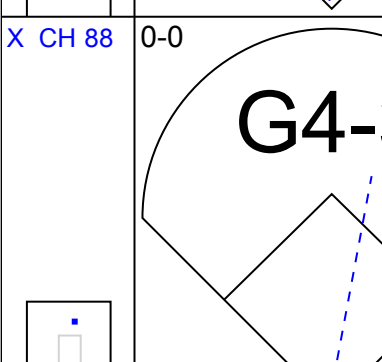
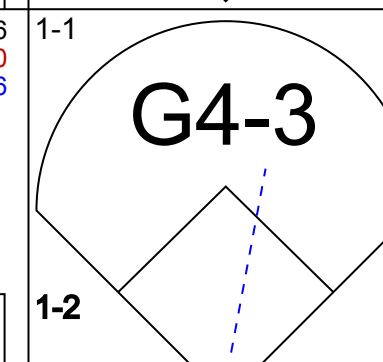
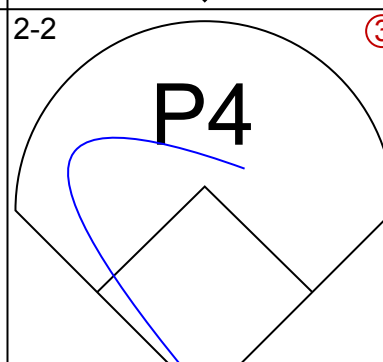
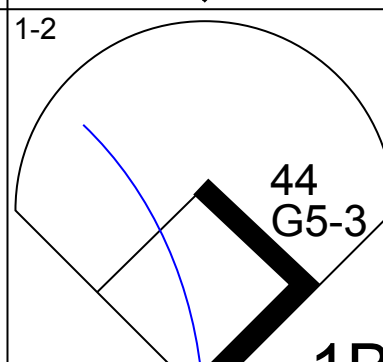
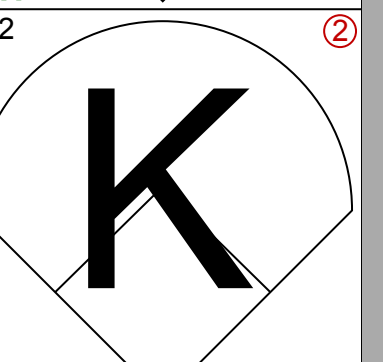
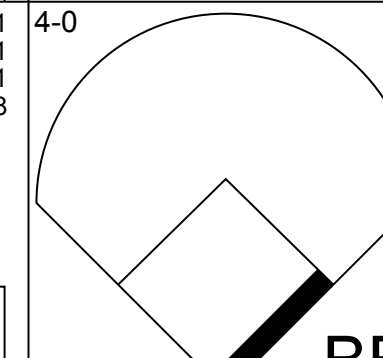
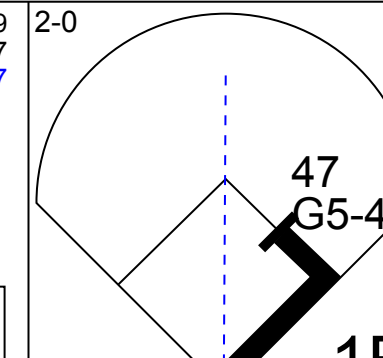
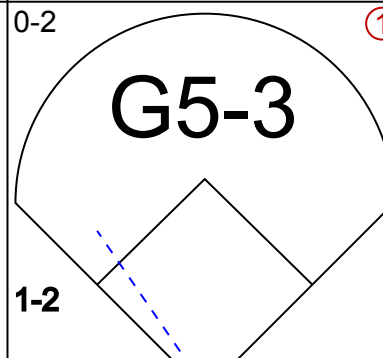
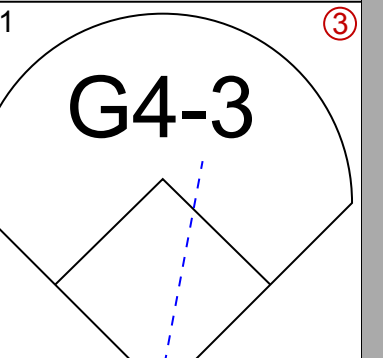
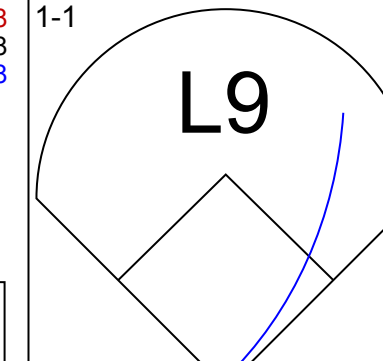
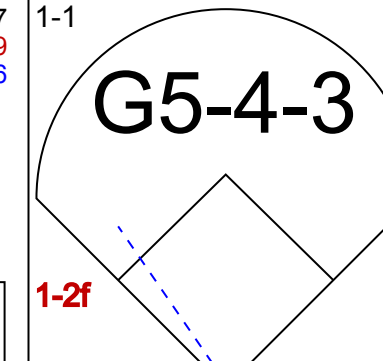
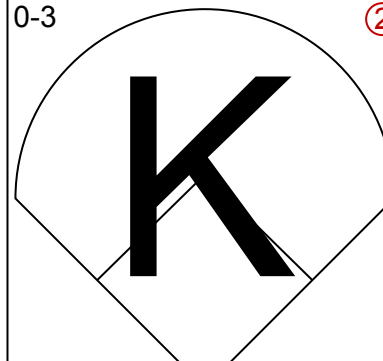
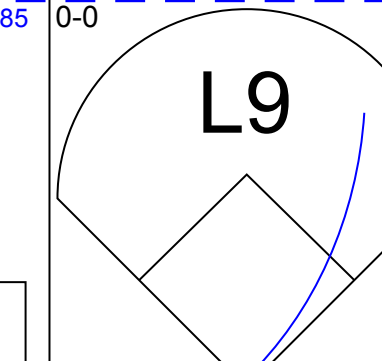
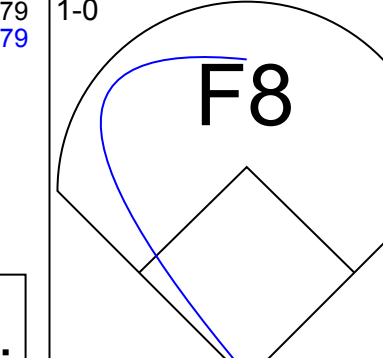
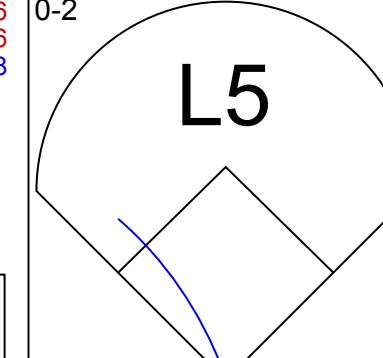
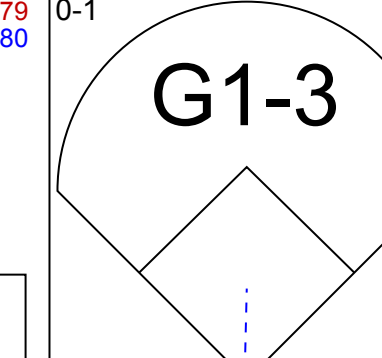
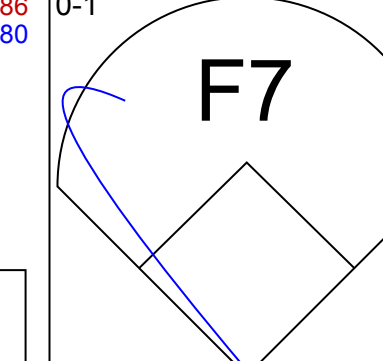
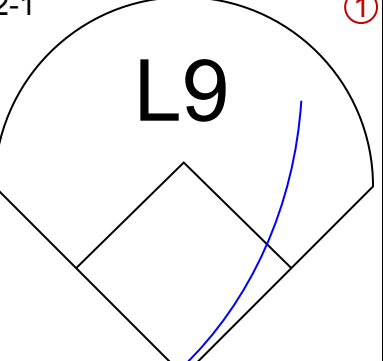
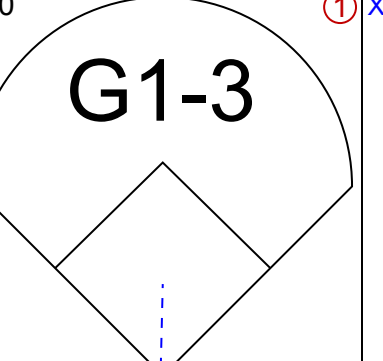
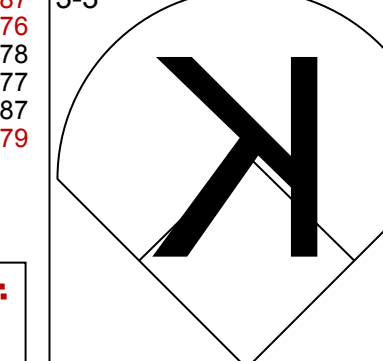
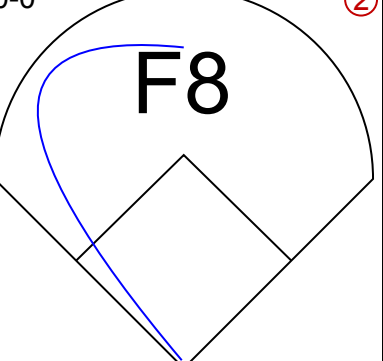
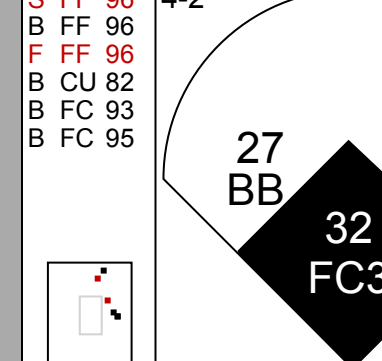
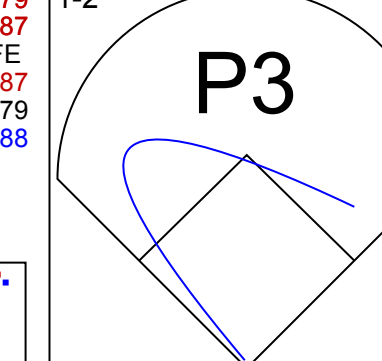
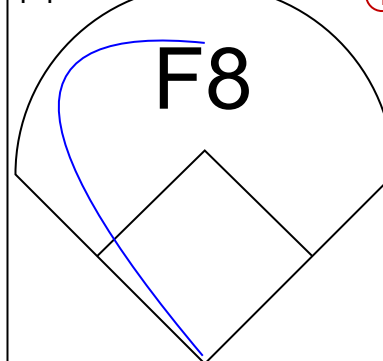
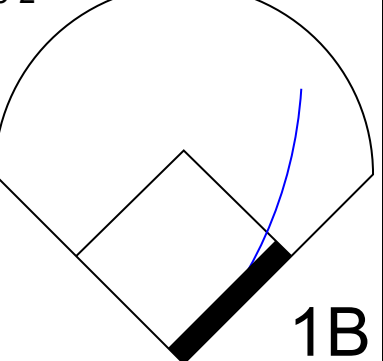
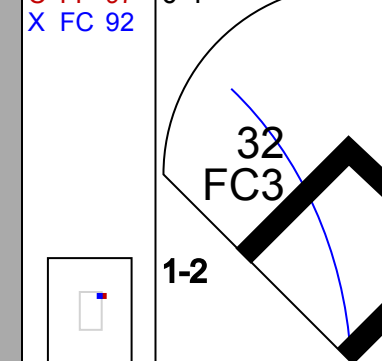
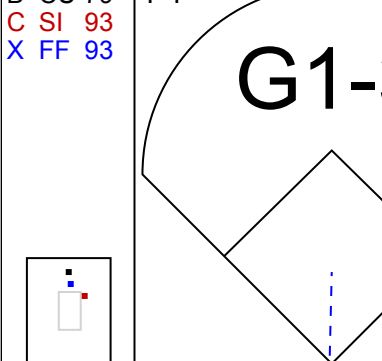


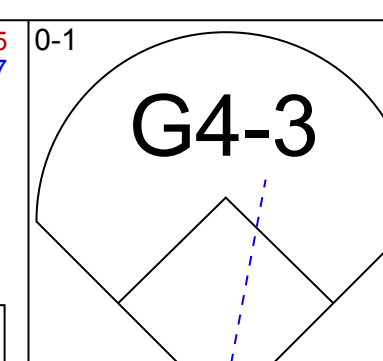
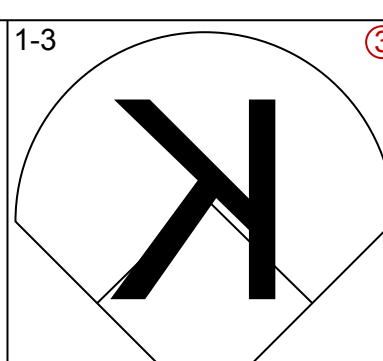
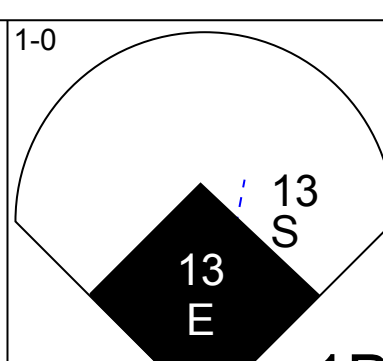
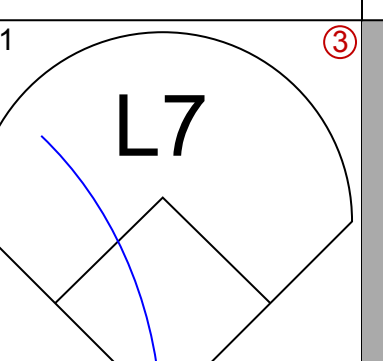
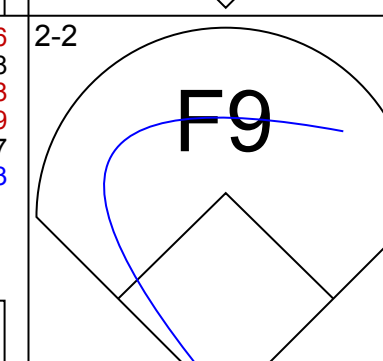
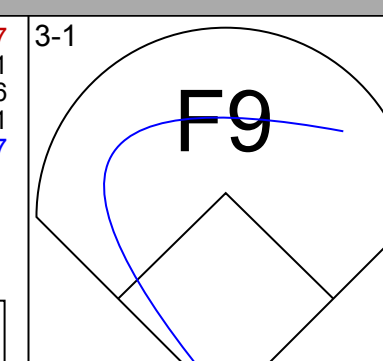
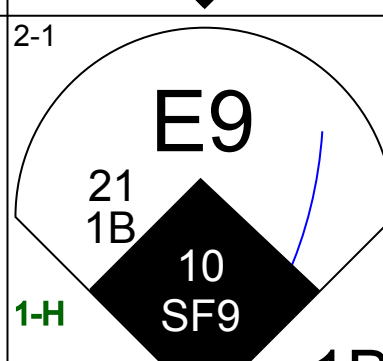
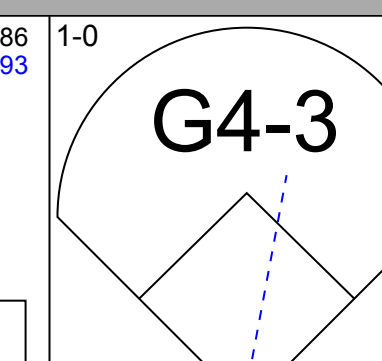
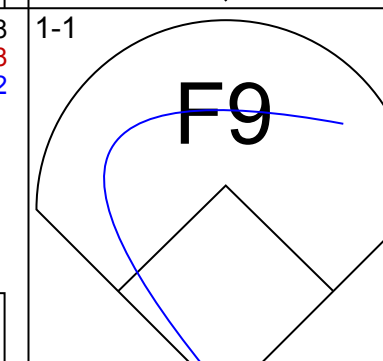
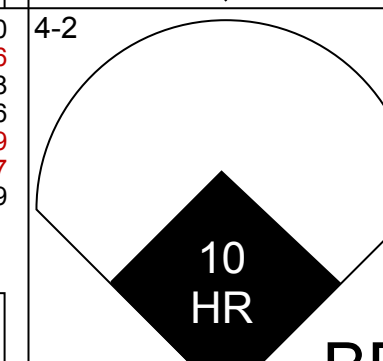
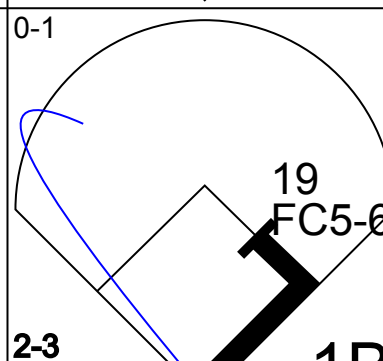
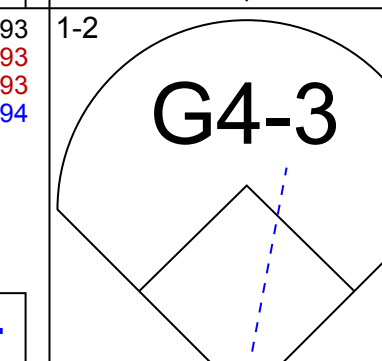
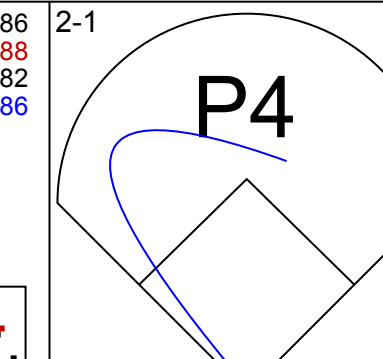
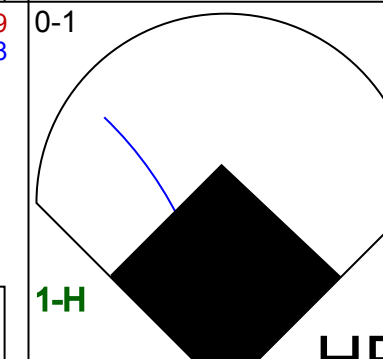
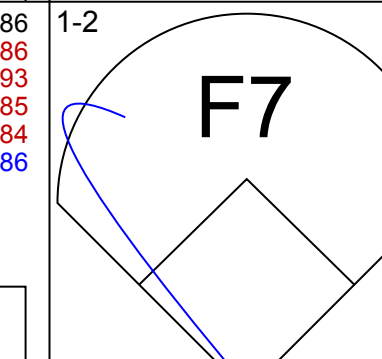
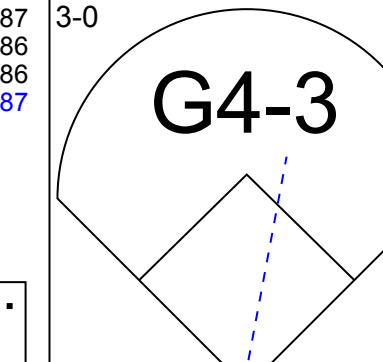
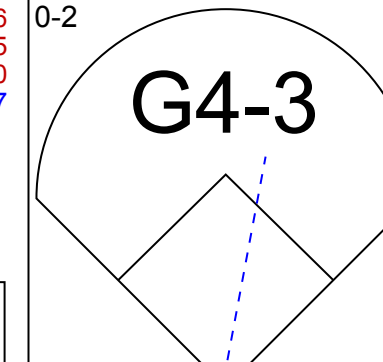
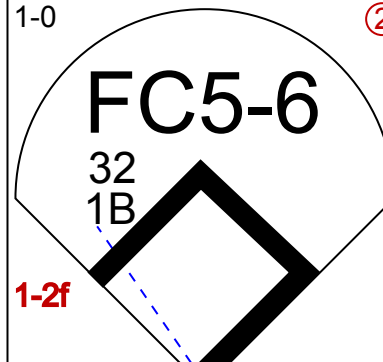
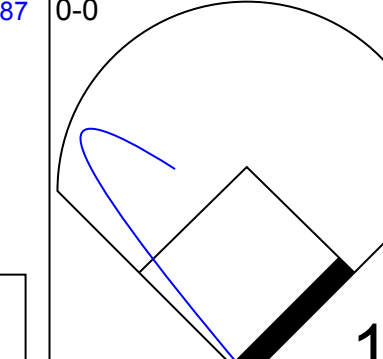
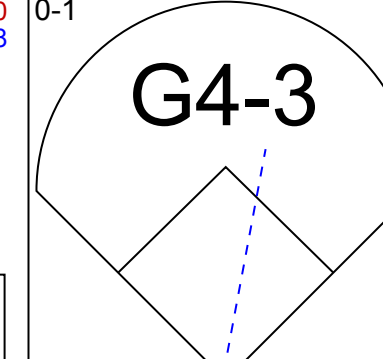
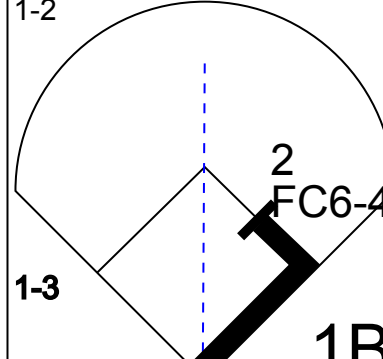
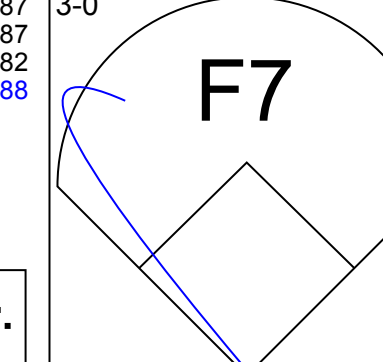
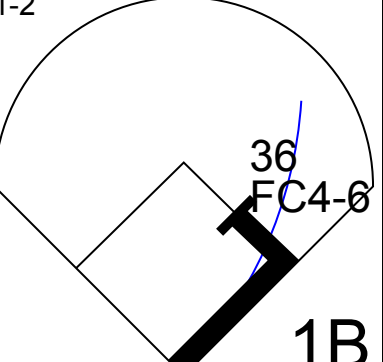
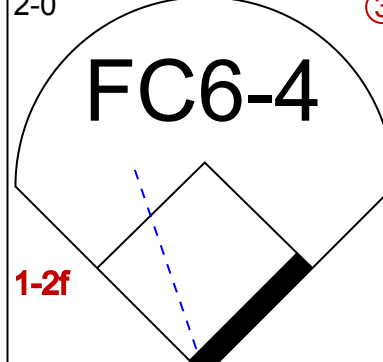
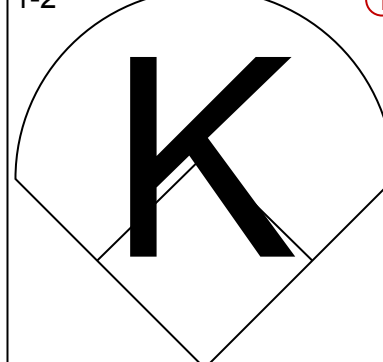
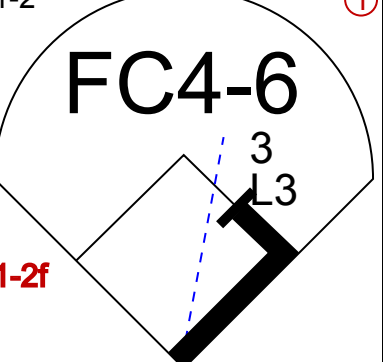
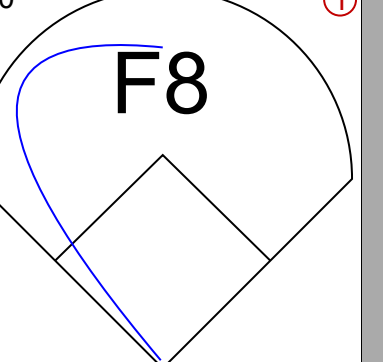
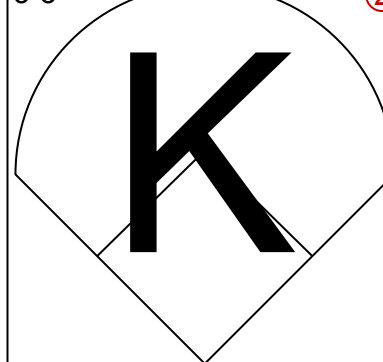
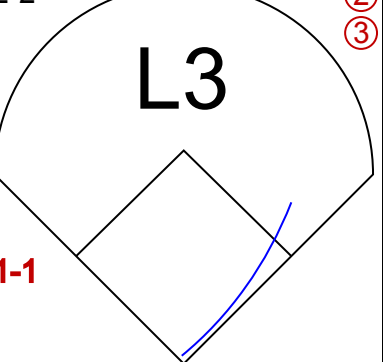
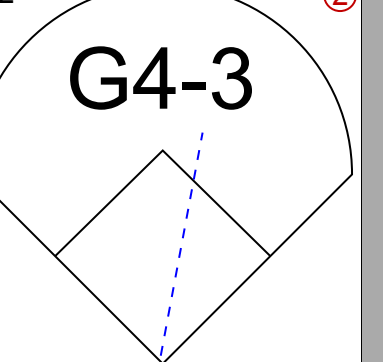
Batter	1	2	3	4	5	6	7	8	9	AB	R	H	RBI	BB	SO	LOB	BOTTOM						
20 Matt Joyce, L OBP: 0.332, SLG: 0.472	K		F7			K				5	1	2	0	0	2	0	<p>Baltimore Orioles @ Tampa Bay Rays</p> <p>Tropicana Field, St. Petersburg, FL</p> <p>Sun Jun 09 2013, 1:43 PM - 5:00 PM EDT</p> <p>Att: 19,921 - Dome - 72 F</p>						
18 Ben Zobrist, S OBP: 0.355, SLG: 0.386	F7									2	2	1	1	1	0	0							
1 Sean Rodriguez, R OBP: 0.329, SLG: 0.415										1	0	0	0	0	0	1							
59 Jose Lobaton, S OBP: 0.357, SLG: 0.431										1	0	1	1	0	0	0							
2 Kelly Johnson, L OBP: 0.322, SLG: 0.481	G1-3									5	0	1	1	0	1	3							
3 Evan Longoria, R OBP: 0.362, SLG: 0.525										4	1	2	0	0	0	1							
21 James Loney, L OBP: 0.387, SLG: 0.507										2	0	0	0	0	0	1							
30 Luke Scott, L OBP: 0.339, SLG: 0.360										2	0	1	1	0	1	0							
8 Desmond Jennings, R OBP: 0.309, SLG: 0.415										4	0	1	1	0	2	2							
19 Ryan Roberts, R OBP: 0.285, SLG: 0.352										4	0	1	0	0	1	1							
28 José Molina, R OBP: 0.267, SLG: 0.321										4	1	1	0	0	2	1							
11 Yunel Escobar, R OBP: 0.305, SLG: 0.378										2	0	0	0	0	1	0							
5 Sam Fuld, L OBP: 0.266, SLG: 0.277										2	2	1	2	0	0	1							
<b>Inning Stats</b>	R: 0 H: 0 E: 0 K: 1 S: 8	H: 0 LOB: 0 BB: 0 P: 12	R: 1 H: 2 E: 0 K: 0 S: 11	H: 2 LOB: 0 BB: 0 P: 15	R: 0 H: 0 E: 0 K: 0 S: 11	H: 0 LOB: 0 BB: 0 P: 15	R: 1 H: 1 E: 0 K: 1 S: 14	H: 1 LOB: 0 BB: 0 P: 21	R: 0 H: 0 E: 0 K: 1 S: 9	H: 0 LOB: 0 BB: 0 P: 14	R: 1 H: 1 E: 0 K: 2 S: 18	H: 1 LOB: 1 BB: 1 P: 32	R: 0 H: 0 E: 0 K: 3 S: 10	H: 0 LOB: 0 BB: 0 P: 14	R: 3 H: 5 E: 0 K: 1 S: 22	H: 5 LOB: 2 BB: 0 P: 29	R: 1 H: 3 E: 0 K: 1 S: 17	H: 3 LOB: 2 BB: 0 P: 27	R: 1 H: 0 E: 0 K: 1 S: 17	1B: 9 2B: 1 3B: 0 HR: 2	SF: 0 LOB: 0 DP: 0 HBP: 0	WP: 0 PB: 1 SB: 0 CS: 1	PA: 39
<b>PITCHER</b>	IP	WLS	BF	H	R	ER	SO	BB	IBB	HBP	BLK	WP	HR	S	P	ERA	WHIP						
30 Chris Tillman, R ERA: 3.89	6.0	W	22	4	3	2	5	1	0	0	0	0	0	10	14	0.00	0.833						
56 Darren O'Day, R ERA: 1.61	1.0		3	0	0	0	3	0	0	0	0	0	0	10	14	0.00	0.000						
17 Brian Matusz, L ERA: 4.01	0.2		7	5	3	3	0	0	0	0	0	0	1	19	24	40.50	7.500						
29 Tommy Hunter, R ERA: 1.85	1.0	H	5	2	1	1	2	0	0	0	0	0	0	15	23	9.00	2.000						
43 Jim Johnson, R ERA: 4.3	0.1	S	2	1	0	0	0	0	0	0	0	0	0	5	9	0.00	3.000						

AB	38
R	7
H	12
RBI	7
BB	1
SO	10
LOB	11





Batter	1	2	3	4	5	6	7	8	9	AB	R	H	RBI	BB	SO	LOB	TOP					
27 Mike Trout, R OBP: 0.375, SLG: 0.554	(1, 7)  2-3		(1, 0)  1-0		(1, 0)  1-0		(1, 2)  4-2		(2, 2)  2-2	4	1	1	1	1	1	1	<b>Los Angeles Angels @ Baltimore Orioles</b> Oriole Park at Camden Yards, Baltimore, MD Mon Jun 10 2013, 7:12 PM - 11:47 PM EDT Att. 15,514 - Rain - 75 F					
32 Josh Hamilton, L OBP: 0.275, SLG: 0.390	(1, 9)  0-0		(2, 2)  2-2			(0, 1)  0-1	(0, 2)  0-2		(0, 0)  0-0	5	1	2	2	0	0	2						
5 Albert Pujols, R OBP: 0.312, SLG: 0.419	(1, 10)  1-1		(2, 2)  2-2			(1, 2)  1-2	(0, 2)  0-2			4	0	1	0	0	1	4						
44 Mark Trumbo, R OBP: 0.344, SLG: 0.512	(1, 3)  4-0			(2, 0)  2-0			(0, 2)  0-2	(0, 1)  0-1		3	0	1	0	1	0	4						
47 Howie Kendrick, R OBP: 0.356, SLG: 0.463	(1, 4)  1-1		(1, 1)  1-1			(0, 3)  0-3		(0, 0)  0-0		4	0	0	0	0	1	4						
6 Alberto Callaspo, S OBP: 0.365, SLG: 0.374		(1, 0)  1-0			(0, 2)  0-2			(0, 1)  0-1		4	0	0	0	0	0	1						
2 Erick Aybar, S OBP: 0.283, SLG: 0.349		(0, 1)  0-1				(2, 1)  2-1		(0, 0)  0-0		4	0	1	0	0	0	0						
17 Chris Iannetta, R OBP: 0.361, SLG: 0.360			(3, 3)  3-3			(0, 0)  0-0		(4, 2)  4-2	(1, 2)  1-2	2	1	0	0	1	1	0						
16 Hank Conger, L OBP: 0.304, SLG: 0.432										1	0	0	0	0	0	1						
25 Peter Bourjos, R OBP: 0.375, SLG: 0.460			(1, 1)  1-1			(3, 2)  3-2		(0, 1)  0-1	(1, 1)  1-1	4	0	2	0	0	0	0						
<b>Inning Stats</b>	R: 0 E: 0 K: 1 S: 9	H: 1 LOB: 2 BB: 1 P: 17	R: 0 E: 0 K: 1 S: 6	H: 0 LOB: 0 BB: 0 P: 10	R: 1 E: 0 K: 0 S: 10	H: 1 LOB: 0 BB: 0 P: 16	R: 0 E: 0 K: 0 S: 6	H: 1 LOB: 1 BB: 0 P: 9	R: 0 E: 0 K: 1 S: 7	H: 1 LOB: 1 BB: 0 P: 13	R: 1 E: 0 K: 1 S: 17	H: 2 LOB: 3 BB: 0 P: 18	R: 1 E: 0 K: 1 S: 20	H: 1 LOB: 3 BB: 2 P: 28	R: 0 E: 0 K: 0 S: 8	H: 1 LOB: 1 BB: 0 P: 9	R: 0 E: 0 K: 0 S: 6	H: 0 LOB: 0 BB: 0 P: 9	1B: 6 2B: 0 3B: 0 HR: 2	SF: 0 SAC: 0 DP: 1 HBP: 0	WP: 0 PB: 0 SB: 0 CS: 0	PA: 38
<b>PITCHER</b>	IP WLS BF H R ER SO BB IBB HBP BLK WP HR S P ERA WHIP	6.0 W 24 6 2 2 3 1 0 0 0 0 2 55 83 3.00 1.167	7.1 H 7 1 1 1 1 2 0 0 0 0 0 20 28 9.00 3.000	8.1 H 4 1 0 0 0 0 0 0 0 0 0 8 9 0.00 1.000	9.1 S 3 0 0 0 0 0 0 0 0 0 0 6 9 0.00 0.000	<b>PITCHER</b>										IP WLS BF H R ER SO BB IBB HBP BLK WP HR S P ERA WHIP						

Batter	1	2	3	4	5	6	7	8	9	AB	R	H	RBI	BB	SO	LOB	BOTTOM			
9 Nate McLouth, L OBP: 0.365, SLG: 0.413	(1, 7)  0-1		(1, 3)  1-3			(1, 0)  1-0			(1, 1)  1-1	4	1	1	0	0	1	0	<b>Los Angeles Angels @ Baltimore Orioles</b> Oriole Park at Camden Yards, Baltimore, MD Mon Jun 10 2013, 7:12 PM - 11:47 PM EDT Att. 15,514 - Rain - 75 F			
13 Manny Machado, R OBP: 0.352, SLG: 0.484	(1, 5)  2-2			(3, 1)  3-1		(2, 1)  2-1			(1, 0)  1-0	4	1	1	0	0	0	0				
21 Nick Markakis, L OBP: 0.339, SLG: 0.424	(1, 9)  1-1			(4, 2)  4-2		(0, 1)  0-1			(1, 2)  1-2	3	1	1	0	1	0	0				
10 Adam Jones, R OBP: 0.330, SLG: 0.522		(2, 1)  2-1			(0, 1)  0-1				(1, 2)  1-2	3	1	1	3	0	0	0				
19 Chris Davis, L OBP: 0.411, SLG: 0.684		(3, 0)  3-0			(0, 2)  0-2				(1, 0)  1-0	3	0	0	0	0	0	1				
32 Matt Wieters, S OBP: 0.301, SLG: 0.429		(0, 0)  0-0			(0, 1)  0-1				(1, 2)  1-2	3	0	2	0	0	0	0				
2 J.J. Hardy, R OBP: 0.307, SLG: 0.486		(3, 0)  3-0				(1, 2)  1-2			(2, 0)  2-0	3	0	1	0	0	0	3				
36 Chris Dickerson, L OBP: 0.286, SLG: 0.471			(1, 2)  1-2			(1, 2)  1-2			(1, 0)  1-0	3	0	0	0	0	1	1				
3 Ryan Flaherty, L OBP: 0.233, SLG: 0.254			(3, 3)  3-3			(2, 2)  2-2			(3, 2)  3-2	3	0	0	0	0	1	1				
<b>Inning Stats</b>	R: 0 E: 0 K: 0 S: 8	H: 0 LOB: 0 BB: 0 P: 11	R: 0 E: 0 K: 3 S: 9	H: 1 LOB: 0 BB: 0 P: 13	R: 0 E: 0 K: 3 S: 9	H: 0 LOB: 0 BB: 0 P: 14	R: 2 E: 0 K: 0 S: 13	H: 1 LOB: 1 BB: 0 P: 20	R: 0 E: 0 K: 0 S: 9	H: 1 LOB: 0 BB: 0 P: 13	R: 2 E: 1 K: 0 S: 12	H: 4 LOB: 2 BB: 0 P: 19	R: 0 E: 0 K: 0 S: 6	H: 0 LOB: 0 BB: 0 P: 11	R: 0 E: 0 K: 0 S: 9	H: 0 LOB: 0 BB: 0 P: 12		1B: 6 2B: 1 3B: 0 HR: 1	SF: 1 SAC: 0 DP: 1 HBP: 0	WP: 0 PB: 0 SB: 1 CS: 0
<b>PITCHER</b>	IP WLS BF H R ER SO BB IBB HBP BLK WP HR S P ERA WHIP	5.2 L 23 5 4 4 3 1 0 0 0 0 0 19 30 0.00 0.429	6.1 H 7 1 0 0 0 0 0 0 0 0 0 19 30 0.00 0.429	7.1 H 4 1 0 0 0 0 0 0 0 0 0 19 30 0.00 0.429	8.1 S 3 0 0 0 0 0 0 0 0 0 0 6 9 0.00 0.000	<b>PITCHER</b>										IP WLS BF H R ER SO BB IBB HBP BLK WP HR S P ERA WHIP				







Batter	1	2	3	4	5	6	7	8	9	AB	R	H	RBI	BB	SO	LOB	TOP			
27 Mike Trout, R OBP: 0.367, SLG: 0.550	F8		L3		P3		G5-3		F9	5	0	0	0	0	0	2				
39 JB Shuck, L OBP: 0.326, SLG: 0.346																				
44 Mark Trumbo, R OBP: 0.338, SLG: 0.502	1B								E6	3	1	1	0	1	0	0				
5 Albert Pujols, R OBP: 0.319, SLG: 0.438																				
20 Brendan Harris, R OBP: 0.266, SLG: 0.368	G5-4-3																			
32 Josh Hamilton, L OBP: 0.274, SLG: 0.390																				
47 Howie Kendrick, R OBP: 0.364, SLG: 0.474																				
6 Alberto Callespo, S OBP: 0.301, SLG: 0.366																				
10 Brad Hawpe, L OBP: 0.360, SLG: 0.440																				
25 Peter Bourjos, R OBP: 0.360, SLG: 0.440																				
16 Hank Conger, L OBP: 0.313, SLG: 0.474																				
2 Erick Aybar, S OBP: 0.283, SLG: 0.358																				
<b>Inning Stats</b>	R: 0 E: 0 K: 0 S: 12	H: 1 LOB: 0 BB: 0 P: 17	R: 0 E: 0 K: 0 S: 9	H: 0 LOB: 0 BB: 0 P: 11	R: 1 E: 0 K: 1 S: 16	H: 2 LOB: 0 BB: 0 P: 23	R: 1 E: 0 K: 0 S: 11	H: 2 LOB: 1 BB: 0 P: 15	R: 0 E: 0 K: 0 S: 8	H: 1 LOB: 1 BB: 0 P: 9	R: 6 E: 0 K: 1 S: 20	H: 5 LOB: 2 BB: 2 P: 37	R: 0 E: 0 K: 3 S: 11	H: 0 LOB: 0 BB: 0 P: 14	R: 1 E: 1 K: 0 S: 13	H: 1 LOB: 3 BB: 1 P: 23	1B: 6 2B: 4 3B: 1 HR: 2	SF: 1 SAC: 0 DP: 2 HBP: 0	WP: 0 PB: 0 SB: 0 CS: 0	PA: 42
<b>PITCHER</b>	IP WLS BF H R ER SO BB IBB HBP BLK WP HR S P ERA WHIP	6.0 L 5 3 4 4 1 2 0 0 0 0 1 72 104 6.00 1.500	7.1 L 6 3 0 4 0 1 0 0 0 0 1 11 20 108.00 12.000	7.1 L 6 1 0 4 0 0 0 0 0 0 0 16 21 0.00 0.600	9.1 L 6 1 1 0 0 0 1 0 0 0 0 13 23 0.00 1.000															

Los Angeles Angels @ Baltimore Orioles  
 Oriole Park at Camden Yards, Baltimore, MD  
 Wed Jun 12 2013, 12:39 PM - 3:50 PM EDT  
 Att: 25,964 - Cloudy - 79 F

AB	37
R	9
H	12
RBI	8
BB	4
SO	5
LOB	12



Batter	1	2	3	4	5	6	7	8	9	AB	R	H	RBI	BB	SO	LOB	BOTTOM					
9 Nate McLouth, L OBP: 0.366, SLG: 0.412																						
13 Manny Machado, R OBP: 0.351, SLG: 0.482																						
21 Nick Markakis, L OBP: 0.340, SLG: 0.422																						
10 Adam Jones, R OBP: 0.324, SLG: 0.522																						
19 Chris Davis, L OBP: 0.417, SLG: 0.697																						
2 J.J. Hardy, R OBP: 0.301, SLG: 0.475																						
36 Chris Dickerson, L OBP: 0.284, SLG: 0.472																						
3 Ryan Flaherty, L OBP: 0.243, SLG: 0.258																						
31 Taylor Teagarden, R OBP: 0.256, SLG: 0.419																						
32 Matt Wieters, S																						
<b>Inning Stats</b>	R: 2 E: 0 K: 0 S: 9	H: 2 LOB: 0 BB: 0 P: 17	R: 0 E: 0 K: 1 S: 8	H: 1 LOB: 1 BB: 0 P: 10	R: 0 E: 0 K: 0 S: 12	H: 2 LOB: 1 BB: 0 P: 17	R: 1 E: 0 K: 1 S: 9	H: 1 LOB: 0 BB: 0 P: 9	R: 0 E: 0 K: 0 S: 10	H: 1 LOB: 1 BB: 0 P: 15	R: 1 E: 0 K: 2 S: 13	H: 2 LOB: 2 BB: 1 P: 22	R: 0 E: 0 K: 1 S: 10	H: 0 LOB: 0 BB: 0 P: 16	R: 1 E: 1 K: 0 S: 12	H: 1 LOB: 1 BB: 0 P: 18	R: 0 E: 0 K: 1 S: 10	H: 0 LOB: 0 BB: 0 P: 15	1B: 5 2B: 3 3B: 0 HR: 2	SF: 0 SAC: 0 DP: 0 HBP: 0	WP: 0 PB: 0 SB: 0 CS: 1	PA: 38
<b>PITCHER</b>	IP WLS BF H R ER SO BB IBB HBP BLK WP HR S P ERA WHIP	6.0 W 27 9 4 4 4 0 0 0 0 0 2 61 9 6.00 1.500	1.0 L 3 0 0 0 1 0 0 0 0 0 0 10 16 0.00 0.000	1.0 L 5 1 1 0 0 0 0 0 0 0 0 12 18 0.00 1.000	1.0 L 3 0 0 0 1 0 0 0 0 0 0 10 15 0.00 0.000																	

Los Angeles Angels @ Baltimore Orioles  
 Oriole Park at Camden Yards, Baltimore, MD  
 Wed Jun 12 2013, 12:39 PM - 3:50 PM EDT  
 Att: 25,964 - Cloudy - 79 F

AB	37
R	5
H	10
RBI	5
BB	1
SO	6
LOB	12





Batter	1	2	3	4	5	6	7	8	9	10	11	12	13	AB	R	H	RBI	BB	SO	LOB	TOP									
2 Jacoby Ellsbury, L OBP: 0.345, SLG: 0.364	G4-3		K		G3		FC4-6 18 CS			CI 18 S			G3	5	0	0	1	0	1	2										
18 Shane Victorino, S OBP: 0.333, SLG: 0.351				K			F9	CS	G3				F8	6	0	1	0	0	2	1										
15 Dustin Pedroia, R OBP: 0.405, SLG: 0.445	L5-3				G1-3				F9				G6-3	5	0	1	0	0	0	1										
34 David Ortiz, L OBP: 0.394, SLG: 0.618		K				HR			P6				F8	5	1	1	1	0	1	1										
12 Mike Napoli, R OBP: 0.347, SLG: 0.467													G5-3	1	0	1	0	0	0	0										
37 Mike Carp, L OBP: 0.371, SLG: 0.680														3	1	1	1	0	2	1										
5 Jonny Gomes, R OBP: 0.333, SLG: 0.333														1	0	0	0	0	0	0										
29 Daniel Nava, S OBP: 0.388, SLG: 0.472														5	1	1	0	0	1	1										
39 Jarrod Saltalamacchia, S OBP: 0.338, SLG: 0.503														5	1	1	0	0	2	1										
16 Will Middlebrooks, R OBP: 0.235, SLG: 0.397														5	0	2	0	0	1	0										
7 Stephen Drew, L OBP: 0.310, SLG: 0.378														4	0	0	1	0	1	1										
<b>Inning Stats</b>	R: 0 E: 0 K: 0 S: 7	H: 1 LOB: 0 BB: 0 P: 11	R: 0 E: 0 K: 3 S: 12	H: 1 LOB: 1 BB: 0 P: 18	R: 0 E: 0 K: 1 S: 9	H: 0 LOB: 0 BB: 0 P: 15	R: 2 E: 0 K: 15 S: 15	H: 2 LOB: 0 BB: 0 P: 23	R: 0 E: 0 K: 0 S: 8	H: 1 LOB: 1 BB: 0 P: 14	R: 0 E: 0 K: 1 S: 9	H: 1 LOB: 1 BB: 0 P: 17	R: 2 E: 0 K: 0 S: 17	H: 3 LOB: 0 BB: 0 P: 21	R: 0 E: 0 K: 0 S: 6	H: 0 LOB: 0 BB: 0 P: 7	R: 0 E: 0 K: 2 S: 10	H: 0 LOB: 0 BB: 0 P: 12	R: 0 E: 1 K: 2 S: 17	H: 0 LOB: 1 BB: 0 P: 23	R: 0 E: 0 K: 0 S: 5	H: 0 LOB: 0 BB: 0 P: 8	R: 0 E: 0 K: 0 S: 7	H: 0 LOB: 0 BB: 0 P: 10	R: 0 E: 0 K: 1 S: 10	H: 0 LOB: 0 BB: 0 P: 16	1B: 5 2B: 3 3B: 0 HR: 2	SF: 1 SAC: 0 DP: 1 HBP: 0	W/P: 0 PB: 0 SB: 1 CS: 1	PA: 48
<b>PITCHER</b>	IP 37 Kevin Gausman, R ERA: 7.66	WLS 1.1	BF 21	H 6	R 2	ER 2	SO 5	BB 0	IBB 0	HBP 0	BLK 0	WP 0	HR 2	S 56	P 91	ERA 3.38	WHIP 1.125													
17 Brian Matusz, L ERA: 4.33	1.1	B	7	3	2	2	1	0	0	0	0	0	0	19	26	13.50	2.250													
29 Tommy Hunter, R ERA: 1.93	2.1		6	0	0	0	2	0	0	0	0	0	0	18	21	0.00	0.000													
56 Darren O'Day, R ERA: 1.48	1.1		5	0	0	0	2	0	0	0	0	0	0	19	26	0.00	0.000													
40 Troy Patton, L ERA: 4.55	0.2		2	0	0	0	0	0	0	0	0	0	0	3	5	0.00	0.000													
<b>PITCHER</b>	IP 43 Jim Johnson, R ERA: 4.18	WLS 1.0	BF 3	H 0	R 0	ER 0	SO 0	BB 0	IBB 0	HBP 0	BLK 0	WP 0	HR 0	S 7	P 10	ERA 0.00	WHIP 0.000													
66 T.J. McFarland, L ERA: 4.92	1.0	W	3	0	0	0	0	0	0	0	0	0	0	10	16	0.00	0.000													

Boston Red Sox @ Baltimore Orioles  
 Oriole Park at Camden Yards, Baltimore, MD  
 Thu Jun 13 2013, 7:08 PM - 11:42 PM EDT  
 Att: 20,098 - Cloudy - 75 F

AB 45  
 R 4  
 H 9  
 RBI 4  
 BB 0  
 SO 11  
 LOB 9



Batter	1	2	3	4	5	6	7	8	9	10	11	12	13	AB	R	H	RBI	BB	SO	LOB	BOTTOM									
9 Nate McLouth, L OBP: 0.309, SLG: 0.407	P2		SH1-3		K								K	3	0	0	0	2	2	1										
13 Manny Machado, R OBP: 0.350, SLG: 0.475	G6-3						F9			L8			G5-3	7	1	2	1	0	0	2										
21 Nick Markakis, L OBP: 0.339, SLG: 0.416							E5			L8				6	2	1	0	1	2	3										
10 Adam Jones, R OBP: 0.323, SLG: 0.514														6	0	1	0	0	1	4										
19 Chris Davis, L OBP: 0.417, SLG: 0.688														6	0	2	2	0	3	2										
32 Matt Wieters, S OBP: 0.296, SLG: 0.417														6	0	2	1	0	2	3										
2 J.J. Hardy, R OBP: 0.302, SLG: 0.467														4	0	0	0	2	0	2										
35 Danny Valencia, R OBP: 0.319, SLG: 0.650														5	1	2	1	0	1	4										
36 Chris Dickerson, L OBP: 0.253, SLG: 0.450														1	0	1	0	0	0	0										
3 Ryan Flaherty, L OBP: 0.240, SLG: 0.261														6	1	1	0	0	2	2										
<b>Inning Stats</b>	R: 0 E: 0 K: 1 S: 6	H: 0 LOB: 0 BB: 0 P: 8	R: 0 E: 0 K: 0 S: 6	H: 0 LOB: 1 BB: 0 P: 10	R: 3 E: 0 K: 1 S: 16	H: 5 LOB: 2 BB: 0 P: 25	R: 0 E: 0 K: 17 S: 17	H: 1 LOB: 1 BB: 0 P: 25	R: 1 E: 1 K: 1 S: 23	H: 1 LOB: 3 BB: 1 P: 40	R: 0 E: 0 K: 3 S: 10	H: 1 LOB: 2 BB: 0 P: 17	R: 0 E: 0 K: 0 S: 11	H: 0 LOB: 1 BB: 1 P: 16	R: 0 E: 0 K: 1 S: 8	H: 0 LOB: 1 BB: 0 P: 13	R: 0 E: 1 K: 0 S: 6	H: 1 LOB: 1 BB: 0 P: 11	R: 0 E: 0 K: 1 S: 15	H: 0 LOB: 1 BB: 0 P: 15	R: 0 E: 0 K: 0 S: 5	H: 0 LOB: 0 BB: 0 P: 9	R: 0 E: 0 K: 0 S: 8	H: 1 LOB: 1 BB: 0 P: 10	R: 1 E: 0 K: 1 S: 13	H: 2 LOB: 2 BB: 1 P: 21	1B: 8 2B: 3 3B: 0 HR: 1	SF: 0 SAC: 1 DP: 0 HBP: 3	W/P: 0 PB: 0 SB: 0 CS: 0	PA: 59
<b>PITCHER</b>	IP 22 Felix Doubront, L ERA: 4.91	WLS 1.1	BF 25	H 7	R 4	ER 3	SO 5	BB 1	IBB 0	HBP 2	BLK 0	WP 0	HR 1	S 65	P 103	ERA 5.79	WHIP 1.714													
56 Franklin Morales, L ERA: 6.0	1.1		6	1	0	0	1	0	0	0	0	0	0	13	22	0.00	0.750													
30 Andrew Miller, L ERA: 3.09	2.0		8	0	0	0	4	2	0	0	0	0	0	19	29	0.00	1.000													
36 Junichi Tazawa, R ERA: 2.32	1.1		5	1	0	0	0	0	0	0	0	0	0	9	13	0.00	0.750													
32 Craig Breslow, L ERA: 1.98	0.2		3	0	0	0	1	1	0	0	0	0	0	6	13	0.00	1.500													
<b>PITCHER</b>	IP 63 Alex Wilson, R ERA: 2.61	WLS 2.2	BF 12	H 3	R 1	ER 1	SO 2	BB 1	IBB 0	HBP 0	BLK 0	WP 0	HR 0	S 27	P 40	ERA 3.38	WHIP 1.500													

Boston Red Sox @ Baltimore Orioles  
 Oriole Park at Camden Yards, Baltimore, MD  
 Thu Jun 13 2013, 7:08 PM - 11:42 PM EDT  
 Att: 20,098 - Cloudy - 75 F

AB 50  
 R 5  
 H 12  
 RBI 5  
 BB 5  
 SO 13  
 LOB 23









Batter	1	2	3	4	5	6	7	8	9	AB R H RBI BB SO LOB	TOP							
2 Jacoby Ellsbury, L (1, 8)	G4-3		G4-6-3		G6-3		F7		CS	4 1 1 0 0 0 1	<b>Boston Red Sox @ Baltimore Orioles</b> Oriole Park at Camden Yards, Baltimore, MD Sat Jun 15 2013, 4:06 PM - 6:55 PM EDT Att: 42,422 - Partly Cloudy - 81 F							
18 Shane Victorino, S (1, 9)	P6		K		SH1-3		SH1-3			3 0 1 0 0 0 1 0								
15 Dustin Pedroia, R (1, 4)	P6				G6-3		G1-3			4 1 1 1 0 0 0 1								
34 David Ortiz, L (1, 10)					K		F7			4 0 1 0 0 0 1 1								
37 Mike Carp, L (1, 3)					HR		G3			3 1 1 2 1 0 0 0								
5 Jonny Gomes, R (1, 7)	P3				2B		HR			4 2 2 1 0 1 2								
39 Jarrod Saltalamacchia, R (1, 2)					F8		K			4 0 0 0 0 0 2 3								
7 Stephen Drew, L (1, 6)	P6						K			4 0 1 1 0 0 2 2								
10 Jose Iglesias, R (1, 5)					G5-3		K			3 0 1 0 1 1 1 1								
<b>Inning Stats</b>	R: 0 E: 0 K: 0 S: 8	H: 0 LOB: 0 BB: 0 P: 9	R: 0 E: 0 K: 1 S: 12	H: 1 LOB: 2 BB: 1 P: 23	R: 0 E: 0 K: 1 S: 8	H: 1 LOB: 1 BB: 0 P: 12	R: 3 E: 0 K: 1 S: 17	H: 4 LOB: 1 BB: 0 P: 23	R: 1 E: 0 K: 2 S: 10	H: 1 LOB: 0 BB: 0 P: 11	R: 0 E: 0 K: 1 S: 6	H: 0 LOB: 0 BB: 0 P: 9	R: 0 E: 0 K: 1 S: 6	H: 0 LOB: 0 BB: 1 P: 11	1B: 5 2B: 1 3B: 1 HR: 2	SF: 0 SAC: 1 DP: 1 HBP: 0	WP: 0 PB: 0 SB: 3 CS: 1	PA: 37
<b>PITCHER</b>	IP WLS BF H R ER SO BB IBB HBP BLK WP HR S P ERA WHIP											<b>PITCHER</b>	IP WLS BF H R ER SO BB IBB HBP BLK WP HR S P ERA WHIP					
38 Freddy Garcia, R (1, 1)	5.1 L 24 8 5 5 3 1 0 0 0 0 2 56 83 8.44 1.688																	
66 T.J. McFarland, L (6, 1)	3.2 12 1 0 0 5 1 0 0 0 0 0 29 43 0.00 0.545																	

Batter	1	2	3	4	5	6	7	8	9	AB R H RBI BB SO LOB	BOTTOM									
9 Nate McLouth, L (1, 7)	13 2B		G3		E4		K			4 1 1 0 0 1 1	<b>Boston Red Sox @ Baltimore Orioles</b> Oriole Park at Camden Yards, Baltimore, MD Sat Jun 15 2013, 4:06 PM - 6:55 PM EDT Att: 42,422 - Partly Cloudy - 81 F									
13 Manny Machado, R (1, 5)	21 1B				G1-3		K			4 1 2 1 0 1 2										
21 Nick Markakis, L (1, 9)	10 1B				F7		K			4 0 1 0 0 1 2										
10 Adam Jones, R (1, 8)	19 G4-3				P4		K			4 1 2 1 0 1 0										
19 Chris Davis, L (1, 3)	G4-3				K		F8			4 0 0 0 0 0 2 3										
32 Matt Wieters, S (1, 10)	P6				G4-3		G4-3			4 1 1 2 0 0 2										
2 J.J. Hardy, R (1, 6)	F9									3 0 2 0 1 0 2										
12 Alexi Casilla, S (0, PR)										0 0 0 0 0 0 0 0										
3 Ryan Flaherty, L (1, 4)					G3		L3			4 0 0 0 0 1 3										
31 Taylor Teagarden, R (1, 2)							G6-3			3 0 1 0 0 1 0										
<b>Inning Stats</b>	R: 2 E: 0 K: 0 S: 16	H: 4 LOB: 2 BB: 0 P: 24	R: 0 E: 0 K: 2 S: 8	H: 0 LOB: 0 BB: 0 P: 14	R: 0 E: 0 K: 0 S: 5	H: 1 LOB: 0 BB: 0 P: 8	R: 0 E: 0 K: 1 S: 11	H: 0 LOB: 1 BB: 1 P: 21	R: 0 E: 0 K: 0 S: 10	H: 1 LOB: 0 BB: 0 P: 15	R: 0 E: 0 K: 1 S: 7	H: 0 LOB: 0 BB: 0 P: 12	R: 0 E: 0 K: 3 S: 11	H: 0 LOB: 0 BB: 0 P: 15	R: 2 E: 0 K: 1 S: 14	H: 3 LOB: 1 BB: 0 P: 20	1B: 8 2B: 3 3B: 0 HR: 1	SF: 0 SAC: 0 DP: 2 HBP: 0	WP: 1 PB: 0 SB: 0 CS: 2	PA: 35
<b>PITCHER</b>	IP WLS BF H R ER SO BB IBB HBP BLK WP HR S P ERA WHIP											<b>PITCHER</b>	IP WLS BF H R ER SO BB IBB HBP BLK WP HR S P ERA WHIP							
41 John Lackey, R (1, 1)	7.0 W 27 7 2 2 2 4 0 0 0 0 0 61 101 2.57 1.143																			
19 Koji Uehara, R (8, 1)	1.0 H 3 0 0 0 3 0 0 0 0 0 0 11 15 0.00 0.000																			
40 Andrew Bailey, R (9, 1)	1.0 S 5 3 2 2 1 0 0 0 0 0 1 14 20 18.00 3.000																			



Batter	1	2	3	4	5	6	7	8	9	AB	R	H	RBI	BB	SO	LOB	TOP					
2 Jacoby Ellsbury, L OBP: 0.345, SLG: 0.378										4	0	2	0	0	0	1						
10 Jose Iglesias, R OBP: 0.465, SLG: 0.562										4	0	1	0	0	0	3						
29 Daniel Nava, S OBP: 0.383, SLG: 0.459										4	0	0	0	0	0	3						
34 David Ortiz, L OBP: 0.382, SLG: 0.599										4	0	0	0	0	0	3						
5 Jonny Gomes, R OBP: 0.329, SLG: 0.352										4	0	0	0	0	1	1						
37 Mike Carp, L OBP: 0.379, SLG: 0.686																						
18 Shane Victorino, S OBP: 0.335, SLG: 0.348										2	0	1	0	1	1	0						
39 Jarrod Saltalamacchia, S OBP: 0.335, SLG: 0.489										3	1	1	0	1	0	1						
16 Will Middlebrooks, R OBP: 0.232, SLG: 0.403										4	1	1	3	0	0	2						
7 Stephen Drew, L OBP: 0.305, SLG: 0.374										3	0	0	0	0	0	2						
<b>Inning Stats</b>	R: 0 E: 0 K: 0 S: 8	H: 0 LOB: 0 BB: 0 P: 11	R: 0 E: 0 K: 2 S: 7	H: 0 LOB: 0 BB: 0 P: 11	R: 0 E: 0 K: 0 S: 13	H: 1 LOB: 2 BB: 1 P: 23	R: 0 E: 0 K: 0 S: 6	H: 0 LOB: 0 BB: 0 P: 9	R: 0 E: 1 K: 0 S: 12	H: 0 LOB: 0 BB: 1 P: 14	R: 0 E: 0 K: 0 S: 12	H: 1 LOB: 2 BB: 0 P: 18	R: 3 E: 0 K: 0 S: 12	H: 3 LOB: 1 BB: 0 P: 18	R: 0 E: 0 K: 0 S: 10	H: 1 LOB: 1 BB: 0 P: 14	R: 0 E: 0 K: 0 S: 8	H: 0 LOB: 0 BB: 0 P: 12	1B: 4 2B: 1 HR: 1	SF: 0 SAC: 0 DP: 1 HBP: 0	WP: 0 PB: 0 SB: 0 CS: 0	PA: 35
<b>PITCHER</b>	IP WLS BF H R ER SO BB IBB HBP BLK WP HR S P ERA WHIP																					
50 Miguel González, R ERA: 3.75	6.1 W 26 5 3 3 2 2 0 0 0 0 0 1 59 96 4.26 1.105																					
17 Brian Matusz, L ERA: 4.13	1.1 H 5 1 0 0 0 0 0 0 0 0 0 0 14 21 0.00 0.750																					
29 Tommy Hunter, R ERA: 1.86	0.1 H 1 0 0 0 0 0 0 0 0 0 0 0 1 1 0.00 0.000																					
43 Jim Johnson, R ERA: 3.93	1.0 S 3 0 0 0 0 0 0 0 0 0 0 0 8 12 0.00 0.000																					

**Boston Red Sox @ Baltimore Orioles**  
 Oriole Park at Camden Yards, Baltimore, MD  
 Sun Jun 16 2013, 1:37 PM - 4:44 PM EDT  
 Att.: 41,311 - Overcast - 81 F

AB 33  
 R 3  
 H 6  
 RBI 3  
 BB 2  
 SO 2  
 LOB 16



Batter	1	2	3	4	5	6	7	8	9	AB	R	H	RBI	BB	SO	LOB	BOTTOM			
21 Nick Markakis, L OBP: 0.341, SLG: 0.422										5	3	4	0	0	0	0				
13 Manny Machado, R OBP: 0.358, SLG: 0.495										4	1	2	1	0	0	3				
2 J.J. Hardy, R OBP: 0.307, SLG: 0.461										4	0	1	1	0	2	3				
10 Adam Jones, R OBP: 0.327, SLG: 0.517										4	1	2	1	0	2	2				
19 Chris Davis, L OBP: 0.414, SLG: 0.697										4	1	2	3	0	2	2				
32 Matt Wieters, S OBP: 0.293, SLG: 0.419										4	0	1	0	0	2	3				
35 Danny Valencia, R OBP: 0.333, SLG: 0.646										4	0	2	0	0	1	0				
28 Steve Pearce, R OBP: 0.315, SLG: 0.388										4	0	0	0	0	2	3				
36 Chris Dickerson, L OBP: 0.292, SLG: 0.474										0	0	0	0	0	0	0				
12 Alexi Casilla, S OBP: 0.266, SLG: 0.282										4	0	0	0	0	0	3				
<b>Inning Stats</b>	R: 0 E: 0 K: 2 S: 12	H: 1 LOB: 1 BB: 0 P: 17	R: 0 E: 0 K: 2 S: 19	H: 2 LOB: 2 BB: 0 P: 23	R: 3 E: 0 K: 0 S: 20	H: 3 LOB: 0 BB: 0 P: 31	R: 0 E: 0 K: 1 S: 6	H: 0 LOB: 0 BB: 0 P: 8	R: 2 E: 0 K: 3 S: 18	H: 3 LOB: 1 BB: 0 P: 27	R: 0 E: 0 K: 1 S: 5	H: 0 LOB: 0 BB: 0 P: 9	R: 1 E: 0 K: 2 S: 14	H: 3 LOB: 2 BB: 0 P: 20	R: 0 E: 0 K: 0 S: 12	H: 2 LOB: 2 BB: 0 P: 13	1B: 7 2B: 6 3B: 0 HR: 1	SF: 0 SAC: 1 DP: 0 HBP: 0	WP: 0 PB: 0 SB: 0 CS: 0	PA: 38
<b>PITCHER</b>	IP WLS BF H R ER SO BB IBB HBP BLK WP HR S P ERA WHIP																			
31 Jon Lester, L ERA: 4.37	5.0 L 24 9 5 5 8 0 0 0 0 0 0 0 5 9 0.00 0.000																			
54 Pedro Beato, R ERA	1.0 3 0 0 0 1 0 0 0 0 0 0 0 5 9 0.00 0.000																			
36 Junichi Tazawa, R ERA: 2.59	0.1 4 3 1 1 0 0 0 0 0 0 0 0 8 12 27.00 9.000																			
30 Andrew Miller, L ERA: 2.88	1.2 7 2 0 0 2 0 0 0 0 0 0 0 18 21 0.00 1.200																			

**Boston Red Sox @ Baltimore Orioles**  
 Oriole Park at Camden Yards, Baltimore, MD  
 Sun Jun 16 2013, 1:37 PM - 4:44 PM EDT  
 Att.: 41,311 - Overcast - 81 F

AB 37  
 R 6  
 H 14  
 RBI 6  
 BB 0  
 SO 11  
 LOB 19









Batter	1	2	3	4	5	6	7	8	9	AB	R	H	RBI	BB	SO	LOB	TOP					
9 Nate McLouth, L (1, 7) OBP: 0.368, SLG: 0.399	F8		P6		G3-1				F7	5	0	1	0	0	0	1						
13 Manny Machado, R (1, 5) OBP: 0.355, SLG: 0.490	G4-3		K		10 HR				F7	5	1	2	0	0	1	2						
21 Nick Markakis, L (1, 9) OBP: 0.344, SLG: 0.417					10 HR				G6-3	2	1	0	0	3	0	0						
10 Adam Jones, R (1, 8) OBP: 0.325, SLG: 0.520	F8		P5		HR				G4-3	4	1	1	3	0	0	4						
19 Chris Davis, L (1, 3)			K		G3-1				K	4	0	0	0	0	2	0						
32 Matt Wieters, S (1, 2) OBP: 0.322, SLG: 0.411			K		2 HR				G4-3	3	1	0	0	1	1	0						
2 J.J. Hardy, R (1, 6) OBP: 0.312, SLG: 0.473	F7		HR		1B				1B	4	1	3	2	0	0	0						
45 Travis Ishikawa, L (1, 10)			G4-3		K				F7	4	0	0	0	0	2	2						
3 Ryan Flaherty, L (1, 4) OBP: 0.238, SLG: 0.252			1B		1B				G3-1	4	0	2	0	0	0	1						
<b>Inning Stats</b>	R: 0 H: 0 E: 0 K: 0 S: 7	H: 0 LOB: 1 BB: 1 P: 15	R: 0 H: 0 E: 0 K: 2 S: 9	H: 0 LOB: 0 BB: 0 P: 15	R: 0 H: 2 E: 0 K: 1 S: 19	LOB: 3 BB: 1 P: 30	R: 2 H: 2 E: 0 K: 1 S: 13	H: 2 LOB: 1 BB: 1 P: 21	R: 3 H: 3 E: 0 K: 0 S: 5	LOB: 0 BB: 0 P: 11	R: 0 H: 1 E: 0 K: 1 S: 6	H: 0 LOB: 0 BB: 0 P: 9	R: 0 H: 1 E: 0 K: 0 S: 11	LOB: 1 BB: 0 P: 13	R: 0 H: 0 E: 0 K: 0 S: 10	LOB: 0 BB: 0 P: 16	1B: 5 2B: 2 3B: 0 HR: 2	SF: 0 SAC: 0 DP: 0 HBP: 0	WP: 0 PA: 40 PB: 0 SB: 0 CS: 1			
<b>PITCHER</b>	IP WLS BF H R ER SO	IP WLS BF H R ER SO	IP WLS BF H R ER SO	IP WLS BF H R ER SO	IP WLS BF H R ER SO	IP WLS BF H R ER SO	IP WLS BF H R ER SO	IP WLS BF H R ER SO	IP WLS BF H R ER SO	IP WLS BF H R ER SO	IP WLS BF H R ER SO	IP WLS BF H R ER SO	IP WLS BF H R ER SO	IP WLS BF H R ER SO	IP WLS BF H R ER SO	IP WLS BF H R ER SO	ERA WHIP	ERA WHIP				
35 Justin Verlander, R (1, 1) ERA: 3.72	5.0	L	26	7	5	5	5	4	0	0	0	0	0	0	0	0	0	2	60	102	9.00	2.200
38 Darin Downs, L (6, 1) ERA: 3.71	1.1		4	1	0	0	0	0	0	0	0	0	0	0	0	0	0	0	7	13	0.00	0.750
36 Luke Putkonen, R (7, 1) ERA: 1.85	1.2		6	1	0	0	1	0	0	0	0	0	0	0	0	0	0	15	20	0.00	0.600	
40 Phil Coke, L (9, 1) ERA: 5.23	1.0		3	0	0	0	0	0	0	0	0	0	0	0	0	0	0	10	16	0.00	0.000	

Baltimore Orioles @ Detroit Tigers  
Comerica Park, Detroit, MI  
Tue Jun 18 2013, 7:10 PM - 10:04 PM EDT  
Att: 34,706 - Clear - 71 F

AB 35  
R 5  
H 9  
RBI 5  
BB 4  
SO 6  
LOB 10



Batter	1	2	3	4	5	6	7	8	9	AB	R	H	RBI	BB	SO	LOB	BOTTOM				
14 Austin Jackson, R (1, 8) OBP: 0.353, SLG: 0.394	F8		G1-3		48 1B				48 1B	3	0	1	1	2	0	0					
48 Torii Hunter, R (1, 9) OBP: 0.340, SLG: 0.405	P3		G5-3		1B				FC5-4	5	0	2	0	0	0	2					
24 Miguel Cabrera, R (1, 5) OBP: 0.450, SLG: 0.634	1B		1B		G4-3				P3	5	0	2	0	0	0	6					
28 Prince Fielder, L (1, 3) OBP: 0.389, SLG: 0.494			G3-1		FC6-4				P5	3	0	0	0	1	0	3					
41 Victor Martinez, S (1, 10) OBP: 0.280, SLG: 0.331			G5-3		BB				F8	3	0	0	0	1	0	1					
27 Jhonny Peralta, R (1, 6) OBP: 0.385, SLG: 0.486			2B		F8				E5	4	0	1	0	0	1	3					
18 Matt Tuiasosopo, R (1, 7) ERA: 1.65			G5-3		HR				P5	3	1	1	1	0	1	2					
32 Don Kelly, L (6, PH) OBP: 0.337, SLG: 0.382			G5-3		K				K	1	0	0	0	0	0	1					
4 Omar Infante, R (1, 4) OBP: 0.339, SLG: 0.415			G6-3		L8				K	4	1	1	0	0	1	1					
55 Brayan Peña, S (1, 2) OBP: 0.307, SLG: 0.385			G5-3		K				F7	4	0	1	0	0	1	0					
<b>Inning Stats</b>	R: 0 H: 1 E: 0 K: 0 S: 6	H: 1 LOB: 0 BB: 0 P: 11	R: 0 H: 1 E: 0 K: 0 S: 13	H: 1 LOB: 0 BB: 0 P: 23	R: 0 H: 0 E: 0 K: 0 S: 5	LOB: 0 BB: 0 P: 6	R: 0 H: 1 E: 0 K: 0 S: 11	H: 1 LOB: 2 BB: 1 P: 21	R: 1 H: 2 E: 0 K: 1 S: 12	H: 2 LOB: 1 BB: 1 P: 21	R: 0 H: 0 E: 0 K: 2 S: 10	LOB: 1 BB: 1 P: 16	R: 1 H: 3 E: 0 K: 0 S: 12	H: 3 LOB: 2 BB: 0 P: 15	R: 0 H: 0 E: 1 K: 1 S: 8	LOB: 1 BB: 0 P: 10	R: 0 H: 1 E: 0 K: 0 S: 6	LOB: 1 BB: 1 P: 10	1B: 7 2B: 1 3B: 0 HR: 1	SF: 0 SAC: 0 DP: 1 HBP: 0	WP: 0 PA: 39 PB: 0 SB: 0 CS: 0
<b>PITCHER</b>	IP WLS BF H R ER SO	IP WLS BF H R ER SO	IP WLS BF H R ER SO	IP WLS BF H R ER SO	IP WLS BF H R ER SO	IP WLS BF H R ER SO	IP WLS BF H R ER SO	IP WLS BF H R ER SO	IP WLS BF H R ER SO	IP WLS BF H R ER SO	IP WLS BF H R ER SO	IP WLS BF H R ER SO	IP WLS BF H R ER SO	IP WLS BF H R ER SO	IP WLS BF H R ER SO	IP WLS BF H R ER SO	ERA WHIP	ERA WHIP			
53 Zack Britton, L (1, 1) ERA: 5.96	5.1	W	23	5	1	1	1	2	0	0	0	0	0	0	0	0	0	18	23	6.75	2.250
56 Darren O'Day, R (6, 1) ERA: 1.65	1.1		7	3	1	1	2	0	0	0	0	0	0	0	0	0	0	1	1	0.00	0.000
17 Brian Matusz, L (7, 1) ERA: 4.08	0.1	H	1	0	0	0	0	0	0	0	0	0	0	0	0	0	0	8	10	0.00	0.000
29 Tommy Hunter, R (8, 1) ERA: 1.82	1.0	H	4	0	0	0	1	0	0	0	0	0	0	0	0	0	0	6	10	0.00	2.000
43 Jim Johnson, R (9, 1) ERA: 3.82	1.0	S	4	1	0	0	0	1	0	0	0	0	0	0	0	0	0	6	10	0.00	2.000

Baltimore Orioles @ Detroit Tigers  
Comerica Park, Detroit, MI  
Tue Jun 18 2013, 7:10 PM - 10:04 PM EDT  
Att: 34,706 - Clear - 71 F

AB 35  
R 2  
H 9  
RBI 2  
BB 4  
SO 4  
LOB 19









Batter	1	2	3	4	5	6	7	8	9	AB	R	H	RBI	BB	SO	LOB	TOP				
9 Nate McLouth, L OBP: 0.370, SLG: 0.409	G1-3		G3-1			L9	L9			4	1	1	0	0	0	1	<b>Baltimore Orioles @ Toronto Blue Jays</b> Rogers Centre, Toronto, ON Fri Jun 21 2013, 7:09 PM - 9:45 PM EDT Att: 35,472 - Partly Cloudy - 68 F				
13 Manny Machado, R OBP: 0.357, SLG: 0.485	1B		K			L9	K			4	0	1	0	0	2	2					
21 Nick Markakis, L OBP: 0.344, SLG: 0.412	L9		L8			10 HR	CS			3	1	0	0	1	1	1					
10 Adam Jones, R OBP: 0.325, SLG: 0.518	K			P2		19 HR	F8			4	1	1	1	0	1	1					
19 Chris Davis, L OBP: 0.410, SLG: 0.724		K2-3		K		19 HR	L7			4	1	1	3	0	2	0					
32 Matt Wieters, S OBP: 0.288, SLG: 0.404		K		L4		P6	F8			4	0	0	0	0	1	0					
2 J.J. Hardy, R OBP: 0.313, SLG: 0.481						P4	L4			4	1	2	1	0	0	0					
3 Ryan Flaherty, L OBP: 0.249, SLG: 0.277						FC3-6	P4			3	1	1	1	0	0	1					
35 Danny Valencia, R OBP: 0.327, SLG: 0.608						L6	P4			2	0	0	0	1	0	2					
<b>Inning Stats</b>	R: 0 E: 0 K: 1 S: 11	H: 1 LOB: 1 BB: 0 P: 15	R: 1 E: 0 K: 2 S: 15	H: 1 LOB: 1 BB: 0 P: 25	R: 0 E: 0 K: 1 S: 8	H: 0 LOB: 0 BB: 0 P: 10	R: 0 E: 0 K: 1 S: 6	H: 0 LOB: 0 BB: 0 P: 8	R: 0 E: 0 K: 0 S: 7	H: 1 LOB: 0 BB: 0 P: 11	R: 4 E: 0 K: 0 S: 10	H: 3 LOB: 0 BB: 1 P: 17	R: 1 E: 0 K: 1 S: 15	H: 1 LOB: 0 BB: 1 P: 24	R: 0 E: 0 K: 1 S: 7	H: 0 LOB: 0 BB: 0 P: 7		1B: 4 2B: 1 3B: 0 HR: 3	SF: 0 SAC: 0 DP: 1 HBP: 1	WP: 0 PB: 0 SB: 1 CS: 1	PA: 36
<b>PITCHER</b>	IP WLS BF H R ER SO BB IBB HBP BLK WP HR S P ERA WHIP	IP WLS BF H R ER SO BB IBB HBP BLK WP HR S P ERA WHIP	IP WLS BF H R ER SO BB IBB HBP BLK WP HR S P ERA WHIP	IP WLS BF H R ER SO BB IBB HBP BLK WP HR S P ERA WHIP	IP WLS BF H R ER SO BB IBB HBP BLK WP HR S P ERA WHIP	IP WLS BF H R ER SO BB IBB HBP BLK WP HR S P ERA WHIP	IP WLS BF H R ER SO BB IBB HBP BLK WP HR S P ERA WHIP	IP WLS BF H R ER SO BB IBB HBP BLK WP HR S P ERA WHIP	IP WLS BF H R ER SO BB IBB HBP BLK WP HR S P ERA WHIP	IP WLS BF H R ER SO BB IBB HBP BLK WP HR S P ERA WHIP	IP WLS BF H R ER SO BB IBB HBP BLK WP HR S P ERA WHIP	IP WLS BF H R ER SO BB IBB HBP BLK WP HR S P ERA WHIP	IP WLS BF H R ER SO BB IBB HBP BLK WP HR S P ERA WHIP	IP WLS BF H R ER SO BB IBB HBP BLK WP HR S P ERA WHIP	IP WLS BF H R ER SO BB IBB HBP BLK WP HR S P ERA WHIP	IP WLS BF H R ER SO BB IBB HBP BLK WP HR S P ERA WHIP	IP WLS BF H R ER SO BB IBB HBP BLK WP HR S P ERA WHIP	IP WLS BF H R ER SO BB IBB HBP BLK WP HR S P ERA WHIP	IP WLS BF H R ER SO BB IBB HBP BLK WP HR S P ERA WHIP	IP WLS BF H R ER SO BB IBB HBP BLK WP HR S P ERA WHIP	IP WLS BF H R ER SO BB IBB HBP BLK WP HR S P ERA WHIP

Batter	1	2	3	4	5	6	7	8	9	AB	R	H	RBI	BB	SO	LOB	BOTTOM				
53 Melky Cabrera, S OBP: 0.320, SLG: 0.368	K		P5							4	0	1	0	0	2	1	<b>Baltimore Orioles @ Toronto Blue Jays</b> Rogers Centre, Toronto, ON Fri Jun 21 2013, 7:09 PM - 9:45 PM EDT Att: 35,472 - Partly Cloudy - 68 F				
11 Rajai Davis, R OBP: 0.336, SLG: 0.394										1	0	1	1	0	0	0					
19 José Bautista, R OBP: 0.347, SLG: 0.478	K		G4-3			L7	K			4	0	0	0	0	2	1					
10 Edwin Encarnación, R OBP: 0.355, SLG: 0.535				G5-3		HR				4	2	2	1	0	0	0					
26 Adam Lind, L OBP: 0.403, SLG: 0.564				G3		G4-3				4	1	1	2	0	0	0					
28 Colby Rasmus, L OBP: 0.314, SLG: 0.466	F8					F7				4	0	0	0	0	1	0					
3 Maicer Izturis, S OBP: 0.283, SLG: 0.320										3	3	2	0	1	1	0					
22 Josh Thole, L OBP: 0.176, SLG: 0.125										3	0	0	0	0	1	2					
1 Emilio Bonifácio, S OBP: 0.231, SLG: 0.312										3	0	0	0	0	2	2					
16 Mark DeRosa, R OBP: 0.306, SLG: 0.423										0	0	0	0	1	0	0					
66 Munenori Kawasaki, L OBP: 0.341, SLG: 0.333										4	1	2	3	0	0	2					
<b>Inning Stats</b>	R: 2 E: 0 K: 2 S: 16	H: 2 LOB: 0 BB: 0 P: 24	R: 0 E: 0 K: 3 S: 10	H: 0 LOB: 0 BB: 0 P: 13	R: 0 E: 0 K: 1 S: 9	H: 0 LOB: 0 BB: 0 P: 13	R: 0 E: 0 K: 1 S: 10	H: 1 LOB: 1 BB: 1 P: 20	R: 1 E: 0 K: 0 S: 14	H: 1 LOB: 0 BB: 0 P: 21	R: 2 E: 0 K: 2 S: 16	H: 3 LOB: 2 BB: 0 P: 21	R: 0 E: 0 K: 0 S: 8	H: 0 LOB: 0 BB: 0 P: 10	R: 1 E: 0 K: 0 S: 11	H: 2 LOB: 2 BB: 1 P: 18	1B: 5 2B: 1 3B: 0 HR: 3	SF: 0 SAC: 1 DP: 0 HBP: 0	WP: 0 PB: 1 SB: 1 CS: 0	PA: 37	
<b>PITCHER</b>	IP WLS BF H R ER SO BB IBB HBP BLK WP HR S P ERA WHIP	IP WLS BF H R ER SO BB IBB HBP BLK WP HR S P ERA WHIP	IP WLS BF H R ER SO BB IBB HBP BLK WP HR S P ERA WHIP	IP WLS BF H R ER SO BB IBB HBP BLK WP HR S P ERA WHIP	IP WLS BF H R ER SO BB IBB HBP BLK WP HR S P ERA WHIP	IP WLS BF H R ER SO BB IBB HBP BLK WP HR S P ERA WHIP	IP WLS BF H R ER SO BB IBB HBP BLK WP HR S P ERA WHIP	IP WLS BF H R ER SO BB IBB HBP BLK WP HR S P ERA WHIP	IP WLS BF H R ER SO BB IBB HBP BLK WP HR S P ERA WHIP	IP WLS BF H R ER SO BB IBB HBP BLK WP HR S P ERA WHIP	IP WLS BF H R ER SO BB IBB HBP BLK WP HR S P ERA WHIP	IP WLS BF H R ER SO BB IBB HBP BLK WP HR S P ERA WHIP	IP WLS BF H R ER SO BB IBB HBP BLK WP HR S P ERA WHIP	IP WLS BF H R ER SO BB IBB HBP BLK WP HR S P ERA WHIP	IP WLS BF H R ER SO BB IBB HBP BLK WP HR S P ERA WHIP	IP WLS BF H R ER SO BB IBB HBP BLK WP HR S P ERA WHIP	IP WLS BF H R ER SO BB IBB HBP BLK WP HR S P ERA WHIP	IP WLS BF H R ER SO BB IBB HBP BLK WP HR S P ERA WHIP	IP WLS BF H R ER SO BB IBB HBP BLK WP HR S P ERA WHIP	IP WLS BF H R ER SO BB IBB HBP BLK WP HR S P ERA WHIP	IP WLS BF H R ER SO BB IBB HBP BLK WP HR S P ERA WHIP





Batter	1	2	3	4	5	6	7	8	9	AB	R	H	RBI	BB	SO	LOB	TOP										
9 Nate McLouth, L OBP: 0.372, SLG: 0.411										4	0	2	0	0	0	0	<p><b>Baltimore Orioles @ Toronto Blue Jays</b> Rogers Centre, Toronto, ON Sat Jun 22 2013, 1:08 PM - 3:43 PM EDT Att. 43,261 - Roof Closed - 68 F</p>										
13 Manny Machado, R OBP: 0.353, SLG: 0.481										4	0	0	0	0	1	2											
21 Nick Markakis, L OBP: 0.339, SLG: 0.407										4	0	0	0	0	0	1											
10 Adam Jones, R OBP: 0.321, SLG: 0.511										4	0	0	0	0	2	0											
19 Chris Davis, L OBP: 0.415, SLG: 0.727										3	1	2	0	0	1	0											
2 J.J. Hardy, R OBP: 0.305, SLG: 0.476										3	0	0	0	0	0	3											
45 Travis Ishikawa, L OBP: 0.167, SLG: 0.167										3	0	1	1	0	0	2											
3 Ryan Flaherty, L OBP: 0.250, SLG: 0.278										3	0	1	0	0	2	1											
31 Taylor Teagarden, R OBP: 0.097, SLG: 0.290										3	1	1	1	0	0	2											
<b>Inning Stats</b>	R: 0 E: 0 K: 0 S: 4	H: 1 LOB: 0 BB: 0 P: 7	R: 0 E: 0 K: 0 S: 13	H: 1 LOB: 1 BB: 0 P: 20	R: 0 E: 0 K: 0 S: 7	H: 1 LOB: 0 BB: 0 P: 12	R: 0 E: 0 K: 1 S: 7	H: 0 LOB: 0 BB: 0 P: 12	R: 1 E: 0 K: 1 S: 13	H: 2 LOB: 1 BB: 0 P: 24	R: 0 E: 0 K: 0 S: 5	H: 0 LOB: 1 BB: 0 P: 5	R: 0 E: 0 K: 0 S: 11	H: 0 LOB: 1 BB: 0 P: 18	R: 1 E: 0 K: 2 S: 9	H: 2 LOB: 0 BB: 0 P: 12	R: 0 E: 0 K: 2 S: 8	H: 0 LOB: 0 BB: 0 P: 13	1B: 5 2B: 2 3B: 0 HR: 1	SF: 0 SAC: 0 DP: 2 HBP: 1	WP: 2 PB: 0 CS: 1	PA: 32					
<b>PITCHER</b>	IP	WLS	BF	H	R	ER	SO	BB	IBB	HBP	BLK	WP	HR	S	P	ERA	WHIP										
67 Chien-Ming Wang, R (1, 1) ERA: 2.61	6.1		22	5	1	1	2	0	0	0	0	1	0	51	83	1.42	0.789										
62 Aaron Loup, L (7, 1) ERA: 2.0	0.0		1	0	0	0	0	0	0	1	0	0	0	1	3	∞	∞										
45 Neil Wagner, R (7, 1) ERA: 0.82	0.2	H	2	0	0	0	0	0	0	0	0	1	0	8	12	0.00	0.000										
38 Darren Oliver, L (8, 1) ERA: 3.0	1.0	W	4	2	1	1	2	0	0	0	0	0	1	9	12	9.00	2.000										
44 Casey Janssen, R (9, 1) ERA: 2.1	1.0	S	3	0	0	0	2	0	0	0	0	0	0	8	13	0.00	0.000										

Batter	1	2	3	4	5	6	7	8	9	AB	R	H	RBI	BB	SO	LOB	BOTTOM										
53 Melky Cabrera, S OBP: 0.321, SLG: 0.366										2	1	0	0	1	0	1	<p><b>Baltimore Orioles @ Toronto Blue Jays</b> Rogers Centre, Toronto, ON Sat Jun 22 2013, 1:08 PM - 3:43 PM EDT Att. 43,261 - Roof Closed - 68 F</p>										
11 Rajai Davis, R OBP: 0.333, SLG: 0.390										4	1	1	2	0	1	1											
19 José Bautista, R OBP: 0.346, SLG: 0.486										4	0	0	0	0	0	1											
10 Edwin Encarnación, R OBP: 0.351, SLG: 0.530										2	0	1	0	1	0	0											
26 Adam Lind, L OBP: 0.406, SLG: 0.563										2	0	1	0	1	0	0											
28 Colby Rasmus, L OBP: 0.311, SLG: 0.460										3	0	0	0	0	2	2											
9 J.P. Arencibia, R OBP: 0.240, SLG: 0.450											3	0	0	0	0	1		1									
3 Maicer Izturis, S OBP: 0.284, SLG: 0.335										3	1	1	1	0	0	0											
1 Emilio Bonifácio, S OBP: 0.227, SLG: 0.307										3	0	0	0	0	0	0											
66 Munenori Kawasaki, L OBP: 0.347, SLG: 0.336										2	0	1	0	1	1	0											
<b>Inning Stats</b>	R: 1 E: 0 K: 2 S: 11	H: 1 LOB: 1 BB: 1 P: 21	R: 0 E: 0 K: 1 S: 11	H: 0 LOB: 0 BB: 0 P: 14	R: 0 E: 0 K: 1 S: 12	H: 0 LOB: 0 BB: 0 P: 17	R: 0 E: 0 K: 1 S: 12	H: 0 LOB: 1 BB: 1 P: 18	R: 1 E: 0 K: 0 S: 6	H: 1 LOB: 0 BB: 1 P: 11	R: 0 E: 0 K: 0 S: 8	H: 0 LOB: 0 BB: 0 P: 11	R: 0 E: 0 K: 0 S: 7	H: 0 LOB: 0 BB: 0 P: 11	R: 2 E: 0 K: 0 S: 15	H: 2 LOB: 0 BB: 0 P: 20	R: 0 E: 0 K: 0 S: 8	H: 0 LOB: 0 BB: 0 P: 13	1B: 2 2B: 1 3B: 0 HR: 2	SF: 0 SAC: 0 DP: 1 HBP: 0	WP: 1 PB: 0 SB: 0 CS: 0	PA: 30					
<b>PITCHER</b>	IP	WLS	BF	H	R	ER	SO	BB	IBB	HBP	BLK	WP	HR	S	P	ERA	WHIP										
50 Miguel González, R (1, 1) ERA: 3.75	7.1	L	27	3	3	3	5	3	0	0	0	1	1	73	111	3.68	0.818										
56 Darren O'Day, R (8, 1) ERA: 1.85	0.2		3	1	1	1	0	0	0	0	0	0	1	9	12	13.50	1.500										

AB	31
R	2
H	7
RBI	2
BB	0
SO	6
LOB	11



AB	27
R	4
H	4
RBI	3
BB	3
SO	5
LOB	7





Batter	1	2	3	4	5	6	7	8	9	AB	R	H	RBI	BB	SO	LOB	TOP					
9 Nate McLouth, L OBP: 0.369, SLG: 0.407										5	0	1	0	0	1	1	<b>Baltimore Orioles @ Toronto Blue Jays</b> Rogers Centre, Toronto, ON Sun Jun 23 2013, 1:08 PM - 3:44 PM EDT Att: 45,214 - Sunny - 75 F					
13 Manny Machado, R OBP: 0.354, SLG: 0.483										5	1	2	0	0	2	1						
21 Nick Markakis, L OBP: 0.341, SLG: 0.414										4	1	2	1	0	0	1						
10 Adam Jones, R OBP: 0.320, SLG: 0.508										4	0	1	0	0	1	3						
19 Chris Davis, L OBP: 0.305, SLG: 0.723										3	0	1	1	1	0	0						
45 Travis Ishikawa, L OBP: 0.167, SLG: 0.167										0	0	0	0	0	0	0						
32 Matt Wieters, S OBP: 0.284, SLG: 0.398										4	0	0	0	0	0	6						
2 J.J. Hardy, R OBP: 0.416, SLG: 0.469										4	0	0	0	0	2	2						
12 Alexi Casilla, S OBP: 0.266, SLG: 0.282										0	0	0	0	0	0	0						
36 Chris Dickerson, L OBP: 0.282, SLG: 0.458										4	1	2	0	0	1	0						
3 Ryan Flaherty, L OBP: 0.256, SLG: 0.321										4	2	2	3	0	0	1						
<b>Inning Stats</b>	R: 0 H: 2 E: 0 K: 2 S: 12	H: 2 LOB: 3 BB: 1 P: 22	R: 0 H: 1 E: 0 K: 1 S: 10	H: 1 LOB: 1 BB: 0 P: 19	R: 0 H: 0 E: 0 K: 0 S: 6	H: 0 LOB: 0 BB: 0 P: 8	R: 0 H: 0 E: 0 K: 0 S: 9	H: 0 LOB: 0 BB: 0 P: 14	R: 0 H: 0 E: 0 K: 1 S: 7	H: 0 LOB: 0 BB: 0 P: 10	R: 2 H: 2 E: 1 K: 1 S: 12	H: 2 LOB: 1 BB: 0 P: 13	R: 2 H: 3 E: 0 K: 0 S: 9	H: 3 LOB: 1 BB: 0 P: 10	R: 0 H: 2 E: 0 K: 0 S: 8	H: 2 LOB: 1 BB: 0 P: 15	R: 1 H: 1 E: 0 K: 2 S: 8	H: 1 LOB: 0 BB: 0 P: 11	1B: 6 2B: 3 3B: 0 HR: 2	SF: 0 SAC: 0 DP: 2 HBP: 0	WP: 0 PB: 1 SB: 1 CS: 0	PA: 38
<b>PITCHER</b>	IP WLS BF H R ER SO BB IBB HBP BLK WP HR S P ERA WHIP																					
55 Josh Johnson, R ERA: 4.8	6.0 W 27 7 4 4 5 0 1 0 0 0 1 59 89 6.00 1.167																					
62 Aaron Loup, L ERA: 1.95	1.0 3 1 0 0 0 0 0 0 0 0 0 6 7 0.00 1.000																					
57 Juan Pablo Perez, L ERA: 4.14	1.0 4 2 0 0 0 0 0 0 0 0 0 8 15 0.00 2.000																					
29 Dustin McGowan, R ERA: 5.4	1.0 4 1 1 1 2 0 0 0 0 0 1 8 11 9.00 1.000																					

Batter	1	2	3	4	5	6	7	8	9	AB	R	H	RBI	BB	SO	LOB	BOTTOM			
53 Melky Cabrera, S OBP: 0.320, SLG: 0.365										3	1	1	2	0	0	0	<b>Baltimore Orioles @ Toronto Blue Jays</b> Rogers Centre, Toronto, ON Sun Jun 23 2013, 1:08 PM - 3:44 PM EDT Att: 45,214 - Sunny - 75 F			
11 Rajai Davis, R OBP: 0.339, SLG: 0.390										0	1	0	0	0	0	0				
19 José Bautista, R OBP: 0.350, SLG: 0.488										3	2	1	3	2	0	0				
10 Edwin Encarnación, R OBP: 0.355, SLG: 0.545										5	2	3	4	0	0	1				
26 Adam Lind, L OBP: 0.402, SLG: 0.554										5	0	1	0	0	1	1				
28 Colby Rasmus, L OBP: 0.312, SLG: 0.469										4	1	1	1	1	1	0				
9 J.P. Arencibia, R OBP: 0.251, SLG: 0.455										4	2	3	1	0	0	0				
3 Maicer Izturis, S OBP: 0.267, SLG: 0.346										5	2	2	1	0	1	4				
1 Emilio Bonifacio, S OBP: 0.233, SLG: 0.316										4	2	2	1	0	0	2				
66 Munenori Kawasaki, L OBP: 0.341, SLG: 0.329										3	0	0	0	0	0	3				
<b>Inning Stats</b>	R: 1 H: 2 E: 0 K: 1 S: 21	H: 2 LOB: 3 BB: 1 P: 32	R: 3 H: 2 E: 0 K: 0 S: 11	H: 2 LOB: 1 BB: 1 P: 18	R: 5 H: 5 E: 0 K: 0 S: 21	H: 5 LOB: 1 BB: 1 P: 32	R: 0 H: 0 E: 0 K: 0 S: 8	H: 0 LOB: 0 BB: 0 P: 13	R: 0 H: 0 E: 0 K: 1 S: 7	H: 0 LOB: 0 BB: 0 P: 8	R: 0 H: 0 E: 0 K: 1 S: 6	H: 0 LOB: 0 BB: 0 P: 9	R: 4 H: 4 E: 0 K: 0 S: 14	H: 4 LOB: 1 BB: 0 P: 20	R: 0 H: 1 E: 0 K: 1 S: 7	H: 1 LOB: 1 BB: 0 P: 9	1B: 7 2B: 5 3B: 0 HR: 2	SF: 1 SAC: 1 DP: 0 HBP: 2	WP: 0 PB: 0 SB: 1 CS: 0	PA: 43
<b>PITCHER</b>	IP WLS BF H R ER SO BB IBB HBP BLK WP HR S P ERA WHIP																			
38 Freddy Garcia, R ERA: 5.77	2.1 L 17 5 5 5 1 1 0 0 0 0 1 41 61 27.00 3.857																			
66 T.J. McFarland, L ERA: 4.14	4.1 19 5 5 5 1 1 0 0 0 0 1 41 61 10.38 1.385																			
47 Pedro Strop, R ERA: 7.17	0.1 3 1 1 1 0 0 0 1 0 0 0 7 10 27.00 3.000																			
40 Troy Patton, L ERA: 4.09	1.0 4 1 0 0 1 0 0 0 0 0 0 7 9 0.00 1.000																			







Batter	1	2	3	4	5	6	7	8	9	AB R H RBI BB SO LOB	TOP				
24 Michael Bourn, L (1, 8) OBP: 0.349, SLG: 0.394	L8	K			SH1-3 22 HR 2B		F9		K	5 1 1 0 0 2 4	<b>Cleveland Indians @ Baltimore Orioles</b> Oriole Park at Camden Yards, Baltimore, MD Tue Jun 25 2013, 7:07 PM - 9:30 PM EDT Att: 20,924 - Partly Cloudy - 91 F				
4 Mike Aviles, R (1, 6) OBP: 0.286, SLG: 0.367	33 BB 22 BB 23 SF7 1B	G4-3			SH1-3		F9			3 1 1 0 0 0 2					
22 Jason Kipnis, L (1, 4) OBP: 0.328, SLG: 0.502	33 BB				HR			23 L-3 1B		2 1 2 2 2 0 0					
33 Nick Swisher, S (1, 3) OBP: 0.335, SLG: 0.390					G6-3			K		3 0 0 0 1 2 2					
23 Michael Brantley, L (1, 7) OBP: 0.324, SLG: 0.576	SF7				G4-3			L3		3 0 0 1 0 0 2					
41 Carlos Santana, S (1, 2) OBP: 0.383, SLG: 0.470	P5				L3					3 0 0 0 1 0 3					
12 Mark Reynolds, R (1, 10) OBP: 0.323, SLG: 0.426		8 BB 11 FC5-2 BB			K					3 0 1 0 1 2 0					
8 Lonnie Chisenhall, L (1, 5) OBP: 0.256, SLG: 0.342		11 FC5-2 1B			K					4 0 1 0 0 1 2					
11 Drew Stubbs, R (1, 9) OBP: 0.298, SLG: 0.384		FC5-2			G4-3					3 0 0 0 0 1 2					
25 Jason Giambi, L (9, PH) OBP: 0.306, SLG: 0.424										0 0 0 0 1 0 0					
9 Ryan Raburn, R (9, PR) OBP: 0.349, SLG: 0.516										0 0 0 0 0 0 0					
<b>Inning Stats</b>	R: 1 H: 1 E: 0 K: 0 S: 11	H: 1 LOB: 2 BB: 2 P: 23	R: 0 H: 0 E: 0 K: 1 S: 10	H: 0 LOB: 1 BB: 1 P: 14	R: 0 H: 0 E: 0 K: 2 S: 10	H: 2 LOB: 0 BB: 0 P: 13	R: 0 H: 0 E: 0 K: 1 S: 6	H: 0 LOB: 0 BB: 0 P: 9	R: 0 H: 0 E: 0 K: 1 S: 5	H: 1 LOB: 0 BB: 0 P: 11	R: 0 H: 1 E: 0 K: 1 S: 12	1B: 4 2B: 2 3B: 0 HR: 1	SF: 1 SAC: 1 DP: 2 HBP: 0	WP: 0 PB: 0 SB: 0 CS: 0	PA: 37
<b>PITCHER</b>	IP WLS BF H R ER SO BB IBB HBP BLK WP HR S P ERA WHIP											IP WLS BF H R ER SO BB IBB HBP BLK WP HR S P ERA WHIP			
30 Chris Tillman, R (1, 1) ERA: 3.72	7.0 W 29 4 3 3 6 4 0 0 0 0 1 56 95 3.86 1.143														
40 Troy Patton, L (8, 1) ERA: 3.97	1.0 H 3 1 0 0 1 0 0 0 0 0 0 8 11 0.00 1.000														
43 Jim Johnson, R (9, 1) ERA: 3.62	1.0 S 5 1 0 0 1 2 0 0 0 0 0 12 23 0.00 3.000														

Batter	1	2	3	4	5	6	7	8	9	AB R H RBI BB SO LOB	BOTTOM				
9 Nate McLouth, L (1, 7) OBP: 0.365, SLG: 0.398	G3			L7		K	13 G3-6 BB			3 0 0 0 1 1 0	<b>Cleveland Indians @ Baltimore Orioles</b> Oriole Park at Camden Yards, Baltimore, MD Tue Jun 25 2013, 7:07 PM - 9:30 PM EDT Att: 20,924 - Partly Cloudy - 91 F				
13 Manny Machado, R (1, 5) OBP: 0.347, SLG: 0.476	K			P5		G3-6				4 0 1 0 0 1 1					
21 Nick Markakis, L (1, 9) OBP: 0.339, SLG: 0.420	G5-3			G6-3		P5				4 0 0 0 0 1 1					
10 Adam Jones, R (1, 8) OBP: 0.324, SLG: 0.506		G6-3			19 BB 2 FC6-4 1B		19 HR HBP			3 2 1 0 0 0 0					
19 Chris Davis, L (1, 3) OBP: 0.412, SLG: 0.720		K			2 FC6-4 1B		HR			4 1 2 2 0 1 0					
32 Matt Wieters, S (1, 2) OBP: 0.287, SLG: 0.406		G4-3			K		12 WP 36 BB 12 HR BB			2 1 0 0 1 1 2					
2 J.J. Hardy, R (1, 6) OBP: 0.302, SLG: 0.462				F8		FC6-4				3 0 0 1 0 0 2					
36 Chris Dickerson, L (1, 10) OBP: 0.281, SLG: 0.448		G4-3			K		12 WP 12 HR 1B			3 1 1 0 0 1 1					
12 Alexi Casilla, S (1, 4) OBP: 0.268, SLG: 0.324					K		HR			3 1 1 3 0 2 0					
<b>Inning Stats</b>	R: 0 H: 0 E: 0 K: 1 S: 7	H: 0 LOB: 0 BB: 0 P: 10	R: 0 H: 0 E: 0 K: 1 S: 8	H: 0 LOB: 0 BB: 0 P: 13	R: 0 H: 0 E: 0 K: 0 S: 10	H: 0 LOB: 0 BB: 0 P: 16	R: 1 H: 2 E: 0 K: 2 S: 10	H: 1 LOB: 1 BB: 0 P: 19	R: 5 H: 3 E: 0 K: 0 S: 11	H: 0 LOB: 0 BB: 2 P: 22		R: 0 H: 0 E: 0 K: 1 S: 6	1B: 3 2B: 1 3B: 0 HR: 2	SF: 0 SAC: 0 DP: 1 HBP: 1	WP: 1 PB: 0 SB: 0 CS: 0
<b>PITCHER</b>	IP WLS BF H R ER SO BB IBB HBP BLK WP HR S P ERA WHIP											IP WLS BF H R ER SO BB IBB HBP BLK WP HR S P ERA WHIP			
63 Justin Masterson, R (1, 1) ERA: 3.78	6.1 L 27 6 6 6 7 1 0 1 0 0 1 2 62 97 8.53 1.105														
50 Nick Hagadone, L (7, 1) ERA: 5.7	1.0 3 0 0 0 1 1 0 0 0 0 0 7 13 0.00 1.000														
32 Matt Albers, R (8, 1) ERA: 2.52	0.2 2 0 0 0 0 0 0 0 0 0 0 2 6 0.00 0.000														





Batter	1	2	3	4	5	6	7	8	9	AB	R	H	RBI	BB	SO	LOB	TOP			
24 Michael Bourn, L (1, 8) OBP: 0.342, SLG: 0.385	G1-3			G4-3	G6-3			K	K	5	0	0	0	0	2	4	Cleveland Indians @ Baltimore Orioles Oriole Park at Camden Yards, Baltimore, MD Wed Jun 26 2013, 8:11 PM - 10:51 PM EDT Att: 18,082 - Cloudy - 76 F			
13 Asdrúbal Cabrera, S (1, 6) OBP: 0.314, SLG: 0.453	G6-3			22 HR HBP		K		22 BB 1B		3	1	1	0	0	1	0				
22 Jason Kipnis, L (1, 4) OBP: 0.370, SLG: 0.512	F7			HR		G3		33 G1-4-3 BB		3	1	1	2	1	0	0				
33 Nick Swisher, S (1, 3) OBP: 0.330, SLG: 0.383		F8		F8		K		G1-4-3		4	0	0	0	0	1	2				
23 Michael Brantley, L (1, 7) OBP: 0.323, SLG: 0.372		K		G4-3		F9		25 2B FC4-6 BB		3	1	0	0	1	1	0				
25 Jason Giambi, L (1, 10) OBP: 0.322, SLG: 0.442 4 Mike Aviles, R (9, PR) OBP: 0.286, SLG: 0.367		K			10 G5-4-3 BB	G3		8 FC4-6 11 FC5-4 2B		3	0	2	0	1	1	0				
10 Yan Gomes, R (1, 2) OBP: 0.278, SLG: 0.495 41 Carlos Santana, S (9, PH) OBP: 0.385, SLG: 0.470			F9		G5-4-3		8 G3 BB	8 FC4-6 IBB		2	0	0	0	1	0	1				
8 Lonnie Chisenhall, L (1, 5) OBP: 0.256, SLG: 0.339		G6-3			11 BB 1B	G3		FC4-6 FC5-4		4	0	1	1	0	0	4				
11 Drew Stubbs, R (1, 9) OBP: 0.297, SLG: 0.381		G6-3						FC5-4		4	0	1	1	0	1	4				
<b>Inning Stats</b>	R: 0 E: 0 K: 0 S: 5	H: 0 LOB: 0 BB: 0 P: 8	R: 0 E: 0 K: 2 S: 9	H: 0 LOB: 0 BB: 0 P: 15	R: 0 E: 0 K: 0 S: 8	H: 0 LOB: 0 BB: 0 P: 13	R: 2 E: 0 K: 0 S: 8	H: 1 LOB: 0 BB: 0 P: 15	R: 0 E: 0 K: 2 S: 11	H: 0 LOB: 0 BB: 0 P: 16	R: 0 E: 0 K: 1 S: 12	H: 1 LOB: 2 BB: 1 P: 21	R: 0 E: 0 K: 1 S: 10	H: 1 LOB: 1 BB: 2 P: 20	R: 2 E: 0 K: 1 S: 10	H: 1 LOB: 2 BB: 2 P: 22		1B: 4 HR: 1	SF: 0 SAC: 0 DP: 2 HBP: 1	WP: 0 PB: 0 SB: 0 CS: 0
<b>PITCHER</b>	IP WLS BF H R ER SO BB IBB HBP BLK WP HR S P ERA WHIP	7.0 27 4 2 2 5 2 0 1 0 0 0 1 63 108 2.57 0.857	1.0 4 1 0 0 1 1 0 0 0 0 0 7 20 0.00 2.000	0.2 5 1 2 2 0 1 1 0 0 0 0 10 18 27.00 3.000	0.1 1 0 0 0 1 0 0 0 0 0 0 3 4 0.00 0.000	<b>PITCHER</b>										IP WLS BF H R ER SO BB IBB HBP BLK WP HR S P ERA WHIP				

Batter	1	2	3	4	5	6	7	8	9	AB	R	H	RBI	BB	SO	LOB	BOTTOM					
21 Nick Markakis, L (1, 9) OBP: 0.335, SLG: 0.415	F7			K		K		FC4-6 13 BB 1B		4	0	0	1	0	2	2	Cleveland Indians @ Baltimore Orioles Oriole Park at Camden Yards, Baltimore, MD Wed Jun 26 2013, 8:11 PM - 10:51 PM EDT Att: 18,082 - Cloudy - 76 F					
13 Manny Machado, R (1, 5) OBP: 0.349, SLG: 0.480	P4			G3-1			19 SF7 2B	19 BB 3H 1B		4	1	2	1	0	0	0						
10 Adam Jones, R (1, 8) OBP: 0.321, SLG: 0.500	K			G1-3			P6	P4		4	0	0	0	0	1	3						
19 Chris Davis, L (1, 3) OBP: 0.407, SLG: 0.712		G1-6-3				K		SF7	K	3	0	0	1	0	2	0						
32 Matt Wieters, S (1, 2) OBP: 0.287, SLG: 0.401		G6-3					F7	L4		3	0	0	0	1	0	0						
2 J.J. Hardy, R (1, 6) OBP: 0.301, SLG: 0.459		G4-3			P2			12 BB 21 FC4-6 1B	K	4	1	1	0	0	1	1						
9 Nate McLouth, L (1, 7) OBP: 0.361, SLG: 0.393			G4-3		L8			P6		3	0	0	0	0	0	2						
35 Danny Valencia, R (1, 10) OBP: 0.310, SLG: 0.574 36 Chris Dickerson, L (9, PH) OBP: 0.289, SLG: 0.446			G6-3				F9	21 FC4-6 12 BB 1B		2	0	0	0	0	0	0						
12 Alexi Casilla, S (1, 4) OBP: 0.271, SLG: 0.325			G6-3				G6-3	21 FC4-6 1B		3	0	1	0	0	0	0						
<b>Inning Stats</b>	R: 0 E: 0 K: 1 S: 9	H: 0 LOB: 0 BB: 0 P: 11	R: 0 E: 0 K: 0 S: 9	H: 0 LOB: 0 BB: 0 P: 12	R: 0 E: 0 K: 0 S: 5	H: 0 LOB: 0 BB: 0 P: 7	R: 0 E: 0 K: 1 S: 6	H: 0 LOB: 0 BB: 0 P: 7	R: 0 E: 0 K: 1 S: 9	H: 0 LOB: 1 BB: 1 P: 15	R: 0 E: 0 K: 1 S: 6	H: 0 LOB: 0 BB: 0 P: 11	R: 1 E: 1 K: 0 S: 12	H: 1 LOB: 0 BB: 0 P: 15	R: 2 E: 0 K: 0 S: 13	H: 3 LOB: 2 BB: 1 P: 21		R: 0 E: 0 K: 2 S: 10	H: 0 LOB: 0 BB: 0 P: 18	1B: 3 HR: 0	SF: 1 SAC: 0 DP: 0 HBP: 0	WP: 0 PB: 0 SB: 0 CS: 0
<b>PITCHER</b>	IP WLS BF H R ER SO BB IBB HBP BLK WP HR S P ERA WHIP	7.0 23 7 3 2 2 0 1 0 0 0 0 13 21 18.00 4.000	1.0 W 7 3 2 2 0 1 0 0 0 0 13 21 18.00 4.000	1.0 S 3 0 0 0 2 0 0 0 0 0 10 18 0.00 0.000	<b>PITCHER</b>										IP WLS BF H R ER SO BB IBB HBP BLK WP HR S P ERA WHIP							





Batter	1	2	3	4	5	6	7	8	9	AB	R	H	RBI	BB	SO	LOB	TOP					
24 Michael Bourn, L (1, 8) OBP: 0.343, SLG: 0.386										5	0	2	0	0	1	3	<b>Cleveland Indians @ Baltimore Orioles</b> Oriole Park at Camden Yards, Baltimore, MD Thu Jun 27 2013, 7:07 PM - 11:18 PM EDT Att: 33,036 - Cloudy - 79 F					
4 Mike Aviles, R (1, 6) OBP: 0.286, SLG: 0.381										4	1	1	1	0	2	2						
22 Jason Kipnis, L (1, 4) OBP: 0.368, SLG: 0.508										4	0	1	0	0	2	1						
25 Jason Giambi, L (1, 10) OBP: 0.322, SLG: 0.439										3	0	1	0	0	1	2						
9 Ryan Raburn, R (8, PH) OBP: 0.347, SLG: 0.512										1	0	0	0	0	0	0						
41 Carlos Santana, S (1, 2) OBP: 0.380, SLG: 0.462										4	0	0	0	0	1	3						
23 Michael Brantley, L (1, 7) OBP: 0.322, SLG: 0.374										4	1	1	0	0	0	0						
12 Mark Reynolds, R (1, 3) OBP: 0.319, SLG: 0.419										4	0	0	0	0	1	1						
8 Lonnie Chisenhall, L (1, 5) OBP: 0.272, SLG: 0.387										4	1	3	2	0	0	0						
11 Drew Stubbs, R (1, 9) OBP: 0.296, SLG: 0.379										4	0	1	0	0	2	2						
<b>Inning Stats</b>	R: 0 E: 0 K: 2 S: 14	H: 2 LOB: 2 BB: 0 P: 22	R: 1 E: 0 K: 2 S: 20	H: 2 LOB: 1 BB: 0 P: 28	R: 0 E: 0 K: 1 S: 9	H: 1 LOB: 1 BB: 0 P: 11	R: 1 E: 0 K: 0 S: 8	H: 2 LOB: 1 BB: 0 P: 11	R: 1 E: 0 K: 2 S: 11	H: 0 LOB: 0 BB: 0 P: 15	R: 0 E: 0 K: 0 S: 8	H: 0 LOB: 0 BB: 0 P: 11	R: 0 E: 0 K: 2 S: 9	H: 1 LOB: 1 BB: 0 P: 12	R: 0 E: 0 K: 0 S: 5	H: 0 LOB: 0 BB: 0 P: 9	R: 0 E: 0 K: 1 S: 14	H: 1 LOB: 1 BB: 0 P: 18	1B: 6 2B: 2 3B: 0 HR: 2	SF: 0 SAC: 0 DP: 0 HBP: 0	WP: 0 PB: 0 SB: 0 CS: 0	PA: 37
<b>PITCHER</b>	IP WLS BF H R ER SO BB IBB HBP BLK WP HR S P ERA WHIP																					
50 Miguel González, R (1, 1) ERA: 3.77	6.2 W 29 9 3 3 9 0 0 0 0 0 2 77 106 4.05 1.350																					
17 Brian Matusz, L (7, 1) ERA: 3.9	0.1 1 0 0 0 0 0 0 0 0 0 0 2 4 0.00 0.000																					
40 Troy Patton, L (8, 1) ERA: 3.82	1.0 3 0 0 0 0 0 0 0 0 0 0 5 9 0.00 0.000																					
56 Darren O'Day, R (9, 1) ERA: 2.31	1.0 4 1 0 0 1 0 0 0 0 0 0 14 18 0.00 1.000																					


Batter	1	2	3	4	5	6	7	8	9	AB	R	H	RBI	BB	SO	LOB	BOTTOM					
9 Nate McLouth, L (1, 7) OBP: 0.363, SLG: 0.395										4	1	2	0	0	1	1	<b>Cleveland Indians @ Baltimore Orioles</b> Oriole Park at Camden Yards, Baltimore, MD Thu Jun 27 2013, 7:07 PM - 11:18 PM EDT Att: 33,036 - Cloudy - 79 F					
13 Manny Machado, R (1, 5) OBP: 0.349, SLG: 0.478										3	0	1	0	0	2	2						
12 Alex Casilla, S (6, 4) OBP: 0.267, SLG: 0.321										1	0	0	0	0	0	0						
21 Nick Markakis, L (1, 9) OBP: 0.334, SLG: 0.413										4	1	1	1	0	0	2						
10 Adam Jones, R (1, 8) OBP: 0.320, SLG: 0.497										4	0	1	0	0	0	1						
19 Chris Davis, L (1, 10) OBP: 0.408, SLG: 0.712										3	2	1	1	1	0	2						
32 Matt Wieters, S (1, 2) OBP: 0.290, SLG: 0.406										4	2	2	1	0	1	1						
2 J.J. Hardy, R (1, 6) OBP: 0.302, SLG: 0.458										3	0	1	1	0	0	1						
45 Travis Ishikawa, L (1, 3) OBP: 0.167, SLG: 0.118										4	0	0	0	0	2	4						
3 Ryan Flaherty, L (1, 4) OBP: 0.273, SLG: 0.333										3	1	2	2	0	0	0						
<b>Inning Stats</b>	R: 0 E: 0 K: 0 S: 8	H: 2 LOB: 1 BB: 0 P: 10	R: 2 E: 0 K: 1 S: 15	H: 2 LOB: 1 BB: 1 P: 28	R: 0 E: 0 K: 1 S: 6	H: 0 LOB: 0 BB: 0 P: 8	R: 0 E: 0 K: 1 S: 10	H: 1 LOB: 1 BB: 0 P: 15	R: 5 E: 2 K: 2 S: 25	H: 6 LOB: 1 BB: 0 P: 37	R: 0 E: 0 K: 1 S: 8	H: 0 LOB: 0 BB: 0 P: 11	R: 0 E: 0 K: 0 S: 9	H: 0 LOB: 0 BB: 0 P: 14	R: 0 E: 0 K: 0 S: 9	H: 0 LOB: 0 BB: 0 P: 17	R: 0 E: 0 K: 0 S: 9	H: 0 LOB: 0 BB: 0 P: 17	1B: 9 2B: 2 3B: 0 HR: 0	SF: 0 SAC: 1 DP: 1 HBP: 0	WP: 0 PB: 0 SB: 0 CS: 0	PA: 35
<b>PITCHER</b>	IP WLS BF H R ER SO BB IBB HBP BLK WP HR S P ERA WHIP																					
28 Corey Kluber, R (1, 1) ERA: 4.16	4.2 L 25 11 7 6 4 1 0 0 0 0 0 0 11 15 0.00 0.000																					
50 Nick Hagadone, L (5, 1) ERA: 5.4	1.1 4 0 0 0 2 0 0 0 0 0 0 0 9 14 0.00 0.000																					
32 Matt Albers, R (7, 1) ERA: 2.42	1.0 3 0 0 0 0 0 0 0 0 0 0 0 9 14 0.00 0.000																					
27 Bryan Shaw, R (8, 1) ERA: 3.22	1.0 3 0 0 0 0 0 0 0 0 0 0 0 9 17 0.00 0.000																					










Batter	1	2	3	4	5	6	7	8	9	AB	R	H	RBI	BB	SO	LOB	TOP					
11 Brett Gardner, L OBP: 0.348, SLG: 0.456	F9		K		G5-3		G4-3		G4-3	5	0	2	1	0	1	0	<p><b>New York Yankees @ Baltimore Orioles</b>  <b>Oriole Park at Camden Yards, Baltimore, MD</b>            Sat Jun 29 2013, 7:18 PM - 10:08 PM EDT            Att: 46,607 - Partly Cloudy - 84 F</p> <p>livebaseballscorecards.com</p> <p>AB 36 R 3 H 11 RBI 2 BB 3 SO 3 LOB 21</p> 					
17 Jayson Nix, R OBP: 0.306, SLG: 0.306	P3		G3				P4		L9	4	1	1	0	1	0	2						
24 Robinson Cano, L OBP: 0.352, SLG: 0.492										4	1	2	0	0	0	2						
40 Alberto Gonzalez, R OBP: 0.213, SLG: 0.273										1	0	0	0	0	1	1						
12 Vernon Wells, R OBP: 0.263, SLG: 0.366										5	0	1	0	0	1	5						
31 Ichiro Suzuki, L OBP: 0.312, SLG: 0.373										3	0	1	0	1	0	0						
45 Zoilo Almonte, S OBP: 0.364, SLG: 0.517										3	0	1	1	0	0	3						
39 David Adams, R OBP: 0.243, SLG: 0.280										3	0	1	0	1	0	0						
55 Lyle Overbay, L OBP: 0.281, SLG: 0.433										4	0	1	0	0	0	4						
53 Austin Romine, R OBP: 0.159, SLG: 0.194										2	0	0	0	0	0	1						
33 Travis Hafner, L OBP: 0.320, SLG: 0.437										1	0	0	0	0	0	3						
19 Chris Stewart, R OBP: 0.320, SLG: 0.338										1	1	1	0	0	0	0						
<b>Inning Stats</b>	R: 0 H: 3 E: 0 K: 0 S: 11	H: 3 LOB: 3 BB: 0 P: 19	R: 0 H: 1 E: 0 K: 0 S: 4	H: 1 LOB: 0 BB: 0 P: 7	R: 0 H: 1 E: 0 K: 1 S: 10	H: 1 LOB: 1 BB: 0 P: 13	R: 0 H: 0 E: 0 K: 0 S: 7	H: 0 LOB: 0 BB: 0 P: 11	R: 0 H: 0 E: 0 K: 0 S: 6	H: 0 LOB: 0 BB: 0 P: 8	R: 2 H: 1 E: 1 K: 0 S: 13	H: 1 LOB: 3 BB: 3 P: 29	R: 0 H: 1 E: 0 K: 1 S: 14	H: 1 LOB: 1 BB: 0 P: 20	R: 0 H: 2 E: 0 K: 0 S: 7	H: 2 LOB: 1 BB: 0 P: 10	R: 1 H: 2 E: 0 K: 1 S: 11	H: 2 LOB: 1 BB: 0 P: 18	1B: 6 2B: 5 3B: 0 HR: 0	SF: 1 DP: 2 HBP: 0	WP: 0 PB: 0 SB: 0 CS: 0	PA: 40
<b>PITCHER</b>	IP WLS BF ERA	WLS BF ERA	H R ER SO	H R ER SO	BB IBB HBP BLK	WP HR S P	ERA WHIP	<b>PITCHER</b>	IP WLS BF ERA	WLS BF ERA	H R ER SO	H R ER SO	BB IBB HBP BLK	WP HR S P	ERA WHIP							
53 Zack Britton, L ERA: 4.5	5.2	W	26	6	2	1	1	3	0	0	0	0	0	0	0	0	0	0	48	83	1.59	1.588
48 Jair Jurrjens, R ERA: 4.91	2.1		9	3	0	0	1	0	0	0	0	0	0	0	0	0	0	0	24	34	0.00	1.286
47 Pedro Strop, R ERA: 7.25	1.0		5	2	1	1	1	0	0	0	0	0	0	0	0	0	0	0	11	18	9.00	2.000

Batter	1	2	3	4	5	6	7	8	9	AB	R	H	RBI	BB	SO	LOB	BOTTOM					
9 Nate McLouth, L OBP: 0.360, SLG: 0.401	P5	G4-3	G1-3		L5		L7			5	0	0	0	0	0	2	<p><b>New York Yankees @ Baltimore Orioles</b>  <b>Oriole Park at Camden Yards, Baltimore, MD</b>            Sat Jun 29 2013, 7:18 PM - 10:08 PM EDT            Att: 46,607 - Partly Cloudy - 84 F</p> <p>livebaseballscorecards.com</p> <p>AB 38 R 11 H 15 RBI 11 BB 2 SO 5 LOB 8</p> 					
13 Manny Machado, R OBP: 0.293, SLG: 0.475		G6-3	F7			F9		K2-3		5	1	1	0	0	1	0						
21 Nick Markakis, L OBP: 0.334, SLG: 0.410			F7					K2-3		5	2	3	0	0	1	0						
10 Adam Jones, R OBP: 0.318, SLG: 0.491								G6-3		5	1	1	1	0	1	2						
19 Chris Davis, L OBP: 0.408, SLG: 0.724										3	3	2	5	1	0	0						
32 Matt Wieters, S OBP: 0.290, SLG: 0.407										4	1	2	0	0	0	0						
31 Taylor Teagarden, R OBP: 0.097, SLG: 0.290										0	0	0	0	0	0	0						
2 J.J. Hardy, R OBP: 0.303, SLG: 0.454										3	1	2	0	1	0	1						
12 Alexi Casilla, S OBP: 0.270, SLG: 0.321										0	0	0	0	0	0	0						
36 Chris Dickerson, L OBP: 0.298, SLG: 0.462										4	1	2	2	0	1	1						
3 Ryan Flaherty, L OBP: 0.278, SLG: 0.355										4	1	2	3	0	1	2						
<b>Inning Stats</b>	R: 4 H: 6 E: 0 K: 1 S: 19	H: 6 LOB: 2 BB: 0 P: 30	R: 0 H: 0 E: 0 K: 0 S: 7	H: 0 LOB: 0 BB: 0 P: 12	R: 5 H: 3 E: 0 K: 0 S: 14	H: 3 LOB: 0 BB: 2 P: 25	R: 0 H: 1 E: 0 K: 0 S: 6	H: 1 LOB: 0 BB: 0 P: 10	R: 0 H: 2 E: 0 K: 1 S: 12	H: 2 LOB: 2 BB: 0 P: 16	R: 2 H: 3 E: 0 K: 1 S: 16	H: 3 LOB: 1 BB: 0 P: 25	R: 0 H: 0 E: 0 K: 1 S: 6	H: 0 LOB: 0 BB: 0 P: 7	R: 0 H: 0 E: 0 K: 2 S: 8	H: 0 LOB: 0 BB: 0 P: 9	R: 0 H: 0 E: 0 K: 2 S: 8	H: 0 LOB: 0 BB: 0 P: 9	1B: 10 2B: 2 3B: 0 HR: 3	SF: 0 DP: 1 HBP: 0	WP: 0 PB: 0 SB: 0 CS: 0	PA: 40
<b>PITCHER</b>	IP WLS BF ERA	WLS BF ERA	H R ER SO	H R ER SO	BB IBB HBP BLK	WP HR S P	ERA WHIP	<b>PITCHER</b>	IP WLS BF ERA	WLS BF ERA	H R ER SO	H R ER SO	BB IBB HBP BLK	WP HR S P	ERA WHIP							
41 David Phelps, R ERA: 4.95	2.1	L	18	9	9	9	1	2	0	0	0	0	0	0	0	0	0	2	36	61	34.71	4.714
47 Ivan Nova, R ERA: 4.63	5.2		22	6	2	2	4	0	0	0	0	0	0	0	0	0	0	1	52	73	3.18	1.059



Batter	1	2	3	4	5	6	7	8	9	AB	R	H	RBI	BB	SO	LOB	TOP										
11 Brett Gardner, L OBP: 0.346, SLG: 0.450	P5				K		F8		FC4-6	4	0	0	1	1	1	4	<b>New York Yankees @ Baltimore Orioles</b> Oriole Park at Camden Yards, Baltimore, MD Sun Jun 30 2013, 8:10 PM - 11:21 PM EDT Att: 40,878 - Cloudy - 79 F										
31 Ichiro Suzuki, L OBP: 0.307, SLG: 0.367	G4-3	P6			F8		P1			4	0	0	0	0	0	5											
24 Robinson Cano, L OBP: 0.364, SLG: 0.502					F9				F8	4	1	2	1	0	0	0											
33 Travis Hafner, L OBP: 0.320, SLG: 0.436										3	0	1	0	0	1	1											
12 Vernon Wells, R OBP: 0.292, SLG: 0.394									K	1	0	0	0	0	1	0											
45 Zoilo Almonte, S OBP: 0.351, SLG: 0.485					K				G3-1	4	1	1	0	0	2	0											
55 Lyle Overbay, L OBP: 0.280, SLG: 0.434										4	0	1	0	0	1	1											
17 Jayson Nix, R OBP: 0.305, SLG: 0.302										3	0	0	0	1	2	2											
19 Chris Stewart, R OBP: 0.325, SLG: 0.338										3	0	1	0	0	0	1											
39 David Adams, R OBP: 0.252, SLG: 0.275										2	0	0	0	2	1	2											
<b>Inning Stats</b>	R: 0 H: 1 E: 0 K: 1 S: 10	H: 1 LOB: 0 BB: 0 P: 15	R: 1 H: 2 E: 0 K: 1 S: 15	H: 2 LOB: 3 BB: 2 P: 28	R: 0 H: 1 E: 0 K: 1 S: 6	H: 1 LOB: 0 BB: 0 P: 11	R: 0 H: 0 E: 0 K: 1 S: 7	H: 0 LOB: 0 BB: 0 P: 11	R: 0 H: 0 E: 0 K: 1 S: 10	H: 1 LOB: 0 BB: 0 P: 17	R: 0 H: 0 E: 0 K: 0 S: 16	H: 0 LOB: 2 BB: 2 P: 28	R: 0 H: 0 E: 0 K: 1 S: 6	H: 1 LOB: 2 BB: 0 P: 22	1B: 4 2B: 1 3B: 0 HR: 1	SF: 0 SAC: 0 DP: 0 HBP: 1	WP: 0 PB: 0 SB: 0 CS: 0	PA: 37									
<b>PITCHER</b>	IP	WLS	BF	H	R	ER	SO	BB	IBB	HBP	BLK	WP	HR	S	P	ERA	WHIP										
30 Chris Tillman, R ERA: 3.68	6.0	W	24	5	2	2	6	2	0	0	0	0	1	58	98	3.00	1.167										
56 Darren O'Day, R ERA: 2.25	1.0	H	5	0	0	0	0	2	0	0	0	0	0	16	28	0.00	2.000										
40 Troy Patton, L ERA: 3.79	0.1	H	1	0	0	0	0	0	0	0	0	0	0	2	4	0.00	0.000										
29 Tommy Hunter, R ERA: 2.0	0.2	H	2	0	0	0	1	0	0	0	0	0	0	4	4	0.00	0.000										
43 Jim Johnson, R ERA: 3.92	1.0	S	5	1	0	0	2	0	0	1	0	0	0	14	22	0.00	1.000										

Batter	1	2	3	4	5	6	7	8	9	AB	R	H	RBI	BB	SO	LOB	BOTTOM										
9 Nate McLouth, L OBP: 0.358, SLG: 0.410	F8				K		K			4	1	1	1	0	2	2	<b>New York Yankees @ Baltimore Orioles</b> Oriole Park at Camden Yards, Baltimore, MD Sun Jun 30 2013, 8:10 PM - 11:21 PM EDT Att: 40,878 - Cloudy - 79 F										
13 Manny Machado, R OBP: 0.350, SLG: 0.489					K					4	1	3	1	0	1	1											
21 Nick Markakis, L OBP: 0.331, SLG: 0.405										4	0	0	0	0	0	2											
10 Adam Jones, R OBP: 0.315, SLG: 0.486										4	0	0	0	0	0	2											
19 Chris Davis, L OBP: 0.406, SLG: 0.728										4	1	1	1	0	2	1											
32 Matt Wieters, S OBP: 0.290, SLG: 0.406										3	1	1	0	0	1	0											
2 J.J. Hardy, R OBP: 0.304, SLG: 0.456										3	0	1	0	0	1	0											
3 Ryan Flaherty, L OBP: 0.275, SLG: 0.351										2	0	0	0	0	1	0											
35 Danny Valencia, R OBP: 0.290, SLG: 0.534										1	0	0	0	0	0	2											
12 Alexi Casilla, S OBP: 0.270, SLG: 0.321										0	0	0	0	0	0	0											
1 Brian Roberts, S OBP: 0.400, SLG: 0.500										2	0	1	1	0	1	0											
<b>Inning Stats</b>	R: 1 H: 1 E: 0 K: 0 S: 10	H: 1 LOB: 0 BB: 0 P: 17	R: 1 H: 1 E: 0 K: 1 S: 10	H: 1 LOB: 0 BB: 0 P: 15	R: 1 H: 2 E: 0 K: 1 S: 12	H: 2 LOB: 1 BB: 0 P: 15	R: 0 H: 0 E: 0 K: 3 S: 10	H: 0 LOB: 0 BB: 0 P: 15	R: 0 H: 1 E: 0 K: 2 S: 12	H: 1 LOB: 1 BB: 0 P: 17	R: 0 H: 0 E: 0 K: 0 S: 8	H: 0 LOB: 0 BB: 0 P: 10	R: 1 H: 2 E: 0 K: 1 S: 18	H: 2 LOB: 1 BB: 0 P: 28	R: 0 H: 1 E: 0 K: 1 S: 11	H: 1 LOB: 1 BB: 0 P: 15	1B: 3 2B: 2 3B: 0 HR: 3	SF: 1 SAC: 0 DP: 0 HBP: 0	WP: 0 PB: 0 SB: 0 CS: 0	PA: 32							
<b>PITCHER</b>	IP	WLS	BF	H	R	ER	SO	BB	IBB	HBP	BLK	WP	HR	S	P	ERA	WHIP										
18 Hiroki Kuroda, R ERA: 2.95	6.0	L	25	7	4	4	7	0	0	0	0	0	0	3	68	6.00	1.167										
48 Boone Logan, L ERA: 2.09	1.0		3	0	0	0	1	0	0	0	0	0	0	12	18	0.00	0.000										
27 Shawn Kelley, R ERA: 4.2	1.0		4	1	0	0	1	0	0	0	0	0	0	11	15	0.00	1.000										

AB 32  
R 2  
H 6  
RBI 2  
BB 4  
SO 9  
LOB 16



AB 31  
R 4  
H 8  
RBI 4  
BB 0  
SO 9  
LOB 10



WP: 0  
PB: 0  
SB: 0  
CS: 0





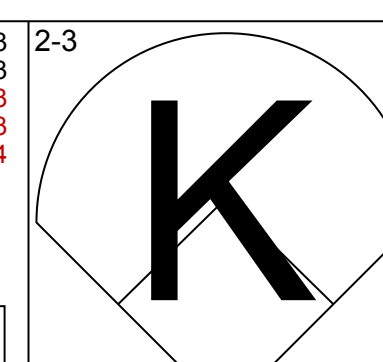
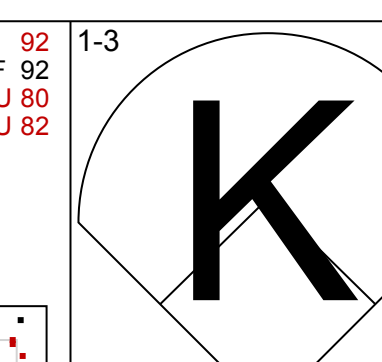
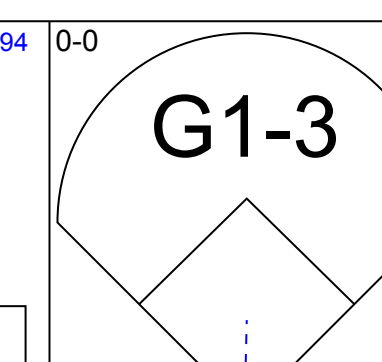
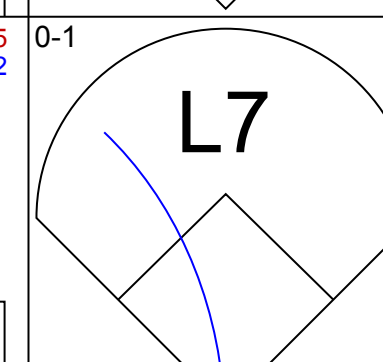
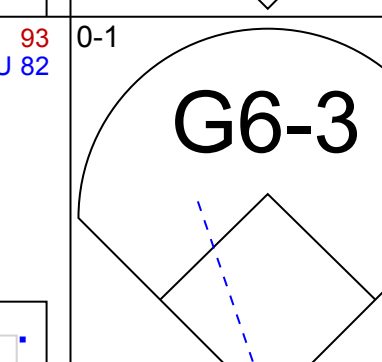
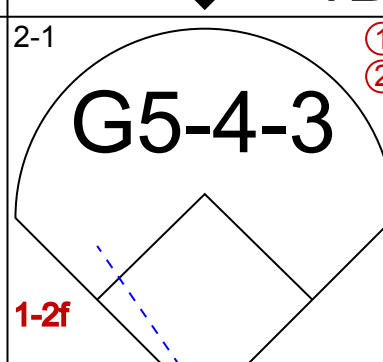
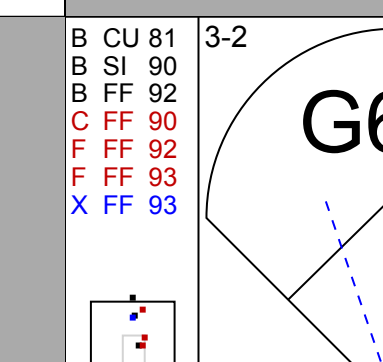
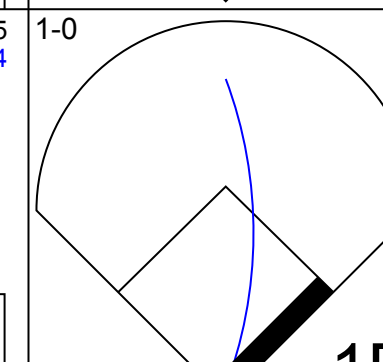
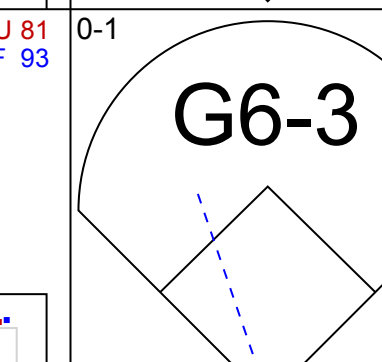
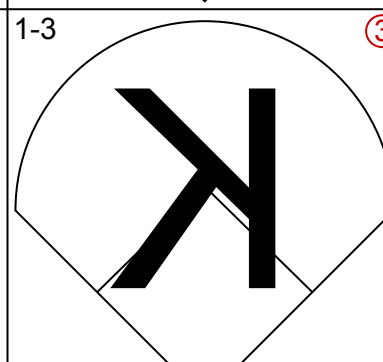
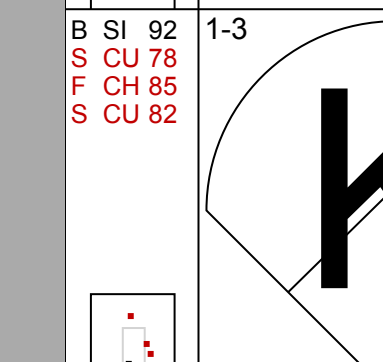
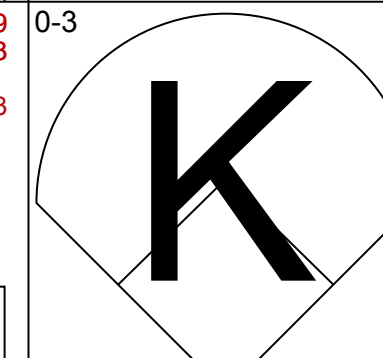
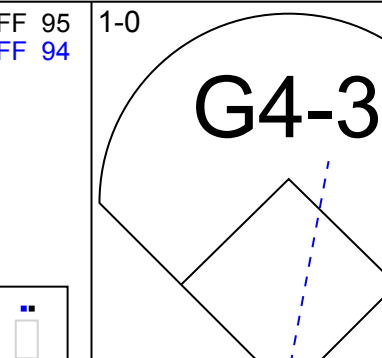
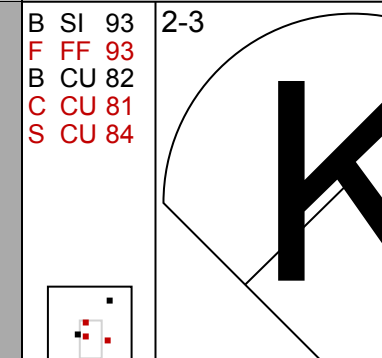
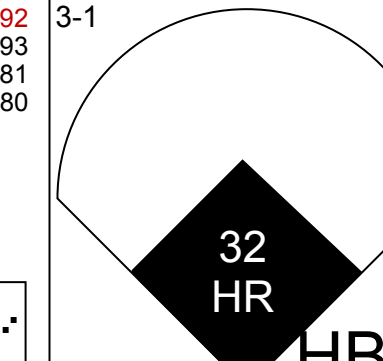
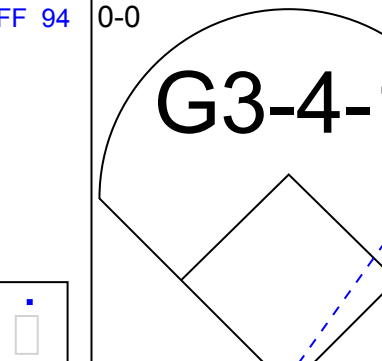
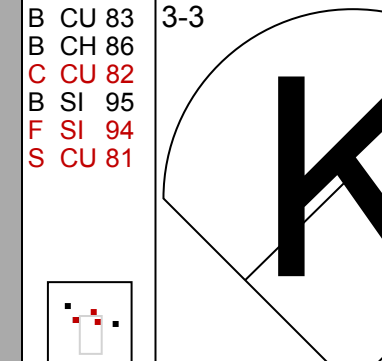
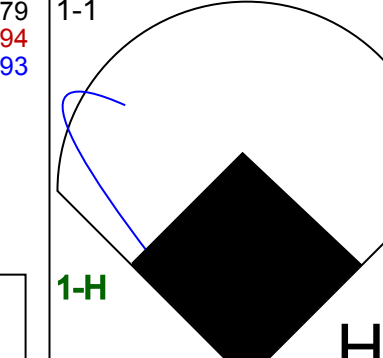
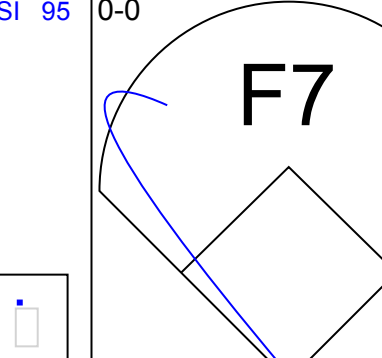
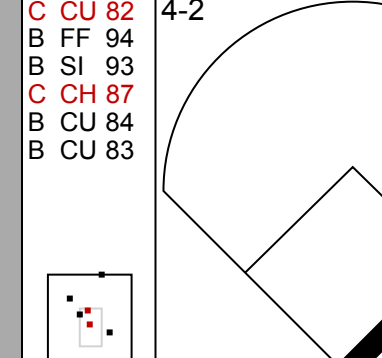
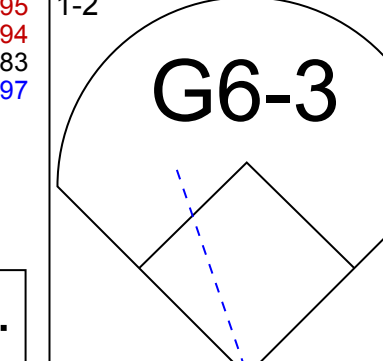
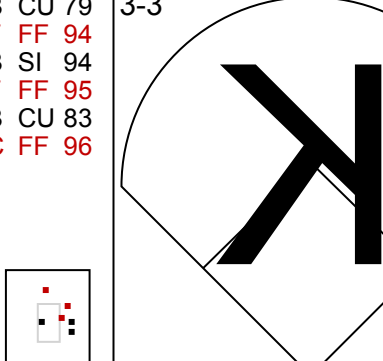
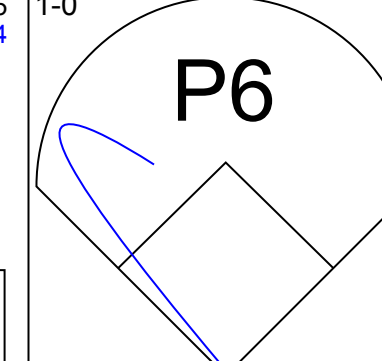
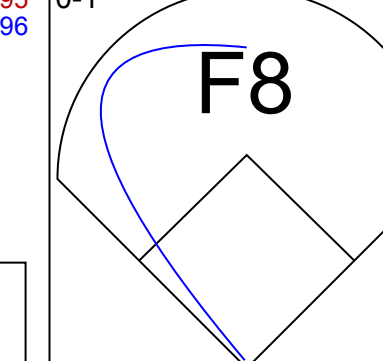
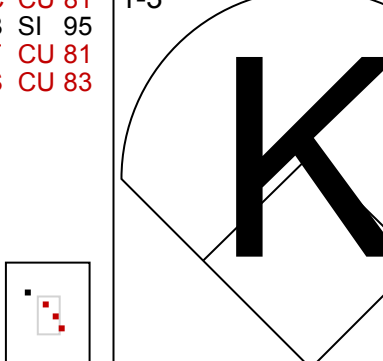
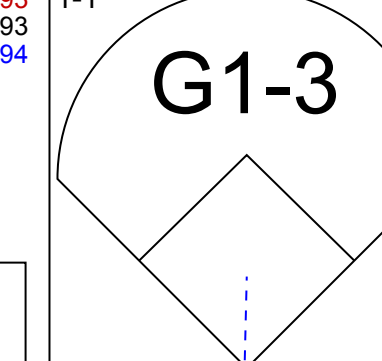
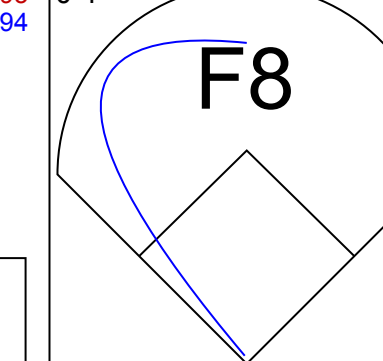
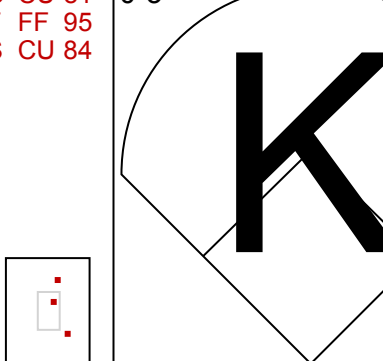
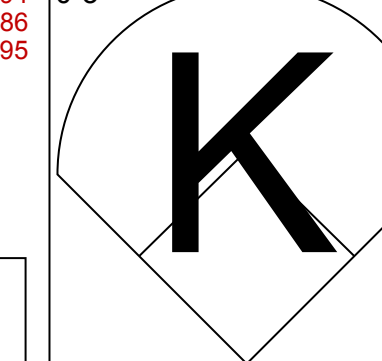


Batter	1	2	3	4	5	6	7	8	9	AB	R	H	RBI	BB	SO	LOB	TOP					
21 Nick Markakis, L OBP: 0.341, SLG: 0.412										3	2	2	0	2	1	0	<b>Baltimore Orioles @ Chicago White Sox</b> U.S. Cellular Field, Chicago, IL Wed Jul 03 2013, 7:18 PM - 10:18 PM EDT Att: 26,001 - Partly Cloudy - 68 F					
13 Manny Machado, R OBP: 0.350, SLG: 0.484										5	0	1	0	0	3	5						
10 Adam Jones, R OBP: 0.315, SLG: 0.482										5	1	2	1	0	1	3						
19 Chris Davis, L OBP: 0.406, SLG: 0.731										4	1	2	3	0	1	2						
32 Matt Wieters, S OBP: 0.282, SLG: 0.394										4	0	0	0	0	1	3						
2 J.J. Hardy, R OBP: 0.297, SLG: 0.444										4	0	0	0	0	0	3						
9 Nate McLouth, L OBP: 0.362, SLG: 0.419										3	0	1	0	1	1	0						
14 Nolan Reimold, R OBP: 0.261, SLG: 0.336										3	0	1	0	0	1	1						
36 Chris Dickerson, L OBP: 0.297, SLG: 0.457										0	0	0	0	1	0	0						
1 Brian Roberts, S OBP: 0.318, SLG: 0.524										3	0	0	0	0	1	2						
<b>Inning Stats</b>	R: 1 H: 2 K: 2 S: 14	H: 2 LOB: 2 BB: 1 P: 26	R: 0 H: 0 K: 0 S: 6	H: 0 LOB: 0 BB: 1 P: 14	R: 0 H: 0 K: 2 S: 14	H: 0 LOB: 0 BB: 0 P: 21	R: 0 H: 1 K: 1 S: 7	H: 1 LOB: 1 BB: 0 P: 12	R: 0 H: 1 K: 1 S: 18	H: 1 LOB: 1 BB: 0 P: 25	R: 0 H: 0 K: 1 S: 7	H: 0 LOB: 0 BB: 0 P: 10	R: 0 H: 1 K: 1 S: 9	H: 1 LOB: 1 BB: 0 P: 15	R: 2 H: 3 K: 1 S: 13	H: 3 LOB: 1 BB: 2 P: 21	1B: 5 2B: 3 HR: 1	SF: 0 SAC: 1 HBP: 0	WP: 0 PB: 0 CS: 0	PA: 39		
<b>PITCHER</b>	IP: 7.0 WLS: 0 BF: 27 ERA: 3.5	H: 5 R: 2 ER: 2 SO: 9	BB: 2 IBB: 0 HBP: 0 BLK: 0	WP: 0 HR: 1 S: 75 P: 123	ERA: 2.57 WHIP: 1.000	IP: 8.1 WLS: 1 BF: 33 ERA: 3.31	H: 2 R: 2 ER: 2 SO: 1	BB: 0 IBB: 0 HBP: 0 BLK: 0	WP: 0 HR: 6 S: 10 P: 10	ERA: 54.00 WHIP: 6.000	IP: 8.1 WLS: 0 BF: 33 ERA: 3.04	H: 3 R: 1 ER: 0 SO: 0	BB: 0 IBB: 0 HBP: 0 BLK: 0	WP: 0 HR: 7 S: 11 P: 11	ERA: 0.00 WHIP: 1.500	IP: 9.1 WLS: 1 BF: 37 ERA: 6.52	H: 6 R: 1 ER: 0 SO: 0	BB: 1 IBB: 1 HBP: 0 BLK: 0	WP: 0 HR: 7 S: 24 P: 24	ERA: 0.00 WHIP: 2.000		
<b>Batter</b>	<b>1</b>	<b>2</b>	<b>3</b>	<b>4</b>	<b>5</b>	<b>6</b>	<b>7</b>	<b>8</b>	<b>9</b>	<b>AB</b>	<b>R</b>	<b>H</b>	<b>RBI</b>	<b>BB</b>	<b>SO</b>	<b>LOB</b>	<b>BOTTOM</b>					
30 Alejandro De Aza, L OBP: 0.318, SLG: 0.416										4	0	1	0	0	1	2	<b>Baltimore Orioles @ Chicago White Sox</b> U.S. Cellular Field, Chicago, IL Wed Jul 03 2013, 7:18 PM - 10:18 PM EDT Att: 26,001 - Partly Cloudy - 68 F					
10 Alexei Ramirez, R OBP: 0.327, SLG: 0.345										4	0	0	0	0	1							
51 Alex Rios, R OBP: 0.325, SLG: 0.439										4	1	1	0	0	1	1						
44 Adam Dunn, L OBP: 0.303, SLG: 0.467										4	0	1	1	0	0	0						
24 Dayan Viciedo, R OBP: 0.271, SLG: 0.372										4	0	1	0	0	0	0						
12 Conor Gillaspie, L OBP: 0.316, SLG: 0.390										4	0	1	0	0	2	2						
7 Jeff Keppinger, R OBP: 0.276, SLG: 0.305										4	0	2	0	0	0	0						
15 Gordon Beckham, R OBP: 0.360, SLG: 0.424										4	1	2	1	0	1	3						
21 Tyler Flowers, R OBP: 0.259, SLG: 0.373										3	0	0	0	0	2	2						
20 Jordan Danks, L OBP: 0.220, SLG: 0.243										1	0	0	0	0	0	2						
<b>Inning Stats</b>	R: 1 H: 3 K: 2 S: 13	H: 3 LOB: 2 BB: 0 P: 22	R: 0 H: 1 K: 1 S: 11	H: 1 LOB: 1 BB: 0 P: 17	R: 0 H: 0 K: 1 S: 8	H: 0 LOB: 0 BB: 0 P: 14	R: 0 H: 0 K: 0 S: 8	H: 0 LOB: 0 BB: 0 P: 12	R: 0 H: 2 K: 1 S: 12	H: 2 LOB: 1 BB: 0 P: 21	R: 0 H: 0 K: 1 S: 8	H: 0 LOB: 0 BB: 0 P: 12	R: 0 H: 1 K: 0 S: 10	H: 1 LOB: 1 BB: 0 P: 15	R: 0 H: 0 K: 0 S: 5	H: 0 LOB: 0 BB: 0 P: 10	R: 0 H: 2 K: 1 S: 10	H: 2 LOB: 2 BB: 0 P: 17	1B: 5 2B: 3 HR: 1	SF: 0 SAC: 0 HBP: 0	WP: 0 PB: 0 CS: 0	PA: 36
<b>PITCHER</b>	IP: 6.0 WLS: 4 BF: 24 ERA: 3.43	H: 2 R: 2 ER: 2 SO: 6	BB: 0 IBB: 0 HBP: 0 BLK: 0	WP: 0 HR: 1 S: 60 P: 98	ERA: 3.00 WHIP: 1.000	IP: 7.1 WLS: 1 BF: 30 ERA: 2.19	H: 1 R: 0 ER: 0 SO: 0	BB: 0 IBB: 0 HBP: 0 BLK: 0	WP: 0 HR: 5 S: 10 P: 10	ERA: 0.00 WHIP: 0.000	IP: 8.1 WLS: 3 BF: 33 ERA: 1.96	H: 3 R: 0 ER: 0 SO: 0	BB: 0 IBB: 0 HBP: 0 BLK: 0	WP: 0 HR: 10 S: 15 P: 15	ERA: 0.00 WHIP: 0.000	IP: 9.1 WLS: 5 BF: 37 ERA: 3.83	H: 6 R: 2 ER: 0 SO: 1	BB: 0 IBB: 0 HBP: 0 BLK: 0	WP: 0 HR: 10 S: 17 P: 17	ERA: 0.00 WHIP: 2.000		





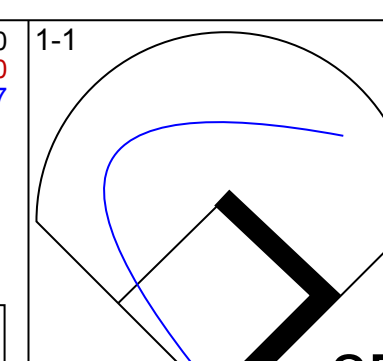
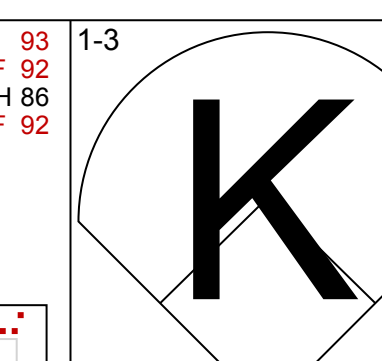
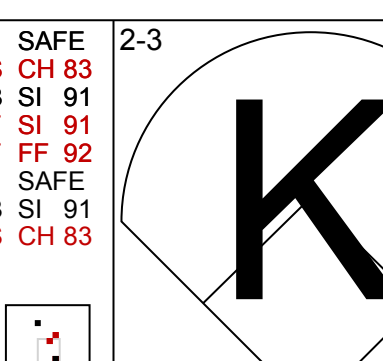
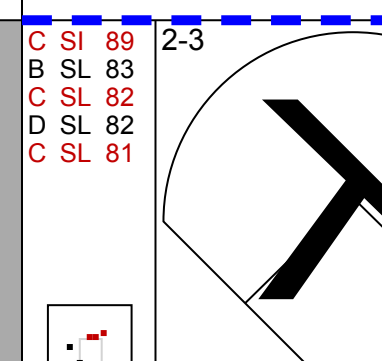
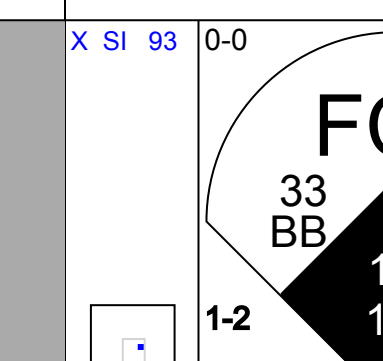
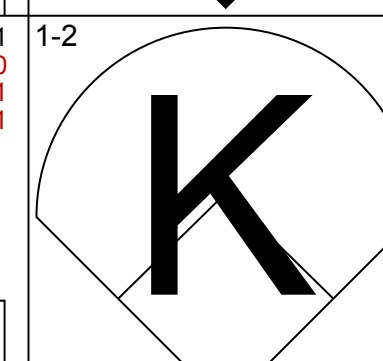
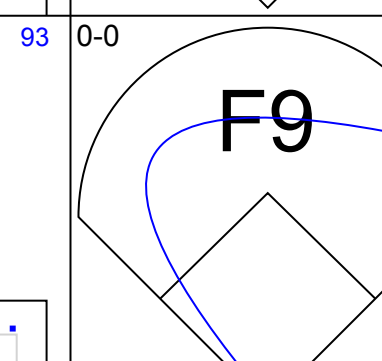
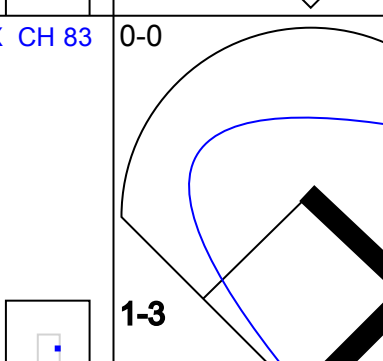
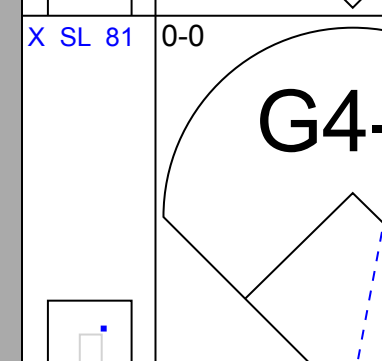
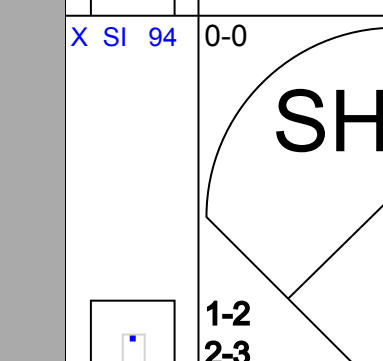
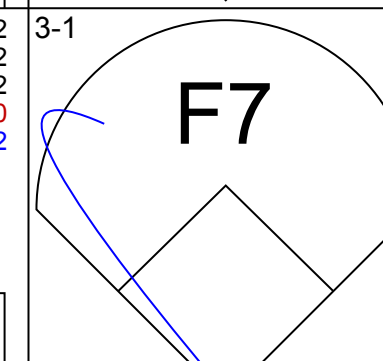
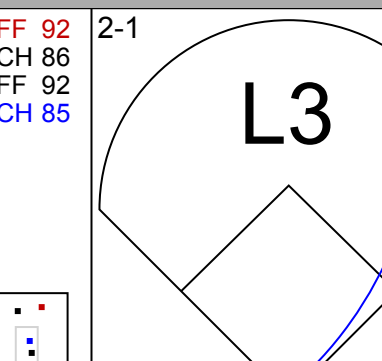
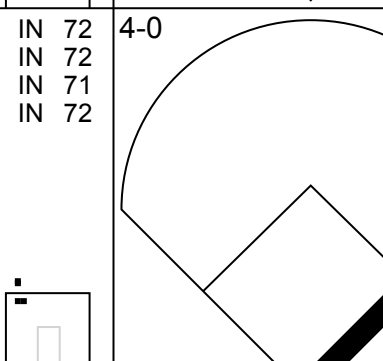
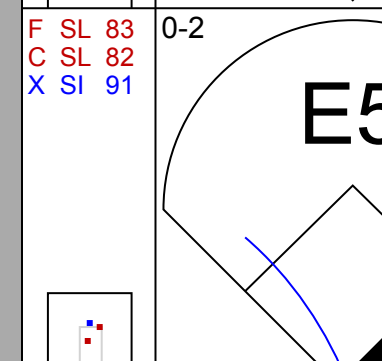
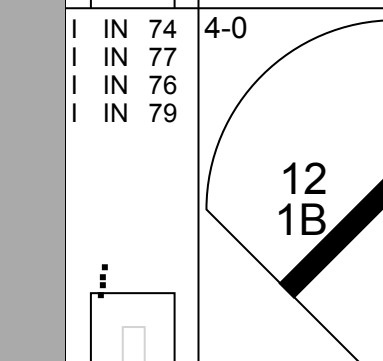
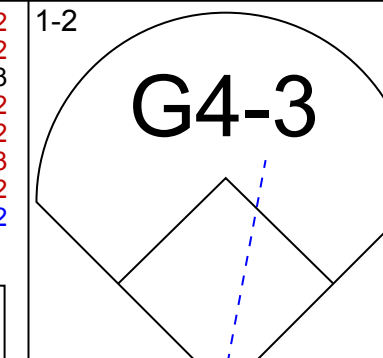
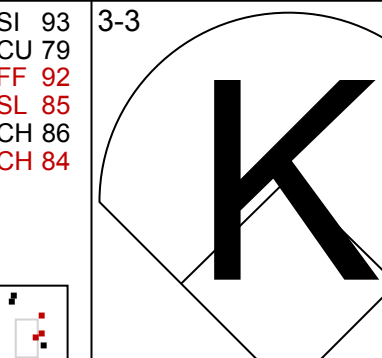
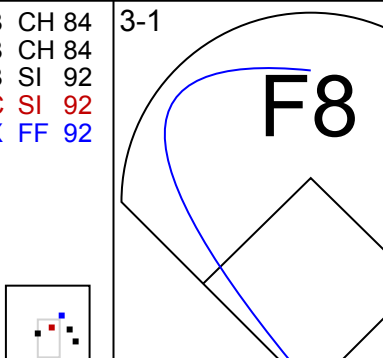
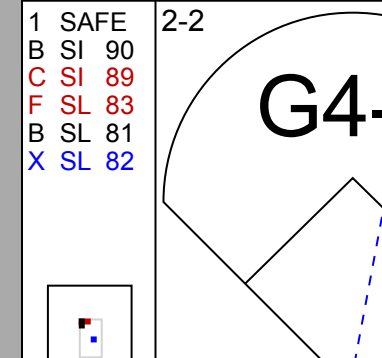
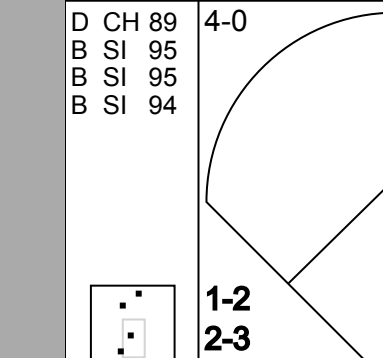
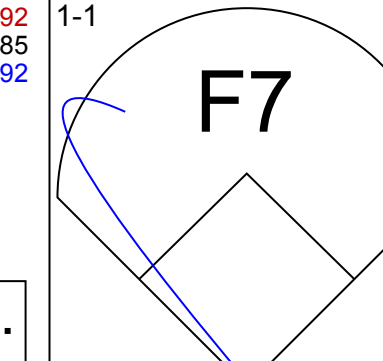
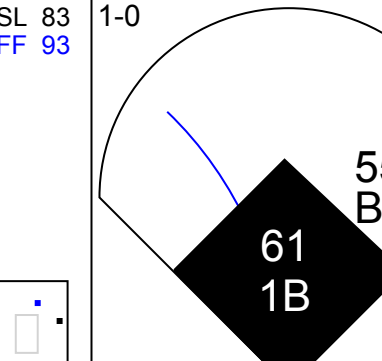
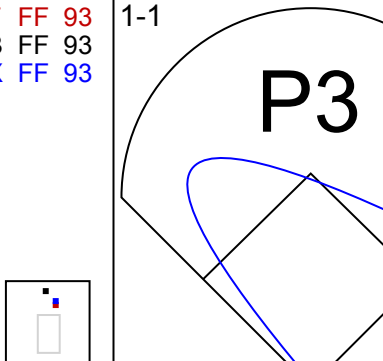
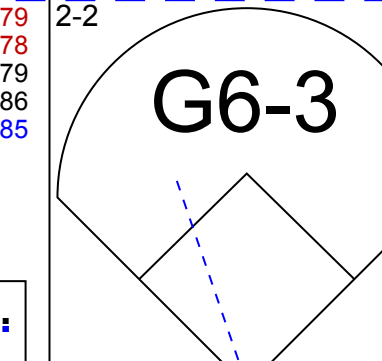
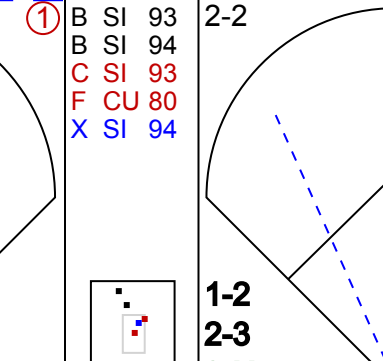
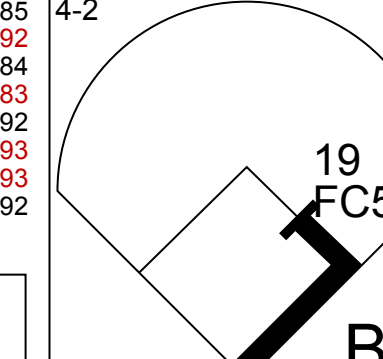
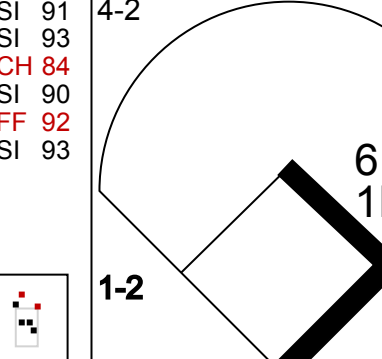
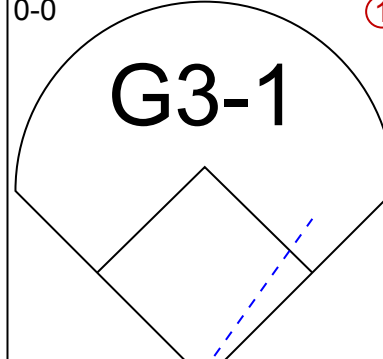
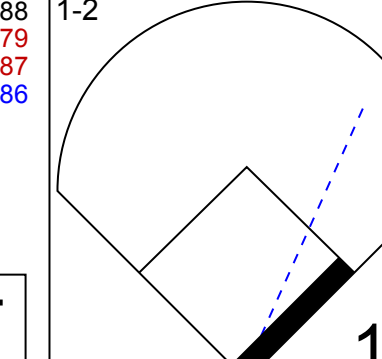
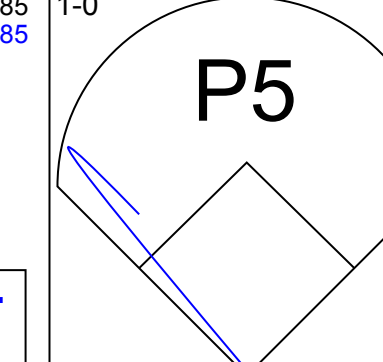
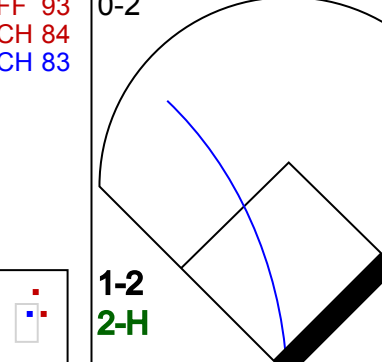
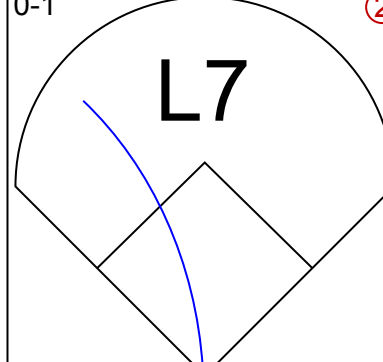
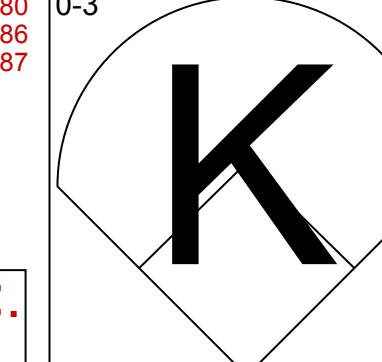
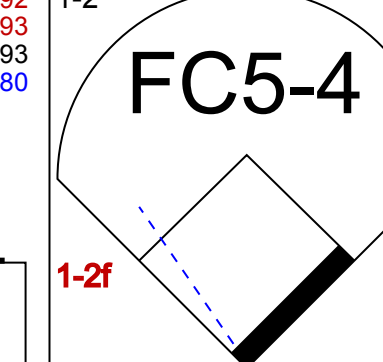
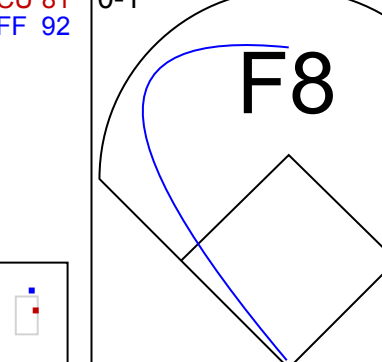
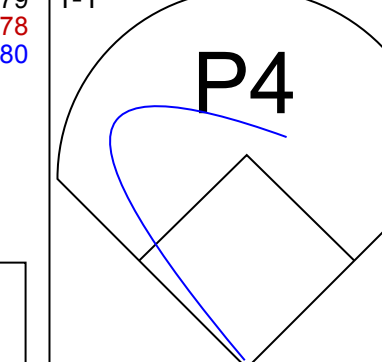

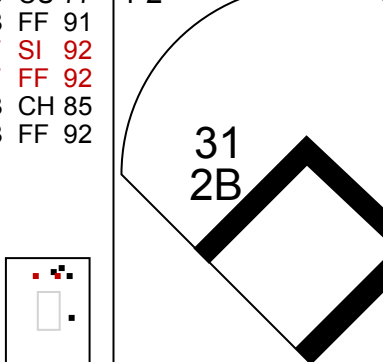
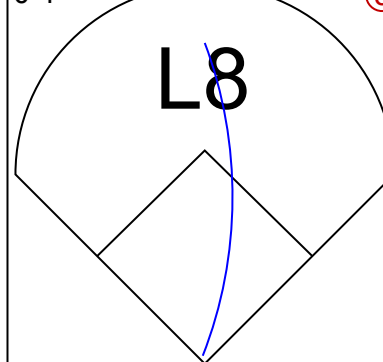
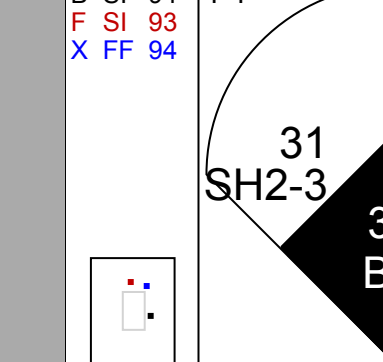


Batter	1	2	3	4	5	6	7	8	9	AB	R	H	RBI	BB	SO	LOB	TOP					
9 Nate McLouth, L (1,7) OBP: 0.361, SLG: 0.419										4	0	1	0	0	2	0						
13 Manny Machado, R (1,5) OBP: 0.345, SLG: 0.476										4	0	0	0	0	0	1						
21 Nick Markakis, L (1,9) OBP: 0.339, SLG: 0.409										4	0	1	0	0	2	0						
10 Adam Jones, R (1,8) OBP: 0.311, SLG: 0.472										4	0	0	0	0	2	1						
19 Chris Davis, L (1,3) OBP: 0.401, SLG: 0.717										2	1	0	0	0	1	0						
32 Matt Wieters, S (1,2) OBP: 0.285, SLG: 0.404										2	1	1	2	1	0	0						
2 J.J. Hardy, R (1,6) OBP: 0.291, SLG: 0.435										3	0	0	0	0	1	1						
3 Ryan Flaherty, L (1,4) OBP: 0.271, SLG: 0.345										3	0	0	0	0	1	0						
1 Brian Roberts, S (1,10) OBP: 0.286, SLG: 0.423										3	0	0	0	0	2	0						
<b>Inning Stats</b>	R: 0 E: 0 K: 2 S: 9	H: 1 LOB: 1 BB: 0 P: 12	R: 2 E: 0 K: 0 S: 10	H: 1 LOB: 0 BB: 0 P: 15	R: 0 E: 0 K: 1 S: 7	H: 0 LOB: 0 BB: 0 P: 8	R: 0 E: 0 K: 0 S: 3	H: 0 LOB: 0 BB: 0 P: 4	R: 0 E: 0 K: 3 S: 9	H: 0 LOB: 3 BB: 0 P: 13	R: 0 E: 0 K: 1 S: 6	H: 1 LOB: 0 BB: 0 P: 9	R: 0 E: 0 K: 2 S: 9	H: 0 LOB: 1 BB: 1 P: 19	R: 0 E: 0 K: 1 S: 6	H: 0 LOB: 0 BB: 0 P: 7	R: 0 E: 0 K: 1 S: 11	H: 0 LOB: 0 BB: 0 P: 15	1B: 2 2B: 0 3B: 0 HR: 1	SF: 0 SAC: 0 DP: 1 HBP: 1	WP: 0 PB: 0 SB: 0 CS: 0	PA: 31
<b>PITCHER</b> 47 Ivan Nova, R (1,1) ERA: 4.09	IP: 9.0 WLS: W BF: 31 H: 3 R: 2 ER: 2 SO: 11 BB: 1 IBB: 0 HBP: 1 BLK: 0 WP: 0 HR: 1 S: 70 P: 102 ERA: 2.00 WHIP: 0.444															<b>PITCHER</b>						

Baltimore Orioles @ New York Yankees  
Yankee Stadium, Bronx, NY  
Fri Jul 05 2013, 7:09 PM - 9:53 PM EDT  
Att: 43,396 - Partly Cloudy - 90 F

AB 29  
R 2  
H 3  
RBI 2  
BB 1  
SO 11  
LOB 3



Batter	1	2	3	4	5	6	7	8	9	AB	R	H	RBI	BB	SO	LOB	BOTTOM					
11 Brett Gardner, L (1,8) OBP: 0.339, SLG: 0.441										5	1	1	0	0	3	2						
31 Ichiro Suzuki, L (1,9) OBP: 0.317, SLG: 0.388										4	0	1	0	0	1	1						
24 Robinson Cano, L (1,4) OBP: 0.371, SLG: 0.529										3	0	0	0	2	0	1						
33 Travis Hafner, L (1,10) OBP: 0.323, SLG: 0.428										4	0	0	1	1	1	5						
12 Vernon Wells, R (1,7) OBP: 0.272, SLG: 0.374										5	1	2	1	0	0	3						
55 Lyle Overbay, L (1,3) OBP: 0.294, SLG: 0.419										2	0	1	0	2	0	0						
61 Luis Alfonso Cruz, R (1,6) OBP: 0.152, SLG: 0.156										4	0	1	1	0	1	2						
19 Chris Stewart, R (1,2) OBP: 0.306, SLG: 0.307										2	0	0	0	1	0	3						
45 Zolito Almonte, S (8,PH) OBP: 0.339, SLG: 0.442										1	0	0	0	0	0	1						
53 Austin Romine, R (9,2) OBP: 0.149, SLG: 0.182										0	0	0	0	0	0	0						
39 David Adams, R (1,5) OBP: 0.260, SLG: 0.276										3	1	1	0	1	0	1						
<b>Inning Stats</b>	R: 0 E: 0 K: 1 S: 14	H: 1 LOB: 1 BB: 0 P: 20	R: 0 E: 0 K: 0 S: 10	H: 0 LOB: 1 BB: 1 P: 17	R: 0 E: 0 K: 1 S: 6	H: 0 LOB: 0 BB: 0 P: 7	R: 1 E: 0 K: 1 S: 13	H: 2 LOB: 2 BB: 1 P: 23	R: 0 E: 0 K: 1 S: 11	H: 1 LOB: 3 BB: 2 P: 25	R: 0 E: 0 K: 0 S: 8	H: 0 LOB: 1 BB: 1 P: 12	R: 0 E: 0 K: 1 S: 10	H: 0 LOB: 1 BB: 0 P: 14	R: 0 E: 0 K: 1 S: 11	H: 1 LOB: 1 BB: 0 P: 15	R: 2 E: 1 K: 0 S: 7	H: 2 LOB: 3 BB: 2 P: 18	1B: 5 2B: 2 3B: 0 HR: 0	SF: 0 SAC: 1 DP: 0 HBP: 0	WP: 0 PB: 0 SB: 0 CS: 0	PA: 41
<b>PITCHER</b> 50 Miguel González, R (1,1) ERA: 3.63	IP: 6.0 WLS: H BF: 27 H: 4 R: 0 ER: 0 SO: 1 BB: 4 IBB: 0 HBP: 0 BLK: 0 WP: 0 HR: 0 S: 62 P: 104 ERA: 1.50 WHIP: 1.333															<b>PITCHER</b>						
40 Troy Patton, L (7,1) ERA: 3.68	1.0 H 4 0 0 0 1 0 0 0 0 0 0 10 14 0.00 0.000																					
56 Darren O'Day, R (8,1) ERA: 2.13	1.0 H 4 1 0 0 1 0 0 0 0 0 0 11 15 0.00 1.000																					
43 Jim Johnson, R (9,1) ERA: 4.02	0.1 L 6 2 2 1 0 1 1 0 0 0 0 7 18 27.00 9.000																					

Baltimore Orioles @ New York Yankees  
Yankee Stadium, Bronx, NY  
Fri Jul 05 2013, 7:09 PM - 9:53 PM EDT  
Att: 43,396 - Partly Cloudy - 90 F

AB 33  
R 3  
H 7  
RBI 3  
BB 7  
SO 6  
LOB 19





Batter	1	2	3	4	5	6	7	8	9	AB	R	H	RBI	BB	SO	LOB	TOP			
21 Nick Markakis, L (1,9) OBP: 0.336, SLG: 0.405	G3	F9		CS	G4-3		K			4	0	0	0	0	1	2	<p>Baltimore Orioles @ New York Yankees            Yankee Stadium, Bronx, NY            Sat Jul 06 2013, 1:09 PM - 4:20 PM EDT            Att: 42,678 - Partly Cloudy - 91 F</p>			
13 Manny Machado, R (1,5) OBP: 0.344, SLG: 0.476	F8		19 F8 2B		F9		K			4	0	1	0	0	1					
10 Adam Jones, R (1,8) OBP: 0.313, SLG: 0.473	19 HR 1B		K		L9			1 G4-6-3 1B		4	1	2	0	0	1					
19 Chris Davis, L (1,3) OBP: 0.399, SLG: 0.721	1H HR		F8				K			4	1	1	2	0	2					
1 Brian Roberts, S (1,10) OBP: 0.281, SLG: 0.400	G6-3		F9				14 FC5-4 1B			4	0	1	0	0	2					
2 J.J. Hardy, R (1,6) OBP: 0.290, SLG: 0.436	F8			14 F8 31 1B 2B			K			4	1	1	0	0	1					
14 Nolan Reimold, R (1,7) OBP: 0.259, SLG: 0.330	E1		F8				FC5-4			3	1	1	0	0	2					
9 Nate McLouth, L (9,PH) OBP: 0.359, SLG: 0.418	12 2B 1B									1	0	0	0	0	0					
12 Alexi Casilla, S (1,4) OBP: 0.283, SLG: 0.345			G4-3				21 S 1B			3	0	2	1	0	0	1				
3 Ryan Flaherty, L (9,PH) OBP: 0.275, SLG: 0.348	2H 2B									1	0	1	0	0	0					
31 Taylor Teagarden, R (1,2) OBP: 0.111, SLG: 0.278	G5-3						F7			3	0	1	1	0	0	2				
36 Chris Dickerson, L (9,PH) OBP: 0.256, SLG: 0.447										1	0	0	0	0	1					
<b>Inning Stats</b>	R: 2 E: 0 K: 0 S: 10	H: 2 LOB: 0 BB: 0 P: 15	R: 1 E: 1 K: 0 S: 12	H: 2 LOB: 1 BB: 0 P: 18	R: 0 E: 0 K: 1 S: 9	H: 1 LOB: 0 BB: 0 P: 15	R: 1 E: 0 K: 0 S: 10	H: 2 LOB: 0 BB: 0 P: 16	R: 0 E: 0 K: 2 S: 9	H: 1 LOB: 1 BB: 0 P: 15	R: 0 E: 0 K: 2 S: 13	H: 1 LOB: 1 BB: 0 P: 19	R: 0 E: 0 K: 1 S: 10	H: 1 LOB: 0 BB: 0 P: 16	R: 0 E: 0 K: 1 S: 10	H: 1 LOB: 1 BB: 0 P: 13	1B: 7 2B: 3 3B: 0 HR: 1	SF: 0 SAC: 0 DP: 1 HBP: 0	WP: 0 PB: 0 SB: 1 CS: 1	PA: 37
<b>PITCHER</b>	IP WLS BF H R ER SO BB IBB HBP BLK WP HR S P ERA WHIP																ERA WHIP			
46 Andy Pettitte, L (1,1) ERA: 4.37	6.2 W 28 9 4 3 4 0 0 0 0 0 1 65 100 4.05 1.350																			
27 Shawn Kelley, R (7,1) ERA: 3.5	0.1 H 1 0 0 0 1 0 0 0 0 0 0 4 7 0.00 0.000																			
30 David Robertson, R (8,1) ERA: 2.29	1.0 H 3 1 0 0 1 0 0 0 0 0 0 10 16 0.00 1.000																			
42 Mariano Rivera, R (9,1) ERA: 1.39	1.0 S 4 1 0 0 1 0 0 0 0 0 0 10 13 0.00 1.000																			

Batter	1	2	3	4	5	6	7	8	9	AB	R	H	RBI	BB	SO	LOB	BOTTOM			
11 Brett Gardner, L (1,8) OBP: 0.335, SLG: 0.435	G4-3		G4-3		SH5-3	FC1-5		K		4	0	0	0	0	1	3	<p>Baltimore Orioles @ New York Yankees            Yankee Stadium, Bronx, NY            Sat Jul 06 2013, 1:09 PM - 4:20 PM EDT            Att: 42,678 - Partly Cloudy - 91 F</p>			
31 Ichiro Suzuki, L (1,9) OBP: 0.316, SLG: 0.386	G4-3		P6		24 1B	G4-3				4	0	1	1	0	2					
24 Robinson Cano, L (1,4) OBP: 0.372, SLG: 0.527	G6-3		F7		1B					3	0	1	1	1	0	0				
33 Travis Hafner, L (1,10) OBP: 0.322, SLG: 0.422		55 1B 61 1B BB		G4-3		K				3	1	0	0	1	2	3				
45 Zoilo Almonte, S (1,7) OBP: 0.339, SLG: 0.436		61 1B 26 SF7-5 1B		F8		G1-3				3	1	1	0	0	0	2				
12 Vernon Wells, R (7,PH) OBP: 0.271, SLG: 0.372		1-2 2-3 3H 1B								1	0	0	0	0	0	1				
55 Lyle Overbay, L (1,3) OBP: 0.291, SLG: 0.424		26 SF7-5 61 1B 1B								4	1	3	0	0	0	1				
61 Luis Alfonso Cruz, R (1,5) OBP: 0.199, SLG: 0.199		26 SF7-5 1B								3	0	1	1	0	1	1				
26 Eduardo Núñez, R (1,6) OBP: 0.299, SLG: 0.289		SF7-5								3	1	2	2	0	0	0				
19 Chris Stewart, R (1,2) OBP: 0.316, SLG: 0.310										2	1	1	0	2	1	1				
<b>Inning Stats</b>	R: 0 E: 0 K: 0 S: 11	H: 0 LOB: 0 BB: 0 P: 16	R: 2 E: 0 K: 1 S: 14	H: 3 LOB: 1 BB: 1 P: 24	R: 0 E: 0 K: 0 S: 13	H: 0 LOB: 0 BB: 0 P: 18	R: 0 E: 0 K: 1 S: 11	H: 1 LOB: 1 BB: 0 P: 15	R: 2 E: 0 K: 1 S: 12	H: 4 LOB: 2 BB: 0 P: 20	R: 1 E: 0 K: 0 S: 15	H: 2 LOB: 2 BB: 1 P: 22	R: 0 E: 0 K: 1 S: 9	H: 0 LOB: 1 BB: 1 P: 17	R: 0 E: 0 K: 1 S: 9	H: 0 LOB: 1 BB: 1 P: 20	1B: 10 2B: 1 3B: 0 HR: 0	SF: 1 SAC: 2 DP: 1 HBP: 0	WP: 0 PB: 1 SB: 0 CS: 0	PA: 37
<b>PITCHER</b>	IP WLS BF H R ER SO BB IBB HBP BLK WP HR S P ERA WHIP																ERA WHIP			
30 Chris Tillman, R (1,1) ERA: 3.92	5.1 L 27 10 5 5 3 2 0 0 0 0 0 72 11 8.44 2.250																			
17 Brian Matusz, L (6,1) ERA: 3.78	1.0 4 0 0 0 1 1 0 0 0 0 0 8 15 0.00 1.000																			
37 Kevin Gausman, R (7,1) ERA: 5.97	1.2 6 0 0 0 1 1 0 0 0 0 0 14 26 0.00 0.600																			





Batter	1	2	3	4	5	6	7	8	9	AB	R	H	RBI	BB	SO	LOB	TOP		
9 Nate McLouth, L (1, 10)										4	0	0	0	0	2	0	<p><b>Baltimore Orioles @ New York Yankees</b>            Yankee Stadium, Bronx, NY            Sun Jul 07 2013, 1:10 PM - 4:04 PM EDT            Att: 40,218 - Partly Cloudy - 92 F</p>		
13 Manny Machado, R (1, 5)										4	0	0	0	0	1	0			
21 Nick Markakis, L (1, 9)										4	1	3	0	0	0	0			
10 Adam Jones, R (1, 8)										4	1	1	2	0	0	2			
19 Chris Davis, L (1, 3)										4	0	0	0	0	1	1			
32 Matt Wieters, S (1, 2)										3	0	2	0	1	0	1			
2 J.J. Hardy, R (1, 6)										3	0	0	0	1	0	2			
36 Chris Dickerson, L (1, 7)										4	0	0	0	0	1	3			
1 Brian Roberts, S (1, 4)										3	0	0	0	0	1	0			
<b>Inning Stats</b>	R: 0 H: 1 E: 0 K: 1 S: 7	H: 1 LOB: 1 BB: 0 P: 14	R: 0 H: 1 E: 0 K: 0 S: 7	H: 1 LOB: 1 BB: 0 P: 10	R: 0 H: 0 E: 0 K: 1 S: 6	H: 0 LOB: 0 BB: 0 P: 9	R: 0 H: 1 E: 0 K: 0 S: 9	H: 1 LOB: 1 BB: 0 P: 13	R: 0 H: 0 E: 0 K: 1 S: 11	H: 0 LOB: 0 BB: 0 P: 17	R: 0 H: 0 E: 0 K: 1 S: 7	H: 0 LOB: 0 BB: 1 P: 15	R: 0 H: 0 E: 0 K: 1 S: 6	H: 0 LOB: 0 BB: 0 P: 9	R: 2 H: 3 E: 0 K: 1 S: 16	H: 3 LOB: 2 BB: 1 P: 25	1B: 2 2B: 3 3B: 0 HR: 1	SF: 0 SAC: 0 DP: 0 HBP: 0	WP: 0 PA: 35 PB: 0 SB: 0 CS: 0
<b>PITCHER</b>	IP WLS BF H R ER SO BB IBB HBP BLK WP HR S P ERA WHIP																		
18 Hiroki Kuroda, R (1, 1)	7.0	25	3	0	0	4	1	0	0	0	0	0	0	0	53	88	0.00	0.571	
30 David Robertson, R (8, 1)	1.0	H	3	0	0	1	0	0	0	0	0	0	0	6	9	0.00	0.000		
42 Mariano Rivera, R (9, 1)	1.0	L	7	3	2	2	1	0	1	0	0	0	1	16	25	18.00	3.000		

Batter	1	2	3	4	5	6	7	8	9	AB	R	H	RBI	BB	SO	LOB	BOTTOM				
11 Brett Gardner, L (1, 8)										4	0	0	0	0	1	5	<p><b>Baltimore Orioles @ New York Yankees</b>            Yankee Stadium, Bronx, NY            Sun Jul 07 2013, 1:10 PM - 4:04 PM EDT            Att: 40,218 - Partly Cloudy - 92 F</p>				
31 Ichiro Suzuki, L (1, 9)										4	0	0	0	0	2	1					
24 Robinson Cano, L (1, 4)										3	0	1	0	1	0	0					
33 Travis Hafner, L (1, 10)										3	0	1	0	0	1	2					
12 Vernon Wells, R (8, PH) (9, 10)										1	0	0	0	0	0	0					
45 Zoilo Almonte, S (1, 7)										3	1	0	0	1	1	1					
55 Lyle Overbay, L (1, 3)										4	0	1	0	0	1	0					
61 Luis Alfonso Cruz, R (1, 5)										4	0	0	0	0	2	2					
26 Eduardo Núñez, R (1, 6)										3	0	1	1	0	0	0					
19 Chris Stewart, R (1, 2)										2	0	2	0	1	0	0					
<b>Inning Stats</b>	R: 0 H: 0 E: 0 K: 2 S: 14	H: 2 LOB: 2 BB: 1 P: 23	R: 1 H: 2 E: 0 K: 1 S: 22	H: 2 LOB: 1 BB: 1 P: 31	R: 0 H: 1 E: 0 K: 0 S: 10	H: 1 LOB: 0 BB: 0 P: 12	R: 0 H: 2 E: 0 K: 1 S: 14	H: 2 LOB: 0 BB: 0 P: 22	R: 0 H: 1 E: 0 K: 0 S: 9	H: 1 LOB: 0 BB: 0 P: 14	R: 0 H: 0 E: 0 K: 0 S: 7	H: 0 LOB: 0 BB: 0 P: 12	R: 0 H: 0 E: 0 K: 1 S: 6	H: 0 LOB: 1 BB: 1 P: 13	R: 0 H: 0 E: 0 K: 1 S: 9	H: 0 LOB: 0 BB: 0 P: 11	R: 0 H: 0 E: 0 K: 2 S: 7	H: 0 LOB: 0 BB: 0 P: 11	1B: 6 2B: 0 3B: 0 HR: 0	SF: 1 SAC: 0 DP: 1 HBP: 0	WP: 0 PA: 35 PB: 0 SB: 1 CS: 0
<b>PITCHER</b>	IP WLS BF H R ER SO BB IBB HBP BLK WP HR S P ERA WHIP																				
39 Jason Hammel, R (1, 1)	5.0	22	6	1	1	4	2	0	0	0	0	0	0	69	102	0.00	1.600				
66 T.J. McFarland, L (6, 1)	2.0	7	0	0	0	1	1	0	0	0	0	0	13	25	0.00	0.500					
40 Troy Patton, L (8, 1)	0.1	1	0	0	0	0	0	0	0	0	0	0	3	3	0.00	0.000					
56 Darren O'Day, R (8, 1)	0.2	W	2	0	0	0	0	0	0	0	0	0	6	8	0.00	0.000					
43 Jim Johnson, R (9, 1)	1.0	S	3	0	0	0	2	0	0	0	0	0	7	11	0.00	0.000					

AB 33  
R 2  
H 6  
RBI 2  
BB 2  
SO 6  
LOB 9



AB 31  
R 1  
H 6  
RBI 1  
BB 3  
SO 8  
LOB 11





Batter	1	2	3	4	5	6	7	8	9	AB	R	H	RBI	BB	SO	LOB	TOP										
5 Ian Kinsler, R OBP: 0.366, SLG: 0.439	G4-3					G5-3			G4-3	5	0	2	4	0	0	0	<b>Texas Rangers @ Baltimore Orioles</b> Oriole Park at Camden Yards, Baltimore, MD Mon Jul 08 2013, 7:08 PM - 10:13 PM EDT Att: 24,619 - Partly Cloudy - 84 F										
7 David Murphy, L OBP: 0.285, SLG: 0.389	G4-3		CS	F8					2B	5	1	2	0	0	0	1											
17 Nelson Cruz, R OBP: 0.334, SLG: 0.528	G1-3								G4-3	4	1	1	0	1	0	2											
29 Adrian Beltré, R OBP: 0.354, SLG: 0.529										3	1	2	0	0	0	1											
12 A.J. Pierzynski, L OBP: 0.313, SLG: 0.433	G1-6-3									3	1	1	1	0	0	1											
18 Mitch Moreland, L OBP: 0.318, SLG: 0.486	K									3	0	1	1	1	1	0											
1 Elvis Andrus, R OBP: 0.303, SLG: 0.287										4	2	2	1	0	0	3											
43 Engel Beltré, L OBP: 0.357, SLG: 0.357										4	1	1	1	0	0	1											
2 Leonys Martin, L OBP: 0.335, SLG: 0.439	G4-3									4	1	0	0	0	1	4											
<b>Inning Stats</b>	R: 0 E: 0 K: 0 S: 7	H: 0 LOB: 0 BB: 0 P: 11	R: 0 E: 0 K: 1 S: 8	H: 0 LOB: 0 BB: 0 P: 12	R: 1 E: 0 K: 0 S: 8	H: 2 LOB: 0 BB: 0 P: 16	R: 1 E: 0 K: 0 S: 12	H: 3 LOB: 2 BB: 0 P: 17	R: 0 E: 0 K: 1 S: 9	H: 0 LOB: 0 BB: 0 P: 14	R: 0 E: 0 K: 0 S: 19	H: 6 LOB: 1 BB: 1 P: 35	R: 0 E: 0 K: 0 S: 7	H: 0 LOB: 0 BB: 1 P: 14	R: 0 E: 0 K: 0 S: 8	H: 0 LOB: 0 BB: 0 P: 11		R: 0 E: 0 K: 0 S: 7	H: 1 LOB: 1 BB: 0 P: 12	1B: 8 2B: 4 3B: 0 HR: 0	SF: 0 SAC: 0 DP: 3 HBP: 2	WP: 0 PB: 0 SB: 0 CS: 1	PA: 40				
<b>PITCHER</b>	IP	WLS	BF	H	R	ER	SO	BB	IBB	HBP	BLK	WP	HR	S	P	ERA	WHIP										
34 Scott Feldman, R ERA: 3.87	5.1	L	25	9	7	7	2	0	1	2	0	0	0	51	87	11.81	1.688										
40 Troy Patton, L ERA: 3.82	0.2		4	2	1	1	0	0	0	0	0	0	0	12	18	13.50	3.000										
29 Tommy Hunter, R ERA: 2.05	1.0		3	0	0	0	0	1	0	0	0	0	0	7	14	0.00	1.000										
17 Brian Matusz, L ERA: 3.67	1.0		3	0	0	0	0	0	0	0	0	0	0	8	11	0.00	0.000										
66 T.J. McFarland, L ERA: 4.21	1.0		4	1	0	0	0	0	0	0	0	0	0	7	12	0.00	1.000										

Batter	1	2	3	4	5	6	7	8	9	AB	R	H	RBI	BB	SO	LOB	BOTTOM										
21 Nick Markakis, L OBP: 0.338, SLG: 0.408	P5					G4-3			G6-3	5	0	1	0	0	0	1	<b>Texas Rangers @ Baltimore Orioles</b> Oriole Park at Camden Yards, Baltimore, MD Mon Jul 08 2013, 7:08 PM - 10:13 PM EDT Att: 24,619 - Partly Cloudy - 84 F										
13 Manny Machado, R OBP: 0.344, SLG: 0.473	1B									5	0	3	1	0	1	0											
10 Adam Jones, R OBP: 0.314, SLG: 0.477	1B									5	1	2	0	0	1	2											
19 Chris Davis, L OBP: 0.392, SLG: 0.703	K									4	0	0	0	1	4	5											
32 Matt Wieters, S OBP: 0.290, SLG: 0.421	K									5	1	1	2	0	4	7											
2 J.J. Hardy, R OBP: 0.294, SLG: 0.433										4	1	2	0	1	0	0											
9 Nate McLouth, L OBP: 0.355, SLG: 0.414	SH1-3									3	1	1	0	0	0	1											
1 Brian Roberts, S OBP: 0.256, SLG: 0.333	F8									3	1	0	1	1	0	1											
12 Alexi Casilla, S OBP: 0.277, SLG: 0.337	L6									2	0	0	0	0	0	1											
3 Ryan Flaherty, L OBP: 0.273, SLG: 0.346										1	0	0	0	0	0	2											
<b>Inning Stats</b>	R: 0 E: 0 K: 2 S: 10	H: 2 LOB: 2 BB: 0 P: 16	R: 0 E: 0 K: 0 S: 8	H: 1 LOB: 1 BB: 0 P: 10	R: 0 E: 0 K: 2 S: 15	H: 2 LOB: 2 BB: 0 P: 20	R: 3 E: 1 K: 1 S: 19	H: 3 LOB: 3 BB: 2 P: 31	R: 0 E: 0 K: 0 S: 6	H: 0 LOB: 0 BB: 0 P: 10	R: 2 E: 0 K: 2 S: 14	H: 2 LOB: 2 BB: 1 P: 25	R: 0 E: 0 K: 1 S: 12	H: 0 LOB: 0 BB: 0 P: 16	R: 0 E: 0 K: 2 S: 12	H: 0 LOB: 0 BB: 0 P: 19	1B: 8 2B: 1 3B: 0 HR: 1	SF: 0 SAC: 2 DP: 0 HBP: 0	WP: 0 PB: 1 SB: 0 CS: 0	PA: 42							
<b>PITCHER</b>	IP	WLS	BF	H	R	ER	SO	BB	IBB	HBP	BLK	WP	HR	S	P	ERA	WHIP										
45 Derek Holland, L ERA: 3.19	6.2	W	35	10	0	0	3	0	0	0	0	0	0	80	125	4.05	1.950										
55 Ross Wolf, R ERA: 1.95	0.1	H	1	0	0	0	0	0	0	0	0	0	0	1	1	0.00	0.000										
28 Joakim Soria, R ERA:	1.0	H	3	0	0	0	1	0	0	0	0	0	0	12	16	0.00	0.000										
36 Joe Nathan, R ERA: 1.36	1.0	S	3	0	0	0	2	0	0	0	0	0	0	12	19	0.00	0.000										

AB	35
R	8
H	12
RBI	8
BB	2
SO	2
LOB	13





Batter	1	2	3	4	5	6	7	8	9	AB	R	H	RBI	BB	SO	LOB	TOP										
5 Ian Kinsler, R OBP: 0.366, SLG: 0.438	F7		FC1-4				G5-3			5	1	2	0	0	0	3	<p>Texas Rangers @ Baltimore Orioles</p> <p>Oriole Park at Camden Yards, Baltimore, MD</p> <p>Tue Jul 09 2013, 7:09 PM - 10:00 PM EDT</p> <p>Att: 29,160 - Cloudy - 84 F</p>										
13 Jurickson Profar, S OBP: 0.353, SLG: 0.964	F8		G6-4-3						K	4	2	1	1	1	1	3											
17 Nelson Cruz, R OBP: 0.335, SLG: 0.529	G6-3						G6-3			5	2	2	1	0	0	1											
29 Adrian Beltré, R OBP: 0.362, SLG: 0.551										4	2	4	5	1	0	0											
12 A.J. Pierzynski, L OBP: 0.314, SLG: 0.433										5	0	2	1	0	0	2											
1 Elvis Andrus, R OBP: 0.355, SLG: 0.290										4	0	2	0	0	0	3											
7 David Murphy, L OBP: 0.282, SLG: 0.384										4	0	0	0	0	1	3											
61 Robinson Chirinos, R OBP: 0.214, SLG: 0.231										1	0	0	0	1	0	0											
18 Mitch Moreland, L OBP: 0.315, SLG: 0.482										2	0	0	0	0	0	0											
2 Leonys Martin, L OBP: 0.342, SLG: 0.440										2	1	1	0	2	0	0											
<b>Inning Stats</b>	R: 0 E: 0 K: 0 S: 10	H: 0 LOB: 0 BB: 0 P: 17	R: 1 E: 0 K: 0 S: 9	H: 2 LOB: 0 BB: 0 P: 12	R: 0 E: 0 K: 0 S: 7	H: 1 LOB: 1 BB: 1 P: 14	R: 0 E: 0 K: 0 S: 13	H: 2 LOB: 2 BB: 0 P: 19	R: 4 E: 0 K: 0 S: 16	H: 3 LOB: 0 BB: 2 P: 29	R: 0 E: 0 K: 0 S: 6	H: 1 LOB: 0 BB: 0 P: 11	R: 2 E: 0 K: 0 S: 13	H: 2 LOB: 2 BB: 2 P: 31	R: 0 E: 0 K: 1 S: 7	H: 0 LOB: 0 BB: 0 P: 11	R: 1 E: 0 K: 1 S: 9	H: 3 LOB: 1 BB: 0 P: 11	1B: 10 2B: 2 3B: 0 HR: 2	SF: 0 SAC: 0 DP: 3 HBP: 0	WP: 0 PB: 0 SB: 0 CS: 1	PA: 41					
<b>PITCHER</b>	IP	WLS	BF	H	R	ER	SO	BB	IBB	HBP	BLK	WP	HR	S	P	ERA	WHIP										
53 Zack Britton, L ERA: 4.76	5.0	L	23	8	5	5	0	3	0	0	0	0	2	55	91	9.00	2.200										
37 Kevin Gausman, R ERA: 6.21	1.2		8	2	2	2	0	1	1	0	0	0	0	16	36	10.80	1.800										
17 Brian Matusz, L ERA: 3.53	1.1		5	1	0	0	1	0	0	0	0	0	0	17	0.00	0.750											
56 Darren O'Day, R ERA: 2.27	1.0		5	3	1	1	1	0	0	0	0	0	0	9	11	9.00	3.000										

Batter	1	2	3	4	5	6	7	8	9	AB	R	H	RBI	BB	SO	LOB	BOTTOM										
21 Nick Markakis, L OBP: 0.338, SLG: 0.405	F7		G4-3							3	1	0	0	1	0	1	<p>Texas Rangers @ Baltimore Orioles</p> <p>Oriole Park at Camden Yards, Baltimore, MD</p> <p>Tue Jul 09 2013, 7:09 PM - 10:00 PM EDT</p> <p>Att: 29,160 - Cloudy - 84 F</p>										
13 Manny Machado, R OBP: 0.343, SLG: 0.475	G5-3									4	1	1	1	0	1	3											
10 Adam Jones, R OBP: 0.310, SLG: 0.472	G6-3									4	0	0	0	0	1	2											
19 Chris Davis, L OBP: 0.390, SLG: 0.696										3	0	0	0	0	1	0											
2 J.J. Hardy, R OBP: 0.293, SLG: 0.431										4	0	1	2	0	0	0											
32 Matt Wieters, S OBP: 0.289, SLG: 0.418										4	1	1	0	0	0	3											
9 Nate McLouth, L OBP: 0.356, SLG: 0.416										4	0	2	0	0	0	0											
1 Brian Roberts, S OBP: 0.256, SLG: 0.325										4	0	1	1	0	0	2											
14 Nolan Reimold, R OBP: 0.252, SLG: 0.322										3	1	0	0	0	2	2											
36 Chris Dickerson, L OBP: 0.282, SLG: 0.424										1	0	0	0	0	0	0											
<b>Inning Stats</b>	R: 0 E: 0 K: 0 S: 7	H: 0 LOB: 0 BB: 0 P: 9	R: 1 E: 0 K: 1 S: 15	H: 3 LOB: 2 BB: 0 P: 23	R: 1 E: 0 K: 1 S: 9	H: 1 LOB: 0 BB: 0 P: 13	R: 0 E: 1 K: 0 S: 7	H: 1 LOB: 1 BB: 0 P: 12	R: 2 E: 0 K: 1 S: 14	H: 1 LOB: 2 BB: 0 P: 19	R: 0 E: 0 K: 1 S: 12	H: 0 LOB: 0 BB: 0 P: 19	R: 0 E: 0 K: 1 S: 5	H: 0 LOB: 0 BB: 1 P: 12	R: 0 E: 0 K: 0 S: 8	H: 0 LOB: 0 BB: 0 P: 14	R: 0 E: 0 K: 0 S: 5	H: 0 LOB: 0 BB: 0 P: 8	1B: 5 2B: 1 3B: 0 HR: 1	SF: 0 SAC: 0 DP: 2 HBP: 1	WP: 0 PB: 0 SB: 0 CS: 0	PA: 36					
<b>PITCHER</b>	IP	WLS	BF	H	R	ER	SO	BB	IBB	HBP	BLK	WP	HR	S	P	ERA	WHIP										
33 Martín Pérez, L ERA: 2.08	6.0	W	28	6	4	2	4	1	0	1	0	0	0	5	8	3.00	1.167										
44 Jason Frasor, R ERA: 2.49	1.0	H	2	0	0	0	1	0	0	0	0	0	0	5	8	0.00	0.000										
52 Tanner Scheppers, R ERA: 1.84	1.0	H	3	0	0	0	0	0	0	0	0	0	0	8	14	0.00	0.000										
57 Cory Burns, R ERA: 3.18	1.0		3	0	0	0	0	0	0	0	0	0	0	5	8	0.00	0.000										

AB	36
R	8
H	14
RBI	8
BB	5
SO	2
LOB	15









Batter	1	2	3	4	5	6	7	8	9	AB	R	H	RBI	BB	SO	LOB	TOP											
5 Ian Kinsler, R OBP: 0.363, SLG: 0.442										4	1	1	1	0	0	1	<b>Texas Rangers @ Baltimore Orioles</b> Oriole Park at Camden Yards, Baltimore, MD Thu Jul 11 2013, 7:07 PM - 9:40 PM EDT Att: 21,857 - Partly Cloudy - 85 F											
1 Elvis Andrus, R OBP: 0.304, SLG: 0.285										4	0	0	0	0	1	1												
17 Nelson Cruz, R OBP: 0.333, SLG: 0.522										4	0	1	0	0	0	1												
29 Adrián Beltré, R OBP: 0.360, SLG: 0.544										4	0	1	0	0	0	1												
12 A.J. Pierzynski, L OBP: 0.312, SLG: 0.431										4	0	0	0	0	1	1												
18 Mitch Moreland, L OBP: 0.318, SLG: 0.481										4	0	3	0	0	1	0												
13 Jurickson Profar, S OBP: 0.312, SLG: 0.344										3	0	0	0	1	0	3												
7 David Murphy, L OBP: 0.282, SLG: 0.381										2	0	0	0	1	1	1												
2 Leonys Martín, L OBP: 0.342, SLG: 0.438										3	0	1	0	0	1	2												
<b>Inning Stats</b>	R: 0 E: 0 K: 1 S: 9	H: 0 LOB: 0 BB: 0 P: 14	R: 0 E: 0 K: 0 S: 10	H: 1 LOB: 1 BB: 0 P: 17	R: 0 E: 0 K: 1 S: 7	H: 0 LOB: 0 BB: 0 P: 11	R: 0 E: 0 K: 0 S: 6	H: 0 LOB: 0 BB: 0 P: 7	R: 0 E: 0 K: 1 S: 16	H: 1 LOB: 2 BB: 1 P: 25	R: 1 E: 0 K: 0 S: 12	H: 2 LOB: 0 BB: 0 P: 17	R: 0 E: 0 K: 2 S: 9	H: 0 LOB: 1 BB: 1 P: 19	R: 0 E: 1 K: 0 S: 11	H: 1 LOB: 1 BB: 0 P: 19		R: 0 E: 0 K: 0 S: 10	H: 2 LOB: 1 BB: 0 P: 14	1B: 6 2B: 0 3B: 0 HR: 1	SF: 0 SAC: 0 DP: 2 HBP: 0	WP: 0 PB: 0 SB: 0 CS: 0	PA: 34					
<b>PITCHER</b>	IP	WLS	BF	H	R	ER	SO	BB	IBB	HBP	BLK	WP	HR	S	P	ERA	WHIP											
50 Miguel González, R ERA: 3.48	6.2	W	25	4	1	1	4	2	0	0	0	0	0	1	66	104	1.35	0.900										
40 Troy Patton, L ERA: 3.73	0.1	H	2	1	0	0	1	0	0	0	0	0	0	5	10	0.00	3.000											
56 Darren O'Day, R ERA: 2.21	1.0	H	3	0	0	0	0	0	0	0	0	0	0	9	15	0.00	0.000											
43 Jim Johnson, R ERA: 3.83	1.0	S	4	2	0	0	0	0	0	0	0	0	0	10	14	0.00	2.000											

Batter	1	2	3	4	5	6	7	8	9	AB	R	H	RBI	BB	SO	LOB	BOTTOM											
9 Nate McLouth, L OBP: 0.356, SLG: 0.411										4	0	1	1	0	0	0	<b>Texas Rangers @ Baltimore Orioles</b> Oriole Park at Camden Yards, Baltimore, MD Thu Jul 11 2013, 7:07 PM - 9:40 PM EDT Att: 21,857 - Partly Cloudy - 85 F											
13 Manny Machado, R OBP: 0.343, SLG: 0.480										4	0	0	0	0	2	2												
21 Nick Markakis, L OBP: 0.336, SLG: 0.400										2	0	0	0	1	0	0												
10 Adam Jones, R OBP: 0.312, SLG: 0.472										3	0	0	0	0	1	1												
19 Chris Davis, L OBP: 0.388, SLG: 0.696										3	1	1	1	0	2	1												
32 Matt Wieters, S OBP: 0.292, SLG: 0.417										3	1	2	0	0	1	0												
2 J.J. Hardy, R OBP: 0.293, SLG: 0.425										3	0	0	0	0	2	2												
1 Brian Roberts, S OBP: 0.280, SLG: 0.391										3	1	1	1	0	1	1												
14 Nolan Reimold, R OBP: 0.261, SLG: 0.352										3	0	1	0	0	0	0												
<b>Inning Stats</b>	R: 0 E: 0 K: 0 S: 7	H: 0 LOB: 0 BB: 0 P: 11	R: 1 E: 0 K: 2 S: 10	H: 1 LOB: 0 BB: 0 P: 15	R: 1 E: 0 K: 0 S: 9	H: 1 LOB: 0 BB: 0 P: 12	R: 0 E: 0 K: 1 S: 8	H: 0 LOB: 1 BB: 1 P: 16	R: 0 E: 0 K: 0 S: 9	H: 1 LOB: 0 BB: 0 P: 12	R: 0 E: 0 K: 0 S: 4	H: 0 LOB: 0 BB: 0 P: 6	R: 0 E: 0 K: 1 S: 8	H: 0 LOB: 0 BB: 0 P: 10	R: 1 E: 0 K: 1 S: 16	H: 3 LOB: 2 BB: 0 P: 22		R: 1 E: 0 K: 1 S: 16	H: 0 LOB: 0 BB: 0 P: 22	1B: 4 2B: 1 3B: 0 HR: 2	SF: 0 SAC: 0 DP: 2 HBP: 0	WP: 0 PB: 0 SB: 0 CS: 1	PA: 29					
<b>PITCHER</b>	IP	WLS	BF	H	R	ER	SO	BB	IBB	HBP	BLK	WP	HR	S	P	ERA	WHIP											
55 Ross Wolf, R ERA: 2.14	6.0	L	20	3	2	2	3	1	0	0	0	0	0	2	47	72	3.00	0.667										
56 Neal Cotts, L ERA: 1.05	1.0		3	0	0	0	1	0	0	0	0	0	0	8	10	0.00	0.000											
44 Jason Frasor, R ERA: 2.73	1.0		6	3	1	1	1	0	0	0	0	0	0	16	22	9.00	3.000											

livebaseballscorecards.com

AB 32  
R 1  
H 7  
RBI 1  
BB 2  
SO 5  
LOB 11

livebaseballscorecards.com

AB 28  
R 3  
H 6  
RBI 3  
BB 1  
SO 5  
LOB 7



Batter	1	2	3	4	5	6	7	8	9	AB	R	H	RBI	BB	SO	LOB	TOP										
7 José Reyes, S OBP: 0.365, SLG: 0.462	L6		P5		G4-3					5	1	3	0	0	0	0											
19 José Bautista, R OBP: 0.354, SLG: 0.498	K		K		K				F7	5	0	0	0	0	4	5											
10 Edwin Encarnación, R OBP: 0.354, SLG: 0.529	P3		HR		G4-3					5	2	2	1	0	1	4											
26 Adam Lind, L OBP: 0.360, SLG: 0.512		G5-3				P6		L5		5	0	2	2	0	0	0											
28 Colby Rasmus, L OBP: 0.328, SLG: 0.480									G4-3	5	1	3	0	0	0	2											
11 Rajai Davis, R OBP: 0.335, SLG: 0.380		G6-3								4	0	1	0	0	2	2											
9 J.P. Arencibia, R OBP: 0.259, SLG: 0.427										4	1	2	2	0	0	3											
16 Mark DeRosa, R OBP: 0.301, SLG: 0.408										3	0	1	0	1	0	2											
66 Munenori Kawasaki, L OBP: 0.319, SLG: 0.298										3	0	0	0	1	0	2											
<b>Inning Stats</b>	R: 0 E: 0 K: 1 S: 8	H: 0 LOB: 0 BB: 0 P: 12	R: 2 E: 0 K: 0 S: 16	H: 3 LOB: 1 BB: 0 P: 25	R: 1 E: 0 K: 1 S: 14	H: 2 LOB: 1 BB: 0 P: 21	R: 0 E: 0 K: 1 S: 8	H: 1 LOB: 0 BB: 0 P: 11	R: 0 E: 0 K: 1 S: 11	H: 1 LOB: 1 BB: 0 P: 20	R: 0 E: 0 K: 1 S: 11	H: 1 LOB: 1 BB: 0 P: 19	R: 0 E: 0 K: 2 S: 16	H: 1 LOB: 2 BB: 1 P: 25	R: 0 E: 0 K: 0 S: 13	H: 2 LOB: 2 BB: 0 P: 22	R: 2 E: 0 K: 0 S: 13	H: 3 LOB: 1 BB: 0 P: 17	1B: 10 2B: 2 3B: 0 HR: 2	SF: 0 SAC: 0 DP: 1 HBP: 0	WP: 0 PB: 0 SB: 0 CS: 0	PA: 41					
<b>PITCHER</b>	IP	WLS	BF	H	R	ER	SO	BB	IBB	HBP	BLK	WP	HR	S	P	ERA	WHIP										
30 Chris Tillman, R ERA: 3.95	6.0	W	25	8	3	3	5	1	0	0	0	0	2	68	108	4.50	1.500										
63 Jairo Asencio, R ERA:	1.0		5	1	0	0	2	1	0	0	0	0	0	16	25	0.00	2.000										
17 Brian Matusz, L ERA: 3.5	0.1		3	2	0	0	0	0	0	0	0	0	0	9	15	0.00	6.000										
29 Tommy Hunter, R ERA: 2.26	1.1		7	3	2	2	0	0	0	0	0	0	0	16	23	13.50	2.250										
43 Jim Johnson, R ERA: 3.5	0.1	S	1	0	0	0	0	0	0	0	0	0	0	1	1	0.00	0.000										

Toronto Blue Jays @ Baltimore Orioles  
 Oriole Park at Camden Yards, Baltimore, MD  
 Fri Jul 12 2013, 7:14 PM - 9:51 PM EDT  
 Att: 42,660 - Overcast - 72 F

AB 39  
 R 5  
 H 14  
 RBI 5  
 BB 2  
 SO 7  
 LOB 20



Batter	1	2	3	4	5	6	7	8	9	AB	R	H	RBI	BB	SO	LOB	BOTTOM										
1 Brian Roberts, S OBP: 0.259, SLG: 0.360	L8		G6-3							4	0	0	0	0	1	0											
13 Manny Machado, R OBP: 0.342, SLG: 0.475	G4-3									4	1	1	0	0	0	0											
21 Nick Markakis, L OBP: 0.335, SLG: 0.398	G4-3									4	1	1	0	0	0	0											
10 Adam Jones, R OBP: 0.316, SLG: 0.485										4	3	3	3	0	0	0											
19 Chris Davis, L OBP: 0.390, SLG: 0.702										4	2	2	2	0	1	0											
32 Matt Wieters, S OBP: 0.292, SLG: 0.414										4	0	1	0	0	1	2											
2 J.J. Hardy, R OBP: 0.294, SLG: 0.432										3	1	1	3	0	0	1											
9 Nate McLouth, L OBP: 0.353, SLG: 0.407										3	0	0	0	0	1	1											
14 Nolan Reimold, R OBP: 0.255, SLG: 0.344										3	0	0	0	0	2	1											
<b>Inning Stats</b>	R: 0 E: 0 K: 0 S: 6	H: 0 LOB: 0 BB: 0 P: 8	R: 2 E: 0 K: 1 S: 15	H: 2 LOB: 0 BB: 0 P: 22	R: 3 E: 0 K: 1 S: 14	H: 3 LOB: 0 BB: 0 P: 21	R: 0 E: 0 K: 1 S: 9	H: 1 LOB: 1 BB: 0 P: 17	R: 0 E: 0 K: 1 S: 7	H: 0 LOB: 0 BB: 0 P: 14	R: 3 E: 0 K: 0 S: 12	H: 3 LOB: 0 BB: 0 P: 19	R: 0 E: 0 K: 0 S: 9	H: 0 LOB: 0 BB: 0 P: 13	R: 0 E: 0 K: 2 S: 7	H: 0 LOB: 0 BB: 0 P: 10	1B: 5 2B: 1 3B: 0 HR: 3	SF: 0 SAC: 0 DP: 0 HBP: 0	WP: 0 PB: 0 SB: 0 CS: 0	PA: 33							
<b>PITCHER</b>	IP	WLS	BF	H	R	ER	SO	BB	IBB	HBP	BLK	WP	HR	S	P	ERA	WHIP										
56 Mark Buehrle, L ERA: 4.89	6.0	L	27	9	8	8	4	0	0	0	0	0	3	63	101	12.00	1.500										
57 Juan Pablo Perez, L ERA:	1.0		3	0	0	0	0	0	0	0	0	0	0	9	13	0.00	0.000										
45 Neil Wagner, R ERA: 2.95	1.0		3	0	0	0	2	0	0	0	0	0	0	7	10	0.00	0.000										

Toronto Blue Jays @ Baltimore Orioles  
 Oriole Park at Camden Yards, Baltimore, MD  
 Fri Jul 12 2013, 7:14 PM - 9:51 PM EDT  
 Att: 42,660 - Overcast - 72 F

AB 33  
 R 8  
 H 9  
 RBI 8  
 BB 0  
 SO 6  
 LOB 5





Batter	1	2	3	4	5	6	7	8	9	AB	R	H	RBI	BB	SO	LOB	TOP					
7 José Reyes, S OBP: 0.367, SLG: 0.464										4	2	1	0	1	0	1						
19 José Bautista, R OBP: 0.382, SLG: 0.497										5	1	1	1	0	0	1						
10 Edwin Encarnación, R OBP: 0.354, SLG: 0.535										4	1	1	2	1	0	0						
26 Adam Lind, L OBP: 0.362, SLG: 0.511										4	1	2	1	0	0	2						
28 Colby Rasmus, L OBP: 0.330, SLG: 0.481										4	1	2	1	0	0	2						
3 Maicer Izturis, S OBP: 0.294, SLG: 0.351										4	0	3	0	0	0	1						
9 J.P. Arencibia, R OBP: 0.259, SLG: 0.424										4	0	1	2	0	1	3						
13 Brett Lawrie, R OBP: 0.261, SLG: 0.364										4	0	0	0	0	1	2						
1 Emilio Bonifácio, S OBP: 0.252, SLG: 0.309										2	1	1	0	1	0	0						
<b>Inning Stats</b>	R: 2 E: 0 K: 0 S: 12	H: 3 LOB: 0 BB: 0 P: 17	R: 0 E: 0 K: 0 S: 7	H: 1 LOB: 0 BB: 0 P: 11	R: 0 E: 0 K: 0 S: 9	H: 0 LOB: 0 BB: 1 P: 18	R: 0 E: 0 K: 1 S: 13	H: 2 LOB: 2 BB: 0 P: 20	R: 0 E: 0 K: 0 S: 5	H: 0 LOB: 0 BB: 0 P: 7	R: 2 E: 0 K: 0 S: 11	H: 4 LOB: 2 BB: 0 P: 20	R: 3 E: 0 K: 0 S: 10	H: 1 LOB: 1 BB: 2 P: 20	R: 0 E: 0 K: 1 S: 9	H: 1 LOB: 0 BB: 0 P: 13	R: 0 E: 0 K: 0 S: 9	H: 0 LOB: 0 BB: 0 P: 11	1B: 9 2B: 2 3B: 0 HR: 1	SF: 0 SAC: 0 DP: 2 HBP: 1	WP: 0 PB: 0 SB: 0 CS: 2	PA: 40
<b>PITCHER</b>	IP WLS BF H R ER SO BB IBB HBP BLK WP HR S P ERA WHIP																					
39 Jason Hammel, R ERA: 5.24	6.0 L 28 10 6 6 1 2 0 1 0 0 0 1 58 99 9.00 2.000																					
63 Jairo Asencio, R ERA: 9.0	0.0 2 1 0 0 0 0 0 1 0 0 0 0 3 7 ∞ ∞																					
40 Troy Patton, L ERA: 3.69	1.0 3 0 1 1 0 0 0 0 0 0 0 0 6 7 9.00 0.000																					
56 Darren O'Day, R ERA: 2.16	1.0 3 1 0 0 1 0 0 0 0 0 0 0 9 13 0.00 1.000																					
66 T.J. McFarland, L ERA: 4.13	1.0 3 0 0 0 0 0 0 0 0 0 0 0 9 11 0.00 0.000																					

Toronto Blue Jays @ Baltimore Orioles  
Oriole Park at Camden Yards, Baltimore, MD  
Sat Jul 13 2013, 4:09 PM - 7:00 PM EDT  
Att: 46,150 - Cloudy - 79 F

AB 35  
R 7  
H 12  
RBI 7  
BB 3  
SO 2  
LOB 12



Batter	1	2	3	4	5	6	7	8	9	AB	R	H	RBI	BB	SO	LOB	BOTTOM					
9 Nate McLouth, L OBP: 0.348, SLG: 0.401										5	0	0	0	0	2	3						
13 Manny Machado, R OBP: 0.338, SLG: 0.472										5	0	0	0	0	2	2						
21 Nick Markakis, L OBP: 0.334, SLG: 0.397										4	0	1	0	0	1	0						
10 Adam Jones, R OBP: 0.320, SLG: 0.492										2	1	1	1	2	1	0						
19 Chris Davis, L OBP: 0.391, SLG: 0.708										3	2	1	1	0	1	3						
2 J.J. Hardy, R OBP: 0.293, SLG: 0.430										4	0	1	0	0	1	4						
32 Matt Wieters, S OBP: 0.291, SLG: 0.410										3	0	0	0	1	1	2						
1 Brian Roberts, S OBP: 0.293, SLG: 0.415										3	0	2	1	1	1	1						
14 Nolan Reimold, R OBP: 0.250, SLG: 0.336										3	0	0	0	0	3	4						
3 Ryan Flaherty, L OBP: 0.277, SLG: 0.350										1	0	1	0	0	0	0						
<b>Inning Stats</b>	R: 0 E: 0 K: 1 S: 7	H: 0 LOB: 0 BB: 0 P: 12	R: 1 E: 0 K: 3 S: 18	H: 2 LOB: 1 BB: 1 P: 31	R: 0 E: 0 K: 1 S: 7	H: 0 LOB: 0 BB: 0 P: 11	R: 2 E: 0 K: 1 S: 10	H: 2 LOB: 1 BB: 0 P: 13	R: 0 E: 0 K: 0 S: 5	H: 0 LOB: 0 BB: 0 P: 7	R: 0 E: 0 K: 1 S: 10	H: 0 LOB: 1 BB: 1 P: 17	R: 0 E: 0 K: 2 S: 9	H: 1 LOB: 0 BB: 0 P: 15	R: 0 E: 0 K: 1 S: 12	H: 1 LOB: 2 BB: 1 P: 21	R: 0 E: 0 K: 3 S: 14	H: 1 LOB: 2 BB: 1 P: 23	1B: 3 2B: 3 3B: 0 HR: 2	SF: 0 SAC: 0 DP: 1 HBP: 1	WP: 1 PB: 0 SB: 0 CS: 1	PA: 38
<b>PITCHER</b>	IP WLS BF H R ER SO BB IBB HBP BLK WP HR S P ERA WHIP																					
58 Todd Redmond, R ERA: 4.32	4.0 W 5 0 0 0 0 1 0 0 0 0 0 11 17 0.00 0.750																					
62 Aaron Loup, L ERA: 1.54	1.1 H 4 1 0 0 2 0 0 0 0 0 0 10 17 0.00 0.750																					
29 Dustin McGowan, R ERA: 1.54	1.1 H 4 1 0 0 2 0 0 0 0 0 0 10 17 0.00 2.000																					
27 Brett Cecil, L ERA: 1.94	1.0 5 1 0 0 2 1 0 0 0 1 0 13 23 0.00 2.000																					
50 Steve Delabar, R ERA: 1.71	0.2 H 4 1 0 0 1 1 0 0 0 0 0 9 17 0.00 3.000																					

Toronto Blue Jays @ Baltimore Orioles  
Oriole Park at Camden Yards, Baltimore, MD  
Sat Jul 13 2013, 4:09 PM - 7:00 PM EDT  
Att: 46,150 - Cloudy - 79 F

AB 33  
R 3  
H 7  
RBI 3  
BB 4  
SO 13  
LOB 19













Batter	1	2	3	4	5	6	7	8	9	AB	R	H	RBI	BB	SO	LOB	TOP			
9 Nate McLouth, L OBP: 0.349, SLG: 0.409										5	2	2	0	0	1	2				
13 Manny Machado, R OBP: 0.337, SLG: 0.467										5	0	2	1	0	0	2				
21 Nick Markakis, L OBP: 0.333, SLG: 0.393										4	1	1	0	1	1	4				
10 Adam Jones, R OBP: 0.327, SLG: 0.506										5	1	2	2	0	1	2				
19 Chris Davis, L OBP: 0.388, SLG: 0.707										5	1	2	1	0	1	1				
32 Matt Wieters, S OBP: 0.297, SLG: 0.420										4	1	3	0	1	0	1				
2 J.J. Hardy, R OBP: 0.292, SLG: 0.424										4	1	2	0	0	1	4				
51 Henry Urrutia, L OBP: 0.250, SLG: 0.250										4	0	1	1	0	1	5				
1 Brian Roberts, S OBP: 0.294, SLG: 0.387										4	0	2	2	0	0	0				
<b>Inning Stats</b>	R: 2 H: 4 E: 0 K: 2 S: 16	L: 4 LOB: 3 BB: 1 P: 29	R: 1 H: 2 E: 0 K: 0 S: 9	L: 2 LOB: 0 BB: 0 P: 13	R: 4 H: 5 E: 0 K: 0 S: 15	L: 5 LOB: 0 BB: 1 P: 22	R: 0 H: 1 E: 0 K: 1 S: 11	L: 1 LOB: 0 BB: 0 P: 15	R: 0 H: 1 E: 0 K: 0 S: 7	L: 1 LOB: 2 BB: 0 P: 13	R: 0 H: 2 E: 0 K: 0 S: 14	L: 2 LOB: 2 BB: 0 P: 21	R: 0 H: 0 E: 0 K: 1 S: 8	L: 0 LOB: 0 BB: 0 P: 10	R: 0 H: 1 E: 0 K: 2 S: 9	L: 1 LOB: 0 BB: 0 P: 11	1B: 14 2B: 2 3B: 1 HR: 1	SF: 0 SAC: 0 DP: 4 HBP: 0	WP: 0 PB: 0 SB: 1 CS: 0	PA: 42
<b>PITCHER</b>	IP WLS BF H R ER SO BB IBB HBP BLK WP HR S P ERA WHIP	IP WLS BF H R ER SO BB IBB HBP BLK WP HR S P ERA WHIP	IP WLS BF H R ER SO BB IBB HBP BLK WP HR S P ERA WHIP	IP WLS BF H R ER SO BB IBB HBP BLK WP HR S P ERA WHIP	IP WLS BF H R ER SO BB IBB HBP BLK WP HR S P ERA WHIP	IP WLS BF H R ER SO BB IBB HBP BLK WP HR S P ERA WHIP	IP WLS BF H R ER SO BB IBB HBP BLK WP HR S P ERA WHIP	IP WLS BF H R ER SO BB IBB HBP BLK WP HR S P ERA WHIP	IP WLS BF H R ER SO BB IBB HBP BLK WP HR S P ERA WHIP	IP WLS BF H R ER SO BB IBB HBP BLK WP HR S P ERA WHIP	IP WLS BF H R ER SO BB IBB HBP BLK WP HR S P ERA WHIP	IP WLS BF H R ER SO BB IBB HBP BLK WP HR S P ERA WHIP	IP WLS BF H R ER SO BB IBB HBP BLK WP HR S P ERA WHIP	IP WLS BF H R ER SO BB IBB HBP BLK WP HR S P ERA WHIP	IP WLS BF H R ER SO BB IBB HBP BLK WP HR S P ERA WHIP	IP WLS BF H R ER SO BB IBB HBP BLK WP HR S P ERA WHIP	IP WLS BF H R ER SO BB IBB HBP BLK WP HR S P ERA WHIP	IP WLS BF H R ER SO BB IBB HBP BLK WP HR S P ERA WHIP	IP WLS BF H R ER SO BB IBB HBP BLK WP HR S P ERA WHIP	IP WLS BF H R ER SO BB IBB HBP BLK WP HR S P ERA WHIP

Baltimore Orioles @ Texas Rangers  
Rangers Ballpark in Arlington, Arlington, TX  
Sat Jul 20 2013, 8:46 PM - 11:46 PM EDT  
Att: 41,660 - Partly Cloudy - 84 F

AB 40  
R 7  
H 17  
RBI 7  
BB 2  
SO 6  
LOB 21



Batter	1	2	3	4	5	6	7	8	9	AB	R	H	RBI	BB	SO	LOB	BOTTOM					
5 Ian Kinsler, R OBP: 0.358, SLG: 0.435										4	0	0	1	0	0	0						
13 Jurickson Profar, S OBP: 0.311, SLG: 0.345										5	0	2	0	0	0	1						
17 Nelson Cruz, R OBP: 0.332, SLG: 0.513										5	0	1	0	0	1	2						
29 Adrián Beltré, R OBP: 0.355, SLG: 0.535										5	1	2	0	0	0	2						
12 A.J. Pierzynski, L OBP: 0.317, SLG: 0.444										5	1	3	0	0	0	2						
18 Mitch Moreland, L OBP: 0.317, SLG: 0.478										4	1	1	1	0	1	3						
1 Elvis Andrus, R OBP: 0.301, SLG: 0.284										4	0	1	0	0	0	3						
7 David Murphy, L OBP: 0.286, SLG: 0.380										4	1	3	2	0	0	1						
2 Leonys Martin, L OBP: 0.329, SLG: 0.416										4	0	1	0	0	2	3						
<b>Inning Stats</b>	R: 0 H: 1 E: 0 K: 0 S: 9	L: 1 LOB: 0 BB: 0 P: 12	R: 0 H: 2 E: 0 K: 2 S: 13	L: 2 LOB: 0 BB: 0 P: 23	R: 0 H: 1 E: 0 K: 0 S: 11	L: 1 LOB: 1 BB: 0 P: 16	R: 0 H: 2 E: 0 K: 0 S: 10	L: 2 LOB: 0 BB: 0 P: 14	R: 0 H: 0 E: 0 K: 1 S: 8	L: 0 LOB: 0 BB: 0 P: 9	R: 0 H: 0 E: 0 K: 0 S: 12	L: 0 LOB: 1 BB: 0 P: 17	R: 1 H: 2 E: 0 K: 0 S: 12	L: 2 LOB: 1 BB: 0 P: 17	R: 3 H: 4 E: 0 K: 1 S: 10	L: 4 LOB: 1 BB: 0 P: 11	R: 0 H: 2 E: 0 K: 0 S: 16	L: 2 LOB: 2 BB: 0 P: 22	1B: 13 2B: 1 3B: 0 HR: 0	SF: 1 SAC: 0 DP: 1 HBP: 0	WP: 0 PB: 0 SB: 0 CS: 0	PA: 41
<b>PITCHER</b>	IP WLS BF H R ER SO BB IBB HBP BLK WP HR S P ERA WHIP	IP WLS BF H R ER SO BB IBB HBP BLK WP HR S P ERA WHIP	IP WLS BF H R ER SO BB IBB HBP BLK WP HR S P ERA WHIP	IP WLS BF H R ER SO BB IBB HBP BLK WP HR S P ERA WHIP	IP WLS BF H R ER SO BB IBB HBP BLK WP HR S P ERA WHIP	IP WLS BF H R ER SO BB IBB HBP BLK WP HR S P ERA WHIP	IP WLS BF H R ER SO BB IBB HBP BLK WP HR S P ERA WHIP	IP WLS BF H R ER SO BB IBB HBP BLK WP HR S P ERA WHIP	IP WLS BF H R ER SO BB IBB HBP BLK WP HR S P ERA WHIP	IP WLS BF H R ER SO BB IBB HBP BLK WP HR S P ERA WHIP	IP WLS BF H R ER SO BB IBB HBP BLK WP HR S P ERA WHIP	IP WLS BF H R ER SO BB IBB HBP BLK WP HR S P ERA WHIP	IP WLS BF H R ER SO BB IBB HBP BLK WP HR S P ERA WHIP	IP WLS BF H R ER SO BB IBB HBP BLK WP HR S P ERA WHIP	IP WLS BF H R ER SO BB IBB HBP BLK WP HR S P ERA WHIP	IP WLS BF H R ER SO BB IBB HBP BLK WP HR S P ERA WHIP	IP WLS BF H R ER SO BB IBB HBP BLK WP HR S P ERA WHIP	IP WLS BF H R ER SO BB IBB HBP BLK WP HR S P ERA WHIP	IP WLS BF H R ER SO BB IBB HBP BLK WP HR S P ERA WHIP	IP WLS BF H R ER SO BB IBB HBP BLK WP HR S P ERA WHIP		

Baltimore Orioles @ Texas Rangers  
Rangers Ballpark in Arlington, Arlington, TX  
Sat Jul 20 2013, 8:46 PM - 11:46 PM EDT  
Att: 41,660 - Partly Cloudy - 84 F

AB 40  
R 4  
H 14  
RBI 4  
BB 0  
SO 4  
LOB 17













Batter	1	2	3	4	5	6	7	8	9	AB	R	H	RBI	BB	SO	LOB	TOP			
9 Nate McLouth, L OBP: 0.355, SLG: 0.414										4	0	0	0	0	1	1	<b>Baltimore Orioles @ Kansas City Royals</b> Kauffman Stadium, Kansas City, MO Tue Jul 23 2013, 7:10 PM - 9:53 PM CDT Att. 19,068 - Clear - 85 F			
13 Manny Machado, R OBP: 0.333, SLG: 0.463										4	1	1	1	0	1	1				
21 Nick Markakis, L OBP: 0.336, SLG: 0.392										4	1	2	0	0	0	0				
10 Adam Jones, R OBP: 0.323, SLG: 0.502											4	0	1	1	0	1				
19 Chris Davis, L OBP: 0.387, SLG: 0.701											4	0	1	0	0	2				
2 J.J. Hardy, R OBP: 0.295, SLG: 0.433											4	0	0	0	0	0				
35 Danny Valencia, R OBP: 0.294, SLG: 0.443										2	0	0	0	0	0	1				
51 Henry Urrutia, L OBP: 0.333, SLG: 0.333											2	0	0	0	0	1				
1 Brian Roberts, S OBP: 0.291, SLG: 0.380										3	0	0	0	0	0	1				
31 Taylor Teagarden, R OBP: 0.128, SLG: 0.263										2	0	0	0	1	1	0				
<b>Inning Stats</b>	R: 0 H: 1 E: 0 K: 1 S: 14	H: 1 LOB: 1 BB: 0 P: 20	R: 0 H: 1 E: 0 K: 0 S: 12	H: 1 LOB: 1 BB: 0 P: 19	R: 1 H: 1 E: 0 K: 0 S: 12	H: 1 LOB: 0 BB: 0 P: 17	R: 0 H: 0 E: 0 K: 2 S: 8	H: 0 LOB: 0 BB: 0 P: 10	R: 0 H: 0 E: 0 K: 1 S: 10	H: 0 LOB: 1 BB: 0 P: 18	R: 0 H: 0 E: 1 K: 1 S: 9	H: 0 LOB: 1 BB: 0 P: 12	R: 0 H: 0 E: 0 K: 1 S: 9	H: 0 LOB: 1 BB: 1 P: 14	R: 1 H: 2 E: 0 K: 1 S: 13	H: 2 LOB: 1 BB: 0 P: 17	1B: 3 2B: 0 3B: 1 HR: 1	SF: 0 SAC: 0 DP: 0 HBP: 0	WP: 1 PB: 0 SB: 0 CS: 0	PA: 34
<b>PITCHER</b>	IP WLS BF H R ER SO BB IBB HBP BLK WP HR S P ERA WHIP																			
52 Bruce Chen, L ERA: 1.97	6.0 W 21 3 1 1 4 0 0 0 0 0 1 64 94 1.50 0.500																			
40 Kelvin Herrera, R ERA: 4.59	1.0 H 4 0 0 0 1 0 0 0 0 0 0 9 12 0.00 0.000																			
43 Aaron Crow, R ERA: 3.16	1.0 H 4 0 0 0 1 1 0 0 0 0 0 9 14 0.00 1.000																			
56 Greg Holland, R ERA: 1.89	1.0 S 5 2 1 1 1 0 0 0 0 0 0 0 13 17 9.00 2.000																			

Batter	1	2	3	4	5	6	7	8	9	AB	R	H	RBI	BB	SO	LOB	BOTTOM			
4 Alex Gordon, L OBP: 0.349, SLG: 0.401										5	1	1	0	0	2	4	<b>Baltimore Orioles @ Kansas City Royals</b> Kauffman Stadium, Kansas City, MO Tue Jul 23 2013, 7:10 PM - 9:53 PM CDT Att. 19,068 - Clear - 85 F			
35 Eric Hosmer, L OBP: 0.335, SLG: 0.420										4	0	2	0	1	1	3				
6 Lorenzo Cain, R OBP: 0.318, SLG: 0.364										3	1	1	0	2	0	3				
16 Billy Butler, R OBP: 0.370, SLG: 0.395										4	0	1	0	0	0	4				
8 Mike Moustakas, L OBP: 0.282, SLG: 0.348										4	0	2	1	0	1	1				
7 David Lough, L OBP: 0.314, SLG: 0.437											4	1	1	0	0	3				
26 George Kottaras, L OBP: 0.347, SLG: 0.424											3	0	0	0	1	3				
13 Salvador Perez, R OBP: 0.314, SLG: 0.393										0	0	0	0	0	0	0				
2 Alcides Escobar, R OBP: 0.272, SLG: 0.321											4	0	2	0	0	4				
17 Chris Getz, L OBP: 0.281, SLG: 0.281											2	0	1	1	0	0				
<b>Inning Stats</b>	R: 1 H: 2 E: 0 K: 1 S: 10	H: 3 LOB: 1 BB: 1 P: 18	R: 1 H: 3 E: 0 K: 1 S: 15	H: 3 LOB: 2 BB: 0 P: 20	R: 1 H: 3 E: 0 K: 0 S: 8	H: 3 LOB: 0 BB: 0 P: 16	R: 0 H: 1 E: 0 K: 1 S: 10	H: 1 LOB: 1 BB: 0 P: 15	R: 0 H: 1 E: 0 K: 0 S: 12	H: 1 LOB: 2 BB: 1 P: 19	R: 0 H: 0 E: 0 K: 1 S: 10	H: 0 LOB: 0 BB: 0 P: 17	R: 0 H: 1 E: 0 K: 0 S: 7	H: 1 LOB: 2 BB: 1 P: 13	R: 0 H: 2 E: 0 K: 1 S: 13	H: 2 LOB: 2 BB: 0 P: 17	1B: 9 2B: 2 3B: 0 HR: 0	SF: 0 SAC: 1 DP: 1 HBP: 0	WP: 0 PB: 0 SB: 3 CS: 0	PA: 39
<b>PITCHER</b>	IP WLS BF H R ER SO BB IBB HBP BLK WP HR S P ERA WHIP																			
39 Jason Hammel, R ERA: 5.2	6.0 L 31 10 3 3 4 4 0 0 0 0 0 0 63 107 4.50 2.333																			
66 T.J. McFarland, L ERA: 3.99	1.2 7 1 0 0 1 1 0 0 0 0 0 0 15 27 0.00 1.200																			
63 Jairo Asencio, R ERA: 6.75	0.1 1 0 0 0 0 0 0 0 0 0 0 0 2 3 0.00 0.000																			

AB 33  
R 2  
H 5  
RBI 2  
BB 1  
SO 7  
LOB 11



AB 33  
R 3  
H 11  
RBI 2  
BB 5  
SO 5  
LOB 25





Batter	1	2	3	4	5	6	7	8	9	AB	R	H	RBI	BB	SO	LOB	TOP								
9 Nate McLouth, L (1,7) OBP: 0.356, SLG: 0.418	0-2 SH5-3 2B		1-1 F7		0-1 G3			0-1 FC6-4 1B		4	0	2	0	0	0	1	Baltimore Orioles @ Kansas City Royals Kauffman Stadium, Kansas City, MO Wed Jul 24 2013, 7:12 PM - 9:45 PM CDT Att: 17,410 - Clear - 84 F								
13 Manny Machado, R (1,5) OBP: 0.331, SLG: 0.461	0-0 SH5-3 2-3		2-0 G6-4-3			2-2 L7		3-1 SH1-4		2	0	0	0	0	0	1									
21 Nick Markakis, L (1,9)	0-0 P6			1-3 K		3-1 FC6-4 1B		4-0 FC6-4 IBB		3	0	1	0	1	1										
10 Adam Jones, R (1,8) OBP: 0.320, SLG: 0.498	1-1 F7			0-1 E3 32 HR		0-2 FC6-4		0-0 FC6-4		4	1	0	1	0	0	4									
19 Chris Davis, L (1,3) OBP: 0.386, SLG: 0.695	4-0 G1-4-3 32 E BB		2-3 K		1-1 F8			1-1 G4-3		3	0	0	0	1	1	4									
32 Matt Wieters, S (1,2) OBP: 0.305, SLG: 0.437	2-2 FC4 G1-4-3		0-0 HR			1-1 G6-3 1B		3-2 F7		4	1	2	2	0	0	1									
2 J.J. Hardy, R (1,6) OBP: 0.292, SLG: 0.429	1-2 G1-4-3		0-2 F8			0-0 P3		1-1 G6-3		4	0	0	0	0	0	3									
51 Henry Urrutia, L (1,10)	2-2 F9				0-0 F7		2-0 G6-3		0-1 1B	4	0	1	0	0	0	2									
1 Brian Roberts, S (1,4) OBP: 0.301, SLG: 0.387			1-0 G6-4-3 1B		1-3 K			1-1 P4		4	1	2	0	0	1	1									
<b>Inning Stats</b>	R: 0 H: 1 E: 0 K: 0 S: 7	H: 1 LOB: 1 BB: 0 P: 8	R: 0 H: 0 E: 1 K: 0 S: 9	H: 0 LOB: 1 BB: 1 P: 18	R: 0 H: 1 E: 0 K: 0 S: 5	H: 1 LOB: 0 BB: 0 P: 8	R: 2 H: 1 E: 1 K: 2 S: 13	H: 1 LOB: 0 BB: 0 P: 16	R: 0 H: 0 E: 0 K: 1 S: 7	H: 0 LOB: 0 BB: 0 P: 8	R: 0 H: 1 E: 0 K: 0 S: 10	H: 1 LOB: 1 BB: 0 P: 16	R: 0 H: 1 E: 0 K: 0 S: 4	H: 1 LOB: 0 BB: 0 P: 7	R: 1 H: 2 E: 0 K: 0 S: 8	H: 2 LOB: 2 BB: 1 P: 17		R: 0 H: 1 E: 0 K: 0 S: 14	H: 1 LOB: 1 BB: 0 P: 20	1B: 6 2B: 1 3B: 0 HR: 1	SF: 0 SAC: 2 DP: 3 HBP: 0	WP: 0 PB: 0 SB: 0 CS: 0	PA: 36		
<b>PITCHER</b>	IP WLS BF H R ER SO BB IBB HBP BLK WP HR S P ERA WHIP	8.0 32 7 3 1 3 1 1 0 0 0 0 1 63 98 1.12 1.000	1.0 W 4 1 0 0 0 0 0 0 0 0 0 14 20 0.00 1.000																						

Batter	1	2	3	4	5	6	7	8	9	AB	R	H	RBI	BB	SO	LOB	BOTTOM								
6 Lorenzo Cain, R (1,8) OBP: 0.317, SLG: 0.362	1-3 K		2-1 F9			2-2 F9		0-2 35 HR 1B		4	1	1	0	0	1	0	Baltimore Orioles @ Kansas City Royals Kauffman Stadium, Kansas City, MO Wed Jul 24 2013, 7:12 PM - 9:45 PM CDT Att: 17,410 - Clear - 84 F								
35 Eric Hosmer, L (1,3) OBP: 0.337, SLG: 0.437	3-2 HR		1-2 G6-3			2-1 F7		2-1 HR		4	2	2	3	0	0	0									
16 Billy Butler, R (1,10) OBP: 0.371, SLG: 0.399	2-1 1B			1-0 G6-3		1-2 2B		1-3 K		4	0	2	0	0	1	0									
13 Salvador Perez, R (1,2) OBP: 0.310, SLG: 0.387	0-1 F9			2-0 P3		2-0 F9		0-2 L4		4	0	0	0	0	0	2									
24 Miguel Tejada, R (1,5) OBP: 0.313, SLG: 0.393	2-1 F7			0-2 P2			0-1 FC6-4 1B		1-2 L5	4	0	1	0	0	0	1									
7 David Lough, L (1,7) OBP: 0.313, SLG: 0.433	1-1 F7				1-3 K		1-2 FC6-4 2 E		1-1 2B 1B	4	1	1	0	0	1	1									
2 Alcides Escobar, R (1,6) OBP: 0.275, SLG: 0.325	0-2 G6-3			0-1 1B		0-1 E5 17 G6-4-3		0-0 1B 2B		4	0	2	1	0	0	1									
17 Chris Getz, L (1,4) OBP: 0.276, SLG: 0.275	1-2 F7			2-2 P6		0-2 G6-4-3				3	0	0	0	0	0	3									
23 Elliot Johnson, S (1,9) OBP: 0.240, SLG: 0.273			1-1 B2			1-2 G1-3		2-3 K		3	0	0	0	0	1	1									
1 Jarrod Dyson, L (0,8) OBP: 0.310, SLG: 0.450										0	0	0	0	0	0	0									
<b>Inning Stats</b>	R: 1 H: 2 E: 0 K: 1 S: 13	H: 2 LOB: 1 BB: 0 P: 21	R: 0 H: 0 E: 0 K: 0 S: 8	H: 0 LOB: 0 BB: 0 P: 10	R: 0 H: 0 E: 0 K: 0 S: 8	H: 0 LOB: 0 BB: 0 P: 12	R: 0 H: 0 E: 0 K: 0 S: 5	H: 0 LOB: 0 BB: 0 P: 8	R: 0 H: 1 E: 0 K: 1 S: 12	H: 1 LOB: 1 BB: 0 P: 16	R: 0 H: 1 E: 0 K: 0 S: 10	H: 1 LOB: 1 BB: 0 P: 17	R: 0 H: 1 E: 0 K: 0 S: 10	H: 1 LOB: 0 BB: 0 P: 11	R: 2 H: 2 E: 0 K: 2 S: 15	H: 2 LOB: 0 BB: 0 P: 20	R: 1 H: 2 E: 0 K: 0 S: 8	H: 2 LOB: 1 BB: 0 P: 10	1B: 5 2B: 2 3B: 0 HR: 2	SF: 0 SAC: 0 DP: 1 HBP: 0	WP: 0 PB: 0 SB: 0 CS: 0	PA: 34			
<b>PITCHER</b>	IP WLS BF H R ER SO BB IBB HBP BLK WP HR S P ERA WHIP	7.1 29 7 3 3 3 0 0 0 0 0 0 2 74 107 3.68 0.955	1.0 L 5 2 1 3 1 1 0 0 0 0 0 15 18 9.00 2.000																						

AB 32  
R 3  
H 8  
RBI 3  
BB 2  
SO 3  
LOB 18



AB 34  
R 4  
H 9  
RBI 4  
BB 0  
SO 4  
LOB 9



livebaseballscores.com





Batter	1	2	3	4	5	6	7	8	9	AB	R	H	RBI	BB	SO	LOB	TOP										
9 Nate McLouth, L (1, 7) OBP: 0.352, SLG: 0.413	F7		F9		L7		K			4	0	0	0	0	1	4	<b>Baltimore Orioles @ Kansas City Royals</b> Kauffman Stadium, Kansas City, MO Thu Jul 25 2013, 7:12 PM - 9:59 PM CDT Att: 17,675 - Overcast - 73 F										
13 Manny Machado, R (1, 5) OBP: 0.328, SLG: 0.457	G6-3		L4-3		G4-3		G3-1			4	0	0	0	0	0	1											
21 Nick Markakis, L (1, 9) OBP: 0.336, SLG: 0.390	G5-3		G4-3		G4-3		K			4	0	1	0	0	1	0											
10 Adam Jones, R (1, 8) OBP: 0.321, SLG: 0.496		32 BB	G5-3		G5-3		K			3	0	1	0	1	1	1											
19 Chris Davis, L (1, 3) OBP: 0.382, SLG: 0.687		K	K		K		K			4	0	0	0	0	4	3											
32 Matt Wieters, S (1, 2) OBP: 0.307, SLG: 0.438										4	0	2	0	0	0	0											
2 J.J. Hardy, R (1, 6) OBP: 0.292, SLG: 0.426		L6			G6-4-3		G3			3	0	0	0	1	0	3											
51 Henry Urrutia, L (1, 10) OBP: 0.350, SLG: 0.450			K							4	1	2	0	0	2	2											
1 Brian Roberts, S (1, 4) OBP: 0.314, SLG: 0.410										3	0	2	1	0	0	2											
<b>Inning Stats</b>	R: 0 E: 0 K: 0 S: 9	H: 0 LOB: 0 BB: 0 P: 13	R: 0 E: 0 K: 2 S: 15	H: 1 LOB: 2 BB: 1 P: 27	R: 0 E: 0 K: 0 S: 6	H: 1 LOB: 0 BB: 0 P: 9	R: 0 E: 0 K: 1 S: 9	H: 0 LOB: 0 BB: 0 P: 12	R: 0 E: 0 K: 0 S: 16	H: 3 LOB: 1 BB: 0 P: 23	R: 0 E: 0 K: 2 S: 13	H: 1 LOB: 1 BB: 0 P: 18	R: 0 E: 0 K: 1 S: 12	H: 1 LOB: 2 BB: 1 P: 22	R: 0 E: 0 K: 2 S: 14	H: 0 LOB: 0 BB: 0 P: 18	R: 0 E: 0 K: 1 S: 10	H: 0 LOB: 0 BB: 0 P: 12	1B: 6 2B: 2 HR: 0	SF: 0 SAC: 0 DP: 2	WP: 0 PB: 0 SB: 0 CS: 0	PA: 35					
<b>PITCHER</b>	IP	WLS	BF	H	R	ER	SO	BB	IBB	HBP	BLK	WP	HR	S	P	ERA	WHIP										
11 Jeremy Guthrie, R (1, 1) ERA: 4.27	6.0	W	23	6	1	1	5	1	0	0	0	0	0	68	102	1.50	1.167										
43 Aaron Crow, R (7, 1) ERA: 3.05	1.0		5	1	0	0	1	1	0	0	0	0	0	12	22	0.00	2.000										
40 Kelvin Herrera, R (8, 1) ERA: 4.73	1.0		4	1	0	0	2	0	0	0	0	0	0	14	18	0.00	1.000										
31 Louis Coleman, R (9, 1) ERA:	1.0		3	0	0	0	1	0	0	0	0	0	0	10	12	0.00	0.000										

Batter	1	2	3	4	5	6	7	8	9	AB	R	H	RBI	BB	SO	LOB	BOTTOM										
4 Alex Gordon, L (1, 7) OBP: 0.348, SLG: 0.406	P5	SF8				F7				3	1	1	2	0	0	1	<b>Baltimore Orioles @ Kansas City Royals</b> Kauffman Stadium, Kansas City, MO Thu Jul 25 2013, 7:12 PM - 9:59 PM CDT Att: 17,675 - Overcast - 73 F										
35 Eric Hosmer, L (1, 3) OBP: 0.336, SLG: 0.435	G4-3	CS	F8			G6-3				4	1	1	1	0	0	0											
16 Billy Butler, R (1, 10) OBP: 0.375, SLG: 0.413			G5-3							3	2	2	1	1	0	0											
13 Salvador Perez, R (1, 2) OBP: 0.310, SLG: 0.386			F7			G6-4-3		P2		4	1	1	1	0	0	2											
7 David Lough, L (1, 9) OBP: 0.316, SLG: 0.435			F9					F8		4	0	2	2	0	0	0											
8 Mike Moustakas, L (1, 5) OBP: 0.282, SLG: 0.345			L9			P2		K		3	0	0	0	0	1	2											
2 Alcides Escobar, R (1, 6) OBP: 0.272, SLG: 0.322		F7			F9		G6-3			4	0	0	0	0	0	1											
17 Chris Getz, L (1, 4) OBP: 0.281, SLG: 0.283					F8		G3			3	1	1	0	1	0	1											
1 Jarrod Dyson, L (1, 8) OBP: 0.330, SLG: 0.458								G3		3	1	2	0	0	0	1											
<b>Inning Stats</b>	R: 2 E: 0 K: 0 S: 11	H: 3 LOB: 1 BB: 0 P: 18	R: 1 E: 0 K: 0 S: 10	H: 2 LOB: 0 BB: 0 P: 16	R: 0 E: 0 K: 0 S: 4	H: 0 LOB: 0 BB: 0 P: 8	R: 0 E: 0 K: 0 S: 7	H: 0 LOB: 1 BB: 0 P: 9	R: 3 E: 0 K: 0 S: 13	H: 4 LOB: 1 BB: 1 P: 21	R: 0 E: 0 K: 0 S: 9	H: 0 LOB: 1 BB: 0 P: 16	R: 1 E: 0 K: 0 S: 11	H: 1 LOB: 0 BB: 0 P: 17	R: 0 E: 0 K: 1 S: 10	H: 0 LOB: 1 BB: 1 P: 18	1B: 6 2B: 2 HR: 1	SF: 1 SAC: 0 DP: 1	WP: 0 PB: 0 SB: 0 CS: 1	PA: 37							
<b>PITCHER</b>	IP	WLS	BF	H	R	ER	SO	BB	IBB	HBP	BLK	WP	HR	S	P	ERA	WHIP										
50 Miguel González, R (1, 1) ERA: 3.69	4.2	L	22	6	6	6	0	1	0	1	0	0	0	42	68	11.57	1.929										
40 Troy Patton, L (5, 1) ERA: 3.48	1.1		6	1	0	0	0	0	0	1	0	0	0	12	20	0.00	0.750										
57 Francisco Rodriguez, R (7, 1) ERA: 1.4	1.0		4	1	1	1	0	0	0	0	0	0	1	11	17	9.00	1.000										
17 Brian Matusz, L (8, 1) ERA: 3.38	1.0		4	0	0	0	1	1	0	0	0	0	0	10	18	0.00	1.000										

AB 33  
R 1  
H 8  
RBI 1  
BB 2  
SO 9  
LOB 16



AB 31  
R 7  
H 10  
RBI 7  
BB 2  
SO 1  
LOB 8





Batter	1	2	3	4	5	6	7	8	9	AB	R	H	RBI	BB	SO	LOB	TOP					
2 Jacoby Ellsbury, L OBP: 0.367, SLG: 0.425	F8		K					FC5-4 1B		4	0	2	0	0	1	0	<b>Boston Red Sox @ Baltimore Orioles</b> Oriole Park at Camden Yards, Baltimore, MD Fri Jul 26 2013, 7:07 PM - 9:43 PM EDT Att: 39,063 - Partly Cloudy - 85 F					
18 Shane Victorino, S OBP: 0.326, SLG: 0.390	F7		G6-3		L8			F8		4	0	0	0	0	2							
15 Dustin Pedroia, R OBP: 0.380, SLG: 0.414	BB 1B		G3			G5-3		FC5-4		4	0	1	0	0	1							
34 David Ortiz, L OBP: 0.406, SLG: 0.594	BB 1B			P5		K		BB 1B		3	0	1	0	1	1							
12 Mike Napoli, R OBP: 0.348, SLG: 0.472	BB			K		K		G5-4-3 1B		3	0	0	0	1	2							
29 Daniel Nava, S OBP: 0.371, SLG: 0.423	K			BB				K		3	0	0	0	1	3							
39 Jarrod Saltalamacchia, S OBP: 0.330, SLG: 0.433		F7		K		G5-3				3	0	0	0	0	1							
7 Stephen Drew, L OBP: 0.307, SLG: 0.389		L7			F8		G6-3			3	0	0	0	0	0							
10 Jose Iglesias, R OBP: 0.386, SLG: 0.422		F9			K			G6-3		3	0	0	0	0	1							
<b>Inning Stats</b>	R: 0 H: 1 E: 0 K: 1 S: 11	H: 3 LOB: 2 BB: 2 P: 22	R: 0 H: 0 E: 0 K: 0 S: 6	H: 0 LOB: 0 BB: 0 P: 11	R: 0 H: 0 E: 0 K: 1 S: 10	H: 0 LOB: 0 BB: 0 P: 13	R: 0 H: 0 E: 0 K: 2 S: 13	H: 0 LOB: 1 BB: 0 P: 22	R: 0 H: 1 E: 0 K: 1 S: 11	H: 0 LOB: 0 BB: 0 P: 16	R: 0 H: 0 E: 0 K: 2 S: 13	H: 0 LOB: 0 BB: 0 P: 21	R: 0 H: 0 E: 0 K: 1 S: 8	H: 1 LOB: 1 BB: 0 P: 10	R: 0 H: 0 E: 0 K: 1 S: 6	H: 1 LOB: 0 BB: 0 P: 6		1B: 3 2B: 1 3B: 0 HR: 0	SF: 0 SAC: 0 DP: 1 HBP: 0	WP: 0 PB: 0 SB: 0 CS: 0	PA: 33	
<b>PITCHER</b>	IP WLS BF H R ER SO BB IBB HBP BLK WP HR S P ERA WHIP	IP WLS BF H R ER SO BB IBB HBP BLK WP HR S P ERA WHIP	IP WLS BF H R ER SO BB IBB HBP BLK WP HR S P ERA WHIP	IP WLS BF H R ER SO BB IBB HBP BLK WP HR S P ERA WHIP	IP WLS BF H R ER SO BB IBB HBP BLK WP HR S P ERA WHIP	IP WLS BF H R ER SO BB IBB HBP BLK WP HR S P ERA WHIP	IP WLS BF H R ER SO BB IBB HBP BLK WP HR S P ERA WHIP	IP WLS BF H R ER SO BB IBB HBP BLK WP HR S P ERA WHIP	IP WLS BF H R ER SO BB IBB HBP BLK WP HR S P ERA WHIP	IP WLS BF H R ER SO BB IBB HBP BLK WP HR S P ERA WHIP	IP WLS BF H R ER SO BB IBB HBP BLK WP HR S P ERA WHIP	IP WLS BF H R ER SO BB IBB HBP BLK WP HR S P ERA WHIP	IP WLS BF H R ER SO BB IBB HBP BLK WP HR S P ERA WHIP	IP WLS BF H R ER SO BB IBB HBP BLK WP HR S P ERA WHIP	IP WLS BF H R ER SO BB IBB HBP BLK WP HR S P ERA WHIP	IP WLS BF H R ER SO BB IBB HBP BLK WP HR S P ERA WHIP	IP WLS BF H R ER SO BB IBB HBP BLK WP HR S P ERA WHIP	IP WLS BF H R ER SO BB IBB HBP BLK WP HR S P ERA WHIP	IP WLS BF H R ER SO BB IBB HBP BLK WP HR S P ERA WHIP	IP WLS BF H R ER SO BB IBB HBP BLK WP HR S P ERA WHIP	IP WLS BF H R ER SO BB IBB HBP BLK WP HR S P ERA WHIP	IP WLS BF H R ER SO BB IBB HBP BLK WP HR S P ERA WHIP
30 Chris Tillman, R ERA: 3.62	7.0	W	26	2	0	0	8	3	0	0	0	0	0	0	0	0	0.00	0.714				
29 Tommy Hunter, R ERA: 2.5	1.0		4	1	0	0	0	0	0	0	0	0	0	0	0	0	0.00	1.000				
43 Jim Johnson, R ERA: 3.47	1.0		3	1	0	0	1	0	0	0	0	0	0	0	0	0	0.00	1.000				

Batter	1	2	3	4	5	6	7	8	9	AB	R	H	RBI	BB	SO	LOB	BOTTOM					
9 Nate McLouth, L OBP: 0.351, SLG: 0.417	K		BB 3B	F8			L4			4	1	1	0	0	1	2	<b>Boston Red Sox @ Baltimore Orioles</b> Oriole Park at Camden Yards, Baltimore, MD Fri Jul 26 2013, 7:07 PM - 9:43 PM EDT Att: 39,063 - Partly Cloudy - 85 F					
13 Manny Machado, R OBP: 0.330, SLG: 0.464	P4		G3 1B		F9		HR			4	1	2	2	0	0							
21 Nick Markakis, L OBP: 0.336, SLG: 0.389	HR 1B		G3		P5		G3			4	1	1	0	0	1							
10 Adam Jones, R OBP: 0.323, SLG: 0.510	HR		G5-3		HR		K			4	2	2	3	0	1							
19 Chris Davis, L OBP: 0.381, SLG: 0.683	1B		F8		K		K			4	0	1	0	0	2							
32 Matt Wieters, S OBP: 0.304, SLG: 0.432	F7		F7		P5		G4-3			4	0	0	0	0	1							
2 J.J. Hardy, R OBP: 0.294, SLG: 0.433		L7		BB 1B	L8		HR			3	1	1	1	1	0							
51 Henry Urrutia, L OBP: 0.333, SLG: 0.417		G5-3		BB 1B	E1		L7			4	0	1	0	0	0							
1 Brian Roberts, S OBP: 0.315, SLG: 0.407		G1-3		BB 1B	P5					3	0	1	0	0	1							
<b>Inning Stats</b>	R: 2 H: 3 E: 0 K: 1 S: 19	H: 3 LOB: 1 BB: 0 P: 30	R: 0 H: 0 E: 0 K: 0 S: 6	H: 0 LOB: 0 BB: 0 P: 8	R: 1 H: 2 E: 0 K: 0 S: 9	H: 2 LOB: 1 BB: 0 P: 14	R: 0 H: 2 E: 0 K: 0 S: 10	H: 2 LOB: 2 BB: 1 P: 20	R: 1 H: 1 E: 0 K: 1 S: 9	H: 0 LOB: 0 BB: 0 P: 16	R: 0 H: 0 E: 0 K: 0 S: 6	H: 0 LOB: 0 BB: 0 P: 9	R: 1 H: 1 E: 0 K: 1 S: 9	H: 1 LOB: 0 BB: 0 P: 17	R: 1 H: 1 E: 0 K: 1 S: 10	H: 1 LOB: 0 BB: 0 P: 14		1B: 5 2B: 0 3B: 1 HR: 4	SF: 0 SAC: 0 DP: 0 HBP: 0	WP: 0 PB: 0 SB: 0 CS: 0	PA: 35	
<b>PITCHER</b>	IP WLS BF H R ER SO BB IBB HBP BLK WP HR S P ERA WHIP	IP WLS BF H R ER SO BB IBB HBP BLK WP HR S P ERA WHIP	IP WLS BF H R ER SO BB IBB HBP BLK WP HR S P ERA WHIP	IP WLS BF H R ER SO BB IBB HBP BLK WP HR S P ERA WHIP	IP WLS BF H R ER SO BB IBB HBP BLK WP HR S P ERA WHIP	IP WLS BF H R ER SO BB IBB HBP BLK WP HR S P ERA WHIP	IP WLS BF H R ER SO BB IBB HBP BLK WP HR S P ERA WHIP	IP WLS BF H R ER SO BB IBB HBP BLK WP HR S P ERA WHIP	IP WLS BF H R ER SO BB IBB HBP BLK WP HR S P ERA WHIP	IP WLS BF H R ER SO BB IBB HBP BLK WP HR S P ERA WHIP	IP WLS BF H R ER SO BB IBB HBP BLK WP HR S P ERA WHIP	IP WLS BF H R ER SO BB IBB HBP BLK WP HR S P ERA WHIP	IP WLS BF H R ER SO BB IBB HBP BLK WP HR S P ERA WHIP	IP WLS BF H R ER SO BB IBB HBP BLK WP HR S P ERA WHIP	IP WLS BF H R ER SO BB IBB HBP BLK WP HR S P ERA WHIP	IP WLS BF H R ER SO BB IBB HBP BLK WP HR S P ERA WHIP	IP WLS BF H R ER SO BB IBB HBP BLK WP HR S P ERA WHIP	IP WLS BF H R ER SO BB IBB HBP BLK WP HR S P ERA WHIP	IP WLS BF H R ER SO BB IBB HBP BLK WP HR S P ERA WHIP	IP WLS BF H R ER SO BB IBB HBP BLK WP HR S P ERA WHIP	IP WLS BF H R ER SO BB IBB HBP BLK WP HR S P ERA WHIP	IP WLS BF H R ER SO BB IBB HBP BLK WP HR S P ERA WHIP
41 John Lackey, R ERA: 3.18	6.1	L	29	5	5	2	1	0	0	0	0	0	0	0	0	0	7.11	1.579				
66 Drake Britton, L ERA:	1.0		3	0	0	0	2	0	0	0	0	0	0	0	0	0	0.00	0.000				
65 Jose De La Torre, R ERA: 6.97	0.2		3	1	1	1	0	0	0	0	0	0	0	0	0	0	13.50	1.500				











Batter	1	2	3	4	5	6	7	8	9	AB	R	H	RBI	BB	SO	LOB	TOP					
6 Jonathan Villar, S OBP: 0.344, SLG: 0.379										3	1	1	0	0	1	1	<b>Houston Astros @ Baltimore Orioles</b> Oriole Park at Camden Yards, Baltimore, MD Tue Jul 30 2013, 7:09 PM - 9:47 PM EDT Att: 24,904 - Partly Cloudy - 81 F					
27 Jose Altuve, R OBP: 0.319, SLG: 0.360										4	0	2	2	0	0	1						
15 Jason Castro, L OBP: 0.323, SLG: 0.446										3	0	0	0	1	2	2						
23 Chris Carter, R OBP: 0.320, SLG: 0.440										4	0	0	0	0	2	4						
Justin Maxwell, R OBP: 0.311, SLG: 0.387										3	0	0	0	0	2	2						
29 Brett Wallace, L OBP: 0.266, SLG: 0.440										1	0	0	0	0	0	1						
22 Carlos Corporán, S OBP: 0.317, SLG: 0.415										4	0	0	0	0	2	0						
2 Brandon Barnes, R OBP: 0.293, SLG: 0.350										3	0	0	0	0	0	0						
59 Marc Krauss, L OBP: 0.222, SLG: 0.346										1	0	0	0	0	0	0						
30 Matt Dominguez, R OBP: 0.262, SLG: 0.386										4	1	1	0	0	1	0						
19 Robbie Grossman, S OBP: 0.331, SLG: 0.274										3	1	3	0	0	0	0						
<b>Inning Stats</b>	R: 0 E: 0 K: 1 S: 8	H: 0 LOB: 0 BB: 0 P: 12	R: 0 E: 0 K: 1 S: 9	H: 0 LOB: 0 BB: 0 P: 12	R: 3 E: 0 K: 2 S: 17	H: 4 LOB: 2 BB: 1 P: 26	R: 0 E: 0 K: 1 S: 7	H: 0 LOB: 0 BB: 0 P: 11	R: 0 E: 0 K: 2 S: 10	H: 0 LOB: 0 BB: 0 P: 15	R: 0 E: 0 K: 0 S: 11	H: 1 LOB: 1 BB: 0 P: 17	R: 0 E: 0 K: 2 S: 14	H: 1 LOB: 1 BB: 0 P: 20	R: 0 E: 0 K: 0 S: 7	H: 0 LOB: 0 BB: 0 P: 11	1B: 6 2B: 1 3B: 0 HR: 0	SF: 0 SAC: 1 DP: 0 HBP: 0	WP: 0 PB: 0 SB: 2 CS: 0	PA: 35		
<b>PITCHER</b>	IP: 7.1 WLS: W BF: 30 ERA: 2.87	IP: 0.2 WLS: H BF: 2 ERA: 2.17	IP: 1.0 WLS: S BF: 3 ERA: 3.4	IP: 7.0 WLS: W BF: 30 ERA: 2.87	IP: 6.0 WLS: W BF: 24 ERA: 2.00	IP: 7.0 WLS: W BF: 30 ERA: 2.87	IP: 6.0 WLS: W BF: 24 ERA: 2.00	IP: 7.0 WLS: W BF: 30 ERA: 2.87	IP: 6.0 WLS: W BF: 24 ERA: 2.00	IP: 7.0 WLS: W BF: 30 ERA: 2.87	IP: 6.0 WLS: W BF: 24 ERA: 2.00	IP: 7.0 WLS: W BF: 30 ERA: 2.87	IP: 6.0 WLS: W BF: 24 ERA: 2.00	IP: 7.0 WLS: W BF: 30 ERA: 2.87	IP: 6.0 WLS: W BF: 24 ERA: 2.00	IP: 7.0 WLS: W BF: 30 ERA: 2.87	IP: 6.0 WLS: W BF: 24 ERA: 2.00	IP: 7.0 WLS: W BF: 30 ERA: 2.87	IP: 6.0 WLS: W BF: 24 ERA: 2.00	IP: 7.0 WLS: W BF: 30 ERA: 2.87	IP: 6.0 WLS: W BF: 24 ERA: 2.00	IP: 7.0 WLS: W BF: 30 ERA: 2.87

AB	33
R	3
H	7
RBI	2
BB	1
SO	10
LOB	11



Batter	1	2	3	4	5	6	7	8	9	AB	R	H	RBI	BB	SO	LOB	BOTTOM					
9 Nate McLouth, L OBP: 0.354, SLG: 0.419										4	0	1	0	0	0	0	<b>Houston Astros @ Baltimore Orioles</b> Oriole Park at Camden Yards, Baltimore, MD Tue Jul 30 2013, 7:09 PM - 9:47 PM EDT Att: 24,904 - Partly Cloudy - 81 F					
13 Manny Machado, R OBP: 0.325, SLG: 0.453										3	1	0	0	1	0	1						
21 Nick Markakis, L OBP: 0.339, SLG: 0.387										3	1	0	0	1	0	1						
10 Adam Jones, R OBP: 0.321, SLG: 0.503										4	0	0	0	0	0	2						
19 Chris Davis, L OBP: 0.382, SLG: 0.680										2	2	1	2	2	1	0						
32 Matt Wieters, S OBP: 0.302, SLG: 0.421										2	0	0	0	2	1	1						
2 J.J. Hardy, R OBP: 0.293, SLG: 0.427										2	0	1	2	1	1	1						
3 Ryan Flaherty, L OBP: 0.273, SLG: 0.344										3	0	0	0	0	0	3						
1 Brian Roberts, S OBP: 0.293, SLG: 0.374										3	0	0	0	0	2	0						
<b>Inning Stats</b>	R: 0 E: 0 K: 0 S: 11	H: 0 LOB: 0 BB: 0 P: 16	R: 0 E: 0 K: 2 S: 10	H: 0 LOB: 1 BB: 1 P: 21	R: 0 E: 0 K: 1 S: 8	H: 0 LOB: 0 BB: 0 P: 13	R: 2 E: 0 K: 0 S: 14	H: 1 LOB: 2 BB: 3 P: 32	R: 0 E: 0 K: 0 S: 4	H: 0 LOB: 0 BB: 0 P: 8	R: 2 E: 0 K: 1 S: 11	H: 1 LOB: 1 BB: 2 P: 27	R: 0 E: 0 K: 1 S: 8	H: 1 LOB: 0 BB: 0 P: 11	R: 0 E: 0 K: 0 S: 6	H: 0 LOB: 1 BB: 1 P: 11		1B: 2 2B: 0 3B: 0 HR: 1	SF: 0 SAC: 0 DP: 0 HBP: 0	WP: 1 PB: 0 SB: 0 CS: 1	PA: 34	
<b>PITCHER</b>	IP: 5.1 WLS: L BF: 23 ERA: 5.24	IP: 0.1 WLS: 2 BF: 0 ERA: 6.23	IP: 1.2 WLS: 5 BF: 1 ERA: 4.12	IP: 0.2 WLS: 3 BF: 0 ERA: 1.500	IP: 5.1 WLS: W BF: 21 ERA: 3.000	IP: 9.0 WLS: W BF: 36 ERA: 0.000	IP: 14.0 WLS: W BF: 54 ERA: 0.000	IP: 8.0 WLS: W BF: 32 ERA: 1.500	IP: 11.0 WLS: W BF: 44 ERA: 0.000	IP: 11.0 WLS: W BF: 44 ERA: 0.000	IP: 11.0 WLS: W BF: 44 ERA: 0.000	IP: 11.0 WLS: W BF: 44 ERA: 0.000	IP: 11.0 WLS: W BF: 44 ERA: 0.000	IP: 11.0 WLS: W BF: 44 ERA: 0.000	IP: 11.0 WLS: W BF: 44 ERA: 0.000	IP: 11.0 WLS: W BF: 44 ERA: 0.000	IP: 11.0 WLS: W BF: 44 ERA: 0.000	IP: 11.0 WLS: W BF: 44 ERA: 0.000	IP: 11.0 WLS: W BF: 44 ERA: 0.000	IP: 11.0 WLS: W BF: 44 ERA: 0.000	IP: 11.0 WLS: W BF: 44 ERA: 0.000	IP: 11.0 WLS: W BF: 44 ERA: 0.000

AB	26
R	4
H	3
RBI	4
BB	7
SO	5
LOB	9









Batter	1	2	3	4	5	6	7	8	9	AB	R	H	RBI	BB	SO	LOB	TOP										
6 Jonathan Villar, S OBP: 0.310, SLG: 0.297	G5-3		G5-3					G3		3	0	0	0	1	0	2	Houston Astros @ Baltimore Orioles Oriole Park at Camden Yards, Baltimore, MD Thu Aug 01 2013, 7:08 PM - 9:59 PM EDT Att: 17,909 - Cloudy - 78 F										
28 L.J. Hoos, R OBP: 0.083, SLG: 0.083	G3							G4-3		4	0	1	1	0	0	1											
15 Jason Castro, L OBP: 0.328, SLG: 0.462								L9		4	0	1	0	0	1	1											
23 Chris Carter, R OBP: 0.315, SLG: 0.432	K									4	0	0	0	0	3	1											
29 Brett Wallace, L OBP: 0.271, SLG: 0.452										3	1	1	1	1	2	0											
59 Marc Krauss, L OBP: 0.241, SLG: 0.400										3	1	1	1	0	0	0											
38 Jimmy Paredes, S OBP: 0.230, SLG: 0.248										4	0	1	0	0	1	2											
30 Matt Dominguez, R OBP: 0.267, SLG: 0.396										4	0	0	0	0	0	3											
19 Robbie Grossman, S(1, 7) OBP: 0.343, SLG: 0.317										2	1	1	0	1	1	0											
<b>Inning Stats</b>	R: 0 E: 0 K: 1 S: 11	H: 1 LOB: 1 BB: 0 P: 14	R: 1 E: 0 K: 1 S: 13	H: 1 LOB: 0 BB: 0 P: 21	R: 0 E: 0 K: 1 S: 11	H: 1 LOB: 1 BB: 1 P: 18	R: 1 E: 0 K: 2 S: 11	H: 1 LOB: 0 BB: 0 P: 19	R: 0 E: 0 K: 2 S: 13	H: 0 LOB: 1 BB: 1 P: 11	R: 0 E: 0 K: 2 S: 13	H: 0 LOB: 0 BB: 0 P: 21	R: 0 E: 0 K: 0 S: 7	H: 1 LOB: 0 BB: 0 P: 11	R: 1 E: 0 K: 0 S: 6	H: 1 LOB: 0 BB: 0 P: 9		R: 0 E: 0 K: 0 S: 12	H: 0 LOB: 2 BB: 1 P: 19	1B: 3 2B: 1 3B: 0 HR: 2	SF: 0 SAC: 0 DP: 1 HBP: 1	WP: 0 PB: 0 SB: 0 CS: 0	PA: 35				
<b>PITCHER</b>	IP	WLS	BF	H	R	ER	SO	BB	IBB	HBP	BLK	WP	HR	S	P	ERA	WHIP										
25 Bud Norris, R ERA: 3.89	6.0	W	23	4	2	2	8	2	0	0	0	0	2	65	104	3.00	1.000										
29 Tommy Hunter, R ERA: 2.53	1.2	H	6	2	1	1	0	0	0	0	0	0	0	12	18	5.40	1.200										
17 Brian Matusz, L ERA: 3.18	0.1	H	1	0	0	0	0	0	0	0	0	0	0	2	0	0.00	0.000										
43 Jim Johnson, R ERA: 3.33	1.0	S	5	0	0	0	0	1	0	1	0	0	0	12	19	0.00	1.000										

Batter	1	2	3	4	5	6	7	8	9	AB	R	H	RBI	BB	SO	LOB	BOTTOM										
9 Nate McLouth, L OBP: 0.354, SLG: 0.418	L8		G4-3							4	1	2	2	0	0	0	Houston Astros @ Baltimore Orioles Oriole Park at Camden Yards, Baltimore, MD Thu Aug 01 2013, 7:08 PM - 9:59 PM EDT Att: 17,909 - Cloudy - 78 F										
13 Manny Machado, R OBP: 0.324, SLG: 0.450			G4-3							4	0	2	1	0	0	2											
21 Nick Markakis, L OBP: 0.338, SLG: 0.385										3	0	0	1	0	0	1											
10 Adam Jones, R OBP: 0.318, SLG: 0.498										4	0	1	0	0	2	1											
19 Chris Davis, L OBP: 0.382, SLG: 0.681										4	1	2	1	0	0	2											
32 Matt Wieters, S OBP: 0.297, SLG: 0.413										4	0	0	0	0	2	1											
2 J.J. Hardy, R OBP: 0.291, SLG: 0.423										4	1	1	0	0	1	0											
51 Henry Urrutia, L OBP: 0.333, SLG: 0.394										4	2	2	0	0	0	0											
1 Brian Roberts, S OBP: 0.283, SLG: 0.357										4	1	1	1	0	0	1											
<b>Inning Stats</b>	R: 0 E: 0 K: 0 S: 13	H: 2 LOB: 2 BB: 0 P: 18	R: 0 E: 0 K: 1 S: 6	H: 0 LOB: 0 BB: 0 P: 10	R: 0 E: 0 K: 0 S: 8	H: 0 LOB: 0 BB: 0 P: 13	R: 0 E: 0 K: 2 S: 10	H: 1 LOB: 1 BB: 0 P: 15	R: 3 E: 1 K: 2 S: 13	H: 3 LOB: 1 BB: 0 P: 23	R: 2 E: 0 K: 0 S: 11	H: 4 LOB: 2 BB: 0 P: 18	R: 1 E: 0 K: 0 S: 7	H: 1 LOB: 0 BB: 0 P: 11	R: 0 E: 0 K: 0 S: 8	H: 0 LOB: 0 BB: 0 P: 14		1B: 10 2B: 0 3B: 0 HR: 1	SF: 1 SAC: 0 DP: 0 HBP: 0	WP: 0 PB: 0 SB: 0 CS: 0	PA: 36						
<b>PITCHER</b>	IP	WLS	BF	H	R	ER	SO	BB	IBB	HBP	BLK	WP	HR	S	P	ERA	WHIP										
18 Jordan Lyles, R ERA: 4.91	5.2	L	27	9	5	3	5	0	0	0	0	0	1	10	14	6.75	1.588										
54 Travis Blackley, L ERA: 5.03	1.1		6	2	1	1	0	0	0	0	0	0	0	8	14	0.00	0.000										
61 Josh Zeid, R ERA:	1.0		3	0	0	0	0	0	0	0	0	0	0	8	14	0.00	0.000										

AB 31  
R 3  
H 6  
RBI 3  
BB 3  
SO 8  
LOB 10



AB 35  
R 6  
H 11  
RBI 6  
BB 0  
SO 5  
LOB 8









Batter	1	2	3	4	5	6	7	8	9	AB	R	H	RBI	BB	SO	LOB	TOP								
5 Brad Miller, L OBP: 0.331, SLG: 0.403										6	0	3	1	0	1	5	<b>Seattle Mariners @ Baltimore Orioles</b> Oriole Park at Camden Yards, Baltimore, MD Sat Aug 03 2013, 7:08 PM - 10:31 PM EDT Att: 35,231 - Overcast - 72 F								
6 Nick Franklin, S OBP: 0.314, SLG: 0.445										4	0	0	0	2	2	5									
15 Kyle Seager, L OBP: 0.365, SLG: 0.492										3	1	0	0	2	1	4									
8 Kendrys Morales, S OBP: 0.353, SLG: 0.487										5	0	2	0	0	0	5									
28 Raul Ibanez, L OBP: 0.301, SLG: 0.515										5	0	1	0	0	2	7									
9 Endy Chavez, L OBP: 0.295, SLG: 0.339										0	0	0	0	0	0	0									
38 Michael Morse, R OBP: 0.306, SLG: 0.458										5	2	2	1	0	0	0									
17 Justin Smoak, S OBP: 0.376, SLG: 0.434										3	3	3	1	2	0	0									
55 Michael Saunders, L OBP: 0.318, SLG: 0.406										4	2	2	5	1	2	2									
35 Humberto Quintero, R OBP: 0.310, SLG: 0.430										5	0	2	0	0	2	2									
<b>Inning Stats</b>	R: 0 E: 0 K: 1 S: 8	H: 1 LOB: 2 BB: 1 P: 14	R: 1 E: 0 K: 1 S: 8	H: 1 LOB: 0 BB: 0 P: 12	R: 0 E: 0 K: 0 S: 8	H: 1 LOB: 2 BB: 1 P: 19	R: 1 E: 0 K: 1 S: 18	H: 2 LOB: 2 BB: 1 P: 30	R: 4 E: 0 K: 2 S: 15	H: 3 LOB: 0 BB: 1 P: 29	R: 0 E: 0 K: 1 S: 19	H: 2 LOB: 2 BB: 2 P: 29	R: 0 E: 0 K: 2 S: 14	H: 0 LOB: 2 BB: 2 P: 26	R: 0 E: 0 K: 1 S: 8	H: 2 LOB: 2 BB: 1 P: 16	R: 2 E: 0 K: 1 S: 17	H: 3 LOB: 1 BB: 0 P: 22	1B: 9 2B: 3 3B: 0 HR: 3	SF: 0 SAC: 0 DP: 0 HBP: 0	WP: 0 PB: 0 SB: 1 CS: 0	PA: 47			
<b>PITCHER</b>	IP WLS BF H R ER SO BB IBB HBP BLK WP HR S P ERA WHIP	IP WLS BF H R ER SO BB IBB HBP BLK WP HR S P ERA WHIP	IP WLS BF H R ER SO BB IBB HBP BLK WP HR S P ERA WHIP	IP WLS BF H R ER SO BB IBB HBP BLK WP HR S P ERA WHIP	IP WLS BF H R ER SO BB IBB HBP BLK WP HR S P ERA WHIP	IP WLS BF H R ER SO BB IBB HBP BLK WP HR S P ERA WHIP	IP WLS BF H R ER SO BB IBB HBP BLK WP HR S P ERA WHIP	IP WLS BF H R ER SO BB IBB HBP BLK WP HR S P ERA WHIP	IP WLS BF H R ER SO BB IBB HBP BLK WP HR S P ERA WHIP	IP WLS BF H R ER SO BB IBB HBP BLK WP HR S P ERA WHIP	IP WLS BF H R ER SO BB IBB HBP BLK WP HR S P ERA WHIP	IP WLS BF H R ER SO BB IBB HBP BLK WP HR S P ERA WHIP	IP WLS BF H R ER SO BB IBB HBP BLK WP HR S P ERA WHIP	IP WLS BF H R ER SO BB IBB HBP BLK WP HR S P ERA WHIP	IP WLS BF H R ER SO BB IBB HBP BLK WP HR S P ERA WHIP	IP WLS BF H R ER SO BB IBB HBP BLK WP HR S P ERA WHIP	IP WLS BF H R ER SO BB IBB HBP BLK WP HR S P ERA WHIP	IP WLS BF H R ER SO BB IBB HBP BLK WP HR S P ERA WHIP	IP WLS BF H R ER SO BB IBB HBP BLK WP HR S P ERA WHIP	IP WLS BF H R ER SO BB IBB HBP BLK WP HR S P ERA WHIP	IP WLS BF H R ER SO BB IBB HBP BLK WP HR S P ERA WHIP	IP WLS BF H R ER SO BB IBB HBP BLK WP HR S P ERA WHIP	IP WLS BF H R ER SO BB IBB HBP BLK WP HR S P ERA WHIP	IP WLS BF H R ER SO BB IBB HBP BLK WP HR S P ERA WHIP	IP WLS BF H R ER SO BB IBB HBP BLK WP HR S P ERA WHIP
9 Nate McLouth, L OBP: 0.351, SLG: 0.421										4	0	0	0	0	3	0	<b>Seattle Mariners @ Baltimore Orioles</b> Oriole Park at Camden Yards, Baltimore, MD Sat Aug 03 2013, 7:08 PM - 10:31 PM EDT Att: 35,231 - Overcast - 72 F								
13 Manny Machado, R OBP: 0.327, SLG: 0.455										4	1	2	1	0	1	0									
21 Nick Markakis, L OBP: 0.338, SLG: 0.382										3	1	1	0	1	1	0									
10 Adam Jones, R OBP: 0.319, SLG: 0.500										4	1	1	0	0	0	2									
19 Chris Davis, L OBP: 0.377, SLG: 0.679										3	0	0	1	0	1	0									
32 Matt Wieters, S OBP: 0.296, SLG: 0.419										4	1	2	2	0	2	0									
51 Henry Urrutia, L OBP: 0.293, SLG: 0.341										4	0	0	0	0	0	1									
3 Ryan Flaherty, L OBP: 0.277, SLG: 0.366										3	0	0	0	0	0	1									
12 Alexi Casilla, S OBP: 0.270, SLG: 0.326										3	0	0	0	0	1	0									
<b>Inning Stats</b>	R: 0 E: 0 K: 1 S: 8	H: 0 LOB: 0 BB: 0 P: 12	R: 1 E: 0 K: 0 S: 9	H: 1 LOB: 0 BB: 0 P: 11	R: 0 E: 0 K: 1 S: 8	H: 0 LOB: 0 BB: 0 P: 15	R: 1 E: 0 K: 1 S: 10	H: 1 LOB: 0 BB: 0 P: 16	R: 0 E: 0 K: 1 S: 10	H: 0 LOB: 0 BB: 0 P: 17	R: 0 E: 0 K: 2 S: 12	H: 0 LOB: 0 BB: 0 P: 18	R: 2 E: 0 K: 0 S: 13	H: 3 LOB: 1 BB: 0 P: 19	R: 0 E: 0 K: 1 S: 9	H: 1 LOB: 2 BB: 1 P: 15		R: 0 E: 0 K: 2 S: 9	H: 0 LOB: 0 BB: 0 P: 12	1B: 2 2B: 2 3B: 0 HR: 2	SF: 1 SAC: 0 DP: 0 HBP: 0	WP: 0 PB: 0 SB: 1 CS: 0	PA: 34		
<b>PITCHER</b>	IP WLS BF H R ER SO BB IBB HBP BLK WP HR S P ERA WHIP	IP WLS BF H R ER SO BB IBB HBP BLK WP HR S P ERA WHIP	IP WLS BF H R ER SO BB IBB HBP BLK WP HR S P ERA WHIP	IP WLS BF H R ER SO BB IBB HBP BLK WP HR S P ERA WHIP	IP WLS BF H R ER SO BB IBB HBP BLK WP HR S P ERA WHIP	IP WLS BF H R ER SO BB IBB HBP BLK WP HR S P ERA WHIP	IP WLS BF H R ER SO BB IBB HBP BLK WP HR S P ERA WHIP	IP WLS BF H R ER SO BB IBB HBP BLK WP HR S P ERA WHIP	IP WLS BF H R ER SO BB IBB HBP BLK WP HR S P ERA WHIP	IP WLS BF H R ER SO BB IBB HBP BLK WP HR S P ERA WHIP	IP WLS BF H R ER SO BB IBB HBP BLK WP HR S P ERA WHIP	IP WLS BF H R ER SO BB IBB HBP BLK WP HR S P ERA WHIP	IP WLS BF H R ER SO BB IBB HBP BLK WP HR S P ERA WHIP	IP WLS BF H R ER SO BB IBB HBP BLK WP HR S P ERA WHIP	IP WLS BF H R ER SO BB IBB HBP BLK WP HR S P ERA WHIP	IP WLS BF H R ER SO BB IBB HBP BLK WP HR S P ERA WHIP	IP WLS BF H R ER SO BB IBB HBP BLK WP HR S P ERA WHIP	IP WLS BF H R ER SO BB IBB HBP BLK WP HR S P ERA WHIP	IP WLS BF H R ER SO BB IBB HBP BLK WP HR S P ERA WHIP	IP WLS BF H R ER SO BB IBB HBP BLK WP HR S P ERA WHIP	IP WLS BF H R ER SO BB IBB HBP BLK WP HR S P ERA WHIP	IP WLS BF H R ER SO BB IBB HBP BLK WP HR S P ERA WHIP	IP WLS BF H R ER SO BB IBB HBP BLK WP HR S P ERA WHIP	IP WLS BF H R ER SO BB IBB HBP BLK WP HR S P ERA WHIP	IP WLS BF H R ER SO BB IBB HBP BLK WP HR S P ERA WHIP
50 Erasmo Ramirez, R ERA: 7.25	6.0	W	22	4	4	4	6	0	0	0	0	0	0	0	0	0	<b>Orioles</b>								
41 Charlie Furbush, L ERA: 3.35	1.2	H	8	2	0	0	1	1	0	0	0	0	0	15	26	0.00		1.800							
40 Danny Farquhar, R ERA: 5.24	1.1	S	4	0	0	0	2	0	0	0	0	0	0	10	13	0.00		0.000							







Batter	1	2	3	4	5	6	7	8	9	AB	R	H	RBI	BB	SO	LOB	TOP							
9 Nate McLouth, L (1,7) OBP: 0.348, SLG: 0.420										5	1	1	0	0	2	3								
13 Manny Machado, R (1,5) OBP: 0.325, SLG: 0.453										5	0	1	1	0	1	2								
21 Nick Markakis, L (1,9) OBP: 0.337, SLG: 0.379										5	0	0	0	0	1	3								
10 Adam Jones, R (1,8) OBP: 0.326, SLG: 0.512										4	2	4	2	0	0	0								
19 Chris Davis, L (1,3) OBP: 0.375, SLG: 0.673										4	0	2	1	0	2	1								
32 Matt Wieters, S (1,2) OBP: 0.375, SLG: 0.414										3	0	0	0	1	1	1								
2 J.J. Hardy, R (1,6) OBP: 0.292, SLG: 0.419										3	0	1	0	1	1	2								
1 Brian Roberts, S (1,4) OBP: 0.282, SLG: 0.347										3	1	0	0	1	0	1								
25 Ryd Norris, R (1,1) OBP: 0.333, SLG: 0.333										2	0	1	0	0	0	1								
51 Henry Rodriguez, L (7,PH) OBP: 0.279, SLG: 0.336										2	0	1	0	0	0	1								
29 Tommy Hunter, R (7,1) OBP: 0.279, SLG: 0.336										0	0	0	0	0	0	0								
17 Brian Matusz, L (8,1) OBP: 0.279, SLG: 0.336										0	0	0	0	0	0	0								
56 Darren O'Day, R (8,1) OBP: 0.279, SLG: 0.336										0	0	0	0	0	0	0								
12 Alex Casilla, S (9,PH) OBP: 0.279, SLG: 0.336										1	0	0	0	0	0	2								
43 Jim Johnson, R (9,1) OBP: 0.279, SLG: 0.336										0	0	0	0	0	0	0								
<b>Inning Stats</b>	R: 1 E: 0 K: 1 S: 16	H: 3 LOB: 2 BB: 0 P: 25	R: 0 E: 0 K: 0 S: 9	H: 0 LOB: 1 BB: 1 P: 18	R: 0 E: 0 K: 1 S: 6	H: 0 LOB: 0 BB: 1 P: 11	R: 1 E: 0 K: 3 S: 10	H: 1 LOB: 0 BB: 0 P: 16	R: 0 E: 0 K: 0 S: 10	H: 1 LOB: 1 BB: 0 P: 14	R: 0 E: 0 K: 1 S: 12	H: 1 LOB: 2 BB: 1 P: 23	R: 0 E: 0 K: 2 S: 8	H: 0 LOB: 0 BB: 0 P: 10	R: 1 E: 0 K: 1 S: 12	H: 2 LOB: 1 BB: 0 P: 13	R: 1 E: 0 K: 0 S: 12	H: 2 LOB: 2 BB: 1 P: 22	1B: 7 2B: 2 3B: 0 HR: 1	SF: 0 SAC: 0 DP: 0 HBP: 0	WP: 0 PB: 0 SB: 2 CS: 0	PA: 39		
<b>PITCHER</b>	IP WLS BF H R ER SO BB IBB HBP BLK WP HR S P ERA WHIP	6.0 L 25 6 2 2 6 2 0 0 0 0 0 1 63 107 3.00 1.333	1.0 3 0 0 0 2 0 0 0 0 0 0 0 8 10 0.00 0.000	1.0 5 2 1 1 1 0 0 0 0 0 0 0 12 13 9.00 2.000	1.0 6 2 1 1 0 1 0 0 0 0 0 0 0 12 22 9.00 3.000																			

Baltimore Orioles @ San Diego Padres  
 Petco Park, San Diego, CA  
 Tue Aug 06 2013, 7:11 PM - 10:12 PM PDT  
 Att: 29,415 - Clear - 66 F

AB 36  
 R 4  
 H 10  
 RBI 4  
 BB 3  
 SO 9  
 LOB 16



Batter	1	2	3	4	5	6	7	8	9	AB	R	H	RBI	BB	SO	LOB	BOTTOM						
25 Will Venable, L (1,9) OBP: 0.301, SLG: 0.461										2	0	1	0	2	0	1							
13 Chris Denorria, R (1,7) OBP: 0.321, SLG: 0.394										4	1	1	0	0	1	3							
Chase Headley, S (1,5) OBP: 0.338, SLG: 0.379										4	0	1	0	0	2	2							
23 Yonder Alonso, L (1,3) OBP: 0.349, SLG: 0.399										4	0	2	1	0	0	1							
9 Jedd Gyorko, R (1,4) OBP: 0.299, SLG: 0.396										3	0	0	0	1	1	3							
5 Alexi Amarista, L (1,8) OBP: 0.302, SLG: 0.389										4	0	1	0	0	0	2							
11 Logan Forsythe, R (1,6) OBP: 0.293, SLG: 0.331										4	0	1	0	0	1	4							
4 Nick Hundley, R (1,2) OBP: 0.297, SLG: 0.390										4	0	0	0	0	1	3							
37 Edinson Volquez, R (1,1) OBP: 0.129, SLG: 0.258										1	0	0	0	0	1	0							
50 Nick Vincent, R (7,1) OBP: 0.129, SLG: 0.258										0	0	0	0	0	0	0							
15 Jesus Guzman, R (7,PH) OBP: 0.296, SLG: 0.405										1	0	0	0	0	0	0							
57 Luke Gregerson, L (8,1) OBP: 0.296, SLG: 0.405										0	0	0	0	0	0	0							
46 Tim Stauffer, R (9,1) OBP: 0.296, SLG: 0.405										0	0	0	0	0	0	0							
<b>Inning Stats</b>	R: 0 E: 0 K: 1 S: 7	H: 1 LOB: 1 BB: 0 P: 9	R: 0 E: 0 K: 1 S: 17	H: 1 LOB: 1 BB: 1 P: 26	R: 0 E: 0 K: 2 S: 12	H: 0 LOB: 0 BB: 1 P: 19	R: 0 E: 0 K: 0 S: 11	H: 0 LOB: 0 BB: 0 P: 17	R: 0 E: 0 K: 0 S: 4	H: 0 LOB: 1 BB: 0 P: 5	R: 1 E: 0 K: 1 S: 14	H: 3 LOB: 2 BB: 0 P: 19	R: 0 E: 0 K: 1 S: 10	H: 0 LOB: 1 BB: 1 P: 16	R: 0 E: 0 K: 1 S: 8	H: 1 LOB: 0 BB: 0 P: 11	R: 0 E: 0 K: 0 S: 9	H: 1 LOB: 0 BB: 0 P: 16	1B: 6 2B: 0 3B: 1 HR: 0	SF: 0 SAC: 1 DP: 3 HBP: 0	WP: 1 PB: 0 SB: 1 CS: 0	PA: 35	
<b>PITCHER</b>	IP WLS BF H R ER SO BB IBB HBP BLK WP HR S P ERA WHIP	6.0 W 25 5 1 1 5 2 0 0 0 0 0 10 16 1.50 1.167	1.0 H 4 0 0 0 1 1 0 0 0 0 0 0 10 16 0.00 1.000	0.1 H 2 1 0 0 1 0 0 0 0 0 0 0 6 9 0.00 3.000	0.2 H 1 0 0 0 0 0 0 0 0 0 0 0 2 2 0.00 0.000	1.0 S 3 1 0 0 0 0 0 0 0 0 0 0 9 16 0.00 1.000																	

Baltimore Orioles @ San Diego Padres  
 Petco Park, San Diego, CA  
 Tue Aug 06 2013, 7:11 PM - 10:12 PM PDT  
 Att: 29,415 - Clear - 66 F


AB 31  
 R 1  
 H 7  
 RBI 1  
 BB 3  
 SO 7  
 LOB 19










Batter	1	2	3	4	5	6	7	8	9	10	AB	R	H	RBI	BB	SO	LOB	TOP							
9 Nate McLouth, L OBP: 0.350, SLG: 0.421	G4-3	2B		F7			K			P6	5	0	1	0	0	1	0	<p><b>Baltimore Orioles @ San Francisco Giants</b> AT&amp;T Park, San Francisco, CA Fri Aug 09 2013, 7:18 PM - 10:18 PM PDT Att. 41,434 - Cloudy - 62 F</p> <p>livebaseballscorecards.com</p> <p>AB 38 R 5 H 9 RBI 5 BB 5 SO 6 LOB 12</p> 							
13 Manny Machado, R OBP: 0.328, SLG: 0.457	G3-1	L4		G6-3			G4-3			2B	5	2	2	0	0	0	1								
21 Nick Markakis, L OBP: 0.333, SLG: 0.373	G3-1			P4			L3			G1-3	5	0	0	0	0	0	2								
10 Adam Jones, R OBP: 0.332, SLG: 0.513	1B			1B			K			G6-3	4	1	2	1	1	1	0								
19 Chris Davis, L OBP: 0.378, SLG: 0.676	BB			K			K			K	3	1	1	2	2	2	1								
32 Matt Wieters, S OBP: 0.295, SLG: 0.414	L6			BB			BB			2B	5	0	2	1	0	0	3								
2 J.J. Hardy, R OBP: 0.295, SLG: 0.431	HR			L7			BB			1B	4	1	1	1	1	0	3								
1 Brian Roberts, S OBP: 0.280, SLG: 0.336	K			K			L8			BB	3	0	0	0	1	2	1								
43 Jim Johnson, R	K			K			L8			BB	0	0	0	0	0	0	0								
29 Tommy Hunter, R	K			K			L8			BB	0	0	0	0	0	0	0								
30 Chris Tillman, R	F8			F9			G4-3			G3	3	0	0	0	0	0	0								
3 Ryan Flaherty, L OBP: 0.274, SLG: 0.363	F8			F9			G4-3			G3	1	0	0	0	0	0	1								
<b>Inning Stats</b>	R: 1 E: 0 K: 0 S: 11	H: 2 LOB: 2 BB: 1 P: 21	R: 1 E: 0 K: 1 S: 11	H: 2 LOB: 1 BB: 0 P: 15	R: 0 E: 0 K: 1 S: 13	H: 2 LOB: 0 BB: 0 P: 20	R: 0 E: 0 K: 1 S: 6	H: 0 LOB: 0 BB: 0 P: 10	R: 0 E: 0 K: 1 S: 12	H: 0 LOB: 1 BB: 2 P: 21	R: 0 E: 0 K: 1 S: 7	H: 0 LOB: 0 BB: 0 P: 13	R: 0 E: 0 K: 1 S: 6	H: 0 LOB: 0 BB: 0 P: 10	R: 0 E: 0 K: 0 S: 7	H: 0 LOB: 1 BB: 1 P: 11	R: 3 E: 0 K: 0 S: 13	H: 3 LOB: 1 BB: 1 P: 22	1B: 4 2B: 5 3B: 0 HR: 1	SF: 0 SAC: 0 DP: 1 HBP: 0	WP: 0 PB: 0 SB: 0 CS: 0	PA: 43			
<b>PITCHER</b>	IP WLS BF H R ER SO BB IBB HBP BLK WP HR S P ERA WHIP	6.0 2.0 1.0 0.2 0.1	26 6 0 6 1	6 0 0 3 0	2 0 0 3 0	4 2 0 0 0	3 0 0 0 0	0 0 0 0 0	0 0 0 0 0	0 0 0 0 0	0 0 0 0 0	0 0 0 0 0	0 0 0 0 0	0 0 0 0 0	0 0 0 0 0	0 0 0 0 0	0 0 0 0 0	0 0 0 0 0	0 0 0 0 0	0 0 0 0 0	0 0 0 0 0	0 0 0 0 0	0 0 0 0 0	3.00 0.00 1.00 4.50 0.00	1.500 0.000 1.000 4.500 0.000

Batter	1	2	3	4	5	6	7	8	9	10	AB	R	H	RBI	BB	SO	LOB	BOTTOM								
19 Marco Scutaro, R OBP: 0.360, SLG: 0.377	G5-3			K			F8			F8	5	0	0	0	0	1	1	<p><b>Baltimore Orioles @ San Francisco Giants</b> AT&amp;T Park, San Francisco, CA Fri Aug 09 2013, 7:18 PM - 10:18 PM PDT Att. 41,434 - Cloudy - 62 F</p> <p>livebaseballscorecards.com</p> <p>AB 36 R 2 H 6 RBI 2 BB 2 SO 10 LOB 17</p> 								
35 Brandon Crawford, L OBP: 0.337, SLG: 0.404	1B			K			G6-3			G3	5	0	1	0	0	1	1									
9 Brandon Belt, L OBP: 0.349, SLG: 0.462	K			G5-3			K			HR	4	2	2	1	0	1	1									
28 Buster Posey, R OBP: 0.377, SLG: 0.497	G4-3			G4-3			K			BB	3	0	0	0	1	1	1									
8 Hunter Pence, R OBP: 0.324, SLG: 0.449	1B			P4			P4			1B	4	0	2	1	0	0	0									
48 Pablo Sandoval, S OBP: 0.309, SLG: 0.377	BB			L9			L7			BB	3	0	0	0	1	0	2									
22 Roger Kieschnick, L OBP: 0.313, SLG: 0.290	K			G3			K			K	4	0	0	0	0	3	4									
7 Grégor Blanco, L OBP: 0.318, SLG: 0.327	K			L6			K			L4	4	0	1	0	0	1	4									
32 Ryan Vogelsong, R ERA: 3.73	K			K			K			F8	2	0	0	0	0	0	2									
50 Jose Mijares, L ERA: 3.31	K			K			K			F8	0	0	0	0	0	0	1									
56 Andrea Torres, S ERA: 2.67	K			K			K			F8	0	0	0	0	0	0	0									
43 Sandy Rosario, R	K			K			K			F8	0	0	0	0	0	0	0									
49 Javier López, L	K			K			K			F8	0	0	0	0	0	0	0									
46 Santiago Casilla, R OBP: 0.286, SLG: 0.265	K			K			K			F8	0	0	0	0	0	0	0									
<b>Inning Stats</b>	R: 0 E: 0 K: 1 S: 11	H: 1 LOB: 1 BB: 0 P: 15	R: 0 E: 0 K: 3 S: 16	H: 1 LOB: 2 BB: 1 P: 23	R: 0 E: 0 K: 2 S: 8	H: 0 LOB: 0 BB: 0 P: 11	R: 0 E: 0 K: 0 S: 7	H: 0 LOB: 0 BB: 0 P: 7	R: 0 E: 0 K: 1 S: 9	H: 0 LOB: 0 BB: 0 P: 14	R: 1 E: 0 K: 1 S: 14	H: 1 LOB: 1 BB: 0 P: 21	R: 0 E: 0 K: 1 S: 8	H: 0 LOB: 0 BB: 0 P: 11	R: 0 E: 0 K: 0 S: 7	H: 2 LOB: 2 BB: 1 P: 20	R: 0 E: 0 K: 0 S: 7	H: 0 LOB: 0 BB: 0 P: 10	1B: 5 2B: 0 3B: 0 HR: 1	SF: 0 SAC: 0 DP: 0 HBP: 0	WP: 0 PB: 0 SB: 0 CS: 0	PA: 38				
<b>PITCHER</b>	IP WLS BF H R ER SO BB IBB HBP BLK WP HR S P ERA WHIP	8.0 1.0 1.0	29 6 3	4 2 0	1 1 0	9 1 0	1 0 0	0 0 0	0 0 0	0 0 0	0 0 0	0 0 0	0 0 0	0 0 0	0 0 0	0 0 0	0 0 0	0 0 0	0 0 0	0 0 0	0 0 0	0 0 0	0 0 0	0 0 0	1.12 9.00 0.00	0.625 3.000 0.000







































Batter	1	2	3	4	5	6	7	8	9	AB	R	H	RBI	BB	SO	LOB	TOP			
8 Desmond Jennings, R (1.8) OBP: 0.329, SLG: 0.416										4	2	1	0	1	1	4	<p><b>Tampa Bay Rays @ Baltimore Orioles</b>            Oriole Park at Camden Yards, Baltimore, MD            Tue Aug 20 2013, 7:10 PM - 10:39 PM EDT            Att: 26,158 - Partly Cloudy - 84 F</p>			
18 Ben Zobrist, S (1.4) OBP: 0.351, SLG: 0.403										5	1	2	1	0	0	4				
3 Evan Longoria, R (1.5) OBP: 0.350, SLG: 0.511										4	1	1	0	1	0	1				
20 Matt Joyce, L (1.7) OBP: 0.339, SLG: 0.448										2	2	1	3	2	0	0				
9 Wil Myers, R (1.9) OBP: 0.362, SLG: 0.490										5	0	2	2	0	1	2				
21 James Loney, L (1.3) OBP: 0.359, SLG: 0.439										5	0	2	0	0	1	4				
11 Yunel Escobar, R (1.6) OBP: 0.333, SLG: 0.378										5	0	3	1	0	1	1				
28 José Molina, R (1.2) OBP: 0.303, SLG: 0.309										5	0	1	0	0	0	6				
2 Kelly Johnson, L (1.10) OBP: 0.321, SLG: 0.453										3	1	2	0	1	0	0				
<b>Inning Stats</b>	R: 0 E: 0 K: 1 S: 6	H: 0 LOB: 0 BB: 0 P: 8	R: 1 E: 1 K: 2 S: 14	H: 1 LOB: 1 BB: 1 P: 24	R: 2 E: 0 K: 0 S: 11	H: 2 LOB: 1 BB: 1 P: 16	R: 0 E: 0 K: 0 S: 15	H: 2 LOB: 2 BB: 0 P: 19	R: 0 E: 0 K: 1 S: 16	H: 1 LOB: 2 BB: 1 P: 26	R: 0 E: 0 K: 0 S: 9	H: 0 LOB: 0 BB: 0 P: 14	R: 0 E: 0 K: 0 S: 5	H: 1 LOB: 0 BB: 0 P: 6	R: 4 E: 0 K: 0 S: 19	H: 6 LOB: 2 BB: 1 P: 33		1B: 13 2B: 2 3B: 0 HR: 0	SF: 1 SAC: 0 DP: 3 HBP: 0	WP: 0 PB: 0 SB: 0 CS: 0
<b>PITCHER</b>	IP 5.2	WLS L	BF 28	H 8	R 3	ER 2	SO 4	BB 4	IBB 0	HBP 0	BLK 0	WP 0	HR 0	S 76	P 112	ERA 3.18	WHIP 2.118			
50 Miguel González, R (1.1) ERA: 3.81																				
66 T.J. McFarland, L (6.1) ERA: 4.58	IP 2.2	WLS 12	BF 4	H 4	R 4	ER 4	SO 0	BB 0	IBB 1	HBP 0	BLK 0	WP 0	HR 0	S 22	P 35	ERA 13.50	WHIP 1.500			
43 Jim Johnson, R (9.1) ERA: 3.58	IP 0.2	WLS 4	BF 3	H 0	R 0	ER 0	SO 0	BB 0	IBB 0	HBP 0	BLK 0	WP 0	HR 0	S 12	P 19	ERA 0.00	WHIP 4.500			

AB 38  
R 7  
H 15  
RBI 7  
BB 5  
SO 4  
LOB 22



Batter	1	2	3	4	5	6	7	8	9	AB	R	H	RBI	BB	SO	LOB	BOTTOM			
9 Nate McLouth, L (1.7) OBP: 0.337, SLG: 0.401										5	0	0	0	0	3	2	<p><b>Tampa Bay Rays @ Baltimore Orioles</b>            Oriole Park at Camden Yards, Baltimore, MD            Tue Aug 20 2013, 7:10 PM - 10:39 PM EDT            Att: 26,158 - Partly Cloudy - 84 F</p>			
13 Manny Machado, R (1.5) OBP: 0.334, SLG: 0.445										4	0	0	0	0	0	0				
19 Chris Davis, L (1.3) OBP: 0.386, SLG: 0.685										2	0	1	0	1	1	0				
10 Adam Jones, R (1.8) OBP: 0.326, SLG: 0.507										4	0	1	0	0	1	3				
21 Nick Markakis, L (1.9) OBP: 0.334, SLG: 0.363										3	1	0	0	1	0	2				
32 Matt Wieters, S (1.2) OBP: 0.296, SLG: 0.432										3	3	1	2	1	1	0				
2 J.J. Hardy, R (1.6) OBP: 0.303, SLG: 0.441										2	0	1	0	2	0	0				
3 Ryan Flaherty, L (1.4) OBP: 0.282, SLG: 0.359										3	0	1	1	1	1	1				
1 Brian Roberts, S (1.10) OBP: 0.312, SLG: 0.364										4	0	0	0	0	5	0				
<b>Inning Stats</b>	R: 0 E: 0 K: 1 S: 9	H: 0 LOB: 0 BB: 0 P: 12	R: 1 E: 1 K: 0 S: 9	H: 2 LOB: 2 BB: 1 P: 18	R: 0 E: 0 K: 1 S: 6	H: 0 LOB: 0 BB: 0 P: 11	R: 0 E: 0 K: 1 S: 10	H: 0 LOB: 1 BB: 1 P: 18	R: 0 E: 0 K: 1 S: 11	H: 1 LOB: 2 BB: 2 P: 24	R: 0 E: 0 K: 0 S: 5	H: 1 LOB: 0 BB: 0 P: 8	R: 2 E: 0 K: 1 S: 19	H: 1 LOB: 2 BB: 2 P: 31	1B: 4 2B: 1 3B: 0 HR: 1	SF: 0 SAC: 0 DP: 3 HBP: 1		WP: 0 PB: 0 SB: 0 CS: 0	PA: 37	
<b>PITCHER</b>	IP 6.0	WLS W	BF 26	H 3	R 2	ER 1	SO 5	BB 4	IBB 0	HBP 0	BLK 0	WP 0	HR 0	S 55	P 92	ERA 1.50	WHIP 1.167			
53 Alex Cobb, R (1.1) ERA: 2.85																				
54 Alex Torres, L (7.1) ERA: 1.32	IP 1.0	WLS H	BF 2	H 0	R 0	ER 0	SO 1	BB 0	IBB 0	HBP 0	BLK 0	WP 0	HR 0	S 7	P 11	ERA 0.00	WHIP 0.000			
35 Jamey Wright, R (8.1) ERA: 3.04	IP 1.0	WLS H	BF 3	H 1	R 0	ER 0	SO 0	BB 0	IBB 0	HBP 0	BLK 0	WP 0	HR 0	S 5	P 8	ERA 0.00	WHIP 1.000			
49 Wesley Wright, L (9.1) ERA: 4.15	IP 0.0	WLS 3	BF 1	H 2	R 2	ER 2	SO 0	BB 2	IBB 0	HBP 0	BLK 0	WP 0	HR 1	S 8	P 18	ERA ∞	WHIP ∞			
56 Fernando Rodney, R (9.1) ERA: 3.83	IP 1.0	WLS S	BF 3	H 0	R 0	ER 0	SO 1	BB 0	IBB 0	HBP 0	BLK 0	WP 0	HR 0	S 11	P 13	ERA 0.00	WHIP 0.000			

AB 30  
R 4  
H 5  
RBI 3  
BB 6  
SO 7  
LOB 13






Batter	1	2	3	4	5	6	7	8	9	AB	R	H	RBI	BB	SO	LOB	TOP										
8 Desmond Jennings, R OBP: 0.325, SLG: 0.412	G5-3		F9		G4-3			G5-3		4	0	0	0	0	0	0	<b>Tampa Bay Rays @ Baltimore Orioles</b> Oriole Park at Camden Yards, Baltimore, MD Wed Aug 21 2013, 7:09 PM - 10:16 PM EDT Att: 28,323 - Partly Cloudy - 85 F										
18 Ben Zobrist, S OBP: 0.354, SLG: 0.407	2B		1B		BB			G4-3		3	0	2	0	1	0	0											
3 Evan Longoria, R OBP: 0.348, SLG: 0.506	K		L7		G5-4-3			G5-3		4	0	0	0	0	1	3											
9 Wil Myers, R OBP: 0.364, SLG: 0.488	G6-3		BB		F9			FC1-6		3	0	1	0	1	0	1											
11 Yunel Escobar, R OBP: 0.318, SLG: 0.375 21 James Loney, L OBP: 0.360, SLG: 0.439	L9		FC6-4		G6-3			BB		3	0	0	0	0	0	2											
1 Sean Rodriguez, R OBP: 0.330, SLG: 0.376 20 Matt Joyce, L OBP: 0.338, SLG: 0.446	K		HR		G5-3			F8		3	1	1	1	0	1	0											
13 Jason Bourgeois, R OBP: 0.318, SLG: 0.375 2 Kelly Johnson, L OBP: 0.320, SLG: 0.452	HR		B3		BB			FC1-6		2	1	1	1	1	0	0											
59 Jose Lobaton, S OBP: 0.320, SLG: 0.403	1B		1B		K			CS		3	0	2	0	0	1	1											
5 Sam Fuld, L OBP: 0.268, SLG: 0.279	F8		G1-6-3		G1-6-3					3	0	0	0	0	0	3											
<b>Inning Stats</b>	R: 0 E: 0 K: 1 S: 8	H: 1 LOB: 1 BB: 0 P: 12	R: 1 E: 0 K: 1 S: 14	H: 2 LOB: 1 BB: 0 P: 20	R: 0 E: 0 K: 0 S: 10	H: 1 LOB: 2 BB: 1 P: 17	R: 1 E: 0 K: 0 S: 5	H: 2 LOB: 0 BB: 0 P: 9	R: 0 E: 0 K: 0 S: 6	H: 0 LOB: 0 BB: 0 P: 11	R: 0 E: 0 K: 1 S: 9	H: 0 LOB: 0 BB: 1 P: 17	R: 0 E: 0 K: 0 S: 5	H: 0 LOB: 0 BB: 0 P: 8	R: 0 E: 0 K: 0 S: 20	H: 1 LOB: 1 BB: 1 P: 30		1B: 4 2B: 1 3B: 0 HR: 2	SF: 0 SAC: 0 DP: 3 HBP: 0	WP: 0 PB: 0 SB: 0 CS: 1	PA: 35						
<b>PITCHER</b>	IP	WLS	BF	H	R	ER	SO	BB	IBB	HBP	BLK	WP	HR	S	P	ERA	WHIP										
16 Wei-Yin Chen, L ERA: 3.19	7.0	W	27	6	2	2	3	3	0	0	0	0	2	58	18	2.57	1.286										
56 Darren O'Day, R ERA: 2.32	1.0	H	4	1	0	0	0	0	0	0	0	0	0	10	16	0.00	1.000										
17 Brian Matusz, L ERA: 3.3	0.0		1	0	0	0	0	1	0	0	0	0	0	7	11	∞	∞										
29 Tommy Hunter, R ERA: 2.83	1.0	S	2	0	0	0	0	0	0	0	0	0	0	8	11	0.00	0.000										

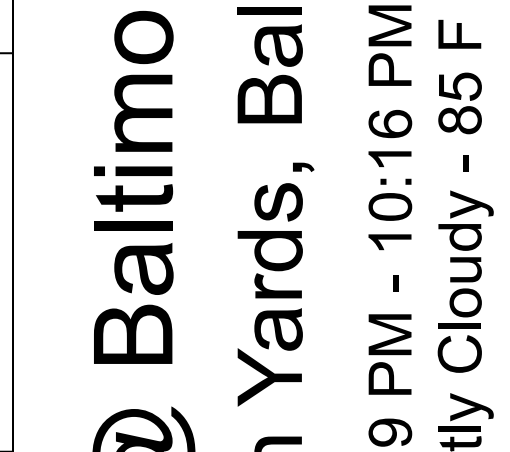
Batter	1	2	3	4	5	6	7	8	9	AB	R	H	RBI	BB	SO	LOB	BOTTOM										
9 Nate McLouth, L OBP: 0.340, SLG: 0.405	1B	FC3-6						K		4	1	2	0	1	1	4	<b>Tampa Bay Rays @ Baltimore Orioles</b> Oriole Park at Camden Yards, Baltimore, MD Wed Aug 21 2013, 7:09 PM - 10:16 PM EDT Att: 28,323 - Partly Cloudy - 85 F										
13 Manny Machado, R OBP: 0.324, SLG: 0.445	1B	1B						F8		3	0	1	0	1	1	2											
19 Chris Davis, L OBP: 0.387, SLG: 0.689	BB	F7						L7		3	2	1	1	1	0	3											
10 Adam Jones, R OBP: 0.327, SLG: 0.512	FC6-5	HR						G6-3		4	1	2	2	0	0	2											
32 Matt Wieters, S OBP: 0.293, SLG: 0.429	SF8	P4						L7		3	0	0	1	0	0	1											
21 Nick Markakis, L OBP: 0.332, SLG: 0.361	F9	L3						FC4-6		4	0	0	0	0	0	2											
2 J.J. Hardy, R OBP: 0.302, SLG: 0.442	2B	F9						F8		4	0	1	0	0	0	1											
1 Brian Roberts, S OBP: 0.311, SLG: 0.361	K	K						G5-3		4	0	1	0	0	2	1											
2B Steve Pearce, R OBP: 0.328, SLG: 0.368	BB	F8						L8		2	0	0	0	1	0	0											
<b>Inning Stats</b>	R: 2 E: 0 K: 0 S: 12	H: 2 LOB: 1 BB: 1 P: 19	R: 0 E: 0 K: 1 S: 12	H: 1 LOB: 3 BB: 2 P: 24	R: 1 E: 0 K: 0 S: 10	H: 1 LOB: 0 BB: 0 P: 15	R: 0 E: 0 K: 2 S: 16	H: 1 LOB: 1 BB: 0 P: 24	R: 1 E: 0 K: 0 S: 11	H: 2 LOB: 1 BB: 0 P: 15	R: 0 E: 0 K: 0 S: 8	H: 0 LOB: 1 BB: 1 P: 15	R: 0 E: 0 K: 0 S: 5	H: 0 LOB: 0 BB: 0 P: 8	R: 0 E: 0 K: 1 S: 15	H: 1 LOB: 2 BB: 0 P: 25		1B: 4 2B: 2 3B: 0 HR: 2	SF: 1 SAC: 0 DP: 0 HBP: 1	WP: 0 PB: 0 SB: 2 CS: 0	PA: 37						
<b>PITCHER</b>	IP	WLS	BF	H	R	ER	SO	BB	IBB	HBP	BLK	WP	HR	S	P	ERA	WHIP										
58 Jeremy Hellickson, R ERA: 5.01	4.1	L	23	7	4	4	3	3	0	0	0	0	2	58	93	8.31	2.308										
27 Cesar Ramos, L ERA: 3.96	2.1		8	0	0	0	0	1	0	0	0	0	0	15	25	0.00	0.429										
54 Alex Torres, L ERA: 1.28	1.1		6	1	0	0	1	0	0	0	1	0	0	16	22	0.00	0.750										

AB 30  
R 2  
H 7  
RBI 2  
BB 4  
SO 3  
LOB 14



WP: 0  
PB: 0  
SB: 0  
CS: 1

AB 31  
R 4  
H 8  
RBI 4  
BB 4  
SO 4  
LOB 16



WP: 0  
PB: 0  
SB: 2  
CS: 0



Batter	1	2	3	4	5	6	7	8	9	AB	R	H	RBI	BB	SO	LOB	TOP					
4 Coco Crisp, S OBP: 0.333, SLG: 0.399										5	3	4	1	0	0	3	<b>Oakland Athletics @ Baltimore Orioles</b> Oriole Park at Camden Yards, Baltimore, MD Fri Aug 23 2013, 7:09 PM - 10:40 PM EDT Att: 36,761 - Partly Cloudy - 72 F					
8 Jed Lowrie, S OBP: 0.345, SLG: 0.421										4	1	1	1	0	2	1						
20 Josh Donaldson, R OBP: 0.371, SLG: 0.476										5	0	1	1	0	2	2						
37 Brandon Moss, L OBP: 0.319, SLG: 0.475										4	1	2	2	0	1	1						
52 Yoenis Cespedes, R OBP: 0.293, SLG: 0.430										4	1	0	0	1	2	2						
15 Seth Smith, L OBP: 0.313, SLG: 0.365										5	1	1	0	0	1	0						
18 Alberto Callaspo, S OBP: 0.331, SLG: 0.357										2	0	0	0	2	2	0						
28 Eric Sogard, L OBP: 0.328, SLG: 0.379										4	0	2	2	0	2	1						
21 Stephen Vogt, L OBP: 0.278, SLG: 0.333										4	0	1	0	0	0	2						
<b>Inning Stats</b>	R: 1 E: 0 K: 1 S: 9	H: 2 LOB: 1 BB: 0 P: 14	R: 0 E: 0 K: 1 S: 13	H: 1 LOB: 1 BB: 0 P: 20	R: 2 E: 0 K: 3 S: 12	H: 2 LOB: 0 BB: 0 P: 16	R: 0 E: 0 K: 2 S: 13	H: 0 LOB: 1 BB: 1 P: 21	R: 4 E: 0 K: 0 S: 31	H: 6 LOB: 3 BB: 2 P: 48	R: 0 E: 0 K: 2 S: 9	H: 0 LOB: 1 BB: 0 P: 13	R: 0 E: 0 K: 2 S: 11	H: 0 LOB: 0 BB: 0 P: 19	R: 0 E: 0 K: 0 S: 15	H: 1 LOB: 1 BB: 0 P: 20		R: 0 E: 0 K: 1 S: 8	H: 0 LOB: 0 BB: 0 P: 9	1B: 9 2B: 2 3B: 0 HR: 2	SF: 0 SAC: 1 DP: 1 HBP: 1	WP: 0 PB: 0 SB: 1 CS: 0
<b>PITCHER</b>	IP WLS BF H R ER SO BB IBB HBP BLK WP HR S P ERA WHIP	4.2 25 9 7 7 7 3 0 0 0 0 2 70 109 13.50 2.571	5.1 1.1 7 2 0 0 2 0 0 1 0 0 0 17 23 0.00 1.500	7.1 1.0 W 3 0 0 0 2 0 0 0 0 0 0 11 19 0.00 0.000	8.1 1.0 H 4 1 0 0 0 0 0 0 0 0 0 15 20 0.00 1.000	9.1 1.0 S 3 0 0 0 1 0 0 0 0 0 0 8 9 0.00 0.000	<b>PITCHER</b>										IP WLS BF H R ER SO BB IBB HBP BLK WP HR S P ERA WHIP					
25 Bud Norris, R ERA: 4.22											4.2 25 9 7 7 7 3 0 0 0 0 2 70 109 13.50 2.571											
40 Troy Patton, L ERA: 3.31											5.1 1.1 7 2 0 0 2 0 0 1 0 0 0 17 23 0.00 1.500											
57 Francisco Rodriguez, R ERA: 1.99											7.1 1.0 W 3 0 0 0 2 0 0 0 0 0 0 11 19 0.00 0.000											
29 Tommy Hunter, R ERA: 2.6											8.1 1.0 H 4 1 0 0 0 0 0 0 0 0 0 15 20 0.00 1.000											
43 Jim Johnson, R ERA: 3.51											9.1 1.0 S 3 0 0 0 1 0 0 0 0 0 0 8 9 0.00 0.000											
Batter	1	2	3	4	5	6	7	8	9	AB	R	H	RBI	BB	SO	LOB	BOTTOM					
9 Nate McLouth, L OBP: 0.340, SLG: 0.402										3	1	0	0	2	1	1	<b>Oakland Athletics @ Baltimore Orioles</b> Oriole Park at Camden Yards, Baltimore, MD Fri Aug 23 2013, 7:09 PM - 10:40 PM EDT Att: 36,761 - Partly Cloudy - 72 F					
13 Manny Machado, R OBP: 0.325, SLG: 0.444										4	1	1	0	1	1	2						
19 Chris Davis, L OBP: 0.387, SLG: 0.685										3	2	0	1	2	2	3						
10 Adam Jones, R OBP: 0.327, SLG: 0.516										4	1	1	3	0	0	3						
32 Matt Wieters, S OBP: 0.295, SLG: 0.430										4	1	2	0	0	0	2						
21 Nick Markakis, L OBP: 0.333, SLG: 0.360										3	1	1	1	1	1	0						
2 J.J. Hardy, R OBP: 0.300, SLG: 0.438										4	0	0	0	0	1	4						
3 Ryan Flaherty, L OBP: 0.281, SLG: 0.357										4	1	1	0	0	1	2						
1 Brian Roberts, S OBP: 0.315, SLG: 0.381										3	1	1	4	1	1	0						
<b>Inning Stats</b>	R: 0 E: 0 K: 0 S: 13	H: 0 LOB: 2 BB: 2 P: 26	R: 0 E: 0 K: 0 S: 7	H: 0 LOB: 0 BB: 0 P: 11	R: 0 E: 0 K: 1 S: 7	H: 0 LOB: 0 BB: 0 P: 13	R: 6 E: 0 K: 2 S: 22	H: 4 LOB: 1 BB: 3 P: 42	R: 0 E: 0 K: 1 S: 7	H: 0 LOB: 0 BB: 0 P: 10	R: 0 E: 0 K: 1 S: 12	H: 0 LOB: 1 BB: 0 P: 19	R: 3 E: 1 K: 0 S: 21	H: 3 LOB: 2 BB: 1 P: 31	R: 0 E: 0 K: 3 S: 15	H: 0 LOB: 1 BB: 1 P: 22		1B: 5 2B: 0 3B: 0 HR: 2	SF: 0 SAC: 0 DP: 0 HBP: 0	WP: 1 PB: 1 SB: 2 CS: 0	PA: 39	
<b>PITCHER</b>	IP WLS BF H R ER SO BB IBB HBP BLK WP HR S P ERA WHIP	3.1 18 4 6 6 2 4 0 0 0 0 0 2 41 79 16.20 2.400	4.1 10 0 1 1 3 2 0 0 0 0 0 28 47 3.38 0.750	7.1 1.0 L 7 3 2 1 0 0 0 0 0 0 0 20 26 9.00 3.000	8.1 1.0 4 0 0 0 3 1 0 0 0 1 0 15 22 0.00 1.000	<b>PITCHER</b>										IP WLS BF H R ER SO BB IBB HBP BLK WP HR S P ERA WHIP						
67 Dan Straily, R ERA: 4.56											3.1 18 4 6 6 2 4 0 0 0 0 0 2 41 79 16.20 2.400											
60 Jesse Chavez, R ERA: 4.04											4.1 10 0 1 1 3 2 0 0 0 0 0 28 47 3.38 0.750											
48 Ryan Cook, R ERA: 2.22											7.1 1.0 L 7 3 2 1 0 0 0 0 0 0 0 20 26 9.00 3.000											
13 Jerry Blevins, L ERA: 3.28											8.1 1.0 4 0 0 0 3 1 0 0 0 1 0 15 22 0.00 1.000											
















Batter	1	2	3	4	5	6	7	8	9	AB	R	H	RBI	BB	SO	LOB	TOP										
9 Nate McLouth, L (1, 7)	G3-1		P5		F8		F9			4	0	0	0	0	0	3	<p><b>Baltimore Orioles @ Boston Red Sox</b> Fenway Park, Boston, MA Wed Aug 28 2013, 7:12 PM - 10:11 PM EDT Att: 31,962 - Partly Cloudy - 65 F</p>										
13 Manny Machado, R (1, 5)	1B		HR		F9			P5		4	2	2	1	0	0	1											
19 Chris Davis, L (1, 3)	2B		L9			HR		K		4	1	2	2	0	1	0											
10 Adam Jones, R (1, 8)	F8				G1-3		L6		L6	4	0	0	0	0	0	1											
21 Nick Markakis, L (1, 9)	P5		2B		L7				K	4	0	1	0	0	1	1											
2 J.J. Hardy, R (1, 6)	K		K		G6-3				G5-3	4	0	0	0	0	2	1											
32 Matt Wieters, S (1, 2)	K		L7				G3		F9	4	0	0	0	0	1	1											
24 Wilson Betemit, S (1, 10)	F9				K		F7			3	0	0	0	0	1	0											
1 Brian Roberts, S (1, 4)			BB							2	0	2	0	1	0	0											
<b>Inning Stats</b>	R: 1 H: 2 E: 0 K: 0 S: 11	H: 2 LOB: 1 BB: 0 P: 15	R: 0 H: 0 E: 0 K: 2 S: 10	H: 0 LOB: 0 BB: 0 P: 12	R: 1 H: 1 E: 0 K: 0 S: 10	H: 1 LOB: 0 BB: 1 P: 19	R: 0 H: 1 E: 0 K: 1 S: 12	H: 1 LOB: 1 BB: 0 P: 15	R: 0 H: 1 E: 0 K: 1 S: 9	H: 1 LOB: 0 BB: 0 P: 10	R: 1 H: 1 E: 0 K: 0 S: 6	H: 1 LOB: 0 BB: 0 P: 6	R: 0 H: 1 E: 0 K: 0 S: 7	H: 1 LOB: 1 BB: 0 P: 9	R: 0 H: 0 E: 0 K: 1 S: 10	H: 0 LOB: 0 BB: 0 P: 17		R: 0 H: 0 E: 0 K: 1 S: 7	H: 0 LOB: 0 BB: 0 P: 9	1B: 3 2B: 2 3B: 0 HR: 2	SF: 0 SAC: 0 DP: 0 HBP: 0	WP: 0 PB: 0 SB: 1 CS: 1	PA: 34				
<b>PITCHER</b>	IP	WLS	BF	H	R	ER	SO	BB	IBB	HBP	BLK	WP	HR	S	P	ERA	WHIP	<b>PITCHER</b>									
41 John Lackey, R (1, 1)	7.1		29	7	3	3	4	1	0	0	0	0	2	68	92	3.68	1.091										
32 Craig Breslow, L (8, 1)	0.2	W	2	0	0	0	1	0	0	0	0	0	0	7	11	0.00	0.000										
19 Koji Uehara, R (9, 1)	1.0	S	3	0	0	0	1	0	0	0	0	0	0	7	9	0.00	0.000										

Batter	1	2	3	4	5	6	7	8	9	AB	R	H	RBI	BB	SO	LOB	BOTTOM										
2 Jacoby Ellsbury, L (1, 8)	BB		1B		F7		1B		F9	3	1	2	0	1	0	0	<p><b>Baltimore Orioles @ Boston Red Sox</b> Fenway Park, Boston, MA Wed Aug 28 2013, 7:12 PM - 10:11 PM EDT Att: 31,962 - Partly Cloudy - 65 F</p>										
5 Jonny Gomes, R (8, 7)	BB		1B		G6-3		L4			4	0	1	1	0	0	3											
18 Shane Victorino, S (1, 9)	L6		1B							2	0	1	2	2	0	1											
15 Dustin Pedroia, R (1, 4)	G1-3		BB				1B			4	0	0	0	0	1	6											
34 David Ortiz, L (1, 10)	F7		K		F7		F8			4	0	0	0	0	1	6											
29 Daniel Nava, S (1, 7)	K		K				K			4	0	1	0	0	3	3											
12 Mike Napoli, R (1, 3)	K		G5-3				K		K	4	0	0	0	0	3	1											
39 Jarrod Saltalamacchia, R (1, 2)	K		1B		G3-6-3					4	1	2	0	0	1	1											
7 Stephen Drew, L (1, 6)			1B				2B		2B	2	2	1	0	2	1	1											
72 Xander Bogaerts, R (1, 5)			BB				2B		IBB	3	0	0	0	0	0	3											
37 Mike Carp, L (8, PH)	L8						L4			1	0	1	1	0	0	0											
16 Will Middlebrooks, R (8, PH)										0	0	0	0	0	0	0											
<b>Inning Stats</b>	R: 0 H: 0 E: 0 K: 0 S: 10	H: 0 LOB: 1 BB: 0 P: 21	R: 0 H: 0 E: 0 K: 3 S: 10	H: 0 LOB: 0 BB: 0 P: 18	R: 1 H: 2 E: 0 K: 2 S: 12	H: 2 LOB: 2 BB: 2 P: 24	R: 0 H: 1 E: 0 K: 1 S: 13	H: 1 LOB: 1 BB: 0 P: 17	R: 0 H: 0 E: 0 K: 0 S: 7	H: 0 LOB: 1 BB: 1 P: 13	R: 0 H: 1 E: 0 K: 1 S: 8	H: 1 LOB: 0 BB: 0 P: 13	R: 2 H: 3 E: 0 K: 0 S: 14	H: 3 LOB: 1 BB: 0 P: 19	R: 1 H: 2 E: 0 K: 2 S: 14	H: 2 LOB: 2 BB: 1 P: 26	1B: 7 2B: 2 3B: 0 HR: 0	SF: 0 SAC: 0 DP: 1 HBP: 0	WP: 0 PB: 0 SB: 2 CS: 0	PA: 37							
<b>PITCHER</b>	IP	WLS	BF	H	R	ER	SO	BB	IBB	HBP	BLK	WP	HR	S	P	ERA	WHIP	<b>PITCHER</b>									
25 Bud Norris, R (1, 1)	5.1		24	4	1	1	7	4	0	0	0	0	0	8	10	18.00	2.000										
57 Francisco Rodriguez, R (6, 1)	1.0	H	4	2	2	2	0	0	0	0	0	0	0	5	5	0.00	3.000										
56 Darren O'Day, R (7, 1)	0.1	B	2	1	0	0	0	0	0	0	0	0	0	5	11	0.00	0.000										
17 Brian Matusz, L (7, 1)	0.2		2	0	0	0	1	0	0	0	0	0	0	5	11	0.00	0.000										
29 Tommy Hunter, R (8, 1)	0.2	L	5	2	1	1	1	0	1	0	0	0	0	11	20	13.50	3.000										



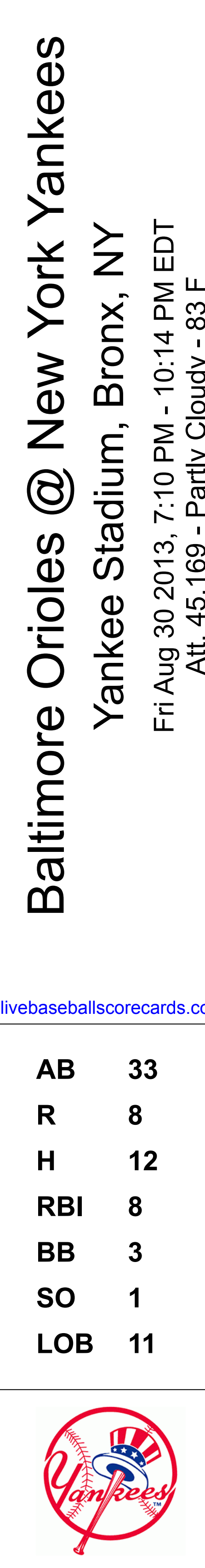
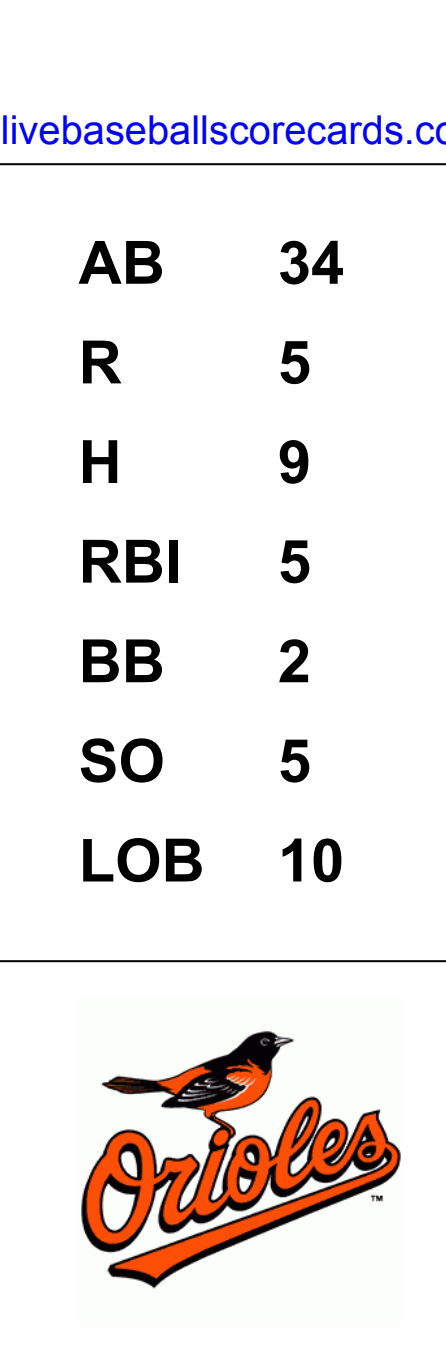






Batter	1	2	3	4	5	6	7	8	9	AB	R	H	RBI	BB	SO	LOB	TOP					
9 Nate McLouth, L (1, 7) OBP: 0.337, SLG: 0.401	F8			K	L6		F9		F7	5	0	0	0	0	1	1	<p><b>Baltimore Orioles @ New York Yankees</b>  <b>Yankee Stadium, Bronx, NY</b>            Fri Aug 30 2013, 7:10 PM - 10:14 PM EDT            Att: 45,169 - Partly Cloudy - 83 F</p> <p>livebaseballscorecards.com</p>					
13 Manny Machado, R (1, 5) OBP: 0.329, SLG: 0.455	G5-3			19 WP 19 1B	10 CS 1B		G4-3			4	1	2	1	0	0	0						
10 Adam Jones, R (1, 8) OBP: 0.331, SLG: 0.505	F7			G5-3	CS		21 1B 2B		G6-3	4	1	1	0	0	0	1						
19 Chris Davis, L (1, 3)				K	2H 1B		P5		21 1B BB	3	0	1	1	1	1	1						
2 J.J. Hardy, R (1, 6) OBP: 0.298, SLG: 0.437	P2			F9	G1-3		G1-3		K	4	0	0	0	0	1	3						
21 Nick Markakis, L (1, 9) OBP: 0.331, SLG: 0.367	K			35 WP 35 HR 1B	35 1B 2H 1B		35 1B 2H 1B		1B	4	1	3	1	0	1	0						
35 Danny Valencia, R (1, 10) OBP: 0.323, SLG: 0.591				G5-3	HR		1B		F9	4	1	2	2	0	0	2						
12 Alexi Casilla, S (1, 4) OBP: 0.265, SLG: 0.308				K	G4-3		G4-3		G5-3	2	1	0	0	1	1	2						
1 Brian Roberts, S (9, PH) OBP: 0.321, SLG: 0.354				31 SH1-3 13 1B BB	31 S 1B		G4-3		G5-3	1	0	0	0	0	0	0						
31 Taylor Teagarden, R (1, 2) OBP: 0.190, SLG: 0.300				F8	SH1-3		L5		P4	2	0	0	0	0	0	0						
32 Matt Wieters, S (9, PH) OBP: 0.252, SLG: 0.411										1	0	0	0	0	0	0						
<b>Inning Stats</b>	R: 0 E: 0 K: 0 S: 6	H: 0 LOB: 0 BB: 0 P: 9	R: 0 E: 0 K: 2 S: 9	H: 0 LOB: 0 BB: 0 P: 13	R: 0 E: 0 K: 1 S: 5	H: 0 LOB: 0 BB: 0 P: 7	R: 1 E: 0 K: 1 S: 11	H: 2 LOB: 1 BB: 0 P: 17	R: 3 E: 0 K: 0 S: 14	H: 3 LOB: 2 BB: 1 P: 27	R: 1 E: 0 K: 0 S: 11	H: 3 LOB: 2 BB: 0 P: 16	R: 0 E: 0 K: 0 S: 7	H: 0 LOB: 0 BB: 0 P: 10	R: 0 E: 0 K: 1 S: 13	H: 1 LOB: 2 BB: 1 P: 23	R: 0 E: 0 K: 0 S: 9	H: 0 LOB: 0 BB: 0 P: 15	1B: 6 2B: 2 3B: 0 HR: 1	SF: 0 SAC: 1 DP: 0 HBP: 0	WP: 2 PB: 0 SB: 1 CS: 1	PA: 38
<b>PITCHER</b>	IP WLS BF H R ER SO BB IBB HBP BLK WP HR S P ERA WHIP																					
52 CC Sabathia, L (1, 1) ERA: 4.91	5.2 W 24 7 5 5 4 1 0 0 0 0 2 1 54 86 7.94 1.412																					
27 Shawn Kelley, R (6, 1) ERA: 3.5	0.2 H 3 1 0 0 0 0 0 0 0 0 0 0 4 5 0.00 1.500																					
48 Boone Logan, L (7, 1) ERA: 2.68	0.1 H 1 0 0 0 0 0 0 0 0 0 0 0 4 6 0.00 0.000																					
30 David Robertson, R (7, 1) ERA: 1.58	1.1 H 6 1 0 0 1 1 0 0 0 0 0 0 14 25 0.00 1.500																					
42 Mariano Rivera, R (9, 1) ERA: 2.16	1.0 S 3 0 0 0 0 0 0 0 0 0 0 0 9 15 0.00 0.000																					

Batter	1	2	3	4	5	6	7	8	9	AB	R	H	RBI	BB	SO	LOB	BOTTOM			
11 Brett Gardner, L (1, 8) OBP: 0.336, SLG: 0.401	L6			F8	24 1B 1B		G3-1		G3	5	1	1	0	0	0	1	<p><b>Baltimore Orioles @ New York Yankees</b>  <b>Yankee Stadium, Bronx, NY</b>            Fri Aug 30 2013, 7:10 PM - 10:14 PM EDT            Att: 45,169 - Partly Cloudy - 83 F</p> <p>livebaseballscorecards.com</p>			
2 Derek Jeter, R (1, 6) OBP: 0.285, SLG: 0.324	G5-3			G3	12 FC5-4 24 1B BB		K		K	3	0	0	0	1	1	0				
24 Robinson Cano, L (1, 4) OBP: 0.387, SLG: 0.507	L8			12 HR BB	12 FC5-4 1B		12 HBP 13 1B 1B		14 S 14 1B FC1-2 HBP	3	1	1	2	0	0	2				
12 Alfonso Soriano, R (1, 7) OBP: 0.295, SLG: 0.496	G6-3			HR	FC5-4 13 G5-4-3 1B		14 S 14 1B FC1-2 HBP		14 S 1B	4	0	1	1	0	0	2				
13 Alex Rodriguez, R (1, 5) OBP: 0.359, SLG: 0.451	L3			P4	G5-4-3		14 S 1B		14 S 1B	4	0	1	1	0	0	2				
14 Curtis Granderson, L (1, 10) OBP: 0.382, SLG: 0.430	B1-3				39 2B 2B		G1-3		FC1-2	4	1	1	0	0	0	2				
39 Mark Reynolds, R (1, 3) OBP: 0.313, SLG: 0.391	L4				31 HR 2B		G1-3		31 HR 53 FC6-2 2B	4	1	3	1	0	0	0				
31 Ichiro Suzuki, L (1, 9) OBP: 0.305, SLG: 0.361					53 G5-4-3 BB		G1-3		G4-3	3	1	2	2	1	0	1				
53 Austin Romine, R (1, 2) OBP: 0.279, SLG: 0.328	G5-4-3				11 1B 24 1B 2B		F7		FC6-2	4	1	1	0	0	0	3				
<b>Inning Stats</b>	R: 0 E: 0 K: 0 S: 8	H: 0 LOB: 0 BB: 0 P: 11	R: 0 E: 0 K: 0 S: 6	H: 0 LOB: 0 BB: 0 P: 8	R: 0 E: 0 K: 0 S: 5	H: 0 LOB: 1 BB: 1 P: 11	R: 2 E: 0 K: 0 S: 9	H: 1 LOB: 0 BB: 1 P: 16	R: 5 E: 0 K: 0 S: 17	H: 6 LOB: 1 BB: 1 P: 30	R: 0 E: 0 K: 0 S: 7	H: 2 LOB: 1 BB: 0 P: 10	R: 1 E: 0 K: 1 S: 13	H: 2 LOB: 2 BB: 0 P: 23	R: 0 E: 0 K: 0 S: 8	H: 1 LOB: 1 BB: 0 P: 12		1B: 6 2B: 4 3B: 0 HR: 2	SF: 0 SAC: 0 DP: 2 HBP: 1	WP: 0 PB: 0 SB: 2 CS: 0
<b>PITCHER</b>	IP WLS BF H R ER SO BB IBB HBP BLK WP HR S P ERA WHIP																			
50 Miguel González, R (1, 1) ERA: 4.11	4.0 L 20 4 1 1 1 0 0 0 0 0 0 0 22 36 15.75 2.250																			
66 T.J. McFarland, L (5, 1) ERA: 4.73	2.2 10 4 1 1 1 0 0 0 0 0 0 0 22 36 3.38 1.500																			
57 Francisco Rodriguez, R (7, 1) ERA: 2.27	1.1 7 2 0 0 0 0 0 0 1 0 0 0 0 12 21 0.00 1.500																			






Batter	1	2	3	4	5	6	7	8	9	AB	R	H	RBI	BB	SO	LOB	TOP										
9 Nate McLouth, L (1, 7)	G4-3		F8			F7			F7	4	0	1	0	0	0	0											
13 Manny Machado, R (1, 5)	K			P4					F7	4	0	1	0	0	1	1											
19 Chris Davis, L (1, 3)	K								F9	3	0	0	0	0	2	2											
10 Adam Jones, R (1, 8)		HBP			F9				L6	3	0	0	0	0	2												
32 Matt Wieters, S (1, 2)		HBP			G3					3	0	1	0	0	0	1											
21 Nick Markakis, L (1, 9)										3	0	0	0	0	0	2											
2 J.J. Hardy, R (1, 6)										2	0	0	0	1	1	1											
24 Wilson Betemit, S (1, 10)										3	0	0	0	0	1	1											
1 Brian Roberts, S (1, 4)										3	0	0	0	0	0	0											
<b>Inning Stats</b>	R: 0 E: 0 K: 2 S: 7	H: 0 LOB: 0 BB: 0 P: 11	R: 0 E: 0 K: 0 S: 6	H: 1 LOB: 1 BB: 0 P: 11	R: 0 E: 0 K: 0 S: 6	H: 0 LOB: 0 BB: 0 P: 9	R: 0 E: 0 K: 0 S: 5	H: 0 LOB: 1 BB: 0 P: 8	R: 0 E: 0 K: 2 S: 10	H: 0 LOB: 0 BB: 0 P: 13	R: 0 E: 0 K: 1 S: 9	H: 1 LOB: 1 BB: 0 P: 16	R: 0 E: 0 K: 0 S: 7	H: 0 LOB: 0 BB: 0 P: 9	R: 0 E: 0 K: 0 S: 7	H: 0 LOB: 0 BB: 1 P: 12	R: 0 E: 0 K: 0 S: 10	H: 1 LOB: 1 BB: 0 P: 15	1B: 3 2B: 0 3B: 0 HR: 0	SF: 0 SAC: 0 DP: 2 HBP: 2	WP: 0 PB: 0 SB: 0 CS: 0	PA: 31					
<b>PITCHER</b>	IP	WLS	BF	H	R	ER	SO	BB	IBB	HBP	BLK	WP	HR	S	P	ERA	WHIP										
47 Ivan Nova, R (1, 1)	9.0	W	31	3	0	0	5	1	0	2	0	0	0	67	104	0.00	0.444										

**Baltimore Orioles @ New York Yankees**  
 Yankee Stadium, Bronx, NY  
 Sat Aug 31 2013, 1:08 PM - 3:37 PM EDT  
 Att: 42,836 - Cloudy - 83 F

livebaseballscorecards.com

AB 28  
R 0  
H 3  
RBI 0  
BB 1  
SO 5  
LOB 10




Batter	1	2	3	4	5	6	7	8	9	AB	R	H	RBI	BB	SO	LOB	BOTTOM										
11 Brett Gardner, L (1, 8)	2B		K2-3							3	1	2	0	0	1	0											
2 Derek Jeter, R (1, 6)	G3		E5							4	0	0	0	0	5												
24 Robinson Cano, L (1, 4)	2B		G3							4	1	2	2	0	0	1											
12 Alfonso Soriano, R (1, 10)	P3			K						4	0	0	0	0	2	1											
14 Curtis Granderson, L (1, 7)	G4-3									4	0	1	0	0	1	1											
39 Mark Reynolds, R (1, 5)		K								2	0	0	0	1	2	0											
31 Ichiro Suzuki, L (1, 9)		K2-3								3	0	0	0	0	1	3											
55 Lyle Overbay, L (1, 3)		G4-3								3	0	2	0	0	0	0											
19 Chris Stewart, R (1, 2)										2	0	0	0	0	0	1											
<b>Inning Stats</b>	R: 1 E: 0 K: 0 S: 11	H: 2 LOB: 1 BB: 0 P: 17	R: 0 E: 0 K: 2 S: 9	H: 0 LOB: 0 BB: 0 P: 12	R: 0 E: 1 K: 1 S: 11	H: 0 LOB: 1 BB: 0 P: 17	R: 0 E: 0 K: 1 S: 9	H: 0 LOB: 1 BB: 0 P: 16	R: 0 E: 0 K: 0 S: 10	H: 2 LOB: 1 BB: 0 P: 15	R: 0 E: 0 K: 1 S: 10	H: 1 LOB: 2 BB: 1 P: 20	R: 0 E: 0 K: 0 S: 7	H: 1 LOB: 0 BB: 0 P: 14	R: 1 E: 0 K: 2 S: 10	H: 1 LOB: 0 BB: 0 P: 15	1B: 3 2B: 3 3B: 0 HR: 1	SF: 0 SAC: 1 DP: 2 HBP: 2	WP: 0 PB: 0 SB: 0 CS: 0	PA: 33							
<b>PITCHER</b>	IP	WLS	BF	H	R	ER	SO	BB	IBB	HBP	BLK	WP	HR	S	P	ERA	WHIP										
34 Scott Feldman, R (1, 1)	7.0	L	29	6	1	1	5	1	0	2	0	0	0	67	111	1.29	1.000										
40 Troy Patton, L (8, 1)	0.0		1	1	1	1	0	0	0	0	0	0	1	2	4	∞	∞										
39 Kevin Gausman, R (8, 1)	1.0		3	0	0	0	2	0	0	0	0	0	0	8	11	0.00	0.000										

**Baltimore Orioles @ New York Yankees**  
 Yankee Stadium, Bronx, NY  
 Sat Aug 31 2013, 1:08 PM - 3:37 PM EDT  
 Att: 42,836 - Cloudy - 83 F

livebaseballscorecards.com

AB 29  
R 2  
H 7  
RBI 2  
BB 1  
SO 7  
LOB 12





Batter	1	2	3	4	5	6	7	8	9	AB	R	H	RBI	BB	SO	LOB	TOP					
21 Nick Markakis, L (1,9) OBP: 0.328, SLG: 0.362	F8		F4		L7		10 HR BB		P2	4	1	0	0	1	0	2						
13 Manny Machado, R (1,5) OBP: 0.328, SLG: 0.451	L9		P3			G5-3	B2		1B	5	0	1	0	0	0	4						
10 Adam Jones, R (1,8) OBP: 0.324, SLG: 0.506	P4		P3				19 HR		K	5	1	2	3	0	1	3						
19 Chris Davis, L (1,3) OBP: 0.381, SLG: 0.667		G6-3		P6					K	4	0	0	0	0	1	1						
38 Michael Morse, R (1,7) OBP: 0.286, SLG: 0.411																						
9 Nate McLouth, L (7,7) OBP: 0.336, SLG: 0.400		1B		K						4	1	2	0	0	1	0						
35 Danny Valencia, R (1,10) OBP: 0.282, SLG: 0.587										0	0	0	0	0	0	0						
32 Matt Wieters, S (1,2) OBP: 0.336, SLG: 0.400										4	1	2	0	0	1	1						
2 J.J. Hardy, R (1,6) OBP: 0.300, SLG: 0.442					L5					4	1	2	3	0	0	0						
1 Brian Roberts, S (1,4) OBP: 0.319, SLG: 0.361										4	1	2	0	0	0	0						
<b>Inning Stats</b>	R: 0 H: 0 K: 0 S: 7	H: 0 LOB: 0 BB: 0 P: 9	R: 0 H: 1 E: 0 K: 1 S: 11	LOB: 1 BB: 0 P: 13	R: 0 H: 2 E: 0 K: 0 S: 14	H: 2 LOB: 2 BB: 0 P: 23	R: 0 H: 1 E: 0 K: 2 S: 9	LOB: 1 BB: 0 P: 10	R: 0 H: 0 E: 0 K: 0 S: 8	LOB: 0 BB: 0 P: 12	R: 0 H: 1 E: 0 K: 0 S: 9	H: 1 LOB: 0 BB: 0 P: 15	R: 7 H: 6 E: 0 K: 1 S: 24	H: 6 LOB: 0 BB: 1 P: 37	R: 0 H: 0 E: 0 K: 1 S: 7	LOB: 0 BB: 0 P: 11	R: 0 H: 1 E: 0 K: 1 S: 15	H: 1 LOB: 0 BB: 0 P: 20	1B: 10 2B: 0 3B: 0 HR: 2	SF: 0 SAC: 0 DP: 1 HBP: 0	WP: 0 PB: 0 SB: 0 CS: 0	PA: 39
<b>PITCHER</b>	IP	WLS	BF	H	R	ER	SO	BB	IBB	HBP	BLK	WP	HR	S	P	ERA	WHIP					
46 Andy Pettitte, L (1,1) ERA: 4.01	6.0		24	7	2	2	3	0	0	0	0	0	0	63	93	3.00	1.167					
27 Shawn Kelley, R (7,1) ERA: 3.96	0.0	L	2	2	2	2	0	0	0	0	0	0	1	3	4	∞	∞					
48 Boone Logan, L (7,1) ERA: 3.16	0.0		2	1	0	0	0	1	0	0	0	0	0	7	12	∞	∞					
62 Joba Chamberlain, R (7,1) ERA: 4.23	2.0		7	1	3	3	2	0	0	0	0	0	1	16	25	13.50	0.500					
60 David Huff, L (9,1) ERA: 4.98	0.2		2	0	0	0	0	0	0	0	0	0	0	6	8	0.00	0.000					

**Baltimore Orioles @ New York Yankees**  
 Yankee Stadium, Bronx, NY  
 Sun Sep 01 2013, 1:09 PM - 4:39 PM EDT  
 Att: 40,361 - Cloudy - 82 F

AB	38
R	7
H	12
RBI	7
BB	1
SO	6
LOB	13



Batter	1	2	3	4	5	6	7	8	9	AB	R	H	RBI	BB	SO	LOB	BOTTOM					
11 Brett Gardner, L (1,8) OBP: 0.342, SLG: 0.409	G4-3		24 HR			F8			F7	4	1	2	1	1	0	3						
2 Derek Jeter, R (1,10) OBP: 0.234, SLG: 0.262	G4-3		K		SF9				K	4	0	0	1	0	3	3						
24 Robinson Cano, L (1,4) OBP: 0.385, SLG: 0.510	K		G3-1						G4-3	5	0	0	0	0	3	4						
12 Alfonso Soriano, R (1,7) OBP: 0.294, SLG: 0.490		13 BB							L5	4	0	1	1	1	1	0						
13 Alex Rodriguez, R (1,5) OBP: 0.354, SLG: 0.435										3	0	0	0	1	1	1						
22 Vernon Wells, R (1,9) OBP: 0.288, SLG: 0.370										2	0	0	0	0	1	3						
14 Curtis Granderson, L (6,PH) OBP: 0.380, SLG: 0.429										1	0	0	0	1	1	0						
39 Mark Reynolds, R (1,3) ERA: 2.21										2	1	0	0	1	2	1						
55 Lyle Overbay, L (6,PH) OBP: 0.302, SLG: 0.413										1	0	1	0	0	0	0						
26 Eduardo Núñez, R (1,6) OBP: 0.306, SLG: 0.339										4	1	2	0	0	0	1						
19 Chris Stewart, R (1,2) OBP: 0.290, SLG: 0.282										2	0	0	0	1	0	1						
31 Ichiro Suzuki, L (8,PH) OBP: 0.305, SLG: 0.360										1	0	1	0	0	0	0						
53 Austin Romine, R (9,2) OBP: 0.279, SLG: 0.328										0	0	0	0	0	0	0						
<b>Inning Stats</b>	R: 0 H: 1 K: 2 S: 13	H: 0 LOB: 3 BB: 2 P: 26	R: 0 H: 0 E: 0 K: 1 S: 6	LOB: 0 BB: 0 P: 6	R: 1 H: 2 E: 0 K: 1 S: 14	H: 2 LOB: 1 BB: 0 P: 18	R: 2 H: 1 E: 0 K: 1 S: 17	LOB: 2 BB: 3 P: 32	R: 0 H: 0 E: 0 K: 2 S: 14	H: 0 LOB: 0 BB: 1 P: 22	R: 0 H: 1 E: 0 K: 1 S: 12	LOB: 1 BB: 0 P: 14	R: 0 H: 0 E: 0 K: 2 S: 9	H: 0 LOB: 0 BB: 0 P: 15	R: 0 H: 2 E: 0 K: 1 S: 9	LOB: 2 BB: 0 P: 14	R: 0 H: 0 E: 0 K: 1 S: 8	LOB: 0 BB: 0 P: 13	1B: 4 2B: 3 3B: 0 HR: 0	SF: 1 SAC: 0 DP: 0 HBP: 0	WP: 0 PB: 0 SB: 0 CS: 0	PA: 40
<b>PITCHER</b>	IP	WLS	BF	H	R	ER	SO	BB	IBB	HBP	BLK	WP	HR	S	P	ERA	WHIP					
16 Wei-Yin Chen, L (1,1) ERA: 3.87	4.0		21	4	3	3	5	5	0	0	0	0	0	50	82	6.75	2.250					
39 Kevin Gausman, R (5,1) ERA: 5.7	2.0	W	8	1	0	0	3	1	0	0	0	0	0	26	36	0.00	1.000					
57 Francisco Rodriguez, R (7,1) ERA: 2.21	1.0		3	0	0	0	2	0	0	0	0	0	0	9	15	0.00	0.000					
29 Tommy Hunter, R (8,1) ERA: 2.64	1.0		5	2	0	0	1	0	0	0	0	0	0	9	14	0.00	2.000					
56 Darren O'Day, R (9,1) ERA: 2.35	1.0		3	0	0	0	1	0	0	0	0	0	0	8	13	0.00	0.000					

**Baltimore Orioles @ New York Yankees**  
 Yankee Stadium, Bronx, NY  
 Sun Sep 01 2013, 1:09 PM - 4:39 PM EDT  
 Att: 40,361 - Cloudy - 82 F

AB	33
R	3
H	7
RBI	3
BB	6
SO	12
LOB	17





Batter	1	2	3	4	5	6	7	8	9	AB	R	H	RBI	BB	SO	LOB	TOP						
1 Brian Roberts, S OBP: 0.321, SLG: 0.364 (1, 10)										4	0	1	2	1	1	2							
13 Manny Machado, R OBP: 0.327, SLG: 0.449 (1, 5)										5	1	1	0	0	0	4							
19 Chris Davis, L OBP: 0.381, SLG: 0.663 (1, 3)										4	0	1	0	1	1	2							
10 Adam Jones, R OBP: 0.327, SLG: 0.503 (1, 8)										4	0	0	0	1	0	3							
32 Matt Wieters, S OBP: 0.288, SLG: 0.420 (1, 2)										5	2	4	2	0	1	0							
21 Nick Markakis, L OBP: 0.327, SLG: 0.360 (1, 9)										5	0	1	0	0	1	5							
2 J.J. Hardy, R OBP: 0.301, SLG: 0.441 (1, 6)										3	1	1	0	1	0	5							
9 Nate McLouth, L OBP: 0.337, SLG: 0.407 (1, 7)										4	2	2	3	0	0	2							
12 Alexi Casilla, S OBP: 0.274, SLG: 0.302 (1, 4)										2	1	0	0	2	0	1							
<b>Inning Stats</b>	R: 0 E: 0 K: 0 S: 11	H: 0 LOB: 1 BB: 1 P: 19	R: 3 E: 0 K: 0 S: 17	H: 3 LOB: 1 BB: 1 P: 29	R: 0 E: 0 K: 2 S: 11	H: 0 LOB: 0 BB: 0 P: 13	R: 2 E: 0 K: 1 S: 13	H: 2 LOB: 0 BB: 0 P: 17	R: 0 E: 0 K: 0 S: 15	H: 0 LOB: 2 BB: 0 P: 30	R: 0 E: 0 K: 0 S: 9	H: 1 LOB: 2 BB: 2 P: 21	R: 0 E: 0 K: 0 S: 7	H: 1 LOB: 0 BB: 0 P: 11	R: 2 E: 0 K: 0 S: 8	H: 2 LOB: 0 BB: 0 P: 14	1B: 8 2B: 2 3B: 0 HR: 2	SF: 0 SAC: 0 DP: 2 HBP: 0	WP: 0 PB: 0 SB: 0 CS: 0	PA: 42			
<b>PITCHER</b>	IP WLS BF H R ER SO BB IBB HBP BLK WP HR S P ERA WHIP	IP WLS BF H R ER SO BB IBB HBP BLK WP HR S P ERA WHIP	IP WLS BF H R ER SO BB IBB HBP BLK WP HR S P ERA WHIP	IP WLS BF H R ER SO BB IBB HBP BLK WP HR S P ERA WHIP	IP WLS BF H R ER SO BB IBB HBP BLK WP HR S P ERA WHIP	IP WLS BF H R ER SO BB IBB HBP BLK WP HR S P ERA WHIP	IP WLS BF H R ER SO BB IBB HBP BLK WP HR S P ERA WHIP	IP WLS BF H R ER SO BB IBB HBP BLK WP HR S P ERA WHIP	IP WLS BF H R ER SO BB IBB HBP BLK WP HR S P ERA WHIP	IP WLS BF H R ER SO BB IBB HBP BLK WP HR S P ERA WHIP	IP WLS BF H R ER SO BB IBB HBP BLK WP HR S P ERA WHIP	IP WLS BF H R ER SO BB IBB HBP BLK WP HR S P ERA WHIP	IP WLS BF H R ER SO BB IBB HBP BLK WP HR S P ERA WHIP	IP WLS BF H R ER SO BB IBB HBP BLK WP HR S P ERA WHIP	IP WLS BF H R ER SO BB IBB HBP BLK WP HR S P ERA WHIP	IP WLS BF H R ER SO BB IBB HBP BLK WP HR S P ERA WHIP	IP WLS BF H R ER SO BB IBB HBP BLK WP HR S P ERA WHIP	IP WLS BF H R ER SO BB IBB HBP BLK WP HR S P ERA WHIP	IP WLS BF H R ER SO BB IBB HBP BLK WP HR S P ERA WHIP	IP WLS BF H R ER SO BB IBB HBP BLK WP HR S P ERA WHIP	IP WLS BF H R ER SO BB IBB HBP BLK WP HR S P ERA WHIP	IP WLS BF H R ER SO BB IBB HBP BLK WP HR S P ERA WHIP	
63 Justin Masterson, R ERA: 3.52 (1, 1)	1.0 L 5 1 1 1 0 1 0 0 0 0 0 14 24 9.00 2.000	1.0 6 2 2 2 0 1 0 0 0 0 0 14 24 9.00 3.000	2.0 8 2 2 2 3 0 0 0 0 0 1 24 30 18.00 1.000	1.0 5 2 0 0 1 0 0 0 0 0 0 11 17 0.00 2.000	1.0 5 0 0 0 0 2 0 0 0 0 0 15 30 0.00 2.000																		
57 Clay Rapada, L ERA: (7, 1)	0.1 4 1 0 0 0 2 0 0 0 0 0 0 0 7 18 0.00 9.000	1.2 4 1 0 0 0 0 0 0 0 0 0 0 9 14 0.00 0.600	1.0 5 2 2 2 0 0 0 0 0 0 1 8 14 18.00 2.000																				
32 Matt Albers, R ERA: 3.52 (7, 1)																							
35 Marc Rzepczynski, L ERA: 4.3 (9, 1)																							
<b>Batter</b>	<b>1</b>	<b>2</b>	<b>3</b>	<b>4</b>	<b>5</b>	<b>6</b>	<b>7</b>	<b>8</b>	<b>9</b>	<b>AB</b>	<b>R</b>	<b>H</b>	<b>RBI</b>	<b>BB</b>	<b>SO</b>	<b>LOB</b>	<b>BOTTOM</b>						
24 Michael Bourn, L OBP: 0.316, SLG: 0.346 (1, 8)										4	0	0	0	0	2	1							
33 Nick Swisher, S OBP: 0.337, SLG: 0.398 (1, 3)										4	0	0	0	0	1	1							
22 Jason Kipnis, L OBP: 0.364, SLG: 0.465 (1, 4)										4	1	1	1	0	1	0							
41 Carlos Santana, S OBP: 0.370, SLG: 0.451 (1, 2)										4	0	0	0	0	1	0							
23 Michael Brantley, L OBP: 0.331, SLG: 0.388 (1, 7)										4	0	3	0	0	0	0							
13 Adriel Cabrer, S OBP: 0.296, SLG: 0.384 (1, 6)										3	0	0	0	1	3	2							
25 Jason Giambi, L OBP: 0.273, SLG: 0.373 (1, 10)										3	0	0	0	0	2	3							
8 Lonnie Chisenhall, L OBP: 0.267, SLG: 0.388 (1, 5)										3	1	2	1	0	0	0							
11 Drew Stubbs, R OBP: 0.306, SLG: 0.367 (1, 9)										2	0	0	0	0	1								
12 Jason Kubel, L OBP: 0.290, SLG: 0.322 (8, PH)										1	0	0	0	0	1	0							
<b>Inning Stats</b>	R: 0 E: 0 K: 2 S: 8	H: 0 LOB: 0 BB: 0 P: 13	R: 0 E: 0 K: 1 S: 12	H: 1 LOB: 1 BB: 1 P: 21	R: 0 E: 0 K: 1 S: 8	H: 0 LOB: 0 BB: 0 P: 9	R: 0 E: 0 K: 1 S: 6	H: 0 LOB: 0 BB: 0 P: 7	R: 0 E: 0 K: 0 S: 7	H: 1 LOB: 1 BB: 0 P: 7	R: 1 E: 0 K: 1 S: 13	H: 2 LOB: 0 BB: 0 P: 21	R: 1 E: 0 K: 1 S: 15	H: 1 LOB: 0 BB: 0 P: 22	R: 0 E: 0 K: 2 S: 8	H: 1 LOB: 1 BB: 0 P: 17	1B: 2 2B: 2 3B: 0 HR: 2	SF: 0 SAC: 0 DP: 0 HBP: 0	WP: 0 PB: 0 SB: 0 CS: 0	PA: 34			
<b>PITCHER</b>	IP WLS BF H R ER SO BB IBB HBP BLK WP HR S P ERA WHIP	IP WLS BF H R ER SO BB IBB HBP BLK WP HR S P ERA WHIP	IP WLS BF H R ER SO BB IBB HBP BLK WP HR S P ERA WHIP	IP WLS BF H R ER SO BB IBB HBP BLK WP HR S P ERA WHIP	IP WLS BF H R ER SO BB IBB HBP BLK WP HR S P ERA WHIP	IP WLS BF H R ER SO BB IBB HBP BLK WP HR S P ERA WHIP	IP WLS BF H R ER SO BB IBB HBP BLK WP HR S P ERA WHIP	IP WLS BF H R ER SO BB IBB HBP BLK WP HR S P ERA WHIP	IP WLS BF H R ER SO BB IBB HBP BLK WP HR S P ERA WHIP	IP WLS BF H R ER SO BB IBB HBP BLK WP HR S P ERA WHIP	IP WLS BF H R ER SO BB IBB HBP BLK WP HR S P ERA WHIP	IP WLS BF H R ER SO BB IBB HBP BLK WP HR S P ERA WHIP	IP WLS BF H R ER SO BB IBB HBP BLK WP HR S P ERA WHIP	IP WLS BF H R ER SO BB IBB HBP BLK WP HR S P ERA WHIP	IP WLS BF H R ER SO BB IBB HBP BLK WP HR S P ERA WHIP	IP WLS BF H R ER SO BB IBB HBP BLK WP HR S P ERA WHIP	IP WLS BF H R ER SO BB IBB HBP BLK WP HR S P ERA WHIP	IP WLS BF H R ER SO BB IBB HBP BLK WP HR S P ERA WHIP	IP WLS BF H R ER SO BB IBB HBP BLK WP HR S P ERA WHIP	IP WLS BF H R ER SO BB IBB HBP BLK WP HR S P ERA WHIP	IP WLS BF H R ER SO BB IBB HBP BLK WP HR S P ERA WHIP	IP WLS BF H R ER SO BB IBB HBP BLK WP HR S P ERA WHIP	
25 Bud Norris, R ERA: 4.01 (1, 1)	7.0 W 25 4 1 1 1 1 0 0 0 0 0 1 63 9.2 0.714	1.0 4 1 1 1 1 0 0 0 0 0 0 1 15 22 9.00 1.000	1.0 4 1 0 0 2 0 0 0 0 0 0 8 17 0.00 1.000																				
29 Tommy Hunter, R ERA: 2.72 (8, 1)																							
17 Brian Matusz, L ERA: 3.47 (9, 1)																							

Baltimore Orioles @ Cleveland Indians  
Progressive Field, Cleveland, OH  
Mon Sep 02 2013, 4:08 PM - 7:13 PM EDT  
Att: 15,020 - Cloudy - 73 F

AB 36  
R 7  
H 11  
RBI 7  
BB 6  
SO 4  
LOB 24



Baltimore Orioles @ Cleveland Indians  
Progressive Field, Cleveland, OH  
Mon Sep 02 2013, 4:08 PM - 7:13 PM EDT  
Att: 15,020 - Cloudy - 73 F

AB 32  
R 2  
H 6  
RBI 2  
BB 1  
SO 11  
LOB 8









Batter	1	2	3	4	5	6	7	8	9	AB	R	H	RBI	BB	SO	LOB	TOP										
1 Brian Roberts, S OBP: 0.312, SLG: 0.348	F9		L9		13 WP 13 HR BB		K			3	1	0	0	1	1	1											
13 Manny Machado, R OBP: 0.325, SLG: 0.451	G4-3		K		HR		P2			4	1	1	3	0	1	1											
19 Chris Davis, L OBP: 0.380, SLG: 0.656	K				10 S 1B		K			4	0	1	0	0	3	0											
10 Adam Jones, R OBP: 0.323, SLG: 0.505		21 G3 21 E HBP		HR			G4-3			3	1	1	1	0	1	1											
21 Nick Markakis, L OBP: 0.325, SLG: 0.357	G3		K		HR		P5			4	0	0	0	0	1	1											
32 Matt Wieters, S OBP: 0.285, SLG: 0.414	K		L4				G4-3			4	0	0	0	0	2	1											
9 Nate McLouth, L OBP: 0.338, SLG: 0.413	L9						G4-3			4	0	1	0	0	0	1											
2 J.J. Hardy, R OBP: 0.304, SLG: 0.443	F9		F9		13 WP 13 HR 2B		F8			4	1	1	0	0	0	1											
3 Ryan Flaherty, L OBP: 0.281, SLG: 0.368							K			3	0	1	0	0	2	1											
<b>Inning Stats</b>	R: 0 E: 0 K: 1 S: 7	H: 0 LOB: 0 BB: 0 P: 11	R: 0 E: 1 K: 1 S: 13	H: 0 LOB: 1 BB: 0 P: 19	R: 0 E: 0 K: 1 S: 11	H: 1 LOB: 1 BB: 0 P: 18	R: 1 E: 0 K: 2 S: 14	H: 1 LOB: 0 BB: 0 P: 22	R: 3 E: 0 K: 2 S: 18	H: 3 LOB: 1 BB: 1 P: 34	R: 0 E: 0 K: 0 S: 8	H: 1 LOB: 1 BB: 0 P: 14	R: 0 E: 0 K: 1 S: 10	H: 0 LOB: 0 BB: 0 P: 15	R: 0 E: 0 K: 1 S: 10	H: 0 LOB: 0 BB: 0 P: 13	1B: 2 2B: 2 3B: 0 HR: 2	SF: 0 SAC: 0 DP: 0 HBP: 1	WP: 1 PB: 0 SB: 1 CS: 0	PA: 35							
<b>PITCHER</b>	IP	WLS	BF	H	R	ER	SO	BB	IBB	HBP	BLK	WP	HR	S	P	ERA	WHIP										
34 Zach McAllister, R ERA: 3.97	4.2		21	5	4	4	6	1	0	1	0	1	2	58	96	7.71	1.286										
27 Bryan Shaw, R ERA: 3.94	1.0	W	4	1	0	0	1	0	0	0	0	0	0	11	19	0.00	1.000										
37 Cody Allen, R ERA: 2.35	1.1	H	4	0	0	0	2	0	0	0	0	0	0	12	18	0.00	0.000										
38 Joe Smith, R ERA: 2.47	1.0	H	3	0	0	0	1	0	0	0	0	0	0	7	11	0.00	0.000										
54 Chris Perez, R ERA: 3.59	1.0	S	3	0	0	0	1	0	0	0	0	0	0	10	13	0.00	0.000										

Baltimore Orioles @ Cleveland Indians  
Progressive Field, Cleveland, OH  
Wed Sep 04 2013, 7:07 PM - 10:10 PM EDT  
Att: 11,522 - Clear - 77 F

AB 33  
R 4  
H 6  
RBI 4  
BB 1  
SO 11  
LOB 8



Batter	1	2	3	4	5	6	7	8	9	AB	R	H	RBI	BB	SO	LOB	BOTTOM										
24 Michael Bourn, L OBP: 0.315, SLG: 0.344	22 1B 10 1B 33 BB 1B		K				K			4	1	1	0	0	3	0											
33 Nick Swisher, S OBP: 0.333, SLG: 0.392	10 1B 13 FC5-2 22 1B BB	G6-3				G5-3				3	0	0	0	1	1	0											
22 Jason Kipnis, L OBP: 0.368, SLG: 0.468	13 FC5-2 9 2B 10 1B 1B				10 1B BB	41 BB 10 2B 1B				3	2	2	0	1	0	0											
41 Carlos Santana, S OBP: 0.370, SLG: 0.446	K		K		10 2B 9 WP BB		B5-3			3	1	0	0	1	2	4											
10 Yan Gomes, R OBP: 0.343, SLG: 0.502	9 FC5-2 13 2B 1B				9 WP 2B					4	1	3	2	0	1	0											
13 Adrián Cabrera, S OBP: 0.293, SLG: 0.379	9 2B 4 1B 1B	FC5-2			9 WP IBB					3	1	0	0	1	2	5											
9 Ryan Raburn, R OBP: 0.366, SLG: 0.576	4 1B 2B				G5-3					3	0	1	2	0	1	4											
7 Matt Carson, R OBP: 0.500, SLG: 0.500	4 1B 2B				G5-3					1	0	1	0	0	0	0											
4 Mike Aviles, R OBP: 0.287, SLG: 0.392					F9					4	0	2	1	0	0	3											
11 Drew Stubbs, R OBP: 0.304, SLG: 0.364					11 B1-6 2B					3	0	0	0	0	2	1											
<b>Inning Stats</b>	R: 4 E: 0 K: 1 S: 17	H: 5 LOB: 2 BB: 1 P: 28	R: 0 E: 0 K: 2 S: 7	H: 0 LOB: 0 BB: 0 P: 10	R: 0 E: 0 K: 3 S: 16	H: 1 LOB: 2 BB: 1 P: 25	R: 0 E: 0 K: 1 S: 7	H: 1 LOB: 0 BB: 0 P: 13	R: 2 E: 0 K: 0 S: 11	H: 2 LOB: 2 BB: 2 P: 25	R: 0 E: 0 K: 3 S: 10	H: 0 LOB: 0 BB: 0 P: 17	R: 0 E: 0 K: 1 S: 7	H: 0 LOB: 0 BB: 0 P: 11	R: 0 E: 0 K: 1 S: 8	H: 1 LOB: 0 BB: 0 P: 12	1B: 7 2B: 4 3B: 0 HR: 0	SF: 0 SAC: 0 DP: 2 HBP: 0	WP: 1 PB: 0 SB: 0 CS: 0	PA: 35							
<b>PITCHER</b>	IP	WLS	BF	H	R	ER	SO	BB	IBB	HBP	BLK	WP	HR	S	P	ERA	WHIP										
53 Zack Britton, L ERA: 5.45	2.1		14	6	4	4	4	2	0	0	0	0	0	34	54	15.43	3.429										
39 Kevin Gausman, R ERA: 5.77	2.2	L	12	3	2	2	3	1	1	0	0	1	0	24	47	6.75	1.500										
57 Francisco Rodriguez, R ERA: 2.13	1.2		5	0	0	0	3	0	0	0	0	0	0	14	24	0.00	0.000										
60 Josh Stinson, R ERA: 5.0	0.1		1	0	0	0	1	0	0	0	0	0	0	3	4	0.00	0.000										
43 Jim Johnson, R ERA: 3.98	1.0		3	1	0	0	1	0	0	0	0	0	0	8	12	0.00	1.000										

Baltimore Orioles @ Cleveland Indians  
Progressive Field, Cleveland, OH  
Wed Sep 04 2013, 7:07 PM - 10:10 PM EDT  
Att: 11,522 - Clear - 77 F

AB 31  
R 6  
H 10  
RBI 5  
BB 4  
SO 12  
LOB 17





Batter	1	2	3	4	5	6	7	8	9	AB	R	H	RBI	BB	SO	LOB	TOP										
30 Alejandro De Aza, L (1,8) OBP: 0.328, SLG: 0.415										4	0	1	0	0	2	2	<b>Chicago White Sox @ Baltimore Orioles</b> Oriole Park at Camden Yards, Baltimore, MD Thu Sep 05 2013, 7:09 PM - 9:41 PM EDT Att: 17,383 - Cloudy - 76 F										
15 Gordon Beckham, R (1,4) OBP: 0.334, SLG: 0.397										4	0	0	0	0	2	2											
10 Alexei Ramirez, R (1,6) OBP: 0.306, SLG: 0.371										4	0	1	0	0	1	0											
44 Adam Dunn, L (1,10) OBP: 0.328, SLG: 0.449										4	0	0	0	0	3	1											
14 Paul Konerko, R (1,3) OBP: 0.314, SLG: 0.354										4	0	0	0	0	0	0											
26 Avisail Garcia, R (1,9) OBP: 0.326, SLG: 0.419										3	0	0	0	0	0	0											
12 Conor Gillaspie, L (1,5) OBP: 0.304, SLG: 0.371										3	1	1	0	0	0	0											
24 Dayan Viedro, R (1,7) OBP: 0.303, SLG: 0.416										3	0	2	0	0	0	0											
39 Bryan Anderson, L (1,2)										2	0	0	0	1	1	1											
<b>Inning Stats</b>	R: 0 E: 0 K: 2 S: 11	H: 0 LOB: 0 BB: 0 P: 16	R: 0 E: 0 K: 0 S: 6	H: 0 LOB: 0 BB: 0 P: 8	R: 1 E: 0 K: 0 S: 11	H: 2 LOB: 1 BB: 1 P: 19	R: 0 E: 0 K: 1 S: 9	H: 0 LOB: 0 BB: 0 P: 13	R: 0 E: 0 K: 0 S: 9	H: 1 LOB: 1 BB: 0 P: 13	R: 0 E: 0 K: 3 S: 12	H: 1 LOB: 1 BB: 0 P: 19	R: 0 E: 0 K: 0 S: 8	H: 0 LOB: 0 BB: 0 P: 12	R: 0 E: 0 K: 1 S: 21	H: 1 LOB: 1 BB: 0 P: 26		R: 0 E: 0 K: 2 S: 9	H: 0 LOB: 0 BB: 0 P: 12	1B: 5 2B: 0 3B: 0 HR: 0	SF: 0 SAC: 0 DP: 1 HBP: 0	WP: 0 PB: 0 CS: 0	PA: 32				
<b>PITCHER</b>	IP	WLS	BF	H	R	ER	SO	BB	IBB	HBP	BLK	WP	HR	S	P	ERA	WHIP										
50 Miguel González, R (1,1) ERA: 3.98	7.0	W	25	4	1	1	6	1	0	0	0	0	0	66	100	1.29	0.714										
29 Tommy Hunter, R (8,1) ERA: 2.59	1.0	H	4	1	0	0	1	0	0	0	0	0	0	21	26	0.00	1.000										
43 Jim Johnson, R (9,1) ERA: 3.34	1.0	S	3	0	0	0	2	0	0	0	0	0	0	9	12	0.00	0.000										

Batter	1	2	3	4	5	6	7	8	9	AB	R	H	RBI	BB	SO	LOB	BOTTOM										
1 Brian Roberts, S (1,4) OBP: 0.311, SLG: 0.362										4	1	1	1	0	1	0	<b>Chicago White Sox @ Baltimore Orioles</b> Oriole Park at Camden Yards, Baltimore, MD Thu Sep 05 2013, 7:09 PM - 9:41 PM EDT Att: 17,383 - Cloudy - 76 F										
13 Manny Machado, R (1,5) OBP: 0.323, SLG: 0.445										4	0	0	0	0	1	0											
10 Adam Jones, R (1,8) OBP: 0.326, SLG: 0.511										3	1	2	1	1	1	0											
19 Chris Davis, L (1,3) OBP: 0.378, SLG: 0.652										3	0	0	0	0	0	2											
32 Matt Wieters, S (1,2) OBP: 0.287, SLG: 0.418										3	0	2	0	0	0	1											
38 Michael Morse, R (1,9) OBP: 0.284, SLG: 0.406										3	0	0	0	0	2	4											
21 Nick Markakis, L (8,9) OBP: 0.325, SLG: 0.357										0	0	0	0	0	0	0											
2 J.J. Hardy, R (1,6) OBP: 0.306, SLG: 0.450										3	1	2	1	0	0	1											
35 Danny Valencia, R (1,10) OBP: 0.320, SLG: 0.568										3	0	0	0	0	0	2											
9 Nate McLouth, L (1,7) OBP: 0.336, SLG: 0.410										3	0	0	0	0	2	1											
<b>Inning Stats</b>	R: 1 E: 0 K: 0 S: 11	H: 1 LOB: 0 BB: 0 P: 16	R: 0 E: 0 K: 1 S: 9	H: 1 LOB: 0 BB: 0 P: 16	R: 0 E: 0 K: 1 S: 6	H: 0 LOB: 0 BB: 0 P: 7	R: 0 E: 0 K: 1 S: 13	H: 0 LOB: 1 BB: 1 P: 21	R: 2 E: 0 K: 1 S: 17	H: 2 LOB: 0 BB: 0 P: 24	R: 0 E: 0 K: 0 S: 7	H: 2 LOB: 1 BB: 0 P: 10	R: 0 E: 0 K: 0 S: 6	H: 1 LOB: 0 BB: 0 P: 8	R: 0 E: 0 K: 3 S: 10	H: 0 LOB: 0 BB: 0 P: 12	1B: 3 2B: 1 3B: 0 HR: 3	SF: 0 SAC: 0 DP: 2 HBP: 0	WP: 0 PB: 0 CS: 0	PA: 30							
<b>PITCHER</b>	IP	WLS	BF	H	R	ER	SO	BB	IBB	HBP	BLK	WP	HR	S	P	ERA	WHIP										
62 Jose Quintana, L (1,1) ERA: 3.7	7.0	L	27	7	3	3	4	1	0	0	0	0	0	69	102	3.86	1.143										
43 Addison Reed, R (8,1) ERA: 3.22	1.0		3	0	0	0	3	0	0	0	0	0	0	10	12	0.00	0.000										

livebaseballscorecards.com

AB 31  
R 1  
H 5  
RBI 0  
BB 1  
SO 9  
LOB 6



livebaseballscorecards.com

AB 29  
R 3  
H 7  
RBI 3  
BB 1  
SO 7  
LOB 11







Batter	1	2	3	4	5	6	7	8	9	AB	R	H	RBI	BB	SO	LOB	TOP			
30 Alejandro De Aza, L (1.8) OBP: 0.330, SLG: 0.412	G3		L5			G6-3		F8		4	0	0	0	0	0	0	Chicago White Sox @ Baltimore Orioles Oriole Park at Camden Yards, Baltimore, MD Fri Sep 06 2013, 7:07 PM - 9:33 PM EDT Att: 26,253 - Clear - 75 F			
15 Gordon Beckham, R (1.4) OBP: 0.324, SLG: 0.392	F8			K		K		L4		4	0	0	0	0	2	0				
7 Jeff Keppinger, R (1.5) OBP: 0.274, SLG: 0.304					1B	G6-3		L9		4	0	2	0	0	0	0				
44 Adam Dunn, L (1.10) OBP: 0.325, SLG: 0.445	G6-3			G5-3		F7		F8		4	0	0	0	0	2	0				
14 Paul Konerko, R (1.3) OBP: 0.319, SLG: 0.357										2	0	2	0	1	0	0				
20 Jordan Danks, L (1.9) OBP: 0.295, SLG: 0.385	G4-6-3					F7				3	0	0	0	0	0	2				
24 Dayan Viedro, R (1.7) OBP: 0.301, SLG: 0.413								G4-3		3	0	0	0	0	1	1				
36 Josh Phegley, R (1.2) OBP: 0.222, SLG: 0.323			P4					G4-3		3	0	1	0	0	0	0				
28 Leury Garcia, S (1.6) OBP: 0.233, SLG: 0.209			G1-3			FC6-4		F9		3	0	0	0	0	0	1				
<b>Inning Stats</b>	R: 0 E: 0 K: 0 S: 10	H: 1 LOB: 1 BB: 0 P: 14	R: 0 E: 0 K: 1 S: 7	H: 1 LOB: 0 BB: 0 P: 9	R: 0 E: 0 K: 1 S: 12	H: 0 LOB: 0 BB: 0 P: 16	R: 0 E: 0 K: 1 S: 7	H: 2 LOB: 2 BB: 0 P: 11	R: 0 E: 0 K: 1 S: 10	H: 1 LOB: 1 BB: 0 P: 14	R: 0 E: 0 K: 1 S: 10	H: 0 LOB: 0 BB: 0 P: 13	R: 0 E: 0 K: 0 S: 6	H: 0 LOB: 1 BB: 0 P: 8	R: 0 E: 0 K: 0 S: 5	H: 0 LOB: 0 BB: 0 P: 5	1B: 5 2B: 0 3B: 0 HR: 0	SF: 0 SAC: 0 DP: 1 HBP: 0	WP: 0 PB: 0 SB: 0 CS: 0	PA: 31
<b>PITCHER</b> 34 Scott Feldman, R (1.1) ERA: 3.54	IP: 9.0 WLS: W BF: 31 H: 5 R: 0 ER: 0 SO: 3 BB: 1 IBB: 0 HBP: 0 BLK: 0 WP: 0 HR: 0 S: 74 P: 106 ERA: 0.00 WHIP: 0.667															<b>PITCHER</b> IP: 9.0 WLS: W BF: 31 H: 5 R: 0 ER: 0 SO: 3 BB: 1 IBB: 0 HBP: 0 BLK: 0 WP: 0 HR: 0 S: 74 P: 106 ERA: 0.00 WHIP: 0.667				

Batter	1	2	3	4	5	6	7	8	9	AB	R	H	RBI	BB	SO	LOB	BOTTOM			
1 Brian Roberts, S (1.4) OBP: 0.310, SLG: 0.356	L9		K					F9		3	0	0	0	1	1	0	Chicago White Sox @ Baltimore Orioles Oriole Park at Camden Yards, Baltimore, MD Fri Sep 06 2013, 7:07 PM - 9:33 PM EDT Att: 26,253 - Clear - 75 F			
13 Manny Machado, R (1.5) OBP: 0.321, SLG: 0.445	F9			K		G3-1		F8		4	0	0	0	0	1	2				
10 Adam Jones, R (1.8) OBP: 0.324, SLG: 0.508	L7			K				F8		4	0	0	0	0	1	0				
19 Chris Davis, L (1.3) OBP: 0.381, SLG: 0.659		P6								4	1	3	1	0	0	0				
32 Matt Wieters, S (1.2) OBP: 0.287, SLG: 0.423		F7						L8		4	1	1	1	0	1	2				
2 J.J. Hardy, R (1.6) OBP: 0.308, SLG: 0.451	F8									3	1	2	0	0	0	0				
21 Nick Markakis, L (1.9) OBP: 0.325, SLG: 0.357			F8					G5-4-3		3	0	1	0	0	0	1				
38 Michael Morse, R (1.7) OBP: 0.282, SLG: 0.403			F9							2	0	0	0	0	0	2				
36 Chris Dickerson, L (7.7) OBP: 0.271, SLG: 0.468								F7		1	0	0	0	0	0	0				
35 Danny Valencia, R (1.10) OBP: 0.330, SLG: 0.602								G1-3		3	1	2	2	0	0	0				
<b>Inning Stats</b>	R: 0 E: 0 K: 0 S: 6	H: 0 LOB: 0 BB: 0 P: 8	R: 0 E: 0 K: 0 S: 13	H: 0 LOB: 0 BB: 0 P: 18	R: 1 E: 0 K: 1 S: 14	H: 1 LOB: 0 BB: 0 P: 19	R: 0 E: 0 K: 3 S: 13	H: 1 LOB: 1 BB: 0 P: 19	R: 2 E: 0 K: 0 S: 13	H: 3 LOB: 2 BB: 1 P: 28	R: 0 E: 0 K: 0 S: 6	H: 0 LOB: 0 BB: 0 P: 10	R: 0 E: 0 K: 0 S: 10	H: 1 LOB: 1 BB: 0 P: 18	R: 0 E: 0 K: 0 S: 6	H: 0 LOB: 0 BB: 0 P: 10	1B: 6 2B: 0 3B: 0 HR: 3	SF: 0 SAC: 0 DP: 2 HBP: 0	WP: 0 PB: 0 SB: 1 CS: 1	PA: 32
<b>PITCHER</b> 50 John Danks, L (1.1) ERA: 4.45	IP: 5.1 WLS: L BF: 23 H: 7 R: 4 ER: 4 SO: 4 BB: 1 IBB: 0 HBP: 0 BLK: 0 WP: 0 HR: 3 S: 73 P: 103 ERA: 6.75 WHIP: 1.500															<b>PITCHER</b> IP: 5.1 WLS: L BF: 23 H: 7 R: 4 ER: 4 SO: 4 BB: 1 IBB: 0 HBP: 0 BLK: 0 WP: 0 HR: 3 S: 73 P: 103 ERA: 6.75 WHIP: 1.500				
52 Jake Petricka, R (6.1) ERA: 2.0	IP: 1.2 WLS: 0 BF: 5 H: 1 R: 0 ER: 0 SO: 0 BB: 0 IBB: 0 HBP: 0 BLK: 0 WP: 0 HR: 0 S: 11 P: 18 ERA: 0.00 WHIP: 0.600															<b>PITCHER</b> IP: 1.2 WLS: 0 BF: 5 H: 1 R: 0 ER: 0 SO: 0 BB: 0 IBB: 0 HBP: 0 BLK: 0 WP: 0 HR: 0 S: 11 P: 18 ERA: 0.00 WHIP: 0.600				
40 Daniel Webb, R (8.1) ERA: 4.5	IP: 1.0 WLS: 0 BF: 4 H: 1 R: 0 ER: 0 SO: 0 BB: 0 IBB: 0 HBP: 0 BLK: 0 WP: 0 HR: 0 S: 10 P: 18 ERA: 0.00 WHIP: 1.000															<b>PITCHER</b> IP: 1.0 WLS: 0 BF: 4 H: 1 R: 0 ER: 0 SO: 0 BB: 0 IBB: 0 HBP: 0 BLK: 0 WP: 0 HR: 0 S: 10 P: 18 ERA: 0.00 WHIP: 1.000				

AB 30  
R 0  
H 5  
RBI 0  
BB 1  
SO 3  
LOB 6



AB 31  
R 4  
H 9  
RBI 4  
BB 1  
SO 4  
LOB 7





Batter	1	2	3	4	5	6	7	8	9	10	AB	R	H	RBI	BB	SO	LOB	TOP							
28 Leury Garcia, S OBP: 0.231, SLG: 0.208 (1, 8)			G1-4-3				F8				5	0	1	0	0	2	2								
15 Gordon Beckham, R OBP: 0.327, SLG: 0.378 (8, PH)	G6-3			G4-3							3	0	0	0	0	1	1								
20 Jordan Danks, L OBP: 0.298, SLG: 0.381 (8, 8)											1	0	0	0	1	1	0								
10 Alexei Ramirez, R OBP: 0.306, SLG: 0.372 (1, 6)											4	1	1	0	0	1	1								
14 Paul Konerko, R OBP: 0.320, SLG: 0.361 (1, 3)		F9									4	0	2	1	0	0	0								
26 Avisail Garcia, R OBP: 0.271, SLG: 0.410 (1, 9)											4	0	0	0	0	3	2								
7 Jeff Keppinger, R OBP: 0.271, SLG: 0.301 (1, 10)											4	0	0	0	0	1	2								
24 Dayan Viciedo, R OBP: 0.304, SLG: 0.426 (9, PH)											3	1	2	1	0	0	0								
44 Adam Dunn, L OBP: 0.325, SLG: 0.444 (9, 2)											1	0	0	0	0	0	0								
39 Bryan Anderson, L (9, 2)											0	0	0	0	0	0	0								
36 Josh Phegley, R OBP: 0.217, SLG: 0.316 (9, 7)											3	0	0	0	0	0	1								
30 Alejandro De Aza, L OBP: 0.323, SLG: 0.411 (10, 5)											1	0	0	0	0	0	0								
5 Marcus Semien, R OBP: 0.286, SLG: 0.286 (10, PH)											3	0	0	0	0	2	2								
12 Conor Gillaspie, L OBP: 0.306, SLG: 0.362 (10, 5)											1	1	1	1	0	0	0								
<b>Inning Stats</b>	R: 0 E: 0 K: 2 S: 9	H: 0 LOB: 0 BB: 0 P: 12	R: 0 E: 0 K: 0 S: 6	H: 0 LOB: 0 BB: 0	R: 0 E: 0 K: 1 S: 10	H: 1 LOB: 1 BB: 0 P: 15	R: 1 E: 0 K: 2 S: 14	H: 2 LOB: 1 BB: 0 P: 22	R: 1 E: 0 K: 2 S: 18	H: 2 LOB: 1 BB: 0 P: 23	R: 0 E: 1 K: 1 S: 8	H: 0 LOB: 1 BB: 0 P: 9	R: 0 E: 0 K: 0 S: 8	H: 0 LOB: 0 BB: 1 P: 15	R: 0 E: 0 K: 1 S: 8	H: 0 LOB: 0 BB: 0 P: 10	R: 1 E: 0 K: 2 S: 14	H: 1 LOB: 0 BB: 0 P: 19	1B: 2 2B: 3 3B: 0 HR: 2	SF: 0 SAC: 0 DP: 0 HBP: 0	WP: 0 PB: 0 SB: 0 CS: 1	PA: 38			
<b>PITCHER</b>	IP 6.0	WLS 24	BF 24	H 6	R 2	ER 2	SO 8	BB 0	IBB 0	HBP 0	BLK 0	WP 0	HR 1	S 70	P 99	ERA 3.00	WHIP 1.000								
16 Wei-Yin Chen, L ERA: 3.82 (7, 1)	2.0	7	0	0	0	1	1	0	0	0	0	0	0	16	24	0.00	0.500								
56 Darren O'Day, R ERA: 2.29 (9, 1)	1.0	3	0	0	0	1	0	0	0	0	0	0	0	8	10	0.00	0.000								
43 Jim Johnson, R ERA: 3.28 (10, 1)	1.0	W	4	1	1	2	0	0	0	0	0	0	0	1	14	19	9.00	1.000							

Chicago White Sox @ Baltimore Orioles  
Oriole Park at Camden Yards, Baltimore, MD  
Sat Sep 07 2013, 1:10 PM - 4:47 PM EDT  
Att. 23,653 - Sunny - 77 F


AB 37  
R 3  
H 7  
RBI 3  
BB 1  
SO 12  
LOB 11



Batter	1	2	3	4	5	6	7	8	9	10	AB	R	H	RBI	BB	SO	LOB	BOTTOM						
1 Brian Roberts, S OBP: 0.312, SLG: 0.370 (1, 4)	G4-3										4	1	1	1	1	1	3							
13 Manny Machado, R OBP: 0.322, SLG: 0.446 (1, 5)											5	1	2	0	0	0	3							
10 Adam Jones, R OBP: 0.325, SLG: 0.507 (1, 8)											5	0	2	0	0	2	1							
19 Chris Davis, L OBP: 0.379, SLG: 0.656 (1, 3)											5	0	1	1	0	3	3							
2 J.J. Hardy, R OBP: 0.306, SLG: 0.447 (1, 6)											5	0	0	0	0	1	4							
35 Danny Valencia, R OBP: 0.346, SLG: 0.627 (8, PR)											4	0	3	0	0	0	2							
12 Alexi Casilla, S OBP: 0.274, SLG: 0.302 (9, 10)											0	0	0	0	0	0	0							
51 Henry Urrutia, L OBP: 0.283, SLG: 0.321 (10, PH)											1	0	1	0	0	0	0							
36 Chris Dickerson, L OBP: 0.271, SLG: 0.408 (10, PR)											0	1	0	0	0	0	0							
21 Nick Markakis, L OBP: 0.324, SLG: 0.355 (1, 9)											5	1	1	0	0	0	3							
38 Michael Morse, R OBP: 0.280, SLG: 0.401 (6, PH)											2	0	0	0	0	1	2							
9 Nate McLouth, L OBP: 0.336, SLG: 0.412 (7, 7)											3	0	1	0	0	1	3							
48 Chris Snyder, R OBP: 0.261, SLG: 0.105 (8, PH)											2	0	0	0	1	1	2							
32 Matt Wieters, S OBP: 0.288, SLG: 0.423 (9, 2)											2	0	1	2	0	1	3							
<b>Inning Stats</b>	R: 1 E: 0 K: 1 S: 14	H: 2 LOB: 1 BB: 0 P: 23	R: 0 E: 0 K: 0 S: 16	H: 1 LOB: 3 BB: 2 P: 29	R: 0 E: 0 K: 1 S: 10	H: 0 LOB: 0 BB: 0 P: 13	R: 0 E: 0 K: 2 S: 9	H: 1 LOB: 1 BB: 0 P: 15	R: 1 E: 0 K: 0 S: 14	H: 3 LOB: 2 BB: 0 P: 20	R: 0 E: 0 K: 1 S: 10	H: 1 LOB: 1 BB: 0 P: 15	R: 0 E: 0 K: 2 S: 10	H: 1 LOB: 1 BB: 0 P: 12	R: 0 E: 2 K: 1 S: 13	H: 1 LOB: 2 BB: 0 P: 19	R: 0 E: 0 K: 2 S: 8	H: 0 LOB: 0 BB: 0 P: 11	R: 2 E: 0 K: 1 S: 13	H: 3 LOB: 3 BB: 0 P: 19	1B: 7 2B: 5 3B: 0 HR: 1	SF: 0 SAC: 0 DP: 0 HBP: 0	WP: 0 PB: 0 SB: 3 CS: 0	PA: 45
<b>PITCHER</b>	IP 5.0	WLS 24	BF 24	H 7	R 2	ER 2	SO 4	BB 2	IBB 0	HBP 0	BLK 0	WP 0	HR 1	S 63	P 100	ERA 3.60	WHIP 1.800							
53 Héctor Santiago, L ERA: 3.44 (6, 1)	1.0	4	1	0	0	1	0	0	0	0	0	0	0	10	15	0.00	1.000							
27 Matt Lindstrom, R ERA: 2.91 (7, 1)	1.0	4	1	0	0	2	0	0	0	0	0	0	0	10	12	0.00	1.000							
41 David Purcey, L ERA: 1.37 (8, 1)	0.1	3	1	0	0	0	0	0	0	0	0	0	0	7	10	0.00	3.000							
65 Nate Jones, R ERA: 3.89 (8, 1)	1.2	5	0	0	0	3	0	0	0	0	0	0	0	14	20	0.00	0.000							

Chicago White Sox @ Baltimore Orioles  
Oriole Park at Camden Yards, Baltimore, MD  
Sat Sep 07 2013, 1:10 PM - 4:47 PM EDT  
Att. 23,653 - Sunny - 77 F

AB 43  
R 4  
H 13  
RBI 4  
BB 2  
SO 11  
LOB 29









Batter	1	2	3	4	5	6	7	8	9	AB	R	H	RBI	BB	SO	LOB	TOP							
11 Brett Gardner, L (1, 8) OBP: 0.345, SLG: 0.418										4	0	1	0	0	2	0	<b>New York Yankees @ Baltimore Orioles</b> Oriole Park at Camden Yards, Baltimore, MD Mon Sep 09 2013, 7:07 PM - 9:43 PM EDT Att: 17,456 - Clear - 75 F							
13 Alex Rodriguez, R (1, 5) OBP: 0.394, SLG: 0.477										4	1	2	1	0	1	1								
24 Robinson Cano, L (1, 4) OBP: 0.382, SLG: 0.512										4	0	0	0	0	0	2								
12 Alfonso Soriano, R (1, 7) OBP: 0.292, SLG: 0.480											4	0	0	0	0	2		1						
14 Curtis Granderson, L (1, 10) OBP: 0.345, SLG: 0.389											4	0	0	0	0	1		1						
26 Eduardo Núñez, R (1, 6) OBP: 0.312, SLG: 0.357											3	0	1	0	0	1		0						
55 Lyle Overbay, L (1, 3) OBP: 0.306, SLG: 0.417										3	1	1	1	0	0	1		<b>AB 32</b> <b>R 2</b> <b>H 5</b> <b>RBI 2</b> <b>BB 0</b> <b>SO 12</b> <b>LOB 7</b>						
31 Ichiro Suzuki, L (1, 9) OBP: 0.304, SLG: 0.356										3	0	0	0	0	2	1								
53 Austin Romine, R (1, 2) OBP: 0.257, SLG: 0.299 63 Zoilo Almonte, S (8, PH) OBP: 0.302, SLG: 0.337 66 John Ryan Murphy, R (8, 2) OBP: 0.287, SLG: 0.287										2	0	0	0	0	2	0								
<b>Inning Stats</b>	R: 1 H: 1 E: 0 K: 2 S: 14	H: 1 LOB: 0 BB: 0 P: 24	R: 0 H: 1 E: 0 K: 0 S: 7	H: 1 LOB: 1 BB: 0 P: 11	R: 0 H: 1 E: 0 K: 2 S: 15	H: 1 LOB: 1 BB: 0 P: 19	R: 0 H: 0 E: 0 K: 0 S: 7	H: 0 LOB: 0 BB: 0 P: 7	R: 0 H: 0 E: 0 K: 0 S: 12	H: 0 LOB: 0 BB: 0 P: 16	R: 0 H: 0 E: 0 K: 0 S: 8	H: 0 LOB: 0 BB: 0 P: 10	R: 0 H: 0 E: 0 K: 3 S: 13	H: 0 LOB: 0 BB: 0 P: 20	R: 1 H: 1 E: 0 K: 3 S: 11	H: 1 LOB: 0 BB: 0 P: 14		R: 0 H: 1 E: 0 K: 0 S: 10	H: 1 LOB: 1 BB: 0 P: 16	1B: 3 2B: 0 3B: 0 HR: 2	SF: 0 SAC: 0 DP: 0 HBP: 0	WP: 0 PB: 0 SB: 0 CS: 0	PA: 32	
<b>PITCHER</b>	IP WLS BF H R ER SO BB IBB HBP BLK WP HR S P ERA WHIP	IP WLS BF H R ER SO BB IBB HBP BLK WP HR S P ERA WHIP	IP WLS BF H R ER SO BB IBB HBP BLK WP HR S P ERA WHIP	IP WLS BF H R ER SO BB IBB HBP BLK WP HR S P ERA WHIP	IP WLS BF H R ER SO BB IBB HBP BLK WP HR S P ERA WHIP	IP WLS BF H R ER SO BB IBB HBP BLK WP HR S P ERA WHIP	IP WLS BF H R ER SO BB IBB HBP BLK WP HR S P ERA WHIP	IP WLS BF H R ER SO BB IBB HBP BLK WP HR S P ERA WHIP	IP WLS BF H R ER SO BB IBB HBP BLK WP HR S P ERA WHIP	IP WLS BF H R ER SO BB IBB HBP BLK WP HR S P ERA WHIP	IP WLS BF H R ER SO BB IBB HBP BLK WP HR S P ERA WHIP	IP WLS BF H R ER SO BB IBB HBP BLK WP HR S P ERA WHIP	IP WLS BF H R ER SO BB IBB HBP BLK WP HR S P ERA WHIP	IP WLS BF H R ER SO BB IBB HBP BLK WP HR S P ERA WHIP	IP WLS BF H R ER SO BB IBB HBP BLK WP HR S P ERA WHIP	IP WLS BF H R ER SO BB IBB HBP BLK WP HR S P ERA WHIP	IP WLS BF H R ER SO BB IBB HBP BLK WP HR S P ERA WHIP	IP WLS BF H R ER SO BB IBB HBP BLK WP HR S P ERA WHIP	IP WLS BF H R ER SO BB IBB HBP BLK WP HR S P ERA WHIP	IP WLS BF H R ER SO BB IBB HBP BLK WP HR S P ERA WHIP	IP WLS BF H R ER SO BB IBB HBP BLK WP HR S P ERA WHIP	IP WLS BF H R ER SO BB IBB HBP BLK WP HR S P ERA WHIP	IP WLS BF H R ER SO BB IBB HBP BLK WP HR S P ERA WHIP	IP WLS BF H R ER SO BB IBB HBP BLK WP HR S P ERA WHIP

Batter	1	2	3	4	5	6	7	8	9	AB	R	H	RBI	BB	SO	LOB	BOTTOM						
21 Nick Markakis, L (1, 9) OBP: 0.326, SLG: 0.359											4	1	3	1	0	0	2						
13 Manny Machado, R (1, 5) OBP: 0.323, SLG: 0.445											3	0	1	1	0	1	2						
10 Adam Jones, R (1, 8) OBP: 0.325, SLG: 0.512										3	0	1	1	0	1	1	<b>AB 28</b> <b>R 4</b> <b>H 7</b> <b>RBI 4</b> <b>BB 2</b> <b>SO 6</b> <b>LOB 11</b>						
19 Chris Davis, L (1, 3) OBP: 0.376, SLG: 0.647										4	0	0	0	0	2	1							
35 Danny Valencia, R (1, 10) OBP: 0.336, SLG: 0.610 1 Brian Roberts, S (8, PH) OBP: 0.308, SLG: 0.369										3	0	0	0	0	1	1							
2 J.J. Hardy, R (1, 6) OBP: 0.308, SLG: 0.447											3	1	1	0	1	0	0						
38 Michael Morse, R (1, 7) OBP: 0.278, SLG: 0.397 36 Chris Dickerson, L (7, 7) OBP: 0.271, SLG: 0.408											3	0	0	0	0	1	3						
32 Matt Wieters, S (1, 2) OBP: 0.288, SLG: 0.419											1	1	0	1	1	0	0						
12 Alexi Casilla, S (1, 4) OBP: 0.275, SLG: 0.303											3	1	1	0	0	1	<b>AB 28</b> <b>R 4</b> <b>H 7</b> <b>RBI 4</b> <b>BB 2</b> <b>SO 6</b> <b>LOB 11</b>						
<b>Inning Stats</b>	R: 1 H: 1 E: 0 K: 0 S: 14	H: 0 LOB: 0 BB: 0 P: 19	R: 0 H: 0 E: 0 K: 0 S: 5	H: 0 LOB: 0 BB: 0 P: 7	R: 0 H: 1 E: 0 K: 1 S: 8	H: 1 LOB: 0 BB: 0 P: 15	R: 0 H: 0 E: 0 K: 1 S: 7	H: 0 LOB: 0 BB: 0 P: 10	R: 2 H: 3 E: 0 K: 0 S: 13	H: 3 LOB: 1 BB: 0 P: 27	R: 0 H: 1 E: 0 K: 3 S: 12	H: 1 LOB: 2 BB: 1 P: 18	R: 1 H: 1 E: 1 K: 1 S: 10	H: 1 LOB: 1 BB: 1 P: 17	R: 0 H: 0 E: 0 K: 0 S: 4	H: 0 LOB: 0 BB: 0 P: 7		1B: 3 2B: 4 3B: 0 HR: 0	SF: 2 SAC: 1 DP: 1 HBP: 0	WP: 1 PB: 0 SB: 1 CS: 0	PA: 33		
<b>PITCHER</b>	IP WLS BF H R ER SO BB IBB HBP BLK WP HR S P ERA WHIP	IP WLS BF H R ER SO BB IBB HBP BLK WP HR S P ERA WHIP	IP WLS BF H R ER SO BB IBB HBP BLK WP HR S P ERA WHIP	IP WLS BF H R ER SO BB IBB HBP BLK WP HR S P ERA WHIP	IP WLS BF H R ER SO BB IBB HBP BLK WP HR S P ERA WHIP	IP WLS BF H R ER SO BB IBB HBP BLK WP HR S P ERA WHIP	IP WLS BF H R ER SO BB IBB HBP BLK WP HR S P ERA WHIP	IP WLS BF H R ER SO BB IBB HBP BLK WP HR S P ERA WHIP	IP WLS BF H R ER SO BB IBB HBP BLK WP HR S P ERA WHIP	IP WLS BF H R ER SO BB IBB HBP BLK WP HR S P ERA WHIP	IP WLS BF H R ER SO BB IBB HBP BLK WP HR S P ERA WHIP	IP WLS BF H R ER SO BB IBB HBP BLK WP HR S P ERA WHIP	IP WLS BF H R ER SO BB IBB HBP BLK WP HR S P ERA WHIP	IP WLS BF H R ER SO BB IBB HBP BLK WP HR S P ERA WHIP	IP WLS BF H R ER SO BB IBB HBP BLK WP HR S P ERA WHIP	IP WLS BF H R ER SO BB IBB HBP BLK WP HR S P ERA WHIP		IP WLS BF H R ER SO BB IBB HBP BLK WP HR S P ERA WHIP	IP WLS BF H R ER SO BB IBB HBP BLK WP HR S P ERA WHIP	IP WLS BF H R ER SO BB IBB HBP BLK WP HR S P ERA WHIP	IP WLS BF H R ER SO BB IBB HBP BLK WP HR S P ERA WHIP	IP WLS BF H R ER SO BB IBB HBP BLK WP HR S P ERA WHIP	IP WLS BF H R ER SO BB IBB HBP BLK WP HR S P ERA WHIP

livebaseballscorecards.com

livebaseballscorecards.com



Batter	1	2	3	4	5	6	7	8	9	AB	R	H	RBI	BB	SO	LOB	TOP															
11 Brett Gardner, L (1.8) OBP: 0.343, SLG: 0.418			L7		L9		K	K		5	0	1	0	0	2	4	<p><b>New York Yankees @ Baltimore Orioles</b>  <b>Oriole Park at Camden Yards, Baltimore, MD</b>            Tue Sep 10 2013, 7:09 PM - 10:19 PM EDT            Att: 25,697 - Partly Cloudy - 87 F</p> <p>livebaseballscorecards.com</p> <p>AB 40 R 7 H 11 RBI 7 BB 1 SO 12 LOB 18</p>															
13 Alex Rodriguez, R (1.5) OBP: 0.388, SLG: 0.496	K				F9			24 1B	K	4	1	2	1	0	1	2																
45 David Adams, R (8.5)										1	0	0	0	0	1	0																
24 Robinson Cano, L (1.4) OBP: 0.382, SLG: 0.510	F8		G6-3			L4		12 HR		4	1	1	1	1	0	2																
12 Alfonso Soriano, R (1.7) OBP: 0.293, SLG: 0.491	K			G6-3		HR				5	2	2	3	0	1	2																
14 Curtis Granderson, L (1.10) OBP: 0.341, SLG: 0.389		G5-3		K2-3		HR				5	1	1	0	0	3	1																
39 Mark Reynolds, R (1.3) OBP: 0.319, SLG: 0.400					E3					4	1	2	2	0	1	0																
31 Ichiro Suzuki, L (1.9) OBP: 0.302, SLG: 0.353										4	0	0	0	0	1	2																
26 Eduardo Núñez, R (1.6) OBP: 0.311, SLG: 0.356					F8					4	0	1	0	0	0	2																
19 Chris Stewart, R (1.2) OBP: 0.295, SLG: 0.281										2	1	1	0	0	0	1																
55 Lyle Overbay, L (7. PH) OBP: 0.355, SLG: 0.416										1	0	0	0	0	1	0																
53 Austin Romine, R (7.2) OBP: 0.253, SLG: 0.296										1	0	0	0	0	1	2																
66 John Ryan Murphy, R (8.2) OBP: 0.687, SLG: 0.687										0	0	0	0	0	0	0																
<b>Inning Stats</b>	R: 0 E: 0 K: 2 S: 16	H: 1 LOB: 1 BB: 0 P: 24	R: 0 E: 0 K: 2 S: 10	H: 0 LOB: 0 BB: 0 P: 15	R: 1 E: 0 K: 0 S: 10	H: 2 LOB: 1 BB: 0 P: 14	R: 0 E: 1 K: 1 S: 7	H: 0 LOB: 1 BB: 0 P: 8	R: 0 E: 0 K: 1 S: 11	H: 1 LOB: 1 BB: 0 P: 16	R: 2 E: 0 K: 1 S: 11	H: 2 LOB: 0 BB: 0 P: 17	R: 0 E: 0 K: 2 S: 10	H: 0 LOB: 0 BB: 0 P: 15	R: 4 E: 0 K: 2 S: 21	H: 5 LOB: 2 BB: 0 P: 25	R: 0 E: 0 K: 2 S: 12	H: 0 LOB: 1 BB: 1 P: 22	1B: 3 2B: 5 3B: 0 HR: 3	SF: 0 SAC: 0 DP: 0 HBP: 0	WP: 0 PB: 0 SB: 0 CS: 0	PA: 41										
<b>PITCHER</b>	IP WLS BF H R ER SO BB IBB HBP BLK WP HR S P ERA WHIP																															
50 Miguel González, R (1.1) ERA: 4.0	6.0	25	6	3	3	6	0	0	0	0	0	2	65	94	4.50	1.000																
39 Kevin Gausman, R (7.1) ERA: 6.3	1.0	L	3	3	3	2	0	0	0	0	0	1	18	24	27.00	3.000																
57 Francisco Rodríguez, R (8.1) ERA: 2.28	1.0		6	2	1	1	2	0	0	0	0	0	13	16	9.00	2.000																
60 Josh Stinson, R (9.1) ERA: 4.82	0.1		1	0	0	0	1	0	0	0	0	0	6	8	0.00	0.000																
17 Brian Matusz, L (9.1) ERA: 3.42	0.2		3	0	0	0	1	1	0	0	0	0	6	14	0.00	1.500																

Batter	1	2	3	4	5	6	7	8	9	AB	R	H	RBI	BB	SO	LOB	BOTTOM																	
21 Nick Markakis, L (1.9) OBP: 0.324, SLG: 0.357	F7		G6-3		SF7		G1-3			3	0	0	1	0	0	0	<p><b>New York Yankees @ Baltimore Orioles</b>  <b>Oriole Park at Camden Yards, Baltimore, MD</b>            Tue Sep 10 2013, 7:09 PM - 10:19 PM EDT            Att: 25,697 - Partly Cloudy - 87 F</p> <p>livebaseballscorecards.com</p> <p>AB 31 R 5 H 6 RBI 4 BB 3 SO 4 LOB 9</p>																	
13 Manny Machado, R (1.5) OBP: 0.321, SLG: 0.445	K		G5-3		G2-3		L8			4	0	0	0	0	1	1																		
19 Chris Davis, L (1.3) OBP: 0.380, SLG: 0.654										2	2	2	2	2	0	0																		
10 Adam Jones, R (1.8) OBP: 0.323, SLG: 0.509										4	0	0	0	0	1	3																		
32 Matt Wieters, S (1.2) OBP: 0.286, SLG: 0.417		G3								3	0	0	1	0	0	1																		
9 Nate McLouth, L (1.7) OBP: 0.333, SLG: 0.407										3	0	0	0	1	0	1																		
2 J.J. Hardy, R (1.6) OBP: 0.310, SLG: 0.448										4	1	2	0	0	0	1																		
1 Brian Roberts, S (1.4) OBP: 0.307, SLG: 0.366										4	1	1	0	0	0	2																		
51 Henry Urrutia, L (1.10) OBP: 0.276, SLG: 0.310										4	1	1	0	0	2	0																		
<b>Inning Stats</b>	R: 0 E: 0 K: 1 S: 6	H: 0 LOB: 1 BB: 1 P: 11	R: 0 E: 0 K: 0 S: 6	H: 1 LOB: 0 BB: 0 P: 10	R: 0 E: 0 K: 1 S: 6	H: 0 LOB: 0 BB: 0 P: 10	R: 0 E: 0 K: 0 S: 9	H: 1 LOB: 1 BB: 0 P: 13	R: 4 E: 1 K: 0 S: 12	H: 4 LOB: 0 BB: 0 P: 22	R: 0 E: 0 K: 0 S: 7	H: 0 LOB: 1 BB: 1 P: 13	R: 0 E: 0 K: 1 S: 6	H: 0 LOB: 0 BB: 0 P: 8	R: 1 E: 0 K: 1 S: 16	H: 0 LOB: 1 BB: 1 P: 27		R: 0 E: 0 K: 0 S: 9	H: 0 LOB: 0 BB: 0 P: 13	1B: 5 2B: 0 3B: 0 HR: 1	SF: 2 SAC: 0 DP: 0 HBP: 0	WP: 2 PB: 0 SB: 0 CS: 0	PA: 36											
<b>PITCHER</b>	IP WLS BF H R ER SO BB IBB HBP BLK WP HR S P ERA WHIP																																	
47 Iván Nova, R (1.1) ERA: 3.17	6.0		26	6	4	4	2	2	0	0	0	0	0	0	0	0	6.00	1.333																
43 Adam Warren, R (7.1) ERA: 3.56	1.0	W	3	0	0	0	1	0	0	0	0	6	8	0.00	0.000																			
27 Shawn Kelley, R (8.1) ERA: 4.01	0.2	H	3	0	1	1	1	1	0	0	0	12	21	13.50	1.500																			
42 Mariano Rivera, R (8.1) ERA: 2.22	1.1	S	4	0	0	0	0	0	0	0	0	13	19	0.00	0.000																			








Batter	1	2	3	4	5	6	7	8	9	AB	R	H	RBI	BB	SO	LOB	TOP					
11 Brett Gardner, L OBP: 0.344, SLG: 0.416 14 Curtis Granderson, L OBP: 0.344, SLG: 0.442										1	0	0	0	0	1	0	TOP					
13 Alex Rodriguez, R OBP: 0.391, SLG: 0.504 63 Zoilo Almonte, S OBP: 0.302, SLG: 0.337										2	1	0	0	3	1	0	TOP					
12 Alfonso Soriano, R OBP: 0.292, SLG: 0.488										5	1	2	0	0	1	3	TOP					
24 Robinson Canó, L OBP: 0.384, SLG: 0.515										3	0	1	0	1	0	1	TOP					
22 Vernon Wells, R OBP: 0.293, SLG: 0.368 55 Lyle Overbay, L OBP: 0.304, SLG: 0.414										3	0	1	2	0	0	2	TOP					
26 Eduardo Núñez, R OBP: 0.310, SLG: 0.354 31 Ichiro Suzuki, L OBP: 0.302, SLG: 0.353										4	1	1	0	0	0	2	TOP					
39 Mark Reynolds, R OBP: 0.315, SLG: 0.402										4	1	1	2	0	2	2	TOP					
35 Brendan Ryan, R OBP: 0.251, SLG: 0.261										4	1	1	0	0	2	2	TOP					
19 Chris Stewart, R OBP: 0.288, SLG: 0.274										4	0	0	0	0	2	1	TOP					
<b>Inning Stats</b>	R: 0 H: 2 E: 0 K: 1 S: 14	H: 2 BB: 0 P: 23	R: 2 H: 2 E: 0 K: 3 S: 16	H: 2 BB: 0 P: 23	R: 2 H: 2 E: 0 K: 1 S: 17	H: 2 BB: 2 P: 26	R: 0 H: 0 E: 0 K: 1 S: 10	H: 0 BB: 0 P: 13	R: 0 H: 0 E: 0 K: 0 S: 6	H: 0 BB: 0 P: 7	R: 0 H: 0 E: 0 K: 2 S: 8	H: 0 BB: 0 P: 10	R: 1 H: 1 E: 0 K: 2 S: 12	H: 1 BB: 1 P: 16	R: 0 H: 0 E: 0 K: 0 S: 10	H: 0 BB: 0 P: 17	R: 1 H: 1 E: 1 K: 0 S: 7	H: 1 LOB: 2 P: 15	1B: 5 2B: 1 3B: 0 HR: 2	SF: 0 SAC: 1 DP: 1 HBP: 0	WP: 1 PB: 0 SB: 0 CS: 0	PA: 39
<b>PITCHER</b>	IP: 6.1 WLS: 28 BF: 7 H: 5 R: 5 ER: 5 SO: 9 BB: 2 IBB: 0 HBP: 0 BLK: 0 WP: 0 HR: 2 S: 76 P: 107 ERA: 7.11 WHIP: 1.421	IP: 1.2 WLS: 6 BF: 0 H: 0 R: 0 ER: 0 SO: 1 BB: 1 IBB: 0 HBP: 0 BLK: 0 WP: 0 HR: 0 S: 17 P: 28 ERA: 0.00 WHIP: 0.600	IP: 1.0 WLS: 5 BF: 1 H: 1 R: 1 ER: 0 SO: 0 BB: 0 IBB: 1 HBP: 0 BLK: 0 WP: 0 HR: 0 S: 7 P: 15 ERA: 0.00 WHIP: 1.000	<b>PITCHER</b>																IP: 1.0 WLS: 3 BF: 1 H: 0 R: 0 ER: 0 SO: 0 BB: 0 IBB: 0 HBP: 0 BLK: 0 WP: 0 HR: 0 S: 7 P: 10 ERA: 0.00 WHIP: 0.000		

**New York Yankees @ Baltimore Orioles**  
 Oriole Park at Camden Yards, Baltimore, MD  
 Thu Sep 12 2013, 8:25 PM - 11:28 PM EDT  
 Att: 24,659 - Cloudy - 72 F

AB 34  
 R 6  
 H 8  
 RBI 5  
 BB 4  
 SO 10  
 LOB 13



Batter	1	2	3	4	5	6	7	8	9	AB	R	H	RBI	BB	SO	LOB	BOTTOM
9 Nate McLouth, L OBP: 0.335, SLG: 0.408 38 Michael Morse, R OBP: 0.274, SLG: 0.391										3	0	0	0	0	0	1	BOTTOM
36 Chris Dickerson, L OBP: 0.269, SLG: 0.404										1	0	0	0	0	0	0	BOTTOM
13 Manny Machado, R OBP: 0.321, SLG: 0.443										5	0	1	1	0	0	0	BOTTOM
19 Chris Davis, L OBP: 0.380, SLG: 0.652										4	0	2	0	0	2	1	BOTTOM
10 Adam Jones, R OBP: 0.321, SLG: 0.503										4	1	1	0	0	0	2	BOTTOM
21 Nick Markakis, L OBP: 0.324, SLG: 0.363										4	2	2	1	0	0	1	BOTTOM



Batter	1	2	3	4	5	6	7	8	9	AB	R	H	RBI	BB	SO	LOB	TOP										
9 Nate McLouth, L OBP: 0.337, SLG: 0.409										4	0	2	0	1	1	0	<p><b>Baltimore Orioles @ Toronto Blue Jays</b> Rogers Centre, Toronto, ON Fri Sep 13 2013, 7:08 PM - 9:49 PM EDT Att: 20,024 - Roof Closed - 68 F</p> <p>livebaseballscorecards.com</p> <p>AB 37 R 5 H 10 RBI 5 BB 3 SO 9 LOB 20</p>										
13 Manny Machado, R OBP: 0.318, SLG: 0.439										5	0	0	0	0	3	4											
19 Chris Davis, L OBP: 0.378, SLG: 0.653										5	1	1	1	0	1	2											
10 Adam Jones, R OBP: 0.323, SLG: 0.506										5	2	3	0	0	1	1											
21 Nick Markakis, L OBP: 0.325, SLG: 0.362										4	0	1	0	0	1	4											
2 J.J. Hardy, R OBP: 0.310, SLG: 0.451										4	1	1	1	0	0	3											
3 Ryan Flaherty, L OBP: 0.284, SLG: 0.367										2	1	0	0	2	0	1											
35 Danny Valencia, R OBP: 0.355, SLG: 0.638										4	0	1	1	0	2	3											
45 Steve Clevenger, L OBP: 0.231, SLG: 0.250										4	0	1	2	0	0	2											
<b>Inning Stats</b>	R: 0 E: 0 K: 1 S: 8	H: 1 LOB: 1 BB: 0 P: 11	R: 0 E: 0 K: 1 S: 13	H: 1 LOB: 1 BB: 0 P: 18	R: 0 E: 0 K: 1 S: 7	H: 0 LOB: 0 BB: 0 P: 10	R: 0 E: 0 K: 2 S: 9	H: 0 LOB: 1 BB: 0 P: 15	R: 0 E: 0 K: 1 S: 5	H: 0 LOB: 0 BB: 0 P: 8	R: 0 E: 0 K: 1 S: 6	H: 0 LOB: 0 BB: 0 P: 10	R: 3 E: 0 K: 1 S: 14	H: 3 LOB: 2 BB: 2 P: 26	R: 2 E: 0 K: 0 S: 16	H: 3 LOB: 2 BB: 1 P: 27	R: 0 E: 0 K: 1 S: 11	H: 2 LOB: 2 BB: 0 P: 17	1B: 6 2B: 3 HR: 1	SF: 0 SAC: 0 DP: 0 HBP: 1	WP: 0 PB: 0 SB: 0 CS: 0	PA: 41					
<b>PITCHER</b>	IP	WLS	BF	H	R	ER	SO	BB	IBB	HBP	BLK	WP	HR	S	P	ERA	WHIP										
58 Todd Redmond, R ERA: 4.1	6.1		23	3	1	1	7	0	0	1	0	0	0	51	75	1.42	0.474										
29 Dustin McGowan, R ERA: 2.53	0.1	B	5	2	2	2	0	2	0	0	0	0	0	8	20	54.00	12.000										
21 Sergio Santos, R ERA: 1.89	0.1		1	0	0	0	1	0	0	0	0	0	0	3	3	0.00	0.000										
50 Steve Delabar, R ERA: 3.09	1.0	L	7	3	2	2	0	0	1	0	0	0	1	16	27	18.00	3.000										
38 Darren Oliver, L ERA: 3.88	1.0		5	2	0	0	1	0	0	0	0	0	0	11	17	0.00	2.000										

Batter	1	2	3	4	5	6	7	8	9	AB	R	H	RBI	BB	SO	LOB	BOTTOM										
7 José Reyes, S OBP: 0.354, SLG: 0.443										4	0	1	0	0	1	1	<p><b>Baltimore Orioles @ Toronto Blue Jays</b> Rogers Centre, Toronto, ON Fri Sep 13 2013, 7:08 PM - 9:49 PM EDT Att: 20,024 - Roof Closed - 68 F</p> <p>livebaseballscorecards.com</p> <p>AB 32 R 3 H 7 RBI 3 BB 1 SO 7 LOB 8</p>										
66 Munenori Kawasaki, L OBP: 0.304, SLG: 0.311										3	0	0	0	0	0	0											
17 Ryan Goins, L OBP: 0.274, SLG: 0.311										1	0	0	0	0	0	1											
10 Edwin Encarnación, R OBP: 0.374, SLG: 0.539										3	1	0	0	1	1	1											
26 Adam Lind, L OBP: 0.349, SLG: 0.481										4	1	2	2	0	0	0											
13 Brett Lawrie, R OBP: 0.309, SLG: 0.411										4	0	1	0	0	0	1											
28 Colby Rasmus, L OBP: 0.336, SLG: 0.485										4	1	2	1	0	1	0											
14 Moisés Sierra, R OBP: 0.353, SLG: 0.565										3	0	0	0	0	1	2											
9 J.P. Arencibia, R OBP: 0.239, SLG: 0.379										3	0	0	0	0	2	2											
8 Anthony Gose, L OBP: 0.257, SLG: 0.351										3	0	1	0	0	1	0											
<b>Inning Stats</b>	R: 0 E: 0 K: 0 S: 6	H: 1 LOB: 0 BB: 0 P: 11	R: 0 E: 0 K: 0 S: 7	H: 0 LOB: 0 BB: 0 P: 12	R: 0 E: 0 K: 1 S: 6	H: 0 LOB: 0 BB: 0 P: 9	R: 2 E: 0 K: 0 S: 9	H: 1 LOB: 1 BB: 1 P: 14	R: 1 E: 0 K: 1 S: 11	H: 1 LOB: 0 BB: 0 P: 16	R: 0 E: 0 K: 1 S: 10	H: 0 LOB: 0 BB: 0 P: 16	R: 0 E: 0 K: 2 S: 18	H: 2 LOB: 2 BB: 0 P: 23	R: 0 E: 0 K: 1 S: 12	H: 1 LOB: 1 BB: 0 P: 15	R: 0 E: 0 K: 1 S: 6	H: 1 LOB: 0 BB: 0 P: 8	1B: 4 2B: 2 HR: 2	SF: 0 SAC: 0 DP: 1 HBP: 0	WP: 0 PB: 0 SB: 0 CS: 0	PA: 33					
<b>PITCHER</b>	IP	WLS	BF	H	R	ER	SO	BB	IBB	HBP	BLK	WP	HR	S	P	ERA	WHIP										
39 Jason Hammel, R ERA: 5.12	5.0		18	3	3	3	2	1	0	0	0	0	0	10	16	0.00	0.800										
39 Kevin Gausman, R ERA: 6.15	1.0		3	0	0	0	1	0	0	0	0	0	0	12	16	0.00	6.000										
66 T.J. McFarland, L ERA: 4.46	0.1		3	2	0	0	0	0	0	0	0	0	0	18	22	0.00	0.600										
29 Tommy Hunter, R ERA: 2.87	1.2	W	6	1	0	0	3	0	0	0	0	0	0	6	8	0.00	1.000										
43 Jim Johnson, R ERA: 3.13	1.0	S	3	1	0	0	1	0	0	0	0	0	0	6	8	0.00	1.000										



Batter	1	2	3	4	5	6	7	8	9	AB	R	H	RBI	BB	SO	LOB	TOP										
9 Nate McLouth, L (1, 7) OBP: 0.336, SLG: 0.407	G3-1		P5		K		G6-3		G1-3	5	0	1	0	0	1	1	<b>Baltimore Orioles @ Toronto Blue Jays</b> Rogers Centre, Toronto, ON Sat Sep 14 2013, 4:08 PM - 6:30 PM EDT Att: 29,942 - Sunny - 59 F										
13 Manny Machado, R (1, 5) OBP: 0.319, SLG: 0.445	2B		HR		K		G1-3		G1-3	5	2	2	1	0	1	1											
19 Chris Davis, L (1, 3) OBP: 0.378, SLG: 0.652	2B		K		G3		G6-3		G6-3	4	0	1	1	0	1	0											
10 Adam Jones, R (1, 8) OBP: 0.322, SLG: 0.506	F9				F9		2B		K	4	0	1	0	0	1	1											
21 Nick Markakis, L (1, 9) OBP: 0.326, SLG: 0.361	L4				BB		G6-3		BB	2	1	0	0	2	0	2											
2 J.J. Hardy, R (1, 6) OBP: 0.312, SLG: 0.450	G6-3				BB		E5		BB	3	0	1	0	1	0	1											
32 Matt Wieters, S (1, 2) OBP: 0.285, SLG: 0.411	K				BB		K		K	4	0	1	1	0	3	4											
35 Danny Valencia, R (1, 10) 55 Dan Johnson, L (9, PH)	G5-3				K		G5-3		K	3	0	0	0	0	1	4											
1 Brian Roberts, S (1, 4) OBP: 0.307, SLG: 0.363	G6-3				K2-3		G6-3		L7	4	0	1	0	0	1	2											
<b>Inning Stats</b>	R: 1 H: 2 E: 0 K: 0 S: 10	H: 2 LOB: 1 BB: 0 P: 17	R: 0 H: 0 E: 0 K: 1 S: 8	H: 0 LOB: 0 BB: 0 P: 12	R: 1 H: 1 E: 0 K: 1 S: 8	H: 1 LOB: 0 BB: 2 P: 14	R: 1 H: 1 E: 0 K: 2 S: 14	H: 1 LOB: 2 BB: 2 P: 30	R: 0 H: 1 E: 0 K: 1 S: 11	H: 1 LOB: 0 BB: 0 P: 16	R: 0 H: 1 E: 0 K: 0 S: 6	H: 1 LOB: 0 BB: 0 P: 9	R: 0 H: 1 E: 0 K: 2 S: 13	H: 1 LOB: 2 BB: 1 P: 24	R: 0 H: 1 E: 0 K: 1 S: 9	H: 1 LOB: 1 BB: 0 P: 12		1B: 4 2B: 3 3B: 0 HR: 1	SF: 0 SAC: 0 DP: 1 HBP: 0	WP: 0 PA: 38 PB: 0 SB: 1 CS: 0							
<b>PITCHER</b>	IP	WLS	BF	H	R	ER	SO	BB	IBB	HBP	BLK	WP	HR	S	P	ERA	WHIP	<b>PITCHER</b>									
32 Esmil Rogers, R (1, 1) ERA: 4.47	6.0		26	5	3	3	7	2	0	0	0	0	1	59	101	4.50	1.167										
33 Jeremy Jeffress, R (7, 1) ERA: 2.45	1.0	W	3	1	0	0	0	0	0	0	0	0	0	6	9	0.00	1.000										
62 Aaron Loup, L (8, 1) ERA: 2.39	0.2	H	3	0	0	0	1	1	0	0	0	0	0	7	14	0.00	1.500										
45 Neil Wagner, R (8, 1) ERA: 3.0	0.1	H	2	1	0	0	1	0	0	0	0	0	0	6	10	0.00	3.000										
44 Casey Janssen, R (9, 1) ERA: 2.75	1.0	S	4	1	0	0	1	0	0	0	0	0	0	9	12	0.00	1.000										
<b>Batter</b>	<b>1</b>	<b>2</b>	<b>3</b>	<b>4</b>	<b>5</b>	<b>6</b>	<b>7</b>	<b>8</b>	<b>9</b>	<b>AB</b>	<b>R</b>	<b>H</b>	<b>RBI</b>	<b>BB</b>	<b>SO</b>	<b>LOB</b>	<b>BOTTOM</b>										
7 José Reyes, S (1, 6) OBP: 0.353, SLG: 0.443	2B	F7			G6-3			F8		4	1	1	0	0	0	2	<b>Baltimore Orioles @ Toronto Blue Jays</b> Rogers Centre, Toronto, ON Sat Sep 14 2013, 4:08 PM - 6:30 PM EDT Att: 29,942 - Sunny - 59 F										
13 Brett Lawrie, R (1, 5) OBP: 0.359, SLG: 0.409	K		P4		1B		L8		L9	4	0	1	0	0	1	1											
10 Edwin Encarnación, R (1, 10) OBP: 0.372, SLG: 0.535	G5-3		F8		FC5-4		L9		L9	4	0	0	0	0	0	2											
26 Adam Lind, L (1, 3) OBP: 0.348, SLG: 0.479	BB		K		G6-3		G6-3		G6-3	2	1	0	0	1	1	1											
14 Moisés Sierra, R (1, 9) 22 Kevin Pillar, R (9, 7) OBP: 0.229, SLG: 0.246	2B		P3				HR		HR	2	1	1	2	1	0	0											
28 Colby Rasmus, L (1, 8) OBP: 0.336, SLG: 0.491	G4-3		G4-3		G4-3		HR		K	3	1	1	2	0	0	1											
9 J.P. Arencibia, R (1, 2) OBP: 0.238, SLG: 0.376	G6-3		G5-3		G5-3		K		K	3	0	0	0	0	1	0											
17 Ryan Goins, L (1, 4) OBP: 0.262, SLG: 0.297	G4-3		L9		L9		F8		F8	3	0	0	0	0	0	0											
8 Anthony Gose, L (1, 7) (9, 9)	3B		7 CS		1B		K		K	3	0	2	0	0	1	0											
<b>Inning Stats</b>	R: 2 H: 2 E: 0 K: 1 S: 11	H: 1 LOB: 1 BB: 1 P: 19	R: 0 H: 0 E: 0 K: 0 S: 13	H: 1 LOB: 0 BB: 0 P: 17	R: 0 H: 0 E: 0 K: 1 S: 11	H: 0 LOB: 0 BB: 0 P: 15	R: 0 H: 0 E: 0 K: 0 S: 5	H: 1 LOB: 0 BB: 0 P: 8	R: 0 H: 1 E: 0 K: 0 S: 5	H: 0 LOB: 0 BB: 0 P: 9	R: 2 H: 1 E: 0 K: 2 S: 11	H: 1 LOB: 0 BB: 1 P: 18	R: 0 H: 0 E: 0 K: 0 S: 5	H: 0 LOB: 0 BB: 0 P: 8	R: 0 H: 0 E: 0 K: 0 S: 5	H: 0 LOB: 0 BB: 0 P: 8		1B: 2 2B: 2 3B: 1 HR: 1	SF: 0 SAC: 0 DP: 1 HBP: 0	WP: 0 PA: 30 PB: 0 SB: 0 CS: 1							
<b>PITCHER</b>	IP	WLS	BF	H	R	ER	SO	BB	IBB	HBP	BLK	WP	HR	S	P	ERA	WHIP	<b>PITCHER</b>									
30 Chris Tillman, R (1, 1) ERA: 3.7	8.0	L	30	6	4	4	4	2	0	0	0	0	1	66	101	4.50	1.000										

AB	35
R	3
H	8
RBI	3
BB	3
SO	10
LOB	16



AB	28
R	4
H	6
RBI	4
BB	2
SO	4
LOB	7





Batter	1	2	3	4	5	6	7	8	9	AB	R	H	RBI	BB	SO	LOB	TOP					
21 Nick Markakis, L OBP: 0.328, SLG: 0.362										4	1	2	0	1	0	1						
13 Manny Machado, R OBP: 0.316, SLG: 0.442										5	0	0	0	0	3	7						
19 Chris Davis, L OBP: 0.377, SLG: 0.649										3	0	0	1	1	2	2						
10 Adam Jones, R OBP: 0.323, SLG: 0.505										3	1	1	0	1	0	3						
35 Danny Valencia, R OBP: 0.344, SLG: 0.618										4	0	1	2	0	1	2						
2 J.J. Hardy, R OBP: 0.337, SLG: 0.447										4	0	0	0	0	0	1						
32 Matt Wieters, S OBP: 0.285, SLG: 0.410										4	0	1	0	0	2	0						
38 Michael Morse, R OBP: 0.272, SLG: 0.388										3	1	0	0	0	0	1						
9 Nate McLouth, L OBP: 0.337, SLG: 0.407										0	0	0	0	0	0	0						
36 Chris Dickerson, L OBP: 0.269, SLG: 0.404										4	0	1	0	0	0	2						
1 Brian Roberts, S OBP: 0.306, SLG: 0.365																						
<b>Inning Stats</b>	R: 0 E: 0 K: 1 S: 12	H: 2 LOB: 2 BB: 0 P: 18	R: 0 E: 0 K: 0 S: 12	H: 1 LOB: 1 BB: 0 P: 16	R: 2 E: 0 K: 1 S: 14	H: 2 LOB: 1 BB: 1 P: 21	R: 1 E: 1 K: 2 S: 17	H: 1 LOB: 3 BB: 2 P: 30	R: 0 E: 0 K: 0 S: 8	H: 0 LOB: 0 BB: 0 P: 14	R: 0 E: 0 K: 0 S: 4	H: 0 LOB: 0 BB: 0 P: 5	R: 0 E: 0 K: 1 S: 6	H: 0 LOB: 0 BB: 0 P: 13	R: 0 E: 0 K: 2 S: 9	H: 0 LOB: 0 BB: 0 P: 15	R: 0 E: 0 K: 1 S: 8	H: 0 LOB: 2 BB: 0 P: 16	1B: 4 2B: 2 3B: 0 HR: 0	SF: 0 SAC: 0 DP: 0 HBP: 1	WP: 0 PB: 0 SB: 1 CS: 0	PA: 38
<b>PITCHER</b>	IP WLS BF H R ER SO BB IBB HBP BLK WP HR S P ERA WHIP																					
56 Mark Buehrle, L ERA: 4.17	(1, 1) 5.0 L 25 6 3 2 4 3 0 0 0 0 0 0 63 99 3.60 1.800																					
64 Chad Jenkins, R ERA: 3.45	(6, 1) 2.0 6 0 0 0 1 0 0 0 0 0 0 10 18 0.00 0.000																					
4 Kyle Drabek, R ERA: 4.5	(8, 1) 2.0 7 0 0 0 3 0 0 0 1 0 0 0 17 31 0.00 0.000																					

Baltimore Orioles @ Toronto Blue Jays  
Rogers Centre, Toronto, ON  
Sun Sep 15 2013, 1:07 PM - 4:00 PM EDT  
Att: 22,331 - Roof Closed - 69 F

AB 34  
R 3  
H 6  
RBI 3  
BB 3  
SO 8  
LOB 19



Batter	1	2	3	4	5	6	7	8	9	AB	R	H	RBI	BB	SO	LOB	BOTTOM					
7 José Reyes, S OBP: 0.348, SLG: 0.437										5	0	0	0	0	0	2						
13 Brett Lawrie, R OBP: 0.310, SLG: 0.409										5	0	2	0	0	0	1						
10 Edwin Encarnación, R OBP: 0.370, SLG: 0.534										5	0	1	0	0	1	3						
26 Adam Lind, L OBP: 0.352, SLG: 0.487										3	1	2	1	1	1	0						
14 Moisés Sierra, R OBP: 0.373, SLG: 0.574										4	0	2	0	0	1	3						
11 Rajai Davis, R OBP: 0.309, SLG: 0.368										3	0	0	0	1	1	2						
17 Ryan Goins, L OBP: 0.261, SLG: 0.309										4	0	1	0	0	1	4						
9 J.P. Arencibia, R ERA: 3.92	(1, 2) 5.1 W 22 6 1 1 2 2 0 0 0 0 0 0 9 14 0.00 3.000																					
66 Munenori Kawasaki, L (8, PH) OBP: 0.323, SLG: 0.310	(8, PH) 1.1 H 4 0 0 0 2 0 0 0 0 0 0 0 13 17 0.00 0.000																					
22 Josh Thole, L OBP: 0.239, SLG: 0.218	(9, 2) 1.0 S 4 1 0 0 1 0 0 0 0 0 0 0 8 12 0.00 1.000																					
8 Anthony Gose, L OBP: 0.278, SLG: 0.385										4	0	2	0	0	0	0						
<b>Inning Stats</b>	R: 0 E: 0 K: 0 S: 4	H: 0 LOB: 0 BB: 0 P: 8	R: 1 E: 0 K: 0 S: 17	H: 2 LOB: 1 BB: 0 P: 25	R: 0 E: 0 K: 0 S: 8	H: 0 LOB: 0 BB: 0 P: 16	R: 0 E: 0 K: 1 S: 10	H: 2 LOB: 2 BB: 0 P: 13	R: 0 E: 0 K: 0 S: 13	H: 2 LOB: 2 BB: 0 P: 18	R: 0 E: 0 K: 3 S: 13	H: 1 LOB: 3 BB: 1 P: 20	R: 0 E: 0 K: 1 S: 12	H: 2 LOB: 1 BB: 1 P: 23	R: 0 E: 0 K: 1 S: 10	H: 0 LOB: 0 BB: 0 P: 13	R: 0 E: 0 K: 1 S: 8	H: 1 LOB: 1 BB: 0 P: 12	1B: 7 2B: 2 3B: 0 HR: 1	SF: 0 SAC: 0 DP: 0 HBP: 0	WP: 0 PB: 0 SB: 0 CS: 0	PA: 39
<b>PITCHER</b>	IP WLS BF H R ER SO BB IBB HBP BLK WP HR S P ERA WHIP																					
50 Miguel González, R ERA: 6.05	(1, 1) 0.2 H 4 1 0 0 2 1 0 0 0 0 0 9 14 0.00 3.000																					
39 Kevin Gausman, R ERA: 2.25	(7, 1) 1.1 H 4 0 0 0 2 0 0 0 0 0 0 13 17 0.00 0.000																					
57 Francisco Rodríguez, R ERA: 2.82	(9, 1) 1.0 S 4 1 0 0 1 0 0 0 0 0 0 8 12 0.00 1.000																					

Baltimore Orioles @ Toronto Blue Jays  
Rogers Centre, Toronto, ON  
Sun Sep 15 2013, 1:07 PM - 4:00 PM EDT  
Att: 22,331 - Roof Closed - 69 F

AB 37  
R 1  
H 10  
RBI 1  
BB 2  
SO 7  
LOB 18





Batter	1	2	3	4	5	6	7	8	9	AB	R	H	RBI	BB	SO	LOB	TOP	
9 Nate McLouth, L OBP: 0.338, SLG: 0.406	F9		F9					13 2B		3	0	1	0	1	0	0	<b>Baltimore Orioles @ Boston Red Sox</b> Fenway Park, Boston, MA Tue Sep 17 2013, 7:12 PM - 10:20 PM EDT Att: 35,030 - Partly Cloudy - 59 F	
13 Manny Machado, R OBP: 0.317, SLG: 0.444	1B		P6					1B		4	0	2	0	0	0	2		
19 Chris Davis, L OBP: 0.376, SLG: 0.651	K							G6-3		4	1	1	1	0	2	3		
10 Adam Jones, R OBP: 0.323, SLG: 0.502	K							G6-3		3	0	0	0	1	2	3		
21 Nick Markakis, L OBP: 0.326, SLG: 0.359	K							F7		4	0	0	0	0	1	3		
35 Danny Valencia, R OBP: 0.356, SLG: 0.632	G4-3							G6-3		2	1	1	0	2	0	1		
12 Alexi Casilla, S OBP: 0.275, SLG: 0.303	BB							3B		0	1	0	0	0	0	0		
32 Matt Wieters, S OBP: 0.283, SLG: 0.407	G4-3							SF9		3	0	0	1	0	1	2		
2 J.J. Hardy, R OBP: 0.309, SLG: 0.447	G6-3							G6-3		4	0	1	0	0	0	2		
1 Brian Roberts, S OBP: 0.301, SLG: 0.359	F8							K		4	0	0	1	0	1	2		
<b>Inning Stats</b>	R: 0 H: 1 E: 0 K: 2 S: 9	H: 1 LOB: 1 BB: 0 P: 13	R: 0 H: 0 E: 0 K: 1 S: 14	H: 0 LOB: 1 BB: 1 P: 22	R: 0 H: 0 E: 0 K: 0 S: 7	H: 0 LOB: 0 BB: 0 P: 10	R: 0 H: 0 E: 0 K: 2 S: 8	H: 0 LOB: 0 BB: 2 P: 12	R: 1 H: 1 E: 0 K: 0 S: 13	H: 2 LOB: 2 BB: 0 P: 23	R: 0 H: 0 E: 0 K: 1 S: 11	H: 0 LOB: 0 BB: 0 P: 19	R: 0 H: 2 E: 0 K: 0 S: 7	H: 1 LOB: 1 BB: 0 P: 12	1B: 2 2B: 2 3B: 1 HR: 1	SF: 1 SAC: 0 DP: 1 HBP: 0	WP: 0 PB: 0 SB: 0 CS: 0	PA: 36
<b>PITCHER</b>	IP WLS BF H R ER SO BB IBB HBP BLK WP HR S P ERA WHIP																	
46 Ryan Dempster, R ERA: 4.64	6.0	24	3	2	2	5	4	0	0	0	0	0	0	0	14	25	3.00	1.167
67 Brandon Workman, R ERA: 4.43	1.0	5	2	0	0	1	0	0	0	0	0	0	0	4	6	0.00	2.000	
32 Craig Breslow, L ERA: 1.93	1.0	3	0	0	0	0	0	0	0	0	0	0	0	11	12	9.00	1.000	
19 Koji Uehara, R ERA: 1.18	1.0	L	4	1	1	1	0	0	0	0	0	0	0	11	12	9.00	1.000	

Batter	1	2	3	4	5	6	7	8	9	AB	R	H	RBI	BB	SO	LOB	BOTTOM	
15 Dustin Pedroia, R OBP: 0.371, SLG: 0.413	L4		G5-4-3					E5		4	1	1	1	0	0	5	<b>Baltimore Orioles @ Boston Red Sox</b> Fenway Park, Boston, MA Tue Sep 17 2013, 7:12 PM - 10:20 PM EDT Att: 35,030 - Partly Cloudy - 59 F	
18 Shane Victorino, S OBP: 0.351, SLG: 0.451	HR		K				G5-3	G5-4-3		3	0	0	0	1	1	1		
34 David Ortiz, L OBP: 0.395, SLG: 0.559	G4-6-3		G5-3				K	K		4	0	0	0	0	2	1		
12 Mike Napoli, R OBP: 0.358, SLG: 0.483	G5-3							G6-3		2	0	0	0	2	0	0		
29 Daniel Nava, S OBP: 0.389, SLG: 0.448	K		F8					F7		4	0	0	0	0	1	2		
37 Mike Carp, L OBP: 0.395, SLG: 0.548	G3-1		F8				G4-3	G5-3		4	0	1	0	0	0	0		
39 Jarrod Saltalamacchia, S OBP: 0.333, SLG: 0.450	G3-1		E5				K	K		4	1	1	0	0	1	1		
50 Quintin Berry, L OBP: 0.667, SLG: 0.667	G3-1		72 SF				K	K		0	0	0	0	0	0	0		
7 Stephen Drew, L OBP: 0.330, SLG: 0.430	BB		72 SF				K	K		2	0	0	0	2	1	1		
72 Xander Bogaerts, R OBP: 0.350, SLG: 0.429	BB		SF				G1-3	K		2	0	0	1	1	1	2		
<b>Inning Stats</b>	R: 1 H: 1 E: 0 K: 0 S: 9	H: 1 LOB: 0 BB: 1 P: 19	R: 0 H: 1 E: 0 K: 1 S: 13	H: 1 LOB: 2 BB: 2 P: 24	R: 0 H: 0 E: 0 K: 1 S: 11	H: 0 LOB: 1 BB: 1 P: 21	R: 1 H: 0 E: 2 K: 0 S: 15	H: 0 LOB: 1 BB: 1 P: 24	R: 0 H: 0 E: 0 K: 1 S: 9	H: 0 LOB: 0 BB: 0 P: 14	R: 0 H: 0 E: 1 K: 0 S: 8	H: 0 LOB: 0 BB: 0 P: 10	R: 0 H: 0 E: 0 K: 1 S: 12	H: 0 LOB: 0 BB: 0 P: 19	1B: 1 2B: 1 3B: 0 HR: 1	SF: 1 SAC: 0 DP: 3 HBP: 0	WP: 0 PB: 0 SB: 3 CS: 0	PA: 36
<b>PITCHER</b>	IP WLS BF H R ER SO BB IBB HBP BLK WP HR S P ERA WHIP																	
34 Scott Feldman, R ERA: 3.49	5.0	23	2	2	1	3	6	0	0	0	0	0	0	0	9	14	0.00	1.600
66 T.J. McFarland, L ERA: 4.39	1.0	3	0	0	0	2	0	0	0	0	0	0	0	9	14	0.00	0.000	
39 Kevin Gausman, R ERA: 5.91	1.0	3	0	0	0	0	0	0	0	0	0	0	0	8	10	0.00	0.000	
17 Brian Matusz, L ERA: 3.4	0.1	1	0	0	0	1	0	0	0	0	0	0	0	4	7	0.00	0.000	
29 Tommy Hunter, R ERA: 2.5	0.2	W	2	0	0	0	0	0	0	0	0	0	0	8	12	0.00	0.000	









Batter	1	2	3	4	5	6	7	8	9	AB	R	H	RBI	BB	SO	LOB	TOP			
9 Nate McLouth, L OBP: 0.335, SLG: 0.400	G4-3		G4-3					G4-3		3	0	0	0	1	0	2				
13 Manny Machado, R OBP: 0.313, SLG: 0.437	G6-3			G6-3		F9			P3	4	0	0	0	0	0	1				
19 Chris Davis, L OBP: 0.372, SLG: 0.641	K			G4-3			G5-3		K	4	0	0	0	0	2	0				
10 Adam Jones, R OBP: 0.322, SLG: 0.502		K			F9				F9	4	1	1	1	0	1	0				
21 Nick Markakis, L OBP: 0.325, SLG: 0.358		K				F8			K	3	0	0	0	0	2	0				
35 Danny Valencia, R OBP: 0.350, SLG: 0.609									K	3	0	0	0	0	1	0				
32 Matt Wieters, S OBP: 0.282, SLG: 0.409									K	3	0	0	0	0	1	0				
2 J.J. Hardy, R OBP: 0.308, SLG: 0.444									F7	3	0	1	0	0	1	0				
1 Brian Roberts, S OBP: 0.307, SLG: 0.362										2	0	0	0	1	0	1				
<b>Inning Stats</b>	R: 0 H: 0 E: 0 K: 1 S: 9	H: 0 LOB: 0 BB: 0 P: 12	R: 0 H: 0 E: 0 K: 2 S: 12	H: 0 LOB: 0 BB: 0 P: 13	R: 0 H: 0 E: 0 K: 1 S: 10	H: 0 LOB: 1 BB: 1 P: 18	R: 0 H: 0 E: 0 K: 0 S: 6	H: 0 LOB: 0 BB: 0 P: 7	R: 0 H: 0 E: 0 K: 1 S: 9	H: 0 LOB: 0 BB: 0 P: 13	R: 1 H: 1 E: 0 K: 1 S: 11	H: 1 LOB: 0 BB: 0 P: 14	R: 0 H: 1 E: 0 K: 0 S: 8	H: 1 LOB: 1 BB: 0 P: 9	R: 0 H: 0 E: 0 K: 1 S: 9	H: 0 LOB: 0 BB: 0 P: 13	1B: 1 2B: 0 3B: 0 HR: 1	SF: 0 SAC: 0 DP: 0 HBP: 0	WP: 0 PB: 0 SB: 0 CS: 0	PA: 31
<b>PITCHER</b>	IP WLS BF H R ER SO BB IBB HBP BLK WP HR S P ERA WHIP																			
41 John Lackey, R ERA: 3.44	9.0 W 31 2 1 1 8 2 0 0 0 0 1 82 113 1.00 0.444																			

Baltimore Orioles @ Boston Red Sox  
Fenway Park, Boston, MA  
Thu Sep 19 2013, 7:11 PM - 9:30 PM EDT  
Att: 36,436 - Clear - 69 F

AB 29  
R 1  
H 2  
RBI 1  
BB 2  
SO 8  
LOB 4



Batter	1	2	3	4	5	6	7	8	9	AB	R	H	RBI	BB	SO	LOB	BOTTOM			
15 Dustin Pedroia, R OBP: 0.371, SLG: 0.416	G1-6-3			F8				G5-3		4	0	2	1	0	0	1				
29 Daniel Nava, S OBP: 0.384, SLG: 0.441	G1-6-3			G4-3					K	3	0	0	0	1	1	2				
34 David Ortiz, L OBP: 0.393, SLG: 0.559						F8			L5-3	3	0	0	0	1	1	2				
12 Mike Napoli, R OBP: 0.354, SLG: 0.482	K		K			F9			G5-3	4	0	0	0	0	2	4				
37 Mike Carp, L OBP: 0.366, SLG: 0.540	L7								K	3	0	0	0	0	0	2				
5 Jonny Gomes, R OBP: 0.339, SLG: 0.416				L9					K	1	0	0	0	0	1	0				
39 Jarrod Saltalamacchia, R OBP: 0.333, SLG: 0.451				K					G5-3	4	1	1	0	0	1	0				
16 Will Middlebrooks, R OBP: 0.283, SLG: 0.433					F9				L6	3	0	0	0	0	1	1				
7 Stephen Drew, L OBP: 0.331, SLG: 0.441										3	1	2	2	0	1	0				
25 Jackie Bradley Jr., L OBP: 0.289, SLG: 0.305									K	3	1	2	0	0	1	1				
<b>Inning Stats</b>	R: 0 H: 1 E: 0 K: 1 S: 17	H: 4 LOB: 2 BB: 1 P: 26	R: 3 H: 3 E: 0 K: 3 S: 17	H: 4 LOB: 2 BB: 1 P: 27	R: 0 H: 0 E: 0 K: 1 S: 9	H: 0 LOB: 0 BB: 0 P: 13	R: 0 H: 1 E: 0 K: 1 S: 13	H: 1 LOB: 1 BB: 0 P: 16	R: 0 H: 0 E: 0 K: 0 S: 5	H: 0 LOB: 0 BB: 0 P: 8	R: 0 H: 1 E: 0 K: 1 S: 8	H: 1 LOB: 1 BB: 0 P: 10	R: 0 H: 0 E: 0 K: 1 S: 6	H: 0 LOB: 0 BB: 0 P: 9	R: 0 H: 0 E: 0 K: 1 S: 5	H: 0 LOB: 0 BB: 0 P: 6	1B: 2 2B: 3 3B: 1 HR: 1	SF: 0 SAC: 0 DP: 0 HBP: 0	WP: 0 PB: 0 SB: 0 CS: 0	PA: 33
<b>PITCHER</b>	IP WLS BF H R ER SO BB IBB HBP BLK WP HR S P ERA WHIP																			
30 Chris Tillman, R ERA: 3.7	7.0 L 30 7 0 0 0 0 2 0 0 0 0 1 75 109 3.86 1.286																			
56 Darren O'Day, R ERA: 2.28	0.1 1 0 0 0 0 0 0 0 0 0 0 1 1 0.00 0.000																			
17 Brian Matusz, L ERA: 3.35	0.2 2 0 0 0 1 0 0 0 0 0 0 0 4 5 0.00 0.000																			

Baltimore Orioles @ Boston Red Sox  
Fenway Park, Boston, MA  
Thu Sep 19 2013, 7:11 PM - 9:30 PM EDT  
Att: 36,436 - Clear - 69 F

AB 31  
R 3  
H 7  
RBI 3  
BB 2  
SO 9  
LOB 13









Batter	1	2	3	4	5	6	7	8	9	AB	R	H	RBI	BB	SO	LOB	TOP										
9 Nate McLouth, L (1, 7)	G3		G4-3			G4-3		F7		4	0	1	0	0	0	0	<p><b>Baltimore Orioles @ Tampa Bay Rays</b>  Tropicana Field, St. Petersburg, FL  Sat Sep 21 2013, 1:10 PM - 4:00 PM EDT  Att: 23,835 - Dome - 72 F</p>										
13 Manny Machado, R (1, 5)	G4-3					G4-3		G4-3		3	0	0	0	1	1												
19 Chris Davis, L (1, 3)	G4-3					G3-1				4	1	1	0	0	1	2											
10 Adam Jones, R (1, 8)						G1-4-3				3	0	1	1	1	1												
21 Nick Markakis, L (1, 9)	K					G3-1				4	0	1	0	0	1	3											
2 J.J. Hardy, R (1, 6)										4	0	0	0	0	2	2											
35 Danny Valencia, R (1, 10)										3	0	0	0	0	2	1											
45 Steve Clevenger, L (1, 2)										3	0	1	0	0	1	0											
12 Alexi Casilla, S (1, 4)										3	0	0	0	0	3	1											
<b>Inning Stats</b>	R: 0 H: 0 E: 0 K: 1 S: 8	H: 0 LOB: 2 BB: 2 P: 20	R: 0 H: 0 E: 0 K: 1 S: 8	H: 0 LOB: 0 BB: 0 P: 10	R: 0 H: 0 E: 0 K: 2 S: 10	H: 0 LOB: 0 BB: 0 P: 15	R: 0 H: 0 E: 0 K: 0 S: 7	H: 0 LOB: 0 BB: 0 P: 11	R: 0 H: 1 E: 0 K: 2 S: 11	H: 1 LOB: 1 BB: 0 P: 13	R: 0 H: 0 E: 0 K: 1 S: 6	H: 0 LOB: 0 BB: 0 P: 11	R: 0 H: 0 E: 0 K: 2 S: 10	H: 0 LOB: 0 BB: 0 P: 13	R: 1 H: 2 E: 0 K: 0 S: 10	H: 2 LOB: 1 BB: 0 P: 18	1B: 4 2B: 0 3B: 1 HR: 0	SF: 0 SAC: 0 DP: 1 HBP: 0	WP: 0 PB: 0 SB: 0 CS: 0	PA: 33							
<b>PITCHER</b>	IP	WLS	BF	H	R	ER	SO	BB	IBB	HBP	BLK	WP	HR	S	P	ERA	WHIP										
53 Alex Cobb, R (1, 1)	8.1	W	31	5	1	1	12	2	0	0	0	0	0	76	117	1.08	0.840										
56 Fernando Rodney, R (9, 1)	0.2		2	0	0	0	0	0	0	0	0	0	0	4	9	0.00	0.000										

Batter	1	2	3	4	5	6	7	8	9	AB	R	H	RBI	BB	SO	LOB	BOTTOM										
7 David DeJesus, L (1, 7)	L8									3	0	0	0	1	1	3	<p><b>Baltimore Orioles @ Tampa Bay Rays</b>  Tropicana Field, St. Petersburg, FL  Sat Sep 21 2013, 1:10 PM - 4:00 PM EDT  Att: 23,835 - Dome - 72 F</p>										
8 Desmond Jennings, R (1, 8)	G6-4-3									3	2	2	4	1	0	1											
18 Ben Zobrist, S (1, 4)	P5									4	0	1	1	0	0	1											
3 Evan Longoria, R (1, 5)										3	0	1	0	1	1	0											
9 Wil Myers, R (1, 9)										4	0	0	0	0	1	4											
5 Sam Fuld, L (8, 9)	K									0	0	0	0	0	0	0											
15 Delmon Young, R (1, 10)										4	0	1	0	0	0	0											
21 James Loney, L (1, 3)										4	0	1	0	0	0	2											
28 José Molina, R (1, 2)										3	1	0	0	1	0	2											
11 Yunel Escobar, R (1, 6)										2	2	1	0	1	0	1											
<b>Inning Stats</b>	R: 0 H: 0 E: 0 K: 1 S: 9	H: 1 LOB: 2 BB: 2 P: 18	R: 0 H: 1 E: 0 K: 0 S: 11	H: 1 LOB: 0 BB: 0 P: 14	R: 0 H: 0 E: 0 K: 0 S: 6	H: 0 LOB: 0 BB: 1 P: 13	R: 0 H: 0 E: 0 K: 1 S: 8	H: 0 LOB: 0 BB: 0 P: 13	R: 3 H: 1 E: 0 K: 0 S: 12	H: 1 LOB: 0 BB: 2 P: 28	R: 0 H: 0 E: 0 K: 0 S: 8	H: 0 LOB: 0 BB: 0 P: 10	R: 2 H: 4 E: 0 K: 1 S: 16	H: 4 LOB: 2 BB: 0 P: 23	R: 0 H: 1 E: 0 K: 0 S: 8	H: 1 LOB: 0 BB: 0 P: 9	1B: 3 2B: 1 3B: 2 HR: 1	SF: 0 SAC: 0 DP: 2 HBP: 0	WP: 1 PB: 1 SB: 0 CS: 0	PA: 35							
<b>PITCHER</b>	IP	WLS	BF	H	R	ER	SO	BB	IBB	HBP	BLK	WP	HR	S	P	ERA	WHIP										
50 Miguel González, R (1, 1)	6.0	L	25	2	3	3	2	5	0	0	0	0	0	54	96	4.50	1.167										
57 Francisco Rodríguez, R (7, 1)	1.0		7	4	2	2	1	0	0	0	0	1	0	16	23	18.00	4.000										
52 Steve Johnson, R (8, 1)	1.0		3	1	0	0	0	0	0	0	0	0	0	8	9	0.00	1.000										

AB 31  
R 1  
H 5  
RBI 1  
BB 2  
SO 12  
LOB 11



AB 30  
R 5  
H 7  
RBI 5  
BB 5  
SO 3  
LOB 14



WP: 1 PA: 35  
PB: 1  
SB: 0  
CS: 0



Batter	1	2	3	4	5	6	7	8	9	AB	R	H	RBI	BB	SO	LOB	TOP			
13 Manny Machado, R (1.5) OBP: 0.313, SLG: 0.431										3	0	1	0	1	1	2	<p><b>Baltimore Orioles @ Tampa Bay Rays</b> Tropicana Field, St. Petersburg, FL Sun Sep 22 2013, 1:42 PM - 4:26 PM EDT Att: 28,974 - Dome - 72 F</p> <p>livebaseballscorecards.com</p> <p>AB 29 R 1 H 3 RBI 1 BB 4 SO 5 LOB 12</p>			
10 Adam Jones, R (1.8) OBP: 0.320, SLG: 0.497										4	0	0	0	0	1	2				
19 Chris Davis, L (1.3) OBP: 0.369, SLG: 0.633										4	0	0	0	0	2	1				
35 Danny Valencia, R (1.10) OBP: 0.335, SLG: 0.568										3	1	1	0	1	1	0				
32 Matt Wieters, S (1.2) OBP: 0.283, SLG: 0.410										4	0	1	1	0	0	1				
2 J.J. Hardy, R (1.6) OBP: 0.305, SLG: 0.436										4	0	0	0	0	0	2				
21 Nick Markakis, L (1.9) OBP: 0.324, SLG: 0.354										1	0	0	0	2	0	0				
38 Michael Morse, R (1.7) OBP: 0.270, SLG: 0.381										3	0	0	0	0	0	3				
36 Chris Dickerson, L (8.7) OBP: 0.266, SLG: 0.460										0	0	0	0	0	0	0				
1 Brian Roberts, S (1.4) OBP: 0.307, SLG: 0.357										3	0	0	0	0	0	1				
<b>Inning Stats</b>	R: 0 E: 0 K: 0 S: 8	H: 1 LOB: 0 BB: 0 P: 10	R: 0 E: 0 K: 0 S: 8	H: 0 LOB: 2 BB: 2 P: 20	R: 0 E: 0 K: 0 S: 10	H: 0 LOB: 0 BB: 1 P: 18	R: 0 E: 0 K: 0 S: 5	H: 0 LOB: 0 BB: 0 P: 8	R: 0 E: 0 K: 3 S: 10	H: 0 LOB: 0 BB: 0 P: 13	R: 0 E: 0 K: 0 S: 8	H: 0 LOB: 0 BB: 0 P: 11	R: 0 E: 0 K: 0 S: 6	H: 0 LOB: 0 BB: 0 P: 7	R: 1 E: 0 K: 1 S: 15	H: 2 LOB: 1 BB: 0 P: 21	1B: 2 2B: 1 3B: 0 HR: 0	SF: 0 SAC: 0 DP: 1 HBP: 0	WP: 0 PB: 0 SB: 0 CS: 1	PA: 34
<b>PITCHER</b>	IP WLS BF H R ER SO BB IBB HBP BLK WP HR S P ERA WHIP	<p>45 Enny Romero, L (1.1) ERA: 4.2 47 Brandon Gomes, R (5.1) ERA: 6.23 49 Wesley Wright, L (6.1) ERA: 3.76 35 Jamey Wright, R (6.1) ERA: 2.81 62 Joel Peralta, R (8.1) ERA: 3.33</p> <p>56 Fernando Rodney, R (9.1) ERA: 3.44</p>																		
<b>Batter</b>	<b>1</b>	<b>2</b>	<b>3</b>	<b>4</b>	<b>5</b>	<b>6</b>	<b>7</b>	<b>8</b>	<b>9</b>	<b>AB</b>	<b>R</b>	<b>H</b>	<b>RBI</b>	<b>BB</b>	<b>SO</b>	<b>LOB</b>	<b>BOTTOM</b>			
7 David DeJesus, L (1.7) OBP: 0.332, SLG: 0.395										3	1	1	1	0	1	0	<p><b>Baltimore Orioles @ Tampa Bay Rays</b> Tropicana Field, St. Petersburg, FL Sun Sep 22 2013, 1:42 PM - 4:26 PM EDT Att: 28,974 - Dome - 72 F</p> <p>livebaseballscorecards.com</p> <p>AB 29 R 3 H 6 RBI 3 BB 2 SO 9 LOB 10</p>			
1 Sean Rodriguez, R (7.7) OBP: 0.324, SLG: 0.395										1	0	0	0	0	0	0				
8 Desmond Jennings, R (1.8) OBP: 0.352, SLG: 0.414										2	1	0	0	2	0	0				
5 Sam Feldt, L (7.8) OBP: 0.288, SLG: 0.288										2	0	0	1	0	0	2				
18 Ben Zobrist, S (1.4) OBP: 0.353, SLG: 0.399										4	0	2	0	0	2	0				
20 Matt Joyce, L (1.10) OBP: 0.333, SLG: 0.422										3	0	1	1	0	1	1				
29 Tim Beckham, R (8.7) OBP: 0.250, SLG: 0.250										3	0	1	1	0	1	1				
30 Luke Scott, L (8.10) OBP: 0.325, SLG: 0.414										3	0	0	0	0	1	3				
9 Wil Myers, R (1.9) OBP: 0.352, SLG: 0.480										4	0	2	0	0	2	0				
21 James Loney, L (1.3) OBP: 0.343, SLG: 0.417										3	0	1	1	0	1	1				
2 Kelly Johnson, L (1.5) OBP: 0.308, SLG: 0.416										3	0	0	0	0	1	3				
3 Evan Longoria, R (8.5) OBP: 0.340, SLG: 0.485										0	0	0	0	0	0	0				
59 Jose Lobaton, S (1.2) OBP: 0.330, SLG: 0.407										3	0	0	0	0	1	4				
11 Yunel Escobar, R (1.6) OBP: 0.334, SLG: 0.373										3	0	0	0	0	2	0				
<b>Inning Stats</b>	R: 1 E: 0 K: 0 S: 14	H: 1 LOB: 0 BB: 0 P: 19	R: 0 E: 0 K: 2 S: 10	H: 1 LOB: 1 BB: 0 P: 12	R: 0 E: 0 K: 1 S: 8	H: 0 LOB: 0 BB: 0 P: 11	R: 0 E: 0 K: 2 S: 8	H: 0 LOB: 0 BB: 0 P: 12	R: 2 E: 0 K: 1 S: 13	H: 3 LOB: 3 BB: 1 P: 20	R: 0 E: 0 K: 2 S: 9	H: 0 LOB: 0 BB: 0 P: 12	R: 0 E: 0 K: 1 S: 6	H: 0 LOB: 0 BB: 0 P: 10	1B: 3 2B: 2 3B: 0 HR: 1	SF: 1 SAC: 0 DP: 0 HBP: 0	WP: 1 PB: 0 SB: 1 CS: 0	PA: 32		
<b>PITCHER</b>	IP WLS BF H R ER SO BB IBB HBP BLK WP HR S P ERA WHIP	<p>34 Scott Feldman, R (1.1) ERA: 3.51 17 Brian Matusz, L (7.1) ERA: 3.24 56 Darren O'Day, R (8.1) ERA: 2.2</p>																		











Batter	1	2	3	4	5	6	7	8	9	AB	R	H	RBI	BB	SO	LOB	TOP		
7 José Reyes, S OBP: 0.353, SLG: 0.433	P5	1-2 2-H		G4-3		66 1B 26 G5-4-3		66 1B	F8	5	1	2	1	1	0	1			
66 Munenori Kawasaki, L OBP: 0.331, SLG: 0.319		P5		13 E		26 G5-4-3 13 HBP				5	0	4	0	0	0	2			
13 Brett Lawrie, R OBP: 0.303, SLG: 0.389	K			F9		26 G5-4-3		P3		3	1	0	0	1	1	4			
26 Adam Lind, L OBP: 0.355, SLG: 0.496				K		G5-4-3		K		4	0	1	0	1	2	5			
11 Raiji Davis, R OBP: 0.312, SLG: 0.375	G5-3			K				K		5	0	0	0	0	3	7			
8 Anthony Gose, L OBP: 0.281, SLG: 0.427		F9		K				K		5	1	1	1	0	2	2			
22 Josh Thole, L OBP: 0.258, SLG: 0.250		17 1B 7 1B		L7						5	2	4	1	0	0	2			
17 Ryan Goins, L OBP: 0.269, SLG: 0.324		7 1B		K				P5		5	0	2	0	0	2	3			
22 Kevin Pillar, R OBP: 0.239, SLG: 0.302				G4-3		L6		P4		5	0	1	1	0	1	6			
<b>Inning Stats</b>	R: 0 E: 0 K: 1 S: 13	H: 1 LOB: 2 BB: 1 P: 26	R: 1 E: 0 K: 1 S: 17	H: 3 LOB: 2 BB: 0 P: 24	R: 2 E: 0 K: 3 S: 18	H: 2 LOB: 1 BB: 1 P: 28	R: 0 E: 1 K: 0 S: 12	H: 1 LOB: 1 BB: 0 P: 18	R: 0 E: 0 K: 1 S: 9	H: 2 LOB: 2 BB: 0 P: 14	R: 1 E: 0 K: 1 S: 12	H: 1 LOB: 1 BB: 1 P: 19	R: 0 E: 0 K: 2 S: 15	H: 2 LOB: 2 BB: 0 P: 19	R: 1 E: 0 K: 1 S: 9	H: 2 LOB: 1 BB: 0 P: 11	1B: 11 2B: 3 3B: 1 HR: 0	SF: 0 SAC: 0 DP: 1 HBP: 1	WP: 0 PA: 46
<b>PITCHER</b>	IP WLS BF H R ER SO BB IBB HBP BLK WP HR S P ERA WHIP	IP WLS BF H R ER SO BB IBB HBP BLK WP HR S P ERA WHIP	IP WLS BF H R ER SO BB IBB HBP BLK WP HR S P ERA WHIP	IP WLS BF H R ER SO BB IBB HBP BLK WP HR S P ERA WHIP	IP WLS BF H R ER SO BB IBB HBP BLK WP HR S P ERA WHIP	IP WLS BF H R ER SO BB IBB HBP BLK WP HR S P ERA WHIP	IP WLS BF H R ER SO BB IBB HBP BLK WP HR S P ERA WHIP	IP WLS BF H R ER SO BB IBB HBP BLK WP HR S P ERA WHIP	IP WLS BF H R ER SO BB IBB HBP BLK WP HR S P ERA WHIP	IP WLS BF H R ER SO BB IBB HBP BLK WP HR S P ERA WHIP	IP WLS BF H R ER SO BB IBB HBP BLK WP HR S P ERA WHIP	IP WLS BF H R ER SO BB IBB HBP BLK WP HR S P ERA WHIP	IP WLS BF H R ER SO BB IBB HBP BLK WP HR S P ERA WHIP	IP WLS BF H R ER SO BB IBB HBP BLK WP HR S P ERA WHIP	IP WLS BF H R ER SO BB IBB HBP BLK WP HR S P ERA WHIP	IP WLS BF H R ER SO BB IBB HBP BLK WP HR S P ERA WHIP	IP WLS BF H R ER SO BB IBB HBP BLK WP HR S P ERA WHIP	IP WLS BF H R ER SO BB IBB HBP BLK WP HR S P ERA WHIP	
25 Bud Norris, R ERA: 4.18	4.0	W	8	3	1	1	1	0	0	0	0	15	25	9.00	4.000				
66 T.J. McFarland, L ERA: 4.28	1.0	H	3	0	0	0	1	0	0	0	6	8	0.00	0.000					
60 Josh Stinson, R ERA: 2.81	1.0	H	3	1	0	0	1	0	0	0	9	10	0.00	1.500					
40 Troy Patton, L ERA: 3.7	0.2	H	3	1	0	0	1	0	0	0	9	10	0.00	1.500					
39 Jason Hammel, R ERA: 5.65	2.1	S	11	4	1	1	3	0	0	0	26	34	3.86	1.714					

Toronto Blue Jays @ Baltimore Orioles  
 Oriole Park at Camden Yards, Baltimore, MD  
 Wed Sep 25 2013, 7:09 PM - 10:25 PM EDT  
 Att: 23,698 - Partly Cloudy - 71 F


AB	42
R	5
H	15
RBI	4
BB	3
SO	11
LOB	32



Batter	1	2	3	4	5	6	7	8	9	AB	R	H	RBI	BB	SO	LOB	BOTTOM		
9 Nate McLouth, L OBP: 0.332, SLG: 0.402	G5-4-3			G4-3		L1-3		F9		4	0	1	0	1	0	2			
2 J.J. Hardy, R OBP: 0.307, SLG: 0.435	G5-4-3			K		G4-3		35 G5-3 21 BB		5	1	2	0	0	1	3			
21 Nick Markakis, L OBP: 0.326, SLG: 0.353	G4-3			G4-3		K				4	1	1	1	1	1	2			
19 Chris Davis, L OBP: 0.368, SLG: 0.631				P6		24 G3		K		4	0	1	1	0	2	0			
35 Danny Valencia, R OBP: 0.331, SLG: 0.551		K						G5-3		1	0	0	0	0	0	2			
28 Steve Pearce, R OBP: 0.346, SLG: 0.396	G6-3			HR		24 G3		FC6-4		3	1	2	1	1	0	0			
24 Jason Pridie, L OBP: 0.250, SLG: 0.250	G4-3			45 1B		G3		FC6-4		4	0	1	1	0	0	3			
45 Steve Clevenger, L OBP: 0.250, SLG: 0.263	G6-3			6 G1-4-3		F7		K		4	0	1	0	0	1	3			
6 Jonathan Schoop, R OBP: 0.750, SLG: 1.667				G1-4-3				3 HR		3	3	2	1	1	0	2			
3 Ryan Flaherty, L OBP: 0.290, SLG: 0.387				HR		2 1B 9 G4-3		2 G4-3 9 L1-3		2	3	2	4	1	0	0			
<b>Inning Stats</b>	R: 0 E: 0 K: 0 S: 9	H: 0 LOB: 0 BB: 1 P: 14	R: 0 E: 0 K: 1 S: 8	H: 0 LOB: 0 BB: 0 P: 13	R: 2 E: 0 K: 1 S: 14	H: 3 LOB: 1 BB: 0 P: 23	R: 1 E: 0 K: 0 S: 10	H: 3 LOB: 1 BB: 0 P: 11	R: 3 E: 0 K: 0 S: 15	H: 3 LOB: 2 BB: 1 P: 28	R: 1 E: 0 K: 1 S: 15	H: 1 LOB: 1 BB: 1 P: 27	R: 0 E: 0 K: 2 S: 15	H: 1 LOB: 1 BB: 0 P: 19	R: 2 E: 0 K: 0 S: 10	H: 2 LOB: 1 BB: 2 P: 25	1B: 7 2B: 2 3B: 0 HR: 4	SF: 0 SAC: 0 DP: 3 HBP: 1	WP: 0 PA: 40
<b>PITCHER</b>	IP WLS BF H R ER SO BB IBB HBP BLK WP HR S P ERA WHIP	IP WLS BF H R ER SO BB IBB HBP BLK WP HR S P ERA WHIP	IP WLS BF H R ER SO BB IBB HBP BLK WP HR S P ERA WHIP	IP WLS BF H R ER SO BB IBB HBP BLK WP HR S P ERA WHIP	IP WLS BF H R ER SO BB IBB HBP BLK WP HR S P ERA WHIP	IP WLS BF H R ER SO BB IBB HBP BLK WP HR S P ERA WHIP	IP WLS BF H R ER SO BB IBB HBP BLK WP HR S P ERA WHIP	IP WLS BF H R ER SO BB IBB HBP BLK WP HR S P ERA WHIP	IP WLS BF H R ER SO BB IBB HBP BLK WP HR S P ERA WHIP	IP WLS BF H R ER SO BB IBB HBP BLK WP HR S P ERA WHIP	IP WLS BF H R ER SO BB IBB HBP BLK WP HR S P ERA WHIP	IP WLS BF H R ER SO BB IBB HBP BLK WP HR S P ERA WHIP	IP WLS BF H R ER SO BB IBB HBP BLK WP HR S P ERA WHIP	IP WLS BF H R ER SO BB IBB HBP BLK WP HR S P ERA WHIP	IP WLS BF H R ER SO BB IBB HBP BLK WP HR S P ERA WHIP	IP WLS BF H R ER SO BB IBB HBP BLK WP HR S P ERA WHIP	IP WLS BF H R ER SO BB IBB HBP BLK WP HR S P ERA WHIP	IP WLS BF H R ER SO BB IBB HBP BLK WP HR S P ERA WHIP	
32 Esmil Rogers, R ERA: 4.77	0.2	L	4	1	0	0	0	0	0	7	13	0.00	1.500						
62 Aaron Loup, L ERA: 2.49	0.1	L	3	1	1	1	0	1	0	5	12	27.00	6.000						
4 Kyle Drabek, R ERA: 7.71	1.2	L	6	1	0	0	3	0	0	25	34	0.00	0.600						
33 Jeremy Jeffress, R ERA: 1.08	1.0	L	6	2	2	2	0	2	0	10	25	18.00	4.000						

Toronto Blue Jays @ Baltimore Orioles  
 Oriole Park at Camden Yards, Baltimore, MD  
 Wed Sep 25 2013, 7:09 PM - 10:25 PM EDT  
 Att: 23,698 - Partly Cloudy - 71 F

AB	34
R	9
H	13
RBI	9
BB	5
SO	5
LOB	17

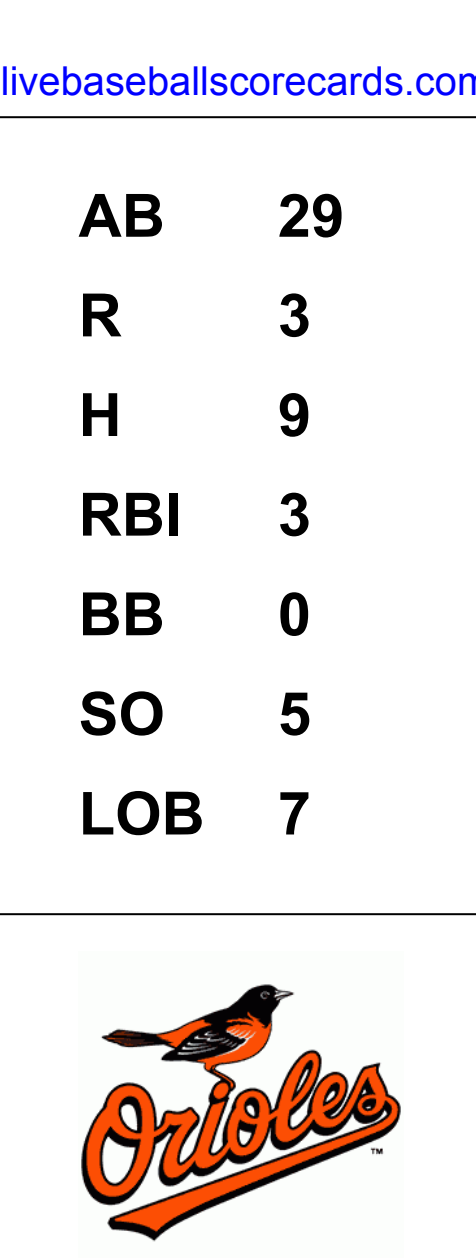




Batter	1	2	3	4	5	6	7	8	9	AB	R	H	RBI	BB	SO	LOB	TOP										
7 José Reyes, S OBP: 0.351, SLG: 0.431										4	0	1	0	0	1	1	Toronto Blue Jays @ Baltimore Orioles Oriole Park at Camden Yards, Baltimore, MD Thu Sep 26 2013, 7:08 PM - 9:27 PM EDT Att: 27,498 - Clear - 73 F										
66 Munenori Kawasaki, L OBP: 0.330, SLG: 0.315										3	1	0	0	1	0	4											
13 Brett Lawrie, R OBP: 0.302, SLG: 0.390										4	0	1	1	0	0	3											
14 Moisés Sierra, R OBP: 0.349, SLG: 0.464										4	0	0	0	0	2	4											
8 Anthony Gose, L OBP: 0.273, SLG: 0.415										4	0	0	0	0	2	3											
9 J.P. Arencibia, R OBP: 0.229, SLG: 0.367										4	0	1	0	0	0	0											
18 Ryan Langerhans, L (1, 3)										4	0	0	0	0	1	1											
17 Ryan Goins, L (1, 4)										4	0	1	0	0	1	1											
22 Kevin Pillar, R OBP: 0.250, SLG: 0.311										4	1	2	0	0	1	1											
<b>Inning Stats</b>	R: 1 E: 1 K: 2 S: 15	H: 0 LOB: 1 BB: 1 P: 24	R: 0 E: 0 K: 1 S: 7	H: 0 LOB: 0 BB: 0 P: 7	R: 0 E: 1 K: 0 S: 9	H: 1 LOB: 2 BB: 0 P: 15	R: 0 E: 0 K: 0 S: 8	H: 0 LOB: 0 BB: 0 P: 11	R: 0 E: 0 K: 1 S: 13	H: 0 LOB: 0 BB: 0 P: 21	R: 0 E: 0 K: 1 S: 15	H: 1 LOB: 1 BB: 0 P: 18	R: 1 E: 0 K: 2 S: 15	H: 3 LOB: 2 BB: 0 P: 18	R: 0 E: 0 K: 1 S: 14	H: 1 LOB: 1 BB: 0 P: 21	1B: 4 2B: 2 3B: 0 HR: 0	SF: 0 SAC: 0 DP: 0 HBP: 0	WP: 0 PB: 0 SB: 0 CS: 0	PA: 36							
<b>PITCHER</b>	IP	WLS	BF	H	R	ER	SO	BB	IBB	HBP	BLK	WP	HR	S	P	ERA	WHIP										
50 Miguel González, R ERA: 3.78	7.0	W	26	2	1	0	5	1	0	0	0	0	0	70	106	0.00	0.429										
29 Tommy Hunter, R ERA: 2.51	1.0	H	6	3	1	1	2	0	0	0	0	0	0	15	18	9.00	3.000										
43 Jim Johnson, R ERA: 2.9	1.0	S	4	1	0	0	1	0	0	0	0	0	0	14	21	0.00	1.000										

Batter	1	2	3	4	5	6	7	8	9	AB	R	H	RBI	BB	SO	LOB	BOTTOM										
1 Brian Roberts, S OBP: 0.310, SLG: 0.381										4	1	2	0	0	0	0	Toronto Blue Jays @ Baltimore Orioles Oriole Park at Camden Yards, Baltimore, MD Thu Sep 26 2013, 7:08 PM - 9:27 PM EDT Att: 27,498 - Clear - 73 F										
21 Nick Markakis, L OBP: 0.327, SLG: 0.356										4	1	2	1	0	0	1											
35 Danny Valencia, R OBP: 0.329, SLG: 0.559										4	0	1	0	0	1	2											
10 Adam Jones, R OBP: 0.319, SLG: 0.491										3	0	1	0	0	0	1											
32 Matt Wieters, S OBP: 0.286, SLG: 0.419										2	1	1	2	0	0	0											
2 J.J. Hardy, R OBP: 0.305, SLG: 0.433										3	0	0	0	0	1	1											
28 Steve Pearce, R OBP: 0.349, SLG: 0.407										2	0	1	0	0	0	0											
3 Ryan Flaherty, L OBP: 0.289, SLG: 0.385										3	0	1	0	0	0	0											
24 Jason Pridie, L OBP: 0.286, SLG: 0.286										3	0	0	0	0	2	2											
6 Jonathan Schoop, R OBP: 0.429, SLG: 0.833										3	0	0	0	0	2	2											
<b>Inning Stats</b>	R: 0 E: 0 K: 0 S: 8	H: 2 LOB: 1 BB: 0 P: 13	R: 1 E: 0 K: 0 S: 12	H: 3 LOB: 1 BB: 0 P: 19	R: 2 E: 0 K: 1 S: 10	H: 3 LOB: 1 BB: 0 P: 16	R: 0 E: 0 K: 1 S: 5	H: 0 LOB: 0 BB: 0 P: 8	R: 0 E: 0 K: 1 S: 11	H: 0 LOB: 0 BB: 0 P: 16	R: 0 E: 0 K: 2 S: 9	H: 0 LOB: 0 BB: 0 P: 12	R: 0 E: 0 K: 0 S: 5	H: 0 LOB: 0 BB: 0 P: 8	R: 0 E: 0 K: 0 S: 5	H: 0 LOB: 0 BB: 0 P: 8	1B: 5 2B: 3 3B: 0 HR: 1	SF: 1 SAC: 0 DP: 3 HBP: 0	WP: 0 PB: 0 SB: 0 CS: 0	PA: 30							
<b>PITCHER</b>	IP	WLS	BF	H	R	ER	SO	BB	IBB	HBP	BLK	WP	HR	S	P	ERA	WHIP										
56 Mark Buehrle, L ERA: 4.15	3.1	L	16	8	3	3	1	0	0	0	0	0	0	31	50	8.10	2.400										
64 Chad Jenkins, R ERA: 2.73	3.2		11	1	0	0	4	0	0	0	0	0	0	30	43	0.00	0.273										
50 Steve Delabar, R ERA: 3.28	1.0		3	0	0	0	0	0	0	0	0	0	0	5	8	0.00	0.000										

livebaseballscores.com









Batter	1	2	3	4	5	6	7	8	9	AB	R	H	RBI	BB	SO	LOB	TOP					
18 Shane Victorino, S OBP: 0.351, SLG: 0.451										5	0	0	0	0	1	1						
7 Stephen Drew, L OBP: 0.333, SLG: 0.443										5	2	2	0	0	0	0						
15 Dustin Pedroia, R OBP: 0.372, SLG: 0.415										5	1	3	1	0	0	0						
12 Mike Napoli, R OBP: 0.358, SLG: 0.480										4	0	1	0	1	1	3						
50 Quintin Berry, L OBP: 0.290, SLG: 0.750										0	0	0	0	0	0	0						
5 Jonny Gomes, R OBP: 0.345, SLG: 0.428										5	1	2	1	0	1	4						
29 Daniel Nava, S OBP: 0.385, SLG: 0.445										4	1	4	0	0	0	0						
23 Brandon Snyder, R OBP: 0.361, SLG: 0.521										3	0	0	0	0	2	4						
3 David Ross, R OBP: 0.298, SLG: 0.382										4	0	2	2	0	2	1						
16 Will Middlebrooks, R OBP: 0.274, SLG: 0.431										4	0	0	0	0	1	4						
<b>Inning Stats</b>	R: 0 E: 0 K: 1 S: 15	H: 1 LOB: 2 BB: 1 P: 25	R: 0 E: 0 K: 1 S: 8	H: 1 LOB: 1 BB: 0 P: 11	R: 0 E: 0 K: 0 S: 7	H: 0 LOB: 0 BB: 0 P: 12	R: 1 E: 0 K: 1 S: 18	H: 3 LOB: 2 BB: 0 P: 23	R: 1 E: 0 K: 2 S: 13	H: 2 LOB: 1 BB: 0 P: 17	R: 1 E: 0 K: 2 S: 12	H: 2 LOB: 1 BB: 0 P: 14	R: 2 E: 1 K: 1 S: 16	H: 4 LOB: 1 BB: 0 P: 23	R: 0 E: 0 K: 1 S: 7	H: 0 LOB: 0 BB: 0 P: 8	R: 0 E: 0 K: 1 S: 10	H: 1 LOB: 2 BB: 0 P: 18	1B: 12 2B: 2 3B: 0 HR: 0	SF: 0 SAC: 0 DP: 0 HBP: 0	WP: 0 PB: 0 SB: 1 CS: 0	PA: 41
<b>PITCHER</b>	IP WLS BF H R ER SO BB IBB HBP BLK WP HR S P ERA WHIP																					
16 Wei-Yin Chen, L ERA: 4.07	5.1	26	9	3	3	5	1	0	0	0	0	0	0	0	68	96	5.06	1.875				
60 Josh Stinson, R ERA: 3.19	1.0	6	3	2	1	1	0	0	0	0	0	0	0	0	16	20	9.00	3.000				
17 Brian Matusz, L ERA: 3.53	0.1	1	1	0	0	0	0	0	0	0	0	0	0	2	4	0.00	3.000					
39 Kevin Gausman, R ERA: 5.66	1.1	4	0	0	0	2	0	0	0	0	0	0	0	10	13	0.00	0.000					
43 Jim Johnson, R ERA: 2.66	1.0	4	1	0	0	1	0	0	0	0	0	0	0	10	18	0.00	1.000					

**Boston Red Sox @ Baltimore Orioles**  
 Oriole Park at Camden Yards, Baltimore, MD  
 Sat Sep 28 2013, 7:07 PM - 10:27 PM EDT  
 Att: 36,556 - Partly Cloudy - 70 F

AB	40
R	5
H	14
RBI	4
BB	1
SO	9
LOB	18



Batter	1	2	3	4	5	6	7	8	9	AB	R	H	RBI	BB	SO	LOB	BOTTOM				
1 Brian Roberts, S OBP: 0.310, SLG: 0.391										5	1	1	1	0	0	3					
2 J.J. Hardy, R OBP: 0.307, SLG: 0.433										4	1	2	0	0	0	0					
19 Chris Davis, L OBP: 0.369, SLG: 0.634										3	0	0	0	1	1	2					
10 Adam Jones, R OBP: 0.318, SLG: 0.493										4	1	1	0	0	2	2					
32 Matt Wieters, S OBP: 0.287, SLG: 0.417										3	0	2	1	1	0	0					
9 Nate McLouth, L OBP: 0.330, SLG: 0.398										4	1	2	1	0	1	2					
35 Danny Valencia, R OBP: 0.337, SLG: 0.561										4	1	2	1	0	1	2					
48 Chris Snyder, R OBP: 0.250, SLG: 0.100										4	1	2	0	0	1	4					
21 Nick Markakis, L OBP: 0.327, SLG: 0.355										4	0	2	3	0	0	1					
28 Steve Pearce, R OBP: 0.358, SLG: 0.427										4	0	2	3	0	0	1					
24 Jason Pridie, L OBP: 0.200, SLG: 0.200										3	0	0	0	0	2	2					
6 Jonathan Schoop, R OBP: 0.273, SLG: 0.500										0	0	0	0	0	0	0					
3 Ryan Flaherty, L OBP: 0.288, SLG: 0.383										1	0	0	0	0	1	2					
<b>Inning Stats</b>	R: 0 E: 0 K: 1 S: 16	H: 1 LOB: 1 BB: 0 P: 24	R: 1 E: 0 K: 2 S: 12	H: 2 LOB: 1 BB: 0 P: 15	R: 1 E: 0 K: 0 S: 12	H: 1 LOB: 1 BB: 2 P: 24	R: 0 E: 0 K: 0 S: 10	H: 1 LOB: 1 BB: 0 P: 17	R: 2 E: 0 K: 1 S: 13	H: 4 LOB: 1 BB: 0 P: 17	R: 0 E: 0 K: 1 S: 11	H: 0 LOB: 0 BB: 0 P: 14	R: 0 E: 0 K: 1 S: 7	H: 0 LOB: 0 BB: 0 P: 8	R: 2 E: 0 K: 2 S: 19	H: 3 LOB: 2 BB: 0 P: 30	1B: 9 2B: 2 3B: 0 HR: 1	SF: 0 SAC: 0 DP: 1 HBP: 0	WP: 0 PB: 1 SB: 0 CS: 0	PA: 37	
<b>PITCHER</b>	IP WLS BF H R ER SO BB IBB HBP BLK WP HR S P ERA WHIP																				
31 Jon Lester, L ERA: 3.75	5.0	25	4	4	4	4	2	0	0	0	0	0	0	11	14	0.00	0.000				
38 Matt Thornton, L ERA: 3.56	1.0	3	0	0	0	1	0	0	0	0	0	0	0	14	18	0.00	2.000				
36 Junichi Tazawa, R ERA: 3.16	1.0	5	2	2	2	1	0	0	0	0	0	0	0	6	10	0.00	3.000				
56 Franklin Morales, L ERA: 4.62	0.1	2	0	0	0	1	0	0	0	0	0	0	0	6	10	0.00	2.000				
67 Brandon Workman, R ERA: 4.97	0.2	2	0	0	0	1	0	0	0	0	0	0	0	6	10	0.00	0.000				

**Boston Red Sox @ Baltimore Orioles**  
 Oriole Park at Camden Yards, Baltimore, MD  
 Sat Sep 28 2013, 7:07 PM - 10:27 PM EDT  
 Att: 36,556 - Partly Cloudy - 70 F

AB	35
R	6
H	12
RBI	6
BB	2
SO	8
LOB	18





Batter	1	2	3	4	5	6	7	8	9	AB	R	H	RBI	BB	SO	LOB	TOP					
2 Jacoby Ellsbury, L (1, 8) OBP: 0.355, SLG: 0.426										5	1	2	1	0	1	2						
72 Xander Bogaerts, R (1, 6) OBP: 0.320, SLG: 0.364										4	0	0	0	1	3	2						
34 David Ortiz, L (1, 10) OBP: 0.395, SLG: 0.564										5	2	2	0	0	0	3						
12 Mike Napoli, R (1, 3) OBP: 0.339, SLG: 0.496										4	0	2	1	1	2	0						
25 Jackie Bradley Jr., L (9, PR) OBP: 0.280, SLG: 0.337										0	0	0	0	0	0	0						
37 Mike Carp, L (1, 7) OBP: 0.280, SLG: 0.523										5	0	2	1	0	0	2						
16 Will Middlebrooks, R (1, 5) OBP: 0.271, SLG: 0.455										5	0	0	0	0	1	5						
39 Jarrod Saltalamacchia, R (1, 2) OBP: 0.339, SLG: 0.496										2	1	1	0	0	0	0						
20 Ryan Lavanway, R (6, PH) OBP: 0.329, SLG: 0.429										2	0	0	0	0	0	1						
10 John McDonald, R (1, 4) OBP: 0.197, SLG: 0.174										2	1	2	0	1	0	0						
5 Jonny Gomes, R (8, PH) OBP: 0.344, SLG: 0.426										1	0	0	0	0	0	0						
26 Brock Holt, L (8, 4) OBP: 0.275, SLG: 0.237										0	0	0	0	0	0	0						
50 Quintin Berry, L (1, 9) OBP: 0.667, SLG: 1.000										4	1	2	2	0	1	2						
<b>Inning Stats</b>	R: 2 E: 0 K: 1 S: 10	H: 3 LOB: 1 BB: 0 P: 18	R: 2 E: 0 K: 1 S: 12	H: 2 LOB: 0 BB: 0 P: 21	R: 0 E: 0 K: 1 S: 6	H: 0 LOB: 0 BB: 0 P: 9	R: 1 E: 1 K: 2 S: 19	H: 3 LOB: 2 BB: 0 P: 25	R: 0 E: 0 K: 0 S: 5	H: 0 LOB: 1 BB: 1 P: 15	R: 0 E: 0 K: 0 S: 11	H: 1 LOB: 3 BB: 2 P: 24	R: 0 E: 0 K: 2 S: 12	H: 1 LOB: 1 BB: 0 P: 17	R: 0 E: 0 K: 0 S: 6	H: 0 LOB: 0 BB: 0 P: 10	R: 1 E: 0 K: 1 S: 15	H: 3 LOB: 2 BB: 0 P: 20	1B: 9 2B: 2 3B: 0 HR: 2	SF: 0 SAC: 0 DP: 1 HBP: 0	WP: 2 PB: 0 SB: 1 CS: 0	PA: 42
<b>PITCHER</b>	IP WLS BF H R ER SO BB IBB HBP BLK WP HR S P ERA WHIP	5.0 0 24 8 5 4 5 1 0 0 0 1 2 52 88 7.20 1.800	1.0 0 6 1 0 0 0 2 0 0 0 0 0 11 24 0.00 3.000	2.0 0 7 1 0 0 2 0 0 0 0 0 0 18 27 0.00 0.500	1.0 0 5 3 1 1 1 0 0 0 0 1 0 15 20 9.00 3.000	<b>PITCHER</b>																
30 Chris Tillman, R (1, 1) ERA: 3.71	5.0 0 24 8 5 4 5 1 0 0 0 1 2 52 88 7.20 1.800	1.0 0 6 1 0 0 0 2 0 0 0 0 0 11 24 0.00 3.000	2.0 0 7 1 0 0 2 0 0 0 0 0 0 18 27 0.00 0.500	1.0 0 5 3 1 1 1 0 0 0 0 1 0 15 20 9.00 3.000																		
66 T.J. McFarland, L (6, 1) ERA: 4.22	1.0 0 6 1 0 0 0 2 0 0 0 0 0 11 24 0.00 3.000	2.0 0 7 1 0 0 2 0 0 0 0 0 0 18 27 0.00 0.500	1.0 0 5 3 1 1 1 0 0 0 0 1 0 15 20 9.00 3.000																			
39 Jason Hammel, R (7, 1) ERA: 4.97	2.0 0 7 1 0 0 2 0 0 0 0 0 0 18 27 0.00 0.500	1.0 0 5 3 1 1 1 0 0 0 0 1 0 15 20 9.00 3.000																				
43 Jim Johnson, R (9, 1) ERA: 2.94	1.0 0 5 3 1 1 1 0 0 0 0 1 0 15 20 9.00 3.000																					
<b>Batter</b>	<b>1</b>	<b>2</b>	<b>3</b>	<b>4</b>	<b>5</b>	<b>6</b>	<b>7</b>	<b>8</b>	<b>9</b>	<b>AB</b>	<b>R</b>	<b>H</b>	<b>RBI</b>	<b>BB</b>	<b>SO</b>	<b>LOB</b>	<b>BOTTOM</b>					
1 Brian Roberts, S (1, 10) OBP: 0.312, SLG: 0.392										4	1	1	0	1	2	2						
21 Nick Markakis, L (1, 9) OBP: 0.329, SLG: 0.356										3	1	1	0	2	0	1						
2 J.J. Hardy, R (1, 6) OBP: 0.306, SLG: 0.433										5	1	1	2	0	1	4						
19 Chris Davis, L (1, 3) OBP: 0.370, SLG: 0.634										0	0	0	0	1	0	0						
3 Ryan Flaherty, L (4, 3) OBP: 0.295, SLG: 0.390										3	1	2	2	0	0	0						
28 Steve Pearce, R (1, 7) OBP: 0.362, SLG: 0.420										2	0	0	0	2	0	4						
9 Nate McLouth, L (1, 8) OBP: 0.329, SLG: 0.399										4	0	1	2	0	2	4						
35 Danny Valencia, R (1, 5) OBP: 0.336, SLG: 0.553										4	0	1	0	0	1	3						
45 Steve Clevenger, L (1, 2) OBP: 0.250, SLG: 0.261																						