

Baltimore Orioles - 2014

Batter	1	2	3	4	5	6	7	8	9	AB	R	H	RBI	BB	SO	LOB	TOP			
1 Jemie Weeks, S (1,4) OBP: 0.667, SLG: 1.000 6 Jonathan Schoop, R (6, PH) (6,4)										2	2	1	0	1	0	1	Baltimore Orioles @ Tampa Bay Rays Charlotte Sports Park, Port Charlotte, FL Fri Feb 28 2014, 1:09 PM - 3:55 PM EST Att: 5,017 - Sunny - 65 F			
62 Francisco Peguero, R (1,8) OBP: 0.400, SLG: 0.400										5	0	2	0	0	0	4				
45 Steve Clevenger, L (1,2) OBP: 0.667, SLG: 0.667 72 Cord Phelps, S (6,5)										3	1	2	1	0	0	1				
28 Steve Pearce, R (1,3) 63 Caleb Joseph, R (6,2)										3	0	0	0	0	0	3				
14 Nolan Reimold, R (1,10)									3	1	0	0	1	1	1					
51 Henry Urrutia, L (1,9) 86 Daniel Álvarez, R (8,9)									3	0	0	0	1	2	1					
36 Alex Gonzalez, R (1,6) 41 Julio Borbon, L (6, PR) OBP: 1.000, SLG: 1.000									1	0	1	0	0	0	0					
38 Xavier Paul, L (1,7) 69 Iván De Jesús Jr., R (6,6)									3	0	0	0	0	2	3					
67 Michael Almanzar, R (1,5) 93 Matt LaPorta, R (6,3)									1	0	0	0	0	0	0					
Inning Stats	R: 3 E: 0 K: 1 S: 8	H: 3 LOB: 2 BB: 2 P: 16	R: 1 E: 0 K: 1 S: 6	H: 1 LOB: 1 BB: 1 P: 12	R: 0 E: 0 K: 1 S: 5	H: 0 LOB: 0 BB: 0 P: 5	R: 0 E: 0 K: 0 S: 4	H: 1 LOB: 1 BB: 0 P: 4	R: 0 E: 0 K: 1 S: 6	H: 1 LOB: 2 BB: 1 P: 10	R: 0 E: 0 K: 2 S: 7	H: 0 LOB: 0 BB: 0 P: 7	R: 0 E: 0 K: 1 S: 5	H: 1 LOB: 0 BB: 0 P: 5	R: 0 E: 0 K: 1 S: 6	H: 1 LOB: 1 BB: 0 P: 6		1B: 7 2B: 3 3B: 0 HR: 0	SF: 0 SAC: 0 DP: 1 HBP: 0	WP: 2 PB: 0 SB: 1 CS: 0
PITCHER	IP WLS BF H R ER SO BB IBB HBP BLK WP HR S P ERA WHIP	40 Erik Bedard, L (1,1) ERA: 27.0	1.0 L 8 3 3 3 1 2 0 0 0 0 1 0 8 16 27.00 5.000	13 Heath Bell, R (2,1) ERA: 9.0	1.0 5 1 1 1 1 1 0 0 0 0 1 0 6 12 9.00 2.000	27 Cesar Ramos, L (3,1) ERA: 4.0	1.0 3 0 0 0 1 0 0 0 0 0 0 0 5 5 0.00 0.000	47 Brandon Gomes, R (4,1) ERA: 5.0	1.0 4 1 0 0 0 0 0 0 0 0 0 0 4 4 0.00 1.000	52 Josh Lueke, R (5,1) ERA: 1.0	1.0 4 1 0 0 0 0 0 0 0 0 0 0 4 4 0.00 1.000	23 Jake Odorizzi, R (6,1) ERA: 1.0	1.0 5 1 0 0 0 1 1 0 0 0 0 0 6 10 0.00 2.000	51 Nate Karns, R (7,1) ERA: 8.0	1.0 3 0 0 0 2 0 0 0 0 0 0 0 7 7 0.00 0.000	49 Kirby Yates, R (8,1) ERA: 3.0	1.0 3 1 0 0 1 0 0 0 0 0 0 0 5 5 0.00 1.000	34 C.J. Riefenhauser, L (9,1) ERA: 1.0	1.0 4 1 0 0 1 0 0 0 0 0 0 0 6 6 0.00 1.000	

AB	35
R	4
H	9
RBI	3
BB	4
SO	8
LOB	17




Batter	1	2	3	4	5	6	7	8	9	AB	R	H	RBI	BB	SO	LOB	BOTTOM					
7 David DeJesus, L (1,7) 71 Justin Christian, R (4,7) OBP: 0.500, SLG: 0.500										2	0	0	0	0	1	1	Baltimore Orioles @ Tampa Bay Rays Charlotte Sports Park, Port Charlotte, FL Fri Feb 28 2014, 1:09 PM - 3:55 PM EST Att: 5,017 - Sunny - 65 F					
11 Yunel Escobar, R (1,6) OBP: 1.000, SLG: 1.500 69 Ray Olmedo, S (4,5)										2	0	2	0	0	0	0						
21 James Loney, L (1,3) 64 Ali Solis, R (4,2) 72 Eddy Rodriguez, R (7,2)										2	0	0	0	1	3							
3 Evan Longoria, R (1,5) 39 Kevin Kiermaier, L (4,8)										1	0	0	0	0	1							
20 Matt Joyce, L (1,10) 30 Vince Belnome, L (6, PH) (7,10)										2	0	0	0	0	0							
9 Wil Myers, R (1,9) 1 Sean Rodriguez, R (4,4) OBP: 0.500, SLG: 0.500 61 Cole Figueroa, L (8,4)										1	0	0	0	0	1							
8 Desmond Jennings, R (1,8) 68 Jerry Sands, R (4,3) OBP: 0.667, SLG: 1.000										1	0	0	0	0	0							
28 José Molina, R (1,2) 67 Mike Mahtook, R (3, PR) ERA: 4.5										0	0	0	0	1	0							
11 Logan Forsythe, R (1,4) 16 Jayson Nix, R (4,6) 36 Hak-Ju Lee, L (8,6)										1	0	0	0	0	1							
Inning Stats	R: 0 E: 0 K: 2 S: 8	H: 1 LOB: 1 BB: 0 P: 8	R: 0 E: 0 K: 1 S: 5	H: 0 LOB: 0 BB: 0 P: 5	R: 0 E: 0 K: 0 S: 4	H: 1 LOB: 2 BB: 1 P: 8	R: 1 E: 0 K: 1 S: 7	H: 2 LOB: 1 BB: 0 P: 7	R: 0 E: 0 K: 1 S: 5	H: 0 LOB: 0 BB: 0 P: 5	R: 0 E: 0 K: 2 S: 7	H: 0 LOB: 0 BB: 0 P: 7	R: 1 E: 0 K: 0 S: 6	H: 3 LOB: 2 BB: 0 P: 6	R: 0 E: 0 K: 0 S: 3	H: 0 LOB: 0 BB: 0 P: 3		R: 0 E: 0 K: 1 S: 5	H: 0 LOB: 1 BB: 1 P: 9	1B: 5 2B: 2 3B: 0 HR: 0	SF: 0 SAC: 0 DP: 0 HBP: 0	WP: 0 PB: 0 SB: 0 CS: 0
PITCHER	IP WLS BF H R ER SO BB IBB HBP BLK WP HR S P ERA WHIP	30 Chris Tillman, R (1,1) ERA: 4.5	2.0 W 7 1 0 0 3 1 0 0 0 0 0 0 11 15 4.50 2.000	53 Zack Britton, L (3,1) ERA: 4.5	2.0 10 3 1 1 1 1 0 0 0 0 0 0 11 15 4.50 2.000	35 Brad Brach, R (5,1) ERA: 6.0	1.0 H 3 0 0 0 1 0 0 0 0 0 0 0 5 5 0.00 0.000	80 Eddie Gamboa, R (6,1) ERA: 9.0	1.0 H 3 0 0 0 2 0 0 0 0 0 0 0 7 7 0.00 0.000	65 Mike Belfiore, L (7,1) ERA: 9.0	1.0 H 6 3 1 1 0 0 0 0 0 0 0 0 6 6 9.00 3.000	78 Nick Additon, L (8,1) ERA: 1.0	1.0 H 3 0 0 0 0 0 0 0 0 0 0 0 3 3 0.00 0.000	79 Tim Alderson, R (9,1) ERA: 1.0	1.0 S 4 0 0 0 1 1 0 0 0 0 0 0 5 9 0.00 1.000							


AB	34
R	2
H	7
RBI	2
BB	2
SO	8
LOB	11



Batter	1	2	3	4	5	6	7	8	9	AB	R	H	RBI	BB	SO	LOB	TOP				
19 Darin Mastroianni, R OBP: 0.286, SLG: 0.286 (1.8)	G4-3		K		G6-3			G5-3	39 3B	5	1	1	0	0	1	1	Minnesota Twins @ Baltimore Orioles Ed Smith Stadium, Sarasota, FL Mon Mar 03 2014, 1:07 PM - 4:03 PM EST Att: 4,703 - Partly Cloudy - 76 F				
39 Danny Santana, S OBP: 0.400, SLG: 0.800 (1.6)	G4-3		G6-3			K2-3		2-H	71 1B	5	1	2	3	0	1	0					
24 Trevor Plouffe, R OBP: 0.375, SLG: 0.167 71 Brandon Waring, R OBP: 0.333, SLG: 0.833 (1.5)	K			F8		G6-3		K	70 FC6-4	3	0	0	0	0	1	0					
27 Chris Parmelee, L OBP: 0.400, SLG: 0.625 70 Byron Buxton, R OBP: 0.296, SLG: 0.429 (1.9)		F9		K		G3			2B	3	0	0	0	0	1	0					
55 Chris Colabello, R OBP: 0.400, SLG: 0.286 12 Chris Herrmann, L OBP: 0.714, SLG: 0.750 (7, PH) (7.3)		22 1B		22 1B			K		22 HR	0	1	0	0	2	0	0					
13 Jason Kubel, L OBP: 0.111, SLG: 0.111 67 Max Kepler, L OBP: 0.600, SLG: 0.500 (9, PH) (9.10)		K		22 1B			F7		1-3 2-H	3	0	1	0	0	0	1					
22 Wilkin Ramirez, R OBP: 0.571, SLG: 1.000 (1.7)		1B		1-3 2-H			G6-3		2-H	4	1	3	4	0	0	0					
43 Josmil Pinto, R OBP: 0.667, SLG: 1.000 82 Matt Koch, R OBP: 0.333, SLG: 0.333 (1.2)		P5					F8		19 1B	2	0	1	0	0	0	2					
11 Jason Bartlett, R OBP: 0.500, SLG: 0.500 (1.4)				G6-3			G4-6-3		39 3B	2	1	1	0	0	0	0					
77 James Beresford, L OBP: 0.500, SLG: 0.500 (7.4)							G4-6-3		F7	2	1	1	0	0	0	1					
Inning Stats	R: 0 E: 0 K: 1 S: 5	H: 0 LOB: 0 BB: 0 P: 5	R: 0 E: 0 K: 1 S: 6	H: 1 LOB: 2 BB: 1 P: 10	R: 0 E: 0 K: 1 S: 5	H: 0 LOB: 0 BB: 0 P: 5	R: 1 E: 0 K: 1 S: 6	H: 2 LOB: 2 BB: 1 P: 10	R: 0 E: 0 K: 1 S: 5	H: 0 LOB: 0 BB: 0 P: 5	R: 0 E: 0 K: 1 S: 5	H: 0 LOB: 0 BB: 0 P: 5	R: 0 E: 0 K: 1 S: 7	H: 2 LOB: 1 BB: 0 P: 8	R: 7 E: 1 K: 0 S: 12	H: 7 LOB: 1 BB: 1 P: 18	1B: 9 2B: 1 3B: 2 HR: 1	SF: 0 SAC: 0 DP: 1 HBP: 0	WP: 1 PB: 0 SB: 0 CS: 0	PA: 41	
PITCHER	IP	WLS	BF	H	R	ER	SO	BB	IBB	HBP	BLK	WP	HR	S	P	ERA	WHIP			ERA	WHIP
25 Bud Norris, R ERA: 4.5 (1.1)	2.0	8	1	0	0	2	1	0	0	0	0	0	0	11	15	0.00	1.000			9.00	2.000
39 Kevin Gausman, R ERA: 4.5 (3.1)	2.0	8	2	1	1	2	1	0	0	0	0	0	0	11	15	4.50	1.500			*	*
56 Darren O'Day, R ERA: 4.5 (5.1)	1.0	3	1	0	0	0	0	0	0	0	0	0	0	3	3	0.00	1.000			18.00	3.000
29 Tommy Hunter, R ERA: 4.5 (6.1)	1.0	3	0	0	0	1	0	0	0	0	0	0	0	5	5	0.00	0.000				
91 Alfredo Aceves, R ERA: 4.5 (7.1)	1.0	H	3	0	0	0	1	0	0	0	0	0	0	5	5	0.00	0.000				

Batter	1	2	3	4	5	6	7	8	9	AB	R	H	RBI	BB	SO	LOB	BOTTOM				
2 J.J. Hardy, R OBP: 0.167, SLG: 0.167 28 Steve Pearce, R OBP: 0.333, SLG: 0.444 (1.6)	F9		G5-3		P5		G5-3			3	0	0	0	0	0	2	Minnesota Twins @ Baltimore Orioles Ed Smith Stadium, Sarasota, FL Mon Mar 03 2014, 1:07 PM - 4:03 PM EST Att: 4,703 - Partly Cloudy - 76 F				
21 Nick Markakis, L OBP: 0.500, SLG: 0.667 72 Cord Phelps, S ERA: 4.5 (1.10)				19 FC4-6	10 1B		F8		G4-3	3	1	2	0	0	0	2					
10 Adam Jones, R OBP: 0.167, SLG: 0.167 34 Quintin Berry, L OBP: 0.167, SLG: 0.167 (1.8)		G6-3		19 FC4-6	1B		P5		K	3	0	1	0	0	1	0					
19 Chris Davis, L OBP: 0.333, SLG: 1.000 38 Xavier Paul, L OBP: 0.250, SLG: 0.375 (7.9)		K		23 E	23 E		HR		G4-3	3	1	1	1	0	1	3					
23 Nelson Cruz, R OBP: 0.333, SLG: 0.200 69 Iván De Jesús, Jr., R OBP: 0.333, SLG: 0.200 (1.9)		F8			E1		K			3	0	0	1	0	1	1					
32 Matt Wieters, S OBP: 0.200, SLG: 0.200 64 Mike Ohlman, R OBP: 0.200, SLG: 0.200 (1.2)		G4-3		1-3 3-H	32 FC5-4				G4-3	3	0	0	0	0	0	1					
3 Ryan Flaherty, L OBP: 0.714, SLG: 1.000 (1.4)				1-2	FC5-4		F9			1	0	0	0	0	0	1					
6 Jonathan Schoop, R OBP: 0.714, SLG: 1.000 (7.4)		G3-1					F8			2	0	0	0	0	0	0					
36 Alex Gonzalez, R OBP: 0.375, SLG: 0.500 67 Michael Almanzar, R OBP: 0.286, SLG: 0.167 (1.5)					F8				G4-3	3	0	1	0	0	0	1					
9 David Lough, L OBP: 0.600, SLG: 0.500 62 Francisco Peguero, R OBP: 0.333, SLG: 0.500 (1.7)					L7				F9	2	0	1	0	0	0	0					
Inning Stats	R: 0 E: 0 K: 1 S: 6	H: 1 LOB: 1 BB: 0 P: 6	R: 0 E: 0 K: 0 S: 3	H: 0 LOB: 0 BB: 0 P: 3	R: 0 E: 0 K: 0 S: 3	H: 0 LOB: 0 BB: 0 P: 3	R: 1 E: 1 K: 0 S: 5	H: 2 LOB: 1 BB: 0 P: 5	R: 0 E: 0 K: 1 S: 7	H: 1 LOB: 1 BB: 0 P: 7	R: 0 E: 0 K: 1 S: 6	H: 1 LOB: 1 BB: 0 P: 6	R: 0 E: 0 K: 1 S: 5	H: 0 LOB: 0 BB: 0 P: 5	R: 0 E: 0 K: 0 S: 4	H: 2 LOB: 2 BB: 1 P: 8	1B: 6 2B: 2 3B: 0 HR: 1	SF: 0 SAC: 0 DP: 1 HBP: 0	WP: 0 PB: 0 SB: 0 CS: 0	PA: 36	
PITCHER	IP	WLS	BF	H	R	ER	SO	BB	IBB	HBP	BLK	WP	HR	S	P	ERA	WHIP			ERA	WHIP
49 Vance Worley, R ERA: 4.5 (1.1)	3.0	10	1	0	0	1	0	0	0	0	0	0	0	12	12	0.00	0.333			0.00	3.000
64 Aaron Thompson, L ERA: 4.5 (4.1)	1.0	B	5	2	1	1	0	0	0	0	0	0	0	5	5	9.00	2.000				
65 Trevor May, R ERA: 4.5 (5.1)	2.0	9	3	1	1	1	1	0	0	0	0	0	1	12	12	4.50	1.500				
83 Sean Gilmartin, L ERA: 4.5 (7.1)	1.0	4	1	0	0	1	0	0	0	0	0	0	0	6	6	0.00	1.000				
48 Lester Oliveros, R ERA: 4.5 (8.1)	1.0	W	3	0	0	0	1	0	0	0	0	0	0	5	5	0.00	0.000				

Batter	1	2	3	4	5	6	7	8	9	AB R H RBI BB SO LOB	TOP																								
											<p style="text-align: center;">Tampa Bay Rays @ Baltimore Orioles Ed Smith Stadium, Sarasota, FL Thu Mar 06 2014, 1:05 PM EST</p> <p style="text-align: right;">livebaseballscorecards.com</p> <p>AB 0 R 0 H 0 RBI 0 BB 0 SO 0 LOB 0</p> 																								
Inning Stats										1B: 0 SF: 0 2B: 0 SAC: 0 3B: 0 DP: 0 HR: 0 HBP: 0	WP: 0 PA: 0 FB: 0 SB: 0 CS: 0																								
PITCHER	IP	WLS	BF	H	R	ER	SO	BB	IBB	HBP	BLK	WP	HR	S	P	ERA	WHIP	PITCHER	IP	WLS	BF	H	R	ER	SO	BB	IBB	HBP	BLK	WP	HR	S	P	ERA	WHIP

Batter	1	2	3	4	5	6	7	8	9	AB R H RBI BB SO LOB	BOTTOM																								
											<p style="text-align: center;">Tampa Bay Rays @ Baltimore Orioles Ed Smith Stadium, Sarasota, FL Thu Mar 06 2014, 1:05 PM EST</p> <p style="text-align: right;">livebaseballscorecards.com</p> <p>AB 0 R 0 H 0 RBI 0 BB 0 SO 0 LOB 0</p> 																								
Inning Stats										1B: 0 SF: 0 2B: 0 SAC: 0 3B: 0 DP: 0 HR: 0 HBP: 0	WP: 0 PA: 0 FB: 0 SB: 0 CS: 0																								
PITCHER	IP	WLS	BF	H	R	ER	SO	BB	IBB	HBP	BLK	WP	HR	S	P	ERA	WHIP	PITCHER	IP	WLS	BF	H	R	ER	SO	BB	IBB	HBP	BLK	WP	HR	S	P	ERA	WHIP

Batter	1	2	3	4	5	6	7	8	9	AB	R	H	RBI	BB	SO	LOB	TOP					
2 Ben Revere, L (1,8) 64 Tyson Gillies, L (5,8)	G1-3			G4-3	P6		G4-3		P4	3	0	0	0	0	0	2	Philadelphia Phillies @ Baltimore Orioles Ed Smith Stadium, Sarasota, FL Fri Mar 07 2014, 1:09 PM - 4:10 PM EST Att: 7,297 - Partly Cloudy - 65 F					
11 Jimmy Rollins, S (1,6) 66 Andrés Blanco, S (6,6)	K			F9					F7	2	0	0	0	1	1	0						
9 Dominic Brown, L (1,7) 18 Darin Ruf, R (6,7)	K				F8					2	1	0	0	1	1	3						
6 Ryan Howard, L (1,3) 74 Matkel Franco, R (6,3)		K							P3	3	1	1	1	0	2	0						
3 Marlon Byrd, R (1,9) 13 Freddy Galvis, S (6,9)									F8	3	0	1	1	0	0	0						
53 Bobby Abreu, L (1,10) 15 John Mayberry Jr., R (9,PH)										3	0	0	0	0	1	1						
28 Kevin Frandsen, R (1,4) 16 César Hernández, S (7,4)			K							3	0	0	0	0	1	0						
25 Cody Asche, L (1,5)			K							3	0	1	0	1	2	0						
29 Cameron Rupp, R (1,2) 73 Tommy Joseph, R (7,2)				L7						3	1	2	1	0	0	0						
Inning Stats	R: 0 E: 0 K: 2 S: 7	H: 0 LOB: 0 BB: 0 P: 7	R: 0 E: 0 K: 1 S: 5	H: 0 LOB: 0 BB: 0 P: 5	R: 0 E: 0 K: 2 S: 7	H: 0 LOB: 0 BB: 0 P: 7	R: 2 E: 0 K: 0 S: 5	H: 2 LOB: 1 BB: 1 P: 9	R: 0 E: 0 K: 0 S: 5	H: 2 LOB: 3 BB: 1 P: 9	R: 1 E: 0 K: 1 S: 6	H: 1 LOB: 0 BB: 0 P: 6	R: 1 E: 0 K: 0 S: 5	H: 1 LOB: 0 BB: 0 P: 8	R: 0 E: 1 K: 0 S: 4	H: 0 LOB: 2 BB: 1 P: 8		1B: 2 2B: 2 3B: 0 HR: 2	SF: 0 SAC: 0 DP: 0 HBP: 0	WP: 0 PB: 0 SB: 0 CS: 0	PA: 37	
PITCHER	IP	WLS	BF	H	R	ER	SO	BB	IBB	HBP	BLK	WP	HR	S	P	ERA	WHIP					
31 Ubaldo Jiménez, R (1,1) 17 Brian Matusz, L (3,1) 50 Miguel González, R (5,1) 80 Eddie Gamboa, R (5,1) 91 Alfredo Aceves, R (7,1)	2.0	W	6	0	0	0	3	0	0	0	0	0	0	0	12	12	0.00	0.000				
61 Kelvin De La Cruz, L (9,1)	1.0		5	0	0	0	0	1	0	0	1	0	0	4	8	0.00	1.000					

Batter	1	2	3	4	5	6	7	8	9	AB	R	H	RBI	BB	SO	LOB	BOTTOM					
9 David Lough, L (1,7) 41 Julio Borbon, L (6,FR)	F8				P5					4	1	0	1	0	0	6	Philadelphia Phillies @ Baltimore Orioles Ed Smith Stadium, Sarasota, FL Fri Mar 07 2014, 1:09 PM - 4:10 PM EST Att: 7,297 - Partly Cloudy - 65 F					
21 Nick Markakis, L (1,9) 51 Henry Urrutia, L (5,FR)										4	2	4	1	0	0	0						
10 Adam Jones, R (1,8) 28 Steve Pearce, R (6,3)										3	1	0	0	1	0	3						
19 Chris Davis, L (1,3) 34 Quintin Berry, L (5,FR)										4	1	2	1	0	1	2						
23 Nelson Cruz, R (1,10) 27 Delmon Young, R (7,PH)										3	1	2	0	1	0	0						
32 Matt Wieters, S (1,2) 63 Caleb Joseph, R (6,2)										4	2	1	2	0	0	3						
2 J.J. Hardy, R (1,6) 69 Iván De Jesús Jr., R (6,6)										4	1	3	2	0	0	3						
3 Ryan Flaherty, L (1,5) 67 Michael Almanzar, R (6,PR)										2	1	2	2	2	0	0						
1 Jemile Weeks, S (1,4) 6 Jonathan Schoop, R (7,4)										2	0	0	2	0	0	1						
Inning Stats	R: 0 E: 0 K: 1 S: 6	H: 1 LOB: 1 BB: 0 P: 6	R: 2 E: 0 K: 0 S: 6	H: 2 LOB: 0 BB: 0 P: 7	R: 4 E: 0 K: 0 S: 7	H: 4 LOB: 3 BB: 1 P: 14	R: 4 E: 0 K: 0 S: 7	H: 4 LOB: 2 BB: 2 P: 15	R: 2 E: 1 K: 0 S: 4	H: 2 LOB: 2 BB: 0 P: 4	R: 1 E: 0 K: 0 S: 4	H: 1 LOB: 2 BB: 2 P: 12	R: 1 E: 0 K: 1 S: 8	H: 1 LOB: 0 BB: 0 P: 11	1B: 10 2B: 3 3B: 1 HR: 2	SF: 2 SAC: 0 DP: 1 HBP: 2		WP: 1 PB: 0 SB: 1 CS: 0	PA: 48			
PITCHER	IP	WLS	BF	H	R	ER	SO	BB	IBB	HBP	BLK	WP	HR	S	P	ERA	WHIP					
34 A.J. Burnett, R (1,1) 75 Miguel Alfredo Gonzalez, R (1,1) 40 Michael Stutes, R (5,1) 78 David Buchanan, R (6,1) 76 Ken Giles, R (7,1)	3.0	L	19	7	6	6	1	1	0	2	0	0	1	0	7	15	36.00	6.000				
56 Cesar Jimenez, L (8,1)	1.0		4	1	1	1	0	0	0	0	0	0	0	4	4	9.00	3.000					



Batter	1	2	3	4	5	6	7	8	9	AB	R	H	RBI	BB	SO	LOB	TOP					
25 Jackie Bradley Jr. L (1.8) OBP: 0.235, SLG: 0.235 Stefan Welch, L (7.3)	0-0 F7		0-0 G3			0-3 K	0-3 K			4	0	0	0	0	2	4	Boston Red Sox @ Baltimore Orioles Ed Smith Stadium, Sarasota, FL Sat Mar 08 2014, 1:08 PM - 4:02 PM EST Att: 7,858 - Sunny - 63 F					
74 Deven Marrero, R (1.6) OBP: 0.600, SLG: 0.500 11 Mookie Betts, R (7.4)	0-3 K			0-3 K		4-0 BB		0-0 F7		2	0	0	0	1	2	0						
37 Mike Carp, L (1.3) OBP: 0.294, SLG: 0.467 80 Blake Swihart, S (7.2)	0-3 K			0-0 F9		0-3 K		0-0 F8		3	0	0	0	0	2	2						
16 Will Middlebrooks, R (1.5) OBP: 0.294, SLG: 0.438 76 Ryan Dent, R (7.6)		0-0 1B 77 G5-4-3		2-1 HR		0-0 F8		0-3 K		3	1	2	1	0	0	2						
77 Travis Shaw, L (1.10) OBP: 0.235, SLG: 0.143	0-0 G5-4-3			0-0 F9			0-3 K		0-3 K	4	0	0	0	0	2	1						
20 Ryan Lavarnway, R (1.2) OBP: 0.417, SLG: 0.298 26 Shannon Wilkerson, R (7. PR) (7.8)	0-0 F8				0-0 G3-1		0-0 1B 73 HR		0-0 P4	3	0	1	0	0	0	0						
73 Bryce Brentz, R (1.9) OBP: 0.269, SLG: 0.333 46 Keury De La Cruz, L (7.9)					0-3 K		1-0 HR		0-0 G6-3	3	1	2	2	0	1	0						
26 Brock Holt, L (1.4) OBP: 0.182, SLG: 0.273 84 Carlos Rivera, R (7.5)					0-0 G3		0-0 2B 30 G6-3			3	0	1	0	0	1	1						
30 Henry Ramos, S (1.7)					0-3 K		0-0 E6 74 BB		0-0 G6-3	3	0	0	0	0	1	3						
Inning Stats	R: 0 E: 0 K: 2 S: 7	H: 0 LOB: 0 BB: 7	R: 0 E: 0 K: 0 S: 3	H: 1 LOB: 0 BB: 3	R: 0 E: 0 K: 2 S: 8	H: 1 LOB: 1 BB: 0 P: 8	R: 1 E: 0 K: 1 S: 7	H: 1 LOB: 0 BB: 0 P: 9	R: 0 E: 0 K: 1 S: 5	H: 0 LOB: 0 BB: 0 P: 5	R: 0 E: 1 K: 2 S: 8	H: 0 LOB: 2 BB: 1 P: 12	R: 2 E: 0 K: 2 S: 10	H: 3 LOB: 2 BB: 0 P: 11	R: 0 E: 0 K: 1 S: 5	H: 0 LOB: 0 BB: 0 P: 5	R: 0 E: 0 K: 1 S: 5	H: 0 LOB: 0 BB: 0 P: 5	1B: 3 2B: 1 3B: 0 HR: 2	SF: 0 SAC: 0 DP: 1 HBP: 0	WP: 0 PB: 0 SB: 0 CS: 0	PA: 34
PITCHER	IP WLS BF H R ER SO BB IBB HBP BLK WP HR S P ERA WHIP																					
25 Bud Norris, R (1.1) ERA: 3.0	3.0 W 10 2 0 0 4 0 0 0 0 0 0 1 7 9 0.00 0.667																					
29 Tommy Hunter, R (4.1) ERA: 4.5	1.0 H 4 1 1 1 1 0 0 0 0 0 0 1 7 9 9.00 1.000																					
56 Darren O'Day, R (5.1) ERA: 1.0	1.0 H 3 0 0 0 1 0 0 0 0 0 0 0 5 5 0.00 0.000																					
74 Eduardo Rodriguez, L (6.1) ERA: 13.5	2.0 H 11 3 2 2 4 1 0 0 0 0 0 1 18 23 9.00 2.000																					
75 Tim Lincecum, L (8.1) ERA: 3.0	2.0 6 0 0 0 2 0 0 0 0 0 0 0 10 10 0.00 0.000																					

Batter	1	2	3	4	5	6	7	8	9	AB	R	H	RBI	BB	SO	LOB	BOTTOM			
21 Nick Markakis, L (1.9) OBP: 0.615, SLG: 1.077 89 Christian Walker, R (6.3)	0-0 G4-3		0-0 2B 2	0-3 K		0-0 3B 38 E	0-0 P4			3	1	1	0	0	1	0	Boston Red Sox @ Baltimore Orioles Ed Smith Stadium, Sarasota, FL Sat Mar 08 2014, 1:08 PM - 4:02 PM EST Att: 7,858 - Sunny - 63 F			
2 J.J. Hardy, R (1.6) OBP: 0.402, SLG: 0.500 34 Quintin Berry, L (5. PR) (6.8)	0-0 G4-3		0-0 2B 10 BB 23 FC5-2		4-0 1B 10 G1-3 27 BB	0-0 P4		0-0 G4-3		2	0	1	1	1	0	0				
19 Chris Davis, L (1.3) OBP: 0.462, SLG: 0.750 38 Xavier Paul, L (6.9)	0-0 1B		4-0 2B 23 FC5-2 27 FC5-4		0-0 P5	0-0 E3 41 1B		0-0 1B		2	1	1	0	1	0	1				
10 Adam Jones, R (1.8) OBP: 0.231, SLG: 0.091 69 Ivan De Jesus Jr., R (6.6)	0-0 F8		4-0 2B 27 FC5-4 23 FC5-2		0-0 G1-3	0-3 K		0-0 F9		2	0	0	0	1	0	2				
23 Nelson Cruz, R (1.7) OBP: 0.538, SLG: 0.444 41 Julio Borbon, L (6.7)		0-0 2B 32 1B	0-0 1B 27 FC5-4		4-0 1B 27	0-0 1B		0-0 G4-3		2	1	1	0	1	0	3				
27 Delmon Young, R (1.10) OBP: 0.308, SLG: 0.385 93 Jack Cust, L (7.10)	0-0 P4		0-0 1B 27 FC5-4		0-0 1B	0-0 F9		0-0 G4-3		3	0	1	1	0	0	3				
32 Matt Wieters, S (1.2) OBP: 0.333, SLG: 0.333 72 Cord Phelps, S (6. PR) (7.4)	0-0 1B		0-0 P5		0-0 1B	0-0 G4-3		0-0 G4-3		3	0	2	1	0	0	2				
36 Alex Gonzalez, R (1.5) OBP: 0.429, SLG: 0.714 81 Brian Ward, R (7.2)	0-0 P2		0-0 1B		0-0 F9	3-1 1B 36 HR		0-0 1B		3	1	1	2	0	0	1				
6 Jonathan Schoop, R (1.4) OBP: 0.538, SLG: 0.917 92 Buck Britton, L (7.5)	0-3 K		0-0 F9		0-0 F7	0-0 HR		0-0 F9		1	0	1	0	0	0	1				
Inning Stats	R: 0 E: 0 K: 0 S: 4	H: 1 LOB: 1 BB: 0 P: 4	R: 1 E: 0 K: 1 S: 7	H: 2 LOB: 1 BB: 0 P: 7	R: 2 E: 0 K: 0 S: 5	H: 2 LOB: 2 BB: 2 P: 13	R: 0 E: 0 K: 1 S: 5	H: 0 LOB: 0 BB: 0 P: 5	R: 0 E: 0 K: 0 S: 3	H: 1 LOB: 2 BB: 2 P: 11	R: 4 E: 2 K: 1 S: 12	H: 5 LOB: 5 BB: 0 P: 15	R: 0 E: 0 K: 0 S: 4	H: 1 LOB: 1 BB: 0 P: 4	R: 0 E: 0 K: 0 S: 4	H: 1 LOB: 1 BB: 0 P: 4	1B: 8 2B: 3 3B: 1 HR: 1	SF: 0 SAC: 0 DP: 0 HBP: 0	WP: 0 PB: 0 SB: 0 CS: 0	PA: 41
PITCHER	IP WLS BF H R ER SO BB IBB HBP BLK WP HR S P ERA WHIP																			
76 Henry Owens, L (1.1) ERA: 8.31	2.1 L 14 5 3 3 1 2 0 0 0 0 0 0 4 4 11.57 3.000																			
80 Matty Ott, R (3.1) ERA: 1.1	1.1 4 0 0 0 0 2 0 0 0 0 0 0 4 4 0.00 0.000																			
59 Tommy Layne, L (4.1) ERA: 1.1	1.1 6 1 0 0 1 2 0 0 0 0 0 0 6 14 0.00 2.250																			
52 Alex Wilson, R (6.1) ERA: 13.5	0.2 8 5 4 4 1 0 0 0 0 0 0 1 11 14 54.00 7.500																			
50 Jose Mijares, L (6.1) ERA: 9.0	1.1 5 1 0 0 0 0 0 0 0 0 0 0 5 5 0.00 0.750																			

AB	33
R	3
H	6
RBI	3
BB	1
SO	12
LOB	13



Batter	1	2	3	4	5	6	7	8	9	AB	R	H	RBI	BB	SO	LOB	TOP					
6 Starling Marte, R OBP: 0.280, SLG: 0.261 70 Drew Maggi, R OBP: 0.333, SLG: 0.333										3	0	1	0	0	2	1	Pittsburgh Pirates @ Baltimore Orioles Ed Smith Stadium, Sarasota, FL Sun Mar 09 2014, 1:11 PM - 3:33 PM EDT Att: 7,084 - Sunny - 72 F					
18 Neil Walker, S OBP: 0.222, SLG: 0.222 2 Gift Ngoepe, R										3	0	0	0	0	2	1						
22 Andrew McCutchen, R OBP: 0.667, SLG: 1.214 95 Junior Sosa, L										3	1	1	1	0	1	2						
17 Gaby Sanchez, R OBP: 0.538, SLG: 0.727 41 Justin Howard, L OBP: 0.500, SLG: 0.500										3	0	0	0	0	1	0						
31 Jose Tabata, R OBP: 0.167, SLG: 0.167 75 Adalberto Santos, R OBP: 0.600, SLG: 0.333											2	0	0	0	0	0		1				
26 Tony Sanchez, R OBP: 0.412, SLG: 0.800 78 Omir Santos, R											3	1	2	1	0	0		1				
79 Brent Morel, R OBP: 0.125, SLG: 0.125 72 Matt Hague, R OBP: 0.308, SLG: 0.250											2	0	0	0	0	0		2				
12 Clint Barmes, R OBP: 0.077, SLG: 0.154 12 Dan Gamache, L											2	0	0	0	1	0		2				
70 Michael Martinez, S OBP: 0.231, SLG: 0.308 5 Josh Harrison, R OBP: 0.467, SLG: 0.857										2	0	0	0	0	1	0		1				
Inning Stats	R: 0 E: 0 K: 0 S: 3	H: 1 LOB: 0 BB: 0 P: 3	R: 0 E: 0 K: 0 S: 3	H: 0 LOB: 0 BB: 0 P: 3	R: 0 E: 0 K: 2 S: 7	H: 0 LOB: 0 BB: 0 P: 7	R: 1 E: 0 K: 2 S: 10	H: 1 LOB: 0 BB: 0 P: 11	R: 1 E: 0 K: 0 S: 5	H: 1 LOB: 0 BB: 0 P: 7	R: 0 E: 1 K: 2 S: 8	H: 0 LOB: 1 BB: 0 P: 9	R: 0 E: 0 K: 0 S: 4	H: 1 LOB: 2 BB: 1 P: 8	R: 0 E: 0 K: 2 S: 7	H: 0 LOB: 0 BB: 0 P: 7		R: 0 E: 0 K: 3 S: 10	H: 1 LOB: 1 BB: 0 P: 10	1B: 3 2B: 0 3B: 0 HR: 2	SF: 0 SAC: 0 DP: 1 HBP: 0	WP: 1 PB: 0 SB: 0 CS: 0
PITCHER	IP WLS BF H R ER SO BB IBB HBP BLK WP HR S P ERA WHIP																					
16 Wei-Yin Chen, L ERA: 3.6	3.0 W 9 1 0 0 2 0 0 0 0 0 0 0 13 13 0.00 0.333																					
35 Brad Brach, R ERA: 4.5	2.0 8 2 2 2 2 0 0 0 0 0 0 2 15 18 9.00 1.000																					
53 Zack Britton, L ERA: 1.5	2.0 9 1 0 0 2 1 0 0 0 0 0 1 0 12 17 0.00 1.000																					
52 Steve Johnson, R ERA: 3.6	1.0 3 0 0 0 2 0 0 0 0 0 0 0 7 7 0.00 0.000																					
60 Josh Stinson, R ERA:	1.0 4 1 0 0 3 0 0 0 0 0 0 0 10 10 0.00 1.000																					
Batter	1	2	3	4	5	6	7	8	9	AB	R	H	RBI	BB	SO	LOB	BOTTOM					
9 David Lough, L OBP: 0.421, SLG: 0.588 34 Quintin Berry, L OBP: 0.400, SLG: 0.500										2	1	1	0	0	0	1	Pittsburgh Pirates @ Baltimore Orioles Ed Smith Stadium, Sarasota, FL Sun Mar 09 2014, 1:11 PM - 3:33 PM EDT Att: 7,084 - Sunny - 72 F					
23 Nelson Cruz, R OBP: 0.500, SLG: 0.500 67 Michael Almanzar, R OBP: 0.235, SLG: 0.250										3	1	1	1	0	1	1						
19 Chris Davis, L OBP: 0.563, SLG: 1.067 38 Xavier Paul, L OBP: 0.375, SLG: 0.438										3	3	3	3	0	0	0						
10 Adam Jones, R OBP: 0.188, SLG: 0.071 27 Delmon Young, R OBP: 0.296, SLG: 0.357										3	0	0	0	0	1	2						
21 Nick Markakis, L OBP: 0.625, SLG: 1.000 28 Steve Pearce, R OBP: 0.348, SLG: 0.381										3	1	2	1	0	0	0		1				
2 J.J. Hardy, R OBP: 0.438, SLG: 0.667 63 Caleb Joseph, R										3	1	1	3	0	2	1						
32 Matt Wieters, S OBP: 0.333, SLG: 0.400 72 Cord Phelps, S OBP: 0.308, SLG: 0.182											3	0	1	0	0	0		0				
3 Ryan Flaherty, L OBP: 0.435, SLG: 0.600 41 Julio Borbon, L OBP: 0.357, SLG: 0.250										3	0	1	0	0	1	1						
6 Jonathan Schoop, R OBP: 0.583, SLG: 0.887 69 Ivan De Jesus Jr., R OBP: 0.333, SLG: 0.200										3	1	2	0	0	0	1						
Inning Stats	R: 3 E: 0 K: 1 S: 8	H: 3 LOB: 0 BB: 0 P: 8	R: 0 E: 0 K: 1 S: 6	H: 1 LOB: 1 BB: 0 P: 6	R: 3 E: 0 K: 1 S: 11	H: 4 LOB: 1 BB: 0 P: 12	R: 3 E: 0 K: 2 S: 11	H: 4 LOB: 1 BB: 0 P: 11	R: 0 E: 0 K: 0 S: 4	H: 1 LOB: 1 BB: 0 P: 4	R: 0 E: 0 K: 1 S: 6	H: 1 LOB: 1 BB: 0 P: 6	R: 0 E: 0 K: 0 S: 3	H: 1 LOB: 0 BB: 0 P: 3	R: 0 E: 0 K: 0 S: 3	H: 1 LOB: 0 BB: 0 P: 3		1B: 10 2B: 4 3B: 0 HR: 2	SF: 0 SAC: 0 DP: 2 HBP: 0	WP: 0 PB: 0 SB: 0 CS: 0	PA: 38	
PITCHER	IP WLS BF H R ER SO BB IBB HBP BLK WP HR S P ERA WHIP																					
36 Edinson Volquez, R ERA: 14.29	2.2 L 15 7 6 6 3 0 0 0 0 0 0 0 2 23 20.25 2.625																					
56 Matt Benedict, R ERA:	0.1 2 1 0 0 0 0 0 0 0 0 0 0 2 2 0.00 3.000																					
58 Brandon Cumpton, R ERA: 5.4	3.0 15 6 3 3 3 0 0 0 0 0 0 0 21 21 9.00 2.000																					
67 Jake Brigham, R ERA: 6.75	1.0 3 1 0 0 0 0 0 0 0 0 0 0 3 3 0.00 1.000																					
48 Jared Hughes, R ERA: 4.5	1.0 3 1 0 0 0 0 0 0 0 0 0 0 3 3 0.00 1.000																					

Batter	1	2	3	4	5	6	7	8	9	AB	R	H	RBI	BB	SO	LOB	TOP										
29 Daniel Nava, S OBP: 0.417, SLG: 0.684 46 Keury De La Cruz, L (7, PR)	L6		40 1B 2B		G5-3		25 3B 2B		F7	4	1	2	1	0	0	0											
25 Jackie Bradley, Jr., L OBP: 0.296, SLG: 0.333 76 Ryan Dent, R	G4-3		40 F 40 1B BB		K		2H 3B		G4-6-3 BB	3	0	1	1	1	1	0											
16 Will Middlebrooks, R OBP: 0.349, SLG: 0.636 70 Garin Cecchini, L OBP: 0.316, SLG: 0.250	G6-3		P2				HR		G4-6-3 1-2	3	1	1	1	0	0	2											
40 A.J. Pierzynski, L OBP: 0.429, SLG: 0.643 81 Peter Hissey, L (6, PR)			E6				20 G6-4-3 1B		F7	3	0	3	1	0	0	0											
20 Ryan Lavarnway, R OBP: 0.409, SLG: 0.474	L6		F7				G6-4-3 1-2		HR	4	1	1	1	0	0	4											
72 Corey Brown, L OBP: 0.400, SLG: 0.800 80 Blake Swihart, S OBP: 0.500, SLG: 0.429	F8				G4-3		G4-3		76 G3-6-3 1B	3	0	0	0	0	0	2											
68 Alex Hassan, R OBP: 0.190 23 Brandon Snyder, R OBP: 0.333, SLG: 0.286	F8				F9		K		K	3	0	0	0	0	1	1											
26 Brock Holt, L OBP: 0.294, SLG: 0.588 76 Justin Henry, L			HR		K		29 2B 2B		G3-6-3 1-2	3	2	2	1	0	1	0											
74 Deven Marrero, R OBP: 0.429, SLG: 0.313 48 Mike McCoy, R OBP: 0.200, SLG: 0.111	G5-3				K		K		76 S 1B	3	0	0	0	0	2	1											
Inning Stats	R: 0 E: 0 K: 0 S: 3	H: 0 LOB: 0 BB: 0 P: 3	R: 0 E: 0 K: 0 S: 4	H: 1 LOB: 1 BB: 0 P: 4	R: 2 E: 1 K: 0 S: 6	H: 3 LOB: 2 BB: 1 P: 10	R: 0 E: 0 K: 1 S: 5	H: 0 LOB: 0 BB: 0 P: 5	R: 0 E: 0 K: 2 S: 7	H: 0 LOB: 0 BB: 0 P: 7	R: 1 E: 0 K: 0 S: 4	H: 2 LOB: 1 BB: 0 P: 4	R: 2 E: 0 K: 2 S: 10	H: 3 LOB: 3 BB: 1 P: 14	R: 1 E: 0 K: 1 S: 6	H: 2 LOB: 0 BB: 0 P: 7	R: 0 E: 0 K: 0 S: 4	H: 1 LOB: 1 BB: 1 P: 8	1B: 4 2B: 4 3B: 1 HR: 3	SF: 0 SAC: 0 DP: 3 HBP: 0	WP: 0 PB: 0 SB: 1 CS: 0	PA: 39					
PITCHER	IP	WLS	BF	H	R	ER	SO	BB	IBB	HBP	BLK	WP	HR	S	P	ERA	WHIP										
50 Miguel González, R ERA: 5.06	3.0		14	4	2	2	0	1	0	0	0	0	1	13	17	6.00	1.667										
17 Brian Matusz, L ERA: 3.0	2.0		6	0	0	0	3	0	0	0	0	0	0	12	12	0.00	0.000										
29 Tommy Hunter, R ERA: 6.0	1.0		4	2	1	1	0	0	0	0	0	0	1	4	4	9.00	2.000										
91 Alfredo Aceves, R ERA: 9.0	2.0	L	11	5	3	3	3	1	0	0	0	0	1	16	21	13.50	3.000										
Luis Vizcaino, R ERA:	1.0		4	1	0	0	0	1	0	0	0	0	0	4	8	0.00	2.000										

Boston Red Sox @ Baltimore Orioles
Ed Smith Stadium, Sarasota, FL
Tue Mar 11 2014, 1:07 PM - 4:00 PM EDT
Att: 7,647 - Sunny - 74 F

AB	36
R	6
H	12
RBI	6
BB	3
SO	6
LOB	18



Batter	1	2	3	4	5	6	7	8	9	AB	R	H	RBI	BB	SO	LOB	BOTTOM										
9 David Lough, L OBP: 0.364, SLG: 0.500 51 Henry Urrutia, L OBP: 0.313, SLG: 0.333	G6-3		G3		F8				34 G4-3 1B	3	0	0	0	0	0	0											
21 Nick Markakis, L OBP: 0.575, SLG: 0.895 34 Quintin Berry, L OBP: 0.368, SLG: 0.444					F9		G3-1		G4-3 1-2	3	0	1	0	0	0	0											
23 Nelson Cruz, R OBP: 0.526, SLG: 0.571 6 Jonathan Schoop, R OBP: 0.526, SLG: 0.833	K				2 BB 19 BB 32 BB BB		19 G6-3 2 G4-3 2 BB 2B		K	2	1	1	0	1	1	1											
19 Chris Davis, L OBP: 0.526, SLG: 0.941 38 Xavier Paul, L OBP: 0.368, SLG: 0.389	K				32 BB 2 BB 27 WP BB		G6-3		L4	2	1	0	0	1	1	2											
2 J.J. Hardy, R OBP: 0.474, SLG: 0.647 28 Steve Pearce, R OBP: 0.370, SLG: 0.520					27 WP 32 BB 1-2 2-3 BB		G4-3		48 F9 67 1B 67 2B 1B	2	0	1	1	1	0	1											
32 Matt Wieters, S OBP: 0.353, SLG: 0.375 63 Caleb Joseph, R OBP: 0.333, SLG: 0.250	FC5-6				27 WP 1-2 2-3 3-H BB		P5		67 2B 1B	1	0	0	1	1	0	1											
27 Delmon Young, R OBP: 0.200, SLG: 0.250 48 Johnny Monell, L OBP: 0.467, SLG: 0.615	G6-4-3				K		G6-3		F9	3	0	0	0	0	1	3											
3 Ryan Flaherty, L OBP: 0.385, SLG: 0.522 67 Michael Almanzar, R OBP: 0.333, SLG: 0.600					G4-3		F9		F9	1	0	1	2	0	0	0											
12 Alexi Casilla, S OBP: 0.357, SLG: 0.250					P6		G4-3		F9	3	0	0	0	0	0	0											
69 Iván De Jesús Jr., R OBP: 0.357, SLG: 0.250					G6-3		G4-3		F9	1	0	0	0	0	0	1											
Inning Stats	R: 0 E: 0 K: 2 S: 8	H: 1 LOB: 1 BB: 0 P: 8	R: 0 E: 0 K: 0 S: 3	H: 1 LOB: 0 BB: 0 P: 3	R: 0 E: 0 K: 1 S: 5	H: 0 LOB: 0 BB: 0 P: 5	R: 2 E: 0 K: 1 S: 5	H: 0 LOB: 2 BB: 4 P: 22	R: 0 E: 0 K: 0 S: 3	H: 0 LOB: 0 BB: 0 P: 3	R: 1 E: 0 K: 0 S: 4	H: 1 LOB: 1 BB: 0 P: 4	R: 0 E: 0 K: 0 S: 3	H: 0 LOB: 0 BB: 0 P: 3	R: 0 E: 0 K: 1 S: 5	H: 1 LOB: 0 BB: 0 P: 5	R: 2 E: 0 K: 0 S: 6	H: 3 LOB: 1 BB: 0 P: 6	1B: 5 2B: 2 3B: 0 HR: 0	SF: 0 SAC: 0 DP: 2 HBP: 0	WP: 1 PB: 0 SB: 0 CS: 0	PA: 36					
PITCHER	IP	WLS	BF	H	R	ER	SO	BB	IBB	HBP	BLK	WP	HR	S	P	ERA	WHIP										
64 Allen Webster, R ERA: 5.63	3.1		14	2	2	2	3	3	0	0	0	0	1	17	29	5.40	1.500										
52 Alex Wilson, R ERA: 10.8	0.2	B	3	0	0	0	1	1	0	0	0	0	0	4	9	0.00	1.500										
59 Tommy Layne, L ERA:	1.0		3	0	0	0	0	0	0	0	0	0	0	3	3	0.00	0.000										
60 Brayan Villarreal, R ERA: 6.0	2.0	W	7	1	1	1	0	0	0	0	0	0	0	7	7	4.50	0.500										
78 Noé Ramirez, R ERA: 3.6	2.0	S	9	4	2	2	1	0	0	0	0	0	0	11	11	9.00	2.000										

Boston Red Sox @ Baltimore Orioles
Ed Smith Stadium, Sarasota, FL
Tue Mar 11 2014, 1:07 PM - 4:00 PM EDT
Att: 7,647 - Sunny - 74 F

AB	32
R	5
H	7
RBI	4
BB	4
SO	5
LOB	15



Batter	1	2	3	4	5	6	7	8	9	AB	R	H	RBI	BB	SO	LOB	TOP													
2 Ben Revere, L (1, 8) OBP: 0.333, SLG: 0.370 15 John Mayberry Jr., R (6, 8) OBP: 0.350, SLG: 0.750	0-0 26 G3 13 BB 3B	0-0 13 BB 3B		0-0 SF8		4-0 7 G5-4-3 BB		0-0 P5		2	2	1	1	0	0	0	Philadelphia Phillies @ Baltimore Orioles Ed Smith Stadium, Sarasota, FL Wed Mar 12 2014, 1:09 PM - 4:17 PM EDT Att: 7,010 - Cloudy - 75 F													
13 Freddy Galvis, S (1, 6) OBP: 0.258, SLG: 0.333 7 Ronny Cedeno, R (5, 6) OBP: 0.300, SLG: 0.333	4-0 26 G3 9 BB 3B	0-0 3B		0-0 G4-6-3		0-0 G5-4-3		4-0 18 BB 28 1B BB	2	1	1	1	1	0	1	1														
26 Chase Utley, L (1, 4) OBP: 0.217, SLG: 0.182 28 Kevin Frandsen, R (5, PR) OBP: 0.208, SLG: 0.208	0-0 G3	0-0 G6-3			0-0 6 1B		0-0 G6-3		0-0 18 BB 1B	3	0	1	0	0	0	3														
6 Ryan Howard, L (1, 10) OBP: 0.267, SLG: 0.259 64 Tyson Gillies, L (5, PR) OBP: 0.222, SLG: 0.250	4-0 9 BB 3B			0-3 K		0-0 1B		0-0 2B		2	1	1	0	1	1	0														
18 Darin Ruf, R (1, 3) OBP: 0.371, SLG: 0.448	0-0 P3			0-3 K		0-0 F3		0-0 G5-3		4	0	0	0	1	1	6														
9 Dornic Brown, L (1, 7) OBP: 0.242, SLG: 0.179 24 Clete Thomas, L (5, 7) OBP: 0.154, SLG: 0.083	0-0 3B			0-0 L1		0-0 F8		4-0 BB		3	0	1	3	0	0	2														
29 Cameron Rupp, R (1, 2) OBP: 0.333, SLG: 0.500 21 Wil Nieves, R (7, 2) OBP: 0.077, SLG: 0.077	0-0 G1-3			0-0 53 2B 74 1B		0-3 K		0-0 F8		4	1	1	0	0	1	5														
53 Bobby Abreu, L (1, 9) OBP: 0.419, SLG: 0.348 80 Zach Collier, L (8, 7) OBP: 0.182, SLG: 0.100		4-0 74 G6-4-3 BB		0-0 74 1B 2 SF8 2B		0-0 3B		0-0 G3		3	1	2	0	1	0	0														
74 Maikel Franco, R (1, 5) OBP: 0.258, SLG: 0.207	0-0 G6-4-3			0-0 13 G4-6-3 1B		0-3 K		0-0 F8		4	0	1	1	0	1	2														
Inning Stats	R: 3 E: 0 K: 0 S: 5	H: 2 LOB: 1 BB: 2 P: 13	R: 1 E: 0 K: 0 S: 4	H: 2 LOB: 1 BB: 1 P: 8	R: 0 E: 0 K: 2 S: 7	H: 0 LOB: 0 BB: 0 P: 7	R: 2 E: 0 K: 0 S: 5	H: 3 LOB: 0 BB: 0 P: 5	R: 0 E: 0 K: 1 S: 5	H: 1 LOB: 1 BB: 1 P: 9	R: 0 E: 0 K: 0 S: 4	H: 1 LOB: 2 BB: 1 P: 8	R: 0 E: 0 K: 0 S: 3	H: 0 LOB: 0 BB: 0 P: 3	R: 0 E: 0 K: 2 S: 8	H: 1 LOB: 3 BB: 2 P: 16		1B: 6 2B: 2 3B: 4 HR: 0	SF: 1 SAC: 0 DP: 3 HBP: 0	WP: 0 PB: 0 SB: 0 CS: 0	PA: 43									
PITCHER	IP WLS BF H R ER SO BB IBB HBP BLK WP HR S P ERA WHIP	31 Ubaldo Jimenez, R (1, 1) ERA: 9.0 53 Zack Britton, L (3, 1) ERA: 1.29 74 Eduardo Rodriguez, L (4, 1) ERA: 12.3 56 Darren O'Day, R (6, 1) ERA: 52 Steve Johnson, R (7, 1) ERA: 2.57	1.0 2.0 3.0 4.0 5.0 6.0 7.0 8.0	2.0 3.0 4.0 5.0 6.0 7.0 8.0	3.0 4.0 5.0 6.0 7.0 8.0	4.0 5.0 6.0 7.0 8.0	5.0 6.0 7.0 8.0	6.0 7.0 8.0	1.0 2.0 3.0 4.0 5.0 6.0 7.0 8.0	2.0 3.0 4.0 5.0 6.0 7.0 8.0	3.0 4.0 5.0 6.0 7.0 8.0	4.0 5.0 6.0 7.0 8.0	5.0 6.0 7.0 8.0	6.0 7.0 8.0	7.0 8.0	9.0 10.0 11.0		18.00 0.00 9.00 0.00 0.00	3.500 0.000 2.500 2.000 1.000	61 Kelvin De La Cruz, L (9, 1) ERA:	1.0 2.0 3.0 4.0 5.0 6.0 7.0 8.0	2.0 3.0 4.0 5.0 6.0 7.0 8.0	3.0 4.0 5.0 6.0 7.0 8.0	4.0 5.0 6.0 7.0 8.0	5.0 6.0 7.0 8.0	6.0 7.0 8.0	7.0 8.0	8.0 9.0 10.0 11.0	18.00 0.00 9.00 0.00 0.00	3.500 0.000 2.500 2.000 1.000

Batter	1	2	3	4	5	6	7	8	9	AB	R	H	RBI	BB	SO	LOB	BOTTOM																																	
9 David Lough, L (1, 8) OBP: 0.320, SLG: 0.435 38 Xavier Paul, L (6, 9) OBP: 0.333, SLG: 0.350	0-0 G3			1-3 K		0-3 K		0-3 K		3	0	0	0	0	2	1	Philadelphia Phillies @ Baltimore Orioles Ed Smith Stadium, Sarasota, FL Wed Mar 12 2014, 1:09 PM - 4:17 PM EDT Att: 7,010 - Cloudy - 75 F																																	
1 Jamie Weeks, S (1, 4) OBP: 0.370, SLG: 0.211 12 Alexi Casilla, S (6, 4) OBP: 0.350, SLG: 0.421	0-0 F8			1-0 21 HBP		0-0 21 CS 1B		0-0 G6-3		2	0	1	0	0	0	0																																		
21 Nick Markakis, L (1, 9) OBP: 0.545, SLG: 0.810 34 Quintin Berry, L (6, 8) OBP: 0.350, SLG: 0.421	0-0 G6-3			1-0 19 G4-6-3 HBP		1-0 G4-3		0-0 G6-3		2	0	0	0	0	0	1																																		
19 Chris Davis, L (1, 3) OBP: 0.545, SLG: 0.895 51 Henry Urrutia, L (6, PR) OBP: 0.294, SLG: 0.313		0-0 23 2B 3 SF8 1B		0-0 G4-6-3		4-0 3 G4-6-3 BB		0-0 F7		2	1	1	0	1	0	3																																		
23 Nelson Cruz, R (1, 7) OBP: 0.500, SLG: 0.588 67 Michael Almanzar, R (7, 5) OBP: 0.364, SLG: 0.600		0-0 3 SF8 2B		0-0 P3		0-0 F7		4-0 36 HR BB		3	0	1	0	0	0	1																																		
3 Ryan Flaherty, L (1, 5) OBP: 0.345, SLG: 0.480 28 Steve Pearce, R (7, 3) OBP: 0.357, SLG: 0.500		0-0 SF8		0-3 K		0-0 G4-6-3		0-0 F8		2	0	0	1	0	1	1																																		
2 J.J. Hardy, R (1, 6) OBP: 0.455, SLG: 0.600 48 Johnny Monell, L (7, PR) OBP: 0.438, SLG: 0.571		0-0 F7		0-0 L6		0-0 L6		0-0 F9		3	0	1	0	0	0	1																																		
45 Steve Clevenger, L (1, 2) OBP: 0.526, SLG: 0.625 36 Alex Gonzalez, R (8, 6) OBP: 0.389, SLG: 0.778		0-0 G4-3		3-1 14 HR BB		4-0 14 HR BB		0-0 HR		2	1	1	0	1	0	1																																		
14 Nolan Reimold, R (1, 10) OBP: 0.455, SLG: 0.471		0-0 21 1B 9 S		0-0 21 1B 9 S		0-0 HR		4-0 BB		3	1	2	2	1	0	2																																		
Inning Stats	R: 0 E: 0 K: 0 S: 3	H: 0 LOB: 0 BB: 0 P: 3	R: 1 E: 0 K: 0 S: 5	H: 2 LOB: 1 BB: 0 P: 5	R: 0 E: 0 K: 1 S: 5	H: 1 LOB: 2 BB: 0 P: 8	R: 0 E: 0 K: 1 S: 5	H: 0 LOB: 0 BB: 0 P: 5	R: 2 E: 0 K: 1 S: 7	H: 2 LOB: 1 BB: 1 P: 15	R: 0 E: 0 K: 0 S: 2	H: 0 LOB: 1 BB: 1 P: 6	R: 0 E: 0 K: 0 S: 6	H: 2 LOB: 1 BB: 0 P: 6	R: 0 E: 0 K: 0 S: 3	H: 0 LOB: 0 BB: 0 P: 3		R: 2 E: 0 K: 0 S: 5	H: 1 LOB: 1 BB: 2 P: 16	1B: 5 2B: 2 3B: 0 HR: 2	SF: 1 SAC: 0 DP: 3 HBP: 2	WP: 0 PB: 0 SB: 1 CS: 1	PA: 37																											
PITCHER	IP WLS BF H R ER SO BB IBB HBP BLK WP HR S P ERA WHIP	34 A.J. Burnett, R (1, 1) ERA: 10.0 50 Shawn Camp, R (5, 1) ERA: 48 Phillippe Aumont, R (6, 1) ERA: 4.5 52 Kevin Munson, R (7, 1) ERA: 1.29 56 Cesar Jimenez, L (8, 1) ERA: 5.4	4.0 1.0 1.0 1.0 1.0 2.0	5.0 1.0 1.0 1.0 1.0 2.0	6.0 1.0 1.0 1.0 1.0 2.0	7.0 1.0 1.0 1.0 1.0 2.0	8.0 1.0 1.0 1.0 1.0 2.0	9.0 1.0 1.0 1.0 1.0 2.0	10.0 1.0 1.0 1.0 1.0 2.0	11.0 1.0 1.0 1.0 1.0 2.0	12.0 1.0 1.0 1.0 1.0 2.0	13.0 1.0 1.0 1.0 1.0 2.0	14.0 1.0 1.0 1.0 1.0 2.0	15.0 1.0 1.0 1.0 1.0 2.0	16.0 1.0 1.0 1.0 1.0 2.0	17.0 1.0 1.0 1.0 1.0 2.0		18.0 1.0 1.0 1.0 1.0 2.0	19.0 1.0 1.0 1.0 1.0 2.0	20.0 1.0 1.0 1.0 1.0 2.0	21.0 1.0 1.0 1.0 1.0 2.0	22.0 1.0 1.0 1.0 1.0 2.0	23.0 1.0 1.0 1.0 1.0 2.0	24.0 1.0 1.0 1.0 1.0 2.0	25.0 1.0 1.0 1.0 1.0 2.0	26.0 1.0 1.0 1.0 1.0 2.0	27.0 1.0 1.0 1.0 1.0 2.0	28.0 1.0 1.0 1.0 1.0 2.0	29.0 1.0 1.0 1.0 1.0 2.0	30.0 1.0 1.0 1.0 1.0 2.0	31.0 1.0 1.0 1.0 1.0 2.0	32.0 1.0 1.0 1.0 1.0 2.0	33.0 1.0 1.0 1.0 1.0 2.0	34.0 1.0 1.0 1.0 1.0 2.0	35.0 1.0 1.0 1.0 1.0 2.0	36.0 1.0 1.0 1.0 1.0 2.0	37.0 1.0 1.0 1.0 1.0 2.0	38.0 1.0 1.0 1.0 1.0 2.0	39.0 1.0 1.0 1.0 1.0 2.0	40.0 1.0 1.0 1.0 1.0 2.0	41.0 1.0 1.0 1.0 1.0 2.0	42.0 1.0 1.0 1.0 1.0 2.0	43.0 1.0 1.0 1.0 1.0 2.0	44.0 1.0 1.0 1.0 1.0 2.0	45.0 1.0 1.0 1.0 1.0 2.0	46.0 1.0 1.0 1.0 1.0 2.0	47.0 1.0 1.0 1.0 1.0 2.0	48.0 1.0 1.0 1.0 1.0 2.0	49.0 1.0 1.0 1.0 1.0 2.0	50.0 1.0 1.0 1.0 1.0 2.0

Batter	1	2	3	4	5	6	7	8	9	AB	R	H	RBI	BB	SO	LOB	TOP										
34 Quintin Berry, L (1.8) OBP: 0.304, SLG: 0.364 48 Johnny Monell, L (7.2) OBP: 0.412, SLG: 0.533										3	0	0	0	0	2	1	<p>Baltimore Orioles @ New York Yankees</p> <p>George M. Steinbrenner Field, Tampa, FL</p> <p>Thu Mar 13 2014, 1:09 PM - 4:07 PM EDT</p> <p>Att: 9,317 - Sunny - 60 F</p>										
36 Alex Gonzalez, R (1.6) OBP: 0.429, SLG: 0.762 12 Alexi Casilla, S (7.4)										3	0	2	0	0	0	1											
51 Henry Urrutia, L (1.7) OBP: 0.333, SLG: 0.400 93 Chih-Hsien Chiang, L (8.7)										4	0	2	0	0	1	2											
28 Steve Pearce, R (1.3) OBP: 0.391, SLG: 0.600 67 Michael Almanzar, R (7.3)										3	0	0	0	0	0	3											
3 Ryan Flaherty, L (1.5) OBP: 0.344, SLG: 0.464 92 Buck Britton, L (7.5) OBP: 0.200, SLG: 0.200										3	0	1	0	0	2	1											
27 Delmon Young, R (1.10) OBP: 0.167, SLG: 0.208										4	0	0	0	0	1	3											
38 Xavier Paul, L (1.9) OBP: 0.500, SLG: 0.750 86 Daniel Álvarez, R (7.9) OBP: 0.500, SLG: 1.000										3	0	1	0	0	0	0											
6 Jonathan Schoop, R (1.4) OBP: 0.500, SLG: 0.750 87 Mike Yastrzemski, L (7.8) OBP: 0.333, SLG: 0.200										2	0	0	0	1	1	0											
63 Caleb Joseph, R (1.2) OBP: 0.222, SLG: 0.143 88 Garabez Rosa, R (7.6)										3	0	0	0	0	1	1											
Inning Stats	R: 0 E: 0 K: 1 S: 6	H: 2 LOB: 1 BB: 0 P: 6	R: 0 E: 0 K: 2 S: 7	H: 0 LOB: 0 BB: 0 P: 7	R: 0 E: 0 K: 3 S: 10	H: 1 LOB: 2 BB: 1 P: 14	R: 0 E: 0 K: 1 S: 6	H: 1 LOB: 1 BB: 0 P: 6	R: 0 E: 1 K: 1 S: 6	H: 0 LOB: 1 BB: 0 P: 6	R: 0 E: 0 K: 0 S: 3	H: 0 LOB: 0 BB: 0 P: 3	R: 0 E: 0 K: 1 S: 5	H: 0 LOB: 0 BB: 0 P: 5	R: 0 E: 0 K: 3 S: 10	H: 1 LOB: 2 BB: 1 P: 14		1B: 4 2B: 3 3B: 0 HR: 0	SF: 0 SAC: 0 DP: 1 HBP: 0	WP: 0 PB: 0 SB: 0 CS: 0	PA: 35						
PITCHER	IP	WLS	BF	H	R	ER	SO	BB	IBB	HBP	BLK	WP	HR	S	P	ERA	WHIP										
35 Michael Pineda, R (1.1) ERA: 0.00	2.2	W	11	3	0	0	5	1	0	0	0	0	0	20	24	0.00	1.500										
30 David Robertson, R (3.1) ERA: 10.8	0.1	H	1	0	0	0	1	0	0	0	0	0	0	3	3	0.00	0.000										
48 Matt Thornton, L (4.1) ERA: 3.24	0.1	H	2	1	0	0	0	0	0	0	0	0	0	2	2	0.00	3.000										
74 Bruce Billings, R (7.1) ERA: 0.00	2.2	H	10	1	0	0	3	0	0	0	0	0	0	16	16	0.00	0.000										
57 Chris Leroux, R (1.1)	2.0		6	0	0	0	1	0	0	0	0	0	0	8	8	0.00	0.000										

Batter	1	2	3	4	5	6	7	8	9	AB	R	H	RBI	BB	SO	LOB	BOTTOM										
11 Brett Gardner, L (1.8) OBP: 0.320, SLG: 0.391 73 Aníbal Richardson, S (7.8) OBP: 0.297, SLG: 0.297										4	2	2	1	0	0	0	<p>Baltimore Orioles @ New York Yankees</p> <p>George M. Steinbrenner Field, Tampa, FL</p> <p>Thu Mar 13 2014, 1:09 PM - 4:07 PM EDT</p> <p>Att: 9,317 - Sunny - 60 F</p>										
2 Derek Jeter, R (1.6) OBP: 0.231, SLG: 0.208 86 José Pirela, R (7.6) OBP: 0.474, SLG: 0.667										4	0	0	0	0	1	1											
36 Carlos Beltrán, S (1.10) OBP: 0.174, SLG: 0.409 Gary Sánchez, R (7. PH) OBP: 0.300, SLG: 0.600										3	0	1	1	0	1	1											
34 Brian McCann, L (1.2) OBP: 0.400, SLG: 0.476 66 John Ryan Murphy, R (7.2) OBP: 0.150, SLG: 0.263										1	1	0	0	2	1	1											
12 Alfonso Soriano, R (1.7) OBP: 0.333, SLG: 0.286 85 Jake Cave, L (7.7)										2	0	1	1	1	0	0											
26 Eduardo Núñez, R (1.5) OBP: 0.261, SLG: 0.522 98 Zolous Wheeler, R (7.5) OBP: 0.286, SLG: 0.400										3	0	1	0	0	0	4											
45 Dean Anna, L (1.4) OBP: 0.435, SLG: 0.316 72 Corban Joseph, L (7.4) OBP: 0.316, SLG: 0.188										1	1	1	0	0	0	0											
65 Zoilo Almonte, S (1.9) OBP: 0.455, SLG: 0.714 95 Adonis García, R (7.9) OBP: 0.474, SLG: 0.526										3	1	2	0	0	0	1											
70 Russ Canzler, R (1.3) OBP: 0.200, SLG: 0.158 80 Jose Gil, R (7.3) OBP: 0.455, SLG: 0.500										3	0	0	0	0	3	3											
Inning Stats	R: 1 E: 0 K: 0 S: 5	H: 2 LOB: 3 BB: 2 P: 13	R: 2 E: 1 K: 3 S: 12	H: 2 LOB: 1 BB: 0 P: 12	R: 0 E: 0 K: 1 S: 7	H: 2 LOB: 2 BB: 0 P: 7	R: 0 E: 0 K: 0 S: 3	H: 0 LOB: 0 BB: 0 P: 3	R: 1 E: 0 K: 0 S: 4	H: 1 LOB: 1 BB: 1 P: 9	R: 0 E: 0 K: 2 S: 7	H: 0 LOB: 0 BB: 0 P: 7	R: 0 E: 0 K: 0 S: 3	H: 0 LOB: 0 BB: 0 P: 3	R: 2 E: 0 K: 0 S: 5	H: 3 LOB: 1 BB: 1 P: 10		1B: 8 2B: 2 3B: 0 HR: 0	SF: 0 SAC: 0 DP: 2 HBP: 0	WP: 2 PB: 0 SB: 0 CS: 0	PA: 38						
PITCHER	IP	WLS	BF	H	R	ER	SO	BB	IBB	HBP	BLK	WP	HR	S	P	ERA	WHIP										
25 Bud Norris, R (1.1) ERA: 2.7	1.2	L	12	4	3	2	2	2	0	0	0	0	0	14	22	10.80	3.600										
35 Brad Brach, R (2.1) ERA: 3.39	1.1		6	2	0	0	2	0	0	0	0	0	0	10	10	0.00	1.500										
39 Kevin Gausman, R (4.1) ERA: 2.57	2.0		8	1	1	1	0	1	0	0	0	1	0	7	12	4.50	1.000										
60 Josh Stinson, R (6.1) ERA: 3.6	2.0		6	0	0	0	2	0	0	0	0	0	0	10	10	0.00	0.000										
58 Ryan Webb, R (8.1) ERA: 3.6	1.0		6	3	2	2	0	1	0	0	0	1	0	5	10	18.00	4.000										

AB	33
R	0
H	6
RBI	0
BB	2
SO	13
LOB	16




AB	34
R	6
H	10
RBI	4
BB	4
SO	6
LOB	19


WP	2
PB	0
SB	0
CS	0

Batter	1	2	3	4	5	6	7	8	9	AB	R	H	RBI	BB	SO	LOB	TOP					
31 Ichiro Suzuki, L (1, 9) OBP: 0.192, SLG: 0.125 94 Taylor Dugas, L (7, 9) OBP: 0.333, SLG: 0.667	G6-3			F9		G1-3		K		3	0	0	0	0	0	0	New York Yankees @ Baltimore Orioles Ed Smith Stadium, Sarasota, FL Sat Mar 15 2014, 1:11 PM - 3:30 PM EDT Att: 8,602 - Cloudy - 74 F livebaseballscorecards.com					
14 Brian Roberts, S (1, 4) OBP: 0.296, SLG: 0.261 99 Rob Refsnyder, R (7, 4)	G3			33 BB 1B		1B		K		3	0	2	0	0	0	0						
33 Kelly Johnson, L (1, 5) OBP: 0.414, SLG: 0.542 78 Rob Segedin, R (7, 5)	G4-3			53 G4-6-3 BB		K		K		2	0	0	0	1	1	1						
53 Austin Romine, R (1, 2) OBP: 0.259, SLG: 0.200 96 Peter O'Brien, R (7, 2)				G4-6-3 1-2		G4-3		K		2	0	0	0	1	0	3						
81 Ramón Flores, L (1, 7) OBP: 0.269, SLG: 0.391 76 Ben Gamel, L (7, 7)						97 SH1-3 2B		F9		3	0	2	0	0	1	1						
97 Mason Williams, L (1, 8) OBP: 0.174, SLG: 0.238 85 Jake Cave, L (7, 8)	G6-4-3					SH1-3 2-3		F9		2	0	0	0	0	0	2						
Kyle Roller, L (1, 10) 81 Ali Castillo, R (9, PR)				K		F8		F8		3	0	0	0	0	1	2						
79 Carmen Angelini, R (1, 6) 98 Cito Culver, R (6, 6)				K		K		G4-3		2	0	0	0	0	2	1						
87 Francisco Arcia, L (1, 3) OBP: 0.385, SLG: 0.727 74 Zach Wilson, R (8, PR)				K						2	1	1	1	1	1	0						
						HR		94 2B BB		0	0	0	0	0	0	0						
Inning Stats	R: 0 E: 0 K: 0 S: 3	H: 0 LOB: 0 BB: 0 P: 3	R: 0 E: 0 K: 1 S: 4	H: 0 LOB: 0 BB: 1 P: 8	R: 0 E: 0 K: 3 S: 9	H: 0 LOB: 0 BB: 0 P: 9	R: 0 E: 0 K: 0 S: 3	H: 1 LOB: 1 BB: 0 P: 7	R: 0 E: 0 K: 1 S: 6	H: 1 LOB: 1 BB: 0 P: 6	R: 1 E: 0 K: 1 S: 9	H: 2 LOB: 1 BB: 0 P: 10	R: 0 E: 0 K: 0 S: 4	H: 1 LOB: 1 BB: 0 P: 4	R: 0 E: 0 K: 3 S: 10	H: 1 LOB: 3 BB: 1 P: 14	R: 0 E: 0 K: 1 S: 5	H: 0 LOB: 1 BB: 0 P: 6	1B: 3 2B: 2 3B: 0 HR: 1	SF: 0 SAC: 1 DP: 2 HBP: 1	WP: 0 PB: 0 SB: 0 CS: 0	PA: 35
PITCHER	IP WLS BF H R ER SO BB IBB HBP BLK WP HR S P ERA WHIP																					
30 Chris Tillman, R (1, 1) ERA: 4.97	5.0	18	3	1	1	5	2	0	0	0	0	0	0	0	0	6	4	0.00	1.000			
53 Zack Britton, L (6, 1) ERA: 1.13	1.0	4	1	0	0	1	0	0	0	0	0	0	0	0	0	4	4	0.00	1.000			
18 Suk-min Yoon, R (7, 1) ERA: 1.13	1.0	W	4	1	0	0	0	0	0	0	0	0	0	0	4	4	0.00	1.000				
56 Darren O'Day, R (8, 1) ERA: 1.13	1.0	H	5	1	0	0	3	1	0	0	0	0	0	0	10	14	0.00	2.000				
47 Evan Meek, R (9, 1) ERA: 1.13	1.0	S	4	0	0	0	1	0	0	1	0	0	0	0	5	6	0.00	0.000				

Batter	1	2	3	4	5	6	7	8	9	AB	R	H	RBI	BB	SO	LOB	BOTTOM			
21 Nick Markakis, L (1, 10) OBP: 0.462, SLG: 0.680	K		G4-3		G4-3			G6-3		4	0	0	0	0	1	3	New York Yankees @ Baltimore Orioles Ed Smith Stadium, Sarasota, FL Sat Mar 15 2014, 1:11 PM - 3:30 PM EDT Att: 8,602 - Cloudy - 74 F livebaseballscorecards.com			
2 J.J. Hardy, R (1, 6) OBP: 0.400, SLG: 0.522 51 Henry Urrutia, L (8, 7) OBP: 0.346, SLG: 0.520	G5-3			G6-3		F7		K		3	0	0	0	0	0	0				
23 Nelson Cruz, R (1, 8) OBP: 0.440, SLG: 0.590 67 Michael Almanzar, R (8, 3) OBP: 0.321, SLG: 0.480	G5-3			P6		G4-3		P3		3	0	0	0	0	0	0				
19 Chris Davis, L (1, 3) OBP: 0.560, SLG: 1.000 38 Xavier Paul, L (8, 9) OBP: 0.250, SLG: 0.259				P5		1B		HR		3	1	2	1	0	0	0				
28 Steve Pearce, R (1, 7) OBP: 0.289, SLG: 0.417 34 Quintin Berry, L (7, 7) OBP: 0.296, SLG: 0.333	F9			K		G5-3				3	0	0	0	0	1	1				
27 Delmon Young, R (1, 9) OBP: 0.222, SLG: 0.296 1 Jemile Weeks, S (7, PR) OBP: 0.355, SLG: 0.217	F8							6 FC5-4 1B		3	0	2	0	0	0	0				
6 Jonathan Schoop, R (1, 4) OBP: 0.448, SLG: 0.692 3 Ryan Flaherty, L (8, 6) OBP: 0.344, SLG: 0.464				K		FC5-4 3B 1B		SF8		2	0	0	1	0	1	1				
63 Caleb Joseph, R (1, 2) OBP: 0.182, SLG: 0.111 48 Johnny Monell, L (7, PH) OBP: 0.368, SLG: 0.471				F7		F9		P2		2	0	0	0	0	0	1				
36 Alex Gonzalez, R (1, 5) OBP: 0.458, SLG: 0.739 92 Buck Britton, L (8, 5) OBP: 0.167, SLG: 0.167						1-2 1B		F7		2	0	1	0	1	0	1				
Inning Stats	R: 0 E: 0 K: 1 S: 5	H: 0 LOB: 0 BB: 0 P: 5	R: 0 E: 0 K: 0 S: 3	H: 0 LOB: 0 BB: 0 P: 3	R: 0 E: 0 K: 1 S: 5	H: 0 LOB: 1 BB: 1 P: 9	R: 0 E: 0 K: 1 S: 6	H: 1 LOB: 1 BB: 0 P: 6	R: 0 E: 0 K: 0 S: 5	H: 2 LOB: 2 BB: 0 P: 5	R: 1 E: 0 K: 0 S: 5	H: 1 LOB: 0 BB: 0 P: 6	R: 1 E: 0 K: 0 S: 4	H: 1 LOB: 1 BB: 0 P: 5	R: 0 E: 0 K: 1 S: 5	H: 0 LOB: 0 BB: 0 P: 5		1B: 3 2B: 1 3B: 0 HR: 1	SF: 1 SAC: 0 DP: 0 HBP: 0	WP: 0 PB: 0 SB: 1 CS: 0
PITCHER	IP WLS BF H R ER SO BB IBB HBP BLK WP HR S P ERA WHIP																			
57 Vidal Nuno, L (1, 1) ERA: 1.5	4.0	14	3	1	1	0	0	0	0	0	0	1	9	10	5.40	1.800				
86 Danny Burawa, R (5, 1) ERA: 2.7	1.1	L	5	1	1	1	0	0	0	0	0	0	5	6	6.75	0.750				
84 Mark Montgomery, R (6, 1) ERA: 2.08	1.0		3	0	0	0	1	0	0	0	0	0	5	5	0.00	0.000				
71 Brian Gordon, R (8, 1) ERA: 9.0																				



Batter	1	2	3	4	5	6	7	8	9	AB R H RBI BB SO LOB	TOP																								
											<p>Baltimore Orioles @ Philadelphia Phillies Bright House Field, Clearwater, FL Mon Mar 17 2014, 1:05 PM EDT</p> <p>livebaseballscorecards.com</p> <p>AB 0 R 0 H 0 RBI 0 BB 0 SO 0 LOB 0</p> 																								
Inning Stats										1B: 0 SF: 0 2B: 0 SAC: 0 3B: 0 DP: 0 HR: 0 HBP: 0	WP: 0 PA: 0 PB: 0 SB: 0 CS: 0																								
PITCHER	IP	WLS	BF	H	R	ER	SO	BB	IBB	HBP	BLK	WP	HR	S	P	ERA	WHIP	PITCHER	IP	WLS	BF	H	R	ER	SO	BB	IBB	HBP	BLK	WP	HR	S	P	ERA	WHIP

Batter	1	2	3	4	5	6	7	8	9	AB R H RBI BB SO LOB	BOTTOM																								
											<p>Baltimore Orioles @ Philadelphia Phillies Bright House Field, Clearwater, FL Mon Mar 17 2014, 1:05 PM EDT</p> <p>livebaseballscorecards.com</p> <p>AB 0 R 0 H 0 RBI 0 BB 0 SO 0 LOB 0</p> 																								
Inning Stats										1B: 0 SF: 0 2B: 0 SAC: 0 3B: 0 DP: 0 HR: 0 HBP: 0	WP: 0 PA: 0 PB: 0 SB: 0 CS: 0																								
PITCHER	IP	WLS	BF	H	R	ER	SO	BB	IBB	HBP	BLK	WP	HR	S	P	ERA	WHIP	PITCHER	IP	WLS	BF	H	R	ER	SO	BB	IBB	HBP	BLK	WP	HR	S	P	ERA	WHIP

Batter	1	2	3	4	5	6	7	8	9	AB R H RBI BB SO LOB	TOP																								
												Minnesota Twins @ Baltimore Orioles Ed Smith Stadium, Sarasota, FL Mon Mar 17 2014, 7:05 PM EDT livebaseballscorecards.com																							
Inning Stats																																			
PITCHER	IP	WLS	BF	H	R	ER	SO	BB	IBB	HBP	BLK	WP	HR	S	P	ERA	WHIP	PITCHER	IP	WLS	BF	H	R	ER	SO	BB	IBB	HBP	BLK	WP	HR	S	P	ERA	WHIP

Minnesota Twins @ Baltimore Orioles
Ed Smith Stadium, Sarasota, FL
Mon Mar 17 2014, 7:05 PM EDT

AB 0
R 0
H 0
RBI 0
BB 0
SO 0
LOB 0



1B: 0 SF: 0 WP: 0 PA: 0
2B: 0 SAC: 0 FB: 0
3B: 0 DP: 0 SB: 0
HR: 0 HBP: 0 CS: 0

Batter	1	2	3	4	5	6	7	8	9	AB R H RBI BB SO LOB	BOTTOM																								
												Minnesota Twins @ Baltimore Orioles Ed Smith Stadium, Sarasota, FL Mon Mar 17 2014, 7:05 PM EDT livebaseballscorecards.com																							
Inning Stats																																			
PITCHER	IP	WLS	BF	H	R	ER	SO	BB	IBB	HBP	BLK	WP	HR	S	P	ERA	WHIP	PITCHER	IP	WLS	BF	H	R	ER	SO	BB	IBB	HBP	BLK	WP	HR	S	P	ERA	WHIP

Minnesota Twins @ Baltimore Orioles
Ed Smith Stadium, Sarasota, FL
Mon Mar 17 2014, 7:05 PM EDT

AB 0
R 0
H 0
RBI 0
BB 0
SO 0
LOB 0



1B: 0 SF: 0 WP: 0 PA: 0
2B: 0 SAC: 0 FB: 0
3B: 0 DP: 0 SB: 0
HR: 0 HBP: 0 CS: 0

Batter	1	2	3	4	5	6	7	8	9	AB	R	H	RBI	BB	SO	LOB	TOP									
12 Alexi Casilla, S OBP: 0.083, SLG: 0.083 45 Steve Clevenger, L OBP: 0.556, SLG: 0.708										4	0	1	0	0	1	2	<p>Baltimore Orioles @ Pittsburgh Pirates McKechnie Field, Bradenton, FL Thu Mar 20 2014, 7:12 PM - 9:57 PM EDT Att. 8,186 - Clear - 67 F</p> <p>livebaseballscorecards.com</p> <p>AB 34 R 4 H 10 RBI 4 BB 2 SO 6 LOB 18</p>									
14 Nolan Reimold, R OBP: 0.400, SLG: 0.379 41 Julio Borbon, L OBP: 0.368, SLG: 0.200										4	0	1	0	0	0	2										
10 Adam Jones, R OBP: 0.320, SLG: 0.381 9 David Lough, L OBP: 0.346, SLG: 0.458										2	1	0	0	1	0	1										
23 Nelson Cruz, R OBP: 0.452, SLG: 0.577 51 Henry Umtilla, L OBP: 0.313, SLG: 0.484										3	0	2	1	0	0	2										
28 Steve Pearce, R OBP: 0.310, SLG: 0.425 88 Chad Tracy, R										3	0	1	0	0	1	2										
27 Delmon Young, R OBP: 0.242, SLG: 0.333 34 Quintin Berry, L OBP: 0.313, SLG: 0.414										3	0	0	0	0	1	2										
6 Jonathan Schoop, R OBP: 0.316, SLG: 0.172 1 Jemile Weeks, S										2	0	1	0	0	1	0										
63 Caleb Joseph, R OBP: 0.188, SLG: 0.143 3 Ryan Flaherty, L OBP: 0.375, SLG: 0.514										3	0	1	0	0	0	1										
67 Michael Almanzar, R OBP: 0.278, SLG: 0.387 92 Buck Britton, L										2	0	0	1	0	1	0										
Inning Stats	R: 0 E: 0 K: 0 S: 3	H: 1 LOB: 1 BB: 1 P: 7	R: 0 E: 0 K: 0 S: 4	H: 2 LOB: 1 BB: 0 P: 4	R: 0 E: 0 K: 1 S: 5	H: 0 LOB: 0 BB: 0 P: 5	R: 0 E: 1 K: 2 S: 8	H: 1 LOB: 1 BB: 0 P: 8	R: 0 E: 0 K: 1 S: 5	H: 0 LOB: 0 BB: 0 P: 5	R: 1 E: 0 K: 0 S: 5	H: 1 LOB: 1 BB: 0 P: 5	R: 1 E: 0 K: 1 S: 6	H: 1 LOB: 2 BB: 1 P: 11	R: 2 E: 0 K: 0 S: 6	H: 3 LOB: 2 BB: 0 P: 7		R: 0 E: 0 K: 1 S: 6	H: 1 LOB: 1 BB: 0 P: 6	1B: 7 2B: 3 3B: 1 HR: 0	SF: 2 SAC: 0 DP: 2 HBP: 0	WP: 0 PB: 0 SB: 4 CS: 1	PA: 38			
PITCHER	IP	WLS	BF	H	R	ER	SO	BB	IBB	HBP	BLK	WP	HR	S	P	ERA	WHIP									
47 Francisco Liriano, L ERA: 2.31	5.1		20	4	1	0	4	1	0	0	0	0	0	0	3	31	0.00	0.938								
96 Kenn Kasperek, R ERA: 5.4	0.2	B	3	1	0	0	0	0	0	0	0	0	0	3	3	0.00	1.500									
32 Vin Mazzaro, R ERA: 2.45	1.1	L	8	3	3	3	1	1	0	0	0	0	0	9	15	20.25	3.000									
47 Brandon Mann, L ERA: 3.68	0.2		3	1	0	0	0	0	0	0	0	0	0	3	3	0.00	1.500									
29 Bryan Morris, R	1.0		4	1	0	0	1	0	0	0	0	0	0	6	6	0.00	1.000									

Batter	1	2	3	4	5	6	7	8	9	AB	R	H	RBI	BB	SO	LOB	BOTTOM								
6 Starling Marte, R OBP: 0.324, SLG: 0.324 14 Jaff Decker, L OBP: 0.229, SLG: 0.324										3	0	0	0	0	1	0	<p>Baltimore Orioles @ Pittsburgh Pirates McKechnie Field, Bradenton, FL Thu Mar 20 2014, 7:12 PM - 9:57 PM EDT Att. 8,186 - Clear - 67 F</p> <p>livebaseballscorecards.com</p> <p>AB 32 R 2 H 6 RBI 2 BB 2 SO 8 LOB 8</p>								
57 Andrew Lamb, L OBP: 0.190, SLG: 0.105 93 Andy Vasquez, L										4	0	1	1	0	1	0									
22 Andrew McCutchen, R OBP: 0.692, SLG: 1.074 70 Drew Maggi, R OBP: 0.250, SLG: 0.250										2	1	1	1	1	0	0									
24 Pedro Alvarez, L OBP: 0.366, SLG: 0.528 79 Brent Morel, R OBP: 0.160, SLG: 0.160										3	0	0	0	0	2	1									
55 Russell Martin, R OBP: 0.407, SLG: 0.875 78 Omar Santos, R OBP: 0.300, SLG: 0.300										3	0	0	0	0	1	1									
18 Neil Walker, S OBP: 0.290, SLG: 0.345 59 Robert Andino, R OBP: 0.207, SLG: 0.250										3	0	0	0	0	1	0									
17 Gaby Sanchez, R OBP: 0.476, SLG: 0.529 3 Travis Ishikawa, L OBP: 0.429, SLG: 0.667										1	0	0	0	1	1	0									
31 Jose Tabata, R OBP: 0.129, SLG: 0.161 25 Chris Dickerson, L OBP: 0.446, SLG: 0.440										2	0	1	0	0	0	1									
10 Jordy Mercer, R OBP: 0.345, SLG: 0.217 70 Michael Martinez, S OBP: 0.429, SLG: 0.461										2	0	0	0	0	0	1									
Inning Stats	R: 1 E: 0 K: 1 S: 7	H: 1 LOB: 0 BB: 0 P: 8	R: 0 E: 0 K: 2 S: 7	H: 0 LOB: 0 BB: 0 P: 7	R: 0 E: 0 K: 0 S: 3	H: 1 LOB: 0 BB: 0 P: 3	R: 0 E: 0 K: 2 S: 7	H: 0 LOB: 1 BB: 1 P: 12	R: 0 E: 0 K: 0 S: 3	H: 0 LOB: 0 BB: 1 P: 7	R: 0 E: 0 K: 2 S: 7	H: 0 LOB: 0 BB: 0 P: 7	R: 0 E: 0 K: 0 S: 3	H: 0 LOB: 0 BB: 0 P: 3	R: 1 E: 0 K: 1 S: 8	H: 3 LOB: 2 BB: 0 P: 8		R: 0 E: 0 K: 0 S: 4	H: 1 LOB: 1 BB: 0 P: 4	1B: 4 2B: 1 3B: 0 HR: 1	SF: 0 SAC: 0 DP: 0 HBP: 0	WP: 0 PB: 0 SB: 1 CS: 0	PA: 34		
PITCHER	IP	WLS	BF	H	R	ER	SO	BB	IBB	HBP	BLK	WP	HR	S	P	ERA	WHIP								
25 Bud Norris, R ERA: 2.31	5.0		18	2	1	1	5	2	0	0	0	0	0	7	7	0.00	0.800								
52 Steve Johnson, R ERA: 2.25	1.0	W	3	0	0	0	2	0	0	0	0	0	0	7	7	0.00	0.000								
91 Alfredo Aceves, R ERA: 5.0	1.0	H	3	0	0	0	0	0	0	0	0	0	0	3	3	0.00	0.000								
66 T.J. McFarland, L ERA: 4.15	2.0	S	10	4	1	1	1	0	0	0	0	0	0	12	12	4.50	2.000								

Batter	1	2	3	4	5	6	7	8	9	AB	R	H	RBI	BB	SO	LOB	TOP										
17 Jordan Schafer, L (1, 8) OBP: 0.275, SLG: 0.354	B1			K		P6			1B	4	0	1	0	0	1	0	Atlanta Braves @ Baltimore Orioles Ed Smith Stadium, Sarasota, FL Fri Mar 21 2014, 1:07 PM - 3:36 PM EDT Att: 7,725 - Partly Cloudy - 78 F										
1 Tyler Pastornicky, R (1, 4) OBP: 0.500, SLG: 0.500 87 Sean Kazmar Jr., R (6, 4) OBP: 0.200, SLG: 0.200	G3			1B		G4-3			F9	2	0	1	0	0	0	0											
5 Freddie Freeman, L (1, 3) OBP: 0.370, SLG: 0.415 Matt Kennelly, R (7, 3) OBP: 0.600, SLG: 0.600	G3-1			G3-6-1		G4-3			1B	3	0	0	0	0	0	1											
23 Chris Johnson, R (1, 5) OBP: 0.300, SLG: 0.388 99 Emerson Landoni, R (7, 5) OBP: 0.300, SLG: 0.388	G6-3					G4-3			K	3	0	1	0	0	0	0											
26 Dan Uggla, R (1, 10) OBP: 0.460, SLG: 0.538 98 Derrick Mitchell, R (9, PH)	1B			1B		K			K	3	0	1	0	0	0	1											
19 Andrelton Simmons, R (1, 6) OBP: 0.300, SLG: 0.319	G5-3			F9		F9			2B	3	0	1	0	0	0	2											
83 Steven Lerud, L (1, 2) OBP: 0.529, SLG: 0.500	G6-3			K		K			K	3	0	0	0	0	2	2											
25 Joey Terdoslavich, S (1, 9) OBP: 0.268, SLG: 0.257	G3					K			G5-3	3	0	0	0	0	1	1											
13 Jose Constanza, L (1, 7) OBP: 0.400, SLG: 0.417	K					G4-3			BB	2	0	0	0	1	1	0											
Inning Stats	R: 0 E: 0 K: 0 S: 3	H: 0 LOB: 0 BB: 0 P: 3	R: 0 E: 0 K: 0 S: 4	H: 1 LOB: 0 BB: 0 P: 4	R: 0 E: 0 K: 1 S: 5	H: 0 LOB: 0 BB: 0 P: 5	R: 0 E: 0 K: 1 S: 5	H: 1 LOB: 1 BB: 0 P: 8	R: 0 E: 0 K: 1 S: 5	H: 0 LOB: 0 BB: 0 P: 5	R: 0 E: 0 K: 0 S: 3	H: 0 LOB: 0 BB: 0 P: 3	R: 0 E: 0 K: 1 S: 6	H: 1 LOB: 1 BB: 0 P: 6	R: 0 E: 0 K: 2 S: 9	H: 2 LOB: 3 BB: 1 P: 13		1B: 5 2B: 1 3B: 0 HR: 0	SF: 0 SAC: 0 DP: 1 HBP: 0	WP: 0 PA: 32 PB: 0 SB: 0 CS: 1							
PITCHER	IP	WLS	BF	H	R	ER	SO	BB	IBB	HBP	BLK	WP	HR	S	P	ERA	WHIP										
50 Miguel González, R (1, 1) ERA: 2.35	6.0	W	19	3	0	0	5	0	0	0	0	0	0	30	30	0.00	0.500										
53 Zack Britton, L (7, 1) ERA: 1.0	1.0	H	3	0	0	0	0	0	0	0	0	0	0	3	3	0.00	0.000										
58 Ryan Webb, R (8, 1) ERA: 3.86	1.0	H	4	1	0	0	1	0	0	0	0	0	0	6	6	0.00	1.000										
56 Darren O'Day, R (9, 1) ERA:	1.0		6	2	0	0	2	1	0	0	0	0	0	9	13	0.00	3.000										

Batter	1	2	3	4	5	6	7	8	9	AB	R	H	RBI	BB	SO	LOB	BOTTOM										
9 David Lough, L (1, 8) OBP: 0.367, SLG: 0.500 14 Nolan Reimold, R (8, PH) OBP: 0.389, SLG: 0.367	2B		K			B1		1B		4	2	2	0	0	1	1	Atlanta Braves @ Baltimore Orioles Ed Smith Stadium, Sarasota, FL Fri Mar 21 2014, 1:07 PM - 3:36 PM EDT Att: 7,725 - Partly Cloudy - 78 F										
10 Adam Jones, R (1, 10) OBP: 0.310, SLG: 0.360 1 Jemile Weeks, S (8, PR) OBP: 0.316, SLG: 0.172	F9			G6-3		E4		1B		4	0	1	0	0	0	2											
19 Chris Davis, L (1, 3) OBP: 0.500, SLG: 0.852 12 Alexi Casilla, S (6, PR) OBP: 0.083, SLG: 0.083	SF8			G4-3		K		BB		2	0	0	2	1	1	2											
23 Nelson Cruz, R (1, 7) OBP: 0.429, SLG: 0.533 51 Henry Umtilla, L (8, PR) OBP: 0.313, SLG: 0.484	K			L4		F8		1B		4	0	1	1	0	1	2											
21 Nick Markakis, L (1, 9) OBP: 0.382, SLG: 0.545 67 Michael Almanzar, R (8, PR) OBP: 0.270, SLG: 0.367	F7					G4-3		1B		4	0	1	2	0	0	0											
2 J.J. Hardy, R (1, 6) OBP: 0.375, SLG: 0.500 6 Jonathan Schoop, R (8, PR) OBP: 0.444, SLG: 0.625	G4-3					F8		2B		4	0	2	1	0	0	0											
32 Matt Wieters, S (1, 2) OBP: 0.375, SLG: 0.384 63 Caleb Joseph, R (8, PR) OBP: 0.188, SLG: 0.143	F7					BB		1B		3	0	1	1	1	0	1											
3 Ryan Flaherty, L (1, 4) OBP: 0.341, SLG: 0.462 28 Steve Pearce, R (8, PR) OBP: 0.310, SLG: 0.425	L5					G3		1B		4	0	0	0	0	1	5											
36 Alex Gonzalez, R (1, 5) OBP: 0.481, SLG: 0.720 34 Quintin Berry, L (8, PR) OBP: 0.303, SLG: 0.400	K									2	0	1	0	1	1	0											
Inning Stats	R: 1 E: 0 K: 1 S: 6	H: 1 LOB: 0 BB: 0 P: 6	R: 0 E: 0 K: 0 S: 3	H: 0 LOB: 0 BB: 0 P: 3	R: 0 E: 0 K: 2 S: 7	H: 0 LOB: 0 BB: 0 P: 7	R: 0 E: 0 K: 0 S: 3	H: 0 LOB: 0 BB: 0 P: 3	R: 0 E: 1 K: 1 S: 7	H: 1 LOB: 2 BB: 0 P: 7	R: 0 E: 0 K: 0 S: 4	H: 1 LOB: 1 BB: 0 P: 4	R: 7 E: 0 K: 1 S: 11	H: 6 LOB: 2 BB: 2 P: 19	1B: 7 2B: 2 3B: 0 HR: 0	SF: 1 SAC: 0 DP: 0 HBP: 0		WP: 0 PA: 37 PB: 0 SB: 0 CS: 0									
PITCHER	IP	WLS	BF	H	R	ER	SO	BB	IBB	HBP	BLK	WP	HR	S	P	ERA	WHIP										
73 Gus Schlosser, R (1, 1) ERA: 2.03	4.0	L	13	1	1	1	3	1	0	0	0	0	0	3	7	0.00	1.000										
43 Luis Avilan, L (5, 1) ERA: 1.0	1.0		4	0	0	0	0	1	0	0	0	0	0	3	7	0.00	1.000										
48 David Carpenter, R (6, 1) ERA: 1.0	1.0		5	1	0	0	1	0	0	0	0	0	0	7	7	0.00	1.000										
38 Anthony Varvaro, R (7, 1) ERA: 11.0	1.0		9	4	5	5	0	2	0	0	0	0	0	7	15	45.00	6.000										
80 Ryne Harper, R (8, 1) ERA: 4.91	1.0		6	3	2	2	1	0	0	0	0	0	0	8	8	18.00	3.000										

AB	31
R	0
H	6
RBI	0
BB	1
SO	8
LOB	15



AB	33
R	8
H	9
RBI	8
BB	3
SO	5
LOB	17



Batter	1	2	3	4	5	6	7	8	9	10	AB	R	H	RBI	BB	SO	LOB	TOP									
1 Jemie Weeks, S OBP: 0.293, SLG: 0.156 6 Jonathan Schoop, R OBP: 0.432, SLG: 0.608											3	0	0	0	0	2	1	Baltimore Orioles @ Tampa Bay Rays Charlotte Sports Park, Port Charlotte, FL Sat Mar 22 2014, 1:09 PM - 4:00 PM EDT Att: 6,105 - Cloudy - 77 F									
14 Nolan Reimold, R OBP: 0.375, SLG: 0.333											3	0	0	0	1	1											
51 Henry Urrutia, L OBP: 0.314, SLG: 0.500 86 Daniel Alvarez, P OBP: 0.500, SLG: 1.500											3	1	1	0	0	2	0										
27 Delmon Young, R OBP: 0.278, SLG: 0.444 92 Buck Britton, L OBP: 0.111, SLG: 0.111											3	1	2	1	0	1	0										
45 Steve Clevenger, L OBP: 0.188, SLG: 0.143 63 Caleb Joseph, R OBP: 0.188, SLG: 0.143											4	0	0	0	0	0	1										
28 Steve Pearce, R OBP: 0.311, SLG: 0.442 41 Julio Borbon, L OBP: 0.350, SLG: 0.188											3	0	1	0	0	1	0										
12 Alexi Casilla, S OBP: 0.143, SLG: 0.214 36 Alex Gonzalez, R OBP: 0.500, SLG: 0.731											2	1	1	0	0	1	1										
34 Quintin Berry, L OBP: 0.270, SLG: 0.353 67 Michael Almanzar, R OBP: 0.275, SLG: 0.371											2	1	0	0	0	1	1										
											4	0	0	0	0	2	4										
											4	0	1	1	0	2	2										
Inning Stats	R: 0 E: 0 K: 3 S: 9	H: 0 LOB: 0 BB: 0 P: 9	R: 1 E: 0 K: 2 S: 10	H: 2 LOB: 1 BB: 0 P: 12	R: 0 E: 0 K: 2 S: 7	H: 0 LOB: 0 BB: 0 P: 7	R: 1 E: 0 K: 1 S: 6	H: 2 LOB: 0 BB: 0 P: 6	R: 1 E: 0 K: 0 S: 5	H: 2 LOB: 1 BB: 0 P: 5	R: 0 E: 0 K: 2 S: 7	H: 0 LOB: 0 BB: 0 P: 7	R: 0 E: 1 K: 2 S: 9	H: 0 LOB: 1 BB: 0 P: 9	R: 0 E: 0 K: 1 S: 4	H: 0 LOB: 0 BB: 1 P: 8	R: 0 E: 0 K: 1 S: 5	H: 0 LOB: 0 BB: 0 P: 5	R: 0 E: 0 K: 0 S: 3	H: 1 LOB: 0 BB: 0 P: 3	1B: 3 2B: 3 3B: 0 HR: 1	SF: 0 SAC: 1 DP: 3 HBP: 0	WP: 1 PB: 0 SB: 0 CS: 0	PA: 36			
PITCHER	IP 7.0	WLS 27	BF 6	H 3	R 3	ER 3	SO 12	BB 0	IBB 0	HBP 0	BLK 0	WP 0	HR 1	S 53	P 55	ERA 3.86	WHIP 0.857										
53 Alex Cobb, R ERA: 2.31 57 Jake McGee, L ERA: 62 Joel Peralta, R ERA: 1.8 52 Josh Lueke, R ERA: 3.24	(1, 1) (8, 1) (9, 1) (9, 1)	1.0 0.1 1.2	3 1 5	0 0 1	0 0 0	0 0 0	1 1 0	0 0 0	0 0 0	0 0 0	0 0 0	0 0 0	0 0 0	0 3 5	4 3 5	0.00 0.00 0.00	0.600										

AB	34
R	3
H	7
RBI	2
BB	1
SO	14
LOB	11



Batter	1	2	3	4	5	6	7	8	9	10	AB	R	H	RBI	BB	SO	LOB	BOTTOM									
7 David DeJesus, L OBP: 0.483, SLG: 0.630 37 Kes Carter, L											3	0	1	0	0	0	0	Baltimore Orioles @ Tampa Bay Rays Charlotte Sports Park, Port Charlotte, FL Sat Mar 22 2014, 1:09 PM - 4:00 PM EDT Att: 6,105 - Cloudy - 77 F									
18 Ben Zobrist, S OBP: 0.494, SLG: 0.560 15 Wilson Betemit, S OBP: 0.308, SLG: 0.348											2	0	0	0	1	0	2										
3 Evan Longoria, R OBP: 0.325, SLG: 0.459 16 James Harris, R											3	1	1	0	0	0	3										
21 James Loney, L OBP: 0.474, SLG: 0.687 57 Jonathan Quinonez, R OBP: 1.000, SLG: 1.000											3	1	1	2	0	0	1										
9 Wil Myers, R OBP: 0.288, SLG: 0.436 56 Granden Goetzman, R											3	0	1	0	0	1	0										
11 Yunel Escobar, R OBP: 0.458, SLG: 0.500 35 Alejandro Segovia, R OBP: 1.000, SLG: 1.000											2	0	0	0	0	0	1										
28 José Molina, R OBP: 0.348, SLG: 0.333 20 Justin O'Conner, R											2	0	0	0	0	0	1										
16 Jayson Nix, R OBP: 0.324, SLG: 0.394 Riccio Torrez, R											3	0	1	0	0	0	1										
5 Brandon Guyer, R OBP: 0.342, SLG: 0.389 69 Ray Olmedo, S OBP: 0.300, SLG: 0.316											2	0	1	0	0	0	1										
											2	0	0	0	0	0	0										
Inning Stats	R: 2 E: 0 K: 0 S: 5	H: 2 LOB: 0 BB: 0 P: 6	R: 0 E: 0 K: 0 S: 2	H: 0 LOB: 0 BB: 0 P: 3	R: 0 E: 0 K: 0 S: 4	H: 2 LOB: 1 BB: 0 P: 4	R: 0 E: 0 K: 1 S: 5	H: 0 LOB: 0 BB: 0 P: 5	R: 0 E: 0 K: 0 S: 4	H: 1 LOB: 0 BB: 0 P: 4	R: 0 E: 0 K: 0 S: 3	H: 0 LOB: 1 BB: 1 P: 7	R: 0 E: 0 K: 1 S: 6	H: 1 LOB: 1 BB: 0 P: 6	R: 0 E: 0 K: 0 S: 4	H: 1 LOB: 1 BB: 0 P: 4	R: 1 E: 0 K: 0 S: 4	H: 2 LOB: 0 BB: 0 P: 4	R: 0 E: 0 K: 1 S: 5	H: 0 LOB: 0 BB: 0 P: 5	1B: 7 2B: 1 3B: 0 HR: 1	SF: 0 SAC: 0 DP: 3 HBP: 1	WP: 0 PB: 0 SB: 0 CS: 1	PA: 38			
PITCHER	IP 6.0	WLS 22	BF 5	H 2	R 2	ER 2	SO 1	BB 1	IBB 0	HBP 1	BLK 0	WP 0	HR 1	S 23	P 29	ERA 3.00	WHIP 1.000										
31 Ubaldo Jiménez, R ERA: 5.4 35 Brad Brach, R ERA: 2.45 60 Josh Stinson, R ERA: 47 Evan Meek, R ERA: 1.29 91 Alfredo Aceves, R ERA: 4.5	(1, 1) (7, 1) (8, 1) (9, 1) (10, 1)	1.0 1.0 1.0 1.0	H 4	1 1 2	0 0 1	0 0 0	1 0 0	0 0 0	0 0 0	0 0 0	0 0 0	0 0 0	0 0 0	0 4 4	6 4 4	0.00 0.00 9.00	0.000										

AB	35
R	3
H	9
RBI	3
BB	1
SO	3
LOB	14



Batter	1	2	3	4	5	6	7	8	9	10	AB	R	H	RBI	BB	SO	LOB	TOP							
6 Starling Marte, R OBP: 0.333, SLG: 0.410 18 Willy Garcia, R OBP: 0.250, SLG: 0.250												5	1	2	1	0	2	4							
23 Travis Snider, R OBP: 0.350, SLG: 0.474 31 Jose Tabata, R OBP: 0.114, SLG: 0.143											2	0	0	0	1	0	1								
22 Andrew McCutchen, R OBP: 0.367, SLG: 0.500 68 Jay Jackson, R OBP: 0.304, SLG: 0.548											4	2	2	1	0	1	0								
24 Pedro Alvarez, L OBP: 0.367, SLG: 0.500 5 Josh Harrison, R OBP: 0.304, SLG: 0.548											4	1	2	0	0	2	2								
18 Neil Walker, S OBP: 0.302, SLG: 0.306 52 Andy Oliver, L OBP: 0.114, SLG: 0.143 29 Bryan Morris, L OBP: 0.114, SLG: 0.143 70 Michael Martinez, S OBP: 0.400, SLG: 0.441											3	1	0	0	1	1	3								
3 Travis Ishikawa, L OBP: 0.467, SLG: 0.708											4	1	1	0	1	3	5								
26 Tony Sanchez, R OBP: 0.341, SLG: 0.459 66 Nevin Ashley, R											4	1	1	1	1	1	2								
10 Jordy Mercer, R OBP: 0.324, SLG: 0.258 93 Andy Vasquez, L											5	0	1	3	0	2	3								
45 Gerrit Cole, R 59 Robert Andino, R OBP: 0.206, SLG: 0.219											2	0	0	1	0	1	1								
Inning Stats	R: 1 E: 0 K: 3 S: 12	H: 2 LOB: 2 BB: 1 P: 18	R: 0 E: 0 K: 2 S: 7	H: 0 LOB: 1 BB: 1 P: 12	R: 0 E: 0 K: 1 S: 5	H: 0 LOB: 0 BB: 0 P: 5	R: 0 E: 0 K: 2 S: 8	H: 1 LOB: 1 BB: 0 P: 9	R: 0 E: 0 K: 1 S: 6	H: 1 LOB: 0 BB: 0 P: 6	R: 4 E: 0 K: 1 S: 8	H: 3 LOB: 1 BB: 1 P: 13	R: 0 E: 0 K: 1 S: 6	H: 1 LOB: 1 BB: 0 P: 7	R: 1 E: 1 K: 1 S: 6	H: 0 LOB: 2 BB: 2 P: 14	R: 1 E: 0 K: 1 S: 8	H: 1 LOB: 0 BB: 0 P: 11	R: 0 E: 0 K: 0 S: 3	H: 0 LOB: 0 BB: 0 P: 3	1B: 5 2B: 2 3B: 0 HR: 2	SF: 1 SAC: 0 DP: 0 HBP: 1	WP: 1 PB: 0 SB: 1 CS: 1	PA: 45	
PITCHER	IP	WLS	BF	H	R	ER	SO	BB	IBB	HBP	BLK	WP	HR	S	P	ERA	WHIP								
39 Kevin Gausman, R ERA: 2.45	4.0		17	3	1	1	8	2	0	0	0	1	1	32	44	2.25	1.250								
29 Tommy Hunter, R ERA: 3.0	1.0	H	3	1	0	0	1	0	0	0	0	0	0	6	6	0.00	1.000								
52 Steve Johnson, R ERA: 6.0	1.0	B	8	3	4	4	1	1	0	1	0	0	0	8	13	36.00	4.000								
Troy Patton, L ERA: 9.0	1.0		4	1	0	0	1	0	0	0	0	0	0	6	6	0.00	1.000								
53 Zack Britton, L ERA: 0.93	0.2	B	5	0	1	0	1	2	0	0	0	0	0	5	13	0.00	3.000								

Pittsburgh Pirates @ Baltimore Orioles
Ed Smith Stadium, Sarasota, FL
Sun Mar 23 2014, 1:11 PM - 4:25 PM EDT
Att: 8,064 - Cloudy - 77 F


AB 38
R 7
H 9
RBI 7
BB 5
SO 13
LOB 23





Batter	1	2	3	4	5	6	7	8	9	10	AB	R	H	RBI	BB	SO	LOB	BOTTOM							
21 Nick Markakis, L OBP: 0.378, SLG: 0.611 6 Jonathan Schoop, R (7, PH) OBP: 0.436, SLG: 0.698											3	1	1	1	0	0	3								
9 David Lough, L OBP: 0.333, SLG: 0.452 14 Nolan Reimold, R OBP: 0.381, SLG: 0.343											3	0	0	0	0	0	0								
10 Adam Jones, R OBP: 0.251, SLG: 0.321 28 Steve Pearce, R OBP: 0.298, SLG: 0.422											3	0	0	0	0	0	1								
19 Chris Davis, L OBP: 0.486, SLG: 0.900 27 Delmon Young, R (7, PH) OBP: 0.289, SLG: 0.447											3	1	1	1	0	1	1								
23 Nelson Cruz, R OBP: 0.395, SLG: 0.471 51 Henry Urrutia, L (10, PH) OBP: 0.306, SLG: 0.486											4	0	0	0	0	2	2								
32 Matt Wieters, S OBP: 0.407, SLG: 0.400 Alex Gonzalez, R OBP: 0.467, SLG: 0.679											3	1	2	0	0	1	0								
2 J.J. Hardy, R OBP: 0.371, SLG: 0.469 12 Alexi Casilla, S OBP: 0.188, SLG: 0.250											2	1	0	0	1	0	2								
3 Ryan Flaherty, L OBP: 0.362, SLG: 0.571 63 Caleb Joseph, R OBP: 0.222, SLG: 0.188											3	1	2	2	0	0	1								
1 Jemile Weeks, S OBP: 0.295, SLG: 0.171 34 Quintin Berry, L OBP: 0.263, SLG: 0.343											3	0	1	1	0	0	1								
Inning Stats	R: 1 E: 1 K: 1 S: 7	H: 1 LOB: 1 BB: 0 P: 9	R: 1 E: 0 K: 0 S: 5	H: 2 LOB: 1 BB: 0 P: 5	R: 1 E: 0 K: 1 S: 6	H: 1 LOB: 0 BB: 0 P: 6	R: 0 E: 0 K: 0 S: 5	H: 2 LOB: 2 BB: 0 P: 5	R: 0 E: 0 K: 0 S: 3	H: 0 LOB: 0 BB: 0 P: 3	R: 2 E: 0 K: 2 S: 8	H: 1 LOB: 1 BB: 1 P: 13	R: 1 E: 0 K: 1 S: 7	H: 2 LOB: 1 BB: 0 P: 7	R: 0 E: 0 K: 1 S: 6	H: 1 LOB: 1 BB: 0 P: 6	R: 1 E: 0 K: 1 S: 8	H: 1 LOB: 0 BB: 0 P: 10	R: 0 E: 0 K: 0 S: 4	H: 1 LOB: 1 BB: 0 P: 4	1B: 7 2B: 1 3B: 0 HR: 4	SF: 0 SAC: 0 DP: 0 HBP: 0	WP: 0 PB: 0 SB: 2 CS: 0	PA: 44	
PITCHER	IP	WLS	BF	H	R	ER	SO	BB	IBB	HBP	BLK	WP	HR	S	P	ERA	WHIP								
45 Gerrit Cole, R ERA: 6.17	6.2		30	8	6	6	5	1	0	0	0	0	0	3	39	8.10	1.350								
52 Andy Oliver, L ERA: 4.15	0.1		2	1	0	0	0	0	0	0	0	0	0	2	2	0.00	3.000								
29 Bryan Morris, R ERA: 3.24	1.0		4	1	0	0	1	0	0	0	0	0	0	6	6	0.00	1.000								
68 Jay Jackson, R ERA: 2.7	1.0	B	4	1	1	1	1	0	0	0	0	0	1	8	10	9.00	1.000								
47 Brandon Mann, L ERA: 1.93	1.0		4	1	0	0	0	0	0	0	0	0	0	4	4	0.00	1.000								

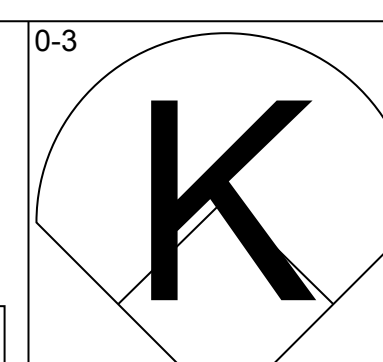
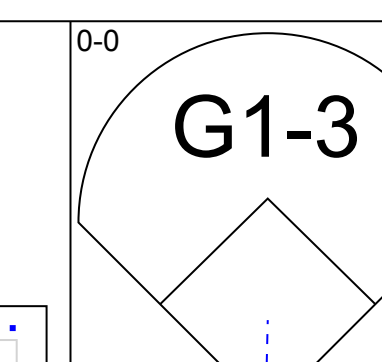
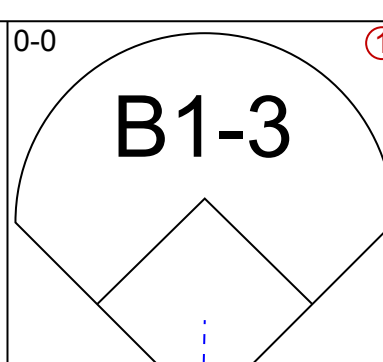
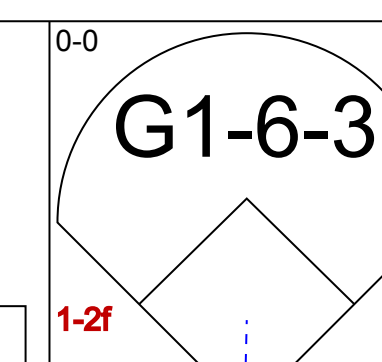

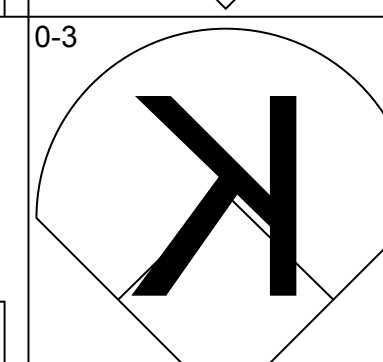
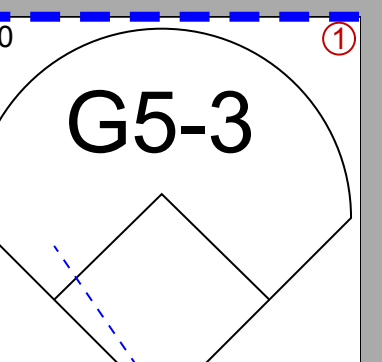
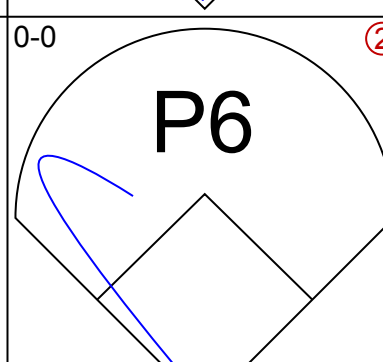
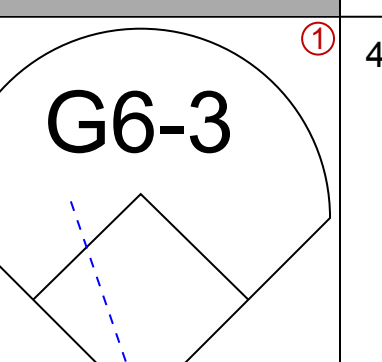
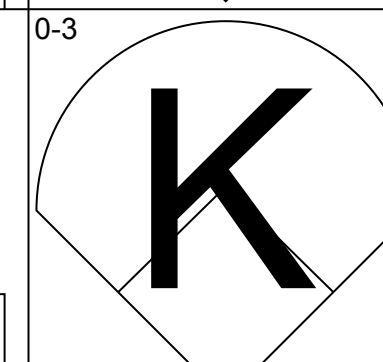
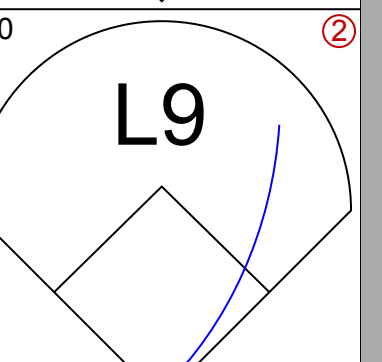
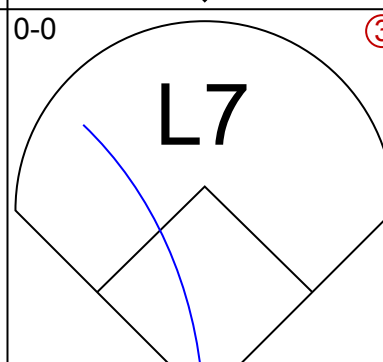
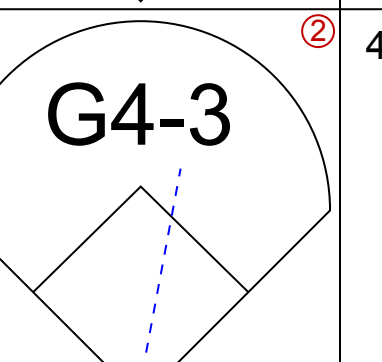
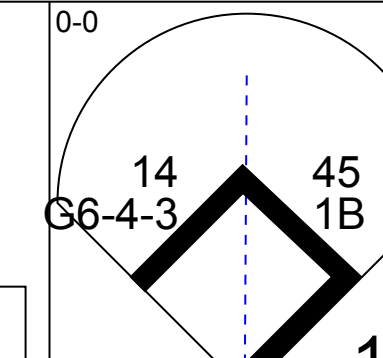

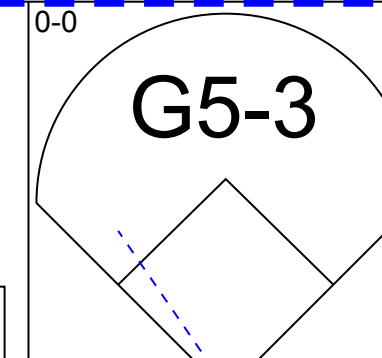
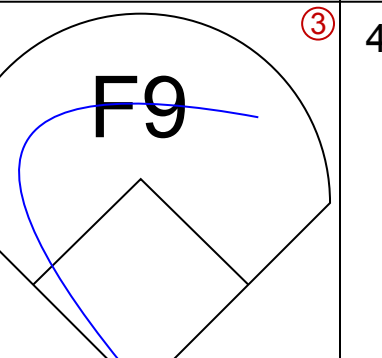
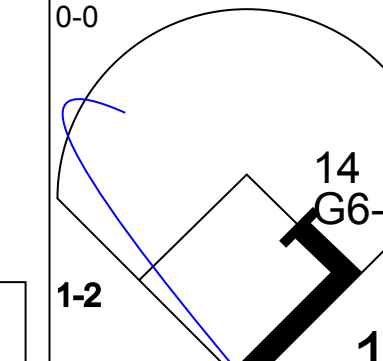
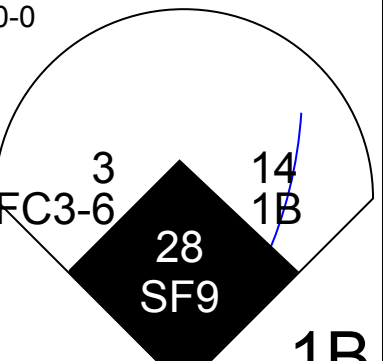
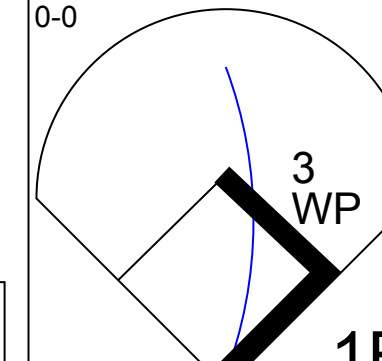
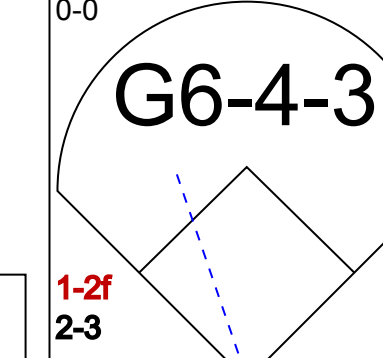
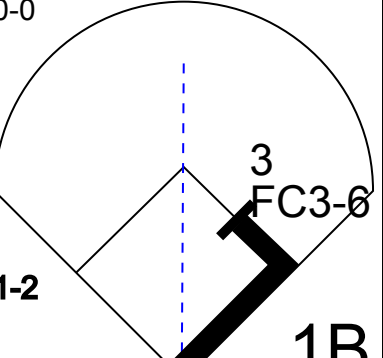
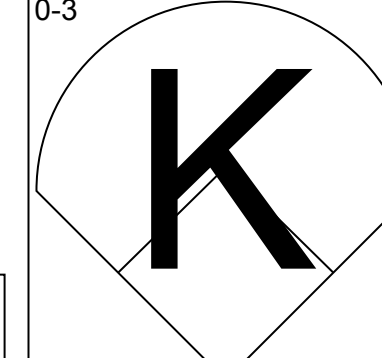
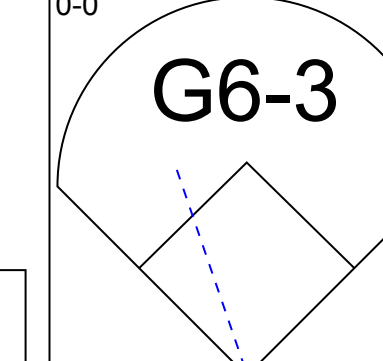
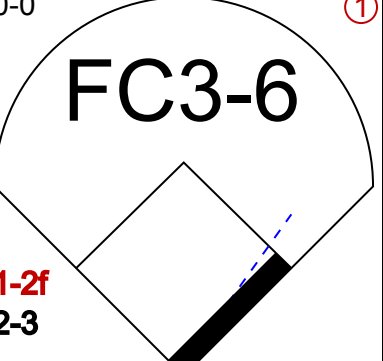
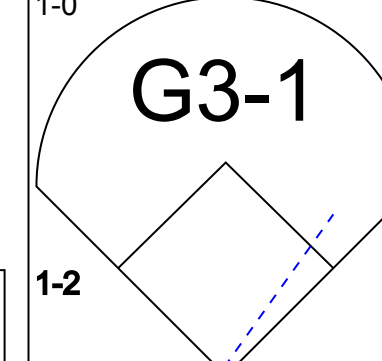
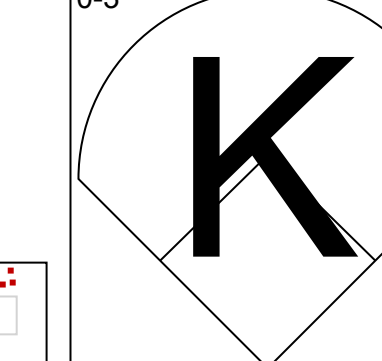
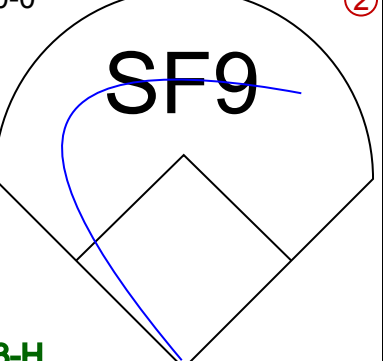
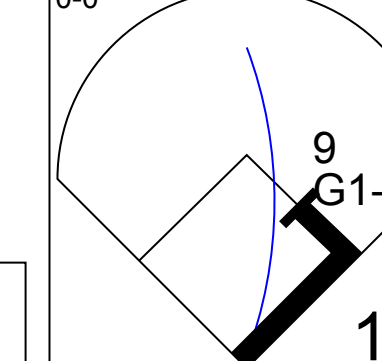
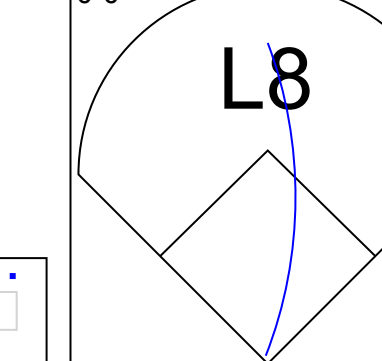
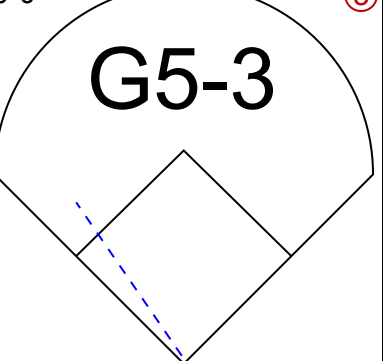
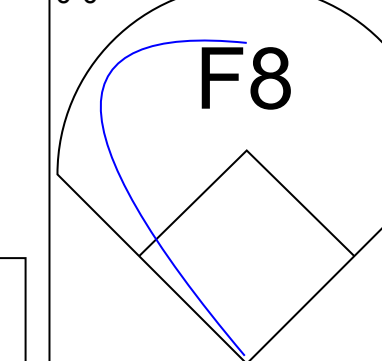
Pittsburgh Pirates @ Baltimore Orioles
Ed Smith Stadium, Sarasota, FL
Sun Mar 23 2014, 1:11 PM - 4:25 PM EDT
Att: 8,064 - Cloudy - 77 F

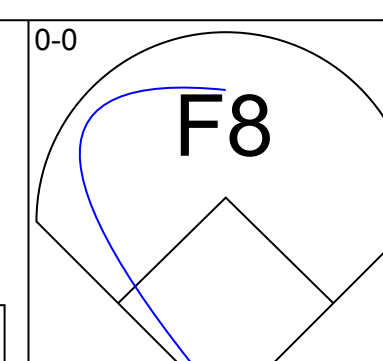
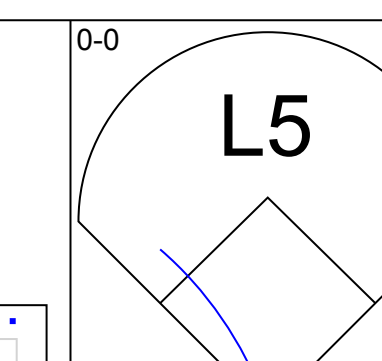
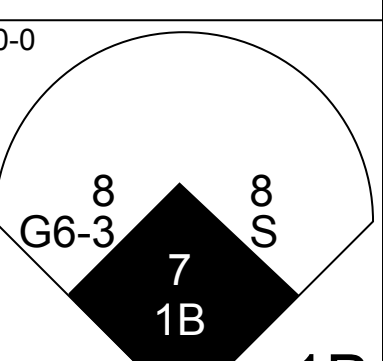
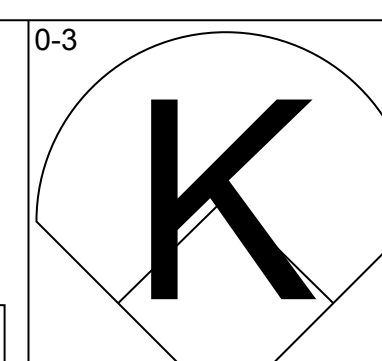

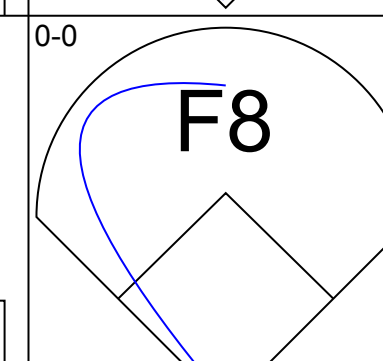
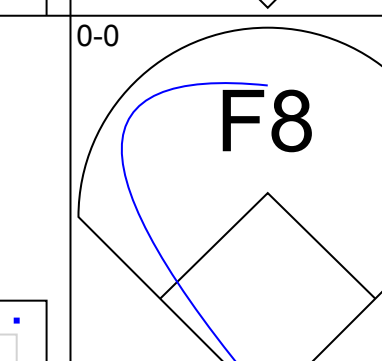
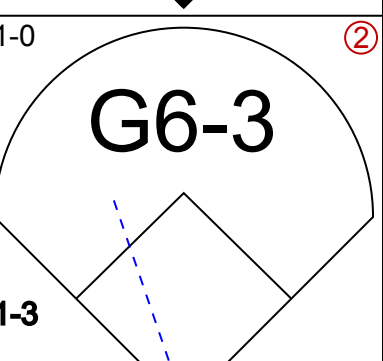
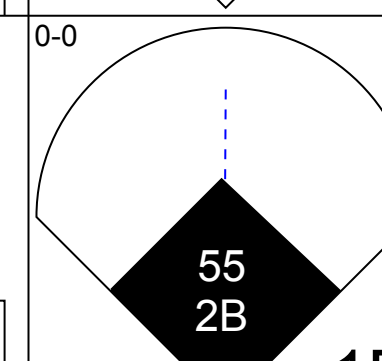
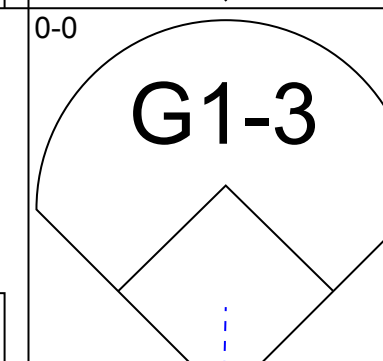
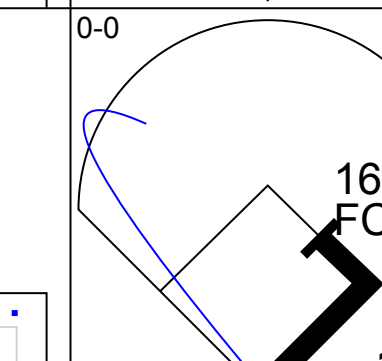
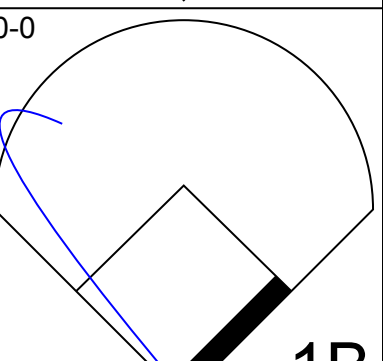
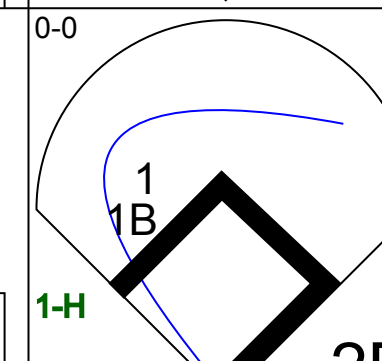
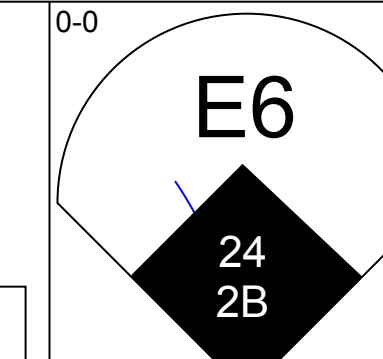
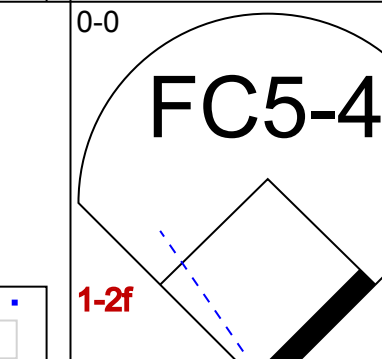
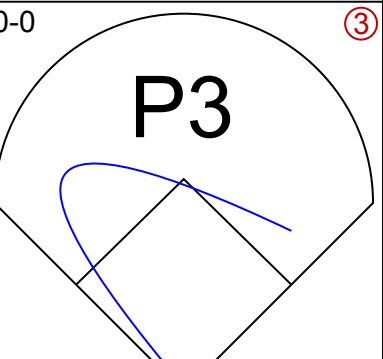
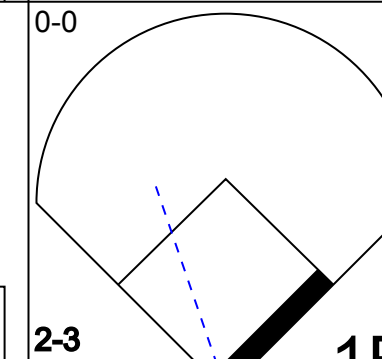
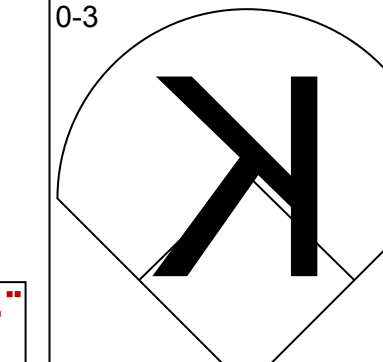
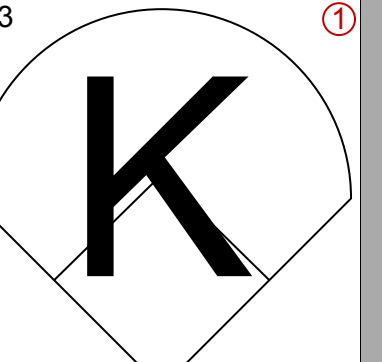
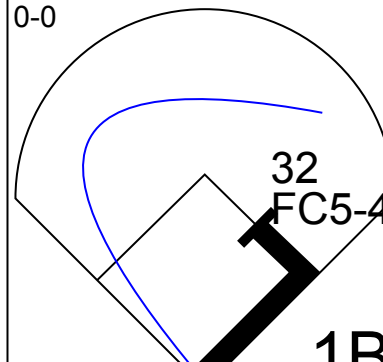
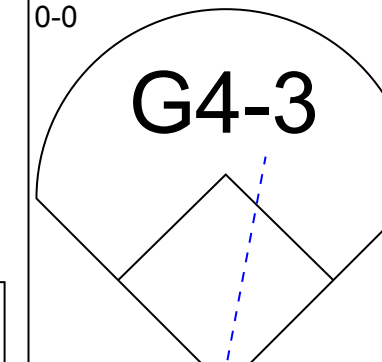
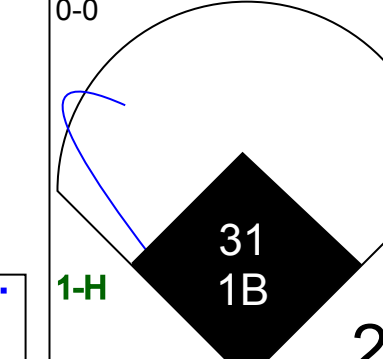
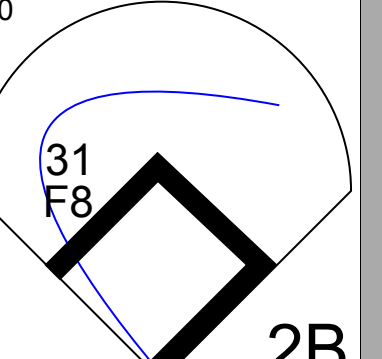
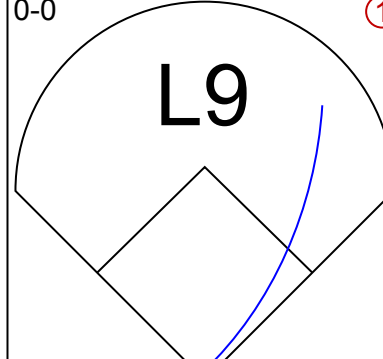
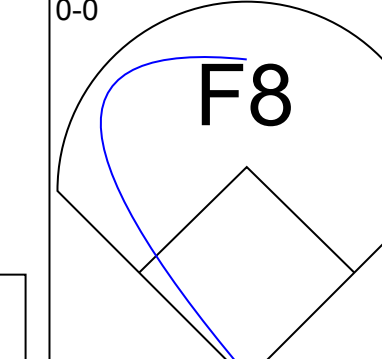
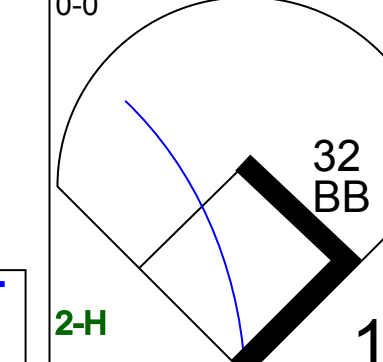
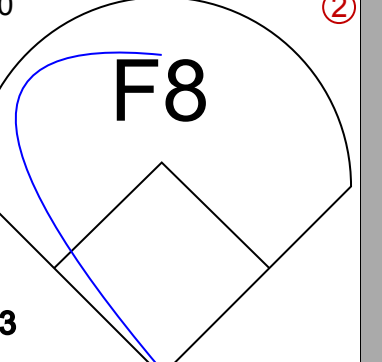
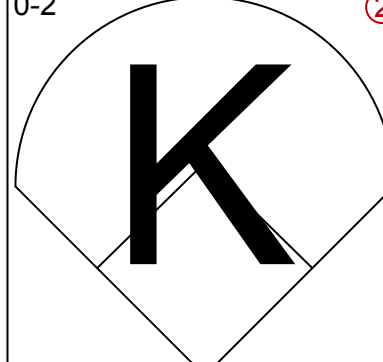
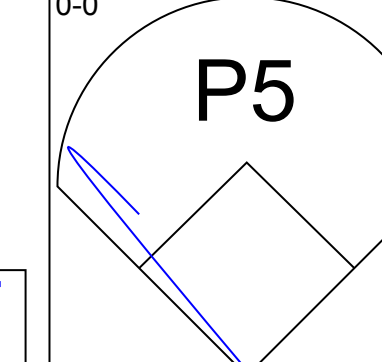
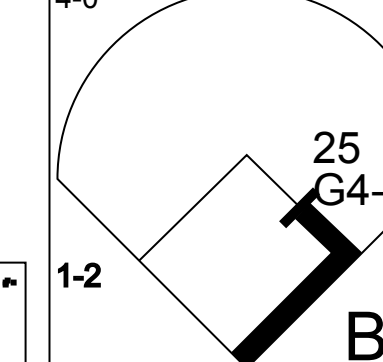
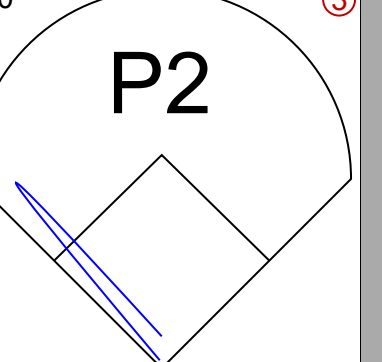
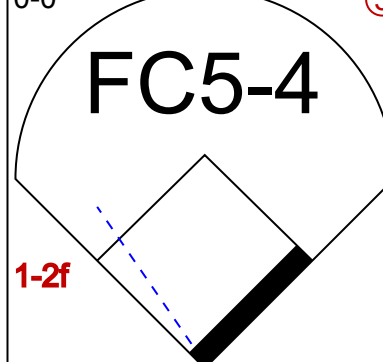
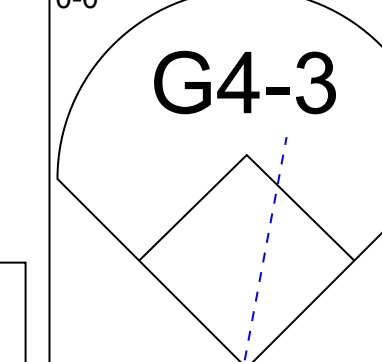
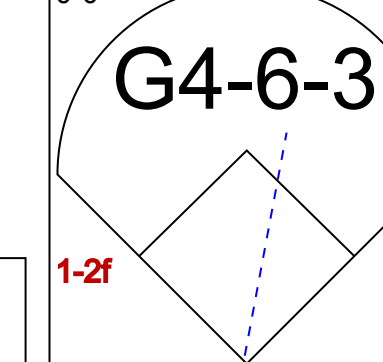
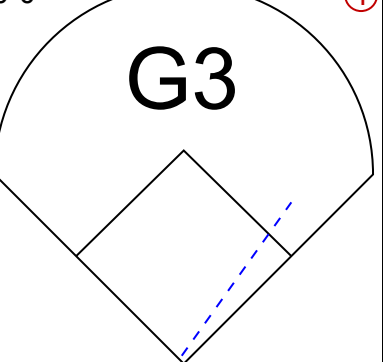
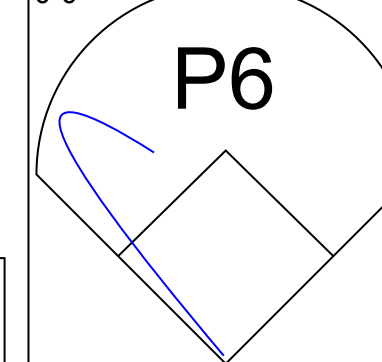
AB 43
R 7
H 12
RBI 7
BB 1
SO 7
LOB 14



Batter	1	2	3	4	5	6	7	8	9	AB R H RBI BB SO LOB	TOP																								
											<p>Boston Red Sox @ Baltimore Orioles Ed Smith Stadium, Sarasota, FL Mon Mar 24 2014, 1:05 PM EDT</p> <p>livebaseballscorecards.com</p> <p>AB 0 R 0 H 0 RBI 0 BB 0 SO 0 LOB 0</p> 																								
Inning Stats										1B: 0 SF: 0 2B: 0 SAC: 0 3B: 0 DP: 0 HR: 0 HBP: 0	WP: 0 PA: 0 FB: 0 SB: 0 CS: 0																								
PITCHER	IP	WLS	BF	H	R	ER	SO	BB	IBB	HBP	BLK	WP	HR	S	P	ERA	WHIP	PITCHER	IP	WLS	BF	H	R	ER	SO	BB	IBB	HBP	BLK	WP	HR	S	P	ERA	WHIP

Batter	1	2	3	4	5	6	7	8	9	AB R H RBI BB SO LOB	BOTTOM																								
											<p>Boston Red Sox @ Baltimore Orioles Ed Smith Stadium, Sarasota, FL Mon Mar 24 2014, 1:05 PM EDT</p> <p>livebaseballscorecards.com</p> <p>AB 0 R 0 H 0 RBI 0 BB 0 SO 0 LOB 0</p> 																								
Inning Stats										1B: 0 SF: 0 2B: 0 SAC: 0 3B: 0 DP: 0 HR: 0 HBP: 0	WP: 0 PA: 0 FB: 0 SB: 0 CS: 0																								
PITCHER	IP	WLS	BF	H	R	ER	SO	BB	IBB	HBP	BLK	WP	HR	S	P	ERA	WHIP	PITCHER	IP	WLS	BF	H	R	ER	SO	BB	IBB	HBP	BLK	WP	HR	S	P	ERA	WHIP

Batter	1	2	3	4	5	6	7	8	9	AB	R	H	RBI	BB	SO	LOB	TOP					
9 David Lough, L OBP: 0.297, SLG: 0.400 34 Quintin Berry, L OBP: 0.263, SLG: 0.343										4	0	0	0	0	1	1	<p>Baltimore Orioles @ Minnesota Twins Hammond Stadium, Fort Myers, FL Tue Mar 25 2014, 1:07 PM - 3:19 PM EDT Att: 5,574 - Overcast - 75 F</p> <p>livebaseballscores.com</p> <p>AB 30 R 1 H 6 RBI 1 BB 0 SO 6 LOB 10</p> 					
12 Steve Lombardozzi, S OBP: 0.222, SLG: 0.299										4	0	0	0	0	1	0						
51 Henry Urrutia, L OBP: 0.275, SLG: 0.436										4	0	0	0	0	1	0						
27 Delmon Young, R OBP: 0.286, SLG: 0.429										4	0	1	0	0	1	0						
45 Steve Clevenger, L OBP: 0.523, SLG: 0.645										3	1	3	0	0	0	0						
14 Nolan Reimold, R OBP: 0.376, SLG: 0.342										3	0	1	0	0	1	3						
3 Ryan Flaherty, L OBP: 0.340, SLG: 0.533										3	0	0	0	0	0	4						
28 Steve Pearce, R OBP: 0.300, SLG: 0.426 88 Chad Tracy, R										2	0	1	1	0	1	0						
12 Alexi Casilla, S OBP: 0.158, SLG: 0.211 6 Jonathan Schoop, R OBP: 0.436, SLG: 0.686										3	0	0	0	0	0	2						
Inning Stats	R: 0 E: 0 K: 3 S: 9	H: 0 LOB: 0 BB: 0 P: 9	R: 0 E: 0 K: 0 S: 4	H: 2 LOB: 1 BB: 0 P: 4	R: 0 E: 0 K: 1 S: 5	H: 0 LOB: 0 BB: 0 P: 5	R: 0 E: 0 K: 1 S: 5	H: 0 LOB: 0 BB: 0 P: 5	R: 1 E: 0 K: 0 S: 5	H: 2 LOB: 1 BB: 0 P: 5	R: 0 E: 0 K: 0 S: 3	H: 0 LOB: 0 BB: 0 P: 3	R: 0 E: 0 K: 1 S: 6	H: 1 LOB: 1 BB: 0 P: 7	R: 0 E: 0 K: 0 S: 3	H: 1 LOB: 0 BB: 0 P: 3		R: 0 E: 0 K: 0 S: 3	H: 0 LOB: 0 BB: 0 P: 3	1B: 6 2B: 0 3B: 0 HR: 0	SF: 1 SAC: 0 DP: 2 HBP: 0	WP: 1 PB: 0 CS: 0
PITCHER	IP WLS BF H R ER SO BB IBB HBP BLK WP HR S P ERA WHIP																					
37 Mike Pelfrey, R ERA: 1.98	3.0 W 10 2 0 0 4 0 0 0 0 0 0 0 18 18 0.00 0.667																					
58 Scott Diamond, L ERA: 5.29	3.0 H 11 2 1 1 1 0 0 0 0 0 0 0 13 13 3.00 0.667																					
44 Kyle Gibson, R ERA: 2.2	3.0 S 10 2 0 0 1 0 0 0 0 0 1 0 12 13 0.00 0.667																					

Batter	1	2	3	4	5	6	7	8	9	AB	R	H	RBI	BB	SO	LOB	BOTTOM			
2 Brian Dozier, R OBP: 0.320, SLG: 0.468 5 Eduardo Escobar, S OBP: 0.289, SLG: 0.486										3	1	1	0	0	0	0	<p>Baltimore Orioles @ Minnesota Twins Hammond Stadium, Fort Myers, FL Tue Mar 25 2014, 1:07 PM - 3:19 PM EDT Att: 5,574 - Overcast - 75 F</p> <p>livebaseballscores.com</p> <p>AB 34 R 4 H 10 RBI 4 BB 1 SO 4 LOB 13</p> 			
8 Kurt Suzuki, R OBP: 0.237, SLG: 0.212 43 Josmil Pinto, R OBP: 0.375, SLG: 0.364										3	0	0	0	0	1	1				
7 Joe Mauer, L OBP: 0.419, SLG: 0.333 55 Chris Colabello, R OBP: 0.478, SLG: 0.541										3	0	2	1	0	0	0				
16 Josh Willingham, R OBP: 0.184, SLG: 0.094 1 Alex Presley, L OBP: 0.266, SLG: 0.189										3	1	0	0	0	0	2				
13 Jason Kubel, L OBP: 0.326, SLG: 0.324										4	0	1	0	0	2	3				
24 Trevor Plouffe, R OBP: 0.313, SLG: 0.302 11 Jason Bartlett, R OBP: 0.158, SLG: 0.086										3	1	2	1	0	0	1				
31 Oswaldo Arcia, L OBP: 0.289, SLG: 0.425 27 Chris Parmelee, L OBP: 0.250, SLG: 0.317										3	0	1	1	0	1	2				
32 Aaron Hicks, S OBP: 0.349, SLG: 0.463										3	0	0	0	1	0	2				
25 Pedro Florimón, S OBP: 0.222, SLG: 0.176										3	0	0	0	0	0	2				
Inning Stats	R: 0 E: 0 K: 0 S: 3	H: 0 LOB: 0 BB: 0 P: 3	R: 2 E: 1 K: 1 S: 7	H: 2 LOB: 1 BB: 1 P: 11	R: 0 E: 0 K: 0 S: 4	H: 1 LOB: 1 BB: 0 P: 4	R: 0 E: 0 K: 1 S: 6	H: 1 LOB: 1 BB: 0 P: 6	R: 1 E: 0 K: 0 S: 5	H: 2 LOB: 1 BB: 0 P: 6	R: 0 E: 0 K: 1 S: 6	H: 1 LOB: 0 BB: 0 P: 6	R: 1 E: 0 K: 1 S: 8	H: 3 LOB: 2 BB: 0 P: 8	R: 0 E: 0 K: 0 S: 3	H: 0 LOB: 0 BB: 0 P: 3		1B: 7 2B: 3 3B: 0 HR: 0	SF: 0 SAC: 0 DP: 1 HBP: 0	WP: 0 PB: 1 CS: 0
PITCHER	IP WLS BF H R ER SO BB IBB HBP BLK WP HR S P ERA WHIP																			
25 Bud Norris, R ERA: 2.65	5.1 L 24 7 3 2 2 2 1 0 0 0 0 0 0 27 32 3.38 1.500																			
53 Zack Britton, L ERA: 0.97	0.2 2 0 0 0 1 0 0 0 0 0 0 0 4 4 0.00 0.000																			
29 Tommy Hunter, R ERA: 3.86	1.0 6 3 1 1 1 0 0 0 0 0 0 0 8 8 9.00 3.000																			
Brad Brach, R ERA: 2.16	1.0 3 0 0 0 0 0 0 0 0 0 0 0 3 3 0.00 0.000																			

Batter	1	2	3	4	5	6	7	8	9	AB	R	H	RBI	BB	SO	LOB	TOP			
6 Jonathan Schoop, R OBP: 0.419, SLG: 0.632 92 Buck Britton, L OBP: 0.111, SLG: 0.111										3	0	0	0	1	1	0	<p>Baltimore Orioles @ Tampa Bay Rays Charlotte Sports Park, Port Charlotte, FL Wed Mar 26 2014, 7:07 PM - 10:24 PM EDT Att. 4,332 - Clear - 65 F</p> <p>livebaseballscores.com</p>			
2 J.J. Hardy, R OBP: 0.333, SLG: 0.417 88 Garabez Rosa, R										4	0	0	0	0	1	1				
10 Adam Jones, R OBP: 0.279, SLG: 0.313 89 Christian Walker, R OBP: 0.500, SLG: 1.000										4	0	1	0	0	1	0				
23 Nelson Cruz, R OBP: 0.311, SLG: 0.467 87 Mike Yastrzemski, L OBP: 0.333, SLG: 0.200										4	1	1	0	0	2	1				
32 Matt Wieters, S OBP: 0.387, SLG: 0.414 Brian Ward, R										4	0	1	0	0	1	0				
28 Steve Pearce, R OBP: 0.302, SLG: 0.440 Julio Borbon, L										3	1	1	0	0	0	2				
27 Delmon Young, R OBP: 0.311, SLG: 0.467 85 Trent Mummy, L OBP: 1.000, SLG: 1.000										3	1	2	2	0	0	1				
12 Steve Lombardozzi, S OBP: 0.265, SLG: 0.239 Cord Phelps, S										3	0	2	1	1	1	1				
Chris Marrero, R										3	0	0	0	0	1	3				
96 Brett Wallace, L OBP: 0.133, SLG: 0.143										0	0	0	1	0	0	0				
Inning Stats	R: 0 E: 0 K: 1 S: 5	H: 0 LOB: 0 BB: 0 P: 5	R: 1 E: 0 K: 0 S: 5	H: 2 LOB: 2 BB: 1 P: 9	R: 0 E: 0 K: 1 S: 5	H: 0 LOB: 0 BB: 0 P: 5	R: 2 E: 0 K: 3 S: 12	H: 3 LOB: 1 BB: 0 P: 12	R: 0 E: 0 K: 1 S: 6	H: 1 LOB: 1 BB: 0 P: 6	R: 0 E: 0 K: 0 S: 2	H: 0 LOB: 0 BB: 1 P: 6	R: 0 E: 0 K: 1 S: 5	H: 0 LOB: 0 BB: 0 P: 5	R: 1 E: 0 K: 0 S: 4	H: 2 LOB: 0 BB: 0 P: 4	1B: 6 2B: 4 3B: 0 HR: 0	SF: 1 SAC: 0 DP: 2 HBP: 0	WP: 0 PB: 0 SB: 0 CS: 0	PA: 36
PITCHER	IP WLS BF H R ER SO BB IBB HBP BLK WP HR S P ERA WHIP																			
14 David Price, L ERA: 3.63	(1, 1) 4.0 18 5 3 3 5 1 0 0 0 0 0 0 27 31 6.75 1.500																			
50 Grant Balfour, R ERA: 9.64	(5, 1) 1.0 4 1 0 0 1 0 0 0 0 0 0 0 6 6 0.00 1.000																			
46 Juan Carlos Oviedo, R ERA: 4.5	(6, 1) 1.0 4 1 0 0 1 0 0 0 0 0 0 0 6 6 0.00 1.000																			
47 Brandon Gomes, R ERA:	(7, 1) 1.0 3 0 0 0 0 1 0 0 0 0 0 0 2 6 0.00 1.000																			
Steve Galtz, R ERA: 3.38	(8, 1) 1.0 3 0 0 0 1 0 0 0 0 0 0 0 5 5 0.00 0.000																			

Batter	1	2	3	4	5	6	7	8	9	AB	R	H	RBI	BB	SO	LOB	BOTTOM			
20 Matt Joyce, L OBP: 0.280, SLG: 0.417										5	2	2	0	0	1	3	<p>Baltimore Orioles @ Tampa Bay Rays Charlotte Sports Park, Port Charlotte, FL Wed Mar 26 2014, 7:07 PM - 10:24 PM EDT Att. 4,332 - Clear - 65 F</p> <p>livebaseballscores.com</p>			
9 Wil Myers, R OBP: 0.275, SLG: 0.420 9 Spencer Edwards, R (7, FR)										3	0	0	0	0	2	0				
21 James Loney, L OBP: 0.467, SLG: 0.650 15 Wilson Betemit, S OBP: 0.345, SLG: 0.360 49 John Alexander, L (9, FR)										3	0	3	0	0	0	0				
3 Evan Longoria, R OBP: 0.298, SLG: 0.419 69 Ray Olmedo, S OBP: 0.290, SLG: 0.292										2	0	1	2	0	0	1				
7 David DeJesus, L OBP: 0.439, SLG: 0.579 Mayo Acosta, R OBP: 0.500, SLG: 0.200										4	0	1	0	0	2	5				
8 Desmond Jennings, R OBP: 0.452, SLG: 0.575 76 Jose Paez, R										4	0	1	0	0	0	4				
11 Logan Forsythe, R OBP: 0.326, SLG: 0.317 58 Ariel Soriano, R										3	0	1	0	1	1	1				
24 Ryan Hanigan, R OBP: 0.353, SLG: 0.276 5 Brandon Guyer, R OBP: 0.333, SLG: 0.359										3	0	0	0	0	0	5				
11 Yunel Escobar, R OBP: 0.439, SLG: 0.474 1 Sean Rodriguez, R OBP: 0.353, SLG: 0.448										2	0	1	0	0	0	0				
Inning Stats	R: 1 E: 0 K: 1 S: 7	H: 2 LOB: 1 BB: 0 P: 7	R: 0 E: 0 K: 0 S: 3	H: 1 LOB: 0 BB: 0 P: 3	R: 0 E: 0 K: 0 S: 3	H: 1 LOB: 0 BB: 0 P: 3	R: 0 E: 0 K: 0 S: 5	H: 2 LOB: 3 BB: 1 P: 9	R: 1 E: 1 K: 1 S: 8	H: 3 LOB: 2 BB: 0 P: 8	R: 0 E: 0 K: 0 S: 4	H: 1 LOB: 2 BB: 1 P: 9	R: 1 E: 1 K: 3 S: 9	H: 0 LOB: 0 BB: 0 P: 9	R: 1 E: 1 K: 3 S: 10	H: 0 LOB: 3 BB: 3 P: 22		1B: 10 2B: 1 3B: 0 HR: 0	SF: 1 SAC: 1 DP: 2 HBP: 1	WP: 1 PB: 0 SB: 3 CS: 0
PITCHER	IP WLS BF H R ER SO BB IBB HBP BLK WP HR S P ERA WHIP																			
30 Chris Tillman, R ERA: 4.67	(1, 1) 4.2 22 9 2 2 1 1 0 0 0 0 0 0 23 27 3.86 2.143																			
53 Zack Britton, L ERA: 9.84	(5, 1) 0.1 H 1 0 0 0 1 0 0 0 0 0 0 3 3 0.00 0.000																			
29 Tommy Hunter, R ERA: 3.38	(6, 1) 1.0 H 5 1 0 0 0 1 0 0 0 0 0 4 9 0.00 2.000																			
56 Darren O'Day, R ERA: 1.5	(7, 1) 1.0 B 5 1 1 1 0 0 0 0 1 0 0 0 4 5 9.00 1.000																			
60 Josh Stinson, R ERA:	(8, 1) 2.0 10 0 1 0 6 3 0 0 0 0 0 0 19 31 0.00 1.500																			

Batter	1	2	3	4	5	6	7	8	9	AB	R	H	RBI	BB	SO	LOB	TOP																
20 Matt Joyce, L (1, 9) 5 Brandon Guyer, R (7, 9) OBP: 0.316, SLG: 0.451 OBP: 0.333, SLG: 0.359										3	0	2	0	1	1	0	Tampa Bay Rays @ Baltimore Orioles Ed Smith Stadium, Sarasota, FL Thu Mar 27 2014, 7:10 PM - 10:13 PM EDT Att: 8,239 - Cloudy - 66 F																
18 Ben Zobrist, S (1, 6) OBP: 0.482, SLG: 0.516										3	0	0	0	1	1	2																	
7 David DeJesus, L (1, 7) OBP: 0.400, SLG: 0.524										4	0	0	0	0	0	1																	
3 Evan Longoria, R (1, 5) OBP: 0.314, SLG: 0.511										4	2	2	1	0	2	1																	
21 James Loney, L (1, 3) 1 Sean Rodriguez, R (6, PR) OBP: 0.333, SLG: 0.651 OBP: 0.343, SLG: 0.433										3	0	1	1	0	0	0																	
8 Desmond Jennings, R (1, 8) OBP: 0.438, SLG: 0.588										4	1	2	0	0	0	0																	
11 Logan Forsythe, R (1, 4) Jake DePew, R (6, 2) OBP: 1.000, SLG: 1.000										3	1	1	0	0	0	2																	
24 Ryan Hanigan, R (1, 2) 15 Wilson Betemit, S (6, PH) OBP: 0.333, SLG: 0.258 OBP: 0.323, SLG: 0.246										2	0	0	0	0	2	1																	
11 Yunel Escobar, R (1, 10) 65 Darryl George, R (9, PH) OBP: 0.409, SLG: 0.450										2	0	0	1	0	1	0																	
Inning Stats	R: 0 E: 0 K: 1 S: 6	H: 1 LOB: 1 BB: 0 P: 6	R: 0 E: 0 K: 0 S: 3	H: 0 LOB: 0 BB: 0 P: 3	R: 0 E: 0 K: 2 S: 7	H: 1 LOB: 1 BB: 1 P: 11	R: 1 E: 0 K: 0 S: 5	H: 1 LOB: 0 BB: 0 P: 6	R: 1 E: 0 K: 1 S: 6	H: 3 LOB: 2 BB: 0 P: 6	R: 0 E: 0 K: 2 S: 7	H: 0 LOB: 0 BB: 0 P: 7	R: 0 E: 0 K: 1 S: 5	H: 0 LOB: 0 BB: 0 P: 5	R: 1 E: 1 K: 0 S: 4	H: 2 LOB: 0 BB: 0 P: 4		1B: 5 2B: 3 3B: 0 HR: 1	SF: 2 SAC: 0 DP: 0 HBP: 0	WP: 1 PB: 0 SB: 1 CS: 0	PA: 37												
PITCHER	IP WLS BF H R ER SO BB IBB HBP BLK WP HR S P ERA WHIP																																
31 Ubaldo Jiménez, R (1, 1) ERA: 5.28	5.1	23	6	3	3	4	2	0	0	0	0	1	1	30	41	5.06	1.500																
58 Ryan Webb, R (6, 1) ERA: 3.12	0.2	3	1	0	0	0	0	0	0	0	0	0	0	3	3	0.00	1.500																
47 Evan Meek, R (7, 1) ERA: 1.0	1.0	3	0	0	0	2	0	0	0	0	0	0	0	7	7	0.00	0.000																
56 Darren O'Day, R (8, 1) ERA: 1.29	1.0	3	0	0	0	1	0	0	0	0	0	0	0	5	5	0.00	0.000																
Troy Patton, L (9, 1) ERA: 6.75	1.0	L 4	2	1	0	0	0	0	0	0	0	0	0	4	4	0.00	2.000																

Batter	1	2	3	4	5	6	7	8	9	AB	R	H	RBI	BB	SO	LOB	BOTTOM																
21 Nick Markakis, L (1, 9) Adrian Marin, R (8, 6) OBP: 0.370, SLG: 0.600										4	2	2	0	0	0	0	Tampa Bay Rays @ Baltimore Orioles Ed Smith Stadium, Sarasota, FL Thu Mar 27 2014, 7:10 PM - 10:13 PM EDT Att: 8,239 - Cloudy - 66 F																
9 David Lough, L (1, 7) 87 Mike Yastrzemski, L (8, 9) OBP: 0.356, SLG: 0.452 OBP: 0.250, SLG: 0.143										4	0	3	0	0	0	0																	
10 Adam Jones, R (1, 8) 83 Glynn Davis, R (8, 8) OBP: 0.250, SLG: 0.286										3	0	0	2	0	0	2																	
19 Chris Davis, L (1, 3) 1 Jemile Weeks, S (8, 4) OBP: 0.452, SLG: 0.811 OBP: 0.300, SLG: 0.195										3	0	1	0	0	0	1																	
23 Nelson Cruz, R (1, 10) 27 Delmon Young, R (4, PR) OBP: 0.378, SLG: 0.436 OBP: 0.298, SLG: 0.447										1	0	0	0	0	0	1																	
2 J.J. Hardy, R (1, 6) 45 Steve Clevenger, L (8, 2) OBP: 0.333, SLG: 0.410 OBP: 0.513, SLG: 0.694										3	0	1	0	0	2	0																	
32 Matt Wieters, S (1, 2) 6 Jonathan Schoop, R (8, 5) OBP: 0.353, SLG: 0.375 OBP: 0.432, SLG: 0.667										3	0	0	0	0	0	2																	
3 Ryan Flaherty, L (1, 5) 28 Steve Pearce, R (8, 3) OBP: 0.351, SLG: 0.529 OBP: 0.296, SLG: 0.431										1	0	1	1	0	0	0																	
12 Steve Lombardozzi, S (1, 4) 85 Trent Mummy, L (8, 7) OBP: 0.250, SLG: 0.224 OBP: 0.607, SLG: 0.500										3	0	0	0	0	0	1																	
Inning Stats	R: 1 E: 0 K: 0 S: 5	H: 2 LOB: 1 BB: 0 P: 5	R: 0 E: 0 K: 1 S: 5	H: 0 LOB: 1 BB: 1 P: 9	R: 0 E: 0 K: 0 S: 3	H: 0 LOB: 0 BB: 0 P: 3	R: 0 E: 0 K: 1 S: 6	H: 1 LOB: 2 BB: 0 P: 7	R: 1 E: 0 K: 2 S: 7	H: 3 LOB: 2 BB: 0 P: 8	R: 0 E: 0 K: 2 S: 7	H: 0 LOB: 0 BB: 0 P: 7	R: 0 E: 0 K: 0 S: 4	H: 1 LOB: 1 BB: 0 P: 4	R: 1 E: 0 K: 2 S: 9	H: 2 LOB: 1 BB: 0 P: 10		1B: 5 2B: 4 3B: 0 HR: 0	SF: 1 SAC: 0 DP: 0 HBP: 1	WP: 1 PB: 0 SB: 0 CS: 0	PA: 38												
PITCHER	IP WLS BF H R ER SO BB IBB HBP BLK WP HR S P ERA WHIP																																
53 Alex Cobb, R (1, 1) ERA: 2.3	1.0	B 6	3	1	1	1	0	0	0	0	0	0	0	8	8	9.00	3.000																
27 César Ramos, L (5, 1) ERA: 3.45	1.0	H 3	0	0	0	2	0	0	0	0	0	0	0	7	7	0.00	0.000																
47 Brandon Gomes, R (6, 1) ERA: 1.8	2.0	W 9	3	1	1	2	0	0	0	0	1	0	13	14	4.50	1.500																	
74 Adam Liberatore, L (9, 1) ERA: 4.26	1.0	S 3	0	0	0	2	0	0	0	0	0	0	7	7	0.00	0.000																	

AB 32
R 4
H 9
RBI 4
BB 2
SO 7
LOB 9

AB 35
R 3
H 9
RBI 3
BB 1
SO 9
LOB 12

Batter	1	2	3	4	5	6	7	8	9	AB	R	H	RBI	BB	SO	LOB	TOP										
29 Daniel Nava, S (1, 9)	G1-3		G1-3	L7			G5-3		P5	5	0	0	0	0	0	2	Boston Red Sox @ Baltimore Orioles Oriole Park at Camden Yards, Baltimore, MD Mon Mar 31 2014, 3:17 PM - 6:07 PM EDT Att: 46,685 - Sunny - 60 F										
15 Dustin Pedroia, R OBP: 0.400, SLG: 0.400	1B		G3				G1-3		1B	5	0	2	0	0	0	0											
34 David Ortiz, L OBP: 0.200, SLG: 0.200	K		1B				F8		F7	5	0	1	0	0	1	3											
12 Mike Napoli, R 25 Jackie Bradley Jr., L	K		1B						BB	2	0	1	0	2	1	1											
37 Mike Carp, L OBP: 0.250, SLG: 0.250	1B		K2-3				G5-3		G3-1-3	4	0	1	0	0	1	4											
38 Grady Sizemore, L OBP: 0.500, SLG: 1.250	1B						G6-3		K2-3	4	1	2	1	0	1	1											
2 Xander Bogaerts, R OBP: 0.500, SLG: 0.667	F7						G5-3		BB	3	0	1	0	1	0	2											
40 A.J. Pierzynski, L OBP: 0.250, SLG: 0.250	F8						G5-3		G1-3	4	0	1	0	0	0	5											
16 Will Middlebrooks, R (1, 5)	K						G5-3		HBP	3	0	0	0	0	1	4											
Inning Stats	R: 0 E: 0 K: 2 S: 16	H: 1 LOB: 1 BB: 0 P: 20	R: 0 E: 0 K: 1 S: 12	H: 2 LOB: 2 BB: 0 P: 19	R: 0 E: 0 K: 1 S: 16	H: 2 LOB: 1 BB: 0 P: 22	R: 1 E: 0 K: 0 S: 11	H: 2 LOB: 1 BB: 0 P: 18	R: 0 E: 0 K: 0 S: 16	H: 0 LOB: 1 BB: 1 P: 25	R: 0 E: 0 K: 0 S: 10	H: 1 LOB: 1 BB: 0 P: 13	R: 0 E: 0 K: 0 S: 3	H: 0 LOB: 0 BB: 0 P: 8	R: 0 E: 0 K: 1 S: 12	H: 0 LOB: 2 BB: 2 P: 22	R: 0 E: 0 K: 1 S: 15	H: 1 LOB: 2 BB: 0 P: 22	1B: 6 2B: 2 HR: 1	SF: 0 SAC: 0 DP: 0 HBP: 1	WP: 0 PB: 0 SB: 0 CS: 0	PA: 40					
PITCHER	IP	WLS	BF	H	R	ER	SO	BB	IBB	HBP	BLK	WP	HR	S	P	ERA	WHIP										
30 Chris Tillman, R ERA: 1.8	5.0		23	7	1	1	4	1	0	0	0	0	1	71	104	1.80	1.600										
53 Zack Britton, L ERA:	2.0	W	7	1	0	0	0	0	0	0	0	0	0	13	21	0.00	0.500										
47 Evan Meek, R ERA:	0.2	H	4	0	0	0	1	2	0	0	0	0	0	9	19	0.00	3.000										
17 Brian Matusz, L ERA:	0.1	H	1	0	0	0	0	0	0	0	0	0	0	3	3	0.00	0.000										
29 Tommy Hunter, R ERA:	1.0	S	5	1	0	0	1	0	0	1	0	0	0	15	22	0.00	1.000										

Batter	1	2	3	4	5	6	7	8	9	AB	R	H	RBI	BB	SO	LOB	BOTTOM										
21 Nick Markakis, L (1, 9)	G5-3		P6				K		G4-3	4	0	0	0	0	1	1	Boston Red Sox @ Baltimore Orioles Oriole Park at Camden Yards, Baltimore, MD Mon Mar 31 2014, 3:17 PM - 6:07 PM EDT Att: 46,685 - Sunny - 60 F										
2 J.J. Hardy, R OBP: 0.250, SLG: 0.250	1B		G5-4-3				G5-3		K	4	0	1	0	0	1	1											
10 Adam Jones, R OBP: 0.667, SLG: 0.667	P6						1B		1B	3	0	2	0	0	0	1											
19 Chris Davis, L (1, 3)	K						FC6-4		K	3	0	0	0	0	2	3											
23 Nelson Cruz, R OBP: 0.667, SLG: 2.000	BB						P4		HR	2	2	1	1	1	0	1											
32 Matt Wieters, S OBP: 0.333, SLG: 0.333	1B						K		K	3	0	1	0	0	2	1											
27 Delmon Young, R (1, 10)	G4-3-6						G5-3		K	3	0	0	0	0	1	1											
3 Ryan Flaherty, L (1, 5)	G4-3						F7		K	3	0	0	0	0	1	0											
6 Jonathan Schoop, R OBP: 0.333, SLG: 0.333	1B						K		G6-3	3	0	1	0	0	1	0											
Inning Stats	R: 0 E: 0 K: 1 S: 13	H: 1 LOB: 1 BB: 0 P: 19	R: 1 E: 0 K: 0 S: 14	H: 1 LOB: 0 BB: 1 P: 21	R: 0 E: 0 K: 0 S: 6	H: 1 LOB: 0 BB: 0 P: 12	R: 0 E: 0 K: 1 S: 9	H: 1 LOB: 1 BB: 0 P: 11	R: 0 E: 0 K: 2 S: 13	H: 0 LOB: 0 BB: 0 P: 18	R: 1 E: 0 K: 3 S: 10	H: 1 LOB: 0 BB: 0 P: 12	R: 0 E: 0 K: 1 S: 10	H: 0 LOB: 0 BB: 0 P: 13	R: 0 E: 0 K: 1 S: 10	H: 0 LOB: 0 BB: 0 P: 13	1B: 5 2B: 0 3B: 0 HR: 1	SF: 0 SAC: 0 DP: 2 HBP: 0	WP: 0 PB: 0 SB: 0 CS: 0	PA: 29							
PITCHER	IP	WLS	BF	H	R	ER	SO	BB	IBB	HBP	BLK	WP	HR	S	P	ERA	WHIP										
31 Jon Lester, L ERA: 2.57	7.0	L	26	6	2	2	8	1	0	0	0	0	0	10	14	2.57	1.000										
36 Junichi Tazawa, R ERA:	1.0		3	0	0	0	1	0	0	0	0	0	0	10	13	0.00	0.000										

AB	36
R	1
H	9
RBI	1
BB	3
SO	6
LOB	24



AB	28
R	2
H	6
RBI	1
BB	1
SO	9
LOB	9



Batter	1	2	3	4	5	6	7	8	9	AB	R	H	RBI	BB	SO	LOB	TOP																						
29 Daniel Nava, S OBP: 0.200, SLG: 0.111			P5						G3-1	4	2	1	0	0	1	0																							
15 Dustin Pedroia, R OBP: 0.600, SLG: 0.600										5	2	4	0	0	0	1																							
34 David Ortiz, L OBP: 0.400, SLG: 0.625										3	1	1	2	2	0	2																							
12 Mike Napoli, R OBP: 0.556, SLG: 1.000	P5		P4							5	1	2	4	0	0	3																							
5 Jonny Gomes, R 25 Jackie Bradley Jr., L										4	0	0	0	0	2	4																							
38 Grady Sizemore, L OBP: 0.250, SLG: 0.625		F7								4	0	0	0	0	1	2																							
2 Xander Bogaerts, R OBP: 0.625, SLG: 0.600										2	0	1	0	2	0	0																							
40 A.J. Pierzynski, L OBP: 0.250, SLG: 0.250		F7								4	0	1	0	0	1	3																							
16 Will Middlebrooks, R										4	0	0	0	0	2	3																							
Inning Stats	R: 0 E: 0 K: 2 S: 10	H: 1 LOB: 2 BB: 1 P: 17	R: 0 E: 0 K: 1 S: 10	H: 1 LOB: 1 BB: 0 P: 10	R: 2 E: 0 K: 1 S: 11	H: 2 LOB: 0 BB: 0 P: 19	R: 0 E: 0 K: 2 S: 15	H: 0 LOB: 1 BB: 1 P: 23	R: 2 E: 0 K: 0 S: 10	H: 1 LOB: 0 BB: 0 P: 14	R: 0 E: 0 K: 0 S: 7	H: 0 LOB: 0 BB: 1 P: 13	R: 2 E: 1 K: 1 S: 14	H: 3 LOB: 2 BB: 1 P: 26	R: 0 E: 0 K: 0 S: 7	H: 1 LOB: 0 BB: 0 P: 10	R: 0 E: 0 K: 0 S: 8	H: 1 LOB: 1 BB: 0 P: 15	1B: 8 2B: 1 3B: 0 HR: 2	SF: 0 SAC: 0 DP: 2 HBP: 1	WP: 0 PB: 0 SB: 0 CS: 0	PA: 40																	
PITCHER	IP	WLS	BF	H	R	ER	SO	BB	IBB	HBP	BLK	WP	HR	S	P	ERA	WHIP	PITCHER				IP	WLS	BF	H	R	ER	SO	BB	IBB	HBP	BLK	WP	HR	S	P	ERA	WHIP	
31 Ubaldo Jiménez, R ERA: 6.0	6.0	L	26	5	4	4	6	3	0	1	0	0	0	2	63	96	6.00	1.333																					
58 Ryan Webb, R ERA: 27.0	0.2		6	3	2	2	1	0	1	0	0	0	0	11	20	27.00	4.500																						
17 Brian Matusz, L ERA:	0.1		1	0	0	0	0	0	0	0	0	0	0	3	6	0.00	0.000																						
56 Darren O'Day, R ERA:	1.0		3	1	0	0	0	0	0	0	0	0	0	7	10	0.00	1.000																						
60 Josh Stinson, R ERA:	1.0		4	1	0	0	0	0	0	0	0	0	0	8	15	0.00	1.000																						
Batter	1	2	3	4	5	6	7	8	9	AB	R	H	RBI	BB	SO	LOB	BOTTOM																						
21 Nick Markakis, L OBP: 0.125, SLG: 0.125										4	0	1	0	0	1	1																							
9 David Lough, L										4	0	0	0	0	0	2																							
10 Adam Jones, R OBP: 0.286, SLG: 0.286										4	0	0	0	0	3	2																							
19 Chris Davis, L										3	1	0	0	1	0	1																							
23 Nelson Cruz, R OBP: 0.429, SLG: 1.333		F8								4	1	1	2	0	1	1																							
32 Matt Wieters, S OBP: 0.286, SLG: 0.286										4	0	1	0	0	2	1																							
2 J.J. Hardy, R OBP: 0.375, SLG: 0.375										4	0	2	0	0	0	1																							
3 Ryan Flaherty, L										4	0	0	0	0	1	3																							
12 Steve Lombardozzi, S OBP: 0.333, SLG: 0.333										3	0	1	0	0	1	0																							
Inning Stats	R: 0 E: 0 K: 1 S: 7	H: 1 LOB: 1 BB: 0 P: 8	R: 0 E: 0 K: 1 S: 8	H: 0 LOB: 0 BB: 0 P: 11	R: 0 E: 0 K: 2 S: 14	H: 0 LOB: 0 BB: 0 P: 16	R: 2 E: 0 K: 1 S: 23	H: 2 LOB: 1 BB: 1 P: 35	R: 0 E: 0 K: 1 S: 10	H: 0 LOB: 0 BB: 0 P: 13	R: 0 E: 0 K: 0 S: 6	H: 0 LOB: 0 BB: 0 P: 7	R: 0 E: 0 K: 1 S: 11	H: 1 LOB: 1 BB: 0 P: 16	R: 0 E: 0 K: 1 S: 9	H: 1 LOB: 2 BB: 0 P: 15	R: 0 E: 1 K: 1 S: 14	H: 1 LOB: 2 BB: 0 P: 18	1B: 5 2B: 0 3B: 0 HR: 1	SF: 0 SAC: 0 DP: 0 HBP: 0	WP: 1 PB: 0 SB: 0 CS: 0	PA: 35																	
PITCHER	IP	WLS	BF	H	R	ER	SO	BB	IBB	HBP	BLK	WP	HR	S	P	ERA	WHIP	PITCHER				IP	WLS	BF	H	R	ER	SO	BB	IBB	HBP	BLK	WP	HR	S	P	ERA	WHIP	
41 John Lackey, R ERA: 3.0	6.0	W	22	3	2	2	6	1	0	0	0	0	0	1	68	90	3.00	0.667																					
54 Edward Mujica, R ERA:	1.0		4	1	0	0	1	0	0	0	0	0	0	11	16	0.00	1.000																						
36 Junichi Tazawa, R ERA:	1.0		4	1	0	0	1	0	0	0	0	0	0	9	15	0.00	1.000																						
19 Koji Uehara, R ERA:	1.0		5	1	0	0	1	0	0	0	0	1	0	14	18	0.00	1.000																						

Boston Red Sox @ Baltimore Orioles
 Oriole Park at Camden Yards, Baltimore, MD
 Wed Apr 02 2014, 7:08 PM - 9:50 PM EDT
 Att: 25,708 - Clear - 61 F

AB 35
 R 6
 H 10
 RBI 6
 BB 4
 SO 7
 LOB 18



Boston Red Sox @ Baltimore Orioles
 Oriole Park at Camden Yards, Baltimore, MD
 Wed Apr 02 2014, 7:08 PM - 9:50 PM EDT
 Att: 25,708 - Clear - 61 F

AB 34
 R 2
 H 6
 RBI 2
 BB 1
 SO 9
 LOB 12



Batter	1	2	3	4	5	6	7	8	9	AB	R	H	RBI	BB	SO	LOB	TOP				
5 Jonny Gomes, R OBP: 0.222, SLG: 0.125			L9	K2-3		HBP			K	4	0	1	0	0	2	3					
15 Dustin Pedroia, R OBP: 0.467, SLG: 0.533	L9		F7		F7	G1-3				5	0	1	0	0	0	4					
34 David Ortiz, L OBP: 0.467, SLG: 0.615							P4		G4-3	5	0	3	1	0	0	1					
12 Mike Napoli, R OBP: 0.357, SLG: 0.583	G6-4-3		K		F9		K		G1	5	0	0	0	0	2	5					
2 Xander Bogaerts, R OBP: 0.667, SLG: 0.667						K				4	2	3	0	0	1	1					
29 Daniel Nava, S OBP: 0.214, SLG: 0.154			F8			K		L8		4	0	1	0	0	1	2					
16 Will Middlebrooks, R OBP: 0.250, SLG: 0.273	G6-4-3								K	4	1	2	0	0	1	1					
3 David Ross, R OBP: 0.500, SLG: 0.333	K					G5-3				3	0	1	1	1	1	1					
25 Jackie Bradley Jr., L OBP: 0.400, SLG: 0.400					F9				G5-4-3	4	1	2	1	0	0	3					
Inning Stats	R: 0 H: 2 E: 0 K: 0 S: 12	H: 2 LOB: 1 BB: 0 P: 17	R: 1 H: 2 E: 0 K: 1 S: 11	H: 2 LOB: 0 BB: 0 P: 17	R: 1 H: 2 E: 0 K: 1 S: 9	H: 2 LOB: 1 BB: 0 P: 15	R: 1 H: 3 E: 0 K: 1 S: 13	H: 1 LOB: 2 BB: 0 P: 17	R: 0 H: 1 E: 0 K: 1 S: 10	H: 0 LOB: 0 BB: 1 P: 13	R: 0 H: 1 E: 0 K: 1 S: 8	H: 1 LOB: 1 BB: 0 P: 18	1B: 12 2B: 2 3B: 0 HR: 0	SF: 0 SAC: 0 DP: 3 HBP: 1	WP: 0 PB: 0 SB: 0 CS: 0	PA: 40					
PITCHER	IP: 5.2 WLS: L BF: 27 ERA: 6.35	IP: 1.1 WLS: 6 BF: 6 ERA: 0.00	IP: 2.0 WLS: 7 BF: 1 ERA: 0.00	IP: 1.0 WLS: 1 BF: 0 ERA: 0.00	IP: 1.0 WLS: 1 BF: 0 ERA: 0.00	IP: 1.0 WLS: 1 BF: 0 ERA: 0.00	IP: 1.0 WLS: 1 BF: 0 ERA: 0.00	IP: 1.0 WLS: 1 BF: 0 ERA: 0.00	IP: 1.0 WLS: 1 BF: 0 ERA: 0.00	IP: 1.0 WLS: 1 BF: 0 ERA: 0.00	IP: 1.0 WLS: 1 BF: 0 ERA: 0.00	IP: 1.0 WLS: 1 BF: 0 ERA: 0.00	IP: 1.0 WLS: 1 BF: 0 ERA: 0.00	IP: 1.0 WLS: 1 BF: 0 ERA: 0.00	IP: 1.0 WLS: 1 BF: 0 ERA: 0.00	IP: 1.0 WLS: 1 BF: 0 ERA: 0.00	IP: 1.0 WLS: 1 BF: 0 ERA: 0.00	IP: 1.0 WLS: 1 BF: 0 ERA: 0.00			
16 Wei-Yin Chen, L ERA: 6.35	47 Evan Meek, R ERA: 0.00	53 Zack Britton, L ERA: 0.00																			
Batter	1	2	3	4	5	6	7	8	9	AB	R	H	RBI	BB	SO	LOB	BOTTOM				
21 Nick Markakis, L OBP: 0.231, SLG: 0.231						P6			G6-3	5	0	2	0	0	0	0					
2 J.J. Hardy, R OBP: 0.250, SLG: 0.250	L9		G6-4-3			K			G4-3	4	0	0	0	0	1	2					
19 Chris Davis, L OBP: 0.273, SLG: 0.300									K	4	2	2	0	0	1	1					
10 Adam Jones, R OBP: 0.364, SLG: 0.300					G6-3				F9	3	0	1	0	1	0	2					
23 Nelson Cruz, R OBP: 0.273, SLG: 0.800	FC6-4				G5-3				K	4	0	0	0	0	1	5					
32 Matt Wieters, S OBP: 0.455, SLG: 0.545	L8									4	1	3	1	0	0	0					
27 Delmon Young, R OBP: 0.286, SLG: 0.167	K								G4-3	3	0	1	1	1	1	2					
6 Jonathan Schoop, R OBP: 0.143, SLG: 0.143	F9				K				FC4	4	0	0	0	0	2	3					
3 Ryan Flaherty, L OBP: 0.143, SLG: 0.143	G4-3				K				K	4	0	0	0	0	2	0					
Inning Stats	R: 0 H: 1 E: 0 K: 0 S: 9	H: 0 LOB: 2 BB: 1 P: 17	R: 0 H: 1 E: 0 K: 1 S: 6	H: 1 LOB: 0 BB: 0 P: 7	R: 2 H: 3 E: 0 K: 1 S: 12	H: 3 LOB: 1 BB: 0 P: 20	R: 0 H: 0 E: 0 K: 2 S: 8	H: 0 LOB: 0 BB: 0 P: 10	R: 1 H: 2 E: 0 K: 1 S: 19	H: 2 LOB: 2 BB: 1 P: 29	R: 0 H: 0 E: 0 K: 1 S: 9	H: 0 LOB: 0 BB: 0 P: 11	R: 0 H: 2 E: 0 K: 1 S: 9	H: 2 LOB: 2 BB: 0 P: 11	R: 0 H: 0 E: 0 K: 1 S: 6	H: 0 LOB: 0 BB: 0 P: 7	1B: 7 2B: 2 3B: 0 HR: 0	SF: 0 SAC: 0 DP: 1 HBP: 0	WP: 1 PB: 0 SB: 0 CS: 0	PA: 37	
PITCHER	IP: 5.1 WLS: W BF: 22 ERA: 5.06	IP: 0.2 WLS: H BF: 4 ERA: 0.00	IP: 1.0 WLS: H BF: 3 ERA: 0.00	IP: 1.0 WLS: H BF: 5 ERA: 0.00	IP: 1.0 WLS: S BF: 3 ERA: 0.00	IP: 1.0 WLS: S BF: 0 ERA: 0.00	IP: 1.0 WLS: S BF: 0 ERA: 0.00	IP: 1.0 WLS: S BF: 0 ERA: 0.00	IP: 1.0 WLS: S BF: 0 ERA: 0.00	IP: 1.0 WLS: S BF: 0 ERA: 0.00	IP: 1.0 WLS: S BF: 0 ERA: 0.00	IP: 1.0 WLS: S BF: 0 ERA: 0.00	IP: 1.0 WLS: S BF: 0 ERA: 0.00	IP: 1.0 WLS: S BF: 0 ERA: 0.00	IP: 1.0 WLS: S BF: 0 ERA: 0.00	IP: 1.0 WLS: S BF: 0 ERA: 0.00	IP: 1.0 WLS: S BF: 0 ERA: 0.00	IP: 1.0 WLS: S BF: 0 ERA: 0.00			
22 Felix Doubront, L ERA: 5.06	67 Brandon Workman, R ERA: 0.00	55 Chris Capuano, L ERA: 0.00	36 Junichi Tazawa, R ERA: 2.000	19 Koji Uehara, R ERA: 0.000																	

Boston Red Sox @ Baltimore Orioles
 Oriole Park at Camden Yards, Baltimore, MD
 Thu Apr 03 2014, 7:09 PM - 10:03 PM EDT
 Att: 20,880 - Cloudy - 58 F

AB 38
 R 4
 H 14
 RBI 3
 BB 1
 SO 8
 LOB 21



Boston Red Sox @ Baltimore Orioles
 Oriole Park at Camden Yards, Baltimore, MD
 Thu Apr 03 2014, 7:09 PM - 10:03 PM EDT
 Att: 20,880 - Cloudy - 58 F

AB 35
 R 3
 H 9
 RBI 2
 BB 2
 SO 8
 LOB 15



Batter	1	2	3	4	5	6	7	8	9	AB	R	H	RBI	BB	SO	LOB	TOP
9 David Lough, L OBP: 0.250, SLG: 0.364			G4-3			G3			E6	4	1	1	1	1	0	1	
23 Nelson Cruz, R OBP: 0.300, SLG: 0.529	G6-3		G5-3			F9		F8	K	5	0	0	0	0	1	4	
19 Chris Davis, L OBP: 0.350, SLG: 0.389					L7			K		5	1	2	1	0	1	2	
10 Adam Jones, R OBP: 0.316, SLG: 0.353	L4				G6-3		L7			4	1	1	1	0	0	0	
21 Nick Markakis, L OBP: 0.227, SLG: 0.190						G3-1		G6-3		3	0	1	1	1	0	0	
2 J.J. Hardy, R OBP: 0.375, SLG: 0.333					K					3	1	2	0	1	1	1	
32 Matt Wieters, S OBP: 0.400, SLG: 0.467	G6-4-3				G6-3		F8			4	1	1	0	0	0	3	
12 Steve Lombardozzi, S OBP: 0.364, SLG: 0.364	F7				G3		F7			4	1	1	0	0	0	1	
6 Jonathan Schoop, R OBP: 0.143, SLG: 0.143					G6-3					3	0	0	0	0	2	0	
45 Steve Clevenger, L (PH)					K					1	0	1	2	0	0	0	
3 Ryan Flaherty, L										0	0	0	0	0	0	0	
Inning Stats	R: 1 H: 1 E: 0 K: 0 S: 8	H: 1 LOB: 0 BB: 1 P: 13	R: 0 H: 2 E: 0 K: 0 S: 14	H: 1 LOB: 1 BB: 0 P: 17	R: 0 H: 0 E: 0 K: 1 S: 9	H: 0 LOB: 1 BB: 1 P: 19	R: 0 H: 0 E: 0 K: 1 S: 10	H: 0 LOB: 0 BB: 0 P: 12	R: 0 H: 1 E: 0 K: 1 S: 11	H: 1 LOB: 2 BB: 1 P: 33	R: 0 H: 5 E: 1 K: 1 S: 20	H: 1 LOB: 2 BB: 1 P: 33	1B: 7 2B: 1 3B: 2 HR: 0	SF: 0 SAC: 0 DP: 1 HBP: 0	WP: 0 PB: 0 SB: 1 CS: 0	PA: 39	
PITCHER	IP WLS BF H R ER SO BB IBB HBP BLK WP HR S P ERA WHIP																
21 Rick Porcello, R ERA: 1.35	6.2 W 23 3 1 1 3 2 0 0 0 0 0 60 94 1.35 0.750																
57 Evan Reed, R ERA: 1.00	7.1 1.1 6 2 0 0 1 0 0 0 0 0 0 16 22 1.00 1.500																
40 Phil Coke, L ERA: 81.0	(9, 1) 0.1 4 2 3 3 0 1 0 0 0 0 0 7 14 81.00 9.000																
62 AJ Albuquerque, R ERA: 4.5	(9, 1) 0.0 1 1 0 0 0 0 0 0 0 0 0 4 5 ∞ ∞																
36 Joe Nathan, R ERA: 6.75	(9, 1) 0.2 S 5 2 2 2 1 0 0 0 0 0 0 0 9 14 27.00 3.000																

Baltimore Orioles @ Detroit Tigers
Comerica Park, Detroit, MI
Sat Apr 05 2014, 1:13 PM - 4:31 PM EDT
Att: 32,041 - Sunny - 41 F

AB 36
R 6
H 10
RBI 6
BB 3
SO 5
LOB 12



Batter	1	2	3	4	5	6	7	8	9	AB	R	H	RBI	BB	SO	LOB	BOTTOM	
3 Ian Kinsler, R OBP: 0.368, SLG: 0.526	F9				G4-3			K		5	1	2	0	0	1	3		
48 Tori Hunter, R OBP: 0.389, SLG: 0.750	G4-3							F8		4	1	2	5	1	0	2		
24 Miguel Cabrera, R OBP: 0.412, SLG: 0.688	K		F9					K		4	0	1	0	0	2	3		
41 Victor Martinez, S OBP: 0.176, SLG: 0.353	G4-3		G6-3		F8		G3			4	0	0	0	0	2			
14 Austin Jackson, R OBP: 0.471, SLG: 0.688					L7		L9			4	0	2	0	0	0	1		
13 Alex Avila, L OBP: 0.313, SLG: 0.083	G4-6-3				K		G4-3		K	4	0	0	0	0	2	2		
28 Alex Gonzalez, R OBP: 0.417, SLG: 0.545			G4-3		G4-3				F8	3	2	1	0	1	0	1		
32 Don Kelly, L OBP: 0.750, SLG: 1.250					P6					4	2	3	1	0	0	1		
20 Rajai Davis, R OBP: 0.364, SLG: 0.667	F7						SF8			3	1	2	1	0	0	2		
Inning Stats	R: 0 H: 0 E: 0 K: 1 S: 9	H: 1 LOB: 0 BB: 0 P: 13	R: 0 H: 1 E: 0 K: 0 S: 11	H: 1 LOB: 0 BB: 0 P: 12	R: 3 H: 4 E: 0 K: 0 S: 20	H: 1 LOB: 1 BB: 0 P: 32	R: 0 H: 1 E: 0 K: 1 S: 14	H: 1 LOB: 1 BB: 0 P: 23	R: 2 H: 3 E: 0 K: 0 S: 15	H: 2 LOB: 2 BB: 2 P: 29	R: 0 H: 0 E: 0 K: 1 S: 9	H: 0 LOB: 0 BB: 0 P: 14	R: 0 H: 2 E: 0 K: 1 S: 17	H: 2 LOB: 2 BB: 0 P: 21	1B: 9 2B: 2 3B: 1 HR: 1	SF: 1 SAC: 0 DP: 1 HBP: 0	WP: 0 PB: 0 SB: 2 CS: 0	PA: 38
PITCHER	IP WLS BF H R ER SO BB IBB HBP BLK WP HR S P ERA WHIP																	
25 Bud Norris, R ERA: 9.0	5.0 L 23 9 5 5 2 0 0 0 0 0 0 1 69 103 9.00 1.800																	
17 Brian Matusz, L ERA: 10.8	(6, 1) 1.0 7 2 2 2 1 2 0 0 0 0 0 0 16 29 18.00 4.000																	
47 Evan Meek, R ERA: 10.8	(7, 1) 1.0 3 0 0 0 1 0 0 0 0 0 0 0 9 14 0.00 0.000																	
56 Darren O'Day, R ERA: 10.8	(8, 1) 1.0 5 2 0 0 1 0 0 0 0 0 0 0 17 21 0.00 2.000																	

Baltimore Orioles @ Detroit Tigers
Comerica Park, Detroit, MI
Sat Apr 05 2014, 1:13 PM - 4:31 PM EDT
Att: 32,041 - Sunny - 41 F

AB 35
R 7
H 13
RBI 7
BB 2
SO 5
LOB 17



Batter	1	2	3	4	5	6	7	8	9	AB	R	H	RBI	BB	SO	LOB	TOP										
9 David Lough, L OBP: 0.190, SLG: 0.211										3	0	0	0	1	1	0	<p>Baltimore Orioles @ New York Yankees Yankee Stadium, Bronx, NY Mon Apr 07 2014, 1:13 PM - 4:17 PM EDT Att: 48,142 - Cloudy - 52 F</p>										
21 Nick Markakis, L OBP: 0.297, SLG: 0.345										4	0	1	0	0	0	1											
10 Adam Jones, R OBP: 0.296, SLG: 0.375										4	1	1	0	0	1	2											
19 Chris Davis, L OBP: 0.321, SLG: 0.385										4	1	1	0	0	1	3											
32 Matt Wieters, S OBP: 0.391, SLG: 0.565										4	0	2	1	0	0	0											
23 Nelson Cruz, R OBP: 0.357, SLG: 0.542										4	0	2	1	0	0	1											
12 Steve Lombardozzi, S OBP: 0.263, SLG: 0.263										4	0	0	0	0	1	3											
3 Ryan Flaherty, L OBP: 0.091, SLG: 0.048										3	0	0	0	0	1	2											
6 Jonathan Schoop, R OBP: 0.143, SLG: 0.190										3	0	1	0	0	1	2											
Inning Stats	R: 0 H: 1 E: 0 K: 1 S: 9	H: 1 LOB: 0 BB: 0 P: 14	R: 0 H: 0 E: 0 K: 0 S: 5	H: 1 LOB: 0 BB: 0 P: 10	R: 0 H: 0 E: 0 K: 2 S: 8	H: 0 LOB: 0 BB: 0 P: 12	R: 1 H: 2 E: 0 K: 0 S: 10	H: 2 LOB: 1 BB: 0 P: 19	R: 0 H: 1 E: 0 K: 1 S: 9	H: 1 LOB: 0 BB: 0 P: 15	R: 0 H: 0 E: 0 K: 0 S: 6	H: 0 LOB: 0 BB: 0 P: 8	R: 1 H: 3 E: 0 K: 0 S: 13	H: 3 LOB: 2 BB: 0 P: 21	R: 0 H: 0 E: 0 K: 2 S: 10	H: 0 LOB: 1 BB: 0 P: 17	R: 0 H: 0 E: 0 K: 0 S: 5	H: 0 LOB: 0 BB: 0 P: 9	1B: 5 2B: 4 3B: 0 HR: 0	SF: 0 SAC: 0 DP: 1 HBP: 0	WP: 0 PB: 0 SB: 0 CS: 0	PA: 35					
PITCHER	IP	WLS	BF	H	R	ER	SO	BB	IBB	HBP	BLK	WP	HR	S	P	ERA	WHIP										
18 Hiroki Kuroda, R ERA: 2.92	6.1	W	25	8	2	2	4	0	0	0	0	0	0	56	92	2.84	1.263										
48 Matt Thornton, L ERA: 9.82	0.1	H	1	0	0	0	0	0	0	0	0	0	0	2	3	0.00	0.000										
41 David Phelps, R ERA: 9.82	0.1	H	1	0	0	0	0	0	0	0	0	0	0	2	4	0.00	0.000										
43 Adam Warren, R ERA: 9.82	1.0	H	4	0	0	0	2	1	0	0	0	0	0	10	17	0.00	1.000										
27 Shawn Kelley, R ERA: 9.82	1.0	S	3	0	0	0	0	0	0	0	0	0	0	5	9	0.00	0.000										

Batter	1	2	3	4	5	6	7	8	9	AB	R	H	RBI	BB	SO	LOB	BOTTOM										
11 Brett Gardner, L OBP: 0.385, SLG: 0.409										4	0	1	0	0	1	2	<p>Baltimore Orioles @ New York Yankees Yankee Stadium, Bronx, NY Mon Apr 07 2014, 1:13 PM - 4:17 PM EDT Att: 48,142 - Cloudy - 52 F</p>										
2 Derek Jeter, R OBP: 0.400, SLG: 0.300										4	1	1	0	0	2	1											
22 Jacoby Ellsbury, L OBP: 0.429, SLG: 0.440										4	0	2	1	0	0	0											
36 Carlos Beltrán, S OBP: 0.240, SLG: 0.227										3	1	1	0	1	1	1											
31 Ichiro Suzuki, L OBP: 0.462, SLG: 0.538										0	0	0	0	0	0	0											
34 Brian McCann, L OBP: 0.231, SLG: 0.200										4	0	0	0	0	0	2											
12 Alfonso Soriano, R OBP: 0.208, SLG: 0.136										3	1	2	0	1	1	0											
14 Brian Roberts, S OBP: 0.346, SLG: 0.150										3	0	0	0	1	1	3											
33 Kelly Johnson, L OBP: 0.304, SLG: 0.400										2	0	0	1	2	2	2											
26 Yangelis Solarte, S OBP: 0.522, SLG: 0.650										3	1	1	1	1	0	3											
Inning Stats	R: 0 H: 0 E: 0 K: 1 S: 8	H: 0 LOB: 0 BB: 0 P: 13	R: 0 H: 0 E: 0 K: 2 S: 10	H: 0 LOB: 2 BB: 2 P: 19	R: 1 H: 2 E: 0 K: 0 S: 11	H: 2 LOB: 1 BB: 1 P: 18	R: 1 H: 2 E: 0 K: 1 S: 19	H: 2 LOB: 2 BB: 1 P: 32	R: 2 H: 4 E: 0 K: 0 S: 23	H: 4 LOB: 3 BB: 2 P: 36	R: 0 H: 0 E: 0 K: 1 S: 10	H: 0 LOB: 0 BB: 0 P: 14	R: 0 H: 0 E: 0 K: 2 S: 11	H: 0 LOB: 0 BB: 0 P: 15	R: 0 H: 0 E: 0 K: 1 S: 10	H: 0 LOB: 0 BB: 0 P: 16	R: 0 H: 0 E: 0 K: 1 S: 10	H: 0 LOB: 0 BB: 0 P: 9	1B: 7 2B: 1 3B: 0 HR: 0	SF: 0 SAC: 0 DP: 1 HBP: 0	WP: 0 PB: 0 SB: 0 CS: 1	PA: 36					
PITCHER	IP	WLS	BF	H	R	ER	SO	BB	IBB	HBP	BLK	WP	HR	S	P	ERA	WHIP										
31 Ubaldo Jiménez, R ERA: 6.75	4.2	L	25	8	4	4	4	5	0	0	0	0	0	66	109	7.71	2.786										
53 Zack Britton, L ERA: 9.82	2.0		7	0	0	0	2	1	0	0	0	0	0	23	35	0.00	0.500										
58 Ryan Webb, R ERA: 9.82	1.1		4	0	0	0	2	0	0	0	0	0	0	13	19	0.00	0.000										

AB	33
R	2
H	8
RBI	2
BB	1
SO	6
LOB	14

AB	30
R	4
H	8
RBI	3
BB	6
SO	8
LOB	14

Batter	1	2	3	4	5	6	7	8	9	AB	R	H	RBI	BB	SO	LOB	TOP									
21 Nick Markakis, L OBP: 0.288, SLG: 0.333	G1-6-3	K			F8		G1-3		10 PB 27 1B	5	0	1	1	0	1	0	Baltimore Orioles @ New York Yankees Yankee Stadium, Bronx, NY Wed Apr 09 2014, 7:09 PM - 10:15 PM EDT Att: 39,412 - Clear - 54 F									
27 Delmon Young, R OBP: 0.444, SLG: 0.647	2B		K		10 1B		K		10 PB	5	0	3	0	0	2	0										
19 Chris Davis, L OBP: 0.342, SLG: 0.394	L3		32 BB		1B		K		SF8	4	0	1	1	0	2	2										
10 Adam Jones, R OBP: 0.351, SLG: 0.515	K		K		1B				32 E	5	0	2	0	0	3	4										
32 Matt Wieters, S OBP: 0.394, SLG: 0.600		FC3-6 12 1B 6 HR	1B		BB				G3-1	3	1	1	0	2	1	4										
23 Nelson Cruz, R OBP: 0.351, SLG: 0.500	K		K				F8			4	0	0	0	0	2	5										
9 David Lough, L OBP: 0.190, SLG: 0.211							F9			0	0	0	0	0	0	0										
12 Steve Lombardozzi, S OBP: 0.321, SLG: 0.321					G4-3		L7		P6	4	0	1	0	0	0	2										
3 Ryan Flaherty, L OBP: 0.194, SLG: 0.233		FC3-6 6 HR			P5		G4-3			4	2	1	0	0	0	2										
6 Jonathan Schoop, R OBP: 0.233, SLG: 0.400					G6-3		K		6 1B 21 1B	4	2	2	3	0	1	0										
Inning Stats	R: 0 E: 0 K: 1 S: 10	H: 1 LOB: 1 BB: 0 P: 14	R: 3 E: 0 K: 2 S: 14	H: 3 LOB: 0 BB: 0 P: 20	R: 0 E: 0 K: 3 S: 16	H: 1 LOB: 2 BB: 1 P: 24	R: 0 E: 0 K: 0 S: 8	H: 0 LOB: 0 BB: 0 P: 13	R: 0 E: 0 K: 2 S: 11	H: 2 LOB: 2 BB: 0 P: 14	R: 0 E: 0 K: 0 S: 4	H: 0 LOB: 0 BB: 0 P: 6	R: 0 E: 0 K: 2 S: 8	H: 0 LOB: 0 BB: 0 P: 10	R: 0 E: 1 K: 1 S: 14	H: 1 LOB: 2 BB: 1 P: 25	R: 2 E: 0 K: 1 S: 21	H: 4 LOB: 2 BB: 0 P: 30	1B: 9 2B: 2 3B: 0 HR: 1	SF: 1 SAC: 0 DP: 0 HBP: 0	WP: 0 PB: 1 SB: 0 CS: 0	PA: 41				
PITCHER	IP WLS BF H R ER SO BB IBB HBP BLK WP HR S P ERA WHIP																									
19 Masahiro Tanaka, R ERA: 3.21	7.0		29	7	3	3	10	1	0	0	0	0	0	0	0	1	71	101	3.86	1.143						
48 Matt Thornton, L ERA:	0.1		1	0	0	0	1	0	0	0	0	0	0	0	0	0	5	8	0.00	0.000						
43 Adam Warren, R ERA:	0.2		4	1	0	0	1	0	0	0	0	0	0	0	0	0	9	17	0.00	3.000						
27 Shawn Kelley, R ERA: 4.15	1.0	L	7	4	2	2	1	0	0	0	0	0	0	0	0	0	21	30	18.00	4.000						

Batter	1	2	3	4	5	6	7	8	9	AB	R	H	RBI	BB	SO	LOB	BOTTOM										
11 Brett Gardner, L OBP: 0.400, SLG: 0.433	2 14-3 1B		F9		L8			SH1-3 2 2B		4	0	2	0	0	0	1	Baltimore Orioles @ New York Yankees Yankee Stadium, Bronx, NY Wed Apr 09 2014, 7:09 PM - 10:15 PM EDT Att: 39,412 - Clear - 54 F										
2 Derek Jeter, R OBP: 0.275, SLG: 0.296	L4-3		K		1B			SH1-3		3	0	1	0	0	1	1											
22 Jacoby Ellsbury, L OBP: 0.417, SLG: 0.455	G3		L9		L7			P5		4	0	0	0	0	0	3											
36 Carlos Beltrán, S OBP: 0.324, SLG: 0.467		HR	34 F9 12 G6-3 2B				34 G6-3 1B			3	2	3	1	1	0	0											
34 Brian McCann, L OBP: 0.176, SLG: 0.152		G5-3	F9		G6-3		G6-3	F8		4	0	0	0	0	0	4											
12 Alfonso Soriano, R OBP: 0.273, SLG: 0.367		F9			G6-3		K			4	1	1	1	0	1	0											
33 Kelly Johnson, L OBP: 0.357, SLG: 0.680									33 1B 14 SF9 2B	4	1	2	1	0	1	0											
31 Ichiro Suzuki, L OBP: 0.429, SLG: 0.500		HR	K				G3		26 G6-4-3 1B	0	0	0	0	0	0	0											
14 Brian Roberts, S OBP: 0.333, SLG: 0.160					G3		K		SF9	2	0	0	1	1	1	0											
26 Yangervis Solarte, S OBP: 0.484, SLG: 0.643		F9			G3		K		G6-4-3	4	0	1	0	0	1	2											
Inning Stats	R: 0 E: 0 K: 0 S: 8	H: 1 LOB: 0 BB: 0 P: 11	R: 2 E: 0 K: 0 S: 11	H: 2 LOB: 1 BB: 1 P: 20	R: 0 E: 0 K: 1 S: 6	H: 0 LOB: 0 BB: 0 P: 11	R: 1 E: 0 K: 1 S: 12	H: 1 LOB: 0 BB: 0 P: 16	R: 0 E: 0 K: 0 S: 10	H: 2 LOB: 2 BB: 0 P: 15	R: 0 E: 0 K: 1 S: 8	H: 1 LOB: 0 BB: 0 P: 12	R: 0 E: 0 K: 2 S: 11	H: 0 LOB: 0 BB: 0 P: 18	R: 0 E: 0 K: 0 S: 8	H: 1 LOB: 2 BB: 1 P: 17	R: 1 E: 0 K: 0 S: 10	H: 2 LOB: 1 BB: 0 P: 14	1B: 5 2B: 4 3B: 0 HR: 2	SF: 1 SAC: 1 DP: 3 HBP: 0	WP: 0 PB: 0 SB: 0 CS: 0	PA: 36					
PITCHER	IP WLS BF H R ER SO BB IBB HBP BLK WP HR S P ERA WHIP																										
50 Miguel González, R ERA: 9.64	6.0		24	7	3	3	3	1	0	0	0	0	0	0	0	0	2	55	85	4.50	1.333						
47 Evan Meek, R ERA:	1.1		5	1	0	0	2	0	0	0	0	0	0	0	0	0	15	25	0.00	0.750							
17 Brian Matusz, L ERA: 9.0	0.2	W	3	0	0	0	0	0	1	0	0	0	0	0	0	0	4	10	0.00	0.000							
29 Tommy Hunter, R ERA: 3.0	1.0	S	4	2	1	1	0	0	0	0	0	0	0	0	0	0	10	14	9.00	2.000							

AB	38
R	5
H	12
RBI	5
BB	2
SO	12
LOB	19

AB	32
R	4
H	10
RBI	4
BB	2
SO	5
LOB	11

Batter	1	2	3	4	5	6	7	8	9	AB	R	H	RBI	BB	SO	LOB	TOP										
53 Melky Cabrera, S OBP: 0.327, SLG: 0.612										4	0	1	0	0	1	0	Toronto Blue Jays @ Baltimore Orioles Oriole Park at Camden Yards, Baltimore, MD Fri Apr 11 2014, 7:14 PM - 9:34 PM EDT Att: 22,327 - Overcast - 69 F										
3 Maicer Izturis, S OBP: 0.375, SLG: 0.367 1 Jonathan Diaz, R OBP: 0.333, SLG: 0.278										4	0	0	0	0	1	1											
19 José Bautista, R OBP: 0.457, SLG: 0.636										3	1	0	0	1	0	0											
10 Edwin Encarnación, R OBP: 0.244, SLG: 0.268										4	1	1	0	0	0	1											
26 Adam Lind, L OBP: 0.387, SLG: 0.480										4	0	0	0	0	0	1											
30 Dioner Navarro, S OBP: 0.275, SLG: 0.368										3	0	1	1	0	0	1											
28 Colby Rasmus, L OBP: 0.244, SLG: 0.324										3	0	0	0	0	1	1											
13 Brett Lawrie, R OBP: 0.143, SLG: 0.175										3	0	0	0	0	0	0											
17 Ryan Goins, L OBP: 0.087, SLG: 0.091										3	0	0	0	0	3	0											
Inning Stats	R: 0 E: 0 K: 0 S: 9	H: 0 LOB: 1 BB: 1 P: 17	R: 0 E: 0 K: 0 S: 4	H: 1 LOB: 0 BB: 0 P: 9	R: 0 E: 0 K: 2 S: 8	H: 0 LOB: 0 BB: 0 P: 13	R: 2 E: 2 K: 1 S: 14	H: 1 LOB: 1 BB: 0 P: 23	R: 0 E: 0 K: 1 S: 7	H: 0 LOB: 0 BB: 0 P: 10	R: 0 E: 0 K: 0 S: 5	H: 0 LOB: 0 BB: 0 P: 7	R: 0 E: 0 K: 1 S: 7	H: 0 LOB: 0 BB: 0 P: 13	R: 0 E: 0 K: 1 S: 10	H: 1 LOB: 1 BB: 0 P: 12		R: 0 E: 0 K: 0 S: 7	H: 0 LOB: 0 BB: 0 P: 11	1B: 3 2B: 0 3B: 0 HR: 0	SF: 0 SAC: 0 DP: 0 HBP: 0	WP: 0 PB: 0 SB: 0 CS: 0	PA: 32				
PITCHER	IP	WLS	BF	H	R	ER	SO	BB	IBB	HBP	BLK	WP	HR	S	P	ERA	WHIP										
30 Chris Tillman, R ERA: 0.84	8.0	L	29	3	2	0	6	1	0	0	0	0	0	64	104	0.00	0.500										
58 Ryan Webb, R ERA: 8.31	0.2		2	0	0	0	0	0	0	0	0	0	0	6	9	0.00	0.000										
53 Zack Britton, L ERA:	0.1		1	0	0	0	0	0	0	0	0	0	0	1	2	0.00	0.000										

Toronto Blue Jays @ Baltimore Orioles
Oriole Park at Camden Yards, Baltimore, MD
Fri Apr 11 2014, 7:14 PM - 9:34 PM EDT
Att: 22,327 - Overcast - 69 F

AB 31
R 2
H 3
RBI 1
BB 1
SO 6
LOB 5



Batter	1	2	3	4	5	6	7	8	9	AB	R	H	RBI	BB	SO	LOB	BOTTOM										
21 Nick Markakis, L OBP: 0.267, SLG: 0.326										4	0	1	0	0	2	2	Toronto Blue Jays @ Baltimore Orioles Oriole Park at Camden Yards, Baltimore, MD Fri Apr 11 2014, 7:14 PM - 9:34 PM EDT Att: 22,327 - Overcast - 69 F										
27 Delmon Young, R OBP: 0.409, SLG: 0.571										4	0	1	0	0	2	2											
19 Chris Davis, L OBP: 0.333, SLG: 0.378										4	0	1	0	0	1	1											
10 Adam Jones, R OBP: 0.317, SLG: 0.459											4	0	0	0	0	3											
32 Matt Wieters, S OBP: 0.378, SLG: 0.545											3	0	0	0	1	0											
23 Nelson Cruz, R OBP: 0.341, SLG: 0.500											4	0	1	0	0	1											
12 Steve Lombardozzi, S OBP: 0.313, SLG: 0.290											3	0	0	0	1	1											
3 Ryan Flaherty, L OBP: 0.200, SLG: 0.212										3	0	0	0	0	0	2											
6 Jonathan Schoop, R OBP: 0.242, SLG: 0.394										3	0	1	0	0	0	1											
Inning Stats	R: 0 E: 0 K: 2 S: 11	H: 0 LOB: 0 BB: 0 P: 14	R: 0 E: 0 K: 0 S: 10	H: 0 LOB: 2 BB: 1 P: 21	R: 0 E: 0 K: 0 S: 12	H: 1 LOB: 1 BB: 0 P: 15	R: 0 E: 0 K: 0 S: 8	H: 1 LOB: 1 BB: 0 P: 14	R: 0 E: 0 K: 0 S: 11	H: 3 LOB: 3 BB: 0 P: 16	R: 0 E: 0 K: 0 S: 4	H: 0 LOB: 0 BB: 0 P: 6	R: 0 E: 0 K: 2 S: 8	H: 0 LOB: 1 BB: 0 P: 12	R: 0 E: 0 K: 1 S: 8	H: 0 LOB: 0 BB: 0 P: 10		R: 0 E: 0 K: 2 S: 9	H: 0 LOB: 0 BB: 0 P: 12	1B: 4 2B: 1 3B: 0 HR: 0	SF: 0 SAC: 0 DP: 0 HBP: 2	WP: 0 PB: 0 SB: 0 CS: 0	PA: 35				
PITCHER	IP	WLS	BF	H	R	ER	SO	BB	IBB	HBP	BLK	WP	HR	S	P	ERA	WHIP										
29 Dustin McGowan, R ERA: 4.0	6.1	W	27	5	0	0	2	1	0	0	0	0	0	14	18	0.00	0.947										
27 Brett Cecil, L ERA:	1.2	H	5	0	0	0	3	0	0	0	0	0	0	14	18	0.00	0.000										
21 Sergio Santos, R ERA: 2.08	1.0	S	3	0	0	0	2	0	0	0	0	0	0	9	12	0.00	0.000										

Toronto Blue Jays @ Baltimore Orioles
Oriole Park at Camden Yards, Baltimore, MD
Fri Apr 11 2014, 7:14 PM - 9:34 PM EDT
Att: 22,327 - Overcast - 69 F

AB 32
R 0
H 5
RBI 0
BB 1
SO 7
LOB 13



Batter	1	2	3	4	5	6	7	8	9	AB	R	H	RBI	BB	SO	LOB	TOP							
53 Melky Cabrera, S OBP: 0.328, SLG: 0.590										6	2	2	0	0	2	2								
28 Colby Rasmus, L OBP: 0.280, SLG: 0.500										4	2	3	3	0	1	0								
14 Moisés Sierra, R OBP: 0.091, SLG: 0.091										1	1	1	0	0	0	0								
19 José Bautista, R OBP: 0.464, SLG: 0.650										5	1	2	3	0	0	2								
26 Adam Lind, L OBP: 0.450, SLG: 0.500										3	2	3	0	2	0	0								
10 Edwin Encarnación, R OBP: 0.291, SLG: 0.340										4	1	3	2	1	0	2								
30 Dioner Navarro, S OBP: 0.280, SLG: 0.319										5	0	0	1	0	0	7								
31 Erik Kratz, R OBP: 0.200, SLG: 0.500										0	0	0	0	0	0	0								
3 Maicer Izturis, S OBP: 0.300, SLG: 0.314										0	0	0	0	0	0	0								
1 Jonathan Diaz, R OBP: 0.296, SLG: 0.217										4	0	0	1	0	0	2								
13 Brett Lawrie, R OBP: 0.173, SLG: 0.245										5	1	2	1	0	0	0								
17 Ryan Goins, L OBP: 0.167, SLG: 0.143										4	1	1	0	1	0	0								
Inning Stats	R: 1 H: 3 E: 0 K: 1 S: 16	H: 3 LOB: 2 BB: 0 P: 27	R: 0 H: 0 E: 0 K: 0 S: 7	H: 0 LOB: 0 BB: 13 P: 13	R: 0 H: 1 E: 0 K: 1 S: 6	H: 1 LOB: 2 BB: 0 P: 7	R: 2 H: 2 E: 0 K: 1 S: 14	H: 2 LOB: 2 BB: 2 P: 30	R: 0 H: 2 E: 0 K: 0 S: 7	H: 2 LOB: 2 BB: 0 P: 9	R: 5 H: 6 E: 0 K: 0 S: 18	H: 6 LOB: 1 BB: 0 P: 31	R: 0 H: 0 E: 0 K: 0 S: 4	H: 0 LOB: 0 BB: 0 P: 6	R: 3 H: 3 E: 0 K: 0 S: 17	H: 3 LOB: 2 BB: 2 P: 35	R: 0 H: 0 E: 0 K: 0 S: 6	H: 0 LOB: 0 BB: 9 P: 9	1B: 10 2B: 4 3B: 0 HR: 3	SF: 0 SAC: 1 DP: 0 HBP: 0	WP: 1 PB: 0 SB: 0 CS: 0	PA: 46		
PITCHER	IP WLS BF H R ER SO BB IBB HBP BLK WP HR S P ERA WHIP	IP WLS BF H R ER SO BB IBB HBP BLK WP HR S P ERA WHIP	IP WLS BF H R ER SO BB IBB HBP BLK WP HR S P ERA WHIP	IP WLS BF H R ER SO BB IBB HBP BLK WP HR S P ERA WHIP	IP WLS BF H R ER SO BB IBB HBP BLK WP HR S P ERA WHIP	IP WLS BF H R ER SO BB IBB HBP BLK WP HR S P ERA WHIP	IP WLS BF H R ER SO BB IBB HBP BLK WP HR S P ERA WHIP	IP WLS BF H R ER SO BB IBB HBP BLK WP HR S P ERA WHIP	IP WLS BF H R ER SO BB IBB HBP BLK WP HR S P ERA WHIP	IP WLS BF H R ER SO BB IBB HBP BLK WP HR S P ERA WHIP	IP WLS BF H R ER SO BB IBB HBP BLK WP HR S P ERA WHIP	IP WLS BF H R ER SO BB IBB HBP BLK WP HR S P ERA WHIP	IP WLS BF H R ER SO BB IBB HBP BLK WP HR S P ERA WHIP	IP WLS BF H R ER SO BB IBB HBP BLK WP HR S P ERA WHIP	IP WLS BF H R ER SO BB IBB HBP BLK WP HR S P ERA WHIP	IP WLS BF H R ER SO BB IBB HBP BLK WP HR S P ERA WHIP	IP WLS BF H R ER SO BB IBB HBP BLK WP HR S P ERA WHIP	IP WLS BF H R ER SO BB IBB HBP BLK WP HR S P ERA WHIP	IP WLS BF H R ER SO BB IBB HBP BLK WP HR S P ERA WHIP	IP WLS BF H R ER SO BB IBB HBP BLK WP HR S P ERA WHIP	IP WLS BF H R ER SO BB IBB HBP BLK WP HR S P ERA WHIP	IP WLS BF H R ER SO BB IBB HBP BLK WP HR S P ERA WHIP	IP WLS BF H R ER SO BB IBB HBP BLK WP HR S P ERA WHIP	IP WLS BF H R ER SO BB IBB HBP BLK WP HR S P ERA WHIP

Toronto Blue Jays @ Baltimore Orioles
 Oriole Park at Camden Yards, Baltimore, MD
 Sun Apr 13 2014, 1:40 PM - 4:28 PM EDT
 Att: 39,281 - Partly Cloudy - 78 F

AB	41
R	11
H	17
RBI	11
BB	4
SO	3
LOB	15



Batter	1	2	3	4	5	6	7	8	9	AB	R	H	RBI	BB	SO	LOB	BOTTOM							
21 Nick Markakis, L OBP: 0.278, SLG: 0.327										4	1	1	0	0	0	1								
45 Steve Clevenger, L OBP: 0.273, SLG: 0.500										1	0	0	0	0	1	1								
27 Delmon Young, R OBP: 0.423, SLG: 0.600										4	0	2	0	0	0	0								
10 Adam Jones, R OBP: 0.300, SLG: 0.413										4	0	1	1	0	0	2								
9 David Lough, L OBP: 0.231, SLG: 0.250										0	0	0	0	0	0	0								
19 Chris Davis, L OBP: 0.353, SLG: 0.419										3	1	1	1	0	0	1								
3 Ryan Flaherty, L OBP: 0.200, SLG: 0.212										0	0	0	0	0	0	0								
32 Matt Wieters, S OBP: 0.366, SLG: 0.595										4	1	1	1	0	1	3								
28 Steve Pearce, R OBP: 0.143, SLG: 0.286										4	0	1	0	0	0	0								
2 J.J. Hardy, R OBP: 0.240, SLG: 0.208										4	0	0	0	0	0	1								
12 Steve Lombardozzi, S OBP: 0.293, SLG: 0.325										4	0	0	0	0	1	1								
6 Jonathan Schoop, R OBP: 0.244, SLG: 0.415										4	0	1	0	0	1	2								
Inning Stats	R: 1 H: 2 E: 0 K: 0 S: 7	H: 2 LOB: 1 BB: 0 P: 11	R: 0 H: 1 E: 0 K: 1 S: 9	H: 1 LOB: 0 BB: 0 P: 12	R: 0 H: 1 E: 0 K: 1 S: 11	H: 1 LOB: 2 BB: 0 P: 18	R: 0 H: 0 E: 0 K: 0 S: 6	H: 0 LOB: 0 BB: 0 P: 9	R: 0 H: 1 E: 0 K: 0 S: 13	H: 1 LOB: 1 BB: 0 P: 19	R: 0 H: 0 E: 0 K: 0 S: 7	H: 0 LOB: 0 BB: 0 P: 11	R: 0 H: 0 E: 0 K: 0 S: 9	H: 0 LOB: 0 BB: 0 P: 11	R: 2 H: 2 E: 0 K: 0 S: 10	H: 2 LOB: 0 BB: 0 P: 14	R: 0 H: 1 E: 0 K: 2 S: 18	H: 1 LOB: 1 BB: 0 P: 25	1B: 3 2B: 3 3B: 0 HR: 2	SF: 0 SAC: 0 DP: 0 HBP: 1	WP: 0 PB: 0 SB: 0 CS: 0	PA: 37		
PITCHER	IP WLS BF H R ER SO BB IBB HBP BLK WP HR S P ERA WHIP	IP WLS BF H R ER SO BB IBB HBP BLK WP HR S P ERA WHIP	IP WLS BF H R ER SO BB IBB HBP BLK WP HR S P ERA WHIP	IP WLS BF H R ER SO BB IBB HBP BLK WP HR S P ERA WHIP	IP WLS BF H R ER SO BB IBB HBP BLK WP HR S P ERA WHIP	IP WLS BF H R ER SO BB IBB HBP BLK WP HR S P ERA WHIP	IP WLS BF H R ER SO BB IBB HBP BLK WP HR S P ERA WHIP	IP WLS BF H R ER SO BB IBB HBP BLK WP HR S P ERA WHIP	IP WLS BF H R ER SO BB IBB HBP BLK WP HR S P ERA WHIP	IP WLS BF H R ER SO BB IBB HBP BLK WP HR S P ERA WHIP	IP WLS BF H R ER SO BB IBB HBP BLK WP HR S P ERA WHIP	IP WLS BF H R ER SO BB IBB HBP BLK WP HR S P ERA WHIP	IP WLS BF H R ER SO BB IBB HBP BLK WP HR S P ERA WHIP	IP WLS BF H R ER SO BB IBB HBP BLK WP HR S P ERA WHIP	IP WLS BF H R ER SO BB IBB HBP BLK WP HR S P ERA WHIP	IP WLS BF H R ER SO BB IBB HBP BLK WP HR S P ERA WHIP	IP WLS BF H R ER SO BB IBB HBP BLK WP HR S P ERA WHIP	IP WLS BF H R ER SO BB IBB HBP BLK WP HR S P ERA WHIP	IP WLS BF H R ER SO BB IBB HBP BLK WP HR S P ERA WHIP	IP WLS BF H R ER SO BB IBB HBP BLK WP HR S P ERA WHIP	IP WLS BF H R ER SO BB IBB HBP BLK WP HR S P ERA WHIP	IP WLS BF H R ER SO BB IBB HBP BLK WP HR S P ERA WHIP	IP WLS BF H R ER SO BB IBB HBP BLK WP HR S P ERA WHIP	IP WLS BF H R ER SO BB IBB HBP BLK WP HR S P ERA WHIP

Toronto Blue Jays @ Baltimore Orioles
 Oriole Park at Camden Yards, Baltimore, MD
 Sun Apr 13 2014, 1:40 PM - 4:28 PM EDT
 Att: 39,281 - Partly Cloudy - 78 F

AB	36
R	3
H	8
RBI	3
BB	0
SO	4
LOB	12



Batter	1	2	3	4	5	6	7	8	9	AB	R	H	RBI	BB	SO	LOB	TOP						
18 Ben Zobrist, S OBP: 0.390, SLG: 0.480	G5-3			G4-3													3 1 1 0 1 0 0						
8 Desmond Jennings, R OBP: 0.364, SLG: 0.435	L4																3 0 1 0 1 1 1						
11 Logan Forsythe, R OBP: 0.233, SLG: 0.250																	3 0 0 0 0 1 3						
7 David DeJesus, L OBP: 0.265, SLG: 0.300	G6-3			F7													1 0 0 0 0 0 1						
3 Evan Longoria, R OBP: 0.379, SLG: 0.423		G6-3															4 0 1 1 0 2 1						
9 Wil Myers, R OBP: 0.280, SLG: 0.261		K															3 0 0 0 1 1 2						
21 James Loney, L OBP: 0.300, SLG: 0.386																	4 0 2 0 0 0 1						
5 Brandon Guyer, R OBP: 0.192, SLG: 0.273																	3 0 1 0 0 0 1						
28 José Molina, R OBP: 0.067, SLG: 0.067				L8													0 0 0 0 0 0 0						
11 Yunel Escobar, R OBP: 0.240, SLG: 0.298																	3 0 0 0 0 0 3						
24 Ryan Hanigan, R OBP: 0.273, SLG: 0.310																	2 0 0 0 0 1 0						
20 Matt Joyce, L OBP: 0.463, SLG: 0.594																	1 0 0 0 0 0 1						
Inning Stats	R: 0 E: 0 K: 0 S: 4	H: 0 LOB: 0 BB: 0 P: 9	R: 0 E: 0 K: 1 S: 8	H: 0 LOB: 0 BB: 0 P: 11	R: 0 E: 0 K: 0 S: 7	H: 0 LOB: 0 BB: 0 P: 12	R: 0 E: 0 K: 1 S: 8	H: 0 LOB: 1 BB: 1 P: 17	R: 0 E: 0 K: 2 S: 11	H: 2 LOB: 1 BB: 0 P: 15	R: 1 E: 0 K: 2 S: 13	H: 2 LOB: 1 BB: 1 P: 24	R: 0 E: 0 K: 0 S: 10	H: 1 LOB: 1 BB: 0 P: 18	R: 0 E: 0 K: 1 S: 8	H: 1 LOB: 0 BB: 1 P: 10	R: 0 E: 0 K: 1 S: 5	H: 0 LOB: 0 BB: 1 P: 10	1B: 5 2B: 1 3B: 0 HR: 0	SF: 0 SAC: 0 DP: 3 HBP: 0	WP: 0 PB: 0 SB: 0 CS: 0	PA: 33	
PITCHER	IP WLS BF H R ER SO BB IBB HBP BLK WP HR S P ERA WHIP	IP WLS BF H R ER SO BB IBB HBP BLK WP HR S P ERA WHIP	IP WLS BF H R ER SO BB IBB HBP BLK WP HR S P ERA WHIP	IP WLS BF H R ER SO BB IBB HBP BLK WP HR S P ERA WHIP	IP WLS BF H R ER SO BB IBB HBP BLK WP HR S P ERA WHIP	IP WLS BF H R ER SO BB IBB HBP BLK WP HR S P ERA WHIP	IP WLS BF H R ER SO BB IBB HBP BLK WP HR S P ERA WHIP	IP WLS BF H R ER SO BB IBB HBP BLK WP HR S P ERA WHIP	IP WLS BF H R ER SO BB IBB HBP BLK WP HR S P ERA WHIP	IP WLS BF H R ER SO BB IBB HBP BLK WP HR S P ERA WHIP	IP WLS BF H R ER SO BB IBB HBP BLK WP HR S P ERA WHIP	IP WLS BF H R ER SO BB IBB HBP BLK WP HR S P ERA WHIP	IP WLS BF H R ER SO BB IBB HBP BLK WP HR S P ERA WHIP	IP WLS BF H R ER SO BB IBB HBP BLK WP HR S P ERA WHIP	IP WLS BF H R ER SO BB IBB HBP BLK WP HR S P ERA WHIP	IP WLS BF H R ER SO BB IBB HBP BLK WP HR S P ERA WHIP	IP WLS BF H R ER SO BB IBB HBP BLK WP HR S P ERA WHIP	IP WLS BF H R ER SO BB IBB HBP BLK WP HR S P ERA WHIP	IP WLS BF H R ER SO BB IBB HBP BLK WP HR S P ERA WHIP	IP WLS BF H R ER SO BB IBB HBP BLK WP HR S P ERA WHIP	IP WLS BF H R ER SO BB IBB HBP BLK WP HR S P ERA WHIP	IP WLS BF H R ER SO BB IBB HBP BLK WP HR S P ERA WHIP	IP WLS BF H R ER SO BB IBB HBP BLK WP HR S P ERA WHIP
16 Wei-Yin Chen, L ERA: 4.76	6.1 W 25 5 1 1 4 2 0 0 0 0 0 0 57 99 1.42 1.105	1.2 5 1 0 0 1 0 0 0 0 0 0 12 21 0.00 0.600	1.0 3 0 0 0 1 1 0 0 0 0 0 5 10 0.00 1.000																				
47 Evan Meek, R ERA:																							
56 Darren O'Day, R ERA:																							

Tampa Bay Rays @ Baltimore Orioles
Oriole Park at Camden Yards, Baltimore, MD
Mon Apr 14 2014, 7:07 PM - 9:52 PM EDT
Att: 15,799 - Clear - 75 F

AB 30
R 1
H 6
RBI 1
BB 3
SO 6
LOB 14



Batter	1	2	3	4	5	6	7	8	9	AB	R	H	RBI	BB	SO	LOB	BOTTOM					
21 Nick Markakis, L OBP: 0.254, SLG: 0.298	F7		F7														5 0 0 0 0 1 5					
23 Nelson Cruz, R OBP: 0.353, SLG: 0.489																	5 2 2 1 0 1 1					
19 Chris Davis, L OBP: 0.364, SLG: 0.435																	3 0 1 1 1 1 0					
10 Adam Jones, R OBP: 0.278, SLG: 0.380																	4 0 0 0 0 2 3					
32 Matt Wieters, S OBP: 0.400, SLG: 0.634																	4 2 3 1 0 0 0					
9 David Lough, L OBP: 0.200, SLG: 0.214																	4 0 0 0 0 1 4					
2 J.J. Hardy, R OBP: 0.310, SLG: 0.357																	4 2 3 1 0 1 0					
12 Steve Lombardozzi, S OBP: 0.311, SLG: 0.341																	4 0 2 1 0 0 3					
3 Ryan Flaherty, L OBP: 0.231, SLG: 0.243																	4 1 2 2 0 1 2					
Inning Stats	R: 1 E: 0 K: 0 S: 15	H: 2 LOB: 2 BB: 1 P: 24	R: 3 E: 0 K: 2 S: 21	H: 4 LOB: 1 BB: 0 P: 27	R: 2 E: 0 K: 1 S: 10	H: 3 LOB: 1 BB: 0 P: 13	R: 0 E: 0 K: 2 S: 9	H: 0 LOB: 0 BB: 0 P: 13	R: 1 E: 0 K: 1 S: 13	H: 3 LOB: 2 BB: 0 P: 18	R: 0 E: 0 K: 1 S: 7	H: 0 LOB: 0 BB: 0 P: 10	R: 0 E: 0 K: 1 S: 6	H: 0 LOB: 0 BB: 0 P: 8	R: 0 E: 0 K: 0 S: 5	H: 1 LOB: 1 BB: 0 P: 6	R: 0 E: 0 K: 0 S: 5	H: 0 LOB: 0 BB: 0 P: 6	1B: 8 2B: 5 3B: 0 HR: 0	SF: 0 SAC: 0 DP: 0 HBP: 0	WP: 0 PB: 0 SB: 0 CS: 0	PA: 38
PITCHER	IP WLS BF H R ER SO BB IBB HBP BLK WP HR S P ERA WHIP	IP WLS BF H R ER SO BB IBB HBP BLK WP HR S P ERA WHIP	IP WLS BF H R ER SO BB IBB HBP BLK WP HR S P ERA WHIP	IP WLS BF H R ER SO BB IBB HBP BLK WP HR S P ERA WHIP	IP WLS BF H R ER SO BB IBB HBP BLK WP HR S P ERA WHIP	IP WLS BF H R ER SO BB IBB HBP BLK WP HR S P ERA WHIP	IP WLS BF H R ER SO BB IBB HBP BLK WP HR S P ERA WHIP	IP WLS BF H R ER SO BB IBB HBP BLK WP HR S P ERA WHIP	IP WLS BF H R ER SO BB IBB HBP BLK WP HR S P ERA WHIP	IP WLS BF H R ER SO BB IBB HBP BLK WP HR S P ERA WHIP	IP WLS BF H R ER SO BB IBB HBP BLK WP HR S P ERA WHIP	IP WLS BF H R ER SO BB IBB HBP BLK WP HR S P ERA WHIP	IP WLS BF H R ER SO BB IBB HBP BLK WP HR S P ERA WHIP	IP WLS BF H R ER SO BB IBB HBP BLK WP HR S P ERA WHIP	IP WLS BF H R ER SO BB IBB HBP BLK WP HR S P ERA WHIP	IP WLS BF H R ER SO BB IBB HBP BLK WP HR S P ERA WHIP	IP WLS BF H R ER SO BB IBB HBP BLK WP HR S P ERA WHIP	IP WLS BF H R ER SO BB IBB HBP BLK WP HR S P ERA WHIP	IP WLS BF H R ER SO BB IBB HBP BLK WP HR S P ERA WHIP	IP WLS BF H R ER SO BB IBB HBP BLK WP HR S P ERA WHIP	IP WLS BF H R ER SO BB IBB HBP BLK WP HR S P ERA WHIP	IP WLS BF H R ER SO BB IBB HBP BLK WP HR S P ERA WHIP
22 Chris Archer, R ERA: 4.5	5.0 L 28 12 7 7 6 1 0 0 0 0 0 0 7 10 0.00 2.600	1.0 3 0 0 0 1 0 0 0 0 0 0 7 10 0.00 0.000	2.0 7 1 0 0 1 0 0 0 0 0 0 11 14 0.00 0.500																			
26 Brad Boxberger, R ERA:																						
52 Josh Lueke, R ERA: 4.7																						

Tampa Bay Rays @ Baltimore Orioles
Oriole Park at Camden Yards, Baltimore, MD
Mon Apr 14 2014, 7:07 PM - 9:52 PM EDT
Att: 15,799 - Clear - 75 F

AB 37
R 7
H 13
RBI 7
BB 1
SO 8
LOB 18



Batter	1	2	3	4	5	6	7	8	9	AB	R	H	RBI	BB	SO	LOB	TOP
18 Ben Zobrist, S OBP: 0.397, SLG: 0.472										3	0	1	0	1	0	3	Tampa Bay Rays @ Baltimore Orioles Oriole Park at Camden Yards, Baltimore, MD Wed Apr 16 2014, 12:37 PM - 3:29 PM EDT Att: 22,611 - Sunny - 39 F
9 Wil Myers, R OBP: 0.259, SLG: 0.240										4	0	0	0	0	3	5	
20 Matt Joyce, L OBP: 0.444, SLG: 0.583										4	0	1	0	0	2	1	
3 Evan Longoria, R OBP: 0.355, SLG: 0.393										4	0	0	0	0	1	1	
21 James Loney, L OBP: 0.296, SLG: 0.362										3	0	0	0	1	0	0	
8 Desmond Jennings, R OBP: 0.350, SLG: 0.459										3	0	2	0	1	0	0	
7 David DeJesus, L OBP: 0.250, SLG: 0.281										2	0	0	0	0	0	3	
11 Logan Forsythe, R OBP: 0.250, SLG: 0.241										1	0	0	0	1	0	1	
11 Yunel Escobar, R OBP: 0.241, SLG: 0.294										4	0	1	0	0	0	2	
2B José Molina, R OBP: 0.111, SLG: 0.111										3	0	1	0	0	2	0	
5 Brandon Guyer, R OBP: 0.167, SLG: 0.250										1	0	0	0	0	1	1	
Inning Stats	R: 0 H: 1 E: 0 K: 1 S: 13	H: 1 LOB: 1 BB: 0 P: 22	R: 0 H: 0 E: 0 K: 0 S: 16	H: 0 LOB: 1 BB: 1 P: 22	R: 0 H: 0 E: 0 K: 2 S: 11	H: 1 LOB: 1 BB: 1 P: 19	R: 0 H: 1 E: 0 K: 1 S: 10	H: 1 LOB: 1 BB: 0 P: 17	R: 0 H: 0 E: 0 K: 1 S: 8	H: 2 LOB: 3 BB: 1 P: 21	R: 0 H: 0 E: 0 K: 0 S: 6	H: 1 LOB: 1 BB: 0 P: 13	1B: 5 2B: 2 3B: 0 HR: 0	SF: 0 SAC: 0 DP: 1 HBP: 0	WP: 1 PB: 0 SB: 0 CS: 0	PA: 36	
PITCHER	IP WLS BF H R ER SO BB IBB HBP BLK WP HR S P ERA WHIP																
50 Miguel González, R ERA: 6.28	5.0 W 20 3 0 0 6 3 0 0 0 1 0 62 98 0.00 1.200																
53 Zack Britton, L ERA: 3.6	3.0 H 12 2 0 0 2 1 0 0 0 0 0 27 42 0.00 1.000																
29 Tommy Hunter, R ERA: 3.6	1.0 S 4 1 0 0 1 0 0 0 0 0 0 10 13 0.00 1.000																

Batter	1	2	3	4	5	6	7	8	9	AB	R	H	RBI	BB	SO	LOB	BOTTOM
21 Nick Markakis, L OBP: 0.270, SLG: 0.311										4	0	2	0	0	0	0	Tampa Bay Rays @ Baltimore Orioles Oriole Park at Camden Yards, Baltimore, MD Wed Apr 16 2014, 12:37 PM - 3:29 PM EDT Att: 22,611 - Sunny - 39 F
23 Nelson Cruz, R OBP: 0.345, SLG: 0.458										3	1	0	0	1	0	3	
19 Chris Davis, L OBP: 0.390, SLG: 0.438										2	1	1	0	1	1	1	
10 Adam Jones, R OBP: 0.293, SLG: 0.389										4	0	2	1	0	2	2	
32 Matt Wieters, S OBP: 0.367, SLG: 0.591										3	0	0	1	0	1	3	
2 J.J. Hardy, R OBP: 0.275, SLG: 0.313										4	0	0	1	0	1	1	
9 David Lough, L OBP: 0.176, SLG: 0.188											4	0	0	0	0	1	
12 Steve Lombardozzi, S OBP: 0.313, SLG: 0.340										3	0	1	0	0	1	0	
3 Ryan Flaherty, L OBP: 0.238, SLG: 0.231										2	1	0	0	1	0	1	
Inning Stats	R: 0 H: 1 E: 0 K: 2 S: 12	H: 0 LOB: 0 BB: 0 P: 15	R: 0 H: 0 E: 0 K: 1 S: 9	H: 0 LOB: 0 BB: 0 P: 13	R: 2 H: 2 E: 0 K: 1 S: 17	H: 2 LOB: 1 BB: 1 P: 27	R: 1 H: 2 E: 0 K: 0 S: 13	H: 2 LOB: 3 BB: 2 P: 23	R: 0 H: 1 E: 0 K: 1 S: 9	R: 0 H: 0 E: 0 K: 1 S: 7	R: 0 H: 0 E: 0 K: 1 S: 7	H: 0 LOB: 0 BB: 0 P: 10	1B: 6 2B: 0 3B: 0 HR: 0	SF: 1 SAC: 0 DP: 0 HBP: 1	WP: 0 PB: 0 SB: 2 CS: 0	PA: 34	
PITCHER	IP WLS BF H R ER SO BB IBB HBP BLK WP HR S P ERA WHIP																
23 Jake Odorizzi, R ERA: 5.63	5.0 L 23 5 3 3 4 3 0 0 0 0 0 59 95 5.40 1.600																
26 Brad Boxberger, R ERA: 4.15	1.0 4 1 0 0 1 0 0 0 0 0 0 9 17 0.00 1.000																
62 Joel Peralta, R ERA: 4.15	1.0 4 0 0 0 1 0 0 0 1 0 0 7 11 0.00 0.000																
47 Brandon Gomes, R ERA: 4.76	1.0 3 0 0 0 1 0 0 0 0 0 0 7 10 0.00 0.000																

Batter	1	2	3	4	5	6	7	8	9	AB	R	H	RBI	BB	SO	LOB	TOP					
21 Nick Markakis, L OBP: 0.290, SLG: 0.348										5	2	2	1	1	0	2						
27 Delmon Young, R OBP: 0.419, SLG: 0.552										4	1	1	0	1	1	5						
9 David Lough, L OBP: 0.176, SLG: 0.188										0	0	0	0	0	0	0						
19 Chris Davis, L OBP: 0.375, SLG: 0.404										4	1	0	0	1	3	4						
10 Adam Jones, R OBP: 0.302, SLG: 0.390										5	0	2	1	0	1	3						
23 Nelson Cruz, R OBP: 0.370, SLG: 0.442										4	1	1	2	1	1	1						
32 Matt Wieters, S OBP: 0.370, SLG: 0.563										4	0	1	1	1	0	2						
2 J.J. Hardy, R OBP: 0.289, SLG: 0.324										5	1	2	1	0	0	3						
12 Steve Lombardozzi, S OBP: 0.321, SLG: 0.346										5	1	2	0	0	2	3						
6 Jonathan Schoop, R OBP: 0.304, SLG: 0.500										5	1	4	2	0	0	0						
Inning Stats	R: 1 E: 0 K: 2 S: 11	H: 2 LOB: 1 BB: 0 P: 15	R: 0 E: 0 K: 1 S: 9	H: 0 LOB: 1 BB: 1 P: 16	R: 3 E: 0 K: 0 S: 13	H: 4 LOB: 2 BB: 1 P: 23	R: 0 E: 0 K: 1 S: 7	H: 0 LOB: 0 BB: 0 P: 7	R: 2 E: 0 K: 2 S: 16	H: 3 LOB: 2 BB: 1 P: 28	R: 0 E: 0 K: 1 S: 10	H: 1 LOB: 3 BB: 1 P: 21	R: 1 E: 0 K: 0 S: 12	H: 3 LOB: 3 BB: 1 P: 20	R: 0 E: 0 K: 1 S: 6	H: 0 LOB: 0 BB: 0 P: 9	R: 1 E: 0 K: 0 S: 10	H: 2 LOB: 1 BB: 0 P: 17	1B: 11 HR: 0	SF: 0 SAC: 0 DP: 1 HBP: 0	WP: 1 PB: 0 SB: 1 CS: 1	PA: 46
PITCHER	IP WLS BF H R ER SO BB IBB HBP BLK WP HR S P ERA WHIP																					
41 John Lackey, R ERA: 5.25	5.1 L 29 10 6 6 6 4 0 0 0 0 1 0 60 100 10.12 2.625																					
30 Andrew Miller, L ERA: 1.35	0.2 2 0 0 0 1 0 0 0 0 0 0 6 10 0.00 0.000																					
35 Burke Badenhop, R ERA: 6.75	2.0 3 1 1 1 1 0 0 0 0 0 0 18 29 4.50 2.000																					
54 Edward Mujica, R ERA: 10.13	1.0 5 2 1 1 0 0 0 0 0 0 0 10 17 9.00 2.000																					

Baltimore Orioles @ Boston Red Sox
Fenway Park, Boston, MA
Fri Apr 18, 2014, 7:12 PM - 10:37 PM EDT
Att: 36,408 - Cloudy - 42 F

AB 41
R 8
H 15
RBI 8
BB 5
SO 8
LOB 23



Batter	1	2	3	4	5	6	7	8	9	AB	R	H	RBI	BB	SO	LOB	BOTTOM					
38 Grady Sizemore, L OBP: 0.315, SLG: 0.429										5	0	1	0	0	1	6						
29 Daniel Nava, S OBP: 0.239, SLG: 0.271										5	1	1	0	0	2	2						
15 Dustin Pedroia, R OBP: 0.264, SLG: 0.290										4	1	1	1	1	0	2						
12 Mike Napoli, R OBP: 0.386, SLG: 0.492										5	1	1	0	0	1	2						
37 Mike Carp, L OBP: 0.381, SLG: 0.421										4	1	2	0	1	0	2						
2 Xander Bogaerts, R OBP: 0.411, SLG: 0.356										3	0	1	1	2	0	2						
40 A.J. Pierzynski, L OBP: 0.308, SLG: 0.319										4	0	1	1	0	0	4						
25 Jackie Bradley Jr., L OBP: 0.357, SLG: 0.298										3	0	1	0	1	2	3						
26 Brock Holt, L OBP: 0.500, SLG: 0.500										4	0	2	1	0	1	3						
Inning Stats	R: 0 E: 0 K: 2 S: 12	H: 0 LOB: 1 BB: 0 P: 20	R: 0 E: 0 K: 1 S: 12	H: 2 LOB: 3 BB: 1 P: 21	R: 0 E: 0 K: 0 S: 10	H: 0 LOB: 0 BB: 0 P: 17	R: 1 E: 0 K: 1 S: 19	H: 2 LOB: 2 BB: 1 P: 33	R: 2 E: 0 K: 1 S: 18	H: 3 LOB: 2 BB: 1 P: 31	R: 0 E: 0 K: 1 S: 9	H: 1 LOB: 1 BB: 0 P: 15	R: 1 E: 0 K: 0 S: 10	H: 2 LOB: 1 BB: 0 P: 18	R: 0 E: 0 K: 0 S: 13	H: 1 LOB: 0 BB: 0 P: 17	R: 0 E: 0 K: 0 S: 11	H: 0 LOB: 1 BB: 1 P: 18	1B: 8 HR: 0	SF: 0 SAC: 0 DP: 0 HBP: 1	WP: 0 PB: 0 SB: 0 CS: 0	PA: 43
PITCHER	IP WLS BF H R ER SO BB IBB HBP BLK WP HR S P ERA WHIP																					
30 Chris Tillman, R ERA: 1.71	5.0 W 26 7 3 3 3 4 0 0 0 0 0 71 122 5.40 2.200																					
17 Brian Matusz, L ERA: 5.68	2.2 H 12 4 1 1 2 0 0 1 0 0 0 28 46 3.38 1.500																					
56 Darren O'Day, R ERA:	1.1 S 5 0 0 0 0 1 0 0 0 0 0 15 22 0.00 0.750																					

Baltimore Orioles @ Boston Red Sox
Fenway Park, Boston, MA
Fri Apr 18, 2014, 7:12 PM - 10:37 PM EDT
Att: 36,408 - Cloudy - 42 F

AB 37
R 4
H 11
RBI 4
BB 5
SO 7
LOB 26



Batter	1	2	3	4	5	6	7	8	9	AB	R	H	RBI	BB	SO	LOB	TOP					
21 Nick Markakis, L OBP: 0.321, SLG: 0.347										3	0	0	0	2	1	2	Baltimore Orioles @ Boston Red Sox Fenway Park, Boston, MA Sun Apr 20 2014, 7:10 PM - 10:43 PM EDT Att: 33,947 - Partly Cloudy - 50 F					
23 Nelson Cruz, R OBP: 0.362, SLG: 0.492										5	1	2	1	0	1	3						
19 Chris Davis, L OBP: 0.370, SLG: 0.362										3	1	0	0	2	1	3						
10 Adam Jones, R OBP: 0.347, SLG: 0.448										5	1	4	1	0	0							
32 Matt Wieters, S OBP: 0.365, SLG: 0.518										5	1	2	1	0	0	4						
2 J.J. Hardy, R OBP: 0.297, SLG: 0.302										2	0	1	1	0	1	1						
12 Steve Lombardozzi, S OBP: 0.289, SLG: 0.310										2	0	0	0	0	1	1						
9 David Lough, L OBP: 0.179, SLG: 0.216										5	0	1	1	0	2	3						
6 Jonathan Schoop, R OBP: 0.259, SLG: 0.426										4	0	0	0	0	2	2						
3 Ryan Flaherty, L OBP: 0.261, SLG: 0.279										4	1	2	0	0	0	0						
Inning Stats	R: 3 H: 3 E: 0 K: 0 S: 14	H: 3 LOB: 1 BB: 1 P: 24	R: 0 H: 1 E: 0 K: 1 S: 11	H: 1 LOB: 2 BB: 1 P: 17	R: 0 H: 0 E: 0 K: 2 S: 9	H: 1 LOB: 1 BB: 0 P: 11	R: 0 H: 0 E: 0 K: 2 S: 9	H: 0 LOB: 1 BB: 1 P: 15	R: 1 H: 3 E: 0 K: 0 S: 12	H: 2 LOB: 2 BB: 0 P: 23	R: 0 H: 0 E: 0 K: 1 S: 5	H: 1 LOB: 1 BB: 0 P: 6	R: 0 H: 1 E: 0 K: 2 S: 11	H: 1 LOB: 1 BB: 0 P: 10	R: 0 H: 1 E: 0 K: 1 S: 10	H: 1 LOB: 3 BB: 0 P: 13	1B: 8 2B: 3 3B: 0 HR: 1	SF: 1 SAC: 0 DP: 0 HBP: 0	WP: 0 PB: 0 SB: 0 CS: 0	PA: 43		
PITCHER	IP WLS BF H R ER SO BB IBB HBP BLK WP HR S P ERA WHIP	IP WLS BF H R ER SO BB IBB HBP BLK WP HR S P ERA WHIP	IP WLS BF H R ER SO BB IBB HBP BLK WP HR S P ERA WHIP	IP WLS BF H R ER SO BB IBB HBP BLK WP HR S P ERA WHIP	IP WLS BF H R ER SO BB IBB HBP BLK WP HR S P ERA WHIP	IP WLS BF H R ER SO BB IBB HBP BLK WP HR S P ERA WHIP	IP WLS BF H R ER SO BB IBB HBP BLK WP HR S P ERA WHIP	IP WLS BF H R ER SO BB IBB HBP BLK WP HR S P ERA WHIP	IP WLS BF H R ER SO BB IBB HBP BLK WP HR S P ERA WHIP	IP WLS BF H R ER SO BB IBB HBP BLK WP HR S P ERA WHIP	IP WLS BF H R ER SO BB IBB HBP BLK WP HR S P ERA WHIP	IP WLS BF H R ER SO BB IBB HBP BLK WP HR S P ERA WHIP	IP WLS BF H R ER SO BB IBB HBP BLK WP HR S P ERA WHIP	IP WLS BF H R ER SO BB IBB HBP BLK WP HR S P ERA WHIP	IP WLS BF H R ER SO BB IBB HBP BLK WP HR S P ERA WHIP	IP WLS BF H R ER SO BB IBB HBP BLK WP HR S P ERA WHIP	IP WLS BF H R ER SO BB IBB HBP BLK WP HR S P ERA WHIP	IP WLS BF H R ER SO BB IBB HBP BLK WP HR S P ERA WHIP	IP WLS BF H R ER SO BB IBB HBP BLK WP HR S P ERA WHIP	IP WLS BF H R ER SO BB IBB HBP BLK WP HR S P ERA WHIP	IP WLS BF H R ER SO BB IBB HBP BLK WP HR S P ERA WHIP	
44 Jake Peavy, R ERA: 3.33	5.2	31	10	5	5	5	3	1	0	0	0	0	0	0	0	0	0	1	64	102	7.94	2.294
55 Chris Capuano, L ERA:	6.1	1.2	6	1	0	0	2	0	0	0	0	0	0	0	0	0	0	0	15	21	0.00	0.600
36 Junichi Tazawa, R ERA:	8.1	0.1	1	0	0	0	0	0	0	0	0	0	0	0	0	0	0	0	1	1	0.00	0.000
30 Andrew Miller, L ERA: 1.17	8.1	1.0	4	1	0	0	1	0	0	0	0	0	0	0	0	0	0	0	10	13	0.00	1.000
54 Edward Mujica, R ERA: 9.53	9.1	0.1	W	1	0	0	0	0	0	0	0	0	0	0	0	0	0	0	3	4	0.00	0.000
Batter	1	2	3	4	5	6	7	8	9	AB	R	H	RBI	BB	SO	LOB	BOTTOM					
38 Grady Sizemore, L OBP: 0.286, SLG: 0.368										4	1	0	0	1	2	3	Baltimore Orioles @ Boston Red Sox Fenway Park, Boston, MA Sun Apr 20 2014, 7:10 PM - 10:43 PM EDT Att: 33,947 - Partly Cloudy - 50 F					
15 Dustin Pedroia, R OBP: 0.296, SLG: 0.338										5	1	2	0	0	0	2						
34 David Ortiz, L OBP: 0.321, SLG: 0.423										4	1	2	1	1	0	1						
12 Mike Napoli, R OBP: 0.380, SLG: 0.456										3	1	0	0	1	1	3						
5 Jonny Gomes, R OBP: 0.333, SLG: 0.425										4	1	2	3	0	0	3						
37 Mike Carp, L OBP: 0.360, SLG: 0.364										1	0	0	0	0	0	2						
29 Daniel Nava, S OBP: 0.225, SLG: 0.254										4	0	0	0	0	2	4						
2 Xander Bogaerts, R OBP: 0.403, SLG: 0.349										4	0	1	0	0	2	0						
40 A.J. Pierzynski, L OBP: 0.286, SLG: 0.294										4	0	0	0	0	1	1						
26 Brock Holt, L OBP: 0.455, SLG: 0.600										3	1	1	0	1	1	1						
Inning Stats	R: 0 H: 0 E: 0 K: 1 S: 13	H: 0 LOB: 1 BB: 1 P: 25	R: 0 H: 0 E: 0 K: 1 S: 9	H: 0 LOB: 0 BB: 0 P: 12	R: 0 H: 0 E: 0 K: 1 S: 11	H: 0 LOB: 1 BB: 1 P: 19	R: 0 H: 1 E: 0 K: 1 S: 7	H: 1 LOB: 1 BB: 0 P: 11	R: 0 H: 1 E: 0 K: 1 S: 14	H: 1 LOB: 0 BB: 1 P: 21	R: 3 H: 2 E: 0 K: 1 S: 15	H: 2 LOB: 3 BB: 0 P: 25	R: 2 H: 3 E: 2 K: 2 S: 19	H: 3 LOB: 3 BB: 0 P: 29	R: 0 H: 0 E: 0 K: 0 S: 9	H: 0 LOB: 0 BB: 0 P: 14	R: 1 H: 1 E: 1 K: 1 S: 6	H: 1 LOB: 3 BB: 1 P: 15	1B: 5 2B: 2 3B: 0 HR: 1	SF: 0 SAC: 0 DP: 0 HBP: 1	WP: 1 PB: 0 SB: 2 CS: 0	PA: 41
PITCHER	IP WLS BF H R ER SO BB IBB HBP BLK WP HR S P ERA WHIP	IP WLS BF H R ER SO BB IBB HBP BLK WP HR S P ERA WHIP	IP WLS BF H R ER SO BB IBB HBP BLK WP HR S P ERA WHIP	IP WLS BF H R ER SO BB IBB HBP BLK WP HR S P ERA WHIP	IP WLS BF H R ER SO BB IBB HBP BLK WP HR S P ERA WHIP	IP WLS BF H R ER SO BB IBB HBP BLK WP HR S P ERA WHIP	IP WLS BF H R ER SO BB IBB HBP BLK WP HR S P ERA WHIP	IP WLS BF H R ER SO BB IBB HBP BLK WP HR S P ERA WHIP	IP WLS BF H R ER SO BB IBB HBP BLK WP HR S P ERA WHIP	IP WLS BF H R ER SO BB IBB HBP BLK WP HR S P ERA WHIP	IP WLS BF H R ER SO BB IBB HBP BLK WP HR S P ERA WHIP	IP WLS BF H R ER SO BB IBB HBP BLK WP HR S P ERA WHIP	IP WLS BF H R ER SO BB IBB HBP BLK WP HR S P ERA WHIP	IP WLS BF H R ER SO BB IBB HBP BLK WP HR S P ERA WHIP	IP WLS BF H R ER SO BB IBB HBP BLK WP HR S P ERA WHIP	IP WLS BF H R ER SO BB IBB HBP BLK WP HR S P ERA WHIP	IP WLS BF H R ER SO BB IBB HBP BLK WP HR S P ERA WHIP	IP WLS BF H R ER SO BB IBB HBP BLK WP HR S P ERA WHIP	IP WLS BF H R ER SO BB IBB HBP BLK WP HR S P ERA WHIP	IP WLS BF H R ER SO BB IBB HBP BLK WP HR S P ERA WHIP	IP WLS BF H R ER SO BB IBB HBP BLK WP HR S P ERA WHIP	
31 Ubaldo Jimenez, R ERA: 6.75	5.1	23	4	3	3	5	3	0	0	0	0	0	0	0	0	0	0	1	65	107	5.06	1.312
53 Zack Britton, L ERA:	6.1	1.0	H	7	3	2	0	2	0	0	0	0	0	0	0	0	0	0	15	22	0.00	3.000
47 Evan Meek, R ERA:	7.1	1.2	B	6	0	0	0	1	0	0	0	0	0	0	0	0	0	0	17	27	0.00	0.000
17 Brian Matusz, L ERA: 5.4	9.1	0.1	L	3	1	1	0	1	0	0	0	0	0	0	0	0	0	0	5	11	0.00	3.000
56 Darren O'Day, R ERA:	9.1	0.1	2	0	0	0	0	0	0	0	0	0	0	0	0	0	0	0	1	4	0.00	0.000

Batter	1	2	3	4	5	6	7	8	9	AB R H RBI BB SO LOB	TOP								
21 Nick Markakis, L (1, 10) OBP: 0.325, SLG: 0.342	G4-3		23 1B	23 G5-4-3			F9		F8	4 1 1 1 1 0 0	Baltimore Orioles @ Boston Red Sox Fenway Park, Boston, MA Mon Apr 21 2014, 11:10 AM - 2:27 PM EDT Att: 37,513 - Partly Cloudy - 56 F								
23 Nelson Cruz, R (1, 9) OBP: 0.370, SLG: 0.484	K		19 1B	10 FC6-4						3 1 1 1 1 1 2									
19 Chris Davis, L (1, 3) OBP: 0.390, SLG: 0.367			10 C6-4				G5-3			2 0 1 1 2 0 1									
10 Adam Jones, R (1, 8) OBP: 0.342, SLG: 0.437	L7		45 2B							4 1 1 1 0 1 3									
45 Steve Clevenger, L (1, 2) OBP: 0.267, SLG: 0.500	G4-3		6 1B				G1-6-3			4 2 1 1 0 0 2									
6 Jonathan Schoop, R (1, 5) OBP: 0.299, SLG: 0.414	G6-3		3 G6-4-3				G6-3			4 0 1 1 0 0 1									
3 Ryan Flaherty, L (1, 6) OBP: 0.260, SLG: 0.277	G1-3		21 1B				G3			4 0 1 1 0 0 1									
12 Steve Lombardozzi, S (1, 4) OBP: 0.302, SLG: 0.323			9 1B				G3			4 1 2 0 0 0 0									
9 David Lough, L (1, 7) OBP: 0.186, SLG: 0.220			21 1B				G3			4 1 1 0 0 0 1									
			23 1B																
Inning Stats	R: 0 H: 0 E: 0 K: 1 S: 6	H: 0 LOB: 1 BB: 1 P: 16	R: 0 H: 0 E: 0 K: 0 S: 8	H: 0 LOB: 0 BB: 0 P: 8	R: 6 H: 7 E: 0 K: 0 S: 21	H: 7 LOB: 0 BB: 0 P: 34	R: 0 H: 1 E: 0 K: 0 S: 7	H: 1 LOB: 1 BB: 1 P: 12	R: 0 H: 0 E: 0 K: 1 S: 6	H: 0 LOB: 0 BB: 1 P: 11	R: 0 H: 0 E: 0 K: 0 S: 8	H: 0 LOB: 0 BB: 1 P: 14	R: 0 H: 2 E: 0 K: 0 S: 7	H: 2 LOB: 1 BB: 0 P: 9	R: 0 H: 0 E: 0 K: 0 S: 9	H: 0 LOB: 0 BB: 0 P: 9	1B: 9 2B: 1 3B: 0 HR: 0	SF: 0 SAC: 0 DP: 3 HBP: 0	WP: 0 PA: 37 PB: 0 SB: 0 CS: 0
PITCHER	IP WLS BF H R ER SO BB IBB HBP BLK WP HR S P ERA WHIP											IP WLS BF H R ER SO BB IBB HBP BLK WP HR S P ERA WHIP							
11 Clay Buchholz, R (1, 1) ERA: 7.71	2.1 L 15 7 6 6 1 1 0 0 0 0 0 0 34 55 23.14 3.429																		
35 Burke Badenhop, R (3, 1) ERA: 4.85	3.2 11 1 0 0 1 2 0 0 0 0 0 0 22 40 0.00 0.818																		
32 Craig Breslow, L (7, 1) ERA: 1.8	2.0 8 2 1 1 0 1 0 0 0 0 0 0 14 23 4.50 1.500																		
30 Andrew Miller, L (9, 1) ERA: 1.04	1.0 3 0 0 0 0 0 0 0 0 0 0 0 9 9 0.00 0.000																		

Batter	1	2	3	4	5	6	7	8	9	AB R H RBI BB SO LOB	BOTTOM										
26 Brock Holt, L (1, 5) OBP: 0.438, SLG: 0.571	G4-3		G3-1				SF8		15 2B	4 1 2 1 0 0 0	Baltimore Orioles @ Boston Red Sox Fenway Park, Boston, MA Mon Apr 21 2014, 11:10 AM - 2:27 PM EDT Att: 37,513 - Partly Cloudy - 56 F										
15 Dustin Pedroia, R (1, 4) OBP: 0.326, SLG: 0.375	G6-3									3 0 2 1 2 0 0											
34 David Ortiz, L (1, 10) OBP: 0.337, SLG: 0.419	12 FC6-4									3 0 1 0 2 0 3											
12 Mike Napoli, R (1, 3) OBP: 0.369, SLG: 0.479	FC6-4									5 1 1 2 0 2 5											
5 Jonny Gomes, R (1, 7) OBP: 0.314, SLG: 0.395										3 0 0 0 0 2 2											
37 Mike Carp, L (8, PH) OBP: 0.333, SLG: 0.333										2 0 0 0 0 0 2											
2 Xander Bogaerts, R (1, 6) OBP: 0.407, SLG: 0.348	F7									3 1 1 0 1 1 0											
29 Daniel Nava, S (1, 9) OBP: 0.240, SLG: 0.269										4 0 2 0 0 1 0											
3 David Ross, R (1, 2) OBP: 0.333, SLG: 0.475										3 2 1 1 0 1 2											
10 Jonathan Herrera, S (8, PH) ERA: 4.91										1 0 0 0 0 1 2											
40 A.J. Pierzynski, L (9, 2) OBP: 0.286, SLG: 0.264										0 0 0 0 0 0 0											
25 Jackie Bradley Jr., L (1, 8) OBP: 0.333, SLG: 0.296										4 1 1 1 0 1 0											
Inning Stats	R: 0 H: 0 E: 0 K: 0 S: 10	H: 0 LOB: 1 BB: 1 P: 21	R: 0 H: 0 E: 0 K: 2 S: 11	H: 0 LOB: 0 BB: 0 P: 15	R: 0 H: 0 E: 0 K: 2 S: 10	H: 0 LOB: 0 BB: 0 P: 13	R: 0 H: 1 E: 0 K: 1 S: 8	H: 1 LOB: 1 BB: 1 P: 15	R: 3 H: 3 E: 0 K: 0 S: 18	H: 3 LOB: 1 BB: 1 P: 29	R: 0 H: 0 E: 0 K: 3 S: 9	H: 0 LOB: 0 BB: 0 P: 15	R: 1 H: 2 E: 0 K: 0 S: 11	H: 2 LOB: 2 BB: 1 P: 20	R: 1 H: 3 E: 0 K: 1 S: 14	H: 3 LOB: 2 BB: 0 P: 24	R: 1 H: 2 E: 0 K: 0 S: 12	H: 2 LOB: 2 BB: 1 P: 25	1B: 6 2B: 5 3B: 0 HR: 2	SF: 1 SAC: 0 DP: 2 HBP: 0	WP: 0 PA: 41 PB: 0 SB: 0 CS: 1
PITCHER	IP WLS BF H R ER SO BB IBB HBP BLK WP HR S P ERA WHIP											IP WLS BF H R ER SO BB IBB HBP BLK WP HR S P ERA WHIP									
16 Wei-Yin Chen, L (1, 1) ERA: 4.91	5.0 W 21 4 3 3 3 3 0 0 0 0 0 0 9 93 0.00 0.000																				
58 Ryan Webb, R (6, 1) ERA: 4.91	1.0 H 3 0 0 0 3 0 0 0 0 0 0 0 9 15 0.00 0.000																				
53 Zack Britton, L (7, 1) ERA: 0.68	1.0 H 6 2 1 1 0 1 0 0 0 0 0 1 11 20 9.00 3.000																				
56 Darren O'Day, R (8, 1) ERA: 1.29	0.1 H 4 3 1 1 0 0 0 0 0 0 0 1 10 17 27.00 9.000																				
17 Brian Matusz, L (8, 1) ERA: 4.91	0.2 H 1 0 0 0 1 0 0 0 0 0 0 0 4 7 0.00 0.000																				

Batter	1	2	3	4	5	6	7	8	9	AB	R	H	RBI	BB	SO	LOB	TOP										
21 Nick Markakis, L OBP: 0.337, SLG: 0.348	G4-3		P4		F7		BB	BB		4	2	1	0	1	0	2	Baltimore Orioles @ Toronto Blue Jays Rogers Centre, Toronto, ON Thu Apr 24 2014, 7:08 PM - 10:03 PM EDT Att: 16,283 - Roof Closed - 68 F										
23 Nelson Cruz, R OBP: 0.398, SLG: 0.610	K		2B		K		BB	BB		4	2	2	2	1	2	1											
19 Chris Davis, L OBP: 0.380, SLG: 0.392	K		G4-3		1B		BB	F8		5	1	2	3	0	1	4											
10 Adam Jones, R OBP: 0.319, SLG: 0.407	L8		L8		K		BB	BB		5	1	2	3	0	1	1											
32 Matt Wieters, S OBP: 0.384, SLG: 0.591	2B		K		G6-3		BB	K		5	0	2	2	0	2	1											
2 J.J. Hardy, R OBP: 0.236, SLG: 0.288	K		2B		P6		BB	G5-3		5	0	1	0	0	1	3											
3 Ryan Flaherty, L OBP: 0.270, SLG: 0.232	K		K		G3-1		G3			5	0	0	0	0	2	3											
6 Jonathan Schoop, R OBP: 0.282, SLG: 0.449	K		K		HR		L6	HBP		4	2	1	1	0	2	0											
9 David Lough, L OBP: 0.255, SLG: 0.277	1B		1B		BB		BB	BB		4	3	3	0	1	1	0											
Inning Stats	R: 0 E: 0 K: 2 S: 8	H: 0 LOB: 0 BB: 0 P: 12	R: 0 E: 0 K: 2 S: 11	H: 1 LOB: 1 BB: 0 P: 18	R: 0 E: 0 K: 1 S: 10	H: 2 LOB: 2 BB: 0 P: 15	R: 0 E: 0 K: 2 S: 12	H: 1 LOB: 1 BB: 0 P: 20	R: 2 E: 0 K: 2 S: 15	H: 2 LOB: 1 BB: 1 P: 25	R: 0 E: 0 K: 0 S: 7	H: 0 LOB: 0 BB: 0 P: 12	R: 5 E: 0 K: 0 S: 20	H: 4 LOB: 1 BB: 2 P: 36	R: 4 E: 0 K: 1 S: 20	H: 4 LOB: 1 BB: 0 P: 31		R: 0 E: 0 K: 2 S: 8	H: 0 LOB: 0 BB: 0 P: 10	1B: 8 2B: 5 HR: 1	SF: 0 SAC: 0 DP: 0 HBP: 1	WP: 0 PB: 1 SB: 3 CS: 0	PA: 45				
PITCHER	IP	WLS	BF	H	R	ER	SO	BB	IBB	HBP	BLK	WP	HR	S	P	ERA	WHIP										
36 Drew Hutchison, R ERA: 3.46	6.0		25	6	2	2	9	1	0	0	0	0	1	63	102	3.00	1.167										
45 Neil Wagner, R ERA: 3.69	0.1	H	2	1	1	1	0	0	0	0	0	0	0	4	7	27.00	3.000										
27 Brett Cecil, L ERA: 4.15	0.0	L	4	2	2	2	0	1	1	0	0	0	0	6	15	∞	∞										
32 Esmil Rogers, R ERA: 6.23	1.2		11	5	6	5	1	0	0	1	0	0	0	30	45	27.00	3.000										
58 Todd Redmond, R ERA: 2.4	1.0		3	0	0	0	2	0	0	0	0	0	0	8	10	0.00	0.000										
Batter	1	2	3	4	5	6	7	8	9	AB	R	H	RBI	BB	SO	LOB	BOTTOM										
7 José Reyes, S OBP: 0.200, SLG: 0.360	G4-3	F8			F7			G6-3		4	0	0	0	0	0	1	Baltimore Orioles @ Toronto Blue Jays Rogers Centre, Toronto, ON Thu Apr 24 2014, 7:08 PM - 10:03 PM EDT Att: 16,283 - Roof Closed - 68 F										
53 Melky Cabrera, S OBP: 0.375, SLG: 0.580	BB	1B			G6-4-3		F7	G6-3		3	0	1	0	1	0	1											
19 José Bautista, R OBP: 0.475, SLG: 0.556	K	F7			F7		L5	BB		4	0	1	1	0	1	2											
10 Edwin Encarnación, R OBP: 0.320, SLG: 0.360	2B	G6-4-3			G6-4-3		HBP	BB		2	0	1	0	1	0	1											
30 Dioner Navarro, S OBP: 0.308, SLG: 0.384	HR	HR			F7		F7	K		4	1	1	1	0	1	3											
47 Juan Francisco, L OBP: 0.421, SLG: 0.438	1B	HR			K		G4-3	G5-3		2	1	1	0	0	1	0											
14 Moisés Sierra, R OBP: 0.120, SLG: 0.083	1B	HR			K		G4-3	G5-3		2	0	0	0	0	0	0											
13 Brett Lawrie, R OBP: 0.211, SLG: 0.337	K	K			L8		G3-1	F8		4	0	0	0	0	1	1											
28 Colby Rasmus, L OBP: 0.253, SLG: 0.416	HR	HR			G6-3		G4-3	G4-3		4	1	1	2	0	0	0											
17 Ryan Goins, L OBP: 0.207, SLG: 0.222	K	K			P6			BB		2	0	0	0	0	1	0											
1 Jonathan Diaz, R OBP: 0.314, SLG: 0.233	K	K						BB		1	1	1	0	0	0	0											
Inning Stats	R: 0 E: 0 K: 1 S: 9	H: 1 LOB: 2 BB: 1 P: 17	R: 3 E: 0 K: 2 S: 15	H: 3 LOB: 0 BB: 0 P: 24	R: 0 E: 0 K: 0 S: 6	H: 1 LOB: 0 BB: 0 P: 6	R: 0 E: 0 K: 1 S: 11	H: 0 LOB: 0 BB: 0 P: 14	R: 0 E: 0 K: 0 S: 8	H: 0 LOB: 0 BB: 0 P: 12	R: 0 E: 0 K: 0 S: 9	H: 0 LOB: 1 BB: 0 P: 13	R: 0 E: 0 K: 0 S: 7	H: 0 LOB: 0 BB: 0 P: 7	R: 1 E: 0 K: 1 S: 10	H: 2 LOB: 2 BB: 1 P: 18	R: 0 E: 0 K: 0 S: 8	H: 0 LOB: 0 BB: 0 P: 9	1B: 4 2B: 1 HR: 2	SF: 0 SAC: 0 DP: 1 HBP: 1	WP: 0 PB: 0 SB: 0 CS: 0	PA: 35					
PITCHER	IP	WLS	BF	H	R	ER	SO	BB	IBB	HBP	BLK	WP	HR	S	P	ERA	WHIP										
25 Bud Norris, R ERA: 4.44	6.0		23	5	3	3	4	1	0	1	0	0	0	12	15	5.40	0.600										
53 Zack Britton, L ERA: 1.2	1.2		6	1	1	1	0	0	0	0	0	0	0	13	19	0.00	1.500										
60 Josh Stinson, R ERA: 8.1	1.1		6	1	0	0	1	0	0	0	0	0	0	13	19	0.00	1.500										

AB	41
R	11
H	14
RBI	11
BB	3
SO	12
LOB	15



AB	32
R	4
H	7
RBI	4
BB	2
SO	5
LOB	9



Batter	1	2	3	4	5	6	7	8	9	AB	R	H	RBI	BB	SO	LOB	TOP			
23 Norichika Aoki, L OBP: 0.319, SLG: 0.345	G4-3	K			L4		14 1B		16 2B	5	0	2	1	0	1	1	Kansas City Royals @ Baltimore Orioles Oriole Park at Camden Yards, Baltimore, MD Fri Apr 25 2014, 8:00 PM - 10:40 PM EDT Alt. 22,478 - Rain - 52 F			
14 Omar Infante, R OBP: 0.345, SLG: 0.367	35 1B	F9			L7		16 G6-4-3		P4	4	1	1	1	1	0	3				
35 Eric Hosmer, L OBP: 0.362, SLG: 0.372	16 1B								K	3	1	1	0	2	2	4				
16 Billy Butler, R OBP: 0.272, SLG: 0.244	13 FC4-6				G5-3		G6-4-3			5	0	2	2	0	1	4				
4 Alex Gordon, L OBP: 0.308, SLG: 0.400	13 FC4-6				L7		L6		G5-3	5	0	1	1	0	0	3				
13 Salvador Perez, R OBP: 0.276, SLG: 0.329	FC4-6				F9		G5-3		F7	4	0	0	0	0	0	3				
8 Mike Moustakas, L OBP: 0.217, SLG: 0.355	G4-3				L7		F7		1B	4	0	1	0	0	0	2				
2 Alcides Escobar, R OBP: 0.354, SLG: 0.425		1 S			G4-3		23 WP		G4-3	3	1	1	0	1	0	1				
1 Jarrod Dyson, L OBP: 0.417, SLG: 0.391		K			F9		23 1B		23 1B	4	2	2	0	0	1	1				
Inning Stats	R: 2 H: 3 E: 0 K: 0 S: 15	H: 3 LOB: 2 BB: 1 P: 26	R: 0 H: 0 E: 0 K: 2 S: 13	H: 1 LOB: 1 BB: 0 P: 21	R: 0 H: 0 E: 0 K: 1 S: 7	H: 0 LOB: 0 BB: 1 P: 13	R: 0 H: 0 E: 0 K: 0 S: 8	H: 0 LOB: 0 BB: 1 P: 12	R: 0 H: 0 E: 0 K: 0 S: 9	H: 0 LOB: 0 BB: 0 P: 11	R: 2 H: 3 E: 0 K: 1 S: 9	H: 3 LOB: 1 BB: 1 P: 18	R: 0 H: 1 E: 0 K: 0 S: 7	H: 1 LOB: 1 BB: 0 P: 12	R: 1 H: 3 E: 0 K: 1 S: 17	H: 3 LOB: 2 BB: 0 P: 25	1B: 10 2B: 1 3B: 0 HR: 0	SF: 0 SAC: 0 DP: 1 HBP: 0	WP: 1 PB: 0 SB: 1 CS: 0	PA: 41
PITCHER	IP WLS BF H R ER SO BB IBB HBP BLK WP HR S P ERA WHIP	6.0 L 28 6 4 4 3 4 0 0 0 1 0 61 104 6.00 1.667	3.0 L 13 5 1 1 2 0 0 0 0 0 0 30 45 3.00 1.667	PITCHER																

AB	37
R	5
H	11
RBI	5
BB	4
SO	5
LOB	22



Batter	1	2	3	4	5	6	7	8	9	AB	R	H	RBI	BB	SO	LOB	BOTTOM					
21 Nick Markakis, L OBP: 0.353, SLG: 0.359	G1-3				23 G4-6-3		23 FC6-4			3	0	2	0	1	0	0	Kansas City Royals @ Baltimore Orioles Oriole Park at Camden Yards, Baltimore, MD Fri Apr 25 2014, 8:00 PM - 10:40 PM EDT Alt. 22,478 - Rain - 52 F					
23 Nelson Cruz, R OBP: 0.391, SLG: 0.588	HBP				G4-6-3		FC6-4			3	0	0	0	0	1	3						
19 Chris Davis, L OBP: 0.372, SLG: 0.382	K				L9				F8	2	0	0	0	0	1	2						
12 Steve Lombardozzi, S OBP: 0.319, SLG: 0.353	K				G4-3					2	0	0	0	0	0	0						
10 Adam Jones, R OBP: 0.305, SLG: 0.389	P3				F7				K	4	0	0	0	0	2	2						
32 Matt Wieters, S OBP: 0.390, SLG: 0.586	G4-3				G4-3		G6-3		K	4	0	2	0	0	0	0						
2 J.J. Hardy, R OBP: 0.271, SLG: 0.309	G4-3				3 1B		1B		G6-3	3	0	2	0	1	0	1						
3 Ryan Flaherty, L OBP: 0.269, SLG: 0.233	K				1B		G4-3		F8	4	0	1	0	0	1	3						
6 Jonathan Schoop, R OBP: 0.267, SLG: 0.425	G4-3				L6		K2-3		K	4	0	0	0	0	2	4						
9 David Lough, L OBP: 0.236, SLG: 0.255	K				K		F7		K	4	0	0	0	0	3	4						
Inning Stats	R: 0 H: 0 E: 0 K: 1 S: 9	H: 0 LOB: 1 BB: 0 P: 13	R: 0 H: 2 E: 0 K: 2 S: 15	H: 2 LOB: 0 BB: 0 P: 20	R: 0 H: 1 E: 0 K: 1 S: 9	H: 1 LOB: 1 BB: 0 P: 13	R: 0 H: 1 E: 0 K: 1 S: 7	H: 1 LOB: 2 BB: 1 P: 14	R: 0 H: 1 E: 0 K: 0 S: 5	H: 1 LOB: 0 BB: 0 P: 7	R: 0 H: 1 E: 0 K: 1 S: 10	H: 1 LOB: 1 BB: 0 P: 12	R: 0 H: 0 E: 0 K: 1 S: 10	H: 1 LOB: 1 BB: 0 P: 17	R: 0 H: 1 E: 0 K: 1 S: 10	H: 1 LOB: 1 BB: 0 P: 17	R: 0 H: 0 E: 0 K: 2 S: 8	H: 0 LOB: 0 BB: 0 P: 11	1B: 7 2B: 0 3B: 0 HR: 0	SF: 0 SAC: 0 DP: 1 HBP: 1	WP: 0 PB: 0 SB: 0 CS: 0	PA: 36
PITCHER	IP WLS BF H R ER SO BB IBB HBP BLK WP HR S P ERA WHIP	8.0 W 33 7 0 0 0 2 0 0 0 0 0 8 11 0.00 0.000	1.0 L 3 0 0 0 2 0 0 0 0 0 0 8 11 0.00 0.000	PITCHER																		

AB	33
R	0
H	7
RBI	0
BB	2
SO	10
LOB	19



Batter	1	2	3	4	5	6	7	8	9	AB	R	H	RBI	BB	SO	LOB	TOP							
21 Nick Markakis, L OBP: 0.363, SLG: 0.411										4	0	1	0	0	0	1								
13 Manny Machado, R OBP: 0.111, SLG: 0.111										4	1	1	0	0	0	2								
23 Nelson Cruz, R OBP: 0.377, SLG: 0.594										4	2	2	2	0	0	1								
10 Adam Jones, R OBP: 0.284, SLG: 0.360										4	0	1	0	0	1	2								
32 Matt Wieters, S OBP: 0.389, SLG: 0.598										3	0	2	1	1	0	0								
2 J.J. Hardy, R OBP: 0.276, SLG: 0.296										3	0	0	0	0	1	3								
27 Delmon Young, R OBP: 0.347, SLG: 0.435										4	0	0	0	0	1	4								
28 Steve Pearce, R OBP: 0.316, SLG: 0.474										4	0	1	0	0	3	3								
6 Jonathan Schoop, R OBP: 0.278, SLG: 0.388										4	0	1	0	0	0	1								
Inning Stats	R: 0 E: 0 K: 0 S: 9	H: 1 LOB: 1 BB: 0 P: 13	R: 0 E: 0 K: 2 S: 10	H: 1 LOB: 1 BB: 0 P: 13	R: 0 E: 0 K: 0 S: 7	H: 0 LOB: 0 BB: 0 P: 10	R: 1 E: 0 K: 1 S: 15	H: 2 LOB: 1 BB: 0 P: 19	R: 0 E: 0 K: 1 S: 8	H: 0 LOB: 0 BB: 0 P: 9	R: 2 E: 0 K: 1 S: 12	H: 3 LOB: 2 BB: 1 P: 20	R: 0 E: 0 K: 0 S: 5	H: 1 LOB: 0 BB: 0 P: 8	R: 0 E: 0 K: 0 S: 5	H: 0 LOB: 0 BB: 0 P: 6	R: 0 E: 0 K: 1 S: 9	H: 1 LOB: 1 BB: 0 P: 12	1B: 5 2B: 3 HR: 1	SF: 0 SAC: 1 HBP: 0	WP: 0 PB: 0 SB: 0 CS: 0	PA: 36		
PITCHER 47 Ricky Nolasco, R ERA: 5.82	IP: 9.0 WLS: L BF: 36 H: 9 R: 3 ER: 3 SO: 6 BB: 1 IBB: 0 HBP: 0 BLK: 0 WP: 0 HR: 1 S: 80 P: 110 ERA: 3.00 WHIP: 1.11																							

Baltimore Orioles @ Minnesota Twins
Target Field, Minneapolis, MN
Fri May 02 2014, 7:13 PM - 9:41 PM CDT
Att: 24,165 - Cloudy - 56 F

livebaseballscores.com

AB 34
R 3
H 9
RBI 3
BB 1
SO 6
LOB 17

Batter	1	2	3	4	5	6	7	8	9	AB	R	H	RBI	BB	SO	LOB	BOTTOM						
2 Brian Dozier, R OBP: 0.353, SLG: 0.427										4	0	1	0	0	2	4							
7 Joe Mauer, L OBP: 0.385, SLG: 0.336										4	0	0	0	0	2	4							
24 Trevor Plouffe, R OBP: 0.379, SLG: 0.438										4	0	1	0	0	3	3							
20 Chris Colabello, R OBP: 0.330, SLG: 0.452										4	0	0	0	0	2	2							
13 Jason Kubel, L OBP: 0.350, SLG: 0.407										4	0	0	0	0	2	1							
43 Josmil Pinto, R OBP: 0.354, SLG: 0.416										4	0	0	0	0	1	1							
8 Kurt Suzuki, R OBP: 0.369, SLG: 0.386										3	0	0	0	0	1	0							
1 Sam Feldt, L OBP: 0.328, SLG: 0.459										3	0	1	0	0	0	0							
5 Eduardo Escobar, S OBP: 0.375, SLG: 0.444										2	0	1	0	1	0	0							
Inning Stats	R: 0 E: 0 K: 1 S: 12	H: 1 LOB: 1 BB: 0 P: 19	R: 0 E: 0 K: 1 S: 10	H: 0 LOB: 0 BB: 0 P: 15	R: 0 E: 0 K: 3 S: 14	H: 1 LOB: 2 BB: 1 P: 21	R: 0 E: 0 K: 1 S: 8	H: 0 LOB: 0 BB: 0 P: 9	R: 0 E: 0 K: 1 S: 11	H: 0 LOB: 1 BB: 0 P: 18	R: 0 E: 0 K: 1 S: 8	H: 0 LOB: 0 BB: 0 P: 14	R: 0 E: 0 K: 2 S: 10	H: 0 LOB: 0 BB: 0 P: 17	R: 0 E: 0 K: 1 S: 8	H: 1 LOB: 1 BB: 0 P: 12	R: 0 E: 0 K: 2 S: 16	H: 1 LOB: 1 BB: 0 P: 26	1B: 2 2B: 2 HR: 0	SF: 0 SAC: 0 HBP: 0	WP: 0 PB: 0 SB: 3 CS: 0	PA: 33	
PITCHER 31 Ubaldo Jiménez, R ERA: 5.19 53 Zack Britton, L ERA: 1.05 29 Tommy Hunter, R ERA: 2.53	IP: 7.1 WLS: W BF: 27 H: 3 R: 0 ER: 0 SO: 10 BB: 1 IBB: 0 HBP: 0 BLK: 0 WP: 0 HR: 0 S: 76 P: 118 ERA: 0.00 WHIP: 0.545																						

Baltimore Orioles @ Minnesota Twins
Target Field, Minneapolis, MN
Fri May 02 2014, 7:13 PM - 9:41 PM CDT
Att: 24,165 - Cloudy - 56 F

livebaseballscores.com

AB 32
R 0
H 4
RBI 0
BB 1
SO 13
LOB 15

Batter	1	2	3	4	5	6	7	8	9	AB	R	H	RBI	BB	SO	LOB	TOP										
21 Nick Markakis, L (1, 9) OBP: 0.367, SLG: 0.422	F8		G4-3					G6-4-3		4	0	2	0	0	0	0											
13 Manny Machado, R (1, 5) OBP: 0.077, SLG: 0.077	G1-3		G1-3				G6-3	P3		4	0	0	0	0	0	2											
23 Nelson Cruz, R (1, 10) OBP: 0.373, SLG: 0.581	P4						F8	G6-4-3		4	0	1	0	0	0	2											
10 Adam Jones, R (1, 8) OBP: 0.283, SLG: 0.357		K					G5-3	G6-3		4	1	1	0	0	1	0											
45 Steve Clevenger, L (1, 2) OBP: 0.232, SLG: 0.444		K					F8	L9		4	0	0	0	0	1	3											
2 J.J. Hardy, R (1, 6) OBP: 0.285, SLG: 0.320							F8	F8		4	0	2	1	0	0	0											
28 Steve Pearce, R (1, 3) OBP: 0.261, SLG: 0.391		F8						P5		4	0	0	0	0	1	2											
9 David Lough, L (1, 7) OBP: 0.221, SLG: 0.234							P6	F8		3	0	1	0	0	0	0											
6 Jonathan Schoop, R (1, 4) OBP: 0.269, SLG: 0.375		K2-3					F9	G6-3		3	0	0	0	0	1	2											
Inning Stats	R: 0 E: 0 K: 0 S: 5	H: 0 LOB: 0 BB: 0 P: 9	R: 1 E: 0 K: 3 S: 19	H: 2 LOB: 2 BB: 0 P: 26	R: 0 E: 0 K: 0 S: 14	H: 0 LOB: 0 BB: 0 P: 21	R: 0 E: 0 K: 0 S: 7	H: 0 LOB: 0 BB: 0 P: 12	R: 0 E: 0 K: 0 S: 8	H: 1 LOB: 1 BB: 0 P: 12	R: 0 E: 0 K: 0 S: 8	H: 0 LOB: 0 BB: 0 P: 11	R: 0 E: 0 K: 0 S: 5	H: 0 LOB: 0 BB: 0 P: 11	R: 0 E: 0 K: 0 S: 11	H: 1 LOB: 0 BB: 0 P: 13	R: 0 E: 0 K: 1 S: 9	H: 1 LOB: 1 BB: 0 P: 16	1B: 5 2B: 2 HR: 0	SF: 0 SAC: 0 DP: 1 HBP: 0	WP: 1 PB: 0 SB: 1 CS: 0	PA: 34					
PITCHER	IP	WLS	BF	H	R	ER	SO	BB	IBB	HBP	BLK	WP	HR	S	P	ERA	WHIP										
30 Kevin Correia, R (1, 1) ERA: 6.09	7.0	W	27	5	1	1	3	0	0	0	0	1	0	66	102	1.29	0.714										
50 Casey Fien, R (8, 1) ERA: 2.25	1.0		3	1	0	0	0	0	0	0	0	0	0	11	13	0.00	1.000										
61 Jared Burton, R (9, 1) ERA: 7.94	1.0		4	1	0	0	1	0	0	0	0	0	0	9	16	0.00	1.000										

Baltimore Orioles @ Minnesota Twins
Target Field, Minneapolis, MN
Sat May 03 2014, 1:11 PM - 4:01 PM CDT
Att: 25,318 - Partly Cloudy - 54 F

livebaseballscores.com

AB 34
R 1
H 7
RBI 1
BB 0
SO 4
LOB 11




Batter	1	2	3	4	5	6	7	8	9	AB	R	H	RBI	BB	SO	LOB	BOTTOM										
2 Brian Dozier, R (1, 4) OBP: 0.365, SLG: 0.465	F9		HR				E5	HR		4	3	3	1	0	0	0											
7 Joe Mauer, L (1, 3) OBP: 0.396, SLG: 0.377		2B	F7				HR			4	2	3	4	0	0	0											
24 Trevor Plouffe, R (1, 5) OBP: 0.375, SLG: 0.440		HR	E6				K			4	0	1	1	0	2	1											
20 Chris Colabello, R (1, 9) OBP: 0.328, SLG: 0.444			G1-3				K			4	0	1	0	0	2	3											
12 Chris Herrmann, L (7, PR) OBP: 0.195, SLG: 0.120										0	0	0	0	0	0	0											
13 Jason Kubel, L (1, 7) OBP: 0.356, SLG: 0.404			G6-3							3	0	1	0	1	1	2											
43 Josmil Pinto, R (1, 10) OBP: 0.340, SLG: 0.395		P3					K			4	0	0	0	0	2	3											
8 Kurt Suzuki, R (1, 2) OBP: 0.375, SLG: 0.405		2B	P3				F8			4	0	2	0	0	0	1											
1 Sam Feldt, L (1, 8) OBP: 0.310, SLG: 0.431		F7					P2			4	0	0	0	0	1	3											
25 Pedro Florimón, S (1, 6) OBP: 0.203, SLG: 0.172		G5-3					G5-3			4	1	1	0	0	0	1											
Inning Stats	R: 1 E: 0 K: 2 S: 16	H: 2 LOB: 1 BB: 0 P: 24	R: 0 E: 0 K: 0 S: 15	H: 1 LOB: 1 BB: 0 P: 22	R: 1 E: 1 K: 0 S: 14	H: 1 LOB: 1 BB: 0 P: 20	R: 0 E: 0 K: 1 S: 11	H: 0 LOB: 0 BB: 0 P: 16	R: 1 E: 1 K: 2 S: 14	H: 2 LOB: 1 BB: 0 P: 19	R: 0 E: 0 K: 1 S: 12	H: 0 LOB: 1 BB: 1 P: 19	R: 3 E: 0 K: 1 S: 17	H: 5 LOB: 2 BB: 0 P: 27	R: 0 E: 0 K: 1 S: 6	H: 1 LOB: 0 BB: 0 P: 12	1B: 8 2B: 2 3B: 0 HR: 2	SF: 0 SAC: 0 DP: 1 HBP: 0	WP: 0 PB: 0 SB: 1 CS: 0	PA: 36							
PITCHER	IP	WLS	BF	H	R	ER	SO	BB	IBB	HBP	BLK	WP	HR	S	P	ERA	WHIP										
16 Wei-Yin Chen, L (1, 1) ERA: 4.24	5.0	L	23	4	3	2	5	1	0	0	0	0	1	73	108	3.60	1.400										
35 Brad Brach, R (6, 1) ERA: 20.25	1.1		8	4	3	3	2	0	0	0	0	0	1	23	34	20.25	3.000										
40 Troy Patton, L (7, 1) ERA: 4.5	1.2		5	2	0	0	1	0	0	0	0	0	0	9	17	0.00	1.200										

Baltimore Orioles @ Minnesota Twins
Target Field, Minneapolis, MN
Sat May 03 2014, 1:11 PM - 4:01 PM CDT
Att: 25,318 - Partly Cloudy - 54 F

livebaseballscores.com

AB 35
R 6
H 12
RBI 6
BB 1
SO 8
LOB 14



Batter	1	2	3	4	5	6	7	8	9	AB	R	H	RBI	BB	SO	LOB	TOP										
21 Nick Markakis, L (1,9) OBP: 0.361, SLG: 0.413										5	0	1	0	0	1	5											
13 Manny Machado, R (1,5) OBP: 0.176, SLG: 0.176										4	1	2	0	0	0	1											
23 Nelson Cruz, R (1,7) OBP: 0.369, SLG: 0.596										4	1	1	2	0	1	2											
10 Adam Jones, R (1,8) OBP: 0.274, SLG: 0.345										4	0	0	0	0	1	2											
32 Matt Wieters, S (1,2) OBP: 0.372, SLG: 0.570										4	0	0	0	0	1	1											
2 J.J. Hardy, R (1,6) OBP: 0.286, SLG: 0.316										4	0	1	0	0	0	0											
27 Delmon Young, R (1,10) OBP: 0.358, SLG: 0.440										4	0	2	0	0	0	0											
28 Steve Pearce, R (1,3) OBP: 0.222, SLG: 0.333										4	0	0	0	0	0	3											
6 Jonathan Schoop, R (1,4) OBP: 0.278, SLG: 0.374										3	0	1	0	1	1	0											
Inning Stats	R: 0 E: 0 K: 0 S: 11	H: 1 LOB: 1 BB: 0 P: 16	R: 0 E: 0 K: 1 S: 9	H: 0 LOB: 0 BB: 0 P: 14	R: 0 E: 0 K: 1 S: 13	H: 0 LOB: 0 BB: 0 P: 19	R: 0 E: 0 K: 1 S: 7	H: 0 LOB: 0 BB: 0 P: 9	R: 0 E: 0 K: 0 S: 9	H: 1 LOB: 1 BB: 0 P: 13	R: 2 E: 0 K: 0 S: 9	H: 2 LOB: 3 BB: 1 P: 14	R: 0 E: 0 K: 0 S: 14	H: 2 LOB: 3 BB: 1 P: 22	R: 0 E: 0 K: 1 S: 9	H: 1 LOB: 1 BB: 0 P: 12	R: 0 E: 1 K: 1 S: 11	H: 1 LOB: 2 BB: 0 P: 17	1B: 7 2B: 0 3B: 0 HR: 1	SF: 0 SAC: 0 DP: 0 HBP: 0	WP: 0 PB: 0 SB: 0 CS: 0	PA: 37					
PITCHER	IP	WLS	BF	H	R	ER	SO	BB	IBB	HBP	BLK	WP	HR	S	P	ERA	WHIP										
45 Phil Hughes, R (1,1) ERA: 4.72	6.1	W	25	6	2	2	3	0	0	0	0	0	1	65	94	2.84	0.947										
51 Anthony Swarzak, R (7,1) ERA: 5.17	0.1	H	2	0	0	0	0	1	0	0	0	0	0	3	7	0.00	3.000										
56 Caleb Thielbar, L (7,1) ERA: 2.08	0.1	H	1	0	0	0	0	0	0	0	0	0	0	4	6	0.00	0.000										
50 Casey Fien, R (8,1) ERA: 2.08	1.0	H	4	1	0	0	1	0	0	0	0	0	0	9	12	0.00	1.000										
15 Glen Perkins, L (9,1) ERA: 3.46	1.0	S	5	1	0	0	1	0	0	0	0	0	0	11	17	0.00	1.000										

Baltimore Orioles @ Minnesota Twins
Target Field, Minneapolis, MN
Sun May 04 2014, 1:14 PM - 4:15 PM CDT
Att: 25,559 - Partly Cloudy - 51 F

AB 36
R 2
H 8
RBI 2
BB 1
SO 5
LOB 14



Batter	1	2	3	4	5	6	7	8	9	AB	R	H	RBI	BB	SO	LOB	BOTTOM										
2 Brian Dozier, R (1,4) OBP: 0.373, SLG: 0.462										3	2	1	0	2	0	0											
7 Joe Mauer, L (1,3) OBP: 0.393, SLG: 0.374										1	0	0	0	0	0	0											
12 Chris Herrmann, L (3,9) OBP: 0.194, SLG: 0.138										4	0	2	2	1	1	0											
24 Trevor Plouffe, R (1,10) OBP: 0.383, SLG: 0.451										5	1	1	0	0	3	5											
20 Chris Colabelo, R (1,9) OBP: 0.322, SLG: 0.442										2	1	1	0	2	0	0											
13 Jason Kubel, L (1,7) OBP: 0.370, SLG: 0.406										3	0	3	3	1	0	0											
8 Kurt Suzuki, R (1,2) OBP: 0.402, SLG: 0.455										4	0	0	0	0	0	7											
1 Sam Feldt, L (1,8) OBP: 0.293, SLG: 0.406										4	0	1	0	0	1	3											
5 Eduardo Escobar, S (1,5) OBP: 0.364, SLG: 0.425										4	1	0	0	0	2	3											
25 Pedro Florimón, S (1,6) OBP: 0.191, SLG: 0.161										4	1	0	0	0	2	3											
Inning Stats	R: 0 E: 0 K: 1 S: 10	H: 0 LOB: 0 BB: 0 P: 14	R: 0 E: 0 K: 1 S: 12	H: 1 LOB: 1 BB: 0 P: 15	R: 2 E: 0 K: 1 S: 10	H: 3 LOB: 1 BB: 0 P: 14	R: 0 E: 0 K: 2 S: 9	H: 2 LOB: 2 BB: 0 P: 18	R: 1 E: 0 K: 2 S: 17	H: 0 LOB: 3 BB: 4 P: 37	R: 0 E: 0 K: 0 S: 5	H: 0 LOB: 1 BB: 1 P: 13	R: 2 E: 0 K: 0 S: 10	H: 2 LOB: 1 BB: 1 P: 21	R: 0 E: 0 K: 2 S: 14	H: 2 LOB: 2 BB: 0 P: 23	1B: 6 2B: 4 3B: 0 HR: 0	SF: 0 SAC: 0 DP: 0 HBP: 0	WP: 0 PB: 0 SB: 2 CS: 0	PA: 40							
PITCHER	IP	WLS	BF	H	R	ER	SO	BB	IBB	HBP	BLK	WP	HR	S	P	ERA	WHIP										
50 Miguel González, R (1,1) ERA: 5.28	4.2	L	24	6	3	3	7	4	0	0	0	0	0	2	4	0.00	0.000										
40 Troy Patton, L (5,1) ERA: 3.66	0.1		1	0	0	0	0	0	0	0	0	0	0	2	4	0.00	0.000										
17 Brian Matusz, L (6,1) ERA: 4.22	1.0		4	0	0	0	0	1	0	0	0	0	0	5	13	0.00	1.000										
58 Ryan Webb, R (7,1) ERA: 5.56	0.1		4	2	2	2	0	0	1	0	1	0	0	5	13	54.00	6.000										
53 Zack Britton, L (7,1) ERA: 0.99	1.1		5	1	0	0	1	0	0	0	0	0	0	11	17	0.00	0.750										

Baltimore Orioles @ Minnesota Twins
Target Field, Minneapolis, MN
Sun May 04 2014, 1:14 PM - 4:15 PM CDT
Att: 25,559 - Partly Cloudy - 51 F

AB 34
R 5
H 10
RBI 5
BB 6
SO 9
LOB 22



Batter	1	2	3	4	5	6	7	8	9	AB	R	H	RBI	BB	SO	LOB	TOP					
21 Nick Markakis, L (1.9) OBP: 0.362, SLG: 0.408										4	0	1	1	1	0	2	<p>Baltimore Orioles @ Tampa Bay Rays Tropicana Field, St. Petersburg, FL Tue May 06 2014, 7:14 PM - 11:06 PM EDT Att: 11,855 - Dome - 72 F</p>					
13 Manny Machado, R (1.5) OBP: 0.273, SLG: 0.290										3	0	1	0	2	0	1						
23 Nelson Cruz, R (1.7) 9 David Lough, L (9.7) OBP: 0.221, SLG: 0.234										5	1	2	0	0	2	6						
10 Adam Jones, R (1.8) OBP: 0.271, SLG: 0.341											4	0	1	1	0	1		2				
32 Matt Wieters, S (1.10) OBP: 0.374, SLG: 0.560											5	1	2	0	0	4						
2 J.J. Hardy, R (1.6) OBP: 0.270, SLG: 0.301											4	0	0	1	0	2		2				
45 Steve Clevenger, L (1.2)										4	1	1	0	0	2	3						
28 Steve Pearce, R (1.3) OBP: 0.258, SLG: 0.433										3	1	1	1	1	1	2						
3 Ryan Flaherty, L (1.4) OBP: 0.282, SLG: 0.268										4	1	2	1	0	1	0						
Inning Stats	R: 0 E: 0 K: 1 S: 9	H: 1 LOB: 0 BB: 0 P: 11	R: 0 E: 0 K: 2 S: 11	H: 1 LOB: 1 BB: 0 P: 20	R: 1 E: 0 K: 1 S: 13	H: 1 LOB: 0 BB: 0 P: 24	R: 1 E: 1 K: 1 S: 14	H: 2 LOB: 2 BB: 0 P: 21	R: 1 E: 0 K: 1 S: 15	H: 2 LOB: 1 BB: 1 P: 24	R: 0 E: 0 K: 1 S: 11	H: 0 LOB: 0 BB: 0 P: 15	R: 0 E: 0 K: 0 S: 9	H: 1 LOB: 2 BB: 1 P: 18	R: 2 E: 0 K: 1 S: 22	H: 3 LOB: 3 BB: 2 P: 36		R: 0 E: 0 K: 1 S: 6	H: 0 LOB: 0 BB: 0 P: 13	1B: 8 2B: 2 3B: 0 HR: 1	SF: 2 SAC: 0 DP: 1 HBP: 0	WP: 0 PB: 0 SB: 0 CS: 0
PITCHER	IP WLS BF H R ER SO BB IBB HBP BLK WP HR S P ERA WHIP	5.0 23 7 3 3 6 1 0 0 0 0 1 62 100 5.40 1.600	1.2 6 0 0 0 1 1 0 0 0 0 0 16 26 0.00 0.600	0.1 2 1 0 0 0 0 0 0 0 0 0 4 7 0.00 3.000	0.1 L 5 3 2 2 1 1 0 0 0 0 0 13 21 54.00 12.000	1.2 6 0 0 0 1 1 0 0 0 0 0 15 28 0.00 0.600											IP WLS BF H R ER SO BB IBB HBP BLK WP HR S P ERA WHIP					
22 Chris Archer, R (1.1) ERA: 4.91											5.0 23 7 3 3 6 1 0 0 0 0 1 62 100 5.40 1.600											
26 Brad Boxberger, R (6.1) ERA: 2.87											1.2 6 0 0 0 1 1 0 0 0 0 0 16 26 0.00 0.600											
47 Brandon Gomes, R (7.1) ERA: 2.87											0.1 2 1 0 0 0 0 0 0 0 0 0 4 7 0.00 3.000											
62 Joel Peralta, R (8.1) ERA: 5.54											0.1 L 5 3 2 2 1 1 0 0 0 0 0 13 21 54.00 12.000											
46 Juan Carlos Oviedo, R (8.1) ERA: 4.95											1.2 6 0 0 0 1 1 0 0 0 0 0 15 28 0.00 0.600											

Batter	1	2	3	4	5	6	7	8	9	AB	R	H	RBI	BB	SO	LOB	BOTTOM					
18 Ben Zobrist, S (1.4) OBP: 0.352, SLG: 0.381											3	0	1	1	1	0	0					
8 Desmond Jennings, R (1.8) OBP: 0.371, SLG: 0.482											5	0	0	0	0	7						
20 Matt Joyce, L (1.7) OBP: 0.402, SLG: 0.446											3	1	1	0	0	0	0					
11 Logan Forsythe, R (6.94) OBP: 0.254, SLG: 0.237										3	1	1	2	1	1	0						
3 Evan Longoria, R (1.5) OBP: 0.338, SLG: 0.431										3	1	1	2	1	1	0						
21 James Loney, L (1.3) OBP: 0.397, SLG: 0.443											3	0	0	0	1	1	1					
9 Wil Myers, R (1.9) OBP: 0.314, SLG: 0.392										4	0	1	0	0	1	2						
7 David DeJesus, L (1.10) OBP: 0.337, SLG: 0.370										3	1	1	0	1	0	1						
11 Yunel Escobar, R (1.6) OBP: 0.307, SLG: 0.336											3	0	0	0	1	0	2					
1 Sean Rodriguez, R (9.1PR) OBP: 0.302, SLG: 0.592											0	0	0	0	0	0	0					
24 Ryan Hanigan, R (1.2) OBP: 0.341, SLG: 0.438											2	0	1	0	0	0	0					
Inning Stats	R: 2 E: 0 K: 0 S: 14	H: 2 LOB: 0 BB: 0 P: 17	R: 0 E: 0 K: 0 S: 6	H: 0 LOB: 0 BB: 0 P: 9	R: 0 E: 0 K: 0 S: 8	H: 0 LOB: 0 BB: 0 P: 11	R: 0 E: 0 K: 2 S: 11	H: 0 LOB: 1 BB: 1 P: 20	R: 0 E: 0 K: 0 S: 10	H: 2 LOB: 2 BB: 0 P: 17	R: 0 E: 0 K: 0 S: 7	H: 0 LOB: 0 BB: 0 P: 10	R: 1 E: 0 K: 0 S: 14	H: 1 LOB: 2 BB: 1 P: 24	R: 0 E: 0 K: 1 S: 8	H: 0 LOB: 1 BB: 1 P: 15	R: 0 E: 0 K: 1 S: 11	H: 1 LOB: 3 BB: 2 P: 22	1B: 5 2B: 0 3B: 0 HR: 1	SF: 1 SAC: 1 DP: 1 HBP: 1	WP: 1 PB: 0 SB: 0 CS: 0	PA: 39
PITCHER	IP WLS BF H R ER SO BB IBB HBP BLK WP HR S P ERA WHIP	6.0 25 5 3 3 2 2 0 0 0 0 0 64 9 4.50 1.167	1.0 W 4 0 0 0 0 0 0 0 0 0 0 6 9 0.00 0.000	1.0 H 4 0 0 0 1 1 0 0 0 0 0 8 15 0.00 1.000	1.0 S 6 1 0 0 1 1 0 0 0 1 0 11 22 0.00 2.000											IP WLS BF H R ER SO BB IBB HBP BLK WP HR S P ERA WHIP						
30 Chris Tillman, R (1.1) ERA: 3.8											6.0 25 5 3 3 2 2 0 0 0 0 0 64 9 4.50 1.167											
56 Darren O'Day, R (7.1) ERA: 0.75											1.0 W 4 0 0 0 0 0 0 0 0 0 0 6 9 0.00 0.000											
53 Zack Britton, L (8.1) ERA: 0.93											1.0 H 4 0 0 0 1 1 0 0 0 0 0 8 15 0.00 1.000											
29 Tommy Hunter, R (9.1) ERA: 2.31											1.0 S 6 1 0 0 1 1 0 0 0 1 0 11 22 0.00 2.000											

AB	36
R	5
H	11
RBI	5
BB	4
SO	9
LOB	22



AB	31
R	3
H	6
RBI	3
BB	5
SO	4
LOB	16



Batter	1	2	3	4	5	6	7	8	9	AB	R	H	RBI	BB	SO	LOB	TOP						
21 Nick Markakis, L (1,9) OBP: 0.366, SLG: 0.406										3	0	1	0	1	1	0		<p>Baltimore Orioles @ Tampa Bay Rays Tropicana Field, St. Petersburg, FL Wed May 07 2014, 7:12 PM - 10:19 PM EDT Att: 11,282 - Dome - 72 F</p>					
13 Manny Machado, R (1,5) OBP: 0.231, SLG: 0.167										4	0	0	0	0	2								
23 Nelson Cruz, R (1,7) OBP: 0.359, SLG: 0.568										4	0	0	0	2	1	0							
9 David Lough, L (8,7)										4	2	2	2	0	0	0							
10 Adam Jones, R (1,8) OBP: 0.278, SLG: 0.394																							
2 J.J. Hardy, R (1,6) OBP: 0.269, SLG: 0.299																							
27 Delmon Young, R (1,10) OBP: 0.351, SLG: 0.426																							
28 Steve Pearce, R (1,3) OBP: 0.286, SLG: 0.424																							
6 Jonathan Schoop, R (1,4) OBP: 0.277, SLG: 0.400																							
36 Caleb Joseph, R (1,2)																							
Inning Stats	R: 0 E: 0 K: 0 S: 10	H: 1 LOB: 0 BB: 0 P: 16	R: 1 E: 1 K: 1 S: 12	H: 1 LOB: 2 BB: 1 P: 19	R: 0 E: 0 K: 1 S: 7	H: 0 LOB: 0 BB: 0 P: 16	R: 1 E: 0 K: 0 S: 5	H: 1 LOB: 0 BB: 0 P: 8	R: 0 E: 0 K: 1 S: 7	H: 0 LOB: 0 BB: 0 P: 8	R: 0 E: 0 K: 1 S: 5	H: 0 LOB: 0 BB: 0 P: 6	R: 2 E: 0 K: 0 S: 13	H: 2 LOB: 0 BB: 0 P: 17	R: 0 E: 0 K: 1 S: 7	H: 0 LOB: 0 BB: 0 P: 10	R: 0 E: 0 K: 2 S: 13	LOB: 2 BB: 0 P: 17	1B: 4 2B: 0 3B: 0 HR: 3	SF: 0 SAC: 0 DP: 2 HBP: 0	WP: 0 PB: 0 SB: 0 CS: 0	PA: 35	
PITCHER	IP WLS BF H R ER SO BB IBB HBP BLK WP HR S P ERA WHIP	IP WLS BF H R ER SO BB IBB HBP BLK WP HR S P ERA WHIP	IP WLS BF H R ER SO BB IBB HBP BLK WP HR S P ERA WHIP	IP WLS BF H R ER SO BB IBB HBP BLK WP HR S P ERA WHIP	IP WLS BF H R ER SO BB IBB HBP BLK WP HR S P ERA WHIP	IP WLS BF H R ER SO BB IBB HBP BLK WP HR S P ERA WHIP	IP WLS BF H R ER SO BB IBB HBP BLK WP HR S P ERA WHIP	IP WLS BF H R ER SO BB IBB HBP BLK WP HR S P ERA WHIP	IP WLS BF H R ER SO BB IBB HBP BLK WP HR S P ERA WHIP	IP WLS BF H R ER SO BB IBB HBP BLK WP HR S P ERA WHIP	IP WLS BF H R ER SO BB IBB HBP BLK WP HR S P ERA WHIP	IP WLS BF H R ER SO BB IBB HBP BLK WP HR S P ERA WHIP	IP WLS BF H R ER SO BB IBB HBP BLK WP HR S P ERA WHIP	IP WLS BF H R ER SO BB IBB HBP BLK WP HR S P ERA WHIP	IP WLS BF H R ER SO BB IBB HBP BLK WP HR S P ERA WHIP	IP WLS BF H R ER SO BB IBB HBP BLK WP HR S P ERA WHIP	IP WLS BF H R ER SO BB IBB HBP BLK WP HR S P ERA WHIP	IP WLS BF H R ER SO BB IBB HBP BLK WP HR S P ERA WHIP	IP WLS BF H R ER SO BB IBB HBP BLK WP HR S P ERA WHIP	IP WLS BF H R ER SO BB IBB HBP BLK WP HR S P ERA WHIP	IP WLS BF H R ER SO BB IBB HBP BLK WP HR S P ERA WHIP	IP WLS BF H R ER SO BB IBB HBP BLK WP HR S P ERA WHIP	IP WLS BF H R ER SO BB IBB HBP BLK WP HR S P ERA WHIP
27 Cesar Ramos, L (1,1) ERA: 2.96	5.2	L	21	3	2	2	4	2	0	0	0	0	0	0	0	0	0	2	45	72	3.18	0.882	
47 Brandon Gomes, R (8,1) ERA: 3.71	1.1	L	6	2	2	2	0	0	0	0	0	0	0	1	14	18	13.50	1.500					
57 Jake McGee, L (8,1) ERA: 1.76	1.0		3	0	0	0	1	0	0	0	0	0	0	0	7	10	0.00	0.000					
52 Josh Lueke, R (9,1) ERA: 4.88	1.0	S	5	2	0	0	2	0	0	0	0	0	0	0	13	17	0.00	2.000					


AB	33
R	4
H	7
RBI	4
BB	2
SO	7
LOB	12




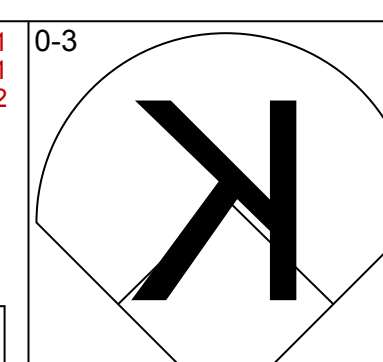
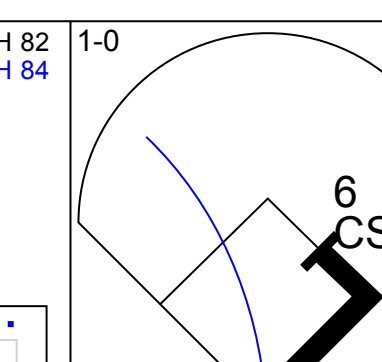
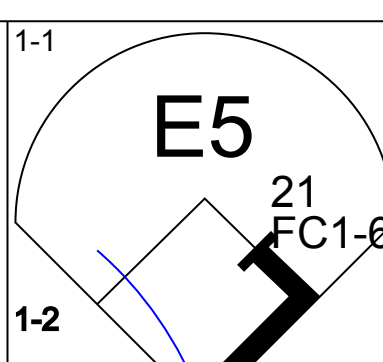
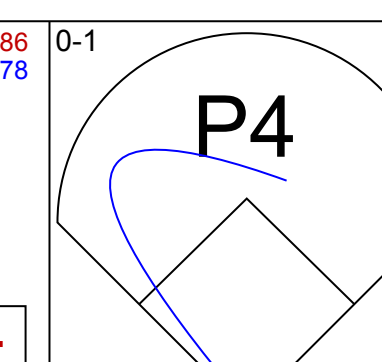
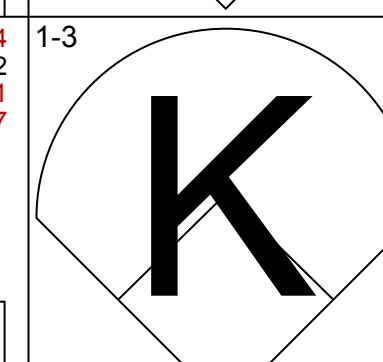
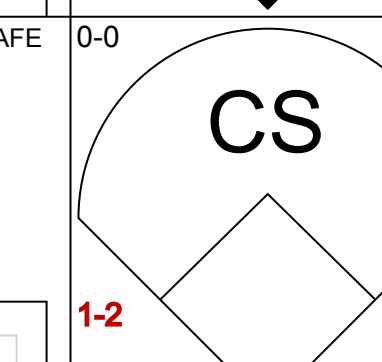
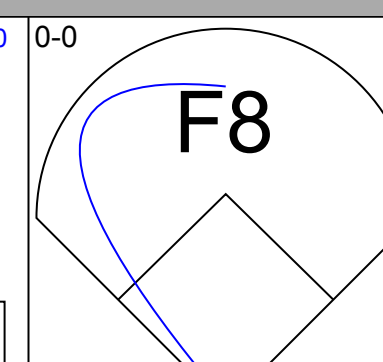
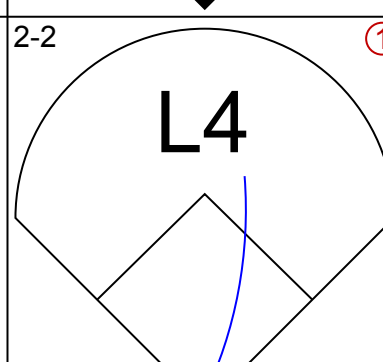
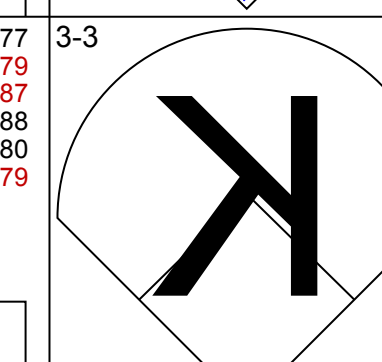
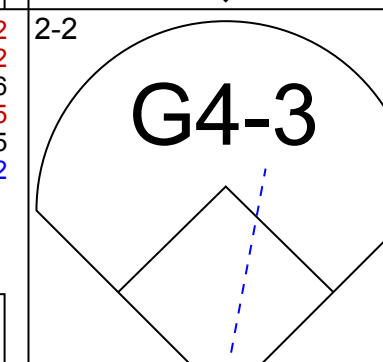
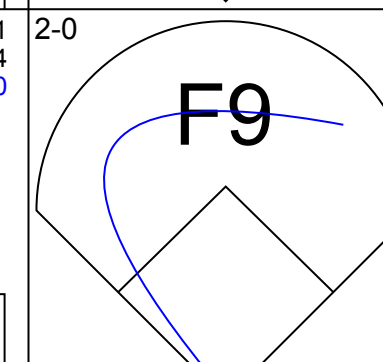
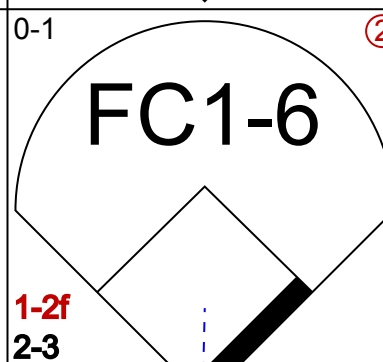
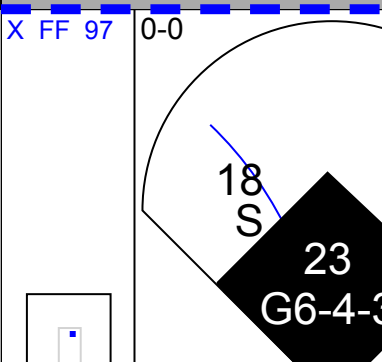

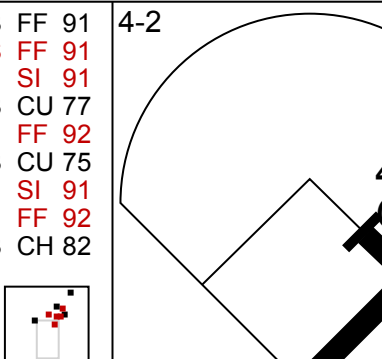
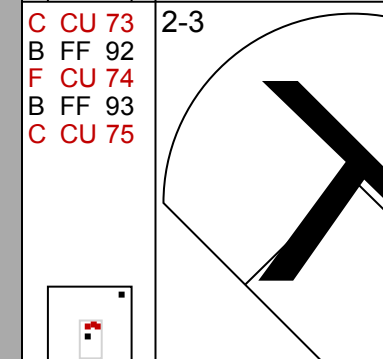
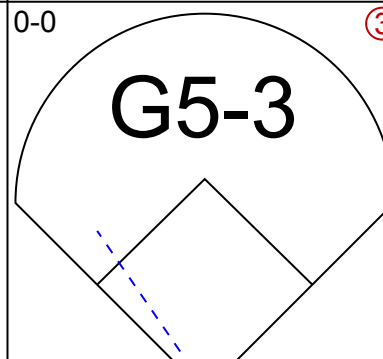
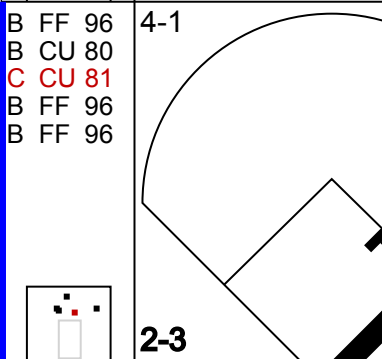
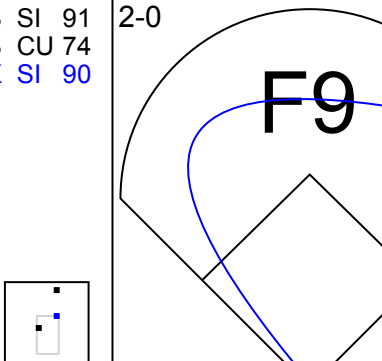
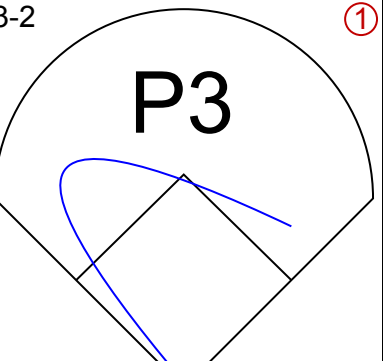

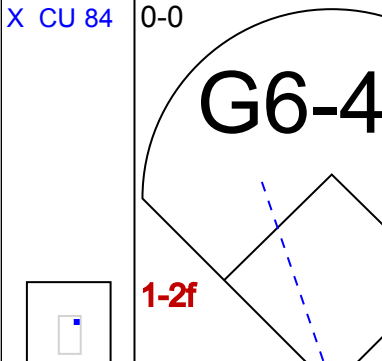

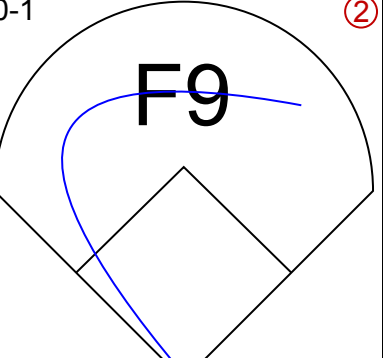
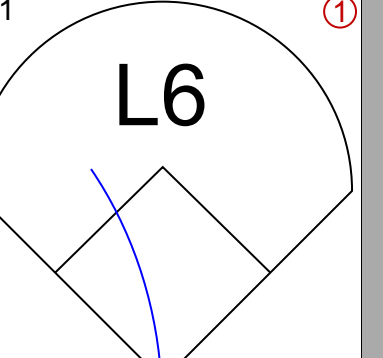
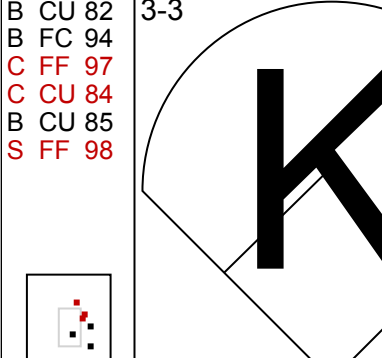
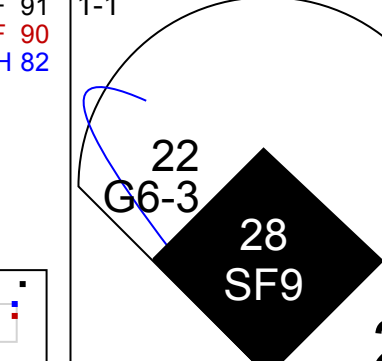
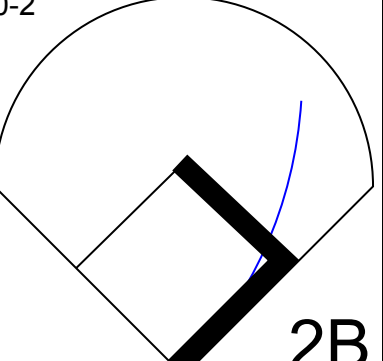
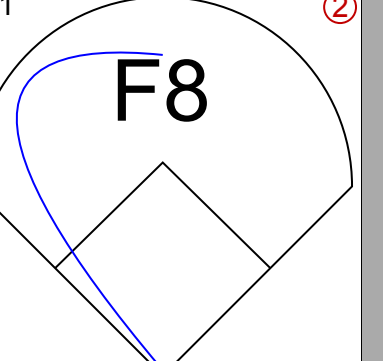
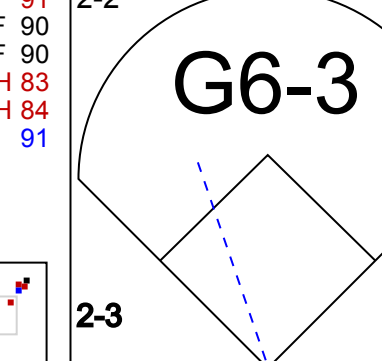
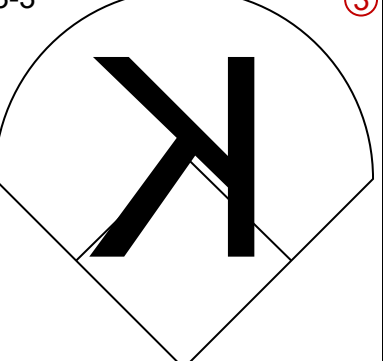
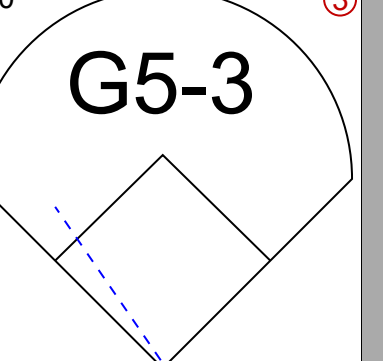
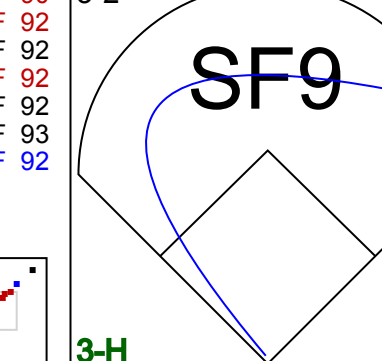
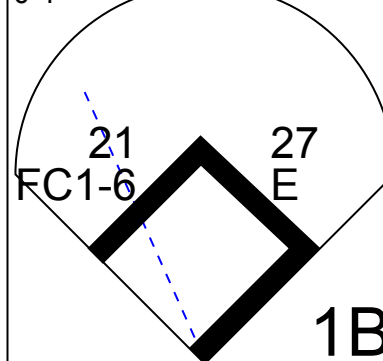
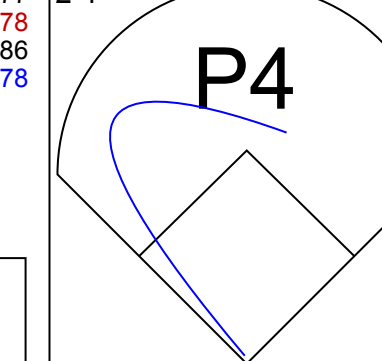
Batter	1	2	3	4	5	6	7	8	9	AB	R	H	RBI	BB	SO	LOB	BOTTOM						
18 Ben Zobrist, S (1,4) OBP: 0.347, SLG: 0.369											4	0	0	0	1	1	4	<p>Baltimore Orioles @ Tampa Bay Rays Tropicana Field, St. Petersburg, FL Wed May 07 2014, 7:12 PM - 10:19 PM EDT Att: 11,282 - Dome - 72 F</p>					
8 Desmond Jennings, R (1,8) OBP: 0.356, SLG: 0.482										5	0	0	0	0	2	5							
20 Matt Joyce, L (1,7) OBP: 0.396, SLG: 0.437										4	0	1	0	0	1	1							
3 Evan Longoria, R (1,5) OBP: 0.329, SLG: 0.418										4	0	0	0	0	1	2							
21 James Loney, L (1,3) OBP: 0.400, SLG: 0.436										2	1	0	0	1	1	1							
9 Wil Myers, R (1,9) OBP: 0.319, SLG: 0.403										4	1	2	0	0	0	2							
7 David DeJesus, L (1,10) OBP: 0.341, SLG: 0.413																							
1 Sean Rodriguez, R (6,PH) OBP: 0.309, SLG: 0.588																							
11 Yunel Escobar, R (1,6) OBP: 0.313, SLG: 0.336																							
24 Ryan Hanigan, R (1,2) OBP: 0.349, SLG: 0.434																							
5 Brandon Guyer, R (9,PR) OBP: 0.226, SLG: 0.233																							
Inning Stats	R: 0 E: 0 K: 2 S: 10	H: 0 LOB: 1 BB: 1 P: 18	R: 0 E: 0 K: 0 S: 11	H: 0 LOB: 1 BB: 1 P: 18	R: 0 E: 0 K: 1 S: 11	H: 0 LOB: 1 BB: 1 P: 19	R: 0 E: 0 K: 1 S: 8	H: 1 LOB: 1 BB: 0 P: 14	R: 1 E: 0 K: 1 S: 9	H: 1 LOB: 1 BB: 1 P: 17	R: 1 E: 0 K: 0 S: 9	H: 2 LOB: 2 BB: 0 P: 20	R: 0 E: 0 K: 0 S: 9	H: 0 LOB: 0 BB: 0 P: 16	R: 0 E: 0 K: 1 S: 9	H: 0 LOB: 0 BB: 0 P: 12	R: 0 E: 0 K: 1 S: 12	H: 3 LOB: 2 BB: 0 P: 21	1B: 5 2B: 1 3B: 0 HR: 1	SF: 0 SAC: 0 DP: 1 HBP: 1	WP: 0 PB: 0 SB: 0 CS: 0	PA: 38	
PITCHER	IP WLS BF H R ER SO BB IBB HBP BLK WP HR S P ERA WHIP	IP WLS BF H R ER SO BB IBB HBP BLK WP HR S P ERA WHIP	IP WLS BF H R ER SO BB IBB HBP BLK WP HR S P ERA WHIP	IP WLS BF H R ER SO BB IBB HBP BLK WP HR S P ERA WHIP	IP WLS BF H R ER SO BB IBB HBP BLK WP HR S P ERA WHIP	IP WLS BF H R ER SO BB IBB HBP BLK WP HR S P ERA WHIP	IP WLS BF H R ER SO BB IBB HBP BLK WP HR S P ERA WHIP	IP WLS BF H R ER SO BB IBB HBP BLK WP HR S P ERA WHIP	IP WLS BF H R ER SO BB IBB HBP BLK WP HR S P ERA WHIP	IP WLS BF H R ER SO BB IBB HBP BLK WP HR S P ERA WHIP	IP WLS BF H R ER SO BB IBB HBP BLK WP HR S P ERA WHIP	IP WLS BF H R ER SO BB IBB HBP BLK WP HR S P ERA WHIP	IP WLS BF H R ER SO BB IBB HBP BLK WP HR S P ERA WHIP	IP WLS BF H R ER SO BB IBB HBP BLK WP HR S P ERA WHIP	IP WLS BF H R ER SO BB IBB HBP BLK WP HR S P ERA WHIP	IP WLS BF H R ER SO BB IBB HBP BLK WP HR S P ERA WHIP	IP WLS BF H R ER SO BB IBB HBP BLK WP HR S P ERA WHIP	IP WLS BF H R ER SO BB IBB HBP BLK WP HR S P ERA WHIP	IP WLS BF H R ER SO BB IBB HBP BLK WP HR S P ERA WHIP	IP WLS BF H R ER SO BB IBB HBP BLK WP HR S P ERA WHIP	IP WLS BF H R ER SO BB IBB HBP BLK WP HR S P ERA WHIP	IP WLS BF H R ER SO BB IBB HBP BLK WP HR S P ERA WHIP	IP WLS BF H R ER SO BB IBB HBP BLK WP HR S P ERA WHIP
25 Bud Norris, R (1,1) ERA: 3.82	5.2	B	24	3	2	2	5	4	0	0	0	0	0	0	0	0	0	2	55	101	3.18	1.235	
17 Brian Matusz, L (6,1) ERA: 4.22	0.0	B	1	1	0	0	0	0	0	0	0	0	0	2	2								
58 Ryan Webb, R (6,1) ERA: 4.97	1.1	W	4	0	0	0	0	0	0	0	0	0	0	10	19	0.00	0.000						
53 Zack Britton, L (8,1) ERA: 0.89	1.0	H	3	0	0	0	1	0	0	0	0	0	0	9	12	0.00	0.000						
29 Tommy Hunter, R (9,1) ERA: 2.54	1.0	S	6	3	1	1	1	0	0	0	0	0	0	12	21	9.00	3.000						

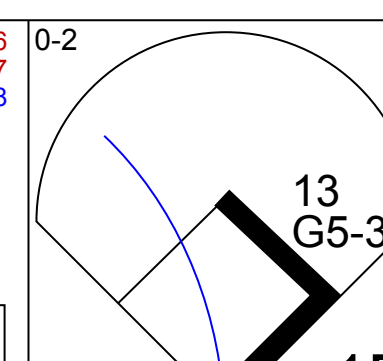
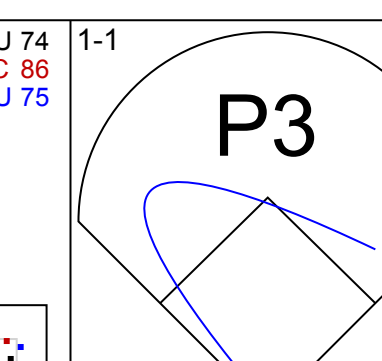
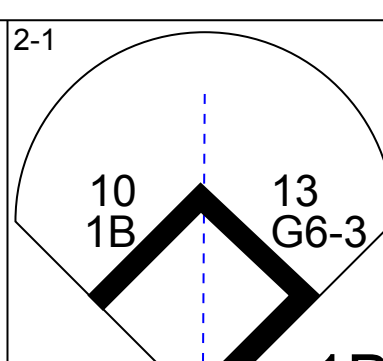
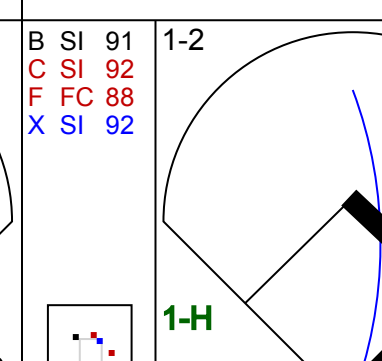
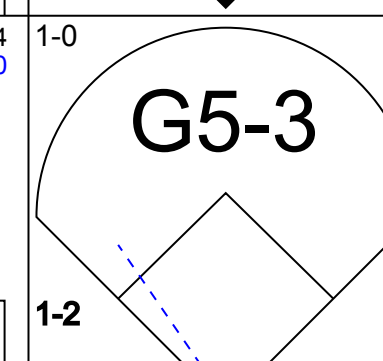
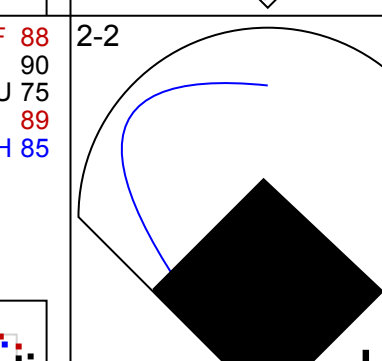
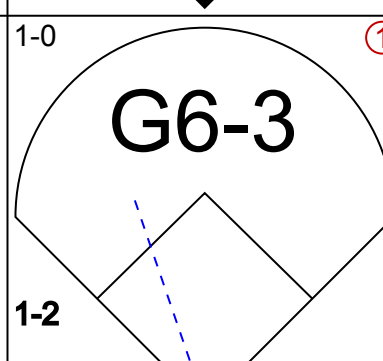
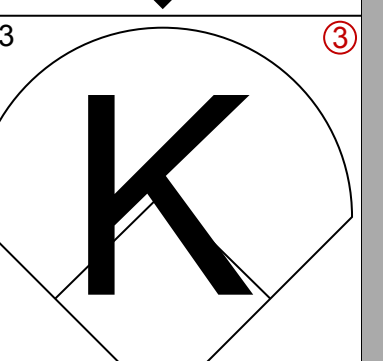
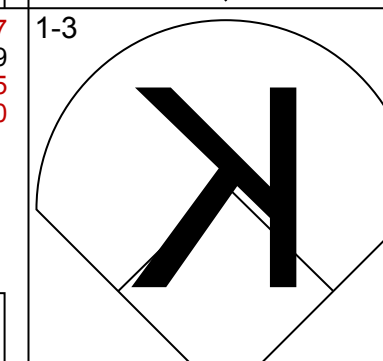
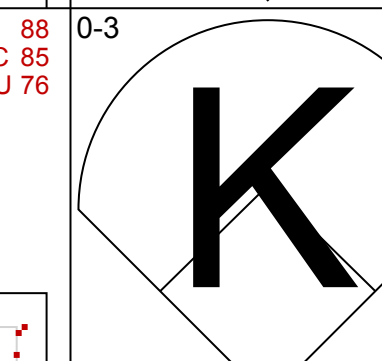
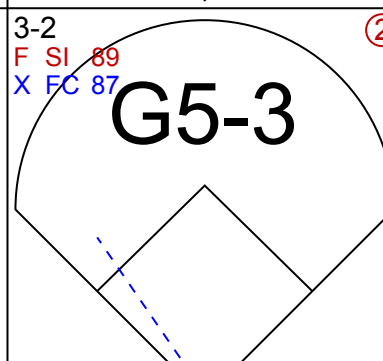
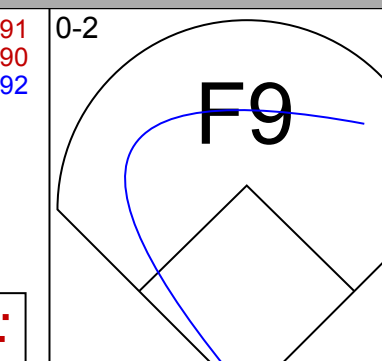
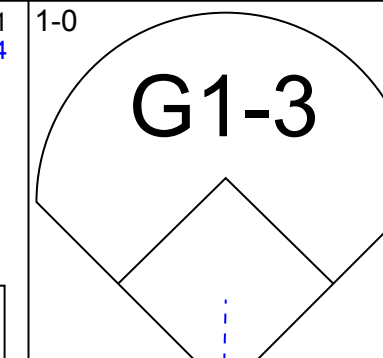
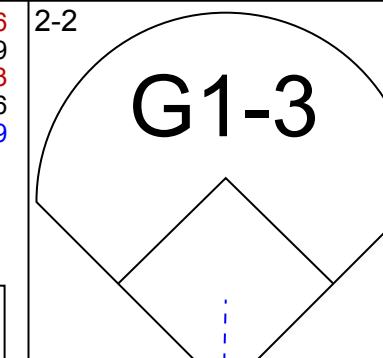
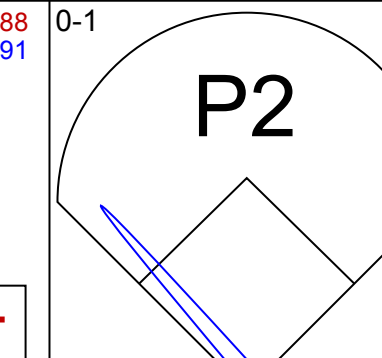
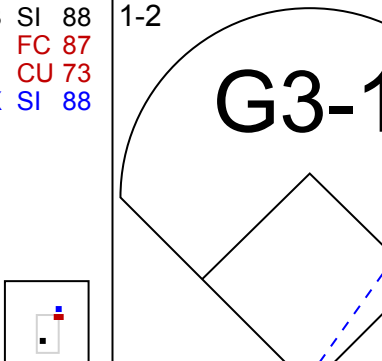
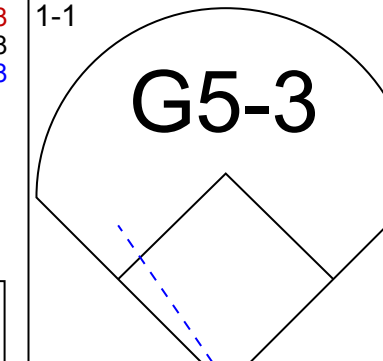
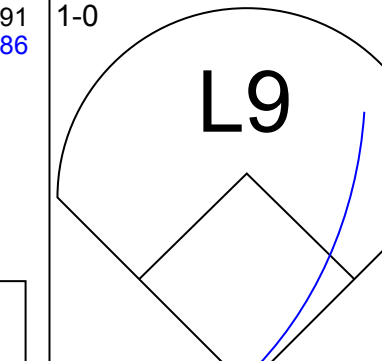

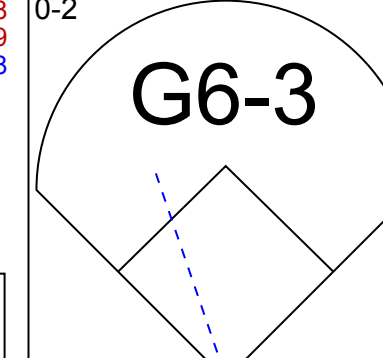

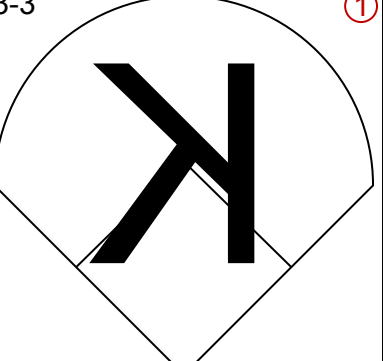
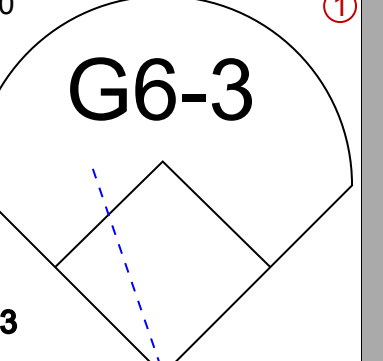
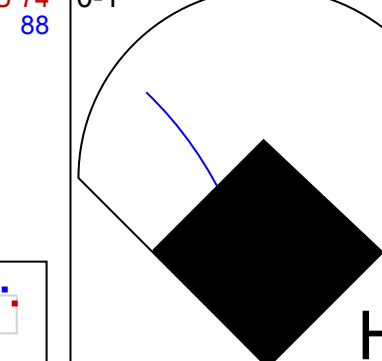
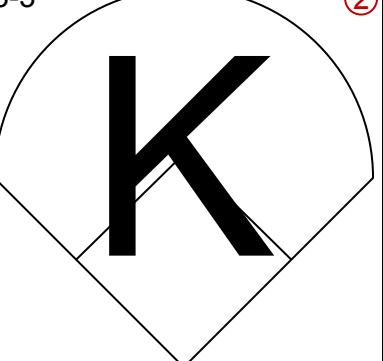
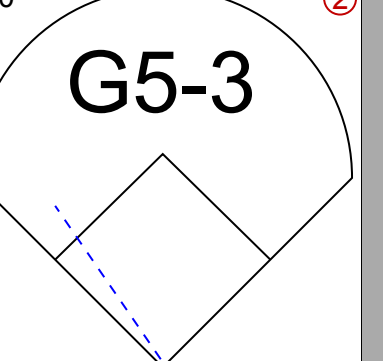
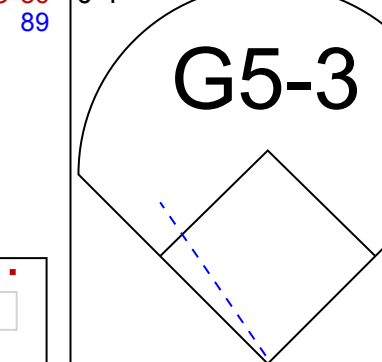
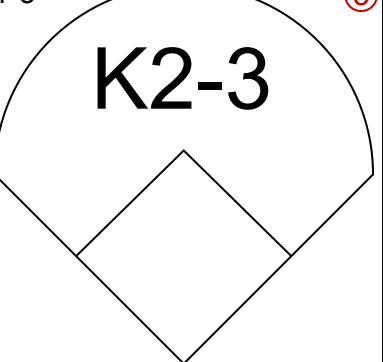
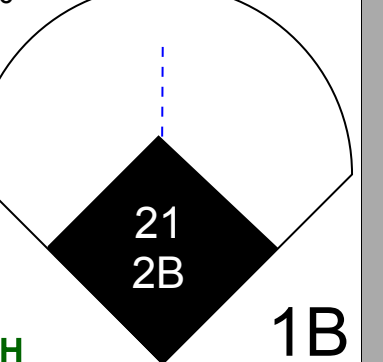
AB	33
R	3
H	7
RBI	3
BB	4
SO	7
LOB	19



Batter	1	2	3	4	5	6	7	8	9	AB	R	H	RBI	BB	SO	LOB	TOP			
21 Nick Markakis, L OBP: 0.361, SLG: 0.398	G3		1B		G1-3		G4-3		L8	5	0	1	0	0	0	0	Baltimore Orioles @ Tampa Bay Rays Tropicana Field, St. Petersburg, FL Thu May 08 2014, 7:13 PM - 10:45 PM EDT Att: 11,076 - Dome - 72 F AB 35 R 3 H 9 RBI 3 BB 2 SO 9 LOB 17 			
13 Manny Machado, R OBP: 0.233, SLG: 0.146	F9		L9		K		BB			3	0	0	0	1	1					
23 Nelson Cruz, R OBP: 0.356, SLG: 0.557										4	0	1	0	0	2					
9 David Lough, L OBP: 0.221, SLG: 0.234			K		G3		K			0	0	0	0	0	0					
10 Adam Jones, R OBP: 0.285, SLG: 0.397	CS	P5			1B		G4-3			4	1	2	0	0	0					
32 Matt Wieters, S OBP: 0.369, SLG: 0.547		K			F9		1B			4	0	1	0	0	2					
2 J.J. Hardy, R OBP: 0.276, SLG: 0.311		2B			P4		BB			3	1	1	0	1	1					
28 Steve Pearce, R OBP: 0.308, SLG: 0.514		HR			1B		K			4	1	2	2	0	1					
6 Jonathan Schoop, R OBP: 0.276, SLG: 0.394					1B		K			4	0	1	1	0	1					
36 Caleb Joseph, R					1B		K			4	0	0	0	0	1					
Inning Stats	R: 0 H: 1 E: 0 K: 0 S: 12	H: 1 LOB: 0 BB: 0 P: 15	R: 2 H: 2 E: 0 K: 1 S: 16	H: 2 LOB: 0 BB: 0 P: 26	R: 0 H: 1 E: 0 K: 1 S: 11	H: 1 LOB: 1 BB: 0 P: 15	R: 1 H: 3 E: 0 K: 0 S: 15	H: 3 LOB: 2 BB: 0 P: 26	R: 0 H: 0 E: 0 K: 1 S: 5	H: 0 LOB: 0 BB: 0 P: 6	R: 0 H: 2 E: 0 K: 3 S: 15	H: 2 LOB: 3 BB: 1 P: 21	R: 0 H: 0 E: 0 K: 2 S: 9	H: 0 LOB: 0 BB: 0 P: 12	R: 0 H: 0 E: 0 K: 0 S: 5	H: 0 LOB: 0 BB: 0 P: 7	1B: 7 2B: 1 3B: 0 HR: 1	SF: 0 SAC: 0 DP: 0 HBP: 0	WP: 0 PB: 0 SB: 0 CS: 1	PA: 38
PITCHER	IP WLS BF H R ER SO BB IBB HBP BLK WP HR S P ERA WHIP																			
14 David Price, L ERA: 4.53	(1, 1) 5.0 L 24 9 3 3 3 1 0 0 0 0 0 1 65 100 5.40 2.000																			
26 Brad Boxberger, R ERA: 5.27	(6, 1) 1.1 5 0 0 0 0 1 0 0 0 0 0 0 14 19 0.00 0.750																			
62 Joel Peralta, R ERA: 5.27	(7, 1) 0.2 2 0 0 0 1 0 0 0 0 0 0 7 7 0.00 0.000																			
46 Juan Carlos Oviedo, R ERA: 3.12	(8, 1) 2.0 6 0 0 0 2 0 0 0 0 0 0 0 14 19 0.00 0.000																			

Batter	1	2	3	4	5	6	7	8	9	AB	R	H	RBI	BB	SO	LOB	BOTTOM					
18 Ben Zobrist, S OBP: 0.361, SLG: 0.371	FC5-4	G1-3			20 HBP		FC5-4		G6-4-3	2	0	1	0	3	0	1	Baltimore Orioles @ Tampa Bay Rays Tropicana Field, St. Petersburg, FL Thu May 08 2014, 7:13 PM - 10:45 PM EDT Att: 11,076 - Dome - 72 F AB 34 R 1 H 9 RBI 1 BB 4 SO 4 LOB 23 					
8 Desmond Jennings, R OBP: 0.352, SLG: 0.452	FC5-4		K		20 HBP		FC5-4		G6-4-3	5	1	1	0	0	1	4						
20 Matt Joyce, L OBP: 0.405, SLG: 0.433	L9				3 HBP				G3-1	3	0	1	0	1	0	2						
3 Evan Longoria, R OBP: 0.327, SLG: 0.413	1B				G6-4-3				K	4	0	1	1	0	2	6						
21 James Loney, L OBP: 0.396, SLG: 0.430	1B		L6				G4-3		F8	4	0	1	0	0	0	3						
9 Wil Myers, R OBP: 0.317, SLG: 0.398	P4						G5-3			4	0	1	0	0	1	2						
7 David DeJesus, L OBP: 0.341, SLG: 0.410		G4-3			F9				F8	3	0	1	0	0	0	0						
11 Logan Forsythe, R OBP: 0.250, SLG: 0.233							1B			1	0	0	0	0	0	0						
11 Yunel Escobar, R OBP: 0.311, SLG: 0.341		2B			G6-3		FC5-2-6-3		G4-3	4	0	1	0	0	0	2						
28 José Molina, R OBP: 0.163, SLG: 0.122		G5-3			G6-3					2	0	0	0	0	0	1						
24 Ryan Hanigan, R OBP: 0.352, SLG: 0.436					G6-3		G6-3			2	0	1	0	0	0	2						
Inning Stats	R: 1 H: 2 E: 0 K: 0 S: 16	H: 2 LOB: 2 BB: 1 P: 25	R: 0 H: 1 E: 0 K: 0 S: 17	H: 1 LOB: 1 BB: 0 P: 27	R: 0 H: 1 E: 0 K: 2 S: 11	H: 1 LOB: 1 BB: 0 P: 17	R: 0 H: 0 E: 0 K: 1 S: 6	H: 0 LOB: 0 BB: 0 P: 11	R: 0 H: 1 E: 0 K: 0 S: 15	H: 1 LOB: 2 BB: 1 P: 22	R: 0 H: 2 E: 0 K: 0 S: 11	H: 2 LOB: 2 BB: 0 P: 18	R: 0 H: 0 E: 0 K: 1 S: 17	H: 0 LOB: 0 BB: 2 P: 29	R: 0 H: 0 E: 0 K: 0 S: 10	H: 0 LOB: 0 BB: 0 P: 13	R: 0 H: 2 E: 0 K: 0 S: 8	H: 2 LOB: 1 BB: 0 P: 14	1B: 8 2B: 1 3B: 0 HR: 0	SF: 0 SAC: 0 DP: 2 HBP: 1	WP: 0 PB: 0 SB: 2 CS: 0	PA: 39
PITCHER	IP WLS BF H R ER SO BB IBB HBP BLK WP HR S P ERA WHIP																					
31 Ubaldo Jiménez, R ERA: 4.73	(1, 1) 5.1 H 6 0 0 0 1 2 0 0 0 0 0 0 74 117 1.69 1.688																					
58 Ryan Webb, R ERA: 4.5	(6, 1) 1.1 H 6 0 0 0 1 2 0 0 0 0 0 0 15 25 0.00 1.500																					
17 Brian Matusz, L ERA: 3.75	(7, 1) 1.1 H 4 0 0 0 0 0 0 0 0 0 0 0 14 20 0.00 0.000																					
56 Darren O'Day, R ERA: 0.69	(9, 1) 1.0 S 4 2 0 0 0 0 0 0 0 0 0 0 8 14 0.00 2.000																					

Batter	1	2	3	4	5	6	7	8	9	AB	R	H	RBI	BB	SO	LOB	TOP					
27 Jose Altuve, R OBP: 0.321, SLG: 0.372										4	0	1	0	0	1	1	Houston Astros @ Baltimore Orioles Oriole Park at Camden Yards, Baltimore, MD Fri May 09 2014, 7:08 PM - 9:37 PM EDT Att: 28,875 - Overcast - 70 F					
6 Jonathan Villar, S OBP: 0.291, SLG: 0.472										4	0	0	0	0	2	2						
21 Dexter Fowler, S OBP: 0.314, SLG: 0.347										4	1	1	0	0	0	2						
14 Jesus Guzman, R OBP: 0.243, SLG: 0.314 18 Marc Krauss, L OBP: 0.291, SLG: 0.284										2	0	0	0	1	1	2						
23 Chris Carter, R OBP: 0.266, SLG: 0.378										4	1	1	1	0	0	2						
4 George Springer, R OBP: 0.276, SLG: 0.289										4	0	0	0	0	1	1						
30 Matt Dominguez, R OBP: 0.306, SLG: 0.430										3	1	2	0	0	0	0						
22 Carlos Corporan, S OBP: 0.205, SLG: 0.417										3	0	0	0	0	1	2						
28 L.J. Hoes, R OBP: 0.276, SLG: 0.275 8 Alex Presley, L OBP: 0.236, SLG: 0.360										1	0	1	1	0	0	0						
										1	0	0	0	0	0	0						
Inning Stats	R: 0 E: 0 K: 2 S: 10	H: 0 LOB: 0 BB: 0 P: 13	R: 0 E: 0 K: 0 S: 8	H: 0 LOB: 0 BB: 1 P: 15	R: 0 E: 0 K: 0 S: 11	H: 2 LOB: 0 BB: 0 P: 18	R: 0 E: 0 K: 1 S: 5	H: 0 LOB: 0 BB: 0 P: 9	R: 0 E: 0 K: 1 S: 14	H: 1 LOB: 1 BB: 0 P: 20	R: 0 E: 1 K: 0 S: 11	H: 1 LOB: 2 BB: 0 P: 14	R: 1 E: 0 K: 0 S: 8	H: 1 LOB: 0 BB: 0 P: 12	R: 0 E: 0 K: 1 S: 7	H: 0 LOB: 0 BB: 0 P: 12	R: 1 E: 0 K: 1 S: 6	H: 1 LOB: 0 BB: 0 P: 13	1B: 2 2B: 3 HR: 1	SF: 1 SAC: 0 DP: 2 HBP: 0	WP: 0 PB: 0 SB: 1 CS: 1	PA: 34
PITCHER	IP WLS BF H R ER SO BB IBB HBP BLK WP HR S P ERA WHIP																					
16 Wei-Yin Chen, L ERA: 3.95	(1, 1) 7.0 W 26 5 2 2 4 1 0 0 0 0 0 1 67 101 2.57 0.857																					
56 Darren O'Day, R ERA: 9.54	(8, 1) 1.0 H 3 0 0 0 1 0 0 0 0 0 0 0 7 12 0.00 0.000																					
29 Tommy Hunter, R ERA: 3.29	(9, 1) 1.0 S 4 1 1 1 1 1 0 0 0 0 0 0 6 13 9.00 2.000																					

Batter	1	2	3	4	5	6	7	8	9	AB	R	H	RBI	BB	SO	LOB	BOTTOM	
21 Nick Markakis, L OBP: 0.371, SLG: 0.416										4	0	3	1	0	0	0	Houston Astros @ Baltimore Orioles Oriole Park at Camden Yards, Baltimore, MD Fri May 09 2014, 7:08 PM - 9:37 PM EDT Att: 28,875 - Overcast - 70 F	
13 Manny Machado, R OBP: 0.235, SLG: 0.255										4	1	1	1	0	1	3		
23 Nelson Cruz, R OBP: 0.345, SLG: 0.540 9 David Lough, L OBP: 0.221, SLG: 0.234										4	0	0	0	0	2	2		
10 Adam Jones, R OBP: 0.284, SLG: 0.393										4	0	1	0	0	0	1		
32 Matt Wieters, S OBP: 0.355, SLG: 0.525										4	0	0	0	0	0	2		
2 J.J. Hardy, R OBP: 0.280, SLG: 0.323										3	1	1	0	0	0	0		
45 Steve Clevenger, L OBP: 0.289, SLG: 0.412										3	0	0	0	0	2	1		
28 Steve Pearce, R OBP: 0.310, SLG: 0.575										3	1	1	1	0	1	1		
6 Jonathan Schoop, R OBP: 0.278, SLG: 0.392										3	1	1	1	0	1	0		
Inning Stats	R: 0 E: 0 K: 1 S: 8	H: 1 LOB: 1 BB: 0 P: 11	R: 0 E: 0 K: 1 S: 7	H: 0 LOB: 0 BB: 0 P: 10	R: 2 E: 0 K: 1 S: 12	H: 2 LOB: 0 BB: 0 P: 15	R: 0 E: 0 K: 0 S: 8	H: 0 LOB: 0 BB: 0 P: 11	R: 0 E: 0 K: 0 S: 14	H: 2 LOB: 2 BB: 0 P: 23	R: 2 E: 0 K: 1 S: 12	H: 3 LOB: 1 BB: 0 P: 18	R: 0 E: 0 K: 0 S: 6	H: 0 LOB: 0 BB: 0 P: 7	1B: 4 2B: 2 3B: 0 HR: 2	SF: 0 SAC: 0 DP: 0 HBP: 0	WP: 0 PB: 0 SB: 0 CS: 0	PA: 32
PITCHER	IP WLS BF H R ER SO BB IBB HBP BLK WP HR S P ERA WHIP																	
46 Scott Feldman, R ERA: 1.93	(1, 1) 6.0 L 23 5 2 2 6 0 0 0 0 0 0 2 60 88 3.00 0.833																	
36 Jerome Williams, R ERA: 6.25	(7, 1) 2.0 L 9 3 2 2 1 0 0 0 0 0 0 0 18 25 9.00 1.500																	

AB	30
R	3
H	6
RBI	2
BB	2
SO	6
LOB	12




AB	32
R	4
H	8
RBI	4
BB	0
SO	7
LOB	10



Batter	1	2	3	4	5	6	7	8	9	10	AB	R	H	RBI	BB	SO	LOB	TOP				
27 Jose Altuve, R OBP: 0.329, SLG: 0.375	F8		30 S 21 1B BB		21 S 1B		G4-3		2-1 B FC 93 B FC 92 X CU 85		4	0	2	2	1	0	0	Houston Astros @ Baltimore Orioles Oriole Park at Camden Yards, Baltimore, MD Sat May 10 2014, 7:07 PM - 11:30 PM EDT Att: 26,264 - Overcast - 74 F				
21 Dexter Fowler, S OBP: 0.346, SLG: 0.346	G5-3		30 S 1B		1B		G5-3		2-1 B FC 93 B FC 92 X CU 85		3	0	1	1	2	0	0					
15 Jason Castro, L OBP: 0.310, SLG: 0.366	K		K		G4-3				0-1 B FC 93 B FC 92 X CU 85		5	0	1	0	0	2	6					
30 Matt Dominguez, R OBP: 0.309, SLG: 0.429	G5-3		P4						0-2 B FC 93 B FC 92 X CU 85		5	0	2	0	0	0	3					
8 Alex Presley, L OBP: 0.269, SLG: 0.348	P4								0-2 B FC 93 B FC 92 X CU 85		3	0	0	0	0	1	1					
28 L.J. Hoes, R OBP: 0.271, SLG: 0.269									0-2 B FC 93 B FC 92 X CU 85		1	0	0	0	0	0	0					
4 George Springer, R OBP: 0.324, SLG: 0.341									0-2 B FC 93 B FC 92 X CU 85		5	1	2	1	0	3	1					
23 Chris Carter, R OBP: 0.265, SLG: 0.374									0-2 B FC 93 B FC 92 X CU 85		4	0	1	0	0	0	2					
9 Marwin Gonzalez, S OBP: 0.368, SLG: 0.457									0-2 B FC 93 B FC 92 X CU 85		1	0	0	0	0	1	1					
18 Marc Krauss, L OBP: 0.289, SLG: 0.296									0-2 B FC 93 B FC 92 X CU 85		4	0	1	0	0	1	2					
60 Dallas Keuchel, L OBP: 0.243, SLG: 0.314									0-2 B FC 93 B FC 92 X CU 85		0	1	0	0	0	0	0					
14 Jesus Guzman, R OBP: 0.243, SLG: 0.314									0-2 B FC 93 B FC 92 X CU 85		0	0	0	0	0	0	0					
6 Jonathan Villar, S OBP: 0.289, SLG: 0.484									0-2 B FC 93 B FC 92 X CU 85		4	2	1	0	0	1	3					
Inning Stats	R: 0 E: 0 K: 1 S: 6	H: 0 LOB: 0 BB: 0 P: 9	R: 1 E: 0 K: 0 S: 8	H: 1 LOB: 0 BB: 0 P: 13	R: 1 E: 1 K: 1 S: 12	H: 2 LOB: 2 BB: 1 P: 22	R: 0 E: 0 K: 1 S: 7	H: 0 LOB: 0 BB: 0 P: 9	R: 0 E: 0 K: 1 S: 10	H: 1 LOB: 2 BB: 1 P: 16	R: 0 E: 0 K: 1 S: 10	H: 2 LOB: 2 BB: 0 P: 14	R: 0 E: 0 K: 1 S: 7	H: 0 LOB: 0 BB: 0 P: 7	R: 0 E: 0 K: 2 S: 17	H: 3 LOB: 2 BB: 1 P: 29	R: 0 E: 0 K: 2 S: 12	H: 1 LOB: 1 BB: 0 P: 17	1B: 8 2B: 2 3B: 0 HR: 1	SF: 0 SAC: 1 DP: 1 HBP: 0	WP: 0 PB: 0 SB: 4 CS: 0	PA: 43
PITCHER	IP 7.0	WLS 29	BF 6	H 2	R 2	ER 2	SO 6	BB 2	IBB 0	HBP 0	BLK 0	WP 0	HR 1	S 60	P 90	ERA 2.57	WHIP 1.143					
50 Miguel González, R ERA: 4.78	1.0	3	1	0	0	0	0	0	0	0	0	0	0	8	10	0.00	1.000					
53 Zack Britton, L ERA: 0.84	0.2	B	5	3	2	2	1	0	0	0	0	0	0	15	23	27.00	4.500					
29 Tommy Hunter, R ERA: 4.4	0.1		2	0	0	0	0	0	1	0	0	0	0	2	6	0.00	0.000					
40 Troy Patton, L ERA: 3.38	1.0	W	4	1	0	0	2	0	0	0	0	0	0	12	17	0.00	1.000					
58 Ryan Webb, R ERA: 4.2																						

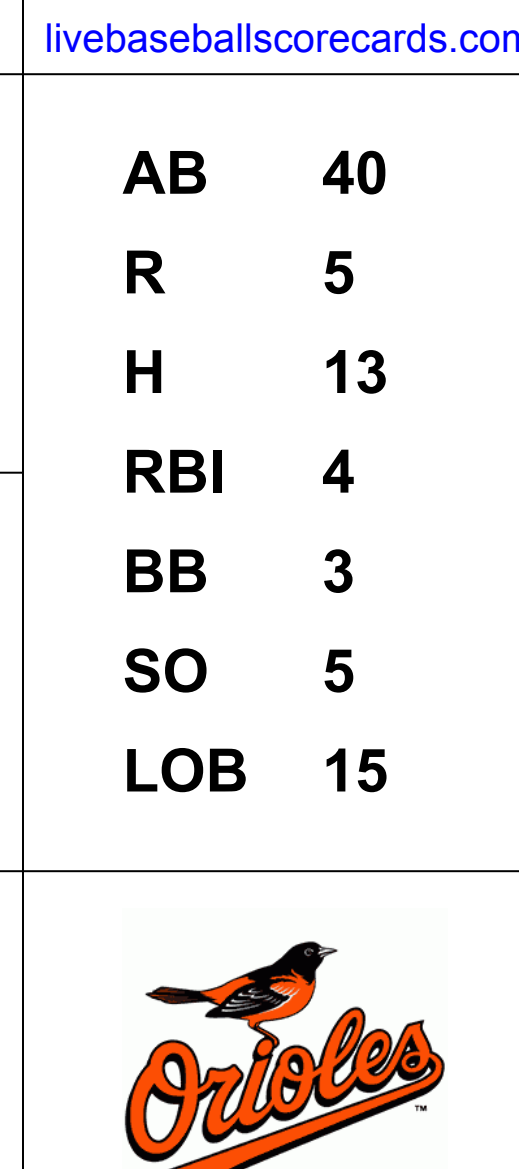
Batter	1	2	3	4	5	6	7	8	9	10	AB	R	H	RBI	BB	SO	LOB	BOTTOM						
21 Nick Markakis, L OBP: 0.372, SLG: 0.415	13 CS 1B		F8		G4-3		G4-3		2-1 B SL 79 B FC 93 D CU 73 X SL 91		5	0	2	0	0	0	3	Houston Astros @ Baltimore Orioles Oriole Park at Camden Yards, Baltimore, MD Sat May 10 2014, 7:07 PM - 11:30 PM EDT Att: 26,264 - Overcast - 74 F						
13 Manny Machado, R OBP: 0.231, SLG: 0.229	G5-3		G4-3						0-0 X CU 71		4	0	0	0	1	1	3							
23 Nelson Cruz, R OBP: 0.350, SLG: 0.562									2-3 S FC 87 S SL 91 S FC 88 S CU 73		4	1	2	1	0	2	0							
9 David Lough, L OBP: 0.221, SLG: 0.234									2-2 B SL 79 B FC 93 D CU 73 X SL 91		0	0	0	0	0	0	0							
27 Delmon Young, R OBP: 0.362, SLG: 0.436									0-0 X SL 85		1	0	1	1	0	0	0							
10 Adam Jones, R OBP: 0.281, SLG: 0.407									0-0 X SL 87		5	1	1	1	0	1	4							
32 Matt Wieters, S OBP: 0.339, SLG: 0.500	G6-3								0-0 B FC 94 B FC 93 X FC 96		5	0	0	0	0	1	0							
2 J.J. Hardy, R OBP: 0.286, SLG: 0.327	P6								1-1 B FC 88 C FC 92 X FC 96		5	2	2	0	0	0	0							
45 Steve Clevenger, L OBP: 0.326, SLG: 0.482									0-2 B FC 94 B FC 93 X FC 96		5	0	3	1	0	0	0							
28 Steve Pearce, R OBP: 0.348, SLG: 0.571									0-0 X SAFE X FC 91		2	0	1	0	2	0	0							
6 Jonathan Schoop, R OBP: 0.277, SLG: 0.387									0-2 B FC 94 B FC 93 X FC 96		4	1	1	0	0	0	5							
Inning Stats	R: 0 E: 0 K: 1 S: 12	H: 2 LOB: 1 BB: 0 P: 16	R: 0 E: 0 K: 0 S: 8	H: 1 LOB: 2 BB: 1 P: 15	R: 0 E: 0 K: 1 S: 9	H: 0 LOB: 0 BB: 0 P: 14	R: 0 E: 0 K: 1 S: 11	H: 0 LOB: 0 BB: 0 P: 16	R: 0 E: 0 K: 0 S: 10	H: 1 LOB: 1 BB: 1 P: 16	R: 1 E: 0 K: 1 S: 8	H: 3 LOB: 2 BB: 0 P: 11	R: 1 E: 0 K: 1 S: 17	H: 3 LOB: 2 BB: 0 P: 24	R: 1 E: 0 K: 0 S: 6	H: 1 LOB: 0 BB: 0 P: 7	R: 1 E: 0 K: 0 S: 13	H: 3 LOB: 3 BB: 1 P: 22	R: 1 E: 0 K: 0 S: 3	H: 2 LOB: 1 BB: 0 P: 6	1B: 10 2B: 1 3B: 0 HR: 2	SF: 0 SAC: 0 DP: 0 HBP: 0	WP: 1 PB: 0 SB: 0 CS: 1	PA: 43
PITCHER	IP 6.1	WLS 27	BF 7	H 2	R 2	ER 2	SO 4	BB 2	IBB 0	HBP 0	BLK 0	WP 1	HR 1	S 68	P 101	ERA 2.84	WHIP 1.421							
29 Tony Sipp, L ERA: 2.81	0.1		0	0	0	0	0	0	0	0	0	0	0	3	5	0.00	0.000							
61 Josh Zeid, R ERA: 5.79	1.1	B	5	1	1	1	1	0	0	0	0	0	0	10	13	6.75	0.750							
45 Anthony Bass, R ERA: 4.5	1.0		7	3	1	1	0	1	0	0	0	0	0	13	22	9.00	4.000							
56 Paul Clemens, R ERA: 5.27	0.1	L	3	2	1	1	0	0	0	0	0	0	0	3	6	27.00	6.000							

AB	39
R	4
H	11
RBI	4
BB	3
SO	9
LOB	19



WP	0	PA	43
PB	0		
SB	4		
CS	0		

AB	40
R	5
H	13
RBI	4
BB	3
SO	5
LOB	15



WP	1	PA	43
PB	0		
SB	0		
CS	1		

Batter	1	2	3	4	5	6	7	8	9	AB	R	H	RBI	BB	SO	LOB	TOP										
3 Ian Kinsler, R OBP: 0.342, SLG: 0.449	G4-3		F7			K			L8	4	0	0	0	0	1	3											
48 Toni Hunter, R OBP: 0.333, SLG: 0.460	G6-3			K			G4-6-3 24 BB		24 HR	3	1	1	0	1	1	0											
24 Miguel Cabrera, R OBP: 0.342, SLG: 0.504	G5-3						G4-6-3 41 CS		1-H 2-H	3	1	2	3	1	0	0											
41 Victor Martinez, S OBP: 0.384, SLG: 0.603				K			G4-6-3		HR	4	1	2	1	0	1	3											
28 J.D. Martinez, R OBP: 0.257, SLG: 0.313	F8					L4			K	4	0	0	0	0	2	2											
29 Danny Worth, R OBP: 0.263, SLG: 0.294									K	0	0	0	0	0	0	0											
14 Austin Jackson, R OBP: 0.323, SLG: 0.437	K					G6-3			L9	3	0	0	0	0	1	1											
9 Nick Castellanos, R OBP: 0.259, SLG: 0.389				K					K	3	0	0	0	0	2	0											
13 Alex Avila, L OBP: 0.354, SLG: 0.375																											
20 Rajai Davis, R OBP: 0.349, SLG: 0.392									32 S 24 HR	2	0	1	0	1	1	0											
50 Bryan Holaday, R OBP: 0.323, SLG: 0.310									1B	0	1	0	0	0	0	0											
17 Andrew Romine, S OBP: 0.293, SLG: 0.224									L6	2	0	0	0	0	1	1											
32 Don Kelly, L OBP: 0.368, SLG: 0.429	F8									1	0	0	0	0	0	1											
Inning Stats	R: 0 E: 0 K: 0 S: 8	H: 0 LOB: 0 BB: 0 P: 15	R: 0 E: 0 K: 1 S: 10	H: 1 LOB: 1 BB: 0 P: 18	R: 0 E: 0 K: 1 S: 10	H: 0 LOB: 1 BB: 1 P: 20	R: 0 E: 0 K: 2 S: 12	H: 1 LOB: 1 BB: 0 P: 15	R: 0 E: 0 K: 0 S: 5	H: 0 LOB: 0 BB: 0 P: 5	R: 0 E: 0 K: 3 S: 11	H: 0 LOB: 0 BB: 0 P: 15	R: 0 E: 0 K: 0 S: 4	H: 1 LOB: 2 BB: 1 P: 9	R: 0 E: 0 K: 2 S: 12	H: 0 LOB: 0 BB: 0 P: 18	R: 4 E: 0 K: 1 S: 16	H: 3 LOB: 1 BB: 1 P: 23	1B: 4 2B: 2 3B: 0 HR: 2	SF: 0 SAC: 0 DP: 3 HBP: 0	WP: 0 PB: 0 SB: 1 CS: 2	PA: 32					
PITCHER	IP	WLS	BF	H	R	ER	SO	BB	IBB	HBP	BLK	WP	HR	S	P	ERA	WHIP										
31 Ubaldo Jiménez, R ERA: 4.02	7.0		22	3	0	0	7	2	0	0	0	0	0	60	97	0.00	0.714										
56 Darren O'Day, R ERA: 9.5	1.0	H	3	0	0	0	2	0	0	0	0	0	0	12	18	0.00	0.000										
29 Tommy Hunter, R ERA: 6.6	0.2	L	6	3	4	4	0	1	0	0	0	0	2	13	20	54.00	6.000										
63 Preston Guilmet, R ERA:	0.1		1	0	0	0	1	0	0	0	0	0	0	3	3	0.00	0.000										

Detroit Tigers @ Baltimore Orioles
 Oriole Park at Camden Yards, Baltimore, MD
 Tue May 13 2014, 7:09 PM - 10:04 PM EDT
 Att: 29,950 - Clear - 79 F

AB 29
 R 4
 H 6
 RBI 4
 BB 3
 SO 10
 LOB 11

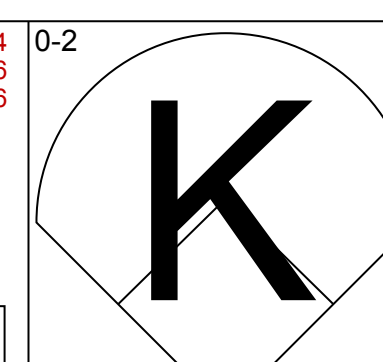
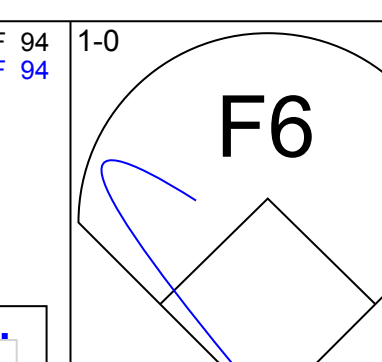
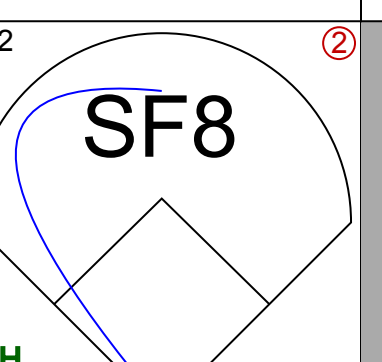
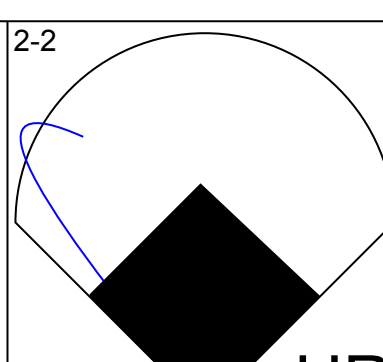
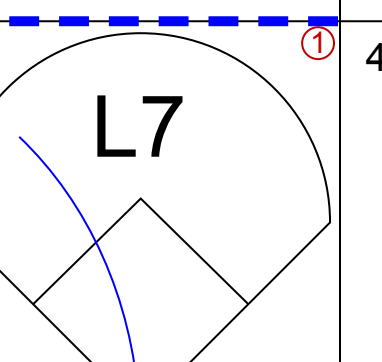
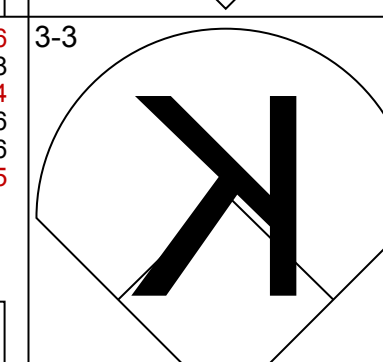
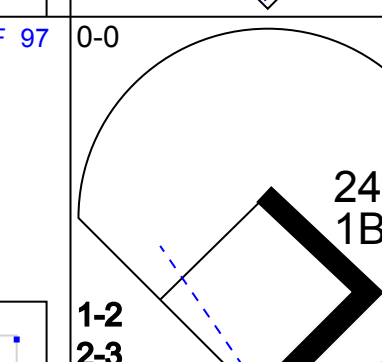
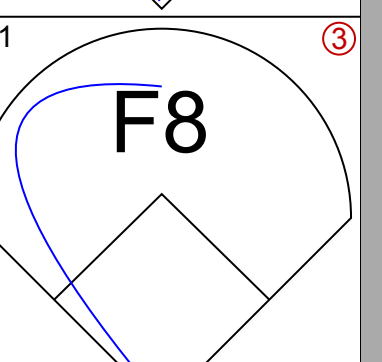
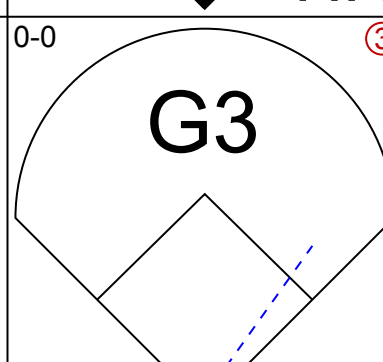
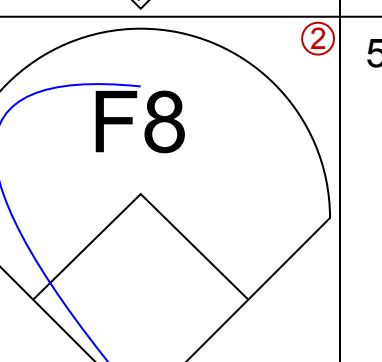
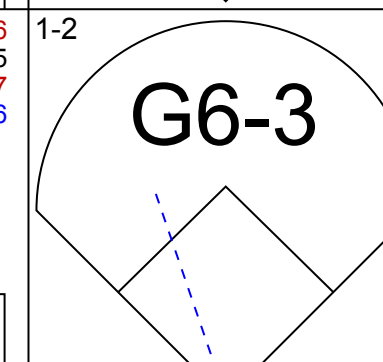
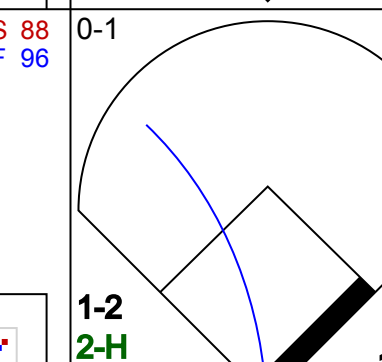
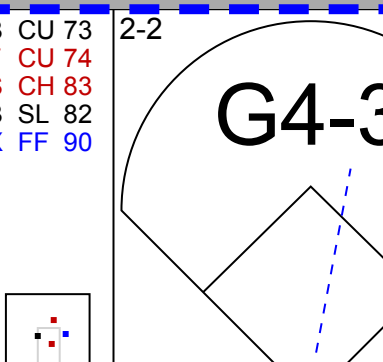
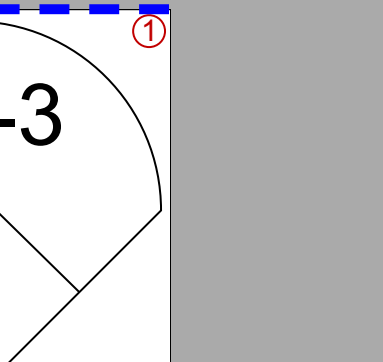
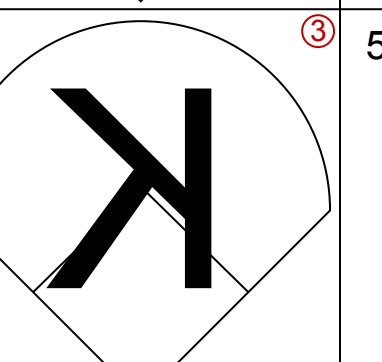
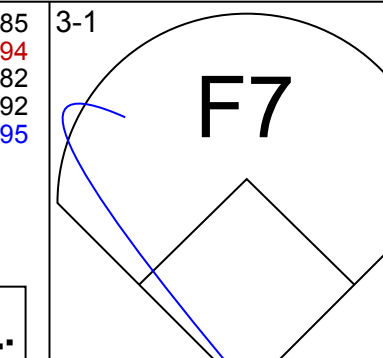
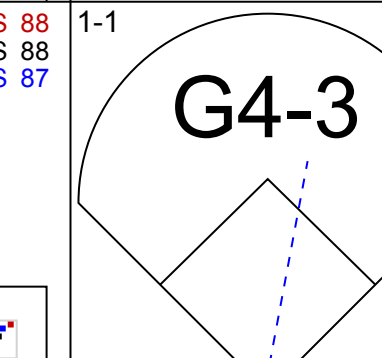
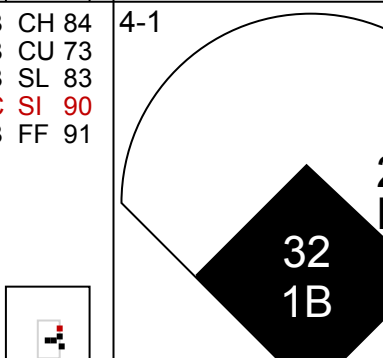
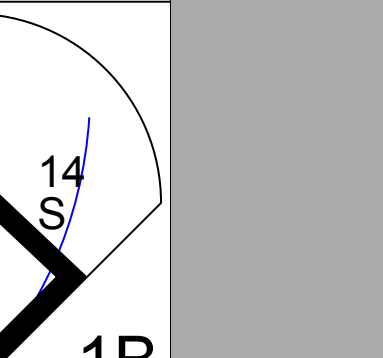
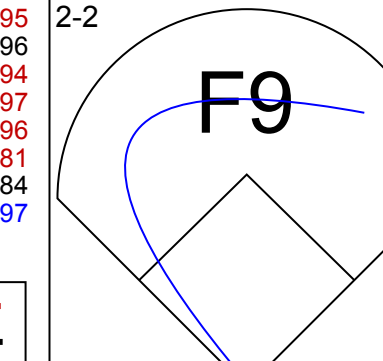
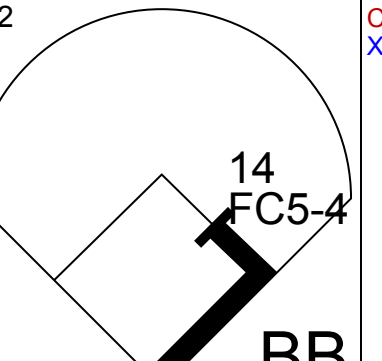
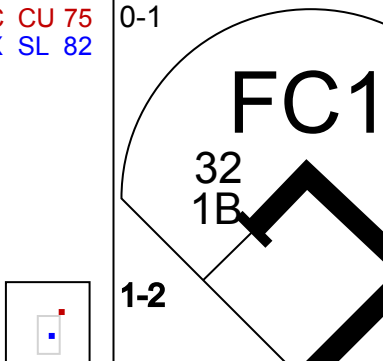
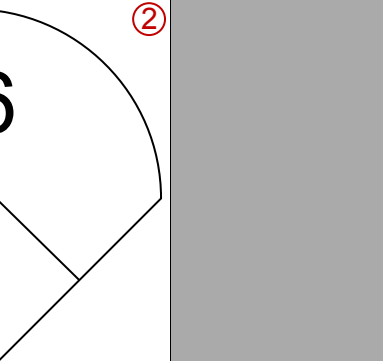
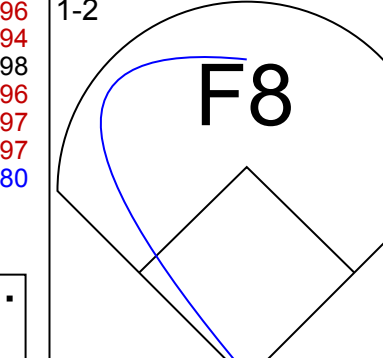
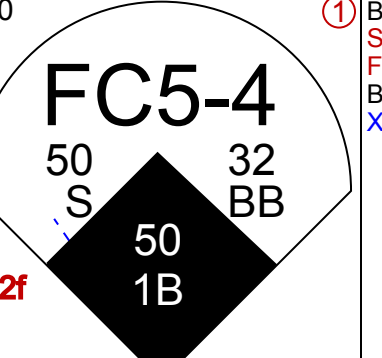
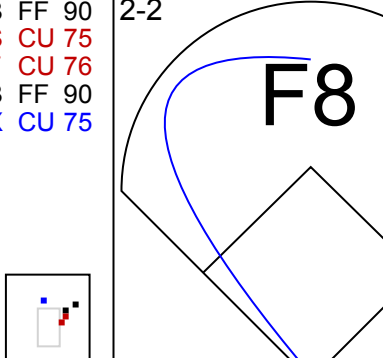
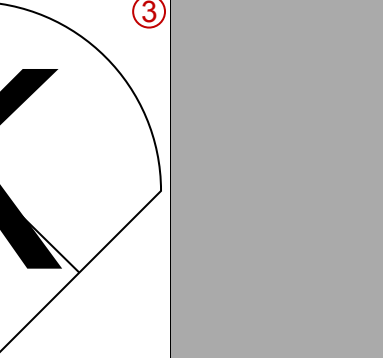
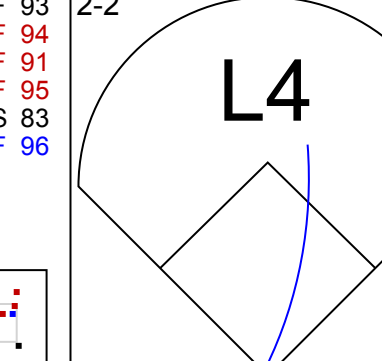
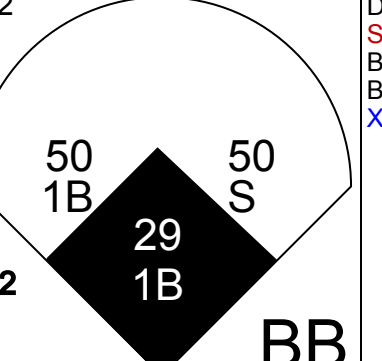
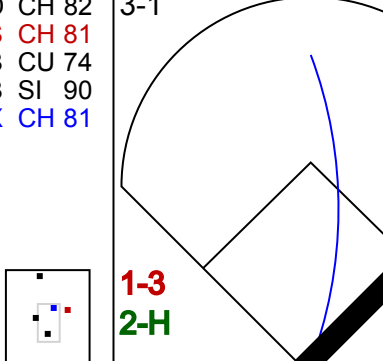

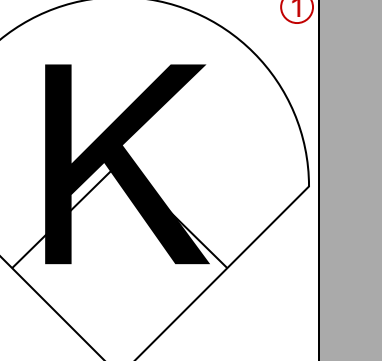

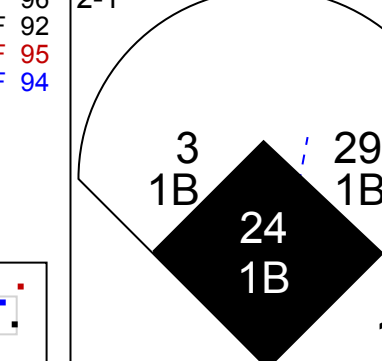
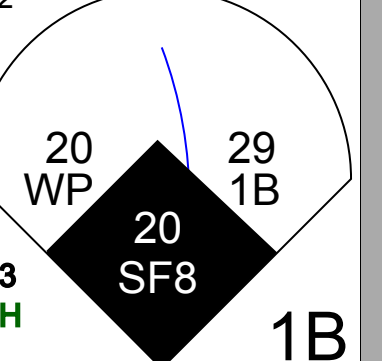

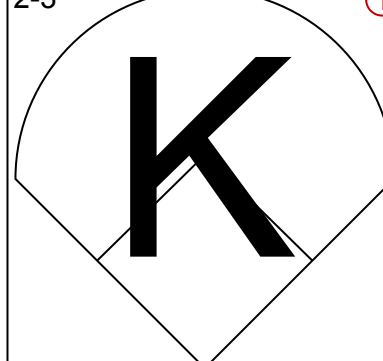
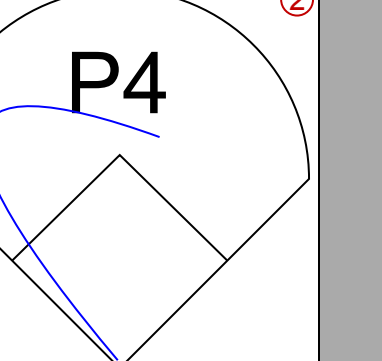

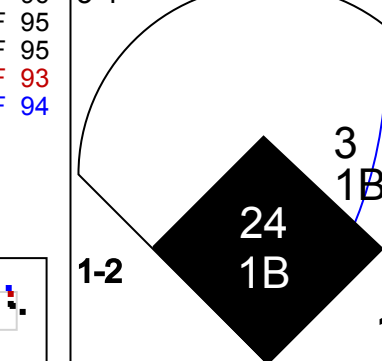
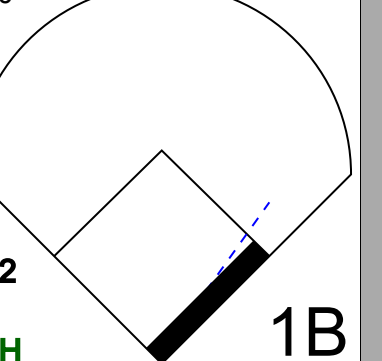
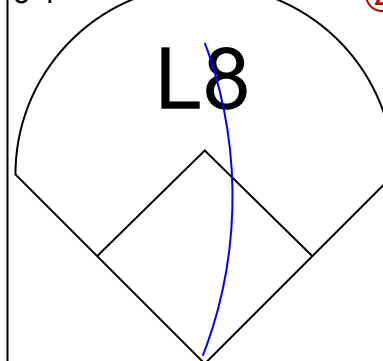
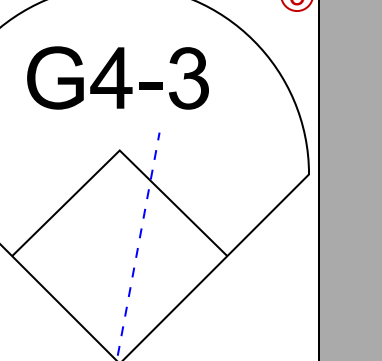


Batter	1	2	3	4	5	6	7	8	9	AB	R	H	RBI	BB	SO	LOB	BOTTOM										
21 Nick Markakis, L OBP: 0.357, SLG: 0.392	K		L5			K			G4-3	4	0	0	0	0	2	2											
13 Manny Machado, R OBP: 0.255, SLG: 0.255	F7						L8		G6-3	4	0	1	0	0	0	1											
10 Adam Jones, R OBP: 0.285, SLG: 0.421							L7		G1-3	4	1	2	1	0	0	0											
19 Chris Davis, L OBP: 0.349, SLG: 0.364	K						G3		P6	4	0	0	0	0	2	2											
23 Nelson Cruz, R OBP: 0.342, SLG: 0.536							K		F8	3	0	1	0	1	1	0											
9 David Lough, L OBP: 0.214, SLG: 0.227										0	0	0	0	0	0	0											
2 J.J. Hardy, R OBP: 0.274, SLG: 0.309							P4		F9	4	0	0	0	0	0	4											
28 Steve Pearce, R OBP: 0.327, SLG: 0.521										4	0	1	0	0	2	1											
6 Jonathan Schoop, R OBP: 0.277, SLG: 0.375									G4-6-3	3	0	1	0	1	0	1											
36 Caleb Joseph, R OBP: 0.111, SLG: 0.111									SH1-4	2	0	1	0	0	0	2											
Inning Stats	R: 1 E: 0 K: 2 S: 11	H: 1 LOB: 0 BB: 0 P: 18	R: 0 E: 0 K: 1 S: 15	H: 1 LOB: 2 BB: 1 P: 25	R: 0 E: 0 K: 1 S: 18	H: 2 LOB: 3 BB: 1 P: 26	R: 0 E: 0 K: 1 S: 9	H: 1 LOB: 1 BB: 0 P: 12	R: 0 E: 0 K: 0 S: 10	H: 0 LOB: 0 BB: 0 P: 13	R: 0 E: 0 K: 2 S: 9	H: 0 LOB: 0 BB: 0 P: 12	R: 0 E: 0 K: 0 S: 8	H: 1 LOB: 1 BB: 0 P: 9	R: 0 E: 0 K: 0 S: 9	H: 0 LOB: 0 BB: 0 P: 14	R: 0 E: 0 K: 0 S: 8	H: 1 LOB: 0 BB: 0 P: 11	1B: 5 2B: 1 3B: 0 HR: 1	SF: 0 SAC: 1 DP: 1 HBP: 0	WP: 0 PB: 0 SB: 0 CS: 0	PA: 35					
PITCHER	IP	WLS	BF	H	R	ER	SO	BB	IBB	HBP	BLK	WP	HR	S	P	ERA	WHIP										
33 Drew Smyly, L ERA: 2.7	6.0		25	5	1	1	7	2	0	0	0	0	0	17	23	0.00	0.500										
60 Justin Miller, R ERA: 3.45	2.0	W	7	1	0	0	0	0	0	0	0	0	0	8	11	0.00	1.000										
36 Joe Nathan, R ERA: 3.68	1.0	S	3	1	0	0	0	0	0	0	0	0	0	0	0	0.00	1.000										

Detroit Tigers @ Baltimore Orioles
 Oriole Park at Camden Yards, Baltimore, MD
 Tue May 13 2014, 7:09 PM - 10:04 PM EDT
 Att: 29,950 - Clear - 79 F


AB 32
 R 1
 H 7
 RBI 1
 BB 2
 SO 7
 LOB 13

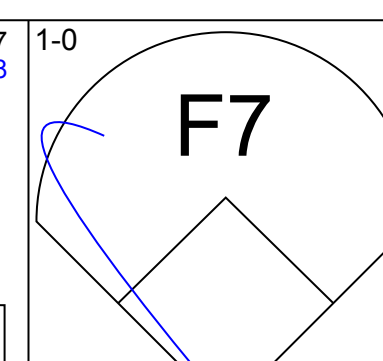
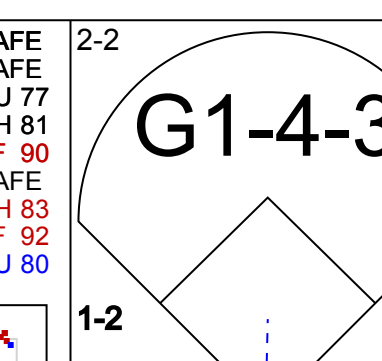
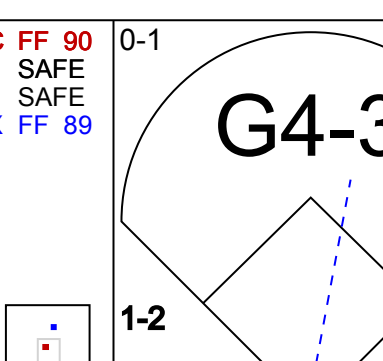
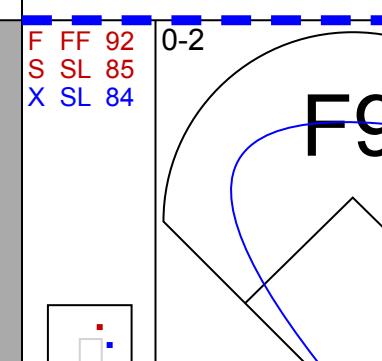
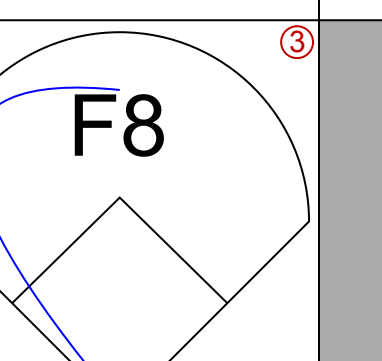
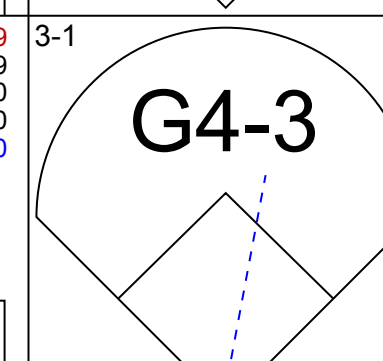
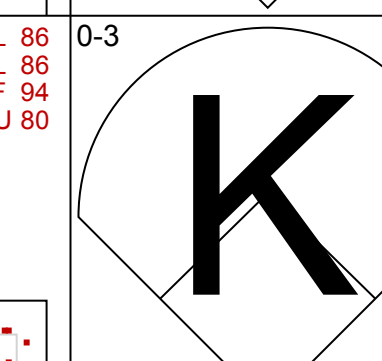
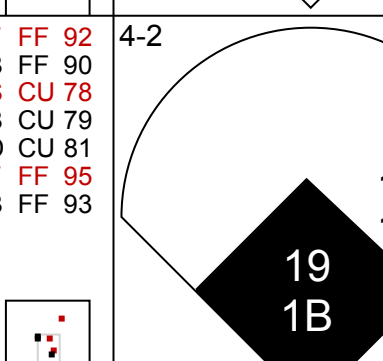
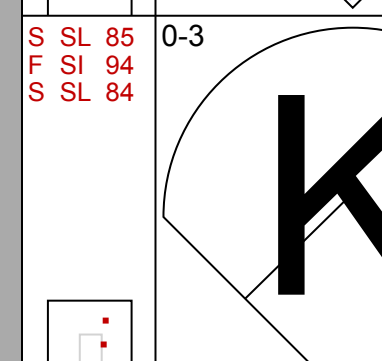
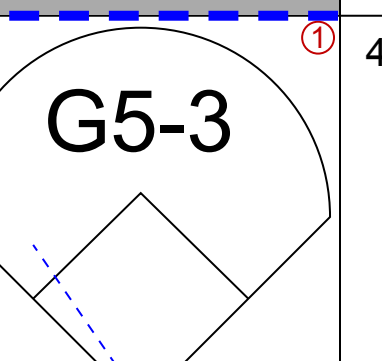
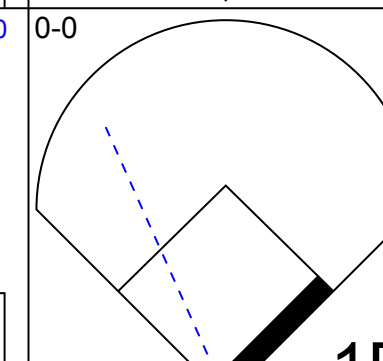
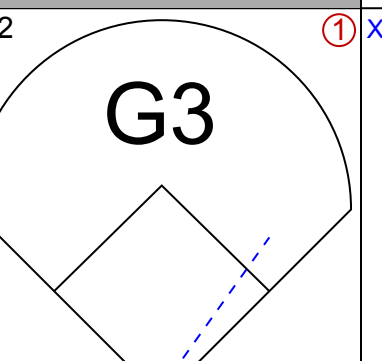
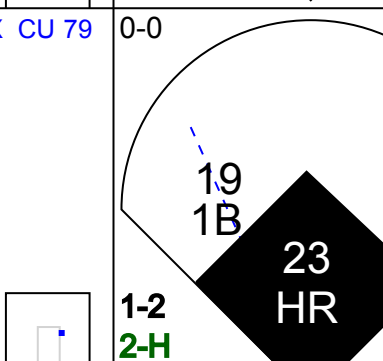
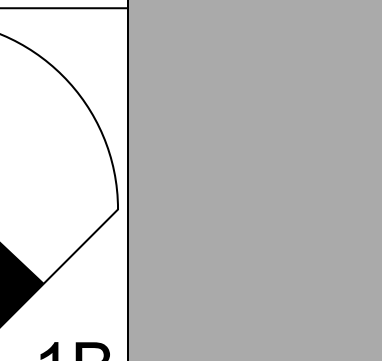
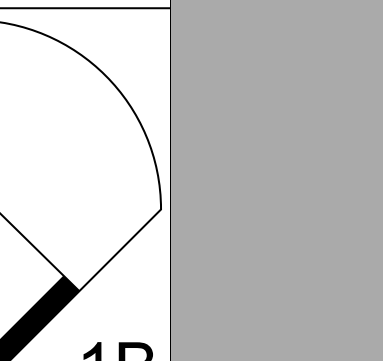
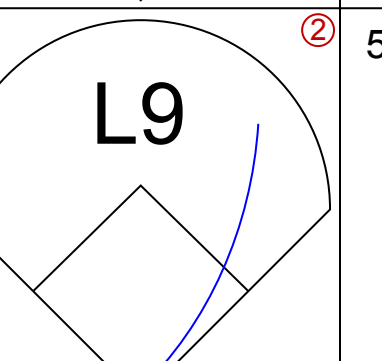
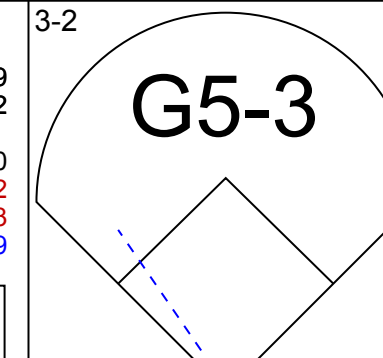
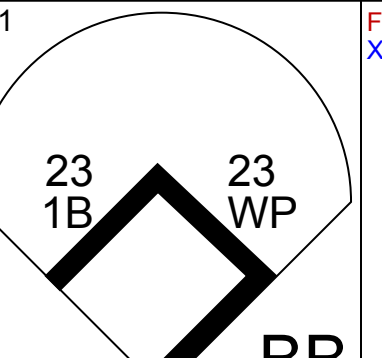
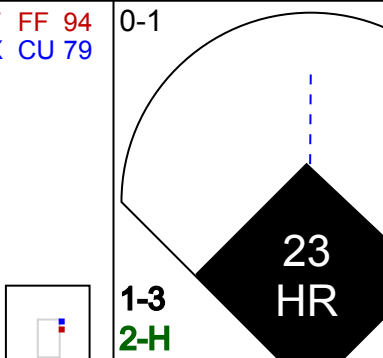
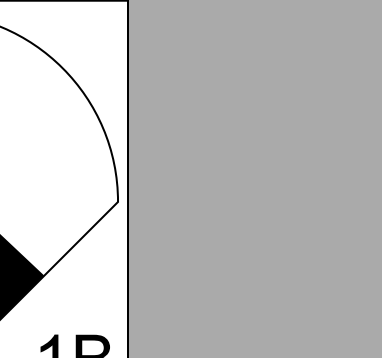
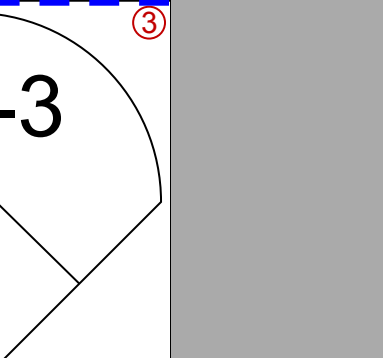
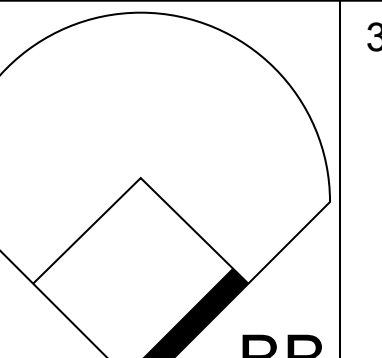
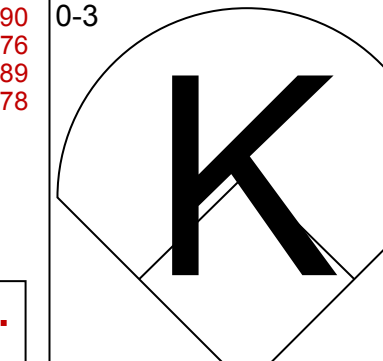
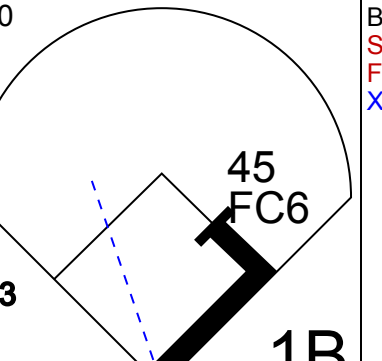
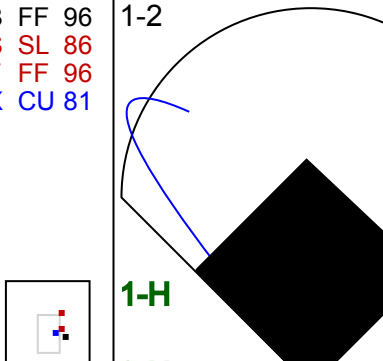

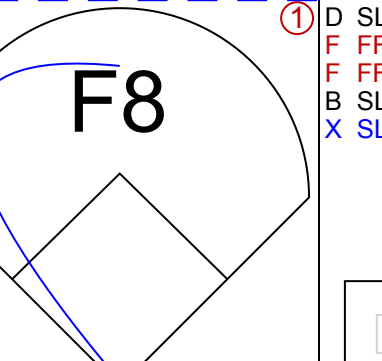
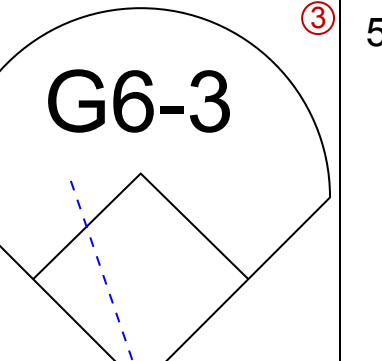
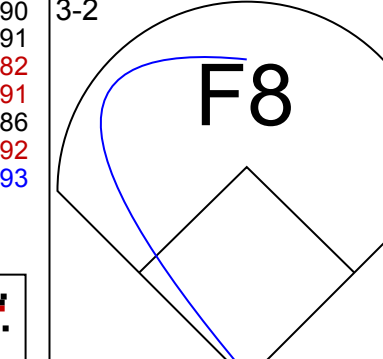
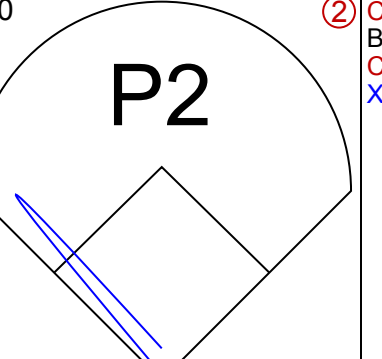
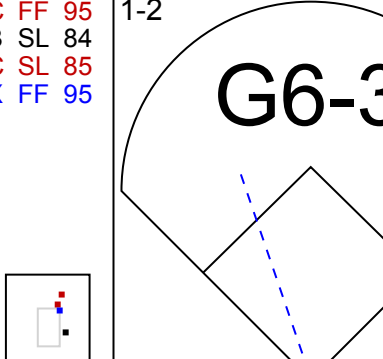
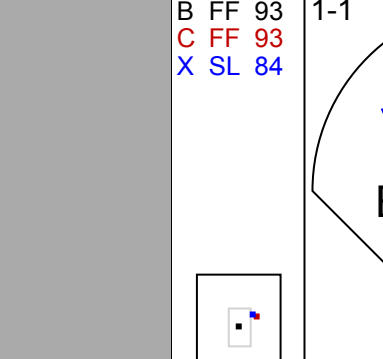
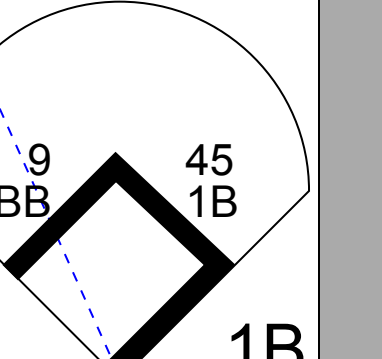
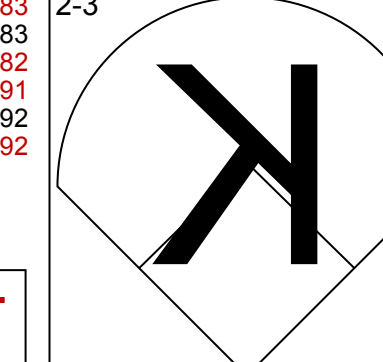
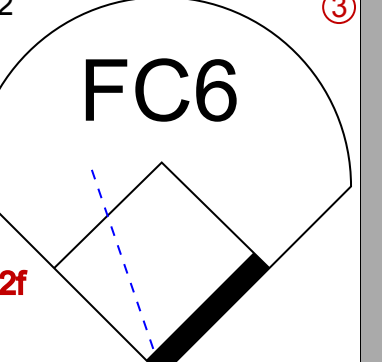

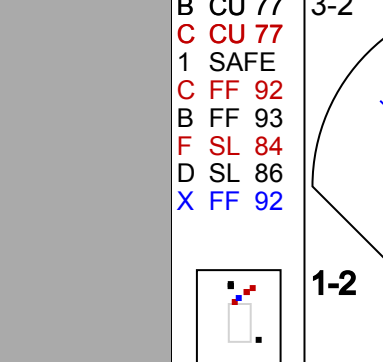
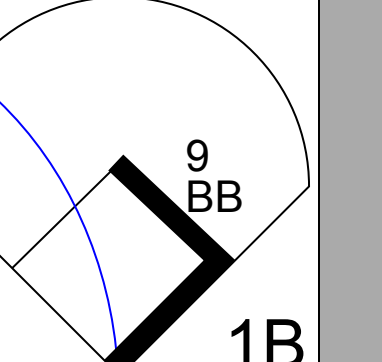
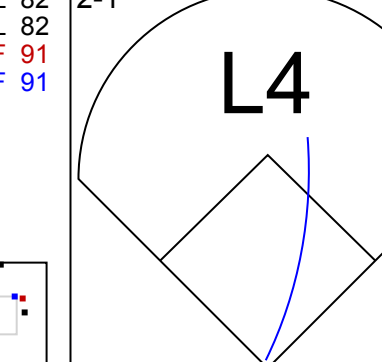
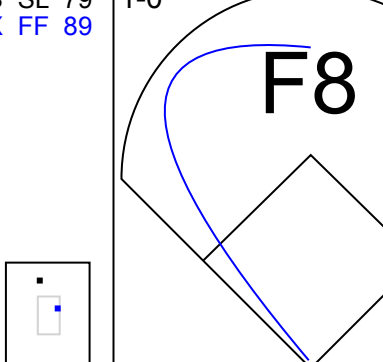
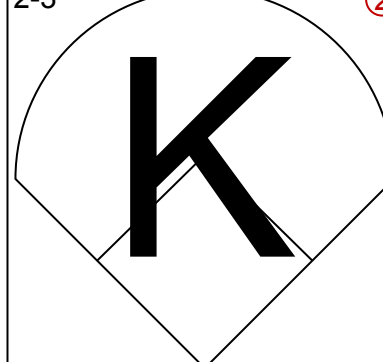
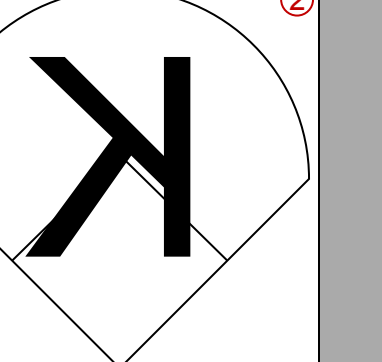
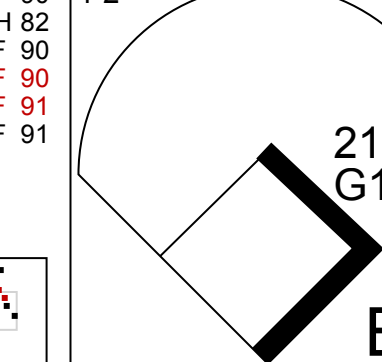
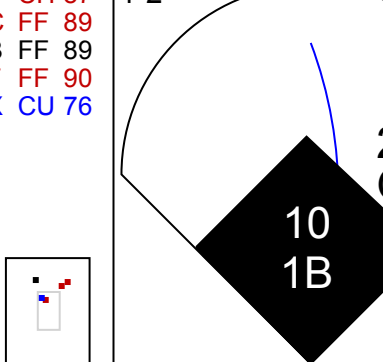
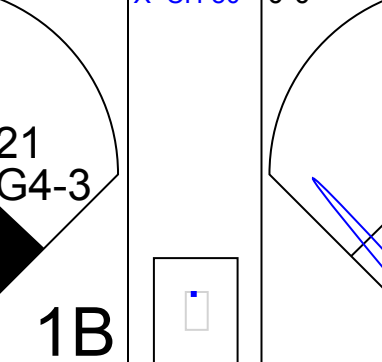
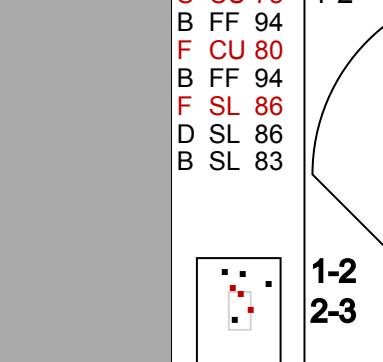


Batter	1	2	3	4	5	6	7	8	9	AB	R	H	RBI	BB	SO	LOB	TOP			
20 Raiji Davis, R OBP: 0.342, SLG: 0.415										4	1	1	2	0	1	2				
3 Ian Kinsler, R OBP: 0.337, SLG: 0.441										5	0	1	0	0	1	1				
24 Miguel Cabrera, R OBP: 0.338, SLG: 0.493										5	0	1	2	0	1	0				
41 Victor Martinez, S OBP: 0.387, SLG: 0.597										3	1	1	0	1	0	2				
28 J.D. Martinez, R OBP: 0.256, SLG: 0.286										3	0	0	0	1	0	2				
14 Austin Jackson, R OBP: 0.343, SLG: 0.423										4	1	0	0	0	1	4				
32 Don Kelly, L OBP: 0.361, SLG: 0.421										3	1	1	1	1	1	0				
50 Bryan Holaday, R OBP: 0.343, SLG: 0.333										4	2	2	1	0	1	0				
29 Danny Worth, R OBP: 0.304, SLG: 0.333										4	1	2	1	0	0	0				
Inning Stats	R: 0 E: 0 K: 2 S: 9	H: 0 LOB: 0 BB: 0 P: 13	R: 0 E: 0 K: 0 S: 14	H: 0 LOB: 0 BB: 0 P: 20	R: 2 E: 0 K: 0 S: 14	H: 4 LOB: 2 BB: 0 P: 23	R: 3 E: 0 K: 0 S: 17	H: 2 LOB: 1 BB: 2 P: 31	R: 1 E: 0 K: 1 S: 10	H: 1 LOB: 0 BB: 1 P: 22	R: 0 E: 0 K: 1 S: 8	H: 1 LOB: 0 BB: 0 P: 13	R: 0 E: 0 K: 1 S: 10	H: 0 LOB: 0 BB: 0 P: 14	R: 0 E: 0 K: 1 S: 7	H: 0 LOB: 0 BB: 0 P: 10	1B: 8 2B: 0 HR: 1	SF: 1 SAC: 0 DP: 0 HBP: 0	WP: 1 PB: 0 SB: 3 CS: 0	PA: 39
PITCHER	IP WLS BF H R ER SO BB IBB HBP BLK WP HR S P ERA WHIP	IP WLS BF H R ER SO BB IBB HBP BLK WP HR S P ERA WHIP	IP WLS BF H R ER SO BB IBB HBP BLK WP HR S P ERA WHIP	IP WLS BF H R ER SO BB IBB HBP BLK WP HR S P ERA WHIP	IP WLS BF H R ER SO BB IBB HBP BLK WP HR S P ERA WHIP	IP WLS BF H R ER SO BB IBB HBP BLK WP HR S P ERA WHIP	IP WLS BF H R ER SO BB IBB HBP BLK WP HR S P ERA WHIP	IP WLS BF H R ER SO BB IBB HBP BLK WP HR S P ERA WHIP	IP WLS BF H R ER SO BB IBB HBP BLK WP HR S P ERA WHIP	IP WLS BF H R ER SO BB IBB HBP BLK WP HR S P ERA WHIP	IP WLS BF H R ER SO BB IBB HBP BLK WP HR S P ERA WHIP	IP WLS BF H R ER SO BB IBB HBP BLK WP HR S P ERA WHIP	IP WLS BF H R ER SO BB IBB HBP BLK WP HR S P ERA WHIP	IP WLS BF H R ER SO BB IBB HBP BLK WP HR S P ERA WHIP	IP WLS BF H R ER SO BB IBB HBP BLK WP HR S P ERA WHIP	IP WLS BF H R ER SO BB IBB HBP BLK WP HR S P ERA WHIP	IP WLS BF H R ER SO BB IBB HBP BLK WP HR S P ERA WHIP	IP WLS BF H R ER SO BB IBB HBP BLK WP HR S P ERA WHIP	IP WLS BF H R ER SO BB IBB HBP BLK WP HR S P ERA WHIP	IP WLS BF H R ER SO BB IBB HBP BLK WP HR S P ERA WHIP
39 Kevin Gausman, R ERA: 11.25	4.0	L	20	6	5	5	2	2	0	0	0	0	0	1	0	54	87	11.25	2.000	
50 Miguel González, R ERA: 4.75	2.0		9	2	2	1	1	1	0	0	0	0	0	1	21	39	4.50	1.500		
58 Ryan Webb, R ERA: 3.94	1.0		4	1	0	0	1	0	0	0	0	0	0	0	8	13	0.00	1.000		
40 Troy Patton, L ERA: 1.93	1.0		3	0	0	0	1	0	0	0	0	0	0	0	10	14	0.00	0.000		
17 Brian Matusz, L ERA: 3.46	1.0		3	0	0	0	1	0	0	0	0	0	0	0	7	10	0.00	0.000		

Detroit Tigers @ Baltimore Orioles
Oriole Park at Camden Yards, Baltimore, MD
 Wed May 14 2014, 12:38 PM - 4:04 PM EDT
 Att: 36,727 - Drizzlie - 60 F


AB 35
R 7
H 9
RBI 7
BB 3
SO 6
LOB 11



Batter	1	2	3	4	5	6	7	8	9	AB	R	H	RBI	BB	SO	LOB	BOTTOM					
21 Nick Markakis, L OBP: 0.347, SLG: 0.380										5	0	0	0	0	0	5						
13 Manny Machado, R OBP: 0.235, SLG: 0.235										4	1	0	0	1	2	1						
10 Adam Jones, R OBP: 0.294, SLG: 0.427										5	1	3	1	0	0	0						
19 Chris Davis, L OBP: 0.360, SLG: 0.363										3	1	1	1	2	0	2						
23 Nelson Cruz, R OBP: 0.344, SLG: 0.552										5	1	2	3	0	1	1						
2 J.J. Hardy, R OBP: 0.275, SLG: 0.307										4	0	1	0	0	0	2						
45 Steve Clevenger, L OBP: 0.352, SLG: 0.500										4	0	1	0	0	1	2						
6 Jonathan Schoop, R OBP: 0.268, SLG: 0.362										4	0	0	0	0	2	2						
9 David Lough, L OBP: 0.243, SLG: 0.235										2	1	1	0	2	0	0						
Inning Stats	R: 0 E: 0 K: 0 S: 7	H: 1 LOB: 1 BB: 0 P: 14	R: 0 E: 0 K: 2 S: 12	H: 0 LOB: 0 BB: 0 P: 17	R: 0 E: 0 K: 1 S: 12	H: 0 LOB: 1 BB: 1 P: 20	R: 0 E: 0 K: 0 S: 11	H: 1 LOB: 2 BB: 1 P: 20	R: 5 E: 0 K: 0 S: 19	H: 4 LOB: 0 BB: 1 P: 27	R: 0 E: 0 K: 1 S: 9	H: 0 LOB: 0 BB: 0 P: 12	R: 0 E: 0 K: 1 S: 13	H: 1 LOB: 1 BB: 0 P: 16	R: 0 E: 0 K: 1 S: 16	H: 2 LOB: 3 BB: 1 P: 24	R: 0 E: 0 K: 0 S: 12	H: 0 LOB: 1 BB: 1 P: 21	1B: 8 2B: 0 HR: 1	SF: 0 SAC: 0 DP: 0 HBP: 0	WP: 1 PB: 0 SB: 0 CS: 0	PA: 41
PITCHER	IP WLS BF H R ER SO BB IBB HBP BLK WP HR S P ERA WHIP	IP WLS BF H R ER SO BB IBB HBP BLK WP HR S P ERA WHIP	IP WLS BF H R ER SO BB IBB HBP BLK WP HR S P ERA WHIP	IP WLS BF H R ER SO BB IBB HBP BLK WP HR S P ERA WHIP	IP WLS BF H R ER SO BB IBB HBP BLK WP HR S P ERA WHIP	IP WLS BF H R ER SO BB IBB HBP BLK WP HR S P ERA WHIP	IP WLS BF H R ER SO BB IBB HBP BLK WP HR S P ERA WHIP	IP WLS BF H R ER SO BB IBB HBP BLK WP HR S P ERA WHIP	IP WLS BF H R ER SO BB IBB HBP BLK WP HR S P ERA WHIP	IP WLS BF H R ER SO BB IBB HBP BLK WP HR S P ERA WHIP	IP WLS BF H R ER SO BB IBB HBP BLK WP HR S P ERA WHIP	IP WLS BF H R ER SO BB IBB HBP BLK WP HR S P ERA WHIP	IP WLS BF H R ER SO BB IBB HBP BLK WP HR S P ERA WHIP	IP WLS BF H R ER SO BB IBB HBP BLK WP HR S P ERA WHIP	IP WLS BF H R ER SO BB IBB HBP BLK WP HR S P ERA WHIP	IP WLS BF H R ER SO BB IBB HBP BLK WP HR S P ERA WHIP	IP WLS BF H R ER SO BB IBB HBP BLK WP HR S P ERA WHIP	IP WLS BF H R ER SO BB IBB HBP BLK WP HR S P ERA WHIP	IP WLS BF H R ER SO BB IBB HBP BLK WP HR S P ERA WHIP	IP WLS BF H R ER SO BB IBB HBP BLK WP HR S P ERA WHIP	IP WLS BF H R ER SO BB IBB HBP BLK WP HR S P ERA WHIP	
35 Justin Verlander, R ERA: 3.15	6.0	W	27	6	5	5	4	3	0	0	0	0	0	0	0	0	70	10	7.50	1.500		
62 Ai Alburoqueque, R ERA: 3.94	0.2	H	3	1	0	0	1	0	0	0	0	0	0	0	0	8	10	0.00	1.500			
46 Ian Krol, L ERA: 2.15	0.1	H	1	0	0	0	0	0	0	0	0	0	0	0	0	5	6	0.00	0.000			
44 Joba Chamberlain, R ERA: 4.02	1.0	H	6	2	0	0	1	1	0	0	0	0	0	0	16	24	0.00	3.000				
36 Joe Nathan, R ERA: 3.45	1.0	S	4	0	0	0	0	1	0	0	0	0	0	0	12	21	0.00	1.000				

Detroit Tigers @ Baltimore Orioles
Oriole Park at Camden Yards, Baltimore, MD
 Wed May 14 2014, 12:38 PM - 4:04 PM EDT
 Att: 36,727 - Drizzlie - 60 F

AB 36
R 5
H 9
RBI 5
BB 5
SO 6
LOB 15



Batter	1	2	3	4	5	6	7	8	9	AB	R	H	RBI	BB	SO	LOB	TOP			
21 Nick Markakis, L OBP: 0.356, SLG: 0.389										4	0	3	0	0	1	0				
13 Manny Machado, R OBP: 0.287, SLG: 0.255										4	0	2	0	0	1	1				
10 Adam Jones, R OBP: 0.293, SLG: 0.422										4	0	1	0	0	1	3				
19 Chris Davis, L OBP: 0.351, SLG: 0.351										3	1	0	0	1	3	3				
23 Nelson Cruz, R OBP: 0.341, SLG: 0.564										4	1	1	2	0	3	2				
45 Steve Clevenger, L OBP: 0.282, SLG: 0.463										4	0	0	0	0	1	2				
2 J.J. Hardy, R OBP: 0.280, SLG: 0.322										4	0	2	0	0	1	0				
3 Ryan Flaherty, L OBP: 0.279, SLG: 0.256										4	0	1	0	0	0	1				
9 David Lough, L OBP: 0.231, SLG: 0.222										4	0	0	0	0	2	2				
Inning Stats	R: 0 E: 0 K: 1 S: 14	H: 2 LOB: 1 BB: 0 P: 20	R: 0 E: 0 K: 1 S: 14	H: 1 LOB: 1 BB: 0 P: 21	R: 0 E: 0 K: 0 S: 8	H: 1 LOB: 1 BB: 0 P: 13	R: 2 E: 0 K: 1 S: 9	H: 1 LOB: 0 BB: 1 P: 14	R: 0 E: 0 K: 3 S: 10	H: 0 LOB: 0 BB: 0 P: 13	R: 0 E: 0 K: 1 S: 9	H: 3 LOB: 2 BB: 0 P: 19	R: 0 E: 0 K: 2 S: 15	H: 2 LOB: 0 BB: 0 P: 23	R: 0 E: 0 K: 1 S: 7	H: 0 LOB: 0 BB: 0 P: 10	1B: 8 2B: 1 3B: 0 HR: 1	SF: 0 SAC: 0 DP: 1 HBP: 0	WP: 0 PB: 0 SB: 0 CS: 0	PA: 36
PITCHER	IP WLS BF H R ER SO BB IBB HBP BLK WP HR S P ERA WHIP																			
30 Yordano Ventura, R ERA: 2.4	6.1 L 26 7 2 2 9 1 0 0 0 0 0 1 70 104 2.84 1.263																			
55 Tim Collins, L ERA: 7.54	0.2 2 1 0 0 1 0 0 0 0 0 0 0 7 10 0.00 1.500																			
31 Louis Coleman, R ERA: 5.56	0.0 2 2 0 0 0 0 0 0 0 0 0 0 7 12 ∞ ∞																			
40 Kelvin Herrera, R ERA: 1.4	1.0 3 0 0 0 2 0 0 0 0 0 0 0 8 11 0.00 0.000																			
43 Aaron Crow, R ERA:	1.0 3 0 0 0 1 0 0 0 0 0 0 0 7 10 0.00 0.000																			

Baltimore Orioles @ Kansas City Royals
Kauffman Stadium, Kansas City, MO
Thu May 15 2014, 7:13 PM - 10:09 PM CDT
Att: 12,455 - Partly Cloudy - 57 F

AB 35
R 2
H 10
RBI 2
BB 1
SO 13
LOB 14



Batter	1	2	3	4	5	6	7	8	9	AB	R	H	RBI	BB	SO	LOB	BOTTOM					
23 Norichika Aoki, L OBP: 0.311, SLG: 0.318										4	0	0	0	0	0	1						
35 Eric Hosmer, L OBP: 0.341, SLG: 0.414										4	1	1	0	0	1	1						
16 Billy Butler, R OBP: 0.291, SLG: 0.296										4	0	0	0	0	1	1						
13 Salvador Perez, R OBP: 0.338, SLG: 0.447										3	0	1	0	1	1	0						
4 Alex Gordon, L OBP: 0.317, SLG: 0.366										4	0	2	0	0	0	0						
19 Danny Valencia, R OBP: 0.320, SLG: 0.391										3	0	1	1	0	1	2						
9 Johnny Giavotella, R OBP: 0.222, SLG: 0.320										4	0	0	0	0	0	5						
6 Lorenzo Cain, R OBP: 0.367, SLG: 0.403										3	0	1	0	0	0	0						
2 Alcides Escobar, R OBP: 0.336, SLG: 0.409										3	0	1	0	0	0	1						
Inning Stats	R: 0 E: 0 K: 0 S: 5	H: 0 LOB: 0 BB: 0 P: 11	R: 0 E: 0 K: 0 S: 12	H: 1 LOB: 1 BB: 0 P: 18	R: 0 E: 0 K: 0 S: 11	H: 1 LOB: 0 BB: 0 P: 15	R: 1 E: 0 K: 1 S: 14	H: 3 LOB: 2 BB: 0 P: 19	R: 0 E: 0 K: 0 S: 9	H: 1 LOB: 1 BB: 0 P: 14	R: 0 E: 0 K: 1 S: 15	H: 1 LOB: 2 BB: 1 P: 25	R: 0 E: 0 K: 0 S: 12	H: 0 LOB: 0 BB: 0 P: 13	R: 0 E: 0 K: 2 S: 11	H: 0 LOB: 0 BB: 0 P: 15	R: 0 E: 0 K: 0 S: 7	H: 0 LOB: 0 BB: 0 P: 12	1B: 6 2B: 1 3B: 0 HR: 0	SF: 1 SAC: 0 DP: 1 HBP: 0	WP: 0 PB: 0 SB: 0 CS: 0	PA: 34
PITCHER	IP WLS BF H R ER SO BB IBB HBP BLK WP HR S P ERA WHIP																					
16 Wei-Yin Chen, L ERA: 3.69	5.1 W 23 7 1 1 1 1 0 0 0 0 0 0 17 20 0.00 0.000																					
56 Darren O'Day, R ERA: 0.54	1.2 H 5 0 0 0 1 0 0 0 0 0 0 0 3 4 0.00 0.000																					
40 Troy Patton, L ERA: 1.8	0.1 H 1 0 0 0 1 0 0 0 0 0 0 0 3 4 0.00 0.000																					
58 Ryan Webb, R ERA: 3.78	0.2 H 2 0 0 0 1 0 0 0 0 0 0 0 8 11 0.00 0.000																					
53 Zack Britton, L ERA: 0.61	1.0 S 3 0 0 0 0 0 0 0 0 0 0 0 7 12 0.00 0.000																					

Baltimore Orioles @ Kansas City Royals
Kauffman Stadium, Kansas City, MO
Thu May 15 2014, 7:13 PM - 10:09 PM CDT
Att: 12,455 - Partly Cloudy - 57 F

AB 32
R 1
H 7
RBI 1
BB 1
SO 4
LOB 11



Batter	1	2	3	4	5	6	7	8	9	AB	R	H	RBI	BB	SO	LOB	TOP				
21 Nick Markakis, L (1,9) OBP: 0.348, SLG: 0.380	F7		F8		G4-3		F7			4	0	0	0	0	0	2					
13 Manny Machado, R (1,5) OBP: 0.286, SLG: 0.254	G1-3			E1 10 WP 23 1B		P4		G6-3		4	1	1	0	0	0	0					
10 Adam Jones, R (1,8) OBP: 0.292, SLG: 0.418	F9			G6-3		19 1B 23 SF8		F8		4	1	1	0	0	0	1					
19 Chris Davis, L (1,3) OBP: 0.370, SLG: 0.392		L4		23 1B 45 FC4-6		1B		HR		3	2	2	1	1	0	0					
23 Nelson Cruz, R (1,10) OBP: 0.345, SLG: 0.566	G5-3			45 FC4-6		SF8		1B		3	0	2	2	0	0	0					
45 Steve Clevenger, L (1,2) OBP: 0.306, SLG: 0.431	K			FC4-6		G3		G4-3		4	0	0	1	0	1	3					
2 J.J. Hardy, R (1,6) OBP: 0.279, SLG: 0.320				K						4	0	1	0	0	1	1					
3 Ryan Flaherty, L (1,4) OBP: 0.267, SLG: 0.244			F8		F8		G4-3			4	0	0	0	0	0	1					
9 David Lough, L (1,7) OBP: 0.232, SLG: 0.224			F7		F9					4	0	1	0	0	0	1					
Inning Stats	R: 0 H: 0 E: 0 K: 0 S: 7	H: 0 LOB: 0 BB: 0 P: 14	R: 0 H: 0 E: 0 K: 1 S: 9	H: 0 LOB: 0 BB: 0 P: 13	R: 0 H: 1 E: 0 K: 0 S: 9	H: 1 LOB: 1 BB: 0 P: 11	R: 2 H: 2 E: 1 K: 1 S: 17	H: 2 LOB: 1 BB: 1 P: 25	R: 0 H: 0 E: 0 K: 0 S: 6	H: 0 LOB: 0 BB: 0 P: 7	R: 1 H: 2 E: 0 K: 0 S: 11	H: 2 LOB: 1 BB: 0 P: 16	R: 0 H: 1 E: 0 K: 0 S: 9	H: 1 LOB: 0 BB: 0 P: 15	R: 1 H: 2 E: 0 K: 0 S: 11	H: 2 LOB: 1 BB: 0 P: 15	R: 0 H: 0 E: 0 K: 0 S: 8	H: 0 LOB: 0 BB: 0 P: 13	1B: 7 SF: 1 2B: 0 3B: 0 HR: 1	SF: 1 SAC: 0 DP: 0 HBP: 0	WP: 1 PA: 36 PB: 0 SB: 0 CS: 0
PITCHER	IP WLS BF H R ER SO BB IBB HBP BLK WP HR S P ERA WHIP	8.0 L 33 8 4 4 2 1 0 0 0 1 1 79 116 4.50 1.125	1.0 3 0 0 0 0 0 0 0 0 0 0 0 8 13 0.00 0.000																		

Baltimore Orioles @ Kansas City Royals
Kauffman Stadium, Kansas City, MO
Fri May 16 2014, 7:12 PM - 9:34 PM CDT
Att: 25,985 - Overcast - 55 F

AB 34
R 4
H 8
RBI 4
BB 1
SO 2
LOB 9



Batter	1	2	3	4	5	6	7	8	9	AB	R	H	RBI	BB	SO	LOB	BOTTOM				
23 Norichika Aoki, L (1,9) OBP: 0.310, SLG: 0.323	2B		F7		G1-3			G4-6-3		4	0	1	0	0	0	3					
35 Eric Hosmer, L (1,3) OBP: 0.233, SLG: 0.410	F7		G6-3			K				4	0	1	0	0	1	1					
13 Salvador Perez, R (1,2) OBP: 0.329, SLG: 0.434	L4			F7		F9		FC6-4 13		4	0	0	0	0	0	2					
4 Alex Gordon, L (1,7) OBP: 0.310, SLG: 0.357	F7			K		F9		FC3-6 16 FC6-4		4	0	0	0	0	1	2					
16 Billy Butler, R (1,10) OBP: 0.284, SLG: 0.288		F9		F8		G5-3		FC6-4		4	0	0	0	0	0	1					
9 Johnny Cueto, R (1,4) OBP: 0.231, SLG: 0.321					G6-3		F9			3	0	1	0	0	0	0					
8 Mike Moustakas, L (1,5) OBP: 0.228, SLG: 0.342		L8				K				2	0	0	0	1	1	1					
2 Alcides Escobar, R (1,6) OBP: 0.336, SLG: 0.407		G5-3			FC6-4 1B			23 G4-6-3 1B		3	0	1	0	0	0	2					
1 Jarrod Dyson, L (1,8) OBP: 0.327, SLG: 0.327				P6				P2		3	0	1	0	0	0	1					
Inning Stats	R: 0 H: 1 E: 0 K: 0 S: 8	H: 1 LOB: 1 BB: 0 P: 12	R: 0 H: 1 E: 0 K: 0 S: 9	H: 1 LOB: 0 BB: 0 P: 14	R: 0 H: 0 E: 0 K: 1 S: 6	H: 0 LOB: 0 BB: 0 P: 11	R: 0 H: 0 E: 0 K: 1 S: 6	H: 0 LOB: 0 BB: 0 P: 7	R: 0 H: 1 E: 0 K: 0 S: 13	H: 1 LOB: 2 BB: 1 P: 21	R: 0 H: 0 E: 0 K: 1 S: 5	H: 0 LOB: 0 BB: 0 P: 9	R: 0 H: 0 E: 0 K: 1 S: 9	H: 0 LOB: 0 BB: 0 P: 16	R: 0 H: 1 E: 0 K: 0 S: 10	H: 1 LOB: 0 BB: 0 P: 17	R: 0 H: 1 E: 0 K: 0 S: 9	H: 1 LOB: 0 BB: 0 P: 10	1B: 4 SF: 0 2B: 1 3B: 0 HR: 0	SF: 0 SAC: 0 DP: 1 HBP: 0	WP: 0 PA: 32 PB: 0 SB: 0 CS: 0
PITCHER	IP WLS BF H R ER SO BB IBB HBP BLK WP HR S P ERA WHIP	9.0 W 32 5 0 0 3 1 0 0 0 0 0 77 117 0.00 0.667																			

Baltimore Orioles @ Kansas City Royals
Kauffman Stadium, Kansas City, MO
Fri May 16 2014, 7:12 PM - 9:34 PM CDT
Att: 25,985 - Overcast - 55 F

AB 31
R 0
H 5
RBI 0
BB 1
SO 3
LOB 13



Batter	1	2	3	4	5	6	7	8	9	AB	R	H	RBI	BB	SO	LOB	TOP				
21 Nick Markakis, L (1,9) OBP: 0.346, SLG: 0.373	G4-3			G6-3			F7		13 BB	3	0	0	0	1	0	0	<p>Baltimore Orioles @ Kansas City Royals</p> <p>Kauffman Stadium, Kansas City, MO</p> <p>Sat May 17 2014, 6:12 PM - 8:50 PM CDT</p> <p>Att: 24,064 - Overcast - 65 F</p>				
13 Manny Machado, R (1,5) OBP: 0.285, SLG: 0.254	L9			P5			K		19 BB	4	0	1	0	0	1	0					
10 Adam Jones, R (1,8) OBP: 0.291, SLG: 0.414	G5-3			G6-3			1B		K	4	0	1	0	0	1	2					
19 Chris Davis, L (1,3) OBP: 0.366, SLG: 0.380	F7			F7			P6		BB	3	0	0	0	1	0	1					
23 Nelson Cruz, R (1,7) OBP: 0.343, SLG: 0.558	G6-3			G5-3			1B		K	4	0	1	0	0	1	3					
2 J.J. Hardy, R (1,6) OBP: 0.273, SLG: 0.312	P5			P3			K			3	0	0	0	0	1	1					
27 Delmon Young, R (1,10) OBP: 0.323, SLG: 0.387	F9			F9			F8			3	0	0	0	0	0	1					
6 Jonathan Schoop, R (1,4) OBP: 0.262, SLG: 0.353	G4-3			G5-3			K2-3			3	0	0	0	0	1	1					
36 Caleb Joseph, R (1,2) OBP: 0.091, SLG: 0.091	K			L5			K			2	0	0	0	0	1	0					
45 Steve Clevenger, L (9,PH) OBP: 0.302, SLG: 0.424	K									1	0	0	0	0	1	0					
Inning Stats	R: 0 E: 0 K: 0 S: 5	H: 0 LOB: 0 BB: 0 P: 6	R: 0 E: 0 K: 0 S: 10	H: 0 LOB: 0 BB: 0 P: 16	R: 0 E: 0 K: 1 S: 12	H: 0 LOB: 0 BB: 0 P: 16	R: 0 E: 0 K: 0 S: 8	H: 0 LOB: 0 BB: 0 P: 14	R: 0 E: 0 K: 0 S: 7	H: 0 LOB: 0 BB: 0 P: 11	R: 0 E: 0 K: 1 S: 10	H: 1 LOB: 1 BB: 0 P: 16	R: 0 E: 0 K: 2 S: 13	H: 1 LOB: 1 BB: 0 P: 18	R: 0 E: 0 K: 3 S: 14	H: 1 LOB: 3 BB: 2 P: 27	1B: 3 2B: 0 3B: 0 HR: 0	SF: 0 SAC: 0 DP: 0 HBP: 0	WP: 0 PB: 0 SB: 0 CS: 0	PA: 32	
PITCHER	IP	WLS	BF	H	R	ER	SO	BB	IBB	HBP	BLK	WP	HR	S	P	ERA	WHIP				
41 Danny Duffy, L (1,1) ERA: 1.42	7.0	W	23	2	0	0	2	0	0	0	0	0	0	65	97	0.00	0.286				
17 Wade Davis, R (8,1) ERA: 1.95	1.0	H	3	0	0	0	2	0	0	0	0	0	0	8	11	0.00	0.000				
56 Greg Holland, R (9,1) ERA: 2.25	1.0	S	6	1	0	0	3	2	0	0	0	0	0	14	27	0.00	3.000				

AB	30
R	0
H	3
RBI	0
BB	2
SO	7
LOB	9



Batter	1	2	3	4	5	6	7	8	9	AB	R	H	RBI	BB	SO	LOB	BOTTOM				
23 Norichika Aoki, L (1,9) OBP: 0.314, SLG: 0.327	16 BB			E5			FC6-5			4	1	2	0	0	0	1	<p>Baltimore Orioles @ Kansas City Royals</p> <p>Kauffman Stadium, Kansas City, MO</p> <p>Sat May 17 2014, 6:12 PM - 8:50 PM CDT</p> <p>Att: 24,064 - Overcast - 65 F</p>				
1 Jarrod Dyson, L (8,8) OBP: 0.327, SLG: 0.327	1B			SH5-3			1B			2	0	0	0	0	0	1					
2 Alcides Escobar, R (1,6) OBP: 0.335, SLG: 0.401	L4			SH5-3			HBP		G6-3	2	0	0	0	0	1						
35 Eric Hosmer, L (1,3) OBP: 0.332, SLG: 0.400	F7			G6-3			P5		G1-3	4	0	0	0	0	4						
16 Billy Butler, R (1,10) OBP: 0.283, SLG: 0.287	1B			F8			K		G6-3	4	0	1	1	0	1	1					
4 Alex Gordon, L (1,7) OBP: 0.305, SLG: 0.350	F7			G4-3			F7			3	0	0	0	0	1						
6 Lorenzo Cain, R (1,8) OBP: 0.386, SLG: 0.392				G6-3			F7			2	0	0	0	1	0	0					
8 Mike Moustakas, L (1,5) OBP: 0.231, SLG: 0.342	F7			F9			FC6-5		9 BB	3	0	1	0	0	0	1					
9 Johnny Giavotella, R (1,4) OBP: 0.212, SLG: 0.290	FC6-4-5			G6-3			G4-3			3	0	0	0	0	2						
37 Pedro Ciriaco, R (8,4) ERA: 3.89				G5-3			G4-3			0	0	0	0	0	0	0					
12 Brett Hayes, R (1,2) ERA: 6.46	F9			G5-3			P4			3	0	0	0	0	2						
Inning Stats	R: 1 E: 0 K: 0 S: 10	H: 2 LOB: 1 BB: 0 P: 16	R: 0 E: 0 K: 0 S: 11	H: 0 LOB: 1 BB: 1 P: 18	R: 0 E: 1 K: 0 S: 8	H: 0 LOB: 1 BB: 0 P: 10	R: 0 E: 0 K: 0 S: 6	H: 0 LOB: 0 BB: 0 P: 8	R: 0 E: 0 K: 1 S: 10	H: 1 LOB: 2 BB: 0 P: 16	R: 0 E: 0 K: 1 S: 9	H: 0 LOB: 0 BB: 0 P: 14	R: 0 E: 0 K: 1 S: 12	H: 1 LOB: 1 BB: 0 P: 15	R: 0 E: 0 K: 0 S: 6	H: 0 LOB: 0 BB: 0 P: 7	1B: 4 2B: 0 3B: 0 HR: 0	SF: 0 SAC: 1 DP: 0 HBP: 1	WP: 0 PB: 0 SB: 2 CS: 0	PA: 31	
PITCHER	IP	WLS	BF	H	R	ER	SO	BB	IBB	HBP	BLK	WP	HR	S	P	ERA	WHIP				
25 Bud Norris, R (1,1) ERA: 3.58	7.1	L	29	4	1	1	1	1	0	0	0	0	0	68	99	1.23	0.682				
17 Brian Matusz, L (8,1) ERA: 3.89	0.1		1	0	0	0	0	0	0	0	0	0	0	2	2	0.00	0.000				
29 Tommy Hunter, R (8,1) ERA: 6.46	0.1		1	0	0	0	0	0	0	0	0	0	0	2	3	0.00	0.000				

AB	28
R	1
H	4
RBI	1
BB	1
SO	1
LOB	13



Batter	1	2	3	4	5	6	7	8	9	AB	R	H	RBI	BB	SO	LOB	TOP					
21 Nick Markakis, L (1.9) OBP: 0.350, SLG: 0.370										3	0	2	1	1	0	1	Baltimore Orioles @ Pittsburgh Pirates PNC Park, Pittsburgh, PA Wed May 21 2014, 7:17 PM - 10:44 PM EDT Att: 19,365 - Cloudy - 74 F					
13 Manny Machado, R (1.5) OBP: 0.277, SLG: 0.285										5	1	1	1	0	2	5						
10 Adam Jones, R (1.8) OBP: 0.300, SLG: 0.429										4	1	0	0	1	1	2						
19 Chris Davis, L (1.3) OBP: 0.391, SLG: 0.482										3	1	2	1	1	0	1						
23 Nelson Cruz, R (1.7) OBP: 0.342, SLG: 0.576										5	2	3	3	0	2	2						
2 J.J. Hardy, R (1.6) OBP: 0.295, SLG: 0.345										5	1	2	1	0	2	3						
6 Jonathan Schoop, R (1.4) OBP: 0.268, SLG: 0.346										4	1	1	0	0	0	0						
36 Caleb Joseph, R (1.2) OBP: 0.167, SLG: 0.063										2	0	0	0	1	0	2						
45 Steve Clevenger, L (7.7PH) OBP: 0.234, SLG: 0.405										1	0	0	0	1	1	0						
30 Chris Tillman, R (1.1) 35 Brad Brach, R (2.1) 27 Delmon Young, R (6.7PH) 17 Brian Matusz, L (6.1) 28 Steve Pearce, R (7.7PH) 58 Ryan Webb, R (7.1) 9 David Lough, L (9.7PH)										0	1	0	0	0	0	0						
Inning Stats	R: 0 H: 1 E: 0 K: 0 S: 11	H: 1 LOB: 0 P: 18	R: 6 H: 6 E: 1 K: 1 S: 30	H: 6 LOB: 2 P: 49	R: 0 H: 0 E: 0 K: 0 S: 6	H: 0 LOB: 1 P: 11	R: 0 H: 0 E: 0 K: 1 S: 11	H: 0 LOB: 0 P: 19	R: 0 H: 0 E: 0 K: 1 S: 7	H: 0 LOB: 0 P: 10	R: 0 H: 1 E: 0 K: 1 S: 8	H: 1 LOB: 1 P: 9	R: 2 H: 4 E: 0 K: 1 S: 19	H: 3 LOB: 2 P: 34	R: 0 H: 0 E: 0 K: 2 S: 15	H: 0 LOB: 0 P: 22	R: 0 H: 0 E: 0 K: 2 S: 8	H: 0 LOB: 0 P: 10	1B: 7 2B: 4 3B: 0 HR: 1	SF: 1 SAC: 3 DP: 0 HBP: 1	WP: 0 PB: 0 SB: 1 CS: 0	PA: 45
PITCHER	IP: 1.2 WLS: 14 BF: 7 R: 6 ER: 1 SO: 0 BB: 1 IBB: 0 HBP: 0 BLK: 0 WP: 0 HR: 1 S: 37 P: 61 ERA: 5.40 WHIP: 4.800	IP: 3.1 WLS: 12 BF: 0 R: 0 ER: 0 SO: 3 BB: 2 IBB: 0 HBP: 0 BLK: 0 WP: 0 HR: 0 S: 28 P: 46 ERA: 0.00 WHIP: 0.600	IP: 6.1 WLS: 5 BF: 2 R: 1 ER: 0 SO: 1 BB: 0 IBB: 0 HBP: 0 BLK: 0 WP: 0 HR: 12 S: 15 P: 28 ERA: 9.00 WHIP: 4.000	IP: 7.1 WLS: 7 BF: 3 R: 1 ER: 1 SO: 1 BB: 1 IBB: 0 HBP: 0 BLK: 0 WP: 0 HR: 15 S: 22 P: 22 ERA: 0.00 WHIP: 0.000	IP: 1.0 WLS: 3 BF: 0 R: 0 ER: 0 SO: 2 BB: 0 IBB: 0 HBP: 0 BLK: 0 WP: 0 HR: 0 S: 10 P: 10 ERA: 0.00 WHIP: 0.000																	

Batter	1	2	3	4	5	6	7	8	9	AB	R	H	RBI	BB	SO	LOB	BOTTOM			
5 Josh Harrison, R (1.9) OBP: 0.328, SLG: 0.508										3	2	0	0	2	0	0	Baltimore Orioles @ Pittsburgh Pirates PNC Park, Pittsburgh, PA Wed May 21 2014, 7:17 PM - 10:44 PM EDT Att: 19,365 - Cloudy - 74 F			
18 Neil Walker, S (1.4) OBP: 0.338, SLG: 0.457										5	1	1	1	0	1	1				
22 Andrew McCutchen, R (1.8) OBP: 0.436, SLG: 0.485										5	2	3	1	0	2	0				
24 Pedro Alvarez, L (1.5) OBP: 0.312, SLG: 0.373										4	2	2	1	0	0	1				
6 Starling Marte, R (1.7) OBP: 0.333, SLG: 0.419										4	2	3	2	0	0	0				
15 Ike Davis, L (1.3) OBP: 0.383, SLG: 0.417										4	0	3	2	0	0	0				
10 Jordy Mercer, R (1.6) OBP: 0.254, SLG: 0.294										4	0	0	0	0	2	5				
26 Tony Sanchez, R (1.2) OBP: 0.316, SLG: 0.375										2	0	1	1	2	0	1				
51 Wandy Rodriguez, S (1.1) 32 Vin Mazzaro, R (2.1) 31 Jose Tabata, R (6.7PH) 37 Justin Wilson, L (6.1) 29 Bryan Morris, L (7.1) 23 Travis Snider, L (7.7PH) 44 Tony Watson, L (8.1) 35 Mark Melancon, R (9.1)										1	0	0	0	0	0	2				
Inning Stats	R: 4 H: 4 E: 0 K: 1 S: 19	H: 4 LOB: 2 P: 34	R: 4 H: 5 E: 0 K: 0 S: 12	H: 5 LOB: 1 P: 19	R: 0 H: 0 E: 0 K: 0 S: 11	H: 0 LOB: 0 P: 14	R: 0 H: 0 E: 0 K: 1 S: 6	H: 0 LOB: 0 P: 10	R: 0 H: 0 E: 0 K: 2 S: 9	H: 0 LOB: 1 P: 14	R: 0 H: 1 E: 0 K: 1 S: 10	H: 1 LOB: 0 P: 16	R: 1 H: 3 E: 0 K: 0 S: 10	H: 3 LOB: 1 P: 11	R: 0 H: 0 E: 0 K: 1 S: 8	H: 0 LOB: 0 P: 11		1B: 9 2B: 3 3B: 1 HR: 0	SF: 0 SAC: 0 DP: 2 HBP: 0	WP: 0 PB: 0 SB: 0 CS: 0
PITCHER	IP: 1.0 WLS: 13 BF: 7 R: 8 ER: 8 SO: 0 BB: 3 IBB: 0 HBP: 0 BLK: 0 WP: 0 HR: 0 S: 23 P: 44 ERA: 72.00 WHIP: 10.000	IP: 4.0 WLS: 14 BF: 2 R: 0 ER: 0 SO: 3 BB: 1 IBB: 0 HBP: 0 BLK: 0 WP: 0 HR: 34 S: 47 P: 47 ERA: 0.00 WHIP: 0.750	IP: 6.1 WLS: 4 BF: 1 R: 0 ER: 0 SO: 1 BB: 0 IBB: 0 HBP: 0 BLK: 0 WP: 0 HR: 10 S: 16 P: 16 ERA: 0.00 WHIP: 1.000	IP: 7.1 WLS: 8 BF: 3 R: 1 ER: 1 SO: 1 BB: 0 IBB: 0 HBP: 0 BLK: 0 WP: 0 HR: 18 S: 22 P: 22 ERA: 4.50 WHIP: 1.500	IP: 1.0 WLS: 3 BF: 0 R: 0 ER: 0 SO: 2 BB: 0 IBB: 0 HBP: 0 BLK: 0 WP: 0 HR: 0 S: 10 P: 10 ERA: 0.00 WHIP: 0.000															




Batter	1	2	3	4	5	6	7	8	9	10	11	12	13	AB R H RBI BB SO LOB	TOP															
24 Michael Bourn, L OBP: 0.305, SLG: 0.405	G1-3		G1-3		G1-3		G1-3			G4-3		F7		6 1 3 0 0 0 0	Cleveland Indians @ Baltimore Orioles Oriole Park at Camden Yards, Baltimore, MD Thu May 22 2014, 7:08 PM - 11:29 PM EDT Att. 18,894 - Cloudy - 81 F															
13 Asdrubal Cabrera, S 1 Justin Sellers, R	G6-3		F9		G5-3		F7			SH3-4			P4	4 0 0 0 0 0 3 1 0 0 0 0 0 0																
23 Michael Brantley, L OBP: 0.329, SLG: 0.525	G3		G3		G4-3		G4-3		K	G4-3			G4-3	6 2 2 1 0 1 1																
9 Ryan Raburn, R 8 Lonnie Chisenhall, L OBP: 0.442, SLG: 0.545		HR	K		G6-3		G6-3		HR	L1-3			G4-3	3 1 1 1 0 1 0 3 2 2 1 0 0 1																
33 Nick Swisher, S OBP: 0.313, SLG: 0.322	L8						G6-3		K				K	5 0 1 0 1 2 0																
10 Yan Gomes, R OBP: 0.329, SLG: 0.476		G4-6-3			G4-6-3		G4-3		K				F9	6 1 2 0 0 1 4																
41 Carlos Santana, S OBP: 0.304, SLG: 0.276		G5-3			F9					G4-3				6 1 2 2 0 1 1																
7 David Murphy, L OBP: 0.353, SLG: 0.466	G1				L8		G4-3						P5	5 0 0 1 1 1 2																
4 Mike Aviles, R OBP: 0.299, SLG: 0.383		F7			L3				P2				G5-3	6 0 1 1 0 0 3																
													FC5-4	6 0 1 1 0 0 3																
Inning Stats	R: 0 E: 0 K: 0 S: 10	H: 0 LOB: 0 BB: 0 P: 13	R: 1 E: 0 K: 0 S: 11	H: 2 LOB: 1 BB: 0 P: 19	R: 2 E: 0 K: 1 S: 16	H: 2 LOB: 0 BB: 0 P: 19	R: 0 E: 0 K: 0 S: 6	H: 1 LOB: 0 BB: 0 P: 8	R: 0 E: 0 K: 0 S: 4	H: 0 LOB: 0 BB: 0 P: 6	R: 2 E: 0 K: 0 S: 12	H: 4 LOB: 2 BB: 0 P: 15	R: 1 E: 0 K: 3 S: 15	H: 1 LOB: 0 BB: 0 P: 24	R: 0 E: 0 K: 2 S: 9	H: 0 LOB: 0 BB: 0 P: 13	R: 0 E: 0 K: 1 S: 8	H: 0 LOB: 0 BB: 0 P: 11	R: 0 E: 0 K: 0 S: 9	H: 0 LOB: 0 BB: 0 P: 12	R: 2 E: 0 K: 0 S: 14	H: 3 LOB: 3 BB: 2 P: 26	1B: 10 2B: 1 3B: 1 HR: 2	SF: 0 SAC: 1 DP: 1 HBP: 0	W/P: 1 PB: 0 SB: 0 CS: 0	PA: 54				
PITCHER	16 Wei-Yin Chen, L ERA: 4.08	IP: 6.2 WLS: 27 BF: 8	H: 8 ER: 5 SO: 5	BB: 0 IBB: 0 HBP: 0 BLK: 0	WP: 1 HR: 1 P: 68	P: 92 ERA: 6.75 WHIP: 1.200	40 Troy Patton, L ERA: 8.1	IP: 0.2 WLS: 1 BF: 7	H: 3 ER: 2 SO: 0	BB: 2 IBB: 0 HBP: 0 BLK: 0	WP: 0 HR: 0 P: 13	S: 24 ERA: 27.00 WHIP: 7.500																		
17 Brian Matusz, L ERA: 3.0	0.2	3	1	0	0	1	0	0	0	0	0	0	0	0	5	7	0.00	1.500												
56 Darren O'Day, R ERA: 1.0	0.2	B	3	1	1	1	2	0	0	0	0	0	0	0	1	12	19	13.50	1.500											
53 Zack Britton, L ERA: 0.7	2.0	7	1	0	0	2	0	0	0	0	0	0	0	0	18	27	0.00	0.500												
63 Preston Guilmet, R ERA:	2.1	7	0	0	0	1	0	0	0	0	0	0	0	0	18	25	0.00	0.000												

AB 51
R 8
H 14
RBI 7
BB 2
SO 7
LOB 15



Batter	1	2	3	4	5	6	7	8	9	10	11	12	13	AB R H RBI BB SO LOB	BOTTOM														
21 Nick Markakis, L OBP: 0.345, SLG: 0.383	G5-3		G5-3		L3		CS			K				7 1 2 1 0 2 5	Cleveland Indians @ Baltimore Orioles Oriole Park at Camden Yards, Baltimore, MD Thu May 22 2014, 7:08 PM - 11:29 PM EDT Att. 18,894 - Cloudy - 81 F														
13 Manny Machado, R 6 Jonathan Schoop, R	G6-4-3		G6-4-3		L8		E6 10 E 23 SF8			F9			K	6 1 1 0 0 1 1 1 0 0 0 0 0 0															
10 Adam Jones, R OBP: 0.305, SLG: 0.434	G6-3		G6-3		FC6-4		FC5						L7	7 1 3 0 0 0 2															
19 Chris Davis, L OBP: 0.382, SLG: 0.462	L9		L9		F8									5 0 0 0 1 2 4															
23 Nelson Cruz, R OBP: 0.352, SLG: 0.576		G4-6-3			F8									2 1 1 1 3 0 1															
45 Steve Clevenger, L OBP: 0.307, SLG: 0.391	G4-6-3		G4-6-3											5 1 1 1 1 1 6															
2 J.J. Hardy, R OBP: 0.303, SLG: 0.347	G6-3		G6-3											5 1 2 1 0 1 1															
3 Ryan Flaherty, L OBP: 0.281, SLG: 0.299														5 1 2 3 0 2 2															
9 David Lough, L OBP: 0.236, SLG: 0.220														2 0 0 0 1 1 4															
28 Steve Pearce, R OBP: 0.339, SLG: 0.519	K		K											3 0 1 0 0 0 1															
Inning Stats	R: 0 E: 0 K: 0 S: 9	H: 1 LOB: 0 BB: 0 P: 14	R: 0 E: 0 K: 0 S: 4	H: 1 LOB: 0 BB: 0 P: 9	R: 0 E: 0 K: 1 S: 6	H: 1 LOB: 1 BB: 0 P: 12	R: 0 E: 0 K: 0 S: 6	H: 0 LOB: 2 BB: 1 P: 16	R: 5 E: 0 K: 1 S: 18	H: 4 LOB: 0 BB: 2 P: 33	R: 1 E: 2 K: 1 S: 10	H: 0 LOB: 2 BB: 1 P: 17	R: 0 E: 0 K: 2 S: 11	H: 1 LOB: 1 BB: 0 P: 19	R: 0 E: 0 K: 1 S: 12	H: 1 LOB: 0 BB: 0 P: 19	R: 0 E: 0 K: 1 S: 6	H: 0 LOB: 1 BB: 0 P: 13	R: 1 E: 0 K: 0 S: 7	H: 1 LOB: 0 BB: 0 P: 12	1B: 9 2B: 2 3B: 0 HR: 2	SF: 1 SAC: 0 DP: 4 HBP: 2	W/P: 2 PB: 0 SB: 0 CS: 1	PA: 58					
PITCHER	63 Justin Masterson, R ERA: 5.32	IP: 5.2 WLS: 27 BF: 8	H: 8 ER: 5 SO: 5	BB: 3 IBB: 0 HBP: 2 BLK: 0	WP: 1 HR: 1 P: 55	P: 96 ERA: 7.94 WHIP: 1.941	88 Josh Outman, L ERA: 2.76	IP: 2.0 WLS: 7 BF: 1	H: 0 ER: 0 SO: 2	BB: 1 IBB: 0 HBP: 0 BLK: 0	WP: 0 HR: 0 P: 18	S: 30 ERA: 9.00 WHIP: 1.000																	
54 Mark Lowe, R ERA:	1.0	5	0	1	0	1	0	0	0	0	0	0	0	7	9	0.00	1.500												
35 Marc Rzepczynski, L ERA: 3.24	0.2	3	1	0	0	0	0	0	0	0	0	0	0	1	15	24	0.00	0.600											
37 Cody Allen, R ERA: 3.2	1.2	7	1	0	0	2	0	1	0	1	0	1	0	15	24	0.00	0.600												
44 John Axford, R ERA: 4.19	1.0	4	1	0	0	2	0	1	0	0	0	0	0	12	19	0.00	1.000												

AB 48
R 7
H 13
RBI 7
BB 6
SO 10
LOB 27

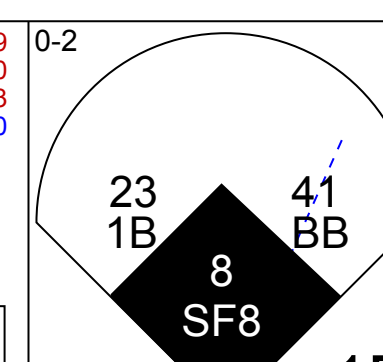
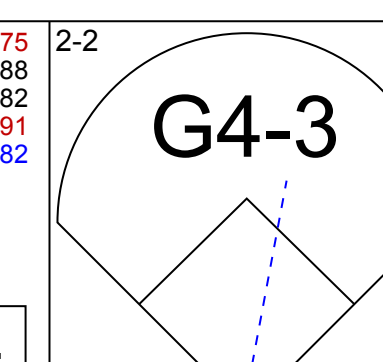
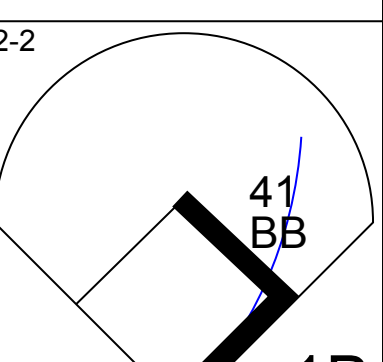
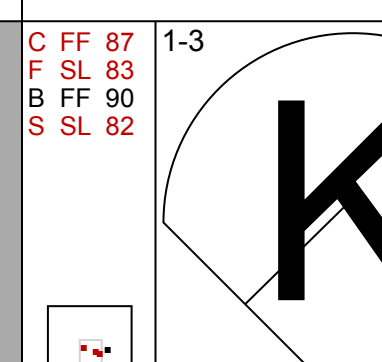
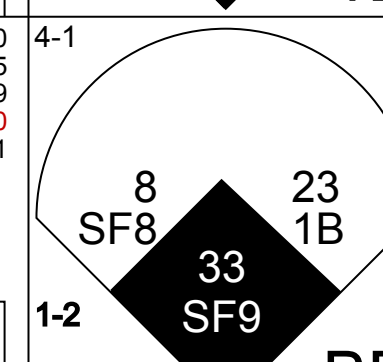
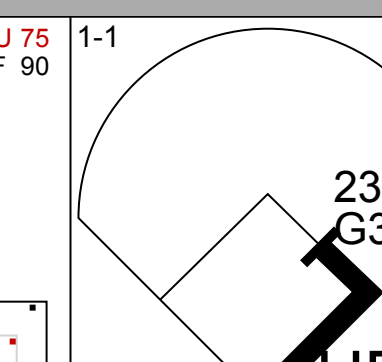
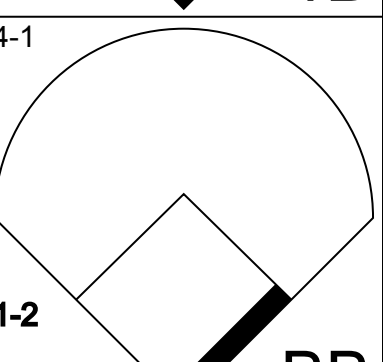
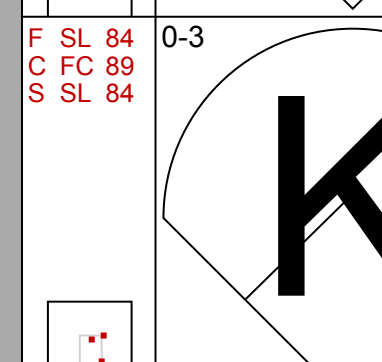
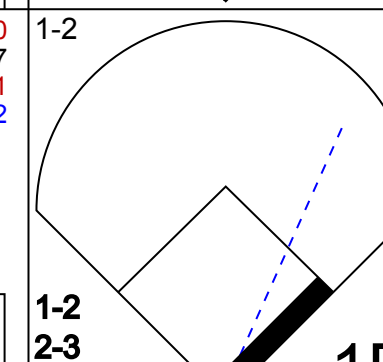
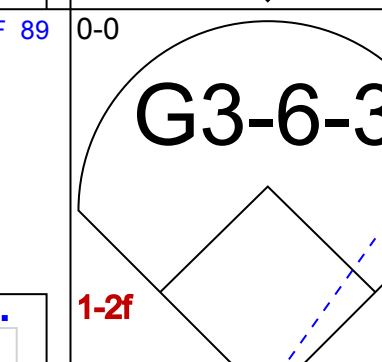
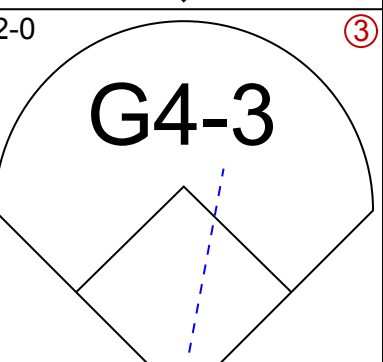
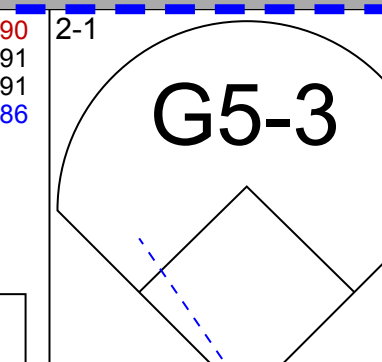
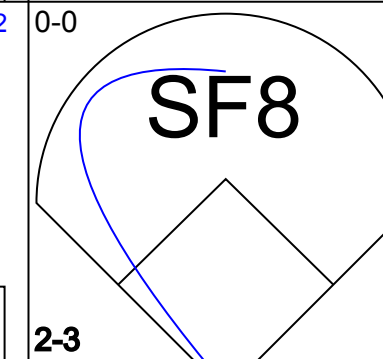
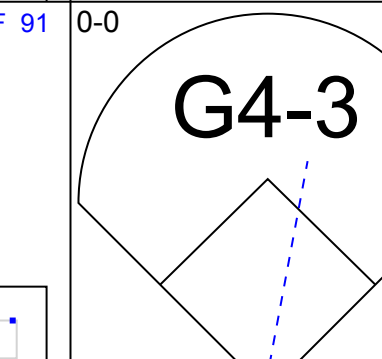
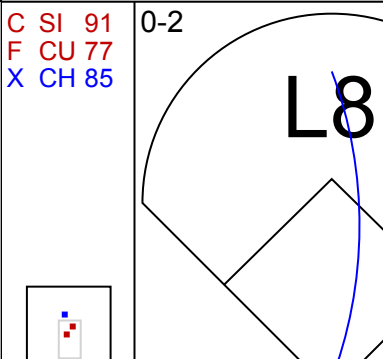
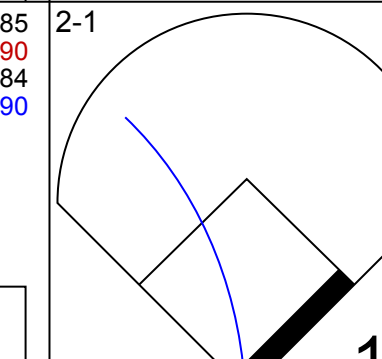
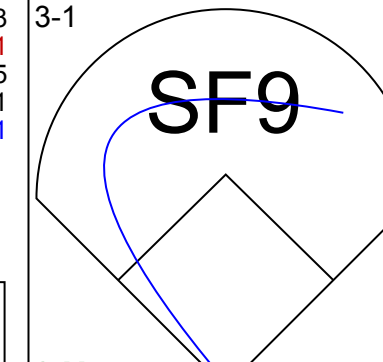
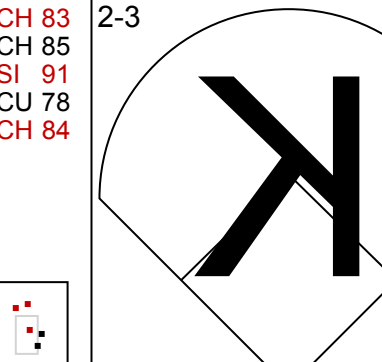
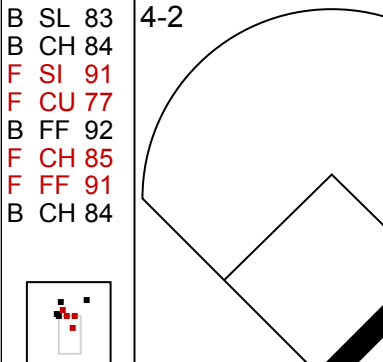
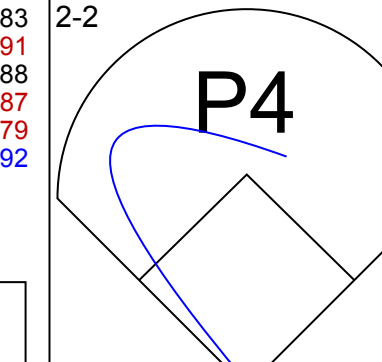
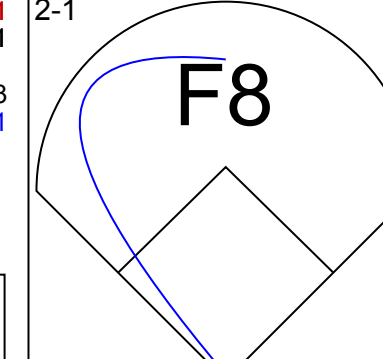
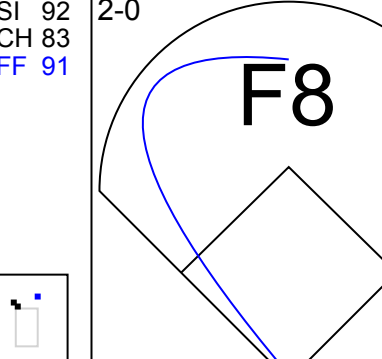
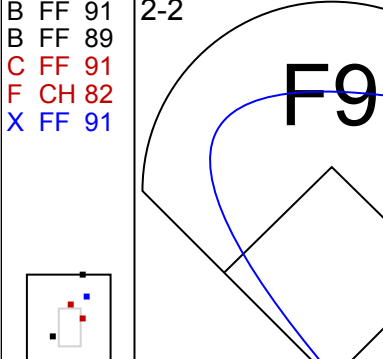
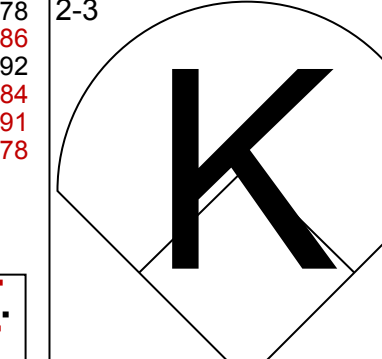
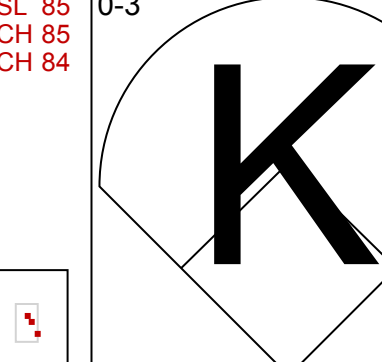
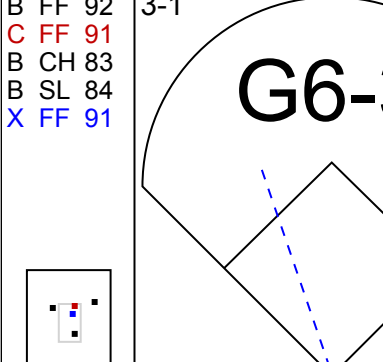
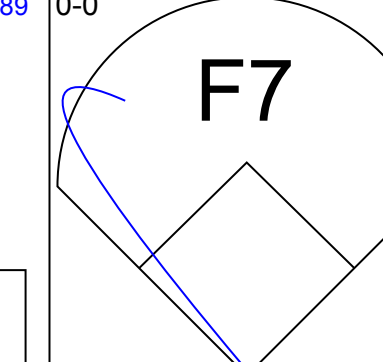
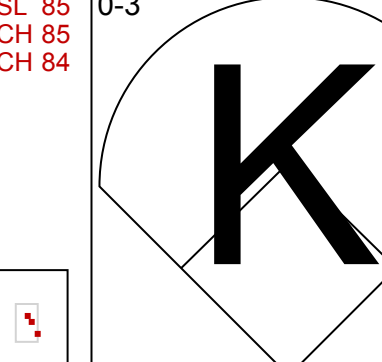
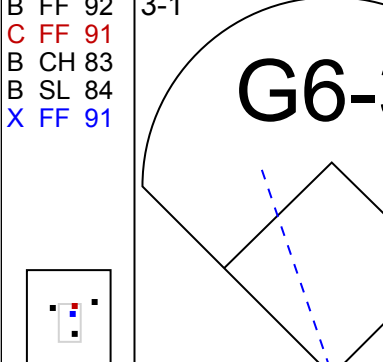
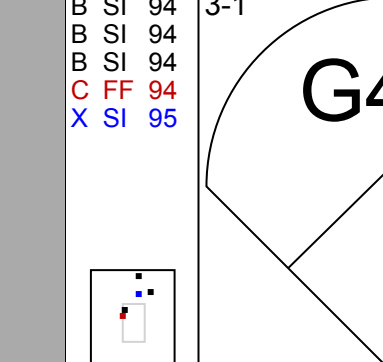
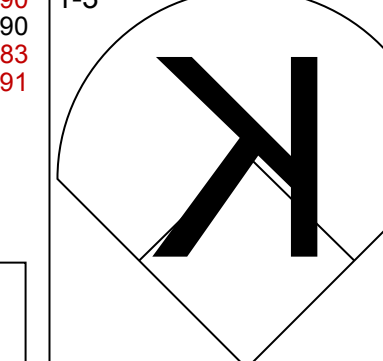
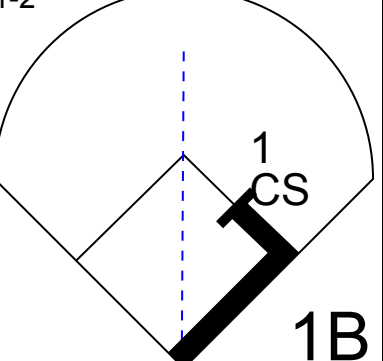
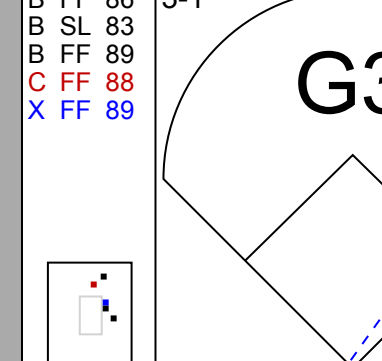
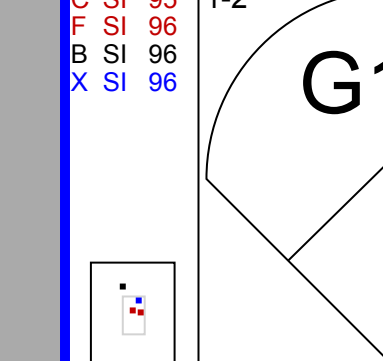
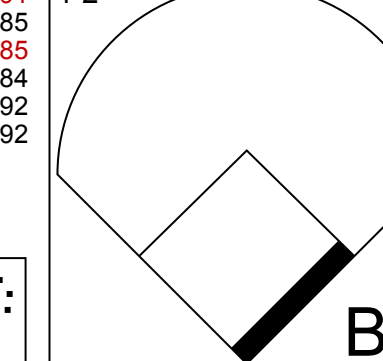
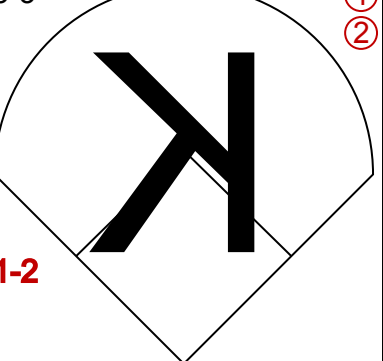
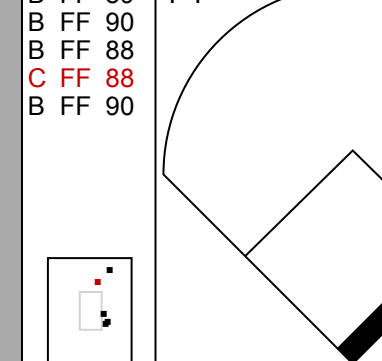
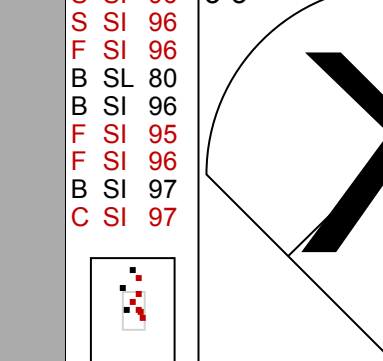
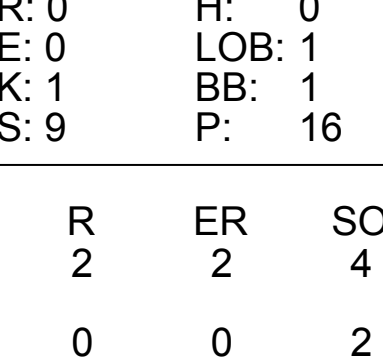
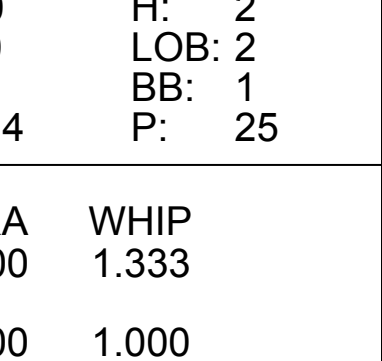
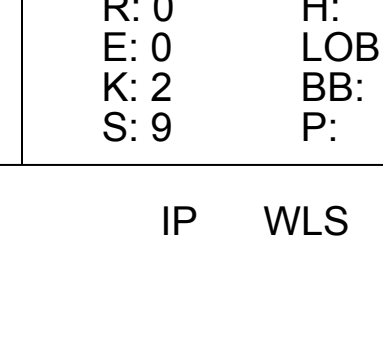
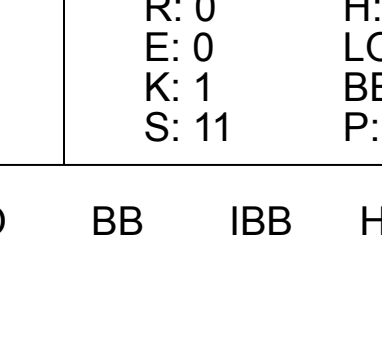


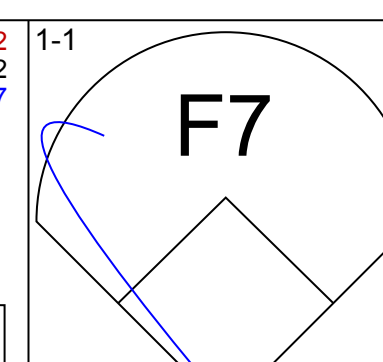
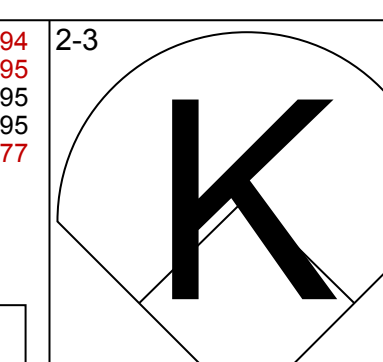
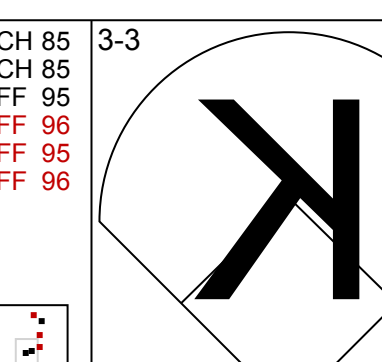
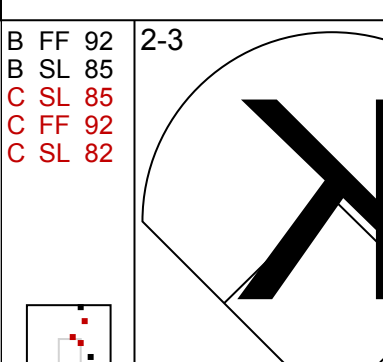
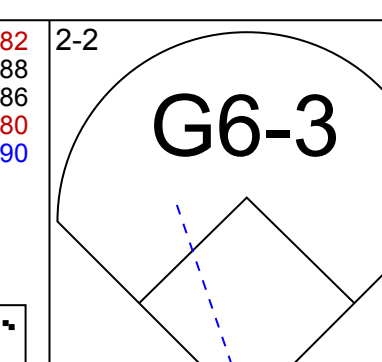
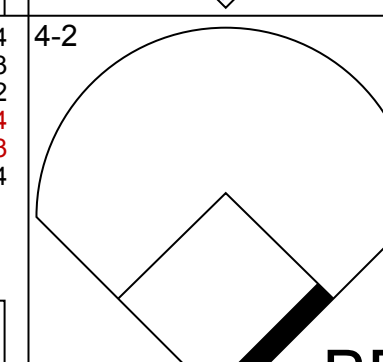
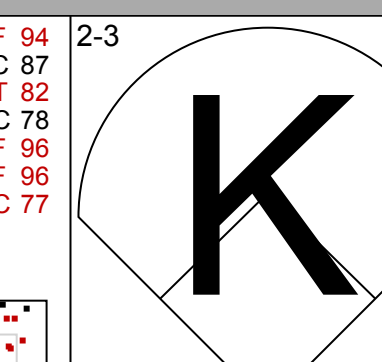
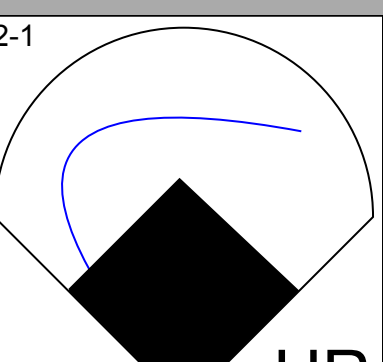
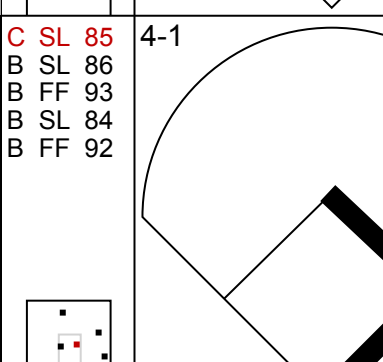
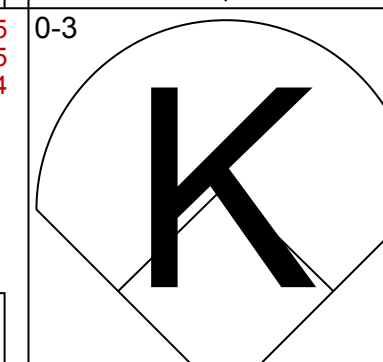
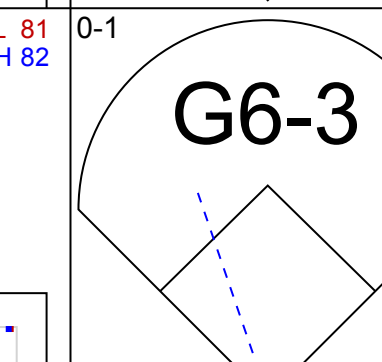
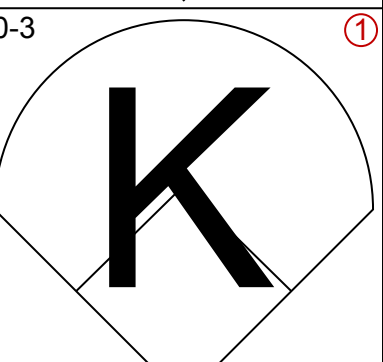
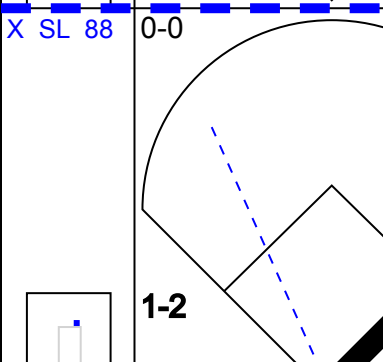
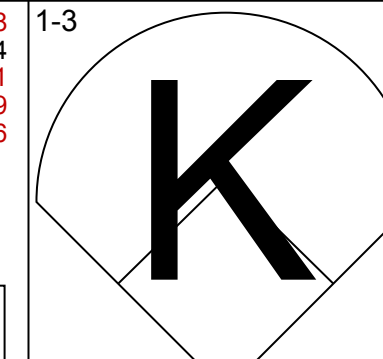
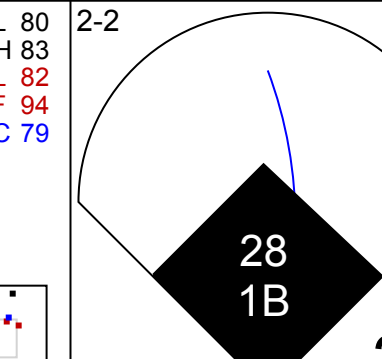
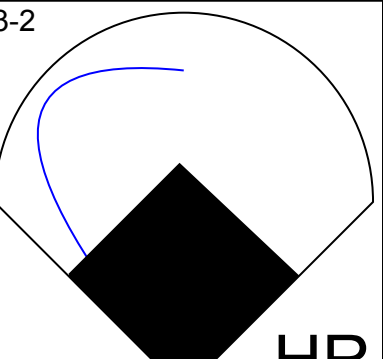
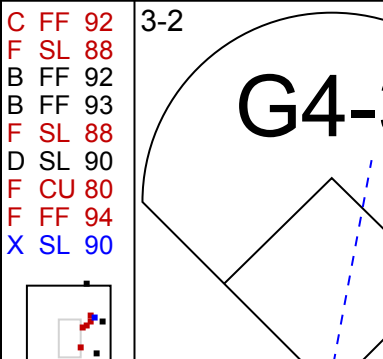
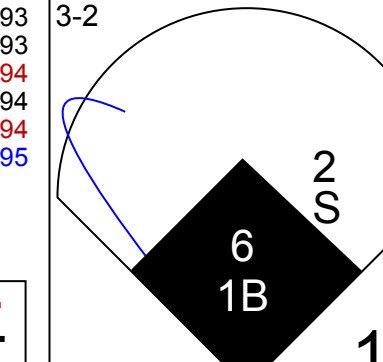
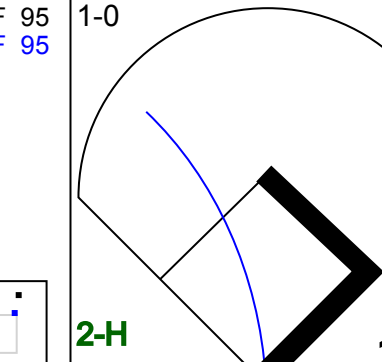

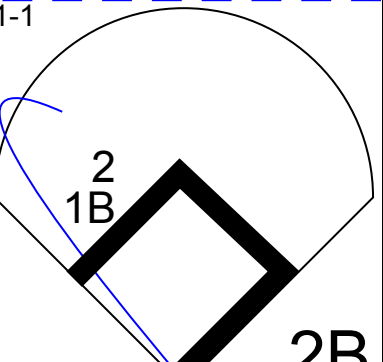



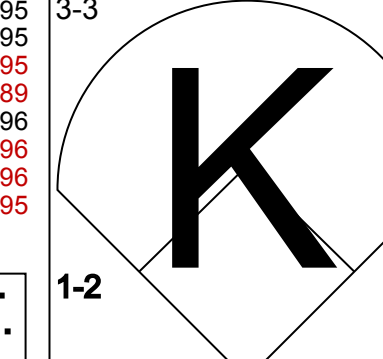
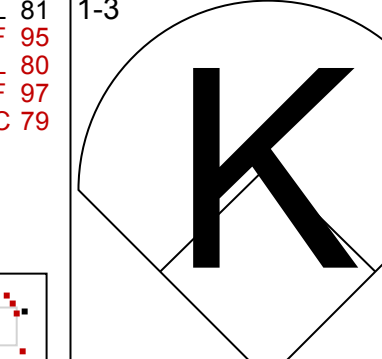
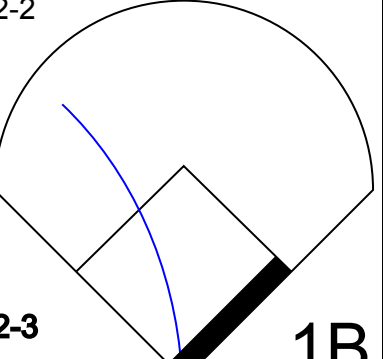


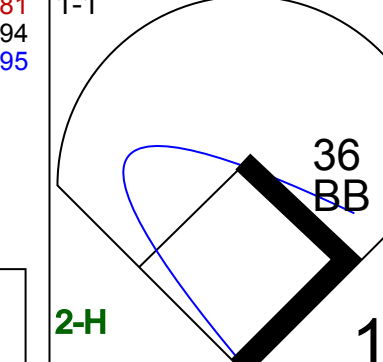

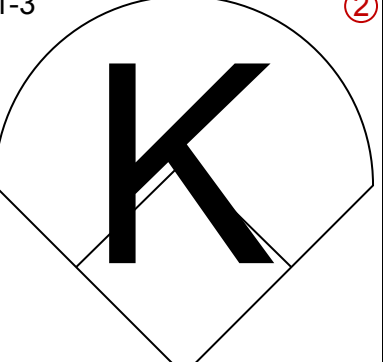




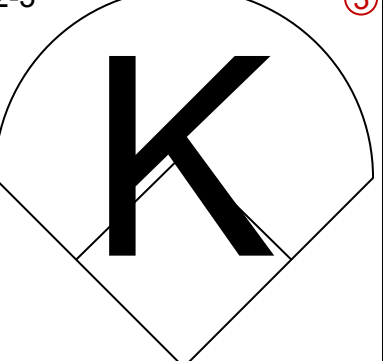

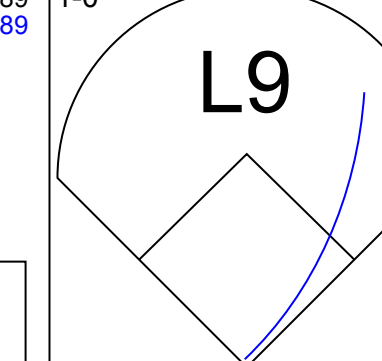
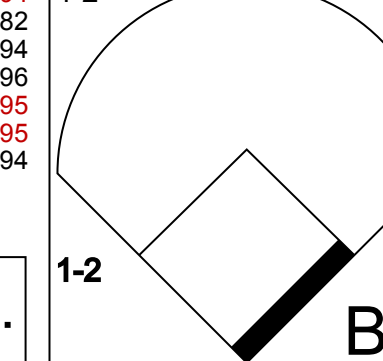


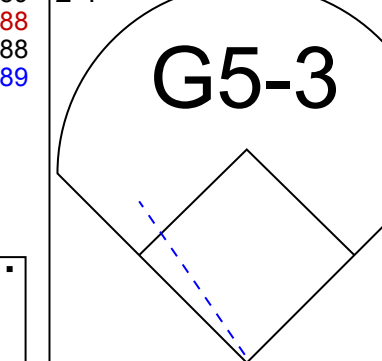
Batter	1	2	3	4	5	6	7	8	9	AB	R	H	RBI	BB	SO	LOB	TOP			
24 Michael Bourn, L (1, 8) OBP: 0.321, SLG: 0.406										2	0	1	0	2	0	0	Cleveland Indians @ Baltimore Orioles Oriole Park at Camden Yards, Baltimore, MD Fri May 23 2014, 7:10 PM EDT Att: 39,602 - Partly Cloudy - 73 F			
4 Mike Aviles, R (1, 4) OBP: 0.230, SLG: 0.371										4	0	0	0	0	2	3				
23 Michael Brantley, L (1, 7) OBP: 0.366, SLG: 0.522										4	1	1	0	0	1	1				
8 Lonnie Chisenhall, L (1, 5) OBP: 0.444, SLG: 0.562										4	1	2	1	0	0	1				
7 David Murphy, L (1, 9) OBP: 0.345, SLG: 0.454										4	0	0	0	0	0	2				
41 Carlos Santana, S (1, 3) OBP: 0.308, SLG: 0.283										3	1	1	0	1	2	1				
25 Jason Giambi, L (1, 10) OBP: 0.265, SLG: 0.264										2	1	1	3	1	0	0				
9 Ryan Raburn, R (0, PH)										1	0	0	0	0	0	1				
10 Yan Gomes, R (1, 2) OBP: 0.321, SLG: 0.463										4	0	0	0	0	1	3				
1 Justin Sellers, R (1, 6) OBP: 0.200, SLG: 0.200										4	0	1	0	0	1	1				
Inning Stats	R: 0 H: 0 E: 0 K: 2 S: 15	H: 0 LOB: 1 BB: 1 P: 24	R: 0 H: 0 E: 0 K: 1 S: 8	H: 0 LOB: 0 BB: 0 P: 11	R: 0 H: 1 E: 0 K: 0 S: 10	H: 1 LOB: 1 BB: 0 P: 13	R: 4 H: 4 E: 0 K: 1 S: 20	H: 4 LOB: 0 BB: 1 P: 32	R: 0 H: 1 E: 0 K: 1 S: 12	H: 0 LOB: 2 BB: 1 P: 23	R: 0 H: 0 E: 0 K: 0 S: 8	H: 0 LOB: 0 BB: 0 P: 12	R: 0 H: 0 E: 0 K: 0 S: 5	H: 0 LOB: 0 BB: 0 P: 7	R: 0 H: 1 E: 0 K: 1 S: 9	H: 1 LOB: 1 BB: 0 P: 14	1B: 3 2B: 3 3B: 0 HR: 1	SF: 0 SAC: 0 DP: 1 HBP: 0	WP: 0 PB: 0 SB: 1 CS: 1	PA: 37
PITCHER	IP WLS BF H R ER SO BB IBB HBP BLK WP HR S P ERA WHIP																			
25 Bud Norris, R (1, 1) ERA: 3.83	6.0 W 26 6 4 4 6 2 1 0 0 0 0 1 71 110 6.00 1.333																			
66 T.J. McFarland, L (7, 1) ERA: 3.39	1.0 H 3 0 0 0 0 1 0 0 0 0 0 0 8 12 0.00 1.000																			
17 Brian Matusz, L (8, 1) ERA: 2.81	1.0 4 1 0 0 0 0 0 0 0 0 0 0 6 9 0.00 1.000																			
56 Darren O'Day, R (9, 1) ERA: 0.95	1.0 3 0 0 0 1 0 0 0 0 0 0 0 8 12 0.00 0.000																			

Batter	1	2	3	4	5	6	7	8	9	AB	R	H	RBI	BB	SO	LOB	BOTTOM			
21 Nick Markakis, L (1, 9) OBP: 0.358, SLG: 0.399										5	1	4	0	0	0	0	Cleveland Indians @ Baltimore Orioles Oriole Park at Camden Yards, Baltimore, MD Fri May 23 2014, 7:10 PM EDT Att: 39,602 - Partly Cloudy - 73 F			
6 Jonathan Schoop, R (1, 4) OBP: 0.297, SLG: 0.331										5	0	0	0	0	0	4				
10 Adam Jones, R (1, 8) OBP: 0.317, SLG: 0.451										4	3	3	0	0	0	0				
19 Chris Davis, L (1, 3) OBP: 0.392, SLG: 0.500										3	2	2	4	1	1	1				
23 Nelson Cruz, R (1, 7) OBP: 0.355, SLG: 0.589										3	2	1	1	1	0	1				
2 J.J. Hardy, R (1, 6) OBP: 0.314, SLG: 0.354										3	0	2	1	1	0	1				
27 Delmon Young, R (1, 10) OBP: 0.310, SLG: 0.382										4	0	1	1	0	0	4				
3 Ryan Flaherty, L (1, 5) OBP: 0.290, SLG: 0.300										3	0	1	0	1	0	1				
36 Caleb Joseph, R (1, 2) OBP: 0.136, SLG: 0.050										4	0	0	0	0	0	3				
Inning Stats	R: 0 H: 2 E: 0 K: 1 S: 10	H: 1 LOB: 1 BB: 0 P: 14	R: 1 H: 1 E: 0 K: 0 S: 10	H: 1 LOB: 1 BB: 1 P: 17	R: 2 H: 3 E: 0 K: 0 S: 14	H: 3 LOB: 2 BB: 1 P: 22	R: 0 H: 1 E: 0 K: 0 S: 7	H: 1 LOB: 1 BB: 0 P: 8	R: 2 H: 3 E: 0 K: 0 S: 9	H: 3 LOB: 0 BB: 0 P: 12	R: 0 H: 1 E: 0 K: 0 S: 5	H: 0 LOB: 0 BB: 0 P: 8	R: 3 H: 2 E: 1 K: 0 S: 13	H: 2 LOB: 2 BB: 2 P: 24	R: 0 H: 1 E: 0 K: 0 S: 6	H: 0 LOB: 0 BB: 0 P: 6		1B: 7 2B: 5 3B: 0 HR: 2	SF: 0 SAC: 0 DP: 3 HBP: 1	WP: 0 PB: 0 SB: 0 CS: 0
PITCHER	IP WLS BF H R ER SO BB IBB HBP BLK WP HR S P ERA WHIP																			
58 TJ House, L (1, 1) ERA: 6.43	6.0 L 28 11 5 5 1 1 1 0 0 0 0 2 55 81 7.50 2.000																			
54 Mark Lowe, R (7, 1) ERA	1.0 8 2 3 0 0 0 2 0 0 0 0 0 13 24 0.00 2.000																			
59 Carlos Carrasco, R (8, 1) ERA: 5.5	1.0 3 1 0 0 0 0 0 0 0 0 0 0 6 6 0.00 1.000																			

AB	32
R	4
H	7
RBI	4
BB	4
SO	7
LOB	13




Batter	1	2	3	4	5	6	7	8	9	AB	R	H	RBI	BB	SO	LOB	TOP										
24 Michael Bourn, L OBP: 0.336, SLG: 0.412										4	1	2	0	0	1	2	Cleveland Indians @ Baltimore Orioles Oriole Park at Camden Yards, Baltimore, MD Sun May 25 2014, 1:39 PM - 4:50 PM EDT Att: 37,649 - Partly Cloudy - 77 F										
41 Carlos Santana, S OBP: 0.327, SLG: 0.301										1	1	0	0	2	1	1											
23 Michael Brantley, L OBP: 0.370, SLG: 0.513										4	0	1	0	0	0	3											
8 Lonnie Chisenhall, L OBP: 0.437, SLG: 0.558										3	0	1	1	0	0	0											
33 Nick Swisher, S OBP: 0.312, SLG: 0.319										2	0	0	1	1	1	1											
25 Jason Giambi, L OBP: 0.227, SLG: 0.263										3	0	0	0	0	0	2											
13 Asdrubal Cabrera, S OBP: 0.338, SLG: 0.389										1	0	0	0	0	1	1											
4 Mike Aviles, R OBP: 0.279, SLG: 0.353										4	0	0	0	0	1	1											
7 David Murphy, L OBP: 0.335, SLG: 0.438										3	0	1	0	0	1	0											
9 Ryan Raburn, R OBP: 0.260, SLG: 0.269										2	0	0	0	2	2	1											
1 Justin Sellers, R OBP: 0.333, SLG: 0.200										2	0	0	0	2	2	1											
Inning Stats	R: 2 H: 2 E: 0 K: 0 S: 13	H: 2 LOB: 1 BB: 1 P: 23	R: 0 H: 0 E: 0 K: 1 S: 9	H: 0 LOB: 1 BB: 1 P: 16	R: 0 H: 0 E: 0 K: 0 S: 3	H: 0 LOB: 0 BB: 0 P: 4	R: 0 H: 0 E: 0 K: 2 S: 7	H: 0 LOB: 0 BB: 0 P: 11	R: 0 H: 2 E: 0 K: 1 S: 14	H: 2 LOB: 2 BB: 1 P: 25	R: 0 H: 0 E: 0 K: 0 S: 12	H: 0 LOB: 1 BB: 1 P: 21	R: 0 H: 0 E: 0 K: 2 S: 9	H: 0 LOB: 1 BB: 1 P: 17	R: 0 H: 1 E: 0 K: 1 S: 12	H: 1 LOB: 1 BB: 0 P: 20	R: 0 H: 0 E: 0 K: 1 S: 11	H: 0 LOB: 0 BB: 0 P: 18	1B: 5 2B: 0 3B: 0 HR: 0	SF: 2 SAC: 0 DP: 1 HBP: 1	WP: 0 PB: 0 SB: 0 CS: 1	PA: 36					
PITCHER	IP	WLS	BF	H	R	ER	SO	BB	IBB	HBP	BLK	WP	HR	S	P	ERA	WHIP										
50 Miguel González, R ERA: 4.35	6.0	W	25	4	2	2	4	4	0	1	0	0	0	58	100	3.00	1.333										
63 Preston Guilmet, R ERA:	1.0	H	4	0	0	0	2	1	0	0	0	0	0	9	17	0.00	1.000										
17 Brian Matusz, L ERA: 2.65	1.0	H	4	1	0	0	1	0	0	0	0	0	0	12	20	0.00	1.000										
53 Zack Britton, L ERA: 0.68	1.0	S	3	0	0	0	1	0	0	0	0	0	0	11	18	0.00	0.000										


Batter	1	2	3	4	5	6	7	8	9	AB	R	H	RBI	BB	SO	LOB	BOTTOM											
21 Nick Markakis, L OBP: 0.344, SLG: 0.381										5	0	0	0	0	3	3	Cleveland Indians @ Baltimore Orioles Oriole Park at Camden Yards, Baltimore, MD Sun May 25 2014, 1:39 PM - 4:50 PM EDT Att: 37,649 - Partly Cloudy - 77 F											
13 Manny Machado, R OBP: 0.290, SLG: 0.315										2	1	1	1	2	1	0												
10 Adam Jones, R OBP: 0.316, SLG: 0.445										4	0	1	0	0	2	1												
23 Nelson Cruz, R OBP: 0.361, SLG: 0.612										4	2	2	1	0	1	3												
28 Steve Pearce, R OBP: 0.377, SLG: 0.561										4	1	3	1	0	0	0												
2 J.J. Hardy, R OBP: 0.319, SLG: 0.353										4	0	1	0	0	2	2												
6 Jonathan Schoop, R OBP: 0.257, SLG: 0.326										4	0	1	1	0	1	3												
9 David Lough, L OBP: 0.234, SLG: 0.209										3	0	0	0	1	1	3												
36 Caleb Joseph, R OBP: 0.154, SLG: 0.043										3	0	0	0	1	0	1												
Inning Stats	R: 0 H: 0 E: 0 K: 2 S: 11	H: 0 LOB: 1 BB: 1 P: 17	R: 1 H: 2 E: 0 K: 2 S: 18	H: 2 LOB: 2 BB: 1 P: 33	R: 1 H: 2 E: 0 K: 2 S: 15	H: 2 LOB: 1 BB: 0 P: 21	R: 0 H: 0 E: 0 K: 1 S: 9	H: 0 LOB: 1 BB: 1 P: 19	R: 2 H: 4 E: 0 K: 3 S: 21	H: 4 LOB: 2 BB: 0 P: 32	R: 0 H: 1 E: 0 K: 1 S: 12	H: 1 LOB: 2 BB: 1 P: 21	R: 0 H: 0 E: 0 K: 0 S: 4	H: 0 LOB: 0 BB: 0 P: 8	R: 0 H: 0 E: 0 K: 0 S: 6	H: 0 LOB: 0 BB: 0 P: 11		1B: 5 2B: 2 3B: 0 HR: 2	SF: 0 SAC: 0 DP: 1 HBP: 0	WP: 0 PB: 0 SB: 0 CS: 0	PA: 37							
PITCHER	IP	WLS	BF	H	R	ER	SO	BB	IBB	HBP	BLK	WP	HR	S	P	ERA	WHIP											
47 Trevor Bauer, R ERA: 3.86	4.1	L	22	6	4	4	8	3	0	0	0	0	0	2	63	105	8.31	2.077										
54 Mark Lowe, R ERA:	1.1		7	2	0	0	3	1	0	0	0	0	0	16	28	0.00	2.250											
48 Scott Atchison, R ERA: 1.54	1.1		5	1	0	0	0	0	0	0	0	0	0	11	18	0.00	0.750											
88 Josh Outman, L ERA: 2.6	1.0		3	0	0	0	0	0	0	0	0	0	0	6	11	0.00	0.000											



Batter	1	2	3	4	5	6	7	8	9	10	AB	R	H	RBI	BB	SO	LOB	TOP																				
21 Nick Markakis, L OBP: 0.345, SLG: 0.386	F7		13 1B	G6-3			F7		2B		5	1	2	1	0	0	1	Baltimore Orioles @ Milwaukee Brewers Miller Park, Milwaukee, WI Mon May 26 2014, 1:12 PM - 4:54 PM CDT Att. 42,889 - Cloudy - 82 F																				
13 Manny Machado, R OBP: 0.296, SLG: 0.315	G3-1		10 3B			G5-3	G6-3		BB		4	1	1	0	1	0	0																					
10 Adam Jones, R OBP: 0.318, SLG: 0.454			23 2B	G6-3		G6-3		G1-4-3	F8		5	1	2	2	0	0	2																					
23 Nelson Cruz, R OBP: 0.362, SLG: 0.610	K		28 2B	G5-3		G5-3		28 G5-4-3	L7		4	0	1	1	1	1	1																					
28 Steve Pearce, R OBP: 0.348, SLG: 0.516	K		40 2B	G5-3		G5-3		40 G5-4-3	K		5	0	0	0	0	2	2																					
2 J.J. Hardy, R OBP: 0.327, SLG: 0.373			40 1B	F7		F7		L7	40 2B		5	1	3	0	0	0	0																					
40 Nick Hundley, R OBP: 0.266, SLG: 0.359	K			G1-3		G1-3		G5-3	1B		5	0	1	1	0	1	3																					
6 Jonathan Schoop, R OBP: 0.288, SLG: 0.376	L8		21 1B	G4-3		G4-3		HR	F7		5	2	3	2	0	0	2																					
30 Chris Tillman, R 58 Ryan Webb, R 45 Steve Clevenger, L 35 Brad Brach, R 27 Delmon Young, R 9 David Lough, L 56 Darren O'Day, R 53 Zack Britton, L	K		K			G4-3			21 2B		2	0	0	0	0	2	1	livebaseballscorecards.com																				
Inning Stats											R: 0	H: 1	R: 0	H: 1	R: 3	H: 5	R: 0		H: 1	R: 0	H: 0	R: 0	H: 0	R: 1	H: 1	R: 0	H: 0	R: 2	H: 3	R: 1	H: 2	1B: 7	SF: 0	WP: 0	PA: 44			
PITCHER											E: 0	LOB: 1	E: 0	LOB: 1	E: 0	LOB: 2	E: 0		LOB: 0	E: 0	LOB: 0	E: 0	LOB: 0	E: 0	LOB: 1	E: 0	LOB: 2	E: 0	LOB: 1	E: 0	LOB: 1	2B: 4	SAC: 0	PB: 0				
PITCHER											K: 1	BB: 0	K: 2	BB: 15	K: 1	BB: 0	K: 1		BB: 0	K: 0	BB: 1	K: 0	BB: 1	K: 0	BB: 1	K: 1	BB: 0	K: 0	BB: 1	K: 0	BB: 2	K: 0	BB: 1	K: 0	BB: 0	HR: 2	HBP: 0	SB: 0
26 Kyle Lohse, R ERA: 2.92	IP	WLS	BF	H	R	ER	SO	BB	IBB	HBP	BLK	WP	HR	S	P	ERA	WHIP																					
53 Brandon Kintzler, R ERA: 3.5	1.1	H	4	0	0	0	1	0	0	0	0	0	0	10	18	0.00	0.750																					
57 Francisco Rodriguez, R ERA: 2.42	1.0	B	7	3	2	2	0	1	0	0	0	0	1	10	21	18.00	4.000																					
47 Rob Wooten, R ERA: 2.81	1.0	L	5	2	1	1	1	0	0	0	0	0	0	12	19	9.00	2.000																					

Batter	1	2	3	4	5	6	7	8	9	10	AB	R	H	RBI	BB	SO	LOB	BOTTOM												
9 Jean Segura, R OBP: 0.298, SLG: 0.361	8 2B	L8		1H 2B		L7		FC6-4			5	1	2	2	0	0	4	Baltimore Orioles @ Milwaukee Brewers Miller Park, Milwaukee, WI Mon May 26 2014, 1:12 PM - 4:54 PM CDT Att. 42,889 - Cloudy - 82 F												
8 Ryan Braun, R OBP: 0.338, SLG: 0.548	20 2B		L5	G4-3		G1-3		L8			5	0	1	1	0	0	1													
20 Jonathan Lucroy, R OBP: 0.400, SLG: 0.486	F8		27 1B	P4		G4-3		27 SH	L6-5		4	1	1	0	1	0	1													
3 Elian Herrera, S OBP: 0.265, SLG: 0.292			7 SF8	K		F7		7 L6-5	1B		0	0	0	0	0	0	0													
12 Martin Maldonado, R OBP: 0.429, SLG: 0.529			2 CS	K		K		SH			3	0	1	0	1	1	0													
27 Carlos Gómez, R OBP: 0.391, SLG: 0.582			2 1B	K		K		L6-5			4	0	0	1	0	3	4													
7 Mark Reynolds, R OBP: 0.254, SLG: 0.450	K		SF8	K		K		L6-5			4	0	0	1	0	3	4													
2 Scooter Gennett, L OBP: 0.301, SLG: 0.389	F8		CS	K		L4		18 2B			5	0	1	0	0	1	2													
18 Kris Davis, R OBP: 0.280, SLG: 0.455	24 2B		9 2B	HR		24 BB		24 BB			4	2	4	1	1	0	0													
24 Lyle Overbay, L OBP: 0.297, SLG: 0.299	F9		9 2B	HR		9 FC6-4		9 BB			2	2	1	1	3	0	1													
26 Kyle Lohse, R ERA: 4.97	IP	WLS	BF	H	R	ER	SO	BB	IBB	HBP	BLK	WP	HR	S	P	ERA	WHIP													
58 Ryan Webb, R ERA: 3.43	0.1	0	0	0	0	0	0	0	0	0	0	0	0	3	3	0.00	0.000													
35 Brad Brach, R ERA: 3.48	2.0	9	2	0	0	2	1	0	0	0	0	0	0	23	36	0.00	1.500													
56 Darren O'Day, R ERA: 0.9	1.0	W	4	1	0	0	0	0	0	0	0	0	0	9	14	0.00	1.000													
53 Zack Britton, L ERA: 0.65	1.0	S	4	1	0	0	0	1	0	0	0	0	0	8	16	0.00	2.000													
Inning Stats											R: 1	H: 2	R: 0	H: 1	R: 1	H: 1	R: 2	H: 0	R: 0	H: 2	R: 0	H: 1	R: 0	H: 1	R: 0	H: 1	1B: 4	SF: 1	WP: 0	PA: 46
PITCHER											E: 0	LOB: 2	E: 0	LOB: 1	E: 0	LOB: 0	E: 0	LOB: 1	E: 0	LOB: 0	E: 0	LOB: 2	E: 1	LOB: 2	E: 0	LOB: 1	2B: 5	SAC: 1	PB: 0	
PITCHER											K: 1	BB: 1	K: 1	BB: 0	K: 2	BB: 2	K: 2	BB: 0	K: 0	BB: 1	K: 0	BB: 1	K: 0	BB: 1	K: 0	BB: 1	3B: 1	DP: 2	SB: 0	CS: 1

Batter	1	2	3	4	5	6	7	8	9	10	AB	R	H	RBI	BB	SO	LOB	TOP						
21 Nick Markakis, L OBP: 0.346, SLG: 0.392	G4-3		P5			SH2-3 13 1H SF8 2B			F8		5	1	2	1	0	0	2	Baltimore Orioles @ Milwaukee Brewers Miller Park, Milwaukee, WI Tue May 27 2014, 7:12 PM - 10:56 PM CDT Att: 25,552 - Roof Closed - 72 F livebaseballscorecards.com AB 35 R 6 H 7 RBI 6 BB 3 SO 11 LOB 11 						
13 Manny Machado, R OBP: 0.284, SLG: 0.301	G4-1		G4-3			SH2-3	G6-3		G5-3		4	0	0	0	0	0	1							
10 Adam Jones, R OBP: 0.311, SLG: 0.445	K		K			SF8			K		4	0	0	1	0	3	0							
19 Chris Davis, L OBP: 0.302, SLG: 0.472	K		K			K2-3			F8		4	0	0	0	1	3	0							
23 Nelson Cruz, R OBP: 0.309, SLG: 0.632	K		K			HR			IBB		3	2	2	1	1	1	0							
9 David Lough, L OBP: 0.232, SLG: 0.207	K		K			G1-3			G4-3		1	0	0	0	0	0	1							
66 T.J. McFarland, L OBP: 0.320, SLG: 0.364	G6-3		G6-3			G1-3			G3		4	0	0	0	0	0	2							
40 Nick Hundley, R OBP: 0.265, SLG: 0.353	K		K			K			FC6 6 G6-3 28 HR		4	1	1	0	0	2	1							
6 Jonathan Schoop, R OBP: 0.267, SLG: 0.373	F8		F8			F8			K		4	0	1	0	0	1	3							
16 Wei-Yin Chen, R ERA: 4.84	K		K			21 2B BB			SH1-3		1	0	0	0	0	0	1							
Inning Stats	R: 0 E: 0 K: 1 S: 8	H: 0 LOB: 0 BB: 0 P: 9	R: 0 E: 0 K: 2 S: 10	H: 0 LOB: 0 BB: 0 P: 15	R: 0 E: 0 K: 2 S: 10	H: 1 LOB: 1 BB: 0 P: 16	R: 0 E: 0 K: 2 S: 10	H: 0 LOB: 0 BB: 0 P: 15	R: 1 E: 0 K: 1 S: 8	H: 1 LOB: 0 BB: 0 P: 12	R: 2 E: 0 K: 1 S: 16	H: 1 LOB: 0 BB: 1 P: 25	R: 3 E: 1 K: 0 S: 15	H: 2 LOB: 1 BB: 1 P: 30	R: 0 E: 0 K: 0 S: 9	H: 1 LOB: 1 BB: 0 P: 15	R: 0 E: 0 K: 1 S: 9	H: 1 LOB: 1 BB: 0 P: 10	R: 0 E: 0 K: 1 S: 10	H: 0 LOB: 1 BB: 1 P: 21	1B: 3 2B: 2 3B: 0 HR: 2	SF: 1 SAC: 2 DP: 0 HBP: 0	WP: 1 PB: 0 SB: 0 CS: 0	PA: 41
PITCHER	IP WLS BF H R ER SO BB IBB HBP BLK WP HR S P ERA WHIP	22 Matt Garza, R ERA: 4.84	13 Will Smith, L ERA: 3.36	30 Tyler Thornburg, R ERA: 2.45	57 Francisco Rodriguez, R ERA: 2.33	PITCHER	IP WLS BF H R ER SO BB IBB HBP BLK WP HR S P ERA WHIP	22 Matt Garza, R ERA: 4.84	13 Will Smith, L ERA: 3.36	30 Tyler Thornburg, R ERA: 2.45	57 Francisco Rodriguez, R ERA: 2.33													

Batter	1	2	3	4	5	6	7	8	9	10	AB	R	H	RBI	BB	SO	LOB	BOTTOM						
9 Jean Segura, R OBP: 0.303, SLG: 0.364	27 HR 1B	L3	G5-3						SH2-3		4	1	2	0	0	0	1	Baltimore Orioles @ Milwaukee Brewers Miller Park, Milwaukee, WI Tue May 27 2014, 7:12 PM - 10:56 PM CDT Att: 25,552 - Roof Closed - 72 F livebaseballscorecards.com AB 39 R 7 H 12 RBI 7 BB 3 SO 9 LOB 19 						
8 Ryan Braun, R OBP: 0.340, SLG: 0.550	27 HR 1B		27 K2-3 2B			K			G4-3		5	1	2	0	0	1	3							
20 Jonathan Lucroy, R OBP: 0.400, SLG: 0.469	K		F8			L9			G4-3		5	0	2	1	0	1	3							
27 Carlos Gómez, R OBP: 0.307, SLG: 0.587	HR		K2-3			K			F8		5	1	1	3	0	2	3							
Rickie Weeks Jr., R OBP: 0.343, SLG: 0.411	K		G5-3			K			G3		3	0	0	0	0	2	1							
2 Scooter Gennett, L OBP: 0.304, SLG: 0.386	K		G5-3			K			G3		1	0	0	0	1	0	0							
18 Chris Davis, R OBP: 0.283, SLG: 0.467	G5-3		HR			F9			G4-3		4	1	1	1	1	0	0							
7 Mark Reynolds, R OBP: 0.293, SLG: 0.471	HR		HR			E5			L5		4	2	2	1	1	0	3							
12 Martín Maldonado, R OBP: 0.400, SLG: 0.486	HR		HR			22 SH1-3 1B			IBB		3	0	0	0	0	1	2							
13 Will Smith, R ERA: 3.36	B5-3		L6			K2-3			G4-3		3	0	0	0	0	0	0							
Inning Stats	R: 3 E: 0 K: 2 S: 17	H: 3 LOB: 0 BB: 0 P: 23	R: 1 E: 0 K: 1 S: 11	H: 1 LOB: 0 BB: 0 P: 16	R: 0 E: 0 K: 1 S: 8	H: 1 LOB: 1 BB: 0 P: 12	R: 1 E: 0 K: 0 S: 9	H: 2 LOB: 1 BB: 0 P: 11	R: 0 E: 0 K: 2 S: 10	H: 0 LOB: 0 BB: 0 P: 14	R: 0 E: 1 K: 2 S: 15	H: 0 LOB: 1 BB: 0 P: 23	R: 0 E: 0 K: 1 S: 5	H: 1 LOB: 0 BB: 0 P: 7	R: 0 E: 0 K: 0 S: 16	H: 1 LOB: 3 BB: 2 P: 29	R: 1 E: 0 K: 0 S: 8	H: 2 LOB: 1 BB: 1 P: 10	R: 1 E: 0 K: 0 S: 4	H: 1 LOB: 1 BB: 1 P: 11	1B: 6 2B: 3 3B: 0 HR: 3	SF: 0 SAC: 2 DP: 0 HBP: 0	WP: 0 PB: 0 SB: 0 CS: 0	PA: 44
PITCHER	IP WLS BF H R ER SO BB IBB HBP BLK WP HR S P ERA WHIP	16 Wei-Yin Chen, L ERA: 4.5	63 Preston Guilmet, R ERA: 3.27	58 Ryan Webb, R ERA: 3.27	56 Darren O'Day, R ERA: 0.87	17 Brian Matusz, L ERA: 2.6	PITCHER	IP WLS BF H R ER SO BB IBB HBP BLK WP HR S P ERA WHIP	53 Zack Britton, L ERA: 0.94	66 T.J. McFarland, L ERA: 5.73														

Batter	1	2	3	4	5	6	7	8	9	AB	R	H	RBI	BB	SO	LOB	TOP
21 Nick Markakis, L (1,9) OBP: 0.352, SLG: 0.398										4	1	2	0	1	1	0	Baltimore Orioles @ Milwaukee Brewers Miller Park, Milwaukee, WI Wed May 28 2014, 7:13 PM - 10:39 PM CDT Att: 28,280 - Roof Closed - 70 F
13 Manny Machado, R (1,5) OBP: 0.280, SLG: 0.295										5	0	1	1	0	1	3	
10 Adam Jones, R (1,8) OBP: 0.308, SLG: 0.439										5	0	1	0	0	1	2	
19 Chris Davis, L (1,3) OBP: 0.373, SLG: 0.458										4	0	0	0	0	2	2	
23 Nelson Cruz, R (1,7) OBP: 0.376, SLG: 0.663										3	2	2	2	1	1	0	
2 J.J. Hardy, R (1,6) OBP: 0.330, SLG: 0.370										3	0	2	0	1	0	0	
40 Nick Hundley, R (1,2) OBP: 0.278, SLG: 0.343										2	0	0	0	2	1	2	
6 Jonathan Schoop, R (1,4) OBP: 0.261, SLG: 0.363										4	0	0	0	0	1	5	
25 Bud Norris, R (1,1)										2	0	0	0	0	1	0	
27 Delmon Young, R (7,PH) OBP: 0.321, SLG: 0.378										1	0	0	0	0	1	0	
35 Brad Brach, R (7,1)										0	0	0	0	0	0	0	
17 Brian Matusz, L (8,1)										0	0	0	0	0	0	0	
28 Steve Pearce, R (9,PH) OBP: 0.368, SLG: 0.578										1	0	1	0	0	0	0	
Inning Stats	R: 0 E: 0 K: 1 S: 8	H: 0 LOB: 0 BB: 1 P: 16	R: 1 E: 0 K: 0 S: 9	H: 1 LOB: 1 BB: 1 P: 16	R: 0 E: 0 K: 0 S: 7	H: 0 LOB: 0 BB: 3 P: 10	R: 0 E: 0 K: 1 S: 15	H: 2 LOB: 1 BB: 0 P: 13	R: 1 E: 0 K: 2 S: 10	H: 3 LOB: 2 BB: 0 P: 18	R: 0 E: 0 K: 3 S: 10	H: 1 LOB: 1 BB: 0 P: 13	R: 0 E: 0 K: 1 S: 12	H: 2 LOB: 1 BB: 0 P: 23	1B: 6 2B: 1 3B: 0 HR: 2	SF: 0 SAC: 0 DP: 2 HBP: 0	WP: 0 PA: 39 PB: 0 SB: 0 CS: 0
PITCHER	IP WLS BF H R ER SO BB IBB HBP BLK WP HR S P ERA WHIP																
49 Yovani Gallardo, R (1,1) ERA: 3.56	6.2 W 28 4 3 3 5 5 0 0 0 0 0 2 61 105 4.05 1.350																
53 Brandon Kintzler, R (7,1) ERA: 3.5	0.0 0 2 2 0 0 0 0 0 0 0 0 0 3 3 ∞ ∞																
13 Will Smith, L (7,1) ERA: 0.36	1.1 H 5 1 0 0 4 0 0 0 0 0 0 0 13 17 0.00 0.750																
59 Zach Duke, L (9,1) ERA: 1.27	1.0 4 2 0 0 1 0 0 0 0 0 0 0 12 23 0.00 2.000																

Batter	1	2	3	4	5	6	7	8	9	AB	R	H	RBI	BB	SO	LOB	BOTTOM
9 Jean Segura, R (1,6) OBP: 0.295, SLG: 0.354										5	0	0	0	0	1	3	Baltimore Orioles @ Milwaukee Brewers Miller Park, Milwaukee, WI Wed May 28 2014, 7:13 PM - 10:39 PM CDT Att: 28,280 - Roof Closed - 70 F
8 Ryan Braun, R (1,9) OBP: 0.351, SLG: 0.559										3	1	2	2	1	0	0	
20 Jonathan Lucroy, R (1,2) OBP: 0.397, SLG: 0.481										3	0	0	0	1	0	2	
27 Carlos Gómez, R (1,8) OBP: 0.394, SLG: 0.594										3	2	2	1	0	0	0	
7 Mark Reynolds, R (1,5) OBP: 0.292, SLG: 0.465										4	1	1	0	0	0	3	
2 Scooter Gennett, L (1,4) OBP: 0.298, SLG: 0.361										2	0	0	1	0	0	2	
18 Khris Davis, R (1,7) OBP: 0.292, SLG: 0.486										3	2	2	3	1	0	0	
24 Lyle Overbay, L (1,3) OBP: 0.302, SLG: 0.314										3	1	1	0	0	0	1	
59 Zach Duke, L (9,1) ERA: 4.79										0	0	0	0	0	0	0	
49 Yovani Gallardo, R (1,1) ERA: 4.04										2	0	1	0	0	1	2	
53 Brandon Kintzler, R (7,1) ERA: 4.79										0	0	0	0	0	0	0	
13 Will Smith, R (7,1)										0	0	0	0	0	0	0	
3 Elian Herrera, S (7,5) OBP: 0.255, SLG: 0.280										2	0	0	0	0	0	0	
21 Irving Falo, S (8,PH) ERA: 3.44										1	0	0	0	0	0	0	
Inning Stats	R: 1 E: 0 K: 0 S: 14	H: 1 LOB: 2 BB: 2 P: 26	R: 2 E: 0 K: 1 S: 15	H: 2 LOB: 1 BB: 1 P: 24	R: 1 E: 0 K: 0 S: 9	H: 0 LOB: 0 BB: 0 P: 16	R: 0 E: 0 K: 0 S: 7	H: 1 LOB: 0 BB: 0 P: 13	R: 0 E: 0 K: 0 S: 6	H: 1 LOB: 1 BB: 0 P: 8	R: 0 E: 0 K: 0 S: 17	H: 1 LOB: 1 BB: 0 P: 24	R: 0 E: 0 K: 1 S: 15	H: 4 LOB: 0 BB: 0 P: 14	1B: 6 2B: 3 3B: 0 HR: 1	SF: 1 SAC: 0 DP: 1 HBP: 1	WP: 0 PA: 37 PB: 0 SB: 2 CS: 0
PITCHER	IP WLS BF H R ER SO BB IBB HBP BLK WP HR S P ERA WHIP																
25 Bud Norris, R (1,1) ERA: 4.04	6.0 L 26 5 4 4 4 3 0 0 1 0 0 0 0 68 111 6.00 1.333																
35 Brad Brach, R (7,1) ERA: 4.79	1.0 6 3 2 2 1 0 0 0 0 0 0 0 21 28 18.00 3.000																
17 Brian Matusz, L (8,1) ERA: 3.44	1.0 5 2 2 2 0 0 0 0 0 0 0 1 8 13 18.00 2.000																

AB	34
R	3
H	9
RBI	3
BB	5
SO	10
LOB	14



AB	32
R	8
H	10
RBI	8
BB	3
SO	2
LOB	13

Batter	1	2	3	4	5	6	7	8	9	AB	R	H	RBI	BB	SO	LOB	TOP					
21 Nick Markakis, L OBP: 0.350, SLG: 0.395										4	0	1	0	0	0	2						
28 Steve Pearce, R OBP: 0.361, SLG: 0.574										4	1	1	0	0	0	1						
10 Adam Jones, R OBP: 0.307, SLG: 0.436										4	0	1	0	0	1	2						
19 Chris Davis, L OBP: 0.364, SLG: 0.444										4	0	0	0	0	3	3						
23 Nelson Cruz, R OBP: 0.378, SLG: 0.660										4	0	2	1	0	0	0						
2 J.J. Hardy, R OBP: 0.322, SLG: 0.361										4	0	0	0	0	3	3						
13 Manny Machado, R OBP: 0.270, SLG: 0.284										4	0	0	0	0	2	0						
3 Ryan Flaherty, L OBP: 0.280, SLG: 0.289										3	0	1	0	0	1	0						
40 Nick Hundley, R OBP: 0.280, SLG: 0.342										3	0	1	0	0	2	1						
Inning Stats	R: 0 E: 0 K: 0 S: 7	H: 1 LOB: 1 BB: 0 P: 11	R: 0 E: 0 K: 2 S: 12	H: 0 LOB: 0 BB: 0 P: 16	R: 0 E: 0 K: 1 S: 6	H: 0 LOB: 0 BB: 0 P: 6	R: 1 E: 0 K: 2 S: 15	H: 2 LOB: 1 BB: 0 P: 20	R: 0 E: 0 K: 1 S: 12	H: 1 LOB: 1 BB: 0 P: 21	R: 0 E: 0 K: 1 S: 13	H: 2 LOB: 2 BB: 0 P: 19	R: 0 E: 0 K: 1 S: 7	H: 1 LOB: 1 BB: 0 P: 8	R: 0 E: 0 K: 2 S: 11	H: 0 LOB: 0 BB: 0 P: 13	R: 0 E: 0 K: 1 S: 6	H: 0 LOB: 0 BB: 0 P: 8	1B: 6 2B: 1 3B: 0 HR: 0	SF: 0 SAC: 0 DP: 0 HBP: 0	WP: 0 PB: 0 SB: 0 CS: 0	PA: 34
PITCHER	IP	WLS	BF	H	R	ER	SO	BB	IBB	HBP	BLK	WP	HR	S	P	ERA	WHIP					
41 Brad Peacock, R ERA: 4.76	6.0		24	6	1	1	8	0	0	0	0	0	0	65	93	1.50	1.000					
35 Josh Fields, R ERA: 7.2	2.0	W	7	1	0	0	3	0	0	0	0	0	0	18	21	0.00	0.500					
50 Chad Qualls, R ERA: 2.76	1.0	S	3	0	0	0	1	0	0	0	0	0	0	6	8	0.00	0.000					

Baltimore Orioles @ Houston Astros
Minute Maid Park, Houston, TX
Thu May 29 2014, 7:11 PM - 10:08 PM CDT
Att: 22,884 - Partly Cloudy - 83 F

AB 34
R 1
H 7
RBI 1
BB 0
SO 12
LOB 12



Batter	1	2	3	4	5	6	7	8	9	AB	R	H	RBI	BB	SO	LOB	BOTTOM					
27 Jose Altuve, R OBP: 0.368, SLG: 0.440										4	1	3	0	0	0	0						
4 George Springer, R OBP: 0.395, SLG: 0.523										4	1	1	2	0	2	2						
21 Dexter Fowler, S OBP: 0.375, SLG: 0.360										3	0	0	0	0	1	1						
15 Jason Castro, L OBP: 0.308, SLG: 0.387										3	1	0	0	1	0	3						
30 Matt Dominguez, R OBP: 0.298, SLG: 0.397										4	0	1	0	0	2	3						
23 Chris Carter, R OBP: 0.283, SLG: 0.423										3	0	0	0	0	2	2						
14 Jesus Guzman, R OBP: 0.287, SLG: 0.299										0	0	0	0	1	0	0						
8 Alex Presley, L OBP: 0.278, SLG: 0.348										2	0	0	0	2	0	1						
19 Robbie Grossman, S OBP: 0.247, SLG: 0.281										4	0	0	0	0	0	5						
6 Jonathan Villar, S OBP: 0.253, SLG: 0.361										4	0	0	0	0	2	5						
Inning Stats	R: 0 E: 0 K: 2 S: 9	H: 0 LOB: 0 BB: 0 P: 12	R: 1 E: 0 K: 1 S: 13	H: 1 LOB: 2 BB: 2 P: 25	R: 0 E: 0 K: 0 S: 8	H: 1 LOB: 1 BB: 0 P: 14	R: 0 E: 1 K: 2 S: 12	H: 0 LOB: 2 BB: 1 P: 21	R: 0 E: 0 K: 1 S: 11	H: 0 LOB: 0 BB: 0 P: 17	R: 2 E: 0 K: 1 S: 13	H: 2 LOB: 1 BB: 0 P: 22	R: 0 E: 0 K: 0 S: 7	H: 0 LOB: 1 BB: 1 P: 14	R: 0 E: 0 K: 1 S: 7	H: 0 LOB: 1 BB: 1 P: 14	1B: 3 2B: 1 3B: 0 HR: 1	SF: 0 SAC: 0 DP: 0 HBP: 1	WP: 2 PB: 0 SB: 2 CS: 0	PA: 36		
PITCHER	IP	WLS	BF	H	R	ER	SO	BB	IBB	HBP	BLK	WP	HR	S	P	ERA	WHIP					
31 Ubaldo Jimenez, R ERA: 4.65	6.0		26	3	1	1	8	3	0	1	0	1	1	65	112	1.50	1.000					
63 Preston Guilmet, R ERA: 2.57	1.0	L	6	2	2	2	1	0	0	0	0	1	1	13	22	18.00	2.000					
58 Ryan Webb, R ERA: 3.13	1.0		4	0	0	0	0	1	0	0	0	0	0	7	14	0.00	1.000					

Baltimore Orioles @ Houston Astros
Minute Maid Park, Houston, TX
Thu May 29 2014, 7:11 PM - 10:08 PM CDT
Att: 22,884 - Partly Cloudy - 83 F

AB 31
R 3
H 5
RBI 2
BB 4
SO 9
LOB 22



Batter	1	2	3	4	5	6	7	8	9	AB	R	H	RBI	BB	SO	LOB	TOP																						
21 Nick Markakis, L OBP: 0.366, SLG: 0.413	P5		HR	BB		1B		BB		3	1	2	2	2	0	0																							
13 Manny Machado, R OBP: 0.286, SLG: 0.333	G5-3		2B	F8		1B		K		5	1	2	0	0	1	2																							
23 Nelson Cruz, R OBP: 0.388, SLG: 0.676	E6		E6			1B		1B		5	2	3	0	0	0	1																							
10 Adam Jones, R OBP: 0.311, SLG: 0.446	1B		1B			FC6-4		FC6-4		5	0	2	2	0	0	6																							
19 Chris Davis, L OBP: 0.356, SLG: 0.432	K		BB			HR		K		3	1	1	1	2	2	1																							
2 J.J. Hardy, R OBP: 0.316, SLG: 0.360	G6-3		SF9			G5-3		F8		4	0	0	1	0	0	1																							
6 Jonathan Schoop, R OBP: 0.274, SLG: 0.364	P6		G6-4-3			1B		BB		4	0	1	0	1	0	3																							
9 David Lough, L OBP: 0.260, SLG: 0.255	1B		1B			F8		K		3	0	1	0	2	1	1																							
36 Caleb Joseph, R OBP: 0.233, SLG: 0.158	F7		1B			FC1-5		L8		5	1	1	0	0	0	5																							
Inning Stats	R: 1 H: 1 E: 1 K: 1 S: 12	H: 1 LOB: 1 BB: 0 P: 20	R: 0 H: 1 E: 0 K: 0 S: 7	H: 1 LOB: 1 BB: 0 P: 11	R: 3 H: 3 E: 1 K: 0 S: 10	H: 3 LOB: 1 BB: 1 P: 20	R: 0 H: 1 E: 0 K: 0 S: 6	H: 1 LOB: 1 BB: 0 P: 14	R: 1 H: 2 E: 0 K: 0 S: 9	H: 2 LOB: 0 BB: 0 P: 15	R: 1 H: 4 E: 0 K: 0 S: 17	H: 4 LOB: 3 BB: 1 P: 28	R: 0 H: 0 E: 0 K: 2 S: 10	H: 0 LOB: 1 BB: 1 P: 20	R: 0 H: 1 E: 0 K: 1 S: 9	H: 1 LOB: 2 BB: 2 P: 16	R: 0 H: 0 E: 0 K: 0 S: 11	H: 0 LOB: 2 BB: 2 P: 22	1B: 10 RBI: 6 HR: 2	SF: 1 SAC: 0 DP: 1 HBP: 0	WP: 0 PB: 0 SB: 0 CS: 2	PA: 45																	
PITCHER	IP	WLS	BF	H	R	ER	SO	BB	IBB	HBP	BLK	WP	HR	S	P	ERA	WHIP	PITCHER					IP	WLS	BF	H	R	ER	SO	BB	IBB	HBP	BLK	WP	HR	S	P	ERA	WHIP
22 Nick Martinez, R ERA: 3.22	5.1	L	27	9	6	4	1	3	0	0	0	0	2	52	93	6.75	2.250																						
49 Aaron Poreda, L ERA: 3.29	0.1		2	2	0	0	0	0	0	0	0	0	0	4	7	0.00	6.000																						
37 Shawn Tolleson, R ERA: 3.03	1.0		5	1	0	0	1	1	0	0	0	0	0	11	21	0.00	2.000																						
56 Neal Cotts, L ERA: 4.18	1.1		6	1	0	0	2	1	0	0	0	0	0	13	23	0.00	1.500																						
44 Jason Frasor, R ERA: 1.6	1.0		5	0	0	0	0	2	0	0	0	0	0	11	22	0.00	2.000																						

Baltimore Orioles @ Texas Rangers
Globe Life Park in Arlington, Arlington, TX
Wed Jun 04 2014, 8:10 PM - 11:43 PM EDT
Att: 27,934 - Clear - 91 F

AB 37
R 6
H 13
RBI 6
BB 7
SO 4
LOB 20



Batter	1	2	3	4	5	6	7	8	9	AB	R	H	RBI	BB	SO	LOB	BOTTOM																						
17 Shin-Soo Choo, L OBP: 0.414, SLG: 0.441	G3-6-3		BB			F7		G5-3		3	0	0	0	1	0	1																							
3 Luis Sardinas, S OBP: 0.333, SLG: 0.308	G3-6-3		F7			1B		1B		5	1	3	0	0	0	2																							
18 Mitch Moreland, L OBP: 0.392, SLG: 0.365	29 HR		K			1B		K		3	2	1	0	1	2	2																							
15 Michael Choice, R OBP: 0.284, SLG: 0.298	29 HR		BB			1B		K		1	0	0	0	0	0	1																							
29 Adrián Beltré, R OBP: 0.365, SLG: 0.503	1B		P4			1B		F8		4	2	2	5	0	0	2																							
Alex Rios, R OBP: 0.352, SLG: 0.472	K		HR			HR		F8		4	0	2	0	0	1	0																							
16 Donnie Murphy, R OBP: 0.304, SLG: 0.330	P2		K			F9		1B		4	0	0	0	0	2	2																							
2 Leonys Martin, L OBP: 0.327, SLG: 0.382	G3-1		G4-3			K		K		4	0	1	0	0	1	2																							
61 Robinson Chirinos, R OBP: 0.281, SLG: 0.366	1B		K			K		F8		4	0	1	0	0	1	3																							
12 Rougned Odor, L OBP: 0.281, SLG: 0.435	P5		P5			K		FC5-4		2	0	0	0	0	1	1																							
1 Elvis Andrus, R OBP: 0.309, SLG: 0.342						G6-3		G6-4-3		2	0	1	0	0	0	1																							
Inning Stats	R: 2 H: 1 E: 0 K: 1 S: 16	H: 1 LOB: 0 BB: 1 P: 28	R: 0 H: 1 E: 0 K: 0 S: 4	H: 1 LOB: 1 BB: 0 P: 8	R: 0 H: 0 E: 0 K: 1 S: 12	H: 0 LOB: 1 BB: 1 P: 21	R: 0 H: 1 E: 0 K: 2 S: 8	H: 1 LOB: 0 BB: 0 P: 12	R: 3 H: 3 E: 0 K: 1 S: 23	H: 3 LOB: 0 BB: 0 P: 30	R: 0 H: 1 E: 1 K: 1 S: 7	H: 1 LOB: 1 BB: 0 P: 9	R: 0 H: 1 E: 0 K: 1 S: 12	H: 1 LOB: 1 BB: 0 P: 13	R: 0 H: 1 E: 0 K: 1 S: 11	H: 1 LOB: 1 BB: 0 P: 15	R: 0 H: 2 E: 0 K: 0 S: 7	H: 2 LOB: 1 BB: 0 P: 8	1B: 8 RBI: 5 HR: 2	SF: 0 SAC: 0 DP: 2 HBP: 1	WP: 0 PB: 0 SB: 0 CS: 0	PA: 39																	
PITCHER	IP	WLS	BF	H	R	ER	SO	BB	IBB	HBP	BLK	WP	HR	S	P	ERA	WHIP	PITCHER					IP	WLS	BF	H	R	ER	SO	BB	IBB	HBP	BLK	WP	HR	S	P	ERA	WHIP
25 Bud Norris, R ERA: 4.41	5.0		23	6	5	5	5	2	0	0	0	0	2	63	99	9.00	1.600																						
66 T.J. McFarland, L ERA: 4.97	1.2	H	7	2	0	0	2	0	0	0	0	0	0	17	19	0.00	1.200																						
56 Darren O'Day, R ERA: 0.75	1.1	H	5	1	0	0	1	0	0	0	0	0	0	13	18	0.00	0.750																						
53 Zack Britton, L ERA: 0.88	1.0	S	4	2	0	0	1	0	0	0	0	0	0	7	8	0.00	2.000																						

Baltimore Orioles @ Texas Rangers
Globe Life Park in Arlington, Arlington, TX
Wed Jun 04 2014, 8:10 PM - 11:43 PM EDT
Att: 27,934 - Clear - 91 F

AB 36
R 5
H 11
RBI 5
BB 2
SO 8
LOB 17



Batter	1	2	3	4	5	6	7	8	9	AB	R	H	RBI	BB	SO	LOB	TOP										
21 Nick Markakis, L OBP: 0.363, SLG: 0.420	G4-3		HR		F8		F8		F7	5	1	2	0	0	1		<p>Baltimore Orioles @ Texas Rangers</p> <p>Globe Life Park in Arlington, Arlington, TX</p> <p>Thu Jun 05 2014, 8:07 PM - 11:18 PM EDT</p> <p>Att: 34,254 - Partly Cloudy - 89 F</p>										
13 Manny Machado, R OBP: 0.292, SLG: 0.333	K		BB		1B		L6			3	1	1	0	1	1	0											
23 Nelson Cruz, R OBP: 0.382, SLG: 0.664	K		K		K		G6-3			4	0	0	0	0	3	3											
10 Adam Jones, R OBP: 0.314, SLG: 0.463		G6-3	FC6-4		2B				HR	4	2	2	3	0	0	1											
19 Chris Davis, L OBP: 0.359, SLG: 0.434	P5				1B		G4-3			4	0	2	1	0	0	0											
2 J.J. Hardy, R OBP: 0.322, SLG: 0.365	2B				1B		BB			3	0	1	0	1	0	2											
6 Jonathan Schoop, R OBP: 0.268, SLG: 0.356	G5-3						G5-4-3			4	0	0	0	0	1	3											
9 David Lough, L OBP: 0.259, SLG: 0.265			HR						G5-3	4	1	1	0	0	1	1											
36 Caleb Joseph, R OBP: 0.239, SLG: 0.150			FC9						K	2	1	0	0	1	0	1											
28 Steve Pearce, R OBP: 0.333, SLG: 0.513					BB		G5-3		K	1	0	0	0	0	1	0											
Inning Stats	R: 0 H: 0 E: 0 K: 2 S: 7	H: 0 LOB: 0 BB: 0 P: 10	R: 0 H: 1 E: 0 K: 0 S: 9	H: 1 LOB: 1 BB: 0 P: 16	R: 2 H: 2 E: 0 K: 1 S: 19	H: 2 LOB: 1 BB: 1 P: 28	R: 0 H: 1 E: 0 K: 0 S: 11	H: 1 LOB: 1 BB: 0 P: 14	R: 3 H: 3 E: 0 K: 1 S: 21	H: 3 LOB: 1 BB: 1 P: 30	R: 0 H: 0 E: 0 K: 2 S: 7	H: 0 LOB: 0 BB: 0 P: 9	R: 0 H: 0 E: 0 K: 0 S: 6	H: 0 LOB: 0 BB: 0 P: 13	R: 1 H: 1 E: 0 K: 0 S: 9	H: 1 LOB: 0 BB: 1 P: 16	R: 0 H: 0 E: 0 K: 1 S: 7	H: 0 LOB: 0 BB: 0 P: 11	1B: 3 2B: 3 3B: 0 HR: 2	SF: 0 SAC: 0 DP: 1 HBP: 0	WP: 0 PB: 0 SB: 1 CS: 0	PA: 37					
PITCHER	IP	WLS	BF	H	R	ER	SO	BB	IBB	HBP	BLK	WP	HR	S	P	ERA	WHIP										
48 Colby Lewis, R ERA: 5.77	5.0		24	7	5	5	4	2	0	0	0	0	1	67	98	9.00	1.800										
46 Robbie Ross Jr., L ERA: 4.68	2.0	W	6	0	0	0	2	0	0	0	0	0	0	13	22	0.00	0.000										
52 Tanner Scheppers, R ERA: 9.78	1.0	H	4	1	1	1	0	1	0	0	0	0	1	9	16	9.00	2.000										
28 Joakim Soria, R ERA: 2.14	1.0	S	3	0	0	0	1	0	0	0	0	0	0	7	11	0.00	0.000										

Batter	1	2	3	4	5	6	7	8	9	AB	R	H	RBI	BB	SO	LOB	BOTTOM										
17 Shin-Soo Choo, L OBP: 0.414, SLG: 0.434	BB						G4-3	G4-3		3	1	0	0	2	1	3	<p>Baltimore Orioles @ Texas Rangers</p> <p>Globe Life Park in Arlington, Arlington, TX</p> <p>Thu Jun 05 2014, 8:07 PM - 11:18 PM EDT</p> <p>Att: 34,254 - Partly Cloudy - 89 F</p>										
1 Elvis Andrus, R OBP: 0.311, SLG: 0.348	BB				G6-3		E6	L9		5	1	2	1	0	0	2											
18 Mitch Moreland, L OBP: 0.305, SLG: 0.363	BB						FC1-6	G6-3		4	1	1	2	1	0	5											
29 Adrian Beltré, R OBP: 0.368, SLG: 0.503	BB				G4-6-3		1B			4	1	2	0	0	0	3											
Alex Rios, R OBP: 0.355, SLG: 0.472	K						1B			4	0	2	1	0	2	2											
60 Chris Gimenez, R OBP: 0.290, SLG: 0.336	G6-4-3						K			4	0	2	1	0	1	3											
2 Leonys Martin, L OBP: 0.325, SLG: 0.379					FC3-6		P6	FC4-6		4	1	1	0	0	0	4											
15 Michael Choice, R ERA: 3.69										4	1	2	2	0	0	1											
19 Daniel Robertson, R OBP: 0.214, SLG: 0.154					CS		FC3-1			0	0	0	0	0	0	0											
12 Rougned Odor, L OBP: 0.309, SLG: 0.438					G6-3			E6		2	2	1	0	2	0	1											
Inning Stats	R: 2 H: 3 E: 0 K: 1 S: 19	H: 3 LOB: 1 BB: 2 P: 30	R: 3 H: 3 E: 0 K: 0 S: 14	H: 3 LOB: 2 BB: 2 P: 28	R: 0 H: 1 E: 0 K: 1 S: 16	H: 1 LOB: 0 BB: 0 P: 23	R: 0 H: 0 E: 1 K: 1 S: 10	H: 0 LOB: 0 BB: 0 P: 12	R: 0 H: 0 E: 0 K: 0 S: 6	H: 0 LOB: 0 BB: 1 P: 13	R: 0 H: 1 E: 0 K: 1 S: 9	H: 1 LOB: 1 BB: 0 P: 12	R: 3 H: 4 E: 2 K: 0 S: 16	H: 4 LOB: 2 BB: 0 P: 19	R: 0 H: 1 E: 0 K: 0 S: 8	H: 1 LOB: 2 BB: 1 P: 16	1B: 10 2B: 2 3B: 0 HR: 1	SF: 0 SAC: 0 DP: 4 HBP: 0	WP: 0 PB: 0 SB: 2 CS: 1	PA: 40							
PITCHER	IP	WLS	BF	H	R	ER	SO	BB	IBB	HBP	BLK	WP	HR	S	P	ERA	WHIP										
30 Chris Tillman, R ERA: 5.2	1.0		11	6	5	5	1	3	0	0	0	0	1	29	51	45.00	9.000										
35 Brad Brach, R ERA: 3.69	3.1		10	1	0	0	2	1	0	0	0	0	0	34	52	0.00	0.600										
58 Ryan Webb, R ERA: 2.77	1.2		5	1	0	0	1	0	0	0	0	0	0	11	15	0.00	0.600										
17 Brian Matusz, L ERA: 3.32	0.2	L	4	1	2	1	0	0	0	0	0	0	0	8	11	13.50	1.500										
63 Preston Guilmet, R ERA: 5.79	0.1		4	3	1	0	0	0	0	0	0	0	0	8	8	0.00	9.000										

AB	34
R	6
H	8
RBI	6
BB	3
SO	7
LOB	12



Batter	1	2	3	4	5	6	7	8	9	10	11	AB	R	H	RBI	BB	SO	LOB	TOP											
3 Craig Gentry, R OBP: 0.325, SLG: 0.318	(1, 8) G6-3					F9		BB		F9		3	0	1	0	0	0	0												
4 Coco Crisp, S OBP: 0.369, SLG: 0.400	(8, 9) K					G6-3		K		F9		1	1	1	0	1	0	0												
8 Jed Lowrie, S OBP: 0.340, SLG: 0.371	(1, 6) K					G6-3		K		F9		5	0	0	0	0	2	3												
20 Josh Donaldson, R OBP: 0.373, SLG: 0.552	(1, 5) HR					F8		K				3	1	1	1	1	1	2												
52 Yoenis Cespedes, R (1, 7) OBP: 0.303, SLG: 0.511	(1, 7) K					F8		K				5	0	1	1	0	2	3												
36 Derek Norris, R (1, 2) OBP: 0.399, SLG: 0.482						G5-3		K				4	1	2	1	0	1	1												
5 John Jaso, L (11, PH) OBP: 0.391, SLG: 0.500						G5-3		K				1	1	1	0	0	0	0												
37 Brandon Moss, L (1, 9) OBP: 0.340, SLG: 0.579						P6		K				5	0	1	0	0	2	2												
18 Alberto Callaspo, S (1, 10) OBP: 0.319, SLG: 0.310						P6		K				5	0	0	0	0	0	3												
88 Kyle Blanks, R (1, 3) OBP: 0.372, SLG: 0.486						G5-3		K				4	0	1	0	0	1	0												
21 Stephen Vogt, L (11, PH) OBP: 0.400, SLG: 0.500						G5-3		K				1	0	1	1	0	0	0												
1 Nick Punto, S (1, 4) OBP: 0.331, SLG: 0.301						G4-3		P5				5	0	0	0	0	2	4												
Inning Stats	R: 1 E: 0 K: 2 S: 13	H: 1 LOB: 0 BB: 0 P: 19	R: 1 E: 0 K: 0 S: 8	H: 2 LOB: 0 BB: 0 P: 15	R: 0 E: 0 K: 1 S: 10	H: 1 LOB: 1 BB: 0 P: 19	R: 0 E: 0 K: 0 S: 8	H: 0 LOB: 0 BB: 0 P: 11	R: 0 E: 0 K: 1 S: 10	H: 0 LOB: 1 BB: 0 P: 13	R: 0 E: 0 K: 0 S: 9	H: 2 LOB: 2 BB: 0 P: 16	R: 0 E: 0 K: 3 S: 12	H: 1 LOB: 1 BB: 0 P: 20	R: 0 E: 0 K: 1 S: 6	H: 0 LOB: 0 BB: 0 P: 8	R: 0 E: 0 K: 2 S: 10	H: 1 LOB: 2 BB: 1 P: 21	R: 1 E: 1 K: 1 S: 11	H: 2 LOB: 1 BB: 0 P: 13	1B: 5 2B: 5 3B: 0 HR: 2	SF: 0 SAC: 0 DP: 2 HBP: 1	WP: 0 PB: 0 SB: 2 CS: 0	PA: 45						
PITCHER	IP: 6.1 WLS: 2 BF: 24 ERA: 4.13	WLS: 3 BF: 3 ERA: 2.7	WLS: 5 BF: 5 ERA: 1.08	WLS: 8 BF: 8 ERA: 0.83	WLS: 5 BF: 5 ERA: 6.39	IP: 2 WLS: 0 BF: 0 ERA: 4.13	IP: 7 WLS: 0 BF: 7 ERA: 2.7	IP: 8 WLS: 1 BF: 8 ERA: 1.08	IP: 9 WLS: 1 BF: 9 ERA: 0.83	IP: 11 WLS: 1 BF: 11 ERA: 6.39	IP: 6 WLS: 0 BF: 6 ERA: 4.13	IP: 7 WLS: 0 BF: 7 ERA: 2.7	IP: 8 WLS: 1 BF: 8 ERA: 1.08	IP: 9 WLS: 1 BF: 9 ERA: 0.83	IP: 11 WLS: 1 BF: 11 ERA: 6.39	IP: 6 WLS: 0 BF: 6 ERA: 4.13	IP: 7 WLS: 0 BF: 7 ERA: 2.7	IP: 8 WLS: 1 BF: 8 ERA: 1.08	IP: 9 WLS: 1 BF: 9 ERA: 0.83	IP: 11 WLS: 1 BF: 11 ERA: 6.39	IP: 6 WLS: 0 BF: 6 ERA: 4.13	IP: 7 WLS: 0 BF: 7 ERA: 2.7	IP: 8 WLS: 1 BF: 8 ERA: 1.08	IP: 9 WLS: 1 BF: 9 ERA: 0.83	IP: 11 WLS: 1 BF: 11 ERA: 6.39	IP: 6 WLS: 0 BF: 6 ERA: 4.13	IP: 7 WLS: 0 BF: 7 ERA: 2.7	IP: 8 WLS: 1 BF: 8 ERA: 1.08	IP: 9 WLS: 1 BF: 9 ERA: 0.83	IP: 11 WLS: 1 BF: 11 ERA: 6.39

Oakland Athletics @ Baltimore Orioles
 Oriole Park at Camden Yards, Baltimore, MD
 Fri Jun 06 2014, 7:10 PM - 10:44 PM EDT
 Att: 28,076 - Clear - 77 F

livebaseballscores.com

AB 42
 R 4
 H 10
 RBI 4
 BB 2
 SO 11
 LOB 18



Batter	1	2	3	4	5	6	7	8	9	10	11	AB	R	H	RBI	BB	SO	LOB	BOTTOM											
21 Nick Markakis, L (1, 9) OBP: 0.364, SLG: 0.420	(1, 9) L8					G4-3						5	0	2	0	0	0	0												
13 Manny Machado, R (1, 5) OBP: 0.299, SLG: 0.362	(1, 5) K					G6-4-3						4	1	2	1	0	1	1												
23 Nelson Cruz, R (1, 10) OBP: 0.378, SLG: 0.652	(1, 10) F8					G4-3		K				4	0	0	0	1	1	1												
10 Adam Jones, R (1, 8) OBP: 0.312, SLG: 0.458						L8		L6				5	0	1	0	0	0	1												
19 Chris Davis, L (1, 3) OBP: 0.360, SLG: 0.451						G3		K				5	1	2	1	0	1	0												
2 J.J. Hardy, R (1, 6) OBP: 0.329, SLG: 0.376						G5-3		L6				5	1	3	0	0	1	0												
28 Steve Pearce, R (1, 7) OBP: 0.337, SLG: 0.506						G1-3		K				5	0	2	0	0	2	2												
6 Jonathan Schoop, R (1, 4) OBP: 0.268, SLG: 0.353						K		G1-3				4	0	1	1	0	1	3												
40 Nick Hundley, R (1, 2) OBP: 0.290, SLG: 0.316						L7		G5-3				3	0	0	0	0	1	3												
27 Delmon Young, R (9, PH) OBP: 0.310, SLG: 0.361												1	0	0	0	0	1	1												
36 Caleb Joseph, R (10, 2) OBP: 0.239, SLG: 0.150												0	0	0	0	0	0	0												
Inning Stats	R: 0 E: 0 K: 1 S: 9	H: 0 LOB: 0 BB: 0 P: 14	R: 1 E: 0 K: 1 S: 15	H: 3 LOB: 2 BB: 0 P: 23	R: 0 E: 0 K: 0 S: 10	H: 1 LOB: 1 BB: 0 P: 15	R: 1 E: 0 K: 1 S: 12	H: 2 LOB: 1 BB: 0 P: 16	R: 1 E: 0 K: 0 S: 10	H: 1 LOB: 0 BB: 0 P: 12	R: 0 E: 0 K: 0 S: 9	H: 1 LOB: 1 BB: 0 P: 14	R: 0 E: 0 K: 2 S: 9	H: 1 LOB: 1 BB: 0 P: 10	R: 0 E: 0 K: 0 S: 11	H: 2 LOB: 1 BB: 1 P: 18	R: 0 E: 0 K: 3 S: 10	H: 0 LOB: 0 BB: 0 P: 12	1B: 10 2B: 1 3B: 0 HR: 2	SF: 0 SAC: 1 DP: 1 HBP: 0	WP: 0 PB: 0 SB: 0 CS: 1	PA: 44								
PITCHER	IP: 6.0 WLS: 3 BF: 26 ERA: 3.66	IP: 7 WLS: 3 BF: 3 ERA: 2.7	IP: 8 WLS: 2 BF: 4 ERA: 1.82	IP: 10 WLS: 4 BF: 4 ERA: 1.82	IP: 11 WLS: 3 BF: 3 ERA: 2.49	IP: 2 WLS: 0 BF: 0 ERA: 3.66	IP: 7 WLS: 0 BF: 7 ERA: 2.7	IP: 8 WLS: 1 BF: 8 ERA: 1.82	IP: 9 WLS: 1 BF: 9 ERA: 1.82	IP: 11 WLS: 1 BF: 11 ERA: 2.49	IP: 6 WLS: 0 BF: 6 ERA: 3.66	IP: 7 WLS: 0 BF: 7 ERA: 2.7	IP: 8 WLS: 1 BF: 8 ERA: 1.82	IP: 9 WLS: 1 BF: 9 ERA: 1.82	IP: 11 WLS: 1 BF: 11 ERA: 2.49	IP: 6 WLS: 0 BF: 6 ERA: 3.66	IP: 7 WLS: 0 BF: 7 ERA: 2.7	IP: 8 WLS: 1 BF: 8 ERA: 1.82	IP: 9 WLS: 1 BF: 9 ERA: 1.82	IP: 11 WLS: 1 BF: 11 ERA: 2.49	IP: 6 WLS: 0 BF: 6 ERA: 3.66	IP: 7 WLS: 0 BF: 7 ERA: 2.7	IP: 8 WLS: 1 BF: 8 ERA: 1.82	IP: 9 WLS: 1 BF: 9 ERA: 1.82	IP: 11 WLS: 1 BF: 11 ERA: 2.49	IP: 6 WLS: 0 BF: 6 ERA: 3.66	IP: 7 WLS: 0 BF: 7 ERA: 2.7	IP: 8 WLS: 1 BF: 8 ERA: 1.82	IP: 9 WLS: 1 BF: 9 ERA: 1.82	IP: 11 WLS: 1 BF: 11 ERA: 2.49

Oakland Athletics @ Baltimore Orioles
 Oriole Park at Camden Yards, Baltimore, MD
 Fri Jun 06 2014, 7:10 PM - 10:44 PM EDT
 Att: 28,076 - Clear - 77 F

livebaseballscores.com

AB 41
 R 3
 H 13
 RBI 3
 BB 1
 SO 9
 LOB 12



Batter	1	2	3	4	5	6	7	8	9	AB	R	H	RBI	BB	SO	LOB	TOP					
4 Coco Crisp, S OBP: 0.374, SLG: 0.433										4	2	3	1	0	0	0	<p>Oakland Athletics @ Baltimore Orioles Oriole Park at Camden Yards, Baltimore, MD Sat Jun 07 2014, 7:20 PM - 10:09 PM EDT Att: 44,202 - Clear - 79 F</p> <p>livebaseballscores.com</p> <p>AB 33 R 3 H 7 RBI 3 BB 2 SO 9 LOB 13</p>					
5 John Jaso, L OBP: 0.384, SLG: 0.489 88 Kyle Blanks, R OBP: 0.386, SLG: 0.500										3	0	0	0	0	0	2						
20 Josh Donaldson, R OBP: 0.368, SLG: 0.543										4	0	0	0	0	4	3						
37 Brandon Moss, L OBP: 0.366, SLG: 0.571										3	0	0	0	1	2	3						
52 Yoenis Cespedes, R OBP: 0.302, SLG: 0.507										4	0	1	0	0	1	1						
8 Jed Lowrie, S OBP: 0.335, SLG: 0.364											4	0	0	0	0	2						
21 Stephen Vogt, L OBP: 0.357, SLG: 0.429											4	0	1	0	0	1						
18 Alberto Callaspo, S OBP: 0.313, SLG: 0.303											4	0	0	0	0	1						
28 Eric Sogard, L OBP: 0.271, SLG: 0.238										2	1	1	0	1	0	0						
Inning Stats	R: 0 E: 0 K: 1 S: 12	H: 0 LOB: 0 BB: 0 P: 18	R: 0 E: 0 K: 0 S: 10	H: 1 LOB: 1 BB: 1 P: 18	R: 1 E: 0 K: 0 S: 10	H: 1 LOB: 0 BB: 0 P: 15	R: 0 E: 1 K: 1 S: 7	H: 0 LOB: 0 BB: 0 P: 9	R: 0 E: 0 K: 1 S: 7	H: 0 LOB: 0 BB: 0 P: 10	R: 0 E: 0 K: 2 S: 13	H: 2 LOB: 2 BB: 0 P: 19	R: 0 E: 0 K: 1 S: 8	H: 0 LOB: 0 BB: 0 P: 13	R: 2 E: 0 K: 2 S: 19	H: 2 LOB: 1 BB: 1 P: 28	R: 0 E: 0 K: 1 S: 10	H: 1 LOB: 1 BB: 0 P: 11	1B: 5 2B: 1 3B: 0 HR: 1	SF: 0 SAC: 0 DP: 2 HBP: 0	WP: 1 PB: 0 SB: 0 CS: 0	PA: 35
PITCHER	IP WLS BF H R ER SO BB IBB HBP BLK WP HR S P ERA WHIP																					
39 Kevin Gausman, R ERA: 4.91	7.0 W 25 4 1 1 6 1 0 0 0 0 1 1 67 102 1.29 0.714																					
17 Brian Matusz, L ERA: 4.09	0.1 3 1 2 2 0 1 0 0 0 0 0 0 11 18 54.00 6.000																					
56 Darren O'Day, R ERA: 1.01	1.2 7 2 0 0 3 0 0 0 0 0 0 0 18 21 0.00 1.200																					

Batter	1	2	3	4	5	6	7	8	9	AB	R	H	RBI	BB	SO	LOB	BOTTOM			
21 Nick Markakis, L OBP: 0.366, SLG: 0.419										3	1	1	1	1	1	1	<p>Oakland Athletics @ Baltimore Orioles Oriole Park at Camden Yards, Baltimore, MD Sat Jun 07 2014, 7:20 PM - 10:09 PM EDT Att: 44,202 - Clear - 79 F</p> <p>livebaseballscores.com</p> <p>AB 31 R 6 H 7 RBI 6 BB 5 SO 11 LOB 8</p>			
13 Manny Machado, R OBP: 0.297, SLG: 0.353											3	0	0	0	1	3				
10 Adam Jones, R OBP: 0.314, SLG: 0.470										4	1	2	2	0	0	0				
19 Chris Davis, L OBP: 0.353, SLG: 0.440										4	0	0	0	0	2	2				
23 Nelson Cruz, R OBP: 0.376, SLG: 0.649										4	0	1	0	0	2	0				
2 J.J. Hardy, R OBP: 0.327, SLG: 0.370											3	1	0	0	1	1				
9 David Lough, L OBP: 0.266, SLG: 0.297											3	2	1	2	1	0				
36 Caleb Joseph, R OBP: 0.240, SLG: 0.182											4	1	1	1	0	3				
3 Ryan Flaherty, L OBP: 0.288, SLG: 0.290											3	0	1	0	1	1				
Inning Stats	R: 1 E: 0 K: 0 S: 7	H: 1 LOB: 0 BB: 0 P: 11	R: 0 E: 0 K: 2 S: 8	H: 0 LOB: 0 BB: 0 P: 10	R: 0 E: 0 K: 3 S: 12	H: 0 LOB: 1 BB: 1 P: 20	R: 0 E: 0 K: 0 S: 7	H: 0 LOB: 0 BB: 0 P: 13	R: 3 E: 0 K: 1 S: 17	H: 3 LOB: 2 BB: 2 P: 33	R: 2 E: 0 K: 2 S: 15	H: 2 LOB: 2 BB: 2 P: 30	R: 0 E: 0 K: 1 S: 11	H: 1 LOB: 1 BB: 0 P: 15	R: 0 E: 0 K: 2 S: 10	H: 0 LOB: 0 BB: 0 P: 16	1B: 3 2B: 2 3B: 0 HR: 2	SF: 0 SAC: 0 DP: 0 HBP: 0	WP: 0 PB: 0 SB: 0 CS: 0	PA: 36
PITCHER	IP WLS BF H R ER SO BB IBB HBP BLK WP HR S P ERA WHIP																			
54 Sonny Gray, R ERA: 2.83	5.1 L 24 4 5 5 7 4 0 0 0 0 0 1 8 17 13.50 4.500																			
45 Jim Johnson, R ERA: 6.46	0.2 5 2 1 1 1 1 0 0 0 0 0 1 8 17 13.50 4.500																			
29 Jeff Francis, L ERA: 3.38	2.0 7 1 0 0 3 0 0 0 0 0 0 0 21 31 0.00 0.500																			

Batter	1	2	3	4	5	6	7	8	9	AB	R	H	RBI	BB	SO	LOB	TOP					
26 Brock Holt, L OBP: 0.380, SLG: 0.475				G1-3 				G3 		3	0	1	0	1	0	1	Boston Red Sox @ Baltimore Orioles Oriole Park at Camden Yards, Baltimore, MD Mon Jun 09 2014, 7:10 PM - 9:30 PM EDT Att: 19,729 - Cloudy - 80 F					
2 Xander Bogaerts, R OBP: 0.376, SLG: 0.437				G6-3 			F9 	K 		4	0	0	0	0	1	4						
15 Dustin Pedroia, R OBP: 0.345, SLG: 0.382	K 			G4-3 			FC6-4 		F8 		4	0	0	0	0	1		2				
34 David Ortiz, L OBP: 0.357, SLG: 0.482		G3 			L4 			K 		L7 		4	0	0	0	1		0				
12 Mike Napoli, R OBP: 0.393, SLG: 0.432		K 			K 			F8 		F8 		4	0	0	0	2		0				
29 Daniel Nava, S OBP: 0.269, SLG: 0.272		G4-3 			2B 			BB 				2	0	1	0	1		0				
38 Grady Sizemore, L OBP: 0.286, SLG: 0.328				F9 			G1-3 		G3 		3	0	0	0	0	2						
10 Jonathan Herrera, S OBP: 0.328, SLG: 0.259				K 			BB 		F9 		2	0	0	0	1	1	0					
3 David Ross, R OBP: 0.228, SLG: 0.324				F8 			F8 		2B 		3	0	1	0	0	1						
Inning Stats	R: 0 E: 0 K: 1 S: 10	H: 1 LOB: 0 BB: 0 P: 13	R: 0 E: 0 K: 1 S: 7	H: 0 LOB: 0 BB: 0 P: 12	R: 0 E: 0 K: 1 S: 7	H: 0 LOB: 0 BB: 0 P: 11	R: 0 E: 0 K: 0 S: 9	H: 0 LOB: 0 BB: 0 P: 11	R: 0 E: 0 K: 1 S: 7	H: 1 LOB: 1 BB: 0 P: 13	R: 0 E: 0 K: 0 S: 7	H: 0 LOB: 2 BB: 2 P: 16	R: 0 E: 0 K: 1 S: 8	H: 0 LOB: 1 BB: 1 P: 14	R: 0 E: 0 K: 1 S: 8	H: 1 LOB: 1 BB: 0 P: 8	R: 0 E: 0 K: 0 S: 6	H: 0 LOB: 0 BB: 0 P: 10	1B: 1 2B: 2 HR: 0	SF: 0 SAC: 0 HBP: 0	WP: 0 PB: 0 SB: 0 CS: 1	PA: 32
PITCHER	IP WLS BF H R ER SO BB IBB HBP BLK WP HR S P ERA WHIP																					
25 Bud Norris, R ERA: 3.94	8.0 W 29 3 0 0 6 3 0 0 0 0 0 0 63 98 0.00 0.750																					
29 Tommy Hunter, R ERA: 5.71	1.0 3 0 0 0 0 0 0 0 0 0 0 0 6 10 0.00 0.000																					

Batter	1	2	3	4	5	6	7	8	9	AB	R	H	RBI	BB	SO	LOB	BOTTOM			
21 Nick Markakis, L OBP: 0.369, SLG: 0.431				G6-3 				G1-3 		4	1	2	2	0	0	0	Boston Red Sox @ Baltimore Orioles Oriole Park at Camden Yards, Baltimore, MD Mon Jun 09 2014, 7:10 PM - 9:30 PM EDT Att: 19,729 - Cloudy - 80 F			
13 Manny Machado, R OBP: 0.383, SLG: 0.335				K 			G6-3 		K 		4	0	0	0	2	1				
10 Adam Jones, R OBP: 0.321, SLG: 0.483				1B 			1B 		K 		4	1	3	1	0	1				
19 Chris Davis, L OBP: 0.349, SLG: 0.429				1B 			F8 		G4-3 		4	0	1	0	0	1				
23 Nelson Cruz, R OBP: 0.374, SLG: 0.636				K 			P2 		G6-3 		3	0	0	0	1	2				
2 J.J. Hardy, R OBP: 0.316, SLG: 0.359		K 			L9 			G6-3 				3	0	0	0	1		3		
9 David Lough, L OBP: 0.267, SLG: 0.295				L1 			F7 				3	0	0	0	1	3				
36 Caleb Joseph, R OBP: 0.241, SLG: 0.170		FC6-4 			F8 			K 				3	0	0	0	1	1			
3 Ryan Flaherty, L OBP: 0.296, SLG: 0.327				K 			1B 		HR 		3	2	1	0	1	0				
Inning Stats	R: 1 E: 0 K: 0 S: 9	H: 2 LOB: 0 BB: 0 P: 14	R: 0 E: 0 K: 2 S: 12	H: 0 LOB: 1 BB: 1 P: 19	R: 0 E: 0 K: 2 S: 10	H: 0 LOB: 0 BB: 0 P: 12	R: 0 E: 0 K: 1 S: 12	H: 2 LOB: 2 BB: 0 P: 15	R: 2 E: 0 K: 0 S: 9	H: 3 LOB: 1 BB: 0 P: 16	R: 0 E: 0 K: 0 S: 4	H: 0 LOB: 0 BB: 0 P: 4	R: 1 E: 0 K: 2 S: 10	H: 1 LOB: 0 BB: 0 P: 14	R: 0 E: 0 K: 1 S: 10	H: 0 LOB: 0 BB: 0 P: 16	1B: 5 2B: 0 3B: 0 HR: 3	SF: 0 SAC: 0 DP: 1 HBP: 0	WP: 0 PB: 0 SB: 0 CS: 0	PA: 32
PITCHER	IP WLS BF H R ER SO BB IBB HBP BLK WP HR S P ERA WHIP																			
44 Jake Peavy, R ERA: 4.76	7.0 L 29 8 4 4 4 1 0 0 0 0 0 0 3 66 5.14 1.286																			
35 Burke Badenhop, R ERA: 1.77	1.0 3 0 0 0 1 0 0 0 0 0 0 0 10 16 0.00 0.000																			

AB	29
R	0
H	3
RBI	0
BB	3
SO	6
LOB	10



AB	31
R	4
H	8
RBI	4
BB	1
SO	8
LOB	11



Batter	1	2	3	4	5	6	7	8	9	AB	R	H	RBI	BB	SO	LOB	TOP							
26 Brock Holt, L OBP: 0.381, SLG: 0.472										5	1	2	0	0	1	3								
2 Xander Bogaerts, R OBP: 0.372, SLG: 0.429										4	0	0	0	0	0	5								
15 Dustin Pedroia, R OBP: 0.340, SLG: 0.376										4	0	0	0	0	0	2								
34 David Ortiz, L OBP: 0.356, SLG: 0.476										3	0	0	0	1	1	0								
12 Mike Napoli, R OBP: 0.395, SLG: 0.430										3	0	1	1	1	0	0								
29 Daniel Nava, S OBP: 0.282, SLG: 0.263										3	0	0	0	0	1	3								
5 Jonny Gomes, R OBP: 0.339, SLG: 0.391										1	0	1	0	0	0	0								
40 A.J. Pierzynski, L OBP: 0.308, SLG: 0.401										4	0	2	0	0	0	1								
38 Grady Sizemore, L OBP: 0.291, SLG: 0.328										3	0	1	0	1	0	0								
10 Jonathan Herrera, S OBP: 0.324, SLG: 0.258										4	0	1	0	0	1	4								
Inning Stats	R: 0 E: 0 K: 0 S: 5	H: 1 LOB: 0 BB: 0 P: 6	R: 0 E: 0 K: 1 S: 11	H: 1 LOB: 3 BB: 2 P: 24	R: 1 E: 0 K: 1 S: 19	H: 2 LOB: 2 BB: 1 P: 31	R: 0 E: 0 K: 1 S: 11	H: 3 LOB: 2 BB: 0 P: 16	R: 0 E: 0 K: 0 S: 6	H: 0 LOB: 0 BB: 0 P: 9	R: 0 E: 1 K: 0 S: 9	H: 0 LOB: 1 BB: 0 P: 14	R: 0 E: 0 K: 0 S: 8	H: 0 LOB: 0 BB: 0 P: 8	R: 0 E: 0 K: 1 S: 11	H: 1 LOB: 1 BB: 0 P: 17	R: 0 E: 0 K: 0 S: 9	H: 0 LOB: 0 BB: 0 P: 12	1B: 8 2B: 0 3B: 0 HR: 0	SF: 0 SAC: 0 DP: 2 HBP: 0	WP: 0 PB: 0 SB: 0 CS: 0	PA: 37		
PITCHER	IP WLS BF H R ER SO BB IBB HBP BLK WP HR S P ERA WHIP	IP WLS BF H R ER SO BB IBB HBP BLK WP HR S P ERA WHIP	IP WLS BF H R ER SO BB IBB HBP BLK WP HR S P ERA WHIP	IP WLS BF H R ER SO BB IBB HBP BLK WP HR S P ERA WHIP	IP WLS BF H R ER SO BB IBB HBP BLK WP HR S P ERA WHIP	IP WLS BF H R ER SO BB IBB HBP BLK WP HR S P ERA WHIP	IP WLS BF H R ER SO BB IBB HBP BLK WP HR S P ERA WHIP	IP WLS BF H R ER SO BB IBB HBP BLK WP HR S P ERA WHIP	IP WLS BF H R ER SO BB IBB HBP BLK WP HR S P ERA WHIP	IP WLS BF H R ER SO BB IBB HBP BLK WP HR S P ERA WHIP	IP WLS BF H R ER SO BB IBB HBP BLK WP HR S P ERA WHIP	IP WLS BF H R ER SO BB IBB HBP BLK WP HR S P ERA WHIP	IP WLS BF H R ER SO BB IBB HBP BLK WP HR S P ERA WHIP	IP WLS BF H R ER SO BB IBB HBP BLK WP HR S P ERA WHIP	IP WLS BF H R ER SO BB IBB HBP BLK WP HR S P ERA WHIP	IP WLS BF H R ER SO BB IBB HBP BLK WP HR S P ERA WHIP	IP WLS BF H R ER SO BB IBB HBP BLK WP HR S P ERA WHIP	IP WLS BF H R ER SO BB IBB HBP BLK WP HR S P ERA WHIP	IP WLS BF H R ER SO BB IBB HBP BLK WP HR S P ERA WHIP	IP WLS BF H R ER SO BB IBB HBP BLK WP HR S P ERA WHIP	IP WLS BF H R ER SO BB IBB HBP BLK WP HR S P ERA WHIP	IP WLS BF H R ER SO BB IBB HBP BLK WP HR S P ERA WHIP	IP WLS BF H R ER SO BB IBB HBP BLK WP HR S P ERA WHIP	IP WLS BF H R ER SO BB IBB HBP BLK WP HR S P ERA WHIP

Boston Red Sox @ Baltimore Orioles
 Oriole Park at Camden Yards, Baltimore, MD
 Tue Jun 10 2014, 7:07 PM - 11:09 PM EDT
 Att: 24,184 - Cloudy - 82 F

AB	34
R	1
H	8
RBI	1
BB	3
SO	4
LOB	18

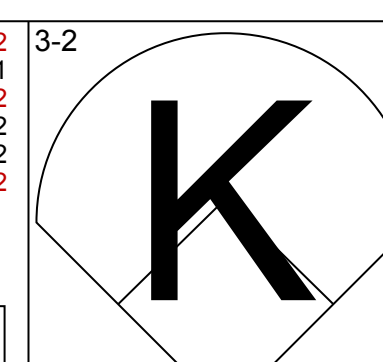
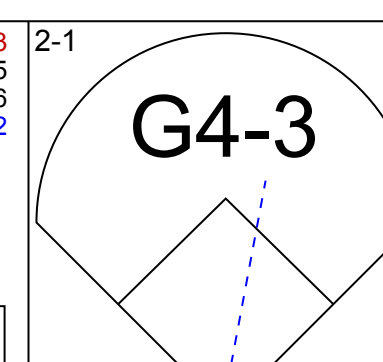
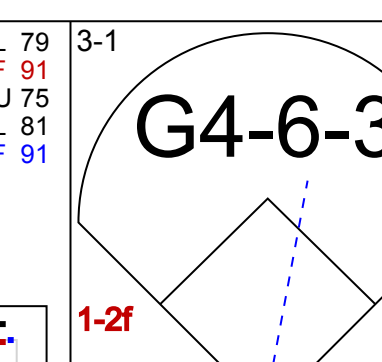
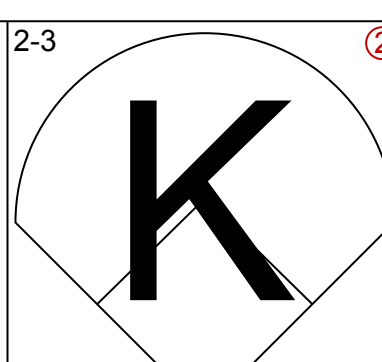
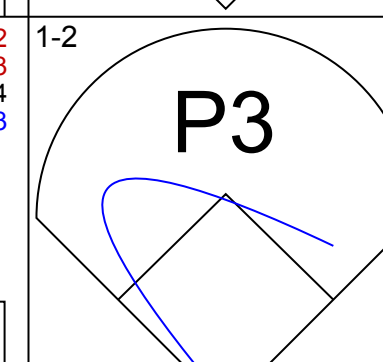
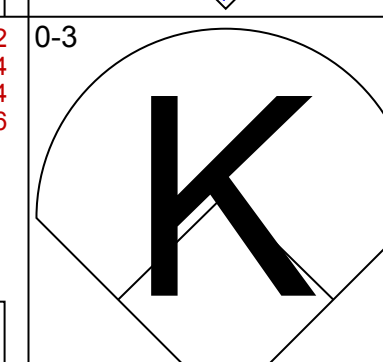
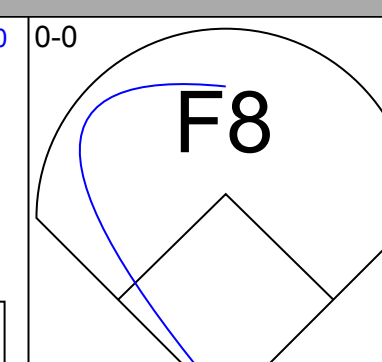
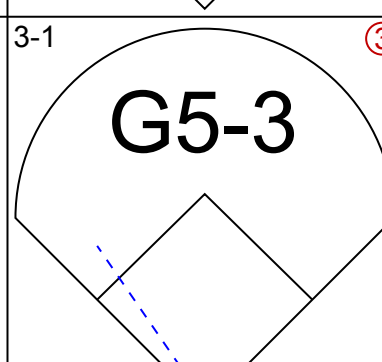
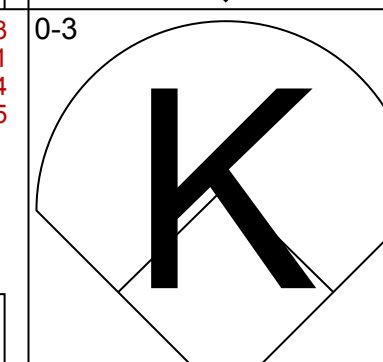
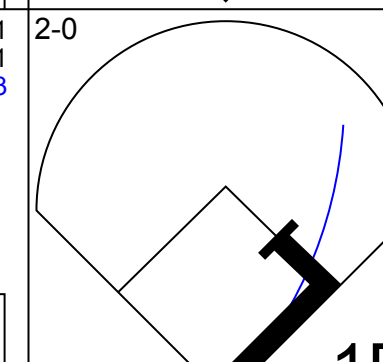
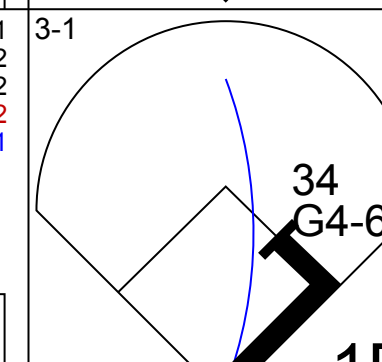
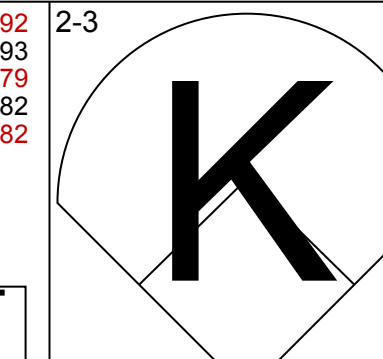
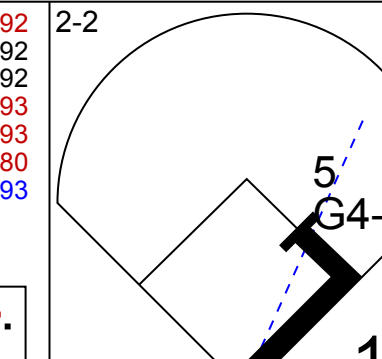

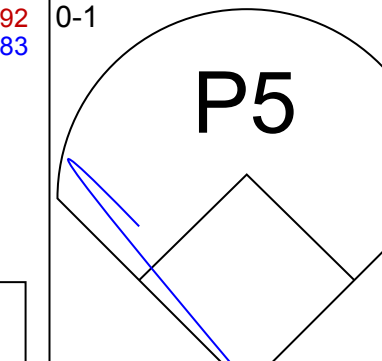
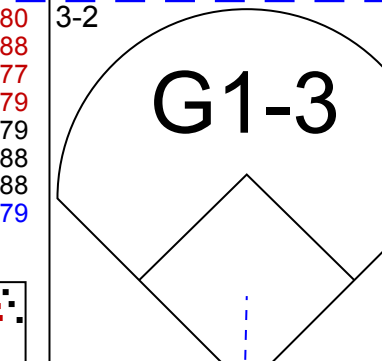

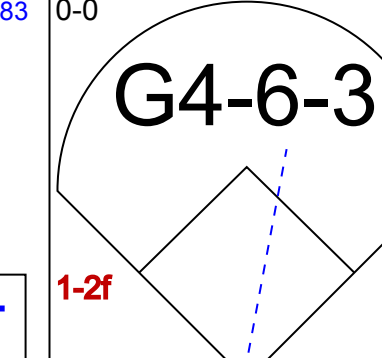
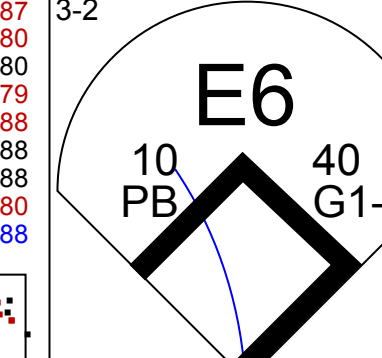
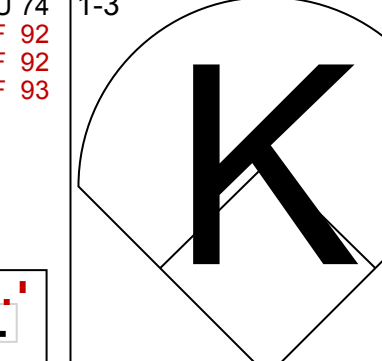
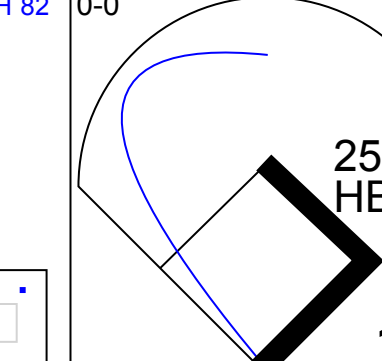
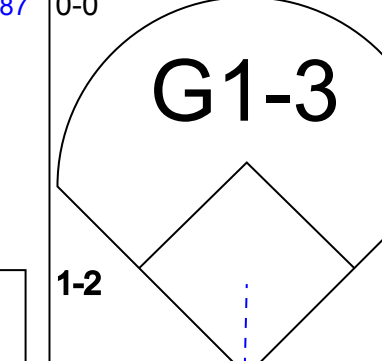
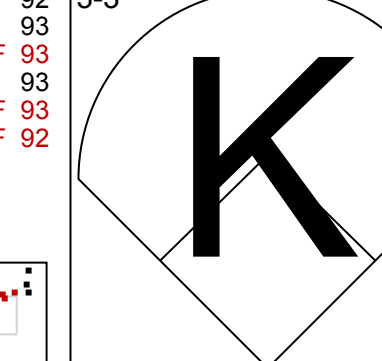
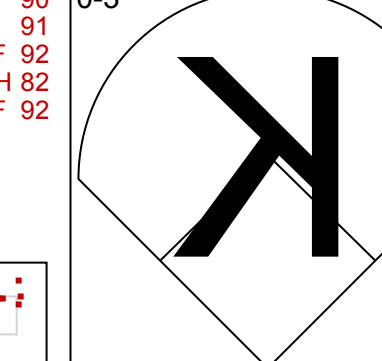
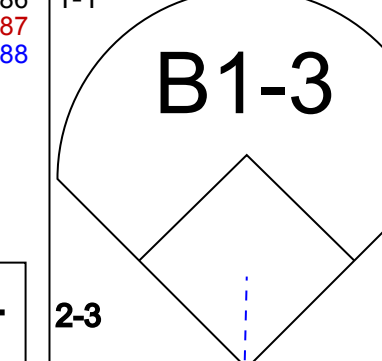

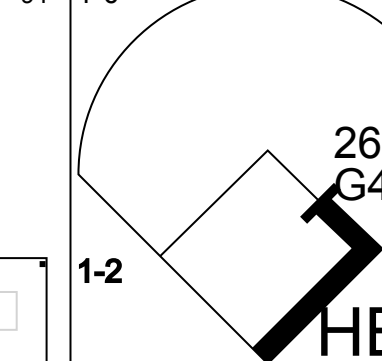
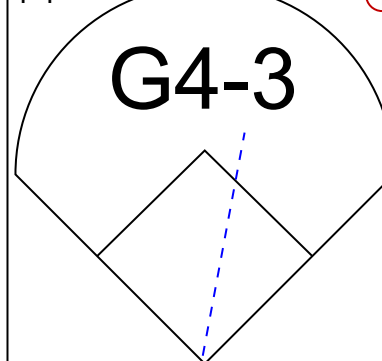


Batter	1	2	3	4	5	6	7	8	9	AB	R	H	RBI	BB	SO	LOB	BOTTOM							
21 Nick Markakis, L OBP: 0.364, SLG: 0.424										4	0	0	0	0	1	2								
13 Manny Machado, R OBP: 0.276, SLG: 0.325										4	0	0	0	0	1	1								
10 Adam Jones, R OBP: 0.318, SLG: 0.477										3	0	0	0	0	0	0								
19 Chris Davis, L OBP: 0.344, SLG: 0.421										3	0	0	0	0	3	0								
23 Nelson Cruz, R OBP: 0.374, SLG: 0.631										2	0	0	0	1	0	0								
2 J.J. Hardy, R OBP: 0.314, SLG: 0.354										3	0	0	0	0	1	1								
9 David Lough, L OBP: 0.281, SLG: 0.287										3	0	0	0	0	2	0								
36 Caleb Joseph, R OBP: 0.232, SLG: 0.163										2	0	0	0	0	0	0								
28 Steve Pearce, R OBP: 0.352, SLG: 0.523										1	0	1	0	0	0	0								
3 Ryan Flaherty, L OBP: 0.297, SLG: 0.327										3	0	1	0	0	1	1								
Inning Stats	R: 0 E: 0 K: 0 S: 4	H: 0 LOB: 0 BB: 0 P: 8	R: 0 E: 0 K: 1 S: 6	H: 0 LOB: 0 BB: 0 P: 11	R: 0 E: 0 K: 1 S: 9	H: 0 LOB: 0 BB: 0 P: 12	R: 0 E: 0 K: 0 S: 5	H: 0 LOB: 0 BB: 0 P: 9	R: 0 E: 0 K: 1 S: 8	H: 1 LOB: 1 BB: 0 P: 15	R: 0 E: 0 K: 1 S: 8	H: 0 LOB: 0 BB: 0 P: 7	R: 0 E: 0 K: 2 S: 9	H: 0 LOB: 0 BB: 0 P: 10	R: 0 E: 0 K: 2 S: 11	H: 1 LOB: 1 BB: 0 P: 14	1B: 2 2B: 1 3B: 0 HR: 0	SF: 0 SAC: 0 DP: 1 HBP: 0	WP: 0 PB: 0 SB: 0 CS: 0	PA: 29				
PITCHER	IP WLS BF H R ER SO BB IBB HBP BLK WP HR S P ERA WHIP	IP WLS BF H R ER SO BB IBB HBP BLK WP HR S P ERA WHIP	IP WLS BF H R ER SO BB IBB HBP BLK WP HR S P ERA WHIP	IP WLS BF H R ER SO BB IBB HBP BLK WP HR S P ERA WHIP	IP WLS BF H R ER SO BB IBB HBP BLK WP HR S P ERA WHIP	IP WLS BF H R ER SO BB IBB HBP BLK WP HR S P ERA WHIP	IP WLS BF H R ER SO BB IBB HBP BLK WP HR S P ERA WHIP	IP WLS BF H R ER SO BB IBB HBP BLK WP HR S P ERA WHIP	IP WLS BF H R ER SO BB IBB HBP BLK WP HR S P ERA WHIP	IP WLS BF H R ER SO BB IBB HBP BLK WP HR S P ERA WHIP	IP WLS BF H R ER SO BB IBB HBP BLK WP HR S P ERA WHIP	IP WLS BF H R ER SO BB IBB HBP BLK WP HR S P ERA WHIP	IP WLS BF H R ER SO BB IBB HBP BLK WP HR S P ERA WHIP	IP WLS BF H R ER SO BB IBB HBP BLK WP HR S P ERA WHIP	IP WLS BF H R ER SO BB IBB HBP BLK WP HR S P ERA WHIP	IP WLS BF H R ER SO BB IBB HBP BLK WP HR S P ERA WHIP	IP WLS BF H R ER SO BB IBB HBP BLK WP HR S P ERA WHIP	IP WLS BF H R ER SO BB IBB HBP BLK WP HR S P ERA WHIP	IP WLS BF H R ER SO BB IBB HBP BLK WP HR S P ERA WHIP	IP WLS BF H R ER SO BB IBB HBP BLK WP HR S P ERA WHIP	IP WLS BF H R ER SO BB IBB HBP BLK WP HR S P ERA WHIP	IP WLS BF H R ER SO BB IBB HBP BLK WP HR S P ERA WHIP	IP WLS BF H R ER SO BB IBB HBP BLK WP HR S P ERA WHIP	IP WLS BF H R ER SO BB IBB HBP BLK WP HR S P ERA WHIP

Boston Red Sox @ Baltimore Orioles
 Oriole Park at Camden Yards, Baltimore, MD
 Tue Jun 10 2014, 7:07 PM - 11:09 PM EDT
 Att: 24,184 - Cloudy - 82 F

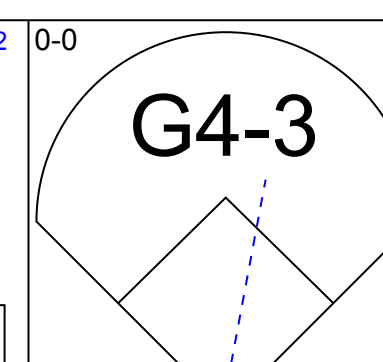
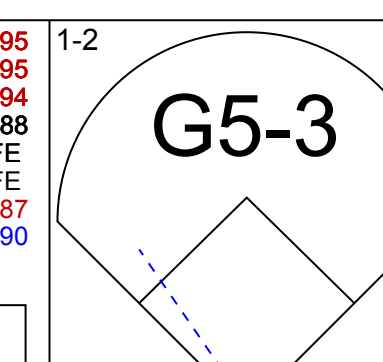
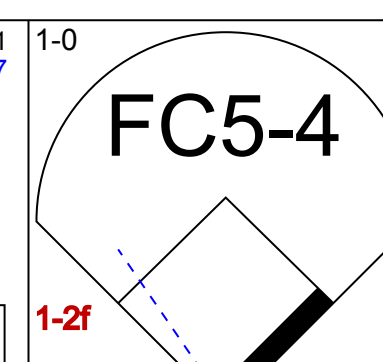
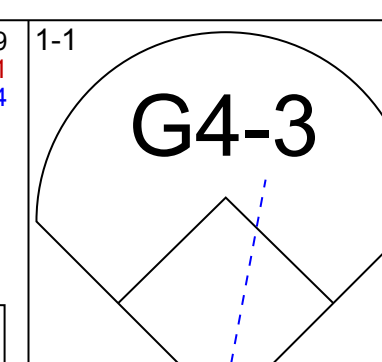
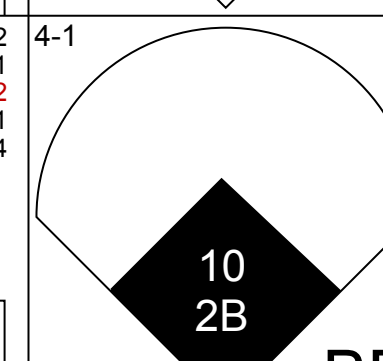
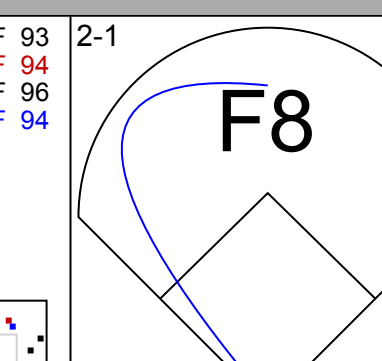
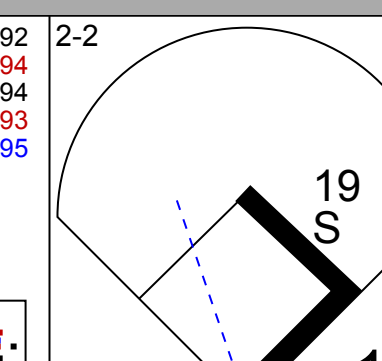
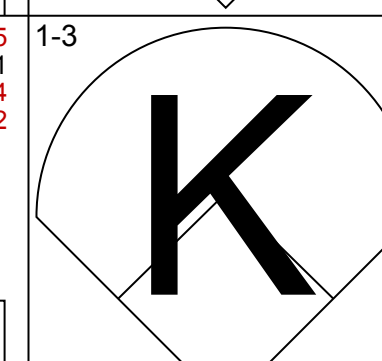
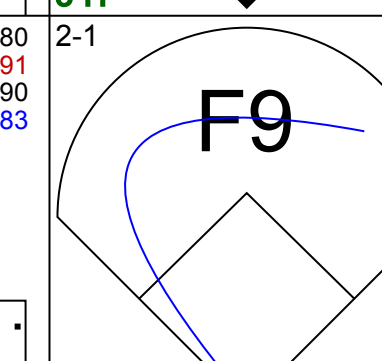
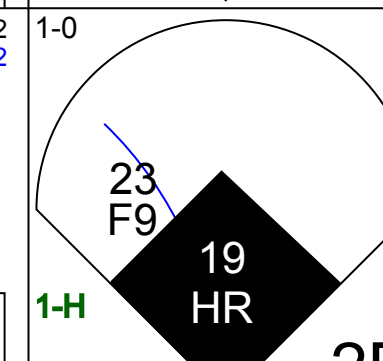
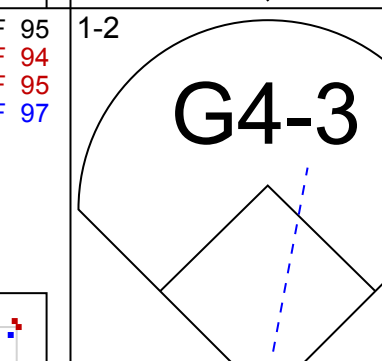
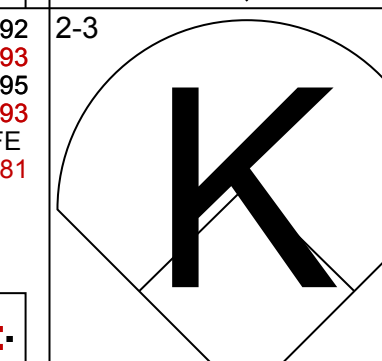
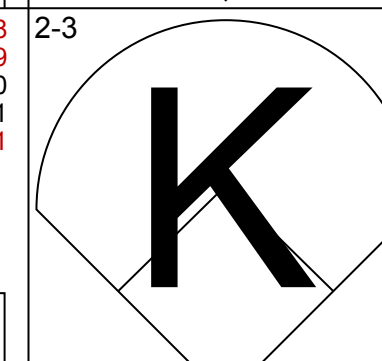

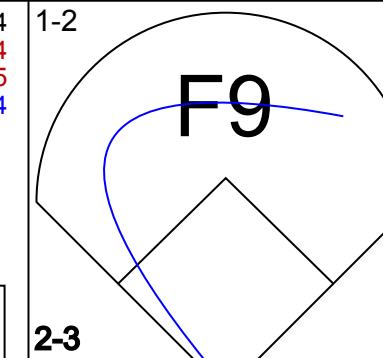
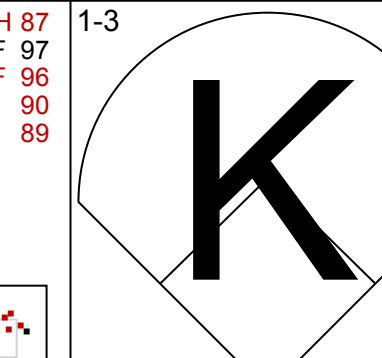
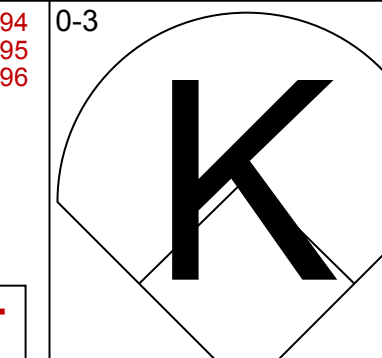

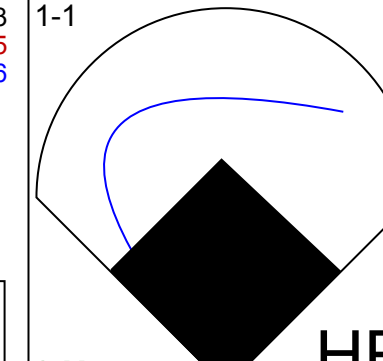

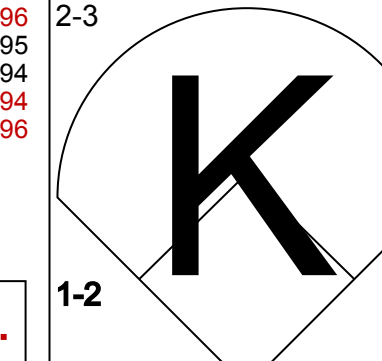
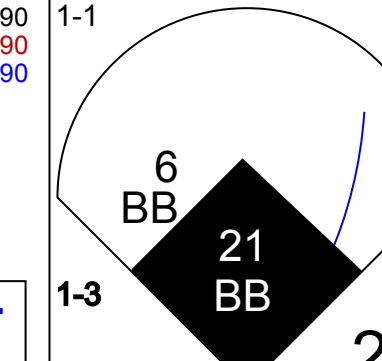
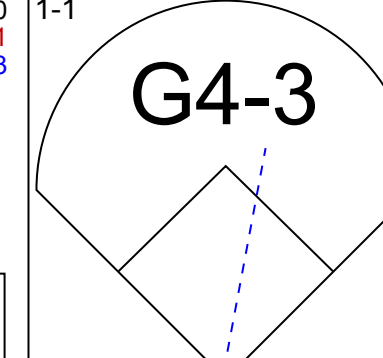


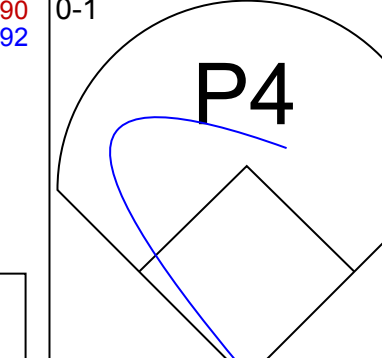




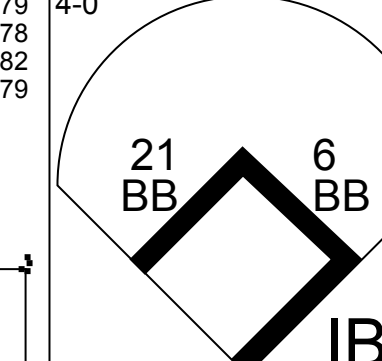
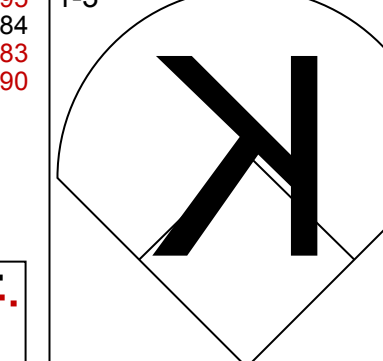
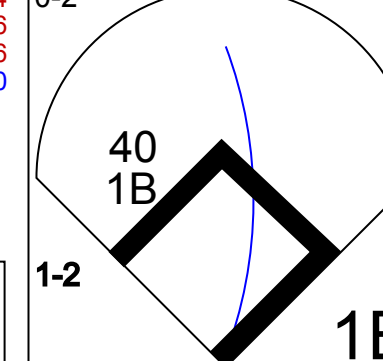
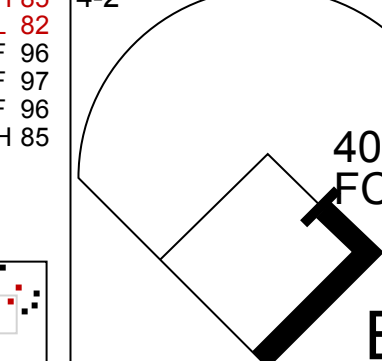
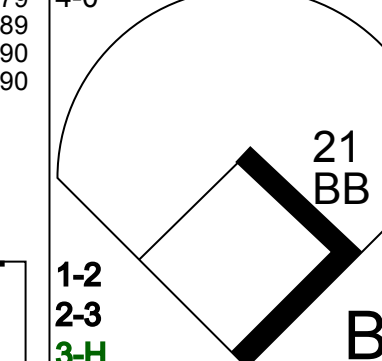




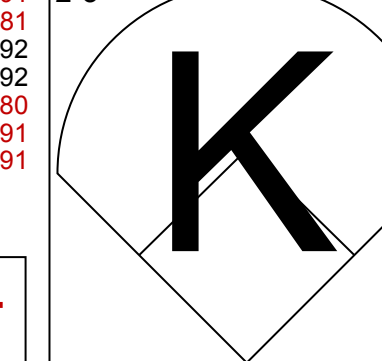
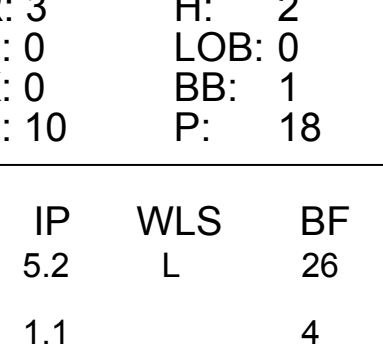
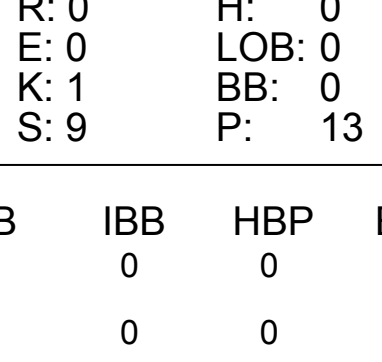
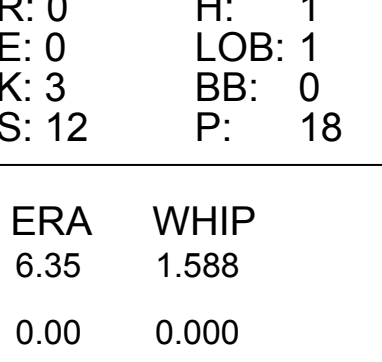
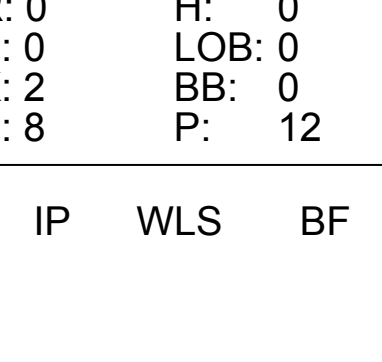
AB	28
R	0
H	2
RBI	0
BB	1
SO	9
LOB	5



Batter	1	2	3	4	5	6	7	8	9	AB	R	H	RBI	BB	SO	LOB	TOP			
26 Brock Holt, L OBP: 0.370, SLG: 0.457										4	0	0	0	0	2	2	<p>Boston Red Sox @ Baltimore Orioles Oriole Park at Camden Yards, Baltimore, MD Wed Jun 11 2014, 7:12 PM - 11:37 PM EDT Att: 25,886 - Cloudy - 73 F</p>			
2 Xander Bogaerts, R OBP: 0.397, SLG: 0.422										4	0	0	0	0	1	0				
15 Dustin Pedroia, R OBP: 0.344, SLG: 0.380										3	0	2	0	0	1	0				
34 David Ortiz, L OBP: 0.356, SLG: 0.474										3	0	1	0	0	1	1				
12 Mike Napoli, R OBP: 0.389, SLG: 0.423										3	0	0	0	0	0	1				
5 Jonny Gomes, R OBP: 0.333, SLG: 0.383										3	0	0	0	0	0	1				
40 A.J. Pierzynski, L OBP: 0.308, SLG: 0.400										3	0	1	0	0	1	1				
10 Jonathan Herrera, S OBP: 0.311, SLG: 0.246										3	0	0	0	0	2	2				
25 Jackie Bradley Jr., L OBP: 0.286, SLG: 0.291										2	0	0	0	0	0	0				
Inning Stats	R: 0 H: 0 E: 0 K: 2 S: 10	H: 0 LOB: 0 BB: 0 P: 14	R: 0 H: 0 E: 0 K: 1 S: 8	H: 0 LOB: 0 BB: 0 P: 14	R: 0 H: 0 E: 0 K: 2 S: 10	H: 0 LOB: 0 BB: 0 P: 15	R: 0 H: 1 E: 0 K: 1 S: 7	H: 1 LOB: 1 BB: 0 P: 11	R: 0 H: 1 E: 0 K: 1 S: 8	H: 1 LOB: 1 BB: 0 P: 12	R: 0 H: 1 E: 0 K: 0 S: 5	H: 1 LOB: 0 BB: 0 P: 11	R: 0 H: 0 E: 0 K: 0 S: 14	H: 0 LOB: 1 BB: 0 P: 21	R: 0 H: 0 E: 0 K: 1 S: 7	H: 0 LOB: 0 BB: 0 P: 13		1B: 4 2B: 0 3B: 0 HR: 0	SF: 0 SAC: 0 DP: 3 HBP: 1	WP: 0 PB: 1 SB: 0 CS: 0
PITCHER	IP WLS BF H R ER SO BB IBB HBP BLK WP HR S P ERA WHIP																			
16 Wei-Yin Chen, L ERA: 3.76	(1, 1) 7.0 W 22 4 0 0 7 0 0 0 1 0 0 0 0 56 87 0.00 0.571																			
56 Darren O'Day, R ERA: 0.98	(8, 1) 1.0 4 0 0 0 0 0 0 0 0 0 0 0 0 14 21 0.00 0.000																			
53 Zack Britton, L ERA: 0.8	(9, 1) 1.0 3 0 0 0 1 0 0 0 0 0 0 0 0 7 13 0.00 0.000																			

AB	28
R	0
H	4
RBI	0
BB	0
SO	8
LOB	8



Batter	1	2	3	4	5	6	7	8	9	AB	R	H	RBI	BB	SO	LOB	BOTTOM			
21 Nick Markakis, L OBP: 0.361, SLG: 0.418										4	0	0	1	1	0	3	<p>Boston Red Sox @ Baltimore Orioles Oriole Park at Camden Yards, Baltimore, MD Wed Jun 11 2014, 7:12 PM - 11:37 PM EDT Att: 25,886 - Cloudy - 73 F</p>			
28 Steve Pearce, R OBP: 0.358, SLG: 0.517										3	1	1	0	1	1	0				
9 David Lough, L OBP: 0.258, SLG: 0.284										1	0	0	0	0	0	3				
10 Adam Jones, R OBP: 0.317, SLG: 0.477										4	1	1	1	0	2	1				
23 Nelson Cruz, R OBP: 0.372, SLG: 0.624										4	1	1	0	0	2	2				
19 Chris Davis, L OBP: 0.347, SLG: 0.445										4	2	2	2	0	1	1				
2 J.J. Hardy, R OBP: 0.313, SLG: 0.352										4	1	1	0	0	1	2				
13 Manny Machado, R OBP: 0.275, SLG: 0.320										3	0	0	0	1	1	1				
6 Jonathan Schoop, R OBP: 0.272, SLG: 0.347										2	0	1	1	2	1	0				
40 Nick Hundley, R OBP: 0.256, SLG: 0.310										4	0	2	1	0	1	4				
Inning Stats	R: 3 H: 2 E: 0 K: 0 S: 10	H: 1 LOB: 1 BB: 0 P: 18	R: 0 H: 0 E: 0 K: 1 S: 12	H: 0 LOB: 0 BB: 0 P: 16	R: 0 H: 0 E: 0 K: 1 S: 9	H: 0 LOB: 0 BB: 0 P: 13	R: 1 H: 3 E: 0 K: 1 S: 21	H: 3 LOB: 2 BB: 0 P: 26	R: 0 H: 1 E: 0 K: 3 S: 12	H: 1 LOB: 1 BB: 0 P: 18	R: 0 H: 0 E: 0 K: 1 S: 8	H: 0 LOB: 1 BB: 1 P: 15	R: 0 H: 0 E: 0 K: 2 S: 8	H: 0 LOB: 0 BB: 0 P: 12	R: 2 H: 2 E: 0 K: 1 S: 13	H: 2 LOB: 3 BB: 3 P: 30	1B: 6 2B: 2 3B: 0 HR: 1	SF: 0 SAC: 0 DP: 0 HBP: 0	WP: 0 PB: 0 SB: 1 CS: 0	PA: 38
PITCHER	IP WLS BF H R ER SO BB IBB HBP BLK WP HR S P ERA WHIP																			
62 Rubby De La Rosa, R ERA: 3.93	(1, 1) 5.2 L 26 7 4 4 7 2 0 0 0 0 0 0 0 9 105 6.35 1.588																			
54 Edward Mujica, R ERA: 6.29	(6, 1) 1.1 4 0 0 0 2 0 0 0 0 0 0 0 0 9 13 0.00 0.000																			
55 Chris Capuano, L ERA: 3.45	(8, 1) 1.0 8 2 2 2 1 2 1 0 0 0 0 0 0 13 30 18.00 4.000																			

AB	33
R	6
H	9
RBI	6
BB	5
SO	10
LOB	17



Batter	1	2	3	4	5	6	7	8	9	AB	R	H	RBI	BB	SO	LOB	TOP					
7 José Reyes, S OBP: 0.328, SLG: 0.403										4	0	1	0	0	0	2	Toronto Blue Jays @ Baltimore Orioles Oriole Park at Camden Yards, Baltimore, MD Thu Jun 12 2014, 7:12 PM - 10:07 PM EDT Att: 17,403 - Overcast - 73 F					
53 Melky Cabrera, S OBP: 0.347, SLG: 0.477										3	0	1	1	1	0	1						
19 José Bautista, R OBP: 0.415, SLG: 0.547										4	1	1	0	0	1	3						
10 Edwin Encarnación, R OBP: 0.345, SLG: 0.573										4	0	0	1	0	0	0						
26 Adam Lind, L OBP: 0.415, SLG: 0.519										3	0	1	0	1	0	0						
13 Brett Lawrie, R OBP: 0.290, SLG: 0.421										2	0	0	0	2	1	2						
30 Dioner Navarro, S OBP: 0.308, SLG: 0.335										4	0	0	0	0	2	3						
47 Juan Francisco, L OBP: 0.321, SLG: 0.540										2	1	1	0	0	0	0						
18 Steve Tolleson, R OBP: 0.352, SLG: 0.550										2	0	1	0	0	1	0						
8 Anthony Gose, L OBP: 0.337, SLG: 0.297										1	0	1	0	0	0	0						
33 Darin Mastroianni, R OBP: 0.352, SLG: 0.550										2	0	0	0	0	1	1						
Inning Stats	R: 0 E: 0 K: 1 S: 13	H: 1 LOB: 0 BB: 0 P: 21	R: 0 E: 0 K: 0 S: 7	H: 0 LOB: 1 BB: 1 P: 11	R: 0 E: 0 K: 0 S: 10	H: 1 LOB: 2 BB: 1 P: 21	R: 0 E: 0 K: 1 S: 13	H: 0 LOB: 1 BB: 0 P: 23	R: 1 E: 0 K: 0 S: 9	H: 2 LOB: 1 BB: 0 P: 13	R: 0 E: 0 K: 1 S: 9	H: 1 LOB: 1 BB: 0 P: 12	R: 0 E: 0 K: 2 S: 9	H: 0 LOB: 0 BB: 0 P: 13	R: 1 E: 0 K: 0 S: 13	H: 1 LOB: 1 BB: 0 P: 22	R: 0 E: 0 K: 1 S: 8	H: 1 LOB: 0 BB: 0 P: 10	1B: 5 2B: 3 3B: 0 HR: 0	SF: 0 SAC: 1 DP: 2 HBP: 0	WP: 0 PB: 0 SB: 1 CS: 0	PA: 36
PITCHER	IP WLS BF H R ER SO BB IBB HBP BLK WP HR S P ERA WHIP																					
39 Kevin Gausman, R ERA: 3.71	6.0 W 25 5 1 1 3 3 0 0 0 0 0 0 61 101 1.50 1.333																					
17 Brian Matusz, L ERA: 3.5	1.0 H 3 0 0 0 2 0 0 0 0 0 0 9 13 0.00 0.000																					
58 Ryan Webb, R ERA: 2.83	1.0 H 5 1 1 1 0 1 0 0 0 0 0 0 13 22 9.00 2.000																					
53 Zack Britton, L ERA: 0.78	1.0 S 3 1 0 0 1 0 0 0 0 0 0 8 10 0.00 1.000																					

Batter	1	2	3	4	5	6	7	8	9	AB	R	H	RBI	BB	SO	LOB	BOTTOM			
21 Nick Markakis, L OBP: 0.363, SLG: 0.423										4	1	2	1	0	1	1	Toronto Blue Jays @ Baltimore Orioles Oriole Park at Camden Yards, Baltimore, MD Thu Jun 12 2014, 7:12 PM - 10:07 PM EDT Att: 17,403 - Overcast - 73 F			
27 Delmon Young, R OBP: 0.326, SLG: 0.409										4	1	2	2	0	2					
10 Adam Jones, R OBP: 0.316, SLG: 0.472										3	0	0	0	1	0	2				
19 Chris Davis, L OBP: 0.341, SLG: 0.435										4	0	0	0	0	2	2				
23 Nelson Cruz, R OBP: 0.374, SLG: 0.622										4	0	2	0	0	1	1				
9 David Lough, L OBP: 0.258, SLG: 0.284										0	0	0	0	0	0	0				
2 J.J. Hardy, R OBP: 0.312, SLG: 0.347										3	0	0	0	1	0	2				
13 Manny Machado, R OBP: 0.280, SLG: 0.327										3	1	1	0	1	0	0				
6 Jonathan Schoop, R OBP: 0.273, SLG: 0.352										3	1	1	0	0	1	3				
36 Caleb Joseph, R OBP: 0.237, SLG: 0.173										3	0	1	1	0	1	3				
Inning Stats	R: 2 E: 0 K: 0 S: 12	H: 2 LOB: 1 BB: 1 P: 24	R: 1 E: 0 K: 1 S: 12	H: 2 LOB: 0 BB: 0 P: 14	R: 0 E: 0 K: 0 S: 9	H: 1 LOB: 1 BB: 0 P: 12	R: 0 E: 0 K: 0 S: 8	H: 0 LOB: 0 BB: 0 P: 13	R: 0 E: 0 K: 1 S: 11	H: 1 LOB: 1 BB: 0 P: 16	R: 0 E: 0 K: 1 S: 7	H: 0 LOB: 0 BB: 0 P: 10	R: 1 E: 0 K: 0 S: 11	H: 2 LOB: 1 BB: 0 P: 18	R: 0 E: 0 K: 3 S: 24	H: 1 LOB: 3 BB: 2 P: 41	1B: 5 2B: 3 3B: 0 HR: 1	SF: 0 SAC: 2 DP: 0 HBP: 0	WP: 0 PB: 0 SB: 0 CS: 0	PA: 36
PITCHER	IP WLS BF H R ER SO BB IBB HBP BLK WP HR S P ERA WHIP																			
56 Mark Buehrle, L ERA: 2.28	6.1 L 28 8 4 4 4 1 0 0 0 0 0 0 65 99 5.68 1.421																			
50 Steve Delabar, R ERA: 4.69	1.0 4 1 0 0 1 0 0 0 0 0 0 18 27 0.00 1.000																			
62 Aaron Loup, L ERA: 3.38	0.2 4 0 0 0 2 2 0 0 0 0 0 0 11 22 0.00 3.000																			

Batter	1	2	3	4	5	6	7	8	9	AB	R	H	RBI	BB	SO	LOB	TOP								
7 José Reyes, S OBP: 0.326, SLG: 0.397										3	1	0	0	1	0	1									
53 Melky Cabrera, S OBP: 0.345, SLG: 0.474										4	0	1	0	0	0	1									
19 José Bautista, R OBP: 0.433, SLG: 0.544										3	0	1	1	1	0	2									
26 Adam Lind, L OBP: 0.411, SLG: 0.511										4	0	1	0	0	0	3									
10 Edwin Encarnación, R OBP: 0.340, SLG: 0.564										4	0	0	0	0	1	3									
13 Brett Lawrie, R OBP: 0.289, SLG: 0.415										3	1	0	0	1	0	0									
47 Juan Francisco, L OBP: 0.321, SLG: 0.556										3	1	1	2	0	2	0	AB 29								
18 Steve Tolleson, R OBP: 0.347, SLG: 0.492										1	0	0	0	1	0	0	R 4								
30 Dioner Navarro, S OBP: 0.307, SLG: 0.330										3	0	0	0	1	0	0	H 4								
8 Anthony Gose, L OBP: 0.348, SLG: 0.293										1	1	0	0	2	0	1	RBI 3								
Inning Stats	R: 0 E: 0 K: 0 S: 10	H: 1 LOB: 1 BB: 1 P: 16	R: 2 E: 0 K: 0 S: 13	H: 1 LOB: 0 BB: 2 P: 23	R: 0 E: 0 K: 0 S: 4	H: 0 LOB: 0 BB: 0 P: 6	R: 0 E: 0 K: 1 S: 9	H: 0 LOB: 0 BB: 0 P: 16	R: 0 E: 0 K: 1 S: 10	H: 0 LOB: 2 BB: 1 P: 17	R: 0 E: 0 K: 1 S: 14	H: 1 LOB: 2 BB: 1 P: 23	R: 0 E: 0 K: 1 S: 6	H: 0 LOB: 0 BB: 0 P: 8	R: 2 E: 1 K: 0 S: 10	H: 1 LOB: 1 BB: 1 P: 21	R: 0 E: 0 K: 0 S: 6	H: 0 LOB: 0 BB: 0 P: 8	1B: 3 2B: 0 3B: 0 HR: 1	SF: 0 SAC: 0 DP: 2 HBP: 0	WP: 1 PB: 0 SB: 0 CS: 1	PA: 36			
PITCHER	IP	WLS	BF	H	R	ER	SO	BB	IBB	HBP	BLK	WP	HR	S	P	ERA	WHIP								
31 Ubaldo Jiménez, R ERA: 4.86	6.0	L	23	3	2	2	2	5	0	0	0	0	1	60	101	3.00	1.333								
29 Tommy Hunter, R ERA: 5.79	1.1		7	1	2	1	1	1	0	0	0	1	0	14	25	6.75	1.500								
60 Josh Stinson, R ERA: 6.23	1.2		5	0	0	0	0	0	0	0	0	0	0	8	12	0.00	0.000								

Toronto Blue Jays @ Baltimore Orioles
 Oriole Park at Camden Yards, Baltimore, MD
 Fri Jun 13 2014, 7:11 PM - 10:15 PM EDT
 Att: 44,031 - Cloudy - 78 F

AB 29
 R 4
 H 4
 RBI 3
 BB 6
 SO 3
 LOB 11



Batter	1	2	3	4	5	6	7	8	9	AB	R	H	RBI	BB	SO	LOB	BOTTOM								
21 Nick Markakis, L OBP: 0.359, SLG: 0.417										4	0	0	0	0	2	1									
28 Steve Pearce, R OBP: 0.364, SLG: 0.516										4	0	2	0	0	0	0									
10 Adam Jones, R OBP: 0.318, SLG: 0.473										4	0	2	0	0	0	1									
19 Chris Davis, L OBP: 0.335, SLG: 0.426										4	0	0	0	0	2	4									
23 Nelson Cruz, R OBP: 0.368, SLG: 0.612										4	0	0	0	0	1	3									
2 J.J. Hardy, R OBP: 0.315, SLG: 0.355										4	0	2	0	0	1	0									
13 Manny Machado, R OBP: 0.292, SLG: 0.344										4	0	3	0	0	0	1	AB 35								
6 Jonathan Schoop, R OBP: 0.268, SLG: 0.345										4	0	0	0	0	1	6	R 0								
36 Caleb Joseph, R OBP: 0.242, SLG: 0.167										2	0	0	0	0	0	1	H 9								
27 Delmon Young, R OBP: 0.323, SLG: 0.404										1	0	0	0	0	0	1	RBI 0								
Inning Stats	R: 0 E: 0 K: 0 S: 9	H: 1 LOB: 1 BB: 0 P: 9	R: 0 E: 0 K: 1 S: 13	H: 1 LOB: 0 BB: 0 P: 16	R: 0 E: 0 K: 0 S: 5	H: 0 LOB: 0 BB: 0 P: 9	R: 0 E: 0 K: 0 S: 20	H: 3 LOB: 3 BB: 0 P: 32	R: 0 E: 0 K: 1 S: 8	H: 0 LOB: 0 BB: 0 P: 11	R: 0 E: 0 K: 1 S: 8	H: 0 LOB: 0 BB: 0 P: 9	R: 0 E: 0 K: 0 S: 7	H: 1 LOB: 1 BB: 0 P: 10	R: 0 E: 0 K: 2 S: 14	H: 2 LOB: 2 BB: 0 P: 24	R: 0 E: 0 K: 2 S: 11	H: 1 LOB: 1 BB: 0 P: 16	1B: 7 2B: 2 3B: 0 HR: 0	SF: 0 SAC: 0 DP: 1 HBP: 1	WP: 0 PB: 0 SB: 0 CS: 0	PA: 36			
PITCHER	IP	WLS	BF	H	R	ER	SO	BB	IBB	HBP	BLK	WP	HR	S	P	ERA	WHIP								
36 Drew Hutchison, R ERA: 3.62	7.0	W	27	6	0	0	3	0	0	0	0	0	0	70	96	0.00	0.857								
27 Brett Cecil, L ERA: 3.51	0.1		3	2	0	0	1	0	0	0	0	0	0	9	15	0.00	6.000								
29 Dustin McGowan, R ERA: 3.96	1.2	S	6	1	0	0	3	0	0	0	0	0	0	16	25	0.00	0.600								

Toronto Blue Jays @ Baltimore Orioles
 Oriole Park at Camden Yards, Baltimore, MD
 Fri Jun 13 2014, 7:11 PM - 10:15 PM EDT
 Att: 44,031 - Cloudy - 78 F

AB 35
 R 0
 H 9
 RBI 0
 SO 7
 LOB 18



Batter	1	2	3	4	5	6	7	8	9	AB	R	H	RBI	BB	SO	LOB	TOP			
7 José Reyes, S OBP: 0.332, SLG: 0.399										4	0	2	0	1	0	3	Toronto Blue Jays @ Baltimore Orioles Oriole Park at Camden Yards, Baltimore, MD Sat Jun 14 2014, 4:11 PM - 7:11 PM EDT Att: 33,901 - Partly Cloudy - 71 F			
53 Melky Cabrera, S OBP: 0.340, SLG: 0.466										5	0	0	0	0	0	4				
19 José Bautista, R OBP: 0.434, SLG: 0.542										3	0	1	0	0	0	1				
26 Adam Lind, L OBP: 0.409, SLG: 0.507										3	1	1	0	0	0	1				
30 Dioner Navarro, S OBP: 0.305, SLG: 0.328										1	0	0	0	0	1	1				
10 Edwin Encarnación, R OBP: 0.342, SLG: 0.567										4	1	2	0	0	1	1				
47 Juan Francisco, L OBP: 0.315, SLG: 0.545										3	0	0	0	0	3	2				
18 Steve Tolleson, R OBP: 0.356, SLG: 0.492										0	0	0	0	1	0	0				
13 Brett Lawrie, R OBP: 0.296, SLG: 0.418										3	0	2	1	0	0	0				
22 Josh Thole, L OBP: 0.382, SLG: 0.333										3	0	0	1	1	0	3				
8 Anthony Gose, L OBP: 0.344, SLG: 0.291										4	0	1	0	0	2	4				
Inning Stats	R: 0 E: 0 K: 0 S: 5	H: 1 LOB: 0 BB: 0 P: 8	R: 1 E: 0 K: 2 S: 15	H: 2 LOB: 3 BB: 1 P: 26	R: 0 E: 0 K: 1 S: 14	H: 1 LOB: 1 BB: 0 P: 19	R: 0 E: 0 K: 1 S: 11	H: 0 LOB: 0 BB: 0 P: 15	R: 0 E: 0 K: 1 S: 12	H: 0 LOB: 0 BB: 0 P: 20	R: 0 E: 0 K: 0 S: 13	H: 2 LOB: 2 BB: 0 P: 21	R: 1 E: 0 K: 1 S: 12	H: 2 LOB: 2 BB: 1 P: 18	R: 0 E: 0 K: 1 S: 5	H: 0 LOB: 0 BB: 1 P: 10	1B: 8 2B: 1 3B: 0 HR: 0	SF: 0 SAC: 0 DP: 2 HBP: 2	WP: 0 PB: 0 SB: 1 CS: 0	PA: 38
PITCHER	IP WLS BF H R ER SO BB IBB HBP BLK WP HR S P ERA WHIP	6.2 W 28 7 1 1 5 1 0 1 0 0 0 72 112 1.35 1.200	7.1 1.0 H 4 1 1 1 1 0 0 1 0 0 0 8 13 9.00 1.000	8.1 0.0 1 0 0 0 0 1 0 0 0 0 4 8 ∞ ∞	8.1 0.1 H 2 1 0 0 0 0 0 0 0 0 0 2 2 0.00 3.000	9.1 1.0 S 3 0 0 0 1 1 0 0 0 0 0 5 10 0.00 1.000	PITCHER IP WLS BF H R ER SO BB IBB HBP BLK WP HR S P ERA WHIP													

AB	33
R	2
H	9
RBI	2
BB	3
SO	7
LOB	20



Batter	1	2	3	4	5	6	7	8	9	AB	R	H	RBI	BB	SO	LOB	BOTTOM			
21 Nick Markakis, L OBP: 0.360, SLG: 0.416										3	0	1	0	1	1	1	Toronto Blue Jays @ Baltimore Orioles Oriole Park at Camden Yards, Baltimore, MD Sat Jun 14 2014, 4:11 PM - 7:11 PM EDT Att: 33,901 - Partly Cloudy - 71 F			
13 Manny Machado, R OBP: 0.297, SLG: 0.354										4	0	2	0	0	0	0				
10 Adam Jones, R OBP: 0.314, SLG: 0.466										4	1	0	0	0	0	4				
19 Chris Davis, L OBP: 0.338, SLG: 0.440										3	1	1	2	1	0	2				
23 Nelson Cruz, R OBP: 0.367, SLG: 0.606										4	0	1	0	0	0	5				
9 David Lough, L OBP: 0.258, SLG: 0.284										0	0	0	0	0	0	0				
2 J.J. Hardy, R OBP: 0.310, SLG: 0.348										4	0	0	0	0	1	1				
27 Delmon Young, R OBP: 0.320, SLG: 0.398										4	1	1	0	0	1	1				
3 Ryan Flaherty, L OBP: 0.298, SLG: 0.327										3	0	1	0	0	1	0				
40 Nick Hundley, R OBP: 0.247, SLG: 0.303										2	0	0	1	0	0	0				
Inning Stats	R: 0 E: 0 K: 0 S: 11	H: 2 LOB: 2 BB: 0 P: 16	R: 0 E: 0 K: 1 S: 8	H: 0 LOB: 0 BB: 0 P: 9	R: 0 E: 0 K: 1 S: 11	H: 1 LOB: 3 BB: 2 P: 20	R: 1 E: 0 K: 2 S: 13	H: 2 LOB: 1 BB: 0 P: 17	R: 2 E: 1 K: 0 S: 9	H: 1 LOB: 0 BB: 0 P: 11	R: 0 E: 0 K: 1 S: 5	H: 0 LOB: 0 BB: 0 P: 11	R: 0 E: 0 K: 0 S: 6	H: 1 LOB: 1 BB: 0 P: 10	R: 0 E: 0 K: 0 S: 6	H: 0 LOB: 0 BB: 0 P: 10	1B: 5 2B: 1 3B: 0 HR: 1	SF: 1 SAC: 0 DP: 0 HBP: 0	WP: 0 PB: 0 SB: 0 CS: 0	PA: 34
PITCHER	IP WLS BF H R ER SO BB IBB HBP BLK WP HR S P ERA WHIP	6.2 L 29 6 3 2 4 2 0 0 0 0 0 1 67 99 2.70 1.200	7.1 1.1 5 1 0 0 0 0 0 0 0 0 7 12 0.00 0.750	PITCHER IP WLS BF H R ER SO BB IBB HBP BLK WP HR S P ERA WHIP																

AB	31
R	3
H	7
RBI	3
BB	2
SO	4
LOB	14



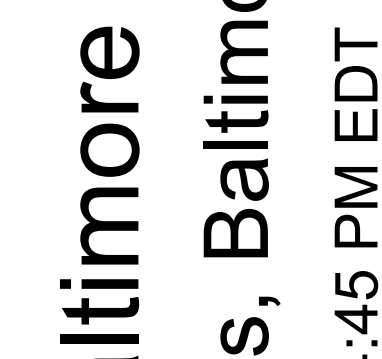
Batter	1	2	3	4	5	6	7	8	9	AB	R	H	RBI	BB	SO	LOB	TOP			
7 José Reyes, S OBP: 0.333, SLG: 0.404										5	1	2	0	0	0	1	Toronto Blue Jays @ Baltimore Orioles Oriole Park at Camden Yards, Baltimore, MD Sun Jun 15 2014, 1:39 PM - 4:45 PM EDT Att: 46,469 - Partly Cloudy - 74 F			
53 Melky Cabrera, S OBP: 0.334, SLG: 0.459										4	0	0	1	0	0	2				
19 José Bautista, R OBP: 0.436, SLG: 0.545										4	0	2	1	1	0	1				
10 Edwin Encarnación, R OBP: 0.347, SLG: 0.575										5	2	3	0	0	0	2				
13 Brett Lawrie, R OBP: 0.291, SLG: 0.410										5	1	0	0	0	0	6				
30 Dioner Navarro, S OBP: 0.313, SLG: 0.347										4	0	3	2	0	0	0				
31 Erik Kratz, R OBP: 0.266, SLG: 0.393										3	0	0	0	1	0	2				
18 Steve Tolleson, R OBP: 0.338, SLG: 0.464										4	0	0	1	0	0	4				
8 Anthony Gose, L OBP: 0.351, SLG: 0.301										4	1	2	0	0	0	3				
Inning Stats	R: 1 H: 2 E: 0 K: 0 S: 15	H: 2 LOB: 1 BB: 0 P: 22	R: 0 H: 0 E: 0 K: 0 S: 10	H: 1 LOB: 1 BB: 0 P: 14	R: 0 H: 0 E: 0 K: 0 S: 7	H: 0 LOB: 0 BB: 0 P: 9	R: 1 H: 2 E: 0 K: 0 S: 9	H: 2 LOB: 1 BB: 0 P: 11	R: 0 H: 0 E: 0 K: 0 S: 5	H: 0 LOB: 0 BB: 0 P: 9	R: 0 H: 1 E: 0 K: 0 S: 9	H: 1 LOB: 1 BB: 0 P: 11	R: 2 H: 2 E: 0 K: 0 S: 13	H: 2 LOB: 2 BB: 0 P: 26	R: 0 H: 2 E: 0 K: 0 S: 8	H: 2 LOB: 2 BB: 0 P: 11	1B: 6 2B: 6 3B: 0 HR: 0	SF: 1 SAC: 0 DP: 0 HBP: 0	WP: 0 PB: 0 SB: 0 CS: 0	PA: 41
PITCHER	IP WLS BF H R ER SO BB IBB HBP BLK WP HR S P ERA WHIP																			
30 Chris Tillman, R ERA: 4.82	7.0 L 29 8 3 3 0 0 0 0 0 0 0 0 64 92 3.86 1.143																			
29 Tommy Hunter, R ERA: 6.52	0.2 6 2 2 2 0 2 0 0 0 0 0 0 10 20 27.00 6.000																			
66 T.J. McFarland, L ERA: 3.66	1.1 6 2 0 0 0 0 0 0 0 0 0 0 11 17 0.00 1.500																			

Batter	1	2	3	4	5	6	7	8	9	AB	R	H	RBI	BB	SO	LOB	BOTTOM			
21 Nick Markakis, L OBP: 0.356, SLG: 0.410										4	0	0	0	0	2	2	Toronto Blue Jays @ Baltimore Orioles Oriole Park at Camden Yards, Baltimore, MD Sun Jun 15 2014, 1:39 PM - 4:45 PM EDT Att: 46,469 - Partly Cloudy - 74 F			
13 Manny Machado, R OBP: 0.290, SLG: 0.345										4	0	0	0	0	1	2				
10 Adam Jones, R OBP: 0.316, SLG: 0.480										4	2	2	1	0	0	0				
23 Nelson Cruz, R OBP: 0.375, SLG: 0.611										3	0	3	1	1	0	0				
28 Steve Pearce, R OBP: 0.350, SLG: 0.495										4	0	0	0	0	1	4				
27 Delmon Young, R OBP: 0.317, SLG: 0.392										4	0	1	0	0	1	1				
2 J.J. Hardy, R OBP: 0.313, SLG: 0.355										4	0	2	0	0	1	1				
6 Jonathan Schoop, R OBP: 0.268, SLG: 0.343										4	0	1	0	0	1	2				
40 Nick Hundley, R OBP: 0.237, SLG: 0.290										4	0	0	0	0	3	4				
Inning Stats	R: 0 H: 0 E: 0 K: 0 S: 11	H: 0 LOB: 0 BB: 0 P: 14	R: 0 H: 1 E: 0 K: 1 S: 10	H: 1 LOB: 0 BB: 0 P: 13	R: 0 H: 2 E: 0 K: 2 S: 13	H: 2 LOB: 2 BB: 0 P: 20	R: 0 H: 1 E: 0 K: 0 S: 11	H: 1 LOB: 1 BB: 0 P: 17	R: 0 H: 0 E: 0 K: 2 S: 9	H: 0 LOB: 0 BB: 0 P: 10	R: 1 H: 2 E: 0 K: 1 S: 11	H: 2 LOB: 1 BB: 0 P: 17	R: 0 H: 1 E: 0 K: 2 S: 11	H: 1 LOB: 1 BB: 1 P: 18	R: 0 H: 1 E: 0 K: 1 S: 10	H: 1 LOB: 1 BB: 0 P: 15	1B: 6 2B: 2 3B: 0 HR: 1	SF: 0 SAC: 0 DP: 1 HBP: 0	WP: 0 PB: 0 SB: 0 CS: 0	PA: 36
PITCHER	IP WLS BF H R ER SO BB IBB HBP BLK WP HR S P ERA WHIP																			
48 J.A. Happ, L ERA: 4.05	6.0 W 24 7 1 1 1 2 1 0 0 0 0 0 1 15 27 5.40 1.200																			
29 Dustin McGowan, R ERA: 4.0	1.2 H 7 1 1 1 2 1 0 0 0 0 0 0 1 15 27 5.40 1.200																			
44 Casey Janssen, R ERA: 1.29	1.1 S 5 1 0 0 2 0 0 0 0 0 0 0 13 18 0.00 0.750																			

AB 38
R 5
H 12
RBI 5
BB 2
SO 0
LOB 21



AB 35
R 2
H 9
RBI 2
SO 10
LOB 16



Batter	1	2	3	4	5	6	7	8	9	AB	R	H	RBI	BB	SO	LOB	TOP					
21 Nick Markakis, L (1,9) OBP: 0.360, SLG: 0.415	G3-1																					
13 Manny Machado, R (1,5) OBP: 0.287, SLG: 0.341	K			L4																		
10 Adam Jones, R (1,8) OBP: 0.315, SLG: 0.488	P3																					
19 Chris Davis, L (1,3) OBP: 0.262, SLG: 0.434																						
23 Nelson Cruz, R (1,10) OBP: 0.374, SLG: 0.605																						
2 J.J. Hardy, R (1,6) OBP: 0.316, SLG: 0.358																						
9 David Lough, L (1,7) OBP: 0.282, SLG: 0.282																						
28 Steve Pearce, R (8,PH) OBP: 0.346, SLG: 0.490																						
3 Ryan Flaherty, L (1,4) OBP: 0.288, SLG: 0.316																						
36 Caleb Joseph, R (1,2) OBP: 0.231, SLG: 0.158																						
27 Delmon Young, R (9,PH) OBP: 0.324, SLG: 0.429																						
Inning Stats	R: 0 E: 0 K: 1 S: 11	H: 0 LOB: 0 BB: 0 P: 14	R: 0 E: 0 K: 2 S: 17	H: 1 LOB: 2 BB: 1 P: 28	R: 0 E: 0 K: 0 S: 10	H: 0 LOB: 1 BB: 1 P: 19	R: 0 E: 0 K: 1 S: 9	H: 0 LOB: 0 BB: 0 P: 13	R: 0 E: 0 K: 1 S: 6	H: 0 LOB: 0 BB: 0 P: 6	R: 2 E: 0 K: 1 S: 12	H: 2 LOB: 0 BB: 0 P: 19	R: 0 E: 0 K: 2 S: 10	H: 1 LOB: 1 BB: 0 P: 17	R: 1 E: 0 K: 1 S: 18	H: 3 LOB: 3 BB: 1 P: 29	R: 1 E: 0 K: 0 S: 10	H: 1 LOB: 0 BB: 0 P: 17	1B: 5 2B: 1 3B: 0 HR: 2	SF: 0 SAC: 1 DP: 0 HBP: 0	WP: 0 PB: 0 SB: 0 CS: 0	PA: 38
PITCHER	IP WLS BF H R ER SO BB IBB HBP BLK WP HR S P ERA WHIP																					
23 Jake Odorizzi, R (1,1) ERA: 4.73	5.1	21	3	2	2	5	2	0	0	0	0	0	0	0	1	60	93	3.38	0.938			
26 Brad Boxberger, R (6,1) ERA: 2.35	0.2	H	2	0	0	1	0	0	0	0	0	0	0	0	5	6	0.00	0.000				
62 Joel Peralta, R (7,1) ERA: 3.82	1.0	H	4	1	0	2	0	0	0	0	0	0	0	10	17	0.00	1.000					
50 Grant Balfour, R (8,1) ERA: 6.15	0.1	H	3	2	1	1	0	0	0	0	0	0	0	7	11	27.00	6.000					
57 Jake McGee, L (8,1) ERA: 1.44	0.2	W	4	1	0	1	1	0	0	0	0	0	0	11	18	0.00	3.000					
PITCHER	IP WLS BF H R ER SO BB IBB HBP BLK WP HR S P ERA WHIP																					
46 Juan Carlos Oviedo, R (9,1) ERA: 2.31	1.0	S	4	1	1	1	0	0	0	0	0	0	0	1	10	17	9.00	1.000				

Baltimore Orioles @ Tampa Bay Rays
Tropicana Field, St. Petersburg, FL
Mon Jun 16 2014, 7:12 PM - 10:32 PM EDT
Att: 10,576 - Dome - 72 F

AB 34
R 4
H 8
RBI 4
BB 3
SO 9
LOB 15



Batter	1	2	3	4	5	6	7	8	9	AB	R	H	RBI	BB	SO	LOB	BOTTOM			
8 Desmond Jennings, R (1,8) OBP: 0.327, SLG: 0.375	G6-3																			
11 Yunel Escobar, R (1,6) OBP: 0.327, SLG: 0.342																				
3 Evan Longoria, R (1,5) OBP: 0.337, SLG: 0.401																				
18 Ben Zobrist, S (1,7) OBP: 0.331, SLG: 0.381																				
21 James Loney, L (1,10) OBP: 0.339, SLG: 0.380																				
1 Sean Rodriguez, R (1,3) OBP: 0.262, SLG: 0.475																				
7 David DeJesus, L (8,PH) OBP: 0.359, SLG: 0.429																				
19 Jerry Sands, R (8,PH) OBP: 0.333, SLG: 0.545																				
46 Juan Carlos Oviedo, R (9,1) ERA: 2.31																				
11 Logan Forsythe, R (1,4) OBP: 0.241, SLG: 0.238																				
24 Ryan Hanigan, R (1,2) OBP: 0.308, SLG: 0.354																				
39 Kevin Kiermaier, L (1,9) OBP: 0.370, SLG: 0.612																				
Inning Stats	R: 1 E: 0 K: 1 S: 13	H: 2 LOB: 1 BB: 0 P: 19	R: 0 E: 0 K: 0 S: 18	H: 1 LOB: 0 BB: 0 P: 24	R: 0 E: 0 K: 0 S: 9	H: 0 LOB: 1 BB: 1 P: 16	R: 2 E: 0 K: 0 S: 12	H: 2 LOB: 0 BB: 0 P: 19	R: 0 E: 0 K: 1 S: 7	H: 0 LOB: 0 BB: 0 P: 9	R: 0 E: 0 K: 1 S: 9	H: 1 LOB: 1 BB: 0 P: 10	R: 2 E: 0 K: 2 S: 14	H: 2 LOB: 2 BB: 2 P: 28	R: 2 E: 0 K: 2 S: 18	H: 2 LOB: 2 BB: 2 P: 28	1B: 3 2B: 3 3B: 0 HR: 3	SF: 0 SAC: 1 DP: 0 HBP: 0	WP: 0 PB: 0 SB: 0 CS: 0	PA: 36
PITCHER	IP WLS BF H R ER SO BB IBB HBP BLK WP HR S P ERA WHIP																			
16 Wei-Yin Chen, L (1,1) ERA: 3.78	6.2	27	6	3	3	3	1	0	0	0	0	0	0	2	74	106	4.05	1.050		
56 Darren O'Day, R (7,1) ERA: 1.52	1.0	L	5	1	1	1	1	0	0	0	0	0	0	9	15	9.00	2.000			
17 Brian Matusz, L (8,1) ERA: 3.91	0.1		4	2	1	1	1	0	0	0	0	0	0	1	8	16	27.00	9.000		

Baltimore Orioles @ Tampa Bay Rays
Tropicana Field, St. Petersburg, FL
Mon Jun 16 2014, 7:12 PM - 10:32 PM EDT
Att: 10,576 - Dome - 72 F

AB 32
R 5
H 9
RBI 5
BB 3
SO 5
LOB 14



Batter	1	2	3	4	5	6	7	8	9	AB	R	H	RBI	BB	SO	LOB	TOP			
21 Nick Markakis, L OBP: 0.360, SLG: 0.418										5	1	2	0	0	0	1	<p>Baltimore Orioles @ Tampa Bay Rays Tropicana Field, St. Petersburg, FL Tue Jun 17 2014, 7:11 PM - 10:41 PM EDT Att: 10,803 - Dome - 72 F</p> <p>livebaseballscorecards.com</p> <p>AB 35 R 7 H 8 RBI 6 BB 4 SO 9 LOB 11</p>			
28 Steve Pearce, R OBP: 0.367, SLG: 0.535										3	2	2	2	2	1	1				
10 Adam Jones, R OBP: 0.317, SLG: 0.483										3	1	0	0	1	1	2				
19 Chris Davis, L OBP: 0.338, SLG: 0.445										4	1	1	4	1	2	3				
23 Nelson Cruz, R OBP: 0.369, SLG: 0.596										4	0	0	0	0	0	2				
9 David Lough, L OBP: 0.262, SLG: 0.282										0	0	0	0	0	0	0				
2 J.J. Hardy, R OBP: 0.311, SLG: 0.352										4	0	0	0	0	1	0				
13 Manny Machado, R OBP: 0.286, SLG: 0.339										4	0	1	0	0	0	0				
6 Jonathan Schoop, R OBP: 0.267, SLG: 0.341										4	1	1	0	0	3	1				
36 Caleb Joseph, R OBP: 0.232, SLG: 0.180										4	1	1	0	0	1	1				
Inning Stats	R: 0 E: 0 K: 1 S: 10	H: 0 LOB: 1 BB: 1 P: 20	R: 0 E: 0 K: 0 S: 6	H: 0 LOB: 0 BB: 0 P: 10	R: 5 E: 0 K: 1 S: 26	H: 3 LOB: 0 BB: 1 P: 44	R: 0 E: 0 K: 1 S: 11	H: 0 LOB: 0 BB: 0 P: 14	R: 0 E: 0 K: 2 S: 9	H: 0 LOB: 0 BB: 0 P: 12	R: 2 E: 0 K: 2 S: 13	H: 2 LOB: 0 BB: 0 P: 19	R: 0 E: 0 K: 1 S: 12	H: 1 LOB: 1 BB: 0 P: 17	R: 0 E: 0 K: 0 S: 8	H: 1 LOB: 2 BB: 1 P: 16	1B: 3 2B: 3 3B: 0 HR: 2	SF: 0 SAC: 0 DP: 0 HBP: 1	WP: 1 PB: 0 SB: 0 CS: 0	PA: 40
PITCHER	IP WLS BF H R ER SO BB IBB HBP BLK WP HR S P ERA WHIP																			
40 Erik Bedard, L ERA: 4.33	4.0 L 19 4 5 5 3 2 0 1 0 0 1 56 92 11.25 1.500																			
49 Kirby Yates, R ERA:	2.0 7 0 0 0 3 0 1 0 0 0 0 14 24 0.00 0.000																			
26 Brad Boxberger, R ERA: 3.0	1.0 5 2 2 2 2 0 0 0 0 0 0 1 13 19 18.00 2.000																			
50 Grant Balfour, R ERA: 5.93	1.0 4 1 0 0 1 0 0 0 0 0 0 0 12 17 0.00 1.000																			
27 Cesar Ramos, L ERA: 4.01	1.0 5 1 0 0 0 0 0 1 0 0 0 0 8 16 0.00 1.000																			

Batter	1	2	3	4	5	6	7	8	9	AB	R	H	RBI	BB	SO	LOB	BOTTOM					
8 Desmond Jennings, R OBP: 0.325, SLG: 0.383										5	1	1	1	0	2	2	<p>Baltimore Orioles @ Tampa Bay Rays Tropicana Field, St. Petersburg, FL Tue Jun 17 2014, 7:11 PM - 10:41 PM EDT Att: 10,803 - Dome - 72 F</p> <p>livebaseballscorecards.com</p> <p>AB 37 R 5 H 11 RBI 5 BB 2 SO 8 LOB 15</p>					
24 Ryan Hanigan, R OBP: 0.306, SLG: 0.354										0	0	0	0	0	0	0						
20 Matt Joyce, L OBP: 0.356, SLG: 0.393										4	1	2	0	0	1	0						
19 Jerry Sands, R OBP: 0.308, SLG: 0.500										1	0	0	0	0	0	0						
3 Evan Longoria, R OBP: 0.334, SLG: 0.398										5	1	1	0	0	0	1						
21 James Loney, L OBP: 0.340, SLG: 0.382										4	0	1	2	1	1	0						
18 Ben Zobrist, S OBP: 0.329, SLG: 0.383										4	1	1	0	0	1	4						
7 David DeJesus, L OBP: 0.367, SLG: 0.436										2	0	2	0	1	0	0						
11 Logan Forsythe, R OBP: 0.246, SLG: 0.244										1	0	1	0	0	0	0						
11 Yunel Escobar, R OBP: 0.322, SLG: 0.338										3	0	0	1	0	0	4						
28 José Molina, R OBP: 0.183, SLG: 0.137										3	0	0	0	0	1	1						
39 Kevin Kiermaier, L OBP: 0.376, SLG: 0.616										1	0	1	0	0	0	0						
1 Sean Rodriguez, R OBP: 0.261, SLG: 0.495										4	1	1	1	0	2	3						
Inning Stats	R: 0 E: 0 K: 0 S: 10	H: 1 LOB: 2 BB: 1 P: 21	R: 0 E: 0 K: 0 S: 7	H: 1 LOB: 0 BB: 0 P: 11	R: 2 E: 0 K: 1 S: 15	H: 2 LOB: 1 BB: 0 P: 18	R: 0 E: 0 K: 2 S: 13	H: 1 LOB: 1 BB: 0 P: 18	R: 2 E: 0 K: 2 S: 17	H: 3 LOB: 2 BB: 1 P: 27	R: 0 E: 0 K: 1 S: 7	H: 0 LOB: 0 BB: 0 P: 11	R: 0 E: 0 K: 1 S: 9	H: 0 LOB: 0 BB: 0 P: 14	R: 1 E: 0 K: 1 S: 18	H: 3 LOB: 2 BB: 0 P: 26	R: 0 E: 0 K: 0 S: 5	H: 0 LOB: 0 BB: 0 P: 6	1B: 6 2B: 3 3B: 0 HR: 2	SF: 1 SAC: 0 DP: 1 HBP: 0	WP: 0 PB: 1 SB: 0 CS: 0	PA: 40
PITCHER	IP WLS BF H R ER SO BB IBB HBP BLK WP HR S P ERA WHIP																					
50 Miguel González, R ERA: 4.41	5.0 W 25 8 4 4 5 1 1 0 0 0 0 0 12 18 0.00 0.000																					
58 Ryan Webb, R ERA: 2.64	1.2 H 5 0 0 0 1 0 0 0 0 0 0 0 7 12 27.00 3.000																					
17 Brian Matusz, L ERA: 4.21	0.1 H 2 1 1 1 1 0 0 0 0 0 0 0 0 15 21 0.00 2.000																					
56 Darren O'Day, R ERA: 1.47	1.0 H 5 2 0 0 1 0 0 0 0 0 0 0 5 6 0.00 0.000																					
53 Zack Britton, L ERA: 0.74	1.0 S 3 0 0 0 0 0 0 0 0 0 0 0 5 6 0.00 0.000																					

Batter	1	2	3	4	5	6	7	8	9	AB	R	H	RBI	BB	SO	LOB	TOP										
21 Nick Markakis, L (1,9) OBP: 0.358, SLG: 0.412	G6-3		L7			F7	IBB		1B	4	0	1	0	1	0	2	<p>Baltimore Orioles @ New York Yankees Yankee Stadium, Bronx, NY Fri Jun 20 2014, 7:12 PM - 10:48 PM EDT Att: 46,197 - Partly Cloudy - 79 F</p>										
28 Steve Pearce, R (1,10) OBP: 0.376, SLG: 0.555	K			K		2B	K		1B	5	1	2	2	0	3	2											
10 Adam Jones, R (1,8) OBP: 0.310, SLG: 0.470	G5-3			F9		1B			K	5	0	1	1	0	1	2											
19 Chris Davis, L (1,3) OBP: 0.332, SLG: 0.431		K		K		1B			K	5	0	1	0	0	3	2											
23 Nelson Cruz, R (1,7) OBP: 0.369, SLG: 0.599	F7					F8			1B	3	0	1	0	1	0	2											
2 J.J. Hardy, R (1,6) OBP: 0.317, SLG: 0.354	G5-3					F9			1B	4	0	1	0	0	0	3											
13 Manny Machado, R (1,5) OBP: 0.280, SLG: 0.330			K						P2	4	0	1	0	0	1	3											
3 Ryan Flaherty, L (1,4) OBP: 0.283, SLG: 0.310			K						E5	2	0	0	0	0	1	1											
6 Jonathan Schoop, R (9,PH) OBP: 0.266, SLG: 0.355			K			G2-3			SH1-4	1	1	0	0	0	0	0											
40 Nick Hundley, R (1,2) OBP: 0.240, SLG: 0.302			E6						SH1-4	3	1	1	0	0	1	1											
Inning Stats	R: 0 H: 0 E: 0 K: 1 S: 11	H: 0 LOB: 0 BB: 0 P: 16	R: 0 H: 0 E: 0 K: 1 S: 7	H: 0 LOB: 0 BB: 0 P: 11	R: 0 H: 0 E: 1 K: 2 S: 13	H: 0 LOB: 1 BB: 0 P: 20	R: 0 H: 0 E: 0 K: 2 S: 11	H: 0 LOB: 0 BB: 1 P: 17	R: 0 H: 0 E: 0 K: 0 S: 11	H: 0 LOB: 1 BB: 1 P: 19	R: 2 H: 4 E: 0 K: 0 S: 15	H: 4 LOB: 2 BB: 0 P: 24	R: 0 H: 1 E: 0 K: 2 S: 11	H: 1 LOB: 2 BB: 1 P: 21	R: 0 H: 2 E: 0 K: 0 S: 14	H: 2 LOB: 2 BB: 0 P: 20	R: 1 H: 2 E: 1 K: 2 S: 13	H: 2 LOB: 2 BB: 0 P: 20	1B: 7 2B: 2 3B: 0 HR: 0	SF: 0 SAC: 2 DP: 0 HBP: 0	WP: 0 PB: 0 SB: 0 CS: 0	PA: 40					
PITCHER	IP	WLS	BF	H	R	ER	SO	BB	IBB	HBP	BLK	WP	HR	S	P	ERA	WHIP										
18 Hiroki Kuroda, R (1,1) ERA: 4.23	6.0		24	4	2	2	6	1	0	0	0	0	0	68	107	3.00	0.833										
27 Shawn Kelley, R (7,1) ERA: 4.25	1.1		6	1	0	0	2	0	1	0	0	0	0	12	23	0.00	0.750										
48 Matt Thornton, L (8,1) ERA: 3.14	0.1		3	2	0	0	0	0	0	0	0	0	0	8	11	0.00	6.000										
68 Dellin Betances, R (8,1) ERA: 1.5	0.1		1	0	0	0	0	0	0	0	0	0	0	5	7	0.00	0.000										
55 David Huff, L (9,1) ERA: 5.63	1.0	W	6	2	1	0	2	0	0	0	0	0	0	13	20	0.00	2.000										

Batter	1	2	3	4	5	6	7	8	9	AB	R	H	RBI	BB	SO	LOB	BOTTOM										
11 Brett Gardner, L (1,7) OBP: 0.356, SLG: 0.413	K	F8-2				FC4-6			1B	4	1	1	0	1	1	6	<p>Baltimore Orioles @ New York Yankees Yankee Stadium, Bronx, NY Fri Jun 20 2014, 7:12 PM - 10:48 PM EDT Att: 46,197 - Partly Cloudy - 79 F</p>										
2 Derek Jeter, R (1,6) OBP: 0.326, SLG: 0.323	G1-3		L4			BB			K	4	0	0	0	1	1	1											
22 Jacoby Ellsbury, L (1,8) OBP: 0.347, SLG: 0.394	25 2B		P5			BB			F8	4	1	1	0	1	0	1											
25 Mark Teixeira, S (1,3) OBP: 0.367, SLG: 0.461	25 2B		K			G3			36 1B	4	0	1	1	1	1	3											
33 Kelly Johnson, L (9,PR) OBP: 0.301, SLG: 0.406	1B								BB	0	1	0	0	0	0	0											
34 Brian McCann, L (1,2) OBP: 0.290, SLG: 0.368		P5				26 BB			36 1B	5	0	2	1	0	0	1											
29 Francisco Cervelli, R (9,PR) OBP: 0.236, SLG: 0.250									36 HR	0	1	0	0	0	0	0											
36 Carlos Beltrán, S (1,10) OBP: 0.280, SLG: 0.426									1B	4	1	2	3	1	0	0											
31 Ichiro Suzuki, L (1,9) OBP: 0.363, SLG: 0.338									HR	4	1	2	3	1	0	0											
12 Alfonso Soriano, R (9,PH) OBP: 0.257, SLG: 0.393										3	0	1	0	0	0	1											
14 Brian Roberts, S (1,4) OBP: 0.323, SLG: 0.337										1	0	1	0	0	0	0											
26 Yanervis Solarte, S (1,5) OBP: 0.350, SLG: 0.411										2	0	0	0	2	0	2											
Inning Stats	R: 1 H: 2 E: 0 K: 1 S: 12	H: 2 LOB: 1 BB: 0 P: 18	R: 0 H: 2 E: 0 K: 1 S: 8	H: 2 LOB: 2 BB: 1 P: 17	R: 0 H: 0 E: 0 K: 1 S: 9	H: 0 LOB: 0 BB: 0 P: 13	R: 0 H: 1 E: 0 K: 0 S: 8	H: 1 LOB: 0 BB: 0 P: 13	R: 0 H: 0 E: 0 K: 0 S: 8	H: 0 LOB: 3 BB: 3 P: 24	R: 0 H: 1 E: 0 K: 0 S: 10	H: 1 LOB: 2 BB: 2 P: 23	R: 0 H: 0 E: 0 K: 0 S: 5	H: 0 LOB: 0 BB: 0 P: 9	R: 0 H: 2 E: 0 K: 0 S: 13	H: 2 LOB: 2 BB: 0 P: 18	R: 4 H: 3 E: 0 K: 1 S: 15	H: 3 LOB: 1 BB: 1 P: 27	1B: 8 2B: 3 3B: 0 HR: 1	SF: 0 SAC: 0 DP: 1 HBP: 0	WP: 0 PB: 0 SB: 3 CS: 1	PA: 43					
PITCHER	IP	WLS	BF	H	R	ER	SO	BB	IBB	HBP	BLK	WP	HR	S	P	ERA	WHIP										
31 Ubaldo Jiménez, R (1,1) ERA: 4.63	5.2		27	6	1	1	3	6	0	0	0	0	0	52	104	1.59	2.118										
66 T.J. McFarland, L (6,1) ERA: 3.32	2.0	H	6	0	0	0	0	0	0	0	0	0	0	13	21	0.00	0.000										
56 Darren O'Day, R (8,1) ERA: 1.45	0.1	H	3	2	0	0	0	0	0	0	0	0	0	7	10	0.00	6.000										
53 Zack Britton, L (9,1) ERA: 1.64	0.2	L	6	3	4	4	1	1	0	0	0	0	1	15	27	54.00	6.000										

AB	36
R	3
H	9
RBI	3
BB	2
SO	10
LOB	18



AB	35
R	5
H	11
RBI	5
BB	7
SO	4
LOB	19



Batter	1	2	3	4	5	6	7	8	9	AB	R	H	RBI	BB	SO	LOB	TOP					
21 Nick Markakis, L (1,9) OBP: 0.353, SLG: 0.405										5	1	0	0	0	2	1	Baltimore Orioles @ New York Yankees Yankee Stadium, Bronx, NY Sat Jun 21 2014, 1:12 PM - 4:07 PM EDT Att: 47,165 - Sunny - 76 F					
28 Steve Pearce, R (1,7) OBP: 0.387, SLG: 0.579										4	1	2	2	1	0	0						
9 David Lough, L (9,FR) OBP: 0.262, SLG: 0.282										0	0	0	0	0	0	0						
10 Adam Jones, R (1,8) OBP: 0.314, SLG: 0.480										4	2	2	1	1	0	1						
23 Nelson Cruz, R (1,10) OBP: 0.369, SLG: 0.605										4	1	1	2	1	1	3						
19 Chris Davis, L (1,3) OBP: 0.329, SLG: 0.430										5	0	1	0	0	1	3						
2 J.J. Hardy, R (1,6) OBP: 0.317, SLG: 0.368										4	1	2	1	0	0	1						
13 Manny Machado, R (1,5) OBP: 0.274, SLG: 0.322										4	0	0	0	0	1	2						
6 Jonathan Schoop, R (1,4) OBP: 0.270, SLG: 0.335										3	0	1	0	0	0	2						
36 Caleb Joseph, R (1,2) OBP: 0.234, SLG: 0.176										4	0	0	0	0	3	2						
Inning Stats	R: 1 H: 1 E: 0 K: 2 S: 13	H: 1 LOB: 0 BB: 0 P: 21	R: 0 H: 0 E: 0 K: 0 S: 10	H: 1 LOB: 1 BB: 0 P: 14	R: 0 H: 0 E: 0 K: 1 S: 7	H: 0 LOB: 0 BB: 0 P: 11	R: 2 H: 2 E: 0 K: 0 S: 12	H: 2 LOB: 1 BB: 1 P: 20	R: 2 H: 1 E: 1 K: 0 S: 13	H: 1 LOB: 1 BB: 1 P: 23	R: 0 H: 1 E: 0 K: 1 S: 10	H: 1 LOB: 0 BB: 0 P: 14	R: 0 H: 0 E: 0 K: 3 S: 6	H: 0 LOB: 1 BB: 1 P: 12	R: 1 H: 1 E: 0 K: 3 S: 13	H: 1 LOB: 2 BB: 0 P: 22	R: 0 H: 2 E: 0 K: 1 S: 13	H: 2 LOB: 2 BB: 0 P: 18	1B: 4 2B: 1 3B: 0 HR: 4	SF: 0 SAC: 0 DP: 0 HBP: 1	WP: 0 PB: 0 SB: 0 CS: 0	PA: 41
PITCHER	IP WLS BF H R ER SO BB IBB HBP BLK WP HR S P ERA WHIP																					
57 Vidal Nuño, L (1,1) ERA: 5.88	6.1 L 28 6 5 4 4 2 0 0 0 0 0 3 67 107 5.68 1.263																					
63 José Ramirez, R (7,1) ERA: 5.63	2.2 13 3 1 1 4 1 0 1 0 0 0 1 30 48 3.38 1.500																					

Batter	1	2	3	4	5	6	7	8	9	AB	R	H	RBI	BB	SO	LOB	BOTTOM					
11 Brett Gardner, L (1,7) OBP: 0.354, SLG: 0.408										3	0	0	0	1	2	2	Baltimore Orioles @ New York Yankees Yankee Stadium, Bronx, NY Sat Jun 21 2014, 1:12 PM - 4:07 PM EDT Att: 47,165 - Sunny - 76 F					
2 Derek Jeter, R (1,6) OBP: 0.325, SLG: 0.322										4	0	1	0	0	1	2						
22 Jacoby Ellsbury, L (1,8) OBP: 0.349, SLG: 0.393										3	0	1	0	1	0	0						
25 Mark Teixeira, S (1,3) OBP: 0.365, SLG: 0.473										4	1	1	1	0	0	3						
36 Carlos Beltrán, S (1,10) OBP: 0.279, SLG: 0.419										3	0	0	0	1	0	2						
33 Kelly Johnson, L (1,5) OBP: 0.293, SLG: 0.394										4	0	0	0	0	0	1						
14 Brian Roberts, S (1,4) OBP: 0.326, SLG: 0.344										4	0	2	0	0	1	0						
31 Ichiro Suzuki, L (1,9) OBP: 0.360, SLG: 0.336										4	0	1	0	0	2	3						
29 Francisco Cervelli, R (1,2) OBP: 0.250, SLG: 0.263										3	0	1	0	0	0	3						
34 Brian McCann, L (9,PH) OBP: 0.269, SLG: 0.366									1	0	0	0	0	0	1							
Inning Stats	R: 0 H: 0 E: 0 K: 0 S: 7	H: 0 LOB: 0 BB: 0 P: 16	R: 0 H: 0 E: 0 K: 1 S: 10	H: 0 LOB: 0 BB: 0 P: 15	R: 0 H: 1 E: 0 K: 1 S: 12	H: 1 LOB: 0 BB: 0 P: 16	R: 1 H: 1 E: 0 K: 0 S: 14	H: 1 LOB: 0 BB: 0 P: 20	R: 0 H: 0 E: 0 K: 2 S: 11	H: 1 LOB: 0 BB: 0 P: 15	R: 0 H: 0 E: 0 K: 0 S: 5	H: 0 LOB: 0 BB: 0 P: 8	R: 0 H: 1 E: 0 K: 1 S: 8	H: 1 LOB: 2 BB: 1 P: 17	R: 0 H: 2 E: 0 K: 1 S: 14	H: 2 LOB: 0 BB: 0 P: 20	R: 0 H: 1 E: 0 K: 0 S: 9	H: 1 LOB: 1 BB: 0 P: 12	1B: 5 2B: 1 3B: 0 HR: 1	SF: 0 SAC: 0 DP: 0 HBP: 0	WP: 0 PB: 0 SB: 0 CS: 1	PA: 36
PITCHER	IP WLS BF H R ER SO BB IBB HBP BLK WP HR S P ERA WHIP																					
25 Bud Norris, R (1,1) ERA: 3.62	5.0 W 19 3 1 0 0 1 1 0 0 0 0 0 13 25 0.00 1.000																					
58 Ryan Webb, R (6,1) ERA: 2.45	2.0 8 1 0 0 1 1 0 0 0 0 0 0 10 14 0.00 6.000																					
17 Brian Matusz, L (8,1) ERA: 4.15	0.1 3 2 0 0 1 0 0 0 0 0 0 0 0 10 14 0.00 6.000																					
29 Tommy Hunter, R (8,1) ERA: 5.48	1.2 6 1 0 0 0 0 0 0 0 0 0 0 0 13 18 0.00 0.600																					

Batter	1	2	3	4	5	6	7	8	9	AB R H RBI BB SO LOB	TOP										
21 Nick Markakis, L (1,9) OBP: 0.357, SLG: 0.406										4 0 2 0 1 0 0	<p>Baltimore Orioles @ New York Yankees Yankee Stadium, Bronx, NY Sun Jun 22 2014, 2:11 PM - 5:14 PM EDT Att: 47,493 - Sunny - 78 F</p> <p>livebaseballscorecards.com</p> <p>AB 37 R 8 H 12 RBI 8 BB 3 SO 7 LOB 18</p>										
28 Steve Pearce, R (1,10) OBP: 0.395, SLG: 0.576										4 0 2 0 1 2 1											
10 Adam Jones, R (1,8) OBP: 0.316, SLG: 0.479										5 1 2 0 0 1 4											
23 Nelson Cruz, R (1,7) OBP: 0.363, SLG: 0.594										5 1 0 0 0 1 7											
19 Chris Davis, L (1,3) OBP: 0.327, SLG: 0.422										4 1 0 0 1 2 4											
2 J.J. Hardy, R (1,6) OBP: 0.322, SLG: 0.375										4 2 2 3 0 0 0											
13 Manny Machado, R (1,5) OBP: 0.279, SLG: 0.332										4 1 2 1 0 0 0											
6 Jonathan Schoop, R (1,4) OBP: 0.270, SLG: 0.347										4 1 1 2 0 0 2											
36 Caleb Joseph, R (1,2) OBP: 0.235, SLG: 0.225										3 1 1 2 0 1 0											
Inning Stats	R: 0 H: 2 E: 0 K: 2 S: 15	H: 2 LOB: 2 BB: 0 P: 23	R: 1 H: 1 E: 0 K: 1 S: 13	H: 1 LOB: 0 BB: 0 P: 22	R: 0 H: 1 E: 0 K: 1 S: 12	H: 1 LOB: 1 BB: 0 P: 15	R: 0 H: 0 E: 0 K: 0 S: 6	H: 0 LOB: 0 BB: 0 P: 11	R: 0 H: 0 E: 0 K: 1 S: 8	H: 0 LOB: 1 BB: 1 P: 14		R: 0 H: 0 E: 0 K: 1 S: 5	H: 0 LOB: 0 BB: 0 P: 8	R: 2 H: 2 E: 0 K: 0 S: 9	H: 2 LOB: 0 BB: 0 P: 13	R: 4 H: 4 E: 2 K: 0 S: 15	H: 4 LOB: 2 BB: 1 P: 24	R: 1 H: 2 E: 0 K: 1 S: 14	H: 2 LOB: 2 BB: 1 P: 25	1B: 8 2B: 2 3B: 0 HR: 2	SF: 1 SAC: 0 DP: 1 HBP: 0
PITCHER	IP WLS BF H R ER SO BB IBB HBP BLK WP HR S P ERA WHIP																				
19 Masahiro Tanaka, R (1,1) ERA: 2.11	7.0 L 28 6 3 3 6 1 0 0 0 0 1 68 106 3.86 1.000																				
43 Adam Warren, R (8,1) ERA: 2.89	1.0 7 4 4 4 0 0 1 0 0 0 0 15 24 36.00 4.000																				
55 David Huff, L (9,1) ERA: 5.76	1.0 6 2 1 1 1 1 0 0 0 0 1 14 25 9.00 3.000																				

Batter	1	2	3	4	5	6	7	8	9	AB R H RBI BB SO LOB	BOTTOM										
11 Brett Gardner, L (1,7) OBP: 0.356, SLG: 0.411										3 0 1 0 1 1 3	<p>Baltimore Orioles @ New York Yankees Yankee Stadium, Bronx, NY Sun Jun 22 2014, 2:11 PM - 5:14 PM EDT Att: 47,493 - Sunny - 78 F</p> <p>livebaseballscorecards.com</p> <p>AB 30 R 0 H 4 RBI 0 BB 4 SO 3 LOB 14</p>										
2 Derek Jeter, R (1,6) OBP: 0.320, SLG: 0.317										4 0 0 0 0 0 3											
22 Jacoby Ellsbury, L (1,8) OBP: 0.350, SLG: 0.396										3 0 1 0 1 0 0											
25 Mark Teixeira, S (1,3) OBP: 0.363, SLG: 0.465										3 0 0 0 0 0 2											
17 Brendan Ryan, R (8,PR) OBP: 0.343, SLG: 0.393										0 0 0 0 0 0 0											
34 Brian McCann, L (1,2) OBP: 0.285, SLG: 0.360										4 0 0 0 0 0 2											
36 Carlos Beltrán, S (1,10) OBP: 0.279, SLG: 0.412										3 0 0 0 1 0 0											
33 Kelly Johnson, L (1,5) OBP: 0.294, SLG: 0.389										2 0 0 0 1 1 2											
12 Alfonso Soriano, R (9,PH) OBP: 0.256, SLG: 0.391										4 0 0 0 0 1 1											
26 Yangelis Solarte, S (1,4) OBP: 0.345, SLG: 0.404										3 0 2 0 0 0 1											
31 Ichiro Suzuki, L (1,9) OBP: 0.366, SLG: 0.343																					
Inning Stats	R: 0 H: 1 E: 0 K: 0 S: 12	H: 1 LOB: 1 BB: 1 P: 23	R: 0 H: 0 E: 0 K: 1 S: 7	H: 0 LOB: 0 BB: 0 P: 10	R: 0 H: 1 E: 0 K: 0 S: 12	H: 1 LOB: 1 BB: 1 P: 21	R: 0 H: 1 E: 0 K: 0 S: 8	H: 1 LOB: 2 BB: 1 P: 16	R: 0 H: 1 E: 0 K: 1 S: 10	H: 1 LOB: 1 BB: 0 P: 16	R: 0 H: 0 E: 0 K: 0 S: 7	H: 0 LOB: 0 BB: 0 P: 10	R: 0 H: 0 E: 0 K: 0 S: 11	H: 0 LOB: 2 BB: 1 P: 18	R: 0 H: 0 E: 0 K: 0 S: 7	H: 0 LOB: 1 BB: 0 P: 12	R: 0 H: 0 E: 0 K: 1 S: 13	H: 0 LOB: 0 BB: 0 P: 17	1B: 2 2B: 2 3B: 0 HR: 0	SF: 0 SAC: 0 DP: 1 HBP: 1	WP: 0 PA: 35 PB: 0 SB: 0 CS: 0
PITCHER	IP WLS BF H R ER SO BB IBB HBP BLK WP HR S P ERA WHIP																				
30 Chris Tillman, R (1,1) ERA: 4.45	7.0 W 28 4 0 0 2 4 0 0 0 0 0 67 114 0.00 1.143																				
66 T.J. McFarland, L (8,1) ERA: 3.04	2.0 7 0 0 0 1 0 0 1 0 0 0 20 29 0.00 0.000																				

Batter	1	2	3	4	5	6	7	8	9	AB	R	H	RBI	BB	SO	LOB	TOP					
1 Adam Eaton, L (1,8) OBP: 0.336, SLG: 0.366	G5-3		G6-3 15 2B 79 G6-3 1B		G6-3		L8		P6	5	1	1	0	0	0	1						
15 Gordon Beckham, R (1,4) OBP: 0.325, SLG: 0.420	24 BB BB				G3		F7			3	0	1	0	1	0	1						
79 José Abreu, R (1,10) OBP: 0.322, SLG: 0.613	P3		G5-3				HR			4	1	2	3	0	0	2						
24 Dayan Viciedo, R (1,7) OBP: 0.300, SLG: 0.396	1-2 BB		G5-3							3	1	1	0	1	0	2						
30 Alejandro De Azca, L (9,7) OBP: 0.285, SLG: 0.344	1-2 BB									0	0	0	0	0	0	0						
10 Alexei Ramirez, R (1,6) OBP: 0.333, SLG: 0.421	F7									3	0	1	0	1	0	3						
14 Paul Konerko, R (1,3) OBP: 0.381, SLG: 0.381	F9									4	0	0	0	0	0	3						
12 Conor Gillaspie, L (1,5) OBP: 0.361, SLG: 0.447	F7									4	0	1	1	0	0	2						
25 Moisés Sierra, R (1,9) OBP: 0.214, SLG: 0.235	K									4	0	0	0	0	1	2						
21 Tyler Flowers, R (1,2) OBP: 0.306, SLG: 0.340	K									4	1	1	0	0	2	0						
Inning Stats	R: 0 H: 0 E: 0 K: 0 S: 9	H: 0 LOB: 2 BB: 2 P: 20	R: 0 H: 0 E: 0 K: 1 S: 16	H: 0 LOB: 0 BB: 0 P: 22	R: 1 H: 2 E: 0 K: 1 S: 11	H: 2 LOB: 1 BB: 0 P: 12	R: 0 H: 1 E: 0 K: 0 S: 9	H: 1 LOB: 1 BB: 0 P: 13	R: 0 H: 0 E: 0 K: 1 S: 9	H: 0 LOB: 0 BB: 0 P: 13	R: 2 H: 3 E: 0 K: 0 S: 19	H: 3 LOB: 1 BB: 0 P: 25	R: 1 H: 2 E: 0 K: 0 S: 10	H: 2 LOB: 1 BB: 0 P: 15	R: 0 H: 0 E: 0 K: 0 S: 8	H: 0 LOB: 0 BB: 0 P: 12	R: 0 H: 0 E: 0 K: 0 S: 7	H: 0 LOB: 0 BB: 0 P: 12	1B: 2 2B: 6 3B: 0 HR: 1	SF: 0 SAC: 0 DP: 1 HBP: 0	WP: 0 PB: 0 SB: 0 CS: 0	PA: 37
PITCHER	IP WLS BF H R ER SO BB IBB HBP BLK WP HR S P ERA WHIP																					
16 Wei-Yin Chen, L (1,1) ERA: 3.84	5.2	25	6	3	3	3	2	0	0	0	0	0	0	1	68	98	4.76	1.412				
58 Ryan Webb, R (6,1) ERA: 2.55	1.1	6	2	1	1	0	0	0	0	0	0	0	0	15	22	6.75	1.500					
35 Brad Brach, R (8,1) ERA: 4.87	2.0	W 6	0	0	0	0	1	0	0	0	0	0	0	15	24	0.00	0.500					

Chicago White Sox @ Baltimore Orioles
 Oriole Park at Camden Yards, Baltimore, MD
 Mon Jun 23 2014, 7:09 PM - 10:16 PM EDT
 Att: 17,931 - Clear - 80 F

AB 34
 R 4
 H 8
 RBI 4
 BB 3
 SO 3
 LOB 16



Batter	1	2	3	4	5	6	7	8	9	AB	R	H	RBI	BB	SO	LOB	BOTTOM					
21 Nick Markakis, L (1,9) OBP: 0.354, SLG: 0.401	G4-3	P6				G4-6-3		G4-3		4	0	0	0	0	0	2						
28 Steve Pearce, R (1,3) OBP: 0.396, SLG: 0.566	10 HR BB		G6-3		F9	F8			10 HBP 19 HR 1B	4	2	1	0	1	0	3						
10 Adam Jones, R (1,8) OBP: 0.320, SLG: 0.489	1-H HR		23 1B		K		L8		19 HR HBP	4	2	2	2	0	1	3						
23 Nelson Cruz, R (1,7) OBP: 0.364, SLG: 0.591	P4		1B		2 1B 13 FC5-2 6 1B		K		K	5	0	2	0	0	2	2						
27 Delmon Young, R (1,10) OBP: 0.340, SLG: 0.451			1B		13 FC5-2 2 1B		2 WP			4	0	3	0	0	1	2						
19 Chris Davis, L (9,PH) OBP: 0.329, SLG: 0.438	1B		K		13 FC5-2 2 1B		2B		1-H 2-H HR	1	1	1	3	0	0	0						
2 J.J. Hardy, R (1,6) OBP: 0.321, SLG: 0.373	L9		K		13 FC5-2		K			4	0	1	0	0	2	4						
13 Manny Machado, R (1,5) OBP: 0.278, SLG: 0.330		L6			36 SH5-4 6 1B		FC5-2		G6-3	4	0	1	0	0	0	3						
6 Jonathan Schoop, R (1,4) OBP: 0.269, SLG: 0.345		F8			36 SH5-4		G4-6-3		K	4	0	1	0	0	1	3						
36 Caleb Joseph, R (1,2) OBP: 0.262, SLG: 0.311		2B			SH5-4		21 G4-6-3 1B		HR	3	1	3	1	0	0	0						
Inning Stats	R: 2 H: 2 E: 0 K: 0 S: 16	H: 1 LOB: 1 BB: 1 P: 24	R: 0 H: 1 E: 0 K: 0 S: 8	H: 1 LOB: 0 BB: 0 P: 12	R: 0 H: 2 E: 0 K: 2 S: 15	H: 2 LOB: 2 BB: 0 P: 19	R: 0 H: 2 E: 0 K: 1 S: 19	H: 2 LOB: 3 BB: 0 P: 28	R: 0 H: 3 E: 0 K: 0 S: 8	H: 3 LOB: 2 BB: 0 P: 10	R: 0 H: 1 E: 0 K: 0 S: 9	H: 1 LOB: 0 BB: 0 P: 14	R: 0 H: 1 E: 0 K: 2 S: 16	H: 1 LOB: 1 BB: 0 P: 21	R: 1 H: 1 E: 0 K: 1 S: 11	H: 1 LOB: 0 BB: 0 P: 15	R: 3 H: 2 E: 0 K: 1 S: 12	H: 2 LOB: 0 BB: 0 P: 18	1B: 10 2B: 2 3B: 0 HR: 3	SF: 0 SAC: 1 DP: 2 HBP: 2	WP: 1 PB: 0 SB: 0 CS: 0	PA: 41
PITCHER	IP WLS BF H R ER SO BB IBB HBP BLK WP HR S P ERA WHIP																					
49 Chris Sale, L (1,1) ERA: 2.27	6.0	29	11	2	2	3	1	0	1	0	0	0	0	1	75	107	3.00	2.000				
41 Javy Guerra, R (7,1) ERA: 2.19	1.0	H 4	1	0	0	2	0	0	0	0	0	0	0	16	21	0.00	1.000					
57 Zach Putnam, R (8,1) ERA: 2.22	1.0	H 4	1	1	1	1	0	0	0	0	1	11	15	9.00	1.000							
54 Ronald Belisario, R (9,1) ERA: 5.5	0.1	L 4	2	3	3	1	0	0	0	0	1	12	18	81.00	6.000							

Chicago White Sox @ Baltimore Orioles
 Oriole Park at Camden Yards, Baltimore, MD
 Mon Jun 23 2014, 7:09 PM - 10:16 PM EDT
 Att: 17,931 - Clear - 80 F

AB 37
 R 6
 H 15
 RBI 6
 BB 1
 SO 7
 LOB 22



Batter	1	2	3	4	5	6	7	8	9	10	11	12	AB	R	H	RBI	BB	SO	LOB	TOP								
1 Adam Eaton, L (1, 8) OBP: 0.392, SLG: 0.387														5	0	4	1	1	1	0								
15 Gordon Beckham, R (1, 4) OBP: 0.314, SLG: 0.417														6	0	0	0	0	1	5								
12 Conor Gillespie, L (1, 5) OBP: 0.376, SLG: 0.443														6	0	1	0	0	2	4								
79 José Abreu, R (1, 3) OBP: 0.325, SLG: 0.615														5	1	2	1	1	0	1								
44 Adam Dunn, L (1, 10) OBP: 0.359, SLG: 0.439														4	0	1	0	0	2	1								
26 Leury García, S (10, PR) OBP: 0.263, SLG: 0.339														0	0	0	0	0	0	0								
14 Paul Konerko, R (12, PH) OBP: 0.254, SLG: 0.377														1	0	0	0	0	1	2								
10 Alexei Ramirez, R (1, 6) OBP: 0.330, SLG: 0.418														5	0	0	0	0	1	3								
24 Dayan Viciedo, R (1, 9) OBP: 0.302, SLG: 0.393														3	1	1	0	1	1	1								
25 Moisés Sierra, R (8, 9) OBP: 0.212, SLG: 0.232														1	0	0	0	0	1	0								
30 Alejandro De Aza, L (1, 7) OBP: 0.294, SLG: 0.350														4	2	1	0	1	1	2								
21 Tyler Flowers, R (1, 2) OBP: 0.303, SLG: 0.335														5	0	1	2	0	1	1								
Inning Stats	R: 0 E: 0 K: 2 S: 7	H: 0 LOB: 0 BB: 0 P: 9	R: 0 E: 0 K: 0 S: 14	H: 2 LOB: 2 BB: 0 P: 17	R: 0 E: 0 K: 2 S: 8	H: 1 LOB: 1 BB: 0 P: 12	R: 1 E: 0 K: 2 S: 10	H: 1 LOB: 0 BB: 0 P: 16	R: 1 E: 0 K: 0 S: 11	H: 1 LOB: 1 BB: 1 P: 21	R: 0 E: 0 K: 0 S: 4	H: 0 LOB: 0 BB: 0 P: 5	R: 2 E: 0 K: 0 S: 15	H: 3 LOB: 1 BB: 1 P: 28	R: 0 E: 0 K: 1 S: 9	H: 1 LOB: 1 BB: 0 P: 14	R: 0 E: 0 K: 0 S: 8	H: 0 LOB: 1 BB: 1 P: 16	R: 0 E: 0 K: 2 S: 10	H: 1 LOB: 2 BB: 0 P: 13	R: 0 E: 0 K: 2 S: 9	H: 0 LOB: 0 BB: 0 P: 17	R: 0 E: 0 K: 2 S: 9	H: 1 LOB: 2 BB: 1 P: 17	1B: 6 2B: 3 3B: 1 HR: 1	SF: 0 SAC: 0 DP: 1 HBP: 1	WP: 0 PB: 0 SB: 2 CS: 0	PA: 50
PITCHER	IP: 6.1 WLS: 28 BF: 28 H: 4 R: 4 ER: 4 SO: 6 BB: 0 IBB: 0 HBP: 0 BLK: 0 WP: 0 HR: 1 S: 65 P: 100 ERA: 5.68 WHIP: 1.579	IP: 1.1 WLS: 6 BF: 6 H: 1 R: 0 ER: 0 SO: 2 BB: 1 IBB: 0 HBP: 0 BLK: 0 WP: 0 HR: 0 S: 18 P: 24 ERA: 0.00 WHIP: 0.750	IP: 0.1 WLS: 1 BF: 1 H: 0 R: 0 ER: 0 SO: 1 BB: 0 IBB: 0 HBP: 0 BLK: 0 WP: 0 HR: 0 S: 1 P: 4 ERA: 0.00 WHIP: 0.000	PITCHER	IP: 1.1 WLS: 6 BF: 6 H: 1 R: 0 ER: 0 SO: 2 BB: 1 IBB: 0 HBP: 0 BLK: 0 WP: 0 HR: 0 S: 18 P: 24 ERA: 0.00 WHIP: 0.750	IP: 0.1 WLS: 1 BF: 1 H: 0 R: 0 ER: 0 SO: 1 BB: 0 IBB: 0 HBP: 0 BLK: 0 WP: 0 HR: 0 S: 1 P: 4 ERA: 0.00 WHIP: 0.000																						

Chicago White Sox @ Baltimore Orioles
 Oriole Park at Camden Yards, Baltimore, MD
 Wed Jun 25 2014, 7:08 PM - 12:20 AM EDT
 Att. 22,020 - Partly Cloudy - 85 F


AB	45
R	4
H	11
RBI	4
BB	4
SO	12
LOB	20



Batter	1	2	3	4	5	6	7	8	9	10	11	12	AB	R	H	RBI	BB	SO	LOB	BOTTOM				
21 Nick Markakis, L (1, 9) OBP: 0.356, SLG: 0.401														6	1	4	0	0	0	1				
28 Steve Pearce, R (1, 7) OBP: 0.392, SLG: 0.569														6	0	0	0	0	0	6				
10 Adam Jones, R (1, 8) OBP: 0.320, SLG: 0.488														5	0	1	0	0	0	4				
19 Chris Davis, L (1, 3) OBP: 0.337, SLG: 0.436														3	1	1	0	2	0	1				
23 Nelson Cruz, R (1, 10) OBP: 0.360, SLG: 0.590														5	1	1	4	0	0	4				
2 J.J. Hardy, R (1, 6) OBP: 0.318, SLG: 0.367														5	0	2	0	0	2	0				
13 Manny Machado, R (1, 5) OBP: 0.285, SLG: 0.332														5	0	1	0	0	1	1				
3 Ryan Flaherty, L (1, 4) OBP: 0.271, SLG: 0.295														5	0	0	0	0	2	2				
40 Nick Hundley, R (1, 2) OBP: 0.297, SLG: 0.310														4	1	2	0	1	1	0				
9 David Lough, L (12, PR) OBP: 0.262, SLG: 0.282														0	1	0	0	0	0	0				
Inning Stats	R: 0 E: 0 K: 0 S: 10	H: 0 LOB: 0 BB: 0 P: 13	R: 0 E: 0 K: 0 S: 8	H: 1 LOB: 1 BB: 0 P: 9	R: 0 E: 0 K: 0 S: 10	H: 1 LOB: 1 BB: 0 P: 14	R: 0 E: 0 K: 0 S: 6	H: 1 LOB: 1 BB: 0 P: 7	R: 0 E: 0 K: 0 S: 10	H: 3 LOB: 2 BB: 0 P: 15	R: 4 E: 0 K: 1 S: 20	H: 3 LOB: 1 BB: 1 P: 35	R: 0 E: 0 K: 1 S: 7	H: 0 LOB: 0 BB: 0 P: 18	R: 0 E: 0 K: 0 S: 9	H: 1 LOB: 2 BB: 1 P: 15	R: 0 E: 0 K: 2 S: 9	H: 0 LOB: 0 BB: 0 P: 15	R: 1 E: 0 K: 0 S: 3	H: 1 LOB: 1 BB: 1 P: 9	1B: 11 2B: 0 3B: 0 HR: 1	SF: 0 SAC: 0 DP: 2 HBP: 0	WP: 2 PB: 0 SB: 0 CS: 0	PA: 47
PITCHER	IP: 7.0 WLS: 28 BF: 28 H: 9 R: 2 ER: 2 SO: 2 BB: 0 IBB: 0 HBP: 0 BLK: 0 WP: 1 HR: 0 S: 61 P: 84 ERA: 2.57 WHIP: 1.286	IP: 0.0 WLS: 2 BF: 2 H: 0 R: 0 ER: 0 SO: 0 BB: 0 IBB: 0 HBP: 0 BLK: 0 WP: 0 HR: 0 S: 5 P: 9 ERA: 0.00 WHIP: 0.000	IP: 0.0 WLS: 1 BF: 1 H: 0 R: 0 ER: 0 SO: 0 BB: 0 IBB: 0 HBP: 0 BLK: 0 WP: 0 HR: 1 S: 13 P: 19 ERA: 13.50 WHIP: 0.750	IP: 2.0 WLS: 8 BF: 8 H: 1 R: 0 ER: 0 SO: 2 BB: 1 IBB: 0 HBP: 0 BLK: 0 WP: 0 HR: 0 S: 20 P: 33 ERA: 0.00 WHIP: 0.500	PITCHER	IP: 0.0 WLS: 3 BF: 3 H: 1 R: 1 ER: 1 SO: 0 BB: 1 IBB: 0 HBP: 0 BLK: 0 WP: 1 HR: 0 S: 10 P: 8 ERA: 3.31																		

Chicago White Sox @ Baltimore Orioles
 Oriole Park at Camden Yards, Baltimore, MD
 Wed Jun 25 2014, 7:08 PM - 12:20 AM EDT
 Att. 22,020 - Partly Cloudy - 85 F

AB	44
R	5
H	12
RBI	4
BB	3
SO	6
LOB	19



Batter	1	2	3	4	5	6	7	8	9	AB	R	H	RBI	BB	SO	LOB	TOP										
8 Desmond Jennings, R OBP: 0.323, SLG: 0.588	G6-3		G5-3	P4		K			K	5	0	0	0	0	2	1											
39 Kevin Kiermaier, L OBP: 0.346, SLG: 0.547	1B		P6		P5		G6-3		F8	5	0	1	0	0	0	0											
18 Ben Zobrist, S OBP: 0.334, SLG: 0.374	F7		BB		1B		G3-1			3	0	1	0	1	0	1											
3 Evan Longoria, R OBP: 0.330, SLG: 0.401		G5-3		BB		F7		K		3	0	0	0	1	1	1											
21 James Loney, L OBP: 0.343, SLG: 0.378		BB	F7		L8			F8		3	1	0	0	1	0	3											
5 Brandon Guyer, R OBP: 0.337, SLG: 0.411	2B			HBP		2B		2B		3	2	3	1	0	0	0											
20 Matt Joyce, L OBP: 0.353, SLG: 0.387	1B		BB		2B		K			3	2	2	2	1	1	1											
1 Sean Rodriguez, R OBP: 0.252, SLG: 0.460	B5-3		G3-1		1B		K			4	0	1	1	0	1	3											
28 José Molina, R OBP: 0.208, SLG: 0.178	K		1B		G5-4-3			K		4	0	1	1	0	2	2											
Inning Stats	R: 0 E: 0 K: 0 S: 8	H: 1 LOB: 0 BB: 0 P: 13	R: 2 E: 0 K: 1 S: 9	H: 2 LOB: 1 BB: 1 P: 19	R: 0 E: 0 K: 0 S: 12	H: 0 LOB: 0 BB: 2 P: 27	R: 1 E: 0 K: 0 S: 9	H: 1 LOB: 1 BB: 1 P: 17	R: 0 E: 0 K: 0 S: 9	H: 1 LOB: 0 BB: 0 P: 14	R: 2 E: 0 K: 1 S: 12	H: 3 LOB: 0 BB: 0 P: 17	R: 0 E: 0 K: 1 S: 10	H: 0 LOB: 0 BB: 0 P: 12	R: 0 E: 0 K: 2 S: 12	H: 1 LOB: 1 BB: 0 P: 18	R: 0 E: 0 K: 2 S: 8	H: 0 LOB: 0 BB: 0 P: 10	1B: 5 2B: 4 3B: 0 HR: 0	SF: 0 SAC: 0 DP: 1 HBP: 1	WP: 1 PB: 0 SB: 0 CS: 2	PA: 38					
PITCHER	IP	WLS	BF	H	R	ER	SO	BB	IBB	HBP	BLK	WP	HR	S	P	ERA	WHIP										
39 Kevin Gausman, R ERA: 3.86	5.0	L	25	7	5	5	1	4	0	1	0	1	0	50	95	9.00	2.200										
47 Evan Meek, R ERA: 5.52	2.0		6	1	0	0	2	0	0	0	0	0	0	19	24	0.00	0.500										
35 Brad Brach, R ERA: 4.3	2.0		7	1	0	0	4	0	0	0	0	0	0	20	28	0.00	0.500										

Tampa Bay Rays @ Baltimore Orioles
 Oriole Park at Camden Yards, Baltimore, MD
 Fri Jun 27 2014, 1:10 PM - 4:22 PM EDT
 Att: 15,614 - Partly Cloudy - 79 F

AB 33
 R 5
 H 9
 RBI 5
 BB 4
 SO 7
 LOB 12



Batter	1	2	3	4	5	6	7	8	9	AB	R	H	RBI	BB	SO	LOB	BOTTOM										
21 Nick Markakis, L OBP: 0.357, SLG: 0.401	1B		BB		L7			G4-3		3	1	1	0	1	0	1											
28 Steve Pearce, R OBP: 0.388, SLG: 0.556	BB		K		K			G5-3		3	0	0	0	1	2	1											
10 Adam Jones, R OBP: 0.317, SLG: 0.481	G5-3		G6-3		L7			G3-1		4	0	0	0	0	0	3											
19 Chris Davis, L OBP: 0.339, SLG: 0.432	G4-3		BB		BB				K	2	0	0	1	2	1	1											
23 Nelson Cruz, R OBP: 0.356, SLG: 0.582	F8		G6-4-3		G6-4-3			F9		4	0	0	0	0	1	3											
2 J.J. Hardy, R OBP: 0.313, SLG: 0.362	P4		K		K			K		4	0	0	0	0	3	0											
13 Manny Machado, R OBP: 0.290, SLG: 0.351	1B		L6		L6			HR		3	1	2	1	0	0	0											
6 Jonathan Schoop, R OBP: 0.263, SLG: 0.336	G6-4-3		E5		E5			K		3	0	0	0	0	1	1											
36 Caleb Joseph, R OBP: 0.256, SLG: 0.291	F8		F7		F7			K		3	0	0	0	0	1	1											
Inning Stats	R: 1 E: 0 K: 0 S: 16	H: 1 LOB: 1 BB: 1 P: 23	R: 0 E: 0 K: 0 S: 8	H: 1 LOB: 0 BB: 0 P: 12	R: 0 E: 0 K: 1 S: 14	H: 0 LOB: 1 BB: 1 P: 24	R: 0 E: 0 K: 1 S: 7	H: 0 LOB: 0 BB: 1 P: 13	R: 0 E: 0 K: 0 S: 10	H: 0 LOB: 1 BB: 0 P: 15	R: 0 E: 0 K: 2 S: 11	H: 0 LOB: 1 BB: 1 P: 20	R: 1 E: 0 K: 3 S: 16	H: 1 LOB: 0 BB: 0 P: 21	R: 0 E: 0 K: 0 S: 8	H: 0 LOB: 0 BB: 0 P: 12	R: 0 E: 0 K: 2 S: 9	H: 0 LOB: 0 BB: 0 P: 13	1B: 2 2B: 0 3B: 0 HR: 1	SF: 0 SAC: 0 DP: 2 HBP: 0	WP: 2 PB: 0 SB: 0 CS: 0	PA: 33					
PITCHER	IP	WLS	BF	H	R	ER	SO	BB	IBB	HBP	BLK	WP	HR	S	P	ERA	WHIP										
37 Alex Colomé, R ERA: 2.79	5.2	W	22	2	1	1	3	4	0	0	0	0	0	63	104	1.59	1.059										
26 Brad Boxberger, R ERA: 3.29	1.1		5	1	1	1	4	0	0	0	0	0	1	19	24	6.75	0.750										
50 Grant Balfour, R ERA: 5.34	1.0	H	3	0	0	0	0	0	0	0	0	0	0	8	12	0.00	0.000										
57 Jake McGee, L ERA: 1.32	1.0	S	3	0	0	0	2	0	0	0	0	0	0	9	13	0.00	0.000										

Tampa Bay Rays @ Baltimore Orioles
 Oriole Park at Camden Yards, Baltimore, MD
 Fri Jun 27 2014, 1:10 PM - 4:22 PM EDT
 Att: 15,614 - Partly Cloudy - 79 F

AB 29
 R 2
 H 3
 RBI 2
 BB 4
 SO 9
 LOB 11



Batter	1	2	3	4	5	6	7	8	9	AB	R	H	RBI	BB	SO	LOB	TOP										
8 Desmond Jennings, R OBP: 0.319, SLG: 0.583 (1, 10)										4	0	0	0	0	2	0											
39 Kevin Kiermaier, L OBP: 0.345, SLG: 0.535 (1, 8)										4	0	1	0	0	0	0											
18 Ben Zobrist, S OBP: 0.330, SLG: 0.368 (1, 6)										4	0	0	0	0	1	1											
3 Evan Longoria, R OBP: 0.334, SLG: 0.406 (1, 5)										4	0	3	0	0	0	0											
21 James Loney, L OBP: 0.341, SLG: 0.386 (1, 3)										4	1	1	1	0	0	4											
5 Brandon Guyer, R OBP: 0.327, SLG: 0.398 (1, 7)										3	0	0	0	0	0	0											
20 Matt Joyce, L OBP: 0.349, SLG: 0.382 (1, 9)										3	0	0	0	0	0	0											
24 Ryan Hanigan, R OBP: 0.319, SLG: 0.359 (1, 2)										2	0	0	0	1	0	0											
11 Logan Forsythe, R OBP: 0.257, SLG: 0.270 (1, 4)										3	0	0	0	0	0	1											
Inning Stats	R: 0 E: 0 K: 1 S: 7	H: 0 LOB: 0 BB: 0 P: 11	R: 1 E: 0 K: 0 S: 10	H: 1 LOB: 0 BB: 0 P: 14	R: 0 E: 0 K: 1 S: 7	H: 0 LOB: 0 BB: 0 P: 11	R: 0 E: 0 K: 0 S: 8	H: 1 LOB: 1 BB: 0 P: 14	R: 0 E: 0 K: 0 S: 12	H: 0 LOB: 1 BB: 1 P: 20	R: 0 E: 0 K: 0 S: 10	H: 2 LOB: 2 BB: 0 P: 16	R: 0 E: 0 K: 0 S: 4	H: 0 LOB: 0 BB: 0 P: 8	R: 0 E: 0 K: 0 S: 7	H: 0 LOB: 0 BB: 0 P: 10	R: 0 E: 0 K: 1 S: 10	H: 1 LOB: 0 BB: 0 P: 14	1B: 4 2B: 0 3B: 0 HR: 1	SF: 0 SAC: 0 DP: 1 HBP: 0	WP: 0 PB: 0 SB: 0 CS: 0	PA: 32					
PITCHER	IP	WLS	BF	H	R	ER	SO	BB	IBB	HBP	BLK	WP	HR	S	P	ERA	WHIP										
30 Chris Tillman, R ERA: 4.18 (1, 1)	8.0	W	29	4	1	1	2	1	0	0	0	0	1	65	104	1.12	0.625										
53 Zack Britton, L ERA: 1.52 (9, 1)	1.0	S	3	1	0	0	1	0	0	0	0	0	0	10	14	0.00	1.000										

Tampa Bay Rays @ Baltimore Orioles
 Oriole Park at Camden Yards, Baltimore, MD
 Fri Jun 27 2014, 7:08 PM - 10:11 PM EDT
 Att: 34,895 - Cloudy - 82 F

AB 31
 R 1
 H 5
 RBI 1
 BB 1
 SO 3
 LOB 6

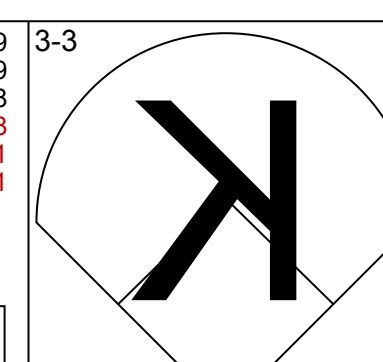
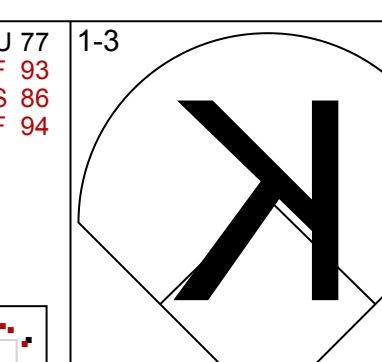
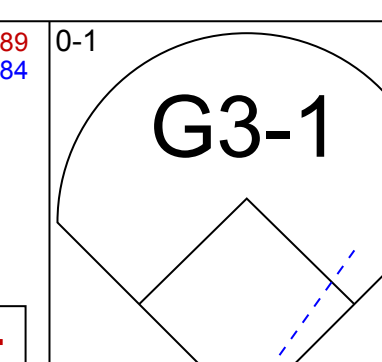
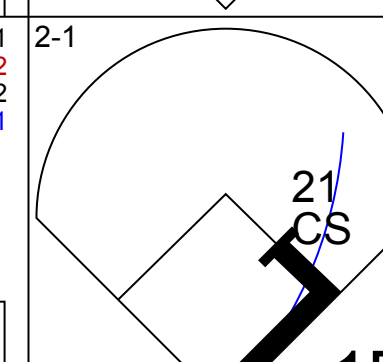
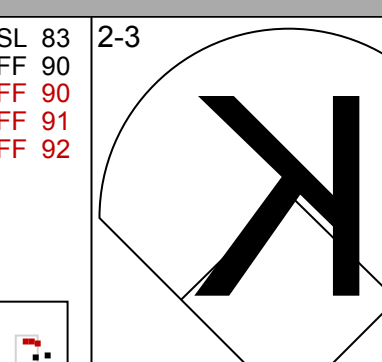
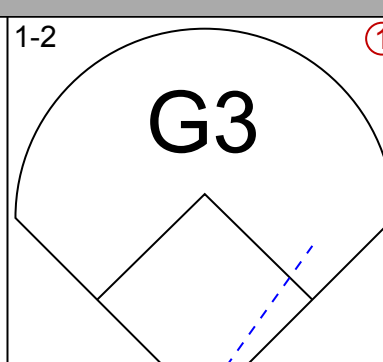
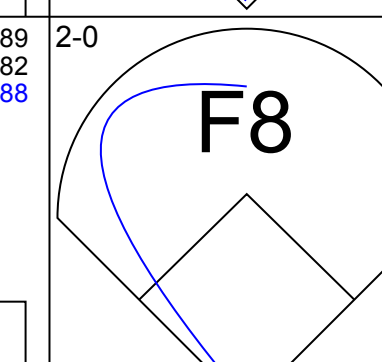
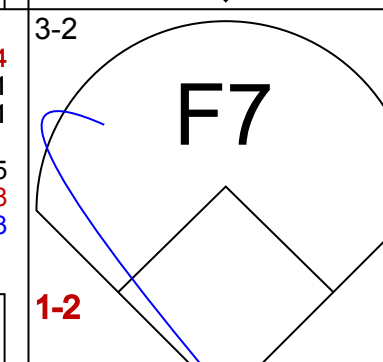
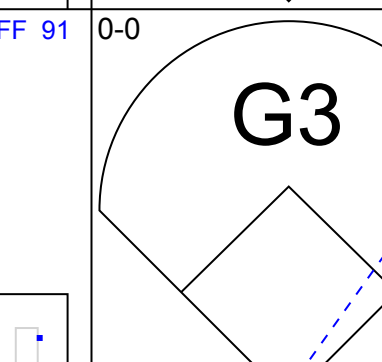
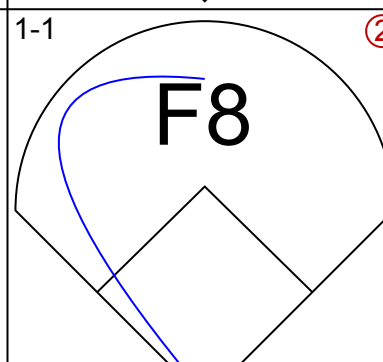
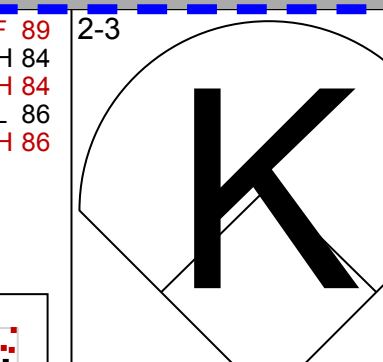
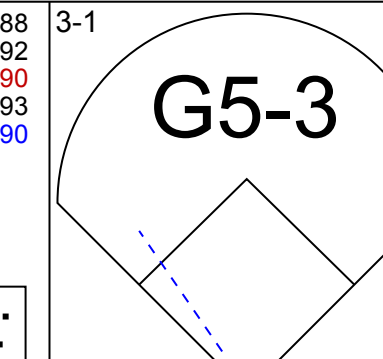
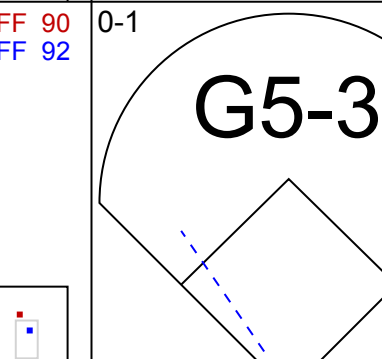
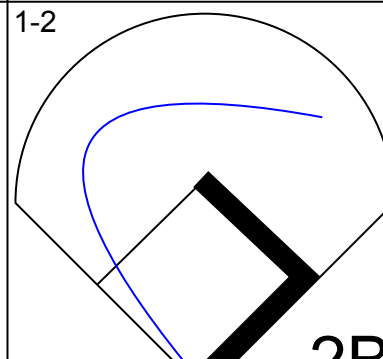
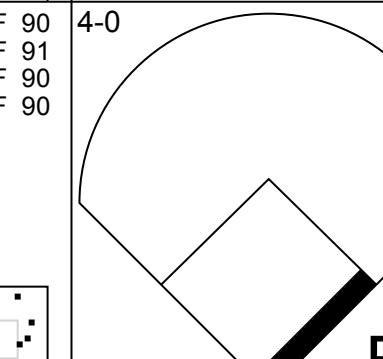

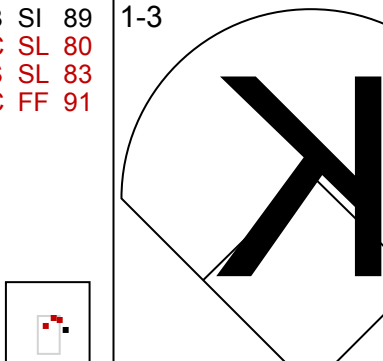
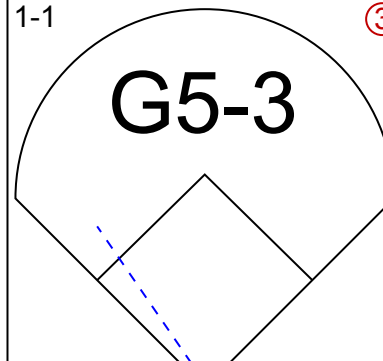
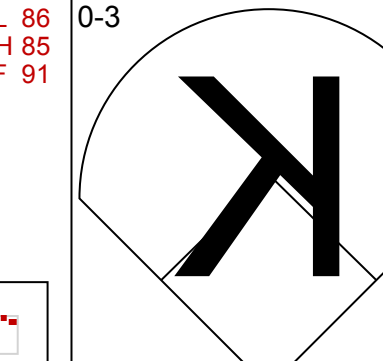

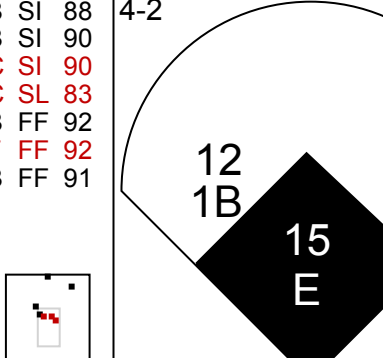
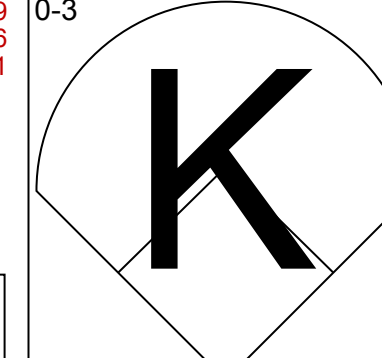
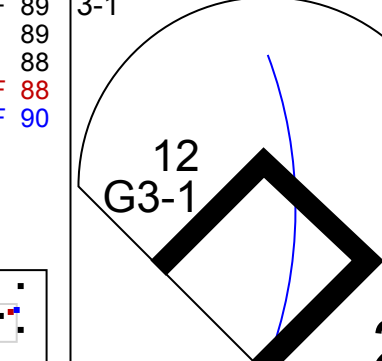
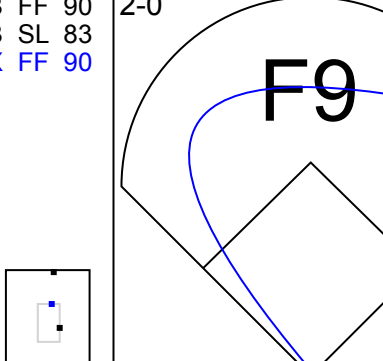
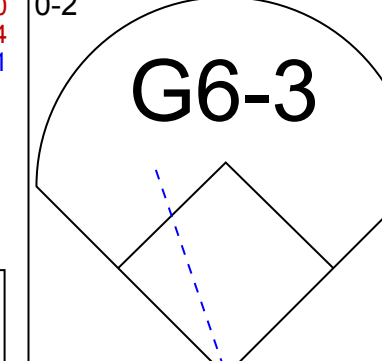
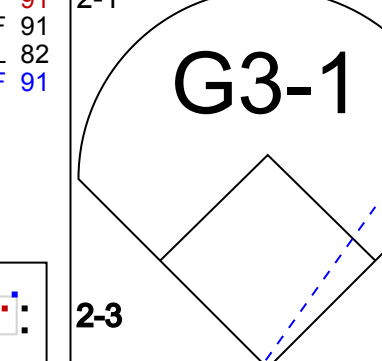
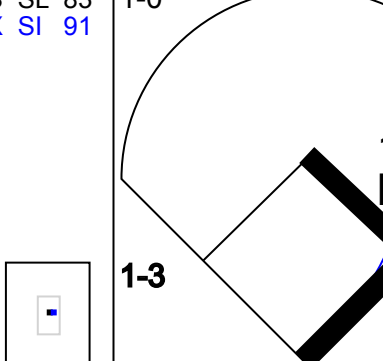
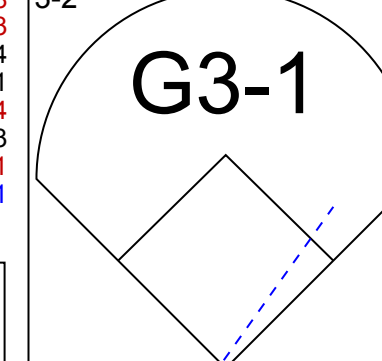
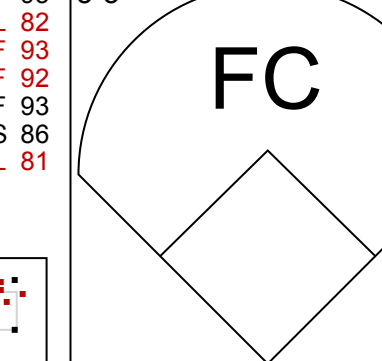
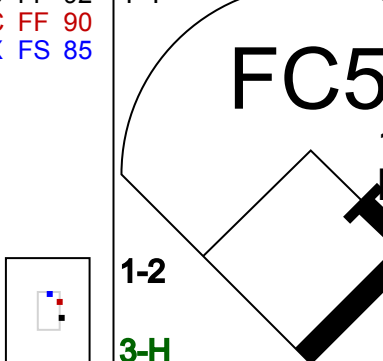



Batter	1	2	3	4	5	6	7	8	9	AB	R	H	RBI	BB	SO	LOB	BOTTOM										
21 Nick Markakis, L OBP: 0.355, SLG: 0.396 (1, 10)										4	0	0	0	1	1	0											
13 Manny Machado, R OBP: 0.352, SLG: 0.346 (1, 5)										3	0	0	0	2	1	3											
10 Adam Jones, R OBP: 0.325, SLG: 0.494 (1, 8)										4	1	4	0	0	0	0											
23 Nelson Cruz, R OBP: 0.354, SLG: 0.587 (1, 9)										4	1	1	2	0	1	4											
19 Chris Davis, L OBP: 0.342, SLG: 0.428 (1, 3)										2	0	0	0	2	0	0											
2 J.J. Hardy, R OBP: 0.313, SLG: 0.360 (1, 6)										4	1	1	0	0	0	5											
9 David Lough, L OBP: 0.270, SLG: 0.289 (1, 7)										4	0	2	0	0	1	5											
40 Nick Hundley, R OBP: 0.266, SLG: 0.346 (1, 2)										4	1	2	2	0	1	1											
3 Ryan Flaherty, L OBP: 0.265, SLG: 0.288 (1, 4)										3	0	0	0	0	2	2											
6 Jonathan Schoop, R (8, PH) OBP: 0.261, SLG: 0.335 (9, 4)										1	0	0	0	0	0	0											
Inning Stats	R: 0 E: 0 K: 0 S: 7	H: 1 LOB: 1 BB: 0 P: 9	R: 1 E: 0 K: 2 S: 18	H: 3 LOB: 3 BB: 1 P: 31	R: 0 E: 0 K: 0 S: 10	H: 1 LOB: 2 BB: 1 P: 19	R: 0 E: 0 K: 2 S: 9	H: 0 LOB: 0 BB: 0 P: 11	R: 0 E: 0 K: 2 S: 19	H: 1 LOB: 3 BB: 2 P: 36	R: 1 E: 0 K: 1 S: 12	H: 1 LOB: 0 BB: 1 P: 18	R: 2 E: 0 K: 0 S: 12	H: 3 LOB: 1 BB: 0 P: 19	R: 0 E: 0 K: 0 S: 7	H: 0 LOB: 0 BB: 0 P: 9	R: 0 E: 0 K: 0 S: 10	H: 1 LOB: 0 BB: 0 P: 14	1B: 6 2B: 2 3B: 0 HR: 2	SF: 0 SAC: 0 DP: 0 HBP: 0	WP: 0 PB: 0 SB: 0 CS: 0	PA: 39					
PITCHER	IP	WLS	BF	H	R	ER	SO	BB	IBB	HBP	BLK	WP	HR	S	P	ERA	WHIP										
23 Jake Odorizzi, R ERA: 4.14 (1, 1)	5.0		25	6	1	1	6	4	0	0	0	0	1	63	106	1.80	2.000										
46 Juan Carlos Oviedo, R ERA: 2.57 (6, 1)	1.0	L	4	1	1	1	1	1	0	0	0	0	1	12	18	9.00	2.000										
62 Joel Peralta, R ERA: 4.01 (7, 1)	1.0		6	3	2	2	0	0	0	0	0	0	1	12	19	18.00	3.000										
27 Cesar Ramos, L ERA: 3.74 (8, 1)	1.0		3	0	0	0	0	0	0	0	0	0	0	7	9	0.00	0.000										

Tampa Bay Rays @ Baltimore Orioles
 Oriole Park at Camden Yards, Baltimore, MD
 Fri Jun 27 2014, 7:08 PM - 10:11 PM EDT
 Att: 34,895 - Cloudy - 82 F

AB 33
 R 4
 H 10
 RBI 4
 BB 5
 SO 7
 LOB 20

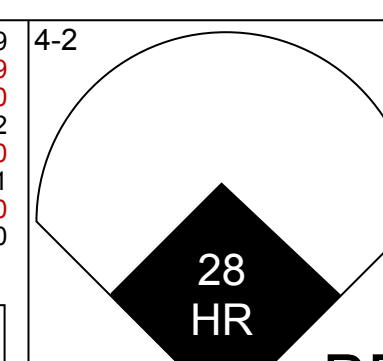
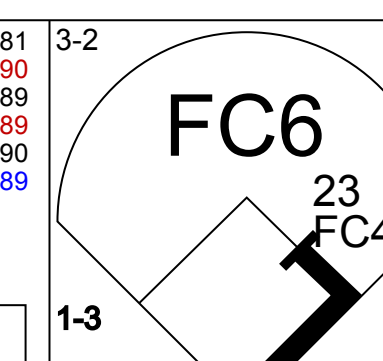
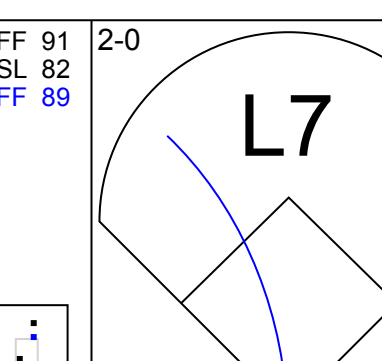
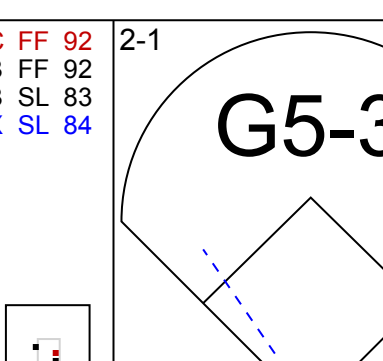
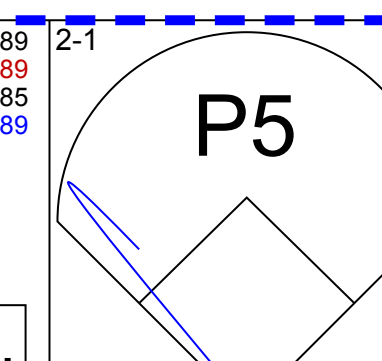
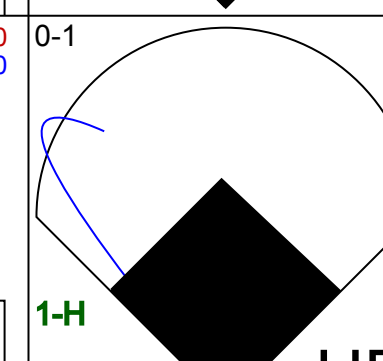
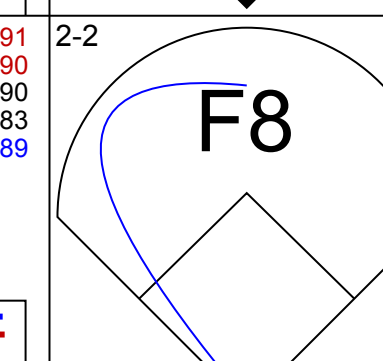
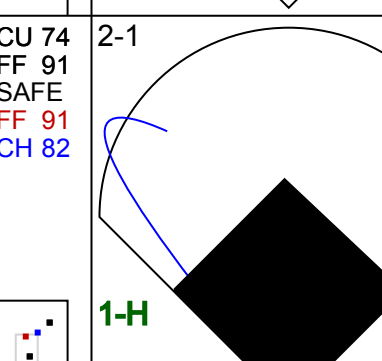
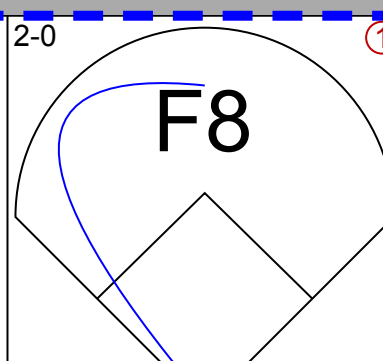
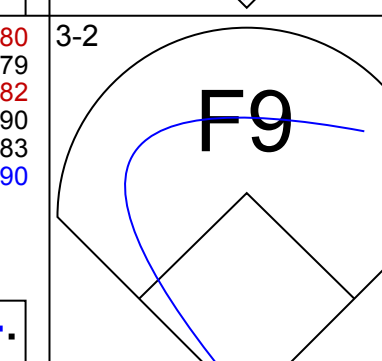
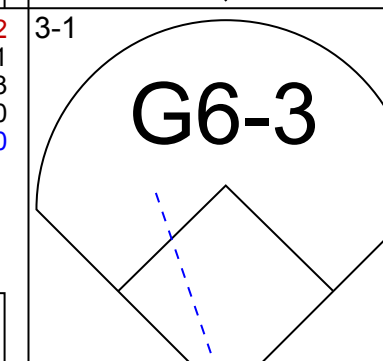
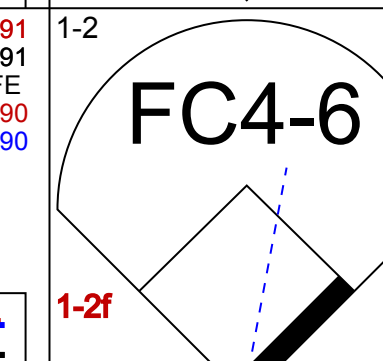
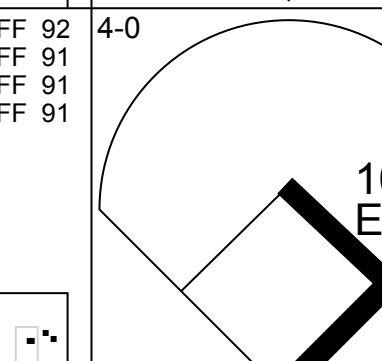
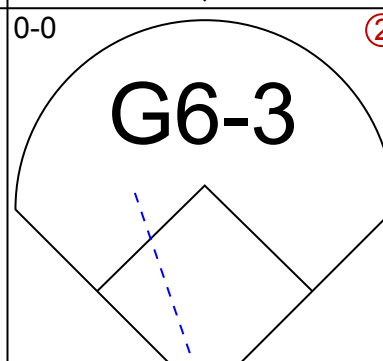
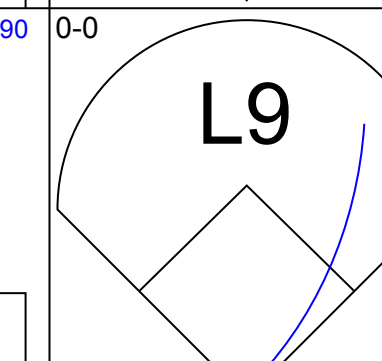
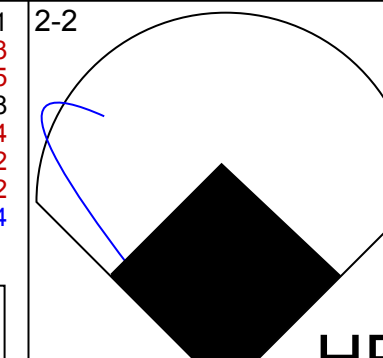

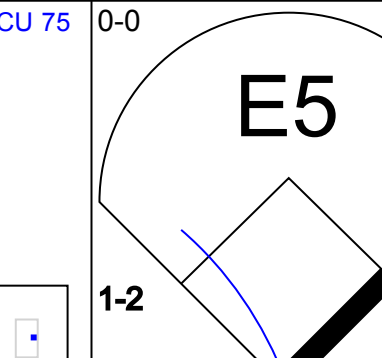
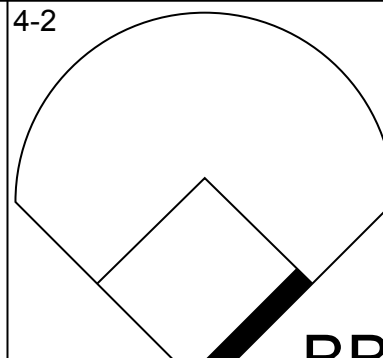

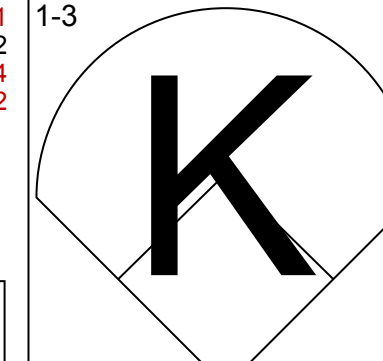
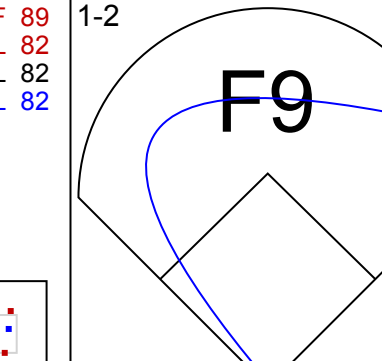
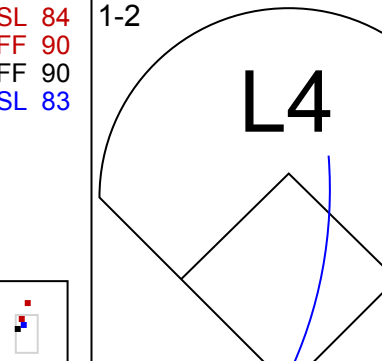
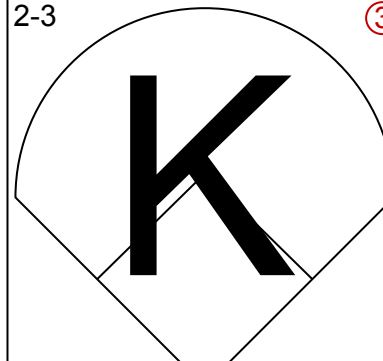
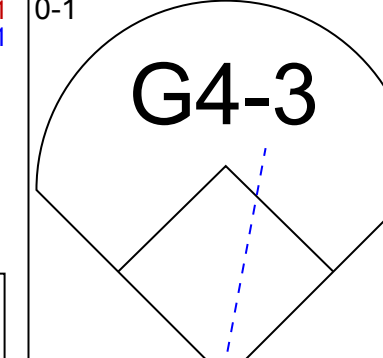
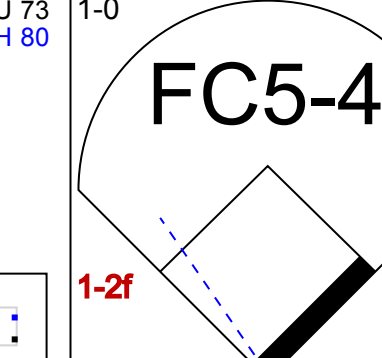



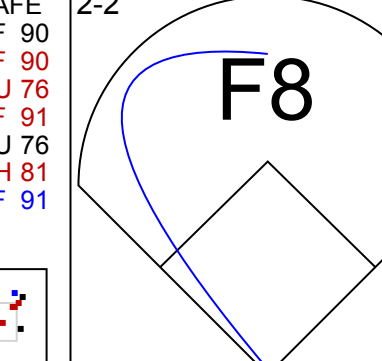
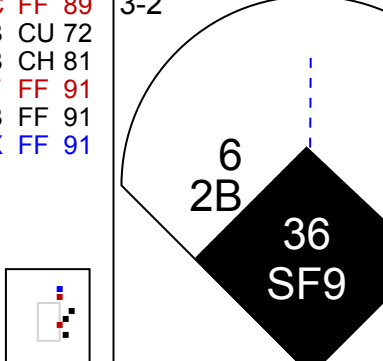
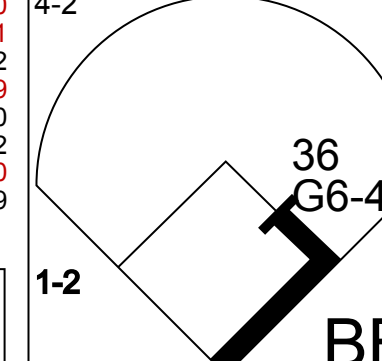

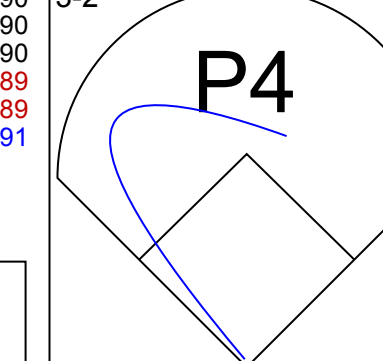
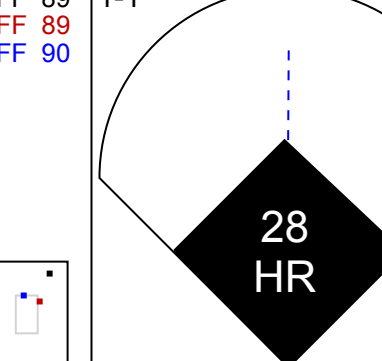
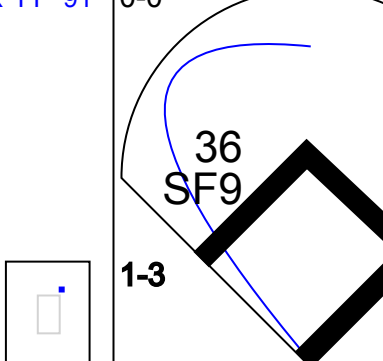
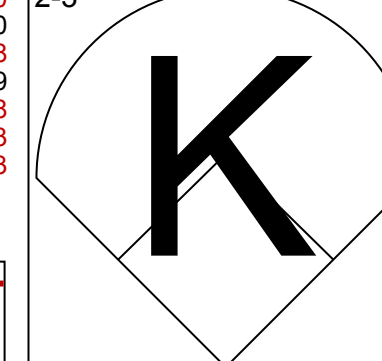

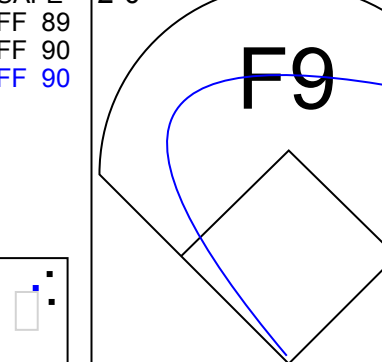
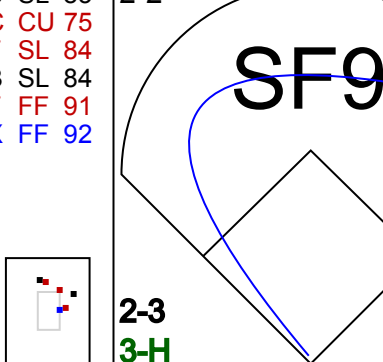
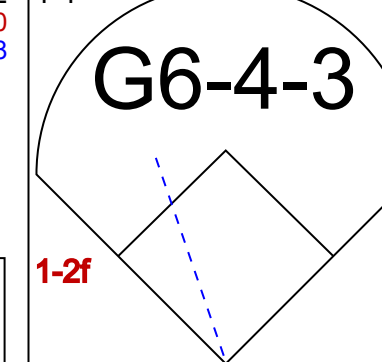
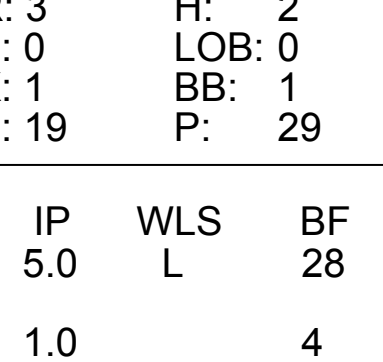
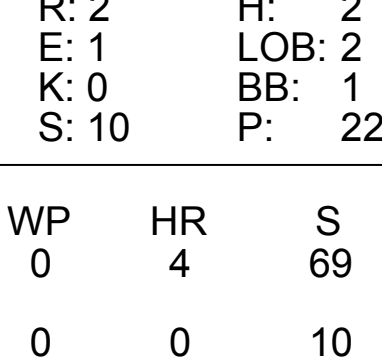
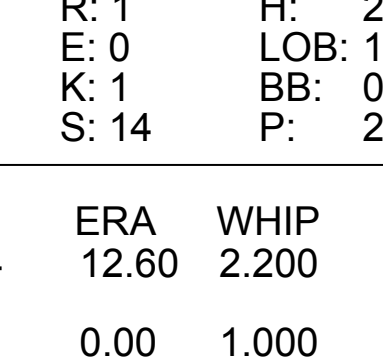
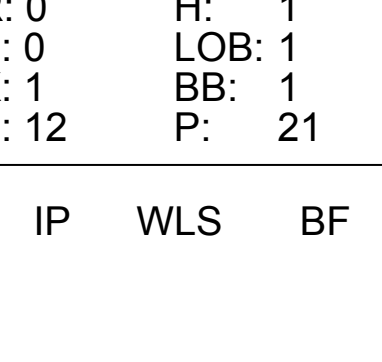


Batter	1	2	3	4	5	6	7	8	9	AB	R	H	RBI	BB	SO	LOB	TOP					
17 Shin-Soo Choo, L (1.7) OBP: 0.368, SLG: 0.382										4	0	0	0	0	2	3						
1 Elvis Andrus, R (1.6) OBP: 0.316, SLG: 0.343										4	0	1	0	0	1	0						
21 Carlos Pena, L (1.3) OBP: 0.148, SLG: 0.231										4	0	0	0	0	1	1						
29 Adrian Beltré, R (1.5) OBP: 0.378, SLG: 0.506										3	0	1	0	1	0	0						
Alex Rios, R (1.9) OBP: 0.332, SLG: 0.432										4	0	0	0	0	3	2						
2 Leoyms Martin, L (1.8) OBP: 0.330, SLG: 0.368										3	1	0	0	1	1	1						
61 Robinson Chirinos, R (1.2) OBP: 0.283, SLG: 0.435										3	0	1	0	0	0	1						
12 Rougned Odor, L (1.4) OBP: 0.302, SLG: 0.418										3	0	1	0	0	0	1						
15 Michael Choice, R (1.10) OBP: 0.252, SLG: 0.328										3	0	0	0	0	0	2						
Inning Stats	R: 0 E: 0 K: 1 S: 8	H: 1 LOB: 0 BB: 0 P: 16	R: 0 E: 0 K: 1 S: 8	H: 0 LOB: 0 BB: 0 P: 13	R: 0 E: 0 K: 1 S: 11	H: 1 LOB: 1 BB: 0 P: 20	R: 0 E: 0 K: 1 S: 6	H: 0 LOB: 0 BB: 0 P: 8	R: 1 E: 1 K: 1 S: 12	H: 1 LOB: 2 BB: 1 P: 21	R: 0 E: 0 K: 0 S: 10	H: 1 LOB: 1 BB: 0 P: 14	R: 0 E: 0 K: 1 S: 11	H: 0 LOB: 0 BB: 0 P: 14	R: 0 E: 0 K: 0 S: 5	H: 0 LOB: 0 BB: 0 P: 10	R: 0 E: 0 K: 2 S: 8	H: 0 LOB: 1 BB: 1 P: 15	1B: 2 2B: 2 HR: 0	SF: 0 SAC: 0 DP: 0 HBP: 0	WP: 0 PB: 0 SB: 0 CS: 1	PA: 33
PITCHER	IP WLS BF H R ER SO BB IBB HBP BLK WP HR S P ERA WHIP																					
31 Ubaldo Jiménez, R (1.1) ERA: 4.31	8.0 W 29 4 1 0 7 1 0 0 0 0 0 0 71 116 0.00 0.625																					
48 Ramon E Ramirez, R (9.1) ERA:	1.0 4 0 0 0 2 1 0 0 0 0 0 0 8 15 0.00 1.000																					

Texas Rangers @ Baltimore Orioles
 Oriole Park at Camden Yards, Baltimore, MD
 Mon Jun 30 2014, 7:10 PM - 10:01 PM EDT
 Att: 15,252 - Clear - 84 F


AB 31
 R 1
 H 4
 RBI 0
 BB 2
 SO 8
 LOB 11



Batter	1	2	3	4	5	6	7	8	9	AB	R	H	RBI	BB	SO	LOB	BOTTOM			
21 Nick Markakis, L (1.9) OBP: 0.356, SLG: 0.405										4	1	0	0	1	0	3				
28 Steve Pearce, R (1.3) OBP: 0.385, SLG: 0.592										5	2	2	4	0	0	2				
3 Ryan Flaherty, L (9.5) OBP: 0.270, SLG: 0.317										0	0	0	0	0	0	0				
23 Nelson Cruz, R (1.7) OBP: 0.349, SLG: 0.588										4	0	0	0	1	0	2				
10 Adam Jones, R (1.8) OBP: 0.329, SLG: 0.500										3	1	2	1	1	0	1				
19 Chris Davis, L (1.5) OBP: 0.329, SLG: 0.408										4	0	0	0	0	2	4				
27 Delmon Young, R (1.10) OBP: 0.351, SLG: 0.455										4	0	1	0	0	1	1				
2 J.J. Hardy, R (1.6) OBP: 0.321, SLG: 0.376										3	2	2	1	1	0	1				
6 Jonathan Schoop, R (1.4) OBP: 0.266, SLG: 0.340										4	1	2	0	0	1	2				
36 Caleb Joseph, R (1.2) OBP: 0.247, SLG: 0.282										3	0	1	1	0	0	3				
Inning Stats	R: 3 E: 0 K: 1 S: 19	H: 2 LOB: 0 BB: 1 P: 29	R: 1 E: 1 K: 0 S: 16	H: 2 LOB: 2 BB: 0 P: 28	R: 0 E: 0 K: 0 S: 10	H: 1 LOB: 1 BB: 0 P: 14	R: 2 E: 1 K: 0 S: 10	H: 2 LOB: 2 BB: 1 P: 22	R: 1 E: 0 K: 1 S: 14	H: 2 LOB: 1 BB: 0 P: 21	R: 0 E: 0 K: 1 S: 10	H: 0 LOB: 1 BB: 1 P: 18	R: 0 E: 0 K: 1 S: 12	H: 1 LOB: 1 BB: 1 P: 21	R: 0 E: 0 K: 0 S: 6	H: 0 LOB: 0 BB: 0 P: 11	1B: 5 2B: 1 3B: 0 HR: 4	SF: 1 SAC: 0 DP: 1 HBP: 0	WP: 0 PB: 0 SB: 0 CS: 0	PA: 39
PITCHER	IP WLS BF H R ER SO BB IBB HBP BLK WP HR S P ERA WHIP																			
47 Joe Saunders, L (1.1) ERA: 6.13	5.0 L 28 9 7 7 2 1 0 0 0 0 0 0 10 18 0.00 2.200																			
37 Shawn Tolleson, R (6.1) ERA: 3.43	1.0 4 0 0 0 1 1 0 0 0 0 0 0 10 18 0.00 1.000																			
39 Ben Rowen, R (7.1) ERA: 2.57	1.0 4 1 0 0 1 1 0 0 0 0 0 0 12 21 0.00 2.000																			
25 Scott Baker, R (8.1) ERA: 5.8	1.0 3 0 0 0 0 0 0 0 0 0 0 0 6 11 0.00 0.000																			

Texas Rangers @ Baltimore Orioles
 Oriole Park at Camden Yards, Baltimore, MD
 Mon Jun 30 2014, 7:10 PM - 10:01 PM EDT
 Att: 15,252 - Clear - 84 F

AB 34
 R 7
 H 10
 RBI 7
 BB 4
 SO 4
 LOB 19



Batter	1	2	3	4	5	6	7	8	9	AB	R	H	RBI	BB	SO	LOB	TOP										
17 Shin-Soo Choo, L (1.7) OBP: 0.366, SLG: 0.380										4	0	1	0	0	0	4											
1 Elvis Andrus, R (1.6) OBP: 0.312, SLG: 0.339										4	0	0	0	0	1	3											
Alex Rios, R (1.9) OBP: 0.334, SLG: 0.433										4	1	2	0	0	1	1											
29 Adrián Beltré, R (1.5) OBP: 0.380, SLG: 0.504										3	0	1	0	0	0	2											
61 Robinson Chirinos, R (1.2) OBP: 0.282, SLG: 0.430											4	1	1	0	0	2	3										
60 Chris Gimenez, R (1.3) OBP: 0.353, SLG: 0.413											4	1	1	1	0	0	1										
9 Adam Rosales, R (1.10) OBP: 0.250, SLG: 0.500											4	0	1	2	0	2	1										
12 Rougned Odor, L (1.4) OBP: 0.308, SLG: 0.421											4	0	2	0	0	0	1										
19 Daniel Robertson, R (1.8) OBP: 0.289, SLG: 0.265											3	0	1	0	0	0	2										
Inning Stats	R: 0 H: 1 E: 0 K: 0 S: 12	H: 1 LOB: 1 BB: 0 P: 17	R: 2 H: 3 E: 0 K: 0 S: 8	H: 3 LOB: 1 BB: 0 P: 12	R: 0 H: 1 E: 0 K: 0 S: 8	H: 1 LOB: 0 BB: 0 P: 16	R: 0 H: 0 E: 0 K: 2 S: 8	H: 0 LOB: 0 BB: 0 P: 12	R: 0 H: 2 E: 0 K: 0 S: 11	H: 2 LOB: 1 BB: 0 P: 11	R: 0 H: 1 E: 0 K: 0 S: 8	H: 1 LOB: 0 BB: 0 P: 9	R: 0 H: 0 E: 0 K: 3 S: 13	H: 0 LOB: 1 BB: 0 P: 21	R: 0 H: 0 E: 0 K: 1 S: 8	H: 0 LOB: 0 BB: 0 P: 11	1B: 8 2B: 2 3B: 0 HR: 0	SF: 0 SAC: 0 DP: 3 HBP: 1	WP: 0 PB: 0 SB: 0 CS: 0	PA: 35							
PITCHER	IP	WLS	BF	H	R	ER	SO	BB	IBB	HBP	BLK	WP	HR	S	P	ERA	WHIP										
66 T.J. McFarland, L (1.1) ERA: 2.84	5.0	W	20	7	2	2	2	0	0	0	0	0	0	47	68	3.60	1.400										
58 Ryan Webb, R (6.1) ERA: 2.55	1.0		5	2	1	1	0	0	0	0	0	0	0	12	16	9.00	2.000										
29 Tommy Hunter, R (7.1) ERA: 4.61	1.0		3	1	0	0	0	0	0	0	0	0	0	8	9	0.00	1.000										
56 Darren O'Day, R (8.1) ERA: 1.32	1.0		4	0	0	0	3	0	0	1	0	0	0	13	21	0.00	0.000										
53 Zack Britton, L (9.1) ERA: 1.49	1.0		3	0	0	0	1	0	0	0	0	0	0	8	11	0.00	0.000										

Texas Rangers @ Baltimore Orioles
 Oriole Park at Camden Yards, Baltimore, MD
 Tue Jul 01 2014, 7:09 PM - 10:06 PM EDT
 Att: 19,150 - Clear - 86 F


AB 34
 R 3
 H 10
 RBI 3
 BB 0
 SO 6
 LOB 18



Batter	1	2	3	4	5	6	7	8	9	AB	R	H	RBI	BB	SO	LOB	BOTTOM										
21 Nick Markakis, L (1.9) OBP: 0.354, SLG: 0.405										5	0	1	2	0	1	3											
28 Steve Pearce, R (1.7) OBP: 0.382, SLG: 0.607										3	1	1	2	0	0	0											
9 David Lough, L (9.7) OBP: 0.268, SLG: 0.287										4	0	1	0	0	0	1											
10 Adam Jones, R (1.8) OBP: 0.328, SLG: 0.500										4	0	1	1	0	1	1											
23 Nelson Cruz, R (1.10) OBP: 0.348, SLG: 0.573										4	1	1	1	0	1	1											
19 Chris Davis, L (1.3) OBP: 0.324, SLG: 0.402										4	0	0	0	0	1	0											
2 J.J. Hardy, R (1.6) OBP: 0.320, SLG: 0.374										4	1	1	0	0	0	1											
6 Jonathan Schoop, R (1.4) OBP: 0.270, SLG: 0.343										4	2	2	0	0	0	1											
3 Ryan Flaherty, L (1.5) OBP: 0.277, SLG: 0.313										2	1	0	0	1	1	1											
36 Caleb Joseph, R (1.2) OBP: 0.257, SLG: 0.318										3	2	1	3	1	0	2											
Inning Stats	R: 2 H: 2 E: 0 K: 1 S: 20	H: 2 LOB: 0 BB: 0 P: 32	R: 2 H: 2 E: 0 K: 0 S: 12	H: 2 LOB: 0 BB: 0 P: 18	R: 0 H: 0 E: 0 K: 0 S: 6	H: 0 LOB: 0 BB: 0 P: 10	R: 4 H: 3 E: 1 K: 0 S: 14	H: 3 LOB: 1 BB: 1 P: 26	R: 0 H: 0 E: 0 K: 0 S: 6	H: 0 LOB: 0 BB: 0 P: 12	R: 0 H: 1 E: 0 K: 1 S: 13	H: 1 LOB: 0 BB: 0 P: 17	R: 0 H: 0 E: 0 K: 1 S: 11	H: 0 LOB: 3 BB: 1 P: 23	1B: 3 2B: 2 3B: 0 HR: 3	SF: 1 SAC: 0 DP: 0 HBP: 1	WP: 0 PB: 0 SB: 0 CS: 0	PA: 37									
PITCHER	IP	WLS	BF	H	R	ER	SO	BB	IBB	HBP	BLK	WP	HR	S	P	ERA	WHIP										
22 Nick Martinez, R (1.1) ERA: 5.1	5.0	L	24	7	8	6	1	1	0	0	0	0	0	13	14	0.00	0.000										
49 Aaron Poreda, L (6.1) ERA: 3.44	1.1		4	0	0	0	1	0	0	0	0	0	0	11	15	0.00	1.500										
44 Jason Frasor, R (7.1) ERA: 2.08	0.2		3	1	0	0	1	0	0	0	0	0	0	11	23	0.00	1.000										
37 Shawn Tolleson, R (8.1) ERA: 3.35	1.0		6	0	0	0	1	1	0	1	0	0	0	11	23	0.00	1.000										

Texas Rangers @ Baltimore Orioles
 Oriole Park at Camden Yards, Baltimore, MD
 Tue Jul 01 2014, 7:09 PM - 10:06 PM EDT
 Att: 19,150 - Clear - 86 F

AB 33
 R 8
 H 8
 RBI 8
 BB 2
 SO 4
 LOB 10



Batter	1	2	3	4	5	6	7	8	9	AB	R	H	RBI	BB	SO	LOB	TOP					
17 Shin-Soo Choo, L OBP: 0.373, SLG: 0.381										2	2	1	0	3	0	0						
1 Elvis Andrus, R OBP: 0.312, SLG: 0.335										3	1	0	0	1	1	2						
21 Carlos Pena, L OBP: 0.129, SLG: 0.200										4	0	0	0	0	0	6						
9 Adam Rosales, R OBP: 0.200, SLG: 0.400										1	0	0	0	0	1	0						
29 Adrian Beltré, R OBP: 0.381, SLG: 0.508										4	1	2	2	0	1	0						
Alex Rios, R OBP: 0.336, SLG: 0.434										4	0	2	1	0	1	1						
2 Leonys Martín, L OBP: 0.332, SLG: 0.370										4	0	2	1	0	0	3						
60 Chris Giménez, R OBP: 0.347, SLG: 0.418										4	0	1	0	0	0	1						
12 Rougned Odor, L OBP: 0.301, SLG: 0.411										3	0	0	0	0	1	0						
15 Michael Choice, R OBP: 0.248, SLG: 0.321										4	0	0	0	0	0	1						
Inning Stats	R: 1 E: 0 K: 0 S: 8	H: 3 LOB: 2 BB: 0 P: 11	R: 0 E: 0 K: 0 S: 6	H: 0 LOB: 0 BB: 0 P: 14	R: 3 E: 1 K: 0 S: 13	H: 2 LOB: 1 BB: 1 P: 26	R: 0 E: 0 K: 0 S: 9	H: 0 LOB: 1 BB: 1 P: 18	R: 0 E: 0 K: 0 S: 15	H: 1 LOB: 3 BB: 0 P: 22	R: 0 E: 0 K: 0 S: 12	H: 1 LOB: 3 BB: 0 P: 25	R: 0 E: 0 K: 2 S: 7	H: 0 LOB: 0 BB: 0 P: 9	R: 0 E: 0 K: 1 S: 7	H: 0 LOB: 0 BB: 0 P: 8	R: 0 E: 0 K: 2 S: 8	H: 0 LOB: 0 BB: 0 P: 10	1B: 6 2B: 2 3B: 0 HR: 0	SF: 0 SAC: 1 DP: 0 HBP: 0	WP: 0 PB: 0 SB: 0 CS: 1	PA: 40
PITCHER	IP WLS BF H R ER SO BB IBB HBP BLK WP HR S P ERA WHIP																					
30 Chris Tillman, R ERA: 4.21	5.2	W 4	L 1	R 0	E 0	SO 2	BB 3	IBB 1	HBP 0	BLK 0	WP 0	HR 0	S 60	P 111	ERA 4.76	WHIP 1.765						
35 Brad Brach, R ERA: 3.51	1.1	W 4	L 1	R 0	E 0	SO 2	BB 0	IBB 0	HBP 0	BLK 0	WP 0	HR 0	S 10	P 14	ERA 0.00	WHIP 0.750						
56 Darren O'Day, R ERA: 1.29	1.0	H 3	L 0	R 0	E 0	SO 1	BB 0	IBB 0	HBP 0	BLK 0	WP 0	HR 0	S 7	P 8	ERA 0.00	WHIP 0.000						
53 Zack Britton, L ERA: 1.45	1.0	S 3	L 0	R 0	E 0	SO 2	BB 0	IBB 0	HBP 0	BLK 0	WP 0	HR 0	S 8	P 10	ERA 0.00	WHIP 0.000						

Texas Rangers @ Baltimore Orioles
 Oriole Park at Camden Yards, Baltimore, MD
 Wed Jul 02 2014, 7:07 PM - 11:59 PM EDT
 Att: 13,478 - Overcast - 87 F

AB	33
R	4
H	8
RBI	4
BB	4
SO	5
LOB	14



Batter	1	2	3	4	5	6	7	8	9	AB	R	H	RBI	BB	SO	LOB	BOTTOM					
21 Nick Markakis, L OBP: 0.353, SLG: 0.402										3	1	0	0	1	0	0						
28 Steve Pearce, R OBP: 0.385, SLG: 0.599										2	2	0	0	2	0	0						
9 David Lough, L OBP: 0.268, SLG: 0.287										0	0	0	0	0	0	0						
10 Adam Jones, R OBP: 0.330, SLG: 0.510										3	1	2	3	0	0	0						
23 Nelson Cruz, R OBP: 0.346, SLG: 0.569										4	1	1	1	0	1	1						
19 Chris Davis, L OBP: 0.327, SLG: 0.401										3	0	1	0	1	0	0						
2 J.J. Hardy, R OBP: 0.322, SLG: 0.376										4	0	2	1	0	1	1						
6 Jonathan Schoop, R OBP: 0.265, SLG: 0.337										4	0	0	0	0	0	4						
3 Ryan Flaherty, L OBP: 0.290, SLG: 0.344										3	1	2	1	1	1	0						
36 Caleb Joseph, R OBP: 0.248, SLG: 0.304										4	0	0	0	0	2	3						
Inning Stats	R: 0 E: 0 K: 0 S: 6	H: 0 LOB: 0 BB: 0 P: 11	R: 0 E: 0 K: 0 S: 11	H: 1 LOB: 1 BB: 0 P: 14	R: 0 E: 0 K: 0 S: 6	H: 1 LOB: 0 BB: 0 P: 9	R: 1 E: 0 K: 1 S: 10	H: 1 LOB: 0 BB: 0 P: 15	R: 0 E: 0 K: 2 S: 8	H: 0 LOB: 0 BB: 0 P: 13	R: 3 E: 0 K: 1 S: 20	H: 2 LOB: 3 BB: 3 P: 38	R: 2 E: 0 K: 1 S: 14	H: 2 LOB: 1 BB: 1 P: 24	R: 0 E: 0 K: 0 S: 7	H: 1 LOB: 2 BB: 1 P: 15	R: 0 E: 0 K: 0 S: 7	H: 0 LOB: 0 BB: 0 P: 10	1B: 6 2B: 0 3B: 0 HR: 2	SF: 1 SAC: 0 DP: 1 HBP: 0	WP: 1 PB: 0 SB: 0 CS: 0	PA: 36
PITCHER	IP WLS BF H R ER SO BB IBB HBP BLK WP HR S P ERA WHIP																					
36 Miles Mikolas, R ERA: 5.06	5.1	B 5	L 2	R 1	E 1	SO 0	BB 1	IBB 0	HBP 0	BLK 0	WP 1	HR 0	S 14	P 23	ERA 13.50	WHIP 4.500						
44 Jason Frasor, R ERA: 2.36	0.2	B 5	L 2	R 1	E 2	SO 1	BB 1	IBB 0	HBP 0	BLK 0	WP 0	HR 0	S 14	P 24	ERA 18.00	WHIP 3.000						
56 Neal Cotts, L ERA: 3.79	1.0	L 6	L 2	R 2	E 2	SO 1	BB 1	IBB 0	HBP 0	BLK 0	WP 0	HR 0	S 7	P 15	ERA 0.00	WHIP 1.000						
39 Ben Rowen, R ERA: 2.25	1.0	S 5	L 1	R 0	E 0	SO 0	BB 0	IBB 1	HBP 0	BLK 0	WP 0	HR 0	S 7	P 15	ERA 0.00	WHIP 1.000						

Texas Rangers @ Baltimore Orioles
 Oriole Park at Camden Yards, Baltimore, MD
 Wed Jul 02 2014, 7:07 PM - 11:59 PM EDT
 Att: 13,478 - Overcast - 87 F

AB	30
R	6
H	8
RBI	6
BB	5
SO	5
LOB	9



Batter	1	2	3	4	5	6	7	8	9	AB	R	H	RBI	BB	SO	LOB	TOP										
17 Shin-Soo Choo, L (1.10) OBP: 0.374, SLG: 0.391										3	1	1	1	1	2	0											
1 Elvis Andrus, R (1.6) OBP: 0.317, SLG: 0.343										4	0	3	0	0	0	1											
Alex Rios, R (1.9) OBP: 0.332, SLG: 0.429										4	0	0	0	0	1	4											
29 Adrián Beltré, R (1.5) OBP: 0.383, SLG: 0.506										3	1	1	0	1	0	1											
2 Leonys Martin, L (1.8) OBP: 0.328, SLG: 0.364										4	0	0	0	0	1	3											
60 Chris Gimenez, R (1.2) OBP: 0.355, SLG: 0.451										4	0	2	0	0	0	0											
21 Carlos Peña, L (1.3) OBP: 0.116, SLG: 0.182										3	0	0	1	0	1	1											
61 Robinson Chirinos, R (9. PH) OBP: 0.281, SLG: 0.428										1	0	0	0	0	1	1											
15 Michael Choice, R (1.7) OBP: 0.243, SLG: 0.315										4	0	0	0	0	0	2											
12 Rougned Odor, L (1.4) OBP: 0.293, SLG: 0.398										4	0	0	0	0	1	1											
Inning Stats	R: 0 H: 1 E: 0 K: 1 S: 11	H: 1 LOB: 1 BB: 0 P: 16	R: 0 H: 0 E: 0 K: 0 S: 5	H: 0 LOB: 0 BB: 0 P: 7	R: 0 H: 1 E: 0 K: 1 S: 11	H: 2 LOB: 2 BB: 1 P: 17	R: 1 H: 2 E: 0 K: 1 S: 12	H: 2 LOB: 1 BB: 0 P: 21	R: 0 H: 0 E: 0 K: 1 S: 10	H: 0 LOB: 0 BB: 0 P: 15	R: 0 H: 0 E: 0 K: 1 S: 8	H: 0 LOB: 0 BB: 0 P: 10	R: 0 H: 0 E: 0 K: 1 S: 11	H: 0 LOB: 0 BB: 0 P: 11	R: 0 H: 1 E: 0 K: 1 S: 9	H: 1 LOB: 1 BB: 0 P: 10	1B: 3 2B: 3 HR: 1	SF: 0 SAC: 0 DP: 1 HBP: 0	WP: 1 PB: 0 SB: 0 CS: 0	PA: 36							
PITCHER	IP	WLS	BF	H	R	ER	SO	BB	IBB	HBP	BLK	WP	HR	S	P	ERA	WHIP										
16 Wei-Yin Chen, L (1.1) ERA: 4.12	6.0	W	26	6	2	2	4	1	1	0	0	0	1	61	99	3.00	1.167										
17 Brian Matusz, L (7.1) ERA: 5.1	0.1	H	2	0	0	0	1	0	0	0	0	1	0	4	5	0.00	0.000										
56 Darren O'Day, R (7.1) ERA: 1.23	1.2	H	4	0	0	0	1	0	0	0	0	0	0	15	16	0.00	0.000										
53 Zack Britton, L (9.1) ERA: 1.42	1.0	S	4	1	0	0	1	0	0	0	0	0	0	9	10	0.00	1.000										

Texas Rangers @ Baltimore Orioles
 Oriole Park at Camden Yards, Baltimore, MD
 Thu Jul 03 2014, 8:03 PM - 11:14 PM EDT
 Att. 24,535 - Rain - 76 F

AB 34
 R 2
 H 7
 RBI 2
 BB 2
 SO 7
 LOB 14



Batter	1	2	3	4	5	6	7	8	9	AB	R	H	RBI	BB	SO	LOB	BOTTOM										
21 Nick Markakis, L (1.9) OBP: 0.354, SLG: 0.404										5	1	2	0	0	0	2											
28 Steve Pearce, R (1.7) OBP: 0.397, SLG: 0.618										5	1	4	2	0	1	2											
9 David Lough, L (9.7) OBP: 0.268, SLG: 0.287										2	0	1	1	0	0	1											
10 Adam Jones, R (1.8) OBP: 0.332, SLG: 0.510										2	0	1	1	0	0	1											
23 Nelson Cruz, R (1.10) OBP: 0.348, SLG: 0.566										2	0	0	0	2	0	4											
19 Chris Davis, L (1.3) OBP: 0.326, SLG: 0.398										4	0	1	1	0	2	4											
2 J.J. Hardy, R (1.6) OBP: 0.316, SLG: 0.371										4	0	0	0	0	2	2											
6 Jonathan Schoop, R (1.4) OBP: 0.261, SLG: 0.332										4	0	0	0	0	1	0											
3 Ryan Flaherty, L (1.5) OBP: 0.295, SLG: 0.356										4	1	2	0	0	1	0											
40 Nick Hundley, R (1.2) OBP: 0.282, SLG: 0.369										4	2	2	1	0	1	1											
Inning Stats	R: 0 H: 2 E: 0 K: 0 S: 11	H: 2 LOB: 2 BB: 0 P: 14	R: 0 H: 0 E: 0 K: 0 S: 9	H: 0 LOB: 0 BB: 0 P: 13	R: 1 H: 2 E: 0 K: 0 S: 9	H: 2 LOB: 1 BB: 0 P: 15	R: 0 H: 0 E: 0 K: 2 S: 9	H: 0 LOB: 0 BB: 0 P: 11	R: 2 H: 3 E: 0 K: 1 S: 17	H: 3 LOB: 2 BB: 1 P: 30	R: 0 H: 0 E: 0 K: 3 S: 12	H: 0 LOB: 0 BB: 0 P: 17	R: 2 H: 3 E: 0 K: 0 S: 12	H: 3 LOB: 2 BB: 1 P: 23	R: 0 H: 2 E: 0 K: 2 S: 13	H: 2 LOB: 2 BB: 0 P: 21	1B: 6 2B: 7 3B: 0 HR: 0	SF: 1 SAC: 0 DP: 1 HBP: 1	WP: 0 PB: 0 SB: 4 CS: 0	PA: 38							
PITCHER	IP	WLS	BF	H	R	ER	SO	BB	IBB	HBP	BLK	WP	HR	S	P	ERA	WHIP										
25 Scott Baker, R (1.1) ERA: 5.8	4.2	L	22	7	3	3	2	0	1	1	0	0	0	15	23	0.00	1.500										
49 Aaron Poreda, L (5.1) ERA: 3.2	1.1		4	0	0	0	4	0	0	0	0	0	0	15	23	0.00	0.000										
39 Ben Rowen, R (7.1) ERA: 4.15	0.2		5	2	2	2	0	0	1	0	0	0	0	9	17	27.00	3.000										
56 Neal Cotts, L (7.1) ERA: 3.75	0.1		2	1	0	0	0	0	0	0	0	0	0	3	6	0.00	3.000										
37 Shawn Tolleson, R (8.1) ERA: 3.27	1.0		5	2	0	0	2	0	0	0	0	0	0	13	21	0.00	2.000										

Texas Rangers @ Baltimore Orioles
 Oriole Park at Camden Yards, Baltimore, MD
 Thu Jul 03 2014, 8:03 PM - 11:14 PM EDT
 Att. 24,535 - Rain - 76 F

AB 34
 R 5
 H 12
 RBI 5
 BB 2
 SO 8
 LOB 16



Batter	1	2	3	4	5	6	7	8	9	AB	R	H	RBI	BB	SO	LOB	TOP										
21 Nick Markakis, L OBP: 0.353, SLG: 0.403			G3-1		G1-3			FC5-4 28 1B		4	0	1	0	0	1	4	Baltimore Orioles @ Boston Red Sox Fenway Park, Boston, MA Sat Jul 05 2014, 1:09 PM - 3:49 PM EDT Att: 35,714 - Sunny - 75 F										
28 Steve Pearce, R OBP: 0.388, SLG: 0.602	G1-3		E5		P2			FC5-4 23 G6-4-3		4	0	0	0	0	0	3											
23 Nelson Cruz, R OBP: 0.344, SLG: 0.559	G5-3		K					G6-4-3		4	0	0	0	0	1	2											
10 Adam Jones, R OBP: 0.331, SLG: 0.507		P3		G6-3					K	4	0	1	0	0	1	0											
19 Chris Davis, L OBP: 0.321, SLG: 0.392		E1		K					K	4	0	0	0	0	3	1											
2 J.J. Hardy, R OBP: 0.314, SLG: 0.366	G6-4-3			F7					G6-3	4	0	0	0	0	0	2											
27 Delmon Young, R OBP: 0.342, SLG: 0.442			E4 21 G3-1 28 36 1B E		K			G6-3		3	1	0	0	0	1	0											
36 Caleb Joseph, R OBP: 0.259, SLG: 0.316			E 21 G3-1 28 1B		K			K		3	1	2	0	0	1	0											
6 Jonathan Schoop, R OBP: 0.262, SLG: 0.332			K		K			G6-3		3	0	1	0	0	1	2											
Inning Stats	R: 0 E: 0 K: 1 S: 9	H: 0 LOB: 0 BB: 0 P: 14	R: 0 E: 1 K: 0 S: 7	H: 0 LOB: 0 BB: 0 P: 9	R: 2 E: 2 K: 2 S: 15	H: 1 LOB: 1 BB: 0 P: 21	R: 0 E: 0 K: 1 S: 9	H: 0 LOB: 0 BB: 0 P: 16	R: 0 E: 0 K: 1 S: 15	H: 2 LOB: 2 BB: 0 P: 21	R: 0 E: 0 K: 1 S: 11	H: 1 LOB: 1 BB: 0 P: 15	R: 0 E: 0 K: 1 S: 10	H: 0 LOB: 0 BB: 0 P: 14	R: 0 E: 0 K: 0 S: 7	H: 1 LOB: 0 BB: 0 P: 8	R: 0 E: 0 K: 2 S: 11	H: 0 LOB: 0 BB: 0 P: 12	1B: 5 2B: 0 3B: 0 HR: 0	SF: 0 SAC: 0 DP: 2 HBP: 0	WP: 0 PB: 0 SB: 0 CS: 0	PA: 33					
PITCHER	IP	WLS	BF	H	R	ER	SO	BB	IBB	HBP	BLK	WP	HR	S	P	ERA	WHIP										
31 Jon Lester, L ERA: 2.73	8.0		30	5	2	0	7	0	0	0	0	0	0	83	118	0.00	0.625										
19 Koji Uehara, R ERA: 1.36	1.0	W	3	0	0	0	2	0	0	0	0	0	0	11	12	0.00	0.000										

Batter	1	2	3	4	5	6	7	8	9	AB	R	H	RBI	BB	SO	LOB	BOTTOM										
26 Brock Holt, L OBP: 0.365, SLG: 0.437	G4-3	E3 29 1B			G3			G4-3		4	0	1	0	0	0	1	Baltimore Orioles @ Boston Red Sox Fenway Park, Boston, MA Sat Jul 05 2014, 1:09 PM - 3:49 PM EDT Att: 35,714 - Sunny - 75 F										
29 Daniel Nava, S OBP: 0.321, SLG: 0.303	15 1B	1B			15 G4-6-3 1B			G1-3		3	0	2	0	1	0	0											
15 Dustin Pedroia, R OBP: 0.352, SLG: 0.388	1B	L4			G4-6-3			2 WP 12 BB HBP		3	0	1	0	0	0	3											
12 Mike Napoli, R OBP: 0.395, SLG: 0.454	K		F8		K			2 WP BB		3	0	0	0	1	2	2											
40 A.J. Pierzynski, L OBP: 0.286, SLG: 0.349	P2		P3		P3			P3		4	0	0	0	0	0	4											
2 Xander Bogaerts, R OBP: 0.319, SLG: 0.361		K	G4-3		K			K		4	0	0	0	0	3	2											
7 Stephen Drew, L OBP: 0.181, SLG: 0.232										3	1	1	1	0	1	0											
5 Jonny Gomes, R OBP: 0.333, SLG: 0.360		HR			P3			K		1	1	1	0	0	0	0											
3 David Ross, R OBP: 0.228, SLG: 0.351		G6-3			G5-3			L7		3	0	0	0	0	0	0											
25 Jackie Bradley Jr., L OBP: 0.292, SLG: 0.306					L3					3	1	2	0	0	0	0											
10 Jonathan Herrera, S OBP: 0.307, SLG: 0.289		26 E								1	0	1	1	0	0	0											
Inning Stats	R: 0 E: 0 K: 1 S: 13	H: 1 LOB: 2 BB: 1 P: 21	R: 2 E: 1 K: 1 S: 15	H: 4 LOB: 2 BB: 0 P: 22	R: 0 E: 0 K: 0 S: 7	H: 0 LOB: 0 BB: 0 P: 11	R: 0 E: 0 K: 0 S: 7	H: 0 LOB: 0 BB: 0 P: 8	R: 0 E: 0 K: 2 S: 8	H: 0 LOB: 0 BB: 0 P: 12	R: 0 E: 0 K: 1 S: 7	H: 1 LOB: 1 BB: 0 P: 10	R: 0 E: 0 K: 1 S: 10	H: 0 LOB: 2 BB: 1 P: 20	R: 1 E: 0 K: 0 S: 4	H: 2 LOB: 1 BB: 0 P: 6	1B: 7 2B: 1 3B: 0 HR: 1	SF: 0 SAC: 1 DP: 1 HBP: 1	WP: 1 PB: 0 SB: 0 CS: 0	PA: 36							
PITCHER	IP	WLS	BF	H	R	ER	SO	BB	IBB	HBP	BLK	WP	HR	S	P	ERA	WHIP										
50 Miguel González, R ERA: 4.22	8.0		33	7	2	1	6	2	0	1	0	0	0	1	113	1.12	1.125										
66 T.J. McFarland, L ERA: 3.09	0.1	L	3	2	1	1	0	0	0	0	0	0	0	4	6	27.00	6.000										

Batter	1	2	3	4	5	6	7	8	9	10	11	12	AB	R	H	RBI	BB	SO	LOB	TOP								
21 Nick Markakis, L OBP: 0.353, SLG: 0.403			G4-3		F8	G4-3		G4-6-3		G4-3			6	0	2	0	0	0	4									
28 Steve Pearce, R OBP: 0.381, SLG: 0.581	F9		F7		FC5-4		G4-6-3		G4-6-3		G5-3		6	1	1	0	0	0	3									
10 Adam Jones, R OBP: 0.334, SLG: 0.504			L8								P3		5	1	2	0	1	0	0									
23 Nelson Cruz, R OBP: 0.356, SLG: 0.582					F7						G6-3		6	2	3	1	0	0	2									
27 Delmon Young, R OBP: 0.339, SLG: 0.431					E5								3	1	0	0	0	1	5									
9 David Lough, L OBP: 0.271, SLG: 0.308	K				SH1-3								2	1	1	0	0	0	0									
2 J.J. Hardy, R OBP: 0.317, SLG: 0.365	F8				SH1-3								4	1	2	3	1	1	4									
13 Manny Machado, R OBP: 0.295, SLG: 0.375			F9		G1-3								6	0	2	0	0	0	3									
3 Ryan Flaherty, L OBP: 0.305, SLG: 0.360			L8										4	0	2	1	1	1	1									
6 Jonathan Schoop, R OBP: 0.264, SLG: 0.332					K								1	0	0	0	0	0	1									
36 Caleb Joseph, R OBP: 0.294, SLG: 0.310			L8										5	0	1	1	0	2	4									
Inning Stats	R: 0 E: 0 K: 1 S: 15	H: 2 LOB: 3 BB: 1 P: 26	R: 0 E: 0 K: 0 S: 6	H: 0 LOB: 0 BB: 0 P: 10	R: 0 E: 0 K: 0 S: 9	H: 0 LOB: 0 BB: 0 P: 13	R: 1 E: 1 K: 1 S: 12	H: 1 LOB: 1 BB: 1 P: 16	R: 0 E: 0 K: 0 S: 9	H: 2 LOB: 2 BB: 0 P: 14	R: 1 E: 0 K: 1 S: 13	H: 1 LOB: 2 BB: 1 P: 26	R: 4 E: 1 K: 0 S: 18	H: 6 LOB: 1 BB: 0 P: 30	R: 0 E: 0 K: 0 S: 9	H: 0 LOB: 0 BB: 0 P: 14	R: 0 E: 0 K: 1 S: 12	H: 1 LOB: 0 BB: 0 P: 17	R: 0 E: 0 K: 0 S: 6	H: 0 LOB: 0 BB: 0 P: 7	R: 1 E: 0 K: 1 S: 19	H: 2 LOB: 1 BB: 0 P: 27	1B: 14 2B: 2 3B: 1 HR: 0	SF: 1 SAC: 1 DP: 2 HBP: 1	WP: 0 PB: 0 SB: 0 CS: 0	PA: 54		
PITCHER	IP WLS BF H R ER SO BB IBB HBP BLK WP HR S P ERA WHIP	6.0 0.1 0.2 1.0 2.0	28 3 3 3 0	6 2 3 0 0	2 1 1 0 0	3 0 0 0 0	0 0 0 0 0	0 0 0 0 0	0 0 0 0 0	0 0 0 0 0	0 0 0 0 0	0 0 0 0 0	0 0 0 0 0	0 0 0 0 0	0 0 0 0 0	0 0 0 0 0	0 0 0 0 0	0 0 0 0 0	0 0 0 0 0	0 0 0 0 0	0 0 0 0 0	0 0 0 0 0	0 0 0 0 0	0 0 0 0 0	0 0 0 0 0	0 0 0 0 0	0 0 0 0 0	0 0 0 0 0
44 Jake Peavy, R ERA: 4.64	35 Burke Badenhop, R ERA: 2.62	36 Junichi Tazawa, R ERA: 2.78	30 Andrew Miller, L ERA: 2.41	19 Koji Uehara, R ERA: 1.3	54 Edward Mujica, R ERA: 5.51	32 Craig Breslow, L ERA: 5.04																						

Baltimore Orioles @ Boston Red Sox
Fenway Park, Boston, MA
Sun Jul 06 2014, 1:38 PM - 6:42 PM EDT
Att. 35,811 - Sunny - 84 F

AB	48
R	7
H	16
RBI	6
BB	3
SO	5
LOB	27



Batter	1	2	3	4	5	6	7	8	9	10	11	12	AB	R	H	RBI	BB	SO	LOB	BOTTOM							
26 Brock Holt, L OBP: 0.365, SLG: 0.433	G4-3		L8					G3-1			G2-3		5	1	1	0	1	0	2								
29 Daniel Nava, S OBP: 0.320, SLG: 0.299						FC4-6					K		6	2	1	1	0	3	1								
15 Dustin Pedroia, R OBP: 0.354, SLG: 0.387													6	0	3	0	0	2	2								
34 David Ortiz, L OBP: 0.361, SLG: 0.494													5	0	4	2	1	0	0								
12 Mike Napoli, R OBP: 0.389, SLG: 0.441													6	0	1	1	0	4	5								
7 Stephen Drew, L OBP: 0.173, SLG: 0.256													5	0	0	0	0	4	4								
3 David Ross, R OBP: 0.226, SLG: 0.374													5	1	1	1	0	2	0								
25 Jackie Bradley Jr., L OBP: 0.268, SLG: 0.310													4	1	2	0	1	1	0								
2 Xander Bogaerts, R OBP: 0.320, SLG: 0.362													5	1	2	1	0	0	2								
Inning Stats	R: 0 E: 0 K: 10 S: 10	H: 0 LOB: 0 BB: 0 P: 17	R: 0 E: 0 K: 2 S: 11	H: 0 LOB: 0 BB: 0 P: 16	R: 0 E: 0 K: 3 S: 10	H: 1 LOB: 1 BB: 0 P: 16	R: 0 E: 0 K: 3 S: 13	H: 2 LOB: 2 BB: 0 P: 20	R: 0 E: 0 K: 1 S: 13	H: 0 LOB: 0 BB: 1 P: 20	R: 1 E: 0 K: 0 S: 11	H: 2 LOB: 1 BB: 1 P: 20	R: 5 E: 0 K: 3 S: 14	H: 7 LOB: 2 BB: 0 P: 56	R: 0 E: 0 K: 0 S: 12	H: 1 LOB: 1 BB: 0 P: 14	R: 0 E: 0 K: 2 S: 12	H: 1 LOB: 1 BB: 0 P: 20	R: 0 E: 0 K: 1 S: 6	H: 0 LOB: 0 BB: 0 P: 9	R: 0 E: 0 K: 1 S: 11	H: 0 LOB: 0 BB: 0 P: 16	1B: 13 2B: 1 3B: 0 HR: 1	SF: 0 SAC: 0 DP: 2 HBP: 0	WP: 0 PB: 0 SB: 1 CS: 1	PA: 50	
PITCHER	IP WLS BF H R ER SO BB IBB HBP BLK WP HR S P ERA WHIP	5.1 1.0 0.1 0.0 1.1	21 4 3 1 1	7 2 1 1 1	0 0 0 0 0	0 0 0 0 0	0 0 0 0 0	0 0 0 0 0	0 0 0 0 0	0 0 0 0 0	0 0 0 0 0	0 0 0 0 0	0 0 0 0 0	0 0 0 0 0	0 0 0 0 0	0 0 0 0 0	0 0 0 0 0	0 0 0 0 0	0 0 0 0 0	0 0 0 0 0	0 0 0 0 0	0 0 0 0 0	0 0 0 0 0	0 0 0 0 0	0 0 0 0 0	0 0 0 0 0	0 0 0 0 0
39 Kevin Gausman, R ERA: 3.51	66 T.J. McFarland, L ERA: 3.55	58 Ryan Webb, R ERA: 3.35	17 Brian Matusz, L ERA: 5.04	29 Tommy Hunter, R ERA: 4.15	35 Brad Brach, R ERA: 3.26	53 Zack Britton, L ERA: 1.36																					

Baltimore Orioles @ Boston Red Sox
Fenway Park, Boston, MA
Sun Jul 06 2014, 1:38 PM - 6:42 PM EDT
Att. 35,811 - Sunny - 84 F

AB	47
R	6
H	15
RBI	6
BB	3
SO	16
LOB	16



Batter	1	2	3	4	5	6	7	8	9	10	11	AB	R	H	RBI	BB	SO	LOB	TOP			
21 Nick Markakis, L OBP: 0.355, SLG: 0.407	L7		G6-3			F8		FC5		1B	2B	6	1	3	1	0	0	0				
13 Manny Machado, R OBP: 0.369, SLG: 0.434	2B			1B		FC5		FC5		1B	HR	6	2	5	2	0	0	2				
10 Adam Jones, R OBP: 0.329, SLG: 0.496	K					K		F7		P4	G6-3	6	0	0	0	0	2	7				
23 Nelson Cruz, R OBP: 0.359, SLG: 0.591	G6-3					FC6-4																
9 David Lough, L OBP: 0.271, SLG: 0.308				HR																		
19 Chris Davis, L OBP: 0.317, SLG: 0.394	F7			K				1B			19 HR	5	1	1	2	0	0	2				
2 J.J. Hardy, R OBP: 0.315, SLG: 0.372	K			K							HR	5	1	1	1	0	2	1				
40 Nick Hundley, R OBP: 0.276, SLG: 0.380	G5-3					K					HR	5	1	1	0	0	2	1				
6 Jonathan Schoop, R OBP: 0.263, SLG: 0.330			K			K					HR	5	0	1	0	0	3	1				
30 Chris Tillman, R OBP: 0.336, SLG: 0.427	G4-3					G3-1						2	0	0	0	0	0	0				
27 Delmon Young, R OBP: 0.336, SLG: 0.427												1	0	0	0	0	1	1				
56 Darren O'Day, R OBP: 0.379, SLG: 0.578												0	0	0	0	0	0	0				
28 Steve Pearce, R OBP: 0.379, SLG: 0.578												1	0	0	0	0	0	0				
66 T.J. McFarland, L OBP: 0.276, SLG: 0.380												0	0	0	0	0	0	0				
Inning Stats	R: 0 E: 0 K: 1 S: 8	H: 1 LOB: 1 BB: 0 P: 14	R: 0 E: 0 K: 1 S: 7	H: 0 LOB: 0 BB: 0 P: 10	R: 0 E: 0 K: 1 S: 11	H: 0 LOB: 0 BB: 0 P: 17	R: 2 E: 0 K: 2 S: 12	H: 2 LOB: 0 BB: 0 P: 21	R: 0 E: 0 K: 1 S: 13	H: 0 LOB: 0 BB: 0 P: 19	R: 0 E: 0 K: 1 S: 11	H: 2 LOB: 2 BB: 0 P: 16	R: 0 E: 0 K: 1 S: 6	H: 1 LOB: 1 BB: 0 P: 9	R: 0 E: 0 K: 0 S: 11	H: 2 LOB: 2 BB: 0 P: 17	R: 6 E: 0 K: 1 S: 27	H: 6 LOB: 0 BB: 0 P: 33	1B: 9 2B: 2 3B: 0 HR: 4	SF: 0 SAC: 1 DP: 0 HBP: 0	WP: 0 PB: 0 SB: 0 CS: 0	PA: 48
PITCHER	IP: 7.0 WLS: 25 BF: 25 H: 4 R: 2 ER: 2 SO: 9 BB: 0 IBB: 0 HBP: 0 BLK: 0 WP: 0 HR: 0 S: 68 P: 104 ERA: 2.57 WHIP: 0.571	IP: 1.0 WLS: 4 BF: 5 H: 2 R: 0 ER: 0 SO: 1 BB: 0 IBB: 0 HBP: 0 BLK: 0 WP: 0 HR: 0 S: 11 P: 17 ERA: 0.00 WHIP: 2.000	IP: 1.0 WLS: 4 BF: 5 H: 2 R: 0 ER: 0 SO: 1 BB: 0 IBB: 0 HBP: 0 BLK: 0 WP: 0 HR: 0 S: 11 P: 17 ERA: 0.00 WHIP: 2.000	IP: 0.2 WLS: 7 BF: 5 H: 5 R: 5 ER: 5 SO: 1 BB: 0 IBB: 0 HBP: 0 BLK: 0 WP: 0 HR: 2 S: 20 P: 25 ERA: 67.50 WHIP: 7.500	IP: 0.1 WLS: 2 BF: 2 H: 1 R: 1 ER: 1 SO: 0 BB: 0 IBB: 0 HBP: 0 BLK: 0 WP: 0 HR: 1 S: 7 P: 8 ERA: 27.00 WHIP: 3.000																	

Baltimore Orioles @ Washington Nationals
 Nationals Park, Washington, DC
 Mon Jul 07 2014, 7:09 PM - 10:48 PM EDT
 Att: 35,126 - Clear - 92 F

livebaseballscores.com

AB 47
R 8
H 15
RBI 8
BB 0
SO 12
LOB 16




Batter	1	2	3	4	5	6	7	8	9	10	11	AB	R	H	RBI	BB	SO	LOB	BOTTOM			
2 Denard Span, L OBP: 0.318, SLG: 0.392	BB		F9			6 HR		L6				4	1	1	0	1	1	1				
6 Anthony Rendon, R OBP: 0.340, SLG: 0.491	L9		K			HR		G5-3				5	1	2	2	0	1	2				
28 Jayson Werth, R OBP: 0.359, SLG: 0.407	K			K		G5-3		P3				5	0	0	0	0	2	2				
25 Adam LaRoche, L OBP: 0.395, SLG: 0.472	G4-3			F7		F7						5	0	0	0	0	1	1				
11 Ryan Zimmerman, R OBP: 0.335, SLG: 0.428	F9			G3-1		G6-3						5	0	1	0	0	0	0				
34 Bryce Harper, L OBP: 0.338, SLG: 0.374	P5					F8						3	0	0	0	2	1	0				
20 Ian Desmond, R OBP: 0.291, SLG: 0.420	G5-3											5	0	0	0	0	2	3				
40 Wilson Ramos, R OBP: 0.348, SLG: 0.408	G6-3											4	0	2	0	0	1	2				
37 Stephen Strasburg, R ERA: 3.47												2	0	1	0	0	1	1				
19 Kyrin Francisco, R ERA: 1.55												0	0	0	0	0	0	0				
26 Tyler Clippard, R ERA: 1.0												0	0	0	0	0	0	0				
29 Rafael Soriano, R ERA: 1.29												0	0	0	0	0	0	0				
22 Drew Storen, S ERA: 3.65												1	0	0	0	0	0	0				
7 Scott Hairston, R OBP: 0.305, SLG: 0.345												1	0	0	0	0	0	0				
35 Craig Stammen, R ERA: 3.65												0	0	0	0	0	0	0				
30 Aaron Barrett, R ERA: 3.34												0	0	0	0	0	0	0				
Inning Stats	R: 0 E: 0 K: 1 S: 8	H: 0 LOB: 1 BB: 1 P: 14	R: 0 E: 0 K: 0 S: 6	H: 0 LOB: 0 BB: 0 P: 7	R: 0 E: 0 K: 1 S: 10	H: 1 LOB: 1 BB: 0 P: 16	R: 0 E: 0 K: 1 S: 7	H: 0 LOB: 0 BB: 0 P: 13	R: 0 E: 0 K: 1 S: 11	H: 1 LOB: 1 BB: 0 P: 15	R: 0 E: 0 K: 0 S: 8	H: 0 LOB: 0 BB: 0 P: 13	R: 0 E: 0 K: 3 S: 14	H: 1 LOB: 2 BB: 1 P: 21	R: 0 E: 0 K: 1 S: 9	H: 1 LOB: 1 BB: 0 P: 13	R: 0 E: 0 K: 0 S: 6	H: 0 LOB: 1 BB: 1 P: 13	1B: 5 2B: 1 3B: 0 HR: 1	SF: 0 SAC: 0 DP: 0 HBP: 0	WP: 0 PB: 0 SB: 0 CS: 0	PA: 43
PITCHER	IP: 7.0 WLS: 8 BF: 27 H: 5 R: 1 ER: 0 SO: 3 BB: 1 IBB: 0 HBP: 0 BLK: 0 WP: 0 HR: 1 S: 67 P: 103 ERA: 2.57 WHIP: 0.857	IP: 2.0 WLS: 8 BF: 5 H: 1 R: 0 ER: 0 SO: 6 BB: 0 IBB: 0 HBP: 0 BLK: 0 WP: 0 HR: 0 S: 22 P: 34 ERA: 0.00 WHIP: 0.500	IP: 2.0 WLS: 8 BF: 5 H: 1 R: 0 ER: 0 SO: 1 BB: 0 IBB: 0 HBP: 0 BLK: 0 WP: 0 HR: 0 S: 15 P: 26 ERA: 0.00 WHIP: 1.000	IP: 0.0 WLS: 0 BF: 0 H: 0 R: 0 ER: 0 SO: 0 BB: 0 IBB: 0 HBP: 0 BLK: 0 WP: 0 HR: 0 S: 0 P: 0 ERA: 0.00 WHIP: 0.000	IP: 0.0 WLS: 0 BF: 0 H: 0 R: 0 ER: 0 SO: 0 BB: 0 IBB: 0 HBP: 0 BLK: 0 WP: 0 HR: 0 S: 0 P: 0 ERA: 0.00 WHIP: 0.000																	

Baltimore Orioles @ Washington Nationals
 Nationals Park, Washington, DC
 Mon Jul 07 2014, 7:09 PM - 10:48 PM EDT
 Att: 35,126 - Clear - 92 F

livebaseballscores.com

AB 40
R 2
H 7
RBI 2
BB 3
SO 10
LOB 13



Batter	1	2	3	4	5	6	7	8	9	AB	R	H	RBI	BB	SO	LOB	TOP										
2 Denard Span, L (1, 8) OBP: 0.315, SLG: 0.387	G3			G4-3			G6-3		G4-3	4	0	1	0	0	0	0	Washington Nationals @ Baltimore Orioles Oriole Park at Camden Yards, Baltimore, MD Thu Jul 10 2014, 7:09 PM - 9:53 PM EDT Att: 30,417 - Partly Cloudy - 81 F										
7 Scott Hairston, R (9, PH) OBP: 0.286, SLG: 0.395	F7			11 1B 25 HBP	1B		K		K	1	0	0	0	0	0												
6 Anthony Rendon, R (1, 5) OBP: 0.340, SLG: 0.450	K			K			K		FC6-4	5	1	2	0	0	2												
28 Jayson Werth, R (1, 9) OBP: 0.361, SLG: 0.427	K			K			HR		K	5	1	1	1	0	3												
25 Adam LaRoche, L (1, 3) OBP: 0.394, SLG: 0.473		G3		11 1B HBP			K		20 PB	3	0	1	0	0	1												
11 Ryan Zimmerman, R (1, 10) OBP: 0.337, SLG: 0.428	G1-3			1-2			K		K	4	1	2	1	0	1												
34 Bryce Harper, L (1, 7) OBP: 0.323, SLG: 0.351	K			1-3			20 2B		K	3	0	0	0	1	2												
20 Ian Desmond, R (1, 6) OBP: 0.293, SLG: 0.429				1-3			L7		20 PB	3	0	0	0	1	2												
8 Danny Espinosa, S (8, 6) OBP: 0.282, SLG: 0.343			G3				2B		HBP	3	0	1	1	0	0												
40 Wilson Ramos, R (1, 2) OBP: 0.342, SLG: 0.421				19 1B G5-4-3			G1-3		G6-3	4	0	1	0	0	0												
19 Kevin Frandsen, R (1, 4) OBP: 0.297, SLG: 0.299				G5-4-3			F8		G4-3	4	0	1	0	0	0												
Inning Stats	R: 0 E: 0 K: 1 S: 7	H: 0 LOB: 0 BB: 0 P: 11	R: 0 E: 0 K: 1 S: 9	H: 0 LOB: 0 BB: 0 P: 10	R: 0 E: 0 K: 0 S: 6	H: 1 LOB: 0 BB: 0 P: 9	R: 1 E: 0 K: 2 S: 16	H: 2 LOB: 2 BB: 0 P: 25	R: 0 E: 0 K: 1 S: 13	H: 2 LOB: 1 BB: 0 P: 19	R: 2 E: 0 K: 1 S: 12	H: 3 LOB: 1 BB: 0 P: 16	R: 0 E: 0 K: 1 S: 5	H: 0 LOB: 0 BB: 0 P: 9	R: 0 E: 0 K: 2 S: 14	H: 1 LOB: 3 BB: 1 P: 23	R: 0 E: 0 K: 0 S: 8	H: 1 LOB: 1 BB: 0 P: 11	1B: 6 2B: 3 3B: 0 HR: 1	SF: 0 SAC: 0 DP: 1 HBP: 2	WP: 0 PB: 1 SB: 0 CS: 0	PA: 39					
PITCHER	IP	WLS	BF	H	R	ER	SO	BB	IBB	HBP	BLK	WP	HR	S	P	ERA	WHIP										
16 Wei-Yin Chen, L (1, 1) ERA: 4.15	5.2	W	25	8	3	3	6	0	0	1	0	0	1	62	89	4.76	1.412										
29 Tommy Hunter, R (6, 1) ERA: 3.98	1.1	H	4	0	0	0	1	0	0	0	0	0	0	6	10	0.00	0.000										
56 Darren O'Day, R (8, 1) ERA: 1.11	1.0	H	6	1	0	0	2	0	1	1	0	0	0	14	23	0.00	1.000										
53 Zack Britton, L (9, 1) ERA: 1.33	1.0	S	4	1	0	0	0	0	0	0	0	0	0	8	11	0.00	1.000										

Batter	1	2	3	4	5	6	7	8	9	AB	R	H	RBI	BB	SO	LOB	BOTTOM										
21 Nick Markakis, L (1, 9) OBP: 0.355, SLG: 0.402	G4-3				G4-3					2	1	0	0	2	0	Washington Nationals @ Baltimore Orioles Oriole Park at Camden Yards, Baltimore, MD Thu Jul 10 2014, 7:09 PM - 9:53 PM EDT Att: 30,417 - Partly Cloudy - 81 F											
28 Steve Pearce, R (1, 7) OBP: 0.379, SLG: 0.583	HR				F7				FC5-4	4	2	2	1	0	0												
9 David Lough, L (9, 7) OBP: 0.271, SLG: 0.308	K				23 1B				K	0	0	0	0	0	0												
10 Adam Jones, R (1, 8) OBP: 0.327, SLG: 0.493	G3-1				23 E				K	4	1	1	1	0	1												
23 Nelson Cruz, R (1, 10) OBP: 0.357, SLG: 0.582	K				E6				G4-3	4	0	1	1	0	2												
19 Chris Davis, L (1, 3) OBP: 0.316, SLG: 0.390		G6-3			G4-3				K	4	0	0	0	0	2												
2 J.J. Hardy, R (1, 6) OBP: 0.312, SLG: 0.367	L8				13 1B G3-6-1				F8	3	0	1	0	0	0												
13 Manny Machado, R (1, 5) OBP: 0.315, SLG: 0.419	K				G3-6-1				21 BB	2	0	0	0	1	1												
36 Caleb Joseph, R (1, 2) OBP: 0.258, SLG: 0.311					P4				K	3	0	1	0	0	1												
6 Jonathan Schoop, R (1, 4) OBP: 0.257, SLG: 0.322	K				L1				K	3	0	0	0	0	2												
Inning Stats	R: 1 E: 0 K: 1 S: 8	H: 1 LOB: 0 BB: 0 P: 14	R: 0 E: 0 K: 1 S: 8	H: 0 LOB: 0 BB: 0 P: 13	R: 3 E: 1 K: 1 S: 15	H: 3 LOB: 1 BB: 1 P: 28	R: 0 E: 0 K: 0 S: 7	H: 2 LOB: 1 BB: 0 P: 10	R: 0 E: 0 K: 2 S: 9	H: 0 LOB: 0 BB: 0 P: 13	R: 0 E: 0 K: 2 S: 12	H: 0 LOB: 2 BB: 2 P: 24	R: 0 E: 0 K: 2 S: 9	H: 0 LOB: 0 BB: 0 P: 15	R: 0 E: 0 K: 2 S: 9	H: 0 LOB: 0 BB: 0 P: 15	1B: 4 2B: 1 3B: 0 HR: 1	SF: 0 SAC: 0 DP: 1 HBP: 0	WP: 0 PB: 0 SB: 0 CS: 0	PA: 32							
PITCHER	IP	WLS	BF	H	R	ER	SO	BB	IBB	HBP	BLK	WP	HR	S	P	ERA	WHIP										
47 Gio González, L (1, 1) ERA: 3.56	6.2	L	28	6	4	3	7	3	0	0	0	0	0	64	109	4.05	1.350										
30 Aaron Barrett, R (7, 1) ERA: 2.73	1.1		4	0	0	0	2	0	0	0	0	0	0	10	16	0.00	0.000										

AB	36
R	3
H	10
RBI	3
BB	1
SO	9
LOB	13



AB	29
R	4
H	6
RBI	3
BB	3
SO	9
LOB	7



Batter	1	2	3	4	5	6	7	8	9	10	AB	R	H	RBI	BB	SO	LOB	TOP									
11 Brett Gardner, L (1,7) OBP: 0.354, SLG: 0.420	K		L8		K		P5			G3	5	0	0	0	0	2	1	New York Yankees @ Baltimore Orioles Oriole Park at Camden Yards, Baltimore, MD Fri Jul 11 2014, 7:08 PM - 10:12 PM EDT Att. 45,389 - Partly Cloudy - 83 F livebaseballscorecards.com AB 37 R 2 H 7 RBI 2 BB 1 SO 6 LOB 12									
2 Derek Jeter, R (1,6) OBP: 0.322, SLG: 0.320	G4-3		G6-3		K			G6-3		G4-3	5	0	0	0	0	1	0										
22 Jacoby Ellsbury, L (1,8) OBP: 0.346, SLG: 0.400	K		1B		G3			G4-3		G3-1	5	0	1	0	0	1	0										
25 Mark Teixeira, S (1,3) OBP: 0.354, SLG: 0.459		P5	F7			K		P4			4	0	0	0	0	1	1										
34 Brian McCann, L (1,2) 29 Francisco Cervelli, R (9, PR) OBP: 0.341, SLG: 0.375		F8		31 2B		G5-3				14 FC3-6 1B	4	0	2	0	0	0	0										
14 Brian Roberts, S (1,4) OBP: 0.313, SLG: 0.384		HR		F7		F7				26 BB FC3-6	4	1	1	1	0	0	2										
31 Ichiro Suzuki, L (1,9) OBP: 0.357, SLG: 0.347				2B				P2		K	4	0	2	0	0	1	1										
26 Yangervis Solarte, S (1,3) OBP: 0.340, SLG: 0.386		P4		F8				P5			3	0	0	0	1	0	3										
33 Kelly Johnson, L (1,10) 45 Zelous Wheeler, R (9, PH) OBP: 0.263, SLG: 0.379				HR		F7				G5-3	2	1	1	1	0	0	2										
											1	0	0	0	0	0	2										
Inning Stats	R: 0 E: 0 K: 2 S: 11	H: 0 LOB: 0 BB: 0 P: 17	R: 1 E: 0 K: 0 S: 10	H: 2 LOB: 1 BB: 0 P: 12	R: 1 E: 0 K: 0 S: 10	H: 2 LOB: 1 BB: 0 P: 16	R: 0 E: 0 K: 0 S: 8	H: 0 LOB: 2 BB: 0 P: 15	R: 0 E: 0 K: 2 S: 9	H: 0 LOB: 0 BB: 0 P: 14	R: 0 E: 0 K: 1 S: 8	H: 0 LOB: 0 BB: 0 P: 10	R: 0 E: 0 K: 0 S: 9	H: 0 LOB: 1 BB: 0 P: 16	R: 0 E: 0 K: 0 S: 4	H: 0 LOB: 0 BB: 0 P: 5	R: 0 E: 0 K: 1 S: 10	H: 1 LOB: 2 BB: 0 P: 16	R: 0 E: 0 K: 0 S: 5	H: 0 LOB: 0 BB: 0 P: 9	1B: 3 2B: 2 3B: 0 HR: 2	SF: 0 SAC: 0 DP: 0 HBP: 1	WP: 0 PB: 0 SB: 0 CS: 0	PA: 39			
PITCHER	IP 8.0	WLS 0	BF 31	H 6	R 2	ER 2	SO 5	BB 0	IBB 0	HBP 1	BLK 0	WP 0	HR 2	S 69	P 105	ERA 2.25	WHIP 0.750										
50 Miguel González, R (1,1) ERA: 4.04	1.0	5	1	0	0	1	1	0	0	0	0	0	0	10	16	0.00	2.000										
53 Zack Britton, L (9,1) ERA: 1.3	1.0	W	3	0	0	0	0	0	0	0	0	0	0	5	9	0.00	0.000										
60 T.J. McFarland, L (10,1) ERA: 3.25																											

Batter	1	2	3	4	5	6	7	8	9	10	AB	R	H	RBI	BB	SO	LOB	BOTTOM									
21 Nick Markakis, L (1,9) OBP: 0.352, SLG: 0.397	F9		FC4-6		G3			G5-3			4	0	0	0	0	0	1	New York Yankees @ Baltimore Orioles Oriole Park at Camden Yards, Baltimore, MD Fri Jul 11 2014, 7:08 PM - 10:12 PM EDT Att. 45,389 - Partly Cloudy - 83 F livebaseballscorecards.com AB 32 R 3 H 5 RBI 2 BB 0 SO 7 LOB 7									
28 Steve Pearce, R (1,10) OBP: 0.381, SLG: 0.577	F8			10 1B HBP		P4					2	1	0	0	0	0	0										
10 Adam Jones, R (1,8) OBP: 0.329, SLG: 0.493	L7			19 WP 19 SF7 1B						K	4	1	2	0	0	1	1										
23 Nelson Cruz, R (1,7) OBP: 0.353, SLG: 0.575	L8			18 K		F7				G6-3	4	0	0	0	0	1	2										
19 Chris Davis, L (1,3) OBP: 0.312, SLG: 0.385	K			SF7		G3-1				K	3	0	0	1	0	2	1										
2 J.J. Hardy, R (1,6) OBP: 0.311, SLG: 0.363	G5-3							F9		G2-3	3	0	0	0	0	0	0										
13 Manny Machado, R (1,5) OBP: 0.314, SLG: 0.421			K		FC6-4			G4-3			4	1	1	0	0	1	1										
3 Ryan Flaherty, L (1,4) OBP: 0.297, SLG: 0.350	G4-3					G4-3		G4-3			4	0	0	0	0	1	1										
40 Nick Hundley, R (1,2) OBP: 0.282, SLG: 0.384					F9			K			4	0	2	1	0	1	0										
Inning Stats	R: 0 E: 0 K: 0 S: 11	H: 0 LOB: 0 BB: 0 P: 18	R: 0 E: 0 K: 1 S: 9	H: 1 LOB: 1 BB: 0 P: 14	R: 0 E: 0 K: 1 S: 11	H: 1 LOB: 1 BB: 0 P: 17	R: 2 E: 0 K: 1 S: 10	H: 1 LOB: 1 BB: 0 P: 18	R: 0 E: 0 K: 0 S: 10	H: 0 LOB: 0 BB: 0 P: 12	R: 0 E: 0 K: 0 S: 9	H: 1 LOB: 1 BB: 0 P: 13	R: 0 E: 0 K: 0 S: 6	H: 0 LOB: 0 BB: 0 P: 11	R: 0 E: 0 K: 2 S: 10	H: 0 LOB: 1 BB: 0 P: 14	R: 0 E: 0 K: 1 S: 8	H: 0 LOB: 0 BB: 0 P: 9	R: 1 E: 0 K: 1 S: 7	H: 2 LOB: 1 BB: 0 P: 10	1B: 4 2B: 1 3B: 0 HR: 0	SF: 1 SAC: 0 DP: 0 HBP: 3	WP: 3 PB: 0 SB: 0 CS: 0	PA: 36			
PITCHER	IP 7.0	WLS 0	BF 26	H 3	R 2	ER 2	SO 3	BB 0	IBB 0	HBP 2	BLK 0	WP 3	HR 0	S 66	P 103	ERA 2.57	WHIP 0.429										
18 Hiroki Kuroda, R (1,1) ERA: 4.1	2.0	7	0	0	0	3	0	0	0	1	0	0	0	18	23	0.00	0.000										
68 Dellin Betances, R (8,1) ERA: 1.46	0.1	L	3	2	1	1	1	0	0	0	0	0	0	7	10	27.00	6.000										
43 Adam Warren, R (10,1) ERA: 2.79																											

Batter	1	2	3	4	5	6	7	8	9	AB	R	H	RBI	BB	SO	LOB	TOP							
11 Brett Gardner, L (1,7) OBP: 0.352, SLG: 0.415	F9		FC6-4 25 2B				K		K	4	1	0	0	1	2	2	New York Yankees @ Baltimore Orioles Oriole Park at Camden Yards, Baltimore, MD Sat Jul 12 2014, 4:08 PM - 7:09 PM EDT Att: 46,667 - Partly Cloudy - 84 F							
2 Derek Jeter, R (1,6) OBP: 0.323, SLG: 0.321	L8					FC5-4			F8	5	1	2	1	0	0	1								
22 Jacoby Ellsbury, L (1,8) OBP: 0.348, SLG: 0.402	F7									3	0	1	1	1	1	2								
25 Mark Teixeira, S (1,3)										2	0	1	1	2	0	1								
34 Brian McCann, L (1,10) OBP: 0.308, SLG: 0.376										4	0	3	0	0	0	0								
31 Ichiro Suzuki, L (1,9) OBP: 0.350, SLG: 0.340										4	0	0	0	0	0	4								
14 Brian Roberts, S (1,4) OBP: 0.308, SLG: 0.379										4	0	0	0	0	2	4								
33 Kelly Johnson, L (1,5) OBP: 0.301, SLG: 0.384										4	1	1	0	0	0	2								
45 Zolner Wheeler, R (8,5) OBP: 0.253, SLG: 0.579										0	0	0	0	0	0	0								
29 Francisco Cervelli, R (1,2) OBP: 0.333, SLG: 0.384										4	0	1	0	0	0	1								
Inning Stats	R: 0 E: 0 K: 0 S: 6	H: 0 LOB: 0 BB: 0 P: 10	R: 0 E: 0 K: 1 S: 10	H: 1 LOB: 2 BB: 1 P: 16	R: 1 E: 0 K: 1 S: 12	H: 3 LOB: 2 BB: 0 P: 16	R: 0 E: 0 K: 0 S: 4	H: 0 LOB: 0 BB: 0 P: 5	R: 0 E: 0 K: 0 S: 5	H: 0 LOB: 1 BB: 1 P: 14	R: 0 E: 0 K: 1 S: 13	H: 1 LOB: 2 BB: 1 P: 21	R: 2 E: 0 K: 1 S: 17	H: 4 LOB: 2 BB: 1 P: 28	R: 0 E: 0 K: 0 S: 5	H: 0 LOB: 0 BB: 0 P: 8	R: 0 E: 0 K: 1 S: 9	H: 0 LOB: 0 BB: 0 P: 13	1B: 7 2B: 2 3B: 0 HR: 0	SF: 0 SAC: 0 DP: 0 HBP: 0	WP: 1 PB: 0 SB: 0 CS: 0	PA: 38		
PITCHER	IP WLS BF H R ER SO BB IBB HBP BLK WP HR S P ERA WHIP	IP WLS BF H R ER SO BB IBB HBP BLK WP HR S P ERA WHIP	IP WLS BF H R ER SO BB IBB HBP BLK WP HR S P ERA WHIP	IP WLS BF H R ER SO BB IBB HBP BLK WP HR S P ERA WHIP	IP WLS BF H R ER SO BB IBB HBP BLK WP HR S P ERA WHIP	IP WLS BF H R ER SO BB IBB HBP BLK WP HR S P ERA WHIP	IP WLS BF H R ER SO BB IBB HBP BLK WP HR S P ERA WHIP	IP WLS BF H R ER SO BB IBB HBP BLK WP HR S P ERA WHIP	IP WLS BF H R ER SO BB IBB HBP BLK WP HR S P ERA WHIP	IP WLS BF H R ER SO BB IBB HBP BLK WP HR S P ERA WHIP	IP WLS BF H R ER SO BB IBB HBP BLK WP HR S P ERA WHIP	IP WLS BF H R ER SO BB IBB HBP BLK WP HR S P ERA WHIP	IP WLS BF H R ER SO BB IBB HBP BLK WP HR S P ERA WHIP	IP WLS BF H R ER SO BB IBB HBP BLK WP HR S P ERA WHIP	IP WLS BF H R ER SO BB IBB HBP BLK WP HR S P ERA WHIP	IP WLS BF H R ER SO BB IBB HBP BLK WP HR S P ERA WHIP	IP WLS BF H R ER SO BB IBB HBP BLK WP HR S P ERA WHIP	IP WLS BF H R ER SO BB IBB HBP BLK WP HR S P ERA WHIP	IP WLS BF H R ER SO BB IBB HBP BLK WP HR S P ERA WHIP	IP WLS BF H R ER SO BB IBB HBP BLK WP HR S P ERA WHIP	IP WLS BF H R ER SO BB IBB HBP BLK WP HR S P ERA WHIP	IP WLS BF H R ER SO BB IBB HBP BLK WP HR S P ERA WHIP	IP WLS BF H R ER SO BB IBB HBP BLK WP HR S P ERA WHIP	IP WLS BF H R ER SO BB IBB HBP BLK WP HR S P ERA WHIP

AB 34
R 3
H 9
RBI 3
BB 4
SO 5
LOB 17



Batter	1	2	3	4	5	6	7	8	9	AB	R	H	RBI	BB	SO	LOB	BOTTOM								
21 Nick Markakis, L (1,9) OBP: 0.353, SLG: 0.398	G6-3									4	0	2	0	0	0	0	New York Yankees @ Baltimore Orioles Oriole Park at Camden Yards, Baltimore, MD Sat Jul 12 2014, 4:08 PM - 7:09 PM EDT Att: 46,667 - Partly Cloudy - 84 F								
28 Steve Pearce, R (1,7) OBP: 0.383, SLG: 0.573	G5-3									3	0	1	0	1	0	1									
10 Adam Jones, R (1,8) OBP: 0.326, SLG: 0.488	L9									4	0	0	0	0	1	4									
23 Nelson Cruz, R (1,10) OBP: 0.349, SLG: 0.569										4	0	0	0	0	3	2									
19 Chris Davis, L (1,3) OBP: 0.308, SLG: 0.380										4	0	0	0	0	3	0									
2 J.J. Hardy, R (1,6) OBP: 0.307, SLG: 0.359										4	0	0	0	0	3	0									
13 Manny Machado, R (1,5) OBP: 0.318, SLG: 0.421										2	0	1	0	1	0	0									
3 Ryan Flaherty, L (1,4) OBP: 0.298, SLG: 0.349										3	0	1	0	0	0	1									
40 Nick Hundley, R (1,2) OBP: 0.278, SLG: 0.378										2	0	0	0	0	2	2									
45 Steve Clevenger, L (8,PH) OBP: 0.296, SLG: 0.373										1	0	0	0	0	0	0									
Inning Stats	R: 0 E: 0 K: 0 S: 6	H: 0 LOB: 0 BB: 0 P: 8	R: 0 E: 0 K: 1 S: 8	H: 0 LOB: 0 BB: 0 P: 10	R: 0 E: 0 K: 1 S: 6	H: 0 LOB: 0 BB: 0 P: 10	R: 0 E: 0 K: 1 S: 10	H: 0 LOB: 1 BB: 1 P: 19	R: 0 E: 0 K: 3 S: 17	H: 2 LOB: 2 BB: 0 P: 28	R: 0 E: 0 K: 1 S: 7	H: 2 LOB: 1 BB: 0 P: 12	R: 0 E: 0 K: 2 S: 7	H: 0 LOB: 1 BB: 1 P: 13	R: 0 E: 0 K: 1 S: 9	H: 1 LOB: 0 BB: 0 P: 14	R: 0 E: 0 K: 2 S: 8	H: 0 LOB: 0 BB: 0 P: 11	1B: 5 2B: 0 3B: 0 HR: 0	SF: 0 SAC: 0 DP: 1 HBP: 0	WP: 0 PB: 0 SB: 1 CS: 0	PA: 33			
PITCHER	IP WLS BF H R ER SO BB IBB HBP BLK WP HR S P ERA WHIP	IP WLS BF H R ER SO BB IBB HBP BLK WP HR S P ERA WHIP	IP WLS BF H R ER SO BB IBB HBP BLK WP HR S P ERA WHIP	IP WLS BF H R ER SO BB IBB HBP BLK WP HR S P ERA WHIP	IP WLS BF H R ER SO BB IBB HBP BLK WP HR S P ERA WHIP	IP WLS BF H R ER SO BB IBB HBP BLK WP HR S P ERA WHIP	IP WLS BF H R ER SO BB IBB HBP BLK WP HR S P ERA WHIP	IP WLS BF H R ER SO BB IBB HBP BLK WP HR S P ERA WHIP	IP WLS BF H R ER SO BB IBB HBP BLK WP HR S P ERA WHIP	IP WLS BF H R ER SO BB IBB HBP BLK WP HR S P ERA WHIP	IP WLS BF H R ER SO BB IBB HBP BLK WP HR S P ERA WHIP	IP WLS BF H R ER SO BB IBB HBP BLK WP HR S P ERA WHIP	IP WLS BF H R ER SO BB IBB HBP BLK WP HR S P ERA WHIP	IP WLS BF H R ER SO BB IBB HBP BLK WP HR S P ERA WHIP	IP WLS BF H R ER SO BB IBB HBP BLK WP HR S P ERA WHIP	IP WLS BF H R ER SO BB IBB HBP BLK WP HR S P ERA WHIP	IP WLS BF H R ER SO BB IBB HBP BLK WP HR S P ERA WHIP	IP WLS BF H R ER SO BB IBB HBP BLK WP HR S P ERA WHIP	IP WLS BF H R ER SO BB IBB HBP BLK WP HR S P ERA WHIP	IP WLS BF H R ER SO BB IBB HBP BLK WP HR S P ERA WHIP	IP WLS BF H R ER SO BB IBB HBP BLK WP HR S P ERA WHIP	IP WLS BF H R ER SO BB IBB HBP BLK WP HR S P ERA WHIP	IP WLS BF H R ER SO BB IBB HBP BLK WP HR S P ERA WHIP	IP WLS BF H R ER SO BB IBB HBP BLK WP HR S P ERA WHIP	IP WLS BF H R ER SO BB IBB HBP BLK WP HR S P ERA WHIP

AB 31
R 0
H 5
RBI 0
BB 2
SO 12
LOB 10



Batter	1	2	3	4	5	6	7	8	9	AB	R	H	RBI	BB	SO	LOB	TOP										
21 Nick Markakis, L OBP: 0.350, SLG: 0.394	L7		L7		P5			G1-3		4	0	1	0	0	0	1	<p>Baltimore Orioles @ Oakland Athletics O.co Coliseum, Oakland, CA Fri Jul 18 2014, 10:09 PM - 12:41 AM EDT Att: 27,232 - Partly Cloudy - 63 F</p>										
28 Steve Pearce, R OBP: 0.380, SLG: 0.558	P6		G4-3					G1-3		3	0	0	0	1	0	2											
9 David Lough, L OBP: 0.271, SLG: 0.308										0	0	0	0	0	0	0											
10 Adam Jones, R OBP: 0.324, SLG: 0.482	K				G5-3			HBP		3	0	0	0	0	1	1											
23 Nelson Cruz, R OBP: 0.349, SLG: 0.564								G5-4-3		4	0	0	0	0	1	3											
19 Chris Davis, L OBP: 0.308, SLG: 0.389										4	0	1	0	0	1	0											
2 J.J. Hardy, R OBP: 0.313, SLG: 0.366										3	2	2	0	0	0	0											
13 Manny Machado, R OBP: 0.322, SLG: 0.435										4	1	2	2	0	0	1											
36 Caleb Joseph, R OBP: 0.264, SLG: 0.303										2	0	0	0	0	1	2											
6 Jonathan Schoop, R OBP: 0.260, SLG: 0.335										3	1	1	2	0	0	1											
Inning Stats	R: 0 E: 0 K: 1 S: 6	H: 0 LOB: 0 BB: 0 P: 9	R: 0 E: 0 K: 0 S: 10	H: 2 LOB: 1 BB: 0 P: 15	R: 0 E: 0 K: 0 S: 7	H: 0 LOB: 1 BB: 0 P: 11	R: 0 E: 0 K: 2 S: 7	H: 0 LOB: 0 BB: 0 P: 13	R: 2 E: 0 K: 0 S: 11	H: 2 LOB: 0 BB: 0 P: 19	R: 0 E: 0 K: 0 S: 7	H: 0 LOB: 0 BB: 0 P: 11	R: 2 E: 0 K: 1 S: 14	H: 2 LOB: 0 BB: 0 P: 19	R: 0 E: 0 K: 0 S: 8	H: 1 LOB: 1 BB: 0 P: 14	R: 0 E: 0 K: 0 S: 8	H: 0 LOB: 0 BB: 0 P: 11	1B: 5 2B: 0 3B: 0 HR: 2	SF: 0 SAC: 0 DP: 3 HBP: 3	WP: 0 PB: 0 SB: 0 CS: 1	PA: 34					
PITCHER	IP	WLS	BF	H	R	ER	SO	BB	IBB	HBP	BLK	WP	HR	S	P	ERA	WHIP										
29 Jeff Samardzija, R ERA: 2.91	7.0		27	6	4	4	4	1	0	2	0	0	2	62	97	5.14	1.000										
48 Ryan Cook, R ERA: 3.18	1.0		4	1	0	0	0	0	0	1	0	0	0	8	14	0.00	1.000										
39 Eric O'Flaherty, L ERA: 4.5	1.0	W	3	0	0	0	0	0	0	0	0	0	0	8	11	0.00	0.000										

Batter	1	2	3	4	5	6	7	8	9	AB	R	H	RBI	BB	SO	LOB	BOTTOM										
4 Coco Crisp, S OBP: 0.388, SLG: 0.447	F7		5 WP 5 2B					P5		3	1	1	0	1	0	0	<p>Baltimore Orioles @ Oakland Athletics O.co Coliseum, Oakland, CA Fri Jul 18 2014, 10:09 PM - 12:41 AM EDT Att: 27,232 - Partly Cloudy - 63 F</p>										
5 John Jaso, L OBP: 0.351, SLG: 0.448	K		1-H 2B		L7			L7		4	0	1	1	0	1	1											
52 Yoenis Cespedes, R OBP: 0.302, SLG: 0.443			G5-3							4	1	2	0	0	0	1											
37 Brandon Moss, L OBP: 0.348, SLG: 0.526	L5									4	1	1	0	0	1	1											
20 Josh Donaldson, R OBP: 0.316, SLG: 0.455										4	1	1	3	0	1	0											
21 Stephen Vogt, L OBP: 0.376, SLG: 0.518										3	0	0	0	0	1	0											
8 Jed Lowrie, S OBP: 0.319, SLG: 0.343										3	0	0	0	0	0	0											
36 Derek Norris, R OBP: 0.401, SLG: 0.490										3	1	1	1	0	1	0											
12 Andy Parrino, S OBP: 0.357, SLG: 0.417										3	0	0	0	0	3	0											
Inning Stats	R: 0 E: 0 K: 1 S: 9	H: 1 LOB: 1 BB: 0 P: 13	R: 0 E: 0 K: 0 S: 7	H: 0 LOB: 0 BB: 0 P: 13	R: 1 E: 0 K: 1 S: 19	H: 2 LOB: 1 BB: 0 P: 30	R: 0 E: 0 K: 1 S: 9	H: 0 LOB: 0 BB: 0 P: 15	R: 1 E: 0 K: 1 S: 10	H: 1 LOB: 1 BB: 1 P: 17	R: 0 E: 0 K: 1 S: 6	H: 0 LOB: 0 BB: 0 P: 7	R: 0 E: 0 K: 2 S: 9	H: 0 LOB: 0 BB: 0 P: 13	R: 0 E: 0 K: 1 S: 7	H: 0 LOB: 0 BB: 0 P: 11	R: 3 E: 0 K: 0 S: 5	H: 3 LOB: 0 BB: 0 P: 6	1B: 4 2B: 1 3B: 0 HR: 2	SF: 0 SAC: 0 DP: 0 HBP: 0	WP: 1 PB: 0 SB: 0 CS: 0	PA: 32					
PITCHER	IP	WLS	BF	H	R	ER	SO	BB	IBB	HBP	BLK	WP	HR	S	P	ERA	WHIP										
30 Chris Tillman, R ERA: 4.03	6.2		25	4	2	2	6	1	0	0	0	0	1	65	103	2.70	0.750										
29 Tommy Hunter, R ERA: 3.52	1.1	H	4	0	0	0	2	0	0	0	0	0	0	11	16	0.00	0.000										
53 Zack Britton, L ERA: 1.86	0.0	L	3	3	3	3	0	0	0	0	0	0	1	5	6	∞	∞										

livebaseballscores.com

OAKLAND ATHLETICS

Batter	1	2	3	4	5	6	7	8	9	AB	R	H	RBI	BB	SO	LOB	TOP																					
21 Nick Markakis, L OBP: 0.353, SLG: 0.396 27 Delmon Young, R OBP: 0.339, SLG: 0.429	G6-3		K			L7		1B		3	0	0	0	0	1	0																						
28 Steve Pearce, R OBP: 0.383, SLG: 0.561	K			K		F7		P6		4	0	0	0	0	2	1																						
10 Adam Jones, R OBP: 0.312, SLG: 0.485 9 David Lough, L OBP: 0.271, SLG: 0.308	G6-3			G5-3		K		G4-3		4	0	0	0	0	1	1																						
23 Nelson Cruz, R OBP: 0.344, SLG: 0.553		G1-3		G6-3				E6	E5	4	1	0	0	0	0	1																						
19 Chris Davis, L OBP: 0.312, SLG: 0.401 45 Steve Clevenger, L OBP: 0.296, SLG: 0.373		K				2B		K	G3	3	1	0	0	1	2	3																						
2 J.J. Hardy, R OBP: 0.316, SLG: 0.377 6 Jonathan Schoop, R OBP: 0.255, SLG: 0.329		BB				G3		F8	L1	2	0	1	1	1	0	1																						
13 Manny Machado, R OBP: 0.324, SLG: 0.427 40 Nick Hundley, R OBP: 0.266, SLG: 0.361			K			K		1B	K	3	0	1	1	0	2	2																						
3 Ryan Flaherty, L OBP: 0.291, SLG: 0.340				G4-3		G3		FC4	K	4	0	0	0	0	1	2																						
36 Caleb Joseph, R OBP: 0.258, SLG: 0.295				L4		G5-3		K		3	0	0	0	0	1	3																						
Inning Stats	R: 0 H: 0 E: 0 K: 1 S: 7	H: 0 LOB: 0 BB: 0 P: 12	R: 0 H: 0 E: 0 K: 2 S: 9	H: 0 LOB: 1 BB: 1 P: 17	R: 0 H: 0 E: 0 K: 1 S: 9	H: 0 LOB: 0 BB: 0 P: 16	R: 0 H: 0 E: 0 K: 1 S: 5	H: 0 LOB: 0 BB: 0 P: 7	R: 1 H: 1 E: 0 K: 1 S: 15	H: 1 LOB: 1 BB: 1 P: 26	R: 0 H: 0 E: 0 K: 1 S: 9	H: 0 LOB: 0 BB: 0 P: 9	R: 1 H: 1 E: 2 K: 2 S: 17	H: 1 LOB: 2 BB: 0 P: 27	R: 0 H: 1 E: 1 K: 0 S: 8	H: 0 LOB: 2 BB: 0 P: 15	R: 0 H: 0 E: 0 K: 2 S: 13	H: 0 LOB: 0 BB: 0 P: 14	1B: 2 2B: 1 3B: 0 HR: 0	SF: 0 SAC: 0 DP: 0 HBP: 0	WP: 1 PA: 35 PB: 0 SB: 0 CS: 0																	
PITCHER	IP	WLS	BF	H	R	ER	SO	BB	IBB	HBP	BLK	WP	HR	S	P	ERA	WHIP	PITCHER				IP	WLS	BF	H	R	ER	SO	BB	IBB	HBP	BLK	WP	HR	S	P	ERA	WHIP
54 Sonny Gray, R ERA: 2.72	6.2	W	25	2	2	1	8	2	0	0	0	0	0	66	106	1.35	0.600					6.2	W	25	2	2	1	8	2	0	0	0	0	0	66	106	1.35	0.600
39 Eric O'Flaherty, L ERA: 3.39	1.1		7	1	0	0	1	0	0	0	0	1	0	13	23	0.00	0.750					1.1		7	1	0	0	1	0	0	0	0	13	23	0.00	0.750		
62 Sean Doolittle, L ERA: 2.82	1.0		3	0	0	0	2	0	0	0	0	0	0	13	14	0.00	0.000					1.0		3	0	0	0	2	0	0	0	0	13	14	0.00	0.000		

Baltimore Orioles @ Oakland Athletics
O.co Coliseum, Oakland, CA
Sun Jul 20 2014, 4:09 PM - 7:23 PM EDT
Att: 30,124 - Cloudy - 65 F

AB 33
R 2
H 3
RBI 2
BB 2
SO 11
LOB 14



Batter	1	2	3	4	5	6	7	8	9	AB	R	H	RBI	BB	SO	LOB	BOTTOM																					
4 Coco Crisp, S OBP: 0.383, SLG: 0.438	5B	K		5B	G6-3		P3			4	1	1	0	1	1	2																						
5 John Jaso, L OBP: 0.355, SLG: 0.455	52 WP		G4-3			52B	G4-3			4	1	2	2	1	0	0																						
52 Yoenis Cespedes, R OBP: 0.302, SLG: 0.443	G6-3		37B			37 FC4-2	K			5	2	2	0	0	2	2																						
37 Brandon Moss, L OBP: 0.347, SLG: 0.529	K		21B			FC4-2	K			5	1	1	0	0	3	4																						
20 Josh Donaldson, R OBP: 0.317, SLG: 0.456	F9		SF8			21B	3B	G6-3		4	2	2	2	0	0	0																						
21 Stephen Vogt, L OBP: 0.397, SLG: 0.534 35 Nate Freiman, R OBP: 0.300, SLG: 0.464		28B				3E	3B	G3		4	1	3	1	1	0	0																						
8 Jed Lowrie, S OBP: 0.317, SLG: 0.344		K		G4-3		K	K			4	0	0	0	0	3	7																						
3 Craig Gentry, R OBP: 0.332, SLG: 0.309		K			G6-3		E5			4	1	2	2	0	1	1																						
28 Eric Sogard, L OBP: 0.261, SLG: 0.225					4B		G6-3	G5-3		4	1	2	1	0	0	2																						
Inning Stats	R: 2 H: 2 E: 0 K: 1 S: 11	H: 1 LOB: 2 BB: 1 P: 20	R: 0 H: 1 E: 0 K: 3 S: 10	H: 1 LOB: 1 BB: 1 P: 20	R: 1 H: 3 E: 0 K: 0 S: 13	H: 3 LOB: 2 BB: 0 P: 21	R: 1 H: 2 E: 0 K: 2 S: 13	H: 2 LOB: 1 BB: 1 P: 24	R: 3 H: 4 E: 1 K: 1 S: 18	H: 3 LOB: 0 BB: 0 P: 26	R: 3 H: 4 E: 0 K: 1 S: 15	H: 4 LOB: 2 BB: 1 P: 27	R: 0 H: 0 E: 0 K: 1 S: 10	H: 0 LOB: 0 BB: 0 P: 14	R: 0 H: 0 E: 0 K: 1 S: 9	H: 0 LOB: 0 BB: 0 P: 10	1B: 12 2B: 2 3B: 1 HR: 0	SF: 1 SAC: 0 DP: 0 HBP: 0	WP: 1 PA: 42 PB: 0 SB: 0 CS: 0																			
PITCHER	IP	WLS	BF	H	R	ER	SO	BB	IBB	HBP	BLK	WP	HR	S	P	ERA	WHIP	PITCHER				IP	WLS	BF	H	R	ER	SO	BB	IBB	HBP	BLK	WP	HR	S	P	ERA	WHIP
39 Kevin Gausman, R ERA: 4.04	4.0	L	23	5	5	5	6	2	0	0	0	0	0	49	88	11.25	2.750					4.0	L	23	5	5	5	6	2	0	0	0	0	49	88	11.25	2.750	
66 T.J. McFarland, L ERA: 3.39	1.0		5	2	2	1	1	0	0	0	0	0	0	16	22	9.00	2.000					1.0		5	2	2	1	1	0	0	0	0	16	22	9.00	2.000		
58 Ryan Webb, R ERA: 3.79	0.2		7	4	3	3	1	1	0	0	0	0	0	12	22	40.50	7.500					0.2		7	4	3	3	1	1	0	0	0	12	22	40.50	7.500		
17 Brian Matusz, L ERA: 4.5	1.1		4	0	0	0	1	0	0	0	0	0	0	13	19	0.00	0.000					1.1		4	0	0	0	1	0	0	0	0	13	19	0.00	0.000		
63 Preston Guilmet, R ERA: 5.23	1.0		3	0	0	0	1	0	0	0	0	0	0	9	10	0.00	0.000					1.0		3	0	0	0	1	0	0	0	0	9	10	0.00	0.000		

Baltimore Orioles @ Oakland Athletics
O.co Coliseum, Oakland, CA
Sun Jul 20 2014, 4:09 PM - 7:23 PM EDT
Att: 30,124 - Cloudy - 65 F

AB 38
R 10
H 15
RBI 8
BB 3
SO 10
LOB 18



Batter	1	2	3	4	5	6	7	8	9	AB	R	H	RBI	BB	SO	LOB	TOP					
21 Nick Markakis, L (1,9) OBP: 0.354, SLG: 0.400										4	2	2	0	0	1	0	<p>Baltimore Orioles @ Los Angeles Angels Angel Stadium of Anaheim, Anaheim, CA Mon Jul 21 2014, 7:10 PM - 10:11 PM PDT Att: 39,028 - Clear - 78 F</p> <p>livebaseballscores.com</p>					
28 Steve Pearce, R (1,7) OBP: 0.381, SLG: 0.554										4	0	1	0	0	2	2						
9 David Lough, L (8, FR) OBP: 0.271, SLG: 0.308										0	0	0	0	0	0	0						
10 Adam Jones, R (1,8) OBP: 0.325, SLG: 0.500										4	2	2	4	0	2	1						
23 Nelson Cruz, R (1, 10)										4	0	1	0	0	0	0						
19 Chris Davis, L (1, 3)										3	0	0	0	0	3	0						
2 J.J. Hardy, R (1, 6) OBP: 0.314, SLG: 0.372										4	0	0	0	0	2	2						
13 Manny Machado, R (1, 5) OBP: 0.317, SLG: 0.422										3	0	0	0	0	1	0						
40 Nick Hundley, R (1, 2) OBP: 0.261, SLG: 0.353										3	0	0	0	0	3	0						
6 Jonathan Schoop, R (1, 4) OBP: 0.253, SLG: 0.325										3	0	0	0	0	1	0						
Inning Stats	R: 2 E: 0 K: 2 S: 13	H: 2 LOB: 0 BB: 0 P: 23	R: 0 E: 0 K: 2 S: 9	H: 0 LOB: 0 BB: 0 P: 13	R: 0 E: 0 K: 1 S: 6	H: 0 LOB: 0 BB: 0 P: 7	R: 0 E: 0 K: 2 S: 8	H: 0 LOB: 0 BB: 0 P: 14	R: 0 E: 0 K: 1 S: 9	H: 0 LOB: 0 BB: 0 P: 13	R: 0 E: 0 K: 3 S: 17	H: 3 LOB: 2 BB: 0 P: 26	R: 0 E: 0 K: 2 S: 7	H: 0 LOB: 0 BB: 0 P: 11	R: 0 E: 0 K: 1 S: 6	H: 1 LOB: 1 BB: 0 P: 7	R: 0 E: 0 K: 1 S: 9	H: 0 LOB: 0 BB: 0 P: 13	1B: 3 2B: 1 3B: 0 HR: 2	SF: 0 SAC: 0 DP: 0 HBP: 1	WP: 0 PB: 0 SB: 0 CS: 1	PA: 33
PITCHER	IP WLS BF H R ER SO BB IBB HBP BLK WP HR S P ERA WHIP																					
52 Matt Shoemaker, R (1, 1) ERA: 4.54	5.2 L 22 5 4 4 10 0 0 0 0 0 2 59 91 6.35 0.882																					
54 Joe Thatcher, L (6, 1) ERA: 3.04	0.0 1 0 0 0 0 0 0 0 1 0 0 0 0 1 ∞ ∞																					
64 Mike Morin, R (6, 1) ERA: 1.96	0.1 1 0 0 0 1 0 0 0 0 0 0 3 4 0.00 0.000																					
39 Jason Grilli, R (7, 1) ERA: 3.64	1.0 3 0 0 0 2 0 0 0 0 0 0 7 11 0.00 0.000																					
46 Cory Rasmus, R (8, 1) ERA: 2.11	2.0 6 1 0 0 2 0 0 0 0 0 0 15 20 0.00 0.500																					

Batter	1	2	3	4	5	6	7	8	9	AB	R	H	RBI	BB	SO	LOB	BOTTOM					
56 Kole Calhoun, L (1,9) OBP: 0.349, SLG: 0.510										5	1	2	0	0	1	2	<p>Baltimore Orioles @ Los Angeles Angels Angel Stadium of Anaheim, Anaheim, CA Mon Jul 21 2014, 7:10 PM - 10:11 PM PDT Att: 39,028 - Clear - 78 F</p> <p>livebaseballscores.com</p>					
27 Mike Trout, R (1, 8) OBP: 0.396, SLG: 0.605										4	0	0	0	0	2	4						
5 Albert Pujols, R (1, 3) OBP: 0.326, SLG: 0.479										3	0	0	0	1	1	2						
32 Josh Hamilton, L (1, 10) OBP: 0.374, SLG: 0.441										4	0	2	1	0	1	1						
47 Howie Kendrick, R (1, 4) OBP: 0.354, SLG: 0.395										4	1	1	0	0	0	3						
6 David Freese, R (1, 5) OBP: 0.324, SLG: 0.350										3	0	1	0	1	2	1						
19 Efen Navarro, L (1, 7) OBP: 0.361, SLG: 0.436										4	0	0	0	0	0	3						
24 Hank Conger, L (1, 2) OBP: 0.317, SLG: 0.362										3	0	2	1	0	1	0						
2 Enck Aybar, S (9, PH) OBP: 0.319, SLG: 0.408										1	0	0	0	0	0	0						
8 John McDonald, R (1, 6) OBP: 0.262, SLG: 0.193										3	0	0	0	0	3	4						
17 Chris Iannetta, R (9, PH) OBP: 0.379, SLG: 0.415										1	0	0	0	0	0	0						
Inning Stats	R: 1 E: 1 K: 1 S: 13	H: 2 LOB: 1 BB: 0 P: 16	R: 0 E: 0 K: 1 S: 9	H: 2 LOB: 2 BB: 0 P: 11	R: 0 E: 0 K: 0 S: 5	H: 0 LOB: 0 BB: 0 P: 6	R: 1 E: 0 K: 2 S: 18	H: 3 LOB: 3 BB: 1 P: 31	R: 0 E: 0 K: 1 S: 7	H: 1 LOB: 1 BB: 0 P: 11	R: 0 E: 0 K: 2 S: 10	H: 0 LOB: 0 BB: 0 P: 14	R: 0 E: 0 K: 2 S: 10	H: 0 LOB: 1 BB: 1 P: 17	R: 0 E: 0 K: 1 S: 9	H: 0 LOB: 0 BB: 0 P: 12	R: 0 E: 0 K: 1 S: 7	H: 0 LOB: 0 BB: 0 P: 7	1B: 7 2B: 1 3B: 0 HR: 0	SF: 0 SAC: 0 DP: 1 HBP: 0	WP: 0 PB: 0 SB: 0 CS: 0	PA: 37
PITCHER	IP WLS BF H R ER SO BB IBB HBP BLK WP HR S P ERA WHIP																					
25 Bud Norris, R (1, 1) ERA: 3.78	6.2 W 30 8 2 1 8 2 0 0 0 0 0 69 103 1.35 1.500																					
17 Brian Matusz, L (7, 1) ERA: 4.46	0.1 H 1 0 0 0 1 0 0 0 0 0 0 3 3 0.00 0.000																					
56 Darren O'Day, R (8, 1) ERA: 1.04	1.0 H 3 0 0 0 1 0 0 0 0 0 0 9 12 0.00 0.000																					
53 Zack Britton, L (9, 1) ERA: 1.81	1.0 S 3 0 0 0 1 0 0 0 0 0 0 7 7 0.00 0.000																					

Batter	1	2	3	4	5	6	7	8	9	AB	R	H	RBI	BB	SO	LOB	TOP										
21 Nick Markakis, L (1.9) OBP: 0.350, SLG: 0.395	G6-3		F9		FC6-4		F7		F7	5	0	0	0	0	0	2	Baltimore Orioles @ Los Angeles Angels Angel Stadium of Anaheim, Anaheim, CA Tue Jul 22 2014, 7:12 PM - 10:17 PM PDT Att: 35,353 - Clear - 81 F										
28 Steve Pearce, R (1.7) OBP: 0.374, SLG: 0.544	F9		F9		F7		G5-3			4	0	0	0	0	0	2											
9 David Lough, L (8.7)										0	0	0	0	0	0	0											
10 Adam Jones, R (1.8) OBP: 0.271, SLG: 0.308	K									3	0	0	0	1	2	0											
23 Nelson Cruz, R (1.10) OBP: 0.344, SLG: 0.551										3	1	1	0	1	1	2											
19 Chris Davis, L (1.3) OBP: 0.311, SLG: 0.395										4	1	1	0	0	1	2											
2 J.J. Hardy, R (1.6) OBP: 0.316, SLG: 0.380										4	1	2	2	0	0	1											
6 Jonathan Schoop, R (1.4) OBP: 0.256, SLG: 0.338										4	1	2	2	0	2	1											
3 Ryan Flaherty, L (1.5) OBP: 0.284, SLG: 0.331										4	0	0	0	0	1	2											
36 Caleb Joseph, R (1.2) OBP: 0.265, SLG: 0.296										3	0	1	0	1	2	0											
Inning Stats	R: 0 E: 0 K: 1 S: 8	H: 0 LOB: 0 BB: 0 P: 13	R: 0 E: 0 K: 0 S: 20	H: 1 LOB: 2 BB: 1 P: 33	R: 0 E: 0 K: 0 S: 11	H: 0 LOB: 2 BB: 2 P: 22	R: 0 E: 0 K: 1 S: 9	H: 0 LOB: 0 BB: 0 P: 12	R: 0 E: 0 K: 1 S: 15	H: 1 LOB: 1 BB: 0 P: 19	R: 3 E: 0 K: 2 S: 14	H: 3 LOB: 0 BB: 0 P: 17	R: 0 E: 0 K: 1 S: 9	H: 0 LOB: 0 BB: 0 P: 12	R: 1 E: 0 K: 2 S: 11	H: 2 LOB: 1 BB: 1 P: 17	R: 0 E: 0 K: 2 S: 11	H: 0 LOB: 0 BB: 0 P: 16	1B: 3 2B: 3 3B: 0 HR: 1	SF: 0 SAC: 0 DP: 0 HBP: 0	WP: 0 PB: 0 SB: 0 CS: 0	PA: 37					
PITCHER	IP	WLS	BF	H	R	ER	SO	BB	IBB	HBP	BLK	WP	HR	S	P	ERA	WHIP										
53 Héctor Santiago, L (1.1) ERA: 4.02	5.0		20	2	0	0	2	3	0	0	0	0	0	63	99	0.00	1.000										
64 Mike Morin, R (6.1) ERA: 2.53	1.0	L	6	3	3	3	2	0	0	0	0	0	1	14	17	27.00	3.000										
59 Fernando Salas, R (7.1) ERA: 2.97	1.2		7	2	1	1	2	0	0	0	0	0	0	17	26	5.40	1.200										
46 Cory Rasmus, R (8.1) ERA: 1.99	1.1		4	0	0	0	3	0	0	0	0	0	0	14	19	0.00	0.000										

Baltimore Orioles @ Los Angeles Angels
 Angel Stadium of Anaheim, Anaheim, CA
 Tue Jul 22 2014, 7:12 PM - 10:17 PM PDT
 Att: 35,353 - Clear - 81 F

AB 34
 R 4
 H 7
 RBI 4
 BB 3
 SO 9
 LOB 12



Batter	1	2	3	4	5	6	7	8	9	AB	R	H	RBI	BB	SO	LOB	BOTTOM										
56 Kole Calhoun, L (1.9) OBP: 0.343, SLG: 0.502	G3-1		L4-6							4	0	0	0	0	0	3	Baltimore Orioles @ Los Angeles Angels Angel Stadium of Anaheim, Anaheim, CA Tue Jul 22 2014, 7:12 PM - 10:17 PM PDT Att: 35,353 - Clear - 81 F										
27 Mike Trout, R (1.8) OBP: 0.395, SLG: 0.610	K									4	1	1	2	0	2	0											
5 Albert Pujols, R (1.3) OBP: 0.323, SLG: 0.475	F8									4	0	0	0	0	0	0											
32 Josh Hamilton, L (1.10) OBP: 0.372, SLG: 0.434										3	0	0	0	1	2	0											
2 Erick Aybar, S (1.6) OBP: 0.316, SLG: 0.404										4	0	0	0	0	1	1											
47 Howie Kendrick, R (1.4) OBP: 0.351, SLG: 0.391										4	0	0	0	0	0	1											
6 David Freese, R (1.5) OBP: 0.328, SLG: 0.348										1	0	0	0	2	0	1											
19 Efrén Navarro, L (1.7) OBP: 0.375, SLG: 0.448										3	0	2	0	0	0	0											
24 Hank Conger, L (1.2) OBP: 0.317, SLG: 0.358										2	1	0	0	1	2	4											
Inning Stats	R: 0 E: 0 K: 1 S: 8	H: 0 LOB: 0 BB: 0 P: 11	R: 0 E: 0 K: 0 S: 7	H: 0 LOB: 0 BB: 0 P: 8	R: 0 E: 0 K: 1 S: 8	H: 1 LOB: 1 BB: 1 P: 14	R: 0 E: 0 K: 1 S: 6	H: 0 LOB: 0 BB: 0 P: 12	R: 0 E: 0 K: 1 S: 9	H: 1 LOB: 2 BB: 1 P: 18	R: 0 E: 0 K: 1 S: 11	H: 0 LOB: 0 BB: 0 P: 17	R: 0 E: 0 K: 0 S: 11	H: 0 LOB: 1 BB: 1 P: 18	R: 2 E: 0 K: 0 S: 9	H: 1 LOB: 0 BB: 1 P: 15		R: 0 E: 0 K: 2 S: 9	H: 0 LOB: 0 BB: 0 P: 12	1B: 2 2B: 1 3B: 0 HR: 1	SF: 0 SAC: 0 DP: 1 HBP: 0	WP: 0 PB: 0 SB: 0 CS: 0	PA: 33				
PITCHER	IP	WLS	BF	H	R	ER	SO	BB	IBB	HBP	BLK	WP	HR	S	P	ERA	WHIP										
50 Miguel González, R (1.1) ERA: 3.91	7.2	W	29	3	2	2	5	4	0	0	0	0	0	66	110	2.35	0.913										
29 Tommy Hunter, R (8.1) ERA: 3.78	0.1	H	1	0	0	0	0	0	0	0	0	0	0	3	3	0.00	0.000										
53 Zack Britton, L (9.1) ERA: 1.78	1.0	S	3	0	0	0	2	0	0	0	0	0	0	9	12	0.00	0.000										

Baltimore Orioles @ Los Angeles Angels
 Angel Stadium of Anaheim, Anaheim, CA
 Tue Jul 22 2014, 7:12 PM - 10:17 PM PDT
 Att: 35,353 - Clear - 81 F

AB 29
 R 2
 H 3
 RBI 2
 BB 4
 SO 7
 LOB 10



Batter	1	2	3	4	5	6	7	8	9	AB	R	H	RBI	BB	SO	LOB	TOP				
21 Nick Markakis, L OBP: 0.349, SLG: 0.393										4	0	1	1	0	0	0	Baltimore Orioles @ Los Angeles Angels Angel Stadium of Anaheim, Anaheim, CA Wed Jul 23 2014, 7:10 PM - 10:04 PM PDT Att: 40,185 - Clear - 86 F				
9 David Lough, L OBP: 0.276, SLG: 0.314										4	1	2	0	0	0	1					
10 Adam Jones, R OBP: 0.494, SLG: 0.494										4	0	1	1	0	0	1					
23 Nelson Cruz, R OBP: 0.341, SLG: 0.545										4	0	0	0	0	2	1					
19 Chris Davis, L OBP: 0.313, SLG: 0.394										3	0	1	0	1	2	0					
2 J.J. Hardy, R OBP: 0.313, SLG: 0.375										4	0	0	0	0	2	2					
6 Jonathan Schoop, R OBP: 0.252, SLG: 0.333										4	0	0	0	0	2	2					
3 Ryan Flaherty, L OBP: 0.285, SLG: 0.338										3	1	1	0	0	0	1					
40 Nick Hundley, R OBP: 0.255, SLG: 0.345										3	0	0	0	0	0	1					
Inning Stats	R: 0 E: 0 K: 0 S: 7	H: 0 LOB: 0 BB: 0 P: 11	R: 0 E: 0 K: 1 S: 7	H: 0 LOB: 0 BB: 0 P: 11	R: 1 E: 0 K: 0 S: 13	H: 2 LOB: 1 BB: 0 P: 18	R: 0 E: 0 K: 2 S: 8	H: 0 LOB: 0 BB: 0 P: 12	R: 0 E: 0 K: 0 S: 6	H: 0 LOB: 0 BB: 0 P: 10	R: 1 E: 0 K: 1 S: 12	H: 2 LOB: 1 BB: 0 P: 17	R: 0 E: 0 K: 2 S: 10	H: 1 LOB: 0 BB: 0 P: 12	R: 0 E: 0 K: 0 S: 9	H: 1 LOB: 1 BB: 0 P: 14		R: 0 E: 0 K: 2 S: 11	H: 0 LOB: 1 BB: 1 P: 17	1B: 5 2B: 1 3B: 0 HR: 0	SF: 0 SAC: 0 DP: 0 HBP: 0
PITCHER	IP WLS BF H R ER SO BB IBB HBP BLK WP HR S P ERA WHIP	8.0 W 30 6 2 2 6 0 0 0 0 0 0 72 105 2.25 0.750	1.0 S 4 0 0 0 2 1 0 0 0 0 0 11 17 0.00 1.000											IP WLS BF H R ER SO BB IBB HBP BLK WP HR S P ERA WHIP	8.0 L 30 6 2 2 6 0 0 0 0 0 0 72 105 2.25 0.750						

Batter	1	2	3	4	5	6	7	8	9	AB	R	H	RBI	BB	SO	LOB	BOTTOM				
56 Kole Calhoun, L OBP: 0.344, SLG: 0.498										4	0	1	1	1	0	0	Baltimore Orioles @ Los Angeles Angels Angel Stadium of Anaheim, Anaheim, CA Wed Jul 23 2014, 7:10 PM - 10:04 PM PDT Att: 40,185 - Clear - 86 F				
27 Mike Trout, R OBP: 0.397, SLG: 0.608										3	1	1	0	2	0	3					
5 Albert Pujols, R OBP: 0.324, SLG: 0.477										4	0	2	1	0	0	3					
32 Josh Hamilton, L OBP: 0.370, SLG: 0.431										4	1	1	0	0	0	4					
2 Erick Aybar, S OBP: 0.318, SLG: 0.406										3	1	1	1	0	0	3					
47 Howie Kendrick, R OBP: 0.350, SLG: 0.350										4	0	1	0	0	1	3					
6 David Freese, R OBP: 0.323, SLG: 0.343										4	0	0	0	0	2	3					
8 John McDonald, R OBP: 0.282, SLG: 0.193										0	0	0	0	0	0	0					
19 Efrén Navarro, L OBP: 0.368, SLG: 0.426										3	0	0	0	1	2	2					
17 Chris Iannetta, R OBP: 0.381, SLG: 0.410										2	0	0	0	2	0	2					
Inning Stats	R: 1 E: 1 K: 0 S: 12	H: 2 LOB: 2 BB: 0 P: 15	R: 0 E: 0 K: 1 S: 12	H: 1 LOB: 1 BB: 1 P: 21	R: 0 E: 0 K: 0 S: 7	H: 1 LOB: 1 BB: 0 P: 13	R: 0 E: 0 K: 1 S: 8	H: 0 LOB: 0 BB: 0 P: 13	R: 0 E: 1 K: 0 S: 9	H: 0 LOB: 2 BB: 1 P: 19	R: 0 E: 0 K: 1 S: 13	H: 1 LOB: 2 BB: 0 P: 22	R: 0 E: 0 K: 0 S: 5	H: 0 LOB: 1 BB: 1 P: 10	R: 2 E: 0 K: 2 S: 14	H: 2 LOB: 3 BB: 3 P: 32	R: 2 E: 0 K: 2 S: 14	H: 2 LOB: 3 BB: 3 P: 32	1B: 5 2B: 2 3B: 0 HR: 0	SF: 0 SAC: 0 DP: 1 HBP: 1	WP: 0 PA: 39 SB: 1 CS: 0
PITCHER	IP WLS BF H R ER SO BB IBB HBP BLK WP HR S P ERA WHIP	6.0 L 9 2 2 2 2 2 1 0 0 0 0 16 34 10.80 2.400	1.2 L 9 2 2 2 2 2 1 0 0 0 0 1 5 ∞ ∞	0.1 1 0 0 0 0 0 0 0 0 0 0 0 2 3 0.00 0.000											IP WLS BF H R ER SO BB IBB HBP BLK WP HR S P ERA WHIP	6.0 L 9 2 2 2 2 2 1 0 0 0 0 16 34 10.80 2.400					

Batter	1	2	3	4	5	6	7	8	9	AB	R	H	RBI	BB	SO	LOB	TOP						
21 Nick Markakis, L (1,9) OBP: 0.348, SLG: 0.392	G5-3		27 HR	G1-3			L6			4	1	1	1	0	0	1							
27 Delmon Young, R (1,10) OBP: 0.344, SLG: 0.455	1B		1-3 2H			P4		G5-3		4	1	2	3	0	0	0							
10 Adam Jones, R (1,8) OBP: 0.321, SLG: 0.489	P4		1-3 2H	G6-3		F9		K		4	0	0	0	0	1	1							
23 Nelson Cruz, R (1,7) OBP: 0.340, SLG: 0.542	G6-3		1-3 2H	F8						4	0	1	0	0	1	1							
9 David Lough, L (8,7) OBP: 0.276, SLG: 0.314										0	0	0	0	0	0	0							
19 Chris Davis, L (1,3) OBP: 0.312, SLG: 0.392		K	2 FC5-4			F7		F7		4	0	1	0	0	1	1							
2 J.J. Hardy, R (1,6) OBP: 0.305, SLG: 0.371	K		1-2	FC5-4		F8				4	0	0	0	0	2	1							
6 Jonathan Schoop, R (1,4) OBP: 0.249, SLG: 0.329	G6-3					F9				4	0	0	0	0	2	0							
3 Ryan Flaherty, L (1,5) OBP: 0.284, SLG: 0.335										4	1	1	0	0	2	0							
36 Caleb Joseph, R (1,2) OBP: 0.274, SLG: 0.305			21 1B					G1-3															
			21 1B					G5-3		3	1	2	0	0	0	0							
Inning Stats	R: 0 H: 1 E: 0 K: 0 S: 10	H: 1 LOB: 1 BB: 0 P: 15	R: 0 H: 0 E: 0 K: 2 S: 10	H: 0 LOB: 0 BB: 0 P: 13	R: 4 H: 5 E: 0 K: 0 S: 14	H: 5 LOB: 1 BB: 0 P: 20	R: 0 H: 1 E: 0 K: 1 S: 11	H: 1 LOB: 1 BB: 0 P: 14	R: 0 H: 0 E: 0 K: 0 S: 9	H: 0 LOB: 0 BB: 0 P: 9	R: 0 H: 0 E: 0 K: 0 S: 9	H: 0 LOB: 0 BB: 0 P: 12	R: 0 H: 0 E: 0 K: 1 S: 10	H: 0 LOB: 0 BB: 0 P: 13	R: 0 H: 1 E: 0 K: 1 S: 10	H: 0 LOB: 2 BB: 0 P: 14	R: 0 H: 0 E: 0 K: 3 S: 10	H: 0 LOB: 0 BB: 0 P: 14	1B: 7 2B: 0 3B: 0 HR: 1	SF: 0 SAC: 0 DP: 0 HBP: 0	WP: 0 PB: 0 SB: 1 CS: 0	PA: 35	
PITCHER	IP WLS BF H R ER SO BB IBB HBP BLK WP HR S P ERA WHIP	7.0 L 28 7 4 4 5 0 0 0 0 0 1 73 96 5.14 1.000	1.0 4 1 0 0 1 0 0 0 0 0 0 0 10 14 0.00 1.000	1.0 3 0 0 0 3 0 0 0 0 0 0 0 10 14 0.00 0.000																			

Baltimore Orioles @ Seattle Mariners
Safeco Field, Seattle, WA
Thu Jul 24 2014, 7:12 PM - 9:54 PM PDT
Att: 19,621 - Cloudy - 62 F

AB 35
R 4
H 8
RBI 4
BB 0
SO 9
LOB 5



Batter	1	2	3	4	5	6	7	8	9	AB	R	H	RBI	BB	SO	LOB	BOTTOM						
99 James Jones, L (1,8) OBP: 0.303, SLG: 0.331	G3-1		G5-3		G1-3			L7		3	0	0	0	1	0	1							
7 Stefan Romero, R (1,9) OBP: 0.240, SLG: 0.315	G3-1		K			G5-3				4	0	1	0	0	1	1							
22 Robinson Cano, L (1,4) OBP: 0.386, SLG: 0.450	FC1-2			G2-3		G4-3		G6-3		4	0	0	0	0	0	2							
27 Corey Hart, R (1,3) OBP: 0.295, SLG: 0.332	L9					F9				3	0	1	0	0	0	1							
9 Endy Chavez, L (9,PH) OBP: 0.276, SLG: 0.340										1	0	0	0	0	0	0							
15 Kyle Seager, L (1,5) OBP: 0.345, SLG: 0.484		G3		F8				L6		4	0	1	0	0	0	1							
63 Jesus Montero, R (1,10) OBP: 0.235, SLG: 0.412		F8								3	0	0	0	0	1	2							
20 Logan Morrison, L (9,PH) OBP: 0.265, SLG: 0.346										1	0	0	0	0	1	0							
13 Dustin Ackley, L (1,7) OBP: 0.295, SLG: 0.358						F8				3	0	1	0	0	0	1							
3 Mike Zunino, R (1,2) OBP: 0.252, SLG: 0.406		L9				G5-3				3	0	0	0	0	0	2							
1 Chris Taylor, R (1,6) OBP: 0.333, SLG: 0.333										3	0	1	0	0	1	0							
Inning Stats	R: 0 H: 0 E: 0 K: 0 S: 10	H: 0 LOB: 1 BB: 1 P: 16	R: 0 H: 1 E: 0 K: 0 S: 10	H: 1 LOB: 0 BB: 0 P: 15	R: 0 H: 0 E: 0 K: 1 S: 8	H: 0 LOB: 0 BB: 0 P: 10	R: 0 H: 1 E: 0 K: 0 S: 12	H: 1 LOB: 1 BB: 0 P: 17	R: 0 H: 1 E: 0 K: 0 S: 9	H: 1 LOB: 1 BB: 0 P: 14	R: 0 H: 0 E: 0 K: 0 S: 7	H: 0 LOB: 0 BB: 0 P: 9	R: 0 H: 1 E: 0 K: 1 S: 10	H: 1 LOB: 1 BB: 0 P: 13	R: 0 H: 1 E: 0 K: 1 S: 12	H: 1 LOB: 1 BB: 0 P: 15	R: 0 H: 0 E: 0 K: 1 S: 12	H: 0 LOB: 0 BB: 0 P: 19	1B: 5 2B: 0 3B: 0 HR: 0	SF: 0 SAC: 0 DP: 0 HBP: 0	WP: 0 PB: 0 SB: 1 CS: 0	PA: 33	
PITCHER	IP WLS BF H R ER SO BB IBB HBP BLK WP HR S P ERA WHIP	8.0 W 30 5 0 0 0 3 1 0 0 0 0 12 19 0.00 0.750	1.0 3 0 0 0 1 0 0 0 0 0 0 0 12 19 0.00 0.000																				

Baltimore Orioles @ Seattle Mariners
Safeco Field, Seattle, WA
Thu Jul 24 2014, 7:12 PM - 9:54 PM PDT
Att: 19,621 - Cloudy - 62 F

AB 32
R 0
H 5
RBI 0
BB 1
SO 4
LOB 11



Batter	1	2	3	4	5	6	7	8	9	10	AB	R	H	RBI	BB	SO	LOB	TOP						
21 Nick Markakis, L OBP: 0.348, SLG: 0.393	(1,9) F SI 91 0-2 X SI 93 G6-3		B CU 81 3-1 B SI 92 B CU 80 B SI 93 X CH 90 G4-3		C CU 78 0-1 X SI 91 2B		C FF 97 2-1 B CH 86 B SL 89 B SI 88 X CH 88 L9		B SI 93 2-3 B SI 94 C CH 81 F SI 97 S SI 97 K		4	0	1	0	0	0	1							
28 Steve Pearce, R OBP: 0.368, SLG: 0.533	(1,7) C SI 92 0-3 C CU 90 K		B SL 84 2-3 F CH 90 D CH 90 S CH 90 K		F CH 87 3-3 D SI 93 C SI 94 D CH 90 S CH 90 K		B SI 93 1-2 F SI 94 F SI 97 X CH 83 L7		B SI 93 2-3 B SI 94 C CH 81 F SI 97 S SI 97 K		4	0	0	0	0	4	2							
9 David Lough, L OBP: 0.278, SLG: 0.314	(10,7) K		K								0	0	0	0	0	0								
10 Adam Jones, R OBP: 0.320, SLG: 0.487	(1,8) F SI 94 1-1 B SI 93 X SI 92 K		C FF 92 2-3 B SI 88 B CH 89 S CH 89 K		F SI 85 0-1 X CH 90 G5-3		F SI 93 1-2 F SI 94 F SI 97 X CH 83 L7		F SI 93 1-2 F SI 94 F SI 97 X CH 83 L7		4	0	1	0	0	1	1							
23 Nelson Cruz, R OBP: 0.340, SLG: 0.546	(1,10) B SI 93 2-1 B SL 86 C SL 85 CS		X SI 91 0-0 HR		X CH 89 0-0 L7		B SI 96 2-2 C CH 83 B CH 83 X SI 96 G5-3		B SI 96 2-2 C CH 83 B CH 83 X SI 96 G5-3		4	1	1	1	0	0	0							
19 Chris Davis, L OBP: 0.311, SLG: 0.400	(1,3) B FF 91 3-3 S CH 88 T CH 88 B SI 88 C CH 88 K		B SI 92 3-3 C CH 88 B FF 93 B FF 93 K		B SI 92 1-1 F CU 79 X CU 89 G5-3		B SI 92 1-2 C FF 93 X SI 83 HR		B SI 92 1-2 C FF 93 X SI 83 HR		4	1	1	1	0	2	0							
2 J.J. Hardy, R OBP: 0.308, SLG: 0.370	(1,6) C SI 92 2-3 C CU 89 F CH 88 B FF 82 C SI 93 K		C CU 78 2-3 B SL 84 S CH 89 B CH 89 C CU 89 K		B SI 93 2-1 S SL 83 B CH 89 X CH 89 K		C FF 90 0-1 X FC 90 G1-3		C FF 90 0-1 X FC 90 G1-3		4	0	1	0	0	2	0							
3 Ryan Flaherty, L OBP: 0.278, SLG: 0.327	(1,5) C CU 79 3-2 B CU 82 S CH 89 B CH 90 X FF 93 G3		C SI 91 1-1 L CH 88 L CH 88 S CH 90 K		1 SAFE C CU 79 1-3 S CH 89 B CH 90 S CU 91 K		T FC 88 1-3 F CH 84 B FF 94 S CU 75 K		T FC 88 1-3 F CH 84 B FF 94 S CU 75 K		4	0	0	0	0	2	1							
36 Caleb Joseph, R OBP: 0.273, SLG: 0.311	(1,2) C SI 92 2-2 B SL 85 C SL 85 X CH 89 2B		C SI 92 2-2 B SL 85 B CH 90 F CH 90 X CH 90 G6-3		C SI 91 0-1 X SL 84 G5-3		C FF 95 3-2 B SL 89 B FF 97 F SI 96 F SI 97 F SI 97 X FF 97 F7		B FC 88 1-0 X SI 93 G5-3		4	0	1	0	0	0	0							
6 Jonathan Schoop, R OBP: 0.247, SLG: 0.326	(1,4) B CU 77 1-3 L CH 88 L CH 88 S CH 90 K		C SI 91 0-1 X SL 84 G5-3		S SI 90 2-2 B SL 90 B SL 90 F SI 96 X FF 96 G6-3						3	0	0	0	0	1	1							
Inning Stats	R: 0 E: 0 K: 1 S: 9	H: 1 LOB: 0 BB: 0 P: 12	R: 1 E: 0 K: 2 S: 13	H: 1 LOB: 0 BB: 0 P: 21	R: 0 E: 0 K: 2 S: 11	H: 1 LOB: 1 BB: 0 P: 19	R: 0 E: 0 K: 1 S: 7	H: 0 LOB: 0 BB: 0 P: 12	R: 0 E: 0 K: 1 S: 9	H: 0 LOB: 0 BB: 0 P: 14	R: 0 E: 0 K: 1 S: 9	H: 1 LOB: 1 BB: 0 P: 12	R: 0 E: 0 K: 1 S: 8	H: 1 LOB: 1 BB: 0 P: 12	R: 0 E: 0 K: 1 S: 11	H: 0 LOB: 0 BB: 0 P: 18	R: 0 E: 0 K: 1 S: 11	H: 0 LOB: 0 BB: 0 P: 16	R: 1 E: 0 K: 1 S: 9	H: 1 LOB: 0 BB: 0 P: 12	1B: 2 2B: 2 3B: 0 HR: 2	SF: 0 SAC: 0 DP: 0 HBP: 0	WP: 0 PB: 0 SB: 0 CS: 1	PA: 36
PITCHER	IP 7.0	WLS 25	BF 5	H 1	R 1	ER 1	SO 10	BB 0	IBB 0	HBP 0	BLK 0	WP 0	HR 1	S 66	P 102	ERA 1.29	WHIP 0.714							
34 Félix Hernández, R ERA: 1.99	1.0	3	0	0	0	0	0	0	0	0	0	0	0	0	11	18	0.00	0.000						
37 Brandon Maurer, R ERA: 5.13	1.0	3	0	0	0	1	0	0	0	0	0	0	0	0	11	16	0.00	0.000						
56 Fernando Rodney, R ERA: 2.27	0.0	L	1	1	1	1	0	0	0	0	0	0	1	3	4	∞	∞							
41 Charlie Furbush, L ERA: 3.9	1.0	3	0	0	0	1	0	0	0	0	0	0	0	6	8	0.00	0.000							
40 Danny Farquhar, R ERA: 2.74																								

Baltimore Orioles @ Seattle Mariners
Safeco Field, Seattle, WA
Fri Jul 25 2014, 7:11 PM - 10:24 PM PDT
Att: 34,792 - Clear - 71 F

AB 35
R 2
H 6
RBI 2
BB 0
SO 12
LOB 6



Batter	1	2	3	4	5	6	7	8	9	10	AB	R	H	RBI	BB	SO	LOB	BOTTOM						
9 Endy Chavez, L OBP: 0.286, SLG: 0.346	(1,9) C FF 93 2-2 B FF 95 S FF 96 X FF 96 21 G3 22 1B 1B		F FF 96 0-1 X FF 95 SH1-3		C SL 82 0-1 X FF 94 99 S 99 1B 1B		S FS 83 1-3 2 SAFE S FF 95 F FF 97 F FF 97 K		B CU 79 1-2 F SI 91 X SL 96 F7		B SI 96 1-3 C SI 96 F SI 97 F SI 97 K	3	0	2	0	0	1	2						
27 Corey Hart, R OBP: 0.294, SLG: 0.330	(10,PH) K		B FS 83 2-0 B FS 96 X FF 95 L7		B FF 94 2-0 X FF 96 1B		B CU 79 1-2 F SI 91 X SL 96 F7		B SI 96 1-3 C SI 96 F SI 97 F SI 97 K		3	0	1	0	0	0	2							
99 James Jones, L OBP: 0.303, SLG: 0.331	(1,8) 1 SAFE B FF 92 C FF 94 X FF 94 L7		B FS 83 2-0 B FS 96 X FF 95 L7		B FF 94 2-0 X FF 96 1B		B CU 79 1-2 F SI 91 X SL 96 F7		B SI 96 1-3 C SI 96 F SI 97 F SI 97 K		2	0	0	0	0	1	2							
7 Stefan Romero, R OBP: 0.237, SLG: 0.311	(7,PH) 1 SAFE X FF 94 L7		B FS 83 2-0 B FS 96 X FF 95 L7		B FF 94 2-0 X FF 96 1B		B CU 79 1-2 F SI 91 X SL 96 F7		B SI 96 1-3 C SI 96 F SI 97 F SI 97 K		2	0	0	0	0	1	2							
22 Robinson Canó, L OBP: 0.386, SLG: 0.455	(1,4) B FF 93 2-1 B FF 95 T FF 95 X FF 97 21 G3 1B		B FS 83 1-1 C FF 97 X FS 83 G3		B FS 81 1-0 X FS 80 21 SF9 3B		F SI 85 2-2 B FF 92 B FF 92 B FF 92 B FF 93 T CU 79 K		B SI 97 2-0 B SL 84 X SI 95 G1-3		5	1	2	0	0	1	1							
21 Kendrys Morales, S OBP: 0.253, SLG: 0.318	(1,10) X FF 96 0-0 G3		B FS 83 1-1 C FF 97 X FS 83 G3		B FS 81 1-0 X FS 80 21 SF9 3B		F SI 85 2-2 B FF 92 B FF 92 B FF 92 B FF 93 T CU 79 K		B SI 97 2-0 B SL 84 X SI 95 G1-3		3	0	0	1	0	1	2							
15 Kyle Seager, L OBP: 0.346, SLG: 0.489	(1,5) D FS 84 3-3 D FS 84 C FS 84 S FS 85 K		B FS 83 2-0 B FS 96 X FF 95 G3		B FS 81 1-0 X FS 80 21 SF9 3B		F SI 85 2-2 B FF 92 B FF 92 B FF 92 B FF 93 T CU 79 K		B SI 97 2-0 B SL 84 X SI 95 G1-3		4	0	2	0	0	1	2							
13 Dustin Ackley, L OBP: 0.292, SLG: 0.353	(1,7) B FF 93 3-2 B FF 94 C FF 93 X FF 93 L3		B FS 83 1-1 C FF 97 X FS 83 G3		B FS 81 1-0 X FS 80 21 SF9 3B		F SI 85 2-2 B FF 92 B FF 92 B FF 92 B FF 93 T CU 79 K		B SI 97 2-0 B SL 84 X SI 95 G1-3		4	0	0	0	0	1	2							
20 Logan Morrison, L OBP: 0.259, SLG: 0.338	(1,3) C FF 94 3-2 S FS 83 B FF 96 B FS 94 X FF 95 G4-3		B FS 83 1-1 C FF 97 X FS 83 G3		B FS 81 1-0 X FS 80 21 SF9 3B		F SI 85 2-2 B FF 92 B FF 92 B FF 92 B FF 93 T CU 79 K		B SI 97 2-0 B SL 84 X SI 95 G1-3		4	0	0	0	0	1	1							
3 Mike Zunino, R OBP: 0.252, SLG: 0.404	(1,2) X FF 96 0-0 G6-3		B FS 83 1-1 C FF 97 X FS 83 G3		B FS 81 1-0 X FS 80 21 SF9 3B		F SI 85 2-2 B FF 92 B FF 92 B FF 92 B FF 93 T CU 79 K		B SI 97 2-0 B SL 84 X SI 95 G1-3		4	0	1	0	0	1	0							
5 Brad Miller, L OBP: 0.278, SLG: 0.325	(1,6) C FF 92 4-2 B FF 95 F FF 92 B FF 96 B FF 96 B FF 96 K		B FS 83 1-1 C FF 97 X FS 83 G3		B FS 81 1-0 X FS 80 21 SF9 3B		F SI 85 2-2 B FF 92 B FF 92 B FF 92 B FF 93 T CU 79 K		B SI 97 2-0 B SL 84 X SI 95 G1-3		1	0	0	0	3	1	0							
Inning Stats	R: 0 E: 0 K: 1 S: 11	H: 2 LOB: 2 BB: 0 P: 19	R: 0 E: 0 K: 0 S: 7	H: 0 LOB: 0 BB: 0 P: 13	R: 0 E: 0 K: 0 S: 8	H: 1 LOB: 1 BB: 1 P: 15	R: 0 E: 0 K: 1 S: 11	H: 1 LOB: 1 BB: 0 P: 16	R: 0 E: 0 K: 0 S: 7	H: 2 LOB: 2 BB: 1 P: 16	R: 0 E: 0 K: 0 S: 6	H: 1 LOB: 0 BB: 0 P: 9	R: 0 E: 0 K: 1 S: 11	H: 1 LOB: 2 BB: 1 P: 19	R: 0 E: 0 K: 3 S: 16	H: 1 LOB: 1 BB: 0 P: 22	R: 0 E: 0 K: 2 S: 8	H: 0 LOB: 0 BB: 0 P: 11	R: 0 E: 0 K: 1 S: 8	H: 0 LOB: 0 BB: 0 P: 11	1B: 5 2B: 2 3B: 1 HR: 0	SF: 1 SAC: 1 DP: 0 HBP: 0	WP: 0 PB: 0 SB: 1 CS: 0	PA: 39
PITCHER	IP 6.2	WLS 28	BF 7	H 1	R 1	ER 1	SO 3	BB 3	IBB 0	HBP 0	BLK 0	WP 0	HR 0	S 58	P 103	ERA 1.35	WHIP 1.500							
17 Brian Matusz, L ERA: 4.25	1.2	6	1	0	0	3	0	0	0	0	0	0	0	20	27	0.00	0.600							
56 Darren O'Day, R ERA: 1.0	0.2	W	2	0	0	0	2	0	0	0	0	0	0	7	10	0.00	0.000							
53 Zack Britton, L ERA: 1.74	1.0	S	3	0	0	0	1	0	0	0	0	0	0	8	11	0.00	0.000							

Baltimore Orioles @ Seattle Mariners
Safeco Field, Seattle, WA
Fri Jul 25 2014, 7:11 PM - 10:24 PM PDT
Att: 34,792 - Clear - 71 F

AB 34
R 1
H 8
RBI 1
BB 3
SO 9
LOB 14



Batter	1	2	3	4	5	6	7	8	9	AB	R	H	RBI	BB	SO	LOB	TOP										
21 Nick Markakis, L (1,9) OBP: 0.348, SLG: 0.390										3	0	0	0	2	1	1											
27 Delmon Young, R (1,10) OBP: 0.348, SLG: 0.465										4	0	2	0	0	0	0											
10 Adam Jones, R (1,8) OBP: 0.320, SLG: 0.483										3	1	0	0	0	0	4											
23 Nelson Cruz, R (1,7) OBP: 0.341, SLG: 0.544										2	1	0	0	1	1	0											
19 Chris Davis, L (1,3) OBP: 0.311, SLG: 0.396										3	1	0	0	1	1	1											
2 J.J. Hardy, R (1,6) OBP: 0.308, SLG: 0.368										4	0	1	1	0	2	2											
13 Manny Machado, R (1,5) OBP: 0.312, SLG: 0.416										4	0	0	0	0	2	3											
3 Ryan Flaherty, L (1,4) OBP: 0.272, SLG: 0.320										4	0	0	0	0	1	0											
40 Nick Hundley, R (1,2) OBP: 0.250, SLG: 0.338										3	0	0	0	0	1	0											
9 David Lough, L (9,PH) OBP: 0.284, SLG: 0.314										0	0	0	0	0	1	0											
Inning Stats	R: 0 H: 0 E: 0 K: 1 S: 8	H: 0 LOB: 0 BB: 0 P: 10	R: 0 H: 0 E: 0 K: 3 S: 13	H: 0 LOB: 1 BB: 1 P: 21	R: 0 H: 1 E: 0 K: 0 S: 7	H: 1 LOB: 2 BB: 1 P: 15	R: 0 H: 0 E: 0 K: 0 S: 10	H: 0 LOB: 1 BB: 0 P: 16	R: 0 H: 1 E: 0 K: 2 S: 11	H: 0 LOB: 0 BB: 0 P: 18	R: 0 H: 0 E: 0 K: 1 S: 10	H: 0 LOB: 0 BB: 0 P: 14	R: 3 H: 1 E: 1 K: 0 S: 13	H: 1 LOB: 1 BB: 1 P: 25	R: 0 H: 0 E: 0 K: 1 S: 10	H: 0 LOB: 0 BB: 0 P: 16	1B: 2 2B: 1 3B: 0 HR: 0	SF: 0 SAC: 0 DP: 0 HBP: 2	WP: 1 PB: 0 SB: 0 CS: 1	PA: 38							
PITCHER	IP	WLS	BF	H	R	ER	SO	BB	IBB	HBP	BLK	WP	HR	S	P	ERA	WHIP										
53 Chris Young, R (1,1) ERA: 3.04	7.0	W	27	2	0	0	8	3	0	1	0	0	0	69	108	0.00	0.714										
40 Danny Farquhar, R (8,1) ERA: 2.7	0.2		4	0	2	0	0	1	0	1	0	0	0	4	13	0.00	1.500										
97 Joe Beimel, L (8,1) ERA: 1.39	0.0	H	1	0	0	0	0	0	0	0	0	1	0	1	2	∞	∞										
31 Yoervis Medina, R (8,1) ERA: 2.27	0.1	S	2	1	1	0	0	0	0	0	0	0	0	8	10	0.00	3.000										
56 Fernando Rodney, R (9,1) ERA: 2.21	1.0	S	3	0	0	0	1	1	0	0	0	0	0	10	16	0.00	1.000										
Batter	1	2	3	4	5	6	7	8	9	AB	R	H	RBI	BB	SO	LOB	BOTTOM										
99 James Jones, L (1,8) OBP: 0.299, SLG: 0.326										4	0	0	0	0	2	1											
13 Dustin Ackley, L (1,7) OBP: 0.294, SLG: 0.361										4	2	2	0	0	0	0											
22 Robinson Canó, L (1,4) OBP: 0.389, SLG: 0.457										2	1	1	1	2	0	0											
21 Kendrys Morales, S (1,10) OBP: 0.265, SLG: 0.321										2	0	1	1	1	0	1											
15 Kyle Seager, L (1,5) OBP: 0.345, SLG: 0.487										4	0	1	1	0	1	4											
27 Corey Hart, R (1,9) OBP: 0.290, SLG: 0.325										3	0	0	0	0	2	4											
7 Stefan Romero, R (7,9) OBP: 0.236, SLG: 0.310										1	0	0	0	0	1	0											
20 Logan Morrison, L (1,3) OBP: 0.260, SLG: 0.338										3	0	1	1	0	0	0											
5 Brad Miller, L (1,6) OBP: 0.276, SLG: 0.323										2	0	0	0	0	1	0											
1 Chris Taylor, R (6,PH) OBP: 0.250, SLG: 0.250										1	0	0	0	0	0	0											
2 Jesús Sucre, R (1,2) OBP: 0.214, SLG: 0.214										3	1	1	0	0	0	0											
Inning Stats	R: 0 H: 0 E: 0 K: 2 S: 11	H: 0 LOB: 2 BB: 2 P: 22	R: 0 H: 0 E: 0 K: 1 S: 8	H: 0 LOB: 0 BB: 0 P: 14	R: 3 H: 4 E: 0 K: 2 S: 19	H: 4 LOB: 2 BB: 1 P: 31	R: 0 H: 0 E: 0 K: 1 S: 7	H: 0 LOB: 0 BB: 0 P: 10	R: 1 H: 2 E: 0 K: 0 S: 16	H: 2 LOB: 1 BB: 0 P: 20	R: 0 H: 0 E: 0 K: 0 S: 6	H: 0 LOB: 0 BB: 0 P: 6	R: 0 H: 0 E: 0 K: 0 S: 5	H: 0 LOB: 0 BB: 0 P: 6	R: 0 H: 1 E: 0 K: 1 S: 5	H: 1 LOB: 0 BB: 0 P: 6	1B: 4 2B: 4 3B: 0 HR: 0	SF: 0 SAC: 0 DP: 1 HBP: 1	WP: 0 PB: 0 SB: 0 CS: 0	PA: 33							
PITCHER	IP	WLS	BF	H	R	ER	SO	BB	IBB	HBP	BLK	WP	HR	S	P	ERA	WHIP										
25 Bud Norris, R (1,1) ERA: 3.94	5.0		24	4	4	4	6	2	1	1	0	0	0	61	97	7.20	1.600										
66 T.J. McFarland, L (6,1) ERA: 3.15	2.2		8	1	0	0	0	0	0	0	0	0	0	13	15	0.00	0.375										
35 Brad Brach, R (8,1) ERA: 3.31	0.1		1	0	0	0	1	0	0	0	0	0	0	3	3	0.00	0.000										

Baltimore Orioles @ Seattle Mariners
Safeco Field, Seattle, WA
Sat Jul 26 2014, 1:17 PM - 4:01 PM PDT
Att: 36,936 - Sunny - 67 F

AB 30
R 3
H 3
RBI 1
BB 5
SO 9
LOB 11



Baltimore Orioles @ Seattle Mariners
Safeco Field, Seattle, WA
Sat Jul 26 2014, 1:17 PM - 4:01 PM PDT
Att: 36,936 - Sunny - 67 F

AB 29
R 4
H 7
RBI 4
BB 3
SO 7
LOB 10



Batter	1	2	3	4	5	6	7	8	9	10	11	12	AB	R	H	RBI	BB	SO	LOB	TOP				
56 Kole Calhoun, L OBP: 0.342, SLG: 0.489													6	0	1	1	0	3	1					
27 Mike Trout, R OBP: 0.391, SLG: 0.588													4	2	1	0	1	1	1					
5 Albert Pujols, R OBP: 0.327, SLG: 0.475													6	0	3	0	0	1	1					
32 Josh Hamilton, L OBP: 0.365, SLG: 0.442													6	1	3	3	0	0	1					
2 Erick Aybar, S OBP: 0.313, SLG: 0.396													6	0	0	0	0	1	5					
47 Howie Kendrick, R OBP: 0.350, SLG: 0.394														5	2	2	0	0	0					
19 Efrén Navarro, L OBP: 0.373, SLG: 0.453														5	0	1	0	0	1					
6 David Freese, R OBP: 0.315, SLG: 0.344														5	1	0	0	0	2	3				
24 Hank Conger, L OBP: 0.304, SLG: 0.343														2	0	0	1	0	0	1				
17 Chris Iannetta, R OBP: 0.375, SLG: 0.412														2	0	0	0	0	2	0				
Inning Stats	R: 1 E: 0 K: 1 S: 11	H: 1 LOB: 1 BB: 1 P: 17	R: 2 E: 1 K: 1 S: 15	H: 2 LOB: 1 BB: 0 P: 23	R: 0 E: 0 K: 1 S: 6	H: 0 LOB: 0 BB: 0 P: 8	R: 1 E: 0 K: 2 S: 16	H: 2 LOB: 1 BB: 0 P: 23	R: 1 E: 0 K: 1 S: 7	H: 1 LOB: 0 BB: 0 P: 8	R: 0 E: 0 K: 0 S: 6	H: 0 LOB: 0 BB: 0 P: 9	R: 0 E: 1 K: 2 S: 12	H: 0 LOB: 1 BB: 0 P: 17	R: 0 E: 0 K: 1 S: 15	H: 0 LOB: 0 BB: 0 P: 5	R: 0 E: 0 K: 1 S: 6	H: 0 LOB: 0 BB: 0 P: 8	R: 0 E: 0 K: 1 S: 12	H: 2 LOB: 2 BB: 0 P: 19	1B: 6 2B: 5 3B: 0 HR: 1	SF: 1 SAC: 0 DP: 1 HBP: 1	WP: 1 PB: 0 SB: 0 CS: 1	PA: 50
PITCHER	IP WLS BF H R ER SO BB IBB HBP BLK WP HR S P ERA WHIP	30 Chris Tillman, R ERA: 3.97	35 Brad Brach, R ERA: 3.41	17 Brian Matusz, L ERA: 4.14	29 Tommy Hunter, R ERA: 3.96	53 Zack Britton, L ERA: 1.68	PITCHER	IP WLS BF H R ER SO BB IBB HBP BLK WP HR S P ERA WHIP	56 Darren O'Day, R ERA: 1.13	58 Ryan Webb, R ERA: 3.67														

Los Angeles Angels @ Baltimore Orioles
 Oriole Park at Camden Yards, Baltimore, MD
 Tue Jul 29 2014, 7:08 PM - 11:12 PM EDT
 Att. 36,882 - Cloudy - 72 F

AB	47
R	6
H	11
RBI	5
BB	1
SO	11
LOB	15



Batter	1	2	3	4	5	6	7	8	9	10	11	12	AB	R	H	RBI	BB	SO	LOB	BOTTOM					
21 Nick Markakis, L OBP: 0.346, SLG: 0.393													6	1	2	3	0	1	3						
13 Manny Machado, R OBP: 0.314, SLG: 0.430													6	1	2	2	0	2	1						
10 Adam Jones, R OBP: 0.319, SLG: 0.491													5	1	1	1	0	1	0						
23 Nelson Cruz, R OBP: 0.342, SLG: 0.535													4	1	0	0	1	0	0						
27 Delmon Young, R OBP: 0.358, SLG: 0.477													5	0	3	0	0	2	0						
2 J.J. Hardy, R OBP: 0.308, SLG: 0.368														5	0	1	1	0	1	2					
28 Steve Pearce, R OBP: 0.362, SLG: 0.518														4	0	0	0	1	2	3					
3 Ryan Flaherty, L OBP: 0.270, SLG: 0.312													4	1	0	0	1	0	3						
40 Nick Hundley, R OBP: 0.281, SLG: 0.338													3	2	1	0	2	0	0						
Inning Stats	R: 2 E: 0 K: 1 S: 20	H: 3 LOB: 2 BB: 1 P: 28	R: 1 E: 0 K: 1 S: 13	H: 1 LOB: 0 BB: 1 P: 21	R: 0 E: 0 K: 1 S: 16	R: 3 E: 0 K: 0 S: 10	H: 1 LOB: 0 BB: 2 P: 19	R: 0 E: 1 K: 1 S: 13	H: 1 LOB: 0 BB: 0 P: 17	R: 0 E: 0 K: 1 S: 8	H: 0 LOB: 0 BB: 0 P: 13	R: 0 E: 0 K: 1 S: 11	H: 0 LOB: 0 BB: 0 P: 16	R: 0 E: 0 K: 1 S: 8	H: 0 LOB: 0 BB: 0 P: 11	R: 0 E: 0 K: 1 S: 7	H: 0 LOB: 0 BB: 0 P: 9	R: 0 E: 0 K: 1 S: 12	H: 1 LOB: 2 BB: 1 P: 18	R: 1 E: 0 K: 0 S: 3	H: 1 LOB: 0 BB: 0 P: 4	1B: 5 2B: 2 3B: 0 HR: 3	SF: 0 SAC: 0 DP: 1 HBP: 0	WP: 0 PB: 0 SB: 0 CS: 0	PA: 48
PITCHER	IP WLS BF H R ER SO BB IBB HBP BLK WP HR S P ERA WHIP	36 Jared Weaver, R ERA: 3.62	64 Mike Morin, R ERA: 2.43	39 Jason Grilli, R ERA: 1.84	40 Kevin Jepsen, R ERA: 1.84	38 Joe Smith, R ERA: 1.99	PITCHER	IP WLS BF H R ER SO BB IBB HBP BLK WP HR S P ERA WHIP	46 Cory Rasmus, R ERA: 2.28																

Los Angeles Angels @ Baltimore Orioles
 Oriole Park at Camden Yards, Baltimore, MD
 Tue Jul 29 2014, 7:08 PM - 11:12 PM EDT
 Att. 36,882 - Cloudy - 72 F

AB	42
R	7
H	10
RBI	7
BB	5
SO	9
LOB	12




Batter	1	2	3	4	5	6	7	8	9	AB	R	H	RBI	BB	SO	LOB	TOP										
56 Kole Calhoun, L OBP: 0.341, SLG: 0.489	G3-1			G3-1				K		4	0	1	1	0	1	0	Los Angeles Angels @ Baltimore Orioles Oriole Park at Camden Yards, Baltimore, MD Wed Jul 30 2014, 7:12 PM - 9:47 PM EDT Att: 27,195 - Partly Cloudy - 81 F										
27 Mike Trout, R OBP: 0.388, SLG: 0.582	G4-3			P4				K		4	0	0	0	0	2	2											
5 Albert Pujols, R OBP: 0.324, SLG: 0.470	F8			G5-3						4	0	0	0	0	0	0											
32 Josh Hamilton, L OBP: 0.363, SLG: 0.438				K						4	0	1	0	0	2	0											
2 Erick Aybar, S OBP: 0.312, SLG: 0.395	G1-3									4	0	1	0	0	0	1											
47 Howie Kendrick, R OBP: 0.348, SLG: 0.391	G3									3	1	0	0	1	0	1											
20 C.J. Cron, R OBP: 0.296, SLG: 0.468				G4-3						2	1	0	0	1	0	0											
6 David Freese, R OBP: 0.316, SLG: 0.342				G6-3						2	1	0	0	1	0	0											
17 Chris Iannetta, R OBP: 0.376, SLG: 0.413										2	0	1	2	0	0	0											
19 Eren Navarro, L OBP: 0.369, SLG: 0.447				L9						1	0	0	0	0	0	0											
24 Hank Conger, L OBP: 0.304, SLG: 0.343										0	0	0	0	0	0	0											
Inning Stats	R: 0 E: 0 K: 0 S: 5	H: 0 LOB: 0 BB: 0 P: 9	R: 0 E: 0 K: 1 S: 8	H: 0 LOB: 0 BB: 0 P: 10	R: 0 E: 0 K: 0 S: 5	H: 0 LOB: 0 BB: 0 P: 9	R: 0 E: 0 K: 0 S: 7	H: 2 LOB: 2 BB: 3 P: 39	R: 0 E: 0 K: 0 S: 8	H: 1 LOB: 0 BB: 0 P: 13	R: 0 E: 0 K: 0 S: 4	H: 0 LOB: 0 BB: 0 P: 7	R: 0 E: 0 K: 2 S: 10	H: 0 LOB: 0 BB: 0 P: 16	R: 0 E: 0 K: 1 S: 11	H: 1 LOB: 1 BB: 0 P: 16	1B: 3 2B: 1 3B: 0 HR: 0	SF: 0 SAC: 0 DP: 0 HBP: 0	WP: 0 PB: 0 SB: 0 CS: 1	PA: 34							
PITCHER	IP	WLS	BF	H	R	ER	SO	BB	IBB	HBP	BLK	WP	HR	S	P	ERA	WHIP										
39 Kevin Gausman, R ERA: 3.7	7.0	W	26	3	3	3	2	3	0	0	0	0	0	56	96	3.86	0.857										
56 Darren O'Day, R ERA: 1.1	1.0	H	3	0	0	0	2	0	0	0	0	0	0	10	16	0.00	0.000										
53 Zack Britton, L ERA: 1.65	1.0	S	4	1	0	0	1	0	0	0	0	0	0	11	16	0.00	1.000										

Batter	1	2	3	4	5	6	7	8	9	AB	R	H	RBI	BB	SO	LOB	BOTTOM										
21 Nick Markakis, L OBP: 0.344, SLG: 0.389	G6-3			G4-3						4	0	0	0	0	0	0	Los Angeles Angels @ Baltimore Orioles Oriole Park at Camden Yards, Baltimore, MD Wed Jul 30 2014, 7:12 PM - 9:47 PM EDT Att: 27,195 - Partly Cloudy - 81 F										
13 Manny Machado, R OBP: 0.313, SLG: 0.425				K						4	1	1	0	0	2	0											
10 Adam Jones, R OBP: 0.321, SLG: 0.498				FC5-4						4	1	2	2	0	1	1											
23 Nelson Cruz, R OBP: 0.339, SLG: 0.530	G6-3			F9						4	0	0	0	0	1	1											
28 Steve Pearce, R OBP: 0.362, SLG: 0.516	G4-3									3	1	1	0	0	0	0											
2 J.J. Hardy, R OBP: 0.306, SLG: 0.365				K						3	0	0	0	0	2	1											
9 David Lough, L OBP: 0.283, SLG: 0.320				G4-3						3	1	1	1	0	0	0											
3 Ryan Flaherty, L OBP: 0.271, SLG: 0.313				F7						3	0	1	1	0	1	0											
36 Caleb Joseph, R OBP: 0.265, SLG: 0.308				G6-3						3	0	0	0	0	0	1											
Inning Stats	R: 2 E: 0 K: 0 S: 9	H: 2 LOB: 0 BB: 0 P: 11	R: 0 E: 0 K: 1 S: 6	H: 0 LOB: 0 BB: 0 P: 11	R: 0 E: 0 K: 1 S: 13	H: 0 LOB: 1 BB: 0 P: 20	R: 2 E: 0 K: 0 S: 14	H: 3 LOB: 1 BB: 0 P: 21	R: 0 E: 0 K: 1 S: 6	H: 0 LOB: 0 BB: 0 P: 8	R: 0 E: 0 K: 1 S: 7	H: 0 LOB: 0 BB: 0 P: 13	R: 0 E: 0 K: 1 S: 13	H: 0 LOB: 0 BB: 0 P: 19	R: 0 E: 0 K: 3 S: 11	H: 0 LOB: 0 BB: 0 P: 16		1B: 4 2B: 1 3B: 0 HR: 1	SF: 0 SAC: 0 DP: 0 HBP: 0	WP: 1 PB: 0 SB: 0 CS: 0	PA: 31						
PITCHER	IP	WLS	BF	H	R	ER	SO	BB	IBB	HBP	BLK	WP	HR	S	P	ERA	WHIP										
Garrett Richards, R ERA: 2.74	7.0	L	28	6	4	4	4	0	0	0	0	0	0	68	103	5.14	0.857										
39 Jason Grilli, R ERA: 3.48	1.0		3	0	0	0	3	0	0	0	0	0	0	11	16	0.00	0.000										


livebaseballscores.com

AB 30
R 3
H 4
RBI 3
BB 3
SO 5
LOB 4



livebaseballscores.com

AB 31
R 4
H 6
RBI 4
BB 0
SO 7
LOB 4



Batter	1	2	3	4	5	6	7	8	9	10	11	12	13	AB	R	H	RBI	BB	SO	LOB	TOP	
56 Kole Calhoun, L OBP: 0.341, SLG: 0.484	G1-3		FC3-4-6 27 HBP		G4-3		G4-3														5 1 1 0 1 0 4	
27 Mike Trout, R OBP: 0.389, SLG: 0.580	G5-4-3 1B		G5-4-3 HBP			F9		K													5 0 2 0 0 2 1	
5 Albert Pujols, R OBP: 0.324, SLG: 0.471	G5-4-3		G5-4-3					P4													6 0 2 1 0 0 4	
32 Josh Hamilton, L OBP: 0.354, SLG: 0.427		G6-3																			6 0 0 0 0 3 3	
2 Erick Aybar, S OBP: 0.312, SLG: 0.394																					6 0 2 0 0 1 2	
47 Howie Kendrick, R OBP: 0.346, SLG: 0.386																					5 0 0 0 1 2 4	
19 Eren Navarro, L OBP: 0.348, SLG: 0.420																					5 0 0 0 0 2 1	
6 David Freese, R OBP: 0.323, SLG: 0.349																					5 0 4 0 0 1 0	
3 JB Shuck, L OBP: 0.193, SLG: 0.256																					0 0 0 0 0 0 0	
8 John McDonald, R OBP: 0.257, SLG: 0.180																					0 0 0 0 0 0 0	
17 Chris Iannetta, R OBP: 0.372, SLG: 0.407																					5 0 1 0 0 1 3	
Inning Stats	R: 0 E: 0 K: 0 S: 8	H: 1 LOB: 0 BB: 0 P: 12	R: 0 E: 0 K: 0 S: 9	H: 1 LOB: 1 BB: 1 P: 16	R: 0 E: 0 K: 1 S: 13	H: 0 LOB: 0 BB: 0 P: 8	R: 0 E: 0 K: 2 S: 18	H: 2 LOB: 2 BB: 0 P: 26	R: 0 E: 0 K: 2 S: 11	H: 1 LOB: 1 BB: 0 P: 14	R: 0 E: 0 K: 2 S: 10	H: 0 LOB: 0 BB: 0 P: 12	R: 0 E: 0 K: 3 S: 13	H: 1 LOB: 2 BB: 1 P: 24	R: 1 E: 0 K: 3 S: 13	H: 2 LOB: 2 BB: 1 P: 24	1B: 11 2B: 1 3B: 0 HR: 0	SF: 0 SAC: 0 DP: 2 HBP: 1	W/P: 0 PB: 0 SB: 0 CS: 1	PA: 51		
PITCHER	IP ERA WLS BF H R ER SO BB IBB HBP BLK WP HR S P ERA WHIP	7.0 3.69 28 8 0 0 0 4 1 0 1 0 0 0 0 15 21 0.00 1.286	2.0 3.23 7 1 0 0 2 0 0 0 0 0 0 0 19 25 0.00 0.500	2.0 3.76 7 3 1 1 0 1 0 0 0 0 0 0 10 19 9.00 4.000	1.0 4.03 3 0 0 0 3 0 0 0 0 0 0 0 9 13 0.00 0.000	PITCHER																
25 Bud Norris, R ERA: 3.69	35 Brad Brach, R ERA: 3.23	29 Tommy Hunter, R ERA: 3.76	58 Ryan Webb, R ERA: 3.8	17 Brian Matusz, L ERA: 4.03																		
Batter	1	2	3	4	5	6	7	8	9	10	11	12	13	AB	R	H	RBI	BB	SO	LOB	BOTTOM	
21 Nick Markakis, L OBP: 0.341, SLG: 0.385																					5 0 0 0 1 1 2	
13 Manny Machado, R OBP: 0.307, SLG: 0.416																					6 0 0 0 0 4 3	
10 Adam Jones, R OBP: 0.319, SLG: 0.493																					6 0 1 0 0 2 1	
23 Nelson Cruz, R OBP: 0.336, SLG: 0.523																					5 0 0 0 0 1 1	
27 Delmon Young, R OBP: 0.367, SLG: 0.470																					2 0 0 0 1 1 0	
19 Chris Davis, L OBP: 0.310, SLG: 0.390																					1 0 0 0 1 1 0	
2 J.J. Hardy, R OBP: 0.304, SLG: 0.362																					5 0 1 0 0 2 2	
28 Steve Pearce, R OBP: 0.363, SLG: 0.511																					4 0 1 0 1 0 2	
36 Caleb Joseph, R OBP: 0.273, SLG: 0.316																					3 0 2 0 0 1 0	
9 David Lough, L OBP: 0.293, SLG: 0.320																					0 0 0 0 0 0 0	
40 Nick Hundley, R OBP: 0.265, SLG: 0.336																					1 0 0 0 1 1 1	
6 Jonathan Schoop, R OBP: 0.250, SLG: 0.325																					4 0 0 0 0 2 6	
Inning Stats	R: 0 E: 0 K: 1 S: 10	H: 0 LOB: 1 BB: 1 P: 15	R: 0 E: 0 K: 0 S: 7	H: 0 LOB: 0 BB: 0 P: 12	R: 0 E: 0 K: 2 S: 8	H: 0 LOB: 0 BB: 0 P: 9	R: 0 E: 0 K: 2 S: 15	H: 1 LOB: 2 BB: 1 P: 25	R: 0 E: 0 K: 1 S: 7	H: 0 LOB: 1 BB: 1 P: 15	R: 0 E: 0 K: 2 S: 10	H: 1 LOB: 1 BB: 0 P: 15	R: 0 E: 0 K: 2 S: 11	H: 1 LOB: 3 BB: 2 P: 16	R: 0 E: 0 K: 2 S: 15	H: 1 LOB: 2 BB: 2 P: 18	1B: 5 2B: 0 3B: 0 HR: 0	SF: 0 SAC: 1 DP: 0 HBP: 0	W/P: 0 PB: 0 SB: 0 CS: 0	PA: 49		
PITCHER	IP ERA WLS BF H R ER SO BB IBB HBP BLK WP HR S P ERA WHIP	4.2 4.3 16 5 0 0 0 7 2 0 0 0 0 0 11 15 0.00 0.750	1.1 2.36 4 0 0 0 1 1 0 0 0 0 0 7 15 0.00 1.000	1.0 1.95 4 1 0 0 0 0 0 0 0 0 0 8 12 0.00 1.000	2.0 2.1 7 1 0 0 4 0 0 0 0 0 0 21 29 0.00 0.500	PITCHER																
45 Tyler Skaggs, L ERA: 4.3	64 Mike Marín, R ERA: 2.36	40 Kevin Jepsen, R ERA: 1.8	38 Joe Smith, R ERA: 1.95	46 Cory Rasmus, R ERA: 2.1																		
53 Héctor Santiago, L ERA: 3.76	16 Huston Street, R ERA: 0.95																					

Los Angeles Angels @ Baltimore Orioles
 Oriole Park at Camden Yards, Baltimore, MD
 Thu Jul 31 2014, 7:11 PM - 11:41 PM EDT
 Att: 24,974 - Cloudy - 83 F

AB 48
 R 1
 H 12
 RBI 1
 BB 2
 SO 12
 LOB 22



Los Angeles Angels @ Baltimore Orioles
 Oriole Park at Camden Yards, Baltimore, MD
 Thu Jul 31 2014, 7:11 PM - 11:41 PM EDT
 Att: 24,974 - Cloudy - 83 F

AB 42
 R 0
 H 5
 RBI 0
 BB 5
 SO 16
 LOB 18



Batter	1	2	3	4	5	6	7	8	9	AB	R	H	RBI	BB	SO	LOB	TOP			
16 Austin Jackson, R OBP: 0.331, SLG: 0.395										3	0	0	0	1	2	1	Seattle Mariners @ Baltimore Orioles Oriole Park at Camden Yards, Baltimore, MD Fri Aug 01 2014, 7:10 PM - 9:37 PM EDT Att: 39,487 - Cloudy - 78 F			
13 Dustin Ackley, L OBP: 0.301, SLG: 0.373										4	0	1	0	0	1	1				
22 Robinson Cano, L OBP: 0.392, SLG: 0.454										3	1	2	0	1	0	1				
21 Kendrys Morales, S OBP: 0.246, SLG: 0.306										4	0	1	1	0	0	4				
15 Kyle Seager, L OBP: 0.345, SLG: 0.481										4	0	0	0	0	2	2				
28 Chris Denorfia, R OBP: 0.289, SLG: 0.313										4	0	0	0	0	0	1				
27 Corey Hart, R OBP: 0.278, SLG: 0.314										4	0	0	0	0	0	0				
3 Mike Zunino, R OBP: 0.260, SLG: 0.434										3	0	0	0	0	2	0				
1 Chris Taylor, R OBP: 0.381, SLG: 0.500									3	0	1	0	0	1	0					
Inning Stats	R: 0 E: 0 K: 1 S: 13	H: 1 LOB: 1 BB: 0 P: 16	R: 0 E: 0 K: 0 S: 7	H: 0 LOB: 0 BB: 0 P: 11	R: 0 E: 0 K: 2 S: 8	H: 0 LOB: 0 BB: 0 P: 9	R: 1 E: 0 K: 2 S: 12	H: 2 LOB: 1 BB: 0 P: 18	R: 0 E: 0 K: 1 S: 12	H: 1 LOB: 1 BB: 0 P: 17	R: 0 E: 0 K: 0 S: 5	H: 0 LOB: 0 BB: 0 P: 6	R: 0 E: 0 K: 0 S: 13	H: 0 LOB: 2 BB: 2 P: 24	R: 0 E: 0 K: 0 S: 5	H: 0 LOB: 0 BB: 0 P: 8		1B: 3 2B: 2 3B: 0 HR: 0	SF: 0 SAC: 0 DP: 0 HBP: 0	WP: 0 PB: 0 SB: 1 CS: 0
PITCHER	IP WLS BF H R ER SO BB IBB HBP BLK WP HR S P ERA WHIP																			
16 Wei-Yin Chen, L ERA: 3.76	(1, 1) 7.1 W 28 5 1 1 8 1 0 0 0 0 0 0 75 104 1.23 0.818																			
48 Andrew Miller, L ERA: 2.3	(8, 1) 0.2 H 3 0 0 0 0 1 0 0 0 0 0 0 7 14 0.00 1.500																			
53 Zack Britton, L ERA: 1.62	(9, 1) 1.0 S 3 0 0 0 0 0 0 0 0 0 0 0 5 8 0.00 0.000																			

AB	32
R	1
H	5
RBI	1
BB	2
SO	8
LOB	10



Batter	1	2	3	4	5	6	7	8	9	AB	R	H	RBI	BB	SO	LOB	BOTTOM			
21 Nick Markakis, L OBP: 0.343, SLG: 0.386										4	0	2	0	0	0	0	Seattle Mariners @ Baltimore Orioles Oriole Park at Camden Yards, Baltimore, MD Fri Aug 01 2014, 7:10 PM - 9:37 PM EDT Att: 39,487 - Cloudy - 78 F			
13 Manny Machado, R OBP: 0.313, SLG: 0.427										4	1	3	1	0	1	1				
10 Adam Jones, R OBP: 0.316, SLG: 0.489										4	0	0	0	0	1	5				
23 Nelson Cruz, R OBP: 0.335, SLG: 0.523										4	0	1	0	0	1	3				
19 Chris Davis, L OBP: 0.308, SLG: 0.386										3	0	0	0	0	1	3				
2 J.J. Hardy, R OBP: 0.307, SLG: 0.363										2	0	1	1	1	0	0				
27 Delmon Young, R OBP: 0.357, SLG: 0.474										3	1	1	0	0	0	4				
9 David Lough, L OBP: 0.283, SLG: 0.320										0	0	0	0	0	0	0				
36 Caleb Joseph, R OBP: 0.268, SLG: 0.309										3	0	0	0	0	2	1				
6 Jonathan Schoop, R OBP: 0.248, SLG: 0.321										3	0	0	0	0	1	1				
Inning Stats	R: 0 E: 0 K: 1 S: 6	H: 1 LOB: 0 BB: 0 P: 9	R: 0 E: 0 K: 0 S: 7	H: 0 LOB: 0 BB: 0 P: 9	R: 1 E: 0 K: 3 S: 15	H: 3 LOB: 0 BB: 0 P: 19	R: 0 E: 0 K: 0 S: 11	H: 1 LOB: 1 BB: 1 P: 21	R: 0 E: 0 K: 1 S: 8	H: 0 LOB: 0 BB: 0 P: 10	R: 1 E: 1 K: 2 S: 12	H: 2 LOB: 2 BB: 0 P: 20	R: 0 E: 0 K: 0 S: 5	H: 0 LOB: 0 BB: 0 P: 7	R: 0 E: 0 K: 0 S: 6	H: 1 LOB: 0 BB: 0 P: 8	1B: 5 2B: 4 3B: 0 HR: 0	SF: 0 SAC: 0 DP: 3 HBP: 0	WP: 1 PB: 0 SB: 0 CS: 0	PA: 31
PITCHER	IP WLS BF H R ER SO BB IBB HBP BLK WP HR S P ERA WHIP																			
29 Roenis Elias, L ERA: 4.19	(1, 1) 5.2 L 24 7 2 1 7 1 0 0 0 0 0 0 12 16 0.00 1.412																			
54 Tom Wilhelmson, R ERA: 2.25	(6, 1) 2.1 7 1 0 0 0 0 0 0 0 0 0 0 12 16 0.00 0.429																			

AB	30
R	2
H	8
RBI	2
BB	1
SO	7
LOB	18



Batter	1	2	3	4	5	6	7	8	9	AB	R	H	RBI	BB	SO	LOB	TOP										
16 Austin Jackson, R (1, 8) OBP: 0.334, SLG: 0.396	L4		G5-3														4 2 2 0 1 0 0										
13 Dustin Ackley, L (1, 7) OBP: 0.295, SLG: 0.389	P6		HR														5 3 3 1 0 1 1										
22 Robinson Canó, L (1, 4) OBP: 0.393, SLG: 0.460	G4-3		F9														4 1 1 3 0 0 1										
21 Kendrys Morales, S (1, 3) OBP: 0.295, SLG: 0.308		K	G6-3														5 0 2 2 0 1 0										
15 Kyle Seager, L (1, 5) OBP: 0.341, SLG: 0.475	F8			L8													5 0 0 0 0 0 3										
20 Logan Morrison, L (1, 10) OBP: 0.284, SLG: 0.333				G3-1													3 0 1 0 1 0 0										
1 Chris Taylor, R (1, 6) OBP: 0.400, SLG: 0.500																	4 0 2 0 0 0 2										
9 Endy Chavez, L (1, 9) OBP: 0.283, SLG: 0.335				G4-3													3 0 0 0 1 0 1										
2 Jesús Sucre, R (1, 2) OBP: 0.167, SLG: 0.167																	4 0 0 0 0 0 3										
Inning Stats	R: 0 H: 0 E: 0 K: 0 S: 8	H: 0 LOB: 0 BB: 0 P: 11	R: 0 H: 2 E: 0 K: 1 S: 18	H: 2 LOB: 3 BB: 1 P: 30	R: 1 H: 1 E: 0 K: 0 S: 10	H: 1 LOB: 1 BB: 0 P: 16	R: 0 H: 1 E: 0 K: 0 S: 10	H: 1 LOB: 1 BB: 0 P: 14	R: 3 H: 3 E: 0 K: 0 S: 14	H: 3 LOB: 0 BB: 0 P: 20	R: 0 H: 0 E: 0 K: 0 S: 8	H: 0 LOB: 0 BB: 0 P: 11	R: 0 H: 0 E: 0 K: 1 S: 14	H: 0 LOB: 1 BB: 1 P: 22	R: 0 H: 1 E: 0 K: 0 S: 9	H: 1 LOB: 1 BB: 1 P: 18	R: 2 H: 3 E: 0 K: 0 S: 15	H: 3 LOB: 2 BB: 0 P: 24	1B: 8 2B: 1 3B: 0 HR: 2	SF: 0 SAC: 0 DP: 1 HBP: 1	WP: 0 PB: 0 SB: 0 CS: 0	PA: 41					
PITCHER	IP	WLS	BF	H	R	ER	SO	BB	IBB	HBP	BLK	WP	HR	S	P	ERA	WHIP										
50 Miguel González, R (1, 1) ERA: 3.93	5.0	L	23	7	4	4	1	1	0	0	0	0	2	60	91	7.20	1.600										
35 Brad Brach, R (6, 1) ERA: 3.12	1.1		5	0	0	0	0	1	0	0	0	0	0	13	21	0.00	0.750										
17 Brian Matusz, L (7, 1) ERA: 3.92	1.0		5	1	0	0	1	1	0	0	0	0	0	17	28	0.00	2.000										
29 Tommy Hunter, R (8, 1) ERA: 3.86	1.1		4	1	1	1	0	0	0	0	0	0	0	9	15	6.75	0.750										
66 T.J. McFarland, L (9, 1) ERA: 3.27	0.1		4	2	1	1	0	0	0	1	0	0	0	7	11	27.00	6.000										

Seattle Mariners @ Baltimore Orioles
 Oriole Park at Camden Yards, Baltimore, MD
 Sat Aug 02 2014, 7:08 PM - 10:45 PM EDT
 Att: 36,508 - Overcast - 78 F

AB	37
R	6
H	11
RBI	6
BB	3
SO	2
LOB	11



Batter	1	2	3	4	5	6	7	8	9	AB	R	H	RBI	BB	SO	LOB	BOTTOM										
21 Nick Markakis, L (1, 9) OBP: 0.345, SLG: 0.385																	3 1 1 0 2 1 3										
13 Manny Machado, R (1, 5) OBP: 0.317, SLG: 0.433																	5 0 3 0 0 0 3										
10 Adam Jones, R (1, 8) OBP: 0.314, SLG: 0.484																	4 0 0 1 0 1 4										
23 Nelson Cruz, R (1, 10) OBP: 0.332, SLG: 0.518																	4 0 0 0 0 3 2										
27 Delmon Young, R (1, 7) OBP: 0.349, SLG: 0.464																	3 0 0 0 0 1 1										
19 Chris Davis, L (8, PH) OBP: 0.307, SLG: 0.385																	1 0 0 0 0 0 1										
2 J.J. Hardy, R (1, 6) OBP: 0.306, SLG: 0.362																	4 0 1 0 0 2 0										
28 Steve Pearce, R (1, 3) OBP: 0.361, SLG: 0.504																	3 1 0 0 1 1 1										
36 Caleb Joseph, R (1, 2) OBP: 0.276, SLG: 0.345																	3 1 2 1 0 0 1										
9 David Lough, L (9, PH) OBP: 0.281, SLG: 0.317																	1 0 0 0 0 0 1										
6 Jonathan Schoop, R (1, 4) OBP: 0.248, SLG: 0.319																	2 0 0 0 1 0 1										
3 Ryan Flaherty, L (9, PH) OBP: 0.275, SLG: 0.316																	1 0 1 1 0 0 0										
Inning Stats	R: 1 H: 1 E: 0 K: 2 S: 13	H: 1 LOB: 1 BB: 1 P: 21	R: 0 H: 1 E: 1 K: 0 S: 14	H: 1 LOB: 1 BB: 1 P: 25	R: 0 H: 1 E: 0 K: 1 S: 8	H: 1 LOB: 0 BB: 0 P: 13	R: 0 H: 0 E: 0 K: 2 S: 8	H: 0 LOB: 0 BB: 0 P: 12	R: 1 H: 1 E: 0 K: 0 S: 9	H: 1 LOB: 1 BB: 1 P: 17	R: 0 H: 0 E: 0 K: 1 S: 10	H: 0 LOB: 0 BB: 0 P: 14	R: 0 H: 1 E: 0 K: 1 S: 11	H: 1 LOB: 1 BB: 0 P: 20	R: 0 H: 1 E: 1 K: 2 S: 14	H: 1 LOB: 1 BB: 0 P: 20	R: 1 H: 2 E: 0 K: 0 S: 13	H: 2 LOB: 2 BB: 1 P: 18	1B: 5 2B: 2 3B: 0 HR: 1	SF: 0 SAC: 0 DP: 1 HBP: 0	WP: 0 PB: 0 SB: 0 CS: 0	PA: 38					
PITCHER	IP	WLS	BF	H	R	ER	SO	BB	IBB	HBP	BLK	WP	HR	S	P	ERA	WHIP										
65 James Paxton, L (1, 1) ERA: 2.76	4.1		19	4	2	2	5	3	0	0	0	0	0	14	19	0.00	0.000										
52 Dominic Leone, R (5, 1) ERA: 2.18	1.2	W	5	0	0	0	1	0	0	0	0	0	0	11	20	0.00	1.000										
37 Brandon Maurer, R (7, 1) ERA: 5.01	1.0	H	4	1	0	0	1	0	0	0	0	0	0	11	16	0.00	1.500										
31 Yoervis Medina, R (8, 1) ERA: 2.39	0.2	H	3	1	0	0	2	0	0	0	0	0	0	3	4	0.00	0.000										
41 Charlie Furbush, L (8, 1) ERA: 4.02	0.1	H	1	0	0	0	0	0	0	0	0	0	0	3	4	0.00	0.000										
PITCHER	IP	WLS	BF	H	R	ER	SO	BB	IBB	HBP	BLK	WP	HR	S	P	ERA	WHIP										
56 Fernando Rodney, R (9, 1) ERA: 2.22	1.0		6	2	1	1	0	1	0	0	0	0	0	13	18	9.00	3.000										

Seattle Mariners @ Baltimore Orioles
 Oriole Park at Camden Yards, Baltimore, MD
 Sat Aug 02 2014, 7:08 PM - 10:45 PM EDT
 Att: 36,508 - Overcast - 78 F

AB	34
R	3
H	8
RBI	3
BB	4
SO	9
LOB	18



Batter	1	2	3	4	5	6	7	8	9	AB	R	H	RBI	BB	SO	LOB	TOP										
16 Austin Jackson, R (1, 8) OBP: 0.331, SLG: 0.392	G4-3		K			G4-3			G6-3	4	0	0	0	0	1	0											
13 Dustin Ackley, L (1, 7) OBP: 0.301, SLG: 0.384	B2-3		P4			G4-3			G4-3	4	0	0	0	0	0	0											
22 Robinson Cano, L (1, 4) OBP: 0.393, SLG: 0.459		1B	P6			P4				3	0	1	0	1	0	0											
21 Kendrys Morales, S (1, 10) OBP: 0.250, SLG: 0.307	G6-3			G4-3			15 G4-6-3 1B		K	4	0	1	0	0	1	2											
15 Kyle Seager, L (1, 5) OBP: 0.341, SLG: 0.474		20 1B 28 S	F8			G4-6-3				3	0	1	0	0	0	1											
28 Chris Denorfia, R (1, 9) OBP: 0.286, SLG: 0.310		K	L8			G4-3				3	0	0	0	0	1	1											
20 Logan Morrison, L (1, 3) OBP: 0.265, SLG: 0.333		1B	F7					K		3	0	1	0	0	1	0											
3 Mike Zunino, R (1, 2) OBP: 0.257, SLG: 0.429		K	K			F7		F7		3	0	0	0	0	2	2											
5 Brad Miller, L (1, 6) OBP: 0.272, SLG: 0.318		K	K			K		K2-3		2	0	0	0	0	2	2											
1 Chris Taylor, R (8, PH) OBP: 0.385, SLG: 0.480		K	K			K				1	0	0	0	0	1	0											
Inning Stats	R: 0 H: 1 E: 0 K: 0 S: 9	H: 1 LOB: 1 BB: 0 P: 15	R: 0 H: 2 E: 0 K: 3 S: 16	H: 2 LOB: 2 BB: 0 P: 26	R: 0 H: 0 E: 0 K: 1 S: 9	H: 0 LOB: 0 BB: 0 P: 15	R: 0 H: 0 E: 0 K: 2 S: 8	H: 0 LOB: 0 BB: 0 P: 11	R: 0 H: 0 E: 0 K: 2 S: 10	H: 0 LOB: 0 BB: 0 P: 14	R: 0 H: 0 E: 0 K: 0 S: 5	H: 1 LOB: 0 BB: 0 P: 7	R: 0 H: 0 E: 0 K: 0 S: 8	H: 1 LOB: 0 BB: 0 P: 13	R: 0 H: 0 E: 0 K: 2 S: 7	H: 0 LOB: 1 BB: 1 P: 10	R: 0 H: 0 E: 0 K: 1 S: 9	H: 0 LOB: 1 BB: 1 P: 16	1B: 4 2B: 0 3B: 0 HR: 0	SF: 0 SAC: 0 DP: 1 HBP: 0	WP: 0 PB: 0 SB: 1 CS: 0	PA: 31					
PITCHER	IP	WLS	BF	H	R	ER	SO	BB	IBB	HBP	BLK	WP	HR	S	P	ERA	WHIP										
30 Chris Tillman, R (1, 1) ERA: 3.78	7.0	W	24	4	0	0	6	0	0	0	0	0	0	65	101	0.00	0.571										
48 Andrew Miller, L (8, 1) ERA: 2.25	1.0	H	3	0	0	0	2	0	0	0	0	0	0	7	10	0.00	0.000										
53 Zack Britton, L (9, 1) ERA: 1.59	1.0	S	4	0	0	0	1	1	0	0	0	0	0	9	16	0.00	1.000										

Seattle Mariners @ Baltimore Orioles
 Oriole Park at Camden Yards, Baltimore, MD
 Sun Aug 03 2014, 1:37 PM - 4:10 PM EDT
 Att: 35,217 - Overcast - 72 F

livebaseballscorecards.com

AB	30
R	0
H	4
RBI	0
BB	1
SO	9
LOB	8




Batter	1	2	3	4	5	6	7	8	9	AB	R	H	RBI	BB	SO	LOB	BOTTOM										
21 Nick Markakis, L (1, 9) OBP: 0.349, SLG: 0.397	HR		1B			2B			P4	4	1	3	1	0	0	1											
13 Manny Machado, R (1, 5) OBP: 0.320, SLG: 0.432	K		P5			BB			1B	3	0	1	0	1	1	1											
10 Adam Jones, R (1, 8) OBP: 0.311, SLG: 0.480	K			F9		L5			L8	4	0	0	0	0	1	4											
27 Delmon Young, R (1, 10) OBP: 0.342, SLG: 0.455	K			K		G5-3				3	0	0	0	0	2	2											
19 Chris Davis, L (1, 3) OBP: 0.304, SLG: 0.382		G4-3		K				F7		3	0	0	0	0	1	0											
2 J.J. Hardy, R (1, 6) OBP: 0.304, SLG: 0.359		F7			K			L8		3	0	0	0	0	1	0											
9 David Lough, L (1, 7) OBP: 0.282, SLG: 0.318		3 CS 1B		G4-3				F8		3	0	1	0	0	0	0											
3 Ryan Flaherty, L (1, 4) OBP: 0.270, SLG: 0.311		CS	G6-3		K			F7		3	0	0	0	0	1	0											
40 Nick Hundley, R (1, 2) OBP: 0.266, SLG: 0.331			G1-3			G4-3			13 1B BB	2	0	0	0	1	0	0											
Inning Stats	R: 1 H: 1 E: 0 K: 3 S: 13	H: 1 LOB: 0 BB: 0 P: 17	R: 0 H: 1 E: 0 K: 0 S: 8	H: 1 LOB: 0 BB: 0 P: 13	R: 0 H: 1 E: 0 K: 0 S: 7	H: 1 LOB: 1 BB: 0 P: 9	R: 0 H: 0 E: 0 K: 2 S: 9	H: 0 LOB: 0 BB: 0 P: 13	R: 0 H: 0 E: 0 K: 2 S: 10	H: 0 LOB: 0 BB: 0 P: 14	R: 0 H: 1 E: 0 K: 0 S: 9	H: 1 LOB: 2 BB: 1 P: 16	R: 0 H: 0 E: 0 K: 0 S: 6	H: 0 LOB: 0 BB: 0 P: 7	R: 0 H: 1 E: 0 K: 0 S: 12	H: 1 LOB: 2 BB: 1 P: 21	R: 0 H: 0 E: 0 K: 0 S: 12	H: 0 LOB: 1 BB: 1 P: 10	1B: 3 2B: 1 3B: 0 HR: 1	SF: 0 SAC: 0 DP: 0 HBP: 0	WP: 0 PB: 0 SB: 0 CS: 1	PA: 31					
PITCHER	IP	WLS	BF	H	R	ER	SO	BB	IBB	HBP	BLK	WP	HR	S	P	ERA	WHIP										
18 Hisashi Iwakuma, R (1, 1) ERA: 2.94	7.2	L	29	5	1	1	7	2	0	0	0	0	0	73	109	1.17	0.913										
40 Danny Farquhar, R (8, 1) ERA: 2.66	0.1		1	0	0	0	0	0	0	0	0	0	0	1	1	0.00	0.000										

Seattle Mariners @ Baltimore Orioles
 Oriole Park at Camden Yards, Baltimore, MD
 Sun Aug 03 2014, 1:37 PM - 4:10 PM EDT
 Att: 35,217 - Overcast - 72 F

livebaseballscorecards.com

AB	28
R	1
H	5
RBI	1
BB	2
SO	7
LOB	8



Batter	1	2	3	4	5	6	7	8	9	AB	R	H	RBI	BB	SO	LOB	TOP										
21 Nick Markakis, L (1,9) OBP: 0.350, SLG: 0.401	G5-3		K			F8			BB	3	0	0	0	1	1	0											
13 Manny Machado, R (1,5) OBP: 0.314, SLG: 0.419	G6-3			K			F9		P3	4	0	0	0	0	1	1											
10 Adam Jones, R (1,8) OBP: 0.311, SLG: 0.474	F7			P4			F9			3	0	0	0	0	0	0											
23 Nelson Cruz, R (1,10) OBP: 0.328, SLG: 0.508		K			F9					3	0	0	0	0	1	0											
19 Chris Davis, L (1,3) OBP: 0.307, SLG: 0.397		HR				K			F8	3	1	1	1	0	1	0											
2 J.J. Hardy, R (1,6) OBP: 0.310, SLG: 0.368	F8					G5-3			G3	3	0	0	0	0	0	0											
9 David Lough, L (1,7) OBP: 0.281, SLG: 0.316			K						G5-3	3	0	0	0	0	2	0											
3 Ryan Flaherty, L (1,4) OBP: 0.266, SLG: 0.310					G5-3				K	3	0	0	0	0	1	0											
40 Nick Hundley, R (1,2) OBP: 0.263, SLG: 0.327					P3				K	2	0	0	0	0	0	0											
28 Steve Pearce, R (9,PH) OBP: 0.359, SLG: 0.502						P6			K	1	0	0	0	0	1	0											
Inning Stats	R: 0 H: 0 E: 0 K: 0 S: 9	H: 0 LOB: 0 BB: 0 P: 11	R: 1 H: 1 E: 0 K: 2 S: 15	H: 1 LOB: 0 BB: 0 P: 21	R: 0 H: 0 E: 0 K: 1 S: 6	H: 0 LOB: 0 BB: 0 P: 11	R: 0 H: 0 E: 0 K: 2 S: 7	H: 0 LOB: 0 BB: 0 P: 12	R: 0 H: 0 E: 0 K: 2 S: 9	H: 0 LOB: 0 BB: 0 P: 13	R: 0 H: 0 E: 0 K: 0 S: 6	H: 0 LOB: 0 BB: 0 P: 9	R: 0 H: 0 E: 0 K: 0 S: 10	H: 0 LOB: 0 BB: 0 P: 15	R: 0 H: 0 E: 0 K: 0 S: 6	H: 0 LOB: 0 BB: 0 P: 8	R: 0 H: 0 E: 0 K: 2 S: 11	H: 0 LOB: 1 BB: 1 P: 19	1B: 0 2B: 0 3B: 0 HR: 1	SF: 0 SAC: 0 DP: 0 HBP: 0	WP: 0 PB: 0 SB: 0 CS: 0	PA: 29					
PITCHER	IP	WLS	BF	H	R	ER	SO	BB	IBB	HBP	BLK	WP	HR	S	P	ERA	WHIP										
36 Drew Hutchison, R (1,1) ERA: 4.39	8.2	W	28	1	1	1	8	1	0	0	0	0	1	76	115	1.04	0.231										
44 Casey Janssen, R (9,1) ERA: 2.83	0.1		1	0	0	0	0	0	0	0	0	0	0	3	4	0.00	0.000										

Baltimore Orioles @ Toronto Blue Jays
Rogers Centre, Toronto, ON
Wed Aug 06 2014, 7:09 PM - 9:49 PM EDT
Att: 33,054 - Partly Cloudy - 69 F

AB 28
R 1
H 1
RBI 1
BB 1
SO 8
LOB 1



Batter	1	2	3	4	5	6	7	8	9	AB	R	H	RBI	BB	SO	LOB	BOTTOM										
7 José Reyes, S (1,6) OBP: 0.332, SLG: 0.410	G5-3	K		P3		F7		G4-6-3		5	0	0	0	0	1	3											
53 Melky Cabrera, S (1,7) OBP: 0.365, SLG: 0.480		14 1B		19 1B		19 2B		G6-3		4	2	3	0	1	0	1											
8 Anthony Gose, L (9,7) OBP: 0.341, SLG: 0.281		30 1B		19 HR		BB				0	0	0	0	0	0	0											
19 José Bautista, R (1,9) OBP: 0.412, SLG: 0.525	P3	2B		1B		1B				4	1	3	3	0	0	1											
14 Nolan Reimold, R (1,10) OBP: 0.344, SLG: 0.607	30 1B	15 1B		K		K		G4-3		4	1	1	0	0	2	4											
30 Dioner Navarro, S (1,2) OBP: 0.312, SLG: 0.384	28 BB	15 1B		P3		F8		G1-4-3		4	0	1	1	0	0	0											
15 Danny Valencia, R (1,3) OBP: 0.331, SLG: 0.388	1-3 2H	1B		P6		G1-3		K		4	0	1	1	0	1	0											
28 Colby Rasmus, L (1,8) OBP: 0.283, SLG: 0.449	1-2 3H	1B		G6-3		G6-3		G3-1		3	0	1	0	1	0	0											
66 Munenori Kawasaki, L (1,5) OBP: 0.329, SLG: 0.326	K			L7						4	1	2	0	0	1	4											
17 Ryan Goins, L (1,4) OBP: 0.235, SLG: 0.279				K		K				2	0	0	0	0	2	0											
Inning Stats	R: 2 H: 4 E: 0 K: 1 S: 16	H: 4 LOB: 3 BB: 1 P: 29	R: 2 H: 2 E: 0 K: 3 S: 14	H: 2 LOB: 0 BB: 0 P: 21	R: 0 H: 1 E: 0 K: 0 S: 9	H: 1 LOB: 1 BB: 0 P: 10	R: 0 H: 1 E: 0 K: 2 S: 22	H: 1 LOB: 2 BB: 1 P: 33	R: 0 H: 0 E: 0 K: 0 S: 4	H: 0 LOB: 0 BB: 0 P: 6	R: 1 H: 3 E: 0 K: 0 S: 10	H: 3 LOB: 2 BB: 0 P: 18	R: 0 H: 0 E: 0 K: 1 S: 8	H: 0 LOB: 0 BB: 0 P: 10	R: 0 H: 1 E: 1 K: 0 S: 9	H: 1 LOB: 1 BB: 0 P: 10	1B: 9 2B: 2 3B: 0 HR: 1	SF: 0 SAC: 2 DP: 1 HBP: 0	WP: 0 PB: 0 SB: 0 CS: 0	PA: 38							
PITCHER	IP	WLS	BF	H	R	ER	SO	BB	IBB	HBP	BLK	WP	HR	S	P	ERA	WHIP										
16 Wei-Yin Chen, L (1,1) ERA: 3.9	5.0	L	25	8	4	4	6	2	0	0	0	0	0	65	99	7.20	2.000										
66 T.J. McFarland, L (6,1) ERA: 3.18	3.0		13	4	1	1	1	0	0	0	0	0	0	27	38	3.00	1.333										

Baltimore Orioles @ Toronto Blue Jays
Rogers Centre, Toronto, ON
Wed Aug 06 2014, 7:09 PM - 9:49 PM EDT
Att: 33,054 - Partly Cloudy - 69 F

AB 34
R 5
H 12
RBI 5
BB 2
SO 7
LOB 13



Batter	1	2	3	4	5	6	7	8	9	AB	R	H	RBI	BB	SO	LOB	TOP					
21 Nick Markakis, L (1.9) OBP: 0.351, SLG: 0.403										3	0	1	0	1	1	0						
13 Manny Machado, R (1.5) OBP: 0.313, SLG: 0.415										3	0	0	0	0	2	1						
10 Adam Jones, R (1.8) OBP: 0.308, SLG: 0.470										4	0	0	0	0	3	3						
23 Nelson Cruz, R (1.7) OBP: 0.327, SLG: 0.506										4	0	1	0	0	0	2						
9 David Lough, L (8.7) OBP: 0.281, SLG: 0.316										0	0	0	0	0	0	0						
27 Delmon Young, R (1.10) OBP: 0.352, SLG: 0.450										4	0	0	0	0	0	4						
2 J.J. Hardy, R (1.6) OBP: 0.325, SLG: 0.370										4	1	1	0	0	2	0						
19 Chris Davis, L (1.3) OBP: 0.307, SLG: 0.398										4	0	1	0	0	2	1						
36 Caleb Joseph, R (1.2) OBP: 0.281, SLG: 0.407										3	1	1	2	0	1	1						
6 Jonathan Schoop, R (1.4) OBP: 0.251, SLG: 0.328										3	0	0	0	0	2	1						
Inning Stats	R: 0 E: 0 K: 0 S: 13	H: 1 LOB: 2 BB: 0 P: 18	R: 0 E: 0 K: 2 S: 9	H: 1 LOB: 1 BB: 0 P: 16	R: 0 E: 0 K: 2 S: 10	H: 1 LOB: 2 BB: 1 P: 15	R: 2 E: 0 K: 2 S: 13	H: 2 LOB: 0 BB: 0 P: 21	R: 0 E: 0 K: 2 S: 8	H: 0 LOB: 0 BB: 0 P: 12	R: 0 E: 0 K: 2 S: 11	H: 0 LOB: 0 BB: 0 P: 17	R: 0 E: 0 K: 1 S: 11	H: 0 LOB: 0 BB: 0 P: 13	R: 0 E: 0 K: 1 S: 9	H: 0 LOB: 0 BB: 0 P: 14	R: 0 E: 0 K: 1 S: 9	H: 0 LOB: 0 BB: 0 P: 14	1B: 1 2B: 3 3B: 0 HR: 1	SF: 0 SAC: 0 DP: 0 HBP: 1	WP: 0 PB: 0 SB: 0 CS: 0	PA: 34
PITCHER	IP WLS BF H R ER SO BB IBB HBP BLK WP HR S P ERA WHIP																					
48 J.A. Happ, L (1.1) ERA: 4.09	8.0 L 31 5 2 2 12 1 0 1 0 0 1 84 125 2.25 0.750																					
44 Casey Janssen, R (9.1) ERA: 2.73	1.0 3 0 0 0 1 0 0 0 0 0 0 9 14 0.00 0.000																					

Baltimore Orioles @ Toronto Blue Jays
Rogers Centre, Toronto, ON
Thu Aug 07 2014, 7:08 PM - 10:06 PM EDT
Att: 34,676 - Cloudy - 75 F

AB 32
R 2
H 5
RBI 2
BB 1
SO 13
LOB 13



Batter	1	2	3	4	5	6	7	8	9	AB	R	H	RBI	BB	SO	LOB	BOTTOM					
7 José Reyes, S (1.6) OBP: 0.333, SLG: 0.410										3	0	1	0	1	1	0						
53 Melky Cabrera, S (1.10) OBP: 0.367, SLG: 0.480										0	0	0	0	0	0	0						
14 Nolan Reimold, R (3. PH) (4. 10)										2	0	0	0	1	1	1						
19 José Bautista, R (1.9) OBP: 0.411, SLG: 0.521										3	0	0	0	1	1	4						
30 Dioner Navarro, S (1.2) OBP: 0.311, SLG: 0.383										4	0	1	0	0	1	2						
47 Juan Francisco, L (1.3) OBP: 0.303, SLG: 0.494										4	0	0	0	0	1	1						
15 Danny Valencia, R (1.5) OBP: 0.322, SLG: 0.376										4	0	0	0	0	0	1						
28 Colby Rasmus, L (1.8) OBP: 0.283, SLG: 0.449										4	0	1	0	0	1	0						
17 Ryan Goins, L (1.4) OBP: 0.229, SLG: 0.272										3	0	0	0	0	1	2						
8 Anthony Gose, L (1.7) OBP: 0.340, SLG: 0.301										3	1	1	1	0	1	0						
Inning Stats	R: 0 E: 0 K: 1 S: 9	H: 0 LOB: 0 BB: 0 P: 13	R: 0 E: 0 K: 1 S: 12	H: 0 LOB: 0 BB: 0 P: 18	R: 0 E: 0 K: 0 S: 11	H: 0 LOB: 2 BB: 2 P: 21	R: 0 E: 0 K: 1 S: 19	H: 2 LOB: 2 BB: 0 P: 27	R: 1 E: 0 K: 0 S: 9	H: 2 LOB: 0 BB: 0 P: 11	R: 0 E: 0 K: 1 S: 10	H: 0 LOB: 0 BB: 0 P: 14	R: 0 E: 0 K: 2 S: 9	H: 0 LOB: 0 BB: 0 P: 11	R: 0 E: 0 K: 2 S: 12	H: 0 LOB: 1 BB: 1 P: 19	R: 0 E: 0 K: 0 S: 8	H: 0 LOB: 0 BB: 0 P: 14	1B: 2 2B: 1 3B: 0 HR: 1	SF: 0 SAC: 0 DP: 1 HBP: 1	WP: 0 PB: 0 SB: 1 CS: 0	PA: 34
PITCHER	IP WLS BF H R ER SO BB IBB HBP BLK WP HR S P ERA WHIP																					
50 Miguel González, R (1.1) ERA: 3.8	6.0 W 24 4 1 1 4 2 0 0 0 0 0 0 9 10 1.50 1.000																					
48 Andrew Miller, L (7.1) ERA: 2.15	1.0 H 3 0 0 0 2 0 0 0 0 0 0 9 11 0.00 0.000																					
56 Darren O'Day, R (8.1) ERA: 1.06	1.0 H 4 0 0 0 2 1 0 0 0 0 0 0 12 19 0.00 1.000																					
53 Zack Britton, L (9.1) ERA: 1.56	1.0 S 3 0 0 0 0 0 0 0 0 0 0 8 14 0.00 0.000																					

Baltimore Orioles @ Toronto Blue Jays
Rogers Centre, Toronto, ON
Thu Aug 07 2014, 7:08 PM - 10:06 PM EDT
Att: 34,676 - Cloudy - 75 F

AB 30
R 1
H 4
RBI 1
BB 3
SO 8
LOB 11



Batter	1	2	3	4	5	6	7	8	9	AB	R	H	RBI	BB	SO	LOB	TOP										
13 Matt Carpenter, L (1,5) OBP: 0.378, SLG: 0.395 33 Daniel Descalso, L (6,PH) OBP: 0.229, SLG: 0.224 (6,6)	G4-3		P6			K		P6		2	0	0	0	0	0	0	St. Louis Cardinals @ Baltimore Orioles Oriole Park at Camden Yards, Baltimore, MD Fri Aug 08 2014, 7:09 PM - 10:04 PM EDT Att: 43,743 - Cloudy - 78 F										
16 Kolten Wong, L (1,4) OBP: 0.287, SLG: 0.404	F7			G4-3		K		P5		4	0	0	0	0	1												
7 Matt Holliday, R (1,10) OBP: 0.364, SLG: 0.417	G4-3				1B		G3		F9	4	0	1	0	0	0												
32 Matt Adams, L (1,3) OBP: 0.332, SLG: 0.503 3 Mark Ellis, R (6,3) OBP: 0.287, SLG: 0.225		2B		F7			L9		G4-3	2	0	1	0	0	0												
27 Jhonny Peralta, R (1,6) OBP: 0.331, SLG: 0.438 48 Tony Cruz, R (6,5) OBP: 0.311, SLG: 0.283			K		G4-3				L9	2	0	0	0	0	1												
18 Oscar Taveras, L (1,9) OBP: 0.280, SLG: 0.309			K							3	0	0	0	0	2												
12 A.J. Pierzynski, L (1,2) OBP: 0.293, SLG: 0.358			G3							3	1	1	2	0	1												
19 Jon Jay, L (1,7) OBP: 0.345, SLG: 0.362 43 Shane Robinson, R (7,PH) OBP: 0.212, SLG: 0.191 (7,7)				F7					G4-3	2	0	0	0	0	1												
8 Peter Bourjos, R (1,8) OBP: 0.284, SLG: 0.342					G6-3					3	0	1	0	0	1												
Inning Stats	R: 0 E: 0 K: 0 S: 7	H: 0 LOB: 0 BB: 0 P: 10	R: 0 E: 0 K: 2 S: 11	H: 1 LOB: 1 BB: 0 P: 13	R: 0 E: 0 K: 0 S: 8	H: 0 LOB: 0 BB: 0 P: 13	R: 0 E: 0 K: 3 S: 13	H: 1 LOB: 1 BB: 0 P: 19	R: 0 E: 0 K: 3 S: 10	H: 0 LOB: 0 BB: 0 P: 16	R: 0 E: 0 K: 2 S: 11	H: 1 LOB: 0 BB: 0 P: 16	R: 2 E: 0 K: 0 S: 19	H: 1 LOB: 0 BB: 1 P: 29	R: 0 E: 0 K: 1 S: 12	H: 0 LOB: 0 BB: 0 P: 17		R: 0 E: 0 K: 0 S: 5	H: 0 LOB: 0 BB: 0 P: 6	1B: 2 2B: 1 3B: 0 HR: 1	SF: 0 SAC: 0 DP: 0 HBP: 0	WP: 1 PB: 0 SB: 0 CS: 0	PA: 32				
PITCHER	IP	WLS	BF	H	R	ER	SO	BB	IBB	HBP	BLK	WP	HR	S	P	ERA	WHIP										
30 Chris Tillman, R (1,1) ERA: 3.73	6.2	W	25	4	2	2	7	1	0	0	0	1	1	74	109	2.70	0.750										
17 Brian Matusz, L (7,1) ERA: 3.95	1.1		4	0	0	0	1	0	0	0	0	0	0	17	24	0.00	0.000										
35 Brad Brach, R (9,1) ERA: 2.91	1.0		3	0	0	0	0	0	0	0	0	0	0	5	6	0.00	0.000										

Batter	1	2	3	4	5	6	7	8	9	AB	R	H	RBI	BB	SO	LOB	BOTTOM										
21 Nick Markakis, L (1,9) OBP: 0.352, SLG: 0.402 27 Delmon Young, R (7,7) OBP: 0.350, SLG: 0.447	10 1B 13 HBP		G1-2-3		G4-3	F8		F7		4	1	1	0	1	0	4	St. Louis Cardinals @ Baltimore Orioles Oriole Park at Camden Yards, Baltimore, MD Fri Aug 08 2014, 7:09 PM - 10:04 PM EDT Att: 43,743 - Cloudy - 78 F										
13 Manny Machado, R (1,5) OBP: 0.318, SLG: 0.425										4	1	2	3	0	1												
10 Adam Jones, R (1,8) OBP: 0.313, SLG: 0.478 6 Jonathan Schoop, R (6,PR) OBP: 0.251, SLG: 0.328 (7,4)										3	2	2	1	1	0												
23 Nelson Cruz, R (1,10) OBP: 0.328, SLG: 0.503										4	0	1	0	1	2												
19 Chris Davis, L (1,3) OBP: 0.305, SLG: 0.404										5	2	1	1	0	1												
2 J.J. Hardy, R (1,6) OBP: 0.315, SLG: 0.387 28 Steve Pearce, R (7,9) OBP: 0.358, SLG: 0.500										3	3	2	4	1	0												
3 Ryan Flaherty, L (1,4) OBP: 0.274, SLG: 0.330 (7,6)										4	2	2	2	0	1												
9 David Lough, L (1,7) OBP: 0.287, SLG: 0.324 (7,8)										3	0	1	0	1	0												
40 Nick Hundley, R (1,2) OBP: 0.273, SLG: 0.335										5	1	3	1	0	0												
Inning Stats	R: 0 E: 0 K: 2 S: 12	H: 2 LOB: 3 BB: 0 P: 19	R: 4 E: 0 K: 0 S: 11	H: 3 LOB: 1 BB: 2 P: 22	R: 1 E: 0 K: 0 S: 15	H: 2 LOB: 2 BB: 1 P: 26	R: 3 E: 0 K: 0 S: 16	H: 3 LOB: 1 BB: 1 P: 26	R: 1 E: 0 K: 1 S: 10	H: 1 LOB: 0 BB: 0 P: 15	R: 3 E: 0 K: 1 S: 19	H: 4 LOB: 3 BB: 1 P: 30	R: 0 E: 0 K: 2 S: 7	H: 0 LOB: 0 BB: 0 P: 11	R: 0 E: 1 K: 0 S: 6	H: 0 LOB: 0 BB: 0 P: 8		1B: 8 2B: 1 3B: 0 HR: 6	SF: 0 SAC: 1 DP: 2 HBP: 3	WP: 1 PB: 0 SB: 0 CS: 0	PA: 46						
PITCHER	IP	WLS	BF	H	R	ER	SO	BB	IBB	HBP	BLK	WP	HR	S	P	ERA	WHIP										
63 Justin Masterson, R (1,1) ERA: 5.94	2.0	L	18	7	5	2	2	3	0	2	0	0	2	33	61	22.50	5.000										
62 Nick Greenwood, L (3,1) ERA: 5.73	3.0		13	4	4	4	1	1	0	0	0	0	2	31	47	12.00	1.667										
71 Sam Freeman, L (6,1) ERA: 2.92	1.0		9	4	3	3	1	1	0	1	0	0	2	19	30	27.00	5.000										
36 Randy Choate, L (7,1) ERA: 5.06	1.0		3	0	0	0	2	0	0	0	0	0	0	7	11	0.00	0.000										
43 Seth Maness, R (8,1) ERA: 5.14	1.0		3	0	0	0	0	0	0	0	0	0	0	6	8	0.00	0.000										

Batter	1	2	3	4	5	6	7	8	9	AB	R	H	RBI	BB	SO	LOB	TOP					
13 Matt Carpenter, L (1.5) OBP: 0.378, SLG: 0.394										4	1	1	0	1	1	4	St. Louis Cardinals @ Baltimore Orioles Oriole Park at Camden Yards, Baltimore, MD Sat Aug 09 2014, 4:10 PM - 7:06 PM EDT Att: 40,894 - Partly Cloudy - 82 F					
16 Kolten Wong, L (1.4) OBP: 0.285, SLG: 0.400										5	0	1	0	0	2	3						
7 Matt Holliday, R (1.7) OBP: 0.387, SLG: 0.417										3	0	1	0	2	0	2						
32 Matt Adams, L (1.3) OBP: 0.282, SLG: 0.496										5	0	0	0	0	1	8						
27 Jhonny Peralta, R (1.10) OBP: 0.333, SLG: 0.444										4	1	2	1	0	0	1						
18 Oscar Taveras, L (1.9) OBP: 0.293, SLG: 0.299										4	0	0	0	0	2	1						
12 A.J. Pierzynski, L (1.2) OBP: 0.293, SLG: 0.354										3	0	0	0	1	0	0						
19 Jon Jay, L (1.8) OBP: 0.344, SLG: 0.373										3	1	1	2	0	2	0						
33 Daniel Descalso, L (1.6) OBP: 0.257, SLG: 0.248										3	0	3	0	1	0	0						
Inning Stats	R: 1 E: 0 K: 1 S: 16	H: 1 LOB: 2 BB: 2 P: 27	R: 1 E: 0 K: 1 S: 9	H: 2 LOB: 1 BB: 0 P: 15	R: 0 E: 0 K: 1 S: 6	H: 0 LOB: 0 BB: 0 P: 9	R: 1 E: 0 K: 0 S: 10	H: 2 LOB: 2 BB: 1 P: 17	R: 0 E: 0 K: 2 S: 10	H: 0 LOB: 1 BB: 0 P: 11	R: 0 E: 0 K: 1 S: 13	H: 2 LOB: 2 BB: 0 P: 16	R: 0 E: 0 K: 0 S: 7	H: 0 LOB: 0 BB: 0 P: 9	R: 0 E: 0 K: 2 S: 19	H: 1 LOB: 3 BB: 2 P: 31	1B: 6 2B: 2 3B: 0 HR: 1	SF: 1 SAC: 0 DP: 0 HBP: 0	WP: 1 PB: 0 SB: 0 CS: 0	PA: 40		
PITCHER	IP WLS BF H R ER SO BB IBB HBP BLK WP HR S P ERA WHIP	IP WLS BF H R ER SO BB IBB HBP BLK WP HR S P ERA WHIP	IP WLS BF H R ER SO BB IBB HBP BLK WP HR S P ERA WHIP	IP WLS BF H R ER SO BB IBB HBP BLK WP HR S P ERA WHIP	IP WLS BF H R ER SO BB IBB HBP BLK WP HR S P ERA WHIP	IP WLS BF H R ER SO BB IBB HBP BLK WP HR S P ERA WHIP	IP WLS BF H R ER SO BB IBB HBP BLK WP HR S P ERA WHIP	IP WLS BF H R ER SO BB IBB HBP BLK WP HR S P ERA WHIP	IP WLS BF H R ER SO BB IBB HBP BLK WP HR S P ERA WHIP	IP WLS BF H R ER SO BB IBB HBP BLK WP HR S P ERA WHIP	IP WLS BF H R ER SO BB IBB HBP BLK WP HR S P ERA WHIP	IP WLS BF H R ER SO BB IBB HBP BLK WP HR S P ERA WHIP	IP WLS BF H R ER SO BB IBB HBP BLK WP HR S P ERA WHIP	IP WLS BF H R ER SO BB IBB HBP BLK WP HR S P ERA WHIP	IP WLS BF H R ER SO BB IBB HBP BLK WP HR S P ERA WHIP	IP WLS BF H R ER SO BB IBB HBP BLK WP HR S P ERA WHIP	IP WLS BF H R ER SO BB IBB HBP BLK WP HR S P ERA WHIP	IP WLS BF H R ER SO BB IBB HBP BLK WP HR S P ERA WHIP	IP WLS BF H R ER SO BB IBB HBP BLK WP HR S P ERA WHIP	IP WLS BF H R ER SO BB IBB HBP BLK WP HR S P ERA WHIP	IP WLS BF H R ER SO BB IBB HBP BLK WP HR S P ERA WHIP	
31 Ubaldo Jiménez, R (1.1) ERA: 4.51	6.0	W	26	6	3	3	5	3	0	0	0	0	0	0	0	0	1	1	59	93	4.50	1.500
17 Brian Matusz, L (7.1) ERA: 3.92	0.1		3	2	0	0	1	0	0	0	0	0	0	0	0	0	0	0	9	10	0.00	6.000
29 Tommy Hunter, R (7.1) ERA: 3.61	1.2		5	0	0	0	0	0	0	0	0	0	0	0	0	0	0	0	11	15	0.00	0.000
35 Brad Brach, R (9.1) ERA: 2.84	1.0		6	1	0	0	2	2	0	0	0	0	0	0	0	0	0	0	19	31	0.00	3.000

AB 34
R 3
H 9
RBI 3
BB 5
SO 8
LOB 19



Batter	1	2	3	4	5	6	7	8	9	AB	R	H	RBI	BB	SO	LOB	BOTTOM					
21 Nick Markakis, L (1.9) OBP: 0.354, SLG: 0.401										3	0	1	0	2	0	3	St. Louis Cardinals @ Baltimore Orioles Oriole Park at Camden Yards, Baltimore, MD Sat Aug 09 2014, 4:10 PM - 7:06 PM EDT Att: 40,894 - Partly Cloudy - 82 F					
13 Manny Machado, R (1.5) OBP: 0.322, SLG: 0.425										5	0	3	1	0	1	2						
10 Adam Jones, R (1.8) OBP: 0.314, SLG: 0.477										5	1	2	0	0	1	4						
23 Nelson Cruz, R (1.10) OBP: 0.329, SLG: 0.511										5	2	2	2	0	0	5						
19 Chris Davis, L (1.3) OBP: 0.302, SLG: 0.399										4	0	0	0	0	1	1						
2 J.J. Hardy, R (1.6) OBP: 0.315, SLG: 0.388										4	2	2	1	0	1	0						
27 Delmon Young, R (1.7) ERA: 3.03										4	2	2	3	0	0	0						
9 David Lough, L (8.7) OBP: 0.287, SLG: 0.324										0	0	0	0	0	0	0						
36 Caleb Joseph, R (1.2) OBP: 0.287, SLG: 0.429										4	1	2	2	0	1	0						
6 Jonathan Schoop, R (1.4) OBP: 0.254, SLG: 0.333										4	2	2	0	0	1	1						
Inning Stats	R: 0 E: 0 K: 0 S: 6	H: 1 LOB: 1 BB: 1 P: 10	R: 3 E: 0 K: 1 S: 18	H: 3 LOB: 1 BB: 1 P: 30	R: 2 E: 0 K: 0 S: 15	H: 2 LOB: 0 BB: 0 P: 22	R: 0 E: 1 K: 1 S: 10	H: 1 LOB: 1 BB: 0 P: 14	R: 3 E: 0 K: 1 S: 13	H: 3 LOB: 0 BB: 0 P: 18	R: 1 E: 0 K: 1 S: 16	H: 3 LOB: 1 BB: 0 P: 23	R: 0 E: 0 K: 2 S: 8	H: 0 LOB: 0 BB: 0 P: 9	R: 1 E: 0 K: 0 S: 14	H: 3 LOB: 2 BB: 0 P: 23	1B: 10 2B: 4 3B: 0 HR: 3	SF: 0 SAC: 0 DP: 3 HBP: 0	WP: 1 PB: 0 SB: 0 CS: 0	PA: 40		
PITCHER	IP WLS BF H R ER SO BB IBB HBP BLK WP HR S P ERA WHIP	IP WLS BF H R ER SO BB IBB HBP BLK WP HR S P ERA WHIP	IP WLS BF H R ER SO BB IBB HBP BLK WP HR S P ERA WHIP	IP WLS BF H R ER SO BB IBB HBP BLK WP HR S P ERA WHIP	IP WLS BF H R ER SO BB IBB HBP BLK WP HR S P ERA WHIP	IP WLS BF H R ER SO BB IBB HBP BLK WP HR S P ERA WHIP	IP WLS BF H R ER SO BB IBB HBP BLK WP HR S P ERA WHIP	IP WLS BF H R ER SO BB IBB HBP BLK WP HR S P ERA WHIP	IP WLS BF H R ER SO BB IBB HBP BLK WP HR S P ERA WHIP	IP WLS BF H R ER SO BB IBB HBP BLK WP HR S P ERA WHIP	IP WLS BF H R ER SO BB IBB HBP BLK WP HR S P ERA WHIP	IP WLS BF H R ER SO BB IBB HBP BLK WP HR S P ERA WHIP	IP WLS BF H R ER SO BB IBB HBP BLK WP HR S P ERA WHIP	IP WLS BF H R ER SO BB IBB HBP BLK WP HR S P ERA WHIP	IP WLS BF H R ER SO BB IBB HBP BLK WP HR S P ERA WHIP	IP WLS BF H R ER SO BB IBB HBP BLK WP HR S P ERA WHIP	IP WLS BF H R ER SO BB IBB HBP BLK WP HR S P ERA WHIP	IP WLS BF H R ER SO BB IBB HBP BLK WP HR S P ERA WHIP	IP WLS BF H R ER SO BB IBB HBP BLK WP HR S P ERA WHIP	IP WLS BF H R ER SO BB IBB HBP BLK WP HR S P ERA WHIP	IP WLS BF H R ER SO BB IBB HBP BLK WP HR S P ERA WHIP	
41 John Lackey, R (1.1) ERA: 3.98	5.0	L	29	13	9	9	3	2	0	0	0	0	0	0	0	0	1	3	71	105	16.20	3.000
43 Seth Maness, R (6.1) ERA: 3.03	2.0		5	0	0	0	3	0	0	0	0	0	0	0	0	0	0	0	15	21	0.00	0.000
46 Kevin Siegrist, L (8.1) ERA: 4.44	1.0		6	3	1	1	0	0	0	0	0	0	0	0	0	0	1	0	14	23	9.00	3.000

AB 38
R 10
H 16
RBI 9
BB 2
SO 6
LOB 16



Batter	1	2	3	4	5	6	7	8	9	AB	R	H	RBI	BB	SO	LOB	TOP
11 Brett Gardner, L OBP: 0.354, SLG: 0.457										5	1	1	0	0	0	2	New York Yankees @ Baltimore Orioles Oriole Park at Camden Yards, Baltimore, MD Mon Aug 11 2014, 7:10 PM - 10:48 PM EDT Att: 34,018 - Cloudy - 79 F
2 Derek Jeter, R OBP: 0.322, SLG: 0.327										4	0	1	1	0	0	2	
22 Jacoby Ellsbury, L OBP: 0.347, SLG: 0.410										3	0	0	0	1	1		
25 Mark Teixeira, S OBP: 0.329, SLG: 0.438										4	0	0	0	0	2		
36 Carlos Beltrán, S OBP: 0.302, SLG: 0.436										3	1	1	0	1	1		
12 Chase Headley, S OBP: 0.308, SLG: 0.360										2	1	1	0	2	1		
33 Stephen Drew, L OBP: 0.242, SLG: 0.306										4	0	0	0	0	1		
14 Martín Prado, R OBP: 0.311, SLG: 0.364										4	0	1	0	0	1		
29 Francisco Cervelli, R OBP: 0.347, SLG: 0.433										3	0	1	0	0	0		
45 Austin Romine, R (9, PH)										1	0	0	0	0	0		
Inning Stats	R: 1 H: 1 E: 0 K: 2 S: 15	H: 3 LOB: 2 BB: 1 P: 22	R: 0 H: 1 E: 0 K: 1 S: 20	H: 1 LOB: 1 BB: 0 P: 16	R: 0 H: 0 E: 0 K: 1 S: 11	H: 1 LOB: 1 BB: 0 P: 17	R: 0 H: 1 E: 0 K: 1 S: 14	H: 0 LOB: 1 BB: 1 P: 22	R: 0 H: 0 E: 0 K: 1 S: 10	H: 0 LOB: 2 BB: 2 P: 23	R: 0 H: 0 E: 0 K: 1 S: 10	H: 0 LOB: 0 BB: 0 P: 13	1B: 4 2B: 1 3B: 1 HR: 0	SF: 0 DP: 0 HBP: 0	WP: 0 PB: 0 SB: 3 CS: 0	PA: 37	
PITCHER	IP WLS BF H R ER SO BB IBB HBP BLK WP HR S P ERA WHIP																
25 Bud Norris, R ERA: 3.75	5.0 W 22 6 3 3 5 1 0 0 0 0 0 0 64 108 5.40 1.400																
35 Brad Brach, R ERA: 2.73	1.0 H 4 0 0 0 1 1 0 0 0 0 0 0 14 22 0.00 1.000																
56 Darren O'Day, R ERA: 1.03	1.2 H 7 0 0 0 1 2 0 0 0 0 0 0 0 13 25 0.00 1.200																
48 Andrew Miller, L ERA: 2.28	0.1 H 1 0 0 0 0 0 0 0 0 0 0 0 2 5 0.00 0.000																
29 Tommy Hunter, R ERA: 3.53	1.0 3 0 0 0 0 0 0 0 0 0 0 0 10 13 0.00 0.000																

Batter	1	2	3	4	5	6	7	8	9	AB	R	H	RBI	BB	SO	LOB	BOTTOM			
21 Nick Markakis, L OBP: 0.358, SLG: 0.407										5	2	2	0	0	1	1	New York Yankees @ Baltimore Orioles Oriole Park at Camden Yards, Baltimore, MD Mon Aug 11 2014, 7:10 PM - 10:48 PM EDT Att: 34,018 - Cloudy - 79 F			
13 Manny Machado, R OBP: 0.324, SLG: 0.431										2	1	1	0	0	0	1				
19 Chris Davis, L OBP: 0.302, SLG: 0.406										3	2	2	2	0	1	1				
10 Adam Jones, R OBP: 0.316, SLG: 0.480										5	1	3	2	0	2	1				
23 Nelson Cruz, R OBP: 0.333, SLG: 0.522										2	1	2	3	0	0	0				
9 David Lough, L OBP: 0.291, SLG: 0.328										1	0	1	1	0	0	0				
27 Delmon Young, R OBP: 0.341, SLG: 0.455										5	0	0	0	0	1	6				
28 Steve Pearce, R OBP: 0.352, SLG: 0.491										4	0	0	0	0	0	0				
36 Caleb Joseph, R OBP: 0.285, SLG: 0.426										4	1	1	0	0	1	0				
3 Ryan Flaherty, L OBP: 0.269, SLG: 0.318										3	1	0	0	1	1	0				
6 Jonathan Schoop, R OBP: 0.254, SLG: 0.340										4	2	2	3	0	1	0				
Inning Stats	R: 1 H: 1 E: 0 K: 1 S: 12	H: 0 LOB: 0 BB: 0 P: 18	R: 0 H: 0 E: 0 K: 1 S: 7	H: 0 LOB: 0 BB: 0 P: 9	R: 1 H: 2 E: 0 K: 1 S: 13	H: 0 LOB: 2 BB: 0 P: 20	R: 0 H: 0 E: 0 K: 1 S: 6	H: 0 LOB: 0 BB: 0 P: 7	R: 2 H: 3 E: 0 K: 3 S: 19	H: 3 LOB: 0 BB: 0 P: 28	R: 0 H: 0 E: 0 K: 0 S: 8	H: 0 LOB: 0 BB: 0 P: 13	R: 3 H: 3 E: 0 K: 1 S: 17	H: 3 LOB: 0 BB: 0 P: 23	R: 4 H: 5 E: 0 K: 0 S: 21	H: 2 LOB: 2 BB: 1 P: 38	1B: 6 2B: 5 3B: 0 HR: 3	SF: 1 DP: 0 HBP: 1	WP: 1 PB: 0 SB: 0 CS: 0	PA: 41
PITCHER	IP WLS BF H R ER SO BB IBB HBP BLK WP HR S P ERA WHIP																			
26 Chris Capuano, L ERA: 4.13	6.0 L 26 6 4 4 7 0 0 0 0 0 0 1 17 23 6.00 1.000																			
43 Adam Warren, R ERA: 3.53	1.0 6 3 3 3 1 0 0 0 0 0 0 1 17 23 27.00 3.000																			
39 Chase Whitley, R ERA: 5.51	0.2 8 5 4 4 0 1 0 0 0 0 0 1 18 32 54.00 9.000																			
57 Rich Hill, L ERA: 6.75	0.1 1 0 0 0 0 0 0 0 0 0 0 0 3 6 0.00 0.000																			

AB 33
R 3
H 6
RBI 1
BB 4
SO 7
LOB 15



AB 38
R 11
H 14
RBI 11
BB 1
SO 8
LOB 10



WP: 1
PB: 0
SB: 0
CS: 0

Batter	1	2	3	4	5	6	7	8	9	AB	R	H	RBI	BB	SO	LOB	TOP										
11 Brett Gardner, L OBP: 0.353, SLG: 0.455	F8		G6-4-3 1B		L5			L7		4	0	1	0	0	0	1	New York Yankees @ Baltimore Orioles Oriole Park at Camden Yards, Baltimore, MD Wed Aug 13 2014, 7:11 PM - 9:53 PM EDT Att: 37,587 - Clear - 77 F										
2 Derek Jeter, R OBP: 0.319, SLG: 0.324	G4-3		G6-4-3			G6-3		L8		4	0	0	0	0	0	2											
22 Jacoby Ellsbury, L OBP: 0.344, SLG: 0.406	G4-3			G1-3		L8		K		4	0	0	0	0	1	0											
25 Mark Teixeira, S OBP: 0.331, SLG: 0.437		L7		12 1B	F9			36 2B 12 G5-3 BB		3	1	1	0	1	0	0											
36 Carlos Beltrán, S OBP: 0.302, SLG: 0.437	F9			K		G1-3		12 G5-3 2B		4	0	1	0	0	1	1											
12 Chase Headley, S OBP: 0.308, SLG: 0.359	K			1B		F7		G5-3		4	0	1	1	0	1	1											
33 Stephen Drew, L OBP: 0.242, SLG: 0.310			14 F9 29 HR 2B	G4-3		G2-3		G3		4	1	1	0	0	0	3											
14 Martin Prado, R OBP: 0.309, SLG: 0.361			F9			P2		K		3	0	0	0	0	1	1											
31 Ichiro Suzuki, L OBP: 0.326, SLG: 0.324						K		K		0	0	0	0	0	0	0											
29 Francisco Cervelli, R OBP: 0.356, SLG: 0.467			3H HR			K		2 S BB		2	1	1	2	1	1	0											
Inning Stats	R: 0 E: 0 K: 10 S: 10	H: 0 LOB: 0 BB: 0 P: 16	R: 0 E: 0 K: 1 S: 10	H: 0 LOB: 0 BB: 0 P: 14	R: 2 E: 0 K: 10 S: 13	H: 3 LOB: 0 BB: 0 P: 24	R: 0 E: 0 K: 1 S: 11	H: 2 LOB: 2 BB: 0 P: 17	R: 0 E: 0 K: 1 S: 7	H: 0 LOB: 0 BB: 0 P: 11	R: 0 E: 0 K: 10 S: 6	H: 0 LOB: 0 BB: 0 P: 7	R: 0 E: 0 K: 10 S: 6	H: 0 LOB: 0 BB: 0 P: 11	R: 0 E: 0 K: 13 S: 13	H: 0 LOB: 1 BB: 1 P: 20	R: 1 E: 0 K: 1 S: 9	H: 1 LOB: 1 BB: 1 P: 21	1B: 3 2B: 2 3B: 0 HR: 1	SF: 0 SAC: 0 DP: 1 HBP: 0	WP: 0 PB: 0 SB: 1 CS: 0	PA: 34					
PITCHER	IP	WLS	BF	H	R	ER	SO	BB	IBB	HBP	BLK	WP	HR	S	P	ERA	WHIP										
30 Chris Tillman, R ERA: 3.88	7.0		25	5	2	2	3	0	0	0	0	0	1	63	100	2.57	0.714										
56 Darren O'Day, R ERA: 1.01	1.0	W	4	0	0	0	1	1	0	0	0	0	0	13	20	0.00	1.000										
53 Zack Britton, L ERA: 2.11	1.0	S	5	1	1	1	1	1	0	0	0	0	0	9	21	9.00	2.000										

Batter	1	2	3	4	5	6	7	8	9	AB	R	H	RBI	BB	SO	LOB	BOTTOM										
21 Nick Markakis, L OBP: 0.358, SLG: 0.406	G4-3			F8		K		19 HR 10 BB 1B		4	1	1	0	0	1	1	New York Yankees @ Baltimore Orioles Oriole Park at Camden Yards, Baltimore, MD Wed Aug 13 2014, 7:11 PM - 9:53 PM EDT Att: 37,587 - Clear - 77 F										
19 Chris Davis, L OBP: 0.301, SLG: 0.402	K			F9		K		10 HR BB		3	1	0	0	1	2	1											
10 Adam Jones, R OBP: 0.316, SLG: 0.485	F9			K		K		1H 2H HR		4	1	1	3	0	2	1											
23 Nelson Cruz, R OBP: 0.333, SLG: 0.521		P3		28 1B 3 SF8 2B		P4		L7		4	1	1	0	0	0	0											
27 Delmon Young, R OBP: 0.335, SLG: 0.446		F7		G5-3		F7				3	0	0	0	0	0	1											
9 David Lough, L OBP: 0.291, SLG: 0.328				2-3 1B		K				0	0	0	0	0	0	0											
28 Steve Pearce, R OBP: 0.352, SLG: 0.489	K			2-3 1B		K				3	0	1	0	0	2	0											
3 Ryan Flaherty, L OBP: 0.265, SLG: 0.315			G3		SF8			P6		2	0	0	1	0	0	0											
6 Jonathan Schoop, R OBP: 0.255, SLG: 0.349		G5-3		G5-3				HR		3	1	1	1	0	0	1											
40 Nick Hundley, R OBP: 0.274, SLG: 0.335			K					G5-3		3	0	1	0	0	1	0											
Inning Stats	R: 0 E: 0 K: 1 S: 11	H: 0 LOB: 0 BB: 0 P: 15	R: 0 E: 0 K: 1 S: 6	H: 0 LOB: 0 BB: 0 P: 10	R: 0 E: 0 K: 1 S: 6	H: 0 LOB: 0 BB: 0 P: 7	R: 0 E: 0 K: 1 S: 10	H: 0 LOB: 0 BB: 0 P: 13	R: 1 E: 0 K: 0 S: 15	H: 2 LOB: 1 BB: 0 P: 22	R: 0 E: 0 K: 3 S: 10	H: 1 LOB: 0 BB: 0 P: 13	R: 0 E: 0 K: 1 S: 7	H: 0 LOB: 0 BB: 0 P: 11	R: 4 E: 0 K: 0 S: 19	H: 3 LOB: 0 BB: 1 P: 30	1B: 3 2B: 1 3B: 0 HR: 2	SF: 1 SAC: 0 DP: 0 HBP: 0	WP: 0 PB: 0 SB: 0 CS: 0	PA: 31							
PITCHER	IP	WLS	BF	H	R	ER	SO	BB	IBB	HBP	BLK	WP	HR	S	P	ERA	WHIP										
35 Michael Pineda, R ERA: 1.82	5.0		17	2	1	1	4	0	0	0	0	0	1	23	33	3.86	0.857										
68 Delin Betances, R ERA: 1.52	2.1	B	9	2	1	1	4	0	0	0	0	0	1	13	21	40.50	4.500										
27 Shawn Kelley, R ERA: 4.74	0.2	L	5	2	3	3	0	1	0	0	0	0	1	13	21	40.50	4.500										



Batter	1	2	3	4	5	6	7	8	9	10	11	AB	R	H	RBI	BB	SO	LOB	TOP							
21 Nick Markakis, L OBP: 0.358, SLG: 0.405	F9		BB		1B		P5		K			4	0	1	0	1	1	1								
19 Chris Davis, L OBP: 0.298, SLG: 0.397	K		K		K			K	F7			5	0	0	0	0	4	5								
10 Adam Jones, R OBP: 0.313, SLG: 0.480	K		K			G5-3		G1-3		F9		5	0	0	0	0	2	3								
23 Nelson Cruz, R OBP: 0.331, SLG: 0.518	P6			G5-3		E5			G4-3			5	1	1	0	0	0	0								
27 Delmon Young, R OBP: 0.331, SLG: 0.439	L7			G6-3		G5-3			1B			5	0	1	0	0	0	1								
2 J.J. Hardy, R OBP: 0.318, SLG: 0.391	F7								1B			4	0	2	1	1	0	0								
3 Ryan Flaherty, L OBP: 0.263, SLG: 0.312				G4-3		P6			F7			5	0	1	0	0	1	5								
36 Caleb Joseph, R OBP: 0.284, SLG: 0.418																										
9 David Lough, L OBP: 0.291, SLG: 0.328																										
40 Nick Hundley, R OBP: 0.272, SLG: 0.333																										
6 Jonathan Schoop, R OBP: 0.255, SLG: 0.348																										
Inning Stats	R: 0 E: 0 K: 2 S: 8	H: 0 LOB: 0 BB: 0 P: 13	R: 0 E: 0 K: 0 S: 5	H: 0 LOB: 0 BB: 0 P: 7	R: 0 E: 0 K: 2 S: 11	H: 2 LOB: 3 BB: 1 P: 16	R: 0 E: 0 K: 0 S: 7	H: 1 LOB: 1 BB: 0 P: 11	R: 0 E: 0 K: 3 S: 12	H: 1 LOB: 1 BB: 0 P: 18	R: 0 E: 0 K: 0 S: 10	H: 0 LOB: 2 BB: 1 P: 20	R: 0 E: 0 K: 2 S: 13	H: 0 LOB: 0 BB: 0 P: 19	R: 1 E: 0 K: 1 S: 15	H: 3 LOB: 2 BB: 0 P: 20	R: 0 E: 0 K: 1 S: 9	H: 0 LOB: 1 BB: 1 P: 17	R: 0 E: 0 K: 0 S: 5	H: 0 LOB: 0 BB: 0 P: 8	R: 0 E: 0 K: 1 S: 8	H: 0 LOB: 0 BB: 0 P: 10	1B: 6 2B: 1 3B: 0 HR: 0	SF: 0 SAC: 0 DP: 0 HBP: 0	WP: 0 PB: 0 SB: 0 CS: 0	PA: 44
PITCHER	IP: 7.2 WLS: 31 BF: 31 H: 5 R: 1 ER: 1 SO: 10 BB: 2 IBB: 0 HBP: 0 BLK: 0 WP: 0 HR: 0 S: 76 P: 116 ERA: 1.17 WHIP: 0.913																									

Baltimore Orioles @ Cleveland Indians
Progressive Field, Cleveland, OH
Fri Aug 15 2014, 7:08 PM - 10:44 PM EDT
Att. 27,845 - Clear - 68 F

livebaseballscorecards.com

AB 41
R 1
H 7
RBI 1
BB 3
SO 12
LOB 17




Batter	1	2	3	4	5	6	7	8	9	10	11	AB	R	H	RBI	BB	SO	LOB	BOTTOM							
22 Jason Kipnis, L OBP: 0.324, SLG: 0.352	K				G6-3			F8		F7		5	0	1	0	0	1	0								
4 Mike Aviles, R OBP: 0.273, SLG: 0.330	K					F9		F7				5	1	1	1	0	2	2								
23 Michael Brantley, L OBP: 0.360, SLG: 0.612	G6-3				G1-3			G4-3		G4-3		4	0	0	0	0	0	0								
41 Carlos Santana, S OBP: 0.366, SLG: 0.424								F7				3	0	1	0	1	0	0								
10 Yan Gomes, R OBP: 0.324, SLG: 0.474		F7										4	0	0	0	0	0	2								
9 Ryan Rasmus, R OBP: 0.241, SLG: 0.278												3	0	0	0	0	2	1								
38 Chris Dickerson, L OBP: 0.317, SLG: 0.369												0	0	0	0	0	0	0								
8 Lonnie Chisenhall, L OBP: 0.360, SLG: 0.460												0	0	0	0	1	0	0								
6 Zach Walters, S OBP: 0.300, SLG: 0.519												4	1	2	1	0	1	2								
62 Tyler Holt, R OBP: 0.429, SLG: 0.385												4	0	1	0	0	1	1								
11 José Ramirez, S OBP: 0.290, SLG: 0.253												4	0	0	0	0	2	1								
Inning Stats	R: 0 E: 0 K: 2 S: 10	H: 0 LOB: 0 BB: 0 P: 12	R: 0 E: 0 K: 0 S: 6	H: 0 LOB: 0 BB: 0 P: 7	R: 0 E: 0 K: 1 S: 9	H: 2 LOB: 1 BB: 0 P: 11	R: 0 E: 0 K: 1 S: 9	H: 0 LOB: 1 BB: 1 P: 20	R: 1 E: 0 K: 0 S: 13	H: 1 LOB: 1 BB: 0 P: 20	R: 0 E: 0 K: 0 S: 6	H: 0 LOB: 0 BB: 0 P: 6	R: 0 E: 0 K: 2 S: 9	H: 1 LOB: 1 BB: 0 P: 16	R: 0 E: 0 K: 1 S: 10	H: 0 LOB: 0 BB: 0 P: 12	R: 0 E: 0 K: 1 S: 14	H: 1 LOB: 2 BB: 1 P: 20	R: 0 E: 0 K: 1 S: 7	H: 0 LOB: 0 BB: 0 P: 9	R: 1 E: 0 K: 0 S: 4	H: 1 LOB: 0 BB: 0 P: 5	1B: 4 2B: 0 3B: 0 HR: 2	SF: 0 SAC: 0 DP: 0 HBP: 0	WP: 0 PB: 0 SB: 0 CS: 0	PA: 38
PITCHER	IP: 7.0 WLS: 26 BF: 26 H: 4 R: 0 ER: 1 SO: 6 BB: 1 IBB: 0 HBP: 0 BLK: 0 WP: 0 HR: 1 S: 62 P: 92 ERA: 1.29 WHIP: 0.714																									

Baltimore Orioles @ Cleveland Indians
Progressive Field, Cleveland, OH
Fri Aug 15 2014, 7:08 PM - 10:44 PM EDT
Att. 27,845 - Clear - 68 F

livebaseballscorecards.com

AB 36
R 2
H 6
RBI 2
BB 2
SO 9
LOB 9



Batter	1	2	3	4	5	6	7	8	9	AB	R	H	RBI	BB	SO	LOB	TOP								
21 Nick Markakis, L (1,9) OBP: 0.359, SLG: 0.406										4	0	2	0	0	0	1	<p>Baltimore Orioles @ Cleveland Indians Progressive Field, Cleveland, OH Sat Aug 16 2014, 7:06 PM - 9:44 PM EDT Att: 27,881 - Partly Cloudy - 79 F</p>								
9 David Lough, L (1,7) OBP: 0.286, SLG: 0.321										3	0	0	0	0	1	2									
28 Steve Pearce, R (9,PH) OBP: 0.351, SLG: 0.487										4	0	0	0	0	1	2									
10 Adam Jones, R (1,8) OBP: 0.310, SLG: 0.476										4	0	0	0	0	1	2									
23 Nelson Cruz, R (1,10) OBP: 0.331, SLG: 0.517										3	0	1	0	0	1	0									
19 Chris Davis, L (1,3) OBP: 0.296, SLG: 0.393										3	0	0	0	0	1	1									
2 J.J. Hardy, R (1,6) OBP: 0.316, SLG: 0.388										3	0	0	0	0	0	1									
3 Ryan Flaherty, L (1,5) OBP: 0.260, SLG: 0.308										3	0	0	0	0	0	2									
36 Caleb Joseph, R (1,2) OBP: 0.285, SLG: 0.423										3	0	1	0	0	1	0									
6 Jonathan Schoop, R (1,4) OBP: 0.254, SLG: 0.346										2	0	0	0	0	1	1									
38 Cord Phelps, S (9,PH)										1	0	0	0	0	0	0									
Inning Stats	R: 0 E: 0 K: 1 S: 5	H: 1 LOB: 0 BB: 0 P: 7	R: 0 E: 1 K: 1 S: 13	H: 1 LOB: 1 BB: 0 P: 17	R: 0 E: 0 K: 1 S: 13	H: 1 LOB: 0 BB: 0 P: 22	R: 0 E: 0 K: 0 S: 7	H: 0 LOB: 0 BB: 0 P: 7	R: 0 E: 0 K: 1 S: 7	H: 0 LOB: 0 BB: 0 P: 10	R: 0 E: 0 K: 0 S: 6	H: 0 LOB: 0 BB: 0 P: 9	R: 0 E: 0 K: 1 S: 6	H: 0 LOB: 0 BB: 0 P: 7	R: 0 E: 0 K: 0 S: 10	H: 0 LOB: 0 BB: 0 P: 17	R: 0 E: 0 K: 1 S: 7	H: 1 LOB: 1 BB: 0 P: 9	1B: 3 2B: 2 HR: 0	SF: 0 SAC: 0 HBP: 0	WP: 0 PB: 0 SB: 0 CS: 0	PA: 30			
PITCHER	IP	WLS	BF	H	R	ER	SO	BB	IBB	HBP	BLK	WP	HR	S	P	ERA	WHIP								
59 Carlos Carrasco, R (1,1) ERA: 3.27	7.0	W	23	3	0	0	5	0	0	0	0	0	0	57	79	0.00	0.429								
20 C.C. Lee, R (8,1) ERA: 3.57	1.0		3	0	0	0	0	0	0	0	0	0	0	10	17	0.00	0.000								
50 Nick Hagadone, L (9,1) ERA: 1.69	0.1		2	1	0	0	0	0	0	0	0	0	0	3	3	0.00	3.000								
27 Bryan Shaw, R (9,1) ERA: 2.99	0.2		2	0	0	0	1	0	0	0	0	0	0	4	6	0.00	0.000								

Batter	1	2	3	4	5	6	7	8	9	AB	R	H	RBI	BB	SO	LOB	BOTTOM								
24 Michael Bourn, L (1,8) OBP: 0.316, SLG: 0.376										2	1	0	0	1	2	0	<p>Baltimore Orioles @ Cleveland Indians Progressive Field, Cleveland, OH Sat Aug 16 2014, 7:06 PM - 9:44 PM EDT Att: 27,881 - Partly Cloudy - 79 F</p>								
11 José Ramírez, S (1,6) OBP: 0.281, SLG: 0.256										3	2	1	1	1	1	0									
23 Michael Brantley, L (1,7) OBP: 0.379, SLG: 0.516										4	1	1	2	0	0	2									
41 Carlos Santana, S (1,3) OBP: 0.369, SLG: 0.434										3	1	2	3	1	1	0									
22 Jason Kipnis, L (1,4) OBP: 0.323, SLG: 0.351										4	0	1	0	0	1	2									
10 Yan Gomes, R (1,2) OBP: 0.323, SLG: 0.472										4	0	1	0	0	1	2									
8 Lonnie Chisenhall, L (1,5) OBP: 0.359, SLG: 0.457										4	0	1	0	0	2	3									
6 Zach Walters, S (1,10) OBP: 0.281, SLG: 0.483										4	0	0	0	0	3	1									
38 Chris Dickerson, L (1,9) OBP: 0.318, SLG: 0.368										3	1	1	0	0	0	0									
Inning Stats	R: 3 E: 0 K: 2 S: 19	H: 2 LOB: 1 BB: 2 P: 33	R: 0 E: 0 K: 2 S: 8	H: 0 LOB: 0 BB: 0 P: 12	R: 0 E: 0 K: 1 S: 10	H: 0 LOB: 1 BB: 1 P: 20	R: 0 E: 0 K: 0 S: 9	H: 0 LOB: 0 BB: 0 P: 13	R: 3 E: 0 K: 1 S: 15	H: 5 LOB: 2 BB: 0 P: 22	R: 0 E: 0 K: 2 S: 10	H: 0 LOB: 0 BB: 0 P: 15	R: 0 E: 0 K: 2 S: 10	H: 0 LOB: 0 BB: 0 P: 13	R: 0 E: 1 K: 1 S: 17	H: 1 LOB: 1 BB: 0 P: 22		1B: 5 2B: 1 3B: 0 HR: 2	SF: 0 SAC: 1 DP: 1 HBP: 0	WP: 0 PB: 1 SB: 2 CS: 0	PA: 35				
PITCHER	IP	WLS	BF	H	R	ER	SO	BB	IBB	HBP	BLK	WP	HR	S	P	ERA	WHIP								
31 Ubaldo Jiménez, R (1,1) ERA: 4.83	4.1	L	21	5	6	6	5	3	0	0	0	0	0	53	91	12.46	1.846								
66 T.J. McFarland, L (5,1) ERA: 3.12	1.2		7	2	0	0	3	0	0	0	0	0	0	18	24	0.00	1.200								
35 Brad Brach, R (7,1) ERA: 2.72	1.0		3	0	0	0	2	0	0	0	0	0	0	10	13	0.00	0.000								
29 Tommy Hunter, R (8,1) ERA: 3.45	1.0		4	1	0	0	1	0	0	0	0	0	0	17	22	0.00	1.000								

AB 30
R 0
H 4
RBI 0
BB 0
SO 6
LOB 11



AB 31
R 6
H 8
RBI 6
SO 11
LOB 10



WP: 0
PB: 1
SB: 2
CS: 0

Batter	1	2	3	4	5	6	7	8	9	AB	R	H	RBI	BB	SO	LOB	TOP					
21 Nick Markakis, L OBP: 0.362, SLG: 0.414										5	2	3	2	0	1	0	<p>Baltimore Orioles @ Chicago White Sox U.S. Cellular Field, Chicago, IL Mon Aug 18 2014, 8:11 PM - 11:12 PM EDT Att: 17,686 - Partly Cloudy - 79 F</p>					
28 Steve Pearce, R OBP: 0.356, SLG: 0.512										5	0	3	1	0	0	0						
3 Ryan Flaherty, L OBP: 0.259, SLG: 0.306										0	0	0	0	0	0	0						
10 Adam Jones, R OBP: 0.312, SLG: 0.473										5	0	1	0	0	2	3						
23 Nelson Cruz, R OBP: 0.329, SLG: 0.516										3	1	1	1	1	1	2						
9 David Lough, L OBP: 0.319										1	0	0	0	0	0	0						
27 Delmon Young, R OBP: 0.326, SLG: 0.434										5	0	1	0	0	2	3						
2 J.J. Hardy, R OBP: 0.319, SLG: 0.397										5	2	2	1	0	2	2						
19 Chris Davis, L OBP: 0.297, SLG: 0.397										3	1	0	0	0	1	2						
36 Caleb Joseph, R OBP: 0.289, SLG: 0.418										2	1	0	0	2	0	0						
6 Jonathan Schoop, R OBP: 0.256, SLG: 0.361										4	1	1	3	0	2	2						
Inning Stats	R: 0 H: 2 E: 0 K: 1 S: 11	H: 2 LOB: 2 BB: 0 P: 18	R: 1 H: 1 E: 0 K: 1 S: 9	H: 1 LOB: 0 BB: 0 P: 12	R: 0 H: 0 E: 0 K: 2 S: 15	H: 0 LOB: 0 BB: 0 P: 19	R: 0 H: 0 E: 0 K: 2 S: 10	H: 0 LOB: 1 BB: 1 P: 15	R: 1 H: 3 E: 0 K: 0 S: 16	H: 3 LOB: 2 BB: 0 P: 24	R: 1 H: 2 E: 0 K: 2 S: 19	H: 2 LOB: 2 BB: 1 P: 33	R: 0 H: 0 E: 0 K: 0 S: 7	H: 0 LOB: 0 BB: 0 P: 10	R: 5 H: 4 E: 0 K: 1 S: 20	H: 4 LOB: 1 BB: 1 P: 35	R: 0 H: 0 E: 0 K: 2 S: 10	H: 0 LOB: 0 BB: 0 P: 13	1B: 5 2B: 4 3B: 0 HR: 3	SF: 0 SAC: 0 DP: 0 HBP: 1	WP: 0 PB: 0 SB: 0 CS: 0	PA: 42
PITCHER	IP WLS BF H R ER SO BB IBB HBP BLK WP HR S P ERA WHIP																					
49 Chris Sale, L ERA: 2.12	(1, 1) 6.0 L 27 8 3 3 8 2 0 0 0 0 0 2 80 121 4.50 1.667																					
54 Ronald Belisario, R ERA: 6.11	(7, 1) 1.2 6 1 1 1 1 0 0 0 0 0 0 0 14 21 5.40 0.600																					
53 Eric Surkamp, L ERA: 6.91	(8, 1) 0.0 1 0 0 0 0 0 0 0 1 0 0 0 2 4 = =																					
27 Matt Lindstrom, R ERA: 5.57	(8, 1) 0.0 4 3 4 4 0 1 0 0 0 0 0 1 9 15 = =																					
39 Maikel Cleto, R ERA: 5.12	(8, 1) 1.1 4 0 0 0 2 0 0 0 0 0 0 0 12 18 0.00 0.000																					

Batter	1	2	3	4	5	6	7	8	9	AB	R	H	RBI	BB	SO	LOB	BOTTOM					
30 Alejandro De Aza, L OBP: 0.316, SLG: 0.363										3	1	0	0	0	2	0	<p>Baltimore Orioles @ Chicago White Sox U.S. Cellular Field, Chicago, IL Mon Aug 18 2014, 8:11 PM - 11:12 PM EDT Att: 17,686 - Partly Cloudy - 79 F</p>					
10 Alexei Ramirez, R OBP: 0.320, SLG: 0.413										4	1	1	0	0	0	0						
79 José Abreu, R OBP: 0.359, SLG: 0.591										4	0	0	0	0	1	2						
44 Adam Dunn, L OBP: 0.350, SLG: 0.442										3	0	0	0	0	2	2						
26 Avisail García, R OBP: 0.378, SLG: 0.500										3	0	1	2	0	0	0						
12 Conor Gillaspie, L OBP: 0.360, SLG: 0.452										3	0	0	0	0	0	1						
21 Tyler Flowers, R OBP: 0.300, SLG: 0.363										3	0	0	0	0	2	0						
20 Jordan Danks, L OBP: 0.270, SLG: 0.292										3	0	1	0	0	0	0						
15 Gordon Beckham, R OBP: 0.264, SLG: 0.339										3	0	0	0	0	0	1						
Inning Stats	R: 0 H: 0 E: 0 K: 1 S: 7	H: 0 LOB: 0 BB: 0 P: 11	R: 0 H: 0 E: 0 K: 0 S: 5	H: 0 LOB: 0 BB: 0 P: 6	R: 0 H: 1 E: 0 K: 1 S: 10	H: 0 LOB: 0 BB: 0 P: 14	R: 0 H: 0 E: 0 K: 1 S: 6	H: 0 LOB: 0 BB: 0 P: 9	R: 0 H: 0 E: 0 K: 1 S: 7	H: 0 LOB: 0 BB: 0 P: 12	R: 0 H: 0 E: 0 K: 0 S: 6	H: 0 LOB: 0 BB: 0 P: 12	R: 2 H: 2 E: 0 K: 1 S: 13	H: 2 LOB: 1 BB: 0 P: 18	R: 0 H: 0 E: 0 K: 1 S: 6	H: 0 LOB: 0 BB: 0 P: 10		R: 0 H: 0 E: 0 K: 1 S: 8	H: 0 LOB: 0 BB: 0 P: 13	1B: 2 2B: 1 3B: 0 HR: 0	SF: 0 SAC: 0 DP: 0 HBP: 1	WP: 0 PB: 0 SB: 0 CS: 1
PITCHER	IP WLS BF H R ER SO BB IBB HBP BLK WP HR S P ERA WHIP																					
25 Bud Norris, R ERA: 3.69	(1, 1) 7.0 W 24 3 2 2 5 0 0 0 0 0 0 0 14 23 0.00 0.000																					
35 Brad Brach, R ERA: 2.61	(8, 1) 2.0 6 0 0 0 2 0 0 0 0 0 0 0 14 23 0.00 0.000																					

Batter	1	2	3	4	5	6	7	8	9	AB	R	H	RBI	BB	SO	LOB	TOP										
21 Nick Markakis, L OBP: 0.359, SLG: 0.411			G4-3		L5		L6			4	0	0	0	0	1	1	<p>Baltimore Orioles @ Chicago White Sox U.S. Cellular Field, Chicago, IL Tue Aug 19 2014, 8:11 PM - 10:51 PM EDT Att: 13,307 - Partly Cloudy - 81 F</p> <p>livebaseballscorecards.com</p>										
28 Steve Pearce, R OBP: 0.355, SLG: 0.512			P6			F9	G5-3			4	1	1	0	0	0	0											
3 Ryan Flaherty, L OBP: 0.259, SLG: 0.306			K2-3				G3			4	1	2	1	0	1	0											
10 Adam Jones, R OBP: 0.314, SLG: 0.475					G6-3	F7		F7		4	0	0	0	0	0	2											
23 Nelson Cruz, R OBP: 0.327, SLG: 0.512					G6-3			G5-3		4	1	2	1	0	0	0											
27 Delmon Young, R OBP: 0.330, SLG: 0.435						2B	1B			0	0	0	0	0	0	0											
9 David Lough, L OBP: 0.284, SLG: 0.319								G5-3		4	1	1	0	0	0	2											
2 J.J. Hardy, R OBP: 0.316, SLG: 0.395								G5-3		4	0	1	2	0	1	0											
19 Chris Davis, L OBP: 0.297, SLG: 0.398		G3			G3-1					4	0	1	2	0	1	0											
6 Jonathan Schoop, R OBP: 0.253, SLG: 0.357		P4			K		P6			4	0	0	0	0	1	1											
40 Nick Hundley, R OBP: 0.271, SLG: 0.347		G5-3								4	1	2	1	0	0	0											
Inning Stats	R: 1 H: 3 E: 0 K: 1 S: 16	H: 3 LOB: 2 BB: 0 P: 20	R: 0 H: 0 E: 0 K: 0 S: 11	H: 0 LOB: 0 BB: 0 P: 14	R: 0 H: 0 E: 0 K: 1 S: 6	H: 0 LOB: 0 BB: 0 P: 8	R: 0 H: 0 E: 0 K: 0 S: 8	H: 1 LOB: 1 BB: 0 P: 15	R: 3 H: 4 E: 0 K: 0 S: 18	H: 4 LOB: 1 BB: 0 P: 26	R: 1 H: 1 E: 0 K: 0 S: 8	H: 1 LOB: 0 BB: 0 P: 11	R: 0 H: 0 E: 0 K: 0 S: 6	H: 0 LOB: 0 BB: 0 P: 10	R: 0 H: 0 E: 0 K: 1 S: 8	H: 0 LOB: 0 BB: 0 P: 12	1B: 5 2B: 3 3B: 0 HR: 1	SF: 0 SAC: 0 DP: 0 HBP: 0	WP: 1 PB: 0 SB: 1 CS: 0	PA: 36							
PITCHER	IP	WLS	BF	H	R	ER	SO	BB	IBB	HBP	BLK	WP	HR	S	P	ERA	WHIP										
62 Jose Quintana, L ERA: 3.25	6.0	L	26	8	4	4	3	0	0	0	0	1	0	69	97	6.00	1.333										
40 Daniel Webb, R ERA: 3.55	2.0		7	1	1	1	0	0	0	0	0	0	1	14	21	4.50	0.500										
52 Jake Petricka, R ERA: 2.23	1.0		3	0	0	0	1	0	0	0	0	0	0	8	12	0.00	0.000										

Batter	1	2	3	4	5	6	7	8	9	AB	R	H	RBI	BB	SO	LOB	BOTTOM										
30 Alejandro De Aza, L OBP: 0.315, SLG: 0.361						G3-1			G3	4	0	1	0	0	1	0	<p>Baltimore Orioles @ Chicago White Sox U.S. Cellular Field, Chicago, IL Tue Aug 19 2014, 8:11 PM - 10:51 PM EDT Att: 13,307 - Partly Cloudy - 81 F</p> <p>livebaseballscorecards.com</p>										
10 Alexei Ramirez, R OBP: 0.317, SLG: 0.410					G5-3		P3		K	4	0	0	0	0	1	1											
79 José Abreu, R OBP: 0.360, SLG: 0.596					G4-3				E5	3	1	1	1	1	0	0											
44 Adam Dunn, L OBP: 0.347, SLG: 0.437									L3	4	0	0	0	0	3	2											
26 Avisail García, R OBP: 0.354, SLG: 0.465		G5-3								3	0	0	0	0	1	1											
12 Conor Gillaspie, L OBP: 0.280, SLG: 0.451						L8				3	0	1	0	0	0	1											
21 Tyler Flowers, R OBP: 0.298, SLG: 0.360										3	0	0	0	0	1	1											
20 Jordan Danks, L OBP: 0.260, SLG: 0.279										3	0	0	0	0	1	0											
15 Gordon Beckham, R OBP: 0.263, SLG: 0.336										3	0	0	0	0	2	0											
Inning Stats	R: 1 H: 1 E: 0 K: 2 S: 9	H: 1 LOB: 0 BB: 0 P: 14	R: 0 H: 1 E: 0 K: 0 S: 7	H: 1 LOB: 0 BB: 0 P: 11	R: 0 H: 1 E: 0 K: 2 S: 13	H: 1 LOB: 1 BB: 0 P: 19	R: 0 H: 0 E: 0 K: 2 S: 8	H: 0 LOB: 0 BB: 0 P: 10	R: 0 H: 0 E: 0 K: 1 S: 6	H: 0 LOB: 0 BB: 0 P: 10	R: 0 H: 0 E: 0 K: 0 S: 10	H: 0 LOB: 0 BB: 0 P: 14	R: 0 H: 0 E: 0 K: 1 S: 10	H: 0 LOB: 0 BB: 0 P: 17	R: 0 H: 0 E: 0 K: 1 S: 5	H: 0 LOB: 0 BB: 0 P: 10		R: 0 H: 0 E: 1 K: 1 S: 10	H: 0 LOB: 1 BB: 0 P: 14	1B: 2 2B: 0 3B: 0 HR: 1	SF: 0 SAC: 0 DP: 1 HBP: 0	WP: 0 PB: 0 SB: 0 CS: 0	PA: 31				
PITCHER	IP	WLS	BF	H	R	ER	SO	BB	IBB	HBP	BLK	WP	HR	S	P	ERA	WHIP										
30 Chris Tillman, R ERA: 3.55	8.0	W	27	3	1	1	9	1	0	0	0	0	0	105	105	1.12	0.500										
29 Tommy Hunter, R ERA: 3.35	1.0		4	0	0	0	1	0	0	0	0	0	0	10	14	0.00	0.000										

Batter	1	2	3	4	5	6	7	8	9	AB	R	H	RBI	BB	SO	LOB	TOP		
21 Nick Markakis, L (1,9) OBP: 0.354, SLG: 0.405	F7			F7		G3-1		K		4	0	0	0	0	1	1	<p>Baltimore Orioles @ Chicago Cubs Wrigley Field, Chicago, IL Fri Aug 22 2014, 1:24 PM - 4:11 PM CDT Att: 33,761 - Overcast - 83 F</p>		
28 Steve Pearce, R (1,3) OBP: 0.352, SLG: 0.515	L5			G4-3		F9				4	0	1	0	0	0	0			
10 Adam Jones, R (1,8) OBP: 0.314, SLG: 0.480	G5-3			G6-3						4	0	0	0	0	0	2			
23 Nelson Cruz, R (1,7) OBP: 0.326, SLG: 0.520		P5			G6-3					4	1	1	1	0	0	0			
19 Chris Davis, L (1,5) OBP: 0.294, SLG: 0.392		K								4	0	1	0	0	2	0			
2 J.J. Hardy, R (1,6) OBP: 0.317, SLG: 0.391		G4-3								3	0	1	0	1	0	0			
6 Jonathan Schoop, R (1,4) OBP: 0.252, SLG: 0.357				G3-1						3	0	0	0	0	1	3			
35 Brad Brach, R (7,1) OBP: 0.282, SLG: 0.306						F3				0	0	0	0	0	0	0			
48 Andrew Miller, L (8,1)								K2-3		0	0	0	0	0	0	0			
36 Caleb Joseph, R (1,2) OBP: 0.290, SLG: 0.416								K		3	0	1	0	0	2	0			
39 Kevin Gausman, L (1,1)										1	0	0	0	0	1	0			
38 Cord Phelps, S (6,PH)										1	0	0	0	0	0	0			
17 Brian Matusz, L (6,1)										0	0	0	0	0	0	0			
66 T.J. McFarland, L (7,1)										0	0	0	0	0	0	0			
3 Ryan Flaherty, L (7,4)										0	0	0	0	1	0	0			
Inning Stats	R: 0 E: 0 K: 0 S: 9	H: 0 LOB: 0 BB: 0 P: 14	R: 0 E: 0 K: 1 S: 7	H: 0 LOB: 0 BB: 0 P: 12	R: 0 E: 0 K: 2 S: 8	H: 0 LOB: 0 BB: 0 P: 12	R: 0 E: 0 K: 0 S: 6	H: 2 LOB: 2 BB: 1 P: 10	R: 0 E: 0 K: 0 S: 8	H: 0 LOB: 0 BB: 0 P: 13	R: 1 E: 0 K: 2 S: 13	H: 2 LOB: 1 BB: 0 P: 18	R: 0 E: 0 K: 2 S: 11	H: 1 LOB: 2 BB: 1 P: 16	R: 0 E: 0 K: 0 S: 5	H: 0 LOB: 0 BB: 0 P: 8	1B: 4 2B: 0 3B: 0 HR: 1	SF: 0 SAC: 0 DP: 0 HBP: 0	WP: 0 PA: 33 PB: 0 SB: 0 CS: 0
PITCHER	IP WLS BF H R ER SO BB IBB HBP BLK WP HR S P ERA WHIP																		
49 Jake Arrieta, R (1,1) ERA: 2.53	7.0 W 25 4 1 1 5 1 0 0 0 0 0 1 62 99 1.29 0.714																		
46 Pedro Strop, R (8,1) ERA: 2.4	1.0 H 5 1 0 0 2 1 0 0 0 0 0 0 11 16 0.00 2.000																		
56 Héctor Rondón, R (9,1) ERA: 2.86	1.0 S 3 0 0 0 0 0 0 0 0 0 0 0 5 8 0.00 0.000																		

Batter	1	2	3	4	5	6	7	8	9	AB	R	H	RBI	BB	SO	LOB	BOTTOM		
7 Arismendy Alcántara, S (1,8) OBP: 0.269, SLG: 0.325	G3-1									4	0	1	1	0	2	2	<p>Baltimore Orioles @ Chicago Cubs Wrigley Field, Chicago, IL Fri Aug 22 2014, 1:24 PM - 4:11 PM CDT Att: 33,761 - Overcast - 83 F</p>		
9 Javier Báez, R (1,6) OBP: 0.256, SLG: 0.486	F8									4	1	1	1	0	1	3			
44 Anthony Rizzo, L (1,3) OBP: 0.374, SLG: 0.507	L6									4	0	0	0	0	2	0			
24 Luis Valbuena, L (1,5) OBP: 0.324, SLG: 0.429		K								4	1	2	1	0	1	0			
8 Chris Coghlan, L (1,7) OBP: 0.340, SLG: 0.439		F8								4	0	0	0	0	0	1			
6 Ryan Sweeney, L (1,9) OBP: 0.307, SLG: 0.347		G3								4	1	1	0	0	0	1			
45 Logan Watkins, L (1,4) OBP: 0.333, SLG: 0.333										2	0	1	1	0	1	0			
4 Chris Valaika, R (7,PH) OBP: 0.220, SLG: 0.289										1	1	1	0	0	0	0			
12 John Baker, L (1,2) OBP: 0.282, SLG: 0.250										2	0	1	0	0	1	1			
49 Jake Arrieta, R (1,1) ERA: 3.81										2	0	1	0	0	1	0			
20 Justin Ruggiano, R (7,PH) ERA: 4.01										1	0	0	0	0	1	1			
46 Pedro Strop, R (8,1)										0	0	0	0	0	0	0			
56 Héctor Rondón, R (9,1)										0	0	0	0	0	0	0			
Inning Stats	R: 0 E: 0 K: 0 S: 6	H: 0 LOB: 0 BB: 0 P: 9	R: 0 E: 0 K: 1 S: 9	H: 0 LOB: 0 BB: 0 P: 15	R: 0 E: 0 K: 2 S: 14	H: 2 LOB: 2 BB: 0 P: 23	R: 2 E: 0 K: 2 S: 19	H: 3 LOB: 1 BB: 0 P: 30	R: 1 E: 0 K: 2 S: 14	H: 1 LOB: 0 BB: 0 P: 24	R: 0 E: 0 K: 0 S: 6	H: 0 LOB: 0 BB: 0 P: 8	R: 1 E: 1 K: 2 S: 10	H: 2 LOB: 1 BB: 0 P: 14	R: 0 E: 0 K: 1 S: 12	H: 1 LOB: 1 BB: 0 P: 17	1B: 4 2B: 3 3B: 0 HR: 2	SF: 0 SAC: 1 DP: 0 HBP: 0	WP: 0 PA: 33 PB: 0 SB: 0 CS: 0
PITCHER	IP WLS BF H R ER SO BB IBB HBP BLK WP HR S P ERA WHIP																		
39 Kevin Gausman, R (1,1) ERA: 3.81	5.0 L 21 6 3 3 3 0 0 0 0 0 0 0 62 101 5.40 1.200																		
17 Brian Matusz, L (6,1)	1.0 3 0 0 0 0 0 0 0 0 0 0 6 8 0.00 0.000																		
66 T.J. McFarland, L (7,1) ERA: 3.28	0.1 2 1 1 1 0 0 0 0 0 0 0 3 4 27.00 3.000																		
35 Brad Brach, R (7,1) ERA: 2.57	0.2 3 1 0 0 2 0 0 0 0 0 0 7 10 0.00 1.500																		
48 Andrew Miller, L (8,1) ERA: 2.13	1.0 4 1 0 0 1 0 0 0 0 0 0 12 17 0.00 1.000																		

Batter	1	2	3	4	5	6	7	8	9	AB	R	H	RBI	BB	SO	LOB	TOP					
21 Nick Markakis, L (1,9) OBP: 0.352, SLG: 0.402										4	0	0	0	0	2	2	<p>Baltimore Orioles @ Chicago Cubs Wrigley Field, Chicago, IL Sat Aug 23 2014, 1:23 PM - 7:39 PM CDT Att: 37,156 - Overcast - 75 F</p>					
28 Steve Pearce, R (1,3) OBP: 0.351, SLG: 0.515										4	1	1	0	0	0	2						
10 Adam Jones, R (1,8) OBP: 0.316, SLG: 0.482										4	0	2	1	0	1	0						
23 Nelson Cruz, R (1,7) OBP: 0.325, SLG: 0.517										3	0	0	0	1	2	1						
19 Chris Davis, L (1,5) OBP: 0.291, SLG: 0.388										4	0	0	0	0	1	2						
2 J.J. Hardy, R (1,6) OBP: 0.312, SLG: 0.391										3	1	1	0	1	1	1						
6 Jonathan Schoop, R (1,4) OBP: 0.252, SLG: 0.358										4	0	1	0	0	0	1						
40 Nick Hundley, R (1,2) OBP: 0.273, SLG: 0.347										3	0	1	0	0	1	2						
25 Bud Norris, R (1,1) OBP: 0.333, SLG: 0.333										1	0	1	1	0	0	0						
31 Ubaldo Jiménez, R (3,1)										1	0	0	0	0	0	0						
38 Cord Phelps, S (7,PH)										1	0	0	0	0	0	1						
29 Tommy Hunter, R (7,1)										0	0	0	0	0	0	0						
Inning Stats	R: 1 E: 0 K: 1 S: 13	H: 2 LOB: 1 BB: 0 P: 17	R: 1 E: 0 K: 1 S: 20	H: 3 LOB: 2 BB: 0 P: 29	R: 0 E: 0 K: 2 S: 10	H: 0 LOB: 0 BB: 0 P: 15	R: 0 E: 0 K: 0 S: 6	H: 0 LOB: 0 BB: 0 P: 11	R: 0 E: 0 K: 1 S: 7	H: 0 LOB: 0 BB: 0 P: 13	R: 0 E: 0 K: 2 S: 9	H: 1 LOB: 1 BB: 0 P: 19	R: 0 E: 0 K: 0 S: 4	H: 1 LOB: 1 BB: 0 P: 7	R: 0 E: 0 K: 0 S: 10	H: 0 LOB: 1 BB: 1 P: 12	R: 0 E: 0 K: 1 S: 10	H: 0 LOB: 1 BB: 1 P: 16	1B: 4 2B: 3 3B: 0 HR: 0	SF: 0 SAC: 0 DP: 1 HBP: 0	WP: 0 PB: 0 SB: 0 CS: 0	PA: 34
PITCHER	IP WLS BF H R ER SO BB IBB HBP BLK WP HR S P ERA WHIP	2.0 11 5 2 2 2 0 0 0 0 0 0 33 46 9.00 2.500	3.1 11 0 0 0 3 1 0 0 0 0 0 26 47 0.00 0.300	1.2 5 1 0 0 2 0 0 0 0 0 0 10 18 0.00 0.600	1.0 3 1 0 0 0 0 0 0 0 0 0 10 12 0.00 1.000	1.0 4 0 0 0 1 1 0 0 0 0 0 10 16 0.00 1.000											IP WLS BF H R ER SO BB IBB HBP BLK WP HR S P ERA WHIP					

AB	32
R	2
H	7
RBI	2
BB	2
SO	8
LOB	12



Batter	1	2	3	4	5	6	7	8	9	AB	R	H	RBI	BB	SO	LOB	BOTTOM			
8 Chris Coghlan, L (1,7) OBP: 0.338, SLG: 0.442										5	0	1	3	0	0	2	<p>Baltimore Orioles @ Chicago Cubs Wrigley Field, Chicago, IL Sat Aug 23 2014, 1:23 PM - 7:39 PM CDT Att: 37,156 - Overcast - 75 F</p>			
9 Javier Báez, R (1,6) OBP: 0.256, SLG: 0.513									4	1	1	1	0	3	1					
44 Anthony Rizzo, L (1,3) OBP: 0.375, SLG: 0.509									4	0	2	0	0	0	0					
24 Luis Valbuena, L (1,5) OBP: 0.325, SLG: 0.427									2	1	0	0	1	1	1					
53 Wesley Wright, R (6,1)									0	0	0	0	0	0	0					
41 Matt Szczur, R (7,PH) (8,9)									1	0	0	0	0	0	1					
6 Ryan Sweeney, L (1,9) OBP: 0.306, SLG: 0.341										3	1	0	0	1	2	2				
37 Travis Wood, R (7,PR)										0	0	0	0	0	0					
54 Neil Ramírez, R (8,1)										0	0	0	0	0	0					
59 Zac Rosscup, R (9,1)										0	0	0	0	0	0					
5 Wellington Castillo, R (1,2) OBP: 0.304, SLG: 0.391										4	1	1	0	0	1	2				
7 Arismendy Alcántara, S (1,8) OBP: 0.279, SLG: 0.335										4	2	3	0	0	0	1				
45 Logan Watkins, L (1,4) OBP: 0.429, SLG: 0.571										4	1	2	2	0	1	3				
28 Kyle Hendricks, R (1,1) OBP: 0.263, SLG: 0.125										1	0	0	0	0	1	3				
52 Justin Grimm, R (3,1)										1	0	0	0	0	1	1				
4 Chris Valaika, R (6,5)										2	0	1	1	0	0	1				
Inning Stats	R: 0 E: 0 K: 1 S: 7	H: 0 LOB: 0 BB: 0 P: 16	R: 4 E: 0 K: 3 S: 31	H: 4 LOB: 1 BB: 1 P: 42	R: 0 E: 0 K: 2 S: 9	H: 0 LOB: 0 BB: 0 P: 11	R: 0 E: 1 K: 2 S: 12	H: 0 LOB: 1 BB: 0 P: 19	R: 0 E: 0 K: 1 S: 13	H: 1 LOB: 1 BB: 0 P: 22	R: 1 E: 0 K: 0 S: 10	H: 2 LOB: 2 BB: 1 P: 23	R: 1 E: 0 K: 1 S: 8	H: 2 LOB: 1 BB: 0 P: 12	R: 1 E: 0 K: 0 S: 7	H: 2 LOB: 0 BB: 0 P: 11	1B: 7 2B: 3 3B: 1 HR: 1	SF: 0 SAC: 0 DP: 1 HBP: 0	WP: 0 PB: 0 SB: 1 CS: 0	PA: 37
PITCHER	IP WLS BF H R ER SO BB IBB HBP BLK WP HR S P ERA WHIP	2.0 L 11 4 4 4 4 1 0 0 0 0 0 38 58 18.00 2.500	4.0 17 3 1 1 5 1 0 0 0 0 0 44 75 2.25 1.000	2.0 9 4 2 2 1 0 0 0 0 0 1 15 23 9.00 2.000											IP WLS BF H R ER SO BB IBB HBP BLK WP HR S P ERA WHIP					

AB	35
R	7
H	11
RBI	7
BB	2
SO	10
LOB	18



Batter	1	2	3	4	5	6	7	8	9	AB	R	H	RBI	BB	SO	LOB	TOP					
18 Ben Zobrist, S OBP: 0.364, SLG: 0.415	G4-3		G4-3			F8-4		G4-3		2	0	0	0	0	0	0	<p>Tampa Bay Rays @ Baltimore Orioles Oriole Park at Camden Yards, Baltimore, MD Mon Aug 25 2014, 7:09 PM - 10:03 PM EDT Att: 15,516 - Partly Cloudy - 81 F</p>					
5 Brandon Guyer, R OBP: 0.340, SLG: 0.368										2	0	1	0	0	0	1						
20 Matt Joyce, L OBP: 0.370, SLG: 0.417	G6-3									2	0	0	0	2	1	1						
3 Evan Longoria, R OBP: 0.321, SLG: 0.388	F9									4	0	0	0	0	1	3						
21 James Loney, L OBP: 0.333, SLG: 0.373		G4-3								4	0	0	0	0	1	2						
9 Wil Myers, R OBP: 0.309, SLG: 0.350	G6-3									4	0	1	0	0	0	0						
11 Logan Forsythe, R OBP: 0.293, SLG: 0.352	L8									3	0	0	0	0	0	2						
11 Yunel Escobar, R OBP: 0.317, SLG: 0.318										3	1	1	0	0	0	0						
28 José Molina, R OBP: 0.240, SLG: 0.195										3	0	0	0	0	0	1						
1 Sean Rodriguez, R OBP: 0.272, SLG: 0.472										3	0	1	0	0	1	1						
Inning Stats	R: 0 H: 0 E: 0 K: 0 S: 7	H: 0 LOB: 0 BB: 0 P: 14	R: 0 H: 0 E: 0 K: 0 S: 6	H: 0 LOB: 0 BB: 0 P: 9	R: 1 H: 1 E: 1 K: 0 S: 8	H: 1 LOB: 0 BB: 0 P: 9	R: 0 H: 1 E: 0 K: 1 S: 12	H: 1 LOB: 2 BB: 1 P: 17	R: 0 H: 0 E: 0 K: 0 S: 7	H: 0 LOB: 0 BB: 0 P: 12	R: 0 H: 1 E: 0 K: 0 S: 7	H: 1 LOB: 1 BB: 1 P: 15	R: 0 H: 0 E: 0 K: 0 S: 5	H: 0 LOB: 0 BB: 0 P: 8	R: 0 H: 1 E: 0 K: 1 S: 12	H: 1 LOB: 0 BB: 0 P: 17	R: 0 H: 0 E: 0 K: 1 S: 7	H: 0 LOB: 0 BB: 0 P: 11	1B: 4 2B: 1 3B: 0 HR: 0	SF: 0 SAC: 0 DP: 2 HBP: 0	WP: 0 PB: 0 SB: 0 CS: 0	PA: 32
PITCHER	IP	WLS	BF	H	R	ER	SO	BB	IBB	HBP	BLK	WP	HR	S	P	ERA	WHIP					
30 Chris Tillman, R ERA: 3.41	7.0	W	25	3	1	0	2	2	0	0	0	0	0	52	84	0.00	0.714					
56 Darren O'Day, R ERA: 9.94	1.0		4	1	0	0	1	0	0	0	0	0	0	12	17	0.00	1.000					
53 Zack Britton, L ERA: 2.01	1.0		3	0	0	0	1	0	0	0	0	0	0	7	11	0.00	0.000					

Batter	1	2	3	4	5	6	7	8	9	AB	R	H	RBI	BB	SO	LOB	BOTTOM				
21 Nick Markakis, L OBP: 0.348, SLG: 0.402	K									5	1	1	2	0	1	3	<p>Tampa Bay Rays @ Baltimore Orioles Oriole Park at Camden Yards, Baltimore, MD Mon Aug 25 2014, 7:09 PM - 10:03 PM EDT Att: 15,516 - Partly Cloudy - 81 F</p>				
28 Steve Pearce, R OBP: 0.350, SLG: 0.531	F7									5	2	2	1	0	0	1					
10 Adam Jones, R OBP: 0.317, SLG: 0.479										4	1	2	0	0	1	0					
3 Ryan Flaherty, L OBP: 0.261, SLG: 0.305										1	0	0	0	0	1	0					
23 Nelson Cruz, R OBP: 0.323, SLG: 0.510	F9									5	1	1	0	0	1	1					
27 Delmon Young, R OBP: 0.345, SLG: 0.461										3	1	3	3	1	0	0					
9 David Lough, L OBP: 0.284, SLG: 0.319										0	0	0	0	0	0	0					
2 J.J. Hardy, R OBP: 0.316, SLG: 0.394	P3									4	1	1	1	0	0	3					
19 Chris Davis, L OBP: 0.291, SLG: 0.392	K									3	1	1	1	1	1	1					
40 Nick Hundley, R OBP: 0.273, SLG: 0.345	K									4	0	1	0	0	2	2					
6 Jonathan Schoop, R OBP: 0.253, SLG: 0.357										4	1	2	0	0	1	2					
Inning Stats	R: 0 H: 1 E: 0 K: 1 S: 13	H: 0 LOB: 1 BB: 1 P: 17	R: 0 H: 0 E: 0 K: 2 S: 10	H: 0 LOB: 1 BB: 1 P: 19	R: 3 H: 4 E: 0 K: 0 S: 19	H: 4 LOB: 1 BB: 0 P: 29	R: 0 H: 1 E: 0 K: 0 S: 7	H: 1 LOB: 0 BB: 0 P: 10	R: 6 H: 7 E: 2 K: 1 S: 27	H: 7 LOB: 1 BB: 0 P: 41	R: 0 H: 1 E: 0 K: 2 S: 13	H: 1 LOB: 1 BB: 0 P: 16	R: 0 H: 0 E: 0 K: 1 S: 12	H: 0 LOB: 1 BB: 1 P: 20	R: 0 H: 0 E: 0 K: 1 S: 8	H: 0 LOB: 0 BB: 0 P: 11	1B: 8 2B: 1 3B: 0 HR: 5	SF: 0 SAC: 0 DP: 0 HBP: 0	WP: 0 PB: 0 SB: 0 CS: 0	PA: 40	
PITCHER	IP	WLS	BF	H	R	ER	SO	BB	IBB	HBP	BLK	WP	HR	S	P	ERA	WHIP				
23 Jake Odorizzi, R ERA: 4.23	4.0	L	24	11	8	8	3	1	0	0	0	0	0	4	63	18.00	3.000				
49 Kirby Yates, R ERA: 3.42	1.0		5	2	1	1	1	0	0	0	0	0	0	1	13	9.00	2.000				
3B Jeff Beliveau, L ERA: 1.88	1.0		4	1	0	0	2	0	0	0	0	0	0	13	16	0.00	1.000				
27 Cesar Ramos, L ERA: 3.88	2.0		7	0	0	0	2	1	0	0	0	0	0	20	31	0.00	0.500				

AB	30
R	1
H	4
RBI	0
BB	2
SO	4
LOB	11




AB	38
R	9
H	14
RBI	8
BB	2
SO	8
LOB	13



Batter	1	2	3	4	5	6	7	8	9	AB	R	H	RBI	BB	SO	LOB	TOP																
8 Desmond Jennings, R OBP: 0.319, SLG: 0.374										5	0	2	0	0	1	3	Tampa Bay Rays @ Baltimore Orioles Oriole Park at Camden Yards, Baltimore, MD Tue Aug 26 2014, 7:08 PM - 10:44 PM EDT Att: 16,406 - Clear - 84 F																
18 Ben Zobrist, S OBP: 0.364, SLG: 0.416										4	2	1	0	1	0	3																	
11 Logan Forsythe, R OBP: 0.292, SLG: 0.348										3	0	0	0	1	0	3																	
3 Evan Longoria, R OBP: 0.322, SLG: 0.391										4	0	2	2	0	1	1																	
9 Wil Myers, R OBP: 0.304, SLG: 0.344										4	0	0	0	0	1	3																	
11 Yunel Escobar, R OBP: 0.314, SLG: 0.315										4	0	0	0	0	1	0																	
21 James Loney, L OBP: 0.334, SLG: 0.373										3	0	1	0	1	0	0																	
24 Ryan Hanigan, R OBP: 0.313, SLG: 0.327										3	0	1	0	1	0	1																	
1 Sean Rodriguez, R OBP: 0.274, SLG: 0.472										2	0	1	0	0	0	1																	
20 Matt Joyce, L OBP: 0.371, SLG: 0.417										0	0	0	0	1	0	0																	
5 Brandon Guyer, R OBP: 0.338, SLG: 0.366										1	0	0	0	0	0	0																	
Inning Stats	R: 1 E: 0 K: 0 S: 12	H: 3 LOB: 1 BB: 0 P: 15	R: 0 E: 0 K: 0 S: 14	H: 3 LOB: 2 BB: 0 P: 20	R: 0 E: 0 K: 0 S: 9	H: 0 LOB: 1 BB: 1 P: 16	R: 0 E: 0 K: 0 S: 13	H: 0 LOB: 1 BB: 1 P: 23	R: 1 E: 0 K: 1 S: 12	H: 1 LOB: 3 BB: 2 P: 24	R: 0 E: 0 K: 0 S: 5	H: 0 LOB: 0 BB: 0 P: 7	R: 0 E: 0 K: 1 S: 11	H: 0 LOB: 0 BB: 0 P: 18	R: 0 E: 0 K: 1 S: 7	H: 0 LOB: 0 BB: 0 P: 10	1B: 6 2B: 3 3B: 0 HR: 0	SF: 0 SAC: 0 DP: 1 HBP: 0	WP: 0 PB: 0 SB: 0 CS: 0	PA: 38													
PITCHER	IP WLS BF H R ER SO BB IBB HBP BLK WP HR S P ERA WHIP																PITCHER	IP WLS BF H R ER SO BB IBB HBP BLK WP HR S P ERA WHIP															
16 Wei-Yin Chen, L ERA: 3.76	4.2	22	7	2	2	0	3	0	0	0	0	0	0	0	56	91	3.86	2.143															
35 Brad Brach, R ERA: 2.47	1.1	7	1	0	0	1	2	0	0	0	0	0	0	0	18	31	0.00	2.250															
29 Tommy Hunter, R ERA: 3.54	1.0	3	0	0	0	1	0	0	0	0	0	0	0	5	7	0.00	0.000																
48 Andrew Miller, L ERA: 2.09	1.0	3	0	0	0	1	0	0	0	0	0	0	0	11	18	0.00	0.000																
53 Zack Britton, L ERA: 1.99	1.0	3	0	0	0	1	0	0	0	0	0	0	0	7	10	0.00	0.000																

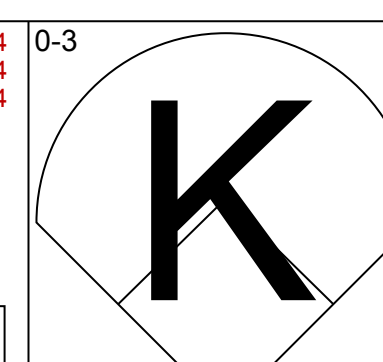
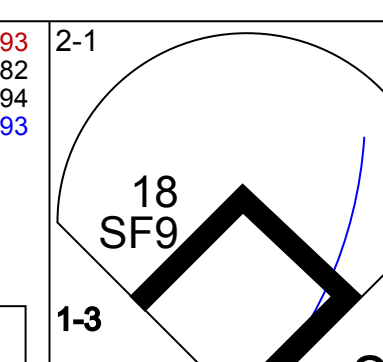
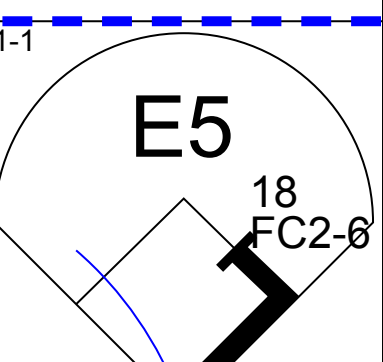
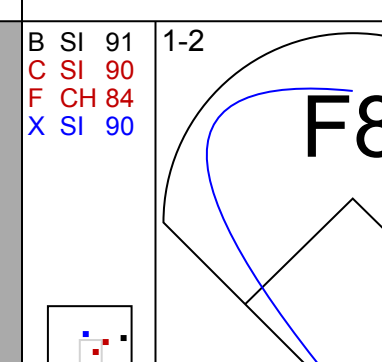
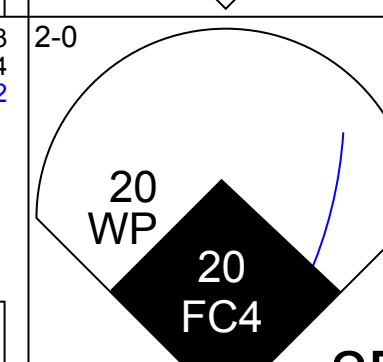
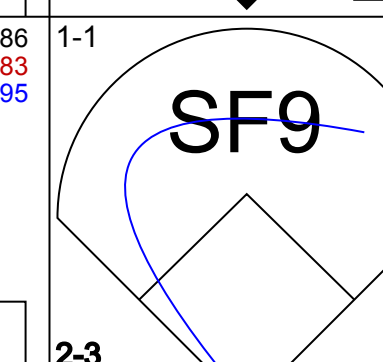
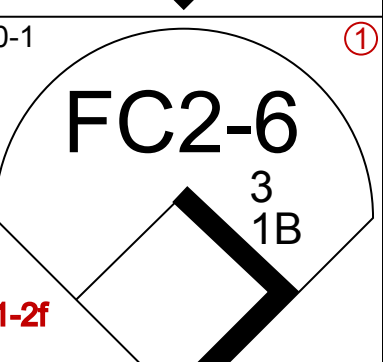
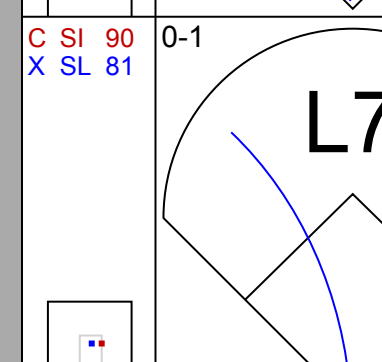
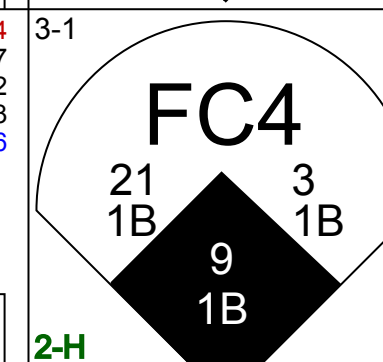
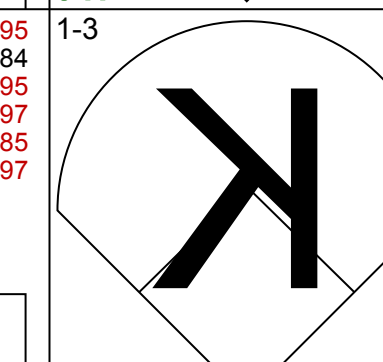
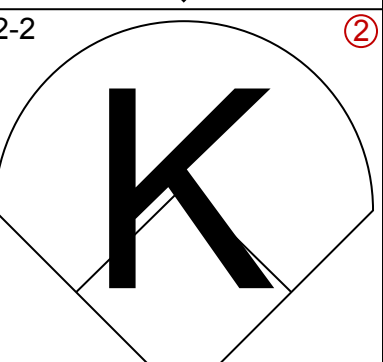
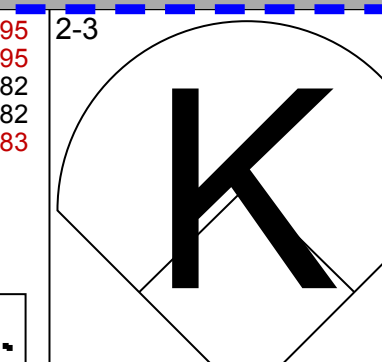
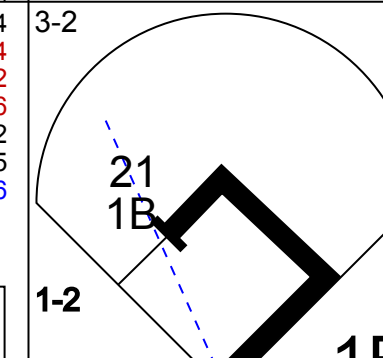

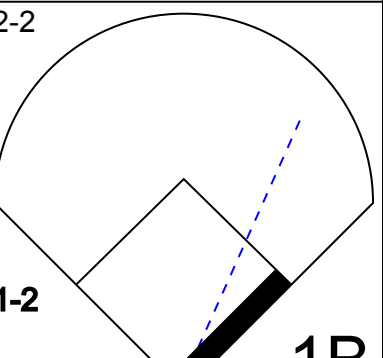
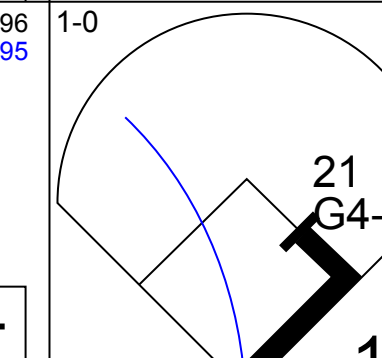
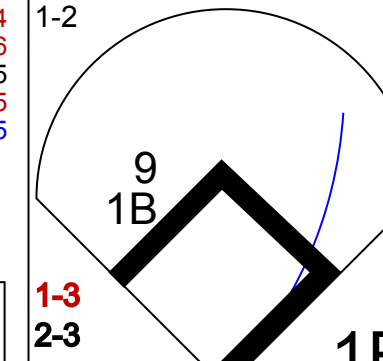
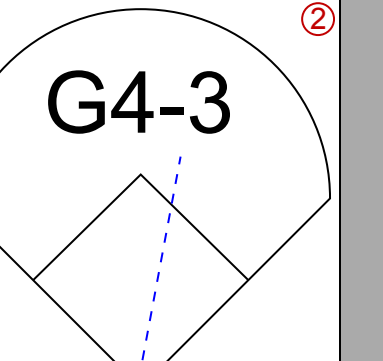
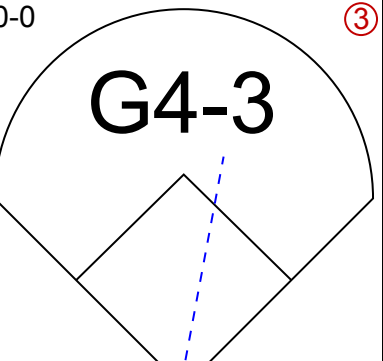
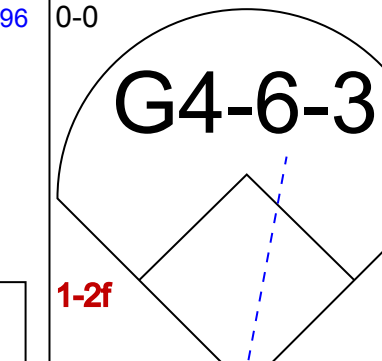
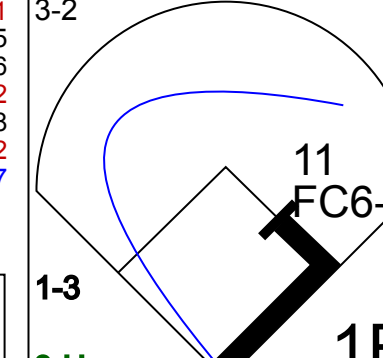
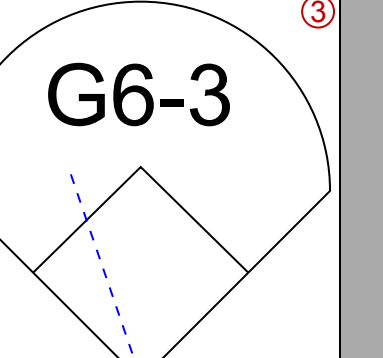


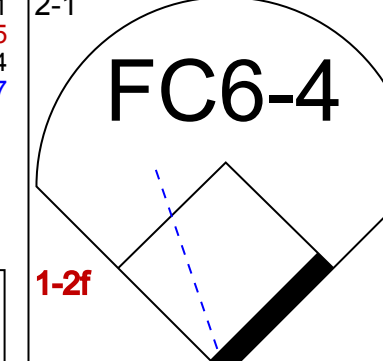

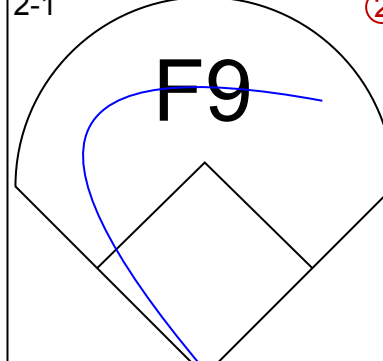
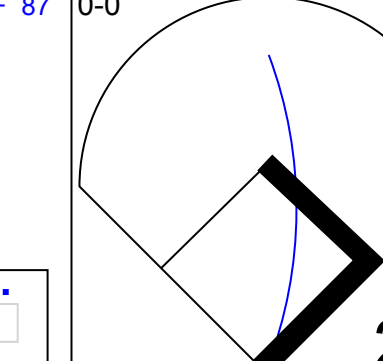

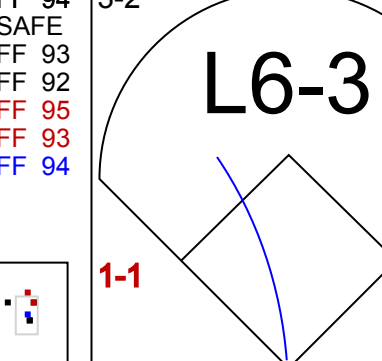
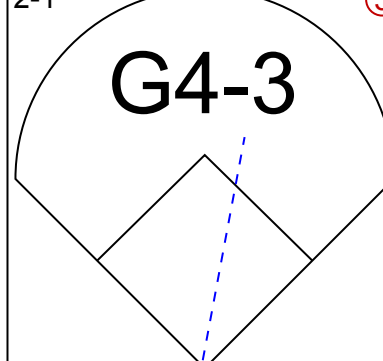
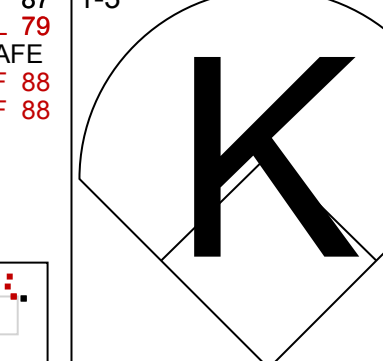
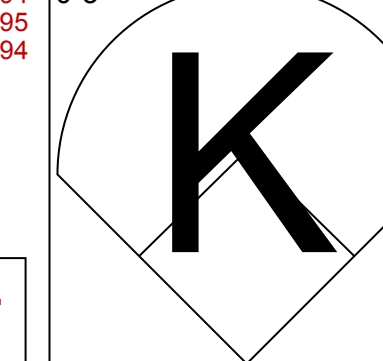
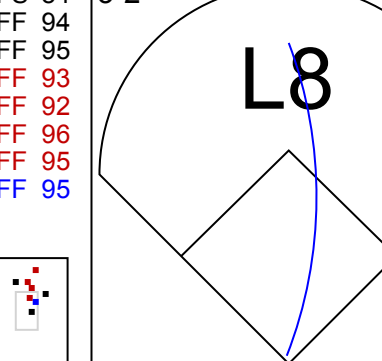

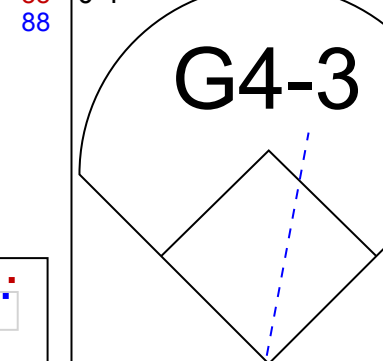
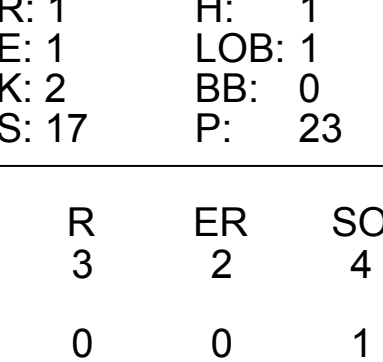
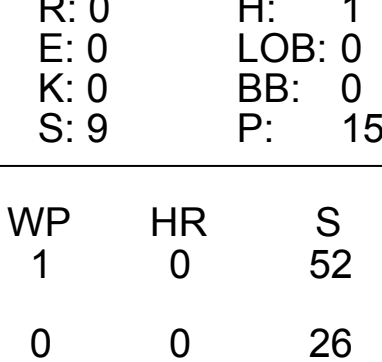
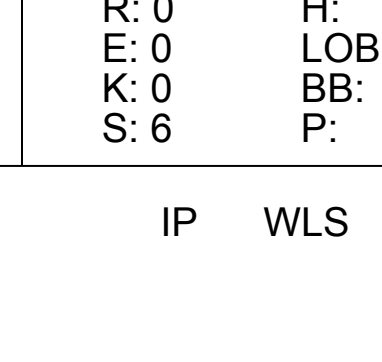
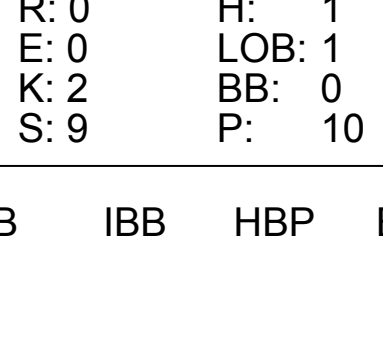
Batter	1	2	3	4	5	6	7	8	9	AB	R	H	RBI	BB	SO	LOB	BOTTOM																
21 Nick Markakis, L OBP: 0.347, SLG: 0.400										5	0	1	0	0	1	2	Tampa Bay Rays @ Baltimore Orioles Oriole Park at Camden Yards, Baltimore, MD Tue Aug 26 2014, 7:08 PM - 10:44 PM EDT Att: 16,406 - Clear - 84 F																
28 Steve Pearce, R OBP: 0.352, SLG: 0.529										3	1	1	0	1	0	1																	
10 Adam Jones, R OBP: 0.316, SLG: 0.477										4	0	1	0	0	2	2																	
23 Nelson Cruz, R OBP: 0.325, SLG: 0.512										4	1	2	1	0	1	2																	
27 Delmon Young, R OBP: 0.343, SLG: 0.454										3	1	0	0	1	1	2																	
9 David Lough, L OBP: 0.284, SLG: 0.319										0	0	0	0	0	0	0																	
2 J.J. Hardy, R OBP: 0.317, SLG: 0.393										3	0	1	0	1	0	4																	
19 Chris Davis, L OBP: 0.291, SLG: 0.389										3	1	0	0	1	1	5																	
3 Ryan Flaherty, L OBP: 0.261, SLG: 0.305										0	0	0	0	0	0	0																	
36 Caleb Joseph, R OBP: 0.290, SLG: 0.411										4	0	2	2	0	0	2																	
6 Jonathan Schoop, R OBP: 0.253, SLG: 0.356										4	0	1	1	0	1	3																	
Inning Stats	R: 0 E: 0 K: 1 S: 10	H: 1 LOB: 1 BB: 0 P: 16	R: 0 E: 1 K: 2 S: 15	H: 0 LOB: 2 BB: 2 P: 28	R: 0 E: 0 K: 2 S: 11	H: 0 LOB: 0 BB: 0 P: 15	R: 2 E: 0 K: 1 S: 20	H: 2 LOB: 1 BB: 1 P: 33	R: 0 E: 0 K: 1 S: 11	H: 1 LOB: 1 BB: 0 P: 16	R: 1 E: 0 K: 0 S: 12	H: 3 LOB: 2 BB: 0 P: 19	R: 0 E: 0 K: 0 S: 15	H: 2 LOB: 2 BB: 1 P: 24	R: 0 E: 0 K: 0 S: 8	H: 0 LOB: 0 BB: 0 P: 11	1B: 8 2B: 1 3B: 0 HR: 0	SF: 0 SAC: 0 DP: 0 HBP: 0	WP: 1 PB: 0 SB: 1 CS: 0	PA: 37													
PITCHER	IP WLS BF H R ER SO BB IBB HBP BLK WP HR S P ERA WHIP																PITCHER	IP WLS BF H R ER SO BB IBB HBP BLK WP HR S P ERA WHIP															
53 Alex Cobb, R ERA: 3.06	4.0	18	3	2	2	6	3	0	0	0	0	0	0	0	56	92	4.50	1.500															
49 Kirby Yates, R ERA: 3.29	1.0	4	1	0	0	1	0	0	0	0	0	0	0	11	16	0.00	1.000																
50 Grant Balfour, R ERA: 5.54	1.0	8	4	2	2	0	1	0	0	0	0	0	0	19	33	18.00	5.000																
62 Joel Peralta, R ERA: 3.86	2.0	7	1	0	0	0	0	0	0	0	0	0	0	16	21	0.00	0.500																

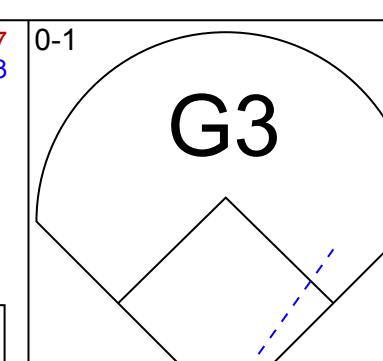
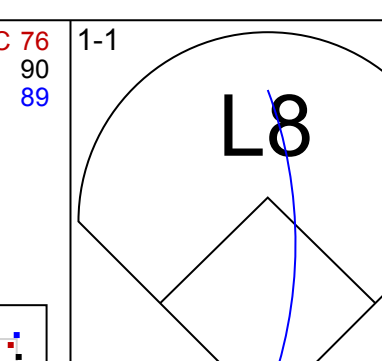
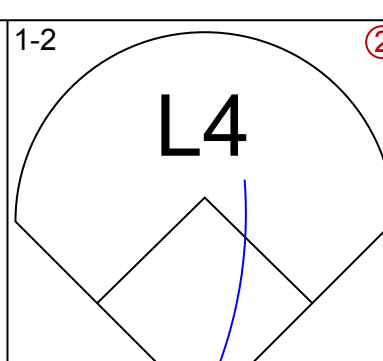
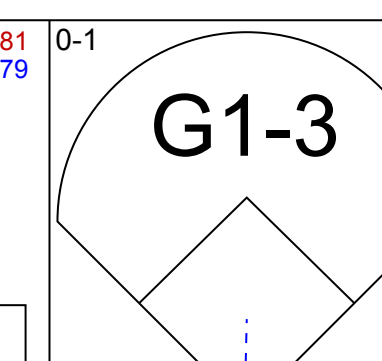
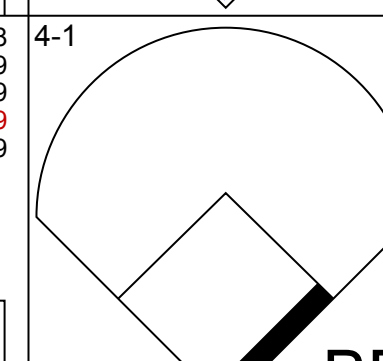
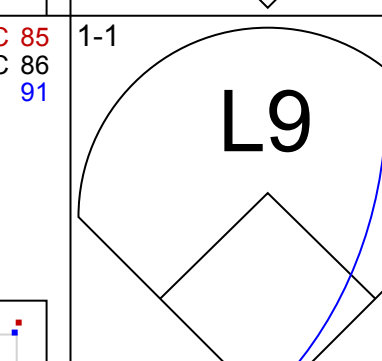
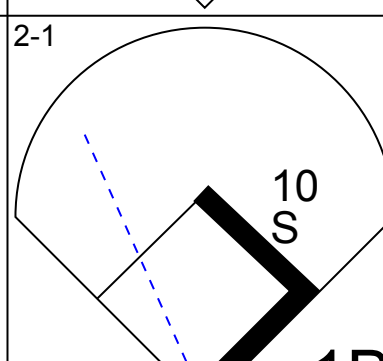
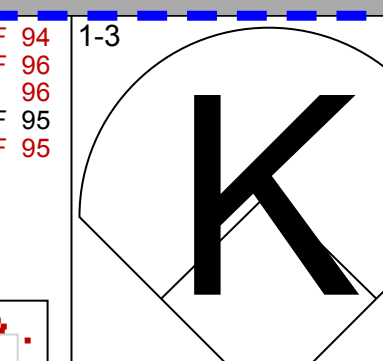
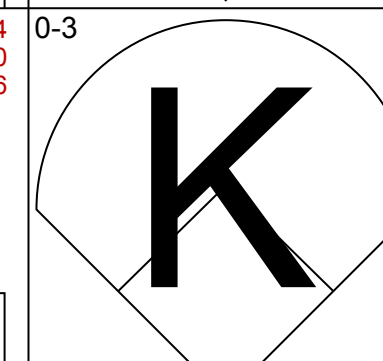
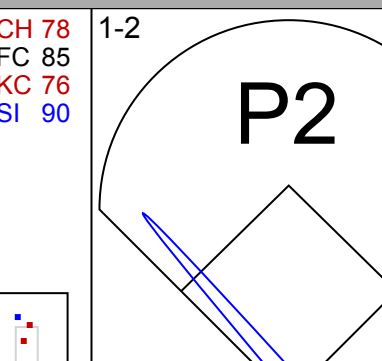
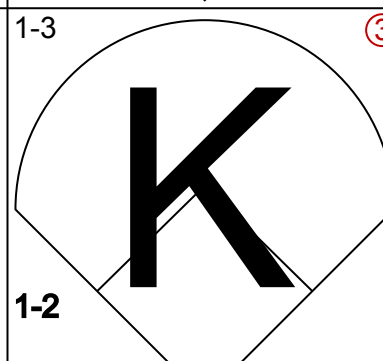
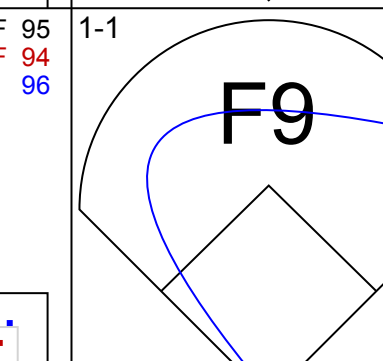
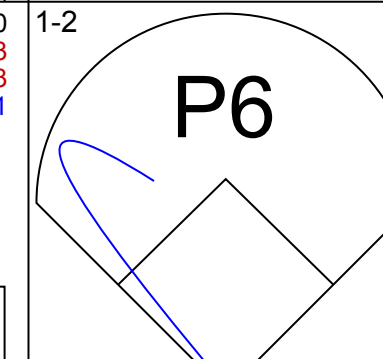
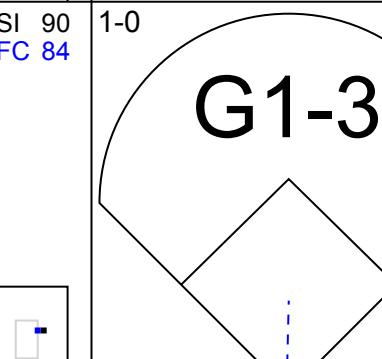

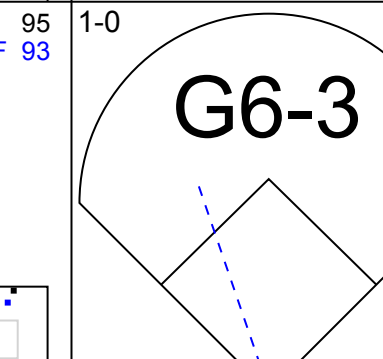
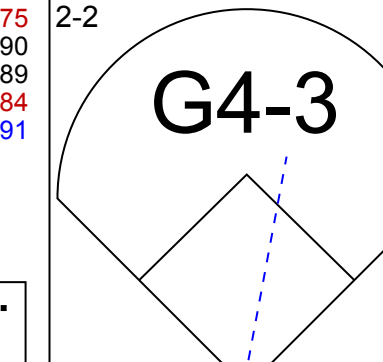
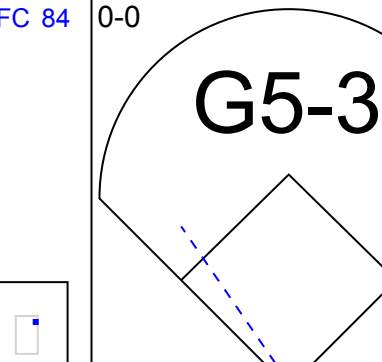

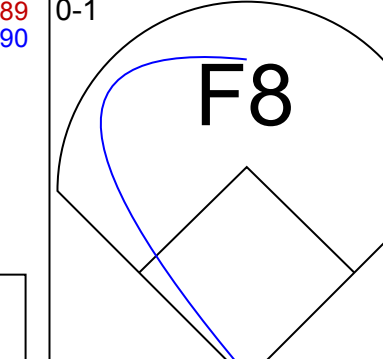
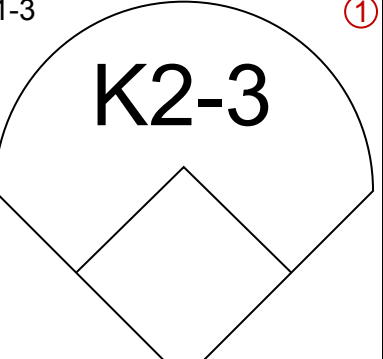
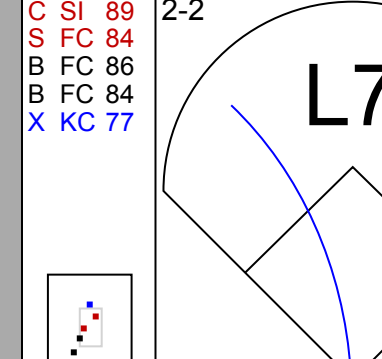
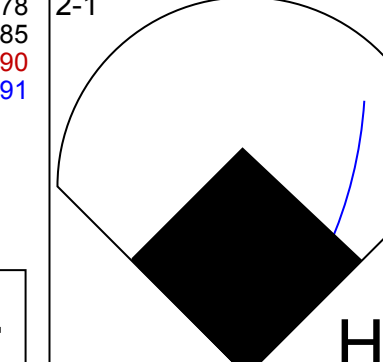
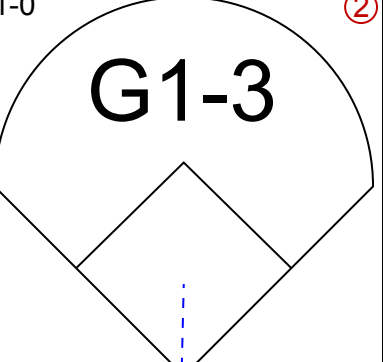
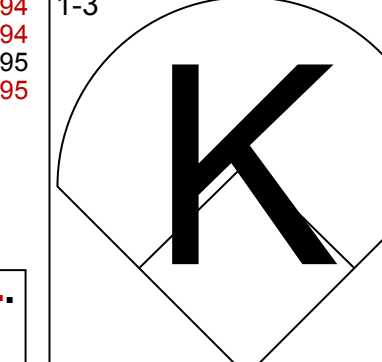
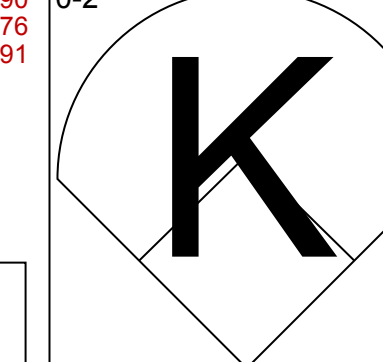
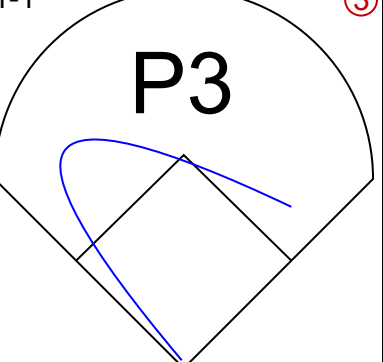
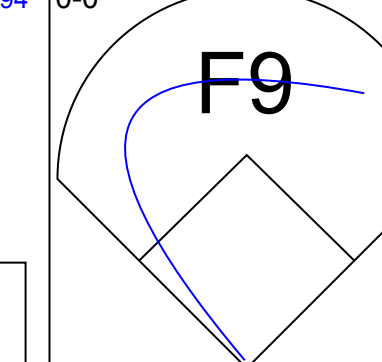
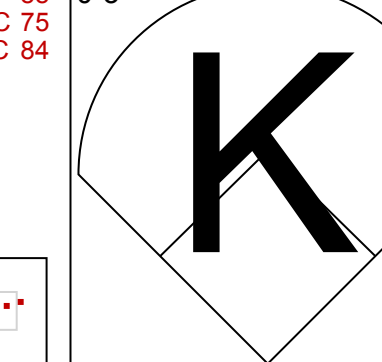
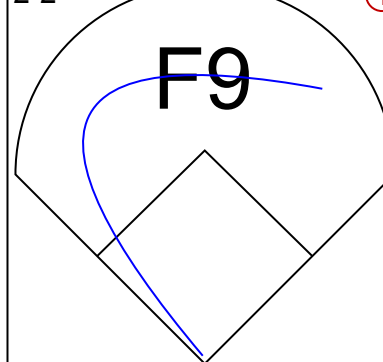
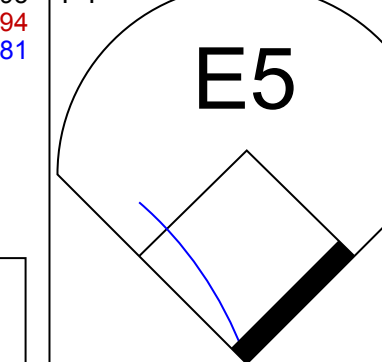
AB 33
R 2
H 8
RBI 2
BB 5
SO 4
LOB 15



AB 33
R 4
H 9
RBI 4
BB 4
SO 7
LOB 23



Batter	1	2	3	4	5	6	7	8	9	AB	R	H	RBI	BB	SO	LOB	TOP
8 Desmond Jennings, R (1.8) OBP: 0.319, SLG: 0.375										4	0	1	0	0	1	0	Tampa Bay Rays @ Baltimore Orioles Oriole Park at Camden Yards, Baltimore, MD Wed Aug 27 2014, 7:10 PM - 9:53 PM EDT Att: 20,762 - Clear - 87 F
18 Ben Zobrist, S (1.4) OBP: 0.363, SLG: 0.417										3	1	1	1	0	0	1	
20 Matt Joyce, L (1.7) OBP: 0.366, SLG: 0.413										3	1	0	1	0	2	2	
11 Logan Forsythe, R (6. PH) OBP: 0.291, SLG: 0.346										1	0	0	0	0	1	0	
3 Evan Longoria, R (1.5) OBP: 0.325, SLG: 0.394										4	0	3	0	0	1	0	
21 James Loney, L (1.3) OBP: 0.333, SLG: 0.372										4	0	1	0	0	0	3	
9 Wil Myers, R (1.10) OBP: 0.304, SLG: 0.342										4	0	1	1	0	1	0	
11 Yunel Escobar, R (1.6) OBP: 0.315, SLG: 0.319										4	0	2	0	0	0	2	
24 Ryan Hanigan, R (1.2) OBP: 0.306, SLG: 0.320										4	1	0	0	0	1	2	
39 Kevin Kiermaier, L (1.9) OBP: 0.322, SLG: 0.475										4	0	0	0	0	1	2	
Inning Stats	R: 2 H: 4 E: 0 K: 1 S: 20	WLS: 18 BF: 18 LOB: 2 P: 34	H: 6 R: 3 ER: 2 SO: 4	H: 1 R: 0 ER: 1 SO: 17	H: 0 R: 0 ER: 0 SO: 6	H: 1 R: 0 ER: 0 SO: 9	H: 0 R: 0 ER: 0 SO: 5	H: 0 R: 0 ER: 0 SO: 10	H: 1 R: 0 ER: 0 SO: 10	1B: 6 2B: 4 3B: 0 HR: 0	SF: 1 SAC: 0 DP: 2 HBP: 0	WP: 1 PB: 0 SB: 0 CS: 0	PA: 36				
PITCHER	IP WLS BF H R ER SO BB IBB HBP BLK WP HR S P ERA WHIP																
39 Kevin Gausman, R (1.1) ERA: 3.84	4.0 L 18 6 3 2 4 0 0 0 0 1 0 52 80 4.50 1.500																
66 T.J. McFarland, L (5.1) ERA: 3.1	3.0 11 1 0 0 1 0 0 0 0 0 0 26 37 0.00 0.333																
29 Tommy Hunter, R (8.1) ERA: 3.47	1.0 3 1 0 0 1 0 0 0 0 0 0 5 8 0.00 1.000																
56 Darren O'Day, R (9.1) ERA: 0.92	1.0 4 1 0 0 2 0 0 0 0 0 0 9 10 0.00 1.000																

Batter	1	2	3	4	5	6	7	8	9	AB	R	H	RBI	BB	SO	LOB	BOTTOM
21 Nick Markakis, L (1.9) OBP: 0.344, SLG: 0.397										4	0	0	0	0	0	1	Tampa Bay Rays @ Baltimore Orioles Oriole Park at Camden Yards, Baltimore, MD Wed Aug 27 2014, 7:10 PM - 9:53 PM EDT Att: 20,762 - Clear - 87 F
28 Steve Pearce, R (1.3) OBP: 0.354, SLG: 0.527										3	0	1	0	1	1	0	
10 Adam Jones, R (1.8) OBP: 0.314, SLG: 0.474										4	0	0	0	0	2	2	
23 Nelson Cruz, R (1.7) OBP: 0.322, SLG: 0.508										4	0	0	0	0	1	1	
27 Delmon Young, R (1.10) OBP: 0.338, SLG: 0.447										3	0	0	0	0	0	0	
2 J.J. Hardy, R (1.6) OBP: 0.315, SLG: 0.391										3	0	0	0	0	1	0	
19 Chris Davis, L (1.5) OBP: 0.291, SLG: 0.397										3	1	1	1	0	1	0	
36 Caleb Joseph, R (1.2) OBP: 0.286, SLG: 0.404										3	0	0	0	0	1	0	
6 Jonathan Schoop, R (1.4) OBP: 0.251, SLG: 0.353										3	0	0	0	0	1	0	
Inning Stats	R: 0 H: 0 E: 0 K: 1 S: 9	H: 0 R: 0 ER: 0 SO: 10	H: 1 R: 1 ER: 0 SO: 14	H: 0 R: 0 ER: 0 SO: 7	H: 0 R: 0 ER: 0 SO: 5	H: 0 R: 0 ER: 0 SO: 7	H: 1 R: 0 ER: 0 SO: 11	H: 0 R: 0 ER: 0 SO: 15	H: 0 R: 0 ER: 0 SO: 10	H: 0 R: 0 ER: 0 SO: 10	1B: 1 2B: 0 3B: 0 HR: 1	SF: 0 SAC: 0 DP: 0 HBP: 0	WP: 0 PB: 0 SB: 1 CS: 0	PA: 31			
PITCHER	IP WLS BF H R ER SO BB IBB HBP BLK WP HR S P ERA WHIP																
33 Drew Smyly, L (1.1) ERA: 3.31	7.0 W 24 2 1 1 6 1 0 0 0 0 0 58 87 1.29 0.429																
26 Brad Boxberger, R (8.1) ERA: 2.05	1.0 H 4 0 0 0 1 0 0 0 0 0 0 8 10 0.00 0.000																
57 Jake McGee, L (9.1) ERA: 1.31	1.0 S 3 0 0 0 1 0 0 0 0 0 0 7 10 0.00 0.000																

AB 35
R 3
H 9
RBI 3
BB 0
SO 8
LOB 12



AB 30
R 1
H 2
RBI 1
BB 1
SO 8
LOB 4



Batter	1	2	3	4	5	6	7	8	9	AB	R	H	RBI	BB	SO	LOB	TOP															
8 Desmond Jennings, R OBP: 0.319, SLG: 0.378										4	1	2	0	0	0	0																
18 Ben Zobrist, S OBP: 0.384, SLG: 0.417										3	1	1	0	1	0	2																
20 Matt Joyce, L OBP: 0.369, SLG: 0.414										2	1	1	1	0	0	1																
11 Logan Forsythe, R OBP: 0.290, SLG: 0.345										1	0	0	0	0	0	1																
3 Evan Longoria, R OBP: 0.325, SLG: 0.399										3	1	1	2	0	1	0																
21 James Loney, L OBP: 0.335, SLG: 0.375										4	0	2	1	0	1	0																
9 Wil Myers, R OBP: 0.303, SLG: 0.338										3	0	0	0	1	1	1																
11 Yunel Escobar, R OBP: 0.315, SLG: 0.317										3	0	0	0	0	0	0																
28 José Molina, R OBP: 0.236, SLG: 0.192										3	0	0	0	0	1	3																
5 Brandon Guyer, R OBP: 0.336, SLG: 0.394										1	0	0	0	0	0	0																
39 Kevin Kiermaier, L OBP: 0.319, SLG: 0.469										3	0	0	0	0	2	0																
1 Sean Rodriguez, R OBP: 0.273, SLG: 0.470										1	0	0	0	0	0	0																
Inning Stats	R: 2 E: 0 K: 0 S: 19	H: 3 LOB: 3 BB: 1 P: 34	R: 0 E: 0 K: 1 S: 8	H: 0 LOB: 1 BB: 1 P: 16	R: 0 E: 0 K: 2 S: 12	H: 0 LOB: 0 BB: 0 P: 16	R: 0 E: 0 K: 2 S: 9	H: 0 LOB: 0 BB: 0 P: 12	R: 2 E: 0 K: 0 S: 8	H: 3 LOB: 1 BB: 0 P: 11	R: 0 E: 0 K: 0 S: 9	H: 0 LOB: 0 BB: 0 P: 11	R: 0 E: 0 K: 1 S: 6	H: 1 LOB: 0 BB: 0 P: 10	R: 0 E: 0 K: 1 S: 6	H: 0 LOB: 0 BB: 0 P: 10	R: 0 E: 0 K: 0 S: 5	H: 0 LOB: 0 BB: 0 P: 8	1B: 4 2B: 2 HR: 1	SF: 2 SAC: 0 DP: 1 HBP: 1	WP: 0 PB: 0 SB: 0 CS: 0	PA: 36										
PITCHER	IP: 6.0 ERA: 4.0	WLS: 27 BF: 6	H: 6 R: 4 ER: 4 SO: 5	H: 4 R: 0 ER: 0 SO: 5	H: 0 R: 0 ER: 0 SO: 5	H: 0 R: 0 ER: 0 SO: 5	H: 0 R: 0 ER: 0 SO: 5	H: 0 R: 0 ER: 0 SO: 5	H: 1 R: 0 ER: 0 SO: 5	H: 0 R: 0 ER: 0 SO: 5	H: 0 R: 0 ER: 0 SO: 5	H: 0 R: 0 ER: 0 SO: 5	H: 0 R: 0 ER: 0 SO: 5	H: 0 R: 0 ER: 0 SO: 5	H: 0 R: 0 ER: 0 SO: 5	H: 0 R: 0 ER: 0 SO: 5	H: 0 R: 0 ER: 0 SO: 5	H: 0 R: 0 ER: 0 SO: 5	WP: 0 HR: 1 S: 65 P: 100 ERA: 6.00 WHIP: 1.333	IP: 6.0 ERA: 4.0	WLS: 27 BF: 6	H: 6 R: 4 ER: 4 SO: 5	H: 4 R: 0 ER: 0 SO: 5	H: 0 R: 0 ER: 0 SO: 5	H: 0 R: 0 ER: 0 SO: 5	H: 0 R: 0 ER: 0 SO: 5	H: 0 R: 0 ER: 0 SO: 5	H: 0 R: 0 ER: 0 SO: 5	H: 0 R: 0 ER: 0 SO: 5	H: 0 R: 0 ER: 0 SO: 5	H: 0 R: 0 ER: 0 SO: 5	WP: 0 HR: 1 S: 65 P: 100 ERA: 6.00 WHIP: 1.333

Tampa Bay Rays @ Baltimore Orioles
 Oriole Park at Camden Yards, Baltimore, MD
 Thu Aug 28 2014, 7:08 PM - 10:33 PM EDT
 Att: 16,915 - Clear - 80 F

AB	31
R	4
H	7
RBI	4
BB	2
SO	6
LOB	8



Batter	1	2	3	4	5	6	7	8	9	AB	R	H	RBI	BB	SO	LOB	BOTTOM													
21 Nick Markakis, L OBP: 0.343, SLG: 0.396										5	1	1	0	0	1	3														
28 Steve Pearce, R OBP: 0.355, SLG: 0.534										4	2	1	1	1	2	2														
10 Adam Jones, R OBP: 0.317, SLG: 0.475										3	1	2	0	1	0	0														
23 Nelson Cruz, R OBP: 0.324, SLG: 0.510										4	1	2	0	0	0	4														
19 Chris Davis, L OBP: 0.291, SLG: 0.394										3	0	0	1	1	0	4														
3 Ryan Flaherty, L OBP: 0.261, SLG: 0.305										0	0	0	0	0	0	0														
2 J.J. Hardy, R OBP: 0.317, SLG: 0.392										4	0	2	1	0	1	3														
45 Steve Clevenger, L OBP: 0.289, SLG: 0.364										2	0	0	0	0	1	2														
27 Delmon Young, R OBP: 0.340, SLG: 0.445										1	0	0	0	1	0	2														
36 Caleb Joseph, R OBP: 0.290, SLG: 0.406										4	0	2	0	0	1	1														
6 Jonathan Schoop, R OBP: 0.251, SLG: 0.355										3	0	1	0	0	1	2														
Inning Stats	R: 2 E: 0 K: 1 S: 20	H: 4 LOB: 2 BB: 0 P: 30	R: 0 E: 0 K: 1 S: 7	H: 1 LOB: 0 BB: 0 P: 12	R: 0 E: 0 K: 0 S: 12	H: 0 LOB: 1 BB: 1 P: 21	R: 0 E: 0 K: 0 S: 7	H: 1 LOB: 0 BB: 0 P: 12	R: 2 E: 0 K: 1 S: 12	H: 2 LOB: 1 BB: 1 P: 20	R: 0 E: 0 K: 2 S: 9	H: 0 LOB: 1 BB: 1 P: 14	R: 1 E: 0 K: 1 S: 12	H: 2 LOB: 2 BB: 1 P: 21	R: 0 E: 0 K: 1 S: 14	H: 1 LOB: 1 BB: 0 P: 18	1B: 8 2B: 3 3B: 0 HR: 1	SF: 0 SAC: 1 DP: 1 HBP: 0	WP: 0 PB: 0 SB: 2 CS: 1	PA: 39										
PITCHER	IP: 4.1 ERA: 2.98	WLS: 22 BF: 6	H: 4 R: 4 ER: 3 SO: 2	H: 3 R: 0 ER: 0 SO: 3	H: 0 R: 0 ER: 0 SO: 3	H: 0 R: 0 ER: 0 SO: 3	H: 0 R: 0 ER: 0 SO: 3	H: 0 R: 0 ER: 0 SO: 3	H: 0 R: 0 ER: 0 SO: 3	H: 0 R: 0 ER: 0 SO: 3	H: 0 R: 0 ER: 0 SO: 3	H: 0 R: 0 ER: 0 SO: 3	H: 0 R: 0 ER: 0 SO: 3	H: 0 R: 0 ER: 0 SO: 3	H: 0 R: 0 ER: 0 SO: 3	H: 0 R: 0 ER: 0 SO: 3	H: 0 R: 0 ER: 0 SO: 3	H: 0 R: 0 ER: 0 SO: 3	WP: 0 HR: 1 S: 52 P: 88 ERA: 6.23 WHIP: 2.308	IP: 4.1 ERA: 2.98	WLS: 22 BF: 6	H: 4 R: 4 ER: 3 SO: 2	H: 3 R: 0 ER: 0 SO: 3	H: 0 R: 0 ER: 0 SO: 3	H: 0 R: 0 ER: 0 SO: 3	H: 0 R: 0 ER: 0 SO: 3	H: 0 R: 0 ER: 0 SO: 3	H: 0 R: 0 ER: 0 SO: 3	H: 0 R: 0 ER: 0 SO: 3	WP: 0 HR: 1 S: 52 P: 88 ERA: 6.23 WHIP: 2.308

Tampa Bay Rays @ Baltimore Orioles
 Oriole Park at Camden Yards, Baltimore, MD
 Thu Aug 28 2014, 7:08 PM - 10:33 PM EDT
 Att: 16,915 - Clear - 80 F

AB	33
R	5
H	11
RBI	3
BB	4
SO	7
LOB	23



Batter	1	2	3	4	5	6	7	8	9	AB	R	H	RBI	BB	SO	LOB	TOP								
39 Danny Santana, S (1, 8) OBP: 0.350, SLG: 0.467	L7		G3-1		K			P4		4	0	0	0	0	1	2	Minnesota Twins @ Baltimore Orioles Oriole Park at Camden Yards, Baltimore, MD Fri Aug 29 2014, 7:06 PM - 9:45 PM EDT Att: 27,464 - Clear - 76 F								
2 Brian Dozier, R (1, 4) OBP: 0.344, SLG: 0.418	1B			K		F9		G5-3		4	0	1	0	0	1	0									
7 Joe Mauer, L (1, 10) OBP: 0.350, SLG: 0.370	K			G3		G6-3			K	3	0	0	0	0	1	1									
27 Chris Parmelee, L (9, PH) OBP: 0.298, SLG: 0.369	K				G3				K	1	0	0	0	0	1	0									
19 Kennys Vargas, S (1, 3) OBP: 0.339, SLG: 0.478	P6				1B				F9	4	0	1	0	0	0	1									
31 Oswaldo Arcia, L (1, 9) OBP: 0.296, SLG: 0.439	K				K				K	4	0	0	0	0	4	1									
24 Trevor Plouffe, R (1, 5) OBP: 0.316, SLG: 0.420	P3									3	1	1	1	0	0	0									
5 Eduardo Escobar, S (1, 6) OBP: 0.318, SLG: 0.402	P2									3	0	0	0	0	0	0									
26 Eric Fryer, R (1, 2) OBP: 0.279, SLG: 0.290			F9			1B		G6-3		2	0	0	0	1	0	0									
1 Jordan Schafer, L (1, 7) OBP: 0.325, SLG: 0.313			F7			1B				3	0	1	0	0	1	0									
Inning Stats	R: 0 E: 0 K: 1 S: 9	H: 1 LOB: 1 BB: 0 P: 12	R: 0 E: 0 K: 1 S: 10	H: 0 LOB: 0 BB: 0 P: 14	R: 0 E: 0 K: 0 S: 7	H: 0 LOB: 0 BB: 0 P: 8	R: 0 E: 0 K: 2 S: 11	H: 1 LOB: 1 BB: 0 P: 16	R: 0 E: 0 K: 1 S: 13	H: 1 LOB: 2 BB: 1 P: 22	R: 0 E: 0 K: 0 S: 7	H: 0 LOB: 0 BB: 0 P: 12	R: 1 E: 0 K: 1 S: 12	H: 1 LOB: 0 BB: 0 P: 19	R: 0 E: 0 K: 1 S: 7	H: 0 LOB: 0 BB: 0 P: 11	R: 0 E: 0 K: 2 S: 10	H: 0 LOB: 0 BB: 0 P: 14	1B: 3 2B: 0 3B: 0 HR: 1	SF: 0 SAC: 0 DP: 0 HBP: 0	WP: 0 PB: 0 SB: 0 CS: 0	PA: 32			
PITCHER	IP	WLS	BF	H	R	ER	SO	BB	IBB	HBP	BLK	WP	HR	S	P	ERA	WHIP								
50 Miguel González, R (1, 1) ERA: 3.81	7.0	W	26	4	1	1	6	1	0	0	0	0	1	69	103	1.29	0.714								
17 Brian Matusz, L (8, 1) ERA: 3.74	2.0		6	0	0	0	3	0	0	0	0	0	0	17	25	0.00	0.000								

livebaseballscores.com

AB 31
R 1
H 4
RBI 1
BB 1
SO 9
LOB 5



Batter	1	2	3	4	5	6	7	8	9	AB	R	H	RBI	BB	SO	LOB	BOTTOM								
21 Nick Markakis, L (1, 9) OBP: 0.343, SLG: 0.396	L7		K			G6-3				4	1	1	0	0	1	1	Minnesota Twins @ Baltimore Orioles Oriole Park at Camden Yards, Baltimore, MD Fri Aug 29 2014, 7:06 PM - 9:45 PM EDT Att: 27,464 - Clear - 76 F								
28 Steve Pearce, R (1, 3) OBP: 0.338, SLG: 0.532	G5-3				G4-3					1	0	0	0	0	0	0									
38 Jimmy Paredes, S (4, 5) OBP: 0.308, SLG: 0.250					G4-3					2	1	1	0	1	0	1									
10 Adam Jones, R (1, 8) OBP: 0.318, SLG: 0.474	P3					BB				3	2	1	1	0	1	2									
23 Nelson Cruz, R (1, 10) OBP: 0.323, SLG: 0.507		K			F9					3	1	0	0	0	2	1									
27 Delmon Young, R (1, 7) OBP: 0.338, SLG: 0.456		K								4	1	1	2	0	2	3									
9 David Lough, L (8, 7) OBP: 0.284, SLG: 0.319		K								0	0	0	0	0	0	0									
2 J.J. Hardy, R (1, 6) OBP: 0.316, SLG: 0.391		1B								3	1	1	1	1	2	0									
3 Ryan Flaherty, L (9, 6) OBP: 0.261, SLG: 0.305		K								0	0	0	0	0	0	0									
19 Chris Davis, L (1, 5) OBP: 0.292, SLG: 0.400		K								3	2	1	4	1	1	1									
36 Caleb Joseph, R (1, 2) OBP: 0.284, SLG: 0.398		F7								4	0	0	0	0	2	1									
6 Jonathan Schoop, R (1, 4) OBP: 0.251, SLG: 0.357		K								4	0	1	1	0	2	0									
Inning Stats	R: 0 E: 0 K: 0 S: 4	H: 0 LOB: 0 BB: 0 P: 6	R: 0 E: 0 K: 3 S: 13	H: 1 LOB: 1 BB: 0 P: 22	R: 0 E: 0 K: 2 S: 11	H: 0 LOB: 0 BB: 0 P: 15	R: 5 E: 0 K: 3 S: 13	H: 2 LOB: 0 BB: 1 P: 29	R: 3 E: 0 K: 1 S: 13	H: 3 LOB: 0 BB: 0 P: 16	R: 1 E: 0 K: 2 S: 16	H: 1 LOB: 2 BB: 2 P: 30	R: 0 E: 0 K: 2 S: 7	H: 0 LOB: 0 BB: 0 P: 10	R: 0 E: 0 K: 0 S: 6	H: 0 LOB: 0 BB: 0 P: 8	1B: 3 2B: 2 3B: 0 HR: 2	SF: 0 SAC: 0 DP: 0 HBP: 2	WP: 1 PB: 0 SB: 0 CS: 0	PA: 36					
PITCHER	IP	WLS	BF	H	R	ER	SO	BB	IBB	HBP	BLK	WP	HR	S	P	ERA	WHIP								
65 Trevor May, R (1, 1) ERA: 10.42	4.2	L	23	6	8	8	8	1	0	0	0	0	2	51	84	15.43	1.500								
Samuel Deduno, R (5, 1) ERA: 4.6	2.1		10	1	1	1	5	2	0	0	0	1	0	26	44	3.86	1.286								
56 Caleb Thielbar, L (8, 1) ERA: 3.3	1.0		3	0	0	0	0	0	0	0	0	0	0	6	8	0.00	0.000								

livebaseballscores.com

AB 31
R 9
H 7
RBI 9
BB 3
SO 13
LOB 10



Batter	1	2	3	4	5	6	7	8	9	AB	R	H	RBI	BB	SO	LOB	TOP		
39 Danny Santana, S OBP: 0.351, SLG: 0.473										4	2	1	2	1	2	2	Minnesota Twins @ Baltimore Orioles Oriole Park at Camden Yards, Baltimore, MD Sun Aug 31 2014, 1:36 PM - 5:09 PM EDT Att: 40,905 - Partly Cloudy - 87 F		
2 Brian Dozier, R OBP: 0.348, SLG: 0.421										5	2	3	0	0	1	1			
7 Joe Mauer, L OBP: 0.351, SLG: 0.367										4	1	1	0	1	1	1			
19 Kennys Vargas, S OBP: 0.336, SLG: 0.463										5	0	1	0	0	3	6			
24 Trevor Plouffe, R OBP: 0.320, SLG: 0.430										4	1	2	3	1	0	1			
27 Chris Parmelee, L OBP: 0.304, SLG: 0.374										5	0	3	2	0	1	1			
9 Eduardo Núñez, R OBP: 0.277, SLG: 0.359										5	0	1	0	0	0	5			
26 Eric Fryer, R OBP: 0.278, SLG: 0.303										4	1	1	0	0	1	3			
1 Jordan Schafer, L OBP: 0.328, SLG: 0.316										4	1	2	1	0	0	3			
Inning Stats	R: 0 E: 0 K: 2 S: 8	H: 0 LOB: 0 BB: 0 P: 10	R: 0 E: 0 K: 0 S: 6	H: 1 LOB: 0 BB: 7 P: 7	R: 0 E: 0 K: 0 S: 9	H: 1 LOB: 1 BB: 0 P: 13	R: 0 E: 0 K: 1 S: 8	H: 1 LOB: 1 BB: 0 P: 11	R: 0 E: 0 K: 1 S: 11	H: 0 LOB: 0 BB: 0 P: 17	R: 3 E: 0 K: 1 S: 27	H: 5 LOB: 2 BB: 0 P: 38	R: 0 E: 0 K: 1 S: 12	H: 2 LOB: 2 BB: 0 P: 18	R: 3 E: 0 K: 1 S: 19	H: 2 LOB: 1 BB: 3 P: 35	1B: 9 2B: 4 3B: 0 HR: 2	SF: 0 SAC: 0 DP: 2 HBP: 0	WP: 1 PA: 43 ERA: 0.00 WHIP: 0.000
PITCHER	IP: 6.2 WLS: W BF: 27 ERA: 3.83	WLS: W BF: 27 ERA: 3.83	H: 8 R: 4 ER: 4 SO: 7	H: 4 R: 1 ER: 1 SO: 1	H: 1 R: 0 ER: 0 SO: 1	H: 1 R: 0 ER: 0 SO: 1	H: 1 R: 0 ER: 0 SO: 1	H: 1 R: 0 ER: 0 SO: 1	H: 1 R: 0 ER: 0 SO: 1	H: 0 R: 0 ER: 0 SO: 0	H: 0 R: 0 ER: 0 SO: 0	H: 0 R: 0 ER: 0 SO: 0	H: 0 R: 0 ER: 0 SO: 0	H: 0 R: 0 ER: 0 SO: 0	H: 0 R: 0 ER: 0 SO: 0	H: 0 R: 0 ER: 0 SO: 0	WP: 0 HR: 0 S: 3 P: 4	ERA: 0.00 WHIP: 0.000	
16 Wei-Yin Chen, L ERA: 3.83	IP: 6.2 WLS: W BF: 27 ERA: 3.83	IP: 6.2 WLS: W BF: 27 ERA: 3.83	H: 8 R: 4 ER: 4 SO: 7	H: 4 R: 1 ER: 1 SO: 1	H: 1 R: 0 ER: 0 SO: 1	H: 1 R: 0 ER: 0 SO: 1	H: 1 R: 0 ER: 0 SO: 1	H: 1 R: 0 ER: 0 SO: 1	H: 1 R: 0 ER: 0 SO: 1	H: 0 R: 0 ER: 0 SO: 0	H: 0 R: 0 ER: 0 SO: 0	H: 0 R: 0 ER: 0 SO: 0	H: 0 R: 0 ER: 0 SO: 0	H: 0 R: 0 ER: 0 SO: 0	H: 0 R: 0 ER: 0 SO: 0	H: 0 R: 0 ER: 0 SO: 0	WP: 0 HR: 0 S: 3 P: 4	ERA: 0.00 WHIP: 0.000	
35 Brad Brach, R ERA: 2.51	IP: 0.1 WLS: 5 BF: 4 ERA: 2.51	IP: 0.1 WLS: 5 BF: 4 ERA: 2.51	H: 1 R: 0 ER: 0 SO: 0	H: 0 R: 0 ER: 0 SO: 0	H: 0 R: 0 ER: 0 SO: 0	H: 0 R: 0 ER: 0 SO: 0	H: 0 R: 0 ER: 0 SO: 0	H: 0 R: 0 ER: 0 SO: 0	H: 0 R: 0 ER: 0 SO: 0	H: 0 R: 0 ER: 0 SO: 0	H: 0 R: 0 ER: 0 SO: 0	H: 0 R: 0 ER: 0 SO: 0	H: 0 R: 0 ER: 0 SO: 0	H: 0 R: 0 ER: 0 SO: 0	H: 0 R: 0 ER: 0 SO: 0	H: 0 R: 0 ER: 0 SO: 0	WP: 0 HR: 0 S: 12 P: 18	ERA: 27.00 WHIP: 12.000	
17 Brian Matusz, L ERA: 3.66	IP: 1.0 WLS: 4 BF: 1 ERA: 3.66	IP: 1.0 WLS: 4 BF: 1 ERA: 3.66	H: 1 R: 0 ER: 0 SO: 1	H: 0 R: 0 ER: 0 SO: 0	H: 0 R: 0 ER: 0 SO: 0	H: 0 R: 0 ER: 0 SO: 0	H: 0 R: 0 ER: 0 SO: 0	H: 0 R: 0 ER: 0 SO: 0	H: 0 R: 0 ER: 0 SO: 0	H: 0 R: 0 ER: 0 SO: 0	H: 0 R: 0 ER: 0 SO: 0	H: 0 R: 0 ER: 0 SO: 0	H: 0 R: 0 ER: 0 SO: 0	H: 0 R: 0 ER: 0 SO: 0	H: 0 R: 0 ER: 0 SO: 0	H: 0 R: 0 ER: 0 SO: 0	WP: 0 HR: 0 S: 11 P: 17	ERA: 0.00 WHIP: 1.000	
31 Ubaldo Jiménez, R ERA: 4.96	IP: 0.1 WLS: 5 BF: 1 ERA: 4.96	IP: 0.1 WLS: 5 BF: 1 ERA: 4.96	H: 1 R: 3 ER: 3 SO: 1	H: 0 R: 0 ER: 0 SO: 0	H: 0 R: 0 ER: 0 SO: 0	H: 0 R: 0 ER: 0 SO: 0	H: 0 R: 0 ER: 0 SO: 0	H: 0 R: 0 ER: 0 SO: 0	H: 0 R: 0 ER: 0 SO: 0	H: 0 R: 0 ER: 0 SO: 0	H: 0 R: 0 ER: 0 SO: 0	H: 0 R: 0 ER: 0 SO: 0	H: 0 R: 0 ER: 0 SO: 0	H: 0 R: 0 ER: 0 SO: 0	H: 0 R: 0 ER: 0 SO: 0	H: 0 R: 0 ER: 0 SO: 0	WP: 0 HR: 0 S: 23 P: 23	ERA: 81.00 WHIP: 12.000	
29 Tommy Hunter, R ERA: 3.58	IP: 0.0 WLS: 1 BF: 1 ERA: 3.58	IP: 0.0 WLS: 1 BF: 1 ERA: 3.58	H: 0 R: 0 ER: 0 SO: 0	H: 0 R: 0 ER: 0 SO: 0	H: 0 R: 0 ER: 0 SO: 0	H: 0 R: 0 ER: 0 SO: 0	H: 0 R: 0 ER: 0 SO: 0	H: 0 R: 0 ER: 0 SO: 0	H: 0 R: 0 ER: 0 SO: 0	H: 0 R: 0 ER: 0 SO: 0	H: 0 R: 0 ER: 0 SO: 0	H: 0 R: 0 ER: 0 SO: 0	H: 0 R: 0 ER: 0 SO: 0	H: 0 R: 0 ER: 0 SO: 0	H: 0 R: 0 ER: 0 SO: 0	H: 0 R: 0 ER: 0 SO: 0	WP: 0 HR: 0 S: 5 P: 8	ERA: ∞ WHIP: ∞	

Batter	1	2	3	4	5	6	7	8	9	AB	R	H	RBI	BB	SO	LOB	BOTTOM		
21 Nick Markakis, L OBP: 0.343, SLG: 0.395										5	1	3	0	1	0	2	Minnesota Twins @ Baltimore Orioles Oriole Park at Camden Yards, Baltimore, MD Sun Aug 31 2014, 1:36 PM - 5:09 PM EDT Att: 40,905 - Partly Cloudy - 87 F		
9 David Lough, L OBP: 0.294, SLG: 0.329										5	2	3	0	0	0	2			
10 Adam Jones, R OBP: 0.320, SLG: 0.473										4	1	1	2	0	0	3			
23 Nelson Cruz, R OBP: 0.323, SLG: 0.509										4	1	1	1	1	1	5			
19 Chris Davis, L OBP: 0.297, SLG: 0.401										2	2	1	0	2	0	0			
2 J.J. Hardy, R OBP: 0.319, SLG: 0.395										4	2	1	4	1	2	6			
38 Jimmy Paredes, S OBP: 0.364, SLG: 0.571										5	0	2	1	0	1	2			
3 Ryan Flaherty, L OBP: 0.264, SLG: 0.330										5	2	2	3	0	1	4			
36 Caleb Joseph, R OBP: 0.296, SLG: 0.408										5	1	4	1	0	0	0			
Inning Stats	R: 0 E: 0 K: 1 S: 7	H: 1 LOB: 3 BB: 0 P: 10	R: 0 E: 1 K: 0 S: 11	H: 2 LOB: 2 BB: 0 P: 17	R: 4 E: 0 K: 0 S: 16	H: 3 LOB: 0 BB: 0 P: 25	R: 0 E: 0 K: 1 S: 8	H: 2 LOB: 1 BB: 0 P: 13	R: 0 E: 0 K: 1 S: 9	H: 1 LOB: 1 BB: 0 P: 14	R: 7 E: 0 K: 1 S: 21	H: 6 LOB: 1 BB: 2 P: 37	R: 1 E: 0 K: 2 S: 11	H: 2 LOB: 3 BB: 2 P: 26	R: 0 E: 0 K: 0 S: 5	H: 1 LOB: 0 BB: 0 P: 8	1B: 11 2B: 3 3B: 1 HR: 3	SF: 0 SAC: 1 DP: 2 HBP: 2	WP: 0 PA: 47 ERA: 0.00 WHIP: 0.000
PITCHER	IP: 5.0 WLS: L BF: 30 ERA: 5.96	IP: 5.0 WLS: L BF: 30 ERA: 5.96	H: 12 R: 8 ER: 8 SO: 2	H: 8 R: 3 ER: 3 SO: 1	H: 3 R: 0 ER: 0 SO: 2	H: 3 R: 0 ER: 0 SO: 2	H: 2 R: 0 ER: 0 SO: 0	H: 2 R: 0 ER: 0 SO: 0	H: 2 R: 0 ER: 0 SO: 0	H: 0 R: 0 ER: 0 SO: 0	H: 0 R: 0 ER: 0 SO: 0	H: 0 R: 0 ER: 0 SO: 0	H: 0 R: 0 ER: 0 SO: 0	H: 0 R: 0 ER: 0 SO: 0	H: 0 R: 0 ER: 0 SO: 0	H: 0 R: 0 ER: 0 SO: 0	WP: 0 HR: 0 S: 12 P: 18	ERA: 14.40 WHIP: 3.000	
47 Ricky Nolasco, R ERA: 5.96	IP: 5.0 WLS: L BF: 30 ERA: 5.96	IP: 5.0 WLS: L BF: 30 ERA: 5.96	H: 12 R: 8 ER: 8 SO: 2	H: 8 R: 3 ER: 3 SO: 1	H: 3 R: 0 ER: 0 SO: 2	H: 3 R: 0 ER: 0 SO: 2	H: 2 R: 0 ER: 0 SO: 0	H: 2 R: 0 ER: 0 SO: 0	H: 2 R: 0 ER: 0 SO: 0	H: 0 R: 0 ER: 0 SO: 0	H: 0 R: 0 ER: 0 SO: 0	H: 0 R: 0 ER: 0 SO: 0	H: 0 R: 0 ER: 0 SO: 0	H: 0 R: 0 ER: 0 SO: 0	H: 0 R: 0 ER: 0 SO: 0	H: 0 R: 0 ER: 0 SO: 0	WP: 0 HR: 0 S: 12 P: 18	ERA: 14.40 WHIP: 3.000	
51 Anthony Swarzak, R ERA: 4.3	IP: 1.0 WLS: 7 BF: 3 ERA: 4.3	IP: 1.0 WLS: 7 BF: 3 ERA: 4.3	H: 3 R: 3 ER: 3 SO: 1	H: 0 R: 0 ER: 0 SO: 0	H: 0 R: 0 ER: 0 SO: 0	H: 0 R: 0 ER: 0 SO: 0	H: 0 R: 0 ER: 0 SO: 0	H: 0 R: 0 ER: 0 SO: 0	H: 0 R: 0 ER: 0 SO: 0	H: 0 R: 0 ER: 0 SO: 0	H: 0 R: 0 ER: 0 SO: 0	H: 0 R: 0 ER: 0 SO: 0	H: 0 R: 0 ER: 0 SO: 0	H: 0 R: 0 ER: 0 SO: 0	H: 0 R: 0 ER: 0 SO: 0	H: 0 R: 0 ER: 0 SO: 0	WP: 0 HR: 0 S: 12 P: 23	ERA: 27.00 WHIP: 3.000	
56 Caleb Thielbar, L ERA: 3.45	IP: 0.2 WLS: 6 BF: 2 ERA: 3.45	IP: 0.2 WLS: 6 BF: 2 ERA: 3.45	H: 1 R: 1 ER: 1 SO: 1	H: 0 R: 0 ER: 0 SO: 0	H: 0 R: 0 ER: 0 SO: 0	H: 0 R: 0 ER: 0 SO: 0	H: 0 R: 0 ER: 0 SO: 0	H: 0 R: 0 ER: 0 SO: 0	H: 0 R: 0 ER: 0 SO: 0	H: 0 R: 0 ER: 0 SO: 0	H: 0 R: 0 ER: 0 SO: 0	H: 0 R: 0 ER: 0 SO: 0	H: 0 R: 0 ER: 0 SO: 0	H: 0 R: 0 ER: 0 SO: 0	H: 0 R: 0 ER: 0 SO: 0	H: 0 R: 0 ER: 0 SO: 0	WP: 0 HR: 0 S: 8 P: 22	ERA: 13.50 WHIP: 6.000	
64 Aaron Thompson, L ERA: 4.3	IP: 1.1 WLS: 4 BF: 1 ERA: 4.3	IP: 1.1 WLS: 4 BF: 1 ERA: 4.3	H: 0 R: 0 ER: 0 SO: 1	H: 0 R: 0 ER: 0 SO: 0	H: 0 R: 0 ER: 0 SO: 0	H: 0 R: 0 ER: 0 SO: 0	H: 0 R: 0 ER: 0 SO: 0	H: 0 R: 0 ER: 0 SO: 0	H: 0 R: 0 ER: 0 SO: 0	H: 0 R: 0 ER: 0 SO: 0	H: 0 R: 0 ER: 0 SO: 0	H: 0 R: 0 ER: 0 SO: 0	H: 0 R: 0 ER: 0 SO: 0	H: 0 R: 0 ER: 0 SO: 0	H: 0 R: 0 ER: 0 SO: 0	H: 0 R: 0 ER: 0 SO: 0	WP: 0 HR: 0 S: 8 P: 12	ERA: 0.00 WHIP: 0.750	



Batter	1	2	3	4	5	6	7	8	9	AB	R	H	RBI	BB	SO	LOB	TOP					
39 Danny Santana, S OBP: 0.350, SLG: 0.470										4	2	1	0	0	1	1	Minnesota Twins @ Baltimore Orioles Oriole Park at Camden Yards, Baltimore, MD Mon Sep 01 2014, 1:38 PM - 4:13 PM EDT Att: 33,156 - Partly Cloudy - 87 F					
2 Brian Dozier, R OBP: 0.348, SLG: 0.420										4	1	1	0	0	1	2						
7 Joe Mauer, L OBP: 0.354, SLG: 0.377										4	2	3	4	0	1	0						
19 Kennys Vargas, S OBP: 0.341, SLG: 0.476										3	0	2	2	0	1	1						
27 Chris Parmelee, L OBP: 0.304, SLG: 0.374										0	0	0	0	0	0	0						
24 Trevor Plouffe, R OBP: 0.319, SLG: 0.427										3	0	0	0	1	0	2						
31 Oswaldo Arcia, L OBP: 0.288, SLG: 0.429										4	0	0	0	0	1	3						
8 Kurt Suzuki, R OBP: 0.349, SLG: 0.382										4	0	0	0	0	0	2						
5 Eduardo Escobar, S OBP: 0.312, SLG: 0.393											4	0	0	0	0	2						
1 Jordan Schafer, L OBP: 0.326, SLG: 0.310										3	1	0	0	1	0	0						
Inning Stats	R: 0 E: 0 K: 2 S: 8	H: 0 LOB: 0 BB: 0 P: 10	R: 0 E: 0 K: 0 S: 6	H: 1 LOB: 1 BB: 1 P: 15	R: 0 E: 0 K: 0 S: 6	H: 0 LOB: 0 BB: 0 P: 10	R: 0 E: 0 K: 1 S: 7	H: 1 LOB: 1 BB: 0 P: 8	R: 0 E: 0 K: 1 S: 13	H: 0 LOB: 0 BB: 0 P: 16	R: 3 E: 0 K: 0 S: 14	H: 3 LOB: 0 BB: 0 P: 19	R: 0 E: 0 K: 1 S: 7	H: 0 LOB: 0 BB: 0 P: 10	R: 3 E: 1 K: 1 S: 15	H: 2 LOB: 1 BB: 1 P: 22	R: 0 E: 0 K: 0 S: 7	H: 0 LOB: 0 BB: 0 P: 12	1B: 5 2B: 1 3B: 1 HR: 0	SF: 1 SAC: 0 DP: 1 HBP: 0	WP: 1 PB: 0 SB: 0 CS: 0	PA: 36
PITCHER	IP WLS BF H R ER SO BB IBB HBP BLK WP HR S P ERA WHIP																					
39 Kevin Gausman, R ERA: 3.93	(1, 1) 7.1 L 29 5 5 5 7 2 0 0 0 0 1 0 70 103 6.14 0.955																					
48 Andrew Miller, L ERA: 2.13	(8, 1) 0.2 4 2 1 0 0 0 0 0 0 0 0 6 7 0.00 3.000																					
47 Evan Meek, R ERA: 7.02	(9, 1) 1.0 3 0 0 0 0 0 0 0 0 0 0 7 12 0.00 0.000																					

Batter	1	2	3	4	5	6	7	8	9	AB	R	H	RBI	BB	SO	LOB	BOTTOM					
21 Nick Markakis, L OBP: 0.342, SLG: 0.394										4	0	1	0	0	0	0	Minnesota Twins @ Baltimore Orioles Oriole Park at Camden Yards, Baltimore, MD Mon Sep 01 2014, 1:38 PM - 4:13 PM EDT Att: 33,156 - Partly Cloudy - 87 F					
27 Delmon Young, R OBP: 0.265, SLG: 0.445										4	0	0	0	0	1							
10 Adam Jones, R OBP: 0.318, SLG: 0.469										4	0	0	0	0	1							
23 Nelson Cruz, R OBP: 0.323, SLG: 0.513										4	1	1	1	0	2							
19 Chris Davis, L OBP: 0.299, SLG: 0.402										4	0	2	0	0	0							
2 J.J. Hardy, R OBP: 0.317, SLG: 0.393										3	1	0	0	0	2							
3 Ryan Flaherty, L OBP: 0.264, SLG: 0.330										0	0	0	0	0	0							
36 Caleb Joseph, R OBP: 0.295, SLG: 0.496										1	0	0	0	0	0							
38 Jimmy Paredes, S OBP: 0.346, SLG: 0.520										4	1	1	0	0	2							
40 Nick Hundley, R OBP: 0.278, SLG: 0.370										3	1	1	3	0	2							
6 Jonathan Schoop, R OBP: 0.252, SLG: 0.354										3	0	0	0	0	0							
Inning Stats	R: 0 E: 0 K: 1 S: 8	H: 0 LOB: 0 BB: 0 P: 12	R: 0 E: 0 K: 2 S: 11	H: 2 LOB: 2 BB: 0 P: 16	R: 0 E: 0 K: 0 S: 8	H: 0 LOB: 0 BB: 0 P: 13	R: 0 E: 0 K: 1 S: 6	H: 0 LOB: 0 BB: 0 P: 8	R: 0 E: 0 K: 1 S: 5	H: 0 LOB: 0 BB: 0 P: 6	R: 0 E: 0 K: 0 S: 8	H: 1 LOB: 1 BB: 0 P: 11	R: 3 E: 1 K: 0 S: 13	H: 2 LOB: 0 BB: 0 P: 18	R: 0 E: 0 K: 0 S: 8	H: 0 LOB: 0 BB: 0 P: 11	R: 1 E: 0 K: 0 S: 10	H: 1 LOB: 0 BB: 0 P: 14	1B: 4 2B: 0 3B: 0 HR: 2	SF: 0 SAC: 0 DP: 0 HBP: 0	WP: 0 PB: 0 SB: 0 CS: 0	PA: 34
PITCHER	IP WLS BF H R ER SO BB IBB HBP BLK WP HR S P ERA WHIP																					
45 Phil Hughes, R ERA: 3.54	(1, 1) 8.0 W 30 5 3 3 5 0 0 0 0 0 0 1 67 9 0.00 0.625																					
15 Glen Perkins, L ERA: 2.53	(9, 1) 1.0 S 4 1 1 1 0 0 0 0 0 0 0 1 10 14 9.00 1.000																					

Batter	1	2	3	4	5	6	7	8	9	AB	R	H	RBI	BB	SO	LOB	TOP			
6 Billy Hamilton, S OBP: 0.304, SLG: 0.380 30 Jason Bourgeois, R OBP: 1.000, SLG: 1.000	G6-3		K			K											3 0 0 0 0 2 1 1 0 1 0 0 0 0			
21 Todd Frazier, R OBP: 0.338, SLG: 0.452	L6				F9	F8		G6-3									4 0 0 0 0 0 3			
4 Brandon Phillips, R OBP: 0.296, SLG: 0.365	F8				P3												4 0 0 0 0 0 0			
39 Devin Mesoraco, R OBP: 0.359, SLG: 0.524 16 Tucker Barnhart, L OBP: 0.200, SLG: 0.216	K				F7												3 0 0 0 0 2 0 1 0 0 0 0 0 0			
32 Jay Bruce, L OBP: 0.294, SLG: 0.376	G4-3					G4-3											4 0 1 0 0 1 0			
48 Ryan Ludwick, R OBP: 0.307, SLG: 0.383	K																4 0 1 0 0 1 1			
25 Skip Schumaker, L OBP: 0.286, SLG: 0.307					F9	G2											3 0 1 0 0 0 1			
17 Kristopher Negrón, R OBP: 0.295, SLG: 0.423 9 Jack Harahan, L OBP: 0.179, SLG: 0.185	K																2 0 0 0 0 1 1 1 0 0 0 0 0 2			
7 Ramon Santiago, S OBP: 0.354, SLG: 0.316 15 Jake Elmore, R																	1 0 0 0 1 0 0 1 0 0 0 0 1 2			
Inning Stats	R: 0 E: 0 K: 0 S: 6	H: 0 LOB: 0 BB: 0 P: 8	R: 0 E: 0 K: 2 S: 10	H: 0 LOB: 0 BB: 0 P: 14	R: 0 E: 0 K: 2 S: 9	H: 0 LOB: 1 BB: 1 P: 14	R: 0 E: 0 K: 0 S: 6	H: 0 LOB: 0 BB: 0 P: 9	R: 0 E: 0 K: 1 S: 7	H: 1 LOB: 1 BB: 0 P: 9	R: 0 E: 0 K: 2 S: 10	H: 0 LOB: 0 BB: 0 P: 12	R: 0 E: 1 K: 1 S: 14	H: 2 LOB: 3 BB: 0 P: 21	R: 0 E: 0 K: 0 S: 14	H: 1 LOB: 1 BB: 0 P: 21	1B: 4 2B: 0 3B: 0 HR: 0	SF: 0 SAC: 0 DP: 0 HBP: 0	WP: 0 PB: 0 SB: 0 CS: 0	PA: 33
PITCHER 50 Miguel González, R ERA: 3.38	IP: 9.0 WLS: W BF: 33 H: 4 R: 0 ER: 0 SO: 8 BB: 1 IBB: 0 HBP: 0 BLK: 0 WP: 0 HR: 0 S: 83 P: 117 ERA: 0.00 WHIP: 0.556															PITCHER				

Cincinnati Reds @ Baltimore Orioles
 Oriole Park at Camden Yards, Baltimore, MD
 Wed Sep 03 2014, 7:09 PM - 9:45 PM EDT
 Att: 20,246 - Partly Cloudy - 81 F

AB	32
R	0
H	4
RBI	0
BB	1
SO	8
LOB	11



Batter	1	2	3	4	5	6	7	8	9	AB	R	H	RBI	BB	SO	LOB	BOTTOM			
21 Nick Markakis, L OBP: 0.340, SLG: 0.390	G3		F9			G5-3											4 0 0 0 0 0 1			
9 David Lough, L OBP: 0.293, SLG: 0.347	L8					B1-3											4 1 1 1 0 0 1			
10 Adam Jones, R OBP: 0.319, SLG: 0.468	K																4 0 2 0 0 2 0			
23 Nelson Cruz, R OBP: 0.325, SLG: 0.514 34 Quintin Berry, L	K																3 1 1 0 1 1 1 0 0 0 0 0 0 0			
19 Chris Davis, L OBP: 0.300, SLG: 0.408	G3																4 1 1 2 0 1 3			
2 J.J. Hardy, R OBP: 0.316, SLG: 0.390	K																3 1 0 0 1 1 2			
14 Kelly Johnson, L ERA: 3.15 3 Ryan Flaherty, L OBP: 0.265, SLG: 0.330	L6																2 1 0 0 1 0 0 0 0 0 0 0 0 0			
36 Caleb Joseph, R OBP: 0.291, SLG: 0.399	F8																3 0 0 0 0 0 2			
6 Jonathan Schoop, R OBP: 0.255, SLG: 0.374																	3 1 2 3 0 0 0			
Inning Stats	R: 0 E: 0 K: 1 S: 6	H: 0 LOB: 0 BB: 0 P: 8	R: 0 E: 0 K: 2 S: 7	H: 0 LOB: 0 BB: 0 P: 11	R: 1 E: 0 K: 0 S: 12	H: 1 LOB: 0 BB: 0 P: 20	R: 3 E: 0 K: 1 S: 17	H: 3 LOB: 0 BB: 0 P: 26	R: 0 E: 0 K: 0 S: 8	H: 0 LOB: 0 BB: 0 P: 12	R: 0 E: 0 K: 0 S: 7	H: 1 LOB: 1 BB: 0 P: 13	R: 2 E: 0 K: 0 S: 20	H: 1 LOB: 1 BB: 2 P: 35	R: 0 E: 0 K: 1 S: 8	H: 1 LOB: 2 BB: 1 P: 17	1B: 2 2B: 2 3B: 0 HR: 3	SF: 0 SAC: 0 DP: 1 HBP: 0	WP: 0 PB: 1 SB: 0 CS: 0	PA: 33
PITCHER 40 Dylan Axelrod, R ERA: 3.15 53 Carlos Contreras, R ERA: 7.0 60 J.J. Hoover, R ERA: 5.2 36 David Holmberg, L ERA: 15.63	IP: 6.0 WLS: L BF: 23 H: 5 R: 4 ER: 4 SO: 4 BB: 0 IBB: 0 HBP: 0 BLK: 0 WP: 0 HR: 3 S: 57 P: 90 ERA: 6.00 WHIP: 0.833															PITCHER				

Cincinnati Reds @ Baltimore Orioles
 Oriole Park at Camden Yards, Baltimore, MD
 Wed Sep 03 2014, 7:09 PM - 9:45 PM EDT
 Att: 20,246 - Partly Cloudy - 81 F

AB	30
R	6
H	7
RBI	6
BB	3
SO	5
LOB	10



Batter	1	2	3	4	5	6	7	8	9	AB	R	H	RBI	BB	SO	LOB	TOP										
21 Nick Markakis, L (1,9) OBP: 0.340, SLG: 0.388	L7		K		G4-6-3			F7		4	0	0	0	0	1	1	<p>Baltimore Orioles @ Tampa Bay Rays Tropicana Field, St. Petersburg, FL Fri Sep 05 2014, 7:15 PM - 10:19 PM EDT Att: 14,632 - Dome - 72 F</p>										
9 David Lough, L (1,7) OBP: 0.292, SLG: 0.344	1B		F7			G4-3		K		4	0	1	0	0	1	0											
10 Adam Jones, R (1,8) OBP: 0.321, SLG: 0.467	1B					23 WP	1B			3	0	2	0	1	1	0											
23 Nelson Cruz, R (1,10) OBP: 0.326, SLG: 0.516	G6-3		G4-3			F9		K		4	0	0	0	0	1	3											
19 Chris Davis, L (1,3) OBP: 0.297, SLG: 0.405		G5-3		K		L9		K		4	0	0	0	0	2	1											
2 J.J. Hardy, R (1,6) OBP: 0.320, SLG: 0.392	1B		L7			G4-3				3	0	1	0	0	0	0											
36 Caleb Joseph, R (1,2) OBP: 0.288, SLG: 0.393		F8		L5		K				3	0	0	0	0	1	1											
3 Ryan Flaherty, L (1,5) OBP: 0.266, SLG: 0.330					K		K			3	0	1	0	0	2	0											
6 Jonathan Schoop, R (1,4) OBP: 0.256, SLG: 0.380								K		3	0	1	0	0	2	2											
Inning Stats	R: 0 E: 0 K: 0 S: 14	H: 2 LOB: 1 BB: 0 P: 17	R: 0 E: 0 K: 1 S: 15	H: 2 LOB: 2 BB: 0 P: 22	R: 0 E: 0 K: 1 S: 8	H: 0 LOB: 1 BB: 1 P: 18	R: 0 E: 0 K: 1 S: 7	H: 0 LOB: 0 BB: 0 P: 9	R: 0 E: 0 K: 1 S: 6	H: 1 LOB: 0 BB: 0 P: 10	R: 0 E: 0 K: 0 S: 12	H: 1 LOB: 1 BB: 0 P: 18	R: 0 E: 0 K: 2 S: 8	H: 0 LOB: 0 BB: 0 P: 11	R: 0 E: 0 K: 2 S: 10	H: 0 LOB: 0 BB: 0 P: 15		R: 0 E: 0 K: 3 S: 11	H: 0 LOB: 0 BB: 0 P: 14	1B: 6 2B: 0 3B: 0 HR: 0	SF: 0 SAC: 0 DP: 1 HBP: 0	WP: 1 PB: 0 SB: 0 CS: 0	PA: 32				
PITCHER	IP	WLS	BF	H	R	ER	SO	BB	IBB	HBP	BLK	WP	HR	S	P	ERA	WHIP										
53 Alex Cobb, R (1,1) ERA: 2.83	7.0		26	6	0	0	6	1	0	0	0	1	0	70	105	0.00	1.000										
26 Brad Boxberger, R (8,1) ERA: 1.95	1.0	W	3	0	0	0	2	0	0	0	0	0	0	10	15	0.00	0.000										
57 Jake McGee, L (9,1) ERA: 1.25	1.0	S	3	0	0	0	3	0	0	0	0	0	0	11	14	0.00	0.000										

Batter	1	2	3	4	5	6	7	8	9	AB	R	H	RBI	BB	SO	LOB	BOTTOM										
18 Ben Zobrist, S (1,8) OBP: 0.356, SLG: 0.402	G6-3		5 SH1-3		G4-3		G4-6-3	G4-6-3		5	0	1	0	0	0	4	<p>Baltimore Orioles @ Tampa Bay Rays Tropicana Field, St. Petersburg, FL Fri Sep 05 2014, 7:15 PM - 10:19 PM EDT Att: 14,632 - Dome - 72 F</p>										
5 Brandon Guyer, R (1,7) OBP: 0.339, SLG: 0.372	P4		SH1-3				L9			2	0	0	0	0	1	0											
20 Matt Joyce, L (7,PH) OBP: 0.359, SLG: 0.398										1	0	0	0	0	0	1											
39 Kevin Kiermaier, L (9,8) OBP: 0.319, SLG: 0.455										0	0	0	0	0	0	0											
3 Evan Longoria, R (1,5) OBP: 0.326, SLG: 0.400	F8		F7							4	1	2	0	0	0	1											
9 Wil Myers, R (1,9) OBP: 0.306, SLG: 0.338		24 WP	11 BB		G5-3		L9			4	0	2	0	0	0	2											
21 James Loney, L (1,3) OBP: 0.329, SLG: 0.368		F7			G3-1		K			3	1	0	0	1	1	2											
11 Yunel Escobar, R (1,6) OBP: 0.316, SLG: 0.310		L9			24 FC6-4					3	1	2	1	1	0	1											
11 Logan Forsythe, R (1,4) OBP: 0.286, SLG: 0.333					F8					3	0	0	0	1	1	6											
24 Ryan Hanigan, R (1,2) OBP: 0.324, SLG: 0.337					FC6-4					3	0	1	2	1	0	1											
1 Sean Rodriguez, R (1,10) OBP: 0.260, SLG: 0.445										2	0	0	0	0	0	3											
7 David DeJesus, L (7,PH) OBP: 0.367, SLG: 0.426										0	0	0	0	1	0	0											
59 Curt Casali, R (8,PH) OBP: 0.258, SLG: 0.203										0	0	0	0	0	0	0											
Inning Stats	R: 0 E: 0 K: 0 S: 9	H: 0 LOB: 0 BB: 0 P: 14	R: 0 E: 0 K: 0 S: 19	H: 1 LOB: 3 BB: 2 P: 36	R: 0 E: 0 K: 0 S: 10	H: 1 LOB: 1 BB: 0 P: 14	R: 0 E: 0 K: 1 S: 10	H: 1 LOB: 1 BB: 0 P: 16	R: 0 E: 0 K: 1 S: 6	H: 0 LOB: 0 BB: 0 P: 9	R: 0 E: 0 K: 2 S: 10	H: 1 LOB: 2 BB: 1 P: 18	R: 0 E: 0 K: 0 S: 8	H: 0 LOB: 1 BB: 1 P: 17	R: 3 E: 0 K: 0 S: 21	H: 4 LOB: 2 BB: 4 P: 30	1B: 7 2B: 1 3B: 0 HR: 0	SF: 0 SAC: 1 DP: 1 HBP: 1	WP: 2 PB: 0 SB: 0 CS: 0	PA: 37							
PITCHER	IP	WLS	BF	H	R	ER	SO	BB	IBB	HBP	BLK	WP	HR	S	P	ERA	WHIP										
16 Wei-Yin Chen, L (1,1) ERA: 3.69	6.0		25	4	0	0	3	3	0	0	0	1	0	64	107	0.00	1.167										
58 Ryan Webb, R (7,1) ERA: 4.12	1.0	L	6	2	2	2	0	1	0	0	0	1	0	17	29	18.00	3.000										
47 Evan Meek, R (8,1) ERA: 7.41	0.1		4	2	1	1	0	1	0	0	0	0	0	9	13	27.00	9.000										
51 Joe Saunders, L (8,1) ERA: 6.02	0.2		2	0	0	0	0	0	0	1	0	0	0	3	5	0.00	0.000										

AB	31
R	0
H	6
RBI	0
BB	1
SO	11
LOB	8



Batter	1	2	3	4	5	6	7	8	9	AB	R	H	RBI	BB	SO	LOB	TOP							
21 Nick Markakis, L (1,9) OBP: 0.339, SLG: 0.387										4	0	1	0	0	2	3	<p>Baltimore Orioles @ Tampa Bay Rays Tropicana Field, St. Petersburg, FL Sat Sep 06 2014, 1:10 PM - 4:15 PM EDT Att: 17,969 - Dome - 72 F</p>							
28 Steve Pearce, R (1,3) OBP: 0.355, SLG: 0.528										2	0	0	0	2	0	2								
34 Quintin Berry, L (8, FR) OBP: 0.293, SLG: 0.355										0	1	0	0	0	0	0								
14 Kelly Johnson, L (8,5) OBP: 0.293, SLG: 0.355										4	0	0	0	0	2	4								
10 Adam Jones, R (1,8) OBP: 0.319, SLG: 0.463										4	1	2	1	0	1	0								
23 Nelson Cruz, R (1,7) OBP: 0.325, SLG: 0.514										4	0	1	0	0	1	2								
9 David Lough, L (8,7) OBP: 0.292, SLG: 0.344										4	0	2	0	0	2	0								
19 Chris Davis, L (1,5) OBP: 0.299, SLG: 0.412										4	0	1	0	0	1	2								
27 Delmon Young, R (1,10) OBP: 0.333, SLG: 0.442										3	0	0	0	1	1	3								
40 Nick Hundley, R (1,2) OBP: 0.282, SLG: 0.385										4	0	0	0	0	3	4								
3 Ryan Flaherty, L (1,6) OBP: 0.265, SLG: 0.326										3	0	0	0	1	1	3								
6 Jonathan Schoop, R (1,4) OBP: 0.254, SLG: 0.376										4	0	0	0	0	3	4								
Inning Stats	R: 0 H: 0 E: 0 K: 1 S: 10	H: 0 LOB: 1 BB: 1 P: 17	R: 1 H: 3 E: 0 K: 1 S: 12	H: 3 LOB: 2 BB: 0 P: 15	R: 0 H: 0 E: 0 K: 1 S: 9	H: 0 LOB: 0 BB: 0 P: 13	R: 0 H: 0 E: 0 K: 2 S: 9	H: 0 LOB: 0 BB: 0 P: 15	R: 0 H: 1 E: 0 K: 1 S: 12	H: 1 LOB: 2 BB: 1 P: 20	R: 0 H: 0 E: 0 K: 2 S: 11	H: 0 LOB: 0 BB: 0 P: 16	R: 0 H: 1 E: 0 K: 3 S: 12	H: 1 LOB: 1 BB: 0 P: 15	R: 1 H: 2 E: 1 K: 0 S: 11	H: 2 LOB: 2 BB: 1 P: 18	R: 0 H: 0 E: 0 K: 2 S: 9	H: 0 LOB: 0 BB: 0 P: 12	1B: 6 2B: 1 3B: 0 HR: 1	SF: 0 SAC: 0 DP: 1 HBP: 0	WP: 0 PB: 0 SB: 0 CS: 0	PA: 36		
PITCHER	IP WLS BF H R ER SO BB IBB HBP BLK WP HR S P ERA WHIP	IP WLS BF H R ER SO BB IBB HBP BLK WP HR S P ERA WHIP	IP WLS BF H R ER SO BB IBB HBP BLK WP HR S P ERA WHIP	IP WLS BF H R ER SO BB IBB HBP BLK WP HR S P ERA WHIP	IP WLS BF H R ER SO BB IBB HBP BLK WP HR S P ERA WHIP	IP WLS BF H R ER SO BB IBB HBP BLK WP HR S P ERA WHIP	IP WLS BF H R ER SO BB IBB HBP BLK WP HR S P ERA WHIP	IP WLS BF H R ER SO BB IBB HBP BLK WP HR S P ERA WHIP	IP WLS BF H R ER SO BB IBB HBP BLK WP HR S P ERA WHIP	IP WLS BF H R ER SO BB IBB HBP BLK WP HR S P ERA WHIP	IP WLS BF H R ER SO BB IBB HBP BLK WP HR S P ERA WHIP	IP WLS BF H R ER SO BB IBB HBP BLK WP HR S P ERA WHIP	IP WLS BF H R ER SO BB IBB HBP BLK WP HR S P ERA WHIP	IP WLS BF H R ER SO BB IBB HBP BLK WP HR S P ERA WHIP	IP WLS BF H R ER SO BB IBB HBP BLK WP HR S P ERA WHIP	IP WLS BF H R ER SO BB IBB HBP BLK WP HR S P ERA WHIP	IP WLS BF H R ER SO BB IBB HBP BLK WP HR S P ERA WHIP	IP WLS BF H R ER SO BB IBB HBP BLK WP HR S P ERA WHIP	IP WLS BF H R ER SO BB IBB HBP BLK WP HR S P ERA WHIP	IP WLS BF H R ER SO BB IBB HBP BLK WP HR S P ERA WHIP	IP WLS BF H R ER SO BB IBB HBP BLK WP HR S P ERA WHIP	IP WLS BF H R ER SO BB IBB HBP BLK WP HR S P ERA WHIP	IP WLS BF H R ER SO BB IBB HBP BLK WP HR S P ERA WHIP	IP WLS BF H R ER SO BB IBB HBP BLK WP HR S P ERA WHIP

AB	33
R	2
H	7
RBI	2
BB	3
SO	13
LOB	19



Batter	1	2	3	4	5	6	7	8	9	AB	R	H	RBI	BB	SO	LOB	BOTTOM							
18 Ben Zobrist, S (1,4) OBP: 0.360, SLG: 0.401										1	1	0	0	4	0	0	<p>Baltimore Orioles @ Tampa Bay Rays Tropicana Field, St. Petersburg, FL Sat Sep 06 2014, 1:10 PM - 4:15 PM EDT Att: 17,969 - Dome - 72 F</p>							
7 David DeJesus, L (1,10) OBP: 0.394, SLG: 0.423										4	1	1	0	0	1	3								
24 Ryan Hanigan, R (8, FH) OBP: 0.324, SLG: 0.337										3	0	0	1	0	1	1								
3 Evan Longoria, R (1,5) OBP: 0.324, SLG: 0.398										3	0	1	0	1	0	1								
21 James Loney, L (1,3) OBP: 0.330, SLG: 0.368										3	0	1	0	1	0	1								
9 Wil Myers, R (1,9) OBP: 0.305, SLG: 0.337										4	0	1	1	0	3	1								
20 Matt Joyce, L (1,7) OBP: 0.356, SLG: 0.395										3	0	0	0	0	0	3								
5 Brandon Guyer, R (8, FH) OBP: 0.338, SLG: 0.370										1	0	0	0	0	0	0								
11 Yunel Escobar, R (1,6) OBP: 0.315, SLG: 0.312										4	1	1	0	0	0	0								
39 Kevin Kiermaier, L (1,8) OBP: 0.316, SLG: 0.450										3	0	0	0	0	1	1								
59 Curt Casali, R (1,2) OBP: 0.257, SLG: 0.206										4	0	1	0	0	2	1								
Inning Stats	R: 0 H: 0 E: 0 K: 2 S: 13	H: 1 LOB: 1 BB: 1 P: 18	R: 0 H: 1 E: 0 K: 1 S: 10	H: 1 LOB: 0 BB: 0 P: 15	R: 2 H: 3 E: 0 K: 1 S: 11	H: 3 LOB: 1 BB: 1 P: 18	R: 0 H: 1 E: 0 K: 0 S: 6	H: 1 LOB: 2 BB: 1 P: 15	R: 0 H: 0 E: 0 K: 1 S: 12	H: 0 LOB: 0 BB: 1 P: 19	R: 0 H: 0 E: 0 K: 2 S: 7	H: 0 LOB: 0 BB: 0 P: 8	R: 0 H: 0 E: 0 K: 0 S: 9	H: 0 LOB: 0 BB: 0 P: 13	R: 0 H: 0 E: 0 K: 1 S: 10	H: 0 LOB: 0 BB: 0 P: 12	R: 1 H: 0 E: 1 K: 0 S: 6	H: 0 LOB: 1 BB: 1 P: 15	1B: 4 2B: 1 3B: 0 HR: 0	SF: 1 SAC: 1 DP: 0 HBP: 0	WP: 0 PB: 1 SB: 0 CS: 0	PA: 38		
PITCHER	IP WLS BF H R ER SO BB IBB HBP BLK WP HR S P ERA WHIP	IP WLS BF H R ER SO BB IBB HBP BLK WP HR S P ERA WHIP	IP WLS BF H R ER SO BB IBB HBP BLK WP HR S P ERA WHIP	IP WLS BF H R ER SO BB IBB HBP BLK WP HR S P ERA WHIP	IP WLS BF H R ER SO BB IBB HBP BLK WP HR S P ERA WHIP	IP WLS BF H R ER SO BB IBB HBP BLK WP HR S P ERA WHIP	IP WLS BF H R ER SO BB IBB HBP BLK WP HR S P ERA WHIP	IP WLS BF H R ER SO BB IBB HBP BLK WP HR S P ERA WHIP	IP WLS BF H R ER SO BB IBB HBP BLK WP HR S P ERA WHIP	IP WLS BF H R ER SO BB IBB HBP BLK WP HR S P ERA WHIP	IP WLS BF H R ER SO BB IBB HBP BLK WP HR S P ERA WHIP	IP WLS BF H R ER SO BB IBB HBP BLK WP HR S P ERA WHIP	IP WLS BF H R ER SO BB IBB HBP BLK WP HR S P ERA WHIP	IP WLS BF H R ER SO BB IBB HBP BLK WP HR S P ERA WHIP	IP WLS BF H R ER SO BB IBB HBP BLK WP HR S P ERA WHIP	IP WLS BF H R ER SO BB IBB HBP BLK WP HR S P ERA WHIP	IP WLS BF H R ER SO BB IBB HBP BLK WP HR S P ERA WHIP	IP WLS BF H R ER SO BB IBB HBP BLK WP HR S P ERA WHIP	IP WLS BF H R ER SO BB IBB HBP BLK WP HR S P ERA WHIP	IP WLS BF H R ER SO BB IBB HBP BLK WP HR S P ERA WHIP	IP WLS BF H R ER SO BB IBB HBP BLK WP HR S P ERA WHIP	IP WLS BF H R ER SO BB IBB HBP BLK WP HR S P ERA WHIP	IP WLS BF H R ER SO BB IBB HBP BLK WP HR S P ERA WHIP	IP WLS BF H R ER SO BB IBB HBP BLK WP HR S P ERA WHIP

AB	31
R	3
H	5
RBI	2
BB	5
SO	8
LOB	12



Batter	1	2	3	4	5	6	7	8	9	10	11	AB	R	H	RBI	BB	SO	LOB	TOP							
12 Alejandro De Azavedo, L OBP: 0.310, SLG: 0.354			G3		K		G6-4-3		1B		K	4	0	1	0	0	2	1								
10 Adam Jones, R OBP: 0.319, SLG: 0.463												2	1	1	0	0	1	0								
9 David Lough, L OBP: 0.292, SLG: 0.344												3	1	1	0	0	1	0								
27 Delmon Young, R OBP: 0.330, SLG: 0.438			K2-3				G6-4-3					2	0	0	0	0	1	4								
40 Nick Hundley, R OBP: 0.286, SLG: 0.385												0	1	0	0	1	0	0								
23 Nelson Cruz, R OBP: 0.331, SLG: 0.532												5	2	4	7	1	0	0								
19 Chris Davis, L OBP: 0.299, SLG: 0.409												4	0	0	0	2	1	2								
28 Steve Pearce, R OBP: 0.355, SLG: 0.521												4	0	0	0	1	0	3								
14 Kelly Johnson, L OBP: 0.292, SLG: 0.349												4	0	0	0	1	2	3								
36 Caleb Joseph, R OBP: 0.288, SLG: 0.389												2	0	0	0	1	0	0								
45 Steve Clevenger, L OBP: 0.286, SLG: 0.359			G1-3									1	0	0	0	0	0	0								
34 Quintin Berry, L OBP: 0.288, SLG: 0.332												1	0	0	0	0	1	0								
3 Ryan Flaherty, L OBP: 0.288, SLG: 0.332												5	1	2	0	0	0	3								
6 Jonathan Schoop, R OBP: 0.323, SLG: 0.467												3	0	0	0	0	3	4								
38 Jimmy Paredes, S OBP: 0.286, SLG: 0.359												2	1	1	0	0	1	0								
Inning Stats	R: 0 E: 0 K: 1 S: 11	H: 1 LOB: 2 BB: 1 P: 16	R: 0 E: 0 K: 1 S: 8	H: 0 LOB: 0 BB: 0 P: 9	R: 0 E: 0 K: 2 S: 12	H: 0 LOB: 0 BB: 0 P: 16	R: 0 E: 0 K: 0 S: 9	H: 0 LOB: 1 BB: 1 P: 15	R: 0 E: 0 K: 2 S: 10	H: 1 LOB: 1 BB: 0 P: 18	R: 2 E: 0 K: 1 S: 22	H: 2 LOB: 3 BB: 2 P: 38	R: 0 E: 0 K: 1 S: 9	H: 1 LOB: 1 BB: 1 P: 18	R: 0 E: 0 K: 0 S: 6	H: 0 LOB: 0 BB: 0 P: 9	R: 3 E: 0 K: 2 S: 20	H: 4 LOB: 2 BB: 1 P: 31	R: 0 E: 0 K: 2 S: 11	H: 0 LOB: 0 BB: 0 P: 18	R: 2 E: 0 K: 1 S: 12	H: 1 LOB: 0 BB: 1 P: 23	1B: 6 2B: 1 3B: 1 HR: 2	SF: 0 SAC: 0 DP: 1 HBP: 1	WP: 0 PB: 0 SB: 0 CS: 0	PA: 50
PITCHER	IP: 5.1 WLS: 22 BF: 22 H: 4 R: 2 ER: 2 SO: 6 BB: 2 IBB: 0 HBP: 0 BLK: 0 WP: 0 HR: 1 S: 61 P: 90 ERA: 3.71 WHIP: 1.125	IP: 0.0 WLS: 3 BF: 3 H: 0 R: 0 ER: 0 SO: 0 BB: 0 IBB: 0 HBP: 0 BLK: 0 WP: 0 HR: 0 S: 6 P: 16 ERA: 3.86 WHIP: 1.500	IP: 2.0 WLS: 6 BF: 6 H: 0 R: 0 ER: 0 SO: 1 BB: 0 IBB: 0 HBP: 0 BLK: 0 WP: 0 HR: 0 S: 12 P: 16 ERA: 3.77 WHIP: 0.500	IP: 0.1 WLS: 5 BF: 4 H: 3 R: 3 ER: 3 SO: 1 BB: 0 IBB: 0 HBP: 0 BLK: 0 WP: 0 HR: 0 S: 15 P: 15 ERA: 4.26 WHIP: 12.000	PITCHER	IP: 2.2 WLS: 11 BF: 11 H: 1 R: 2 ER: 2 SO: 4 BB: 1 IBB: 0 HBP: 0 BLK: 0 WP: 0 HR: 1 S: 31 P: 57 ERA: 3.89 WHIP: 0.750	IP: 2.2 WLS: 11 BF: 11 H: 1 R: 2 ER: 2 SO: 4 BB: 1 IBB: 0 HBP: 0 BLK: 0 WP: 0 HR: 1 S: 31 P: 57 ERA: 3.89 WHIP: 0.750																			

Baltimore Orioles @ Tampa Bay Rays
Tropicana Field, St. Petersburg, FL
Sun Sep 07 2014, 1:42 PM - 6:18 PM EDT
Att. 19,914 - Dome - 72 F

livebaseballscores.com

AB 42
R 7
H 10
RBI 7
BB 7
SO 13
LOB 20



Batter	1	2	3	4	5	6	7	8	9	10	11	AB	R	H	RBI	BB	SO	LOB	BOTTOM					
18 Ben Zobrist, S OBP: 0.399, SLG: 0.399												5	0	1	0	1	2	3						
7 David DeJesus, L OBP: 0.322, SLG: 0.434												4	1	1	1	0	1	3						
9 Wil Myers, R OBP: 0.303, SLG: 0.335												2	0	0	0	0	0	4						
3 Evan Longoria, R OBP: 0.322, SLG: 0.401												6	2	1	1	0	0	1						
21 James Loney, L OBP: 0.334, SLG: 0.377												6	1	4	1	0	1	0						
5 Brandon Guyer, R OBP: 0.339, SLG: 0.371												5	0	2	0	0	1	1						
20 Matt Joyce, L OBP: 0.352, SLG: 0.391												4	0	0	0	0	1	4						
1 Sean Rodriguez, R OBP: 0.262, SLG: 0.443												1	0	0	1	0	0	1						
11 Logan Forsythe, R OBP: 0.293, SLG: 0.331												2	0	0	0	3	1	2						
39 Kevin Kiermaier, L OBP: 0.322, SLG: 0.469												4	1	3	1	0	1	3						
24 Ryan Hanigan, R OBP: 0.323, SLG: 0.335												1	0	0	0	0	0	2						
27 Cesar Ramos, L OBP: 0.286, SLG: 0.359												0	0	0	0	0	0	0						
28 José Molina, R OBP: 0.234, SLG: 0.188												4	0	0	0	1	0	2						
Inning Stats	R: 2 E: 0 K: 0 S: 13	H: 2 LOB: 0 BB: 0 P: 20	R: 0 E: 0 K: 1 S: 11	H: 1 LOB: 3 BB: 2 P: 23	R: 0 E: 0 K: 1 S: 16	H: 2 LOB: 3 BB: 0 P: 24	R: 1 E: 0 K: 0 S: 7	H: 1 LOB: 0 BB: 0 P: 7	R: 0 E: 0 K: 0 S: 10	H: 1 LOB: 1 BB: 0 P: 13	R: 0 E: 0 K: 1 S: 9	H: 1 LOB: 2 BB: 1 P: 13	R: 0 E: 0 K: 0 S: 11	H: 1 LOB: 2 BB: 2 P: 23	R: 1 E: 1 K: 0 S: 9	H: 1 LOB: 2 BB: 1 P: 17	R: 0 E: 0 K: 0 S: 9	H: 1 LOB: 1 BB: 0 P: 16	R: 0 E: 0 K: 3 S: 9	H: 0 LOB: 1 BB: 0 P: 19	1B: 7 2B: 1 3B: 0 HR: 4	SF: 0 SAC: 1 DP: 1 HBP: 2	WP: 0 PB: 0 SB: 0 CS: 0	PA: 52
PITCHER	IP: 6.0 WLS: 29 BF: 29 H: 8 R: 4 ER: 4 SO: 4 BB: 2 IBB: 0 HBP: 1 BLK: 0 WP: 0 HR: 3 S: 67 P: 105 ERA: 6.00 WHIP: 1.667	IP: 1.0 WLS: 4 BF: 4 H: 1 R: 0 ER: 0 SO: 0 BB: 0 IBB: 0 HBP: 0 BLK: 0 WP: 0 HR: 0 S: 13 P: 17 ERA: 0.00 WHIP: 1.000	IP: 0.1 WLS: 3 BF: 3 H: 1 R: 0 ER: 0 SO: 0 BB: 1 IBB: 0 HBP: 0 BLK: 0 WP: 0 HR: 0 S: 18 P: 18 ERA: 6.000 WHIP: 6.000	IP: 0.0 WLS: 1 BF: 1 H: 0 R: 0 ER: 0 SO: 0 BB: 0 IBB: 0 HBP: 0 BLK: 0 WP: 0 HR: 0 S: 4 P: 4 ERA: 6.02 WHIP: 0.000	PITCHER	IP: 1.0 WLS: 6 BF: 6 H: 1 R: 1 ER: 0 SO: 0 BB: 1 IBB: 0 HBP: 0 BLK: 0 WP: 0 HR: 0 S: 9 P: 16 ERA: 1.82 WHIP: 2.000	IP: 1.0 WLS: 4 BF: 4 H: 0 R: 0 ER: 0 SO: 3 BB: 0 IBB: 0 HBP: 1 BLK: 0 WP: 0 HR: 0 S: 19 P: 19 ERA: 3.13 WHIP: 0.000																	

Baltimore Orioles @ Tampa Bay Rays
Tropicana Field, St. Petersburg, FL
Sun Sep 07 2014, 1:42 PM - 6:18 PM EDT
Att. 19,914 - Dome - 72 F

livebaseballscores.com

AB 44
R 5
H 12
RBI 5
BB 5
SO 8
LOB 26



Batter	1	2	3	4	5	6	7	8	9	AB	R	H	RBI	BB	SO	LOB	TOP								
21 Nick Markakis, L OBP: 0.339, SLG: 0.385	G5-3		P4					G5-3		3	0	0	0	1	0	1									
12 Alejandro De Aza, L OBP: 0.311, SLG: 0.353	F8									4	1	1	0	1	0	2									
10 Adam Jones, R OBP: 0.317, SLG: 0.460										4	0	0	1	0	1	3									
23 Nelson Cruz, R OBP: 0.333, SLG: 0.532										4	2	2	0	1	2	2									
19 Chris Davis, L OBP: 0.301, SLG: 0.408										3	1	1	0	0	1	2									
28 Steve Pearce, R OBP: 0.357, SLG: 0.520										4	0	2	1	0	1	2									
14 Kelly Johnson, L OBP: 0.292, SLG: 0.349										0	0	0	0	0	0	0									
36 Caleb Joseph, R OBP: 0.288, SLG: 0.384										3	0	0	0	1	2	5									
3 Ryan Flaherty, L OBP: 0.268, SLG: 0.335										4	0	1	1	0	0	4									
6 Jonathan Schoop, R OBP: 0.249, SLG: 0.370										4	0	0	0	0	1	4									
Inning Stats	R: 0 H: 0 E: 0 K: 1 S: 12	H: 0 LOB: 0 BB: 0 P: 16	R: 1 H: 3 E: 0 K: 1 S: 11	H: 3 LOB: 2 BB: 0 P: 22	R: 0 H: 1 E: 0 K: 1 S: 7	H: 1 LOB: 1 BB: 0 P: 8	R: 0 H: 0 E: 0 K: 1 S: 11	H: 0 LOB: 1 BB: 1 P: 19	R: 0 H: 0 E: 0 K: 0 S: 6	H: 0 LOB: 1 BB: 1 P: 15	R: 2 H: 1 E: 1 K: 2 S: 14	H: 1 LOB: 2 BB: 0 P: 23	R: 1 H: 1 E: 1 K: 1 S: 16	H: 1 LOB: 2 BB: 0 P: 23	R: 0 H: 1 E: 0 K: 0 S: 7	H: 1 LOB: 1 BB: 0 P: 10	R: 0 H: 0 E: 0 K: 1 S: 6	H: 0 LOB: 1 BB: 1 P: 11	1B: 6 2B: 2 3B: 0 HR: 0	SF: 1 SAC: 0 DP: 1 HBP: 2	WP: 0 PB: 0 SB: 1 CS: 1	PA: 40			
PITCHER	IP WLS BF H R ER SO BB IBB HBP BLK WP HR S P ERA WHIP	IP WLS BF H R ER SO BB IBB HBP BLK WP HR S P ERA WHIP	IP WLS BF H R ER SO BB IBB HBP BLK WP HR S P ERA WHIP	IP WLS BF H R ER SO BB IBB HBP BLK WP HR S P ERA WHIP	IP WLS BF H R ER SO BB IBB HBP BLK WP HR S P ERA WHIP	IP WLS BF H R ER SO BB IBB HBP BLK WP HR S P ERA WHIP	IP WLS BF H R ER SO BB IBB HBP BLK WP HR S P ERA WHIP	IP WLS BF H R ER SO BB IBB HBP BLK WP HR S P ERA WHIP	IP WLS BF H R ER SO BB IBB HBP BLK WP HR S P ERA WHIP	IP WLS BF H R ER SO BB IBB HBP BLK WP HR S P ERA WHIP	IP WLS BF H R ER SO BB IBB HBP BLK WP HR S P ERA WHIP	IP WLS BF H R ER SO BB IBB HBP BLK WP HR S P ERA WHIP	IP WLS BF H R ER SO BB IBB HBP BLK WP HR S P ERA WHIP	IP WLS BF H R ER SO BB IBB HBP BLK WP HR S P ERA WHIP	IP WLS BF H R ER SO BB IBB HBP BLK WP HR S P ERA WHIP	IP WLS BF H R ER SO BB IBB HBP BLK WP HR S P ERA WHIP	IP WLS BF H R ER SO BB IBB HBP BLK WP HR S P ERA WHIP	IP WLS BF H R ER SO BB IBB HBP BLK WP HR S P ERA WHIP	IP WLS BF H R ER SO BB IBB HBP BLK WP HR S P ERA WHIP	IP WLS BF H R ER SO BB IBB HBP BLK WP HR S P ERA WHIP	IP WLS BF H R ER SO BB IBB HBP BLK WP HR S P ERA WHIP	IP WLS BF H R ER SO BB IBB HBP BLK WP HR S P ERA WHIP	IP WLS BF H R ER SO BB IBB HBP BLK WP HR S P ERA WHIP	IP WLS BF H R ER SO BB IBB HBP BLK WP HR S P ERA WHIP	IP WLS BF H R ER SO BB IBB HBP BLK WP HR S P ERA WHIP

Baltimore Orioles @ Boston Red Sox
Fenway Park, Boston, MA
Mon Sep 08 2014, 7:14 PM - 10:20 PM EDT
Att: 35,894 - Cloudy - 67 F

AB 33
R 4
H 7
RBI 3
BB 4
SO 8
LOB 25



Batter	1	2	3	4	5	6	7	8	9	AB	R	H	RBI	BB	SO	LOB	BOTTOM									
50 Mookie Betts, R OBP: 0.359, SLG: 0.466			L1-4-3							3	0	1	0	1	0	0										
15 Dustin Pedroia, R OBP: 0.337, SLG: 0.376										4	0	0	0	0	1	2										
34 David Ortiz, L OBP: 0.360, SLG: 0.516										3	0	1	0	1	2	0										
52 Yoenis Cespedes, R OBP: 0.304, SLG: 0.463										3	0	1	0	1	0	1										
12 Mike Napoli, R OBP: 0.373, SLG: 0.434										4	0	1	0	0	1	5										
29 Daniel Nava, S OBP: 0.336, SLG: 0.341										4	0	1	0	0	0	0										
2 Xander Bogaerts, R OBP: 0.296, SLG: 0.348										4	0	1	0	0	0	0										
16 Will Middlebrooks, R OBP: 0.251, SLG: 0.263										4	0	1	0	0	3	3										
3 David Ross, R OBP: 0.258, SLG: 0.361										3	0	0	0	0	2	4										
Inning Stats	R: 0 H: 2 E: 0 K: 0 S: 13	H: 1 LOB: 2 BB: 1 P: 22	R: 0 H: 1 E: 0 K: 1 S: 11	H: 1 LOB: 0 BB: 0 P: 16	R: 0 H: 0 E: 0 K: 1 S: 6	H: 0 LOB: 0 BB: 0 P: 8	R: 0 H: 0 E: 0 K: 0 S: 9	H: 0 LOB: 1 BB: 1 P: 15	R: 0 H: 0 E: 0 K: 1 S: 12	H: 0 LOB: 0 BB: 0 P: 16	R: 0 H: 0 E: 0 K: 1 S: 7	H: 0 LOB: 0 BB: 1 P: 13	R: 0 H: 3 E: 0 K: 2 S: 17	H: 3 LOB: 3 BB: 0 P: 23	R: 0 H: 1 E: 1 K: 2 S: 14	H: 1 LOB: 2 BB: 0 P: 19	R: 0 H: 0 E: 0 K: 1 S: 9	H: 0 LOB: 0 BB: 0 P: 14	1B: 6 2B: 1 3B: 0 HR: 0	SF: 0 SAC: 0 DP: 3 HBP: 0	WP: 0 PB: 0 SB: 0 CS: 0	PA: 35				
PITCHER	IP WLS BF H R ER SO BB IBB HBP BLK WP HR S P ERA WHIP	IP WLS BF H R ER SO BB IBB HBP BLK WP HR S P ERA WHIP	IP WLS BF H R ER SO BB IBB HBP BLK WP HR S P ERA WHIP	IP WLS BF H R ER SO BB IBB HBP BLK WP HR S P ERA WHIP	IP WLS BF H R ER SO BB IBB HBP BLK WP HR S P ERA WHIP	IP WLS BF H R ER SO BB IBB HBP BLK WP HR S P ERA WHIP	IP WLS BF H R ER SO BB IBB HBP BLK WP HR S P ERA WHIP	IP WLS BF H R ER SO BB IBB HBP BLK WP HR S P ERA WHIP	IP WLS BF H R ER SO BB IBB HBP BLK WP HR S P ERA WHIP	IP WLS BF H R ER SO BB IBB HBP BLK WP HR S P ERA WHIP	IP WLS BF H R ER SO BB IBB HBP BLK WP HR S P ERA WHIP	IP WLS BF H R ER SO BB IBB HBP BLK WP HR S P ERA WHIP	IP WLS BF H R ER SO BB IBB HBP BLK WP HR S P ERA WHIP	IP WLS BF H R ER SO BB IBB HBP BLK WP HR S P ERA WHIP	IP WLS BF H R ER SO BB IBB HBP BLK WP HR S P ERA WHIP	IP WLS BF H R ER SO BB IBB HBP BLK WP HR S P ERA WHIP	IP WLS BF H R ER SO BB IBB HBP BLK WP HR S P ERA WHIP	IP WLS BF H R ER SO BB IBB HBP BLK WP HR S P ERA WHIP	IP WLS BF H R ER SO BB IBB HBP BLK WP HR S P ERA WHIP	IP WLS BF H R ER SO BB IBB HBP BLK WP HR S P ERA WHIP	IP WLS BF H R ER SO BB IBB HBP BLK WP HR S P ERA WHIP	IP WLS BF H R ER SO BB IBB HBP BLK WP HR S P ERA WHIP	IP WLS BF H R ER SO BB IBB HBP BLK WP HR S P ERA WHIP	IP WLS BF H R ER SO BB IBB HBP BLK WP HR S P ERA WHIP	IP WLS BF H R ER SO BB IBB HBP BLK WP HR S P ERA WHIP	IP WLS BF H R ER SO BB IBB HBP BLK WP HR S P ERA WHIP

Baltimore Orioles @ Boston Red Sox
Fenway Park, Boston, MA
Mon Sep 08 2014, 7:14 PM - 10:20 PM EDT
Att: 35,894 - Cloudy - 67 F

AB 32
R 0
H 7
RBI 0
BB 3
SO 9
LOB 15



Batter	1	2	3	4	5	6	7	8	9	AB	R	H	RBI	BB	SO	LOB	TOP			
22 Jacoby Ellsbury, L (1, 10) OBP: 0.336, SLG: 0.425	L8		1B			K		P4		4	0	1	0	0	1	1	New York Yankees @ Baltimore Orioles Oriole Park at Camden Yards, Baltimore, MD Fri Sep 12 2014, 7:07 PM - 10:03 PM EDT Att: 43,707 - Clear - 75 F			
2 Derek Jeter, R (1, 6) OBP: 0.301, SLG: 0.302	K		G1-3			G5-3		G3		4	0	0	0	0	1	2				
11 Brett Gardner, L (1, 8) OBP: 0.343, SLG: 0.441	1B					K		K		3	0	1	0	1	2	0				
34 Brian McCann, L (1, 3) OBP: 0.288, SLG: 0.392	G4-3					K		P4		4	0	0	0	0	1	2				
24 Chris Young, R (1, 7) OBP: 0.293, SLG: 0.396	F9					K		K		4	0	1	0	0	2	1				
33 Stephen Drew, L (1, 4) OBP: 0.237, SLG: 0.294	F9					G3		K		3	0	0	0	0	1	2				
31 Ichiro Suzuki, L (1, 9) OBP: 0.324, SLG: 0.331	K					K		K		2	0	0	0	1	2	1				
45 Zelous Wheeler, R (1, 5) OBP: 0.264, SLG: 0.340						L9		E1		2	0	0	0	0	1	1				
63 Anton Richardson, S (8, PH) OBP: 0.800, SLG: 0.750						K		F8		1	0	1	0	0	0	0				
66 John Ryan Murphy, R (8, 2) OBP: 0.311, SLG: 0.375						L4		K		1	0	0	0	0	0	1				
62 Austin Romine, R (1, 2) OBP: 0.319, SLG: 0.406						K				2	0	0	0	0	1	1				
14 Martin Prado, R (8, PH) OBP: 0.319, SLG: 0.406						K				1	0	0	0	0	0	1				
Inning Stats	R: 0 E: 0 K: 1 S: 10	H: 1 LOB: 1 BB: 0 P: 15	R: 0 E: 0 K: 1 S: 8	H: 0 LOB: 0 BB: 0 P: 13	R: 0 E: 0 K: 1 S: 12	H: 1 LOB: 1 BB: 0 P: 16	R: 0 E: 0 K: 2 S: 11	H: 0 LOB: 0 BB: 1 P: 20	R: 0 E: 0 K: 1 S: 6	H: 0 LOB: 0 BB: 1 P: 11	R: 0 E: 0 K: 2 S: 9	H: 1 LOB: 1 BB: 0 P: 19	R: 0 E: 1 K: 0 S: 8	H: 1 LOB: 1 BB: 0 P: 13	R: 0 E: 0 K: 2 S: 8	H: 0 LOB: 0 BB: 0 P: 12	1B: 4 2B: 0 3B: 0 HR: 0	SF: 0 SAC: 0 DP: 0 HBP: 0	WP: 0 PB: 0 SB: 1 CS: 1	PA: 32
PITCHER	IP WLS BF H R ER SO BB IBB HBP BLK WP HR S P ERA WHIP	IP WLS BF H R ER SO BB IBB HBP BLK WP HR S P ERA WHIP	IP WLS BF H R ER SO BB IBB HBP BLK WP HR S P ERA WHIP	IP WLS BF H R ER SO BB IBB HBP BLK WP HR S P ERA WHIP	IP WLS BF H R ER SO BB IBB HBP BLK WP HR S P ERA WHIP	IP WLS BF H R ER SO BB IBB HBP BLK WP HR S P ERA WHIP	IP WLS BF H R ER SO BB IBB HBP BLK WP HR S P ERA WHIP	IP WLS BF H R ER SO BB IBB HBP BLK WP HR S P ERA WHIP	IP WLS BF H R ER SO BB IBB HBP BLK WP HR S P ERA WHIP	IP WLS BF H R ER SO BB IBB HBP BLK WP HR S P ERA WHIP	IP WLS BF H R ER SO BB IBB HBP BLK WP HR S P ERA WHIP	IP WLS BF H R ER SO BB IBB HBP BLK WP HR S P ERA WHIP	IP WLS BF H R ER SO BB IBB HBP BLK WP HR S P ERA WHIP	IP WLS BF H R ER SO BB IBB HBP BLK WP HR S P ERA WHIP	IP WLS BF H R ER SO BB IBB HBP BLK WP HR S P ERA WHIP	IP WLS BF H R ER SO BB IBB HBP BLK WP HR S P ERA WHIP	IP WLS BF H R ER SO BB IBB HBP BLK WP HR S P ERA WHIP	IP WLS BF H R ER SO BB IBB HBP BLK WP HR S P ERA WHIP		
25 Bud Norris, R (1, 1) ERA: 3.74	7.0	W	25	3	0	0	10	2	0	0	0	0	0	0	0	0	0.00	0.714		
29 Tommy Hunter, R (8, 1) ERA: 3.21	1.0		4	1	0	0	0	0	0	0	0	0	0	0	0	0	0.00	1.000		
17 Brian Matusz, L (9, 1) ERA: 3.54	1.0		3	0	0	0	2	0	0	0	0	0	0	0	0	0	0.00	0.000		

Batter	1	2	3	4	5	6	7	8	9	AB	R	H	RBI	BB	SO	LOB	BOTTOM			
12 Alejandro De Aza, L (1, 7) OBP: 0.321, SLG: 0.383	L8		G3			K		K		5	0	2	2	0	1	0	New York Yankees @ Baltimore Orioles Oriole Park at Camden Yards, Baltimore, MD Fri Sep 12 2014, 7:07 PM - 10:03 PM EDT Att: 43,707 - Clear - 75 F			
28 Steve Pearce, R (1, 3) OBP: 0.362, SLG: 0.516	23 1B HBP		23 1B			G5-3		K		3	1	1	0	1	1	2				
38 Jimmy Paredes, S (1, 5) OBP: 0.361, SLG: 0.500	F7		F8			K		K		3	1	1	0	1	0	2				
14 Kelly Johnson, L (8, 5) OBP: 0.293, SLG: 0.357	F7		F8			K		K		0	0	0	0	0	0	0				
23 Nelson Cruz, R (1, 9) OBP: 0.332, SLG: 0.528	F7		F8			K		K		3	0	2	0	1	0	1				
34 Quintin Berry, L (7, PR) (8, 9)	1B		2B			K		K		0	0	0	0	0	0	0				
27 Delmon Young, R (1, 10) OBP: 0.329, SLG: 0.434	K		G6-3			K		K		4	0	1	2	0	2	5				
9 David Lough, L (1, 8) OBP: 0.291, SLG: 0.338	F7		F7			L7		L5		3	1	0	0	1	0	2				
36 Caleb Joseph, R (1, 2) OBP: 0.289, SLG: 0.395	G5-3		G6-3			K		F8		4	0	0	0	0	1	1				
3 Ryan Flaherty, L (1, 6) OBP: 0.281, SLG: 0.351	BB		BB			G4-3		G3-1		3	1	1	1	1	0	0				
6 Jonathan Schoop, R (1, 4) OBP: 0.242, SLG: 0.357	L7		L9			G5-3		K		4	1	0	0	0	1	2				
Inning Stats	R: 0 E: 0 K: 1 S: 11	H: 1 LOB: 2 BB: 0 P: 19	R: 0 E: 0 K: 0 S: 11	H: 0 LOB: 1 BB: 1 P: 18	R: 0 E: 0 K: 0 S: 12	H: 2 LOB: 2 BB: 0 P: 18	R: 2 E: 0 K: 0 S: 9	H: 2 LOB: 1 BB: 1 P: 21	R: 0 E: 0 K: 1 S: 5	H: 0 LOB: 0 BB: 0 P: 8	R: 0 E: 0 K: 1 S: 10	H: 0 LOB: 2 BB: 3 P: 15	R: 2 E: 0 K: 1 S: 15	H: 1 LOB: 2 BB: 0 P: 32	R: 1 E: 0 K: 2 S: 10	H: 1 LOB: 1 BB: 0 P: 12	1B: 4 2B: 3 3B: 2 HR: 0	SF: 0 SAC: 0 DP: 1 HBP: 1	WP: 1 PB: 0 SB: 0 CS: 1	PA: 38
PITCHER	IP WLS BF H R ER SO BB IBB HBP BLK WP HR S P ERA WHIP	IP WLS BF H R ER SO BB IBB HBP BLK WP HR S P ERA WHIP	IP WLS BF H R ER SO BB IBB HBP BLK WP HR S P ERA WHIP	IP WLS BF H R ER SO BB IBB HBP BLK WP HR S P ERA WHIP	IP WLS BF H R ER SO BB IBB HBP BLK WP HR S P ERA WHIP	IP WLS BF H R ER SO BB IBB HBP BLK WP HR S P ERA WHIP	IP WLS BF H R ER SO BB IBB HBP BLK WP HR S P ERA WHIP	IP WLS BF H R ER SO BB IBB HBP BLK WP HR S P ERA WHIP	IP WLS BF H R ER SO BB IBB HBP BLK WP HR S P ERA WHIP	IP WLS BF H R ER SO BB IBB HBP BLK WP HR S P ERA WHIP	IP WLS BF H R ER SO BB IBB HBP BLK WP HR S P ERA WHIP	IP WLS BF H R ER SO BB IBB HBP BLK WP HR S P ERA WHIP	IP WLS BF H R ER SO BB IBB HBP BLK WP HR S P ERA WHIP	IP WLS BF H R ER SO BB IBB HBP BLK WP HR S P ERA WHIP	IP WLS BF H R ER SO BB IBB HBP BLK WP HR S P ERA WHIP	IP WLS BF H R ER SO BB IBB HBP BLK WP HR S P ERA WHIP	IP WLS BF H R ER SO BB IBB HBP BLK WP HR S P ERA WHIP			
65 Bryan Mitchell, R (1, 1) ERA: 2.57	5.0	L	23	6	2	2	2	2	0	0	0	0	0	0	0	0	3.60	1.600		
88 Josh Outman, L (6, 1) ERA: 3.0	1.0		3	0	0	0	1	0	0	0	0	0	0	0	0	0	0.00	0.000		
41 David Phelps, R (7, 1) ERA: 4.38	0.2		6	1	2	2	1	3	0	0	0	0	0	0	0	0	27.00	6.000		
57 Rich Hill, L (7, 1) ERA: 1.93	0.1		1	0	0	0	0	0	0	0	0	0	0	0	0	0	0.00	0.000		
64 Chaz Roe, R (8, 1) ERA: 9.0	1.0		5	1	1	1	2	0	0	0	0	0	0	0	0	0	9.00	1.000		

Batter	1	2	3	4	5	6	7	8	9	AB R H RBI BB SO LOB	TOP											
22 Jacoby Ellsbury, L OBP: 0.332, SLG: 0.419	P5		P2		G4-3			G4-3		4 0 0 0 0 0 1	New York Yankees @ Baltimore Orioles Oriole Park at Camden Yards, Baltimore, MD Sun Sep 14 2014, 8:11 PM - 11:14 PM EDT Att: 43,947 - Partly Cloudy - 66 F											
2 Derek Jeter, R OBP: 0.298, SLG: 0.298	F9		F9			L9		K		4 0 0 0 0 1 0												
11 Brett Gardner, L OBP: 0.340, SLG: 0.435	K		F7					K		4 0 0 0 0 3 0												
14 Martin Prado, R OBP: 0.320, SLG: 0.412		HR			K			K		4 1 2 1 0 2 0												
34 Brian McCann, L OBP: 0.292, SLG: 0.406	E7 25 1B				K			HR		4 1 2 1 0 1 1												
25 Mark Teixeira, S OBP: 0.319, SLG: 0.401					G3			G3		4 0 1 0 0 0 0												
24 Chris Young, R OBP: 0.295, SLG: 0.395										2 0 0 0 2 1 2												
33 Stephen Drew, L OBP: 0.238, SLG: 0.294										4 0 1 0 0 0 4												
63 Antao Richardson, S OBP: 0.500, SLG: 0.444										2 0 0 0 0 1 3												
36 Carlos Beltrán, S OBP: 0.304, SLG: 0.408										1 0 0 0 0 1 1												
31 Ichiro Suzuki, L OBP: 0.324, SLG: 0.330										0 0 0 0 0 0 0												
Inning Stats	R: 0 E: 0 K: 1 S: 7	H: 0 LOB: 0 BB: 0 P: 11	R: 1 E: 1 K: 2 S: 22	H: 3 LOB: 2 BB: 0 P: 30	R: 0 E: 0 K: 0 S: 10	H: 0 LOB: 0 BB: 0 P: 14	R: 0 E: 0 K: 2 S: 8	H: 0 LOB: 0 BB: 0 P: 11	R: 0 E: 0 K: 0 S: 9	H: 1 LOB: 1 BB: 0 P: 14	R: 0 E: 0 K: 1 S: 10	H: 1 LOB: 1 BB: 0 P: 16	R: 0 E: 0 K: 1 S: 12	H: 0 LOB: 1 BB: 1 P: 20	R: 0 E: 0 K: 2 S: 11	H: 0 LOB: 0 BB: 0 P: 18	R: 1 E: 0 K: 1 S: 10	H: 1 LOB: 1 BB: 1 P: 18	1B: 4 2B: 0 3B: 0 HR: 2	SF: 0 SAC: 0 DP: 0 HBP: 0	WP: 1 PB: 0 SB: 0 CS: 0	PA: 35
PITCHER	IP WLS BF H R ER SO BB IBB HBP BLK WP HR S P ERA WHIP											IP WLS BF H R ER SO BB IBB HBP BLK WP HR S P ERA WHIP										
30 Chris Tillman, R ERA: 3.29	6.2 26 5 1 1 6 1 0 0 0 1 1 75 112 1.35 0.900																					
48 Andrew Miller, L ERA: 1.98	1.1 4 0 0 0 3 0 0 0 0 0 0 14 22 0.00 0.000																					
56 Darren O'Day, R ERA: 1.56	1.0 W 5 1 1 1 1 1 0 0 0 0 1 10 18 9.00 2.000																					

Batter	1	2	3	4	5	6	7	8	9	AB R H RBI BB SO LOB	BOTTOM											
21 Nick Markakis, L OBP: 0.335, SLG: 0.376	F7		G6-3			F7		K		4 0 0 0 0 1 0	New York Yankees @ Baltimore Orioles Oriole Park at Camden Yards, Baltimore, MD Sun Sep 14 2014, 8:11 PM - 11:14 PM EDT Att: 43,947 - Partly Cloudy - 66 F											
12 Alejandro De Aza, L OBP: 0.317, SLG: 0.378	G3-1							F7		4 1 1 0 0 1 0												
10 Adam Jones, R OBP: 0.316, SLG: 0.466	G4-3							K2-3		4 0 1 1 0 1 0												
23 Nelson Cruz, R OBP: 0.331, SLG: 0.526										4 0 1 0 0 0 1												
34 Quintin Berry, L (9, PR)										0 1 0 0 0 0 0												
28 Steve Pearce, R OBP: 0.365, SLG: 0.532										4 1 2 1 0 2 0												
2 J.J. Hardy, R OBP: 0.321, SLG: 0.391										4 0 2 0 0 0 3												
14 Kelly Johnson, L OBP: 0.292, SLG: 0.359										4 0 1 1 0 1 2												
40 Nick Hundley, R OBP: 0.282, SLG: 0.373										3 0 1 0 0 1 0												
6 Jonathan Schoop, R OBP: 0.241, SLG: 0.355										3 0 0 0 0 0 2												
Inning Stats	R: 0 E: 0 K: 0 S: 5	H: 0 LOB: 0 BB: 0 P: 5	R: 0 E: 0 K: 2 S: 13	H: 1 LOB: 1 BB: 0 P: 19	R: 0 E: 0 K: 0 S: 7	H: 0 LOB: 0 BB: 0 P: 10	R: 0 E: 0 K: 1 S: 10	H: 0 LOB: 0 BB: 0 P: 14	R: 0 E: 0 K: 1 S: 11	H: 2 LOB: 2 BB: 0 P: 16	R: 1 E: 0 K: 0 S: 13	H: 3 LOB: 2 BB: 0 P: 19	R: 0 E: 0 K: 1 S: 7	H: 0 LOB: 0 BB: 0 P: 11	R: 0 E: 0 K: 2 S: 11	H: 0 LOB: 0 BB: 0 P: 15	R: 2 E: 0 K: 0 S: 8	H: 3 LOB: 1 BB: 0 P: 14	1B: 4 2B: 5 3B: 0 HR: 0	SF: 0 SAC: 0 DP: 0 HBP: 0	WP: 0 PB: 0 SB: 0 CS: 0	PA: 34
PITCHER	IP WLS BF H R ER SO BB IBB HBP BLK WP HR S P ERA WHIP											IP WLS BF H R ER SO BB IBB HBP BLK WP HR S P ERA WHIP										
18 Hiroki Kuroda, R ERA: 3.81	7.0 27 6 1 1 5 0 0 0 0 0 0 66 94 1.29 0.857																					
68 Dellin Betances, R ERA: 1.35	1.0 3 0 0 0 2 0 0 0 0 0 0 11 15 0.00 0.000																					
30 David Robertson, R ERA: 2.93	0.1 L 4 3 2 2 0 0 0 0 0 0 0 0 8 14 54.00 9.000																					



AB 33
R 2
H 6
RBI 2
BB 2
SO 10
LOB 12

AB 34
R 3
H 9
RBI 3
BB 0
SO 7
LOB 8

livebaseballscores.com

livebaseballscores.com

Batter	1	2	3	4	5	6	7	8	9	AB	R	H	RBI	BB	SO	LOB	TOP																																																																																										
7 José Reyes, S OBP: 0.329, SLG: 0.399										5	2	3	0	0	1	2	Toronto Blue Jays @ Baltimore Orioles Oriole Park at Camden Yards, Baltimore, MD Mon Sep 15 2014, 7:09 PM - 10:20 PM EDT Att: 25,061 - Partly Cloudy - 69 F livebaseballscorecards.com																																																																																										
19 José Bautista, R OBP: 0.399, SLG: 0.521										4	0	1	0	1	1	1																																																																																											
10 Edwin Encarnación, R OBP: 0.391, SLG: 0.553										5	0	2	1	0	0	3																																																																																											
15 Danny Valencia, R OBP: 0.310, SLG: 0.385										5	0	1	1	0	2	5																																																																																											
30 Dioner Navarro, S OBP: 0.324, SLG: 0.409										4	0	1	0	0	2	3																																																																																											
9 John Mayberry Jr., R OBP: 0.377, SLG: 0.461										2	0	0	0	1	0	2																																																																																											
66 Munenori Kawasaki, L OBP: 0.293, SLG: 0.307										1	0	0	0	0	0	1																																																																																											
18 Steve Tolleson, R OBP: 0.301, SLG: 0.361										3	0	2	0	0	0	0																																																																																											
26 Adam Lind, L OBP: 0.391, SLG: 0.498										1	0	0	0	0	0	1																																																																																											
11 Kevin Pillar, R OBP: 0.268, SLG: 0.340										4	0	1	0	0	2	3																																																																																											
17 Ryan Goins, L OBP: 0.213, SLG: 0.265										2	0	0	0	0	0	2																																																																																											
28 Colby Rasmus, L OBP: 0.288, SLG: 0.449										1	0	0	0	0	1	2																																																																																											
8 Anthony Gose, L OBP: 0.319, SLG: 0.282										1	0	0	0	0	0	0																																																																																											
Inning Stats	R: 1 H: 3 E: 0 K: 2 S: 18	H: 3 LOB: 2 BB: 0 P: 26	R: 0 H: 0 E: 0 K: 0 S: 6	H: 0 LOB: 0 BB: 0 P: 8	R: 0 H: 1 E: 0 K: 1 S: 11	H: 1 LOB: 1 BB: 0 P: 16	R: 0 H: 1 E: 0 K: 1 S: 16	H: 2 LOB: 1 BB: 0 P: 19	R: 0 H: 2 E: 0 K: 2 S: 14	H: 0 LOB: 0 BB: 0 P: 10	R: 0 H: 1 E: 0 K: 1 S: 16	H: 1 LOB: 1 BB: 0 P: 21	R: 0 H: 1 E: 0 K: 0 S: 12	H: 1 LOB: 2 BB: 1 P: 22	1B: 10 2B: 1 3B: 0 HR: 0	SF: 0 SAC: 0 DP: 0 HBP: 0	WP: 0 PB: 0 SB: 1 CS: 0	PA: 40																																																																																									
PITCHER	IP WLS BF H R ER SO BB IBB HBP BLK WP HR S P ERA WHIP	<table border="1"> <thead> <tr> <th>PITCHER</th> <th>IP</th> <th>WLS</th> <th>BF</th> <th>H</th> <th>R</th> <th>ER</th> <th>SO</th> <th>BB</th> <th>IBB</th> <th>HBP</th> <th>BLK</th> <th>WP</th> <th>HR</th> <th>S</th> <th>P</th> <th>ERA</th> <th>WHIP</th> </tr> </thead> <tbody> <tr> <td>16 Wei-Yin Chen, L ERA: 3.58</td> <td>5.2</td> <td>W</td> <td>27</td> <td>9</td> <td>2</td> <td>2</td> <td>6</td> <td>1</td> <td>0</td> <td>0</td> <td>0</td> <td>0</td> <td>0</td> <td>74</td> <td>106</td> <td>3.18</td> <td>1.765</td> </tr> <tr> <td>35 Brad Brach, R ERA: 3.12</td> <td>1.1</td> <td>H</td> <td>5</td> <td>1</td> <td>0</td> <td>0</td> <td>2</td> <td>0</td> <td>0</td> <td>0</td> <td>0</td> <td>0</td> <td>0</td> <td>14</td> <td>22</td> <td>0.00</td> <td>0.750</td> </tr> <tr> <td>29 Tommy Hunter, R ERA: 3.16</td> <td>1.0</td> <td>H</td> <td>3</td> <td>0</td> <td>0</td> <td>0</td> <td>1</td> <td>0</td> <td>0</td> <td>0</td> <td>0</td> <td>0</td> <td>0</td> <td>11</td> <td>13</td> <td>0.00</td> <td>0.000</td> </tr> <tr> <td>53 Zack Britton, L ERA: 1.74</td> <td>1.0</td> <td>S</td> <td>5</td> <td>1</td> <td>0</td> <td>0</td> <td>0</td> <td>1</td> <td>0</td> <td>0</td> <td>0</td> <td>0</td> <td>0</td> <td>12</td> <td>22</td> <td>0.00</td> <td>2.000</td> </tr> </tbody> </table>																PITCHER	IP	WLS	BF	H	R	ER	SO	BB	IBB	HBP	BLK	WP	HR	S	P	ERA	WHIP	16 Wei-Yin Chen, L ERA: 3.58	5.2	W	27	9	2	2	6	1	0	0	0	0	0	74	106	3.18	1.765	35 Brad Brach, R ERA: 3.12	1.1	H	5	1	0	0	2	0	0	0	0	0	0	14	22	0.00	0.750	29 Tommy Hunter, R ERA: 3.16	1.0	H	3	0	0	0	1	0	0	0	0	0	0	11	13	0.00	0.000	53 Zack Britton, L ERA: 1.74	1.0	S	5	1	0	0	0	1	0	0	0	0	0	12	22	0.00	2.000
PITCHER	IP	WLS	BF	H	R	ER	SO	BB	IBB	HBP	BLK	WP	HR	S	P	ERA	WHIP																																																																																										
16 Wei-Yin Chen, L ERA: 3.58	5.2	W	27	9	2	2	6	1	0	0	0	0	0	74	106	3.18	1.765																																																																																										
35 Brad Brach, R ERA: 3.12	1.1	H	5	1	0	0	2	0	0	0	0	0	0	14	22	0.00	0.750																																																																																										
29 Tommy Hunter, R ERA: 3.16	1.0	H	3	0	0	0	1	0	0	0	0	0	0	11	13	0.00	0.000																																																																																										
53 Zack Britton, L ERA: 1.74	1.0	S	5	1	0	0	0	1	0	0	0	0	0	12	22	0.00	2.000																																																																																										

Batter	1	2	3	4	5	6	7	8	9	AB	R	H	RBI	BB	SO	LOB	BOTTOM																																																																								
21 Nick Markakis, L OBP: 0.334, SLG: 0.375										4	1	1	0	0	0	0	Toronto Blue Jays @ Baltimore Orioles Oriole Park at Camden Yards, Baltimore, MD Mon Sep 15 2014, 7:09 PM - 10:20 PM EDT Att: 25,061 - Partly Cloudy - 69 F livebaseballscorecards.com																																																																								
12 Alejandro De Aza, L OBP: 0.317, SLG: 0.390										4	1	1	0	0	0	0																																																																									
10 Adam Jones, R OBP: 0.319, SLG: 0.468										4	1	3	1	0	0	0																																																																									
23 Nelson Cruz, R OBP: 0.332, SLG: 0.526										4	0	2	1	0	0	2																																																																									
28 Steve Pearce, R OBP: 0.373, SLG: 0.535										2	0	2	0	2	0	0																																																																									
2 J.J. Hardy, R OBP: 0.319, SLG: 0.388										4	0	0	0	0	0	6																																																																									
14 Kelly Johnson, L OBP: 0.291, SLG: 0.355										3	1	0	0	1	2	1																																																																									
6 Jonathan Schoop, R OBP: 0.241, SLG: 0.355										0	0	0	0	0	0	0																																																																									
3 Ryan Flaherty, L OBP: 0.285, SLG: 0.360										4	1	1	2	0	2	1																																																																									
36 Caleb Joseph, R OBP: 0.283, SLG: 0.387										3	0	0	0	0	1	0																																																																									
Inning Stats	R: 2 H: 4 E: 0 K: 0 S: 15	H: 4 LOB: 1 BB: 0 P: 22	R: 0 H: 0 E: 0 K: 0 S: 8	H: 0 LOB: 0 BB: 0 P: 15	R: 1 H: 2 E: 0 K: 0 S: 13	H: 2 LOB: 1 BB: 1 P: 24	R: 2 H: 1 E: 0 K: 0 S: 10	H: 1 LOB: 0 BB: 1 P: 18	R: 0 H: 2 E: 0 K: 3 S: 10	H: 0 LOB: 0 BB: 0 P: 15	R: 0 H: 1 E: 0 K: 2 S: 9	H: 0 LOB: 1 BB: 1 P: 16	1B: 8 2B: 1 3B: 0 HR: 1	SF: 0 SAC: 0 DP: 2 HBP: 0	WP: 1 PB: 0 SB: 0 CS: 0	PA: 35																																																																									
PITCHER	IP WLS BF H R ER SO BB IBB HBP BLK WP HR S P ERA WHIP	<table border="1"> <thead> <tr> <th>PITCHER</th> <th>IP</th> <th>WLS</th> <th>BF</th> <th>H</th> <th>R</th> <th>ER</th> <th>SO</th> <th>BB</th> <th>IBB</th> <th>HBP</th> <th>BLK</th> <th>WP</th> <th>HR</th> <th>S</th> <th>P</th> <th>ERA</th> <th>WHIP</th> </tr> </thead> <tbody> <tr> <td>6 Marcus Stroman, R ERA: 3.8</td> <td>6.0</td> <td>L</td> <td>27</td> <td>9</td> <td>5</td> <td>5</td> <td>3</td> <td>2</td> <td>0</td> <td>0</td> <td>0</td> <td>0</td> <td>0</td> <td>64</td> <td>106</td> <td>7.50</td> <td>1.833</td> </tr> <tr> <td>62 Aaron Loup, L ERA: 3.02</td> <td>0.2</td> <td></td> <td>3</td> <td>1</td> <td>0</td> <td>0</td> <td>0</td> <td>0</td> <td>0</td> <td>0</td> <td>0</td> <td>0</td> <td>0</td> <td>7</td> <td>12</td> <td>0.00</td> <td>1.500</td> </tr> <tr> <td>29 Dustin McGowan, R ERA: 4.15</td> <td>1.1</td> <td></td> <td>5</td> <td>0</td> <td>0</td> <td>0</td> <td>2</td> <td>1</td> <td>0</td> <td>0</td> <td>0</td> <td>0</td> <td>0</td> <td>10</td> <td>17</td> <td>0.00</td> <td>0.750</td> </tr> </tbody> </table>																PITCHER	IP	WLS	BF	H	R	ER	SO	BB	IBB	HBP	BLK	WP	HR	S	P	ERA	WHIP	6 Marcus Stroman, R ERA: 3.8	6.0	L	27	9	5	5	3	2	0	0	0	0	0	64	106	7.50	1.833	62 Aaron Loup, L ERA: 3.02	0.2		3	1	0	0	0	0	0	0	0	0	0	7	12	0.00	1.500	29 Dustin McGowan, R ERA: 4.15	1.1		5	0	0	0	2	1	0	0	0	0	0	10	17	0.00	0.750
PITCHER	IP	WLS	BF	H	R	ER	SO	BB	IBB	HBP	BLK	WP	HR	S	P	ERA	WHIP																																																																								
6 Marcus Stroman, R ERA: 3.8	6.0	L	27	9	5	5	3	2	0	0	0	0	0	64	106	7.50	1.833																																																																								
62 Aaron Loup, L ERA: 3.02	0.2		3	1	0	0	0	0	0	0	0	0	0	7	12	0.00	1.500																																																																								
29 Dustin McGowan, R ERA: 4.15	1.1		5	0	0	0	2	1	0	0	0	0	0	10	17	0.00	0.750																																																																								

AB 38
R 2
H 11
RBI 2
BB 2
SO 9
LOB 25



AB 32
R 5
H 10
RBI 4
BB 3
SO 5
LOB 10



Batter	1	2	3	4	5	6	7	8	9	AB	R	H	RBI	BB	SO	LOB	TOP			
7 José Reyes, S OBP: 0.329, SLG: 0.398	G4-3	E2			F8		G5-3			4	0	1	1	0	0	0	Toronto Blue Jays @ Baltimore Orioles Oriole Park at Camden Yards, Baltimore, MD Tue Sep 16 2014, 7:09 PM - 10:10 PM EDT Att: 35,297 - Cloudy - 71 F			
19 José Bautista, R OBP: 0.401, SLG: 0.520	2B	BB			K			HBP		1	1	0	0	2	1	0				
10 Edwin Encarnación, R OBP: 0.350, SLG: 0.553	2B	FC5-4			P3			K		4	0	1	1	0	1	4				
26 Adam Lind, L OBP: 0.387, SLG: 0.492	K				G3		F8			3	0	0	0	0	1	1				
18 Steve Tolleson, R OBP: 0.299, SLG: 0.359	K							K		1	0	0	0	0	1	1				
30 Dioner Navarro, S OBP: 0.324, SLG: 0.410	K				F8			K		4	0	1	0	0	2	2				
15 Danny Valencia, R OBP: 0.305, SLG: 0.378		K			F8		G1-3			4	0	0	0	0	1	1				
66 Munenori Kawasaki, L OBP: 0.330, SLG: 0.395					F8		G6-3			1	1	0	0	1	0	0				
9 John Mayberry Jr., R OBP: 0.320, SLG: 0.462		BB						BB		2	0	1	0	0	0	1				
11 Kevin Pillar, R OBP: 0.270, SLG: 0.333					K			F7		2	0	0	0	1	2	0				
45 Dalton Pompey, S OBP: 0.210, SLG: 0.261		BB			K		G3-1			2	0	0	0	0	1	2				
8 Anthony Gose, L OBP: 0.317, SLG: 0.280		F7						G3		2	0	0	0	0	1	2				
17 Ryan Goins, L OBP: 0.210, SLG: 0.261										2	0	0	0	0	1	2				
Inning Stats	R: 1 H: 1 E: 0 K: 2 S: 18	H: 1 LOB: 1 BB: 1 P: 30	R: 1 H: 1 E: 0 K: 1 S: 14	H: 1 LOB: 3 BB: 3 P: 30	R: 0 H: 0 E: 0 K: 0 S: 6	H: 0 LOB: 0 BB: 0 P: 9	R: 0 H: 0 E: 0 K: 2 S: 9	H: 0 LOB: 0 BB: 0 P: 12	R: 0 H: 0 E: 0 K: 1 S: 9	H: 1 LOB: 1 BB: 0 P: 11	R: 0 H: 0 E: 0 K: 3 S: 11	H: 0 LOB: 1 BB: 0 P: 17	R: 0 H: 1 E: 0 K: 0 S: 8	H: 1 LOB: 1 BB: 0 P: 9	1B: 2 2B: 2 3B: 0 HR: 0	SF: 0 SAC: 0 DP: 0 HBP: 1	WP: 0 PB: 0 SB: 1 CS: 0	PA: 36		
PITCHER	IP WLS BF H R ER SO BB IBB HBP BLK WP HR S P ERA WHIP	PITCHER																		
31 Ubaldo Jiménez, R ERA: 4.9	5.0 W 21 2 2 2 6 4 0 0 0 0 0 0 56 97 3.60 1.200																			
66 T.J. McFarland, L ERA: 2.53	1.0 H 4 1 0 0 0 0 0 0 0 0 0 0 7 11 0.00 1.000																			
56 Darren O'Day, R ERA: 1.53	1.1 H 5 0 0 0 2 0 0 0 1 0 0 0 11 14 0.00 0.000																			
48 Andrew Miller, L ERA: 1.96	0.2 2 0 0 0 2 0 0 0 0 0 0 6 9 0.00 0.000																			
29 Tommy Hunter, R ERA: 3.1	1.0 4 1 0 0 0 0 0 0 0 0 0 8 9 0.00 1.000																			
Batter	1	2	3	4	5	6	7	8	9	AB	R	H	RBI	BB	SO	LOB	BOTTOM			
21 Nick Markakis, L OBP: 0.336, SLG: 0.375	23 HR	BB			G3		12 HR	L7		3	2	1	0	1	0	2	Toronto Blue Jays @ Baltimore Orioles Oriole Park at Camden Yards, Baltimore, MD Tue Sep 16 2014, 7:09 PM - 10:10 PM EDT Att: 35,297 - Cloudy - 71 F			
12 Alejandro De Aza, L OBP: 0.316, SLG: 0.363	B3	K			G4-3		HBP			4	0	1	3	0	1	2				
10 Adam Jones, R OBP: 0.317, SLG: 0.465	L8				K		K2-3			4	0	0	0	0	2	2				
23 Nelson Cruz, R OBP: 0.332, SLG: 0.524	28 HR	BB			K		K			4	1	1	0	0	3	1				
28 Steve Pearce, R OBP: 0.371, SLG: 0.541	HR				F8		K			4	1	1	3	0	1	0				
2 J.J. Hardy, R OBP: 0.316, SLG: 0.387	F9				G5-3		K			4	1	1	0	0	1	0				
38 Jimmy Paredes, S ERA: 4.51					K					3	2	2	1	0	1	0				
6 Jonathan Schoop, R OBP: 0.242, SLG: 0.356	HR				K		12 HR	BB		1	0	1	0	0	0	0				
3 Ryan Flaherty, L OBP: 0.288, SLG: 0.357	K				BB		FC1	BB		2	1	0	0	2	1	1				
40 Nick Hundley, R OBP: 0.276, SLG: 0.368	F8				K		K	SF7		3	0	0	1	0	2	3				
Inning Stats	R: 3 H: 3 E: 0 K: 0 S: 12	H: 3 LOB: 0 BB: 0 P: 16	R: 1 H: 1 E: 0 K: 2 S: 10	H: 1 LOB: 1 BB: 1 P: 17	R: 0 H: 0 E: 0 K: 2 S: 8	H: 0 LOB: 0 BB: 0 P: 13	R: 0 H: 0 E: 0 K: 2 S: 13	H: 0 LOB: 1 BB: 1 P: 23	R: 0 H: 0 E: 0 K: 1 S: 10	H: 0 LOB: 0 BB: 0 P: 14	R: 0 H: 0 E: 0 K: 3 S: 11	H: 0 LOB: 0 BB: 0 P: 18	R: 3 H: 2 E: 1 K: 2 S: 15	H: 2 LOB: 1 BB: 0 P: 23	R: 1 H: 2 E: 0 K: 0 S: 11	H: 2 LOB: 2 BB: 1 P: 21	1B: 5 2B: 0 3B: 1 HR: 2	SF: 1 SAC: 0 DP: 0 HBP: 1	WP: 0 PB: 0 SB: 0 CS: 0	PA: 37
PITCHER	IP WLS BF H R ER SO BB IBB HBP BLK WP HR S P ERA WHIP	PITCHER																		
36 Drew Hutchison, R ERA: 4.51	6.1 L 27 5 6 6 10 2 0 0 0 0 0 2 70 11 8.53 1.105																			
62 Aaron Loup, L ERA: 3.15	0.0 2 1 1 1 0 0 0 0 1 0 0 0 3 7 " " " "																			
31 Kendall Graveman, R ERA: 13.5	0.2 2 0 0 0 1 0 0 0 0 0 0 6 7 0.00 0.000																			
32 Daniel Norris, L ERA: 3.86	1.0 6 2 1 1 0 1 0 0 0 0 0 0 11 21 9.00 3.000																			

Batter	1	2	3	4	5	6	7	8	9	AB	R	H	RBI	BB	SO	LOB	TOP					
7 José Reyes, S OBP: 0.328, SLG: 0.397	L7		G3				G4-3			4	0	1	1	0	0	2	Toronto Blue Jays @ Baltimore Orioles Oriole Park at Camden Yards, Baltimore, MD Wed Sep 17 2014, 7:11 PM - 10:23 PM EDT Att: 37,537 - Partly Cloudy - 71 F					
19 José Bautista, R OBP: 0.400, SLG: 0.517	K		G6-3				G5-3			3	0	0	0	1	1							
10 Edwin Encarnación, R OBP: 0.351, SLG: 0.551	G6-3						L8			3	0	1	0	1	0	2						
26 Adam Lind, L OBP: 0.388, SLG: 0.496										2	0	1	0	0	0	1						
15 Danny Valencia, R OBP: 0.302, SLG: 0.375										2	0	0	0	0	1	3						
9 John Mayberry Jr., R OBP: 0.318, SLG: 0.451										3	0	0	0	1	1	2						
66 Munenori Kawasaki, L OBP: 0.332, SLG: 0.395										0	0	0	0	2	0	0						
18 Steve Tolson, R OBP: 0.297, SLG: 0.356										1	0	0	0	0	1	3						
47 Juan Francisco, L OBP: 0.293, SLG: 0.461										1	0	0	0	0	1	0						
22 Josh Thole, L OBP: 0.324, SLG: 0.280										2	0	0	0	0	1	3						
11 Kevin Pillar, R OBP: 0.277, SLG: 0.351	K									1	1	1	0	0	0	0						
14 George Kottaras, L OBP: 0.364, SLG: 0.593										1	0	0	0	0	0	0						
17 Ryan Goins, L OBP: 0.211, SLG: 0.267	F8									4	0	1	0	0	1	3						
8 Anthony Gose, L OBP: 0.318, SLG: 0.278										1	0	0	0	1	1	1						
45 Dalton Pompey, S (7, PH)										1	0	0	0	0	1	2						
Inning Stats	R: 0 E: 0 K: 1 S: 10	H: 0 LOB: 0 BB: 0 P: 17	R: 0 E: 0 K: 1 S: 18	H: 1 LOB: 2 BB: 1 P: 29	R: 0 E: 0 K: 0 S: 8	H: 0 LOB: 0 BB: 1 P: 15	R: 0 E: 0 K: 1 S: 8	H: 0 LOB: 0 BB: 1 P: 16	R: 0 E: 0 K: 1 S: 11	H: 0 LOB: 1 BB: 1 P: 18	R: 0 E: 0 K: 2 S: 22	H: 1 LOB: 3 BB: 2 P: 33	R: 1 E: 0 K: 1 S: 14	H: 2 LOB: 1 BB: 0 P: 18	R: 0 E: 0 K: 0 S: 8	H: 1 LOB: 0 BB: 0 P: 12	R: 0 E: 0 K: 2 S: 8	H: 0 LOB: 0 BB: 0 P: 9	1B: 2 2B: 3 3B: 0 HR: 0	SF: 0 SAC: 0 DP: 2 HBP: 0	WP: 1 PB: 0 SB: 0 CS: 1	PA: 35
PITCHER	IP WLS BF H R ER SO BB IBB HBP BLK WP HR S P ERA WHIP																					
25 Bud Norris, R ERA: 3.62	5.1 W 21 2 0 0 4 5 0 0 0 0 1 0 64 108 0.00 1.312																					
17 Brian Matusz, L ERA: 3.62	6.1 1.1 H 7 2 1 1 3 1 0 0 0 0 0 0 24 32 6.75 2.250																					
35 Brad Brach, R ERA: 3.05	7.1 1.1 H 4 1 0 0 0 0 0 0 0 0 0 0 11 18 0.00 0.750																					
66 T.J. McFarland, L ERA: 2.88	9.1 1.0 3 0 0 0 2 0 0 0 0 0 0 8 9 0.00 0.000																					

Batter	1	2	3	4	5	6	7	8	9	AB	R	H	RBI	BB	SO	LOB	BOTTOM			
38 Jimmy Paredes, S OBP: 0.383, SLG: 0.578	G4-3									4	1	1	1	0	1	2	Toronto Blue Jays @ Baltimore Orioles Oriole Park at Camden Yards, Baltimore, MD Wed Sep 17 2014, 7:11 PM - 10:23 PM EDT Att: 37,537 - Partly Cloudy - 71 F			
3 Ryan Flaherty, L OBP: 0.288, SLG: 0.357										0	0	0	0	0	0	0				
28 Steve Pearce, R OBP: 0.375, SLG: 0.560	K									3	2	2	4	1	1	0				
10 Adam Jones, R OBP: 0.315, SLG: 0.462	G4-3									4	0	0	0	0	0	2				
23 Nelson Cruz, R OBP: 0.333, SLG: 0.525										4	0	2	0	0	0	3				
27 Delmon Young, R OBP: 0.328, SLG: 0.431										3	0	1	0	0	0	1				
9 David Lough, L OBP: 0.295, SLG: 0.360										1	1	1	1	0	0	0				
2 J.J. Hardy, R OBP: 0.316, SLG: 0.384										4	0	0	0	0	1	2				
18 Christian Walker, R OBP: 0.333, SLG: 0.667										3	0	1	0	0	1	2				
34 Quintin Berry, L (7, PR)										1	1	0	0	0	0	0				
36 Caleb Joseph, R OBP: 0.279, SLG: 0.380										4	0	0	0	0	2	3				
6 Jonathan Schoop, R OBP: 0.245, SLG: 0.357										2	1	1	0	0	0	0				
Inning Stats	R: 0 E: 0 K: 1 S: 7	H: 0 LOB: 0 BB: 0 P: 11	R: 0 E: 0 K: 2 S: 16	H: 2 LOB: 2 BB: 0 P: 21	R: 1 E: 0 K: 1 S: 10	H: 1 LOB: 0 BB: 0 P: 14	R: 0 E: 0 K: 0 S: 7	H: 1 LOB: 0 BB: 0 P: 9	R: 3 E: 0 K: 0 S: 15	H: 3 LOB: 0 BB: 0 P: 22	R: 0 E: 0 K: 1 S: 8	H: 0 LOB: 0 BB: 0 P: 14	R: 1 E: 0 K: 1 S: 14	H: 1 LOB: 3 BB: 1 P: 27	R: 1 E: 0 K: 0 S: 9	H: 1 LOB: 0 BB: 0 P: 13	1B: 4 2B: 2 3B: 0 HR: 3	SF: 0 SAC: 0 DP: 1 HBP: 1	WP: 0 PB: 1 SB: 1 CS: 0	PA: 35
PITCHER	IP WLS BF H R ER SO BB IBB HBP BLK WP HR S P ERA WHIP																			
48 J.A. Happ, L ERA: 4.35	6.0 L 25 8 5 4 0 0 0 0 0 0 2 67 9 6.00 1.333																			
41 Aaron Sanchez, R ERA: 1.29	7.1 1.0 6 0 0 0 1 1 0 1 0 0 10 21 0.00 1.000																			
44 Casey Janssen, R ERA: 4.29	8.1 1.0 4 1 1 1 0 0 0 0 0 0 1 9 13 9.00 1.000																			

AB 29
R 1
H 5
RBI 1
BB 6
SO 9
LOB 23



AB 33
R 6
H 9
RBI 6
BB 1
SO 6
LOB 15



Batter	1	2	3	4	5	6	7	8	9	AB	R	H	RBI	BB	SO	LOB	TOP					
50 Mookie Betts, R OBP: 0.362, SLG: 0.436										5	1	2	1	0	0	2	Boston Red Sox @ Baltimore Orioles Oriole Park at Camden Yards, Baltimore, MD Sun Sep 21 2014, 1:37 PM - 4:43 PM EDT Att: 38,329 - Sunny - 80 F livebaseballscorecards.com					
2 Xander Bogaerts, R OBP: 0.297, SLG: 0.362										1	0	0	0	0	0	0						
7 Jemile Weeks, S OBP: 0.371, SLG: 0.469										3	1	2	0	1	0	1						
29 Daniel Nava, S OBP: 0.342, SLG: 0.358										3	0	1	0	1	2	1						
52 Yoenis Cespedes, R OBP: 0.300, SLG: 0.455										4	0	2	1	0	1	3						
16 Will Middlebrooks, R OBP: 0.256, SLG: 0.265										4	0	1	0	0	1	3						
38 Rusney Castillo, R OBP: 0.250, SLG: 0.250										4	0	1	0	0	1	2						
70 Garin Cecchini, L OBP: 0.455, SLG: 0.444										3	0	1	0	1	1	1						
3 David Ross, R OBP: 0.263, SLG: 0.373										4	1	1	1	0	1	3						
73 Bryce Brentz, R OBP: 0.333, SLG: 0.500										4	0	1	0	0	1	1						
25 Jackie Bradley Jr., L OBP: 0.258, SLG: 0.258										0	0	0	0	0	0	0						
Inning Stats	R: 1 E: 0 K: 1 S: 17	H: 3 LOB: 2 BB: 0 P: 23	R: 0 E: 0 K: 0 S: 10	H: 0 LOB: 1 BB: 1 P: 19	R: 0 E: 0 K: 3 S: 15	H: 1 LOB: 1 BB: 0 P: 19	R: 0 E: 0 K: 0 S: 8	H: 1 LOB: 0 BB: 0 P: 10	R: 1 E: 0 K: 2 S: 14	H: 2 LOB: 2 BB: 1 P: 22	R: 1 E: 0 K: 2 S: 13	H: 1 LOB: 0 BB: 1 P: 16	R: 0 E: 0 K: 0 S: 7	H: 2 LOB: 1 BB: 1 P: 14	R: 0 E: 0 K: 1 S: 10	H: 1 LOB: 1 BB: 0 P: 13	R: 0 E: 0 K: 0 S: 8	H: 1 LOB: 1 BB: 0 P: 12	1B: 10 2B: 1 3B: 0 HR: 2	SF: 0 SAC: 0 DP: 3 HBP: 0	WP: 1 PB: 0 SB: 1 CS: 1	PA: 38
PITCHER	IP WLS BF H R ER SO BB IBB HBP BLK WP HR S P ERA WHIP	5.2 L 26 8 3 3 7 2 0 0 0 0 2 75 107 4.76 1.765	0.2 4 2 0 0 0 1 0 0 0 0 0 6 11 0.00 4.500	1.2 5 1 0 0 1 0 0 0 0 1 0 13 18 0.00 0.600	1.0 3 1 0 0 0 0 0 0 0 0 0 8 12 0.00 1.000	PITCHER																

Batter	1	2	3	4	5	6	7	8	9	AB	R	H	RBI	BB	SO	LOB	BOTTOM					
12 Alejandro De Aza, L OBP: 0.319, SLG: 0.386										3	1	0	0	1	1	1	Boston Red Sox @ Baltimore Orioles Oriole Park at Camden Yards, Baltimore, MD Sun Sep 21 2014, 1:37 PM - 4:43 PM EDT Att: 38,329 - Sunny - 80 F livebaseballscorecards.com					
9 David Lough, L OBP: 0.302, SLG: 0.371										3	1	2	1	0	0	0						
10 Adam Jones, R OBP: 0.316, SLG: 0.471										1	0	0	0	0	0	0						
27 Delmon Young, R OBP: 0.339, SLG: 0.447										4	0	2	0	0	0	3						
23 Nelson Cruz, R OBP: 0.334, SLG: 0.526										4	0	1	1	0	0	1						
2 J.J. Hardy, R OBP: 0.313, SLG: 0.378										4	0	0	0	0	2	2						
18 Christian Walker, R OBP: 0.214, SLG: 0.500										3	0	0	0	0	2	0						
38 Jimmy Paredes, S OBP: 0.346, SLG: 0.520										1	0	0	0	0	1	0						
3 Ryan Flaherty, L OBP: 0.286, SLG: 0.354										3	0	0	0	1	1	0						
36 Caleb Joseph, R OBP: 0.272, SLG: 0.370										3	0	0	0	0	1	1						
45 Steve Clevenger, L OBP: 0.299, SLG: 0.363										1	0	1	0	0	0	0						
34 Quintin Berry, L OBP: 0.290, SLG: 0.353										0	0	0	0	0	0	0						
6 Jonathan Schoop, R OBP: 0.246, SLG: 0.353										2	0	0	0	1	0	1						
14 Kelly Johnson, L OBP: 0.290, SLG: 0.353										1	0	0	0	0	0	1						
Inning Stats	R: 0 E: 0 K: 1 S: 9	H: 1 LOB: 1 BB: 0 P: 12	R: 0 E: 0 K: 0 S: 9	H: 0 LOB: 0 BB: 0 P: 13	R: 0 E: 0 K: 1 S: 12	H: 1 LOB: 2 BB: 1 P: 21	R: 0 E: 0 K: 1 S: 6	H: 0 LOB: 0 BB: 0 P: 10	R: 0 E: 0 K: 0 S: 6	H: 0 LOB: 0 BB: 0 P: 7	R: 2 E: 0 K: 1 S: 7	H: 1 LOB: 0 BB: 1 P: 14	R: 0 E: 0 K: 1 S: 10	H: 0 LOB: 1 BB: 1 P: 18	R: 0 E: 0 K: 1 S: 9	H: 2 LOB: 2 BB: 0 P: 13	R: 0 E: 0 K: 2 S: 12	H: 1 LOB: 1 BB: 0 P: 15	1B: 5 2B: 1 3B: 0 HR: 0	SF: 0 SAC: 0 DP: 0 HBP: 0	WP: 0 PB: 0 SB: 1 CS: 0	PA: 36
PITCHER	IP WLS BF H R ER SO BB IBB HBP BLK WP HR S P ERA WHIP	7.0 W 27 3 2 2 5 3 0 0 0 0 0 2 2 2 0.00 0.000	0.1 H 1 0 0 0 0 0 0 0 0 0 0 2 2 0.00 0.000	0.2 H 4 2 0 0 1 0 0 0 0 0 0 7 11 0.00 3.000	1.0 S 4 1 0 0 2 0 0 0 0 0 0 12 15 0.00 1.000	PITCHER																



Batter	1	2	3	4	5	6	7	8	9	AB	R	H	RBI	BB	SO	LOB	TOP										
21 Nick Markakis, L (1,9) OBP: 0.336, SLG: 0.373										3	0	0	0	1	0	0	<p>Baltimore Orioles @ New York Yankees Yankee Stadium, Bronx, NY Mon Sep 22 2014, 7:10 PM - 10:09 PM EDT Att: 35,614 - Partly Cloudy - 62 F</p>										
12 Alejandro De Aza, L (1,7) OBP: 0.317, SLG: 0.363										4	0	0	0	0	2	1											
10 Adam Jones, R (1,8) OBP: 0.314, SLG: 0.468										4	0	0	0	0	1	1											
23 Nelson Cruz, R (1,10) OBP: 0.332, SLG: 0.523										3	0	0	0	0	2	0											
2 J.J. Hardy, R (1,6) OBP: 0.313, SLG: 0.378										3	0	1	0	0	0	0											
18 Christian Walker, R (1,3) OBP: 0.235, SLG: 0.438										2	0	0	0	1	1	1											
3 Ryan Flaherty, L (1,5) OBP: 0.283, SLG: 0.350										3	0	0	0	0	1	2											
36 Caleb Joseph, R (1,2) OBP: 0.270, SLG: 0.367										2	0	0	0	0	2	0											
45 Steve Clevenger, L (8,PH) OBP: 0.295, SLG: 0.355										1	0	0	0	0	0	1											
6 Jonathan Schoop, R (1,4) OBP: 0.245, SLG: 0.351										3	0	0	0	0	2	0											
Inning Stats	R: 0 E: 0 K: 0 S: 8	H: 0 LOB: 0 BB: 0 P: 11	R: 0 E: 0 K: 1 S: 9	H: 0 LOB: 0 BB: 0 P: 14	R: 0 E: 0 K: 1 S: 6	H: 0 LOB: 0 BB: 0 P: 9	R: 0 E: 0 K: 1 S: 9	H: 0 LOB: 0 BB: 0 P: 14	R: 0 E: 0 K: 2 S: 12	H: 0 LOB: 1 BB: 0 P: 17	R: 0 E: 0 K: 2 S: 11	H: 0 LOB: 0 BB: 0 P: 13	R: 0 E: 0 K: 2 S: 14	H: 0 LOB: 1 BB: 1 P: 19	R: 0 E: 0 K: 1 S: 11	H: 0 LOB: 1 BB: 1 P: 16	R: 0 E: 0 K: 2 S: 8	H: 0 LOB: 1 BB: 1 P: 16	1B: 1 2B: 0 3B: 0 HR: 0	SF: 0 SAC: 0 DP: 0 HBP: 0	WP: 0 PB: 0 SB: 0 CS: 0	PA: 30					
PITCHER	IP	WLS	BF	H	R	ER	SO	BB	IBB	HBP	BLK	WP	HR	S	P	ERA	WHIP										
35 Michael Pineda, R (1,1) ERA: 1.93	7.1	W	24	1	0	0	8	1	0	0	0	0	0	73	106	0.00	0.273										
27 Shawn Kelley, R (8,1) ERA: 4.38	1.0		3	0	0	0	2	0	0	0	0	0	0	10	16	0.00	0.000										
57 Rich Hill, L (9,1) ERA: 3.6	0.1		2	0	0	0	1	1	0	0	0	0	0	4	9	0.00	3.000										
41 David Phelps, R (9,1) ERA: 4.38	0.1		1	0	0	0	0	0	0	0	0	0	0	1	1	0.00	0.000										

Batter	1	2	3	4	5	6	7	8	9	AB	R	H	RBI	BB	SO	LOB	BOTTOM										
11 Brett Gardner, L (1,8) OBP: 0.330, SLG: 0.427										3	1	0	0	1	2	2	<p>Baltimore Orioles @ New York Yankees Yankee Stadium, Bronx, NY Mon Sep 22 2014, 7:10 PM - 10:09 PM EDT Att: 35,614 - Partly Cloudy - 62 F</p>										
2 Derek Jeter, R (1,6) OBP: 0.304, SLG: 0.313										3	0	1	3	1	0	0											
34 Brian McCann, L (1,2) OBP: 0.288, SLG: 0.404										4	0	0	0	0	0	3											
24 Chris Young, R (1,7) OBP: 0.290, SLG: 0.382										3	0	0	0	1	1	0											
12 Chase Headley, S (1,5) OBP: 0.322, SLG: 0.364										4	1	2	1	0	0	1											
29 Francisco Cervelli, R (1,3) OBP: 0.347, SLG: 0.425										4	0	1	0	0	2	1											
33 Stephen Drew, L (1,4) OBP: 0.238, SLG: 0.294										4	0	1	0	0	2	2											
31 Ichiro Suzuki, L (1,9) OBP: 0.325, SLG: 0.335										3	1	1	0	0	0	1											
67 José Pirela, R (1,10) OBP: 0.667, SLG: 1.333										3	2	2	1	0	0	1											
Inning Stats	R: 0 E: 0 K: 1 S: 6	H: 0 LOB: 0 BB: 0 P: 7	R: 0 E: 0 K: 2 S: 10	H: 1 LOB: 1 BB: 0 P: 13	R: 2 E: 1 K: 0 S: 10	H: 1 LOB: 0 BB: 0 P: 15	R: 0 E: 0 K: 0 S: 7	H: 0 LOB: 1 BB: 1 P: 13	R: 2 E: 0 K: 0 S: 15	H: 3 LOB: 1 BB: 1 P: 27	R: 0 E: 0 K: 1 S: 15	H: 1 LOB: 2 BB: 0 P: 20	R: 0 E: 0 K: 1 S: 15	H: 1 LOB: 1 BB: 1 P: 25	R: 1 E: 0 K: 2 S: 8	H: 1 LOB: 0 BB: 0 P: 12		1B: 5 2B: 1 3B: 1 HR: 1	SF: 0 SAC: 0 DP: 2 HBP: 0	WP: 0 PB: 0 SB: 2 CS: 0	PA: 34						
PITCHER	IP	WLS	BF	H	R	ER	SO	BB	IBB	HBP	BLK	WP	HR	S	P	ERA	WHIP										
16 Wei-Yin Chen, L (1,1) ERA: 3.56	6.0	L	25	6	4	2	4	2	0	0	0	0	0	63	95	3.00	1.333										
47 Evan Meek, R (7,1) ERA: 5.49	0.2		4	1	0	0	1	1	0	0	0	0	0	13	22	0.00	3.000										
17 Brian Matusz, L (7,1) ERA: 3.6	0.1		1	0	0	0	0	0	0	0	0	0	0	2	3	0.00	0.000										
58 Ryan Webb, R (8,1) ERA: 3.86	0.2		3	1	1	1	1	0	0	0	0	0	1	5	7	13.50	1.500										
51 Joe Saunders, L (8,1) ERA: 7.02	0.1		1	0	0	0	1	0	0	0	0	0	0	3	5	0.00	0.000										

Batter	1	2	3	4	5	6	7	8	9	AB R H RBI BB SO LOB	TOP
21 Nick Markakis, L (1,9) OBP: 0.342, SLG: 0.386										3 2 1 1 1 1 0	<p>Baltimore Orioles @ New York Yankees Yankee Stadium, Bronx, NY Thu Sep 25 2014, 7:10 PM - 10:18 PM EDT Att: 48,613 - Overcast - 61 F</p>
12 Alejandro De Aza, L (1,7) OBP: 0.317, SLG: 0.389										4 1 2 1 0 1 1	
10 Adam Jones, R (1,8) OBP: 0.312, SLG: 0.467										4 1 1 2 0 0 1	
23 Nelson Cruz, R (1,10) OBP: 0.336, SLG: 0.527										4 0 0 0 0 2 0	
28 Steve Pearce, R (1,3) OBP: 0.373, SLG: 0.560										4 1 1 1 0 1 0	
2 J.J. Hardy, R (1,6) OBP: 0.310, SLG: 0.374										4 0 0 0 0 2 0	
14 Kelly Johnson, L (1,4) OBP: 0.298, SLG: 0.368										3 0 0 0 0 2 0	
38 Jimmy Paredes, S (1,5) OBP: 0.317, SLG: 0.459										3 0 0 0 0 1 1	
3 Ryan Flaherty, L (9,5) OBP: 0.288, SLG: 0.356										0 0 0 0 0 0 0	
36 Caleb Joseph, R (1,2) OBP: 0.263, SLG: 0.357										3 0 0 0 0 1 1	
Inning Stats	R: 2 H: 2 E: 0 LOB: 0 K: 0 BB: 0 S: 12 P: 17	R: 0 H: 0 E: 1 LOB: 1 K: 1 BB: 0 S: 10 P: 12	R: 0 H: 1 E: 0 LOB: 0 K: 1 BB: 0 S: 7 P: 12	R: 0 H: 0 E: 0 LOB: 0 K: 2 BB: 0 S: 8 P: 8	R: 0 H: 0 E: 0 LOB: 0 K: 2 BB: 0 S: 10 P: 13	R: 0 H: 0 E: 0 LOB: 0 K: 0 BB: 0 S: 5 P: 7	R: 0 H: 0 E: 0 LOB: 0 K: 1 BB: 0 S: 6 P: 11	R: 0 H: 0 E: 0 LOB: 0 K: 2 BB: 1 S: 10 P: 15	R: 3 H: 2 E: 0 LOB: 0 K: 2 BB: 1 S: 16 P: 24	1B: 1 SF: 0 2B: 0 SAC: 0 3B: 0 DP: 1 HR: 4 HBP: 0	WP: 0 PA: 33 PB: 0 SB: 0 CS: 0
PITCHER	IP WLS BF H R ER SO BB IBB HBP BLK WP HR S P ERA WHIP	<p>18 Hiroki Kuroda, R (1,1) ERA: 3.71 30 David Robertson, R (9,1) ERA: 3.13</p>									

Batter	1	2	3	4	5	6	7	8	9	AB R H RBI BB SO LOB	BOTTOM
11 Brett Gardner, L (1,8) OBP: 0.327, SLG: 0.420										4 2 1 0 0 1 3	<p>Baltimore Orioles @ New York Yankees Yankee Stadium, Bronx, NY Thu Sep 25 2014, 7:10 PM - 10:18 PM EDT Att: 48,613 - Overcast - 61 F</p>
2 Derek Jeter, R (1,6) OBP: 0.302, SLG: 0.312										5 1 2 3 0 1 2	
34 Brian McCann, L (1,2) OBP: 0.287, SLG: 0.408										3 0 0 2 0 0 0	
25 Mark Teixeira, S (1,3) OBP: 0.315, SLG: 0.400										4 0 0 0 0 2 2	
12 Chase Headley, S (1,5) OBP: 0.328, SLG: 0.371										3 0 0 0 1 0 1	
24 Chris Young, R (1,7) OBP: 0.292, SLG: 0.379										3 0 1 0 1 1 1	
33 Stephen Drew, L (1,4) OBP: 0.236, SLG: 0.299										4 0 0 0 0 1 3	
31 Ichiro Suzuki, L (1,9) OBP: 0.323, SLG: 0.333										3 1 0 0 1 1 1	
67 José Pirela, R (1,10) OBP: 0.417, SLG: 0.583										4 1 2 0 0 0 0	
63 Anton Richardson, S (9, PR) OBP: 0.417, SLG: 0.364										0 1 0 0 0 0 0	
Inning Stats	R: 2 H: 3 E: 1 LOB: 2 K: 1 BB: 0 S: 21 P: 35	R: 0 H: 0 E: 1 LOB: 1 K: 1 BB: 0 S: 15 P: 18	R: 0 H: 0 E: 0 LOB: 1 K: 1 BB: 1 S: 11 P: 19	R: 0 H: 0 E: 0 LOB: 0 K: 0 BB: 0 S: 9 P: 13	R: 0 H: 0 E: 0 LOB: 0 K: 2 BB: 0 S: 9 P: 12	R: 0 H: 0 E: 0 LOB: 0 K: 1 BB: 0 S: 8 P: 13	R: 3 H: 1 E: 0 LOB: 1 K: 1 BB: 1 S: 16 P: 30	R: 0 H: 0 E: 0 LOB: 1 K: 0 BB: 1 S: 7 P: 18	R: 1 H: 2 E: 0 LOB: 1 K: 0 BB: 0 S: 4 P: 5	1B: 5 SF: 1 2B: 1 SAC: 1 3B: 0 DP: 0 HR: 0 HBP: 0	WP: 1 PA: 38 PB: 1 SB: 0 CS: 0
PITCHER	IP WLS BF H R ER SO BB IBB HBP BLK WP HR S P ERA WHIP	<p>39 Kevin Gausman, R (1,1) ERA: 3.57 66 T.J. McFarland, L (6,1) ERA: 2.79 58 Ryan Webb, R (7,1) ERA: 3.86 17 Brian Matusz, L (7,1) ERA: 3.48 51 Joe Saunders, L (8,1) ERA: 6.69</p>									
PITCHER	IP WLS BF H R ER SO BB IBB HBP BLK WP HR S P ERA WHIP	<p>47 Evan Meek, R (9,1) ERA: 5.79</p>									

AB 32
R 5
H 5
RBI 5
BB 1
SO 11
LOB 4



AB 33
R 6
H 6
RBI 5
BB 3
SO 7
LOB 13



livebaseballscores.com

livebaseballscores.com

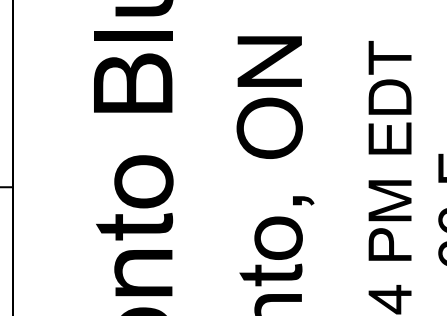
Batter	1	2	3	4	5	6	7	8	9	AB	R	H	RBI	BB	SO	LOB	TOP			
12 Alejandro De Aza, L OBP: 0.317, SLG: 0.389										4	0	1	0	0	1	1	<p>Baltimore Orioles @ Toronto Blue Jays Rogers Centre, Toronto, ON Fri Sep 26 2014, 7:09 PM - 9:44 PM EDT Att: 27,037 - Partly Cloudy - 66 F</p>			
9 David Lough, L OBP: 0.395, SLG: 0.385										4	1	2	1	0	1	1				
21 Nick Markakis, L OBP: 0.341, SLG: 0.384										3	0	0	0	1	1	2				
27 Delmon Young, R OBP: 0.337, SLG: 0.444										4	0	1	1	0	2	1				
45 Steve Clevenger, L OBP: 0.281, SLG: 0.337										4	0	0	0	0	1	2				
14 Kelly Johnson, L OBP: 0.327, SLG: 0.362										4	0	0	0	0	2	3				
40 Nick Hundley, R OBP: 0.276, SLG: 0.383										3	0	0	0	0	0	1				
38 Jimmy Paredes, S OBP: 0.313, SLG: 0.452										1	0	0	0	0	1	0				
3 Ryan Flaherty, L OBP: 0.289, SLG: 0.360										3	0	1	0	0	2	1				
6 Jonathan Schoop, R OBP: 0.244, SLG: 0.349										3	1	1	0	0	1	1				
Inning Stats	R: 1 H: 2 E: 0 K: 3 S: 19	H: 2 LOB: 2 BB: 1 P: 28	R: 0 H: 1 E: 0 K: 1 S: 12	H: 1 LOB: 0 BB: 0 P: 18	R: 0 H: 0 E: 0 K: 3 S: 10	H: 0 LOB: 0 BB: 0 P: 13	R: 0 H: 0 E: 1 K: 1 S: 9	H: 0 LOB: 1 BB: 0 P: 12	R: 1 H: 2 E: 0 K: 0 S: 8	H: 2 LOB: 1 BB: 0 P: 17	R: 0 H: 0 E: 0 K: 1 S: 6	H: 0 LOB: 0 BB: 0 P: 12	R: 0 H: 0 E: 0 K: 1 S: 10	H: 1 LOB: 0 BB: 0 P: 11	R: 0 H: 0 E: 0 K: 1 S: 7	H: 0 LOB: 0 BB: 0 P: 9	1B: 4 2B: 3 3B: 0 HR: 0	SF: 0 SAC: 0 DP: 1 HBP: 0	WP: 0 PB: 0 SB: 1 CS: 0	PA: 34
PITCHER	IP WLS BF H R ER SO BB IBB HBP BLK WP HR S P ERA WHIP																			
36 Drew Hutchison, R ERA: 4.48	5.0 W 22 5 2 2 8 1 0 0 0 0 0 0 58 88 3.60 1.200																			
6 Marcus Stroman, R ERA: 3.65	4.0 S 12 1 0 0 4 0 0 0 0 0 0 0 31 44 0.00 0.250																			

Batter	1	2	3	4	5	6	7	8	9	AB	R	H	RBI	BB	SO	LOB	BOTTOM			
7 José Reyes, S OBP: 0.327, SLG: 0.395										4	0	1	0	0	0	3	<p>Baltimore Orioles @ Toronto Blue Jays Rogers Centre, Toronto, ON Fri Sep 26 2014, 7:09 PM - 9:44 PM EDT Att: 27,037 - Partly Cloudy - 66 F</p>			
19 José Bautista, R OBP: 0.407, SLG: 0.530										4	0	0	0	0	1	4				
10 Edwin Encarnación, R OBP: 0.359, SLG: 0.554										4	1	2	0	0	1	1				
26 Adam Lind, L OBP: 0.384, SLG: 0.484										3	1	2	0	0	0	1				
9 John Mayberry Jr., R OBP: 0.319, SLG: 0.440										0	0	0	0	1	0	0				
30 Dioner Navarro, S OBP: 0.318, SLG: 0.396										4	0	0	0	0	1	6				
45 Dalton Pompey, S OBP: 0.333, SLG: 0.500										4	2	3	2	0	1	2				
66 Munenori Kawasaki, L OBP: 0.330, SLG: 0.298										3	0	2	2	0	0	1				
15 Danny Valencia, R OBP: 0.294, SLG: 0.375										1	0	0	0	0	0	0				
8 Anthony Gose, L OBP: 0.310, SLG: 0.287										4	0	1	0	0	2	1				
17 Ryan Goins, L OBP: 0.207, SLG: 0.258										4	0	1	0	0	0	0				
Inning Stats	R: 0 H: 2 E: 0 K: 1 S: 13	H: 4 LOB: 2 BB: 0 P: 17	R: 1 H: 4 E: 0 K: 0 S: 9	H: 4 LOB: 0 BB: 0 P: 9	R: 2 H: 3 E: 1 K: 2 S: 13	H: 3 LOB: 1 BB: 0 P: 19	R: 0 H: 0 E: 0 K: 1 S: 13	H: 0 LOB: 0 BB: 0 P: 19	R: 1 H: 2 E: 0 K: 0 S: 13	H: 2 LOB: 1 BB: 0 P: 19	R: 0 H: 0 E: 0 K: 1 S: 10	H: 0 LOB: 0 BB: 0 P: 15	R: 0 H: 1 E: 0 K: 1 S: 10	H: 1 LOB: 2 BB: 1 P: 19	R: 0 H: 0 E: 0 K: 0 S: 4	H: 0 LOB: 0 BB: 0 P: 6	1B: 9 2B: 2 3B: 2 HR: 0	SF: 0 SAC: 0 DP: 1 HBP: 0	WP: 0 PB: 0 SB: 0 CS: 0	PA: 36
PITCHER	IP WLS BF H R ER SO BB IBB HBP BLK WP HR S P ERA WHIP																			
30 Chris Tillman, R ERA: 3.34	6.0 L 28 11 4 4 5 0 0 0 0 0 0 0 4 71 6.00 1.833																			
58 Ryan Webb, R ERA: 3.83	0.1 2 1 0 0 0 0 0 0 0 0 0 0 4 7 0.00 3.000																			
48 Andrew Miller, L ERA: 2.04	0.2 3 0 0 0 1 1 0 0 0 0 0 0 6 12 0.00 1.500																			
51 Joe Saunders, L ERA: 6.7	1.0 3 0 0 0 0 0 0 0 0 0 0 0 4 6 0.00 0.000																			

AB 33
R 2
H 6
RBI 2
BB 1
SO 12
LOB 13



AB 35
R 4
H 12
RBI 4
BB 1
SO 6
LOB 19



Batter	1	2	3	4	5	6	7	8	9	AB	R	H	RBI	BB	SO	LOB	TOP										
21 Nick Markakis, L OBP: 0.342, SLG: 0.386										4	0	2	0	0	0	0											
12 Alejandro De Aza, L OBP: 0.314, SLG: 0.386										4	0	0	0	0	0	1	2										
10 Adam Jones, R OBP: 0.311, SLG: 0.469										4	0	1	0	0	0	1	1										
23 Nelson Cruz, R OBP: 0.333, SLG: 0.525										4	0	0	0	0	0	3											
28 Steve Pearce, R OBP: 0.373, SLG: 0.556										2	0	0	0	2	0	0											
2 J.J. Hardy, R OBP: 0.305, SLG: 0.372										4	0	1	0	0	0	2											
3 Ryan Flaherty, L OBP: 0.288, SLG: 0.356										3	0	0	0	1	0	1											
40 Nick Hundley, R OBP: 0.273, SLG: 0.358										3	0	0	0	0	1	3											
6 Jonathan Schoop, R OBP: 0.244, SLG: 0.354										3	1	1	1	0	1	2											
Inning Stats	R: 0 E: 0 K: 0 S: 8	H: 1 LOB: 1 BB: 0 P: 11	R: 0 E: 0 K: 1 S: 8	H: 0 LOB: 2 BB: 2 P: 17	R: 0 E: 0 K: 1 S: 11	H: 0 LOB: 0 BB: 0 P: 14	R: 0 E: 0 K: 0 S: 4	H: 0 LOB: 0 BB: 0 P: 12	R: 1 E: 0 K: 0 S: 11	H: 1 LOB: 0 BB: 0 P: 20	R: 0 E: 0 K: 0 S: 4	H: 0 LOB: 1 BB: 0 P: 8	R: 0 E: 0 K: 0 S: 8	H: 1 LOB: 1 BB: 0 P: 10	R: 0 E: 0 K: 2 S: 16	H: 2 LOB: 2 BB: 0 P: 24	R: 0 E: 0 K: 0 S: 4	H: 0 LOB: 0 BB: 0 P: 6	1B: 2 2B: 2 3B: 0 HR: 1	SF: 0 SAC: 0 DP: 1 HBP: 0	WP: 0 PB: 0 SB: 0 CS: 0	PA: 34					
PITCHER	IP	WLS	BF	H	R	ER	SO	BB	IBB	HBP	BLK	WP	HR	S	P	ERA	WHIP										
43 R.A. Dickey, R ERA: 3.71	6.0	L	22	2	1	1	2	3	0	0	0	0	1	46	82	1.50	0.833										
31 Kendall Graveman, R ERA: 3.86	1.0		4	1	0	0	0	0	0	0	0	0	0	8	10	0.00	1.000										
27 Brett Cecil, L ERA: 2.7	1.0		5	2	0	0	2	0	0	0	0	0	0	16	24	0.00	2.000										
44 Casey Janssen, R ERA: 3.94	1.0		3	0	0	0	0	0	0	0	0	0	0	4	6	0.00	0.000										

Baltimore Orioles @ Toronto Blue Jays
Rogers Centre, Toronto, ON
Sun Sep 28 2014, 1:08 PM - 3:33 PM EDT
Att: 45,901 - Sunny - 70 F

AB 31
R 1
H 5
RBI 1
BB 3
SO 4
LOB 14



Batter	1	2	3	4	5	6	7	8	9	AB	R	H	RBI	BB	SO	LOB	BOTTOM										
7 José Reyes, S OBP: 0.328, SLG: 0.398										4	0	1	0	0	0	1											
19 José Bautista, R OBP: 0.403, SLG: 0.524										4	0	1	0	0	0	1											
10 Edwin Encarnación, R OBP: 0.294, SLG: 0.547										4	0	1	0	0	2	3											
47 Juan Francisco, L OBP: 0.291, SLG: 0.456										3	0	0	0	0	1	2											
26 Adam Lind, L OBP: 0.381, SLG: 0.479										4	0	1	0	0	2	2											
15 Danny Valencia, R OBP: 0.296, SLG: 0.371										4	0	1	0	0	2	2											
45 Dalton Pompey, S OBP: 0.302, SLG: 0.436										2	0	0	0	0	0	1											
66 Munenori Kawasaki, L OBP: 0.327, SLG: 0.288										2	0	0	0	0	0	1											
18 Steve Tolson, R OBP: 0.308, SLG: 0.371										1	0	0	0	0	1	0											
8 Anthony Gose, L OBP: 0.311, SLG: 0.293										2	0	1	0	0	1	0											
11 Kevin Pillar, R OBP: 0.295, SLG: 0.397										1	0	0	0	0	0	0											
22 Josh Thole, L OBP: 0.320, SLG: 0.278										2	0	0	0	0	0	1											
9 John Mayberry Jr., R OBP: 0.310, SLG: 0.425										1	0	0	0	0	1	0											
14 George Kottaras, L OBP: 0.351, SLG: 0.533										0	0	0	0	0	0	0											
17 Ryan Goins, L OBP: 0.209, SLG: 0.271										3	0	1	0	0	0	0											
Inning Stats	R: 0 E: 0 K: 0 S: 8	H: 1 LOB: 1 BB: 0 P: 11	R: 0 E: 0 K: 0 S: 9	H: 2 LOB: 1 BB: 0 P: 16	R: 0 E: 0 K: 1 S: 8	H: 1 LOB: 0 BB: 0 P: 12	R: 0 E: 0 K: 0 S: 11	H: 0 LOB: 0 BB: 0 P: 12	R: 0 E: 0 K: 3 S: 13	H: 0 LOB: 1 BB: 0 P: 16	R: 0 E: 0 K: 2 S: 10	H: 0 LOB: 0 BB: 0 P: 12	R: 0 E: 0 K: 0 S: 9	H: 0 LOB: 0 BB: 0 P: 14	R: 0 E: 0 K: 1 S: 7	H: 1 LOB: 1 BB: 0 P: 9	1B: 3 2B: 3 3B: 1 HR: 0	SF: 0 SAC: 0 DP: 1 HBP: 0	WP: 0 PB: 0 SB: 1 CS: 0	PA: 32							
PITCHER	IP	WLS	BF	H	R	ER	SO	BB	IBB	HBP	BLK	WP	HR	S	P	ERA	WHIP										
50 Miguel González, R ERA: 3.23	5.0	W	19	5	0	0	2	0	0	0	0	0	0	45	62	0.00	1.000										
31 Ubaldo Jiménez, R ERA: 4.81	1.0	H	4	0	0	0	3	0	0	0	0	0	0	13	16	0.00	0.000										
48 Andrew Miller, L ERA: 2.02	0.2	H	2	0	0	0	1	0	0	0	0	0	0	6	7	0.00	0.000										
29 Tommy Hunter, R ERA: 2.97	0.1	H	1	0	0	0	1	0	0	0	0	0	0	4	5	0.00	0.000										
56 Darren O'Day, R ERA: 1.7	1.0	H	3	0	0	0	0	0	0	0	0	0	0	9	14	0.00	0.000										

Baltimore Orioles @ Toronto Blue Jays
Rogers Centre, Toronto, ON
Sun Sep 28 2014, 1:08 PM - 3:33 PM EDT
Att: 45,901 - Sunny - 70 F

AB 32
R 0
H 6
RBI 0
BB 0
SO 8
LOB 12



Batter	1	2	3	4	5	6	7	8	9	AB	R	H	RBI	BB	SO	LOB	TOP					
3 Ian Kinsler, R OBP: 0.222, SLG: 0.125										4	0	0	0	0	1	1	Detroit Tigers @ Baltimore Orioles Oriole Park at Camden Yards, Baltimore, MD Fri Oct 03 2014, 12:09 PM - 3:49 PM EDT Att: 48,058 - Partly Cloudy - 66 F					
48 Toni Hunter, R OBP: 0.375, SLG: 0.286										3	2	2	0	1	1	0						
24 Miguel Cabrera, R OBP: 0.625, SLG: 1.143										4	1	3	0	0	0	1						
41 Victor Martinez, S OBP: 0.375, SLG: 0.875										4	1	2	2	0	1	1						
28 J.D. Martinez, R OBP: 0.250, SLG: 1.000										4	1	1	3	0	2	1						
9 Nick Castellanos, R OBP: 0.143, SLG: 0.500										4	1	1	1	0	0	1						
32 Don Kelly, L										0	0	0	0	0	0	0						
13 Alex Avila, L 26 Hernán Pérez, R										3	0	0	0	0	2	0						
17 Andrew Romine, S OBP: 0.250, SLG: 0.250										4	0	0	0	0	2	0						
20 Rajai Davis, R 61 Ezequiel Carrera, L										2	0	1	0	0	0	0						
30 Eugenio Suárez, R										1	0	0	0	0	0	0						
Inning Stats	R: 0 E: 0 K: 1 S: 8	H: 1 LOB: 1 BB: 0 P: 12	R: 0 E: 0 K: 1 S: 9	H: 0 LOB: 0 BB: 0 P: 14	R: 0 E: 0 K: 0 S: 8	H: 0 LOB: 0 BB: 0 P: 12	R: 5 E: 0 K: 2 S: 16	H: 6 LOB: 2 BB: 0 P: 25	R: 0 E: 0 K: 1 S: 8	H: 0 LOB: 0 BB: 0 P: 12	R: 0 E: 0 K: 2 S: 9	H: 0 LOB: 0 BB: 0 P: 13	R: 0 E: 0 K: 1 S: 10	H: 0 LOB: 0 BB: 0 P: 14	R: 1 E: 0 K: 0 S: 7	H: 2 LOB: 1 BB: 1 P: 15	R: 0 E: 0 K: 1 S: 9	H: 0 LOB: 0 BB: 0 P: 11	1B: 6 2B: 2 3B: 0 HR: 2	SF: 0 SAC: 0 DP: 1 HBP: 0	WP: 0 PB: 0 SB: 1 CS: 0	PA: 36
PITCHER	IP WLS BF H R ER SO BB IBB HBP BLK WP HR S P ERA WHIP																					
16 Wei-Yin Chen, L ERA: 12.27	3.2 18 7 5 5 3 0 0 0 0 0 2 38 57 12.27 1.909																					
39 Kevin Gausman, R ERA: 2.45	3.2 13 3 1 1 5 1 0 0 0 0 0 35 55 2.46 1.091																					
35 Brad Brach, R ERA: 0.00	0.2 W 2 0 0 0 1 0 0 0 0 0 0 2 5 0.00 0.000																					
53 Zack Britton, L ERA: 0.00	1.0 S 3 0 0 0 1 0 0 0 0 0 0 9 11 0.00 0.000																					

Batter	1	2	3	4	5	6	7	8	9	AB	R	H	RBI	BB	SO	LOB	BOTTOM			
21 Nick Markakis, L OBP: 0.444, SLG: 0.750										4	1	1	2	0	0	1	Detroit Tigers @ Baltimore Orioles Oriole Park at Camden Yards, Baltimore, MD Fri Oct 03 2014, 12:09 PM - 3:49 PM EDT Att: 48,058 - Partly Cloudy - 66 F			
12 Alejandro De Aza, L OBP: 0.444, SLG: 0.625										4	0	1	0	0	0	0				
10 Adam Jones, R OBP: 0.222, SLG: 0.125										3	2	1	0	0	1	2				
23 Nelson Cruz, R OBP: 0.500, SLG: 0.875										4	1	2	0	0	1	1				
28 Steve Pearce, R OBP: 0.375, SLG: 0.375										4	1	1	1	0	1	2				
2 J.J. Hardy, R OBP: 0.500, SLG: 0.833										3	1	1	1	1	0	1				
3 Ryan Flaherty, L 27 Delmon Young, R 40 Nick Hundley, R										3	0	0	0	0	1	2				
36 Caleb Joseph, R 14 Kelly Johnson, L										3	0	0	0	0	2	0				
6 Jonathan Schoop, R OBP: 0.500, SLG: 0.571										3	1	1	0	1	0	1				
Inning Stats	R: 0 E: 0 K: 1 S: 8	H: 0 LOB: 0 BB: 0 P: 13	R: 0 E: 0 K: 1 S: 10	H: 0 LOB: 0 BB: 0 P: 14	R: 2 E: 0 K: 1 S: 17	H: 2 LOB: 0 BB: 0 P: 27	R: 1 E: 0 K: 1 S: 15	H: 2 LOB: 1 BB: 0 P: 22	R: 0 E: 0 K: 1 S: 10	H: 1 LOB: 0 BB: 0 P: 19	R: 0 E: 0 K: 1 S: 15	H: 1 LOB: 0 BB: 0 P: 22	R: 0 E: 0 K: 1 S: 9	H: 0 LOB: 0 BB: 0 P: 14	R: 4 E: 0 K: 0 S: 17	H: 3 LOB: 1 BB: 1 P: 29		1B: 7 2B: 1 3B: 0 HR: 1	SF: 0 SAC: 0 DP: 0 HBP: 1	WP: 0 PB: 0 SB: 0 CS: 0
PITCHER	IP WLS BF H R ER SO BB IBB HBP BLK WP HR S P ERA WHIP																			
35 Justin Verlander, R ERA: 5.4	5.0 22 6 3 3 3 1 0 0 0 0 0 63 101 5.40 1.400																			
19 Anibal Sánchez, R ERA: 18.0	2.0 H 6 0 0 0 2 0 0 0 0 0 0 21 30 18.00 6.000																			
44 Joba Chamberlain, R ERA: 18.0	0.1 H 4 2 3 3 0 0 0 1 0 0 0 9 15 18.00 6.000																			
38 Joakim Soria, R ERA: 45.0	0.2 L 4 1 1 1 0 1 0 0 0 0 0 0 8 14 13.50 3.000																			



Batter	1	2	3	4	5	6	7	8	9	AB	R	H	RBI	BB	SO	LOB	TOP																			
21 Nick Markakis, L OBP: 0.308, SLG: 0.500	G6-3		G4-3		K		K			4	0	0	0	0	2	1	<p>Baltimore Orioles @ Detroit Tigers Comerica Park, Detroit, MI Sun Oct 05 2014, 3:46 PM - 7:27 PM EDT Att: 43,013 - Partly Cloudy - 53 F</p>																			
28 Steve Pearce, R OBP: 0.417, SLG: 0.300	BB		HBP			F7		F8		2	0	0	0	1	0	0																				
10 Adam Jones, R OBP: 0.308, SLG: 0.182	K		F7			23 HR		BB		3	1	1	0	1	1	2																				
23 Nelson Cruz, R OBP: 0.500, SLG: 1.000	F8				1B			FC6-4		4	1	2	2	0	0	2																				
27 Delmon Young, R OBP: 0.250, SLG: 0.500 9 David Lough, L	K		K			G1-3		PO	P5	3	0	0	0	0	2	1																				
2 J.J. Hardy, R OBP: 0.417, SLG: 0.600	FC4-6		F8			K		F8		4	0	1	0	0	1	1																				
40 Nick Hundley, R	FC4-6		F8			P3		K		4	0	0	0	0	1	2																				
3 Ryan Flaherty, L OBP: 0.300, SLG: 0.222	L4		G4-3			FC4-6				3	0	1	0	0	0	1																				
6 Jonathan Schoop, R OBP: 0.364, SLG: 0.400	F8		F9			FC4-6				3	0	0	0	0	0	1																				
Inning Stats	R: 0 H: 0 E: 0 K: 1 S: 7	H: 0 LOB: 1 BB: 1 P: 12	R: 0 H: 1 E: 0 K: 1 S: 9	H: 1 LOB: 1 BB: 0 P: 13	R: 0 H: 0 E: 0 K: 0 S: 8	H: 0 LOB: 1 BB: 0 P: 13	R: 0 H: 1 E: 0 K: 1 S: 8	H: 1 LOB: 1 BB: 0 P: 15	R: 0 H: 0 E: 0 K: 1 S: 10	H: 0 LOB: 0 BB: 0 P: 16	R: 2 H: 2 E: 0 K: 1 S: 13	H: 2 LOB: 0 BB: 0 P: 16	R: 0 H: 1 E: 0 K: 1 S: 10	H: 0 LOB: 1 BB: 1 P: 12	R: 0 H: 0 E: 0 K: 1 S: 8	H: 0 LOB: 0 BB: 0 P: 10	1B: 4 2B: 0 3B: 0 HR: 1	SF: 0 SAC: 0 DP: 0 HBP: 1	WP: 0 PA: 35 PB: 0 SB: 1 CS: 0																	
PITCHER	IP	WLS	BF	H	R	ER	SO	BB	IBB	HBP	BLK	WP	HR	S	P	ERA	WHIP	PITCHER		IP	WLS	BF	H	R	ER	SO	BB	IBB	HBP	BLK	WP	HR	S	P	ERA	WHIP
14 David Price, L ERA: 2.25	8.0	L	31	5	2	2	6	2	0	1	0	0	1	73	112	2.25	0.875			8.0	L	3	0	0	0	1	0	0	0	0	0	8	10	0.00	0.000	
36 Joe Nathan, R ERA:	1.0		3	0	0	0	1	0	0	0	0	0	0	8	10	0.00	0.000			1.0		3	0	0	0	1	0	0	0	0	0	8	10	0.00	0.000	

Batter	1	2	3	4	5	6	7	8	9	AB	R	H	RBI	BB	SO	LOB	BOTTOM																			
3 Ian Kinsler, R OBP: 0.154, SLG: 0.083	L9		F7		P4			G5-3		4	0	0	0	0	0	2	<p>Baltimore Orioles @ Detroit Tigers Comerica Park, Detroit, MI Sun Oct 05 2014, 3:46 PM - 7:27 PM EDT Att: 43,013 - Partly Cloudy - 53 F</p>																			
48 Torii Hunter, R OBP: 0.333, SLG: 0.200	BB		FC6-4		F9			G4-3		3	0	0	0	1	0	2																				
24 Miguel Cabrera, R OBP: 0.417, SLG: 0.727	K		FC6			G5-3		G4-3		4	0	0	0	0	1	2																				
41 Victor Martinez, S OBP: 0.333, SLG: 0.750	K		F8		G3			G4-3		4	1	1	0	0	1	3																				
28 J.D. Martinez, R OBP: 0.250, SLG: 0.833	K		G1-3		G4-3			2B		4	0	1	1	0	1	0																				
13 Alex Avila, L OBP: 0.222, SLG: 0.333 50 Bryan Holaday, R	F9		K			P6		K		2	0	1	0	0	1	0																				
9 Nick Castellanos, R OBP: 0.250, SLG: 0.400	F9		K			FC1-4		IBB		2	0	0	0	2	1	1																				
17 Andrew Romine, S OBP: 0.182, SLG: 0.182 26 Hernán Pérez, R	B4-3		G4-3		FC1-4			G5-4-3		3	0	0	0	0	0	2																				
32 Don Kelly, L OBP: 0.500, SLG: 0.500 20 Rajai Davis, R 61 Ezequiel Carrera, L	FC6-4		K			L4				2	0	1	0	0	1	0																				
Inning Stats	R: 0 H: 0 E: 0 K: 2 S: 10	H: 1 LOB: 1 BB: 0 P: 18	R: 0 H: 1 E: 0 K: 1 S: 8	H: 1 LOB: 2 BB: 0 P: 22	R: 0 H: 0 E: 0 K: 2 S: 8	H: 0 LOB: 0 BB: 0 P: 13	R: 0 H: 0 E: 0 K: 1 S: 13	H: 0 LOB: 1 BB: 0 P: 18	R: 0 H: 0 E: 0 K: 0 S: 4	H: 0 LOB: 0 BB: 1 P: 9	R: 0 H: 0 E: 0 K: 0 S: 11	H: 0 LOB: 0 BB: 0 P: 14	R: 1 H: 2 E: 0 K: 1 S: 11	H: 2 LOB: 1 BB: 1 P: 17	1B: 1 2B: 3 3B: 0 HR: 0	SF: 0 SAC: 0 DP: 1 HBP: 0	WP: 1 PA: 35 PB: 0 SB: 1 CS: 0																			
PITCHER	IP	WLS	BF	H	R	ER	SO	BB	IBB	HBP	BLK	WP	HR	S	P	ERA	WHIP	PITCHER		IP	WLS	BF	H	R	ER	SO	BB	IBB	HBP	BLK	WP	HR	S	P	ERA	WHIP
25 Bud Norris, R ERA:	6.1	W	25	2	0	0	0	2	0	0	0	0	0	60	100	0.00	0.632			6.1	H	5	0	0	0	0	0	0	0	0	0	15	21	0.00	0.000	
48 Andrew Miller, L ERA:	1.2		5	0	0	0	0	0	0	0	0	0	0	11	17	9.00	2.000			1.0	S	5	2	1	1	1	0	1	0	0	11	17	9.00	2.000		

AB	31
R	2
H	5
RBI	2
BB	2
SO	7
LOB	11

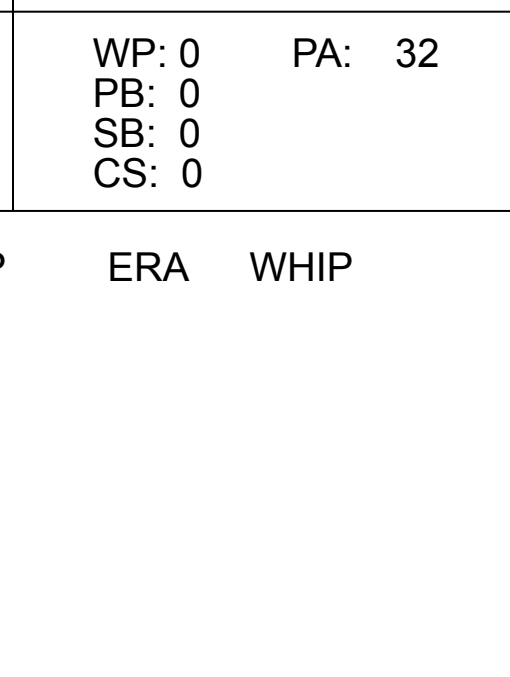


AB	32
R	1
H	4
RBI	1
BB	3
SO	7
LOB	16



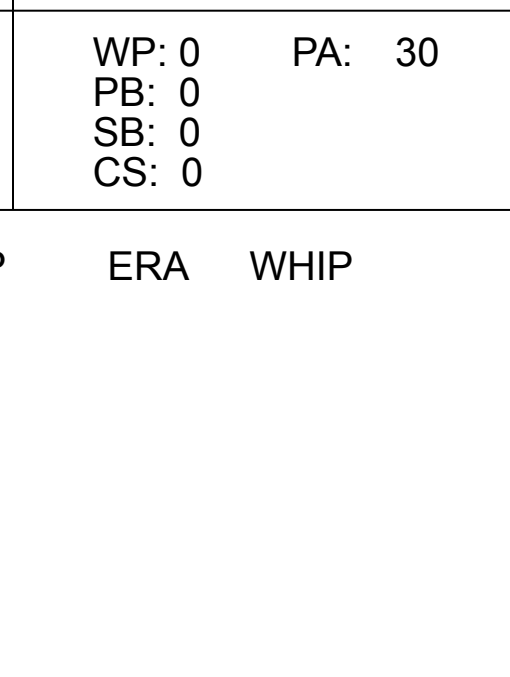
Batter	1	2	3	4	5	6	7	8	9	AB	R	H	RBI	BB	SO	LOB	TOP										
21 Nick Markakis, L OBP: 0.286, SLG: 0.407	G3		1B		P2			F7		4	0	1	0	0	0	0	Baltimore Orioles @ Kansas City Royals Kauffman Stadium, Kansas City, MO Tue Oct 14 2014, 7:09 PM - 10:03 PM CDT Att: 40,183 - Clear - 62 F										
12 Alejandro De Aza, L OBP: 0.391, SLG: 0.676	P3		G3		G4-3			G3-1		4	0	0	0	0	0	1											
10 Adam Jones, R OBP: 0.259, SLG: 0.320	K		F9							4	0	0	0	0	1	1											
23 Nelson Cruz, R OBP: 0.423, SLG: 0.680	G3		G5-3							4	0	0	0	0	0	1											
28 Steve Pearce, R OBP: 0.269, SLG: 0.217	2B									4	1	1	0	0	0	0											
2 J.J. Hardy, R OBP: 0.333, SLG: 0.429	2B									3	0	1	1	0	0	0											
3 Ryan Flaherty, L OBP: 0.409, SLG: 0.278										1	0	0	0	2	1	0											
40 Nick Hundley, R OBP: 0.067, SLG: 0.067	F8									3	0	0	0	0	2	3											
6 Jonathan Schoop, R OBP: 0.273, SLG: 0.250	P3									3	0	0	0	0	1	2											
Inning Stats	R: 0 E: 0 K: 1 S: 9	H: 0 LOB: 0 BB: 0 P: 10	R: 1 E: 0 K: 0 S: 15	H: 2 LOB: 2 BB: 1 P: 26	R: 0 E: 0 K: 0 S: 11	H: 1 LOB: 1 BB: 0 P: 15	R: 0 E: 0 K: 1 S: 22	H: 0 LOB: 1 BB: 1 P: 32	R: 0 E: 0 K: 0 S: 6	H: 0 LOB: 0 BB: 0 P: 11	R: 0 E: 0 K: 0 S: 8	H: 0 LOB: 0 BB: 0 P: 11	R: 0 E: 0 K: 2 S: 12	H: 2 LOB: 1 BB: 0 P: 17	R: 0 E: 0 K: 0 S: 11	H: 0 LOB: 0 BB: 0 P: 16	R: 0 E: 0 K: 1 S: 8	H: 0 LOB: 0 BB: 0 P: 9	1B: 1 2B: 2 3B: 0 HR: 0	SF: 0 SAC: 0 DP: 0 HBP: 0	WP: 0 PB: 0 SB: 0 CS: 0	PA: 32					
PITCHER	IP	WLS	BF	H	R	ER	SO	BB	IBB	HBP	BLK	WP	HR	S	P	ERA	WHIP										
11 Jeremy Guthrie, R ERA: 1.8	5.0		20	3	1	1	2	2	0	0	0	0	0	63	94	1.80	1.000										
54 Jason Frasor, R ERA:	1.0	W	3	0	0	0	0	0	0	0	0	0	0	8	11	0.00	0.000										
40 Kelvin Herrera, R ERA: 1.35	1.0	H	3	0	0	0	2	0	0	0	0	0	0	9	14	0.00	0.000										
17 Wade Davis, R ERA: 1.08	1.0	H	3	0	0	0	1	0	0	0	0	0	0	9	13	0.00	0.000										
56 Greg Holland, R ERA: 1.29	1.0	S	3	0	0	0	0	0	0	0	0	0	0	5	6	0.00	0.000										
Batter	1	2	3	4	5	6	7	8	9	AB	R	H	RBI	BB	SO	LOB	BOTTOM										
2 Alcides Escobar, R OBP: 0.273, SLG: 0.406	F9		F9		1B			L3		4	0	1	0	0	0	0	Baltimore Orioles @ Kansas City Royals Kauffman Stadium, Kansas City, MO Tue Oct 14 2014, 7:09 PM - 10:03 PM CDT Att: 40,183 - Clear - 62 F										
23 Norichika Aoki, L OBP: 0.345, SLG: 0.280	G4-3									3	0	1	0	0	0	0											
1 Jarrod Dyson, L OBP: 0.273, SLG: 0.406										1	1	0	0	0	1	0											
6 Lorenzo Cain, R OBP: 0.412, SLG: 0.484	1B									4	1	2	0	0	1	1											
35 Eric Hosmer, L OBP: 0.563, SLG: 0.808	G4-3									3	0	2	0	0	0	1											
16 Billy Butler, R OBP: 0.310, SLG: 0.261	F8									1	0	0	1	1	0	0											
4 Alex Gordon, L OBP: 0.355, SLG: 0.462	K									3	0	0	1	0	1	3											
13 Salvador Perez, R OBP: 0.161, SLG: 0.133	G6-3									3	0	0	0	0	0	2											
14 Omar Infante, R OBP: 0.233, SLG: 0.185	G4-6-3									3	0	1	0	0	1	0											
8 Mike Moustakas, L OBP: 0.308, SLG: 0.760	G4-6-3									3	0	0	0	0	1	1											
Inning Stats	R: 0 E: 0 K: 0 S: 9	H: 1 LOB: 1 BB: 0 P: 13	R: 0 E: 0 K: 1 S: 8	H: 0 LOB: 0 BB: 0 P: 11	R: 0 E: 0 K: 0 S: 12	H: 1 LOB: 0 BB: 0 P: 19	R: 1 E: 0 K: 0 S: 8	H: 2 LOB: 2 BB: 1 P: 16	R: 0 E: 0 K: 2 S: 9	H: 1 LOB: 1 BB: 0 P: 12	R: 1 E: 0 K: 1 S: 12	H: 2 LOB: 1 BB: 0 P: 17	R: 0 E: 0 K: 0 S: 11	H: 0 LOB: 0 BB: 0 P: 16	R: 0 E: 0 K: 1 S: 8	H: 0 LOB: 0 BB: 0 P: 9	1B: 7 2B: 0 3B: 0 HR: 0	SF: 1 SAC: 0 DP: 1 HBP: 0	WP: 0 PB: 0 SB: 0 CS: 0	PA: 30							
PITCHER	IP	WLS	BF	H	R	ER	SO	BB	IBB	HBP	BLK	WP	HR	S	P	ERA	WHIP										
16 Wei-Yin Chen, L ERA: 7.0	5.1	L	22	7	2	2	4	1	0	0	0	0	0	53	80	3.38	1.500										
39 Kevin Gausman, R ERA: 1.13	2.2		8	0	0	0	1	0	0	0	0	0	0	24	33	0.00	0.000										

AB	30
R	1
H	3
RBI	1
BB	2
SO	5
LOB	8



WP	0
PA	32

AB	28
R	2
H	7
RBI	2
BB	1
SO	5
LOB	8



WP	0
PA	30

Batter	1	2	3	4	5	6	7	8	9	AB	R	H	RBI	BB	SO	LOB	TOP										
21 Nick Markakis, L (1,9) OBP: 0.281, SLG: 0.387	G4-3		G4-3			K				4	0	1	0	0	1	1	<p>Baltimore Orioles @ Kansas City Royals</p> <p>Kauffman Stadium, Kansas City, MO</p> <p>Wed Oct 15 2014, 3:09 PM - 6:04 PM CDT</p> <p>Att: 40,468 - Sunny - 65 F</p>										
28 Steve Pearce, R (1,3) OBP: 0.233, SLG: 0.185	L7		L7			P6		G5-3		4	0	0	0	0	0	2											
10 Adam Jones, R (1,8) OBP: 0.323, SLG: 0.333	K2-3									2	0	1	0	2	1	0											
23 Nelson Cruz, R (1,7) OBP: 0.400, SLG: 0.697										3	0	0	0	1	1	4											
12 Alejandro De Aza, L (9, PR) OBP: 0.391, SLG: 0.476										0	0	0	0	0	0	0											
27 Delmon Young, R (1,10) OBP: 0.222, SLG: 0.333										4	0	0	0	0	1	3											
2 J.J. Hardy, R (1,6) OBP: 0.321, SLG: 0.400										4	0	1	0	0	0	1											
36 Caleb Joseph, R (1,2) OBP: 0.200, SLG: 0.222										3	0	0	0	0	2	1											
3 Ryan Flaherty, L (1,5) OBP: 0.400, SLG: 0.429										3	1	1	1	0	1	0											
6 Jonathan Schoop, R (1,4) OBP: 0.292, SLG: 0.238										1	0	0	0	1	1	0											
14 Kelly Johnson, L (8, PH) OBP: 0.292, SLG: 0.238										1	0	0	0	0	0	0											
Inning Stats	R: 0 E: 0 K: 1 S: 5	H: 0 LOB: 0 BB: 0 P: 7	R: 0 E: 0 K: 0 S: 8	H: 1 LOB: 1 BB: 1 P: 15	R: 1 E: 0 K: 1 S: 9	H: 1 LOB: 0 BB: 0 P: 13	R: 0 E: 0 K: 1 S: 7	H: 0 LOB: 0 BB: 1 P: 14	R: 0 E: 0 K: 2 S: 10	H: 0 LOB: 0 BB: 0 P: 15	R: 0 E: 0 K: 1 S: 7	H: 1 LOB: 2 BB: 1 P: 16	R: 0 E: 0 K: 1 S: 8	H: 0 LOB: 0 BB: 0 P: 14	R: 0 E: 0 K: 0 S: 9	H: 1 LOB: 1 BB: 0 P: 20	R: 0 E: 0 K: 1 S: 13	H: 0 LOB: 1 BB: 1 P: 20	1B: 3 2B: 0 3B: 0 HR: 1	SF: 0 SAC: 0 DP: 2 HBP: 0	WP: 0 PB: 0 SB: 0 CS: 0	PA: 33					
PITCHER	IP	WLS	BF	H	R	ER	SO	BB	IBB	HBP	BLK	WP	HR	S	P	ERA	WHIP										
51 Jason Vargas, L (1,1) ERA: 2.38	5.1	W	19	2	1	1	6	3	0	0	0	0	1	43	73	1.69	0.938										
40 Kelvin Herrera, R (6,1) ERA: 1.08	1.2	H	6	1	0	0	1	0	0	0	0	0	0	11	21	0.00	0.600										
17 Wade Davis, R (8,1) ERA: 0.96	1.0	H	4	1	0	0	0	0	0	0	0	0	0	9	10	0.00	1.000										
56 Greg Holland, R (9,1) ERA: 1.13	1.0	S	4	0	0	0	1	1	0	0	0	0	0	13	20	0.00	1.000										

Batter	1	2	3	4	5	6	7	8	9	AB	R	H	RBI	BB	SO	LOB	BOTTOM										
2 Alcides Escobar, R (1,6) OBP: 0.297, SLG: 0.417		L9				G4-3				4	1	2	0	0	0	2	<p>Baltimore Orioles @ Kansas City Royals</p> <p>Kauffman Stadium, Kansas City, MO</p> <p>Wed Oct 15 2014, 3:09 PM - 6:04 PM CDT</p> <p>Att: 40,468 - Sunny - 65 F</p>										
23 Norichika Aoki, L (1,9) OBP: 0.344, SLG: 0.259										2	1	0	0	0	0	1											
1 Jarrod Dyson, L (7,8)										1	0	0	0	0	0	0											
6 Lorenzo Cain, R (1,8) OBP: 0.378, SLG: 0.441										3	0	0	0	0	1	1											
35 Eric Hosmer, L (1,3) OBP: 0.556, SLG: 0.759										3	0	1	1	1	1	0											
16 Billy Butler, R (1,10) OBP: 0.303, SLG: 0.296										4	0	1	0	0	0	4											
0 Terrance Gore, R (8, PR) OBP: 0.292, SLG: 0.238										0	0	0	0	0	0	0											
4 Alex Gordon, L (1,7) OBP: 0.400, SLG: 0.444										1	0	0	0	2	1	1											
13 Salvador Perez, R (1,2) OBP: 0.143, SLG: 0.118										4	0	0	0	0	0	5											
14 Omar Infante, R (1,4) OBP: 0.294, SLG: 0.207										2	0	1	0	2	1	0											
8 Mike Moustakas, L (1,5) OBP: 0.267, SLG: 0.655										4	0	0	0	0	2	6											
Inning Stats	R: 2 E: 1 K: 0 S: 11	H: 1 LOB: 2 BB: 1 P: 17	R: 0 E: 0 K: 2 S: 10	H: 0 LOB: 0 BB: 0 P: 13	R: 0 E: 0 K: 1 S: 8	H: 1 LOB: 1 BB: 0 P: 10	R: 0 E: 0 K: 0 S: 7	H: 1 LOB: 1 BB: 1 P: 12	R: 0 E: 0 K: 0 S: 8	H: 0 LOB: 2 BB: 1 P: 18	R: 0 E: 0 K: 1 S: 8	H: 0 LOB: 0 BB: 1 P: 18	R: 0 E: 0 K: 1 S: 7	H: 0 LOB: 0 BB: 0 P: 10	R: 0 E: 0 K: 1 S: 11	H: 1 LOB: 3 BB: 1 P: 20	R: 0 E: 0 K: 1 S: 11	H: 0 LOB: 0 BB: 0 P: 20	1B: 4 2B: 2 3B: 0 HR: 0	SF: 0 SAC: 1 DP: 1 HBP: 2	WP: 1 PB: 0 SB: 0 CS: 0	PA: 36					
PITCHER	IP	WLS	BF	H	R	ER	SO	BB	IBB	HBP	BLK	WP	HR	S	P	ERA	WHIP										
50 Miguel González, R (1,1) ERA: 1.59	5.2	L	27	4	2	1	4	3	1	2	0	1	0	50	85	1.59	1.235										
56 Darren O'Day, R (6,1) ERA: 13.5	0.1		1	0	0	0	0	0	0	0	0	0	0	2	3	0.00	0.000										
4B Andrew Miller, L (7,1) ERA:	1.0		3	0	0	0	1	0	0	0	0	0	0	7	10	0.00	0.000										
53 Zack Britton, L (8,1) ERA: 3.86	1.0		5	1	0	0	1	0	1	0	0	0	0	11	20	0.00	1.000										

AB 29
R 1
H 4
RBI 1
BB 4
SO 8
LOB 12



AB 28
R 2
H 5
RBI 1
SO 6
LOB 20



WP: 1
PB: 0
SB: 0
CS: 0