

# Baltimore Orioles - 2015















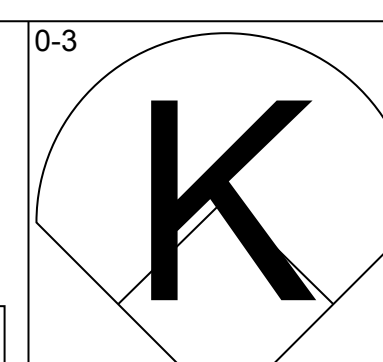
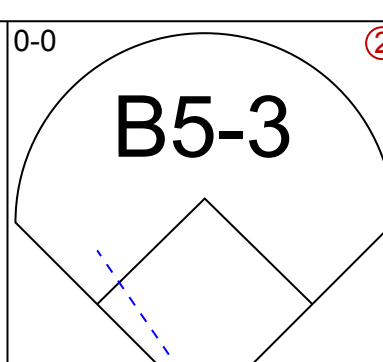
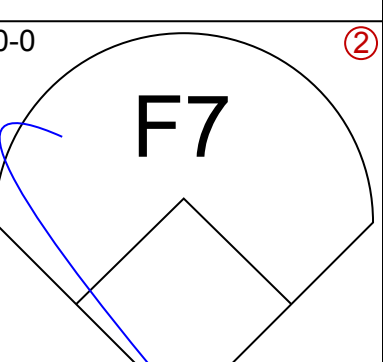
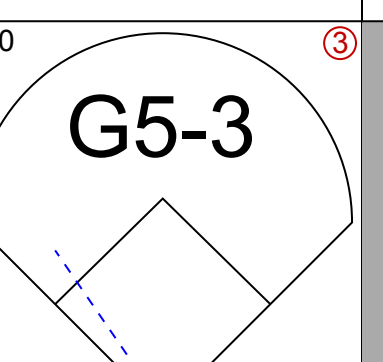
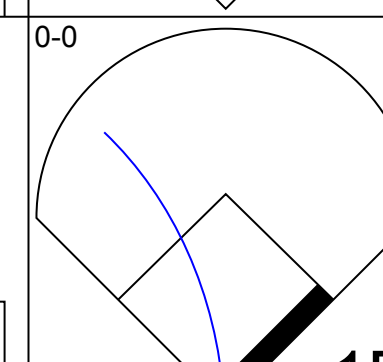
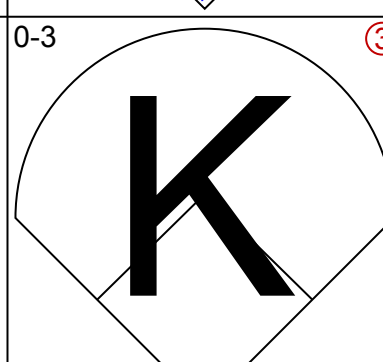
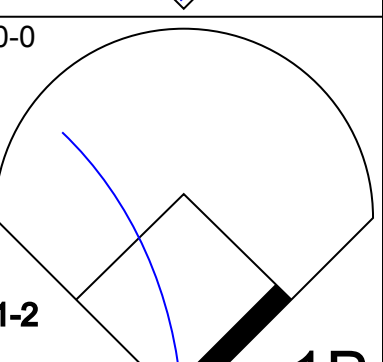
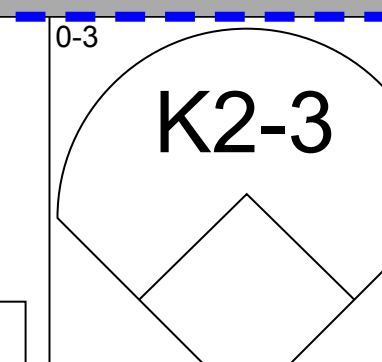
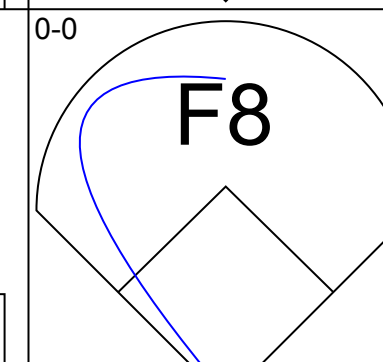
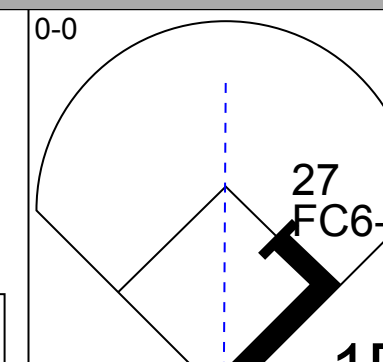
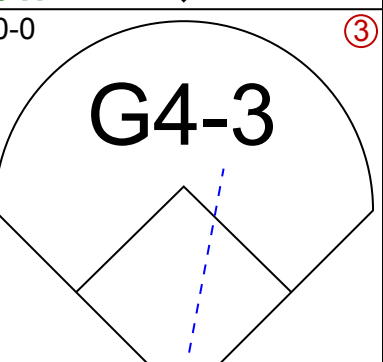
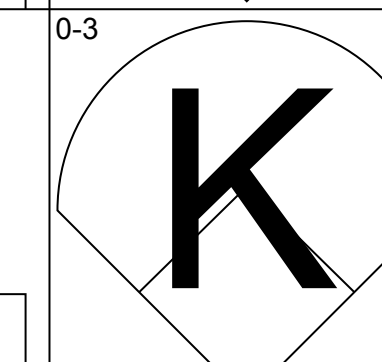
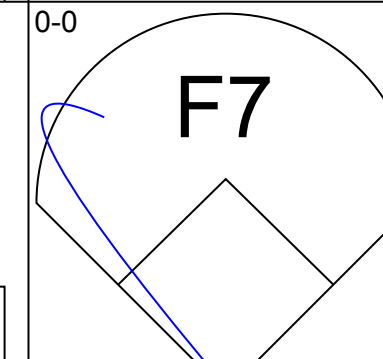
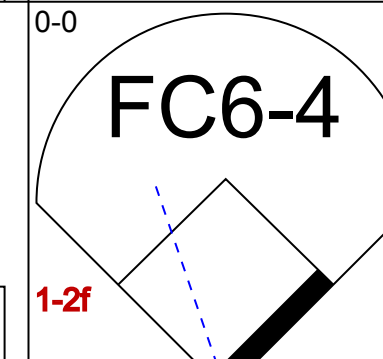
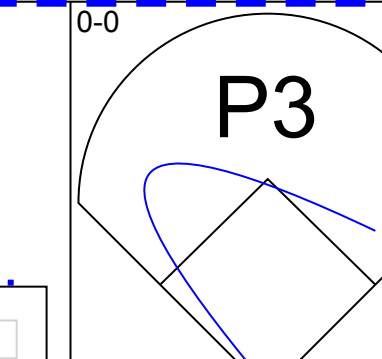
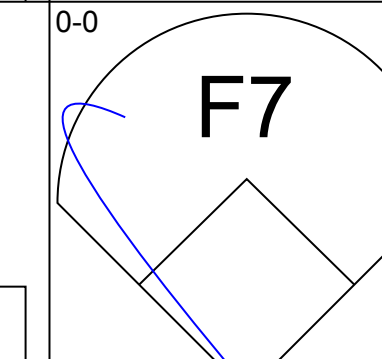
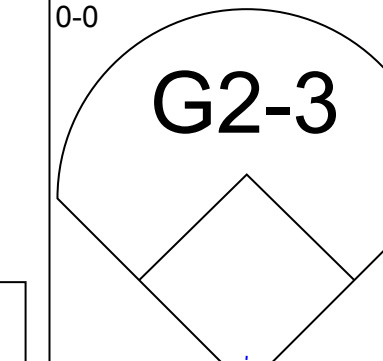
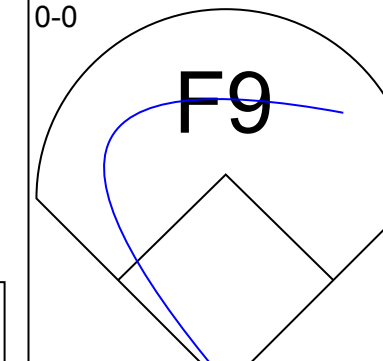
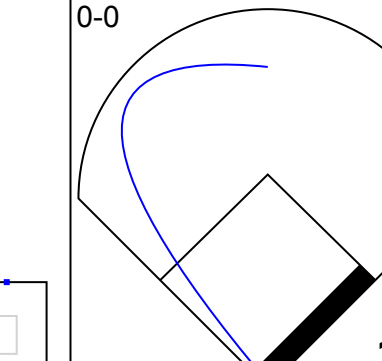
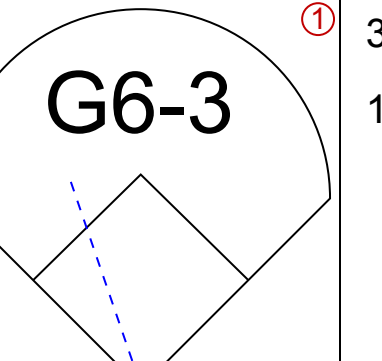
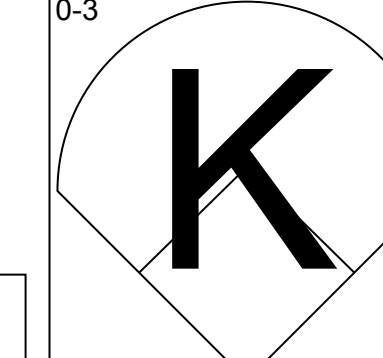
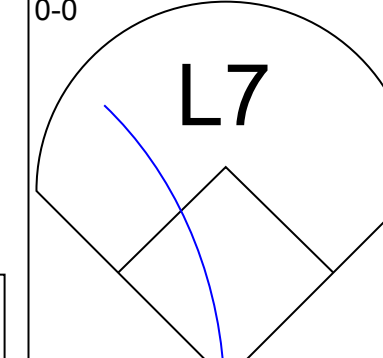
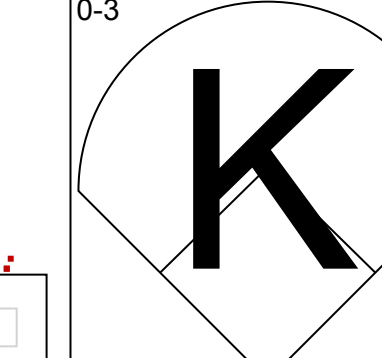
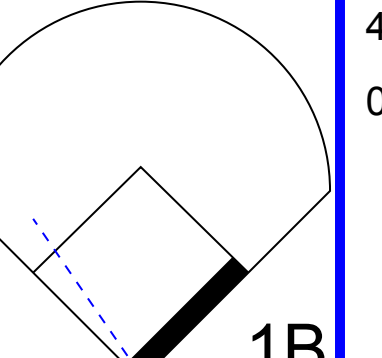
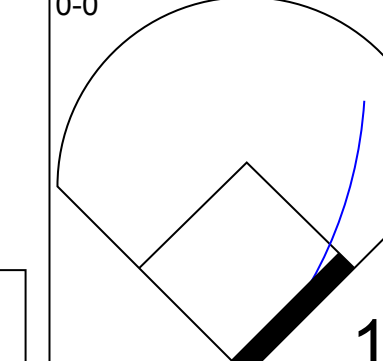
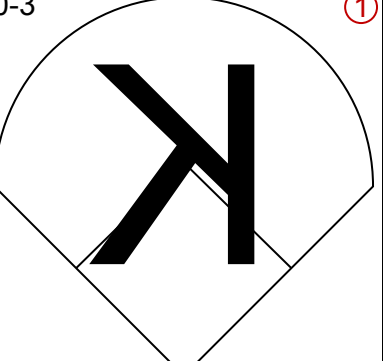
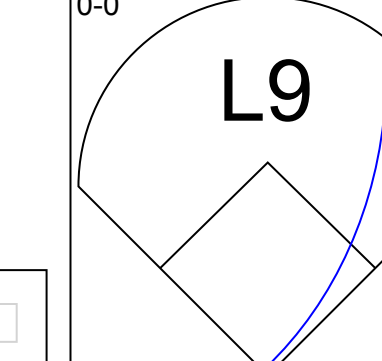
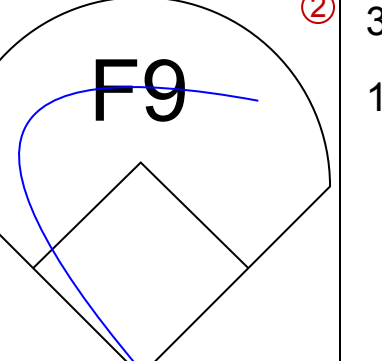
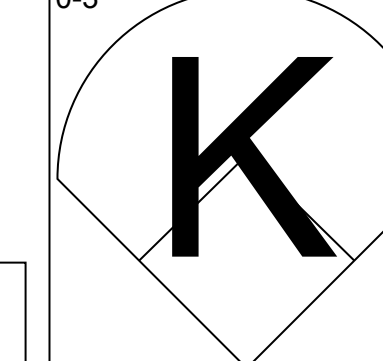
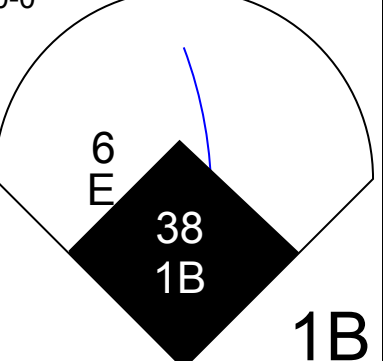
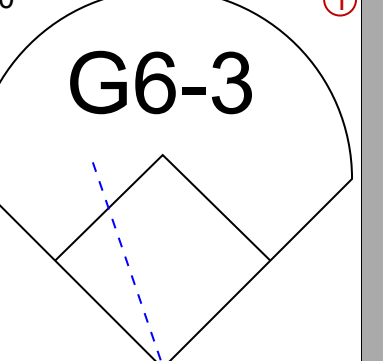
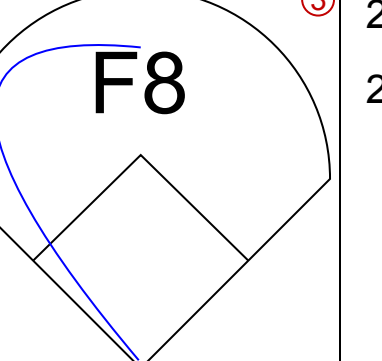
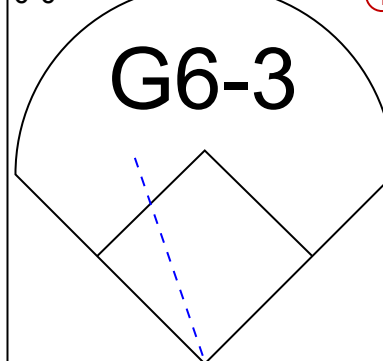
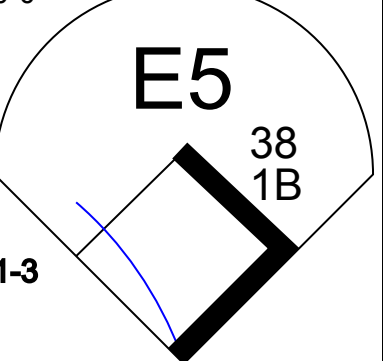
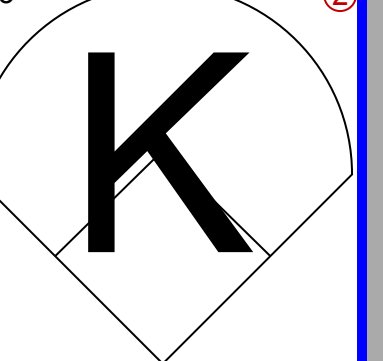








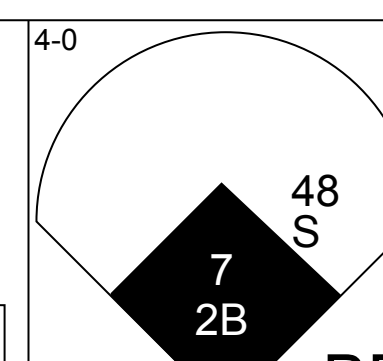
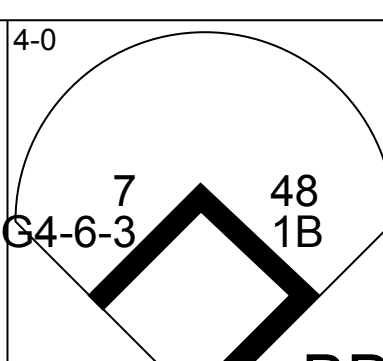
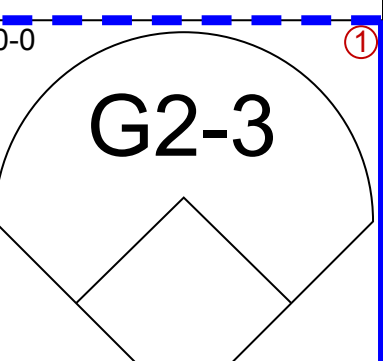
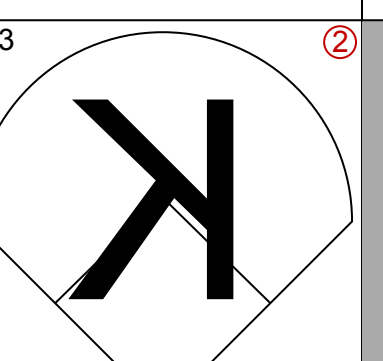
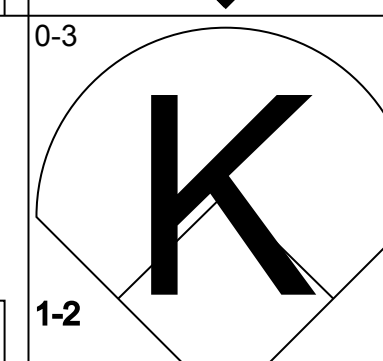
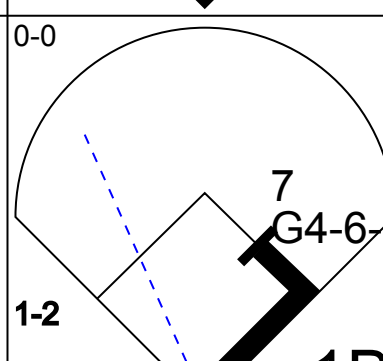
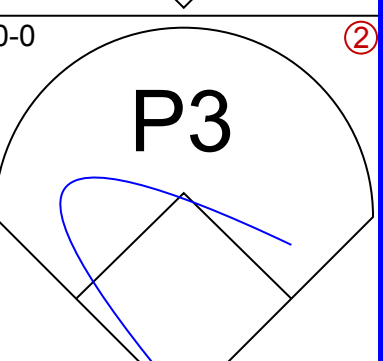
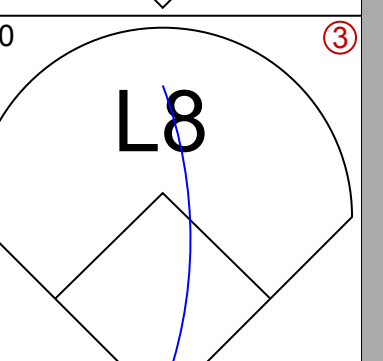
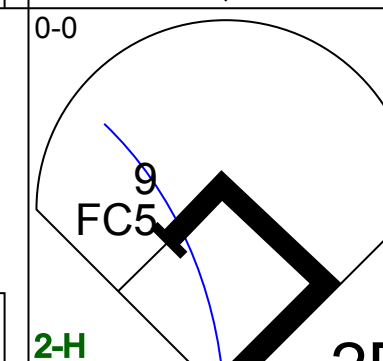
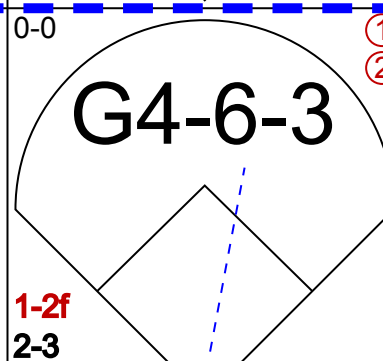
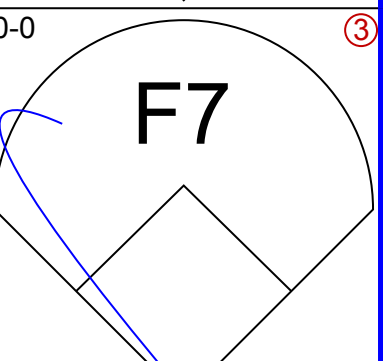
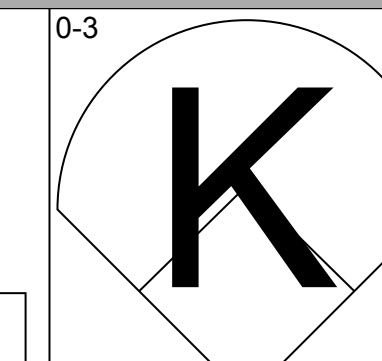
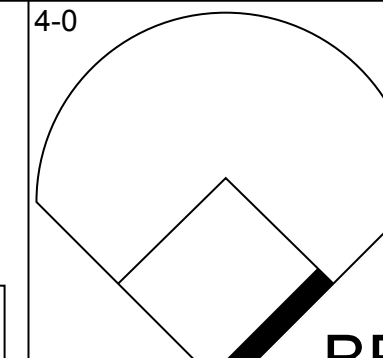
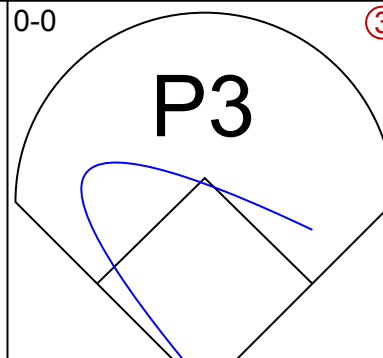
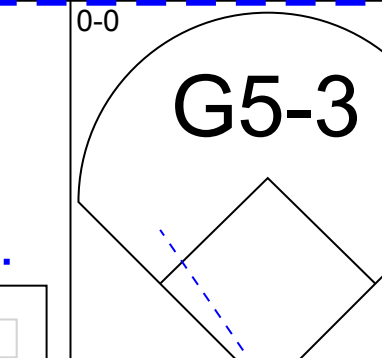
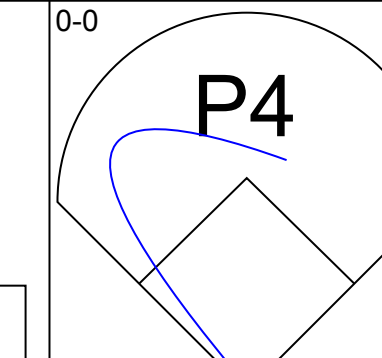
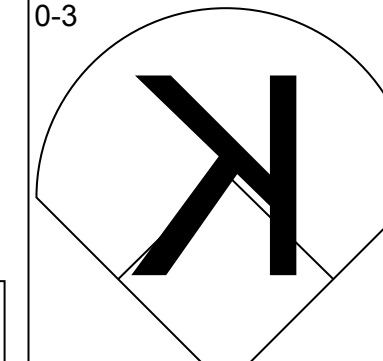
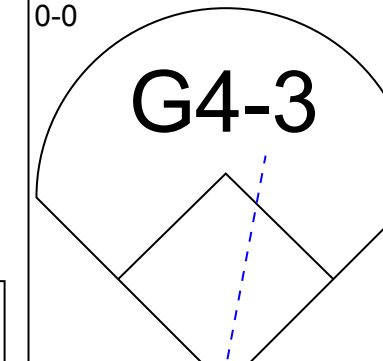
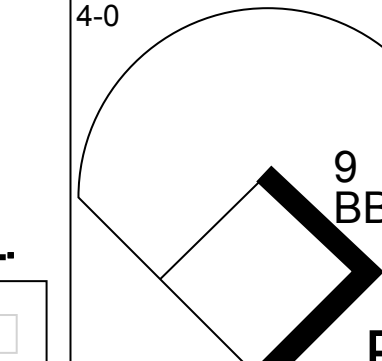
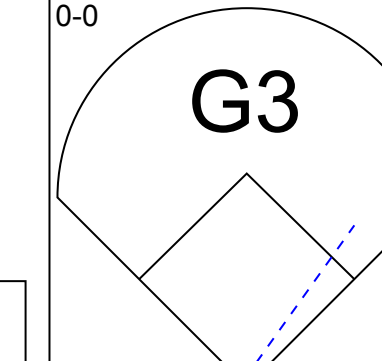
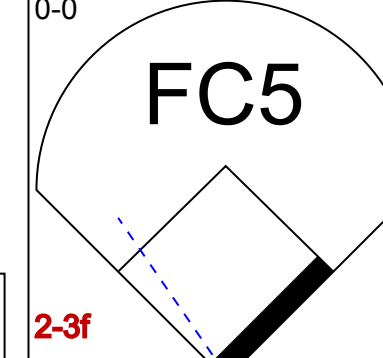
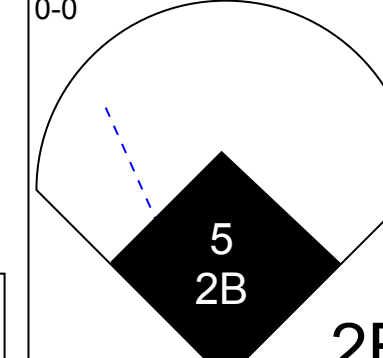
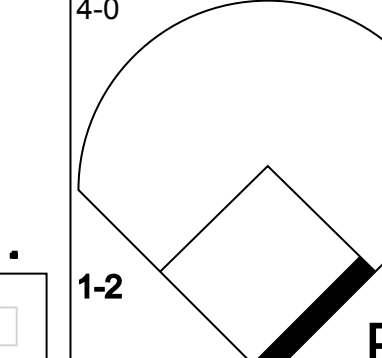
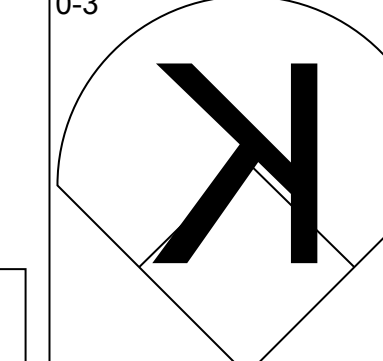
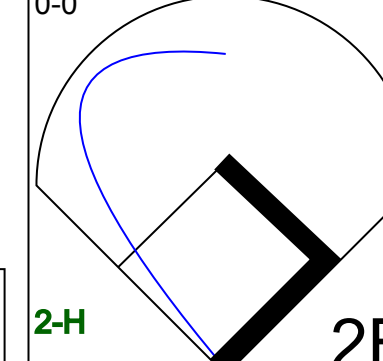
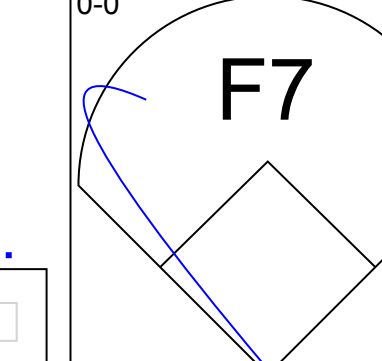
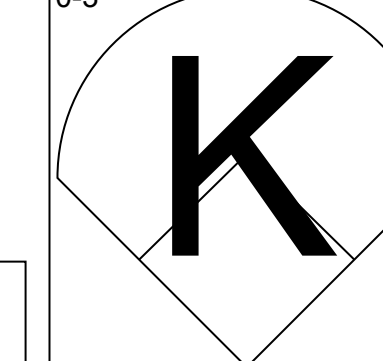
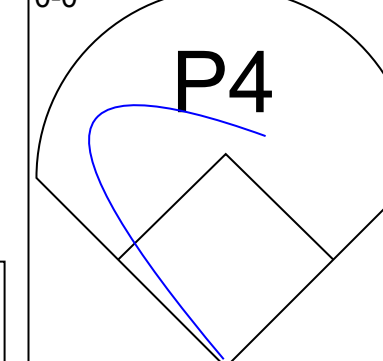
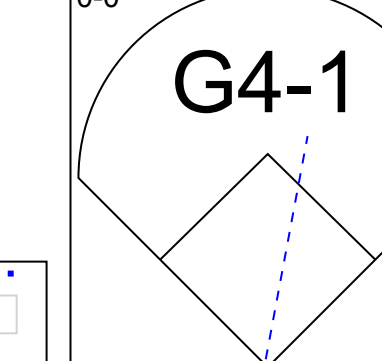

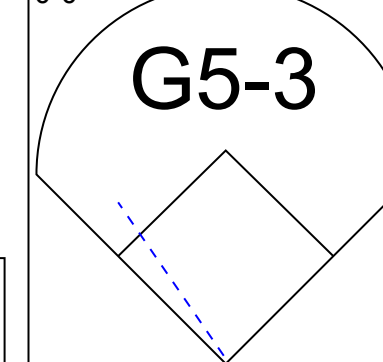
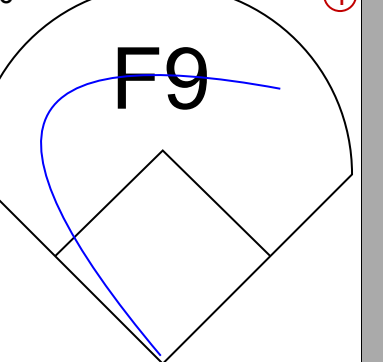


Batter	1	2	3	4	5	6	7	8	9	AB	R	H	RBI	BB	SO	LOB	TOP					
9 David Lough, L (1, 8) OBP: 0.273, SLG: 0.111 48 Matt Tuaiasopo, R (6, 7)										3	0	0	0	0	1	2						
38 Jimmy Paredes, S (1, 5) OBP: 0.545, SLG: 0.800 18 Christian Walker, R (6, 3)										3	0	2	1	0	1	0						
23 Travis Snider, L (1, 7) OBP: 0.455, SLG: 0.182 57 Jayson Nix, R (6, 6)										3	0	1	0	0	0	3						
27 Delmon Young, R (1, 9) 67 Michael Almanzar, R (6, 5)										3	0	0	0	0	0	2						
41 Chris Parmelee, L (1, 3) 79 Daniel Alvarez, R (6, PR) OBP: 0.400, SLG: 0.667										3	0	1	0	0	0	1						
14 Nolan Reimold, R (1, 10) 86 Josh Hart, L (9, PR)										4	0	1	0	0	2	2						
3 Ryan Flaherty, L (1, 6) 51 Henry Urrutia, L (6, 9) OBP: 0.364, SLG: 0.250										3	0	1	0	0	1	1						
60 Ryan Lavarnway, R (1, 2) 15 J.P. Arencibia, R (6, 2) OBP: 0.143, SLG: 0.143										2	1	1	0	0	1	1						
6 Jonathan Schoop, R (1, 4) 43 Rey Navarro, S (7, 4) OBP: 0.286, SLG: 0.167										3	0	0	0	0	1	1						
<b>Inning Stats</b>	R: 0 E: 0 K: 1 S: 6	H: 1 LOB: 1 BB: 0 P: 6	R: 0 E: 0 K: 2 S: 8	H: 1 LOB: 1 BB: 0 P: 8	R: 0 E: 0 K: 1 S: 5	H: 0 LOB: 0 BB: 0 P: 5	R: 0 E: 0 K: 0 S: 4	H: 1 LOB: 1 BB: 0 P: 4	R: 1 E: 1 K: 1 S: 8	H: 2 LOB: 2 BB: 0 P: 8	R: 0 E: 0 K: 1 S: 6	H: 1 LOB: 1 BB: 0 P: 6	R: 0 E: 0 K: 1 S: 5	H: 0 LOB: 0 BB: 0 P: 5	R: 0 E: 0 K: 2 S: 7	H: 0 LOB: 0 BB: 0 P: 7	R: 0 E: 0 K: 0 S: 4	H: 1 LOB: 1 BB: 0 P: 4	1B: 7 2B: 0 3B: 0 HR: 0	SF: 0 SAC: 0 DP: 0 HBP: 0	WP: 0 PB: 0 SB: 0 CS: 0	PA: 35
<b>PITCHER</b>	IP	WLS	BF	H	R	ER	SO	BB	IBB	HBP	BLK	WP	HR	S	P	ERA	WHIP					
54 Ervin Santana, R (1, 1) ERA: 0.00	2.0	W	8	2	0	0	3	0	0	0	0	0	0	14	14	0.00	1.000					
68 José Berrios, R (3, 1) ERA: 0.00	3.0	H	13	3	1	0	2	0	0	0	0	0	0	17	17	0.00	1.000					
50 Casey Fien, R (6, 1) ERA: 0.00	1.0	H	4	1	0	0	1	0	0	0	0	0	0	6	6	0.00	1.000					
52 Brian Duensing, L (7, 1) ERA: 0.00	1.0	H	3	0	0	0	1	0	0	0	0	0	0	5	5	0.00	0.000					
72 Mark Hamburger, R (8, 1) ERA: 0.500	2.0	S	7	1	0	0	2	0	0	0	0	0	0	11	11	0.00	0.500					

Baltimore Orioles @ Minnesota Twins  
CenturyLink Sports Complex, Fort Myers, FL  
Sun Mar 08 2015, 3:41 PM - 3:44 PM EDT  
Att: 8,610 - Cloudy - 77 F

AB	35
R	1
H	7
RBI	1
BB	0
SO	9
LOB	15



Batter	1	2	3	4	5	6	7	8	9	AB	R	H	RBI	BB	SO	LOB	BOTTOM					
1 Jordan Schafer, L (1, 8) 66 Jose Martinez, R (6, 5)										1	1	0	0	2	0	0						
48 Torii Hunter, R (1, 9) 67 Max Kepler, L (6, 9) OBP: 0.333, SLG: 0.333										3	0	1	0	0	1	1						
7 Joe Mauer, L (1, 3) 84 Dan Rohlfing, R (6, 3)										3	0	1	1	0	0	2						
61 Miguel Sanó, R (1, 5) 70 Byron Buxton, R (6, 8)										1	0	0	0	1	0	1						
12 Chris Herrmann, L (1, 10) 30 James Beresford, L (8, PH)										2	0	0	0	1	1	2						
9 Eduardo Núñez, R (1, 4) 78 Heiker Meneses, R (6, PR)										2	1	1	0	1	0	2						
5 Eduardo Escobar, S (1, 6) 11 Jorge Polanco, S (7, 6) OBP: 0.500, SLG: 0.500										3	0	1	1	0	1	2						
60 Eddie Rosario, L (1, 7) 77 Danny Ortiz, L (7, 7)										0	0	0	0	0	0	0						
26 Eric Fryer, R (1, 2) 82 Mitch Garver, R (6, 2)										2	0	0	0	0	1	1						
<b>Inning Stats</b>	R: 1 E: 0 K: 2 S: 8	H: 1 LOB: 2 BB: 2 P: 16	R: 0 E: 0 K: 3 S: 9	H: 0 LOB: 0 BB: 0 P: 9	R: 0 E: 0 K: 0 S: 3	H: 1 LOB: 1 BB: 1 P: 7	R: 1 E: 0 K: 0 S: 5	H: 2 LOB: 1 BB: 0 P: 5	R: 0 E: 0 K: 0 S: 3	H: 0 LOB: 0 BB: 0 P: 3	R: 0 E: 0 K: 0 S: 3	H: 0 LOB: 2 BB: 2 P: 11	R: 0 E: 0 K: 1 S: 5	H: 0 LOB: 0 BB: 0 P: 5	R: 0 E: 0 K: 1 S: 5	H: 0 LOB: 0 BB: 0 P: 5	1B: 1 2B: 3 3B: 0 HR: 0	SF: 0 SAC: 0 DP: 1 HBP: 0	WP: 0 PB: 0 SB: 1 CS: 0	PA: 32		
<b>PITCHER</b>	IP	WLS	BF	H	R	ER	SO	BB	IBB	HBP	BLK	WP	HR	S	P	ERA	WHIP					
31 Ubaldo Jiménez, R (1, 1) ERA: 4.50	2.0	L	11	2	1	1	5	3	0	0	0	0	0	18	30	4.50	2.500					
66 T.J. McFarland, L (3, 1) ERA: 2.25	2.0		7	2	1	1	0	0	0	0	0	0	0	7	7	4.50	1.000					
34 Mark Hendrickson, L (5, 1) ERA: 4.5	1.0		3	0	0	0	0	0	0	0	0	0	0	3	3	0.00	0.000					
29 Tommy Hunter, R (6, 1) ERA: 0.00	1.0		5	0	0	0	0	2	0	0	0	0	0	3	11	0.00	2.000					
35 Brad Brach, R (7, 1) ERA: 0.000	2.0		6	0	0	0	2	0	0	0	0	0	0	10	10	0.00	0.000					

Baltimore Orioles @ Minnesota Twins  
CenturyLink Sports Complex, Fort Myers, FL  
Sun Mar 08 2015, 3:41 PM - 3:44 PM EDT  
Att: 8,610 - Cloudy - 77 F

AB	27
R	2
H	4
RBI	2
BB	5
SO	7
LOB	14





Batter	1	2	3	4	5	6	7	8	9	AB	R	H	RBI	BB	SO	LOB	TOP																				
37 Odúbel Herrera, L (1.8) OBP: 0.412, SLG: 0.333 19 Darin Mastroianni, R (8.8) OBP: 0.167, SLG: 0.333	4-0 6 1B BB		0-0 G4-3		0-0 16 S 1B			0-0 G3		3	0	1	0	1	0	0																					
16 César Hernández, S (1.4) OBP: 0.200, SLG: 0.077	0-0 L8		0-0 F8		2-1 G5-3			0-0 B2-3		4	0	0	0	0	0	2																					
25 Cody Asche, L (1.5) OBP: 0.357, SLG: 0.455 7 Maikel Franco, R (6. PR) OBP: 0.200, SLG: 0.200	0-0 F8			0-3 K		1-0 G6-4-3 6 1B HBP		0-0 77 G6-3 1B		2	0	0	0	0	1	1																					
6 Ryan Howard, L (1.3) OBP: 0.308, SLG: 0.308 77 Chris McGinness, L (6. PR) OBP: 0.400, SLG: 0.250	0-0 1-2 1B			0-3 K		0-0 3 G6-4-3 1B		0-0 G6-3		3	0	2	0	0	1	0																					
3 Jeff Francoeur, R (1.9) OBP: 0.182, SLG: 0.364 17 Brian Bogusevic, L (9.9) OBP: 0.500, SLG: 0.667	0-3 K			0-0 2B		0-0 1-2 2-3 G6-4-3		0-0 G6-3		4	0	1	0	0	1	4																					
Xavier Paul, L (1.10) OBP: 0.167, SLG: 0.667 68 Russ Canzler, R (6.10)		0-0 G4-3		0-3 K		0-0 G6-3		0-3 K		2	0	0	0	0	1	1																					
4 Andrés Blanco, S (1.6) OBP: 0.333, SLG: 0.667		0-0 F7			3-2 HR		0-0 G1-3		0-0 G6-3	4	1	1	1	0	0	0																					
15 Jordan Danks, L (1.7) OBP: 0.200, SLG: 0.111		0-0 G4-3			0-3 K		0-3 K			3	0	0	0	0	2	0																					
47 Koyie Hill, S (1.2) 29 Cameron Rupp, R (7.2) OBP: 0.500, SLG: 0.600			0-0 F7		0-0 F8		0-0 G4-3			3	0	0	0	0	0	0																					
<b>Inning Stats</b>	R: 0 E: 0 K: 1 S: 6	H: 1 LOB: 2 BB: 1 P: 10	R: 0 E: 0 K: 0 S: 3	H: 0 LOB: 0 BB: 0 P: 3	R: 0 E: 0 K: 0 S: 3	H: 0 LOB: 0 BB: 0 P: 3	R: 0 E: 0 K: 3 S: 10	H: 1 LOB: 1 BB: 0 P: 10	R: 1 E: 0 K: 1 S: 10	H: 2 LOB: 1 BB: 0 P: 15	R: 0 E: 0 K: 0 S: 3	H: 1 LOB: 2 BB: 0 P: 4	R: 0 E: 0 K: 1 S: 5	H: 0 LOB: 0 BB: 0 P: 5	R: 0 E: 0 K: 0 S: 4	H: 1 LOB: 1 BB: 0 P: 4	R: 0 E: 0 K: 1 S: 5	H: 0 LOB: 0 BB: 0 P: 5	1B: 4 2B: 1 3B: 0 HR: 1	SF: 0 SAC: 0 DP: 1 HBP: 1	WP: 0 PB: 0 SB: 1 CS: 0	PA: 34															
<b>PITCHER</b>	IP	WLS	BF	H	R	ER	SO	BB	IBB	HBP	BLK	WP	HR	S	P	ERA	WHIP	<b>PITCHER</b>		IP	WLS	BF	H	R	ER	SO	BB	IBB	HBP	BLK	WP	HR	S	P	ERA	WHIP	
30 Chris Tillman, R (1.1) ERA: 2.7	2.0		8	1	0	0	1	1	0	0	0	0	0	9	13	0.00	1.000	56 Darren O'Day, R (9.1) ERA:		1.0		3	0	0	0	1	0	0	0	0	0	5	5	0.00	0.000		
17 Brian Matusz, L (3.1) ERA: 2.7	2.1	L	9	2	1	1	4	0	0	0	0	0	1	19	22	3.86	0.857																				
97 Patrick McCoy, L (5.1) ERA:	0.2		3	1	0	0	0	0	0	0	0	0	0	4	6	0.00	1.500																				
53 Zack Britton, L (6.1) ERA:	1.0		4	1	0	0	0	0	0	1	0	0	0	3	4	0.00	1.000																				
63 Tyler Wilson, R (7.1) ERA:	2.0		7	1	0	0	1	0	0	0	0	0	0	9	9	0.00	0.500																				

Philadelphia Phillies @ Baltimore Orioles  
Ed Smith Stadium, Sarasota, FL  
Mon Mar 09 2015, 3:34 PM - 3:37 PM EDT  
Att: 7,639 - Sunny - 82 F

AB	32
R	1
H	6
RBI	1
BB	1
SO	7
LOB	11



Batter	1	2	3	4	5	6	7	8	9	AB	R	H	RBI	BB	SO	LOB	BOTTOM																			
12 Alejandro De Aza, L (1.7) OBP: 0.200, SLG: 0.357 38 Jimmy Paredes, S (7.5) OBP: 0.462, SLG: 0.500	0-0 28 G5-4-3 1B	0-0 F7			0-0 G4-1		0-3 K		0-0 G6-3	3	0	1	0	0	0	3																				
28 Steve Pearce, R (1.3) OBP: 0.364, SLG: 0.455 9 David Lough, L (7.8) OBP: 0.250, SLG: 0.100	0-0 G5-4-3		0-0 P4		0-0 G4-3 2B		0-0 F8			3	0	1	0	0	0	1																				
Chris Davis, L (1.9) OBP: 0.308, SLG: 0.500 43 Rey Navarro, S (7. PR) OBP: 0.286, SLG: 0.167	4-0 10 G1-3 BB		0-0 G4-3		0-0 G4-3		1-0 HBP			2	0	0	0	1	0	1																				
10 Adam Jones, R (1.8) OBP: 0.250, SLG: 0.273 48 Matt Tuiasosopo, R (7.7)	0-0 G1-3		0-0 G4-3		0-0 G6-3		0-0 P3			3	0	1	0	0	0	2																				
32 Matt Wieters, S (1.10)		4-0 1 1B 45 1B BB	0-0 G4-3		0-0 G3		0-0 G3			3	0	0	0	1	0	1																				
2 J.J. Hardy, R (1.6) OBP: 0.333, SLG: 0.200 18 Christian Walker, R (7.3) OBP: 0.222, SLG: 0.250		0-0 F8		0-0 G1-3		0-0 G5-3		0-0 G5-3		3	0	0	0	0	0	1																				
13 Manny Machado, R (1.5) OBP: 0.333, SLG: 0.273 57 Jayson Nix, R (7.6) OBP: 0.182, SLG: 0.455		0-0 P5		0-0 G4-3		0-0 G4-3		0-0 G6-3		3	0	1	0	0	0	1																				
45 Steve Clevenger, L (1.2) OBP: 0.222, SLG: 0.222 36 Caleb Joseph, R (6.2) OBP: 0.250, SLG: 0.250		0-0 1 1B 1B		0-0 P2			0-0 HBP 1 BB 1B		0-0 G6-3	2	0	1	0	0	0	1																				
1 Everth Cabrera, S (1.4) OBP: 0.333, SLG: 0.167 41 Chris Parmelee, L (8.9) OBP: 0.364, SLG: 0.400		0-0 1-2 1B		0-0 L4			4-0 HBP BB		0-3 K	2	0	1	0	1	0	1																				
<b>Inning Stats</b>	R: 0 E: 0 K: 0 S: 3	H: 1 LOB: 1 BB: 1 P: 7	R: 0 E: 0 K: 0 S: 5	H: 2 LOB: 3 BB: 1 P: 9	R: 0 E: 0 K: 0 S: 4	H: 1 LOB: 1 BB: 0 P: 4	R: 0 E: 0 K: 0 S: 4	H: 1 LOB: 1 BB: 0 P: 4	R: 0 E: 0 K: 0 S: 3	H: 0 LOB: 0 BB: 0 P: 3	R: 0 E: 0 K: 1 S: 6	H: 1 LOB: 3 BB: 1 P: 11	R: 0 E: 0 K: 0 S: 3	H: 0 LOB: 0 BB: 0 P: 3	R: 0 E: 0 K: 1 S: 5	H: 0 LOB: 0 BB: 0 P: 5	1B: 5 2B: 2 3B: 0 HR: 0	SF: 0 SAC: 0 DP: 1 HBP: 1	WP: 0 PB: 0 SB: 0 CS: 0	PA: 37																
<b>PITCHER</b>	IP	WLS	BF	H	R	ER	SO	BB	IBB	HBP	BLK	WP	HR	S	P	ERA	WHIP	<b>PITCHER</b>		IP	WLS	BF	H	R	ER	SO	BB	IBB	HBP	BLK	WP	HR	S	P	ERA	WHIP
34 Aaron Harang, R (1.1) ERA: 9.0	2.0		10	3	0	0	0	2	0	0	0	0	0	4	4	0.00	1.000	57 Luis García, R (9.1) ERA:		1.0		3	0	0	0	1	0	0	0	0	5	5	0.00	0.000		
48 Philippe Aumont, R (4.1) ERA:	1.0		4	1	0	0	0	0	0	0	0	0	0	4	4	0.00	1.000																			
66 Adam Morgan, L (6.1) ERA:	2.0	W	8	2	0	0	0	0	0	0	0	0	0	8	8	0.00	1.000																			
30 Justin De Fratus, R (7.1) ERA:	1.0	H	3	0	0	0	0	0	0	0	0	0	0	3	3	0.00	0.000																			
67 Paul Clemens, R (7.1) ERA:	2.0	H	9	1	0	0	1	1	0	1	0	0	0	9	14	0.00	1.000																			

Philadelphia Phillies @ Baltimore Orioles  
Ed Smith Stadium, Sarasota, FL  
Mon Mar 09 2015, 3:34 PM - 3:37 PM EDT  
Att: 7,639 - Sunny - 82 F

AB	33
R	0
H	7
RBI	0
BB	3
SO	2
LOB	19





Batter	1	2	3	4	5	6	7	8	9	AB	R	H	RBI	BB	SO	LOB	TOP																			
18 Didi Gregorius, L (1, 6) OBP: 0.154, SLG: 0.167 62 Cole Figueroa, L (6, 6) OBP: 0.200, SLG: 0.200	K2-3		G5-3		K		G4-3			3	0	0	0	0	2	1																				
24 Chris Young, R (1, 8) OBP: 0.154, SLG: 0.231 80 Mason Williams, L (6, 8) OBP: 0.333, SLG: 0.500	P2		G6-3			P4		G1-3		3	0	0	0	0	0	0																				
12 Chase Headley, S (1, 5) OBP: 0.357, SLG: 0.385 97 Jonathan Galvez, R (6, PR) OBP: 0.200, SLG: 0.200	1B			1B		2B		K		3	0	3	0	0	0	0																				
25 Mark Teixeira, S (1, 3) OBP: 0.308, SLG: 0.250 94 Kyle Roller, L (6, PR) OBP: 0.308, SLG: 0.250	G5-3			1B		BB		K		2	0	1	0	1	0	1																				
66 John Ryan Murphy, R (1, 2) OBP: 0.083, SLG: 0.083 78 Gary Sanchez, R (7, 2) OBP: 0.111, SLG: 0.500		P4		G6-4-3		K			HR	3	0	0	0	0	1	4																				
63 José Pirela, R (1, 10) OBP: 0.533, SLG: 0.692 67 Eddy Rodríguez, R (6, PH) OBP: 0.333, SLG: 0.667	BB		G6-3			1B		G6-3		2	0	1	0	1	0	1																				
14 Stephen Drew, L (1, 4) OBP: 0.231, SLG: 0.091 98 Rob Refsnyder, R (6, 4) OBP: 0.538, SLG: 0.545	F7				F7		P4			3	0	0	0	0	0	4																				
99 Aaron Judge, R (1, 9) OBP: 0.462, SLG: 0.556 74 Slade Heathcott, L (7, 9) OBP: 0.750, SLG: 0.833	F8				G5-3		K			3	0	0	0	0	1	1																				
77 Ramón Flores, L (1, 7) OBP: 0.333, SLG: 0.545 93 Jake Cave, L (7, 7) OBP: 0.500, SLG: 0.875			K			BB		G3-1		2	0	0	0	1	1	0																				
<b>Inning Stats</b>	R: 0 E: 0 K: 1 S: 6	H: 1 LOB: 1 BB: 0 P: 6	R: 0 E: 0 K: 0 S: 3	H: 0 LOB: 1 BB: 1 P: 8	R: 0 E: 0 K: 1 S: 5	H: 0 LOB: 0 BB: 0 P: 5	R: 0 E: 0 K: 0 S: 4	H: 2 LOB: 1 BB: 0 P: 4	R: 0 E: 0 K: 1 S: 5	H: 0 LOB: 3 BB: 1 P: 10	R: 0 E: 0 K: 1 S: 7	H: 0 LOB: 0 BB: 0 P: 5	R: 0 E: 0 K: 2 S: 7	H: 0 LOB: 0 BB: 0 P: 7	R: 1 E: 0 K: 2 S: 9	H: 1 LOB: 0 BB: 0 P: 11	1B: 4 2B: 1 3B: 0 HR: 1	SF: 0 SAC: 0 DP: 1 HBP: 0	WP: 1 PB: 0 SB: 1 CS: 0	PA: 35																
<b>PITCHER</b>	IP	WLS	BF	H	R	ER	SO	BB	IBB	HBP	BLK	WP	HR	S	P	ERA	WHIP	<b>PITCHER</b>	IP	WLS	BF	H	R	ER	SO	BB	IBB	HBP	BLK	WP	HR	S	P	ERA	WHIP	
16 Wei-Yin Chen, L (1, 1) ERA: 3.0	3.0		11	1	0	0	2	1	0	0	0	0	0	14	19	0.00	0.667	64 Logan Verrett, R (9, 1) ERA: 3.6	1.0		4	1	1	1	2	0	0	0	0	0	1	9	11	9.00	1.000	
39 Kevin Gausman, R (4, 1) ERA: 1.0	2.0	W	8	2	0	0	1	1	0	0	0	1	0	9	14	0.00	1.500																			
61 Jason Garcia, R (6, 1) ERA: 1.0	1.0	H	6	2	0	0	1	1	0	0	0	0	0	7	11	0.00	3.000																			
29 Tommy Hunter, R (7, 1) ERA: 1.0	1.0	H	3	0	0	0	1	0	0	0	0	0	0	5	5	0.00	0.000																			
52 Steve Johnson, R (8, 1) ERA: 1.0	1.0	H	3	0	0	0	2	0	0	0	0	0	0	7	7	0.00	0.000																			

New York Yankees @ Baltimore Orioles  
Ed Smith Stadium, Sarasota, FL  
Tue Mar 10 2015, 1:07 PM - 3:47 PM EDT  
Att: 7,987 - Sunny - 84 F

AB 32  
R 1  
H 6  
RBI 1  
BB 3  
SO 9  
LOB 12



Batter	1	2	3	4	5	6	7	8	9	AB	R	H	RBI	BB	SO	LOB	BOTTOM																			
13 Manny Machado, R (1, 5) OBP: 0.467, SLG: 0.500 79 Daniel Álvarez, R (6, PH) OBP: 0.364, SLG: 0.600	1B		2B		1B		F9			3	0	3	1	0	0	0																				
2 J.J. Hardy, R (1, 6) OBP: 0.400, SLG: 0.250 3 Ryan Flaherty, L (6, 6) OBP: 0.417, SLG: 0.300	F7		BB		1B		K2-3			2	0	1	0	1	0	1																				
Chris Davis, L (1, 3) OBP: 0.267, SLG: 0.417 14 Nolan Reimold, R (7, 9) OBP: 0.385, SLG: 0.200	BB		G4-6-3		K		F8			2	0	0	0	1	1	4																				
10 Adam Jones, R (1, 8) OBP: 0.200, SLG: 0.214 43 Rey Navarro, S (7, 4) OBP: 0.375, SLG: 0.714	P4		G6-3		P6		HR			3	0	0	0	0	0	5																				
32 Matt Wieters, S (1, 10) OBP: 0.364, SLG: 0.714	G4-3			K	G4-3		G5-3			4	0	0	0	0	1	4																				
27 Delmon Young, R (1, 9) OBP: 0.429, SLG: 0.462		P6		K		P3		G5-3		3	0	0	0	0	1	0																				
23 Travis Snider, L (1, 7) OBP: 0.267, SLG: 0.214 9 David Lough, L (7, 7) OBP: 0.231, SLG: 0.091		G3		G4-3		1B		K		3	0	1	0	0	0	0																				
60 Ryan Lavamway, R (1, 2) OBP: 0.571, SLG: 0.500 15 J.P. Arencibia, R (6, 2) OBP: 0.111, SLG: 0.111 83 Rossmele Perez, L (9, 2) OBP: 0.364, SLG: 0.714					BB		1B			1	1	1	0	1	0	0																				
6 Jonathan Schoop, R (1, 4) OBP: 0.250, SLG: 0.667 41 Chris Parmelee, L (7, 3) OBP: 0.364, SLG: 0.400		K			BB		2B			2	0	0	0	0	2	1																				
<b>Inning Stats</b>	R: 0 E: 0 K: 0 S: 4	H: 1 LOB: 2 BB: 1 P: 9	R: 0 E: 0 K: 1 S: 5	H: 0 LOB: 1 BB: 1 P: 9	R: 0 E: 0 K: 2 S: 7	H: 0 LOB: 0 BB: 0 P: 7	R: 2 E: 0 K: 1 S: 9	H: 4 LOB: 2 BB: 0 P: 10	R: 0 E: 0 K: 1 S: 7	H: 2 LOB: 0 BB: 0 P: 7	R: 1 E: 0 K: 1 S: 8	H: 1 LOB: 0 BB: 0 P: 10	R: 0 E: 0 K: 2 S: 7	H: 0 LOB: 0 BB: 0 P: 7	R: 1 E: 0 K: 2 S: 9	H: 1 LOB: 0 BB: 0 P: 11	1B: 5 2B: 3 3B: 0 HR: 1	SF: 0 SAC: 0 DP: 1 HBP: 0	WP: 2 PB: 0 SB: 1 CS: 0	PA: 35																
<b>PITCHER</b>	IP	WLS	BF	H	R	ER	SO	BB	IBB	HBP	BLK	WP	HR	S	P	ERA	WHIP	<b>PITCHER</b>	IP	WLS	BF	H	R	ER	SO	BB	IBB	HBP	BLK	WP	HR	S	P	ERA	WHIP	
39 Chase Whitley, R (1, 1) ERA: 1.0	3.0		13	2	0	0	2	3	0	0	0	0	0	7	7	0.00	0.000	87 Jacob Lindgren, L (8, 1) ERA: 3.0	1.0		3	1	0	0	2	0	0	0	0	7	7	0.00	0.000			
53 Esnil Rogers, R (4, 1) ERA: 4.15	1.0	L	7	4	2	2	1	0	0	0	0	1	0	9	10	18.00	4.000																			
76 Branden Pinder, R (5, 1) ERA: 4.5	1.0	L	7	4	2	2	1	0	0	0	0	1	0	9	10	18.00	4.000																			
71 José Ramirez, R (6, 1) ERA: 4.5	1.0		5	2	0	0	1	0	0	0	0	0	0	7	7	0.00	2.000																			
45 Chasen Shreve, L (7, 1) ERA: 3.0	1.0		4	1	1	1	1	0	0	0	0	0	1	8	10	9.00	1.000																			

New York Yankees @ Baltimore Orioles  
Ed Smith Stadium, Sarasota, FL  
Tue Mar 10 2015, 1:07 PM - 3:47 PM EDT  
Att: 7,987 - Sunny - 84 F

AB 32  
R 3  
H 9  
RBI 3  
BB 3  
SO 8  
LOB 18





Batter	1	2	3	4	5	6	7	8	9	AB	R	H	RBI	BB	SO	LOB	TOP								
7 José Reyes, S OBP: 0.357, SLG: 0.333 13 Maicer Izturis, S OBP: 0.250, SLG: 0.263										3	1	1	0	0	0	1	<b>Toronto Blue Jays @ Baltimore Orioles</b> Ed Smith Stadium, Sarasota, FL Wed Mar 11 2015, 1:08 PM - 3:26 PM EDT Att: 7,403 - Partly Cloudy - 82 F								
9 Ramon Santiago, S OBP: 0.500, SLG: 0.545 1 Jonathan Diaz, R OBP: 0.250, SLG: 0.263										3	1	1	0	0	1										
19 José Bautista, R OBP: 0.250, SLG: 0.455 39 Caleb Gindl, L OBP: 0.529, SLG: 0.857										3	0	0	0	0	2										
14 Justin Smoak, S OBP: 0.286, SLG: 0.500 75 Anthony Alford, R OBP: 0.250, SLG: 0.263										3	0	0	1	1	1										
11 Kevin Pillar, R OBP: 0.286, SLG: 0.500 73 Mitch Nay, R OBP: 0.250, SLG: 0.263										3	0	1	1	0	0										
33 Chris Dickerson, L OBP: 0.250, SLG: 0.154										4	1	1	1	0	2										
74 Dwight Smith Jr., L OBP: 0.429, SLG: 0.571 15 Chris Colabello, R OBP: 0.313, SLG: 0.563										2	0	0	0	0	0										
22 Josh Thole, L OBP: 0.600, SLG: 0.625 69 Sean Ochinko, R OBP: 0.250, SLG: 0.263										2	1	1	0	0	0										
70 Jack Murphy, S OBP: 0.250, SLG: 0.263										1	0	0	0	0	0										
66 Munenori Kawasaki, L OBP: 0.600, SLG: 0.714 28 Matt Hague, R OBP: 0.357, SLG: 0.625										0	0	0	0	0	0										
<b>Inning Stats</b>	R: 2 E: 0 K: 0 S: 6	H: 3 LOB: 1 BB: 0 P: 6	R: 0 E: 0 K: 0 S: 3	H: 0 LOB: 0 BB: 0 P: 3	R: 0 E: 0 K: 1 S: 5	H: 0 LOB: 0 BB: 0 P: 5	R: 0 E: 0 K: 2 S: 7	H: 0 LOB: 0 BB: 0 P: 7	R: 1 E: 0 K: 0 S: 5	H: 2 LOB: 1 BB: 0 P: 5	R: 0 E: 0 K: 0 S: 3	H: 0 LOB: 0 BB: 0 P: 3	R: 0 E: 0 K: 1 S: 5	H: 0 LOB: 1 BB: 0 P: 5	R: 0 E: 0 K: 0 S: 4	H: 1 LOB: 1 BB: 0 P: 4	R: 2 E: 0 K: 0 S: 4	H: 2 LOB: 2 BB: 1 P: 9	1B: 3 2B: 5 3B: 0 HR: 0	SF: 0 SAC: 1 DP: 1 HBP: 1	WP: 0 PB: 0 SB: 0 CS: 0	PA: 36			
<b>PITCHER</b>	IP	WLS	BF	H	R	ER	SO	BB	IBB	HBP	BLK	WP	HR	S	P	ERA	WHIP								
50 Miguel González, R ERA: 3.6	3.0	L	12	3	2	2	1	0	0	0	0	0	0	14	14	6.00	1.000								
40 Wesley Wright, L ERA: 3.6	2.0		8	2	1	1	2	0	0	0	0	0	0	12	12	4.50	1.000								
59 Mike Wright Jr., R ERA: 6.0	1.0		3	0	0	0	0	0	0	0	0	0	0	3	3	0.00	0.000								
53 Zack Britton, L ERA:	1.0		3	0	0	0	1	0	0	0	0	0	0	5	5	0.00	0.000								
56 Darren O'Day, R ERA:	1.0		4	1	0	0	0	0	0	0	0	0	0	4	4	0.00	1.000								
<b>PITCHER</b>	IP	WLS	BF	H	R	ER	SO	BB	IBB	HBP	BLK	WP	HR	S	P	ERA	WHIP								
Eddie Gamboa, R ERA: 18.0	1.0		6	2	2	2	0	1	0	1	0	0	0	4	9	18.00	3.000								

AB	33
R	5
H	8
RBI	5
BB	1
SO	4
LOB	11



Batter	1	2	3	4	5	6	7	8	9	AB	R	H	RBI	BB	SO	LOB	BOTTOM								
12 Alejandro De Aza, L OBP: 0.222, SLG: 0.313 45 Steve Clevenger, L OBP: 0.250, SLG: 0.250										2	0	0	0	1	0	3	<b>Toronto Blue Jays @ Baltimore Orioles</b> Ed Smith Stadium, Sarasota, FL Wed Mar 11 2015, 1:08 PM - 3:26 PM EDT Att: 7,403 - Partly Cloudy - 82 F								
2 J.J. Hardy, R OBP: 0.385, SLG: 0.267 9 David Lough, L OBP: 0.214, SLG: 0.083										3	0	1	0	0	1										
Chris Davis, L OBP: 0.316, SLG: 0.357 3 Ryan Flaherty, L OBP: 0.462, SLG: 0.300										2	0	0	0	1	1										
10 Adam Jones, R OBP: 0.222, SLG: 0.235 51 Henry Umta, L OBP: 0.333, SLG: 0.222										3	0	1	0	0	0										
32 Matt Wieters, S OBP: 0.250, SLG: 0.222										3	0	0	0	0	1										
28 Steve Pearce, R OBP: 0.357, SLG: 0.429 38 Jimmy Paredes, S OBP: 0.429, SLG: 0.462										3	0	1	1	0	0										
13 Manny Machado, R OBP: 0.389, SLG: 0.412 41 Chris Parmelee, L OBP: 0.364, SLG: 0.400										3	0	0	0	0	1										
1 Everth Cabrera, S OBP: 0.353, SLG: 0.214 43 Rey Navarro, S OBP: 0.444, SLG: 0.750										2	0	1	0	0	0										
36 Caleb Joseph, R OBP: 0.500, SLG: 0.500 23 Travis Snider, L OBP: 0.250, SLG: 0.200										2	0	2	0	0	0										
<b>Inning Stats</b>	R: 0 E: 0 K: 0 S: 2	H: 0 LOB: 0 BB: 1 P: 6	R: 0 E: 0 K: 0 S: 3	H: 0 LOB: 0 BB: 0 P: 3	R: 0 E: 0 K: 1 S: 4	H: 2 LOB: 1 BB: 0 P: 4	R: 0 E: 0 K: 2 S: 7	H: 0 LOB: 0 BB: 0 P: 7	R: 0 E: 0 K: 0 S: 3	H: 1 LOB: 0 BB: 0 P: 3	R: 2 E: 0 K: 0 S: 5	H: 3 LOB: 1 BB: 1 P: 9	R: 0 E: 0 K: 1 S: 5	H: 1 LOB: 0 BB: 0 P: 5	R: 0 E: 0 K: 0 S: 3	H: 0 LOB: 1 BB: 1 P: 7		1B: 7 2B: 1 3B: 0 HR: 0	SF: 0 SAC: 0 DP: 5 HBP: 0	WP: 0 PB: 0 SB: 0 CS: 1	PA: 32				
<b>PITCHER</b>	IP	WLS	BF	H	R	ER	SO	BB	IBB	HBP	BLK	WP	HR	S	P	ERA	WHIP								
36 Drew Hutchison, R ERA:	1.1		4.0	W	13	2	0	0	0	0	0	0	0	10	10	0.00	0.750								
51 Miguel Castro, R ERA: 15.0	2.0	H	6	1	0	0	2	0	0	0	0	0	0	5	9	18.00	4.000								
64 Chad Jenkins, R ERA:	1.0	H	6	3	2	2	0	1	0	0	0	0	0	5	5	0.00	1.000								
58 Todd Redmond, R ERA:	1.0	H	3	1	0	0	1	0	0	0	0	0	0	5	5	0.00	1.000								
54 Scott Copeland, R ERA:	1.0	S	4	0	0	0	0	1	0	0	0	0	0	3	7	0.00	1.000								

AB	29
R	2
H	7
RBI	1
BB	3
SO	5
LOB	10









Batter	1	2	3	4	5	6	7	8	9	AB	R	H	RBI	BB	SO	LOB	TOP			
1 Everth Cabrera, S (1,6) OBP: 0.364, SLG: 0.263 14 Nolan Reimold, R (6,9) OBP: 0.353, SLG: 0.154	E2 1B	G6-3					F8		F8	3	0	2	0	0	0	1	<p><b>Baltimore Orioles @ Toronto Blue Jays</b>            Florida Auto Exchange Stadium, Dunedin, FL            Fri Mar 13 2015, 1:11 PM - 3:54 PM EDT            Att. 4,930 - Partly Cloudy - 80 F</p>			
9 David Lough, L (1,8) OBP: 0.211, SLG: 0.118 57 Jayson Nix, R (6,6) OBP: 0.200, SLG: 0.400	G4-3		B2-3			K				3	0	0	0	0	1	2				
23 Travis Snider, L (1,7) OBP: 0.263, SLG: 0.222 18 Christian Walker, R (6,3) OBP: 0.154, SLG: 0.167			E1 G6-3			CS	F7		F9	3	0	1	0	0	0	0				
27 Delmon Young, R (1,9) OBP: 0.071, SLG: 0.071 48 Matt Tuiasosopo, R (6,5) OBP: 0.200, SLG: 0.400	G1-3		G6-3						G5-3	3	0	1	0	0	0	3				
41 Chris Parmelee, L (1,3) OBP: 0.333, SLG: 0.308 43 Rey Navarro, S (6,4) OBP: 0.364, SLG: 0.600		G4-3							G4-3	2	0	0	0	1	1	1				
6 Jonathan Schoop, R (1,4) OBP: 0.222, SLG: 0.500 79 Daniel Alvarez, R (6,8) OBP: 0.385, SLG: 0.583		G6-3				G6-3			G4-3	3	1	1	0	0	0	2				
3 Ryan Flaherty, L (1,5) OBP: 0.333, SLG: 0.200 85 Mike Yastrzemski, L (6,7) OBP: 0.333, SLG: 0.200		G6-3				G4-3			G3	3	0	0	0	0	1	3				
36 Caleb Joseph, R (1,2) OBP: 0.500, SLG: 0.500 60 Ryan Lavarnway, R (6,2) OBP: 0.444, SLG: 0.575						K			G5-3	2	1	1	1	0	1	0				
51 Henry Urrutia, L (1,10) OBP: 0.444, SLG: 0.533									G3	4	0	3	2	0	0	0				
<b>Inning Stats</b>	R: 0 E: 1 K: 0 S: 5	H: 2 LOB: 2 BB: 0 P: 6	R: 2 E: 0 K: 0 S: 6	H: 3 LOB: 1 BB: 0 P: 6	R: 0 E: 1 K: 1 S: 6	H: 0 LOB: 0 BB: 0 P: 6	R: 0 E: 0 K: 1 S: 5	H: 0 LOB: 0 BB: 0 P: 5	R: 0 E: 0 K: 1 S: 6	H: 1 LOB: 2 BB: 1 P: 10	R: 0 E: 0 K: 1 S: 6	H: 1 LOB: 1 BB: 0 P: 6	R: 0 E: 0 K: 0 S: 3	H: 0 LOB: 0 BB: 0 P: 3	R: 1 E: 0 K: 0 S: 5	H: 2 LOB: 1 BB: 0 P: 6		1B: 9 2B: 1 3B: 0 HR: 0	SF: 0 SAC: 0 DP: 0 HBP: 0	WP: 2 PB: 0 SB: 0 CS: 1
<b>PITCHER</b>	IP WLS BF H R ER SO BB IBB HBP BLK WP HR S P ERA WHIP																			
41 Aaron Sanchez, R (1,1) ERA: 4.7	3.1 W 15 H 5 R 2 ER 2 SO 0 BB 0 IBB 0 HBP 0 BLK 0 WP 0 HR 18 S 19 P 4.70 1.500																			
63 Scott Barnes, L (4,1) ERA: 3.0	0.2 H 2 H 0 R 0 ER 0 SO 0 BB 0 IBB 0 HBP 0 BLK 0 WP 0 HR 4 S 4 P 0.00 0.000																			
52 Roberto Osuna, R (5,1) ERA: 3.0	1.0 H 3 H 1 R 0 ER 0 SO 0 BB 0 IBB 0 HBP 0 BLK 0 WP 0 HR 5 S 6 P 0.00 1.000																			
46 Wilton Lopez, R (6,1) ERA: 4.91	1.0 H 5 H 1 R 0 ER 1 SO 1 BB 0 IBB 0 HBP 0 BLK 1 WP 0 HR 6 S 10 P 0.00 2.000																			
49 Colt Hynes, L (7,1) ERA: 4.91	1.0 H 4 H 1 R 0 ER 1 SO 0 BB 0 IBB 0 HBP 0 BLK 0 WP 0 HR 6 S 6 P 0.00 1.000																			
47 Bo Schultz, R (8,1) ERA: 3.0	1.0 H 3 H 0 R 0 ER 0 SO 0 BB 0 IBB 0 HBP 0 BLK 0 WP 0 HR 3 S 3 P 0.00 0.000																			
48 Greg Burke, R (9,1) ERA: 3.0	1.0 S 5 H 2 R 1 ER 1 SO 0 BB 0 IBB 0 HBP 0 BLK 1 WP 0 HR 5 S 6 P 9.00 2.000																			

AB	36
R	3
H	10
RBI	3
BB	1
SO	5
LOB	17



Batter	1	2	3	4	5	6	7	8	9	AB	R	H	RBI	BB	SO	LOB	BOTTOM	
7 José Reyes, S (1,6) OBP: 0.412, SLG: 0.400 9 Ramon Santiago, S (6,6) OBP: 0.462, SLG: 0.500	G6-3									3	0	2	0	0	0	0	<p><b>Baltimore Orioles @ Toronto Blue Jays</b>            Florida Auto Exchange Stadium, Dunedin, FL            Fri Mar 13 2015, 1:11 PM - 3:54 PM EDT            Att. 4,930 - Partly Cloudy - 80 F</p>	
13 Maicer Izturis, S (1,4) OBP: 0.231, SLG: 0.182 17 Ryan Goins, L (8,4) OBP: 0.353, SLG: 0.438	G1-3		G3							4	0	1	0	0	0	1		
55 Russell Martin, R (1,2) OBP: 0.389, SLG: 0.214 69 Sean Ochinko, R (6,2) OBP: 0.286, SLG: 0.333	F8		G4-3							3	0	0	0	0	1	2		
19 José Bautista, R (1,9) OBP: 0.400, SLG: 0.500 18 Steve Tolleson, R (6, PR) OBP: 0.214, SLG: 0.286										1	1	1	0	1	0	0		
37 Daric Barton, L (1,3) OBP: 0.200, SLG: 0.091										4	0	1	1	0	1	2		
11 Kevin Pillar, R (1,8) OBP: 0.280, SLG: 0.458										4	2	1	0	0	1	2		
23 Danny Valencia, R (1,5) OBP: 0.575, SLG: 0.947 66 Munenori Kawasaki, L (6, PR) OBP: 0.545, SLG: 0.625										3	1	2	2	0	0	1		
33 Chris Dickerson, L (1,7) OBP: 0.263, SLG: 0.250 3 Ezequiel Carrera, L (7,9) OBP: 0.280, SLG: 0.458										3	0	1	2	0	0	2		
15 Chris Colabello, R (1,10) OBP: 0.250, SLG: 0.450										3	0	0	0	0	0	3		
<b>Inning Stats</b>	R: 0 E: 0 K: 0 S: 3	H: 0 LOB: 0 BB: 0 P: 3	R: 3 E: 0 K: 0 S: 5	H: 3 LOB: 0 BB: 0 P: 8	R: 0 E: 0 K: 1 S: 6	H: 1 LOB: 1 BB: 0 P: 7	R: 0 E: 0 K: 1 S: 7	H: 2 LOB: 2 BB: 0 P: 7	R: 2 E: 0 K: 0 S: 6	H: 2 LOB: 3 BB: 1 P: 11	R: 0 E: 0 K: 1 S: 6	H: 1 LOB: 1 BB: 0 P: 6	R: 0 E: 1 K: 1 S: 6	H: 0 LOB: 1 BB: 0 P: 7	1B: 7 2B: 3 3B: 0 HR: 0	SF: 0 SAC: 0 DP: 0 HBP: 1		WP: 2 PB: 0 SB: 2 CS: 0
<b>PITCHER</b>	IP WLS BF H R ER SO BB IBB HBP BLK WP HR S P ERA WHIP																	
31 Ubaldo Jiménez, R (1,1) ERA: 11.05	4.0 L 16 H 5 R 3 ER 3 SO 0 BB 0 IBB 0 HBP 0 BLK 0 WP 0 HR 17 S 21 P 6.75 1.250																	
66 T.J. McFarland, L (5,1) ERA: 4.5	2.0 11 H 4 R 2 ER 2 SO 1 BB 0 IBB 0 HBP 0 BLK 0 WP 0 HR 13 S 18 P 9.00 2.500																	
63 Tyler Wilson, R (7,1) ERA: 4.5	2.0 8 H 1 R 0 ER 0 SO 0 BB 0 IBB 0 HBP 0 BLK 0 WP 0 HR 12 S 13 P 0.00 0.500																	

AB	33
R	5
H	10
RBI	5
BB	1
SO	4
LOB	16





Batter	1	2	3	4	5	6	7	8	9	AB	R	H	RBI	BB	SO	LOB	TOP																	
7 David DeJesus, L (1,9) 65 Joey Butler, R (5,9) OBP: 0.188, SLG: 0.133 OBP: 0.267, SLG: 0.533										3	0	0	0	0	0	0	<b>Tampa Bay Rays @ Baltimore Orioles</b> Ed Smith Stadium, Sarasota, FL Sat Mar 14 2015, 1:08 PM - 3:44 PM EDT Att: 8,219 - Sunny - 82 F																	
11 Logan Forsythe, R (1,3) 30 Vince Belnome, L (3,3) OBP: 0.125, SLG: 0.438 OBP: 0.500, SLG: 0.400										2	0	0	0	0	0	0																		
13 Asdrubal Cabrera, S (1,6) 69 Taylor Motter, R (4,5) OBP: 0.176, SLG: 0.176 OBP: 0.167, SLG: 0.167										2	0	1	0	0	0	0																		
28 John Jaso, L (1,7) 63 Eugenio Velez, S (6,7) OBP: 0.313, SLG: 0.400 OBP: 0.300, SLG: 0.300										3	2	2	0	0	1	1																		
44 René Rivera, R (1,2) 67 Luke Maile, R (6,2) OBP: 0.231, SLG: 0.538 OBP: 0.300, SLG: 0.333										3	1	2	2	0	1	0																		
2 Nick Franklin, S (1,10) OBP: 0.250, SLG: 0.300										4	0	1	0	0	1	3																		
39 Kevin Kiermaier, L (1,8) 27 Mikie Mahtook, R (6,8) OBP: 0.333, SLG: 0.368 OBP: 0.500, SLG: 0.400										2	0	1	1	1	0	1																		
1 Tim Beckham, R (1,4) 36 Hak-Ju Lee, L (6,6) OBP: 0.176, SLG: 0.125 OBP: 0.200, SLG: 0.600										3	0	1	0	0	2	3																		
83 Jake Elmore, R (1,5) 29 Ryan Brett, R (6,4) OBP: 0.231, SLG: 0.091 OBP: 0.348, SLG: 0.250										3	0	0	0	0	0	4																		
<b>Inning Stats</b>	R: 0 E: 0 K: 1 S: 6	H: 1 LOB: 1 BB: 0 P: 6	R: 0 E: 0 K: 2 S: 8	H: 1 LOB: 1 BB: 0 P: 8	R: 0 E: 0 K: 0 S: 3	H: 0 LOB: 0 BB: 0 P: 3	R: 2 E: 0 K: 0 S: 7	H: 3 LOB: 2 BB: 1 P: 11	R: 0 E: 0 K: 1 S: 5	H: 0 LOB: 0 BB: 0 P: 5	R: 1 E: 0 K: 1 S: 8	H: 3 LOB: 2 BB: 0 P: 8	R: 0 E: 0 K: 1 S: 5	H: 0 LOB: 0 BB: 0 P: 5	R: 0 E: 0 K: 0 S: 3	H: 1 LOB: 0 BB: 0 P: 5		R: 0 E: 0 K: 0 S: 3	H: 0 LOB: 0 BB: 0 P: 3	1B: 6 2B: 2 HR: 1	SF: 0 SAC: 0 DP: 0 HBP: 0	WP: 0 PB: 0 SB: 2 CS: 0	PA: 36											
<b>PITCHER</b>	IP WLS BF H R ER SO BB IBB HBP BLK WP HR S P ERA WHIP																																	
17 Brian Matusz, L (1,1) ERA: 1.42	3.0		11	2	0	0	3	0	0	0	0	0	0	0	0	0	0.00	0.667																
73 Tim Berry, L (4,1) ERA: 9.0	2.0	L	10	3	2	2	1	1	0	0	0	0	0	1	12	16	9.00	2.000																
65 Chaz Roe, R (6,1) ERA: 9.0	1.0		6	3	1	1	1	0	0	0	0	0	0	0	8	8	9.00	3.000																
64 Logan Verrett, R (7,1) ERA: 2.57	2.0		6	1	0	0	2	0	0	0	0	0	0	0	10	10	0.00	0.500																
40 Wesley Wright, L (9,1) ERA: 5.0	1.0		3	0	0	0	0	0	0	0	0	0	0	0	3	3	0.00	0.000																

Batter	1	2	3	4	5	6	7	8	9	AB	R	H	RBI	BB	SO	LOB	BOTTOM																	
12 Alejandro De Aza, L (1,7) 9 David Lough, L (7,8) OBP: 0.190, SLG: 0.263 OBP: 0.250, SLG: 0.167										3	0	0	0	0	1	1	<b>Tampa Bay Rays @ Baltimore Orioles</b> Ed Smith Stadium, Sarasota, FL Sat Mar 14 2015, 1:08 PM - 3:44 PM EDT Att: 8,219 - Sunny - 82 F																	
2 J.J. Hardy, R (1,6) 57 Jayson Nix, R (7,6) OBP: 0.381, SLG: 0.333 OBP: 0.250, SLG: 0.400										3	0	1	1	0	1	0																		
Chris Davis, L (1,3) 51 Henry Urrutia, L (7,9) OBP: 0.273, SLG: 0.294 OBP: 0.421, SLG: 0.500										3	0	0	0	0	0	1																		
10 Adam Jones, R (1,8) 41 Chris Parmelee, L (7,3) OBP: 0.190, SLG: 0.200 OBP: 0.313, SLG: 0.296										3	0	0	0	0	1	1																		
28 Steve Pearce, R (1,9) 38 Jimmy Paredes, S (8,5) OBP: 0.353, SLG: 0.588 OBP: 0.389, SLG: 0.471										3	1	1	1	0	0	0																		
13 Manny Machado, R (1,5) 48 Matt Tuiasosopo, R (8,7) OBP: 0.333, SLG: 0.350 OBP: 0.313, SLG: 0.350										3	0	0	0	0	0	0																		
27 Delmon Young, R (1,10) 6 Jonathan Schoop, R (9, PH) OBP: 0.116, SLG: 0.063 OBP: 0.211, SLG: 0.474										2	0	0	0	1	0	0																		
45 Steve Clevenger, L (1,2) 15 J.P. Arencibia, R (7,2) OBP: 0.154, SLG: 0.154 OBP: 0.083, SLG: 0.083										2	0	0	0	0	1	2																		
43 Rey Navarro, S (1,4) 1 Everth Cabrera, S (8,6) OBP: 0.385, SLG: 0.583 OBP: 0.348, SLG: 0.250										2	1	1	0	0	0	0																		
<b>Inning Stats</b>	R: 0 E: 0 K: 1 S: 5	H: 0 LOB: 0 BB: 0 P: 5	R: 0 E: 0 K: 0 S: 3	H: 0 LOB: 0 BB: 0 P: 3	R: 0 E: 0 K: 0 S: 3	H: 0 LOB: 0 BB: 0 P: 3	R: 0 E: 0 K: 1 S: 5	H: 0 LOB: 0 BB: 0 P: 5	R: 0 E: 0 K: 2 S: 8	H: 0 LOB: 2 BB: 1 P: 12	R: 1 E: 0 K: 0 S: 5	H: 2 LOB: 1 BB: 0 P: 5	R: 1 E: 0 K: 1 S: 8	H: 1 LOB: 0 BB: 0 P: 11	R: 0 E: 0 K: 0 S: 6	H: 1 LOB: 2 BB: 1 P: 10		R: 0 E: 0 K: 2 S: 7	H: 0 LOB: 0 BB: 0 P: 7	1B: 2 2B: 1 HR: 1	SF: 0 SAC: 0 DP: 0 HBP: 0	WP: 0 PB: 0 SB: 1 CS: 0	PA: 34											
<b>PITCHER</b>	IP WLS BF H R ER SO BB IBB HBP BLK WP HR S P ERA WHIP																																	
51 Nate Karns, R (1,1) ERA: 1.0	4.0	W	12	0	0	0	2	1	0	0	0	0	0	0	8	12	0.00	1.000																
52 José Domínguez, R (6,1) ERA: 4.15	1.0	H	5	0	0	0	2	1	0	0	0	0	0	0	5	5	9.00	2.000																
54 Steve Geltz, R (7,1) ERA: 6.75	1.0	H	4	1	1	1	1	0	0	0	0	0	0	1	8	11	9.00	1.000																
72 Jhan Maríñez, R (8,1) ERA: 1.00	1.0	H	5	1	0	0	0	1	0	0	0	0	0	6	10	0.00	2.000																	

**AB 35**  
**R 3**  
**H 9**  
**RBI 3**  
**BB 1**  
**SO 7**  
**LOB 13**

**AB 32**  
**R 2**  
**H 4**  
**RBI 2**  
**BB 2**  
**SO 7**  
**LOB 9**



Batter	1	2	3	4	5	6	7	8	9	AB	R	H	RBI	BB	SO	LOB	TOP			
12 Alejandro De Aza, L (1.7) OBP: 0.208, SLG: 0.238 38 Jimmy Paredes, S (6.5) OBP: 0.421, SLG: 0.500	G4-3		F7			28 HR BB	1B			2	1	0	0	1	0	0	<b>Baltimore Orioles @ Pittsburgh Pirates</b> McKechnie Field, Bradenton, FL Sun Mar 15 2015, 1:09 PM - 5:03 PM EDT Att: 7,603 - Sunny - 82 F			
28 Steve Pearce, R (1.3) OBP: 0.400, SLG: 0.750 51 Henry Urrutia, L (6.9) OBP: 0.400, SLG: 0.471	1B			F7		1-H HR	G3			3	1	2	2	0	0	0				
Chris Davis, L (1.9) OBP: 0.286, SLG: 0.283 1 Everth Cabrera, S (6.6) OBP: 0.333, SLG: 0.238	K			23 1B BB		F7		G4-3		2	0	0	0	1	1	1				
10 Adam Jones, R (1.8) OBP: 0.217 85 Mike Yastrzemski, L (6.7) OBP: 0.217	F8			F8		23 1B		K		3	0	1	0	0	0	2				
23 Travis Snider, L (1.10) OBP: 0.348, SLG: 0.318 89 Garabez Rosa, R (8. PR) OBP: 1.000, SLG: 1.000	K			1-3 1B		1-2 1B		1B		4	0	3	0	0	1	0				
13 Manny Machado, R (1.5) OBP: 0.292, SLG: 0.304 86 Julio Borbon, L (6.8) OBP: 0.667, SLG: 1.000	P4			G4-3		K		F8		3	0	0	0	0	1	4				
3 Ryan Flaherty, L (1.6) OBP: 0.167 41 Chris Parmelee, L (6.3) OBP: 0.294, SLG: 0.267	G3-1					B1-3		P2		3	0	0	0	0	0	2				
36 Caleb Joseph, R (1.2) OBP: 0.400, SLG: 0.400 60 Ryan Lavarnway, R (6.2) OBP: 0.394, SLG: 0.500				G6-3		G1-5-3		K		2	0	0	0	0	0	0				
6 Jonathan Schoop, R (1.4) OBP: 0.182, SLG: 0.409 57 Jayson Nix, R (7.4) OBP: 0.235, SLG: 0.375	F8			G3-1		G3-1		P2		3	0	0	0	0	0	0				
<b>Inning Stats</b>	R: 0 E: 0 K: 1 S: 6	H: 1 LOB: 1 BB: 0 P: 7	R: 0 E: 0 K: 1 S: 5	H: 0 LOB: 0 BB: 0 P: 5	R: 0 E: 0 K: 0 S: 3	H: 0 LOB: 0 BB: 0 P: 3	R: 0 E: 0 K: 0 S: 4	H: 1 LOB: 2 BB: 1 P: 8	R: 0 E: 0 K: 1 S: 3	H: 0 LOB: 0 BB: 0 P: 3	R: 2 E: 0 K: 1 S: 8	H: 3 LOB: 2 BB: 1 P: 12	R: 0 E: 0 K: 1 S: 6	H: 1 LOB: 1 BB: 0 P: 6	R: 0 E: 0 K: 3 S: 9	H: 0 LOB: 0 BB: 0 P: 9		1B: 6 2B: 0 3B: 0 HR: 1	SF: 0 SAC: 0 DP: 0 HBP: 0	WP: 0 PB: 0 SB: 0 CS: 0
<b>PITCHER</b>	IP WLS BF H R ER SO BB IBB HBP BLK WP HR S P ERA WHIP																			
46 Vance Worley, R (1.1) ERA: 3.0	4.0	15	2	0	0	2	1	0	0	0	0	0	0	18	23	0.00	0.750			
35 Mark Melancon, R (5.1) ERA: 6.0	1.0	3	0	0	0	0	0	0	0	0	0	0	0	3	3	0.00	0.000			
59 Antonio Bastardo, L (6.1) ERA: 9.0	1.0	7	3	2	2	1	1	0	0	0	0	1	8	12	18.00	4.000				
37 Arquimedes Caminero, R (7.1) ERA:	2.0	8	2	0	0	2	0	0	0	0	0	0	12	12	0.00	1.000				
55 Blake Wood, R (9.1) ERA:	1.0	3	0	0	0	3	0	0	0	0	0	0	9	9	0.00	0.000				

Batter	1	2	3	4	5	6	7	8	9	AB	R	H	RBI	BB	SO	LOB	BOTTOM			
5 Josh Harrison, R (1.5) OBP: 0.500, SLG: 0.500 57 Delvinson Romero, R (7. PR) OBP: 0.235, SLG: 0.189	18 2B	HBP		B5-3			1B			3	1	2	0	0	0	1	<b>Baltimore Orioles @ Pittsburgh Pirates</b> McKechnie Field, Bradenton, FL Sun Mar 15 2015, 1:09 PM - 5:03 PM EDT Att: 7,603 - Sunny - 82 F			
18 Neil Walker, S (1.4) OBP: 0.400, SLG: 0.643 80 Gift Ngoepe, R (7. PH) OBP: 0.100, SLG: 0.100	10 G4-3	F9			G4-3		K			3	0	1	1	0	0	3				
10 Jordy Mercer, R (1.6) OBP: 0.150, SLG: 0.350 78 Stetson Allie, R (6.3) OBP: 0.444, SLG: 0.429	G4-3			F9		F7		15 FB 70 1B S		3	0	0	0	0	0	1				
12 Corey Hart, R (1.3) OBP: 0.600, SLG: 0.500 59 Antonio Bastardo, R (6.1) OBP: 0.200, SLG: 0.202	K			6 G1-3		K		F8		3	0	1	0	0	2	1				
6 Starling Marte, R (1.8) OBP: 0.364, SLG: 0.524 70 Gorkys Hernandez, R (7.8) OBP: 0.300, SLG: 0.300	G4-3			G1-3		1B		37 WP 37 1B		3	0	1	0	0	0	2				
31 Jose Tabata, R (1.7) OBP: 0.158, SLG: 0.167 73 Willy Garcia, R (7.7) OBP: 0.238, SLG: 0.300		66 1B		F9		K		G6-3		3	0	1	0	0	1	1				
3 Sean Rodriguez, R (1.9) OBP: 0.598, SLG: 1.000 37 Arquimedes Caminero, R (7.1) OBP: 1.000, SLG: 1.000 55 Blake Wood, R (9.1) ERA:	F7			66 G1-3		K		74 FC5-4		3	1	1	0	0	1	1				
66 Elias Diaz, R (1.2) OBP: 0.571, SLG: 0.833 74 Sebastian Valle, R (7.2) OBP: 0.143, SLG: 0.143				G1-3		K		FC5-4		2	0	1	0	0	0	1				
46 Vance Worley, R (1.1) 26 Tony Sanchez, R (4. PH) 35 Mark Melancon, R (5.1) 17 Pedro Florimon, S (6.6) OBP: 0.333, SLG: 0.412	K			5 B5-3		F8				1	0	0	0	0	0	0				
<b>Inning Stats</b>	R: 1 E: 0 K: 1 S: 7	H: 2 LOB: 1 BB: 0 P: 7	R: 0 E: 0 K: 1 S: 7	H: 2 LOB: 3 BB: 0 P: 8	R: 0 E: 0 K: 0 S: 4	H: 1 LOB: 1 BB: 0 P: 4	R: 1 E: 0 K: 0 S: 4	H: 2 LOB: 0 BB: 0 P: 4	R: 0 E: 0 K: 2 S: 7	H: 0 LOB: 0 BB: 0 P: 5	R: 0 E: 0 K: 2 S: 8	H: 1 LOB: 1 BB: 0 P: 7	R: 0 E: 0 K: 2 S: 6	H: 1 LOB: 1 BB: 0 P: 8	R: 2 E: 0 K: 0 S: 6	H: 3 LOB: 1 BB: 0 P: 8		1B: 10 2B: 3 3B: 0 HR: 0	SF: 0 SAC: 0 DP: 1 HBP: 1	WP: 1 PB: 0 SB: 1 CS: 0
<b>PITCHER</b>	IP WLS BF H R ER SO BB IBB HBP BLK WP HR S P ERA WHIP																			
16 Wei-Yin Chen, L (1.1) ERA: 2.16	2.2	7	1	0	0	3	0	0	0	0	0	0	13	13	0.00	0.375				
59 Mike Wright Jr., R (4.1) ERA: 3.18	1.0	4	1	0	0	2	0	0	0	0	0	0	8	8	0.00	1.000				
52 Steve Johnson, R (8.1) ERA: 16.2	1.0	6	3	2	2	0	0	0	0	1	0	6	8	18.00	3.000					

















Batter	1	2	3	4	5	6	7	8	9	AB	R	H	RBI	BB	SO	LOB	TOP				
14 Jaff Decker, L OBP: 0.435, SLG: 0.579 49 Elvis Escobar, L OBP: 0.500, SLG: 1.500	G4-3		K						K	3	0	1	1	0	1	0	<b>Pittsburgh Pirates @ Baltimore Orioles</b> Ed Smith Stadium, Sarasota, FL Thu Mar 19 2015, 1:07 PM - 3:51 PM EDT Att: 7,883 - Sunny - 82 F				
23 Steve Lombardozzi, S OBP: 0.304, SLG: 0.391 67 Gustavo Nunez, S OBP: 0.053, SLG: 0.053	2B		G4-3		F7		3B		K	3	0	1	0	0	0	1					
25 Gregory Polanco, L OBP: 0.214, SLG: 0.192 51 Austin Meadows, L OBP: 0.192, SLG: 0.192	G4-3			K					K	2	0	0	0	1	1						
12 Corey Hart, R OBP: 0.545, SLG: 0.778	K				1B					4	1	2	1	0	2	3					
10 Jordy Mercer, R OBP: 0.231, SLG: 0.385 14 Chris Diaz, R OBP: 0.231, SLG: 0.385										3	1	3	0	0	0	0					
3 Sean Rodriguez, R OBP: 0.185, SLG: 0.154 15 Andrew Lamb, L OBP: 0.200, SLG: 0.310										3	0	0	0	0	1	4					
66 Elias Diaz, R OBP: 0.688, SLG: 0.688 83 Wilkin Castillo, S OBP: 0.688, SLG: 0.688										2	0	0	1	0	0	3					
17 Pedro Florimon, S OBP: 0.318, SLG: 0.350 57 Delbinson Romero, R OBP: 0.211, SLG: 0.167										3	0	0	0	0	3	0					
70 Gorkys Hernández, R OBP: 0.375, SLG: 0.467 43 Junior Sosa, L OBP: 0.375, SLG: 0.467										0	0	0	0	1	0	0					
<b>Inning Stats</b>	R: 0 E: 0 K: 1 S: 6	H: 1 LOB: 1 BB: 0 P: 6	R: 1 E: 0 K: 1 S: 6	H: 1 LOB: 0 BB: 0 P: 7	R: 0 E: 0 K: 2 S: 7	H: 0 LOB: 0 BB: 0 P: 7	R: 0 E: 0 K: 1 S: 7	H: 2 LOB: 2 BB: 0 P: 7	R: 1 E: 0 K: 1 S: 6	H: 2 LOB: 1 BB: 1 P: 11	R: 1 E: 0 K: 2 S: 9	H: 2 LOB: 2 BB: 1 P: 13	R: 0 E: 0 K: 0 S: 3	H: 0 LOB: 0 BB: 0 P: 3	R: 0 E: 0 K: 3 S: 9	H: 0 LOB: 1 BB: 1 P: 14		1B: 6 2B: 1 3B: 2 HR: 1	SF: 1 SAC: 0 DP: 1 HBP: 0	WP: 0 PB: 0 SB: 2 CS: 1	PA: 39
<b>PITCHER</b>	IP	WLS	BF	H	R	ER	SO	BB	IBB	HBP	BLK	WP	HR	S	P	ERA	WHIP				
30 Chris Tillman, R ERA: 1.5	4.0		16	4	1	1	5	0	0	0	0	0	0	26	27	2.25	1.000				
29 Tommy Hunter, R ERA: 7.2	1.0	B	5	2	1	1	1	1	0	0	0	0	0	6	11	9.00	3.000				
56 Darren O'Day, R ERA: 1.8	1.0	H	4	2	1	1	1	0	0	0	0	0	1	7	8	9.00	2.000				
35 Brad Brach, R ERA: 2.45	2.0	W	9	2	1	1	2	1	0	0	0	0	0	12	16	4.50	1.500				
59 Mike Wright Jr., R ERA: 2.7	1.0	S	4	0	0	0	3	1	0	0	0	0	0	9	14	0.00	1.000				

Batter	1	2	3	4	5	6	7	8	9	AB	R	H	RBI	BB	SO	LOB	BOTTOM				
13 Manny Machado, R OBP: 0.258, SLG: 0.267 41 Chris Parmelee, L OBP: 0.318, SLG: 0.263	1B		L7							4	1	1	0	0	0	0	<b>Pittsburgh Pirates @ Baltimore Orioles</b> Ed Smith Stadium, Sarasota, FL Thu Mar 19 2015, 1:07 PM - 3:51 PM EDT Att: 7,883 - Sunny - 82 F				
23 Travis Snider, L OBP: 0.344, SLG: 0.333 51 Henry Urrutia, L OBP: 0.423, SLG: 0.591	G3									3	1	1	0	0	1	1					
10 Adam Jones, R OBP: 0.267, SLG: 0.357 79 Daniel Álvarez, R OBP: 0.381, SLG: 0.737	1B		P3							3	1	2	2	0	0	1					
Chris Davis, L OBP: 0.314, SLG: 0.552 57 Jayson Nix, R OBP: 0.296, SLG: 0.423	F9		E4							3	0	0	0	0	1	1					
27 Delmon Young, R OBP: 0.250, SLG: 0.160	FC6-4		F8							4	0	0	0	0	0	3					
45 Steve Clevenger, L OBP: 0.227, SLG: 0.238 60 Ryan Lavanway, R OBP: 0.353, SLG: 0.438										2	0	0	0	1	0	0					
2 J.J. Hardy, R OBP: 0.292, SLG: 0.292 14 Nolan Reimold, R OBP: 0.458, SLG: 0.474										3	0	0	0	0	1	2					
38 Jimmy Paredes, S OBP: 0.429, SLG: 0.731 6 Jonathan Schoop, R OBP: 0.200, SLG: 0.467										0	0	0	0	1	0	0					
3 Ryan Flaherty, L OBP: 0.308, SLG: 0.318 1 Everth Cabrera, S OBP: 0.355, SLG: 0.370										3	1	1	1	0	1	1					
<b>Inning Stats</b>	R: 1 E: 0 K: 0 S: 5	H: 2 LOB: 1 BB: 0 P: 6	R: 0 E: 0 K: 1 S: 5	H: 0 LOB: 1 BB: 1 P: 10	R: 1 E: 1 K: 0 S: 5	H: 1 LOB: 1 BB: 0 P: 6	R: 0 E: 1 K: 0 S: 3	H: 0 LOB: 0 BB: 0 P: 3	R: 2 E: 0 K: 2 S: 10	H: 2 LOB: 0 BB: 0 P: 14	R: 0 E: 0 K: 1 S: 5	H: 0 LOB: 0 BB: 0 P: 5	R: 0 E: 0 K: 0 S: 3	H: 0 LOB: 0 BB: 0 P: 3	R: 2 E: 0 K: 0 S: 6	H: 3 LOB: 2 BB: 1 P: 11		1B: 3 2B: 2 3B: 0 HR: 3	SF: 0 SAC: 0 DP: 1 HBP: 0	WP: 0 PB: 0 SB: 4 CS: 0	PA: 35
<b>PITCHER</b>	IP	WLS	BF	H	R	ER	SO	BB	IBB	HBP	BLK	WP	HR	S	P	ERA	WHIP				
58 Radhames Liz, R ERA: 2.97	2.0		9	2	1	1	1	1	0	0	0	0	0	8	9	0.00	0.500				
62 Nick Kingham, R ERA: 2.25	2.0		8	2	2	2	3	0	0	0	0	0	2	15	19	9.00	1.000				
37 Arquimedes Caminero, R ERA: 4.5	1.0		3	0	0	0	0	0	0	0	0	0	0	3	3	0.00	0.000				
48 Jared Hughes, R ERA: 4.5	1.0	L	7	3	2	2	0	1	0	0	0	0	1	6	11	18.00	4.000				

AB 34  
R 4  
H 10  
RBI 4  
BB 3  
SO 12  
LOB 15



AB 33  
R 6  
H 8  
RBI 5  
BB 2  
SO 4  
LOB 12









Batter	1	2	3	4	5	6	7	8	9	AB	R	H	RBI	BB	SO	LOB	TOP									
13 Manny Machado, R (1, 5) OBP: 0.257, SLG: 0.285 1 Everth Cabrera, S (7, PR) OBP: 0.343, SLG: 0.387 (7, 6)	0-1 G1-3	0-0 L5		0-0 G5-3			0-0 FC4-6 1B		0-0 L5	4	0	1	0	0	0	2										
28 Steve Pearce, R (1, 3) OBP: 0.355, SLG: 0.774 86 Glynn Davis, R (7, PR) OBP: 1.000, SLG: 1.000 (7, 9)	0-0 G5-3	0-1 HR			0-0 F9		0-0 FC4-6 1-2			4	1	1	3	0	0	1										
10 Adam Jones, R (1, 8) OBP: 0.278, SLG: 0.355 86 Julio Borbon, L (7, 8) OBP: 0.500, SLG: 0.667	4-0 27 1B BB				0-3 K		0-0 P4			3	0	1	0	1	1	1										
27 Delmon Young, R (1, 9) OBP: 0.290, SLG: 0.321 85 Mike Yastrzemski, L (7, 7)	0-0 1B	0-0 F7			0-1 HR			0-0 G6-3		3	1	2	1	0	0	1										
14 Nolan Reimold, R (1, 10) OBP: 0.419, SLG: 0.462	0-0 G5-3		0-0 G4-3		0-3 K			0-0 F8		4	0	0	0	0	1	2										
79 Daniel Álvarez, R (1, 7) OBP: 0.346, SLG: 0.625 3 Ryan Flaherty, L (7, 5) OBP: 0.300, SLG: 0.308		0-0 G5-3	0-0 G6-3			0-0 G6-3			0-3 K	3	0	0	0	0	0	0										
6 Jonathan Schoop, R (1, 4) OBP: 0.278, SLG: 0.486 57 Jayson Nix, R (9, 4) OBP: 0.310, SLG: 0.407		4-0 36 2B BB		0-3 K		0-0 P3		0-0 45 1B	0-0 1B	3	1	1	0	1	1	0										
36 Caleb Joseph, R (1, 2) OBP: 0.316, SLG: 0.444 45 Steve Clevenger, L (8, 2) OBP: 0.269, SLG: 0.320		0-0 1 1B 28 HR 2B		0-0 P2		0-0 L6		1-3 K	1-3 K	3	1	1	1	0	0	0										
1 Paul Janish, R (1, 6) OBP: 0.333, SLG: 0.333 41 Chris Parmelee, L (7, 3) OBP: 0.357, SLG: 0.227		0-0 28 HR 1B		0-3 K			0-0 F9		0-3 K	3	1	1	0	0	1	0										
<b>Inning Stats</b>	R: 0 E: 0 K: 0 S: 5	H: 1 LOB: 2 BB: 1 P: 9	R: 4 E: 0 K: 0 S: 8	H: 4 LOB: 1 BB: 1 P: 12	R: 0 E: 0 K: 1 S: 5	H: 0 LOB: 0 BB: 0 P: 5	R: 0 E: 0 K: 1 S: 5	H: 0 LOB: 0 BB: 0 P: 5	R: 1 E: 0 K: 2 S: 9	H: 1 LOB: 0 BB: 0 P: 9	R: 0 E: 0 K: 0 S: 3	H: 0 LOB: 0 BB: 0 P: 3	R: 0 E: 0 K: 1 S: 4	H: 1 LOB: 1 BB: 0 P: 4	R: 0 E: 0 K: 1 S: 5	H: 0 LOB: 0 BB: 0 P: 5	R: 0 E: 1 K: 2 S: 8	H: 1 LOB: 1 BB: 0 P: 9	1B: 5 2B: 1 3B: 0 HR: 2	SF: 0 SAC: 0 DP: 0 HBP: 0	WP: 0 PB: 0 SB: 0 CS: 0	PA: 37				
<b>PITCHER</b>	IP	WLS	BF	H	R	ER	SO	BB	IBB	HBP	BLK	WP	HR	S	P	ERA	WHIP									
33 Tommy Milone, L (1, 1) ERA: 4.0	4.0	L	19	5	4	4	2	2	0	0	0	0	0	1	23	31	9.00	1.750								
15 Glen Perkins, L (5, 1) ERA: 9.0	1.0		4	1	1	1	2	0	0	0	0	0	0	1	9	9	9.00	1.000								
52 Brian Duensing, L (6, 1) ERA: 2.7	2.0		7	1	0	0	0	0	0	0	0	0	0	7	7	0.00	0.500									
62 J.R. Graham, R (8, 1) ERA:	2.0		7	1	0	0	3	0	0	0	0	0	0	0	13	14	0.00	0.500								

Baltimore Orioles @ Minnesota Twins  
CenturyLink Sports Complex, Fort Myers, FL  
Sat Mar 21 2015, 1:07 PM - 3:45 PM EDT  
Att: 6,443 - Sunny - 82 F

AB 35  
R 5  
H 8  
RBI 5  
BB 2  
SO 7  
LOB 10



Batter	1	2	3	4	5	6	7	8	9	AB	R	H	RBI	BB	SO	LOB	BOTTOM									
39 Danny Santana, S (1, 6) OBP: 0.345, SLG: 0.500	0-0 1B 48 G6-4-3 1B		0-0 7 2B 1B		0-3 K		0-3 K			4	2	2	0	0	2	0										
2 Brian Dozier, R (1, 4) OBP: 0.533, SLG: 0.846	0-0 48 G6-4-3 7 1B 1B		0-0 G2		4-0 BB		0-0 F9			3	0	1	0	1	0	1										
7 Joe Mauer, L (1, 3) OBP: 0.320, SLG: 0.348 66 Jose Martinez, R (6, PR) OBP: 0.167, SLG: 0.222 (9, 3)	0-0 48 G6-4-3 1B		0-0 1H 2B		0-0 G1-6-3			0-0 31 G5-4-3 1B		4	0	3	1	0	0	1										
48 Torii Hunter, R (1, 9) OBP: 0.292, SLG: 0.348 Wilkin Ramirez, R (6, PR) OBP: 0.292, SLG: 0.348 (7, 9)	0-0 G6-4-3		0-0 F8		0-0 F7		0-0 8 2B 2B		0-0 F7	3	0	1	0	0	0	3										
31 Oswaldo Arcia, L (1, 7) OBP: 0.308, SLG: 0.385 53 Eric Farris, R (9, 7) OBP: 0.273, SLG: 0.364	0-0 F8		0-0 F7		0-3 K		0-0 K		0-0 G5-4-3	4	0	0	0	0	1	3										
24 Trevor Plouffe, R (1, 5) OBP: 0.206, SLG: 0.313		0-3 K		0-3 K		0-0 L3			0-0 G1-3	4	0	0	0	0	2	1										
8 Kurt Suzuki, R (1, 10) OBP: 0.440, SLG: 0.609 Tony Thomas, R (9, PH) OBP: 1.000, SLG: 1.000		0-3 K		0-0 2B		0-0 2B			0-0 84 G4-3 1B	3	0	2	1	0	1	0										
43 Josmil Pinto, R (1, 2) OBP: 0.389, SLG: 0.412 84 Dan Rohlfing, R (2, PH) (3, 2)		0-3 K		0-3 K		0-0 G4-3			0-0 G4-3	0	0	0	0	0	0	0										
32 Aaron Hicks, S (1, 8) OBP: 0.313, SLG: 0.370			0-0 F7		0-0 G4-3		0-0 F9		0-0 G5-3	4	0	0	0	0	0	1										
<b>Inning Stats</b>	R: 1 E: 0 K: 0 S: 5	H: 3 LOB: 1 BB: 0 P: 5	R: 0 E: 0 K: 3 S: 9	H: 0 LOB: 0 BB: 0 P: 9	R: 1 E: 0 K: 2 S: 5	H: 2 LOB: 1 BB: 0 P: 5	R: 0 E: 0 K: 2 S: 8	H: 1 LOB: 1 BB: 0 P: 8	R: 0 E: 0 K: 1 S: 5	H: 0 LOB: 1 BB: 1 P: 9	R: 1 E: 0 K: 1 S: 7	H: 2 LOB: 1 BB: 0 P: 7	R: 0 E: 0 K: 1 S: 5	H: 0 LOB: 0 BB: 0 P: 5	R: 0 E: 0 K: 0 S: 3	H: 1 LOB: 1 BB: 0 P: 3	R: 0 E: 0 K: 0 S: 4	H: 1 LOB: 1 BB: 0 P: 4	1B: 6 2B: 4 3B: 0 HR: 0	SF: 0 SAC: 0 DP: 2 HBP: 0	WP: 0 PB: 0 SB: 0 CS: 0	PA: 36				
<b>PITCHER</b>	IP	WLS	BF	H	R	ER	SO	BB	IBB	HBP	BLK	WP	HR	S	P	ERA	WHIP									
50 Miguel González, R (1, 1) ERA: 4.26	3.2	W	16	6	2	2	4	1	0	0	0	0	0	0	15	19	3.86	1.286								
66 T.J. McFarland, L (4, 1) ERA: 9.0	2.1	H	10	2	1	1	3	1	0	0	0	0	0	0	15	19	3.86	1.286								
53 Zack Britton, L (7, 1) ERA:	1.0	H	3	0	0	0	1	0	0	0	0	0	0	5	5	0.00	0.000									
58 Ryan Webb, R (8, 1) ERA: 3.0	1.0	H	3	1	0	0	0	0	0	0	0	0	0	3	3	0.00	1.000									
64 Logan Verrett, R (9, 1) ERA: 1.5	1.0	S	4	1	0	0	0	0	0	0	0	0	0	4	4	0.00	1.000									

Baltimore Orioles @ Minnesota Twins  
CenturyLink Sports Complex, Fort Myers, FL  
Sat Mar 21 2015, 1:07 PM - 3:45 PM EDT  
Att: 6,443 - Sunny - 82 F

AB 35  
R 3  
H 10  
RBI 2  
BB 1  
SO 8  
LOB 14





Batter	1	2	3	4	5	6	7	8	9	AB	R	H	RBI	BB	SO	LOB	TOP			
19 Jon Jay, L OBP: 0.286, SLG: 0.286 (1, 7)	0-0 16 CS 1B	1-0 G3	0-0 G4-3	0-0 G4-3	0-0 G4-3	0-0 E5	0-0 E4	0-0 G4-3	4 0 1 1 0 0 2	2 1 1 0 0 0 1										
38 Pete Kozma, R OBP: 0.467, SLG: 0.464 (6, 7)	1-2 2-H 1B	0-0 F7				0-0 32 S 15 1B 2B	0-3 K	0-0 2-H 1B	2 1 1 0 1 0 1	2 0 1 1 0 1 3										
16 Kolten Wong, L OBP: 0.287, SLG: 0.259 (1, 4)	4-0 32 BB 27 1B BB	0-0 F7				0-3 K	0-3 K	0-0 G5-3	2 1 1 0 1 1 1	2 0 0 0 0 1 4										
87 Jacob Wilson, R OBP: 0.344, SLG: 0.548 (6, 4)	1-2 BB					0-0 55 G3 15 1B BB			1 1 1 2 2 0 0	1 0 0 0 1 1 0										
27 Jhonny Peralta, R OBP: 0.393, SLG: 0.417 (6, 6)	0-0 32 BB 1B					0-0 K			0 1 0 0 0 0 0											
65 Dean Anna, L OBP: 0.286, SLG: 0.294 (6, 6)	1-2 1B					0-0 K			5 1 3 3 0 1 3											
32 Matt Adams, L OBP: 0.314, SLG: 0.419 (5, 3)	4-0 BB					0-0 K			4 0 0 0 0 2 6	1 0 0 0 0 0 1										
59 Xavier Scruggs, R OBP: 0.236, SLG: 0.217 (9, 7)	1-2 2-3 BB					0-0 K			0 0 0 0 0 0 0											
98 C.J. McElroy, R (9, 7)	1-2 2-3 BB					0-0 K			5 1 1 0 0 2 4											
15 Randal Grichuk, R OBP: 0.361, SLG: 0.688 (7, 7)	0-3 K					0-0 K			3 1 0 0 0 1 0	2 0 1 1 0 1 0										
55 Scott Moore, L OBP: 0.258, SLG: 0.400 (7, 9)	0-3 K					0-0 K			2 0 1 0 1 1 0	2 0 0 0 0 1 1										
97 Blake Drake, R (9, 3)	0-3 K					0-0 K			2 0 0 0 0 1 1											
68 Ty Kelly, S OBP: 0.371, SLG: 0.321 (1, 10)						0-0 K			WP: 0 PA: 46											
91 Stephen Piscotty, R OBP: 0.297, SLG: 0.294 (1, 8)						0-0 K			FB: 1											
8 Peter Bourjos, R OBP: 0.182, SLG: 0.172 (6, 2)						0-0 K			SB: 4											
72 Ed Easley, R OBP: 0.182, SLG: 0.182 (1, 2)						0-0 K			CS: 1											
80 Cody Stanley, L OBP: 0.563, SLG: 0.917 (6, 8)						0-0 K														
67 Rafael Ortega, L OBP: 0.091, SLG: 0.136 (6, 8)						0-0 K														
<b>Inning Stats</b>	R: 0 E: 0 K: 2 S: 8	H: 2 LOB: 3 BB: 2 P: 16	R: 1 E: 1 K: 1 S: 6	H: 0 LOB: 1 BB: 1 P: 11	R: 2 E: 0 K: 0 S: 4	H: 1 LOB: 0 BB: 1 P: 11	R: 0 E: 0 K: 2 S: 7	H: 0 LOB: 0 BB: 0 P: 7	R: 1 E: 0 K: 1 S: 7	H: 2 LOB: 3 BB: 1 P: 11	R: 0 E: 1 K: 3 S: 10	H: 1 LOB: 1 BB: 0 P: 10	R: 1 E: 1 K: 1 S: 7	H: 2 LOB: 1 BB: 0 P: 7	R: 3 E: 0 K: 1 S: 8	H: 3 LOB: 1 BB: 1 P: 14	1B: 8 2B: 2 3B: 0 HR: 2	SF: 0 SAC: 0 DP: 0 HBP: 0	WP: 0 PB: 1 SB: 4 CS: 1	
<b>PITCHER</b>	IP WLS BF H R ER SO BB IBB HBP BLK WP HR S P ERA WHIP	IP WLS BF H R ER SO BB IBB HBP BLK WP HR S P ERA WHIP																		
25 Bud Norris, R ERA: 9.26 (1, 1)	4.0 2 19 3 3 2 5 4 0 0 0 0 1 25 45 4.50 1.750																			
63 Tyler Wilson, R ERA: 0.9 (5, 1)	2.0 11 3 1 1 3 1 0 0 0 0 0 16 20 4.50 2.000																			
61 Jason Garcia, R ERA: (7, 1)	1.0 H 4 1 0 0 3 0 0 0 0 0 10 10 0.00 1.000																			
65 Chaz Roe, R ERA: 6.52 (8, 1)	2.0 L 12 5 4 2 2 1 0 0 0 0 1 15 21 9.00 3.000																			

St. Louis Cardinals @ Baltimore Orioles  
Ed Smith Stadium, Sarasota, FL  
Sun Mar 22 2015, 1:09 PM - 4:49 PM EDT  
Att: 8,535 - Partly Cloudy - 79 F

AB 40  
R 8  
H 12  
RBI 8  
BB 6  
SO 13  
LOB 27



Batter	1	2	3	4	5	6	7	8	9	AB	R	H	RBI	BB	SO	LOB	BOTTOM					
12 Alejandro De Aza, L OBP: 0.233, SLG: 0.296 (1, 9)	0-0 G4-3		0-0 F8			0-0 13 2B 10 HR 1B	0-0 38 G4-6-3 1B		3 1 1 0 0 0 0	1 0 1 0 0 0 0												
79 Daniel Alvarez, R OBP: 0.370, SLG: 0.640 (7, 9)						0-0 10 HR 2B	0-0 G4-6-3 1-2 K		3 2 2 2 0 0 0	1 0 0 0 0 0 1												
13 Manny Machado, R OBP: 0.289, SLG: 0.405 (1, 5)	2-1 HR		0-0 F8			0-0 10 HR 2B	0-3 K		3 0 1 0 0 2 2	1 0 0 0 0 1 0												
38 Jimmy Paredes, S OBP: 0.438, SLG: 0.700 (7, 5)						0-0 K2-3	0-3 K		3 2 2 4 0 0 1	1 0 0 0 0 1 0												
Chris Davis, L OBP: 0.316, SLG: 0.531 (1, 3)	0-0 1B		0-3 K			0-0 HR	0-3 K		3 0 0 0 0 1 1	1 0 0 0 0 0 0												
14 Nolan Reimold, R OBP: 0.406, SLG: 0.444 (7, 7)						0-0 HR	0-0 K		3 0 1 0 0 0 0	1 0 0 0 0 0 0												
10 Adam Jones, R OBP: 0.324, SLG: 0.559 (1, 8)	0-0 F8					0-0 HR	0-3 K		3 0 0 0 0 1 1	1 0 0 0 0 0 0												
57 Jayson Nix, R OBP: 0.300, SLG: 0.393 (8, 6)						0-0 HR	0-0 K		3 0 1 0 0 0 0	1 0 0 0 0 0 0												
23 Travis Snider, L OBP: 0.316, SLG: 0.286 (1, 10)	0-0 F9					0-0 HR	0-0 K		3 0 0 0 0 1 1	1 0 0 0 0 0 0												
1 Paul Janish, R OBP: 0.250, SLG: 0.250 (8, 10)						0-0 P2	0-0 F8		3 0 1 0 0 0 0	1 0 0 0 0 0 0												
2 J.J. Hardy, R OBP: 0.333, SLG: 0.333 (1, 6)						0-0 P2	0-0 F8		3 0 1 0 0 0 0	1 0 0 0 0 0 0												
1 Everth Cabrera, S OBP: 0.333, SLG: 0.375 (8, 8)						0-0 P2	0-0 F8		3 0 1 0 0 0 0	1 0 0 0 0 0 0												
9 David Lough, L OBP: 0.241, SLG: 0.185 (1, 7)						0-0 G4-3	0-0 F8		3 0 1 0 0 0 1	1 0 0 0 0 0 0												
41 Chris Parmelee, L OBP: 0.345, SLG: 0.217 (8, 3)						0-0 G4-3	0-0 F8		1 0 0 0 0 0 0													
45 Steve Clevenger, L OBP: 0.250, SLG: 0.296 (1, 2)						0-0 G4-3	0-0 F8		2 0 0 0 0 0 1	2 0 0 0 0 1 1												
15 J.P. Arencibia, R OBP: 0.116, SLG: 0.118 (6, 2)						0-0 G4-3	0-0 F8		2 0 0 0 0 0 1	2 0 0 0 0 1 1												
3 Ryan Flaherty, L OBP: 0.313, SLG: 0.321 (1, 4)						0-0 F7	0-0 F8		2 1 1 0 0 0 1	2 0 0 0 0 0 1												
6 Jonathan Schoop, R OBP: 0.263, SLG: 0.459 (6, 4)						0-0 F7	0-0 G3-1		2 0 0 0 0 0 1													
<b>Inning Stats</b>	R: 1 E: 0 K: 0 S: 6	H: 2 LOB: 1 BB: 0 P: 8	R: 0 E: 0 K: 0 S: 4	H: 1 LOB: 1 BB: 0 P: 4	R: 0 E: 0 K: 1 S: 5	H: 0 LOB: 0 BB: 0 P: 5	R: 1 E: 0 K: 0 S: 4	H: 1 LOB: 0 BB: 0 P: 4	R: 4 E: 0 K: 2 S: 12	H: 4 LOB: 0 BB: 0 P: 13	R: 0 E: 0 K: 0 S: 4	H: 1 LOB: 1 BB: 0 P: 5	R: 0 E: 0 K: 1 S: 5	H: 1 LOB: 0 BB: 0 P: 5	R: 0 E: 0 K: 1 S: 5	H: 0 LOB: 0 BB: 0 P: 5	R: 0 E: 0 K: 1 S: 5	H: 0 LOB: 0 BB: 0 P: 5	1B: 5 2B: 2 3B: 0 HR: 3	SF: 0 SAC: 0 DP: 1 HBP: 0	WP: 0 PB: 0 SB: 1 CS: 0	
<b>PITCHER</b>	IP WLS BF H R ER SO BB IBB HBP BLK WP HR S P ERA WHIP	IP WLS BF H R ER SO BB IBB HBP BLK WP HR S P ERA WHIP																				
41 John Lackey, R ERA: 1.93 (1, 1)	0.2 B 3 1 1 1 2 0 0 0 0 0 1 8 9 13.50 1.500																					
73 Mitch Harris, R ERA: 1.93 (5, 1)	2.0 7 2 0 0 1 0 0 0 0 0 0 9 10 0.00 1.000																					
56 Marco Gonzales, L ERA: 0.71 (8, 1)	1.0 W 3 0 0 0 1 0 0 0 0 0 5 5 0.00 0.000																					
44 Trevor Rosenthal, R ERA: 4.5 (9, 1)	1.0 S 3 0 0 0 1 0 0 0 0 0 5 5 0.00 0.000																					

St. Louis Cardinals @ Baltimore Orioles  
Ed Smith Stadium, Sarasota, FL  
Sun Mar 22 2015, 1:09 PM - 4:49 PM EDT  
Att: 8,535 - Partly Cloudy - 79 F

AB 36  
R 6  
H 10  
RBI 6  
BB 0  
SO 6  
LOB 10





Batter	1	2	3	4	5	6	7	8	9	AB	R	H	RBI	BB	SO	LOB	TOP			
12 Alejandro De Aza, L (1.7) OBP: 0.235, SLG: 0.290 86 Julio Borbon, L (6.8) OBP: 0.371, SLG: 0.714										4	0	1	0	0	0	2	<p><b>Baltimore Orioles @ Pittsburgh Pirates</b> McKechnie Field, Bradenton, FL</p> <p>Tue Mar 24 2015, 1:08 PM - 4:08 PM EDT Att: 6,186 - Partly Cloudy - 75 F</p>			
28 Steve Pearce, R (1.9) OBP: 0.382, SLG: 0.853 79 Darrel Alvarez, R (7.7) OBP: 0.379, SLG: 0.667										3	1	2	1	0	0	0				
38 Jimmy Paredes, S (1.5) OBP: 0.429, SLG: 0.697 57 Jayson Nix, R (7.4) OBP: 0.313, SLG: 0.379										3	1	1	0	0	0	2				
27 Delmon Young, R (1.10) OBP: 0.343, SLG: 0.375 45 Steve Clevenger, L (8.10) OBP: 0.241, SLG: 0.286										4	1	3	0	0	0	1				
Chris Davis, L (1.3) OBP: 0.333, SLG: 0.528 91 Osvaldo Martinez, R (7.6) OBP: 0.376, SLG: 0.429										4	1	2	1	0	1	4				
60 Ryan Lavanway, R (1.2) OBP: 0.304, SLG: 0.333 36 Caleb Joseph, R (6.2) OBP: 0.333, SLG: 0.444										2	1	0	1	1	0	2				
1 Everth Cabrera, S (1.8) OBP: 0.333, SLG: 0.371										3	1	1	1	0	0	1				
14 Nolan Reimold, R (7.7) OBP: 0.412, SLG: 0.429										1	0	0	0	1	0	1				
3 Ryan Flaherty, L (1.4) OBP: 0.371, SLG: 0.419 41 Chris Parmelee, L (7.3) OBP: 0.387, SLG: 0.217										3	1	3	1	0	0	0				
1 Paul Janish, R (1.6) OBP: 0.286, SLG: 0.286 89 Garabez Rosa, R (7.5) OBP: 0.500, SLG: 0.500										3	0	1	2	0	0	2				
<b>Inning Stats</b>	R: 0 E: 0 K: 0 S: 4	H: 2 LOB: 1 BB: 0 P: 4	R: 0 E: 0 K: 0 S: 3	H: 1 LOB: 0 BB: 0 P: 3	R: 0 E: 0 K: 0 S: 3	H: 1 LOB: 0 BB: 0 P: 3	R: 5 E: 1 K: 0 S: 11	H: 6 LOB: 1 BB: 0 P: 14	R: 0 E: 0 K: 1 S: 6	H: 1 LOB: 1 BB: 0 P: 6	R: 2 E: 0 K: 0 S: 4	H: 2 LOB: 3 BB: 3 P: 17	R: 0 E: 0 K: 0 S: 4	H: 1 LOB: 1 BB: 0 P: 4	R: 0 E: 0 K: 0 S: 2	H: 0 LOB: 0 BB: 1 P: 6	1B: 12 2B: 3 3B: 0 HR: 1	SF: 1 SAC: 0 DP: 5 HBP: 0	WP: 0 PB: 0 SB: 1 CS: 0	PA: 43
<b>PITCHER</b>	IP WLS BF H R ER SO BB IBB HBP BLK WP HR S P ERA WHIP	3.0 L 7 6 5 0 0 0 0 0 0 0 0 1 9 0.00 1.333	4.1 L 7 6 5 0 0 0 0 0 0 0 0 1 9 135.00 18.000	4.1 L 6 1 0 0 1 0 0 0 0 0 0 0 8 0.00 0.600	6.1 L 5 2 2 2 0 1 0 0 0 0 0 4 18.00 3.000	7.1 L 6 2 2 2 0 2 0 0 0 0 0 4 27.00 6.000	7.1 L 0.1 2 0 0 0 0 0 0 0 0 0 0 10 0.00 1.333	8.1 L 2.0 7 1 0 0 0 1 0 0 0 0 0 0 6 0.00 1.000	54 A.J. Morris, R (7.1) ERA: 1.8 48 Jared Hughes, R (4.1) ERA: 11.37 52 Rob Scallih, R (4.1) ERA: 2.45 55 Blake Wood, R (6.1) ERA: 4.5 61 Josh Wall, R (7.1) ERA: 6.75	38 Stolmy Pimentel, R (8.1) ERA: 6.75										

AB	37
R	9
H	16
RBI	9
BB	5
SO	1
LOB	21



Batter	1	2	3	4	5	6	7	8	9	AB	R	H	RBI	BB	SO	LOB	BOTTOM	
5 Josh Harrison, R (1.5) OBP: 0.387, SLG: 0.357 67 Gustavo Nunez, S (8.5) OBP: 0.130, SLG: 0.091										4	1	1	0	0	1	1	<p><b>Baltimore Orioles @ Pittsburgh Pirates</b> McKechnie Field, Bradenton, FL</p> <p>Tue Mar 24 2015, 1:08 PM - 4:08 PM EDT Att: 6,186 - Partly Cloudy - 75 F</p>	
25 Gregory Polanco, L (1.9) OBP: 0.231, SLG: 0.216 23 Steve Lombardozzi, S (9.9) OBP: 0.333, SLG: 0.379										4	0	1	0	0	0	2		
22 Andrew McCutchen, R (1.8) OBP: 0.483, SLG: 0.214 14 Jaff Decker, L (5.8) OBP: 0.371, SLG: 0.452										2	0	0	0	0	1	1		
18 Neil Walker, S (1.10) OBP: 0.389, SLG: 0.588										4	0	3	1	0	0	0		
6 Starling Marte, R (1.7) OBP: 0.405, SLG: 0.585 31 Jose Tabata, R (7.7) OBP: 0.167, SLG: 0.172										3	0	1	0	0	1	1		
24 Pedro Alvarez, L (1.3) OBP: 0.333, SLG: 0.643 57 Delbinson Romero, R (9.3) OBP: 0.217, SLG: 0.273										4	0	1	0	0	1	2		
10 Jordy Mercer, R (1.6) OBP: 0.297, SLG: 0.486 17 Pedro Florimon, S (7.6) OBP: 0.323, SLG: 0.429										3	0	1	0	0	0	3		
27 Jung Ho Kang, R (1.4) OBP: 0.226, SLG: 0.259										4	0	0	0	0	2	1		
26 Tony Sanchez, R (1.2) OBP: 0.531, SLG: 0.857 74 Sebastian Valle, R (8.2) OBP: 0.154, SLG: 0.231										3	1	2	0	0	1	0		
<b>Inning Stats</b>	R: 0 E: 0 K: 0 S: 4	H: 1 LOB: 0 BB: 0 P: 4	R: 0 E: 0 K: 0 S: 3	H: 0 LOB: 0 BB: 0 P: 3	R: 0 E: 0 K: 2 S: 8	H: 2 LOB: 1 BB: 0 P: 5	R: 0 E: 0 K: 1 S: 5	H: 0 LOB: 1 BB: 0 P: 5	R: 0 E: 0 K: 3 S: 9	H: 0 LOB: 0 BB: 0 P: 9	R: 0 E: 0 K: 1 S: 7	H: 2 LOB: 2 BB: 0 P: 8	R: 0 E: 0 K: 1 S: 5	H: 0 LOB: 0 BB: 0 P: 5	1B: 9 2B: 2 3B: 0 HR: 0	SF: 0 SAC: 0 DP: 1 HBP: 0		WP: 0 PB: 0 SB: 0 CS: 2
<b>PITCHER</b>	IP WLS BF H R ER SO BB IBB HBP BLK WP HR S P ERA WHIP	5.0 W 17 4 0 0 0 0 0 0 0 0 0 8 24 0.00 0.800	1.0 W 8 5 2 0 0 0 0 0 0 0 0 8 8 0.00 5.000	1.0 W 3 0 0 0 3 0 0 0 0 0 0 9 9 0.00 0.000	1.0 W 5 2 0 0 1 0 0 0 0 0 0 7 8 0.00 2.000	1.0 W 3 0 0 0 1 0 0 0 0 0 0 5 5 0.00 0.000	5.0 W 17 4 0 0 0 0 0 0 0 0 0 8 24 0.00 0.800	8.1 W 2.0 7 1 0 0 0 1 0 0 0 0 0 0 6 0.00 1.000	31 Ubaldo Jimenez, R (1.1) ERA: 6.06 53 Zack Britton, L (6.1) ERA: 2.16 35 Brad Brach, R (7.1) ERA: 2.16 40 Wesley Wright, L (8.1) ERA: 1.8 64 Logan Verrett, R (9.1) ERA: 1.64									


AB	36
R	2
H	11
RBI	1
BB	0
SO	8
LOB	15












Batter	1	2	3	4	5	6	7	8	9	AB	R	H	RBI	BB	SO	LOB	TOP											
13 Manny Machado, R OBP: 0.250, SLG: 0.349 Michael Almanzar, R OBP: 0.333, SLG: 0.633	(1, 5) X 0-0 F8			X 0-0 G6-3		X 0-0 L4		X 0-0 F7		3	0	0	0	0	0	0	<p><b>Baltimore Orioles @ Detroit Tigers</b> Joker Marchant Stadium, Lakeland, FL Thu Mar 26 2015, 1:09 PM - 3:28 PM EDT Att: 6,708 - Overcast - 86 F</p> <p>AB 30 R 4 H 4 RBI 4 BB 0 SO 9 LOB 0</p> 											
79 Daniel Álvarez, R OBP: 0.384, SLG: 0.613 86 Julio Borbon, L OBP: 0.500, SLG: 0.625	(1, 8) S 0-3 K			X 0-0 3B 1B		X 0-0 L7		X 0-0 F8		3	1	1	0	0	1	0												
38 Jimmy Paredes, S OBP: 0.400, SLG: 0.632	(1, 10) X 0-0 G3			X 0-0 1B		X 0-0 G5-3		X 0-0 F7		4	1	1	0	0	0	0												
27 Delmon Young, R OBP: 0.341, SLG: 0.500 85 Mike Yastrzemski, L (7, 9)		X 0-0 F8		X 0-0 1B			X 0-3 K		X 0-3 K	3	1	1	2	0	1	0												
14 Nolan Reimold, R OBP: 0.425, SLG: 0.438 86 Glynn Davis, R OBP: 1.000, SLG: 1.000	(1, 7) X 0-0 G3-1			X 0-0 2B		X 0-0 SF8		X 0-0 G4-3		2	0	0	1	0	0	0												
60 Ryan Lavanway, R OBP: 0.259, SLG: 0.260	(1, 2) C 0-3 K			X 0-3 3B		X 0-3 K		X 0-0 G5-3		3	0	0	0	0	2	0												
Christian Walker, R OBP: 0.133, SLG: 0.143 3 Ryan Flaherty, L OBP: 0.351, SLG: 0.394	(1, 3) X (8, PH) (8, 4)			X 0-0 L7		X 0-3 K		X 0-3 K		2	0	0	0	0	1	0												
57 Jayson Nix, R OBP: 0.300, SLG: 0.455 91 Osvaldo Martínez, R OBP: 0.375, SLG: 0.429	(1, 4) X (8, 6)			X 0-0 2B		X 0-0 F7		X 0-0 HR		3	1	1	1	0	0	0												
1 Paul Janish, R OBP: 0.222, SLG: 0.222 41 Chris Parmelee, L OBP: 0.355, SLG: 0.208	(1, 6) X (8, PH) (8, 3)			X 0-3 K		X 0-3 K		X 0-0 B6-3		2	0	0	0	0	2	0												
<b>Inning Stats</b>	R: 0 E: 0 K: 1 S: 5	H: 0 LOB: 0 BB: 0 P: 5	R: 0 E: 0 K: 1 S: 5	H: 0 LOB: 0 BB: 0 P: 5	R: 0 E: 0 K: 1 S: 5	H: 0 LOB: 0 BB: 0 P: 5	R: 3 E: 0 K: 1 S: 8	H: 3 LOB: 0 BB: 0 P: 8	R: 0 E: 0 K: 0 S: 3	H: 0 LOB: 0 BB: 0 P: 3	R: 0 E: 0 K: 1 S: 5	H: 0 LOB: 0 BB: 0 P: 5	R: 1 E: 0 K: 1 S: 6	H: 1 LOB: 0 BB: 0 P: 6	R: 0 E: 0 K: 1 S: 5	H: 0 LOB: 0 BB: 0 P: 5		1B: 2 2B: 0 3B: 1 HR: 1	SF: 1 SAC: 0 DP: 0 HBP: 0	WP: 0 PB: 0 SB: 0 CS: 0	PA: 31							
<b>PITCHER</b>	IP	WLS	BF	H	R	ER	SO	BB	IBB	HBP	BLK	WP	HR	S	P	ERA	WHIP											
14 David Price, L ERA: 4.26	(1, 1)		6.2	23	3	3	3	7	0	0	0	0	0	0	37	37	4.05	0.450										
60 Angel Nesbitt, R ERA: 3.0	(7, 1)	0.2		2	0	0	0	1	0	0	0	0	0	4	4	0.00	0.000											
36 Joe Nathan, R ERA: 5.79	(8, 1)	0.2	W	3	1	1	1	0	0	0	0	0	1	3	3	13.50	1.500											
38 Joaquin Soria, R ERA:	(9, 1)	1.0	S	3	0	0	0	1	0	0	0	0	0	5	5	0.00	0.000											

Batter	1	2	3	4	5	6	7	8	9	AB	R	H	RBI	BB	SO	LOB	BOTTOM										
20 Rajai Davis, R OBP: 0.373, SLG: 0.455 64 Xavier Avery, L OBP: 0.308, SLG: 0.292	(1, 8) B (8, 8) B 4-0 3B 1B BB			X 0-0 24 1B		X 0-3 K		X 0-3 K		2	2	1	0	1	1	0	<p><b>Baltimore Orioles @ Detroit Tigers</b> Joker Marchant Stadium, Lakeland, FL Thu Mar 26 2015, 1:09 PM - 3:28 PM EDT Att: 6,708 - Overcast - 86 F</p> <p>AB 30 R 6 H 9 RBI 6 BB 1 SO 9 LOB 6</p> 										
3 Ian Kinsler, R OBP: 0.442, SLG: 0.730 81 Josh Wilson, R OBP: 0.341, SLG: 0.229	(1, 4) X (7, 4) X 0-0 41 G6-4-3 1B			X 0-0 2B 3B		X 0-0 G5-3		X 0-0 F8		3	0	1	0	0	0	1											
24 Miguel Cabrera, R OBP: 0.417, SLG: 0.700 26 Hernán Pérez, R OBP: 0.353, SLG: 0.356	(1, 3) X (7, 3) X 0-0 SF9			X 0-0 1B		X 0-0 HR		X 0-0 41 HR 1B		2	1	2	3	0	0	0											
41 Victor Martínez, S OBP: 0.200, SLG: 0.500	(1, 10) X 0-0 G6-4-3			X 0-0 3B		X 0-0 E4 28 G1-4-3		X 1-1 HR		4	1	1	2	0	0	2											
28 J.D. Martínez, R OBP: 0.429, SLG: 0.735 18 Tyler Collins, L OBP: 0.356, SLG: 0.410	(1, 9) X (8, 9) X 0-0 13 G3 1B			X 0-0 G5-3		X 0-0 G1-4-3		X 0-3 K		3	0	1	0	0	0	1											
52 Yoenis Cespedes, R OBP: 0.302, SLG: 0.571 73 Jason Krizan, L OBP: 0.292, SLG: 0.476	(1, 7) X (8, 7) X 0-0 F9			X 0-3 K		X 0-0 HR		X 0-0 HR		3	1	1	1	0	1	1											
13 Alex Avila, L OBP: 0.353, SLG: 0.393 79 Manny Piña, R OBP: 0.417, SLG: 0.333	(1, 2) X (8, 2) X 0-0 G3			X 0-3 K		X 0-3 K		X 0-3 K		3	0	0	0	0	2	1											
9 Nick Castellanos, R OBP: 0.391, SLG: 0.439 76 Jeffrey Marte, R OBP: 0.270, SLG: 0.412	(1, 5) X (8, 5) X 0-0 2H 1B			X 0-0 G4-3		X 0-3 K		X 0-3 K		3	0	1	0	0	1	0											
1 Jose Iglesias, R OBP: 0.135, SLG: 0.114 17 Andrew Romine, S OBP: 0.244, SLG: 0.175	(1, 6) X (7, 6) X 0-0 F8			X 0-3 K		X 0-3 K		X 0-3 K		2	0	0	0	0	1	0											
<b>Inning Stats</b>	R: 1 E: 0 K: 0 S: 3	H: 1 LOB: 0 BB: 1 P: 7	R: 0 E: 0 K: 0 S: 4	H: 2 LOB: 2 BB: 0 P: 4	R: 1 E: 0 K: 0 S: 5	H: 2 LOB: 1 BB: 0 P: 5	R: 0 E: 0 K: 2 S: 7	H: 0 LOB: 0 BB: 0 P: 7	R: 0 E: 1 K: 0 S: 4	H: 0 LOB: 0 BB: 0 P: 4	R: 1 E: 0 K: 3 S: 10	H: 1 LOB: 0 BB: 0 P: 10	R: 2 E: 0 K: 2 S: 10	H: 2 LOB: 0 BB: 0 P: 11	1B: 5 2B: 0 3B: 1 HR: 3	SF: 1 SAC: 0 DP: 2 HBP: 0		WP: 0 PB: 0 SB: 0 CS: 0	PA: 32								
<b>PITCHER</b>	IP	WLS	BF	H	R	ER	SO	BB	IBB	HBP	BLK	WP	HR	S	P	ERA	WHIP										
30 Chris Tillman, R ERA: 2.38	(1, 1)		5.1	20	5	2	2	4	1	0	0	0	0	27	31	3.38	1.125										
29 Tommy Hunter, R ERA: 8.1	(6, 1)	1.2	B	7	2	2	2	3	0	0	0	0	2	13	13	10.80	1.200										
39 Kevin Gausman, R ERA: 4.5	(8, 1)	1.0	L	5	2	2	2	2	0	0	0	0	1	10	11	18.00	2.000										



Batter	1	2	3	4	5	6	7	8	9	AB R H RBI BB SO LOB	TOP																								
											<p>Tampa Bay Rays @ Baltimore Orioles</p> <p>Ed Smith Stadium, Sarasota, FL</p> <p>Fri Mar 27 2015, 1:05 PM EDT</p> <p><a href="http://livebaseballscorecards.com">livebaseballscorecards.com</a></p> <p>AB 0</p> <p>R 0</p> <p>H 0</p> <p>RBI 0</p> <p>BB 0</p> <p>SO 0</p> <p>LOB 0</p> 																								
Inning Stats											1B: 0 SF: 0 WP: 0 PA: 0 2B: 0 SAC: 0 FB: 0 3B: 0 DP: 0 SB: 0 HR: 0 HBP: 0 CS: 0																								
PITCHER	IP	WLS	BF	H	R	ER	SO	BB	IBB	HBP	BLK	WP	HR	S	P	ERA	WHIP	PITCHER	IP	WLS	BF	H	R	ER	SO	BB	IBB	HBP	BLK	WP	HR	S	P	ERA	WHIP

Batter	1	2	3	4	5	6	7	8	9	AB R H RBI BB SO LOB	BOTTOM																								
											<p>Tampa Bay Rays @ Baltimore Orioles</p> <p>Ed Smith Stadium, Sarasota, FL</p> <p>Fri Mar 27 2015, 1:05 PM EDT</p> <p><a href="http://livebaseballscorecards.com">livebaseballscorecards.com</a></p> <p>AB 0</p> <p>R 0</p> <p>H 0</p> <p>RBI 0</p> <p>BB 0</p> <p>SO 0</p> <p>LOB 0</p> 																								
Inning Stats											1B: 0 SF: 0 WP: 0 PA: 0 2B: 0 SAC: 0 FB: 0 3B: 0 DP: 0 SB: 0 HR: 0 HBP: 0 CS: 0																								
PITCHER	IP	WLS	BF	H	R	ER	SO	BB	IBB	HBP	BLK	WP	HR	S	P	ERA	WHIP	PITCHER	IP	WLS	BF	H	R	ER	SO	BB	IBB	HBP	BLK	WP	HR	S	P	ERA	WHIP



Batter	1	2	3	4	5	6	7	8	9	AB	R	H	RBI	BB	SO	LOB	TOP					
12 Alejandro De Aza, L (1.7) OBP: 0.237, SLG: 0.382 57 Jayson Nix, R (8. PH) OBP: 0.297, SLG: 0.441 (8.5)	0-3 K	2-0 HR		0-0 F8		0-0 SF9		0-3 K		3	1	1	4	0	1	0						
13 Manny Machado, R (1.5) OBP: 0.250, SLG: 0.362 60 Ryan Lavanway, R (8. PH) OBP: 0.250, SLG: 0.269 (8.2)	0-3 K	0-2 K		0-0 2B		0-3 K		0-3 K		4	0	1	0	0	3	1						
38 Jimmy Paredes, S (1.10) OBP: 0.376, SLG: 0.651	0-0 F7		0-3 K	0-0 P5			0-3 K		0-0 HR	5	1	1	1	0	2	1						
Chris Davis, L (1.3) OBP: 0.347, SLG: 0.500 41 Chris Parmelee, L (8.3) OBP: 0.344, SLG: 0.290		0-0 FC3-6 1B	0-0 1B 45 SF7		4-0 BB G4-6-3		0-3 K		0-0 F9	3	1	2	0	1	1	0						
23 Travis Snider, L (1.9) OBP: 0.310, SLG: 0.282 14 Nolan Reimold, R (8.7) OBP: 0.415, SLG: 0.424		0-0 FC3-6 1B	0-0 1B 45 SF8		0-3 K		0-3 K		0-3 K	4	1	1	0	0	2	2						
1 Everth Cabrera, S (1.8) OBP: 0.348, SLG: 0.350 79 Daniel Alvarez, R (8.9) OBP: 0.382, SLG: 0.613		0-0 1B 45 SF8	4-0 BB 1B		0-0 G4-6-3			4-0 BB 2B	4-0 BB	2	2	1	0	2	0	1						
45 Steve Clevenger, L (1.2) OBP: 0.294, SLG: 0.344 86 Julio Borbon, L (8.8) OBP: 0.444, SLG: 0.556		0-0 1B 6 HR	0-0 SF7		0-0 FC6-4 1B		0-0 FC6-4 1B	0-0 P4	0-0 BB	3	3	3	1	0	0	0						
3 Ryan Flaherty, L (1.6) OBP: 0.341, SLG: 0.371 1 Paul Janish, R (8.6) OBP: 0.222, SLG: 0.222		0-0 SF8	0-0 G6-3		4-0 BB FC6-4		0-0 F5			2	0	0	1	1	0	4						
6 Jonathan Schoop, R (1.4) OBP: 0.286, SLG: 0.488 91 Osvaldo Martinez, R (8.4) OBP: 0.376, SLG: 0.459		0-0 1B 12 HR		0-0 F8		0-0 FC6-4		0-0 2B	1-3 3-H	4	1	2	3	0	0	2						
<b>Inning Stats</b>	R: 0 E: 0 K: 2 S: 7	H: 0 LOB: 0 BB: 0 P: 7	R: 5 E: 0 K: 1 S: 10	H: 5 LOB: 0 BB: 0 P: 12	R: 1 E: 0 K: 1 S: 7	H: 2 LOB: 2 BB: 1 P: 11	R: 0 E: 0 K: 0 S: 4	H: 1 LOB: 1 BB: 0 P: 4	R: 0 E: 0 K: 1 S: 4	H: 0 LOB: 0 BB: 1 P: 8	R: 1 E: 0 K: 1 S: 6	H: 1 LOB: 1 BB: 1 P: 10	R: 0 E: 0 K: 3 S: 9	H: 0 LOB: 0 BB: 0 P: 9	R: 2 E: 0 K: 2 S: 9	H: 2 LOB: 1 BB: 1 P: 13	R: 1 E: 0 K: 1 S: 6	H: 1 LOB: 1 BB: 1 P: 10	1B: 8 2B: 2 3B: 0 HR: 2	SF: 3 SAC: 0 DP: 1 HBP: 0	WP: 0 PB: 0 SB: 0 CS: 0	PA: 43
<b>PITCHER</b>	IP WLS BF H R ER SO BB IBB HBP BLK WP HR S P ERA WHIP	2.0 L 11 5 5 5 3 0 0 0 0 0 1 17 19 22.50 2.500	IP WLS BF H R ER SO BB IBB HBP BLK WP HR S P ERA WHIP	1.1 L 6 1 2 2 3 1 0 0 0 0 0 7 11 9.00 3.000	IP WLS BF H R ER SO BB IBB HBP BLK WP HR S P ERA WHIP	0.2 L 3 1 0 0 2 0 0 0 0 0 4 4 0.00 1.000	IP WLS BF H R ER SO BB IBB HBP BLK WP HR S P ERA WHIP	1.0 L 5 1 1 1 1 1 0 0 0 0 0 0 6 10 9.00 2.000	IP WLS BF H R ER SO BB IBB HBP BLK WP HR S P ERA WHIP	7.1 L 22 6 1 2 2 3 1 0 0 0 0 0 7 11 13.50 1.500	IP WLS BF H R ER SO BB IBB HBP BLK WP HR S P ERA WHIP	8.1 L 22 3 1 0 0 2 0 0 0 0 0 7 7 0.00 1.500	IP WLS BF H R ER SO BB IBB HBP BLK WP HR S P ERA WHIP	9.1 L 22 5 1 1 1 1 1 0 0 0 0 0 1 6 10 9.00 2.000								
27 Scott Baker, R (1.1) ERA: 7.84 87 Jacob Lindgren, L (3.1) ERA: 1.23 40 Andrew Bailey, R (5.1) ERA: 6.0 68 Dellin Betances, R (6.1) ERA: 7.11	11 Brett Gardner, L (1.7) OBP: 0.263, SLG: 0.184 77 Ramón Flores, L (8.7) OBP: 0.270, SLG: 0.412	12 Chase Headley, S (1.5) OBP: 0.333, SLG: 0.489 97 Jonathan Galvez, R (7.5) OBP: 0.345, SLG: 0.375	36 Carlos Beltrán, S (1.9) OBP: 0.308, SLG: 0.294 83 Francisco Arúa, L (7.3) OBP: 0.308, SLG: 0.385	25 Mark Teixeira, S (1.3) OBP: 0.306, SLG: 0.391 98 Rob Refsnyder, R (7.4) OBP: 0.421, SLG: 0.590	13 Alex Rodriguez, R (1.10) OBP: 0.405, SLG: 0.583 86 Kyle Higashioka, R (8. PH) OBP: 0.405, SLG: 0.583	24 Chris Young, R (1.8) OBP: 0.280, SLG: 0.426 74 Slade Heathcott, L (8.8) OBP: 0.452, SLG: 0.600	14 Stephen Drew, L (1.4) OBP: 0.311, SLG: 0.439 33 Garrett Jones, L (7.9) OBP: 0.222, SLG: 0.220	18 Didi Gregorius, L (1.6) OBP: 0.341, SLG: 0.500 60 Nick Noonan, L (5.6) OBP: 0.230, SLG: 0.333	55 Austin Romine, R (1.2) OBP: 0.231, SLG: 0.208 66 John Ryan Murphy, R (7.2) OBP: 0.236, SLG: 0.242	63 Tyler Wilson, R (1.1) ERA: 0.64 61 Jason Garcia, R (5.1) ERA: 1.29 17 Brian Matusz, L (7.1) ERA: 1.46 58 Ryan Webb, R (8.1) ERA: 5.4 64 Logan Verrett, R (9.1) ERA: 1.5	41 Justin Wilson, L (7.1) ERA: 2.16 57 Chris Martin, R (8.1) ERA: 5.63 90 Nick Rumbelow, R (9.1) ERA: 3.52											
<b>Batter</b>	1	2	3	4	5	6	7	8	9	AB	R	H	RBI	BB	SO	LOB	BOTTOM					
0-0 G6-3	0-0 G1-3		0-0 G1-3			0-0 G6-3		0-0 F9		3	0	0	0	0	0	0						
0-0 G1-3		0-0 F7		0-0 K		0-3 K		0-3 K		3	0	0	0	0	1	0						
0-0 1B		0-0 G3		4-0 BB		0-0 BB		0-0 L4		2	0	1	0	1	0	0						
0-3 K		0-0 G5-3		0-0 F8		0-0 F8		0-3 K2-3		3	0	0	0	0	1	2						
0-0 F9		0-0 G5-3		0-0 HR		0-0 HR		0-3 K		3	1	1	1	0	0	0						
0-0 F7		0-0 P3		0-0 G6-3		0-0 G6-3				3	0	0	0	0	0	0						
0-0 G3		0-0 HR		0-0 P3		0-0 P3				2	1	1	1	0	0	0						
0-3 K		4-0 BB		0-0 G3		0-0 G3				1	0	0	0	0	0	0						
0-0 F8		0-0 K		0-0 K		0-0 K				2	0	0	0	0	1	1						
		0-0 F8		0-0 BB		0-0 K				1	0	0	0	0	1	0						
<b>Inning Stats</b>	R: 0 E: 0 K: 1 S: 6	H: 1 LOB: 1 BB: 0 P: 6	R: 0 E: 0 K: 0 S: 3	H: 0 LOB: 0 BB: 0 P: 3	R: 0 E: 0 K: 1 S: 5	H: 0 LOB: 0 BB: 0 P: 5	R: 0 E: 0 K: 0 S: 3	H: 0 LOB: 0 BB: 0 P: 3	R: 1 E: 0 K: 1 S: 6	H: 1 LOB: 1 BB: 1 P: 10	R: 0 E: 0 K: 1 S: 5	H: 0 LOB: 1 BB: 1 P: 9	R: 1 E: 0 K: 0 S: 4	H: 1 LOB: 0 BB: 0 P: 4	R: 0 E: 0 K: 2 S: 7	H: 0 LOB: 0 BB: 0 P: 7	R: 0 E: 0 K: 2 S: 7	H: 0 LOB: 0 BB: 0 P: 7	1B: 1 2B: 0 3B: 0 HR: 2	SF: 0 SAC: 0 DP: 0 HBP: 0	WP: 0 PB: 0 SB: 0 CS: 0	PA: 32
<b>PITCHER</b>	IP WLS BF H R ER SO BB IBB HBP BLK WP HR S P ERA WHIP	4.0 W 13 1 0 0 2 2 0 0 0 0 0 1 11 19 4.50 1.500	IP WLS BF H R ER SO BB IBB HBP BLK WP HR S P ERA WHIP	2.0 L 9 1 1 1 2 2 0 0 0 0 0 1 4 4 9.00 1.000	IP WLS BF H R ER SO BB IBB HBP BLK WP HR S P ERA WHIP	1.0 L 3 0 0 0 2 0 0 0 0 0 0 7 7 0.00 0.000	IP WLS BF H R ER SO BB IBB HBP BLK WP HR S P ERA WHIP	1.0 L 3 0 0 0 2 0 0 0 0 0 0 7 7 0.00 0.000	IP WLS BF H R ER SO BB IBB HBP BLK WP HR S P ERA WHIP	7.1 L 22 6 1 2 2 3 1 0 0 0 0 0 7 11 13.50 1.500	IP WLS BF H R ER SO BB IBB HBP BLK WP HR S P ERA WHIP	8.1 L 22 3 1 0 0 2 0 0 0 0 0 7 7 0.00 1.500	IP WLS BF H R ER SO BB IBB HBP BLK WP HR S P ERA WHIP	9.1 L 22 5 1 1 1 1 1 0 0 0 0 0 6 10 9.00 2.000								

Baltimore Orioles @ New York Yankees  
George M. Steinbrenner Field, Tampa, FL  
Sat Mar 28 2015, 1:06 PM - 3:51 PM EDT  
Att: 10,851 - Partly Cloudy - 69 F

AB 35  
R 10  
H 12  
RBI 10  
BB 5  
SO 12  
LOB 14



Baltimore Orioles @ New York Yankees  
George M. Steinbrenner Field, Tampa, FL  
Sat Mar 28 2015, 1:06 PM - 3:51 PM EDT  
Att: 10,851 - Partly Cloudy - 69 F

AB 30  
R 2  
H 3  
RBI 2  
BB 2  
SO 8  
LOB 3





Batter	1	2	3	4	5	6	7	8	9	AB	R	H	RBI	BB	SO	LOB	TOP																			
14 Nolan Reimold, R OBP: 0.413, SLG: 0.405										4	0	1	0	1	1	0	<b>Baltimore Orioles @ Toronto Blue Jays</b> Florida Auto Exchange Stadium, Dunedin, FL Sun Mar 29 2015, 1:07 PM - 3:38 PM EDT Att: 3,602 - Sunny - 67 F																			
1 Everth Cabrera, S OBP: 0.333, SLG: 0.356										5	1	1	0	0	2	3																				
38 Jimmy Paredes, S OBP: 0.388, SLG: 0.681										4	0	2	1	0	1	1																				
27 Delmon Young, R OBP: 0.333, SLG: 0.476										4	0	1	0	0	0	3																				
85 Brenden Webb, L OBP: 0.333, SLG: 0.356										0	1	0	0	0	0	0																				
79 Daniel Álvarez, R OBP: 0.395, SLG: 0.600										4	1	2	0	0	1	1																				
45 Steve Clevenger, L OBP: 0.289, SLG: 0.333										4	0	1	0	0	0	2																				
57 Jayson Nix, R OBP: 0.428, SLG: 0.615										3	0	0	0	0	2	2																				
Rey Navarro, S OBP: 0.428, SLG: 0.615										1	0	1	2	0	0	0																				
41 Chris Parmelee, L OBP: 0.389, SLG: 0.379										4	1	3	1	0	0	2																				
1 Paul Janish, R OBP: 0.154, SLG: 0.154										4	0	0	0	0	2	4																				
<b>Inning Stats</b>	R: 0 H: 1 E: 0 K: 2 S: 8	H: 1 LOB: 1 BB: 0 P: 8	R: 0 H: 2 E: 0 K: 0 S: 5	H: 2 LOB: 2 BB: 0 P: 5	R: 1 H: 2 E: 0 K: 0 S: 5	H: 2 LOB: 1 BB: 0 P: 5	R: 0 H: 1 E: 0 K: 1 S: 6	H: 1 LOB: 1 BB: 0 P: 6	R: 0 H: 1 E: 0 K: 1 S: 7	H: 0 LOB: 0 BB: 0 P: 7	R: 0 H: 1 E: 1 K: 1 S: 5	H: 1 LOB: 1 BB: 1 P: 9	R: 2 H: 3 E: 0 K: 1 S: 7	H: 3 LOB: 1 BB: 0 P: 8	R: 1 H: 1 E: 0 K: 1 S: 6	H: 1 LOB: 0 BB: 0 P: 6	1B: 8 2B: 3 3B: 0 HR: 1	SF: 0 SAC: 0 DP: 1 HBP: 0	WP: 1 PA: 39 PB: 0 CS: 1																	
<b>PITCHER</b>	IP	WLS	BF	H	R	ER	SO	BB	IBB	HBP	BLK	WP	HR	S	P	ERA	WHIP	<b>PITCHER</b>		IP	WLS	BF	H	R	ER	SO	BB	IBB	HBP	BLK	WP	HR	S	P	ERA	WHIP
56 Mark Buehrle, L ERA: 2.45	5.0		22	7	1	1	4	0	0	0	0	0	0	30	30	1.80	1.400																			
62 Aaron Loup, L ERA: 2.16	1.0		3	0	0	0	2	0	0	0	0	0	0	7	7	0.00	0.000																			
27 Brett Cecil, L ERA: 2.16	1.0		4	1	0	0	1	1	0	0	0	0	0	5	9	0.00	2.000																			
35 Jeff Francis, L ERA: 8.99	1.0	L	5	3	2	2	1	0	0	0	0	1	0	7	8	18.00	3.000																			
67 Brady Dragnire, R ERA: 9.0	1.0		4	1	1	1	1	0	0	0	0	0	1	6	6	9.00	1.000																			

AB	37
R	4
H	12
RBI	4
BB	1
SO	9
LOB	18



Batter	1	2	3	4	5	6	7	8	9	AB	R	H	RBI	BB	SO	LOB	BOTTOM																			
7 José Reyes, S OBP: 0.362, SLG: 0.600										3	0	1	0	0	0	1	<b>Baltimore Orioles @ Toronto Blue Jays</b> Florida Auto Exchange Stadium, Dunedin, FL Sun Mar 29 2015, 1:07 PM - 3:38 PM EDT Att: 3,602 - Sunny - 67 F																			
1 Jonathan Diaz, R OBP: 0.167, SLG: 0.118										1	0	0	0	0	0	0																				
55 Russell Martin, R OBP: 0.320, SLG: 0.302										2	0	0	0	1	1	2																				
22 Josh Thole, L OBP: 0.382, SLG: 0.379										1	1	1	0	0	0	0																				
19 José Bautista, R OBP: 0.419, SLG: 0.757										3	0	1	0	0	0	2																				
39 Caleb Cindl, L OBP: 0.420, SLG: 0.581										1	0	0	0	0	1	1																				
10 Edwin Encarnación, R OBP: 0.283, SLG: 0.667										3	0	0	0	0	1	4																				
14 Justin Smoak, S OBP: 0.314, SLG: 0.419										1	0	0	0	0	0	1																				
20 Josh Donaldson, R OBP: 0.388, SLG: 0.591										3	1	1	1	0	1	2																				
66 Munenori Kawasaki, L OBP: 0.481, SLG: 0.571										1	0	1	0	0	0	0																				
30 Dioner Navarro, S OBP: 0.294, SLG: 0.233										3	0	0	0	0	0	0																				
24 Dayan Viedo, R OBP: 0.256, SLG: 0.342										1	0	1	1	0	0	0																				
45 Dalton Pompey, S OBP: 0.519, SLG: 0.519										3	0	1	0	0	0	0																				
17 Ryan Goins, L OBP: 0.340, SLG: 0.409										1	0	0	0	0	0	0																				
11 Kevin Pillar, R OBP: 0.286, SLG: 0.450										4	0	1	0	0	0	0																				
29 Devon Travis, R OBP: 0.397, SLG: 0.463										4	0	2	0	0	0	2																				
<b>Inning Stats</b>	R: 0 H: 1 E: 0 K: 2 S: 8	H: 0 LOB: 0 BB: 0 P: 12	R: 0 H: 0 E: 0 K: 0 S: 3	H: 0 LOB: 0 BB: 0 P: 3	R: 0 H: 2 E: 0 K: 1 S: 7	H: 2 LOB: 2 BB: 0 P: 7	R: 1 H: 1 E: 0 K: 0 S: 6	H: 1 LOB: 0 BB: 0 P: 8	R: 0 H: 1 E: 0 K: 0 S: 3	H: 0 LOB: 0 BB: 0 P: 3	R: 0 H: 2 E: 0 K: 0 S: 4	H: 2 LOB: 1 BB: 0 P: 4	R: 1 H: 3 E: 1 K: 1 S: 8	H: 3 LOB: 2 BB: 0 P: 8	R: 0 H: 0 E: 0 K: 0 S: 3	H: 0 LOB: 0 BB: 0 P: 3	1B: 8 2B: 1 3B: 0 HR: 1	SF: 0 SAC: 0 DP: 1 HBP: 0	WP: 0 PA: 36 PB: 0 CS: 1																	
<b>PITCHER</b>	IP	WLS	BF	H	R	ER	SO	BB	IBB	HBP	BLK	WP	HR	S	P	ERA	WHIP	<b>PITCHER</b>		IP	WLS	BF	H	R	ER	SO	BB	IBB	HBP	BLK	WP	HR	S	P	ERA	WHIP
31 Ubaldo Jiménez, R ERA: 4.84	6.0		23	5	1	1	3	1	0	0	0	0	0	12	12	0.00	2.500																			
66 T.J. McFarland, L ERA: 6.55	2.0	W	10	5	1	0	1	0	0	0	0	0	0	12	12	0.00	2.500																			
65 Chaz Roe, R ERA: 5.91	1.0	S	3	0	0	0	0	0	0	0	0	0	0	3	3	0.00	0.000																			

AB	35
R	2
H	10
RBI	2
BB	1
SO	4
LOB	15





Batter	1	2	3	4	5	6	7	8	9	AB	R	H	RBI	BB	SO	LOB	TOP										
39 Danny Santana, S (1.6) 17 Doug Bernier, R (7.6) OBP: 0.367, SLG: 0.500 OBP: 0.355, SLG: 0.259										4	1	2	0	0	1	1	<b>Minnesota Twins @ Baltimore Orioles</b> Ed Smith Stadium, Sarasota, FL Sun Mar 29 2015, 1:07 PM - 3:48 PM EDT Att: 6,914 - Sunny - 67 F										
5 Eduardo Escobar, S (1.5) Stephen Wickens, R (7.5)										3	0	0	0	0	2	2											
9 Eduardo Núñez, R (1.4) OBP: 0.383, SLG: 0.523										4	1	2	1	0	0	1											
19 Kennys Vargas, S (1.3) 99 D.J. Hicks, L (7.3)										2	1	1	1	1	0	1											
Adam Brett Walker, R (1.9) 85 Chad Christensen, R (7.9) OBP: 1.000, SLG: 1.000										3	0	0	0	0	1	1											
31 Oswaldo Arcia, L (1.7) Levi Michael, R (7.4) OBP: 0.317, SLG: 0.512 OBP: 0.333, SLG: 0.667										3	2	2	2	0	0	0											
12 Chris Herrmann, L (1.2) Carlos Paulino, R (7.2)										3	0	0	0	0	1	1											
26 Eric Fryer, R (1.10) OBP: 0.300, SLG: 0.429										2	1	1	2	1	0	0											
21 Shane Robinson, R (1.8) OBP: 0.348, SLG: 0.381										3	0	0	0	0	1	1											
<b>Inning Stats</b>	R: 0 E: 0 K: 1 S: 6	H: 1 LOB: 1 BB: 0 P: 6	R: 2 E: 0 K: 2 S: 11	H: 2 LOB: 0 BB: 0 P: 13	R: 2 E: 0 K: 1 S: 7	H: 3 LOB: 0 BB: 0 P: 7	R: 0 E: 0 K: 0 S: 3	H: 0 LOB: 0 BB: 0 P: 3	R: 0 E: 0 K: 0 S: 3	H: 0 LOB: 0 BB: 0 P: 3	R: 2 E: 1 K: 1 S: 9	H: 2 LOB: 1 BB: 1 P: 14	R: 0 E: 0 K: 1 S: 4	H: 0 LOB: 0 BB: 1 P: 8	R: 0 E: 0 K: 2 S: 7	H: 0 LOB: 0 BB: 0 P: 7		R: 0 E: 0 K: 0 S: 3	H: 1 LOB: 0 BB: 0 P: 3	1B: 4 2B: 2 3B: 1 HR: 2	SF: 0 SAC: 0 DP: 1 HBP: 0	WP: 0 PB: 0 SB: 1 CS: 2	PA: 35				
<b>PITCHER</b>	IP	WLS	BF	H	R	ER	SO	BB	IBB	HBP	BLK	WP	HR	S	P	ERA	WHIP	<b>PITCHER</b>									
50 Miguel González, R (1.1) ERA: 5.4	5.2	L	23	7	5	5	5	1	0	0	0	0	1	35	41	7.94	1.412										
86 David Hess, R (6.1) ERA: 27.0	0.1		2	1	1	1	0	0	0	0	0	0	1	4	5	27.00	3.000										
53 Zack Britton, L (7.1) ERA: 27.0	1.0		3	0	0	0	1	1	0	0	0	0	0	4	8	0.00	1.000										
56 Darren O'Day, R (8.1) ERA: 2.57	1.0		3	0	0	0	2	0	0	0	0	0	0	7	7	0.00	0.000										
93 Branden Kline, R (9.1) ERA: 2.57	1.0		3	1	0	0	0	0	0	0	0	0	0	3	3	0.00	1.000										

Batter	1	2	3	4	5	6	7	8	9	AB	R	H	RBI	BB	SO	LOB	BOTTOM										
12 Alejandro De Aza, L (1.7) 85 Mike Yastrzemski, L (8.7) OBP: 0.244, SLG: 0.378 OBP: 0.683, SLG: 0.954										3	1	1	0	0	0	1	<b>Minnesota Twins @ Baltimore Orioles</b> Ed Smith Stadium, Sarasota, FL Sun Mar 29 2015, 1:07 PM - 3:48 PM EDT Att: 6,914 - Sunny - 67 F										
28 Steve Pearce, R (1.9) 95 John Ruettinger, L (9.9)										4	0	1	0	0	0	1											
Chris Davis, L (1.3) Trey Mancini, R (9.3)										4	0	0	0	0	1	2											
10 Adam Jones, R (1.8) 86 Julio Borbon, L (9.8) OBP: 0.289, SLG: 0.477 OBP: 0.444, SLG: 0.556										4	1	1	2	0	2	0											
23 Travis Snider, L (1.10) 92 Steel Russell, L (9.10)										2	1	1	1	1	0	0											
13 Manny Machado, R (1.5) OBP: 0.231, SLG: 0.333										4	0	0	0	0	1	1											
6 Jonathan Schoop, R (1.4) 60 Ryan Lavanway, R (8.2) OBP: 0.289, SLG: 0.477 OBP: 0.276, SLG: 0.296										3	1	1	0	0	1	0											
3 Ryan Flaherty, L (1.6) 89 Garabez Rosa, R (8.4) OBP: 0.318, SLG: 0.342 OBP: 0.400, SLG: 0.400										3	0	0	0	0	0	1											
36 Caleb Joseph, R (1.2) 91 Oswaldo Martínez, R (8.6) OBP: 0.333, SLG: 0.435 OBP: 0.333, SLG: 0.375										2	0	0	0	1	0	0											
<b>Inning Stats</b>	R: 3 E: 0 K: 0 S: 10	H: 4 LOB: 0 BB: 0 P: 14	R: 0 E: 0 K: 1 S: 5	H: 0 LOB: 0 BB: 0 P: 5	R: 0 E: 0 K: 0 S: 3	H: 0 LOB: 0 BB: 0 P: 3	R: 0 E: 0 K: 0 S: 3	H: 0 LOB: 0 BB: 0 P: 3	R: 1 E: 1 K: 2 S: 7	H: 1 LOB: 1 BB: 1 P: 11	R: 0 E: 0 K: 0 S: 3	H: 0 LOB: 0 BB: 0 P: 3	R: 0 E: 0 K: 2 S: 8	H: 1 LOB: 0 BB: 0 P: 8	R: 0 E: 1 K: 0 S: 5	H: 1 LOB: 2 BB: 0 P: 6		1B: 4 2B: 1 3B: 0 HR: 3	SF: 0 SAC: 0 DP: 1 HBP: 0	WP: 1 PB: 1 SB: 0 CS: 0	PA: 36						
<b>PITCHER</b>	IP	WLS	BF	H	R	ER	SO	BB	IBB	HBP	BLK	WP	HR	S	P	ERA	WHIP	<b>PITCHER</b>									
47 Ricky Nolasco, R (1.1) ERA: 4.12	6.0	W	24	5	4	3	3	2	0	0	0	0	2	32	44	4.50	1.167										
37 Mike Pelfrey, R (7.1) ERA: 1.23	1.0	H	3	0	0	0	0	0	0	0	0	0	0	3	3	0.00	0.000										
22 Tim Stauffer, R (8.1) ERA: 9.82	1.0	H	4	1	1	1	2	0	0	0	0	0	1	8	8	9.00	1.000										
64 Aaron Thompson, L (9.1) ERA: 2.16	1.0	S	5	1	0	0	0	0	0	0	0	0	0	5	6	0.00	1.000										

AB	32
R	6
H	9
RBI	6
BB	2
SO	8
LOB	10









Batter	1	2	3	4	5	6	7	8	9	AB	R	H	RBI	BB	SO	LOB	TOP			
7 David DeJesus, L (1.9) 28 Tyler Goeddel, R (7.7)	F7		HR	F8		F7			E6	4	1	1	1	0	0	1	<b>Tampa Bay Rays @ Baltimore Orioles</b> Ed Smith Stadium, Sarasota, FL Tue Mar 31 2015, 1:06 PM - 3:50 PM EDT Att: 5,305 - Partly Cloudy - 78 F			
28 John Jaso, L (1.7) 18 Richie Shaffer, R (7.5)	BB		SF8	1B		F8			P3	3	2	0	1	0	0	0				
13 Adrúbal Cabrera, S (1.6) 67 Pat Blair, R (7.6)	2B		P4	F9						4	0	2	1	0	0	2				
3 Evan Longoria, R (1.5) 35 Cade Gotta, R (7.9)	F9		1B			F9				4	1	1	0	0	1	1				
21 James Loney, L (1.3) 47 Patrick Leonard, R (8.3)	G5-3		FC6			G6-3			F9	4	0	0	0	0	0	3				
8 Desmond Jennings, R (1.8) 27 Thomas Milone, L (8.8)			SF8			K			G6-3	3	0	1	1	0	1	0				
11 Logan Forsythe, R (1.4) 59 Thomas Coyle, L (8.4)	F8		2B			F7			F8	4	0	1	1	0	0	1				
Corey Brown, L (1.10)	F8		G4-3							2	0	0	0	2	0	3				
60 Bobby Wilson, R (1.2) Mayo Acosta, R (9.2)	F7					K			G6-3	4	0	0	0	0	1	3				
<b>Inning Stats</b>	R: 1 E: 0 K: 0 S: 4	H: 1 LOB: 1 BB: 1 P: 9	R: 0 E: 0 K: 0 S: 4	H: 1 LOB: 1 BB: 0 P: 4	R: 3 E: 0 K: 0 S: 9	H: 4 LOB: 2 BB: 0 P: 9	R: 0 E: 0 K: 0 S: 4	H: 1 LOB: 1 BB: 0 P: 4	R: 0 E: 0 K: 1 S: 5	H: 0 LOB: 0 BB: 1 P: 9	R: 0 E: 0 K: 1 S: 5	H: 1 LOB: 0 BB: 0 P: 5	R: 0 E: 0 K: 0 S: 3	H: 0 LOB: 0 BB: 0 P: 3	R: 0 E: 1 K: 0 S: 4	H: 0 LOB: 1 BB: 1 P: 8		1B: 5 2B: 2 3B: 0 HR: 1	SF: 1 SAC: 0 DP: 0 HBP: 0	WP: 0 PB: 0 SB: 0 CS: 1
<b>PITCHER</b>	IP WLS BF H R ER SO BB IBB HBP BLK WP HR S P ERA WHIP																			
39 Kevin Gausman, R (1.1) ERA: 7.04	3.2 L 20 7 4 4 0 1 0 0 0 0 0 1 20 25 9.82 2.182																			
61 Jason Garcia, R (4.1) ERA: 0.96	2.1 8 0 0 0 2 1 0 0 0 0 0 0 11 15 0.00 0.429																			
35 Brad Brach, R (7.1) ERA: 1.74	2.0 6 1 0 0 1 0 0 0 0 0 0 0 8 8 0.00 0.500																			
29 Tommy Hunter, R (9.1) ERA: 6.23	1.0 4 0 0 0 0 1 0 0 0 0 0 0 4 8 0.00 1.000																			


Batter	1	2	3	4	5	6	7	8	9	AB	R	H	RBI	BB	SO	LOB	BOTTOM			
1 Everth Cabrera, S (1.6) 1 Paul Janish, R (8.6)	G6-3		G4-3		G4-3		FC1-6		P4	4	0	0	0	0	0	4	<b>Tampa Bay Rays @ Baltimore Orioles</b> Ed Smith Stadium, Sarasota, FL Tue Mar 31 2015, 1:06 PM - 3:50 PM EDT Att: 5,305 - Partly Cloudy - 78 F			
28 Steve Pearce, R (1.7) 91 Osvaldo Martinez, R (8.4)	G5-3		G1-3			K	G1-3			4	0	0	0	0	1	2				
10 Adam Jones, R (1.8) 86 Julio Borbon, L (8.8)	K				F8				L6	3	1	1	0	0	1	0				
27 Delmon Young, R (1.9) 14 Nolan Reimold, R (8.7)					K				HR	3	0	1	0	0	2	1				
Chris Davis, L (1.3) 45 Steve Clevenger, L (8.2)					K					3	0	1	1	0	1	1				
13 Manny Machado, R (1.5) 3 Ryan Flaherty, L (8.3)										1	0	1	0	0	0	0				
38 Jimmy Paredes, S (1.10)										4	1	1	0	0	0	2				
6 Jonathan Schoop, R (1.4) 85 Mike Yastrzemski, L (8.9)			B3						G3	3	0	2	1	0	0	0				
36 Caleb Joseph, R (1.2) 57 Jayson Nix, R (8.5)									G4-3	3	0	2	0	0	0	1				
<b>Inning Stats</b>	R: 0 E: 0 K: 1 S: 5	H: 2 LOB: 1 BB: 0 P: 4	R: 0 E: 0 K: 0 S: 4	H: 1 LOB: 1 BB: 0 P: 4	R: 0 E: 0 K: 2 S: 7	H: 0 LOB: 0 BB: 0 P: 7	R: 0 E: 0 K: 0 S: 5	H: 2 LOB: 2 BB: 0 P: 5	R: 1 E: 0 K: 0 S: 9	H: 2 LOB: 1 BB: 0 P: 9	R: 1 E: 0 K: 0 S: 5	H: 2 LOB: 1 BB: 0 P: 7	R: 1 E: 0 K: 1 S: 7	H: 2 LOB: 1 BB: 0 P: 7	R: 0 E: 0 K: 0 S: 3	H: 0 LOB: 0 BB: 0 P: 3		1B: 7 2B: 3 3B: 0 HR: 1	SF: 0 SAC: 0 DP: 1 HBP: 0	WP: 1 PB: 0 SB: 1 CS: 0
<b>PITCHER</b>	IP WLS BF H R ER SO BB IBB HBP BLK WP HR S P ERA WHIP																			
Everett Teaford, L (1.1) ERA: 2.03	3.2 W 13 3 0 0 2 0 0 0 0 0 0 0 17 17 0.00 0.818																			
Mike Montgomery, L (4.1) ERA: 2.39	2.1 11 4 1 1 3 0 0 0 0 0 0 0 17 17 3.86 1.714																			
Andrew Bellatti, R (7.1) ERA: 3.18	2.0 H 10 4 2 2 1 0 0 0 0 0 1 1 12 14 9.00 2.000																			
53 Brad Schreiber, R (9.1) ERA:	1.0 S 3 0 0 0 0 0 0 0 0 0 0 0 3 3 0.00 0.000																			



Batter	1	2	3	4	5	6	7	8	9	10	AB	R	H	RBI	BB	SO	LOB	TOP		
5 Josh Harrison, R OBP: 0.360, SLG: 0.511 66 Tyler Filliben, R (8, 5)	G1-3		F9			G3-6 1B		G4-6-3 1B			4	0	2	0	0	0	0			
25 Gregory Polanco, L OBP: 0.280, SLG: 0.415 38 Stolmy Pimentel, R 75 Michael Fransoso, L (9, 4)	P6		K2-3			G3-6 1-2f		G4-6-3 1-2f			4	0	0	0	0	1	2			
22 Andrew McCutchen, R OBP: 0.333, SLG: 0.429 70 Andy Vasquez, L (8, 8)	K					G6-3 1B		G6-3			4	0	1	0	0	2	0			
18 Neil Walker, S OBP: 0.369, SLG: 0.627 3 Sean Rodriguez, R OBP: 0.163, SLG: 0.149 (9, 3)						L4				G4-3	3	1	2	0	0	0	1			
6 Starling Marte, R OBP: 0.344, SLG: 0.533 24 Jonathan Schwind, R (9, 7)										G6-3	4	0	0	0	0	2	2			
24 Pedro Alvarez, L OBP: 0.340, SLG: 0.773 50 Adam Miller, R 54 A.J. Morris, R (10, 1)											4	1	1	2	0	1	1			
27 Jung Ho Kang, R OBP: 0.277, SLG: 0.429 17 Pedro Florimon, S OBP: 0.333, SLG: 0.543 (7, 6)											3	0	1	0	0	2	0			
26 Tony Sanchez, R OBP: 0.444, SLG: 0.800 83 Wilkin Castillo, S OBP: 0.308, SLG: 0.182 (10, 2)											4	0	0	0	0	1	1			
47 Francisco Liriano, L OBP: 0.333, SLG: 0.333 45 Gerrit Cole, R OBP: 0.600, SLG: 0.667 37 Arquimedes Caminero, R 15 Andrew Lamb, L OBP: 0.218, SLG: 0.269 (8, 9)											1	0	0	0	0	0	0			
											1	0	0	0	0	0	0			
											2	1	1	0	0	0	0			
<b>Inning Stats</b>	R: 0 E: 0 K: 1 S: 5	H: 0 LOB: 0 BB: 0 P: 5	R: 2 E: 0 K: 2 S: 11	H: 2 LOB: 0 BB: 0 P: 14	R: 0 E: 0 K: 1 S: 5	H: 0 LOB: 0 BB: 0 P: 5	R: 0 E: 0 K: 2 S: 8	H: 1 LOB: 1 BB: 0 P: 8	R: 0 E: 0 K: 0 S: 4	H: 2 LOB: 1 BB: 0 P: 4	R: 0 E: 0 K: 0 S: 4	H: 1 LOB: 1 BB: 0 P: 4	R: 1 E: 0 K: 0 S: 4	H: 2 LOB: 0 BB: 0 P: 4	R: 0 E: 0 K: 1 S: 5	H: 0 LOB: 0 BB: 0 P: 3	1B: 5 2B: 2 3B: 0 HR: 1	SF: 0 SAC: 0 DP: 2 HBP: 0	WP: 0 PB: 0 SB: 0 CS: 0	PA: 36
<b>PITCHER</b>	IP 5.0	WLS 18	H 3	R 2	ER 2	SO 8	BB 0	IBB 0	HBP 0	BLK 0	WP 0	HR 1	S 36	P 39	ERA 3.60	WHIP 0.600				
30 Chris Tillman, R ERA: 2.76																				
17 Brian Matusz, L ERA: 1.88																				
56 Darren O'Day, R ERA: 2.25																				
53 Zack Britton, L ERA:																				
95 Mychal Givens, R ERA:																				

Pittsburgh Pirates @ Baltimore Orioles  
Ed Smith Stadium, Sarasota, FL  
Wed Apr 01 2015, 7:11 PM - 10:01 PM EDT  
Att: 7,174 - Clear - 75 F

AB 36  
R 3  
H 8  
RBI 2  
BB 0  
SO 9  
LOB 7



Batter	1	2	3	4	5	6	7	8	9	10	AB	R	H	RBI	BB	SO	LOB	BOTTOM				
14 Nolan Reimold, R OBP: 0.426, SLG: 0.477 12 Alejandro De Azca, L OBP: 0.277, SLG: 0.442 (7, 7)	K										3	0	1	0	0	1	0					
28 Steve Pearce, R OBP: 0.313, SLG: 0.638 23 Travis Snider, L OBP: 0.327, SLG: 0.326 (8, 9)	G5-3		K								2	0	0	0	1	1	1					
10 Adam Jones, R OBP: 0.314, SLG: 0.563 86 Julio Borbon, L OBP: 0.308, SLG: 0.385 (9, 8)											4	0	1	0	0	0	2					
Chris Davis, L OBP: 0.300, SLG: 0.434 89 Garabets Rosa, R OBP: 0.500, SLG: 0.500 85 Mike Vastzremzki, L OBP: 0.071, SLG: 0.308 (10, 7)											1	0	0	0	0	0	0					
27 Delmon Young, R OBP: 0.314, SLG: 0.462 45 Steve Clevenger, L OBP: 0.300, SLG: 0.368 (9, 10)											3	0	1	0	0	0	1					
13 Manny Machado, R OBP: 0.241, SLG: 0.321 3 Ryan Flaherty, L OBP: 0.340, SLG: 0.349 (9, 3)											2	1	0	0	0	1	1					
6 Jonathan Schoop, R OBP: 0.291, SLG: 0.463 57 Jayson Nix, R OBP: 0.286, SLG: 0.395 (8, 4)											3	0	0	0	0	1	2					
60 Ryan Lavanway, R OBP: 0.211, SLG: 0.222 (1, 2)											4	0	0	0	0	1	3					
1 Everth Cabrera, S OBP: 0.355, SLG: 0.464 1 Paul Janish, R OBP: 0.133, SLG: 0.133 (8, 6)											3	2	2	2	0	0	0					
											1	0	0	0	0	0	2					
<b>Inning Stats</b>	R: 0 E: 0 K: 1 S: 6	H: 1 LOB: 1 BB: 0 P: 7	R: 0 E: 0 K: 0 S: 3	H: 0 LOB: 0 BB: 0 P: 3	R: 1 E: 0 K: 1 S: 7	H: 2 LOB: 1 BB: 0 P: 9	R: 0 E: 0 K: 2 S: 8	H: 1 LOB: 1 BB: 0 P: 9	R: 0 E: 0 K: 1 S: 5	H: 0 LOB: 1 BB: 1 P: 9	R: 2 E: 0 K: 1 S: 8	H: 2 LOB: 1 BB: 0 P: 9	R: 0 E: 0 K: 0 S: 3	H: 0 LOB: 0 BB: 0 P: 3	R: 0 E: 0 K: 1 S: 6	H: 1 LOB: 2 BB: 10 P: 10	R: 0 E: 0 K: 2 S: 7	H: 0 LOB: 0 BB: 0 P: 7	1B: 5 2B: 0 3B: 1 HR: 1	SF: 0 SAC: 0 DP: 0 HBP: 1	WP: 2 PB: 0 SB: 2 CS: 0	PA: 40
<b>PITCHER</b>	IP 3.0	WLS 12	H 3	R 1	ER 1	SO 2	BB 0	IBB 0	HBP 0	BLK 0	WP 1	HR 1	S 16	P 19	ERA 3.00	WHIP 1.000						
47 Francisco Liriano, L ERA: 0.75																						
45 Gerrit Cole, R ERA: 3.24																						
37 Arquimedes Caminero, R ERA: 2.92																						
38 Stolmy Pimentel, R ERA: 4.91																						
50 Adam Miller, R ERA:																						
54 A.J. Morris, R ERA:																						

Pittsburgh Pirates @ Baltimore Orioles  
Ed Smith Stadium, Sarasota, FL  
Wed Apr 01 2015, 7:11 PM - 10:01 PM EDT  
Att: 7,174 - Clear - 75 F

AB 37  
R 3  
H 7  
RBI 3  
BB 2  
SO 9  
LOB 17





Batter	1	2	3	4	5	6	7	8	9	AB	R	H	RBI	BB	SO	LOB	TOP						
14 Nolan Reimold, R (1, 7) OBP: 0.439, SLG: 0.489										3	0	2	1	0	0	0	<b>Baltimore Orioles @ Atlanta Braves</b> Champion Stadium, Lake Buena Vista, FL Thu Apr 02 2015, 6:07 PM - 9:08 PM EDT Att: 5,952 - Clear - 82 F						
23 Travis Snider, L (7, PH) OBP: 0.333, SLG: 0.396										2	1	1	2	0	0	0							
1 Everth Cabrera, S (1, 8) OBP: 0.348, SLG: 0.441										3	1	0	0	1	1	3							
1 Paul Janish, R (7, 6) OBP: 0.125, SLG: 0.125										1	0	0	0	0	1	0							
28 Steve Pearce, R (1, 9) OBP: 0.327, SLG: 0.627										4	1	2	1	0	1	1							
86 Julio Borbon, L (7, PR) OBP: 0.308, SLG: 0.385										0	0	0	0	0	0	0							
Chris Davis, L (1, 3) OBP: 0.317, SLG: 0.446										3	0	2	0	0	1	0							
Chris Parmelee, L (7, PH) OBP: 0.376, SLG: 0.367										1	0	0	0	0	0	1							
27 Delmon Young, R (1, 10) OBP: 0.322, SLG: 0.429										4	0	0	0	0	1	5							
13 Manny Machado, R (1, 5) OBP: 0.258, SLG: 0.339										3	1	2	1	0	1	0							
57 Jayson Nix, R (8, 5) OBP: 0.286, SLG: 0.395										0	0	0	0	0	0	0							
6 Jonathan Schoop, R (1, 4) OBP: 0.400, SLG: 0.444										4	0	0	0	0	1	3							
91 Osvaldo Martinez, R (8, 4) OBP: 0.400, SLG: 0.444										0	0	0	0	0	0	0							
36 Caleb Joseph, R (1, 2) OBP: 0.364, SLG: 0.448										3	0	1	0	0	0	0							
45 Steve Clevenger, L (8, PH) OBP: 0.293, SLG: 0.359										1	0	0	0	0	1	0							
3 Ryan Flaherty, L (1, 6) OBP: 0.340, SLG: 0.348										3	1	1	0	0	0	2							
85 Mike Yastrzemski, L (7, 7) OBP: 0.067, SLG: 0.256										1	0	0	0	0	1	0							
<b>Inning Stats</b>	R: 0 E: 0 K: 1 S: 5	H: 1 LOB: 0 BB: 0 P: 5	R: 0 E: 0 K: 2 S: 8	H: 1 LOB: 1 BB: 0 P: 8	R: 0 E: 0 K: 0 S: 3	H: 0 LOB: 0 BB: 0 P: 3	R: 0 E: 0 K: 1 S: 6	H: 1 LOB: 1 BB: 0 P: 6	R: 1 E: 0 K: 0 S: 6	H: 3 LOB: 2 BB: 0 P: 6	R: 1 E: 1 K: 1 S: 7	H: 2 LOB: 1 BB: 0 P: 7	R: 3 E: 0 K: 0 S: 6	H: 3 LOB: 2 BB: 1 P: 12	R: 0 E: 0 K: 2 S: 7	H: 0 LOB: 0 BB: 0 P: 7	R: 0 E: 0 K: 2 S: 7	H: 0 LOB: 0 BB: 0 P: 7	R: 0 E: 0 K: 2 S: 7	H: 0 LOB: 0 BB: 0 P: 7	1B: 10 2B: 0 3B: 0 HR: 1	SF: 1 SAC: 0 DP: 1 HBP: 0	WP: 0 PA: 38 PB: 0 SB: 0 CS: 0
<b>PITCHER</b>	IP WLS BF H R ER SO BB IBB HBP BLK WP HR S P ERA WHIP																						
40 Alex Wood, L (1, 1) ERA: 3.68	5.0	20	6	1	1	4	0	0	0	0	0	0	0	0	28	28	1.80	1.200					
30 Chien-Ming Wang, R (6, 1) ERA: 4.76	1.1	B	10	5	4	3	1	1	0	0	0	0	0	1	11	16	20.25	4.500					
84 Brady Feigl, L (7, 1) ERA: 1.17	0.2		2	0	0	0	0	0	0	0	0	0	0	2	3	0.00	0.000						
39 Jason Grilli, R (8, 1) ERA: 2.57	1.0		3	0	0	0	2	0	0	0	0	0	0	7	7	0.00	0.000						
52 Andrew McKirahan, L (9, 1) ERA: 2.7	1.0	W	3	0	0	0	2	0	0	0	0	0	0	7	7	0.00	0.000						

Batter	1	2	3	4	5	6	7	8	9	AB	R	H	RBI	BB	SO	LOB	BOTTOM		
4 Eric Young Jr, S (1, 8) OBP: 0.395, SLG: 0.458										4	2	1	0	1	1	1	<b>Baltimore Orioles @ Atlanta Braves</b> Champion Stadium, Lake Buena Vista, FL Thu Apr 02 2015, 6:07 PM - 9:08 PM EDT Att: 5,952 - Clear - 82 F		
98 Joe Benson, R (1, 7) OBP: 0.476, SLG: 0.588										5	1	4	1	0	1	1			
22 Nick Markakis, L (1, 9) OBP: 0.182, SLG: 0.227										3	0	2	0	0	0	1			
26 Todd Cunningham, Sr (7, 9) OBP: 0.446, SLG: 0.378										1	0	1	1	0	0	0			
5 Freddie Freeman, L (1, 3) OBP: 0.431, SLG: 0.545										4	0	1	1	0	3	4			
Ozzie Albies, S (7, PR) OBP: 0.405, SLG: 0.368										0	0	0	0	0	0	0			
7 Jonny Gomes, R (1, 10) OBP: 0.267, SLG: 0.264										3	0	0	0	0	0	3			
15 A.J. Pierzynski, L (7, PH) OBP: 0.405, SLG: 0.368										1	0	0	0	0	0	2			
23 Chris Johnson, R (1, 5) OBP: 0.333, SLG: 0.392										2	0	0	0	1	0	2			
61 Pedro Ciriaco, R (8, 5) OBP: 0.379, SLG: 0.500										1	0	1	0	0	0	0			
27 Christian Bethancourt, R (1, 2) OBP: 0.293, SLG: 0.525										4	1	1	0	0	1	3			
1 Alberto Callaspo, S (1, 4) OBP: 0.246, SLG: 0.239										2	0	1	0	0	0	0			
8 Jace Peterson, L (5, PR) OBP: 0.419, SLG: 0.391										2	1	0	0	0	0	0			
19 Andrelton Simmons, R (1, 6) OBP: 0.353, SLG: 0.500										3	0	1	1	0	1	0			
24 Kelly Johnson, L (8, 3) OBP: 0.426, SLG: 0.540										1	1	1	0	0	0	0			
<b>Inning Stats</b>	R: 0 E: 0 K: 1 S: 6	H: 1 LOB: 1 BB: 0 P: 6	R: 0 E: 0 K: 0 S: 3	H: 0 LOB: 0 BB: 0 P: 3	R: 0 E: 0 K: 1 S: 7	H: 2 LOB: 2 BB: 0 P: 7	R: 2 E: 0 K: 2 S: 9	H: 3 LOB: 1 BB: 0 P: 10	R: 0 E: 0 K: 2 S: 8	H: 1 LOB: 2 BB: 1 P: 12	R: 2 E: 0 K: 1 S: 8	H: 3 LOB: 2 BB: 1 P: 13	R: 0 E: 0 K: 0 S: 3	H: 1 LOB: 0 BB: 0 P: 3	R: 2 E: 0 K: 0 S: 3	H: 3 LOB: 1 BB: 0 P: 4	1B: 13 2B: 1 3B: 0 HR: 0	SF: 0 SAC: 0 DP: 1 HBP: 0	WP: 3 PA: 38 PB: 0 SB: 0 CS: 0
<b>PITCHER</b>	IP WLS BF H R ER SO BB IBB HBP BLK WP HR S P ERA WHIP																		
16 Wei-Yin Chen, L (1, 1) ERA: 2.45	5.0		20	6	2	2	4	0	0	0	0	0	0	0	8	12	0.00	2.000	
40 Wesley Wright, L (6, 1) ERA: 3.75	1.0		5	1	0	0	2	1	0	0	0	0	0	1	0	7	12	27.00	6.000
58 Ryan Webb, R (7, 1) ERA: 6.75	0.2	H	6	3	2	2	1	1	0	0	0	0	0	1	0	7	8	13.50	3.000
66 T.J. McFarland, L (7, 1) ERA: 7.3	1.1	L	7	4	2	2	0	0	0	0	0	0	0	1	0	7	8	13.50	3.000





Batter	1	2	3	4	5	6	7	8	9	AB	R	H	RBI	BB	SO	LOB	TOP						
4 Eric Young Jr. S OBP: 0.400, SLG: 0.474										4	2	2	0	0	2	1	<b>Atlanta Braves @ Baltimore Orioles</b> Ed Smith Stadium, Sarasota, FL Fri Apr 03 2015, 6:11 PM - 8:39 PM EDT Att. 7,329 - Clear - 80 F						
8 Jace Peterson L OBP: 0.410, SLG: 0.397										4	0	1	1	0	1	1							
5 Freddie Freeman L OBP: 0.418, SLG: 0.526 98 Joe Benson R OBP: 0.435, SLG: 0.526 (6, PH) (6, 10)										2	0	0	0	0	1	1							
24 Kelly Johnson L OBP: 0.446, SLG: 0.538 (6, 3)										2	0	1	1	2	1	0							
23 Chris Johnson R OBP: 0.317, SLG: 0.370 11 Phil Gosselin R OBP: 0.302, SLG: 0.259 (7, 7)										3	0	0	0	0	1	3							
7 Jonny Gomes R OBP: 0.270, SLG: 0.255 61 Pedro Ciriaco R OBP: 0.373, SLG: 0.491 (7, 6)										2	0	0	0	0	1	2							
27 Christian Bethancourt R OBP: 0.279, SLG: 0.590 (8, 2)										2	0	0	0	0	0	0							
19 Andrelton Simmons R OBP: 0.352, SLG: 0.491 87 Sean Kazmier Jr. R OBP: 0.286, SLG: 0.286 (7, 5)										3	0	1	0	0	1	2							
26 Todd Cunningham S OBP: 0.417, SLG: 0.347 (1, 9)										4	0	0	0	0	0	3							
<b>Inning Stats</b>	R: 1 E: 0 K: 2 S: 9	H: 2 LOB: 2 BB: 1 P: 13	R: 0 E: 0 K: 1 S: 6	H: 1 LOB: 1 BB: 0 P: 7	R: 0 E: 0 K: 2 S: 7	H: 0 LOB: 0 BB: 0 P: 7	R: 0 E: 0 K: 0 S: 3	H: 0 LOB: 0 BB: 0 P: 3	R: 0 E: 0 K: 1 S: 5	H: 0 LOB: 1 BB: 1 P: 11	R: 0 E: 0 K: 1 S: 5	H: 0 LOB: 2 BB: 0 P: 6	R: 1 E: 1 K: 1 S: 8	H: 2 LOB: 2 BB: 0 P: 8	R: 0 E: 0 K: 1 S: 5	H: 0 LOB: 0 BB: 0 P: 5		1B: 3 2B: 2 3B: 0 HR: 0	SF: 0 SAC: 1 DP: 0 HBP: 1	WP: 1 PB: 0 SB: 0 CS: 0	PA: 36		
<b>PITCHER</b>	IP WLS BF H R ER SO BB IBB HBP BLK WP HR S P ERA WHIP	31 Ubaldo Jiménez R ERA: 4.44	35 Brad Brach R ERA: 1.8	17 Brian Matusz L ERA: 2.16	61 Jason Garcia R ERA: 0.87	29 Tommy Hunter R ERA: 6.52	53 Zack Britton L ERA:	IP WLS BF H R ER SO BB IBB HBP BLK WP HR S P ERA WHIP	29 Tommy Hunter R ERA: 6.52	53 Zack Britton L ERA:	IP WLS BF H R ER SO BB IBB HBP BLK WP HR S P ERA WHIP	29 Tommy Hunter R ERA: 6.52	53 Zack Britton L ERA:	IP WLS BF H R ER SO BB IBB HBP BLK WP HR S P ERA WHIP	29 Tommy Hunter R ERA: 6.52	53 Zack Britton L ERA:	IP WLS BF H R ER SO BB IBB HBP BLK WP HR S P ERA WHIP	29 Tommy Hunter R ERA: 6.52	53 Zack Britton L ERA:	IP WLS BF H R ER SO BB IBB HBP BLK WP HR S P ERA WHIP	29 Tommy Hunter R ERA: 6.52	53 Zack Britton L ERA:	IP WLS BF H R ER SO BB IBB HBP BLK WP HR S P ERA WHIP

AB 32  
R 2  
H 5  
RBI 2  
BB 2  
SO 11  
LOB 17





Batter	1	2	3	4	5	6	7	8	9	AB	R	H	RBI	BB	SO	LOB	BOTTOM						
12 Alejandro De Aza L OBP: 0.314, SLG: 0.522 86 Glynn Davis R OBP: 1.000, SLG: 1.000										3	1	2	1	1	0	0	<b>Atlanta Braves @ Baltimore Orioles</b> Ed Smith Stadium, Sarasota, FL Fri Apr 03 2015, 6:11 PM - 8:39 PM EDT Att. 7,329 - Clear - 80 F						
28 Steve Pearce R OBP: 0.339, SLG: 0.604										2	0	0	0	0	0	0							
Chris Davis L OBP: 0.357, SLG: 0.450 6 Jonathan Schoop R OBP: 0.271, SLG: 0.431										4	0	1	0	0	2	5							
10 Adam Jones R OBP: 0.291, SLG: 0.519 57 Jayson Nix R OBP: 0.296, SLG: 0.395										4	0	0	0	0	2	1							
23 Travis Snider L OBP: 0.345, SLG: 0.392 89 Garabez Rosa R OBP: 0.500, SLG: 0.500										3	1	1	0	1	2	0							
13 Manny Machado R OBP: 0.273, SLG: 0.339 86 Julio Borbon L OBP: 0.308, SLG: 0.385 (8, FR)										3	1	1	0	1	0	1							
1 Everth Cabrera S OBP: 0.357, SLG: 0.444 1 Paul Janish R OBP: 0.125, SLG: 0.125										4	0	2	1	0	1	1							
3 Ryan Flaherty L OBP: 0.321, SLG: 0.327 (9, 3)										3	0	0	0	0	0	2							
36 Caleb Joseph R OBP: 0.343, SLG: 0.433 45 Steve Clevenger L OBP: 0.286, SLG: 0.350 60 Ryan Lavarnway R OBP: 0.211, SLG: 0.222										1	0	0	1	0	0	0							
<b>Inning Stats</b>	R: 0 E: 0 K: 0 S: 4	H: 1 LOB: 1 BB: 0 P: 4	R: 2 E: 0 K: 0 S: 7	H: 4 LOB: 3 BB: 0 P: 8	R: 0 E: 0 K: 1 S: 4	H: 0 LOB: 0 BB: 1 P: 8	R: 0 E: 0 K: 0 S: 3	H: 0 LOB: 0 BB: 0 P: 3	R: 1 E: 0 K: 1 S: 7	H: 1 LOB: 0 BB: 0 P: 8	R: 0 E: 0 K: 2 S: 6	H: 0 LOB: 2 BB: 1 P: 13	R: 0 E: 0 K: 3 S: 9	H: 0 LOB: 2 BB: 1 P: 13	R: 0 E: 0 K: 3 S: 9	H: 0 LOB: 1 BB: 1 P: 13		1B: 5 2B: 1 3B: 0 HR: 1	SF: 1 SAC: 0 DP: 1 HBP: 2	WP: 1 PB: 0 SB: 1 CS: 1	PA: 35		
<b>PITCHER</b>	IP WLS BF H R ER SO BB IBB HBP BLK WP HR S P ERA WHIP	17 Shelby Miller R ERA: 3.86	43 Luis Avilán L ERA: 2.0	53 Jim Johnson R ERA: 1.42	56 Juan Jaime R ERA: 5.19	PITCHER	IP WLS BF H R ER SO BB IBB HBP BLK WP HR S P ERA WHIP	17 Shelby Miller R ERA: 3.86	43 Luis Avilán L ERA: 2.0	53 Jim Johnson R ERA: 1.42	56 Juan Jaime R ERA: 5.19	PITCHER	IP WLS BF H R ER SO BB IBB HBP BLK WP HR S P ERA WHIP	17 Shelby Miller R ERA: 3.86	43 Luis Avilán L ERA: 2.0	53 Jim Johnson R ERA: 1.42	56 Juan Jaime R ERA: 5.19	PITCHER	IP WLS BF H R ER SO BB IBB HBP BLK WP HR S P ERA WHIP	17 Shelby Miller R ERA: 3.86	43 Luis Avilán L ERA: 2.0	53 Jim Johnson R ERA: 1.42	56 Juan Jaime R ERA: 5.19

AB 28  
R 3  
H 7  
RBI 3  
BB 3  
SO 8  
LOB 10





Batter	1	2	3	4	5	6	7	8	9	AB	R	H	RBI	BB	SO	LOB	TOP					
86 Julio Borbon, L (1,8) OBP: 0.278, SLG: 0.333	F9		F7				E4	K		5	2	1	0	0	1	2	<p><b>Baltimore Orioles @ Atlanta Braves</b> Champion Stadium, Lake Buena Vista, FL Sat Apr 04 2015, 3:18 PM - 5:46 PM EDT Att: 6,103 - Sunny - 82 F</p> <p>livebaseballscores.com</p> <p>AB 40 R 3 H 11 RBI 3 BB 1 SO 6 LOB 19</p> 					
91 Osvaldo Martinez, R (1,6) OBP: 0.467, SLG: 0.571	1B		1B				F8		K	5	0	3	0	0	1	1						
Christian Walker, R (1,10) OBP: 0.200, SLG: 0.211	1B		P3				P2		F9	5	0	2	1	0	0	2						
82 Sean Halton, R (1,3) OBP: 0.375, SLG: 0.333 Chris Parmelee, L (7,PH) OBP: 0.410, SLG: 0.500	P6			L7	P4					3	0	0	0	0	0	4						
Michael Almanzar, R (1,5) OBP: 0.182, SLG: 0.455 90 Drew Dosch, L (7,PH) OBP: 0.400, SLG: 0.400	P6			G4-3		G5-3	L4		K	3	0	0	0	0	0	2						
Rey Navarro, S (1,4) OBP: 0.444, SLG: 0.563		F9		BB		F8				3	0	1	0	1	0	0						
85 Mike Yastrzemski, L (1,7) 86 Josh Hart, L (7,7)		G4-3		G4-3					K	3	0	1	0	0	0	1						
86 Glynn Davis, R (1,9) 95 John Ruettiger, L (7,9)		G4-3						E4		3	0	1	0	0	1	0						
Audry Pérez, R (1,2) 92 Jonah Heim, S (6,PH) 90 Chance Sisco, L (8,PH)			G5-3		G6-3		K	L1		2	0	0	0	0	0	0						
										1	0	0	0	0	1	2						
										1	0	0	0	0	0	2						
<b>Inning Stats</b>	R: 0 E: 0 K: 0 S: 5	H: 2 LOB: 2 BB: 0 P: 5	R: 0 E: 0 K: 0 S: 3	H: 0 LOB: 0 BB: 0 P: 3	R: 0 E: 0 K: 0 S: 4	H: 1 LOB: 1 BB: 0 P: 4	R: 0 E: 0 K: 0 S: 3	H: 0 LOB: 1 BB: 1 P: 8	R: 1 E: 0 K: 1 S: 8	H: 3 LOB: 2 BB: 0 P: 8	R: 0 E: 0 K: 1 S: 7	H: 2 LOB: 2 BB: 0 P: 7	R: 1 E: 2 K: 0 S: 5	H: 1 LOB: 1 BB: 0 P: 5	R: 0 E: 1 K: 2 S: 9	H: 1 LOB: 2 BB: 0 P: 9	R: 1 E: 0 K: 2 S: 10	H: 1 LOB: 0 BB: 0 P: 13	1B: 9 2B: 1 3B: 0 HR: 1	SF: 0 SAC: 0 DP: 0 HBP: 0	WP: 0 PB: 0 SB: 1 CS: 1	PA: 41
<b>PITCHER</b>	IP WLS BF H R ER SO BB IBB HBP BLK WP HR S P ERA WHIP																					
37 Eric Stults, L (1,1) ERA: 1.88	5.0 W 22 6 1 1 1 1 1 0 0 0 0 0 0 23 28 1.80 1.400																					
52 Andrew McKirahan, L (6,1) ERA: 2.45	1.0 H 5 2 0 0 1 0 0 0 0 0 0 0 0 7 7 0.00 2.000																					
Mike Folynewicz, R (7,1) ERA: 5.84	1.0 S 5 1 1 0 0 0 0 0 0 0 0 0 0 5 5 0.00 1.000																					
39 Jason Grilli, R (8,1) ERA: 2.25	1.0 H 5 1 0 0 2 0 0 0 0 0 0 0 0 9 9 0.00 1.000																					
Craig Kimbrel, R (9,1) ERA: 1.5	1.0 S 4 1 1 1 2 0 0 0 0 0 0 0 1 10 13 9.00 1.000																					

Batter	1	2	3	4	5	6	7	8	9	AB	R	H	RBI	BB	SO	LOB	BOTTOM			
4 Eric Young Jr., S (1,8) OBP: 0.391, SLG: 0.462 96 Mychal Jones, R (3,8) OBP: 0.571, SLG: 0.833	P6	G4-3		BB						2	0	0	0	0	0	2	<p><b>Baltimore Orioles @ Atlanta Braves</b> Champion Stadium, Lake Buena Vista, FL Sat Apr 04 2015, 3:18 PM - 5:46 PM EDT Att: 6,103 - Sunny - 82 F</p> <p>livebaseballscores.com</p> <p>AB 31 R 5 H 10 RBI 4 BB 4 SO 3 LOB 16</p> 			
22 Nick Markakis, L (1,9) OBP: 0.200, SLG: 0.240 Cedric Hunter, L (5,9) OBP: 0.261, SLG: 0.150	F9	P5		BB						3	0	1	0	0	0	2				
5 Freddie Freeman, L (1,3) OBP: 0.268, SLG: 0.275 95 Joey Meneses, R (4,3)	HR		G4-3		G6-4-3					2	1	1	1	0	0	0				
15 A.J. Pierzynski, L (1,2) OBP: 0.422, SLG: 0.390 José Yépez, R (7,2)	G5-3									3	1	2	0	0	0	0				
24 Kelly Johnson, L (1,7) OBP: 0.441, SLG: 0.527 98 Joe Benson, R (6,8) OBP: 0.417, SLG: 0.500										1	0	0	0	0	0	0				
7 Jonny Gomes, R (1,10) OBP: 0.277, SLG: 0.250 23 Chris Johnson, R (5,PH) OBP: 0.311, SLG: 0.364										1	1	0	0	1	0	2				
Sean Godfrey, R (8,PH) (9,10)										1	0	0	0	0	0	0				
1 Alberto Callaspo, S (1,5) OBP: 0.268, SLG: 0.275 87 Sean Kazmar Jr., R (3,PR) OBP: 0.333, SLG: 0.250										2	1	2	0	0	0	0				
61 Pedro Ciriaco, R (1,6) OBP: 0.387, SLG: 0.492 91 Corban Joseph, L (6,PR) (7,5)										1	0	0	0	1	0	0				
11 Phil Gosselin, R (1,4) OBP: 0.303, SLG: 0.262 92 Barrett Kleinkecht, R (7,4)										3	0	1	1	0	1	2				
										0	0	0	0	0	0	0				
<b>Inning Stats</b>	R: 1 E: 0 K: 0 S: 6	H: 1 LOB: 0 BB: 0 P: 9	R: 2 E: 0 K: 0 S: 6	H: 3 LOB: 2 BB: 1 P: 10	R: 1 E: 1 K: 1 S: 8	H: 3 LOB: 2 BB: 0 P: 8	R: 0 E: 0 K: 0 S: 3	H: 1 LOB: 1 BB: 1 P: 7	R: 0 E: 0 K: 0 S: 3	H: 1 LOB: 0 BB: 0 P: 3	R: 1 E: 0 K: 1 S: 5	H: 1 LOB: 2 BB: 2 P: 13	R: 0 E: 0 K: 0 S: 3	H: 0 LOB: 0 BB: 0 P: 3	R: 0 E: 0 K: 1 S: 5	H: 0 LOB: 0 BB: 0 P: 5	1B: 7 2B: 2 3B: 0 HR: 1	SF: 0 SAC: 0 DP: 2 HBP: 0	WP: 0 PB: 0 SB: 0 CS: 0	PA: 35
<b>PITCHER</b>	IP WLS BF H R ER SO BB IBB HBP BLK WP HR S P ERA WHIP																			
88 Zach Davies, R (1,1) ERA: 4.7	3.1 L 20 8 4 0 3 1 2 0 0 0 0 0 0 4 4 0.00 0.600																			
87 Derrick Bleeker, R (4,1) ERA: 2.45	1.0 S 5 1 1 1 1 2 0 0 0 0 0 0 0 5 13 9.00 3.000																			
95 Mychal Givens, R (7,1) Chaz Roe, R (7,1) ERA: 4.97	2.0 S 6 0 0 0 0 1 0 0 0 0 0 0 0 8 8 0.00 0.000																			







Batter	1	2	3	4	5	6	7	8	9	AB	R	H	RBI	BB	SO	LOB	TOP				
12 Alejandro De Aza, L OBP: 0.300, SLG: 0.556										4	1	1	0	1	2	1					
28 Steve Pearce, R OBP: 0.500, SLG: 1.286										4	2	2	2	0	0	2					
23 Travis Snider, L OBP: 0.875, SLG: 1.000										1	1	1	1	3	0	0					
10 Adam Jones, R OBP: 0.250, SLG: 0.286										4	1	1	2	0	0	5					
19 Chris Davis, L (1, 10)										3	0	0	0	0	1	1					
13 Manny Machado, R (1, 5)										3	0	0	1	0	0	1					
3 Ryan Flaherty, L OBP: 0.250, SLG: 0.571 (9, 6)										3	0	0	0	1	0	0					
36 Caleb Joseph, R OBP: 0.250, SLG: 0.286										3	1	0	0	1	1	1					
1 Everth Cabrera, S OBP: 0.250, SLG: 0.250										4	0	1	0	0	1	1					
6 Jonathan Schoop, R OBP: 0.250, SLG: 0.250										0	0	0	0	0	0	0					
<b>Inning Stats</b>	R: 4 E: 0 K: 0 S: 13	H: 4 LOB: 0 BB: 0 P: 21	R: 2 E: 0 K: 1 S: 14	H: 1 LOB: 1 BB: 2 P: 28	R: 0 E: 0 K: 1 S: 6	H: 0 LOB: 0 BB: 0 P: 6	R: 0 E: 0 K: 2 S: 11	H: 0 LOB: 0 BB: 0 P: 16	R: 0 E: 0 K: 0 S: 6	H: 0 LOB: 1 BB: 1 P: 18	R: 0 E: 0 K: 0 S: 7	H: 1 LOB: 2 BB: 2 P: 24	R: 0 E: 0 K: 0 S: 10	H: 0 LOB: 0 BB: 0 P: 15	R: 0 E: 0 K: 1 S: 6	H: 0 LOB: 0 BB: 0 P: 10	1B: 4 2B: 1 3B: 0 HR: 1	SF: 1 SAC: 0 DP: 3 HBP: 1	WP: 1 PB: 0 SB: 0 CS: 0	PA: 37	
<b>PITCHER</b>	IP WLS BF H R ER SO BB IBB HBP BLK WP HR S P ERA WHIP	IP WLS BF H R ER SO BB IBB HBP BLK WP HR S P ERA WHIP	IP WLS BF H R ER SO BB IBB HBP BLK WP HR S P ERA WHIP	IP WLS BF H R ER SO BB IBB HBP BLK WP HR S P ERA WHIP	IP WLS BF H R ER SO BB IBB HBP BLK WP HR S P ERA WHIP	IP WLS BF H R ER SO BB IBB HBP BLK WP HR S P ERA WHIP	IP WLS BF H R ER SO BB IBB HBP BLK WP HR S P ERA WHIP	IP WLS BF H R ER SO BB IBB HBP BLK WP HR S P ERA WHIP	IP WLS BF H R ER SO BB IBB HBP BLK WP HR S P ERA WHIP	IP WLS BF H R ER SO BB IBB HBP BLK WP HR S P ERA WHIP	IP WLS BF H R ER SO BB IBB HBP BLK WP HR S P ERA WHIP	IP WLS BF H R ER SO BB IBB HBP BLK WP HR S P ERA WHIP	IP WLS BF H R ER SO BB IBB HBP BLK WP HR S P ERA WHIP	IP WLS BF H R ER SO BB IBB HBP BLK WP HR S P ERA WHIP	IP WLS BF H R ER SO BB IBB HBP BLK WP HR S P ERA WHIP	IP WLS BF H R ER SO BB IBB HBP BLK WP HR S P ERA WHIP	IP WLS BF H R ER SO BB IBB HBP BLK WP HR S P ERA WHIP	IP WLS BF H R ER SO BB IBB HBP BLK WP HR S P ERA WHIP	IP WLS BF H R ER SO BB IBB HBP BLK WP HR S P ERA WHIP	IP WLS BF H R ER SO BB IBB HBP BLK WP HR S P ERA WHIP	IP WLS BF H R ER SO BB IBB HBP BLK WP HR S P ERA WHIP

Baltimore Orioles @ Tampa Bay Rays  
Tropicana Field, St. Petersburg, FL  
Tue Apr 07 2015, 7:12 PM - 10:33 PM EDT  
Att: 13,906 - Dome - 72 F

livebaseballscorecards.com

AB 29  
R 6  
H 6  
RBI 6  
BB 6  
SO 5  
LOB 12

Batter	1	2	3	4	5	6	7	8	9	AB	R	H	RBI	BB	SO	LOB	BOTTOM					
5 Brandon Guyer, R (1, 10)										4	0	0	0	0	3	1						
20 Steven Souza Jr., R OBP: 0.250, SLG: 0.143										3	0	0	1	1	1	0						
13 Asdrúbal Cabrera, S OBP: 0.125, SLG: 0.250										4	0	0	0	0	3	2						
3 Evan Longoria, R OBP: 0.500, SLG: 0.833										2	1	1	0	2	0	0						
8 Desmond Jennings, R OBP: 0.375, SLG: 0.286										4	0	1	0	0	0	4						
11 Logan Forsythe, R OBP: 0.375, SLG: 0.714										3	1	1	2	1	0	2						
44 René Rivera, R (1, 2)										4	0	0	0	0	1	3						
1 Tim Beckham, R (1, 4)										4	1	0	0	0	2	3						
39 Kevin Kiermaier, L OBP: 0.429, SLG: 1.286										4	2	2	2	0	1	0						
<b>Inning Stats</b>	R: 0 E: 0 K: 1 S: 6	H: 0 LOB: 0 BB: 0 P: 8	R: 0 E: 0 K: 1 S: 17	H: 1 LOB: 2 BB: 1 P: 29	R: 1 E: 0 K: 2 S: 12	H: 1 LOB: 0 BB: 0 P: 17	R: 2 E: 0 K: 0 S: 19	H: 2 LOB: 0 BB: 0 P: 27	R: 0 E: 0 K: 1 S: 16	H: 1 LOB: 3 BB: 2 P: 27	R: 2 E: 0 K: 2 S: 12	H: 1 LOB: 0 BB: 1 P: 20	R: 0 E: 0 K: 0 S: 6	H: 0 LOB: 0 BB: 0 P: 9	R: 0 E: 0 K: 0 S: 11	H: 0 LOB: 0 BB: 0 P: 16	R: 0 E: 0 K: 3 S: 14	H: 0 LOB: 0 BB: 0 P: 23	1B: 2 2B: 0 3B: 1 HR: 2	SF: 0 SAC: 0 DP: 0 HBP: 1	WP: 0 PB: 0 SB: 2 CS: 0	PA: 37
<b>PITCHER</b>	IP WLS BF H R ER SO BB IBB HBP BLK WP HR S P ERA WHIP	IP WLS BF H R ER SO BB IBB HBP BLK WP HR S P ERA WHIP	IP WLS BF H R ER SO BB IBB HBP BLK WP HR S P ERA WHIP	IP WLS BF H R ER SO BB IBB HBP BLK WP HR S P ERA WHIP	IP WLS BF H R ER SO BB IBB HBP BLK WP HR S P ERA WHIP	IP WLS BF H R ER SO BB IBB HBP BLK WP HR S P ERA WHIP	IP WLS BF H R ER SO BB IBB HBP BLK WP HR S P ERA WHIP	IP WLS BF H R ER SO BB IBB HBP BLK WP HR S P ERA WHIP	IP WLS BF H R ER SO BB IBB HBP BLK WP HR S P ERA WHIP	IP WLS BF H R ER SO BB IBB HBP BLK WP HR S P ERA WHIP	IP WLS BF H R ER SO BB IBB HBP BLK WP HR S P ERA WHIP	IP WLS BF H R ER SO BB IBB HBP BLK WP HR S P ERA WHIP	IP WLS BF H R ER SO BB IBB HBP BLK WP HR S P ERA WHIP	IP WLS BF H R ER SO BB IBB HBP BLK WP HR S P ERA WHIP	IP WLS BF H R ER SO BB IBB HBP BLK WP HR S P ERA WHIP	IP WLS BF H R ER SO BB IBB HBP BLK WP HR S P ERA WHIP	IP WLS BF H R ER SO BB IBB HBP BLK WP HR S P ERA WHIP	IP WLS BF H R ER SO BB IBB HBP BLK WP HR S P ERA WHIP	IP WLS BF H R ER SO BB IBB HBP BLK WP HR S P ERA WHIP	IP WLS BF H R ER SO BB IBB HBP BLK WP HR S P ERA WHIP	IP WLS BF H R ER SO BB IBB HBP BLK WP HR S P ERA WHIP	IP WLS BF H R ER SO BB IBB HBP BLK WP HR S P ERA WHIP

Baltimore Orioles @ Tampa Bay Rays  
Tropicana Field, St. Petersburg, FL  
Tue Apr 07 2015, 7:12 PM - 10:33 PM EDT  
Att: 13,906 - Dome - 72 F

livebaseballscorecards.com

AB 32  
R 5  
H 5  
RBI 5  
BB 4  
SO 11  
LOB 15







Batter	1	2	3	4	5	6	7	8	9	AB	R	H	RBI	BB	SO	LOB	TOP					
7 José Reyes, S OBP: 0.368, SLG: 0.412		G4-3		K					SF8	5	1	3	1	0	1	3	<b>Toronto Blue Jays @ Baltimore Orioles</b> Oriole Park at Camden Yards, Baltimore, MD Fri Apr 10 2015, 3:13 PM - 5:56 PM EDT Att: 45,936 - Rain - 51 F					
45 Dalton Pompey, S OBP: 0.250, SLG: 0.286		G1-3		K					L7	6	2	2	2	0	0	4						
19 José Bautista, R 18 Steve Tolleson, R										3	4	3	2	1	0	0						
10 Edwin Encarnación, R		SF8								1	0	0	0	0	1	1						
20 Josh Donaldson, R										4	0	0	1	0	2	4						
30 Dioner Navarro, S										3	1	2	3	1	0	0						
14 Justin Smoak, S										4	0	1	3	0	0	1						
11 Kevin Pillar, R										4	2	2	0	1	1	1						
29 Devon Travis, R										5	1	1	0	0	0	4						
										4	1	2	0	0	1	0						
<b>Inning Stats</b>	R: 4 H: 4 E: 0 K: 0 S: 24	H: 4 LOB: 1 BB: 1 P: 36	R: 0 H: 0 E: 0 K: 1 S: 6	H: 0 LOB: 0 BB: 0 P: 10	R: 1 H: 1 E: 0 K: 0 S: 9	H: 1 LOB: 0 BB: 0 P: 12	R: 5 H: 5 E: 0 K: 2 S: 17	H: 5 LOB: 1 BB: 0 P: 21	R: 0 H: 2 E: 0 K: 1 S: 12	H: 2 LOB: 2 BB: 0 P: 17	R: 1 H: 1 E: 0 K: 1 S: 11	H: 1 LOB: 2 BB: 0 P: 24	R: 0 H: 1 E: 0 K: 0 S: 10	H: 1 LOB: 0 BB: 0 P: 16	R: 0 H: 0 E: 0 K: 0 S: 6	H: 0 LOB: 0 BB: 0 P: 12	R: 1 H: 2 E: 0 K: 0 S: 8	H: 2 LOB: 0 BB: 0 P: 14	1B: 8 2B: 8 3B: 0 HR: 0	SF: 4 2B: 8 SAC: 0 HBP: 1	WP: 0 PB: 0 SB: 0 CS: 0	PA: 47
<b>PITCHER</b>	IP WLS BF H R ER SO BB IBB HBP BLK WP HR S P ERA WHIP																					
25 Bud Norris, R ERA: 24.0	3.0 L 18 7 8 2 3 1 1 0 0 0 0 0 0 45 66 24.00 2.667																					
35 Brad Brach, R ERA: 12.0	2.0 11 5 2 2 3 0 0 0 0 0 0 0 23 30 9.00 2.500																					
61 Jason Garcia, R ERA: 2.45	2.2 12 2 1 1 2 2 0 0 0 0 0 0 25 47 3.38 1.500																					
40 Wesley Wright, L ERA: 5.4	1.1 6 2 1 1 0 0 0 0 0 0 0 0 10 19 6.75 1.500																					
<b>Batter</b>	<b>1</b>	<b>2</b>	<b>3</b>	<b>4</b>	<b>5</b>	<b>6</b>	<b>7</b>	<b>8</b>	<b>9</b>	<b>AB</b>	<b>R</b>	<b>H</b>	<b>RBI</b>	<b>BB</b>	<b>SO</b>	<b>LOB</b>	<b>BOTTOM</b>					
1 Everth Cabrera, S OBP: 0.222, SLG: 0.222		L9							L7	5	0	1	0	0	0	4	<b>Toronto Blue Jays @ Baltimore Orioles</b> Oriole Park at Camden Yards, Baltimore, MD Fri Apr 10 2015, 3:13 PM - 5:56 PM EDT Att: 45,936 - Rain - 51 F					
28 Steve Pearce, R		K							P3	5	0	0	0	0	1	2						
10 Adam Jones, R										4	2	4	2	0	0	0						
19 Chris Davis, L		G3-1								4	1	2	0	0	0	0						
27 Delmon Young, R										4	0	1	1	0	0	2						
13 Manny Machado, R										3	0	0	0	1	0	1						
23 Travis Snider, L										4	0	2	0	0	1	0						
6 Jonathan Schoop, R										4	1	2	1	0	0	2						
36 Caleb Joseph, R										3	1	1	0	1	0	0						
										4	1	2	1	0	0	2						
<b>Inning Stats</b>	R: 1 H: 1 E: 0 K: 1 S: 12	H: 2 LOB: 0 BB: 0 P: 18	R: 0 H: 2 E: 0 K: 0 S: 7	H: 2 LOB: 3 BB: 1 P: 16	R: 0 H: 2 E: 0 K: 0 S: 6	H: 2 LOB: 1 BB: 0 P: 9	R: 0 H: 0 E: 0 K: 0 S: 9	H: 0 LOB: 0 BB: 0 P: 13	R: 1 H: 2 E: 0 K: 0 S: 9	H: 2 LOB: 1 BB: 0 P: 15	R: 0 H: 1 E: 0 K: 0 S: 7	H: 1 LOB: 2 BB: 1 P: 13	R: 0 H: 1 E: 0 K: 0 S: 8	H: 1 LOB: 0 BB: 0 P: 14	R: 2 H: 3 E: 0 K: 1 S: 11	H: 3 LOB: 0 BB: 0 P: 13	R: 1 H: 1 E: 0 K: 0 S: 10	H: 1 LOB: 0 BB: 0 P: 19	1B: 8 2B: 3 3B: 0 HR: 2	SF: 0 2B: 3 SAC: 0 HBP: 0	WP: 0 PB: 0 SB: 0 CS: 0	PA: 38
<b>PITCHER</b>	IP WLS BF H R ER SO BB IBB HBP BLK WP HR S P ERA WHIP																					
56 Mark Buehrle, L ERA: 3.0	6.0 W 26 8 2 2 2 2 0 0 0 0 0 0 8 14 3.00 1.667																					
31 Liam Hendriks, R ERA: 18.0	1.0 3 1 0 0 0 0 0 0 0 0 0 0 8 14 0.00 1.000																					
49 Colt Hynes, L ERA: 18.0	1.0 5 3 2 2 1 0 0 0 0 0 0 0 11 13 18.00 3.000																					
25 Marco Estrada, R ERA: 9.0	1.0 4 1 1 1 0 0 0 0 0 0 0 1 10 9.00 1.000																					



Batter	1	2	3	4	5	6	7	8	9	AB	R	H	RBI	BB	SO	LOB	TOP										
7 José Reyes, S OBP: 0.408, SLG: 0.421 18 Steve Tolleson, R OBP: 0.250, SLG: 0.500	B1-3			G6-3 1B					G5-3 2B	2	0	1	0	1	0	0	Toronto Blue Jays @ Baltimore Orioles Oriole Park at Camden Yards, Baltimore, MD Sat Apr 11 2015, 7:08 PM - 9:41 PM EDT Att: 38,897 - Clear - 61 F										
45 Dalton Pompey, S OBP: 0.200, SLG: 0.222	K			G6-3					K	4	0	0	0	0	2	3											
19 José Bautista, R 23 Danny Valencia, R OBP: 0.400, SLG: 0.400	G6-3			K					G5-3	3	0	0	0	0	1	1											
10 Edwin Encarnación, R OBP: 0.286, SLG: 0.600	G6-3			G6-3					G5-3	4	0	1	1	0	0	1											
20 Josh Donaldson, R OBP: 0.286, SLG: 0.278	L9			G6-3					G3-1	4	0	0	0	0	1	1											
55 Russell Martin, R OBP: 0.188, SLG: 0.077	K			K2-3					HBP	2	0	0	0	0	2	0											
14 Justin Smoak, S OBP: 0.333, SLG: 0.364	K			K					P6	3	0	0	0	0	2	1											
11 Kevin Pillar, R OBP: 0.250, SLG: 0.300	G5-3			G6-3					G5-3	3	0	0	0	0	0	1											
29 Devon Travis, R OBP: 0.421, SLG: 0.563	K			G5-3					K	3	0	0	0	0	2	1											
<b>Inning Stats</b>	R: 0 E: 0 K: 1 S: 9	H: 0 LOB: 0 BB: 0 P: 14	R: 0 E: 0 K: 1 S: 6	H: 0 LOB: 0 BB: 0 P: 9	R: 0 E: 0 K: 2 S: 9	H: 0 LOB: 0 BB: 0 P: 14	R: 0 E: 0 K: 1 S: 11	H: 1 LOB: 1 BB: 0 P: 18	R: 0 E: 0 K: 2 S: 10	H: 0 LOB: 0 BB: 0 P: 15	R: 0 E: 0 K: 0 S: 9	H: 0 LOB: 1 BB: 1 P: 17	R: 0 E: 0 K: 1 S: 7	H: 0 LOB: 0 BB: 0 P: 9	R: 0 E: 0 K: 1 S: 7	H: 0 LOB: 1 BB: 0 P: 8	R: 1 E: 0 K: 1 S: 11	H: 2 LOB: 1 BB: 0 P: 15	1B: 2 2B: 1 3B: 0 HR: 0	SF: 0 SAC: 0 DP: 0 HBP: 1	WP: 0 PB: 0 SB: 1 CS: 0	PA: 32					
<b>PITCHER</b>	IP	WLS	BF	H	R	ER	SO	BB	IBB	HBP	BLK	WP	HR	S	P	ERA	WHIP	<b>PITCHER</b>									
31 Ubaldo Jiménez, R ERA: 3.0	7.0	W	23	1	0	0	8	1	0	0	0	0	0	61	96	0.00	0.286										
29 Tommy Hunter, R ERA: 3.0	1.0		4	0	0	0	1	0	0	1	0	0	0	7	8	0.00	0.000										
53 Zack Britton, L ERA: 3.0	1.0		5	2	1	1	1	0	0	0	0	0	0	11	15	9.00	2.000										

Batter	1	2	3	4	5	6	7	8	9	AB	R	H	RBI	BB	SO	LOB	BOTTOM											
12 Alejandro De Aza, L OBP: 0.388, SLG: 0.667	HR			K	FC7-4				K2-3	5	2	2	1	0	2	3	Toronto Blue Jays @ Baltimore Orioles Oriole Park at Camden Yards, Baltimore, MD Sat Apr 11 2015, 7:08 PM - 9:41 PM EDT Att: 38,897 - Clear - 61 F											
28 Steve Pearce, R OBP: 0.273, SLG: 0.500	K			G6-4-3 1B	F7				F9	4	0	1	0	1	1	1												
19 Chris Davis, L OBP: 0.375, SLG: 0.571	HR			G6-4-3 1B	G4-3				K	4	1	2	1	0	1	3												
10 Adam Jones, R OBP: 0.400, SLG: 0.611	BB			G6-4-3	FC6-4				FC6-4 HBP	3	1	1	0	1	0	3												
23 Travis Snider, L OBP: 0.550, SLG: 0.467	FC3-6			IBB	K				K	2	1	0	0	2	1	2												
13 Manny Machado, R	G4-3			F8	BB				P4	3	1	0	0	1	0	4												
6 Jonathan Schoop, R OBP: 0.333, SLG: 0.714	G1-3			E5 1B	HR				K	4	1	1	4	0	1	0												
1 Everth Cabrera, S OBP: 0.308, SLG: 0.308	G6-4-3 1B			K	K				G3	4	0	2	0	0	1	0												
36 Caleb Joseph, R OBP: 0.313, SLG: 0.308	G6-4-3			F9	BB				K	3	0	0	0	1	1	3												
<b>Inning Stats</b>	R: 2 E: 0 K: 1 S: 11	H: 2 LOB: 1 BB: 1 P: 19	R: 0 E: 0 K: 0 S: 6	H: 1 LOB: 0 BB: 0 P: 10	R: 1 E: 0 K: 0 S: 11	H: 3 LOB: 2 BB: 1 P: 23	R: 0 E: 1 K: 1 S: 11	H: 1 LOB: 3 BB: 1 P: 20	R: 4 E: 0 K: 1 S: 20	H: 2 LOB: 1 BB: 3 P: 35	R: 0 E: 0 K: 1 S: 12	H: 0 LOB: 0 BB: 0 P: 18	R: 0 E: 0 K: 2 S: 9	H: 0 LOB: 0 BB: 0 P: 13	R: 0 E: 0 K: 2 S: 12	H: 0 LOB: 0 BB: 0 P: 15	R: 0 E: 0 K: 2 S: 12	H: 0 LOB: 0 BB: 0 P: 15	1B: 6 2B: 0 3B: 0 HR: 3	SF: 0 SAC: 0 DP: 2 HBP: 1	WP: 1 PB: 0 SB: 0 CS: 0	PA: 39						
<b>PITCHER</b>	IP	WLS	BF	H	R	ER	SO	BB	IBB	HBP	BLK	WP	HR	S	P	ERA	WHIP	<b>PITCHER</b>										
41 Aaron Sanchez, R ERA: 8.1	3.1	L	18	7	3	3	1	1	0	0	0	0	1	2	34	61	8.10	2.400										
49 Cott Llynes, L ERA: 10.8	0.2		3	0	0	0	1	0	1	0	0	0	0	5	11	0.00	0.000											
58 Todd Redmond, R ERA: 18.0	2.0		12	2	4	4	2	3	0	1	0	0	1	32	53	18.00	2.500											
31 Liam Hendriks, R ERA: 3.0	2.0		6	0	0	0	4	0	0	0	0	0	0	21	28	0.00	0.000											

AB	30
R	1
H	3
RBI	1
BB	1
SO	10
LOB	10

AB	32
R	7
H	9
RBI	6
BB	6
SO	8
LOB	19













Batter	1	2	3	4	5	6	7	8	9	AB	R	H	RBI	BB	SO	LOB	TOP											
22 Jacoby Ellsbury, L (1, 8) OBP: 0.371, SLG: 0.290	G1-3		K			WP 25 2B		F7		4	1	1	0	0	1	1	<b>New York Yankees @ Baltimore Orioles</b> Oriole Park at Camden Yards, Baltimore, MD Tue Apr 14 2015, 7:08 PM - 9:36 PM EDT Att: 19,283 - Overcast - 56 F											
12 Chase Headley, S (1, 5) OBP: 0.273, SLG: 0.419	L8		L4			K		36 G4-3 E		4	1	1	0	0	1	1												
36 Carlos Beltrán, S (1, 9) OBP: 0.176, SLG: 0.250	2B		L7			F7		G4-3		4	0	1	1	0	0	2												
25 Mark Teixeira, S (1, 3) OBP: 0.375, SLG: 0.680	K					2B		E7		4	0	1	1	0	2	1												
34 Brian McCann, L (1, 2) OBP: 0.280, SLG: 0.409	G6-3					2B		G4-1		4	0	0	0	0	0	2												
33 Garrett Jones, L (1, 10) OBP: 0.214, SLG: 0.231	G1-3					G6-3				3	0	0	0	0	2	0												
31 Gregorio Petit, R (9, PH) OBP: 0.273, SLG: 0.200			K							1	0	0	0	0	0	0												
24 Chris Young, R (1, 7) OBP: 0.400, SLG: 0.778	2B					G6-3		G1-3		4	0	1	0	0	1	0												
14 Stephen Drew, L (1, 4) OBP: 0.231, SLG: 0.435						K		G6-3		2	0	0	0	1	2	0												
13 Alex Rodriguez, R (9, PH) OBP: 0.273, SLG: 0.440	BB									1	0	0	0	0	0	0												
18 Didi Gregorius, L (1, 6) OBP: 0.207, SLG: 0.154	K2-3					F9		12 1B 36 G4-3		3	1	1	0	0	1	2												
<b>Inning Stats</b>	R: 0 H: 1 E: 0 K: 1 S: 11	H: 1 LOB: 1 BB: 0 P: 17	R: 0 H: 1 E: 0 K: 1 S: 14	H: 1 LOB: 2 BB: 1 P: 21	R: 0 H: 0 E: 0 K: 1 S: 14	H: 0 LOB: 0 BB: 0 P: 20	R: 0 H: 0 E: 0 K: 2 S: 8	H: 0 LOB: 0 BB: 0 P: 12	R: 0 H: 0 E: 0 K: 1 S: 7	H: 0 LOB: 0 BB: 0 P: 9	R: 1 H: 2 E: 0 K: 1 S: 11	H: 2 LOB: 1 BB: 0 P: 15	R: 0 H: 0 E: 0 K: 3 S: 11	H: 0 LOB: 0 BB: 0 P: 14	R: 2 H: 2 E: 1 K: 0 S: 12	H: 2 LOB: 1 BB: 0 P: 18	R: 0 H: 0 E: 0 K: 0 S: 5	H: 0 LOB: 0 BB: 0 P: 8	1B: 3 2B: 3 3B: 0 HR: 0	SF: 0 SAC: 0 DP: 0 HBP: 0	WP: 1 PB: 0 SB: 0 CS: 0	PA: 35						
<b>PITCHER</b>	IP WLS BF H R ER SO BB IBB HBP BLK WP HR S P ERA WHIP	7.0 W 26 4 1 1 10 1 0 0 0 1 0 76 108 1.29 0.714	0.2 H 5 2 2 1 0 0 0 0 0 0 0 9 14 13.50 3.000	1.1 S 4 0 0 0 0 0 0 0 0 0 0 8 12 0.00 0.000	<b>PITCHER</b>										IP WLS BF H R ER SO BB IBB HBP BLK WP HR S P ERA WHIP													
50 Miguel González, R (1, 1) ERA: 1.42											7.0	W	26	4	1	1	10	1	0	0	0	0	1	0	76	108	1.29	0.714
39 Kevin Gausman, R (8, 1) ERA: 8.31											0.2	H	5	2	2	1	0	0	0	0	0	0	0	0	9	14	13.50	3.000
53 Zack Britton, L (8, 1) ERA: 2.08											1.1	S	4	0	0	0	0	0	0	0	0	0	0	0	8	12	0.00	0.000

Batter	1	2	3	4	5	6	7	8	9	AB	R	H	RBI	BB	SO	LOB	BOTTOM											
1 Everth Cabrera, S (1, 6) OBP: 0.280, SLG: 0.261	K		13 1B 10 SF9			13 G6-4-3 1B		SF8		2	1	1	1	1	1	0	<b>New York Yankees @ Baltimore Orioles</b> Oriole Park at Camden Yards, Baltimore, MD Tue Apr 14 2015, 7:08 PM - 9:36 PM EDT Att: 19,283 - Overcast - 56 F											
13 Manny Machado, R (1, 5) OBP: 0.226, SLG: 0.185	F8		28 G6-4-3 1B			G6-4-3		G5-3		4	0	1	0	0	0	1												
10 Adam Jones, R (1, 8) OBP: 0.469, SLG: 0.929	HR		SF9			G5-3				3	1	1	2	0	1	0												
28 Steve Pearce, R (1, 3) OBP: 0.278, SLG: 0.355	K		G6-4-3			K		K		4	0	0	0	0	3	1												
27 Delmon Young, R (1, 9) OBP: 0.286, SLG: 0.231						E6		G6-3		4	1	2	0	0	0	0												
9 David Lough, L (9, 7)			19 FC3-6 1B			36 1B 1B				0	0	0	0	0	0	0												
19 Chris Davis, L (1, 10) OBP: 0.250, SLG: 0.346	FC3-6					K		K		3	0	0	0	0	2	3												
6 Jonathan Schoop, R (1, 4) OBP: 0.273, SLG: 0.571	L8					K		FC5-4		3	0	0	0	0	1	3												
36 Caleb Joseph, R (1, 2) OBP: 0.391, SLG: 0.500	E1					1B				3	1	2	1	0	0	1												
12 Alejandro De Aza, L (1, 7) OBP: 0.323, SLG: 0.533	G3					G6-3		1 SF8 3B		3	0	0	0	0	1	4												
<b>Inning Stats</b>	R: 1 H: 1 E: 0 K: 2 S: 9	H: 1 LOB: 0 BB: 0 P: 14	R: 0 H: 1 E: 1 K: 0 S: 11	H: 1 LOB: 2 BB: 0 P: 14	R: 1 H: 1 E: 0 K: 0 S: 4	H: 1 LOB: 0 BB: 1 P: 8	R: 1 H: 2 E: 0 K: 2 S: 14	H: 2 LOB: 1 BB: 0 P: 20	R: 0 H: 1 E: 0 K: 0 S: 5	H: 1 LOB: 0 BB: 0 P: 8	R: 0 H: 0 E: 0 K: 2 S: 11	H: 0 LOB: 1 BB: 0 P: 15	R: 1 H: 1 E: 0 K: 1 S: 9	H: 1 LOB: 0 BB: 0 P: 12	R: 0 H: 0 E: 0 K: 2 S: 8	H: 0 LOB: 0 BB: 0 P: 11	1B: 5 2B: 0 3B: 1 HR: 1	SF: 2 SAC: 0 DP: 2 HBP: 0	WP: 1 PB: 0 SB: 0 CS: 0	PA: 32								
<b>PITCHER</b>	IP WLS BF H R ER SO BB IBB HBP BLK WP HR S P ERA WHIP	7.0 L 29 7 4 4 7 1 0 0 0 0 0 63 91 5.14 1.143	1.0 3	0	0	0	2	0	0	0	0	0	0	0	0	0	0	0	0	0	0	0	0	8	11	0.00	0.000	
52 CC Sabathia, L (1, 1) ERA: 5.88											7.0	L	29	7	4	4	7	1	0	0	0	0	0	63	91	5.14	1.143	
57 Chris Martin, R (8, 1) ERA: 3.95											1.0	3	0	0	0	0	2	0	0	0	0	0	0	0	8	11	0.00	0.000



Batter	1	2	3	4	5	6	7	8	9	AB	R	H	RBI	BB	SO	LOB	TOP								
22 Jacoby Ellsbury, L (1, 8) OBP: 0.375, SLG: 0.314	G3		36 2B				K			4	1	1	0	1	2	1	<b>New York Yankees @ Baltimore Orioles</b> Oriole Park at Camden Yards, Baltimore, MD Wed Apr 15 2015, 7:10 PM - 10:22 PM EDT Att: 23,409 - Overcast - 66 F								
12 Chase Headley, S (1, 5) OBP: 0.289, SLG: 0.400	K		36 2B				K		FC4	4	2	1	0	1	2	3									
36 Carlos Beltrán, S (1, 9) OBP: 0.211, SLG: 0.286	G5-3								FC4	3	0	1	2	1	0	1									
25 Mark Teixeira, S (1, 3)		K	G6-3				K		F9	4	1	1	0	0	2	3									
34 Brian McCann, L (1, 2)	P4								FC4	3	0	0	1	0	1	0									
13 Alex Rodriguez, R (1, 10)									F9	3	1	2	1	1	1	0									
14 Stephen Drew, L (1, 4)	K								FC4	4	0	0	0	0	2	2									
24 Chris Young, R (1, 7)									F9	4	0	1	0	0	0	0									
18 Didi Gregorius, L (1, 6) OBP: 0.219, SLG: 0.172									F9	3	0	1	0	0	1	0									
31 Gregorio Petit, R (9, PH) OBP: 0.250, SLG: 0.182									F9	1	0	0	0	0	1	1									
<b>Inning Stats</b>	R: 0 E: 0 K: 1 S: 10	H: 0 LOB: 0 BB: 0 P: 16	R: 0 E: 0 K: 2 S: 11	H: 1 LOB: 1 BB: 0 P: 16	R: 2 E: 0 K: 1 S: 10	H: 2 LOB: 1 BB: 1 P: 21	R: 1 E: 0 K: 0 S: 7	H: 1 LOB: 3 BB: 0 P: 15	R: 0 E: 0 K: 3 S: 19	H: 1 LOB: 2 BB: 1 P: 30	R: 0 E: 0 K: 1 S: 8	H: 0 LOB: 0 BB: 1 P: 15	R: 0 E: 0 K: 1 S: 9	H: 0 LOB: 0 BB: 0 P: 10	R: 2 E: 0 K: 1 S: 12	H: 2 LOB: 0 BB: 0 P: 17	R: 0 E: 0 K: 2 S: 15	H: 1 LOB: 2 BB: 1 P: 24	1B: 3 2B: 4 3B: 0 HR: 1	SF: 1 SAC: 0 DP: 1 HBP: 0	WP: 1 PB: 0 SB: 1 CS: 0	PA: 38			
<b>PITCHER</b>	IP	WLS	BF	H	R	ER	SO	BB	IBB	HBP	BLK	WP	HR	S	P	ERA	WHIP								
25 Bud Norris, R (1, 1) ERA: 12.38	5.0		22	5	3	3	7	2	0	0	0	0	1	57	98	5.40	1.400								
35 Brad Brach, R (6, 1) ERA: 8.75	2.0	W	6	0	0	0	2	1	0	0	0	0	0	17	25	0.00	0.500								
29 Tommy Hunter, R (8, 1) ERA: 14.73	1.0		5	2	2	2	1	0	0	0	0	1	0	12	17	18.00	2.000								
53 Zack Britton, L (9, 1) ERA: 1.69	1.0	S	5	1	0	0	2	1	0	0	0	0	0	15	24	0.00	2.000								

Batter	1	2	3	4	5	6	7	8	9	AB	R	H	RBI	BB	SO	LOB	BOTTOM								
12 Alejandro De Aza, L (1, 9) OBP: 0.333, SLG: 0.571	K2-3	K2-3		FC2-5 1B						5	1	2	0	0	2	3	<b>New York Yankees @ Baltimore Orioles</b> Oriole Park at Camden Yards, Baltimore, MD Wed Apr 15 2015, 7:10 PM - 10:22 PM EDT Att: 23,409 - Overcast - 66 F								
1 Everth Cabrera, S (1, 6) OBP: 0.310, SLG: 0.269			K2-3							3	1	1	0	1	1	1									
10 Adam Jones, R (1, 8) OBP: 0.459, SLG: 0.844										4	1	1	0	1	0	4									
23 Travis Snider, L (1, 10) OBP: 0.467, SLG: 0.500										3	0	1	0	0	0	1									
27 Delmon Young, R (6, PH) OBP: 0.375, SLG: 0.333										2	1	2	1	0	0	0									
19 Chris Davis, L (1, 3)										5	1	2	3	0	3	2									
13 Manny Machado, R (1, 5) OBP: 0.250, SLG: 0.250										4	1	1	1	1	2	4									
36 Caleb Joseph, R (1, 2) OBP: 0.444, SLG: 0.542										4	0	3	1	0	1	0									
9 David Lough, L (1, 7)										4	0	0	0	0	2	4									
6 Jonathan Schoop, R (1, 4) OBP: 0.346, SLG: 0.708										3	1	2	1	1	0	0									
<b>Inning Stats</b>	R: 1 E: 0 K: 2 S: 12	H: 3 LOB: 2 BB: 0 P: 22	R: 0 E: 0 K: 2 S: 9	H: 0 LOB: 1 BB: 1 P: 14	R: 0 E: 0 K: 2 S: 10	H: 1 LOB: 1 BB: 0 P: 19	R: 1 E: 0 K: 1 S: 16	H: 3 LOB: 3 BB: 1 P: 25	R: 0 E: 0 K: 2 S: 11	H: 1 LOB: 0 BB: 1 P: 21	R: 5 E: 0 K: 0 S: 16	H: 5 LOB: 1 BB: 1 P: 26	R: 0 E: 0 K: 0 S: 4	H: 1 LOB: 0 BB: 0 P: 5	R: 0 E: 0 K: 2 S: 10	H: 1 LOB: 1 BB: 0 P: 14	1B: 11 2B: 2 3B: 1 HR: 2	SF: 0 SAC: 1 DP: 1 HBP: 0	WP: 0 PB: 0 SB: 0 CS: 0	PA: 42					
<b>PITCHER</b>	IP	WLS	BF	H	R	ER	SO	BB	IBB	HBP	BLK	WP	HR	S	P	ERA	WHIP								
30 Nathan Eovaldi, R (1, 1) ERA: 4.35	5.0		26	8	2	2	9	3	0	0	0	0	1	58	101	3.60	2.200								
29 David Carpenter, R (6, 1) ERA: 4.75	0.1	L	4	2	3	3	0	0	1	0	0	0	1	5	10	81.00	6.000								
41 Justin Wilson, L (6, 1) ERA: 9.0	0.0		2	2	1	1	0	0	0	0	0	0	0	5	7	∞	∞								
57 Chris Martin, R (6, 1) ERA: 3.38	0.2		3	1	1	1	0	0	0	0	0	0	0	6	9	13.50	1.500								
40 Brandon Pinder, R (7, 1) ERA:	1.0		3	1	0	0	0	0	0	0	0	0	0	4	5	0.00	1.000								
68 Delin Betances, R (8, 1) ERA:	1.0		4	1	0	0	2	0	0	0	0	0	0	10	14	0.00	1.000								



Batter	1	2	3	4	5	6	7	8	9	AB	R	H	RBI	BB	SO	LOB	TOP					
12 Alejandro De Aza, L OBP: 0.300, SLG: 0.513	G5-3		K		L8		G4-3			4	0	0	0	0	1	1						
28 Steve Pearce, R OBP: 0.250, SLG: 0.314	F8		G5-3			E4 19 WP		G5-3		4	0	0	0	0	0	0						
23 Travis Snider, L OBP: 0.441, SLG: 0.464	L8					F9		K2-3		4	1	1	0	0	1	1						
10 Adam Jones, R OBP: 0.439, SLG: 0.778						F9		K2-3		4	0	1	0	0	2	1						
19 Chris Davis, L OBP: 0.297, SLG: 0.412										3	0	1	0	1	0	1						
13 Manny Machado, R OBP: 0.225, SLG: 0.257										4	0	0	0	0	2	3						
36 Caleb Joseph, R OBP: 0.452, SLG: 0.630										3	1	1	1	1	1	0						
1 Everth Cabrera, S OBP: 0.313, SLG: 0.276										3	0	1	0	0	1	2						
6 Jonathan Schoop, R OBP: 0.310, SLG: 0.630										3	0	0	0	0	0	1						
<b>Inning Stats</b>	R: 0 E: 0 K: 0 S: 10	H: 0 LOB: 0 BB: 0 P: 14	R: 0 E: 0 K: 2 S: 12	H: 1 LOB: 2 BB: 1 P: 24	R: 0 E: 0 K: 1 S: 14	H: 0 LOB: 0 BB: 0 P: 22	R: 1 E: 0 K: 0 S: 14	H: 2 LOB: 0 BB: 0 P: 24	R: 1 E: 0 K: 0 S: 10	H: 1 LOB: 2 BB: 1 P: 16	R: 0 E: 1 K: 1 S: 13	H: 0 LOB: 2 BB: 1 P: 25	R: 0 E: 0 K: 2 S: 10	H: 0 LOB: 0 BB: 0 P: 14	R: 0 E: 0 K: 2 S: 8	H: 0 LOB: 0 BB: 0 P: 10	1B: 3 2B: 1 3B: 0 HR: 1	SF: 0 SAC: 0 DP: 1 HBP: 0	WP: 1 PB: 0 SB: 1 CS: 0	PA: 34		
<b>PITCHER</b>	IP WLS BF H R ER SO BB IBB HBP BLK WP HR S P ERA WHIP	IP WLS BF H R ER SO BB IBB HBP BLK WP HR S P ERA WHIP	IP WLS BF H R ER SO BB IBB HBP BLK WP HR S P ERA WHIP	IP WLS BF H R ER SO BB IBB HBP BLK WP HR S P ERA WHIP	IP WLS BF H R ER SO BB IBB HBP BLK WP HR S P ERA WHIP	IP WLS BF H R ER SO BB IBB HBP BLK WP HR S P ERA WHIP	IP WLS BF H R ER SO BB IBB HBP BLK WP HR S P ERA WHIP	IP WLS BF H R ER SO BB IBB HBP BLK WP HR S P ERA WHIP	IP WLS BF H R ER SO BB IBB HBP BLK WP HR S P ERA WHIP	IP WLS BF H R ER SO BB IBB HBP BLK WP HR S P ERA WHIP	IP WLS BF H R ER SO BB IBB HBP BLK WP HR S P ERA WHIP	IP WLS BF H R ER SO BB IBB HBP BLK WP HR S P ERA WHIP	IP WLS BF H R ER SO BB IBB HBP BLK WP HR S P ERA WHIP	IP WLS BF H R ER SO BB IBB HBP BLK WP HR S P ERA WHIP	IP WLS BF H R ER SO BB IBB HBP BLK WP HR S P ERA WHIP	IP WLS BF H R ER SO BB IBB HBP BLK WP HR S P ERA WHIP	IP WLS BF H R ER SO BB IBB HBP BLK WP HR S P ERA WHIP	IP WLS BF H R ER SO BB IBB HBP BLK WP HR S P ERA WHIP	IP WLS BF H R ER SO BB IBB HBP BLK WP HR S P ERA WHIP	IP WLS BF H R ER SO BB IBB HBP BLK WP HR S P ERA WHIP	IP WLS BF H R ER SO BB IBB HBP BLK WP HR S P ERA WHIP	
56 Joe Kelly, R ERA: 2.13	5.2	23	4	2	2	3	2	0	0	0	0	0	0	0	0	0	1	1	69	118	3.18	1.059
54 Edward Mujica, R ERA: 3.18	1.1	5	1	0	0	1	0	0	0	0	0	0	0	0	0	0	0	0	16	23	0.00	0.750
36 Junichi Tazawa, R ERA:	1.0	3	0	0	0	2	0	0	0	0	0	0	0	0	0	0	0	0	10	14	0.00	0.000
19 Koji Uehara, R ERA:	1.0	W 3	0	0	0	2	0	0	0	0	0	0	0	0	0	0	0	0	8	10	0.00	0.000

**Baltimore Orioles @ Boston Red Sox**  
Fenway Park, Boston, MA  
Fri Apr 17 2015, 7:14 PM - 10:25 PM EDT  
Att: 34,341 - Cloudy - 64 F

AB 32  
R 2  
H 5  
RBI 1  
BB 2  
SO 8  
LOB 10



Batter	1	2	3	4	5	6	7	8	9	AB	R	H	RBI	BB	SO	LOB	BOTTOM					
50 Mookie Betts, R OBP: 0.271, SLG: 0.395	G4-3				K		G6-3			3	0	0	0	1	1	0						
15 Dustin Pedroia, R OBP: 0.373, SLG: 0.535										3	0	0	0	1	1	1						
34 David Ortiz, L OBP: 0.275, SLG: 0.343										3	0	0	0	1	0	1						
13 Hanley Ramirez, R OBP: 0.333, SLG: 0.564										3	0	0	0	1	0	1						
Pablo Sandoval, S OBP: 0.409, SLG: 0.316										2	0	1	0	1	0	2						
12 Mike Napoli, R OBP: 0.288, SLG: 0.176										3	1	0	0	1	1	4						
18 Shane Victorino, S OBP: 0.300, SLG: 0.125										1	0	0	0	1	0	0						
29 Daniel Nava, S OBP: 0.389, SLG: 0.375										1	0	0	0	0	0	2						
2 Xander Bogaerts, R OBP: 0.452, SLG: 0.474										4	1	2	1	0	0	2						
10 Ryan Hanigan, R OBP: 0.345, SLG: 0.273										3	1	1	2	0	2	0						
<b>Inning Stats</b>	R: 0 E: 0 K: 1 S: 8	H: 0 LOB: 0 BB: 0 P: 15	R: 0 E: 0 K: 0 S: 14	H: 0 LOB: 2 BB: 2 P: 28	R: 0 E: 0 K: 1 S: 5	H: 0 LOB: 0 BB: 1 P: 10	R: 0 E: 0 K: 0 S: 4	H: 0 LOB: 1 BB: 0 P: 8	R: 2 E: 0 K: 1 S: 14	H: 2 LOB: 2 BB: 0 P: 20	R: 0 E: 0 K: 1 S: 7	H: 1 LOB: 2 BB: 1 P: 14	R: 0 E: 0 K: 1 S: 11	H: 0 LOB: 0 BB: 0 P: 18	R: 0 E: 0 K: 0 S: 7	H: 0 LOB: 1 BB: 2 P: 17	R: 1 E: 0 K: 0 S: 3	H: 1 LOB: 1 BB: 1 P: 7	1B: 3 2B: 0 3B: 0 HR: 1	SF: 0 SAC: 1 DP: 2 HBP: 1	WP: 1 PB: 0 SB: 0 CS: 0	PA: 35
<b>PITCHER</b>	IP WLS BF H R ER SO BB IBB HBP BLK WP HR S P ERA WHIP	IP WLS BF H R ER SO BB IBB HBP BLK WP HR S P ERA WHIP	IP WLS BF H R ER SO BB IBB HBP BLK WP HR S P ERA WHIP	IP WLS BF H R ER SO BB IBB HBP BLK WP HR S P ERA WHIP	IP WLS BF H R ER SO BB IBB HBP BLK WP HR S P ERA WHIP	IP WLS BF H R ER SO BB IBB HBP BLK WP HR S P ERA WHIP	IP WLS BF H R ER SO BB IBB HBP BLK WP HR S P ERA WHIP	IP WLS BF H R ER SO BB IBB HBP BLK WP HR S P ERA WHIP	IP WLS BF H R ER SO BB IBB HBP BLK WP HR S P ERA WHIP	IP WLS BF H R ER SO BB IBB HBP BLK WP HR S P ERA WHIP	IP WLS BF H R ER SO BB IBB HBP BLK WP HR S P ERA WHIP	IP WLS BF H R ER SO BB IBB HBP BLK WP HR S P ERA WHIP	IP WLS BF H R ER SO BB IBB HBP BLK WP HR S P ERA WHIP	IP WLS BF H R ER SO BB IBB HBP BLK WP HR S P ERA WHIP	IP WLS BF H R ER SO BB IBB HBP BLK WP HR S P ERA WHIP	IP WLS BF H R ER SO BB IBB HBP BLK WP HR S P ERA WHIP	IP WLS BF H R ER SO BB IBB HBP BLK WP HR S P ERA WHIP	IP WLS BF H R ER SO BB IBB HBP BLK WP HR S P ERA WHIP	IP WLS BF H R ER SO BB IBB HBP BLK WP HR S P ERA WHIP	IP WLS BF H R ER SO BB IBB HBP BLK WP HR S P ERA WHIP	IP WLS BF H R ER SO BB IBB HBP BLK WP HR S P ERA WHIP	IP WLS BF H R ER SO BB IBB HBP BLK WP HR S P ERA WHIP
31 Ubaldo Jiménez, R ERA:	3.2	14	0	0	0	2	3	0	0	0	0	0	0	0	0	0	1	1	30	59	0.00	0.818
39 Kevin Gausman, R ERA: 9.0	1.2	9	3	2	2	1	1	0	0	0	0	0	0	0	0	0	0	0	18	30	10.80	2.400
56 Darren O'Day, R ERA: 1.5	1.2	5	0	0	0	2	0	0	0	0	0	0	0	0	0	0	0	0	15	24	0.00	0.000
17 Brian Matusz, L ERA: 2.08	1.1	L 6	0	1	1	0	2	1	0	0	1	0	0	8	22	6.75	1.500					
29 Tommy Hunter, R ERA: 14.73	0.0	1	1	0	0	0	0	0	0	0	0	0	2	2	∞	∞						

**Baltimore Orioles @ Boston Red Sox**  
Fenway Park, Boston, MA  
Fri Apr 17 2015, 7:14 PM - 10:25 PM EDT  
Att: 34,341 - Cloudy - 64 F

AB 26  
R 3  
H 4  
RBI 3  
BB 7  
SO 5  
LOB 13





Batter	1	2	3	4	5	6	7	8	9	AB	R	H	RBI	BB	SO	LOB	TOP								
12 Alejandro De Aza, L OBP: 0.310, SLG: 0.455	F8		G4-3	K		G4-3			B1-3	5	0	0	0	0	1	3									
28 Steve Pearce, R OBP: 0.287, SLG: 0.325	1B		K	K		F8			1B	5	1	2	0	0	2	3									
19 Chris Davis, L 9 David Lough, L	K		K			1B			HR	5	1	2	2	0	3	1									
10 Adam Jones, R OBP: 0.457, SLG: 0.756	1B					1B			F8	5	1	3	0	0	0	0									
38 Jimmy Paredes, S OBP: 0.400, SLG: 0.600	FC3-6					1B			F9	5	1	2	0	0	0	2									
13 Manny Machado, R OBP: 0.227, SLG: 0.237		G5-3								3	0	0	1	1	0	4									
36 Caleb Joseph, R OBP: 0.457, SLG: 0.600		K							BB	3	0	1	1	1	1	1									
3 Ryan Flaherty, L OBP: 0.316, SLG: 0.412									L9	4	0	2	0	0	1	4									
1 Everth Cabrera, S OBP: 0.306, SLG: 0.273	G4-3								FC6	4	0	1	0	0	0	2									
<b>Inning Stats</b>	R: 0 E: 0 K: 1 S: 8	H: 2 LOB: 2 BB: 0 P: 12	R: 0 E: 0 K: 1 S: 10	H: 1 LOB: 1 BB: 0 P: 11	R: 0 E: 0 K: 2 S: 7	H: 0 LOB: 0 BB: 0 P: 11	R: 2 E: 0 K: 2 S: 21	H: 5 LOB: 3 BB: 0 P: 31	R: 0 E: 0 K: 1 S: 15	H: 3 LOB: 3 BB: 1 P: 24	R: 0 E: 0 K: 0 S: 8	H: 0 LOB: 0 BB: 0 P: 13	R: 0 E: 0 K: 1 S: 11	H: 0 LOB: 1 BB: 1 P: 19	R: 0 E: 0 K: 0 S: 6	H: 0 LOB: 1 BB: 1 P: 12	R: 2 E: 0 K: 0 S: 8	H: 2 LOB: 0 BB: 0 P: 12	1B: 11 2B: 1 3B: 0 HR: 1	SF: 0 SAC: 0 DP: 1 HBP: 0	WP: 0 PB: 0 SB: 0 CS: 0	PA: 41			
<b>PITCHER</b>	IP WLS BF H R ER SO BB IBB HBP BLK WP HR S P ERA WHIP	IP WLS BF H R ER SO BB IBB HBP BLK WP HR S P ERA WHIP	IP WLS BF H R ER SO BB IBB HBP BLK WP HR S P ERA WHIP	IP WLS BF H R ER SO BB IBB HBP BLK WP HR S P ERA WHIP	IP WLS BF H R ER SO BB IBB HBP BLK WP HR S P ERA WHIP	IP WLS BF H R ER SO BB IBB HBP BLK WP HR S P ERA WHIP	IP WLS BF H R ER SO BB IBB HBP BLK WP HR S P ERA WHIP	IP WLS BF H R ER SO BB IBB HBP BLK WP HR S P ERA WHIP	IP WLS BF H R ER SO BB IBB HBP BLK WP HR S P ERA WHIP	IP WLS BF H R ER SO BB IBB HBP BLK WP HR S P ERA WHIP	IP WLS BF H R ER SO BB IBB HBP BLK WP HR S P ERA WHIP	IP WLS BF H R ER SO BB IBB HBP BLK WP HR S P ERA WHIP	IP WLS BF H R ER SO BB IBB HBP BLK WP HR S P ERA WHIP	IP WLS BF H R ER SO BB IBB HBP BLK WP HR S P ERA WHIP	IP WLS BF H R ER SO BB IBB HBP BLK WP HR S P ERA WHIP	IP WLS BF H R ER SO BB IBB HBP BLK WP HR S P ERA WHIP	IP WLS BF H R ER SO BB IBB HBP BLK WP HR S P ERA WHIP	IP WLS BF H R ER SO BB IBB HBP BLK WP HR S P ERA WHIP	IP WLS BF H R ER SO BB IBB HBP BLK WP HR S P ERA WHIP	IP WLS BF H R ER SO BB IBB HBP BLK WP HR S P ERA WHIP	IP WLS BF H R ER SO BB IBB HBP BLK WP HR S P ERA WHIP	IP WLS BF H R ER SO BB IBB HBP BLK WP HR S P ERA WHIP	IP WLS BF H R ER SO BB IBB HBP BLK WP HR S P ERA WHIP	IP WLS BF H R ER SO BB IBB HBP BLK WP HR S P ERA WHIP	IP WLS BF H R ER SO BB IBB HBP BLK WP HR S P ERA WHIP
11 Clay Buchholz, R ERA: 6.06	6.0	L	29	11	2	2	7	1	0	0	0	0	0	0	0	0	0	0	0	69	102	3.00	2.000		
41 Alexi Ogando, R ERA: 5.4	1.0		3	0	0	0	1	0	0	0	0	0	0	0	0	0	0	0	0	11	19	0.00	0.000		
46 Anthony Varvaro, R ERA: 1.42	1.0		4	0	0	0	0	1	0	0	0	0	0	0	0	0	0	0	0	6	12	0.00	1.000		
28 Robbie Ross Jr., L ERA: 6.35	1.0		5	2	2	2	0	0	0	0	0	0	0	0	0	0	0	0	1	8	12	18.00	2.000		

**Baltimore Orioles @ Boston Red Sox**  
Fenway Park, Boston, MA  
Sat Apr 18 2015, 4:07 PM - 7:30 PM EDT  
Att: 37,655 - Sunny - 47 F

AB	39
R	4
H	13
RBI	4
BB	2
SO	8
LOB	20



Batter	1	2	3	4	5	6	7	8	9	AB	R	H	RBI	BB	SO	LOB	BOTTOM								
26 Brock Holt, L OBP: 0.579, SLG: 0.684	K									4	0	3	0	0	1	0									
15 Dustin Pedroia, R OBP: 0.345, SLG: 0.489	G4-3									4	0	0	0	0	2	5									
34 David Ortiz, L 50 Mookie Betts, R	1B								BB	3	1	3	0	1	0	0									
13 Hanley Ramirez, R OBP: 0.306, SLG: 0.512	G4-3								G1-4-3	4	0	0	0	0	1	3									
Pablo Sandoval, S OBP: 0.375, SLG: 0.286	F7								K	4	0	0	1	0	1	2									
12 Mike Napoli, R OBP: 0.287, SLG: 0.184	G6-3								G1-3	4	0	1	0	0	0	1									
29 Daniel Nava, S 5 Allen Craig, R	G4-3								K	3	0	0	0	0	1	2									
2 Xander Bogaerts, R OBP: 0.435, SLG: 0.439	BB								K	1	0	0	0	0	1	0									
10 Ryan Hanigan, R OBP: 0.344, SLG: 0.250	K									2	0	0	0	1	2	1									
<b>Inning Stats</b>	R: 0 E: 0 K: 1 S: 8	H: 1 LOB: 1 BB: 0 P: 12	R: 0 E: 0 K: 0 S: 5	H: 0 LOB: 0 BB: 0 P: 9	R: 0 E: 0 K: 1 S: 18	H: 1 LOB: 2 BB: 1 P: 29	R: 0 E: 0 K: 1 S: 14	H: 1 LOB: 1 BB: 0 P: 22	R: 0 E: 0 K: 2 S: 13	H: 1 LOB: 2 BB: 1 P: 24	R: 1 E: 1 K: 0 S: 11	H: 2 LOB: 1 BB: 0 P: 15	R: 0 E: 0 K: 2 S: 16	H: 1 LOB: 1 BB: 0 P: 25	R: 0 E: 0 K: 1 S: 6	H: 0 LOB: 1 BB: 1 P: 13	R: 0 E: 0 K: 2 S: 9	H: 0 LOB: 0 BB: 0 P: 14	1B: 6 2B: 1 3B: 0 HR: 0	SF: 0 SAC: 0 DP: 2 HBP: 0	WP: 1 PB: 0 SB: 1 CS: 0	PA: 35			
<b>PITCHER</b>	IP WLS BF H R ER SO BB IBB HBP BLK WP HR S P ERA WHIP	IP WLS BF H R ER SO BB IBB HBP BLK WP HR S P ERA WHIP	IP WLS BF H R ER SO BB IBB HBP BLK WP HR S P ERA WHIP	IP WLS BF H R ER SO BB IBB HBP BLK WP HR S P ERA WHIP	IP WLS BF H R ER SO BB IBB HBP BLK WP HR S P ERA WHIP	IP WLS BF H R ER SO BB IBB HBP BLK WP HR S P ERA WHIP	IP WLS BF H R ER SO BB IBB HBP BLK WP HR S P ERA WHIP	IP WLS BF H R ER SO BB IBB HBP BLK WP HR S P ERA WHIP	IP WLS BF H R ER SO BB IBB HBP BLK WP HR S P ERA WHIP	IP WLS BF H R ER SO BB IBB HBP BLK WP HR S P ERA WHIP	IP WLS BF H R ER SO BB IBB HBP BLK WP HR S P ERA WHIP	IP WLS BF H R ER SO BB IBB HBP BLK WP HR S P ERA WHIP	IP WLS BF H R ER SO BB IBB HBP BLK WP HR S P ERA WHIP	IP WLS BF H R ER SO BB IBB HBP BLK WP HR S P ERA WHIP	IP WLS BF H R ER SO BB IBB HBP BLK WP HR S P ERA WHIP	IP WLS BF H R ER SO BB IBB HBP BLK WP HR S P ERA WHIP	IP WLS BF H R ER SO BB IBB HBP BLK WP HR S P ERA WHIP	IP WLS BF H R ER SO BB IBB HBP BLK WP HR S P ERA WHIP	IP WLS BF H R ER SO BB IBB HBP BLK WP HR S P ERA WHIP	IP WLS BF H R ER SO BB IBB HBP BLK WP HR S P ERA WHIP	IP WLS BF H R ER SO BB IBB HBP BLK WP HR S P ERA WHIP	IP WLS BF H R ER SO BB IBB HBP BLK WP HR S P ERA WHIP	IP WLS BF H R ER SO BB IBB HBP BLK WP HR S P ERA WHIP	IP WLS BF H R ER SO BB IBB HBP BLK WP HR S P ERA WHIP	IP WLS BF H R ER SO BB IBB HBP BLK WP HR S P ERA WHIP
30 Chris Tillman, R ERA: 5.52	5.1	W	24	6	1	1	5	2	0	0	0	0	0	0	0	0	0	0	0	65	105	1.69	1.500		
35 Brad Brach, R ERA: 5.4	1.2	H	5	1	0	0	2	0	0	0	0	0	0	0	0	0	0	0	0	20	31	0.00	0.600		
56 Darren O'Day, R ERA: 1.29	1.0	H	3	0	0	0	1	1	0	0	0	0	0	0	0	0	0	0	0	6	13	0.00	1.000		
53 Zack Britton, L ERA: 1.42	1.0	S	3	0	0	0	2	0	0	0	0	0	0	0	0	0	0	0	0	9	14	0.00	0.000		

**Baltimore Orioles @ Boston Red Sox**  
Fenway Park, Boston, MA  
Sat Apr 18 2015, 4:07 PM - 7:30 PM EDT  
Att: 37,655 - Sunny - 47 F

AB	32
R	1
H	7
RBI	1
BB	3
SO	10
LOB	14





Batter	1	2	3	4	5	6	7	8	9	AB	R	H	RBI	BB	SO	LOB	TOP										
1 Everth Cabrera, S OBP: 0.293, SLG: 0.263	G4-3	K		G1-2-3			K			5	1	1	0	0	2	5	<b>Baltimore Orioles @ Boston Red Sox</b> Fenway Park, Boston, MA Sun Apr 19 2015, 1:40 PM - 4:52 PM EDT Att: 37,761 - Sunny - 49 F										
38 Jimmy Paredes, S OBP: 0.500, SLG: 0.600	1B			F9		1B		L7		5	3	3	0	0	0	0											
10 Adam Jones, R OBP: 0.490, SLG: 0.848	HR			K		1B		1B		5	1	4	5	0	1	0											
19 Chris Davis, L OBP: 0.477	K			2B		FC4-6		F9		5	1	1	0	0	2	4											
27 Delmon Young, R OBP: 0.333, SLG: 0.263 9 David Lough, L	P6			G4-3		BB		F8		4	0	0	0	1	0	3											
23 Travis Snider, L OBP: 0.410, SLG: 0.424	K			K		1B		P6		0	0	0	0	0	0	0											
13 Manny Machado, R OBP: 0.245, SLG: 0.262	K			SF8				K		5	0	1	1	0	2	1											
3 Ryan Flaherty, L OBP: 0.375, SLG: 0.619	HR			G1-2-3		F7		G6-4-3		4	0	2	1	0	2	0											
36 Caleb Joseph, R OBP: 0.487, SLG: 0.594	1B			BB				P4		4	1	2	1	1	0	3											
<b>Inning Stats</b>	R: 2 H: 2 E: 0 K: 1 S: 13	WLS: 2 BF: 30 LOB: 0 P: 22	R: 1 H: 2 E: 0 K: 3 S: 15	H: 2 LOB: 1 BB: 0 P: 23	R: 0 H: 1 E: 0 K: 1 S: 7	H: 1 LOB: 1 BB: 0 P: 13	R: 0 H: 1 E: 0 K: 1 S: 12	H: 1 LOB: 2 BB: 1 P: 23	R: 2 H: 3 E: 0 K: 0 S: 7	H: 3 LOB: 2 BB: 1 P: 15	R: 3 H: 3 E: 0 K: 1 S: 12	H: 3 LOB: 1 BB: 0 P: 18	R: 0 H: 1 E: 0 K: 2 S: 11	H: 1 LOB: 1 BB: 0 P: 13	R: 0 H: 1 E: 0 K: 0 S: 6	H: 1 LOB: 1 BB: 0 P: 11	R: 0 H: 1 E: 0 K: 0 S: 11	H: 1 LOB: 0 BB: 0 P: 15	1B: 10 2B: 3 3B: 0 HR: 2	SF: 1 2B: 3 DP: 2 HBP: 1	WP: 0 PB: 0 SB: 1 CS: 0	PA: 44					
<b>PITCHER</b>	IP	WLS	BF	H	R	ER	SO	BB	IBB	HBP	BLK	WP	HR	S	P	ERA	WHIP	<b>PITCHER</b>									
22 Rick Porcello, R ERA: 6.83	5.0	L	30	12	8	8	6	3	0	1	0	0	2	58	102	14.40	3.000										
32 Craig Breslow, L ERA:	3.0		11	2	0	0	3	0	0	0	0	0	0	25	36	0.00	0.667										
54 Edward Mujica, R ERA: 2.7	1.0		3	1	0	0	0	0	0	0	0	0	0	11	15	0.00	1.000										

AB	39
R	8
H	15
RBI	8
BB	3
SO	9
LOB	17

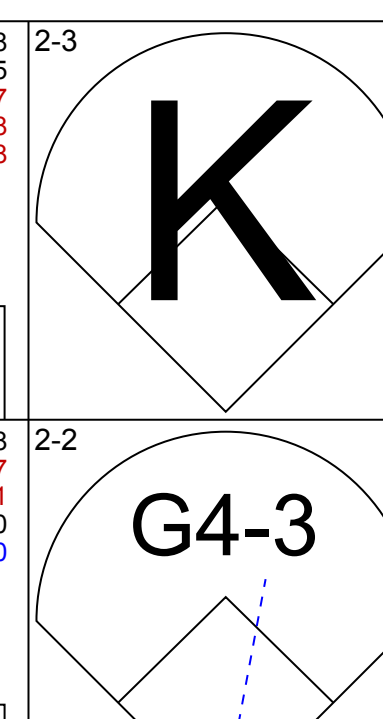
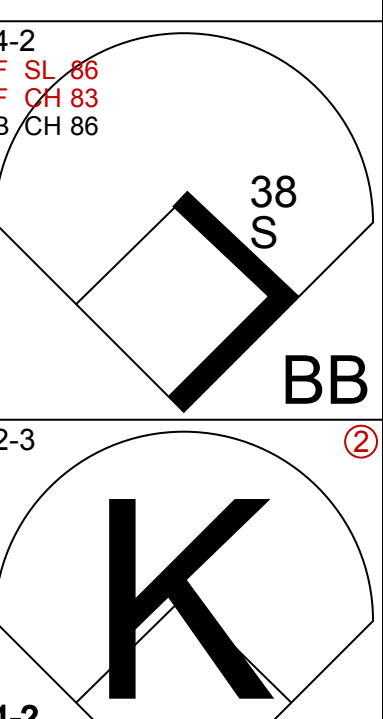
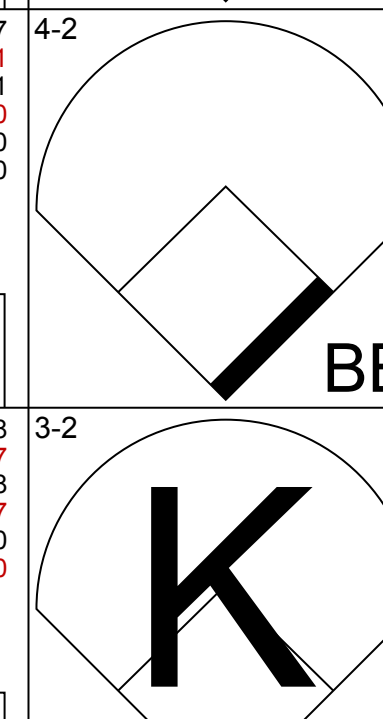
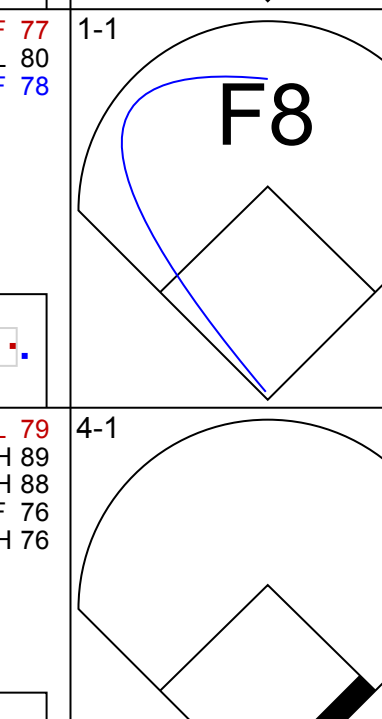
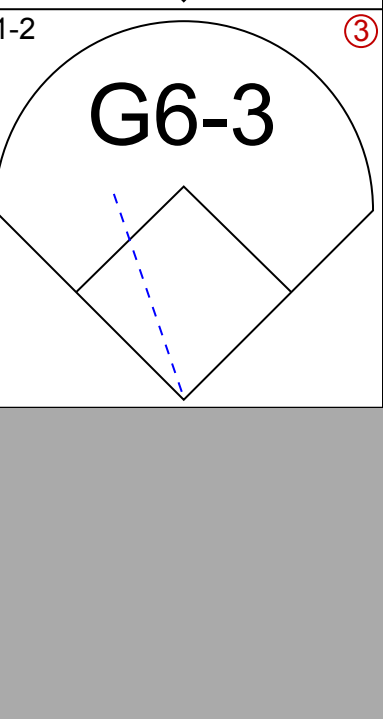

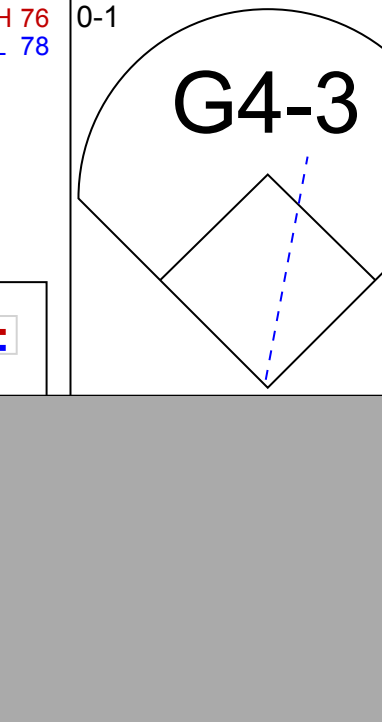




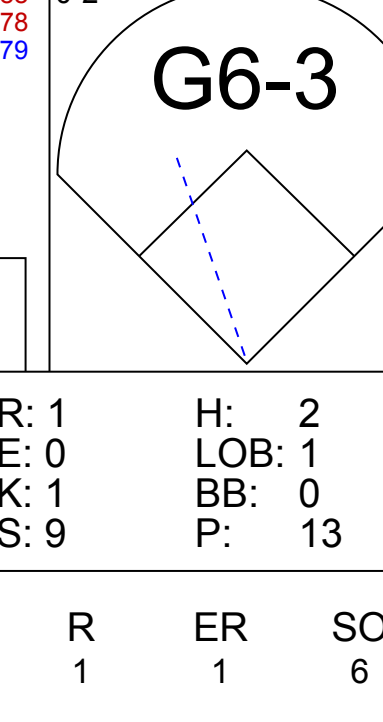
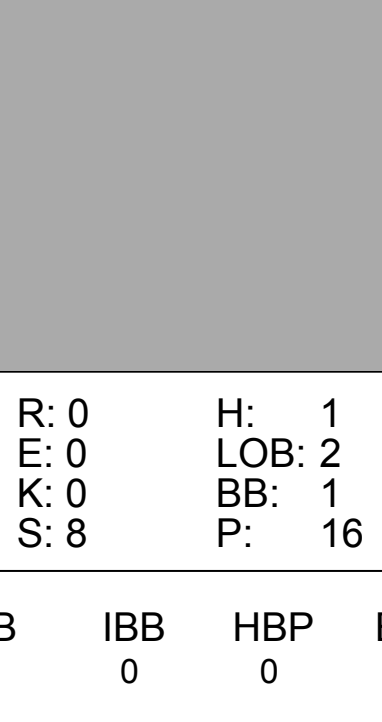
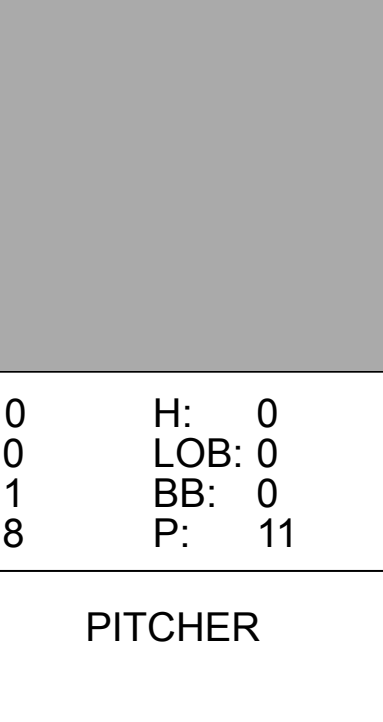
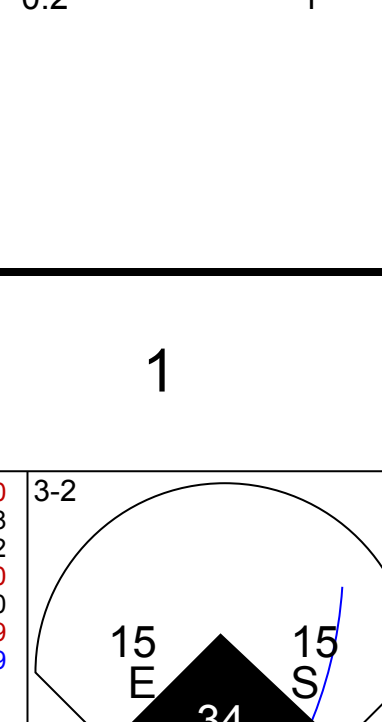
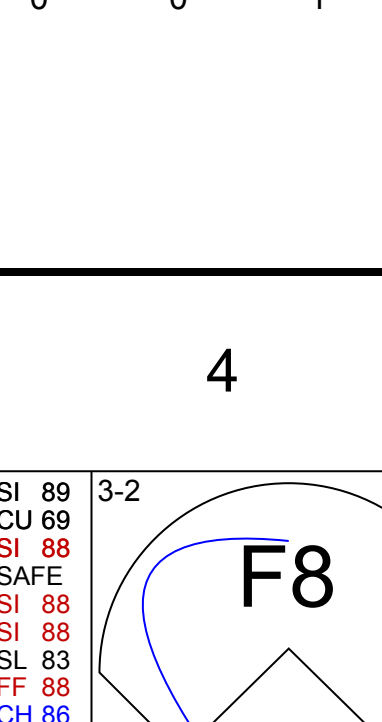
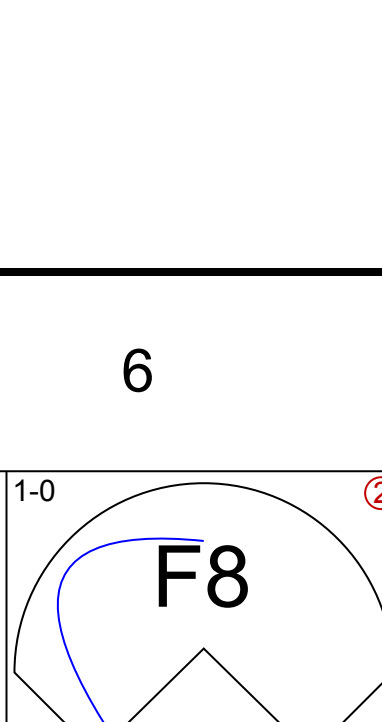
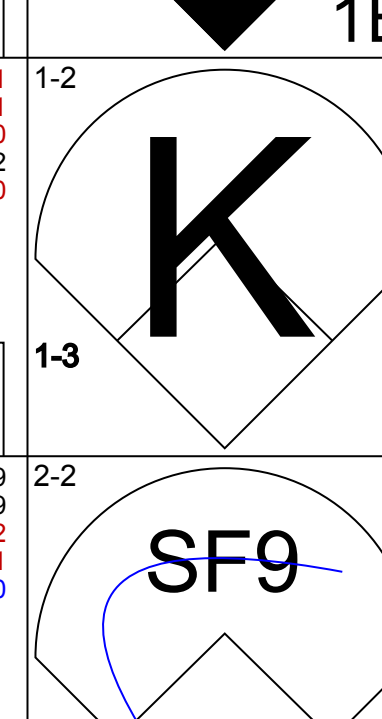
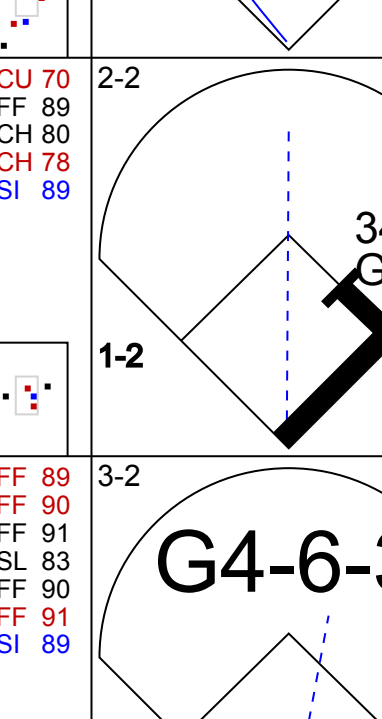

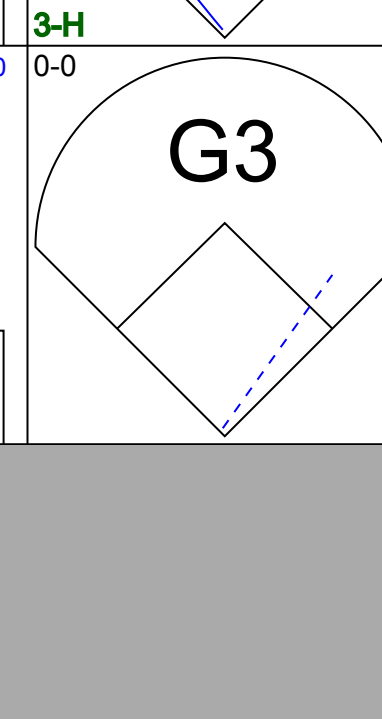



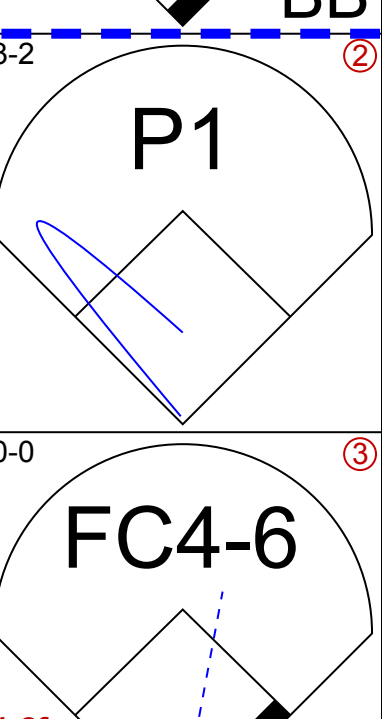




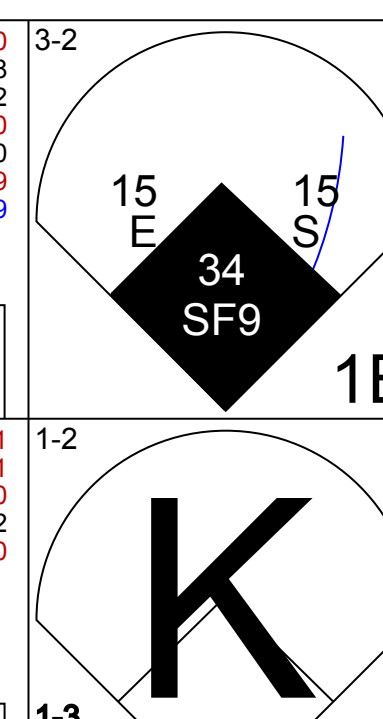
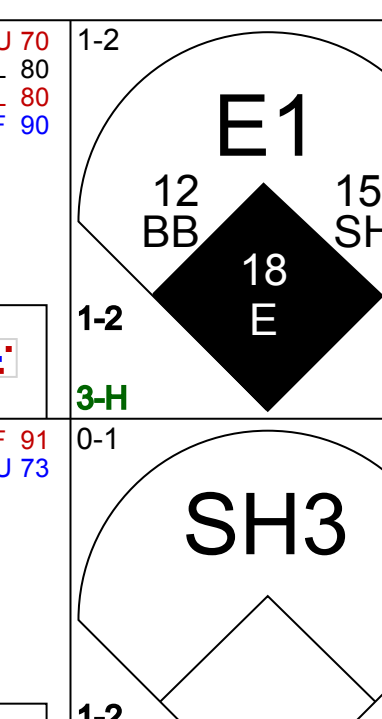
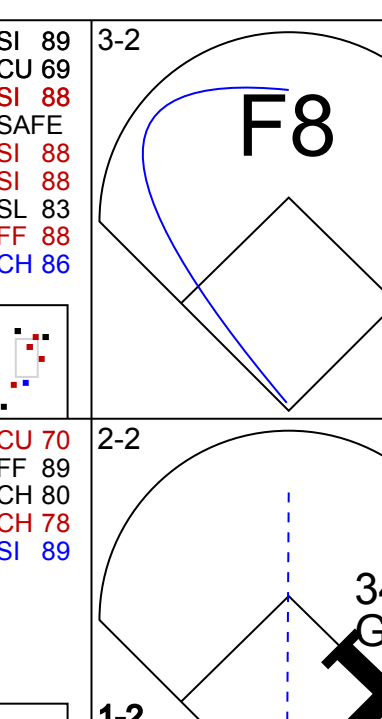
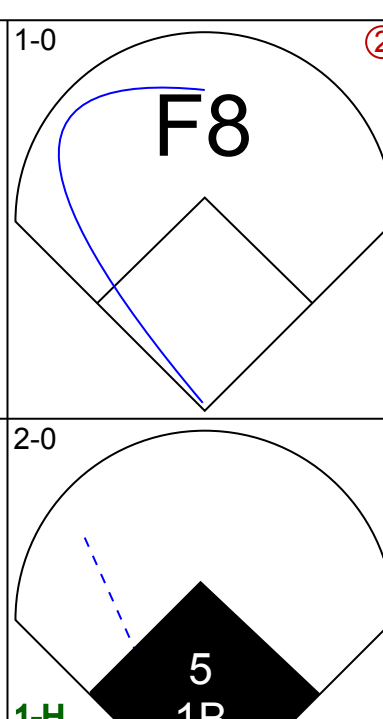
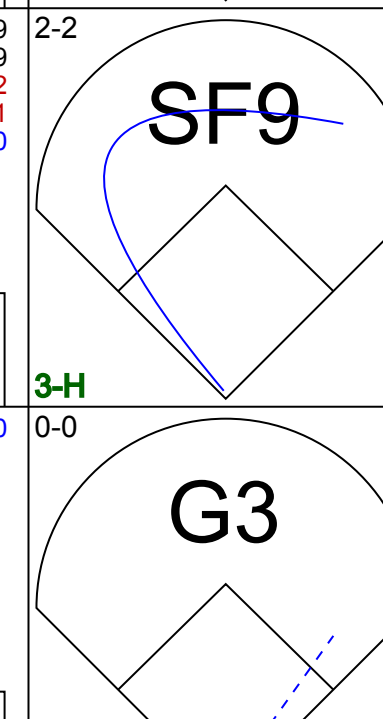
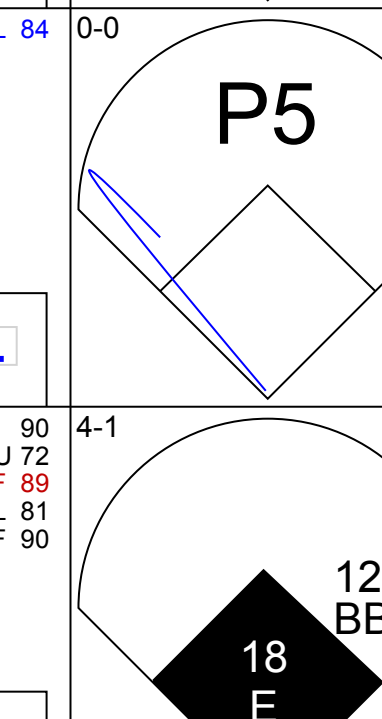
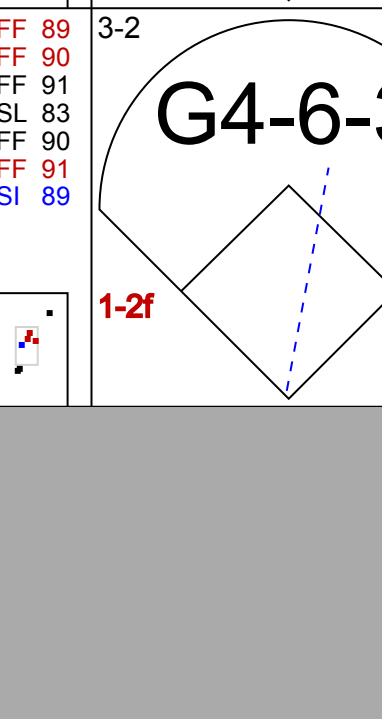
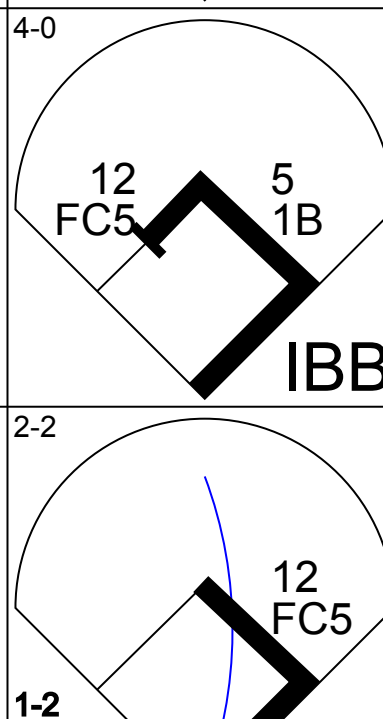

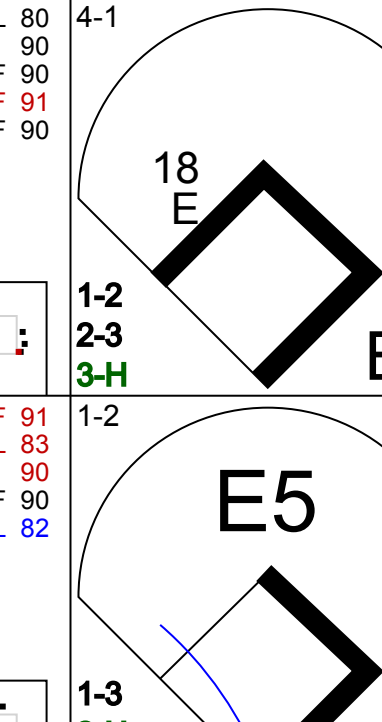

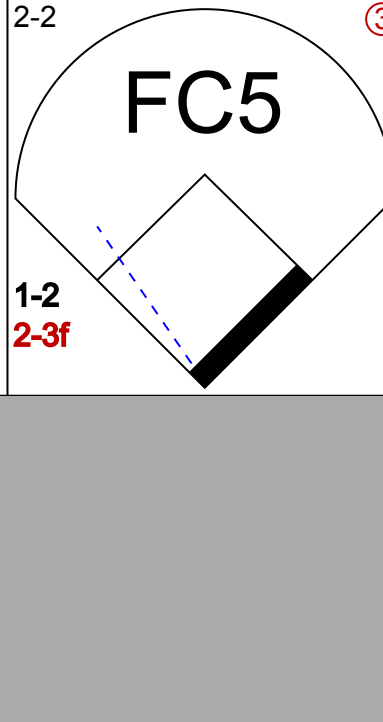

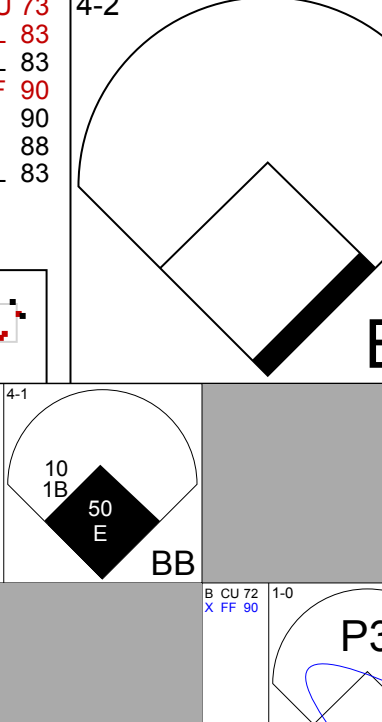
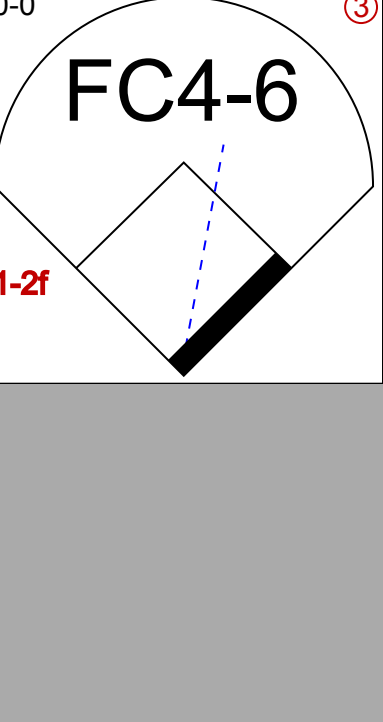
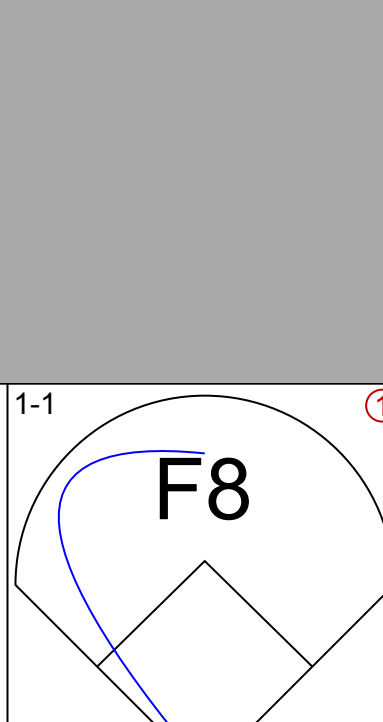
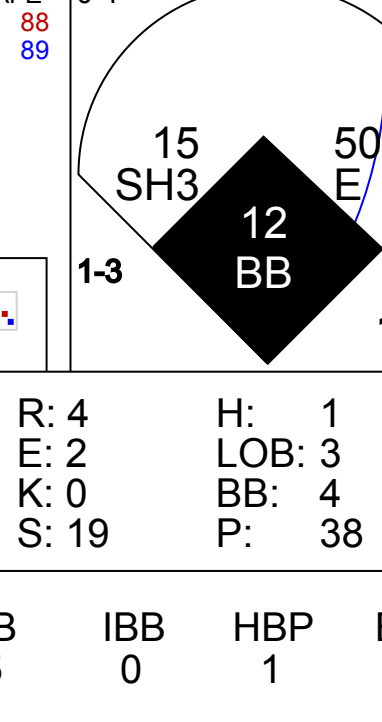
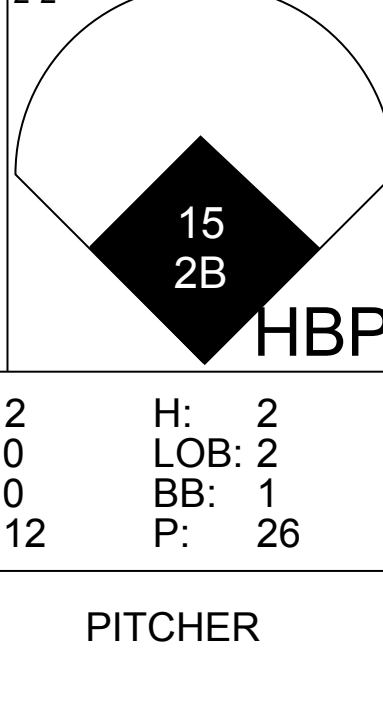





Batter	1	2	3	4	5	6	7	8	9	AB	R	H	RBI	BB	SO	LOB	BOTTOM										
26 Brock Holt, L OBP: 0.500, SLG: 0.583	1B	K		L7			G6-3		G1-3	5	1	1	0	0	1	2	<b>Baltimore Orioles @ Boston Red Sox</b> Fenway Park, Boston, MA Sun Apr 19 2015, 1:40 PM - 4:52 PM EDT Att: 37,761 - Sunny - 49 F										
50 Mookie Betts, R OBP: 0.250, SLG: 0.362	L9	G6-3		F9			K			4	0	0	0	0	1	3											
34 David Ortiz, L OBP: 0.348, SLG: 0.410 29 Daniel Nava, S OBP: 0.304, SLG: 0.286	BB			G6-3		G5-3		G4-3		1	1	0	0	1	0	0											
13 Hanley Ramirez, R OBP: 0.321, SLG: 0.574	HR			G5-3		1B		G3		4	1	2	3	0	0	0											
12 Mike Napoli, R OBP: 0.265, SLG: 0.190	K			1B		K		L9		4	0	1	0	0	2	1											
Pablo Sandoval, S OBP: 0.385, SLG: 0.311	BB			G3		G1-3		2B		3	0	1	0	1	0	2											
18 Shane Victorino, S OBP: 0.324, SLG: 0.148	BB			E6		P2		K		3	0	1	0	1	1	1											
2 Xander Bogaerts, R OBP: 0.400, SLG: 0.400	K			G6-3		G6-3		P3		4	0	0	0	0	1	3											
3 Sandy León, S OBP: 0.313, SLG: 0.214	K			BB		G4-3		F7		3	0	0	0	1	1	0											
<b>Inning Stats</b>	R: 3 H: 2 E: 0 K: 2 S: 16	H: 2 LOB: 2 BB: 3 P: 35	R: 0 H: 0 E: 0 K: 2 S: 11	H: 0 LOB: 0 BB: 0 P: 16	R: 0 H: 1 E: 0 K: 0 S: 8	H: 1 LOB: 1 BB: 0 P: 10	R: 0 H: 1 E: 1 K: 0 S: 11	H: 1 LOB: 2 BB: 1 P: 18	R: 0 H: 0 E: 0 K: 1 S: 10	H: 0 LOB: 1 BB: 0 P: 17	R: 0 H: 0 E: 0 K: 0 S: 6	H: 0 LOB: 0 BB: 0 P: 10	R: 0 H: 0 E: 0 K: 1 S: 6	H: 0 LOB: 0 BB: 0 P: 9	R: 0 H: 1 E: 0 K: 1 S: 11	H: 1 LOB: 0 BB: 0 P: 16	R: 0 H: 0 E: 0 K: 0 S: 11	H: 0 LOB: 0 BB: 0 P: 19	1B: 4 2B: 1 3B: 0 HR: 1	SF: 0 2B: 1 SAC: 0 DP: 0 HBP: 0	WP: 0 PB: 0 SB: 0 CS: 0	PA: 37					
<b>PITCHER</b>	IP	WLS	BF	H	R	ER	SO	BB	IBB	HBP	BLK	WP	HR	S	P	ERA	WHIP	<b>PITCHER</b>									
50 Miguel González, R ERA: 2.55	5.0	W	24	5	3	3	5	4	0	0	0	0	0	12	19	0.00	1.800										
29 Tommy Hunter, R ERA: 9.53	2.0		6	0	0	0	1	0	0	0	0	0	0	12	19	0.00	0.000										
39 Kevin Gausman, R ERA: 6.75	2.0		7	1	0	0	1	0	0	0	0	0	0	22	35	0.00	0.500										

AB	33
R	3
H	6
RBI	3
BB	4
SO	7
LOB	12





Batter	1	2	3	4	5	6	7	8	9	AB R H RBI BB SO LOB	TOP				
12 Alejandro De Aza, L (1.7) OBP: 0.271, SLG: 0.435			B1-3 (1)							2 0 0 0 1 1 0	<b>Baltimore Orioles @ Boston Red Sox</b> Fenway Park, Boston, MA Mon Apr 20 2015, 11:05 AM - 1:25 PM EDT Att: 36,829 - Cloudy - 44 F				
38 Jimmy Paredes, S (1.10) OBP: 0.462, SLG: 0.815										3 0 1 0 0 1 1					
10 Adam Jones, R (1.8) OBP: 0.461, SLG: 0.813										2 0 0 0 1 0 2					
19 Chris Davis, L (1.3) OBP: 0.300, SLG: 0.457										2 0 0 0 1 1 1					
23 Travis Snider, L (1.9) OBP: 0.405, SLG: 0.472										3 1 1 0 0 0 2					
13 Manny Machado, R (1.5) OBP: 0.231, SLG: 0.244										3 0 0 0 0 1 1					
3 Ryan Flaherty, L (1.4) OBP: 0.407, SLG: 0.667										3 0 2 1 0 0 0					
34 Ryan Lavarnway, R (1.2) OBP: 0.200, SLG: 0.222										3 0 0 0 0 2 2					
1 Everth Cabrera, S (1.6) OBP: 0.273, SLG: 0.244										3 0 0 0 0 1 2					
<b>Inning Stats</b>	R: 0 H: 0 E: 0 K: 2 S: 11	H: 0 R: 1 ER: 0 LOB: 1 BB: 1 P: 22	R: 1 H: 2 E: 0 K: 1 S: 9	H: 1 R: 0 ER: 0 LOB: 1 BB: 1 P: 13	R: 0 H: 1 E: 0 K: 0 S: 8	H: 0 R: 0 ER: 0 LOB: 2 BB: 1 P: 16	R: 0 H: 0 E: 0 K: 1 S: 7	H: 0 R: 0 ER: 0 LOB: 0 BB: 0 P: 14	R: 0 H: 0 E: 0 K: 2 S: 18	H: 0 R: 0 ER: 0 LOB: 1 BB: 1 P: 28	R: 0 H: 1 E: 0 K: 1 S: 6	H: 1 R: 0 ER: 0 LOB: 0 BB: 0 P: 9	1B: 1 2B: 2 3B: 1 HR: 0	SF: 0 SAC: 0 DP: 1 HBP: 0	WP: 0 PA: 27 PB: 0 SB: 1 CS: 0
<b>PITCHER</b>	IP WLS BF H R ER SO BB IBB HBP BLK WP HR S P ERA WHIP											IP WLS BF H R ER SO BB IBB HBP BLK WP HR S P ERA WHIP			
63 Justin Masterson, R (1.1) ERA: 5.74	5.0 W 21 3 1 1 6 3 0 0 0 0 0 0 53 93 1.80 1.200														
36 Junichi Tazawa, R (6.1) ERA:	1.1 5 1 0 0 1 0 0 0 0 0 0 0 13 18 0.00 0.750														
28 Robbie Ross Jr., L (7.1) ERA: 5.68	0.2 1 0 0 0 0 0 0 0 0 0 0 0 2 0.00 0.000														

Batter	1	2	3	4	5	6	7	8	9	AB R H RBI BB SO LOB	BOTTOM				
50 Mookie Betts, R (1.8) OBP: 0.250, SLG: 0.353										4 2 1 0 0 0 3	<b>Baltimore Orioles @ Boston Red Sox</b> Fenway Park, Boston, MA Mon Apr 20 2015, 11:05 AM - 1:25 PM EDT Att: 36,829 - Cloudy - 44 F				
15 Dustin Pedroia, R (1.4) OBP: 0.362, SLG: 0.520										3 1 2 1 0 1 1					
34 David Ortiz, L (1.10) OBP: 0.340, SLG: 0.390										2 0 0 1 1 0 4					
13 Hanley Ramirez, R (1.7) OBP: 0.315, SLG: 0.563										1 0 0 0 0 0 0					
5 Allen Craig, R (3.7) OBP: 0.276, SLG: 0.133										2 1 1 1 1 1 0					
12 Mike Napoli, R (1.3) OBP: 0.283, SLG: 0.182										2 0 0 1 2 0 2					
18 Shane Victorino, S (1.9) OBP: 0.297, SLG: 0.133										3 0 0 0 0 1 2					
26 Brock Holt, L (1.5) OBP: 0.481, SLG: 0.538										2 0 0 0 1 0 1					
2 Xander Bogaerts, R (1.6) OBP: 0.396, SLG: 0.383										2 1 0 0 1 0 3					
10 Ryan Hanigan, R (1.2) OBP: 0.400, SLG: 0.280										1 2 1 0 0 0 0					
<b>Inning Stats</b>	R: 1 H: 1 E: 0 K: 1 S: 12	H: 1 R: 0 ER: 0 LOB: 0 BB: 0 P: 18	R: 0 H: 0 E: 0 K: 1 S: 7	H: 0 R: 0 ER: 0 LOB: 0 BB: 0 P: 9	R: 4 H: 1 E: 2 K: 0 S: 19	H: 1 R: 0 ER: 0 LOB: 3 BB: 4 P: 38	R: 0 H: 1 E: 0 K: 0 S: 12	H: 0 R: 0 ER: 0 LOB: 1 BB: 0 P: 21	R: 0 H: 0 E: 0 K: 1 S: 8	H: 2 R: 0 ER: 0 LOB: 2 BB: 1 P: 16	R: 2 H: 2 E: 0 K: 0 S: 12	H: 2 R: 0 ER: 0 LOB: 2 BB: 1 P: 26	1B: 4 2B: 1 3B: 0 HR: 0	SF: 1 SAC: 1 DP: 1 HBP: 2	WP: 0 PA: 32 PB: 0 SB: 1 CS: 0
<b>PITCHER</b>	IP WLS BF H R ER SO BB IBB HBP BLK WP HR S P ERA WHIP											IP WLS BF H R ER SO BB IBB HBP BLK WP HR S P ERA WHIP			
16 Wei-Yin Chen, L (1.1) ERA: 3.07	4.1 L 23 3 5 0 3 5 0 1 0 0 0 0 54 95 0.00 1.846														
61 Jason Garcia, R (5.1) ERA: 5.06	1.2 9 2 2 2 0 0 1 1 0 0 0 0 16 33 10.80 1.200														



Batter	1	2	3	4	5	6	7	8	9	AB	R	H	RBI	BB	SO	LOB	TOP								
1 Everth Cabrera, S OBP: 0.286, SLG: 0.261	G6-3		G4-3		G6-3		1B		1B	5	0	2	0	0	0	1	<p><b>Baltimore Orioles @ Toronto Blue Jays</b> Rogers Centre, Toronto, ON Tue Apr 21 2015, 7:08 PM - 10:00 PM EDT Att: 14,184 - Roof Closed - 68 F</p> <p>livebaseballscores.com</p>								
28 Steve Pearce, R OBP: 0.240, SLG: 0.289	K		G5-3		G6-3		F4		K	5	0	0	1	0	2	3									
19 Chris Davis, L OBP: 0.309, SLG: 0.440	G3		1B		BB		E4		K	4	0	1	0	1	1	2									
10 Adam Jones, R OBP: 0.483, SLG: 0.808 9 David Lough, L (8, 8)	1B		2B		F7		L7-4		K	4	0	2	0	0	0	3									
27 Delmon Young, R OBP: 0.360, SLG: 0.348	L9		2B		G1-3		G4-3		1B	4	2	2	0	0	0	1									
23 Travis Snider, L OBP: 0.413, SLG: 0.500	K		1B		G4-3		G4-3		2B	4	1	2	0	0	1	2									
13 Manny Machado, R OBP: 0.232, SLG: 0.250	FC5-4		1B		SF7		G3		2B	3	0	1	2	0	0	2									
36 Caleb Joseph, R OBP: 0.465, SLG: 0.556	F7		1B		L9		G6-3		G6-3	4	1	1	0	0	0	2									
3 Ryan Flaherty, L OBP: 0.419, SLG: 0.667	G1-3		2B		G1-3		G5-3		G5-3	3	2	1	1	1	0	2									
Inning Stats	R: 0 E: 0 K: 1 S: 6	H: 0 LOB: 0 BB: 0 P: 10	R: 0 E: 0 K: 1 S: 10	H: 1 LOB: 1 BB: 0 P: 18	R: 2 E: 0 K: 0 S: 14	H: 4 LOB: 2 BB: 0 P: 22	R: 0 E: 0 K: 0 S: 11	H: 2 LOB: 2 BB: 0 P: 17	R: 0 E: 0 K: 0 S: 10	H: 0 LOB: 1 BB: 1 P: 18	R: 1 E: 0 K: 0 S: 9	H: 1 LOB: 0 BB: 0 P: 14	R: 1 E: 1 K: 0 S: 9	H: 1 LOB: 1 BB: 1 P: 17	R: 2 E: 0 K: 0 S: 9	H: 2 LOB: 0 BB: 0 P: 13		R: 0 E: 0 K: 3 S: 10	H: 1 LOB: 1 BB: 0 P: 13	1B: 8 2B: 5 3B: 0 HR: 0	SF: 1 SAC: 0 DP: 1 HBP: 0	WP: 0 PB: 1 SB: 0 CS: 0	PA: 40		
PITCHER	IP	WLS	BF	H	R	ER	SO	BB	IBB	HBP	BLK	WP	HR	S	P	ERA	WHIP								
56 Mark Buehrle, L ERA: 4.0	6.0	W	26	8	3	3	2	1	0	0	0	0	0	60	99	4.50	1.500								
31 Liam Hendriks, R ERA: 1.29	1.0		6	2	2	1	0	1	0	0	0	0	0	11	19	9.00	3.000								
62 Aaron Loup, L ERA: 5.14	1.0		4	1	1	0	0	0	0	0	0	0	0	7	11	0.00	1.000								
25 Marco Estrada, R ERA: 1.42	1.0		4	1	0	0	3	0	0	0	0	0	0	10	13	0.00	1.000								

Batter	1	2	3	4	5	6	7	8	9	AB	R	H	RBI	BB	SO	LOB	BOTTOM									
7 José Reyes, S OBP: 0.311, SLG: 0.366	G3-1	FC6	F7		SF8	FC6-4				4	1	0	2	0	0	5	<p><b>Baltimore Orioles @ Toronto Blue Jays</b> Rogers Centre, Toronto, ON Tue Apr 21 2015, 7:08 PM - 10:00 PM EDT Att: 14,184 - Roof Closed - 68 F</p> <p>livebaseballscores.com</p>									
20 Josh Donaldson, R OBP: 0.419, SLG: 0.616	F7	2B	BB		1B		19 HR		2B	4	1	3	1	1	0	0										
19 José Bautista, R OBP: 0.322, SLG: 0.426	K	L7	L9		F7		HR		HR	5	1	1	2	0	1	5										
10 Edwin Encarnación, R OBP: 0.282, SLG: 0.455 14 Justin Smoak, S OBP: 0.385, SLG: 0.286	HR	HR		L8		HR	L5		L5	5	2	2	2	0	0	1										
30 Dioner Navarro, S OBP: 0.294, SLG: 0.333	E9	L8	K		K		L5		L5	5	1	3	0	0	1	0										
55 Russell Martin, R OBP: 0.306, SLG: 0.316	BB	BB	BB		F7		1B		1B	3	2	0	0	2	0	1										
45 Dalton Pompey, S OBP: 0.310, SLG: 0.423	BB	BB	BB		F7		1B		1B	4	3	3	0	1	0	0										
11 Kevin Pillar, R OBP: 0.268, SLG: 0.364	K	1B	1B		1B		G3-1		G4-3	5	1	2	2	0	1	5										
17 Ryan Goins, L OBP: 0.375, SLG: 0.286	FC6	1B	1B		P3		FC6-4		G5-3	4	1	2	3	0	0	2										
Inning Stats	R: 0 E: 0 K: 1 S: 8	H: 4 LOB: 1 BB: 2 P: 39	R: 3 E: 0 K: 0 S: 20	H: 3 LOB: 2 BB: 2 P: 36	R: 0 E: 0 K: 1 S: 7	H: 0 LOB: 0 BB: 0 P: 8	R: 1 E: 0 K: 0 S: 11	H: 3 LOB: 2 BB: 0 P: 16	R: 1 E: 0 K: 0 S: 14	H: 3 LOB: 3 BB: 0 P: 23	R: 2 E: 0 K: 0 S: 12	H: 3 LOB: 0 BB: 0 P: 18	R: 0 E: 0 K: 0 S: 6	H: 0 LOB: 0 BB: 0 P: 7	R: 0 E: 0 K: 3 S: 10	H: 1 LOB: 1 BB: 0 P: 13		1B: 8 2B: 5 3B: 0 HR: 3	SF: 1 SAC: 0 DP: 1 HBP: 1	WP: 1 PB: 0 SB: 2 CS: 0	PA: 45					
PITCHER	IP	WLS	BF	H	R	ER	SO	BB	IBB	HBP	BLK	WP	HR	S	P	ERA	WHIP									
25 Bud Norris, R ERA: 17.42	2.1	L	17	7	9	9	2	3	0	0	0	0	0	0	38	65	34.71	3.857								
17 Brian Matusz, L ERA: 3.69	3.0		17	7	2	2	1	1	0	0	0	0	1	38	59	6.00	2.667									
61 Jason Garcia, R ERA: 6.43	1.2		8	3	2	2	0	0	0	1	0	1	1	16	26	10.80	1.800									
35 Brad Brach, R ERA: 4.82	1.0		3	0	0	0	0	0	0	0	0	0	0	6	7	0.00	0.000									



Batter	1	2	3	4	5	6	7	8	9	AB	R	H	RBI	BB	SO	LOB	TOP										
12 Alejandro De Aza, L OBP: 0.289, SLG: 0.420			G4-3		G3		E7 19 CS			4	0	1	0	0	1	1	<b>Baltimore Orioles @ Toronto Blue Jays</b> Rogers Centre, Toronto, ON Wed Apr 22 2015, 7:07 PM - 9:42 PM EDT Att: 15,606 - Roof Closed - 68 F										
38 Jimmy Paredes, S OBP: 0.471, SLG: 0.750			HR		K		F8			3	1	1	2	1	1												
19 Chris Davis, L OBP: 0.339, SLG: 0.442			BB		BB		CS		G3	2	0	1	0	2	0												
10 Adam Jones, R OBP: 0.468, SLG: 0.754			BB		BB		L8		P3	3	0	0	0	1	0	3											
23 Travis Snider, L OBP: 0.408, SLG: 0.476			L7		BB		L8		L8	2	0	0	0	1	1	2											
28 Steve Pearce, R OBP: 0.235, SLG: 0.283			BB		BB		BB		BB	1	0	0	0	0	0	0											
13 Manny Machado, R OBP: 0.267, SLG: 0.294			G5-3		G5-3		BB		BB	3	0	2	0	1	0	0											
3 Ryan Flaherty, L OBP: 0.400, SLG: 0.600			G4-6-3		K		P6		BB	3	0	0	0	1	1	4											
36 Caleb Joseph, R OBP: 0.447, SLG: 0.513			F9		K		K		K	3	1	0	0	1	2	5											
1 Everth Cabrera, S OBP: 0.269, SLG: 0.245			G1-3		G5-3		G3		G6-4-3	3	0	0	0	0	0	1											
27 Delmon Young, R OBP: 0.346, SLG: 0.333			G1-3		G5-3		G3		G6-4-3	1	0	0	0	0	0	2											
<b>Inning Stats</b>	R: 0 H: 0 E: 0 K: 1 S: 8	H: 0 LOB: 1 BB: 2 P: 19	R: 0 H: 0 E: 0 K: 1 S: 4	H: 0 LOB: 0 BB: 1 P: 9	R: 2 H: 2 E: 0 K: 0 S: 10	H: 2 LOB: 2 BB: 2 P: 21	R: 0 H: 0 E: 0 K: 1 S: 9	H: 0 LOB: 0 BB: 0 P: 12	R: 0 H: 0 E: 0 K: 1 S: 7	H: 1 LOB: 3 BB: 2 P: 28	R: 0 H: 1 E: 0 K: 0 S: 6	H: 0 LOB: 0 BB: 0 P: 12	R: 0 H: 1 E: 0 K: 1 S: 9	H: 1 LOB: 1 BB: 1 P: 18	1B: 3 2B: 2 3B: 0 HR: 1	SF: 0 SAC: 0 DP: 3 HBP: 0	WP: 1 PB: 0 SB: 1 CS: 1	PA: 37									
<b>PITCHER</b>	IP	WLS	BF	H	R	ER	SO	BB	IBB	HBP	BLK	WP	HR	S	P	ERA	WHIP										
41 Aaron Sanchez, R ERA: 5.14	5.1	W	23	2	2	2	4	7	0	0	0	1	1	43	83	3.38	1.688										
54 Roberto Osuna, R ERA:	1.2	H	6	2	0	0	1	0	0	0	0	0	0	16	23	0.00	1.200										
27 Brett Cecil, L ERA: 5.4	0.2	H	2	0	0	0	0	0	0	0	0	0	0	5	10	0.00	0.000										
51 Miguel Castro, R ERA: 1.04	1.1	S	5	1	0	0	1	1	0	0	0	0	0	10	20	0.00	1.500										

Batter	1	2	3	4	5	6	7	8	9	AB	R	H	RBI	BB	SO	LOB	BOTTOM										
7 José Reyes, S OBP: 0.306, SLG: 0.356			K		HR		P3			4	1	1	0	0	2	1	<b>Baltimore Orioles @ Toronto Blue Jays</b> Rogers Centre, Toronto, ON Wed Apr 22 2015, 7:07 PM - 9:42 PM EDT Att: 15,606 - Roof Closed - 68 F										
29 Devon Travis, R OBP: 0.434, SLG: 0.714			BB		HR		G5-3			4	1	3	2	0	0	0											
20 Josh Donaldson, R OBP: 0.394, SLG: 0.576			F9		G5-3		K			4	0	0	0	0	2	3											
10 Edwin Encarnación, R OBP: 0.262, SLG: 0.431			G5-3		G6-3		G5-3			3	1	0	0	1	0	1											
14 Justin Smoak, S OBP: 0.367, SLG: 0.400			F7		HR		E5 45 1B			4	1	1	2	0	1	0											
55 Russell Martin, R OBP: 0.321, SLG: 0.317			P3		BB		F9			3	0	1	0	1	0	1											
45 Dalton Pompey, S OBP: 0.339, SLG: 0.455			K		BB		BB		BB	3	0	2	0	1	1	0											
11 Kevin Pillar, R OBP: 0.267, SLG: 0.356			G6-4-3		BB		K		BB	4	0	1	0	0	1	5											
17 Ryan Goins, L OBP: 0.316, SLG: 0.235			K		G3		K		F9	3	0	0	0	0	2	3											
<b>Inning Stats</b>	R: 0 H: 1 E: 0 K: 2 S: 11	H: 0 LOB: 0 BB: 0 P: 17	R: 0 H: 0 E: 0 K: 1 S: 7	H: 0 LOB: 0 BB: 0 P: 12	R: 0 H: 2 E: 0 K: 2 S: 17	H: 2 LOB: 2 BB: 0 P: 23	R: 2 H: 1 E: 0 K: 0 S: 9	H: 1 LOB: 1 BB: 3 P: 25	R: 2 H: 2 E: 0 K: 1 S: 15	H: 2 LOB: 0 BB: 0 P: 25	R: 0 H: 2 E: 0 K: 2 S: 8	H: 0 LOB: 0 BB: 0 P: 13	R: 0 H: 1 E: 0 K: 0 S: 11	H: 1 LOB: 2 BB: 0 P: 13	1B: 6 2B: 1 3B: 0 HR: 2	SF: 0 SAC: 0 DP: 1 HBP: 0		WP: 0 PB: 0 SB: 2 CS: 1	PA: 35								
<b>PITCHER</b>	IP	WLS	BF	H	R	ER	SO	BB	IBB	HBP	BLK	WP	HR	S	P	ERA	WHIP										
31 Ubaldo Jiménez, R ERA: 2.3	5.0	L	23	6	4	4	6	3	0	0	0	0	0	59	102	2.30	1.800										
39 Kevin Gausman, R ERA: 5.4	2.0		7	2	0	0	3	0	0	0	0	0	0	15	22	0.00	1.000										
56 Darren O'Day, R ERA: 1.13	1.0		5	1	0	0	0	0	0	0	0	0	0	11	13	0.00	1.000										

AB	28
R	2
H	5
RBI	2
BB	8
SO	6
LOB	19



AB	32
R	4
H	9
RBI	4
BB	3
SO	9
LOB	14









Batter	1	2	3	4	5	6	7	8	9	AB	R	H	RBI	BB	SO	LOB	TOP					
50 Mookie Betts, R OBP: 0.307, SLG: 0.338										3	1	2	0	1	0	0	<b>Boston Red Sox @ Baltimore Orioles</b> Oriole Park at Camden Yards, Baltimore, MD Fri Apr 24, 2015, 7:10 PM - 10:37 PM EDT Att: 37,359 - Clear - 57 F					
15 Dustin Pedroia, R OBP: 0.316, SLG: 0.471										5	1	1	0	0	0	3						
34 David Ortiz, L OBP: 0.324, SLG: 0.439										5	1	2	3	0	2	3						
13 Hanley Ramirez, R OBP: 0.333, SLG: 0.565										5	1	2	1	0	0	3						
2 Xander Bogaerts, R OBP: 0.353, SLG: 0.359										0	0	0	0	0	0	0						
12 Mike Napoli, R OBP: 0.273, SLG: 0.196										5	0	0	0	0	2	2						
Pablo Sandoval, S OBP: 0.388, SLG: 0.317										3	1	2	0	1	0	0						
29 Daniel Nava, S OBP: 0.226, SLG: 0.228										3	0	0	0	0	0	2						
5 Allen Craig, R OBP: 0.240, SLG: 0.136										1	1	0	0	0	0	1						
26 Brock Holt, L OBP: 0.441, SLG: 0.576										4	1	2	3	0	0	1						
10 Ryan Hanigan, R OBP: 0.362, SLG: 0.297										4	0	0	0	0	0	2						
<b>Inning Stats</b>	R: 0 E: 0 K: 0 S: 7	H: 1 LOB: 1 BB: 0 P: 12	R: 0 E: 0 K: 0 S: 15	H: 1 LOB: 1 BB: 0 P: 21	R: 0 E: 0 K: 0 S: 9	H: 1 LOB: 2 BB: 0 P: 14	R: 0 E: 0 K: 0 S: 8	H: 0 LOB: 0 BB: 0 P: 9	R: 4 E: 0 K: 1 S: 14	H: 3 LOB: 0 BB: 1 P: 25	R: 0 E: 0 K: 0 S: 7	H: 2 LOB: 1 BB: 0 P: 10	R: 0 E: 0 K: 1 S: 7	H: 1 LOB: 1 BB: 0 P: 8	R: 3 E: 1 K: 0 S: 18	H: 1 LOB: 0 BB: 1 P: 27	R: 0 E: 1 K: 2 S: 14	H: 1 LOB: 2 BB: 0 P: 20	1B: 8 2B: 1 3B: 0 HR: 3	SF: 0 SAC: 0 DP: 2 HBP: 1	WP: 0 PB: 0 SB: 0 CS: 1	PA: 41
<b>PITCHER</b>	IP WLS BF H R ER SO BB IBB HBP BLK WP HR S P ERA WHIP																					
50 Miguel González, R ERA: 3.42	6.0	27	8	4	4	1	1	0	0	0	0	0	0	0	11	13	6.00	1.500				
29 Tommy Hunter, R ERA: 6.49	1.2	5	1	0	0	1	0	0	0	0	0	0	0	4	8	∞	∞					
17 Brian Matusz, L ERA: 3.68	0.0	L	1	0	0	0	0	0	0	0	0	0	0	1	10	14	0.00	3.000				
56 Darren O'Day, R ERA: 1.08	0.1	3	1	3	0	0	0	0	0	0	0	0	0	14	20	0.00	1.000					
61 Jason Garcia, R ERA: 5.63	1.0	5	1	0	0	2	0	0	0	0	0	0	0	14	20	0.00	1.000					

Batter	1	2	3	4	5	6	7	8	9	AB	R	H	RBI	BB	SO	LOB	BOTTOM					
12 Alejandro De Aza, L OBP: 0.255, SLG: 0.396										3	0	0	0	0	1	1	<b>Boston Red Sox @ Baltimore Orioles</b> Oriole Park at Camden Yards, Baltimore, MD Fri Apr 24, 2015, 7:10 PM - 10:37 PM EDT Att: 37,359 - Clear - 57 F					
28 Steve Pearce, R OBP: 0.259, SLG: 0.292										1	0	1	0	1	0	0						
9 David Lough, L OBP: 0.222, SLG: 0.125										0	0	0	0	0	0	0						
13 Manny Machado, R OBP: 0.275, SLG: 0.400										5	1	1	0	0	2	5						
38 Jimmy Paredes, S OBP: 0.346, SLG: 0.640										5	1	1	2	0	2	3						
10 Adam Jones, R OBP: 0.457, SLG: 0.730										4	0	1	0	0	2	0						
19 Chris Davis, L OBP: 0.328, SLG: 0.458										3	2	1	1	1	1	1						
27 Delmon Young, R OBP: 0.382, SLG: 0.375										4	0	2	0	0	0	0						
43 Rey Navarro, S OBP: 0.333, SLG: 0.667										3	1	1	0	0	1	1						
36 Caleb Joseph, R OBP: 0.471, SLG: 0.512										2	0	1	0	2	0	1						
1 Everth Cabrera, S OBP: 0.259, SLG: 0.241										2	0	1	2	0	0	1						
23 Travis Snider, L OBP: 0.389, SLG: 0.447										1	0	0	0	0	1	1						
<b>Inning Stats</b>	R: 0 E: 0 K: 3 S: 9	H: 0 LOB: 0 BB: 0 P: 15	R: 0 E: 0 K: 2 S: 7	H: 0 LOB: 0 BB: 0 P: 14	R: 0 E: 0 K: 1 S: 9	H: 0 LOB: 1 BB: 1 P: 16	R: 2 E: 0 K: 0 S: 13	H: 3 LOB: 0 BB: 0 P: 23	R: 1 E: 0 K: 0 S: 7	H: 2 LOB: 1 BB: 0 P: 12	R: 0 E: 1 K: 1 S: 7	H: 0 LOB: 0 BB: 0 P: 11	R: 1 E: 0 K: 1 S: 13	H: 1 LOB: 3 BB: 3 P: 29	R: 1 E: 0 K: 0 S: 12	H: 2 LOB: 1 BB: 0 P: 18	R: 0 E: 0 K: 2 S: 16	H: 2 LOB: 2 BB: 0 P: 23	1B: 7 2B: 2 3B: 0 HR: 2	SF: 1 SAC: 1 DP: 3 HBP: 0	WP: 0 PB: 0 SB: 1 CS: 0	PA: 39
<b>PITCHER</b>	IP WLS BF H R ER SO BB IBB HBP BLK WP HR S P ERA WHIP																					
22 Rick Porcello, R ERA: 6.48	0.2	B	3	0	0	0	0	0	0	0	0	0	3	8	0.00	0.000						
32 Craig Breslow, L ERA: 3.68	0.1	W	2	0	0	0	1	0	0	0	0	0	9	15	0.00	3.000						
36 Junichi Tazawa, R ERA: 1.0	1.0	H	5	2	1	1	0	0	0	0	1	12	18	9.00	2.000							
19 Koji Uehara, R ERA:	1.0	S	5	2	0	0	2	0	0	0	0	16	23	0.00	2.000							













Batter	1	2	3	4	5	6	7	8	9	AB	R	H	RBI	BB	SO	LOB	TOP										
1 Adam Eaton, L (1, 8) 64 Emilio Bonifacio, S (9, PH)										3	0	0	0	0	1	0	<b>Chicago White Sox @ Baltimore Orioles</b> Oriole Park at Camden Yards, Baltimore, MD Wed Apr 29 2015, 2:07 PM - 4:08 PM EDT Sunny - 73 F										
53 Melky Cabrera, S (1, 7)										4	0	1	0	0	0	1											
79 José Abreu, R (1, 3)										4	0	0	0	0	2	2											
25 Adam LaRoche, L (1, 10)										3	1	0	0	1	2	1											
26 Avisail García, R (1, 9)										3	1	2	0	0	1	0											
12 Conor Gillaspie, L (1, 5)										3	0	0	0	0	0	3											
10 Alexei Ramirez, R (1, 6)										3	0	0	0	0	1	1											
58 Geovany Soto, R (1, 2)										3	0	0	1	0	1	1											
7 Micah Johnson, L (1, 4)										3	0	0	0	0	1	1											
<b>Inning Stats</b>	R: 0 E: 0 K: 2 S: 9	H: 0 LOB: 0 BB: 0 P: 14	R: 0 E: 0 K: 0 S: 6	H: 1 LOB: 0 BB: 0 P: 10	R: 0 E: 0 K: 1 S: 7	H: 0 LOB: 0 BB: 0 P: 12	R: 0 E: 0 K: 1 S: 9	H: 0 LOB: 0 BB: 0 P: 9	R: 2 E: 1 K: 0 S: 12	H: 1 LOB: 1 BB: 1 P: 20	R: 0 E: 0 K: 0 S: 10	H: 1 LOB: 0 BB: 0 P: 14	R: 0 E: 0 K: 2 S: 8	H: 0 LOB: 0 BB: 0 P: 10	R: 0 E: 0 K: 2 S: 11	H: 0 LOB: 0 BB: 0 P: 15		R: 0 E: 0 K: 1 S: 7	H: 1 LOB: 1 BB: 0 P: 11	1B: 4 2B: 0 3B: 0 HR: 0	SF: 0 SAC: 0 DP: 2 HBP: 0	WP: 0 PB: 0 CS: 0	PA: 31				
<b>PITCHER</b>	IP	WLS	BF	H	R	ER	SO	BB	IBB	HBP	BLK	WP	HR	S	P	ERA	WHIP										
31 Ubaldo Jiménez, R (1, 1) 39 Kevin Gausman, R (8, 1) 53 Zack Britton, L (9, 1)	7.0	W	24	3	2	0	6	1	0	0	0	0	0	61	89	0.00	0.571										

Batter	1	2	3	4	5	6	7	8	9	AB	R	H	RBI	BB	SO	LOB	BOTTOM										
12 Alejandro De Aza, L (1, 7) (8, 9)										3	1	1	0	1	0	2	<b>Chicago White Sox @ Baltimore Orioles</b> Oriole Park at Camden Yards, Baltimore, MD Wed Apr 29 2015, 2:07 PM - 4:08 PM EDT Sunny - 73 F										
38 Jimmy Paredes, S (1, 10)										4	1	0	0	0	2	3											
27 Delmon Young, R (1, 9) 9 David Lough, L (8, 7)										4	1	1	0	0	0	0											
10 Adam Jones, R (1, 8)										3	0	1	1	0	1	0											
19 Chris Davis, L (1, 3)										4	1	1	3	0	2	1											
13 Manny Machado, R (1, 5)										4	3	3	1	0	0	1											
1 Everth Cabrera, S (1, 6)										4	1	2	1	0	1	0											
36 Caleb Joseph, R (1, 2)										4	0	2	2	0	1	0											
43 Rey Navarro, S (1, 4)										4	0	0	0	0	0	3											
<b>Inning Stats</b>	R: 6 E: 1 K: 0 S: 23	H: 6 LOB: 2 BB: 1 P: 32	R: 0 E: 0 K: 1 S: 10	H: 0 LOB: 0 BB: 0 P: 12	R: 1 E: 0 K: 0 S: 9	H: 3 LOB: 1 BB: 0 P: 14	R: 0 E: 0 K: 2 S: 8	H: 0 LOB: 0 BB: 0 P: 11	R: 1 E: 0 K: 2 S: 12	H: 1 LOB: 0 BB: 0 P: 18	R: 0 E: 0 K: 1 S: 7	H: 0 LOB: 0 BB: 0 P: 10	R: 0 E: 0 K: 0 S: 8	H: 1 LOB: 1 BB: 0 P: 10	R: 0 E: 0 K: 1 S: 5	H: 0 LOB: 0 BB: 0 P: 5		R: 0 E: 0 K: 1 S: 5	H: 0 LOB: 0 BB: 0 P: 5	1B: 5 2B: 4 3B: 0 HR: 2	SF: 1 SAC: 0 DP: 1 HBP: 0	WP: 0 PB: 0 CS: 0	PA: 36				
<b>PITCHER</b>	IP	WLS	BF	H	R	ER	SO	BB	IBB	HBP	BLK	WP	HR	S	P	ERA	WHIP										
29 Jeff Samardzija, R (1, 1) 67 Scott Carroll, R (6, 1) 55 Carlos Rodón, L (8, 1)	5.0	L	26	10	8	7	5	1	0	0	0	0	0	62	87	12.60	2.200										



Batter	1	2	3	4	5	6	7	8	9	AB	R	H	RBI	BB	SO	LOB	TOP										
7 David DeJesus, L (1,10) OBP: 0.321, SLG: 0.353										4	0	0	0	0	0	0											
20 Steven Souza Jr., R (1,9) OBP: 0.319, SLG: 0.415										4	0	0	0	0	4	1											
13 Asdrubal Cabrera, S (1,6) OBP: 0.263, SLG: 0.284										3	1	0	0	1	1	0											
3 Evan Longoria, R (1,5) OBP: 0.398, SLG: 0.436										3	1	1	1	1	0	0											
21 James Loney, L (1,3) OBP: 0.367, SLG: 0.500										4	0	1	1	0	0	1											
11 Logan Forsythe, R (1,4) OBP: 0.357, SLG: 0.446										3	0	0	0	0	1	2											
39 Kevin Kiermaier, L (1,8) OBP: 0.324, SLG: 0.538											3	0	0	0	0	1	1										
5 Brandon Guyer, R (1,7) OBP: 0.361, SLG: 0.380										3	0	2	0	0	0	0											
44 René Rivera, R (1,2) OBP: 0.178, SLG: 0.214										3	0	0	0	0	2	2											
<b>Inning Stats</b>	R: 0 E: 0 K: 1 S: 9	H: 0 LOB: 0 BB: 0 P: 14	R: 0 E: 0 K: 1 S: 7	H: 0 LOB: 0 BB: 0 P: 12	R: 0 E: 0 K: 1 S: 7	H: 0 LOB: 0 BB: 0 P: 10	R: 2 E: 0 K: 1 S: 13	H: 2 LOB: 1 BB: 1 P: 22	R: 0 E: 0 K: 2 S: 14	H: 1 LOB: 0 BB: 0 P: 20	R: 0 E: 0 K: 1 S: 7	H: 0 LOB: 0 BB: 0 P: 10	R: 0 E: 0 K: 0 S: 7	H: 0 LOB: 1 BB: 1 P: 11	R: 0 E: 1 K: 1 S: 9	H: 1 LOB: 1 BB: 0 P: 11	R: 0 E: 0 K: 1 S: 8	H: 0 LOB: 0 BB: 0 P: 10	1B: 3 2B: 1 3B: 0 HR: 0	SF: 0 SAC: 0 DP: 1 HBP: 0	WP: 0 PB: 0 SB: 0 CS: 1	PA: 32					
<b>PITCHER</b>	IP	WLS	BF	H	R	ER	SO	BB	IBB	HBP	BLK	WP	HR	S	P	ERA	WHIP										
30 Chris Tillman, R (1,1) ERA: 6.23	7.0	L	25	3	2	2	7	2	0	0	0	0	0	64	99	2.57	0.714										
56 Darren O'Day, R (8,1) ERA: 9.96	1.0		4	1	0	0	1	0	0	0	0	0	0	9	11	0.00	1.000										
29 Tommy Hunter, R (9,1) ERA: 5.79	1.0		3	0	0	0	1	0	0	0	0	0	0	8	10	0.00	0.000										
<b>Batter</b>	<b>1</b>	<b>2</b>	<b>3</b>	<b>4</b>	<b>5</b>	<b>6</b>	<b>7</b>	<b>8</b>	<b>9</b>	<b>AB</b>	<b>R</b>	<b>H</b>	<b>RBI</b>	<b>BB</b>	<b>SO</b>	<b>LOB</b>	<b>BOTTOM</b>										
12 Alejandro De Aza, L (1,7) OBP: 0.265, SLG: 0.375										4	0	0	0	0	3	1											
38 Jimmy Paredes, S (1,10) OBP: 0.386, SLG: 0.721											4	0	1	0	0	1	1										
27 Delmon Young, R (1,9) OBP: 0.375, SLG: 0.391											4	0	1	0	0	1	2										
10 Adam Jones, R (1,8) OBP: 0.420, SLG: 0.671											4	0	0	0	0	2	2										
19 Chris Davis, L (1,3) OBP: 0.321, SLG: 0.527												3	0	0	0	0	3	0									
28 Steve Pearce, R (1,4) OBP: 0.274, SLG: 0.296											3	0	0	0	0	1	0										
13 Manny Machado, R (1,5) OBP: 0.326, SLG: 0.473											3	0	1	0	0	1	0										
1 Everth Cabrera, S (1,6) OBP: 0.253, SLG: 0.268											3	0	0	0	0	1	1										
36 Caleb Joseph, R (1,2) OBP: 0.435, SLG: 0.462										3	0	1	0	0	0	0											
<b>Inning Stats</b>	R: 0 E: 0 K: 1 S: 11	H: 1 LOB: 1 BB: 0 P: 13	R: 0 E: 0 K: 1 S: 8	H: 1 LOB: 1 BB: 0 P: 15	R: 0 E: 0 K: 1 S: 9	H: 1 LOB: 1 BB: 0 P: 14	R: 0 E: 0 K: 3 S: 10	H: 0 LOB: 0 BB: 0 P: 13	R: 0 E: 0 K: 0 S: 4	H: 0 LOB: 0 BB: 0 P: 5	R: 0 E: 0 K: 0 S: 7	H: 1 LOB: 1 BB: 0 P: 12	R: 0 E: 0 K: 2 S: 7	H: 0 LOB: 0 BB: 0 P: 10	R: 0 E: 0 K: 2 S: 9	H: 0 LOB: 0 BB: 0 P: 13	R: 0 E: 0 K: 3 S: 15	H: 0 LOB: 0 BB: 0 P: 19	1B: 4 2B: 0 3B: 0 HR: 0	SF: 0 SAC: 0 DP: 0 HBP: 0	WP: 0 PB: 0 SB: 0 CS: 0	PA: 31					
<b>PITCHER</b>	IP	WLS	BF	H	R	ER	SO	BB	IBB	HBP	BLK	WP	HR	S	P	ERA	WHIP										
37 Alex Colomé, R (1,1) ERA: 1.96	5.0	W	18	3	0	0	6	0	0	0	0	0	0	42	60	0.00	0.600										
47 Brandon Gomes, R (6,1) ERA: 1.96	1.0	H	4	1	0	0	0	0	0	0	0	0	0	7	12	0.00	1.000										
54 Steve Geltz, R (7,1) ERA: 2.84	1.0	H	3	0	0	0	2	0	0	0	0	0	0	7	10	0.00	0.000										
40 Kevin Jepsen, R (8,1) ERA: 0.87	1.0	H	3	0	0	0	2	0	0	0	0	0	0	9	13	0.00	0.000										
26 Brad Boxberger, R (9,1) ERA: 1.74	1.0	S	3	0	0	0	3	0	0	0	0	0	0	15	19	0.00	0.000										

Tampa Bay Rays @ Baltimore Orioles  
Tropicana Field, St. Petersburg, FL  
Fri May 01 2015, 7:09 PM - 9:27 PM EDT  
Att. 9,945 - Dome - 72 F

AB 30  
R 2  
H 4  
RBI 2  
BB 2  
SO 9  
LOB 7



Tampa Bay Rays @ Baltimore Orioles  
Tropicana Field, St. Petersburg, FL  
Fri May 01 2015, 7:09 PM - 9:27 PM EDT  
Att. 9,945 - Dome - 72 F

AB 31  
R 0  
H 4  
RBI 0  
BB 0  
SO 13  
LOB 7





Batter	1	2	3	4	5	6	7	8	9	AB	R	H	RBI	BB	SO	LOB	TOP					
7 David DeJesus, L (1,7) OBP: 0.317, SLG: 0.333										3	0	0	0	1	1	1	<p><b>Tampa Bay Rays @ Baltimore Orioles</b> Tropicana Field, St. Petersburg, FL Sat May 02 2015, 7:08 PM - 9:39 PM EDT Att: 12,789 - Dome - 72 F</p> <p>livebaseballscorecards.com</p>					
20 Steven Souza Jr., R (1,9) OBP: 0.366, SLG: 0.363										4	0	0	0	0	1	3						
13 Asdrúbal Cabrera, S (1,6) OBP: 0.253, SLG: 0.272										4	0	0	0	0	1	0						
3 Evan Longoria, R (1,5) OBP: 0.381, SLG: 0.415										4	0	0	0	0	2	0						
21 James Loney, L (1,3) OBP: 0.324, SLG: 0.438										4	0	0	0	0	1	0						
1 Tim Beckham, R (1,10) OBP: 0.317, SLG: 0.481										3	0	1	0	0	1	0						
11 Logan Forsythe, R (1,4) OBP: 0.368, SLG: 0.468										3	0	2	0	0	0	1						
39 Kevin Kiermaier, L (1,8) OBP: 0.324, SLG: 0.544										3	0	1	0	0	0	2						
46 Bobby Wilson, R (1,2) OBP: 0.222, SLG: 0.125										3	0	0	0	0	0	3						
<b>Inning Stats</b>	R: 0 E: 0 K: 1 S: 8	H: 0 LOB: 0 BB: 0 P: 15	R: 0 E: 0 K: 1 S: 10	H: 1 LOB: 1 BB: 0 P: 14	R: 0 E: 0 K: 0 S: 7	H: 1 LOB: 1 BB: 0 P: 8	R: 0 E: 0 K: 1 S: 10	H: 0 LOB: 0 BB: 0 P: 15	R: 0 E: 0 K: 0 S: 10	H: 1 LOB: 1 BB: 0 P: 13	R: 0 E: 0 K: 2 S: 8	H: 0 LOB: 0 BB: 0 P: 11	R: 0 E: 0 K: 1 S: 9	H: 0 LOB: 0 BB: 0 P: 14	R: 0 E: 0 K: 0 S: 11	H: 1 LOB: 2 BB: 1 P: 21	R: 0 E: 0 K: 1 S: 7	H: 0 LOB: 0 BB: 0 P: 11	1B: 2 2B: 2 3B: 0 HR: 0	SF: 0 SAC: 0 DP: 0 HBP: 0	WP: 0 PB: 0 SB: 0 CS: 0	PA: 32
<b>PITCHER</b>	IP WLS BF H R ER SO BB IBB HBP BLK WP HR S P ERA WHIP																					
50 Miguel González, R (1,1) ERA: 2.59	7.2 W 28 4 0 0 6 1 0 0 0 0 0 0 70 105 0.00 0.652																					
35 Brad Brach, R (8,1) ERA: 4.26	1.1 S 4 0 0 0 1 0 0 0 0 0 0 0 10 17 0.00 0.000																					

Batter	1	2	3	4	5	6	7	8	9	AB	R	H	RBI	BB	SO	LOB	BOTTOM					
13 Manny Machado, R (1,5) OBP: 0.322, SLG: 0.455										3	1	0	0	1	0	0	<p><b>Tampa Bay Rays @ Baltimore Orioles</b> Tropicana Field, St. Petersburg, FL Sat May 02 2015, 7:08 PM - 9:39 PM EDT Att: 12,789 - Dome - 72 F</p> <p>livebaseballscorecards.com</p>					
38 Jimmy Paredes, S (1,10) OBP: 0.375, SLG: 0.681										4	1	1	0	0	0	0						
10 Adam Jones, R (1,8) OBP: 0.413, SLG: 0.651										4	0	1	0	0	0	2						
19 Chris Davis, L (1,3) OBP: 0.330, SLG: 0.519										3	1	1	1	1	1	0						
43 Rey Navarro, S (9,4) OBP: 0.250, SLG: 0.375										0	0	0	0	0	0	0						
28 Steve Pearce, R (1,4) OBP: 0.273, SLG: 0.310										4	0	1	2	0	1	2						
23 Travis Snider, L (1,9) OBP: 0.371, SLG: 0.407										3	0	1	0	1	1	0						
36 Caleb Joseph, R (1,2) OBP: 0.439, SLG: 0.509										3	1	1	1	1	1	1						
9 David Lough, L (1,7) OBP: 0.357, SLG: 0.538										3	0	1	0	0	0	2						
1 Everth Cabrera, S (1,6) OBP: 0.244, SLG: 0.257										3	0	0	0	0	2	1						
<b>Inning Stats</b>	R: 0 E: 0 K: 0 S: 4	H: 0 LOB: 0 BB: 0 P: 6	R: 0 E: 0 K: 1 S: 11	H: 0 LOB: 2 BB: 2 P: 22	R: 3 E: 0 K: 1 S: 13	H: 3 LOB: 1 BB: 1 P: 21	R: 0 E: 0 K: 1 S: 12	H: 1 LOB: 0 BB: 0 P: 17	R: 0 E: 0 K: 1 S: 13	H: 1 LOB: 2 BB: 1 P: 23	R: 1 E: 0 K: 0 S: 15	H: 1 LOB: 0 BB: 0 P: 21	R: 0 E: 0 K: 0 S: 11	H: 0 LOB: 0 BB: 0 P: 16	R: 0 E: 0 K: 1 S: 14	H: 1 LOB: 1 BB: 0 P: 21	R: 0 E: 0 K: 1 S: 7	H: 0 LOB: 0 BB: 0 P: 11	1B: 5 2B: 1 3B: 0 HR: 1	SF: 0 SAC: 0 DP: 0 HBP: 0	WP: 0 PB: 0 SB: 0 CS: 0	PA: 34
<b>PITCHER</b>	IP WLS BF H R ER SO BB IBB HBP BLK WP HR S P ERA WHIP																					
22 Chris Archer, R (1,1) ERA: 1.64	6.0 L 27 6 4 4 4 4 0 0 0 0 0 0 68 110 6.00 1.667																					
43 Ernesto Frieri, R (7,1) ERA: 4.22	1.0 3 0 0 0 0 0 0 0 0 0 0 0 11 16 0.00 0.000																					
31 Xavier Cedeño, L (8,1) ERA: 3.86	1.0 4 1 0 0 0 1 0 0 0 0 0 0 14 21 0.00 1.000																					

AB	31
R	0
H	4
RBI	0
BB	1
SO	7
LOB	10



AB	30
R	4
H	7
RBI	4
BB	4
SO	6
LOB	8

















Batter	1	2	3	4	5	6	7	8	9	AB	R	H	RBI	BB	SO	LOB	TOP			
13 Manny Machado, R (1.5) OBP: 0.333, SLG: 0.467	G4-3		SH2-3 38 BB		SH2-3		G6-3			2	0	0	0	1	0	0	<p>Baltimore Orioles @ New York Yankees Yankee Stadium, Bronx, NY Thu May 07 2015, 7:11 PM - 9:59 PM EDT Att: 39,816 - Clear - 70 F</p>			
38 Jimmy Paredes, S (1.10) OBP: 0.369, SLG: 0.645	HR						F8			2	1	1	1	2	0	0				
10 Adam Jones, R (1.8) OBP: 0.407, SLG: 0.602	G4-3		L8		G6-3			G5-3		4	0	0	0	0	0	4				
27 Delmon Young, R (1.9) OBP: 0.344, SLG: 0.356	L4		F9			FC5-4 2 28 1B		L4		4	0	1	0	0	0	2				
19 Chris Davis, L (1.3) OBP: 0.327, SLG: 0.511	K				K			K		4	0	0	0	0	4	1				
28 Steve Pearce, R (1.4) OBP: 0.274, SLG: 0.297	G5-3				P4					3	0	1	0	1	0	0				
9 David Lough, L (9, PR) OBP: 0.263, SLG: 0.389										0	0	0	0	0	0	0				
2 J.J. Hardy, R (1.6)	P2				G5-3					4	0	0	0	0	0	3				
23 Travis Snider, L (1.7) OBP: 0.365, SLG: 0.409										3	1	1	0	0	0	2				
34 Ryan Lavanway, R (9, PH) OBP: 0.200, SLG: 0.211										1	0	0	0	0	1	1				
36 Caleb Joseph, R (1.2) OBP: 0.390, SLG: 0.493										4	1	2	2	0	1	1				
<b>Inning Stats</b>	R: 1 E: 0 K: 0 S: 13	H: 1 LOB: 0 BB: 0 P: 21	R: 0 E: 0 K: 1 S: 6	H: 0 LOB: 0 BB: 0 P: 10	R: 1 E: 0 K: 0 S: 9	H: 1 LOB: 2 BB: 2 P: 19	R: 0 E: 0 K: 1 S: 9	H: 0 LOB: 0 BB: 0 P: 14	R: 1 E: 0 K: 0 S: 17	H: 2 LOB: 1 BB: 1 P: 28	R: 0 E: 0 K: 1 S: 10	H: 2 LOB: 2 BB: 0 P: 13	R: 0 E: 0 K: 0 S: 10	H: 0 LOB: 0 BB: 0 P: 16	R: 0 E: 0 K: 1 S: 9	H: 0 LOB: 1 BB: 1 P: 18	1B: 2 2B: 2 3B: 0 HR: 2	SF: 0 SAC: 1 DP: 0 HBP: 0	WP: 0 PB: 0 SB: 0 CS: 0	PA: 36
<b>PITCHER</b>	IP ERA WHIP	WLS BF	H R ER SO	BB IBB HBP BLK	WP HR S P	ERA WHIP	<b>PITCHER</b>										IP WLS BF H R ER SO BB IBB HBP BLK WP HR S P ERA WHIP			
30 Nathan Eovaldi, R (1.1) ERA: 3.97	5.2 W 25	6 3 3 3	3 0 0 0	0 0 0 0	0 0 12 19	4.76 1.588														
41 Justin Wilson, L (6.1) ERA: 2.73	1.1 H 4	0 0 0 0	0 0 0 1	0 0 0 0	0 0 9 13	0.00 0.000														
68 Dellin Betances, R (8.1) ERA:	1.0 H 3	0 0 0 0	0 0 0 2	1 0 0 0	0 0 9 18	0.00 1.000														
48 Andrew Miller, L (9.1) ERA:	1.0 S 4	0 0 0 0	0 0 0 2	1 0 0 0	0 0 9 18	0.00 1.000														

Batter	1	2	3	4	5	6	7	8	9	AB	R	H	RBI	BB	SO	LOB	BOTTOM			
22 Jacoby Ellsbury, L (1.8) OBP: 0.338, SLG: 0.416	11 13 SF9 1B		11 G5-6-3 1B		G4-3		11 FC6 BB			3	1	2	0	1	0	2	<p>Baltimore Orioles @ New York Yankees Yankee Stadium, Bronx, NY Thu May 07 2015, 7:11 PM - 9:59 PM EDT Att: 39,816 - Clear - 70 F</p>			
11 Brett Gardner, L (1.7) OBP: 0.498, SLG: 0.459	13 SF9 1B		25 1B			25 2B		FC6		4	2	2	0	0	0	3				
13 Alex Rodriguez, R (1.10) OBP: 0.351, SLG: 0.532	SF9									3	1	2	2	0	1	1				
25 Mark Teixeira, S (1.3) OBP: 0.345, SLG: 0.606	3H 1B									3	0	2	2	1	0	1				
34 Brian McCann, L (1.2) OBP: 0.286, SLG: 0.375	G4-3									4	0	0	0	0	1	3				
36 Carlos Beltrán, S (1.9) OBP: 0.227, SLG: 0.297	G3				L8					4	0	0	0	0	1	2				
24 Chris Young, R (8.9) OBP: 0.368, SLG: 0.652										0	0	0	0	0	0	0				
12 Chase Headley, S (1.5) OBP: 0.292, SLG: 0.381										4	0	1	0	0	1	0				
14 Stephen Drew, L (1.4) OBP: 0.268, SLG: 0.361										3	0	1	0	1	1	1				
18 Didi Gregorius, L (1.6) OBP: 0.275, SLG: 0.241										4	0	1	0	0	1	2				
<b>Inning Stats</b>	R: 2 E: 0 K: 0 S: 9	H: 3 LOB: 0 BB: 0 P: 15	R: 0 E: 0 K: 2 S: 12	H: 1 LOB: 1 BB: 0 P: 19	R: 1 E: 0 K: 0 S: 14	H: 2 LOB: 1 BB: 1 P: 23	R: 0 E: 0 K: 0 S: 11	H: 1 LOB: 2 BB: 1 P: 21	R: 1 E: 0 K: 1 S: 10	H: 2 LOB: 1 BB: 0 P: 13	R: 0 E: 0 K: 0 S: 9	H: 1 LOB: 2 BB: 1 P: 20	R: 0 E: 0 K: 2 S: 10	H: 1 LOB: 1 BB: 0 P: 14	R: 0 E: 0 K: 1 S: 9	H: 0 LOB: 0 BB: 0 P: 14	1B: 7 2B: 3 3B: 0 HR: 1	SF: 1 SAC: 0 DP: 1 HBP: 0	WP: 0 PB: 0 SB: 0 CS: 0	PA: 36
<b>PITCHER</b>	IP ERA WHIP	WLS BF	H R ER SO	BB IBB HBP BLK	WP HR S P	ERA WHIP	<b>PITCHER</b>										IP WLS BF H R ER SO BB IBB HBP BLK WP HR S P ERA WHIP			
30 Chris Tillman, R (1.1) ERA: 6.25	5.2 L 28	10 4 4 4	3 0 0 0	0 0 0 0	0 0 11 15	6.35 2.294														
29 Tommy Hunter, R (6.1) ERA: 4.63	1.1 5	1 0 0 0	0 0 0 1	0 0 0 0	0 0 9 14	0.00 0.000														
17 Brian Matusz, L (8.1) ERA: 2.7	1.0 3	0 0 0 0	0 0 0 1	0 0 0 0	0 0 9 14	0.00 0.000														

AB 31  
R 3  
H 6  
RBI 3  
BB 4  
SO 6  
LOB 14



AB 32  
R 4  
H 11  
RBI 4  
BB 3  
SO 6  
LOB 15





Batter	1	2	3	4	5	6	7	8	9	AB	R	H	RBI	BB	SO	LOB	TOP	
13 Manny Machado, R (1.5) OBP: 0.355, SLG: 0.479										4	0	3	1	1	0	0		
38 Jimmy Paredes, S (1.10) OBP: 0.357, SLG: 0.612										5	0	1	2	0	2	4		
10 Adam Jones, R (1.8) OBP: 0.398, SLG: 0.583										5	0	1	0	0	0	3		
27 Delmon Young, R (1.9) OBP: 0.333, SLG: 0.344										5	0	1	1	0	0	2		
19 Chris Davis, L (1.3) OBP: 0.315, SLG: 0.490										4	0	0	0	0	1	2		
36 Caleb Joseph, R (1.2) OBP: 0.407, SLG: 0.500										3	0	2	0	1	0	0		
23 Travis Snider, L (1.7) OBP: 0.359, SLG: 0.400										4	0	1	0	0	2	2		
2 J.J. Hardy, R (1.6) OBP: 0.250, SLG: 0.286										3	2	1	0	1	0	2		
3 Ryan Flaherty, L (1.4) OBP: 0.410, SLG: 0.563										2	2	0	0	1	0	2		
<b>Inning Stats</b>	R: 0 H: 2 E: 0 K: 0 S: 10	H: 2 R: 2 ER: 2 SO: 2 BB: 0 LOB: 2 P: 16	R: 0 H: 1 E: 0 K: 0 S: 6	H: 2 R: 2 ER: 0 SO: 2 BB: 0 LOB: 0 P: 10	R: 0 H: 0 E: 0 K: 1 S: 11	H: 0 R: 0 ER: 1 SO: 1 BB: 1 LOB: 1 P: 18	R: 2 H: 2 E: 0 K: 2 S: 15	H: 2 R: 2 ER: 0 SO: 2 BB: 2 LOB: 2 P: 27	R: 0 H: 1 E: 0 K: 1 S: 10	H: 0 R: 0 ER: 0 SO: 0 BB: 0 LOB: 0 P: 16	R: 0 H: 0 E: 0 K: 0 S: 6	H: 0 R: 0 ER: 0 SO: 0 BB: 0 LOB: 0 P: 9	R: 0 H: 0 E: 0 K: 1 S: 9	H: 0 R: 0 ER: 0 SO: 0 BB: 0 LOB: 0 P: 9	1B: 9 2B: 1 3B: 0 HR: 0	SF: 0 SAC: 0 DP: 0 HBP: 1	WP: 0 PA: 40 PB: 0 SB: 0 CS: 1	
<b>PITCHER</b>	IP WLS BF H R ER SO BB IBB HBP BLK WP HR S P ERA WHIP																	
43 Adam Warren, R (1.1) ERA: 4.65	4.2	22	7	2	2	2	3	0	0	0	0	0	0	0	52	89	3.86	2.143
41 Justin Wilson, L (5.1) ERA: 4.22	1.0	5	1	2	2	1	0	0	1	0	0	0	0	0	13	21	18.00	1.000
57 Chris Martin, R (6.1) ERA: 3.55	1.0	H	6	2	0	0	1	0	0	0	0	0	0	8	16	0.00	3.000	
68 Dellin Betances, R (7.1) ERA	1.1	W	4	0	0	0	0	0	0	0	0	0	0	12	18	0.00	0.000	
48 Andrew Miller, L (9.1) ERA	1.0	S	3	0	0	0	0	0	0	0	0	0	0	9	9	0.00	0.000	

Baltimore Orioles @ New York Yankees  
Yankee Stadium, Bronx, NY  
Fri May 08 2015, 7:10 PM - 10:14 PM EDT  
Att: 38,731 - Clear - 73 F

AB 35  
R 4  
H 10  
RBI 4  
BB 4  
SO 5  
LOB 17



Batter	1	2	3	4	5	6	7	8	9	AB	R	H	RBI	BB	SO	LOB	BOTTOM		
22 Jacoby Ellsbury, L (1.8) OBP: 0.439, SLG: 0.414										3	2	1	0	1	1	0			
11 Brett Gardner, L (1.7) OBP: 0.412, SLG: 0.472										4	2	2	0	0	1	0			
13 Alex Rodriguez, R (1.10) OBP: 0.348, SLG: 0.546										3	0	1	1	0	0	2			
25 Mark Teixeira, S (1.3) OBP: 0.350, SLG: 0.608										3	0	1	0	1	1	3			
34 Brian McCann, L (1.2) OBP: 0.294, SLG: 0.407										3	1	1	2	1	1	3			
36 Carlos Beltrán, S (1.9) OBP: 0.230, SLG: 0.309										3	0	1	2	0	0	0			
14 Stephen Drew, L (8.4) OBP: 0.276, SLG: 0.369										1	0	1	0	0	0	0			
12 Chase Headley, S (1.5) OBP: 0.282, SLG: 0.367										4	0	0	0	0	1	2			
38 José Pirela, R (1.4) OBP: 0.286, SLG: 0.429										3	0	0	0	0	0	0			
24 Chris Young, R (8.9) OBP: 0.368, SLG: 0.652										0	0	0	0	0	0	0			
18 Didi Gregorius, L (1.6) OBP: 0.266, SLG: 0.233										3	0	0	0	0	1	0			
<b>Inning Stats</b>	R: 3 H: 3 E: 0 K: 0 S: 16	H: 3 R: 5 ER: 0 SO: 0 BB: 0 LOB: 0 P: 25	R: 0 H: 0 E: 0 K: 1 S: 9	H: 0 R: 5 ER: 0 SO: 2 BB: 0 LOB: 0 P: 12	R: 2 H: 2 E: 0 K: 1 S: 13	H: 2 R: 2 ER: 0 SO: 2 BB: 2 LOB: 2 P: 27	R: 0 H: 0 E: 0 K: 0 S: 12	H: 0 R: 0 ER: 0 SO: 0 BB: 0 LOB: 0 P: 15	R: 0 H: 1 E: 0 K: 1 S: 13	H: 1 R: 0 ER: 0 SO: 2 BB: 1 LOB: 1 P: 23	R: 0 H: 0 E: 0 K: 0 S: 6	H: 0 R: 0 ER: 0 SO: 0 BB: 0 LOB: 0 P: 8	R: 0 H: 0 E: 0 K: 2 S: 14	H: 0 R: 0 ER: 0 SO: 0 BB: 0 LOB: 0 P: 17	R: 0 H: 2 E: 0 K: 1 S: 10	H: 2 R: 0 ER: 0 SO: 0 BB: 0 LOB: 0 P: 15	1B: 3 2B: 3 3B: 1 HR: 1	SF: 1 SAC: 0 DP: 0 HBP: 0	WP: 0 PA: 34 PB: 0 SB: 1 CS: 0
<b>PITCHER</b>	IP WLS BF H R ER SO BB IBB HBP BLK WP HR S P ERA WHIP																		
50 Miguel González, R (1.1) ERA: 3.57	4.0	L	18	5	5	5	2	1	1	0	0	0	0	0	50	79	11.25	1.500	
66 T.J. McFarland, L (5.1) ERA	3.0		11	1	0	0	3	0	1	0	0	0	0	33	48	0.00	0.333		
56 Darren O'Day, R (8.1) ERA: 0.87	0.1		2	1	0	0	0	0	0	0	0	0	0	4	6	0.00	3.000		
53 Zack Britton, L (8.1) ERA: 1.59	0.2		3	1	0	0	1	0	0	0	0	0	0	6	9	0.00	1.500		

Baltimore Orioles @ New York Yankees  
Yankee Stadium, Bronx, NY  
Fri May 08 2015, 7:10 PM - 10:14 PM EDT  
Att: 38,731 - Clear - 73 F

AB 30  
R 5  
H 8  
RBI 5  
BB 3  
SO 6  
LOB 10





Batter	1	2	3	4	5	6	7	8	9	AB	R	H	RBI	BB	SO	LOB	TOP					
13 Manny Machado, R OBP: 0.348, SLG: 0.475										5	1	1	0	0	3	1	<p><b>Baltimore Orioles @ New York Yankees</b>  <b>Yankee Stadium, Bronx, NY</b>  Sat May 09 2015, 1:08 PM - 4:01 PM EDT  Att: 41,280 - Cloudy - 59 F</p>					
38 Jimmy Paredes, S OBP: 0.273, SLG: 0.681										5	2	3	1	0	1	1						
10 Adam Jones, R OBP: 0.398, SLG: 0.570										4	0	1	0	0	1	2						
27 Delmon Young, R OBP: 0.343, SLG: 0.368										4	0	2	2	0	1	1						
19 Chris Davis, L OBP: 0.231, SLG: 0.515										3	1	1	1	1	1	3						
28 Steve Pearce, R OBP: 0.273, SLG: 0.284										3	1	0	0	0	1	4						
3 Ryan Flaherty, L OBP: 0.410, SLG: 0.563										0	0	0	0	0	0	0						
2 J.J. Hardy, R OBP: 0.167, SLG: 0.182										4	0	0	0	0	0	2						
12 Alejandro De Aza, L OBP: 0.263, SLG: 0.403										4	1	1	2	0	1	1						
34 Ryan Lavanway, R OBP: 0.208, SLG: 0.182										3	0	0	0	1	0	0						
<b>Inning Stats</b>	R: 0 H: 1 E: 0 K: 3 S: 11	H: 1 LOB: 1 BB: 0 P: 13	R: 0 H: 0 E: 0 K: 1 S: 13	H: 0 LOB: 1 BB: 1 P: 21	R: 1 H: 1 E: 0 K: 1 S: 8	H: 1 LOB: 0 BB: 0 P: 12	R: 3 H: 2 E: 0 K: 0 S: 12	H: 2 LOB: 0 BB: 0 P: 20	R: 1 H: 2 E: 0 K: 0 S: 9	H: 2 LOB: 2 BB: 0 P: 15	R: 0 H: 0 E: 0 K: 0 S: 9	H: 0 LOB: 1 BB: 0 P: 21	R: 1 H: 2 E: 0 K: 2 S: 13	H: 2 LOB: 1 BB: 0 P: 16	R: 0 H: 0 E: 0 K: 1 S: 8	H: 0 LOB: 0 BB: 0 P: 14	R: 0 H: 1 E: 0 K: 1 S: 5	H: 1 LOB: 0 BB: 0 P: 8	1B: 3 2B: 2 3B: 1 HR: 3	SF: 0 SAC: 0 DP: 1 HBP: 2	WP: 0 PA: 39 PB: 0 SB: 0 CS: 0	
<b>PITCHER</b>	IP: 5.2 WLS: L BF: 27	H: 6 R: 5 ER: 5 SO: 5	BB: 2 IBB: 0 HBP: 2 BLK: 0	WP: 0 HR: 3 S: 59 P: 97	ERA: 7.94 WHIP: 1.412	IP: 1.1 WLS: 6 BF: 2	H: 2 R: 1 ER: 1 SO: 2	BB: 0 IBB: 0 HBP: 0 BLK: 0	WP: 0 HR: 0 S: 16 P: 21	ERA: 6.75 WHIP: 1.500	IP: 2.0 WLS: 6 BF: 1	H: 1 R: 0 ER: 0 SO: 2	BB: 0 IBB: 0 HBP: 0 BLK: 0	WP: 0 HR: 0 S: 13 P: 22	ERA: 0.00 WHIP: 0.500							

Batter	1	2	3	4	5	6	7	8	9	AB	R	H	RBI	BB	SO	LOB	BOTTOM						
22 Jacoby Ellsbury, L OBP: 0.423, SLG: 0.397										5	1	0	0	0	1	3	<p><b>Baltimore Orioles @ New York Yankees</b>  <b>Yankee Stadium, Bronx, NY</b>  Sat May 09 2015, 1:08 PM - 4:01 PM EDT  Att: 41,280 - Cloudy - 59 F</p>						
11 Brett Gardner, L OBP: 0.402, SLG: 0.457										5	0	1	0	0	2	2							
24 Chris Young, R OBP: 0.375, SLG: 0.653										3	0	1	0	1	1	2							
25 Mark Teixeira, S OBP: 0.339, SLG: 0.584										4	0	0	0	0	1	4							
36 Carlos Beltrán, S OBP: 0.231, SLG: 0.306										4	0	1	1	0	0	1							
38 José Pirela, R OBP: 0.364, SLG: 0.455										4	0	2	0	0	0	2							
12 Chase Headley, S OBP: 0.281, SLG: 0.363										4	1	1	0	0	2	2							
14 Stephen Drew, L OBP: 0.275, SLG: 0.375										4	0	1	0	0	1	2							
66 John Ryan Murphy, R OBP: 0.300, SLG: 0.533										2	0	0	1	0	2	1							
34 Brian McCann, L OBP: 0.301, SLG: 0.413										1	0	1	0	0	0	0							
<b>Inning Stats</b>	R: 0 H: 1 E: 0 K: 0 S: 17	H: 1 LOB: 1 BB: 0 P: 26	R: 0 H: 1 E: 0 K: 0 S: 13	H: 1 LOB: 1 BB: 0 P: 17	R: 0 H: 0 E: 0 K: 3 S: 9	H: 0 LOB: 0 BB: 0 P: 12	R: 0 H: 0 E: 0 K: 0 S: 5	H: 0 LOB: 0 BB: 0 P: 5	R: 1 H: 2 E: 0 K: 1 S: 11	H: 2 LOB: 1 BB: 0 P: 14	R: 0 H: 0 E: 0 K: 1 S: 8	H: 0 LOB: 1 BB: 1 P: 16	R: 0 H: 1 E: 0 K: 3 S: 13	H: 1 LOB: 1 BB: 0 P: 16	R: 1 H: 2 E: 1 K: 2 S: 17	H: 2 LOB: 2 BB: 0 P: 23	R: 0 H: 1 E: 1 K: 1 S: 14	H: 1 LOB: 2 BB: 0 P: 22	1B: 6 2B: 2 3B: 0 HR: 0	SF: 1 SAC: 0 DP: 0 HBP: 0	WP: 0 PA: 38 PB: 0 SB: 0 CS: 0		
<b>PITCHER</b>	IP: 7.0 WLS: W BF: 27	H: 5 R: 1 ER: 1 SO: 7	BB: 1 IBB: 0 HBP: 0 BLK: 0	WP: 0 HR: 0 S: 76 P: 106	ERA: 1.29 WHIP: 0.857	IP: 1.0 WLS: 6 BF: 2	H: 2 R: 1 ER: 0 SO: 2	BB: 0 IBB: 0 HBP: 0 BLK: 0	WP: 0 HR: 0 S: 17 P: 23	ERA: 0.00 WHIP: 2.000	IP: 0.1 WLS: 3 BF: 1	H: 1 R: 0 ER: 0 SO: 1	BB: 0 IBB: 0 HBP: 0 BLK: 0	WP: 0 HR: 0 S: 10 P: 16	ERA: 0.00 WHIP: 3.000	IP: 0.2 WLS: S BF: 2	H: 0 R: 0 ER: 0 SO: 0	BB: 0 IBB: 0 HBP: 0 BLK: 0	WP: 0 HR: 0 S: 4 P: 6	ERA: 0.00 WHIP: 0.000			

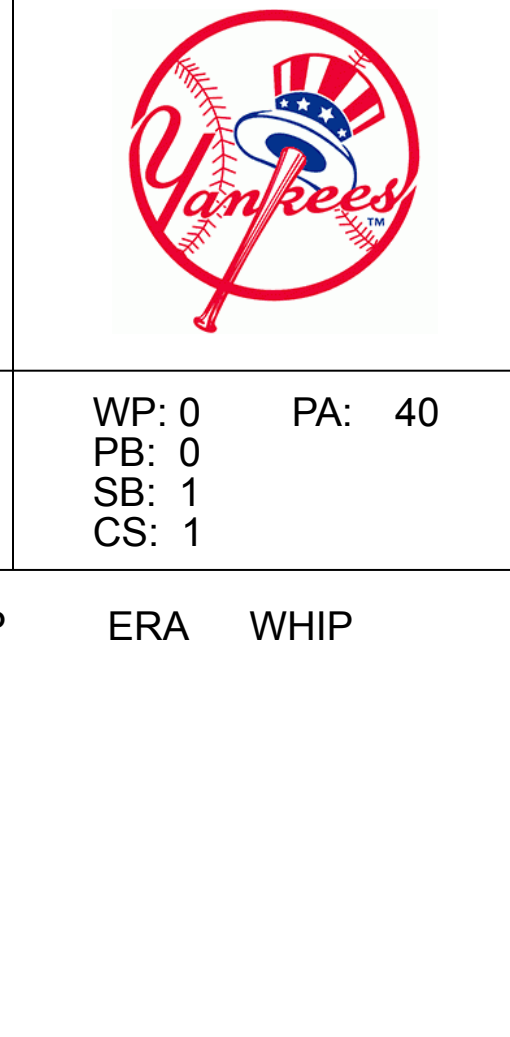
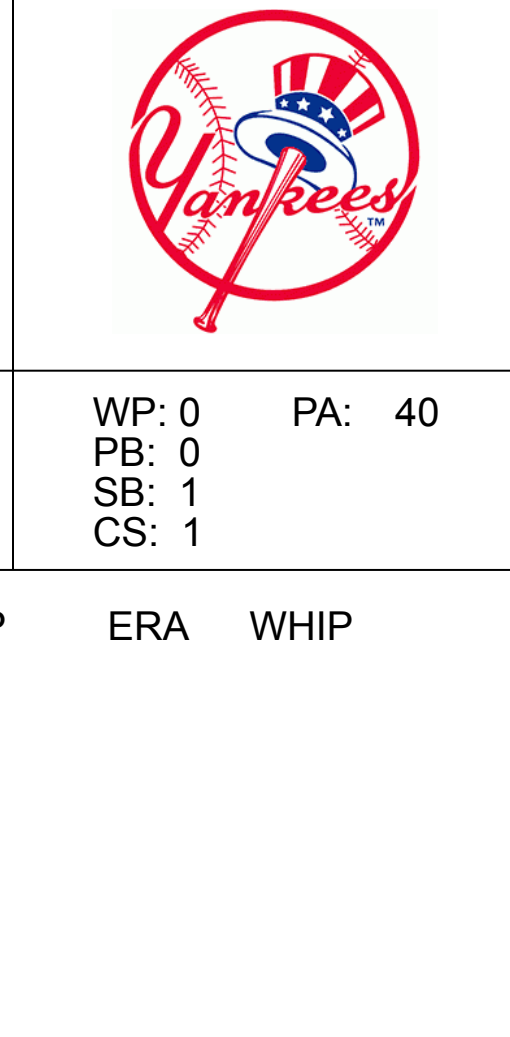


Batter	1	2	3	4	5	6	7	8	9	AB	R	H	RBI	BB	SO	LOB	TOP					
13 Manny Machado, R OBP: 0.345, SLG: 0.466										4	0	1	0	0	2	0	<p><b>Baltimore Orioles @ New York Yankees</b>  <b>Yankee Stadium, Bronx, NY</b>            Sun May 10 2015, 1:09 PM - 4:11 PM EDT            Att: 39,059 - Cloudy - 78 F</p>					
38 Jimmy Paredes, S OBP: 0.380, SLG: 0.684										4	1	2	0	0	1	0						
10 Adam Jones, R OBP: 0.402, SLG: 0.577										4	0	2	1	0	1	2						
27 Delmon Young, R OBP: 0.338, SLG: 0.375										4	0	1	0	0	3	4						
19 Chris Davis, L OBP: 0.310, SLG: 0.495										4	0	0	0	0	2	2						
2 J.J. Hardy, R OBP: 0.250, SLG: 0.467										4	1	2	1	0	0	0						
12 Alejandro De Aza, L OBP: 0.250, SLG: 0.352										4	0	0	0	0	2	1						
36 Caleb Joseph, R OBP: 0.393, SLG: 0.481										3	0	0	0	0	3	1						
23 Travis Snider, L OBP: 0.354, SLG: 0.394										1	0	0	0	0	1	0						
3 Ryan Flaherty, L OBP: 0.381, SLG: 0.514										3	0	0	0	0	3	1						
<b>Inning Stats</b>	R: 0 H: 1 E: 0 K: 2 S: 11	H: 1 LOB: 1 BB: 0 P: 13	R: 1 H: 1 E: 0 K: 3 S: 13	H: 1 LOB: 0 BB: 0 P: 17	R: 0 H: 2 E: 0 K: 2 S: 13	H: 2 LOB: 2 BB: 0 P: 19	R: 0 H: 0 E: 0 K: 2 S: 9	H: 0 LOB: 0 BB: 0 P: 13	R: 0 H: 0 E: 0 K: 3 S: 12	H: 0 LOB: 0 BB: 0 P: 17	R: 0 H: 1 E: 0 K: 2 S: 9	H: 1 LOB: 1 BB: 0 P: 12	R: 0 H: 1 E: 0 K: 2 S: 14	H: 1 LOB: 1 BB: 0 P: 20	R: 1 H: 2 E: 0 K: 1 S: 11	H: 2 LOB: 1 BB: 0 P: 17	R: 0 H: 0 E: 0 K: 1 S: 11	H: 0 LOB: 0 BB: 0 P: 16	1B: 4 2B: 3 3B: 0 HR: 1	SF: 0 SAC: 0 DP: 0 HBP: 0	WP: 0 PB: 0 SB: 0 CS: 0	PA: 35
<b>PITCHER</b>	IP WLS BF H R ER SO BB IBB HBP BLK WP HR S P ERA WHIP																					
35 Michael Pineda, R ERA: 2.72	(1, 1) 7.0 W 27 6 1 1 16 0 0 0 0 0 0 1 81 111 1.29 0.857																					
53 Esmil Rogers, R ERA: 3.32	(8, 1) 0.1 3 2 1 1 0 0 0 0 0 0 0 7 10 27.00 6.000																					
68 Delin Betances, R ERA:	(8, 1) 1.2 5 0 0 0 2 0 0 0 0 0 0 15 23 0.00 0.000																					

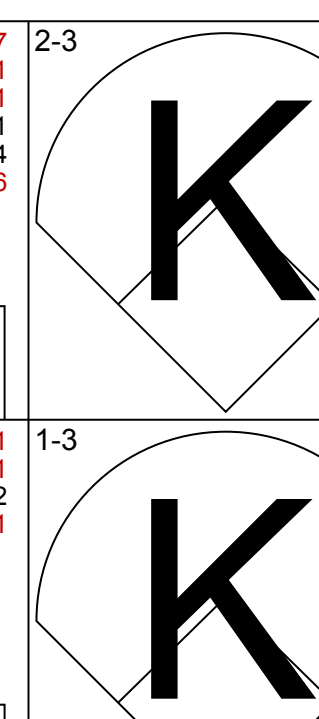
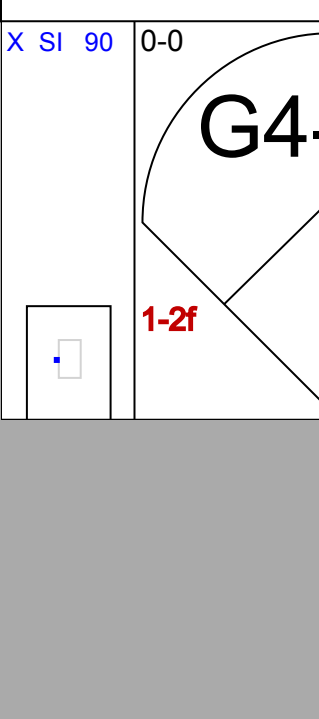
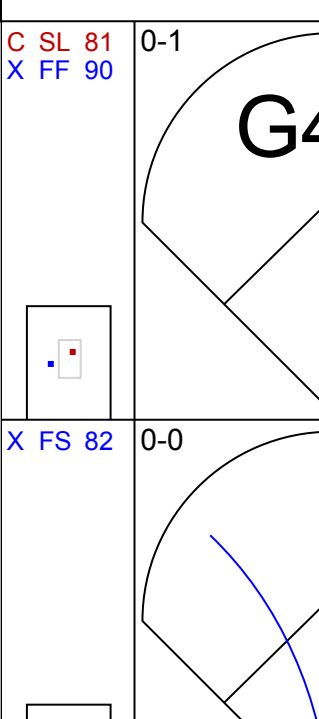
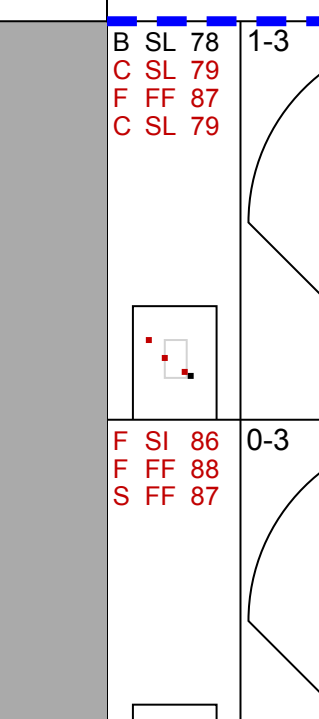

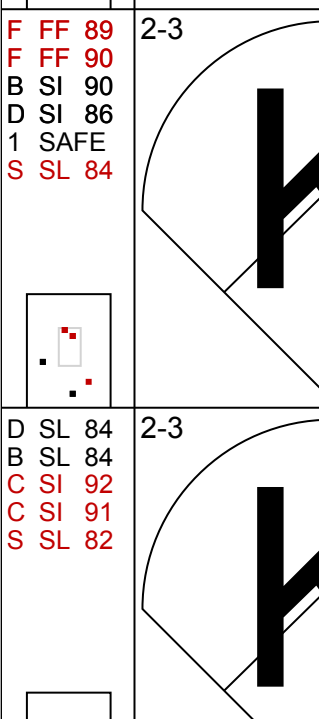
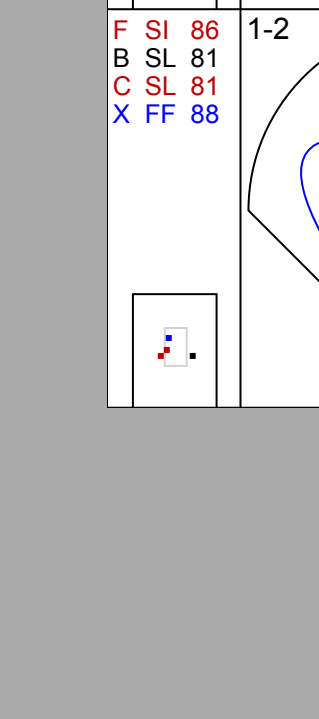


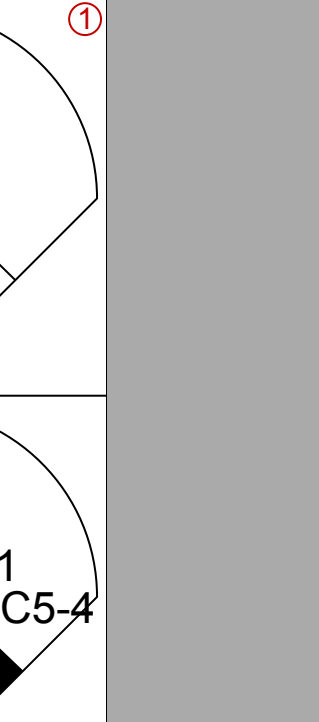
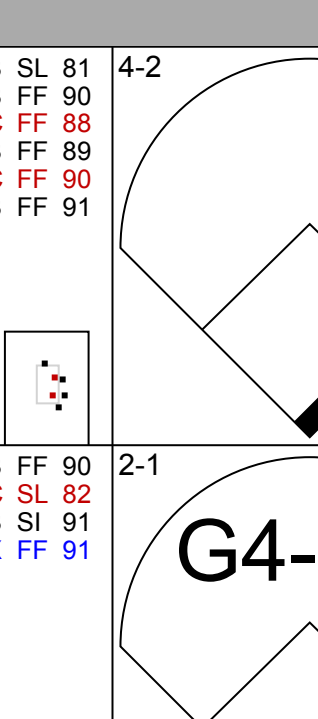
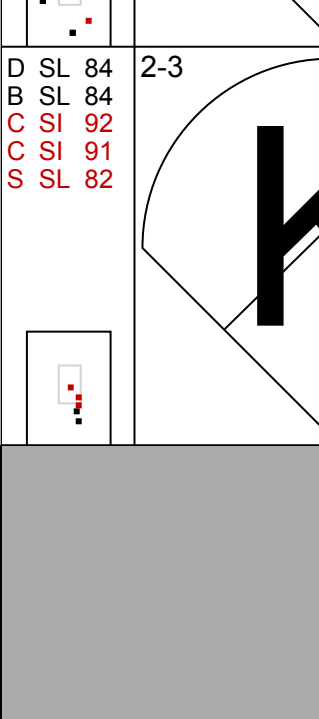
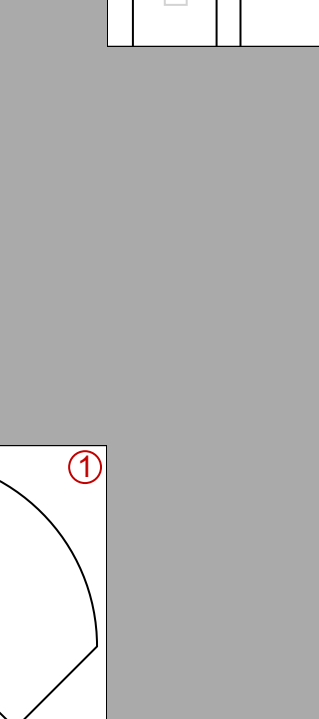
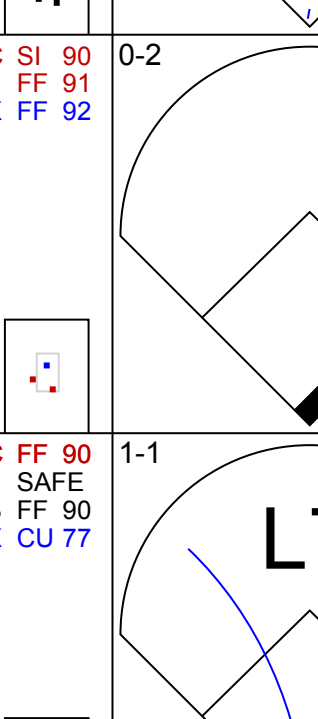

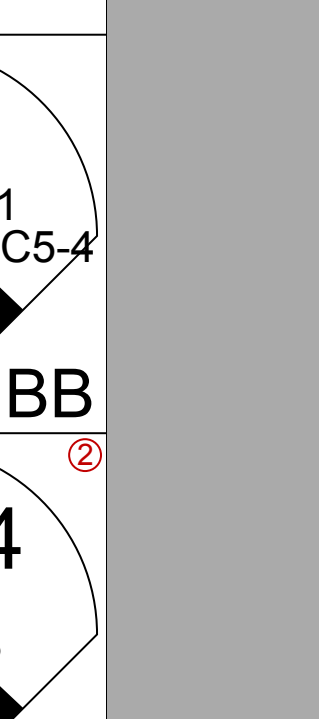


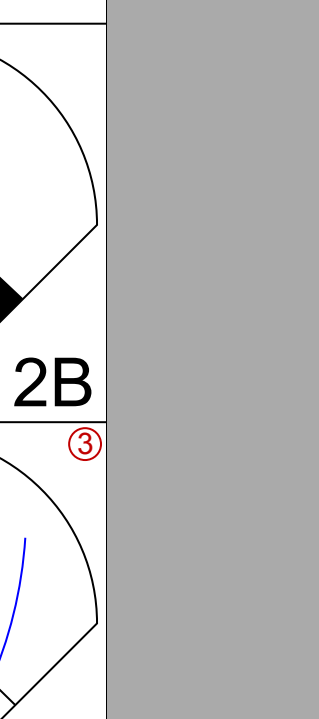
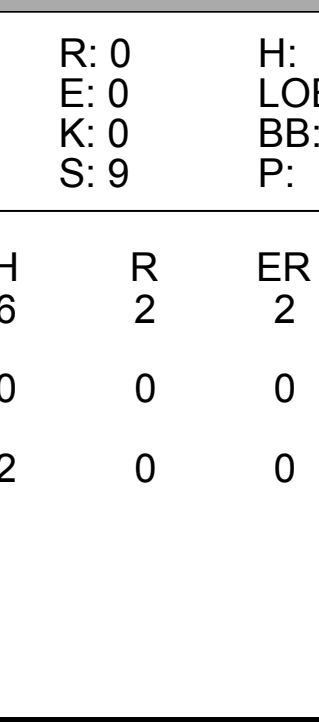

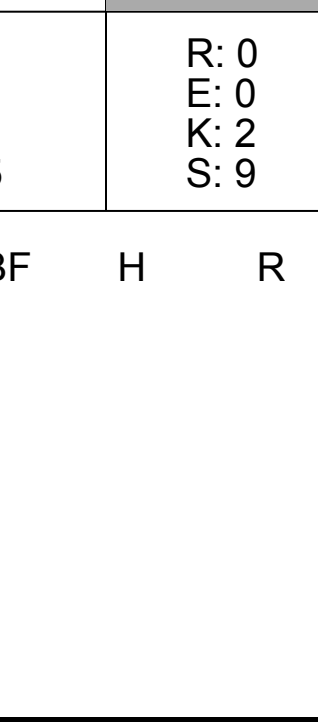
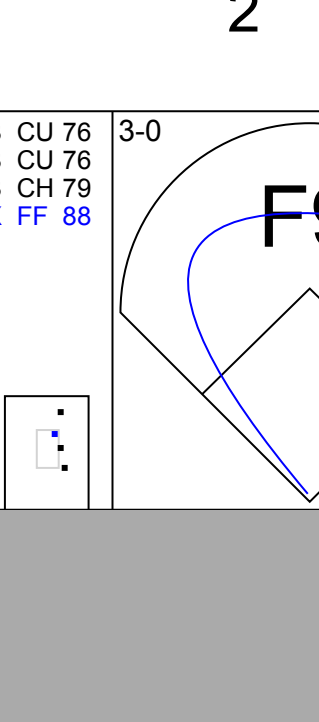
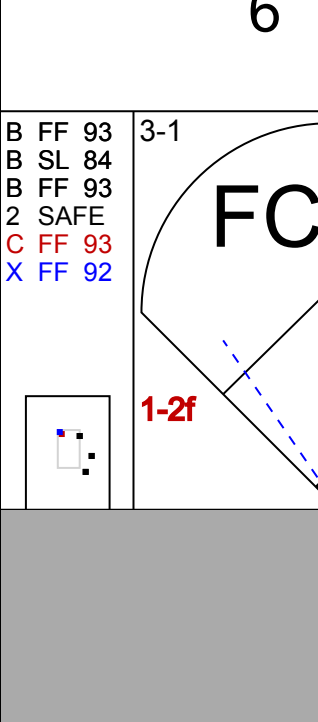

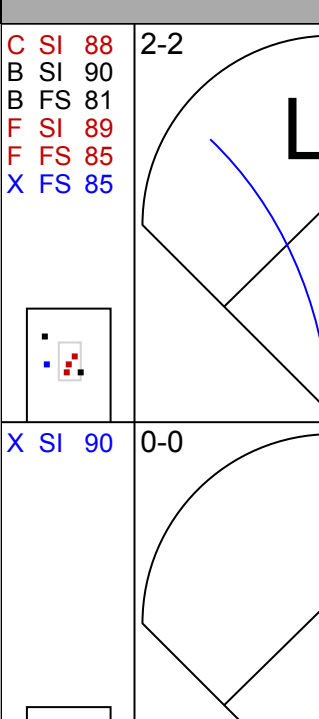

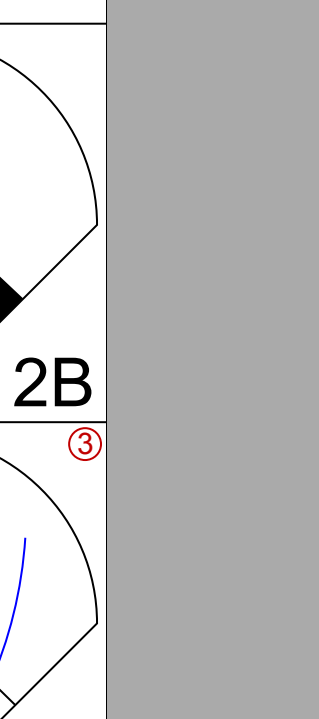
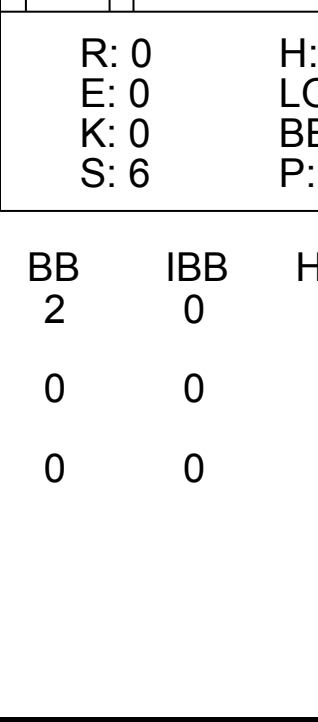

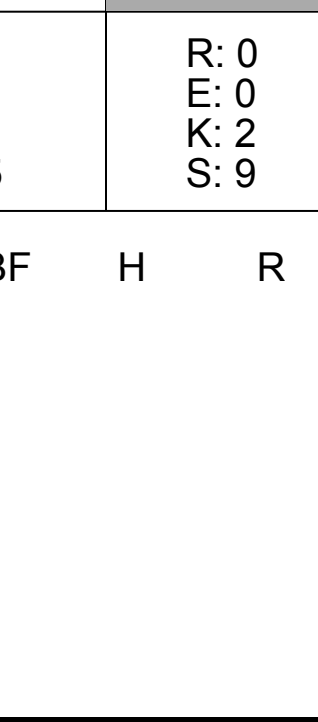

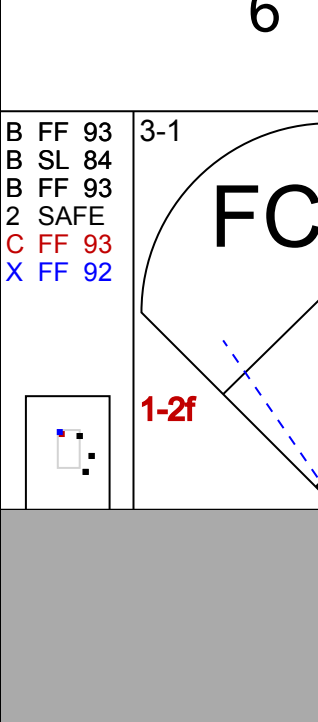

Batter	1	2	3	4	5	6	7	8	9	AB	R	H	RBI	BB	SO	LOB	BOTTOM			
22 Jacoby Ellsbury, L OBP: 0.415, SLG: 0.397										5	0	1	2	0	0	1	<p><b>Baltimore Orioles @ New York Yankees</b>  <b>Yankee Stadium, Bronx, NY</b>            Sun May 10 2015, 1:09 PM - 4:11 PM EDT            Att: 39,059 - Cloudy - 78 F</p>			
11 Brett Gardner, L OBP: 0.393, SLG: 0.444										5	0	1	0	0	2	2				
13 Alex Rodriguez, R OBP: 0.350, SLG: 0.530										3	0	0	0	1	0	2				
25 Mark Teixeira, S OBP: 0.336, SLG: 0.567										3	0	0	0	1	1	3				
34 Brian McCann, L OBP: 0.308, SLG: 0.442										3	2	1	1	1	1	0				
36 Carlos Beltrán, S OBP: 0.259, SLG: 0.350										2	1	2	1	2	0	0				
24 Chris Young, R OBP: 0.375, SLG: 0.653										0	0	0	0	0	0	0				
12 Chase Headley, S OBP: 0.280, SLG: 0.353										3	1	0	0	1	0	4				
14 Stephen Drew, L OBP: 0.292, SLG: 0.378										2	1	1	0	2	0	1				
18 Didi Gregorius, L OBP: 0.286, SLG: 0.258										3	1	2	2	0	1	2				
<b>Inning Stats</b>	R: 0 H: 1 E: 0 K: 0 S: 10	H: 1 LOB: 1 BB: 1 P: 25	R: 0 H: 1 E: 0 K: 2 S: 10	H: 1 LOB: 1 BB: 1 P: 18	R: 0 H: 0 E: 0 K: 0 S: 7	H: 0 LOB: 0 BB: 0 P: 16	R: 4 H: 4 E: 0 K: 1 S: 20	H: 4 LOB: 1 BB: 1 P: 35	R: 1 H: 1 E: 0 K: 0 S: 10	H: 1 LOB: 1 BB: 1 P: 20	R: 0 H: 0 E: 0 K: 1 S: 8	H: 0 LOB: 2 BB: 1 P: 16	R: 1 H: 1 E: 0 K: 0 S: 13	H: 1 LOB: 3 BB: 3 P: 29	R: 0 H: 0 E: 0 K: 1 S: 6	H: 0 LOB: 0 BB: 0 P: 6	1B: 4 2B: 2 3B: 0 HR: 2	SF: 0 SAC: 0 DP: 1 HBP: 2	WP: 0 PB: 0 SB: 1 CS: 1	PA: 40
<b>PITCHER</b>	IP WLS BF H R ER SO BB IBB HBP BLK WP HR S P ERA WHIP																			
25 Bud Norris, R ERA: 9.88	(1, 1) 3.1 L 19 6 4 4 2 3 0 0 1 0 0 1 43 88 10.80 2.700																			
17 Brian Matusz, L ERA: 2.92	(4, 1) 2.1 10 1 1 1 1 1 0 1 0 0 1 18 33 3.86 0.857																			
61 Jason Garcia, R ERA: 5.93	(6, 1) 2.1 10 1 1 1 2 4 0 0 0 0 0 23 44 3.86 2.143																			

AB 35  
R 2  
H 8  
RBI 2  
BB 0  
SO 18  
LOB 11

AB 29  
R 6  
H 8  
RBI 6  
BB 8  
SO 5  
LOB 15

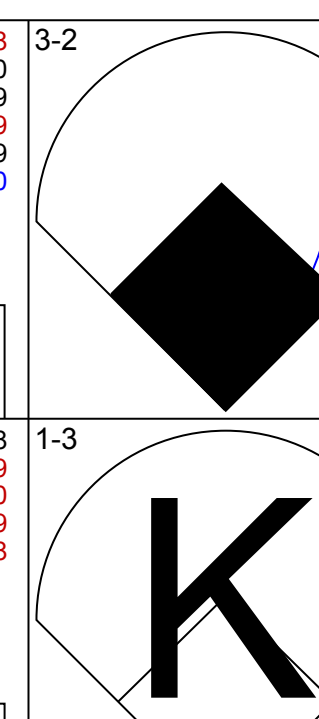
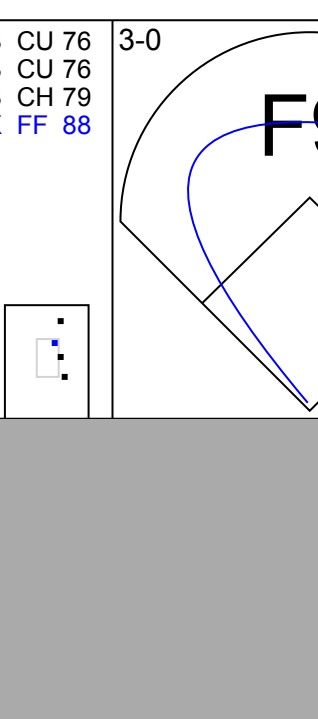
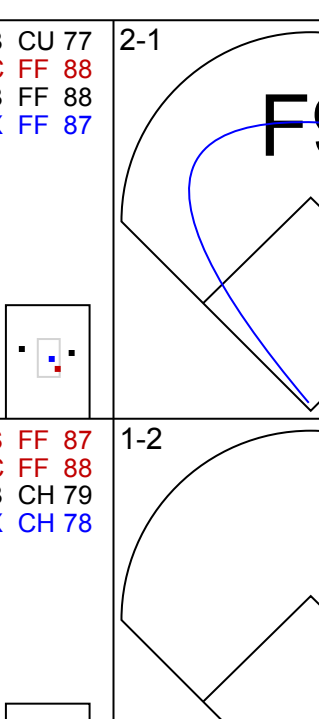
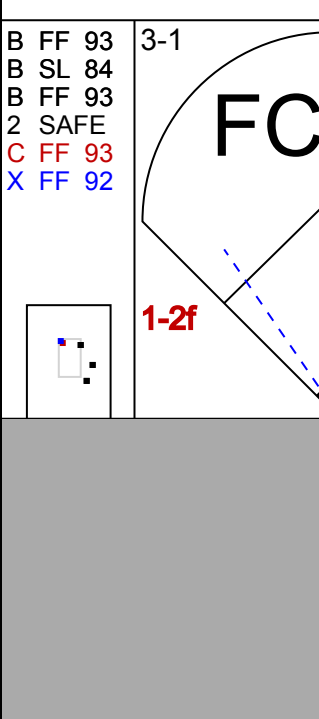
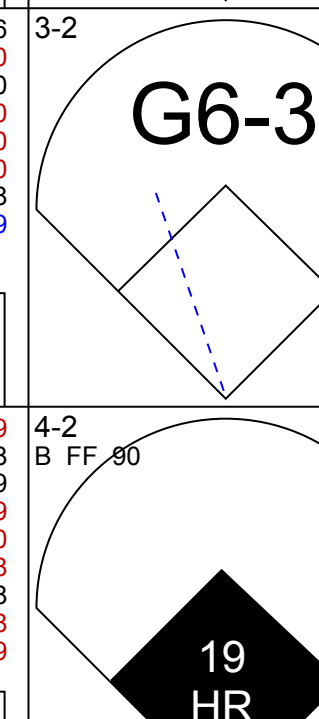
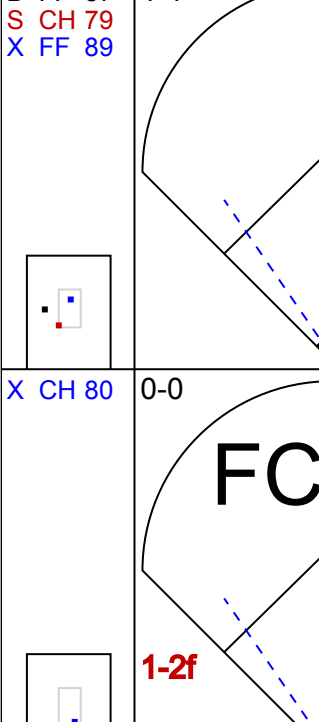
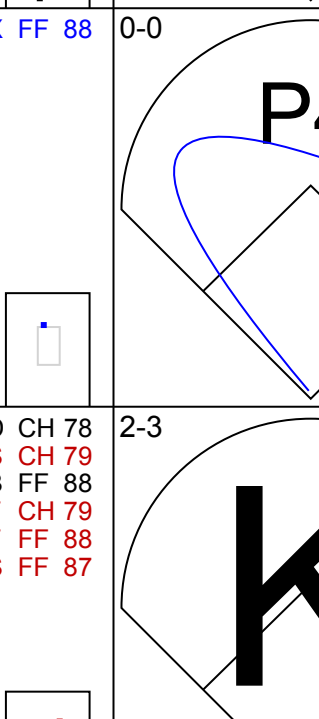
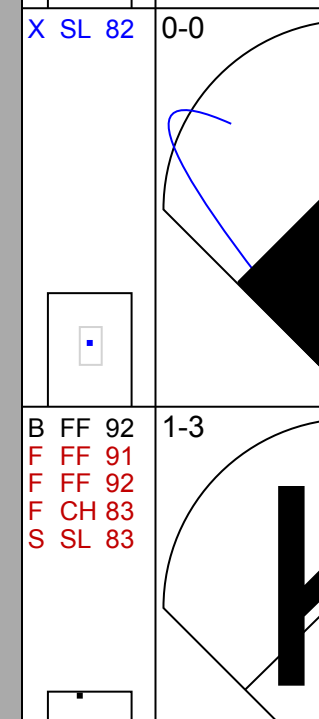
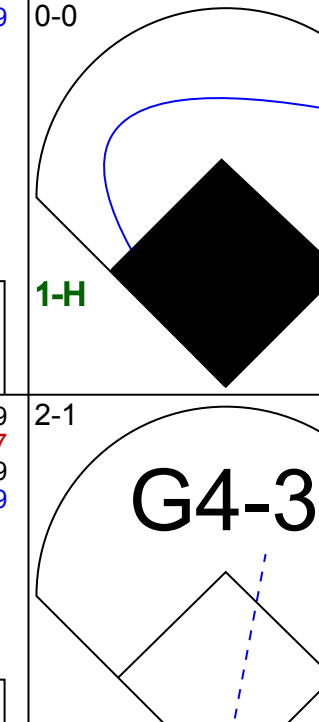
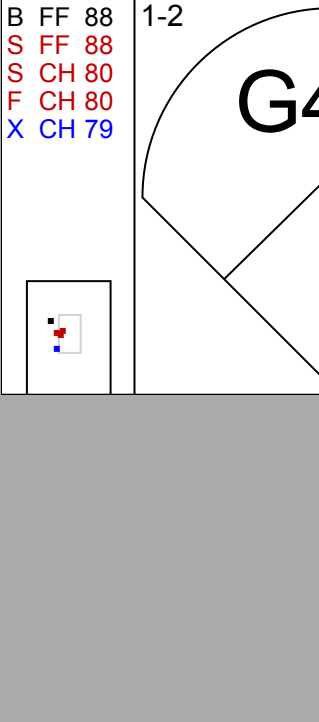

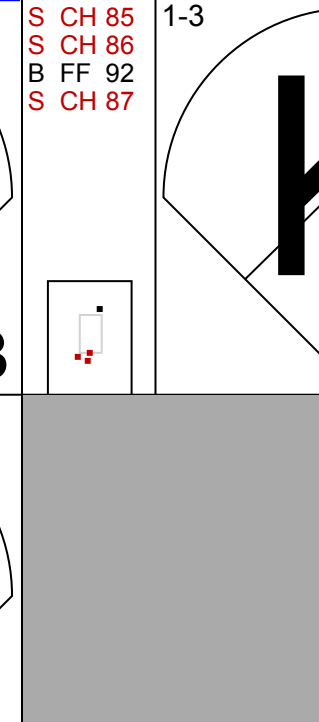




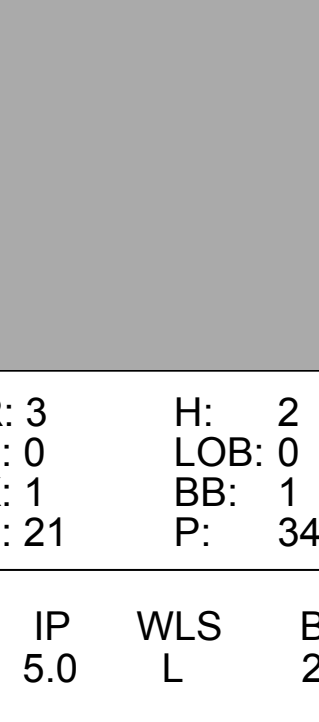
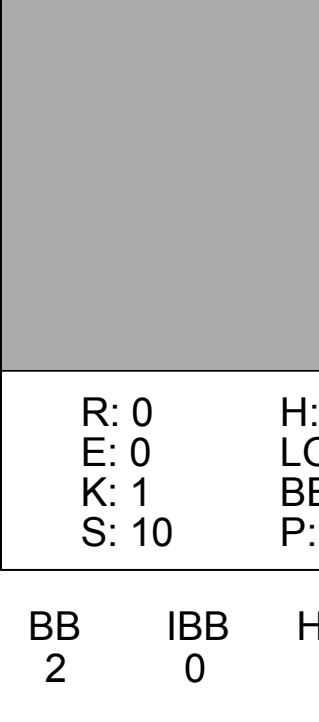
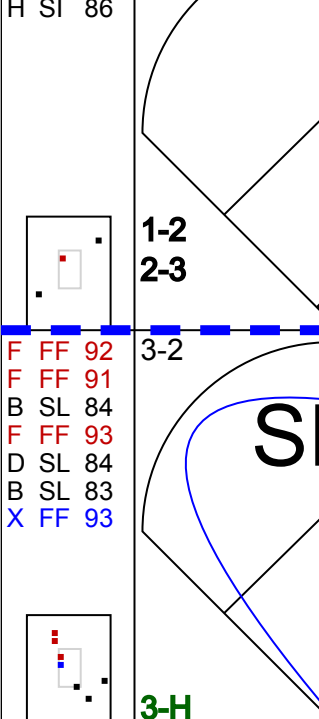
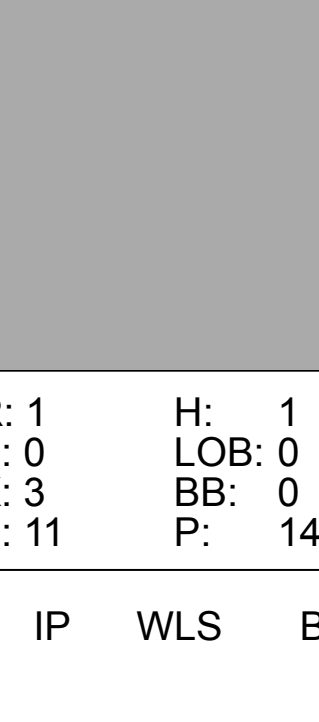
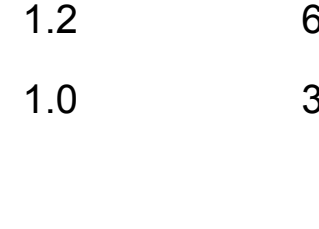
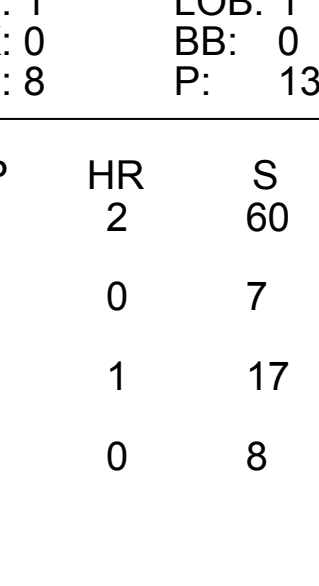


















Batter	1	2	3	4	5	6	7	8	9	AB	R	H	RBI	BB	SO	LOB	TOP											
29 Devon Travis, R OBP: 0.352, SLG: 0.530										4	0	0	0	0	2	1	<p>Toronto Blue Jays @ Baltimore Orioles</p> <p>Oriole Park at Camden Yards, Baltimore, MD</p> <p>Mon May 11 2015, 7:09 PM - 9:51 PM EDT</p> <p>Att: 20,468 - Cloudy - 78 F</p>											
20 Josh Donaldson, R OBP: 0.375, SLG: 0.538										4	0	1	0	0	3	0												
55 Russell Martin, R OBP: 0.383, SLG: 0.583										4	0	0	0	0	3	1												
10 Edwin Encarnación, R OBP: 0.309, SLG: 0.398										3	0	0	0	1	3	1												
14 Justin Smoak, S OBP: 0.315, SLG: 0.370										3	0	0	0	0	1	1												
23 Danny Valencia, R (9, PH) OBP: 0.359, SLG: 0.447										1	0	0	0	0	1	0												
15 Chris Colabello, R OBP: 0.509, SLG: 0.810										3	0	2	0	1	0	0												
11 Kevin Pillar, R OBP: 0.291, SLG: 0.378										4	2	2	0	0	0	2												
3 Ezequiel Carrera, L OBP: 0.455, SLG: 0.571										3	0	2	2	0	0	0												
19 José Bautista, R OBP: 0.360, SLG: 0.467										1	0	0	0	0	0	2												
17 Ryan Goins, L OBP: 0.265, SLG: 0.297										3	0	1	0	0	0	2												
<b>Inning Stats</b>	R: 0 E: 0 K: 3 S: 11	H: 0 LOB: 0 BB: 0 P: 17	R: 0 E: 0 K: 0 S: 9	H: 1 LOB: 1 BB: 1 P: 16	R: 0 E: 0 K: 0 S: 6	H: 1 LOB: 0 BB: 0 P: 8	R: 0 E: 0 K: 3 S: 9	H: 0 LOB: 0 BB: 0 P: 14	R: 1 E: 0 K: 1 S: 10	H: 2 LOB: 1 BB: 0 P: 16	R: 0 E: 0 K: 2 S: 9	H: 1 LOB: 1 BB: 0 P: 13	R: 1 E: 0 K: 0 S: 17	H: 1 LOB: 1 BB: 1 P: 25	R: 0 E: 0 K: 2 S: 9	H: 0 LOB: 0 BB: 0 P: 11	R: 0 E: 0 K: 2 S: 11	H: 2 LOB: 2 BB: 0 P: 12	1B: 5 2B: 3 3B: 0 HR: 0	SF: 0 SAC: 0 DP: 2 HBP: 0	WP: 0 PB: 0 SB: 1 CS: 0	PA: 35						
<b>PITCHER</b>	IP WLS BF H R ER SO BB IBB HBP BLK WP HR S P ERA WHIP	7.0 W 27 6 2 2 9 2 0 0 0 0 0 0 71 109 2.57 1.143	1.0 H 3 0 0 0 2 0 0 0 0 0 0 9 11 0.00 0.000	1.0 S 5 2 0 0 2 0 0 0 0 0 0 11 12 0.00 2.000	<b>PITCHER</b>										IP WLS BF H R ER SO BB IBB HBP BLK WP HR S P ERA WHIP													
31 Ubaldo Jiménez, R ERA: 2.41											7.0	W	27	6	2	2	9	2	0	0	0	0	0	0	71	109	2.57	1.143
56 Darren O'Day, R ERA: 0.77											1.0	H	3	0	0	0	2	0	0	0	0	0	0	0	9	11	0.00	0.000
53 Zack Britton, L ERA: 1.38											1.0	S	5	2	0	0	2	0	0	0	0	0	0	0	11	12	0.00	2.000

AB	33
R	2
H	8
RBI	2
BB	2
SO	13
LOB	10



Batter	1	2	3	4	5	6	7	8	9	AB	R	H	RBI	BB	SO	LOB	BOTTOM										
13 Manny Machado, R OBP: 0.341, SLG: 0.486										4	1	1	1	0	0	3	<p>Toronto Blue Jays @ Baltimore Orioles</p> <p>Oriole Park at Camden Yards, Baltimore, MD</p> <p>Mon May 11 2015, 7:09 PM - 9:51 PM EDT</p> <p>Att: 20,468 - Cloudy - 78 F</p>										
38 Jimmy Paredes, S OBP: 0.386, SLG: 0.675										4	0	2	0	0	2	0											
10 Adam Jones, R OBP: 0.397, SLG: 0.591										4	1	1	1	0	0	2											
27 Delmon Young, R OBP: 0.333, SLG: 0.360										3	1	0	0	1	3	2											
19 Chris Davis, L OBP: 0.317, SLG: 0.523										4	2	2	2	0	1	1											
28 Steve Pearce, R OBP: 0.272, SLG: 0.282										4	0	1	0	0	0	0											
2 J.J. Hardy, R OBP: 0.200, SLG: 0.368										4	0	0	0	0	1	3											
3 Ryan Flaherty, L OBP: 0.372, SLG: 0.500											1	0	0	0	0	1		0									
9 David Lough, L OBP: 0.316, SLG: 0.400										2	0	1	0	0	1	0											
36 Caleb Joseph, R OBP: 0.391, SLG: 0.474										1	0	0	1	1	0	1											
<b>Inning Stats</b>	R: 3 E: 0 K: 1 S: 21	H: 2 LOB: 0 BB: 1 P: 34	R: 0 E: 0 K: 1 S: 11	H: 0 LOB: 1 BB: 1 P: 20	R: 0 E: 0 K: 1 S: 10	H: 1 LOB: 1 BB: 0 P: 14	R: 0 E: 1 K: 0 S: 8	H: 1 LOB: 1 BB: 0 P: 13	R: 0 E: 0 K: 1 S: 10	H: 1 LOB: 1 BB: 0 P: 15	R: 1 E: 0 K: 3 S: 11	H: 1 LOB: 0 BB: 0 P: 14	R: 0 E: 0 K: 1 S: 8	H: 0 LOB: 0 BB: 0 P: 10	1B: 5 2B: 0 3B: 0 HR: 3	SF: 1 SAC: 0 DP: 0 HBP: 1	WP: 0 PB: 0 SB: 0 CS: 1	PA: 35									
<b>PITCHER</b>	IP WLS BF H R ER SO BB IBB HBP BLK WP HR S P ERA WHIP	5.0 L 22 5 3 3 4 2 0 0 0 0 0 0 60 96 5.40 1.400	0.1 4 2 1 1 1 0 0 0 0 0 0 0 7 11 27.00 6.000	1.2 6 1 1 1 3 0 0 0 0 0 0 1 17 26 5.40 0.600	1.0 3 0 0 0 1 0 0 0 0 0 0 0 8 10 0.00 0.000	<b>PITCHER</b>										IP WLS BF H R ER SO BB IBB HBP BLK WP HR S P ERA WHIP											
25 Marco Estrada, R ERA: 3.54											5.0	L	22	5	3	3	4	2	0	0	0	0	0	60	96	5.40	1.400
35 Jeff Francis, L ERA: 5.25											0.1	4	2	1	1	1	0	0	0	0	0	0	0	7	11	27.00	6.000
50 Steve Delabar, R ERA: 2.45											1.2	6	1	1	1	3	0	0	0	0	0	0	1	17	26	5.40	0.600
54 Roberto Osuna, R ERA: 1.04											1.0	3	0	0	0	1	0	0	0	0	0	0	0	8	10	0.00	0.000

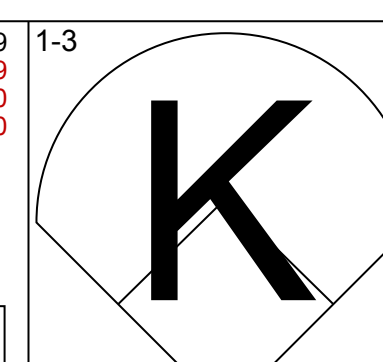
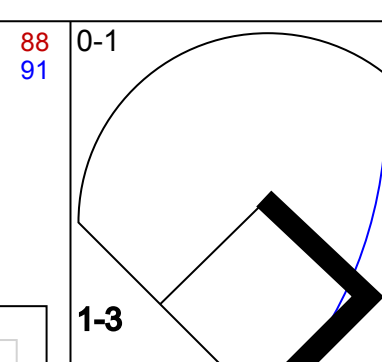
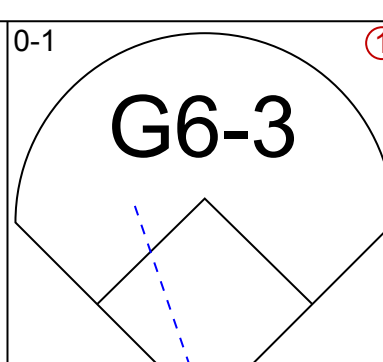
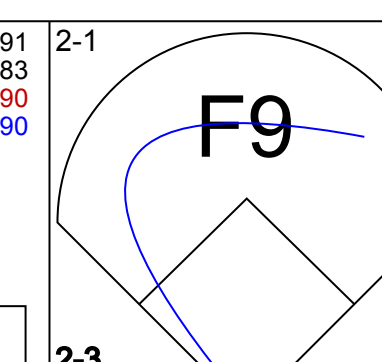
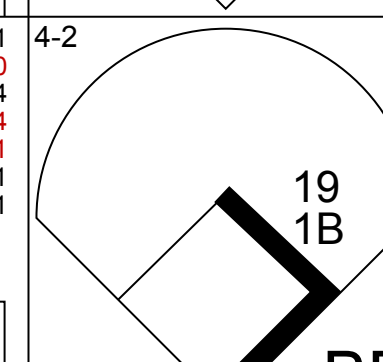
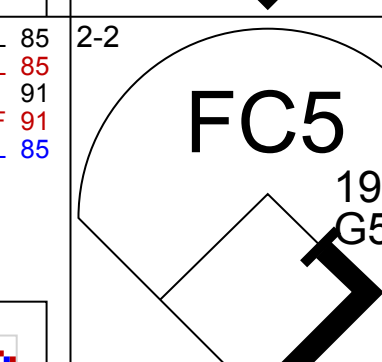
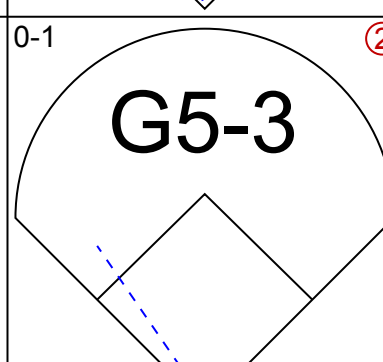
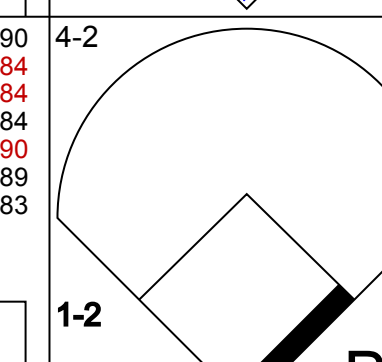
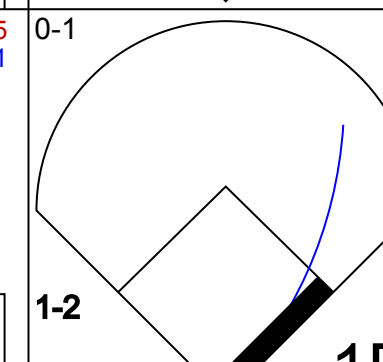
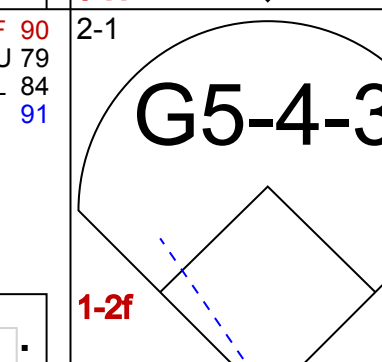
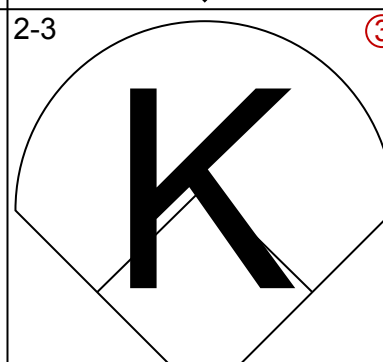
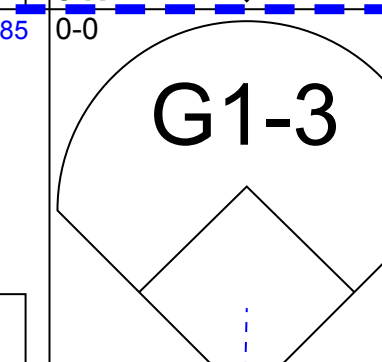
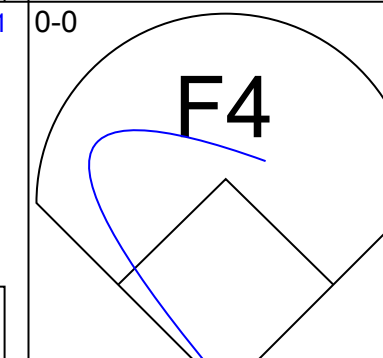
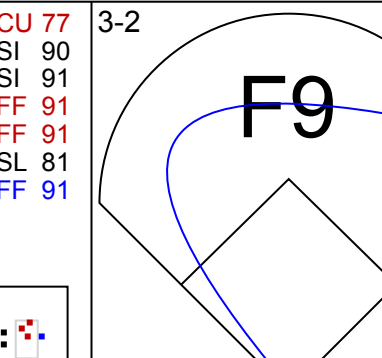
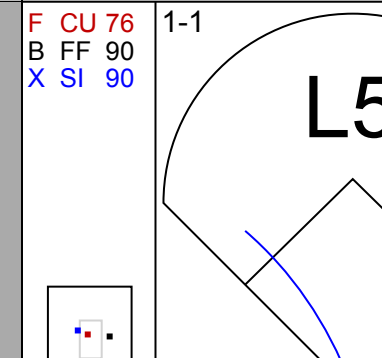
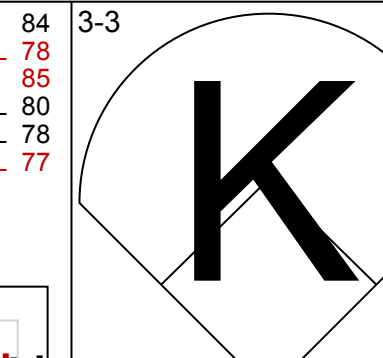
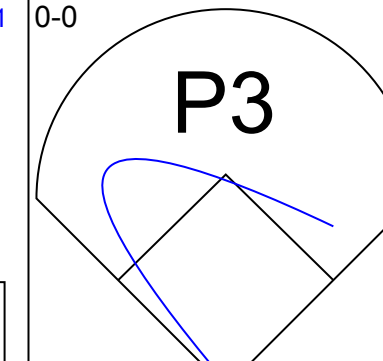
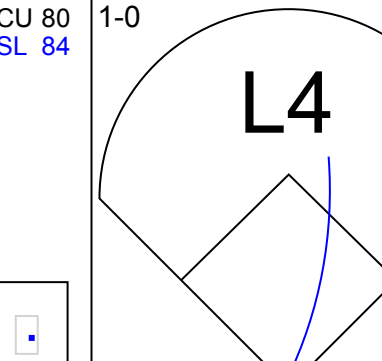
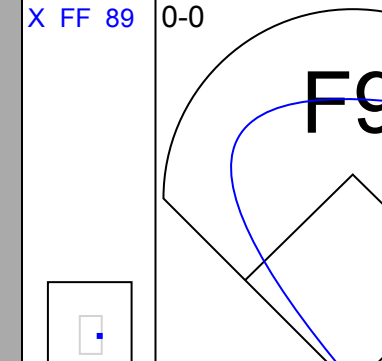
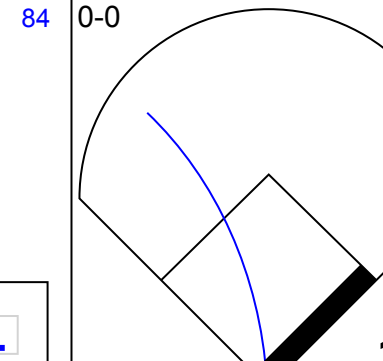

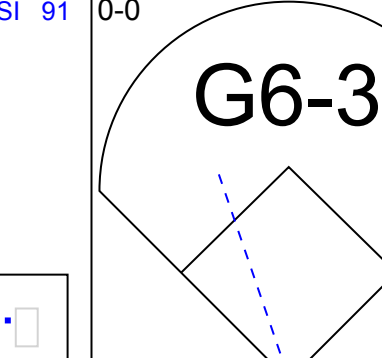
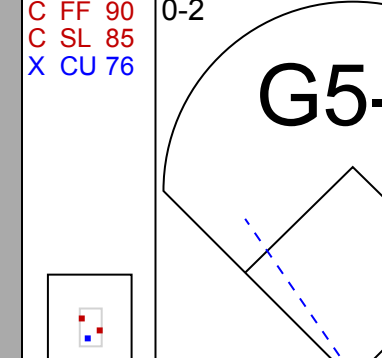
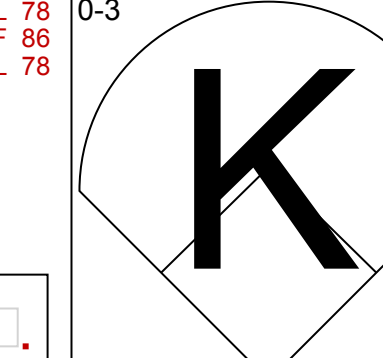

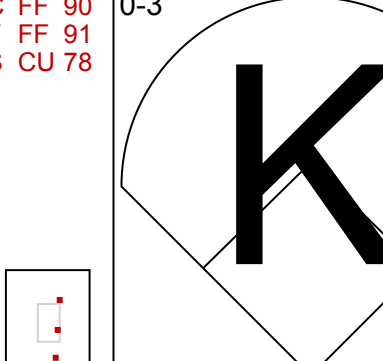
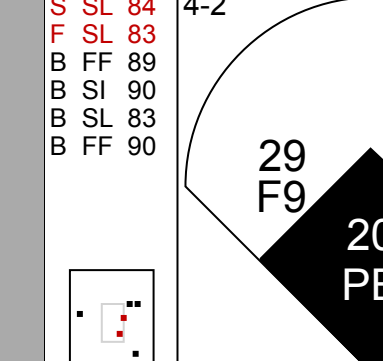
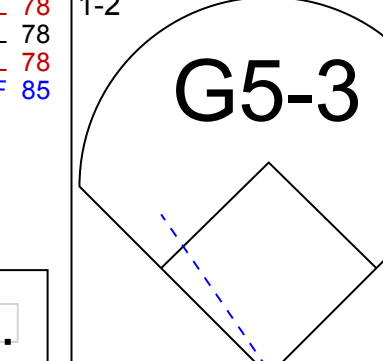

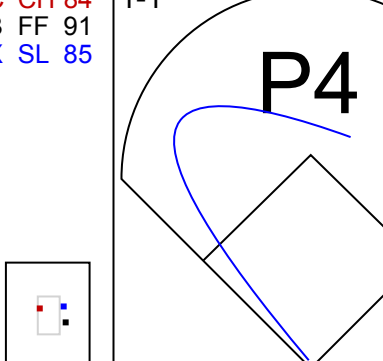
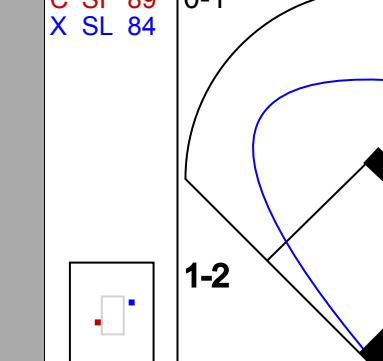
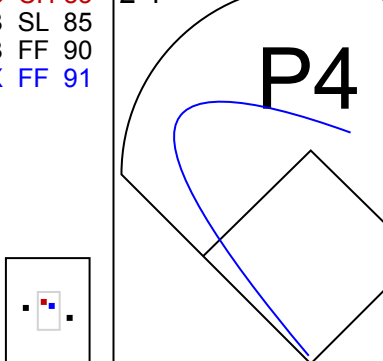
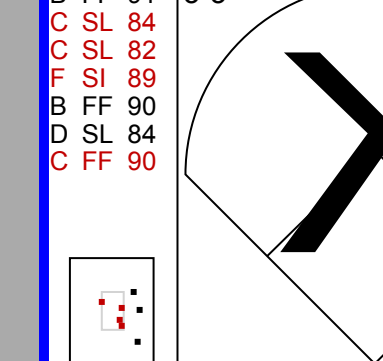
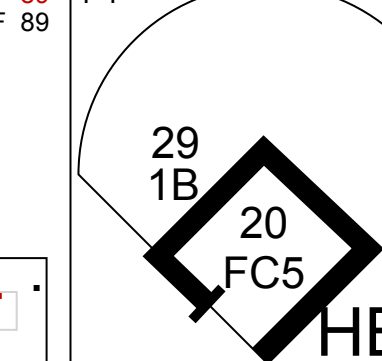
AB	31
R	5
H	8
RBI	5
BB	2
SO	9
LOB	12

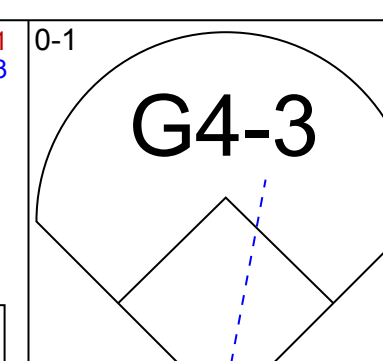

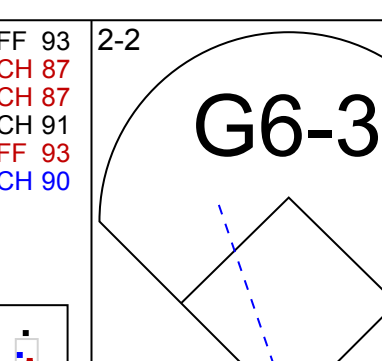
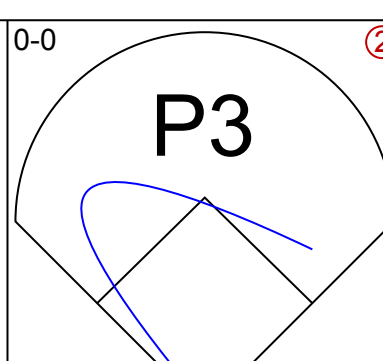
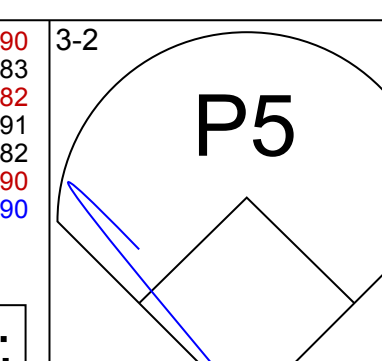
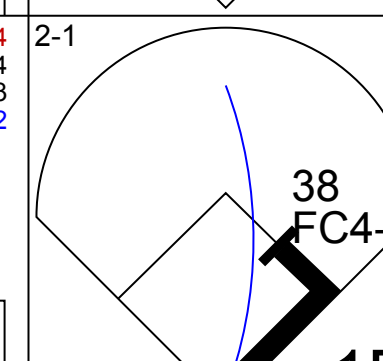

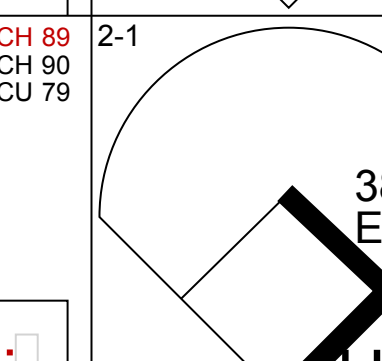
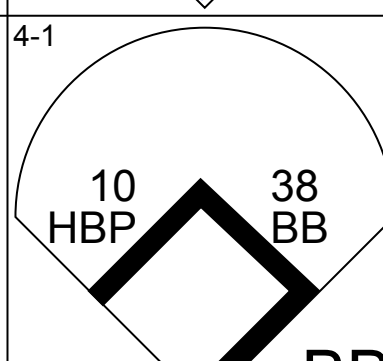
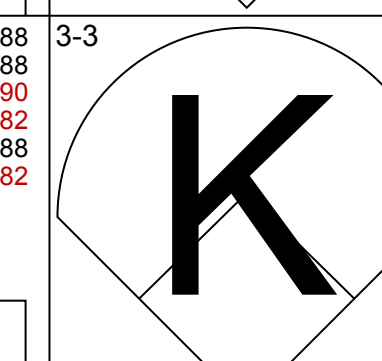
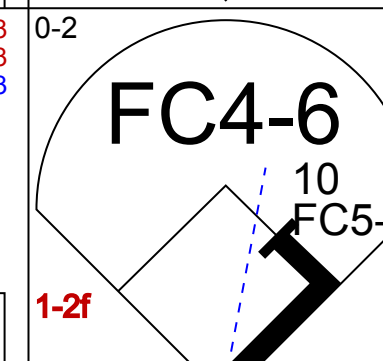

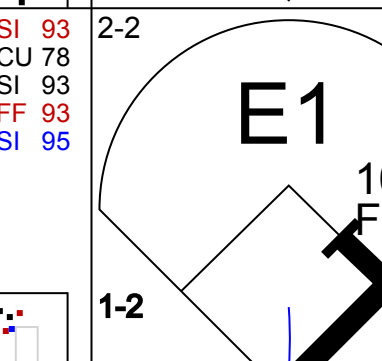
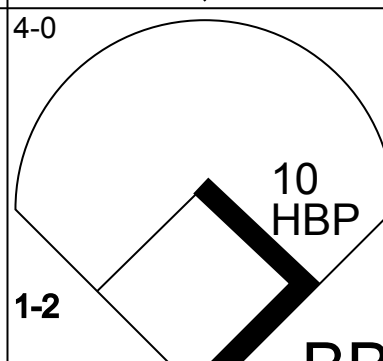
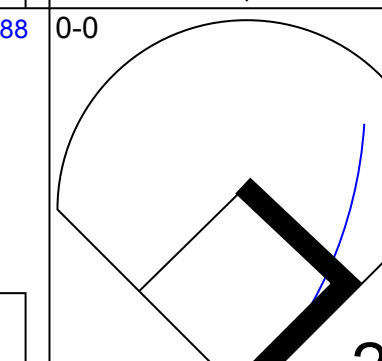
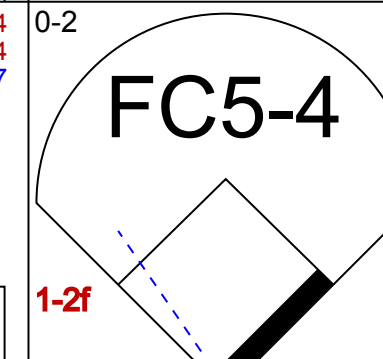

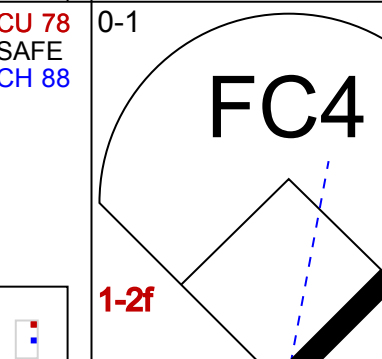
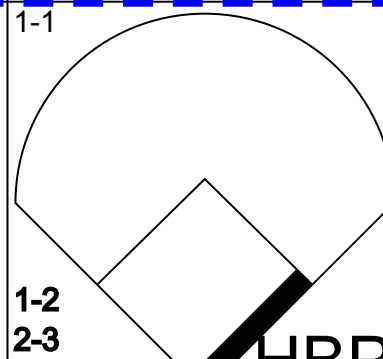
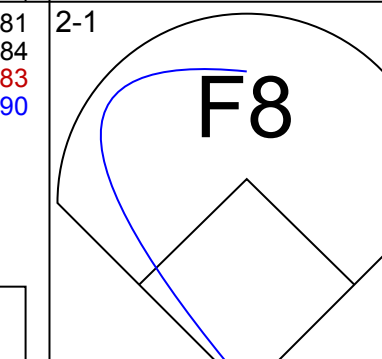
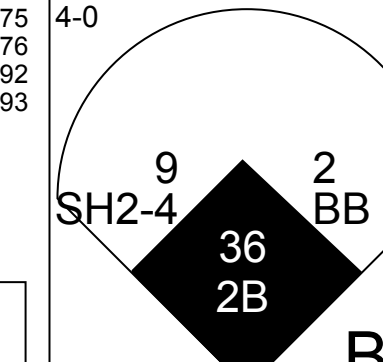
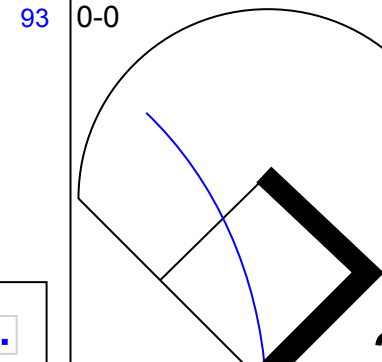

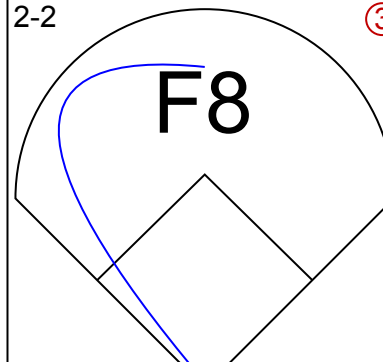
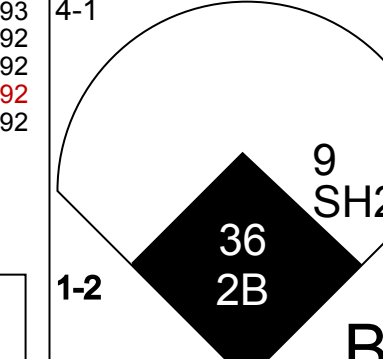
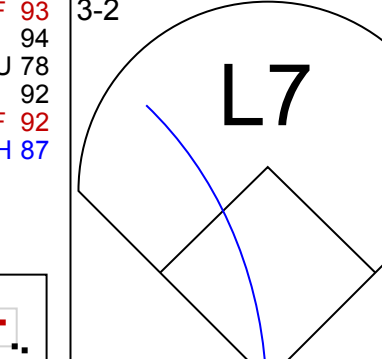
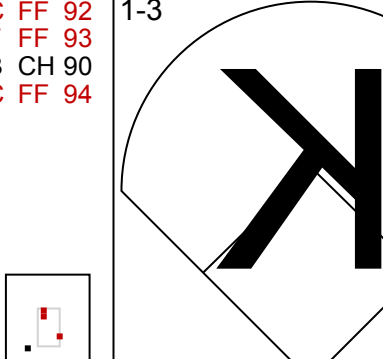
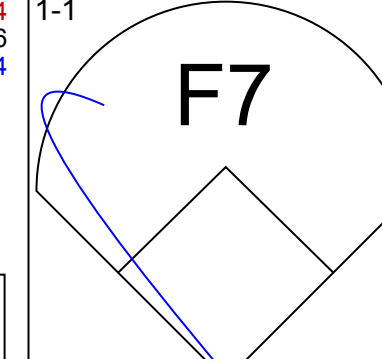
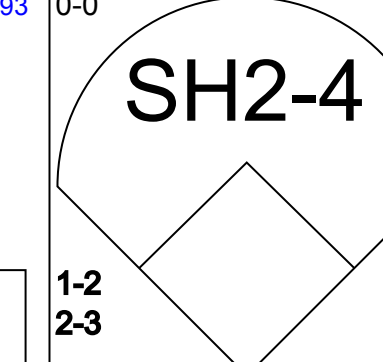
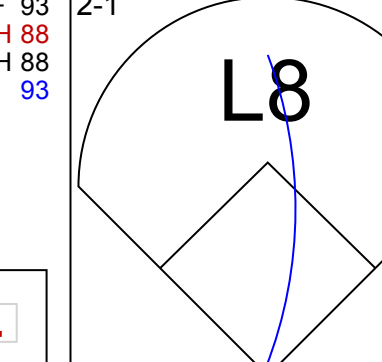
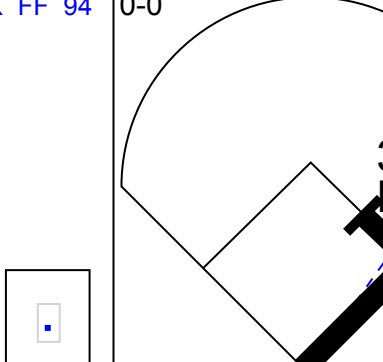
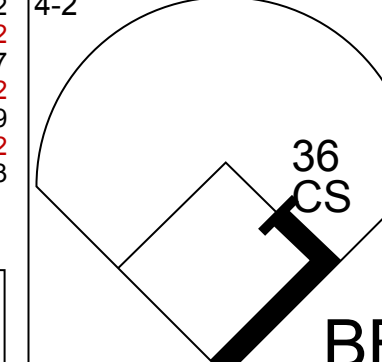
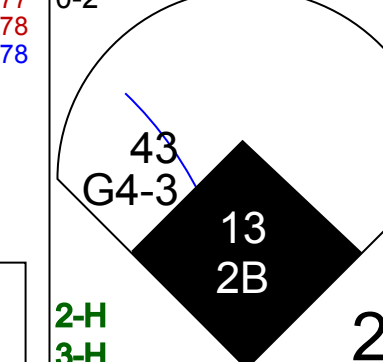
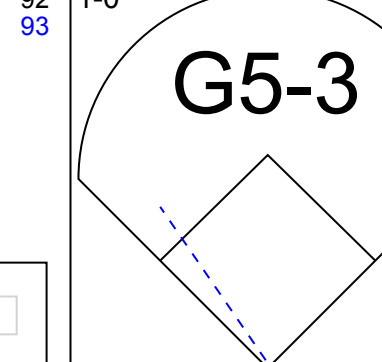
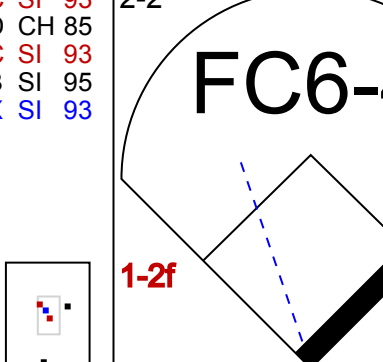
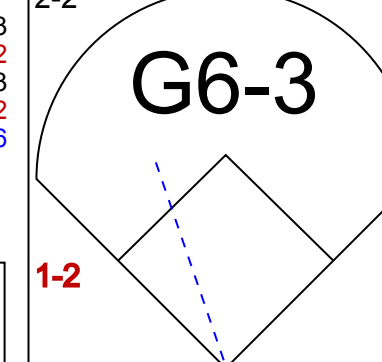

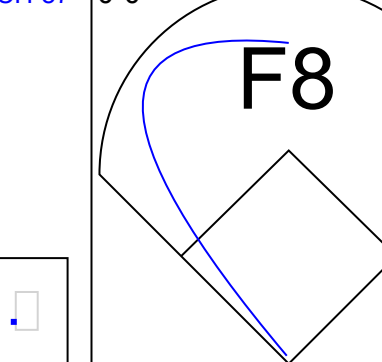
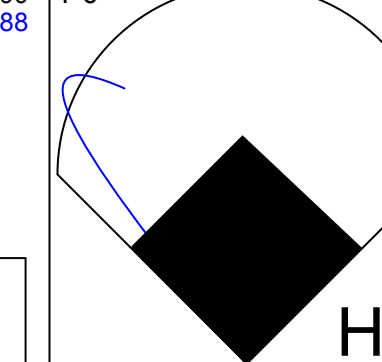








Batter	1	2	3	4	5	6	7	8	9	AB	R	H	RBI	BB	SO	LOB	TOP			
29 Devon Travis, R OBP: 0.346, SLG: 0.517										4	0	1	0	0	1	2	<p>Toronto Blue Jays @ Baltimore Orioles</p> <p>Oriole Park at Camden Yards, Baltimore, MD</p> <p>Wed May 13 2015, 7:08 PM - 9:47 PM EDT</p> <p>Att: 24,654 - Partly Cloudy - 66 F</p>			
20 Josh Donaldson, R OBP: 0.379, SLG: 0.547										2	0	0	0	2	0	2				
19 José Bautista, R OBP: 0.358, SLG: 0.460										4	0	1	0	0	1	4				
10 Edwin Encarnación, R OBP: 0.311, SLG: 0.435										4	0	0	0	0	1	2				
55 Russell Martin, R OBP: 0.387, SLG: 0.567										4	0	1	0	0	0	2				
15 Chris Colabello, R OBP: 0.500, SLG: 0.633										4	0	0	0	0	2	1				
11 Kevin Pillar, R OBP: 0.287, SLG: 0.363										3	1	0	0	1	1	1				
17 Ryan Goins, L OBP: 0.289, SLG: 0.319										3	0	1	0	0	0	0				
3 Ezequiel Carrera, L OBP: 0.414, SLG: 0.462										1	0	0	0	0	0	0				
23 Danny Valencia, R OBP: 0.350, SLG: 0.436										1	0	0	0	0	1	2				
<b>Inning Stats</b>	R: 0 E: 0 K: 1 S: 10	H: 1 LOB: 2 BB: 1 P: 15	R: 0 E: 0 K: 1 S: 7	H: 0 LOB: 0 BB: 0 P: 10	R: 0 E: 0 K: 0 S: 8	H: 1 LOB: 1 BB: 0 P: 13	R: 0 E: 0 K: 0 S: 6	H: 0 LOB: 0 BB: 0 P: 10	R: 0 E: 0 K: 1 S: 8	H: 0 LOB: 0 BB: 0 P: 10	R: 0 E: 0 K: 0 S: 6	H: 0 LOB: 0 BB: 0 P: 7	R: 1 E: 0 K: 1 S: 14	H: 1 LOB: 2 BB: 2 P: 27	R: 0 E: 0 K: 2 S: 10	H: 1 LOB: 1 BB: 0 P: 14	1B: 4 2B: 0 3B: 0 HR: 0	SF: 0 SAC: 0 DP: 1 HBP: 1	WP: 0 PB: 1 SB: 0 CS: 0	PA: 34
<b>PITCHER</b>	IP: 7.2 WLS: W BF: 29	H: 3 R: 1 ER: 0 SO: 5	BB: 3 IBB: 0 HBP: 1 BLK: 0	WP: 0 HR: 0 S: 65 P: 101	ERA: 0.00 WHIP: 0.783	IP: 8.1 WLS: S BF: 5	H: 1 R: 0 ER: 0 SO: 2	BB: 0 IBB: 0 HBP: 0 BLK: 0	WP: 0 HR: 0 S: 11 P: 15	ERA: 0.00 WHIP: 0.750										

Batter	1	2	3	4	5	6	7	8	9	AB	R	H	RBI	BB	SO	LOB	BOTTOM			
13 Manny Machado, R OBP: 0.348, SLG: 0.509										5	1	1	1	0	0	0	<p>Toronto Blue Jays @ Baltimore Orioles</p> <p>Oriole Park at Camden Yards, Baltimore, MD</p> <p>Wed May 13 2015, 7:08 PM - 9:47 PM EDT</p> <p>Att: 24,654 - Partly Cloudy - 66 F</p>			
12 Alejandro De Aza, L OBP: 0.282, SLG: 0.465										3	1	2	1	1	0	0				
38 Jimmy Paredes, S OBP: 0.391, SLG: 0.659										4	0	2	1	1	0	2				
10 Adam Jones, R OBP: 0.385, SLG: 0.557										4	0	0	0	0	0	5				
19 Chris Davis, L OBP: 0.313, SLG: 0.509										3	1	1	0	1	0	3				
2 J.J. Hardy, R OBP: 0.222, SLG: 0.320										3	1	0	0	1	1	1				
9 David Lough, L OBP: 0.360, SLG: 0.409										2	0	1	0	1	0	1				
36 Caleb Joseph, R OBP: 0.374, SLG: 0.459										4	1	1	2	0	0	3				
43 Rey Navarro, S OBP: 0.304, SLG: 0.522										4	1	1	1	0	0	1				
<b>Inning Stats</b>	R: 0 E: 0 K: 0 S: 10	H: 1 LOB: 1 BB: 0 P: 12	R: 5 E: 0 K: 0 S: 16	H: 4 LOB: 2 BB: 2 P: 31	R: 0 E: 0 K: 0 S: 11	H: 0 LOB: 2 BB: 0 P: 17	R: 0 E: 0 K: 1 S: 8	H: 1 LOB: 1 BB: 0 P: 12	R: 0 E: 0 K: 0 S: 8	H: 0 LOB: 3 BB: 2 P: 21	R: 0 E: 0 K: 0 S: 8	H: 0 LOB: 0 BB: 1 P: 15	R: 1 E: 0 K: 1 S: 11	H: 2 LOB: 1 BB: 0 P: 20	R: 1 E: 0 K: 2 S: 10	H: 1 LOB: 1 BB: 0 P: 14	1B: 3 2B: 5 3B: 0 HR: 1	SF: 0 SAC: 1 DP: 0 HBP: 2	WP: 1 PB: 0 SB: 0 CS: 1	PA: 40
<b>PITCHER</b>	IP: 5.2 WLS: L BF: 30	H: 4 R: 5 ER: 5 SO: 1	BB: 4 IBB: 0 HBP: 1 BLK: 0	WP: 1 HR: 0 S: 56 P: 99	ERA: 7.94 WHIP: 1.941	IP: 6.1 WLS: S BF: 5	H: 0 R: 0 ER: 0 SO: 0	BB: 1 IBB: 0 HBP: 1 BLK: 0	WP: 0 HR: 12 S: 22 P: 20	ERA: 0.00 WHIP: 0.750										

AB 30  
R 1  
H 4  
RBI 0  
BB 3  
SO 7  
LOB 16



AB 32  
R 6  
H 9  
RBI 6  
BB 5  
SO 2  
LOB 16





Batter	1	2	3	4	5	6	7	8	9	AB	R	H	RBI	BB	SO	LOB	TOP			
56 Kole Calhoun, L (1,9) OBP: 0.368, SLG: 0.450	F7		BB		K			BB		2	0	0	0	2	1	1	<b>Los Angeles Angels @ Baltimore Orioles</b> Oriole Park at Camden Yards, Baltimore, MD Fri May 15 2015, 7:08 PM - 9:29 PM EDT Att: 35,470 - Partly Cloudy - 70 F			
27 Mike Trout, R (1,8) OBP: 0.392, SLG: 0.552	K		K		K	1B		G1-4-3		4	0	1	0	0	2	2				
5 Albert Pujols, R (1,3) OBP: 0.287, SLG: 0.408	HR		L9		L9	FC5-4		G6-3		4	1	1	1	0	0	2				
6 David Freese, R (1,5) OBP: 0.294, SLG: 0.383	G4-3				F8					4	0	1	0	0	1	1				
8 Taylor Featherston, R (9,PR) OBP: 0.200, SLG: 0.083										0	1	0	0	0	0	0				
2 Erick Aybar, S (1,6) OBP: 0.317, SLG: 0.308		12 58 SF9			G4-3					4	1	2	0	0	1	1				
12 Johnny Giavotella, R (1,4) OBP: 0.333, SLG: 0.332			G6-3							3	0	0	1	0	1	1				
58 Carlos Pérez, R (1,2) OBP: 0.269, SLG: 0.440			SF9							3	0	0	1	0	0	1				
24 C.J. Cron, R (1,10) OBP: 0.239, SLG: 0.295			P4							3	0	2	0	0	0	0				
7 Collin Cowgill, R (1,7) OBP: 0.232, SLG: 0.308					L8					3	0	0	0	0	1	2				
<b>Inning Stats</b>	R: 1 E: 0 K: 1 S: 14	H: 1 LOB: 0 BB: 0 P: 18	R: 1 E: 0 K: 0 S: 9	H: 1 LOB: 0 BB: 0 P: 12	R: 0 E: 0 K: 1 S: 7	H: 0 LOB: 1 BB: 1 P: 14	R: 0 E: 0 K: 1 S: 8	H: 0 LOB: 0 BB: 0 P: 10	R: 0 E: 0 K: 2 S: 11	H: 1 LOB: 1 BB: 0 P: 15	R: 0 E: 0 K: 0 S: 6	H: 1 LOB: 1 BB: 0 P: 10	R: 0 E: 0 K: 0 S: 4	H: 0 LOB: 0 BB: 0 P: 11	R: 1 E: 0 K: 0 S: 6	H: 2 LOB: 1 BB: 0 P: 8	1B: 5 2B: 1 3B: 0 HR: 1	SF: 2 SAC: 0 DP: 2 HBP: 0	WP: 0 PB: 0 SB: 0 CS: 0	PA: 34
<b>PITCHER</b>	IP WLS BF H R ER SO	IP WLS BF H R ER SO	IP WLS BF H R ER SO	IP WLS BF H R ER SO	IP WLS BF H R ER SO	IP WLS BF H R ER SO	IP WLS BF H R ER SO	IP WLS BF H R ER SO	IP WLS BF H R ER SO	IP WLS BF H R ER SO	IP WLS BF H R ER SO	IP WLS BF H R ER SO	IP WLS BF H R ER SO	IP WLS BF H R ER SO	IP WLS BF H R ER SO	IP WLS BF H R ER SO	ERA WHIP	ERA WHIP	ERA WHIP	
16 Wei-Yin Chen, L (1,1) ERA: 2.53	7.0	L	28	5	2	2	7	2	0	0	0	0	0	0	0	0	0	2.57	1.000	
29 Tommy Hunter, R (8,1) ERA: 4.8	2.0	H	6	2	1	1	0	0	0	0	0	0	0	0	0	0	0	4.50	1.000	

Batter	1	2	3	4	5	6	7	8	9	AB	R	H	RBI	BB	SO	LOB	BOTTOM			
13 Manny Machado, R (1,5) OBP: 0.346, SLG: 0.500	L7		P5			G3-1				4	0	1	0	0	0	0	<b>Los Angeles Angels @ Baltimore Orioles</b> Oriole Park at Camden Yards, Baltimore, MD Fri May 15 2015, 7:08 PM - 9:29 PM EDT Att: 35,470 - Partly Cloudy - 70 F			
12 Alejandro De Aza, L (1,7) OBP: 0.270, SLG: 0.396	L8		G3-1			B5-3		F9		4	0	0	0	0	0	1				
38 Jimmy Paredes, S (1,10) OBP: 0.385, SLG: 0.637					L5					3	0	0	0	1	1	0				
10 Adam Jones, R (1,8) OBP: 0.388, SLG: 0.556					F8					4	0	2	0	0	0	1				
19 Chris Davis, L (1,3) OBP: 0.303, SLG: 0.492					L9					4	0	0	0	0	1	2				
27 Delmon Young, R (1,9) OBP: 0.306, SLG: 0.329										3	0	0	0	0	1	0				
23 Travis Snider, L (8,PH) OBP: 0.337, SLG: 0.373										1	0	0	0	0	1	1				
2 J.J. Hardy, R (1,6) OBP: 0.267, SLG: 0.464										3	1	2	1	0	0	0				
43 Rey Navarro, S (1,4) OBP: 0.269, SLG: 0.462										3	0	0	0	0	0	2				
36 Caleb Joseph, R (1,2) OBP: 0.363, SLG: 0.443										3	0	0	0	0	2	1				
<b>Inning Stats</b>	R: 0 E: 0 K: 0 S: 7	H: 0 LOB: 1 BB: 1 P: 12	R: 0 E: 0 K: 1 S: 8	H: 1 LOB: 0 BB: 0 P: 16	R: 0 E: 0 K: 0 S: 6	H: 0 LOB: 0 BB: 0 P: 11	R: 0 E: 0 K: 0 S: 6	H: 0 LOB: 0 BB: 0 P: 6	R: 0 E: 0 K: 1 S: 8	H: 0 LOB: 0 BB: 0 P: 8	R: 0 E: 0 K: 1 S: 6	H: 1 LOB: 0 BB: 0 P: 8	R: 1 E: 0 K: 1 S: 20	H: 2 LOB: 1 BB: 0 P: 26	R: 0 E: 0 K: 2 S: 11	H: 1 LOB: 1 BB: 0 P: 15	1B: 4 2B: 0 3B: 0 HR: 1	SF: 0 SAC: 0 DP: 1 HBP: 0	WP: 0 PB: 0 SB: 0 CS: 0	PA: 33
<b>PITCHER</b>	IP WLS BF H R ER SO	IP WLS BF H R ER SO	IP WLS BF H R ER SO	IP WLS BF H R ER SO	IP WLS BF H R ER SO	IP WLS BF H R ER SO	IP WLS BF H R ER SO	IP WLS BF H R ER SO	IP WLS BF H R ER SO	IP WLS BF H R ER SO	IP WLS BF H R ER SO	IP WLS BF H R ER SO	IP WLS BF H R ER SO	IP WLS BF H R ER SO	IP WLS BF H R ER SO	IP WLS BF H R ER SO	ERA WHIP	ERA WHIP	ERA WHIP	
36 Jered Weaver, R (1,1) ERA: 4.44	7.1	W	26	3	1	1	3	1	0	0	0	0	0	0	0	0	0	1.23	0.545	
38 Joe Smith, R (8,1) ERA: 2.87	0.2	H	3	1	0	0	1	0	0	0	0	0	0	0	0	0	0	0.00	1.500	
16 Huston Street, R (9,1) ERA: 2.87	1.0	S	4	1	0	0	2	0	0	0	0	0	0	0	0	0	0	0.00	1.000	

AB 30  
R 3  
H 7  
RBI 3  
BB 2  
SO 7  
LOB 11



AB 32  
R 1  
H 5  
RBI 1  
SO 6  
LOB 8





Batter	1	2	3	4	5	6	7	8	9	AB	R	H	RBI	BB	SO	LOB	TOP										
56 Kole Calhoun, L (1,9) OBP: 0.362, SLG: 0.440	G6-3			1B		L8	F9		G4-3	5	0	1	0	0	0	3	<b>Los Angeles Angels @ Baltimore Orioles</b> Oriole Park at Camden Yards, Baltimore, MD Sat May 16 2015, 8:03 PM - 10:31 PM EDT Att: 29,102 - Overcast - 69 F										
27 Mike Trout, R (1,8) OBP: 0.399, SLG: 0.577	L6			K						5	1	3	2	0	1	1											
5 Albert Pujols, R (1,3) OBP: 0.277, SLG: 0.392	K			P3						5	0	0	0	0	2	3											
2 Erick Aybar, S (1,6) OBP: 0.315, SLG: 0.306		G4-3			G3					4	1	1	0	0	0	1											
12 Johnny Giavotella, R (1,4) OBP: 0.331, SLG: 0.349		L9								4	1	1	0	0	0	0											
6 David Freese, R (1,5) OBP: 0.250, SLG: 0.409																											
8 Taylor Featherston, R (9,5) OBP: 0.200, SLG: 0.083	K																										
20 Matt Joyce, L (1,7) OBP: 0.165, SLG: 0.225																											
7 Collin Cowgill, R (9,PH) OBP: 0.246, SLG: 0.321																											
17 Chris Iannetta, R (1,2) OBP: 0.217, SLG: 0.137																											
39 Marc Krauss, L (1,10) OBP: 0.125, SLG: 0.125																											
24 C.J. Cron, R (9,PH) OBP: 0.237, SLG: 0.292																											
<b>Inning Stats</b>	R: 0 E: 0 K: 1 S: 8	H: 0 LOB: 0 BB: 0 P: 10	R: 0 E: 0 K: 1 S: 8	H: 0 LOB: 0 BB: 0 P: 10	R: 0 E: 0 K: 1 S: 6	H: 0 LOB: 0 BB: 0 P: 8	R: 0 E: 0 K: 1 S: 15	H: 1 LOB: 1 BB: 0 P: 17	R: 0 E: 0 K: 1 S: 9	H: 2 LOB: 2 BB: 0 P: 14	R: 0 E: 0 K: 1 S: 9	H: 1 LOB: 2 BB: 0 P: 13	R: 2 E: 0 K: 1 S: 11	H: 4 LOB: 2 BB: 0 P: 20	R: 1 E: 0 K: 0 S: 9	H: 1 LOB: 0 BB: 0 P: 14	R: 3 E: 0 K: 1 S: 13	H: 4 LOB: 1 BB: 0 P: 21	1B: 11 2B: 0 3B: 0 HR: 2	SF: 0 SAC: 0 DP: 0 HBP: 0	WP: 1 PB: 0 SB: 0 CS: 1	PA: 40					
<b>PITCHER</b>	IP	WLS	BF	H	R	ER	SO	BB	IBB	HBP	BLK	WP	HR	S	P	ERA	WHIP										
31 Ubaldo Jiménez, R (1,1) ERA: 2.43	7.0	L	28	8	2	2	6	0	0	0	0	0	0	65	92	2.57	1.143										
56 Darren O'Day, R (8,1) ERA: 1.29	1.0		4	1	1	1	0	0	0	0	0	0	1	9	14	9.00	1.000										
53 Zack Britton, L (9,1) ERA: 3.21	1.0		7	4	3	3	1	0	0	0	0	1	1	13	21	27.00	4.000										

AB	39
R	6
H	13
RBI	5
BB	0
SO	7
LOB	17

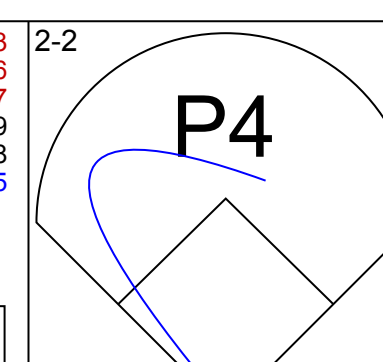
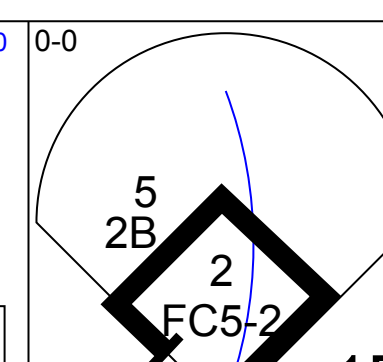
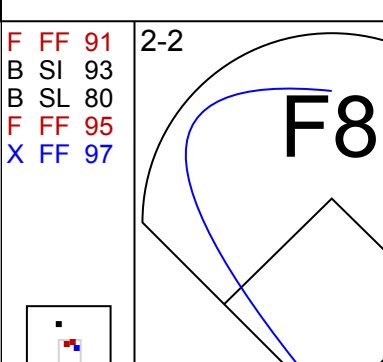
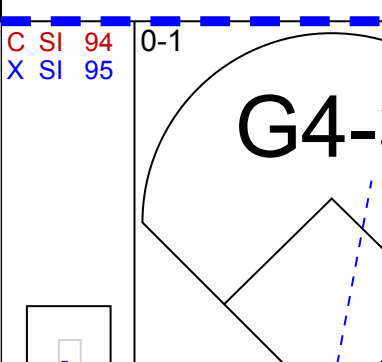
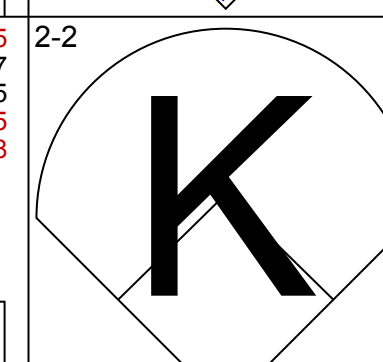
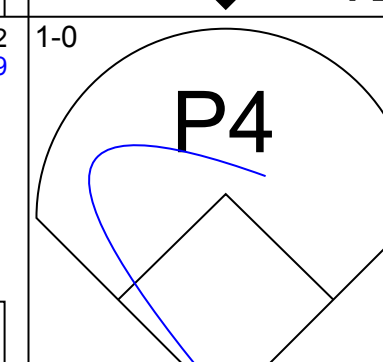
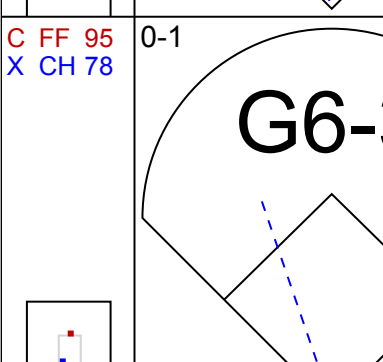
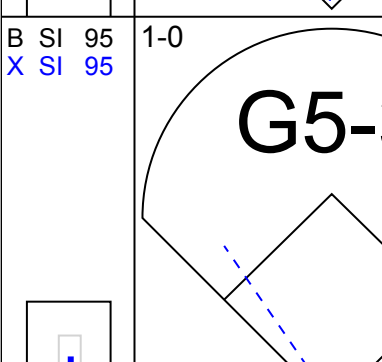
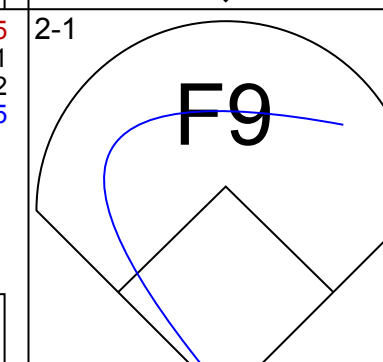
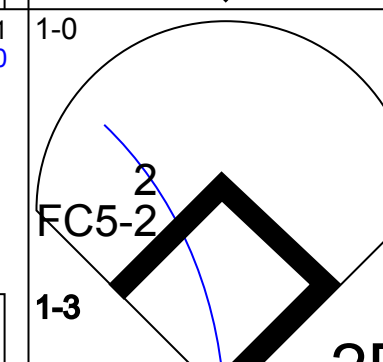
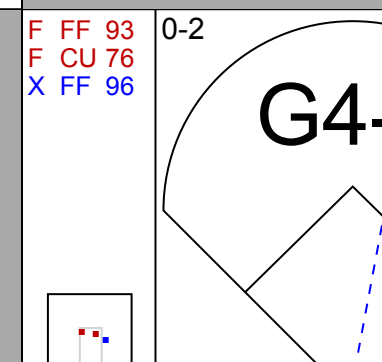
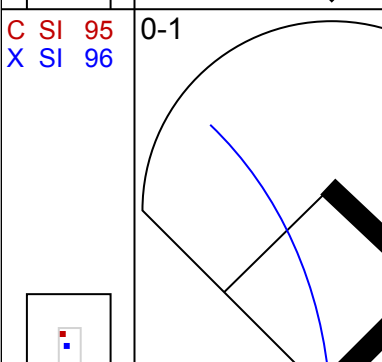
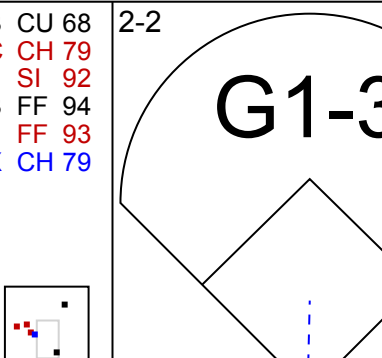
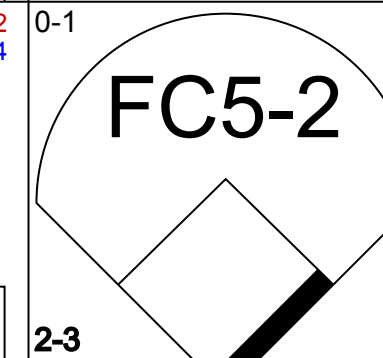
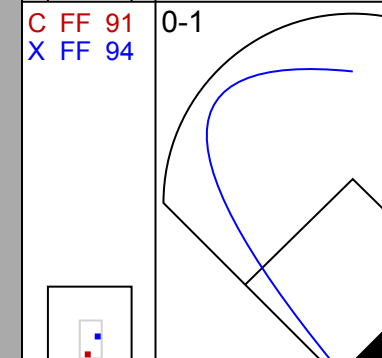
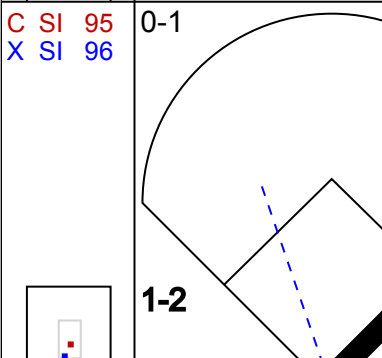
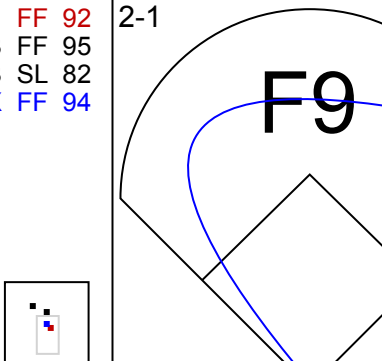
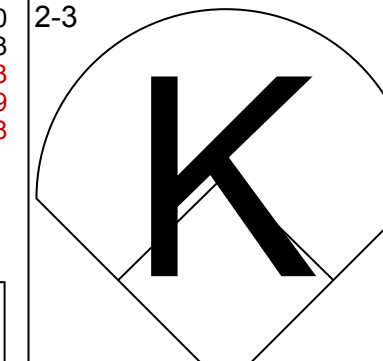
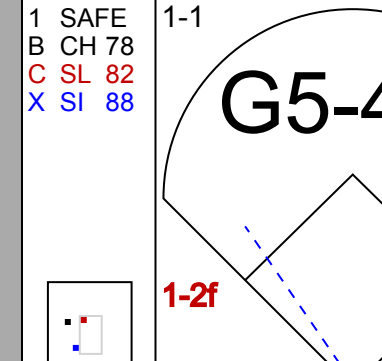
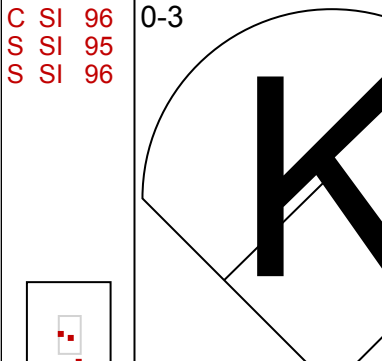
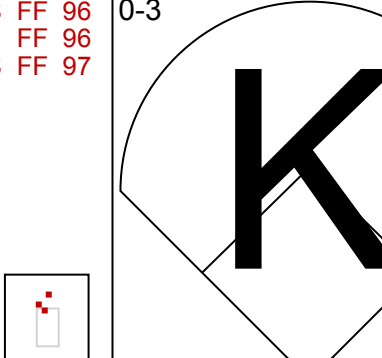
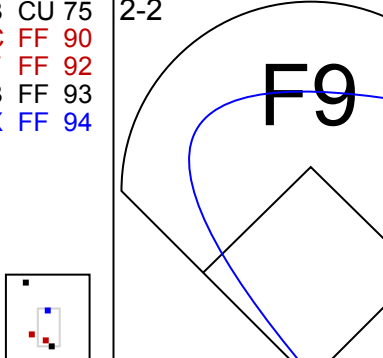
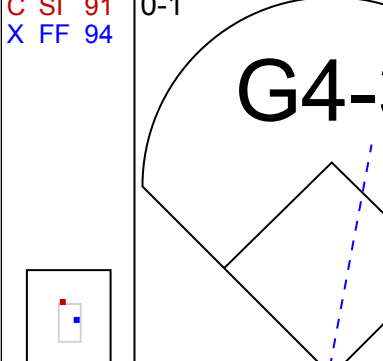
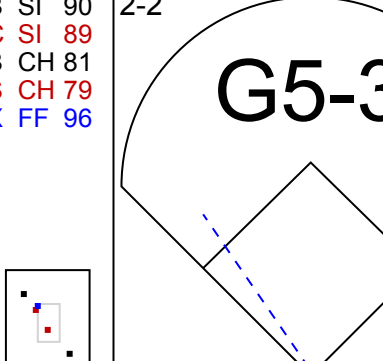
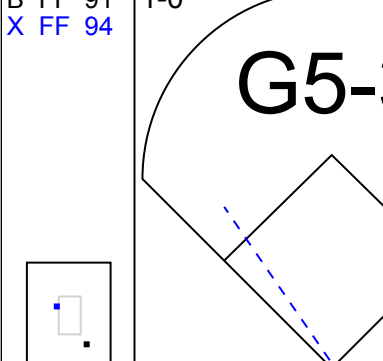
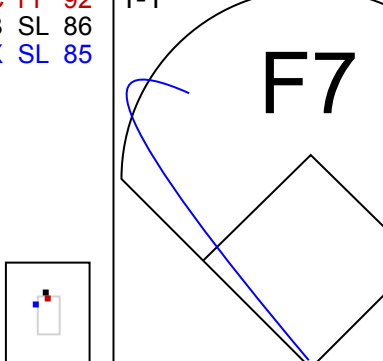
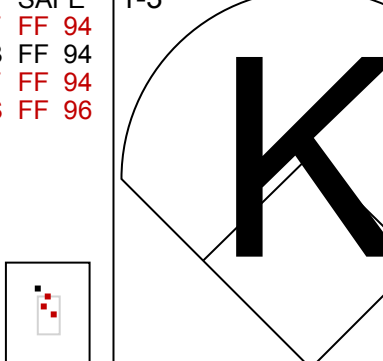
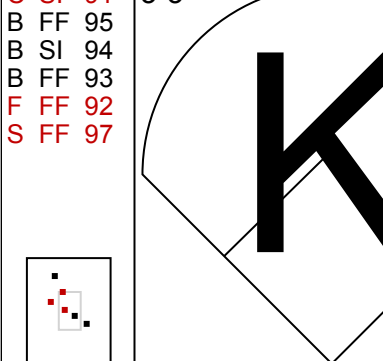
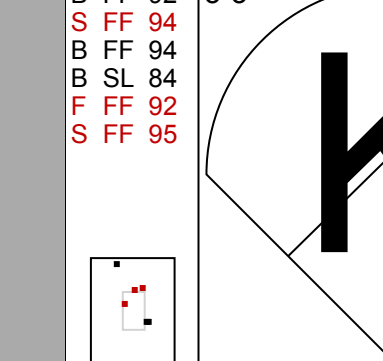
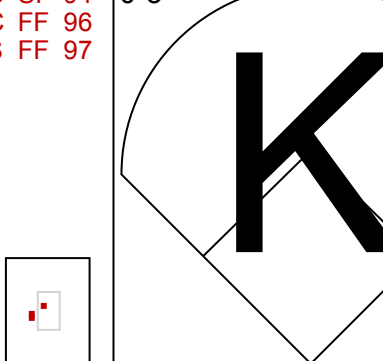


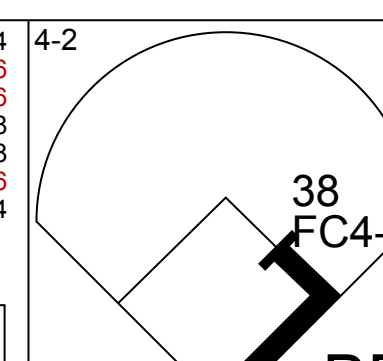
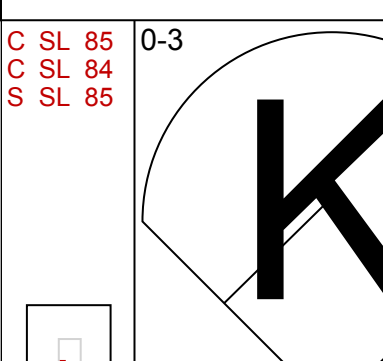
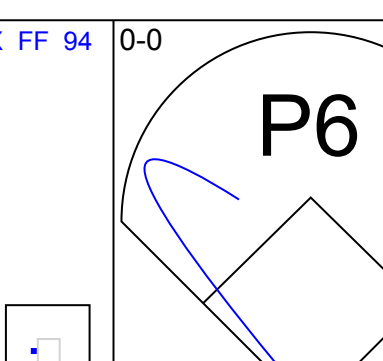
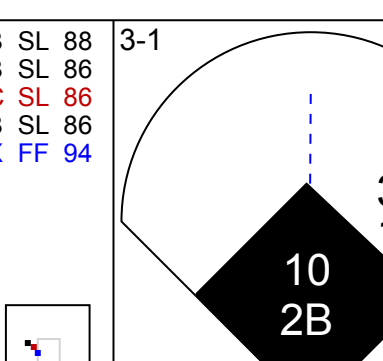
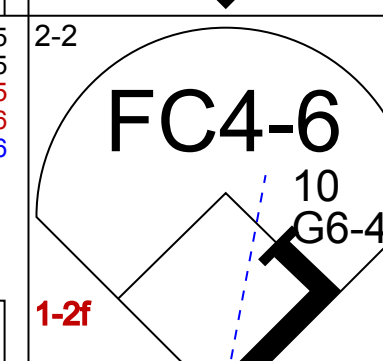
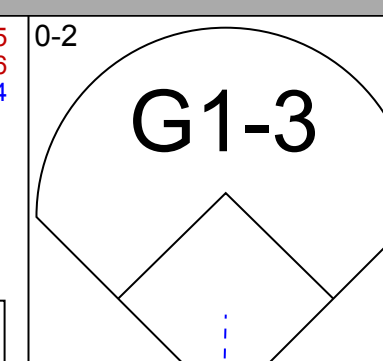
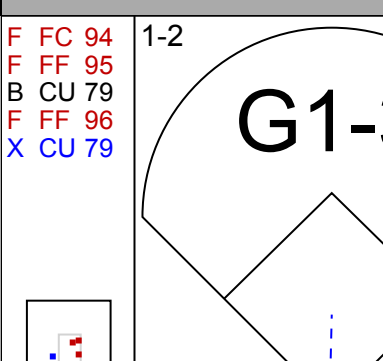
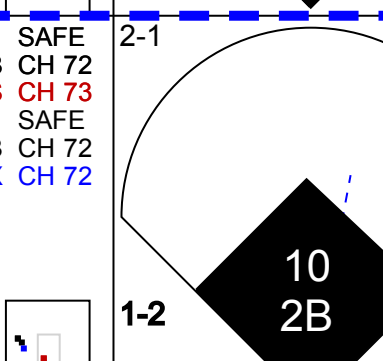
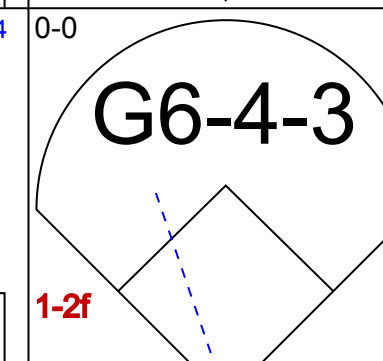
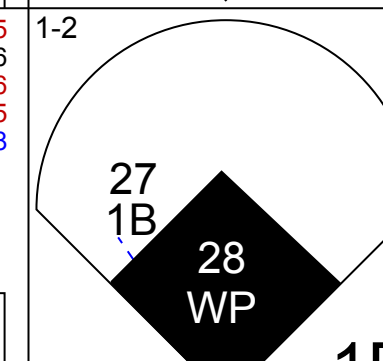
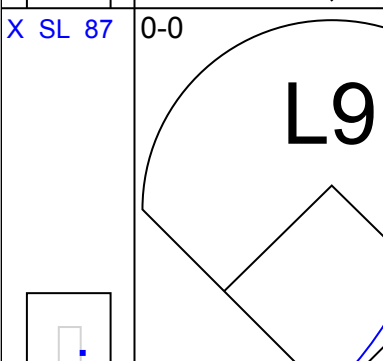
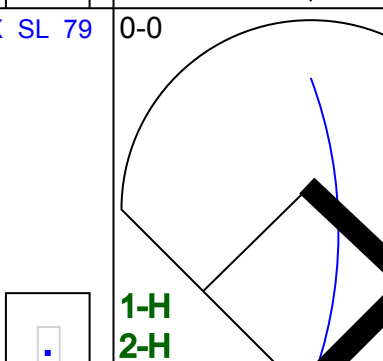
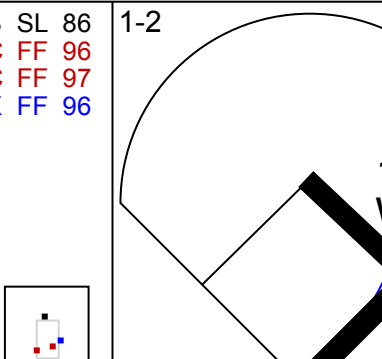
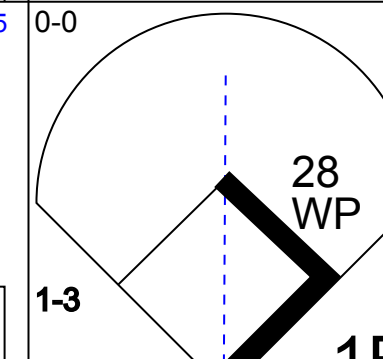
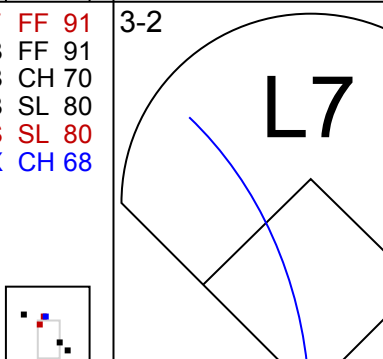
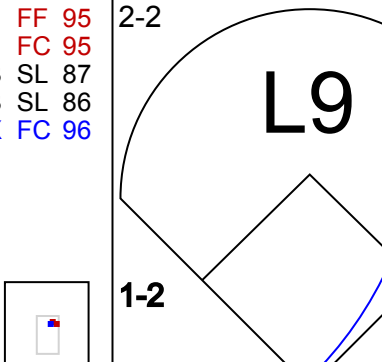
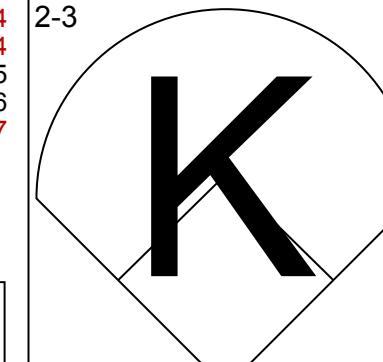
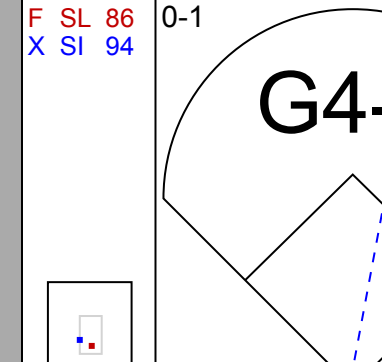
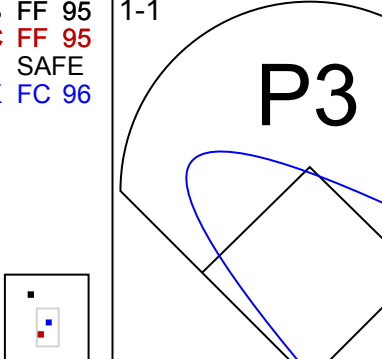
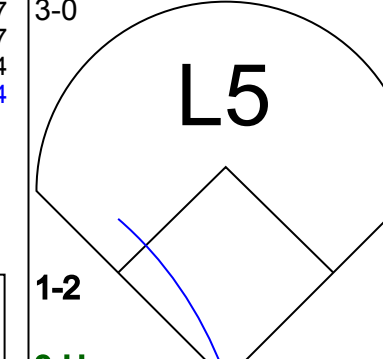
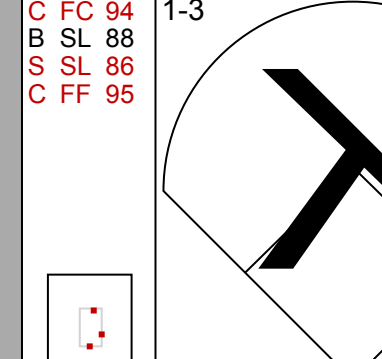
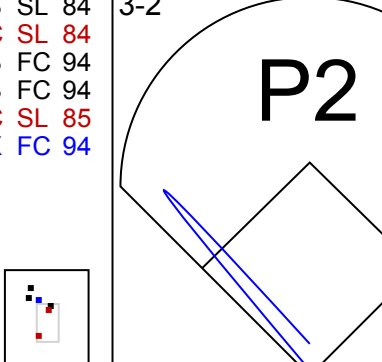
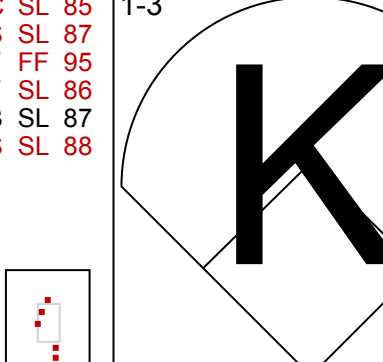
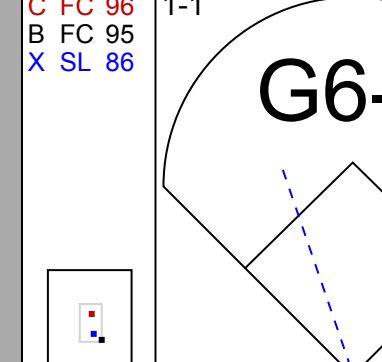
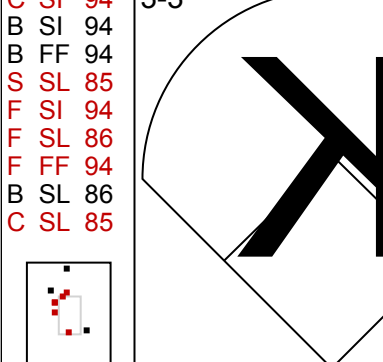
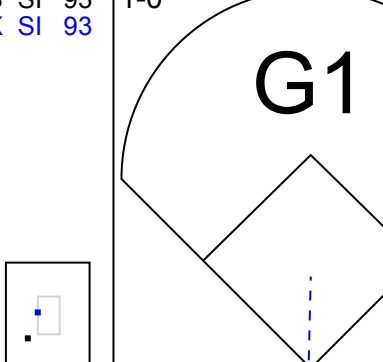
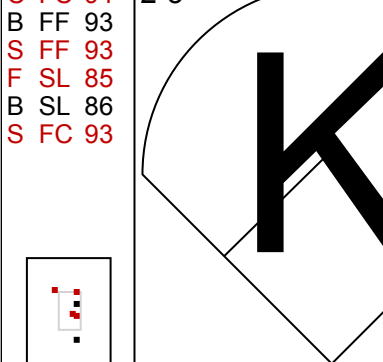
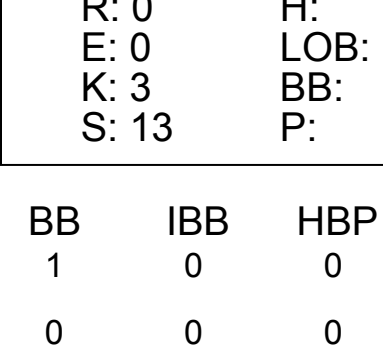
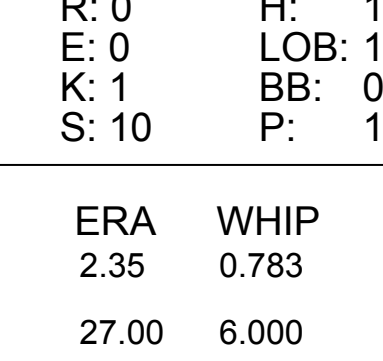
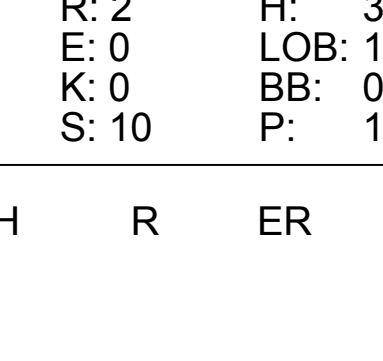
Batter	1	2	3	4	5	6	7	8	9	AB	R	H	RBI	BB	SO	LOB	BOTTOM										
13 Manny Machado, R (1,5) OBP: 0.336, SLG: 0.484	F9					K			F7	4	0	0	0	0	2	0	<b>Los Angeles Angels @ Baltimore Orioles</b> Oriole Park at Camden Yards, Baltimore, MD Sat May 16 2015, 8:03 PM - 10:31 PM EDT Att: 29,102 - Overcast - 69 F										
38 Jimmy Paredes, S (1,10) OBP: 0.280, SLG: 0.621						G5-3				4	0	1	0	0	0	0											
10 Adam Jones, R (1,8) OBP: 0.378, SLG: 0.538										4	0	0	0	0	0	1											
19 Chris Davis, L (1,3) OBP: 0.296, SLG: 0.479										3	0	0	0	0	2	1											
28 Steve Pearce, R (1,4) OBP: 0.276, SLG: 0.325										3	1	2	1	0	0	0											
12 Alejandro De Azs, L (1,9) OBP: 0.281, SLG: 0.372										3	0	0	0	0	1	1											
2 J.J. Hardy, R (1,6) OBP: 0.242, SLG: 0.419										3	0	0	0	0	2	1											
9 David Lough, L (1,7) OBP: 0.321, SLG: 0.360										3	0	0	0	0	2	1											
36 Caleb Joseph, R (1,2) OBP: 0.356, SLG: 0.433										2	0	0	0	0	0	0											
23 Travis Snider, L (8,PH) ERA: 2.7										1	0	0	0	0	0	0											
34 Ryan Lavarnway, R (9,2) OBP: 0.208, SLG: 0.182										0	0	0	0	0	0	0											
<b>Inning Stats</b>	R: 0 E: 0 K: 1 S: 7	H: 1 LOB: 1 BB: 0 P: 10	R: 0 E: 0 K: 1 S: 13	H: 1 LOB: 0 BB: 0 P: 16	R: 0 E: 0 K: 1 S: 5	H: 0 LOB: 0 BB: 0 P: 7	R: 1 E: 0 K: 1 S: 13	H: 1 LOB: 0 BB: 0 P: 19	R: 0 E: 0 K: 1 S: 8	H: 0 LOB: 0 BB: 0 P: 13	R: 0 E: 0 K: 1 S: 8	H: 0 LOB: 0 BB: 0 P: 11	R: 0 E: 0 K: 2 S: 6	H: 0 LOB: 0 BB: 0 P: 8	R: 0 E: 0 K: 2 S: 8	H: 0 LOB: 0 BB: 0 P: 10	R: 0 E: 0 K: 0 S: 12	H: 0 LOB: 0 BB: 0 P: 12	1B: 2 2B: 0 3B: 0 HR: 1	SF: 0 SAC: 0 DP: 0 HBP: 0	WP: 0 PB: 0 SB: 0 CS: 0	PA: 30					
<b>PITCHER</b>	IP	WLS	BF	H	R	ER	SO	BB	IBB	HBP	BLK	WP	HR	S	P	ERA	WHIP										
52 Matt Shoemaker, R (1,1) ERA: 5.63	7.0	W	24	3	1	1	7	0	0	0	0	0	0	8	10	0.00	0.000										
38 Joe Smith, R (8,1) ERA: 2.7	1.0	H	3	0	0	0	2	0	0	0	0	0	0	8	10	0.00	0.000										
59 Fernando Salas, R (9,1) ERA: 3.6	1.0		3	0	0	0	0	0	0	0	0	0	0	12	12	0.00	0.000										

AB	30
R	1
H	3
RBI	1
BB	0
SO	9
LOB	5







Batter	1	2	3	4	5	6	7	8	9	AB	R	H	RBI	BB	SO	LOB	TOP										
56 Kole Calhoun, L OBP: 0.359, SLG: 0.434										4	0	1	0	0	0	0	<b>Los Angeles Angels @ Baltimore Orioles</b> Oriole Park at Camden Yards, Baltimore, MD Sun May 17 2015, 1:38 PM - 3:56 PM EDT Att: 41,733 - Cloudy - 81 F										
27 Mike Trout, R OBP: 0.389, SLG: 0.560										4	0	0	0	0	1	1											
5 Albert Pujols, R OBP: 0.283, SLG: 0.403										4	0	2	0	0	0	0											
2 Erick Aybar, S OBP: 0.320, SLG: 0.312										4	0	2	0	0	0	2											
12 Johnny Giavotella, R OBP: 0.320, SLG: 0.336										4	0	0	0	0	2	5											
6 David Freese, R OBP: 0.284, SLG: 0.400										3	0	0	0	0	2	0											
20 Matt Joyce, L OBP: 0.189, SLG: 0.229										3	0	1	0	0	0	0											
58 Carlos Pérez, R OBP: 0.241, SLG: 0.393										3	0	0	0	0	1	1											
39 Marc Krauss, L OBP: 0.091, SLG: 0.091										3	0	0	0	0	3	1											
<b>Inning Stats</b>	R: 0 H: 0 E: 0 K: 1 S: 9	H: 0 LOB: 0 BB: 0 P: 15	R: 0 H: 0 E: 0 K: 1 S: 9	H: 0 LOB: 0 BB: 0 P: 13	R: 0 H: 0 E: 0 K: 1 S: 6	H: 0 LOB: 0 BB: 0 P: 10	R: 0 H: 2 E: 0 K: 1 S: 8	H: 0 LOB: 2 BB: 0 P: 12	R: 0 H: 0 E: 0 K: 1 S: 8	H: 0 LOB: 0 BB: 0 P: 13	R: 0 H: 0 E: 0 K: 1 S: 7	H: 1 LOB: 0 BB: 0 P: 8	R: 0 H: 1 E: 0 K: 3 S: 10	H: 1 LOB: 1 BB: 0 P: 13	R: 0 H: 2 E: 0 K: 1 S: 10	H: 2 LOB: 2 BB: 0 P: 11		1B: 5 2B: 1 3B: 0 HR: 0	SF: 0 SAC: 0 DP: 1 HBP: 0	WP: 0 PB: 0 SB: 0 CS: 0	PA: 32						
<b>PITCHER</b>	IP	WLS	BF	H	R	ER	SO	BB	IBB	HBP	BLK	WP	HR	S	P	ERA	WHIP										
59 Mike Wright Jr., R ERA: 4.24	(1.1)	7.1	W	25	4	0	0	6	0	0	0	0	0	59	90	0.00	0.545										
35 Brad Brach, R ERA: 3.0	(8.1)	0.2	H	2	0	0	0	2	0	0	0	0	0	6	7	0.00	0.000										
53 Zack Britton, L	(9.1)	1.0	S	5	2	0	0	1	0	0	0	0	0	10	11	0.00	2.000										

Batter	1	2	3	4	5	6	7	8	9	AB	R	H	RBI	BB	SO	LOB	BOTTOM										
13 Manny Machado, R OBP: 0.340, SLG: 0.480										3	1	1	0	1	1	1	<b>Los Angeles Angels @ Baltimore Orioles</b> Oriole Park at Camden Yards, Baltimore, MD Sun May 17 2015, 1:38 PM - 3:56 PM EDT Att: 41,733 - Cloudy - 81 F										
38 Jimmy Paredes, S OBP: 0.375, SLG: 0.606										4	1	1	0	0	0	1											
10 Adam Jones, R OBP: 0.381, SLG: 0.545										4	1	2	2	0	0	1											
27 Delmon Young, R OBP: 0.315, SLG: 0.337										4	0	2	0	0	1	1											
19 Chris Davis, L OBP: 0.290, SLG: 0.468										3	0	0	0	0	1	3											
28 Steve Pearce, R OBP: 0.287, SLG: 0.313										3	0	0	0	0	1	2											
2 J.J. Hardy, R OBP: 0.222, SLG: 0.382										3	0	0	0	0	1	1											
23 Travis Snider, L OBP: 0.333, SLG: 0.367										3	0	1	0	0	1	0											
9 David Lough, L OBP: 0.321, SLG: 0.360										0	0	0	0	0	0	0											
36 Caleb Joseph, R OBP: 0.346, SLG: 0.419										3	0	0	0	0	1	1											
<b>Inning Stats</b>	R: 0 H: 0 E: 0 K: 0 S: 7	H: 1 LOB: 1 BB: 0 P: 13	R: 0 H: 0 E: 0 K: 3 S: 13	H: 0 LOB: 0 BB: 0 P: 18	R: 1 H: 2 E: 0 K: 1 S: 12	H: 2 LOB: 1 BB: 0 P: 18	R: 0 H: 1 E: 0 K: 1 S: 10	H: 1 LOB: 1 BB: 0 P: 12	R: 0 H: 0 E: 0 K: 1 S: 8	H: 0 LOB: 0 BB: 0 P: 9	R: 0 H: 0 E: 0 K: 1 S: 7	H: 0 LOB: 0 BB: 0 P: 9	R: 2 H: 3 E: 0 K: 0 S: 10	H: 3 LOB: 1 BB: 0 P: 19	R: 0 H: 2 E: 0 K: 1 S: 10	H: 3 LOB: 1 BB: 0 P: 11	1B: 6 2B: 1 3B: 0 HR: 0	SF: 0 SAC: 0 DP: 1 HBP: 0	WP: 2 PB: 0 SB: 0 CS: 0	PA: 31							
<b>PITCHER</b>	IP	WLS	BF	H	R	ER	SO	BB	IBB	HBP	BLK	WP	HR	S	P	ERA	WHIP										
43 Garrett Richards, R ERA: 4.73	(1.1)	7.2	L	28	5	2	2	7	1	0	0	0	0	6	11	27.00	6.000										
64 Mike Morin, R	(8.1)	0.1		3	2	1	1	0	0	0	0	0	0	6	11	27.00	6.000										



Batter	1	2	3	4	5	6	7	8	9	AB R H RBI BB SO LOB	TOP									
7 Seth Smith, L (1, 7) OBP: 0.310, SLG: 0.480	1-2 HR		0-3 K		3-1 P5		1-2 G1-3		2-2 P5	5 1 1 1 0 1 2	<p>Seattle Mariners @ Baltimore Orioles Oriole Park at Camden Yards, Baltimore, MD Tue May 19 2015, 7:09 PM - 9:50 PM EDT Att: 19,494 - Partly Cloudy - 80 F</p> <p>livebaseballscorecards.com</p> <p>AB 33 R 4 H 6 RBI 4 BB 3 SO 9 LOB 12</p> 									
5 Brad Miller, L (1, 10) OBP: 0.317, SLG: 0.482	0-3 K		2-1 F7		0-0 P6			0-1 F9		4 0 0 0 0 1 1										
22 Robinson Canó, L (1, 4) OBP: 0.299, SLG: 0.357	2-3 K		0-0 23 HR 1B		0-1 F7			0-1 15 FC4 23 BB 1B		4 1 2 0 0 1 0										
23 Nelson Cruz, R (1, 9) OBP: 0.404, SLG: 0.714	0-2 1B		1-0 HR					4-2 15 FC4 BB		3 1 2 3 1 1 0										
15 Kyle Seager, L (1, 5) OBP: 0.303, SLG: 0.418	0-0 L9		0-3 K					0-1 FC4		4 0 1 0 0 1 3										
20 Logan Morrison, L (1, 3) OBP: 0.301, SLG: 0.402	1-3 K				1-0 P6			0-0 F7		4 0 0 0 0 1 3										
3 Mike Zunino, R (1, 2) OBP: 0.233, SLG: 0.345	1-1 G5-3		1-2 F8		1-2 F8			0-2 L8		4 0 0 0 0 0 1										
13 Dustin Ackley, L (1, 8) OBP: 0.229, SLG: 0.320	2-1 G3-1				4-0 BB			1-1 7 DI HBP		2 0 0 0 1 1 0										
1 Chris Taylor, R (1, 6) OBP: 0.189, SLG: 0.118			4-2 22 HR BB		1-1 F8			1-3 K		3 1 0 0 1 2 2										
<b>Inning Stats</b>	R: 1 E: 0 K: 2 S: 13	H: 2 LOB: 1 BB: 0 P: 16	R: 0 E: 0 K: 1 S: 8	H: 0 LOB: 0 BB: 0 P: 12	R: 3 E: 0 K: 2 S: 17	H: 2 LOB: 0 BB: 1 P: 24	R: 0 E: 0 K: 0 S: 6	H: 0 LOB: 0 BB: 0 P: 13	R: 0 E: 0 K: 1 S: 10	H: 1 LOB: 1 BB: 0 P: 11		R: 0 E: 0 K: 2 S: 9	H: 0 LOB: 0 BB: 0 P: 14	R: 0 E: 0 K: 0 S: 9	H: 1 LOB: 2 BB: 1 P: 13	R: 0 E: 0 K: 1 S: 11	H: 0 LOB: 1 BB: 0 P: 18	1B: 4 2B: 0 3B: 0 HR: 2	SF: 0 SAC: 0 DP: 0 HBP: 1	WP: 0 PB: 0 SB: 0 CS: 0
<b>PITCHER</b>	IP WLS BF H R ER SO BB IBB HBP BLK WP HR S P ERA WHIP											IP WLS BF H R ER SO BB IBB HBP BLK WP HR S P ERA WHIP								
50 Miguel González, R (1, 1) ERA: 3.24	7.0 W 28 5 4 4 8 2 0 0 0 0 2 68 98 5.14 1.000																			
17 Brian Matusz, L (8, 1) ERA: 2.7	1.0 5 1 0 0 0 1 0 0 0 0 0 9 13 0.00 2.000																			
56 Darren O'Day, R (9, 1) ERA: 1.2	1.0 4 0 0 0 0 1 0 0 0 0 0 0 11 18 0.00 0.000																			

Batter	1	2	3	4	5	6	7	8	9	AB R H RBI BB SO LOB	BOTTOM									
13 Manny Machado, R (1, 5) OBP: 0.342, SLG: 0.473	4-2 19 S 28 1B BB		1-0 L8		1-0 G1-2-3			1-2 10 WP 19 PB 38 S 1B		4 2 1 0 1 0 5	<p>Seattle Mariners @ Baltimore Orioles Oriole Park at Camden Yards, Baltimore, MD Tue May 19 2015, 7:09 PM - 9:50 PM EDT Att: 19,494 - Partly Cloudy - 80 F</p> <p>livebaseballscorecards.com</p> <p>AB 35 R 9 H 13 RBI 7 BB 5 SO 6 LOB 18</p> 									
38 Jimmy Paredes, S (1, 10) OBP: 0.376, SLG: 0.625	1-3 K		1-0 L8		2-2 10 1B			3-3 K		5 1 2 4 0 2 2										
10 Adam Jones, R (1, 8) OBP: 0.375, SLG: 0.532	0-0 F7		0-2 K		1-0 1B			2-2 G6-3		5 0 1 0 0 1 2										
19 Chris Davis, L (1, 3) OBP: 0.294, SLG: 0.457	4-2 28 1B BB		4-1 K		1-3 K			2-0 F8		3 0 0 0 2 1 2										
28 Steve Pearce, R (1, 4) OBP: 0.277, SLG: 0.321	2-2 1B		0-0 G1-3		1-1 F9			0-0 23 1B E 1B		4 1 2 1 0 0 1										
23 Travis Snider, L (1, 7) OBP: 0.341, SLG: 0.366	1-3 K				4-2 12 1B 36 1B BB			1-2 E9		3 1 1 0 1 1 2										
9 David Lough, L (7, PR) OBP: 0.321, SLG: 0.360					2-0 P6			1-1 K		0 0 0 0 0 0 0										
2 J.J. Hardy, R (1, 6) OBP: 0.225, SLG: 0.368			0-1 G6-3		1-1 36 1B 13 G1-2-3 1B			1-3 K		4 0 1 0 0 1 1										
12 Alejandro De Aza, L (1, 9) OBP: 0.292, SLG: 0.404			0-0 1B		0-0 13 G1-2-3 38 1B 1B			0-1 36 2B		3 2 3 0 1 0 0										
36 Caleb Joseph, R (1, 2) OBP: 0.351, SLG: 0.433			2-1 L7		0-2 13 G1-2-3 38 1B 1B			1-2 G5-4-3		4 2 2 2 0 0 3										
<b>Inning Stats</b>	R: 1 E: 0 K: 2 S: 16	H: 1 LOB: 2 BB: 2 P: 28	R: 0 E: 0 K: 0 S: 6	H: 1 LOB: 0 BB: 0 P: 9	R: 0 E: 0 K: 1 S: 6	H: 0 LOB: 1 BB: 1 P: 11	R: 3 E: 0 K: 1 S: 17	H: 5 LOB: 2 BB: 1 P: 27	R: 0 E: 0 K: 0 S: 5	H: 0 LOB: 0 BB: 0 P: 9	R: 3 E: 0 K: 0 S: 12	H: 3 LOB: 0 BB: 0 P: 17	R: 1 E: 1 K: 1 S: 10	H: 2 LOB: 1 BB: 1 P: 17	R: 1 E: 0 K: 1 S: 15	H: 1 LOB: 0 BB: 0 P: 23	1B: 10 2B: 2 3B: 0 HR: 1	SF: 0 SAC: 0 DP: 2 HBP: 0	WP: 1 PB: 1 SB: 2 CS: 0	PA: 40
<b>PITCHER</b>	IP WLS BF H R ER SO BB IBB HBP BLK WP HR S P ERA WHIP											IP WLS BF H R ER SO BB IBB HBP BLK WP HR S P ERA WHIP								
44 Taijuan Walker, R (1, 1) ERA: 7.47	3.2 L 21 7 4 4 3 4 0 0 0 0 0 1 20 30 11.57 1.286																			
40 Danny Farquhar, R (4, 1) ERA: 5.49	2.1 10 3 3 3 1 0 0 0 0 0 1 24 37 0.00 1.800																			
57 Mark Lowe, R (7, 1) ERA: 1.8	1.2 8 3 2 0 2 0 1 0 0 1 0 24 37 0.00 1.800																			
97 Joe Beimel, L (8, 1) ERA: 1.93	0.1 1 0 0 0 0 0 0 0 0 0 0 1 3 0.00 0.000																			



Batter	1	2	3	4	5	6	7	8	9	AB	R	H	RBI	BB	SO	LOB	TOP										
25 Rickie Weeks Jr, R (1, 10) OBP: 0.262, SLG: 0.485	G4-3		G6-3		L1		FC6-2			4	0	0	0	0	0	1	<b>Seattle Mariners @ Baltimore Orioles</b> <b>Oriole Park at Camden Yards, Baltimore, MD</b> Wed May 20 2015, 7:08 PM - 9:45 PM EDT Att: 21,710 - Clear - 66 F										
8 Willie Bloomquist, R (1, 7) OBP: 0.212, SLG: 0.188	F9		G5-3				K			4	0	1	0	0	1	1											
5 Brad Miller, L (9, PH) OBP: 0.323, SLG: 0.487										1	0	1	0	0	0	0											
13 Dustin Ackley, L (9, 7) OBP: 0.229, SLG: 0.320										0	0	0	0	0	0	0											
22 Robinson Cano, L (1, 4) OBP: 0.296, SLG: 0.352			G4-3		F7			G3	G6-4-3	5	0	1	0	0	0	3											
23 Nelson Cruz, R (1, 9) OBP: 0.406, SLG: 0.715	K									4	1	2	0	0	1	1											
15 Kyle Seager, L (1, 5) OBP: 0.301, SLG: 0.414		G3		G4-3						4	0	1	0	0	1	1											
12 Justin Ruggiano, R (1, 8) OBP: 0.326, SLG: 0.431										4	2	2	2	0	1	2											
20 Logan Morrison, L (1, 3) OBP: 0.307, SLG: 0.400										3	1	1	0	1	0	1											
3 Mike Zunino, R (1, 2) OBP: 0.234, SLG: 0.351										4	0	1	1	0	2	4											
1 Chris Taylor, R (1, 6) OBP: 0.195, SLG: 0.184										4	0	1	1	0	0	1											
<b>Inning Stats</b>	R: 0 H: 1 E: 0 K: 1 S: 15	H: 1 LOB: 1 BB: 0 P: 21	R: 1 H: 2 E: 0 K: 0 S: 10	H: 2 LOB: 1 BB: 0 P: 11	R: 0 H: 0 E: 0 K: 0 S: 7	H: 0 LOB: 0 BB: 0 P: 11	R: 2 H: 2 E: 0 K: 1 S: 12	H: 2 LOB: 0 BB: 0 P: 20	R: 0 H: 1 E: 0 K: 0 S: 7	H: 1 LOB: 1 BB: 0 P: 10	R: 0 H: 0 E: 0 K: 1 S: 9	H: 0 LOB: 0 BB: 0 P: 12	R: 1 H: 2 E: 0 K: 1 S: 14	H: 2 LOB: 1 BB: 0 P: 18	R: 0 H: 2 E: 0 K: 2 S: 13	H: 2 LOB: 3 BB: 1 P: 23	R: 0 H: 2 E: 0 K: 0 S: 5	H: 2 LOB: 1 BB: 0 P: 8	1B: 7 2B: 3 HR: 1	SF: 0 SAC: 0 DP: 1 HBP: 0	WP: 0 PB: 0 SB: 0 CS: 0	PA: 39					
<b>PITCHER</b>	IP	WLS	BF	H	R	ER	SO	BB	IBB	HBP	BLK	WP	HR	S	P	ERA	WHIP										
16 Wei-Yin Chen, L ERA: 2.9	7.0	L	29	8	4	4	4	0	0	0	0	0	1	74	103	5.14	1.143										
66 T.J. McFarland, L ERA:	0.2		5	2	0	0	1	1	0	0	0	0	0	9	16	0.00	4.500										
29 Tommy Hunter, R ERA: 4.7	0.1		1	0	0	0	1	0	0	0	0	0	0	4	7	0.00	0.000										
63 Tyler Wilson, R ERA:	1.0		4	2	0	0	0	0	0	0	0	0	0	5	8	0.00	2.000										
<b>Batter</b>	<b>1</b>	<b>2</b>	<b>3</b>	<b>4</b>	<b>5</b>	<b>6</b>	<b>7</b>	<b>8</b>	<b>9</b>	<b>AB</b>	<b>R</b>	<b>H</b>	<b>RBI</b>	<b>BB</b>	<b>SO</b>	<b>LOB</b>	<b>BOTTOM</b>										
13 Manny Machado, R (1, 5) OBP: 0.346, SLG: 0.474	F9					G6-3				4	0	2	0	0	0	0	<b>Seattle Mariners @ Baltimore Orioles</b> <b>Oriole Park at Camden Yards, Baltimore, MD</b> Wed May 20 2015, 7:08 PM - 9:45 PM EDT Att: 21,710 - Clear - 66 F										
38 Jimmy Paredes, S (1, 10) OBP: 0.372, SLG: 0.611	K									4	0	1	1	0	2	1											
10 Adam Jones, R (1, 8) OBP: 0.385, SLG: 0.538										4	1	3	0	0	0	0											
27 Delmon Young, R (1, 9) OBP: 0.312, SLG: 0.333										4	0	1	0	0	0	2											
19 Chris Davis, L (1, 3) OBP: 0.293, SLG: 0.458										4	0	1	0	0	2	2											
28 Steve Pearce, R (1, 7) OBP: 0.285, SLG: 0.307										4	0	0	0	0	1	3											
2 J.J. Hardy, R (1, 6) OBP: 0.227, SLG: 0.357										4	0	1	1	0	0	0											
9 David Lough, L (9, PR) OBP: 0.321, SLG: 0.360										0	0	0	0	0	0	0											
36 Caleb Joseph, R (1, 2) OBP: 0.342, SLG: 0.420										3	0	0	0	0	1	0											
23 Travis Snider, L (9, PH) OBP: 0.337, SLG: 0.361										1	0	0	0	0	0	2											
43 Rey Navarro, S (1, 4) OBP: 0.276, SLG: 0.448										3	1	1	0	0	0	0											
<b>Inning Stats</b>	R: 0 H: 1 E: 0 K: 1 S: 8	H: 0 LOB: 0 BB: 0 P: 11	R: 0 H: 0 E: 0 K: 0 S: 6	H: 0 LOB: 0 BB: 0 P: 10	R: 0 H: 1 E: 0 K: 1 S: 12	H: 1 LOB: 1 BB: 0 P: 17	R: 0 H: 0 E: 0 K: 1 S: 8	H: 0 LOB: 0 BB: 0 P: 10	R: 0 H: 0 E: 0 K: 0 S: 5	H: 0 LOB: 0 BB: 0 P: 9	R: 0 H: 0 E: 0 K: 1 S: 9	H: 0 LOB: 0 BB: 0 P: 13	R: 0 H: 2 E: 0 K: 0 S: 10	H: 2 LOB: 1 BB: 0 P: 12	R: 1 H: 3 E: 0 K: 0 S: 11	H: 3 LOB: 2 BB: 0 P: 17	R: 1 H: 3 E: 0 K: 2 S: 16	H: 3 LOB: 2 BB: 0 P: 22	1B: 9 2B: 1 HR: 0	SF: 0 SAC: 0 DP: 1 HBP: 0	WP: 0 PB: 0 SB: 0 CS: 0	PA: 35					
<b>PITCHER</b>	IP	WLS	BF	H	R	ER	SO	BB	IBB	HBP	BLK	WP	HR	S	P	ERA	WHIP										
29 Roenis Elias, L ERA: 2.76	7.2	W	28	6	1	1	4	0	0	0	0	0	0	66	96	1.17	0.783										
39 Carson Smith, R ERA: 1.0	0.1	H	1	1	0	0	0	0	0	0	0	0	0	3	3	0.00	3.000										
56 Fernando Rodney, R ERA: 5.87	1.0	S	6	3	1	1	2	0	0	0	0	0	0	16	22	9.00	3.000										

AB	38
R	4
H	12
RBI	4
BB	1
SO	6
LOB	15



AB	35
R	2
H	10
RBI	2
BB	0
SO	6
LOB	10





Batter	1	2	3	4	5	6	7	8	9	AB	R	H	RBI	BB	SO	LOB	TOP					
7 Seth Smith, L OBP: 0.310, SLG: 0.476 25 Rickie Weeks Jr., R OBP: 0.294, SLG: 0.292	F8		F7	F8		F8		F8		2	0	0	0	0	0	1						
5 Brad Miller, L OBP: 0.326, SLG: 0.483	F7		G4-3	K						5	1	2	0	0	1	3						
22 Robinson Cano, L OBP: 0.305, SLG: 0.356	G4-3									4	0	2	0	1	1	2						
23 Nelson Cruz, R OBP: 0.412, SLG: 0.708			K							3	1	1	0	2	2	3						
15 Kyle Seager, L OBP: 0.308, SLG: 0.419 8 Willie Bloomquist, R OBP: 0.290, SLG: 0.179										3	1	2	0	0	1	1						
35 Wainwright Castillo, R OBP: 0.231, SLG: 0.340	SF9									4	1	1	1	0	2	3						
20 Logan Morrison, L OBP: 0.303, SLG: 0.388	F8									4	0	0	1	1	2	3						
13 Dustin Ackley, L OBP: 0.226, SLG: 0.316 12 Justin Ruggiano, R OBP: 0.323, SLG: 0.407			K							1	0	0	0	0	1	1						
1 Chris Taylor, R OBP: 0.244, SLG: 0.200										2	0	1	0	2	0	1						
<b>Inning Stats</b>	R: 0 E: 0 K: 0 S: 5	H: 0 LOB: 0 BB: 0 P: 9	R: 1 E: 0 K: 1 S: 16	H: 1 LOB: 1 BB: 1 P: 28	R: 0 E: 0 K: 1 S: 11	H: 0 LOB: 2 BB: 2 P: 21	R: 2 E: 0 K: 3 S: 24	H: 3 LOB: 2 BB: 1 P: 39	R: 0 E: 1 K: 2 S: 11	H: 0 LOB: 2 BB: 1 P: 20	R: 1 E: 0 K: 1 S: 19	H: 3 LOB: 3 BB: 1 P: 30	R: 0 E: 0 K: 1 S: 13	H: 2 LOB: 3 BB: 1 P: 24	R: 0 E: 0 K: 2 S: 9	H: 0 LOB: 0 BB: 0 P: 11	1B: 10 2B: 1 3B: 0 HR: 0	SF: 1 SAC: 0 DP: 1 HBP: 0	WP: 0 PB: 0 SB: 1 CS: 1	PA: 44		
<b>PITCHER</b>	IP WLS BF H R ER SO BB IBB HBP BLK WP HR S P ERA WHIP	IP WLS BF H R ER SO BB IBB HBP BLK WP HR S P ERA WHIP	IP WLS BF H R ER SO BB IBB HBP BLK WP HR S P ERA WHIP	IP WLS BF H R ER SO BB IBB HBP BLK WP HR S P ERA WHIP	IP WLS BF H R ER SO BB IBB HBP BLK WP HR S P ERA WHIP	IP WLS BF H R ER SO BB IBB HBP BLK WP HR S P ERA WHIP	IP WLS BF H R ER SO BB IBB HBP BLK WP HR S P ERA WHIP	IP WLS BF H R ER SO BB IBB HBP BLK WP HR S P ERA WHIP	IP WLS BF H R ER SO BB IBB HBP BLK WP HR S P ERA WHIP	IP WLS BF H R ER SO BB IBB HBP BLK WP HR S P ERA WHIP	IP WLS BF H R ER SO BB IBB HBP BLK WP HR S P ERA WHIP	IP WLS BF H R ER SO BB IBB HBP BLK WP HR S P ERA WHIP	IP WLS BF H R ER SO BB IBB HBP BLK WP HR S P ERA WHIP	IP WLS BF H R ER SO BB IBB HBP BLK WP HR S P ERA WHIP	IP WLS BF H R ER SO BB IBB HBP BLK WP HR S P ERA WHIP	IP WLS BF H R ER SO BB IBB HBP BLK WP HR S P ERA WHIP	IP WLS BF H R ER SO BB IBB HBP BLK WP HR S P ERA WHIP	IP WLS BF H R ER SO BB IBB HBP BLK WP HR S P ERA WHIP	IP WLS BF H R ER SO BB IBB HBP BLK WP HR S P ERA WHIP	IP WLS BF H R ER SO BB IBB HBP BLK WP HR S P ERA WHIP	IP WLS BF H R ER SO BB IBB HBP BLK WP HR S P ERA WHIP	
30 Chris Tillman, R ERA: 6.1 17 Brian Matusz, L ERA: 3.77 35 Brad Brach, R ERA: 3.79 66 T.J. McFarland, L ERA: 2.25 56 Darren O'Day, R ERA: 1.13	3.0 1 7 3 2 1 0 0 0 0 0 0 0 32 58 3.00 1.333	1.0 0 7 1 0 0 0 0 0 0 0 0 0 24 39 18.00 4.000	2.0 H 8 1 0 0 3 1 0 0 0 0 0 21 34 0.00 1.000	0.0 2 2 1 1 0 0 0 0 0 0 0 5 7 ∞ ∞	1.0 B 5 1 0 0 1 1 0 0 0 0 0 14 23 0.00 2.000	1.0 W 6 2 0 0 1 0 0 0 0 0 0 13 24 0.00 2.000	1.0 S 3 0 0 0 2 0 0 0 0 0 0 9 11 0.00 0.000															
13 Manny Machado, R OBP: 0.344, SLG: 0.468										4	0	1	0	0	2	2						
38 Jimmy Paredes, S OBP: 0.376, SLG: 0.604	FC1-6									3	1	1	0	1	0	2						
10 Adam Jones, R OBP: 0.375, SLG: 0.524	F7									4	0	0	0	0	1	6						
27 Delmon Young, R OBP: 0.309, SLG: 0.330 9 David Lough, L OBP: 0.321, SLG: 0.360										4	1	1	0	0	0	3						
19 Chris Davis, L OBP: 0.298, SLG: 0.455										3	2	1	0	1	0	1						
28 Steve Pearce, R OBP: 0.275, SLG: 0.341										3	1	1	4	1	1	1						
2 J.J. Hardy, R OBP: 0.229, SLG: 0.348	L9									4	0	1	1	0	2	1						
12 Alejandro De Aza, L OBP: 0.280, SLG: 0.387										4	0	0	0	0	3	1						
34 Ryan Lavanway, R OBP: 0.250, SLG: 0.167										2	0	0	0	2	1	1						
<b>Inning Stats</b>	R: 4 E: 0 K: 0 S: 15	H: 3 LOB: 0 BB: 1 P: 23	R: 0 E: 0 K: 3 S: 15	H: 1 LOB: 1 BB: 1 P: 26	R: 0 E: 0 K: 1 S: 9	H: 0 LOB: 0 BB: 1 P: 15	R: 0 E: 0 K: 2 S: 11	H: 0 LOB: 0 BB: 0 P: 17	R: 0 E: 0 K: 0 S: 10	H: 0 LOB: 1 BB: 1 P: 16	R: 0 E: 0 K: 3 S: 9	H: 0 LOB: 2 BB: 1 P: 13	R: 0 E: 1 K: 0 S: 15	H: 0 LOB: 1 BB: 0 P: 25	R: 1 E: 0 K: 1 S: 14	H: 2 LOB: 1 BB: 0 P: 22	1B: 5 2B: 0 3B: 0 HR: 1	SF: 0 SAC: 0 DP: 0 HBP: 0	WP: 0 PB: 0 SB: 1 CS: 0	PA: 36		
<b>PITCHER</b>	IP WLS BF H R ER SO BB IBB HBP BLK WP HR S P ERA WHIP	IP WLS BF H R ER SO BB IBB HBP BLK WP HR S P ERA WHIP	IP WLS BF H R ER SO BB IBB HBP BLK WP HR S P ERA WHIP	IP WLS BF H R ER SO BB IBB HBP BLK WP HR S P ERA WHIP	IP WLS BF H R ER SO BB IBB HBP BLK WP HR S P ERA WHIP	IP WLS BF H R ER SO BB IBB HBP BLK WP HR S P ERA WHIP	IP WLS BF H R ER SO BB IBB HBP BLK WP HR S P ERA WHIP	IP WLS BF H R ER SO BB IBB HBP BLK WP HR S P ERA WHIP	IP WLS BF H R ER SO BB IBB HBP BLK WP HR S P ERA WHIP	IP WLS BF H R ER SO BB IBB HBP BLK WP HR S P ERA WHIP	IP WLS BF H R ER SO BB IBB HBP BLK WP HR S P ERA WHIP	IP WLS BF H R ER SO BB IBB HBP BLK WP HR S P ERA WHIP	IP WLS BF H R ER SO BB IBB HBP BLK WP HR S P ERA WHIP	IP WLS BF H R ER SO BB IBB HBP BLK WP HR S P ERA WHIP	IP WLS BF H R ER SO BB IBB HBP BLK WP HR S P ERA WHIP	IP WLS BF H R ER SO BB IBB HBP BLK WP HR S P ERA WHIP	IP WLS BF H R ER SO BB IBB HBP BLK WP HR S P ERA WHIP	IP WLS BF H R ER SO BB IBB HBP BLK WP HR S P ERA WHIP	IP WLS BF H R ER SO BB IBB HBP BLK WP HR S P ERA WHIP	IP WLS BF H R ER SO BB IBB HBP BLK WP HR S P ERA WHIP	IP WLS BF H R ER SO BB IBB HBP BLK WP HR S P ERA WHIP	
33 J.A. Happ, L ERA: 3.61 54 Tom Wilhelmson, R ERA: 2.15 57 Mark Lowe, R ERA: 1.59 97 Joe Beimel, L ERA: 1.5 41 Charlie Furbush, L ERA: 1.74	2.0 0 7 0 0 0 3 1 0 0 0 0 0 20 32 0.00 0.500	0.2 0 3 0 0 0 0 1 0 0 0 0 0 7 12 0.00 1.500	1.1 4 0 0 0 3 0 0 0 0 0 0 12 17 0.00 0.000	0.1 3 0 0 0 0 1 0 0 0 0 0 6 13 0.00 3.000																		

Seattle Mariners @ Baltimore Orioles  
 Oriole Park at Camden Yards, Baltimore, MD  
 Thu May 21 2015, 12:47 PM - 6:22 PM EDT  
 Att: 33,085 - Rain - 51 F

AB 36  
 R 4  
 H 10  
 RBI 4  
 BB 7  
 SO 12  
 LOB 32



Seattle Mariners @ Baltimore Orioles  
 Oriole Park at Camden Yards, Baltimore, MD  
 Thu May 21 2015, 12:47 PM - 6:22 PM EDT  
 Att: 33,085 - Rain - 51 F

AB 31  
 R 5  
 H 6  
 RBI 5  
 SO 10  
 LOB 18





Batter	1	2	3	4	5	6	7	8	9	AB	R	H	RBI	BB	SO	LOB	TOP					
13 Manny Machado, R OBP: 0.346, SLG: 0.472										5	0	2	3	0	1	3	<b>Baltimore Orioles @ Miami Marlins</b> Marlins Park, Miami, FL Fri May 22 2015, 7:13 PM - 10:28 PM EDT Att: 19,977 - Roof Closed - 74 F					
38 Jimmy Paredes, S OBP: 0.385, SLG: 0.603										5	0	3	1	0	1	2						
9 David Lough, L OBP: 0.321, SLG: 0.360										5	0	1	0	0	0	6						
10 Adam Jones, R OBP: 0.370, SLG: 0.513										3	1	0	0	0	0	2						
19 Chris Davis, L OBP: 0.301, SLG: 0.445										3	1	0	0	2	0	2						
23 Travis Snider, L OBP: 0.340, SLG: 0.349										3	1	0	0	2	3							
35 Brad Brach, R										0	0	0	0	0	0	0						
53 Zack Britton, L										0	0	0	0	0	0	0						
2 J.J. Hardy, R OBP: 0.212, SLG: 0.320										4	1	0	0	0	0	3						
12 Alejandro De Aza, L OBP: 0.295, SLG: 0.385										3	2	1	0	2	1	0						
36 Caleb Joseph, R OBP: 0.361, SLG: 0.433										4	2	3	2	1	0	0						
31 Ubaldo Jiménez, R ERA: 4.22										1	0	0	0	0	0	0						
27 Delmon Young, R OBP: 0.316, SLG: 0.347										1	0	1	1	0	0	0						
63 Tyler Wilson, R ERA: 4.5										0	0	0	0	0	0	0						
29 Tommy Hunter, R ERA: 3.93										0	0	0	0	0	0	0						
28 Steve Pearce, R OBP: 0.289, SLG: 0.333										2	1	0	0	0	0	3						
<b>Inning Stats</b>	R: 0 E: 0 K: 0 S: 6	H: 1 LOB: 0 BB: 0 P: 10	R: 0 E: 0 K: 1 S: 12	H: 0 LOB: 0 BB: 0 P: 18	R: 0 E: 0 K: 0 S: 4	H: 0 LOB: 0 BB: 0 P: 6	R: 0 E: 0 K: 0 S: 9	H: 2 LOB: 3 BB: 1 P: 16	R: 2 E: 0 K: 1 S: 11	H: 3 LOB: 1 BB: 0 P: 15	R: 4 E: 1 K: 1 S: 20	H: 2 LOB: 2 BB: 3 P: 41	R: 0 E: 0 K: 1 S: 8	H: 0 LOB: 0 BB: 0 P: 13	R: 2 E: 0 K: 1 S: 18	H: 3 LOB: 3 BB: 2 P: 33	R: 0 E: 0 K: 1 S: 15	H: 0 LOB: 1 BB: 1 P: 25	1B: 9 2B: 2 3B: 0 HR: 0	SF: 0 SAC: 2 DP: 1 HBP: 0	WP: 0 PB: 0 SB: 0 CS: 0	PA: 45
<b>PITCHER</b>	IP: 5.0 WLS: L BF: 25	H: 6 R: 6 ER: 4 SO: 2	BB: 3 IBB: 1 HBP: 0 BLK: 0	WP: 0 HR: 0 S: 47 P: 85	ERA: 7.20 WHIP: 1.800	IP: 1.0 WLS: W BF: 4	H: 0 R: 0 ER: 0 SO: 1	BB: 1 IBB: 0 HBP: 0 BLK: 0	WP: 0 HR: 0 S: 15 P: 25	ERA: 0.00 WHIP: 1.000						ERA: 0.00 WHIP: 1.000						
37 Henderson Alvarez III, R ERA: 6.45						44 AJ Ramos, R ERA: 0.86																
31 Steve Cieshek, R ERA: 7.13																						
57 Bryan Morris, R ERA: 4.22																						
52 Brad Hand, L ERA: 5.64																						
36 Sam Dyson, R ERA: 2.42																						

Batter	1	2	3	4	5	6	7	8	9	AB	R	H	RBI	BB	SO	LOB	BOTTOM					
9 Dee Strange-Gordon, L OBP: 0.415, SLG: 0.488										5	1	2	0	0	1	2	<b>Baltimore Orioles @ Miami Marlins</b> Marlins Park, Miami, FL Fri May 22 2015, 7:13 PM - 10:28 PM EDT Att: 19,977 - Roof Closed - 74 F					
13 Marcell Ozuna, R OBP: 0.339, SLG: 0.387										5	0	1	1	0	1	5						
27 Giancarlo Stanton, R OBP: 0.321, SLG: 0.513										5	0	1	1	0	2	6						
14 Martin Prado, R OBP: 0.309, SLG: 0.345										5	0	1	0	0	0	5						
48 Justin Bour, L OBP: 0.477, SLG: 0.625										5	1	2	1	0	1	2						
20 J.T. Realmuto, R OBP: 0.246, SLG: 0.336										5	0	0	0	0	0	3						
51 Ichiro Suzuki, L OBP: 0.350, SLG: 0.340										4	1	2	0	1	1	1						
3 Adeiny Hechavarria, R OBP: 0.327, SLG: 0.406										5	2	3	0	0	0	2						
37 Henderson Alvarez III, R ERA: 2.82										2	0	1	1	0	0	2						
31 Steve Cieshek, R ERA: 7.13										0	0	0	0	0	0	0						
57 Bryan Morris, L ERA: 3.93										1	0	1	0	0	0	0						
38 Michael Morse, R OBP: 0.276, SLG: 0.291										0	0	0	0	0	0	0						
52 Brad Hand, L ERA: 5.64										0	0	0	0	0	0	0						
36 Sam Dyson, R ERA: 2.42										0	0	0	0	0	0	0						
21 Christian Yelich, L ERA: 2.23										1	0	0	0	0	0	0						
44 AJ Ramos, R ERA: 0.86										0	0	0	0	0	0	0						
<b>Inning Stats</b>	R: 1 E: 0 K: 1 S: 14	H: 3 LOB: 2 BB: 0 P: 16	R: 2 E: 0 K: 1 S: 21	H: 3 LOB: 2 BB: 0 P: 31	R: 0 E: 0 K: 0 S: 13	H: 1 LOB: 2 BB: 1 P: 23	R: 0 E: 0 K: 2 S: 12	H: 0 LOB: 1 BB: 0 P: 17	R: 0 E: 0 K: 1 S: 8	H: 0 LOB: 0 BB: 0 P: 13	R: 1 E: 0 K: 1 S: 12	H: 3 LOB: 2 BB: 0 P: 17	R: 0 E: 0 K: 0 S: 9	H: 1 LOB: 1 BB: 0 P: 14	R: 0 E: 0 K: 0 S: 8	H: 1 LOB: 1 BB: 0 P: 11	R: 1 E: 1 K: 0 S: 10	H: 2 LOB: 1 BB: 0 P: 14	1B: 12 2B: 1 3B: 0 HR: 1	SF: 0 SAC: 0 DP: 0 HBP: 0	WP: 1 PB: 1 SB: 4 CS: 0	PA: 44
<b>PITCHER</b>	IP: 4.0 WLS: W BF: 22	H: 3 R: 3 ER: 1 SO: 4	BB: 1 IBB: 0 HBP: 0 BLK: 0	WP: 0 HR: 0 S: 60 P: 87	ERA: 6.75 WHIP: 2.000	IP: 1.0 WLS: W BF: 4	H: 0 R: 0 ER: 0 SO: 1	BB: 1 IBB: 0 HBP: 0 BLK: 0	WP: 0 HR: 0 S: 15 P: 25	ERA: 0.00 WHIP: 1.000						ERA: 0.00 WHIP: 1.000						
31 Ubaldo Jiménez, R ERA: 2.82																						
63 Tyler Wilson, R ERA: 4.5																						
29 Tommy Hunter, R ERA: 3.93																						
35 Brad Brach, R ERA: 3.92																						
53 Zack Britton, L ERA: 2.79																						





Batter	1	2	3	4	5	6	7	8	9	10	11	12	13	AB	R	H	RBI	BB	SO	LOB	TOP
13 Manny Machado, R OBP: 0.365, SLG: 0.473														6	0	2	0	0	2	2	
38 Jimmy Paredes, S OBP: 0.365, SLG: 0.500														6	0	2	0	0	2	1	
10 Adam Jones, R OBP: 0.365, SLG: 0.500														6	0	1	0	0	0	4	
19 Chris Davis, L OBP: 0.290, SLG: 0.427														6	0	0	0	0	4	4	
27 Delmon Young, R OBP: 0.301, SLG: 0.330														5	0	0	0	0	1	2	
2 J.J. Hardy, R OBP: 0.211, SLG: 0.309														5	0	1	0	0	3	0	
23 Travis Snider, L OBP: 0.360, SLG: 0.375														2	0	2	0	1	0	0	
26 Steve Pearce, R OBP: 0.254, SLG: 0.326														2	0	0	0	0	1	0	
36 Caleb Joseph, R OBP: 0.303, SLG: 0.421														3	0	0	0	2	0	2	
59 Mike Wright Jr., R OBP: 0.299, SLG: 0.350														2	0	1	0	0	1	2	
56 Darren O'Day, R ERA: 1.06														0	0	0	0	0	0	0	
12 Alejandro De Azavedo, L ERA: 3.66														0	0	0	0	0	1	0	
71 Oliver Drake, R ERA: 3.66														1	0	0	0	0	0	0	
17 Brian Matusz, L ERA: 3.6														0	0	0	0	0	0	0	
66 T.J. McFarland, L ERA: 3.6														0	0	0	0	0	0	0	
<b>Inning Stats</b>	R: 0 E: 0 K: 1 S: 18	H: 2 LOB: 0 BB: 0 P: 28	R: 0 E: 0 K: 0 S: 13	H: 1 LOB: 2 BB: 1 P: 19	R: 0 E: 0 K: 2 S: 10	H: 1 LOB: 0 BB: 1 P: 17	R: 0 E: 0 K: 1 S: 7	H: 2 LOB: 2 BB: 1 P: 16	R: 0 E: 0 K: 0 S: 7	H: 0 LOB: 0 BB: 0 P: 12	R: 0 E: 0 K: 1 S: 8	H: 1 LOB: 0 BB: 0 P: 13	R: 0 E: 0 K: 1 S: 6	H: 0 LOB: 0 BB: 0 P: 7	R: 0 E: 0 K: 2 S: 8	H: 1 LOB: 1 BB: 1 P: 10	1B: 7 2B: 2 3B: 0 HR: 0	SF: 0 SAC: 1 DP: 1 HBP: 0	WIP: 0 PB: 0 SB: 0 CS: 0	PA: 49	
<b>PITCHER</b>	15 Dan Haren, R ERA: 3.09	36 Sam Dyson, R ERA: 2.31	40 Mike Dunn, L ERA: 4.76	44 A.J. Ramos, R ERA: 0.82	57 Bryan Morris, R ERA: 4.03	22 Carter Capps, R ERA: 1.5	IP: 6.0 WLS: 27 BF: 7 H: 0 ER: 0 SO: 6 BB: 2 IBB: 1 HBP: 0 BLK: 0 WP: 0 HR: 0 S: 73 P: 115 ERA: 0.00 WHIP: 1.500	IP: 3.0 WLS: 10 BF: 1 H: 0 ER: 0 SO: 6 BB: 0 IBB: 0 HBP: 0 BLK: 0 WP: 0 HR: 0 S: 24 P: 30 ERA: 0.00 WHIP: 0.333													
Batter	1	2	3	4	5	6	7	8	9	10	11	12	13	AB	R	H	RBI	BB	SO	LOB	BOTTOM
9 Dee Strange-Gordon, L OBP: 0.407, SLG: 0.458														6	0	1	0	0	2	3	
13 Marcell Ozuna, R OBP: 0.353, SLG: 0.378														6	0	1	0	0	0	1	
27 Giancarlo Stanton, R OBP: 0.321, SLG: 0.500														4	0	0	0	2	1	0	
14 Martin Prado, R OBP: 0.310, SLG: 0.341														5	0	1	1	0	0	2	
48 Justin Bour, L OBP: 0.429, SLG: 0.556														5	0	0	0	0	1	1	
20 J.T. Realmuto, R OBP: 0.244, SLG: 0.330														5	0	1	0	0	0	1	
21 Christian Yelich, L OBP: 0.267, SLG: 0.234														4	0	1	0	1	2	1	
3 Adeiny Hechavarría, R OBP: 0.335, SLG: 0.405														3	1	1	0	2	0	2	
59 Mike Wright Jr., R ERA: 1.06														1	0	0	0	0	1	0	
56 Darren O'Day, R ERA: 1.06														0	0	0	0	0	0	0	
71 Oliver Drake, R ERA: 3.66														0	0	0	0	0	0	0	
17 Brian Matusz, L ERA: 3.6														0	0	0	0	0	0	0	
66 T.J. McFarland, L ERA: 3.6														0	0	0	0	0	0	0	
<b>Inning Stats</b>	R: 0 E: 0 K: 1 S: 11	H: 0 LOB: 0 BB: 0 P: 18	R: 0 E: 0 K: 0 S: 7	H: 0 LOB: 0 BB: 0 P: 13	R: 0 E: 0 K: 1 S: 9	H: 1 LOB: 0 BB: 1 P: 9	R: 0 E: 0 K: 1 S: 9	H: 1 LOB: 2 BB: 1 P: 16	R: 0 E: 0 K: 0 S: 5	H: 0 LOB: 0 BB: 0 P: 7	R: 0 E: 0 K: 1 S: 6	H: 0 LOB: 0 BB: 0 P: 8	R: 0 E: 0 K: 1 S: 6	H: 0 LOB: 0 BB: 0 P: 8	R: 0 E: 0 K: 2 S: 13	H: 2 LOB: 3 BB: 2 P: 19	1B: 7 2B: 0 3B: 0 HR: 0	SF: 0 SAC: 0 DP: 0 HBP: 1	WIP: 0 PB: 0 SB: 1 CS: 0	PA: 49	
<b>PITCHER</b>	59 Mike Wright Jr., R ERA: 1.06	56 Darren O'Day, R ERA: 1.06	71 Oliver Drake, R ERA: 3.66	17 Brian Matusz, L ERA: 3.6	66 T.J. McFarland, L ERA: 3.6	22 Carter Capps, R ERA: 1.5	IP: 7.0 WLS: 27 BF: 3 H: 0 ER: 0 SO: 4 BB: 1 IBB: 2 HBP: 1 BLK: 0 WP: 0 HR: 0 S: 56 P: 98 ERA: 0.00 WHIP: 0.571	IP: 3.0 WLS: 10 BF: 1 H: 0 ER: 0 SO: 6 BB: 0 IBB: 0 HBP: 0 BLK: 0 WP: 0 HR: 0 S: 24 P: 30 ERA: 0.00 WHIP: 0.333													

Baltimore Orioles @ Miami Marlins  
Marlins Park, Miami, FL  
Sat May 23 2015, 7:17 PM - 11:06 PM EDT  
Att: 21,356 - Roof Closed - 75 F

AB 45  
R 0  
H 9  
RBI 0  
BB 3  
SO 15  
LOB 17



Baltimore Orioles @ Miami Marlins  
Marlins Park, Miami, FL  
Sat May 23 2015, 7:17 PM - 11:06 PM EDT  
Att: 21,356 - Roof Closed - 75 F

AB 43  
R 1  
H 7  
RBI 1  
BB 5  
SO 10  
LOB 14





Batter	1	2	3	4	5	6	7	8	9	AB	R	H	RBI	BB	SO	LOB	TOP				
4 George Springer, R OBP: 0.347, SLG: 0.434										5	1	3	1	0	2	0	<b>Houston Astros @ Baltimore Orioles</b> Oriole Park at Camden Yards, Baltimore, MD Mon May 25 2015, 1:38 PM - 4:03 PM EDT Att: 28,909 - Sunny - 80 F				
27 Jose Altuve, R OBP: 0.348, SLG: 0.429										4	1	2	0	0	0	0					
18 Luis Valbuena, L OBP: 0.257, SLG: 0.413										4	1	0	0	0	0	4					
Evan Gattis, R OBP: 0.234, SLG: 0.437										4	0	1	0	0	3	4					
23 Chris Carter, R OBP: 0.280, SLG: 0.325										4	0	1	2	0	1	3					
20 Preston Tucker, L OBP: 0.234, SLG: 0.585										4	0	2	0	0	1	0					
2 Jonathan Villar, S OBP: 0.304, SLG: 0.297										3	0	1	0	0	1	2					
28 Colby Rasmus, L OBP: 0.292, SLG: 0.496										1	0	0	0	0	1	0					
9 Marwin Gonzalez, S OBP: 0.271, SLG: 0.421										0	0	0	0	0	0	0					
16 Hank Conger, L OBP: 0.313, SLG: 0.350										4	0	1	0	0	0	2					
6 Jake Marisnick, R OBP: 0.310, SLG: 0.417										4	0	0	0	0	3	2					
<b>Inning Stats</b>	R: 0 H: 2 E: 0 K: 1 S: 10	H: 2 LOB: 2 BB: 0 P: 16	R: 0 H: 2 E: 0 K: 1 S: 12	H: 2 LOB: 1 BB: 0 P: 19	R: 1 H: 2 E: 0 K: 0 S: 8	H: 2 LOB: 1 BB: 0 P: 12	R: 0 H: 1 E: 0 K: 3 S: 11	H: 1 LOB: 1 BB: 0 P: 15	R: 2 H: 4 E: 0 K: 2 S: 9	H: 0 LOB: 0 BB: 0 P: 11	R: 0 H: 0 E: 0 K: 1 S: 9	H: 0 LOB: 0 BB: 0 P: 12	R: 0 H: 0 E: 0 K: 2 S: 11	H: 0 LOB: 0 BB: 0 P: 17	R: 0 H: 0 E: 0 K: 1 S: 7	H: 0 LOB: 0 BB: 0 P: 10	1B: 8 2B: 2 3B: 0 HR: 1	SF: 0 SAC: 0 DP: 1 HBP: 0	WP: 0 PA: 37 PB: 0 SB: 0 CS: 0		
<b>PITCHER</b>	IP WLS BF H R ER SO BB IBB HBP BLK WP HR S P ERA WHIP	5.0 W 6 0 0 0 3 0 0 0 0 0 0 18 23 0.00 0.000	1.0 H 3 0 0 0 2 0 0 0 0 0 0 0 11 17 0.00 0.000	1.0 S 3 0 0 0 1 0 0 0 0 0 0 0 7 10 0.00 0.000																	

Batter	1	2	3	4	5	6	7	8	9	AB	R	H	RBI	BB	SO	LOB	BOTTOM		
13 Manny Machado, R OBP: 0.350, SLG: 0.471										3	0	1	0	1	0	0	<b>Houston Astros @ Baltimore Orioles</b> Oriole Park at Camden Yards, Baltimore, MD Mon May 25 2015, 1:38 PM - 4:03 PM EDT Att: 28,909 - Sunny - 80 F		
38 Jimmy Paredes, S OBP: 0.283, SLG: 0.563										3	0	0	0	0	0	2			
10 Adam Jones, R OBP: 0.354, SLG: 0.485										3	0	0	0	0	0	1			
27 Delmon Young, R OBP: 0.315, SLG: 0.337										3	2	2	0	0	0	0			
19 Chris Davis, L OBP: 0.295, SLG: 0.432										0	0	0	0	0	0	0			
28 Steve Pearce, R OBP: 0.264, SLG: 0.354										3	1	1	2	0	1	1			
2 J.J. Hardy, R OBP: 0.217, SLG: 0.310										3	0	1	0	0	1	1			
9 David Lough, L OBP: 0.333, SLG: 0.367										0	0	0	0	0	0	0			
36 Caleb Joseph, R OBP: 0.359, SLG: 0.441										3	1	1	2	0	0	1			
1 Everth Cabrera, S OBP: 0.242, SLG: 0.227										3	0	0	0	0	0	0			
12 Alejandro De Aza, L OBP: 0.279, SLG: 0.363										3	0	0	0	0	1	0			
<b>Inning Stats</b>	R: 0 H: 0 E: 0 K: 0 S: 5	H: 0 LOB: 1 BB: 0 P: 12	R: 2 H: 2 E: 0 K: 1 S: 11	H: 2 LOB: 0 BB: 0 P: 16	R: 0 H: 1 E: 0 K: 1 S: 6	H: 1 LOB: 0 BB: 0 P: 7	R: 0 H: 0 E: 0 K: 1 S: 6	H: 0 LOB: 0 BB: 0 P: 10	R: 0 H: 0 E: 0 K: 0 S: 8	H: 0 LOB: 0 BB: 0 P: 10	R: 2 H: 3 E: 0 K: 0 S: 10	H: 0 LOB: 0 BB: 0 P: 18	R: 0 H: 0 E: 0 K: 0 S: 8	H: 0 LOB: 0 BB: 0 P: 12	R: 0 H: 0 E: 0 K: 0 S: 8	H: 0 LOB: 0 BB: 0 P: 12	1B: 4 2B: 1 3B: 0 HR: 2	SF: 0 SAC: 0 DP: 3 HBP: 0	WP: 0 PA: 28 PB: 0 SB: 0 CS: 0
<b>PITCHER</b>	IP WLS BF H R ER SO BB IBB HBP BLK WP HR S P ERA WHIP	8.0 L 28 6 4 4 3 1 0 0 0 0 0 2 62 98 4.50 0.875																	



Batter	1	2	3	4	5	6	7	8	9	AB	R	H	RBI	BB	SO	LOB	TOP										
4 George Springer, R OBP: 0.354, SLG: 0.442	1-1 G4-6-3 1B		1-1 L9			1-0 F8		1-2 27 1B 20 FC1-5 2B		4	0	2	0	1	0	1											
27 Jose Altuve, R OBP: 0.345, SLG: 0.423	2-0 G4-6-3 1-2		0-0 FC6			1-1 G4-3		1-0 20 FC1-5 20 S FC6-2 1B		5	0	1	0	0	0	3											
20 Preston Tucker, L OBP: 0.412, SLG: 0.545	1-3 K					3-3 K		1-2 FC1-5 FC6-2 18 1B 3-H		3	0	0	0	1	2	2											
6 Jake Marinerick, R OBP: 0.308, SLG: 0.414								1-1 G6-3		1	1	0	0	0	0	1											
Evan Gattis, R OBP: 0.240, SLG: 0.441		4-2 23 FC5-4 BB				0-0 P4		1-2 FC6-2 28 BB 18 1B 3-H		3	2	1	0	1	0	3											
28 Colby Rasmus, L OBP: 0.291, SLG: 0.485	1-3 K					0-2 K		0-3 K 18 1B 1-2 BB		3	0	0	0	1	3	3											
18 Luis Valbuena, L OBP: 0.283, SLG: 0.421	0-2 P5					0-1 2B		0-2 G3-1		4	0	2	2	0	0	2											
23 Chris Carter, R OBP: 0.285, SLG: 0.325	1-1 FC5-4 1-2					2-1 G5-3		2-1 15 2B 1B 3-H		3	1	1	1	1	0	1											
15 Jason Castro, L OBP: 0.306, SLG: 0.417			4-2 27 FC6 BB			1-1 G3		2-2 F7		3	0	1	1	1	0	3											
9 Marwin Gonzalez, S OBP: 0.260, SLG: 0.404	1-2 L7					1-0 L7		0-0 L8		4	0	0	0	0	0	2											
<b>Inning Stats</b>	R: 0 E: 0 K: 1 S: 6	H: 1 LOB: 0 BB: 0 P: 10	R: 0 E: 0 K: 1 S: 11	H: 0 LOB: 1 BB: 1 P: 17	R: 0 E: 0 K: 0 S: 8	H: 0 LOB: 1 BB: 1 P: 14	R: 0 E: 0 K: 1 S: 9	H: 1 LOB: 2 BB: 1 P: 13	R: 0 E: 0 K: 0 S: 5	H: 0 LOB: 0 BB: 0 P: 9	R: 0 E: 0 K: 1 S: 6	H: 0 LOB: 0 BB: 0 P: 11	R: 2 E: 0 K: 1 S: 14	H: 3 LOB: 1 BB: 0 P: 20	R: 2 E: 0 K: 0 S: 19	H: 3 LOB: 3 BB: 2 P: 32	R: 0 E: 0 K: 0 S: 9	H: 0 LOB: 1 BB: 1 P: 13	1B: 4 2B: 4 3B: 0 HR: 0	SF: 0 SAC: 0 DP: 0 HBP: 0	WP: 0 PB: 0 SB: 1 CS: 0	PA: 39					
<b>PITCHER</b>	IP	WLS	BF	H	R	ER	SO	BB	IBB	HBP	BLK	WP	HR	S	P	ERA	WHIP										
30 Chris Tillman, R ERA: 5.59	7.0	L	27	5	2	2	5	3	0	0	0	0	0	59	94	27.00	3.000										
29 Tommy Hunter, R ERA: 4.74	0.2	4	2	2	2	0	0	0	0	0	0	0	0	11	15	∞	∞										
17 Brian Matusz, L ERA: 3.18	0.0	2	1	0	0	0	0	1	0	0	0	0	0	6	11	∞	∞										
65 Chaz Roe, R ERA:	1.1	6	0	0	0	0	0	2	0	0	0	0	0	11	19	0.00	1.500										
<b>Batter</b>	<b>1</b>	<b>2</b>	<b>3</b>	<b>4</b>	<b>5</b>	<b>6</b>	<b>7</b>	<b>8</b>	<b>9</b>	<b>AB</b>	<b>R</b>	<b>H</b>	<b>RBI</b>	<b>BB</b>	<b>SO</b>	<b>LOB</b>	<b>BOTTOM</b>										
13 Manny Machado, R OBP: 0.343, SLG: 0.460	3-2 F9		3-2 G6-4-3 1-2			1-2 G4-3		1-1 F7		4	0	0	0	0	0	3											
38 Jimmy Paredes, S OBP: 0.374, SLG: 0.576	2-2 10 G6-4-3 1B					1-0 28 S 10 WP 1B		1-0 G4-3		4	1	3	0	0	0	0											
10 Adam Jones, R OBP: 0.352, SLG: 0.476	0-1 G6-4-3 1-2					4-0 28 S BB		2-1 G6-3		3	0	0	0	1	0	2											
19 Chris Davis, L OBP: 0.288, SLG: 0.423		2-1 L5				0-3 K		2-2 SF9		3	0	0	1	0	2	2											
28 Steve Pearce, R OBP: 0.265, SLG: 0.347		4-1 27 G4-6-3 BB				3-3 K		3-1 F8		2	0	0	0	1	1	2											
12 Alejandro De Aza, L OBP: 0.277, SLG: 0.359						1-2 2-3 K				1	0	0	0	0	1	0											
27 Delmon Young, R OBP: 0.313, SLG: 0.333	0-1 G4-6-3 1-2					0-0 L7				4	0	1	0	0	0	3											
2 J.J. Hardy, R OBP: 0.206, SLG: 0.295			1-1 L9			1-2 G6-3		0-1 L9		3	0	0	0	0	0	1											
9 David Lough, L OBP: 0.306, SLG: 0.333			0-2 E1			0-1 G6-3		1-2 L7		3	0	0	0	0	0	1											
36 Caleb Joseph, R OBP: 0.366, SLG: 0.442			4-1 13 G6-4-3 BB			1-2 1B		2-3 K		2	0	1	0	1	1	1											
<b>Inning Stats</b>	R: 0 E: 0 K: 0 S: 10	H: 1 LOB: 0 BB: 0 P: 15	R: 0 E: 0 K: 0 S: 5	H: 0 LOB: 0 BB: 1 P: 11	R: 0 E: 1 K: 0 S: 9	H: 0 LOB: 1 BB: 1 P: 17	R: 0 E: 0 K: 2 S: 10	H: 1 LOB: 2 BB: 1 P: 18	R: 0 E: 0 K: 0 S: 10	H: 1 LOB: 1 BB: 0 P: 14	R: 1 E: 0 K: 0 S: 10	H: 1 LOB: 0 BB: 0 P: 17	R: 0 E: 0 K: 1 S: 11	H: 1 LOB: 1 BB: 0 P: 14	R: 0 E: 0 K: 0 S: 5	H: 0 LOB: 0 BB: 0 P: 8	R: 0 E: 0 K: 2 S: 7	H: 0 LOB: 0 BB: 0 P: 10	1B: 4 2B: 1 3B: 0 HR: 0	SF: 1 SAC: 0 DP: 3 HBP: 0	WP: 1 PB: 0 SB: 2 CS: 0	PA: 33					
<b>PITCHER</b>	IP	WLS	BF	H	R	ER	SO	BB	IBB	HBP	BLK	WP	HR	S	P	ERA	WHIP										
46 Scott Feldman, R ERA: 4.8	6.0	W	23	4	1	1	2	3	0	0	0	0	0	55	92	1.50	1.167										
37 Pat Neshek, R ERA: 2.55	1.0	H	4	1	0	0	1	0	0	0	0	0	0	11	14	0.00	1.000										
50 Chad Qualls, R ERA: 3.93	1.0	H	3	0	0	0	0	0	0	0	0	0	0	5	8	0.00	0.000										
44 Luke Gregerson, R ERA: 3.92	1.0	S	3	0	0	0	2	0	0	0	0	0	0	7	10	0.00	0.000										

Houston Astros @ Baltimore Orioles  
 Oriole Park at Camden Yards, Baltimore, MD  
 Tue May 26 2015, 7:08 PM - 9:58 PM EDT  
 Att: 21,541 - Clear - 81 F

AB	33
R	4
H	8
RBI	4
BB	6
SO	5
LOB	21



Houston Astros @ Baltimore Orioles  
 Oriole Park at Camden Yards, Baltimore, MD  
 Tue May 26 2015, 7:08 PM - 9:58 PM EDT  
 Att: 21,541 - Clear - 81 F

AB	29
R	1
H	5
RBI	1
SO	5
LOB	15





Batter	1	2	3	4	5	6	7	8	9	AB	R	H	RBI	BB	SO	LOB	TOP											
4 George Springer, R OBP: 0.350, SLG: 0.434	G5-3		L7		G5-3		G5-3		G1-3	5	1	1	0	0	0	0												
27 Jose Altuve, R OBP: 0.346, SLG: 0.428	L4		G6-3		L6		L6		G1-3	5	0	2	0	0	0	0												
20 Preston Tucker, L OBP: 0.393, SLG: 0.531	K								F7	5	1	1	1	0	1	2												
Evan Gattis, R OBP: 0.251, SLG: 0.473										4	2	3	2	0	0	1												
28 Colby Rasmus, L OBP: 0.303, SLG: 0.500										4	0	3	0	0	0	0												
18 Luis Valbuena, L OBP: 0.282, SLG: 0.413										3	0	0	0	1	0	3												
23 Chris Carter, R OBP: 0.284, SLG: 0.329										4	0	1	1	0	2	4												
15 Jason Castro, L OBP: 0.297, SLG: 0.403										4	0	0	0	0	2	6												
9 Marwin Gonzalez, S OBP: 0.252, SLG: 0.392										3	0	0	0	0	0	2												
2 Jonathan Villar, S OBP: 0.300, SLG: 0.292										1	0	0	0	0	0	0												
<b>Inning Stats</b>	R: 0 E: 0 K: 1 S: 5	H: 0 LOB: 0 BB: 0 P: 6	R: 1 E: 0 K: 1 S: 11	H: 3 LOB: 2 BB: 0 P: 15	R: 0 E: 0 K: 0 S: 5	H: 1 LOB: 1 BB: 0 P: 10	R: 0 E: 0 K: 2 S: 10	H: 1 LOB: 1 BB: 0 P: 13	R: 0 E: 0 K: 0 S: 4	H: 2 LOB: 3 BB: 1 P: 19	R: 3 E: 0 K: 0 S: 11	H: 3 LOB: 0 BB: 0 P: 13	R: 0 E: 0 K: 0 S: 8	H: 0 LOB: 0 BB: 0 P: 11	R: 0 E: 0 K: 0 S: 11	H: 1 LOB: 1 BB: 0 P: 16	1B: 5 2B: 5 HR: 1	SF: 0 SAC: 0 DP: 0 HBP: 0	WP: 0 PA: 39 PB: 0 SB: 0 CS: 0									
<b>PITCHER</b>	IP	WLS	BF	H	R	ER	SO	BB	IBB	HBP	BLK	WP	HR	S	P	ERA	WHIP											
31 Ubaldo Jiménez, R ERA: 3.14	7.0		32	10	4	4	5	1	0	0	0	0	0	1	57	82	5.14	1.571										
35 Brad Brach, R ERA: 3.42	1.0	W	3	0	0	0	0	0	0	0	0	0	0	8	11	0.00	0.000											
53 Zack Britton, L ERA: 2.45	1.0	S	4	1	0	0	0	0	0	0	0	0	0	11	16	0.00	1.000											

Houston Astros @ Baltimore Orioles  
 Oriole Park at Camden Yards, Baltimore, MD  
 Wed May 27 2015, 5:47 PM - 8:12 PM EDT  
 Att: 16,401 - Cloudy - 74 F

AB	38
R	4
H	11
RBI	4
BB	1
SO	5
LOB	18



Batter	1	2	3	4	5	6	7	8	9	AB	R	H	RBI	BB	SO	LOB	BOTTOM											
13 Manny Machado, R OBP: 0.341, SLG: 0.455	F8				K		K			4	0	1	0	0	2	0												
23 Travis Snider, L OBP: 0.352, SLG: 0.359	F9						F9			3	0	0	0	0	0	1												
9 David Lough, L OBP: 0.306, SLG: 0.333										0	0	0	0	0	0	0												
38 Jimmy Paredes, S OBP: 0.378, SLG: 0.581										4	1	2	0	0	0	1												
10 Adam Jones, R OBP: 0.355, SLG: 0.477										4	1	2	0	0	2	1												
19 Chris Davis, L OBP: 0.293, SLG: 0.464										4	2	2	3	0	0	2												
28 Steve Pearce, R OBP: 0.285, SLG: 0.371										4	1	1	1	0	3	0												
2 J.J. Hardy, R OBP: 0.224, SLG: 0.308										4	0	2	0	0	1	0												
3 Ryan Flaherty, L OBP: 0.348, SLG: 0.462										3	0	0	0	0	1	2												
36 Caleb Joseph, R OBP: 0.358, SLG: 0.431										3	0	0	0	0	0	2												
<b>Inning Stats</b>	R: 0 E: 0 K: 1 S: 10	H: 1 LOB: 1 BB: 0 P: 15	R: 0 E: 0 K: 1 S: 9	H: 0 LOB: 0 BB: 0 P: 13	R: 0 E: 0 K: 0 S: 9	H: 1 LOB: 1 BB: 0 P: 17	R: 4 E: 0 K: 0 S: 14	H: 5 LOB: 0 BB: 0 P: 24	R: 0 E: 0 K: 1 S: 10	H: 1 LOB: 2 BB: 0 P: 16	R: 0 E: 0 K: 2 S: 10	H: 1 LOB: 0 BB: 0 P: 16	R: 0 E: 0 K: 1 S: 8	H: 0 LOB: 0 BB: 0 P: 14	R: 1 E: 0 K: 3 S: 11	H: 1 LOB: 0 BB: 0 P: 16	1B: 6 2B: 1 3B: 0 HR: 3	SF: 0 SAC: 0 DP: 1 HBP: 1	WP: 0 PA: 34 PB: 0 SB: 2 CS: 0									
<b>PITCHER</b>	IP	WLS	BF	H	R	ER	SO	BB	IBB	HBP	BLK	WP	HR	S	P	ERA	WHIP											
31 Collin McHugh, R ERA: 4.24	6.0		27	9	4	4	2	0	0	0	0	0	0	12	20	0.00	0.000											
35 Josh Fields, R ERA: 0.77	1.1		4	0	0	0	2	0	0	0	0	0	0	1	7	10	13.50	1.500										
29 Tony Sipp, L ERA: 1.53	0.2	L	3	1	1	1	2	0	0	0	0	0	1	7	10	13.50	1.500											

Houston Astros @ Baltimore Orioles  
 Oriole Park at Camden Yards, Baltimore, MD  
 Wed May 27 2015, 5:47 PM - 8:12 PM EDT  
 Att: 16,401 - Cloudy - 74 F

AB	33
R	5
H	10
RBI	4
BB	0
SO	9
LOB	9









Batter	1	2	3	4	5	6	7	8	9	AB	R	H	RBI	BB	SO	LOB	TOP					
1 Adam Eaton, L (1, 8) OBP: 0.292, SLG: 0.355			G4-3		B3		F8			4	1	1	1	0	0	0	Chicago White Sox @ Baltimore Orioles Oriole Park at Camden Yards, Baltimore, MD Thu May 28 2015, 4:43 PM - 7:30 PM EDT Att: 18,441 - Overcast - 83 F					
53 Melky Cabrera, S (1, 7) OBP: 0.291, SLG: 0.283							F8			4	1	2	0	0	1	0						
79 José Abreu, R (1, 10) OBP: 0.337, SLG: 0.480			F8		FC5-4					4	0	1	0	0	0	2						
25 Adam LaRoche, L (1, 3) OBP: 0.371, SLG: 0.393										3	1	1	2	1	0	1						
15 Gordon Beckham, R (1, 6) OBP: 0.333, SLG: 0.394			G5-3							3	0	0	0	1	2	1						
12 Conor Gillaspie, L (1, 5) OBP: 0.279, SLG: 0.385		G4-3		G6-3		F9-6-3				3	0	0	0	0	0	2						
5 Yolmer Sánchez, S (9, PH) OBP: 0.213, SLG: 0.209										1	0	0	0	0	0	0						
58 Geovany Soto, R (1, 2) OBP: 0.227, SLG: 0.317										3	0	1	0	1	0	0						
20 JB Shuck, L (1, 9) OBP: 0.321, SLG: 0.294		G4-3								3	0	0	0	0	0	3						
10 Alexei Ramirez, R (9, PH) OBP: 0.253, SLG: 0.331										1	0	0	0	0	1	0						
64 Emilio Bonifácio, S (1, 4) OBP: 0.245, SLG: 0.213										3	0	0	0	0	0	1						
<b>Inning Stats</b>	R: 1 E: 0 K: 2 S: 19	H: 2 LOB: 1 BB: 0 P: 27	R: 0 E: 0 K: 0 S: 8	H: 1 LOB: 0 BB: 1 P: 12	R: 2 E: 0 K: 0 S: 12	H: 2 LOB: 0 BB: 0 P: 19	R: 0 E: 0 K: 0 S: 8	H: 0 LOB: 0 BB: 0 P: 12	R: 0 E: 0 K: 0 S: 7	H: 1 LOB: 1 BB: 0 P: 11	R: 0 E: 0 K: 0 S: 14	H: 0 LOB: 2 BB: 3 P: 28	R: 0 E: 0 K: 1 S: 9	H: 0 LOB: 0 BB: 0 P: 14	R: 0 E: 0 K: 1 S: 8	H: 0 LOB: 0 BB: 0 P: 13	R: 0 E: 0 K: 1 S: 8	H: 0 LOB: 0 BB: 0 P: 11	1B: 3 2B: 2 3B: 0 HR: 2	SF: 0 SAC: 0 DP: 1 HBP: 0	WP: 0 PB: 0 SB: 0 CS: 0	PA: 35
<b>PITCHER</b>	IP WLS BF H R ER SO BB IBB HBP BLK WP HR S P ERA WHIP																					
59 Mike Wright Jr., R (1, 1) ERA: 1.4	5.0 W 21 6 3 3 2 0 0 0 0 0 0 2 54 81 5.40 1.200																					
71 Oliver Drake, R (6, 1) ERA:	1.0 H 5 0 0 0 0 3 0 0 0 0 0 0 14 28 0.00 3.000																					
35 Brad Brach, R (7, 1) ERA: 3.28	1.0 H 3 0 0 0 0 0 0 0 0 0 0 0 9 14 0.00 0.000																					
56 Darren O'Day, R (8, 1) ERA: 1.0	1.0 H 3 0 0 0 1 0 0 0 0 0 0 0 8 13 0.00 0.000																					
53 Zack Britton, L (9, 1) ERA: 2.33	1.0 S 3 0 0 0 1 0 0 0 0 0 0 0 8 11 0.00 0.000																					

Batter	1	2	3	4	5	6	7	8	9	AB	R	H	RBI	BB	SO	LOB	BOTTOM			
13 Manny Machado, R (1, 5) OBP: 0.335, SLG: 0.451						G6-3		L8		4	1	1	0	1	1	1	Chicago White Sox @ Baltimore Orioles Oriole Park at Camden Yards, Baltimore, MD Thu May 28 2015, 4:43 PM - 7:30 PM EDT Att: 18,441 - Overcast - 83 F			
23 Travis Snider, L (1, 9) OBP: 0.368, SLG: 0.367	G1-3							L7		5	0	2	1	0	0	3				
38 Jimmy Paredes, S (1, 10) OBP: 0.368, SLG: 0.556								K		4	1	1	0	1	2	1				
10 Adam Jones, R (1, 8) OBP: 0.351, SLG: 0.467	G5-3							K		4	1	1	1	0	0	4				
19 Chris Davis, L (1, 3) OBP: 0.302, SLG: 0.484										2	1	1	1	2	0	0				
45 Steve Clevenger, L (1, 2) OBP: 0.500, SLG: 0.500										4	1	2	1	0	1	2				
2 J.J. Hardy, R (1, 6) OBP: 0.216, SLG: 0.292										4	0	1	1	0	1	1				
3 Ryan Flaherty, L (1, 4) OBP: 0.360, SLG: 0.488										4	1	2	0	0	0	2				
9 David Lough, L (1, 7) OBP: 0.333, SLG: 0.361										3	0	2	1	0	0	2				
<b>Inning Stats</b>	R: 2 E: 0 K: 1 S: 13	H: 2 LOB: 1 BB: 1 P: 24	R: 0 E: 0 K: 0 S: 7	H: 1 LOB: 2 BB: 1 P: 12	R: 2 E: 1 K: 0 S: 10	H: 3 LOB: 2 BB: 1 P: 18	R: 0 E: 0 K: 2 S: 10	H: 1 LOB: 1 BB: 0 P: 12	R: 0 E: 0 K: 0 S: 8	H: 0 LOB: 0 BB: 1 P: 15	R: 1 E: 0 K: 0 S: 16	H: 3 LOB: 2 BB: 0 P: 20	R: 1 E: 1 K: 1 S: 9	H: 3 LOB: 2 BB: 0 P: 14	R: 0 E: 0 K: 1 S: 5	H: 0 LOB: 0 BB: 0 P: 7		1B: 9 2B: 3 3B: 1 HR: 0	SF: 0 SAC: 1 DP: 1 HBP: 0	WP: 0 PB: 0 SB: 1 CS: 0
<b>PITCHER</b>	IP WLS BF H R ER SO BB IBB HBP BLK WP HR S P ERA WHIP																			
54 Chris Beck, R (1, 1) ERA: 6.0	6.0 L 31 10 5 4 3 4 0 0 0 0 0 0 64 101 6.00 2.333																			
43 Dan Jennings, L (7, 1) ERA: 6.75	1.0 5 3 1 1 1 0 0 0 0 0 0 9 14 9.00 3.000																			
40 Daniel Webb, R (8, 1) ERA:	1.0 3 0 0 0 1 0 0 0 0 0 0 0 5 7 0.00 0.000																			



Batter	1	2	3	4	5	6	7	8	9	AB	R	H	RBI	BB	SO	LOB	TOP			
39 Kevin Kiermaier, L (1, 8) OBP: 0.264, SLG: 0.370										4	0	0	0	0	1	1				
9 Joey Butler, R (1, 10) OBP: 0.333, SLG: 0.446										4	0	0	0	0	3	1				
3 Evan Longoria, R (1, 5) OBP: 0.369, SLG: 0.442										3	0	1	0	0	0	0				
7 David DeJesus, L (1, 7)										4	0	2	0	0	0	1				
11 Logan Forsythe, R (1, 4) OBP: 0.371, SLG: 0.470										3	0	0	0	0	1	1				
20 Steven Souza Jr., R (1, 9) OBP: 0.322, SLG: 0.421										4	1	1	1	0	2	4				
13 Asdrúbal Cabrera, S (1, 6) OBP: 0.267, SLG: 0.331										3	0	0	0	0	1	3				
10 Jake Elmore, R (1, 3) OBP: 0.379, SLG: 0.556										4	0	1	0	0	0	4				
44 René Rivera, R (1, 2) OBP: 0.193, SLG: 0.248										3	0	0	0	0	0	1				
<b>Inning Stats</b>	R: 0 E: 0 K: 2 S: 8	H: 0 LOB: 0 BB: 0 P: 13	R: 1 E: 0 K: 1 S: 9	H: 1 LOB: 0 BB: 0 P: 12	R: 0 E: 0 K: 0 S: 5	H: 1 LOB: 1 BB: 0 P: 10	R: 0 E: 0 K: 0 S: 8	H: 1 LOB: 0 BB: 0 P: 9	R: 0 E: 0 K: 1 S: 11	H: 0 LOB: 1 BB: 0 P: 17	R: 0 E: 0 K: 1 S: 7	H: 0 LOB: 1 BB: 0 P: 11	R: 0 E: 0 K: 1 S: 10	H: 0 LOB: 0 BB: 0 P: 14	R: 0 E: 0 K: 2 S: 17	H: 2 LOB: 3 BB: 0 P: 29	1B: 4 2B: 0 3B: 0 HR: 1	SF: 0 SAC: 0 DP: 0 HBP: 3	WP: 0 PB: 0 SB: 0 CS: 0	PA: 35
<b>PITCHER</b>	IP: 8.0 ERA: 3.48	WLS: 29 LOB: 0	H: 3 R: 1 ER: 1 SO: 6	BB: 0 IBB: 0 HBP: 2 BLK: 0	WP: 0 HR: 1 S: 65 P: 96	ERA: 1.12 WHIP: 0.375	<b>PITCHER</b>	IP: 1.0 ERA: 0.95	WLS: 6 LOB: 0	H: 2 R: 0 ER: 0 SO: 2	BB: 0 IBB: 0 HBP: 1 BLK: 0	WP: 0 HR: 0 S: 17 P: 29	ERA: 0.00 WHIP: 2.000							

Tampa Bay Rays @ Baltimore Orioles  
 Oriole Park at Camden Yards, Baltimore, MD  
 Fri May 29 2015, 7:06 PM - 9:48 PM EDT  
 Att: 45,505 - Partly Cloudy - 79 F

AB 32  
 R 1  
 H 5  
 RBI 1  
 BB 0  
 SO 8  
 LOB 16



Batter	1	2	3	4	5	6	7	8	9	AB	R	H	RBI	BB	SO	LOB	BOTTOM					
13 Manny Machado, R (1, 5) OBP: 0.328, SLG: 0.441										4	0	0	0	0	1	1						
23 Travis Snider, L (1, 9) OBP: 0.357, SLG: 0.373										4	0	2	0	0	0	0						
1 Everth Cabrera, S (9, FR) OBP: 0.245, SLG: 0.231										4	0	0	0	0	3	2						
38 Jimmy Paredes, S (1, 10) OBP: 0.359, SLG: 0.541										4	0	0	0	0	0	2						
10 Adam Jones, R (1, 8) OBP: 0.343, SLG: 0.457										4	0	0	0	0	0	2						
19 Chris Davis, L (1, 3) OBP: 0.312, SLG: 0.506										3	1	2	1	1	1	0						
2 J.J. Hardy, R (1, 6) OBP: 0.216, SLG: 0.289										4	0	1	1	0	2	2						
9 David Lough, L (1, 7) OBP: 0.333, SLG: 0.359										3	0	1	0	0	1	0						
36 Caleb Joseph, R (1, 2) OBP: 0.343, SLG: 0.410										3	0	0	0	0	0	0						
3 Ryan Flaherty, L (1, 4) OBP: 0.358, SLG: 0.467										2	0	0	0	1	1	0						
<b>Inning Stats</b>	R: 0 E: 0 K: 0 S: 9	H: 0 LOB: 0 BB: 0 P: 13	R: 0 E: 0 K: 2 S: 8	H: 0 LOB: 0 BB: 0 P: 12	R: 0 E: 0 K: 1 S: 8	H: 0 LOB: 1 BB: 1 P: 14	R: 0 E: 0 K: 2 S: 13	H: 1 LOB: 2 BB: 1 P: 22	R: 0 E: 0 K: 1 S: 8	H: 0 LOB: 0 BB: 0 P: 14	R: 0 E: 0 K: 1 S: 6	H: 0 LOB: 0 BB: 0 P: 12	R: 1 E: 0 K: 0 S: 9	H: 2 LOB: 0 BB: 0 P: 18	R: 0 E: 0 K: 1 S: 9	H: 0 LOB: 0 BB: 0 P: 13	R: 1 E: 0 K: 1 S: 12	H: 3 LOB: 2 BB: 0 P: 17	1B: 5 2B: 0 3B: 0 HR: 1	SF: 0 SAC: 0 DP: 0 HBP: 0	WP: 0 PB: 0 SB: 0 CS: 1	PA: 34
<b>PITCHER</b>	IP: 6.0 ERA: 3.32	WLS: 4 LOB: 0	H: 2 R: 0 ER: 0 SO: 7	BB: 2 IBB: 0 HBP: 0 BLK: 0	WP: 0 HR: 1 S: 9 P: 18	ERA: 9.00 WHIP: 2.000	<b>PITCHER</b>	IP: 0.0 ERA: 3.1	WLS: 1 LOB: 0	H: 1 R: 0 ER: 0 SO: 0	BB: 0 IBB: 0 HBP: 0 BLK: 0	WP: 0 HR: 0 S: 1 P: 2	ERA: 0.00 WHIP: 0.500									

Tampa Bay Rays @ Baltimore Orioles  
 Oriole Park at Camden Yards, Baltimore, MD  
 Fri May 29 2015, 7:06 PM - 9:48 PM EDT  
 Att: 45,505 - Partly Cloudy - 79 F

AB 31  
 R 2  
 H 6  
 RBI 2  
 BB 2  
 SO 9  
 LOB 7





Batter	1	2	3	4	5	6	7	8	9	AB	R	H	RBI	BB	SO	LOB	TOP									
5 Brandon Guyer, R OBP: 0.365, SLG: 0.420 (1, 8)										4	1	3	0	0	0	0	<b>Tampa Bay Rays @ Baltimore Orioles</b> Oriole Park at Camden Yards, Baltimore, MD Sat May 30 2015, 4:07 PM - 6:16 PM EDT Att: 38,177 - Partly Cloudy - 84 F									
9 Joey Butler, R OBP: 0.333, SLG: 0.485 39 Kevin Kiermaier, L OBP: 0.268, SLG: 0.374 (1, 7) (8, PH)										3	1	1	1	0	1	3										
3 Evan Longoria, R OBP: 0.361, SLG: 0.434 (1, 5)										3	0	0	1	0	2	3										
11 Logan Forsythe, R OBP: 0.363, SLG: 0.458 (1, 4)										4	0	0	0	0	0	4										
20 Steven Souza Jr., R OBP: 0.328, SLG: 0.439 (1, 9)										3	1	1	1	1	0	0										
10 Jake Elmore, R OBP: 0.333, SLG: 0.484 (1, 3)										4	0	0	0	0	2	0										
13 Asdrúbal Cabrera, S OBP: 0.267, SLG: 0.329 (1, 6)										4	0	1	0	0	1	0										
1 Tim Beckham, R OBP: 0.267, SLG: 0.426 2 Nick Franklin, S OBP: 0.172, SLG: 0.115 (1, 10) (7, PH)										2	0	0	0	0	0	0										
44 René Rivera, R OBP: 0.203, SLG: 0.252 (1, 2)										2	0	1	0	1	0	0										
<b>Inning Stats</b>	R: 1 E: 0 K: 0 S: 7	H: 1 LOB: 0 BB: 0 P: 10	R: 1 E: 0 K: 1 S: 9	H: 1 LOB: 0 BB: 0 P: 12	R: 1 E: 0 K: 0 S: 8	H: 1 LOB: 0 BB: 0 P: 10	R: 0 E: 0 K: 0 S: 7	H: 0 LOB: 0 BB: 0 P: 12	R: 0 E: 0 K: 2 S: 12	H: 2 LOB: 2 BB: 0 P: 19	R: 0 E: 0 K: 1 S: 9	H: 0 LOB: 0 BB: 1 P: 16	R: 0 E: 0 K: 0 S: 7	H: 0 LOB: 0 BB: 0 P: 9	R: 0 E: 0 K: 1 S: 13	H: 2 LOB: 2 BB: 1 P: 21		R: 0 E: 0 K: 1 S: 12	H: 1 LOB: 1 BB: 0 P: 18	1B: 4 2B: 3 3B: 0 HR: 2	SF: 1 SAC: 0 DP: 2 HBP: 0	WP: 0 PB: 0 SB: 1 CS: 1	PA: 36			
<b>PITCHER</b>	IP	WLS	BF	H	R	ER	SO	BB	IBB	HBP	BLK	WP	HR	S	P	ERA	WHIP									
16 Wei-Yin Chen, L ERA: 3.21 65 Chaz Roe, R ERA: 29 Tommy Hunter, R ERA: 4.71	(1, 1)	7.0	L	26	5	3	3	4	1	0	0	0	0	2	59	88	3.86	0.857								
	(8, 1)	1.0		5	2	0	0	1	1	0	0	0	0	0	13	21	0.00	3.000								
	(9, 1)	1.0		4	1	0	0	1	0	0	0	0	0	0	12	18	0.00	1.000								

Batter	1	2	3	4	5	6	7	8	9	AB	R	H	RBI	BB	SO	LOB	BOTTOM								
13 Manny Machado, R OBP: 0.327, SLG: 0.433 (1, 5)											3	0	0	0	1	2	0	<b>Tampa Bay Rays @ Baltimore Orioles</b> Oriole Park at Camden Yards, Baltimore, MD Sat May 30 2015, 4:07 PM - 6:16 PM EDT Att: 38,177 - Partly Cloudy - 84 F							
23 Travis Snider, L OBP: 0.345, SLG: 0.358 (1, 7)											4	0	0	0	0	1	1								
38 Jimmy Paredes, S OBP: 0.350, SLG: 0.526 (1, 10)											4	0	0	0	0	1	0								
19 Chris Davis, L OBP: 0.307, SLG: 0.497 (1, 3)										3	0	0	0	0	2	0									
27 Delmon Young, R OBP: 0.311, SLG: 0.330 (1, 9)										3	0	0	0	0	1	0									
45 Steve Clevenger, L OBP: 0.571, SLG: 0.571 (1, 2)										3	0	2	0	0	0	0									
2 J.J. Hardy, R OBP: 0.210, SLG: 0.278 (1, 6)										3	0	0	0	0	0	2									
9 David Lough, L OBP: 0.311, SLG: 0.333 (1, 8)											3	0	0	0	0	1	1								
3 Ryan Flaherty, L OBP: 0.357, SLG: 0.458 (1, 4)											3	0	1	0	0	0	0								
<b>Inning Stats</b>	R: 0 E: 0 K: 0 S: 6	H: 0 LOB: 0 BB: 0 P: 6	R: 0 E: 0 K: 0 S: 10	H: 1 LOB: 1 BB: 0 P: 19	R: 0 E: 0 K: 1 S: 9	H: 0 LOB: 1 BB: 1 P: 14	R: 0 E: 0 K: 3 S: 9	H: 0 LOB: 0 BB: 0 P: 12	R: 0 E: 0 K: 0 S: 8	H: 2 LOB: 2 BB: 0 P: 14	R: 0 E: 0 K: 2 S: 9	H: 0 LOB: 0 BB: 0 P: 10	R: 0 E: 0 K: 1 S: 6	H: 0 LOB: 0 BB: 0 P: 9	R: 0 E: 0 K: 0 S: 8	H: 0 LOB: 0 BB: 0 P: 11	R: 0 E: 0 K: 1 S: 7		H: 0 LOB: 0 BB: 0 P: 7	1B: 3 2B: 0 3B: 0 HR: 0	SF: 0 SAC: 0 DP: 0 HBP: 0	WP: 0 PB: 0 SB: 0 CS: 0	PA: 30		
<b>PITCHER</b>	IP	WLS	BF	H	R	ER	SO	BB	IBB	HBP	BLK	WP	HR	S	P	ERA	WHIP								
30 Erasmo Ramírez, R ERA: 5.53 47 Brandon Gomes, R ERA: 2.5 26 Brad Boxberger, R ERA: 2.79	(1, 1)	7.0	W	24	3	0	0	0	0	0	0	0	0	8	11	0.00	0.000								
	(8, 1)	1.0	H	3	0	0	0	0	0	0	0	0	0	7	7	0.00	0.000								
	(9, 1)	1.0	S	3	0	0	0	1	0	0	0	0	0	7	7	0.00	0.000								

AB	32
R	3
H	8
RBI	3
BB	2
SO	6
LOB	11



AB	29
R	0
H	3
RBI	0
BB	1
SO	8
LOB	4





Batter	1	2	3	4	5	6	7	8	9	AB R H RBI BB SO LOB	TOP									
39 Kevin Kiermaier, L (1, 8) OBP: 0.266, SLG: 0.375										5 1 1 0 0 4 1	<b>Tampa Bay Rays @ Baltimore Orioles</b> Oriole Park at Camden Yards, Baltimore, MD Sun May 31 2015, 1:38 PM - 5:01 PM EDT Att: 36,945 - Partly Cloudy - 86 F <a href="http://livebaseballscorecards.com">livebaseballscorecards.com</a>									
9 Joey Butler, R (1, 10) OBP: 0.354, SLG: 0.534										5 0 4 0 0 1 0										
3 Evan Longoria, R (1, 5) OBP: 0.357, SLG: 0.427										3 1 0 1 1 1 3										
7 David DeJesus, L (1, 7) OBP: 0.383, SLG: 0.504										4 2 2 1 1 1 2										
11 Logan Forsythe, R (1, 3) OBP: 0.369, SLG: 0.465										4 2 2 1 1 1 2										
20 Steven Souza Jr., R (1, 9) OBP: 0.324, SLG: 0.475										5 2 3 3 0 1 2										
13 Asdrubal Cabrera, S (1, 6) OBP: 0.270, SLG: 0.337										4 0 1 0 0 0 3										
2 Nick Franklin, S (1, 4) OBP: 0.182, SLG: 0.103										3 1 0 0 1 2 3 1 0 0 0 0 0 2										
10 Jake Elmore, R (9, PH) OBP: 0.459																				
46 Bobby Wilson, R (1, 2) OBP: 0.222, SLG: 0.160										4 0 1 1 0 3 1 1 0 1 1 0 0 0 0 0 0 0 0 0 0										
5 Brandon Guyer, R (9, PH) OBP: 0.370, SLG: 0.425																				
44 René Rivera, R (9, 2) OBP: 0.203, SLG: 0.252																				
<b>Inning Stats</b>	R: 0 H: 1 E: 0 K: 2 S: 12	H: 1 LOB: 1 BB: 0 P: 15	R: 2 H: 2 E: 1 K: 1 S: 14	H: 2 LOB: 1 BB: 1 P: 26	R: 0 H: 1 E: 0 K: 0 S: 3	H: 1 LOB: 2 BB: 1 P: 9	R: 0 H: 1 E: 0 K: 2 S: 13	H: 1 LOB: 1 BB: 0 P: 17	R: 4 H: 4 E: 0 K: 3 S: 20	H: 4 LOB: 1 BB: 1 P: 30	R: 0 H: 1 E: 0 K: 3 S: 10	H: 1 LOB: 1 BB: 1 P: 14	R: 1 H: 2 E: 0 K: 1 S: 13	H: 2 LOB: 1 BB: 0 P: 20	R: 1 H: 2 E: 0 K: 1 S: 9	H: 2 LOB: 2 BB: 0 P: 12	1B: 7 2B: 6 3B: 0 HR: 2	SF: 1 SAC: 0 DP: 0 HBP: 1	WP: 1 PB: 0 SB: 0 CS: 0	PA: 45
<b>PITCHER</b>	IP WLS BF H R ER SO BB IBB HBP BLK WP HR S P ERA WHIP											IP WLS BF H R ER SO BB IBB HBP BLK WP HR S P ERA WHIP								
30 Chris Tillman, R (1, 1) ERA: 5.94	4.2 L 25 9 6 5 7 3 0 0 0 0 1 58 93 9.64 2.571																			
65 Chaz Roe, R (5, 1) ERA:	1.1 5 1 0 0 4 0 0 0 0 0 0 14 18 0.00 0.750																			
71 Oliver Drake, R (7, 1) ERA: 2.57	2.0 10 3 2 2 2 1 0 0 0 1 1 21 34 9.00 2.000																			
17 Brian Matusz, L (9, 1) ERA: 3.44	1.0 5 2 1 1 1 0 0 1 0 0 0 9 12 9.00 2.000																			

Batter	1	2	3	4	5	6	7	8	9	AB R H RBI BB SO LOB	BOTTOM											
13 Manny Machado, R (1, 5) OBP: 0.333, SLG: 0.470										5 2 3 3 0 0 0	<b>Tampa Bay Rays @ Baltimore Orioles</b> Oriole Park at Camden Yards, Baltimore, MD Sun May 31 2015, 1:38 PM - 5:01 PM EDT Att: 36,945 - Partly Cloudy - 86 F <a href="http://livebaseballscorecards.com">livebaseballscorecards.com</a>											
38 Jimmy Paredes, S (1, 10) OBP: 0.345, SLG: 0.513										4 0 0 0 1 2 1												
27 Delmon Young, R (1, 9) OBP: 0.331, SLG: 0.395										4 2 3 2 1 0 1												
19 Chris Davis, L (1, 3) OBP: 0.314, SLG: 0.500										3 0 1 0 2 2 1												
28 Steve Pearce, R (1, 7) OBP: 0.266, SLG: 0.360										3 0 0 0 0 1 5 1 0 0 0 0 0 2												
23 Travis Snider, L (9, PH) OBP: 0.342, SLG: 0.355																						
2 J.J. Hardy, R (1, 6) OBP: 0.205, SLG: 0.274										5 0 1 0 0 0 3												
9 David Lough, L (1, 8) OBP: 0.286, SLG: 0.304										4 0 0 0 0 0 2												
36 Caleb Joseph, R (1, 2) OBP: 0.340, SLG: 0.405										4 0 1 0 0 1 2												
3 Ryan Flaherty, L (1, 4) OBP: 0.350, SLG: 0.442										4 1 1 0 0 1 2												
<b>Inning Stats</b>	R: 1 H: 2 E: 0 K: 1 S: 13	H: 2 LOB: 1 BB: 0 P: 18	R: 0 H: 1 E: 0 K: 1 S: 9	H: 1 LOB: 0 BB: 0 P: 15	R: 1 H: 1 E: 0 K: 2 S: 8	H: 1 LOB: 0 BB: 0 P: 13	R: 0 H: 0 E: 0 K: 0 S: 7	H: 0 LOB: 1 BB: 0 P: 10	R: 0 H: 1 E: 0 K: 1 S: 10	H: 1 LOB: 3 BB: 2 P: 23	R: 0 H: 0 E: 0 K: 1 S: 10	H: 0 LOB: 0 BB: 0 P: 14	R: 2 H: 2 E: 0 K: 1 S: 17	H: 2 LOB: 1 BB: 1 P: 23	R: 0 H: 1 E: 0 K: 0 S: 14	H: 1 LOB: 1 BB: 0 P: 18	R: 1 H: 2 E: 0 K: 0 S: 16	H: 2 LOB: 2 BB: 1 P: 24	1B: 5 2B: 1 3B: 0 HR: 4	SF: 0 SAC: 0 DP: 0 HBP: 1	WP: 0 PB: 0 SB: 0 CS: 0	PA: 42
<b>PITCHER</b>	IP WLS BF H R ER SO BB IBB HBP BLK WP HR S P ERA WHIP											IP WLS BF H R ER SO BB IBB HBP BLK WP HR S P ERA WHIP										
23 Jake Odorizzi, R (1, 1) ERA: 2.61	6.0 W 28 7 4 4 0 2 0 0 0 0 0 61 98 6.00 1.500																					
54 Steve Geltz, R (7, 1) ERA: 3.05	0.1 H 2 0 0 0 0 1 0 0 0 0 0 7 11 0.00 3.000																					
57 Jake McGee, L (7, 1) ERA: 5.4	0.2 H 2 0 0 0 1 0 0 0 0 0 0 6 7 0.00 0.000																					
43 Ernesto Frieri, R (8, 1) ERA: 4.84	1.0 4 1 0 0 0 0 0 0 0 0 0 14 18 0.00 1.000																					
31 Xavier Cedeño, L (9, 1) ERA: 2.92	0.1 4 2 1 1 0 1 0 0 0 0 0 1 8 13 27.00 9.000																					



Batter	1	2	3	4	5	6	7	8	9	AB	R	H	RBI	BB	SO	LOB	TOP										
13 Manny Machado, R (1.5) OBP: 0.327, SLG: 0.460	G5-3		G5-4-3		G6-3		F9			4	0	0	0	0	0	3	<b>Baltimore Orioles @ Houston Astros</b> Minute Maid Park, Houston, TX Mon Jun 01 2015, 7:14 PM - 9:59 PM CDT Att: 17,259 - Partly Cloudy - 86 F										
9 David Lough, L (1.8) OBP: 0.283, SLG: 0.300	G6-3				G4-3		K			4	0	1	0	0	1	0											
10 Adam Jones, R (1.10) OBP: 0.342, SLG: 0.449	K				G6-3		BB			3	1	0	0	1	1												
27 Delmon Young, R (1.9) OBP: 0.336, SLG: 0.398		G6-3					BB			4	0	2	0	0	0												
19 Chris Davis, L (1.3) OBP: 0.313, SLG: 0.500		F7			G4-3					4	0	1	1	0	1												
28 Steve Pearce, R (1.7) OBP: 0.288, SLG: 0.354		G5-3								2	1	0	0	1	2												
45 Steve Clevenger, L (8, PH) OBP: 0.500, SLG: 0.500										1	0	0	0	0	0												
36 Caleb Joseph, R (1.2) OBP: 0.340, SLG: 0.403					L9		L9			3	0	1	0	0	3												
38 Jimmy Paredes, S (8, PH) OBP: 0.343, SLG: 0.510										1	0	0	0	0	1												
3 Ryan Flaherty, L (1.4) OBP: 0.365, SLG: 0.491										3	0	2	1	0	1												
1 Everth Cabrera, S (1.6) OBP: 0.238, SLG: 0.223					K		L4			3	0	0	0	0	2												
<b>Inning Stats</b>	R: 0 E: 0 K: 1 S: 8	H: 0 LOB: 0 BB: 0 P: 12	R: 0 E: 0 K: 0 S: 6	H: 0 LOB: 0 BB: 0 P: 10	R: 0 E: 0 K: 1 S: 10	H: 2 LOB: 1 BB: 0 P: 13	R: 0 E: 0 K: 0 S: 10	H: 2 LOB: 1 BB: 0 P: 11	R: 1 E: 0 K: 1 S: 9	H: 1 LOB: 1 BB: 1 P: 15	R: 1 E: 0 K: 1 S: 23	H: 2 LOB: 2 BB: 1 P: 32	R: 0 E: 0 K: 1 S: 7	H: 0 LOB: 0 BB: 0 P: 13	R: 0 E: 0 K: 1 S: 7	H: 0 LOB: 0 BB: 0 P: 10	R: 0 E: 0 K: 2 S: 7	H: 0 LOB: 0 BB: 0 P: 11	1B: 5 2B: 1 3B: 1 HR: 0	SF: 0 SAC: 0 DP: 1 HBP: 0	WP: 0 PB: 0 SB: 0 CS: 1	PA: 34					
<b>PITCHER</b>	IP	WLS	BF	H	R	ER	SO	BB	IBB	HBP	BLK	WP	HR	S	P	ERA	WHIP										
39 Brett Oberholzer, L (1.1) ERA: 3.24	5.1		23	7	2	2	3	2	0	0	0	0	0	59	82	3.38	1.688										
36 Will Harris, R (8.1) ERA: 0.35	1.2	W	5	0	0	0	2	0	0	0	0	0	0	14	24	0.00	0.000										
37 Pat Neshek, R (8.1) ERA: 2.29	1.0	H	3	0	0	0	1	0	0	0	0	0	0	7	10	0.00	0.000										
44 Luke Gregerson, R (9.1) ERA: 3.57	1.0	S	3	0	0	0	2	0	0	0	0	0	0	7	11	0.00	0.000										

Batter	1	2	3	4	5	6	7	8	9	AB	R	H	RBI	BB	SO	LOB	BOTTOM										
4 George Springer, R (1.9) OBP: 0.350, SLG: 0.412	K		G6-3				BB			3	1	1	1	1	1	0	<b>Baltimore Orioles @ Houston Astros</b> Minute Maid Park, Houston, TX Mon Jun 01 2015, 7:14 PM - 9:59 PM CDT Att: 17,259 - Partly Cloudy - 86 F										
27 Jose Altuve, R (1.4) OBP: 0.342, SLG: 0.416	G5-3				F7					3	0	1	1	0	0												
20 Preston Tucker, L (1.7) OBP: 0.384, SLG: 0.523										3	0	1	0	1	2												
6 Jake Marisnick, R (8.8) OBP: 0.314, SLG: 0.415	K									0	0	0	0	0	0												
Evan Gattis, R (1.10) OBP: 0.260, SLG: 0.484		K			K					4	0	1	2	0	2												
28 Colby Rasmus, L (1.8) OBP: 0.301, SLG: 0.493		K			G3					4	0	1	0	0	2												
23 Chris Carter, R (1.3) OBP: 0.302, SLG: 0.359										2	0	1	0	1	1												
2 Jonathan Villar, S (7, PR) OBP: 0.325, SLG: 0.368										1	1	0	0	0	0												
18 Luis Valbuena, L (1.5) OBP: 0.260, SLG: 0.413										3	2	2	1	1	0												
15 Jason Castro, L (1.2) OBP: 0.299, SLG: 0.394										1	0	0	0	0	0												
16 Hank Conger, R (7, PH) OBP: 0.291, SLG: 0.319										2	1	1	0	0	1												
9 Marwin Gonzalez, S (1.6) OBP: 0.248, SLG: 0.380										3	0	0	0	0	1												
<b>Inning Stats</b>	R: 0 E: 0 K: 2 S: 9	H: 0 LOB: 0 BB: 0 P: 15	R: 0 E: 0 K: 2 S: 8	H: 0 LOB: 1 BB: 1 P: 16	R: 0 E: 0 K: 0 S: 5	H: 0 LOB: 0 BB: 0 P: 8	R: 0 E: 0 K: 1 S: 9	H: 1 LOB: 0 BB: 0 P: 15	R: 1 E: 0 K: 1 S: 14	H: 2 LOB: 2 BB: 1 P: 23	R: 0 E: 0 K: 2 S: 8	H: 0 LOB: 0 BB: 0 P: 12	R: 4 E: 0 K: 1 S: 14	H: 4 LOB: 2 BB: 2 P: 30	R: 0 E: 0 K: 1 S: 10	H: 2 LOB: 1 BB: 0 P: 10	1B: 7 2B: 1 3B: 0 HR: 1	SF: 1 SAC: 0 DP: 0 HBP: 1	WP: 0 PB: 0 SB: 1 CS: 0	PA: 35							
<b>PITCHER</b>	IP	WLS	BF	H	R	ER	SO	BB	IBB	HBP	BLK	WP	HR	S	P	ERA	WHIP										
31 Ubaldo Jimenez, R (1.1) ERA: 3.12	6.0		24	4	2	2	8	2	0	1	0	0	0	54	91	3.00	1.000										
35 Brad Brach, R (7.1) ERA: 4.29	0.2	L	6	2	1	1	1	2	0	0	0	0	0	10	25	13.50	6.000										
29 Tommy Hunter, R (7.1) ERA: 4.64	0.1		1	1	2	2	0	0	0	0	0	0	0	3	3	54.00	3.000										
53 Zack Britton, L (8.1) ERA: 2.21	1.0		4	2	0	0	1	0	0	0	0	0	0	10	10	0.00	2.000										

AB	32
R	2
H	7
RBI	2
BB	2
SO	8
LOB	13





Batter	1	2	3	4	5	6	7	8	9	AB	R	H	RBI	BB	SO	LOB	TOP			
13 Manny Machado, R OBP: 0.330, SLG: 0.461										4	0	2	1	0	0	0	<p><b>Baltimore Orioles @ Houston Astros</b> Minute Maid Park, Houston, TX Tue Jun 02 2015, 7:13 PM - 9:53 PM CDT Att: 18,730 - Partly Cloudy - 87 F</p>			
23 Travis Snider, L OBP: 0.347, SLG: 0.355										3	0	1	0	1	0	1				
10 Adam Jones, R OBP: 0.335, SLG: 0.440										4	0	0	0	0	2	3				
19 Chris Davis, L OBP: 0.312, SLG: 0.491										3	0	0	0	1	1	0				
27 Delmon Young, R OBP: 0.333, SLG: 0.394										4	1	1	0	0	0	1				
38 Jimmy Paredes, S OBP: 0.347, SLG: 0.503										4	1	1	0	0	3	1				
28 Steve Pearce, R OBP: 0.267, SLG: 0.350										4	1	1	1	0	1	1				
3 Ryan Flaherty, L OBP: 0.364, SLG: 0.517										3	1	1	2	0	1	0				
36 Caleb Joseph, R OBP: 0.333, SLG: 0.394										3	0	0	0	0	1	1				
<b>Inning Stats</b>	R: 0 E: 0 K: 1 S: 7	H: 1 LOB: 0 BB: 0 P: 12	R: 4 E: 0 K: 1 S: 24	H: 5 LOB: 2 BB: 1 P: 36	R: 0 E: 0 K: 1 S: 6	H: 0 LOB: 0 BB: 0 P: 10	R: 0 E: 0 K: 2 S: 9	H: 0 LOB: 0 BB: 0 P: 15	R: 0 E: 0 K: 0 S: 11	H: 0 LOB: 0 BB: 0 P: 16	R: 0 E: 0 K: 1 S: 6	H: 0 LOB: 0 BB: 0 P: 10	R: 0 E: 0 K: 0 S: 8	H: 0 LOB: 0 BB: 0 P: 12	R: 0 E: 0 K: 3 S: 11	H: 1 LOB: 1 BB: 0 P: 12	1B: 6 2B: 1 3B: 1 HR: 0	SF: 0 SAC: 0 DP: 2 HBP: 0	WP: 0 PB: 0 SB: 0 CS: 0	PA: 34
<b>PITCHER</b>	IP WLS BF H R ER SO BB IBB HBP BLK WP HR S P ERA WHIP	IP WLS BF H R ER SO BB IBB HBP BLK WP HR S P ERA WHIP	IP WLS BF H R ER SO BB IBB HBP BLK WP HR S P ERA WHIP	IP WLS BF H R ER SO BB IBB HBP BLK WP HR S P ERA WHIP	IP WLS BF H R ER SO BB IBB HBP BLK WP HR S P ERA WHIP	IP WLS BF H R ER SO BB IBB HBP BLK WP HR S P ERA WHIP	IP WLS BF H R ER SO BB IBB HBP BLK WP HR S P ERA WHIP	IP WLS BF H R ER SO BB IBB HBP BLK WP HR S P ERA WHIP	IP WLS BF H R ER SO BB IBB HBP BLK WP HR S P ERA WHIP	IP WLS BF H R ER SO BB IBB HBP BLK WP HR S P ERA WHIP	IP WLS BF H R ER SO BB IBB HBP BLK WP HR S P ERA WHIP	IP WLS BF H R ER SO BB IBB HBP BLK WP HR S P ERA WHIP	IP WLS BF H R ER SO BB IBB HBP BLK WP HR S P ERA WHIP	IP WLS BF H R ER SO BB IBB HBP BLK WP HR S P ERA WHIP	IP WLS BF H R ER SO BB IBB HBP BLK WP HR S P ERA WHIP	IP WLS BF H R ER SO BB IBB HBP BLK WP HR S P ERA WHIP	IP WLS BF H R ER SO BB IBB HBP BLK WP HR S P ERA WHIP			

Batter	1	2	3	4	5	6	7	8	9	AB	R	H	RBI	BB	SO	LOB	BOTTOM			
4 George Springer, R OBP: 0.346, SLG: 0.406										5	1	1	0	0	1	2	<p><b>Baltimore Orioles @ Houston Astros</b> Minute Maid Park, Houston, TX Tue Jun 02 2015, 7:13 PM - 9:53 PM CDT Att: 18,730 - Partly Cloudy - 87 F</p>			
27 Jose Altuve, R OBP: 0.345, SLG: 0.418										4	1	2	0	0	1	0				
20 Preston Tucker, L OBP: 0.377, SLG: 0.507										4	1	1	1	0	0	1				
Evan Gattis, R OBP: 0.265, SLG: 0.500										4	1	2	3	0	2	1				
18 Luis Valbuena, L OBP: 0.270, SLG: 0.431										2	2	1	1	1	0	1				
23 Chris Carter, R OBP: 0.305, SLG: 0.358										3	0	1	0	1	1	1				
16 Hank Conger, L OBP: 0.305, SLG: 0.340										3	0	1	0	1	1	2				
9 Marwin Gonzalez, S OBP: 0.239, SLG: 0.366										4	0	0	1	0	0	5				
6 Jake Marisnick, R OBP: 0.306, SLG: 0.404										4	0	0	0	0	3	2				
<b>Inning Stats</b>	R: 0 E: 0 K: 1 S: 5	H: 0 LOB: 0 BB: 0 P: 6	R: 0 E: 0 K: 0 S: 13	H: 2 LOB: 2 BB: 1 P: 24	R: 5 E: 0 K: 1 S: 19	H: 6 LOB: 1 BB: 0 P: 30	R: 0 E: 0 K: 1 S: 11	H: 0 LOB: 0 BB: 0 P: 17	R: 0 E: 0 K: 2 S: 5	H: 0 LOB: 0 BB: 0 P: 10	R: 0 E: 0 K: 2 S: 7	H: 0 LOB: 0 BB: 0 P: 9	R: 0 E: 0 K: 1 S: 11	H: 1 LOB: 0 BB: 0 P: 13	R: 1 E: 0 K: 2 S: 17	H: 0 LOB: 2 BB: 2 P: 29	1B: 6 2B: 1 3B: 0 HR: 2	SF: 0 SAC: 0 DP: 1 HBP: 1	WP: 0 PB: 0 SB: 0 CS: 0	PA: 37
<b>PITCHER</b>	IP WLS BF H R ER SO BB IBB HBP BLK WP HR S P ERA WHIP	IP WLS BF H R ER SO BB IBB HBP BLK WP HR S P ERA WHIP	IP WLS BF H R ER SO BB IBB HBP BLK WP HR S P ERA WHIP	IP WLS BF H R ER SO BB IBB HBP BLK WP HR S P ERA WHIP	IP WLS BF H R ER SO BB IBB HBP BLK WP HR S P ERA WHIP	IP WLS BF H R ER SO BB IBB HBP BLK WP HR S P ERA WHIP	IP WLS BF H R ER SO BB IBB HBP BLK WP HR S P ERA WHIP	IP WLS BF H R ER SO BB IBB HBP BLK WP HR S P ERA WHIP	IP WLS BF H R ER SO BB IBB HBP BLK WP HR S P ERA WHIP	IP WLS BF H R ER SO BB IBB HBP BLK WP HR S P ERA WHIP	IP WLS BF H R ER SO BB IBB HBP BLK WP HR S P ERA WHIP	IP WLS BF H R ER SO BB IBB HBP BLK WP HR S P ERA WHIP	IP WLS BF H R ER SO BB IBB HBP BLK WP HR S P ERA WHIP	IP WLS BF H R ER SO BB IBB HBP BLK WP HR S P ERA WHIP	IP WLS BF H R ER SO BB IBB HBP BLK WP HR S P ERA WHIP	IP WLS BF H R ER SO BB IBB HBP BLK WP HR S P ERA WHIP	IP WLS BF H R ER SO BB IBB HBP BLK WP HR S P ERA WHIP			





Batter	1	2	3	4	5	6	7	8	9	AB	R	H	RBI	BB	SO	LOB	TOP					
13 Manny Machado, R (1.5) OBP: 0.324, SLG: 0.452										4	0	0	0	0	1	0	<p><b>Baltimore Orioles @ Houston Astros</b> Minute Maid Park, Houston, TX Wed Jun 03 2015, 7:13 PM - 9:26 PM CDT Att: 20,305 - Cloudy - 84 F</p>					
9 David Lough, L (1.7) OBP: 0.263, SLG: 0.278										4	0	0	0	0	1	0						
10 Adam Jones, R (1.8) OBP: 0.338, SLG: 0.451										4	1	2	0	0	2	0						
19 Chris Davis, L (1.3) OBP: 0.306, SLG: 0.480										4	0	0	0	0	2	2						
27 Delmon Young, R (1.9) OBP: 0.333, SLG: 0.392										3	0	1	1	0	0	0						
45 Steve Clevenger, L (1.2) OBP: 0.455, SLG: 0.545										3	0	1	0	0	1	1						
28 Steve Pearce, R (1.4) OBP: 0.261, SLG: 0.342										3	0	0	0	0	1	1						
38 Jimmy Paredes, S (1.10) OBP: 0.335, SLG: 0.494										3	0	0	0	0	1	0						
3 Ryan Flaherty, L (1.6) OBP: 0.348, SLG: 0.492										3	0	0	0	0	2	0						
<b>Inning Stats</b>	R: 0 H: 0 E: 0 K: 2 S: 9	H: 0 LOB: 0 BB: 0 P: 9	R: 0 H: 1 E: 0 K: 0 S: 7	H: 1 LOB: 1 BB: 0 P: 12	R: 0 H: 0 E: 0 K: 1 S: 5	H: 0 LOB: 0 BB: 0 P: 8	R: 1 H: 2 E: 0 K: 2 S: 15	H: 2 LOB: 1 BB: 0 P: 21	R: 0 H: 0 E: 0 K: 1 S: 12	H: 0 LOB: 0 BB: 0 P: 18	R: 0 H: 0 E: 0 K: 1 S: 5	H: 0 LOB: 0 BB: 0 P: 8	R: 0 H: 0 E: 0 K: 2 S: 3	H: 0 LOB: 0 BB: 0 P: 5	R: 0 H: 0 E: 0 K: 2 S: 7	H: 0 LOB: 0 BB: 0 P: 10	R: 0 H: 1 E: 0 K: 1 S: 10	H: 1 LOB: 1 BB: 0 P: 16	1B: 2 2B: 1 3B: 1 HR: 0	SF: 0 SAC: 0 DP: 0 HBP: 0	WP: 0 PB: 0 SB: 0 CS: 0	PA: 31
<b>PITCHER</b> 43 Lance McCullers Jr., R (1.1) ERA: 1.88	IP: 9.0 WLS: W BF: 31 H: 4 R: 1 ER: 1 SO: 11 BB: 0 IBB: 0 HBP: 0 BLK: 0 WP: 0 HR: 0 S: 73 P: 107 ERA: 1.00 WHIP: 0.444																					

Batter	1	2	3	4	5	6	7	8	9	AB	R	H	RBI	BB	SO	LOB	BOTTOM					
4 George Springer, R (1.9) OBP: 0.351, SLG: 0.428										3	1	2	1	0	0	0	<p><b>Baltimore Orioles @ Houston Astros</b> Minute Maid Park, Houston, TX Wed Jun 03 2015, 7:13 PM - 9:26 PM CDT Att: 20,305 - Cloudy - 84 F</p>					
27 Jose Altuve, R (1.4) OBP: 0.340, SLG: 0.412										3	0	0	0	0	1	1						
20 Preston Tucker, L (1.7) OBP: 0.363, SLG: 0.486										3	0	0	0	0	2	1						
28 Colby Rasmus, L (0.7) OBP: 0.301, SLG: 0.493										0	0	0	0	0	0	0						
Evan Gattis, R (1.10) OBP: 0.261, SLG: 0.492										3	0	0	0	0	0	0						
18 Luis Valbuena, L (1.5) OBP: 0.266, SLG: 0.424										3	0	0	0	0	1	0						
23 Chris Carter, R (1.3) OBP: 0.311, SLG: 0.398										3	2	2	2	0	1	0						
15 Jason Castro, L (1.2) OBP: 0.293, SLG: 0.385										3	0	0	0	0	1	0						
2 Jonathan Villar, S (1.6) OBP: 0.314, SLG: 0.354										3	0	0	0	0	2	0						
6 Jake Marisnick, R (1.8) OBP: 0.300, SLG: 0.396										3	0	0	0	0	2	0						
<b>Inning Stats</b>	R: 0 H: 1 E: 0 K: 1 S: 10	H: 1 LOB: 0 BB: 0 P: 14	R: 1 H: 1 E: 0 K: 1 S: 15	H: 1 LOB: 0 BB: 0 P: 22	R: 0 H: 0 E: 0 K: 2 S: 8	H: 0 LOB: 0 BB: 0 P: 10	R: 0 H: 0 E: 0 K: 1 S: 6	H: 0 LOB: 0 BB: 0 P: 8	R: 1 H: 1 E: 0 K: 1 S: 11	H: 1 LOB: 0 BB: 0 P: 18	R: 1 H: 1 E: 0 K: 2 S: 11	H: 1 LOB: 0 BB: 0 P: 15	R: 0 H: 0 E: 0 K: 1 S: 10	H: 0 LOB: 0 BB: 0 P: 15	R: 0 H: 0 E: 0 K: 1 S: 12	H: 0 LOB: 0 BB: 0 P: 16	R: 0 H: 0 E: 0 K: 1 S: 12	H: 0 LOB: 0 BB: 0 P: 16	1B: 1 2B: 0 3B: 0 HR: 3	SF: 0 SAC: 0 DP: 1 HBP: 0	WP: 0 PB: 0 SB: 0 CS: 0	PA: 27
<b>PITCHER</b> 50 Miguel González, R (1.1) ERA: 3.54 29 Tommy Hunter, R (7.1) ERA: 4.37	IP: 6.2 WLS: L BF: 23 H: 4 R: 3 ER: 3 SO: 8 BB: 0 IBB: 0 HBP: 0 BLK: 0 WP: 0 HR: 3 S: 68 P: 99 ERA: 4.05 WHIP: 0.600																					
<b>PITCHER</b>	IP: 1.1 WLS: 4 BF: 0 H: 0 R: 0 ER: 0 SO: 2 BB: 0 IBB: 0 HBP: 0 BLK: 0 WP: 0 HR: 0 S: 15 P: 19 ERA: 0.00 WHIP: 0.000																					





Batter	1	2	3	4	5	6	7	8	9	AB	R	H	RBI	BB	SO	LOB	TOP							
13 Manny Machado, R (1.5) OBP: 0.323, SLG: 0.448										4	1	1	0	0	0	2	<p><b>Baltimore Orioles @ Houston Astros</b> Minute Maid Park, Houston, TX Thu Jun 04 2015, 1:12 PM - 4:10 PM CDT Att: 20,219 - Roof Closed - 73 F</p>							
27 Delmon Young, R (1.9) OBP: 0.324, SLG: 0.381										4	0	0	0	0	3	2								
10 Adam Jones, R (1.8) OBP: 0.346, SLG: 0.472										4	2	3	1	0	1	1								
19 Chris Davis, L (1.10) OBP: 0.305, SLG: 0.475										4	0	1	1	0	0	3								
28 Steve Pearce, R (1.3) OBP: 0.268, SLG: 0.347										4	0	2	1	0	1	1								
23 Travis Snider, L (1.7) OBP: 0.336, SLG: 0.342										4	0	0	0	0	2	2								
9 David Lough, L (9.7) OBP: 0.263, SLG: 0.278										0	0	0	0	0	0	0								
36 Caleb Joseph, R (1.2) OBP: 0.325, SLG: 0.382										4	0	0	0	0	1	1								
3 Ryan Flaherty, L (1.4) OBP: 0.342, SLG: 0.469										3	0	0	0	1	2	1								
1 Everth Cabrera, S (1.6) OBP: 0.250, SLG: 0.229										2	0	1	0	1	0	1								
2 J.J. Hardy, R (9.6) OBP: 0.209, SLG: 0.274										0	0	0	0	0	0	0								
<b>Inning Stats</b>	R: 1 H: 2 E: 0 K: 3 S: 18	H: 2 LOB: 1 BB: 0 P: 28	R: 0 H: 0 E: 0 K: 2 S: 8	H: 0 LOB: 0 BB: 0 P: 10	R: 0 H: 1 E: 0 K: 1 S: 13	H: 1 LOB: 2 BB: 1 P: 25	R: 0 H: 0 E: 0 K: 0 S: 8	H: 0 LOB: 0 BB: 0 P: 12	R: 0 H: 1 E: 0 K: 1 S: 7	H: 1 LOB: 1 BB: 0 P: 13	R: 1 H: 2 E: 0 K: 0 S: 12	H: 2 LOB: 1 BB: 0 P: 20	R: 0 H: 0 E: 0 K: 0 S: 16	H: 0 LOB: 1 BB: 1 P: 25	R: 1 H: 1 E: 0 K: 1 S: 10	H: 1 LOB: 0 BB: 0 P: 16	R: 0 H: 1 E: 0 K: 2 S: 15	H: 1 LOB: 1 BB: 0 P: 19	1B: 7 2B: 0 3B: 0 HR: 1	SF: 0 SAC: 0 DP: 2 HBP: 0	WP: 0 PB: 0 SB: 1 CS: 0	PA: 35		
<b>PITCHER</b>	IP WLS BF H R ER SO BB IBB HBP BLK WP HR S P ERA WHIP	IP WLS BF H R ER SO BB IBB HBP BLK WP HR S P ERA WHIP	IP WLS BF H R ER SO BB IBB HBP BLK WP HR S P ERA WHIP	IP WLS BF H R ER SO BB IBB HBP BLK WP HR S P ERA WHIP	IP WLS BF H R ER SO BB IBB HBP BLK WP HR S P ERA WHIP	IP WLS BF H R ER SO BB IBB HBP BLK WP HR S P ERA WHIP	IP WLS BF H R ER SO BB IBB HBP BLK WP HR S P ERA WHIP	IP WLS BF H R ER SO BB IBB HBP BLK WP HR S P ERA WHIP	IP WLS BF H R ER SO BB IBB HBP BLK WP HR S P ERA WHIP	IP WLS BF H R ER SO BB IBB HBP BLK WP HR S P ERA WHIP	IP WLS BF H R ER SO BB IBB HBP BLK WP HR S P ERA WHIP	IP WLS BF H R ER SO BB IBB HBP BLK WP HR S P ERA WHIP	IP WLS BF H R ER SO BB IBB HBP BLK WP HR S P ERA WHIP	IP WLS BF H R ER SO BB IBB HBP BLK WP HR S P ERA WHIP	IP WLS BF H R ER SO BB IBB HBP BLK WP HR S P ERA WHIP	IP WLS BF H R ER SO BB IBB HBP BLK WP HR S P ERA WHIP	IP WLS BF H R ER SO BB IBB HBP BLK WP HR S P ERA WHIP	IP WLS BF H R ER SO BB IBB HBP BLK WP HR S P ERA WHIP	IP WLS BF H R ER SO BB IBB HBP BLK WP HR S P ERA WHIP	IP WLS BF H R ER SO BB IBB HBP BLK WP HR S P ERA WHIP	IP WLS BF H R ER SO BB IBB HBP BLK WP HR S P ERA WHIP	IP WLS BF H R ER SO BB IBB HBP BLK WP HR S P ERA WHIP	IP WLS BF H R ER SO BB IBB HBP BLK WP HR S P ERA WHIP	IP WLS BF H R ER SO BB IBB HBP BLK WP HR S P ERA WHIP

AB	33
R	3
H	8
RBI	3
BB	2
SO	10
LOB	14



Batter	1	2	3	4	5	6	7	8	9	AB	R	H	RBI	BB	SO	LOB	BOTTOM							
4 George Springer, R (1.9) OBP: 0.349, SLG: 0.420										3	0	0	0	1	2	3	<p><b>Baltimore Orioles @ Houston Astros</b> Minute Maid Park, Houston, TX Thu Jun 04 2015, 1:12 PM - 4:10 PM CDT Att: 20,219 - Roof Closed - 73 F</p>							
27 Jose Altuve, R (1.4) OBP: 0.339, SLG: 0.409										4	0	1	0	0	0	3								
Evan Gattis, R (1.10) OBP: 0.266, SLG: 0.490										3	1	1	0	1	2	0								
20 Preston Tucker, L (6. PR) OBP: 0.363, SLG: 0.486										4	0	1	0	0	3	3								
23 Chris Carter, R (1.3) OBP: 0.310, SLG: 0.400										4	0	1	0	0	3	3								
18 Luis Valbuena, L (1.5) OBP: 0.261, SLG: 0.417										3	0	0	1	0	3	3								
2 Jonathan Villar, S (1.7) OBP: 0.311, SLG: 0.341										3	0	0	0	1	3	2								
16 Hank Conger, L (1.2) OBP: 0.317, SLG: 0.426										4	1	2	1	0	1	0								
9 Marwin Gonzalez, S (1.6) OBP: 0.231, SLG: 0.353										4	0	0	0	0	1	2								
6 Jake Marisnick, R (1.8) OBP: 0.296, SLG: 0.391										2	0	0	0	0	0	0								
28 Colby Rasmus, L (7. PH) OBP: 0.304, SLG: 0.490										1	0	0	0	1	0	0								
<b>Inning Stats</b>	R: 0 H: 0 E: 0 K: 2 S: 10	H: 0 LOB: 0 BB: 0 P: 12	R: 0 H: 0 E: 0 K: 3 S: 13	H: 0 LOB: 0 BB: 0 P: 16	R: 1 H: 1 E: 0 K: 0 S: 6	H: 1 LOB: 0 BB: 0 P: 12	R: 1 H: 2 E: 1 K: 1 S: 13	H: 2 LOB: 1 BB: 0 P: 17	R: 0 H: 0 E: 0 K: 1 S: 7	H: 0 LOB: 0 BB: 0 P: 11	R: 0 H: 1 E: 0 K: 2 S: 13	H: 1 LOB: 2 BB: 1 P: 18	R: 0 H: 1 E: 0 K: 1 S: 15	H: 1 LOB: 3 BB: 2 P: 27	R: 0 H: 0 E: 0 K: 3 S: 10	H: 0 LOB: 1 BB: 1 P: 18	R: 0 H: 0 E: 0 K: 1 S: 7	H: 0 LOB: 0 BB: 0 P: 9	1B: 2 2B: 2 3B: 0 HR: 1	SF: 1 SAC: 0 DP: 0 HBP: 0	WP: 1 PB: 0 SB: 1 CS: 0	PA: 36		
<b>PITCHER</b>	IP WLS BF H R ER SO BB IBB HBP BLK WP HR S P ERA WHIP	IP WLS BF H R ER SO BB IBB HBP BLK WP HR S P ERA WHIP	IP WLS BF H R ER SO BB IBB HBP BLK WP HR S P ERA WHIP	IP WLS BF H R ER SO BB IBB HBP BLK WP HR S P ERA WHIP	IP WLS BF H R ER SO BB IBB HBP BLK WP HR S P ERA WHIP	IP WLS BF H R ER SO BB IBB HBP BLK WP HR S P ERA WHIP	IP WLS BF H R ER SO BB IBB HBP BLK WP HR S P ERA WHIP	IP WLS BF H R ER SO BB IBB HBP BLK WP HR S P ERA WHIP	IP WLS BF H R ER SO BB IBB HBP BLK WP HR S P ERA WHIP	IP WLS BF H R ER SO BB IBB HBP BLK WP HR S P ERA WHIP	IP WLS BF H R ER SO BB IBB HBP BLK WP HR S P ERA WHIP	IP WLS BF H R ER SO BB IBB HBP BLK WP HR S P ERA WHIP	IP WLS BF H R ER SO BB IBB HBP BLK WP HR S P ERA WHIP	IP WLS BF H R ER SO BB IBB HBP BLK WP HR S P ERA WHIP	IP WLS BF H R ER SO BB IBB HBP BLK WP HR S P ERA WHIP	IP WLS BF H R ER SO BB IBB HBP BLK WP HR S P ERA WHIP	IP WLS BF H R ER SO BB IBB HBP BLK WP HR S P ERA WHIP	IP WLS BF H R ER SO BB IBB HBP BLK WP HR S P ERA WHIP	IP WLS BF H R ER SO BB IBB HBP BLK WP HR S P ERA WHIP	IP WLS BF H R ER SO BB IBB HBP BLK WP HR S P ERA WHIP	IP WLS BF H R ER SO BB IBB HBP BLK WP HR S P ERA WHIP	IP WLS BF H R ER SO BB IBB HBP BLK WP HR S P ERA WHIP	IP WLS BF H R ER SO BB IBB HBP BLK WP HR S P ERA WHIP	IP WLS BF H R ER SO BB IBB HBP BLK WP HR S P ERA WHIP

AB	31
R	2
H	5
RBI	2
BB	4
SO	14
LOB	18









Batter	1	2	3	4	5	6	7	8	9	AB	R	H	RBI	BB	SO	LOB	TOP										
13 Manny Machado, R (1.5) OBP: 0.320, SLG: 0.455										4	1	2	1	0	0	1	<b>Baltimore Orioles @ Cleveland Indians</b> Progressive Field, Cleveland, OH Sat Jun 06 2015, 4:12 PM - 6:57 PM EDT Att: 24,939 - Partly Cloudy - 61 F										
27 Delmon Young, R (1.9) OBP: 0.322, SLG: 0.377										4	0	1	0	0	0	2											
10 Adam Jones, R (1.8) OBP: 0.347, SLG: 0.498										4	0	1	0	0	2	2											
19 Chris Davis, L (1.3) OBP: 0.307, SLG: 0.466										3	0	0	0	1	3	2											
32 Matt Wieters, S (1.10) OBP: 0.375, SLG: 0.571										4	0	1	0	0	1	1											
28 Steve Pearce, R (1.7) OBP: 0.270, SLG: 0.346										3	0	1	0	0	1	1											
2 J.J. Hardy, R (1.6) OBP: 0.204, SLG: 0.264										3	0	0	0	0	3	1											
3 Ryan Flaherty, L (1.4) OBP: 0.350, SLG: 0.457										2	0	0	0	1	1	1											
36 Caleb Joseph, R (1.2) OBP: 0.321, SLG: 0.377										2	0	0	0	0	1	0											
<b>Inning Stats</b>	R: 0 E: 0 K: 1 S: 13	H: 1 LOB: 1 BB: 0 P: 20	R: 0 E: 0 K: 2 S: 11	H: 1 LOB: 1 BB: 0 P: 14	R: 1 E: 0 K: 1 S: 8	H: 2 LOB: 0 BB: 0 P: 13	R: 0 E: 0 K: 2 S: 9	H: 0 LOB: 0 BB: 0 P: 14	R: 0 E: 0 K: 1 S: 11	H: 0 LOB: 0 BB: 0 P: 15	R: 0 E: 0 K: 2 S: 11	H: 1 LOB: 1 BB: 0 P: 19	R: 0 E: 0 K: 1 S: 6	H: 0 LOB: 0 BB: 0 P: 7	R: 0 E: 0 K: 0 S: 10	H: 0 LOB: 1 BB: 1 P: 17	R: 0 E: 0 K: 2 S: 7	H: 0 LOB: 1 BB: 1 P: 13	1B: 4 2B: 1 3B: 0 HR: 1	SF: 0 SAC: 1 DP: 2 HBP: 0	WP: 0 PB: 0 SB: 0 CS: 0	PA: 32					
<b>PITCHER</b>	IP	WLS	BF	H	R	ER	SO	BB	IBB	HBP	BLK	WP	HR	S	P	ERA	WHIP										
31 Danny Salazar, R (1.1) ERA: 3.5	7.0	W	26	6	1	1	10	1	0	0	0	0	1	72	109	1.29	1.000										
27 Bryan Shaw, R (8.1) ERA: 2.41	1.0	H	3	0	0	0	0	0	0	0	0	0	0	7	10	0.00	0.000										
37 Cody Allen, R (9.1) ERA: 4.81	1.0	S	3	0	0	0	2	1	0	0	0	0	0	7	13	0.00	1.000										

Batter	1	2	3	4	5	6	7	8	9	AB	R	H	RBI	BB	SO	LOB	BOTTOM										
22 Jason Kipnis, L (1.4) OBP: 0.411, SLG: 0.507										1	1	1	0	3	0	0	<b>Baltimore Orioles @ Cleveland Indians</b> Progressive Field, Cleveland, OH Sat Jun 06 2015, 4:12 PM - 6:57 PM EDT Att: 24,939 - Partly Cloudy - 61 F										
41 Carlos Santana, S (1.3) OBP: 0.387, SLG: 0.394										3	1	1	1	1	0	3											
23 Michael Brantley, L (1.7) OBP: 0.384, SLG: 0.462										4	0	1	0	0	2	3											
44 Brandon Moss, L (1.9) OBP: 0.319, SLG: 0.478										2	0	0	0	2	0	1											
33 Nick Swisher, S (1.10) OBP: 0.280, SLG: 0.330										3	0	2	1	1	1	0											
8 Lonnie Chisenhall, L (1.5) OBP: 0.240, SLG: 0.347										4	0	0	0	0	3	6											
10 Yan Gomes, R (1.2) OBP: 0.224, SLG: 0.236										4	0	2	0	0	0	2											
24 Michael Bourn, L (1.8) OBP: 0.324, SLG: 0.310										2	0	0	0	1	2	3											
11 José Ramírez, S (1.6) OBP: 0.247, SLG: 0.240										3	0	0	0	0	1	4											
4 Mike Aviles, R (8,PH) OBP: 0.327, SLG: 0.410										1	0	0	0	0	0	1											
<b>Inning Stats</b>	R: 0 E: 0 K: 1 S: 9	H: 1 LOB: 0 BB: 0 P: 15	R: 0 E: 0 K: 2 S: 16	H: 2 LOB: 3 BB: 1 P: 28	R: 1 E: 0 K: 1 S: 11	H: 1 LOB: 2 BB: 3 P: 28	R: 0 E: 0 K: 0 S: 11	H: 1 LOB: 2 BB: 1 P: 17	R: 0 E: 0 K: 1 S: 11	H: 1 LOB: 2 BB: 1 P: 19	R: 1 E: 0 K: 2 S: 15	H: 1 LOB: 1 BB: 1 P: 27	R: 0 E: 0 K: 2 S: 11	H: 0 LOB: 0 BB: 0 P: 12	R: 0 E: 0 K: 0 S: 6	H: 0 LOB: 0 BB: 1 P: 12	R: 0 E: 0 K: 0 S: 6	H: 0 LOB: 1 BB: 1 P: 12	1B: 5 2B: 3 3B: 0 HR: 0	SF: 0 SAC: 1 DP: 3 HBP: 0	WP: 0 PB: 0 SB: 1 CS: 0	PA: 36					
<b>PITCHER</b>	IP	WLS	BF	H	R	ER	SO	BB	IBB	HBP	BLK	WP	HR	S	P	ERA	WHIP										
31 Ubaldo Jiménez, R (1.1) ERA: 3.02	5.0	L	25	6	1	1	5	6	0	0	0	0	0	58	107	1.80	2.400										
35 Brad Brach, R (6.1) ERA: 4.23	2.1	L	9	1	1	1	4	1	0	0	0	0	0	29	42	3.86	0.857										
58 Cesar Cabral, L (8.1) ERA:	0.2		2	0	0	0	0	1	0	0	0	0	0	3	9	0.00	1.500										







Batter	1	2	3	4	5	6	7	8	9	AB	R	H	RBI	BB	SO	LOB	TOP										
15 Dustin Pedroia, R OBP: 0.374, SLG: 0.455	F7		F9		G6-3			FC2-5 HBP		3	0	0	0	0	0	1	<b>Boston Red Sox @ Baltimore Orioles</b> Oriole Park at Camden Yards, Baltimore, MD Tue Jun 09 2015, 7:06 PM - 10:15 PM EDT Att: 28,460 - Partly Cloudy - 82 F										
26 Brock Holt, L OBP: 0.392, SLG: 0.419	G6-3							BB		3	0	1	0	1	1												
13 Hanley Ramirez, R OBP: 0.320, SLG: 0.498	G4-3									1	0	0	0	1	0												
38 Rusney Castillo, R OBP: 0.250, SLG: 0.294			BB							2	0	0	0	0	0	3											
34 David Ortiz, L OBP: 0.297, SLG: 0.372		1B	L7							4	0	1	0	0	1	4											
12 Mike Napoli, R OBP: 0.315, SLG: 0.404					G4-3					4	0	1	0	0	2	3											
Pablo Sandoval, S OBP: 0.303, SLG: 0.348	F8				G3-1					4	0	0	0	0	0	2											
2 Xander Bogaerts, R OBP: 0.343, SLG: 0.401																											
50 Mookie Betts, R OBP: 0.298, SLG: 0.368	F9				F9					3	0	0	0	1	1	3											
23 Blake Swihart, S OBP: 0.237, SLG: 0.300			L8							4	0	1	0	0	1	1											
<b>Inning Stats</b>	R: 0 H: 0 E: 0 K: 0 S: 8	H: 0 LOB: 0 BB: 0 P: 10	R: 0 H: 2 E: 0 K: 1 S: 16	LOB: 2 BB: 2 P: 23	R: 0 H: 1 E: 0 K: 0 S: 17	LOB: 2 BB: 1 P: 27	R: 0 H: 0 E: 0 K: 0 S: 13	H: 0 LOB: 1 BB: 1 P: 20	R: 0 H: 1 E: 0 K: 1 S: 10	LOB: 0 BB: 0 P: 18	R: 0 H: 1 E: 0 K: 0 S: 5	H: 0 LOB: 0 BB: 0 P: 6	R: 0 H: 0 E: 0 K: 2 S: 11	H: 0 LOB: 2 BB: 0 P: 15	R: 0 H: 0 E: 0 K: 2 S: 13	H: 0 LOB: 2 BB: 1 P: 22	R: 0 H: 0 E: 0 K: 0 S: 12	LOB: 1 BB: 1 P: 18	1B: 3 2B: 2 3B: 0 HR: 0	SF: 0 SAC: 0 DP: 1 HBP: 1	WP: 0 PB: 0 SB: 0 CS: 0	PA: 36					
<b>PITCHER</b>	IP	WLS	BF	H	R	ER	SO	BB	IBB	HBP	BLK	WP	HR	S	P	ERA	WHIP										
50 Miguel González, R ERA: 3.33	4.1		19	4	0	0	1	2	0	0	0	0	0	60	89	0.00	1.385										
66 T.J. McFarland, L ERA: 2.16	1.2	5	1	0	0	1	0	0	0	0	0	0	0	9	15	0.00	0.600										
65 Chaz Roe, R ERA: 0.75	1.1	W	6	0	0	0	2	1	0	1	0	0	0	17	27	0.00	0.750										
53 Zack Britton, L ERA: 1.82	1.2	S	6	0	0	0	2	1	0	0	0	0	0	19	28	0.00	0.600										
<b>Batter</b>	<b>1</b>	<b>2</b>	<b>3</b>	<b>4</b>	<b>5</b>	<b>6</b>	<b>7</b>	<b>8</b>	<b>9</b>	<b>AB</b>	<b>R</b>	<b>H</b>	<b>RBI</b>	<b>BB</b>	<b>SO</b>	<b>LOB</b>	<b>BOTTOM</b>										
13 Manny Machado, R OBP: 0.321, SLG: 0.450	BB		F9		FC6-5		G6-3			4	0	1	0	0	0	3	<b>Boston Red Sox @ Baltimore Orioles</b> Oriole Park at Camden Yards, Baltimore, MD Tue Jun 09 2015, 7:06 PM - 10:15 PM EDT Att: 28,460 - Partly Cloudy - 82 F										
27 Delmon Young, R OBP: 0.309, SLG: 0.361										4	0	0	0	0	2	4											
9 David Lough, L OBP: 0.262, SLG: 0.276			F9							0	0	0	0	0	0	0											
10 Adam Jones, R OBP: 0.346, SLG: 0.502										3	0	0	0	1	2	2											
32 Matt Wieters, S OBP: 0.353, SLG: 0.750										4	0	1	0	0	2	2											
19 Chris Davis, L OBP: 0.304, SLG: 0.459	F7									4	0	0	0	0	1	3											
14 Nolan Reimold, R OBP: 0.278, SLG: 0.357	F7									2	0	0	0	1	0	0											
28 Steve Pearce, R OBP: 0.278, SLG: 0.357										2	1	1	0	1	0	2											
2 J.J. Hardy, R OBP: 0.228, SLG: 0.276										3	0	2	0	0	1	1											
3 Ryan Flaherty, L OBP: 0.349, SLG: 0.432										1	0	0	0	0	0	1											
<b>Inning Stats</b>	R: 0 H: 1 E: 0 K: 2 S: 16	H: 0 LOB: 2 BB: 1 P: 27	R: 0 H: 0 E: 0 K: 1 S: 10	LOB: 1 BB: 1 P: 16	R: 0 H: 0 E: 0 K: 0 S: 7	LOB: 0 BB: 0 P: 13	R: 0 H: 1 E: 0 K: 1 S: 9	LOB: 1 BB: 1 P: 17	R: 0 H: 1 E: 0 K: 2 S: 13	LOB: 2 BB: 0 P: 19	R: 0 H: 0 E: 0 K: 1 S: 6	LOB: 0 BB: 0 P: 10	R: 1 H: 2 E: 0 K: 0 S: 13	LOB: 1 BB: 0 P: 21	R: 0 H: 0 E: 0 K: 1 S: 7	LOB: 0 BB: 0 P: 10	1B: 4 2B: 1 3B: 0 HR: 0	SF: 0 SAC: 1 DP: 1 HBP: 1	WP: 1 PB: 0 SB: 0 CS: 0	PA: 32							
<b>PITCHER</b>	IP	WLS	BF	H	R	ER	SO	BB	IBB	HBP	BLK	WP	HR	S	P	ERA	WHIP										
52 Eduardo Rodríguez, L ERA: 0.44	6.0		24	3	0	0	7	3	0	1	0	0	0	61	102	0.00	1.000										
68 Matt Barnes, R ERA: 2.4	1.0	L	5	2	1	1	0	0	0	0	0	0	0	13	21	9.00	2.000										
36 Junichi Tazawa, R ERA: 1.4	1.0		3	0	0	0	1	0	0	0	0	0	0	7	10	0.00	0.000										







Batter	1	2	3	4	5	6	7	8	9	AB	R	H	RBI	BB	SO	LOB	TOP		
15 Dustin Pedroia, R OBP: 0.373, SLG: 0.455	F7			26 1B 12 SF8 1B	G5-3		F7		K	5	1	1	0	0	1	2			
26 Brock Holt, L OBP: 0.391, SLG: 0.424	F7			13 BB 2B 1B	G6-3		K			4	1	1	0	0	1	1			
13 Hanley Ramirez, R OBP: 0.322, SLG: 0.479	G5-3			2B BB				F9		2	2	0	0	2	0	0			
34 David Ortiz, L OBP: 0.296, SLG: 0.385	K			F7			F7		HR	4	1	1	1	0	1	4			
12 Mike Napoli, R OBP: 0.304, SLG: 0.390	G6-3			SF8			P5		K	3	0	0	1	0	1	1			
Pablo Sandoval, S OBP: 0.308, SLG: 0.356	G3-1			2B			2B 1B		F8	4	0	2	2	0	0	0			
2 Xander Bogaerts, R OBP: 0.340, SLG: 0.395	L7			G1-3			1B		G1-3	4	0	1	1	0	0	1			
50 Mookie Betts, R OBP: 0.293, SLG: 0.366	P4						K		G6-3	4	0	1	0	0	1	2			
23 Blake Swihart, S OBP: 0.240, SLG: 0.292	F7									4	0	1	0	0	1	1			
31 Alejandro De Aza, L OBP: 0.281, SLG: 0.357	F7						G4-3		1B	0	0	0	0	0	0	0			
<b>Inning Stats</b>	R: 0 H: 0 E: 0 K: 0 S: 10	H: 0 LOB: 0 BB: 0 P: 15	R: 0 H: 0 E: 0 K: 1 S: 9	H: 0 LOB: 0 BB: 0 P: 14	R: 0 H: 0 E: 0 K: 0 S: 8	H: 0 LOB: 0 BB: 0 P: 12	R: 3 H: 3 E: 0 K: 0 S: 14	H: 3 LOB: 1 BB: 1 P: 23	R: 0 H: 1 E: 0 K: 1 S: 15	H: 2 LOB: 2 BB: 1 P: 22	R: 0 H: 0 E: 0 K: 1 S: 10	H: 0 LOB: 0 BB: 0 P: 14	R: 1 H: 1 E: 0 K: 1 S: 13	H: 1 LOB: 0 BB: 0 P: 18	R: 0 H: 1 E: 0 K: 1 S: 10	H: 1 LOB: 1 BB: 0 P: 11	1B: 5 2B: 2 3B: 0 HR: 1	SF: 1 SAC: 0 DP: 0 HBP: 0	WP: 0 PA: 37 PB: 0 SB: 0 CS: 0
<b>PITCHER</b>	IP WLS BF H R ER SO BB IBB HBP BLK WP HR S P ERA WHIP	IP WLS BF H R ER SO BB IBB HBP BLK WP HR S P ERA WHIP	IP WLS BF H R ER SO BB IBB HBP BLK WP HR S P ERA WHIP	IP WLS BF H R ER SO BB IBB HBP BLK WP HR S P ERA WHIP	IP WLS BF H R ER SO BB IBB HBP BLK WP HR S P ERA WHIP	IP WLS BF H R ER SO BB IBB HBP BLK WP HR S P ERA WHIP	IP WLS BF H R ER SO BB IBB HBP BLK WP HR S P ERA WHIP	IP WLS BF H R ER SO BB IBB HBP BLK WP HR S P ERA WHIP	IP WLS BF H R ER SO BB IBB HBP BLK WP HR S P ERA WHIP	IP WLS BF H R ER SO BB IBB HBP BLK WP HR S P ERA WHIP	IP WLS BF H R ER SO BB IBB HBP BLK WP HR S P ERA WHIP	IP WLS BF H R ER SO BB IBB HBP BLK WP HR S P ERA WHIP	IP WLS BF H R ER SO BB IBB HBP BLK WP HR S P ERA WHIP	IP WLS BF H R ER SO BB IBB HBP BLK WP HR S P ERA WHIP	IP WLS BF H R ER SO BB IBB HBP BLK WP HR S P ERA WHIP	IP WLS BF H R ER SO BB IBB HBP BLK WP HR S P ERA WHIP	IP WLS BF H R ER SO BB IBB HBP BLK WP HR S P ERA WHIP	IP WLS BF H R ER SO BB IBB HBP BLK WP HR S P ERA WHIP	

**Boston Red Sox @ Baltimore Orioles**  
 Oriole Park at Camden Yards, Baltimore, MD  
 Thu Jun 11 2015, 7:07 PM - 9:45 PM EDT  
 Att: 22,840 - Clear - 90 F

AB	34
R	5
H	8
RBI	5
BB	2
SO	6
LOB	12



Batter	1	2	3	4	5	6	7	8	9	AB	R	H	RBI	BB	SO	LOB	BOTTOM		
13 Manny Machado, R OBP: 0.327, SLG: 0.469	14 F9 1B	P3		HR			E5 10 L7 32 SF9			4	2	2	1	0	0	2			
14 Nolan Reimold, R OBP: 0.429, SLG: 0.800	F9			HR						3	1	1	1	1	1	1			
10 Adam Jones, R OBP: 0.351, SLG: 0.518	HR			32 G4-3 27 1B 2B			L7			3	2	2	1	1	0	2			
32 Matt Wieters, S OBP: 0.286, SLG: 0.632	K			G4-3			SF9			3	0	0	1	0	2	2			
27 Delmon Young, R OBP: 0.313, SLG: 0.368	F9			1B			F8			4	0	2	1	0	0	1			
9 David Lough, L OBP: 0.262, SLG: 0.276				1B						0	0	0	0	0	0	0			
19 Chris Davis, L OBP: 0.311, SLG: 0.458				F9			G4-3			4	1	1	0	0	0	2			
2 J.J. Hardy, R OBP: 0.229, SLG: 0.286	FC1-6 3 1B 28 1B 1B			K			K2-3			4	0	1	0	0	2	1			
28 Steve Pearce, R OBP: 0.277, SLG: 0.353	3 FC1-6 1B			G5-3			F8			4	0	1	1	0	0	0			
3 Ryan Flaherty, L OBP: 0.348, SLG: 0.425	FC1-6			G3			G1-3			3	0	0	0	0	0	2			
<b>Inning Stats</b>	R: 1 H: 2 E: 0 K: 1 S: 9	H: 3 LOB: 2 BB: 0 P: 12	R: 1 H: 3 E: 0 K: 0 S: 15	H: 3 LOB: 2 BB: 0 P: 25	R: 2 H: 3 E: 0 K: 1 S: 14	H: 3 LOB: 1 BB: 0 P: 21	R: 1 H: 1 E: 0 K: 1 S: 8	H: 1 LOB: 0 BB: 0 P: 11	R: 0 H: 1 E: 0 K: 1 S: 9	H: 1 LOB: 1 BB: 1 P: 15	R: 0 H: 0 E: 0 K: 1 S: 9	H: 0 LOB: 0 BB: 0 P: 12	R: 1 H: 0 E: 1 K: 0 S: 11	H: 0 LOB: 1 BB: 1 P: 16	R: 0 H: 0 E: 0 K: 0 S: 5	H: 0 LOB: 0 BB: 0 P: 6	1B: 5 2B: 2 3B: 0 HR: 3	SF: 1 SAC: 0 DP: 0 HBP: 0	WP: 0 PA: 35 PB: 0 SB: 0 CS: 0
<b>PITCHER</b>	IP WLS BF H R ER SO BB IBB HBP BLK WP HR S P ERA WHIP	IP WLS BF H R ER SO BB IBB HBP BLK WP HR S P ERA WHIP	IP WLS BF H R ER SO BB IBB HBP BLK WP HR S P ERA WHIP	IP WLS BF H R ER SO BB IBB HBP BLK WP HR S P ERA WHIP	IP WLS BF H R ER SO BB IBB HBP BLK WP HR S P ERA WHIP	IP WLS BF H R ER SO BB IBB HBP BLK WP HR S P ERA WHIP	IP WLS BF H R ER SO BB IBB HBP BLK WP HR S P ERA WHIP	IP WLS BF H R ER SO BB IBB HBP BLK WP HR S P ERA WHIP	IP WLS BF H R ER SO BB IBB HBP BLK WP HR S P ERA WHIP	IP WLS BF H R ER SO BB IBB HBP BLK WP HR S P ERA WHIP	IP WLS BF H R ER SO BB IBB HBP BLK WP HR S P ERA WHIP	IP WLS BF H R ER SO BB IBB HBP BLK WP HR S P ERA WHIP	IP WLS BF H R ER SO BB IBB HBP BLK WP HR S P ERA WHIP	IP WLS BF H R ER SO BB IBB HBP BLK WP HR S P ERA WHIP	IP WLS BF H R ER SO BB IBB HBP BLK WP HR S P ERA WHIP	IP WLS BF H R ER SO BB IBB HBP BLK WP HR S P ERA WHIP	IP WLS BF H R ER SO BB IBB HBP BLK WP HR S P ERA WHIP	IP WLS BF H R ER SO BB IBB HBP BLK WP HR S P ERA WHIP	

**Boston Red Sox @ Baltimore Orioles**  
 Oriole Park at Camden Yards, Baltimore, MD  
 Thu Jun 11 2015, 7:07 PM - 9:45 PM EDT  
 Att: 22,840 - Clear - 90 F

AB	32
R	6
H	10
RBI	6
BB	2
SO	5
LOB	13





Batter	1	2	3	4	5	6	7	8	9	AB	R	H	RBI	BB	SO	LOB	TOP			
11 Brett Gardner, L OBP: 0.358, SLG: 0.432										3	1	1	0	1	2	0	<b>New York Yankees @ Baltimore Orioles</b> Oriole Park at Camden Yards, Baltimore, MD Fri Jun 12, 2015, 7:07 PM - 10:25 PM EDT Att: 33,203 - Partly Cloudy - 89 F			
12 Chase Headley, S OBP: 0.293, SLG: 0.372										3	0	1	0	0	1	1				
17 Brendan Ryan, R OBP: 0.500, SLG: 0.800										2	0	0	0	0	0	3				
13 Alex Rodriguez, R OBP: 0.278, SLG: 0.505										4	0	2	1	1	1	0				
25 Mark Teixeira, S OBP: 0.363, SLG: 0.566										4	0	2	0	0	1	3				
33 Garrett Jones, L OBP: 0.296, SLG: 0.433										1	0	0	0	0	1	0				
34 Brian McCann, L OBP: 0.320, SLG: 0.466										4	0	0	0	0	2	7				
66 John Ryan Murphy, R OBP: 0.259, SLG: 0.317										0	0	0	0	0	0	0				
36 Carlos Beltrán, S OBP: 0.279, SLG: 0.386										4	0	1	0	0	0	7				
18 Didi Gregorius, L OBP: 0.287, SLG: 0.298										3	1	0	0	1	1	3				
14 Stephen Drew, L OBP: 0.230, SLG: 0.361										4	0	0	0	0	1	2				
80 Mason Williams, L OBP: 0.500, SLG: 2.000										2	1	1	2	0	1	0				
24 Chris Young, R OBP: 0.277, SLG: 0.445										2	0	1	0	0	0	0				
<b>Inning Stats</b>	R: 0 E: 0 K: 1 S: 16	H: 2 LOB: 3 BB: 1 P: 27	R: 0 E: 0 K: 1 S: 9	H: 0 LOB: 0 BB: 0 P: 15	R: 1 E: 0 K: 1 S: 11	H: 2 LOB: 0 BB: 0 P: 21	R: 2 E: 0 K: 1 S: 11	H: 1 LOB: 1 BB: 1 P: 21	R: 0 E: 0 K: 2 S: 11	H: 0 LOB: 0 BB: 0 P: 15	R: 0 E: 0 K: 1 S: 17	H: 2 LOB: 3 BB: 1 P: 27	R: 0 E: 0 K: 1 S: 11	H: 2 LOB: 2 BB: 0 P: 13	R: 0 E: 0 K: 1 S: 9	H: 0 LOB: 0 BB: 0 P: 15	1B: 8 2B: 3 3B: 0 HR: 1	SF: 0 SAC: 0 DP: 1 HBP: 1	WP: 0 PA: 40	
<b>PITCHER</b>	IP: 5.0 WLS: W BF: 24 ERA: 3.19	H: 6 R: 3 ER: 3 SO: 6	BB: 2 IBB: 0 HBP: 1 BLK: 0	WP: 0 HR: 1 S: 62 P: 104	ERA: 5.40 WHIP: 1.600	IP: 6.1 WLS: H BF: 5 ERA: 1.93	H: 1 R: 0 ER: 0 SO: 1	BB: 1 IBB: 0 HBP: 0 BLK: 0	WP: 0 HR: 13 S: 22 P: 0.00	ERA: 2.000	IP: 7.1 WLS: 1.0 BF: 5 ERA: 3.62	H: 2 R: 0 ER: 0 SO: 1	BB: 0 IBB: 0 HBP: 0 BLK: 0	WP: 0 HR: 9 S: 14 P: 0.00	ERA: 0.000	IP: 8.1 WLS: 1.0 BF: 3 ERA: 1.13	H: 0 R: 0 ER: 0 SO: 2	BB: 0 IBB: 0 HBP: 0 BLK: 0	WP: 0 HR: 0 S: 10 P: 15	ERA: 0.000

Batter	1	2	3	4	5	6	7	8	9	AB	R	H	RBI	BB	SO	LOB	BOTTOM			
13 Manny Machado, R OBP: 0.332, SLG: 0.470										4	3	2	0	1	1	2	<b>New York Yankees @ Baltimore Orioles</b> Oriole Park at Camden Yards, Baltimore, MD Fri Jun 12, 2015, 7:07 PM - 10:25 PM EDT Att: 33,203 - Partly Cloudy - 89 F			
38 Jimmy Paredes, S OBP: 0.303, SLG: 0.473										5	2	3	2	0	0	2				
10 Adam Jones, R OBP: 0.349, SLG: 0.511										5	1	1	1	0	0	6				
28 Steve Pearce, R OBP: 0.277, SLG: 0.353										0	0	0	0	0	0	0				
19 Chris Davis, L OBP: 0.317, SLG: 0.476										5	1	3	4	0	0	3				
9 David Lough, L OBP: 0.262, SLG: 0.276										0	0	0	0	0	0	0				
2 J.J. Hardy, R OBP: 0.237, SLG: 0.294										4	1	1	1	1	1	3				
23 Travis Snider, L OBP: 0.336, SLG: 0.336										5	0	1	1	0	0	4				
14 Nolan Reimold, R OBP: 0.364, SLG: 0.556										4	0	1	0	0	2	1				
3 Ryan Flaherty, L OBP: 0.344, SLG: 0.417										4	1	1	0	0	0	2				
36 Caleb Joseph, R OBP: 0.325, SLG: 0.407										4	2	3	1	0	0	0				
<b>Inning Stats</b>	R: 1 E: 0 K: 1 S: 11	H: 2 LOB: 2 BB: 1 P: 21	R: 0 E: 0 K: 1 S: 6	H: 0 LOB: 0 BB: 0 P: 10	R: 4 E: 1 K: 0 S: 15	H: 3 LOB: 0 BB: 0 P: 19	R: 1 E: 0 K: 0 S: 10	H: 3 LOB: 1 BB: 0 P: 15	R: 0 E: 0 K: 0 S: 10	H: 1 LOB: 1 BB: 1 P: 17	R: 4 E: 1 K: 1 S: 18	H: 4 LOB: 1 BB: 0 P: 24	R: 1 E: 0 K: 1 S: 17	H: 2 LOB: 1 BB: 0 P: 28	R: 0 E: 0 K: 0 S: 6	H: 1 LOB: 1 BB: 0 P: 8	1B: 12 2B: 3 3B: 0 HR: 2	SF: 0 SAC: 0 DP: 2 HBP: 0	WP: 1 PA: 42	
<b>PITCHER</b>	IP: 4.1 WLS: L BF: 25 ERA: 3.74	H: 4 R: 6 ER: 5 SO: 2	BB: 2 IBB: 0 HBP: 0 BLK: 0	WP: 0 HR: 1 S: 50 P: 80	ERA: 10.38 WHIP: 2.538	IP: 5.1 WLS: 0.2 BF: 2 ERA: 5.14	H: 1 R: 1 ER: 1 SO: 0	BB: 0 IBB: 0 HBP: 0 BLK: 0	WP: 0 HR: 3 S: 4 P: 13.50	ERA: 1.500	IP: 6.1 WLS: 2.0 BF: 12 ERA: 6.27	H: 5 R: 4 ER: 4 SO: 2	BB: 0 IBB: 0 HBP: 0 BLK: 0	WP: 1 HR: 0 S: 34 P: 50	ERA: 4.50	IP: 8.1 WLS: 1.0 BF: 3 ERA: 5.29	H: 1 R: 0 ER: 0 SO: 0	BB: 0 IBB: 0 HBP: 0 BLK: 0	WP: 0 HR: 6 S: 8 P: 0.00	ERA: 1.000



Batter	1	2	3	4	5	6	7	8	9	AB	R	H	RBI	BB	SO	LOB	TOP			
11 Brett Gardner, L OBP: 0.354, SLG: 0.424	F8	K			G4-3		K		BB	4	0	0	0	1	2	1	<b>New York Yankees @ Baltimore Orioles</b> Oriole Park at Camden Yards, Baltimore, MD Sat Jun 13 2015, 7:18 PM - 10:31 PM EDT Att: 38,909 - Partly Cloudy - 88 F			
12 Chase Headley, S OBP: 0.300, SLG: 0.382	25 1B		G3			13 HR	1B		F9	5	2	3	0	0	0	1				
13 Alex Rodriguez, R OBP: 0.374, SLG: 0.512	G5-3		G5-3			1-H	HR		K	5	1	1	2	0	2	3				
25 Mark Teixeira, S OBP: 0.365, SLG: 0.570	34 2B	1B		K		FC3-5	2B		G6-3	4	1	2	1	0	1	1				
34 Brian McCann, L OBP: 0.324, SLG: 0.473	1-H	2B		G4-3		FC3-5	18 2B		36 1B	4	0	2	1	0	0	1				
36 Carlos Beltrán, S OBP: 0.278, SLG: 0.383	G4-3			G3-1		L8			14 L4-3	4	0	1	0	0	0	2				
18 Didi Gregorius, L OBP: 0.286, SLG: 0.303		K		G6-3					F7	4	0	1	0	0	1	2				
14 Stephen Drew, L OBP: 0.235, SLG: 0.366					F8		BB		L4-3	3	0	1	0	1	0	2				
80 Mason Williams, L OBP: 0.250, SLG: 1.000					K		F8		K	2	0	0	0	0	2	1				
24 Chris Young, R OBP: 0.275, SLG: 0.442									K	1	0	0	0	0	0	3				
33 Garrett Jones, L OBP: 0.282, SLG: 0.426									K	1	0	0	0	0	1	0				
<b>Inning Stats</b>	R: 2 H: 3 E: 0 K: 0 S: 16	H: 3 LOB: 1 BB: 0 P: 23	R: 0 H: 1 E: 0 K: 3 S: 12	H: 1 LOB: 1 BB: 0 P: 15	R: 0 H: 0 E: 0 K: 1 S: 5	H: 0 LOB: 0 BB: 0 P: 8	R: 0 H: 0 E: 0 K: 0 S: 4	H: 0 LOB: 0 BB: 0 P: 8	R: 0 H: 0 E: 0 K: 1 S: 9	H: 4 LOB: 3 BB: 0 P: 15	R: 0 H: 1 E: 0 K: 2 S: 11	H: 1 LOB: 1 BB: 0 P: 17	R: 0 H: 2 E: 0 K: 0 S: 8	H: 2 LOB: 1 BB: 0 P: 13	R: 0 H: 0 E: 0 K: 2 S: 10	H: 0 LOB: 1 BB: 1 P: 16	1B: 5 2B: 6 3B: 0 HR: 1	SF: 0 SAC: 0 DP: 1 HBP: 0	WP: 0 PB: 0 SB: 0 CS: 0	PA: 39
<b>PITCHER</b>	IP WLS BF H R ER SO BB IBB HBP BLK WP HR S P ERA WHIP																			
25 Bud Norris, R ERA: 8.29	(1, 1) 5.2 25 8 4 4 5 0 0 0 0 0 0 1 60 86 6.35 1.412																			
66 T.J. McFarland, L ERA: 1.93	(6, 1) 0.0 1 0 0 0 0 1 0 0 0 0 0 0 1 5 ∞ ∞																			
65 Chaz Roe, R ERA: 1.17	(6, 1) 2.1 W 9 3 0 0 2 0 0 0 0 0 0 0 23 36 0.00 1.286																			
56 Darren O'Day, R ERA: 1.08	(9, 1) 1.0 4 0 0 0 2 1 0 0 0 0 0 0 10 16 0.00 1.000																			

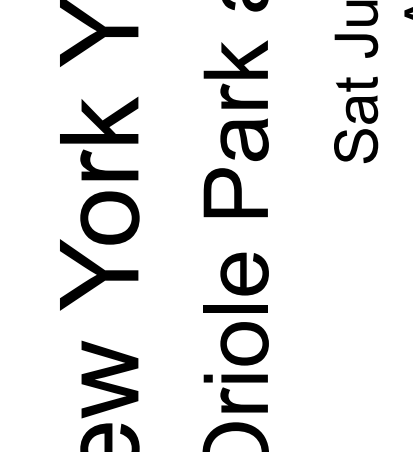
Batter	1	2	3	4	5	6	7	8	9	AB	R	H	RBI	BB	SO	LOB	BOTTOM	
13 Manny Machado, R OBP: 0.337, SLG: 0.485	L8		14 HR			10 WP		F7		5	2	3	4	0	0	0	<b>New York Yankees @ Baltimore Orioles</b> Oriole Park at Camden Yards, Baltimore, MD Sat Jun 13 2015, 7:18 PM - 10:31 PM EDT Att: 38,909 - Partly Cloudy - 88 F	
14 Nolan Reimold, R OBP: 0.375, SLG: 0.857	G5-3		HR			G6-3		K		5	1	2	2	0	1	1		
10 Adam Jones, R OBP: 0.345, SLG: 0.504	1B		G5-3		G6-3	L8		P6		5	0	1	0	0	0	2		
27 Delmon Young, R OBP: 0.307, SLG: 0.361	F9		G2-3		G6-3			HR		3	0	0	0	0	0	2		
9 David Lough, L OBP: 0.274, SLG: 0.339					G6-3					1	1	1	1	0	0	0		
19 Chris Davis, L OBP: 0.316, SLG: 0.472		28 1B	G5-3		K			G3-1		4	0	1	0	0	2	1		
32 Matt Wieters, S OBP: 0.320, SLG: 0.696	F7				F8	2 WP	2 1B	28 2B		4	2	2	0	0	0	1		
2 J.J. Hardy, R OBP: 0.237, SLG: 0.292	G5-3				G4-3			G6-3		4	1	1	1	0	0	2		
28 Steve Pearce, R OBP: 0.283, SLG: 0.365					F8			F9		4	0	2	1	0	0	1		
3 Ryan Flaherty, L OBP: 0.350, SLG: 0.420						13 HR		F8		4	2	2	0	0	1	3		
<b>Inning Stats</b>	R: 0 H: 1 E: 0 K: 0 S: 8	H: 2 LOB: 2 BB: 0 P: 13	R: 0 H: 2 E: 0 K: 1 S: 14	H: 2 LOB: 0 BB: 0 P: 23	R: 0 H: 0 E: 0 K: 0 S: 9	H: 0 LOB: 0 BB: 0 P: 13	R: 2 H: 3 E: 0 K: 1 S: 14	H: 3 LOB: 1 BB: 0 P: 25	R: 3 H: 4 E: 0 K: 0 S: 18	H: 4 LOB: 1 BB: 0 P: 30	R: 2 H: 3 E: 0 K: 0 S: 10	H: 3 LOB: 1 BB: 0 P: 18	R: 0 H: 0 E: 0 K: 1 S: 9	H: 0 LOB: 0 BB: 0 P: 13	1B: 8 2B: 3 3B: 1 HR: 3	SF: 0 SAC: 0 DP: 0 HBP: 0	WP: 3 PB: 0 SB: 0 CS: 0	PA: 39
<b>PITCHER</b>	IP WLS BF H R ER SO BB IBB HBP BLK WP HR S P ERA WHIP																	
52 CC Sabathia, L ERA: 5.38	(1, 1) 5.0 23 8 4 4 3 0 0 0 0 0 0 3 58 93 7.20 1.600																	
57 Chris Martin, R ERA: 5.27	(6, 1) 1.0 L 7 4 3 3 0 0 0 0 0 0 3 0 18 30 27.00 4.000																	
40 Sergio Santos, R ERA: 5.28	(7, 1) 2.0 9 3 2 2 1 0 0 0 0 0 0 1 19 31 9.00 1.500																	

AB 37  
R 4  
H 11  
RBI 4  
BB 2  
SO 9  
LOB 17



WP: 0  
PB: 0  
SB: 0  
CS: 0

AB 39  
R 9  
H 15  
RBI 9  
BB 0  
SO 4  
LOB 13



WP: 3  
PB: 0  
SB: 0  
CS: 0



Batter	1	2	3	4	5	6	7	8	9	AB	R	H	RBI	BB	SO	LOB	TOP					
11 Brett Gardner, L OBP: 0.351, SLG: 0.421										4	1	1	1	0	1	1	<b>New York Yankees @ Baltimore Orioles</b> Oriole Park at Camden Yards, Baltimore, MD Sun Jun 14 2015, 1:41 PM - 5:07 PM EDT Att: 36,343 - Overcast - 92 F					
12 Chase Headley, S OBP: 0.302, SLG: 0.379										4	1	1	0	1	2	3						
13 Alex Rodriguez, R OBP: 0.371, SLG: 0.502										4	1	0	0	1	1	3						
25 Mark Teixeira, S OBP: 0.370, SLG: 0.571										3	1	1	1	1	0	0						
33 Garrett Jones, L OBP: 0.293, SLG: 0.423									3	0	1	1	1	1	1	1						
24 Chris Young, R OBP: 0.273, SLG: 0.438									1	0	0	0	0	0	0	0						
14 Stephen Drew, L OBP: 0.293, SLG: 0.372									5	0	2	0	0	1	5							
18 Didi Gregorius, L OBP: 0.286, SLG: 0.302									4	1	1	0	0	1	6							
66 John Ryan Murphy, R OBP: 0.293, SLG: 0.365									4	0	3	2	0	0	0							
80 Mason Williams, L OBP: 0.125, SLG: 0.500									4	0	0	0	0	0	6							
<b>Inning Stats</b>	R: 1 H: 2 E: 0 K: 1 S: 15	LOB: 1 BB: 0 P: 23	R: 1 H: 3 E: 0 K: 1 S: 23	LOB: 2 BB: 0 P: 31	R: 0 H: 1 E: 0 K: 0 S: 10	LOB: 2 BB: 0 P: 15	R: 0 H: 0 E: 0 K: 0 S: 8	LOB: 0 BB: 0 P: 17	R: 3 H: 1 E: 0 K: 2 S: 16	LOB: 2 BB: 4 P: 35	R: 0 H: 0 E: 0 K: 3 S: 9	LOB: 0 BB: 0 P: 14	R: 0 H: 1 E: 0 K: 0 S: 10	LOB: 1 BB: 0 P: 17	R: 0 H: 2 E: 0 K: 0 S: 9	LOB: 2 BB: 0 P: 13	R: 0 H: 0 E: 0 K: 0 S: 5	LOB: 0 BB: 0 P: 6	1B: 7 2B: 3 3B: 0 HR: 0	SF: 1 SAC: 0 DP: 0 HBP: 1	WP: 1 PB: 0 SB: 0 CS: 0	PA: 42
<b>PITCHER</b>	IP WLS BF H R ER SO BB IBB HBP BLK WP HR S P ERA WHIP		IP WLS BF H R ER SO BB IBB HBP BLK WP HR S P ERA WHIP		IP WLS BF H R ER SO BB IBB HBP BLK WP HR S P ERA WHIP		IP WLS BF H R ER SO BB IBB HBP BLK WP HR S P ERA WHIP		IP WLS BF H R ER SO BB IBB HBP BLK WP HR S P ERA WHIP		IP WLS BF H R ER SO BB IBB HBP BLK WP HR S P ERA WHIP		IP WLS BF H R ER SO BB IBB HBP BLK WP HR S P ERA WHIP		IP WLS BF H R ER SO BB IBB HBP BLK WP HR S P ERA WHIP		IP WLS BF H R ER SO BB IBB HBP BLK WP HR S P ERA WHIP					
59 Mike Wright Jr., R ERA: 4.13	4.0	L	22	6	5	5	2	3	0	1	0	0	1	0	62	104	11.25	2.250				
17 Brian Matusz, L ERA: 3.15	1.2	7	1	0	0	4	1	0	0	0	0	0	0	0	16	28	0.00	1.200				
63 Tyler Wilson, R ERA: 2.38	3.1	13	3	0	0	1	0	0	0	0	0	0	0	27	39	0.00	0.900					

AB 36  
R 5  
H 10  
RBI 5  
BB 4  
SO 7  
LOB 25



Batter	1	2	3	4	5	6	7	8	9	AB	R	H	RBI	BB	SO	LOB	BOTTOM					
13 Manny Machado, R OBP: 0.342, SLG: 0.483										3	1	1	0	2	0	2	<b>New York Yankees @ Baltimore Orioles</b> Oriole Park at Camden Yards, Baltimore, MD Sun Jun 14 2015, 1:41 PM - 5:07 PM EDT Att: 36,343 - Overcast - 92 F					
38 Jimmy Paredes, S OBP: 0.330, SLG: 0.470										3	0	1	0	0	1	1						
27 Delmon Young, R OBP: 0.305, SLG: 0.358										1	0	0	0	0	1	1						
32 Matt Wieters, S OBP: 0.308, SLG: 0.667										4	1	1	0	0	1	2						
10 Adam Jones, R OBP: 0.344, SLG: 0.500										2	0	0	0	2	1	1						
19 Chris Davis, L OBP: 0.319, SLG: 0.467										3	1	1	2	1	2	2						
14 Nolan Reimold, R OBP: 0.400, SLG: 0.765										4	0	0	0	0	5							
23 Travis Snider, L OBP: 0.327, SLG: 0.326										4	0	0	0	0	5							
2 J.J. Hardy, R OBP: 0.236, SLG: 0.291										4	0	1	0	0	1	2						
3 Ryan Flaherty, L OBP: 0.337, SLG: 0.402										4	0	0	0	2	2							
36 Caleb Joseph, R OBP: 0.325, SLG: 0.412										3	0	1	1	0	0	0						
9 David Lough, L OBP: 0.270, SLG: 0.333										1	0	0	0	0	0	0						
<b>Inning Stats</b>	R: 2 H: 3 E: 0 K: 1 S: 16	H: 3 LOB: 1 BB: 1 P: 29	R: 0 H: 0 E: 0 K: 0 S: 7	H: 0 LOB: 0 BB: 0 P: 10	R: 0 H: 0 E: 0 K: 1 S: 10	H: 0 LOB: 0 BB: 0 P: 15	R: 1 H: 2 E: 0 K: 1 S: 12	H: 2 LOB: 1 BB: 1 P: 21	R: 0 H: 1 E: 0 K: 2 S: 14	H: 1 LOB: 2 BB: 1 P: 22	R: 0 H: 0 E: 0 K: 1 S: 11	LOB: 0 BB: 0 P: 17	R: 0 H: 0 E: 0 K: 1 S: 6	LOB: 0 BB: 1 P: 13	R: 0 H: 0 E: 0 K: 2 S: 12	LOB: 0 BB: 0 P: 14	R: 0 H: 0 E: 0 K: 1 S: 9	LOB: 1 BB: 1 P: 17	1B: 5 2B: 1 3B: 0 HR: 0	SF: 0 SAC: 0 DP: 0 HBP: 0	WP: 0 PB: 0 SB: 0 CS: 0	PA: 38
<b>PITCHER</b>	IP WLS BF H R ER SO BB IBB HBP BLK WP HR S P ERA WHIP		IP WLS BF H R ER SO BB IBB HBP BLK WP HR S P ERA WHIP		IP WLS BF H R ER SO BB IBB HBP BLK WP HR S P ERA WHIP		IP WLS BF H R ER SO BB IBB HBP BLK WP HR S P ERA WHIP		IP WLS BF H R ER SO BB IBB HBP BLK WP HR S P ERA WHIP		IP WLS BF H R ER SO BB IBB HBP BLK WP HR S P ERA WHIP		IP WLS BF H R ER SO BB IBB HBP BLK WP HR S P ERA WHIP		IP WLS BF H R ER SO BB IBB HBP BLK WP HR S P ERA WHIP		IP WLS BF H R ER SO BB IBB HBP BLK WP HR S P ERA WHIP					
43 Adam Warren, R ERA: 3.78	1.1	W	5	0	0	0	1	1	0	0	0	0	0	0	14	26	0.00	0.750				
45 Chasen Shreve, L ERA: 2.05	2.0	H	6	0	0	0	3	0	0	0	0	0	0	18	23	0.00	0.000					
41 Justin Wilson, L ERA: 3.52	1.0	S	4	0	0	0	1	1	0	0	0	0	0	9	17	0.00	1.000					

AB 33  
R 3  
H 6  
RBI 3  
BB 5  
SO 10  
LOB 19







Batter	1	2	3	4	5	6	7	8	9	AB	R	H	RBI	BB	SO	LOB	TOP			
2 Ben Revere, L (1, 8) OBP: 0.311, SLG: 0.352	G4-3		G5-3			G5-3			K	4	0	0	0	0	1	0	<b>Philadelphia Phillies @ Baltimore Orioles</b> Oriole Park at Camden Yards, Baltimore, MD Mon Jun 15 2015, 7:33 PM - 9:41 PM EDT Att: 23,730 - Partly Cloudy - 79 F			
16 César Hernández, S (1, 4) OBP: 0.333, SLG: 0.314	G3-1								K	4	0	2	0	0	1	0				
7 Maikel Franco, R (1, 5) OBP: 0.317, SLG: 0.513																				
4 Andrés Blanco, S (7, 5) OBP: 0.321, SLG: 0.449	K																			
6 Ryan Howard, L (1, 3) OBP: 0.272, SLG: 0.460																				
3 Jeff Francoeur, R (1, 9) OBP: 0.296, SLG: 0.427																				
26 Chase Utley, L (1, 10) OBP: 0.286, SLG: 0.293																				
25 Cody Asche, L (1, 7) OBP: 0.271, SLG: 0.325																				
29 Cameron Rupp, R (1, 2) OBP: 0.303, SLG: 0.324																				
13 Freddy Galvis, S (1, 6) OBP: 0.300, SLG: 0.296																				
<b>Inning Stats</b>	R: 0 E: 0 K: 1 S: 8	H: 0 LOB: 0 BB: 0 P: 12	R: 0 E: 0 K: 1 S: 8	H: 0 LOB: 1 BB: 1 P: 14	R: 0 E: 0 K: 1 S: 8	H: 0 LOB: 0 BB: 0 P: 10	R: 0 E: 0 K: 1 S: 8	H: 1 LOB: 0 BB: 0 P: 13	R: 0 E: 0 K: 0 S: 5	H: 0 LOB: 0 BB: 0 P: 6	R: 0 E: 0 K: 3 S: 17	H: 1 LOB: 1 BB: 0 P: 20	R: 0 E: 0 K: 1 S: 12	H: 2 LOB: 1 BB: 0 P: 19	R: 0 E: 0 K: 2 S: 12	H: 0 LOB: 0 BB: 0 P: 18	1B: 3 2B: 1 3B: 0 HR: 0	SF: 0 SAC: 0 DP: 1 HBP: 0	WP: 1 PB: 0 SB: 0 CS: 0	PA: 30
<b>PITCHER</b>	IP WLS BF H R ER SO BB IBB HBP BLK WP HR S P ERA WHIP	8.0 W 27 4 0 0 9 1 0 0 0 0 0 75 106 0.00 0.625	1.0 3 0 0 0 2 0 0 0 0 0 0 12 18 0.00 0.000																	

Batter	1	2	3	4	5	6	7	8	9	AB	R	H	RBI	BB	SO	LOB	BOTTOM			
13 Manny Machado, R (1, 5) OBP: 0.341, SLG: 0.477	F9									3	0	0	0	1	0	0	<b>Philadelphia Phillies @ Baltimore Orioles</b> Oriole Park at Camden Yards, Baltimore, MD Mon Jun 15 2015, 7:33 PM - 9:41 PM EDT Att: 23,730 - Partly Cloudy - 79 F			
38 Jimmy Paredes, S (1, 10) OBP: 0.328, SLG: 0.466	F7									4	0	1	0	0	2	1				
10 Adam Jones, R (1, 8) OBP: 0.342, SLG: 0.494	G4-3									3	1	0	0	1	0	2				
19 Chris Davis, L (1, 3) OBP: 0.321, SLG: 0.465										3	1	1	0	1	0	2				
32 Matt Wieters, S (1, 2) OBP: 0.310, SLG: 0.741										3	1	1	3	0	0	1				
14 Nolan Reimold, R (1, 7) OBP: 0.348, SLG: 0.650										3	0	0	0	0	0	0				
23 Travis Snider, L (1, 9) OBP: 0.327, SLG: 0.333										3	1	1	0	0	0	0				
9 David Lough, L (8, 7) OBP: 0.270, SLG: 0.333										0	0	0	0	0	0	0				
2 J.J. Hardy, R (1, 6) OBP: 0.240, SLG: 0.292										3	0	1	1	0	1	0				
3 Ryan Flaherty, L (1, 4) OBP: 0.327, SLG: 0.389										3	0	0	0	0	2	1				
<b>Inning Stats</b>	R: 0 E: 0 K: 0 S: 8	H: 1 LOB: 0 BB: 0 P: 14	R: 0 E: 0 K: 0 S: 4	H: 0 LOB: 0 BB: 0 P: 9	R: 0 E: 0 K: 1 S: 7	H: 0 LOB: 0 BB: 0 P: 6	R: 0 E: 1 K: 1 S: 7	H: 0 LOB: 1 BB: 1 P: 15	R: 1 E: 0 K: 1 S: 14	H: 2 LOB: 1 BB: 0 P: 27	R: 3 E: 0 K: 0 S: 13	H: 2 LOB: 0 BB: 1 P: 21	R: 0 E: 0 K: 2 S: 8	H: 0 LOB: 0 BB: 0 P: 9	R: 0 E: 0 K: 1 S: 9	H: 0 LOB: 1 BB: 1 P: 15	1B: 3 2B: 1 3B: 0 HR: 1	SF: 0 SAC: 0 DP: 1 HBP: 0	WP: 0 PB: 0 SB: 1 CS: 0	PA: 31
<b>PITCHER</b>	IP WLS BF H R ER SO BB IBB HBP BLK WP HR S P ERA WHIP	6.0 L 24 5 4 4 2 2 0 0 0 0 0 0 8 9 6.00 1.167	1.0 3 0 0 0 2 0 0 0 0 0 0 8 9 0.00 0.000	1.0 4 0 0 0 1 1 0 0 0 0 0 9 15 0.00 1.000																

**AB 29**  
**R 0**  
**H 4**  
**RBI 0**  
**BB 1**  
**SO 11**  
**LOB 7**



**AB 28**  
**R 4**  
**H 5**  
**RBI 4**  
**BB 3**  
**SO 5**  
**LOB 7**





Batter	1	2	3	4	5	6	7	8	9	AB	R	H	RBI	BB	SO	LOB	TOP					
16 César Hernández, S (1.4) OBP: 0.331, SLG: 0.306			G4-6-3		L7		L5			3	0	0	0	1	0	2						
37 Odiel Herrera, L (1.8) OBP: 0.283, SLG: 0.365	K				26 F8 9 1B		7 HR		K	3	2	1	0	1	2	1						
7 Maikel Franco, R (1.5) OBP: 0.315, SLG: 0.530	P3				P4		HR		E5	4	1	1	2	0	0	2						
6 Ryan Howard, L (1.10) OBP: 0.272, SLG: 0.454	L9				25 WP 9 1B		K		K	3	0	0	0	1	2	2						
26 Chase Utley, L (1.3) OBP: 0.283, SLG: 0.287	L9				F8		K		P5	4	0	0	0	0	1	3						
9 Domico Brown, L (1.9) OBP: 0.250, SLG: 0.250	F9				25 WP 1B		G4-3			4	0	2	1	0	0	0						
25 Cody Asche, L (1.7) OBP: 0.264, SLG: 0.317	F7				F8		L8		FC5-6 51 G6-4-3 1B	4	0	0	0	0	0	3						
51 Carlos Ruiz, R (1.2) OBP: 0.302, SLG: 0.269	F9				F9		G4-3		G6-4-3	4	0	0	0	0	0	1						
13 Freddy Galvis, S (1.6) OBP: 0.304, SLG: 0.301	G5-3				G5-3					3	0	2	0	0	0	0						
<b>Inning Stats</b>	R: 0 E: 0 K: 1 S: 8	H: 0 LOB: 1 BB: 1 P: 15	R: 0 E: 0 K: 0 S: 10	H: 0 LOB: 0 BB: 0 P: 15	R: 0 E: 0 K: 0 S: 10	H: 1 LOB: 0 BB: 0 P: 14	R: 1 E: 0 K: 0 S: 13	H: 2 LOB: 2 BB: 1 P: 24	R: 0 E: 0 K: 0 S: 8	H: 0 LOB: 0 BB: 0 P: 13	R: 2 E: 0 K: 2 S: 9	H: 1 LOB: 1 BB: 0 P: 15	R: 0 E: 0 K: 0 S: 12	H: 1 LOB: 1 BB: 0 P: 14	R: 0 E: 0 K: 2 S: 10	H: 1 LOB: 0 BB: 0 P: 10	R: 0 E: 0 K: 0 S: 6	H: 1 LOB: 0 BB: 0 P: 10	1B: 4 2B: 1 3B: 0 HR: 1	SF: 0 SAC: 0 DP: 2 HBP: 0	WP: 1 PB: 0 CS: 1	PA: 35
<b>PITCHER</b>	IP	WLS	BF	H	R	ER	SO	BB	IBB	HBP	BLK	WP	HR	S	P	ERA	WHIP					
30 Chris Tillman, R (1.1) ERA: 5.58	6.0	W	24	4	3	3	3	3	0	0	0	1	1	58	96	4.50	1.167					
35 Brad Brach, R (7.1) ERA: 3.77	1.0		4	1	0	0	0	0	0	0	0	0	0	12	14	0.00	1.000					
17 Brian Matusz, L (8.1) ERA: 3.0	1.0		4	0	0	0	2	0	0	0	0	0	0	10	14	0.00	0.000					
29 Tommy Hunter, R (9.1) ERA: 3.49	1.0		3	1	0	0	0	0	0	0	0	0	0	6	10	0.00	1.000					

Philadelphia Phillies @ Baltimore Orioles  
 Oriole Park at Camden Yards, Baltimore, MD  
 Tue Jun 16 2015, 7:07 PM - 10:18 PM EDT  
 Att: 26,964 - Partly Cloudy - 88 F

AB	32
R	3
H	6
RBI	3
BB	3
SO	5
LOB	14



Batter	1	2	3	4	5	6	7	8	9	AB	R	H	RBI	BB	SO	LOB	BOTTOM						
13 Manny Machado, R (1.5) OBP: 0.349, SLG: 0.506			G5-3							4	3	3	3	1	0	0							
17 Brian Matusz, L (8.1) OBP: 0.333, SLG: 0.741	HR				23 2B		1B		14 BB 23 BB	0	0	0	0	0	0	0							
32 Matt Wieters, S (8.3) OBP: 0.333, SLG: 0.741					41 1B 19 BB 2 1B		38 G4-6-3 BB		14 BB	0	0	0	0	1	0	0							
23 Travis Snider, L (1.7) OBP: 0.246, SLG: 0.355			G1-3				2B		14 BB	3	1	2	2	3	0	0							
38 Jimmy Paredes, S (1.10) OBP: 0.324, SLG: 0.474	F8		G4-6-3				P5		SF7	5	1	1	2	0	0	5							
19 Chris Davis, L (1.3) OBP: 0.324, SLG: 0.477							K			3	2	1	1	1	2	1							
14 Nolan Reimold, R (7.3) OBP: 0.360, SLG: 0.619	2 1B 3 1B		K				K		BB	1	0	0	0	1	1	0							
41 Chris Parmelee, L (1.9) OBP: 0.667, SLG: 1.667							HR		BB	6	3	4	2	0	0	3							
29 Tommy Hunter, R (9.1) ERA: 3.49	2 1B 3 1B						G3-1		F8	0	0	0	0	0	0	0							
2 J.J. Hardy, R (1.6) OBP: 0.295, SLG: 0.306										4	2	3	1	0	1	0							
28 Steve Pearce, R (7.4) OBP: 0.281, SLG: 0.362	9 WP 3 1B		K				L6			1	0	0	0	0	0	0							
3 Ryan Flaherty, L (1.4) OBP: 0.339, SLG: 0.424										4	3	2	3	1	0	3							
36 Caleb Joseph, R (1.2) OBP: 0.324, SLG: 0.404	F9						G1-3		HR	4	3	2	3	1	0	3							
9 David Lough, L (1.8) OBP: 0.265, SLG: 0.369										3	2	0	0	0	1	4							
<b>Inning Stats</b>	R: 6 E: 0 K: 1 S: 17	H: 4 LOB: 0 BB: 2 P: 31	R: 3 E: 0 K: 2 S: 18	H: 3 LOB: 0 BB: 0 P: 29	R: 3 E: 1 K: 0 S: 12	H: 1 LOB: 0 BB: 2 P: 25	R: 1 E: 0 K: 1 S: 12	H: 3 LOB: 1 BB: 0 P: 19	R: 1 E: 0 K: 2 S: 20	H: 1 LOB: 1 BB: 1 P: 34	R: 3 E: 1 K: 0 S: 16	H: 4 LOB: 2 BB: 0 P: 24	R: 0 E: 0 K: 1 S: 11	H: 0 LOB: 0 BB: 0 P: 16	R: 2 E: 0 K: 0 S: 14	H: 1 LOB: 3 BB: 3 P: 32	1B: 7 2B: 2 3B: 0 HR: 8	SF: 1 SAC: 0 DP: 2 HBP: 1	WP: 3 PB: 0 SB: 0 CS: 0	PA: 50			
<b>PITCHER</b>	IP	WLS	BF	H	R	ER	SO	BB	IBB	HBP	BLK	WP	HR	S	P	ERA	WHIP						
31 Jerome Williams, R (1.1) ERA: 6.43	0.2	L	8	4	6	6	0	2	0	0	0	0	1	5	45	78	16.20	2.700					
40 Dustin McGowan, R (1.1) ERA: 6.94	3.1		18	7	7	6	4	2	0	0	0	0	1	5	45	78	16.20	2.700					
30 Justin De Fratus, R (5.1) ERA: 3.95	1.0		6	2	2	2	2	1	0	0	0	0	1	21	36	18.00	3.000						
59 Elvis Araujo, L (6.1) ERA: 2.77	1.0		7	3	2	1	0	0	0	0	0	0	0	15	22	9.00	3.000						
3 Jeff Francoeur, R (7.1) ERA: 9.0	2.0		11	1	2	2	1	3	0	1	0	0	1	25	48	9.00	2.000						

Philadelphia Phillies @ Baltimore Orioles  
 Oriole Park at Camden Yards, Baltimore, MD  
 Tue Jun 16 2015, 7:07 PM - 10:18 PM EDT  
 Att: 26,964 - Partly Cloudy - 88 F

AB	39
R	19
H	17
RBI	17
BB	8
SO	7
LOB	19





Batter	1	2	3	4	5	6	7	8	9	AB	R	H	RBI	BB	SO	LOB	TOP					
13 Manny Machado, R (1.5) OBP: 0.344, SLG: 0.498	G5-3		G4-3	L8			G6-3			4	0	0	0	0	0	2	<p><b>Baltimore Orioles @ Philadelphia Phillies</b> Citizens Bank Park, Philadelphia, PA Wed Jun 17 2015, 7:09 PM - 9:41 PM EDT Att: 26,162 - Cloudy - 76 F</p>					
23 Travis Snider, L (1.7) OBP: 0.344, SLG: 0.372	L9			E6	HR		K			4	2	1	1	0	1	0						
41 Chris Parmelee, L (1.9) OBP: 0.600, SLG: 1.556	HR			BB	G3		F8			3	2	1	1	1	0	0						
19 Chris Davis, L (1.3) OBP: 0.319, SLG: 0.469	K			L9	G4-3			G4-3		4	0	0	0	0	1	2						
32 Matt Wieters, S (1.2) OBP: 0.353, SLG: 0.742	2B			1B	K			G6-3		4	1	2	1	0	1	0						
2 J.J. Hardy, R (1.6) OBP: 0.263, SLG: 0.313	L8-5			1B				G4-3		4	1	2	0	0	0	1						
3 Ryan Flaherty, L (1.4) OBP: 0.328, SLG: 0.408	G4-3			K						4	0	0	0	0	3	4						
9 David Lough, L (1.8) OBP: 0.264, SLG: 0.377			G5-3	2B			L8		F7	4	0	1	2	0	0	1						
31 Ubaldo Jiménez, R (1.1) OBP: 0.200, SLG: 0.200			K						K	3	0	1	1	0	2	1						
65 Chaz Roe, R (7.1)										0	0	0	0	0	0	0						
17 Brian Matusz, L (8.1)										0	0	0	0	0	0	0						
27 Delmon Young, R (9. PH) OBP: 0.303, SLG: 0.356										1	0	0	0	0	1	0						
53 Zack Britton, L (9.1)										0	0	0	0	0	0	0						
<b>Inning Stats</b>	R: 1 E: 0 K: 1 S: 9	H: 1 LOB: 0 BB: 0 P: 12	R: 0 E: 0 K: 0 S: 5	H: 1 LOB: 0 BB: 0 P: 6	R: 0 E: 0 K: 1 S: 5	H: 0 LOB: 0 BB: 0 P: 8	R: 4 E: 1 K: 1 S: 21	H: 4 LOB: 2 BB: 1 P: 34	R: 1 E: 0 K: 1 S: 11	H: 1 LOB: 0 BB: 0 P: 21	R: 0 E: 0 K: 2 S: 10	H: 1 LOB: 1 BB: 0 P: 15	R: 0 E: 0 K: 1 S: 8	H: 0 LOB: 0 BB: 0 P: 12	R: 0 E: 0 K: 0 S: 6	H: 0 LOB: 0 BB: 0 P: 8	R: 0 E: 0 K: 2 S: 9	H: 0 LOB: 0 BB: 0 P: 12	1B: 4 2B: 3 3B: 0 HR: 2	SF: 0 SAC: 0 DP: 1 HBP: 0	WP: 0 PB: 0 CS: 0	PA: 36
<b>PITCHER</b>	IP WLS BF H R ER SO BB IBB HBP BLK WP HR S P ERA WHIP																					
28 Kevin Correia, R (1.1) ERA: 1.69	5.0 L 23 7 6 2 4 1 0 0 0 0 0 2 51 81 3.60 1.600																					
46 Jeanmar Gómez, R (6.1) ERA: 1.97	1.1 5 1 0 0 2 0 0 0 0 0 0 12 17 0.00 0.750																					
59 Elvis Araujo, L (7.1) ERA: 2.63	0.2 2 0 0 0 1 0 0 0 0 0 0 6 10 0.00 0.000																					
57 Luis García, R (8.1) ERA: 3.9	1.0 3 0 0 0 0 0 0 0 0 0 0 6 8 0.00 0.000																					
53 Ken Giles, R (9.1) ERA: 1.93	1.0 3 0 0 0 2 0 0 0 0 0 0 9 12 0.00 0.000																					

Batter	1	2	3	4	5	6	7	8	9	AB	R	H	RBI	BB	SO	LOB	BOTTOM					
2 Ben Revere, L (1.8) OBP: 0.314, SLG: 0.362	G6-3		1B							4	0	2	0	0	0	0	<p><b>Baltimore Orioles @ Philadelphia Phillies</b> Citizens Bank Park, Philadelphia, PA Wed Jun 17 2015, 7:09 PM - 9:41 PM EDT Att: 26,162 - Cloudy - 76 F</p>					
26 Chase Utley, L (1.4) OBP: 0.283, SLG: 0.286	6 WP		F7			F8	G1-3			4	1	1	0	0	0	2						
7 Maikel Franco, R (1.5) OBP: 0.313, SLG: 0.521	P5			1B		G1-3		P4		4	0	1	0	0	0	1						
6 Ryan Howard, L (1.3) OBP: 0.271, SLG: 0.455	K			2B		K		K		4	0	1	0	0	3	0						
9 Domonic Brown, L (1.9) OBP: 0.167, SLG: 0.167		P4		K			F8	L8		4	0	0	0	0	1	2						
29 Cameron Rupp, R (1.2) OBP: 0.313, SLG: 0.324		K		K			13 HR	25 BB		3	1	1	0	1	2	2						
25 Cody Asche, L (1.7) OBP: 0.264, SLG: 0.315	P4			K			13 HR	FC3-6		4	1	1	0	0	1	3						
13 Freddy Galvis, S (1.6) OBP: 0.308, SLG: 0.318			K		P4		HR		G4-3	4	1	2	3	0	1	0						
28 Kevin Correia, R (1.1) OBP: 0.333, SLG: 0.333				G3-1					G4-3	1	0	0	0	0	0	0						
4 Andrés Espinosa, S (5. PH) ERA: 1.13										1	0	0	0	0	0	0						
46 Jeanmar Gómez, R (6.1) ERA: 1.97										0	0	0	0	0	0	0						
59 Elvis Araujo, L (7.1) ERA: 2.63										0	0	0	0	0	0	0						
16 César Hernández, S (7. PH) OBP: 0.319, SLG: 0.393										1	0	0	0	0	1	0						
57 Luis García, R (8.1) ERA: 3.9										0	0	0	0	0	0	0						
53 Ken Giles, R (9.1) ERA: 1.93										0	0	0	0	0	0	0						
3 Jeff Francis, R (9. PH) ERA: 1.63										1	0	0	0	0	0	2						
<b>Inning Stats</b>	R: 1 E: 0 K: 1 S: 11	H: 1 LOB: 0 BB: 0 P: 16	R: 0 E: 0 K: 1 S: 5	H: 0 LOB: 0 BB: 0 P: 9	R: 0 E: 0 K: 1 S: 8	H: 1 LOB: 1 BB: 0 P: 15	R: 0 E: 0 K: 3 S: 12	H: 2 LOB: 2 BB: 0 P: 16	R: 0 E: 0 K: 0 S: 8	H: 0 LOB: 0 BB: 0 P: 12	R: 0 E: 0 K: 1 S: 7	H: 0 LOB: 0 BB: 0 P: 12	R: 3 E: 0 K: 1 S: 14	H: 4 LOB: 1 BB: 0 P: 20	R: 0 E: 0 K: 1 S: 7	H: 0 LOB: 0 BB: 0 P: 13	R: 0 E: 0 K: 0 S: 6	H: 1 LOB: 1 BB: 1 P: 11	1B: 6 2B: 1 3B: 1 HR: 1	SF: 0 SAC: 0 DP: 1 HBP: 0	WP: 1 PB: 0 CS: 0	PA: 36
<b>PITCHER</b>	IP WLS BF H R ER SO BB IBB HBP BLK WP HR S P ERA WHIP																					
31 Ubaldo Jiménez, R (1.1) ERA: 3.27	6.2 W 28 8 4 3 8 0 0 0 0 0 0 3 63 98 4.05 1.200																					
65 Chaz Roe, R (7.1) ERA: 1.13	0.2 H 2 0 0 0 0 0 0 0 0 0 0 3 4 0.00 0.000																					
17 Brian Matusz, L (8.1) ERA: 2.91	0.2 H 2 0 0 0 1 0 0 0 0 0 0 6 11 0.00 0.000																					
53 Zack Britton, L (9.1) ERA: 1.63	1.0 S 4 1 0 0 0 1 0 0 0 0 0 6 11 0.00 2.000																					



AB 35  
R 6  
H 8  
RBI 6  
BB 1  
SO 9  
LOB 11

AB 35  
R 4  
H 9  
RBI 3  
BB 1  
SO 9  
LOB 12







Batter	1	2	3	4	5	6	7	8	9	AB	R	H	RBI	BB	SO	LOB	TOP
13 Manny Machado, R (1,5) OBP: 0.351, SLG: 0.510	G6-3		BB		G5-3			1B	1B	4	2	2	0	1	0	0	
41 Chris Parmelee, L (1,9) OBP: 0.474, SLG: 0.838	K		K			F9		1B	HBP	4	0	1	1	0	2	1	
10 Adam Jones, R (1,10) OBP: 0.347, SLG: 0.492	BB		K			F9		HBP		3	0	1	2	1	1	1	
19 Chris Davis, L (1,3) OBP: 0.312, SLG: 0.453	BB		K			G3-1		G3	K2-3	4	0	0	1	1	2	5	
32 Matt Wieters, S (1,2) OBP: 0.333, SLG: 0.657	G4-3				G6-3			G6-3	BB	3	0	0	0	1	0	2	
2 J.J. Hardy, R (1,6) OBP: 0.262, SLG: 0.316	F8				G6-3			F8	P6	4	0	0	0	0	0	3	
3 Ryan Flaherty, L (1,4) OBP: 0.325, SLG: 0.394										2	0	0	0	1	1	0	
14 Nolan Reimold, R (9,PH) OBP: 0.370, SLG: 0.609			BB		K			F8	FC5-4	1	0	1	0	0	0	0	
28 Steve Pearce, R (1,7) OBP: 0.277, SLG: 0.357										2	0	0	0	0	1	1	
38 Jimmy Paredes, S (8,PH) OBP: 0.282, SLG: 0.472	P4				K			1B	FC5-4	2	2	1	0	0	0	1	
9 David Lough, L (1,8) OBP: 0.266, SLG: 0.360										3	0	0	0	0	1	2	
27 Delmon Young, R (9,PH) OBP: 0.301, SLG: 0.354	P5				F8			K	L8	1	0	0	0	0	0	1	
<b>Inning Stats</b>	R: 0 H: 0 E: 0 K: 1 S: 13	WLS: 0 LOB: 2 BB: 2 P: 25	R: 0 H: 0 E: 0 K: 0 S: 13	R: 0 H: 0 E: 0 K: 3 S: 15	R: 0 H: 0 E: 0 K: 1 S: 7	R: 0 H: 0 E: 0 K: 1 S: 7	R: 0 H: 0 E: 0 K: 0 S: 9	R: 0 H: 0 E: 0 K: 0 S: 9	R: 2 H: 3 E: 0 K: 1 S: 16	R: 2 H: 3 E: 0 K: 1 S: 20	1B: 6 2B: 0 3B: 0 HR: 0	SF: 0 LOB: 0 DP: 0 HBP: 2	WP: 1 PB: 0 SB: 1 CS: 0	PA: 40			
<b>PITCHER</b>	IP: 7.0 WLS: 0 LOB: 2 BB: 2 P: 25	WLS: 0 LOB: 2 BB: 2 P: 25	WLS: 0 LOB: 1 BB: 1 P: 22	WLS: 0 LOB: 1 BB: 1 P: 24	WLS: 0 LOB: 0 BB: 0 P: 11	WLS: 0 LOB: 0 BB: 0 P: 12	WLS: 0 LOB: 0 BB: 0 P: 9	WLS: 0 LOB: 0 BB: 0 P: 10	IP: 2 WLS: 3 LOB: 3 BB: 1 P: 30	IP: 2 WLS: 3 LOB: 2 BB: 0 P: 32	WP: 6 HR: 0	SF: 0 SAC: 0 DP: 0	ERA: 1.29 WHIP: 0.714				
25 Marco Estrada, R (1,1) ERA: 3.92																	
54 Roberto Osuna, R (8,1) ERA: 2.32																	
50 Steve Delabar, R (8,1) ERA: 1.15																	
27 Brett Cecil, L (9,1) ERA: 4.5																	

Baltimore Orioles @ Toronto Blue Jays  
Rogers Centre, Toronto, ON  
Fri Jun 19 2015, 7:09 PM - 10:14 PM EDT  
Att: 32,322 - Cloudy - 64 F

AB 33  
R 4  
H 6  
RBI 4  
BB 5  
SO 8  
LOB 17



Batter	1	2	3	4	5	6	7	8	9	AB	R	H	RBI	BB	SO	LOB	BOTTOM
7 José Reyes, S (1,6) OBP: 0.314, SLG: 0.383	F8		G4-3			FC3-6				4	1	1	0	0	0	2	
20 Josh Donaldson, R (1,5) OBP: 0.382, SLG: 0.553	K				F7			F9		3	0	0	0	1	1	1	
19 José Bautista, R (1,9) OBP: 0.394, SLG: 0.522	HBP							K		1	1	0	1	2	1	1	
10 Edwin Encarnación, R (1,10) OBP: 0.326, SLG: 0.459	2B				FC4-6					3	1	2	2	1	0	1	
14 Justin Smoak, S (1,3) OBP: 0.342, SLG: 0.481	2B		G4-6-3		G6-3			G5-6-3		4	0	1	1	0	0	5	
15 Chris Colabello, R (1,7) OBP: 0.392, SLG: 0.506	BB				E9					2	1	2	0	1	0	0	
3 Ezequiel Carrera, L (7,7) OBP: 0.337, SLG: 0.345					E5			G5-3		1	0	0	0	0	0	0	
30 Dioner Navarro, S (1,2) OBP: 0.250, SLG: 0.250	F7		SF7		F8				L8	3	0	0	1	0	0	3	
11 Kevin Pillar, R (1,8) OBP: 0.299, SLG: 0.383			F9		F9-2					4	0	2	0	0	0	1	
17 Ryan Goins, L (1,4) OBP: 0.282, SLG: 0.341	BB		G3						F7	3	1	1	0	1	0	2	
<b>Inning Stats</b>	R: 2 H: 2 E: 0 K: 1 S: 13	WLS: 2 LOB: 1 BB: 1 P: 24	R: 2 H: 1 E: 0 K: 0 S: 11	R: 1 H: 2 E: 1 K: 0 S: 18	R: 0 H: 0 E: 0 K: 0 S: 8	R: 0 H: 1 E: 1 K: 0 S: 6	R: 0 H: 1 E: 0 K: 1 S: 9	R: 0 H: 1 E: 0 K: 0 S: 7	R: 0 H: 1 E: 0 K: 0 S: 4	R: 0 H: 1 E: 0 K: 0 S: 6	1B: 5 2B: 5 3B: 0 HR: 0	SF: 1 LOB: 0 DP: 3 HBP: 1	WP: 0 PB: 0 SB: 0 CS: 1	PA: 36			
<b>PITCHER</b>	IP: 1.1 WLS: 0 LOB: 2 BB: 1 P: 24	IP: 1.1 WLS: 0 LOB: 2 BB: 1 P: 24	IP: 1.1 WLS: 0 LOB: 1 BB: 0 P: 23	IP: 1.1 WLS: 0 LOB: 1 BB: 0 P: 23	IP: 1.1 WLS: 0 LOB: 1 BB: 0 P: 17	IP: 1.1 WLS: 0 LOB: 1 BB: 0 P: 12	IP: 1.1 WLS: 0 LOB: 1 BB: 0 P: 10	IP: 1.1 WLS: 0 LOB: 0 BB: 0 P: 9	IP: 1.1 WLS: 0 LOB: 0 BB: 0 P: 6	IP: 1.1 WLS: 0 LOB: 0 BB: 0 P: 6	WP: 5 HR: 0	SF: 1 SAC: 0 DP: 3	ERA: 27.00 WHIP: 5.250				
59 Mike Wright Jr., R (1,1) ERA: 5.16																	
63 Tyler Wilson, R (2,1) ERA: 2.12																	
29 Tommy Hunter, R (8,1) ERA: 3.38																	

Baltimore Orioles @ Toronto Blue Jays  
Rogers Centre, Toronto, ON  
Fri Jun 19 2015, 7:09 PM - 10:14 PM EDT  
Att: 32,322 - Cloudy - 64 F

AB 28  
R 5  
H 9  
RBI 5  
BB 6  
SO 2  
LOB 16













Batter	1	2	3	4	5	6	7	8	9	AB	R	H	RBI	BB	SO	LOB	TOP				
13 Manny Machado, R (1.5) OBP: 0.362, SLG: 0.522	G3-1	P3		3B		1B			F8	5	0	2	1	0	0	0	<b>Baltimore Orioles @ Boston Red Sox</b> Fenway Park, Boston, MA Tue Jun 23 2015, 7:13 PM - 10:20 PM EDT Att: 36,508 - Cloudy - 82 F				
38 Jimmy Paredes, S (1.10) OBP: 0.313, SLG: 0.466	K	G3				G3-1			1B	5	0	2	1	0	1						
41 Chris Parmelee, L (1.9) OBP: 0.423, SLG: 0.870						G3			CS	4	0	2	0	0	2						
32 Matt Wieters, S (1.2) OBP: 0.313, SLG: 0.558	F9					G2-3				4	0	0	0	0	1						
19 Chris Davis, L (1.3) OBP: 0.323, SLG: 0.463						G3				3	1	1	0	1	0						
23 Travis Snider, L (1.7) OBP: 0.354, SLG: 0.396						G4-3				2	1	1	0	1	0						
28 Steve Pearce, R (8.7) OBP: 0.276, SLG: 0.355										1	0	0	0	0	0						
2 J.J. Hardy, R (1.6) OBP: 0.266, SLG: 0.315										4	1	2	0	0	1						
3 Ryan Flaherty, L (1.4) OBP: 0.331, SLG: 0.403										2	1	0	1	1	2						
9 David Lough, L (1.8) OBP: 0.261, SLG: 0.381										3	2	1	3	0	0						
<b>Inning Stats</b>	R: 0 E: 0 K: 13 S: 13	H: 1 LOB: 1 BB: 0 P: 18	R: 4 E: 0 K: 0 S: 14	H: 4 LOB: 0 BB: 22 P: 22	R: 0 E: 0 K: 0 S: 13	LOB: 1 BB: 2 P: 27	R: 1 E: 0 K: 1 S: 16	H: 3 LOB: 2 BB: 0 P: 25	R: 0 E: 0 K: 0 S: 11	H: 0 LOB: 0 BB: 0 P: 18	R: 1 E: 0 K: 1 S: 10	H: 1 LOB: 1 BB: 1 P: 18	R: 0 E: 0 K: 1 S: 9	H: 0 LOB: 0 BB: 0 P: 11	R: 0 E: 0 K: 0 S: 12	H: 1 LOB: 0 BB: 18 P: 18	1B: 7 2B: 2 3B: 1 HR: 1	SF: 1 SAC: 1 DP: 0 HBP: 0	WP: 0 PB: 0 SB: 0 CS: 3	PA: 40	
<b>PITCHER</b>	IP WLS BF H R ER SO BB IBB HBP BLK WP HR S P ERA WHIP	IP WLS BF H R ER SO BB IBB HBP BLK WP HR S P ERA WHIP	IP WLS BF H R ER SO BB IBB HBP BLK WP HR S P ERA WHIP	IP WLS BF H R ER SO BB IBB HBP BLK WP HR S P ERA WHIP	IP WLS BF H R ER SO BB IBB HBP BLK WP HR S P ERA WHIP	IP WLS BF H R ER SO BB IBB HBP BLK WP HR S P ERA WHIP	IP WLS BF H R ER SO BB IBB HBP BLK WP HR S P ERA WHIP	IP WLS BF H R ER SO BB IBB HBP BLK WP HR S P ERA WHIP	IP WLS BF H R ER SO BB IBB HBP BLK WP HR S P ERA WHIP	IP WLS BF H R ER SO BB IBB HBP BLK WP HR S P ERA WHIP	IP WLS BF H R ER SO BB IBB HBP BLK WP HR S P ERA WHIP	IP WLS BF H R ER SO BB IBB HBP BLK WP HR S P ERA WHIP	IP WLS BF H R ER SO BB IBB HBP BLK WP HR S P ERA WHIP	IP WLS BF H R ER SO BB IBB HBP BLK WP HR S P ERA WHIP	IP WLS BF H R ER SO BB IBB HBP BLK WP HR S P ERA WHIP	IP WLS BF H R ER SO BB IBB HBP BLK WP HR S P ERA WHIP	IP WLS BF H R ER SO BB IBB HBP BLK WP HR S P ERA WHIP	IP WLS BF H R ER SO BB IBB HBP BLK WP HR S P ERA WHIP	IP WLS BF H R ER SO BB IBB HBP BLK WP HR S P ERA WHIP	IP WLS BF H R ER SO BB IBB HBP BLK WP HR S P ERA WHIP	IP WLS BF H R ER SO BB IBB HBP BLK WP HR S P ERA WHIP
56 Joe Kelly, R (1.1) ERA: 5.67	3.2	L	19	8	5	5	2	2	0	0	0	0	0	0	0	0	12.27	2.727			
28 Robbie Ross Jr., L (4.1) ERA: 4.84	2.0		8	1	1	1	1	1	0	0	0	0	0	0	0	0	18	34	4.50	1.000	
41 Alexi Ogando, R (6.1) ERA: 3.26	1.1		5	1	0	0	1	0	0	0	0	0	0	0	0	0	13	16	0.00	0.750	
32 Craig Breslow, L (8.1) ERA: 3.62	2.0		6	1	0	0	1	0	0	0	0	0	0	0	0	0	21	29	0.00	0.500	
<b>Batter</b>	<b>1</b>	<b>2</b>	<b>3</b>	<b>4</b>	<b>5</b>	<b>6</b>	<b>7</b>	<b>8</b>	<b>9</b>	<b>AB</b>	<b>R</b>	<b>H</b>	<b>RBI</b>	<b>BB</b>	<b>SO</b>	<b>LOB</b>	<b>BOTTOM</b>				
50 Mookie Betts, R (1.8) OBP: 0.333, SLG: 0.456	K					G5-3				3	1	1	0	2	1	0	<b>Baltimore Orioles @ Boston Red Sox</b> Fenway Park, Boston, MA Tue Jun 23 2015, 7:13 PM - 10:20 PM EDT Att: 36,508 - Cloudy - 82 F				
26 Brock Holt, L (1.9) OBP: 0.402, SLG: 0.475										4	0	0	1	1	2	4					
15 Dustin Pedroia, R (1.4) OBP: 0.368, SLG: 0.453										4	1	1	1	1	1	2					
34 David Ortiz, L (1.10) OBP: 0.320, SLG: 0.409										4	0	0	0	1	2	3					
13 Hanley Ramirez, R (1.7) OBP: 0.325, SLG: 0.478										4	1	2	1	0	0	0					
2 Xander Bogaerts, R (1.6) OBP: 0.324, SLG: 0.398										4	0	0	0	0	2	3					
Pablo Sandoval, S (1.5) OBP: 0.329, SLG: 0.416										4	0	3	1	0	0	0					
12 Mike Napoli, R (1.3) OBP: 0.295, SLG: 0.381										4	0	0	0	0	4	3					
3 Sandy León, S (1.2) OBP: 0.256, SLG: 0.186										4	1	1	0	0	0	2					
<b>Inning Stats</b>	R: 0 E: 0 K: 2 S: 13	H: 0 LOB: 1 BB: 1 P: 20	R: 0 E: 0 K: 1 S: 9	H: 1 LOB: 1 BB: 0 P: 11	R: 1 E: 0 K: 1 S: 13	H: 2 LOB: 1 BB: 0 P: 17	R: 1 E: 0 K: 2 S: 14	H: 2 LOB: 1 BB: 0 P: 22	R: 1 E: 0 K: 2 S: 18	H: 1 LOB: 2 BB: 2 P: 31	R: 0 E: 0 K: 2 S: 14	H: 1 LOB: 2 BB: 1 P: 21	R: 0 E: 0 K: 1 S: 9	H: 0 LOB: 0 BB: 0 P: 13	R: 1 E: 0 K: 0 S: 10	H: 1 LOB: 1 BB: 1 P: 20		1B: 6 2B: 2 3B: 0 HR: 0	SF: 0 SAC: 0 DP: 0 HBP: 0	WP: 1 PB: 0 SB: 0 CS: 0	PA: 40
<b>PITCHER</b>	IP WLS BF H R ER SO BB IBB HBP BLK WP HR S P ERA WHIP	IP WLS BF H R ER SO BB IBB HBP BLK WP HR S P ERA WHIP	IP WLS BF H R ER SO BB IBB HBP BLK WP HR S P ERA WHIP	IP WLS BF H R ER SO BB IBB HBP BLK WP HR S P ERA WHIP	IP WLS BF H R ER SO BB IBB HBP BLK WP HR S P ERA WHIP	IP WLS BF H R ER SO BB IBB HBP BLK WP HR S P ERA WHIP	IP WLS BF H R ER SO BB IBB HBP BLK WP HR S P ERA WHIP	IP WLS BF H R ER SO BB IBB HBP BLK WP HR S P ERA WHIP	IP WLS BF H R ER SO BB IBB HBP BLK WP HR S P ERA WHIP	IP WLS BF H R ER SO BB IBB HBP BLK WP HR S P ERA WHIP	IP WLS BF H R ER SO BB IBB HBP BLK WP HR S P ERA WHIP	IP WLS BF H R ER SO BB IBB HBP BLK WP HR S P ERA WHIP	IP WLS BF H R ER SO BB IBB HBP BLK WP HR S P ERA WHIP	IP WLS BF H R ER SO BB IBB HBP BLK WP HR S P ERA WHIP	IP WLS BF H R ER SO BB IBB HBP BLK WP HR S P ERA WHIP	IP WLS BF H R ER SO BB IBB HBP BLK WP HR S P ERA WHIP	IP WLS BF H R ER SO BB IBB HBP BLK WP HR S P ERA WHIP	IP WLS BF H R ER SO BB IBB HBP BLK WP HR S P ERA WHIP	IP WLS BF H R ER SO BB IBB HBP BLK WP HR S P ERA WHIP	IP WLS BF H R ER SO BB IBB HBP BLK WP HR S P ERA WHIP	IP WLS BF H R ER SO BB IBB HBP BLK WP HR S P ERA WHIP
31 Ubaldo Jiménez, R (1.1) ERA: 3.4	5.0	W	24	6	3	3	8	3	0	0	0	0	0	0	0	0	5.40	1.800			
35 Brad Brach, R (6.1) ERA: 3.79	1.0	H	5	1	0	0	2	1	0	0	0	0	0	0	0	0	14	21	0.00	2.000	
65 Chaz Roe, R (7.1) ERA: 0.93	1.0	H	3	0	0	0	1	0	0	0	0	0	0	0	0	0	11	15	0.00	0.000	
56 Darren O'Day, R (8.1) ERA: 0.94	1.0	H	3	0	0	0	1	0	0	0	0	0	0	0	0	0	9	13	0.00	0.000	
53 Zack Britton, L (9.1) ERA: 2.05	1.0	S	5	1	1	1	0	1	0	0	0	0	0	0	0	0	10	20	9.00	2.000	



Batter	1	2	3	4	5	6	7	8	9	AB	R	H	RBI	BB	SO	LOB	TOP			
13 Manny Machado, R (1.5) OBP: 0.361, SLG: 0.518										4	0	1	0	0	0	1				
41 Chris Parmelee, L (1.9) OBP: 0.400, SLG: 0.815										4	1	1	0	0	2	1				
38 Jimmy Paredes, S (1.10) OBP: 0.323, SLG: 0.486										4	0	2	0	0	1	1				
19 Chris Davis, L (1.3) OBP: 0.325, SLG: 0.461										3	0	1	1	1	1	1				
2 J.J. Hardy, R (1.6) OBP: 0.259, SLG: 0.307										4	0	0	0	0	0	3				
23 Travis Snider, L (1.7) OBP: 0.352, SLG: 0.393										4	0	1	0	0	2	1				
3 Ryan Flaherty, L (1.4) OBP: 0.336, SLG: 0.415										4	0	2	0	0	1	1				
36 Caleb Joseph, R (1.2) OBP: 0.311, SLG: 0.385										3	0	0	0	0	2	2				
9 David Lough, L (1.8) OBP: 0.253, SLG: 0.368										3	0	0	0	0	2	2				
<b>Inning Stats</b>	R: 0 E: 0 K: 0 S: 14	H: 2 LOB: 2 BB: 1 P: 21	R: 0 E: 0 K: 2 S: 10	H: 1 LOB: 1 BB: 0 P: 15	R: 0 E: 0 K: 1 S: 8	H: 1 LOB: 1 BB: 0 P: 10	R: 0 E: 0 K: 0 S: 5	H: 0 LOB: 0 BB: 0 P: 6	R: 0 E: 0 K: 1 S: 11	H: 2 LOB: 1 BB: 0 P: 15	R: 0 E: 0 K: 3 S: 10	H: 0 LOB: 0 BB: 0 P: 14	R: 0 E: 0 K: 1 S: 9	H: 0 LOB: 0 BB: 0 P: 14	1B: 6 2B: 2 3B: 0 HR: 0	SF: 0 SAC: 0 DP: 1 HBP: 0	WP: 0 PB: 0 SB: 0 CS: 1	PA: 34		
<b>PITCHER</b>	IP: 7.0 WLS: W BF: 28 ERA: 3.88	IP: 1.0 WLS: 3 BF: 0 ERA: 2.97	IP: 1.0 WLS: 3 BF: 0 ERA: 3.38	IP: 1.0 WLS: 3 BF: 0 ERA: 3.38	IP: 1.0 WLS: 3 BF: 0 ERA: 3.38	IP: 1.0 WLS: 3 BF: 0 ERA: 3.38	IP: 1.0 WLS: 3 BF: 0 ERA: 3.38	IP: 1.0 WLS: 3 BF: 0 ERA: 3.38	IP: 1.0 WLS: 3 BF: 0 ERA: 3.38	IP: 1.0 WLS: 3 BF: 0 ERA: 3.38	IP: 1.0 WLS: 3 BF: 0 ERA: 3.38	IP: 1.0 WLS: 3 BF: 0 ERA: 3.38	IP: 1.0 WLS: 3 BF: 0 ERA: 3.38	IP: 1.0 WLS: 3 BF: 0 ERA: 3.38	IP: 1.0 WLS: 3 BF: 0 ERA: 3.38	IP: 1.0 WLS: 3 BF: 0 ERA: 3.38	IP: 1.0 WLS: 3 BF: 0 ERA: 3.38	IP: 1.0 WLS: 3 BF: 0 ERA: 3.38	IP: 1.0 WLS: 3 BF: 0 ERA: 3.38	IP: 1.0 WLS: 3 BF: 0 ERA: 3.38

**Baltimore Orioles @ Boston Red Sox**  
Fenway Park, Boston, MA  
Wed Jun 24, 2015, 7:11 PM - 9:48 PM EDT  
Att: 37,762 - Partly Cloudy - 81 F

AB 33  
R 1  
H 8  
RBI 1  
BB 1  
SO 11  
LOB 13



Batter	1	2	3	4	5	6	7	8	9	AB	R	H	RBI	BB	SO	LOB	BOTTOM			
50 Mookie Betts, R (1.8) OBP: 0.332, SLG: 0.453										4	1	1	1	0	0	1				
26 Brock Holt, L (1.3) OBP: 0.399, SLG: 0.467										3	0	0	0	1	0	3				
15 Dustin Pedroia, R (1.4) OBP: 0.367, SLG: 0.452										3	0	1	2	0	0	1				
47 Travis Shaw, L (6.7) OBP: 0.292, SLG: 0.377										4	1	1	2	0	1	1				
34 David Ortiz, L (1.10) OBP: 0.319, SLG: 0.419										2	0	2	0	0	0	0				
13 Hanley Ramirez, R (1.7) OBP: 0.330, SLG: 0.482										2	0	2	0	0	0	0				
12 Mike Napoli, R (6.3) OBP: 0.292, SLG: 0.377										2	0	0	0	0	2	1				
2 Xander Bogaerts, R (1.6) OBP: 0.328, SLG: 0.401										3	0	2	0	0	0	1				
Pablo Sandoval, S (1.5) OBP: 0.325, SLG: 0.410										3	0	0	0	0	2					
31 Alejandro De Aza, L (1.9) OBP: 0.283, SLG: 0.374										2	1	0	0	0	0	0				
3 Sandy León, S (1.2) OBP: 0.250, SLG: 0.181										2	1	0	0	0	2	1				
<b>Inning Stats</b>	R: 0 E: 0 K: 0 S: 7	H: 0 LOB: 0 BB: 0 P: 11	R: 0 E: 0 K: 1 S: 9	H: 1 LOB: 0 BB: 0 P: 15	R: 0 E: 0 K: 1 S: 9	H: 0 LOB: 0 BB: 0 P: 13	R: 0 E: 0 K: 0 S: 6	H: 0 LOB: 1 BB: 1 P: 12	R: 0 E: 0 K: 1 S: 6	H: 2 LOB: 0 BB: 0 P: 7	R: 5 E: 2 K: 1 S: 19	H: 4 LOB: 1 BB: 0 P: 34	R: 0 E: 0 K: 1 S: 14	H: 0 LOB: 1 BB: 0 P: 24	R: 0 E: 0 K: 1 S: 8	H: 0 LOB: 0 BB: 0 P: 11	1B: 6 2B: 0 3B: 0 HR: 1	SF: 0 SAC: 1 DP: 2 HBP: 1	WP: 0 PB: 1 SB: 0 CS: 0	PA: 32
<b>PITCHER</b>	IP: 5.2 WLS: L BF: 24 ERA: 6.7	IP: 1.1 WLS: 5 BF: 0 ERA: 2.59	IP: 1.0 WLS: 3 BF: 0 ERA: 3.38	IP: 1.0 WLS: 3 BF: 0 ERA: 3.38	IP: 1.0 WLS: 3 BF: 0 ERA: 3.38	IP: 1.0 WLS: 3 BF: 0 ERA: 3.38	IP: 1.0 WLS: 3 BF: 0 ERA: 3.38	IP: 1.0 WLS: 3 BF: 0 ERA: 3.38	IP: 1.0 WLS: 3 BF: 0 ERA: 3.38	IP: 1.0 WLS: 3 BF: 0 ERA: 3.38	IP: 1.0 WLS: 3 BF: 0 ERA: 3.38	IP: 1.0 WLS: 3 BF: 0 ERA: 3.38	IP: 1.0 WLS: 3 BF: 0 ERA: 3.38	IP: 1.0 WLS: 3 BF: 0 ERA: 3.38	IP: 1.0 WLS: 3 BF: 0 ERA: 3.38	IP: 1.0 WLS: 3 BF: 0 ERA: 3.38	IP: 1.0 WLS: 3 BF: 0 ERA: 3.38	IP: 1.0 WLS: 3 BF: 0 ERA: 3.38	IP: 1.0 WLS: 3 BF: 0 ERA: 3.38	IP: 1.0 WLS: 3 BF: 0 ERA: 3.38

**Baltimore Orioles @ Boston Red Sox**  
Fenway Park, Boston, MA  
Wed Jun 24, 2015, 7:11 PM - 9:48 PM EDT  
Att: 37,762 - Partly Cloudy - 81 F

AB 29  
R 5  
H 7  
RBI 5  
BB 1  
SO 5  
LOB 11









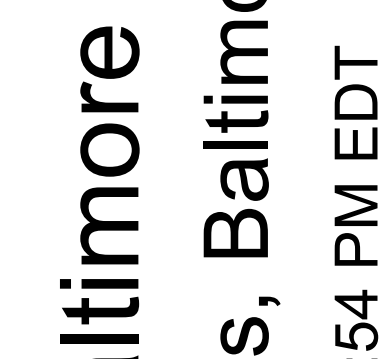
Batter	1	2	3	4	5	6	7	8	9	AB	R	H	RBI	BB	SO	LOB	TOP			
22 Jason Kipnis, L (1,4) OBP: 0.427, SLG: 0.516	G6-3		G6-3				G1-3		FC4-6	5	0	1	0	0	0	1	<b>Cleveland Indians @ Baltimore Orioles</b> Oriole Park at Camden Yards, Baltimore, MD Fri Jun 26 2015, 7:09 PM - 9:54 PM EDT Att: 31,112 - Partly Cloudy - 76 F			
12 Francisco Lindor, S (1,6) OBP: 0.289, SLG: 0.333	G5-3				B2				K	5	0	2	0	0	1	2				
23 Michael Brantley, L (1,8) OBP: 0.367, SLG: 0.430					FC6-4															
9 Ryan Raburn, R (1,10) OBP: 0.377, SLG: 0.542																				
24 Michael Bourn, L (8,PH) OBP: 0.307, SLG: 0.282	G5-3																			
41 Carlos Santana, S (1,3) OBP: 0.356, SLG: 0.385																				
10 Yan Gomes, R (1,2) OBP: 0.314, SLG: 0.287																				
44 Brandon Moss, L (1,9) OBP: 0.314, SLG: 0.453																				
39 Gio Urshela, R (1,5) OBP: 0.314, SLG: 0.319																				
7 David Murphy, L (8,PH) OBP: 0.367, SLG: 0.483																				
4 Mike Aviles, R (1,7) OBP: 0.318, SLG: 0.361																				
<b>Inning Stats</b>	R: 0 E: 0 K: 0 S: 10	H: 1 LOB: 1 BB: 0 P: 12	R: 1 E: 0 K: 0 S: 12	H: 1 LOB: 0 BB: 0 P: 19	R: 0 E: 0 K: 1 S: 12	H: 1 LOB: 1 BB: 0 P: 22	R: 0 E: 0 K: 1 S: 16	H: 3 LOB: 2 BB: 0 P: 21	R: 0 E: 0 K: 2 S: 11	H: 0 LOB: 1 BB: 1 P: 15	R: 0 E: 0 K: 0 S: 5	H: 1 LOB: 0 BB: 0 P: 8	R: 1 E: 0 K: 3 S: 12	H: 1 LOB: 1 BB: 0 P: 19	R: 0 E: 0 K: 1 S: 7	H: 1 LOB: 1 BB: 0 P: 11	1B: 7 2B: 0 3B: 0 HR: 3	SF: 0 SAC: 0 DP: 1 HBP: 0	WP: 0 PB: 0 SB: 0 CS: 0	PA: 39
<b>PITCHER</b>	IP WLS BF H R ER SO BB IBB HBP BLK WP HR S P ERA WHIP	6.0 H 3 1 0 0 5 2 0 0 0 0 2 72 106 3.00 1.500	1.0 H 3 1 0 0 0 0 0 0 0 0 5 8 0.00 1.000	1.0 W 5 1 1 1 3 1 0 0 0 0 1 12 19 9.00 2.000	1.0 S 4 1 0 0 1 0 0 0 0 0 0 7 11 0.00 1.000															

Batter	1	2	3	4	5	6	7	8	9	AB	R	H	RBI	BB	SO	LOB	BOTTOM			
13 Manny Machado, R (1,5) OBP: 0.360, SLG: 0.511	G5-3		K							4	0	1	0	0	1	0	<b>Cleveland Indians @ Baltimore Orioles</b> Oriole Park at Camden Yards, Baltimore, MD Fri Jun 26 2015, 7:09 PM - 9:54 PM EDT Att: 31,112 - Partly Cloudy - 76 F			
23 Travis Snider, L (1,7) OBP: 0.344, SLG: 0.383																				
14 Nolan Reimold, R (9,7) OBP: 0.378, SLG: 0.563																				
38 Jimmy Paredes, S (1,10) OBP: 0.341, SLG: 0.500																				
19 Chris Davis, L (1,9) OBP: 0.329, SLG: 0.462																				
41 Chris Parmelee, L (1,3) OBP: 0.385, SLG: 0.750																				
2 J.J. Hardy, R (1,6) OBP: 0.283, SLG: 0.335																				
3 Ryan Flaherty, L (1,4) OBP: 0.347, SLG: 0.417																				
36 Caleb Joseph, R (1,2) OBP: 0.304, SLG: 0.376																				
9 David Lough, L (1,8) OBP: 0.253, SLG: 0.356																				
<b>Inning Stats</b>	R: 0 E: 0 K: 1 S: 13	H: 2 LOB: 1 BB: 0 P: 19	R: 1 E: 0 K: 3 S: 13	H: 2 LOB: 0 BB: 0 P: 17	R: 0 E: 0 K: 3 S: 9	H: 0 LOB: 0 BB: 0 P: 12	R: 0 E: 0 K: 1 S: 9	H: 0 LOB: 0 BB: 0 P: 15	R: 0 E: 0 K: 2 S: 10	H: 1 LOB: 2 BB: 1 P: 18	R: 2 E: 0 K: 0 S: 15	H: 3 LOB: 0 BB: 0 P: 22	R: 0 E: 0 K: 0 S: 6	H: 0 LOB: 0 BB: 0 P: 8	R: 1 E: 0 K: 0 S: 10	H: 3 LOB: 2 BB: 1 P: 16	1B: 6 2B: 3 3B: 0 HR: 1	SF: 1 SAC: 0 DP: 1 HBP: 0	WP: 0 PB: 0 SB: 0 CS: 0	PA: 35
<b>PITCHER</b>	IP WLS BF H R ER SO BB IBB HBP BLK WP HR S P ERA WHIP	7.0 L 3 3 1 1 0 1 0 0 0 0 0 3 3 - -	0.0 L 3 3 1 1 0 0 0 0 0 0 0 0 3 3 - -	1.0 S 3 0 0 0 0 0 1 0 0 0 0 7 13 0.00 0.000																

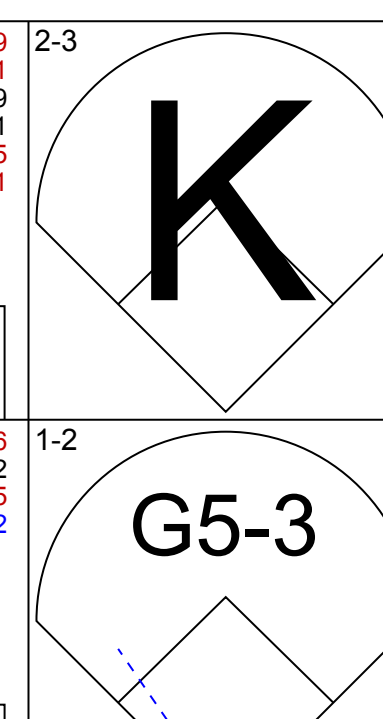
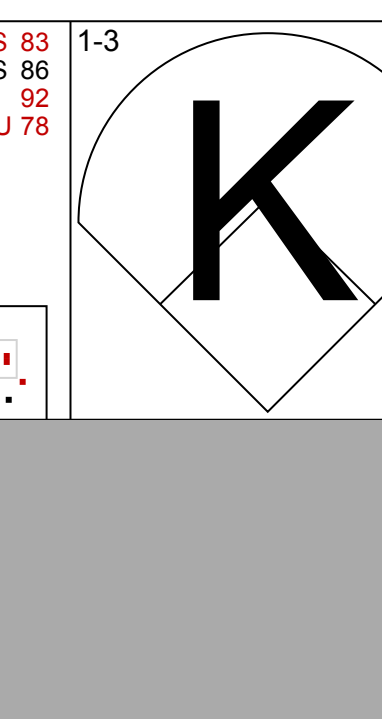
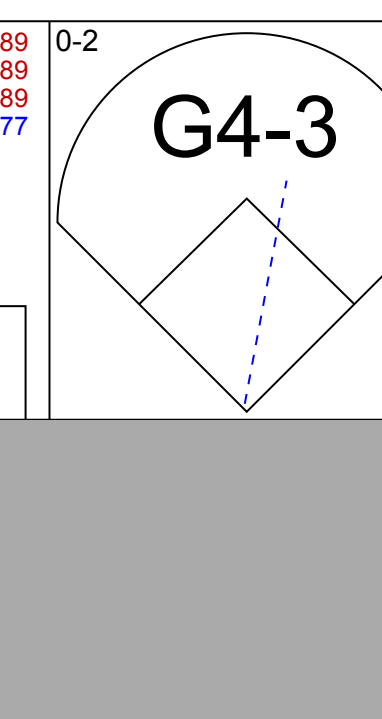
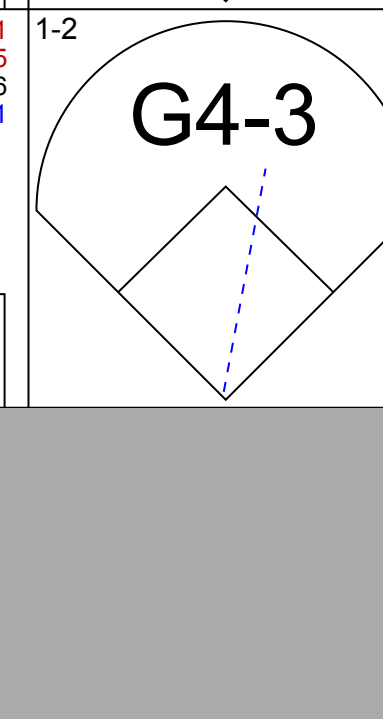
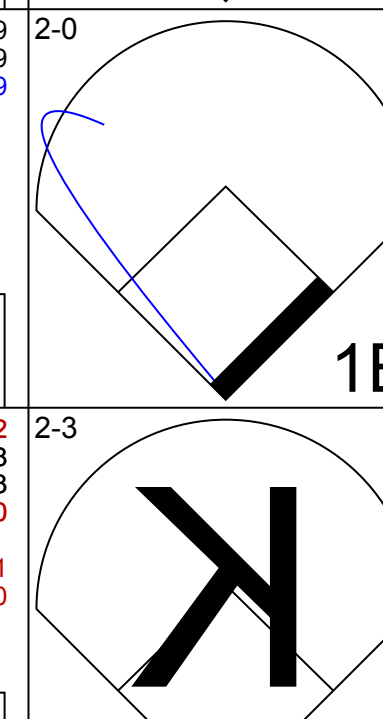
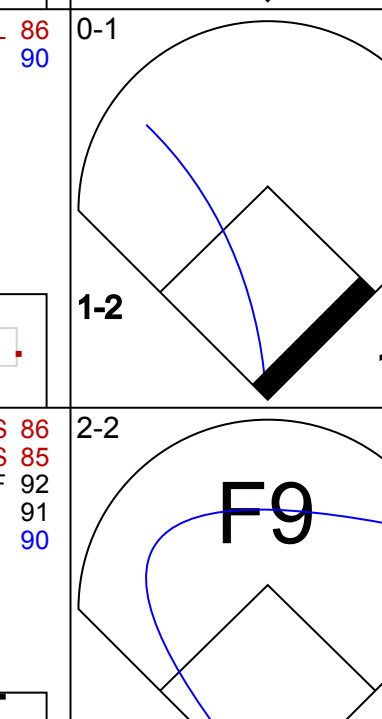
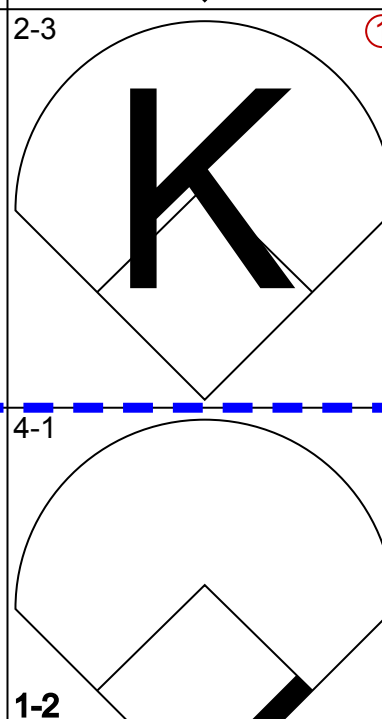

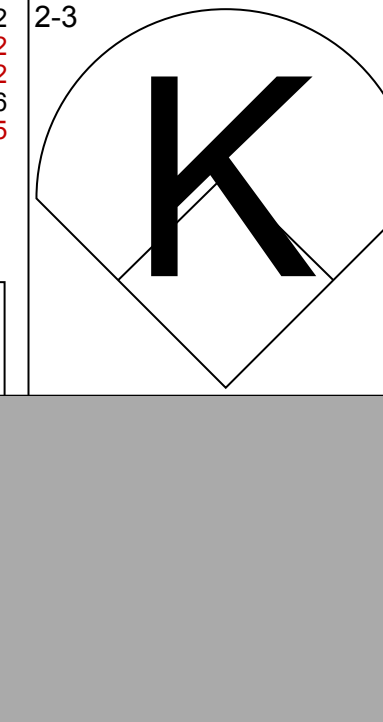

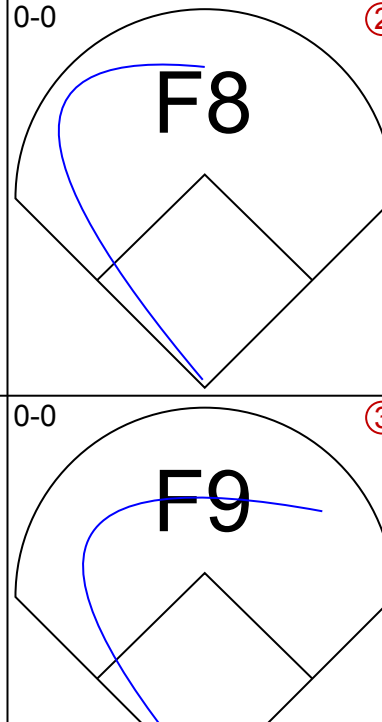
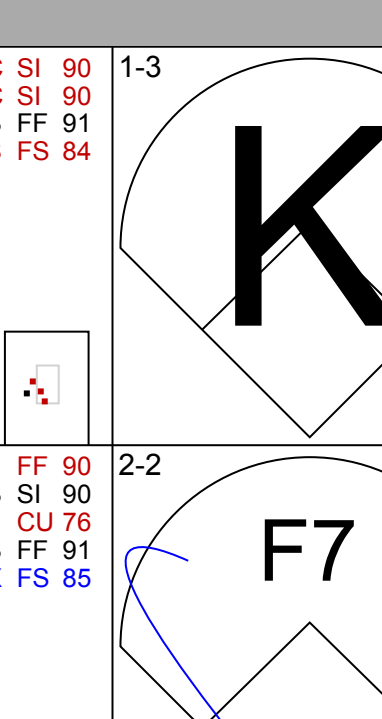
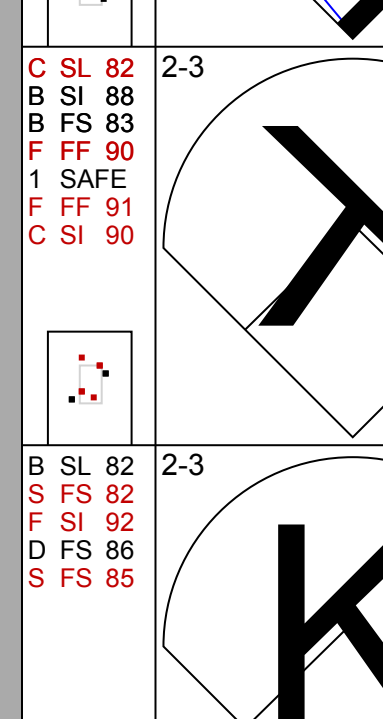
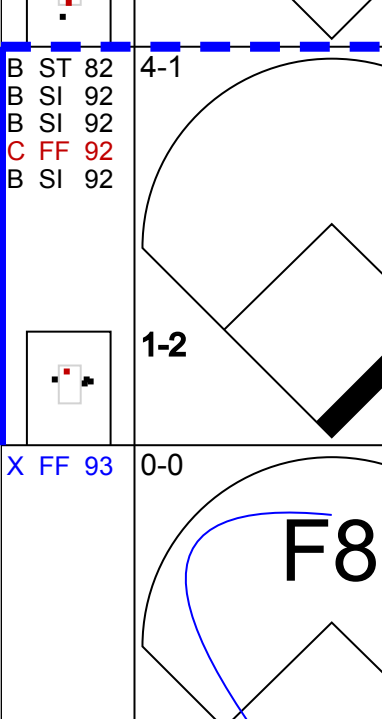
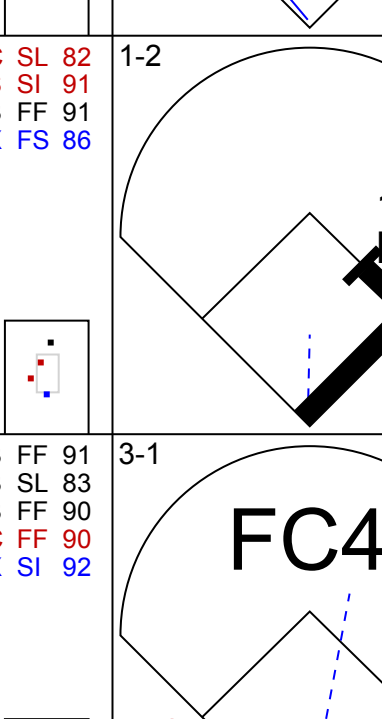


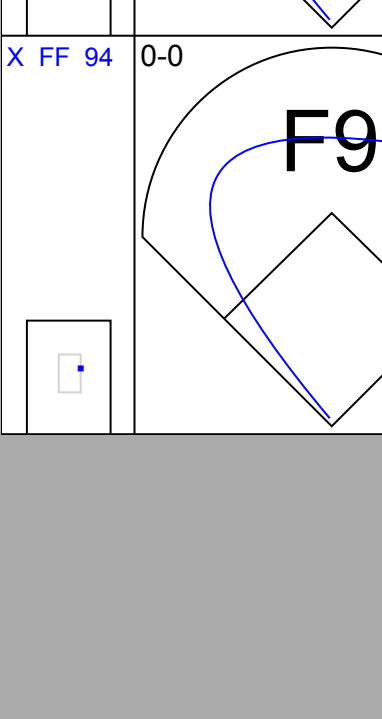



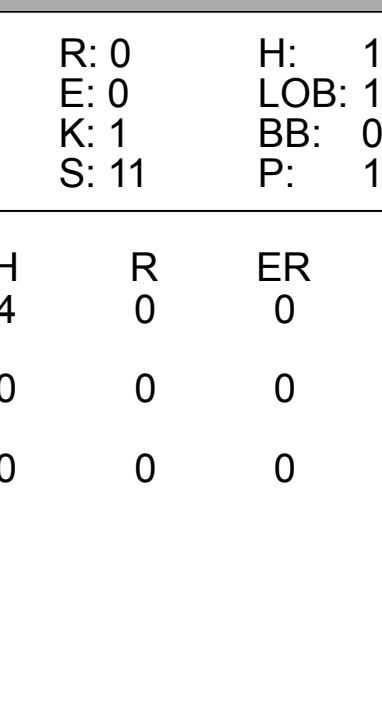
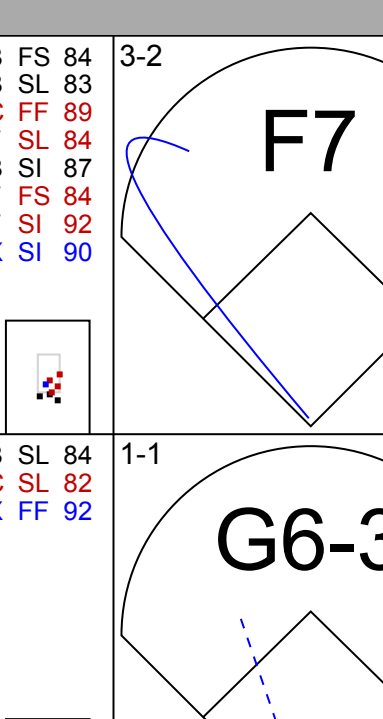
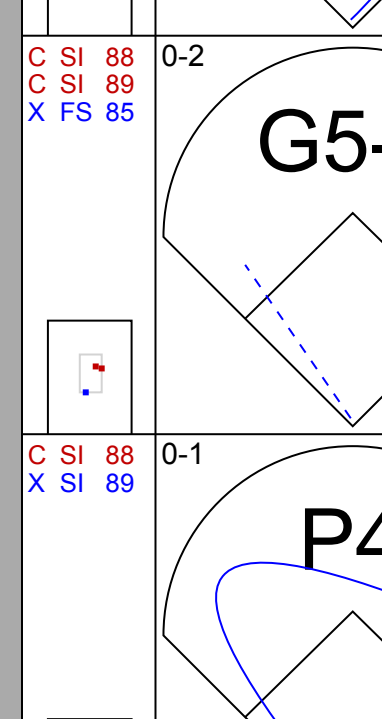

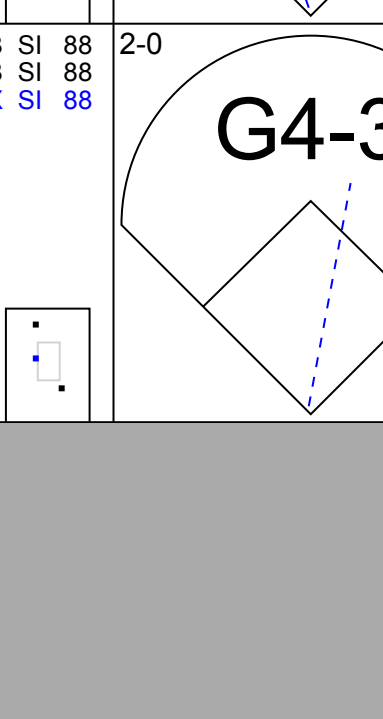

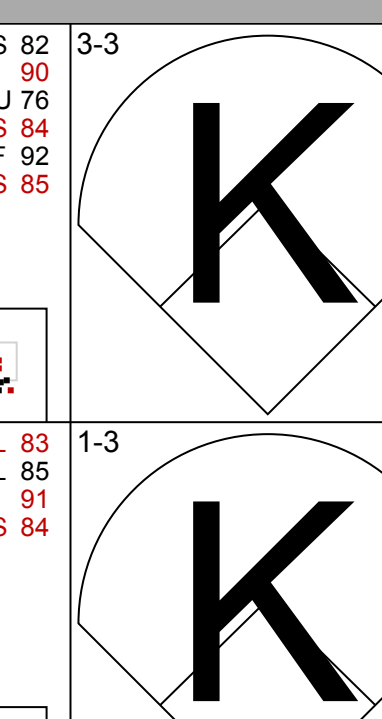
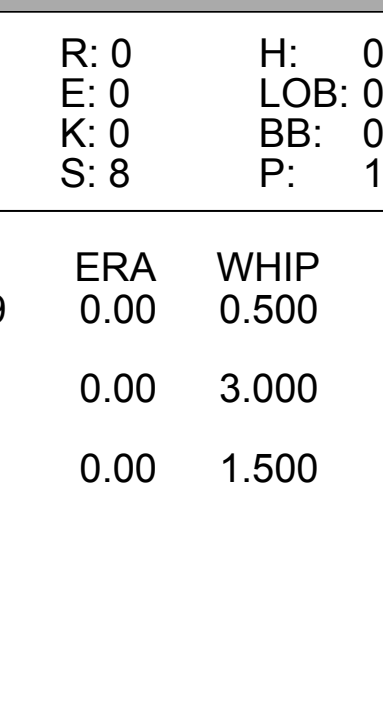
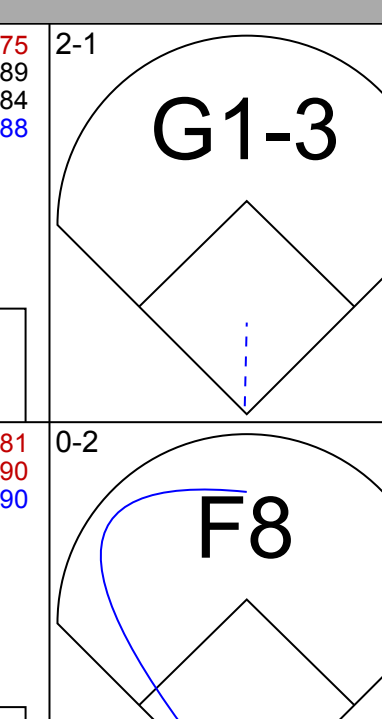
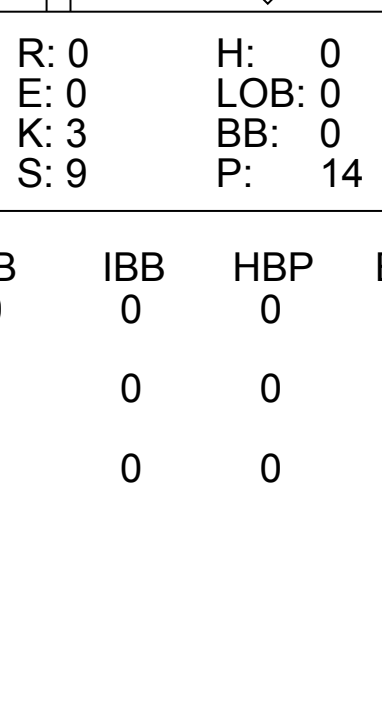
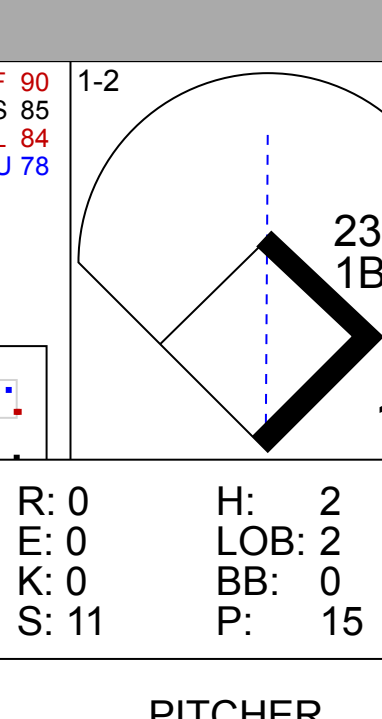
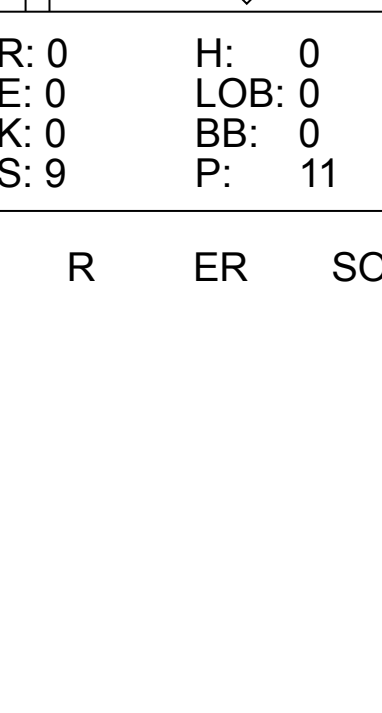
AB 36  
R 3  
H 10  
RBI 3  
BB 3  
SO 9  
LOB 16



AB 32  
R 4  
H 10  
RBI 4  
BB 2  
SO 10  
LOB 11



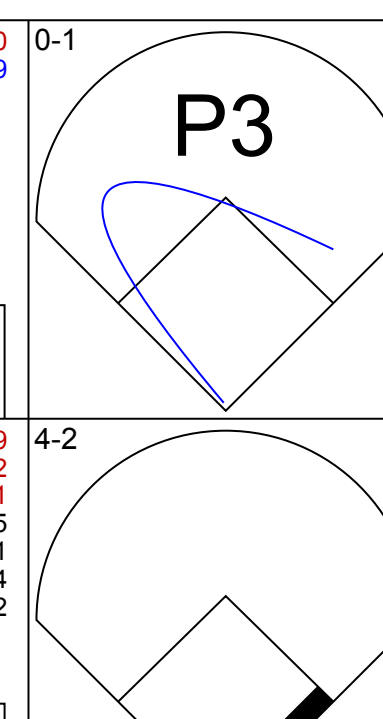
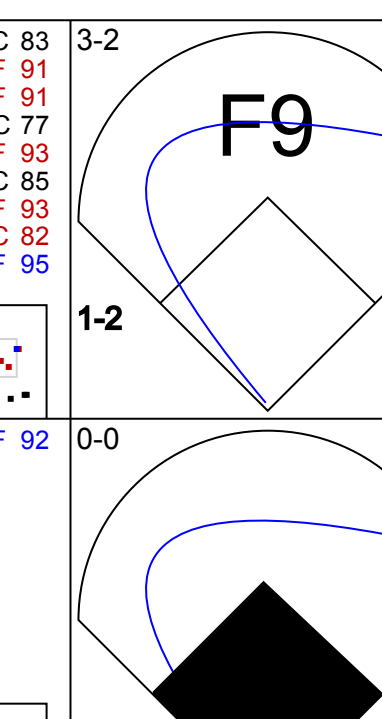
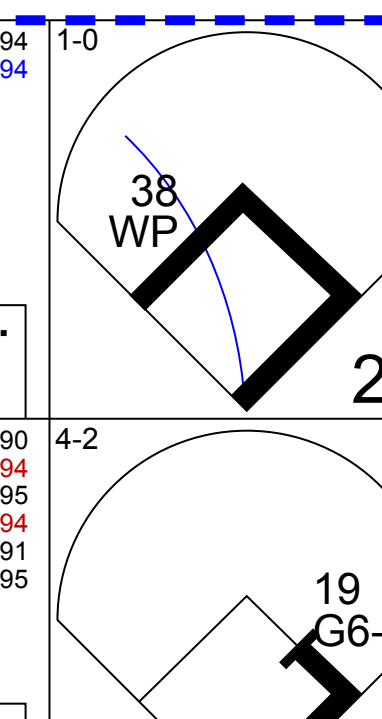
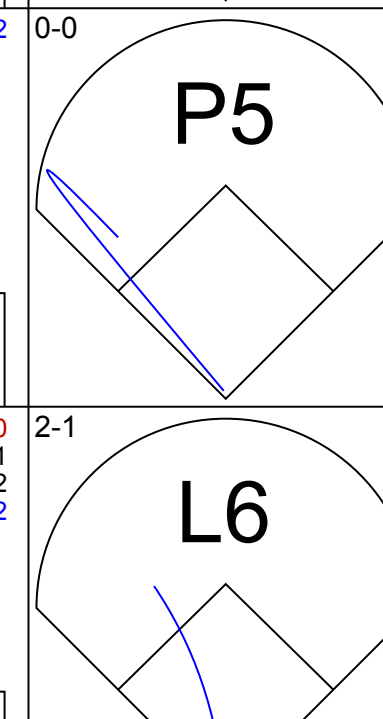
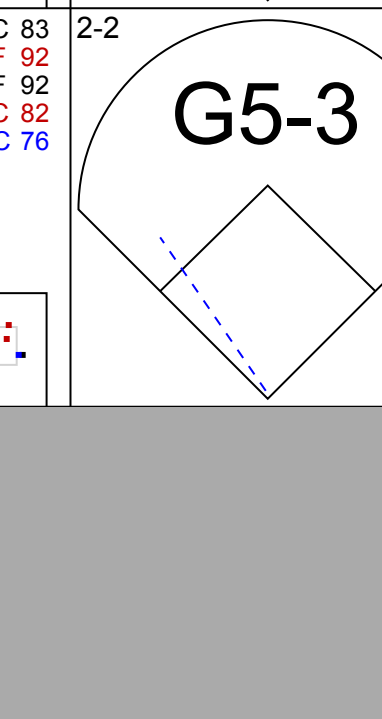
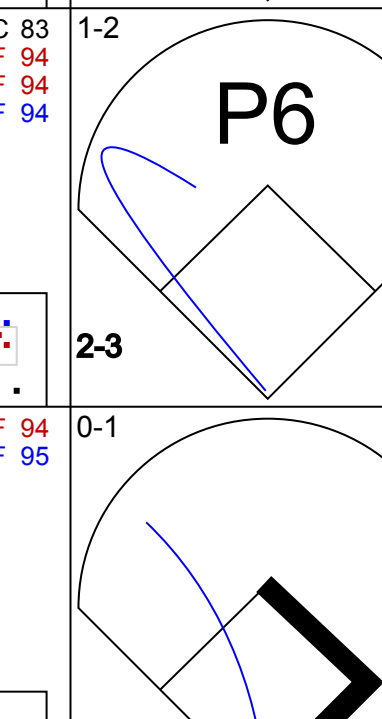
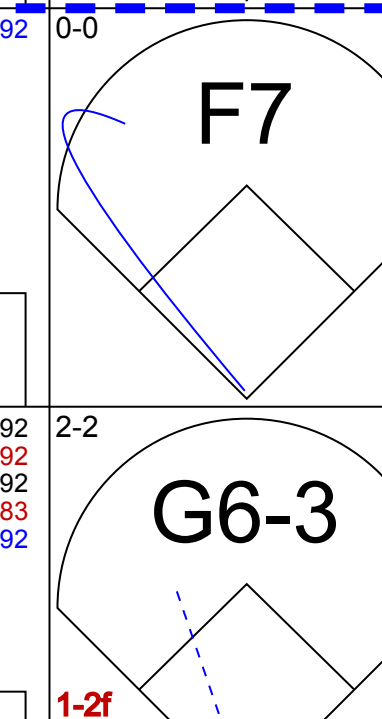


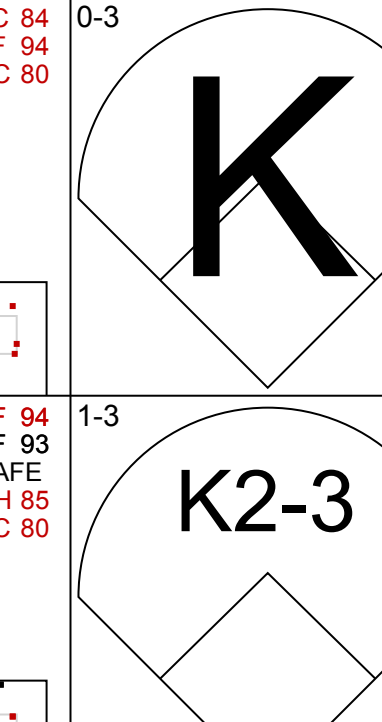


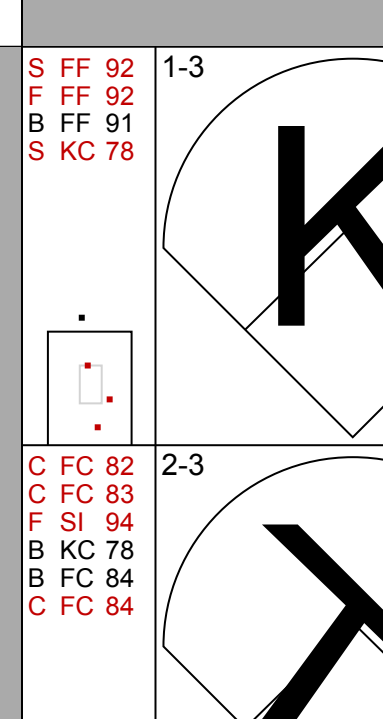
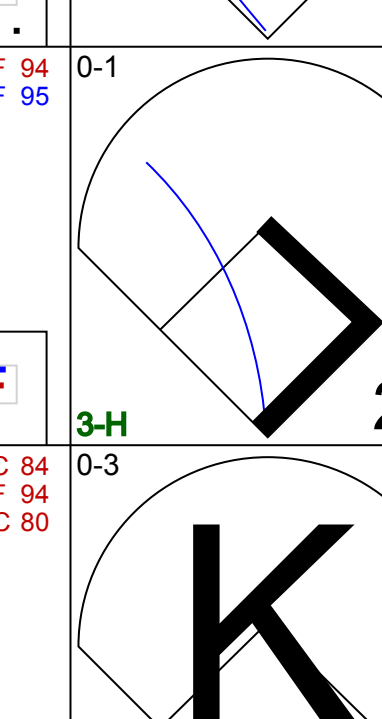
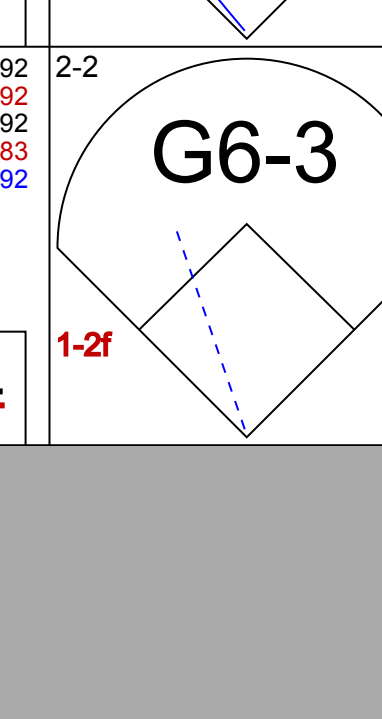
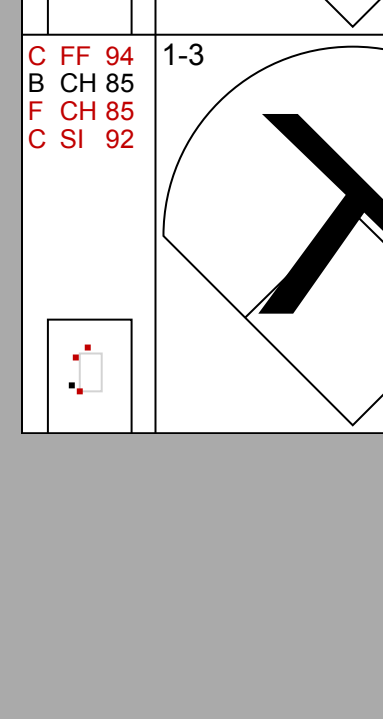
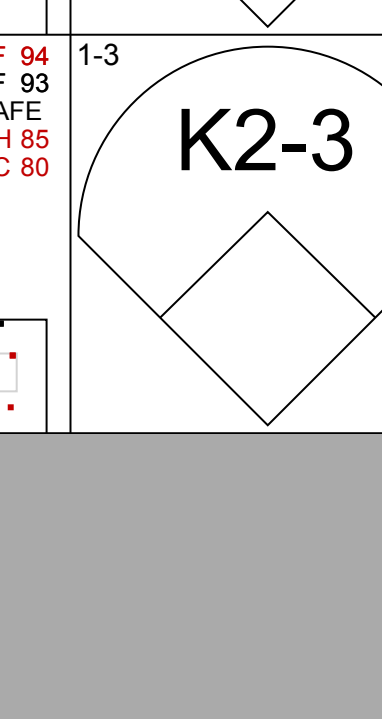

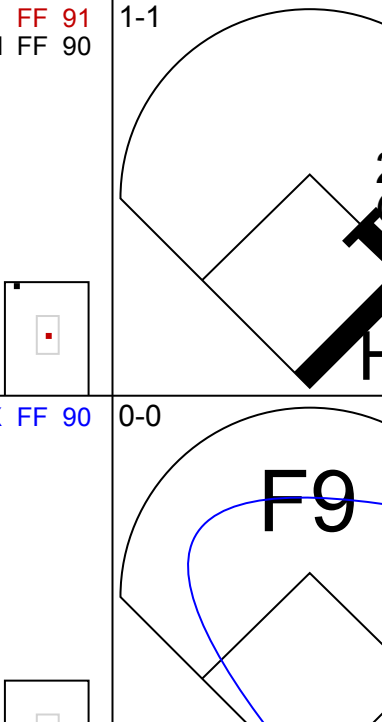


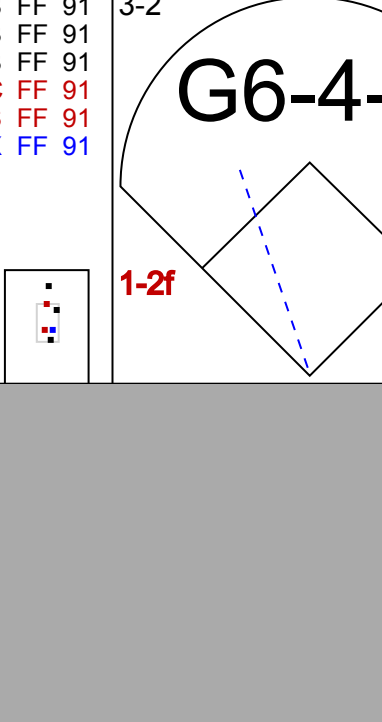
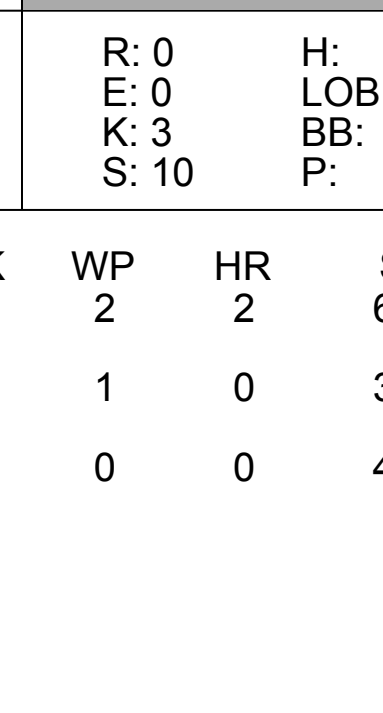
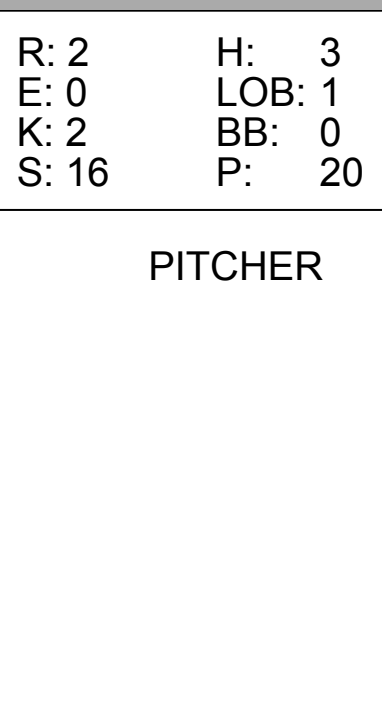
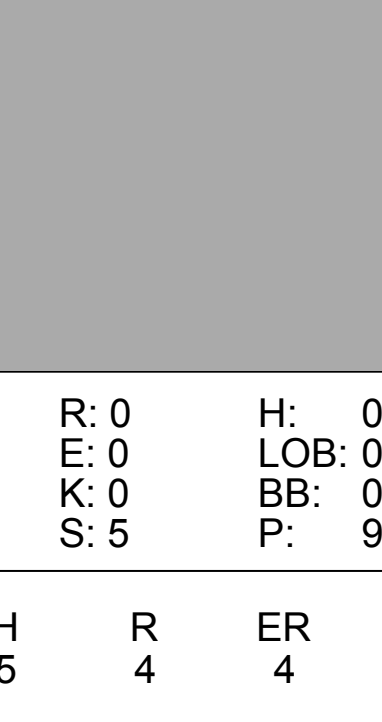

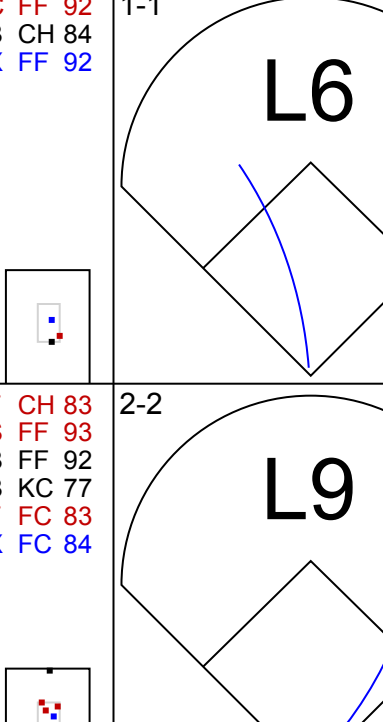
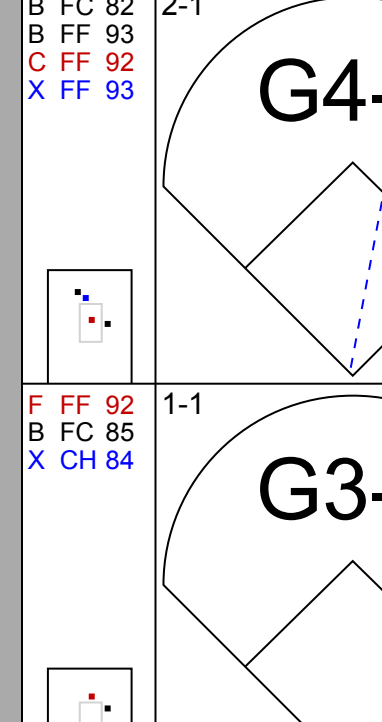
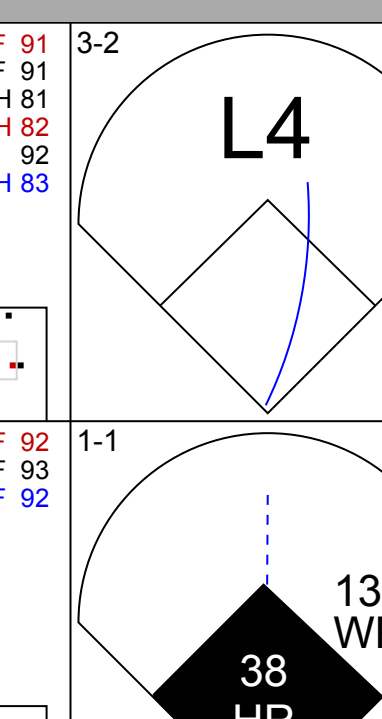
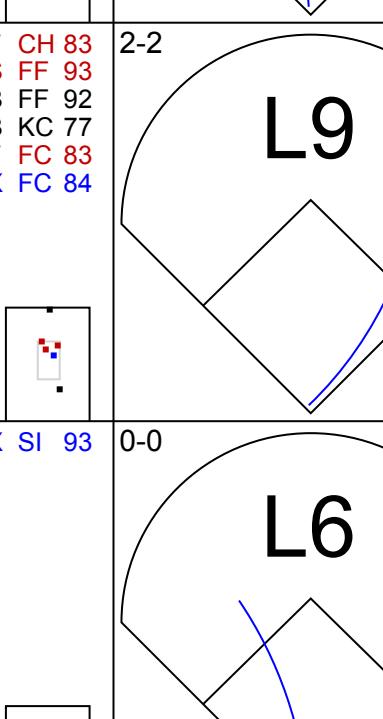
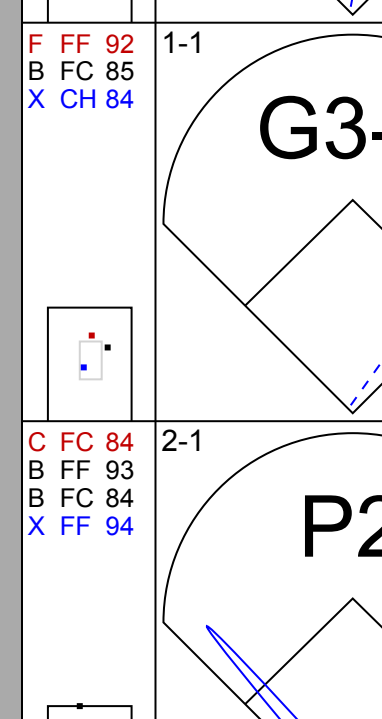
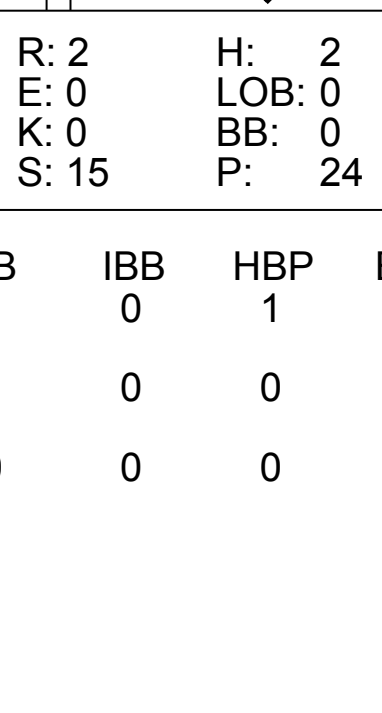
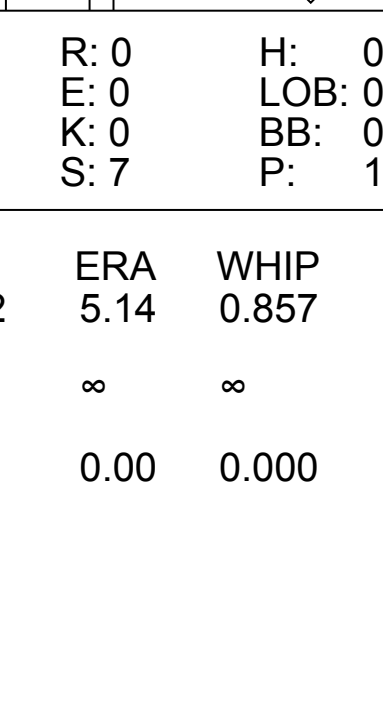
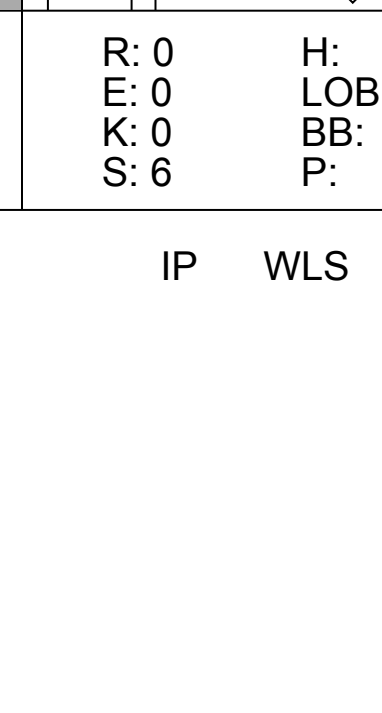


Batter	1	2	3	4	5	6	7	8	9	AB	R	H	RBI	BB	SO	LOB	TOP				
22 Jason Kipnis, L OBP: 0.422, SLG: 0.509										4	0	0	0	0	2	1					
12 Francisco Lindor, S OBP: 0.286, SLG: 0.311										3	0	0	0	1	0	1					
23 Michael Brantley, L OBP: 0.369, SLG: 0.431										4	0	2	0	0	1	1					
7 David Murphy, L OBP: 0.360, SLG: 0.473										3	0	0	0	0	2	3					
9 Ryan Raburn, R OBP: 0.392, SLG: 0.542										0	0	0	0	1	0	0					
41 Carlos Santana, S OBP: 0.352, SLG: 0.378										4	0	0	0	0	1	3					
44 Brandon Moss, L OBP: 0.313, SLG: 0.449										4	0	1	0	0	0	2					
10 Yan Gomes, R OBP: 0.209, SLG: 0.279										3	0	0	0	0	0	1					
24 Michael Bourn, L OBP: 0.303, SLG: 0.278										3	0	0	0	0	1	0					
39 Gio Urshela, R OBP: 0.315, SLG: 0.320										3	0	1	0	0	1	0					
<b>Inning Stats</b>	R: 0 E: 0 K: 1 S: 10	H: 0 LOB: 0 BB: 0 P: 14	R: 0 E: 0 K: 1 S: 11	H: 1 LOB: 1 BB: 0 P: 18	R: 0 E: 0 K: 3 S: 9	H: 0 LOB: 0 BB: 0 P: 14	R: 0 E: 0 K: 2 S: 10	H: 1 LOB: 1 BB: 0 P: 16	R: 0 E: 0 K: 0 S: 8	H: 2 LOB: 2 BB: 0 P: 15	R: 0 E: 0 K: 0 S: 6	H: 0 LOB: 0 BB: 0 P: 7	R: 0 E: 0 K: 0 S: 9	H: 0 LOB: 0 BB: 0 P: 11	R: 0 E: 0 K: 1 S: 8	H: 0 LOB: 2 BB: 2 P: 18	1B: 4 2B: 0 3B: 0 HR: 0	SF: 0 SAC: 0 DP: 0 HBP: 0	WP: 0 PB: 0 SB: 0 CS: 0	PA: 33	
<b>PITCHER</b>	IP WLS BF H R ER SO BB IBB HBP BLK WP HR S P ERA WHIP	8.0 W 28 4 0 0 7 0 0 0 0 0 0 74 109 0.00 0.500	0.1 2 0 0 0 1 1 0 0 0 0 0 5 11 0.00 3.000	0.2 3 0 0 0 0 1 0 0 0 0 0 3 7 0.00 1.500																	

Cleveland Indians @ Baltimore Orioles  
 Oriole Park at Camden Yards, Baltimore, MD  
 Sun Jun 28 2015, 1:38 PM - 3:57 PM EDT  
 Att: 45,675 - Overcast - 73 F

AB	31
R	0
H	4
RBI	0
BB	2
SO	8
LOB	12



Batter	1	2	3	4	5	6	7	8	9	AB	R	H	RBI	BB	SO	LOB	BOTTOM				
13 Manny Machado, R OBP: 0.362, SLG: 0.524										4	1	2	1	0	0	1					
38 Jimmy Paredes, S OBP: 0.352, SLG: 0.523										2	2	2	2	2	0	0					
10 Adam Jones, R OBP: 0.341, SLG: 0.478										4	0	0	0	0	0	4					
19 Chris Davis, L OBP: 0.328, SLG: 0.463										4	0	1	1	0	1	3					
9 David Lough, L OBP: 0.253, SLG: 0.356										0	0	0	0	0	0	0					
28 Steve Pearce, R OBP: 0.287, SLG: 0.372										2	0	0	0	0	2	1					
14 Nolan Reimold, R OBP: 0.378, SLG: 0.563										0	0	0	0	0	0	0					
41 Chris Parmelee, L OBP: 0.357, SLG: 0.692										3	0	0	0	0	2	2					
2 J.J. Hardy, R OBP: 0.299, SLG: 0.329										3	0	0	0	0	0	1					
3 Ryan Flaherty, L OBP: 0.340, SLG: 0.408										3	0	0	0	0	0	0					
36 Caleb Joseph, R OBP: 0.305, SLG: 0.375										3	1	1	0	0	0	0					
<b>Inning Stats</b>	R: 0 E: 0 K: 0 S: 8	H: 0 LOB: 1 BB: 1 P: 14	R: 0 E: 0 K: 0 S: 5	H: 0 LOB: 0 BB: 0 P: 9	R: 2 E: 0 K: 0 S: 15	H: 2 LOB: 0 BB: 0 P: 24	R: 0 E: 0 K: 3 S: 10	H: 0 LOB: 0 BB: 0 P: 14	R: 0 E: 0 K: 2 S: 7	H: 0 LOB: 0 BB: 0 P: 10	R: 2 E: 0 K: 2 S: 16	H: 3 LOB: 1 BB: 0 P: 20	R: 0 E: 0 K: 0 S: 6	H: 0 LOB: 0 BB: 0 P: 11	R: 0 E: 0 K: 0 S: 7	H: 1 LOB: 1 BB: 1 P: 14	1B: 1 2B: 3 3B: 0 HR: 2	SF: 0 SAC: 0 DP: 2 HBP: 1	WP: 3 PB: 0 SB: 0 CS: 0	PA: 31	
<b>PITCHER</b>	IP WLS BF H R ER SO BB IBB HBP BLK WP HR S P ERA WHIP	7.0 L 27 5 4 0 0 1 0 0 0 1 0 3 8 5.14 0.857	0.0 2 1 0 0 0 1 0 0 0 1 0 3 8 - -	1.0 2 0 0 0 0 0 0 0 0 0 0 4 6 0.00 0.000																	

Cleveland Indians @ Baltimore Orioles  
 Oriole Park at Camden Yards, Baltimore, MD  
 Sun Jun 28 2015, 1:38 PM - 3:57 PM EDT  
 Att: 45,675 - Overcast - 73 F

AB	28
R	4
H	6
RBI	4
BB	2
SO	5
LOB	12





Batter	1	2	3	4	5	6	7	8	9	AB	R	H	RBI	BB	SO	LOB	TOP										
22 Jason Kipnis, L (1,4) OBP: 0.418, SLG: 0.503 39 Gio Urshela, R (6,5) OBP: 0.327, SLG: 0.333										3	0	0	0	0	2	1	<b>Cleveland Indians @ Baltimore Orioles</b> Oriole Park at Camden Yards, Baltimore, MD Sun Jun 28 2015, 7:06 PM - 9:44 PM EDT Att: 40,006 - Cloudy - 74 F										
12 Francisco Lindor, S (1,6) OBP: 0.264, SLG: 0.266										4	0	0	0	0	2	3											
23 Michael Brantley, L (1,10) OBP: 0.367, SLG: 0.429										4	0	1	0	0	0	0											
7 David Murphy, L (1,7) OBP: 0.376, SLG: 0.487										4	0	4	0	0	0	0											
41 Carlos Santana, S (1,3) OBP: 0.347, SLG: 0.372										4	0	0	0	0	0	5											
44 Brandon Moss, L (1,9) OBP: 0.310, SLG: 0.444 9 Ryan Raburn, R (7,9) OBP: 0.379, SLG: 0.537										3	0	0	0	0	1	3											
4 Mike Aviles, R (1,5) OBP: 0.311, SLG: 0.351										1	0	0	0	0	1	2											
24 Michael Bourn, L (1,8) OBP: 0.299, SLG: 0.274										3	0	0	0	0	0	0											
55 Roberto Pérez, R (1,2) OBP: 0.350, SLG: 0.429										3	0	2	0	0	1	0											
<b>Inning Stats</b>	R: 0 E: 0 K: 2 S: 8	H: 0 LOB: 0 BB: 0 P: 14	R: 0 E: 0 K: 0 S: 14	H: 1 LOB: 1 BB: 0 P: 21	R: 0 E: 0 K: 2 S: 13	H: 1 LOB: 1 BB: 0 P: 20	R: 0 E: 0 K: 1 S: 10	H: 0 LOB: 0 BB: 0 P: 16	R: 0 E: 0 K: 0 S: 8	H: 0 LOB: 0 BB: 0 P: 13	R: 0 E: 0 K: 0 S: 9	H: 1 LOB: 1 BB: 0 P: 12	R: 0 E: 0 K: 0 S: 8	H: 2 LOB: 1 BB: 0 P: 11	R: 0 E: 0 K: 1 S: 15	H: 2 LOB: 2 BB: 0 P: 19		1B: 6 2B: 2 3B: 0 HR: 0	SF: 0 SAC: 0 DP: 1 HBP: 0	WP: 0 PB: 0 SB: 0 CS: 0	PA: 34						
<b>PITCHER</b>	IP	WLS	BF	H	R	ER	SO	BB	IBB	HBP	BLK	WP	HR	S	P	ERA	WHIP										
30 Chris Tillman, R (1,1) ERA: 5.67 66 T.J. McFarland, L (8,1) ERA: 2.7	7.0	W	25	4	0	0	6	0	0	0	0	0	0	70	110	0.00	0.571										
30 Chris Tillman, R (1,1) ERA: 5.67 66 T.J. McFarland, L (8,1) ERA: 2.7	2.0		9	4	0	0	1	0	0	0	0	0	0	23	30	0.00	2.000										

Batter	1	2	3	4	5	6	7	8	9	AB	R	H	RBI	BB	SO	LOB	BOTTOM											
13 Manny Machado, R (1,5) OBP: 0.362, SLG: 0.524										4	1	2	1	1	1	1	<b>Cleveland Indians @ Baltimore Orioles</b> Oriole Park at Camden Yards, Baltimore, MD Sun Jun 28 2015, 7:06 PM - 9:44 PM EDT Att: 40,006 - Cloudy - 74 F											
41 Chris Parmelee, L (1,3) OBP: 0.348, SLG: 0.721										4	1	1	2	0	2	2												
38 Jimmy Paredes, S (1,10) OBP: 0.350, SLG: 0.516										3	0	0	0	1	1	0												
19 Chris Davis, L (1,9) OBP: 0.327, SLG: 0.471										4	1	1	1	0	1	3												
32 Matt Wieters, S (1,2) OBP: 0.316, SLG: 0.596										4	0	1	0	0	1	0												
23 Travis Snider, L (1,7) OBP: 0.342, SLG: 0.398										4	2	1	1	0	1	1												
2 J.J. Hardy, R (1,6) OBP: 0.264, SLG: 0.335										3	2	1	0	1	2	1												
3 Ryan Flaherty, L (1,4) OBP: 0.344, SLG: 0.410										4	0	2	2	0	1	1												
9 David Lough, L (1,8) OBP: 0.253, SLG: 0.344										3	1	0	0	1	2	2												
<b>Inning Stats</b>	R: 0 E: 0 K: 0 S: 5	H: 0 LOB: 0 BB: 0 P: 10	R: 2 E: 1 K: 0 S: 17	H: 2 LOB: 1 BB: 0 P: 25	R: 0 E: 0 K: 2 S: 11	H: 0 LOB: 0 BB: 0 P: 16	R: 6 E: 0 K: 1 S: 17	H: 4 LOB: 2 BB: 2 P: 35	R: 0 E: 0 K: 3 S: 19	H: 0 LOB: 3 BB: 2 P: 33	R: 0 E: 0 K: 3 S: 9	H: 0 LOB: 0 BB: 0 P: 14	R: 0 E: 0 K: 1 S: 8	H: 1 LOB: 0 BB: 0 P: 12	1B: 2 2B: 3 3B: 0 HR: 3	SF: 0 SAC: 0 DP: 1 HBP: 0		WP: 1 PB: 0 SB: 0 CS: 0	PA: 37									
<b>PITCHER</b>	IP	WLS	BF	H	R	ER	SO	BB	IBB	HBP	BLK	WP	HR	S	P	ERA	WHIP											
61 Toru Murata, R (1,1) ERA: 8.1 35 Marc Rzepczynski, L (4,1) ERA: 3.78 54 Ryan Webb, R (4,1) ERA: 3.0 49 Austin Adams, R (6,1) ERA: 1.98 37 Cody Allen, R (7,1) ERA: 3.66	1.0	L	16	4	5	3	2	1	0	0	0	0	0	2	42	69	8.10	1.500										
34 Zach McAllister, R (8,1) ERA: 3.2	1.0		3	1	0	0	1	0	0	0	0	0	0	15	20	0.205	2.250											
34 Zach McAllister, R (8,1) ERA: 3.2	1.0		3	1	0	0	1	0	0	0	0	0	0	19	33	0.200	2.000											
34 Zach McAllister, R (8,1) ERA: 3.2	1.0		3	0	0	0	3	0	0	0	0	0	0	9	14	0.000	0.000											





Batter	1	2	3	4	5	6	7	8	9	AB	R	H	RBI	BB	SO	LOB	TOP			
12 Rougned Odor, L OBP: 0.318, SLG: 0.356	1-0 1B		1-2 1B	3-1 F7			0-0 G4-3	4-1 BB		4	0	2	0	1	0	2	<p>Texas Rangers @ Baltimore Orioles</p> <p>Oriole Park at Camden Yards, Baltimore, MD</p> <p>Mon Jun 29 2015, 7:09 PM - 10:20 PM EDT</p> <p>Att: 21,565 - Partly Cloudy - 81 F</p> <p>livebaseballscorecards.com</p>			
17 Shin-Soo Choo, L OBP: 0.314, SLG: 0.366	2-2 1B		0-3 K		2-1 HR		1-2 1B	0-0 F7		5	2	3	1	0	1	2				
84 Prince Fielder, L OBP: 0.415, SLG: 0.532	2-2 F8		2-0 G6-3		1-2 L7		1-1 1B	2-0 F9		5	1	1	0	0	0	2				
29 Adrian Beltré, R OBP: 0.287, SLG: 0.391	1-2 CS	0-0 P3		0-1 1B	2-1 F8		1-1 1B	0-1 2B		5	2	3	0	0	0	0				
18 Mitch Moreland, L OBP: 0.346, SLG: 0.533		1-2 HR		1-1 HR	0-1 G6-3		1-3 K	1-3 K		5	2	2	3	0	2	4				
13 Joey Gallo, L OBP: 0.306, SLG: 0.448		3-3 K		2-3 K		3-3 K	0-0 3B	0-3 K		5	0	1	3	0	4	1				
1 Elvis Andrus, R OBP: 0.303, SLG: 0.331		0-1 G6-3		1-2 E5		1-2 G5-3	1-1 G5-3			4	0	0	0	0	0	1				
2 Leonys Martín, L OBP: 0.264, SLG: 0.325			1-2 G6-3	2-0 G6-3		0-0 1B		0-2 P6		4	0	1	0	0	0	1				
3 Carlos Corporán, S OBP: 0.261, SLG: 0.323			1-2 HR	4-2 BB		0-0 L4		2-3 K		3	1	1	1	1	1	1				
<b>Inning Stats</b>	R: 0 H: 2 E: 0 K: 0 S: 9	H: 2 LOB: 0 BB: 15 P: 15	R: 1 H: 1 E: 0 K: 1 S: 11	H: 1 LOB: 0 BB: 15 P: 15	R: 1 H: 2 E: 0 K: 1 S: 15	H: 2 LOB: 2 BB: 20 P: 20	R: 2 H: 2 E: 1 K: 1 S: 16	H: 2 LOB: 0 BB: 1 P: 14	R: 0 H: 1 E: 0 K: 1 S: 8	H: 1 LOB: 1 BB: 0 P: 12	R: 3 H: 4 E: 0 K: 1 S: 15	H: 4 LOB: 1 BB: 0 P: 20	R: 0 H: 0 E: 0 K: 1 S: 10	H: 0 LOB: 1 BB: 1 P: 16	R: 0 H: 1 E: 0 K: 2 S: 9	H: 1 LOB: 0 BB: 0 P: 12	1B: 8 2B: 1 3B: 1 HR: 4	SF: 0 SAC: 0 DP: 0 HBP: 0	WP: 0 PB: 0 SB: 0 CS: 1	PA: 43
<b>PITCHER</b>	IP WLS BF H R ER SO BB IBB HBP BLK WP HR S P ERA WHIP	IP WLS BF H R ER SO BB IBB HBP BLK WP HR S P ERA WHIP	IP WLS BF H R ER SO BB IBB HBP BLK WP HR S P ERA WHIP	IP WLS BF H R ER SO BB IBB HBP BLK WP HR S P ERA WHIP	IP WLS BF H R ER SO BB IBB HBP BLK WP HR S P ERA WHIP	IP WLS BF H R ER SO BB IBB HBP BLK WP HR S P ERA WHIP	IP WLS BF H R ER SO BB IBB HBP BLK WP HR S P ERA WHIP	IP WLS BF H R ER SO BB IBB HBP BLK WP HR S P ERA WHIP	IP WLS BF H R ER SO BB IBB HBP BLK WP HR S P ERA WHIP	IP WLS BF H R ER SO BB IBB HBP BLK WP HR S P ERA WHIP	IP WLS BF H R ER SO BB IBB HBP BLK WP HR S P ERA WHIP	IP WLS BF H R ER SO BB IBB HBP BLK WP HR S P ERA WHIP	IP WLS BF H R ER SO BB IBB HBP BLK WP HR S P ERA WHIP	IP WLS BF H R ER SO BB IBB HBP BLK WP HR S P ERA WHIP	IP WLS BF H R ER SO BB IBB HBP BLK WP HR S P ERA WHIP	IP WLS BF H R ER SO BB IBB HBP BLK WP HR S P ERA WHIP	IP WLS BF H R ER SO BB IBB HBP BLK WP HR S P ERA WHIP			

Batter	1	2	3	4	5	6	7	8	9	AB	R	H	RBI	BB	SO	LOB	BOTTOM					
13 Manny Machado, R OBP: 0.364, SLG: 0.527	2-2 F9		1-3 K		1-1 1B		0-0 2B		1-3 K	4	0	2	0	0	1	1	<p>Texas Rangers @ Baltimore Orioles</p> <p>Oriole Park at Camden Yards, Baltimore, MD</p> <p>Mon Jun 29 2015, 7:09 PM - 10:20 PM EDT</p> <p>Att: 21,565 - Partly Cloudy - 81 F</p> <p>livebaseballscorecards.com</p>					
9 David Lough, L OBP: 0.250, SLG: 0.340	3-2 G5-3		0-0 G6-4-3		4-1 1B		3-2 P4			3	0	0	0	1	0	2						
10 Adam Jones, R OBP: 0.359, SLG: 0.474	3-2 F8			0-0 F9	1-0 1B		2-3 K2-3			4	0	1	1	0	1	1						
38 Jimmy Paredes, S OBP: 0.350, SLG: 0.516				1-1 1B	1-0 1B		3-3 K			4	0	1	0	0	3	4						
19 Chris Davis, L OBP: 0.326, SLG: 0.468		3-3 K		1-1 1B	1-3 K		0-0 K			4	0	1	0	0	2	3						
27 Delmon Young, R OBP: 0.289, SLG: 0.339		0-3 K		0-0 1B	2-2 F9		3-3 K			4	0	1	0	0	2	3						
2 J.J. Hardy, R OBP: 0.275, SLG: 0.337		1-2 1B		2-3 K		4-2 BB		4-2 BB		2	0	1	0	2	1	2						
41 Chris Parmelee, L OBP: 0.348, SLG: 0.721		2B		1-2 1B			1-2 BB			0	0	0	0	0	0	0						
28 Steve Pearce, R OBP: 0.286, SLG: 0.375		0-1 2B		3-3 K		2-3 K		1-1 G4-6-3		4	0	1	0	0	2	4						
3 Ryan Flaherty, L OBP: 0.335, SLG: 0.399		0-2 F8			1-3 K		3-2 F7			4	0	0	0	0	2	3						
36 Caleb Joseph, R OBP: 0.309, SLG: 0.378			0-2 1B		1-2 1B		0-2 G4-3			4	1	2	0	0	1	1						
<b>Inning Stats</b>	R: 0 H: 0 E: 0 K: 0 S: 11	H: 0 LOB: 0 BB: 0 P: 19	R: 0 H: 2 E: 0 K: 2 S: 18	H: 2 LOB: 0 BB: 0 P: 22	R: 0 H: 1 E: 0 K: 1 S: 7	H: 1 LOB: 0 BB: 8 P: 8	R: 0 H: 2 E: 0 K: 2 S: 11	H: 2 LOB: 0 BB: 0 P: 17	R: 1 H: 3 E: 0 K: 2 S: 16	H: 3 LOB: 3 BB: 1 P: 27	R: 0 H: 0 E: 0 K: 1 S: 14	H: 0 LOB: 1 BB: 1 P: 23	R: 0 H: 1 E: 0 K: 2 S: 12	H: 1 LOB: 0 BB: 0 P: 20	R: 0 H: 0 E: 0 K: 1 S: 10	H: 0 LOB: 1 BB: 1 P: 18	R: 0 H: 0 E: 0 K: 3 S: 9	H: 0 LOB: 0 BB: 0 P: 11	1B: 7 2B: 2 3B: 0 HR: 0	SF: 0 SAC: 0 DP: 2 HBP: 0	WP: 0 PB: 0 SB: 0 CS: 0	PA: 37
<b>PITCHER</b>	IP WLS BF H R ER SO BB IBB HBP BLK WP HR S P ERA WHIP	IP WLS BF H R ER SO BB IBB HBP BLK WP HR S P ERA WHIP	IP WLS BF H R ER SO BB IBB HBP BLK WP HR S P ERA WHIP	IP WLS BF H R ER SO BB IBB HBP BLK WP HR S P ERA WHIP	IP WLS BF H R ER SO BB IBB HBP BLK WP HR S P ERA WHIP	IP WLS BF H R ER SO BB IBB HBP BLK WP HR S P ERA WHIP	IP WLS BF H R ER SO BB IBB HBP BLK WP HR S P ERA WHIP	IP WLS BF H R ER SO BB IBB HBP BLK WP HR S P ERA WHIP	IP WLS BF H R ER SO BB IBB HBP BLK WP HR S P ERA WHIP	IP WLS BF H R ER SO BB IBB HBP BLK WP HR S P ERA WHIP	IP WLS BF H R ER SO BB IBB HBP BLK WP HR S P ERA WHIP	IP WLS BF H R ER SO BB IBB HBP BLK WP HR S P ERA WHIP	IP WLS BF H R ER SO BB IBB HBP BLK WP HR S P ERA WHIP	IP WLS BF H R ER SO BB IBB HBP BLK WP HR S P ERA WHIP	IP WLS BF H R ER SO BB IBB HBP BLK WP HR S P ERA WHIP	IP WLS BF H R ER SO BB IBB HBP BLK WP HR S P ERA WHIP	IP WLS BF H R ER SO BB IBB HBP BLK WP HR S P ERA WHIP					

AB	40
R	8
H	14
RBI	8
BB	2
SO	8
LOB	14





Batter	1	2	3	4	5	6	7	8	9	AB	R	H	RBI	BB	SO	LOB	TOP				
12 Rougned Odor, L OBP: 0.321, SLG: 0.353										4	1	1	0	1	0	0	<p><b>Texas Rangers @ Baltimore Orioles</b>  <b>Oriole Park at Camden Yards, Baltimore, MD</b>            Tue Jun 30 2015, 7:07 PM - 9:50 PM EDT            Att: 27,370 - Partly Cloudy - 81 F</p>				
17 Shin-Soo Choo, L OBP: 0.315, SLG: 0.395										4	1	1	1	1	1						
84 Prince Fielder, L OBP: 0.415, SLG: 0.529										4	0	1	1	1	1						
29 Adrian Beltré, R OBP: 0.286, SLG: 0.389										4	1	1	0	0	0	3					
32 Josh Hamilton, L OBP: 0.400, SLG: 0.615										4	1	2	0	0	1	2					
18 Mitch Moreland, L OBP: 0.363, SLG: 0.563										3	2	2	4	1	0	0					
1 Elvis Andrus, R OBP: 0.302, SLG: 0.330										4	0	1	0	0	0	2					
2 Leonys Martín, L OBP: 0.263, SLG: 0.328										4	0	1	0	0	1	3					
61 Robinson Chirinos, R OBP: 0.311, SLG: 0.439										4	2	2	1	0	0	3					
<b>Inning Stats</b>	R: 0 H: 0 E: 0 K: 0 S: 5	H: 0 LOB: 0 BB: 1 P: 12	R: 2 H: 2 E: 0 K: 1 S: 13	H: 2 LOB: 0 BB: 0 P: 17	R: 2 H: 3 E: 0 K: 0 S: 13	H: 3 LOB: 1 BB: 1 P: 26	R: 0 H: 1 E: 0 K: 0 S: 6	H: 1 LOB: 0 BB: 0 P: 8	R: 2 H: 2 E: 0 K: 0 S: 17	H: 2 LOB: 1 BB: 1 P: 28	R: 0 H: 1 E: 0 K: 0 S: 8	H: 1 LOB: 2 BB: 1 P: 16	R: 0 H: 0 E: 0 K: 1 S: 9	H: 0 LOB: 0 BB: 0 P: 13	R: 2 H: 3 E: 0 K: 1 S: 15	H: 3 LOB: 1 BB: 0 P: 19	R: 0 H: 0 E: 0 K: 1 S: 7	H: 0 LOB: 0 BB: 0 P: 10	1B: 7 2B: 1 3B: 0 HR: 4	SF: 0 SAC: 0 DP: 4 HBP: 0	WP: 0 PA: 39 PB: 0 SB: 0 CS: 0
<b>PITCHER</b>	IP WLS BF H R ER SO BB IBB HBP BLK WP HR S P ERA WHIP	4.1 L 21 8 6 6 1 3 0 0 0 0 3 51 85 12.46 2.538	5.1 R 22 9 1 0 0 1 1 0 0 0 0 0 20 35 0.00 0.750	8.1 R 1.0 6 3 2 2 1 0 0 0 0 0 1 15 19 18.00 3.000	9.1 L 1.0 3 0 0 0 1 0 0 0 0 0 0 7 10 0.00 0.000											IP WLS BF H R ER SO BB IBB HBP BLK WP HR S P ERA WHIP					

Batter	1	2	3	4	5	6	7	8	9	AB	R	H	RBI	BB	SO	LOB	BOTTOM				
13 Manny Machado, R OBP: 0.363, SLG: 0.533										4	1	1	1	0	0	0	<p><b>Texas Rangers @ Baltimore Orioles</b>  <b>Oriole Park at Camden Yards, Baltimore, MD</b>            Tue Jun 30 2015, 7:07 PM - 9:50 PM EDT            Att: 27,370 - Partly Cloudy - 81 F</p>				
38 Jimmy Paredes, S OBP: 0.345, SLG: 0.507										4	0	0	0	0	1	0					
10 Adam Jones, R OBP: 0.338, SLG: 0.471										4	2	1	0	0	0	0					
19 Chris Davis, L OBP: 0.328, SLG: 0.491										4	2	2	4	0	0	0					
32 Matt Wieters, S OBP: 0.295, SLG: 0.554										4	0	0	0	0	1	0					
41 Chris Parmelee, L OBP: 0.340, SLG: 0.681										4	0	1	0	0	0	0					
2 J.J. Hardy, R OBP: 0.280, SLG: 0.337										3	1	1	0	1	0	1					
23 Travis Snider, L OBP: 0.340, SLG: 0.394										4	0	1	1	0	1	2					
3 Ryan Flaherty, L OBP: 0.327, SLG: 0.387										4	0	0	0	0	3	3					
<b>Inning Stats</b>	R: 2 H: 1 E: 1 K: 0 S: 17	H: 1 LOB: 0 BB: 0 P: 29	R: 0 H: 1 E: 0 K: 1 S: 11	H: 1 LOB: 1 BB: 0 P: 17	R: 2 H: 2 E: 0 K: 1 S: 9	H: 2 LOB: 0 BB: 0 P: 13	R: 0 H: 1 E: 0 K: 0 S: 8	H: 1 LOB: 1 BB: 0 P: 10	R: 1 H: 1 E: 0 K: 0 S: 10	H: 1 LOB: 0 BB: 1 P: 15	R: 0 H: 0 E: 0 K: 1 S: 9	H: 0 LOB: 0 BB: 0 P: 13	R: 0 H: 0 E: 0 K: 2 S: 8	H: 0 LOB: 0 BB: 0 P: 11	R: 0 H: 0 E: 0 K: 0 S: 6	H: 0 LOB: 0 BB: 0 P: 8	R: 1 H: 1 E: 0 K: 1 S: 11	H: 1 LOB: 1 BB: 1 P: 19	1B: 4 2B: 0 3B: 0 HR: 3	SF: 0 SAC: 0 DP: 0 HBP: 0	WP: 0 PA: 36 PB: 0 SB: 1 CS: 0
<b>PITCHER</b>	IP WLS BF H R ER SO BB IBB HBP BLK WP HR S P ERA WHIP	6.0 W 25 6 5 3 3 0 0 0 0 0 3 64 97 4.50 1.000	7.1 H 3 0 0 0 2 0 0 0 0 0 0 8 11 0.00 0.000	8.1 H 3 0 0 0 0 0 0 0 0 0 0 6 8 0.00 0.000	9.1 S 5 1 1 1 1 1 0 0 0 0 0 11 19 9.00 2.000											IP WLS BF H R ER SO BB IBB HBP BLK WP HR S P ERA WHIP					

AB	35
R	8
H	12
RBI	7
BB	4
SO	4
LOB	15









Batter	1	2	3	4	5	6	7	8	9	AB	R	H	RBI	BB	SO	LOB	TOP				
12 Rougned Odor, L OBP: 0.323, SLG: 0.362	G6-3		G1-6-3					G4-3	E2	5	0	2	1	0	0	1					
18 Mitch Moreland, L OBP: 0.344, SLG: 0.545	G6-3		K					G5-3	F8	5	0	1	0	0	1	2					
84 Prince Fielder, L OBP: 0.414, SLG: 0.523	FC6-4							G6-3		3	0	2	0	1	0	0					
29 Adrian Beltré, R OBP: 0.281, SLG: 0.381	FC6-4		K					G5-3	FC5	4	0	0	0	0	1	4					
32 Josh Hamilton, L OBP: 0.382, SLG: 0.567	K		K					F8	F8	4	0	1	0	0	2	4					
17 Shin-Soo Choo, L OBP: 0.318, SLG: 0.402	G4-3		K					BB	SH2-4	2	1	0	0	2	1	1					
1 Elvis Andrus, R OBP: 0.296, SLG: 0.322	F7							K	SH2-4	3	0	0	0	0	1	2					
2 Leonys Martin, L OBP: 0.268, SLG: 0.328			BB					F8	BB	3	1	1	1	1	1	2					
61 Robinson Chirinos, R OBP: 0.305, SLG: 0.424			K					L7	K	4	0	0	0	0	2	2					
<b>Inning Stats</b>	R: 0 H: 1 E: 0 K: 0 S: 9	H: 1 LOB: 1 BB: 0 P: 15	R: 0 H: 0 E: 0 K: 1 S: 9	H: 0 LOB: 0 BB: 0 P: 12	R: 0 H: 0 E: 0 K: 2 S: 13	H: 0 LOB: 1 BB: 1 P: 19	R: 0 H: 1 E: 0 K: 3 S: 13	H: 1 LOB: 1 BB: 0 P: 20	R: 0 H: 0 E: 0 K: 1 S: 6	H: 0 LOB: 0 BB: 0 P: 10	R: 0 H: 1 E: 0 K: 0 S: 7	H: 1 LOB: 2 BB: 1 P: 9	R: 0 H: 1 E: 1 K: 1 S: 12	H: 1 LOB: 3 BB: 1 P: 30	R: 2 H: 2 E: 1 K: 1 S: 14	H: 2 LOB: 1 BB: 1 P: 26	1B: 6 2B: 1 3B: 0 HR: 0	SF: 0 DP: 0 HBP: 0	WP: 0 PB: 0 SB: 0 CS: 0	PA: 38	
<b>PITCHER</b>	IP	WLS	BF	H	R	ER	SO	BB	IBB	HBP	BLK	WP	HR	S	P	ERA	WHIP				
39 Kevin Gausman, R ERA: 3.09	6.1		24	4	0	0	7	2	0	0	0	0	0	63	95	0.00	0.947				
56 Darren O'Day, R ERA: 1.16	1.1		4	0	0	0	1	0	0	0	0	0	0	12	19	0.00	0.000				
17 Brian Matusz, L ERA: 2.45	0.0		2	1	0	0	0	1	0	0	0	0	0	4	10	∞	∞				
65 Chaz Roe, R ERA: 2.45	1.0	L	7	2	2	2	1	1	0	0	0	0	0	18	31	18.00	3.000				
29 Tommy Hunter, R ERA: 3.53	0.1		1	0	0	0	0	0	0	0	0	0	0	2	4	0.00	0.000				

Texas Rangers @ Baltimore Orioles  
 Oriole Park at Camden Yards, Baltimore, MD  
 Thu Jul 02 2015, 7:07 PM - 10:01 PM EDT  
 Att: 31,915 - Overcast - 72 F

AB 33  
 R 2  
 H 7  
 RBI 2  
 BB 4  
 SO 9  
 LOB 18



Batter	1	2	3	4	5	6	7	8	9	AB	R	H	RBI	BB	SO	LOB	BOTTOM				
13 Manny Machado, R OBP: 0.357, SLG: 0.523	F9		G3-1		L8			G4-6-3		4	0	1	0	0	0	1					
38 Jimmy Paredes, S OBP: 0.346, SLG: 0.513	BB		G3-1		L8			L8	L8	3	0	0	0	1	0	2					
10 Adam Jones, R OBP: 0.339, SLG: 0.470	FC4		BB		L3			L3	K	3	0	0	0	1	1	1					
19 Chris Davis, L OBP: 0.326, SLG: 0.482	L3		K2-3		BB			BB	F7	3	0	0	0	1	1	5					
32 Matt Wieters, S OBP: 0.281, SLG: 0.525	G4-3		L7		PO			L7	L7	3	0	0	0	0	0	0					
41 Chris Parmelee, L OBP: 0.316, SLG: 0.604	K		F7		F8			F8	F8	3	0	0	0	0	1	0					
2 J.J. Hardy, R OBP: 0.275, SLG: 0.346	G4-3		G6-3		K			K	K	3	0	0	0	0	1	0					
3 Ryan Flaherty, L OBP: 0.327, SLG: 0.392	F9		F9		F9			G4-3	G4-3	3	0	0	0	0	0	0					
9 David Lough, L OBP: 0.262, SLG: 0.351	G3-1		G3-1		G3-1			G3-1	G3-1	3	0	2	0	0	0	0					
<b>Inning Stats</b>	R: 0 H: 0 E: 1 K: 0 S: 8	H: 0 LOB: 1 BB: 1 P: 16	R: 0 H: 0 E: 0 K: 1 S: 6	H: 0 LOB: 0 BB: 0 P: 13	R: 0 H: 2 E: 0 K: 1 S: 14	H: 2 LOB: 3 BB: 1 P: 22	R: 0 H: 0 E: 0 K: 0 S: 8	H: 0 LOB: 0 BB: 0 P: 16	R: 0 H: 0 E: 0 K: 0 S: 6	H: 0 LOB: 0 BB: 1 P: 13	R: 0 H: 0 E: 0 K: 1 S: 6	H: 0 LOB: 0 BB: 0 P: 9	R: 0 H: 1 E: 0 K: 0 S: 7	H: 1 LOB: 0 BB: 0 P: 11	R: 0 H: 0 E: 0 K: 1 S: 8	H: 0 LOB: 0 BB: 0 P: 12	1B: 3 2B: 1 3B: 0 HR: 0	SF: 0 DP: 2 HBP: 0	WP: 0 PB: 0 SB: 0 CS: 0	PA: 32	
<b>PITCHER</b>	IP	WLS	BF	H	R	ER	SO	BB	IBB	HBP	BLK	WP	HR	S	P	ERA	WHIP				
49 Yovani Gallardo, R ERA: 2.56	6.0		22	2	0	0	2	3	0	0	0	0	0	48	94	0.00	0.833				
71 Sam Freeman, L ERA: 4.5	1.1		5	1	0	0	1	0	0	0	0	0	0	12	19	0.00	0.750				
50 Keone Kela, R ERA: 3.18	0.2	W	1	0	0	0	0	0	0	0	0	0	0	1	1	0.00	0.000				
37 Shawn Tolleson, R ERA: 2.6	1.0	S	3	0	0	0	1	0	0	0	0	0	0	8	12	0.00	0.000				

Texas Rangers @ Baltimore Orioles  
 Oriole Park at Camden Yards, Baltimore, MD  
 Thu Jul 02 2015, 7:07 PM - 10:01 PM EDT  
 Att: 31,915 - Overcast - 72 F

AB 28  
 R 0  
 H 3  
 RBI 0  
 BB 3  
 SO 4  
 LOB 9





Batter	1	2	3	4	5	6	7	8	9	AB	R	H	RBI	BB	SO	LOB	TOP										
13 Manny Machado, R (1.5) OBP: 0.356, SLG: 0.519	G6-3		FC6			FC6-4		K		4	0	1	0	0	1	1	Baltimore Orioles @ Chicago White Sox U.S. Cellular Field, Chicago, IL Fri Jul 03 2015, 8:12 PM - 10:34 PM EDT Att: 27,384 - Clear - 71 F										
14 Nolan Reimold, R (1.7) OBP: 0.394, SLG: 0.500	G5-4-3			F8		L8		F7		3	0	1	0	0	0	1											
41 Chris Parmelee, L (8. PH) OBP: 0.310, SLG: 0.593	G5-4-3					L8		F7		1	0	0	0	0	0	0											
10 Adam Jones, R (1.8) OBP: 0.334, SLG: 0.463	G5-4-3					F7		G6-3		4	0	0	0	0	1	2											
32 Matt Wieters, S (1.10)		F8				FC6-4				4	0	0	0	0	2	1											
19 Chris Davis, L (1.9) OBP: 0.325, SLG: 0.479		P6								4	0	1	0	0	1	0											
2 J.J. Hardy, R (1.6) OBP: 0.280, SLG: 0.346										3	0	1	0	1	2	0											
28 Steve Pearce, R (1.3) OBP: 0.287, SLG: 0.374										3	0	1	0	0	0	2											
36 Caleb Joseph, R (1.2) OBP: 0.310, SLG: 0.373										2	0	0	0	1	1	2											
3 Ryan Flaherty, L (1.4) OBP: 0.322, SLG: 0.384										3	0	0	0	0	1	5											
<b>Inning Stats</b>	R: 0 E: 0 K: 0 S: 8	H: 1 LOB: 0 BB: 0 P: 10	R: 0 E: 0 K: 1 S: 6	H: 0 LOB: 0 BB: 0 P: 8	R: 0 E: 1 K: 1 S: 10	H: 0 LOB: 1 BB: 0 P: 13	R: 0 E: 0 K: 2 S: 8	H: 0 LOB: 0 BB: 0 P: 11	R: 0 E: 0 K: 0 S: 13	H: 2 LOB: 2 BB: 1 P: 21	R: 0 E: 0 K: 0 S: 9	H: 1 LOB: 1 BB: 0 P: 11	R: 0 E: 0 K: 1 S: 12	H: 1 LOB: 2 BB: 1 P: 22	R: 0 E: 0 K: 1 S: 12	H: 0 LOB: 0 BB: 0 P: 18	R: 0 E: 0 K: 3 S: 9	H: 0 LOB: 0 BB: 0 P: 12	1B: 5 2B: 0 3B: 0 HR: 0	SF: 0 SAC: 0 DP: 2 HBP: 0	WP: 1 PB: 0 SB: 0 CS: 0	PA: 33					
<b>PITCHER</b>	IP	WLS	BF	H	R	ER	SO	BB	IBB	HBP	BLK	WP	HR	S	P	ERA	WHIP										
50 John Danks, L (1.1) ERA: 4.95	7.0	W	27	5	0	0	5	2	0	0	0	1	0	66	96	0.00	1.000										
52 Jake Petricka, R (8.1) ERA: 3.1	1.0	H	3	0	0	0	1	0	0	0	0	0	0	12	18	0.00	0.000										
30 David Robertson, R (9.1) ERA: 2.67	1.0	S	3	0	0	0	3	0	0	0	0	0	0	9	12	0.00	0.000										

Batter	1	2	3	4	5	6	7	8	9	AB	R	H	RBI	BB	SO	LOB	BOTTOM										
1 Adam Eaton, L (1.8) OBP: 0.313, SLG: 0.378	G6-3	G3				K2-3		FC4-6		4	0	0	0	0	1	3	Baltimore Orioles @ Chicago White Sox U.S. Cellular Field, Chicago, IL Fri Jul 03 2015, 8:12 PM - 10:34 PM EDT Att: 27,384 - Clear - 71 F										
79 José Abreu, R (1.3) OBP: 0.341, SLG: 0.495	G6-3					G6-3				4	1	1	1	0	1	0											
53 Melky Cabrera, S (1.7) OBP: 0.297, SLG: 0.323	26 WP									4	0	2	0	0	1	0											
25 Adam LaRoche, L (1.10) OBP: 0.341, SLG: 0.395	26 WP					G6-3				3	0	0	0	1	0	1											
26 Avisail García, R (1.9) OBP: 0.326, SLG: 0.395	G5-3									3	0	2	0	0	0	2											
12 Conor Gillaspie, L (1.5) OBP: 0.283, SLG: 0.373										2	0	0	0	1	1	1											
15 Gordon Beckham, R (7.5) OBP: 0.272, SLG: 0.331										0	0	0	0	0	0	0											
10 Alexei Ramirez, R (1.6) OBP: 0.243, SLG: 0.289										3	0	1	0	0	0	0											
21 Tyler Flowers, R (1.2) OBP: 0.274, SLG: 0.390										3	0	1	0	0	0	2											
5 Yolmer Sánchez, S (1.4) OBP: 0.211, SLG: 0.231										3	0	0	0	0	1	3											
<b>Inning Stats</b>	R: 0 E: 0 K: 0 S: 12	H: 1 LOB: 2 BB: 1 P: 22	R: 0 E: 0 K: 1 S: 12	H: 1 LOB: 2 BB: 1 P: 18	R: 1 E: 0 K: 1 S: 13	H: 2 LOB: 1 BB: 0 P: 18	R: 0 E: 0 K: 1 S: 7	H: 0 LOB: 0 BB: 0 P: 8	R: 0 E: 0 K: 1 S: 11	H: 0 LOB: 0 BB: 0 P: 15	R: 0 E: 0 K: 0 S: 8	H: 1 LOB: 1 BB: 0 P: 12	R: 0 E: 0 K: 0 S: 10	H: 1 LOB: 1 BB: 0 P: 13	R: 0 E: 0 K: 1 S: 7	H: 1 LOB: 0 BB: 0 P: 10	1B: 5 2B: 2 3B: 0 HR: 1	SF: 0 SAC: 0 DP: 1 HBP: 0	WP: 1 PB: 0 SB: 0 CS: 0	PA: 31							
<b>PITCHER</b>	IP	WLS	BF	H	R	ER	SO	BB	IBB	HBP	BLK	WP	HR	S	P	ERA	WHIP										
31 Ubaldo Jiménez, R (1.1) ERA: 2.96	7.0	L	28	6	1	1	4	2	0	0	0	0	0	73	106	1.29	1.143										
35 Brad Brach, R (8.1) ERA: 3.35	1.0		3	1	0	0	1	0	0	0	0	0	0	7	10	0.00	1.000										





Batter	1	2	3	4	5	6	7	8	9	AB	R	H	RBI	BB	SO	LOB	TOP			
13 Manny Machado, R (1.5) OBP: 0.357, SLG: 0.527										3	1	2	1	0	1		<p><b>Baltimore Orioles @ Chicago White Sox</b> U.S. Cellular Field, Chicago, IL Sat Jul 04 2015, 2:11 PM - 5:02 PM EDT Att: 22,559 - Sunny - 83 F</p>			
38 Jimmy Paredes, S (1.10) OBP: 0.344, SLG: 0.508										4	0	1	0	0	1	1				
10 Adam Jones, R (1.8) OBP: 0.330, SLG: 0.456										4	0	0	0	0	1	2				
19 Chris Davis, L (1.9) OBP: 0.324, SLG: 0.475										4	0	1	0	0	0	0				
32 Matt Wieters, S (1.2) OBP: 0.250, SLG: 0.463										4	0	0	0	0	3	2				
41 Chris Parmelee, L (1.3) OBP: 0.295, SLG: 0.561										3	0	0	0	0	2	2				
2 J.J. Hardy, R (1.6) OBP: 0.276, SLG: 0.341										3	0	0	0	0	1	0				
23 Travis Snider, L (1.7) OBP: 0.330, SLG: 0.381										3	0	0	0	0	1	0				
3 Ryan Flaherty, L (1.4) OBP: 0.328, SLG: 0.386										2	1	1	0	1	1	0				
<b>Inning Stats</b>	R: 0 E: 0 K: 0 S: 3	H: 0 LOB: 0 BB: 1 P: 7	R: 0 E: 0 K: 1 S: 8	H: 0 LOB: 0 BB: 0 P: 11	R: 0 E: 0 K: 3 S: 10	H: 0 LOB: 0 BB: 0 P: 13	R: 0 E: 0 K: 1 S: 8	H: 0 LOB: 0 BB: 0 P: 13	R: 0 E: 0 K: 0 S: 7	H: 1 LOB: 0 BB: 0 P: 11	R: 0 E: 0 K: 3 S: 14	H: 2 LOB: 2 BB: 0 P: 22	R: 2 E: 0 K: 0 S: 13	H: 1 LOB: 0 BB: 1 P: 20	R: 0 E: 0 K: 1 S: 5	H: 0 LOB: 0 BB: 0 P: 7	1B: 3 2B: 0 3B: 0 HR: 1	SF: 0 SAC: 0 DP: 1 HBP: 0	WP: 1 PB: 0 SB: 0 CS: 0	PA: 32
<b>PITCHER</b>	IP WLS BF H R ER SO BB IBB HBP BLK WP HR S P ERA WHIP																			
29 Jeff Samardzija, R (1.1) ERA: 4.33	7.2		27	3	1	1	9	2	0	0	0	0	1	0	70	111	1.17	0.652		
57 Zach Putnam, R (8.1) ERA: 4.05	0.1	W	2	1	1	1	0	0	0	0	0	0	0	1	3	3	27.00	3.000		
30 David Robertson, R (9.1) ERA: 2.6	1.0	S	3	0	0	0	1	0	0	0	0	0	0	0	5	7	0.00	0.000		

Batter	1	2	3	4	5	6	7	8	9	AB	R	H	RBI	BB	SO	LOB	BOTTOM			
1 Adam Eaton, L (1.8) OBP: 0.309, SLG: 0.372										5	0	0	0	0	3	5	<p><b>Baltimore Orioles @ Chicago White Sox</b> U.S. Cellular Field, Chicago, IL Sat Jul 04 2015, 2:11 PM - 5:02 PM EDT Att: 22,559 - Sunny - 83 F</p>			
79 José Abreu, R (1.10) OBP: 0.343, SLG: 0.505										4	2	2	0	0	1	1				
53 Melky Cabrera, S (1.7) OBP: 0.299, SLG: 0.327										3	0	2	1	0	0	0				
25 Adam LaRoche, L (1.3) OBP: 0.344, SLG: 0.397										4	0	2	0	0	0	2				
26 Avisail García, R (1.9) OBP: 0.325, SLG: 0.392										4	0	1	1	0	2	3				
12 Conor Gillaspie, L (1.5) OBP: 0.290, SLG: 0.384										3	0	2	0	0	0	2				
15 Gordon Beckham, R (8.5) OBP: 0.276, SLG: 0.331										3	0	1	0	0	0	3				
10 Alexei Ramirez, R (1.6) OBP: 0.244, SLG: 0.289										2	0	0	0	1	0	1				
58 Geovany Soto, R (1.2) OBP: 0.291, SLG: 0.383										1	0	1	1	0	0	0				
20 JB Shuck, L (8. PH)										0	0	0	0	0	0	0				
21 Tyler Flowers, R (9.2) OBP: 0.274, SLG: 0.390										0	0	0	0	0	0	0				
5 Yolmer Sánchez, S (1.4) OBP: 0.205, SLG: 0.225										4	0	0	0	0	2	4				
<b>Inning Stats</b>	R: 1 E: 0 K: 0 S: 18	H: 3 LOB: 2 BB: 0 P: 26	R: 0 E: 0 K: 0 S: 10	H: 1 LOB: 1 BB: 0 P: 11	R: 0 E: 0 K: 1 S: 14	H: 2 LOB: 1 BB: 0 P: 21	R: 0 E: 0 K: 2 S: 14	H: 1 LOB: 2 BB: 1 P: 22	R: 1 E: 0 K: 1 S: 18	H: 3 LOB: 0 BB: 0 P: 29	R: 0 E: 0 K: 2 S: 11	H: 0 LOB: 1 BB: 0 P: 13	R: 0 E: 0 K: 1 S: 9	H: 0 LOB: 0 BB: 0 P: 12	R: 1 E: 0 K: 1 S: 11	H: 1 LOB: 1 BB: 1 P: 19	1B: 7 2B: 3 3B: 1 HR: 0	SF: 1 SAC: 1 DP: 1 HBP: 0	WP: 1 PB: 0 SB: 1 CS: 0	PA: 37
<b>PITCHER</b>	IP WLS BF H R ER SO BB IBB HBP BLK WP HR S P ERA WHIP																			
30 Chris Tillman, R (1.1) ERA: 5.57	4.2		24	10	2	2	4	1	0	0	0	0	0	0	71	103	3.86	2.357		
25 Bud Norris, R (5.1) ERA: 6.63	2.2	L	10	0	1	1	3	1	0	0	0	0	0	27	40	3.38	0.375			
56 Darren O'Day, R (8.1) ERA: 1.14	0.2		3	1	0	0	1	0	0	0	0	0	0	7	10	0.00	1.500			

AB	30
R	2
H	4
RBI	2
BB	2
SO	10
LOB	8

AB	33
R	3
H	11
RBI	3
BB	2
SO	8
LOB	21





Batter	1	2	3	4	5	6	7	8	9	AB	R	H	RBI	BB	SO	LOB	TOP
13 Manny Machado, R OBP: 0.356, SLG: 0.522	K2-3	SH1-3				G6-3	K			3	0	0	0	1	2	3	<p><b>Baltimore Orioles @ Chicago White Sox</b> U.S. Cellular Field, Chicago, IL Sun Jul 05 2015, 2:11 PM - 5:24 PM EDT Att: 22,519 - Partly Cloudy - 84 F</p> <p>livebaseballscorecards.com</p>
14 Nolan Reimold, R OBP: 0.340, SLG: 0.463 9 David Lough, L OBP: 0.267, SLG: 0.354	E5	K			K	K	G6-3	G6-3		3	1	0	0	0	2	2	
10 Adam Jones, R OBP: 0.334, SLG: 0.464	2B		K		K	K	1B	2B		4	2	2	1	1	2	1	
19 Chris Davis, L OBP: 0.325, SLG: 0.474 41 Chris Parmelee, L OBP: 0.295, SLG: 0.561	BB	F8			K	K	1B	SF7		3	1	1	2	1	1	1	
28 Steve Pearce, R OBP: 0.301, SLG: 0.384	F8					1B	1B	2B		4	2	3	1	1	0	2	
38 Jimmy Paredes, S OBP: 0.241, SLG: 0.502	FC6-4		L8			1B	L5	K		5	1	1	0	0	1	6	
2 J.J. Hardy, R OBP: 0.269, SLG: 0.332	G6-3				K	F4	FC1	G6-3		5	0	0	0	0	1	4	
6 Jonathan Schoop, R OBP: 0.294, SLG: 0.656	HR				G5-3	F3	E4	K		5	1	1	2	0	1	4	
36 Caleb Joseph, R OBP: 0.312, SLG: 0.376	BB	SH1-3			L9	2B	G6-3	K		4	0	1	3	1	1	2	
<b>Inning Stats</b>	R: 1 H: 1 E: 1 K: 1 S: 14	H: 1 R: 1 ER: 0 LOB: 1 BB: 1 P: 20	R: 0 H: 0 E: 0 K: 1 S: 9	H: 0 R: 0 ER: 0 LOB: 1 BB: 1 P: 16	R: 0 H: 0 E: 0 K: 1 S: 11	H: 0 R: 0 ER: 0 LOB: 1 BB: 0 P: 15	R: 2 H: 3 E: 0 K: 0 S: 19	H: 3 R: 4 ER: 2 LOB: 2 BB: 1 P: 22	R: 1 H: 2 E: 0 K: 1 S: 11	H: 2 R: 0 ER: 0 LOB: 1 BB: 0 P: 13	R: 0 H: 0 E: 0 K: 2 S: 10	H: 0 R: 0 ER: 0 LOB: 0 BB: 1 P: 11	1B: 6 2B: 3 3B: 0 HR: 1	SF: 1 SAC: 1 DP: 0 HBP: 0	WP: 1 PB: 0 SB: 2 CS: 0	PA: 45	
<b>PITCHER</b>	IP WLS BF H R ER SO BB IBB HBP BLK WP HR S P ERA WHIP																
55 Carlos Rodón, L ERA: 4.18	5.0 L 24 4 4 3 7 4 0 0 0 0 0 1 65 102 5.40 1.600																
40 Daniel Webb, R ERA: 1.5	1.0 8 4 4 2 0 1 0 0 0 0 0 0 18 26 18.00 5.000																
43 Dan Jennings, L ERA: 7.5	1.0 5 0 0 0 1 0 0 0 0 0 0 0 8 12 0.00 0.000																
67 Scott Carroll, R ERA: 3.88	2.0 8 2 1 1 3 0 0 0 0 0 1 0 21 24 4.50 1.000																

Batter	1	2	3	4	5	6	7	8	9	AB	R	H	RBI	BB	SO	LOB	BOTTOM
1 Adam Eaton, L OBP: 0.308, SLG: 0.373	F7		2B			G3		F7		4	0	1	0	0	0	0	<p><b>Baltimore Orioles @ Chicago White Sox</b> U.S. Cellular Field, Chicago, IL Sun Jul 05 2015, 2:11 PM - 5:24 PM EDT Att: 22,519 - Partly Cloudy - 84 F</p> <p>livebaseballscorecards.com</p>
79 José Abreu, R OBP: 0.342, SLG: 0.502	G6-3		K			1B		K		4	1	1	0	0	2	2	
53 Melky Cabrera, S OBP: 0.299, SLG: 0.330 20 JB Shuck, L OBP: 0.354, SLG: 0.329	F7				L6	2B		G6-3		3	0	1	1	0	0	0	
25 Adam LaRoche, L OBP: 0.339, SLG: 0.390	L8				G5-3	F8		K		4	0	0	0	0	1	0	
26 Avisail García, R OBP: 0.327, SLG: 0.392	P3				1B			BB		3	0	1	0	1	1	0	
12 Conor Gillaspie, L OBP: 0.283, SLG: 0.375	K				G3			K		4	0	0	0	0	2	2	
10 Alexei Ramirez, R OBP: 0.248, SLG: 0.291					P3			1B		2	0	1	0	1	0	0	
21 Tyler Flowers, R OBP: 0.270, SLG: 0.383 58 Geovany Soto, R OBP: 0.231, SLG: 0.383	K				F8			K		3	0	0	0	0	2	2	
5 Yoimer Sánchez, S OBP: 0.209, SLG: 0.223 64 Emilio Bonifacio, S OBP: 0.173, SLG: 0.164	HBP				G3			G3		1	0	0	0	0	0	0	
<b>Inning Stats</b>	R: 0 H: 0 E: 0 K: 0 S: 7	H: 0 R: 0 ER: 0 LOB: 0 BB: 0 P: 13	R: 0 H: 1 E: 0 K: 2 S: 12	H: 1 R: 0 ER: 0 LOB: 1 BB: 1 P: 25	R: 0 H: 1 E: 0 K: 0 S: 11	H: 0 R: 0 ER: 0 LOB: 0 BB: 0 P: 17	R: 1 H: 2 E: 0 K: 0 S: 10	H: 2 R: 0 ER: 0 LOB: 1 BB: 0 P: 15	R: 0 H: 1 E: 0 K: 1 S: 7	H: 0 R: 0 ER: 0 LOB: 0 BB: 0 P: 13	R: 0 H: 0 E: 0 K: 2 S: 10	H: 0 R: 0 ER: 0 LOB: 1 BB: 1 P: 18	1B: 3 2B: 2 3B: 0 HR: 0	SF: 0 SAC: 0 DP: 0 HBP: 1	WP: 0 PB: 0 SB: 0 CS: 1	PA: 33	
<b>PITCHER</b>	IP WLS BF H R ER SO BB IBB HBP BLK WP HR S P ERA WHIP																
50 Miguel González, R ERA: 3.87	6.0 W 22 4 1 1 3 0 0 0 0 0 0 0 17 29 1.50 0.833																
65 Chaz Roe, R ERA: 2.25	2.0 7 1 0 0 3 0 0 0 0 0 0 0 17 29 0.00 0.500																
17 Brian Matusz, L ERA: 2.36	1.0 4 0 0 0 2 1 0 0 0 0 0 0 10 18 0.00 1.000																







Batter	1	2	3	4	5	6	7	8	9	AB	R	H	RBI	BB	SO	LOB	TOP								
13 Manny Machado, R (1.5) OBP: 0.361, SLG: 0.529										3	1	1	0	1	0	1	<p><b>Baltimore Orioles @ Minnesota Twins</b> Target Field, Minneapolis, MN Tue Jul 07 2015, 7:11 PM - 9:59 PM CDT Att: 25,091 - Partly Cloudy - 72 F</p> <p>livebaseballscores.com</p>								
38 Jimmy Paredes, S (1.10) OBP: 0.330, SLG: 0.484										4	0	0	0	0	2	2									
10 Adam Jones, R (1.8) OBP: 0.334, SLG: 0.477										4	0	2	1	0	1	0									
19 Chris Davis, L (1.9) OBP: 0.321, SLG: 0.464										4	0	0	0	0	3	3									
32 Matt Wieters, S (1.2) OBP: 0.275, SLG: 0.473										3	0	0	0	1	2	3									
41 Chris Parmelee, L (1.3) OBP: 0.279, SLG: 0.531										3	0	1	0	0	0	1									
28 Steve Pearce, R (9, PH) OBP: 0.299, SLG: 0.381										1	0	0	0	0	1	0									
23 Travis Snider, L (1.7) ERA: 5.0										3	1	1	0	0	0	1									
6 Jonathan Schoop, R (9, PH) OBP: 0.282, SLG: 0.595										1	0	0	0	0	0	0									
2 J.J. Hardy, R (1.6) OBP: 0.263, SLG: 0.338										4	1	1	2	0	0	1									
3 Ryan Flaherty, L (1.4) OBP: 0.328, SLG: 0.385										3	0	1	0	0	1	1									
<b>Inning Stats</b>	R: 0 E: 0 K: 2 S: 12	H: 2 LOB: 2 BB: 0 P: 19	R: 0 E: 0 K: 0 S: 11	H: 1 LOB: 1 BB: 0 P: 17	R: 0 E: 0 K: 2 S: 9	H: 0 LOB: 0 BB: 0 P: 12	R: 0 E: 0 K: 1 S: 7	H: 0 LOB: 0 BB: 0 P: 14	R: 2 E: 0 K: 1 S: 14	H: 3 LOB: 0 BB: 0 P: 24	R: 0 E: 0 K: 1 S: 12	H: 0 LOB: 1 BB: 1 P: 22	R: 0 E: 0 K: 1 S: 13	H: 0 LOB: 0 BB: 0 P: 19	R: 1 E: 0 K: 1 S: 9	H: 1 LOB: 1 BB: 1 P: 15	R: 0 E: 0 K: 1 S: 6	H: 0 LOB: 0 BB: 0 P: 8	1B: 3 2B: 3 3B: 0 HR: 1	SF: 0 SAC: 0 DP: 1 HBP: 0	WP: 0 PB: 0 SB: 0 CS: 0	PA: 35			
<b>PITCHER</b>	IP	WLS	BF	H	R	ER	SO	BB	IBB	HBP	BLK	WP	HR	S	P	ERA	WHIP								
44 Kyle Gibson, R (1.1) ERA: 3.04	6.0	W	24	6	2	2	7	1	0	0	0	0	1	65	108	3.00	1.167								
52 Brian Duensing, L (7.1) ERA: 5.0	1.0		3	0	0	0	1	0	0	0	0	0	0	13	19	0.00	0.000								
62 J.R. Graham, R (8.1) ERA: 3.08	1.0		5	1	1	1	1	1	0	0	0	0	0	9	15	9.00	2.000								
61 Ryan O'Rourke, L (9.1) ERA:	1.0		3	0	0	0	1	0	0	0	0	0	0	6	8	0.00	0.000								

Batter	1	2	3	4	5	6	7	8	9	AB	R	H	RBI	BB	SO	LOB	BOTTOM								
2 Brian Dozier, R (1.4) OBP: 0.331, SLG: 0.512										3	0	0	1	1	1	0	<p><b>Baltimore Orioles @ Minnesota Twins</b> Target Field, Minneapolis, MN Tue Jul 07 2015, 7:11 PM - 9:59 PM CDT Att: 25,091 - Partly Cloudy - 72 F</p> <p>livebaseballscores.com</p>								
7 Joe Mauer, L (1.3) OBP: 0.346, SLG: 0.389										4	3	2	0	1	0	1									
24 Trevor Plouffe, R (1.5) OBP: 0.316, SLG: 0.442										3	2	1	1	0	1	1									
22 Miguel Sanó, R (1.10) OBP: 0.542, SLG: 0.700										3	1	2	3	1	0	1									
20 Eddie Rosario, L (1.9) OBP: 0.296, SLG: 0.395										4	0	1	2	0	2	1									
5 Eduardo Escobar, S (1.7) OBP: 0.285, SLG: 0.403										4	0	1	0	0	2	2									
21 Shane Robinson, R (8.7) OBP: 0.303, SLG: 0.313										0	0	0	0	0	0	0									
32 Aaron Hicks, S (1.8) OBP: 0.288, SLG: 0.349										3	0	1	0	1	0	2									
8 Kurt Suzuki, R (1.2) OBP: 0.284, SLG: 0.309										4	1	3	0	0	1	0									
39 Danny Santana, S (1.6) OBP: 0.239, SLG: 0.292										4	1	0	0	0	0	5									
<b>Inning Stats</b>	R: 3 E: 0 K: 0 S: 15	H: 4 LOB: 1 BB: 0 P: 21	R: 0 E: 0 K: 1 S: 8	H: 0 LOB: 0 BB: 0 P: 10	R: 1 E: 0 K: 3 S: 15	H: 1 LOB: 1 BB: 0 P: 22	R: 4 E: 0 K: 0 S: 15	H: 3 LOB: 2 BB: 2 P: 33	R: 0 E: 0 K: 1 S: 8	H: 1 LOB: 1 BB: 1 P: 17	R: 0 E: 0 K: 1 S: 6	H: 0 LOB: 0 BB: 0 P: 10	R: 0 E: 0 K: 1 S: 9	H: 1 LOB: 1 BB: 0 P: 14	R: 0 E: 0 K: 0 S: 6	H: 1 LOB: 1 BB: 1 P: 14	1B: 8 2B: 2 3B: 0 HR: 1	SF: 1 SAC: 0 DP: 2 HBP: 1	WP: 2 PB: 1 SB: 1 CS: 0	PA: 38					
<b>PITCHER</b>	IP	WLS	BF	H	R	ER	SO	BB	IBB	HBP	BLK	WP	HR	S	P	ERA	WHIP								
39 Kevin Gausman, R (1.1) ERA: 5.0	3.2	L	21	7	8	7	4	0	1	1	0	0	0	22	44	0.00	2.143								
35 Brad Brach, R (4.1) ERA: 3.19	2.1		10	3	0	0	2	2	0	0	0	0	0	7	10	0.00	0.000								
17 Brian Matusz, L (7.1) ERA: 2.28	1.0		3	0	0	0	1	0	0	0	0	0	0	6	14	0.00	2.000								
53 Zack Britton, L (8.1) ERA: 1.77	1.0		4	1	0	0	0	1	0	0	0	0	0	6	14	0.00	2.000								











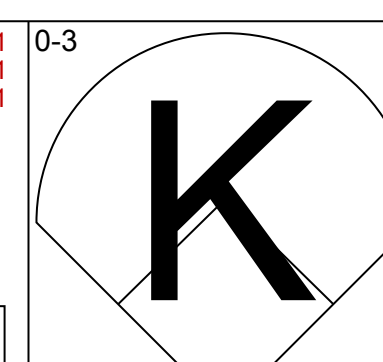
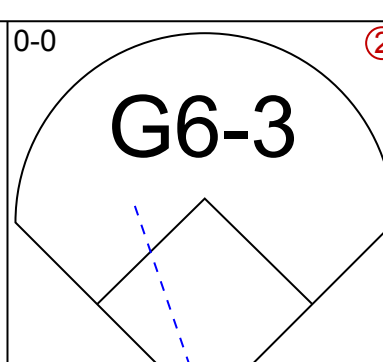
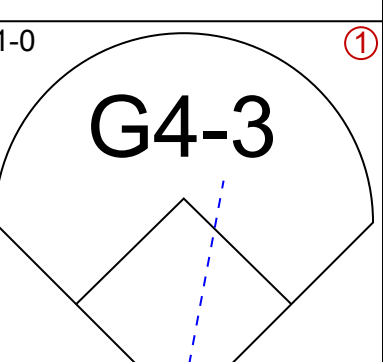
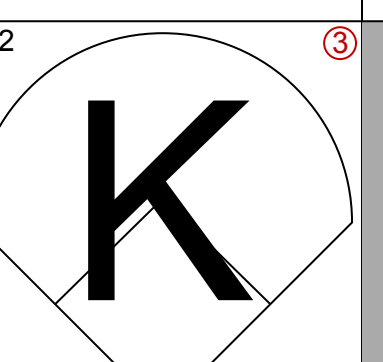
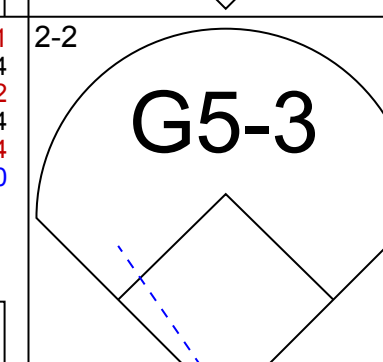
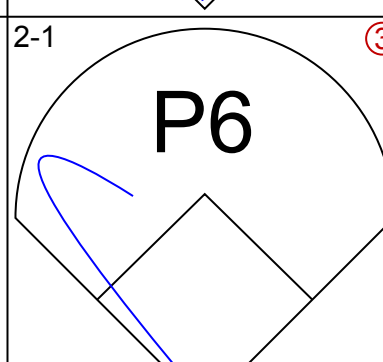
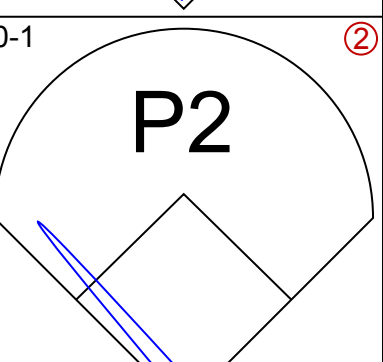
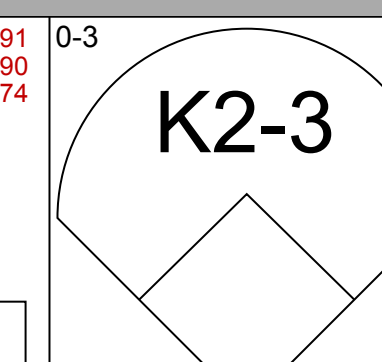
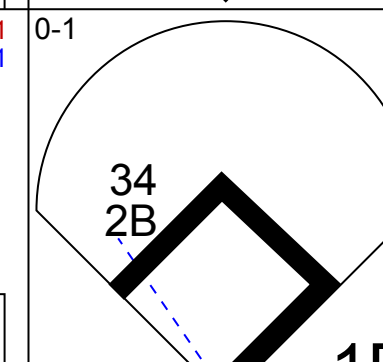
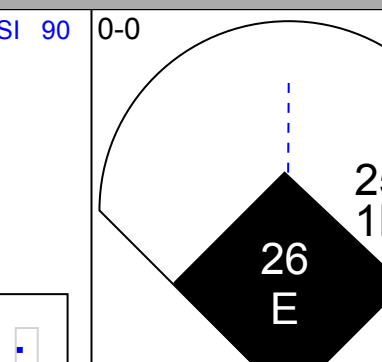
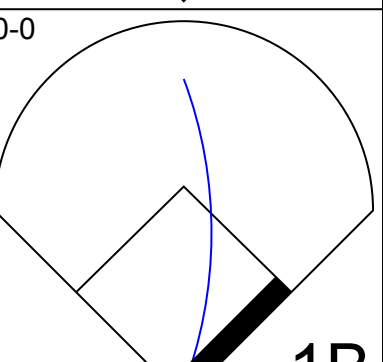
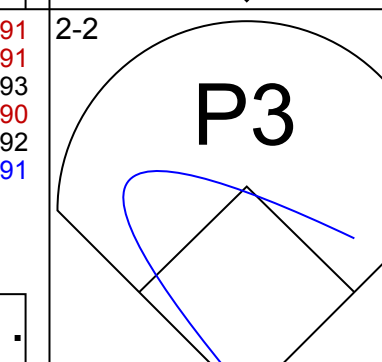
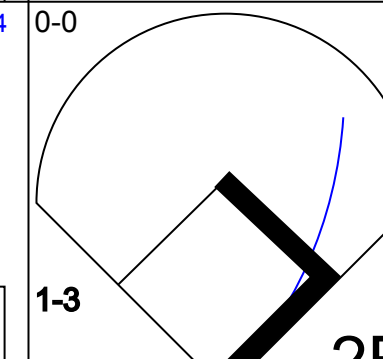
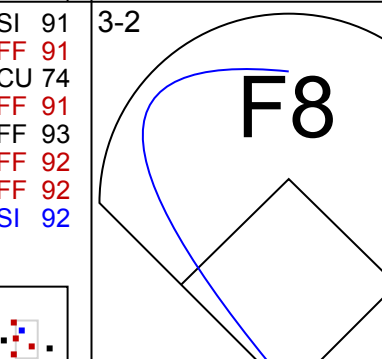
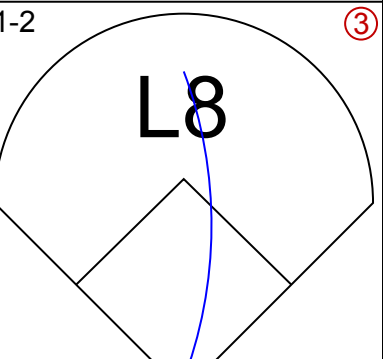
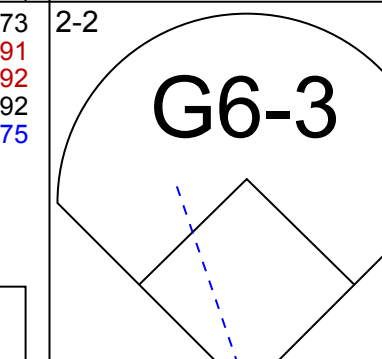
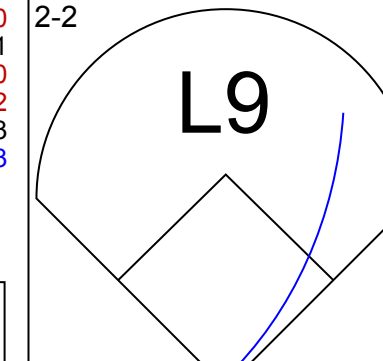
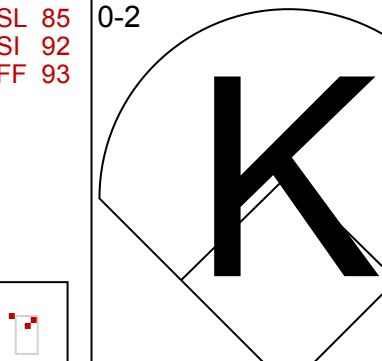
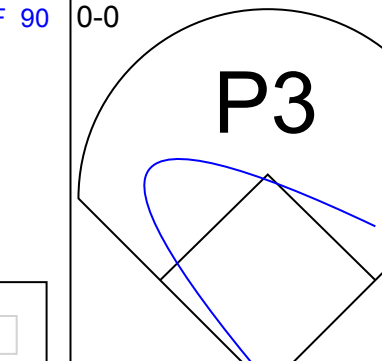
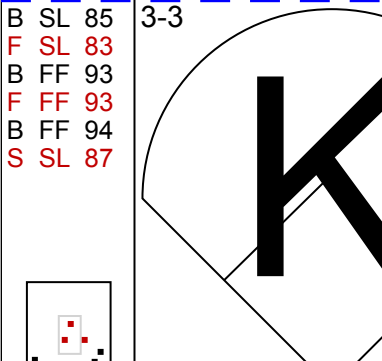
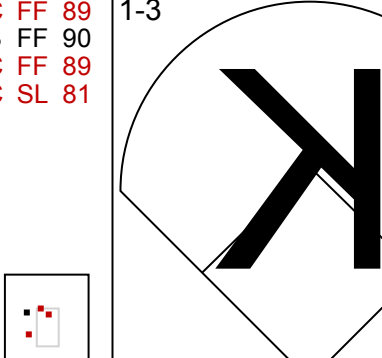
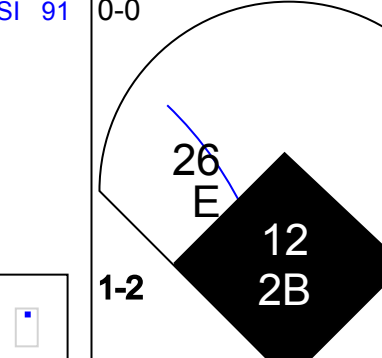
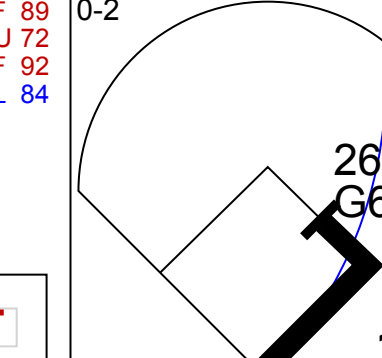
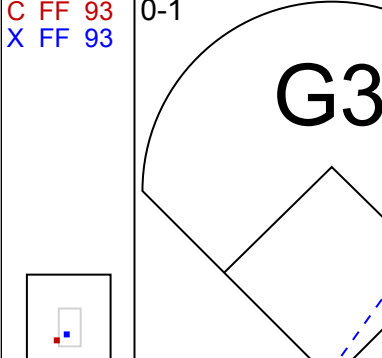
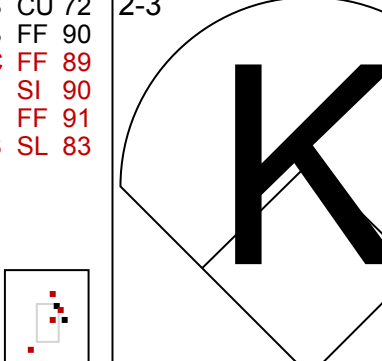
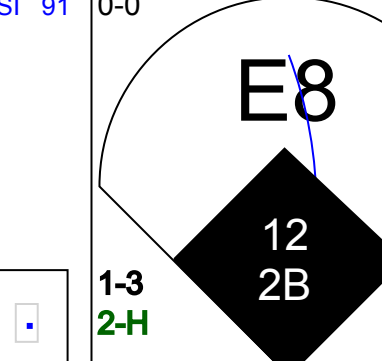
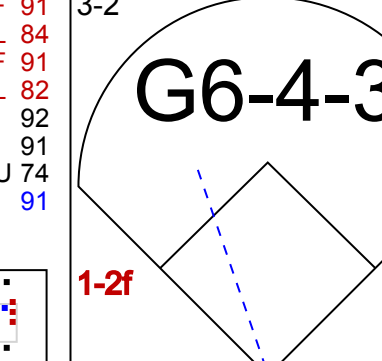
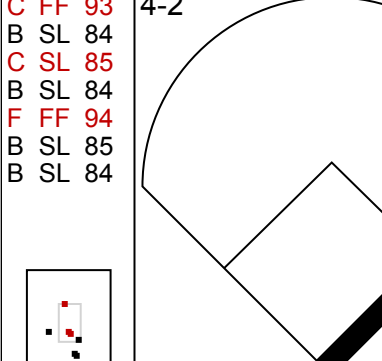
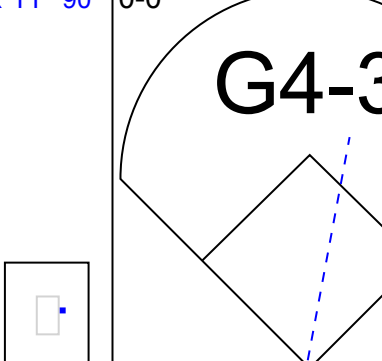
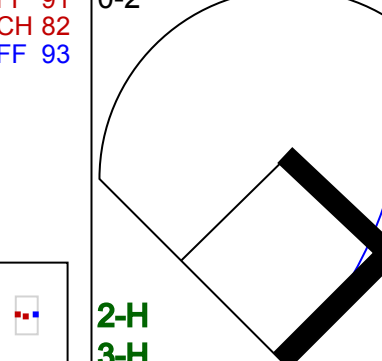

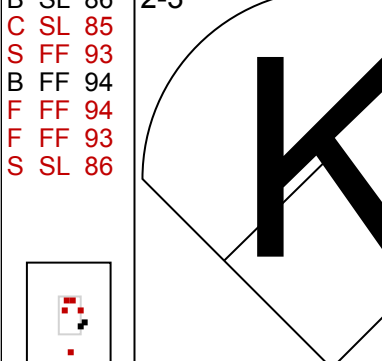

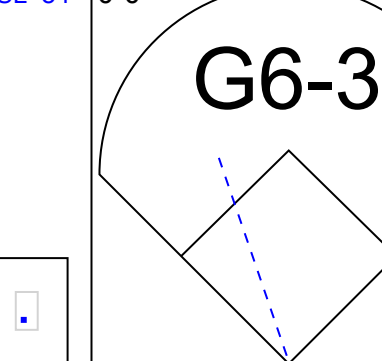


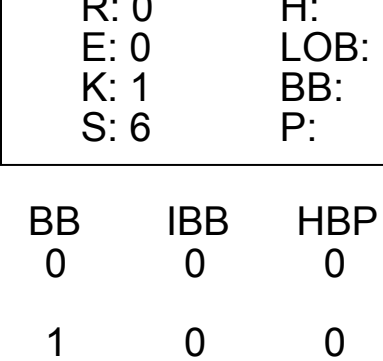
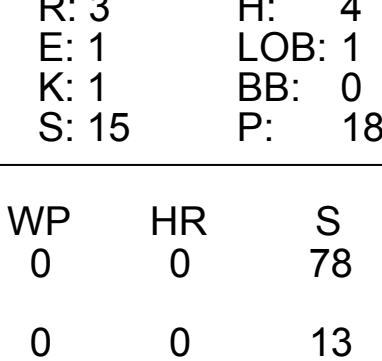
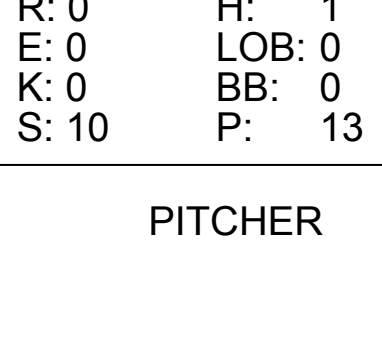


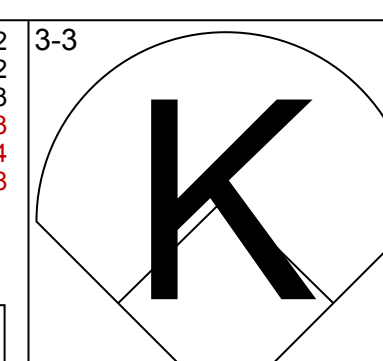
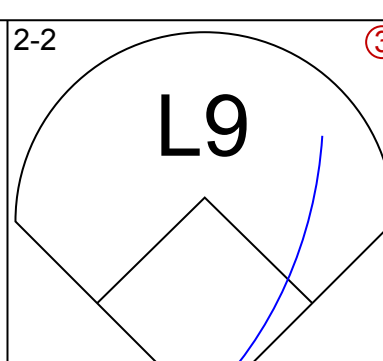
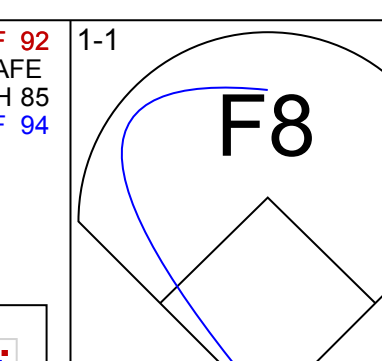
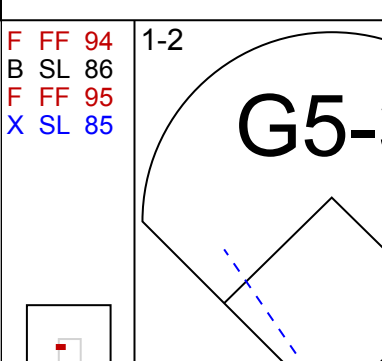
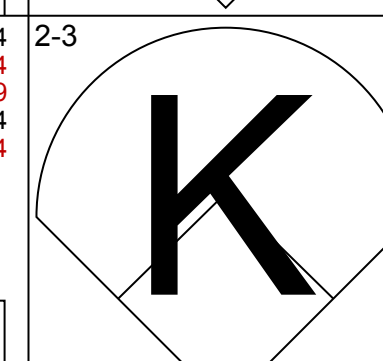
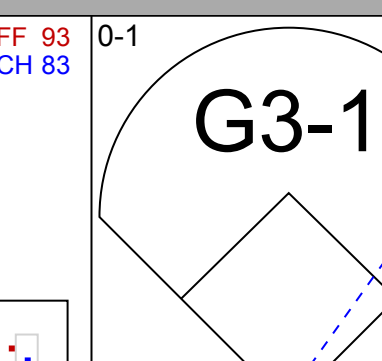
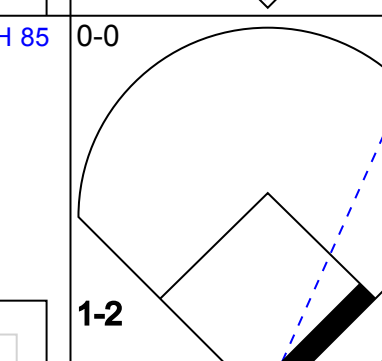
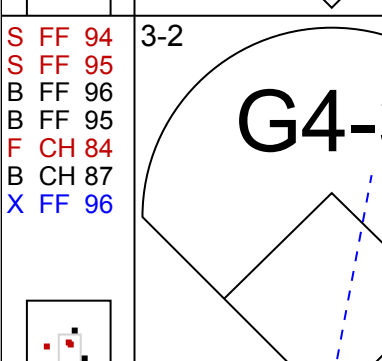
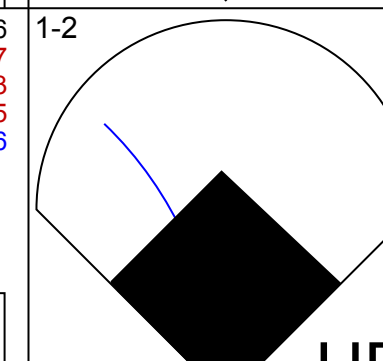
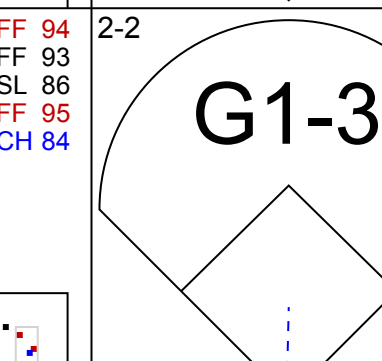
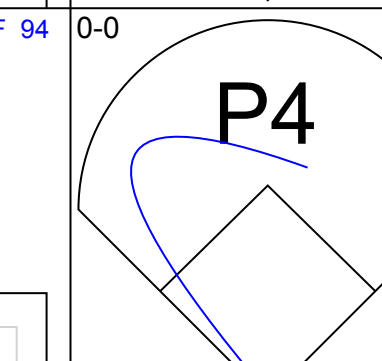
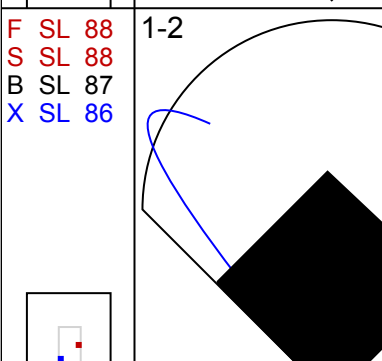
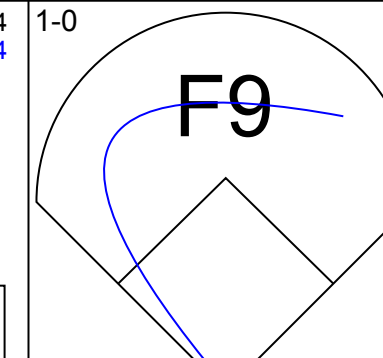
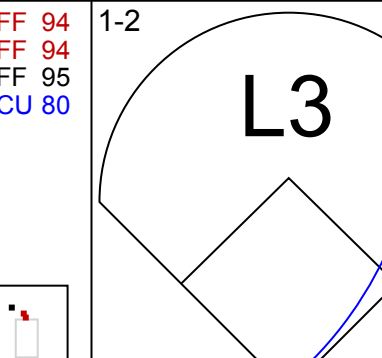
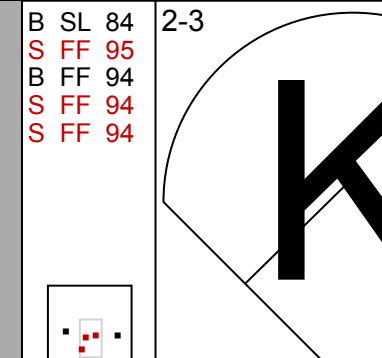
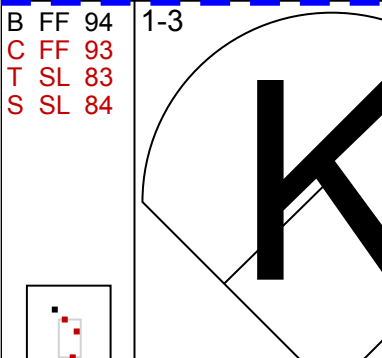
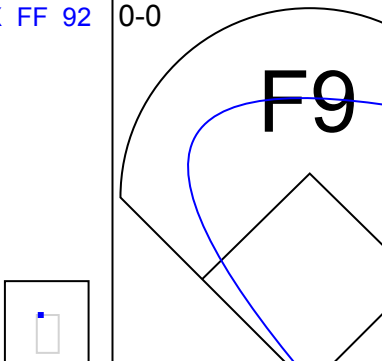
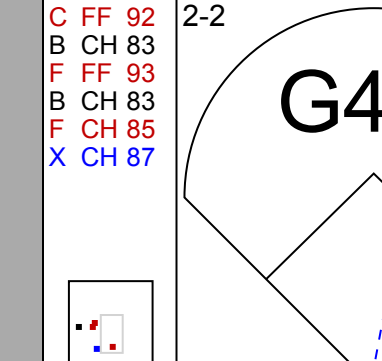
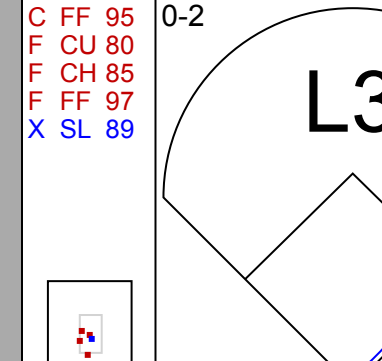
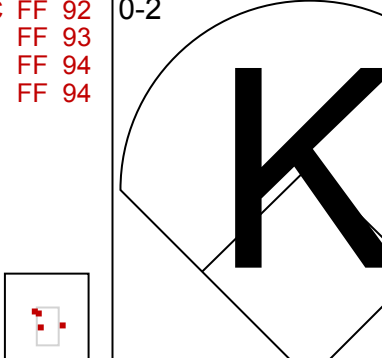
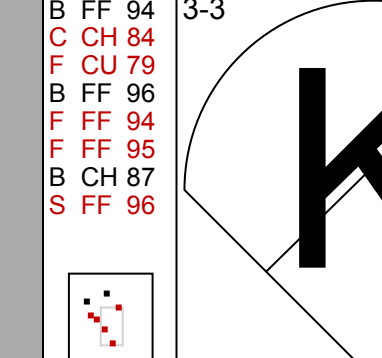
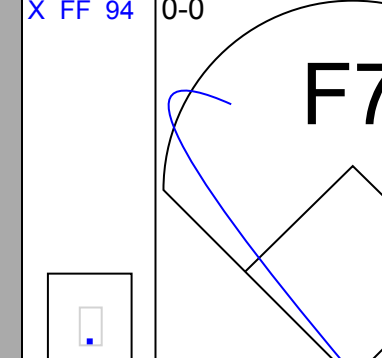
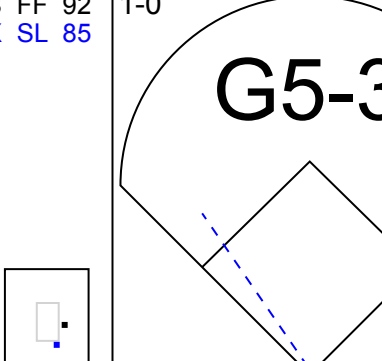
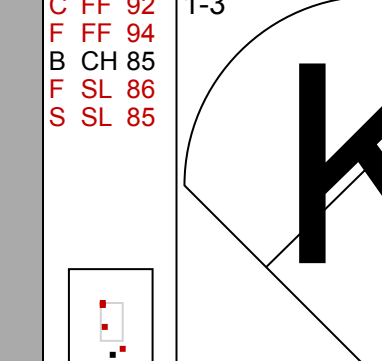
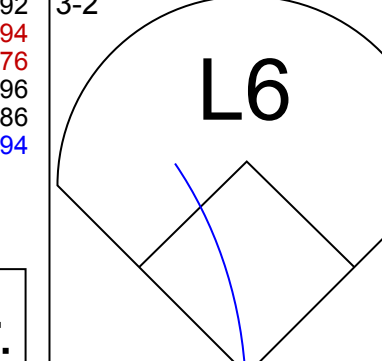
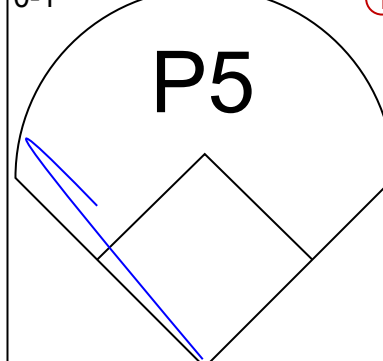
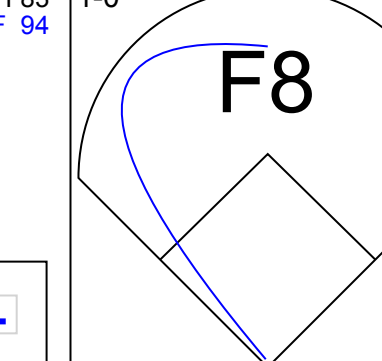
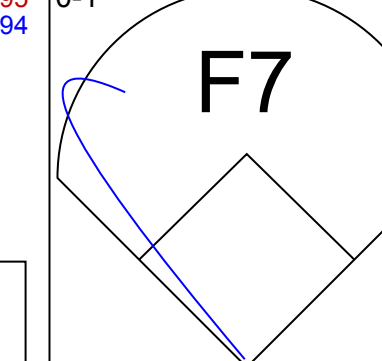
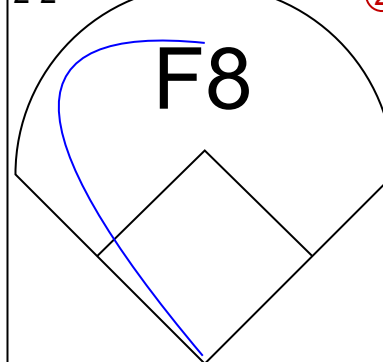
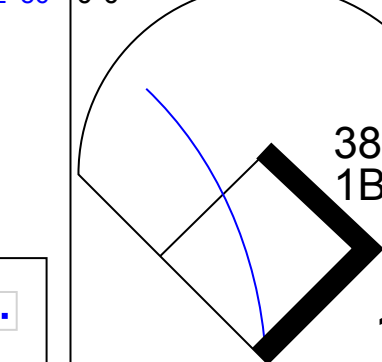
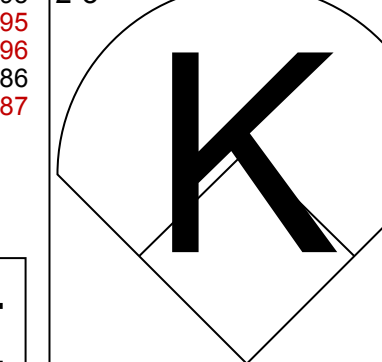
Batter	1	2	3	4	5	6	7	8	9	AB	R	H	RBI	BB	SO	LOB	TOP					
3 Michael Taylor, R OBP: 0.301, SLG: 0.382										5	0	2	2	0	1	1	<p>Washington Nationals @ Baltimore Orioles</p> <p>Oriole Park at Camden Yards, Baltimore, MD</p> <p>Sat Jul 11 2015, 7:17 PM - 10:22 PM EDT</p> <p>Att: 44,495 - Clear - 83 F</p> <p>livebaseballscorecards.com</p>					
5 Yunel Escobar, R OBP: 0.364, SLG: 0.403										5	0	1	0	0	1	3						
34 Bryce Harper, L OBP: 0.466, SLG: 0.707										4	1	1	1	0	2	1						
25 Clint Robinson, L OBP: 0.342, SLG: 0.421										4	1	2	0	0	0	0						
40 Wilson Ramos, R OBP: 0.288, SLG: 0.395										3	2	1	0	1	0	0						
8 Danny Espinosa, S OBP: 0.336, SLG: 0.441										4	2	2	3	0	1	0						
12 Tyler Moore, R OBP: 0.269, SLG: 0.388										4	0	1	0	0	1	0						
20 Ian Desmond, R OBP: 0.257, SLG: 0.338										3	1	0	0	1	1	2						
21 Matthew den Dekker, L OBP: 0.240, SLG: 0.417										2	0	1	0	1	0	0						
<b>Inning Stats</b>	R: 0 H: 2 E: 0 K: 2 S: 12	H: 2 R: 0 ER: 0 BB: 0 P: 22	R: 2 H: 3 E: 0 K: 0 S: 11	H: 3 R: 0 ER: 0 BB: 2 P: 19	R: 0 H: 0 E: 0 K: 0 S: 6	H: 0 R: 0 ER: 0 BB: 0 P: 8	R: 0 H: 0 E: 0 K: 1 S: 7	H: 0 R: 0 ER: 0 BB: 0 P: 9	R: 0 H: 0 E: 0 K: 1 S: 16	H: 5 R: 0 ER: 0 BB: 1 P: 23	R: 0 H: 0 E: 0 K: 1 S: 10	H: 0 R: 0 ER: 0 BB: 0 P: 13	R: 0 H: 0 E: 0 K: 1 S: 7	H: 0 R: 0 ER: 0 BB: 0 P: 9	R: 0 H: 0 E: 0 K: 0 S: 7	H: 1 R: 1 ER: 0 BB: 1 P: 13	1B: 7 2B: 1 3B: 1 HR: 2	SF: 0 SAC: 1 DP: 2 HBP: 0	WP: 0 PB: 0 SB: 1 CS: 0	PA: 38		
<b>PITCHER</b>	IP WLS BF H R ER SO BB IBB HBP BLK WP HR S P ERA WHIP	5.0 L 24 9 6 6 4 2 0 0 0 0 2 51 79 10.80 2.200	(1, 1)	5.0 L 7 1 0 0 2 0 0 0 0 0 18 24 0.00 0.500	(6, 1)	2.0 7 1 1 1 1 1 0 0 0 0 0 14 22 4.50 1.000	(8, 1)	ERA: 4.24	ERA: 2.57	ERA: 4.19												

Batter	1	2	3	4	5	6	7	8	9	AB	R	H	RBI	BB	SO	LOB	BOTTOM				
13 Manny Machado, R OBP: 0.365, SLG: 0.531										3	1	1	0	2	1	1	<p>Washington Nationals @ Baltimore Orioles</p> <p>Oriole Park at Camden Yards, Baltimore, MD</p> <p>Sat Jul 11 2015, 7:17 PM - 10:22 PM EDT</p> <p>Att: 44,495 - Clear - 83 F</p> <p>livebaseballscorecards.com</p>				
41 Chris Parmelee, L OBP: 0.286, SLG: 0.521										5	0	2	0	0	0	4					
10 Adam Jones, R OBP: 0.324, SLG: 0.470										5	0	0	0	0	0	7					
38 Jimmy Paredes, S OBP: 0.333, SLG: 0.479										4	0	2	1	0	0	3					
23 Travis Snider, L OBP: 0.325, SLG: 0.374										3	0	0	0	0	1	3					
14 Nolan Reimold, R OBP: 0.327, SLG: 0.435										1	0	0	0	0	1	0					
28 Steve Pearce, R OBP: 0.293, SLG: 0.398										4	1	1	1	0	1	0					
2 J.J. Hardy, R OBP: 0.262, SLG: 0.330										3	1	1	0	1	0	0					
3 Ryan Flaherty, L OBP: 0.320, SLG: 0.375										4	0	0	0	0	2	2					
36 Caleb Joseph, R OBP: 0.317, SLG: 0.392										2	1	2	2	1	0	0					
32 Matt Wieters, S OBP: 0.302, SLG: 0.500										1	0	1	0	0	0	0					
<b>Inning Stats</b>	R: 1 H: 2 E: 0 K: 1 S: 13	H: 2 R: 0 ER: 0 BB: 0 P: 20	R: 2 H: 2 E: 0 K: 2 S: 14	H: 2 R: 0 ER: 0 BB: 0 P: 24	R: 0 H: 2 E: 0 K: 0 S: 12	H: 2 R: 0 ER: 0 BB: 0 P: 16	R: 1 H: 2 E: 0 K: 1 S: 16	H: 2 R: 0 ER: 0 BB: 0 P: 22	R: 0 H: 1 E: 0 K: 0 S: 8	R: 0 H: 0 E: 0 K: 0 S: 2	R: 0 H: 0 E: 0 K: 0 S: 11	H: 0 R: 0 ER: 0 BB: 2 P: 22	R: 0 H: 0 E: 0 K: 2 S: 9	H: 0 R: 0 ER: 0 BB: 0 P: 12	R: 0 H: 1 E: 0 K: 0 S: 17	H: 1 R: 1 ER: 0 BB: 1 P: 23	1B: 7 2B: 1 3B: 0 HR: 2	SF: 0 SAC: 0 DP: 2 HBP: 0	WP: 0 PB: 0 SB: 0 CS: 0	PA: 39	
<b>PITCHER</b>	IP WLS BF H R ER SO BB IBB HBP BLK WP HR S P ERA WHIP	5.0 W 23 9 4 4 4 0 0 0 0 0 2 63 95 7.20 1.800	(1, 1)	1.2 H 7 0 0 0 0 3 0 0 0 0 0 10 26 0.00 1.800	(6, 1)	0.1 H 1 0 0 0 0 0 0 0 0 0 0 3 3 0.00 0.000	(7, 1)	ERA: 3.22	ERA: 3.54	ERA: 3.86											





Batter	1	2	3	4	5	6	7	8	9	AB	R	H	RBI	BB	SO	LOB	TOP			
3 Michael Taylor, R OBP: 0.296, SLG: 0.375										4	0	0	0	0	2	0	Washington Nationals @ Baltimore Orioles Oriole Park at Camden Yards, Baltimore, MD Sun Jul 12 2015, 1:36 PM - 3:57 PM EDT Att: 46,247 - Overcast - 84 F			
8 Danny Espinosa, S OBP: 0.331, SLG: 0.435										4	0	0	0	0	1	0				
5 Yuliel Escobar, R OBP: 0.369, SLG: 0.407										4	1	3	0	0	0	0				
34 Bryce Harper, L OBP: 0.464, SLG: 0.704										4	0	1	0	0	0	2				
40 Wilson Ramos, R OBP: 0.284, SLG: 0.390										4	0	0	0	0	2	3				
25 Clint Robinson, L OBP: 0.345, SLG: 0.423										4	1	2	0	0	1	0				
21 Matthew den Dekker, L OBP: 0.240, SLG: 0.417										0	0	0	0	0	0	0				
26 Dan Uggla, R OBP: 0.315, SLG: 0.330										3	1	1	1	1	1	1				
12 Tyler Moore, R OBP: 0.269, SLG: 0.392										4	0	1	2	0	1	1				
20 Ian Desmond, R OBP: 0.255, SLG: 0.334										3	0	0	0	0	1	1				
<b>Inning Stats</b>	R: 0 H: 2 E: 0 K: 1 S: 14	H: 2 LOB: 2 BB: 0 P: 18	R: 0 H: 0 E: 0 K: 2 S: 8	H: 0 LOB: 0 BB: 0 P: 11	R: 0 H: 0 E: 0 K: 1 S: 6	H: 0 LOB: 0 BB: 0 P: 8	R: 3 H: 4 E: 1 K: 1 S: 15	H: 1 LOB: 1 BB: 0 P: 10	R: 0 H: 1 E: 0 K: 0 S: 10	H: 1 LOB: 0 BB: 0 P: 13	R: 0 H: 0 E: 0 K: 1 S: 7	H: 0 LOB: 0 BB: 0 P: 10	R: 0 H: 0 E: 0 K: 1 S: 10	H: 0 LOB: 0 BB: 1 P: 14	R: 0 H: 0 E: 0 K: 2 S: 13	H: 0 LOB: 1 BB: 1 P: 22	1B: 6 2B: 2 3B: 0 HR: 0	SF: 0 SAC: 0 DP: 1 HBP: 0	WP: 0 PB: 0 CS: 0	PA: 35
<b>PITCHER</b>	IP WLS BF H R ER SO BB IBB HBP BLK WP HR S P ERA WHIP																			
16 Wei-Yin Chen, L ERA: 2.78	(1, 1) 8.0 L 31 8 3 2 7 0 0 0 0 0 0 0 78 102 2.25 1.000																			
25 Bud Norris, R ERA: 6.86	(9, 1) 1.0 4 0 0 0 2 1 0 0 0 0 0 0 13 22 0.00 1.000																			

Batter	1	2	3	4	5	6	7	8	9	AB	R	H	RBI	BB	SO	LOB	BOTTOM	
13 Manny Machado, R OBP: 0.361, SLG: 0.525										4	0	0	0	0	1	1	Washington Nationals @ Baltimore Orioles Oriole Park at Camden Yards, Baltimore, MD Sun Jul 12 2015, 1:36 PM - 3:57 PM EDT Att: 46,247 - Overcast - 84 F	
38 Jimmy Paredes, S OBP: 0.332, SLG: 0.475										4	0	1	0	0	1	0		
10 Adam Jones, R OBP: 0.326, SLG: 0.490										4	2	2	2	0	0	2		
19 Chris Davis, L OBP: 0.318, SLG: 0.469										4	0	0	0	0	2	0		
32 Matt Wieters, S OBP: 0.292, SLG: 0.482										3	0	0	0	0	0	0		
41 Chris Parmelee, L OBP: 0.275, SLG: 0.500										3	0	0	0	0	2	0		
2 J.J. Hardy, R OBP: 0.259, SLG: 0.325										3	0	0	0	0	1	0		
9 David Lough, L OBP: 0.268, SLG: 0.349										3	0	0	0	0	0	0		
6 Jonathan Schoop, R OBP: 0.300, SLG: 0.596										3	0	1	0	0	1	0		
<b>Inning Stats</b>	R: 1 H: 1 E: 0 K: 2 S: 11	H: 1 LOB: 0 BB: 0 P: 18	R: 0 H: 0 E: 0 K: 1 S: 6	H: 0 LOB: 0 BB: 0 P: 7	R: 0 H: 0 E: 0 K: 0 S: 9	H: 0 LOB: 0 BB: 0 P: 13	R: 0 H: 0 E: 0 K: 0 S: 8	H: 0 LOB: 0 BB: 0 P: 11	R: 0 H: 2 E: 0 K: 1 S: 9	H: 2 LOB: 2 BB: 0 P: 11	R: 0 H: 0 E: 0 K: 1 S: 8	H: 0 LOB: 0 BB: 0 P: 13	R: 0 H: 1 E: 0 K: 1 S: 13	H: 1 LOB: 0 BB: 0 P: 19	1B: 2 2B: 0 3B: 0 HR: 2	SF: 0 SAC: 0 DP: 0 HBP: 0		WP: 0 PB: 0 CS: 0
<b>PITCHER</b>	IP WLS BF H R ER SO BB IBB HBP BLK WP HR S P ERA WHIP																	
31 Max Scherzer, R ERA: 2.11	(1, 1) 8.2 W 30 4 2 2 7 0 0 0 0 0 0 0 80 115 2.08 0.462																	
22 Drew Storen, R ERA: 1.89	(9, 1) 0.1 S 1 0 0 0 1 0 0 0 0 0 0 0 3 4 0.00 0.000																	



Batter	1	2	3	4	5	6	7	8	9	AB	R	H	RBI	BB	SO	LOB	TOP										
13 Manny Machado, R OBP: 0.366, SLG: 0.525	G6-3		1B				BB		BB	2	1	1	0	3	0	0	<b>Baltimore Orioles @ Detroit Tigers</b> Comerica Park, Detroit, MI Fri Jul 17 2015, 7:09 PM - 10:03 PM EDT Att: 36,378 - Partly Cloudy - 85 F										
38 Jimmy Paredes, S OBP: 0.330, SLG: 0.470	K		K						K	5	0	1	0	0	3	5											
10 Adam Jones, R OBP: 0.327, SLG: 0.489	F9		F9						1B	5	0	2	0	0	0	3											
19 Chris Davis, L OBP: 0.317, SLG: 0.465		1B	F9						1B	5	1	1	1	0	1	5											
32 Matt Wieters, S OBP: 0.298, SLG: 0.477	1B								K	5	1	2	0	0	2	4											
2 J.J. Hardy, R OBP: 0.259, SLG: 0.329	P4								FC6-4	4	0	1	0	0	0	4											
23 Travis Snider, L OBP: 0.324, SLG: 0.368	P5								G6-3	3	0	0	0	1	0	2											
6 Jonathan Schoop, R OBP: 0.315, SLG: 0.608									G5-3	4	0	2	1	0	0	3											
41 Chris Parmelee, L OBP: 0.262, SLG: 0.475	F9								F7	4	0	0	1	0	0	5											
<b>Inning Stats</b>	R: 0 E: 0 K: 1 S: 7	H: 0 LOB: 0 BB: 0 P: 11	R: 1 E: 0 K: 0 S: 15	H: 3 LOB: 2 BB: 0 P: 24	R: 0 E: 0 K: 1 S: 12	H: 1 LOB: 1 BB: 0 P: 17	R: 1 E: 0 K: 0 S: 12	H: 2 LOB: 3 BB: 2 P: 25	R: 0 E: 0 K: 1 S: 6	H: 1 LOB: 0 BB: 0 P: 10	R: 0 E: 0 K: 0 S: 8	H: 1 LOB: 1 BB: 0 P: 12	R: 1 E: 1 K: 1 S: 15	H: 1 LOB: 2 BB: 1 P: 24	R: 0 E: 0 K: 0 S: 9	H: 0 LOB: 0 BB: 0 P: 10	R: 0 E: 0 K: 2 S: 19	H: 1 LOB: 2 BB: 1 P: 29	1B: 8 2B: 3 3B: 0 HR: 0	SF: 0 SAC: 0 DP: 1 HBP: 0	WP: 0 PB: 0 SB: 0 CS: 0	PA: 41					
<b>PITCHER</b>	IP	WLS	BF	H	R	ER	SO	BB	IBB	HBP	BLK	WP	HR	S	P	ERA	WHIP										
19 Anibal Sánchez, R ERA: 4.55	6.0	W	27	8	2	2	3	2	0	0	0	0	0	60	99	3.00	1.667										
62 Al Alburquerque, R ERA: 3.0	0.1		3	1	1	1	0	1	0	0	0	0	0	7	13	27.00	6.000										
65 Blaine Hardy, L ERA: 2.38	1.0		4	0	0	0	1	0	0	0	0	0	0	11	15	0.00	0.000										
39 Neftali Feliz, R ERA: 4.22	0.2		2	0	0	0	0	0	0	0	0	0	0	6	6	0.00	0.000										
38 Joskim Soria, R ERA: 3.28	1.0		5	1	0	0	2	1	0	0	0	0	0	19	29	0.00	2.000										

Batter	1	2	3	4	5	6	7	8	9	AB	R	H	RBI	BB	SO	LOB	BOTTOM										
3 Ian Kinsler, R OBP: 0.340, SLG: 0.374	FC3-6									3	0	1	0	1	1	1	<b>Baltimore Orioles @ Detroit Tigers</b> Comerica Park, Detroit, MI Fri Jul 17 2015, 7:09 PM - 10:03 PM EDT Att: 36,378 - Partly Cloudy - 85 F										
52 Yoenis Cespedes, R OBP: 0.319, SLG: 0.493	FC3-6		G5-3						G5-3	4	1	0	0	0	0	3											
41 Victor Martinez, S OBP: 0.333, SLG: 0.414	HR		K						F7	4	1	1	2	0	1	0											
28 J.D. Martinez, R OBP: 0.346, SLG: 0.571	K		K						F9	4	1	1	1	0	2	0											
9 Nick Castellanos, R OBP: 0.286, SLG: 0.368	F7								K	3	0	0	0	0	1	1		0									
17 Andrew Romine, S OBP: 0.337, SLG: 0.413										0	0	0	0	0	0	0		0									
13 Alex Avila, L OBP: 0.342, SLG: 0.308	L9								K	4	1	1	0	0	1	1											
34 James McCann, R OBP: 0.319, SLG: 0.426	G4-3								G6-3	4	1	1	0	0	0	0											
1 Jose Iglesias, R OBP: 0.366, SLG: 0.384	HBP								G6-3	3	2	1	3	0	0	0											
12 Anthony Gose, L OBP: 0.328, SLG: 0.399										3	0	2	1	0	1	0											
<b>Inning Stats</b>	R: 2 E: 0 K: 1 S: 12	H: 2 LOB: 0 BB: 0 P: 19	R: 1 E: 0 K: 1 S: 12	H: 1 LOB: 0 BB: 0 P: 18	R: 0 E: 0 K: 2 S: 7	H: 0 LOB: 0 BB: 0 P: 10	R: 3 E: 0 K: 1 S: 12	H: 3 LOB: 0 BB: 0 P: 23	R: 1 E: 0 K: 0 S: 12	H: 1 LOB: 1 BB: 1 P: 22	R: 0 E: 0 K: 0 S: 9	H: 1 LOB: 2 BB: 1 P: 15	R: 0 E: 0 K: 1 S: 6	H: 0 LOB: 0 BB: 0 P: 10	R: 0 E: 0 K: 1 S: 6	H: 0 LOB: 0 BB: 0 P: 10	R: 0 E: 0 K: 1 S: 6	H: 0 LOB: 0 BB: 0 P: 10	1B: 3 2B: 2 3B: 0 HR: 3	SF: 0 SAC: 0 DP: 0 HBP: 1	WP: 1 PB: 0 SB: 1 CS: 0	PA: 35					
<b>PITCHER</b>	IP	WLS	BF	H	R	ER	SO	BB	IBB	HBP	BLK	WP	HR	S	P	ERA	WHIP										
31 Ubaldo Jiménez, R ERA: 3.29	4.2	L	22	7	7	7	5	0	0	1	0	0	0	5	10	0.00	3.000										
25 Bud Norris, R ERA: 6.82	0.1		2	0	0	0	0	1	0	0	0	0	0	5	10	0.00	3.000										
29 Tommy Hunter, R ERA: 4.08	1.0		5	1	0	0	0	1	0	0	0	1	0	9	15	0.00	2.000										
35 Brad Brach, R ERA: 3.02	1.0		3	0	0	0	1	0	0	0	0	0	0	6	10	0.00	0.000										
17 Brian Matusz, L ERA: 2.2	1.0		3	0	0	0	1	0	0	0	0	0	0	6	10	0.00	0.000										

AB	37
R	3
H	10
RBI	3
BB	4
SO	6
LOB	31



AB	32
R	7
H	8
RBI	7
BB	2
SO	7
LOB	5













Batter	1	2	3	4	5	6	7	8	9	AB R H RBI BB SO LOB	TOP																
13 Manny Machado, R (1, 5) OBP: 0.366, SLG: 0.527										3 0 0 0 1 1 1	<p><b>Baltimore Orioles @ New York Yankees</b>  <b>Yankee Stadium, Bronx, NY</b>            Tue Jul 21 2015, 7:10 PM - 10:12 PM EDT            Att: 37,993 - Partly Cloudy - 85 F</p> <p>livebaseballscores.com</p>																
38 Jimmy Paredes, S (1, 10) OBP: 0.325, SLG: 0.460										4 1 1 0 0 3 1																	
10 Adam Jones, R (1, 8) OBP: 0.335, SLG: 0.503										4 1 2 0 0 0 1																	
19 Chris Davis, L (1, 9) OBP: 0.319, SLG: 0.460										4 0 1 0 0 1 3																	
32 Matt Wieters, S (1, 2) OBP: 0.290, SLG: 0.440										3 0 1 1 1 0 1																	
2 J.J. Hardy, R (1, 6) OBP: 0.283, SLG: 0.330										4 0 1 1 0 1 1																	
23 Travis Snider, L (1, 7) OBP: 0.333, SLG: 0.368										1 0 0 0 1 0 0																	
14 Nolan Reimold, R (7, PH) OBP: 0.316, SLG: 0.412										2 0 1 0 0 0 0																	
6 Jonathan Schoop, R (1, 4) OBP: 0.318, SLG: 0.619										4 0 0 0 0 1 3																	
41 Chris Parmelee, L (1, 3) OBP: 0.264, SLG: 0.471										3 0 0 0 0 0 3																	
<b>Inning Stats</b>	R: 0 E: 0 K: 1 S: 9	H: 0 LOB: 0 BB: 1 P: 18	R: 0 E: 0 K: 2 S: 7	H: 0 LOB: 0 BB: 0 P: 11	R: 0 E: 0 K: 0 S: 6	H: 0 LOB: 0 BB: 0 P: 9	R: 0 E: 0 K: 1 S: 11	H: 1 LOB: 1 BB: 0 P: 17	R: 0 E: 0 K: 0 S: 14	H: 0 LOB: 2 BB: 2 P: 28	R: 2 E: 0 K: 0 S: 12	H: 4 LOB: 2 BB: 0 P: 20	R: 0 E: 0 K: 1 S: 9	H: 1 LOB: 1 BB: 0 P: 12	R: 0 E: 0 K: 1 S: 13	H: 1 LOB: 1 BB: 0 P: 15	R: 0 E: 0 K: 1 S: 7	H: 0 LOB: 0 BB: 0 P: 9	1B: 7 2B: 0 3B: 0 HR: 0	SF: 0 SAC: 0 DP: 0 HBP: 0	WP: 1 PB: 0 SB: 0 CS: 0	PA: 35					
<b>PITCHER</b>	IP WLS BF H R ER SO BB IBB HBP BLK WP HR S P ERA WHIP											IP WLS BF H R ER SO BB IBB HBP BLK WP HR S P ERA WHIP															
30 Nathan Eovaldi, R (1, 1) ERA: 4.43	5.2	23	4	2	2	4	3	0	0	0	0	1	0	57	99	3.18	1.235										
41 Justin Wilson, L (6, 1) ERA: 2.57	1.0	W	4	2	0	0	0	0	0	0	0	0	0	8	11	0.00	2.000										
68 Dellin Betances, R (7, 1) ERA: 1.43	1.1	H	5	1	0	2	0	0	0	0	0	0	0	16	20	0.00	0.750										
48 Andrew Miller, L (9, 1) ERA: 1.39	1.0	S	3	0	0	1	0	0	0	0	0	0	0	7	9	0.00	0.000										

Batter	1	2	3	4	5	6	7	8	9	AB R H RBI BB SO LOB	BOTTOM																
22 Jacoby Ellsbury, L (1, 8) OBP: 0.379, SLG: 0.358										5 1 1 0 0 0 3	<p><b>Baltimore Orioles @ New York Yankees</b>  <b>Yankee Stadium, Bronx, NY</b>            Tue Jul 21 2015, 7:10 PM - 10:12 PM EDT            Att: 37,993 - Partly Cloudy - 85 F</p> <p>livebaseballscores.com</p>																
11 Brett Gardner, L (1, 7) OBP: 0.378, SLG: 0.476										3 0 1 0 0 0 0																	
13 Alex Rodriguez, R (1, 10) OBP: 0.376, SLG: 0.511										2 0 0 1 1 1 1																	
25 Mark Teixeira, S (1, 3) OBP: 0.359, SLG: 0.545										4 0 2 0 0 0 0																	
34 Brian McCann, L (1, 2) OBP: 0.327, SLG: 0.467										3 1 1 0 1 1 2																	
24 Chris Young, R (1, 9) OBP: 0.306, SLG: 0.470										4 0 2 0 0 1 3																	
12 Chase Headley, S (1, 5) OBP: 0.313, SLG: 0.378										4 0 2 1 0 0 3																	
18 Didi Gregorius, L (1, 6) OBP: 0.288, SLG: 0.323										4 1 1 0 0 2 4																	
17 Brendan Ryan, R (1, 4) OBP: 0.368, SLG: 0.471										4 0 1 1 0 0 4																	
<b>Inning Stats</b>	R: 1 E: 0 K: 0 S: 10	H: 1 LOB: 0 BB: 0 P: 17	R: 1 E: 0 K: 1 S: 16	H: 3 LOB: 2 BB: 0 P: 23	R: 0 E: 0 K: 0 S: 6	H: 0 LOB: 0 BB: 0 P: 8	R: 0 E: 0 K: 0 S: 11	H: 2 LOB: 2 BB: 0 P: 15	R: 0 E: 0 K: 2 S: 16	H: 2 LOB: 2 BB: 0 P: 22		R: 1 E: 0 K: 0 S: 9	H: 2 LOB: 1 BB: 0 P: 10	R: 0 E: 0 K: 1 S: 12	H: 1 LOB: 3 BB: 2 P: 25	R: 0 E: 0 K: 1 S: 9	H: 0 LOB: 0 BB: 0 P: 14	1B: 6 2B: 5 3B: 0 HR: 0	SF: 1 SAC: 1 DP: 0 HBP: 0	WP: 0 PB: 0 SB: 0 CS: 0	PA: 37						
<b>PITCHER</b>	IP WLS BF H R ER SO BB IBB HBP BLK WP HR S P ERA WHIP											IP WLS BF H R ER SO BB IBB HBP BLK WP HR S P ERA WHIP															
16 Wei-Yin Chen, L (1, 1) ERA: 2.86	6.1	L	29	10	3	3	3	0	0	0	0	0	0	70	98	4.26	1.579										
29 Tommy Hunter, R (7, 1) ERA: 4.02	0.2		5	1	0	0	1	1	1	0	0	0	0	10	22	0.00	3.000										
17 Brian Matusz, L (8, 1) ERA: 2.35	1.0		3	0	0	0	1	0	0	0	0	0	0	9	14	0.00	0.000										

AB 32  
R 2  
H 7  
RBI 2  
BB 3  
SO 7  
LOB 14



AB 33  
R 3  
H 11  
RBI 3  
BB 2  
SO 5  
LOB 20











Batter	1	2	3	4	5	6	7	8	9	AB	R	H	RBI	BB	SO	LOB	TOP				
13 Manny Machado, R (1.5) OBP: 0.366, SLG: 0.533	F7		G1-3			P3		HR		4	1	1	1	0	0	0	<p><b>Baltimore Orioles @ New York Yankees</b>  Yankee Stadium, Bronx, NY  Thu Jul 23 2015, 1:09 PM - 3:48 PM EDT  Att: 46,875 - Sunny - 81 F</p>				
38 Jimmy Paredes, S (1.10) OBP: 0.324, SLG: 0.461	K			K		2B		F7		4	0	1	0	0	2	0					
10 Adam Jones, R (1.8) OBP: 0.328, SLG: 0.491	L7			K		P4			G4-3	4	0	0	0	0	1	1					
19 Chris Davis, L (1.3) OBP: 0.320, SLG: 0.479		HR					K		K	4	1	2	1	0	2	0					
14 Nolan Reimold, R (1.9) OBP: 0.295, SLG: 0.382		G5-3			F7		K		G1-3	4	0	0	0	0	1	1					
32 Matt Wieters, S (1.2) OBP: 0.272, SLG: 0.411		L4-3			G4-3		K			3	0	0	0	0	1	0					
6 Jonathan Schoop, R (1.4) OBP: 0.288, SLG: 0.557		P6			K			P3		3	0	0	0	0	1	0					
2 J.J. Hardy, R (1.6) OBP: 0.268, SLG: 0.345			G5-3		G6-3			HR		3	1	1	1	0	0	0					
9 David Lough, L (1.7) OBP: 0.261, SLG: 0.339			F8			L1		P6		3	0	0	0	0	0	0					
<b>Inning Stats</b>	R: 0 E: 0 K: 1 S: 9	H: 0 LOB: 0 BB: 0 P: 12	R: 1 E: 0 K: 0 S: 8	H: 1 LOB: 0 BB: 0 P: 11	R: 0 E: 0 K: 0 S: 9	H: 0 LOB: 0 BB: 0 P: 11	R: 0 E: 0 K: 2 S: 12	H: 1 LOB: 1 BB: 0 P: 13	R: 0 E: 0 K: 1 S: 9	H: 0 LOB: 0 BB: 0 P: 13	R: 0 E: 0 K: 3 S: 11	H: 0 LOB: 0 BB: 0 P: 16	R: 2 E: 0 K: 0 S: 10	H: 2 LOB: 0 BB: 0 P: 14	R: 0 E: 0 K: 1 S: 8	H: 0 LOB: 0 BB: 0 P: 14	1B: 0 2B: 2 3B: 0 HR: 3	SF: 0 SAC: 0 DP: 0 HBP: 0	WP: 0 PB: 0 SB: 0 CS: 0	PA: 32	
<b>PITCHER</b>	IP	WLS	BF	H	R	ER	SO	BB	IBB	HBP	BLK	WP	HR	S	P	ERA	WHIP				
19 Masahiro Tanaka, R (1.1) ERA: 3.64	7.2	W	28	5	3	3	7	0	0	0	0	0	3	77	101	3.52	0.652				
26 Chris Capuano, L (8.1) ERA: 4.5	1.0		3	0	0	0	1	0	0	0	0	0	0	7	13	0.00	0.000				
57 Brandon Pinder, R (9.1) ERA: 2.45	0.1		1	0	0	0	0	0	0	0	0	0	0	3	4	0.00	0.000				

AB	32
R	3
H	5
RBI	3
BB	0
SO	8
LOB	2



Batter	1	2	3	4	5	6	7	8	9	AB	R	H	RBI	BB	SO	LOB	BOTTOM				
22 Jacoby Ellsbury, L (1.8) OBP: 0.382, SLG: 0.390	13 BB 12 2B	HR	SF7		2B			G1-3		4	2	3	4	0	0	0	<p><b>Baltimore Orioles @ New York Yankees</b>  Yankee Stadium, Bronx, NY  Thu Jul 23 2015, 1:09 PM - 3:48 PM EDT  Att: 46,875 - Sunny - 81 F</p>				
11 Brett Gardner, L (1.7) OBP: 0.374, SLG: 0.467	13 BB 12 2B	F9	K		K		G5-3		4	1	0	0	1	2	2	2					
13 Alex Rodriguez, R (1.10) OBP: 0.373, SLG: 0.511	12 2B	P4		F9		K		G4-3		4	1	0	0	1	1	0					
25 Mark Teixeira, S (1.3) OBP: 0.360, SLG: 0.552	K			K		F8			3	0	0	0	1	2	3	3					
36 Carlos Beltrán, S (1.9) OBP: 0.316, SLG: 0.432	F7			K					4	0	1	0	0	1	4	4					
24 Chris Young, R (9.9) OBP: 0.305, SLG: 0.468		G4-3							0	0	0	0	0	0	0	0					
12 Chase Headley, S (1.5) OBP: 0.313, SLG: 0.379	18 1B		P5		14 F9 22 2B		L8		4	2	2	3	0	0	1	1					
18 Didi Gregorius, L (1.6) OBP: 0.292, SLG: 0.325	66 1B		14 2B		L7			G4-6-3		4	1	3	1	0	0	1					
66 John Ryan Murphy, R (1.2) OBP: 0.307, SLG: 0.346			14 2B		22 SF7		G4-6-3		4	2	3	0	0	0	1	1					
14 Stephen Drew, L (1.4) OBP: 0.256, SLG: 0.369	K				F9		G4-3		4	0	1	1	0	1	4	4					
<b>Inning Stats</b>	R: 4 E: 0 K: 2 S: 21	H: 4 LOB: 2 BB: 2 P: 37	R: 1 E: 0 K: 0 S: 7	H: 1 LOB: 1 BB: 1 P: 11	R: 2 E: 0 K: 1 S: 17	H: 3 LOB: 1 BB: 0 P: 22	R: 0 E: 0 K: 2 S: 8	H: 0 LOB: 0 BB: 0 P: 10	R: 2 E: 0 K: 1 S: 15	H: 3 LOB: 1 BB: 0 P: 20	R: 0 E: 0 K: 1 S: 19	H: 1 LOB: 1 BB: 0 P: 25	R: 0 E: 0 K: 0 S: 6	H: 1 LOB: 0 BB: 0 P: 10	R: 0 E: 0 K: 0 S: 7	H: 0 LOB: 0 BB: 0 P: 11	1B: 9 2B: 3 3B: 0 HR: 1	SF: 1 SAC: 0 DP: 1 HBP: 0	WP: 0 PB: 0 SB: 0 CS: 0	PA: 39	
<b>PITCHER</b>	IP	WLS	BF	H	R	ER	SO	BB	IBB	HBP	BLK	WP	HR	S	P	ERA	WHIP				
31 Ubaldo Jiménez, R (1.1) ERA: 3.81	2.1	L	18	8	7	7	2	3	0	0	0	0	1	39	64	27.00	4.714				
29 Tommy Hunter, R (3.1) ERA: 3.95	1.2		5	0	0	0	3	0	0	0	0	0	0	14	16	0.00	0.000				
25 Bud Norris, R (5.1) ERA: 6.79	2.0		10	4	2	2	2	0	0	0	0	0	0	34	45	9.00	2.000				
65 Chaz Roe, R (7.1) ERA: 2.4	1.0		3	1	0	0	0	0	0	0	0	0	0	6	10	0.00	1.000				
53 Zack Britton, L (8.1) ERA: 1.63	1.0		3	0	0	0	0	0	0	0	0	0	0	7	11	0.00	0.000				

AB	35
R	9
H	13
RBI	9
BB	3
SO	7
LOB	16









Batter	1	2	3	4	5	6	7	8	9	AB	R	H	RBI	BB	SO	LOB	TOP				
9 David Lough, L (1.7) OBP: 0.269, SLG: 0.363	P6		19 HR		F8			E4		4	2	2	0	0	0	0					
19 Chris Davis, L (1.10) OBP: 0.321, SLG: 0.487	F7		1B		K			L8		4	1	1	4	0	1	0					
13 Manny Machado, R (1.5) OBP: 0.369, SLG: 0.530	G5-3		G5-3					F8		4	0	0	0	0	0	0					
10 Adam Jones, R (1.8) OBP: 0.326, SLG: 0.488		L9						F7		4	0	2	0	0	0	0					
32 Matt Wieters, S (1.2) OBP: 0.263, SLG: 0.396		K			G6-3			G4-3		4	0	0	0	0	1	2					
3 Ryan Flaherty, L (1.3) OBP: 0.318, SLG: 0.382		L8			F8			F7		4	0	0	0	0	0	1					
2 J.J. Hardy, R (1.6) OBP: 0.272, SLG: 0.346					P3			F7		4	1	1	0	0	0	0					
23 Travis Snider, L (1.9) OBP: 0.320, SLG: 0.351					F8			F8		3	0	0	0	0	0	2					
6 Jonathan Schoop, R (1.4) OBP: 0.286, SLG: 0.541					K			G5-4-3		3	1	1	0	0	1	1					
<b>Inning Stats</b>	R: 0 E: 0 K: 0 S: 6	H: 0 LOB: 0 BB: 7 P: 7	R: 0 E: 0 K: 1 S: 7	H: 0 LOB: 0 BB: 11 P: 11	R: 4 E: 0 K: 0 S: 23	H: 5 LOB: 1 BB: 0 P: 34	R: 0 E: 0 K: 0 S: 6	H: 0 LOB: 0 BB: 0 P: 6	R: 0 E: 0 K: 2 S: 9	H: 1 LOB: 1 BB: 0 P: 9	R: 0 E: 1 K: 0 S: 5	H: 0 LOB: 0 BB: 8 P: 8	R: 1 E: 1 K: 0 S: 6	H: 1 LOB: 0 BB: 10 P: 10	R: 0 E: 0 K: 0 S: 6	H: 0 LOB: 0 BB: 9 P: 9	1B: 4 2B: 1 3B: 1 HR: 1	SF: 0 SAC: 0 DP: 1 HBP: 0	WP: 0 PB: 0 SB: 0 CS: 0	PA: 34	
<b>PITCHER</b>	IP	WLS	BF	H	R	ER	SO	BB	IBB	HBP	BLK	WP	HR	S	P	ERA	WHIP				
30 Erasmo Ramirez, R (1.1) ERA: 3.74	7.1	L	29	7	5	5	3	0	0	0	0	0	1	65	95	6.14	0.955				
54 Steve Geltz, R (8.1) ERA: 3.29	0.2		2	0	0	0	0	0	0	0	0	0	0	3	4	0.00	0.000				
47 Brandon Gomes, R (9.1) ERA: 4.45	1.0		3	0	0	0	0	0	0	0	0	0	0	6	9	0.00	0.000				

Baltimore Orioles @ Tampa Bay Rays  
Tropicana Field, St. Petersburg, FL  
Sat Jul 25 2015, 6:11 PM - 8:32 PM EDT  
Att: 24,327 - Dome - 72 F

AB	34
R	5
H	7
RBI	4
BB	0
SO	3
LOB	6



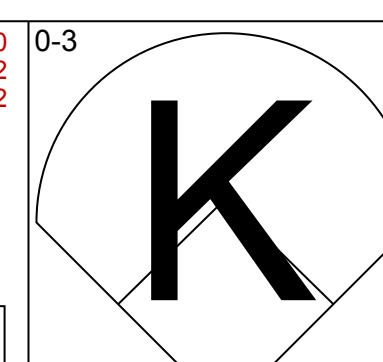
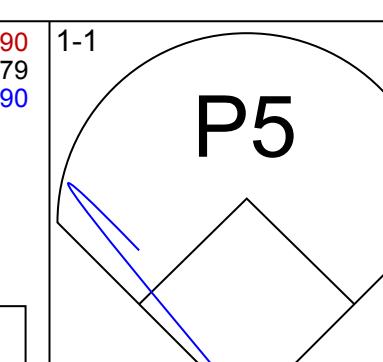
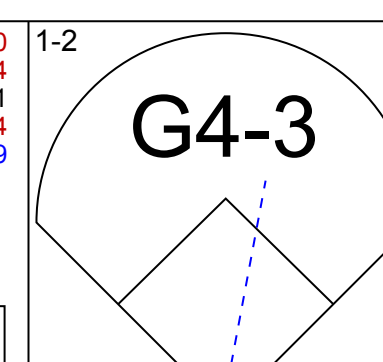
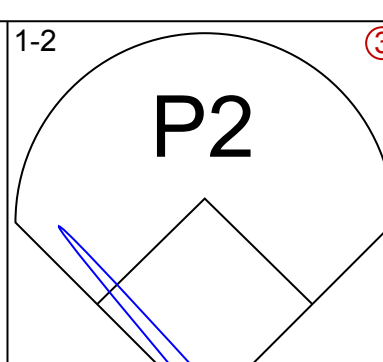
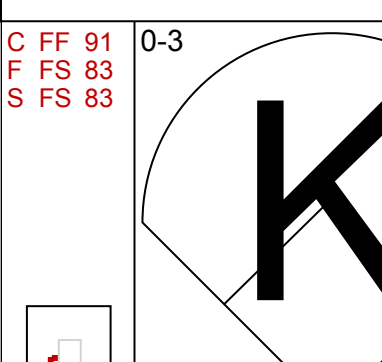
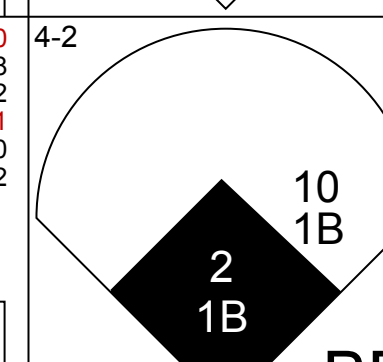
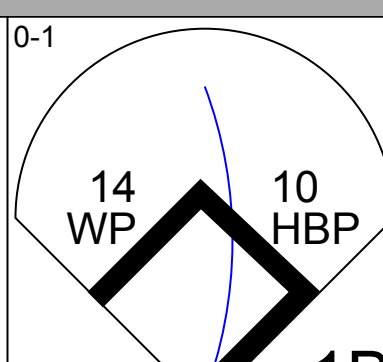
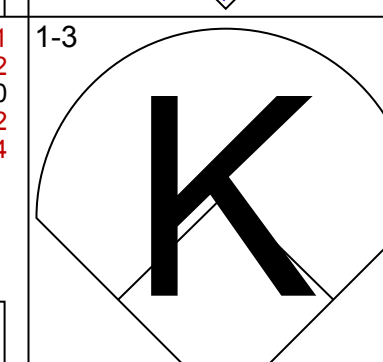
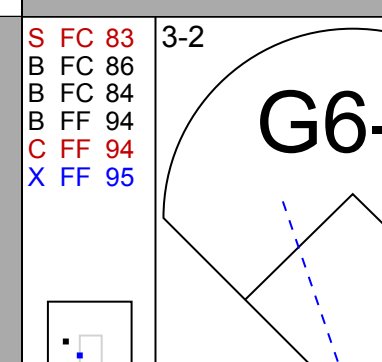
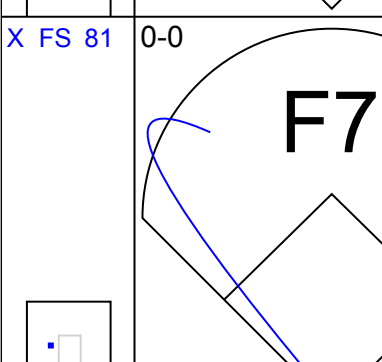
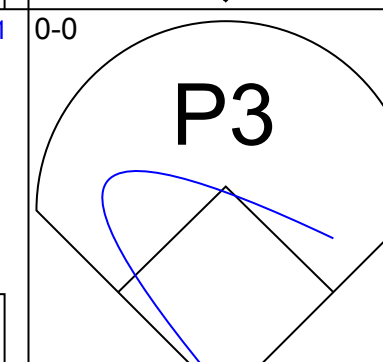
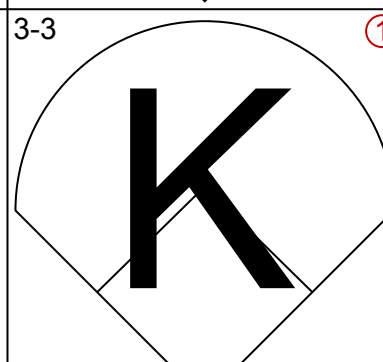
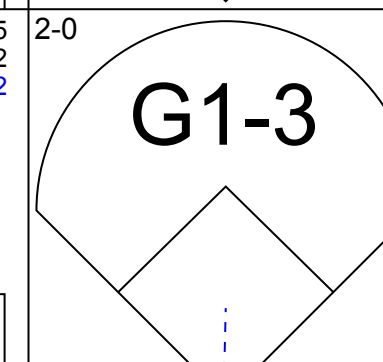
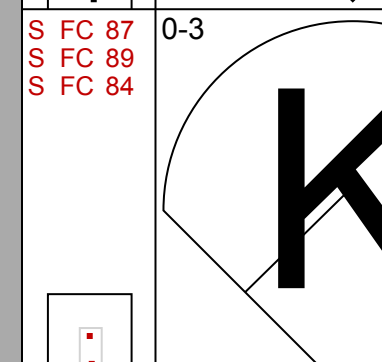

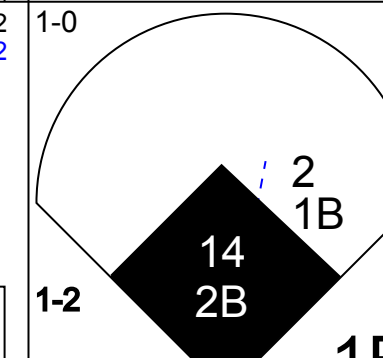
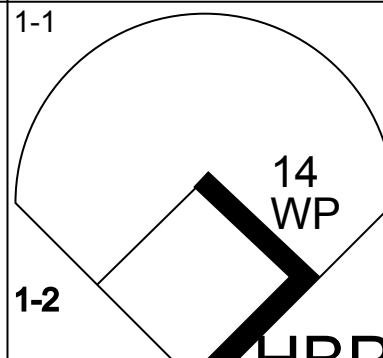

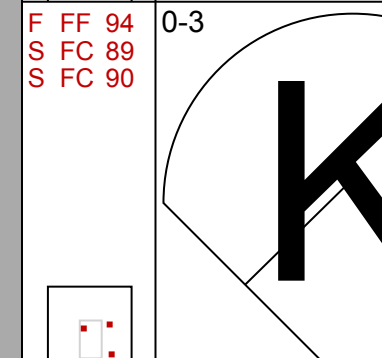

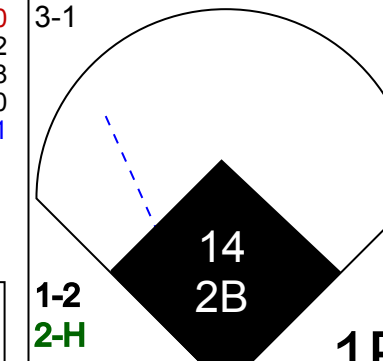
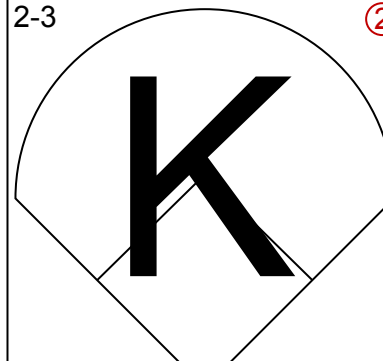



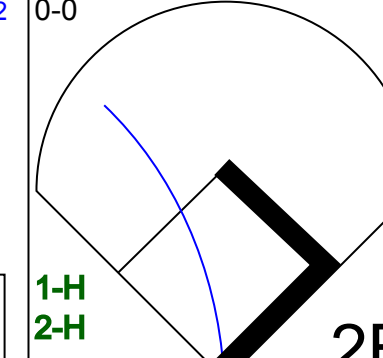
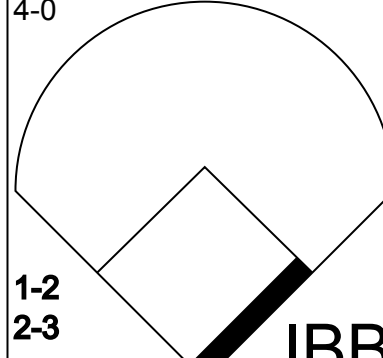



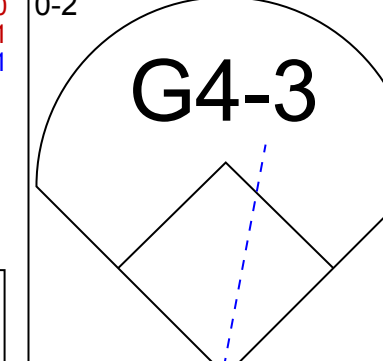
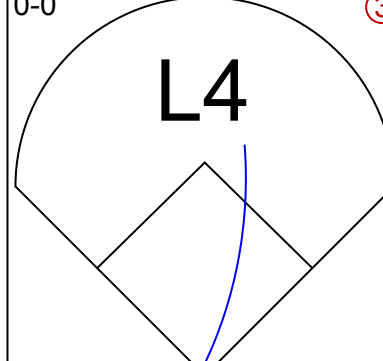



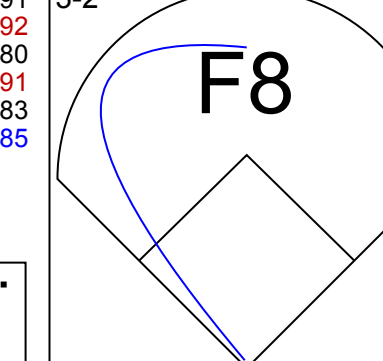
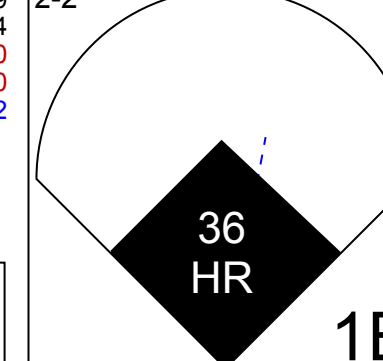
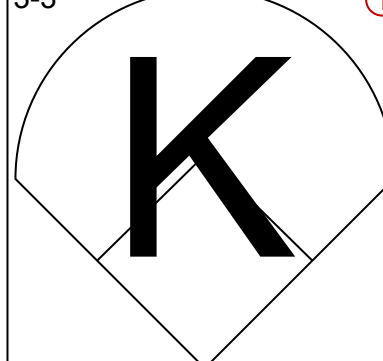

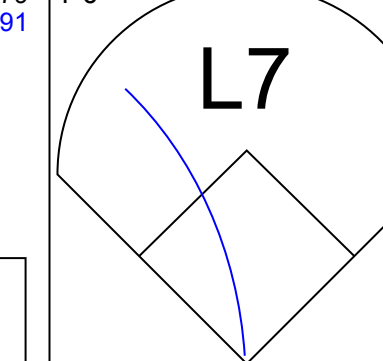
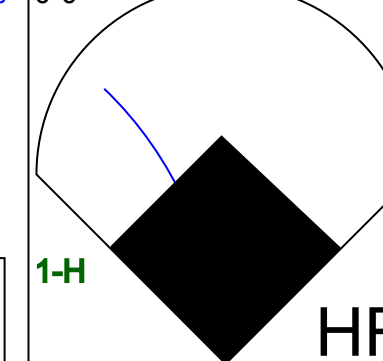
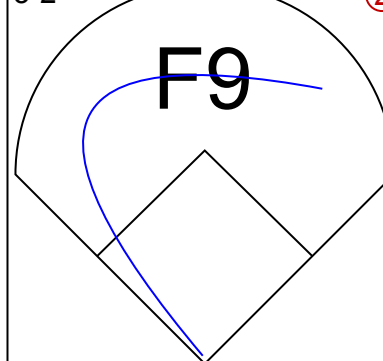
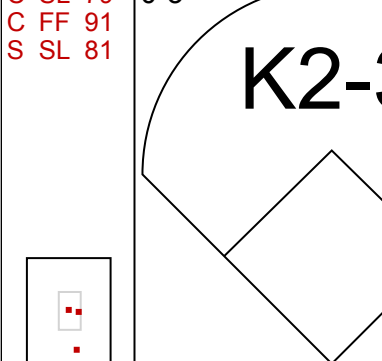
Batter	1	2	3	4	5	6	7	8	9	AB	R	H	RBI	BB	SO	LOB	BOTTOM				
20 Steven Souza Jr., R (1.9) OBP: 0.294, SLG: 0.401	G3		K			G5-3		G5-3		4	0	0	0	0	1	1					
28 John Jaso, L (1.10) OBP: 0.497, SLG: 0.511	L7		K			2B		G3		4	0	1	0	0	1	1					
3 Evan Longoria, R (1.5) OBP: 0.334, SLG: 0.402						P3		F9		4	0	1	0	0	0	1					
21 James Loney, L (1.3) OBP: 0.305, SLG: 0.335						L8		G4-3		4	0	1	0	0	0	2					
11 Logan Forsythe, R (1.4) OBP: 0.365, SLG: 0.432						FC6-4		K		4	0	0	0	0	1	1					
7 David DeJesus, L (1.7) OBP: 0.324, SLG: 0.377						L9		G3		3	0	0	0	0	0	1					
1 Tim Beckham, R (1.6) OBP: 0.293, SLG: 0.440						G4-3		P3		3	0	0	0	0	1	0					
39 Kevin Kiermaier, L (1.8) OBP: 0.285, SLG: 0.411						K		F9		3	0	1	0	0	1	0					
19 Curt Casali, R (1.2) OBP: 0.289, SLG: 0.525						G5-3		HR		3	1	1	1	0	1	1					
<b>Inning Stats</b>	R: 0 E: 0 K: 0 S: 7	H: 1 LOB: 1 BB: 0 P: 11	R: 0 E: 0 K: 1 S: 6	H: 0 LOB: 0 BB: 0 P: 13	R: 0 E: 0 K: 3 S: 12	H: 1 LOB: 1 BB: 0 P: 17	R: 0 E: 0 K: 0 S: 8	H: 1 LOB: 1 BB: 0 P: 12	R: 0 E: 0 K: 0 S: 6	H: 1 LOB: 1 BB: 0 P: 12	R: 0 E: 0 K: 0 S: 7	H: 0 LOB: 0 BB: 9 P: 9	R: 1 E: 0 K: 0 S: 13	H: 1 LOB: 0 BB: 0 P: 21	R: 0 E: 0 K: 1 S: 8	H: 0 LOB: 0 BB: 0 P: 13	1B: 2 2B: 2 3B: 0 HR: 1	SF: 0 SAC: 0 DP: 0 HBP: 0	WP: 0 PB: 0 SB: 0 CS: 0	PA: 32	
<b>PITCHER</b>	IP	WLS	BF	H	R	ER	SO	BB	IBB	HBP	BLK	WP	HR	S	P	ERA	WHIP				
50 Miguel González, R (1.1) ERA: 3.99	7.2	W	28	5	1	1	5	0	0	0	0	0	0	68	107	1.17	0.652				
65 Chaz Roe, R (8.1) ERA: 2.3	1.1		4	0	0	0	1	0	0	0	0	0	0	12	20	0.00	0.000				

Baltimore Orioles @ Tampa Bay Rays  
Tropicana Field, St. Petersburg, FL  
Sat Jul 25 2015, 6:11 PM - 8:32 PM EDT  
Att: 24,327 - Dome - 72 F

AB	32
R	1
H	5
RBI	1
BB	0
SO	6
LOB	8



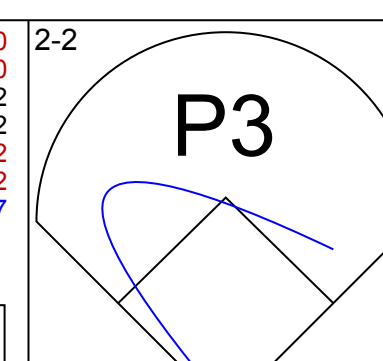
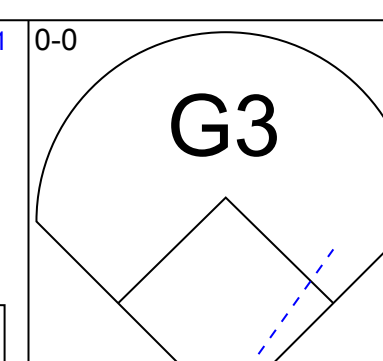
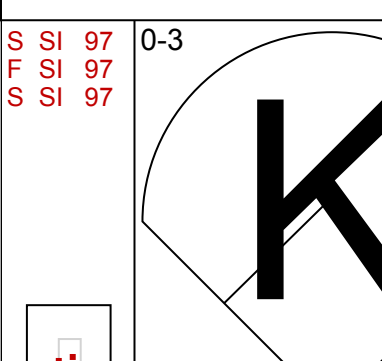
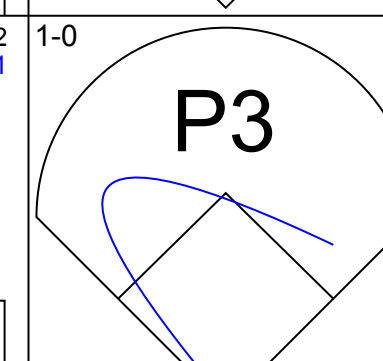
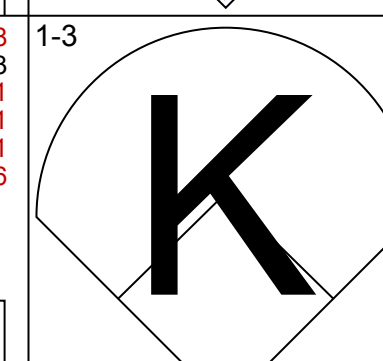

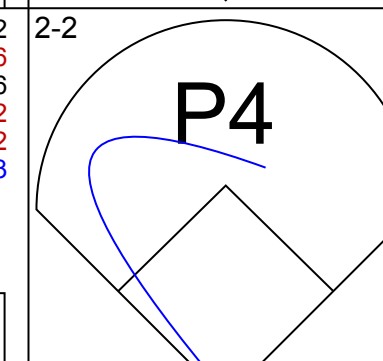
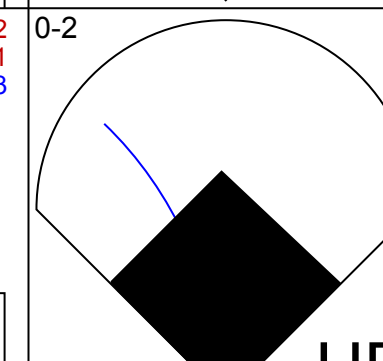


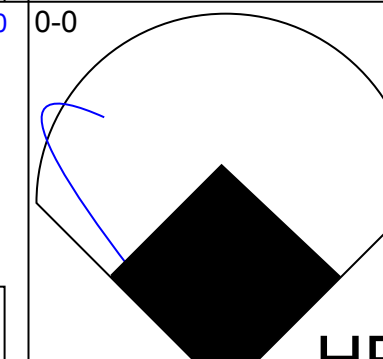

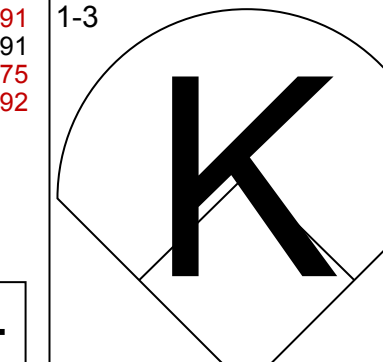
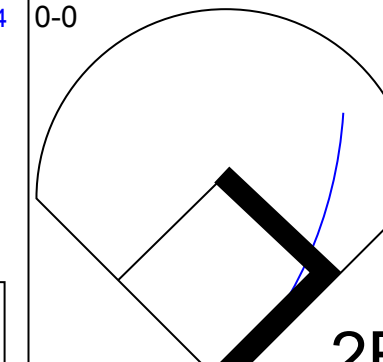
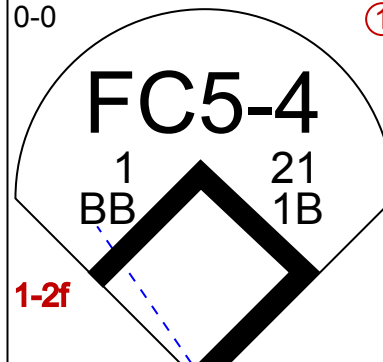

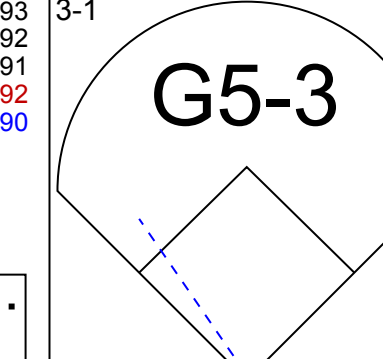
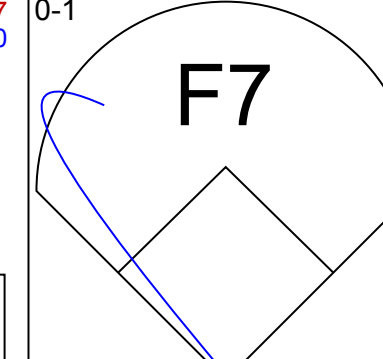
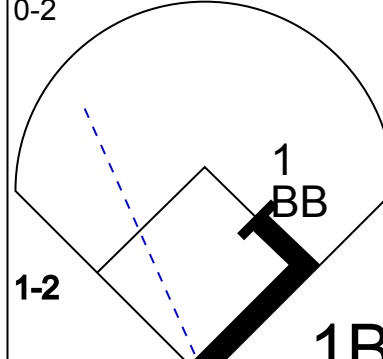



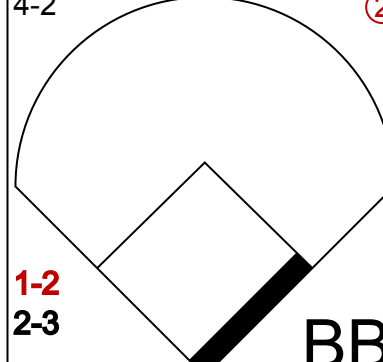
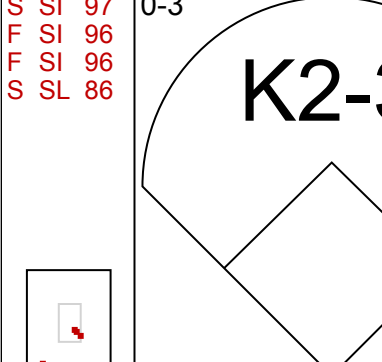


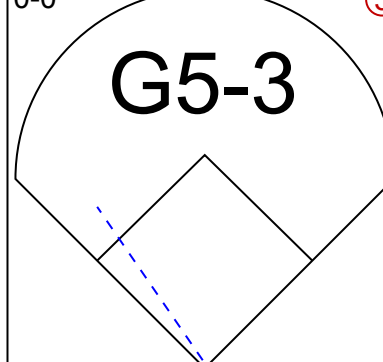
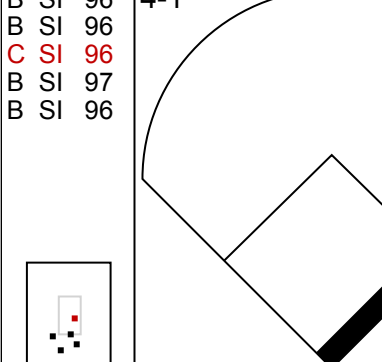



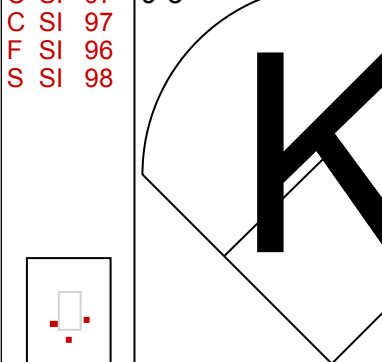
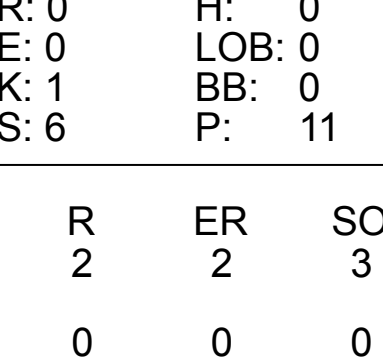
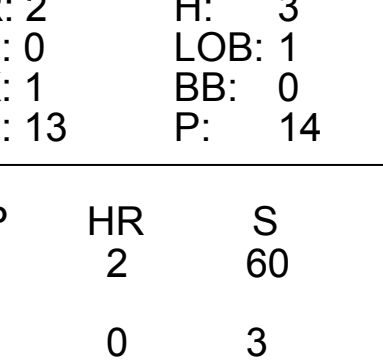
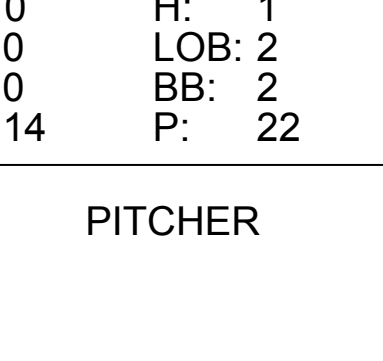
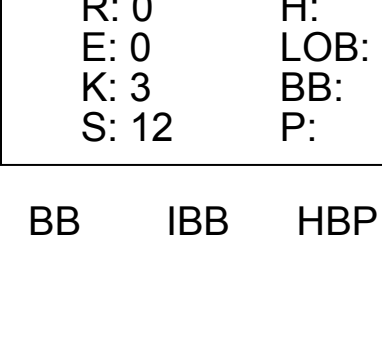








Batter	1	2	3	4	5	6	7	8	9	AB	R	H	RBI	BB	SO	LOB	TOP			
9 David Lough, L (1, 7) OBP: 0.298, SLG: 0.347										5	0	0	0	0	2	0				
19 Chris Davis, L (1, 10) OBP: 0.322, SLG: 0.484										4	1	1	0	1	1	0				
13 Manny Machado, R (1, 5) OBP: 0.365, SLG: 0.524										4	0	0	0	0	2	2				
10 Adam Jones, R (1, 8) OBP: 0.331, SLG: 0.490										3	1	2	0	0	1	0				
2 J.J. Hardy, R (1, 6) OBP: 0.271, SLG: 0.344										4	1	1	1	0	1	3				
14 Nolan Reimold, R (1, 9) OBP: 0.326, SLG: 0.417										3	0	3	2	1	0	0				
3 Ryan Flaherty, L (1, 3) OBP: 0.311, SLG: 0.374										4	0	0	0	0	1	6				
6 Jonathan Schoop, R (1, 4) OBP: 0.296, SLG: 0.538										4	1	2	0	0	1	0				
36 Caleb Joseph, R (1, 2) OBP: 0.311, SLG: 0.395										4	1	1	2	0	1	0				
<b>Inning Stats</b>	R: 3 H: 3 E: 0 K: 1 S: 13	H: 3 LOB: 1 BB: 1 P: 21	R: 0 H: 0 E: 0 K: 0 S: 6	H: 0 LOB: 0 BB: 0 P: 11	R: 0 H: 1 E: 0 K: 2 S: 11	H: 1 LOB: 3 BB: 1 P: 21	R: 2 H: 2 E: 0 K: 1 S: 13	H: 2 LOB: 1 BB: 0 P: 15	R: 0 H: 0 E: 0 K: 1 S: 11	H: 0 LOB: 0 BB: 0 P: 18	R: 0 H: 0 E: 0 K: 2 S: 9	H: 0 LOB: 0 BB: 0 P: 12	R: 0 H: 2 E: 0 K: 1 S: 12	H: 2 LOB: 2 BB: 0 P: 20	R: 0 H: 0 E: 0 K: 2 S: 7	H: 0 LOB: 0 BB: 0 P: 7	1B: 8 2B: 1 3B: 0 HR: 1	SF: 0 SAC: 0 DP: 1 HBP: 1	WP: 1 PB: 0 SB: 0 CS: 0	PA: 38
<b>PITCHER</b>	IP WLS BF H R ER SO BB IBB HBP BLK WP HR S P ERA WHIP	IP WLS BF H R ER SO BB IBB HBP BLK WP HR S P ERA WHIP	IP WLS BF H R ER SO BB IBB HBP BLK WP HR S P ERA WHIP	IP WLS BF H R ER SO BB IBB HBP BLK WP HR S P ERA WHIP	IP WLS BF H R ER SO BB IBB HBP BLK WP HR S P ERA WHIP	IP WLS BF H R ER SO BB IBB HBP BLK WP HR S P ERA WHIP	IP WLS BF H R ER SO BB IBB HBP BLK WP HR S P ERA WHIP	IP WLS BF H R ER SO BB IBB HBP BLK WP HR S P ERA WHIP	IP WLS BF H R ER SO BB IBB HBP BLK WP HR S P ERA WHIP	IP WLS BF H R ER SO BB IBB HBP BLK WP HR S P ERA WHIP	IP WLS BF H R ER SO BB IBB HBP BLK WP HR S P ERA WHIP	IP WLS BF H R ER SO BB IBB HBP BLK WP HR S P ERA WHIP	IP WLS BF H R ER SO BB IBB HBP BLK WP HR S P ERA WHIP	IP WLS BF H R ER SO BB IBB HBP BLK WP HR S P ERA WHIP	IP WLS BF H R ER SO BB IBB HBP BLK WP HR S P ERA WHIP	IP WLS BF H R ER SO BB IBB HBP BLK WP HR S P ERA WHIP	IP WLS BF H R ER SO BB IBB HBP BLK WP HR S P ERA WHIP	IP WLS BF H R ER SO BB IBB HBP BLK WP HR S P ERA WHIP	IP WLS BF H R ER SO BB IBB HBP BLK WP HR S P ERA WHIP	IP WLS BF H R ER SO BB IBB HBP BLK WP HR S P ERA WHIP
55 Matt Moore, L (1, 1) ERA: 7.61	3.0	10	2	0	0	4	0	0	0	0	0	32	50	0.00	0.667					
37 Alex Colomé, R (6, 1) ERA: 4.42	1.0	3	0	0	0	2	0	0	0	0	0	7	7	0.00	0.000					
47 Brandon Gomes, R (9, 1) ERA: 4.32																				

Baltimore Orioles @ Tampa Bay Rays  
Tropicana Field, St. Petersburg, FL  
Sun Jul 26 2015, 1:11 PM - 3:53 PM EDT  
Att: 18,613 - Dome - 72 F

AB 35  
R 5  
H 10  
RBI 5  
BB 2  
SO 10  
LOB 11



Batter	1	2	3	4	5	6	7	8	9	AB	R	H	RBI	BB	SO	LOB	BOTTOM					
5 Brandon Guyer, R (1, 8) OBP: 0.355, SLG: 0.379										2	0	0	0	0	0	0						
39 Kevin Kiermaier, L (7, PH) OBP: 0.283, SLG: 0.408										2	0	0	0	0	1	1						
20 Steven Souza Jr., R (1, 9) OBP: 0.294, SLG: 0.397										3	0	0	0	1	2	3						
3 Evan Longoria, R (1, 10) OBP: 0.333, SLG: 0.408										4	1	1	1	0	1	4						
11 Logan Forsythe, R (1, 4) OBP: 0.369, SLG: 0.443										3	1	2	1	1	0	0						
9 Joey Butler, R (1, 7) OBP: 0.345, SLG: 0.435										3	0	1	0	0	1	1						
7 David DeJesus, L (8, PH) OBP: 0.323, SLG: 0.376										1	0	0	0	0	0	1						
21 James Loney, L (1, 3) OBP: 0.309, SLG: 0.339										4	0	2	0	0	0	1						
1 Tim Beckham, R (1, 6) OBP: 0.299, SLG: 0.446										3	0	1	0	1	1	0						
10 Jake Elmore, R (1, 5) OBP: 0.263, SLG: 0.294										3	0	1	0	1	0	2						
19 Curt Casali, R (1, 2) OBP: 0.277, SLG: 0.500										2	0	0	0	0	0	2						
28 John Jaso, L (7, PH) OBP: 0.400, SLG: 0.500										1	0	0	0	0	0	0						
44 René Rivera, R (8, 2) OBP: 0.210, SLG: 0.289										1	0	0	0	0	1	1						
<b>Inning Stats</b>	R: 0 H: 0 E: 0 K: 0 S: 10	H: 0 LOB: 0 BB: 0 P: 15	R: 0 H: 0 E: 0 K: 1 S: 6	H: 0 LOB: 0 BB: 0 P: 11	R: 0 H: 0 E: 0 K: 0 S: 6	H: 0 LOB: 0 BB: 0 P: 10	R: 2 H: 3 E: 0 K: 1 S: 13	H: 3 LOB: 1 BB: 0 P: 14	R: 0 H: 2 E: 0 K: 1 S: 14	H: 2 LOB: 3 BB: 0 P: 21	R: 0 H: 1 E: 0 K: 0 S: 14	H: 1 LOB: 2 BB: 2 P: 22	R: 0 H: 0 E: 0 K: 1 S: 8	H: 0 LOB: 1 BB: 1 P: 17	R: 0 H: 2 E: 0 K: 0 S: 7	H: 2 LOB: 1 BB: 0 P: 10	R: 0 H: 0 E: 0 K: 3 S: 12	H: 0 LOB: 1 BB: 1 P: 16	1B: 4 2B: 2 3B: 0 HR: 2	SF: 0 SAC: 0 DP: 1 HBP: 1	WP: 0 PB: 0 SB: 0 CS: 0	PA: 37
<b>PITCHER</b>	IP WLS BF H R ER SO BB IBB HBP BLK WP HR S P ERA WHIP	IP WLS BF H R ER SO BB IBB HBP BLK WP HR S P ERA WHIP	IP WLS BF H R ER SO BB IBB HBP BLK WP HR S P ERA WHIP	IP WLS BF H R ER SO BB IBB HBP BLK WP HR S P ERA WHIP	IP WLS BF H R ER SO BB IBB HBP BLK WP HR S P ERA WHIP	IP WLS BF H R ER SO BB IBB HBP BLK WP HR S P ERA WHIP	IP WLS BF H R ER SO BB IBB HBP BLK WP HR S P ERA WHIP	IP WLS BF H R ER SO BB IBB HBP BLK WP HR S P ERA WHIP	IP WLS BF H R ER SO BB IBB HBP BLK WP HR S P ERA WHIP	IP WLS BF H R ER SO BB IBB HBP BLK WP HR S P ERA WHIP	IP WLS BF H R ER SO BB IBB HBP BLK WP HR S P ERA WHIP	IP WLS BF H R ER SO BB IBB HBP BLK WP HR S P ERA WHIP	IP WLS BF H R ER SO BB IBB HBP BLK WP HR S P ERA WHIP	IP WLS BF H R ER SO BB IBB HBP BLK WP HR S P ERA WHIP	IP WLS BF H R ER SO BB IBB HBP BLK WP HR S P ERA WHIP	IP WLS BF H R ER SO BB IBB HBP BLK WP HR S P ERA WHIP	IP WLS BF H R ER SO BB IBB HBP BLK WP HR S P ERA WHIP	IP WLS BF H R ER SO BB IBB HBP BLK WP HR S P ERA WHIP	IP WLS BF H R ER SO BB IBB HBP BLK WP HR S P ERA WHIP	IP WLS BF H R ER SO BB IBB HBP BLK WP HR S P ERA WHIP	IP WLS BF H R ER SO BB IBB HBP BLK WP HR S P ERA WHIP	
16 Wei-Yin Chen, L (1, 1) ERA: 2.88	0.2	H	2	0	0	0	0	0	0	0	0	3	7	0.00	1.500							
29 Tommy Hunter, R (6, 1) ERA: 3.5	1.0	H	4	0	0	0	1	0	0	0	0	8	17	0.00	1.000							
35 Brad Brach, R (7, 1) ERA: 2.89	1.0	H	3	2	0	0	0	0	0	0	0	7	10	0.00	2.000							
56 Darren O'Day, R (8, 1) ERA: 1.47	1.0	S	4	0	0	0	3	1	0	0	0	0	12	16	0.00	1.000						
53 Zack Britton, L (9, 1) ERA: 1.59																						

Baltimore Orioles @ Tampa Bay Rays  
Tropicana Field, St. Petersburg, FL  
Sun Jul 26 2015, 1:11 PM - 3:53 PM EDT  
Att: 18,613 - Dome - 72 F

AB 32  
R 2  
H 8  
RBI 2  
BB 4  
SO 7  
LOB 16





Batter	1	2	3	4	5	6	7	8	9	10	11	AB	R	H	RBI	BB	SO	LOB	TOP					
22 Nick Markakis, L OBP: 0.369, SLG: 0.363	(1, 9) F FF 96 3-2 B FS 96 B FS 97 F FS 96 X FF 97		B FF 95 3-2 B FF 95 I SAFE F FS 93 F FS 96 F FS 96 X FF 95		C FF 94 0-1 I SAFE X FS 94			C FF 95 1-2 B FS 95 B FS 96 X FS 97		B SL 78 3-2 B FF 96 B SL 78 C SL 78 F FS 96 F FS 96 F FS 97 F FS 97 F FS 97 F FS 97 X SL 96		5	0	2	0	0	0	3						
25 Cameron Maybin, R OBP: 0.341, SLG: 0.333	(1, 8) X SL 82 0-0		C FF 97 0-1 X FF 97					C FF 96 0-1 X FF 96		X SL 78 0-0		5	0	1	0	0	0	3						
5 Freddie Freeman, L OBP: 0.362, SLG: 0.506	(1, 3) C FF 97 0-1 X FF 97				B FS 83 2-3 F FS 95 F FS 94 F FS 98 S FS 98							5	0	0	0	0	2	3						
15 A.J. Pierzynski, L OBP: 0.323, SLG: 0.428	(1, 10) X FF 96 0-0											5	0	1	0	0	1	1						
13 Pedro Ciriaco, R OBP: 0.264, SLG: 0.264	(11, PR) (11, 10) X SL 82 0-0											0	0	0	0	0	0	0						
13 Adonis Garcia, R OBP: 0.357, SLG: 0.846	(1, 5) B FF 95 2-3 S SL 80 B FS 96 B FS 96 S CH 87											5	1	2	1	0	2	1						
8 Jaco Peterson, L OBP: 0.323, SLG: 0.338	(1, 4) B FF 97 4-1 B FS 94 C FF 97 B FS 95 B FS 95				C FS 84 2-1 B FS 98 X FS 85							4	0	0	0	1	0	3						
19 Andrelton Simmons, R OBP: 0.321, SLG: 0.339	(1, 6) X FF 96 0-0											4	0	0	0	0	1	1						
30 Ryan Lavanway, R OBP: 0.281, SLG: 0.286			C FF 95 0-2 F FS 95 X FF 97									4	0	0	0	0	1	0						
14 Eury Pérez, R OBP: 0.330, SLG: 0.321	(1, 7) B SL 80 1-0 X FF 94											4	0	3	0	0	1	0						
Inning Stats	R: 0 E: 0 K: 0 S: 7	H: 1 LOB: 1 BB: 0 P: 10	R: 0 E: 0 K: 1 S: 5	H: 0 LOB: 1 BB: 1 P: 11	R: 0 E: 0 K: 0 S: 12	H: 1 LOB: 1 BB: 0 P: 16	R: 0 E: 0 K: 1 S: 10	H: 1 LOB: 1 BB: 0 P: 17	R: 0 E: 0 K: 1 S: 10	H: 1 LOB: 1 BB: 0 P: 14	R: 0 E: 0 K: 2 S: 13	H: 2 LOB: 2 BB: 0 P: 18	R: 1 E: 0 K: 1 S: 7	H: 1 LOB: 0 BB: 0 P: 12	R: 0 E: 0 K: 0 S: 17	H: 1 LOB: 1 BB: 0 P: 23	R: 0 E: 0 K: 1 S: 11	H: 1 LOB: 2 BB: 0 P: 19	1B: 6 2B: 3 3B: 0 HR: 1	SF: 0 SAC: 0 DP: 1 HBP: 0	WP: 0 PB: 0 SB: 2 CS: 0	PA: 42		
PITCHER	IP	WLS	BF	H	R	ER	SO	BB	IBB	HBP	BLK	WP	HR	S	P	ERA	WHIP							
39 Kevin Gausman, R ERA: 4.2	7.2		29	6	0	0	5	0	0	0	0	0	0	3	4	0.00	0.913							
17 Brian Matusz, L ERA: 2.32	(8, 1) 0.1	1	0	0	0	1	0	0	0	0	0	0	0	3	4	0.00	0.000							
53 Zack Britton, L ERA: 1.77	(9, 1) 1.0	4	1	1	1	1	0	0	0	0	0	0	1	7	12	9.00	1.000							
56 Darren O'Day, R ERA: 1.43	(10, 1) 1.0	4	1	0	0	0	0	0	0	0	0	0	0	17	23	0.00	1.000							
35 Brad Brach, R ERA: 2.83	(11, 1) 1.0	W 4	1	0	0	1	0	0	0	0	0	0	0	11	19	0.00	1.000							

Atlanta Braves @ Baltimore Orioles  
 Oriole Park at Camden Yards, Baltimore, MD  
 Mon Jul 27 2015, 7:09 PM - 10:28 PM EDT  
 Att: 26,256 - Party Cloudy - 82 F

livebaseballscores.com

AB 41  
 R 1  
 H 9  
 RBI 1  
 BB 1  
 SO 8  
 LOB 15



Batter	1	2	3	4	5	6	7	8	9	10	11	AB	R	H	RBI	BB	SO	LOB	BOTTOM					
14 Nolan Reimold, R OBP: 0.347, SLG: 0.438	(1, 7) C SI 88 2-2 B SI 87 B SI 89 F SI 88 X SI 89		X SI 88 0-0									4	0	2	0	1	1	1						
19 Chris Davis, L OBP: 0.323, SLG: 0.480	(1, 9) (9, 3) F SI 88 2-3 B SI 89 S KC 80 C SI 90		X SI 88 0-0									3	0	0	0	2	2	2						
13 Manny Machado, R OBP: 0.361, SLG: 0.517	(1, 5) S CH 82 2-1 F CH 80 B CH 83 I SAFE X SI 90											5	0	0	0	0	2	6						
10 Adam Jones, R OBP: 0.329, SLG: 0.485	(1, 8) B CH 82 3-3 C SI 88 B CH 81 B SI 89 S KC 82 S KC 82											5	1	1	0	0	2	3						
32 Matt Wieters, S OBP: 0.276, SLG: 0.431	(1, 2) B SI 87 1-3 F SI 87 F KC 81 S KC 81											5	1	3	1	0	1	0						
2 J.J. Hardy, R OBP: 0.271, SLG: 0.344	(1, 6) B SI 88 2-1 C SI 88 X CH 81											3	0	1	1	0	1	1						
23 Travis Snider, L OBP: 0.314, SLG: 0.345	(1, 10) X SI 88 0-0											4	0	0	0	0	0	3						
6 Jonathan Schoop, R OBP: 0.298, SLG: 0.525	(1, 4) C SI 87 1-2 B KC 81 F SI 88 X SI 88											2	0	0	0	1	0	1						
9 David Lough, L OBP: 0.286, SLG: 0.345	(8, PR) (9, 7) X SI 88 1-2											1	0	0	0	0	1	1						
3 Ryan Flaherty, L OBP: 0.305, SLG: 0.365	(1, 3) (9, 4) C SI 87 1-3 T SI 87 B KC 80 S KC 80											4	0	0	0	0	1	1						
Inning Stats	R: 0 E: 0 K: 2 S: 11	H: 1 LOB: 1 BB: 0 P: 20	R: 0 E: 0 K: 1 S: 10	H: 1 LOB: 1 BB: 0 P: 14	R: 0 E: 0 K: 1 S: 5	H: 0 LOB: 0 BB: 0 P: 6	R: 0 E: 0 K: 0 S: 13	H: 0 LOB: 0 BB: 0 P: 19	R: 0 E: 0 K: 0 S: 9	H: 1 LOB: 1 BB: 0 P: 14	R: 0 E: 0 K: 2 S: 11	H: 2 LOB: 2 BB: 0 P: 23	R: 1 E: 0 K: 1 S: 12	H: 1 LOB: 1 BB: 0 P: 16	R: 0 E: 0 K: 1 S: 13	H: 1 LOB: 2 BB: 1 P: 20	R: 1 E: 0 K: 0 S: 1	H: 1 LOB: 0 BB: 0 P: 2	1B: 5 2B: 1 3B: 0 HR: 1	SF: 1 SAC: 0 DP: 0 HBP: 0	WP: 1 PB: 0 SB: 0 CS: 0	PA: 41		
PITCHER	IP	WLS	BF	H	R	ER	SO	BB	IBB	HBP	BLK	WP	HR	S	P	ERA	WHIP							
40 Alex Wood, L ERA: 3.54	(1, 1) 7.1		27	3	0	0	7	2	0	0	0	0	0	6	14	0.00	0.682							
51 Jason Frasier, R ERA: 1.33	(8, 1) 0.2	3	0	0	0	2	0	0	0	0	0	0	0	6	14	0.00	0.000							
53 Jim Johnson, R ERA: 2.25	(9, 1) 1.0	B 5	2	1	1	1	0	0	0	0	0	0	0	12	16	9.00	2.000							
38 Aroldys Vizcaino, R ERA: 1.0	(10, 1) 1.0	5	1	0	0	1	0	1	0	0	0	0	0	13	20	0.00	1.000							
43 Luis Valdez, L ERA: 3.36	(11, 1) 0.0	L 1	1	1	1	1	0	0	0	0	0	0	1	1	2	∞	∞							

Atlanta Braves @ Baltimore Orioles  
 Oriole Park at Camden Yards, Baltimore, MD  
 Mon Jul 27 2015, 7:09 PM - 10:28 PM EDT  
 Att: 26,256 - Party Cloudy - 82 F

livebaseballscores.com

AB 36  
 R 2  
 H 7  
 RBI 2  
 BB 4  
 SO 11  
 LOB 19





Batter	1	2	3	4	5	6	7	8	9	AB	R	H	RBI	BB	SO	LOB	TOP			
22 Nick Markakis, L OBP: 0.371, SLG: 0.364										4	1	2	0	1	1	2	<b>Atlanta Braves @ Baltimore Orioles</b> Oriole Park at Camden Yards, Baltimore, MD Tue Jul 28 2015, 7:07 PM - 10:01 PM EDT Att: 28,592 - Clear - 86 F			
25 Cameron Maybin, R OBP: 0.336, SLG: 0.387										5	0	0	0	0	0	4				
5 Freddie Freeman, L OBP: 0.359, SLG: 0.511										5	1	1	2	0	1	2				
13 Adonis Garcia, R OBP: 0.333, SLG: 0.706										4	1	1	0	0	0	0				
15 A.J. Pierzynski, L OBP: 0.322, SLG: 0.425										4	0	1	0	0	0	1				
7 Jonny Gomes, R OBP: 0.309, SLG: 0.323										4	0	2	0	0	0	0				
8 Jace Peterson, L OBP: 0.325, SLG: 0.338										3	0	1	1	0	0	0				
23 Chris Johnson, R OBP: 0.270, SLG: 0.308										4	0	0	0	0	2	5				
19 Andrelton Simmons, R OBP: 0.323, SLG: 0.337										2	0	0	0	2	0	0				
<b>Inning Stats</b>	R: 2 E: 0 K: 0 S: 17	H: 4 LOB: 3 BB: 0 P: 25	R: 0 E: 0 K: 1 S: 9	H: 0 LOB: 1 BB: 1 P: 15	R: 0 E: 0 K: 0 S: 6	H: 0 LOB: 0 BB: 0 P: 12	R: 0 E: 0 K: 1 S: 10	H: 0 LOB: 1 BB: 1 P: 20	R: 0 E: 0 K: 0 S: 5	H: 0 LOB: 0 BB: 0 P: 8	R: 0 E: 0 K: 0 S: 8	H: 0 LOB: 1 BB: 1 P: 14	R: 0 E: 0 K: 1 S: 12	H: 3 LOB: 2 BB: 0 P: 14	R: 0 E: 0 K: 1 S: 10	H: 1 LOB: 1 BB: 0 P: 15		1B: 7 2B: 0 3B: 0 HR: 1	SF: 0 SAC: 0 DP: 0 HBP: 1	WP: 1 PB: 0 SB: 0 CS: 0
<b>PITCHER</b>	IP WLS BF H R ER SO BB IBB HBP BLK WP HR S P ERA WHIP	7.0 W 29 4 2 2 3 3 0 1 0 1 1 62 106 2.57 1.000	0.2 3 1 1 1 0 0 0 0 0 0 0 6 6 13.50 1.500	1.1 7 3 0 0 1 0 0 0 0 0 0 16 23 0.00 2.250	<b>PITCHER</b>															
31 Ubaldo Jiménez, R ERA: 3.73																				
17 Brian Matusz, L ERA: 2.56																				
65 Chaz Roe, R ERA: 2.2																				

Batter	1	2	3	4	5	6	7	8	9	AB	R	H	RBI	BB	SO	LOB	BOTTOM				
13 Manny Machado, R OBP: 0.359, SLG: 0.513										5	2	1	0	0	1	1	<b>Atlanta Braves @ Baltimore Orioles</b> Oriole Park at Camden Yards, Baltimore, MD Tue Jul 28 2015, 7:07 PM - 10:01 PM EDT Att: 28,592 - Clear - 86 F				
38 Jimmy Paredes, S OBP: 0.321, SLG: 0.451										4	1	1	0	1	1	0					
10 Adam Jones, R OBP: 0.330, SLG: 0.487										5	1	2	1	0	0	2					
19 Chris Davis, L OBP: 0.325, SLG: 0.497										4	2	2	5	0	0	2					
23 Travis Snider, L OBP: 0.318, SLG: 0.344										3	0	1	0	0	1	2					
6 Jonathan Schoop, R OBP: 0.298, SLG: 0.525										0	0	0	0	0	0	0					
2 J.J. Hardy, R OBP: 0.271, SLG: 0.343										4	1	1	0	0	1	4					
41 Chris Parmelee, L OBP: 0.255, SLG: 0.441										3	0	0	0	1	2	1					
36 Caleb Joseph, R OBP: 0.319, SLG: 0.396										2	0	1	1	2	1	0					
3 Ryan Flaherty, L OBP: 0.299, SLG: 0.357										4	0	0	0	0	1	5					
9 David Lough, L OBP: 0.296, SLG: 0.345										0	0	0	0	0	0	0					
<b>Inning Stats</b>	R: 3 E: 0 K: 0 S: 15	H: 2 LOB: 3 BB: 3 P: 33	R: 2 E: 0 K: 1 S: 12	H: 3 LOB: 1 BB: 0 P: 18	R: 0 E: 0 K: 2 S: 15	H: 0 LOB: 1 BB: 1 P: 25	R: 0 E: 0 K: 1 S: 10	H: 0 LOB: 0 BB: 0 P: 16	R: 1 E: 0 K: 1 S: 13	H: 2 LOB: 1 BB: 0 P: 23	R: 1 E: 1 K: 1 S: 15	H: 2 LOB: 2 BB: 0 P: 20	R: 0 E: 0 K: 2 S: 11	H: 0 LOB: 0 BB: 0 P: 13	R: 0 E: 0 K: 0 S: 5	H: 0 LOB: 0 BB: 0 P: 5	1B: 6 2B: 1 3B: 0 HR: 2	SF: 0 SAC: 0 DP: 0 HBP: 1	WP: 0 PB: 0 SB: 0 CS: 0	PA: 39	
<b>PITCHER</b>	IP WLS BF H R ER SO BB IBB HBP BLK WP HR S P ERA WHIP	4.0 L 22 5 5 5 4 4 0 1 0 0 0 2 52 92 11.25 2.250	1.0 8 4 2 1 1 0 0 0 0 0 0 21 35 9.00 4.000	2.0 6 0 0 0 3 0 0 0 0 0 0 18 21 0.00 0.000	1.0 3 0 0 0 0 0 0 0 0 0 0 5 5 0.00 0.000	<b>PITCHER</b>															
49 Julio Teheran, R ERA: 4.71																					
56 Ross Detwiler, L ERA: 6.85																					
52 Andrew McKirahan, L ERA: 2.45																					
32 David Aardsma, R ERA: 2.0																					

AB 35  
R 3  
H 8  
RBI 3  
BB 3  
SO 4  
LOB 14



AB 34  
R 7  
H 9  
RBI 7  
BB 4  
SO 8  
LOB 17





Batter	1	2	3	4	5	6	7	8	9	AB	R	H	RBI	BB	SO	LOB	TOP												
22 Nick Markakis, L (1, 10) OBP: 0.370, SLG: 0.363	L5			1-2 G5-4-3 1B		1-3 K			0-1 G3-4-1	4	0	1	0	0	1	0	<b>Atlanta Braves @ Baltimore Orioles</b> Oriole Park at Camden Yards, Baltimore, MD Wed Jul 29 2015, 7:38 PM - 9:53 PM EDT Att: 29,328 - Cloudy - 80 F												
25 Cameron Maybin, R (1, 8) OBP: 0.335, SLG: 0.388	G3-1			1-1 G5-4-3		2-1 P3			0-0	4	0	1	0	0	0	1													
5 Freddie Freeman, L (1, 3) OBP: 0.354, SLG: 0.504	P5			0-1 G6-3					2-2	4	0	0	0	0	0	1													
13 Adonis Garcia, R (1, 7) OBP: 0.286, SLG: 0.600		1-0 E4			2-1 G1-6-3				0-3 K	3	0	0	0	0	1	0													
15 A.J. Pierzynski, L (1, 2) OBP: 0.322, SLG: 0.424		0-2 G5-6-3			1-1 19 1B				2-2 F7	3	0	1	0	0	0	1													
19 Andrelton Simmons, R (1, 6) OBP: 0.323, SLG: 0.337		0-2 G1-3			0-0 1B				2-2 G2-3	3	0	1	0	0	0	0													
8 Jace Peterson, L (1, 4) OBP: 0.322, SLG: 0.335				2-1 L5		1-0 F9			1-2 L6	3	0	0	0	0	0	2													
14 Eury Pérez, R (1, 9) OBP: 0.319, SLG: 0.310				2-2 L9		1-1 G3-1			0-1 B5-3	3	0	0	0	0	0	2													
11 Daniel Castro, R (1, 5) OBP: 0.200, SLG: 0.200				1-1 G1-3		2-1 G4-3			0-1 G4-3	3	0	0	0	0	0	0													
<b>Inning Stats</b>	R: 0 E: 0 K: 0 S: 9	H: 0 LOB: 0 BB: 0 P: 12	R: 0 E: 1 K: 0 S: 7	H: 0 LOB: 0 BB: 0 P: 8	R: 0 E: 0 K: 0 S: 8	H: 0 LOB: 0 BB: 0 P: 13	R: 0 E: 0 K: 0 S: 7	H: 1 LOB: 0 BB: 0 P: 9	R: 0 E: 0 K: 1 S: 7	H: 0 LOB: 0 BB: 0 P: 12	R: 0 E: 0 K: 1 S: 10	H: 0 LOB: 0 BB: 0 P: 12	R: 0 E: 0 K: 0 S: 8	H: 0 LOB: 0 BB: 0 P: 11	R: 0 E: 0 K: 0 S: 8	H: 1 LOB: 1 BB: 0 P: 10	1B: 3 2B: 1 3B: 0 HR: 0	SF: 0 SAC: 0 DP: 2 HBP: 0	WP: 0 PB: 0 SB: 0 CS: 0	PA: 30									
<b>PITCHER</b>	IP WLS BF H R ER SO BB IBB HBP BLK WP HR S P ERA WHIP	IP WLS BF H R ER SO BB IBB HBP BLK WP HR S P ERA WHIP	<b>PITCHER</b> IP WLS BF H R ER SO BB IBB HBP BLK WP HR S P ERA WHIP																										
30 Chris Tillman, R (1, 1) ERA: 4.35	8.2	W	29	4	0	0	2	0	0	0	0	0	0	0	0	0	0	0	0	0	0	0	0	0	0	0	0	0.00	0.462
53 Zack Britton, L (9, 1) ERA: 1.75	0.1	S	1	0	0	0	0	0	0	0	0	0	0	0	0	0	0	0	0	0	0	0	0	0	0	0	0	0.00	0.000

AB	30
R	0
H	4
RBI	0
BB	0
SO	2
LOB	7



Batter	1	2	3	4	5	6	7	8	9	AB	R	H	RBI	BB	SO	LOB	BOTTOM												
13 Manny Machado, R (1, 5) OBP: 0.360, SLG: 0.513	K				0-1 1B				0-1 G3	4	0	2	0	0	1	0	<b>Atlanta Braves @ Baltimore Orioles</b> Oriole Park at Camden Yards, Baltimore, MD Wed Jul 29 2015, 7:38 PM - 9:53 PM EDT Att: 29,328 - Cloudy - 80 F												
38 Jimmy Paredes, S (1, 10) OBP: 0.320, SLG: 0.449	19 CS 1B				2-2 F9				1-0 F8	4	0	1	0	0	1	2													
10 Adam Jones, R (1, 8) OBP: 0.326, SLG: 0.482	P4				2-2 F9				2-3 K	4	0	0	0	0	2	3													
19 Chris Davis, L (1, 9) OBP: 0.323, SLG: 0.493	CS				2-3 K				2-3 K	3	0	0	0	0	2	1													
32 Matt Wieters, S (1, 2) OBP: 0.278, SLG: 0.437		2-2 2B			3-2 G4-3				2-3 K	3	0	1	0	0	1	0													
2 J.J. Hardy, R (1, 6) OBP: 0.271, SLG: 0.354		2-3 K			2-2 HR				0-3 K	3	1	1	1	0	2	1													
14 Nolan Reimold, R (1, 7) OBP: 0.347, SLG: 0.424		4-2 BB			1-0 P3				0-1 F8	2	0	0	0	1	0	0													
3 Ryan Flaherty, L (1, 3) OBP: 0.295, SLG: 0.351		0-0 BB			2-1 P6				2-2 L8	3	0	0	0	0	0	2													
41 Chris Parmelee, L (8, 3) OBP: 0.255, SLG: 0.441					2-1 P6				0-0 L8	0	0	0	0	0	0	0													
6 Jonathan Schoop, R (1, 4) OBP: 0.310, SLG: 0.561					4-2 13 1B BB				0-2 L8	2	1	1	1	1	0	0													
<b>Inning Stats</b>	R: 0 E: 0 K: 1 S: 10	H: 1 LOB: 0 BB: 0 P: 12	R: 0 E: 0 K: 1 S: 13	H: 1 LOB: 2 BB: 1 P: 22	R: 1 E: 0 K: 2 S: 13	H: 2 LOB: 1 BB: 0 P: 19	R: 1 E: 0 K: 0 S: 9	H: 1 LOB: 0 BB: 0 P: 17	R: 0 E: 0 K: 1 S: 12	H: 1 LOB: 1 BB: 1 P: 19	R: 0 E: 0 K: 3 S: 11	H: 0 LOB: 0 BB: 0 P: 15	R: 0 E: 0 K: 0 S: 9	H: 0 LOB: 0 BB: 0 P: 11	R: 0 E: 0 K: 1 S: 7	H: 0 LOB: 0 BB: 0 P: 10	1B: 3 2B: 1 3B: 0 HR: 2	SF: 0 SAC: 0 DP: 0 HBP: 0	WP: 0 PB: 0 SB: 0 CS: 1	PA: 31									
<b>PITCHER</b>	IP WLS BF H R ER SO BB IBB HBP BLK WP HR S P ERA WHIP	IP WLS BF H R ER SO BB IBB HBP BLK WP HR S P ERA WHIP	<b>PITCHER</b> IP WLS BF H R ER SO BB IBB HBP BLK WP HR S P ERA WHIP																										
48 Mike Folynewicz, R (1, 1) ERA: 5.04	6.0	L	24	6	2	2	8	2	0	0	0	0	0	0	0	0	0	0	0	0	0	0	0	0	0	0	0	3.00	1.333
32 David Aardsma, R (7, 1) ERA: 1.8	2.0		6	0	0	0	1	0	0	0	0	0	0	0	0	0	0	0	0	0	0	0	0	0	0	0	0	0.00	0.000

AB	28
R	2
H	6
RBI	2
BB	2
SO	9
LOB	9





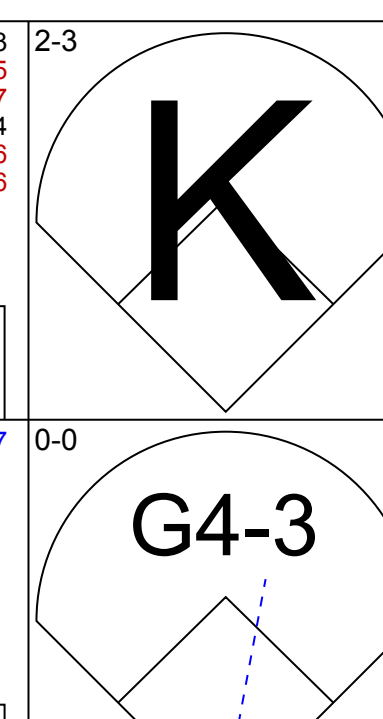
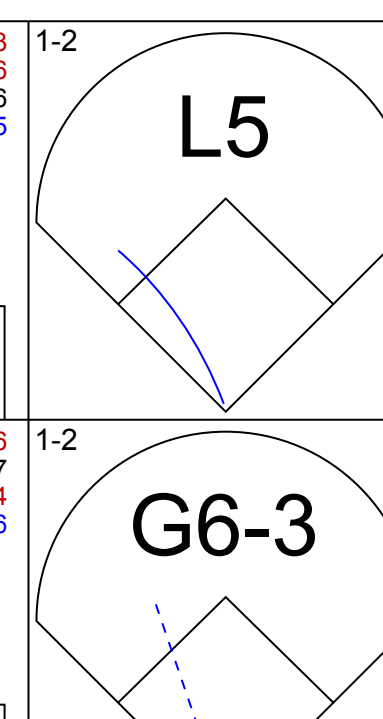
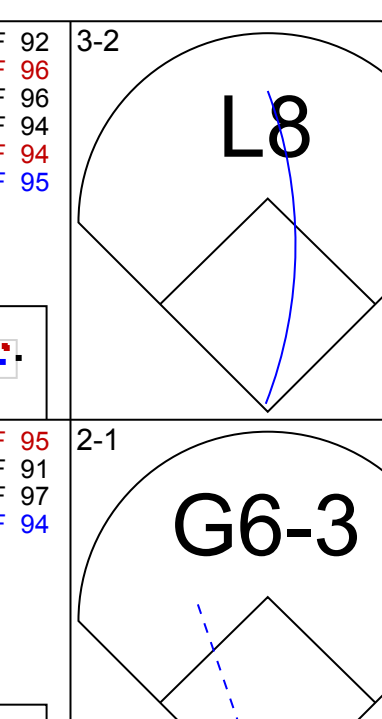
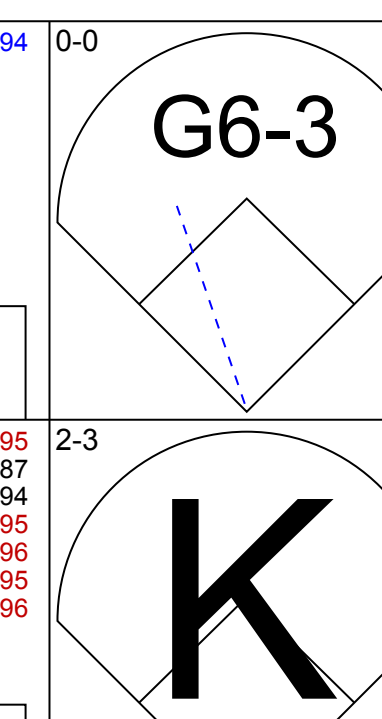
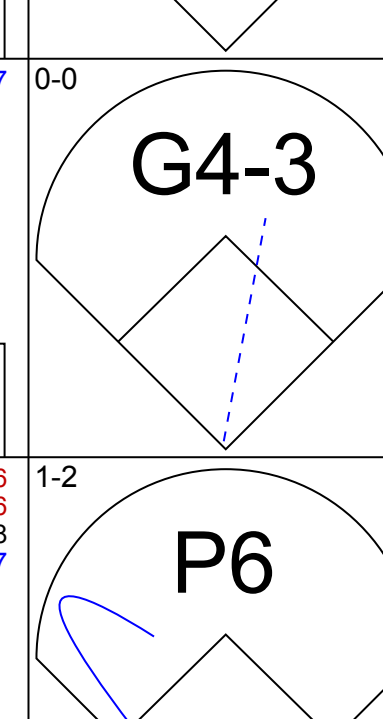
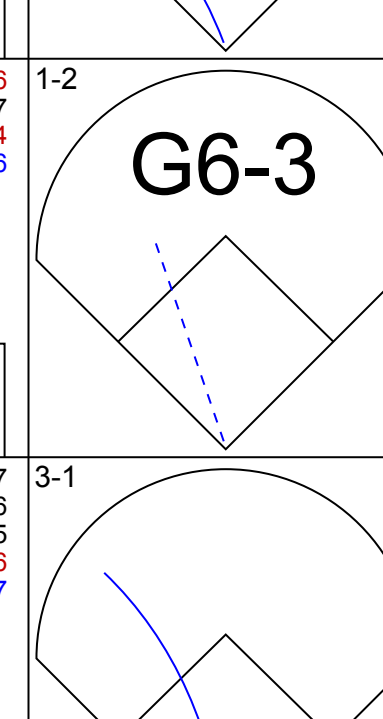
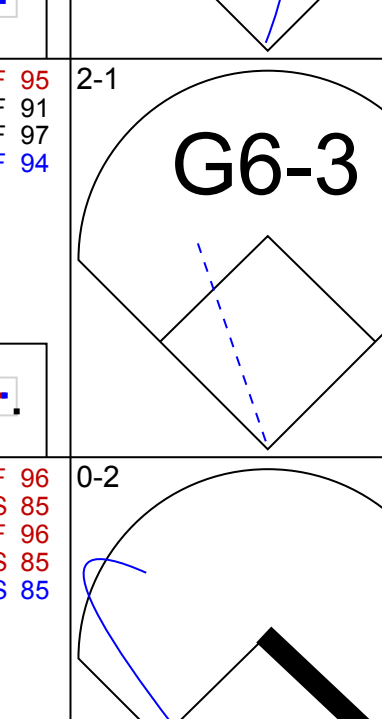
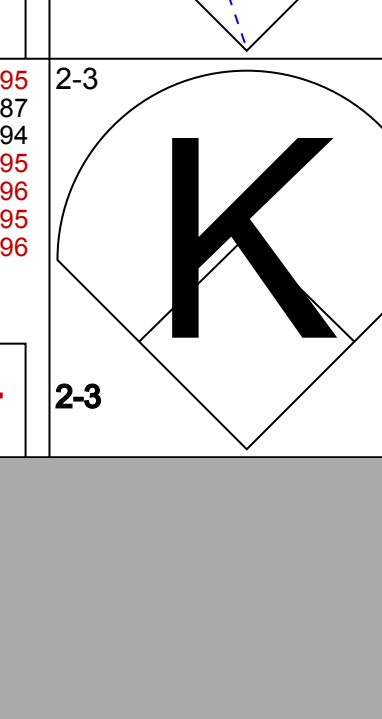
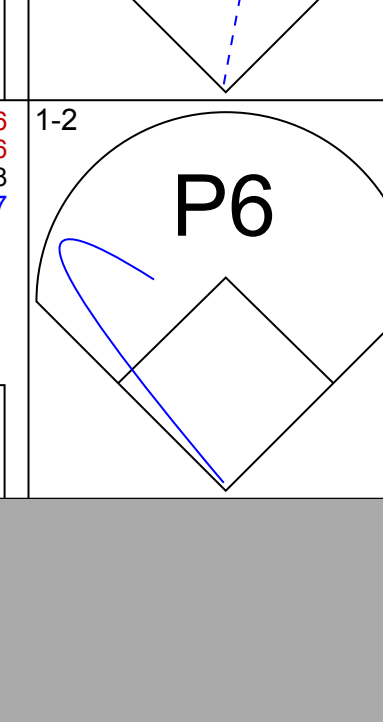
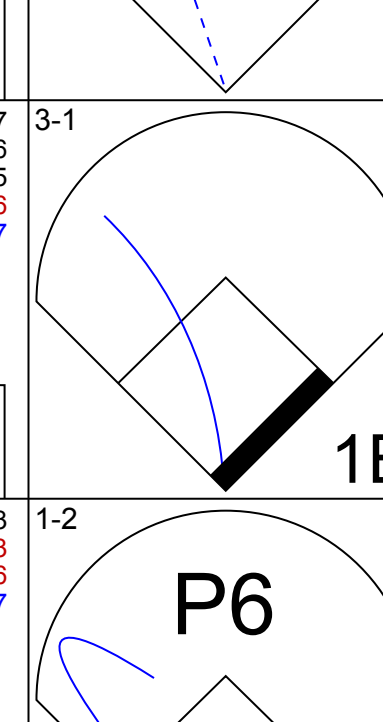
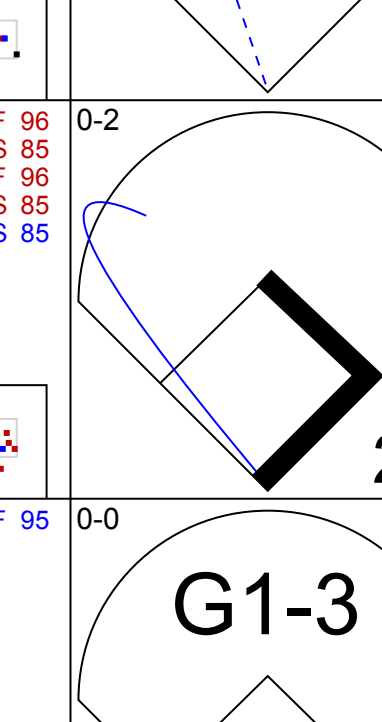


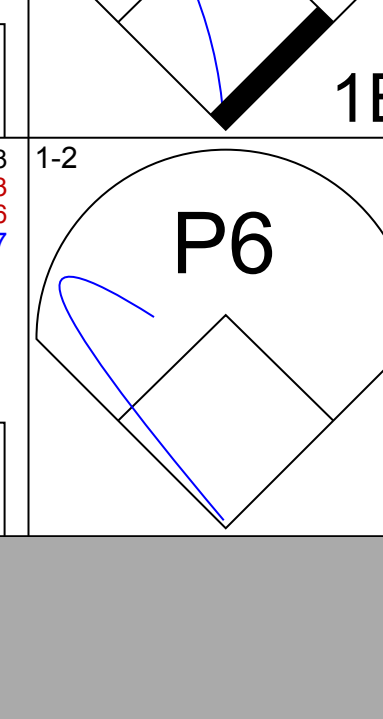
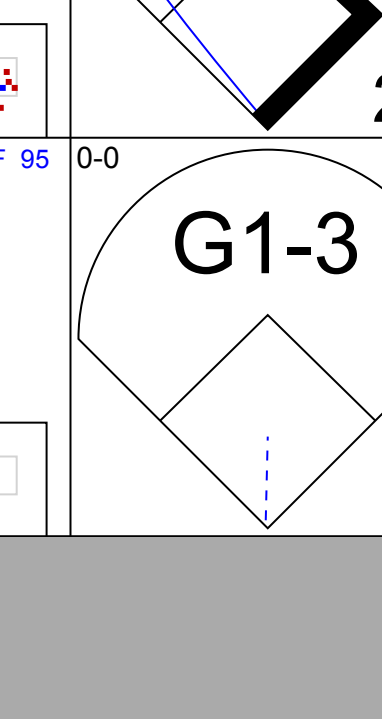


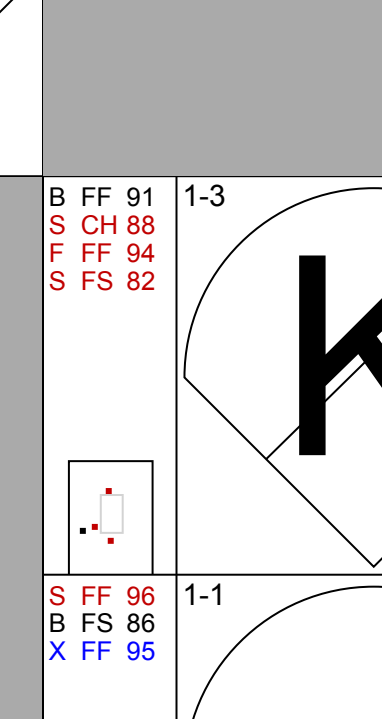
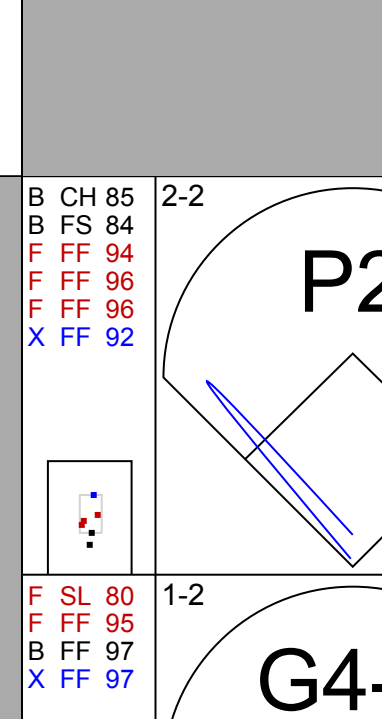

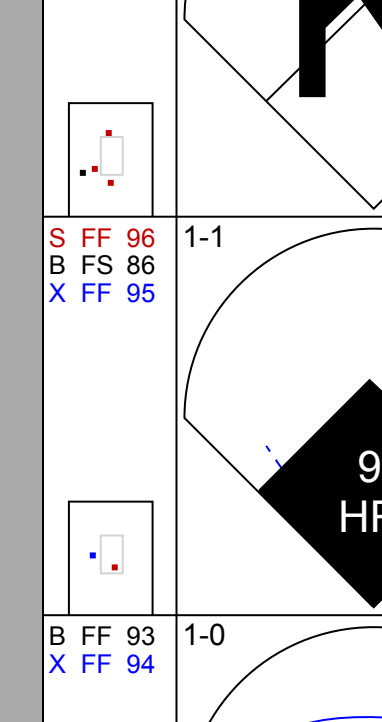
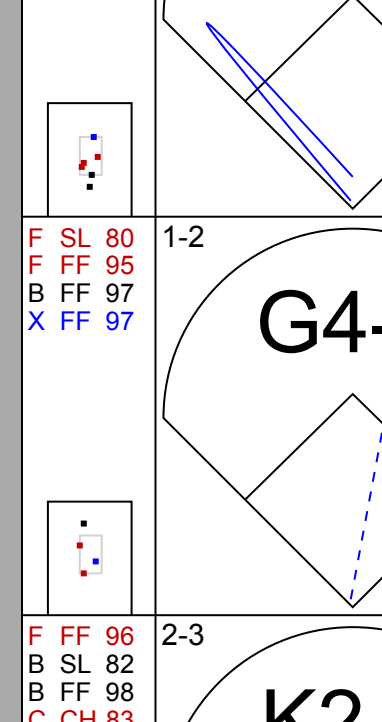
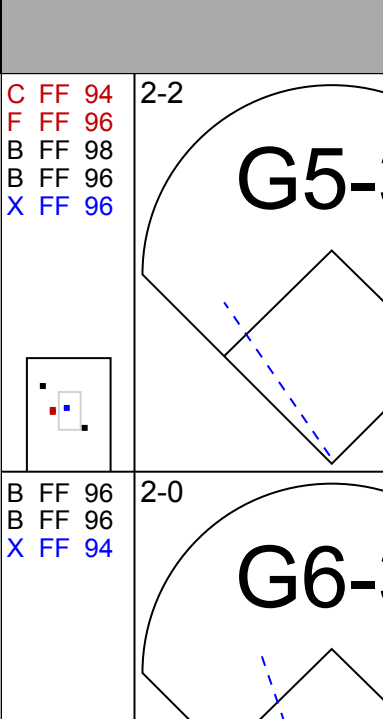
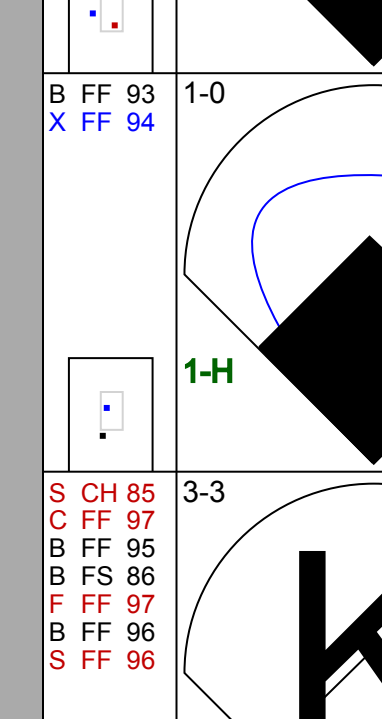
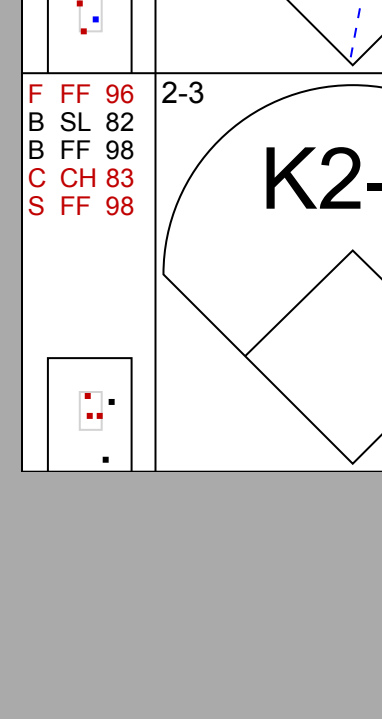

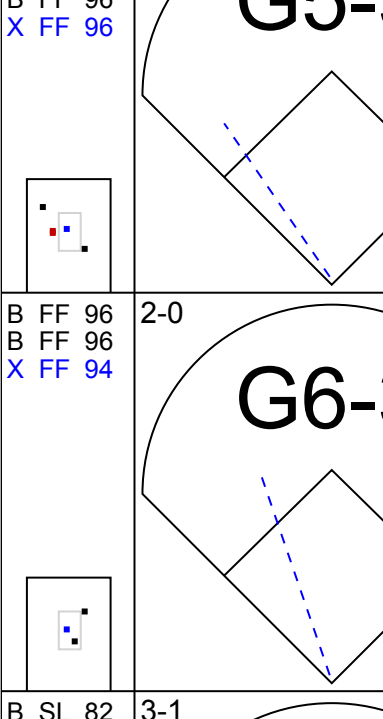
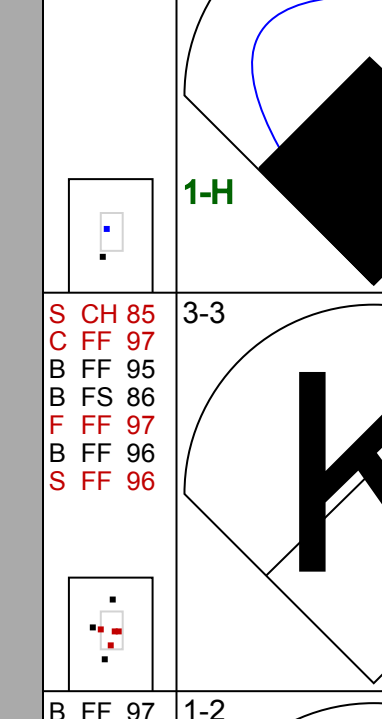
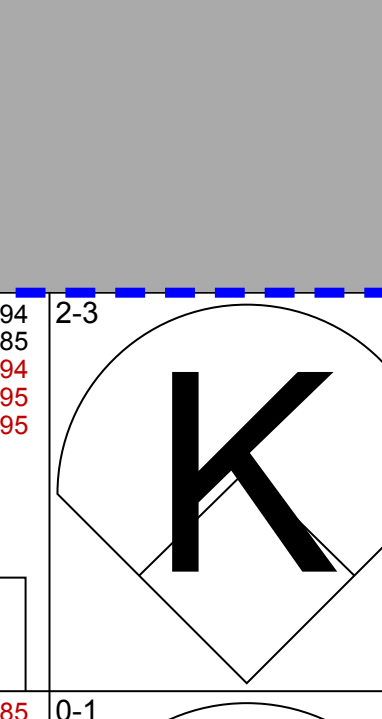

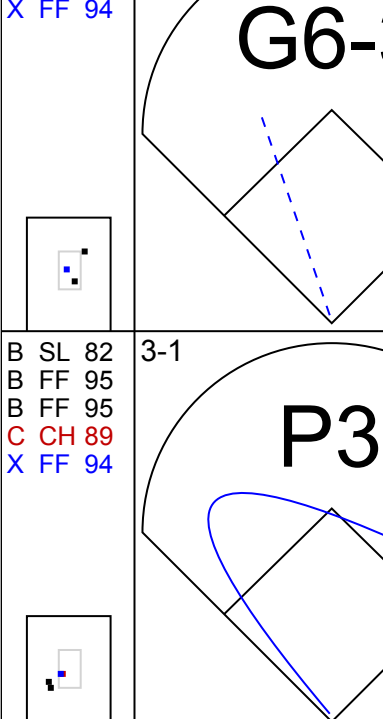
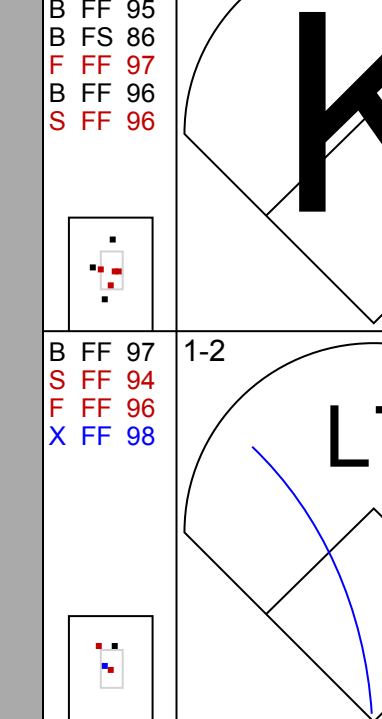
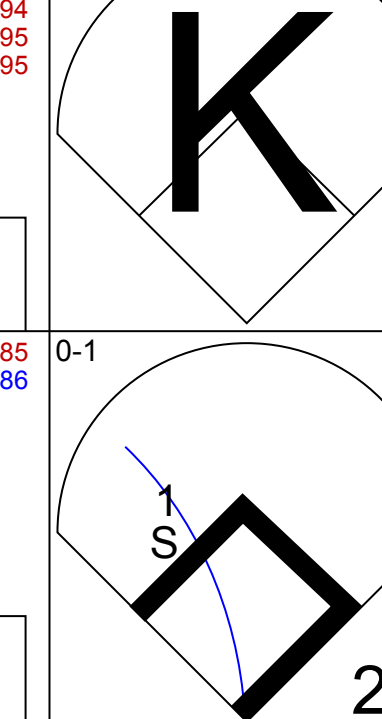
Batter	1	2	3	4	5	6	7	8	9	AB	R	H	RBI	BB	SO	LOB	TOP							
3 Ian Kinsler, R OBP: 0.342, SLG: 0.400										5	1	3	1	0	0	3	<p><b>Detroit Tigers @ Baltimore Orioles</b>  <b>Oriole Park at Camden Yards, Baltimore, MD</b>            Thu Jul 30 2015, 7:09 PM - 10:43 PM EDT            Att: 30,136 - Partly Cloudy - 83 F</p> <p>livebaseballscorecards.com</p>							
1 Jose Iglesias, R OBP: 0.393, SLG: 0.400										5	3	3	0	0	0	3								
Yoenis Cespedes, R OBP: 0.323, SLG: 0.506										5	2	3	3	0	1	0								
41 Victor Martinez, S OBP: 0.324, SLG: 0.375										4	0	0	0	1	0	4								
28 J.D. Martinez, R OBP: 0.346, SLG: 0.551										5	0	2	3	0	1	1								
9 Nick Castellanos, R OBP: 0.296, SLG: 0.392										2	1	0	0	2	2	1								
13 Alex Avila, L OBP: 0.324, SLG: 0.275										1	0	0	0	0	1	0								
34 James McCann, R OBP: 0.317, SLG: 0.422										5	1	2	0	0	0	3								
17 Andrew Romine, S OBP: 0.330, SLG: 0.379										3	0	1	0	0	1	0								
20 Rajai Davis, R OBP: 0.315, SLG: 0.408										4	1	2	2	0	0	0								
12 Anthony Gose, L OBP: 0.311, SLG: 0.367										0	0	0	0	0	0	0								
<b>Inning Stats</b>	R: 2 E: 0 K: 1 S: 19	H: 4 LOB: 1 BB: 0 P: 30	R: 0 E: 0 K: 0 S: 8	H: 3 LOB: 2 BB: 0 P: 9	R: 0 E: 0 K: 0 S: 8	H: 0 LOB: 0 BB: 0 P: 14	R: 5 E: 0 K: 0 S: 13	H: 5 LOB: 1 BB: 2 P: 27	R: 0 E: 0 K: 2 S: 7	H: 0 LOB: 0 BB: 0 P: 14	R: 2 E: 0 K: 0 S: 18	H: 4 LOB: 3 BB: 1 P: 33	R: 0 E: 0 K: 0 S: 14	H: 0 LOB: 0 BB: 0 P: 20	R: 0 E: 0 K: 1 S: 7	H: 0 LOB: 0 BB: 0 P: 15	R: 0 E: 0 K: 2 S: 10	H: 0 LOB: 0 BB: 0 P: 15	1B: 11 2B: 3 3B: 1 HR: 1	SF: 0 SAC: 1 DP: 1 HBP: 0	WP: 0 PB: 0 SB: 0 CS: 0	PA: 43		
<b>PITCHER</b>	IP WLS BF H R ER SO BB IBB HBP BLK WP HR S P ERA WHIP	IP WLS BF H R ER SO BB IBB HBP BLK WP HR S P ERA WHIP	IP WLS BF H R ER SO BB IBB HBP BLK WP HR S P ERA WHIP	IP WLS BF H R ER SO BB IBB HBP BLK WP HR S P ERA WHIP	IP WLS BF H R ER SO BB IBB HBP BLK WP HR S P ERA WHIP	IP WLS BF H R ER SO BB IBB HBP BLK WP HR S P ERA WHIP	IP WLS BF H R ER SO BB IBB HBP BLK WP HR S P ERA WHIP	IP WLS BF H R ER SO BB IBB HBP BLK WP HR S P ERA WHIP	IP WLS BF H R ER SO BB IBB HBP BLK WP HR S P ERA WHIP	IP WLS BF H R ER SO BB IBB HBP BLK WP HR S P ERA WHIP	IP WLS BF H R ER SO BB IBB HBP BLK WP HR S P ERA WHIP	IP WLS BF H R ER SO BB IBB HBP BLK WP HR S P ERA WHIP	IP WLS BF H R ER SO BB IBB HBP BLK WP HR S P ERA WHIP	IP WLS BF H R ER SO BB IBB HBP BLK WP HR S P ERA WHIP	IP WLS BF H R ER SO BB IBB HBP BLK WP HR S P ERA WHIP	IP WLS BF H R ER SO BB IBB HBP BLK WP HR S P ERA WHIP	IP WLS BF H R ER SO BB IBB HBP BLK WP HR S P ERA WHIP	IP WLS BF H R ER SO BB IBB HBP BLK WP HR S P ERA WHIP	IP WLS BF H R ER SO BB IBB HBP BLK WP HR S P ERA WHIP	IP WLS BF H R ER SO BB IBB HBP BLK WP HR S P ERA WHIP	IP WLS BF H R ER SO BB IBB HBP BLK WP HR S P ERA WHIP	IP WLS BF H R ER SO BB IBB HBP BLK WP HR S P ERA WHIP	IP WLS BF H R ER SO BB IBB HBP BLK WP HR S P ERA WHIP	IP WLS BF H R ER SO BB IBB HBP BLK WP HR S P ERA WHIP
50 Miguel González, R ERA: 4.28	2.2	15	6	3	3	2	2	0	0	0	1	31	61	10.12	3.000									
25 Bud Norris, R ERA: 7.06	2.0	6	0	0	0	1	0	0	0	0	0	21	29	0.00	0.000									
Tommy Hunter, R ERA: 3.63	1.0	3	0	0	0	2	0	0	0	0	0	10	15	0.00	0.000									
56 Darren O'Day, R ERA: 1.4																								

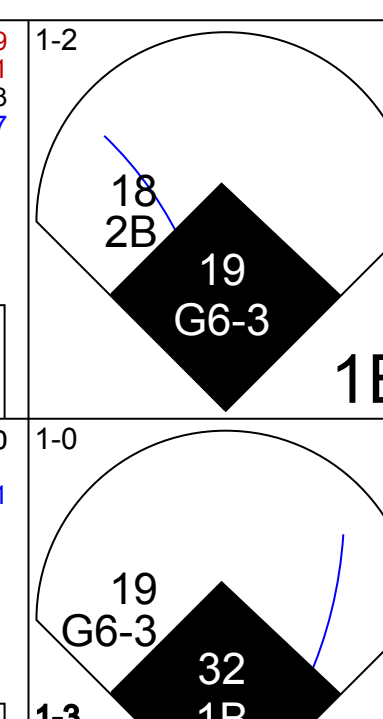
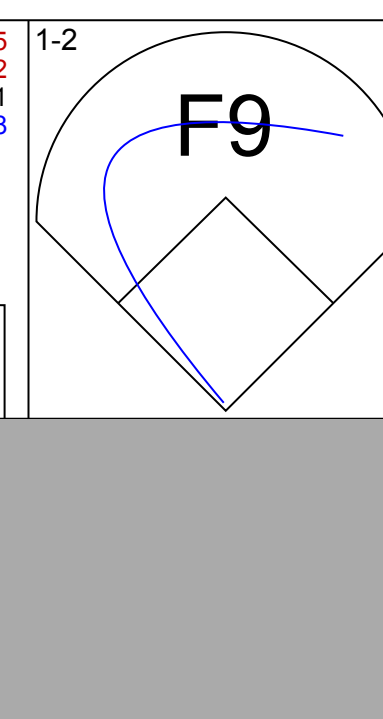
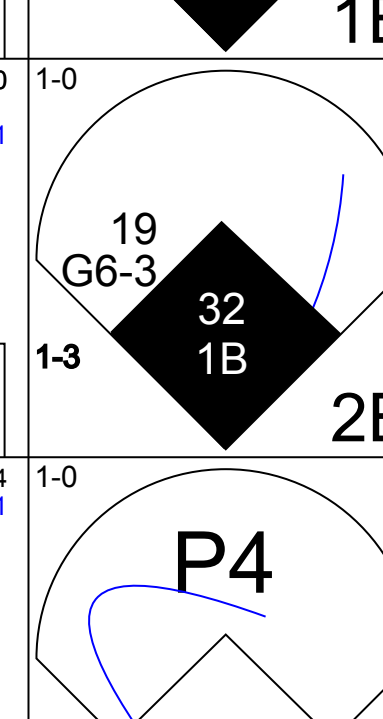
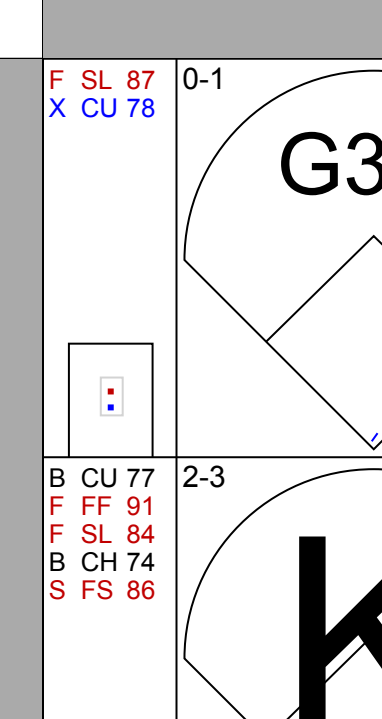
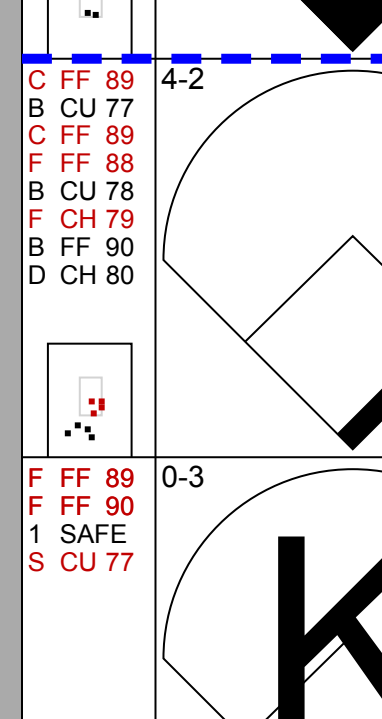
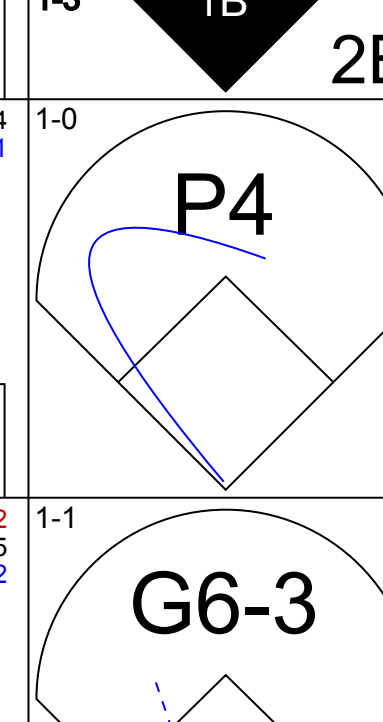
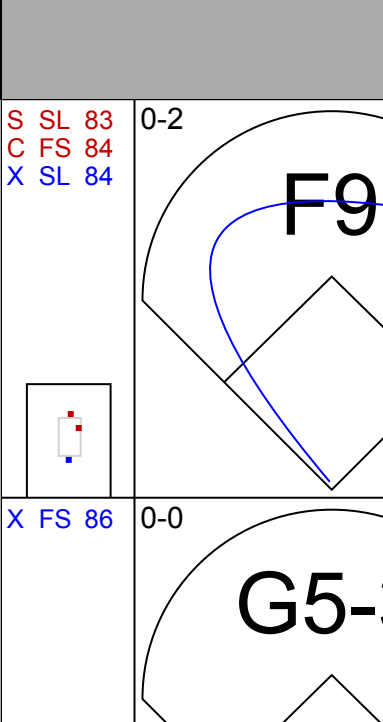
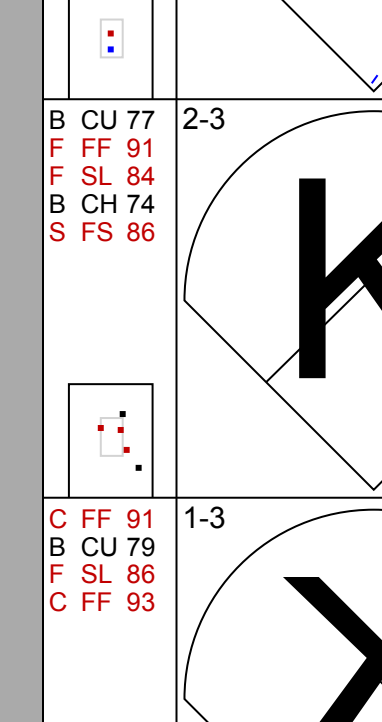
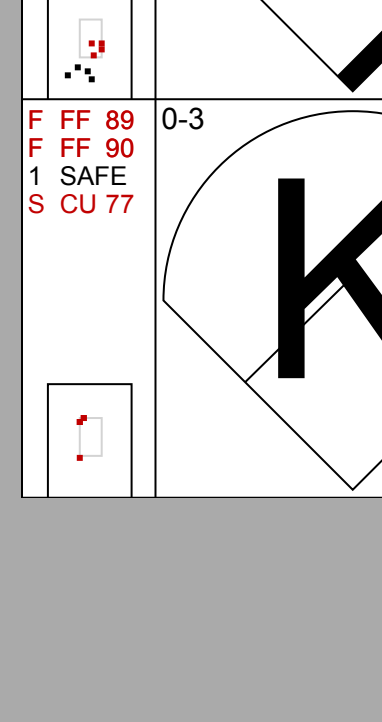
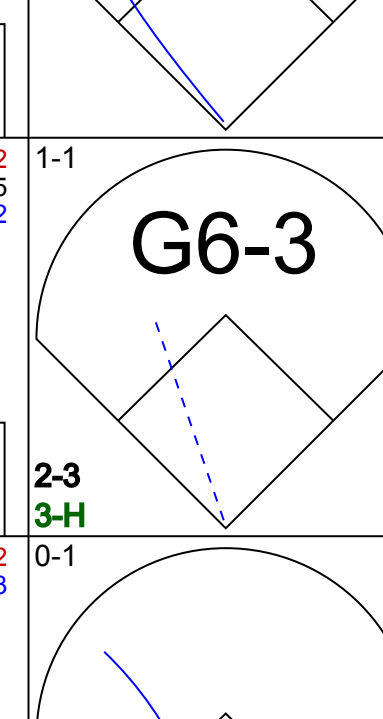
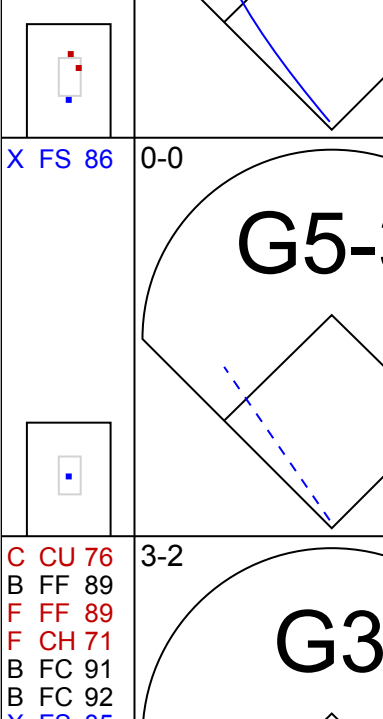
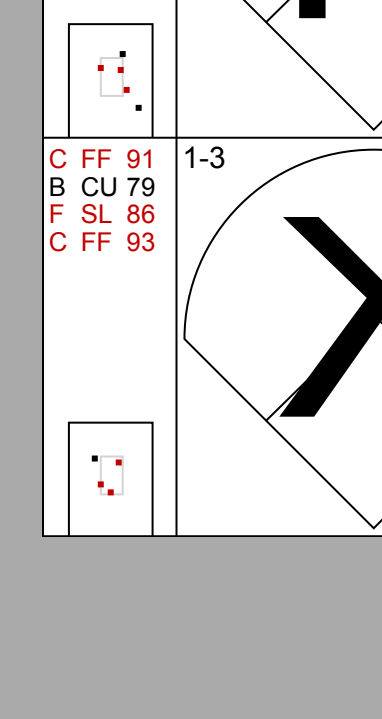

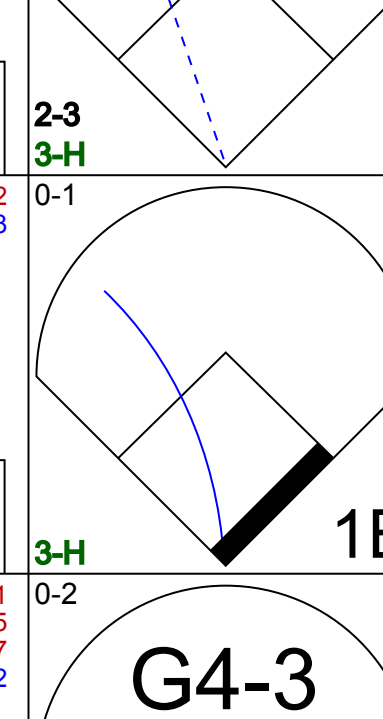
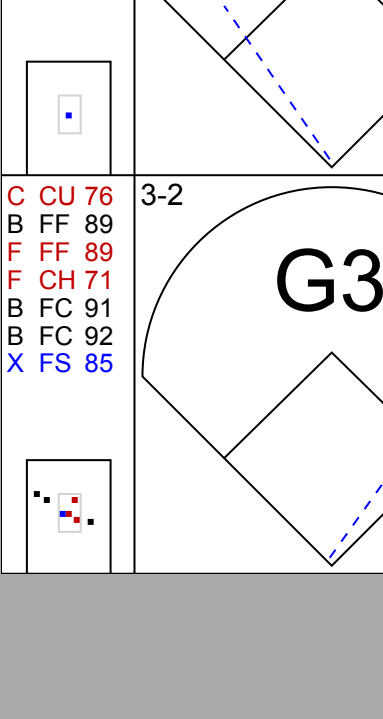


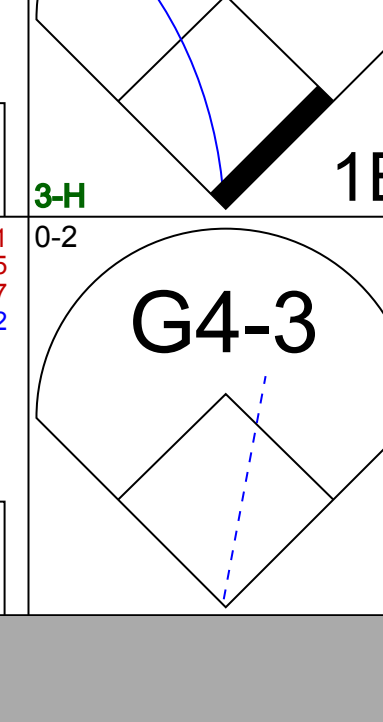
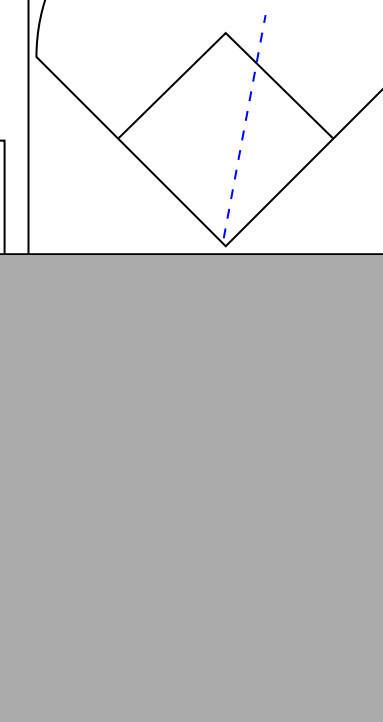
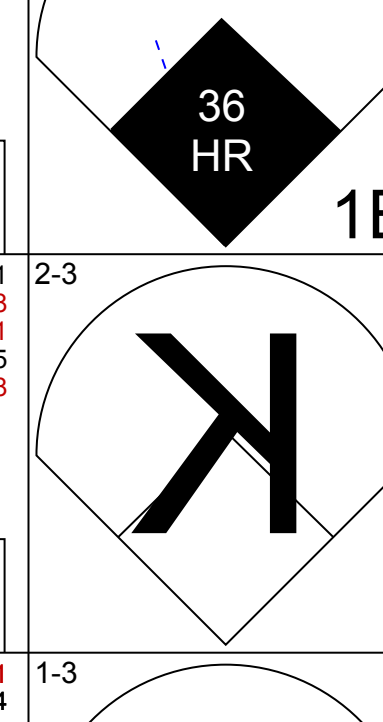
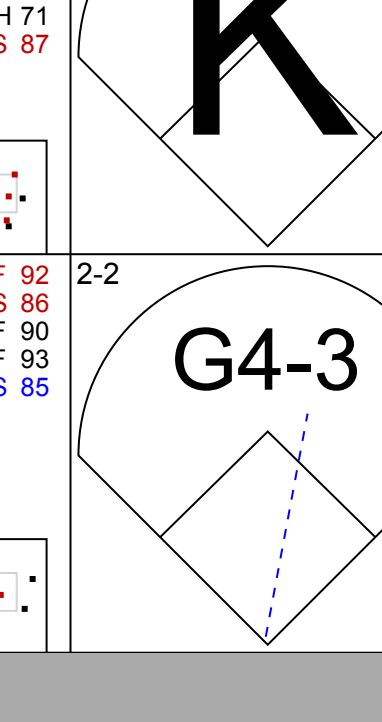


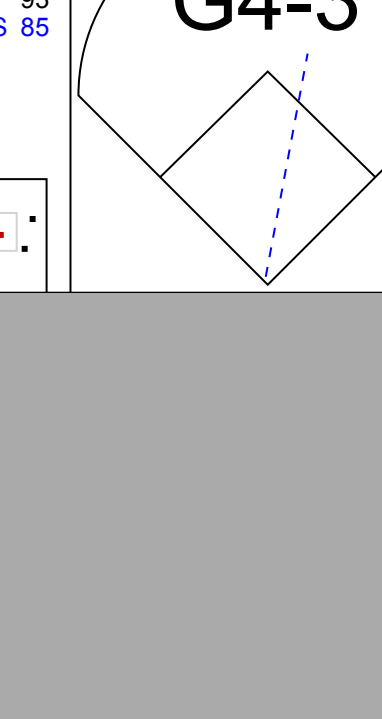



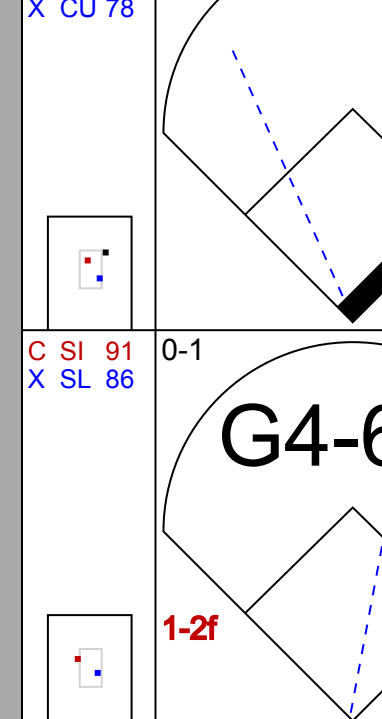

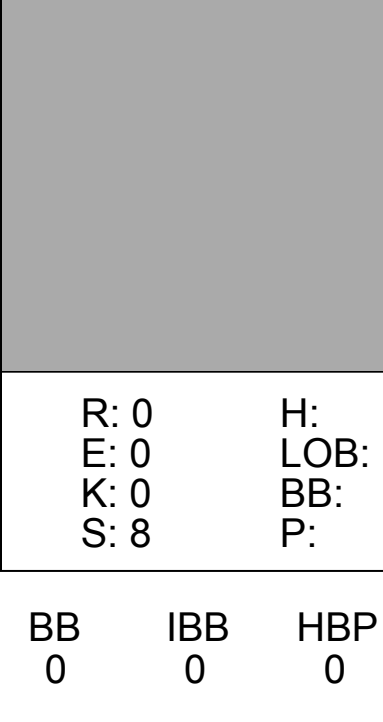
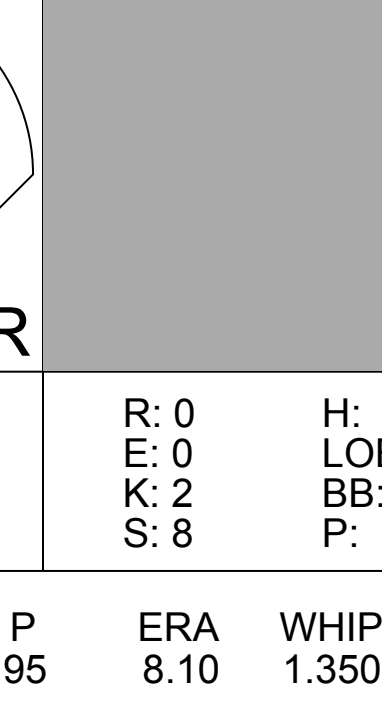
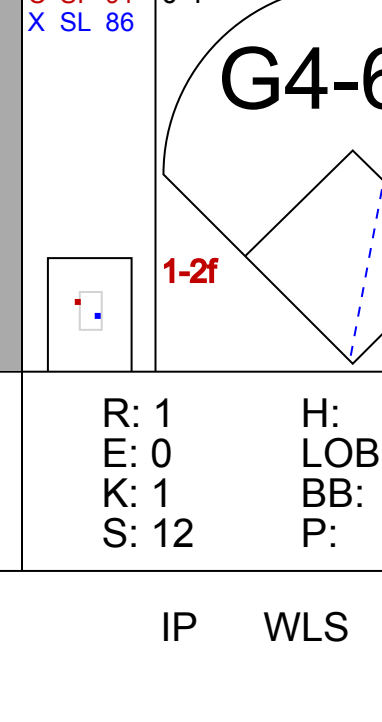
Batter	1	2	3	4	5	6	7	8	9	AB	R	H	RBI	BB	SO	LOB	BOTTOM							
13 Manny Machado, R OBP: 0.359, SLG: 0.509										5	1	1	1	0	0	1	<p><b>Detroit Tigers @ Baltimore Orioles</b>  <b>Oriole Park at Camden Yards, Baltimore, MD</b>            Thu Jul 30 2015, 7:09 PM - 10:43 PM EDT            Att: 30,136 - Partly Cloudy - 83 F</p> <p>livebaseballscorecards.com</p>							
14 Nolan Reimold, R OBP: 0.336, SLG: 0.400										4	1	0	0	1	1	3								
10 Adam Jones, R OBP: 0.330, SLG: 0.489										3	3	1	2	2	0	0								
19 Chris Davis, L OBP: 0.326, SLG: 0.501										4	1	2	4	1	2	0								
38 Jimmy Paredes, S OBP: 0.321, SLG: 0.447										3	0	1	0	0	0	1								
32 Matt Wieters, S OBP: 0.289, SLG: 0.446										2	0	2	1	0	0	0								
9 David Lough, L OBP: 0.256, SLG: 0.345										0	0	0	0	0	0	0								
2 J.J. Hardy, R OBP: 0.270, SLG: 0.351										5	0	1	0	0	1	4								
6 Jonathan Schoop, R OBP: 0.308, SLG: 0.547										4	1	1	0	0	1	3								
41 Chris Parmelee, L OBP: 0.255, SLG: 0.433										4	0	1	0	0	1	1								
36 Caleb Joseph, R OBP: 0.317, SLG: 0.390										3	1	0	0	1	0	1								
<b>Inning Stats</b>	R: 0 E: 0 K: 0 S: 6	H: 0 LOB: 0 BB: 0 P: 10	R: 0 E: 0 K: 0 S: 10	H: 0 LOB: 1 BB: 1 P: 16	R: 0 E: 0 K: 0 S: 5	H: 0 LOB: 0 BB: 0 P: 10	R: 2 E: 0 K: 1 S: 13	H: 1 LOB: 0 BB: 1 P: 22	R: 0 E: 0 K: 0 S: 5	H: 0 LOB: 0 BB: 0 P: 7	R: 2 E: 0 K: 1 S: 15	H: 3 LOB: 2 BB: 1 P: 31	R: 3 E: 0 K: 2 S: 20	H: 4 LOB: 1 BB: 1 P: 27	R: 1 E: 0 K: 1 S: 13	H: 1 LOB: 1 BB: 1 P: 23	R: 0 E: 0 K: 1 S: 11	H: 1 LOB: 0 BB: 0 P: 15	1B: 8 2B: 0 3B: 0 HR: 2	SF: 0 SAC: 0 DP: 0 HBP: 0	WP: 1 PB: 0 SB: 0 CS: 0	PA: 42		
<b>PITCHER</b>	IP WLS BF H R ER SO BB IBB HBP BLK WP HR S P ERA WHIP	IP WLS BF H R ER SO BB IBB HBP BLK WP HR S P ERA WHIP	IP WLS BF H R ER SO BB IBB HBP BLK WP HR S P ERA WHIP	IP WLS BF H R ER SO BB IBB HBP BLK WP HR S P ERA WHIP	IP WLS BF H R ER SO BB IBB HBP BLK WP HR S P ERA WHIP	IP WLS BF H R ER SO BB IBB HBP BLK WP HR S P ERA WHIP	IP WLS BF H R ER SO BB IBB HBP BLK WP HR S P ERA WHIP	IP WLS BF H R ER SO BB IBB HBP BLK WP HR S P ERA WHIP	IP WLS BF H R ER SO BB IBB HBP BLK WP HR S P ERA WHIP	IP WLS BF H R ER SO BB IBB HBP BLK WP HR S P ERA WHIP	IP WLS BF H R ER SO BB IBB HBP BLK WP HR S P ERA WHIP	IP WLS BF H R ER SO BB IBB HBP BLK WP HR S P ERA WHIP	IP WLS BF H R ER SO BB IBB HBP BLK WP HR S P ERA WHIP	IP WLS BF H R ER SO BB IBB HBP BLK WP HR S P ERA WHIP	IP WLS BF H R ER SO BB IBB HBP BLK WP HR S P ERA WHIP	IP WLS BF H R ER SO BB IBB HBP BLK WP HR S P ERA WHIP	IP WLS BF H R ER SO BB IBB HBP BLK WP HR S P ERA WHIP	IP WLS BF H R ER SO BB IBB HBP BLK WP HR S P ERA WHIP	IP WLS BF H R ER SO BB IBB HBP BLK WP HR S P ERA WHIP	IP WLS BF H R ER SO BB IBB HBP BLK WP HR S P ERA WHIP	IP WLS BF H R ER SO BB IBB HBP BLK WP HR S P ERA WHIP	IP WLS BF H R ER SO BB IBB HBP BLK WP HR S P ERA WHIP	IP WLS BF H R ER SO BB IBB HBP BLK WP HR S P ERA WHIP	IP WLS BF H R ER SO BB IBB HBP BLK WP HR S P ERA WHIP
31 Alfredo Simon, R ERA: 4.55	5.2	22	4	4	4	2	4	47	85	6.35	0.882													
46 Ian Krol, L ERA: 5.5	0.0	1	1	0	0	0	0	0	0	0	3	4												
61 Shane Greene, R ERA: 6.97	1.0	7	3	3	3	2	1	0	0	0	16	25	27.00	4.000										
65 Blaine Hardy, L ERA: 2.56	0.0	2	2	0	0	0	0	0	0	0	4	5												
62 Al Alburquerque, R ERA: 3.27	0.2	H	4	1	1	1	2	1	0	0	13	21	13.50	3.000										







Batter	1	2	3	4	5	6	7	8	9	AB	R	H	RBI	BB	SO	LOB	TOP								
12 Anthony Gose, L (1, 8) OBP: 0.306, SLG: 0.364										4	0	0	0	0	1	1	Detroit Tigers @ Baltimore Orioles Oriole Park at Camden Yards, Baltimore, MD Sat Aug 01 2015, 7:08 PM - 9:43 PM EDT Att: 45,968 - Clear - 88 F								
1 Jose Iglesias, R (1, 6) OBP: 0.359, SLG: 0.395										4	0	0	0	0	1	1									
3 Ian Kinsler, R (1, 4) OBP: 0.351, SLG: 0.413										4	0	3	0	0	0	0									
41 Victor Martinez, S (1, 10) OBP: 0.318, SLG: 0.366										4	0	0	0	0	1	3									
28 J.D. Martinez, R (1, 9) OBP: 0.346, SLG: 0.554 18 Tyler Collins, L (3, 9) OBP: 0.298, SLG: 0.463										1	0	0	0	0	1	0									
34 James McCann, R (1, 2) OBP: 0.320, SLG: 0.435										3	0	0	0	0	0	0									
9 Nick Castellanos, R (1, 5) OBP: 0.293, SLG: 0.395										3	1	1	2	0	1	0									
13 Alex Avila, L (1, 3) OBP: 0.318, SLG: 0.268										3	0	0	0	0	2	0									
20 Rajai Davis, R (1, 7) OBP: 0.317, SLG: 0.416										3	0	1	0	0	0	0									
<b>Inning Stats</b>	R: 0 E: 0 K: 1 S: 8	H: 0 LOB: 0 BB: 0 P: 11	R: 0 E: 0 K: 2 S: 9	H: 0 LOB: 0 BB: 0 P: 14	R: 0 E: 0 K: 0 S: 6	H: 0 LOB: 0 BB: 0 P: 13	R: 0 E: 0 K: 0 S: 11	H: 1 LOB: 1 BB: 0 P: 17	R: 2 E: 0 K: 2 S: 13	H: 2 LOB: 0 BB: 0 P: 20	R: 0 E: 0 K: 0 S: 11	H: 1 LOB: 1 BB: 0 P: 16	R: 0 E: 0 K: 1 S: 10	H: 0 LOB: 0 BB: 0 P: 15	R: 0 E: 0 K: 2 S: 11	H: 1 LOB: 1 BB: 0 P: 15		R: 0 E: 0 K: 0 S: 7	H: 1 LOB: 0 BB: 0 P: 11	1B: 3 2B: 2 HR: 1	SF: 0 SAC: 0 HBP: 0	WP: 0 PB: 0 SB: 1 CS: 0	PA: 32		
<b>PITCHER</b>	IP	WLS	BF	H	R	ER	SO	BB	IBB	HBP	BLK	WP	HR	S	P	ERA	WHIP								
39 Kevin Gausman, R (1, 1) ERA: 3.97	7.0	W	25	4	2	2	6	0	0	0	0	0	1	68	106	2.57	0.571								
35 Brad Brach, R (8, 1) ERA: 2.72	2.0		7	2	0	0	2	0	0	0	0	0	0	18	26	0.00	1.000								

Batter	1	2	3	4	5	6	7	8	9	AB	R	H	RBI	BB	SO	LOB	BOTTOM								
13 Manny Machado, R (1, 5) OBP: 0.365, SLG: 0.525										4	2	2	1	0	0	1	Detroit Tigers @ Baltimore Orioles Oriole Park at Camden Yards, Baltimore, MD Sat Aug 01 2015, 7:08 PM - 9:43 PM EDT Att: 45,968 - Clear - 88 F								
18 Gerardo Parra, L (1, 7) OBP: 0.370, SLG: 0.518										3	1	1	0	1	0	1									
10 Adam Jones, R (1, 8) OBP: 0.330, SLG: 0.493										4	0	0	0	0	2	3									
19 Chris Davis, L (1, 9) OBP: 0.325, SLG: 0.496										4	0	0	1	0	2	1									
32 Matt Wieters, S (1, 3) OBP: 0.301, SLG: 0.461 3 Ryan Flaherty, L (8, PR) OBP: 0.289, SLG: 0.344										4	0	2	1	0	0	0									
2 J.J. Hardy, R (1, 6) OBP: 0.270, SLG: 0.348										4	1	1	0	0	1	2									
38 Jimmy Paredes, S (1, 10) OBP: 0.324, SLG: 0.449										4	1	1	0	0	1	2									
6 Jonathan Schoop, R (1, 4) OBP: 0.296, SLG: 0.516										3	0	1	0	0	1	2									
36 Caleb Joseph, R (1, 2) OBP: 0.322, SLG: 0.409										3	1	2	3	0	0	1									
<b>Inning Stats</b>	R: 2 E: 0 K: 0 S: 13	H: 3 LOB: 1 BB: 0 P: 17	R: 1 E: 0 K: 0 S: 10	H: 2 LOB: 1 BB: 0 P: 14	R: 0 E: 0 K: 0 S: 8	H: 0 LOB: 0 BB: 0 P: 11	R: 2 E: 0 K: 2 S: 13	H: 2 LOB: 0 BB: 0 P: 20	R: 0 E: 0 K: 1 S: 9	H: 0 LOB: 0 BB: 0 P: 14	R: 1 E: 0 K: 1 S: 12	H: 2 LOB: 1 BB: 1 P: 19	R: 0 E: 0 K: 1 S: 12	H: 1 LOB: 1 BB: 0 P: 19	1B: 5 2B: 3 3B: 0 HR: 2	SF: 0 SAC: 0 DP: 1 HBP: 0		WP: 0 PB: 0 SB: 1 CS: 0	PA: 34						
<b>PITCHER</b>	IP	WLS	BF	H	R	ER	SO	BB	IBB	HBP	BLK	WP	HR	S	P	ERA	WHIP								
19 Anibal Sanchez, R (1, 1) ERA: 4.77	6.2	L	28	6	6	6	5	0	0	0	0	0	0	7	11	0.00	3.000								
65 Blaine Hardy, L (7, 1) ERA: 2.54	0.1		2	0	0	0	1	1	0	0	0	0	0	7	11	0.00	3.000								
46 Ian Krol, L (8, 1) ERA: 5.49	1.0		4	1	0	0	1	0	0	0	0	0	0	12	19	0.00	1.000								

















Batter	1	2	3	4	5	6	7	8	9	10	AB	R	H	RBI	BB	SO	LOB	TOP						
13 Manny Machado, R OBP: 0.359, SLG: 0.511	G5-3		G3-1			F7	G6-3			19 HR	5	1	1	0	0	0	2							
18 Gerardo Parra, L OBP: 0.366, SLG: 0.503	K		G6-3				K			19 HR	4	2	1	0	1	2	2							
10 Adam Jones, R OBP: 0.323, SLG: 0.480	G6-3					F8				F4	5	0	0	0	0	0	4							
19 Chris Davis, L OBP: 0.330, SLG: 0.517			K				K			HR	4	2	2	4	1	2	0							
38 Jimmy Paredes, S OBP: 0.315, SLG: 0.437	K		G3				K			G3-1	5	0	1	1	0	2	1							
2 J.J. Hardy, R OBP: 0.271, SLG: 0.345	G6-4-3										5	0	2	1	0	1	1							
6 Jonathan Schoop, R OBP: 0.336, SLG: 0.551											3	1	1	0	0	1	3							
14 Nolan Reimold, R OBP: 0.322, SLG: 0.377											4	0	1	1	0	0	1							
36 Caleb Joseph, R OBP: 0.326, SLG: 0.433											4	1	2	0	0	0	2							
<b>Inning Stats</b>	R: 0 E: 0 K: 1 S: 5	H: 0 LOB: 0 BB: 0 P: 8	R: 0 E: 0 K: 1 S: 7	H: 0 LOB: 0 BB: 13	R: 1 E: 0 K: 0 S: 10	H: 2 LOB: 1 BB: 0 P: 16	R: 0 E: 0 K: 1 S: 8	H: 0 LOB: 0 BB: 0 P: 11	R: 0 E: 0 K: 1 S: 9	H: 0 LOB: 1 BB: 0 P: 15	R: 2 E: 0 K: 1 S: 16	H: 4 LOB: 2 BB: 0 P: 25	R: 0 E: 0 K: 1 S: 9	H: 1 LOB: 1 BB: 0 P: 12	R: 0 E: 0 K: 2 S: 8	H: 0 LOB: 0 BB: 0 P: 14	R: 0 E: 0 K: 0 S: 7	H: 1 LOB: 0 BB: 0 P: 9	R: 4 E: 0 K: 1 S: 17	H: 3 LOB: 0 BB: 1 P: 28	1B: 8 2B: 2 3B: 0 HR: 1	SF: 0 SAC: 0 DP: 2 HBP: 1	WP: 2 PB: 0 SB: 0 CS: 0	PA: 42
<b>PITCHER</b>	IP	WLS	BF	H	R	ER	SO	BB	IBB	HBP	BLK	WP	HR	S	P	ERA	WHIP							
31 Kendall Graveman, R ERA: 3.9	5.2		24	6	3	3	3	1	0	0	0	2	0	49	79	4.76	1.235							
33 Fernando Rodriguez Jr., R ERA: 3.71	1.0		4	1	0	0	1	0	0	0	0	0	0	11	16	0.00	1.000							
13 Drew Pomeranz, L ERA: 3.92	1.1		4	0	0	0	3	0	0	0	0	0	0	12	19	0.00	0.000							
49 Edward Mujica, R ERA: 3.88	1.0		3	1	0	0	0	0	0	0	0	0	0	7	9	0.00	1.000							
68 Arnold Leon, R ERA: 5.75	1.0	L	7	3	4	4	1	0	1	0	0	0	1	17	28	36.00	3.000							

Baltimore Orioles @ Oakland Athletics  
O.co Coliseum, Oakland, CA  
Wed Aug 05 2015, 3:38 PM - 7:10 PM EDT  
Att. 20,176 - Sunny - 74 F

AB 39  
R 7  
H 11  
RBI 7  
BB 2  
SO 8  
LOB 16



Batter	1	2	3	4	5	6	7	8	9	10	AB	R	H	RBI	BB	SO	LOB	BOTTOM						
1 Billy Burns, S OBP: 0.338, SLG: 0.379	L8										4	0	1	0	1	2	2							
23 Sam Fuld, L OBP: 0.285, SLG: 0.304	G3										3	0	0	0	0	0	3							
22 Josh Reddick, L OBP: 0.335, SLG: 0.458	G3										1	0	0	0	1	0	1							
15 Brett Lawrie, R OBP: 0.307, SLG: 0.401	G6-3										4	0	0	1	0	2	2							
16 Billy Butler, R OBP: 0.310, SLG: 0.374											2	0	1	0	1	0	0							
21 Stephen Vogt, L OBP: 0.339, SLG: 0.442											2	0	0	0	0	1	2							
26 Danny Valencia, R OBP: 0.328, SLG: 0.503	G6-3										5	0	1	0	0	1	4							
19 Josh Phegley, R OBP: 0.316, SLG: 0.479	K										3	1	1	0	1	2	2							
20 Mark Canha, R OBP: 0.288, SLG: 0.379	K										4	1	1	0	0	2	3							
17 Ike Davis, L OBP: 0.309, SLG: 0.371											3	0	1	0	0	0	3							
4 Coco Crisp, S OBP: 0.213, SLG: 0.113											1	0	0	0	0	0	0							
10 Marcus Semien, R OBP: 0.297, SLG: 0.387											3	1	2	2	1	1	0							
<b>Inning Stats</b>	R: 0 E: 0 K: 0 S: 5	H: 0 LOB: 0 BB: 0 P: 7	R: 0 E: 0 K: 2 S: 11	H: 1 LOB: 1 BB: 0 P: 16	R: 1 E: 0 K: 1 S: 18	H: 1 LOB: 3 BB: 3 P: 36	R: 2 E: 0 K: 1 S: 11	H: 2 LOB: 0 BB: 1 P: 20	R: 0 E: 0 K: 0 S: 7	H: 0 LOB: 0 BB: 0 P: 9	R: 0 E: 0 K: 2 S: 13	H: 1 LOB: 1 BB: 0 P: 17	R: 0 E: 0 K: 3 S: 20	H: 1 LOB: 2 BB: 1 P: 31	R: 0 E: 0 K: 0 S: 9	H: 1 LOB: 0 BB: 0 P: 14	R: 0 E: 0 K: 1 S: 8	H: 1 LOB: 1 BB: 0 P: 10	R: 0 E: 0 K: 1 S: 5	H: 0 LOB: 0 BB: 0 P: 8	1B: 3 2B: 5 3B: 0 HR: 0	SF: 1 SAC: 0 DP: 0 HBP: 0	WP: 1 PB: 0 SB: 3 CS: 1	PA: 43
<b>PITCHER</b>	IP	WLS	BF	H	R	ER	SO	BB	IBB	HBP	BLK	WP	HR	S	P	ERA	WHIP							
16 Wei-Yin Chen, L ERA: 3.32	5.0		22	4	3	3	4	4	0	0	0	1	0	52	88	5.40	1.600							
35 Brad Brach, R ERA: 2.65	1.1		7	2	0	0	3	1	0	0	0	0	0	22	33	0.00	2.250							
56 Darren O'Day, R ERA: 1.31	1.1		5	1	0	0	2	0	0	0	0	0	0	19	26	0.00	0.750							
53 Zack Britton, L ERA: 1.62	2.1	W	7	1	0	0	2	0	0	0	0	0	0	14	21	0.00	0.429							

Baltimore Orioles @ Oakland Athletics  
O.co Coliseum, Oakland, CA  
Wed Aug 05 2015, 3:38 PM - 7:10 PM EDT  
Att. 20,176 - Sunny - 74 F

AB 35  
R 3  
H 8  
RBI 3  
BB 5  
SO 11  
LOB 22





Batter	1	2	3	4	5	6	7	8	9	AB	R	H	RBI	BB	SO	LOB	TOP					
13 Manny Machado, R OBP: 0.362, SLG: 0.514										5	0	3	0	0	0	1	<b>Baltimore Orioles @ Los Angeles Angels</b> Angel Stadium of Anaheim, Anaheim, CA Fri Aug 07 2015, 7:10 PM - 10:07 PM PDT Att: 42,578 - Partly Cloudy - 73 F					
18 Gerardo Parra, L OBP: 0.365, SLG: 0.501										5	1	2	0	0	0	3						
10 Adam Jones, R OBP: 0.322, SLG: 0.478										4	0	1	1	0	1	3						
19 Chris Davis, L OBP: 0.330, SLG: 0.514										4	0	1	0	0	2	2						
32 Matt Wieters, S OBP: 0.289, SLG: 0.451										4	2	1	1	0	0	1						
2 J.J. Hardy, R OBP: 0.271, SLG: 0.341										3	0	0	0	1	0	1						
6 Jonathan Schoop, R OBP: 0.342, SLG: 0.577										4	1	2	2	0	0	1						
48 Junior Lake, R OBP: 0.273, SLG: 0.355										4	0	1	0	0	0	1						
14 Nolan Reimold, R OBP: 0.322, SLG: 0.375										3	0	1	0	0	1	2						
38 Jimmy Paredes, S OBP: 0.315, SLG: 0.436										1	0	0	0	0	1	0						
<b>Inning Stats</b>	R: 0 E: 0 K: 1 S: 15	H: 1 LOB: 1 BB: 0 P: 20	R: 0 E: 0 K: 0 S: 4	H: 0 LOB: 1 BB: 1 P: 9	R: 1 E: 0 K: 0 S: 7	H: 3 LOB: 1 BB: 0 P: 12	R: 2 E: 0 K: 0 S: 8	H: 2 LOB: 0 BB: 0 P: 12	R: 0 E: 0 K: 1 S: 10	H: 1 LOB: 1 BB: 0 P: 16	R: 1 E: 0 K: 1 S: 13	H: 3 LOB: 2 BB: 0 P: 20	R: 0 E: 0 K: 1 S: 11	H: 1 LOB: 1 BB: 0 P: 17	R: 0 E: 0 K: 0 S: 9	H: 0 LOB: 0 BB: 0 P: 13	R: 0 E: 0 K: 1 S: 10	H: 1 LOB: 1 BB: 0 P: 11	1B: 8 2B: 2 3B: 0 HR: 2	SF: 0 SAC: 0 DP: 0 HBP: 0	WP: 0 PB: 0 SB: 0 CS: 0	PA: 38
<b>PITCHER</b>	IP WLS BF H R ER SO BB IBB HBP BLK WP HR S P ERA WHIP																					
28 Andrew Heaney, L ERA: 2.45	(1, 1) 5.2 26 10 4 4 2 1 0 0 0 0 0 2 54 85 6.35 1.941																					
59 Fernando Salas, R ERA: 4.35	(6, 1) 0.1 W 1 0 0 0 1 0 0 0 0 0 0 0 3 4 0.00 0.000																					
48 Jose Alvarez, L ERA: 3.5	(7, 1) 0.1 H 2 1 0 0 0 0 0 0 0 0 0 0 7 10 0.00 3.000																					
62 Trevor Gott, R ERA: 2.01	(7, 1) 1.2 H 5 0 0 0 1 0 0 0 0 0 0 0 13 20 0.00 0.000																					
46 Cory Rasmus, R ERA: 2.7	(9, 1) 1.0 4 1 0 0 1 0 0 0 0 0 0 0 10 11 0.00 1.000																					

Batter	1	2	3	4	5	6	7	8	9	AB	R	H	RBI	BB	SO	LOB	BOTTOM					
3 David DeJesus, L OBP: 0.306, SLG: 0.349										5	0	1	1	0	2	0	<b>Baltimore Orioles @ Los Angeles Angels</b> Angel Stadium of Anaheim, Anaheim, CA Fri Aug 07 2015, 7:10 PM - 10:07 PM PDT Att: 42,578 - Partly Cloudy - 73 F					
56 Kole Calhoun, L OBP: 0.310, SLG: 0.436										4	0	1	0	1	1	0						
27 Mike Trout, R OBP: 0.398, SLG: 0.620										3	2	2	1	2	0	1						
5 Albert Pujols, R OBP: 0.317, SLG: 0.516										4	1	1	0	1	0	5						
19 David Murphy, L OBP: 0.333, SLG: 0.412										4	1	2	1	0	0	1						
2 Nick Aybar, S OBP: 0.314, SLG: 0.336										4	1	2	0	0	0	3						
22 Conor Gillaspie, L ERA: 2.99										3	0	0	0	0	1	3						
24 C.J. Cron, R OBP: 0.301, SLG: 0.425										1	1	1	2	0	0	0						
8 Taylor Featherston, R OBP: 0.185, SLG: 0.213										0	0	0	0	0	0	0						
12 Johnny Giavotella, R OBP: 0.316, SLG: 0.352										4	1	2	1	0	0	0						
17 Chris Iannetta, R OBP: 0.304, SLG: 0.338										4	1	1	2	0	1	2						
<b>Inning Stats</b>	R: 1 E: 0 K: 2 S: 11	H: 2 LOB: 1 BB: 0 P: 17	R: 0 E: 0 K: 1 S: 10	H: 1 LOB: 0 BB: 0 P: 13	R: 0 E: 0 K: 0 S: 8	H: 0 LOB: 0 BB: 0 P: 12	R: 2 E: 0 K: 0 S: 11	H: 2 LOB: 2 BB: 2 P: 22	R: 0 E: 0 K: 1 S: 9	H: 1 LOB: 1 BB: 0 P: 13	R: 3 E: 0 K: 0 S: 22	H: 5 LOB: 3 BB: 1 P: 36	R: 2 E: 0 K: 1 S: 14	H: 2 LOB: 0 BB: 0 P: 16	R: 0 E: 0 K: 0 S: 5	H: 0 LOB: 0 BB: 1 P: 14	R: 0 E: 0 K: 1 S: 4	H: 0 LOB: 1 BB: 1 P: 14	1B: 9 2B: 2 3B: 0 HR: 2	SF: 0 SAC: 0 DP: 0 HBP: 0	WP: 0 PB: 0 SB: 0 CS: 0	PA: 40
<b>PITCHER</b>	IP WLS BF H R ER SO BB IBB HBP BLK WP HR S P ERA WHIP																					
39 Kevin Gausman, R ERA: 4.56	(1, 1) 5.2 L 27 9 6 6 4 2 0 0 0 0 0 0 7 15 9.53 1.941																					
65 Chaz Roe, R ERA: 2.99	(6, 1) 0.1 4 2 0 0 0 1 0 0 0 0 0 0 7 15 0.00 9.000																					
17 Brian Matusz, L ERA: 2.73	(7, 1) 0.1 2 1 1 1 0 0 0 0 0 0 0 0 8 9 27.00 3.000																					
35 Brad Brach, R ERA: 2.79	(7, 1) 0.2 3 1 1 1 1 0 0 0 0 0 0 1 6 7 13.50 1.500																					
61 Jason Garcia, R ERA: 5.52	(8, 1) 1.0 4 0 0 0 0 1 0 0 0 0 0 0 5 14 0.00 1.000																					

AB	37
R	4
H	12
RBI	4
BB	1
SO	5
LOB	15





Batter	1	2	3	4	5	6	7	8	9	AB	R	H	RBI	BB	SO	LOB	TOP				
13 Manny Machado, R OBP: 0.367, SLG: 0.525	G3		18 FC3-2-5-1 10 FC6-5 1B		HR		10 CS 1B		18 G4-6-3 1B	5	2	4	1	0	0	0					
18 Gerardo Parra, L OBP: 0.381, SLG: 0.494	G1-3		FC3-2-5-1 10 FC6-5 1-3 3-H 1B		K		K		G4-6-3 1-2 1B	5	0	0	0	0	0	2	4				
10 Adam Jones, R OBP: 0.321, SLG: 0.478	2B		FC6-5 19 WP 2-3 3-H 1B		G6-3		CS		F9	4	0	1	1	0	0	1					
19 Chris Davis, L OBP: 0.333, SLG: 0.517	K2-3		1-2 BB							2	2	1	0	2	1	1					
32 Matt Wieters, S OBP: 0.288, SLG: 0.446	K		P6							4	0	1	0	0	1	3					
6 Jonathan Schoop, R OBP: 0.339, SLG: 0.575	2B				P2		SF8		SF8	2	0	1	2	0	0	0					
2 J.J. Hardy, R OBP: 0.270, SLG: 0.344	2B				K		K		FC5-4	4	0	1	0	0	2	2					
3 Ryan Flaherty, L OBP: 0.284, SLG: 0.337					K		G6-3			4	0	0	0	0	3	2					
9 David Lough, L OBP: 0.256, SLG: 0.336									K	0	0	0	0	0	0	0					
36 Caleb Joseph, R OBP: 0.329, SLG: 0.452					G5-3		F9		HR	4	1	2	1	0	0	0					
<b>Inning Stats</b>	R: 0 H: 1 E: 0 K: 1 S: 9	H: 1 LOB: 1 BB: 0 P: 12	R: 0 H: 2 E: 0 K: 2 S: 12	H: 2 LOB: 1 BB: 0 P: 20	R: 1 H: 2 E: 0 K: 0 S: 9	H: 2 LOB: 2 BB: 1 P: 17	R: 0 H: 0 E: 0 K: 2 S: 8	H: 0 LOB: 0 BB: 0 P: 12	R: 1 H: 1 E: 0 K: 1 S: 10	H: 1 LOB: 1 BB: 0 P: 15	R: 0 H: 1 E: 0 K: 1 S: 9	H: 1 LOB: 0 BB: 0 P: 17	R: 1 H: 1 E: 0 K: 0 S: 7	H: 1 LOB: 1 BB: 1 P: 14	R: 1 H: 2 E: 0 K: 1 S: 8	H: 2 LOB: 0 BB: 0 P: 13	1B: 5 2B: 4 3B: 0 HR: 2	SF: 2 2B: 4 SAC: 0 DP: 1 HBP: 0	WP: 2 PB: 0 SB: 1 CS: 1	PA: 39	
<b>PITCHER</b>	IP	WLS	BF	H	R	ER	SO	BB	IBB	HBP	BLK	WP	HR	S	P	ERA	WHIP				
43 Garrett Richards, R ERA: 3.51	6.0	L	26	7	3	3	7	1	0	0	0	2	1	64	103	4.50	1.333				
68 Cam Bedrosian, R ERA: 4.74	1.1		5	1	1	1	1	1	0	0	0	0	0	12	24	6.75	1.500				
37 Cesar Ramos, L ERA: 1.56	1.2		7	3	1	1	1	0	0	0	0	0	1	12	20	5.40	1.800				

Baltimore Orioles @ Los Angeles Angels  
Angel Stadium of Anaheim, Anaheim, CA  
Sat Aug 08 2015, 6:10 PM - 9:04 PM PDT  
Att. 43,041 - Clear - 75 F

livebaseballscores.com

AB 34  
R 5  
H 11  
RBI 5  
BB 2  
SO 9  
LOB 13



Batter	1	2	3	4	5	6	7	8	9	AB	R	H	RBI	BB	SO	LOB	BOTTOM				
3 David DeJesus, L OBP: 0.305, SLG: 0.345	56 FC5-6 HBP		G4-6-3 1-2 1B							3	0	0	0	0	2	1					
56 Kole Calhoun, L OBP: 0.330, SLG: 0.437	FC5-6 1-2 1B				L8		2B		G1-3	4	0	1	0	0	0	1					
27 Mike Trout, R OBP: 0.397, SLG: 0.616	K				E5 5 G5-3		K			4	0	1	0	0	2	2					
5 Albert Pujols, R OBP: 0.319, SLG: 0.516	G5-3				G5-3					4	0	2	0	0	0	2					
19 David Murphy, L OBP: 0.328, SLG: 0.405			P5		K		L7		F8-2	4	0	0	0	0	1	4					
2 Enck Aybar, S OBP: 0.315, SLG: 0.336		B3					L9			3	0	1	0	0	0	0					
22 Conor Gillaspie, L OBP: 0.266, SLG: 0.363							F7		G3	4	0	0	0	0	1	4					
12 Johnny Giavotella, R OBP: 0.314, SLG: 0.349			L6				G6-3		FC6-4	3	0	0	0	0	0	2					
58 Carlos Pérez, R OBP: 0.248, SLG: 0.296							G6-3		G6-3	2	0	0	0	1	0	0					
<b>Inning Stats</b>	R: 0 H: 0 E: 0 K: 1 S: 12	H: 0 LOB: 0 BB: 0 P: 20	R: 0 H: 0 E: 0 K: 1 S: 10	H: 0 LOB: 0 BB: 0 P: 14	R: 0 H: 0 E: 0 K: 0 S: 8	H: 0 LOB: 1 BB: 1 P: 17	R: 0 H: 0 E: 0 K: 1 S: 9	H: 0 LOB: 0 BB: 0 P: 13	R: 0 H: 1 E: 0 K: 2 S: 10	H: 1 LOB: 1 BB: 0 P: 15	R: 0 H: 1 E: 0 K: 0 S: 10	H: 1 LOB: 2 BB: 0 P: 15	R: 0 H: 0 E: 0 K: 1 S: 12	H: 0 LOB: 0 BB: 0 P: 17	R: 0 H: 3 E: 0 K: 0 S: 8	H: 3 LOB: 2 BB: 0 P: 14	1B: 4 2B: 2 3B: 0 HR: 0	SF: 0 SAC: 0 DP: 2 HBP: 2	WP: 0 PB: 0 SB: 0 CS: 0	PA: 34	
<b>PITCHER</b>	IP	WLS	BF	H	R	ER	SO	BB	IBB	HBP	BLK	WP	HR	S	P	ERA	WHIP				
31 Ubaldo Jiménez, R ERA: 3.79	8.0	W	29	2	0	0	6	1	0	2	0	0	0	76	118	0.00	0.375				
56 Darren O'Day, R ERA: 1.28	1.0		5	3	0	0	0	0	0	0	0	0	0	8	14	0.00	3.000				

Baltimore Orioles @ Los Angeles Angels  
Angel Stadium of Anaheim, Anaheim, CA  
Sat Aug 08 2015, 6:10 PM - 9:04 PM PDT  
Att. 43,041 - Clear - 75 F

livebaseballscores.com

AB 31  
R 0  
H 5  
RBI 0  
BB 1  
SO 6  
LOB 16





Batter	1	2	3	4	5	6	7	8	9	10	11	AB	R	H	RBI	BB	SO	LOB	TOP						
13 Manny Machado, R OBP: 0.367, SLG: 0.523												5	1	2	0	0	2	0							
18 Gerardo Parra, L OBP: 0.362, SLG: 0.501												5	1	2	1	0	1	2							
10 Adam Jones, R OBP: 0.320, SLG: 0.473												4	0	0	0	1	1	3							
19 Chris Davis, L OBP: 0.334, SLG: 0.522												4	2	1	1	0	1	1							
32 Matt Wieters, S OBP: 0.292, SLG: 0.444												5	0	2	1	0	2	0							
6 Jonathan Schoop, R OBP: 0.341, SLG: 0.576												5	0	2	1	0	1	1							
38 Jimmy Paredes, S OBP: 0.311, SLG: 0.430												4	0	0	0	0	1	3							
2 J.J. Hardy, R OBP: 0.267, SLG: 0.339												4	0	0	0	0	0	1							
9 David Lough, L OBP: 0.249, SLG: 0.325												4	0	0	0	0	3	0							
<b>Inning Stats</b>	R: 2 E: 0 K: 1 S: 17	H: 3 LOB: 2 BB: 0 P: 31	R: 0 E: 0 K: 2 S: 9	H: 0 LOB: 0 BB: 0 P: 12	R: 0 E: 0 K: 0 S: 7	H: 1 LOB: 0 BB: 0 P: 8	R: 0 E: 0 K: 3 S: 13	H: 0 LOB: 0 BB: 0 P: 20	R: 0 E: 0 K: 1 S: 8	H: 0 LOB: 0 BB: 0 P: 14	R: 2 E: 0 K: 1 S: 14	H: 2 LOB: 0 BB: 0 P: 19	R: 0 E: 0 K: 3 S: 10	H: 0 LOB: 1 BB: 0 P: 16	R: 0 E: 0 K: 0 S: 10	H: 1 LOB: 1 BB: 0 P: 15	R: 0 E: 0 K: 0 S: 8	H: 1 LOB: 0 BB: 0 P: 13	R: 0 E: 0 K: 0 S: 5	H: 1 LOB: 0 BB: 0 P: 8	1B: 6 2B: 1 3B: 0 HR: 2	SF: 0 SAC: 0 DP: 2 HBP: 1	WP: 1 PB: 0 SB: 0 CS: 0	PA: 42	
<b>PITCHER</b>	IP: 5.0 ERA: 4.69	WLS: 19 ERA: 4.69	BF: 5 ERA: 4.7	H: 2 ERA: 4.7	R: 2 ERA: 4.7	ER: 2 ERA: 4.7	SO: 1 ERA: 4.7	BB: 0 ERA: 4.7	IBB: 0 ERA: 4.7	HBP: 0 ERA: 4.7	BLK: 0 ERA: 4.7	WP: 0 ERA: 4.7	HR: 2 ERA: 4.7	S: 14 ERA: 4.7	P: 19 ERA: 4.7	S: 8 ERA: 4.7	P: 16 ERA: 4.7	S: 10 ERA: 4.7	P: 15 ERA: 4.7	S: 8 ERA: 4.7	P: 8 ERA: 4.7	ERA: 4.69 WHIP: 0.800			
36 Jared Weaver, R ERA: 4.69	46 Cory Rasmus, R ERA: 4.7	59 Fernando Salas, R ERA: 4.15	16 Huston Street, R ERA: 2.59	62 Trevor Gott, R ERA: 1.85																					

Baltimore Orioles @ Los Angeles Angels  
Angel Stadium of Anaheim, Anaheim, CA  
Sun Aug 09 2015, 12:40 PM - 4:41 PM PDT  
Att: 37,154 - Party Cloudy - 74 F

livebaseballscores.com

AB 40  
R 4  
H 9  
RBI 4  
BB 1  
SO 12  
LOB 11

Batter	1	2	3	4	5	6	7	8	9	10	11	AB	R	H	RBI	BB	SO	LOB	BOTTOM					
12 Johnny Giavotella, R OBP: 0.317, SLG: 0.354												6	1	3	0	0	2	2						
56 Kole Calhoun, L OBP: 0.330, SLG: 0.441												5	2	1	1	1	2	3						
27 Mike Trout, R OBP: 0.394, SLG: 0.608												5	0	0	0	1	2	3						
5 Albert Pujols, R OBP: 0.319, SLG: 0.511												4	0	0	0	2	1	2						
19 David Murphy, L OBP: 0.332, SLG: 0.420												6	1	3	4	0	2	1						
2 Erick Aybar, S OBP: 0.316, SLG: 0.342												5	0	2	0	0	0	1						
24 C.J. Cron, R OBP: 0.303, SLG: 0.421												4	0	1	0	1	2	1						
22 Conor Gillaspie, L OBP: 0.268, SLG: 0.361												1	0	0	0	1	0	0						
18 Shane Victorino, S OBP: 0.314, SLG: 0.283												1	0	0	0	0	0	3						
8 Taylor Featherston, R OBP: 0.193, SLG: 0.221												2	0	1	0	0	0	0						
17 Chris Iannetta, R OBP: 0.300, SLG: 0.333												3	0	0	0	0	1	2						
3 David DeJesus, L OBP: 0.304, SLG: 0.344												1	0	0	0	0	1	1						
58 Carlos Pérez, R OBP: 0.253, SLG: 0.308												1	1	1	0	0	0	0						
<b>Inning Stats</b>	R: 1 E: 0 K: 0 S: 8	H: 1 LOB: 0 BB: 0 P: 10	R: 0 E: 0 K: 0 S: 17	H: 2 LOB: 2 BB: 1 P: 26	R: 3 E: 0 K: 3 S: 21	H: 3 LOB: 1 BB: 1 P: 31	R: 0 E: 0 K: 2 S: 12	H: 1 LOB: 1 BB: 0 P: 21	R: 0 E: 0 K: 1 S: 14	H: 1 LOB: 3 BB: 1 P: 24	R: 0 E: 0 K: 0 S: 10	H: 0 LOB: 0 BB: 0 P: 15	R: 0 E: 0 K: 2 S: 13	H: 1 LOB: 1 BB: 0 P: 18	R: 0 E: 0 K: 2 S: 11	H: 0 LOB: 1 BB: 1 P: 20	R: 0 E: 0 K: 1 S: 13	H: 0 LOB: 0 BB: 0 P: 19	R: 1 E: 0 K: 2 S: 14	H: 2 LOB: 3 BB: 2 P: 29	1B: 6 2B: 4 3B: 0 HR: 2	SF: 0 SAC: 0 DP: 1 HBP: 0	WP: 2 PB: 0 SB: 2 CS: 0	PA: 50
<b>PITCHER</b>	IP: 4.2 ERA: 4.45	WLS: 10 ERA: 4.45	BF: 23 ERA: 4.45	H: 7 ERA: 4.45	R: 4 ERA: 4.45	ER: 4 ERA: 4.45	SO: 6 ERA: 4.45	BB: 2 ERA: 4.45	IBB: 0 ERA: 4.45	HBP: 0 ERA: 4.45	BLK: 0 ERA: 4.45	WP: 2 ERA: 4.45	HR: 2 ERA: 4.45	S: 67 ERA: 4.45	P: 102 ERA: 4.45	ERA: 4.45 WHIP: 1.929								
50 Miguel González, R ERA: 4.45	66 T.J. McFarland, L ERA: 2.04	56 Danen O'Day, R ERA: 1.25	35 Brad Brach, R ERA: 2.68	65 Chaz Roe, R ERA: 3.12																				

Baltimore Orioles @ Los Angeles Angels  
Angel Stadium of Anaheim, Anaheim, CA  
Sun Aug 09 2015, 12:40 PM - 4:41 PM PDT  
Att: 37,154 - Party Cloudy - 74 F

livebaseballscores.com

AB 44  
R 5  
H 12  
RBI 5  
BB 6  
SO 13  
LOB 19







Batter	1	2	3	4	5	6	7	8	9	10	AB	R	H	RBI	BB	SO	LOB	TOP								
13 Manny Machado, R OBP: 0.364, SLG: 0.519											5	0	1	0	0	3	1									
18 Gerardo Parra, L OBP: 0.359, SLG: 0.496											4	1	1	0	1	1	1									
10 Adam Jones, R OBP: 0.320, SLG: 0.488											5	2	1	2	0	1	1									
19 Chris Davis, L OBP: 0.338, SLG: 0.537											4	2	2	1	1	1	0									
32 Matt Wieters, S OBP: 0.305, SLG: 0.449											2	0	1	0	0	0	0									
36 Caleb Joseph, R OBP: 0.323, SLG: 0.442											2	0	0	0	0	0	1									
6 Jonathan Schoop, R OBP: 0.328, SLG: 0.546											4	0	1	2	0	1	1									
38 Jimmy Paredes, S OBP: 0.310, SLG: 0.426											3	0	0	0	1	1	2									
2 J.J. Hardy, R OBP: 0.262, SLG: 0.332											3	0	0	0	0	0	0									
14 Nolan Reimold, R OBP: 0.309, SLG: 0.357											4	0	0	0	0	2	1									
<b>Inning Stats</b>	R: 2 E: 0 K: 1 S: 19	H: 3 LOB: 2 BB: 1 P: 33	R: 0 E: 0 K: 12 S: 12	H: 1 LOB: 1 BB: 0 P: 16	R: 0 E: 0 K: 2 S: 8	H: 0 LOB: 0 BB: 0 P: 9	R: 0 E: 0 K: 1 S: 8	H: 1 LOB: 1 BB: 0 P: 20	R: 0 E: 0 K: 0 S: 5	H: 0 LOB: 0 BB: 0 P: 6	R: 3 E: 0 K: 2 S: 11	H: 2 LOB: 0 BB: 1 P: 20	R: 0 E: 0 K: 2 S: 7	H: 0 LOB: 1 BB: 0 P: 15	R: 0 E: 0 K: 0 S: 6	H: 0 LOB: 0 BB: 0 P: 7	1B: 4 2B: 1 3B: 0 HR: 2	SF: 0 SAC: 1 DP: 0 HBP: 0	WP: 0 PA: 40							
<b>PITCHER</b>	IP WLS BF H R ER SO BB IBB HBP BLK WP HR S P ERA WHIP	44 Taijuan Walker, R ERA: 4.6	54 Tom Wilhelmson, R ERA: 4.28	97 Joe Beimel, L ERA: 3.16	39 Carson Smith, R ERA: 2.66	56 Fernando Rodney, R ERA: 5.21	<b>PITCHER</b>	IP WLS BF H R ER SO BB IBB HBP BLK WP HR S P ERA WHIP	16 Austin Jackson, R OBP: 0.292, SLG: 0.347	15 Kyle Seager, L OBP: 0.321, SLG: 0.432	23 Nelson Cruz, R OBP: 0.389, SLG: 0.609	4 Ketel Marte, S OBP: 0.350, SLG: 0.235	30 Franklin Gutierrez, R OBP: 0.338, SLG: 0.597	22 Robinson Cano, L OBP: 0.315, SLG: 0.416	7 Seth Smith, L OBP: 0.330, SLG: 0.447	63 Jesus Montero, R OBP: 0.333, SLG: 0.511	35 Mark Trumbo, R OBP: 0.294, SLG: 0.432	20 Logan Morrison, L OBP: 0.296, SLG: 0.365	5 Brad Miller, L OBP: 0.330, SLG: 0.409	3 Mike Zunino, R OBP: 0.227, SLG: 0.296	<b>PITCHER</b>	IP WLS BF H R ER SO BB IBB HBP BLK WP HR S P ERA WHIP	17 Brian Matusz, L ERA: 2.52	60 Mychal Givens, R ERA: 2.6	35 Brad Brach, R ERA: 2.6	66 T.J. McFarland, L ERA: 2.37

Baltimore Orioles @ Seattle Mariners  
Safeco Field, Seattle, WA  
Tue Aug 11 2015, 7:12 PM - 10:39 PM PDT  
Att. 24,863 - Partly Cloudy - 84 F

AB	36
R	5
H	7
RBI	5
BB	3
SO	10
LOB	8



Batter	1	2	3	4	5	6	7	8	9	10	AB	R	H	RBI	BB	SO	LOB	BOTTOM		
16 Austin Jackson, R OBP: 0.292, SLG: 0.347											6	0	2	1	0	2	2			
15 Kyle Seager, L OBP: 0.321, SLG: 0.432											3	0	0	1	1	1	1			
23 Nelson Cruz, R OBP: 0.389, SLG: 0.609											3	1	1	1	0	1	1			
4 Ketel Marte, S OBP: 0.350, SLG: 0.235											1	0	0	0	0	1	0			
30 Franklin Gutierrez, R OBP: 0.338, SLG: 0.597											1	0	0	0	0	0	2			
22 Robinson Cano, L OBP: 0.315, SLG: 0.416											4	1	3	0	1	0	0			
7 Seth Smith, L OBP: 0.330, SLG: 0.447											4	1	2	0	0	0	2			
63 Jesus Montero, R OBP: 0.333, SLG: 0.511											1	0	0	0	0	0	0			
35 Mark Trumbo, R OBP: 0.294, SLG: 0.432											4	1	1	3	1	0	4			
20 Logan Morrison, L OBP: 0.296, SLG: 0.365											5	1	1	0	0	2	6			
5 Brad Miller, L OBP: 0.330, SLG: 0.409											4	1	3	0	1	0	2			
3 Mike Zunino, R OBP: 0.227, SLG: 0.296											3	0	0	0	1	2	2			
<b>Inning Stats</b>	R: 4 E: 0 K: 0 S: 19	H: 4 LOB: 0 BB: 0 P: 32	R: 1 E: 0 K: 2 S: 18	H: 2 LOB: 1 BB: 0 P: 25	R: 0 E: 0 K: 1 S: 15	H: 2 LOB: 2 BB: 0 P: 21	R: 0 E: 0 K: 3 S: 9	H: 0 LOB: 0 BB: 0 P: 13	R: 0 E: 0 K: 0 S: 12	H: 1 LOB: 2 BB: 0 P: 21	R: 0 E: 1 K: 2 S: 13	H: 0 LOB: 2 BB: 1 P: 24	R: 0 E: 1 K: 0 S: 7	H: 0 LOB: 0 BB: 0 P: 11	R: 1 E: 0 K: 0 S: 6	H: 3 LOB: 3 BB: 1 P: 10	1B: 9 2B: 2 3B: 0 HR: 2	SF: 1 SAC: 1 DP: 0 HBP: 0	WP: 0 PA: 46	
<b>PITCHER</b>	IP WLS BF H R ER SO BB IBB HBP BLK WP HR S P ERA WHIP	30 Chris Tillman, R ERA: 4.66	17 Brian Matusz, L ERA: 2.52	60 Mychal Givens, R ERA: 2.6	35 Brad Brach, R ERA: 2.6	66 T.J. McFarland, L ERA: 2.37	<b>PITCHER</b>	IP WLS BF H R ER SO BB IBB HBP BLK WP HR S P ERA WHIP	16 Austin Jackson, R OBP: 0.292, SLG: 0.347	15 Kyle Seager, L OBP: 0.321, SLG: 0.432	23 Nelson Cruz, R OBP: 0.389, SLG: 0.609	4 Ketel Marte, S OBP: 0.350, SLG: 0.235	30 Franklin Gutierrez, R OBP: 0.338, SLG: 0.597	22 Robinson Cano, L OBP: 0.315, SLG: 0.416	7 Seth Smith, L OBP: 0.330, SLG: 0.447	63 Jesus Montero, R OBP: 0.333, SLG: 0.511	35 Mark Trumbo, R OBP: 0.294, SLG: 0.432	20 Logan Morrison, L OBP: 0.296, SLG: 0.365	5 Brad Miller, L OBP: 0.330, SLG: 0.409	3 Mike Zunino, R OBP: 0.227, SLG: 0.296

Baltimore Orioles @ Seattle Mariners  
Safeco Field, Seattle, WA  
Tue Aug 11 2015, 7:12 PM - 10:39 PM PDT  
Att. 24,863 - Partly Cloudy - 84 F

AB	39
R	6
H	13
RBI	6
BB	5
SO	9
LOB	22





Batter	1	2	3	4	5	6	7	8	9	AB	R	H	RBI	BB	SO	LOB	TOP
13 Manny Machado, R (1, 5) OBP: 0.363, SLG: 0.516				 18 G4-3						3	0	0	0	1	1	0	<p><b>Baltimore Orioles @ Seattle Mariners</b> Safeco Field, Seattle, WA Wed Aug 12 2015, 12:41 PM - 3:10 PM PDT Att: 25,661 - Overcast - 68 F</p> <p>livebaseballscores.com</p> <p>AB 26 R 0 H 0 RBI 0 BB 3 SO 7 LOB 6</p>
18 Gerardo Parra, L (1, 9) OBP: 0.355, SLG: 0.491										4	0	0	0	0	1	1	
10 Adam Jones, R (1, 8) OBP: 0.318, SLG: 0.484										3	0	0	0	0	2	1	
19 Chris Davis, L (1, 3)				 4-1						2	0	0	0	1	1	0	
38 Jimmy Paredes, S (1, 10) OBP: 0.307, SLG: 0.422										3	0	0	0	0	1	2	
6 Jonathan Schoop, R (1, 4) OBP: 0.328, SLG: 0.539										2	0	0	0	1	0	0	
3 Ryan Flaherty, L (1, 6) OBP: 0.280, SLG: 0.332									 36 G6-4-3	3	0	0	0	0	1	1	
36 Caleb Joseph, R (1, 2) OBP: 0.319, SLG: 0.437										3	0	0	0	0	0	1	
9 David Lough, L (1, 7) OBP: 0.243, SLG: 0.318										3	0	0	0	0	0	0	
<b>Inning Stats</b>	R: 0 H: 0 E: 0 K: 1 S: 8	H: 0 LOB: 0 BB: 0 P: 11	R: 0 H: 0 E: 0 K: 0 S: 6	H: 0 LOB: 0 BB: 0 P: 9	R: 0 H: 0 E: 0 K: 0 S: 6	H: 0 LOB: 2 BB: 0 P: 9	R: 0 H: 0 E: 0 K: 2 S: 12	H: 0 LOB: 0 BB: 0 P: 12	R: 0 H: 0 E: 0 K: 1 S: 9	H: 0 LOB: 0 BB: 1 P: 12	R: 0 H: 0 E: 0 K: 1 S: 8	H: 0 LOB: 0 BB: 1 P: 17	R: 0 H: 0 E: 0 K: 0 S: 7	H: 0 LOB: 0 BB: 0 P: 9	1B: 0 2B: 0 HR: 0	SF: 0 SAC: 0 HBP: 0	WP: 0 PA: 29 CS: 0
<b>PITCHER</b> 18 Hisashi Iwakuma, R (1, 1) ERA: 3.86	IP: 9.0 WLS: W BF: 29 H: 0 R: 0 ER: 0 SO: 7 BB: 3 IBB: 0 HBP: 0 BLK: 0 WP: 0 HR: 0 S: 77 P: 116 ERA: 0.00 WHIP: 0.333											<b>PITCHER</b>	IP: 9.0 WLS: W BF: 29 H: 0 R: 0 ER: 0 SO: 7 BB: 3 IBB: 0 HBP: 0 BLK: 0 WP: 0 HR: 0 S: 77 P: 116 ERA: 0.00 WHIP: 0.333				

Batter	1	2	3	4	5	6	7	8	9	AB	R	H	RBI	BB	SO	LOB	BOTTOM
4 Ketel Marte, S (1, 6) OBP: 0.341, SLG: 0.216				 30 2B						3	1	0	0	1	1	1	<p><b>Baltimore Orioles @ Seattle Mariners</b> Safeco Field, Seattle, WA Wed Aug 12 2015, 12:41 PM - 3:10 PM PDT Att: 25,661 - Overcast - 68 F</p> <p>livebaseballscores.com</p> <p>AB 30 R 3 H 6 RBI 3 BB 2 SO 9 LOB 12</p>
15 Kyle Seager, L (1, 5) OBP: 0.322, SLG: 0.433										3	0	1	0	1	1	1	
30 Franklin Gutierrez, R (1, 10) OBP: 0.333, SLG: 0.592				 22 1B						4	1	1	1	0	2	2	
22 Robinson Canó, L (1, 4) OBP: 0.314, SLG: 0.416										4	0	1	1	0	1	2	
7 Seth Smith, L (1, 9) OBP: 0.326, SLG: 0.441										4	0	0	0	0	0	2	
16 Austin Jackson, R (1, 8) OBP: 0.295, SLG: 0.356				 2 2B						3	1	2	0	0	0	0	
35 Mark Trumbo, R (1, 3) OBP: 0.291, SLG: 0.429										3	0	0	0	0	2	2	
20 Logan Morrison, L (7, 3) OBP: 0.296, SLG: 0.365										0	0	0	0	0	0	0	
5 Brad Miller, L (1, 7) OBP: 0.327, SLG: 0.405										3	0	0	0	0	2	2	
2 Jesús Sucre, R (1, 2) OBP: 0.106, SLG: 0.213										3	0	1	1	0	0	0	
<b>Inning Stats</b>	R: 0 H: 1 E: 0 K: 3 S: 17	H: 1 LOB: 1 BB: 0 P: 21	R: 0 H: 1 E: 0 K: 2 S: 12	H: 1 LOB: 0 BB: 0 P: 17	R: 2 H: 2 E: 0 K: 1 S: 18	H: 2 LOB: 1 BB: 1 P: 29	R: 1 H: 2 E: 0 K: 2 S: 10	H: 2 LOB: 1 BB: 0 P: 12	R: 0 H: 0 E: 0 K: 0 S: 9	H: 0 LOB: 0 BB: 1 P: 16	R: 0 H: 0 E: 0 K: 0 S: 5	H: 0 LOB: 0 BB: 0 P: 8	R: 0 H: 0 E: 0 K: 1 S: 10	H: 0 LOB: 0 BB: 0 P: 13	1B: 1 2B: 5 3B: 0 HR: 0	SF: 0 SAC: 0 DP: 1 HBP: 0	WP: 1 PA: 32 CS: 0
<b>PITCHER</b> 39 Kevin Gausman, R (1, 1) ERA: 4.48 17 Brian Matusz, L (8, 1) ERA: 2.45	IP: 7.0 WLS: L BF: 29 H: 6 R: 3 ER: 3 SO: 8 BB: 2 IBB: 0 HBP: 0 BLK: 0 WP: 1 HR: 0 S: 77 P: 113 ERA: 3.86 WHIP: 1.143											<b>PITCHER</b>	IP: 1.0 WLS: L BF: 3 H: 0 R: 0 ER: 0 SO: 1 BB: 0 IBB: 0 HBP: 0 BLK: 0 WP: 0 HR: 0 S: 10 P: 13 ERA: 0.00 WHIP: 0.000				







Batter	1	2	3	4	5	6	7	8	9	AB	R	H	RBI	BB	SO	LOB	TOP										
1 Billy Burns, S OBP: 0.341, SLG: 0.383										3	1	1	0	1	0	0	Oakland Athletics @ Baltimore Orioles Oriole Park at Camden Yards, Baltimore, MD Sat Aug 15 2015, 7:08 PM - 9:32 PM EDT Att. 44,028 - Clear - 85 F										
20 Mark Canha, R OBP: 0.299, SLG: 0.385										3	0	1	1	1	0	0											
22 Josh Reddick, L OBP: 0.332, SLG: 0.460										3	1	1	1	1	0	1											
16 Billy Butler, R OBP: 0.306, SLG: 0.360										4	0	1	0	0	1	3											
21 Stephen Vogt, L OBP: 0.341, SLG: 0.450										4	0	0	0	0	2	0											
15 Brett Lawrie, R OBP: 0.297, SLG: 0.390										4	0	0	0	0	2	0											
28 Eric Sogard, L OBP: 0.291, SLG: 0.284										4	0	2	0	0	2	0											
10 Marcus Semien, R OBP: 0.306, SLG: 0.395										3	0	0	0	0	1	2											
23 Sam Fuld, L OBP: 0.274, SLG: 0.304										3	1	1	1	0	0	0											
<b>Inning Stats</b>	R: 1 H: 1 E: 0 K: 0 S: 7	H: 1 LOB: 0 BB: 0 P: 10	R: 0 H: 1 E: 0 K: 1 S: 10	H: 1 LOB: 1 BB: 0 P: 13	R: 2 H: 3 E: 0 K: 0 S: 13	H: 3 LOB: 1 BB: 0 P: 23	R: 0 H: 1 E: 0 K: 0 S: 8	H: 1 LOB: 0 BB: 0 P: 11	R: 0 H: 0 E: 0 K: 3 S: 11	H: 0 LOB: 2 BB: 3 P: 24	R: 0 H: 0 E: 0 K: 1 S: 7	H: 0 LOB: 0 BB: 0 P: 10	R: 0 H: 1 E: 0 K: 1 S: 8	H: 1 LOB: 0 BB: 0 P: 9	R: 0 H: 0 E: 0 K: 2 S: 7	H: 0 LOB: 0 BB: 0 P: 9	1B: 4 2B: 0 3B: 1 HR: 2	SF: 0 SAC: 0 DP: 2 HBP: 0	WP: 0 PB: 1 SB: 1 CS: 0	PA: 34							
<b>PITCHER</b>	IP	WLS	BF	H	R	ER	SO	BB	IBB	HBP	BLK	WP	HR	S	P	ERA	WHIP										
50 Miguel González, R ERA: 4.42	7.0		28	6	3	3	5	3	0	0	0	0	2	64	110	3.86	1.286										
56 Darren O'Day, R ERA: 1.19	1.0		3	1	0	0	1	0	0	0	0	0	0	8	9	0.00	1.000										
53 Zack Britton, L ERA: 1.88	1.0	W	3	0	0	0	2	0	0	0	0	0	0	7	9	0.00	0.000										

livebaseballscores.com

AB	31
R	3
H	7
RBI	3
BB	3
SO	8
LOB	6



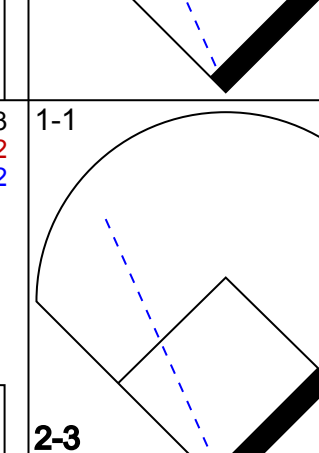

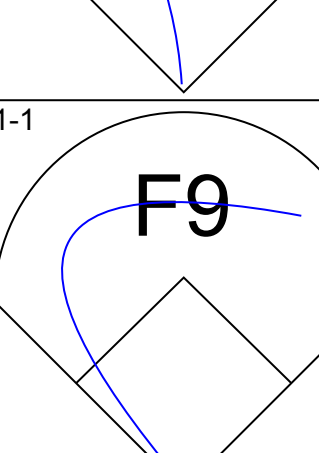
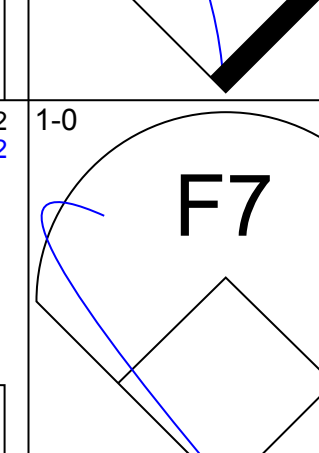

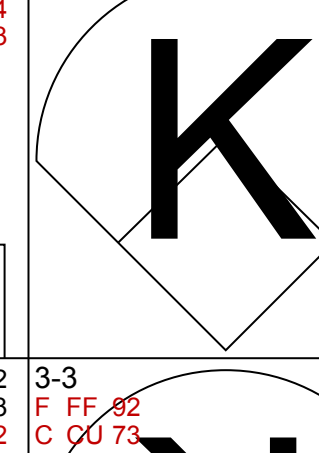
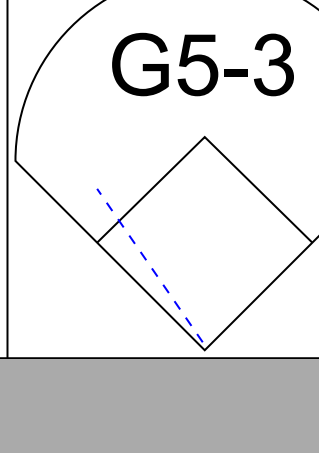


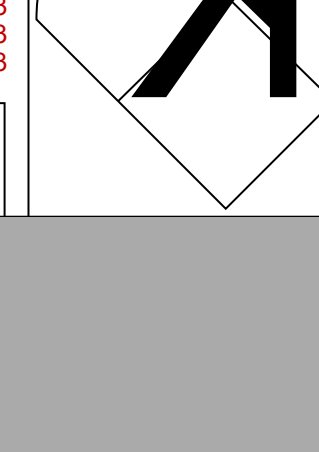





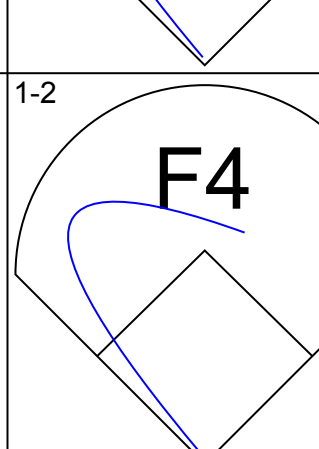


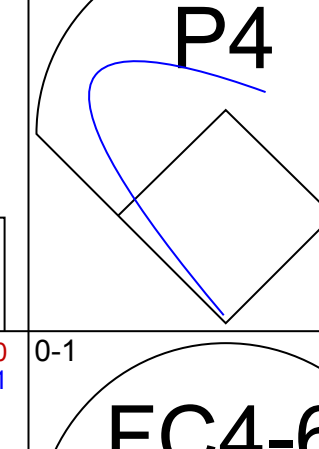


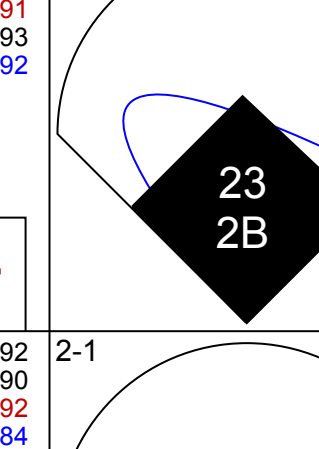
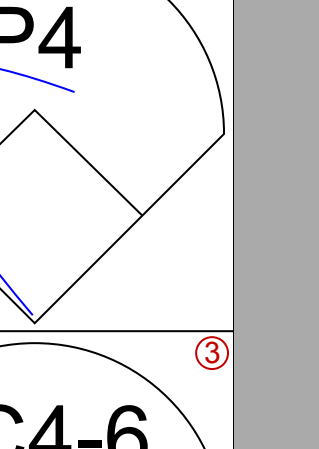


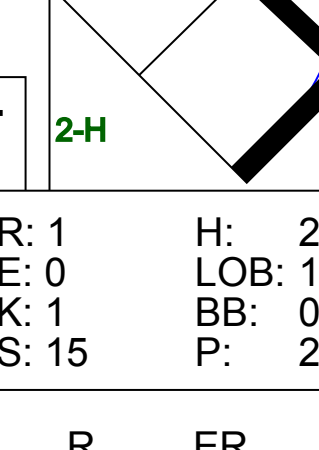
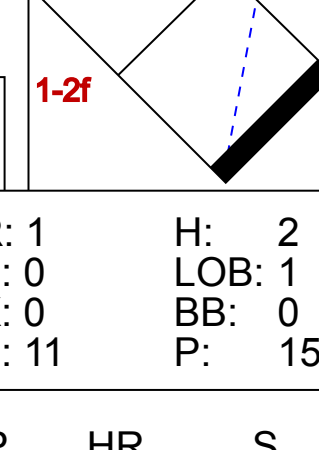
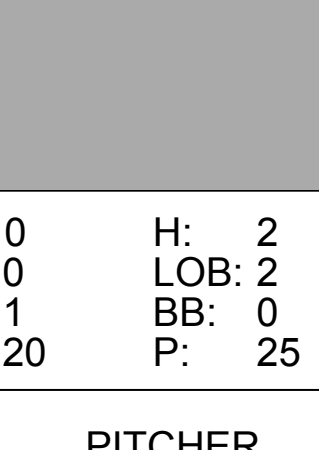
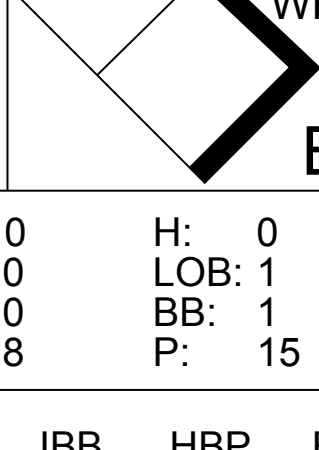




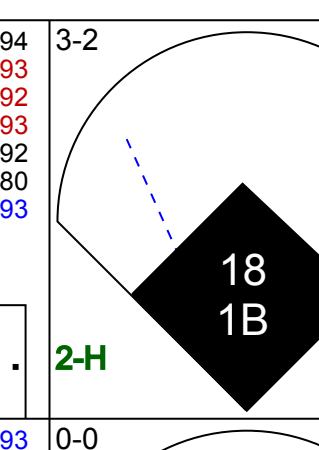
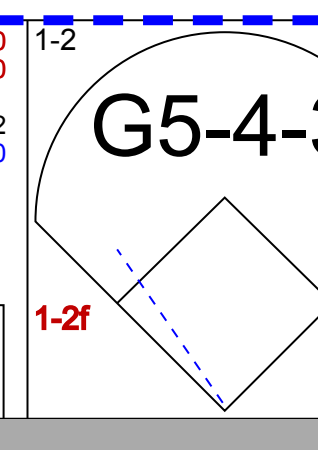
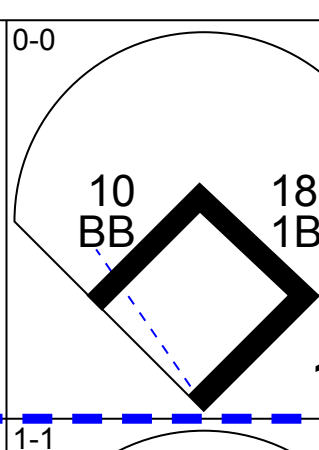

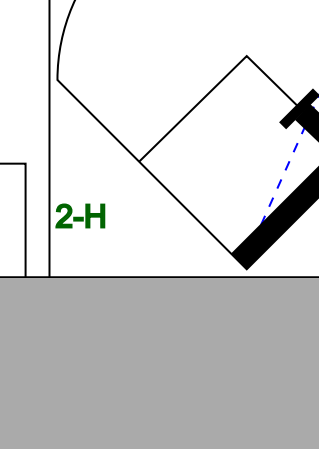



Batter	1	2	3	4	5	6	7	8	9	AB	R	H	RBI	BB	SO	LOB	BOTTOM										
13 Manny Machado, R OBP: 0.361, SLG: 0.516										4	0	0	0	0	1	1	Oakland Athletics @ Baltimore Orioles Oriole Park at Camden Yards, Baltimore, MD Sat Aug 15 2015, 7:08 PM - 9:32 PM EDT Att. 44,028 - Clear - 85 F										
18 Gerardo Parra, L OBP: 0.359, SLG: 0.497										4	2	2	1	0	0	0											
10 Adam Jones, R OBP: 0.320, SLG: 0.490										4	0	1	0	0	0	1											
19 Chris Davis, L OBP: 0.342, SLG: 0.555										4	2	2	3	0	1	1											
6 Jonathan Schoop, R OBP: 0.336, SLG: 0.526										2	0	1	0	0	1	0											
45 Steve Clevenger, L OBP: 0.357, SLG: 0.429										3	0	0	0	0	2	0											
2 J.J. Hardy, R OBP: 0.258, SLG: 0.326										3	0	0	0	0	2	0											
51 Henry Urrutia, L (1, 10)										3	0	0	0	0	1	0											
14 Nolan Reimold, R OBP: 0.317, SLG: 0.356										2	0	0	0	1	0	0											
<b>Inning Stats</b>	R: 0 H: 1 E: 0 K: 1 S: 7	H: 0 LOB: 0 BB: 0 P: 11	R: 0 H: 0 E: 0 K: 0 S: 6	H: 0 LOB: 0 BB: 0 P: 11	R: 0 H: 0 E: 0 K: 0 S: 6	H: 0 LOB: 1 BB: 1 P: 11	R: 2 H: 2 E: 0 K: 1 S: 11	H: 2 LOB: 0 BB: 0 P: 18	R: 0 H: 0 E: 0 K: 2 S: 9	H: 0 LOB: 0 BB: 0 P: 14	R: 1 H: 1 E: 0 K: 0 S: 10	H: 1 LOB: 0 BB: 0 P: 17	R: 0 H: 1 E: 0 K: 1 S: 7	H: 1 LOB: 0 BB: 0 P: 9	R: 0 H: 0 E: 0 K: 1 S: 7	H: 0 LOB: 0 BB: 0 P: 12	R: 1 H: 1 E: 0 K: 0 S: 10	H: 1 LOB: 0 BB: 0 P: 14	1B: 3 2B: 1 3B: 0 HR: 3	SF: 0 SAC: 0 DP: 3 HBP: 1	WP: 0 PB: 0 SB: 0 CS: 0	PA: 31					
<b>PITCHER</b>	IP	WLS	BF	H	R	ER	SO	BB	IBB	HBP	BLK	WP	HR	S	P	ERA	WHIP										
40 Chris Bassitt, R ERA: 2.6	8.0		28	5	3	3	6	1	0	1	0	0	1	63	103	3.38	0.750										
29 Pat Venditte, S ERA: 1.42	0.2	L	3	1	1	1	0	0	0	0	0	0	1	10	14	13.50	1.500										

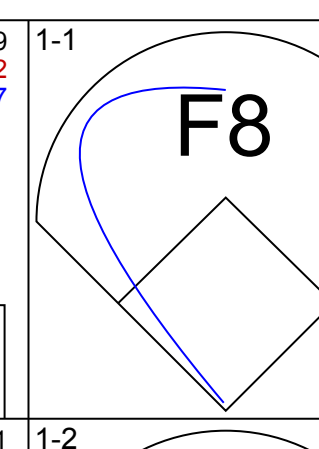
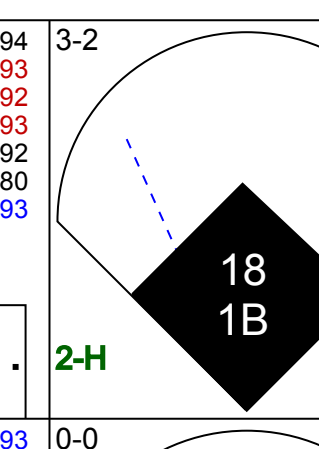
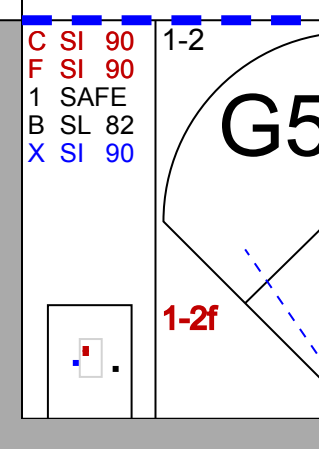
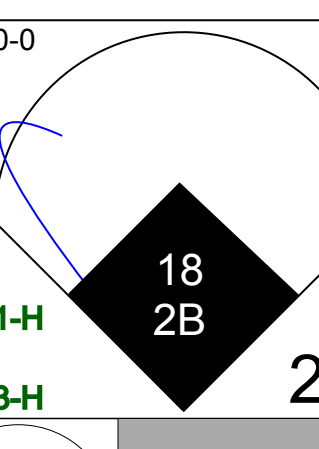
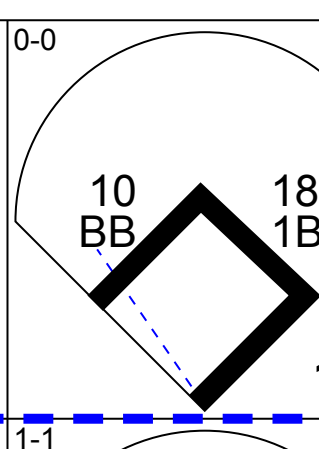
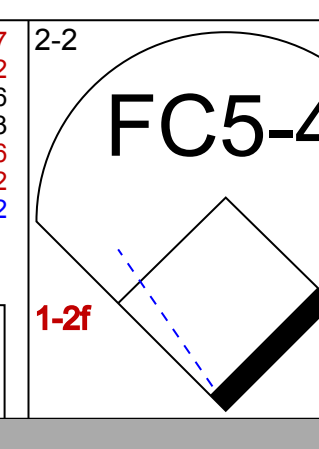
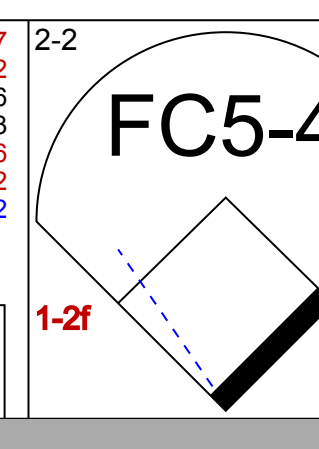
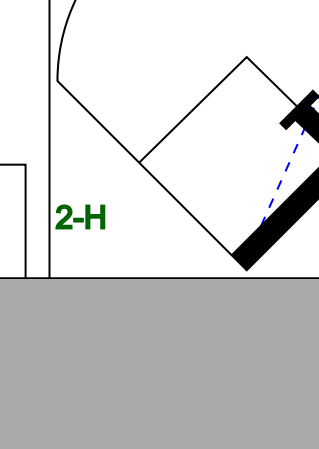
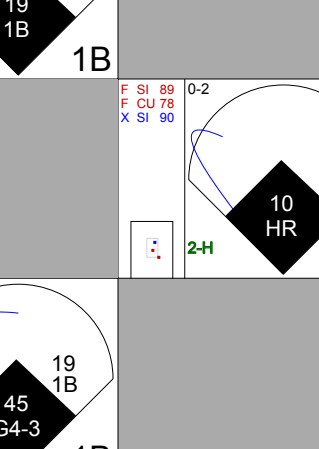
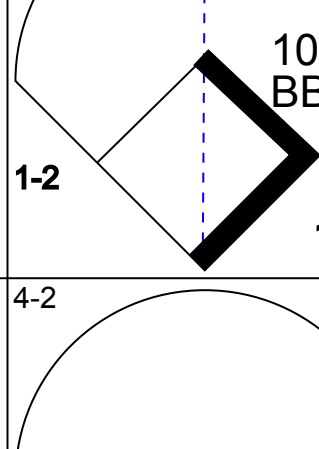
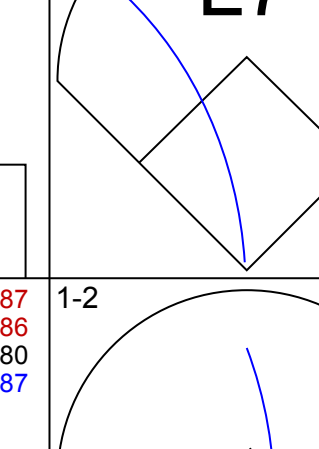
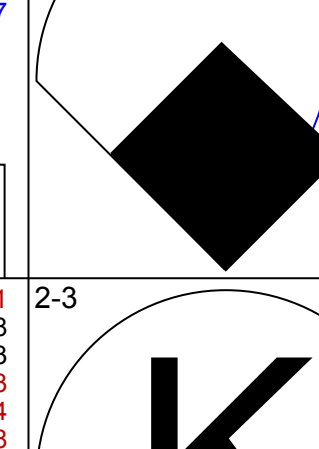
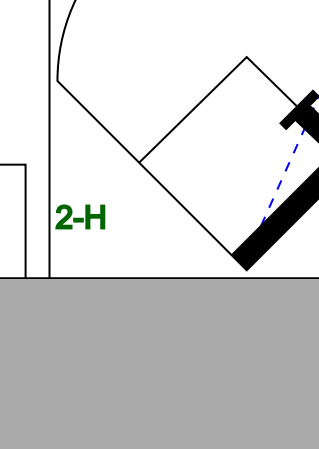
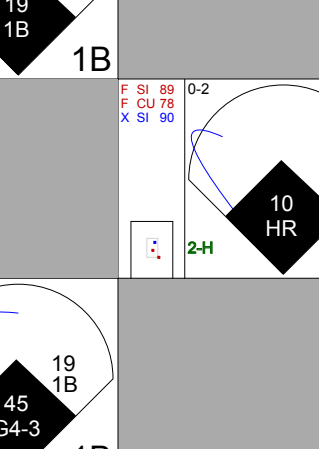
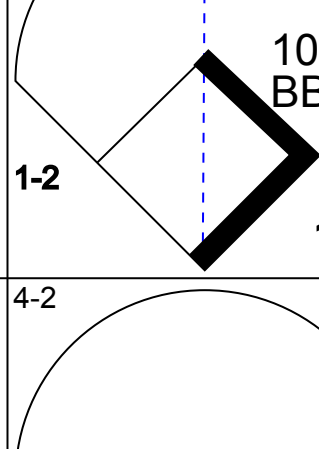
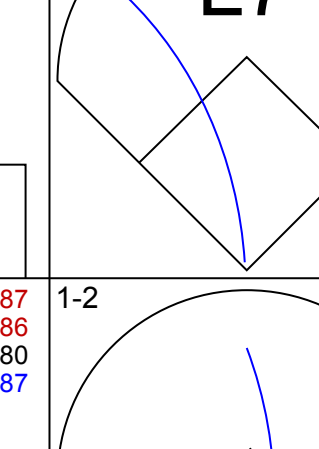
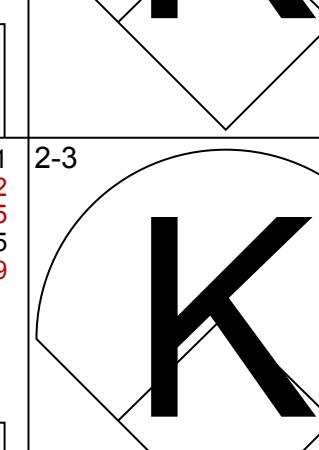
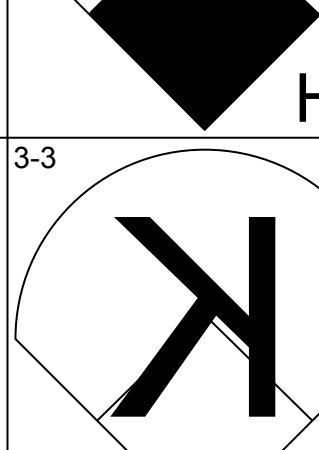
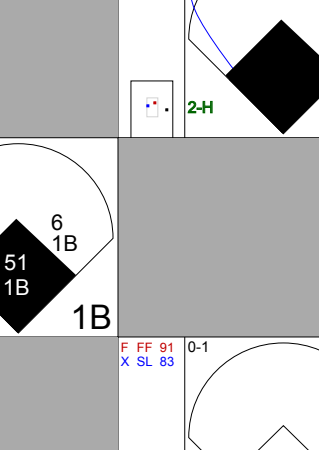
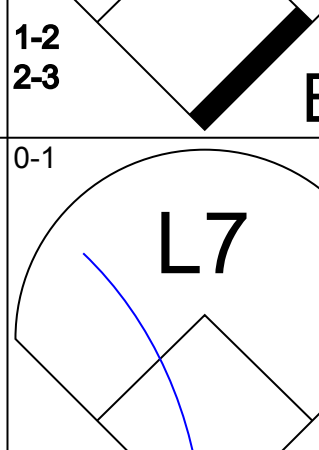
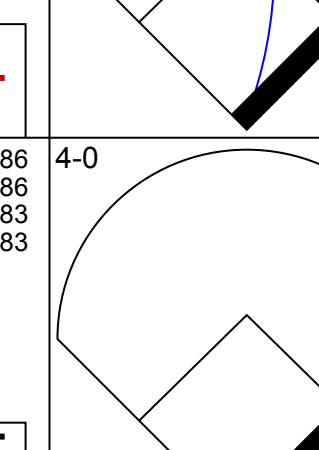

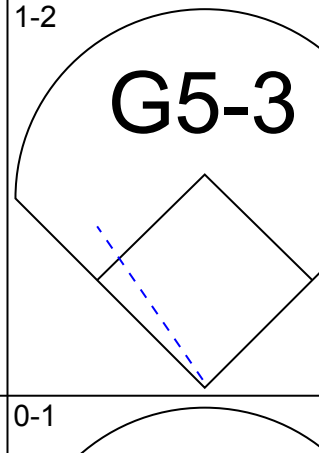
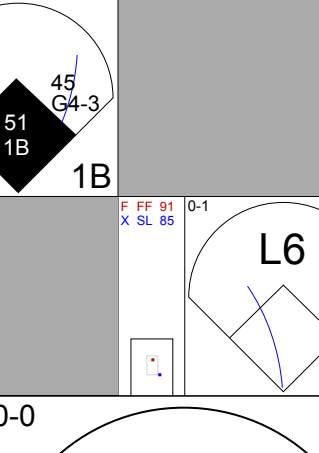

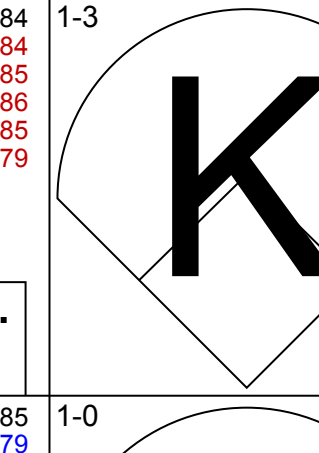

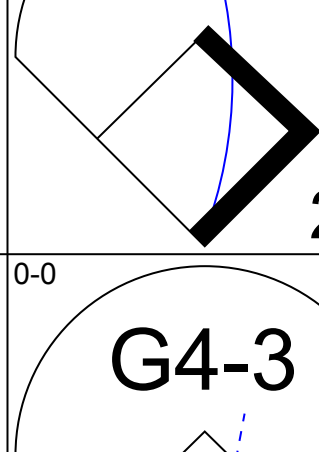
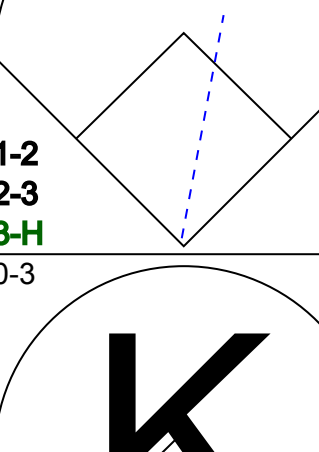
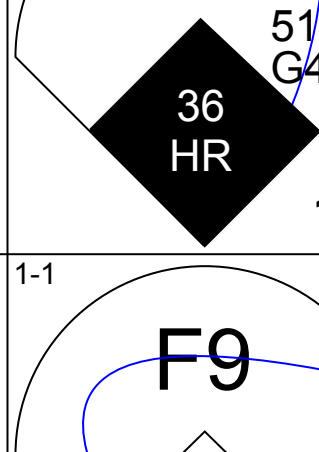
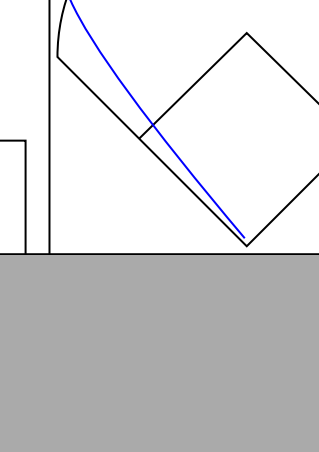
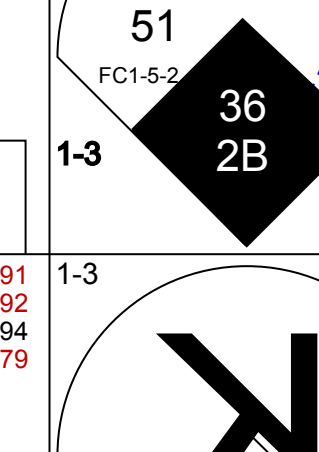
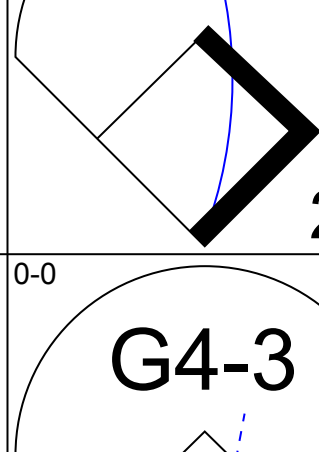
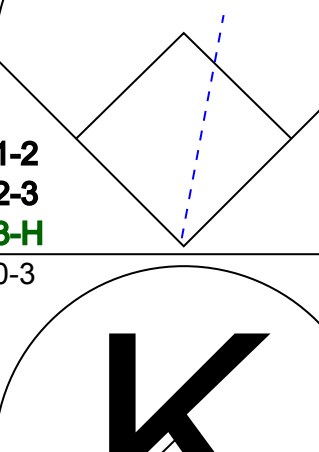
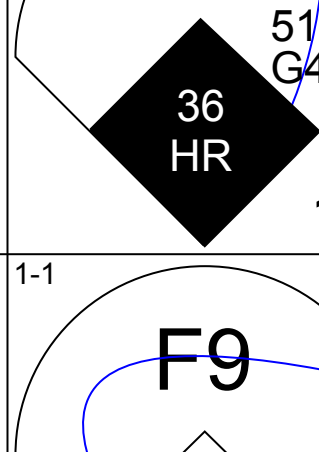
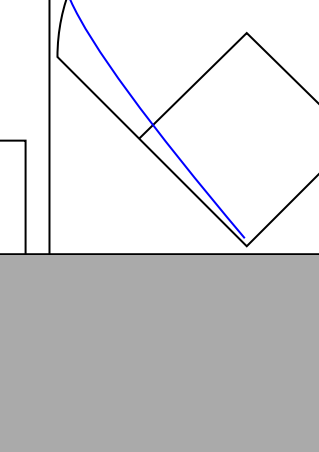
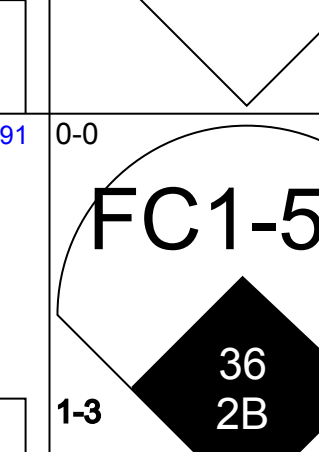
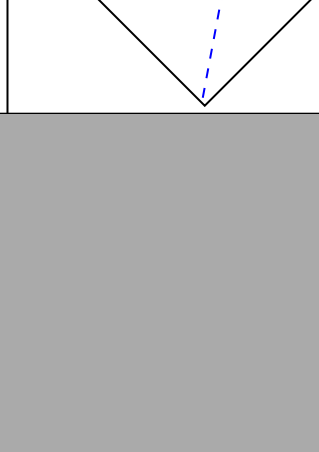
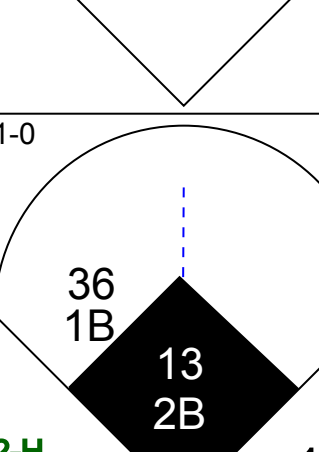
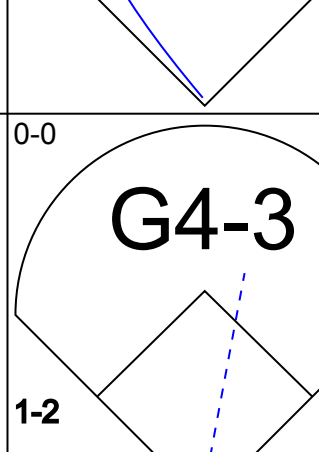

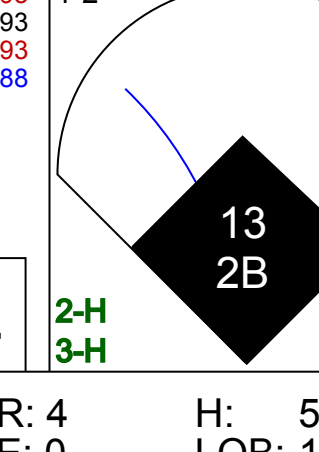

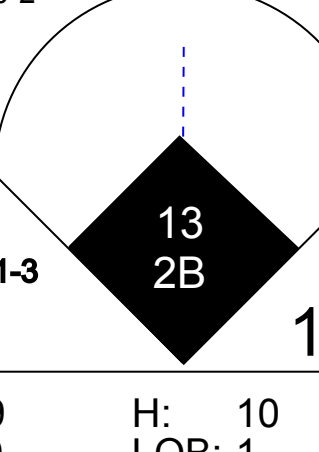
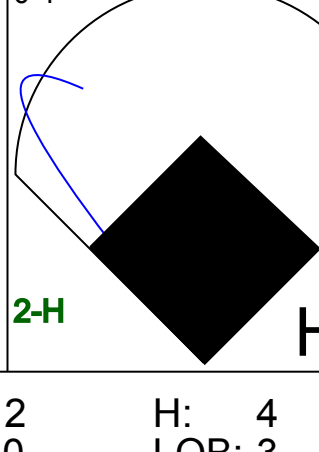

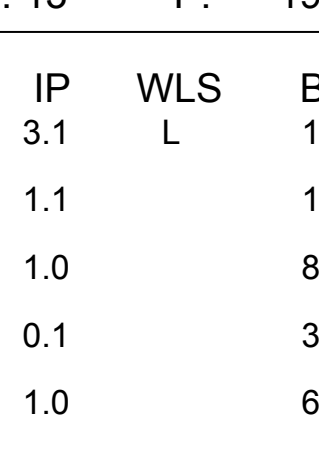
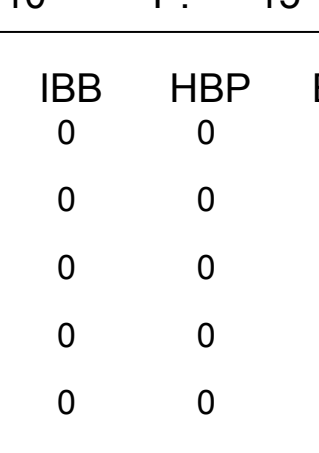
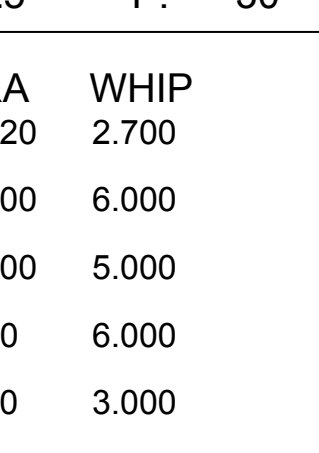
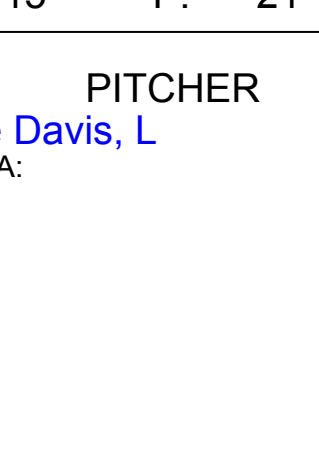
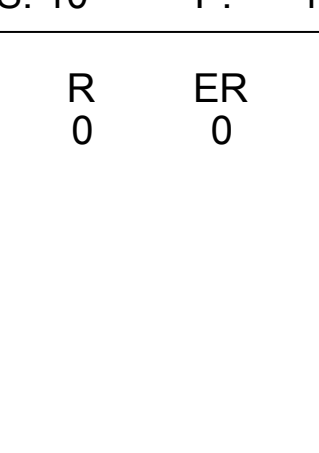
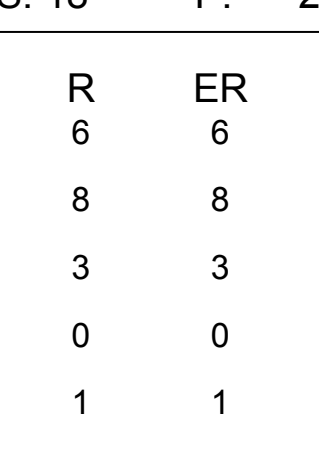
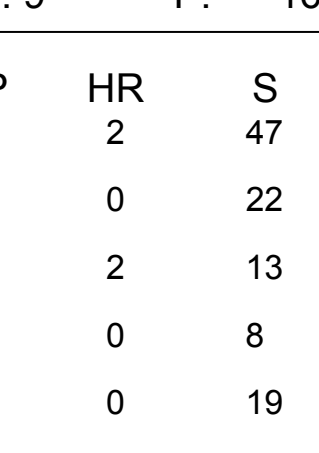
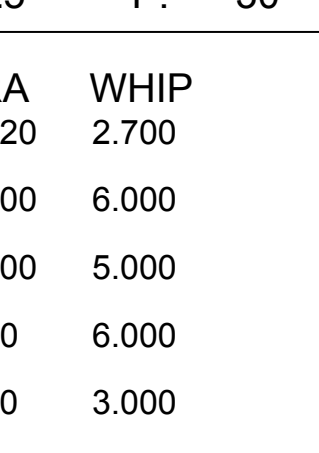
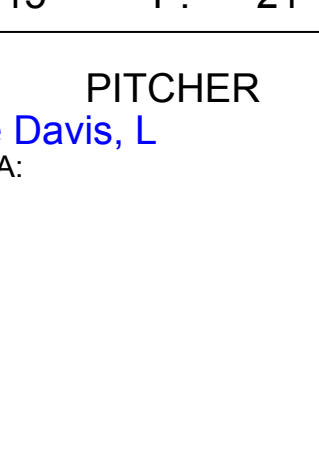
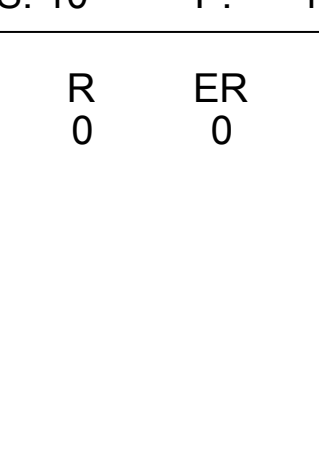





livebaseballscores.com

AB	29
R	4
H	6
RBI	4
BB	1
SO	6
LOB	5





Batter	1	2	3	4	5	6	7	8	9	AB	R	H	RBI	BB	SO	LOB	TOP			
1 Billy Burns, S OBP: 0.337, SLG: 0.378										5	0	0	0	0	3	2	<b>Oakland Athletics @ Baltimore Orioles</b> Oriole Park at Camden Yards, Baltimore, MD Sun Aug 16 2015, 1:38 PM - 4:46 PM EDT Att: 28,228 - Sunny - 86 F <a href="http://livebaseballscorecards.com">livebaseballscorecards.com</a>			
4 Coco Crisp, S OBP: 0.295, SLG: 0.217										4	0	2	0	0	1	0				
26 Danny Valencia, R OBP: 0.333, SLG: 0.525										4	0	1	0	0	1	1				
19 Josh Phegley, R OBP: 0.320, SLG: 0.469										4	0	1	0	0	1	2				
15 Brett Lawrie, R OBP: 0.299, SLG: 0.399										4	1	2	1	0	2	2				
16 Billy Butler, R OBP: 0.305, SLG: 0.359										4	0	1	0	0	0	2				
20 Mark Canha, R OBP: 0.295, SLG: 0.379										4	0	0	0	0	0	3				
10 Marcus Semien, R OBP: 0.306, SLG: 0.397										3	1	1	0	0	1	3				
28 Eric Sogard, L OBP: 0.260, SLG: 0.283										1	0	0	0	0	0	0				
23 Sam Fuld, L OBP: 0.277, SLG: 0.309										3	0	1	1	1	1	1				
<b>Inning Stats</b>	R: 0 E: 0 K: 3 S: 17	H: 2 LOB: 2 BB: 0 P: 22	R: 1 E: 0 K: 1 S: 15	H: 2 LOB: 1 BB: 0 P: 22	R: 0 E: 0 K: 2 S: 16	H: 0 LOB: 0 BB: 0 P: 18	R: 1 E: 0 K: 0 S: 11	H: 2 LOB: 1 BB: 0 P: 15	R: 0 E: 0 K: 1 S: 20	H: 2 LOB: 2 BB: 0 P: 25	R: 0 E: 0 K: 2 S: 11	H: 1 LOB: 1 BB: 0 P: 14	R: 0 E: 0 K: 1 S: 5	H: 0 LOB: 0 BB: 0 P: 6	R: 0 E: 0 K: 0 S: 8	H: 0 LOB: 1 BB: 1 P: 15	1B: 5 2B: 3 HR: 1	SF: 0 SAC: 0 DP: 0 HBP: 0	WP: 1 PB: 0 SB: 0 CS: 0	PA: 37
<b>PITCHER</b>	IP WLS BF H R ER SO BB IBB HBP BLK WP HR S P ERA WHIP																			
16 Wei-Yin Chen, L ERA: 3.2	(1, 1) 6.0 W 26 8 2 2 7 0 0 0 0 0 0 1 89 117 3.00 1.333																			
17 Brian Matusz, L ERA: 2.33	(7, 1) 1.0 4 1 0 0 2 0 0 0 0 0 0 0 11 14 0.00 1.000																			
61 Jason Garcia, R ERA: 4.58	(8, 1) 2.0 7 0 0 0 1 1 0 0 0 0 1 0 13 21 0.00 0.500																			

Batter	1	2	3	4	5	6	7	8	9	AB	R	H	RBI	BB	SO	LOB	BOTTOM			
13 Manny Machado, R OBP: 0.364, SLG: 0.521										5	2	3	3	0	0	1	<b>Oakland Athletics @ Baltimore Orioles</b> Oriole Park at Camden Yards, Baltimore, MD Sun Aug 16 2015, 1:38 PM - 4:46 PM EDT Att: 28,228 - Sunny - 86 F <a href="http://livebaseballscorecards.com">livebaseballscorecards.com</a>			
14 Nolan Reimold, R OBP: 0.314, SLG: 0.352										6	3	5	3	0	0	0				
18 Gerardo Parra, L OBP: 0.385, SLG: 0.513										4	3	3	3	1	1	0				
10 Adam Jones, R OBP: 0.325, SLG: 0.597										1	0	1	0	0	0	0				
38 Jimmy Paredes, S OBP: 0.308, SLG: 0.425										5	1	2	1	0	2	3				
19 Chris Davis, L OBP: 0.342, SLG: 0.553										0	0	0	0	1	0	0				
6 Jonathan Schoop, R OBP: 0.342, SLG: 0.532										6	2	3	0	0	1	3				
45 Steve Clevenger, L OBP: 0.450, SLG: 0.550										6	2	4	1	0	0	4				
2 J.J. Hardy, R OBP: 0.255, SLG: 0.322										4	0	0	0	0	2	6				
3 Ryan Flaherty, L OBP: 0.279, SLG: 0.330										1	0	0	0	0	1	2				
51 Henry Urrutia, L OBP: 0.250, SLG: 0.250										5	2	2	3	0	0	3				
36 Caleb Joseph, R OBP: 0.325, SLG: 0.456										4	3	3	4	1	1	2				
<b>Inning Stats</b>	R: 1 E: 0 K: 2 S: 13	H: 1 LOB: 0 BB: 0 P: 19	R: 4 E: 0 K: 1 S: 18	H: 5 LOB: 1 BB: 0 P: 24	R: 1 E: 0 K: 1 S: 10	H: 2 LOB: 1 BB: 0 P: 15	R: 0 E: 0 K: 0 S: 9	H: 0 LOB: 1 BB: 1 P: 16	R: 9 E: 0 K: 1 S: 25	H: 10 LOB: 1 BB: 0 P: 30	R: 2 E: 0 K: 0 S: 15	H: 4 LOB: 3 BB: 1 P: 21	R: 1 E: 0 K: 2 S: 19	H: 3 LOB: 2 BB: 0 P: 27	R: 0 E: 0 K: 1 S: 10	H: 1 LOB: 2 BB: 1 P: 17	1B: 15 2B: 7 3B: 0 HR: 4	SF: 0 SAC: 0 DP: 1 HBP: 0	WP: 0 PB: 0 SB: 0 CS: 0	PA: 51
<b>PITCHER</b>	IP WLS BF H R ER SO BB IBB HBP BLK WP HR S P ERA WHIP																			
31 Kendall Graveman, R ERA: 4.27	(1, 1) 3.1 L 18 8 8 8 1 0 0 0 0 0 0 2 47 70 16.20 2.700																			
61 Dan Otero, R ERA: 7.68	(4, 1) 1.1 11 8 8 8 1 0 0 0 0 0 0 0 22 27 54.00 6.000																			
49 Edward Mujica, R ERA: 5.26	(5, 1) 1.0 8 5 3 3 0 0 0 0 0 0 2 13 15 27.00 5.000																			
56 Fernando Abad, L ERA: 3.51	(6, 1) 0.1 3 1 0 0 0 1 0 0 0 0 0 0 8 13 0.00 6.000																			
56 Evan Scribner, R ERA: 3.81	(7, 1) 1.0 6 3 1 1 2 0 0 0 0 0 0 0 19 27 9.00 3.000																			

AB 36  
R 2  
H 9  
RBI 2  
BB 1  
SO 10  
LOB 16



WP: 1 PA: 37  
PB: 0  
SB: 0  
CS: 0

AB 48  
R 18  
H 26  
RBI 18  
BB 3  
SO 8  
LOB 26



WP: 0 PA: 51  
PB: 0  
SB: 0  
CS: 0



Batter	1	2	3	4	5	6	7	8	9	AB	R	H	RBI	BB	SO	LOB	TOP										
23 Sam Fuld, L OBP: 0.274, SLG: 0.305 1 Billy Burns, S OBP: 0.336, SLG: 0.377	G4-3		K		B2-3			F8		3	0	0	0	0	1	0											
20 Mark Canha, R OBP: 0.298, SLG: 0.392	P4		22 CI			HR		K		4	1	2	1	0	1	0											
22 Josh Reddick, L OBP: 0.329, SLG: 0.456	F8		CI			G2-3		F9		3	0	0	0	0	0	0											
26 Danny Valencia, R OBP: 0.332, SLG: 0.534		HR	L6			G6-3		G5-3		4	1	1	1	0	0	2											
21 Stephen Vogt, L OBP: 0.344, SLG: 0.449	L8				16 G6-4-3			16 G6-4-3		1	0	0	0	3	0	0											
16 Billy Butler, R OBP: 0.303, SLG: 0.356	K		G6-4-3		1-2f	G4-3		G6-4-3		4	0	0	0	0	1	3											
17 Ike Davis, L OBP: 0.301, SLG: 0.350			G6-3					K		2	0	0	0	1	1	0											
10 Marcus Semien, R OBP: 0.304, SLG: 0.394	F9				G6-3			F7		3	0	0	0	0	0	1											
28 Eric Sogard, L OBP: 0.287, SLG: 0.280			L7			F7		F8		3	0	0	0	0	0	0											
<b>Inning Stats</b>	R: 0 E: 0 K: 0 S: 8	H: 0 LOB: 0 BB: 0 P: 15	R: 1 E: 0 K: 1 S: 15	H: 1 LOB: 1 BB: 1 P: 25	R: 0 E: 1 K: 1 S: 11	H: 1 LOB: 2 BB: 0 P: 18	R: 0 E: 0 K: 0 S: 4	H: 0 LOB: 0 BB: 1 P: 9	R: 0 E: 0 K: 0 S: 5	H: 0 LOB: 0 BB: 0 P: 8	R: 1 E: 0 K: 0 S: 12	H: 1 LOB: 1 BB: 1 P: 17	R: 0 E: 0 K: 1 S: 6	H: 0 LOB: 0 BB: 0 P: 9	R: 0 E: 0 K: 1 S: 11	H: 0 LOB: 0 BB: 1 P: 14	R: 0 E: 0 K: 0 S: 3	H: 0 LOB: 0 BB: 1 P: 7	1B: 1 2B: 0 3B: 0 HR: 2	SF: 0 SAC: 0 DP: 2 HBP: 0	WP: 0 PB: 0 SB: 0 CS: 0	PA: 33					
<b>PITCHER</b>	IP	WLS	BF	H	R	ER	SO	BB	IBB	HBP	BLK	WP	HR	S	P	ERA	WHIP										
30 Chris Tillman, R ERA: 4.54	7.0	W	27	3	2	2	3	3	0	0	0	0	2	61	101	2.57	0.857										
56 Darren O'Day, R ERA: 1.17	1.0	H	3	0	0	0	1	0	0	0	0	0	0	11	14	0.00	0.000										
53 Zack Britton, L ERA: 1.84	1.0	S	3	0	0	0	0	1	0	0	0	0	0	3	7	0.00	1.000										

Oakland Athletics @ Baltimore Orioles  
 Oriole Park at Camden Yards, Baltimore, MD  
 Mon Aug 17 2015, 7:08 PM - 9:42 PM EDT  
 Att: 22,766 - Partly Cloudy - 87 F

AB	28
R	2
H	3
RBI	2
BB	4
SO	4
LOB	6



Batter	1	2	3	4	5	6	7	8	9	AB	R	H	RBI	BB	SO	LOB	BOTTOM										
13 Manny Machado, R OBP: 0.365, SLG: 0.520	G4-3		L4			19 BB				3	0	1	0	1	0	0											
18 Gerardo Parra, L OBP: 0.394, SLG: 0.510	G4-3		G5-3		19 BB			K		4	0	1	0	0	1	2											
10 Adam Jones, R OBP: 0.322, SLG: 0.502	G5-3		G5-3		K			K		4	0	0	0	0	2	2											
19 Chris Davis, L OBP: 0.342, SLG: 0.549		K	E4		6 BB			F8		3	1	0	0	1	1	0											
6 Jonathan Schoop, R OBP: 0.346, SLG: 0.531		1B			45 HR			G6-3		4	1	2	0	0	0	3											
45 Steve Clevenger, L OBP: 0.417, SLG: 0.625		K			HR			E7		4	1	1	3	0	2	1											
2 J.J. Hardy, R OBP: 0.254, SLG: 0.321		K	E6					G6-3		4	1	1	0	0	1	2											
51 Henry Urrutia, L OBP: 0.167, SLG: 0.167			F8		G6-3			G3		4	0	0	0	0	0	3											
36 Caleb Joseph, R OBP: 0.323, SLG: 0.457		F9			G4-3			F7		4	0	1	1	0	0	1											
<b>Inning Stats</b>	R: 0 E: 0 K: 0 S: 5	H: 1 LOB: 1 BB: 0 P: 8	R: 0 E: 0 K: 3 S: 12	H: 1 LOB: 1 BB: 0 P: 19	R: 0 E: 0 K: 0 S: 7	H: 0 LOB: 0 BB: 0 P: 10	R: 3 E: 2 K: 0 S: 15	H: 2 LOB: 1 BB: 0 P: 18	R: 0 E: 0 K: 1 S: 12	H: 2 LOB: 3 BB: 1 P: 21	R: 1 E: 0 K: 2 S: 18	H: 2 LOB: 2 BB: 1 P: 24	R: 0 E: 0 K: 1 S: 8	H: 0 LOB: 0 BB: 0 P: 9	R: 0 E: 1 K: 0 S: 11	H: 0 LOB: 1 BB: 0 P: 15	1B: 5 2B: 1 3B: 0 HR: 1	SF: 0 SAC: 0 DP: 0 HBP: 0	WP: 0 PB: 0 SB: 0 CS: 0	PA: 36							
<b>PITCHER</b>	IP	WLS	BF	H	R	ER	SO	BB	IBB	HBP	BLK	WP	HR	S	P	ERA	WHIP										
54 Sonny Gray, R ERA: 2.04	5.2	L	28	7	4	1	5	2	0	0	0	0	1	66	97	1.59	1.588										
13 Drew Pomeranz, L ERA: 3.72	1.0		3	0	0	0	2	0	0	0	0	0	0	8	8	0.00	0.000										
58 Evan Scribner, R ERA: 3.79	0.1		1	0	0	0	0	0	0	0	0	0	0	3	4	0.00	0.000										
29 Pat Venditte, S ERA: 1.23	1.0		4	0	0	0	0	0	0	0	0	0	0	11	15	0.00	0.000										

Oakland Athletics @ Baltimore Orioles  
 Oriole Park at Camden Yards, Baltimore, MD  
 Mon Aug 17 2015, 7:08 PM - 9:42 PM EDT  
 Att: 22,766 - Partly Cloudy - 87 F

AB	34
R	4
H	7
RBI	4
BB	2
SO	7
LOB	14





Batter	1	2	3	4	5	6	7	8	9	AB R H RBI BB SO LOB	TOP											
3 Curtis Granderson, L (1, 9) OBP: 0.344, SLG: 0.458										4 2 2 2 1 2 1	<b>New York Mets @ Baltimore Orioles</b> Oriole Park at Camden Yards, Baltimore, MD Tue Aug 18 2015, 7:51 PM - 10:51 PM EDT Att: 34,068 - Cloudy - 81 F											
28 Daniel Murphy, L (1, 5) OBP: 0.326, SLG: 0.418										4 0 2 2 0 0 0												
52 Yoenis Cespedes, R (1, 8) OBP: 0.321, SLG: 0.496										4 0 0 0 1 0 2												
21 Lucas Duda, L (1, 3) OBP: 0.346, SLG: 0.472										5 0 1 0 0 2 4												
7 Travis d'Arnaud, R (1, 2) OBP: 0.328, SLG: 0.483										3 0 0 0 1 1 1												
55 Kelly Johnson, L (1, 4) OBP: 0.302, SLG: 0.434										4 0 0 0 0 2 2												
23 Michael Cuddyer, R (1, 10) OBP: 0.299, SLG: 0.369										4 0 1 0 0 0 1												
30 Michael Conforto, L (1, 7) OBP: 0.338, SLG: 0.423										4 0 1 0 0 2 4												
12 Juan Lagares, R (9, PR) OBP: 0.288, SLG: 0.354										0 1 0 0 0 0 0												
4 Wilmer Flores, R (1, 6) OBP: 0.286, SLG: 0.384										4 2 1 0 0 0 1												
<b>Inning Stats</b>	R: 1 E: 0 K: 13 S: 13	H: 1 LOB: 0 BB: 0 P: 19	R: 0 E: 0 K: 0 S: 6	H: 0 LOB: 0 BB: 0 P: 10	R: 1 E: 0 K: 2 S: 15	H: 2 LOB: 1 BB: 0 P: 22	R: 0 E: 0 K: 2 S: 19	H: 2 LOB: 2 BB: 0 P: 26	R: 1 E: 0 K: 0 S: 6	H: 1 LOB: 0 BB: 1 P: 12	R: 0 E: 0 K: 1 S: 12	H: 0 LOB: 2 BB: 1 P: 20	R: 0 E: 0 K: 1 S: 12	H: 1 LOB: 2 BB: 1 P: 20	R: 0 E: 0 K: 1 S: 9	H: 0 LOB: 0 BB: 0 P: 11	R: 2 E: 1 K: 1 S: 16	H: 1 LOB: 2 BB: 1 P: 28	1B: 4 2B: 2 3B: 0 HR: 2	SF: 1 SAC: 0 DP: 0 HBP: 0	WP: 1 PB: 0 SB: 0 CS: 0	PA: 40
<b>PITCHER</b>	IP WLS BF H R ER SO BB IBB HBP BLK WP HR S P ERA WHIP											IP WLS BF H R ER SO BB IBB HBP BLK WP HR S P ERA WHIP										
39 Kevin Gausman, R (1, 1) ERA: 4.48	6.0 L 26 6 3 3 6 1 0 0 0 0 2 71 109 4.50 1.167																					
66 T.J. McFarland, L (7, 1) ERA: 2.25	1.0 5 1 0 0 1 0 1 0 0 0 0 12 20 0.00 1.000																					
60 Mychal Givens, R (8, 1) ERA: 1.08	1.0 5 1 2 1 1 0 0 0 0 0 0 15 21 9.00 1.000																					
35 Brad Brach, R (9, 1) ERA: 2.47	1.0 4 0 0 0 1 1 0 0 0 0 1 0 10 18 0.00 1.000																					

Batter	1	2	3	4	5	6	7	8	9	AB R H RBI BB SO LOB	BOTTOM									
13 Manny Machado, R (1, 5) OBP: 0.365, SLG: 0.517										4 0 1 0 1 0 3	<b>New York Mets @ Baltimore Orioles</b> Oriole Park at Camden Yards, Baltimore, MD Tue Aug 18 2015, 7:51 PM - 10:51 PM EDT Att: 34,068 - Cloudy - 81 F									
18 Gerardo Parra, L (1, 9) OBP: 0.393, SLG: 0.515										4 1 1 1 0 0 2										
10 Adam Jones, R (1, 8) OBP: 0.319, SLG: 0.498										4 0 0 0 0 0 1										
19 Chris Davis, L (1, 3) OBP: 0.341, SLG: 0.545										3 1 0 0 1 3 1										
32 Matt Wieters, S (1, 2) OBP: 0.310, SLG: 0.451										4 1 2 0 0 0 0										
6 Jonathan Schoop, R (1, 4) OBP: 0.338, SLG: 0.517										4 0 0 0 0 2 3										
45 Steve Clevenger, L (1, 10) OBP: 0.357, SLG: 0.536										4 0 0 0 0 1 3										
2 J.J. Hardy, R (1, 6) OBP: 0.257, SLG: 0.324										3 0 1 1 1 0 1										
14 Nolan Reimold, R (9, PR) OBP: 0.314, SLG: 0.352										0 0 0 0 0 0 0										
51 Henry Urrutia, L (1, 7) OBP: 0.250, SLG: 0.200										3 0 1 1 1 1 0										
3 Ryan Flaherty, L (9, PR) OBP: 0.279, SLG: 0.330										0 0 0 0 0 0 0										
<b>Inning Stats</b>	R: 0 E: 0 K: 1 S: 16	H: 0 LOB: 1 BB: 1 P: 22	R: 0 E: 0 K: 1 S: 9	H: 1 LOB: 0 BB: 0 P: 11	R: 0 E: 0 K: 1 S: 6	H: 0 LOB: 0 BB: 0 P: 9	R: 0 E: 0 K: 1 S: 7	H: 0 LOB: 0 BB: 0 P: 11	R: 0 E: 0 K: 1 S: 11	H: 1 LOB: 1 BB: 0 P: 16	R: 0 E: 0 K: 1 S: 7	H: 0 LOB: 0 BB: 0 P: 9	R: 0 E: 0 K: 0 S: 7	H: 1 LOB: 1 BB: 0 P: 13	R: 2 E: 1 K: 1 S: 17	H: 1 LOB: 3 BB: 3 P: 32	1B: 4 2B: 1 3B: 0 HR: 1	SF: 0 SAC: 0 DP: 0 HBP: 0	WP: 0 PB: 0 SB: 0 CS: 0	PA: 37
<b>PITCHER</b>	IP WLS BF H R ER SO BB IBB HBP BLK WP HR S P ERA WHIP											IP WLS BF H R ER SO BB IBB HBP BLK WP HR S P ERA WHIP								
48 Jacob deGrom, R (1, 1) ERA: 1.98	7.2 W 28 5 1 1 6 1 0 0 0 0 0 8 70 1.00 0.783																			
46 Tyler Clippard, R (8, 1) ERA: 2.39	0.2 H 4 1 2 0 0 1 0 0 0 0 0 8 15 0.00 3.000																			
27 Jeury Familia, R (9, 1) ERA: 1.85	0.2 S 5 0 0 0 1 2 0 0 0 0 0 0 11 21 0.00 3.000																			

AB 36  
R 5  
H 8  
RBI 4  
BB 3  
SO 9  
LOB 16



AB 33  
R 3  
H 6  
RBI 3  
BB 4  
SO 7  
LOB 14





Batter	1	2	3	4	5	6	7	8	9	AB	R	H	RBI	BB	SO	LOB	TOP				
3 Curtis Granderson, L OBP: 0.342, SLG: 0.455	L3		G5-3		2B		L4		F8	5	1	1	0	0	0	1	<b>New York Mets @ Baltimore Orioles</b> Oriole Park at Camden Yards, Baltimore, MD Wed Aug 19 2015, 7:08 PM - 10:08 PM EDT Att: 36,165 - Partly Cloudy - 85 F				
28 Daniel Murphy, L OBP: 0.327, SLG: 0.427	HR		K		1B		G6-3			4	1	2	2	0	1	0					
52 Yoenis Cespedes, R(1, 10) OBP: 0.320, SLG: 0.494	1B		G6-3		G5-4-3			K		4	0	1	0	0	1	1					
21 Lucas Duda, L OBP: 0.347, SLG: 0.474	K							K		3	0	1	0	1	2	1					
2 Juan Uribe, R OBP: 0.308, SLG: 0.400	BB							G3		3	0	0	0	1	1	2					
7 Travis d'Arnaud, R OBP: 0.287, SLG: 0.471	FC6-4							K		3	1	0	0	1	2	3					
30 Michael Conforto, L OBP: 0.338, SLG: 0.497	K									2	0	0	0	1	1	0					
23 Michael Cuddyer, R OBP: 0.301, SLG: 0.371			BB					G4-3		1	0	1	0	0	0	0					
4 Wilmer Flores, R OBP: 0.288, SLG: 0.393	F9							G4-6-3		4	1	2	2	0	0	1					
12 Juan Lagares, R OBP: 0.287, SLG: 0.353	K						F8		1B	4	0	1	0	0	1	2					
<b>Inning Stats</b>	R: 1 H: 2 E: 0 K: 1 S: 12	H: 2 BB: 1 P: 22	R: 0 H: 0 E: 0 K: 2 S: 9	H: 0 LOB: 0 BB: 0 P: 13	R: 0 H: 0 E: 0 K: 1 S: 8	H: 0 LOB: 0 BB: 0 P: 14	R: 1 H: 1 E: 0 K: 1 S: 16	H: 2 LOB: 2 BB: 3 P: 33	R: 1 H: 1 E: 0 K: 0 S: 14	H: 1 LOB: 0 BB: 0 P: 21	R: 0 H: 1 E: 0 K: 2 S: 13	H: 1 LOB: 1 BB: 0 P: 20	R: 0 H: 2 E: 0 K: 0 S: 11	H: 2 LOB: 1 BB: 0 P: 15	1B: 5 2B: 2 3B: 0 HR: 2	SF: 0 SAC: 0 DP: 2 HBP: 0	WP: 0 PA: 37 PB: 0 SB: 1 CS: 1				
<b>PITCHER</b>	IP WLS BF H R ER SO BB IBB HBP BLK WP HR S P ERA WHIP	<b>PITCHER</b>																			
31 Ubaldo Jimenez, R ERA: 3.97	5.0 22 5 3 3 6 4 0 0 0 0 1 52 94 5.40 1.800																				
60 Mychal Givens, R ERA: 1.99	1.1 5 1 1 1 1 0 0 0 0 0 0 16 21 6.75 0.750																				
17 Brian Matusz, L ERA: 2.27	1.0 4 1 0 0 1 0 0 0 0 0 0 12 21 0.00 1.000																				
56 Darren O'Day, R ERA: 1.15	0.2 2 0 0 0 1 0 0 0 0 0 0 5 6 0.00 0.000																				
53 Zack Britton, L ERA: 1.8	1.0 W 4 2 0 0 0 0 0 0 0 0 0 11 15 0.00 2.000																				
<b>Batter</b>	<b>1</b>	<b>2</b>	<b>3</b>	<b>4</b>	<b>5</b>	<b>6</b>	<b>7</b>	<b>8</b>	<b>9</b>	<b>AB</b>	<b>R</b>	<b>H</b>	<b>RBI</b>	<b>BB</b>	<b>SO</b>	<b>LOB</b>	<b>BOTTOM</b>				
13 Manny Machado, R OBP: 0.366, SLG: 0.519	1B		K		1B		K			4	0	2	0	0	2	0	<b>New York Mets @ Baltimore Orioles</b> Oriole Park at Camden Yards, Baltimore, MD Wed Aug 19 2015, 7:08 PM - 10:08 PM EDT Att: 36,165 - Partly Cloudy - 85 F				
18 Gerardo Parra, L OBP: 0.382, SLG: 0.513	1B		F7		L7		F8			4	0	1	0	0	0	1					
10 Adam Jones, R OBP: 0.323, SLG: 0.508	BB				G6-3		HR			3	2	2	1	1	0	1					
19 Chris Davis, L OBP: 0.342, SLG: 0.546	K				BB		K			3	1	1	0	1	2	3					
6 Jonathan Schoop, R OBP: 0.335, SLG: 0.529	G4-3				K		HR			4	1	1	2	0	1	5					
45 Steve Clevenger, L OBP: 0.375, SLG: 0.531	L9				1B					4	0	2	1	0	1	0					
2 J.J. Hardy, R OBP: 0.254, SLG: 0.320	K				K		L8			4	0	0	0	0	2	3					
51 Henry Urrutia, L OBP: 0.250, SLG: 0.368	G6-3				L7		F7			4	1	1	1	0	0	3					
36 Caleb Joseph, R OBP: 0.320, SLG: 0.451	F8				K		G2-3			3	0	0	0	0	1	1					
<b>Inning Stats</b>	R: 0 H: 2 E: 0 K: 1 S: 13	H: 2 LOB: 2 BB: 1 P: 23	R: 0 H: 0 E: 0 K: 1 S: 8	H: 0 LOB: 0 BB: 0 P: 10	R: 0 H: 0 E: 0 K: 1 S: 9	H: 0 LOB: 0 BB: 0 P: 13	R: 1 H: 2 E: 0 K: 2 S: 16	H: 2 LOB: 1 BB: 1 P: 28	R: 0 H: 1 E: 0 K: 1 S: 10	H: 3 LOB: 1 BB: 0 P: 15	R: 2 H: 3 E: 0 K: 0 S: 11	H: 3 LOB: 1 BB: 0 P: 13	R: 1 H: 1 E: 0 K: 2 S: 12	H: 1 LOB: 0 BB: 0 P: 20	R: 0 H: 0 E: 0 K: 1 S: 9	H: 0 LOB: 0 BB: 0 P: 13		R: 1 H: 1 E: 0 K: 0 S: 4	H: 1 LOB: 0 BB: 0 P: 5	1B: 4 2B: 3 3B: 0 HR: 3	SF: 0 SAC: 0 DP: 1 HBP: 0
<b>PITCHER</b>	IP WLS BF H R ER SO BB IBB HBP BLK WP HR S P ERA WHIP	<b>PITCHER</b>																			
34 Noah Syndergaard, R ERA: 3.17	5.0 24 8 3 3 6 2 0 0 0 0 0 62 96 5.40 2.000																				
35 Logan Verrett, R ERA: 2.82	1.0 3 0 0 0 0 0 0 0 0 0 0 5 6 0.00 0.000																				
47 Hansel Robles, R ERA: 4.0	1.0 B 4 1 1 1 2 0 0 0 0 0 1 12 20 9.00 1.000																				
46 Tyler Clippard, R ERA: 2.34	1.0 3 0 0 0 1 0 0 0 0 0 0 9 13 0.00 0.000																				
72 Carlos Torres, R ERA: 3.83	0.0 L 1 1 1 1 0 0 0 0 0 0 0 1 4 5 " "																				



Batter	1	2	3	4	5	6	7	8	9	AB	R	H	RBI	BB	SO	LOB	TOP									
25 Byron Buxton, R (1,8) OBP: 0.222, SLG: 0.256	G5-3	G5-3		FC5-4			K		L4	6	1	1	0	0	1	3										
2 Brian Dozier, R (1,4) OBP: 0.316, SLG: 0.485	G5-3				P3					5	1	2	1	0	0	3										
9 Eduardo Núñez, R (8,6) OBP: 0.302, SLG: 0.405	G5-3									1	0	1	0	0	0	0										
7 Joe Mauer, L (1,3) OBP: 0.333, SLG: 0.378	F8									3	2	1	0	1	0	1										
21 Shane Robinson, R (8,PH) OBP: 0.315, SLG: 0.342		G4-3							G4-6-3	2	1	1	1	0	0	1										
22 Miguel Sanó, R (1,10) OBP: 0.394, SLG: 0.567										4	3	1	3	1	2	3										
24 Trevor Plouffe, R (1,5) OBP: 0.309, SLG: 0.459										4	1	2	2	1	1	0										
20 Eddie Rosario, L (1,7) OBP: 0.290, SLG: 0.452										5	1	3	2	0	2	0										
48 Toni Hunter, R (1,9) OBP: 0.323, SLG: 0.410										3	1	0	1	1	1	2										
12 Chris Herrmann, L (8,PH) OBP: 0.235, SLG: 0.321										1	0	0	0	0	0	2										
8 Kurt Suzuki, R (1,2) OBP: 0.294, SLG: 0.314										5	2	3	2	0	1	2										
5 Eduardo Escobar, S (1,6) OBP: 0.290, SLG: 0.396										5	2	3	2	0	0	1										
<b>Inning Stats</b>	R: 0 E: 0 K: 0 S: 8	H: 0 LOB: 0 BB: 0 P: 11	R: 5 E: 0 K: 0 S: 23	H: 5 LOB: 1 BB: 2 P: 40	R: 0 E: 0 K: 2 S: 10	H: 0 LOB: 0 BB: 0 P: 14	R: 0 E: 0 K: 1 S: 13	H: 1 LOB: 1 BB: 0 P: 16	R: 2 E: 0 K: 2 S: 11	H: 2 LOB: 0 BB: 0 P: 15	R: 0 E: 0 K: 0 S: 8	H: 0 LOB: 0 BB: 0 P: 12	R: 2 E: 0 K: 2 S: 14	H: 3 LOB: 2 BB: 1 P: 31	R: 5 E: 1 K: 1 S: 22	H: 5 LOB: 2 BB: 1 P: 33	R: 1 E: 0 K: 0 S: 9	H: 2 LOB: 0 BB: 0 P: 11	1B: 14 2B: 2 3B: 0 HR: 2	SF: 0 SAC: 0 DP: 1 HBP: 0	WP: 0 PB: 0 SB: 0 CS: 0	PA: 48				
<b>PITCHER</b>	IP WLS BF H R ER SO BB IBB HBP BLK WP HR S P ERA WHIP	IP WLS BF H R ER SO BB IBB HBP BLK WP HR S P ERA WHIP	IP WLS BF H R ER SO BB IBB HBP BLK WP HR S P ERA WHIP	IP WLS BF H R ER SO BB IBB HBP BLK WP HR S P ERA WHIP	IP WLS BF H R ER SO BB IBB HBP BLK WP HR S P ERA WHIP	IP WLS BF H R ER SO BB IBB HBP BLK WP HR S P ERA WHIP	IP WLS BF H R ER SO BB IBB HBP BLK WP HR S P ERA WHIP	IP WLS BF H R ER SO BB IBB HBP BLK WP HR S P ERA WHIP	IP WLS BF H R ER SO BB IBB HBP BLK WP HR S P ERA WHIP	IP WLS BF H R ER SO BB IBB HBP BLK WP HR S P ERA WHIP	IP WLS BF H R ER SO BB IBB HBP BLK WP HR S P ERA WHIP	IP WLS BF H R ER SO BB IBB HBP BLK WP HR S P ERA WHIP	IP WLS BF H R ER SO BB IBB HBP BLK WP HR S P ERA WHIP	IP WLS BF H R ER SO BB IBB HBP BLK WP HR S P ERA WHIP	IP WLS BF H R ER SO BB IBB HBP BLK WP HR S P ERA WHIP	IP WLS BF H R ER SO BB IBB HBP BLK WP HR S P ERA WHIP	IP WLS BF H R ER SO BB IBB HBP BLK WP HR S P ERA WHIP	IP WLS BF H R ER SO BB IBB HBP BLK WP HR S P ERA WHIP	IP WLS BF H R ER SO BB IBB HBP BLK WP HR S P ERA WHIP	IP WLS BF H R ER SO BB IBB HBP BLK WP HR S P ERA WHIP	IP WLS BF H R ER SO BB IBB HBP BLK WP HR S P ERA WHIP	IP WLS BF H R ER SO BB IBB HBP BLK WP HR S P ERA WHIP	IP WLS BF H R ER SO BB IBB HBP BLK WP HR S P ERA WHIP	IP WLS BF H R ER SO BB IBB HBP BLK WP HR S P ERA WHIP	IP WLS BF H R ER SO BB IBB HBP BLK WP HR S P ERA WHIP	IP WLS BF H R ER SO BB IBB HBP BLK WP HR S P ERA WHIP

Minnesota Twins @ Baltimore Orioles  
 Oriole Park at Camden Yards, Baltimore, MD  
 Thu Aug 20 2015, 9:37 PM - 12:28 AM EDT  
 Att: 20,109 - Cloudy - 74 F

AB 44  
 R 15  
 H 18  
 RBI 14  
 BB 4  
 SO 8  
 LOB 18



Batter	1	2	3	4	5	6	7	8	9	AB	R	H	RBI	BB	SO	LOB	BOTTOM										
13 Manny Machado, R (1,5) OBP: 0.364, SLG: 0.516	G6-3									3	0	0	0	0	0	1											
14 Nolan Reimold, R (8,8) OBP: 0.308, SLG: 0.344	G6-3									2	0	0	0	0	1	5											
18 Gerardo Parra, L (1,9) OBP: 0.381, SLG: 0.510	G6-3									4	0	1	1	0	1	0											
10 Adam Jones, R (1,8) OBP: 0.323, SLG: 0.597	G6-3									3	0	1	0	0	0	0											
38 Jimmy Paredes, S (8,5) OBP: 0.307, SLG: 0.423	G6-3									1	0	0	0	0	1	3											
19 Chris Davis, L (1,3) OBP: 0.344, SLG: 0.547										3	0	2	0	0	1	0											
36 Caleb Joseph, R (8,3) OBP: 0.322, SLG: 0.453										1	0	1	1	0	0	0											
32 Matt Wieters, S (1,2) OBP: 0.309, SLG: 0.452										4	0	1	0	0	2	5											
6 Jonathan Schoop, R (1,4) OBP: 0.327, SLG: 0.516										4	0	0	0	0	0	3											
45 Steve Clevenger, L (1,10) OBP: 0.361, SLG: 0.500										4	1	1	0	0	2	2											
2 J.J. Hardy, R (1,6) OBP: 0.253, SLG: 0.318										2	0	0	0	0	1	2											
3 Ryan Flaherty, L (8,6) OBP: 0.265, SLG: 0.333										1	1	1	0	1	0	0											
51 Henry Urrutia, L (1,7) OBP: 0.333, SLG: 0.409										3	0	2	0	1	0	0											
<b>Inning Stats</b>	R: 0 E: 0 K: 0 S: 6	H: 0 LOB: 0 BB: 0 P: 10	R: 0 E: 0 K: 2 S: 13	H: 2 LOB: 2 BB: 0 P: 18	R: 0 E: 0 K: 1 S: 6	H: 0 LOB: 0 BB: 0 P: 9	R: 0 E: 0 K: 2 S: 9	H: 0 LOB: 0 BB: 0 P: 11	R: 0 E: 0 K: 1 S: 8	H: 0 LOB: 0 BB: 0 P: 13	R: 0 E: 0 K: 0 S: 5	H: 1 LOB: 0 BB: 0 P: 7	R: 0 E: 0 K: 0 S: 9	H: 2 LOB: 1 BB: 0 P: 12	R: 2 E: 0 K: 3 S: 20	H: 5 LOB: 3 BB: 0 P: 23	R: 0 E: 0 K: 0 S: 9	H: 0 LOB: 2 BB: 2 P: 17	1B: 9 2B: 1 3B: 0 HR: 0	SF: 0 SAC: 0 DP: 2 HBP: 0	WP: 0 PB: 0 SB: 0 CS: 0	PA: 37					
<b>PITCHER</b>	IP WLS BF H R ER SO BB IBB HBP BLK WP HR S P ERA WHIP	IP WLS BF H R ER SO BB IBB HBP BLK WP HR S P ERA WHIP	IP WLS BF H R ER SO BB IBB HBP BLK WP HR S P ERA WHIP	IP WLS BF H R ER SO BB IBB HBP BLK WP HR S P ERA WHIP	IP WLS BF H R ER SO BB IBB HBP BLK WP HR S P ERA WHIP	IP WLS BF H R ER SO BB IBB HBP BLK WP HR S P ERA WHIP	IP WLS BF H R ER SO BB IBB HBP BLK WP HR S P ERA WHIP	IP WLS BF H R ER SO BB IBB HBP BLK WP HR S P ERA WHIP	IP WLS BF H R ER SO BB IBB HBP BLK WP HR S P ERA WHIP	IP WLS BF H R ER SO BB IBB HBP BLK WP HR S P ERA WHIP	IP WLS BF H R ER SO BB IBB HBP BLK WP HR S P ERA WHIP	IP WLS BF H R ER SO BB IBB HBP BLK WP HR S P ERA WHIP	IP WLS BF H R ER SO BB IBB HBP BLK WP HR S P ERA WHIP	IP WLS BF H R ER SO BB IBB HBP BLK WP HR S P ERA WHIP	IP WLS BF H R ER SO BB IBB HBP BLK WP HR S P ERA WHIP	IP WLS BF H R ER SO BB IBB HBP BLK WP HR S P ERA WHIP	IP WLS BF H R ER SO BB IBB HBP BLK WP HR S P ERA WHIP	IP WLS BF H R ER SO BB IBB HBP BLK WP HR S P ERA WHIP	IP WLS BF H R ER SO BB IBB HBP BLK WP HR S P ERA WHIP	IP WLS BF H R ER SO BB IBB HBP BLK WP HR S P ERA WHIP	IP WLS BF H R ER SO BB IBB HBP BLK WP HR S P ERA WHIP	IP WLS BF H R ER SO BB IBB HBP BLK WP HR S P ERA WHIP	IP WLS BF H R ER SO BB IBB HBP BLK WP HR S P ERA WHIP	IP WLS BF H R ER SO BB IBB HBP BLK WP HR S P ERA WHIP	IP WLS BF H R ER SO BB IBB HBP BLK WP HR S P ERA WHIP	IP WLS BF H R ER SO BB IBB HBP BLK WP HR S P ERA WHIP	IP WLS BF H R ER SO BB IBB HBP BLK WP HR S P ERA WHIP

Minnesota Twins @ Baltimore Orioles  
 Oriole Park at Camden Yards, Baltimore, MD  
 Thu Aug 20 2015, 9:37 PM - 12:28 AM EDT  
 Att: 20,109 - Cloudy - 74 F

AB 35  
 R 2  
 H 10  
 RBI 2  
 BB 2  
 SO 9  
 LOB 21





Batter	1	2	3	4	5	6	7	8	9	AB	R	H	RBI	BB	SO	LOB	TOP			
25 Byron Buxton, R OBP: 0.240, SLG: 0.271	G5-3			G5-3			K			5	0	2	0	0	1	3				
2 Brian Dozier, R OBP: 0.315, SLG: 0.482				F8		G5-3	K	K		5	0	1	0	0	2	4				
7 Joe Mauer, L OBP: 0.332, SLG: 0.376				G1-3		P5	F7	K		5	0	1	0	0	1	4				
22 Miguel Sanó, R OBP: 0.400, SLG: 0.572										4	2	2	0	1	2	2				
24 Trevor Plouffe, R OBP: 0.308, SLG: 0.456				F8		F8				5	1	1	0	0	0	4				
48 Tori Hunter, R OBP: 0.292, SLG: 0.411										3	1	1	0	1	1	0				
20 Eddie Rosario, L OBP: 0.298, SLG: 0.447										3	0	0	1	0	1	3				
8 Kurt Suzuki, R OBP: 0.297, SLG: 0.316										4	0	2	2	0	1	1				
9 Eduardo Núñez, R OBP: 0.307, SLG: 0.404										3	0	1	1	1	0	1				
<b>Inning Stats</b>	R: 0 H: 2 E: 0 K: 1 S: 15	H: 2 LOB: 2 BB: 0 P: 19	R: 0 H: 0 E: 0 K: 2 S: 9	H: 0 LOB: 0 BB: 0 P: 13	R: 0 H: 1 E: 0 K: 0 S: 9	H: 1 LOB: 1 BB: 0 P: 11	R: 1 H: 2 E: 0 K: 0 S: 23	H: 2 LOB: 3 BB: 2 P: 37	R: 0 H: 1 E: 0 K: 0 S: 8	H: 1 LOB: 1 BB: 0 P: 9	R: 0 H: 0 E: 0 K: 2 S: 10	H: 0 LOB: 0 BB: 0 P: 15	R: 3 H: 4 E: 0 K: 2 S: 26	H: 4 LOB: 3 BB: 1 P: 40	R: 0 H: 0 E: 0 K: 2 S: 8	H: 0 LOB: 0 BB: 0 P: 14	1B: 9 2B: 2 HR: 0	SF: 1 HBP: 1	WP: 0 PB: 0 SB: 0 CS: 0	PA: 42
<b>PITCHER</b>	IP WLS BF H R ER SO BB IBB HBP BLK WP HR S P ERA WHIP																			
16 Wei-Yin Chen, L ERA: 3.13	6.0	2	27	7	1	1	3	2	0	0	0	0	0	0	0	0	1.50	1.500		
35 Brad Brach, R ERA: 2.43	1.0	H	3	0	0	0	2	0	0	0	0	0	0	0	0	10	15	0.00	0.000	
56 Darren O'Day, R ERA: 1.7	0.2	L	8	4	3	3	1	1	0	1	0	0	0	0	0	21	33	40.50	7.500	
17 Brian Matusz, L ERA: 2.25	0.1		1	0	0	0	1	0	0	0	0	0	0	0	5	7	0.00	0.000		
60 Mychal Givens, R ERA: 1.69	1.0		3	0	0	0	2	0	0	0	0	0	0	0	8	14	0.00	0.000		

Minnesota Twins @ Baltimore Orioles  
 Oriole Park at Camden Yards, Baltimore, MD  
 Fri Aug 21 2015, 7:08 PM - 10:12 PM EDT  
 Att: 32,025 - Partly Cloudy - 80 F

AB 37  
 R 4  
 H 11  
 RBI 4  
 BB 3  
 SO 9  
 LOB 22



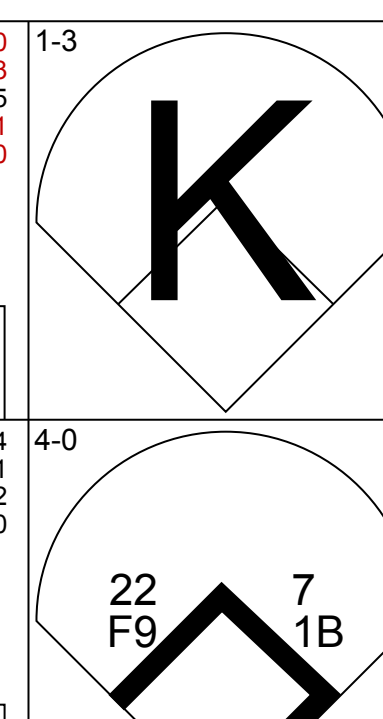
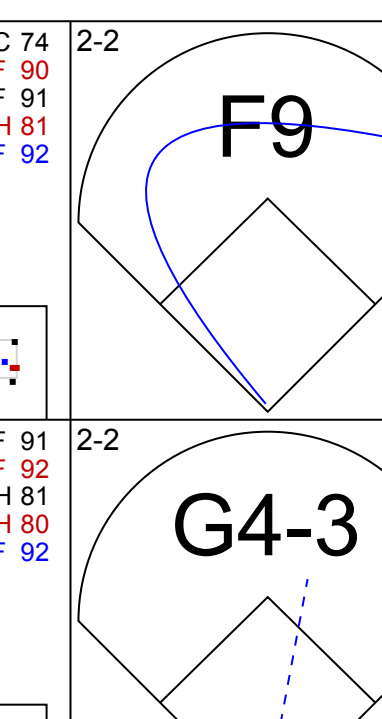
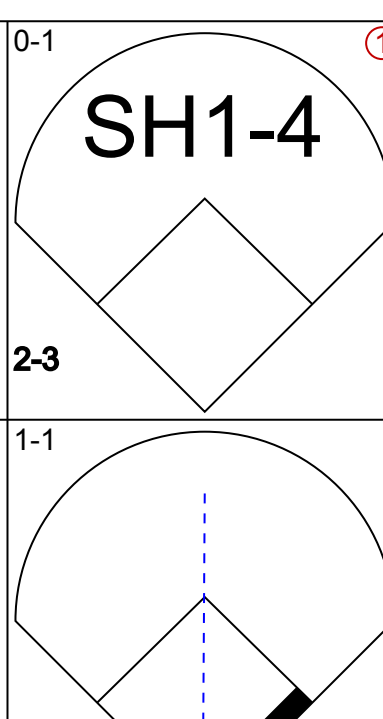
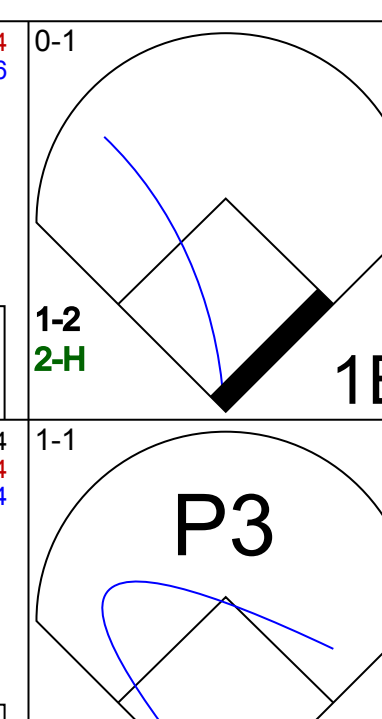
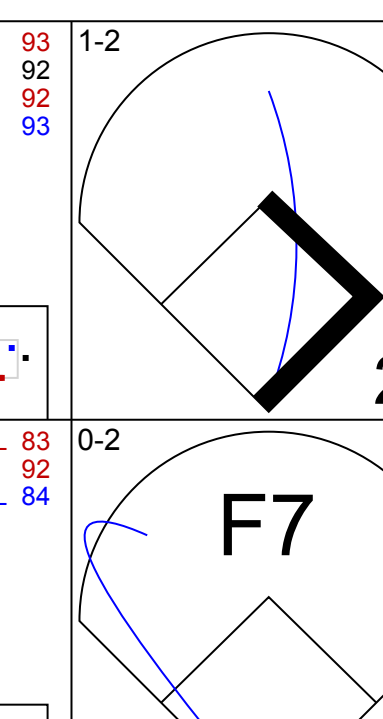
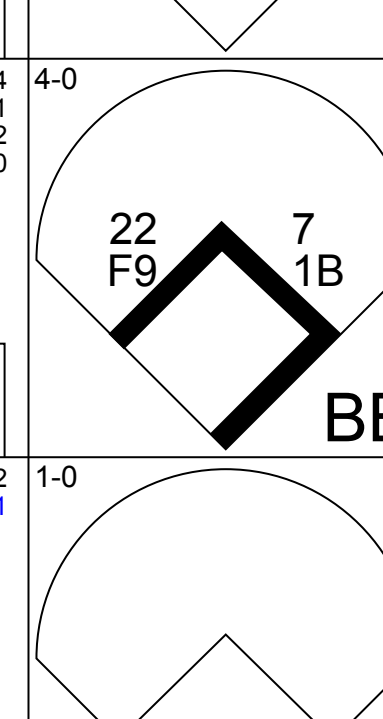
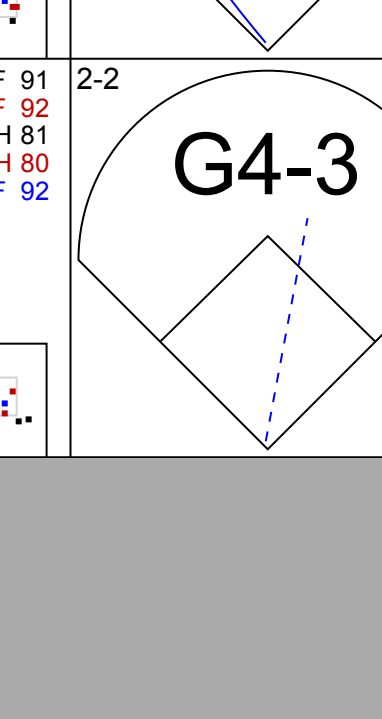
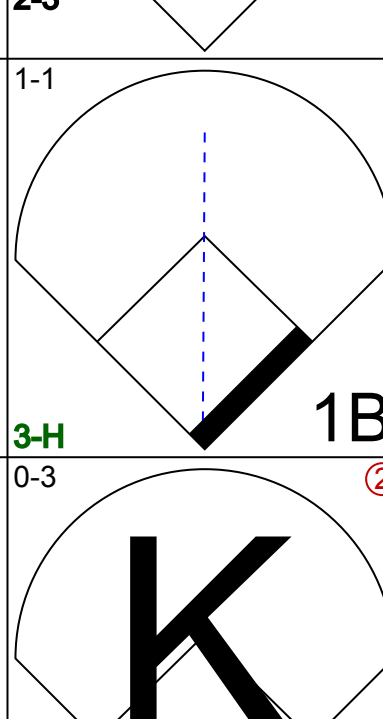
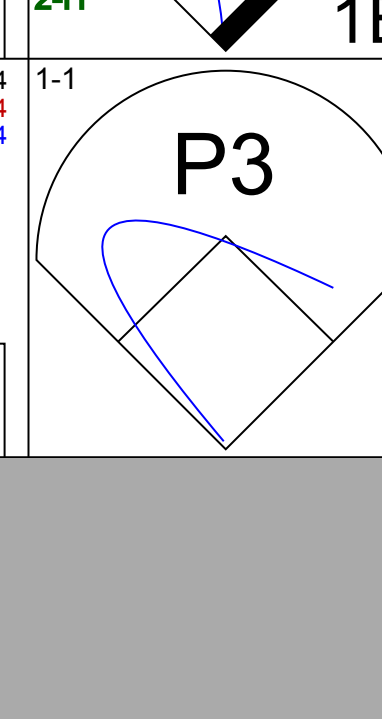
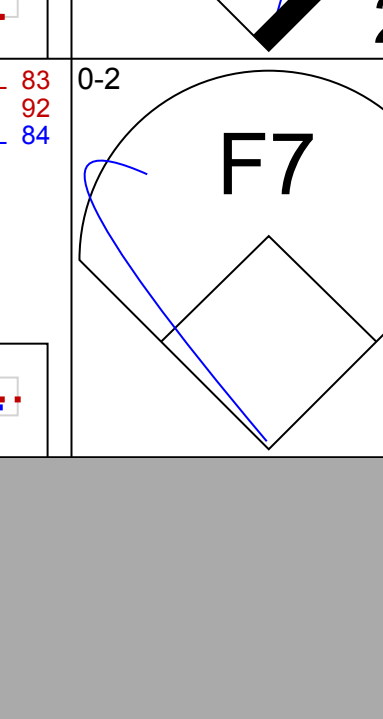
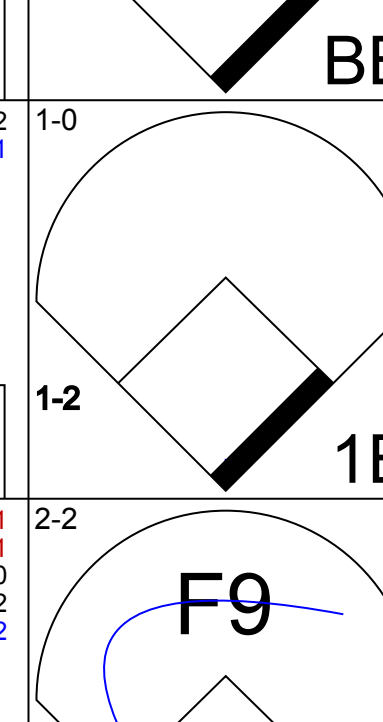
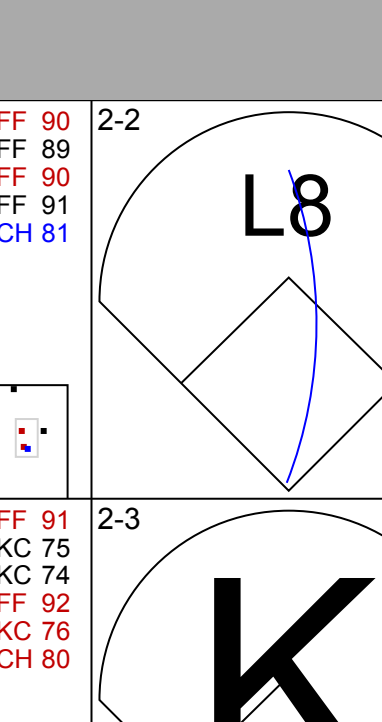
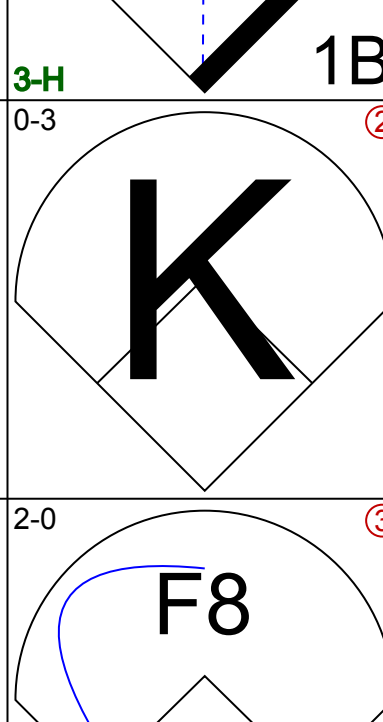
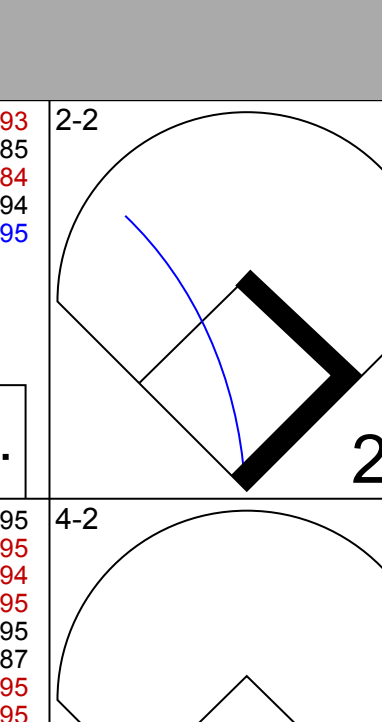
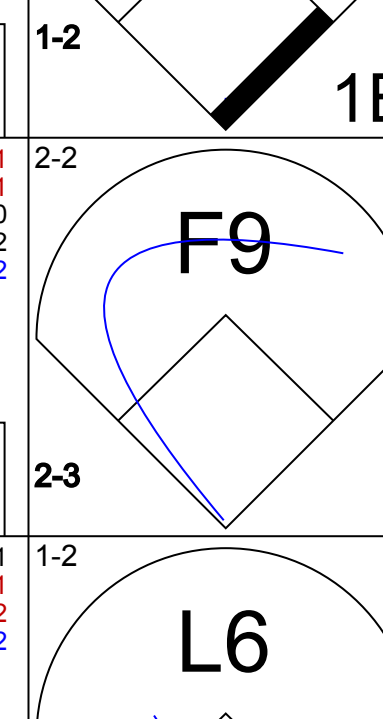
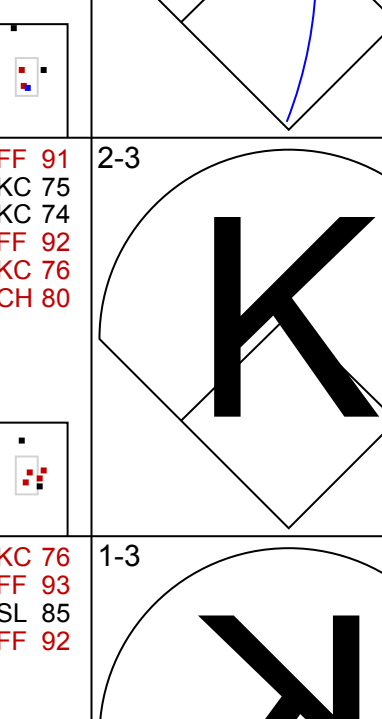
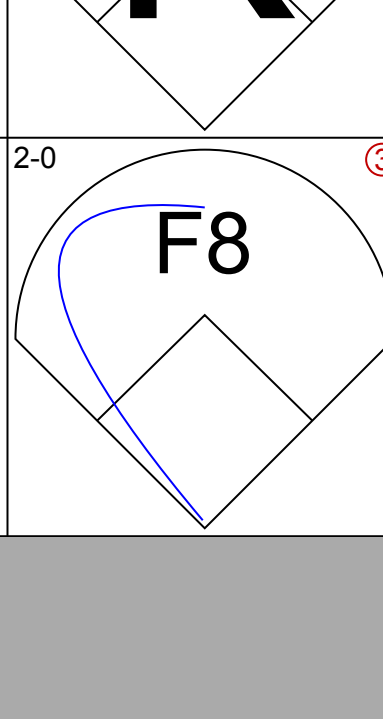
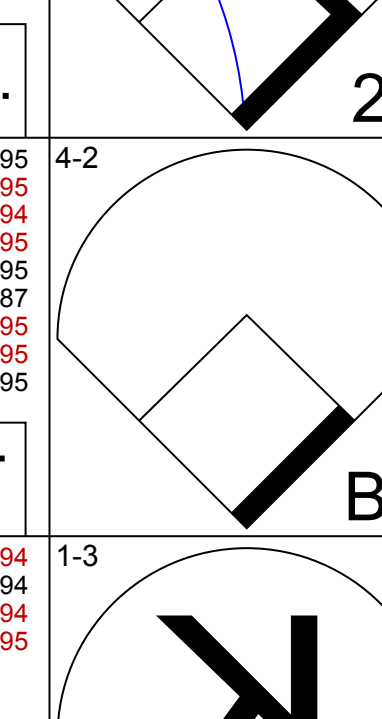
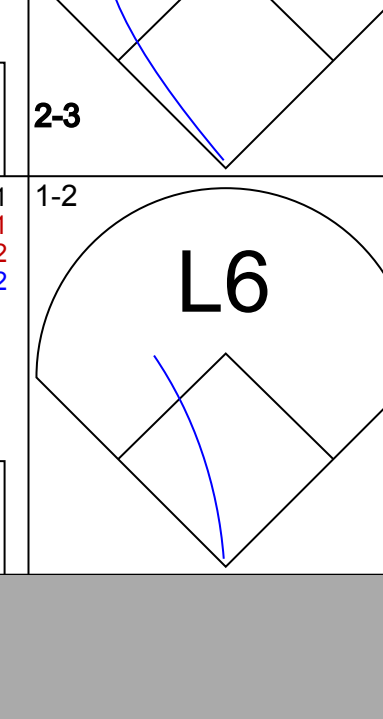
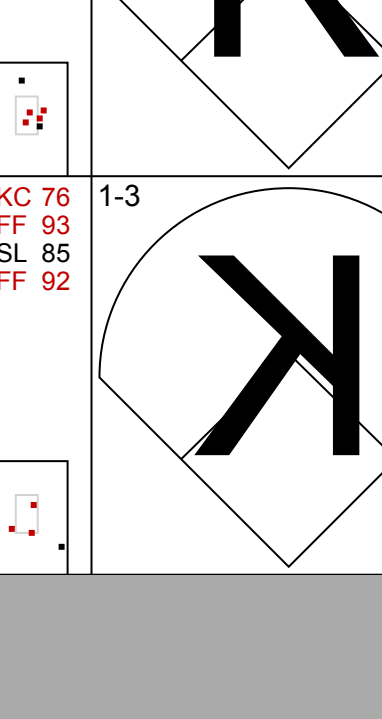
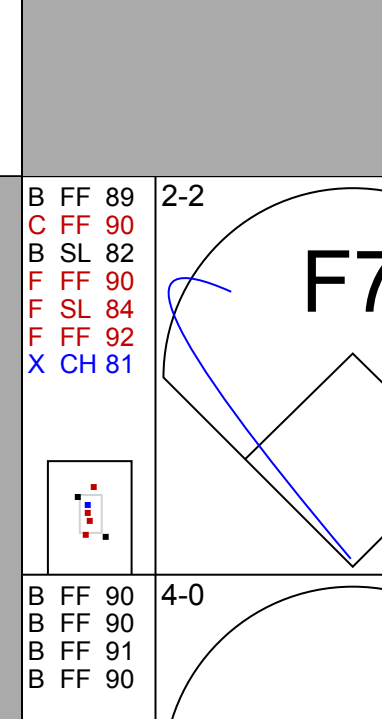
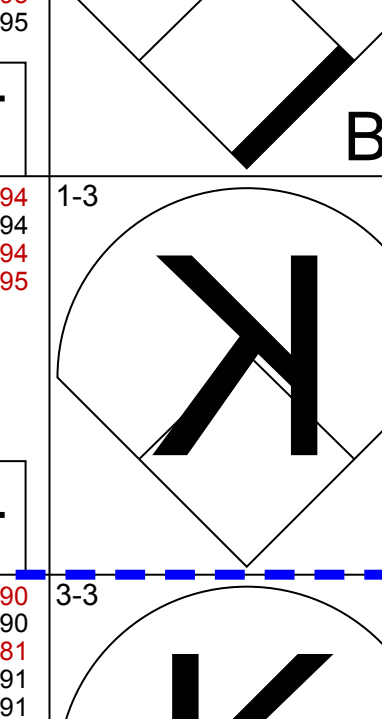
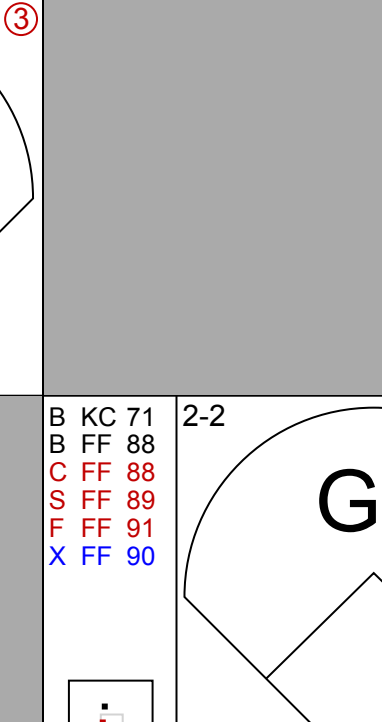
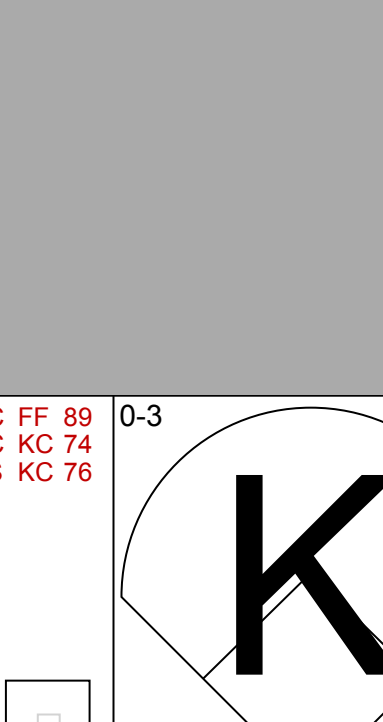
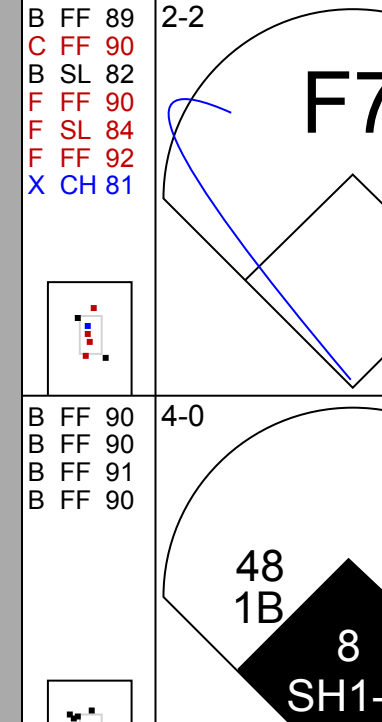
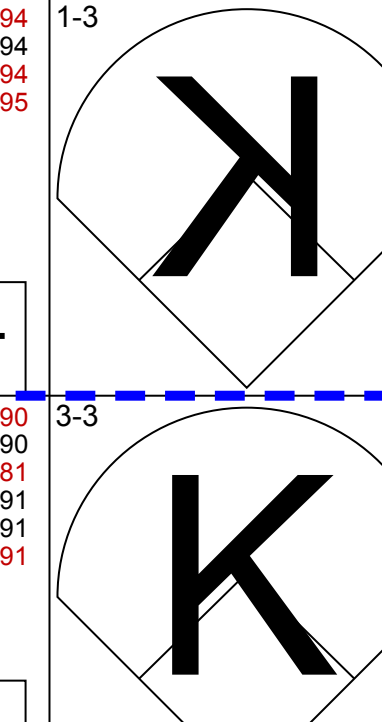
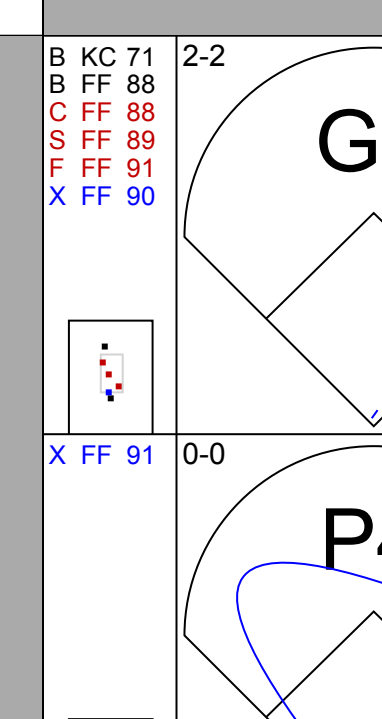
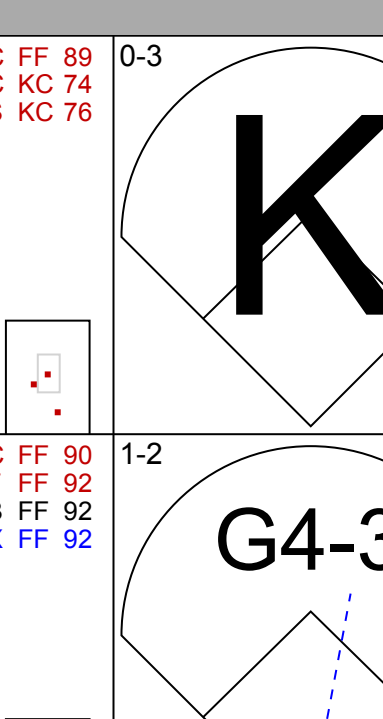
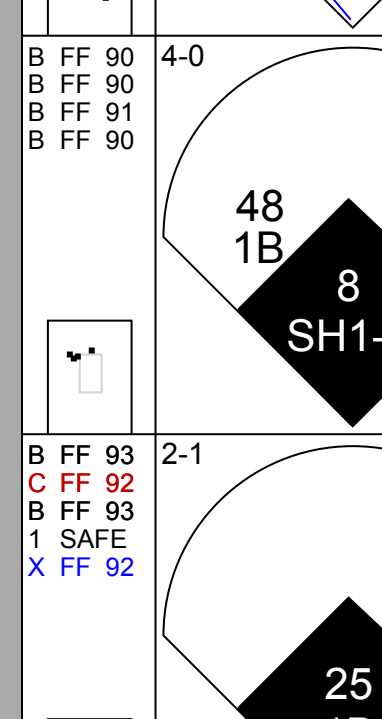
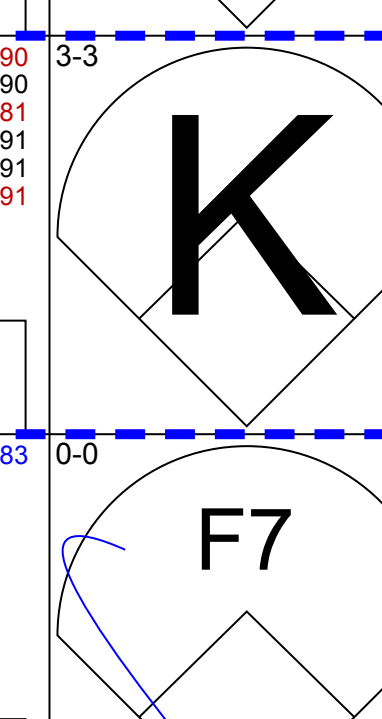
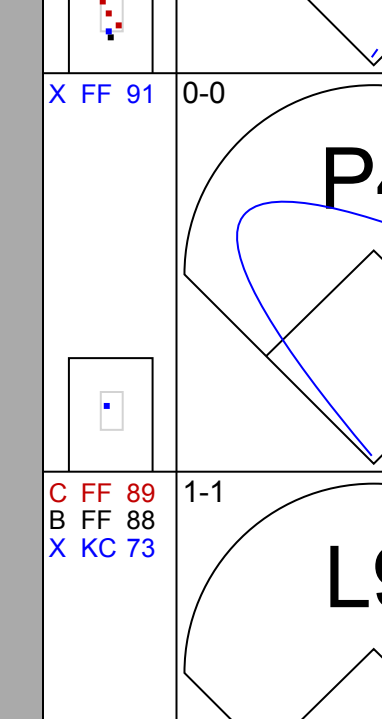
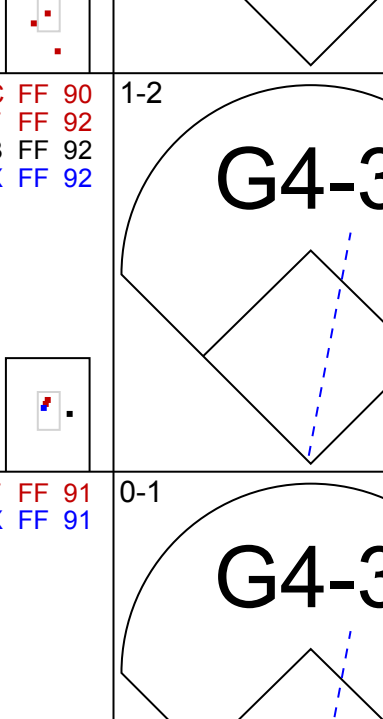
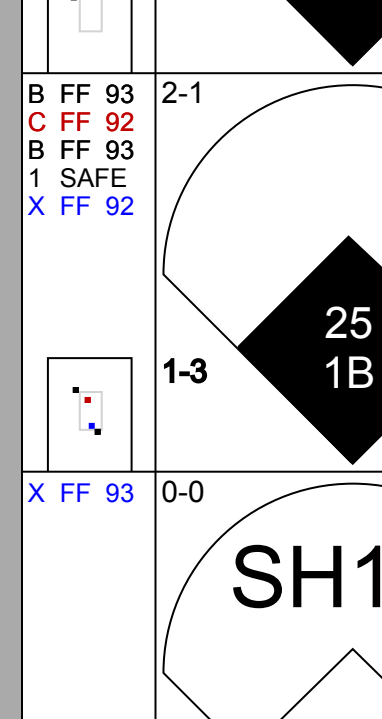
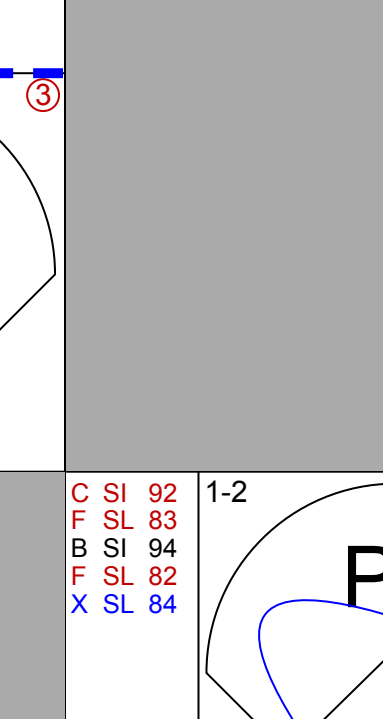


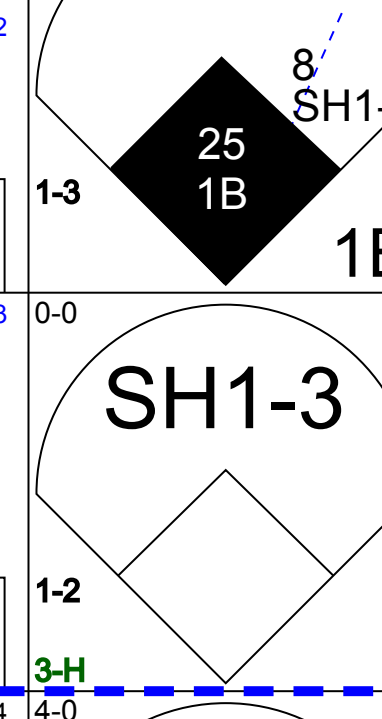
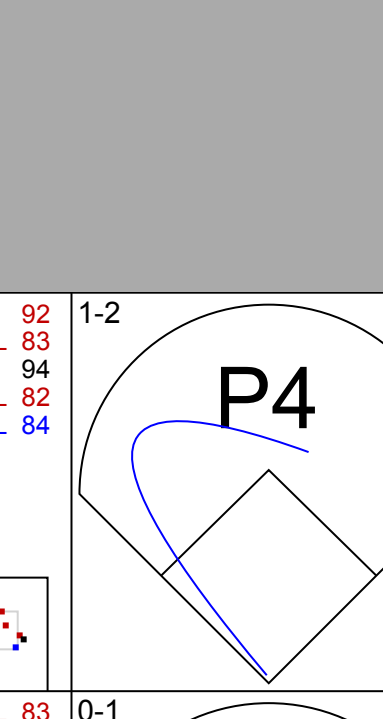
Batter	1	2	3	4	5	6	7	8	9	AB	R	H	RBI	BB	SO	LOB	BOTTOM					
13 Manny Machado, R OBP: 0.363, SLG: 0.514	G1-3									4	1	1	0	0	0	0						
18 Gerardo Parra, L OBP: 0.320, SLG: 0.515										4	1	1	3	0	2	0						
10 Adam Jones, R OBP: 0.323, SLG: 0.505										4	0	1	0	0	1	0						
19 Chris Davis, L OBP: 0.346, SLG: 0.545										3	0	1	0	1	1	0						
32 Matt Wieters, S OBP: 0.302, SLG: 0.441										4	0	0	0	0	2	3						
6 Jonathan Schoop, R OBP: 0.322, SLG: 0.506										3	0	0	0	0	1	0						
2 J.J. Hardy, R OBP: 0.251, SLG: 0.315										3	0	0	0	0	0	0						
36 Caleb Joseph, R OBP: 0.319, SLG: 0.448										3	0	0	0	0	0	0						
14 Nolan Reimold, R OBP: 0.308, SLG: 0.344										3	1	1	0	0	1	0						
<b>Inning Stats</b>	R: 0 H: 1 E: 0 K: 1 S: 17	H: 0 LOB: 1 BB: 0 P: 29	R: 0 H: 0 E: 0 K: 1 S: 9	H: 0 LOB: 0 BB: 0 P: 11	R: 0 H: 0 E: 0 K: 1 S: 9	H: 0 LOB: 0 BB: 0 P: 16	R: 0 H: 0 E: 0 K: 0 S: 6	H: 0 LOB: 0 BB: 0 P: 8	R: 0 H: 0 E: 0 K: 1 S: 5	H: 0 LOB: 0 BB: 0 P: 9	R: 3 H: 4 E: 0 K: 0 S: 11	H: 4 LOB: 0 BB: 0 P: 16	R: 0 H: 0 E: 0 K: 0 S: 7	H: 0 LOB: 0 BB: 0 P: 10	R: 0 H: 0 E: 0 K: 1 S: 9	H: 0 LOB: 0 BB: 0 P: 13	R: 0 H: 0 E: 0 K: 3 S: 12	H: 0 LOB: 0 BB: 0 P: 16	1B: 4 2B: 0 HR: 1	SF: 0 SAC: 0 HBP: 0	WP: 0 PB: 0 SB: 0 CS: 1	PA: 33
<b>PITCHER</b>	IP WLS BF H R ER SO BB IBB HBP BLK WP HR S P ERA WHIP																					
33 Tommy Milone, L ERA: 3.73	5.1		22	5	3	3	4	1	0	0	0	0	0	0	0	10	14	0.00	0.000			
50 Casey Fien, R ERA: 3.57	1.2	W	4	0	0	0	0	0	0	0	0	0	0	0	9	13	0.00	0.000				
65 Trevor May, R ERA: 4.09	1.0	H	3	0	0	0	1	0	0	0	0	0	0	0	12	16	0.00	0.000				
49 Kevin Jepsen, R ERA: 2.88	1.0	S	3	0	0	0	3	0	0	0	0	0	0	0	12	16	0.00	0.000				

Minnesota Twins @ Baltimore Orioles  
 Oriole Park at Camden Yards, Baltimore, MD  
 Fri Aug 21 2015, 7:08 PM - 10:12 PM EDT  
 Att: 32,025 - Partly Cloudy - 80 F

AB 31  
 R 3  
 H 5  
 RBI 3  
 BB 1  
 SO 8  
 LOB 3

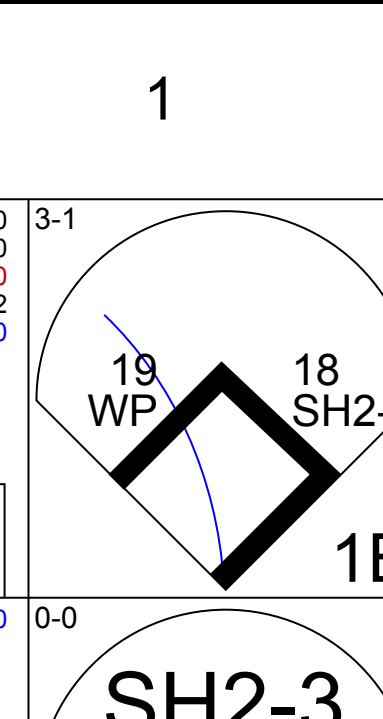
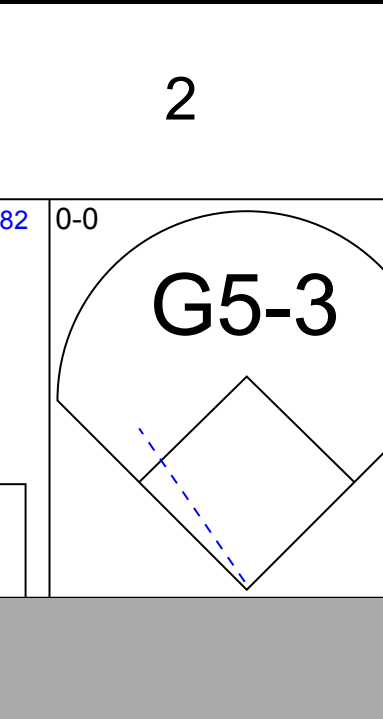
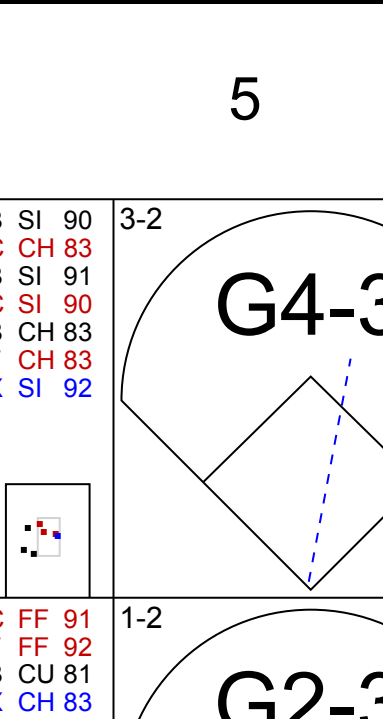
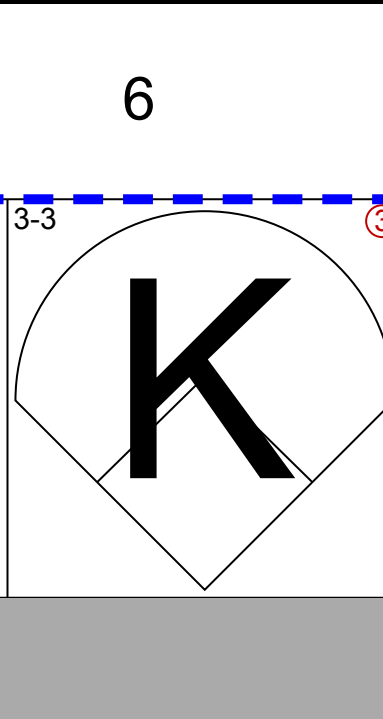
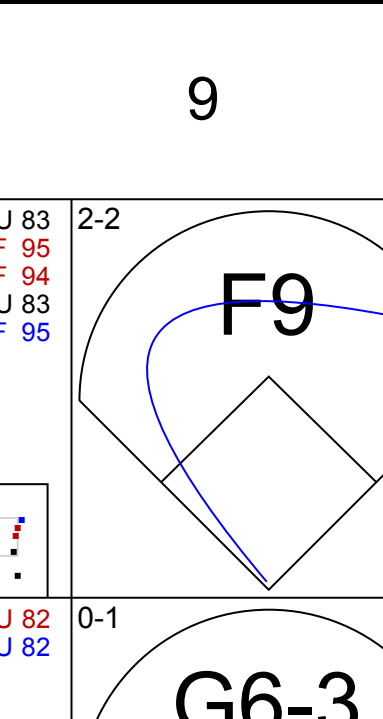
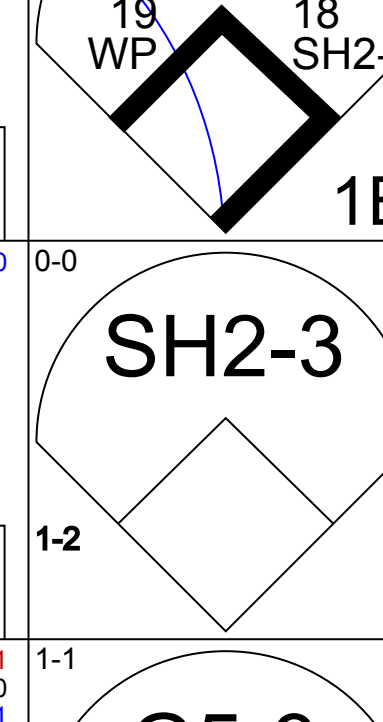
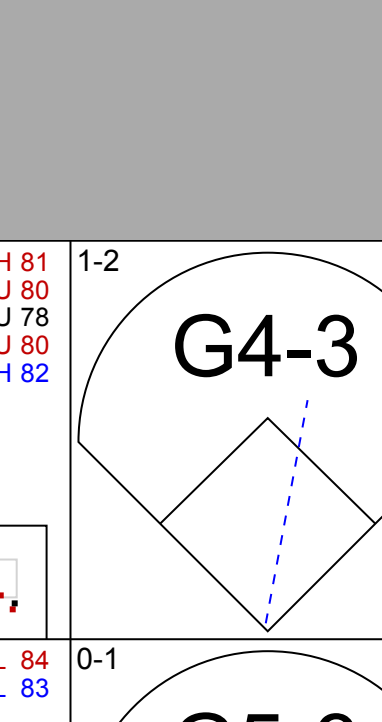
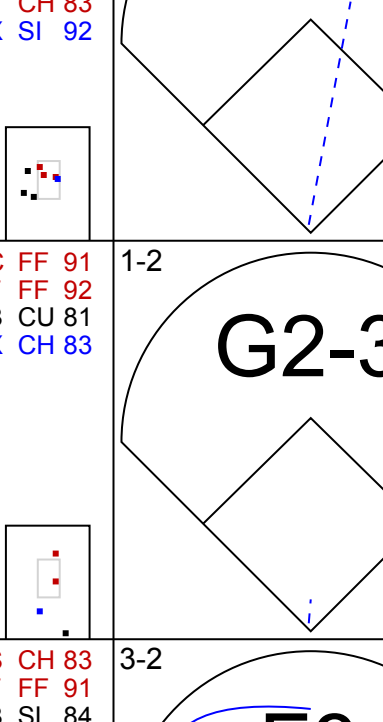
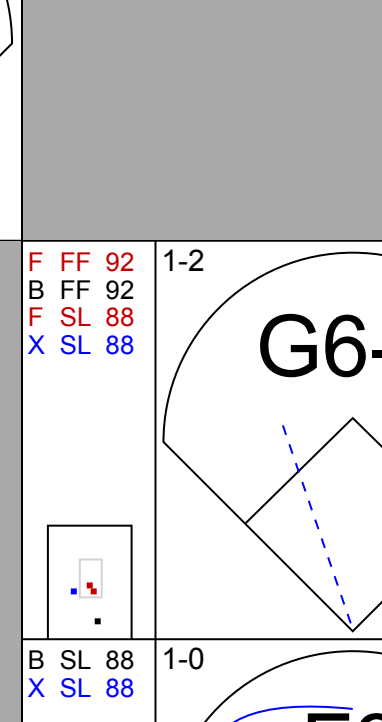
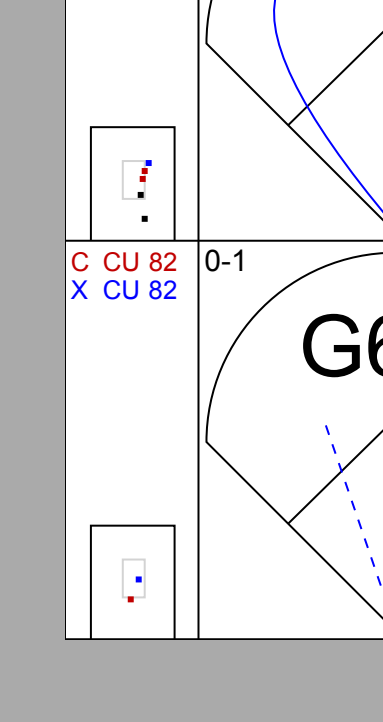
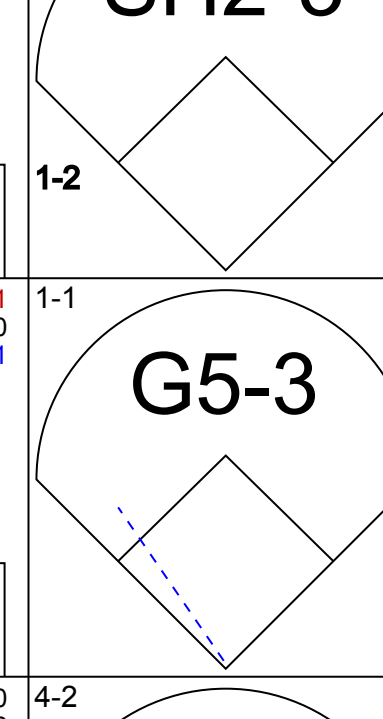
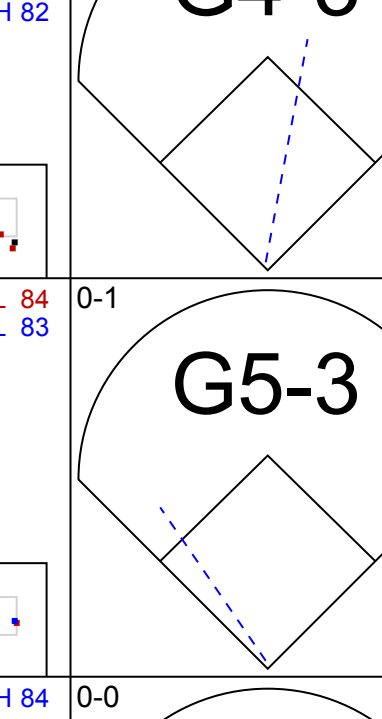
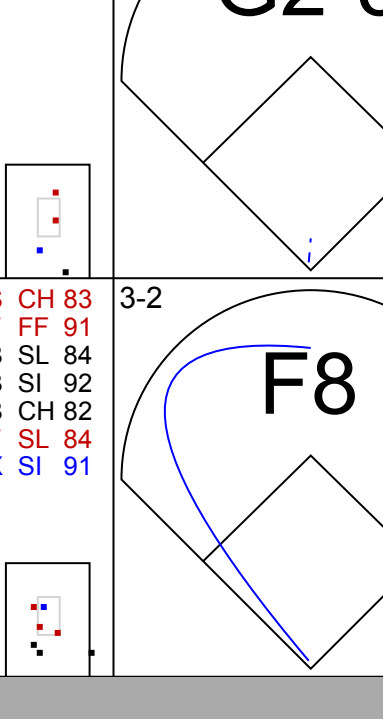
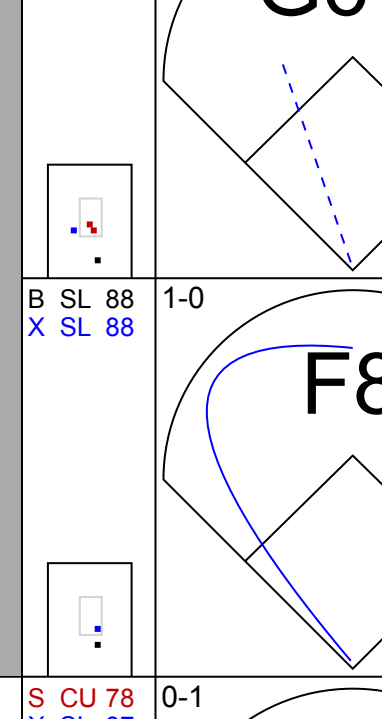
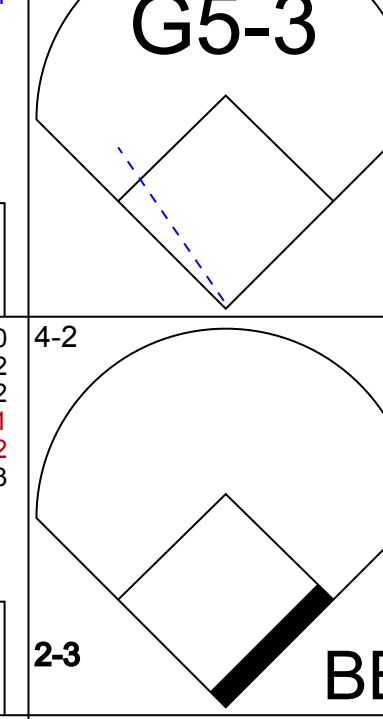
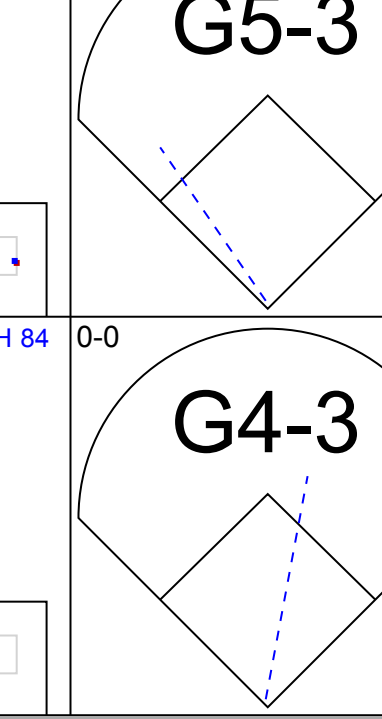
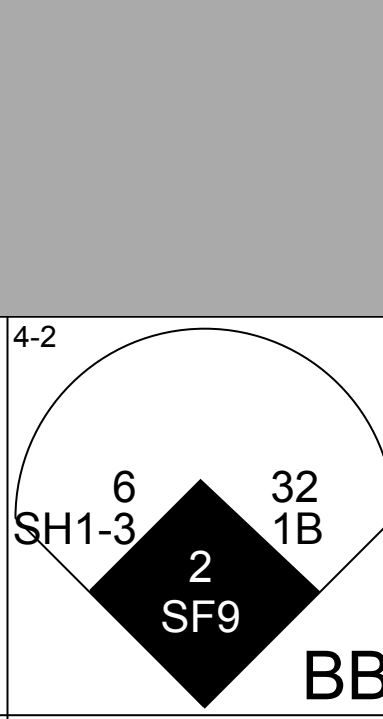
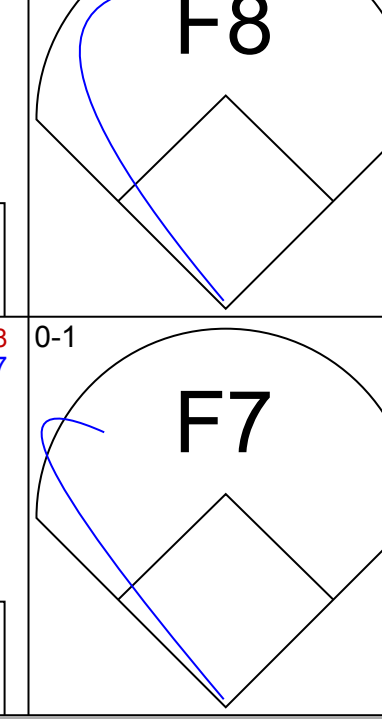
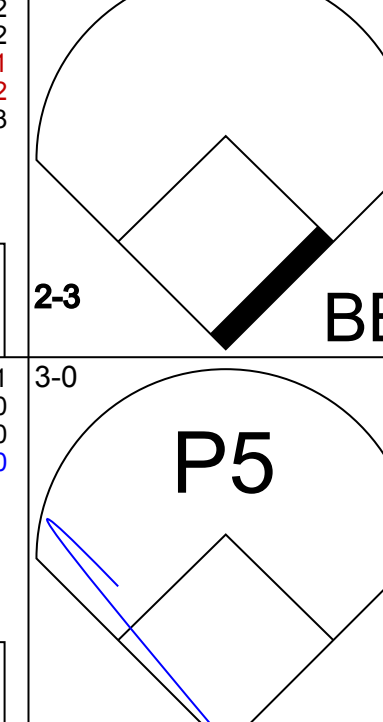
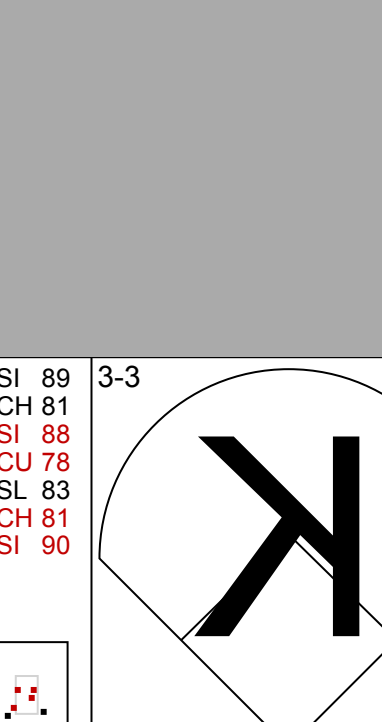
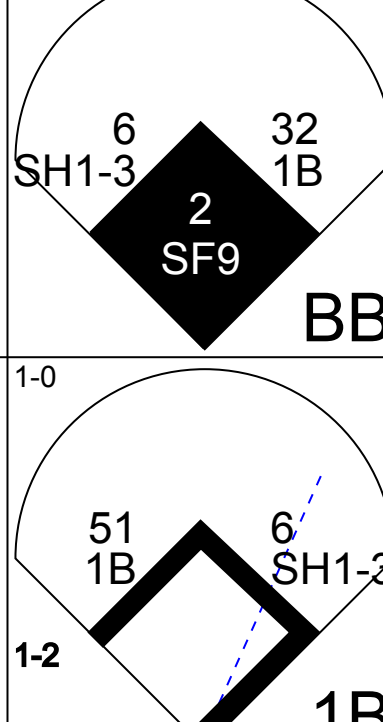
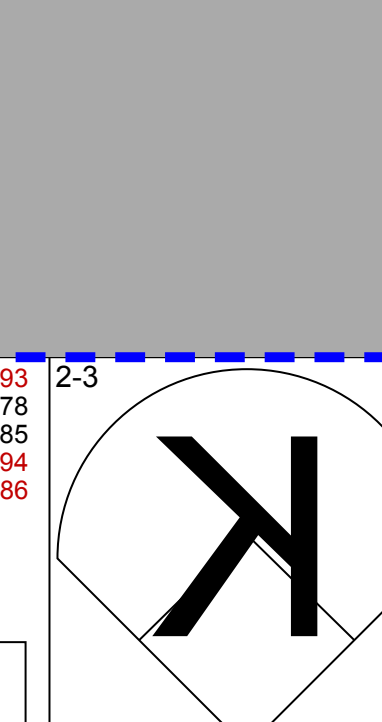

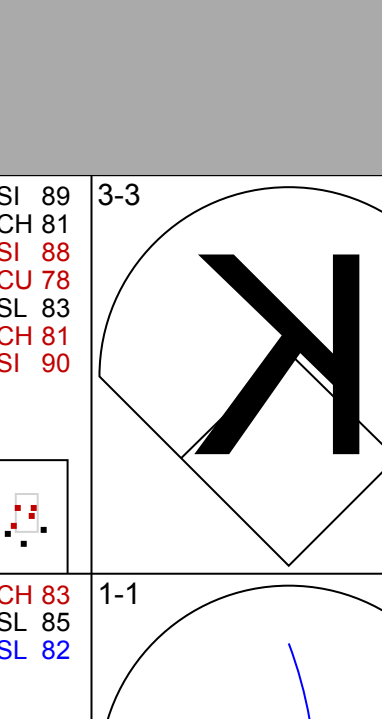
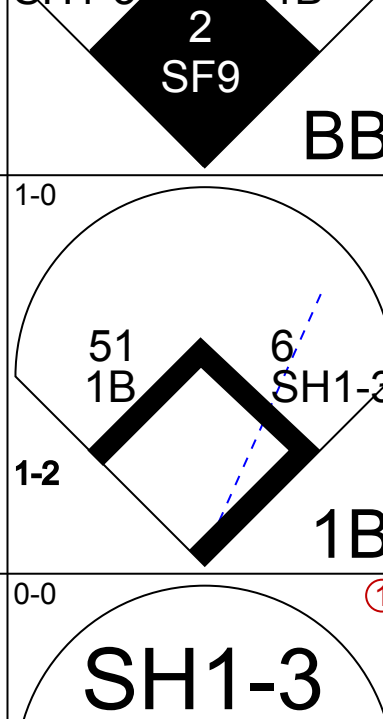
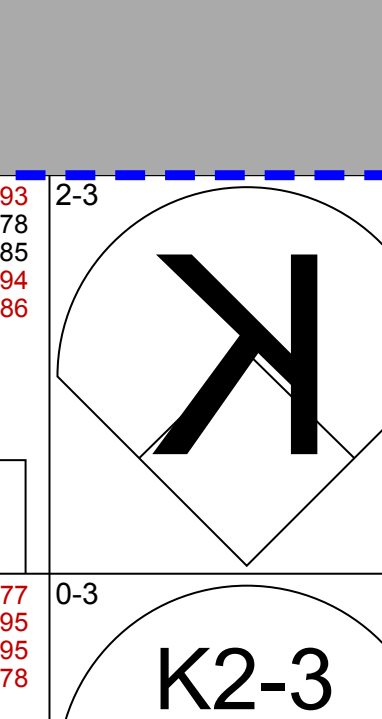
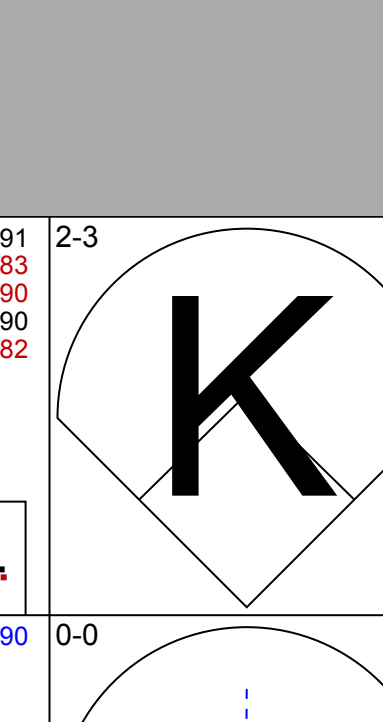
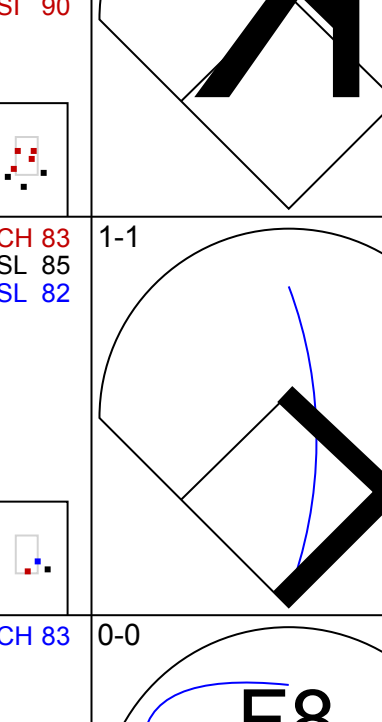
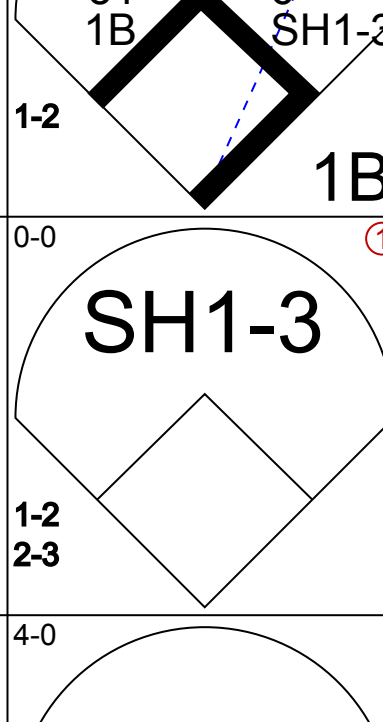
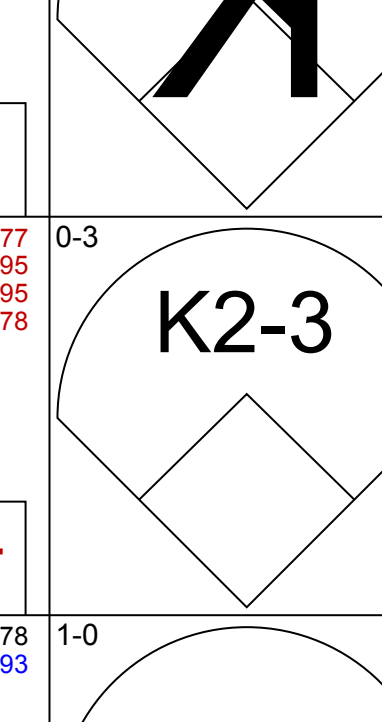
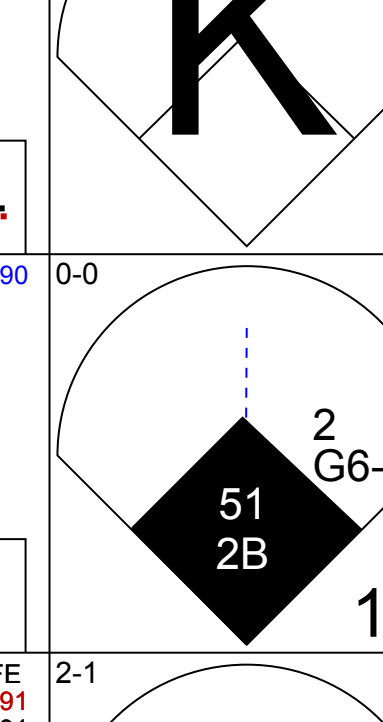
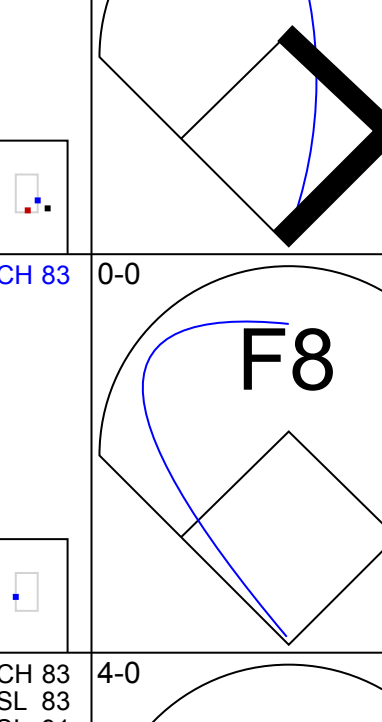
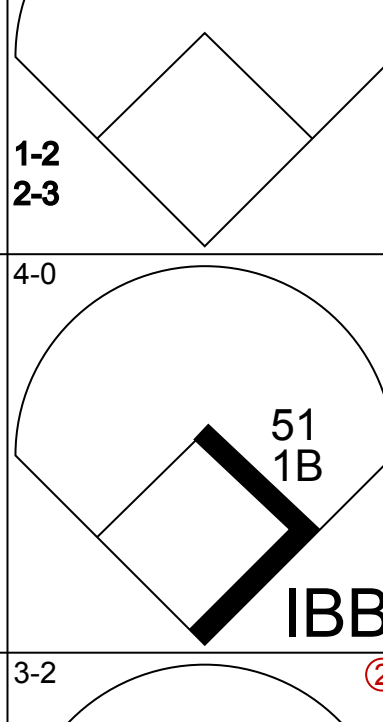
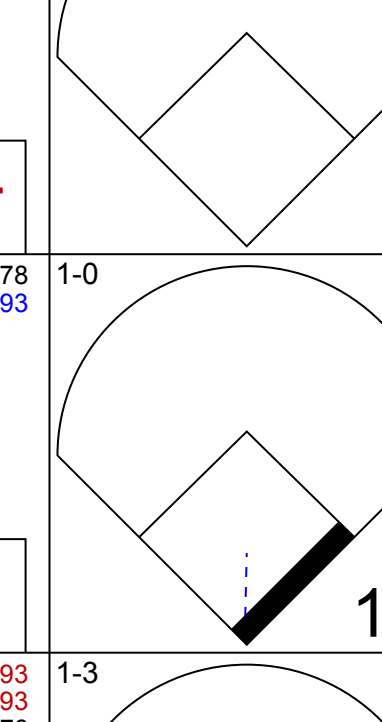
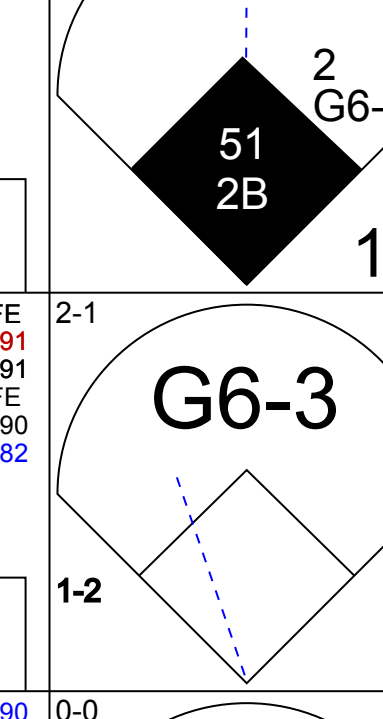
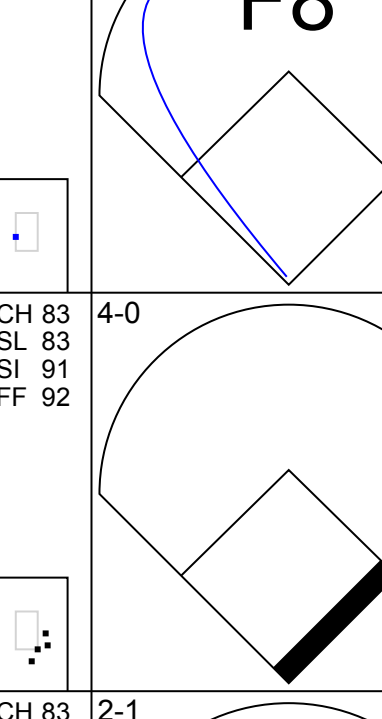
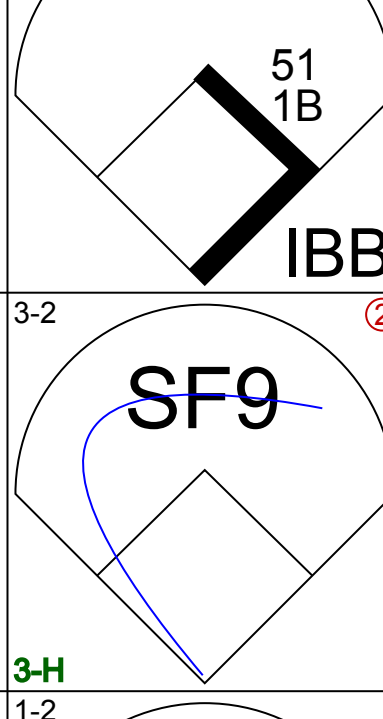
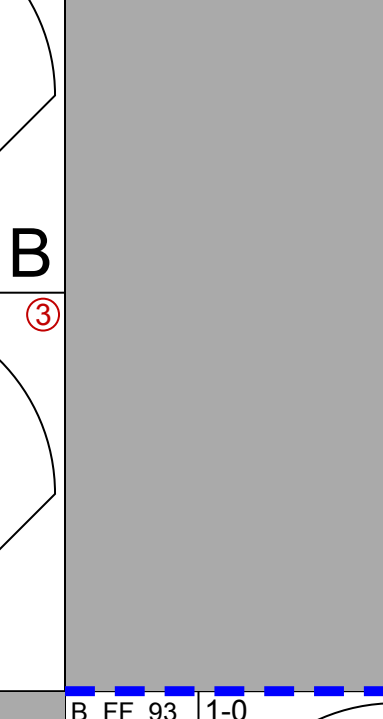




Batter	1	2	3	4	5	6	7	8	9	AB	R	H	RBI	BB	SO	LOB	TOP					
25 Byron Buxton, R OBP: 0.259, SLG: 0.308										4	0	2	1	0	1	0	<p>Minnesota Twins @ Baltimore Orioles            Oriole Park at Camden Yards, Baltimore, MD            Sat Aug 22 2015, 7:07 PM - 10:07 PM EDT            Att: 35,301 - Clear - 80 F</p>					
2 Brian Dozier, R OBP: 0.316, SLG: 0.480										4	0	1	1	1	0	3						
7 Joe Mauer, L OBP: 0.333, SLG: 0.379										4	0	2	0	0	1	1						
22 Miguel Sanó, R OBP: 0.397, SLG: 0.561										3	0	0	0	1	1	3						
24 Trevor Plouffe, R OBP: 0.305, SLG: 0.451										4	0	0	0	0	2	4						
20 Eddie Rosario, L OBP: 0.286, SLG: 0.443										3	1	0	0	1	2	2						
48 Toni Hunter, R OBP: 0.291, SLG: 0.410										4	1	1	0	0	0	2						
8 Kurt Suzuki, R OBP: 0.294, SLG: 0.313										3	0	0	1	0	0	0						
5 Eduardo Escobar, S OBP: 0.293, SLG: 0.399										3	1	1	0	1	1	0						
<b>Inning Stats</b>	R: 0 H: 1 E: 0 K: 1 S: 11	H: 1 LOB: 2 BB: 1 P: 20	R: 0 H: 0 E: 0 K: 0 S: 7	H: 0 LOB: 0 BB: 0 P: 10	R: 0 H: 0 E: 0 K: 1 S: 9	H: 0 LOB: 0 BB: 0 P: 14	R: 0 H: 0 E: 0 K: 2 S: 10	H: 0 LOB: 0 BB: 0 P: 15	R: 0 H: 0 E: 0 K: 1 S: 8	H: 0 LOB: 0 BB: 0 P: 9	R: 1 H: 2 E: 0 K: 1 S: 11	H: 2 LOB: 1 BB: 0 P: 17	R: 2 H: 2 E: 0 K: 0 S: 12	H: 2 LOB: 2 BB: 2 P: 25	R: 0 H: 1 E: 0 K: 2 S: 15	H: 1 LOB: 2 BB: 1 P: 25	R: 0 H: 1 E: 0 K: 0 S: 12	H: 1 LOB: 0 BB: 0 P: 14	1B: 4 2B: 3 3B: 0 HR: 0	SF: 0 SAC: 2 DP: 0 HBP: 0	WP: 0 PB: 0 SB: 0 CS: 0	PA: 38
<b>PITCHER</b>	IP WLS BF H R ER SO BB IBB HBP BLK WP HR S P ERA WHIP	IP WLS BF H R ER SO BB IBB HBP BLK WP HR S P ERA WHIP																				
30 Chris Tillman, R ERA: 4.51	6.2	L	26	4	3	3	6	2	0	0	0	0	0	0	64	101	4.05	0.900				
35 Brad Brach, R ERA: 2.4	0.2		6	2	0	0	1	1	1	0	0	0	0	0	15	27	0.00	4.500				
17 Brian Matusz, L ERA: 2.23	0.1		1	0	0	0	1	0	0	0	0	0	0	0	3	6	0.00	0.000				
61 Jason Garcia, R ERA: 4.71	1.1		5	1	0	0	0	0	0	0	0	0	0	0	13	15	0.00	0.750				

AB 32  
R 3  
H 7  
RBI 3  
BB 4  
SO 8  
LOB 15



Batter	1	2	3	4	5	6	7	8	9	AB	R	H	RBI	BB	SO	LOB	BOTTOM					
13 Manny Machado, R OBP: 0.362, SLG: 0.510										5	0	1	0	0	1	4	<p>Minnesota Twins @ Baltimore Orioles            Oriole Park at Camden Yards, Baltimore, MD            Sat Aug 22 2015, 7:07 PM - 10:07 PM EDT            Att: 35,301 - Clear - 80 F</p>					
18 Gerardo Parra, L OBP: 0.357, SLG: 0.510										4	0	0	0	0	0	0						
10 Adam Jones, R OBP: 0.320, SLG: 0.500										4	0	0	0	0	0	1						
19 Chris Davis, L OBP: 0.347, SLG: 0.543										2	1	0	0	2	0	0						
32 Matt Wieters, S OBP: 0.301, SLG: 0.437										4	0	1	0	0	2	2						
6 Jonathan Schoop, R OBP: 0.322, SLG: 0.509										3	0	1	0	0	2	0						
45 Steve Clevenger, L OBP: 0.400, SLG: 0.513										3	1	2	0	1	0	1						
2 J.J. Hardy, R OBP: 0.251, SLG: 0.313										2	0	0	1	1	1	2						
51 Henry Urrutia, L OBP: 0.357, SLG: 0.462										4	0	2	1	0	0	2						
<b>Inning Stats</b>	R: 0 H: 1 E: 0 K: 0 S: 8	H: 2 LOB: 1 BB: 0 P: 19	R: 1 H: 2 E: 0 K: 1 S: 8	H: 2 LOB: 0 BB: 0 P: 12	R: 0 H: 0 E: 0 K: 0 S: 7	H: 0 LOB: 0 BB: 0 P: 8	R: 0 H: 1 E: 0 K: 1 S: 9	H: 1 LOB: 2 BB: 1 P: 19	R: 0 H: 0 E: 0 K: 0 S: 6	H: 0 LOB: 0 BB: 0 P: 8	R: 1 H: 2 E: 0 K: 1 S: 15	H: 2 LOB: 3 BB: 2 P: 31	R: 0 H: 0 E: 0 K: 0 S: 6	H: 0 LOB: 0 BB: 0 P: 8	R: 0 H: 1 E: 0 K: 3 S: 11	H: 1 LOB: 1 BB: 0 P: 15	R: 0 H: 0 E: 0 K: 0 S: 6	H: 0 LOB: 0 BB: 0 P: 9	1B: 5 2B: 2 3B: 0 HR: 0	SF: 1 SAC: 2 DP: 0 HBP: 0	WP: 1 PB: 0 SB: 0 CS: 0	PA: 38
<b>PITCHER</b>	IP WLS BF H R ER SO BB IBB HBP BLK WP HR S P ERA WHIP	IP WLS BF H R ER SO BB IBB HBP BLK WP HR S P ERA WHIP																				
44 Kyle Gibson, R ERA: 3.96	5.2		27	6	2	2	2	3	1	0	0	0	0	0	55	101	3.18	1.588				
50 Casey Fien, R ERA: 3.47	1.1	W	4	0	0	0	1	0	0	0	0	0	0	9	14	0.00	0.000					
65 Trevor May, R ERA: 4.05	1.0	H	4	1	0	0	3	0	0	0	0	0	0	11	15	0.00	1.000					
49 Kevin Jepsen, R ERA: 2.63	1.0	S	3	0	0	0	0	0	0	0	0	0	0	6	9	0.00	0.000					

AB 31  
R 2  
H 7  
RBI 2  
BB 4  
SO 6  
LOB 12





Batter	1	2	3	4	5	6	7	8	9	10	11	12	AB	R	H	RBI	BB	SO	LOB	TOP	
25 Byron Buxton, R OBP: 0.233, SLG: 0.276	F8		L8			P3		F9		K		K	6	0	0	0	0	2	1		
2 Brian Dozier, R OBP: 0.315, SLG: 0.477	K		G2-3			K					K		5	1	1	0	0	3	0		
7 Joe Mauer, L OBP: 0.332, SLG: 0.379	2B		K			G1-3					G1-3		5	1	1	0	0	1	1		
22 Miguel Sanó, R OBP: 0.397, SLG: 0.582	HR		K			K					K		5	1	2	2	0	3	1		
24 Trevor Plouffe, R OBP: 0.307, SLG: 0.452																					
9 Eduardo Núñez, R OBP: 0.305, SLG: 0.401	1B		G6-3			E5							4	0	2	1	0	0	0		
20 Eddie Rosario, L OBP: 0.266, SLG: 0.439	K		G4-3			K							1	0	0	0	0	1	1		
5 Eduardo Escobar, S OBP: 0.288, SLG: 0.391		G3				L3-1							5	1	0	0	0	1	3		
12 Chris Herrmann, L OBP: 0.225, SLG: 0.305		P6				K							4	0	0	0	0	2	0		
8 Kurt Suzuki, R OBP: 0.293, SLG: 0.313						K							1	0	0	0	0	0	1		
21 Shane Robinson, R OBP: 0.309, SLG: 0.351		L8				G4-3							5	0	0	0	0	1	0		
<b>Inning Stats</b>	R: 2 E: 0 K: 2 S: 15	H: 3 LOB: 1 BB: 0 P: 23	R: 0 E: 0 K: 0 S: 8	H: 0 LOB: 0 BB: 0 P: 12	R: 0 E: 0 K: 1 S: 6	H: 0 LOB: 0 BB: 0 P: 11	R: 0 E: 0 K: 1 S: 12	H: 0 LOB: 0 BB: 0 P: 15	R: 0 E: 0 K: 1 S: 7	H: 0 LOB: 0 BB: 0 P: 11	R: 0 E: 0 K: 2 S: 11	H: 0 LOB: 0 BB: 0 P: 14	R: 0 E: 0 K: 1 S: 13	H: 1 LOB: 1 BB: 0 P: 18	R: 1 E: 2 K: 1 S: 13	H: 0 LOB: 1 BB: 0 P: 20	1B: 4 2B: 2 3B: 0 HR: 1	SF: 0 SAC: 0 DP: 0 HBP: 0	WP: 0 PB: 0 SB: 0 CS: 0	PA: 46	
<b>PITCHER</b>	IP	WLS	BF	H	R	ER	SO	BB	IBB	HBP	BLK	WP	HR	S	P	ERA	WHIP				
39 Kevin Gausman, R ERA: 4.3	7.0		25	3	2	2	8	0	0	0	0	0	0	11	14	0.00	0.000				
56 Darren O'Day, R ERA: 1.66	1.0	H	3	0	0	0	2	0	0	0	0	0	0	0	11	14	0.00	0.000			
53 Zack Britton, L ERA: 1.94	2.0	B	6	3	1	1	2	0	0	0	0	0	0	16	22	9.00	3.000				
60 Mychal Givens, R ERA: 1.42	1.0		7	1	0	0	3	0	0	0	0	0	0	21	29	0.00	0.500				
17 Brian Matusz, L ERA: 2.18	1.0	L	5	0	1	0	1	0	0	0	0	0	0	13	20	0.00	0.000				

Minnesota Twins @ Baltimore Orioles  
Oriole Park at Camden Yards, Baltimore, MD  
Sun Aug 23 2015, 1:39 PM - 6:01 PM EDT  
Alt. 35,144 - Cloudy - 80 F

AB 46  
R 4  
H 7  
RBI 3  
BB 0  
SO 16  
LOB 10



Batter	1	2	3	4	5	6	7	8	9	10	11	12	AB	R	H	RBI	BB	SO	LOB	BOTTOM				
13 Manny Machado, R OBP: 0.361, SLG: 0.507	1B		G6-3			G6-3				L8		F9	5	0	1	0	1	0	3					
18 Gerardo Parra, L OBP: 0.359, SLG: 0.511	L8					G1-3		P5					5	1	2	0	1	0	2					
10 Adam Jones, R OBP: 0.322, SLG: 0.500	1B		F9			45 2B		19		F7		K	6	1	3	0	0	1	4					
19 Chris Davis, L OBP: 0.343, SLG: 0.535	K		K			K		G3-6-3-6					6	0	0	0	0	4	6					
45 Steve Clevenger, L OBP: 0.400, SLG: 0.512	FC4-6					6 1B		G1-3		F7			4	1	1	0	1	0	2					
14 Nolan Reimold, R OBP: 0.306, SLG: 0.340	1B					6 1B		G1-3					1	0	0	0	0	1	0					
6 Jonathan Schoop, R OBP: 0.328, SLG: 0.509		G6-3											6	0	3	3	0	2	0					
51 Henry Urrutia, L OBP: 0.333, SLG: 0.419						L8		G3-1		G3			5	0	1	0	0	0	4					
36 Caleb Joseph, R OBP: 0.313, SLG: 0.439	L9					K		K					5	0	0	0	0	2	2					
3 Ryan Flaherty, L OBP: 0.286, SLG: 0.333						G6-3							3	0	1	0	0	0	0					
32 Matt Wieters, S OBP: 0.299, SLG: 0.434						G4-3							1	0	0	0	0	1	1					
2 J.J. Hardy, R OBP: 0.253, SLG: 0.315													1	0	1	0	0	0	0					
38 Jimmy Paredes, S OBP: 0.307, SLG: 0.423	1B												0	0	0	0	0	0	0					
<b>Inning Stats</b>	R: 0 E: 1 K: 0 S: 16	H: 2 LOB: 2 BB: 0 P: 22	R: 0 E: 0 K: 0 S: 10	H: 2 LOB: 2 BB: 0 P: 18	R: 1 E: 0 K: 1 S: 14	H: 2 LOB: 2 BB: 1 P: 22	R: 0 E: 0 K: 0 S: 10	H: 0 LOB: 0 BB: 0 P: 14	R: 2 E: 0 K: 1 S: 16	H: 3 LOB: 1 BB: 0 P: 24	R: 0 E: 0 K: 1 S: 8	H: 0 LOB: 1 BB: 0 P: 15	R: 0 E: 0 K: 1 S: 12	H: 1 LOB: 0 BB: 0 P: 17	R: 0 E: 0 K: 1 S: 15	H: 1 LOB: 1 BB: 0 P: 19	R: 0 E: 0 K: 1 S: 10	H: 0 LOB: 0 BB: 0 P: 15	R: 0 E: 0 K: 1 S: 13	H: 2 LOB: 2 BB: 0 P: 18	1B: 11 2B: 2 3B: 0 HR: 0	SF: 0 SAC: 0 DP: 1 HBP: 0	WP: 0 PB: 0 SB: 0 CS: 0	PA: 51
<b>PITCHER</b>	IP	WLS	BF	H	R	ER	SO	BB	IBB	HBP	BLK	WP	HR	S	P	ERA	WHIP							
37 Mike Pelfrey, R ERA: 3.69	4.2		24	9	3	3	3	1	0	0	0	0	0	62	93	5.79	2.143							
55 Neal Cotts, L ERA: 3.18	1.1		5	0	0	0	1	1	0	0	0	0	0	12	22	0.00	0.750							
62 J.R. Graham, R OBP: 0.253, SLG: 0.315	0.0		1	1	0	0	0	0	0	0	0	0	0	3	5	∞	∞							
52 Brian Duensing, L ERA: 4.46	1.2		5	1	0	0	1	0	0	0	0	0	0	19	24	0.00	0.600							
65 Trevor May, R ERA: 4.0	1.1		5	0	0	0	1	1	0	0	0	0	0	15	25	0.00	0.750							
49 Kevin Jepsen, R ERA: 2.58	1.0		3	0	0	0	1	0	0	0	0	0	0	10	13	0.00	0.000							
15 Glen Perkins, L ERA: 2.61	1.0	W	5	2	0	0	1	0	0	0	0	0	0	13	18	0.00	2.000							
33 Tommy Milone, L ERA: 3.69	1.0	S	3	0	0	0	2	0	0	0	0	0	0	8	12	0.00	0.000							

Minnesota Twins @ Baltimore Orioles  
Oriole Park at Camden Yards, Baltimore, MD  
Sun Aug 23 2015, 1:39 PM - 6:01 PM EDT  
Alt. 35,144 - Cloudy - 80 F

AB 48  
R 3  
H 13  
RBI 3  
BB 3  
SO 10  
LOB 24













Batter	1	2	3	4	5	6	7	8	9	AB	R	H	RBI	BB	SO	LOB	TOP					
13 Manny Machado, R (1,5) OBP: 0.358, SLG: 0.507	G6-3		1-H HR	P3		F7			18 CS 1B	5	1	2	2	0	0	2						
18 Gerardo Parra, L (1,9) OBP: 0.353, SLG: 0.502	L8		G3-1		10 S 19 HR 1B	L8			F8	5	1	1	0	0	0	1						
10 Adam Jones, R (1,8) OBP: 0.318, SLG: 0.497	K		G4-3		K	G5-3			G6-3	5	0	0	0	0	2	1						
19 Chris Davis, L (1,3) OBP: 0.309, SLG: 0.536		32 1B	K		2H HR	K				4	1	2	2	0	2	0						
32 Matt Wieters, S (1,2) OBP: 0.303, SLG: 0.424		1B		K	F8				K	4	0	1	0	0	2	0						
28 Steve Pearce, R (1,7) OBP: 0.302, SLG: 0.413	K			K		K			HR	4	2	2	1	0	2	2						
38 Jimmy Paredes, S (1,10) OBP: 0.306, SLG: 0.421		P2		K		6 1B			G4-3	4	0	1	0	0	1	3						
6 Jonathan Schoop, R (1,4) OBP: 0.330, SLG: 0.517	K			HR		3 1B			K	4	1	2	2	0	2	2						
3 Ryan Flaherty, L (1,6) OBP: 0.290, SLG: 0.348						L3			HR	3	2	2	1	1	0	2						
15 Paul Janish, R (9,6) OBP: 0.333, SLG: 0.333			13 HR							0	0	0	0	0	0	0						
<b>Inning Stats</b>	R: 0 H: 0 E: 0 K: 1 S: 7	H: 0 LOB: 0 BB: 0 P: 11	R: 0 H: 2 E: 0 K: 2 S: 15	H: 2 LOB: 2 BB: 0 P: 24	R: 2 H: 2 E: 0 K: 1 S: 12	H: 2 LOB: 0 BB: 0 P: 17	R: 2 H: 2 E: 0 K: 2 S: 15	H: 2 LOB: 1 BB: 1 P: 25	R: 2 H: 2 E: 0 K: 2 S: 13	H: 2 LOB: 0 BB: 0 P: 20	R: 0 H: 2 E: 0 K: 0 S: 6	H: 2 LOB: 0 BB: 0 P: 8	R: 0 H: 0 E: 0 K: 1 S: 11	H: 0 LOB: 0 BB: 0 P: 15	R: 1 H: 1 E: 0 K: 2 S: 11	H: 1 LOB: 0 BB: 0 P: 13	R: 1 H: 2 E: 0 K: 0 S: 9	H: 2 LOB: 0 BB: 0 P: 15	1B: 7 2B: 2 3B: 0 HR: 5	SF: 0 SAC: 0 DP: 1 HBP: 0	WP: 0 PB: 0 SB: 1 CS: 1	PA: 39
<b>PITCHER</b>	IP WLS BF H R ER SO BB IBB HBP BLK WP HR S P ERA WHIP																					
47 Johnny Cueto, R (1,1) ERA: 2.94	5.0 L 24 8 6 6 8 1 0 0 0 0 0 3 62 97 10.80 1.800																					
11 Jeremy Guthrie, R (6,1) ERA: 5.62	4.0 15 5 2 2 3 0 0 0 0 0 0 2 37 51 4.50 1.250																					

Baltimore Orioles @ Kansas City Royals  
Kauffman Stadium, Kansas City, MO  
Wed Aug 26 2015, 7:11 PM - 9:57 PM CDT  
Att: 33,003 - Clear - 80 F

AB 38  
R 8  
H 13  
RBI 8  
BB 1  
SO 11  
LOB 13



Batter	1	2	3	4	5	6	7	8	9	AB	R	H	RBI	BB	SO	LOB	BOTTOM	
2 Alcides Escobar, R (1,6) OBP: 0.308, SLG: 0.332	K	L8			F8					4	0	0	0	1	1	3		
18 Ben Zobrist, S (1,7) OBP: 0.374, SLG: 0.468	K		6 1B			25 1B				4	1	1	0	1	2	2		
6 Lorenzo Cain, R (1,8) OBP: 0.364, SLG: 0.486			G1-4-3			25 1B				4	0	2	0	0	1	1		
35 Eric Hosmer, L (1,3) OBP: 0.372, SLG: 0.472	G4-3		G3-1			L6				4	0	0	0	0	0	3		
25 Kendrys Morales, S (1,10) OBP: 0.352, SLG: 0.456		8 SH1-3 13 2B		K						3	2	2	1	1	1	0		
8 Mike Moustakas, L (1,5) OBP: 0.346, SLG: 0.444		SH1-3			13 G5-4-3	L5				3	1	2	2	0	0	2		
13 Salvador Perez, R (1,2) OBP: 0.286, SLG: 0.427			16 1B 14 1B		G5-4-3	F8				4	1	1	1	0	0	3		
16 Paulo Orlando, R (1,9) OBP: 0.267, SLG: 0.406		2 1B 14 1B								4	0	2	0	0	1	0		
14 Omar Infante, R (1,4) OBP: 0.234, SLG: 0.311		2 1B			G6-3					4	0	1	1	0	0	1		
<b>Inning Stats</b>	R: 0 H: 1 E: 0 K: 2 S: 9	H: 4 LOB: 1 BB: 0 P: 13	R: 2 H: 0 E: 0 K: 0 S: 11	H: 0 LOB: 0 BB: 1 P: 13	R: 0 H: 1 E: 0 K: 1 S: 6	H: 0 LOB: 0 BB: 0 P: 7	R: 0 H: 0 E: 0 K: 1 S: 10	H: 3 LOB: 2 BB: 0 P: 17	R: 0 H: 1 E: 0 K: 0 S: 12	H: 1 LOB: 1 BB: 0 P: 17	R: 2 H: 1 E: 0 K: 1 S: 13	H: 1 LOB: 0 BB: 0 P: 24	R: 0 H: 0 E: 0 K: 1 S: 9	H: 0 LOB: 1 BB: 1 P: 18	1B: 8 2B: 3 3B: 0 HR: 1	SF: 0 SAC: 1 DP: 3 HBP: 0	WP: 0 PB: 0 SB: 0 CS: 0	PA: 38
<b>PITCHER</b>	IP WLS BF H R ER SO BB IBB HBP BLK WP HR S P ERA WHIP																	
16 Wei-Yin Chen, L (1,1) ERA: 3.17	6.2 W 28 10 3 3 4 1 0 0 0 0 0 0 10 18 9.00 1.000																	
35 Brad Brach, R (7,1) ERA: 2.64	1.0 H 4 0 1 1 1 1 0 0 0 0 0 0 1 2 4 ∞ ∞																	
17 Brian Matusz, L (8,1) ERA: 2.36	0.0 1 1 1 1 0 0 0 0 0 0 0 1 2 4 ∞ ∞																	
56 Darren O'Day, R (8,1) ERA: 1.63	0.1 H 1 0 0 0 0 0 0 0 0 0 0 0 4 5 0.00 0.000																	
53 Zack Britton, L (9,1) ERA: 1.9	1.0 S 4 0 0 0 1 1 0 0 0 0 0 0 9 18 0.00 1.000																	

Baltimore Orioles @ Kansas City Royals  
Kauffman Stadium, Kansas City, MO  
Wed Aug 26 2015, 7:11 PM - 9:57 PM CDT  
Att: 33,003 - Clear - 80 F

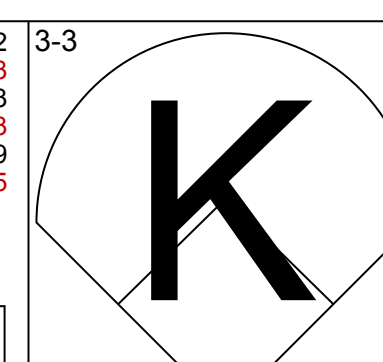
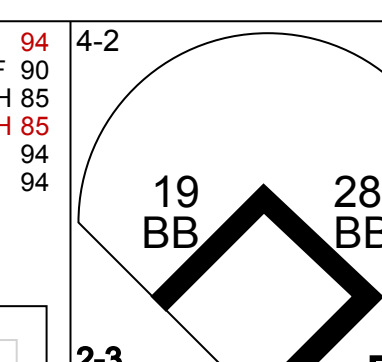
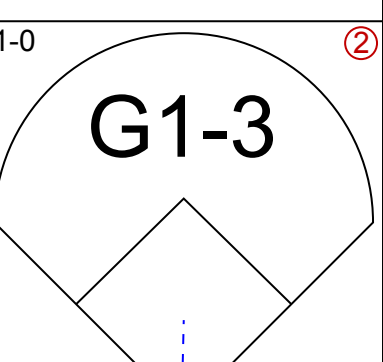
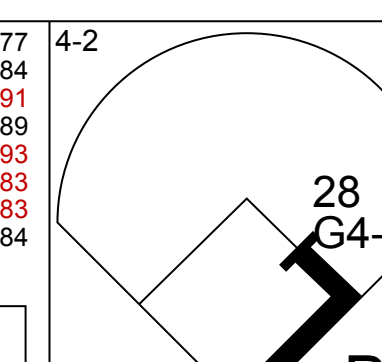
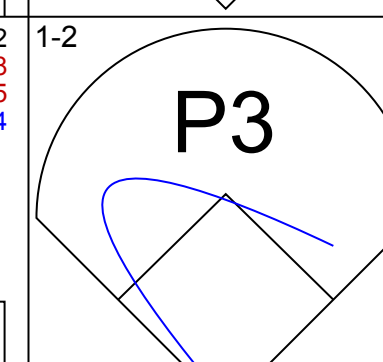
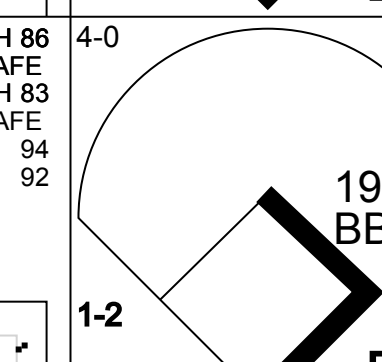
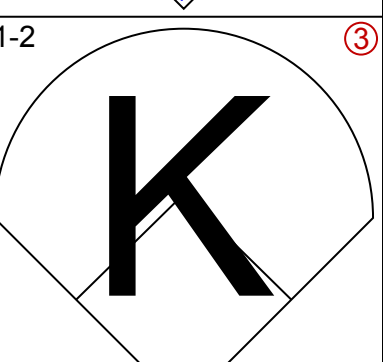
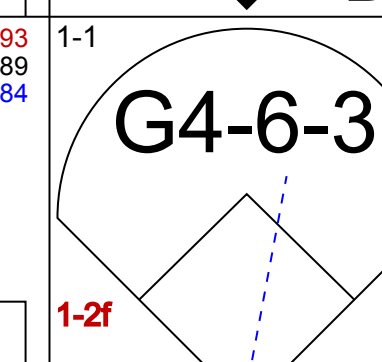
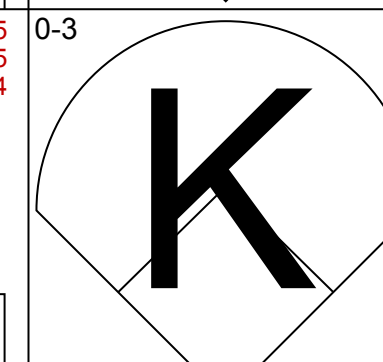
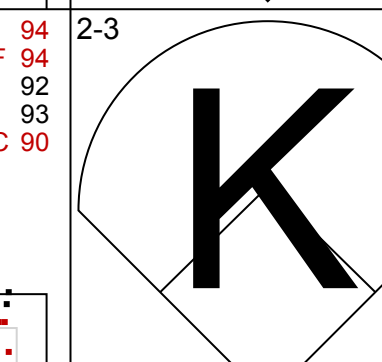
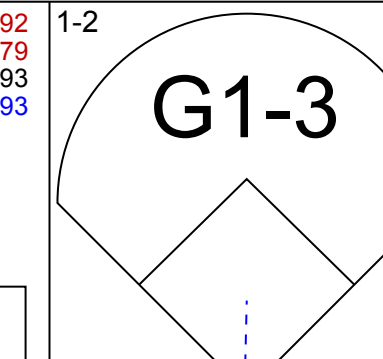
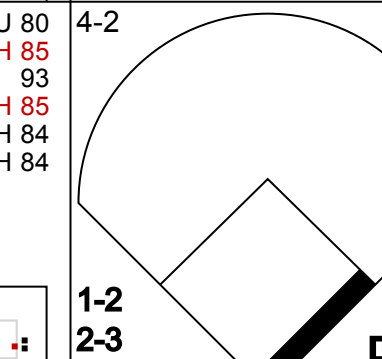
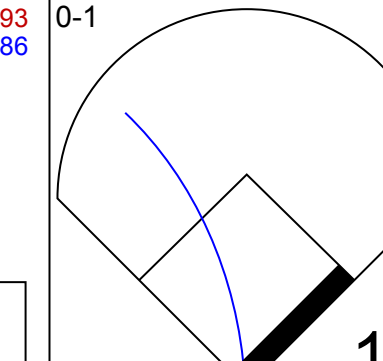
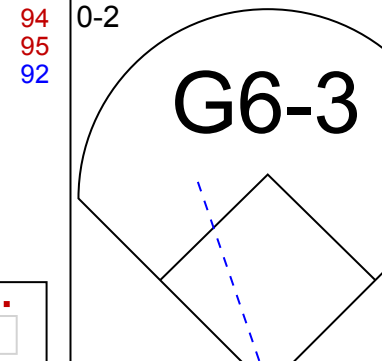
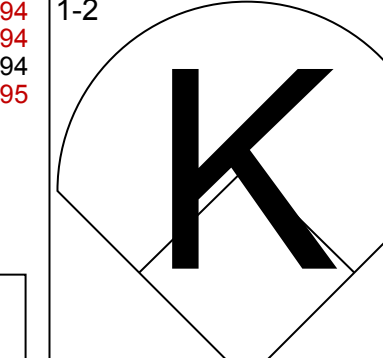
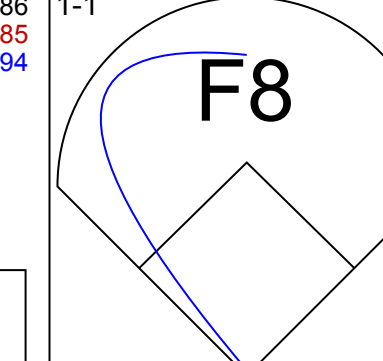
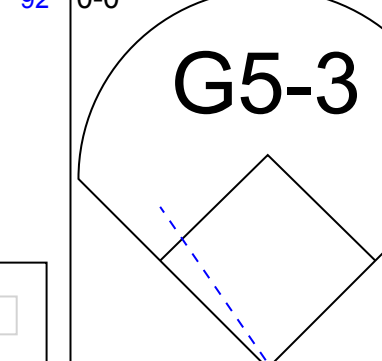
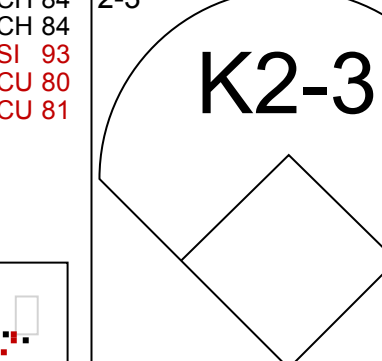
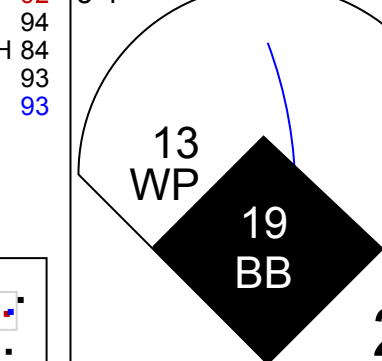
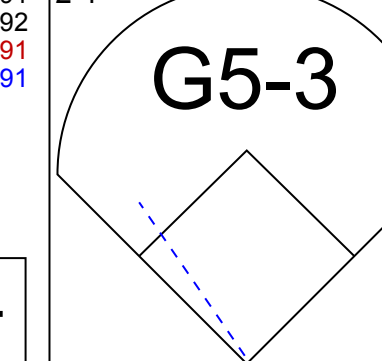
AB 34  
R 5  
H 11  
RBI 5  
SO 6  
LOB 15

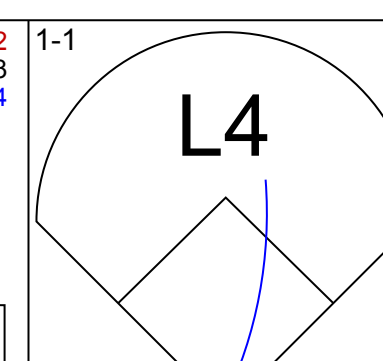
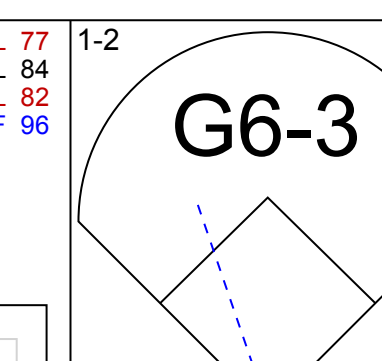
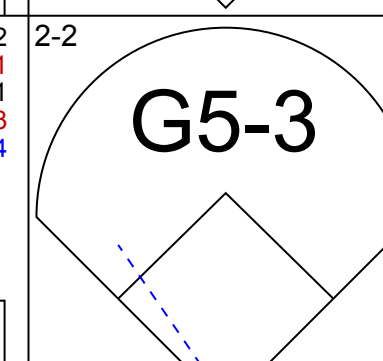
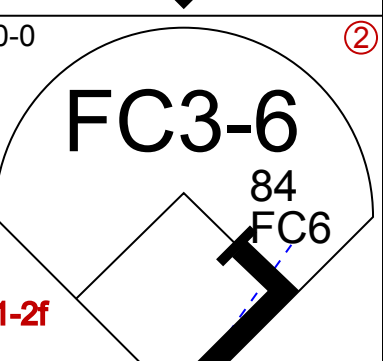
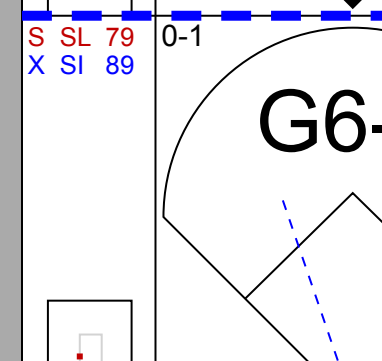
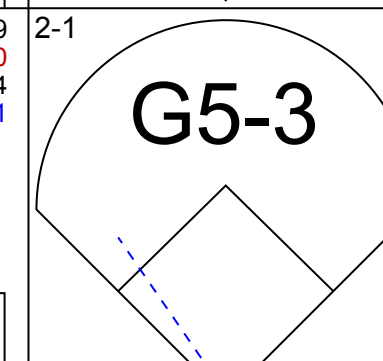
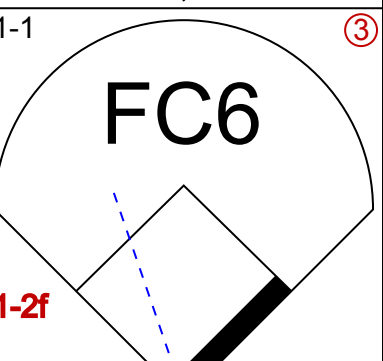
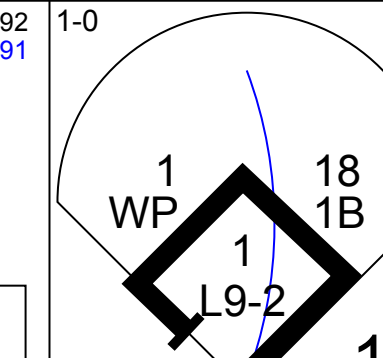
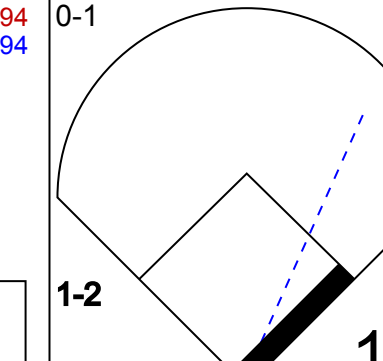
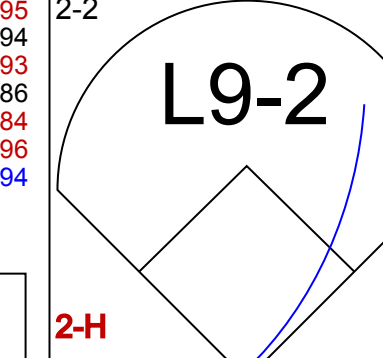
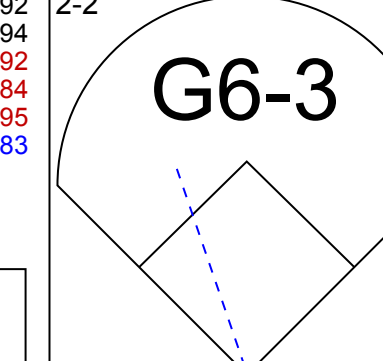
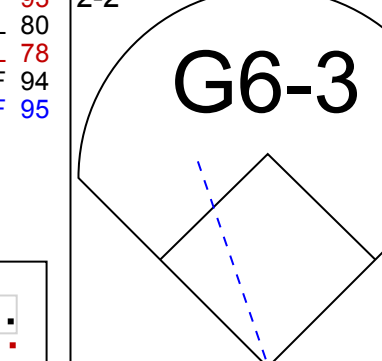










Batter	1	2	3	4	5	6	7	8	9	AB	R	H	RBI	BB	SO	LOB	TOP					
13 Manny Machado, R (1.5) OBP: 0.359, SLG: 0.503										2	0	0	0	2	1	0	Baltimore Orioles @ Texas Rangers Globe Life Park in Arlington, Arlington, TX Fri Aug 28 2015, 8:11 PM - 10:33 PM EDT Att: 28,337 - Cloudy - 93 F					
28 Steve Pearce, R (1.7) OBP: 0.300, SLG: 0.400										3	0	0	0	1	1	1						
10 Adam Jones, R (1.8) OBP: 0.319, SLG: 0.495										4	0	1	0	0	2	3						
19 Chris Davis, L (1.3) OBP: 0.338, SLG: 0.529										3	0	0	1	1	1	1						
32 Matt Wieters, S (1.2) OBP: 0.296, SLG: 0.411										4	0	1	0	0	0	4						
6 Jonathan Schoop, R (1.4) OBP: 0.322, SLG: 0.505										4	0	0	0	0	4	2						
36 Caleb Joseph, R (1.10) OBP: 0.308, SLG: 0.432										3	0	0	0	0	1	1						
12 Daniel Álvarez, R (1.9)										3	0	0	0	0	2	0						
15 Paul Janish, R (1.6) OBP: 0.444, SLG: 0.556										3	1	1	0	0	0	0						
<b>Inning Stats</b>	R: 0 H: 0 E: 0 K: 2 S: 9	H: 0 LOB: 0 BB: 0 P: 13	R: 0 H: 1 E: 0 K: 1 S: 10	H: 1 LOB: 1 BB: 0 P: 13	R: 1 H: 1 E: 0 K: 1 S: 13	H: 1 LOB: 3 BB: 3 P: 30	R: 0 H: 0 E: 0 K: 3 S: 9	H: 0 LOB: 0 BB: 0 P: 11	R: 0 H: 0 E: 0 K: 0 S: 6	H: 0 LOB: 0 BB: 0 P: 9	R: 0 H: 0 E: 0 K: 2 S: 10	H: 0 LOB: 0 BB: 0 P: 11	R: 0 H: 0 E: 0 K: 0 S: 8	H: 0 LOB: 0 BB: 1 P: 15	R: 0 H: 1 E: 0 K: 2 S: 11	H: 1 LOB: 1 BB: 0 P: 18	1B: 2 2B: 1 3B: 0 HR: 0	SF: 0 SAC: 0 DP: 1 HBP: 0	WP: 1 PA: 33 PB: 0 SB: 0 CS: 0			
<b>PITCHER</b>	IP WLS BF H R ER SO BB IBB HBP BLK WP HR S P ERA WHIP	IP WLS BF H R ER SO BB IBB HBP BLK WP HR S P ERA WHIP	IP WLS BF H R ER SO BB IBB HBP BLK WP HR S P ERA WHIP	IP WLS BF H R ER SO BB IBB HBP BLK WP HR S P ERA WHIP	IP WLS BF H R ER SO BB IBB HBP BLK WP HR S P ERA WHIP	IP WLS BF H R ER SO BB IBB HBP BLK WP HR S P ERA WHIP	IP WLS BF H R ER SO BB IBB HBP BLK WP HR S P ERA WHIP	IP WLS BF H R ER SO BB IBB HBP BLK WP HR S P ERA WHIP	IP WLS BF H R ER SO BB IBB HBP BLK WP HR S P ERA WHIP	IP WLS BF H R ER SO BB IBB HBP BLK WP HR S P ERA WHIP	IP WLS BF H R ER SO BB IBB HBP BLK WP HR S P ERA WHIP	IP WLS BF H R ER SO BB IBB HBP BLK WP HR S P ERA WHIP	IP WLS BF H R ER SO BB IBB HBP BLK WP HR S P ERA WHIP	IP WLS BF H R ER SO BB IBB HBP BLK WP HR S P ERA WHIP	IP WLS BF H R ER SO BB IBB HBP BLK WP HR S P ERA WHIP	IP WLS BF H R ER SO BB IBB HBP BLK WP HR S P ERA WHIP	IP WLS BF H R ER SO BB IBB HBP BLK WP HR S P ERA WHIP					
35 Cole Hamels, L (1.1) ERA: 3.69	8.0	W	29	2	1	1	10	4	0	0	0	0	0	0	0	0	1	0	72	111	1.12	0.750
37 Shawn Tolleson, R (9.1) ERA: 2.73	1.0	S	4	1	0	0	2	0	0	0	0	0	0	0	0	0	0	0	11	18	0.00	1.000

Batter	1	2	3	4	5	6	7	8	9	AB	R	H	RBI	BB	SO	LOB	BOTTOM					
7 Delino DeShields, R (1.8) OBP: 0.355, SLG: 0.382										4	0	2	1	0	0	0	Baltimore Orioles @ Texas Rangers Globe Life Park in Arlington, Arlington, TX Fri Aug 28 2015, 8:11 PM - 10:33 PM EDT Att: 28,337 - Cloudy - 93 F					
17 Shin-Soo Choo, L (1.9) OBP: 0.343, SLG: 0.428										4	1	1	2	0	0	2						
84 Prince Fielder, L (1.10) OBP: 0.379, SLG: 0.472										4	0	1	0	0	0	1						
29 Adrian Beltré, R (1.5) OBP: 0.311, SLG: 0.419										4	0	2	0	0	0	0						
18 Mitch Moreland, L (1.3) OBP: 0.334, SLG: 0.488										4	0	1	0	0	2	1						
1 Elvis Andrus, R (1.6) OBP: 0.303, SLG: 0.351										3	0	0	0	0	0	3						
30 Will Venable, L (1.7) OBP: 0.323, SLG: 0.375										2	1	0	0	1	0	1						
38 Chris Gimenez, R (1.2) OBP: 0.318, SLG: 0.643										3	1	1	1	0	1	1						
68 Hanser Alberto, R (1.4) OBP: 0.253, SLG: 0.281										3	1	1	0	0	0	1						
<b>Inning Stats</b>	R: 0 H: 0 E: 0 K: 0 S: 7	H: 2 LOB: 1 BB: 0 P: 12	R: 0 H: 0 E: 0 K: 0 S: 8	H: 0 LOB: 0 BB: 0 P: 11	R: 1 H: 3 E: 0 K: 1 S: 11	H: 3 LOB: 1 BB: 0 P: 19	R: 2 H: 3 E: 0 K: 0 S: 13	H: 3 LOB: 1 BB: 0 P: 18	R: 0 H: 0 E: 0 K: 1 S: 7	H: 0 LOB: 0 BB: 0 P: 11	R: 1 H: 1 E: 0 K: 1 S: 10	H: 1 LOB: 1 BB: 1 P: 16	R: 0 H: 0 E: 0 K: 0 S: 6	H: 0 LOB: 0 BB: 0 P: 10	R: 0 H: 0 E: 0 K: 0 S: 6	H: 0 LOB: 0 BB: 0 P: 10	1B: 6 2B: 1 3B: 1 HR: 2	SF: 0 SAC: 0 DP: 1 HBP: 0	WP: 1 PA: 32 PB: 0 SB: 0 CS: 0			
<b>PITCHER</b>	IP WLS BF H R ER SO BB IBB HBP BLK WP HR S P ERA WHIP	IP WLS BF H R ER SO BB IBB HBP BLK WP HR S P ERA WHIP	IP WLS BF H R ER SO BB IBB HBP BLK WP HR S P ERA WHIP	IP WLS BF H R ER SO BB IBB HBP BLK WP HR S P ERA WHIP	IP WLS BF H R ER SO BB IBB HBP BLK WP HR S P ERA WHIP	IP WLS BF H R ER SO BB IBB HBP BLK WP HR S P ERA WHIP	IP WLS BF H R ER SO BB IBB HBP BLK WP HR S P ERA WHIP	IP WLS BF H R ER SO BB IBB HBP BLK WP HR S P ERA WHIP	IP WLS BF H R ER SO BB IBB HBP BLK WP HR S P ERA WHIP	IP WLS BF H R ER SO BB IBB HBP BLK WP HR S P ERA WHIP	IP WLS BF H R ER SO BB IBB HBP BLK WP HR S P ERA WHIP	IP WLS BF H R ER SO BB IBB HBP BLK WP HR S P ERA WHIP	IP WLS BF H R ER SO BB IBB HBP BLK WP HR S P ERA WHIP	IP WLS BF H R ER SO BB IBB HBP BLK WP HR S P ERA WHIP	IP WLS BF H R ER SO BB IBB HBP BLK WP HR S P ERA WHIP	IP WLS BF H R ER SO BB IBB HBP BLK WP HR S P ERA WHIP	IP WLS BF H R ER SO BB IBB HBP BLK WP HR S P ERA WHIP					
39 Kevin Gausman, R (1.1) ERA: 4.39	6.2	L	28	9	4	4	3	1	0	0	0	0	0	0	0	0	1	2	66	102	5.40	1.500
66 T.J. McFarland, L (7.1) ERA: 4.13	1.1		4	0	0	0	0	0	0	0	0	8	12	0.00	0.000							

AB 29  
R 1  
H 3  
RBI 1  
BB 4  
SO 12  
LOB 12



AB 31  
R 4  
H 9  
RBI 4  
BB 1  
SO 3  
LOB 10






Batter	1	2	3	4	5	6	7	8	9	AB	R	H	RBI	BB	SO	LOB	TOP										
13 Manny Machado, R (1, 5) OBP: 0.358, SLG: 0.500	G6-3			L4	1B		K		K	5	0	1	1	0	2	4	<p>Baltimore Orioles @ Texas Rangers</p> <p>Globe Life Park in Arlington, Arlington, TX</p> <p>Sat Aug 29 2015, 8:08 PM - 10:41 PM EDT</p> <p>Att: 29,768 - Clear - 88 F</p>										
18 Gerardo Parra, L (1, 7) OBP: 0.346, SLG: 0.492	L9			K	G4-3			K2-3		4	0	0	0	0	2	1											
10 Adam Jones, R (1, 8) OBP: 0.318, SLG: 0.493	G6-3			1B		F9		G6-3		4	0	1	0	0	0	0											
19 Chris Davis, L (1, 10) OBP: 0.337, SLG: 0.526		G6-3		K		K		1B		4	0	1	0	0	2	1											
28 Steve Pearce, R (1, 3) OBP: 0.299, SLG: 0.412		G5-3			HR	G5-3		1B		4	1	1	1	0	0	1											
6 Jonathan Schoop, R (1, 4) OBP: 0.287, SLG: 0.500		G4-3			G5-3		K		FC3-6 36 G5-3	4	0	1	0	0	1	0											
36 Caleb Joseph, R (1, 2) OBP: 0.311, SLG: 0.433			L5		12 2B 15 SF9	1B		G5-3		4	1	2	0	0	0	1											
12 Daniel Álvarez, R (1, 9) OBP: 0.429, SLG: 0.500		F7			13 1B	2B		3 FC3-6 BB		3	1	2	0	1	0	0											
15 Paul Janish, R (1, 6) OBP: 0.364, SLG: 0.500		F9			SF9		F7		1-2 2-3	1	0	0	1	0	0	0											
3 Ryan Flaherty, L (7, PH) OBP: 0.287, SLG: 0.357										2	0	0	0	0	0	4											
<b>Inning Stats</b>	R: 0 E: 0 K: 0 S: 6	H: 0 LOB: 0 BB: 0 P: 6	R: 0 E: 0 K: 0 S: 8	H: 0 LOB: 0 BB: 0 P: 11	R: 0 E: 0 K: 0 S: 12	H: 0 LOB: 0 BB: 0 P: 13	R: 0 E: 0 K: 2 S: 9	H: 1 LOB: 1 BB: 0 P: 17	R: 3 E: 0 K: 0 S: 12	H: 4 LOB: 1 BB: 0 P: 14	R: 0 E: 0 K: 1 S: 9	H: 0 LOB: 0 BB: 0 P: 14	R: 0 E: 0 K: 2 S: 11	H: 2 LOB: 2 BB: 0 P: 16	R: 0 E: 0 K: 1 S: 8	H: 1 LOB: 1 BB: 0 P: 14	R: 0 E: 0 K: 1 S: 12	H: 1 LOB: 2 BB: 1 P: 20	1B: 7 2B: 1 3B: 0 HR: 1	SF: 1 SAC: 0 DP: 0 HBP: 0	WP: 0 PB: 0 SB: 0 CS: 0	PA: 37					
<b>PITCHER</b>	IP	WLS	BF	H	R	ER	SO	BB	IBB	HBP	BLK	WP	HR	S	P	ERA	WHIP										
33 Martin Pérez, L (1, 1) ERA: 5.15	6.1	W	26	7	3	3	4	0	0	0	0	0	1	63	84	4.26	1.105										
50 Keone Kela, L (7, 1) ERA: 2.72	0.2	H	2	0	0	0	1	0	0	0	0	0	0	4	7	0.00	0.000										
41 Jake Diekman, R (8, 1) ERA: 4.29	0.2	H	3	1	0	0	1	0	0	0	0	0	0	6	9	0.00	1.500										
47 Sam Dyson, R (8, 1) ERA: 3.34	0.1	H	1	0	0	0	0	0	0	0	0	0	0	2	5	0.00	0.000										
37 Shawn Tolleson, R (9, 1) ERA: 2.69	1.0	S	5	1	0	0	1	1	0	0	0	0	0	12	20	0.00	2.000										

Batter	1	2	3	4	5	6	7	8	9	AB	R	H	RBI	BB	SO	LOB	BOTTOM										
7 Delino DeShields, R (1, 8) OBP: 0.357, SLG: 0.390	84 FC1-2 3B		17 2B	1B	2-4		G4-3			4	1	2	0	0	0	0	<p>Baltimore Orioles @ Texas Rangers</p> <p>Globe Life Park in Arlington, Arlington, TX</p> <p>Sat Aug 29 2015, 8:08 PM - 10:41 PM EDT</p> <p>Att: 29,768 - Clear - 88 F</p>										
17 Shin-Soo Choo, L (1, 9) OBP: 0.342, SLG: 0.429	G3		29 HR	2B		K		G6-3		4	1	1	1	0	1	1											
84 Prince Fielder, L (1, 10) OBP: 0.379, SLG: 0.670	FC1-5-2		F7		G4-3		29 1B			4	0	1	0	0	0	2											
20 Ryan Strausborger, R (7, PR) OBP: 0.267, SLG: 0.300	3H									0	0	0	0	0	0	0											
29 Adrian Beltré, R (1, 5) OBP: 0.313, SLG: 0.426	F8		2H	HR		P4		1B		4	1	2	2	0	0	1											
18 Mitch Moreland, L (1, 3) OBP: 0.336, SLG: 0.486	G2-3		G6-4-3	BB		K		G4-3		3	0	1	0	1	1	2											
1 Elvis Andrus, R (1, 6) OBP: 0.303, SLG: 0.354	G2-3		G6-4-3			8 2B		K		4	1	1	0	0	1	2											
30 Will Venable, L (1, 7) OBP: 0.328, SLG: 0.378	K				8 1B		8 2B		1B	3	0	2	0	1	1	1											
8 Bobby Wilson, R (1, 2) OBP: 0.271, SLG: 0.247	68 FC6-4		68 FC7-4	1B		IBB		P4		3	0	2	1	1	0	1											
68 Hanser Alberto, R (1, 4) OBP: 0.242, SLG: 0.269	FC6-4		7 2-4	1B		G1-3		F9		4	0	0	0	0	0	6											
<b>Inning Stats</b>	R: 0 E: 0 K: 0 S: 9	H: 1 LOB: 1 BB: 0 P: 15	R: 0 E: 0 K: 1 S: 10	H: 1 LOB: 2 BB: 1 P: 18	R: 3 E: 0 K: 0 S: 15	H: 3 LOB: 0 BB: 1 P: 22	R: 0 E: 0 K: 0 S: 6	H: 2 LOB: 1 BB: 0 P: 10	R: 0 E: 0 K: 1 S: 9	H: 0 LOB: 0 BB: 0 P: 13	R: 1 E: 0 K: 1 S: 10	H: 2 LOB: 2 BB: 1 P: 18	R: 0 E: 0 K: 0 S: 8	H: 2 LOB: 0 BB: 0 P: 12	R: 0 E: 0 K: 1 S: 8	H: 1 LOB: 1 BB: 0 P: 9	1B: 7 2B: 2 3B: 2 HR: 1	SF: 0 SAC: 0 DP: 1 HBP: 0	WP: 0 PB: 0 SB: 0 CS: 0	PA: 36							
<b>PITCHER</b>	IP	WLS	BF	H	R	ER	SO	BB	IBB	HBP	BLK	WP	HR	S	P	ERA	WHIP										
31 Ubaldo Jiménez, R (1, 1) ERA: 4.34	5.2	L	26	8	4	4	3	2	1	0	0	0	0	11	92	0.00	3.000										
60 Mychal Givens, R (6, 1) ERA: 1.17	1.0		6	3	0	0	0	0	0	0	0	0	0	1	1	0.00	0.000										
17 Brian Matusz, L (7, 1) ERA: 2.34	0.1		1	0	0	0	0	0	0	0	0	0	0	1	1	0.00	0.000										
35 Brad Brach, R (8, 1) ERA: 2.6	1.0		4	1	0	0	1	0	0	0	0	0	0	8	9	0.00	1.000										

AB 35  
R 3  
H 9  
RBI 3  
BB 1  
SO 7  
LOB 12



AB 33  
R 4  
H 12  
RBI 4  
BB 3  
SO 4  
LOB 16





Batter	1	2	3	4	5	6	7	8	9	AB	R	H	RBI	BB	SO	LOB	TOP
13 Manny Machado, R (1, 5) OBP: 0.355, SLG: 0.496										4	0	0	0	0	1	2	
28 Steve Pearce, R (1, 7) OBP: 0.294, SLG: 0.404										4	0	0	0	0	1	0	
10 Adam Jones, R (1, 8) OBP: 0.317, SLG: 0.493										4	0	1	0	0	2	0	
19 Chris Davis, L (1, 3) OBP: 0.286, SLG: 0.524										4	0	1	0	0	2	1	
32 Matt Wieters, S (1, 2) OBP: 0.291, SLG: 0.405										3	0	0	0	0	1	1	
36 Caleb Joseph, R (1, 10) OBP: 0.311, SLG: 0.430										2	0	0	0	0	1	0	
6 Jonathan Schoop, R (1, 4) OBP: 0.316, SLG: 0.492										3	0	0	0	0	1	1	
12 Daniel Álvarez, R (1, 9) OBP: 0.400, SLG: 0.444										3	0	1	0	0	1	0	
15 Paul Janish, R (1, 6) OBP: 0.286, SLG: 0.385										3	0	0	0	0	1	2	
<b>Inning Stats</b>	R: 0 H: 1 E: 0 K: 2 S: 10	H: 1 LOB: 1 BB: 0 P: 17	R: 0 H: 0 E: 0 K: 1 S: 5	H: 0 LOB: 0 BB: 0 P: 9	R: 0 H: 0 E: 0 K: 2 S: 7	H: 0 LOB: 0 BB: 0 P: 10	R: 0 H: 1 E: 0 K: 1 S: 9	H: 1 LOB: 1 BB: 0 P: 12	R: 0 H: 0 E: 0 K: 2 S: 8	H: 0 LOB: 0 BB: 0 P: 10	R: 0 H: 0 E: 0 K: 0 S: 11	H: 0 LOB: 0 BB: 0 P: 17	R: 0 H: 0 E: 0 K: 2 S: 9	H: 0 LOB: 0 BB: 0 P: 15	1B: 2 2B: 1 3B: 0 HR: 0	SF: 0 SAC: 0 DP: 0 HBP: 1	WP: 0 PA: 31 PB: 0 SB: 0 CS: 0
<b>PITCHER</b> 45 Derek Holland, L (1, 1) ERA: 2.82	IP: 9.0 WLS: W BF: 31 H: 3 R: 0 ER: 0 SO: 11 BB: 0 IBB: 0 HBP: 1 BLK: 0 WP: 0 HR: 0 S: 79 P: 116 ERA: 0.00 WHIP: 0.333																

Baltimore Orioles @ Texas Rangers  
Globe Life Park in Arlington, Arlington, TX  
Sun Aug 30 2015, 3:09 PM - 5:49 PM EDT  
Att: 22,256 - Partly Cloudy - 94 F

AB 30  
R 0  
H 3  
RBI 0  
BB 0  
SO 11  
LOB 7



Batter	1	2	3	4	5	6	7	8	9	AB	R	H	RBI	BB	SO	LOB	BOTTOM		
7 Delino DeShields, R (1, 8) OBP: 0.357, SLG: 0.390										5	1	2	1	0	1	2			
17 Shin-Soo Choo, L (1, 9) OBP: 0.341, SLG: 0.426										5	1	1	0	0	1	1			
84 Prince Fielder, L (1, 10) OBP: 0.379, SLG: 0.470										4	0	2	0	0	0	0			
29 Adrian Beltré, R (1, 5) OBP: 0.314, SLG: 0.427										2	1	1	1	1	0	1			
18 Mitch Moreland, L (1, 3) OBP: 0.335, SLG: 0.484										4	0	1	0	0	0	3			
1 Elvis Andrus, R (1, 6) OBP: 0.306, SLG: 0.356										3	1	2	1	1	0	0			
30 Will Venable, L (1, 7) OBP: 0.327, SLG: 0.376										4	1	1	0	0	2	5			
38 Chris Gimenez, R (1, 2) OBP: 0.333, SLG: 0.614										2	1	0	0	1	0	0			
68 Hanser Alberto, R (1, 4) OBP: 0.242, SLG: 0.268										4	0	1	1	0	2	2			
<b>Inning Stats</b>	R: 2 H: 3 E: 0 K: 1 S: 14	H: 3 LOB: 2 BB: 1 P: 24	R: 0 H: 0 E: 0 K: 0 S: 8	H: 0 LOB: 0 BB: 0 P: 10	R: 1 H: 3 E: 0 K: 0 S: 16	H: 3 LOB: 2 BB: 0 P: 22	R: 0 H: 0 E: 0 K: 1 S: 8	H: 0 LOB: 0 BB: 0 P: 12	R: 0 H: 2 E: 0 K: 2 S: 16	H: 2 LOB: 1 BB: 1 P: 22	R: 1 H: 2 E: 0 K: 2 S: 16	H: 2 LOB: 1 BB: 0 P: 23	R: 0 H: 1 E: 0 K: 0 S: 10	H: 1 LOB: 1 BB: 0 P: 16	R: 2 H: 2 E: 1 K: 2 S: 12	H: 2 LOB: 1 BB: 1 P: 23	1B: 11 2B: 0 3B: 0 HR: 0	SF: 1 SAC: 0 DP: 0 HBP: 1	WP: 2 PA: 39 PB: 0 SB: 2 CS: 0
<b>PITCHER</b> 50 Miguel González, R (1, 1) ERA: 4.85 61 Jason García, R (6, 1) ERA: 4.64 66 T.J. McFarland, L (6, 1) ERA: 3.91 53 Zack Britton, L (8, 1) ERA: 2.04	IP: 5.1 WLS: L BF: 26 H: 7 R: 4 ER: 4 SO: 3 BB: 2 IBB: 0 HBP: 1 BLK: 0 WP: 1 HR: 0 S: 68 P: 103 ERA: 6.75 WHIP: 1.688																		

Baltimore Orioles @ Texas Rangers  
Globe Life Park in Arlington, Arlington, TX  
Sun Aug 30 2015, 3:09 PM - 5:49 PM EDT  
Att: 22,256 - Partly Cloudy - 94 F

AB 33  
R 6  
H 11  
RBI 4  
BB 3  
SO 6  
LOB 14





Batter	1	2	3	4	5	6	7	8	9	AB	R	H	RBI	BB	SO	LOB	TOP										
5 Brandon Guyer, R OBP: 0.369, SLG: 0.403	G5-3		P3		G6-4-3	K			L8	5	0	1	0	0	1	1	<p>Tampa Bay Rays @ Baltimore Orioles Oriole Park at Camden Yards, Baltimore, MD Mon Aug 31 2015, 7:08 PM - 10:10 PM EDT Att: 19,841 - Overcast - 86 F</p>										
9 Joey Butler, R OBP: 0.328, SLG: 0.400	K			G1-3	G6-4-3		K			4	0	0	0	0	2	1											
3 Evan Longoria, R OBP: 0.328, SLG: 0.415	F9			G5-3	HR		F7			4	1	1	1	0	0	0											
11 Logan Forsythe, R OBP: 0.357, SLG: 0.442	1 SF8			13 HR			F8			4	2	3	0	0	0	0											
13 Asdrúbal Cabrera, S OBP: 0.312, SLG: 0.419	G5-3			HR	G3-1			K		4	1	1	2	0	1	2											
1 Tim Beckham, R OBP: 0.291, SLG: 0.471	SF8			21 1B			HR			3	1	2	2	0	0	0											
21 James Loney, L OBP: 0.310, SLG: 0.361	G4-3			1B	1B		44 G6-3			3	0	1	0	1	0	0											
39 Kevin Kiermaier, L OBP: 0.294, SLG: 0.419							F7			1	0	0	0	0	1	0											
7 Daniel Nava, S OBP: 0.230, SLG: 0.230										3	0	0	0	0	1	3											
44 René Rivera, R OBP: 0.217, SLG: 0.285					5 1B		G6-3			4	1	1	0	0	1	1											
<b>Inning Stats</b>	R: 0 E: 0 K: 1 S: 7	H: 0 LOB: 0 BB: 0 P: 9	R: 1 E: 0 K: 0 S: 11	H: 1 LOB: 0 BB: 0 P: 13	R: 0 E: 0 K: 2 S: 9	H: 0 LOB: 0 BB: 0 P: 12	R: 2 E: 0 K: 1 S: 17	H: 4 LOB: 2 BB: 0 P: 23	R: 2 E: 0 K: 0 S: 13	H: 4 LOB: 1 BB: 0 P: 20	R: 1 E: 0 K: 1 S: 11	H: 1 LOB: 1 BB: 1 P: 19	R: 0 E: 0 K: 1 S: 7	H: 0 LOB: 0 BB: 0 P: 9	R: 0 E: 0 K: 1 S: 9	H: 0 LOB: 0 BB: 0 P: 14	R: 0 E: 0 K: 0 S: 7	H: 0 LOB: 0 BB: 0 P: 10	1B: 4 2B: 2 HR: 3	SF: 1 SAC: 0 DP: 1 HBP: 0	WP: 0 PB: 0 SB: 0 CS: 0	PA: 37					
<b>PITCHER</b>	IP	WLS	BF	H	R	ER	SO	BB	IBB	HBP	BLK	WP	HR	S	P	ERA	WHIP										
16 Wei-Yin Chen, L ERA: 3.36	4.2	L	22	9	5	5	4	0	0	0	0	0	2	56	76	9.64	1.929										
35 Brad Brach, R ERA: 2.69	1.1		6	1	1	1	1	1	0	0	0	0	1	12	20	6.75	1.500										
61 Jason Garcia, R ERA: 4.24	2.0		6	0	0	0	2	0	0	0	0	0	0	16	23	0.00	0.000										
56 Darren O'Day, R ERA: 1.6	1.0		3	0	0	0	0	0	0	0	0	0	0	7	10	0.00	0.000										

AB 35  
R 6  
H 10  
RBI 5  
BB 1  
SO 7  
LOB 8



Batter	1	2	3	4	5	6	7	8	9	AB	R	H	RBI	BB	SO	LOB	BOTTOM										
13 Manny Machado, R OBP: 0.355, SLG: 0.495	L8		18 FC4-6				FC5-4		K	5	1	2	0	0	1	1	<p>Tampa Bay Rays @ Baltimore Orioles Oriole Park at Camden Yards, Baltimore, MD Mon Aug 31 2015, 7:08 PM - 10:10 PM EDT Att: 19,841 - Overcast - 86 F</p>										
18 Gerardo Parra, L OBP: 0.345, SLG: 0.489	B5-3		FC4-6		K		10 1B		F9	5	1	1	0	0	1	4											
10 Adam Jones, R OBP: 0.318, SLG: 0.491	E5		19 FC3-6		K		10 1B		K	4	1	1	1	1	2	0											
19 Chris Davis, L OBP: 0.335, SLG: 0.519	F7		FC3-6		K		32 1B		K	4	0	0	0	1	2	5											
32 Matt Wieters, S OBP: 0.289, SLG: 0.397	K		P5		F8		45 1B		F8	4	0	0	0	1	1	3											
45 Steve Clevenger, L OBP: 0.385, SLG: 0.500	G4-3		13 1B		E7		F7		FC6-4	4	0	1	2	0	0	0											
6 Jonathan Schoop, R OBP: 0.319, SLG: 0.497					K		3 G3-6-1		FC6-4	4	0	2	0	0	1	3											
3 Ryan Flaherty, L OBP: 0.286, SLG: 0.352					K				G4-3	3	0	0	0	1	1	2											
36 Caleb Joseph, R OBP: 0.314, SLG: 0.429	L8				13 1B				K	3	0	1	0	1	1	2											
<b>Inning Stats</b>	R: 0 E: 1 K: 0 S: 12	H: 0 LOB: 1 BB: 0 P: 17	R: 0 E: 0 K: 1 S: 13	H: 1 LOB: 1 BB: 1 P: 26	R: 0 E: 0 K: 0 S: 14	H: 1 LOB: 2 BB: 1 P: 23	R: 0 E: 1 K: 3 S: 17	H: 1 LOB: 3 BB: 1 P: 26	R: 0 E: 0 K: 2 S: 10	H: 0 LOB: 0 BB: 0 P: 15	R: 0 E: 0 K: 0 S: 5	H: 1 LOB: 0 BB: 0 P: 6	R: 3 E: 0 K: 1 S: 18	H: 4 LOB: 2 BB: 1 P: 31	R: 0 E: 0 K: 2 S: 9	H: 0 LOB: 0 BB: 0 P: 13		R: 0 E: 0 K: 1 S: 13	H: 0 LOB: 1 BB: 1 P: 21	1B: 7 2B: 1 3B: 0 HR: 0	SF: 0 SAC: 0 DP: 1 HBP: 0	WP: 0 PB: 0 SB: 0 CS: 0	PA: 41				
<b>PITCHER</b>	IP	WLS	BF	H	R	ER	SO	BB	IBB	HBP	BLK	WP	HR	S	P	ERA	WHIP										
22 Chris Archer, R ERA: 2.78	6.0	W	26	4	0	0	6	3	0	0	0	0	0	18	31	0.00	1.167										
35 Matt Andriese, R ERA: 4.37	1.0		8	4	3	3	1	1	0	0	0	0	0	9	13	0.00	0.000										
37 Alex Colomé, R ERA: 3.76	1.0	H	3	0	0	0	2	0	0	0	0	0	0	13	21	0.00	1.000										
26 Brad Boxberger, R ERA: 3.12	1.0	S	4	0	0	0	1	1	0	0	0	0	0	13	21	0.00	1.000										

AB 36  
R 3  
H 8  
RBI 3  
BB 5  
SO 10  
LOB 20









Batter	1	2	3	4	5	6	7	8	9	10	11	AB	R	H	RBI	BB	SO	LOB	TOP					
24 Grady Sizemore, L OBP: 0.282, SLG: 0.363 27 Mikie Mahtook, R OBP: 0.273, SLG: 0.436												3	0	1	1	1	1	0						
5 Brandon Guyer, R OBP: 0.373, SLG: 0.413												6	1	1	0	0	1	2						
3 Evan Longoria, R OBP: 0.329, SLG: 0.426												5	2	2	3	0	0	0						
28 John Jaso, L OBP: 0.373, SLG: 0.430												5	1	1	0	0	2	0						
11 Logan Forsythe, R OBP: 0.307, SLG: 0.456 1 Tim Beckham, R OBP: 0.287, SLG: 0.465												3	0	3	0	2	0	0						
13 Adrúbal Cabrera, S OBP: 0.311, SLG: 0.413												4	0	0	0	1	0	5						
21 James Loney, L OBP: 0.314, SLG: 0.361												5	0	2	1	0	1	1						
39 Kevin Kiermaier, L OBP: 0.293, SLG: 0.416												5	0	1	0	0	1	3						
40 J.P. Arenchibia, R OBP: 0.216, SLG: 0.283 44 René Rivera, R OBP: 0.216, SLG: 0.283												4	2	2	1	0	2	0						
<b>Inning Stats</b>	R: 0 E: 0 K: 1 S: 6	H: 0 LOB: 0 BB: 0 P: 8	R: 0 E: 0 K: 0 S: 10	H: 3 LOB: 2 BB: 0 P: 16	R: 4 E: 1 K: 0 S: 17	H: 5 LOB: 2 BB: 2 P: 37	R: 0 E: 0 K: 1 S: 7	H: 0 LOB: 0 BB: 0 P: 10	R: 0 E: 0 K: 0 S: 7	H: 1 LOB: 1 BB: 1 P: 14	R: 1 E: 0 K: 1 S: 12	H: 2 LOB: 1 BB: 0 P: 14	R: 0 E: 0 K: 3 S: 10	H: 0 LOB: 0 BB: 0 P: 11	R: 0 E: 0 K: 2 S: 9	H: 1 LOB: 0 BB: 0 P: 13	R: 0 E: 0 K: 0 S: 5	H: 0 LOB: 1 BB: 1 P: 13	R: 0 E: 0 K: 0 S: 10	H: 0 LOB: 1 BB: 1 P: 16	1B: 5 2B: 6 3B: 0 HR: 3	SF: 0 SAC: 0 DP: 3 HBP: 0	WP: 0 PB: 0 SB: 0 CS: 1	PA: 47
<b>PITCHER</b>	IP ERA WLS BF H R ER SO BB IBB HBP BLK WP HR S P ERA WHIP	39 Kevin Gausman, R ERA: 4.59 65 Chaz Roe, R ERA: 2.96 17 Brian Matusz, L ERA: 2.27 60 Mychal Givens, R ERA: 1.53 53 Zack Britton, L ERA: 2.0	56 Darren O'Day, R ERA: 1.74 35 Brad Brach, R ERA: 2.6	IP ERA WLS BF H R ER SO BB IBB HBP BLK WP HR S P ERA WHIP	56 Darren O'Day, R ERA: 1.74 35 Brad Brach, R ERA: 2.6																			

Tampa Bay Rays @ Baltimore Orioles  
 Oriole Park at Camden Yards, Baltimore, MD  
 Wed Sep 02 2015, 7:07 PM - 10:43 PM EDT  
 Att: 15,963 - Cloudy - 85 F

AB	42
R	6
H	13
RBI	6
BB	5
SO	9
LOB	11



Batter	1	2	3	4	5	6	7	8	9	10	11	AB	R	H	RBI	BB	SO	LOB	BOTTOM					
13 Manny Machado, R OBP: 0.356, SLG: 0.495												5	1	2	1	0	0	0						
18 Gerardo Parra, L OBP: 0.343, SLG: 0.488												5	1	1	1	0	2	1						
10 Adam Jones, R OBP: 0.313, SLG: 0.482												5	0	0	0	0	1	2						
19 Chris Davis, L OBP: 0.339, SLG: 0.538												4	2	3	3	0	0	0						
32 Matt Wieters, S OBP: 0.298, SLG: 0.397												2	1	1	0	2	0	0						
6 Jonathan Schoop, R OBP: 0.317, SLG: 0.507												4	1	1	2	0	2	3						
45 Steve Clevenger, L OBP: 0.351, SLG: 0.455												4	0	0	0	0	0	3						
28 Steve Pearce, R OBP: 0.292, SLG: 0.400												4	1	1	0	0	0	0						
3 Ryan Flaherty, L OBP: 0.295, SLG: 0.345												3	0	0	0	1	1	1						
<b>Inning Stats</b>	R: 0 E: 0 K: 1 S: 7	H: 0 LOB: 0 BB: 0 P: 9	R: 0 E: 0 K: 1 S: 11	H: 2 LOB: 1 BB: 0 P: 15	R: 4 E: 0 K: 1 S: 15	H: 4 LOB: 0 BB: 2 P: 22	R: 0 E: 0 K: 0 S: 6	H: 0 LOB: 0 BB: 0 P: 10	R: 0 E: 0 K: 1 S: 9	H: 0 LOB: 1 BB: 1 P: 15	R: 0 E: 0 K: 0 S: 5	H: 0 LOB: 0 BB: 0 P: 9	R: 0 E: 0 K: 1 S: 8	H: 0 LOB: 0 BB: 0 P: 11	R: 2 E: 0 K: 1 S: 12	H: 1 LOB: 0 BB: 1 P: 19	R: 0 E: 0 K: 0 S: 7	H: 0 LOB: 0 BB: 0 P: 11	R: 1 E: 0 K: 0 S: 1	H: 1 LOB: 0 BB: 0 P: 4	1B: 4 2B: 2 3B: 0 HR: 3	SF: 0 SAC: 0 DP: 1 HBP: 1	WP: 1 PB: 0 SB: 0 CS: 1	PA: 40
<b>PITCHER</b>	IP ERA WLS BF H R ER SO BB IBB HBP BLK WP HR S P ERA WHIP	30 Erasmo Ramirez, R ERA: 3.84 47 Brandon Gomes, R ERA: 3.56 54 Steve Geltz, R ERA: 3.75 37 Alex Colomé, R ERA: 3.71 26 Brad Boxberger, R ERA: 3.4	35 Matt Andrese, R ERA: 4.45	IP ERA WLS BF H R ER SO BB IBB HBP BLK WP HR S P ERA WHIP	35 Matt Andrese, R ERA: 4.45																			

Tampa Bay Rays @ Baltimore Orioles  
 Oriole Park at Camden Yards, Baltimore, MD  
 Wed Sep 02 2015, 7:07 PM - 10:43 PM EDT  
 Att: 15,963 - Cloudy - 85 F

AB	36
R	7
H	9
RBI	7
BB	3
SO	6
LOB	10





Batter	1	2	3	4	5	6	7	8	9	AB	R	H	RBI	BB	SO	LOB	TOP					
13 Manny Machado, R OBP: 0.354, SLG: 0.495	F8	G6-3			G5-3	SF7		18 2B		4	1	1	1	0	0	2	<b>Baltimore Orioles @ Toronto Blue Jays</b> Rogers Centre, Toronto, ON Fri Sep 04 2015, 7:08 PM - 10:03 PM EDT Att: 46,201 - Clear - 74 F					
18 Gerardo Parra, L OBP: 0.342, SLG: 0.487	G3		G6-3		G6-3	P2		10 HR		5	1	1	2	0	0	2						
10 Adam Jones, R OBP: 0.316, SLG: 0.489	G1-3							19 HR		4	2	2	2	0	1	0						
19 Chris Davis, L OBP: 0.339, SLG: 0.549					G3					5	2	2	3	0	1	1						
32 Matt Wieters, S OBP: 0.296, SLG: 0.407					G6-3					5	1	1	1	0	0	1						
6 Jonathan Schoop, R OBP: 0.318, SLG: 0.509										5	1	2	0	0	0	2						
38 Jimmy Paredes, S OBP: 0.310, SLG: 0.424										4	1	2	0	0	0	3						
48 Junior Lake, R OBP: 0.247, SLG: 0.329										1	0	0	0	0	1	0						
28 Steve Pearce, R OBP: 0.294, SLG: 0.397										4	0	1	0	0	0	1						
3 Ryan Flaherty, L OBP: 0.288, SLG: 0.350										3	1	1	1	1	2	3						
<b>Inning Stats</b>	R: 0 E: 0 K: 0 S: 5	H: 0 LOB: 0 BB: 0 P: 8	R: 2 E: 0 K: 0 S: 10	H: 3 LOB: 2 BB: 0 P: 15	R: 0 E: 0 K: 1 S: 8	H: 0 LOB: 0 BB: 0 P: 13	R: 0 E: 0 K: 0 S: 9	H: 1 LOB: 1 BB: 0 P: 15	R: 0 E: 0 K: 1 S: 5	H: 0 LOB: 0 BB: 0 P: 6	R: 4 E: 0 K: 1 S: 18	H: 6 LOB: 2 BB: 0 P: 25	R: 0 E: 1 K: 1 S: 9	H: 0 LOB: 0 BB: 0 P: 13	R: 4 E: 0 K: 0 S: 11	H: 3 LOB: 0 BB: 1 P: 22	R: 0 E: 0 K: 1 S: 8	H: 0 LOB: 0 BB: 0 P: 11	1B: 5 2B: 4 3B: 0 HR: 4	SF: 1 SAC: 0 DP: 0 HBP: 2	WP: 0 PB: 0 SB: 0 CS: 0	PA: 44
<b>PITCHER</b>	IP	WLS	BF	H	R	ER	SO	BB	IBB	HBP	BLK	WP	HR	S	P	ERA	WHIP					
36 Drew Hutchison, R ERA: 5.07	5.0	L	25	9	6	6	2	0	0	0	0	0	3	43	65	10.80	1.800					
31 Liam Hendriks, R ERA: 2.52	1.0		4	1	0	0	1	0	0	0	0	0	0	12	17	0.00	1.000					
52 Ryan Tepera, R ERA: 2.19	1.0		5	0	0	0	1	0	0	1	0	0	0	9	13	0.00	0.000					
47 Bo Schultz, R ERA: 3.35	0.1		5	3	4	4	0	1	0	0	0	0	1	6	13	108.00	12.000					
62 Aaron Loup, L ERA: 5.11	0.2		2	0	0	0	0	0	0	0	0	0	0	5	9	0.00	0.000					

AB	40
R	10
H	13
RBI	10
BB	1
SO	5
LOB	15



Batter	1	2	3	4	5	6	7	8	9	AB	R	H	RBI	BB	SO	LOB	BOTTOM					
7 Ben Revere, L OBP: 0.340, SLG: 0.365	F7		G6-3		G4-3		F7		K	5	0	0	0	0	1	3	<b>Baltimore Orioles @ Toronto Blue Jays</b> Rogers Centre, Toronto, ON Fri Sep 04 2015, 7:08 PM - 10:03 PM EDT Att: 46,201 - Clear - 74 F					
20 Josh Donaldson, R OBP: 0.385, SLG: 0.585	K		G5-3		SF7		F9		K	4	0	0	1	0	2	1						
19 José Bautista, R OBP: 0.365, SLG: 0.514										3	0	1	0	2	1	0						
10 Edwin Encarnación, R OBP: 0.361, SLG: 0.538										3	0	0	0	2	0	3						
2 Troy Tulowitzki, R OBP: 0.341, SLG: 0.442										5	0	0	0	0	3	4						
15 Chris Colabello, R OBP: 0.372, SLG: 0.525										3	1	3	0	1	0	0						
55 Russell Martin, R OBP: 0.333, SLG: 0.440										4	0	2	0	0	0	4						
17 Ryan Goins, L OBP: 0.320, SLG: 0.353										2	1	0	0	2	1	3						
11 Kevin Pillar, R OBP: 0.299, SLG: 0.372										4	0	2	0	0	0	3						
<b>Inning Stats</b>	R: 0 E: 0 K: 1 S: 10	H: 0 LOB: 1 BB: 1 P: 18	R: 1 E: 1 K: 1 S: 12	H: 1 LOB: 1 BB: 1 P: 18	R: 0 E: 0 K: 1 S: 9	H: 0 LOB: 0 BB: 0 P: 10	R: 0 E: 0 K: 0 S: 9	H: 1 LOB: 1 BB: 1 P: 15	R: 1 E: 0 K: 0 S: 11	H: 1 LOB: 2 BB: 2 P: 22	R: 0 E: 0 K: 0 S: 7	H: 1 LOB: 0 BB: 1 P: 16	R: 0 E: 0 K: 0 S: 7	H: 0 LOB: 0 BB: 0 P: 11	R: 0 E: 0 K: 1 S: 13	H: 2 LOB: 0 BB: 0 P: 20		R: 0 E: 0 K: 3 S: 18	H: 2 LOB: 3 BB: 1 P: 29	1B: 7 2B: 1 3B: 0 HR: 0	SF: 1 SAC: 0 DP: 2 HBP: 0	WP: 0 PB: 0 SB: 1 CS: 0
<b>PITCHER</b>	IP	WLS	BF	H	R	ER	SO	BB	IBB	HBP	BLK	WP	HR	S	P	ERA	WHIP					
31 Ubaldo Jiménez, R ERA: 4.24	5.2	W	26	4	2	1	4	0	0	0	0	0	0	9	15	0.00	0.000					
60 Mychal Givens, R ERA: 1.92	1.1	H	4	0	0	0	0	0	0	0	0	0	0	9	15	0.00	0.000					
56 Darren O'Day, R ERA: 1.71	1.0		5	2	0	0	1	0	0	0	0	0	0	13	20	0.00	2.000					
71 Oliver Drake, R ERA: 3.72	1.0		6	2	0	0	3	1	0	0	0	0	0	18	29	0.00	3.000					

AB	33
R	2
H	8
RBI	1
BB	7
SO	8
LOB	21





Batter	1	2	3	4	5	6	7	8	9	AB	R	H	RBI	BB	SO	LOB	TOP										
13 Manny Machado, R (1.5) OBP: 0.355, SLG: 0.494										3	0	1	0	1	0	0	<b>Baltimore Orioles @ Toronto Blue Jays</b> Rogers Centre, Toronto, ON Sat Sep 05 2015, 1:08 PM - 3:51 PM EDT Att: 46,373 - Partly Cloudy - 76 F										
18 Gerardo Parra, L (1.9) OBP: 0.339, SLG: 0.482										4	0	0	0	0	0	3											
10 Adam Jones, R (1.8) OBP: 0.316, SLG: 0.486										3	0	0	0	1	2	1											
19 Chris Davis, L (1.10) OBP: 0.341, SLG: 0.548										3	1	1	0	1	2	1											
28 Steve Pearce, R (1.3) OBP: 0.289, SLG: 0.390										4	0	0	0	0	1	3											
6 Jonathan Schoop, R (1.4) OBP: 0.317, SLG: 0.502										3	0	0	0	1	1	1											
36 Caleb Joseph, R (1.2) OBP: 0.314, SLG: 0.427										3	0	1	1	0	1	0											
48 Junior Lake, R (1.7) OBP: 0.250, SLG: 0.342										3	0	1	0	0	1	2											
15 Paul Janish, R (1.6) OBP: 0.200, SLG: 0.263										3	0	0	0	0	1	3											
<b>Inning Stats</b>	R: 0 E: 0 K: 1 S: 7	H: 0 LOB: 0 BB: 0 P: 8	R: 0 E: 0 K: 1 S: 6	H: 1 LOB: 0 BB: 0 P: 7	R: 0 E: 0 K: 1 S: 9	H: 1 LOB: 2 BB: 1 P: 15	R: 0 E: 0 K: 2 S: 11	H: 0 LOB: 1 BB: 1 P: 19	R: 0 E: 0 K: 0 S: 6	H: 0 LOB: 0 BB: 0 P: 10	R: 0 E: 0 K: 1 S: 11	H: 0 LOB: 0 BB: 0 P: 16	R: 1 E: 0 K: 2 S: 19	H: 1 LOB: 2 BB: 2 P: 28	R: 0 E: 0 K: 0 S: 7	H: 1 LOB: 0 BB: 0 P: 10	R: 0 E: 0 K: 1 S: 9	H: 0 LOB: 0 BB: 0 P: 14	1B: 3 2B: 1 3B: 0 HR: 0	SF: 0 SAC: 0 DP: 2 HBP: 0	WP: 0 PB: 0 SB: 0 CS: 0	PA: 33					
<b>PITCHER</b>	IP	WLS	BF	H	R	ER	SO	BB	IBB	HBP	BLK	WP	HR	S	P	ERA	WHIP										
14 David Price, L (1.1) ERA: 2.43	7.0	W	27	3	1	1	8	4	0	0	0	0	0	69	103	1.29	1.000										
41 Aaron Sanchez, R (8.1) ERA: 3.01	1.0		3	1	0	0	0	0	0	0	0	0	0	7	10	0.00	1.000										
27 Brett Cecil, L (9.1) ERA: 3.09	1.0		3	0	0	0	1	0	0	0	0	0	0	9	14	0.00	0.000										

Batter	1	2	3	4	5	6	7	8	9	AB	R	H	RBI	BB	SO	LOB	BOTTOM										
7 Ben Revere, L (1.7) OBP: 0.339, SLG: 0.364										4	0	1	1	0	0	1	<b>Baltimore Orioles @ Toronto Blue Jays</b> Rogers Centre, Toronto, ON Sat Sep 05 2015, 1:08 PM - 3:51 PM EDT Att: 46,373 - Partly Cloudy - 76 F										
20 Josh Donaldson, R (1.5) OBP: 0.385, SLG: 0.581										3	0	0	0	1	0	2											
19 José Bautista, R (1.9) OBP: 0.366, SLG: 0.523										4	1	2	2	0	1	2											
10 Edwin Encarnación, R (1.10) OBP: 0.360, SLG: 0.534										3	0	0	0	0	1	0											
2 Troy Tulowitzki, R (1.6) OBP: 0.340, SLG: 0.441										4	1	1	0	0	2	3											
13 Justin Smoak, S (1.3) OBP: 0.290, SLG: 0.447										4	1	2	0	0	0	3											
55 Russell Martin, R (1.2) OBP: 0.330, SLG: 0.436										4	0	0	1	0	2	2											
17 Ryan Goins, L (1.4) OBP: 0.322, SLG: 0.362										4	1	2	1	0	2	1											
11 Kevin Pillar, R (1.8) OBP: 0.300, SLG: 0.373										4	1	2	0	0	1	1											
<b>Inning Stats</b>	R: 1 E: 0 K: 0 S: 9	H: 1 LOB: 0 BB: 0 P: 14	R: 0 E: 0 K: 3 S: 14	H: 1 LOB: 1 BB: 0 P: 23	R: 1 E: 0 K: 1 S: 13	H: 2 LOB: 3 BB: 1 P: 23	R: 1 E: 0 K: 0 S: 15	H: 3 LOB: 2 BB: 0 P: 20	R: 2 E: 0 K: 2 S: 13	H: 3 LOB: 1 BB: 0 P: 19	R: 0 E: 0 K: 1 S: 6	H: 0 LOB: 0 BB: 0 P: 10	R: 0 E: 0 K: 0 S: 6	H: 0 LOB: 0 BB: 0 P: 9	R: 0 E: 0 K: 2 S: 8	H: 0 LOB: 0 BB: 0 P: 12	1B: 4 2B: 5 3B: 0 HR: 1	SF: 0 SAC: 0 DP: 0 HBP: 1	WP: 1 PB: 0 SB: 0 CS: 0	PA: 36							
<b>PITCHER</b>	IP	WLS	BF	H	R	ER	SO	BB	IBB	HBP	BLK	WP	HR	S	P	ERA	WHIP										
59 Mike Wright Jr., R (1.1) ERA: 5.19	4.0	L	21	7	3	3	4	1	0	1	0	0	0	51	80	6.75	2.000										
61 Jason Garcia, R (5.1) ERA: 4.51	1.0		6	3	2	2	2	0	0	0	0	0	0	13	19	18.00	3.000										
57 Jorge Rondon, R (6.1) ERA: 9.58	2.0		6	0	0	0	1	0	0	0	0	0	0	12	19	0.00	0.000										
66 T.J. McFarland, L (8.1) ERA: 4.13	1.0		3	0	0	0	2	0	0	0	0	0	0	8	12	0.00	0.000										

AB	29
R	1
H	4
RBI	1
BB	4
SO	9
LOB	14



AB	34
R	5
H	10
RBI	5
BB	1
SO	9
LOB	15





Batter	1	2	3	4	5	6	7	8	9	AB	R	H	RBI	BB	SO	LOB	TOP				
13 Manny Machado, R (1.6) OBP: 0.356, SLG: 0.492										3	0	0	0	2	0	0	<b>Baltimore Orioles @ Toronto Blue Jays</b> Rogers Centre, Toronto, ON Sun Sep 06 2015, 1:09 PM - 4:30 PM EDT Att: 46,136 - Sunny - 76 F				
18 Gerardo Parra, L (1.9) OBP: 0.336, SLG: 0.478										4	0	0	0	0	0	3					
10 Adam Jones, R (1.8) OBP: 0.315, SLG: 0.484										4	1	1	0	0	1	3					
19 Chris Davis, L (1.3) OBP: 0.342, SLG: 0.548										3	0	1	0	1	0	1					
6 Jonathan Schoop, R (1.4) OBP: 0.312, SLG: 0.493										4	0	0	0	0	2	4					
38 Jimmy Paredes, S (1.10) OBP: 0.310, SLG: 0.425										4	0	1	1	0	1	1					
45 Steve Clevenger, L (1.2) OBP: 0.344, SLG: 0.431										3	0	0	0	1	0	0					
14 Nolan Reimold, R (1.7) OBP: 0.313, SLG: 0.376										4	2	2	1	0	0	2					
3 Ryan Flaherty, L (1.5) OBP: 0.291, SLG: 0.363										3	1	1	2	1	1	0					
<b>Inning Stats</b>	R: 0 H: 0 E: 1 K: 2 S: 10	H: 0 LOB: 2 BB: 2 P: 23	R: 0 H: 0 E: 0 K: 0 S: 12	H: 0 LOB: 0 BB: 0 P: 15	R: 0 H: 0 E: 0 K: 0 S: 12	H: 0 LOB: 1 BB: 2 P: 23	R: 0 H: 0 E: 0 K: 2 S: 8	H: 0 LOB: 0 BB: 0 P: 12	R: 2 H: 2 E: 0 K: 0 S: 12	H: 2 LOB: 0 BB: 0 P: 16	R: 1 H: 2 E: 0 K: 0 S: 12	H: 2 LOB: 0 BB: 0 P: 22	R: 0 H: 0 E: 0 K: 0 S: 5	H: 0 LOB: 0 BB: 0 P: 9	R: 0 H: 1 E: 0 K: 0 S: 9	H: 1 LOB: 1 BB: 0 P: 12		R: 1 H: 1 E: 0 K: 1 S: 10	H: 1 LOB: 0 BB: 0 P: 14	1B: 2 2B: 2 HR: 2	SF: 0 SAC: 0 DP: 1 HBP: 0
<b>PITCHER</b>	IP WLS BF H R ER SO BB IBB HBP BLK WP HR S P ERA WHIP																				
25 Marco Estrada, R (1.1) ERA: 3.18	5.0 W 20 2 2 2 4 3 1 0 0 0 0 1 54 89 3.60 1.000																				
32 LaTroy Hawkins, R (6.1) ERA: 2.96	1.0 6 2 1 1 0 1 0 0 0 0 0 0 12 22 9.00 3.000																				
31 Liam Hendriks, R (7.1) ERA: 2.57	1.0 3 0 0 0 0 0 0 0 0 0 0 0 5 9 0.00 0.000																				
57 Mark Lowe, R (8.1) ERA: 1.76	1.0 4 1 0 0 0 0 0 0 0 0 0 0 9 12 0.00 1.000																				
54 Roberto Osuna, R (9.1) ERA: 2.11	1.0 4 1 1 1 1 0 0 0 0 0 0 1 10 14 9.00 1.000																				

Batter	1	2	3	4	5	6	7	8	9	AB	R	H	RBI	BB	SO	LOB	BOTTOM		
7 Ben Revere, L (1.7) OBP: 0.342, SLG: 0.367										5	3	3	0	0	1	1	<b>Baltimore Orioles @ Toronto Blue Jays</b> Rogers Centre, Toronto, ON Sun Sep 06 2015, 1:09 PM - 4:30 PM EDT Att: 46,136 - Sunny - 76 F		
20 Josh Donaldson, R (1.5) OBP: 0.370, SLG: 0.664										3	1	2	2	1	0	1			
9 Cliff Pennington, S (8. PR) OBP: 0.300, SLG: 0.261										0	0	0	0	0	0	0			
19 José Bautista, R (1.9) OBP: 0.369, SLG: 0.533										3	3	2	3	1	0	1			
3 Ezequiel Carrera, L (8. PH) OBP: 0.325, SLG: 0.373										0	0	0	1	0	0	0			
10 Edwin Encarnación, R (1.10) OBP: 0.361, SLG: 0.535										5	0	2	1	0	0	2			
2 Troy Tulowitzki, R (1.6) OBP: 0.339, SLG: 0.445										5	1	1	2	0	2	3			
15 Chris Colabello, R (1.3) OBP: 0.370, SLG: 0.521										4	0	1	0	0	2	2			
13 Justin Smoak, S (7.3) OBP: 0.290, SLG: 0.447										0	0	0	0	0	0	0			
30 Dioner Navarro, S (1.2) OBP: 0.290, SLG: 0.333										4	0	2	0	0	1	1			
17 Ryan Goins, L (1.4) OBP: 0.321, SLG: 0.361										4	0	1	0	0	1	3			
11 Kevin Pillar, R (1.8) OBP: 0.302, SLG: 0.379										3	2	1	1	1	1	1			
<b>Inning Stats</b>	R: 3 H: 4 E: 0 K: 2 S: 17	H: 1 LOB: 1 BB: 0 P: 28	R: 0 H: 1 E: 0 K: 0 S: 7	H: 1 LOB: 0 BB: 0 P: 12	R: 2 H: 2 E: 0 K: 1 S: 16	H: 2 LOB: 1 BB: 1 P: 25	R: 1 H: 1 E: 0 K: 1 S: 12	H: 1 LOB: 0 BB: 1 P: 21	R: 0 H: 2 E: 0 K: 2 S: 14	H: 2 LOB: 0 BB: 0 P: 21	R: 3 H: 3 E: 0 K: 0 S: 13	H: 3 LOB: 1 BB: 1 P: 25	R: 0 H: 0 E: 0 K: 2 S: 11	H: 0 LOB: 0 BB: 0 P: 14	R: 1 H: 2 E: 0 K: 0 S: 11	H: 2 LOB: 1 BB: 0 P: 12	1B: 8 2B: 4 3B: 0 HR: 3	SF: 2 SAC: 0 DP: 1 HBP: 0	WP: 0 PA: 41 PB: 0 SB: 1 CS: 0
<b>PITCHER</b>	IP WLS BF H R ER SO BB IBB HBP BLK WP HR S P ERA WHIP																		
30 Chris Tillman, R (1.1) ERA: 5.15	3.0 L 18 8 6 6 3 1 0 0 0 0 0 0 17 29 18.00 3.000																		
52 Steve Johnson, R (4.1) ERA: 4.5	1.2 7 2 0 0 2 1 0 0 0 0 0 0 17 29 0.00 1.800																		
17 Brian Matusz, L (5.1) ERA: 2.25	0.1 1 0 0 0 1 0 0 0 0 0 0 0 4 6 0.00 0.000																		
65 Chaz Roe, R (6.1) ERA: 3.65	0.1 5 3 3 3 0 1 0 0 0 0 0 0 7 15 81.00 12.000																		
35 Brad Brach, R (6.1) ERA: 2.59	0.2 2 0 0 0 0 0 0 0 0 0 0 0 6 10 0.00 0.000																		
<b>PITCHER</b>	IP WLS BF H R ER SO BB IBB HBP BLK WP HR S P ERA WHIP																		
61 Jason Garcia, R (7.1) ERA: 4.62	1.0 3 0 0 0 2 0 0 0 0 0 0 0 11 14 0.00 0.000																		
71 Oliver Drake, R (8.1) ERA: 4.22	1.0 5 2 1 1 0 0 0 0 0 0 0 0 11 12 9.00 2.000																		





Batter	1	2	3	4	5	6	7	8	9	AB	R	H	RBI	BB	SO	LOB	TOP										
13 Manny Machado, R (1,6) OBP: 0.356, SLG: 0.496	G6-3	18 2B 2-H 1B		K			HR		K	5	1	2	2	0	2	1	<p><b>Baltimore Orioles @ New York Yankees</b>  <b>Yankee Stadium, Bronx, NY</b>            Mon Sep 07 2015, 1:10 PM - 4:20 PM EDT            Att: 31,039 - Sunny - 86 F</p>										
18 Gerardo Parra, L (1,9) OBP: 0.335, SLG: 0.477	F7	1 SAFE 2-H X CH 88 X FF 93		G4-3			L3		G4-3	5	0	1	0	0	0	0											
10 Adam Jones, R (1,8) OBP: 0.313, SLG: 0.480	P4			F9			K		19 DI 19 1B BB	4	0	0	0	0	1	2											
28 Steve Pearce, R (8,9)		L5								0	1	0	0	1	0	0											
19 Chris Davis, L (1,3) OBP: 0.344, SLG: 0.547		38 1B 6 HR BB		K					3 1B 3 BB BB	3	1	1	1	2	2	0											
38 Jimmy Paredes, S (1,10) OBP: 0.311, SLG: 0.423		6 HR 1B		K			F7		3 BB BB	4	1	1	0	1	2	1											
6 Jonathan Schoop, R (1,4) OBP: 0.311, SLG: 0.502		1-H 3-H HR		P3			F9		K	4	1	1	3	0	1	2											
14 Nolan Reimold, R (1,7) OBP: 0.328, SLG: 0.379		36 SH5-4 13 1B HBP					1B		K	2	1	1	0	1	1	2											
3 Ryan Flaherty, L (1,5) OBP: 0.295, SLG: 0.362		36 SH5-4 13 1B 1B		F7			K		1-2 2-3 BB	3	0	1	0	1	1	2											
36 Caleb Joseph, R (1,2) OBP: 0.311, SLG: 0.423	SH5-4			F8			G5-3		K	3	0	0	0	0	1	4											
<b>Inning Stats</b>	R: 0 E: 0 K: 0 S: 4	H: 0 LOB: 0 BB: 0 P: 10	R: 4 E: 0 K: 0 S: 21	H: 5 LOB: 2 BB: 1 P: 29	R: 0 E: 0 K: 2 S: 7	H: 0 LOB: 0 BB: 0 P: 11	R: 0 E: 0 K: 1 S: 10	H: 0 LOB: 1 BB: 1 P: 16	R: 0 E: 0 K: 1 S: 10	H: 1 LOB: 1 BB: 0 P: 13	R: 1 E: 0 K: 1 S: 9	H: 1 LOB: 0 BB: 0 P: 15	R: 0 E: 0 K: 3 S: 12	H: 0 LOB: 3 BB: 3 P: 27	R: 1 E: 0 K: 2 S: 12	H: 1 LOB: 1 BB: 1 P: 20	1B: 5 2B: 1 3B: 0 HR: 2	SF: 0 SAC: 1 DP: 0 HBP: 1	WP: 0 PB: 0 SB: 0 CS: 0	PA: 41							
<b>PITCHER</b>	IP	WLS	BF	H	R	ER	SO	BB	IBB	HBP	BLK	WP	HR	S	P	ERA	WHIP										
35 Michael Pineda, R (1,1) ERA: 4.15	6.0		26	6	4	4	5	2	0	1	0	0	1	66	99	6.00	1.333										
41 Justin Wilson, L (7,1) ERA: 3.2	1.0	W	4	1	1	1	1	0	0	0	0	0	1	9	15	9.00	1.000										
68 Dellin Betances, R (8,1) ERA: 1.38	1.0	H	6	0	0	0	3	3	0	0	0	0	0	12	27	0.00	3.000										
48 Andrew Miller, L (9,1) ERA: 1.94	1.0	S	5	1	1	1	2	1	0	0	0	0	0	12	20	9.00	2.000										

Batter	1	2	3	4	5	6	7	8	9	AB	R	H	RBI	BB	SO	LOB	BOTTOM											
22 Jacoby Ellsbury, L (1,8) OBP: 0.333, SLG: 0.369	F7	G3		L9			13 FC6-4 1B		K	5	0	1	0	0	1	3	<p><b>Baltimore Orioles @ New York Yankees</b>  <b>Yankee Stadium, Bronx, NY</b>            Mon Sep 07 2015, 1:10 PM - 4:20 PM EDT            Att: 31,039 - Sunny - 86 F</p>											
12 Chase Headley, S (1,5) OBP: 0.348, SLG: 0.394	36 1B 24 1B 1B		E5 36 F8 2B	F8		L8		K	5	2	1	0	0	1	3													
13 Alex Rodriguez, R (1,10) OBP: 0.360, SLG: 0.494	P2		P5			FC6-4		G4-3	5	1	1	1	0	0	3													
36 Carlos Beltrán, S (1,9) OBP: 0.340, SLG: 0.473	24 1B 1B		F8			K		24 1B 33 HR BB	3	1	1	0	1	1	1													
24 Chris Young, R (1,7) OBP: 0.314, SLG: 0.462	1-2 2-H 1B		1-2 2-H 2B			G5-3		33 HR 1B	4	1	3	2	0	0	0													
33 Greg Bird, L (1,3) OBP: 0.345, SLG: 0.500	K		P4			66 HR BB		HR	3	2	1	3	1	1	3													
66 John Ryan Murphy, R (1,2) OBP: 0.326, SLG: 0.427		K		18 1B 1B		HR		G5-3	4	1	2	2	0	1	0													
18 Didi Gregorius, L (1,6) OBP: 0.319, SLG: 0.371		K		1B		P5		G3	4	0	1	0	0	1	0													
63 José Pirela, R (1,4) OBP: 0.247, SLG: 0.314				1B		K		G4-3	2	0	1	0	0	1	2													
14 Stephen Drew, L (6,PH) OBP: 0.274, SLG: 0.393				K				K	2	0	0	0	0	1	0													
<b>Inning Stats</b>	R: 1 E: 0 K: 1 S: 15	H: 3 LOB: 2 BB: 0 P: 23	R: 0 E: 0 K: 2 S: 13	H: 1 LOB: 1 BB: 0 P: 17	R: 1 E: 1 K: 0 S: 12	H: 1 LOB: 1 BB: 0 P: 20	R: 0 E: 0 K: 1 S: 11	H: 2 LOB: 2 BB: 0 P: 16	R: 3 E: 0 K: 1 S: 13	H: 2 LOB: 0 BB: 1 P: 28	R: 0 E: 0 K: 0 S: 12	H: 1 LOB: 1 BB: 0 P: 18	R: 3 E: 0 K: 1 S: 15	H: 2 LOB: 0 BB: 1 P: 25	R: 0 E: 0 K: 2 S: 8	H: 0 LOB: 0 BB: 0 P: 9	1B: 8 2B: 1 3B: 0 HR: 3	SF: 0 SAC: 0 DP: 0 HBP: 0	WP: 0 PB: 0 SB: 0 CS: 0	PA: 39								
<b>PITCHER</b>	IP	WLS	BF	H	R	ER	SO	BB	IBB	HBP	BLK	WP	HR	S	P	ERA	WHIP											
16 Wei-Yin Chen, L (1,1) ERA: 3.48	5.0		26	9	5	4	5	1	0	0	0	0	0	15	25	18.00	3.000											
57 Jorge Rondón, R (6,1) ERA: 10.32	1.0	L	6	2	2	2	0	1	0	0	0	0	0	1	12	18	9.00	1.000										
17 Brian Matusz, L (7,1) ERA: 2.4	1.0		4	1	1	1	1	0	0	0	0	0	0	8	9	0.00	0.000											
53 Zack Britton, L (8,1) ERA: 1.96	1.0		3	0	0	0	2	0	0	0	0	0	0	8	9	0.00	0.000											

AB 33  
R 6  
H 8  
RBI 6  
BB 6  
SO 11  
LOB 14



AB 37  
R 8  
H 12  
RBI 8  
BB 2  
SO 8  
LOB 15





Batter	1	2	3	4	5	6	7	8	9	AB	R	H	RBI	BB	SO	LOB	TOP								
14 Nolan Reimold, R OBP: 0.317, SLG: 0.364	G6-3			P3		K		K		4	0	0	0	0	2	0	<p><b>Baltimore Orioles @ New York Yankees</b>            Yankee Stadium, Bronx, NY            Tue Sep 08 2015, 7:09 PM - 10:06 PM EDT            Att: 30,785 - Clear - 86 F</p>								
18 Gerardo Parra, L OBP: 0.334, SLG: 0.475	F7			K		K				4	0	1	0	0	2	0									
13 Manny Machado, R OBP: 0.355, SLG: 0.494	L9			G2-3				G6-3		4	0	1	0	0	0	1									
19 Chris Davis, L OBP: 0.345, SLG: 0.552		L9			32 1B			G4-1		3	1	1	1	1	0	1									
38 Jimmy Paredes, S OBP: 0.313, SLG: 0.424		K			K					4	0	2	0	0	2	1									
6 Jonathan Schoop, R OBP: 0.310, SLG: 0.498		K								4	0	1	0	0	2	2									
32 Matt Wieters, S OBP: 0.300, SLG: 0.413				P5						4	0	2	0	0	0	2									
2 J.J. Hardy, R OBP: 0.250, SLG: 0.312				K		P4		G6-3		4	0	0	0	0	2	5									
3 Ryan Flaherty, L OBP: 0.295, SLG: 0.375				K				G4-3		3	1	1	1	0	1	0									
						HR																			
<b>Inning Stats</b>	R: 0 E: 0 K: 0 S: 7	H: 0 LOB: 0 BB: 0 P: 9	R: 0 E: 0 K: 2 S: 8	H: 0 LOB: 0 BB: 0 P: 11	R: 0 E: 0 K: 2 S: 8	H: 0 LOB: 0 BB: 0 P: 11	R: 0 E: 0 K: 1 S: 8	H: 0 LOB: 0 BB: 0 P: 9	R: 0 E: 0 K: 2 S: 10	H: 1 LOB: 2 BB: 1 P: 20	R: 1 E: 0 K: 2 S: 13	H: 2 LOB: 1 BB: 0 P: 19	R: 0 E: 0 K: 0 S: 8	H: 2 LOB: 1 BB: 0 P: 15	R: 0 E: 0 K: 1 S: 7	H: 1 LOB: 1 BB: 0 P: 10	R: 1 E: 0 K: 1 S: 8	H: 3 LOB: 2 BB: 0 P: 14	1B: 6 2B: 2 3B: 0 HR: 2	SF: 0 SAC: 0 DP: 2 HBP: 0	WP: 0 PB: 0 SB: 0 CS: 1	PA: 35			
<b>PITCHER</b>	IP	WLS	BF	H	R	ER	SO	BB	IBB	HBP	BLK	WP	HR	S	P	ERA	WHIP								
19 Masahiro Tanaka, R ERA: 3.57	8.0		30	6	1	1	10	1	0	0	0	0	1	69	104	1.12	0.875								
45 Chasen Shreve, L ERA: 1.99	1.0	L	5	3	1	1	1	0	0	0	0	0	1	8	14	9.00	3.000								

Batter	1	2	3	4	5	6	7	8	9	AB	R	H	RBI	BB	SO	LOB	BOTTOM								
22 Jacoby Ellsbury, L OBP: 0.332, SLG: 0.368	L9				F8			G4-3		4	0	1	0	0	0	1	<p><b>Baltimore Orioles @ New York Yankees</b>            Yankee Stadium, Bronx, NY            Tue Sep 08 2015, 7:09 PM - 10:06 PM EDT            Att: 30,785 - Clear - 86 F</p>								
36 Carlos Beltrán, S OBP: 0.339, SLG: 0.470		G4-3			F8			G5-3		4	0	1	0	0	0	1									
34 Brian McCann, L OBP: 0.330, SLG: 0.482										3	0	1	0	1	1	2									
13 Alex Rodriguez, R OBP: 0.361, SLG: 0.501					F8					4	1	2	1	0	0	2									
33 Greg Bird, L OBP: 0.330, SLG: 0.475										4	0	0	0	0	3	2									
24 Chris Young, R OBP: 0.314, SLG: 0.457		G5-3			P3					3	0	0	0	1	0	0									
18 Didi Gregorius, L OBP: 0.317, SLG: 0.368					F7					4	0	0	0	0	1	1									
14 Stephen Drew, L OBP: 0.272, SLG: 0.390										3	0	0	0	0	1	1									
12 Chase Headley, S OBP: 0.336, SLG: 0.393										1	0	0	0	0	0	0									
17 Brendan Ryan, R OBP: 0.253, SLG: 0.333										3	0	1	0	0	1	0									
<b>Inning Stats</b>	R: 0 E: 0 K: 1 S: 16	H: 1 LOB: 2 BB: 1 P: 27	R: 0 E: 0 K: 1 S: 14	H: 0 LOB: 0 BB: 0 P: 20	R: 0 E: 0 K: 1 S: 15	H: 2 LOB: 2 BB: 0 P: 18	R: 0 E: 0 K: 1 S: 7	H: 0 LOB: 0 BB: 0 P: 11	R: 0 E: 0 K: 1 S: 12	H: 2 LOB: 2 BB: 0 P: 21	R: 1 E: 0 K: 0 S: 19	H: 1 LOB: 1 BB: 1 P: 32	R: 0 E: 0 K: 0 S: 11	H: 0 LOB: 0 BB: 0 P: 16	R: 0 E: 0 K: 0 S: 6	H: 0 LOB: 0 BB: 0 P: 7	R: 0 E: 0 K: 1 S: 6	H: 0 LOB: 0 BB: 0 P: 8	1B: 5 2B: 0 3B: 0 HR: 1	SF: 0 SAC: 0 DP: 0 HBP: 0	WP: 0 PB: 0 SB: 0 CS: 0	PA: 35			
<b>PITCHER</b>	IP	WLS	BF	H	R	ER	SO	BB	IBB	HBP	BLK	WP	HR	S	P	ERA	WHIP								
39 Kevin Gausman, R ERA: 4.43	5.0		22	6	1	1	5	1	0	0	0	0	0	28	103	1.80	1.400								
66 T.J. McFarland, L ERA: 3.62	2.1	W	8	0	0	0	1	1	0	0	0	0	0	5	5	0.00	0.429								
56 Darren O'Day, R ERA: 1.69	0.2		2	0	0	0	0	0	0	0	0	0	0	5	5	0.00	0.000								
53 Zack Britton, L ERA: 1.93	1.0	S	3	0	0	0	1	0	0	0	0	0	0	6	8	0.00	0.000								



Batter	1	2	3	4	5	6	7	8	9	AB	R	H	RBI	BB	SO	LOB	TOP					
14 Nolan Reimold, R OBP: 0.328, SLG: 0.364											3	3	1	0	2	0	0	<b>Baltimore Orioles @ New York Yankees</b> Yankee Stadium, Bronx, NY Wed Sep 09 2015, 7:09 PM - 10:09 PM EDT Att: 30,038 - Cloudy - 81 F				
18 Gerardo Parra, L OBP: 0.334, SLG: 0.474											3	0	1	0	0	0	1					
13 Manny Machado, R OBP: 0.356, SLG: 0.495											4	0	1	0	1	1	4					
19 Chris Davis, L OBP: 0.351, SLG: 0.556											2	0	2	2	2	0	0					
6 Jonathan Schoop, R OBP: 0.307, SLG: 0.491											5	0	1	0	0	1	6					
36 Calob Joseph, R OBP: 0.306, SLG: 0.415											5	0	0	0	0	3	6					
28 Steve Pearce, R OBP: 0.292, SLG: 0.401											4	1	1	1	0	0	2					
2 J.J. Hardy, R OBP: 0.247, SLG: 0.308											4	0	0	0	0	2	2					
12 Daniel Álvarez, R OBP: 0.294, SLG: 0.267											3	1	0	0	1	1	0					
<b>Inning Stats</b>	R: 1 H: 1 E: 0 K: 1 S: 12	H: 1 LOB: 1 BB: 1 P: 20	R: 0 H: 0 E: 0 K: 1 S: 6	H: 0 LOB: 0 BB: 0 P: 11	R: 0 H: 1 E: 0 K: 1 S: 8	H: 1 LOB: 0 BB: 0 P: 13	R: 0 H: 1 E: 0 K: 1 S: 14	H: 1 LOB: 2 BB: 1 P: 21	R: 2 H: 1 E: 1 K: 1 S: 13	H: 1 LOB: 2 BB: 1 P: 23	R: 0 H: 0 E: 0 K: 1 S: 12	H: 0 LOB: 0 BB: 0 P: 15	R: 0 H: 1 E: 0 K: 0 S: 11	H: 1 LOB: 2 BB: 1 P: 18	R: 1 H: 1 E: 0 K: 1 S: 11	H: 1 LOB: 0 BB: 0 P: 17	R: 1 H: 1 E: 0 K: 1 S: 14		H: 1 LOB: 2 BB: 2 P: 24	1B: 4 2B: 2 3B: 0 HR: 1	SF: 0 SAC: 2 DP: 0 HBP: 1	WP: 0 PB: 0 SB: 0 CS: 0
<b>PITCHER</b>	IP WLS BF H R ER SO BB IBB HBP BLK WP HR S P ERA WHIP																					
52 CC Sabathia, L ERA: 5.16	4.2 22 4 3 1 5 3 0 1 0 0 0 0 51 85 1.93 1.500																					
43 Adam Warren, R ERA: 3.29	2.2 L 12 2 1 1 1 0 1 0 0 0 0 1 32 47 3.38 0.750																					
50 Nick Rumbelow, R ERA: 3.18	0.2 3 0 1 1 1 1 0 0 0 0 0 0 5 11 13.50 1.500																					
67 James Pazos, L ERA:	0.1 1 0 0 0 0 0 0 0 0 0 0 0 2 3 0.00 0.000																					
55 Bryan Mitchell, R ERA: 4.44	0.2 4 1 0 0 1 1 0 0 0 0 0 0 0 11 16 0.00 3.000																					
<b>Batter</b>	<b>1</b>	<b>2</b>	<b>3</b>	<b>4</b>	<b>5</b>	<b>6</b>	<b>7</b>	<b>8</b>	<b>9</b>	<b>AB</b>	<b>R</b>	<b>H</b>	<b>RBI</b>	<b>BB</b>	<b>SO</b>	<b>LOB</b>	<b>BOTTOM</b>					
22 Jacoby Ellsbury, L OBP: 0.329, SLG: 0.364										4	1	0	0	0	1	2	<b>Baltimore Orioles @ New York Yankees</b> Yankee Stadium, Bronx, NY Wed Sep 09 2015, 7:09 PM - 10:09 PM EDT Att: 30,038 - Cloudy - 81 F					
12 Chase Headley, S OBP: 0.335, SLG: 0.390										4	0	0	0	0	2	2						
36 Carlos Beltrán, S OBP: 0.340, SLG: 0.478										4	1	2	3	0	0	0						
34 Brian McCann, L OBP: 0.327, SLG: 0.477										4	0	0	0	0	1	1						
13 Alex Rodriguez, R OBP: 0.358, SLG: 0.497										4	0	0	0	0	3	0						
33 Greg Bird, L OBP: 0.319, SLG: 0.458										3	0	0	0	0	1	0						
29 Dustin Ackley, L OBP: 0.267, SLG: 0.365										3	0	1	0	0	1	0						
18 Didi Gregorius, L OBP: 0.317, SLG: 0.366										2	1	0	0	0	0	1						
14 Stephen Drew, L OBP: 0.273, SLG: 0.391										2	0	1	0	0	0	0						
11 Brett Gardner, L OBP: 0.351, SLG: 0.413										1	0	0	0	0	0	0						
17 Brendan Ryan, R OBP: 0.253, SLG: 0.333										0	0	0	0	0	0	0						
<b>Inning Stats</b>	R: 1 H: 1 E: 0 K: 1 S: 9	H: 0 LOB: 0 BB: 0 P: 14	R: 0 H: 0 E: 0 K: 1 S: 7	H: 0 LOB: 0 BB: 0 P: 12	R: 2 H: 2 E: 1 K: 2 S: 19	H: 2 LOB: 1 BB: 0 P: 27	R: 0 H: 0 E: 0 K: 2 S: 7	H: 0 LOB: 0 BB: 0 P: 9	R: 0 H: 0 E: 0 K: 1 S: 10	H: 0 LOB: 0 BB: 0 P: 13	R: 0 H: 0 E: 0 K: 0 S: 4	H: 0 LOB: 0 BB: 0 P: 7	R: 0 H: 1 E: 0 K: 1 S: 8	H: 1 LOB: 1 BB: 0 P: 10	R: 0 H: 0 E: 0 K: 0 S: 10	H: 0 LOB: 0 BB: 0 P: 16	R: 0 H: 0 E: 0 K: 1 S: 8	H: 0 LOB: 0 BB: 0 P: 10	1B: 2 2B: 1 3B: 0 HR: 1	SF: 0 SAC: 0 DP: 0 HBP: 1	WP: 0 PB: 0 SB: 1 CS: 0	PA: 32
<b>PITCHER</b>	IP WLS BF H R ER SO BB IBB HBP BLK WP HR S P ERA WHIP																					
31 Ubaldo Jiménez, R ERA: 4.22	7.0 W 26 4 3 3 8 0 0 0 0 0 0 0 64 92 3.86 0.571																					
56 Darren O'Day, R ERA: 1.66	1.0 H 3 0 0 0 0 0 0 0 0 0 0 0 10 16 0.00 0.000																					
53 Zack Britton, L ERA: 1.89	1.0 S 3 0 0 0 1 0 0 0 0 0 0 0 8 10 0.00 0.000																					



Batter	1	2	3	4	5	6	7	8	9	AB	R	H	RBI	BB	SO	LOB	TOP			
18 Ben Zobrist, S OBP: 0.370, SLG: 0.472	G6-3	G4-3			L7		G4-3		6 1B 8 1B 2B	5	1	1	0	0	0	1	Kansas City Royals @ Baltimore Orioles Oriole Park at Camden Yards, Baltimore, MD Fri Sep 11 2015, 7:09 PM - 11:07 PM EDT Att: 45,420 - Clear - 81 F			
4 Alex Gordon, L OBP: 0.394, SLG: 0.460	K		G3-1		F8		K		L6	5	0	0	0	0	2	1				
6 Lorenzo Cain, R OBP: 0.372, SLG: 0.502	HR		P6			HR		13 1B 25 F BB	8 1B 25 HBP 1B	4	4	3	2	1	0	0				
35 Eric Hosmer, L OBP: 0.370, SLG: 0.457	K				G4-3		K		P5	4	0	0	0	1	2	3				
25 Kendrys Morales, S OBP: 0.356, SLG: 0.475		8 1B 15 SF8 2B	F8			8 FC3-5 1B		15 BB 13 1B E5	8 1B HBP	4	1	2	0	0	0	2				
8 Mike Moustakas, L OBP: 0.345, SLG: 0.445	G3-1				P5		FC3-5	F8	1B	5	0	1	2	0	0	4				
13 Salvador Perez, R OBP: 0.289, SLG: 0.414					L9		K		15 BB 1B	4	1	1	1	1	1	3				
15 Alex Rios, R OBP: 0.287, SLG: 0.340		SF8			L8					2	1	1	2	1	0	0				
16 Paulo Orlando, R OBP: 0.272, SLG: 0.444										0	0	0	0	0	0	0				
2 Alcides Escobar, R OBP: 0.296, SLG: 0.322					G6-3		L9		G6-3	4	0	1	1	0	0	3				
<b>Inning Stats</b>	R: 1 E: 0 K: 2 S: 11	H: 1 LOB: 0 BB: 0 P: 15	R: 2 E: 0 K: 0 S: 10	H: 2 LOB: 1 BB: 1 P: 23	R: 0 E: 0 K: 0 S: 13	H: 0 LOB: 0 BB: 1 P: 22	R: 0 E: 0 K: 0 S: 9	H: 0 LOB: 0 BB: 0 P: 15	R: 1 E: 0 K: 1 S: 9	H: 2 LOB: 1 BB: 0 P: 12	R: 1 E: 0 K: 1 S: 8	H: 1 LOB: 0 BB: 0 P: 10	R: 1 E: 0 K: 1 S: 18	H: 1 LOB: 2 BB: 2 P: 33	R: 2 E: 0 K: 0 S: 15	H: 3 LOB: 0 BB: 0 P: 25	1B: 4 2B: 3 3B: 0 HR: 3	SF: 1 SAC: 0 DP: 0 HBP: 1	WP: 0 PB: 0 SB: 0 CS: 0	PA: 43
<b>PITCHER</b>	IP WLS BF H R ER SO BB IBB HBP BLK WP HR S P ERA WHIP	5.0 2.0 0.2 1.0 0.1	2.0 0.0 0.0 0.0 0.0	0.0 0.0 0.0 0.0 0.0	0.0 0.0 0.0 0.0 0.0	0.0 0.0 0.0 0.0 0.0	0.0 0.0 0.0 0.0 0.0	0.0 0.0 0.0 0.0 0.0	0.0 0.0 0.0 0.0 0.0	0.0 0.0 0.0 0.0 0.0	5.0 2.0 0.2 1.0 0.1	2.0 0.0 0.0 0.0 0.0	0.0 0.0 0.0 0.0 0.0	0.0 0.0 0.0 0.0 0.0	0.0 0.0 0.0 0.0 0.0	0.0 0.0 0.0 0.0 0.0	7.20 4.50 0.00 18.00 0.00	1.200 1.500 0.000 5.000 0.000		

Batter	1	2	3	4	5	6	7	8	9	AB	R	H	RBI	BB	SO	LOB	BOTTOM			
14 Nolan Reimold, R OBP: 0.338, SLG: 0.389	13 BB BB		G6-3				P6			3	1	1	4	2	0	0	Kansas City Royals @ Baltimore Orioles Oriole Park at Camden Yards, Baltimore, MD Fri Sep 11 2015, 7:09 PM - 11:07 PM EDT Att: 45,420 - Clear - 81 F			
13 Manny Machado, R OBP: 0.358, SLG: 0.499			G4-3				19 1B BB		HR	3	2	1	1	2	1	1				
10 Adam Jones, R OBP: 0.312, SLG: 0.477			K2-3				L8		19 HBP 28 2B 1B	5	1	1	0	0	3	4				
19 Chris Davis, L OBP: 0.355, SLG: 0.558					6 1B 36 FC4 2B				28 2B 45 HR HBP	3	3	2	1	1	1	2				
28 Steve Pearce, R OBP: 0.294, SLG: 0.405	P2				F8				45 HR 2B	5	1	2	1	0	1	4				
6 Jonathan Schoop, R OBP: 0.317, SLG: 0.498										3	2	2	0	2	1	0				
36 Caleb Joseph, R OBP: 0.303, SLG: 0.411										3	0	0	2	0	1	3				
45 Steve Clevenger, L OBP: 0.349, SLG: 0.483										2	2	1	4	0	0	1				
2 J.J. Hardy, R OBP: 0.244, SLG: 0.303										5	0	0	0	0	3	5				
12 Dariel Alvarez, R OBP: 0.316, SLG: 0.471										2	1	1	1	0	0	0				
18 Gerardo Parra, L OBP: 0.334, SLG: 0.474										3	1	1	0	0	0	2				
<b>Inning Stats</b>	R: 0 E: 0 K: 2 S: 13	H: 0 LOB: 2 BB: 2 P: 26	R: 0 E: 0 K: 2 S: 13	H: 0 LOB: 0 BB: 0 P: 19	R: 1 E: 0 K: 1 S: 12	H: 1 LOB: 0 BB: 0 P: 14	R: 1 E: 0 K: 1 S: 19	H: 2 LOB: 1 BB: 0 P: 22	R: 0 E: 0 K: 2 S: 12	H: 0 LOB: 1 BB: 1 P: 20	R: 1 E: 0 K: 1 S: 14	H: 1 LOB: 2 BB: 2 P: 27	R: 1 E: 0 K: 1 S: 14	H: 1 LOB: 1 BB: 1 P: 22	R: 10 E: 1 K: 1 S: 38	H: 7 LOB: 0 BB: 1 P: 57	1B: 5 2B: 3 3B: 0 HR: 4	SF: 0 SAC: 0 DP: 0 HBP: 1	WP: 0 PB: 0 SB: 0 CS: 0	PA: 45
<b>PITCHER</b>	IP WLS BF H R ER SO BB IBB HBP BLK WP HR S P ERA WHIP	5.0 0.0 1.0 0.2 0.2	2.0 0.0 0.0 0.0 0.0	0.0 0.0 0.0 0.0 0.0	0.0 0.0 0.0 0.0 0.0	0.0 0.0 0.0 0.0 0.0	0.0 0.0 0.0 0.0 0.0	0.0 0.0 0.0 0.0 0.0	0.0 0.0 0.0 0.0 0.0	0.0 0.0 0.0 0.0 0.0	5.0 0.0 1.0 0.2 0.2	2.0 0.0 0.0 0.0 0.0	0.0 0.0 0.0 0.0 0.0	0.0 0.0 0.0 0.0 0.0	0.0 0.0 0.0 0.0 0.0	0.0 0.0 0.0 0.0 0.0	3.60 0.00 0.00 13.50 40.50	1.200 0.000 0.000 3.000 4.500		

AB	37
R	8
H	10
RBI	8
BB	4
SO	5
LOB	17

AB	37
R	14
H	12
RBI	14
BB	7
SO	11
LOB	22









Batter	1	2	3	4	5	6	7	8	9	AB	R	H	RBI	BB	SO	LOB	TOP										
4 Alex Gordon, L (1,7) OBP: 0.389, SLG: 0.451	L9	F8			G4-3			L9		4	0	0	0	0	0	1	<b>Kansas City Royals @ Baltimore Orioles</b> Oriole Park at Camden Yards, Baltimore, MD Sun Sep 13 2015, 8:10 PM - 10:46 PM EDT Att: 22,496 - Partly Cloudy - 66 F <a href="http://livebaseballscorecards.com">livebaseballscorecards.com</a>										
18 Ben Zobrist, S (1,4) OBP: 0.371, SLG: 0.474	2B		L3			F8		1B		4	0	2	0	0	0	0											
6 Lorenzo Cain, R (1,8) OBP: 0.368, SLG: 0.497	L7		K			F7		G3		4	0	0	0	0	1	2											
35 Eric Hosmer, L (1,3) OBP: 0.369, SLG: 0.453	P5		G5-3			G3-1			K	4	0	0	0	0	1	1											
25 Kendrys Morales, S (1,10) OBP: 0.357, SLG: 0.474	G4-3				1B			L9		4	0	1	0	0	0	0											
8 Mike Moustakas, L (1,5) OBP: 0.345, SLG: 0.456	K		G3-6-1			G5-3		K		4	0	0	0	0	2	1											
13 Salvador Perez, R (1,2) OBP: 0.273, SLG: 0.420	15 2B		G5-3							3	1	2	0	0	0	0											
15 Alex Rios, R (1,9) OBP: 0.292, SLG: 0.350	2 1B		G6-3			L8				3	1	1	1	0	0	1											
2 Alcides Escobar, R (1,6) OBP: 0.294, SLG: 0.319	2H		L9					K		3	0	1	1	0	1	0											
<b>Inning Stats</b>	R: 0 E: 0 K: 0 S: 15	H: 1 LOB: 1 BB: 0 P: 22	R: 2 E: 0 K: 1 S: 12	H: 3 LOB: 1 BB: 0 P: 16	R: 0 E: 0 K: 1 S: 8	H: 0 LOB: 0 BB: 0 P: 13	R: 0 E: 0 K: 0 S: 5	H: 1 LOB: 0 BB: 0 P: 8	R: 0 E: 0 K: 0 S: 9	H: 0 LOB: 0 BB: 0 P: 12	R: 0 E: 0 K: 0 S: 9	H: 0 LOB: 0 BB: 0 P: 14	R: 0 E: 0 K: 0 S: 12	H: 1 LOB: 1 BB: 0 P: 20	R: 0 E: 0 K: 1 S: 11	H: 1 LOB: 1 BB: 0 P: 18	R: 0 E: 0 K: 2 S: 9	H: 0 LOB: 0 BB: 0 P: 12	1B: 3 2B: 4 3B: 0 HR: 0	SF: 0 SAC: 0 DP: 1 HBP: 0	WP: 0 PB: 0 SB: 0 CS: 0	PA: 33					
<b>PITCHER</b>	IP	WLS	BF	H	R	ER	SO	BB	IBB	HBP	BLK	WP	HR	S	P	ERA	WHIP										
16 Wei-Yin Chen, L (1,1) ERA: 3.44	7.0	W	26	6	2	2	2	0	0	0	0	0	0	70	105	2.57	0.857										
56 Darren O'Day, R (8,1) ERA: 1.63	1.0		4	1	0	0	1	0	0	0	0	0	0	11	18	0.00	1.000										
53 Zack Britton, L (9,1) ERA: 1.86	1.0		3	0	0	0	2	0	0	0	0	0	0	9	12	0.00	0.000										

Batter	1	2	3	4	5	6	7	8	9	AB	R	H	RBI	BB	SO	LOB	BOTTOM										
14 Nolan Reimold, R (1,7) OBP: 0.350, SLG: 0.418	G6-3	F8			13 1B					4	1	2	0	1	0	1	<b>Kansas City Royals @ Baltimore Orioles</b> Oriole Park at Camden Yards, Baltimore, MD Sun Sep 13 2015, 8:10 PM - 10:46 PM EDT Att: 22,496 - Partly Cloudy - 66 F <a href="http://livebaseballscorecards.com">livebaseballscorecards.com</a>										
13 Manny Machado, R (1,5) OBP: 0.362, SLG: 0.497	19 1B	FC6-4			G4-6-3			E4		4	1	0	1	1	1	4											
19 Chris Davis, L (1,3) OBP: 0.358, SLG: 0.562	10 HR				K2-3					4	2	2	1	0	2	2											
10 Adam Jones, R (1,8) OBP: 0.316, SLG: 0.491	HR				P2			F7		4	1	2	4	0	0	0											
18 Gerardo Parra, L (1,9) OBP: 0.332, SLG: 0.470	32 1B				G3					4	0	1	0	0	0	2											
32 Matt Wieters, S (1,2) OBP: 0.301, SLG: 0.405	G3-6-1				G4-3					3	0	0	0	1	1	1											
6 Jonathan Schoop, R (1,4) OBP: 0.322, SLG: 0.520		HR			HR					4	2	3	2	0	1	3											
45 Steve Clevenger, L (1,10) OBP: 0.343, SLG: 0.469		13 1B			P4					4	0	1	0	0	0	1											
2 J.J. Hardy, R (1,6) OBP: 0.246, SLG: 0.308	L8				G5-3					4	1	1	0	0	0	1											
<b>Inning Stats</b>	R: 3 E: 0 K: 0 S: 13	H: 3 LOB: 0 BB: 1 P: 22	R: 1 E: 0 K: 0 S: 10	H: 2 LOB: 1 BB: 0 P: 19	R: 0 E: 0 K: 1 S: 8	H: 0 LOB: 0 BB: 0 P: 12	R: 1 E: 0 K: 0 S: 8	H: 1 LOB: 0 BB: 0 P: 15	R: 1 E: 0 K: 0 S: 10	H: 2 LOB: 0 BB: 0 P: 12	R: 0 E: 0 K: 1 S: 9	H: 1 LOB: 1 BB: 0 P: 13	R: 2 E: 1 K: 2 S: 20	H: 3 LOB: 3 BB: 1 P: 34	R: 0 E: 0 K: 1 S: 8	H: 0 LOB: 1 BB: 1 P: 15	1B: 6 2B: 2 3B: 0 HR: 4	SF: 0 SAC: 0 DP: 2 HBP: 0	WP: 0 PB: 0 SB: 0 CS: 0	PA: 38							
<b>PITCHER</b>	IP	WLS	BF	H	R	ER	SO	BB	IBB	HBP	BLK	WP	HR	S	P	ERA	WHIP										
47 Johnny Cueto, R (1,1) ERA: 3.47	6.1	L	30	11	8	7	3	1	0	0	0	0	0	71	113	9.95	1.895										
49 Louis Coleman, R (7,1) ERA:	0.1		3	1	0	0	0	1	0	0	0	0	0	4	9	0.00	6.000										
11 Jeremy Guthrie, R (7,1) ERA: 5.67	1.1		5	0	0	0	2	1	0	0	0	0	0	11	20	0.00	0.750										



Batter	1	2	3	4	5	6	7	8	9	AB	R	H	RBI	BB	SO	LOB	TOP			
50 Mookie Betts, R (1, 8) OBP: 0.335, SLG: 0.472	G6-3		F9		K			26 BB		3	0	0	0	1	1	1	<b>Boston Red Sox @ Baltimore Orioles</b> Oriole Park at Camden Yards, Baltimore, MD Mon Sep 14 2015, 7:09 PM - 10:05 PM EDT Att. 19,666 - Clear - 76 F			
30 Josh Rutledge, R (1, 4) OBP: 0.377, SLG: 0.373			G6-3		P4			1B		2	0	0	0	1	0	1				
26 Brock Holt, L (8, PH) OBP: 0.348, SLG: 0.378	FC5-4 BB									1	0	1	0	0	0	0				
2 Xander Bogaerts, R (1, 6) OBP: 0.351, SLG: 0.413	FC5-4 34 BB				1B			K		4	0	1	0	0	2	4				
34 David Ortiz, L (1, 10) OBP: 0.360, SLG: 0.553					K			L8		3	0	0	0	1	1	3				
47 Travis Shaw, L (1, 3) OBP: 0.325, SLG: 0.520					1B			G3		3	0	0	0	1	2	4				
Pablo Sandoval, S (1, 5) OBP: 0.293, SLG: 0.371		G4-3								4	0	1	0	0	2	0				
38 Rusney Castillo, R (1, 7) OBP: 0.317, SLG: 0.405		G6-3			L4					4	0	0	0	0	0	3				
23 Blake Swihart, S (1, 2) OBP: 0.324, SLG: 0.376			F7		F8			G4-3		4	0	0	0	0	0	3				
25 Jackie Bradley Jr., L (1, 9) OBP: 0.364, SLG: 0.569					K					2	0	0	0	1	2	0				
<b>Inning Stats</b>	R: 0 E: 0 K: 1 S: 16	H: 0 LOB: 2 BB: 2 P: 29	R: 0 E: 0 K: 0 S: 9	H: 0 LOB: 0 BB: 0 P: 14	R: 0 E: 0 K: 1 S: 9	H: 0 LOB: 0 BB: 0 P: 12	R: 0 E: 0 K: 1 S: 13	H: 2 LOB: 3 BB: 1 P: 21	R: 0 E: 0 K: 2 S: 10	H: 0 LOB: 0 BB: 0 P: 13	R: 0 E: 0 K: 1 S: 10	H: 0 LOB: 0 BB: 0 P: 13	R: 0 E: 0 K: 1 S: 11	H: 1 LOB: 2 BB: 1 P: 16	R: 0 E: 0 K: 1 S: 7	H: 0 LOB: 0 BB: 0 P: 9	1B: 3 2B: 0 3B: 0 HR: 0	SF: 0 SAC: 0 DP: 0 HBP: 0	WP: 0 PB: 0 SB: 0 CS: 0	PA: 35
<b>PITCHER</b>	IP WLS BF H R ER SO BB IBB HBP BLK WP HR S P ERA WHIP	IP WLS BF H R ER SO BB IBB HBP BLK WP HR S P ERA WHIP																		
39 Kevin Gausman, R (1, 1) ERA: 4.15	6.0 W 24 2 0 0 7 4 0 0 0 0 0 67 109 0.00 1.000																			
35 Brad Brach, R (7, 1) ERA: 2.5	1.0 H 3 0 0 0 1 0 0 0 0 0 0 7 13 0.00 0.000																			
56 Darren O'Day, R (8, 1) ERA: 1.62	0.1 H 3 1 0 0 1 1 0 0 0 0 0 7 11 0.00 6.000																			
17 Brian Matusz, L (8, 1) ERA: 2.72	0.2 H 2 0 0 0 0 0 0 0 0 0 0 4 5 0.00 0.000																			
53 Zack Britton, L (9, 1) ERA: 1.53	1.0 S 3 0 0 0 1 0 0 0 0 0 0 7 9 0.00 0.000																			

AB 30  
R 0  
H 3  
RBI 0  
BB 5  
SO 10  
LOB 19



Batter	1	2	3	4	5	6	7	8	9	AB	R	H	RBI	BB	SO	LOB	BOTTOM			
14 Nolan Reimold, R (1, 10) OBP: 0.347, SLG: 0.413	19 F8 10 E 13 BB 1B				K					4	1	1	0	0	3	3	<b>Boston Red Sox @ Baltimore Orioles</b> Oriole Park at Camden Yards, Baltimore, MD Mon Sep 14 2015, 7:09 PM - 10:05 PM EDT Att. 19,666 - Clear - 76 F			
13 Manny Machado, R (1, 5) OBP: 0.361, SLG: 0.495					K			L8		3	0	0	0	1	2	2				
19 Chris Davis, L (1, 3) OBP: 0.357, SLG: 0.559	F8				K					4	1	1	0	0	2	2				
10 Adam Jones, R (1, 8) OBP: 0.315, SLG: 0.491	E4				G3					4	0	1	2	0	1	1				
28 Steve Pearce, R (1, 7) OBP: 0.293, SLG: 0.400	K									3	0	0	0	1	2	3				
6 Jonathan Schoop, R (1, 4) OBP: 0.321, SLG: 0.516	G1-3				K					4	0	1	0	0	2	3				
36 Caleb Joseph, R (1, 2) OBP: 0.309, SLG: 0.419		13 BLK 2B								4	0	3	0	0	0	1				
2 J.J. Hardy, R (1, 6) OBP: 0.249, SLG: 0.308					G6-4-3 13 BLK BB					3	0	1	0	1	1	2				
12 Daniel Álvarez, R (1, 9) OBP: 0.333, SLG: 0.474										2	0	1	0	0	0	2				
18 Gerardo Parra, L (6, PH) OBP: 0.331, SLG: 0.468					L9					2	0	0	0	0	0	3				
<b>Inning Stats</b>	R: 1 E: 1 K: 1 S: 16	H: 1 LOB: 2 BB: 1 P: 27	R: 0 E: 0 K: 2 S: 11	H: 1 LOB: 2 BB: 1 P: 17	R: 0 E: 0 K: 2 S: 14	H: 0 LOB: 1 BB: 1 P: 23	R: 0 E: 0 K: 1 S: 9	H: 2 LOB: 0 BB: 0 P: 14	R: 0 E: 0 K: 3 S: 11	H: 0 LOB: 0 BB: 0 P: 16	R: 0 E: 0 K: 0 S: 17	H: 2 LOB: 2 BB: 0 P: 24	R: 1 E: 0 K: 2 S: 14	H: 2 LOB: 1 BB: 0 P: 19	R: 0 E: 0 K: 2 S: 9	H: 1 LOB: 0 BB: 0 P: 12	1B: 7 2B: 2 3B: 0 HR: 0	SF: 0 SAC: 0 DP: 1 HBP: 0	WP: 1 PB: 0 SB: 0 CS: 0	PA: 36
<b>PITCHER</b>	IP WLS BF H R ER SO BB IBB HBP BLK WP HR S P ERA WHIP	IP WLS BF H R ER SO BB IBB HBP BLK WP HR S P ERA WHIP																		
52 Eduardo Rodriguez, L (1, 1) ERA: 3.94	5.1 L 24 5 1 0 1 3 0 0 0 0 0 18 26 0.00 0.750																			
68 Matt Barnes, R (6, 1) ERA: 6.43	1.1 5 1 0 0 1 0 0 0 0 0 0 0 4 5 ∞ ∞																			
59 Tommy Layne, L (7, 1) ERA: 4.15	0.0 1 1 0 0 0 0 0 0 0 0 0 0 4 5 ∞ ∞																			
64 Jean Machi, R (7, 1) ERA: 5.23	1.1 6 2 1 1 3 0 0 0 0 0 0 0 13 17 6.75 1.500																			

AB 33  
R 2  
H 9  
RBI 2  
BB 3  
SO 13  
LOB 22





Batter	1	2	3	4	5	6	7	8	9	10	11	12	13	AB	R	H	RBI	BB	SO	LOB
50 Mookie Betts, R OBP: 0.351, SLG: 0.471	G5-3		1B		1B				F8			K		6	2	2	0	0	2	1
15 Dustin Pedroia, R OBP: 0.351, SLG: 0.439	G5-3		1B		2B							K		6	1	3	0	0	2	0
2 Xander Bogaerts, R OBP: 0.352, SLG: 0.415			P3		1B				1B					5	1	2	1	1	1	3
34 David Ortiz, L OBP: 0.360, SLG: 0.549					1B				G4-3					3	0	0	1	2	2	1
47 Travis Shaw, L OBP: 0.331, SLG: 0.532														4	1	1	2	1	2	3
Pablo Sandoval, S OBP: 0.294, SLG: 0.371														5	0	2	1	0	0	4
16 Devlen Marrero, R (10, PR) OBP: 0.333, SLG: 0.333	F8		L7						L7					1	0	1	0	0	0	0
38 Rusney Castillo, R OBP: 0.313, SLG: 0.403														6	0	1	0	0	2	2
10 Ryan Hanigan, R OBP: 0.342, SLG: 0.337														6	0	0	0	0	1	3
25 Jackie Bradley Jr., L OBP: 0.354, SLG: 0.552														5	0	0	0	0	3	1
<b>Inning Stats</b>	R: 0 E: 0 K: 1 S: 14	H: 0 LOB: 1 BB: 1 P: 25	R: 0 E: 0 K: 0 S: 6	H: 0 LOB: 0 BB: 8 P: 8	R: 1 E: 0 K: 0 S: 16	H: 2 LOB: 3 BB: 2 P: 28	R: 0 E: 0 K: 2 S: 9	H: 0 LOB: 0 BB: 0 P: 11	R: 3 E: 0 K: 1 S: 13	H: 4 LOB: 1 BB: 0 P: 20	R: 0 E: 0 K: 1 S: 9	H: 1 LOB: 1 BB: 0 P: 17	R: 0 E: 0 K: 2 S: 7	H: 1 LOB: 2 BB: 1 P: 19	1B: 8 2B: 3 3B: 0 HR: 1	SF: 1 SAC: 0 DP: 1 HBP: 1	WP: 0 PB: 0 SB: 1 CS: 1	PA: 54		
<b>PITCHER</b>	IP 5.0	WLS 24	H 6	R 4	ER 4	SO 4	BB 3	IBB 0	HBP 1	BLK 0	WP 0	HR 0	S 58	P 91	ERA 7.20	WHIP 1.800				
31 Ubaldo Jiménez, R ERA: 4.31	5.0	24	6	4	4	4	3	0	1	0	0	0	0	91	7.20	1.800				
60 Mychal Givens, R ERA: 2.06	1.2	3	1	0	0	3	0	0	0	0	0	0	0	20	0.00	0.600				
17 Brian Matusz, L ERA: 2.87	0.2	0	1	1	1	0	0	0	0	0	0	0	1	7	13.50	1.500				
56 Darren O'Day, R ERA: 1.57	1.2	6	1	0	0	3	0	0	0	0	0	0	0	17	0.00	0.600				
53 Zack Britton, L ERA: 1.8	1.0	3	1	0	0	2	0	0	0	0	0	0	0	13	0.00	1.000				
<b>PITCHER</b>	IP 2.0	WLS 8	H 1	R 0	ER 0	SO 3	BB 0	IBB 1	HBP 0	BLK 0	WP 0	HR 0	S 17	P 29	ERA 0.00	WHIP 0.500				
35 Brad Brach, R ERA: 2.52	2.0	8	1	0	0	3	0	1	0	0	0	0	0	29	0.00	0.500				
65 Chaz Roe, R ERA: 3.46	1.0	3	1	0	0	0	0	0	0	0	0	0	0	14	0.00	1.000				

Boston Red Sox @ Baltimore Orioles  
 Oriole Park at Camden Yards, Baltimore, MD  
 Tue Sep 15 2015, 7:08 PM - 11:28 PM EDT  
 Att. 21,260 - Clear - 78 F

AB 47  
 R 5  
 H 12  
 RBI 5  
 BB 4  
 SO 15  
 LOB 18



Batter	1	2	3	4	5	6	7	8	9	10	11	12	13	AB	R	H	RBI	BB	SO	LOB
18 Gerardo Parra, L OBP: 0.331, SLG: 0.465	F8													5	1	1	0	1	2	0
13 Manny Machado, R OBP: 0.352, SLG: 0.499														5	2	2	1	1	1	1
19 Chris Davis, L OBP: 0.357, SLG: 0.557														6	1	2	1	0	2	1
10 Adam Jones, R OBP: 0.314, SLG: 0.489														5	0	1	0	0	2	1
32 Matt Wieters, S OBP: 0.299, SLG: 0.399														3	0	0	1	1	1	0
6 Jonathan Schoop, R OBP: 0.316, SLG: 0.510														5	0	1	0	0	2	2
45 Steve Clevenger, L (1, 10) OBP: 0.319, SLG: 0.435														5	0	0	0	0	1	1
2 J.J. Hardy, R OBP: 0.248, SLG: 0.307														5	1	1	0	0	0	1
28 Steve Pearce, R OBP: 0.291, SLG: 0.409														5	1	1	2	0	1	0
<b>Inning Stats</b>	R: 0 E: 0 K: 1 S: 9	H: 0 LOB: 1 BB: 1 P: 16	R: 0 E: 0 K: 3 S: 10	H: 0 LOB: 0 BB: 0 P: 17	R: 4 E: 1 K: 1 S: 21	H: 5 LOB: 1 BB: 0 P: 31	R: 0 E: 0 K: 0 S: 5	H: 0 LOB: 0 BB: 0 P: 8	R: 1 E: 0 K: 0 S: 11	H: 1 LOB: 0 BB: 0 P: 16	R: 0 E: 0 K: 2 S: 12	H: 0 LOB: 0 BB: 0 P: 17	R: 0 E: 0 K: 1 S: 9	H: 0 LOB: 1 BB: 1 P: 15	1B: 7 2B: 0 3B: 0 HR: 2	SF: 1 SAC: 0 DP: 0 HBP: 0	WP: 1 PB: 0 SB: 0 CS: 0	PA: 48		
<b>PITCHER</b>	IP 2.1	WLS 13	H 5	R 4	ER 3	SO 4	BB 1	IBB 0	HBP 0	BLK 0	WP 0	HR 1	S 33	P 53	ERA 11.57	WHIP 2.571				
56 Joe Kelly, R ERA: 4.82	2.1	13	5	4	3	4	1	0	0	0	1	1	33	53	11.57	2.571				
32 Craig Breslow, L ERA: 4.61	1.1	4	1	1	1	3	0	0	0	0	0	0	7	9	0.00	0.000				
37 Heath Hembree, R ERA: 4.19	1.1	4	0	0	0	3	0	0	0	0	0	0	16	23	0.00	0.000				
66 Noé Ramirez, R ERA: 3.6	0.1	1	0	0	0	0	0	0	0	0	0	0	0	1	1	0.00	0.000			
59 Tommy Layne, L ERA: 4.12	0.1	1	0	0	0	0	0	0	0	0	0	0	0	1	1	0.00	0.000			
<b>PITCHER</b>	IP 1.1	WLS 5	H 1	R 0	ER 0	SO 1	BB 0	IBB 0	HBP 0	BLK 0	WP 0	HR 0	S 10	P 15	ERA 0.00	WHIP 0.750				
41 Alexi Ogando, R ERA: 3.98	1.1	5	1	0	0	1	0	0	0	0	0	0	0	15	0.00	0.750				
64 Jean Machi, R ERA: 5.13	1.0	3	0	0	0	0	0	0	0	0	0	0	0	3	4	0.00	0.000			
65 Jonathan Aro, R ERA: 3.49	2.0	9	1	1	1	1	2	0	0	0	0	0	18	31	4.50	1.500				
28 Robbie Ross Jr., L (13, 1) ERA: 3.79	0.0	1	1	0	0	0	0	0	0	0	0	0	2	4	=	=				

Boston Red Sox @ Baltimore Orioles  
 Oriole Park at Camden Yards, Baltimore, MD  
 Tue Sep 15 2015, 7:08 PM - 11:28 PM EDT  
 Att. 21,260 - Clear - 78 F

AB 44  
 R 6  
 H 9  
 RBI 5  
 BB 3  
 SO 12  
 LOB 7









Batter	1	2	3	4	5	6	7	8	9	AB	R	H	RBI	BB	SO	LOB	TOP								
14 Nolan Reimold, R (1, 7) OBP: 0.344, SLG: 0.414										3	0	1	0	0	2	0	<p><b>Baltimore Orioles @ Tampa Bay Rays</b> Tropicana Field, St. Petersburg, FL Thu Sep 17 2015, 7:11 PM - 10:06 PM EDT Att. 9,617 - Dome - 72 F</p>								
45 Steve Clevenger, L (8, PH) OBP: 0.333, SLG: 0.444										1	0	1	1	0	0	0									
3 Ryan Flaherty, L (8, PR) OBP: 0.294, SLG: 0.373										0	1	0	0	0	0	0									
13 Manny Machado, R (1, 5) OBP: 0.361, SLG: 0.497										4	1	1	1	0	0	1									
19 Chris Davis, L (1, 10) OBP: 0.354, SLG: 0.550										3	0	0	0	1	1	1									
10 Adam Jones, R (1, 8) OBP: 0.312, SLG: 0.484										4	0	1	2	0	2	1									
32 Matt Wieters, S (1, 2) OBP: 0.294, SLG: 0.392										4	0	0	0	0	4	2									
6 Jonathan Schoop, R (1, 4) OBP: 0.321, SLG: 0.508										4	1	2	0	0	0	0									
28 Steve Pearce, R (1, 3) OBP: 0.282, SLG: 0.395										4	0	0	0	0	1	2									
2 J.J. Hardy, R (1, 6) OBP: 0.244, SLG: 0.302										4	0	0	0	0	1	2									
12 Daniel Álvarez, R (1, 9) OBP: 0.333, SLG: 0.455										2	0	0	0	0	0	0									
18 Gerardo Parra, L (8, PH) OBP: 0.332, SLG: 0.465										1	1	1	0	0	0	0									
<b>Inning Stats</b>	R: 0 E: 0 K: 2 S: 8	H: 0 LOB: 0 BB: 0 P: 12	R: 0 E: 0 K: 2 S: 10	H: 0 LOB: 0 BB: 0 P: 10	R: 0 E: 0 K: 0 S: 8	H: 0 LOB: 0 BB: 0 P: 9	R: 0 E: 0 K: 0 S: 11	H: 1 LOB: 1 BB: 0 P: 18	R: 0 E: 0 K: 2 S: 15	H: 0 LOB: 0 BB: 0 P: 23	R: 0 E: 0 K: 1 S: 8	H: 0 LOB: 0 BB: 0 P: 12	R: 0 E: 0 K: 2 S: 7	H: 0 LOB: 0 BB: 0 P: 9	R: 4 E: 0 K: 2 S: 19	H: 5 LOB: 2 BB: 1 P: 33	R: 0 E: 0 K: 0 S: 8	H: 0 LOB: 0 BB: 0 P: 12	1B: 6 2B: 1 3B: 0 HR: 0	SF: 0 SAC: 0 DP: 0 HBP: 0	WP: 2 PB: 0 SB: 0 CS: 0	PA: 35			
<b>PITCHER</b>	IP	WLS	BF	H	R	ER	SO	BB	IBB	HBP	BLK	WP	HR	S	P	ERA	WHIP								
55 Matt Moore, L (1, 1) ERA: 7.06	7.0		23	2	0	0	9	0	0	0	0	0	0	67	93	0.00	0.286								
37 Alex Colomé, R (8, 1) ERA: 3.51	1.0	L	9	5	4	4	2	0	1	0	0	2	0	19	33	36.00	5.000								
49 Kirby Yates, R (9, 1) ERA: 7.88	1.0		3	0	0	0	0	0	0	0	0	0	0	8	12	0.00	0.000								

Batter	1	2	3	4	5	6	7	8	9	AB	R	H	RBI	BB	SO	LOB	BOTTOM								
28 John Jaso, L (1, 10) OBP: 0.377, SLG: 0.455										4	1	1	1	1	0	0	<p><b>Baltimore Orioles @ Tampa Bay Rays</b> Tropicana Field, St. Petersburg, FL Thu Sep 17 2015, 7:11 PM - 10:06 PM EDT Att. 9,617 - Dome - 72 F</p>								
5 Brandon Guyer, R (1, 7) OBP: 0.347, SLG: 0.389										4	0	0	0	0	0	1									
3 Evan Longoria, R (1, 5) OBP: 0.329, SLG: 0.428										4	0	0	0	0	2	0									
11 Logan Forsythe, R (1, 4) OBP: 0.358, SLG: 0.441										4	0	0	0	0	2	0									
21 James Loney, L (1, 3) OBP: 0.327, SLG: 0.370										4	1	3	0	0	0	0									
20 Steven Souza Jr., R (1, 9) OBP: 0.316, SLG: 0.404										0	1	0	0	3	0	0									
1 Tim Beckham, R (1, 6) OBP: 0.268, SLG: 0.462										3	0	1	1	0	2	4									
24 Grady Sizemore, L (8, PH) OBP: 0.287, SLG: 0.355										1	0	0	0	0	0	1									
2 Nick Franklin, S (9, 6) OBP: 0.195, SLG: 0.272										0	0	0	0	0	0	0									
39 Kevin Kiermaier, L (1, 8) OBP: 0.297, SLG: 0.410										4	0	1	1	0	1	4									
46 Luke Maile, R (1, 2) OBP: 0.077, SLG: 0.154										3	0	0	0	0	1	2									
7 Daniel Nava, S (9, PH) OBP: 0.311, SLG: 0.243										1	0	0	0	0	0	0									
<b>Inning Stats</b>	R: 0 E: 0 K: 0 S: 4	H: 0 LOB: 0 BB: 1 P: 10	R: 0 E: 0 K: 2 S: 9	H: 1 LOB: 0 BB: 0 P: 13	R: 1 E: 0 K: 0 S: 11	H: 1 LOB: 0 BB: 0 P: 18	R: 0 E: 0 K: 1 S: 11	H: 1 LOB: 1 BB: 1 P: 19	R: 0 E: 0 K: 0 S: 10	H: 0 LOB: 0 BB: 0 P: 17	R: 2 E: 0 K: 2 S: 26	H: 3 LOB: 2 BB: 1 P: 38	R: 0 E: 0 K: 1 S: 5	H: 0 LOB: 0 BB: 0 P: 9	R: 0 E: 0 K: 1 S: 9	H: 0 LOB: 1 BB: 1 P: 16	R: 0 E: 0 K: 1 S: 10	H: 0 LOB: 0 BB: 0 P: 14	1B: 4 2B: 1 3B: 0 HR: 1	SF: 0 SAC: 0 DP: 1 HBP: 1	WP: 0 PB: 0 SB: 0 CS: 0	PA: 37			
<b>PITCHER</b>	IP	WLS	BF	H	R	ER	SO	BB	IBB	HBP	BLK	WP	HR	S	P	ERA	WHIP								
30 Chris Tillman, R (1, 1) ERA: 5.19	5.2		25	5	3	3	4	0	0	0	0	0	0	65	108	4.76	1.412								
17 Brian Matusz, L (6, 1) ERA: 2.87	0.0		1	1	0	0	0	0	0	0	0	0	0	3	3	∞	∞								
65 Chaz Roe, R (6, 1) ERA: 3.35	1.1	W	4	0	0	0	2	0	0	0	0	0	0	8	13	0.00	0.000								
35 Brad Brach, R (8, 1) ERA: 2.49	1.0	H	4	0	0	0	1	1	0	0	0	0	0	9	16	0.00	1.000								
56 Darren O'Day, R (9, 1) ERA: 1.54	1.0	S	3	0	0	0	1	0	0	0	0	0	0	10	14	0.00	0.000								

AB 34  
R 4  
H 7  
RBI 4  
BB 1  
SO 11  
LOB 9

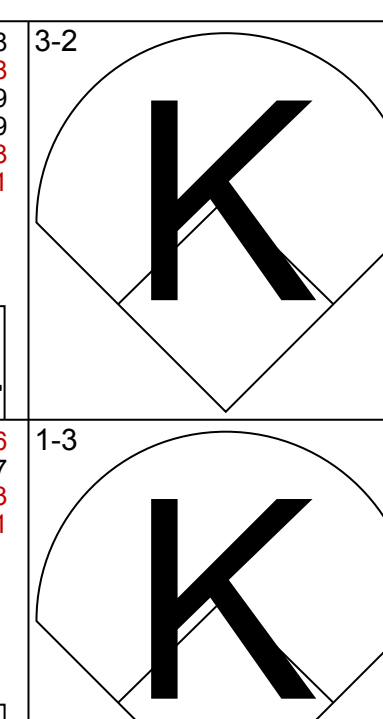
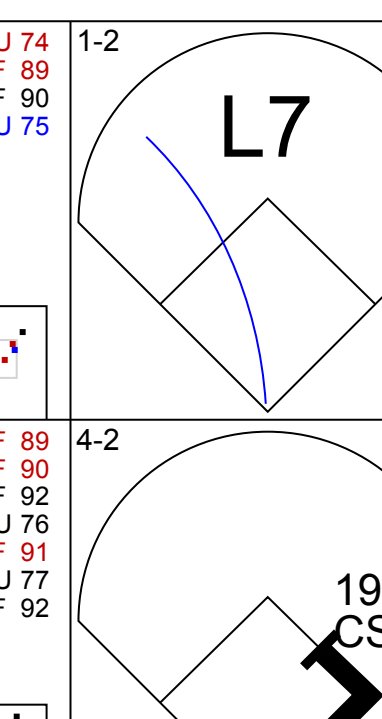
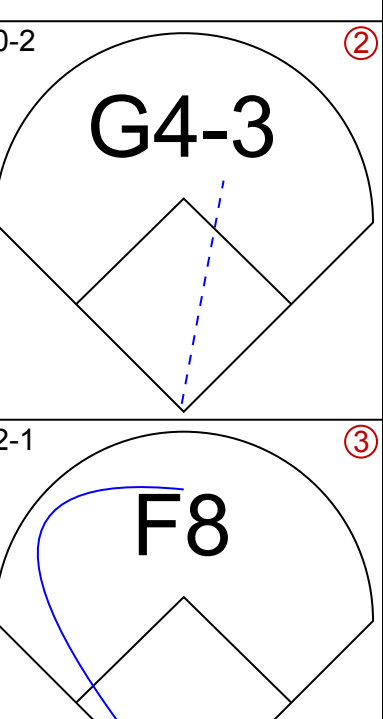
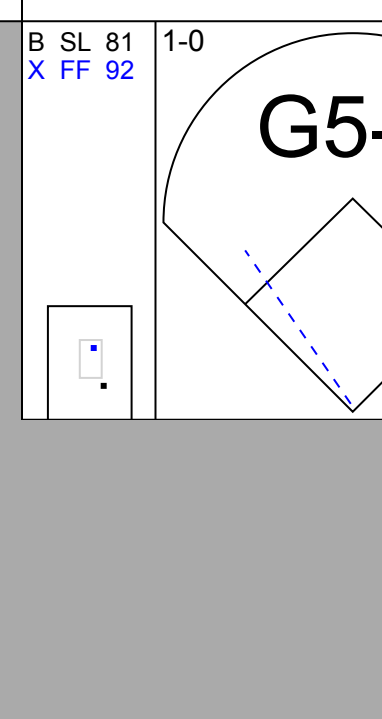
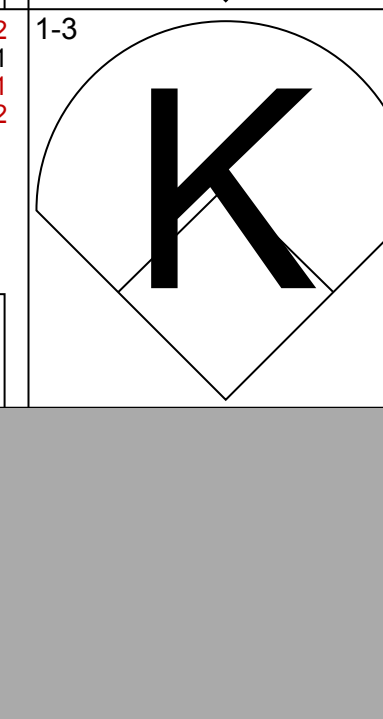
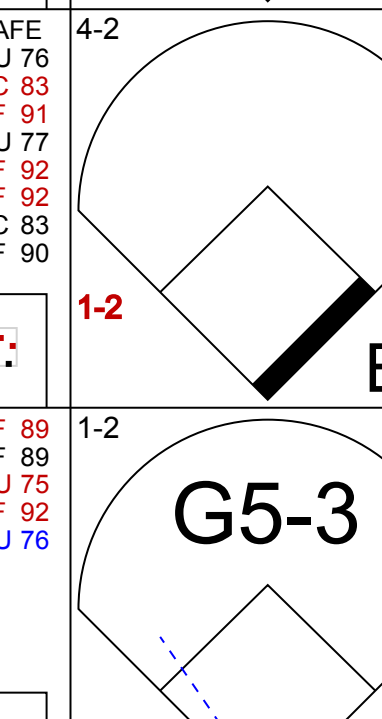

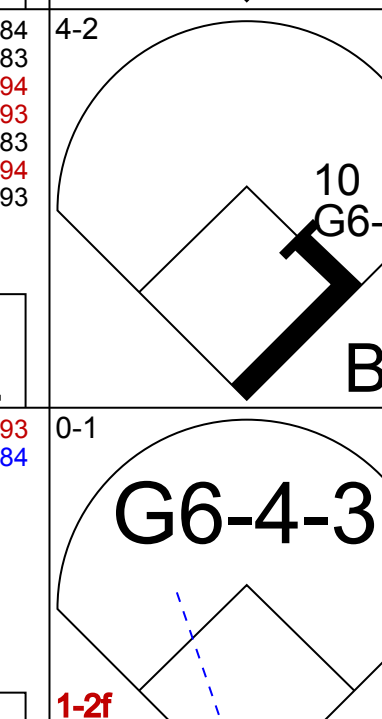


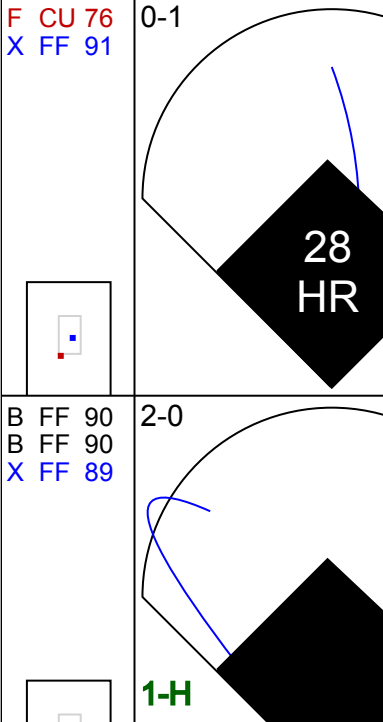

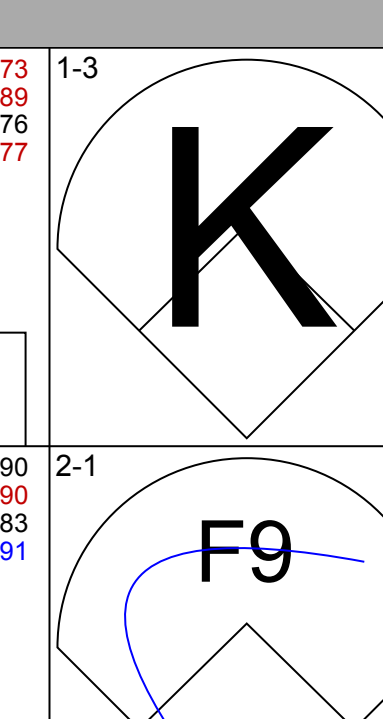
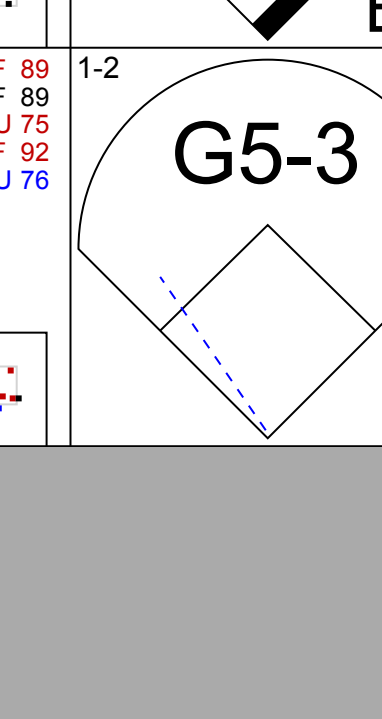
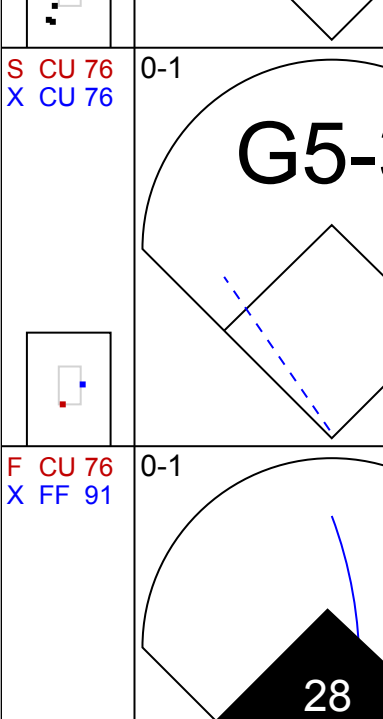
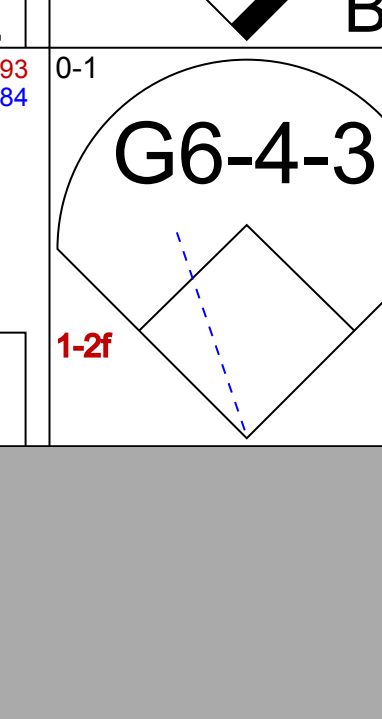
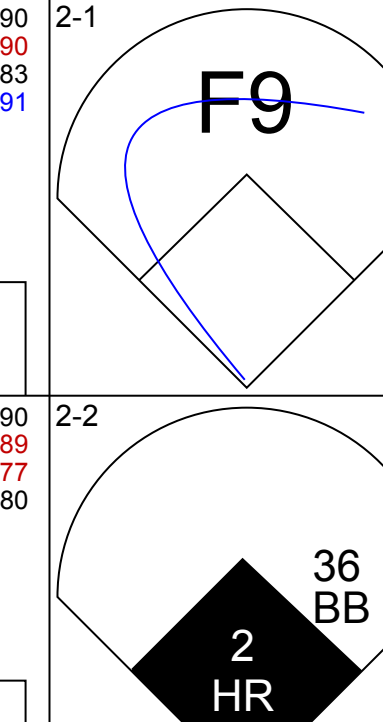
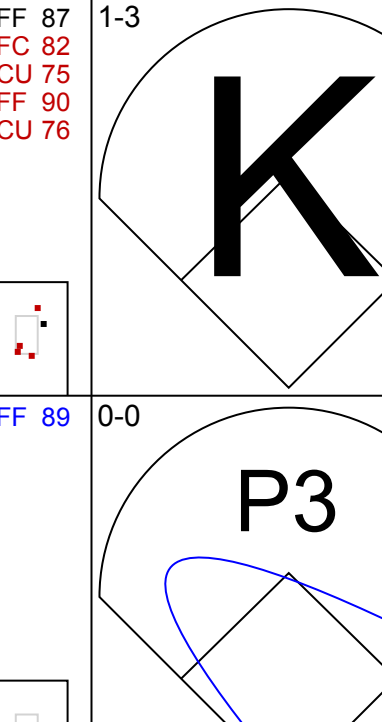
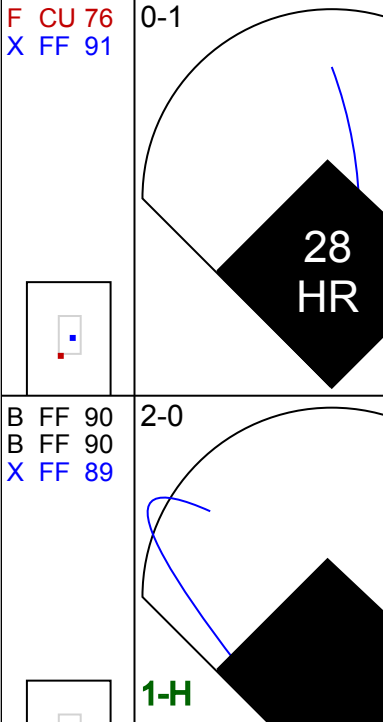
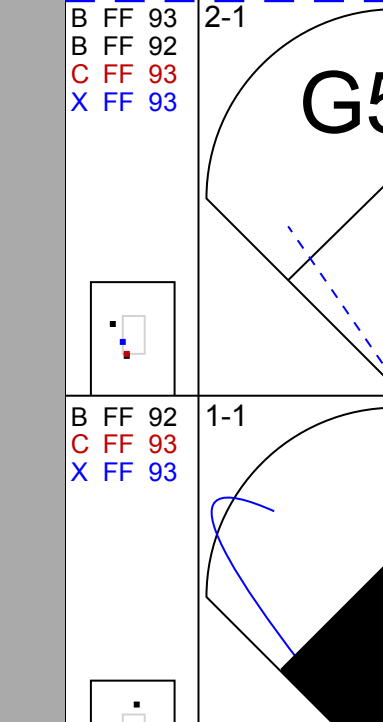
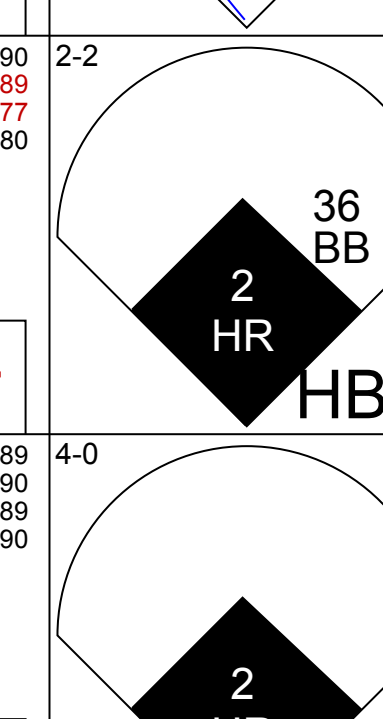
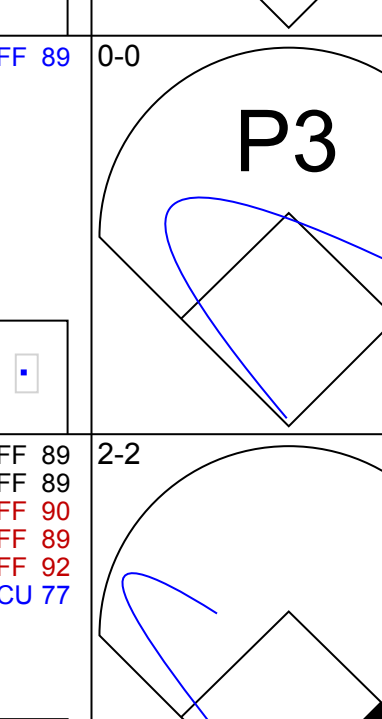
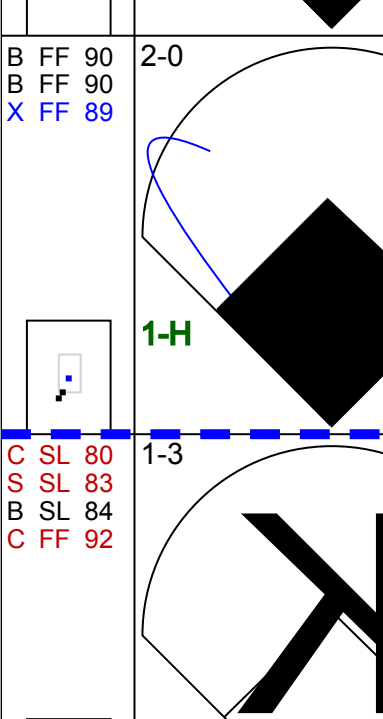
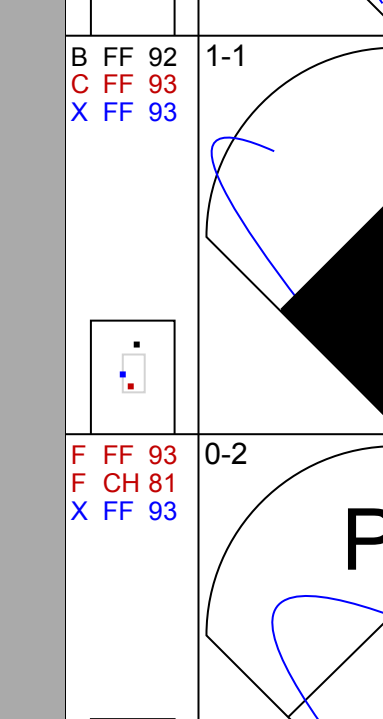
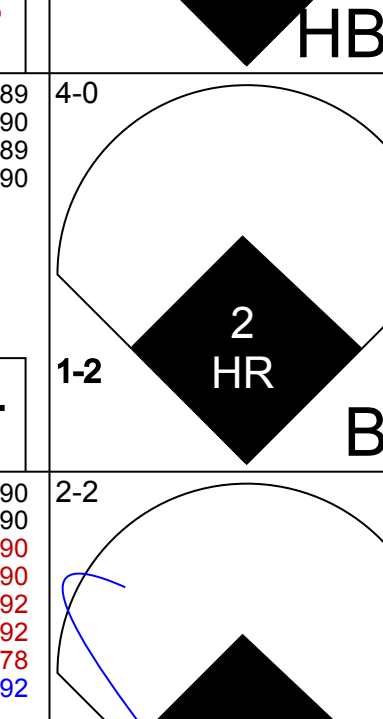
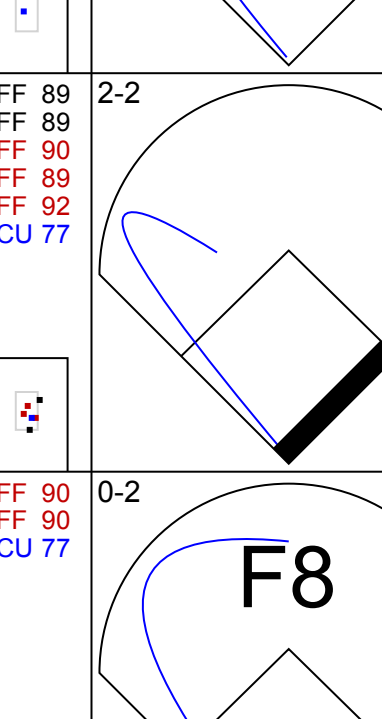
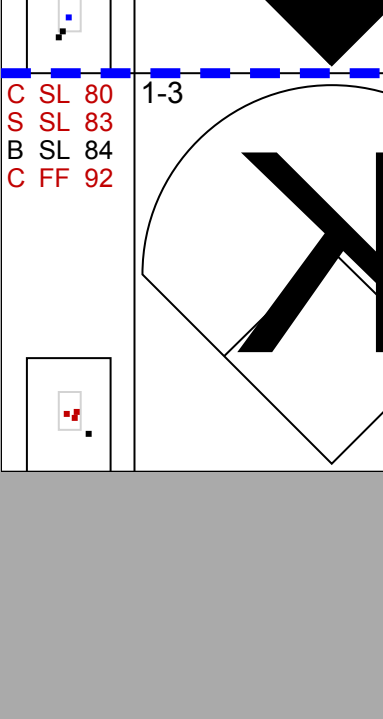
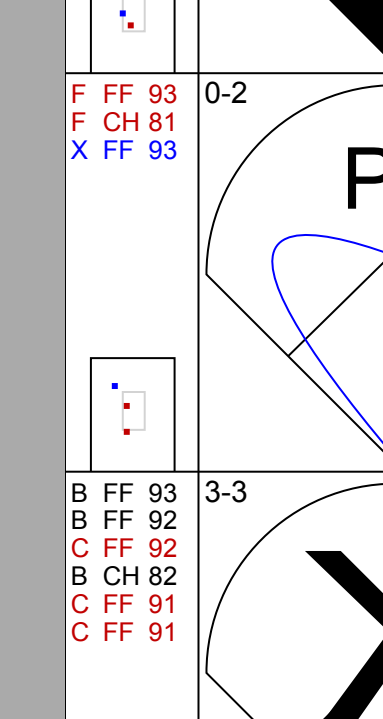
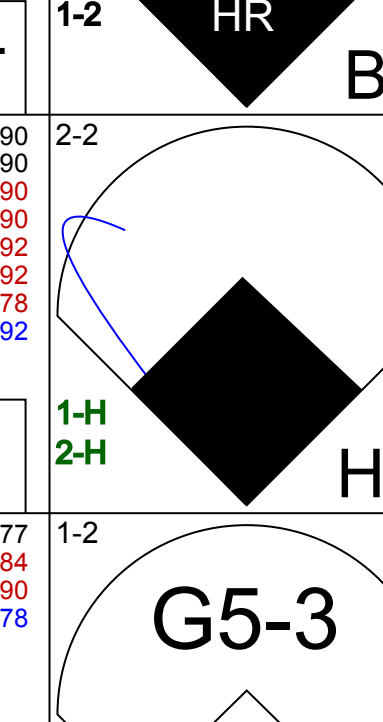
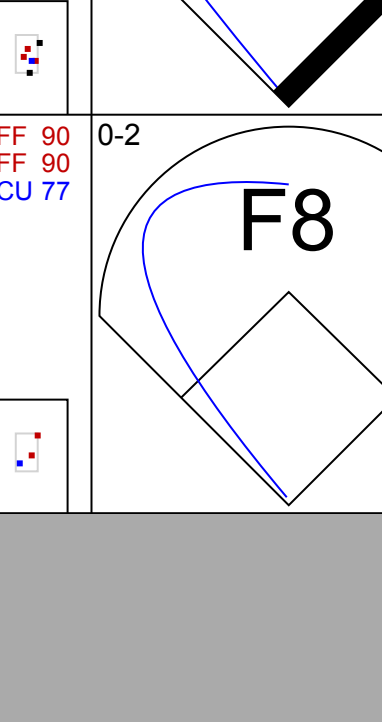
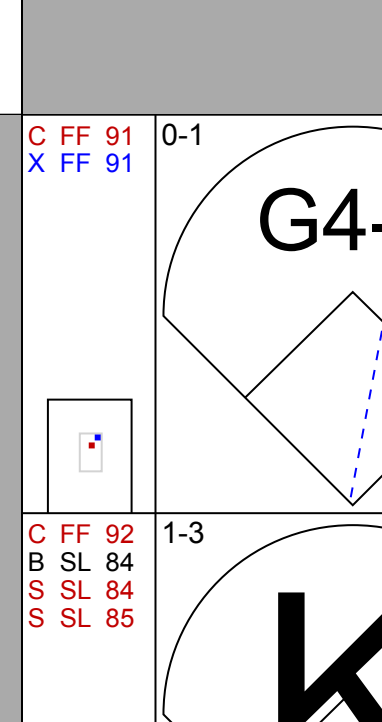
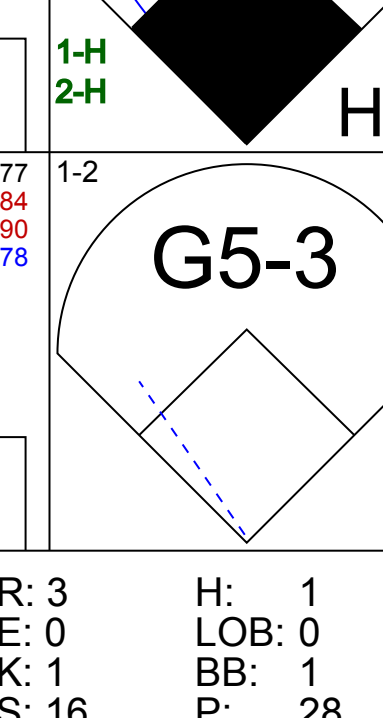
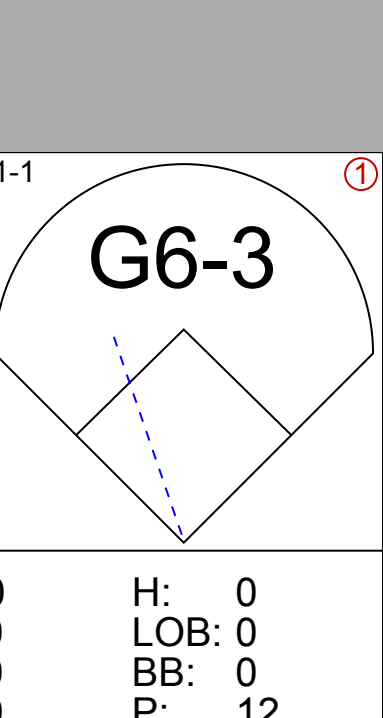
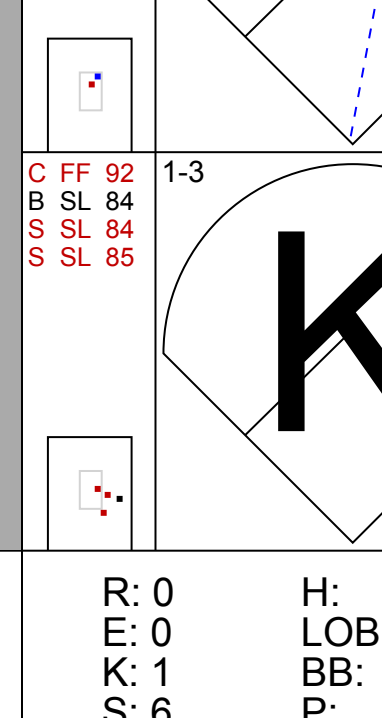


AB 32  
R 3  
H 6  
RBI 3  
BB 4  
SO 8  
LOB 12



WP: 0  
PB: 0  
SB: 0  
CS: 0

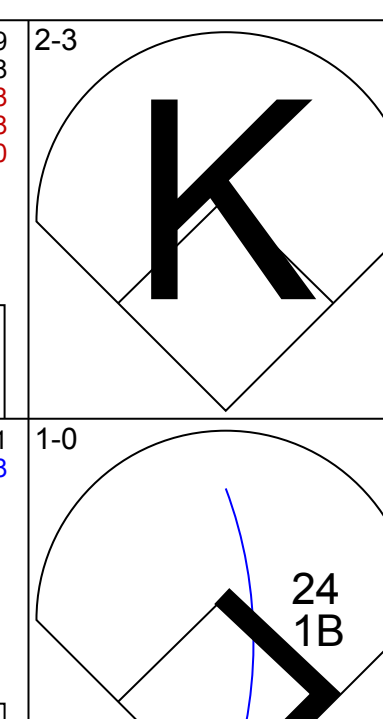
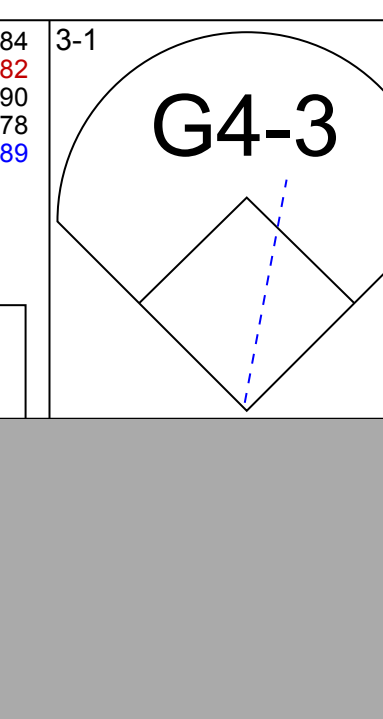
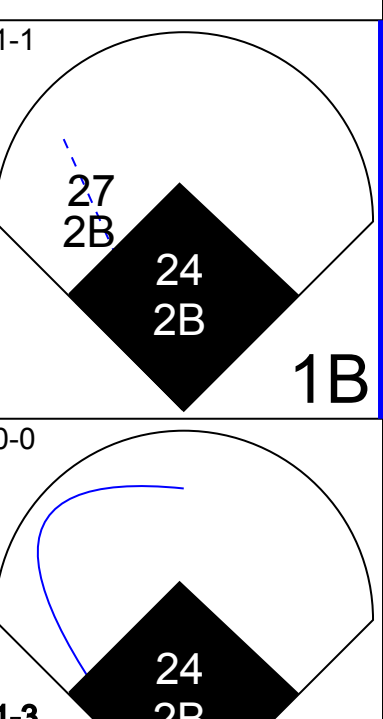
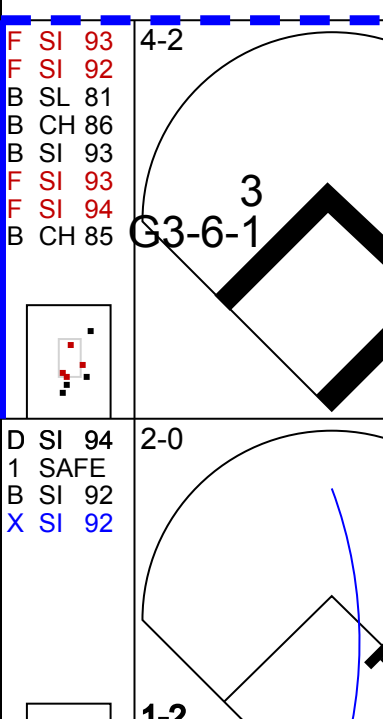
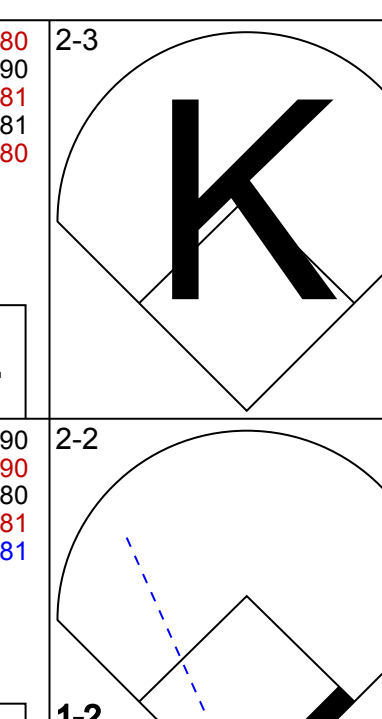
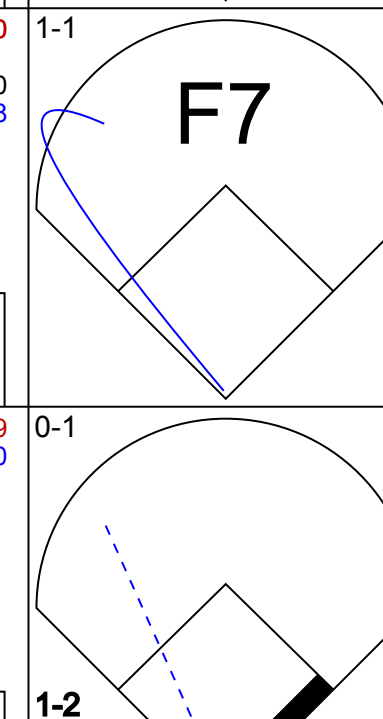

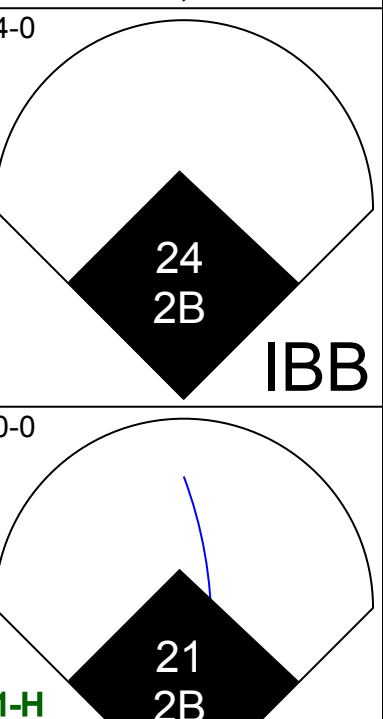
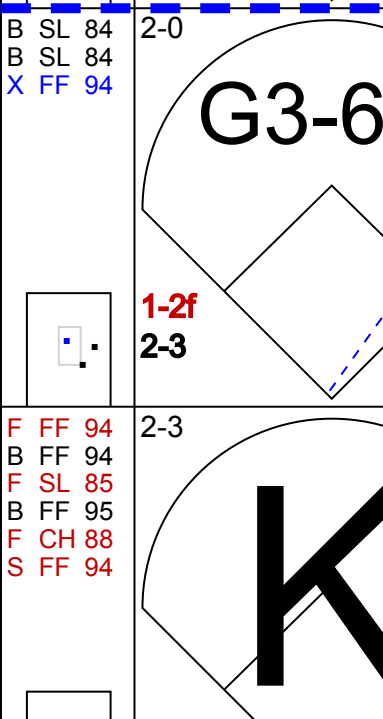
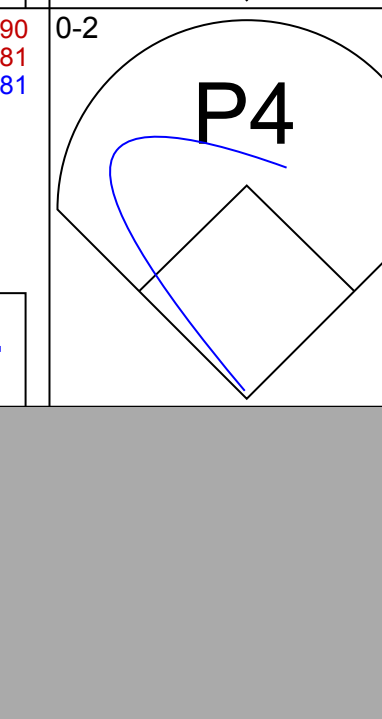
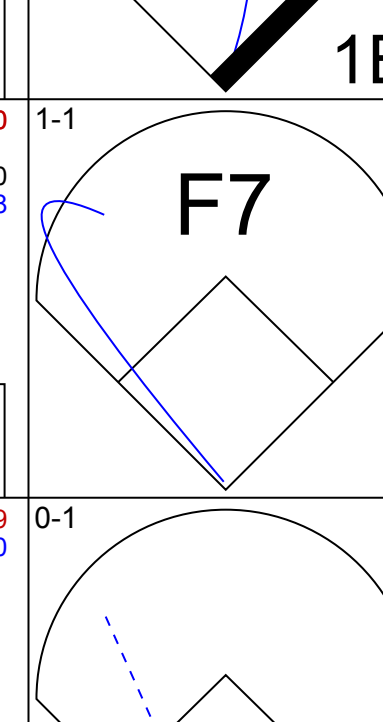
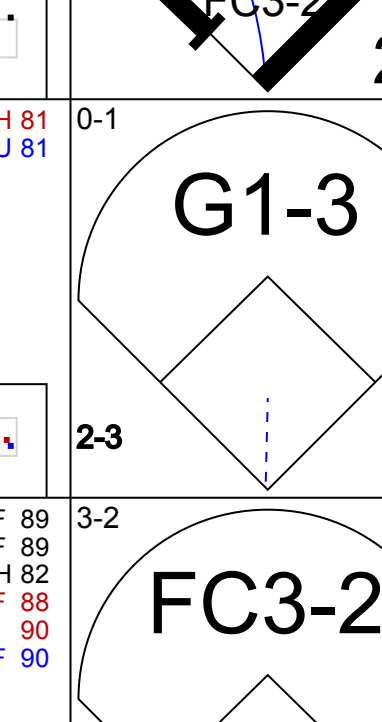
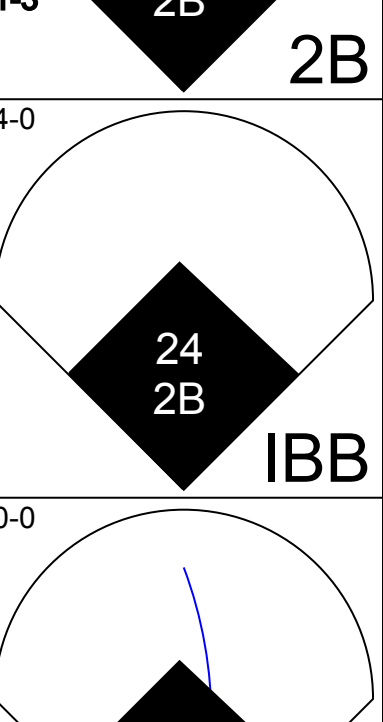
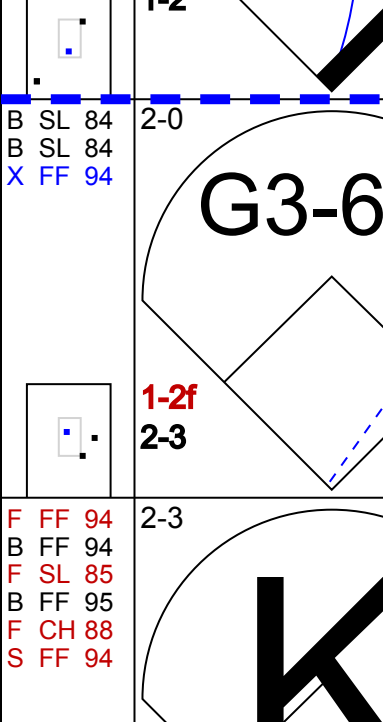
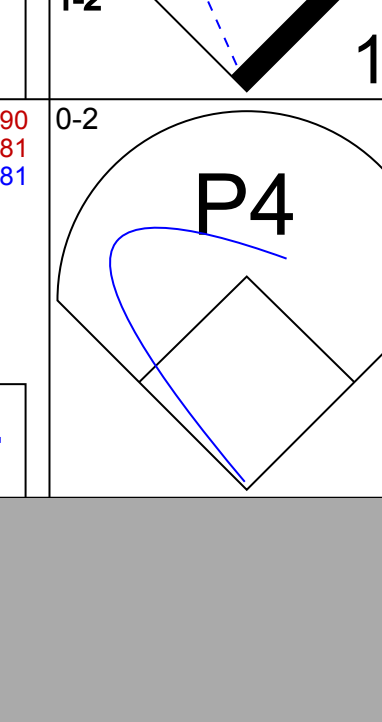
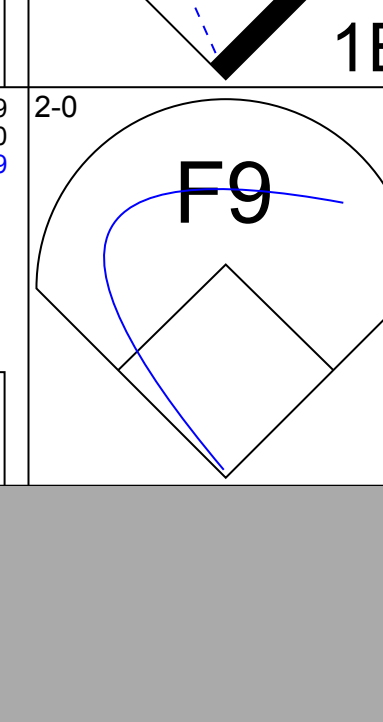
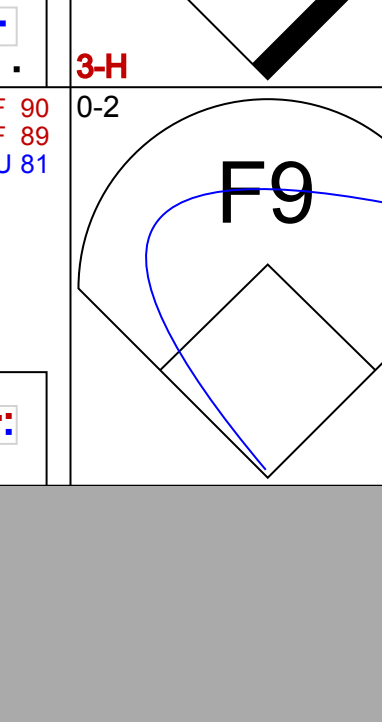
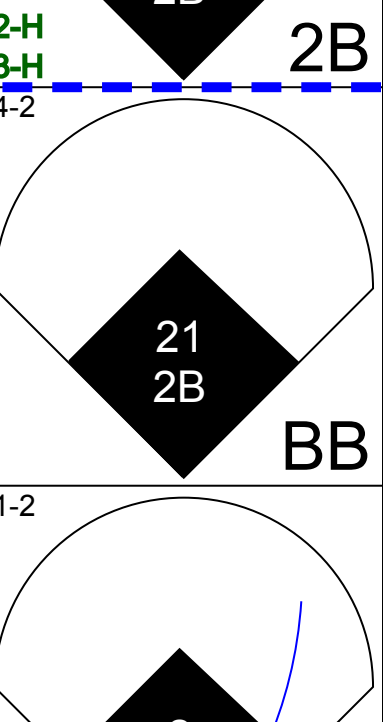




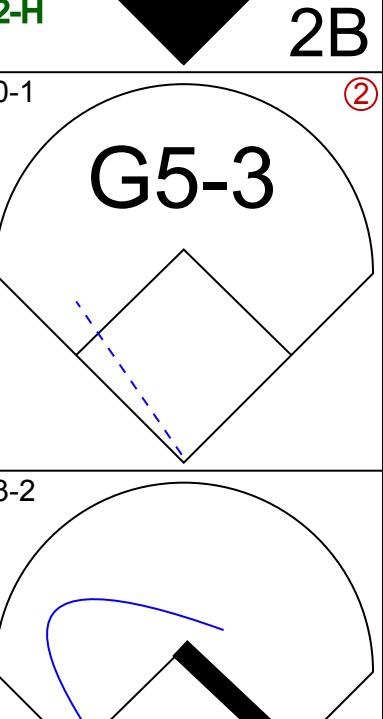

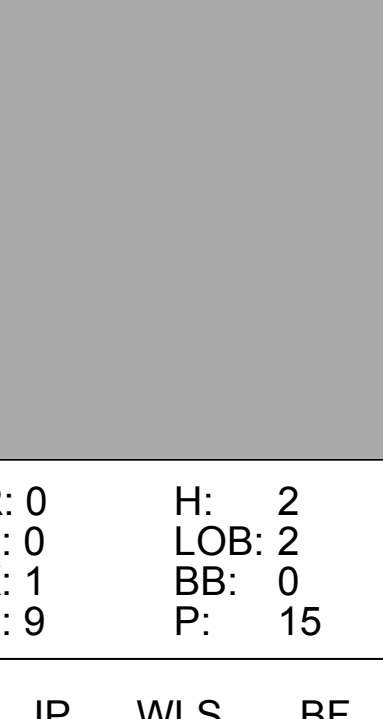
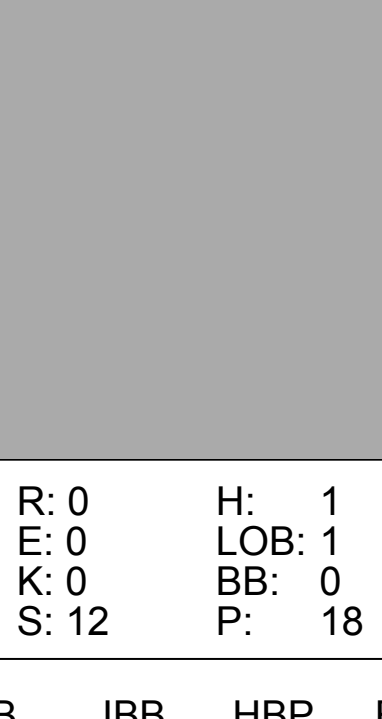
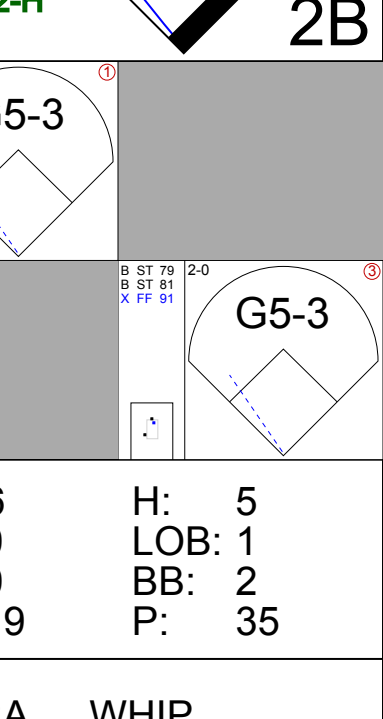
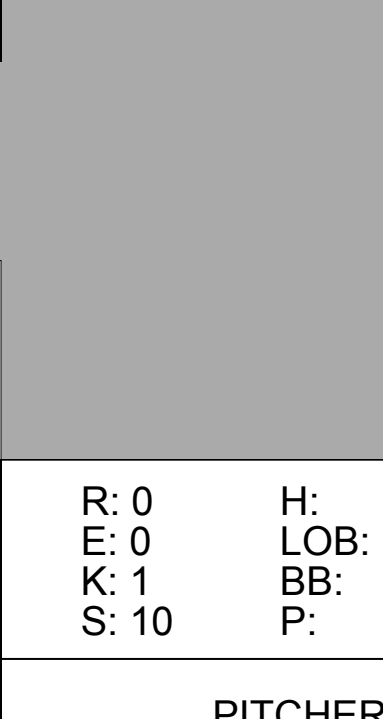




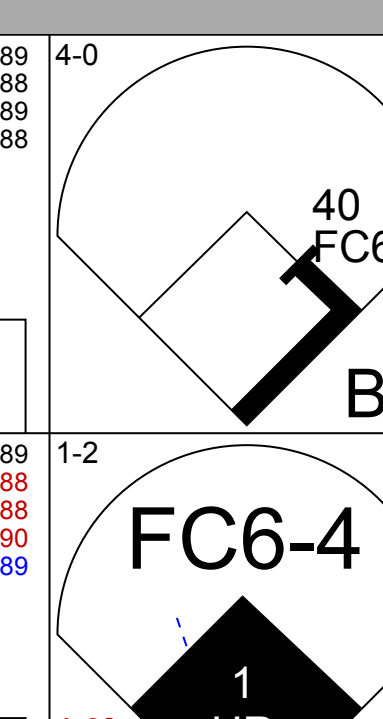
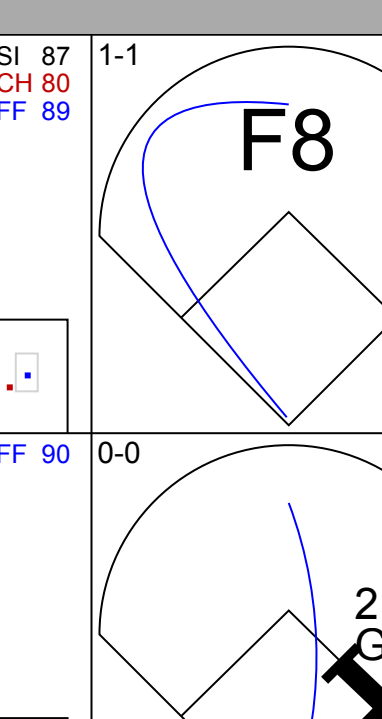
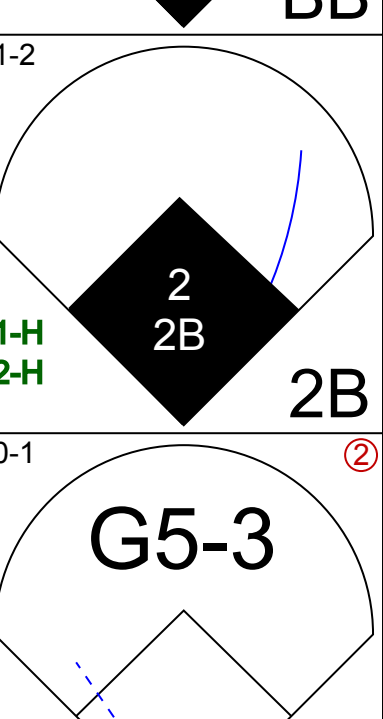
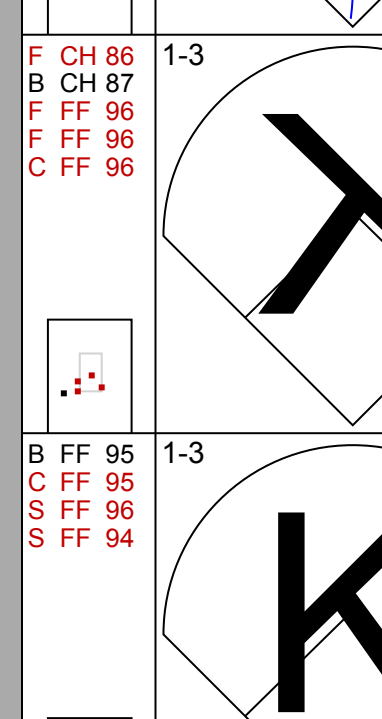

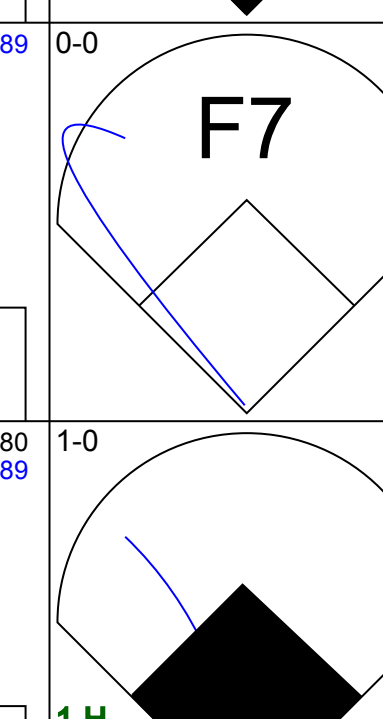
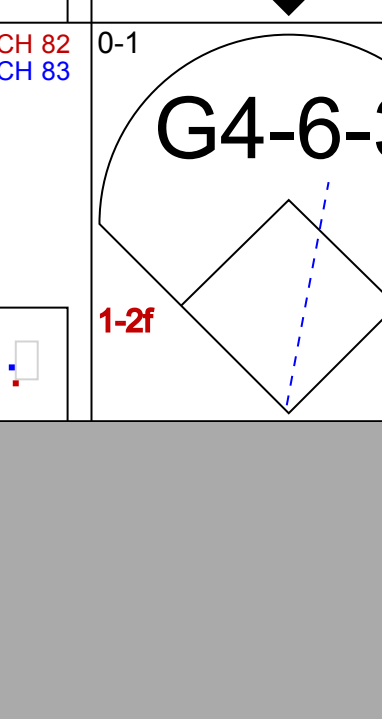
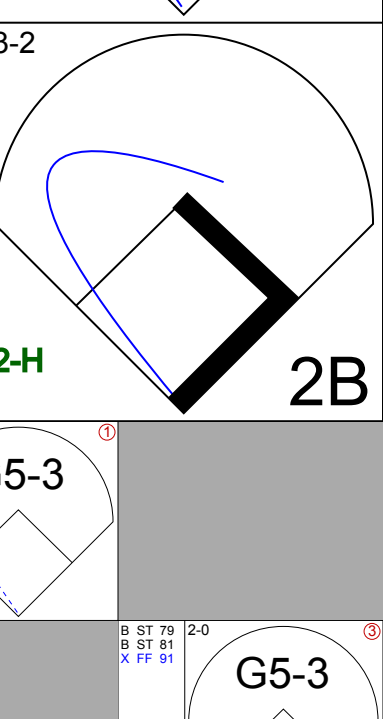

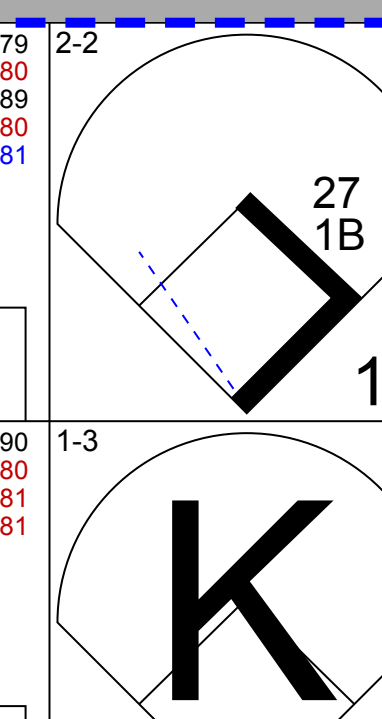
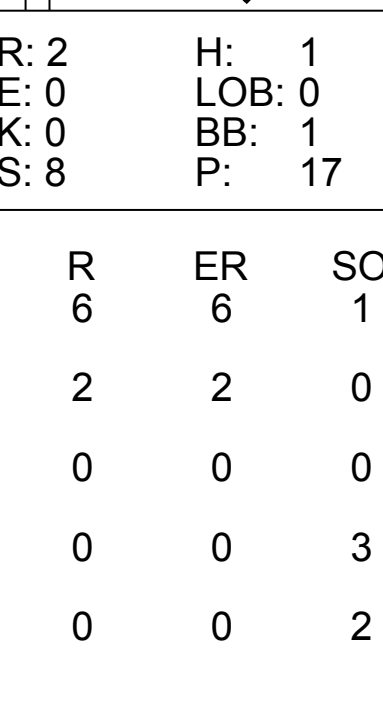
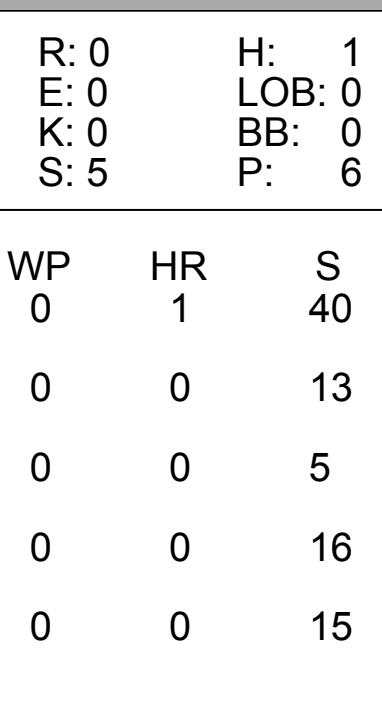
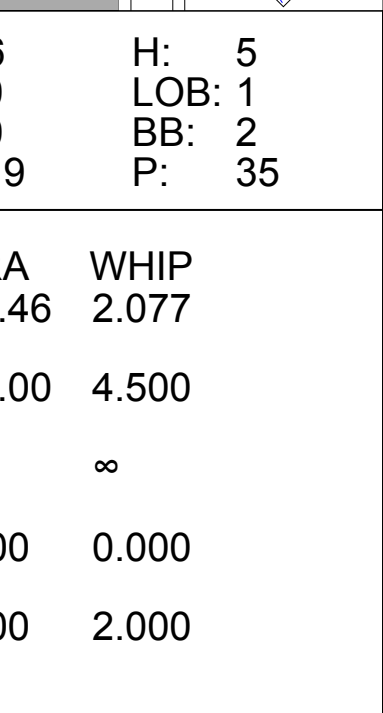
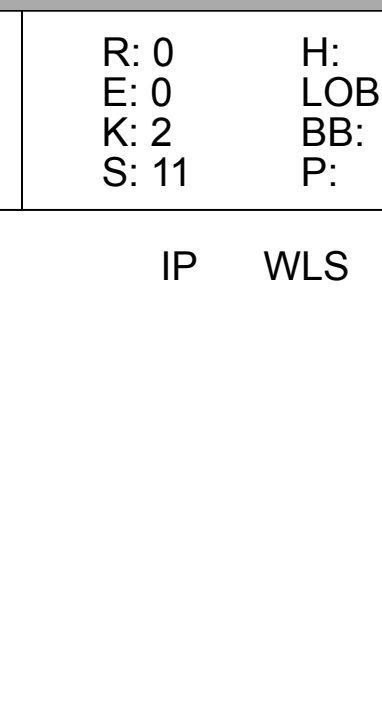
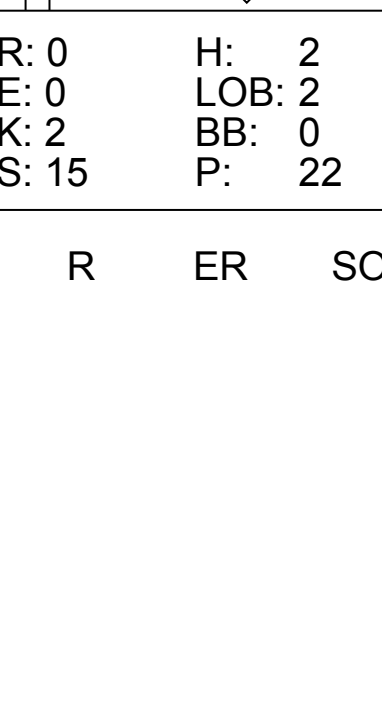


Batter	1	2	3	4	5	6	7	8	9	AB	R	H	RBI	BB	SO	LOB	TOP								
14 Nolan Reimold, R OBP: 0.335, SLG: 0.401										4	0	0	0	0	1	0									
13 Manny Machado, R OBP: 0.361, SLG: 0.494										3	0	0	0	1	1	0									
19 Chris Davis, L OBP: 0.355, SLG: 0.548										2	0	0	0	2	2	0									
10 Adam Jones, R OBP: 0.310, SLG: 0.480										4	0	0	0	0	1	2									
6 Jonathan Schoop, R OBP: 0.320, SLG: 0.504										4	1	1	0	0	1	0									
28 Steve Pearce, R OBP: 0.285, SLG: 0.423										3	3	2	3	0	0	0									
36 Caleb Joseph, R OBP: 0.312, SLG: 0.419										3	1	1	0	1	1	0									
2 J.J. Hardy, R OBP: 0.244, SLG: 0.309										4	1	1	3	0	1	1									
12 Daniel Álvarez, R OBP: 0.296, SLG: 0.400										3	0	0	0	0	1	0									
<b>Inning Stats</b>	R: 0 E: 0 K: 3 S: 9	H: 0 LOB: 0 BB: 0 P: 14	R: 3 E: 0 K: 1 S: 16	H: 1 LOB: 0 BB: 1 P: 28	R: 0 E: 0 K: 0 S: 14	H: 0 LOB: 1 BB: 2 P: 24	R: 0 E: 0 K: 1 S: 12	H: 1 LOB: 0 BB: 0 P: 15	R: 0 E: 0 K: 0 S: 9	H: 0 LOB: 0 BB: 0 P: 12	R: 2 E: 0 K: 2 S: 12	H: 2 LOB: 0 BB: 0 P: 18	R: 0 E: 0 K: 1 S: 6	H: 0 LOB: 0 BB: 0 P: 8	R: 0 E: 0 K: 0 S: 8	H: 0 LOB: 0 BB: 0 P: 14	R: 1 E: 0 K: 1 S: 10	H: 1 LOB: 0 BB: 0 P: 16	1B: 2 2B: 0 3B: 0 HR: 3	SF: 0 SAC: 0 DP: 1 HBP: 1	WP: 0 PB: 0 SB: 0 CS: 1	PA: 35			
<b>PITCHER</b>	IP WLS BF H R ER SO BB IBB HBP BLK WP HR S P ERA WHIP	IP WLS BF H R ER SO BB IBB HBP BLK WP HR S P ERA WHIP	IP WLS BF H R ER SO BB IBB HBP BLK WP HR S P ERA WHIP	IP WLS BF H R ER SO BB IBB HBP BLK WP HR S P ERA WHIP	IP WLS BF H R ER SO BB IBB HBP BLK WP HR S P ERA WHIP	IP WLS BF H R ER SO BB IBB HBP BLK WP HR S P ERA WHIP	IP WLS BF H R ER SO BB IBB HBP BLK WP HR S P ERA WHIP	IP WLS BF H R ER SO BB IBB HBP BLK WP HR S P ERA WHIP	IP WLS BF H R ER SO BB IBB HBP BLK WP HR S P ERA WHIP	IP WLS BF H R ER SO BB IBB HBP BLK WP HR S P ERA WHIP	IP WLS BF H R ER SO BB IBB HBP BLK WP HR S P ERA WHIP	IP WLS BF H R ER SO BB IBB HBP BLK WP HR S P ERA WHIP	IP WLS BF H R ER SO BB IBB HBP BLK WP HR S P ERA WHIP	IP WLS BF H R ER SO BB IBB HBP BLK WP HR S P ERA WHIP	IP WLS BF H R ER SO BB IBB HBP BLK WP HR S P ERA WHIP	IP WLS BF H R ER SO BB IBB HBP BLK WP HR S P ERA WHIP	IP WLS BF H R ER SO BB IBB HBP BLK WP HR S P ERA WHIP	IP WLS BF H R ER SO BB IBB HBP BLK WP HR S P ERA WHIP	IP WLS BF H R ER SO BB IBB HBP BLK WP HR S P ERA WHIP	IP WLS BF H R ER SO BB IBB HBP BLK WP HR S P ERA WHIP	IP WLS BF H R ER SO BB IBB HBP BLK WP HR S P ERA WHIP	IP WLS BF H R ER SO BB IBB HBP BLK WP HR S P ERA WHIP	IP WLS BF H R ER SO BB IBB HBP BLK WP HR S P ERA WHIP	IP WLS BF H R ER SO BB IBB HBP BLK WP HR S P ERA WHIP	IP WLS BF H R ER SO BB IBB HBP BLK WP HR S P ERA WHIP

Baltimore Orioles @ Tampa Bay Rays  
Tropicana Field, St. Petersburg, FL  
Fri Sep 18 2015, 7:11 PM - 10:01 PM EDT  
Att: 10,697 - Dome - 72 F

AB 30  
R 6  
H 5  
RBI 6  
BB 4  
SO 9  
LOB 3



Batter	1	2	3	4	5	6	7	8	9	AB	R	H	RBI	BB	SO	LOB	BOTTOM								
28 John Jaso, L OBP: 0.376, SLG: 0.453										3	1	1	0	0	1	0									
36 Richie Shaffer, R OBP: 0.333, SLG: 0.404										1	0	0	0	1	1	1									
27 Mikie Mahtook, R OBP: 0.370, SLG: 0.552										5	1	5	0	0	0	0									
3 Evan Longoria, R OBP: 0.328, SLG: 0.425										4	1	0	0	1	0	6									
24 Grady Sizemore, L OBP: 0.290, SLG: 0.361										4	1	2	3	0	1	2									
39 Kevin Kiermaier, L OBP: 0.297, SLG: 0.410										0	0	0	0	0	0	0									
20 Steven Souza Jr., R OBP: 0.316, SLG: 0.400										3	1	0	0	1	0	3									
21 James Loney, L OBP: 0.329, SLG: 0.373										3	1	1	2	1	1	0									
40 J.P. Arencibia, R OBP: 0.360, SLG: 0.729										4	1	1	0	0	1	2									
2 Nick Franklin, S OBP: 0.209, SLG: 0.294										4	0	2	1	0	0	2									
1 Tim Beckham, R OBP: 0.287, SLG: 0.475										4	1	1	2	0	1	2									
<b>Inning Stats</b>	R: 0 E: 0 K: 1 S: 9	H: 2 LOB: 2 BB: 0 P: 15	R: 2 E: 0 K: 0 S: 8	H: 1 LOB: 1 BB: 1 P: 17	R: 0 E: 0 K: 0 S: 12	H: 1 LOB: 0 BB: 0 P: 18	R: 0 E: 0 K: 0 S: 5	H: 1 LOB: 0 BB: 0 P: 6	R: 6 E: 0 K: 0 S: 19	H: 5 LOB: 1 BB: 2 P: 35	R: 0 E: 0 K: 1 S: 10	H: 1 LOB: 1 BB: 1 P: 20	R: 0 E: 0 K: 2 S: 11	H: 0 LOB: 0 BB: 0 P: 14	R: 0 E: 0 K: 2 S: 15	H: 2 LOB: 2 BB: 0 P: 22	R: 0 E: 0 K: 2 S: 15	H: 2 LOB: 2 BB: 0 P: 22	1B: 7 2B: 5 3B: 0 HR: 1	SF: 0 SAC: 0 DP: 2 HBP: 0	WP: 0 PB: 0 SB: 0 CS: 0	PA: 39			
<b>PITCHER</b>	IP WLS BF H R ER SO BB IBB HBP BLK WP HR S P ERA WHIP	IP WLS BF H R ER SO BB IBB HBP BLK WP HR S P ERA WHIP	IP WLS BF H R ER SO BB IBB HBP BLK WP HR S P ERA WHIP	IP WLS BF H R ER SO BB IBB HBP BLK WP HR S P ERA WHIP	IP WLS BF H R ER SO BB IBB HBP BLK WP HR S P ERA WHIP	IP WLS BF H R ER SO BB IBB HBP BLK WP HR S P ERA WHIP	IP WLS BF H R ER SO BB IBB HBP BLK WP HR S P ERA WHIP	IP WLS BF H R ER SO BB IBB HBP BLK WP HR S P ERA WHIP	IP WLS BF H R ER SO BB IBB HBP BLK WP HR S P ERA WHIP	IP WLS BF H R ER SO BB IBB HBP BLK WP HR S P ERA WHIP	IP WLS BF H R ER SO BB IBB HBP BLK WP HR S P ERA WHIP	IP WLS BF H R ER SO BB IBB HBP BLK WP HR S P ERA WHIP	IP WLS BF H R ER SO BB IBB HBP BLK WP HR S P ERA WHIP	IP WLS BF H R ER SO BB IBB HBP BLK WP HR S P ERA WHIP	IP WLS BF H R ER SO BB IBB HBP BLK WP HR S P ERA WHIP	IP WLS BF H R ER SO BB IBB HBP BLK WP HR S P ERA WHIP	IP WLS BF H R ER SO BB IBB HBP BLK WP HR S P ERA WHIP	IP WLS BF H R ER SO BB IBB HBP BLK WP HR S P ERA WHIP	IP WLS BF H R ER SO BB IBB HBP BLK WP HR S P ERA WHIP	IP WLS BF H R ER SO BB IBB HBP BLK WP HR S P ERA WHIP	IP WLS BF H R ER SO BB IBB HBP BLK WP HR S P ERA WHIP	IP WLS BF H R ER SO BB IBB HBP BLK WP HR S P ERA WHIP	IP WLS BF H R ER SO BB IBB HBP BLK WP HR S P ERA WHIP	IP WLS BF H R ER SO BB IBB HBP BLK WP HR S P ERA WHIP	IP WLS BF H R ER SO BB IBB HBP BLK WP HR S P ERA WHIP

Baltimore Orioles @ Tampa Bay Rays  
Tropicana Field, St. Petersburg, FL  
Fri Sep 18 2015, 7:11 PM - 10:01 PM EDT  
Att: 10,697 - Dome - 72 F

AB 35  
R 8  
H 13  
RBI 8  
BB 4  
SO 6  
LOB 18





Batter	1	2	3	4	5	6	7	8	9	AB	R	H	RBI	BB	SO	LOB	TOP			
18 Gerardo Parra, L (1,9) OBP: 0.330, SLG: 0.462										4	0	0	0	0	1	2	<p><b>Baltimore Orioles @ Tampa Bay Rays</b> Tropicana Field, St. Petersburg, FL Sat Sep 19 2015, 6:11 PM - 8:40 PM EDT Att: 17,053 - Dome - 72 F</p> <p>livebaseballscores.com</p>			
13 Manny Machado, R (1,5) OBP: 0.360, SLG: 0.492										4	1	1	0	0	0	1				
19 Chris Davis, L (1,3) OBP: 0.358, SLG: 0.553										4	1	3	0	0	1	0				
10 Adam Jones, R (1,8) OBP: 0.311, SLG: 0.480										4	0	2	2	0	0	2				
45 Steve Clevenger, L (1,10) OBP: 0.329, SLG: 0.434										4	0	1	0	0	1	3				
6 Jonathan Schoop, R (1,4) OBP: 0.318, SLG: 0.500										4	0	1	0	0	0	1				
32 Matt Wieters, S (1,2) OBP: 0.289, SLG: 0.385										4	0	0	0	0	0	2				
28 Steve Pearce, R (1,7) OBP: 0.289, SLG: 0.420										4	0	1	0	0	0	0				
2 J.J. Hardy, R (1,6) OBP: 0.245, SLG: 0.309										3	0	1	0	0	2	1				
<b>Inning Stats</b>	R: 1 E: 0 K: 1 S: 9	H: 2 LOB: 1 BB: 0 P: 12	R: 0 E: 0 K: 0 S: 7	H: 0 LOB: 0 BB: 0 P: 11	R: 0 E: 0 K: 2 S: 12	H: 3 LOB: 2 BB: 0 P: 14	R: 0 E: 0 K: 0 S: 11	H: 1 LOB: 0 BB: 0 P: 16	R: 1 E: 0 K: 0 S: 5	H: 2 LOB: 0 BB: 0 P: 6	R: 0 E: 0 K: 1 S: 11	H: 1 LOB: 1 BB: 0 P: 13	R: 0 E: 0 K: 1 S: 14	H: 1 LOB: 0 BB: 0 P: 17	R: 0 E: 0 K: 0 S: 7	H: 0 LOB: 0 BB: 0 P: 12		1B: 8 2B: 2 3B: 0 HR: 0	SF: 0 SAC: 0 DP: 2 HBP: 0	WP: 0 PB: 0 CS: 0
<b>PITCHER</b>	IP WLS BF H R ER SO BB IBB HBP BLK WP HR S P ERA WHIP																			
30 Erasmo Ramirez, R (1,1) ERA: 3.7	7.0 L 28 9 2 2 4 0 0 0 0 0 0 0 65 86 2.57 1.286																			
59 Andrew Bellatti, R (8,1) ERA: 1.4	1.0 4 1 0 0 1 0 0 0 0 0 0 0 14 17 0.00 1.000																			
35 Matt Andriese, R (9,1) ERA: 4.37	1.0 3 0 0 0 0 0 0 0 0 0 0 0 7 12 0.00 0.000																			

Batter	1	2	3	4	5	6	7	8	9	AB	R	H	RBI	BB	SO	LOB	BOTTOM					
5 Brandon Guyer, R (1,7) OBP: 0.350, SLG: 0.390										2	1	1	0	0	1	0	<p><b>Baltimore Orioles @ Tampa Bay Rays</b> Tropicana Field, St. Petersburg, FL Sat Sep 19 2015, 6:11 PM - 8:40 PM EDT Att: 17,053 - Dome - 72 F</p> <p>livebaseballscores.com</p>					
28 John Jaso, L (8,PH) OBP: 0.374, SLG: 0.450										1	0	0	0	0	1	0						
2 Nick Franklin, S (9,4) OBP: 0.209, SLG: 0.294										0	0	0	0	0	0	0						
36 Richie Shaffer, R (1,5) OBP: 0.333, SLG: 0.420										3	0	1	1	0	1	1						
24 Grady Sizemore, L (8,PH) OBP: 0.293, SLG: 0.361										0	0	0	0	0	0	0						
27 Mike Mahtook, R (8,PR) OBP: 0.370, SLG: 0.562										0	0	0	0	0	0	0						
3 Evan Longoria, R (1,10) OBP: 0.327, SLG: 0.425										4	0	1	0	0	1	2						
11 Logan Forsythe, R (1,4) OBP: 0.357, SLG: 0.440										4	0	1	0	0	0	2						
13 Asdrubal Cabrera, S (1,6) OBP: 0.313, SLG: 0.418										4	0	1	0	0	2	2						
21 James Loney, L (1,3) OBP: 0.329, SLG: 0.372										3	0	1	0	0	0	1						
1 Tim Beckham, R (9,PH) OBP: 0.286, SLG: 0.472										1	0	0	0	0	0	0						
20 Steven Souza Jr., R (1,9) OBP: 0.313, SLG: 0.396										3	0	0	0	0	1	2						
39 Kevin Kiermaier, L (1,8) OBP: 0.295, SLG: 0.407										3	0	0	0	0	0	2						
46 Luke Maile, R (1,2) OBP: 0.067, SLG: 0.133										2	0	0	0	0	1	0						
9 Joey Butler, R (7,PH) OBP: 0.322, SLG: 0.391										1	0	0	0	0	1	2						
44 René Rivera, R (8,2) OBP: 0.214, SLG: 0.279										0	0	0	0	0	0	0						
<b>Inning Stats</b>	R: 1 E: 0 K: 2 S: 12	H: 2 LOB: 1 BB: 0 P: 17	R: 0 E: 0 K: 1 S: 8	H: 0 LOB: 0 BB: 0 P: 12	R: 0 E: 0 K: 0 S: 4	H: 0 LOB: 0 BB: 0 P: 7	R: 0 E: 0 K: 0 S: 15	H: 1 LOB: 1 BB: 0 P: 21	R: 0 E: 0 K: 1 S: 8	H: 0 LOB: 0 BB: 0 P: 12	R: 0 E: 0 K: 2 S: 8	H: 1 LOB: 1 BB: 0 P: 14	R: 0 E: 0 K: 1 S: 12	H: 2 LOB: 2 BB: 0 P: 18	R: 0 E: 0 K: 1 S: 9	H: 0 LOB: 0 BB: 0 P: 14	R: 0 E: 0 K: 1 S: 7	H: 0 LOB: 0 BB: 0 P: 7	1B: 4 2B: 2 3B: 0 HR: 0	SF: 0 SAC: 0 DP: 1 HBP: 2	WP: 1 PB: 0 CS: 1	PA: 34
<b>PITCHER</b>	IP WLS BF H R ER SO BB IBB HBP BLK WP HR S P ERA WHIP																					
16 Wei-Yin Chen, L (1,1) ERA: 3.36	7.0 W 27 6 1 1 7 0 0 1 0 0 0 0 9 101 1.29 0.857																					
56 Darren O'Day, R (8,1) ERA: 1.52	1.0 H 3 0 0 0 1 0 0 1 0 0 0 0 9 14 0.00 0.000																					
53 Zack Britton, L (9,1) ERA: 1.77	1.0 S 3 0 0 0 1 0 0 0 0 0 0 0 7 7 0.00 0.000																					



Batter	1	2	3	4	5	6	7	8	9	AB	R	H	RBI	BB	SO	LOB	TOP				
18 Gerardo Parra, L (1,9) OBP: 0.328, SLG: 0.459										5	0	1	1	0	1	4					
13 Manny Machado, R (1,5) OBP: 0.360, SLG: 0.491										5	1	2	1	0	0	1					
19 Chris Davis, L (1,3) OBP: 0.360, SLG: 0.558										3	1	1	2	2	0	0					
10 Adam Jones, R (1,8) OBP: 0.308, SLG: 0.476										5	0	0	0	0	2	3					
45 Steve Clevenger, L (1,10) OBP: 0.333, SLG: 0.457										5	1	2	0	0	0	3					
6 Jonathan Schoop, R (1,4) OBP: 0.315, SLG: 0.493										4	0	0	0	0	0	2					
28 Steve Pearce, R (1,7) OBP: 0.308, SLG: 0.425										2	1	1	0	2	1	0					
36 Caleb Joseph, R (1,2) OBP: 0.308, SLG: 0.413										4	0	0	0	0	1	4					
15 Paul Janish, R (1,6) OBP: 0.280, SLG: 0.375										4	2	2	1	0	0	1					
<b>Inning Stats</b>	R: 0 H: 1 E: 0 K: 2 S: 15	H: 1 LOB: 2 BB: 1 P: 25	R: 0 H: 0 E: 0 K: 1 S: 11	H: 0 LOB: 0 BB: 0 P: 14	R: 3 H: 4 E: 0 K: 0 S: 13	H: 4 LOB: 1 BB: 0 P: 15	R: 0 H: 1 E: 0 K: 0 S: 8	H: 1 LOB: 0 BB: 0 P: 8	R: 0 H: 0 E: 0 K: 0 S: 8	H: 0 LOB: 0 BB: 0 P: 13	R: 1 H: 2 E: 1 K: 0 S: 12	H: 2 LOB: 2 BB: 1 P: 17	R: 0 H: 0 E: 0 K: 0 S: 7	H: 0 LOB: 1 BB: 1 P: 14	R: 2 H: 1 E: 1 K: 1 S: 12	H: 1 LOB: 1 BB: 1 P: 19	R: 0 H: 0 E: 0 K: 1 S: 9	H: 0 LOB: 0 BB: 0 P: 13	1B: 5 2B: 2 3B: 1 HR: 1	SF: 0 SAC: 0 DP: 0 HBP: 0	WP: 0 PA: 41 PB: 0 SB: 0 CS: 0
<b>PITCHER</b>	IP WLS BF H R ER SO BB IBB HBP BLK WP HR S P ERA WHIP	IP WLS BF H R ER SO BB IBB HBP BLK WP HR S P ERA WHIP	IP WLS BF H R ER SO BB IBB HBP BLK WP HR S P ERA WHIP	IP WLS BF H R ER SO BB IBB HBP BLK WP HR S P ERA WHIP	IP WLS BF H R ER SO BB IBB HBP BLK WP HR S P ERA WHIP	IP WLS BF H R ER SO BB IBB HBP BLK WP HR S P ERA WHIP	IP WLS BF H R ER SO BB IBB HBP BLK WP HR S P ERA WHIP	IP WLS BF H R ER SO BB IBB HBP BLK WP HR S P ERA WHIP	IP WLS BF H R ER SO BB IBB HBP BLK WP HR S P ERA WHIP	IP WLS BF H R ER SO BB IBB HBP BLK WP HR S P ERA WHIP	IP WLS BF H R ER SO BB IBB HBP BLK WP HR S P ERA WHIP	IP WLS BF H R ER SO BB IBB HBP BLK WP HR S P ERA WHIP	IP WLS BF H R ER SO BB IBB HBP BLK WP HR S P ERA WHIP	IP WLS BF H R ER SO BB IBB HBP BLK WP HR S P ERA WHIP	IP WLS BF H R ER SO BB IBB HBP BLK WP HR S P ERA WHIP	IP WLS BF H R ER SO BB IBB HBP BLK WP HR S P ERA WHIP	IP WLS BF H R ER SO BB IBB HBP BLK WP HR S P ERA WHIP	IP WLS BF H R ER SO BB IBB HBP BLK WP HR S P ERA WHIP	IP WLS BF H R ER SO BB IBB HBP BLK WP HR S P ERA WHIP	IP WLS BF H R ER SO BB IBB HBP BLK WP HR S P ERA WHIP	IP WLS BF H R ER SO BB IBB HBP BLK WP HR S P ERA WHIP

Baltimore Orioles @ Tampa Bay Rays  
Tropicana Field, St. Petersburg, FL  
Sun Sep 20 2015, 1:11 PM - 4:29 PM EDT  
Att: 17,801 - Dome - 72 F

AB	37
R	6
H	9
RBI	5
BB	4
SO	5
LOB	18



Batter	1	2	3	4	5	6	7	8	9	AB	R	H	RBI	BB	SO	LOB	BOTTOM				
28 John Jaso, L (1,10) OBP: 0.377, SLG: 0.457										4	1	2	0	0	1	1					
5 Brandon Guyer, R (9,PH) OBP: 0.352, SLG: 0.402										3	1	1	0	1	1	2					
24 Grady Sizemore, L (1,7) OBP: 0.296, SLG: 0.361										5	2	3	0	0	0	1					
20 Steven Souza Jr., R (9,PH) OBP: 0.312, SLG: 0.395										5	2	3	0	0	0	1					
3 Evan Longoria, R (1,5) OBP: 0.330, SLG: 0.430										5	2	3	0	0	0	1					
11 Logan Forsythe, R (1,4) OBP: 0.361, SLG: 0.449										3	2	2	3	2	1	2					
21 James Loney, L (1,3) OBP: 0.331, SLG: 0.374										4	0	2	0	0	0	1					
2 Nick Franklin, S (8,PR) OBP: 0.209, SLG: 0.294										0	0	0	0	0	0	0					
36 Richie Shaffer, R (9,3) OBP: 0.344, SLG: 0.420										0	0	0	0	1	0	0					
27 Mkie Mahlook, R (1,9) OBP: 0.357, SLG: 0.539										3	0	0	0	0	1	1					
13 Asdrubal Cabrera, S (8,PH) OBP: 0.313, SLG: 0.418										0	0	0	1	0	0	0					
9 Joey Butler, R (9,9) OBP: 0.321, SLG: 0.390										1	0	0	0	1	3						
39 Kevin Kiermaier, L (1,8) OBP: 0.296, SLG: 0.409										5	0	2	1	0	1	1					
40 J.P. Arenecibia, R (1,2) OBP: 0.333, SLG: 0.673										4	0	0	0	0	2	4					
1 Tim Beckham, R (1,6) OBP: 0.285, SLG: 0.467										4	0	1	0	0	3	3					
<b>Inning Stats</b>	R: 1 H: 2 E: 0 K: 0 S: 12	H: 2 LOB: 1 BB: 0 P: 16	R: 0 H: 0 E: 0 K: 1 S: 7	H: 0 LOB: 0 BB: 0 P: 10	R: 0 H: 2 E: 0 K: 3 S: 15	H: 2 LOB: 0 BB: 0 P: 26	R: 0 H: 1 E: 0 K: 2 S: 14	H: 1 LOB: 0 BB: 0 P: 17	R: 3 H: 3 E: 0 K: 0 S: 12	H: 3 LOB: 0 BB: 1 P: 21	R: 0 H: 0 E: 0 K: 0 S: 6	H: 0 LOB: 0 BB: 0 P: 11	R: 0 H: 1 E: 0 K: 2 S: 12	H: 1 LOB: 0 BB: 0 P: 21	R: 1 H: 2 E: 0 K: 0 S: 18	H: 2 LOB: 3 BB: 1 P: 28	R: 2 H: 3 E: 0 K: 2 S: 12	H: 3 LOB: 2 BB: 2 P: 21	1B: 8 2B: 3 3B: 1 HR: 2	SF: 1 SAC: 0 DP: 1 HBP: 0	WP: 1 PA: 43 PB: 0 SB: 1 CS: 0
<b>PITCHER</b>	IP WLS BF H R ER SO BB IBB HBP BLK WP HR S P ERA WHIP	IP WLS BF H R ER SO BB IBB HBP BLK WP HR S P ERA WHIP	IP WLS BF H R ER SO BB IBB HBP BLK WP HR S P ERA WHIP	IP WLS BF H R ER SO BB IBB HBP BLK WP HR S P ERA WHIP	IP WLS BF H R ER SO BB IBB HBP BLK WP HR S P ERA WHIP	IP WLS BF H R ER SO BB IBB HBP BLK WP HR S P ERA WHIP	IP WLS BF H R ER SO BB IBB HBP BLK WP HR S P ERA WHIP	IP WLS BF H R ER SO BB IBB HBP BLK WP HR S P ERA WHIP	IP WLS BF H R ER SO BB IBB HBP BLK WP HR S P ERA WHIP	IP WLS BF H R ER SO BB IBB HBP BLK WP HR S P ERA WHIP	IP WLS BF H R ER SO BB IBB HBP BLK WP HR S P ERA WHIP	IP WLS BF H R ER SO BB IBB HBP BLK WP HR S P ERA WHIP	IP WLS BF H R ER SO BB IBB HBP BLK WP HR S P ERA WHIP	IP WLS BF H R ER SO BB IBB HBP BLK WP HR S P ERA WHIP	IP WLS BF H R ER SO BB IBB HBP BLK WP HR S P ERA WHIP	IP WLS BF H R ER SO BB IBB HBP BLK WP HR S P ERA WHIP	IP WLS BF H R ER SO BB IBB HBP BLK WP HR S P ERA WHIP	IP WLS BF H R ER SO BB IBB HBP BLK WP HR S P ERA WHIP	IP WLS BF H R ER SO BB IBB HBP BLK WP HR S P ERA WHIP	IP WLS BF H R ER SO BB IBB HBP BLK WP HR S P ERA WHIP	IP WLS BF H R ER SO BB IBB HBP BLK WP HR S P ERA WHIP

Baltimore Orioles @ Tampa Bay Rays  
Tropicana Field, St. Petersburg, FL  
Sun Sep 20 2015, 1:11 PM - 4:29 PM EDT  
Att: 17,801 - Dome - 72 F

AB	38
R	7
H	14
RBI	6
BB	4
SO	12
LOB	19





Batter	1	2	3	4	5	6	7	8	9	AB	R	H	RBI	BB	SO	LOB	TOP							
14 Nolan Reimold, R OBP: 0.331, SLG: 0.394										5	0	1	1	0	2	1	<b>Baltimore Orioles @ Washington Nationals</b> Nationals Park, Washington, DC Tue Sep 22 2015, 7:06 PM - 9:56 PM EDT Att: 27,338 - Partly Cloudy - 71 F							
13 Manny Machado, R OBP: 0.360, SLG: 0.450										4	1	1	0	0	1	2								
19 Chris Davis, L OBP: 0.359, SLG: 0.557										4	1	1	1	0	0	0								
28 Steve Pearce, R OBP: 0.295, SLG: 0.426										4	0	1	1	0	1	1								
6 Jonathan Schoop, R OBP: 0.310, SLG: 0.486										4	0	0	0	0	2	1								
36 Calob Joseph, R OBP: 0.303, SLG: 0.409										3	1	0	0	1	1	1								
2 J.J. Hardy, R OBP: 0.248, SLG: 0.310										3	1	1	0	1	1	0								
48 Junior Lake, R OBP: 0.241, SLG: 0.329										2	0	0	0	0	1	3								
16 Gerardo Parra, L OBP: 0.327, SLG: 0.457										2	0	0	0	0	1	0								
31 Ubaldo Jiménez, R OBP: 0.250, SLG: 0.250										3	0	1	1	0	2	1								
35 Brad Brach, R										0	0	0	0	0	0	0								
38 Jimmy Paredes, S OBP: 0.312, SLG: 0.419										0	0	0	0	1	0	0								
56 Darren O'Day, R										0	0	0	0	0	0	0								
<b>Inning Stats</b>	R: 0 H: 0 E: 1 K: 1 S: 7	H: 0 LOB: 0 BB: 0 P: 10	R: 2 H: 2 E: 0 K: 0 S: 13	H: 2 LOB: 2 BB: 2 P: 23	R: 0 H: 0 E: 0 K: 1 S: 7	H: 0 LOB: 0 BB: 0 P: 10	R: 0 H: 1 E: 0 K: 2 S: 10	H: 1 LOB: 1 BB: 0 P: 20	R: 2 H: 3 E: 0 K: 3 S: 17	H: 3 LOB: 1 BB: 0 P: 24	R: 0 H: 0 E: 0 K: 2 S: 9	H: 0 LOB: 0 BB: 0 P: 11	R: 0 H: 0 E: 0 K: 1 S: 9	H: 0 LOB: 0 BB: 0 P: 14	R: 0 H: 0 E: 0 K: 1 S: 7	H: 0 LOB: 0 BB: 0 P: 11	R: 0 H: 0 E: 0 K: 1 S: 9	H: 0 LOB: 1 BB: 1 P: 14	1B: 4 2B: 2 3B: 0 HR: 0	SF: 0 SAC: 0 DP: 0 HBP: 0	WP: 1 PB: 0 CS: 0	PA: 37		
<b>PITCHER</b>	IP WLS BF H R ER SO BB IBB HBP BLK WP HR S P ERA WHIP	IP WLS BF H R ER SO BB IBB HBP BLK WP HR S P ERA WHIP	IP WLS BF H R ER SO BB IBB HBP BLK WP HR S P ERA WHIP	IP WLS BF H R ER SO BB IBB HBP BLK WP HR S P ERA WHIP	IP WLS BF H R ER SO BB IBB HBP BLK WP HR S P ERA WHIP	IP WLS BF H R ER SO BB IBB HBP BLK WP HR S P ERA WHIP	IP WLS BF H R ER SO BB IBB HBP BLK WP HR S P ERA WHIP	IP WLS BF H R ER SO BB IBB HBP BLK WP HR S P ERA WHIP	IP WLS BF H R ER SO BB IBB HBP BLK WP HR S P ERA WHIP	IP WLS BF H R ER SO BB IBB HBP BLK WP HR S P ERA WHIP	IP WLS BF H R ER SO BB IBB HBP BLK WP HR S P ERA WHIP	IP WLS BF H R ER SO BB IBB HBP BLK WP HR S P ERA WHIP	IP WLS BF H R ER SO BB IBB HBP BLK WP HR S P ERA WHIP	IP WLS BF H R ER SO BB IBB HBP BLK WP HR S P ERA WHIP	IP WLS BF H R ER SO BB IBB HBP BLK WP HR S P ERA WHIP	IP WLS BF H R ER SO BB IBB HBP BLK WP HR S P ERA WHIP	IP WLS BF H R ER SO BB IBB HBP BLK WP HR S P ERA WHIP	IP WLS BF H R ER SO BB IBB HBP BLK WP HR S P ERA WHIP	IP WLS BF H R ER SO BB IBB HBP BLK WP HR S P ERA WHIP	IP WLS BF H R ER SO BB IBB HBP BLK WP HR S P ERA WHIP	IP WLS BF H R ER SO BB IBB HBP BLK WP HR S P ERA WHIP	IP WLS BF H R ER SO BB IBB HBP BLK WP HR S P ERA WHIP	IP WLS BF H R ER SO BB IBB HBP BLK WP HR S P ERA WHIP	IP WLS BF H R ER SO BB IBB HBP BLK WP HR S P ERA WHIP

Batter	1	2	3	4	5	6	7	8	9	AB	R	H	RBI	BB	SO	LOB	BOTTOM							
6 Anthony Rendon, R OBP: 0.357, SLG: 0.374										4	0	0	0	1	1	1	<b>Baltimore Orioles @ Washington Nationals</b> Nationals Park, Washington, DC Tue Sep 22 2015, 7:06 PM - 9:56 PM EDT Att: 27,338 - Partly Cloudy - 71 F							
5 Yunel Escobar, R OBP: 0.382, SLG: 0.427										3	0	0	0	1	2	1								
34 Bryce Harper, L OBP: 0.471, SLG: 0.672										1	0	0	0	3	0	1								
28 Jayson Werth, R OBP: 0.317, SLG: 0.403										4	0	0	0	0	2	5								
25 Clint Robinson, L OBP: 0.368, SLG: 0.426										4	1	0	0	0	1	3								
20 Ian Desmond, R OBP: 0.287, SLG: 0.385										3	0	1	0	1	1	1								
3 Michael Taylor, R OBP: 0.286, SLG: 0.372										4	0	2	0	0	0	2								
59 Jose Lobaton, S OBP: 0.286, SLG: 0.295										4	0	0	1	0	2	4								
47 Gio González, R OBP: 0.146, SLG: 0.100										2	0	0	0	0	1	3								
33 Doug Fister, L OBP: 0.270, SLG: 0.290										0	0	0	0	0	0	0								
21 Matthew den Dekker, L OBP: 0.296, SLG: 0.399										1	0	0	0	0	0	0								
44 Casey Janssen, R OBP: 0.286, SLG: 0.372										0	0	0	0	0	0	0								
45 Blake Treinen, R OBP: 0.256, SLG: 0.370										0	0	0	0	0	0	1								
<b>Inning Stats</b>	R: 0 H: 0 E: 0 K: 1 S: 11	H: 0 LOB: 2 BB: 2 P: 22	R: 0 H: 1 E: 0 K: 2 S: 11	H: 1 LOB: 1 BB: 1 P: 20	R: 0 H: 0 E: 0 K: 2 S: 11	H: 0 LOB: 1 BB: 1 P: 20	R: 1 H: 1 E: 2 K: 0 S: 8	H: 1 LOB: 1 BB: 0 P: 11	R: 0 H: 0 E: 0 K: 0 S: 10	H: 0 LOB: 0 BB: 0 P: 18	R: 0 H: 1 E: 0 K: 0 S: 10	H: 1 LOB: 1 BB: 0 P: 19	R: 0 H: 0 E: 0 K: 1 S: 6	H: 0 LOB: 0 BB: 0 P: 8	R: 0 H: 0 E: 0 K: 2 S: 10	H: 0 LOB: 1 BB: 1 P: 19	R: 0 H: 0 E: 0 K: 2 S: 15	H: 0 LOB: 1 BB: 0 P: 22	1B: 3 2B: 0 3B: 0 HR: 0	SF: 0 SAC: 0 DP: 1 HBP: 0	WP: 0 PB: 0 CS: 0	PA: 37		
<b>PITCHER</b>	IP WLS BF H R ER SO BB IBB HBP BLK WP HR S P ERA WHIP	IP WLS BF H R ER SO BB IBB HBP BLK WP HR S P ERA WHIP	IP WLS BF H R ER SO BB IBB HBP BLK WP HR S P ERA WHIP	IP WLS BF H R ER SO BB IBB HBP BLK WP HR S P ERA WHIP	IP WLS BF H R ER SO BB IBB HBP BLK WP HR S P ERA WHIP	IP WLS BF H R ER SO BB IBB HBP BLK WP HR S P ERA WHIP	IP WLS BF H R ER SO BB IBB HBP BLK WP HR S P ERA WHIP	IP WLS BF H R ER SO BB IBB HBP BLK WP HR S P ERA WHIP	IP WLS BF H R ER SO BB IBB HBP BLK WP HR S P ERA WHIP	IP WLS BF H R ER SO BB IBB HBP BLK WP HR S P ERA WHIP	IP WLS BF H R ER SO BB IBB HBP BLK WP HR S P ERA WHIP	IP WLS BF H R ER SO BB IBB HBP BLK WP HR S P ERA WHIP	IP WLS BF H R ER SO BB IBB HBP BLK WP HR S P ERA WHIP	IP WLS BF H R ER SO BB IBB HBP BLK WP HR S P ERA WHIP	IP WLS BF H R ER SO BB IBB HBP BLK WP HR S P ERA WHIP	IP WLS BF H R ER SO BB IBB HBP BLK WP HR S P ERA WHIP	IP WLS BF H R ER SO BB IBB HBP BLK WP HR S P ERA WHIP	IP WLS BF H R ER SO BB IBB HBP BLK WP HR S P ERA WHIP	IP WLS BF H R ER SO BB IBB HBP BLK WP HR S P ERA WHIP	IP WLS BF H R ER SO BB IBB HBP BLK WP HR S P ERA WHIP	IP WLS BF H R ER SO BB IBB HBP BLK WP HR S P ERA WHIP	IP WLS BF H R ER SO BB IBB HBP BLK WP HR S P ERA WHIP	IP WLS BF H R ER SO BB IBB HBP BLK WP HR S P ERA WHIP	IP WLS BF H R ER SO BB IBB HBP BLK WP HR S P ERA WHIP





Batter	1	2	3	4	5	6	7	8	9	AB	R	H	RBI	BB	SO	LOB	TOP
18 Gerardo Parra, L (1,8) OBP: 0.326, SLG: 0.455	L9		K				G3		K	5	0	1	0	0	2	1	<b>Baltimore Orioles @ Washington Nationals</b> Nationals Park, Washington, DC Wed Sep 23 2015, 7:07 PM - 10:23 PM EDT Att: 27,991 - Clear - 74 F
13 Manny Machado, R (1,5) OBP: 0.360, SLG: 0.493	G5-3		K				HR		HBP	4	1	1	2	0	2	1	
19 Chris Davis, L (1,3) OBP: 0.361, SLG: 0.558	28 HR		2B				G4-1		F7	3	1	1	0	2	0	1	
28 Steve Pearce, R (1,7) OBP: 0.298, SLG: 0.443	HR		G5-3						2B	4	1	2	2	0	0	3	
32 Matt Wieters, S (1,2) OBP: 0.289, SLG: 0.383	F7								P6	4	0	1	0	0	1	1	
6 Jonathan Schoop, R (1,4) OBP: 0.306, SLG: 0.479	K		K						G6-3	4	0	0	0	0	3	2	
3 Ryan Flaherty, L (1,9) OBP: 0.297, SLG: 0.373	1B		F8						IBB	3	0	1	0	1	0	1	
2 J.J. Hardy, R (1,6) OBP: 0.248, SLG: 0.312	K		K						F8	4	1	1	0	0	2	4	
30 Chris Tillman, R (1,1) 38 Jimmy Paredes, S (7,PH) 60 Mychal Givens, R (7,1) 45 Steve Clevenger, L (9,PH) 56 Darren O'Day, R (9,1)	K								G4-3	2	0	0	0	0	2	1	
<b>Inning Stats</b>	R: 2 H: 1 E: 0 K: 0 S: 8	H: 1 LOB: 0 BB: 1 P: 17	R: 0 H: 1 E: 0 K: 3 S: 17	H: 1 LOB: 1 BB: 2 P: 22	R: 0 H: 1 E: 0 K: 2 S: 16	H: 1 LOB: 1 BB: 0 P: 19	R: 0 H: 0 E: 0 K: 2 S: 11	H: 2 LOB: 0 BB: 0 P: 19	R: 0 H: 1 E: 0 K: 0 S: 7	H: 0 LOB: 2 BB: 1 P: 10	R: 2 H: 2 E: 0 K: 1 S: 15	H: 1 LOB: 2 BB: 1 P: 15	R: 0 H: 0 E: 0 K: 1 S: 8	H: 0 LOB: 1 BB: 0 P: 13	1B: 3 2B: 3 3B: 0 HR: 2	SF: 0 SAC: 0 DP: 1 HBP: 1	
<b>PITCHER</b>	IP WLS BF H R ER SO BB IBB HBP BLK WP HR S P ERA WHIP																
31 Max Scherzer, R (1,1) ERA: 2.96	6.2 L 29 7 4 4 12 2 0 0 0 0 0 2 86 122 5.40 1.350																
46 Matt Thornton, L (7,1) ERA: 2.31	0.1 1 0 0 0 0 0 0 0 0 0 0 0 1 1 0.00 0.000																
44 Casey Janssen, R (8,1) ERA: 4.7	1.0 5 1 0 0 0 0 0 1 0 0 0 0 7 15 0.00 1.000																
58 Jonathan Papelbon, R (9,1) ERA: 1.91	0.2 3 0 0 0 1 0 0 0 1 0 0 0 7 12 0.00 0.000																
73 Felipe Vázquez, L (9,1) ERA: 3.12	0.1 1 0 0 0 0 0 0 0 0 0 0 0 0 1 0.00 0.000																

Batter	1	2	3	4	5	6	7	8	9	AB	R	H	RBI	BB	SO	LOB	BOTTOM
6 Anthony Rendon, R (1,4) OBP: 0.356, SLG: 0.377	5 1B		K				F8			3	1	1	1	0	1	0	<b>Baltimore Orioles @ Washington Nationals</b> Nationals Park, Washington, DC Wed Sep 23 2015, 7:07 PM - 10:23 PM EDT Att: 27,991 - Clear - 74 F
5 Yunel Escobar, R (1,5) OBP: 0.383, SLG: 0.427	28 L6-4 34 BB		G2				G4-3			4	0	2	1	0	0	0	
34 Bryce Harper, L (1,9) OBP: 0.472, SLG: 0.669	1B		G5-3				28 FC5-4 BB		K	2	0	0	0	2	1	0	
28 Jayson Werth, R (1,7) OBP: 0.313, SLG: 0.398	L6-4		G1-3				FC5-4		K	4	0	0	0	0	1	5	
25 Clint Robinson, L (1,3) OBP: 0.364, SLG: 0.419	K						F9		G1-3	4	0	0	0	0	2	1	
58 Jonathan Papelbon, R (9,1) 73 Felipe Vázquez, L (9,1)	K									0	0	0	0	0	0	0	
20 Ian Desmond, R (1,6) OBP: 0.287, SLG: 0.384	F9						3 FC6-4 1B		K	4	0	1	0	0	2	0	
3 Michael Taylor, R (1,8) OBP: 0.286, SLG: 0.369	K						FC6-4 40 S		K	3	1	0	0	1	2	1	
40 Wilson Ramos, R (1,2) OBP: 0.262, SLG: 0.355	F9						L9		P5	4	1	1	1	0	0	1	
31 Max Scherzer, R (1,1) 46 Matt Thornton, L (7,1) 21 Matthew den Dekker, L (7,PH) 44 Casey Janssen, R (8,1) 32 Tyler Moore, R (9,3)	G4-3						L6			2	0	1	0	0	0	0	
<b>Inning Stats</b>	R: 1 H: 2 E: 0 K: 1 S: 11	H: 0 LOB: 1 BB: 1 P: 21	R: 0 H: 0 E: 0 K: 1 S: 7	H: 0 LOB: 0 BB: 0 P: 10	R: 0 H: 0 E: 0 K: 1 S: 9	H: 0 LOB: 0 BB: 0 P: 14	R: 2 H: 3 E: 0 K: 1 S: 23	H: 3 LOB: 3 BB: 2 P: 40	R: 0 H: 1 E: 0 K: 0 S: 10	H: 0 LOB: 0 BB: 0 P: 16	R: 0 H: 0 E: 0 K: 2 S: 7	H: 0 LOB: 0 BB: 0 P: 9	R: 0 H: 0 E: 0 K: 2 S: 7	H: 0 LOB: 0 BB: 0 P: 8	1B: 4 2B: 3 3B: 0 HR: 0	SF: 1 SAC: 0 DP: 1 HBP: 0	WP: 0 PA: 35 PB: 1 SB: 1 CS: 0
<b>PITCHER</b>	IP WLS BF H R ER SO BB IBB HBP BLK WP HR S P ERA WHIP																
30 Chris Tillman, R (1,1) ERA: 5.16	6.0 W 26 6 3 3 3 5 3 0 0 0 0 0 66 110 4.50 1.500																
60 Mychal Givens, R (7,1) ERA: 2.93	2.0 H 6 0 0 0 2 0 0 0 0 0 0 0 14 20 0.00 0.000																
56 Darren O'Day, R (9,1) ERA: 1.47	1.0 S 3 0 0 0 2 0 0 0 0 0 0 0 7 8 0.00 0.000																



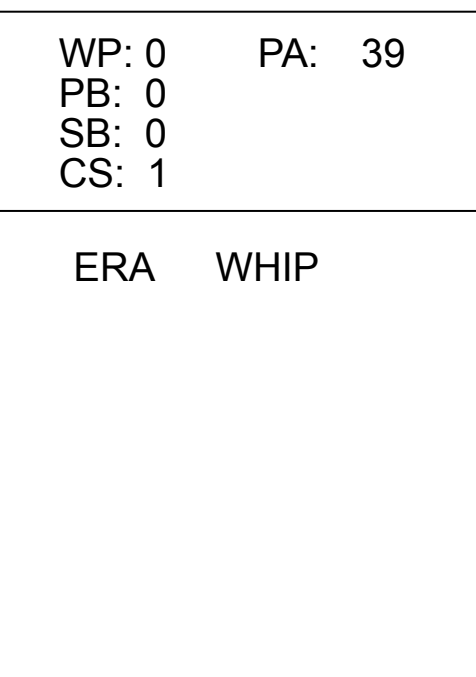


Batter	1	2	3	4	5	6	7	8	9	AB	R	H	RBI	BB	SO	LOB	TOP							
18 Gerardo Parra, L (1.8) OBP: 0.325, SLG: 0.454										5	1	1	0	0	0	2								
13 Manny Machado, R (1.5) OBP: 0.362, SLG: 0.492										3	0	1	1	2	0	0								
19 Chris Davis, L (1.3) OBP: 0.358, SLG: 0.553										5	0	0	0	0	1	5								
28 Steve Pearce, R (1.7) OBP: 0.301, SLG: 0.442										3	1	1	0	1	0	1								
32 Matt Wieters, S (1.2) OBP: 0.292, SLG: 0.397										4	2	2	2	0	0	1								
6 Jonathan Schoop, R (1.4) OBP: 0.305, SLG: 0.486										4	1	1	2	0	0	0								
3 Ryan Flaherty, L (1.9) OBP: 0.312, SLG: 0.368										3	0	0	0	1	1	0								
9 David Lough, L (0.8) OBP: 0.243, SLG: 0.318										0	0	0	0	0	0	0								
2 J.J. Hardy, R (1.6) OBP: 0.250, SLG: 0.312										3	0	1	0	1	0	1								
63 Tyler Wilson, R (1.1) OBP: 0.296, SLG: 0.392										2	0	0	0	0	0	1								
38 Jimmy Paredes, S (7.0) OBP: 0.312, SLG: 0.414										0	0	0	0	0	0	0								
34 Christian Walker, R (7.0) OBP: 0.289, SLG: 0.353										0	0	0	0	0	0	0								
65 Chaz Roe, R (7.1) OBP: 0.289, SLG: 0.353										0	0	0	0	0	0	0								
59 Mike Wright Jr., R (7.1) OBP: 0.289, SLG: 0.353										0	0	0	0	0	0	0								
14 Nolan Reimold, R (8.0) OBP: 0.289, SLG: 0.353										0	0	0	0	0	0	0								
35 Brad Brach, R (8.1) OBP: 0.289, SLG: 0.353										0	0	0	0	0	0	0								
56 Darren O'Day, R (9.1) OBP: 0.289, SLG: 0.353										0	0	0	0	0	0	0								
<b>Inning Stats</b>	R: 1 E: 0 K: 0 S: 13	H: 2 LOB: 1 BB: 1 P: 24	R: 0 E: 0 K: 0 S: 8	H: 1 LOB: 1 BB: 0 P: 9	R: 0 E: 0 K: 0 S: 8	H: 0 LOB: 1 BB: 1 P: 14	R: 2 E: 0 K: 1 S: 10	H: 2 LOB: 0 BB: 0 P: 20	R: 0 E: 0 K: 0 S: 10	H: 0 LOB: 0 BB: 0 P: 15	R: 0 E: 0 K: 0 S: 7	H: 0 LOB: 0 BB: 0 P: 12	R: 0 E: 0 K: 0 S: 10	H: 0 LOB: 3 BB: 3 P: 28	R: 2 E: 0 K: 0 S: 19	H: 2 LOB: 1 BB: 1 P: 31	R: 0 E: 0 K: 1 S: 8	H: 0 LOB: 0 BB: 0 P: 10	1B: 4 2B: 1 3B: 0 HR: 2	SF: 0 SAC: 0 DP: 0 HBP: 0	WP: 0 PB: 0 CS: 0 SB: 1	PA: 39		
<b>PITCHER</b>	IP ERA WLS BF H R ER SO BB IBB HBP BLK WP HR S P ERA WHIP	5.0 4.76 3.64 21 5 3 3 1 2 0 0 0 0 0 1 49 82 5.40 1.400	1.1 3.64 3.64 5 0 0 0 0 1 0 0 0 0 0 0 11 22 0.00 0.750	0.2 3.64 3.64 4 0 0 0 0 1 1 0 0 0 0 6 18 0.00 1.500	1.0 2.27 2.27 6 2 2 2 0 1 0 0 0 0 1 19 31 18.00 3.000	1.0 3.86 3.86 3 0 0 0 1 0 0 0 0 0 8 10 0.00 0.000																		

Baltimore Orioles @ Washington Nationals  
Nationals Park, Washington, DC  
Thu Sep 24 2015, 4:06 PM - 7:10 PM EDT  
Att: 28,456 - Partly Cloudy - 76 F

livebaseballscorecards.com

AB 33  
R 5  
H 7  
RBI 5  
BB 6  
SO 2  
LOB 12

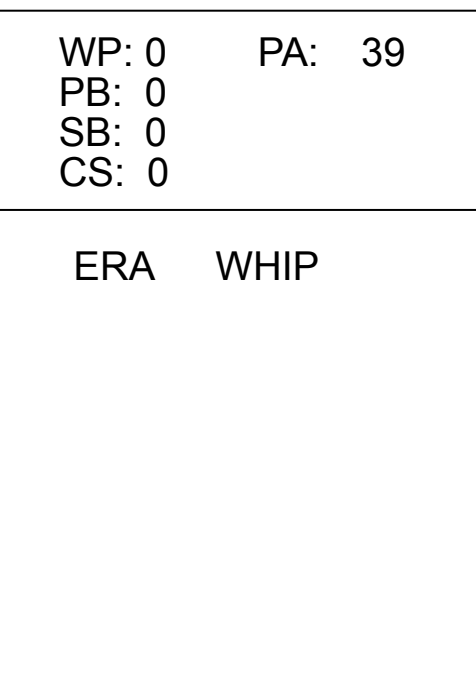


Batter	1	2	3	4	5	6	7	8	9	AB	R	H	RBI	BB	SO	LOB	BOTTOM							
6 Anthony Rendon, R (1.4) OBP: 0.353, SLG: 0.375										4	0	1	1	0	2	1								
5 Yulieski Escobar, R (1.5) OBP: 0.384, SLG: 0.431										5	0	3	2	0	0	1								
34 Bryce Harper, L (1.9) OBP: 0.471, SLG: 0.665										3	0	0	0	2	0	2								
28 Jayson Werth, R (1.7) OBP: 0.309, SLG: 0.393										4	0	0	0	0	1	4								
25 Clint Robinson, L (1.3) OBP: 0.365, SLG: 0.422										3	0	1	0	1	0	0								
1 Wilmer Difo, S (8.0) OBP: 0.111, SLG: 0.111										0	0	0	0	0	0	0								
73 Felipe Vázquez, L (9.1) OBP: 0.289, SLG: 0.353										0	0	0	0	0	0	0								
20 Ian Desmond, R (1.6) OBP: 0.285, SLG: 0.381										4	0	0	0	0	1	2								
3 Michael Taylor, R (1.8) OBP: 0.288, SLG: 0.369										3	0	1	0	1	1	1								
40 Wilson Ramos, R (1.2) OBP: 0.264, SLG: 0.363										4	2	2	1	0	1	3								
57 Tanner Roark, R (1.1) OBP: 0.217, SLG: 0.304										1	0	1	0	0	0	0								
7 Trea Turner, R (5.0) OBP: 0.333, SLG: 0.313										0	1	1	0	0	0	0								
41 Josh Rojas, R (8.1) OBP: 0.289, SLG: 0.353										0	0	0	0	0	0	0								
46 Matt Thornton, L (7.1) OBP: 0.289, SLG: 0.353										0	0	0	0	0	0	0								
21 Matthew den Dekker, L (7.0) OBP: 0.289, SLG: 0.353										0	1	0	0	1	0	0								
45 Blake Treinen, R (8.1) OBP: 0.289, SLG: 0.353										0	0	0	0	0	0	0								
32 Tyler Moore, R (8.0) OBP: 0.289, SLG: 0.353										0	0	0	0	0	0	0								
<b>Inning Stats</b>	R: 0 E: 0 K: 0 S: 9	H: 1 LOB: 1 BB: 1 P: 16	R: 0 E: 0 K: 0 S: 14	H: 1 LOB: 0 BB: 0 P: 17	R: 0 E: 0 K: 1 S: 13	H: 1 LOB: 1 BB: 0 P: 20	R: 0 E: 0 K: 2 S: 10	H: 0 LOB: 1 BB: 1 P: 16	R: 2 E: 0 K: 0 S: 9	H: 3 LOB: 0 BB: 0 P: 14	R: 0 E: 0 K: 1 S: 10	H: 0 LOB: 0 BB: 0 P: 15	R: 2 E: 0 K: 0 S: 8	H: 3 LOB: 2 BB: 2 P: 21	R: 0 E: 0 K: 2 S: 14	H: 1 LOB: 2 BB: 1 P: 21	R: 0 E: 0 K: 1 S: 8	H: 0 LOB: 0 BB: 0 P: 12	1B: 6 2B: 3 3B: 0 HR: 1	SF: 1 SAC: 0 DP: 2 HBP: 0	WP: 0 PB: 0 CS: 0 SB: 0	PA: 39		
<b>PITCHER</b>	IP ERA WLS BF H R ER SO BB IBB HBP BLK WP HR S P ERA WHIP	6.0 3.6 4.14 24 6 2 2 4 2 0 0 0 0 0 1 65 98 3.00 1.333	0.1 3.6 3.6 3 1 2 2 0 1 0 0 0 0 0 1 8 8 54.00 6.000	0.2 3.6 3.6 4 2 0 0 0 0 1 0 0 0 0 6 13 0.00 3.000	1.0 6.23 6.23 6 5 1 0 0 2 1 0 0 0 0 14 21 0.00 2.000	1.0 1.44 1.44 3 0 0 0 1 0 0 0 0 0 8 12 0.00 0.000																		

Baltimore Orioles @ Washington Nationals  
Nationals Park, Washington, DC  
Thu Sep 24 2015, 4:06 PM - 7:10 PM EDT  
Att: 28,456 - Partly Cloudy - 76 F

livebaseballscorecards.com

AB 33  
R 4  
H 10  
RBI 4  
BB 5  
SO 7  
LOB 16





Batter	1	2	3	4	5	6	7	8	9	AB	R	H	RBI	BB	SO	LOB	TOP					
14 Nolan Reimold, R OBP: 0.333, SLG: 0.390										3	0	1	0	1	1	1	<p><b>Baltimore Orioles @ Boston Red Sox</b> Fenway Park, Boston, MA Fri Sep 25 2015, 7:12 PM - 9:53 PM EDT Att: 32,411 - Cloudy - 63 F</p>					
13 Manny Machado, R OBP: 0.360, SLG: 0.489										4	0	0	0	0	1	4						
19 Chris Davis, L OBP: 0.356, SLG: 0.549										4	0	0	0	0	2	2						
28 Steve Pearce, R OBP: 0.298, SLG: 0.437										3	0	0	0	0	0	0						
6 Jonathan Schoop, R OBP: 0.302, SLG: 0.481										3	0	0	0	0	1	0						
36 Caleb Joseph, R OBP: 0.305, SLG: 0.405										3	0	0	0	0	1	0						
2 J.J. Hardy, R OBP: 0.248, SLG: 0.309										3	0	0	0	0	1	0						
34 Christian Walker, R OBP: 0.444, SLG: 0.167										3	0	0	0	0	2	0						
12 Daniel Álvarez, R OBP: 0.300, SLG: 0.393										3	0	1	0	0	1	0						
<b>Inning Stats</b>	R: 0 E: 0 K: 0 S: 8	H: 1 LOB: 0 BB: 0 P: 11	R: 0 E: 0 K: 0 S: 7	H: 0 LOB: 0 BB: 0 P: 11	R: 0 E: 0 K: 3 S: 10	H: 0 LOB: 2 BB: 1 P: 15	R: 0 E: 0 K: 1 S: 9	H: 0 LOB: 0 BB: 0 P: 14	R: 0 E: 0 K: 2 S: 11	H: 0 LOB: 0 BB: 1 P: 18	R: 0 E: 1 K: 1 S: 11	H: 0 LOB: 2 BB: 1 P: 15	R: 0 E: 0 K: 1 S: 6	H: 0 LOB: 0 BB: 0 P: 9	R: 0 E: 0 K: 1 S: 9	H: 0 LOB: 0 BB: 0 P: 11		R: 0 E: 0 K: 1 S: 10	H: 1 LOB: 1 BB: 0 P: 12	1B: 2 2B: 0 3B: 0 HR: 0	SF: 0 SAC: 0 DP: 1 HBP: 0	WP: 0 PB: 0 SB: 0 CS: 0
<b>PITCHER</b> 62 Rich Hill, L ERA: 1.17	IP: 9.0 WLS: W BF: 30	H: 2 R: 0 ER: 0 SO: 10	BB: 1 IBB: 0 HBP: 0 BLK: 0	WP: 0 HR: 0 S: 81 P: 116	ERA: 0.00 WHIP: 0.333	<b>PITCHER</b>										IP: 9.0 WLS: W BF: 30	H: 2 R: 0 ER: 0 SO: 10	BB: 1 IBB: 0 HBP: 0 BLK: 0	WP: 0 HR: 0 S: 81 P: 116	ERA: 0.00 WHIP: 0.333		

Batter	1	2	3	4	5	6	7	8	9	AB	R	H	RBI	BB	SO	LOB	BOTTOM								
50 Mookie Betts, R OBP: 0.340, SLG: 0.467										3	1	0	0	1	1	0	<p><b>Baltimore Orioles @ Boston Red Sox</b> Fenway Park, Boston, MA Fri Sep 25 2015, 7:12 PM - 9:53 PM EDT Att: 32,411 - Cloudy - 63 F</p>								
15 Dustin Pedroia, R OBP: 0.359, SLG: 0.455										3	1	1	0	1	1	0									
2 Xander Bogaerts, R OBP: 0.358, SLG: 0.429										4	2	3	1	0	0	0									
34 David Ortiz, L OBP: 0.357, SLG: 0.546										4	1	3	3	0	0	0									
30 Josh Rutledge, R OBP: 0.373, SLG: 0.368										0	1	0	0	0	0	0									
47 Travis Shaw, L OBP: 0.348, SLG: 0.511										4	0	0	0	0	2	3									
16 Deven Marrero, R OBP: 0.290, SLG: 0.290										4	0	0	0	0	3	3									
26 Brock Holt, L OBP: 0.350, SLG: 0.384										3	1	2	2	1	0	1									
3 Sandy León, S OBP: 0.232, SLG: 0.192										3	0	0	0	0	2	3									
25 Jackie Bradley Jr., L OBP: 0.335, SLG: 0.513										3	0	0	0	0	1	1									
<b>Inning Stats</b>	R: 0 E: 0 K: 0 S: 8	H: 0 LOB: 0 BB: 0 P: 15	R: 0 E: 0 K: 2 S: 13	H: 1 LOB: 1 BB: 0 P: 23	R: 1 E: 0 K: 2 S: 13	H: 2 LOB: 2 BB: 1 P: 25	R: 0 E: 0 K: 1 S: 6	H: 0 LOB: 0 BB: 0 P: 7	R: 1 E: 0 K: 0 S: 6	H: 0 LOB: 1 BB: 1 P: 12	R: 3 E: 0 K: 1 S: 18	H: 3 LOB: 1 BB: 1 P: 29	R: 0 E: 0 K: 2 S: 8	H: 0 LOB: 0 BB: 0 P: 12	R: 2 E: 0 K: 2 S: 18	H: 3 LOB: 2 BB: 0 P: 25	1B: 4 2B: 5 3B: 0 HR: 0	SF: 0 SAC: 1 DP: 0 HBP: 0	WP: 1 PB: 0 SB: 0 CS: 0	PA: 35					
<b>PITCHER</b> 39 Kevin Gausman, R ERA: 4.49	IP: 5.0 WLS: L	H: 5 R: 5 ER: 5 SO: 5	BB: 3 IBB: 0 HBP: 0 BLK: 0	WP: 1 HR: 0 S: 56 P: 99	ERA: 9.00 WHIP: 1.600	<b>PITCHER</b>										IP: 5.0 WLS: L	H: 5 R: 5 ER: 5 SO: 5	BB: 3 IBB: 0 HBP: 0 BLK: 0	WP: 1 HR: 0 S: 56 P: 99	ERA: 9.00 WHIP: 1.600					
66 T.J. McFarland, L ERA: 5.13	1.1	5	1	0	0	1	0	0	0	0	0	10	15	0.00	0.750										
61 Jason Garcia, R ERA: 4.4	0.2	3	1	1	1	2	0	0	0	0	0	9	13	13.50	1.500										
17 Brian Matusz, L ERA: 3.0	1.0	5	2	1	1	2	0	0	0	0	0	15	21	9.00	2.000										







Batter	1	2	3	4	5	6	7	8	9	AB	R	H	RBI	BB	SO	LOB	TOP			
14 Nolan Reimold, R OBP: 0.329, SLG: 0.375	G6-3		E6			L9		G6-3		4	0	0	0	0	0	0	<b>Baltimore Orioles @ Boston Red Sox</b> Fenway Park, Boston, MA Sun Sep 27 2015, 1:37 PM - 4:04 PM EDT Att: 33,306 - Sunny - 64 F			
13 Manny Machado, R OBP: 0.361, SLG: 0.489	K		K			1B		2B		4	0	2	0	0	2	1				
19 Chris Davis, L OBP: 0.353, SLG: 0.543	1B		P6			P6		K		4	0	1	0	0	1	3				
10 Adam Jones, R OBP: 0.308, SLG: 0.474	L8				G5-3				K	4	0	1	0	0	1	1				
28 Steve Pearce, R OBP: 0.293, SLG: 0.425		F8			F9			G5-3	K	4	0	0	0	0	1	2				
6 Jonathan Schoop, R OBP: 0.301, SLG: 0.475		F9			K				1B	4	0	1	0	0	1	0				
18 Gerardo Parra, L OBP: 0.334, SLG: 0.453										2	0	0	0	1	0	0				
34 Christian Walker, R OBP: 0.400, SLG: 0.143										1	0	0	0	0	0	1				
36 Caleb Joseph, R OBP: 0.302, SLG: 0.401										3	0	0	0	0	2	1				
15 Paul Janish, R OBP: 0.250, SLG: 0.333										3	0	0	0	0	0	0				
<b>Inning Stats</b>	R: 0 H: 1 E: 0 K: 1 S: 9	H: 1 LOB: 1 BB: 0 P: 17	R: 0 H: 0 E: 0 K: 0 S: 6	H: 0 LOB: 1 BB: 1 P: 15	R: 0 H: 0 E: 1 K: 1 S: 13	H: 0 LOB: 0 BB: 0 P: 16	R: 0 H: 0 E: 0 K: 1 S: 7	H: 0 LOB: 0 BB: 0 P: 8	R: 0 H: 2 E: 0 K: 1 S: 18	H: 0 LOB: 2 BB: 0 P: 27	R: 0 H: 0 E: 0 K: 1 S: 6	H: 0 LOB: 0 BB: 0 P: 9	R: 0 H: 1 E: 0 K: 2 S: 10	H: 1 LOB: 1 BB: 0 P: 14	R: 0 H: 1 E: 0 K: 2 S: 11	H: 1 LOB: 1 BB: 0 P: 17	1B: 4 2B: 1 3B: 0 HR: 0	SF: 0 SAC: 0 DP: 0 HBP: 0	WP: 0 PB: 0 SB: 1 CS: 0	PA: 34
<b>PITCHER</b>	IP WLS BF H R ER SO BB IBB HBP BLK WP HR S P ERA WHIP	IP WLS BF H R ER SO BB IBB HBP BLK WP HR S P ERA WHIP	IP WLS BF H R ER SO BB IBB HBP BLK WP HR S P ERA WHIP	IP WLS BF H R ER SO BB IBB HBP BLK WP HR S P ERA WHIP	IP WLS BF H R ER SO BB IBB HBP BLK WP HR S P ERA WHIP	IP WLS BF H R ER SO BB IBB HBP BLK WP HR S P ERA WHIP	IP WLS BF H R ER SO BB IBB HBP BLK WP HR S P ERA WHIP	IP WLS BF H R ER SO BB IBB HBP BLK WP HR S P ERA WHIP	IP WLS BF H R ER SO BB IBB HBP BLK WP HR S P ERA WHIP	IP WLS BF H R ER SO BB IBB HBP BLK WP HR S P ERA WHIP	IP WLS BF H R ER SO BB IBB HBP BLK WP HR S P ERA WHIP	IP WLS BF H R ER SO BB IBB HBP BLK WP HR S P ERA WHIP	IP WLS BF H R ER SO BB IBB HBP BLK WP HR S P ERA WHIP	IP WLS BF H R ER SO BB IBB HBP BLK WP HR S P ERA WHIP	IP WLS BF H R ER SO BB IBB HBP BLK WP HR S P ERA WHIP	IP WLS BF H R ER SO BB IBB HBP BLK WP HR S P ERA WHIP				
60 Henry Owens, L ERA: 3.84	7.2	W	28	3	0	0	5	1	0	0	0	0	0	0	0	0	0.00	0.522		
66 Noé Ramirez, R ERA: 4.39	0.0		1	1	0	0	0	0	0	0	0	0	0	0	0	0	∞	∞		
59 Tommy Layne, L ERA: 4.08	0.1	H	1	0	0	0	1	0	0	0	0	0	0	0	0	0	0.00	0.000		
28 Robbie Ross Jr., L ERA: 3.99	1.0	S	4	1	0	0	2	0	0	0	0	0	0	0	0	0	0.00	1.000		
<b>Batter</b>	1	2	3	4	5	6	7	8	9	AB <td>R <td>H <td>RBI <td>BB <td>SO <td>LOB <td><b>BOTTOM</b></td> </td></td></td></td></td></td>	R <td>H <td>RBI <td>BB <td>SO <td>LOB <td><b>BOTTOM</b></td> </td></td></td></td></td>	H <td>RBI <td>BB <td>SO <td>LOB <td><b>BOTTOM</b></td> </td></td></td></td>	RBI <td>BB <td>SO <td>LOB <td><b>BOTTOM</b></td> </td></td></td>	BB <td>SO <td>LOB <td><b>BOTTOM</b></td> </td></td>	SO <td>LOB <td><b>BOTTOM</b></td> </td>	LOB <td><b>BOTTOM</b></td>	<b>BOTTOM</b>			
50 Mookie Betts, R OBP: 0.341, SLG: 0.469	K2-3		P3			1B		K		4	0	1	0	0	2	1	<b>Baltimore Orioles @ Boston Red Sox</b> Fenway Park, Boston, MA Sun Sep 27 2015, 1:37 PM - 4:04 PM EDT Att: 33,306 - Sunny - 64 F			
26 Brock Holt, L OBP: 0.353, SLG: 0.383	2B 34 WP BB		G1-3			G4-3		FC6-4 1B		3	1	1	0	1	0	3				
2 Xander Bogaerts, R OBP: 0.356, SLG: 0.426	1B		K			1B		FC6-4		4	0	2	0	0	1	2				
34 David Ortiz, L OBP: 0.355, SLG: 0.542	F7					G4-5-3		1B		3	0	0	0	0	0	1				
47 Travis Shaw, L OBP: 0.335, SLG: 0.490						P3				3	0	0	0	0	1	0				
38 Rusney Castillo, R OBP: 0.300, SLG: 0.378										3	0	1	0	0	0	0				
5 Allen Craig, R OBP: 0.241, SLG: 0.200										3	0	1	0	0	1	1				
23 Blake Swihart, S OBP: 0.317, SLG: 0.373										3	1	1	1	0	1	1				
25 Jackie Bradley Jr., L OBP: 0.333, SLG: 0.503										3	0	1	0	0	1	1				
<b>Inning Stats</b>	R: 1 H: 1 E: 0 K: 1 S: 14	H: 1 LOB: 0 BB: 1 P: 22	R: 0 H: 0 E: 0 K: 2 S: 11	H: 0 LOB: 0 BB: 0 P: 16	R: 1 H: 2 E: 0 K: 1 S: 13	H: 2 LOB: 1 BB: 0 P: 17	R: 0 H: 0 E: 1 K: 0 S: 6	H: 0 LOB: 0 BB: 0 P: 9	R: 0 H: 1 E: 0 K: 0 S: 8	H: 1 LOB: 0 BB: 0 P: 9	R: 0 H: 1 E: 0 K: 0 S: 6	H: 1 LOB: 0 BB: 0 P: 10	R: 0 H: 1 E: 0 K: 1 S: 11	H: 1 LOB: 1 BB: 0 P: 17	1B: 7 2B: 0 3B: 0 HR: 1	SF: 0 SAC: 0 DP: 2 HBP: 0		WP: 1 PB: 0 SB: 0 CS: 0	PA: 30	
<b>PITCHER</b>	IP WLS BF H R ER SO BB IBB HBP BLK WP HR S P ERA WHIP	IP WLS BF H R ER SO BB IBB HBP BLK WP HR S P ERA WHIP	IP WLS BF H R ER SO BB IBB HBP BLK WP HR S P ERA WHIP	IP WLS BF H R ER SO BB IBB HBP BLK WP HR S P ERA WHIP	IP WLS BF H R ER SO BB IBB HBP BLK WP HR S P ERA WHIP	IP WLS BF H R ER SO BB IBB HBP BLK WP HR S P ERA WHIP	IP WLS BF H R ER SO BB IBB HBP BLK WP HR S P ERA WHIP	IP WLS BF H R ER SO BB IBB HBP BLK WP HR S P ERA WHIP	IP WLS BF H R ER SO BB IBB HBP BLK WP HR S P ERA WHIP	IP WLS BF H R ER SO BB IBB HBP BLK WP HR S P ERA WHIP	IP WLS BF H R ER SO BB IBB HBP BLK WP HR S P ERA WHIP	IP WLS BF H R ER SO BB IBB HBP BLK WP HR S P ERA WHIP	IP WLS BF H R ER SO BB IBB HBP BLK WP HR S P ERA WHIP	IP WLS BF H R ER SO BB IBB HBP BLK WP HR S P ERA WHIP	IP WLS BF H R ER SO BB IBB HBP BLK WP HR S P ERA WHIP	IP WLS BF H R ER SO BB IBB HBP BLK WP HR S P ERA WHIP				
31 Ubaldo Jiménez, R ERA: 4.1	7.0	L	26	7	2	2	6	1	0	0	0	0	0	0	0	0	2.57	1.143		
53 Zack Britton, L ERA: 2.01	1.0		4	1	0	0	1	0	0	0	0	0	0	0	0	0	0.00	1.000		



Batter	1	2	3	4	5	6	7	8	9	AB	R	H	RBI	BB	SO	LOB	TOP				
7 Ben Revere, L OBP: 0.342, SLG: 0.373	L8		G6-3		FC6			20 1B 19 1B	L6	5	1	1	1	0	0	3					
20 Josh Donaldson, R OBP: 0.372, SLG: 0.575	G6-3		G4-3			G4-3		19 1B		4	0	1	0	0	0	0					
19 José Bautista, R OBP: 0.375, SLG: 0.539	G1-3				10 G4-6-3 1B	G3		1B		4	0	2	1	0	0	0					
10 Edwin Encarnación, R OBP: 0.368, SLG: 0.544		HR			1-2 G4-6-3	G5-3		BB		3	1	1	1	1	0	1					
15 Chris Colabello, R OBP: 0.368, SLG: 0.511		K								4	0	1	0	0	2	2					
18 Darwin Barney, R OBP: 0.231, SLG: 0.308					1B			K		0	0	0	0	0	0	0					
30 Dioner Navarro, S OBP: 0.303, SLG: 0.379	F8									4	0	1	0	0	1	1					
45 Dalton Pompey, S OBP: 0.258, SLG: 0.329										0	1	0	0	0	0	0					
55 Russell Martin, R OBP: 0.327, SLG: 0.452					K			17 SH2-4 13 FC2 1B		0	0	0	0	0	0	0					
11 Kevin Pillar, R OBP: 0.309, SLG: 0.395		1B						17 SH2-4 13 FC2 1B		4	0	2	0	0	0	0					
17 Ryan Goins, L OBP: 0.313, SLG: 0.344		K						13 G2-3 7 1B 1B		3	1	1	0	0	1	1					
66 Munenori Kawasaki, L OBP: 0.280, SLG: 0.273										1	0	0	0	1	0	0					
13 Justin Smoak, S OBP: 0.351, SLG: 0.472			L8					G2-3	FC2	2	0	0	1	0	0	3					
<b>Inning Stats</b>	R: 0 E: 0 K: 0 S: 8	H: 0 LOB: 0 BB: 0 P: 12	R: 1 E: 0 K: 2 S: 15	H: 2 LOB: 1 BB: 0 P: 18	R: 0 E: 0 K: 0 S: 8	H: 0 LOB: 0 BB: 0 P: 13	R: 0 E: 0 K: 1 S: 9	H: 2 LOB: 1 BB: 0 P: 12	R: 0 E: 0 K: 0 S: 12	H: 0 LOB: 0 BB: 0 P: 13	R: 0 E: 0 K: 0 S: 6	H: 0 LOB: 0 BB: 0 P: 8	R: 2 E: 0 K: 1 S: 17	H: 4 LOB: 2 BB: 0 P: 27	R: 1 E: 0 K: 0 S: 11	H: 2 LOB: 2 BB: 0 P: 15	1B: 9 2B: 0 3B: 0 HR: 1	SF: 0 SAC: 1 DP: 1 HBP: 0	WP: 0 PB: 0 SB: 0 CS: 0	PA: 37	
<b>PITCHER</b>	IP	WLS	BF	H	R	ER	SO	BB	IBB	HBP	BLK	WP	HR	S	P	ERA	WHIP				
30 Chris Tillman, R ERA: 5.05	7.1		27	5	2	2	3	1	0	0	0	0	1	69	104	2.46	0.818				
56 Darren O'Day, R ERA: 1.57	0.2	B	5	3	1	1	1	1	0	0	0	0	0	13	20	13.50	6.000				
35 Brad Brach, R ERA: 2.44	1.0	L	5	2	1	1	0	0	0	0	0	0	0	11	15	9.00	2.000				

Toronto Blue Jays @ Baltimore Orioles  
 Oriole Park at Camden Yards, Baltimore, MD  
 Mon Sep 28 2015, 7:09 PM - 9:44 PM EDT  
 Att: 19,093 - Partly Cloudy - 73 F

AB 34  
 R 4  
 H 10  
 RBI 4  
 BB 2  
 SO 4  
 LOB 11



Batter	1	2	3	4	5	6	7	8	9	AB	R	H	RBI	BB	SO	LOB	BOTTOM				
18 Gerardo Parra, L OBP: 0.322, SLG: 0.449	F7	F8			F8			K		4	0	0	0	0	1	0					
13 Manny Machado, R OBP: 0.355, SLG: 0.485	P4		P3		G6-3			G6-3		4	0	0	0	0	0	0					
19 Chris Davis, L OBP: 0.352, SLG: 0.540		BB			P6		K			3	0	0	0	1	2	0					
28 Steve Pearce, R OBP: 0.290, SLG: 0.421	G6-3				L9		P3			3	0	0	0	0	0	1					
38 Jimmy Paredes, S OBP: 0.311, SLG: 0.417								K		1	0	0	0	0	1	0					
45 Steve Clevenger, L OBP: 0.315, SLG: 0.430		G1-3			G6-3		P2			4	0	0	0	0	0	0					
32 Matt Wieters, S OBP: 0.295, SLG: 0.398								F7		3	1	2	0	0	0	0					
6 Jonathan Schoop, R OBP: 0.301, SLG: 0.473					L7			G6-3		3	1	1	0	0	0	1					
3 Ryan Flaherty, L OBP: 0.296, SLG: 0.378										3	1	1	3	0	1	1					
9 David Lough, L OBP: 0.245, SLG: 0.318					F9			K		0	0	0	0	0	0	0					
2 J.J. Hardy, R OBP: 0.246, SLG: 0.306		P6								3	0	0	0	0	0	0					
<b>Inning Stats</b>	R: 0 E: 0 K: 0 S: 7	H: 0 LOB: 1 BB: 1 P: 13	R: 3 E: 0 K: 0 S: 12	H: 3 LOB: 0 BB: 0 P: 13	R: 0 E: 0 K: 0 S: 8	H: 0 LOB: 0 BB: 0 P: 11	R: 0 E: 0 K: 0 S: 7	H: 1 LOB: 0 BB: 0 P: 9	R: 0 E: 0 K: 1 S: 5	H: 0 LOB: 0 BB: 0 P: 9	R: 0 E: 0 K: 1 S: 8	H: 0 LOB: 0 BB: 0 P: 12	R: 0 E: 0 K: 1 S: 11	H: 0 LOB: 0 BB: 0 P: 17	R: 0 E: 0 K: 2 S: 9	H: 0 LOB: 0 BB: 0 P: 10	1B: 3 2B: 0 3B: 0 HR: 1	SF: 0 SAC: 0 DP: 0 HBP: 0	WP: 0 PB: 0 SB: 0 CS: 0	PA: 32	
<b>PITCHER</b>	IP	WLS	BF	H	R	ER	SO	BB	IBB	HBP	BLK	WP	HR	S	P	ERA	WHIP				
25 Marco Estrada, R ERA: 3.15	7.1		27	4	3	3	2	1	0	0	0	0	0	10	14	0.00	0.682				
27 Brett Cecil, L ERA: 2.55	1.0	W	3	0	0	0	2	0	0	0	0	0	0	6	7	0.00	0.000				
54 Roberto Osuna, R ERA: 2.36	0.2	S	2	0	0	0	1	0	0	0	0	0	0	6	7	0.00	0.000				

Toronto Blue Jays @ Baltimore Orioles  
 Oriole Park at Camden Yards, Baltimore, MD  
 Mon Sep 28 2015, 7:09 PM - 9:44 PM EDT  
 Att: 19,093 - Partly Cloudy - 73 F

AB 31  
 R 3  
 H 4  
 RBI 3  
 BB 1  
 SO 5  
 LOB 3













Batter	1	2	3	4	5	6	7	8	9	AB	R	H	RBI	BB	SO	LOB	TOP			
45 Dalton Pompey, S OBP: 0.284, SLG: 0.355										4	1	3	0	1	0	1	Toronto Blue Jays @ Baltimore Orioles Oriole Park at Camden Yards, Baltimore, MD Thu Oct 01 2015, 12:11 PM - 6:47 PM EDT Att: 18,257 - Cloudy - 56 F			
9 Cliff Pennington, S OBP: 0.294, SLG: 0.290 17 Ryan Goins, L OBP: 0.322, SLG: 0.353										2	0	0	0	1	0	2				
3 Ezequiel Carrera, L OBP: 0.324, SLG: 0.376										4	0	1	2	0	2	2				
15 Chris Colabello, R OBP: 0.366, SLG: 0.508										4	1	2	0	0	1	1				
23 Matt Hague, R OBP: 0.400, SLG: 0.333										3	0	0	0	0	1	3				
22 Josh Thole, L OBP: 0.258, SLG: 0.250										4	0	1	0	0	1	1				
66 Munenori Kawasaki, L OBP: 0.291, SLG: 0.299										3	1	1	1	1	1	2				
18 Darwin Barney, R OBP: 0.269, SLG: 0.400										4	0	0	0	0	1	4				
1 Jonathan Diaz, R OBP: 0.231, SLG: 0.091										3	1	1	1	0	1	1				
<b>Inning Stats</b>	R: 0 E: 0 K: 1 S: 11	H: 1 LOB: 2 BB: 2 P: 23	R: 0 E: 0 K: 0 S: 8	H: 1 LOB: 1 BB: 0 P: 10	R: 0 E: 0 K: 1 S: 8	H: 1 LOB: 0 BB: 0 P: 11	R: 1 E: 0 K: 0 S: 11	H: 2 LOB: 1 BB: 0 P: 19	R: 0 E: 0 K: 3 S: 10	H: 0 LOB: 0 BB: 0 P: 17	R: 3 E: 0 K: 1 S: 13	H: 3 LOB: 1 BB: 1 P: 25	R: 0 E: 0 K: 2 S: 12	H: 0 LOB: 1 BB: 0 P: 18	R: 0 E: 0 K: 1 S: 10	H: 0 LOB: 0 BB: 0 P: 15		1B: 6 2B: 3 3B: 0 HR: 0	SF: 0 SAC: 0 DP: 2 HBP: 2	WP: 1 PB: 0 SB: 0 CS: 1
<b>PITCHER</b>	IP WLS BF H R ER SO	IP WLS BF H R ER SO	IP WLS BF H R ER SO	IP WLS BF H R ER SO	IP WLS BF H R ER SO	IP WLS BF H R ER SO	IP WLS BF H R ER SO	IP WLS BF H R ER SO	IP WLS BF H R ER SO	IP WLS BF H R ER SO	IP WLS BF H R ER SO	IP WLS BF H R ER SO	IP WLS BF H R ER SO	IP WLS BF H R ER SO	IP WLS BF H R ER SO	IP WLS BF H R ER SO	WP HR S P	ERA WHIP	ERA WHIP	
63 Tyler Wilson, R ERA: 3.5	1.0 W 5 1 0 0 1	4.0 W 16 5 1 1 2	1.0 W 3 0 0 0 0	1.0 W 3 0 0 0 0	1.0 W 3 0 0 0 0	1.0 W 3 0 0 0 0	1.0 W 3 0 0 0 0	1.0 W 3 0 0 0 0	1.0 W 3 0 0 0 0	1.0 W 3 0 0 0 0	1.0 W 3 0 0 0 0	1.0 W 3 0 0 0 0	1.0 W 3 0 0 0 0	1.0 W 3 0 0 0 0	1.0 W 3 0 0 0 0	1.0 W 3 0 0 0 0	0 0 11 23	0.00 3.000	0.00 0.000	
66 T.J. McFarland, L ERA: 4.82	4.0 W 16 5 1 1 2	1.0 W 3 0 0 0 0	1.0 W 3 0 0 0 0	1.0 W 3 0 0 0 0	1.0 W 3 0 0 0 0	1.0 W 3 0 0 0 0	1.0 W 3 0 0 0 0	1.0 W 3 0 0 0 0	1.0 W 3 0 0 0 0	1.0 W 3 0 0 0 0	1.0 W 3 0 0 0 0	1.0 W 3 0 0 0 0	1.0 W 3 0 0 0 0	1.0 W 3 0 0 0 0	1.0 W 3 0 0 0 0	1.0 W 3 0 0 0 0	0 0 10 17	2.25 0.000	2.25 0.000	
60 Mychal Givens, R ERA: 1.88	1.0 W 3 0 0 0 0	1.0 W 3 0 0 0 0	1.0 W 3 0 0 0 0	1.0 W 3 0 0 0 0	1.0 W 3 0 0 0 0	1.0 W 3 0 0 0 0	1.0 W 3 0 0 0 0	1.0 W 3 0 0 0 0	1.0 W 3 0 0 0 0	1.0 W 3 0 0 0 0	1.0 W 3 0 0 0 0	1.0 W 3 0 0 0 0	1.0 W 3 0 0 0 0	1.0 W 3 0 0 0 0	1.0 W 3 0 0 0 0	1.0 W 3 0 0 0 0	0 0 9 17	40.50 4.500	40.50 4.500	
35 Brad Brach, R ERA: 2.77	0.0 W 1 1 0 0 0	0.0 W 1 1 0 0 0	0.0 W 1 1 0 0 0	0.0 W 1 1 0 0 0	0.0 W 1 1 0 0 0	0.0 W 1 1 0 0 0	0.0 W 1 1 0 0 0	0.0 W 1 1 0 0 0	0.0 W 1 1 0 0 0	0.0 W 1 1 0 0 0	0.0 W 1 1 0 0 0	0.0 W 1 1 0 0 0	0.0 W 1 1 0 0 0	0.0 W 1 1 0 0 0	0.0 W 1 1 0 0 0	0.0 W 1 1 0 0 0	0 0 1 3	∞ ∞	∞ ∞	
17 Brian Matusz, L ERA: 2.94	0.0 W 1 1 0 0 0	0.0 W 1 1 0 0 0	0.0 W 1 1 0 0 0	0.0 W 1 1 0 0 0	0.0 W 1 1 0 0 0	0.0 W 1 1 0 0 0	0.0 W 1 1 0 0 0	0.0 W 1 1 0 0 0	0.0 W 1 1 0 0 0	0.0 W 1 1 0 0 0	0.0 W 1 1 0 0 0	0.0 W 1 1 0 0 0	0.0 W 1 1 0 0 0	0.0 W 1 1 0 0 0	0.0 W 1 1 0 0 0	0.0 W 1 1 0 0 0	0 0 1 3	∞ ∞	∞ ∞	

Batter	1	2	3	4	5	6	7	8	9	AB	R	H	RBI	BB	SO	LOB	BOTTOM			
14 Nolan Reimold, R OBP: 0.324, SLG: 0.373										5	0	1	1	0	1	1	Toronto Blue Jays @ Baltimore Orioles Oriole Park at Camden Yards, Baltimore, MD Thu Oct 01 2015, 12:11 PM - 6:47 PM EDT Att: 18,257 - Cloudy - 56 F			
18 Gerardo Parra, L OBP: 0.320, SLG: 0.444										4	1	1	0	0	1	2				
13 Manny Machado, R OBP: 0.360, SLG: 0.496										4	3	3	3	1	0	2				
19 Chris Davis, L OBP: 0.355, SLG: 0.549										2	1	1	0	3	0	0				
6 Jonathan Schoop, R OBP: 0.306, SLG: 0.482 15 Paul Janish, R OBP: 0.242, SLG: 0.313										0	0	0	0	0	0	0				
28 Steve Pearce, R OBP: 0.295, SLG: 0.433										4	1	1	1	1	2	3				
2 J.J. Hardy, R OBP: 0.246, SLG: 0.303										3	0	0	0	1	0	2				
3 Ryan Flaherty, L OBP: 0.289, SLG: 0.365 9 David Lough, L OBP: 0.245, SLG: 0.316										3	0	0	0	1	1	3				
36 Caleb Joseph, R OBP: 0.302, SLG: 0.397										3	0	0	0	1	0	5				
<b>Inning Stats</b>	R: 3 E: 0 K: 1 S: 15	H: 4 LOB: 3 BB: 1 P: 27	R: 1 E: 0 K: 2 S: 13	H: 1 LOB: 2 BB: 2 P: 25	R: 0 E: 0 K: 0 S: 6	H: 0 LOB: 0 BB: 0 P: 10	R: 0 E: 0 K: 1 S: 11	H: 1 LOB: 2 BB: 1 P: 21	R: 1 E: 0 K: 0 S: 11	H: 1 LOB: 2 BB: 2 P: 24	R: 1 E: 0 K: 0 S: 11	H: 1 LOB: 1 BB: 1 P: 17	R: 0 E: 0 K: 0 S: 15	H: 0 LOB: 2 BB: 1 P: 28	R: 0 E: 0 K: 1 S: 8	H: 0 LOB: 0 BB: 0 P: 12		1B: 4 2B: 2 3B: 0 HR: 2	SF: 0 SAC: 0 DP: 0 HBP: 2	WP: 2 PB: 0 SB: 0 CS: 0
<b>PITCHER</b>	IP WLS BF H R ER SO	IP WLS BF H R ER SO	IP WLS BF H R ER SO	IP WLS BF H R ER SO	IP WLS BF H R ER SO	IP WLS BF H R ER SO	IP WLS BF H R ER SO	IP WLS BF H R ER SO	IP WLS BF H R ER SO	IP WLS BF H R ER SO	IP WLS BF H R ER SO	IP WLS BF H R ER SO	IP WLS BF H R ER SO	IP WLS BF H R ER SO	IP WLS BF H R ER SO	IP WLS BF H R ER SO	WP HR S P	ERA WHIP	ERA WHIP	
36 Drew Hutchison, R ERA: 5.47	1.0 L 5 4 3 3 1	2.2 L 13 2 1 1 3	1.1 L 7 1 1 1 0	1.1 L 7 1 1 1 0	1.1 L 7 1 1 1 0	1.1 L 7 1 1 1 0	1.1 L 7 1 1 1 0	1.1 L 7 1 1 1 0	1.1 L 7 1 1 1 0	1.1 L 7 1 1 1 0	1.1 L 7 1 1 1 0	1.1 L 7 1 1 1 0	1.1 L 7 1 1 1 0	1.1 L 7 1 1 1 0	1.1 L 7 1 1 1 0	1.1 L 7 1 1 1 0	0 0 1 3	0.00 5.000	0.00 0.000	
35 Jeff Francis, L ERA: 3.56	2.2 L 13 2 1 1 3	1.1 L 7 1 1 1 0	1.1 L 7 1 1 1 0	1.1 L 7 1 1 1 0	1.1 L 7 1 1 1 0	1.1 L 7 1 1 1 0	1.1 L 7 1 1 1 0	1.1 L 7 1 1 1 0	1.1 L 7 1 1 1 0	1.1 L 7 1 1 1 0	1.1 L 7 1 1 1 0	1.1 L 7 1 1 1 0	1.1 L 7 1 1 1 0	1.1 L 7 1 1 1 0	1.1 L 7 1 1 1 0	1.1 L 7 1 1 1 0	0 0 1 3	3.38 1.875	3.38 1.875	
47 Bo Schultz, R ERA: 3.56	1.1 L 7 1 1 1 0	1.1 L 7 1 1 1 0	1.1 L 7 1 1 1 0	1.1 L 7 1 1 1 0	1.1 L 7 1 1 1 0	1.1 L 7 1 1 1 0	1.1 L 7 1 1 1 0	1.1 L 7 1 1 1 0	1.1 L 7 1 1 1 0	1.1 L 7 1 1 1 0	1.1 L 7 1 1 1 0	1.1 L 7 1 1 1 0	1.1 L 7 1 1 1 0	1.1 L 7 1 1 1 0	1.1 L 7 1 1 1 0	1.1 L 7 1 1 1 0	0 0 13 27	6.75 2.250	6.75 2.250	
64 Chad Jenkins, R ERA: 4.91	1.2 L 8 1 1 1 0	1.2 L 8 1 1 1 0	1.2 L 8 1 1 1 0	1.2 L 8 1 1 1 0	1.2 L 8 1 1 1 0	1.2 L 8 1 1 1 0	1.2 L 8 1 1 1 0	1.2 L 8 1 1 1 0	1.2 L 8 1 1 1 0	1.2 L 8 1 1 1 0	1.2 L 8 1 1 1 0	1.2 L 8 1 1 1 0	1.2 L 8 1 1 1 0	1.2 L 8 1 1 1 0	1.2 L 8 1 1 1 0	1.2 L 8 1 1 1 0	0 1 23 37	5.40 1.800	5.40 1.800	
62 Aaron Loup, L ERA: 4.61	0.0 L 1 0 0 0 0	0.0 L 1 0 0 0 0	0.0 L 1 0 0 0 0	0.0 L 1 0 0 0 0	0.0 L 1 0 0 0 0	0.0 L 1 0 0 0 0	0.0 L 1 0 0 0 0	0.0 L 1 0 0 0 0	0.0 L 1 0 0 0 0	0.0 L 1 0 0 0 0	0.0 L 1 0 0 0 0	0.0 L 1 0 0 0 0	0.0 L 1 0 0 0 0	0.0 L 1 0 0 0 0	0.0 L 1 0 0 0 0	0.0 L 1 0 0 0 0	0 0 2 5	∞ ∞	∞ ∞	
52 Ryan Tepera, R ERA: 3.13	0.1 L 1 0 0 0 0	1.0 L 3 0 0 0 1	1.0 L 3 0 0 0 1	1.0 L 3 0 0 0 1	1.0 L 3 0 0 0 1	1.0 L 3 0 0 0 1	1.0 L 3 0 0 0 1	1.0 L 3 0 0 0 1	1.0 L 3 0 0 0 1	1.0 L 3 0 0 0 1	1.0 L 3 0 0 0 1	1.0 L 3 0 0 0 1	1.0 L 3 0 0 0 1	1.0 L 3 0 0 0 1	1.0 L 3 0 0 0 1	1.0 L 3 0 0 0 1	0 0 1 3	0.00 0.000	0.00 0.000	
41 Aaron Sanchez, R ERA: 3.29	1.0 L 3 0 0 0 1	1.0 L 3 0 0 0 1	1.0 L 3 0 0 0 1	1.0 L 3 0 0 0 1	1.0 L 3 0 															



Batter	1	2	3	4	5	6	7	8	9	AB	R	H	RBI	BB	SO	LOB	TOP						
11 Brett Gardner, L (1, 8) OBP: 0.345, SLG: 0.403	G4-3		G4-3		K		FC3-6 64 1B		K	5	0	1	1	0	2	3							
64 Rob Refsnyder, R (1, 4) OBP: 0.333, SLG: 0.487	G6-3		G5-3			G4-3				4	0	1	1	0	0	1							
13 Alex Rodriguez, R (1, 10) OBP: 0.355, SLG: 0.487	F8				P6		P5		K	4	0	0	0	0	1	2							
24 Chris Young, R (1, 7) OBP: 0.250, SLG: 0.315 29 Dustin Ackley, L (8, PH) OBP: 0.290, SLG: 0.422		E1 12 BB			E1 12 BB				G4-3	2	0	1	0	1	0	0							
12 Chase Headley, S (1, 5) OBP: 0.325, SLG: 0.372		P3				F8			L7	3	0	0	0	1	0	2							
66 John Ryan Murphy, R (1, 2) OBP: 0.327, SLG: 0.459					F9				K	3	1	0	0	1	2	3							
63 Jose Pirela, R (1, 9) OBP: 0.280, SLG: 0.315 70 Rico Noel, R (9, PH) OBP: 1.000, SLG: 1.000					L4					3	1	1	0	0	0	3							
53 Austin Romine, R (1, 3) 33 Greg Bird, L (7, PH) OBP: 0.341, SLG: 0.530 72 Gary Sánchez, R (9, PH)			L7			G5-3				2	0	0	0	0	0	0							
17 Brendan Ryan, R (1, 6) OBP: 0.280, SLG: 0.340 18 Didi Gregorius, L (7, PH) OBP: 0.316, SLG: 0.362						K				2	0	1	0	0	1	0							
<b>Inning Stats</b>	R: 0 E: 0 K: 0 S: 7	H: 0 LOB: 0 BB: 0 P: 9	R: 0 E: 0 K: 1 S: 11	H: 1 LOB: 1 BB: 0 P: 15	R: 0 E: 0 K: 0 S: 11	H: 2 LOB: 1 BB: 0 P: 16	R: 0 E: 1 K: 0 S: 13	H: 0 LOB: 2 BB: 1 P: 20	R: 0 E: 0 K: 2 S: 10	H: 0 LOB: 0 BB: 0 P: 13	R: 0 E: 0 K: 0 S: 9	H: 0 LOB: 1 BB: 2 P: 16	R: 2 E: 0 K: 2 S: 21	H: 2 LOB: 2 BB: 2 P: 40	R: 0 E: 0 K: 1 S: 10	H: 0 LOB: 0 BB: 0 P: 13	R: 0 E: 0 K: 1 S: 11	H: 1 LOB: 1 BB: 0 P: 16	1B: 5 2B: 0 3B: 1 HR: 0	SF: 0 SAC: 0 DP: 0 HBP: 0	WP: 1 PB: 0 SB: 1 CS: 0	PA: 37	
<b>PITCHER</b>	IP WLS BF H R ER SO BB IBB HBP BLK WP HR S P ERA WHIP	IP WLS BF H R ER SO BB IBB HBP BLK WP HR S P ERA WHIP	IP WLS BF H R ER SO BB IBB HBP BLK WP HR S P ERA WHIP	IP WLS BF H R ER SO BB IBB HBP BLK WP HR S P ERA WHIP	IP WLS BF H R ER SO BB IBB HBP BLK WP HR S P ERA WHIP	IP WLS BF H R ER SO BB IBB HBP BLK WP HR S P ERA WHIP	IP WLS BF H R ER SO BB IBB HBP BLK WP HR S P ERA WHIP	IP WLS BF H R ER SO BB IBB HBP BLK WP HR S P ERA WHIP	IP WLS BF H R ER SO BB IBB HBP BLK WP HR S P ERA WHIP	IP WLS BF H R ER SO BB IBB HBP BLK WP HR S P ERA WHIP	IP WLS BF H R ER SO BB IBB HBP BLK WP HR S P ERA WHIP	IP WLS BF H R ER SO BB IBB HBP BLK WP HR S P ERA WHIP	IP WLS BF H R ER SO BB IBB HBP BLK WP HR S P ERA WHIP	IP WLS BF H R ER SO BB IBB HBP BLK WP HR S P ERA WHIP	IP WLS BF H R ER SO BB IBB HBP BLK WP HR S P ERA WHIP	IP WLS BF H R ER SO BB IBB HBP BLK WP HR S P ERA WHIP	IP WLS BF H R ER SO BB IBB HBP BLK WP HR S P ERA WHIP	IP WLS BF H R ER SO BB IBB HBP BLK WP HR S P ERA WHIP	IP WLS BF H R ER SO BB IBB HBP BLK WP HR S P ERA WHIP	IP WLS BF H R ER SO BB IBB HBP BLK WP HR S P ERA WHIP	IP WLS BF H R ER SO BB IBB HBP BLK WP HR S P ERA WHIP	IP WLS BF H R ER SO BB IBB HBP BLK WP HR S P ERA WHIP	IP WLS BF H R ER SO BB IBB HBP BLK WP HR S P ERA WHIP

**New York Yankees @ Baltimore Orioles**  
 Oriole Park at Camden Yards, Baltimore, MD  
 Sat Oct 03 2015, 12:07 PM - 3:22 PM EDT  
 Att: 29,227 - Overcast - 53 F

**AB 33**  
**R 2**  
**H 6**  
**RBI 2**  
**BB 4**  
**SO 7**  
**LOB 19**



Batter	1	2	3	4	5	6	7	8	9	AB	R	H	RBI	BB	SO	LOB	BOTTOM						
14 Nolan Reimold, R (1, 8) OBP: 0.337, SLG: 0.378 9 David Lough, L (8, 8) OBP: 0.243, SLG: 0.316	18 1B 13 G4-6-3		18 2B 13 G6-3		G5-3		18 1B 13 1B		18 2B	3	3	2	0	1	0	0							
18 Gerardo Parra, L (1, 9) OBP: 0.325, SLG: 0.451					L8					5	1	4	3	0	0	0							
13 Manny Machado, R (1, 5) OBP: 0.360, SLG: 0.502										5	2	2	3	0	0	4							
19 Chris Davis, L (1, 3) OBP: 0.357, SLG: 0.550										4	0	2	1	1	1	3							
32 Matt Wieters, S (1, 2) OBP: 0.318, SLG: 0.419										1	0	1	0	4	0	0							
28 Steve Pearce, R (1, 7) OBP: 0.290, SLG: 0.425										5	0	0	0	0	2	9							
45 Steve Clevenger, L (1, 10) OBP: 0.327, SLG: 0.447										5	1	1	0	0	0	1							
2 J.J. Hardy, R (1, 6) OBP: 0.251, SLG: 0.307										5	1	3	0	0	1	0							
3 Ryan Flaherty, L (1, 4) OBP: 0.284, SLG: 0.358										5	1	0	0	0	1	5							
<b>Inning Stats</b>	R: 1 E: 0 K: 0 S: 17	H: 3 LOB: 2 BB: 1 P: 24	R: 0 E: 0 K: 1 S: 7	H: 0 LOB: 0 BB: 0 P: 8	R: 1 E: 0 K: 1 S: 9	H: 1 LOB: 2 BB: 1 P: 18	R: 0 E: 0 K: 1 S: 6	H: 0 LOB: 0 BB: 0 P: 12	R: 1 E: 0 K: 1 S: 18	H: 2 LOB: 2 BB: 1 P: 29	R: 4 E: 0 K: 0 S: 19	H: 5 LOB: 2 BB: 1 P: 34	R: 2 E: 0 K: 0 S: 15	H: 3 LOB: 2 BB: 1 P: 24	R: 0 E: 0 K: 1 S: 10	H: 1 LOB: 2 BB: 1 P: 18	1B: 11 2B: 3 3B: 0 HR: 1	SF: 0 SAC: 0 DP: 1 HBP: 1	WP: 1 PB: 0 SB: 1 CS: 0	PA: 45			
<b>PITCHER</b>	IP WLS BF H R ER SO BB IBB HBP BLK WP HR S P ERA WHIP	IP WLS BF H R ER SO BB IBB HBP BLK WP HR S P ERA WHIP	IP WLS BF H R ER SO BB IBB HBP BLK WP HR S P ERA WHIP	IP WLS BF H R ER SO BB IBB HBP BLK WP HR S P ERA WHIP	IP WLS BF H R ER SO BB IBB HBP BLK WP HR S P ERA WHIP	IP WLS BF H R ER SO BB IBB HBP BLK WP HR S P ERA WHIP	IP WLS BF H R ER SO BB IBB HBP BLK WP HR S P ERA WHIP	IP WLS BF H R ER SO BB IBB HBP BLK WP HR S P ERA WHIP	IP WLS BF H R ER SO BB IBB HBP BLK WP HR S P ERA WHIP	IP WLS BF H R ER SO BB IBB HBP BLK WP HR S P ERA WHIP	IP WLS BF H R ER SO BB IBB HBP BLK WP HR S P ERA WHIP	IP WLS BF H R ER SO BB IBB HBP BLK WP HR S P ERA WHIP	IP WLS BF H R ER SO BB IBB HBP BLK WP HR S P ERA WHIP	IP WLS BF H R ER SO BB IBB HBP BLK WP HR S P ERA WHIP	IP WLS BF H R ER SO BB IBB HBP BLK WP HR S P ERA WHIP	IP WLS BF H R ER SO BB IBB HBP BLK WP HR S P ERA WHIP	IP WLS BF H R ER SO BB IBB HBP BLK WP HR S P ERA WHIP	IP WLS BF H R ER SO BB IBB HBP BLK WP HR S P ERA WHIP	IP WLS BF H R ER SO BB IBB HBP BLK WP HR S P ERA WHIP	IP WLS BF H R ER SO BB IBB HBP BLK WP HR S P ERA WHIP	IP WLS BF H R ER SO BB IBB HBP BLK WP HR S P ERA WHIP	IP WLS BF H R ER SO BB IBB HBP BLK WP HR S P ERA WHIP	IP WLS BF H R ER SO BB IBB HBP BLK WP HR S P ERA WHIP

**New York Yankees @ Baltimore Orioles**  
 Oriole Park at Camden Yards, Baltimore, MD  
 Sat Oct 03 2015, 12:07 PM - 3:22 PM EDT  
 Att: 29,227 - Overcast - 53 F

**AB 38**  
**R 9**  
**H 15**  
**RBI 7**  
**BB 6**  
**SO 5**  
**LOB 22**









Batter	1	2	3	4	5	6	7	8	9	AB	R	H	RBI	BB	SO	LOB	TOP			
22 Jacoby Ellsbury, L (1, 8) OBP: 0.318, SLG: 0.345	F8	K		G3		P6		F9		5	0	0	0	0	1	4	<b>New York Yankees @ Baltimore Orioles</b> Oriole Park at Camden Yards, Baltimore, MD Sun Oct 04 2015, 3:07 PM - 6:45 PM EDT Att: 33,224 - Overcast - 56 F			
11 Brett Gardner, L (1, 7) OBP: 0.343, SLG: 0.399	F7		K		F8	G2-3		K		5	0	0	0	0	2	1				
13 Alex Rodriguez, R (1, 10) OBP: 0.356, SLG: 0.486	36 1B		G5-3		36 1B		G2-3	F9		3	0	0	0	2	0	0				
36 Carlos Beltrán, S (1, 9) OBP: 0.337, SLG: 0.471										3	1	3	0	1	0	0				
70 Rico Noel, R (9, PH) OBP: 0.500, SLG: 0.500	1B									1	0	0	0	0	0	0				
34 Brian McCann, L (1, 2) OBP: 0.320, SLG: 0.437										4	1	1	0	0	0	5				
66 John Ryan Murphy, R (8, 2) OBP: 0.377, SLG: 0.406										0	0	0	0	0	0	0				
72 Gary Sánchez, R (9, PH)										1	0	0	0	0	1	0				
33 Greg Bird, L (1, 3) OBP: 0.343, SLG: 0.529										4	1	2	1	0	2	2				
63 José Pirela, R (9, PH) OBP: 0.247, SLG: 0.311										1	0	0	0	0	0	0				
12 Chase Headley, S (1, 5) OBP: 0.324, SLG: 0.369		G3-1								3	0	0	0	1	1	1				
29 Dustin Ackley, L (1, 4) OBP: 0.284, SLG: 0.429			G4-3							4	1	2	2	0	0	2				
18 Didi Gregorius, L (1, 6) OBP: 0.318, SLG: 0.370										3	0	2	1	1	0	2				
<b>Inning Stats</b>	R: 0 E: 0 K: 10 S: 10	H: 1 LOB: 2 BB: 1 P: 17	R: 1 E: 0 K: 1 S: 9	H: 2 LOB: 1 BB: 0 P: 16	R: 0 E: 0 K: 1 S: 6	H: 0 LOB: 1 BB: 1 P: 14	R: 0 E: 0 K: 2 S: 16	H: 1 LOB: 2 BB: 1 P: 27	R: 0 E: 0 K: 1 S: 12	H: 2 LOB: 2 BB: 1 P: 21	R: 2 E: 0 K: 0 S: 16	H: 3 LOB: 2 BB: 1 P: 28	R: 0 E: 0 K: 1 S: 6	H: 0 LOB: 0 BB: 0 P: 8	R: 0 E: 0 K: 1 S: 5	H: 0 LOB: 0 BB: 0 P: 6	1B: 6 2B: 2 3B: 2 HR: 0	SF: 0 SAC: 0 DP: 0 HBP: 0	WP: 0 PB: 0 SB: 0 CS: 0	PA: 42
<b>PITCHER</b>	IP WLS BF H R ER SO BB IBB HBP BLK WP HR S P ERA WHIP																			
30 Chris Tillman, R (1, 1) ERA: 4.99	5.1 W 27 7 2 2 5 4 0 0 0 0 0 0 59 103 3.38 2.062																			
66 T.J. McFarland, L (6, 1) ERA: 4.91	1.0 6 3 2 2 0 0 0 0 0 0 0 0 10 16 18.00 3.000																			
35 Brad Brach, R (7, 1) ERA: 2.72	0.2 H 3 0 0 0 0 1 0 0 0 0 0 0 10 19 0.00 1.500																			
56 Darren O'Day, R (8, 1) ERA: 1.52	1.0 H 3 0 0 0 1 0 0 0 0 0 0 6 8 0.00 0.000																			
53 Zack Britton, L (9, 1) ERA: 1.92	1.0 3 0 0 0 1 0 0 0 0 0 0 5 6 0.00 0.000																			
<b>Batter</b>	<b>1</b>	<b>2</b>	<b>3</b>	<b>4</b>	<b>5</b>	<b>6</b>	<b>7</b>	<b>8</b>	<b>9</b>	<b>AB</b>	<b>R</b>	<b>H</b>	<b>RBI</b>	<b>BB</b>	<b>SO</b>	<b>LOB</b>	<b>BOTTOM</b>			
14 Nolan Reimold, R (1, 8) OBP: 0.344, SLG: 0.394	K									2	0	1	0	2	1	0	<b>New York Yankees @ Baltimore Orioles</b> Oriole Park at Camden Yards, Baltimore, MD Sun Oct 04 2015, 3:07 PM - 6:45 PM EDT Att: 33,224 - Overcast - 56 F			
9 David Lough, L (7, 8) OBP: 0.241, SLG: 0.313										1	0	0	0	0	1	0				
18 Gerardo Parra, L (1, 9) OBP: 0.328, SLG: 0.452	19 2B									4	2	2	2	1	1	2				
13 Manny Machado, R (1, 5) OBP: 0.359, SLG: 0.502	F9									4	1	0	0	1	1	4				
19 Chris Davis, L (1, 3) OBP: 0.361, SLG: 0.562	32 1B									4	3	3	4	1	1	1				
32 Matt Wieters, S (1, 2) OBP: 0.319, SLG: 0.422										5	1	2	2	0	0	2				
28 Steve Pearce, R (1, 7) OBP: 0.289, SLG: 0.422	P4									3	0	0	0	1	0	2				
45 Steve Clevenger, L (1, 10) OBP: 0.314, SLG: 0.426										4	0	1	0	0	1	1				
2 J.J. Hardy, R (1, 6) OBP: 0.253, SLG: 0.311										4	1	2	1	0	1	2				
3 Ryan Flaherty, L (1, 4) OBP: 0.281, SLG: 0.356										4	1	1	0	0	1	3				
<b>Inning Stats</b>	R: 2 E: 0 K: 1 S: 15	H: 3 LOB: 1 BB: 0 P: 26	R: 0 E: 0 K: 0 S: 7	H: 0 LOB: 0 BB: 0 P: 10	R: 0 E: 0 K: 3 S: 14	H: 1 LOB: 1 BB: 0 P: 18	R: 3 E: 0 K: 1 S: 23	H: 4 LOB: 2 BB: 1 P: 40	R: 2 E: 0 K: 2 S: 20	H: 2 LOB: 2 BB: 2 P: 35	R: 0 E: 0 K: 0 S: 9	H: 0 LOB: 2 BB: 2 P: 24	R: 0 E: 0 K: 0 S: 9	H: 1 LOB: 1 BB: 0 P: 13	R: 2 E: 0 K: 1 S: 13	H: 1 LOB: 0 BB: 1 P: 21	1B: 6 2B: 4 3B: 0 HR: 2	SF: 0 SAC: 0 DP: 0 HBP: 0	WP: 0 PB: 0 SB: 0 CS: 0	PA: 41
<b>PITCHER</b>	IP WLS BF H R ER SO BB IBB HBP BLK WP HR S P ERA WHIP																			
35 Michael Pineda, R (1, 1) ERA: 4.37	3.2 L 17 6 4 4 1 0 0 1 0 0 0 0 5 11 27.00 6.000																			
26 Chris Capuano, L (4, 1) ERA: 7.57	0.1 3 2 1 1 0 0 0 0 0 0 0 5 11 27.00 6.000																			
55 Bryan Mitchell, R (5, 1) ERA: 6.37	0.1 4 1 2 2 0 0 2 0 0 0 0 1 13 25 54.00 9.000																			
67 James Pazos, L (5, 1) ERA: 2.04	1.0 5 1 0 0 2 1 0 0 0 0 0 9 18 0.00 2.000																			
38 Andrew Bailey, R (6, 1) ERA: 5.19	0.2 3 0 0 0 0 1 0 0 0 0 0 7 16 0.00 1.500																			
<b>PITCHER</b>	IP WLS BF H R ER SO BB IBB HBP BLK WP HR S P ERA WHIP																			
57 Branden Pinder, R (7, 1) ERA: 2.93	1.0 1 0 0 0 0 0 0 0 0 0 0 3 5 0.00 1.000																			
41 Justin Wilson, L (8, 1) ERA: 3.1	0.1 1 0 0 0 1 0 0 0 0 0 0 3 5 0.00 0.000																			
48 Andrew Miller, L (8, 1) ERA: 2.04	0.1 2 0 0 0 0 1 0 0 0 0 0 4 8 0.00 3.000																			
65 Caleb Cotham, R (8, 1) ERA: 6.52	0.1 2 1 2 2 0 0 0 0 0 0 0 1 6 8 54.00 3.000																			