

Baltimore Orioles - 2016

Batter	1	2	3	4	5	6	7	8	9	10	AB	R	H	RBI	BB	SO	LOB	TOP		
3 Ryan Flaherty, L OBP: 0.667, SLG: 1.667 28 L.J. Hoes, R											3	2	2	1	0	0	1	Baltimore Orioles @ Atlanta Braves Champion Stadium, Lake Buena Vista, FL Tue Mar 01 2016, 1:09 PM - 4:11 PM EST Att: 4,655 - Sunny - 74 F		
18 Steve Tolleson, R 80 Alfredo Marte, R											3	0	0	0	0	2	1			
38 Jimmy Paredes, S 70 Xavier Avery, L											3	1	2	0	0	1	0			
34 Christian Walker, R 89 Garabez Rosa, R											2	1	1	3	0	0	0			
25 Hyun Soo Kim, L 96 Michael Almanzar, R											3	0	0	0	0	0	1			
36 Caleb Joseph, R 87 Osvaldo Martinez, R											3	0	0	0	0	0	0			
51 Henry Urrutia, L 75 Audry Pérez, R											3	0	1	0	0	0	0			
12 Daniel Álvarez, R 23 Joey Rickard, R											2	0	0	0	0	0	1			
15 Paul Janish, R 67 Trey Mancini, R											2	0	1	0	0	0	1			
											2	0	0	0	0	0	0			
Inning Stats	R: 1 E: 0 K: 1 S: 7	H: 2 LOB: 1 BB: 0 P: 7	R: 0 E: 0 K: 0 S: 4	H: 1 LOB: 1 BB: 0 P: 4	R: 3 E: 0 K: 0 S: 7	H: 3 LOB: 0 BB: 0 P: 7	R: 0 E: 0 K: 2 S: 7	H: 0 LOB: 0 BB: 0 P: 3	R: 0 E: 0 K: 1 S: 5	H: 0 LOB: 0 BB: 0 P: 5	R: 0 E: 0 K: 2 S: 7	H: 0 LOB: 1 BB: 0 P: 6	R: 0 E: 0 K: 2 S: 7	H: 0 LOB: 0 BB: 0 P: 5	R: 0 E: 0 K: 1 S: 5	H: 0 LOB: 0 BB: 0 P: 7	1B: 3 2B: 2 3B: 0 HR: 2	SF: 1 SAC: 0 DP: 0 HBP: 0	WP: 0 PB: 0 SB: 1 CS: 0	PA: 38
PITCHER	IP WLS BF H R ER SO	IP WLS BF H R ER SO	IP WLS BF H R ER SO	IP WLS BF H R ER SO	IP WLS BF H R ER SO	IP WLS BF H R ER SO	IP WLS BF H R ER SO	IP WLS BF H R ER SO	IP WLS BF H R ER SO	IP WLS BF H R ER SO	IP WLS BF H R ER SO	IP WLS BF H R ER SO	IP WLS BF H R ER SO	IP WLS BF H R ER SO	IP WLS BF H R ER SO	IP WLS BF H R ER SO	ERA WHIP	ERA WHIP	ERA WHIP	
57 Williams Pérez, R ERA: 9.0	1.0	1.0	1.0	1.0	1.0	1.0	1.0	1.0	1.0	1.0	1.0	1.0	1.0	1.0	1.0	1.0	9.00	2.000	9.00	2.000
71 Ryan Kelly, R ERA:	2.1	2.1	2.1	2.1	2.1	2.1	2.1	2.1	2.1	2.1	2.1	2.1	2.1	2.1	2.1	2.1	0.00	1.000	0.00	1.000
61 Danny Burawa, R ERA: 27.0	3.1	3.1	3.1	3.1	3.1	3.1	3.1	3.1	3.1	3.1	3.1	3.1	3.1	3.1	3.1	3.1	27.00	3.000	27.00	3.000
36 José Ramirez, R ERA:	4.1	4.1	4.1	4.1	4.1	4.1	4.1	4.1	4.1	4.1	4.1	4.1	4.1	4.1	4.1	4.1	0.00	1.000	0.00	1.000
56 Matt Marksberry, L ERA:	5.1	5.1	5.1	5.1	5.1	5.1	5.1	5.1	5.1	5.1	5.1	5.1	5.1	5.1	5.1	5.1	0.00	0.000	0.00	0.000
83 Hunter Cervenko, L ERA:	6.1	6.1	6.1	6.1	6.1	6.1	6.1	6.1	6.1	6.1	6.1	6.1	6.1	6.1	6.1	6.1	0.00	0.000	0.00	0.000
58 Dan Winkler, R ERA:	7.1	7.1	7.1	7.1	7.1	7.1	7.1	7.1	7.1	7.1	7.1	7.1	7.1	7.1	7.1	7.1	0.00	0.000	0.00	0.000
77 Madison Younginer, R ERA:	8.1	8.1	8.1	8.1	8.1	8.1	8.1	8.1	8.1	8.1	8.1	8.1	8.1	8.1	8.1	8.1	0.00	0.000	0.00	0.000
68 Mauricio Cabrera, R ERA:	9.1	9.1	9.1	9.1	9.1	9.1	9.1	9.1	9.1	9.1	9.1	9.1	9.1	9.1	9.1	9.1	0.00	0.000	0.00	0.000
83 Kanekoa Teixeira, R ERA:	10.1	10.1	10.1	10.1	10.1	10.1	10.1	10.1	10.1	10.1	10.1	10.1	10.1	10.1	10.1	10.1	0.00	0.000	0.00	0.000

Batter	1	2	3	4	5	6	7	8	9	10	AB	R	H	RBI	BB	SO	LOB	BOTTOM				
11 Ender Inciarte, L 63 Mallex Smith, L OBP: 0.500, SLG: 0.500											3	0	0	0	0	1	1	Baltimore Orioles @ Atlanta Braves Champion Stadium, Lake Buena Vista, FL Tue Mar 01 2016, 1:09 PM - 4:11 PM EST Att: 4,655 - Sunny - 74 F				
1 Erick Aybar, S OBP: 0.333, SLG: 0.667 14 Daniel Castro, R OBP: 0.500, SLG: 1.000											3	0	1	0	0	0	0					
5 Freddie Freeman, L OBP: 0.500, SLG: 1.000 72 Nate Freiman, R											2	0	1	0	0	1	2					
22 Nick Markakis, L OBP: 0.500, SLG: 0.500 81 Braxton Davidson, L											1	1	0	0	2	0	1					
13 Adonis Garcia, R OBP: 0.500, SLG: 0.500 82 Rio Ruiz, L OBP: 0.667, SLG: 1.000											2	0	1	0	0	1	1					
15 A.J. Pierzynski, L 19 Ryan Lavanway, R OBP: 0.500, SLG: 0.500 87 Ozzie Albies, S											2	0	0	0	0	0	2					
28 Héctor Olivera, R OBP: 0.333, SLG: 0.333 73 Chase d'Arnaud, R											3	0	1	1	0	0	2					
74 Matt Tuiasosopo, R OBP: 0.400, SLG: 0.250											2	0	0	0	0	0	2					
8 Jace Peterson, L 4 Reid Brignac, L 69 Braeden Schlehuber, R											2	0	0	0	0	0	1					
											1	0	0	1	0	0	0					
Inning Stats	R: 0 E: 0 K: 2 S: 8	H: 1 LOB: 1 BB: 0 P: 8	R: 0 E: 0 K: 0 S: 3	H: 0 LOB: 0 BB: 0 P: 3	R: 0 E: 0 K: 1 S: 7	H: 2 LOB: 2 BB: 0 P: 7	R: 0 E: 0 K: 0 S: 5	H: 2 LOB: 2 BB: 0 P: 5	R: 0 E: 0 K: 0 S: 3	H: 0 LOB: 0 BB: 0 P: 3	R: 1 E: 0 K: 1 S: 7	H: 2 LOB: 1 BB: 0 P: 7	R: 2 E: 1 K: 2 S: 10	H: 2 LOB: 3 BB: 1 P: 14	R: 0 E: 0 K: 2 S: 7	H: 0 LOB: 1 BB: 0 P: 11	R: 0 E: 0 K: 0 S: 2	H: 0 LOB: 0 BB: 0 P: 7	1B: 7 2B: 4 3B: 0 HR: 0	SF: 1 SAC: 0 DP: 0 HBP: 0	WP: 0 PB: 0 SB: 0 CS: 1	PA: 44
PITCHER	IP WLS BF H R ER SO	IP WLS BF H R ER SO	IP WLS BF H R ER SO	IP WLS BF H R ER SO	IP WLS BF H R ER SO	IP WLS BF H R ER SO	IP WLS BF H R ER SO	IP WLS BF H R ER SO	IP WLS BF H R ER SO	IP WLS BF H R ER SO	IP WLS BF H R ER SO	IP WLS BF H R ER SO	IP WLS BF H R ER SO	IP WLS BF H R ER SO	IP WLS BF H R ER SO	IP WLS BF H R ER SO	ERA WHIP	ERA WHIP	ERA WHIP			
59 Mike Wright Jr., R ERA:	1.1	1.1	1.1	1.1	1.1	1.1	1.1	1.1	1.1	1.1	1.1	1.1	1.1	1.1	1.1	1.1	9.00	2.000	9.00	2.000		
63 Tyler Wilson, R ERA:	3.1	3.1	3.1	3.1	3.1	3.1	3.1	3.1	3.1	3.1	3.1	3.1	3.1	3.1	3.1	3.1	0.00	2.000	0.00	2.000		
62 Chris Lee, L ERA:	4.1	4.1	4.1	4.1	4.1	4.1	4.1	4.1	4.1	4.1	4.1	4.1	4.1	4.1	4.1	4.1	0.00	2.000	0.00	2.000		
68 Parker Bridwell, R ERA:	5.1	5.1	5.1	5.1	5.1	5.1	5.1	5.1	5.1	5.1	5.1	5.1	5.1	5.1	5.1	5.1	0.00	0.000	0.00	0.000		
76 Ashur Tolliver, L ERA: 9.0	6.1	6.1	6.1	6.1	6.1	6.1	6.1	6.1	6.1	6.1	6.1	6.1	6.1	6.1	6.1	6.1	9.00	3.000	9.00	3.000		
74 Andrew Triggs, R ERA: 9.0	7.1	7.1	7.1	7.1	7.1	7.1	7.1	7.1	7.1	7.1	7.1	7.1	7.1	7.1	7.1	7.1	0.00	1.000	0.00	1.000		
69 Chris Jones, L ERA: 9.0	8.1	8.1	8.1	8.1	8.1	8.1	8.1	8.1	8.1	8.1	8.1	8.1	8.1	8.1	8.1	8.1	0.00	1.000	0.00	1.000		
71 Oliver Drake, R ERA:	9.1	9.1	9.1	9.1	9.1	9.1	9.1	9.1	9.1	9.1	9.1	9.1	9.1	9.1	9.1	9.1	0.00	0.000	0.00	0.000		
57 Pedro Beato, R ERA:	10.1	10.1	10.1	10.1	10.1	10.1	10.1	10.1	10.1	10.1	10.1	10.1	10.1	10.1	10.1	10.1	0.00	1.000	0.00	1.000		

AB	37
R	4
H	7
RBI	4
BB	0
SO	8
LOB	8

AB	39
R	4
H	11
RBI	4
BB	4
SO	8
LOB	22



Batter	1	2	3	4	5	6	7	8	9	AB	R	H	RBI	BB	SO	LOB	TOP																		
70 Xavier Avery, L OBP: 0.286, SLG: 0.500 28 L.J. Hoes, R OBP: 0.250, SLG: 0.250	K			F8			F9		1B	2	0	0	0	1	1	1																			
18 Steve Tolleson, R 84 Mike Yastrzemski, L	G5-3	K		P4			25 FC4-6 BB		K	3	0	0	0	1	1	4																			
25 Hyun Soo Kim, L 89 Garabez Rosa, R OBP: 0.500, SLG: 0.500	L4		G3-1	G1-3			FC4-6			4	0	0	0	0	0	2																			
34 Christian Walker, R 67 Trey Mancini, R		E4 3 1B 51 BB		3 BB 2B			F7		P6	3	1	1	0	0	0	0																			
51 Henry Urrutia, L 27 Francisco Peña, R OBP: 0.364, SLG: 0.333		12 FC6-4 3 1B 15 BB		3 BB BB			36 G4-6-3 1B		F7	1	1	1	0	2	0	0																			
36 Caleb Joseph, R 73 Chance Sisco, L		P3		F9			G4-6-3		K	3	0	0	0	0	0	5																			
3 Ryan Flaherty, L 80 Alfredo Marte, R OBP: 0.286, SLG: 0.286		12 FC6-4 1B		1-2 2-3 BB			15 G6-4-3 1B		G5-3	2	0	2	1	1	0	0																			
12 Daniel Álvarez, R 86 Drew Dosch, L		FC6-4 70 BB 15 1B		K			F9		G3	3	0	0	0	0	1	6																			
15 Paul Janish, R 87 Osvaldo Martínez, R		70 BB 1B					G6-4-3		G6-3	2	0	1	1	1	0	1																			
Inning Stats	R: 0 E: 0 K: 1 S: 5	H: 0 LOB: 0 P: 5	R: 2 E: 1 K: 1 S: 8	H: 2 LOB: 3 BB: 2 P: 16	R: 0 E: 0 K: 1 S: 6	H: 1 LOB: 1 BB: 1 P: 14	R: 0 E: 0 K: 0 S: 3	H: 0 LOB: 1 BB: 1 P: 8	R: 0 E: 0 K: 0 S: 3	H: 1 LOB: 0 BB: 0 P: 3	R: 0 E: 0 K: 0 S: 3	H: 0 LOB: 1 BB: 1 P: 7	R: 0 E: 0 K: 1 S: 5	H: 0 LOB: 0 BB: 0 P: 5	R: 0 E: 0 K: 1 S: 6	H: 1 LOB: 1 BB: 0 P: 6	1B: 5 2B: 1 3B: 0 HR: 0	SF: 0 SAC: 0 DP: 2 HBP: 0	WP: 1 PB: 0 SB: 0 CS: 0	PA: 38															
PITCHER	IP	WLS	BF	H	R	ER	SO	BB	IBB	HBP	BLK	WP	HR	S	P	ERA	WHIP	PITCHER	IP	WLS	BF	H	R	ER	SO	BB	IBB	HBP	BLK	WP	HR	S	P	ERA	WHIP
54 Ervin Santana, R ERA: 13.5	2.0		11	2	2	0	2	2	0	0	0	0	0	13	21	0.00	2.000	55 Taylor Rogers, L ERA: 13.5	1.0		4	0	0	0	0	1	0	0	0	0	0	3	7	0.00	1.000
68 José Berrios, R ERA: 13.5	1.1		8	1	0	0	1	3	0	0	0	1	0	7	20	0.00	3.000	77 Nick Burdi, R ERA: 13.5	1.0		3	0	0	0	1	0	0	0	0	0	5	5	0.00	0.000	
81 Yorman Landa, R ERA: 13.5	0.2	W	2	0	0	0	0	0	0	0	0	0	0	2	2	0.00	0.000	72 Buddy Boshers, L ERA: 13.5	1.0		4	1	0	0	1	0	0	0	0	0	6	6	0.00	1.000	
49 Kevin Jepsen, R ERA: 13.5	1.0	H	3	1	0	0	0	0	0	0	0	0	0	3	3	0.00	1.000																		
62 J.R. Graham, R ERA: 13.5	1.0	H	3	1	0	0	0	0	0	0	0	0	0	3	3	0.00	1.000																		

Baltimore Orioles @ Minnesota Twins
CenturyLink Sports Complex, Fort Myers, FL
Sat Mar 05 2016, 1:07 PM - 3:59 PM EST
Att: 8,138 - Sunny - 73 F

livebaseballscorecards.com

AB 32
R 2
H 6
RBI 2
BB 6
SO 5
LOB 21



Batter	1	2	3	4	5	6	7	8	9	AB	R	H	RBI	BB	SO	LOB	BOTTOM																			
2 Brian Dozier, R OBP: 0.667, SLG: 1.500 9 Eduardo Núñez, R OBP: 0.625, SLG: 0.875 78 Heiker Meneses, R (7, PR)	HR		G4-3		F9	30 1B 43 2B	E5 1B			3	1	1	1	0	0	2																				
7 Joe Mauer, L OBP: 0.200, SLG: 0.200 30 James Beresford, L OBP: 0.286, SLG: 0.429	G3		F7		G4-3	43 2B 36 1B	G5-3			3	0	0	1	0	0	1																				
22 Miguel Sanó, R OBP: 0.500, SLG: 0.400 43 Joe Benson, R OBP: 0.400, SLG: 0.600	K		P5		K2-3	36 1B 2B	G1-3			3	0	0	0	0	2	1																				
24 Trevor Plouffe, R OBP: 0.200, SLG: 0.200 36 Wilfredo Tovar, R OBP: 0.500, SLG: 0.500	L6		F9		F9	36 1B 2B	P4			3	1	1	0	0	0	0																				
20 Eddie Rosario, L OBP: 0.200, SLG: 0.800 53 Reynaldo Rodríguez, R OBP: 0.333, SLG: 0.400	G4-3		HR		FC5 1B	F9	F7			2	1	1	1	0	0	0																				
52 ByungHo Park, R OBP: 0.125, SLG: 0.125 26 Ryan Sweeney, L OBP: 0.625, SLG: 0.667	E5 5 G6-3 8 1B		P5		P5	25 SF9 9 1B	G2-3			2	1	0	0	0	0	0																				
5 Eduardo Escobar, S 1 Engelb Vielma, S	G6-3		G3-1		G4-3	25 SF9 9 1B	83 BB 1B			2	0	0	0	0	0	1																				
8 Kurt Suzuki, R OBP: 0.500, SLG: 0.333 80 Juan Centeno, L OBP: 0.500, SLG: 1.500 83 Carlos Paulino, R 82 Mitch Garver, R		E5 7 G4-3 1B		G3-1		25 SF9 9 1B	HR			1	1	1	1	1	0	0																				
25 Byron Buxton, R OBP: 0.125, SLG: 0.143 21 Darin Mastroianni, R OBP: 0.333, SLG: 0.200	FC5-4		E5 7 G4-3		E5 7 G4-3	SF9	F9			2	0	0	1	0	0	2																				
Inning Stats	R: 1 E: 0 K: 1 S: 7	H: 1 LOB: 0 BB: 0 P: 9	R: 1 E: 1 K: 0 S: 5	H: 1 LOB: 1 BB: 0 P: 5	R: 0 E: 0 K: 0 S: 3	H: 0 LOB: 0 BB: 0 P: 3	R: 1 E: 0 K: 0 S: 7	H: 1 LOB: 0 BB: 0 P: 9	R: 1 E: 2 K: 1 S: 6	H: 0 LOB: 1 BB: 1 P: 10	R: 3 E: 1 K: 0 S: 13	H: 9 LOB: 2 BB: 0 P: 13	R: 1 E: 1 K: 0 S: 7	H: 3 LOB: 2 BB: 0 P: 8	R: 0 E: 0 K: 0 S: 4	H: 1 LOB: 2 BB: 1 P: 8	1B: 11 2B: 2 3B: 0 HR: 3	SF: 1 SAC: 0 DP: 0 HBP: 0	WP: 0 PB: 0 SB: 0 CS: 0	PA: 45																
PITCHER	IP	WLS	BF	H	R	ER	SO	BB	IBB	HBP	BLK	WP	HR	S	P	ERA	WHIP	PITCHER	IP	WLS	BF	H	R	ER	SO	BB	IBB	HBP	BLK	WP	HR	S	P	ERA	WHIP	
63 Tyler Wilson, R ERA: 3.0	2.0		9	2	2	1	1	0	0	0	0	0	1	12	14	4.50	1.000	90 Donnie Hart, L ERA: 9.0	1.0		6	3	1	1	0	0	0	0	0	1	7	8	9.00	3.000		
68 Parker Bridwell, R ERA: 3.0	2.0	L	7	1	1	1	0	0	0	0	0	0	1	10	12	4.50	0.500	93 Tanner Scott, L ERA: 9.0	1.0		5	1	0	0	0	1	0	0	0	0	4	8	0.00	2.000		
61 Jason García, R ERA: 3.0	1.0		5	0	1	0	1	1	0	0	0	0	0	6	10	0.00	1.000																			
62 Chris Lee, L ERA: 33.75	0.1		7	5	6	5	0	0	0	0	0	0	0	7	7	135.00	15.000																			
43 Oñisame Despaigne, R ERA: 15.43	0.2		6	4	2	2	0	0	0	0	0	0	0	6	6	27.00	6.000																			

Baltimore Orioles @ Minnesota Twins
CenturyLink Sports Complex, Fort Myers, FL
Sat Mar 05 2016, 1:07 PM - 3:59 PM EST
Att: 8,138 - Sunny - 73 F

livebaseballscorecards.com


AB 42
R 13
H 16
RBI 13
BB 2
SO 2
LOB 19




Batter	1	2	3	4	5	6	7	8	9	AB	R	H	RBI	BB	SO	LOB	TOP										
13 Brad Miller, L (1,6) 2 Nick Franklin, S (6,6) OBP: 0.571, SLG: 0.714 OBP: 0.333, SLG: 0.500	L7		1B		K		1B			4	1	2	2	0	1	3	Tampa Bay Rays @ Baltimore Orioles Ed Smith Stadium, Sarasota, FL Sat Mar 05 2016, 7:06 PM - 10:05 PM EST Att: 7,942 - Partly Cloudy - 62 F										
39 Kevin Kiermaier, L (1,8) 29 Ryan Brett, R (6,8)	K		1B		1B		K			4	1	3	2	0	1	0											
10 Corey Dickerson, L (1,10) 60 Daniel Robertson, R (7,PH) OBP: 0.290, SLG: 0.500 OBP: 0.290, SLG: 0.500	1B		G4-3		G3		G6-3		FC6-4	4	0	1	0	0	0	2											
11 Logan Forsythe, R (1,4) 62 Jumiel Quevedo, S (6,PH) OBP: 0.333, SLG: 0.667 OBP: 0.250, SLG: 0.250	CS		K		L5		K		G4-3	3	1	1	1	0	1	0											
7 Logan Morrison, L (1,3) 63 Kyle Roller, L (6,PH) OBP: 0.500, SLG: 0.500 OBP: 0.500, SLG: 0.500			K		P5		1B		K	2	1	0	0	1	1	0											
28 Steve Pearce, R (1,5) 38 Taylor Motter, R (6,PH) OBP: 0.500, SLG: 0.600 OBP: 0.250, SLG: 0.143			G5-3		1B		FC6-4		P2	2	2	1	0	1	0	0											
5 Brandon Guyer, R (1,7) 61 Patrick Leonard, R (6,7) OBP: 0.333, SLG: 1.400 OBP: 0.333, SLG: 0.667			F9		BB		1B		K	2	1	1	1	1	0	0											
19 Curt Casali, R (1,2) 46 Luke Malle, R (5,2) OBP: 0.800, SLG: 1.000 OBP: 0.167, SLG: 0.167			1B		1B		2B		K	3	1	3	3	0	0	0											
36 Richie Shaffer, R (1,9) 83 Dayron Varona, R (6,9) OBP: 0.500, SLG: 0.500 OBP: 0.286, SLG: 0.429			2B		P3		BB		K	2	0	0	0	0	1	1											
Inning Stats	R: 0 E: 0 K: 1 S: 5	H: 1 LOB: 0 BB: 0 P: 7	R: 0 E: 0 K: 2 S: 7	H: 0 LOB: 0 BB: 0 P: 7	R: 2 E: 0 K: 0 S: 6	H: 4 LOB: 1 BB: 0 P: 6	R: 1 E: 0 K: 0 S: 5	H: 2 LOB: 2 BB: 1 P: 9	R: 6 E: 0 K: 1 S: 10	H: 6 LOB: 2 BB: 3 P: 22	R: 0 E: 0 K: 1 S: 6	H: 1 LOB: 1 BB: 0 P: 6	R: 1 E: 0 K: 1 S: 8	H: 3 LOB: 2 BB: 0 P: 10	R: 0 E: 0 K: 1 S: 5	H: 0 LOB: 0 BB: 0 P: 5		R: 0 E: 0 K: 3 S: 9	H: 0 LOB: 0 BB: 0 P: 9	1B: 11 2B: 5 3B: 1 HR: 0	SF: 0 SAC: 0 DP: 0 HBP: 0	WP: 2 PB: 1 CS: 1	PA: 46				
PITCHER	IP	WLS	BF	H	R	ER	SO	BB	IBB	HBP	BLK	WP	HR	S	P	ERA	WHIP										
39 Kevin Gausman, R (1,1) ERA: 4.5	2.0		6	1	0	0	3	0	0	0	0	0	0	12	14	0.00	0.500										
52 Dale Thayer, R (3,1) ERA: 9.0	1.0	L	6	4	2	2	0	0	0	0	0	0	0	6	6	18.00	4.000										
58 Todd Redmond, R (4,1) ERA: 15.43	1.1		10	5	4	4	0	1	0	0	0	0	0	9	13	27.00	4.500										
98 Jon Keller, R (5,1) ERA: 9.0	0.0		5	2	2	2	0	3	0	0	0	0	0	2	14	∞	∞										
57 Pedro Beato, R (5,1) ERA: 9.0	1.2		6	2	1	1	2	0	0	0	0	0	0	10	10	5.40	1.200										
53 Zack Britton, L (7,1) ERA: 4.5	1.0		6	3	1	1	1	0	0	0	0	0	0	8	10	9.00	3.000										
56 Darren O'Day, R (8,1) ERA: 4.5	1.0		3	0	0	0	1	0	0	0	0	0	0	5	5	0.00	0.000										
60 Mychal Givens, R (9,1) ERA: 4.5	1.0		3	0	0	0	3	0	0	0	0	0	0	9	9	0.00	0.000										

Batter	1	2	3	4	5	6	7	8	9	AB	R	H	RBI	BB	SO	LOB	BOTTOM										
14 Nolan Reimold, R (1,9) 97 Jomar Reyes, R (7,5)	L8		F8		E6		G1-3		L1	3	1	0	1	0	0	2	Tampa Bay Rays @ Baltimore Orioles Ed Smith Stadium, Sarasota, FL Sat Mar 05 2016, 7:06 PM - 10:05 PM EST Att: 7,942 - Partly Cloudy - 62 F										
13 Manny Machado, R (1,5) 67 Trey Mancini, R (7,3)	F9		E6		1B		K		G5-3	3	1	1	1	0	0	0											
10 Adam Jones, R (1,8) 90 Josh Hart, L (7,9)	G5-3		F7		FC6-4		K		K	3	0	0	1	0	0	2											
19 Chris Davis, L (1,3) 92 Glynn Davis, R (7,8)			G3-1		BB		F9		F9	2	0	0	1	1	1	0											
45 Mark Trumbo, R (1,10) 90 Joey Terdoslavich, S (8,PH) OBP: 0.200, SLG: 0.167 OBP: 1.000, SLG: 1.000			L8		L8		1B		1B	3	0	0	0	0	1	2											
32 Matt Wieters, S (1,2) 82 Adrian Marin, R (7,6)			K		F8		F9		F9	2	0	0	0	1	1	0											
2 J.J. Hardy, R (1,6) 85 Jaylen Ferguson, R (6,PR) 89 Garabez Rosa, R (7,4) OBP: 0.200, SLG: 0.200 OBP: 0.667, SLG: 0.500			G4-3		FC5-4		1B		BB	3	1	1	0	0	0	1											
6 Jonathan Schoop, R (1,4) 78 Jonah Heim, S (7,2)			1B		FC4		L5-3		F9	3	1	1	0	0	0	2											
23 Joey Rickard, R (1,7) 87 Ryan Mountcastle, R (7,PR) 92 DJ Stewart, L (8,7)			L9		1B		2B		G4-3	3	1	2	1	0	0	1											
Inning Stats	R: 0 E: 0 K: 0 S: 3	H: 0 LOB: 0 BB: 0 P: 3	R: 0 E: 0 K: 3 S: 9	H: 0 LOB: 0 BB: 0 P: 9	R: 0 E: 0 K: 0 S: 4	H: 1 LOB: 1 BB: 0 P: 4	R: 1 E: 1 K: 0 S: 5	H: 0 LOB: 0 BB: 0 P: 5	R: 4 E: 2 K: 0 S: 7	H: 2 LOB: 2 BB: 2 P: 15	R: 0 E: 0 K: 0 S: 3	H: 1 LOB: 1 BB: 0 P: 3	R: 1 E: 0 K: 2 S: 8	H: 1 LOB: 1 BB: 0 P: 9	R: 0 E: 0 K: 0 S: 4	H: 1 LOB: 2 BB: 1 P: 8		R: 0 E: 0 K: 0 S: 3	H: 0 LOB: 0 BB: 0 P: 3	1B: 4 2B: 3 3B: 0 HR: 0	SF: 0 SAC: 0 DP: 1 HBP: 0	WP: 1 PB: 0 CS: 0	PA: 38				
PITCHER	IP	WLS	BF	H	R	ER	SO	BB	IBB	HBP	BLK	WP	HR	S	P	ERA	WHIP										
33 Drew Smyly, L (1,1) ERA: 9.0	2.0		6	0	0	0	3	0	0	0	0	0	0	12	12	0.00	0.000										
45 Enny Romero, L (3,1) ERA: 9.0	1.0	H	4	1	0	0	0	0	0	0	0	0	0	4	4	0.00	1.000										
59 Andrew Bellatti, R (4,1) ERA: 9.0	1.0	H	4	0	1	0	0	0	0	0	0	0	0	5	5	0.00	0.000										
81 Justin Marks, L (5,1) ERA: 9.0	0.2		8	2	4	0	0	2	0	0	0	0	0	6	14	0.00	6.000										
79 Tyler Sturdevant, R (5,1) ERA: 9.0	1.1	H	4	1	0	0	0	0	0	0	0	0	0	4	4	0.00	0.750										
82 Ryan Garton, R (7,1) ERA: 9.0	1.0		6	1	1	1	2	0	0	0	0	0	0	8	9	9.00	1.000										
75 Parker Markel, R (8,1) ERA: 9.0	1.0		5	1	0	0	0	1	0	0	0	0	0	4	8	0.00	2.000										
76 Mark Sappington, R (9,1) ERA: 9.0	1.0		3	0	0	0	0	0	0	0	0	0	0	3	3	0.00	0.000										



Batter	1	2	3	4	5	6	7	8	9	AB	R	H	RBI	BB	SO	LOB	TOP					
23 Joey Rickard, R OBP: 0.279, SLG: 0.389 87 Osvaldo Martinez, R (6, 6) 82 Adrian Marin, R (6, 6)	L5	14 BB 3 BB 1B		K		K2-3		B2		4	0	1	0	0	2	0	<p>Baltimore Orioles @ Boston Red Sox JetBlue Park, Ft. Myers, FL Sun Mar 06 2016, 1:12 PM - 4:48 PM EST Att: 9,808 - Sunny - 78 F</p> <p>livebaseballscorecards.com</p> <p>AB 38 R 7 H 10 RBI 7 BB 7 SO 13 LOB 25</p> 					
3 Ryan Flaherty, L OBP: 0.687, SLG: 0.818 75 Audry Pérez, R (6, 2)	25 S 14 E 2B BB	14 BB BB		K		K		G1-6-3		1	1	0	0	3	1	0						
14 Nolan Reimold, R OBP: 0.300, SLG: 0.125 51 Henry Urrutia, L OBP: 0.333, SLG: 0.300	FC6 34 2B			F9		K		K2-3		3	1	0	1	1	1	2						
25 Hyun Soo Kim, L (1, 7) 80 Alfredo Marte, R OBP: 0.444, SLG: 0.556	K	P2		K				70 WP 67 1B		3	0	0	0	0	2	6						
34 Christian Walker, R OBP: 0.333, SLG: 0.917 12 Daniel Álvarez, R OBP: 0.053, SLG: 0.083	28 1B 2B	K				F8		F9		3	1	1	2	0	1	3						
28 L.J. Hoos, R OBP: 0.273, SLG: 0.273 67 Trev Mancini, R OBP: 0.182, SLG: 0.100	2H 3H 1B		E9 15 G6-3			K		70 WP 89 1B		3	0	1	1	0	1	0						
27 Francisco Peña, R OBP: 0.250, SLG: 0.286 70 Xavier Avery, L OBP: 0.333, SLG: 0.429	K		K					89 1B BB		3	0	1	0	0	2	2						
15 Paul Janish, R OBP: 0.462, SLG: 0.300 89 Garabez Rosa, R OBP: 0.500, SLG: 0.750		F9	G6-3					86 1B 1B		2	0	0	0	1	0	1						
18 Steve Tolleson, R (1, 5) 86 Drew Dosch, L OBP: 0.333, SLG: 0.333		3 BB 14 BB 23 1B BB	K			P5		75 G1-6-3 1B		2	1	0	0	1	1	3						
Inning Stats	R: 3 E: 1 K: 2 S: 10	H: 2 LOB: 1 BB: 1 P: 16	R: 1 E: 0 K: 1 S: 6	H: 1 LOB: 3 BB: 3 P: 18	R: 0 E: 1 K: 2 S: 8	H: 0 LOB: 1 BB: 0 P: 8	R: 0 E: 0 K: 2 S: 7	H: 0 LOB: 1 BB: 1 P: 13	R: 0 E: 0 K: 1 S: 6	H: 1 LOB: 2 BB: 1 P: 10	R: 0 E: 0 K: 3 S: 9	H: 0 LOB: 0 BB: 0 P: 9	R: 1 E: 0 K: 1 S: 6	H: 1 LOB: 0 BB: 0 P: 6	R: 0 E: 0 K: 0 S: 4	H: 2 LOB: 1 BB: 0 P: 4		R: 2 E: 0 K: 1 S: 9	H: 3 LOB: 2 BB: 1 P: 13	1B: 7 2B: 3 3B: 0 HR: 0	SF: 0 SAC: 0 DP: 1 HBP: 0	WP: 2 PB: 0 SB: 2 CS: 0
PITCHER	IP WLS BF H R ER SO BB IBB HBP BLK WP HR S P ERA WHIP	11 Clay Buchholz, R ERA: 6.75 76 Jorge Marban, R ERA: 39 Carson Smith, R ERA: 68 Matt Barnes, R ERA: 37 Heath Hembree, R ERA:	1.1 11 3 4 1 2 3 0 0 0 0 0 0 12 26 6.75 4.500	2.0 3 0 0 0 1 0 0 0 0 0 0 0 4 8 0.00 1.500	1.0 4 0 0 0 2 0 0 0 0 1 0 7 13 0.00 1.000	2.0 W 8 1 0 0 4 1 0 0 0 0 0 15 19 0.00 1.000	7.1 H 4 1 1 1 0 0 0 0 0 0 4 8 9.00 1.000	8.1 H 10 5 2 2 1 1 0 0 0 0 0 8 8 0.00 0.000	9.1 S 1 0 0 0 0 0 0 0 0 0 0 7 13 0.00 0.000	51 Edwin Escobar, L ERA: 9.0 78 Pat Light, R ERA: 73 Mike McCarthy, R ERA:	1.0 H 4 1 1 1 0 0 0 0 0 0 4 8 9.00 1.000	1.2 H 10 5 2 2 1 1 0 0 0 0 8 8 0.00 0.000	0.1 S 1 0 0 0 0 0 0 0 0 0 7 13 0.00 0.000	IP WLS BF H R ER SO BB IBB HBP BLK WP HR S P ERA WHIP	1.0 H 4 1 1 1 0 0 0 0 0 0 4 8 9.00 1.000	1.0 H 10 5 2 2 1 1 0 0 0 0 0 8 8 0.00 0.000	1.0 S 1 0 0 0 0 0 0 0 0 0 7 13 0.00 0.000	1B: 7 2B: 3 3B: 0 HR: 0	SF: 0 SAC: 0 DP: 1 HBP: 0	WP: 2 PB: 0 SB: 2 CS: 0	PA: 45	

Batter	1	2	3	4	5	6	7	8	9	AB	R	H	RBI	BB	SO	LOB	BOTTOM			
2 Xander Bogaerts, R OBP: 0.500, SLG: 0.500 79 Marco Hernández, L (4, PR) OBP: 0.714, SLG: 1.000	13 2B 2B	15 FC4-6 BB		80 CS 1B		47 1B 74 SF8 2B		80 1B 47 1B BB		2	1	2	1	1	0	0	<p>Baltimore Orioles @ Boston Red Sox JetBlue Park, Ft. Myers, FL Sun Mar 06 2016, 1:12 PM - 4:48 PM EST Att: 9,808 - Sunny - 78 F</p> <p>livebaseballscorecards.com</p> <p>AB 34 R 8 H 14 RBI 8 BB 5 SO 8 LOB 22</p> 			
15 Dustin Pedroia, R OBP: 0.143, SLG: 0.143 80 Sean Coyle, R OBP: 0.429, SLG: 0.333	G5-3	FC4-6		K		K		47 1B 74 SF9 1B		2	0	0	0	0	3	3				
34 David Ortiz, L (1, 10) 47 Travis Shaw, L OBP: 0.667, SLG: 0.750	K		G3-1			74 1B 70 1B 1B		74 SF9 1B		2	0	0	0	0	1	1				
13 Hanley Ramirez, R OBP: 0.500, SLG: 0.625 74 Sam Travis, R OBP: 0.250, SLG: 0.600	2H 2B		G6-3 1B			30 BB 70 1B 1B		SF8		2	0	2	1	0	0	0				
Pablo Sandoval, S (1, 5) 70 Chris Dominguez, R OBP: 0.429, SLG: 0.571	F7		G6-3			30 BB 1B		K		2	0	0	0	0	2	2				
18 David Murphy, L OBP: 0.333, SLG: 0.333 80 Henry Ramos, S (6, 9)		38 2B 1B		F8		L3		K		3	1	1	0	0	0	3				
30 Chris Young, R (1, 8) 65 Ryan LaMarre, R OBP: 0.167, SLG: 0.667		F8		10 WP 38 1B 2 1B BB		38 G6-4-3 BB		L4		1	1	0	0	2	0	1				
38 Rusney Castillo, R OBP: 0.333, SLG: 0.500 40 Danny Mars, S (6, 7)		2 WP 1H 2B		2 1B 10 WP 1B		G6-4-3		K		3	0	2	1	0	0	3				
10 Ryan Hanigan, R (1, 2) 43 Ali Solis, R OBP: 0.500, SLG: 0.333		K		F7		79 2B 47 1B BB		L7		2	0	0	0	0	1	3				
Inning Stats	R: 1 E: 0 K: 1 S: 7	H: 2 LOB: 1 BB: 0 P: 7	R: 1 E: 0 K: 1 S: 7	H: 2 LOB: 1 BB: 1 P: 10	R: 0 E: 0 K: 0 S: 4	H: 1 LOB: 1 BB: 0 P: 6	R: 1 E: 0 K: 1 S: 6	H: 2 LOB: 2 BB: 1 P: 11	R: 1 E: 0 K: 0 S: 5	H: 3 LOB: 3 BB: 1 P: 9	R: 2 E: 0 K: 2 S: 9	H: 2 LOB: 1 BB: 1 P: 13	R: 0 E: 0 K: 2 S: 7	H: 0 LOB: 0 BB: 0 P: 7	R: 2 E: 0 K: 1 S: 7	H: 2 LOB: 1 BB: 1 P: 11		1B: 10 2B: 5 3B: 0 HR: 0	SF: 2 SAC: 0 DP: 2 HBP: 0	WP: 2 PB: 0 SB: 1 CS: 1
PITCHER	IP WLS BF H R ER SO BB IBB HBP BLK WP HR S P ERA WHIP	59 Mike Wright Jr., R ERA: 4.5 71 Oliver Drake, R ERA: 66 T.J. McFarland, L ERA: 11.57 65 Chaz Roe, R ERA: 8.1 37 Dylan Bundy, R ERA: 4.5	2.0 H 4 1 0 0 2 0 0 0 0 0 0 4 6 0.00 1.000	1.1 B 10 5 2 2 1 2 0 0 0 1 0 10 19 13.50 5.250	1.2 L 7 2 2 2 2 1 0 0 0 0 0 10 14 10.80 1.800	1.0 3 0 0 0 2 0 0 0 0 0 0 7 7 0.00 0.000	8.1 H 2 2 2 1 0 0 0 0 0 0 4 6 9.00 2.500	8.1 S 6 1 0 0 0 0 0 0 0 0 0 7 7 0.00 0.000	IP WLS BF H R ER SO BB IBB HBP BLK WP HR S P ERA WHIP	1.0 H 4 1 1 1 0 0 0 0 0 0 4 8 9.00 1.000	1.0 H 10 5 2 2 1 1 0 0 0 0 8 8 0.00 0.000	1.0 S 1 0 0 0 0 0 0 0 0 0 7 13 0.00 0.000	IP WLS BF H R ER SO BB IBB HBP BLK WP HR S P ERA WHIP	1.0 H 4 1 1 1 0 0 0 0 0 0 4 8 9.00 1.000	1.0 H 10 5 2 2 1 1 0 0 0 0 8 8 0.00 0.000	1.0 S 1 0 0 0 0 0 0 0 0 0 7 13 0.00 0.000	1B: 10 2B: 5 3B: 0 HR: 0	SF: 2 SAC: 0 DP: 2 HBP: 0	WP: 2 PB: 0 SB: 1 CS: 1	PA: 41

Batter	1	2	3	4	5	6	7	8	9	AB	R	H	RBI	BB	SO	LOB	TOP					
50 Mookie Betts, R (1, 9) OBP: 0.333, SLG: 0.667 80 Sean Coyle, R (6, 4) OBP: 0.375, SLG: 0.286	P4	G6-3			G4-3	P5		L4		4	0	1	0	0	0	4						
12 Brock Holt, L (1, 4) OBP: 0.333, SLG: 0.545 79 Marco Hernández, L (6, 6) OBP: 0.727, SLG: 1.111	HR				G4-3					3	1	1	1	0	1	1						
30 Chris Young, R (1, 10) OBP: 0.273, SLG: 0.111 35 Forrest Allday, L (9, PH) OBP: 0.667, SLG: 0.500	1B				G5-3					4	0	1	0	0	0	2						
47 Travis Shaw, L (1, 5) OBP: 0.583, SLG: 0.636 31 Brennan Boesch, L (6, 9) OBP: 0.333, SLG: 0.733	P5				G3					3	0	1	0	0	0	2						
18 David Murphy, L (1, 7) OBP: 0.500, SLG: 0.667 74 Sam Travis, R (6, 3) OBP: 0.333, SLG: 0.556	FC5-4				CS					3	2	2	0	0	0	1						
5 Allen Craig, R (1, 3) OBP: 0.286, SLG: 0.231 64 Bryce Brentz, R (6, 7)										2	0	1	0	1	1	1						
25 Jackie Bradley Jr., L (1, 8) OBP: 0.286, SLG: 0.444 65 Ryan LaMarre, R (6, 8) OBP: 0.111, SLG: 0.444										1	0	1	0	2	0	0						
16 Deven Marrero, R (1, 6) OBP: 0.375, SLG: 0.167 70 Chris Dominguez, R (6, 5) OBP: 0.500, SLG: 0.571										2	0	0	0	0	0	4						
7 Christian Vázquez, R (1, 2) 77 Dan Butler, R (3, 2) 43 Ali Solis, R (8, 2) OBP: 0.500, SLG: 0.333										1	0	0	0	0	0	2						
Inning Stats	R: 1 E: 0 K: 0 S: 7	H: 2 LOB: 1 BB: 0 P: 10	R: 0 E: 0 K: 0 S: 4	H: 1 LOB: 2 BB: 1 P: 8	R: 0 E: 0 K: 1 S: 5	H: 1 LOB: 0 BB: 0 P: 6	R: 1 E: 0 K: 0 S: 3	H: 1 LOB: 1 BB: 2 P: 11	R: 0 E: 0 K: 0 S: 4	H: 1 LOB: 1 BB: 0 P: 4	R: 1 E: 0 K: 1 S: 7	H: 2 LOB: 2 BB: 0 P: 8	R: 1 E: 0 K: 1 S: 7	H: 2 LOB: 1 BB: 0 P: 7	R: 0 E: 0 K: 0 S: 3	H: 0 LOB: 1 BB: 0 P: 4	R: 1 E: 0 K: 1 S: 6	H: 2 LOB: 1 BB: 1 P: 10	1B: 6 2B: 5 3B: 0 HR: 1	SF: 0 SAC: 0 DP: 2 HBP: 2	WP: 0 PB: 0 SB: 0 CS: 1	PA: 43
PITCHER	IP WLS BF H R ER SO BB IBB HBP BLK WP HR S P ERA WHIP	50 Miguel González, R (1, 1) ERA: 18.0	2.2 L 12 3 1 1 0 1 1 0 0 0 0 0 1 15 22 3.38 1.500	95 Andy Oliver, L (3, 1) ERA: 5.75	0.1 1 1 0 0 0 0 0 0 0 0 0 0 0 1 2 0.00 3.000	56 Darren O'Day, L (4, 1) ERA: 4.5	1.0 5 1 1 1 0 0 2 0 0 0 0 0 0 3 11 9.00 3.000	62 Chris Lee, L (5, 1) ERA: 22.5	0.2 3 1 0 0 0 0 0 0 0 0 0 0 0 3 3 0.00 1.500	94 Nick Addison, L (5, 1) ERA:	0.1 1 0 0 0 0 0 0 0 0 0 0 0 0 1 1 0.00 0.000	PITCHER	IP WLS BF H R ER SO BB IBB HBP BLK WP HR S P ERA WHIP	43 Odrisamer Despaigne, R (6, 1) ERA: 13.5	1.0 6 2 1 1 1 0 0 0 1 0 0 0 0 10 7 8 9.00 2.000	58 Todd Redmond, R (7, 1) ERA: 10.38	2.0 9 2 1 1 1 1 0 0 1 0 0 0 0 10 11 4.50 1.000	52 Dale Thayer, R (9, 1) ERA: 9.0	1.0 5 2 1 1 1 1 1 0 0 0 0 0 0 6 10 9.00 3.000			

Boston Red Sox @ Baltimore Orioles
Ed Smith Stadium, Sarasota, FL
Tue Mar 08 2016, 1:07 PM - 4:21 PM EST
Att. 7,894 - Partly Cloudy - 79 F

AB 36
R 5
H 12
RBI 4
BB 4
SO 4
LOB 27



Batter	1	2	3	4	5	6	7	8	9	AB	R	H	RBI	BB	SO	LOB	BOTTOM									
14 Nolan Reimold, R (1, 10) OBP: 0.286, SLG: 0.250 51 Henry Urrutia, L (9, PH) OBP: 0.313, SLG: 0.286					G5-3					4	0	1	0	0	2	4										
13 Manny Machado, R (1, 5) OBP: 0.250, SLG: 0.182 3 Ryan Flaherty, L (6, 5) OBP: 0.667, SLG: 0.769	P6									3	0	1	0	0	0	1										
19 Chris Davis, L (1, 3) OBP: 0.333, SLG: 0.444 34 Christian Walker, R (7, 3) OBP: 0.294, SLG: 0.786										2	0	0	0	1	1	1										
10 Adam Jones, R (1, 8) OBP: 0.167, SLG: 0.167 70 Xavier Avery, L (6, 8) OBP: 0.394, SLG: 0.375	G4-6-3									3	0	0	0	0	0	3										
45 Mark Trumbo, R (1, 9) OBP: 0.400, SLG: 0.600 12 Daniel Álvarez, R (6, PR) OBP: 0.133, SLG: 0.133										3	0	2	0	0	1	0										
32 Matt Wieters, S (1, 2) OBP: 0.273, SLG: 0.111 15 Paul Janish, R (6, PR) OBP: 0.467, SLG: 0.333	G6-3									2	0	0	0	1	1	2										
2 J.J. Hardy, R (1, 6) OBP: 0.273, SLG: 0.455 28 L.J. Hoes, R (7, 7) OBP: 0.250, SLG: 0.250										3	1	2	0	0	0	2										
6 Jonathan Schoop, R (1, 4) OBP: 0.357, SLG: 0.571 18 Steve Tolleson, R (7, 5) OBP: 0.294, SLG: 0.077										1	0	0	0	0	0	0										
23 Joey Rickard, R (1, 7) OBP: 0.286, SLG: 0.381 36 Caleb Joseph, R (7, 2) OBP: 0.100, SLG: 0.100										2	0	1	1	0	0	0										
Inning Stats	R: 0 E: 0 K: 0 S: 3	H: 1 LOB: 1 BB: 1 P: 7	R: 0 E: 0 K: 2 S: 10	H: 3 LOB: 3 BB: 0 P: 10	R: 0 E: 0 K: 2 S: 9	H: 2 LOB: 0 BB: 0 P: 9	R: 1 E: 0 K: 0 S: 4	H: 1 LOB: 0 BB: 0 P: 4	R: 0 E: 0 K: 0 S: 3	H: 0 LOB: 0 BB: 0 P: 3	R: 0 E: 0 K: 0 S: 3	H: 1 LOB: 2 BB: 1 P: 7	R: 0 E: 0 K: 2 S: 8	H: 1 LOB: 2 BB: 1 P: 12	R: 0 E: 0 K: 0 S: 5	H: 2 LOB: 2 BB: 0 P: 5	R: 0 E: 0 K: 2 S: 8	H: 1 LOB: 2 BB: 1 P: 12	1B: 10 2B: 1 3B: 1 HR: 0	SF: 0 SAC: 0 DP: 2 HBP: 0	WP: 0 PB: 0 SB: 0 CS: 0	PA: 41				
PITCHER	IP WLS BF H R ER SO BB IBB HBP BLK WP HR S P ERA WHIP	29 Roenis Elias, L (1, 1) ERA:	2.0 W 10 4 3 1 1 2 0 0 0 0 0 0 0 16 16 3.00 1.000	61 Brian Johnson, L (3, 1) ERA: 5.79	3.0 H 12 3 1 1 2 0 0 0 0 0 0 0 16 16 3.00 1.000	81 Kyle Martin, R (6, 1) ERA:	2.0 H 9 2 0 0 0 2 2 0 0 0 0 0 0 11 19 0.00 2.000	72 Roman Mendez, R (8, 1) ERA: 3.0	1.0 H 5 2 0 0 0 0 0 0 0 0 0 0 5 5 0.00 2.000	43 Anthony Varvaro, R (9, 1) ERA: 15.43	1.0 5 1 0 0 0 2 1 0 0 0 0 0 0 8 12 0.00 2.000	PITCHER	IP WLS BF H R ER SO BB IBB HBP BLK WP HR S P ERA WHIP													

Boston Red Sox @ Baltimore Orioles
Ed Smith Stadium, Sarasota, FL
Tue Mar 08 2016, 1:07 PM - 4:21 PM EST
Att. 7,894 - Partly Cloudy - 79 F

AB 37
R 1
H 12
RBI 1
BB 4
SO 8
LOB 27



Batter	1	2	3	4	5	6	7	8	9	AB	R	H	RBI	BB	SO	LOB	TOP						
22 Jacoby Ellsbury, L (1, 8) 96 Mark Payton, L (6, 8) OBP: 0.333, SLG: 0.556 OBP: 0.500, SLG: 0.500										3	2	2	0	0	0	0	New York Yankees @ Baltimore Orioles Ed Smith Stadium, Sarasota, FL Thu Mar 10 2016, 1:07 PM - 3:55 PM EST Att: 7,588 - Cloudy - 82 F						
64 Rob Refsnyder, R (1, 5) 97 Miguel Andujar, R (6, 5)										3	1	1	0	0	0	2							
14 Starlin Castro, R (1, 6) 93 Jorge Mateo, R (6, 6)										3	0	3	3	0	0	0							
31 Aaron Hicks, S (1, 9) 62 Juan Silva, L (6, 9)										3	0	1	1	0	1	2							
17 Carlos Corporán, S (1, 2) 43 Austin Romine, R (6, 2)										3	0	1	0	0	1	3							
24 Chris Parmelee, L (1, 3) 60 Chris Gittens, R (6, 3)										3	0	0	0	0	0	4							
71 Slade Heathcott, L (1, 7) 90 Tyler Austin, R (6, 7)										3	0	1	0	0	0	1							
17 Ronald Torreyes, R (1, 4) 94 Cito Culver, R (6, 4)										3	0	0	0	0	0	2							
86 Kyle Higashioka, R (1, 10) 70 Eddy Rodríguez, R (6, PH)										2	1	1	0	0	0	1							
										2	0	0	0	0	2	0							
Inning Stats	R: 2 E: 0 K: 1 S: 10	H: 3 LOB: 1 BB: 0 P: 10	R: 0 E: 0 K: 0 S: 3	H: 1 LOB: 0 BB: 0 P: 3	R: 0 E: 0 K: 1 S: 6	H: 1 LOB: 1 BB: 0 P: 6	R: 0 E: 0 K: 0 S: 4	H: 1 LOB: 1 BB: 0 P: 4	R: 2 E: 0 K: 1 S: 7	H: 4 LOB: 2 BB: 0 P: 7	R: 0 E: 0 K: 1 S: 5	H: 0 LOB: 0 BB: 0 P: 5	R: 0 E: 0 K: 0 S: 5	H: 2 LOB: 2 BB: 0 P: 5	R: 0 E: 0 K: 3 S: 9	H: 0 LOB: 0 BB: 0 P: 9	R: 0 E: 0 K: 2 S: 7	H: 0 LOB: 0 BB: 0 P: 7	1B: 11 2B: 1 3B: 0 HR: 0	SF: 0 SAC: 0 DP: 1 HBP: 0	WP: 0 PB: 0 SB: 0 CS: 0	PA: 38	
PITCHER	IP WLS BF H R ER SO BB IBB HBP BLK WP HR S P ERA WHIP	3.0 13 5 2 2 2 0 0 0 0 0 0 0 19 19 6.00 1.667	1.0 4 1 0 0 0 0 0 0 0 0 0 0 4 4 0.00 1.000	1.0 7 4 2 2 0 0 0 0 0 0 0 0 7 7 18.00 4.000	2.0 8 2 0 0 1 0 0 0 0 0 0 0 10 10 0.00 1.000	1.0 3 0 0 0 3 0 0 0 0 0 0 0 9 9 0.00 0.000	1.0 3 0 0 0 2 0 0 0 0 0 0 0 7 7 0.00 0.000	9.1 1.0 3 0 0 0 0 0 0 0 0 0 0 0 0 0 0.00 0.000	71 Oliver Drake, R (9, 1) ERA:														

Batter	1	2	3	4	5	6	7	8	9	AB	R	H	RBI	BB	SO	LOB	BOTTOM					
13 Manny Machado, R (1, 5) 23 Joey Rickard, R (6, 8) OBP: 0.278, SLG: 0.412 OBP: 0.292, SLG: 0.375										3	0	1	0	0	1	0	New York Yankees @ Baltimore Orioles Ed Smith Stadium, Sarasota, FL Thu Mar 10 2016, 1:07 PM - 3:55 PM EST Att: 7,588 - Cloudy - 82 F					
10 Adam Jones, R (1, 8) 3 Ryan Flaherty, L (6, 3) OBP: 0.200, SLG: 0.400 OBP: 0.600, SLG: 0.667										3	1	1	1	0	1	1						
19 Chris Davis, L (1, 3) 12 Daniel Álvarez, R (6, 9)										3	0	1	0	0	0	1						
45 Mark Trumbo, R (1, 9) 15 Paul Janish, R (6, 5) 51 Henry Uruutia, L (6, PH)										3	0	0	0	0	1	2						
32 Matt Wieters, S (1, 2) 80 Alfredo Marte, R (7, 7)										3	0	1	0	0	2	0						
25 Hyun Soo Kim, L (1, 10) 67 Trey Mancini, R (7, FR)										3	0	1	1	0	0	0						
2 J.J. Hardy, R (1, 6) 18 Steve Tolleson, R (7, 5)										2	0	2	0	1	0	0						
6 Jonathan Schoop, R (1, 4) 34 Christian Walker, R (7, 3)										1	0	1	2	0	0	0						
6 Jonathan Schoop, R (1, 4) 34 Christian Walker, R (7, 3)										3	0	1	0	0	0	3						
2B L.J. Hoes, R (1, 7) 75 Audry Pérez, R (7, 2)										3	0	0	0	0	0	6						
										1	0	0	0	1	0	0						
Inning Stats	R: 1 E: 0 K: 0 S: 6	H: 3 LOB: 1 BB: 0 P: 8	R: 0 E: 0 K: 0 S: 4	H: 1 LOB: 0 BB: 0 P: 4	R: 0 E: 0 K: 2 S: 7	H: 0 LOB: 0 BB: 0 P: 7	R: 0 E: 0 K: 2 S: 8	H: 0 LOB: 3 BB: 1 P: 13	R: 0 E: 0 K: 1 S: 7	H: 2 LOB: 2 BB: 0 P: 7	R: 3 E: 2 K: 2 S: 11	H: 3 LOB: 3 BB: 1 P: 15	R: 0 E: 0 K: 1 S: 5	H: 0 LOB: 0 BB: 0 P: 5	R: 0 E: 0 K: 1 S: 5	H: 0 LOB: 0 BB: 0 P: 5	1B: 8 2B: 1 3B: 0 HR: 1	SF: 0 SAC: 0 DP: 0 HBP: 1	WP: 1 PB: 0 SB: 0 CS: 0	PA: 42		
PITCHER	IP WLS BF H R ER SO BB IBB HBP BLK WP HR S P ERA WHIP	3.0 12 4 1 1 2 2 1 0 1 0 1 0 12 17 0.00 1.000	1.0 10 1 0 0 2 1 0 1 0 0 0 0 12 17 0.00 2.000	1.0 6 2 3 0 2 1 0 0 0 0 0 0 9 13 0.00 4.500	0.2 6 2 3 0 2 1 0 0 0 0 0 0 9 13 0.00 4.500	0.1 2 1 0 0 0 0 0 0 0 0 0 0 2 2 0.00 3.000	8.1 1.0 3 0 0 0 0 0 0 0 0 0 0 0 0 0 0.00 0.000	84 Richard Bleier, L (8, 1) 87 Kyle Lail, R (9, 1) ERA: 4.5														

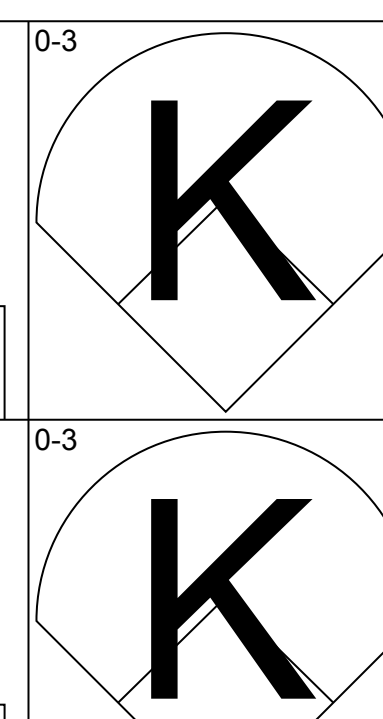
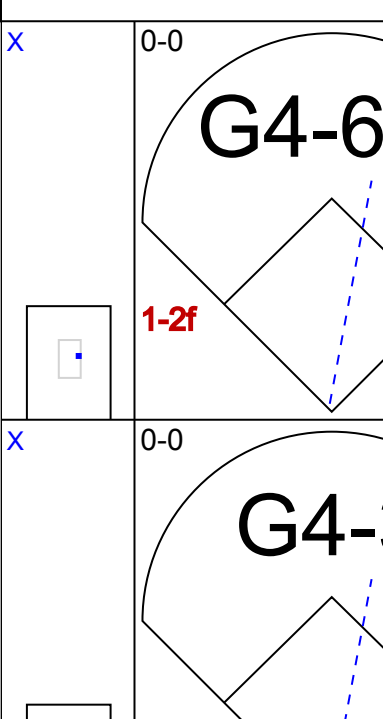
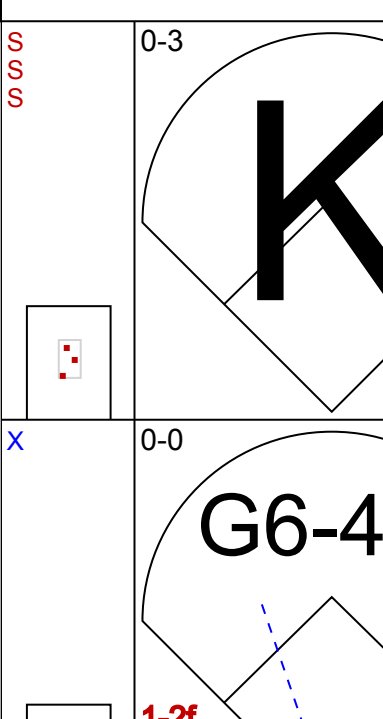
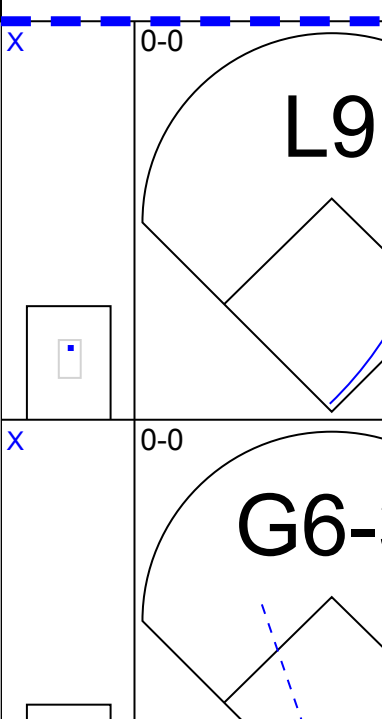
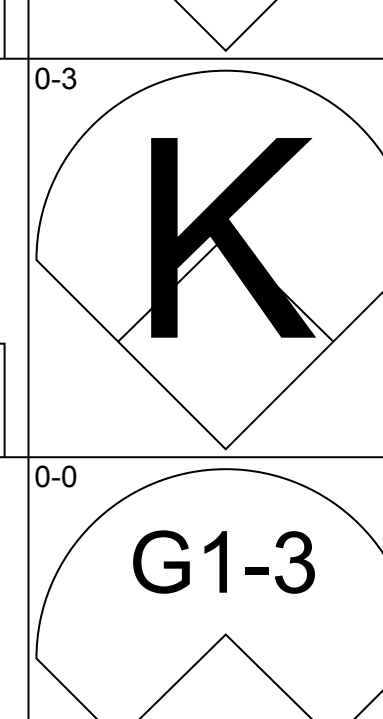
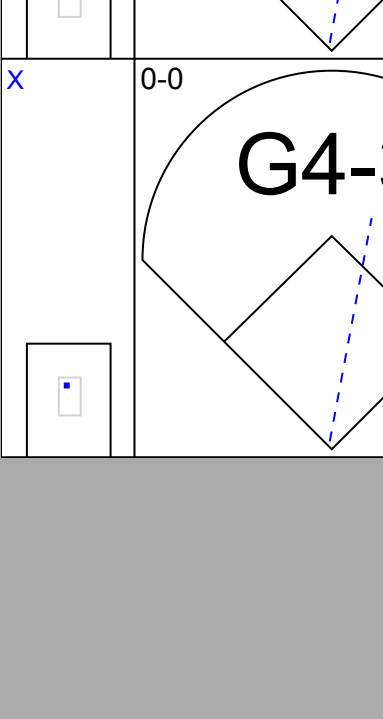
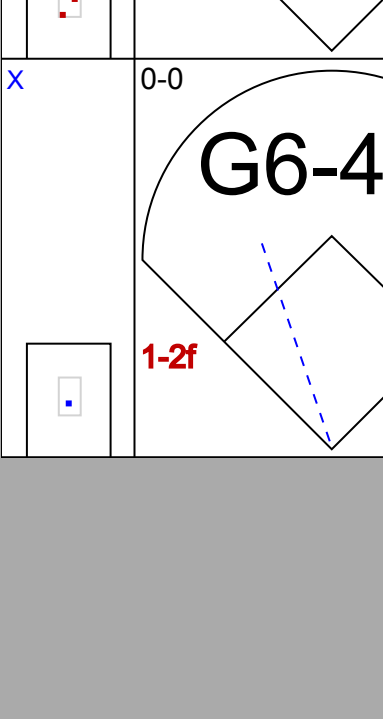
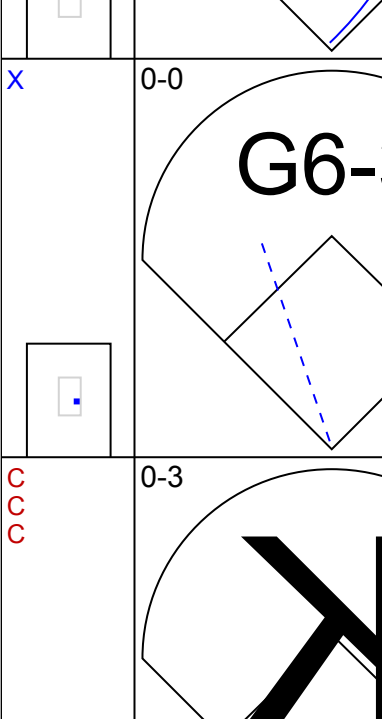
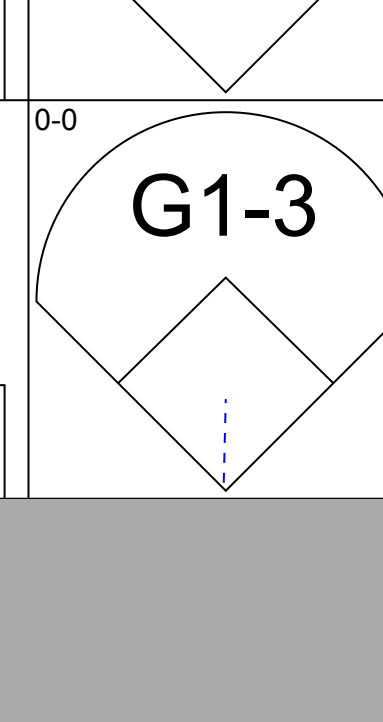
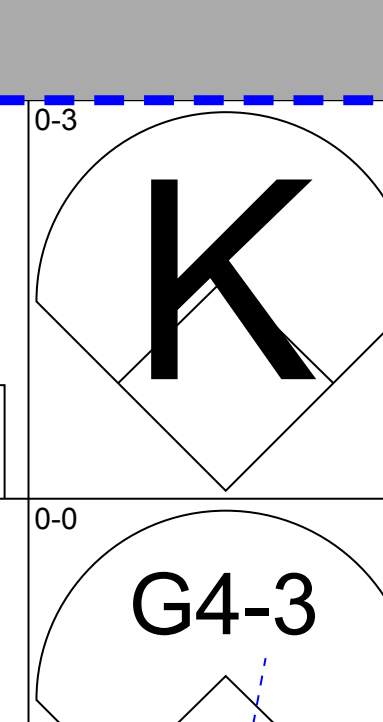
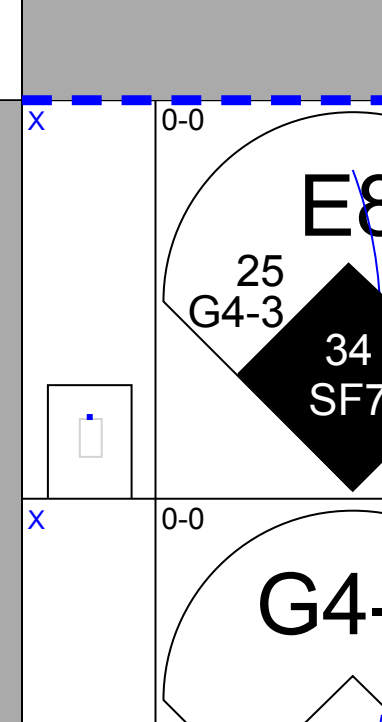
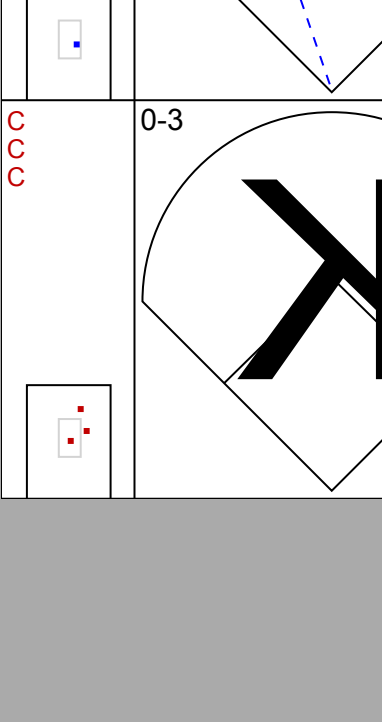
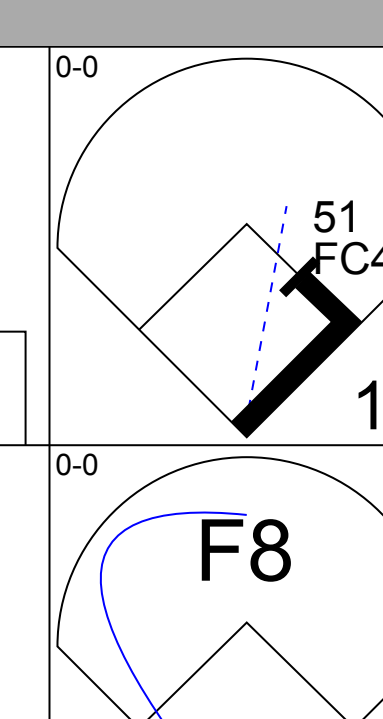
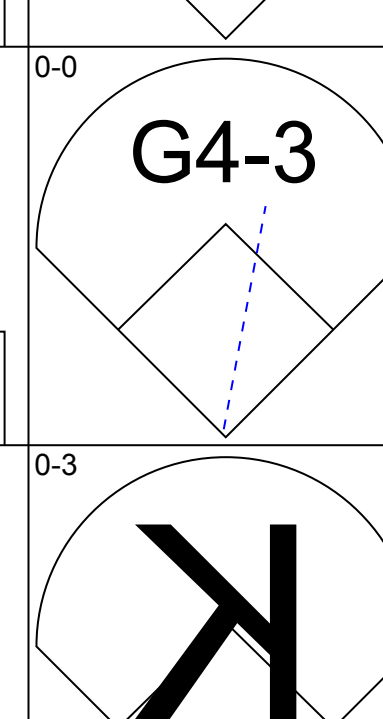
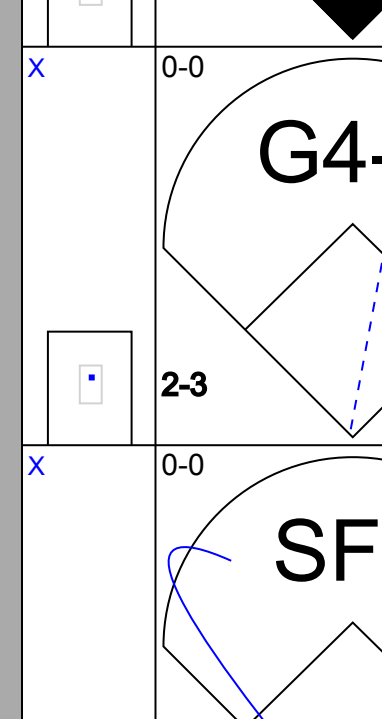
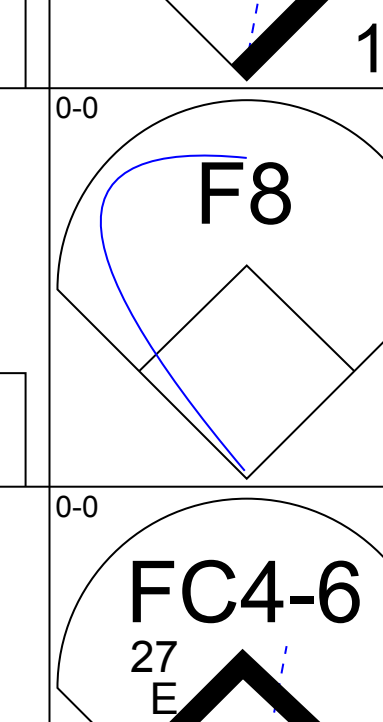
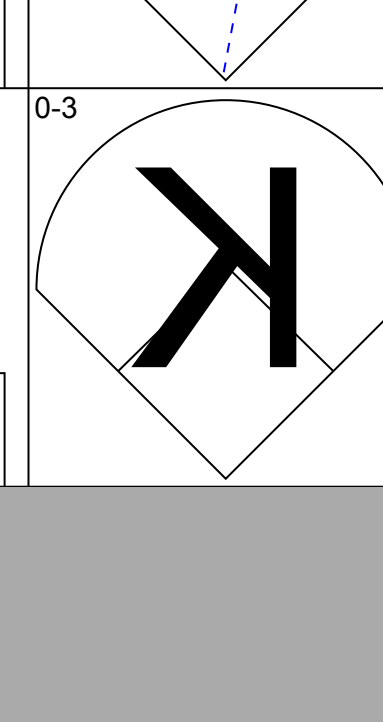
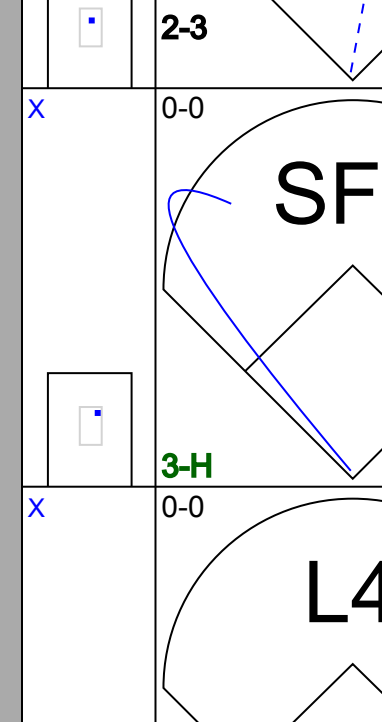
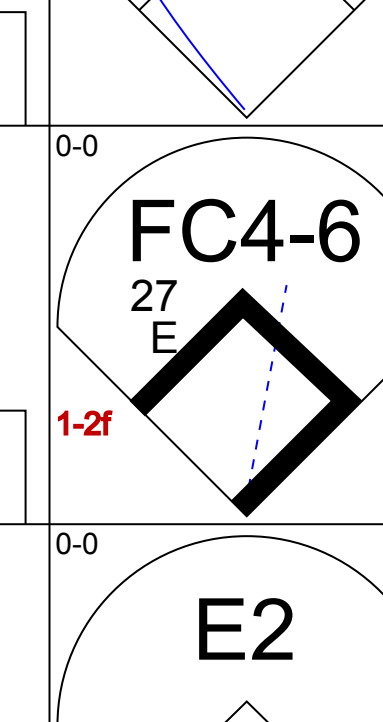
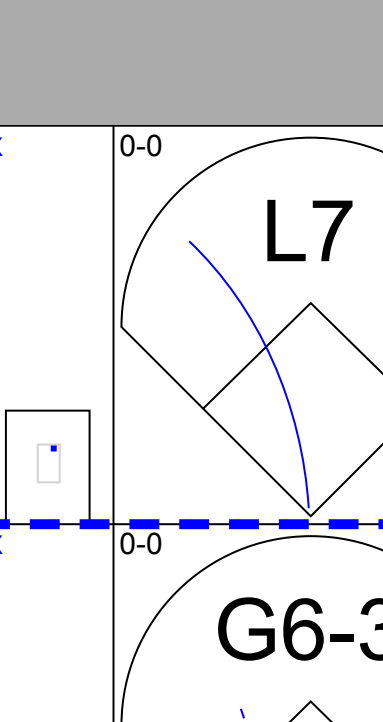
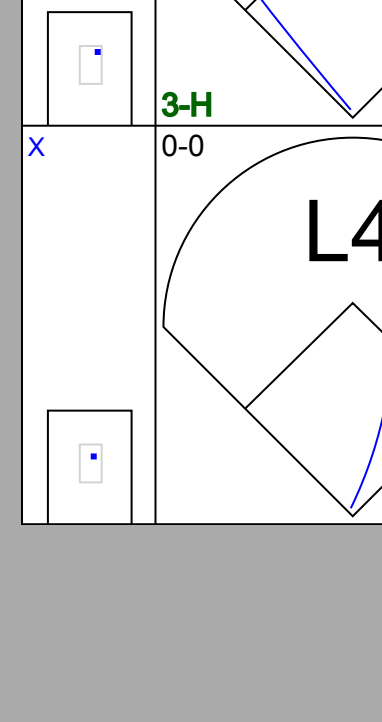
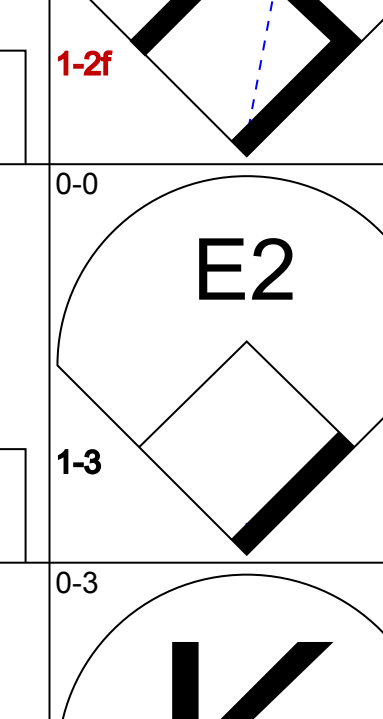
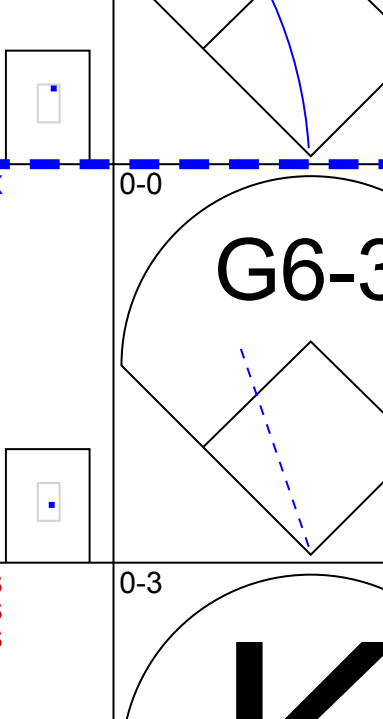
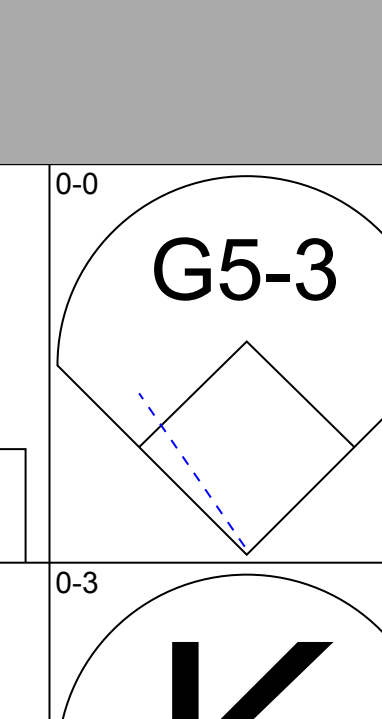
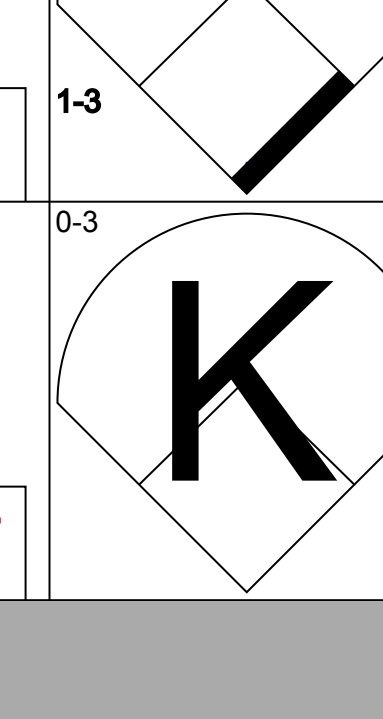
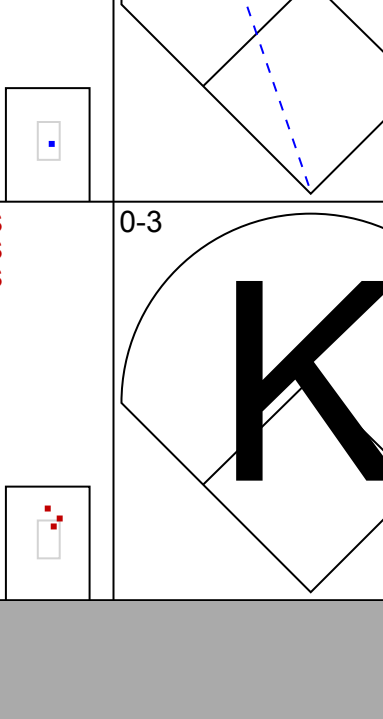
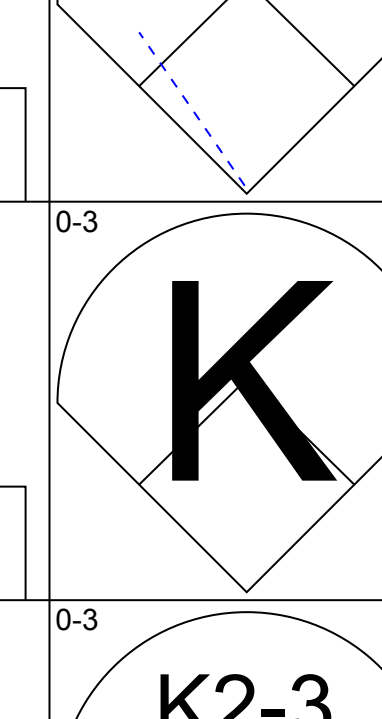
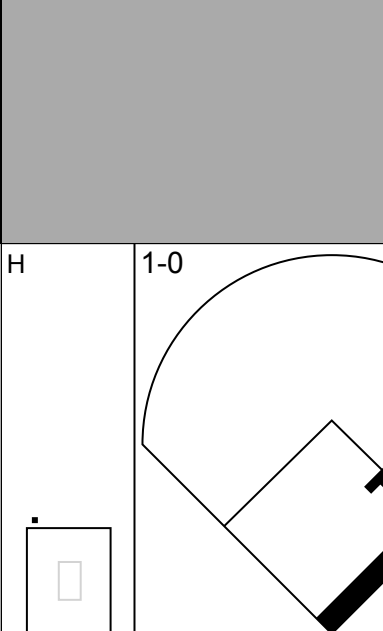
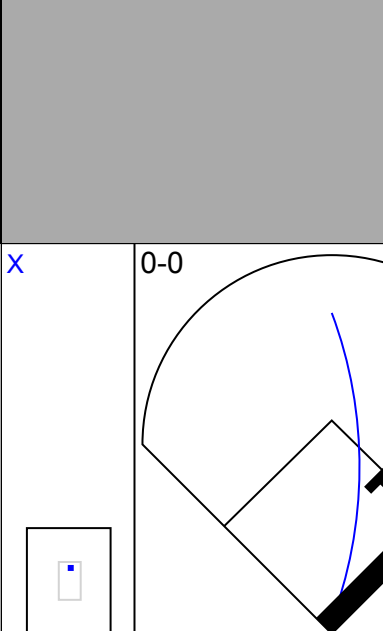
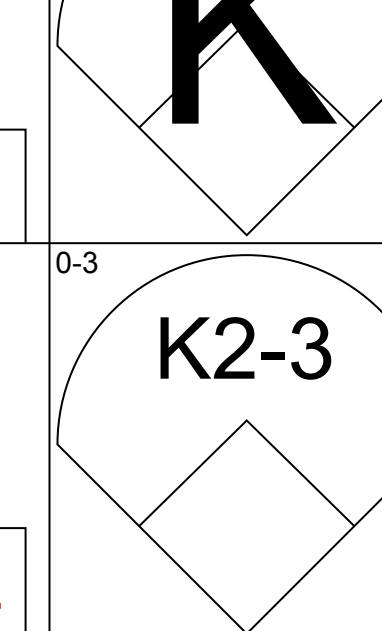
AB 38
R 4
H 12
RBI 4
BB 0
SO 8
LOB 19

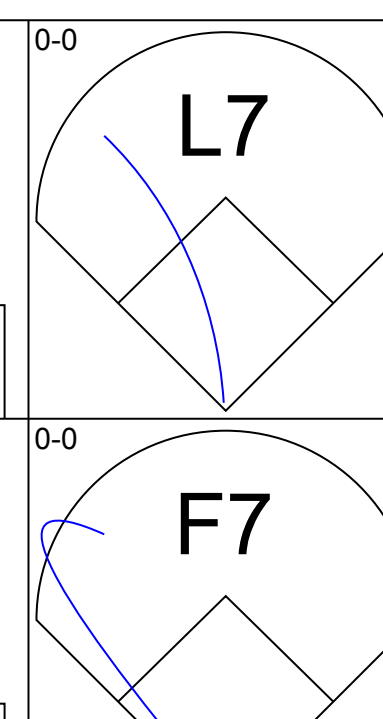
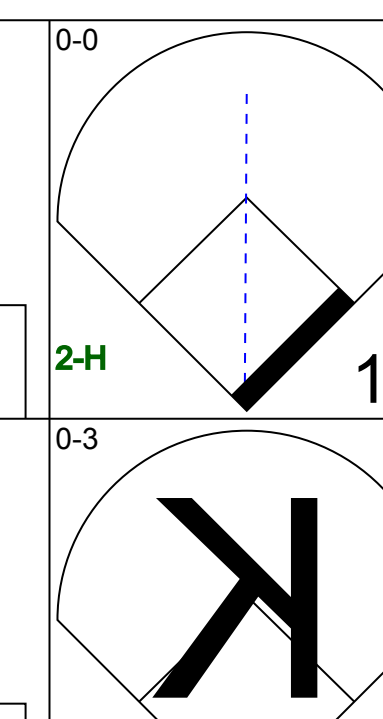
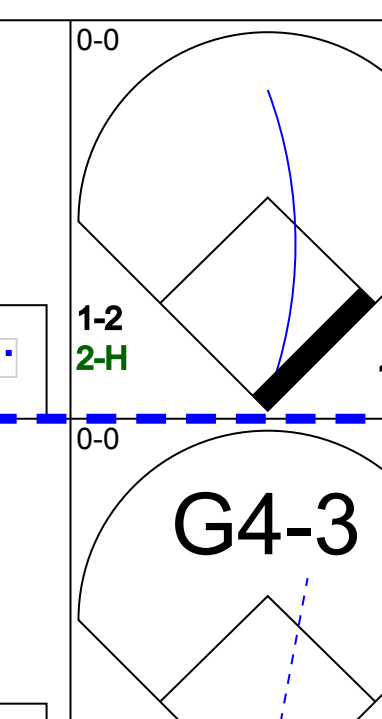
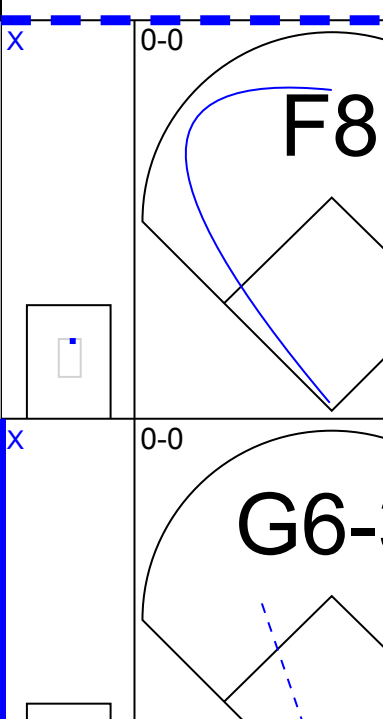
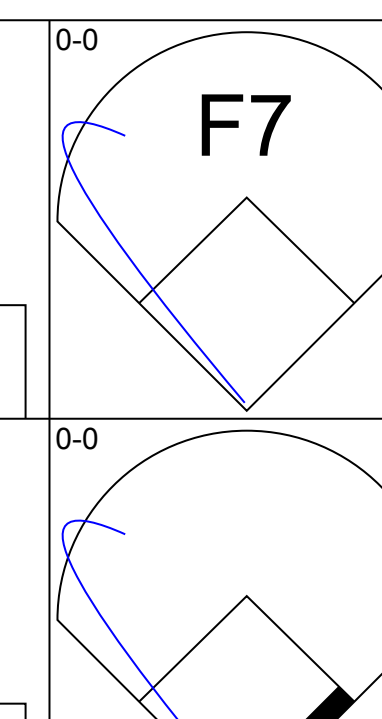
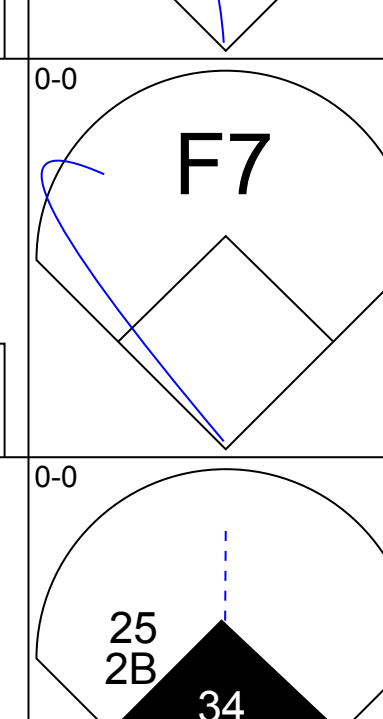
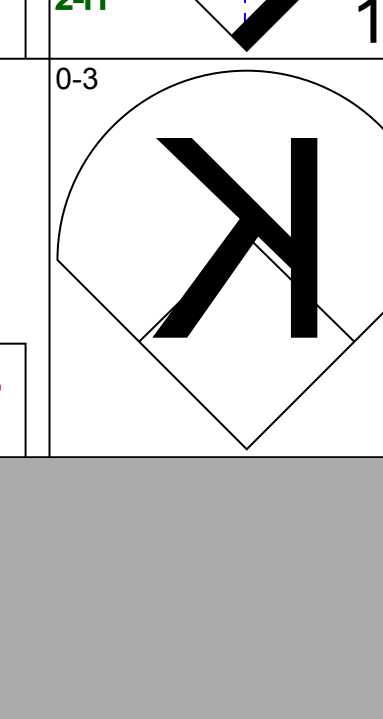
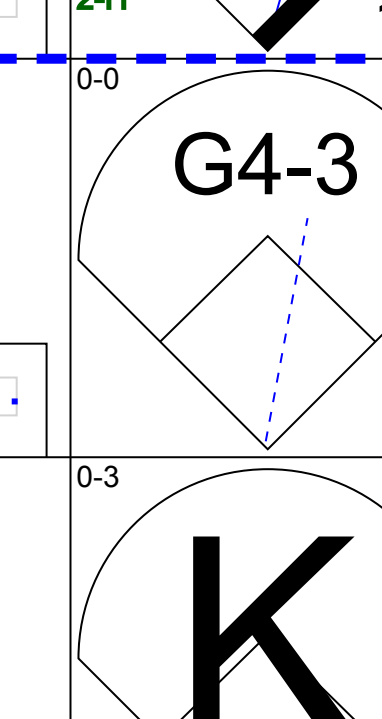
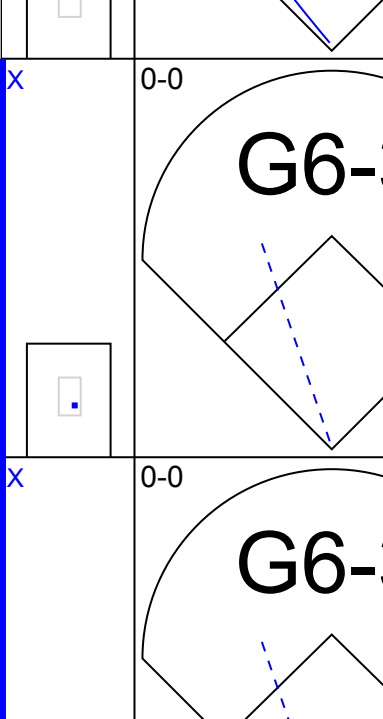
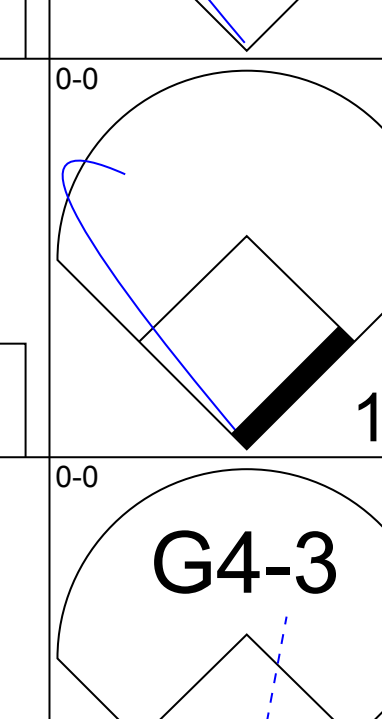
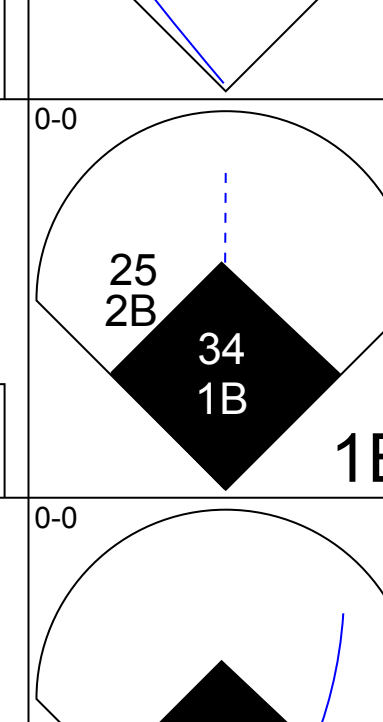
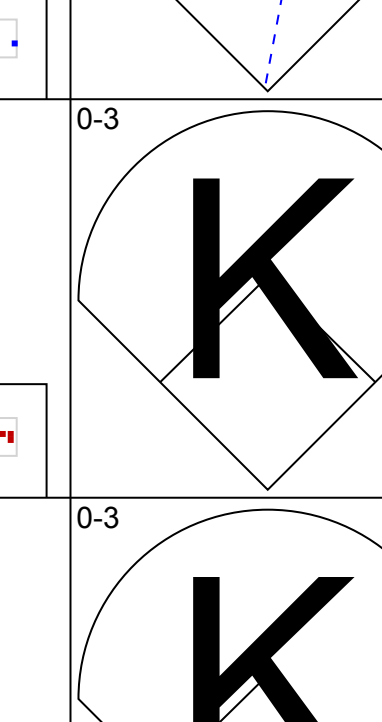
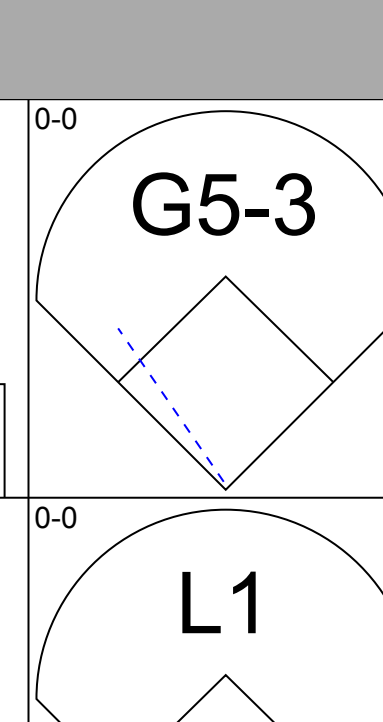
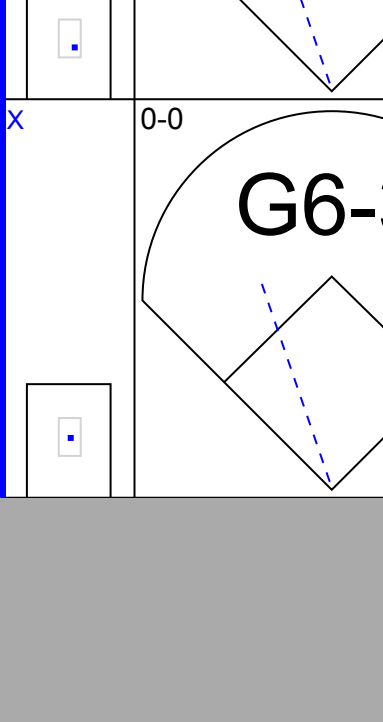
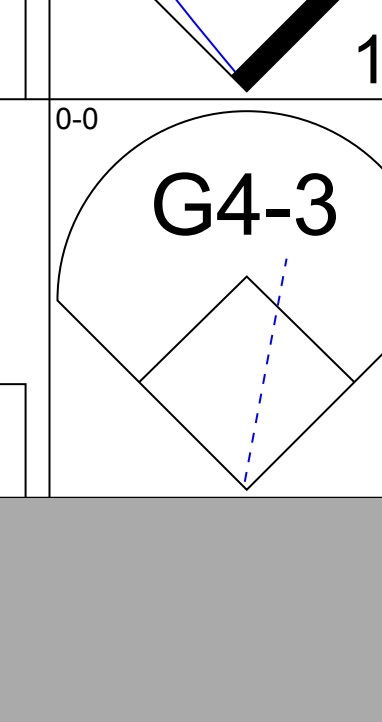
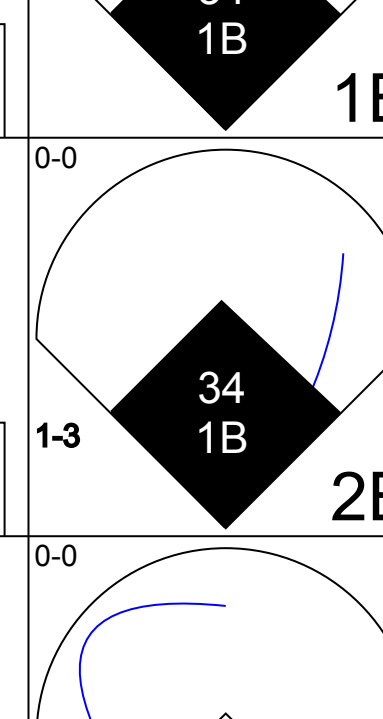
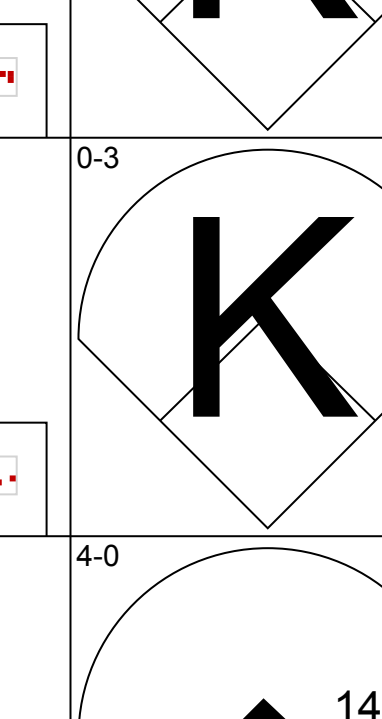
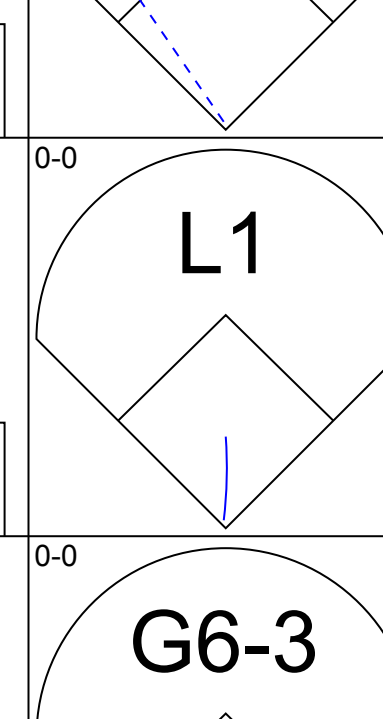
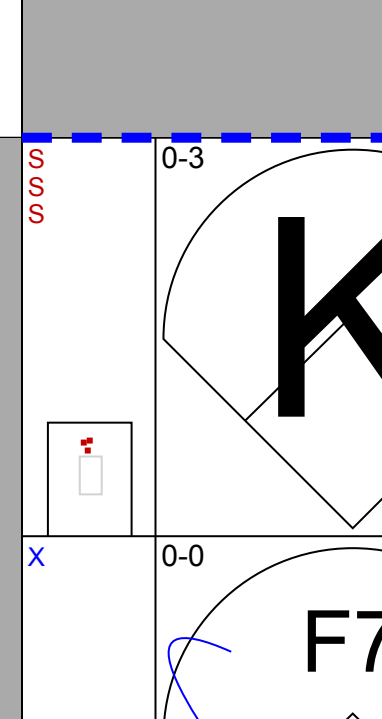
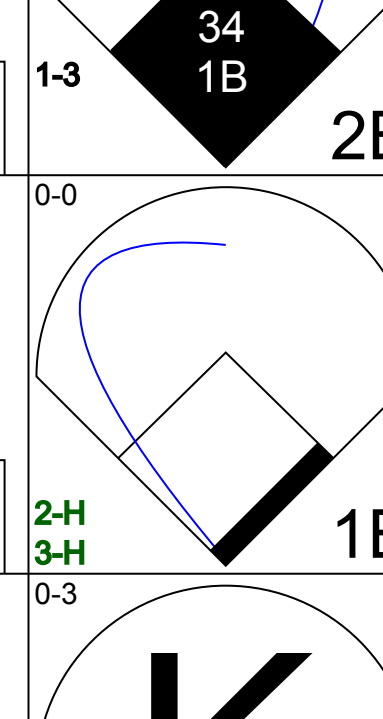
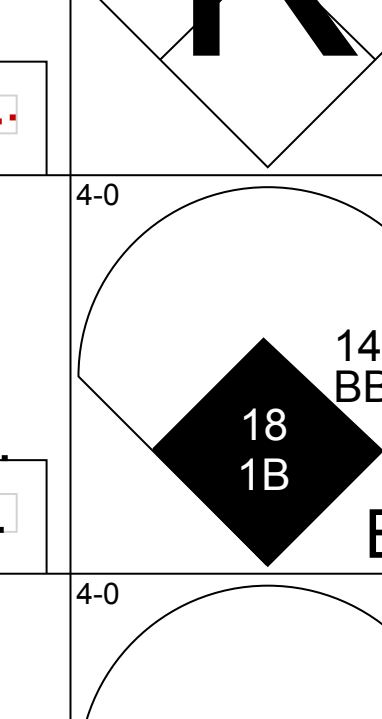
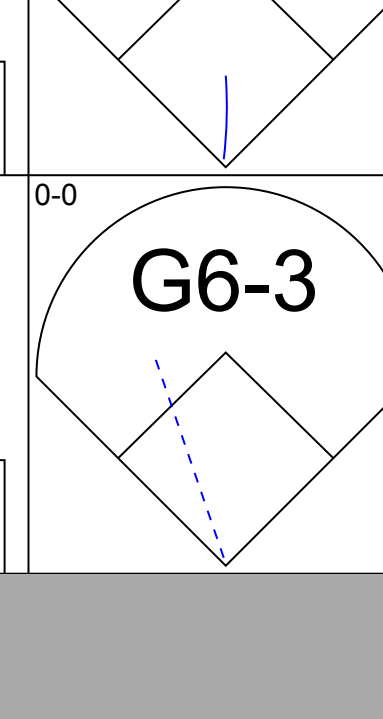
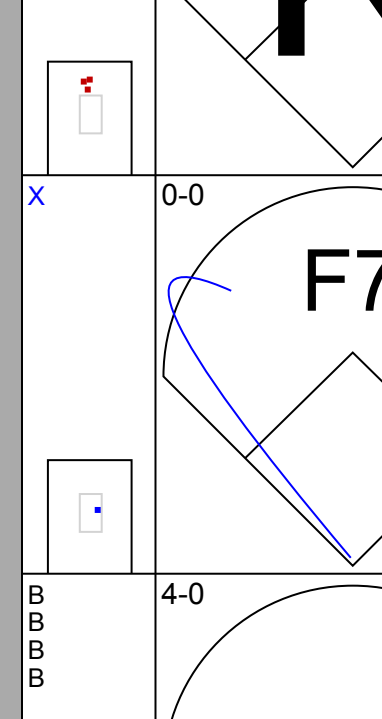
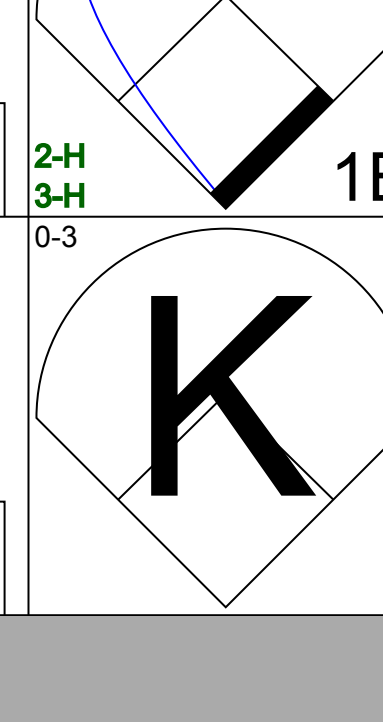
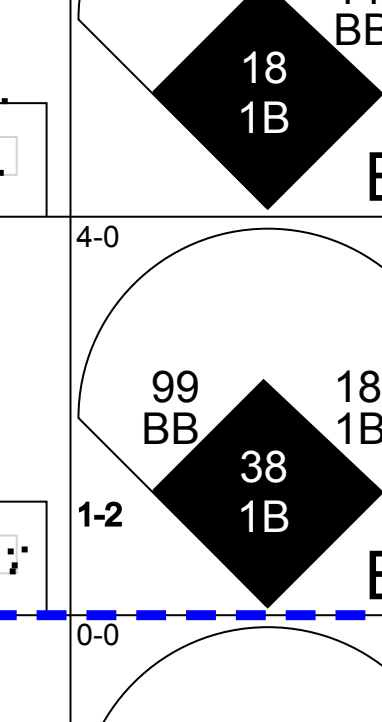
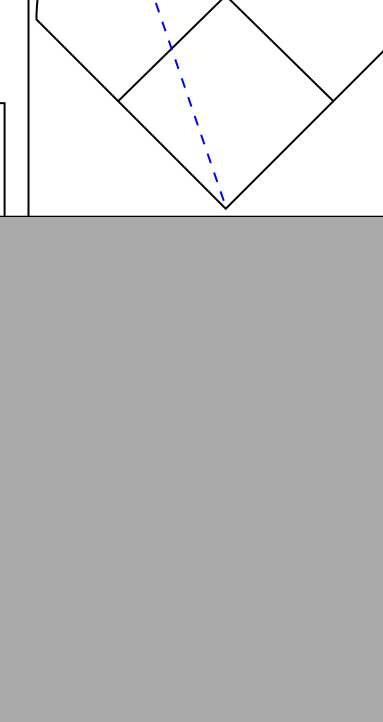
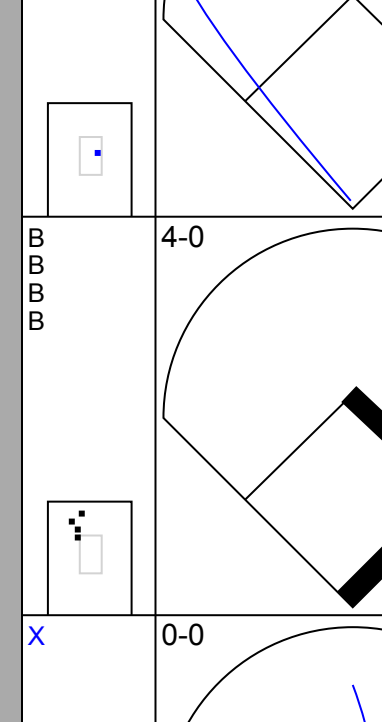

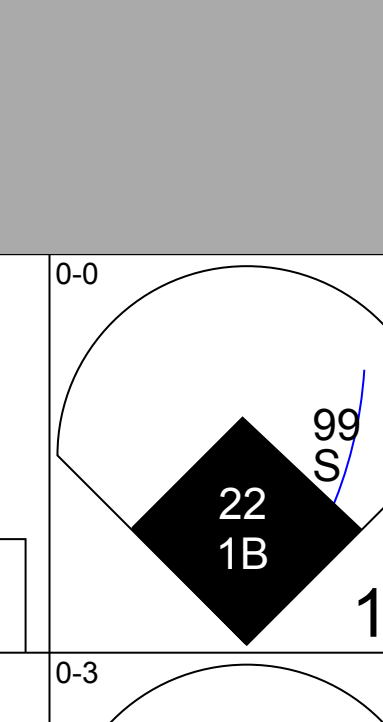
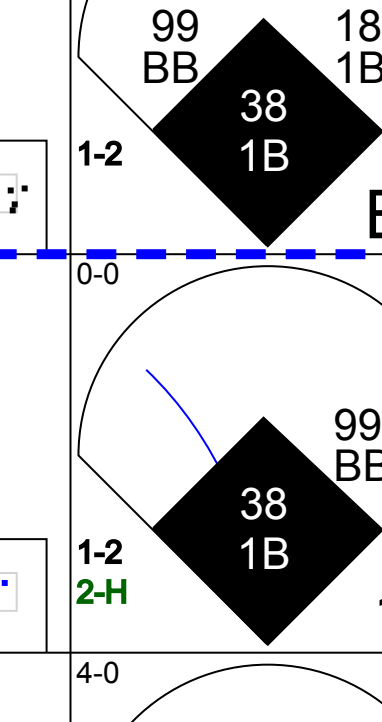


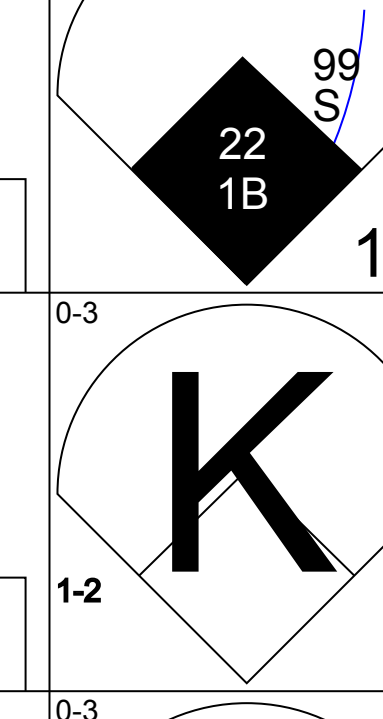
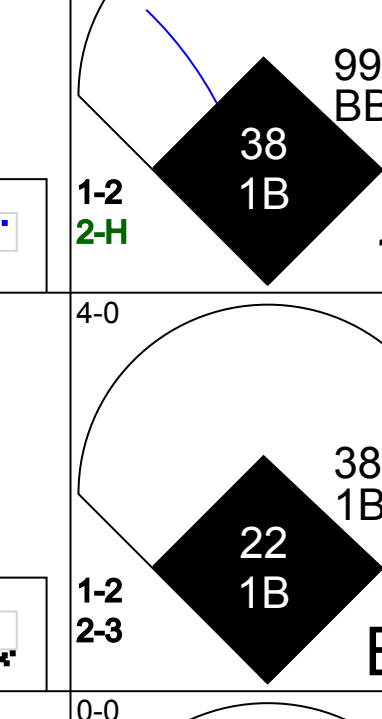
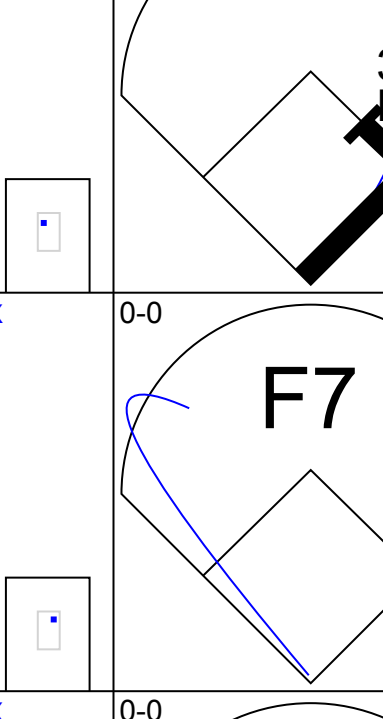
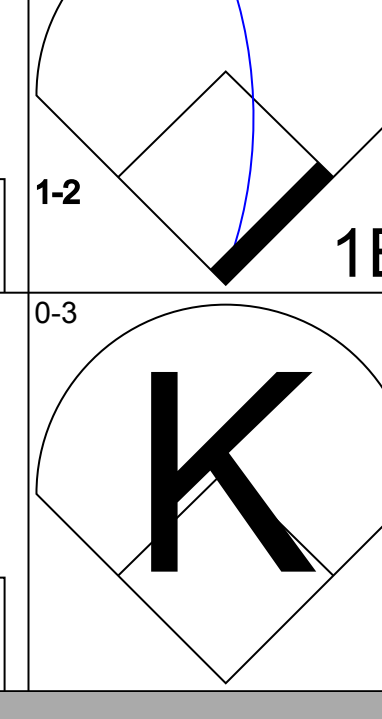
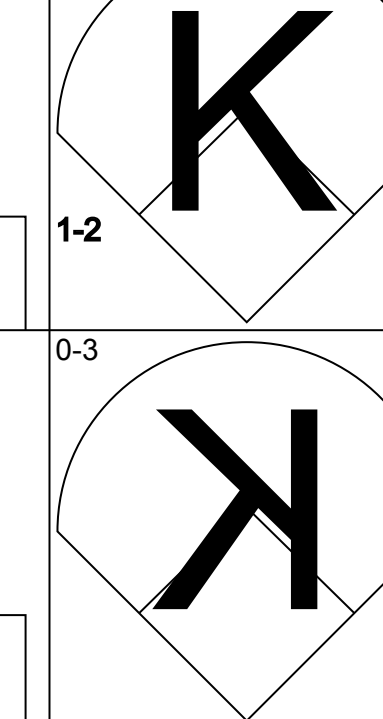
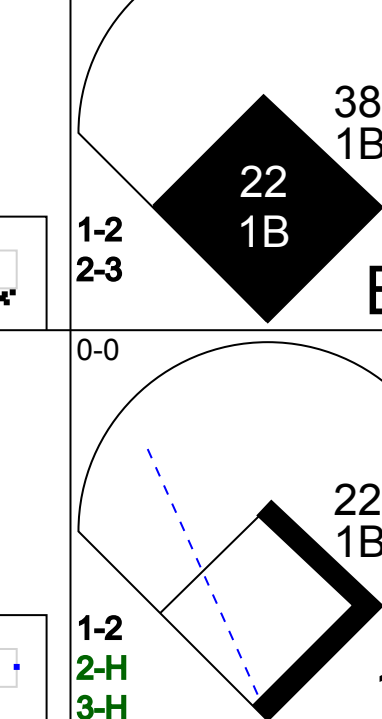
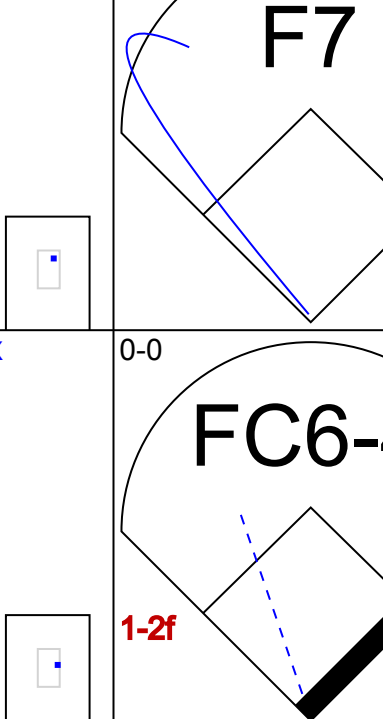
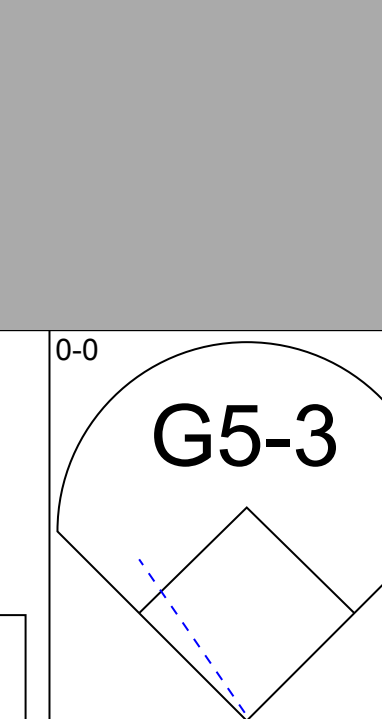
AB 38
R 4
H 10
RBI 4
BB 2
SO 9
LOB 19



livebaseballscores.com

livebaseballscores.com

Batter	1	2	3	4	5	6	7	8	9	AB	R	H	RBI	BB	SO	LOB	TOP				
23 Joey Rickard, R OBP: 0.259, SLG: 0.333 12 Daniel Alvarez, R OBP: 0.111, SLG: 0.111										3	0	0	0	0	2	2	<p>Baltimore Orioles @ New York Yankees George M. Steinbrenner Field, Tampa, FL Fri Mar 11 2016, 1:06 PM - 3:31 PM EST Att: 9,743 - Partly Cloudy - 82 F</p>				
3 Ryan Flaherty, L OBP: 0.522, SLG: 0.556 67 Trev Mancini, R OBP: 0.167, SLG: 0.091										3	0	0	0	0	1	1					
14 Nolan Reimold, R OBP: 0.259, SLG: 0.222 70 Xavier Avery, L OBP: 0.400, SLG: 0.667										3	1	1	0	0	1	0					
25 Hyun Soo Kim, L OBP: 0.107, SLG: 0.074 28 L.J. Hoes, R OBP: 0.186, SLG: 0.188										3	0	1	0	0	0	1					
34 Christian Walker, R OBP: 0.227, SLG: 0.611 89 Garabez Rosa, R OBP: 0.600, SLG: 0.750										2	0	0	1	0	1	1					
51 Henry Uruñola, L OBP: 0.250, SLG: 0.222										3	0	0	0	0	0	1					
27 Francisco Peña, R OBP: 0.167, SLG: 0.182 75 Audry Pérez, R										3	0	0	0	0	0	1					
18 Steve Tolson, R OBP: 0.273, SLG: 0.111 96 Michael Almanzar, R										3	0	0	0	0	3	2					
15 Paul Janish, R OBP: 0.455, SLG: 0.333 82 Adrian Marin, R										2	0	1	0	0	1	0					
Inning Stats	R: 0 E: 0 K: 2 S: 7	H: 0 LOB: 0 BB: 0 P: 7	R: 0 E: 1 K: 1 S: 7	H: 1 LOB: 2 BB: 0 P: 7	R: 0 E: 0 K: 0 S: 2	H: 0 LOB: 0 BB: 0 P: 3	R: 0 E: 0 K: 2 S: 7	H: 0 LOB: 0 BB: 0 P: 7	R: 0 E: 0 K: 1 S: 5	H: 1 LOB: 0 BB: 0 P: 5	R: 1 E: 1 K: 0 S: 4	H: 1 LOB: 0 BB: 0 P: 4	R: 0 E: 0 K: 2 S: 7	H: 0 LOB: 0 BB: 0 P: 7	R: 0 E: 0 K: 1 S: 5	H: 0 LOB: 0 BB: 0 P: 5		1B: 3 2B: 0 3B: 0 HR: 0	SF: 1 SAC: 0 DP: 2 HBP: 1	WP: 0 PB: 0 SB: 0 CS: 0	PA: 30
PITCHER	IP WLS BF H R ER SO BB IBB HBP BLK WP HR S P ERA WHIP	IP WLS BF H R ER SO BB IBB HBP BLK WP HR S P ERA WHIP	IP WLS BF H R ER SO BB IBB HBP BLK WP HR S P ERA WHIP	IP WLS BF H R ER SO BB IBB HBP BLK WP HR S P ERA WHIP	IP WLS BF H R ER SO BB IBB HBP BLK WP HR S P ERA WHIP	IP WLS BF H R ER SO BB IBB HBP BLK WP HR S P ERA WHIP	IP WLS BF H R ER SO BB IBB HBP BLK WP HR S P ERA WHIP	IP WLS BF H R ER SO BB IBB HBP BLK WP HR S P ERA WHIP	IP WLS BF H R ER SO BB IBB HBP BLK WP HR S P ERA WHIP	IP WLS BF H R ER SO BB IBB HBP BLK WP HR S P ERA WHIP	IP WLS BF H R ER SO BB IBB HBP BLK WP HR S P ERA WHIP	IP WLS BF H R ER SO BB IBB HBP BLK WP HR S P ERA WHIP	IP WLS BF H R ER SO BB IBB HBP BLK WP HR S P ERA WHIP	IP WLS BF H R ER SO BB IBB HBP BLK WP HR S P ERA WHIP	IP WLS BF H R ER SO BB IBB HBP BLK WP HR S P ERA WHIP	IP WLS BF H R ER SO BB IBB HBP BLK WP HR S P ERA WHIP	IP WLS BF H R ER SO BB IBB HBP BLK WP HR S P ERA WHIP	IP WLS BF H R ER SO BB IBB HBP BLK WP HR S P ERA WHIP	IP WLS BF H R ER SO BB IBB HBP BLK WP HR S P ERA WHIP	IP WLS BF H R ER SO BB IBB HBP BLK WP HR S P ERA WHIP	IP WLS BF H R ER SO BB IBB HBP BLK WP HR S P ERA WHIP

Batter	1	2	3	4	5	6	7	8	9	AB	R	H	RBI	BB	SO	LOB	BOTTOM				
22 Jacoby Ellsbury, L OBP: 0.417, SLG: 0.583 29 Dustin Ackley, L OBP: 0.211, SLG: 0.316										3	0	2	2	0	0	0	<p>Baltimore Orioles @ New York Yankees George M. Steinbrenner Field, Tampa, FL Fri Mar 11 2016, 1:06 PM - 3:31 PM EST Att: 9,743 - Partly Cloudy - 82 F</p>				
12 Chase Headley, S OBP: 0.235, SLG: 0.250 17 Ronald Torreyes, R OBP: 0.143, SLG: 0.143										3	0	0	0	0	1	3					
13 Alex Rodriguez, R OBP: 0.444, SLG: 0.538 17 Carlos Corporán, S OBP: 0.200, SLG: 0.111										3	1	1	0	0	1	0					
25 Mark Teixeira, S OBP: 0.313, SLG: 0.296 71 Slade Heathcott, L OBP: 0.153, SLG: 0.071										3	1	1	0	0	1	0					
34 Brian McCann, L OBP: 0.438, SLG: 0.429 27 Pete Kozma, R										2	1	1	2	1	0	0					
14 Starlin Castro, R OBP: 0.412, SLG: 0.500 72 Gary Sánchez, R										2	1	0	0	1	1	1					
18 Didi Gregorius, L OBP: 0.444, SLG: 0.438 94 Tyler Wade, L OBP: 0.333, SLG: 0.333										3	2	3	1	0	0	0					
99 Aaron Judge, R OBP: 0.200, SLG: 0.308 82 Ben Camel, L OBP: 0.333, SLG: 0.273										2	1	0	0	1	1	2					
38 Chris Denorfia, R OBP: 0.375, SLG: 0.286 98 Lane Adams, R OBP: 0.500, SLG: 0.444										3	0	1	2	0	1	2					
Inning Stats	R: 2 E: 0 K: 1 S: 8	H: 3 LOB: 1 BB: 0 P: 8	R: 1 E: 0 K: 3 S: 11	H: 2 LOB: 1 BB: 0 P: 11	R: 4 E: 0 K: 2 S: 10	H: 3 LOB: 2 BB: 3 P: 22	R: 0 E: 0 K: 0 S: 3	H: 0 LOB: 0 BB: 0 P: 3	R: 0 E: 0 K: 0 S: 4	H: 1 LOB: 1 BB: 0 P: 4	R: 0 E: 0 K: 2 S: 8	H: 1 LOB: 2 BB: 1 P: 12	R: 0 E: 0 K: 0 S: 4	H: 1 LOB: 1 BB: 0 P: 4	R: 0 E: 0 K: 1 S: 5	H: 0 LOB: 0 BB: 0 P: 5		1B: 10 2B: 1 3B: 0 HR: 0	SF: 0 SAC: 0 DP: 0 HBP: 0	WP: 0 PB: 0 SB: 1 CS: 0	PA: 39
PITCHER	IP WLS BF H R ER SO BB IBB HBP BLK WP HR S P ERA WHIP	IP WLS BF H R ER SO BB IBB HBP BLK WP HR S P ERA WHIP	IP WLS BF H R ER SO BB IBB HBP BLK WP HR S P ERA WHIP	IP WLS BF H R ER SO BB IBB HBP BLK WP HR S P ERA WHIP	IP WLS BF H R ER SO BB IBB HBP BLK WP HR S P ERA WHIP	IP WLS BF H R ER SO BB IBB HBP BLK WP HR S P ERA WHIP	IP WLS BF H R ER SO BB IBB HBP BLK WP HR S P ERA WHIP	IP WLS BF H R ER SO BB IBB HBP BLK WP HR S P ERA WHIP	IP WLS BF H R ER SO BB IBB HBP BLK WP HR S P ERA WHIP	IP WLS BF H R ER SO BB IBB HBP BLK WP HR S P ERA WHIP	IP WLS BF H R ER SO BB IBB HBP BLK WP HR S P ERA WHIP	IP WLS BF H R ER SO BB IBB HBP BLK WP HR S P ERA WHIP	IP WLS BF H R ER SO BB IBB HBP BLK WP HR S P ERA WHIP	IP WLS BF H R ER SO BB IBB HBP BLK WP HR S P ERA WHIP	IP WLS BF H R ER SO BB IBB HBP BLK WP HR S P ERA WHIP	IP WLS BF H R ER SO BB IBB HBP BLK WP HR S P ERA WHIP	IP WLS BF H R ER SO BB IBB HBP BLK WP HR S P ERA WHIP	IP WLS BF H R ER SO BB IBB HBP BLK WP HR S P ERA WHIP	IP WLS BF H R ER SO BB IBB HBP BLK WP HR S P ERA WHIP	IP WLS BF H R ER SO BB IBB HBP BLK WP HR S P ERA WHIP	IP WLS BF H R ER SO BB IBB HBP BLK WP HR S P ERA WHIP

AB	28
R	1
H	3
RBI	1
BB	0
SO	10
LOB	9



AB	35
R	7
H	11
RBI	7
BB	4
SO	8
LOB	11



Batter	1	2	3	4	5	6	7	8	9	AB	R	H	RBI	BB	SO	LOB	TOP										
25 Byron Buxton, R OBP: 0.200, SLG: 0.222 21 Darn Mastroianni, R OBP: 0.533, SLG: 0.462	F8	K								3	0	1	0	0	1	0	Minnesota Twins @ Baltimore Orioles Ed Smith Stadium, Sarasota, FL Sat Mar 12 2016, 1:07 PM - 3:44 PM EST Att: 7,523 - Partly Cloudy - 82 F										
9 Eduardo Núñez, R OBP: 0.455, SLG: 0.500 11 Jorge Polanco, S OBP: 0.300, SLG: 0.412	1B		P4		F8		K		G6-3	3	1	1	0	0	0	1											
17 Carlos Quentin, R OBP: 0.444, SLG: 0.667 19 Kennys Vargas, S OBP: 0.227, SLG: 0.059	2B		F7		F7					3	0	1	1	0	0	1											
52 ByungHo Park, R OBP: 0.364, SLG: 0.773 82 Mitch Garver, R (7, PH) (7, 10)	1B		1B			L8			F7	3	0	2	0	0	0	0											
31 Oswaldo Arcia, L OBP: 0.222, SLG: 0.067 43 Joe Benson, R OBP: 0.250, SLG: 0.214	K		G5-3			F8			K	3	0	0	0	0	1	3											
8 Kurt Suzuki, R OBP: 0.500, SLG: 0.667 66 John Hicks, R OBP: 0.364, SLG: 0.455	BB		G6-3						K	1	0	0	0	2	0	0											
26 Ryan Sweeney, L OBP: 0.455, SLG: 0.444 67 Max Kepler, L OBP: 0.267, SLG: 0.267	F9		G1-3			G4-3			G4-3	3	0	0	0	0	0	4											
36 Wilfredo Tovar, R OBP: 0.333, SLG: 0.353		G3			F9				G5-3	4	0	0	0	0	0	0											
32 Buck Britton, L OBP: 0.214, SLG: 0.231 1 Engelb Vielma, S OBP: 0.455, SLG: 0.636	G3					F8			G4-3	3	0	1	0	0	0	0											
Inning Stats	R: 1 E: 0 K: 1 S: 8	H: 3 LOB: 3 BB: 1 P: 14	R: 0 E: 0 K: 1 S: 5	H: 0 LOB: 0 BB: 0 P: 5	R: 0 E: 0 K: 0 S: 4	H: 1 LOB: 1 BB: 0 P: 4	R: 0 E: 0 K: 0 S: 3	H: 0 LOB: 0 BB: 0 P: 3	R: 0 E: 0 K: 0 S: 5	H: 1 LOB: 1 BB: 0 P: 5	R: 0 E: 0 K: 0 S: 3	H: 0 LOB: 1 BB: 1 P: 7	R: 0 E: 1 K: 1 S: 7	H: 2 LOB: 2 BB: 0 P: 8	R: 0 E: 0 K: 2 S: 7	H: 0 LOB: 0 BB: 0 P: 7		R: 0 E: 0 K: 0 S: 4	H: 1 LOB: 1 BB: 0 P: 4	1B: 6 2B: 2 3B: 0 HR: 0	SF: 0 SAC: 0 DP: 0 HBP: 1	WP: 0 PB: 0 SB: 2 CS: 0	PA: 38				
PITCHER	IP	WLS	BF	H	R	ER	SO	BB	IBB	HBP	BLK	WP	HR	S	P	ERA	WHIP										
31 Ubaldo Jiménez, R ERA: 9.45	3.1	W	15	4	1	1	2	1	0	0	0	0	0	18	24	2.70	1.500										
65 Chaz Roe, R ERA: 4.5	1.2	H	6	1	0	0	0	0	0	0	0	0	0	7	7	0.00	0.600										
53 Zack Britton, L ERA: 2.25	1.0	H	4	0	0	0	0	1	0	0	0	0	0	3	7	0.00	1.000										
56 Darren O'Day, R ERA: 3.0	1.0		6	2	0	0	1	0	0	1	0	0	0	7	8	0.00	2.000										
58 Todd Redmond, R ERA: 8.44	1.0		3	0	0	0	2	0	0	0	0	0	0	7	7	0.00	0.000										
62 Chris Lee, L ERA: 15.0	1.0		4	1	0	0	0	0	0	0	0	0	0	4	4	0.00	1.000										


Batter	1	2	3	4	5	6	7	8	9	AB	R	H	RBI	BB	SO	LOB	BOTTOM										
14 Nolan Reimold, R OBP: 0.208, SLG: 0.182 67 Trey Mancini, R OBP: 0.154, SLG: 0.083	K	G5-3		G6-3		G5-3			K	4	0	0	0	0	1	3	Minnesota Twins @ Baltimore Orioles Ed Smith Stadium, Sarasota, FL Sat Mar 12 2016, 1:07 PM - 3:44 PM EST Att: 7,523 - Partly Cloudy - 82 F										
13 Manny Machado, R OBP: 0.333, SLG: 0.550 23 Joey Rickard, R OBP: 0.286, SLG: 0.333	1B	2B			G1-3				18 HR	3	1	2	1	0	0	0											
10 Adam Jones, R OBP: 0.222, SLG: 0.353 18 Steve Tolleson, R OBP: 0.304, SLG: 0.316	HBP	G4-3			G6-3				HR	2	1	0	0	0	0	1											
19 Chris Davis, L OBP: 0.286, SLG: 0.333 28 L.J. Hoes, R OBP: 0.176, SLG: 0.176	1B				F9				G3-1	3	1	1	0	0	1	0											
45 Mark Trumbo, R OBP: 0.333, SLG: 0.458 70 Xavier Avery, L OBP: 0.375, SLG: 0.615	1B				G4-3				K	3	0	2	2	0	0	0											
32 Matt Wieters, S OBP: 0.286, SLG: 0.167 51 Henry Urrutia, L OBP: 0.238, SLG: 0.211 75 Audry Pérez, R OBP: 0.429, SLG: 0.833	K								G6-3	0	0	0	0	0	0	0											
2 J.J. Hardy, R OBP: 0.438 3 Ryan Flaherty, L OBP: 0.542, SLG: 0.632	K				G1-3				K	3	0	0	0	0	2	3											
6 Jonathan Schoop, R OBP: 0.391, SLG: 0.609 87 Osvaldo Martínez, R (6, PR) (7, 6)		G6-3			G3				G6-3	3	0	1	0	0	0	0											
80 Alfredo Marte, R OBP: 0.375, SLG: 0.400 34 Christian Walker, R OBP: 0.217, SLG: 0.519	E5	G5-3			G3				F7	3	1	0	0	0	0	2											
Inning Stats	R: 3 E: 1 K: 3 S: 12	H: 3 LOB: 1 BB: 0 P: 14	R: 1 E: 1 K: 0 S: 5	H: 1 LOB: 1 BB: 0 P: 5	R: 0 E: 0 K: 0 S: 4	H: 1 LOB: 1 BB: 0 P: 4	R: 0 E: 0 K: 0 S: 3	H: 0 LOB: 0 BB: 0 P: 3	R: 0 E: 0 K: 1 S: 5	H: 0 LOB: 0 BB: 0 P: 5	R: 2 E: 0 K: 1 S: 8	H: 3 LOB: 2 BB: 0 P: 8	R: 2 E: 0 K: 1 S: 7	H: 1 LOB: 0 BB: 0 P: 14	R: 0 E: 0 K: 1 S: 6	H: 1 LOB: 1 BB: 0 P: 6		1B: 4 2B: 4 3B: 0 HR: 2	SF: 0 SAC: 0 DP: 0 HBP: 1	WP: 1 PB: 0 SB: 0 CS: 0	PA: 37						
PITCHER	IP	WLS	BF	H	R	ER	SO	BB	IBB	HBP	BLK	WP	HR	S	P	ERA	WHIP										
65 Trevor May, R ERA: 3.86	2.2	L	14	4	4	3	3	0	0	0	0	0	0	5	5	0.00	0.750										
70 Dan Runzler, L ERA: 2.08	1.1		5	1	0	0	0	0	0	0	0	0	0	5	5	0.00	0.000										
55 Taylor Rogers, L ERA: 6.75	1.0		3	0	0	0	1	0	0	0	0	0	0	5	5	0.00	0.000										
59 Michael Tonkin, R ERA: 11.25	1.0		6	3	2	2	1	0	0	0	0	0	1	8	8	18.00	3.000										
72 Buddy Boshers, L ERA: 6.75	1.0		5	1	2	2	1	1	0	0	0	0	1	7	14	18.00	2.000										
62 J.R. Graham, R ERA:	0.1		4	1	0	0	1	0	0	0	0	0	0	6	6	0.00	1.000										




Batter	1	2	3	4	5	6	7	8	9	AB	R	H	RBI	BB	SO	LOB	TOP										
11 Jorge Polanco, S (1,4) OBP: 0.355, SLG: 0.429 30 James Beresford, L (6,4) OBP: 0.364, SLG: 0.316	F9		K			1B		G4-3		3	0	1	0	0	1	0	Minnesota Twins @ Baltimore Orioles Ed Smith Stadium, Sarasota, FL Thu Mar 17 2016, 7:07 PM - 9:25 PM EDT Att: 6,872 - Partly Cloudy - 73 F										
9 Eduardo Núñez, R (1,6) OBP: 0.481, SLG: 0.478 32 Buck Britton, L (7,5) OBP: 0.316, SLG: 0.294	1B				G5-3	1B		1B		2	0	1	0	1	0	0											
22 Miguel Sanó, R (1,9) OBP: 0.333, SLG: 0.696 21 Darin Mastroianni, R (7,9) OBP: 0.381, SLG: 0.316	1B				F8	1B		L3		3	0	1	0	0	1	2											
17 Carlos Quentin, R (1,10) OBP: 0.423, SLG: 0.571 97 Edgar Corcino, R (9,PH)	G6-4-3				1B	1B				3	0	1	0	0	0	4											
20 Eddie Rosario, L (1,7) OBP: 0.276, SLG: 0.621 31 Oswaldo Arcia, L (7,7) OBP: 0.227, SLG: 0.105		G4-3			1B			K		3	0	1	0	0	0	0											
52 ByungHo Park, R (1,3) OBP: 0.323, SLG: 0.645 19 Kennys Vargas, S (7,3) OBP: 0.258, SLG: 0.083	F8				1B			K		3	0	0	0	0	1	2											
67 Max Kepler, L (1,8) OBP: 0.292, SLG: 0.261	G5-3									3	0	0	0	0	0	0											
12 John Ryan Murphy, R (1,2) OBP: 0.294, SLG: 0.143 83 Carlos Paulino, R (7,2)			F9					G1-3		2	0	0	0	0	1	0											
36 Wilfredo Tovar, R (1,5) OBP: 0.364, SLG: 0.381			P3					1B		3	1	1	0	0	0	0											
Inning Stats	R: 0 E: 0 K: 0 S: 5	H: 2 LOB: 1 BB: 0 P: 5	R: 0 E: 0 K: 0 S: 3	H: 0 LOB: 0 BB: 0 P: 3	R: 0 E: 0 K: 1 S: 5	H: 0 LOB: 0 BB: 0 P: 5	R: 0 E: 0 K: 0 S: 5	H: 2 LOB: 2 BB: 0 P: 5	R: 0 E: 0 K: 1 S: 5	H: 1 LOB: 1 BB: 1 P: 9	R: 0 E: 0 K: 1 S: 5	H: 0 LOB: 0 BB: 0 P: 5	R: 1 E: 0 K: 0 S: 5	H: 2 LOB: 1 BB: 0 P: 6	R: 0 E: 0 K: 3 S: 9	H: 0 LOB: 0 BB: 0 P: 9		1B: 7 2B: 0 3B: 0 HR: 0	SF: 0 SAC: 0 DP: 2 HBP: 0	WP: 0 PB: 0 SB: 1 CS: 0	PA: 33						
PITCHER	IP	WLS	BF	H	R	ER	SO	BB	IBB	HBP	BLK	WP	HR	S	P	ERA	WHIP										
59 Mike Wright Jr., R (1,1) ERA: 5.4	5.0	W	18	4	0	0	2	0	0	0	0	0	0	23	23	0.00	0.800										
35 Brad Brach, R (6,1) ERA: 3.0	1.0	H	4	1	0	0	1	1	0	0	0	0	0	5	9	0.00	2.000										
60 Mychal Givens, R (7,1) ERA: 1.35	1.0	H	3	0	0	0	1	0	0	0	0	0	0	5	5	0.00	0.000										
56 Darren O'Day, R (8,1) ERA: 3.6	1.0	S	5	2	1	1	0	0	0	0	0	0	0	5	6	9.00	2.000										
52 Dale Thayer, R (9,1) ERA: 4.5	1.0	S	3	0	0	0	3	0	0	0	0	0	0	9	9	0.00	0.000										

Batter	1	2	3	4	5	6	7	8	9	AB	R	H	RBI	BB	SO	LOB	BOTTOM										
13 Manny Machado, R (1,5) OBP: 0.333, SLG: 0.571 96 Michael Almanzar, R (9,3) OBP: 0.200, SLG: 0.200	F8		K			1B				2	1	0	0	1	1	0	Minnesota Twins @ Baltimore Orioles Ed Smith Stadium, Sarasota, FL Thu Mar 17 2016, 7:07 PM - 9:25 PM EDT Att: 6,872 - Partly Cloudy - 73 F										
10 Adam Jones, R (1,8) OBP: 0.370, SLG: 0.731 70 Xavier Avery, L (6,PR) OBP: 0.409, SLG: 0.588	1B				HR	2B		K		3	1	3	2	0	0	0											
19 Chris Davis, L (1,3) OBP: 0.226, SLG: 0.222 92 Drew Turbin, L (9,4)	G3-4-1				K	G3-1		G3		4	0	0	0	0	1	2											
45 Mark Trumbo, R (1,9) OBP: 0.273, SLG: 0.364 28 L.J. Hoes, R (6,PR) OBP: 0.236, SLG: 0.238	F8				K	1B		1B		3	0	1	1	0	1	1											
24 Pedro Alvarez, L (1,10) OBP: 0.118, SLG: 0.176		K			K	1B		K		4	0	0	0	0	4	3											
2 J.J. Hardy, R (1,6) OBP: 0.423, SLG: 0.500 89 Garabez Rosa, R (8,4) OBP: 0.833, SLG: 0.800					P3	G5-3				3	0	1	0	0	0	0											
6 Jonathan Schoop, R (1,4) OBP: 0.417, SLG: 0.659 87 Oswaldo Martinez, R (7,PR) OBP: 0.236, SLG: 0.238					G6-3	1B		1B		3	0	1	0	0	0	1											
25 Hyun Soo Kim, L (1,7) OBP: 0.220, SLG: 0.162 92 Glynn Davis, R (7,PR) OBP: 0.236, SLG: 0.238					K	1B		1B		0	0	0	0	0	0	0											
36 Caleb Joseph, R (1,2) OBP: 0.160, SLG: 0.167 96 Austin Wynns, R (8,2)					G6-3	F9		L9		3	0	0	0	0	0	2											
Inning Stats	R: 0 E: 0 K: 0 S: 4	H: 1 LOB: 1 BB: 0 P: 4	R: 0 E: 0 K: 1 S: 5	H: 1 LOB: 0 BB: 0 P: 5	R: 0 E: 0 K: 1 S: 5	H: 0 LOB: 0 BB: 0 P: 5	R: 1 E: 0 K: 3 S: 12	H: 1 LOB: 0 BB: 0 P: 12	R: 0 E: 0 K: 1 S: 5	H: 0 LOB: 0 BB: 0 P: 5	R: 2 E: 0 K: 1 S: 7	H: 2 LOB: 2 BB: 1 P: 11	R: 1 E: 0 K: 0 S: 5	H: 3 LOB: 2 BB: 0 P: 5	R: 0 E: 0 K: 2 S: 8	H: 1 LOB: 1 BB: 0 P: 8		1B: 7 2B: 1 3B: 0 HR: 1	SF: 0 SAC: 0 DP: 1 HBP: 0	WP: 0 PB: 0 SB: 0 CS: 0	PA: 32						
PITCHER	IP	WLS	BF	H	R	ER	SO	BB	IBB	HBP	BLK	WP	HR	S	P	ERA	WHIP										
55 Taylor Rogers, L (1,1) ERA: 4.5	2.0	L	7	1	1	1	4	0	0	0	0	0	1	17	17	4.50	0.500										
57 Ryan Pressly, R (3,1) ERA: 1.5	1.1		4	0	0	0	1	0	0	0	0	0	0	6	6	0.00	0.000										
58 Fernando Abad, L (5,1) ERA: 1.69	0.2		5	2	2	2	1	1	0	0	0	0	0	6	10	27.00	4.500										
62 J.R. Graham, R (6,1) ERA: 3.86	1.0		5	3	1	1	0	0	0	0	0	0	0	5	5	9.00	3.000										



Batter	1	2	3	4	5	6	7	8	9	AB R H RBI BB SO LOB	TOP																								
												<p>Baltimore Orioles @ Tampa Bay Rays Charlotte Sports Park, Port Charlotte, FL Sat Mar 19 2016, 1:05 PM EDT</p> <p>livebaseballscorecards.com</p> <p>AB 0 R 0 H 0 RBI 0 BB 0 SO 0 LOB 0</p> 																							
Inning Stats											1B: 0 SF: 0 WP: 0 PA: 0 2B: 0 SAC: 0 FB: 0 3B: 0 DP: 0 SB: 0 HR: 0 HBP: 0 CS: 0																								
PITCHER	IP	WLS	BF	H	R	ER	SO	BB	IBB	HBP	BLK	WP	HR	S	P	ERA	WHIP	PITCHER	IP	WLS	BF	H	R	ER	SO	BB	IBB	HBP	BLK	WP	HR	S	P	ERA	WHIP


Batter	1	2	3	4	5	6	7	8	9	AB R H RBI BB SO LOB	BOTTOM																								
												<p>Baltimore Orioles @ Tampa Bay Rays Charlotte Sports Park, Port Charlotte, FL Sat Mar 19 2016, 1:05 PM EDT</p> <p>livebaseballscorecards.com</p> <p>AB 0 R 0 H 0 RBI 0 BB 0 SO 0 LOB 0</p> 																							
Inning Stats											1B: 0 SF: 0 WP: 0 PA: 0 2B: 0 SAC: 0 FB: 0 3B: 0 DP: 0 SB: 0 HR: 0 HBP: 0 CS: 0																								
PITCHER	IP	WLS	BF	H	R	ER	SO	BB	IBB	HBP	BLK	WP	HR	S	P	ERA	WHIP	PITCHER	IP	WLS	BF	H	R	ER	SO	BB	IBB	HBP	BLK	WP	HR	S	P	ERA	WHIP

Batter	1	2	3	4	5	6	7	8	9	AB	R	H	RBI	BB	SO	LOB	TOP										
11 Logan Forsythe, R OBP: 0.464, SLG: 0.731 83 Riley Unroe, S (5, 4)	L4		P3		E5 3 1B 20 HR 7 1B	FC6-4 82 1B 74 1B		K		3	1	0	0	0	0	1											
7 Logan Morrison, L OBP: 0.448, SLG: 0.577 74 Armando Araiza, R OBP: 0.500, SLG: 0.500 (6, 10)	2B		HR		20 HR 1B	82 1B 1B		P3		3	2	3	2	0	0	0											
3 Evan Longoria, R OBP: 0.321, SLG: 0.423 82 Kean Wong, L OBP: 0.500, SLG: 0.333 (5, 5)	G5-3		HR		20 HR 1B	1B		L8		3	2	2	1	0	0	1											
10 Corey Dickerson, L OBP: 0.167, SLG: 0.357 80 Granden Goetzman, R OBP: 0.333, SLG: 1.333 (6, 7)	K		K		K	K		L8		4	0	0	0	0	4	6											
20 Steven Souza Jr., R OBP: 0.143, SLG: 0.350 83 Brian Jackson, R OBP: 1.000, SLG: 2.000 (7, 9)		P4			G4-3	HR		G4-3		4	1	1	4	0	0	0											
39 Kevin Kiermaier, L OBP: 0.286, SLG: 0.500 70 Braxton Lee, L OBP: 0.400, SLG: 0.250 (5, 8)	K		K		K	K		G5-4-3 BB		3	0	0	0	0	3	0											
1 Tim Beckham, R OBP: 0.241, SLG: 0.241 88 Willy Adames, R OBP: 0.667, SLG: 1.000 (7, 6)	K				G6-3			G5-4-3		4	0	1	0	0	1	1											
21 James Loney, L OBP: 0.300, SLG: 0.379 98 Casey Gillaspie, S OBP: 0.100, SLG: 0.200 (6, 3)			7 HR 1B		BB			K		2	1	1	0	1	0	0											
44 René Rivera, R OBP: 0.333, SLG: 0.417 76 Nick Ciuffo, L (6, 2)			F8		G5-3			K		3	0	1	0	0	0	3											
Inning Stats	R: 0 E: 0 K: 1 S: 6	H: 1 LOB: 1 BB: 7	R: 0 E: 0 K: 2 S: 7	H: 0 LOB: 0 BB: 7	R: 3 E: 0 K: 1 S: 11	H: 3 LOB: 0 BB: 0 P: 13	R: 0 E: 0 K: 1 S: 6	H: 1 LOB: 2 BB: 1 P: 10	R: 4 E: 1 K: 2 S: 11	H: 3 LOB: 0 BB: 0 P: 11	R: 0 E: 0 K: 0 S: 2	H: 0 LOB: 0 BB: 1 P: 6	R: 0 E: 0 K: 3 S: 9	H: 0 LOB: 0 BB: 0 P: 9	R: 0 E: 0 K: 0 S: 3	H: 0 LOB: 0 BB: 3 HR: 3	1B: 6 2B: 1 3B: 1 HR: 3	SF: 0 SAC: 0 DP: 1 HBP: 0	WP: 0 PB: 0 SB: 0 CS: 0	PA: 40							
PITCHER	IP	WLS	BF	H	R	ER	SO	BB	IBB	HBP	BLK	WP	HR	S	P	ERA	WHIP										
30 Chris Tillman, R ERA: 7.94 (1, 1)	4.0		18	5	3	3	5	1	0	0	0	0	2	30	37	6.75	1.500										
66 T.J. McFarland, L ERA: 11.81 (5, 1)	2.0		13	6	5	4	3	0	0	0	0	0	1	19	19	18.00	3.000										
65 Chaz Roe, R ERA: 3.0 (7, 1)	1.0		3	0	0	0	0	1	0	0	0	0	0	2	6	0.00	1.000										
53 Zack Britton, L ERA: 1.8 (8, 1)	1.0		3	0	0	0	3	0	0	0	0	0	0	9	9	0.00	0.000										
17 Brian Matusz, L ERA: 4.5 (9, 1)	1.0		3	0	0	0	0	0	0	0	0	0	0	3	3	0.00	0.000										

Tampa Bay Rays @ Baltimore Orioles
Ed Smith Stadium, Sarasota, FL
Sun Mar 20 2016, 1:10 PM - 4:13 PM EDT
Att. 8,405 - Overcast - 77 F

livebaseballscorecards.com

AB 38
R 8
H 11
RBI 8
BB 2
SO 11
LOB 13




Batter	1	2	3	4	5	6	7	8	9	AB	R	H	RBI	BB	SO	LOB	BOTTOM										
13 Manny Machado, R OBP: 0.395, SLG: 0.660 18 Steve Tolleson, R OBP: 0.273, SLG: 0.310 (7, 5)	19 BLK 10 G5-3 1B	24 HR BB	F9			G6-3		K		3	1	1	0	1	0	3											
24 Pedro Alvarez, L OBP: 0.190, SLG: 0.429 80 Alfredo Marte, R OBP: 0.308, SLG: 0.440 (7, 10)	F7	HR				2B		F9		4	1	2	5	0	1	1											
10 Adam Jones, R OBP: 0.323, SLG: 0.633 75 Audry Pérez, R OBP: 0.273, SLG: 0.500 23 Joey Rickard, R OBP: 0.426, SLG: 0.524 (9, 10)	G5-3	G5-3				F9		1B		4	0	0	0	0	1	3											
19 Chris Davis, L OBP: 0.265, SLG: 0.241 3 Ryan Flaherty, L OBP: 0.488, SLG: 0.531 (7, 4)	HBP		45 HR 1B			P6		K		2	1	1	0	0	0	0											
45 Mark Trumbo, R OBP: 0.300, SLG: 0.525 34 Christian Walker, R OBP: 0.262, SLG: 0.703 (7, 3)	K		HR			L9		K		3	1	1	2	0	1	2											
25 Hyun Soo Kim, L OBP: 0.250, SLG: 0.200 12 Daniel Álvarez, R OBP: 0.235, SLG: 0.250 (7, 9)		36 1B 24 HR 1B	6 G5-4-3 36 1B 2 1B			F7		F8		3	2	2	0	0	0	0											
2 J.J. Hardy, R OBP: 0.474, SLG: 0.481 15 Paul Janish, R OBP: 0.351, SLG: 0.258 (7, 6)	K		6 G5-4-3 1B			G4-3		F8		3	0	1	0	0	1	1											
6 Jonathan Schoop, R OBP: 0.419, SLG: 0.575 91 Julio Borbon, L (6, 8)	F9	G5-4-3				13 G6-3 36 S 24 2B		18 S BB		2	0	0	0	0	0	3											
36 Caleb Joseph, R OBP: 0.258, SLG: 0.267 28 L.J. Hoes, R OBP: 0.208, SLG: 0.208 (7, 7)	24 HR 13 BB 1B		3H 1B			K		F8		3	1	2	1	0	1	1											
Inning Stats	R: 0 E: 0 K: 1 S: 6	H: 1 LOB: 2 BB: 7	R: 4 E: 0 K: 1 S: 8	H: 3 LOB: 1 BB: 1 P: 12	R: 3 E: 0 K: 0 S: 9	H: 5 LOB: 1 BB: 0 P: 10	R: 0 E: 0 K: 2 S: 7	H: 0 LOB: 0 BB: 0 P: 7	R: 0 E: 0 K: 1 S: 6	H: 1 LOB: 2 BB: 0 P: 8	R: 0 E: 0 K: 2 S: 7	H: 0 LOB: 0 BB: 0 P: 7	R: 0 E: 0 K: 1 S: 5	H: 0 LOB: 1 BB: 1 P: 10	R: 0 E: 0 K: 2 S: 8	H: 1 LOB: 1 BB: 0 P: 9	1B: 8 2B: 1 3B: 0 HR: 2	SF: 0 SAC: 0 DP: 1 HBP: 2	WP: 0 PB: 0 SB: 3 CS: 0	PA: 41							
PITCHER	IP	WLS	BF	H	R	ER	SO	BB	IBB	HBP	BLK	WP	HR	S	P	ERA	WHIP										
72 Jhan Maríñez, R ERA: 4.7 (1, 1)	1.2		11	4	4	4	2	1	0	1	0	0	1	17	18	11.57	2.143										
80 Kyle McPherson, R ERA: 4.7 (2, 1)	2.1		11	5	3	3	2	0	0	0	0	0	0	9	11	4.50	0.500										
79 Tyler Sturdevant, R ERA: 4.05 (5, 1)	2.0		8	1	1	1	1	0	0	1	0	0	0	7	7	0.00	0.000										
82 Ryan Garton, R ERA: 2.45 (7, 1)	1.0		3	0	0	0	2	0	0	0	0	0	0	7	7	0.00	0.000										
75 Parker Markel, R ERA: (8, 1)	1.0		4	0	0	0	1	1	0	0	0	0	0	5	10	0.00	1.000										

Tampa Bay Rays @ Baltimore Orioles
Ed Smith Stadium, Sarasota, FL
Sun Mar 20 2016, 1:10 PM - 4:13 PM EDT
Att. 8,405 - Overcast - 77 F

livebaseballscorecards.com

AB 37
R 8
H 11
RBI 8
BB 2
SO 10
LOB 18



Batter	1	2	3	4	5	6	7	8	9	AB	R	H	RBI	BB	SO	LOB	TOP										
23 Joey Rickard, R OBP: 0.420, SLG: 0.533 3 Ryan Flaherty, L OBP: 0.476, SLG: 0.515	L5							G4-3		3	0	1	1	0	0	2											
13 Manny Machado, R OBP: 0.369, SLG: 0.533 34 Christian Walker, R OBP: 0.299, SLG: 0.684	K		K					F7		3	0	0	0	0	2	2											
10 Adam Jones, R OBP: 0.294, SLG: 0.576 28 L.J. Hoes, R OBP: 0.200, SLG: 0.200	F7		G5-3					F7		3	0	0	0	0	0	2											
45 Mark Trumbo, R OBP: 0.279, SLG: 0.488 91 Julio Borbon, L		G5-3		P3				F7		3	0	0	0	0	0	0											
2 J.J. Hardy, R OBP: 0.375, SLG: 0.433 15 Paul Janish, R OBP: 0.351, SLG: 0.258	F8		G6-3					K		3	0	0	0	0	1	0											
6 Jonathan Schoop, R OBP: 0.391, SLG: 0.535 18 Steve Tolleson, R OBP: 0.273, SLG: 0.310	K		G6-3					P2		3	0	0	0	0	1	0											
14 Nolan Reimold, R OBP: 0.244, SLG: 0.216			G5-3					F8		3	0	0	0	0	1	0											
12 Dariel Álvarez, R OBP: 0.270, SLG: 0.294 90 Quincy Latimore, R OBP: 0.500, SLG: 2.000			36 1B 23 2B					G5-3		2	1	1	0	1	0	0											
36 Caleb Joseph, R OBP: 0.294, SLG: 0.303 27 Francisco Peña, R OBP: 0.300, SLG: 0.353			23 2B					F9		3	0	2	0	0	0	0											
Inning Stats	R: 0 E: 0 K: 1 S: 6	H: 0 LOB: 0 BB: 0 P: 6	R: 0 E: 0 K: 1 S: 5	H: 0 LOB: 0 BB: 0 P: 5	R: 1 E: 0 K: 1 S: 8	H: 3 LOB: 2 BB: 0 P: 8	R: 0 E: 0 K: 0 S: 3	H: 0 LOB: 0 BB: 0 P: 3	R: 0 E: 0 K: 1 S: 5	H: 1 LOB: 1 BB: 1 P: 9	R: 0 E: 0 K: 0 S: 3	H: 0 LOB: 0 BB: 0 P: 3	R: 0 E: 0 K: 1 S: 5	H: 0 LOB: 0 BB: 0 P: 5	R: 0 E: 0 K: 0 S: 3	H: 0 LOB: 0 BB: 0 P: 3	1B: 2 2B: 2 3B: 0 HR: 0	SF: 0 SAC: 0 DP: 1 HBP: 0	WP: 0 PB: 0 SB: 0 CS: 0	PA: 31							
PITCHER	IP	WLS	BF	H	R	ER	SO	BB	IBB	HBP	BLK	WP	HR	S	P	ERA	WHIP										
38 Logan Demell, L ERA: 3.38	2.0	W	6	0	0	0	2	0	0	0	0	0	0	11	11	0.00	0.000										
27 Brandon Kintzler, R ERA: 3.38	2.0	H	9	3	1	1	1	0	0	0	0	0	0	11	11	4.50	1.500										
72 Buddy Boshers, L ERA: 3.98	2.0	H	7	1	0	0	1	1	0	0	0	0	0	8	12	0.00	1.000										
59 Michael Tonkin, R ERA: 9.0	2.0		6	0	0	0	1	0	0	0	0	0	0	8	8	0.00	0.000										
64 Aaron Thompson, L ERA: 9.95	1.0		3	0	0	0	0	0	0	0	0	0	0	3	3	0.00	0.000										

Baltimore Orioles @ Minnesota Twins
CenturyLink Sports Complex, Fort Myers, FL
Tue Mar 22 2016, 1:07 PM - 3:48 PM EDT
Att: 6,461 - Sunny - 72 F

AB 30
R 1
H 4
RBI 1
BB 1
SO 5
LOB 6



Batter	1	2	3	4	5	6	7	8	9	AB	R	H	RBI	BB	SO	LOB	BOTTOM										
2 Brian Dozier, R OBP: 0.375, SLG: 0.595	G6-3							G5-3		4	0	0	0	1	1	0											
21 Darin Mastroianni, R OBP: 0.429, SLG: 0.400	7 HR							K		4	2	2	0	1	1	1											
7 Joe Mauer, L OBP: 0.379, SLG: 0.500 96 Zack Granite, L	1B							K		3	1	1	2	1	1	2											
24 Trevor Plouffe, R OBP: 0.394, SLG: 0.621	K							K		4	1	2	2	0	1	2											
17 Carlos Quentin, R OBP: 0.400, SLG: 0.621	F9							F7		3	1	1	0	1	0	1											
31 Oswaldo Arcia, L OBP: 0.286, SLG: 0.258	K							E3		3	0	1	1	1	1	1											
5 Eduardo Escobar, S OBP: 0.270, SLG: 0.444	F8							F9		4	0	1	0	0	0	3											
12 John Ryan Murphy, R OBP: 0.286, SLG: 0.091 80 Juan Centeno, L OBP: 0.600, SLG: 1.000	G5-3							F9		3	0	0	0	1	0	4											
26 Ryan Sweeney, L OBP: 0.400, SLG: 0.412	K							F9		4	0	0	0	0	2	4											
Inning Stats	R: 2 E: 0 K: 1 S: 9	H: 2 LOB: 0 BB: 0 P: 11	R: 0 E: 0 K: 1 S: 5	H: 0 LOB: 0 BB: 0 P: 5	R: 0 E: 0 K: 1 S: 6	H: 1 LOB: 2 BB: 1 P: 10	R: 1 E: 0 K: 0 S: 6	H: 2 LOB: 1 BB: 0 P: 6	R: 2 E: 0 K: 1 S: 9	H: 2 LOB: 3 BB: 3 P: 24	R: 0 E: 0 K: 1 S: 5	H: 0 LOB: 1 BB: 1 P: 9	R: 0 E: 1 K: 1 S: 7	H: 1 LOB: 3 BB: 1 P: 11	R: 0 E: 0 K: 2 S: 7	H: 0 LOB: 0 BB: 0 P: 7	1B: 4 2B: 2 3B: 0 HR: 2	SF: 0 SAC: 0 DP: 0 HBP: 0	WP: 1 PB: 0 SB: 1 CS: 0	PA: 39							
PITCHER	IP	WLS	BF	H	R	ER	SO	BB	IBB	HBP	BLK	WP	HR	S	P	ERA	WHIP										
59 Mike Wright Jr., R ERA: 5.74	4.0	L	18	5	3	3	3	1	0	0	0	0	0	26	32	6.75	1.500										
43 Odrismer Despaigne, R ERA: 7.15	0.2		7	2	2	2	1	3	0	0	0	0	1	8	23	27.00	7.500										
37 Dylan Bundy, R ERA: 9.24	1.1		5	0	0	0	1	1	0	0	0	0	0	6	10	0.00	0.750										
65 Chaz Roe, R ERA: 2.7	1.0		6	1	0	0	1	1	0	0	0	0	0	7	11	0.00	2.000										
71 Oliver Drake, R ERA:	1.0		3	0	0	0	2	0	0	0	0	0	0	7	7	0.00	0.000										

Baltimore Orioles @ Minnesota Twins
CenturyLink Sports Complex, Fort Myers, FL
Tue Mar 22 2016, 1:07 PM - 3:48 PM EDT
Att: 6,461 - Sunny - 72 F

AB 33
R 5
H 8
RBI 5
BB 6
SO 8
LOB 18



Batter	1	2	3	4	5	6	7	8	9	AB	R	H	RBI	BB	SO	LOB	TOP								
23 Joey Rickard, R OBP: 0.434, SLG: 0.563 91 Julio Borbon, L (6, 8)	0-1 G6-4-3 1B		0-0 2B		0-0 L9			0-0 G6-3		3	0	2	1	0	0	0									
12 Daniel Alvarez, R OBP: 0.244, SLG: 0.263 87 Osvaldo Martinez, R (8, 6)	0-0 G6-4-3		0-0 G6-3			0-3 K		0-0 G6-3		4	0	0	1	0	1	2									
19 Chris Davis, L OBP: 0.263, SLG: 0.242 94 Alex Liddi, R (9, PR)	0-3 K		0-0 G3			0-0 G4-3		0-0 G6-3		4	0	1	0	0	1	1									
36 Caleb Joseph, R OBP: 0.324, SLG: 0.333 34 Christian Walker, R OBP: 0.273, SLG: 0.718 (9, PH)		0-0 14 G6-4-3 1B		0-0 14 G4-6-3 1B		0-0 G6-3		0-0 G6-3		3	0	2	0	0	0	0									
14 Nolan Reimold, R OBP: 0.227, SLG: 0.200 28 L.J. Hoos, R OBP: 0.192, SLG: 0.192 (7, 7)	0-0 G6-4-3		0-0 G4-6-3				0-0 G6-3		0-0 G6-3	3	0	0	0	0	0	2									
27 Francisco Peña, R OBP: 0.281, SLG: 0.300 75 Audry Pérez, R OBP: 0.250, SLG: 0.455 (7, 2)	0-0 G4-3		0-0 F7				0-3 K		0-3 K	3	0	0	0	0	1	0									
15 Paul Janish, R OBP: 0.400, SLG: 0.441 93 Cedric Mullins, L OBP: 1.000, SLG: 2.000 (8, 9)			0-0 3 BB 2B 1B		2-2 HR		0-0 2B		0-0 2B	3	2	3	1	0	0	0									
3 Ryan Flaherty, L OBP: 0.467, SLG: 0.486 86 Drew Dosch, L OBP: 0.250, SLG: 0.250 (8, 5)			4-0 23 2B 12 G6-3 BB		0-3 K		0-3 K		1-0 G4-3	2	1	0	0	1	2	1									
18 Steve Tolleson, R OBP: 0.250, SLG: 0.281 92 Drew Turbin, L (8, 4)			0-3 K		0-0 L6			0-3 K		3	0	0	0	0	2	2									
Inning Stats	R: 0 E: 0 K: 1 S: 6	H: 1 LOB: 0 BB: 0 P: 6	R: 0 E: 0 K: 0 S: 3	H: 1 LOB: 0 BB: 0 P: 3	R: 2 E: 0 K: 1 S: 7	H: 2 LOB: 1 BB: 1 P: 11	R: 0 E: 0 K: 0 S: 3	H: 1 LOB: 0 BB: 0 P: 3	R: 1 E: 0 K: 1 S: 8	H: 1 LOB: 0 BB: 0 P: 10	R: 0 E: 0 K: 1 S: 5	H: 0 LOB: 0 BB: 0 P: 5	R: 0 E: 0 K: 2 S: 8	H: 1 LOB: 1 BB: 0 P: 8	R: 0 E: 0 K: 1 S: 5	H: 0 LOB: 0 BB: 0 P: 5	R: 2 E: 0 K: 1 S: 8	H: 3 LOB: 2 BB: 0 P: 9	1B: 5 2B: 4 3B: 0 HR: 1	SF: 0 SAC: 0 DP: 3 HBP: 0	WP: 0 PB: 1 SB: 0 CS: 0	PA: 35			
PITCHER	IP	WLS	BF	H	R	ER	SO	BB	IBB	HBP	BLK	WP	HR	S	P	ERA	WHIP								
49 Jeff Locke, L ERA: 6.63	5.0	W	19	6	3	3	3	1	0	0	0	0	1	27	33	5.40	1.400								
35 Mark Melancon, R ERA:	1.0	H	3	0	0	0	1	0	0	0	0	0	0	5	5	0.00	0.000								
44 Tony Watson, L ERA: 5.4	1.0	H	4	1	0	0	2	0	0	0	0	0	0	8	8	0.00	1.000								
26 Cory Luebke, L ERA: 7.36	1.2	H	7	2	2	2	2	0	0	0	0	0	0	11	11	10.80	1.200								
52 Rob Scallih, R ERA: 4.29	0.1	S	2	1	0	0	0	0	0	0	0	0	0	2	3	0.00	3.000								

Baltimore Orioles @ Pittsburgh Pirates
 McKechnie Field, Bradenton, FL
 Wed Mar 23, 2016, 1:06 PM - 3:41 PM EDT
 Att: 8,100 - Partly Cloudy - 77 F

livebaseballscorecards.com

AB 34
 R 5
 H 10
 RBI 5
 BB 1
 SO 8
 LOB 14



Batter	1	2	3	4	5	6	7	8	9	AB	R	H	RBI	BB	SO	LOB	BOTTOM								
28 John Jaso, L OBP: 0.406, SLG: 0.208 (1, 3)	0-0 F8	0-0 P3			4-0 22 CS BB		0-0 G3			3	0	0	0	1	0	1									
22 Andrew McCutchen, R OBP: 0.324, SLG: 0.747 35 Mark Melancon, R ERA: 44 Tony Watson, L (7, 1) 67 Matt Joyce, L (7, PH) 62 Andrew Richardson, S OBP: 0.325, SLG: 0.360 15 Jason Rogers, R OBP: 0.325, SLG: 0.257 (8, 5)	3-2 HR	0-0 F9			0-1 G5-3		4-0 23 S BB		4-0 23 S BB	3	1	1	1	0	0	2									
23 David Freese, R OBP: 0.375, SLG: 0.385 17 Pedro Florimón, S OBP: 0.269, SLG: 0.462 26 Cory Luebke, R (8, 1) 52 Rob Scallih, L (9, 1)	1-0 29 2B HBP		0-0 G5-3		0-0 6 HR 2B		4-0 6 G6-4-3 BB		4-0 6 G6-4-3 BB	2	2	1	0	1	0	0									
6 Starling Marte, R OBP: 0.424, SLG: 0.656 (1, 7)	0-0 F8		0-0 F8		3-2 2H HR		0-0 G6-4-3		0-0 G6-4-3	4	1	1	2	0	0	3									
29 Francisco Cervelli, R OBP: 0.379, SLG: 0.480 (1, 2)	0-0 1-H 2B		0-0 25 CS 1B		0-3 K		0-3 K		0-3 K	4	0	2	1	0	2	0									
25 Gregory Polanco, L OBP: 0.275, SLG: 0.368 (1, 9)	0-0 F8		0-0 CS		1-2 HR		0-0 L7		0-0 L7	4	1	2	1	0	0	1									
5 Josh Harrison, R OBP: 0.275, SLG: 0.361 (1, 4)		0-0 10 1B 2B		0-0 F9		0-0 SH5-3		0-0 G3		3	1	1	0	0	0	0									
10 Jordy Mercer, R OBP: 0.306, SLG: 0.417 (1, 6)		0-0 49 SH5-3 1B		0-0 G6-3		0-0 FC1-2		0-0 FC1-2		3	0	1	1	0	0	1									
49 Jeff Locke, L (1, 1) 68 Danny Ortiz, L OBP: 0.172, SLG: 0.179 (8, 8)		0-0 SH5-3		0-0 G6-3		0-0 F7		0-0 F7		1	0	0	0	0	0	0									
Inning Stats	R: 2 E: 0 K: 0 S: 7	H: 2 LOB: 1 BB: 0 P: 11	R: 1 E: 0 K: 0 S: 5	H: 2 LOB: 1 BB: 0 P: 5	R: 0 E: 0 K: 0 S: 3	H: 1 LOB: 0 BB: 0 P: 3	R: 1 E: 0 K: 0 S: 6	H: 1 LOB: 0 BB: 0 P: 7	R: 2 E: 0 K: 1 S: 9	H: 2 LOB: 0 BB: 1 P: 16	R: 0 E: 0 K: 0 S: 4	H: 1 LOB: 1 BB: 0 P: 4	R: 0 E: 0 K: 0 S: 2	H: 0 LOB: 2 BB: 2 P: 10	R: 0 E: 0 K: 1 S: 5	H: 0 LOB: 0 BB: 0 P: 5	R: 0 E: 0 K: 1 S: 5	H: 0 LOB: 0 BB: 0 P: 5	1B: 2 2B: 4 3B: 0 HR: 3	SF: 0 SAC: 2 DP: 1 HBP: 1	WP: 0 PB: 0 SB: 1 CS: 2	PA: 35			
PITCHER	IP	WLS	BF	H	R	ER	SO	BB	IBB	HBP	BLK	WP	HR	S	P	ERA	WHIP								
50 Miguel González, R ERA: 12.56	4.2	L	20	6	4	4	0	1	0	1	0	0	2	23	32	7.71	1.500								
56 Darren O'Day, R ERA: 6.75	0.1		3	2	2	2	1	0	0	0	0	0	1	7	10	54.00	6.000								
48 Vance Worley, R ERA: 5.56	2.0		8	1	0	0	0	2	0	0	0	0	0	6	14	0.00	1.500								
53 Zack Britton, L ERA: 1.5	1.0		3	0	0	0	1	0	0	0	0	0	0	5	5	0.00	0.000								

Baltimore Orioles @ Pittsburgh Pirates
 McKechnie Field, Bradenton, FL
 Wed Mar 23, 2016, 1:06 PM - 3:41 PM EDT
 Att: 8,100 - Partly Cloudy - 77 F

livebaseballscorecards.com


AB 28
 R 6
 H 9
 RBI 6
 BB 3
 SO 2
 LOB 9




Batter	1	2	3	4	5	6	7	8	9	10	AB	R	H	RBI	BB	SO	LOB	TOP								
11 Brett Gardner, L (1, 7) Ben Gamel, L (7, 7) OBP: 0.316, SLG: 0.389 OBP: 0.293, SLG: 0.261	F8		18 2B 14 SF7	L3			17 1B 3B	G4-3		27 1B 34-6-3	4	1	2	1	0	0	2	New York Yankees @ Baltimore Orioles Ed Smith Stadium, Sarasota, FL Fri Mar 25 2016, 1:07 PM - 4:33 PM EDT Att: 8,350 - Overcast - 80 F								
18 Didi Gregorius, L (1, 6) 27 Pete Kozma, R (7, PH) OBP: 0.275, SLG: 0.342 OBP: 0.227, SLG: 0.250	K		12 1B	K			P6	P2		G4-6-3	3	1	1	0	0	2	1									
14 Starlin Castro, R (1, 4) 17 Ronald Torreyes, R (7, PH) OBP: 0.405, SLG: 0.557 OBP: 0.310, SLG: 0.321	G5-3		SF7				E6			F9	2	0	0	1	0	0	0									
12 Chase Headley, S (1, 5) 64 Rob Refsnyder, R (7, PH) OBP: 0.313, SLG: 0.400	G4-3		G5-4-3				G5-4-3			L4	3	0	1	1	0	0	1									
81 Dan Fiorito, R (10, 5)			29 1B	1B			1B				2	0	1	0	0	0	0									
29 Dustin Ackley, L (1, 3) 97 Delbinson Romero, R (7, PH) OBP: 0.316, SLG: 0.405 OBP: 0.182, SLG: 0.100			24 BB	1B			F8				2	1	1	0	1	0	0									
17 Carlos Corporán, S (1, 2) 70 Eddy Rodríguez, R (7, PH) OBP: 0.240, SLG: 0.217 OBP: 0.111, SLG: 0.222			38 HR	1B						70 FC5-4	2	0	0	0	0	2	1									
24 Chris Parmelee, L (1, 10) 86 Kyle Higashioka, R (8, PH) OBP: 0.235, SLG: 0.258 OBP: 0.625, SLG: 1.143			38 HR	L6							2	1	0	0	1	1	2									
38 Chris Denorfia, R (1, 9) 92 Jake Skole, L (7, 9) OBP: 0.259, SLG: 0.320 OBP: 1.000, SLG: 1.000			79 1B	BB			G4-3			95 FC1-6	2	1	1	3	1	0	0									
79 César Puello, R (1, 8) 95 Dustin Fowler, L (7, 8) OBP: 0.367, SLG: 0.481 OBP: 0.368, SLG: 0.389			11 1B							27 1B 94-6-3	3	1	2	0	0	1	0									
Inning Stats	R: 0 E: 0 K: 1 S: 5	H: 0 LOB: 0 BB: 0 P: 5	R: 3 E: 0 K: 2 S: 9	H: 1 LOB: 0 BB: 2 P: 19	R: 2 E: 0 K: 0 S: 6	H: 4 LOB: 2 BB: 1 P: 9	R: 0 E: 0 K: 1 S: 5	H: 1 LOB: 1 BB: 1 P: 5	R: 0 E: 1 K: 0 S: 3	H: 0 LOB: 0 BB: 0 P: 3	R: 0 E: 0 K: 2 S: 7	H: 0 LOB: 0 BB: 0 P: 7	R: 2 E: 0 K: 1 S: 9	H: 4 LOB: 3 BB: 0 P: 9	R: 1 E: 0 K: 0 S: 4	H: 1 LOB: 1 BB: 1 P: 8	R: 0 E: 0 K: 0 S: 3	H: 0 LOB: 1 BB: 1 P: 7	R: 2 E: 0 K: 0 S: 6	H: 4 LOB: 1 BB: 0 P: 6	1B: 10 2B: 4 3B: 1 HR: 1	SF: 1 SAC: 0 DP: 3 HBP: 1	WP: 0 PB: 0 SB: 0 CS: 0	PA: 48		
PITCHER	IP	WLS	BF	H	R	ER	SO	BB	IBB	HBP	BLK	WP	HR	S	P	ERA	WHIP									
30 Chris Tillman, R (1, 1) 74 Zach Phillips, L (5, 1) 37 Dylan Bundy, R (6, 1) 57 Pedro Beato, R (8, 1) 71 Oliver Drake, R (9, 1)	4.0		21	6	5	5	4	3	0	0	0	0	0	1	26	41	11.25	2.250								
PITCHER	IP	WLS	BF	H	R	ER	SO	BB	IBB	HBP	BLK	WP	HR	S	P	ERA	WHIP									
94 Stefan Crichton, R (10, 1)	1.0		6	4	2	2	0	0	0	0	0	0	0	2	2	0.00	0.000									

Batter	1	2	3	4	5	6	7	8	9	10	AB	R	H	RBI	BB	SO	LOB	BOTTOM								
13 Manny Machado, R (1, 5) 70 Xavier Avery, L (8, 8) OBP: 0.327, SLG: 0.543 OBP: 0.458, SLG: 0.611	G6-3		G6-3								4	1	1	1	0	1	0	New York Yankees @ Baltimore Orioles Ed Smith Stadium, Sarasota, FL Fri Mar 25 2016, 1:07 PM - 4:33 PM EDT Att: 8,350 - Overcast - 80 F								
24 Pedro Alvarez, L (1, 3) OBP: 0.231, SLG: 0.375	K		L4				19 1B 10 S 19 E	BB		BB	3	1	0	0	2	1	2									
10 Adam Jones, R (1, 8) 27 Francisco Peña, R (8, 2) OBP: 0.293, SLG: 0.500 OBP: 0.250, SLG: 0.286	K		K				19 E	BB		G5-4-3	3	0	0	0	1	2	1									
19 Chris Davis, L (1, 10) 34 Christian Walker, R (8, PH) OBP: 0.273, SLG: 0.282 OBP: 0.245, SLG: 0.636			G6-3				G1			E4	3	0	1	0	0	0	0									
45 Mark Trumbo, R (1, 9) 12 Daniel Álvarez, R (8, 9) OBP: 0.227, SLG: 0.625 OBP: 0.227, SLG: 0.244			45 FC6-4	1B			FC6-4			K	2	2	1	1	1	0	2									
2 J.J. Hardy, R (1, 6) 15 Paul Janish, R (8, 6) OBP: 0.368, SLG: 0.583 OBP: 0.395, SLG: 0.417			2 BLK 2 HR	BB			2 BLK 2 HR	BB		K	2	1	1	1	0	1	1									
25 Hyun Soo Kim, L (1, 7) 14 Nolan Reimold, R (8, 7) OBP: 0.234, SLG: 0.186 OBP: 0.261, SLG: 0.310			FC6-4				FC6-4			K	2	1	1	1	0	0	2									
6 Jonathan Schoop, R (1, 4) 18 Steve Tolleson, R (8, 5) 89 Garabez Rosa, R (9, 4) OBP: 0.404, SLG: 0.592 OBP: 0.243, SLG: 0.273 OBP: 0.778, SLG: 0.750			2 BLK 2 HR	BB			2 BLK 2 HR	BB		K	2	1	1	1	0	0	0									
36 Caleb Joseph, R (1, 2) 3 Ryan Flaherty, L (8, 4) OBP: 0.326, SLG: 0.405 OBP: 0.478, SLG: 0.486			14 1B 89 1B	BB			14 1B 89 1B	BB		L3	3	1	1	2	0	0	0									
Inning Stats	R: 0 E: 0 K: 2 S: 7	H: 0 LOB: 0 BB: 0 P: 7	R: 1 E: 0 K: 0 S: 4	H: 1 LOB: 0 BB: 0 P: 5	R: 2 E: 0 K: 1 S: 9	H: 2 LOB: 0 BB: 1 P: 12	R: 2 E: 0 K: 1 S: 8	H: 1 LOB: 0 BB: 1 P: 15	R: 1 E: 1 K: 1 S: 6	H: 1 LOB: 2 BB: 2 P: 14	R: 0 E: 0 K: 1 S: 5	H: 0 LOB: 0 BB: 0 P: 5	R: 1 E: 0 K: 0 S: 4	H: 1 LOB: 1 BB: 1 P: 10	R: 0 E: 0 K: 2 S: 7	H: 0 LOB: 0 BB: 0 P: 7	R: 1 E: 0 K: 0 S: 5		H: 1 LOB: 2 BB: 1 P: 14	R: 3 E: 2 K: 0 S: 4	H: 2 LOB: 2 BB: 1 P: 8	1B: 4 2B: 0 3B: 0 HR: 5	SF: 0 SAC: 0 DP: 1 HBP: 0	WP: 0 PB: 0 SB: 1 CS: 0	PA: 44	
PITCHER	IP	WLS	BF	H	R	ER	SO	BB	IBB	HBP	BLK	WP	HR	S	P	ERA	WHIP									
47 Iván Nova, R (1, 1) 26 Johnny Barbatto, R (5, 1) 73 Nick Goody, R (7, 1) 67 James Pazos, L (8, 1) 50 Nick Rumbelow, R (9, 1)	4.2		22	5	6	5	5	3	0	0	1	0	0	3	33	6	0.00	0.000								
80 Matt Tracy, L (10, 1)	0.0		5	2	3	1	0	1	0	0	0	0	0	2	8	∞	∞									

AB 41
R 10
H 15
RBI 9
BB 5
SO 7
LOB 22



AB 37
R 11
H 9
RBI 10
BB 7
SO 8
LOB 8



Batter	1	2	3	4	5	6	7	8	9	AB	R	H	RBI	BB	SO	LOB	TOP			
50 Mookie Betts, R (1,9) OBP: 0.300, SLG: 0.600 46 Rainel Rosario, R (6,9) OBP: 0.286, SLG: 0.286	F9	25 HR 1B		25 G4-3 30 2B 1B		K 1B		K		4	2	3	1	0	0	0	Boston Red Sox @ Baltimore Orioles Ed Smith Stadium, Sarasota, FL Sat Mar 26 2016, 1:09 PM - 4:18 PM EDT Att. 8,518 - Overcast - 80 F			
25 Jackie Bradley Jr., L (1,8) OBP: 0.439, SLG: 0.595 40 Danny Mars, S (6,8)	1B	3-H 1B HR		G4-3		K		F8		4	1	2	2	0	1	2				
30 Chris Young, R (1,7) OBP: 0.270, SLG: 0.471 28 Franklin Guzman, R (6,7) OBP: 1.000, SLG: 1.000	F7	P4		2B		P6		82 PB 2B 1B		4	0	1	1	0	0	2				
18 David Murphy, L (1,10) OBP: 0.294, SLG: 0.375 82 Chad De La Guerra, L (8,PH) (8,10)	G6-3			5 1B 3 SF9 BB		G3		K		3	1	0	0	1	0	3				
5 Allen Craig, R (1,3) OBP: 0.394, SLG: 0.367		12 BB 3 1B 7 1B BB		12 S 1B		G4-3		12 G6-4-3 1B		4	1	2	0	1	0	0				
3 Sandy León, S (1,2) OBP: 0.388, SLG: 0.471 77 Dan Butler, R (7,2) OBP: 0.235, SLG: 0.235		12 BB 7 1B 1B		SF9		G4-3		K		3	1	1	1	0	1	1				
12 Rafael Devers, L (1,5) OBP: 0.500, SLG: 0.400		7 1B 50 1B BB		K		G6-4-3		1B		4	1	2	0	1	1	2				
7 Mauricio Dubón, R (1,6) OBP: 0.571, SLG: 0.667		5 G5-4-3 1B		K				40 FB 5 HBP 28 1B 1B		4	1	2	2	1	2	2				
5 Mike Miller, R (1,4)		G5-4-3				G1-3		82 PB 28 1B HBP		3	0	0	0	0	0	4				
Inning Stats	R: 0 E: 0 K: 0 S: 5	H: 1 LOB: 1 BB: 0 P: 5	R: 5 E: 0 K: 0 S: 6	H: 4 LOB: 0 BB: 2 P: 17	R: 1 E: 0 K: 2 S: 8	H: 1 LOB: 1 BB: 1 P: 12	R: 1 E: 0 K: 0 S: 5	H: 2 LOB: 1 BB: 0 P: 6	R: 0 E: 0 K: 1 S: 6	H: 1 LOB: 2 BB: 1 P: 8	R: 0 E: 0 K: 1 S: 5	H: 1 LOB: 0 BB: 0 P: 5	R: 1 E: 0 K: 2 S: 9	H: 2 LOB: 2 BB: 0 P: 11	R: 0 E: 0 K: 1 S: 6	H: 1 LOB: 1 BB: 0 P: 6		1B: 12 2B: 1 3B: 0 HR: 1	SF: 1 SAC: 0 DP: 2 HBP: 1	WP: 0 PB: 1 SB: 2 CS: 0
PITCHER	IP WLS BF H R ER SO BB IBB HBP BLK WP HR S P ERA WHIP																			
49 Yovani Gallardo, R (1,1) ERA: 16.89	3.2	21	8	7	7	2	3	0	0	0	0	0	1	23	39	17.18	3.000			
48 Vance Worley, R (4,1) ERA: 4.61	2.1	W 10	2	0	0	1	1	0	0	0	0	0	0	11	15	0.00	1.286			
43 Odrisamer Despaigne, R (7,1) ERA: 6.75	2.0	9	3	1	1	3	0	0	1	0	0	0	0	14	16	4.50	1.500			
60 Mychal Givens, R (9,1) ERA: 1.0	1.0	4	1	0	0	1	0	0	0	0	0	0	0	6	6	0.00	1.000			

Batter	1	2	3	4	5	6	7	8	9	AB	R	H	RBI	BB	SO	LOB	BOTTOM			
23 Joey Rickard, R (1,7) OBP: 0.475, SLG: 0.569 67 Trey Mancini, R (7,3) OBP: 0.214, SLG: 0.154	19 S 45 2B HBP	10 1B BB		10 1B 10 S 19 WP BB		K		70 BB 1B		2	2	1	0	2	1	0	Boston Red Sox @ Baltimore Orioles Ed Smith Stadium, Sarasota, FL Sat Mar 26 2016, 1:09 PM - 4:18 PM EDT Att. 8,518 - Overcast - 80 F			
10 Adam Jones, R (1,8) OBP: 0.333, SLG: 0.524 70 Xavier Avery, L (6,FR) OBP: 0.462, SLG: 0.579	F9	1B		19 WP 13 BB 45 FC3-6 1B				P5		4	1	3	0	0	0	1				
13 Manny Machado, R (1,5) OBP: 0.358, SLG: 0.612 3 Ryan Flaherty, L (6,PH) (7,4)	45 S 45 2B 1B			45 FC3-6 19 WP BB				2B		3	2	2	2	1	1	3				
19 Chris Davis, L (1,3) OBP: 0.292, SLG: 0.357 14 Nolan Reimold, R (7,7) OBP: 0.292, SLG: 0.341	K	K		45 FC3-6 BB				1B		3	1	1	1	1	2	5				
45 Mark Trumbo, R (1,9) OBP: 0.321, SLG: 0.615 96 Michael Almanzar, R (7,5) OBP: 0.125, SLG: 0.125	24 1B 2B			1-2 2-3 3-H				HR		4	1	1	3	0	0	3				
24 Pedro Alvarez, L (1,10) OBP: 0.287, SLG: 0.370 25 Hyun Soo Kim, L (7,PH) (8,10)	1B			1-2 2-3 3-H				1B		2	0	0	0	0	0	2				
2 J.J. Hardy, R (1,6) OBP: 0.356, SLG: 0.641 15 Paul Janish, R (6,6) OBP: 0.400, SLG: 0.421	F9			1-2 2-3 3-H				1B		3	1	1	2	0	0	3				
6 Jonathan Schoop, R (1,4) OBP: 0.393, SLG: 0.566 12 Daniel Álvarez, R (6,FR) (7,9)		G1-3		2 HR BB				75 HR 1B		2	1	1	0	0	0	1				
36 Caleb Joseph, R (1,2) OBP: 0.326, SLG: 0.400 75 Audry Pérez, R (6,2) OBP: 0.357, SLG: 0.769		10 1B 23 BB 1B		G3-1				67 1B 1B		3	0	1	0	0	0	0				
Inning Stats	R: 3 E: 0 K: 1 S: 8	H: 3 LOB: 1 BB: 0 P: 10	R: 0 E: 0 K: 2 S: 9	H: 2 LOB: 3 BB: 1 P: 13	R: 2 E: 0 K: 0 S: 5	H: 1 LOB: 0 BB: 1 P: 10	R: 2 E: 0 K: 0 S: 4	H: 1 LOB: 2 BB: 3 P: 18	R: 0 E: 0 K: 1 S: 5	H: 0 LOB: 0 BB: 0 P: 5	R: 6 E: 0 K: 0 S: 13	H: 7 LOB: 1 BB: 1 P: 19	R: 0 E: 0 K: 0 S: 4	H: 1 LOB: 1 BB: 0 P: 4	R: 3 E: 1 K: 0 S: 7	H: 5 LOB: 1 BB: 0 P: 7		1B: 14 2B: 2 3B: 0 HR: 4	SF: 0 SAC: 0 DP: 0 HBP: 1	WP: 1 PB: 0 SB: 4 CS: 0
PITCHER	IP WLS BF H R ER SO BB IBB HBP BLK WP HR S P ERA WHIP																			
56 Justin Haley, R (1,1) ERA: 15.0	3.0	18	6	5	5	3	2	0	0	0	0	0	1	0	1	14	∞			
41 Carlos Marmol, R (4,1) ERA: 6.75	0.0	4	1	2	2	0	3	0	0	0	0	0	0	8	9	0.00	0.000			
28 Robbie Ross Jr., L (4,1) ERA: 3.0	2.0	B 6	0	0	0	1	0	0	0	0	0	0	0	3	12	18	81.00	12.000		
29 Roenis Elias, L (6,1) ERA: 10.45	0.2	L 10	7	6	6	0	1	0	0	0	0	0	0	5	5	0.00	0.750			
43 Anthony Varvaro, R (6,1) ERA: 7.5	1.1	5	1	0	0	0	0	0	0	0	0	0	0	5	5	0.00	0.750			

AB	38
R	8
H	14
RBI	8
BB	4
SO	7
LOB	22



AB	43
R	16
H	20
RBI	15
BB	6
SO	4
LOB	25

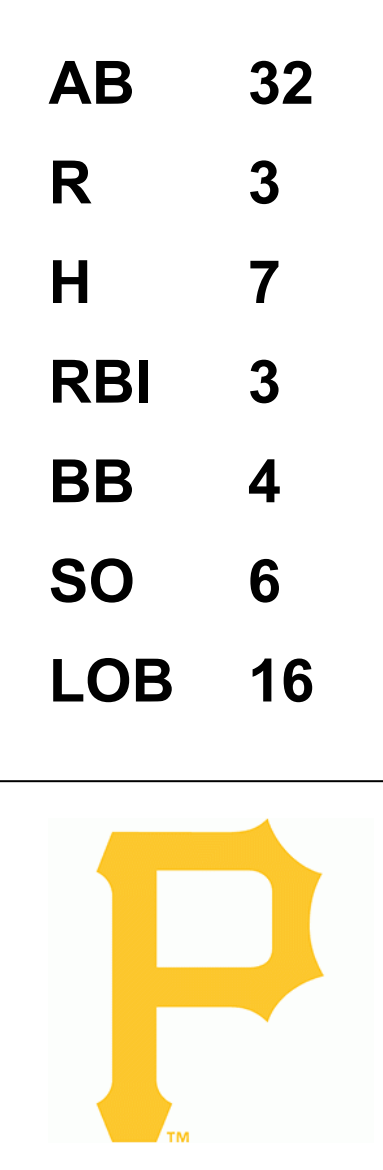


Batter	1	2	3	4	5	6	7	8	9	AB	R	H	RBI	BB	SO	LOB	TOP				
70 Xavier Avery, L (1, 8) 87 Osvaldo Martínez, R (8, 6)	F7		F8		K			90 1B 14 PB 1B	F9	4	1	1	0	0	1	1	<p>Baltimore Orioles @ Pittsburgh Pirates McKechnie Field, Bradenton, FL Sun Mar 27 2016, 6:08 PM - 8:54 PM EDT Att. 6,002 - Overcast - 79 F</p>				
15 Paul Janish, R (1, 6) 90 Josh Hart, L (8, PH) (8, 7)	K		G5-3		G5-4-3			14 PB 1B	1B	3	0	0	0	0	1	1					
24 Pedro Álvarez, L (1, 3) 96 Michael Almanzar, R (6, 3)	HR		K		K			K	G5-3	3	1	1	1	0	2	0					
14 Nolan Reimold, R (1, 10) OBP: 0.327, SLG: 0.426	HR				G6-3			1-2 3-H BB		3	1	2	1	1	0	0					
28 L.J. Hoes, R (1, 9) 92 Drew Turbin, L (8, PH) (8, 4)	G4-3				1B			F7		3	0	2	0	0	0	0					
18 Steve Tolleson, R (1, 5) 12 Daniel Álvarez, R (8, PH) OBP: 0.239, SLG: 0.278					1B			F7		3	0	1	0	0	1	1					
91 Julio Borbon, L (1, 7) 23 Joey Rickard, R (7, PH) OBP: 0.475, SLG: 0.566					1B					2	0	0	0	0	1	2					
89 Garabez Rosa, R (1, 4) OBP: 0.692, SLG: 0.750					FC5			L3		4	1	2	1	0	0	2					
75 Audry Pérez, R (1, 2) 97 Chris O'Brien, S (7, 2)								G6-3		3	0	1	0	0	1	1					
										1	0	0	0	0	1	1					
Inning Stats	R: 2 E: 0 K: 1 S: 11	H: 2 LOB: 0 BB: 0 P: 14	R: 0 E: 0 K: 1 S: 6	H: 1 LOB: 1 BB: 0 P: 6	R: 0 E: 0 K: 1 S: 5	H: 0 LOB: 0 BB: 0 P: 5	R: 0 E: 0 K: 1 S: 8	H: 3 LOB: 2 BB: 0 P: 8	R: 0 E: 0 K: 2 S: 5	H: 1 LOB: 1 BB: 0 P: 8	R: 0 E: 0 K: 0 S: 3	H: 0 LOB: 0 BB: 0 P: 3	R: 1 E: 0 K: 1 S: 7	H: 2 LOB: 2 BB: 1 P: 11	R: 2 E: 0 K: 1 S: 8	H: 3 LOB: 1 BB: 0 P: 8	1B: 10 2B: 1 3B: 0 HR: 2	SF: 0 SAC: 0 DP: 1 HBP: 0	WP: 0 PB: 1 SB: 0 CS: 1	PA: 39	
PITCHER	IP	WLS	BF	H	R	ER	SO	BB	IBB	HBP	BLK	WP	HR	S	P	ERA	WHIP				
64 Trevor Williams, R (1, 1) ERA: 2.97	5.0		20	7	2	2	5	0	0	0	0	0	2	35	38	3.60	1.400				
44 Tony Watson, L (8, 1) ERA: 3.86	2.0	H	7	1	0	0	2	0	0	0	0	0	0	11	11	0.00	0.500				
37 Arquimedes Caminero, R (8, 1) ERA: 10.0	1.0	B	6	2	1	1	1	1	0	0	0	0	0	7	11	9.00	3.000				
26 Cory Luebke, L (9, 1) ERA: 7.94	1.0	L	6	3	2	2	1	0	0	0	0	0	0	8	8	18.00	3.000				

AB	38
R	5
H	13
RBI	4
BB	1
SO	9
LOB	17



Batter	1	2	3	4	5	6	7	8	9	AB	R	H	RBI	BB	SO	LOB	BOTTOM				
28 John Jaso, L (1, 3) 73 Eric Wood, R (7, 5) OBP: 0.415, SLG: 0.290	67 G1-3 5 3B BB			G4-3					K	2	1	1	0	1	0	1	<p>Baltimore Orioles @ Pittsburgh Pirates McKechnie Field, Bradenton, FL Sun Mar 27 2016, 6:08 PM - 8:54 PM EDT Att. 6,002 - Overcast - 79 F</p>				
22 Andrew McCutchen, R (1, 8) 62 Antwan Richardson, S (7, PR) OBP: 0.300, SLG: 0.444	67 G1-3 5 3B 1B							99 E BB		3	1	1	0	1	1	1					
67 Matt Joyce, L (1, 10) 99 Mel Rojas Jr., S (7, PH) OBP: 0.143, SLG: 0.143	G1-3							G6-3		3	0	0	0	0	0	3					
15 Jason Rogers, R (1, 5) OBP: 0.327, SLG: 0.238	P3									3	0	0	0	1	1	2					
5 Josh Harrison, R (1, 4) 92 Chris Diaz, R (7, 4) OBP: 0.500, SLG: 1.000	23 1B 3B									3	1	1	2	0	1	0					
23 Jake Goebbert, L (1, 9) OBP: 0.306, SLG: 0.200	10 1B 1B									4	0	1	1	0	2	1					
10 Jordy Mercer, R (1, 6) 17 Pedro Florimón, S (4, PR) OBP: 0.257, SLG: 0.457										2	0	2	0	0	0	0					
24 Cole Figueroa, L (1, 7) 91 Justin Maffei, R (8, 7)	P2									3	0	0	0	0	0	4					
70 Ed Easley, R (1, 2) 84 Reese McGuire, L (8, 2) OBP: 0.167, SLG: 0.091	F7									2	0	1	0	0	0	1					
										0	0	0	0	0	0	0					
Inning Stats	R: 3 E: 0 K: 0 S: 7	H: 4 LOB: 2 BB: 1 P: 11	R: 0 E: 0 K: 0 S: 4	H: 1 LOB: 1 BB: 0 P: 4	R: 0 E: 0 K: 1 S: 5	H: 0 LOB: 0 BB: 0 P: 5	R: 0 E: 0 K: 0 S: 4	H: 1 LOB: 1 BB: 0 P: 4	R: 0 E: 0 K: 2 S: 7	H: 0 LOB: 0 BB: 0 P: 7	R: 0 E: 1 K: 1 S: 6	H: 0 LOB: 2 BB: 1 P: 8	R: 0 E: 0 K: 1 S: 5	H: 0 LOB: 1 BB: 1 P: 9	R: 0 E: 0 K: 1 S: 3	H: 0 LOB: 0 BB: 1 P: 7	1B: 5 2B: 1 3B: 1 HR: 0	SF: 0 SAC: 1 DP: 1 HBP: 0	WP: 0 PB: 0 SB: 0 CS: 0	PA: 37	
PITCHER	IP	WLS	BF	H	R	ER	SO	BB	IBB	HBP	BLK	WP	HR	S	P	ERA	WHIP				
31 Ubaldo Jiménez, R (1, 1) ERA: 12.27	0.2		7	4	3	3	0	1	0	0	0	0	0	6	10	40.50	7.500				
94 Richard Rodríguez, R (1, 1) ERA:	1.1		5	1	0	0	0	0	0	0	0	0	0	5	5	0.00	0.750				
35 Brad Brach, R (3, 1) ERA: 0.98	1.0		3	0	0	0	1	0	0	0	0	0	0	5	5	0.00	0.000				
74 Zach Phillips, L (4, 1) ERA: 2.35	1.2		6	1	0	0	1	0	0	0	0	0	0	8	8	0.00	0.600				
65 Chaz Roe, R (5, 1) ERA: 2.38	1.1		5	1	0	0	2	0	0	0	0	0	0	9	9	0.00	0.750				
66 T.J. McFarland, L (7, 1) ERA: 7.56	1.0		4	0	0	0	1	1	0	0	0	0	0	5	9	0.00	1.000				
84 Jason Stoffel, R (8, 1) ERA:	1.0	W	4	0	0	0	1	1	0	0	0	0	0	3	7	0.00	1.000				
71 Oliver Drake, R (9, 1) ERA:	1.0	S	3	0	0	0	1	1	0	0	0	0	0	3	7	0.00	1.000				



Batter	1	2	3	4	5	6	7	8	9	10	AB	R	H	RBI	BB	SO	LOB	TOP	
11 Ender Inciarte, L (1, 10) OBP: 0.340, SLG: 0.469 13 Adonis Garcia, R (6, PH) OBP: 0.271, SLG: 0.435 (6, 10)											3	1	1	0	0	2	1	Atlanta Braves @ Baltimore Orioles Ed Smith Stadium, Sarasota, FL Tue Mar 29 2016, 6:22 PM - 10:08 PM EDT Att: 6,575 - Overcast - 75 F	
1 Erick Aybar, S (1, 6) OBP: 0.325, SLG: 0.436 64 Emilio Bonifacio, S (5, 8) OBP: 0.321, SLG: 0.408											3	0	2	0	0	0	0		
84 Tyler Moore, R (1, 3) OBP: 0.179, SLG: 0.314											4	0	0	1	0	0	5		
24 Kelly Johnson, L (1, 4) OBP: 0.409, SLG: 0.571 97 Connor Lien, R (6, PR) OBP: 0.500, SLG: 0.778 (6, 9)											3	0	2	0	0	1	1		
28 Héctor Olivera, R (1, 7) OBP: 0.426, SLG: 0.517 96 Dustin Peterson, R (6, PR) OBP: 0.333, SLG: 0.200 (6, 6)											2	0	1	0	1	0	1		
18 Jeff Francoeur, R (1, 9) OBP: 0.388, SLG: 0.442 93 Brandon Snyder, R (6, PR) OBP: 0.400, SLG: 0.600 (6, 5)											3	0	1	0	0	2	2		
25 Tyler Flowers, R (1, 2) OBP: 0.275, SLG: 0.306 88 Blake Lalli, L (10, PH) OBP: 0.333, SLG: 0.333 (10, 2)											1	0	0	0	0	1	1		
2 Michael Bourn, L (1, 8) OBP: 0.306, SLG: 0.348 8 Jace Peterson, L (5, 6) OBP: 0.351, SLG: 0.348 (6, 7)											2	0	0	0	0	1	3		
7 Gordon Beckham, R (1, 5) OBP: 0.444, SLG: 0.528 (6, 4)											3	0	1	1	0	0	0		
Inning Stats	R: 0 E: 0 K: 1 S: 5	H: 0 LOB: 0 BB: 0 P: 5	R: 0 E: 0 K: 1 S: 6	H: 1 LOB: 2 BB: 0 P: 7	R: 1 E: 0 K: 1 S: 7	H: 2 LOB: 1 BB: 0 P: 8	R: 0 E: 0 K: 2 S: 4	H: 2 LOB: 1 BB: 0 P: 4	R: 0 E: 0 K: 2 S: 7	H: 0 LOB: 0 BB: 0 P: 6	R: 0 E: 0 K: 2 S: 8	H: 0 LOB: 0 BB: 0 P: 7	R: 0 E: 0 K: 0 S: 5	H: 0 LOB: 0 BB: 0 P: 6	R: 0 E: 0 K: 2 S: 9	H: 1 LOB: 1 BB: 0 P: 4	1B: 11 2B: 1 3B: 0 HR: 0		SF: 2 SAC: 0 DP: 2 HBP: 2
PITCHER	IP 5.0	WLS 0.2	BF 6	H 3	R 3	ER 3	SO 0	BB 1	IBB 0	HBP 0	BLK 0	WP 0	HR 0	S 28	P 30	ERA 1.80	WHIP 1.400		
50 Miguel González, R (1, 1) ERA: 9.78 74 Zach Phillips, L (6, 1) ERA: 5.4 65 Chaz Roe, R (6, 1) ERA: 2.31 56 Darren O'Day, R (7, 1) ERA: 9.0 53 Zack Britton, L (8, 1) ERA: 1.13																			
PITCHER	IP 2.0	WLS 0.0	BF 7	H 1	R 0	ER 0	SO 0	BB 0	IBB 0	HBP 0	BLK 0	WP 0	HR 0	S 7	P 7	ERA 0.00	WHIP 0.500		
37 Dylan Bundy, R (9, 1) ERA: 3.65																			

Batter	1	2	3	4	5	6	7	8	9	10	AB	R	H	RBI	BB	SO	LOB	BOTTOM	
13 Manny Machado, R (1, 5) OBP: 0.351, SLG: 0.642 96 Michael Almanzar, R (8, 3) OBP: 0.583, SLG: 0.983											4	1	1	1	0	2	1	Atlanta Braves @ Baltimore Orioles Ed Smith Stadium, Sarasota, FL Tue Mar 29 2016, 6:22 PM - 10:08 PM EDT Att: 6,575 - Overcast - 75 F	
32 Matt Wieters, S (1, 2) OBP: 0.238, SLG: 0.316 23 Joey Rickard, R (8, 9) OBP: 0.463, SLG: 0.576											3	1	1	1	0	1	0		
10 Adam Jones, R (1, 8) OBP: 0.333, SLG: 0.533 70 Xavier Avery, L (8, 8) OBP: 0.444, SLG: 0.643											3	1	1	0	0	0	0		
19 Chris Davis, L (1, 3) OBP: 0.294, SLG: 0.341 36 Caleb Joseph, R (8, 2) OBP: 0.333, SLG: 0.404 87 Oswaldo Martinez, R (10, PR)											2	0	0	0	1	0	1		
45 Mark Trumbo, R (1, 9) OBP: 0.339, SLG: 0.611 15 Paul Janish, R (8, 6) OBP: 0.377, SLG: 0.391											2	0	1	1	1	0	1		
24 Pedro Alvarez, L (1, 10) OBP: 0.250, SLG: 0.389 28 L.J. Hoes, R (9, PH) OBP: 0.250, SLG: 0.250 (10, 10)											3	0	0	0	0	1	2		
2 J.J. Hardy, R (1, 6) OBP: 0.341, SLG: 0.595 18 Steve Tolleson, R (8, 5) OBP: 0.227, SLG: 0.250											3	0	0	0	0	1	1		
3 Ryan Flaherty, L (1, 7) OBP: 0.471, SLG: 0.487 89 Garabez Rosa, R (8, 4) OBP: 0.556, SLG: 0.588											2	0	0	0	1	1	0		
6 Jonathan Schoop, R (1, 4) OBP: 0.390, SLG: 0.554 91 Julio Borbon, L (7, PR) OBP: 0.333, SLG: 0.250 (8, 7)											3	0	1	0	0	0	2		
Inning Stats	R: 1 E: 0 K: 0 S: 5	H: 1 LOB: 0 BB: 0 P: 7	R: 0 E: 0 K: 0 S: 3	H: 0 LOB: 2 BB: 2 P: 11	R: 1 E: 0 K: 0 S: 5	H: 1 LOB: 1 BB: 1 P: 9	R: 0 E: 0 K: 2 S: 7	H: 0 LOB: 0 BB: 0 P: 7	R: 0 E: 0 K: 2 S: 8	H: 1 LOB: 1 BB: 0 P: 8	R: 0 E: 0 K: 3 S: 9	H: 0 LOB: 0 BB: 0 P: 9	R: 0 E: 0 K: 0 S: 5	H: 2 LOB: 1 BB: 0 P: 6	R: 0 E: 0 K: 2 S: 9	H: 2 LOB: 2 BB: 0 P: 9	1B: 6 2B: 1 3B: 0 HR: 2		SF: 0 SAC: 0 DP: 1 HBP: 0
PITCHER	IP 5.0	WLS 1.0	BF 3	H 1	R 0	ER 0	SO 4	BB 3	IBB 0	HBP 0	BLK 0	WP 0	HR 0	S 28	P 42	ERA 5.40	WHIP 1.200		
37 Matt Wisler, R (1, 1) ERA: 3.95 77 Kyle Kinman, L (6, 1) ERA: 4.0 39 Jason Grilli, R (7, 1) ERA: 6.75 58 Dan Winkler, R (8, 1) ERA: 2.7 17 Carlos Torres, R (9, 1) ERA: 4.0																			
PITCHER	IP 0.2	WLS 0.1	BF 2	H 1	R 0	ER 0	SO 0	BB 0	IBB 0	HBP 0	BLK 0	WP 0	HR 0	S 2	P 2	ERA 0.00	WHIP 3.000		
83 Hunter Cervenka, L (10, 1) ERA: 1.93 76 Stephen Janas, R (10, 1) ERA: 4.0																			

AB 38
R 4
H 12
RBI 4
BB 1
SO 8
LOB 16

AB 38
R 4
H 9
RBI 4
BB 3
SO 11
LOB 14

Batter	1	2	3	4	5	6	7	8	9	AB	R	H	RBI	BB	SO	LOB	TOP											
12 Anthony Gose, L (1, 8) 89 Jiwan James, S (6, 8)	P5	CS	G4-3					G3		3	1	1	0	0	0	0												
1 Jose Iglesias, R (1, 6) 86 Argenis Diaz, R (6, 6)	BB		K					G5-3		3	0	2	0	0	1	1												
8 Justin Upton, R (1, 7) 73 Jason Krizan, L (6, 7)	BB		BB					G6-3		2	0	1	0	1	1	1												
62 Nate Schierholtz, L (1, 9) OBP: 0.250, SLG: 0.514	K		F8					G4-3		4	0	0	0	0	1	3												
18 Tyler Collins, L (1, 10) OBP: 0.400, SLG: 0.596	G6-3							L8		3	0	0	0	1	0	2												
34 James McCann, R (1, 2) 70 Miguel Gonzalez, R (6, 2) OBP: 0.341, SLG: 0.698 OBP: 0.300, SLG: 0.222			HR					G6-3		3	1	1	1	0	0	1												
14 Mike Aviles, R (1, 4) 74 Tommy Field, R (7, 4) OBP: 0.286, SLG: 0.333			G6-3					K		0	0	0	0	0	0	0												
17 Andrew Romine, S (1, 3) 90 Chad Huffman, R (7, 3) OBP: 0.697, SLG: 1.000			CS					G5-3		2	0	0	0	1	0	1												
87 Jordany Valdespin, L (1, 5) 84 Zac Shepherd, R (7, 5)			L6					G4-3		2	0	0	0	0	0	1												
Inning Stats	R: 0 E: 0 K: 1 S: 6	H: 1 LOB: 2 BB: 1 P: 10	R: 1 E: 0 K: 0 S: 5	H: 1 LOB: 0 BB: 1 P: 12	R: 0 E: 0 K: 1 S: 6	H: 1 LOB: 1 BB: 0 P: 6	R: 0 E: 0 K: 1 S: 4	H: 0 LOB: 0 BB: 1 P: 8	R: 1 E: 1 K: 1 S: 7	H: 2 LOB: 1 BB: 0 P: 8	R: 0 E: 0 K: 0 S: 3	H: 0 LOB: 0 BB: 0 P: 3	R: 0 E: 0 K: 0 S: 3	H: 1 LOB: 0 BB: 0 P: 3	R: 0 E: 0 K: 0 S: 3	H: 0 LOB: 0 BB: 0 P: 3	R: 0 E: 0 K: 0 S: 3	H: 0 LOB: 0 BB: 0 P: 3	1B: 5 2B: 0 3B: 0 HR: 1	SF: 0 SAC: 0 DP: 2 HBP: 0	WP: 0 PB: 1 SB: 0 CS: 1	PA: 34						
PITCHER	IP	WLS	BF	H	R	ER	SO	BB	IBB	HBP	BLK	WP	HR	S	P	ERA	WHIP											
30 Chris Tillman, R (1, 1) ERA: 7.24	4.0	L	16	3	1	1	3	3	0	0	0	0	0	1	21	36	2.25	1.500										
66 T.J. McFarland, L (5, 1) ERA: 5.56	3.0		11	3	1	0	1	0	0	0	0	0	0	13	14	0.00	1.000											
48 Vance Worley, R (8, 1) ERA: 4.3	1.0		3	0	0	0	0	0	0	0	0	0	0	3	3	0.00	0.000											
60 Mychal Givens, R (9, 1) ERA: 0.82	1.0		3	0	0	0	0	0	0	0	0	0	0	3	3	0.00	0.000											

Detroit Tigers @ Baltimore Orioles
Ed Smith Stadium, Sarasota, FL
Wed Mar 30, 2016, 6:08 PM - 8:42 PM EDT
Att: 8,163 - Partly Cloudy - 83 F

AB 30
R 2
H 6
RBI 1
BB 3
SO 4
LOB 9



Batter	1	2	3	4	5	6	7	8	9	AB	R	H	RBI	BB	SO	LOB	BOTTOM										
13 Manny Machado, R (1, 5) 3 Ryan Flaherty, L (7, 5) OBP: 0.333, SLG: 0.607 OBP: 0.462, SLG: 0.475	G4-3		K					F9		3	0	0	0	0	2	1											
32 Matt Wieters, S (1, 10) OBP: 0.280, SLG: 0.348	FC5-4		K					L3		4	0	2	0	0	1	1											
10 Adam Jones, R (1, 8) 70 Xavier Avery, L (8, 8) OBP: 0.314, SLG: 0.500 OBP: 0.432, SLG: 0.621	FC5-4		G4-3					G4-3		3	0	0	0	0	1	2											
19 Chris Davis, L (1, 3) 89 Garabets Rosa, R (8, 4) OBP: 0.315, SLG: 0.348 OBP: 0.526, SLG: 0.556			K					K		2	0	1	0	1	1	1											
45 Mark Trumbo, R (1, 9) 23 Joey Rickard, R (8, 9) OBP: 0.322, SLG: 0.579 OBP: 0.471, SLG: 0.576			F8					K		3	0	0	0	0	2	3											
14 Nolan Reimold, R (1, 7) 15 Paul Janish, R (8, 6) OBP: 0.396, SLG: 0.481 OBP: 0.389, SLG: 0.404			CS					BB		0	1	0	0	1	1	1											
2 J.J. Hardy, R (1, 6) 18 Steve Tolleson, R (8, 5) OBP: 0.319, SLG: 0.556 OBP: 0.222, SLG: 0.244			K					G5-3		2	0	0	0	1	1	1											
6 Jonathan Schoop, R (1, 4) 91 Julio Borbon, L (8, 7) OBP: 0.371, SLG: 0.525 OBP: 0.333, SLG: 0.250			K					G5-3		3	0	0	0	0	1	1											
36 Caleb Joseph, R (1, 2) 27 Francisco Peña, R (9, 2) OBP: 0.333, SLG: 0.388 OBP: 0.321, SLG: 0.480			HBP					P3		2	0	0	0	0	0	0											
Inning Stats	R: 0 E: 0 K: 1 S: 6	H: 1 LOB: 0 BB: 0 P: 6	R: 0 E: 0 K: 1 S: 4	H: 0 LOB: 1 BB: 1 P: 8	R: 0 E: 0 K: 3 S: 9	H: 0 LOB: 0 BB: 0 P: 10	R: 0 E: 0 K: 2 S: 8	H: 1 LOB: 1 BB: 0 P: 8	R: 0 E: 0 K: 0 S: 3	H: 0 LOB: 0 BB: 0 P: 3	R: 0 E: 0 K: 3 S: 10	H: 1 LOB: 2 BB: 1 P: 14	R: 0 E: 0 K: 0 S: 3	H: 0 LOB: 0 BB: 0 P: 3	R: 0 E: 0 K: 0 S: 3	R: 1 E: 0 K: 1 S: 6	H: 1 LOB: 1 BB: 1 P: 11	1B: 4 2B: 1 3B: 0 HR: 0	SF: 0 SAC: 0 DP: 1 HBP: 1	WP: 0 PB: 0 SB: 0 CS: 1	PA: 34						
PITCHER	IP	WLS	BF	H	R	ER	SO	BB	IBB	HBP	BLK	WP	HR	S	P	ERA	WHIP										
61 Shane Greene, R (1, 1) 38 Justin Wilson, L (6, 1) ERA: 8.59	5.2	W	21	0	0	0	9	1	0	0	0	0	0	3	7	0.00	3.000										
21 Mark Lowe, R (7, 1) ERA: 6.64	1.0	H	3	0	0	0	0	0	0	0	0	0	0	3	3	0.00	0.000										
57 Francisco Rodriguez, R (8, 1) ERA: 6.64	1.0	H	3	0	0	0	0	0	0	0	0	0	0	3	3	0.00	0.000										
54 Drew VerHagen, R (9, 1) ERA: 6.52	1.0	S	5	1	1	1	1	1	0	0	0	0	0	6	11	9.00	2.000										

Detroit Tigers @ Baltimore Orioles
Ed Smith Stadium, Sarasota, FL
Wed Mar 30, 2016, 6:08 PM - 8:42 PM EDT
Att: 8,163 - Partly Cloudy - 83 F

AB 30
R 1
H 4
RBI 1
BB 3
SO 11
LOB 11



Batter	1	2	3	4	5	6	7	8	9	AB	R	H	RBI	BB	SO	LOB	TOP			
11 Ender Inciarte, L (1, 8) 64 Emilio Bonifacio, S (6, 7)	L3			G4-3		K		G4-3		3	0	0	0	0	1	1	Atlanta Braves @ Baltimore Orioles Ed Smith Stadium, Sarasota, FL Thu Mar 31 2016, 3:09 PM - 5:22 PM EDT Att: 5,441 - Partly Cloudy - 83 F livebaseballscorecards.com			
1 Erick Aybar, S (1, 6) 4 Reid Brignac, L (7, 4)	F9			G4-3			K	G4-3		3	0	0	0	1	0					
5 Freddie Freeman, L (1, 10) 93 Ronnier Mustelier, R (9, PH)	K			G3-1			F7	K		3	0	0	0	1	0					
13 Adonis Garcia, R (1, 5) 92 Sean Kazmar Jr., R (7, 5) (8, 6)					F9					2	0	1	0	1	0					
28 Héctor Olivera, R (1, 7) 23 Drew Stubbs, R (5, 7) (8, 8)										2	0	0	0	0	1					
18 Jeff Francoeur, R (1, 9) 73 Chase d'Arnaud, R (8, 9) (8, 9)										3	0	0	0	1	0					
25 Tyler Flowers, R (1, 2) OBP: 0.302, SLG: 0.359										3	1	2	0	0	0					
7 Gordon Beckham, R (1, 4) (7, 6) 93 Brandon Snyder, R (8, PR) (8, 5) OBP: 0.400, SLG: 0.600										3	0	1	0	0	0					
84 Tyler Moore, R (1, 3) OBP: 0.152, SLG: 0.268										2	0	0	1	0	1					
Inning Stats	R: 0 E: 0 K: 1 S: 5	H: 0 LOB: 0 BB: 0 P: 6	R: 0 E: 0 K: 0 S: 3	H: 1 LOB: 0 BB: 0 P: 3	R: 0 E: 0 K: 0 S: 3	H: 0 LOB: 0 BB: 0 P: 3	R: 0 E: 0 K: 0 S: 3	H: 0 LOB: 0 BB: 0 P: 3	R: 0 E: 0 K: 1 S: 5	H: 1 LOB: 1 BB: 0 P: 8	R: 0 E: 0 K: 1 S: 5	H: 0 LOB: 1 BB: 1 P: 9	R: 1 E: 1 K: 0 S: 5	H: 2 LOB: 1 BB: 0 P: 5	R: 0 E: 0 K: 1 S: 6	H: 1 LOB: 2 BB: 1 P: 10		1B: 4 2B: 1 3B: 0 HR: 0	SF: 1 SAC: 0 DP: 1 HBP: 0	WP: 0 PB: 0 SB: 0 CS: 0
PITCHER	IP WLS BF H R ER SO BB IBB HBP BLK WP HR S P ERA WHIP																			
49 Yovani Gallardo, R (1, 1) ERA: 10.38	5.0 W 15 1 0 0 2 0 0 0 0 0 0 0 19 20 0.00 0.200																			
63 Tyler Wilson, R (6, 1) ERA: 2.5	3.0 H 13 3 1 1 3 1 0 0 0 0 0 0 18 22 3.00 1.333																			
35 Brad Brach, R (9, 1) ERA: 4.66	1.0 5 1 0 0 1 1 0 0 0 0 0 0 6 10 0.00 2.000																			

Batter	1	2	3	4	5	6	7	8	9	AB	R	H	RBI	BB	SO	LOB	BOTTOM			
23 Joey Rickard, R (1, 7) OBP: 0.465, SLG: 0.565 91 Julio Borbon, L (8, 7) OBP: 0.300, SLG: 0.222		G6-3						F9		3	0	1	0	0	0	1	Atlanta Braves @ Baltimore Orioles Ed Smith Stadium, Sarasota, FL Thu Mar 31 2016, 3:09 PM - 5:22 PM EDT Att: 5,441 - Partly Cloudy - 83 F livebaseballscorecards.com			
10 Adam Jones, R (1, 8) OBP: 0.296, SLG: 0.471 70 Xavier Avery, L (8, 8) OBP: 0.447, SLG: 0.733										3	0	0	0	2	2					
13 Manny Machado, R (1, 5) OBP: 0.317, SLG: 0.576 3 Ryan Flaherty, L (8, 3) OBP: 0.472, SLG: 0.512										3	0	0	0	1	1					
19 Chris Davis, L (1, 3) OBP: 0.298, SLG: 0.327 28 L.J. Hoes, R (8, 9) OBP: 0.273, SLG: 0.273										3	0	0	0	1	1					
32 Matt Wieters, S (1, 2) OBP: 0.345, SLG: 0.423 27 Francisco Peña, R (8, PR) OBP: 0.321, SLG: 0.480										3	0	2	1	1	0					
45 Mark Trumbo, R (1, 9) OBP: 0.323, SLG: 0.567 15 Paul Janish, R (8, 6) OBP: 0.382, SLG: 0.396										3	1	1	0	0	1					
24 Pedro Alvarez, L (1, 10) OBP: 0.250, SLG: 0.375										4	1	1	0	0	2					
2 J.J. Hardy, R (1, 6) OBP: 0.300, SLG: 0.521 18 Steve Tolleson, R (8, 5) OBP: 0.222, SLG: 0.244										3	0	0	0	2	3					
6 Jonathan Schoop, R (1, 4) OBP: 0.385, SLG: 0.581 89 Garabez Rosa, R (8, 4) OBP: 0.526, SLG: 0.556										3	1	2	3	0	0					
Inning Stats	R: 0 E: 0 K: 0 S: 4	H: 1 LOB: 1 BB: 0 P: 4	R: 3 E: 0 K: 1 S: 9	H: 3 LOB: 0 BB: 0 P: 12	R: 0 E: 0 K: 1 S: 5	H: 0 LOB: 0 BB: 0 P: 5	R: 0 E: 0 K: 2 S: 8	H: 1 LOB: 1 BB: 0 P: 9	R: 0 E: 0 K: 1 S: 5	H: 1 LOB: 1 BB: 0 P: 5	R: 0 E: 0 K: 2 S: 7	H: 0 LOB: 1 BB: 1 P: 11	R: 0 E: 0 K: 2 S: 7	H: 0 LOB: 0 BB: 0 P: 7	R: 3 E: 0 K: 1 S: 11	H: 4 LOB: 1 BB: 0 P: 13		1B: 6 2B: 3 3B: 0 HR: 2	SF: 0 SAC: 0 DP: 1 HBP: 0	WP: 0 PB: 0 SB: 1 CS: 1
PITCHER	IP WLS BF H R ER SO BB IBB HBP BLK WP HR S P ERA WHIP																			
20 Bud Norris, R (1, 1) ERA: 6.46	5.0 L 20 6 3 3 5 0 0 0 0 0 0 1 31 35 5.40 1.200																			
52 John Gant, R (6, 1) ERA: 3.18	3.0 4 3 3 5 1 0 0 0 0 0 0 1 25 31 9.00 1.667																			

Batter	1	2	3	4	5	6	7	8	9	AB	R	H	RBI	BB	SO	LOB	TOP							
2 Brian Dozier, R (1,4)										4	0	0	0	0	1	1	Minnesota Twins @ Baltimore Orioles Oriole Park at Camden Yards, Baltimore, MD Mon Apr 04 2016, 4:46 PM - 8:44 PM EDT Att: 45,785 - Overcast - 58 F							
7 Joe Mauer, L (1,3)										4	0	2	0	0	1	0								
22 Miguel Sanó, R (1,9)										4	0	0	0	0	2	2								
24 Trevor Plouffe, R (1,5)										4	0	1	0	0	1	0								
20 Eddie Rosario, L (1,7)										4	1	1	0	0	1	2								
52 ByungHo Park, R (1,10)										3	1	1	0	0	1	0								
5 Eduardo Escobar, S (1,6)										4	0	2	1	0	0	1								
8 Kurt Suzuki, R (1,2)										3	0	0	1	0	0	2								
25 Byron Buxton, R (1,8)										3	0	0	0	0	3	2								
Inning Stats	R: 0 E: 0 K: 2 S: 7	H: 0 LOB: 0 BB: 0 P: 9	R: 0 E: 0 K: 3 S: 10	H: 0 LOB: 0 BB: 0 P: 13	R: 0 E: 0 K: 1 S: 13	H: 1 LOB: 1 BB: 0 P: 18	R: 0 E: 0 K: 0 S: 6	H: 0 LOB: 0 BB: 0 P: 12	R: 0 E: 0 K: 0 S: 7	H: 1 LOB: 1 BB: 0 P: 8	R: 0 E: 0 K: 2 S: 10	H: 1 LOB: 1 BB: 0 P: 12	R: 2 E: 0 K: 1 S: 14	H: 2 LOB: 1 BB: 0 P: 23	R: 0 E: 0 K: 1 S: 13	H: 2 LOB: 2 BB: 0 P: 16	R: 0 E: 0 K: 0 S: 12	H: 0 LOB: 0 BB: 0 P: 17	1B: 4 2B: 3 3B: 0 HR: 0	SF: 1 SAC: 0 DP: 0 HBP: 1	WP: 0 PB: 0 SB: 0 CS: 0	PA: 35		
PITCHER	IP WLS BF H R ER SO BB IBB HBP BLK WP HR S P ERA WHIP																							
30 Chris Tillman, R (1,1)	2.0	6	0	0	0	5	0	0	0	0	0	0	0	0	0	0	0.00	0.000						
63 Tyler Wilson, R (3,1)	3.0	11	2	0	0	1	0	0	0	0	0	0	0	0	0	0	26	38	0.00	0.667				
60 Mychal Givens, R (6,1)	1.1	8	3	2	2	2	0	0	0	0	0	0	0	0	0	0	17	25	13.50	2.250				
35 Brad Brach, R (7,1)	0.2	2	0	0	0	1	0	0	0	0	0	0	0	0	0	0	7	10	0.00	0.000				
56 Darren O'Day, R (8,1)	1.0	5	2	0	0	1	0	0	0	0	0	0	0	0	0	0	13	16	0.00	2.000				

AB	33
R	2
H	7
RBI	2
BB	0
SO	10
LOB	10



Batter	1	2	3	4	5	6	7	8	9	AB	R	H	RBI	BB	SO	LOB	BOTTOM							
13 Manny Machado, R (1,5)										5	1	1	0	0	1	3	Minnesota Twins @ Baltimore Orioles Oriole Park at Camden Yards, Baltimore, MD Mon Apr 04 2016, 4:46 PM - 8:44 PM EDT Att: 45,785 - Overcast - 58 F							
10 Adam Jones, R (1,8)										5	0	1	2	0	3	0								
19 Chris Davis, L (1,3)										3	1	0	0	2	1	1								
45 Mark Trumbo, R (1,9)										5	0	4	0	0	0	0								
32 Matt Wieters, S (1,2)										5	0	1	1	0	2	5								
24 Pedro Alvarez, L (1,10)										3	0	0	0	1	1	2								
2 J.J. Hardy, R (1,6)										3	0	0	0	1	1	1								
6 Jonathan Schoop, R (1,4)										3	0	1	0	1	0	2								
23 Joey Rickard, R (1,7)										4	1	2	0	0	1	2								
Inning Stats	R: 0 E: 0 K: 2 S: 14	H: 1 LOB: 2 BB: 1 P: 22	R: 0 E: 0 K: 1 S: 11	H: 1 LOB: 1 BB: 1 P: 17	R: 0 E: 0 K: 1 S: 8	H: 0 LOB: 0 BB: 0 P: 11	R: 0 E: 0 K: 1 S: 6	H: 0 LOB: 1 BB: 1 P: 14	R: 2 E: 0 K: 0 S: 15	H: 4 LOB: 2 BB: 0 P: 23	R: 0 E: 0 K: 0 S: 10	H: 0 LOB: 1 BB: 1 P: 19	R: 0 E: 0 K: 2 S: 14	H: 1 LOB: 1 BB: 0 P: 21	R: 0 E: 0 K: 2 S: 8	H: 1 LOB: 1 BB: 0 P: 10	R: 1 E: 0 K: 1 S: 8	H: 2 LOB: 2 BB: 1 P: 13	1B: 7 2B: 3 3B: 0 HR: 0	SF: 0 SAC: 0 DP: 0 HBP: 0	WP: 1 PB: 0 SB: 1 CS: 0	PA: 41		
PITCHER	IP WLS BF H R ER SO BB IBB HBP BLK WP HR S P ERA WHIP																							
54 Ervin Santana, R (1,1)	2.0	10	2	0	0	3	2	0	0	0	0	0	0	0	0	0	25	39	0.00	2.000				
57 Ryan Pressly, R (3,1)	2.0	7	0	0	0	2	1	0	0	0	0	0	0	0	0	0	14	25	0.00	0.500				
50 Casey Fien, R (5,1)	0.2	6	4	2	2	0	0	0	0	0	0	0	0	0	0	0	14	22	27.00	6.000				
58 Fernando Abad, L (5,1)	1.1	5	0	0	0	0	1	0	0	0	0	0	0	0	0	0	11	20	0.00	0.750				
65 Trevor May, R (7,1)	2.0	8	2	0	0	4	0	0	0	0	0	0	0	0	0	0	22	31	0.00	1.000				

AB	36
R	3
H	10
RBI	3
BB	5
SO	10
LOB	16



Batter	1	2	3	4	5	6	7	8	9	AB	R	H	RBI	BB	SO	LOB	TOP								
2 Brian Dozier, R 39 Danny Santana, S (9, FR)	F8		SH1-3		F8		K			3	0	0	0	1	1	2									
7 Joe Mauer, L OBP: 0.333, SLG: 0.286	L9		SF8		L8					3	0	0	1	1	1	3									
22 Miguel Sanó, R						G1-3				2	0	0	0	2	1	2									
24 Trevor Plouffe, R OBP: 0.250, SLG: 0.625	K		FC5-4							4	1	1	1	0	1	2									
20 Eddie Rosario, L OBP: 0.250, SLG: 0.375					G3					4	0	1	0	0	2	0									
52 ByungHo Park, R OBP: 0.375, SLG: 0.167										3	0	0	0	1	3	1									
5 Eduardo Escobar, S										4	0	1	0	0	1	2									
8 Kurt Suzuki, R										3	0	0	0	1	1	2									
25 Byron Buxton, R OBP: 0.286, SLG: 0.571										4	1	2	0	0	2	2									
Inning Stats	R: 0 E: 0 K: 1 S: 9	H: 0 LOB: 1 BB: 1 P: 17	R: 0 E: 0 K: 1 S: 10	H: 0 LOB: 1 BB: 1 P: 17	R: 1 E: 0 K: 0 S: 8	H: 1 LOB: 1 BB: 1 P: 16	R: 0 E: 0 K: 2 S: 11	H: 0 LOB: 0 BB: 0 P: 15	R: 0 E: 0 K: 0 S: 14	H: 1 LOB: 1 BB: 0 P: 24	R: 1 E: 0 K: 1 S: 17	H: 2 LOB: 1 BB: 0 P: 21	R: 0 E: 0 K: 3 S: 14	H: 0 LOB: 2 BB: 2 P: 24	R: 0 E: 0 K: 2 S: 10	H: 0 LOB: 0 BB: 0 P: 15	R: 0 E: 0 K: 3 S: 14	H: 1 LOB: 2 BB: 1 P: 26	1B: 1 2B: 3 3B: 0 HR: 1	SF: 1 SAC: 1 DP: 0 HBP: 0	WP: 1 PB: 0 SB: 0 CS: 0	PA: 38			
PITCHER	IP	WLS	BF	H	R	ER	SO	BB	IBB	HBP	BLK	WP	HR	S	P	ERA	WHIP								
49 Yovani Gallardo, R ERA: 1.8	5.0	W	20	2	1	1	4	3	0	0	0	0	0	52	89	1.80	1.000								
60 Mychal Givens, R ERA: 13.5	0.2	H	4	2	1	1	1	0	0	0	0	0	1	10	13	13.50	3.000								
35 Brad Brach, R ERA:	1.1	H	6	0	0	0	3	2	0	0	0	0	0	21	32	0.00	1.500								
56 Darren O'Day, R ERA:	1.0	H	3	0	0	0	2	0	0	0	0	0	0	10	15	0.00	0.000								
53 Zack Britton, L ERA:	1.0	S	5	1	0	0	3	1	0	0	0	1	0	14	26	0.00	2.000								

Minnesota Twins @ Baltimore Orioles
 Oriole Park at Camden Yards, Baltimore, MD
 Wed Apr 06 2016, 7:08 PM - 10:18 PM EDT
 Att: 12,622 - Cloudy - 48 F

AB 30
 R 2
 H 5
 RBI 2
 BB 6
 SO 13
 LOB 16



Batter	1	2	3	4	5	6	7	8	9	AB	R	H	RBI	BB	SO	LOB	BOTTOM								
13 Manny Machado, R OBP: 0.300, SLG: 0.222										4	0	1	0	1	2	3									
10 Adam Jones, R OBP: 0.200, SLG: 0.300										5	0	1	0	0	1	3									
19 Chris Davis, L OBP: 0.444, SLG: 0.714										4	1	2	1	0	0	1									
45 Mark Trumbo, R OBP: 0.556, SLG: 0.500										3	1	0	0	1	1	2									
32 Matt Wieters, S OBP: 0.333, SLG: 0.375										3	0	1	1	1	0	0									
24 Pedro Alvarez, L										2	0	0	0	2	1	1									
2 J.J. Hardy, R OBP: 0.375, SLG: 0.333										3	2	1	0	1	1	3									
6 Jonathan Schoop, R OBP: 0.375, SLG: 0.571										4	0	1	1	0	0	3									
23 Joey Rickard, R OBP: 0.500, SLG: 0.714										3	0	2	1	0	0	0									
Inning Stats	R: 0 E: 0 K: 0 S: 9	H: 1 LOB: 1 BB: 1 P: 17	R: 1 E: 0 K: 1 S: 15	H: 2 LOB: 2 BB: 1 P: 24	R: 1 E: 0 K: 1 S: 10	H: 1 LOB: 1 BB: 1 P: 16	R: 1 E: 0 K: 0 S: 11	H: 2 LOB: 1 BB: 0 P: 19	R: 1 E: 0 K: 1 S: 13	H: 1 LOB: 1 BB: 2 P: 29	R: 0 E: 0 K: 1 S: 9	H: 1 LOB: 1 BB: 0 P: 14	R: 0 E: 0 K: 1 S: 9	H: 0 LOB: 1 BB: 1 P: 19	R: 0 E: 0 K: 1 S: 8	H: 1 LOB: 1 BB: 0 P: 13	1B: 5 2B: 3 3B: 0 HR: 1	SF: 1 SAC: 0 DP: 1 HBP: 0	WP: 0 PB: 0 SB: 0 CS: 0	PA: 38					
PITCHER	IP	WLS	BF	H	R	ER	SO	BB	IBB	HBP	BLK	WP	HR	S	P	ERA	WHIP								
44 Kyle Gibson, R ERA: 7.2	5.0	L	26	7	4	4	4	4	0	0	0	0	0	9	14	0.00	1.000								
58 Fernando Abad, L ERA:	1.0		4	1	0	0	1	0	0	0	0	0	0	9	19	0.00	1.000								
50 Casey Fien, R ERA: 10.8	1.0		4	0	0	0	1	1	0	0	0	0	0	9	19	0.00	1.000								
57 Ryan Pressly, R ERA:	1.0		4	1	0	0	1	0	0	0	0	0	0	8	13	0.00	1.000								

Minnesota Twins @ Baltimore Orioles
 Oriole Park at Camden Yards, Baltimore, MD
 Wed Apr 06 2016, 7:08 PM - 10:18 PM EDT
 Att: 12,622 - Cloudy - 48 F

AB 31
 R 4
 H 9
 RBI 4
 BB 6
 SO 6
 LOB 16



Batter	1	2	3	4	5	6	7	8	9	AB	R	H	RBI	BB	SO	LOB	TOP					
2 Brian Dozier, R (1,4)										4	0	0	0	0	2	2						
39 Danny Santana, S (1,9) OBP: 0.500, SLG: 0.500										4	0	2	0	0	1	0						
7 Joe Mauer, L (1,3) OBP: 0.385, SLG: 0.636										4	1	2	1	0	0	0						
22 Miguel Sanó, R (1,10) OBP: 0.333, SLG: 0.200										4	0	2	0	0	1	2						
9 Eduardo Núñez, R (8,10)										0	0	0	0	0	0	0						
24 Trevor Plouffe, R (1,5) OBP: 0.167, SLG: 0.417										4	0	0	0	0	2	3						
20 Eddie Rosario, L (1,7) OBP: 0.167, SLG: 0.250										4	0	0	0	0	3	0						
5 Eduardo Escobar, S (1,6) OBP: 0.417, SLG: 0.750										4	1	2	0	0	2	0						
12 John Ryan Murphy, R (1,2) OBP: 0.333, SLG: 0.667										3	0	1	0	0	0	2						
25 Byron Buxton, R (1,8) OBP: 0.200, SLG: 0.400										3	0	0	1	0	1	3						
Inning Stats	R: 1 H: 3 E: 0 K: 1 S: 16	H: 3 LOB: 1 BB: 0 P: 21	R: 1 H: 1 E: 1 K: 0 S: 11	H: 1 LOB: 1 BB: 0 P: 15	R: 0 H: 2 E: 0 K: 1 S: 10	H: 2 LOB: 1 BB: 0 P: 18	R: 0 H: 1 E: 0 K: 2 S: 12	H: 1 LOB: 0 BB: 0 P: 15	R: 0 H: 0 E: 0 K: 1 S: 6	H: 0 LOB: 0 BB: 0 P: 8	R: 0 H: 0 E: 0 K: 2 S: 10	H: 0 LOB: 0 BB: 0 P: 13	R: 0 H: 1 E: 0 K: 2 S: 12	H: 1 LOB: 1 BB: 0 P: 17	R: 0 H: 1 E: 0 K: 0 S: 6	H: 1 LOB: 1 BB: 0 P: 11	R: 0 H: 0 E: 0 K: 3 S: 10	H: 0 LOB: 0 BB: 0 P: 15	1B: 6 2B: 2 3B: 0 HR: 1	SF: 0 SAC: 0 DP: 1 HBP: 0	WP: 0 PB: 0 SB: 1 CS: 2	PA: 35
PITCHER	IP	WLS	BF	H	R	ER	SO	BB	IBB	HBP	BLK	WP	HR	S	P	ERA	WHIP					
31 Ubaldo Jiménez, R (1,1) ERA: 1.29	7.0	W	28	8	2	1	9	0	0	0	0	0	1	77	107	1.29	1.143					
37 Dylan Bundy, R (8,1)	1.0	H	3	1	0	0	0	0	0	0	0	0	0	6	11	0.00	1.000					
56 Darren O'Day, R (9,1)	1.0	S	3	0	0	0	3	0	0	0	0	0	0	10	15	0.00	0.000					

Minnesota Twins @ Baltimore Orioles
 Oriole Park at Camden Yards, Baltimore, MD
 Thu Apr 07 2016, 7:09 PM - 10:00 PM EDT
 Att: 11,142 - Partly Cloudy - 51 F

AB	34
R	2
H	9
RBI	2
BB	0
SO	12
LOB	12



Batter	1	2	3	4	5	6	7	8	9	AB	R	H	RBI	BB	SO	LOB	BOTTOM				
23 Joey Rickard, R (1,8) OBP: 0.417, SLG: 0.818										4	1	1	1	0	0	0					
14 Nolan Reimold, R (1,7) OBP: 0.500, SLG: 0.750										4	0	2	0	0	0	0					
13 Manny Machado, R (1,5) OBP: 0.357, SLG: 0.538										4	1	2	1	0	2	1					
19 Chris Davis, L (1,3) OBP: 0.308, SLG: 0.455										4	0	0	0	0	2	3					
45 Mark Trumbo, R (1,9) OBP: 0.500, SLG: 0.455										3	1	1	0	0	0	2					
2 J.J. Hardy, R (1,6) OBP: 0.364, SLG: 0.333										3	1	1	0	0	0	2					
24 Pedro Alvarez, L (1,10) OBP: 0.364, SLG: 0.500										3	0	0	0	0	2	1					
6 Jonathan Schoop, R (1,4) OBP: 0.364, SLG: 0.500										3	0	1	1	0	0	0					
36 Caleb Joseph, R (1,2) OBP: 0.364, SLG: 0.500										3	0	0	0	0	1	1					
Inning Stats	R: 0 H: 1 E: 0 K: 1 S: 12	H: 1 LOB: 1 BB: 0 P: 16	R: 0 H: 0 E: 0 K: 1 S: 7	H: 0 LOB: 0 BB: 0 P: 9	R: 0 H: 0 E: 0 K: 0 S: 6	H: 0 LOB: 0 BB: 0 P: 9	R: 0 H: 2 E: 0 K: 1 S: 13	H: 2 LOB: 0 BB: 0 P: 20	R: 0 H: 0 E: 0 K: 1 S: 8	H: 0 LOB: 0 BB: 0 P: 12	R: 1 H: 1 E: 0 K: 0 S: 11	H: 1 LOB: 0 BB: 0 P: 16	R: 2 H: 3 E: 0 K: 1 S: 17	H: 3 LOB: 0 BB: 0 P: 26	R: 1 H: 1 E: 0 K: 2 S: 10	H: 1 LOB: 0 BB: 0 P: 16	1B: 5 2B: 2 3B: 0 HR: 2	SF: 0 SAC: 0 DP: 1 HBP: 0	WP: 1 PB: 0 SB: 0 CS: 0	PA: 31	
PITCHER	IP	WLS	BF	H	R	ER	SO	BB	IBB	HBP	BLK	WP	HR	S	P	ERA	WHIP				
45 Phil Hughes, R (1,1) ERA: 4.5	6.0	L	24	6	3	3	4	0	0	0	0	0	1	63	93	4.50	1.000				
65 Trevor May, R (7,1) ERA: 2.25	2.0	B	7	2	1	1	3	0	0	0	0	1	1	21	31	4.50	1.000				

Minnesota Twins @ Baltimore Orioles
 Oriole Park at Camden Yards, Baltimore, MD
 Thu Apr 07 2016, 7:09 PM - 10:00 PM EDT
 Att: 11,142 - Partly Cloudy - 51 F

AB	31
R	4
H	8
RBI	3
BB	0
SO	7
LOB	10



Batter	1	2	3	4	5	6	7	8	9	AB	R	H	RBI	BB	SO	LOB	TOP	
11 Logan Forsythe, R OBP: 0.286, SLG: 0.421										3	0	1	0	1	2	0	Tampa Bay Rays @ Baltimore Orioles Oriole Park at Camden Yards, Baltimore, MD Fri Apr 08 2016, 7:07 PM - 9:53 PM EDT Att: 17,304 - Partly Cloudy - 50 F	
7 Logan Morrison, L OBP: 0.133, SLG: 0.071										4	0	1	0	0	1	2		
3 Evan Longoria, R OBP: 0.286, SLG: 0.524										4	1	1	1	0	0	2		
10 Corey Dickerson, L OBP: 0.235, SLG: 0.625										3	0	1	0	1	0	2		
8 Desmond Jennings, R OBP: 0.316, SLG: 0.278										3	0	0	0	1	2	2		
13 Brad Miller, L										4	0	0	0	0	1	3		
20 Steven Souza Jr., R OBP: 0.389, SLG: 0.944										3	0	1	0	0	1	0		
39 Kevin Kiermaier, L OBP: 0.389, SLG: 0.267										3	0	0	0	0	0	1		
24 Hank Conger, L OBP: 0.300, SLG: 0.222										3	0	0	0	0	0	0		
Inning Stats	R: 1 H: 3 E: 0 K: 1 S: 15	H: 3 LOB: 2 BB: 1 P: 24	R: 0 H: 1 E: 0 K: 0 S: 6	H: 1 LOB: 0 BB: 0 P: 11	R: 0 H: 0 E: 0 K: 2 S: 12	H: 0 LOB: 0 BB: 0 P: 22	R: 0 H: 0 E: 0 K: 1 S: 8	H: 0 LOB: 1 BB: 0 P: 15	R: 0 H: 1 E: 0 K: 0 S: 16	H: 0 LOB: 0 BB: 0 P: 11	R: 0 H: 0 E: 0 K: 1 S: 6	H: 0 LOB: 0 BB: 0 P: 17	R: 0 H: 0 E: 0 K: 1 S: 9	H: 0 LOB: 1 BB: 1 P: 17	1B: 3 2B: 1 3B: 0 HR: 1	SF: 0 SAC: 0 DP: 2 HBP: 0		WP: 1 PB: 0 SB: 0 CS: 0
PITCHER	IP WLS BF H R ER SO BB IBB HBP BLK WP HR S P ERA WHIP																	
30 Chris Tillman, R ERA: 1.29	5.0 W 19 4 1 1 5 2 0 0 0 0 1 1 50 83 1.80 1.200																	
66 T.J. McFarland, L ERA:	3.0 H 10 1 0 0 1 0 0 0 0 0 0 0 30 42 0.00 0.333																	
35 Brad Brach, R ERA:	1.0 4 0 0 0 1 1 0 0 0 0 0 0 9 17 0.00 1.000																	

Batter	1	2	3	4	5	6	7	8	9	AB	R	H	RBI	BB	SO	LOB	BOTTOM	
23 Joey Rickard, R OBP: 0.438, SLG: 0.733										4	0	2	0	0	0	0	Tampa Bay Rays @ Baltimore Orioles Oriole Park at Camden Yards, Baltimore, MD Fri Apr 08 2016, 7:07 PM - 9:53 PM EDT Att: 17,304 - Partly Cloudy - 50 F	
14 Nolan Reimold, R OBP: 0.375, SLG: 0.875										4	1	1	1	0	1	2		
13 Manny Machado, R OBP: 0.333, SLG: 0.647										4	1	1	1	0	1	0		
19 Chris Davis, L OBP: 0.412, SLG: 0.692										2	3	1	1	2	0	0		
45 Mark Trumbo, R OBP: 0.500, SLG: 0.467										4	0	2	0	0	0	1		
32 Matt Wieters, S OBP: 0.385, SLG: 0.417										4	0	2	2	0	1	1		
24 Pedro Alvarez, L										4	0	0	0	0	0	4		
6 Jonathan Schoop, R OBP: 0.357, SLG: 0.692										3	1	1	1	0	1	0		
3 Ryan Flaherty, L										3	0	0	0	0	2	0		
Inning Stats	R: 0 H: 1 E: 0 K: 1 S: 11	H: 2 LOB: 0 BB: 0 P: 12	R: 0 H: 1 E: 0 K: 2 S: 10	H: 1 LOB: 0 BB: 0 P: 18	R: 1 H: 1 E: 0 K: 0 S: 18	H: 1 LOB: 1 BB: 1 P: 26	R: 4 H: 5 E: 0 K: 1 S: 13	H: 0 LOB: 0 BB: 0 P: 23	R: 0 H: 0 E: 0 K: 1 S: 10	H: 0 LOB: 0 BB: 0 P: 18	R: 0 H: 0 E: 0 K: 0 S: 9	H: 0 LOB: 0 BB: 0 P: 15	R: 0 H: 0 E: 0 K: 0 S: 6	H: 0 LOB: 0 BB: 0 P: 9	1B: 6 2B: 0 3B: 0 HR: 4	SF: 0 SAC: 0 DP: 2 HBP: 0		WP: 1 PB: 0 SB: 0 CS: 0
PITCHER	IP WLS BF H R ER SO BB IBB HBP BLK WP HR S P ERA WHIP																	
22 Chris Archer, R ERA: 7.2	5.0 L 25 10 6 6 0 2 0 0 0 0 0 0 4 60 97 10.80 2.400																	
45 Enny Romero, L ERA:	2.0 6 0 0 0 1 0 0 0 0 0 0 0 19 33 0.00 0.000																	
31 Xavier Cedeño, L ERA:	1.0 3 0 0 0 0 0 0 0 0 0 0 0 6 9 0.00 0.000																	

Batter	1	2	3	4	5	6	7	8	9	AB	R	H	RBI	BB	SO	LOB	TOP										
11 Logan Forsythe, R (1,4) OBP: 0.308, SLG: 0.391	G4-3		L7						L9	4	1	1	0	1	0	1	<p>Tampa Bay Rays @ Baltimore Orioles</p> <p>Oriole Park at Camden Yards, Baltimore, MD</p> <p>Sun Apr 10 2016, 1:37 PM - 4:30 PM EDT</p> <p>Att: 23,101 - Sunny - 44 F</p> <p>livebaseballscorecards.com</p>										
7 Logan Morrison, L (1,10) OBP: 0.195, SLG: 0.056	K		K						K	4	0	0	0	0	3	3											
5 Brandon Guyer, R (9,PH) OBP: 0.400, SLG: 0.250	K		K						K	1	0	0	0	0	1	0											
3 Evan Longoria, R (1,5) OBP: 0.269, SLG: 0.462	L7								G5-3	5	1	1	1	0	1	1											
10 Corey Dickerson, L (1,7) OBP: 0.300, SLG: 0.789										3	1	2	1	0	1	0											
28 Steve Pearce, R (1,3) OBP: 0.273, SLG: 0.273										4	0	1	1	0	0	1											
13 Brad Miller, L (1,6) OBP: 0.158, SLG: 0.118										3	0	1	0	1	1	3											
20 Steven Souza Jr., R (1,9) OBP: 0.409, SLG: 0.857										3	0	1	0	1	2	1											
39 Kevin Kiermaier, L (1,8) OBP: 0.364, SLG: 0.222										3	0	0	0	1	1	2											
19 Curt Casali, R (1,2) OBP: 0.250, SLG: 0.250										3	0	1	0	0	1	0											
24 Hank Conger, L (8,PH) OBP: 0.273, SLG: 0.200										1	0	0	0	0	1	3											
Inning Stats	R: 0 E: 0 K: 1 S: 8	H: 0 LOB: 0 BB: 0 P: 9	R: 0 E: 0 K: 2 S: 10	H: 1 LOB: 1 BB: 0 P: 14	R: 0 E: 0 K: 2 S: 11	H: 1 LOB: 1 BB: 0 P: 15	R: 1 E: 0 K: 0 S: 10	H: 2 LOB: 2 BB: 1 P: 21	R: 2 E: 0 K: 0 S: 13	H: 3 LOB: 2 BB: 0 P: 24	R: 0 E: 0 K: 2 S: 9	H: 0 LOB: 0 BB: 1 P: 14	R: 0 E: 0 K: 2 S: 9	H: 0 LOB: 0 BB: 1 P: 16	R: 0 E: 0 K: 2 S: 21	H: 1 LOB: 3 BB: 2 P: 33	R: 0 E: 0 K: 1 S: 10	H: 0 LOB: 0 BB: 0 P: 14	1B: 6 2B: 1 3B: 0 HR: 1	SF: 0 SAC: 0 DP: 0 HBP: 0	WP: 0 PB: 0 SB: 0 CS: 1	PA: 39					
PITCHER	IP	WLS	BF	H	R	ER	SO	BB	IBB	HBP	BLK	WP	HR	S	P	ERA	WHIP										
48 Vance Worley, R (1,1) ERA: 3.86	4.2		23	7	3	2	5	1	0	0	0	0	1	50	79	3.86	1.714										
35 Brad Brach, R (5,1) ERA:	1.1	W	4	0	0	0	2	0	0	0	0	0	0	11	18	0.00	0.000										
60 Mychal Givens, R (7,1) ERA: 9.0	1.0	H	3	0	0	0	2	1	0	0	0	0	0	9	16	0.00	1.000										
56 Darren O'Day, R (8,1) ERA:	1.0	H	6	1	0	0	2	2	0	0	0	0	0	21	33	0.00	3.000										
53 Zack Britton, L (9,1) ERA:	1.0	S	3	0	0	0	1	0	0	0	0	0	0	10	14	0.00	0.000										

Batter	1	2	3	4	5	6	7	8	9	AB	R	H	RBI	BB	SO	LOB	BOTTOM										
23 Joey Rickard, R (1,8) OBP: 0.400, SLG: 0.667		SF8								3	0	1	1	0	0	1	<p>Tampa Bay Rays @ Baltimore Orioles</p> <p>Oriole Park at Camden Yards, Baltimore, MD</p> <p>Sun Apr 10 2016, 1:37 PM - 4:30 PM EDT</p> <p>Att: 23,101 - Sunny - 44 F</p> <p>livebaseballscorecards.com</p>										
13 Manny Machado, R (1,5) OBP: 0.455, SLG: 0.905										4	2	4	2	0	0	0											
19 Chris Davis, L (1,3) OBP: 0.333, SLG: 0.529										4	0	0	0	0	2	4											
45 Mark Trumbo, R (1,9) OBP: 0.500, SLG: 0.474										4	0	2	0	0	1	3											
32 Matt Wieters, S (1,2) OBP: 0.294, SLG: 0.313										4	0	0	0	0	0	4											
24 Pedro Alvarez, L (1,10) OBP: 0.222, SLG: 0.067										3	1	1	0	0	0	1											
2 J.J. Hardy, R (1,6) OBP: 0.286, SLG: 0.250										3	0	0	0	0	0	2											
6 Jonathan Schoop, R (1,4) OBP: 0.353, SLG: 0.688										3	1	1	1	0	1	0											
25 Hyun Soo Kim, L (1,7) OBP: 0.667, SLG: 0.667										3	1	2	0	0	0	0											
14 Nolan Reimold, R (7,PR) OBP: 0.375, SLG: 0.875										0	0	0	0	0	0	0											
Inning Stats	R: 0 E: 0 K: 1 S: 13	H: 2 LOB: 2 BB: 0 P: 21	R: 4 E: 0 K: 1 S: 16	H: 4 LOB: 0 BB: 0 P: 22	R: 0 E: 0 K: 0 S: 13	H: 1 LOB: 0 BB: 0 P: 18	R: 0 E: 0 K: 1 S: 8	H: 0 LOB: 0 BB: 0 P: 12	R: 0 E: 0 K: 1 S: 9	H: 1 LOB: 1 BB: 0 P: 15	R: 0 E: 0 K: 0 S: 7	H: 1 LOB: 1 BB: 0 P: 15	R: 0 E: 0 K: 0 S: 5	H: 1 LOB: 1 BB: 0 P: 7	R: 1 E: 0 K: 0 S: 11	H: 1 LOB: 0 BB: 0 P: 16	1B: 8 2B: 2 3B: 0 HR: 1	SF: 1 SAC: 0 DP: 2 HBP: 0	WP: 1 PB: 0 SB: 0 CS: 0	PA: 32							
PITCHER	IP	WLS	BF	H	R	ER	SO	BB	IBB	HBP	BLK	WP	HR	S	P	ERA	WHIP										
23 Jake Odorizzi, R (1,1) ERA: 3.86	6.0	L	25	9	4	4	4	0	0	0	0	0	1	66	103	6.00	1.500										
30 Erasmo Ramirez, R (7,1) ERA: 2.25	2.0		7	2	1	1	0	0	0	0	0	1	0	16	23	4.50	1.000										

Tampa Bay Rays @ Baltimore Orioles

Oriole Park at Camden Yards, Baltimore, MD

Sun Apr 10 2016, 1:37 PM - 4:30 PM EDT

Att: 23,101 - Sunny - 44 F

livebaseballscorecards.com

Tampa Bay Rays @ Baltimore Orioles

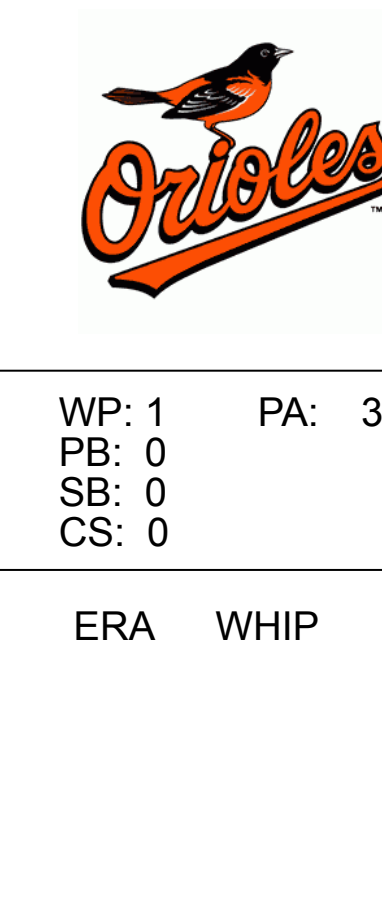
Oriole Park at Camden Yards, Baltimore, MD

Sun Apr 10 2016, 1:37 PM - 4:30 PM EDT

Att: 23,101 - Sunny - 44 F

livebaseballscorecards.com

AB	34
R	3
H	8
RBI	3
BB	4
SO	12
LOB	15




Batter	1	2	3	4	5	6	7	8	9	AB	R	H	RBI	BB	SO	LOB	TOP					
23 Joey Rickard, R OBP: 0.367, SLG: 0.556	G5-3		K		G6-3	K		19 WP, 13 PB		5	0	1	0	0	2	2						
13 Manny Machado, R OBP: 0.469, SLG: 0.759	P2		F7		G5-3		45 2B, 32 1B	F9		5	1	1	0	0	0	1						
19 Chris Davis, L OBP: 0.387, SLG: 0.600	45 1B		K			45 HR	K			3	1	1	0	2	2	1						
45 Mark Trumbo, R OBP: 0.500, SLG: 0.714										4	3	3	2	0	0	2						
10 Adam Jones, R OBP: 0.291, SLG: 0.300										0	0	0	0	0	0	0						
32 Matt Wieters, S OBP: 0.269, SLG: 0.250	K									4	1	1	2	1	2	3						
24 Pedro Alvarez, L OBP: 0.281, SLG: 0.158										4	1	1	0	1	1	2						
2 J.J. Hardy, R OBP: 0.304, SLG: 0.650										4	2	2	5	0	0	1						
6 Jonathan Schoop, R OBP: 0.320, SLG: 0.565										4	0	0	0	0	0	2						
3 Ryan Flaherty, L OBP: 0.250, SLG: 0.143										3	0	1	0	1	2	1						
Inning Stats	R: 0 E: 0 K: 1 S: 9	H: 1 LOB: 2 BB: 1 P: 17	R: 0 E: 0 K: 1 S: 9	H: 0 LOB: 1 BB: 1 P: 18	R: 0 E: 0 K: 2 S: 11	H: 0 LOB: 0 BB: 0 P: 16	R: 2 E: 0 K: 0 S: 9	H: 1 LOB: 0 BB: 0 P: 13	R: 0 E: 0 K: 1 S: 7	H: 0 LOB: 2 BB: 0 P: 9	R: 3 E: 0 K: 1 S: 22	H: 3 LOB: 2 BB: 2 P: 40	R: 4 E: 0 K: 1 S: 17	H: 4 LOB: 0 BB: 0 P: 24	R: 0 E: 0 K: 0 S: 12	H: 2 LOB: 2 BB: 1 P: 24	R: 0 E: 0 K: 2 S: 8	H: 0 LOB: 0 BB: 0 P: 13	1B: 6 2B: 2 3B: 0 HR: 3	SF: 1 SAC: 0 DP: 0 HBP: 1	WP: 1 PB: 1 SB: 1 CS: 0	PA: 43
PITCHER	IP	WLS	BF	H	R	ER	SO	BB	IBB	HBP	BLK	WP	HR	S	P	ERA	WHIP					
11 Clay Buchholz, R ERA: 10.0	5.0	L	24	5	5	5	5	3	0	1	0	0	2	60	98	9.00	1.600					
66 Noé Ramirez, R ERA: 4.76	1.0		5	1	1	1	1	0	1	0	0	0	0	8	17	9.00	1.000					
28 Robbie Ross Jr., L ERA: 5.79	2.0		11	5	3	3	1	1	0	0	0	1	1	28	46	13.50	3.000					
59 Tommy Layne, L ERA:	1.0		3	0	0	0	2	0	0	0	0	0	0	8	13	0.00	0.000					

Baltimore Orioles @ Boston Red Sox
Fenway Park, Boston, MA
Tue Apr 12 2016, 7:11 PM - 10:31 PM EDT
Att: 31,114 - Partly Cloudy - 53 F

livebaseballscorecards.com

AB 36
R 9
H 11
RBI 9
BB 5
SO 9
LOB 15




Batter	1	2	3	4	5	6	7	8	9	AB	R	H	RBI	BB	SO	LOB	BOTTOM					
50 Mookie Betts, R OBP: 0.265, SLG: 0.485	K		K		15 G4-3, 2 WP		P4			5	1	2	1	0	2	0						
15 Dustin Pedroia, R OBP: 0.324, SLG: 0.364	34 HR		G5-3		G4-3		F8			5	1	1	0	0	0	2						
2 Xander Bogaerts, R OBP: 0.303, SLG: 0.333	K				G6-3		F8			4	1	1	0	0	1	1						
34 David Ortiz, L OBP: 0.393, SLG: 0.846					F9		G6-3			4	1	2	3	0	0	0						
13 Hanley Ramirez, R OBP: 0.406, SLG: 0.586	F9				12 HBP, 47 HBP		G5-3			4	0	1	0	0	0	1						
47 Travis Shaw, L OBP: 0.417, SLG: 0.450										2	0	1	0	0	0	0						
30 Chris Young, R OBP: 0.125, SLG: 0.250	L5				12 HBP		G4-3			1	0	0	0	0	0	1						
12 Brock Holt, L OBP: 0.462, SLG: 0.714							G4-3			2	0	0	0	1	0	2						
23 Blake Swihart, S OBP: 0.391, SLG: 0.278							G4-3			4	0	1	0	0	0	5						
25 Jackie Bradley Jr., L OBP: 0.261, SLG: 0.286							G4-3			4	1	1	0	0	1	1						
Inning Stats	R: 2 E: 0 K: 2 S: 16	H: 2 LOB: 0 BB: 0 P: 23	R: 0 E: 0 K: 0 S: 5	H: 0 LOB: 1 BB: 1 P: 11	R: 0 E: 0 K: 2 S: 9	H: 0 LOB: 0 BB: 0 P: 14	R: 0 E: 0 K: 0 S: 17	H: 1 LOB: 3 BB: 0 P: 28	R: 2 E: 0 K: 0 S: 14	H: 2 LOB: 0 BB: 0 P: 20	R: 0 E: 0 K: 0 S: 13	H: 1 LOB: 1 BB: 0 P: 17	R: 0 E: 0 K: 0 S: 8	H: 0 LOB: 0 BB: 0 P: 14	R: 1 E: 0 K: 0 S: 14	H: 2 LOB: 1 BB: 0 P: 18	R: 0 E: 0 K: 0 S: 11	H: 2 LOB: 1 BB: 0 P: 13	1B: 5 2B: 5 3B: 0 HR: 1	SF: 0 SAC: 0 DP: 2 HBP: 2	WP: 1 PB: 0 SB: 0 CS: 0	PA: 38
PITCHER	IP	WLS	BF	H	R	ER	SO	BB	IBB	HBP	BLK	WP	HR	S	P	ERA	WHIP					
59 Mike Wright Jr., R ERA: 7.2	2.1	H	10	3	1	1	0	0	0	0	0	0	0	32	43	3.86	1.286					
37 Dylan Bundy, R ERA: 2.7	1.1		4	1	0	0	0	0	0	0	0	0	0	7	11	0.00	0.750					
66 T.J. McFarland, L ERA: 1.8	0.1		2	1	0	0	0	0	0	0	0	0	0	7	8	0.00	3.000					

Baltimore Orioles @ Boston Red Sox
Fenway Park, Boston, MA
Tue Apr 12 2016, 7:11 PM - 10:31 PM EDT
Att: 31,114 - Partly Cloudy - 53 F

livebaseballscorecards.com

AB 35
R 5
H 10
RBI 4
BB 1
SO 4
LOB 13



Batter	1	2	3	4	5	6	7	8	9	AB R H RBI BB SO LOB	TOP											
23 Joey Rickard, R OBP: 0.343, SLG: 0.484										4 0 0 0 1 1 4	Baltimore Orioles @ Boston Red Sox Fenway Park, Boston, MA Wed Apr 13 2016, 7:13 PM - 10:23 PM EDT Att: 31,011 - Clear - 44 F											
13 Manny Machado, R OBP: 0.486, SLG: 0.794										5 1 3 0 0 1 1												
19 Chris Davis, L OBP: 0.331, SLG: 0.633										5 1 1 2 0 2 3												
45 Mark Trumbo, R OBP: 0.441, SLG: 0.625										4 0 0 0 0 1 1												
2 J.J. Hardy, R OBP: 0.296, SLG: 0.625										4 0 1 0 0 0 0												
24 Pedro Alvarez, L OBP: 0.333, SLG: 0.190										2 0 1 0 2 0 0												
6 Jonathan Schoop, R OBP: 0.310, SLG: 0.519										4 0 1 0 0 2 2												
36 Caleb Joseph, R OBP: 0.364, SLG: 0.300										4 0 2 0 0 2 2												
25 Hyun Soo Kim, L OBP: 0.571, SLG: 0.400										2 0 0 0 2 1 1												
Inning Stats	R: 0 H: 0 E: 0 K: 1 S: 10	H: 0 LOB: 1 BB: 1 P: 19	R: 0 H: 2 E: 0 K: 1 S: 15	H: 2 LOB: 3 BB: 2 P: 27	R: 2 H: 3 E: 0 K: 1 S: 14	H: 3 LOB: 1 BB: 0 P: 23	R: 0 H: 1 E: 0 K: 1 S: 11	H: 1 LOB: 2 BB: 1 P: 21	R: 0 H: 1 E: 0 K: 1 S: 9	H: 1 LOB: 0 BB: 0 P: 12	R: 0 H: 0 E: 0 K: 0 S: 9	H: 0 LOB: 0 BB: 0 P: 12	R: 0 H: 1 E: 0 K: 0 S: 10	H: 1 LOB: 1 BB: 0 P: 13	R: 0 H: 0 E: 0 K: 3 S: 9	H: 0 LOB: 0 BB: 0 P: 14	1B: 5 2B: 3 3B: 0 HR: 1	SF: 0 SAC: 0 DP: 0 HBP: 0	WP: 0 PB: 0 SB: 0 CS: 1	PA: 40		
PITCHER	IP WLS BF H R ER SO BB IBB HBP BLK WP HR S P ERA WHIP	5.0 W 26 7 2 2 6 5 0 0 0 0 1 67 116 3.60 2.400	6.1 0.2 H 3 1 0 0 1 0 0 0 0 0 0 7 10 0.00 1.500	6.1 0.2 H 1 0 0 0 0 0 0 0 0 0 0 4 5 0.00 0.000	7.1 0.2 H 2 0 0 0 0 0 0 0 0 0 0 7 9 0.00 0.000	8.1 1.0 H 4 1 0 0 0 0 0 0 0 0 0 10 13 0.00 1.000	9.1 1.0 S 3 0 0 0 3 0 0 0 0 0 0 0 14 0.00 0.000	46 Craig Kimbrel, R ERA: 6.75	IP WLS BF H R ER SO BB IBB HBP BLK WP HR S P ERA WHIP	1.0 S 3 0 0 0 3 0 0 0 0 0 0 0 14 0.00 0.000	1.0 S 3 0 0 0 3 0 0 0 0 0 0 0 14 0.00 0.000	1.0 S 3 0 0 0 3 0 0 0 0 0 0 0 14 0.00 0.000	1.0 S 3 0 0 0 3 0 0 0 0 0 0 0 14 0.00 0.000	1.0 S 3 0 0 0 3 0 0 0 0 0 0 0 14 0.00 0.000	1.0 S 3 0 0 0 3 0 0 0 0 0 0 0 14 0.00 0.000	1.0 S 3 0 0 0 3 0 0 0 0 0 0 0 14 0.00 0.000	1.0 S 3 0 0 0 3 0 0 0 0 0 0 0 14 0.00 0.000	1.0 S 3 0 0 0 3 0 0 0 0 0 0 0 14 0.00 0.000	1.0 S 3 0 0 0 3 0 0 0 0 0 0 0 14 0.00 0.000	1.0 S 3 0 0 0 3 0 0 0 0 0 0 0 14 0.00 0.000	1.0 S 3 0 0 0 3 0 0 0 0 0 0 0 14 0.00 0.000	1.0 S 3 0 0 0 3 0 0 0 0 0 0 0 14 0.00 0.000

Baltimore Orioles @ Boston Red Sox
 Fenway Park, Boston, MA
 Wed Apr 13 2016, 7:13 PM - 10:23 PM EDT
 Att: 31,011 - Clear - 44 F

AB 34
 R 2
 H 9
 RBI 2
 BB 5
 SO 10
 LOB 14



Batter	1	2	3	4	5	6	7	8	9	AB R H RBI BB SO LOB	BOTTOM											
50 Mookie Betts, R OBP: 0.289, SLG: 0.486										4 1 2 1 0 0 0	Baltimore Orioles @ Boston Red Sox Fenway Park, Boston, MA Wed Apr 13 2016, 7:13 PM - 10:23 PM EDT Att: 31,011 - Clear - 44 F											
15 Dustin Pedroia, R OBP: 0.342, SLG: 0.361										3 1 1 0 1 2 0												
2 Xander Bogaerts, R OBP: 0.324, SLG: 0.382										4 0 2 2 0 0 2												
34 David Ortiz, L OBP: 0.406, SLG: 0.786										2 0 0 0 2 0 1												
13 Hanley Ramirez, R OBP: 0.361, SLG: 0.515										4 0 0 0 0 2 4												
47 Travis Shaw, L OBP: 0.393, SLG: 0.417										4 0 1 0 0 1 1												
12 Brock Holt, L OBP: 0.433, SLG: 0.625										3 1 0 0 1 1 1												
10 Ryan Hanigan, R OBP: 0.286, SLG: 0.167										3 0 1 0 0 1 2												
25 Jackie Bradley Jr., L OBP: 0.289, SLG: 0.375										3 1 1 1 0 0 2												
Inning Stats	R: 0 H: 1 E: 0 K: 0 S: 13	H: 1 LOB: 2 BB: 2 P: 28	R: 0 H: 1 E: 0 K: 2 S: 12	H: 1 LOB: 0 BB: 0 P: 19	R: 2 H: 3 E: 0 K: 0 S: 13	H: 3 LOB: 1 BB: 1 P: 23	R: 2 H: 1 E: 0 K: 2 S: 12	H: 1 LOB: 0 BB: 1 P: 20	R: 0 H: 1 E: 0 K: 0 S: 8	H: 1 LOB: 0 BB: 0 P: 14	R: 0 H: 1 E: 0 K: 1 S: 11	H: 1 LOB: 1 BB: 0 P: 15	R: 0 H: 0 E: 0 K: 1 S: 8	H: 0 LOB: 0 BB: 0 P: 10	R: 0 H: 0 E: 0 K: 3 S: 8	H: 0 LOB: 0 BB: 0 P: 10	1B: 6 2B: 2 3B: 1 HR: 0	SF: 0 SAC: 0 DP: 2 HBP: 0	WP: 0 PB: 0 SB: 3 CS: 0	PA: 34		
PITCHER	IP WLS BF H R ER SO BB IBB HBP BLK WP HR S P ERA WHIP	5.0 L 23 6 4 4 4 4 0 0 0 0 0 0 30 39 0.00 0.667	3.0 11 2 0 0 2 0 0 0 0 0 0 0 30 39 0.00 0.667	3.0 11 2 0 0 2 0 0 0 0 0 0 0 30 39 0.00 0.667	3.0 11 2 0 0 2 0 0 0 0 0 0 0 30 39 0.00 0.667	3.0 11 2 0 0 2 0 0 0 0 0 0 0 30 39 0.00 0.667	3.0 11 2 0 0 2 0 0 0 0 0 0 0 30 39 0.00 0.667	3.0 11 2 0 0 2 0 0 0 0 0 0 0 30 39 0.00 0.667	3.0 11 2 0 0 2 0 0 0 0 0 0 0 30 39 0.00 0.667	3.0 11 2 0 0 2 0 0 0 0 0 0 0 30 39 0.00 0.667	3.0 11 2 0 0 2 0 0 0 0 0 0 0 30 39 0.00 0.667	3.0 11 2 0 0 2 0 0 0 0 0 0 0 30 39 0.00 0.667	3.0 11 2 0 0 2 0 0 0 0 0 0 0 30 39 0.00 0.667	3.0 11 2 0 0 2 0 0 0 0 0 0 0 30 39 0.00 0.667	3.0 11 2 0 0 2 0 0 0 0 0 0 0 30 39 0.00 0.667	3.0 11 2 0 0 2 0 0 0 0 0 0 0 30 39 0.00 0.667	3.0 11 2 0 0 2 0 0 0 0 0 0 0 30 39 0.00 0.667	3.0 11 2 0 0 2 0 0 0 0 0 0 0 30 39 0.00 0.667	3.0 11 2 0 0 2 0 0 0 0 0 0 0 30 39 0.00 0.667	3.0 11 2 0 0 2 0 0 0 0 0 0 0 30 39 0.00 0.667	3.0 11 2 0 0 2 0 0 0 0 0 0 0 30 39 0.00 0.667	3.0 11 2 0 0 2 0 0 0 0 0 0 0 30 39 0.00 0.667

Baltimore Orioles @ Boston Red Sox
 Fenway Park, Boston, MA
 Wed Apr 13 2016, 7:13 PM - 10:23 PM EDT
 Att: 31,011 - Clear - 44 F

AB 30
 R 4
 H 8
 RBI 4
 BB 4
 SO 7
 LOB 13



Batter	1	2	3	4	5	6	7	8	9	AB	R	H	RBI	BB	SO	LOB	TOP					
23 Joey Rickard, R OBP: 0.325, SLG: 0.472	P6		FC5-4 2H 2B		K		K		G4-3	5	0	1	1	0	2	3						
13 Manny Machado, R OBP: 0.463, SLG: 0.737	F9		FC5-4		G5-3					4	0	1	0	0	0	3						
10 Adam Jones, R OBP: 0.143, SLG: 0.214	G6-3				K		K2-3		G1-4-3	4	0	0	0	0	2	3						
19 Chris Davis, L OBP: 0.375, SLG: 0.594	P5				L8					2	1	0	0	2	0	0						
45 Mark Trumbo, R OBP: 0.421, SLG: 0.667	L7				HR					4	1	1	1	0	2	2						
32 Matt Wieters, S OBP: 0.300, SLG: 0.296	F8								G4-6-3	3	0	1	0	1	0	1						
2 J.J. Hardy, R OBP: 0.290, SLG: 0.571	F8				L8				G5-3	4	0	1	1	0	0	1						
6 Jonathan Schoop, R OBP: 0.303, SLG: 0.484			G4-3				G6-4-3		G5-3	4	0	1	0	0	0	2						
14 Nolan Reimold, R OBP: 0.357, SLG: 0.786										3	1	2	0	0	1	0						
25 Hyun Soo Kim, L OBP: 0.625, SLG: 0.500			2B				K			1	0	1	0	0	0	0						
Inning Stats	R: 0 E: 0 K: 0 S: 6	H: 0 LOB: 0 BB: 0 P: 7	R: 0 E: 0 K: 0 S: 7	H: 0 LOB: 0 BB: 0 P: 14	R: 1 E: 0 K: 0 S: 12	H: 2 LOB: 1 BB: 0 P: 19	R: 1 E: 0 K: 1 S: 12	H: 1 LOB: 1 BB: 1 P: 23	R: 0 E: 0 K: 2 S: 15	H: 2 LOB: 2 BB: 0 P: 21	R: 1 E: 0 K: 1 S: 12	H: 2 LOB: 1 BB: 1 P: 24	R: 0 E: 0 K: 1 S: 13	H: 1 LOB: 0 BB: 0 P: 17	R: 0 E: 0 K: 1 S: 8	H: 0 LOB: 0 BB: 1 P: 14	R: 0 E: 0 K: 0 S: 10	H: 1 LOB: 1 BB: 0 P: 16	1B: 4 2B: 4 3B: 0 HR: 1	SF: 0 SAC: 0 DP: 2 HBP: 0	WP: 0 PB: 0 SB: 0 CS: 0	PA: 37
PITCHER	IP WLS BF H R ER SO BB IBB HBP BLK WP HR S P ERA WHIP																					
35 Cole Hamels, L ERA: 2.95	5.1		25	7	3	3	4	2	0	0	0	0	0	0	0	0	0	1	62	106	5.06	1.688
54 Tom Wilhelmsen, R ERA: 13.5	0.2	W	1	0	0	0	0	0	0	0	0	0	0	0	0	0	0	0	2	2	0.00	0.000
50 Keone Kela, R ERA: 5.79	1.0	H	4	1	0	0	2	0	0	0	0	0	0	0	0	0	0	0	13	17	0.00	1.000
47 Sam Dyson, R ERA: 1.69	1.0	H	3	0	0	0	1	1	0	0	0	0	0	0	0	0	0	0	8	14	0.00	1.000
37 Shawn Tolleson, R ERA: 15.0	1.0	S	4	1	0	0	0	0	0	0	0	0	0	0	0	0	0	0	10	16	0.00	1.000
Batter	1	2	3	4	5	6	7	8	9	AB	R	H	RBI	BB	SO	LOB	BOTTOM					
3 Delino DeShields, R OBP: 0.415, SLG: 0.412	G6-3 84 G6-3 30 G5-3 1B		G6-3							4	0	2	0	0	1	2						
30 Nomar Mazara, L OBP: 0.409, SLG: 0.600	G5-3									4	1	2	1	0	0	1						
84 Prince Fielder, L OBP: 0.250, SLG: 0.250	G6-3		F7							4	0	0	0	0	1	3						
29 Adrián Beltré, R OBP: 0.370, SLG: 0.571	F8									3	1	1	0	1	0	1						
18 Mitch Moreland, L OBP: 0.263, SLG: 0.286	P5									4	1	1	1	0	0	1						
20 Ian Desmond, R OBP: 0.174, SLG: 0.116	G1-3									4	1	1	1	0	0	0						
12 Rougned Odor, L OBP: 0.256, SLG: 0.375	K									4	1	2	2	0	2	0						
1 Elvis Andrus, R OBP: 0.400, SLG: 0.387										3	1	1	1	1	0	1						
8 Bryan Holaday, R OBP: 0.188, SLG: 0.200	F7									3	0	0	0	0	1	3						
Inning Stats	R: 0 E: 0 K: 0 S: 9	H: 1 LOB: 1 BB: 0 P: 15	R: 0 E: 0 K: 1 S: 8	H: 0 LOB: 0 BB: 0 P: 12	R: 1 E: 0 K: 0 S: 9	H: 1 LOB: 1 BB: 1 P: 19	R: 0 E: 0 K: 0 S: 9	H: 0 LOB: 0 BB: 0 P: 15	R: 0 E: 0 K: 0 S: 11	H: 2 LOB: 2 BB: 0 P: 16	R: 5 E: 0 K: 2 S: 17	H: 6 LOB: 1 BB: 0 P: 23	R: 0 E: 0 K: 1 S: 8	H: 0 LOB: 1 BB: 1 P: 14	R: 0 E: 0 K: 1 S: 6	H: 0 LOB: 0 BB: 0 P: 10	1B: 6 2B: 4 3B: 0 HR: 0	SF: 0 SAC: 0 DP: 0 HBP: 0	WP: 2 PB: 0 SB: 0 CS: 0	PA: 35		
PITCHER	IP WLS BF H R ER SO BB IBB HBP BLK WP HR S P ERA WHIP																					
30 Chris Tillman, R ERA: 5.11	5.1	L	25	9	6	6	1	1	0	0	0	0	0	0	0	0	1	0	10	14	0.00	1.500
60 Mychal Givens, R ERA: 5.4	1.0		3	1	0	0	2	0	0	0	0	0	0	0	0	0	0	0	8	14	0.00	1.000
66 T.J. McFarland, L ERA: 1.5	1.0		3	0	0	0	1	0	0	0	0	0	0	0	0	0	0	0	6	10	0.00	0.000

Baltimore Orioles @ Texas Rangers
Globe Life Park in Arlington, Arlington, TX
Thu Apr 14 2016, 8:08 PM - 10:54 PM EDT
Att: 22,820 - Partly Cloudy - 71 F

AB 34
R 3
H 9
RBI 3
BB 3
SO 7
LOB 15



Baltimore Orioles @ Texas Rangers
Globe Life Park in Arlington, Arlington, TX
Thu Apr 14 2016, 8:08 PM - 10:54 PM EDT
Att: 22,820 - Partly Cloudy - 71 F

AB 33
R 6
H 10
RBI 6
SO 5
LOB 12



Batter	1	2	3	4	5	6	7	8	9	AB	R	H	RBI	BB	SO	LOB	TOP										
23 Joey Rickard, R OBP: 0.320, SLG: 0.457										5	0	1	0	0	2	0											
13 Manny Machado, R OBP: 0.431, SLG: 0.723										5	1	1	1	0	2	3											
10 Adam Jones, R OBP: 0.208, SLG: 0.375										5	1	1	1	0	2	0											
19 Chris Davis, L OBP: 0.380, SLG: 0.600										5	1	2	1	0	2	0											
45 Mark Trumbo, R OBP: 0.413, SLG: 0.750										4	1	1	0	0	1	1											
32 Matt Wieters, S OBP: 0.323, SLG: 0.300										3	0	1	0	1	0	1											
2 J.J. Hardy, R OBP: 0.333, SLG: 0.571										3	0	2	0	1	1	1											
24 Pedro Alvarez, L OBP: 0.355, SLG: 0.208										3	0	1	1	1	1	2											
6 Jonathan Schoop, R OBP: 0.317, SLG: 0.615										4	0	0	0	0	1	4											
Inning Stats	R: 1 E: 0 K: 1 S: 12	H: 2 LOB: 1 BB: 0 P: 16	R: 0 E: 0 K: 0 S: 10	H: 2 LOB: 3 BB: 1 P: 17	R: 1 E: 0 K: 0 S: 10	H: 3 LOB: 0 BB: 0 P: 17	R: 0 E: 0 K: 2 S: 10	H: 0 LOB: 0 BB: 0 P: 12	R: 2 E: 0 K: 3 S: 16	H: 3 LOB: 1 BB: 1 P: 27	R: 0 E: 0 K: 3 S: 11	H: 0 LOB: 0 BB: 0 P: 15	R: 0 E: 0 K: 2 S: 9	H: 0 LOB: 1 BB: 1 P: 16	R: 0 E: 0 K: 2 S: 12	H: 0 LOB: 0 BB: 0 P: 15	R: 0 E: 0 K: 1 S: 6	H: 0 LOB: 0 BB: 0 P: 7	1B: 6 2B: 1 3B: 0 HR: 3	SF: 0 SAC: 0 DP: 0 HBP: 0	WP: 0 PB: 0 SB: 0 CS: 0	PA: 40					
PITCHER	IP	WLS	BF	H	R	ER	SO	BB	IBB	HBP	BLK	WP	HR	S	P	ERA	WHIP										
48 Colby Lewis, R ERA: 4.0	6.0		30	10	4	4	7	2	0	0	0	0	3	69	104	6.00	2.000										
50 Keone Kela, R ERA: 4.75	1.0	W	4	0	0	0	2	1	0	0	0	0	0	9	16	0.00	1.000										
47 Sam Dyson, R ERA: 1.42	1.0		3	0	0	0	2	0	0	0	0	0	0	12	15	0.00	0.000										
37 Shawn Tolleson, R ERA: 11.25	1.0		3	0	0	0	1	0	0	0	0	0	0	6	7	0.00	0.000										

Baltimore Orioles @ Texas Rangers
Globe Life Park in Arlington, Arlington, TX
Sat Apr 16 2016, 8:07 PM - 10:55 PM EDT
Att: 39,493 - Cloudy - 75 F


AB 37
R 4
H 10
RBI 4
BB 3
SO 12
LOB 12



Batter	1	2	3	4	5	6	7	8	9	AB	R	H	RBI	BB	SO	LOB	BOTTOM										
3 Delino DeShields, R OBP: 0.420, SLG: 0.465										5	2	3	0	0	1	1											
30 Nomar Mazara, L OBP: 0.452, SLG: 0.593										4	2	3	1	1	0	1											
84 Prince Fielder, L OBP: 0.246, SLG: 0.229									4	0	1	1	1	0	3												
29 Adrian Beltré, R OBP: 0.352, SLG: 0.521									2	1	1	2	1	0	1												
18 Mitch Moreland, L OBP: 0.283, SLG: 0.419									4	1	2	1	0	1	3												
16 Ryan Rua, R OBP: 0.300, SLG: 0.350									4	0	0	0	0	1	6												
12 Roughe Odor, L OBP: 0.275, SLG: 0.375									4	1	2	2	0	0	0												
1 Elvis Andrus, R OBP: 0.405, SLG: 0.378									4	0	1	1	0	0	1												
63 Brett Nicholas, L OBP: 0.333, SLG: 0.364									3	1	1	0	1	1	1												
Inning Stats	R: 1 E: 0 K: 0 S: 12	H: 2 LOB: 2 BB: 1 P: 22	R: 0 E: 0 K: 1 S: 14	H: 1 LOB: 1 BB: 0 P: 20	R: 0 E: 0 K: 1 S: 13	H: 2 LOB: 2 BB: 0 P: 21	R: 0 E: 0 K: 0 S: 5	H: 0 LOB: 0 BB: 0 P: 8	R: 1 E: 0 K: 0 S: 11	H: 2 LOB: 1 BB: 0 P: 17	R: 0 E: 0 K: 0 S: 4	H: 1 LOB: 0 BB: 0 P: 8	R: 6 E: 1 K: 2 S: 22	H: 5 LOB: 1 BB: 2 P: 39	R: 0 E: 0 K: 0 S: 3	H: 1 LOB: 0 BB: 1 P: 9	1B: 10 2B: 4 3B: 0 HR: 0	SF: 1 SAC: 0 DP: 2 HBP: 0	WP: 0 PB: 0 SB: 0 CS: 1	PA: 39							
PITCHER	IP	WLS	BF	H	R	ER	SO	BB	IBB	HBP	BLK	WP	HR	S	P	ERA	WHIP										
49 Yovani Gallardo, R ERA: 5.63	6.0		28	9	4	4	4	2	0	0	0	0	0	6	12	27.00	6.000										
66 T.J. McFarland, L ERA: 5.68	0.1	L	4	2	1	1	0	0	1	0	0	0	0	6	12	27.00	6.000										
60 Mychal Givens, R ERA: 4.76	0.2		4	2	3	2	2	0	0	0	0	0	0	13	18	27.00	3.000										
37 Dylan Bundy, R ERA: 2.08	1.0		3	1	0	0	0	1	0	0	0	0	0	3	9	0.00	2.000										

Baltimore Orioles @ Texas Rangers
Globe Life Park in Arlington, Arlington, TX
Sat Apr 16 2016, 8:07 PM - 10:55 PM EDT
Att: 39,493 - Cloudy - 75 F

AB 34
R 8
H 14
RBI 8
BB 4
SO 4
LOB 17



Batter	1	2	3	4	5	6	7	8	9	AB	R	H	RBI	BB	SO	LOB	TOP						
21 Michael Saunders, L OBP: 0.333, SLG: 0.509										4	1	2	0	0	0	0	Toronto Blue Jays @ Baltimore Orioles Oriole Park at Camden Yards, Baltimore, MD Thu Apr 21 2016, 7:10 PM - 10:17 PM EDT Att: 17,644 - Cloudy - 68 F						
20 Josh Donaldson, R OBP: 0.360, SLG: 0.657										4	1	1	1	0	2	1							
19 José Bautista, R OBP: 0.425, SLG: 0.552										3	0	0	0	1	0	2							
10 Edwin Encarnación, R OBP: 0.333, SLG: 0.433										3	0	0	0	1	1	1							
2 Troy Tulowitzki, R OBP: 0.268, SLG: 0.267										4	0	0	0	0	2	3							
55 Russell Martin, R OBP: 0.226, SLG: 0.130										2	0	0	0	1	2	0							
14 Justin Smoak, S OBP: 0.481, SLG: 0.278										3	0	1	1	1	1	1							
11 Kevin Pillar, R OBP: 0.268, SLG: 0.284										4	0	0	0	0	1	4							
17 Ryan Goins, L OBP: 0.255, SLG: 0.269										3	0	0	0	0	0	1							
Inning Stats	R: 2 H: 2 E: 0 K: 0 S: 23	H: 2 LOB: 3 BB: 2 P: 38	R: 0 H: 1 E: 0 K: 1 S: 11	H: 1 LOB: 1 BB: 0 P: 17	R: 0 H: 0 E: 0 K: 2 S: 10	H: 0 LOB: 0 BB: 0 P: 13	R: 0 H: 1 E: 0 K: 0 S: 7	H: 1 LOB: 0 BB: 0 P: 10	R: 0 H: 0 E: 0 K: 1 S: 6	H: 0 LOB: 1 BB: 1 P: 13	R: 0 H: 0 E: 0 K: 1 S: 6	H: 0 LOB: 0 BB: 0 P: 10	R: 0 H: 0 E: 0 K: 3 S: 12	H: 0 LOB: 1 BB: 1 P: 21	R: 0 H: 0 E: 0 K: 1 S: 8	H: 0 LOB: 0 BB: 0 P: 12		1B: 1 2B: 4 3B: 0 HR: 0	SF: 0 SAC: 0 DP: 1 HBP: 1	WP: 1 PB: 0 SB: 0 CS: 0	PA: 35		
PITCHER	IP WLS BF H R ER SO BB IBB HBP BLK WP HR S P ERA WHIP	IP WLS BF H R ER SO BB IBB HBP BLK WP HR S P ERA WHIP	IP WLS BF H R ER SO BB IBB HBP BLK WP HR S P ERA WHIP	IP WLS BF H R ER SO BB IBB HBP BLK WP HR S P ERA WHIP	IP WLS BF H R ER SO BB IBB HBP BLK WP HR S P ERA WHIP	IP WLS BF H R ER SO BB IBB HBP BLK WP HR S P ERA WHIP	IP WLS BF H R ER SO BB IBB HBP BLK WP HR S P ERA WHIP	IP WLS BF H R ER SO BB IBB HBP BLK WP HR S P ERA WHIP	IP WLS BF H R ER SO BB IBB HBP BLK WP HR S P ERA WHIP	IP WLS BF H R ER SO BB IBB HBP BLK WP HR S P ERA WHIP	IP WLS BF H R ER SO BB IBB HBP BLK WP HR S P ERA WHIP	IP WLS BF H R ER SO BB IBB HBP BLK WP HR S P ERA WHIP	IP WLS BF H R ER SO BB IBB HBP BLK WP HR S P ERA WHIP	IP WLS BF H R ER SO BB IBB HBP BLK WP HR S P ERA WHIP	IP WLS BF H R ER SO BB IBB HBP BLK WP HR S P ERA WHIP	IP WLS BF H R ER SO BB IBB HBP BLK WP HR S P ERA WHIP	IP WLS BF H R ER SO BB IBB HBP BLK WP HR S P ERA WHIP	IP WLS BF H R ER SO BB IBB HBP BLK WP HR S P ERA WHIP	IP WLS BF H R ER SO BB IBB HBP BLK WP HR S P ERA WHIP	IP WLS BF H R ER SO BB IBB HBP BLK WP HR S P ERA WHIP	IP WLS BF H R ER SO BB IBB HBP BLK WP HR S P ERA WHIP		
30 Chris Tillman, R ERA: 4.42	6.0	25	4	2	2	4	3	0	1	0	1	0	0	0	0	0	1	0	65	105	3.00	1.167	
37 Dylan Bundy, R ERA: 1.59	1.0	3	0	0	0	1	0	0	0	0	0	0	0	0	7	10	0.00	0.000	0	7	10	0.00	0.000
56 Darren O'Day, R ERA: 1.59	1.0	W	4	0	0	3	1	0	0	0	0	0	0	12	21	0.00	1.000	0	0	12	21	0.00	1.000
53 Zack Britton, L ERA: 1.29	1.0	S	3	0	0	1	0	0	0	0	0	0	0	8	12	0.00	0.000	0	0	8	12	0.00	0.000

Toronto Blue Jays @ Baltimore Orioles
 Oriole Park at Camden Yards, Baltimore, MD
 Thu Apr 21 2016, 7:10 PM - 10:17 PM EDT
 Att: 17,644 - Cloudy - 68 F

AB	30
R	2
H	4
RBI	2
BB	4
SO	9
LOB	13



Batter	1	2	3	4	5	6	7	8	9	AB	R	H	RBI	BB	SO	LOB	BOTTOM				
23 Joey Rickard, R OBP: 0.359, SLG: 0.483										5	2	3	0	0	2	2	Toronto Blue Jays @ Baltimore Orioles Oriole Park at Camden Yards, Baltimore, MD Thu Apr 21 2016, 7:10 PM - 10:17 PM EDT Att: 17,644 - Cloudy - 68 F				
13 Manny Machado, R OBP: 0.462, SLG: 0.780										5	0	2	2	0	1	2					
10 Adam Jones, R OBP: 0.250, SLG: 0.353										4	0	1	0	1	1	1					
19 Chris Davis, L OBP: 0.397, SLG: 0.521										1	1	0	0	4	1	1					
45 Mark Trumbo, R OBP: 0.414, SLG: 0.667										3	0	1	0	0	2	5					
32 Matt Wieters, S OBP: 0.341, SLG: 0.405										3	0	1	0	0	1	5					
36 Caleb Joseph, R OBP: 0.300, SLG: 0.316										1	0	1	0	0	0	0					
2 J.J. Hardy, R OBP: 0.294, SLG: 0.500										3	0	1	1	0	0	0					
6 Jonathan Schoop, R OBP: 0.269, SLG: 0.490										3	0	0	0	1	2	4					
14 Nolan Reimold, R OBP: 0.348, SLG: 0.727										4	0	0	0	0	2	3					
Inning Stats	R: 1 H: 3 E: 0 K: 1 S: 15	H: 3 LOB: 2 BB: 1 P: 28	R: 0 H: 0 E: 0 K: 2 S: 8	H: 0 LOB: 0 BB: 0 P: 11	R: 0 H: 0 E: 0 K: 2 S: 13	H: 0 LOB: 2 BB: 2 P: 25	R: 0 H: 2 E: 0 K: 2 S: 15	H: 2 LOB: 0 BB: 0 P: 25	R: 0 H: 1 E: 0 K: 2 S: 11	H: 1 LOB: 2 BB: 1 P: 15	R: 0 H: 1 E: 0 K: 1 S: 13	H: 1 LOB: 2 BB: 1 P: 19	R: 1 H: 1 E: 0 K: 0 S: 9	H: 1 LOB: 2 BB: 1 P: 17	R: 1 H: 2 E: 0 K: 2 S: 13	H: 2 LOB: 1 BB: 0 P: 19	1B: 8 2B: 2 3B: 0 HR: 0	SF: 1 SAC: 0 DP: 1 HBP: 1	WP: 0 PB: 1 SB: 1 CS: 0	PA: 40	
PITCHER	IP WLS BF H R ER SO BB IBB HBP BLK WP HR S P ERA WHIP	IP WLS BF H R ER SO BB IBB HBP BLK WP HR S P ERA WHIP	IP WLS BF H R ER SO BB IBB HBP BLK WP HR S P ERA WHIP	IP WLS BF H R ER SO BB IBB HBP BLK WP HR S P ERA WHIP	IP WLS BF H R ER SO BB IBB HBP BLK WP HR S P ERA WHIP	IP WLS BF H R ER SO BB IBB HBP BLK WP HR S P ERA WHIP	IP WLS BF H R ER SO BB IBB HBP BLK WP HR S P ERA WHIP	IP WLS BF H R ER SO BB IBB HBP BLK WP HR S P ERA WHIP	IP WLS BF H R ER SO BB IBB HBP BLK WP HR S P ERA WHIP	IP WLS BF H R ER SO BB IBB HBP BLK WP HR S P ERA WHIP	IP WLS BF H R ER SO BB IBB HBP BLK WP HR S P ERA WHIP	IP WLS BF H R ER SO BB IBB HBP BLK WP HR S P ERA WHIP	IP WLS BF H R ER SO BB IBB HBP BLK WP HR S P ERA WHIP	IP WLS BF H R ER SO BB IBB HBP BLK WP HR S P ERA WHIP	IP WLS BF H R ER SO BB IBB HBP BLK WP HR S P ERA WHIP	IP WLS BF H R ER SO BB IBB HBP BLK WP HR S P ERA WHIP	IP WLS BF H R ER SO BB IBB HBP BLK WP HR S P ERA WHIP	IP WLS BF H R ER SO BB IBB HBP BLK WP HR S P ERA WHIP	IP WLS BF H R ER SO BB IBB HBP BLK WP HR S P ERA WHIP	IP WLS BF H R ER SO BB IBB HBP BLK WP HR S P ERA WHIP	IP WLS BF H R ER SO BB IBB HBP BLK WP HR S P ERA WHIP
25 Marco Estrada, R ERA: 2.5	5.0	24	6	1	1	9	4	0	0	0	0	0	0	0	0	0	1.80	2.000			
44 Pat Venditte, S ERA: 6.75	1.1	H	9	2	1	1	2	0	1	0	0	0	0	19	31	6.75	3.000				
27 Brett Cecil, L ERA: 3.38	1.2	L	7	2	1	0	0	0	0	0	0	0	0	16	24	0.00	1.200				

Toronto Blue Jays @ Baltimore Orioles
 Oriole Park at Camden Yards, Baltimore, MD
 Thu Apr 21 2016, 7:10 PM - 10:17 PM EDT
 Att: 17,644 - Cloudy - 68 F

AB	32
R	3
H	10
RBI	3
BB	6
SO	12
LOB	23



Batter	1	2	3	4	5	6	7	8	9	AB	R	H	RBI	BB	SO	LOB	TOP										
23 Joey Rickard, R OBP: 0.338, SLG: 0.453										4	0	0	0	0	4	1	Baltimore Orioles @ Kansas City Royals Kauffman Stadium, Kansas City, MO Fri Apr 22 2016, 7:17 PM - 9:47 PM CDT Att: 29,546 - Partly Cloudy - 66 F										
13 Manny Machado, R OBP: 0.449, SLG: 0.794										4	1	1	1	0	1	1											
10 Adam Jones, R OBP: 0.250, SLG: 0.342										4	0	1	0	0	0	0											
19 Chris Davis, L OBP: 0.373, SLG: 0.481										4	0	0	0	0	3	1											
45 Mark Trumbo, R OBP: 0.403, SLG: 0.655										4	1	1	0	0	2	0											
2 J.J. Hardy, R OBP: 0.309, SLG: 0.500										4	0	2	1	0	0	0											
6 Jonathan Schoop, R OBP: 0.295, SLG: 0.462										3	0	0	0	0	0	2											
24 Pedro Alvarez, L OBP: 0.286, SLG: 0.147										2	0	0	0	1	2	1											
36 Caleb Joseph, R OBP: 0.261, SLG: 0.273										3	0	0	0	0	0	2											
Inning Stats	R: 0 E: 0 K: 2 S: 11	H: 1 LOB: 0 BB: 0 P: 14	R: 0 E: 0 K: 1 S: 6	H: 0 LOB: 0 BB: 0 P: 7	R: 0 E: 0 K: 2 S: 17	H: 0 LOB: 1 BB: 1 P: 27	R: 1 E: 0 K: 1 S: 12	H: 2 LOB: 1 BB: 0 P: 16	R: 0 E: 0 K: 2 S: 10	H: 0 LOB: 0 BB: 0 P: 15	R: 1 E: 0 K: 2 S: 10	H: 1 LOB: 0 BB: 0 P: 16	R: 0 E: 0 K: 1 S: 14	H: 1 LOB: 1 BB: 0 P: 23	R: 0 E: 0 K: 1 S: 12	H: 0 LOB: 0 BB: 0 P: 14	R: 0 E: 0 K: 0 S: 4	H: 0 LOB: 0 BB: 0 P: 9	1B: 3 2B: 1 3B: 0 HR: 1	SF: 0 SAC: 0 DP: 0 HBP: 0	WP: 0 PB: 0 SB: 1 CS: 0	PA: 33					
PITCHER	IP	WLS	BF	H	R	ER	SO	BB	IBB	HBP	BLK	WP	HR	S	P	ERA	WHIP										
32 Chris Young, R ERA: 6.41	6.0	W	23	4	2	2	10	1	0	0	0	0	1	66	95	3.00	0.833										
44 Luke Hochevar, R ERA: 2.35	1.0	H	4	1	0	0	1	0	0	0	0	0	0	14	23	0.00	1.000										
40 Kelvin Herrera, R ERA:	1.0	H	3	0	0	0	1	0	0	0	0	0	0	12	14	0.00	0.000										
17 Wade Davis, R ERA:	1.0	S	3	0	0	0	0	0	0	0	0	0	0	4	9	0.00	0.000										

AB	32
R	2
H	5
RBI	2
BB	1
SO	12
LOB	8



Batter	1	2	3	4	5	6	7	8	9	AB	R	H	RBI	BB	SO	LOB	BOTTOM										
2 Alcides Escobar, R OBP: 0.284, SLG: 0.329										3	2	1	0	1	0	1	Baltimore Orioles @ Kansas City Royals Kauffman Stadium, Kansas City, MO Fri Apr 22 2016, 7:17 PM - 9:47 PM CDT Att: 29,546 - Partly Cloudy - 66 F										
8 Mike Moustakas, L OBP: 0.343, SLG: 0.661										4	1	3	3	0	0	0											
6 Lorenzo Cain, R OBP: 0.328, SLG: 0.328										4	1	1	0	0	0	2											
35 Eric Hosmer, L OBP: 0.343, SLG: 0.429										4	0	1	0	0	0	2											
25 Kendrys Morales, S OBP: 0.308, SLG: 0.431										4	0	1	1	0	2	2											
4 Alex Gordon, L OBP: 0.317, SLG: 0.309										3	0	0	0	0	0	2											
13 Salvador Perez, R OBP: 0.298, SLG: 0.547										3	0	0	0	0	0	2											
14 Omar Infante, R OBP: 0.278, SLG: 0.365										3	0	0	0	0	0	0											
1 Jarrod Dyson, L OBP: 0.429, SLG: 0.333										3	0	1	0	0	0	0											
Inning Stats	R: 3 E: 0 K: 0 S: 13	H: 4 LOB: 1 BB: 0 P: 22	R: 1 E: 0 K: 0 S: 13	H: 1 LOB: 1 BB: 1 P: 23	R: 0 E: 0 K: 1 S: 11	H: 1 LOB: 0 BB: 0 P: 16	R: 0 E: 0 K: 0 S: 7	H: 1 LOB: 0 BB: 0 P: 11	R: 0 E: 0 K: 0 S: 10	H: 1 LOB: 1 BB: 0 P: 15	R: 0 E: 0 K: 0 S: 7	H: 0 LOB: 0 BB: 0 P: 13	R: 0 E: 0 K: 0 S: 5	H: 0 LOB: 0 BB: 0 P: 11	R: 0 E: 0 K: 1 S: 8	H: 0 LOB: 0 BB: 0 P: 10	1B: 4 2B: 3 3B: 0 HR: 1	SF: 0 SAC: 0 DP: 0 HBP: 0	WP: 0 PB: 0 SB: 0 CS: 1	PA: 32							
PITCHER	IP	WLS	BF	H	R	ER	SO	BB	IBB	HBP	BLK	WP	HR	S	P	ERA	WHIP										
49 Yovani Gallardo, R ERA: 7.0	2.0	L	12	5	4	4	0	1	0	0	0	0	0	26	45	18.00	3.000										
66 T.J. McFarland, L ERA: 3.18	5.0	M	17	3	0	0	1	0	0	0	0	0	0	40	66	0.00	0.600										
48 Vance Worley, R ERA: 4.63	1.0	S	3	0	0	0	1	0	0	0	0	0	0	8	10	0.00	0.000										

AB	31
R	4
H	8
RBI	4
BB	1
SO	2
LOB	11



Batter	1	2	3	4	5	6	7	8	9	AB	R	H	RBI	BB	SO	LOB	TOP			
23 Joey Rickard, R OBP: 0.325, SLG: 0.417										3	0	0	0	1	0	1	Baltimore Orioles @ Kansas City Royals Kauffman Stadium, Kansas City, MO Sun Apr 24 2016, 1:17 PM - 3:57 PM CDT Att: 34,748 - Sunny - 79 F			
13 Manny Machado, R OBP: 0.436, SLG: 0.745										3	1	0	0	1	2	3				
19 Chris Davis, L OBP: 0.382, SLG: 0.525										4	0	0	0	0	1	2				
10 Adam Jones, R OBP: 0.286, SLG: 0.318										4	0	1	0	0	1	0				
45 Mark Trumbo, R OBP: 0.408, SLG: 0.642										4	0	1	1	0	1	0				
24 Pedro Alvarez, L OBP: 0.287, SLG: 0.135										3	0	0	0	0	0	2				
32 Matt Wieters, S OBP: 0.298, SLG: 0.349										1	0	0	0	0	0	0				
6 Jonathan Schoop, R OBP: 0.258, SLG: 0.441										3	0	0	0	0	0	0				
36 Caleb Joseph, R OBP: 0.269, SLG: 0.280										3	0	1	0	0	0	0				
3 Ryan Flaherty, L OBP: 0.273, SLG: 0.200										3	0	1	0	0	1	1				
Inning Stats	R: 1 E: 0 K: 1 S: 18	H: 2 LOB: 2 BB: 1 P: 28	R: 0 E: 0 K: 1 S: 7	H: 0 LOB: 0 BB: 0 P: 9	R: 0 E: 0 K: 1 S: 6	H: 0 LOB: 0 BB: 0 P: 8	R: 0 E: 0 K: 1 S: 5	H: 1 LOB: 2 BB: 1 P: 22	R: 0 E: 0 K: 0 S: 7	H: 0 LOB: 0 BB: 0 P: 13	R: 0 E: 0 K: 0 S: 5	H: 0 LOB: 0 BB: 0 P: 8	R: 0 E: 0 K: 1 S: 12	H: 1 LOB: 1 BB: 0 P: 13	R: 0 E: 0 K: 1 S: 6	H: 0 LOB: 0 BB: 0 P: 6	1B: 4 2B: 0 3B: 0 HR: 0	SF: 0 SAC: 0 DP: 0 HBP: 0	WP: 0 PB: 0 SB: 0 CS: 0	PA: 33
PITCHER	IP WLS BF H R ER SO BB IBB HBP BLK WP HR S P ERA WHIP	7.0 W 26 3 1 1 4 2 0 0 0 0 0 62 96 1.29 0.714	1.0 4 1 0 0 1 0 0 0 0 0 0 12 13 0.00 1.000	1.0 3 0 0 0 1 0 0 0 0 0 0 6 6 0.00 0.000																

Batter	1	2	3	4	5	6	7	8	9	AB	R	H	RBI	BB	SO	LOB	BOTTOM			
2 Alcides Escobar, R OBP: 0.268, SLG: 0.308										4	0	0	0	0	0	3	Baltimore Orioles @ Kansas City Royals Kauffman Stadium, Kansas City, MO Sun Apr 24 2016, 1:17 PM - 3:57 PM CDT Att: 34,748 - Sunny - 79 F			
8 Mike Moustakas, L OBP: 0.320, SLG: 0.600										4	1	1	1	0	1	1				
6 Lorenzo Cain, R OBP: 0.307, SLG: 0.303										4	0	1	1	0	0	1				
35 Eric Hosmer, L OBP: 0.360, SLG: 0.486										3	1	2	1	1	1	0				
25 Kendrys Morales, S OBP: 0.288, SLG: 0.394										4	0	0	0	0	1	3				
4 Alex Gordon, L OBP: 0.352, SLG: 0.377										3	2	2	1	0	0	0				
24 Christian Colón, R OBP: 0.333, SLG: 0.308										3	0	1	1	1	1	2				
1 Jarrod Dyson, L OBP: 0.429, SLG: 0.368										4	1	2	0	0	0	3				
9 Drew Butera, R OBP: 0.500, SLG: 0.714										4	1	2	1	0	0	3				
Inning Stats	R: 0 E: 0 K: 0 S: 7	H: 0 LOB: 0 BB: 0 P: 10	R: 0 E: 0 K: 1 S: 11	H: 1 LOB: 2 BB: 0 P: 21	R: 0 E: 0 K: 0 S: 9	H: 1 LOB: 1 BB: 0 P: 10	R: 1 E: 0 K: 2 S: 13	H: 1 LOB: 0 BB: 0 P: 18	R: 0 E: 0 K: 0 S: 11	H: 1 LOB: 0 BB: 0 P: 15	R: 1 E: 0 K: 1 S: 9	H: 1 LOB: 0 BB: 0 P: 14	R: 4 E: 0 K: 0 S: 23	H: 5 LOB: 2 BB: 1 P: 37	R: 0 E: 0 K: 0 S: 13	H: 1 LOB: 2 BB: 1 P: 22	1B: 6 2B: 3 3B: 0 HR: 2	SF: 0 SAC: 1 DP: 0 HBP: 1	WP: 0 PB: 0 SB: 0 CS: 0	PA: 37
PITCHER	IP WLS BF H R ER SO BB IBB HBP BLK WP HR S P ERA WHIP	6.1 L 27 8 5 5 4 2 0 0 0 0 0 24 42 6.75 3.750	1.1 9 3 1 1 0 2 0 0 0 0 0 4 5 0.00 0.000																	

AB	31
R	1
H	4
RBI	1
BB	2
SO	6
LOB	9



AB	33
R	6
H	11
RBI	6
BB	2
SO	4
LOB	16



Batter	1	2	3	4	5	6	7	8	9	AB	R	H	RBI	BB	SO	LOB	TOP										
23 Joey Rickard, R OBP: 0.309, SLG: 0.395										4	0	0	0	0	1	1	<p>Baltimore Orioles @ Tampa Bay Rays Tropicana Field, St. Petersburg, FL Mon Apr 25 2016, 7:12 PM - 9:47 PM EDT Att: 12,996 - Dome - 72 F</p>										
13 Manny Machado, R OBP: 0.415, SLG: 0.707										4	0	0	0	0	1	1											
10 Adam Jones, R OBP: 0.283, SLG: 0.313										4	0	1	0	0	1	0											
19 Chris Davis, L OBP: 0.363, SLG: 0.492										4	0	0	0	0	3	1											
45 Mark Trumbo, R OBP: 0.400, SLG: 0.620										4	0	1	0	0	1	0											
32 Matt Wieters, S OBP: 0.300, SLG: 0.348										3	0	1	0	0	1	1											
2 J.J. Hardy, R OBP: 0.286, SLG: 0.439										3	0	0	0	0	1	2											
24 Pedro Alvarez, L OBP: 0.292, SLG: 0.225										3	0	2	0	0	0	1											
6 Jonathan Schoop, R OBP: 0.246, SLG: 0.419										3	0	0	0	0	2	2											
Inning Stats	R: 0 E: 0 K: 2 S: 10	H: 0 LOB: 0 BB: 0 P: 14	R: 0 E: 0 K: 3 S: 10	H: 1 LOB: 1 BB: 0 P: 15	R: 0 E: 0 K: 1 S: 9	H: 1 LOB: 1 BB: 0 P: 11	R: 0 E: 0 K: 1 S: 9	H: 0 LOB: 0 BB: 0 P: 12	R: 0 E: 0 K: 1 S: 9	H: 1 LOB: 1 BB: 0 P: 16	R: 0 E: 0 K: 1 S: 9	H: 1 LOB: 1 BB: 0 P: 10	R: 0 E: 0 K: 1 S: 8	H: 0 LOB: 0 BB: 0 P: 17	R: 0 E: 0 K: 0 S: 11	H: 0 LOB: 0 BB: 0 P: 17	1B: 3 2B: 2 3B: 0 HR: 0	SF: 0 SAC: 0 DP: 0 HBP: 0	WP: 0 PB: 0 SB: 0 CS: 0	PA: 32							
PITCHER	IP	WLS	BF	H	R	ER	SO	BB	IBB	HBP	BLK	WP	HR	S	P	ERA	WHIP										
22 Chris Archer, R ERA: 5.47	6.2	W	25	5	0	0	10	0	0	0	0	0	0	65	93	0.00	0.750										
45 Enny Romero, L ERA: 1.17	0.1	H	1	0	0	0	0	0	0	0	0	0	0	1	2	0.00	0.000										
30 Erasmó Ramírez, R ERA: 1.56	1.1	H	4	0	0	0	1	0	0	0	0	0	0	11	14	0.00	0.000										
31 Xavier Cedeño, L ERA: 1.59	0.1	H	1	0	0	0	0	0	0	0	0	0	0	5	8	0.00	0.000										
37 Alex Colomé, R ERA: 1.17	0.1	S	1	0	0	0	0	0	0	0	0	0	0	3	5	0.00	0.000										

Batter	1	2	3	4	5	6	7	8	9	AB	R	H	RBI	BB	SO	LOB	BOTTOM										
11 Logan Forsythe, R OBP: 0.364, SLG: 0.522										3	0	0	0	0	1	3	<p>Baltimore Orioles @ Tampa Bay Rays Tropicana Field, St. Petersburg, FL Mon Apr 25 2016, 7:12 PM - 9:47 PM EDT Att: 12,996 - Dome - 72 F</p>										
28 Steve Pearce, R OBP: 0.348, SLG: 0.368										3	0	1	0	1	0	0											
3 Evan Longoria, R OBP: 0.289, SLG: 0.443										4	0	1	0	0	2	4											
10 Corey Dickerson, L OBP: 0.292, SLG: 0.574										3	1	0	0	1	1	2											
8 Desmond Jennings, R OBP: 0.299, SLG: 0.300										4	0	0	0	0	0	2											
13 Brad Miller, L OBP: 0.190, SLG: 0.259										2	0	1	0	0	1	0											
1 Tim Beckham, R OBP: 0.238, SLG: 0.158										2	0	0	0	0	1	1											
20 Steven Souza Jr., R OBP: 0.349, SLG: 0.586										3	1	1	0	1	1	1											
39 Kevin Kiermaier, L OBP: 0.345, SLG: 0.440										2	0	0	0	1	1	1											
19 Curt Casali, R OBP: 0.200, SLG: 0.289										2	0	1	2	0	1	0											
Inning Stats	R: 0 E: 0 K: 1 S: 7	H: 0 LOB: 0 BB: 0 P: 10	R: 0 E: 0 K: 0 S: 11	H: 1 LOB: 1 BB: 0 P: 16	R: 0 E: 0 K: 3 S: 9	H: 0 LOB: 0 BB: 0 P: 14	R: 0 E: 0 K: 2 S: 15	H: 1 LOB: 1 BB: 0 P: 19	R: 1 E: 0 K: 1 S: 14	H: 1 LOB: 3 BB: 2 P: 32	R: 0 E: 0 K: 0 S: 11	H: 1 LOB: 3 BB: 2 P: 24	R: 0 E: 0 K: 0 S: 8	H: 1 LOB: 0 BB: 0 P: 12	R: 0 E: 0 K: 2 S: 7	H: 0 LOB: 0 BB: 0 P: 7	1B: 3 2B: 2 3B: 0 HR: 0	SF: 0 SAC: 0 DP: 1 HBP: 2	WP: 0 PB: 0 SB: 0 CS: 0	PA: 34							
PITCHER	IP	WLS	BF	H	R	ER	SO	BB	IBB	HBP	BLK	WP	HR	S	P	ERA	WHIP										
39 Kevin Gausman, R ERA: 1.8	5.0	L	21	3	1	1	7	2	0	1	0	0	0	56	91	1.80	1.000										
17 Brian Matusz, L ERA: 8.0	0.2		5	1	1	1	0	2	0	0	0	0	0	8	18	13.50	4.500										
48 Vance Worley, R ERA: 3.86	2.1		8	1	0	0	2	0	0	1	0	0	0	18	25	0.00	0.429										

AB	32
R	0
H	5
RBI	0
BB	0
SO	11
LOB	9

AB	28
R	2
H	5
RBI	2
BB	4
SO	9
LOB	14



Batter	1	2	3	4	5	6	7	8	9	AB	R	H	RBI	BB	SO	LOB	TOP				
23 Joey Rickard, R OBP: 0.306, SLG: 0.388	F7		F8		G4-3			G6-4-3 10 1B		4	0	1	0	0	0	1					
10 Adam Jones, R OBP: 0.281, SLG: 0.308	L8		L7					G6-4-3 1-2f		4	0	1	0	0	0	2					
13 Manny Machado, R OBP: 0.395, SLG: 0.671	P2		L9		F8			G4-3		4	0	0	0	0	0	2					
19 Chris Davis, L OBP: 0.357, SLG: 0.493		F8				G6-3			P6	4	1	1	0	0	0	0					
45 Mark Trumbo, R OBP: 0.405, SLG: 0.613		2B				K			K	4	0	2	1	0	2	0					
2 J.J. Hardy, R OBP: 0.299, SLG: 0.450		1B				G4-3			G5-3	3	0	1	0	1	0	0					
24 Pedro Alvarez, L OBP: 0.314, SLG: 0.256		K								3	0	2	0	0	1	2					
6 Jonathan Schoop, R OBP: 0.235, SLG: 0.400					F6					3	0	0	0	0	0	6					
36 Caleb Joseph, R OBP: 0.276, SLG: 0.286					G5-4-3					3	0	1	0	0	0	3					
Inning Stats	R: 0 E: 0 K: 0 S: 9	H: 0 LOB: 0 BB: 0 P: 14	R: 0 E: 0 K: 1 S: 20	H: 2 LOB: 2 BB: 0 P: 30	R: 0 E: 0 K: 0 S: 16	H: 1 LOB: 1 BB: 0 P: 27	R: 1 E: 0 K: 0 S: 9	H: 3 LOB: 2 BB: 1 P: 18	R: 0 E: 0 K: 1 S: 8	H: 0 LOB: 0 BB: 0 P: 12	R: 0 E: 0 K: 0 S: 6	H: 1 LOB: 0 BB: 0 P: 8	R: 0 E: 0 K: 0 S: 6	H: 1 LOB: 0 BB: 0 P: 10	R: 0 E: 0 K: 1 S: 8	H: 0 LOB: 0 BB: 0 P: 12	1B: 7 2B: 2 3B: 0 HR: 0	SF: 0 SAC: 0 DP: 3 HBP: 0	WP: 0 PB: 0 SB: 0 CS: 0	PA: 33	
PITCHER	IP	WLS	BF	H	R	ER	SO	BB	IBB	HBP	BLK	WP	HR	S	P	ERA	WHIP				
23 Jake Odorizzi, R ERA: 3.58	5.0		21	7	1	1	1	1	0	0	0	0	0	60	97	1.80	1.600				
45 Enny Romero, L ERA: 1.04	1.0	W	4	1	0	0	1	0	0	0	0	0	0	10	14	0.00	1.000				
30 Erasmó Ramírez, R ERA: 1.4	2.0	H	5	1	0	0	0	0	0	0	0	0	0	16	16	0.00	0.500				
31 Xavier Cedeño, L ERA: 1.5	0.1	H	1	0	0	0	0	0	0	0	0	0	2	2	0.00	0.000					
37 Alex Colomé, R ERA: 1.09	0.2	S	2	0	0	0	1	0	0	0	0	0	0	6	10	0.00	0.000				

Baltimore Orioles @ Tampa Bay Rays
Tropicana Field, St. Petersburg, FL
Tue Apr 26 2016, 7:11 PM - 9:53 PM EDT
Att: 10,988 - Dome - 72 F

AB 32
R 1
H 9
RBI 1
BB 1
SO 3
LOB 16



Batter	1	2	3	4	5	6	7	8	9	AB	R	H	RBI	BB	SO	LOB	BOTTOM				
11 Logan Forsythe, R OBP: 0.383, SLG: 0.556	13 WP 3 FC6-2 2B		13 2B 8 SF8 BB		G6-3					3	1	2	0	1	0	0					
13 Brad Miller, L OBP: 0.210, SLG: 0.293	G3		8 SF8 2B							4	0	2	0	0	0	2					
3 Evan Longoria, R OBP: 0.276, SLG: 0.422	FC6-2		G5-3		K					4	0	0	0	0	1	5					
10 Corey Dickerson, L OBP: 0.304, SLG: 0.556	F8				K					2	0	0	0	2	1	2					
8 Desmond Jennings, R OBP: 0.282, SLG: 0.286		G5-3	SF8			K				3	0	0	1	0	2	2					
7 Logan Morrison, L OBP: 0.140, SLG: 0.130			K			F8				4	0	1	0	0	1	2					
20 Steven Souza Jr., R OBP: 0.359, SLG: 0.574					G6-3					3	1	1	0	1	1	0					
39 Kevin Kiermaier, L OBP: 0.339, SLG: 0.481		P2			G5-3					4	1	1	2	0	0	2					
19 Curt Casali, R OBP: 0.186, SLG: 0.268		G5-3			K					3	0	0	0	0	2	2					
Inning Stats	R: 0 E: 0 K: 0 S: 8	H: 1 LOB: 1 BB: 0 P: 12	R: 0 E: 0 K: 0 S: 12	H: 1 LOB: 1 BB: 1 P: 20	R: 1 E: 0 K: 1 S: 10	H: 1 LOB: 2 BB: 2 P: 24	R: 0 E: 0 K: 1 S: 7	H: 0 LOB: 0 BB: 0 P: 10	R: 0 E: 0 K: 2 S: 11	H: 1 LOB: 1 BB: 0 P: 17	R: 2 E: 0 K: 2 S: 14	H: 2 LOB: 0 BB: 0 P: 19	R: 0 E: 0 K: 1 S: 14	H: 1 LOB: 2 BB: 1 P: 24	R: 0 E: 0 K: 1 S: 10	H: 0 LOB: 0 BB: 0 P: 15	1B: 2 2B: 4 3B: 0 HR: 1	SF: 1 SAC: 0 DP: 0 HBP: 0	WP: 1 PB: 0 SB: 2 CS: 0	PA: 35	
PITCHER	IP	WLS	BF	H	R	ER	SO	BB	IBB	HBP	BLK	WP	HR	S	P	ERA	WHIP				
31 Ubaldo Jiménez, R ERA: 3.91	6.0	L	27	6	3	3	6	2	1	0	0	0	0	62	102	4.50	1.333				
60 Mychal Givens, R ERA: 2.7	1.0		5	1	0	0	1	0	1	0	0	0	0	14	24	0.00	1.000				
35 Brad Brach, R ERA: 0.73	1.0		3	0	0	0	1	0	0	0	0	0	0	10	15	0.00	0.000				

Baltimore Orioles @ Tampa Bay Rays
Tropicana Field, St. Petersburg, FL
Tue Apr 26 2016, 7:11 PM - 9:53 PM EDT
Att: 10,988 - Dome - 72 F

AB 30
R 3
H 7
RBI 3
BB 4
SO 8
LOB 17



Batter	1	2	3	4	5	6	7	8	9	AB	R	H	RBI	BB	SO	LOB	TOP					
1 Adam Eaton, L (1,9) OBP: 0.366, SLG: 0.400			G5-3			7 1B 79 1B BB		79 G3 HBP		2	1	0	0	1	1	0						
7 Jimmy Rollins, S (1,6) OBP: 0.288, SLG: 0.365						21 BB 53 L8-2 1B				4	0	1	0	0	3	1						
79 José Abreu, R (1,3) OBP: 0.298, SLG: 0.352	G3					21 BB 1B		G3		4	0	2	1	0	0	1						
21 Todd Frazier, R (1,5) OBP: 0.294, SLG: 0.457		G5-3				3-H 1B				3	0	0	0	1	1	2						
53 Melky Cabrera, S (1,7) OBP: 0.375, SLG: 0.424		15 G4-3 26 3B 2B				1-2 BB				4	1	1	0	0	0	3						
15 Brett Lawrie, R (1,4) OBP: 0.340, SLG: 0.414		G4-3				3-H BB				4	1	1	1	0	1	1						
26 Avisail García, R (1,10) OBP: 0.291, SLG: 0.400						HR				4	0	1	1	0	0	0						
27 Dioner Navarro, S (1,2) OBP: 0.220, SLG: 0.370		3-H 3B				G3		G3		3	0	0	0	0	1	1						
10 Austin Jackson, R (1,8) OBP: 0.266, SLG: 0.311										3	0	0	0	0	3	0						
Inning Stats	R: 0 H: 0 E: 0 K: 2 S: 12	H: 0 LOB: 0 BB: 0 P: 16	R: 1 H: 2 E: 0 K: 0 S: 12	H: 2 LOB: 1 BB: 0 P: 16	R: 0 H: 0 E: 0 K: 2 S: 9	H: 0 LOB: 0 BB: 0 P: 14	R: 0 H: 1 E: 0 K: 0 S: 7	H: 1 LOB: 0 BB: 0 P: 9	R: 0 H: 0 E: 0 K: 1 S: 7	H: 0 LOB: 0 BB: 0 P: 11	R: 1 H: 2 E: 0 K: 1 S: 12	H: 2 LOB: 2 BB: 2 P: 24	R: 1 H: 1 E: 0 K: 1 S: 9	H: 1 LOB: 0 BB: 0 P: 16	R: 0 H: 0 E: 0 K: 2 S: 11	H: 0 LOB: 1 BB: 0 P: 14	R: 0 H: 0 E: 0 K: 1 S: 8	H: 0 LOB: 0 BB: 0 P: 11	1B: 3 2B: 2 3B: 1 HR: 1	SF: 0 SAC: 0 DP: 2 HBP: 1	WP: 0 PB: 0 CS: 0	PA: 34
PITCHER	IP	WLS	BF	H	R	ER	SO	BB	IBB	HBP	BLK	WP	HR	S	P	ERA	WHIP					
59 Mike Wright Jr., R (1,1) ERA: 5.4	6.0		23	5	2	2	6	2	0	0	0	0	0	59	90	3.00	1.167					
35 Brad Brach, R (7,1) ERA: 1.25	1.0	W	4	1	1	1	1	0	0	0	0	0	1	9	16	9.00	1.000					
56 Darren O'Day, R (8,1) ERA: 1.93	1.0	H	4	0	0	0	2	0	0	1	0	0	0	11	14	0.00	0.000					
53 Zack Britton, L (9,1) ERA: 1.93	1.0	S	3	0	0	0	1	0	0	0	0	0	0	8	11	0.00	0.000					

Chicago White Sox @ Baltimore Orioles
 Oriole Park at Camden Yards, Baltimore, MD
 Fri Apr 29 2016, 7:09 PM - 9:37 PM EDT
 Att: 19,912 - Overcast - 52 F

AB 31
 R 3
 H 6
 RBI 3
 BB 2
 SO 10
 LOB 9



Batter	1	2	3	4	5	6	7	8	9	AB	R	H	RBI	BB	SO	LOB	BOTTOM					
23 Joey Rickard, R (1,9) OBP: 0.306, SLG: 0.402				P4	FC4-6 13 1B			F9		4	0	0	0	0	1	1						
13 Manny Machado, R (1,5) OBP: 0.394, SLG: 0.681	L8									4	0	2	0	0	1	0						
19 Chris Davis, L (1,3) OBP: 0.344, SLG: 0.494	G4-3							G4-3		4	0	1	0	0	1	1						
45 Mark Trumbo, R (1,10) OBP: 0.391, SLG: 0.588				G4-3				F9		3	0	0	0	1	1	1						
10 Adam Jones, R (1,8) OBP: 0.275, SLG: 0.302		G5-3						G6-4-3		3	0	0	0	1	1	1						
32 Matt Wieters, S (1,2) OBP: 0.298, SLG: 0.327										3	2	1	0	1	1	1						
2 J.J. Hardy, R (1,6) OBP: 0.304, SLG: 0.444			G5-3					FC6-4		4	2	1	0	0	0	3						
14 Nolan Reimold, R (1,7) OBP: 0.394, SLG: 0.742										3	2	2	3	0	1	0						
6 Jonathan Schoop, R (1,4) OBP: 0.244, SLG: 0.387			F8					G4-3		3	0	1	2	0	0	0						
Inning Stats	R: 0 H: 0 E: 0 K: 1 S: 9	H: 0 LOB: 0 BB: 0 P: 17	R: 0 H: 0 E: 0 K: 2 S: 8	H: 0 LOB: 0 BB: 0 P: 12	R: 0 H: 0 E: 0 K: 1 S: 8	H: 0 LOB: 0 BB: 0 P: 11	R: 0 H: 1 E: 0 K: 1 S: 8	H: 1 LOB: 1 BB: 0 P: 11	R: 3 H: 3 E: 2 K: 0 S: 13	H: 3 LOB: 2 BB: 1 P: 23	R: 0 H: 0 E: 0 K: 1 S: 5	H: 0 LOB: 0 BB: 0 P: 8	R: 3 H: 4 E: 0 K: 1 S: 14	H: 4 LOB: 1 BB: 0 P: 20	R: 0 H: 0 E: 0 K: 0 S: 5	H: 0 LOB: 1 BB: 2 P: 14	1B: 6 2B: 1 3B: 0 HR: 1	SF: 0 SAC: 0 DP: 1 HBP: 0	WP: 0 PB: 0 CS: 0	PA: 34		
PITCHER	IP	WLS	BF	H	R	ER	SO	BB	IBB	HBP	BLK	WP	HR	S	P	ERA	WHIP					
55 Carlos Rodón, L (1,1) ERA: 4.33	7.0	L	30	8	6	4	7	1	0	0	0	0	0	65	102	5.14	1.286					
48 Tommy Kahnle, R (8,1) ERA: 1.93	1.0		4	0	0	0	0	2	0	0	0	0	0	5	14	0.00	2.000					

Chicago White Sox @ Baltimore Orioles
 Oriole Park at Camden Yards, Baltimore, MD
 Fri Apr 29 2016, 7:09 PM - 9:37 PM EDT
 Att: 19,912 - Overcast - 52 F

AB 31
 R 6
 H 8
 RBI 5
 BB 3
 SO 7
 LOB 8



Batter	1	2	3	4	5	6	7	8	9	AB	R	H	RBI	BB	SO	LOB	TOP			
1 Billy Burns, S OBP: 0.302, SLG: 0.337	F7	G1-3				P5		F9		5	1	1	0	0	0	4	Oakland Athletics @ Baltimore Orioles Oriole Park at Camden Yards, Baltimore, MD Sat May 07 2016, 1:08 PM - 4:24 PM EDT Att: 15,110 - Overcast - 58 F			
8 Jed Lowrie, S OBP: 0.366, SLG: 0.375	1B				G3			K		5	1	3	2	0	1					
22 Josh Reddick, L OBP: 0.333, SLG: 0.440	K									5	0	3	1	0	1					
2 Khris Davis, R OBP: 0.257, SLG: 0.426	K				F9			F8		5	0	0	0	0	2	5				
21 Stephen Vogt, L OBP: 0.307, SLG: 0.441					SF8					3	0	1	1	1	1	0				
26 Danny Valencia, R OBP: 0.333, SLG: 0.339	G4-6-3							L4		5	0	1	0	0	1	4				
4 Coco Crisp, S OBP: 0.310, SLG: 0.416					F7			L9		5	2	3	0	0	0	1				
17 Yonder Alonso, L OBP: 0.263, SLG: 0.256					P4					2	2	1	0	3	0	0				
10 Marcus Semien, R OBP: 0.299, SLG: 0.484					G5-3					4	2	2	3	1	0	2				
Inning Stats	R: 0 H: 1 E: 0 K: 2 S: 13	H: 1 LOB: 1 BB: 0 P: 18	R: 1 H: 4 E: 0 K: 0 S: 9	H: 2 LOB: 2 BB: 0 P: 15	R: 1 H: 2 E: 0 K: 1 S: 12	H: 0 LOB: 0 BB: 0 P: 11	R: 1 H: 2 E: 0 K: 0 S: 15	H: 2 LOB: 2 BB: 1 P: 25	R: 0 H: 1 E: 0 K: 2 S: 8	H: 2 LOB: 1 BB: 0 P: 11	R: 2 H: 2 E: 0 K: 1 S: 12	H: 2 LOB: 2 BB: 1 P: 24	R: 0 H: 1 E: 0 K: 0 S: 15	H: 1 LOB: 2 BB: 1 P: 24	1B: 12 2B: 2 3B: 0 HR: 1	SF: 1 SAC: 0 DP: 2 HBP: 0		WP: 0 PB: 1 CS: 0	PA: 45	
PITCHER	IP WLS BF H R ER SO BB IBB HBP BLK WP HR S P ERA WHIP																			
59 Mike Wright Jr., R ERA: 5.83	5.0 L 26 10 5 5 3 2 0 0 0 0 0 0 61 97 9.00 2.400																			
37 Dylan Bundy, R ERA: 2.25	2.0 8 2 1 0 2 1 0 0 0 0 0 0 20 30 0.00 1.500																			
17 Brian Matusz, L ERA: 10.8	1.0 6 2 2 2 1 0 0 0 0 0 0 1 12 24 18.00 3.000																			
60 Mychal Givens, R ERA: 2.77	1.0 5 1 0 0 0 1 0 0 0 0 0 0 15 24 0.00 2.000																			
Batter	1	2	3	4	5	6	7	8	9	AB	R	H	RBI	BB	SO	LOB	BOTTOM			
23 Joey Rickard, R OBP: 0.316, SLG: 0.380	K				P3					4	1	2	1	1	1	1	Oakland Athletics @ Baltimore Orioles Oriole Park at Camden Yards, Baltimore, MD Sat May 07 2016, 1:08 PM - 4:24 PM EDT Att: 15,110 - Overcast - 58 F			
13 Manny Machado, R OBP: 0.400, SLG: 0.652										4	1	2	0	0	0	2				
25 Hyun Soo Kim, L OBP: 0.591, SLG: 0.579	F9									1	0	0	0	0	0	2				
19 Chris Davis, L OBP: 0.322, SLG: 0.427										3	0	0	0	0	0	2				
24 Pedro Alvarez, L OBP: 0.313, SLG: 0.351	F7									1	0	1	2	0	0	0				
45 Mark Trumbo, R OBP: 0.364, SLG: 0.560	K									4	0	0	0	1	3	4				
10 Adam Jones, R OBP: 0.274, SLG: 0.279										4	0	0	1	0	0	2				
3 Ryan Flaherty, L OBP: 0.300, SLG: 0.222	F9									0	0	0	0	0	0	0				
32 Matt Wieters, S OBP: 0.297, SLG: 0.299	L5									3	0	0	0	1	0	1				
14 Nolan Reimold, R OBP: 0.378, SLG: 0.619	K									3	1	1	0	1	1	0				
6 Jonathan Schoop, R OBP: 0.267, SLG: 0.423										4	1	1	0	0	3	4				
15 Paul Janish, R OBP: 0.297, SLG: 0.423	G4-3									4	0	0	0	0	0	3				
Inning Stats	R: 0 H: 1 E: 0 K: 2 S: 11	H: 0 LOB: 0 BB: 0 P: 18	R: 0 H: 0 E: 0 K: 1 S: 10	H: 0 LOB: 0 BB: 0 P: 18	R: 0 H: 0 E: 0 K: 1 S: 12	H: 0 LOB: 1 BB: 1 P: 19	R: 0 H: 0 E: 0 K: 0 S: 11	H: 0 LOB: 1 BB: 1 P: 19	R: 0 H: 0 E: 0 K: 1 S: 14	H: 0 LOB: 3 BB: 2 P: 27	R: 0 H: 1 E: 0 K: 1 S: 9	H: 1 LOB: 0 BB: 0 P: 14	R: 0 H: 0 E: 0 K: 1 S: 7	H: 0 LOB: 0 BB: 0 P: 8	R: 3 H: 4 E: 0 K: 1 S: 23	H: 4 LOB: 1 BB: 0 P: 31	1B: 5 2B: 2 3B: 0 HR: 0	SF: 0 SAC: 0 DP: 0 HBP: 1	WP: 0 PB: 0 CS: 0	PA: 40
PITCHER	IP WLS BF H R ER SO BB IBB HBP BLK WP HR S P ERA WHIP																			
18 Rich Hill, L ERA: 2.39	5.2 W 24 2 1 1 5 3 0 1 0 0 0 0 67 103 1.59 0.882																			
66 Ryan Dull, R ERA: 2.81	1.0 5 1 0 0 1 1 0 0 0 0 0 0 12 22 0.00 2.000																			
35 Marc Rzepczynski, L ERA: 1.59	0.1 1 0 0 0 0 0 0 0 0 0 0 0 2 3 0.00 0.000																			
31 Liam Hendriks, R ERA: 8.27	1.2 9 4 3 3 1 0 0 0 0 0 0 0 27 36 16.20 2.400																			
62 Sean Doolittle, L ERA: 4.26	0.1 1 0 0 0 1 0 0 0 0 0 0 0 3 3 0.00 0.000																			
Oakland Athletics																AB 39 R 8 H 15 RBI 7 BB 5 SO 6 LOB 19				
Oakland Athletics																AB 35 R 4 H 7 RBI 4 BB 4 SO 8 LOB 21				

Batter	1	2	3	4	5	6	7	8	9	AB	R	H	RBI	BB	SO	LOB	TOP			
1 Billy Burns, S OBP: 0.309, SLG: 0.343	G6-3		1B				G4-3			4	0	2	0	0	0	1	<p>Oakland Athletics @ Baltimore Orioles</p> <p>Oriole Park at Camden Yards, Baltimore, MD</p> <p>Sat May 07 2016, 7:07 PM - 9:39 PM EDT</p> <p>Att: 29,862 - Clear - 62 F</p>			
8 Jed Lowrie, S OBP: 0.356, SLG: 0.361	G4-3		P6			G3		K	4	0	0	0	0	1	3					
22 Josh Reddick, L OBP: 0.355, SLG: 0.460								1B	4	0	4	1	0	0	0					
2 Khris Davis, R OBP: 0.248, SLG: 0.411	P4			FC6-4		P4		K	4	0	0	0	0	1	5					
3 Chris Coghlan, L OBP: 0.219, SLG: 0.307		F8		K			G6-3	K	4	0	0	0	0	2	2					
16 Billy Butler, R OBP: 0.214, SLG: 0.293	G6-3			L4			G3		4	0	0	0	0	0	1					
17 Yonder Alonso, L OBP: 0.276, SLG: 0.281																				
20 Mark Canha, R OBP: 0.128, SLG: 0.368							F7		3	1	2	0	0	0	0					
19 Josh Phegley, R OBP: 0.343, SLG: 0.364								K	1	0	0	0	0	0	0					
10 Marcus Semien, R OBP: 0.300, SLG: 0.474									4	1	1	1	0	2	1					
Inning Stats	R: 0 H: 1 E: 0 K: 0 S: 7	L: 1 LOB: 1 BB: 0 P: 13	R: 0 H: 1 E: 0 K: 1 S: 11	L: 1 LOB: 1 BB: 0 P: 14	R: 0 H: 1 E: 0 K: 0 S: 5	L: 1 LOB: 0 BB: 0 P: 9	R: 0 H: 1 E: 0 K: 1 S: 8	L: 1 LOB: 1 BB: 0 P: 12	R: 2 H: 4 E: 0 K: 1 S: 13	L: 4 LOB: 2 BB: 0 P: 18	R: 0 H: 0 E: 0 K: 0 S: 7	L: 0 LOB: 0 BB: 0 P: 10	R: 0 H: 0 E: 0 K: 3 S: 12	L: 0 LOB: 1 BB: 0 P: 18	R: 0 H: 0 E: 0 K: 1 S: 9	L: 0 LOB: 0 BB: 0 P: 11	1B: 8 2B: 1 3B: 0 HR: 0	SF: 0 SAC: 0 DP: 1 HBP: 0	WP: 0 PB: 0 SB: 0 CS: 1	PA: 35
PITCHER	IP WLS BF H R ER SO BB IBB HBP BLK WP HR S P ERA WHIP	8.0 W 32 9 2 2 6 1 0 0 0 0 0 0 68 104 2.25 1.250	1.0 S 3 0 0 0 1 0 0 0 0 0 0 0 9 11 0.00 0.000	PITCHER										IP WLS BF H R ER SO BB IBB HBP BLK WP HR S P ERA WHIP	1.0 S 3 0 0 0 1 0 0 0 0 0 0 0 9 11 0.00 0.000					

Batter	1	2	3	4	5	6	7	8	9	AB	R	H	RBI	BB	SO	LOB	BOTTOM			
13 Manny Machado, R OBP: 0.395, SLG: 0.647	F7		G4-3			F8				4	1	1	0	0	0	2	<p>Oakland Athletics @ Baltimore Orioles</p> <p>Oriole Park at Camden Yards, Baltimore, MD</p> <p>Sat May 07 2016, 7:07 PM - 9:39 PM EDT</p> <p>Att: 29,862 - Clear - 62 F</p>			
25 Hyun Soo Kim, L OBP: 0.538, SLG: 0.522	G4-3		G4-3			P6			4	0	1	1	0	0	3					
10 Adam Jones, R OBP: 0.273, SLG: 0.278	G4-3					F8			4	1	1	1	0	1	1					
19 Chris Davis, L OBP: 0.320, SLG: 0.449		G3				F7			4	1	1	2	0	1	1					
45 Mark Trumbo, R OBP: 0.369, SLG: 0.554																				
23 Joey Rickard, R OBP: 0.316, SLG: 0.380									3	0	1	0	1	1	0					
24 Pedro Alvarez, L OBP: 0.310, SLG: 0.333									0	0	0	0	0	0	0					
6 Jonathan Schoop, R OBP: 0.267, SLG: 0.416									3	0	0	0	1	1	3					
3 Ryan Flaherty, L OBP: 0.333, SLG: 0.238									4	1	1	0	0	1	1					
36 Caleb Joseph, R OBP: 0.295, SLG: 0.231									4	1	1	0	0	1	1					
Inning Stats	R: 0 H: 0 E: 0 K: 0 S: 8	L: 0 LOB: 0 BB: 0 P: 11	R: 0 H: 0 E: 0 K: 0 S: 7	L: 0 LOB: 1 BB: 1 P: 12	R: 4 H: 4 E: 0 K: 0 S: 16	L: 4 LOB: 1 BB: 1 P: 28	R: 1 H: 2 E: 1 K: 0 S: 8	L: 2 LOB: 0 BB: 0 P: 13	R: 0 H: 2 E: 0 K: 0 S: 9	L: 2 LOB: 2 BB: 0 P: 14	R: 0 H: 0 E: 0 K: 3 S: 12	L: 0 LOB: 0 BB: 2 P: 23	R: 0 H: 0 E: 0 K: 3 S: 9	L: 0 LOB: 0 BB: 0 P: 12	R: 0 H: 0 E: 0 K: 3 S: 12	L: 0 LOB: 0 BB: 0 P: 15	1B: 6 2B: 1 3B: 0 HR: 1	SF: 0 SAC: 0 DP: 1 HBP: 0	WP: 0 PB: 0 SB: 0 CS: 0	PA: 35
PITCHER	IP WLS BF H R ER SO BB IBB HBP BLK WP HR S P ERA WHIP	5.1 L 27 5 0 0 3 4 0 0 0 0 0 0 14 20 0.00 0.000	1.2 5 0 0 0 3 0 0 0 0 0 0 0 0 14 20 0.00 0.000	1.0 3 0 0 0 3 0 0 0 0 0 0 0 0 12 15 0.00 0.000	PITCHER										IP WLS BF H R ER SO BB IBB HBP BLK WP HR S P ERA WHIP	1.2 5 0 0 0 3 0 0 0 0 0 0 0 0 14 20 0.00 0.000				

AB 34
R 2
H 9
RBI 2
BB 1
SO 7
LOB 14



AB 31
R 5
H 8
RBI 4
BB 4
SO 6
LOB 12



Batter	1	2	3	4	5	6	7	8	9	AB	R	H	RBI	BB	SO	LOB	TOP										
23 Joey Rickard, R OBP: 0.325, SLG: 0.414	F7		SH1-3				F8			4	1	1	0	0	1	0											
13 Manny Machado, R OBP: 0.424, SLG: 0.722	1B		BB				1B			3	2	3	1	2	0	0											
10 Adam Jones, R OBP: 0.275, SLG: 0.310	L9		K				K2-3			5	1	2	3	0	2	4											
19 Chris Davis, L OBP: 0.333, SLG: 0.452	K		CS				F9			5	0	3	0	0	1	1											
45 Mark Trumbo, R OBP: 0.371, SLG: 0.590	F8						K			5	1	1	0	0	1	4											
14 Nolan Reimold, R OBP: 0.378, SLG: 0.619										0	0	0	0	0	0	0											
32 Matt Wieters, S OBP: 0.293, SLG: 0.293	F8		E2				K			4	0	2	1	0	1	1											
24 Pedro Alvarez, L OBP: 0.316, SLG: 0.373	1B		G3				L8			4	0	1	0	0	0	3											
6 Jonathan Schoop, R OBP: 0.274, SLG: 0.440	F9		K				G5-4-3			4	0	0	0	0	2	3											
3 Ryan Flaherty, L OBP: 0.313, SLG: 0.250			SH1-3				P4			4	0	1	0	0	1	0											
Inning Stats	R: 0 H: 1 E: 0 K: 1 S: 9	H: 1 LOB: 1 BB: 0 P: 14	R: 0 H: 1 E: 0 K: 0 S: 10	H: 1 LOB: 1 BB: 0 P: 18	R: 0 H: 1 E: 0 K: 1 S: 11	H: 1 LOB: 1 BB: 1 P: 15	R: 1 H: 2 E: 1 K: 1 S: 16	H: 2 LOB: 1 BB: 0 P: 22	R: 2 H: 3 E: 0 K: 3 S: 15	H: 3 LOB: 1 BB: 0 P: 24	R: 0 H: 1 E: 0 K: 0 S: 8	H: 1 LOB: 0 BB: 0 P: 12	R: 0 H: 1 E: 0 K: 1 S: 10	H: 1 LOB: 1 BB: 0 P: 15	R: 0 H: 1 E: 0 K: 1 S: 11	H: 1 LOB: 2 BB: 1 P: 30	1B: 8 2B: 4 3B: 0 HR: 2	SF: 0 SAC: 1 DP: 1 HBP: 0	WP: 1 PB: 0 SB: 0 CS: 1	PA: 42							
PITCHER	IP	WLS	BF	H	R	ER	SO	BB	IBB	HBP	BLK	WP	HR	S	P	ERA	WHIP										
17 José Berrios, R ERA: 6.28	5.0		23	8	3	3	6	1	0	0	0	0	2	61	93	5.40	1.800										
58 Fernando Abad, L ERA: 0.53	1.0		3	1	0	0	0	0	0	0	0	0	0	8	12	0.00	1.000										
57 Ryan Pressly, R ERA: 5.21	1.0		4	1	0	0	1	0	0	0	0	0	0	10	15	0.00	1.000										
65 Trevor May, R ERA: 1.89	1.0		4	1	0	0	1	0	0	0	0	0	0	11	13	0.00	1.000										
49 Kevin Jepsen, R ERA: 5.4	1.0	L	7	3	2	2	1	0	1	0	0	1	0	16	30	18.00	3.000										

Baltimore Orioles @ Minnesota Twins
Target Field, Minneapolis, MN
Tue May 10 2016, 7:12 PM - 10:13 PM CDT
Att: 21,586 - Overcast - 57 F

AB 38
R 5
H 14
RBI 5
BB 2
SO 9
LOB 16



Batter	1	2	3	4	5	6	7	8	9	AB	R	H	RBI	BB	SO	LOB	BOTTOM										
7 Joe Mauer, L OBP: 0.415, SLG: 0.391	G4-3		K				K			3	0	0	0	1	2	1											
9 Eduardo Núñez, R OBP: 0.416, SLG: 0.506	1B		BB				G3			3	1	1	0	1	1	2											
2 Brian Dozier, R OBP: 0.315, SLG: 0.389	1B		P3				1B			4	1	2	0	0	0	1											
24 Trevor Plouffe, R OBP: 0.290, SLG: 0.500	SF8		BB				HR			3	1	2	3	0	0	0											
22 Miguel Sanó, R OBP: 0.328, SLG: 0.357	K2-3		G5-3				L9			4	0	0	0	0	2	2											
52 ByungHo Park, R OBP: 0.324, SLG: 0.544	K		G6-3				K			4	0	0	0	0	2	1											
31 Oswaldo Arcia, L OBP: 0.342, SLG: 0.433	K		K				K			4	0	0	0	0	3	1											
8 Kurt Suzuki, R OBP: 0.250, SLG: 0.277	F8						P4			4	0	0	0	0	0	0											
39 Danny Santana, S OBP: 0.270, SLG: 0.328	K		K				K			3	0	1	0	0	2	0											
Inning Stats	R: 1 H: 2 E: 0 K: 1 S: 12	H: 0 LOB: 0 BB: 0 P: 13	R: 0 H: 0 E: 0 K: 2 S: 10	H: 0 LOB: 1 BB: 1 P: 17	R: 0 H: 1 E: 0 K: 1 S: 12	H: 1 LOB: 0 BB: 0 P: 18	R: 0 H: 0 E: 0 K: 1 S: 12	H: 0 LOB: 1 BB: 1 P: 19	R: 2 H: 2 E: 0 K: 2 S: 15	H: 2 LOB: 0 BB: 0 P: 22	R: 0 H: 1 E: 0 K: 2 S: 12	H: 1 LOB: 1 BB: 0 P: 17	R: 0 H: 0 E: 0 K: 1 S: 6	H: 0 LOB: 0 BB: 0 P: 9	R: 0 H: 0 E: 0 K: 0 S: 7	H: 0 LOB: 0 BB: 0 P: 9	1B: 4 2B: 1 3B: 0 HR: 1	SF: 1 SAC: 0 DP: 0 HBP: 0	WP: 0 PB: 1 SB: 1 CS: 0	PA: 35							
PITCHER	IP	WLS	BF	H	R	ER	SO	BB	IBB	HBP	BLK	WP	HR	S	P	ERA	WHIP										
39 Kevin Gausman, R ERA: 2.16	6.0		25	5	3	3	9	2	0	0	0	0	0	69	111	4.50	1.167										
35 Brad Brach, R ERA: 1.0	1.0		4	1	0	0	2	0	0	0	0	0	0	12	17	0.00	1.000										
56 Darren O'Day, R ERA: 2.19	1.0	W	3	0	0	0	1	0	0	0	0	0	0	6	9	0.00	0.000										
53 Zack Britton, L ERA: 2.03	1.0	S	3	0	0	0	0	0	0	0	0	0	0	7	9	0.00	0.000										

Baltimore Orioles @ Minnesota Twins
Target Field, Minneapolis, MN
Tue May 10 2016, 7:12 PM - 10:13 PM CDT
Att: 21,586 - Overcast - 57 F

AB 32
R 3
H 6
RBI 3
BB 2
SO 12
LOB 8



Batter	1	2	3	4	5	6	7	8	9	AB	R	H	RBI	BB	SO	LOB	TOP					
3 Ian Kinsler, R OBP: 0.340, SLG: 0.465	G4-3	G6-4-3 BB		G6-3 2B 24 1B		G6-3 41 1B	G6-3			4	2	2	0	1	0	2	<p>Detroit Tigers @ Baltimore Orioles Oriole Park at Camden Yards, Baltimore, MD Thu May 12 2016, 7:07 PM - 10:23 PM EDT Att: 14,918 - Cloudy - 65 F</p> <p>livebaseballscorecards.com</p>					
28 J.D. Martinez, R OBP: 0.308, SLG: 0.395	G6-3 41 1B	G6-4-3		G6-3 2B		K		G6-3 41 G3 BB		3	1	1	0	2	1	5						
24 Miguel Cabrera, R OBP: 0.361, SLG: 0.434	FC4-6 9 41 1B		G5-3	G5-3		G6-3 41 1B		P2		4	0	1	2	1	0	2						
41 Victor Martinez, S OBP: 0.422, SLG: 0.578	G6-3 9 FC4-6 1B		G6-3 8 2B	G6-3 BB		G6-3 41 1B		G3		4	0	3	2	1	0	1						
9 Nick Castellanos, R OBP: 0.389, SLG: 0.612	FC4-6		L6	P4		F8		F7		5	0	0	0	0	0	7						
8 Justin Upton, R OBP: 0.257, SLG: 0.324	G1-3		G6-3 2B			P3		G4-3		5	0	1	0	0	1	2						
33 Steven Moya, L OBP: 0.500, SLG: 0.500			K			K		G1-3		4	0	2	0	0	2	2						
14 Mike Aviles, R OBP: 0.212, SLG: 0.133		G6-3 3 BB 1B	K			FC5-4 1 39 1B		G1-3		1	0	0	0	0	0	0						
39 Jarrod Saltalamacchia, R OBP: 0.302, SLG: 0.571		F8		G4-3 HR		G4-3		G6-3		5	1	2	1	0	0	1						
1 Jose Iglesias, R OBP: 0.306, SLG: 0.294	G6-3 3 BB 1B		G5-3			E6 24 1B		FC5-4		4	1	1	0	0	0	2						
Inning Stats	R: 1 H: 1 E: 0 K: 0 S: 12	H: 1 LOB: 2 BB: 2 P: 25	R: 0 H: 2 E: 0 K: 0 S: 12	H: 2 LOB: 2 BB: 1 P: 21	R: 0 H: 2 E: 0 K: 1 S: 12	H: 2 LOB: 0 BB: 0 P: 14	R: 2 H: 3 E: 0 K: 0 S: 17	H: 3 LOB: 2 BB: 1 P: 26	R: 0 H: 0 E: 0 K: 1 S: 7	H: 0 LOB: 0 BB: 0 P: 14	R: 2 H: 3 E: 1 K: 1 S: 12	H: 3 LOB: 1 BB: 0 P: 18	R: 0 H: 2 E: 0 K: 0 S: 9	H: 2 LOB: 2 BB: 0 P: 12	R: 0 H: 0 E: 0 K: 0 S: 11	H: 0 LOB: 1 BB: 0 P: 19	R: 0 H: 0 E: 0 K: 1 S: 7	H: 0 LOB: 0 BB: 0 P: 13	1B: 10 2B: 2 3B: 0 HR: 1	SF: 0 SAC: 0 DP: 1 HBP: 0	WP: 0 PB: 0 SB: 0 CS: 0	PA: 44
PITCHER	IP WLS BF H R ER SO BB IBB HBP BLK WP HR S P ERA WHIP	5.0 W 9 4 0 0 1 0 0 0 0 0 1 17 25 7.20 2.600	6.1 W 9 4 0 0 1 0 0 0 0 0 0 11 19 0.00 2.000	8.1 H 4 0 0 0 0 1 0 0 0 0 0 7 13 0.00 0.000	9.1 S 3 0 0 0 1 0 0 0 0 0 0 7 13 0.00 0.000	PITCHER										IP WLS BF H R ER SO BB IBB HBP BLK WP HR S P ERA WHIP	1.0 S 3 0 0 0 1 0 0 0 0 0 0 7 13 0.00 0.000					

Batter	1	2	3	4	5	6	7	8	9	AB	R	H	RBI	BB	SO	LOB	BOTTOM			
23 Joey Rickard, R OBP: 0.324, SLG: 0.400	G6-3		G5-3			K		G6-3 13 1B		4	1	1	0	1	1	3	<p>Detroit Tigers @ Baltimore Orioles Oriole Park at Camden Yards, Baltimore, MD Thu May 12 2016, 7:07 PM - 10:23 PM EDT Att: 14,918 - Cloudy - 65 F</p> <p>livebaseballscorecards.com</p>			
13 Manny Machado, R OBP: 0.416, SLG: 0.691	G6-3		L7			G6-3 19 2B		F8		5	2	2	0	0	0	2				
10 Adam Jones, R OBP: 0.294, SLG: 0.355	K		G1-3			K		G5-3		5	1	1	1	0	2	2				
19 Chris Davis, L OBP: 0.354, SLG: 0.516		F8		K		G6-3 24 1B		G5-3 19 1B		4	2	2	2	0	1	0				
45 Mark Trumbo, R OBP: 0.369, SLG: 0.615		G6-3		F9		G6-3 6 1B		F7		3	0	0	0	1	0	2				
24 Pedro Alvarez, L OBP: 0.325, SLG: 0.371		BB				K		L8		3	1	1	1	1	1	2				
6 Jonathan Schoop, R OBP: 0.279, SLG: 0.449		G5-3				P4		G6-3 6 3B		4	0	2	3	0	0	1				
3 Ryan Flaherty, L OBP: 0.300, SLG: 0.229			G3			G3 36 1B		G6-3		4	0	1	0	0	0	3				
36 Caleb Joseph, R OBP: 0.308, SLG: 0.277			G5-3 23			L7		L7		4	0	2	0	0	0	0				
Inning Stats	R: 0 H: 0 E: 0 K: 1 S: 7	H: 0 LOB: 0 BB: 0 P: 9	R: 0 H: 0 E: 0 K: 0 S: 9	H: 0 LOB: 1 BB: 1 P: 18	R: 0 H: 1 E: 0 K: 0 S: 10	H: 1 LOB: 0 BB: 0 P: 17	R: 0 H: 0 E: 0 K: 1 S: 8	H: 0 LOB: 0 BB: 0 P: 14	R: 0 H: 2 E: 0 K: 2 S: 13	H: 2 LOB: 2 BB: 0 P: 19	R: 2 H: 3 E: 0 K: 1 S: 19	H: 3 LOB: 2 BB: 1 P: 30	R: 5 H: 6 E: 0 K: 0 S: 24	H: 6 LOB: 1 BB: 0 P: 36	R: 0 H: 0 E: 0 K: 0 S: 5	H: 0 LOB: 1 BB: 1 P: 10		1B: 10 2B: 1 3B: 1 HR: 0	SF: 0 SAC: 0 DP: 0 HBP: 0	WP: 0 PB: 0 SB: 0 CS: 0
PITCHER	IP WLS BF H R ER SO BB IBB HBP BLK WP HR S P ERA WHIP	5.1 L 23 2 2 2 0 2 0 0 0 0 0 3 4 0.00 0.000	6.1 H 1 0 0 0 0 0 0 0 0 0 0 5 7 0.00 3.000	7.1 H 4 3 3 3 0 0 0 0 0 0 0 11 15 81.00 9.000	7.1 L 5 3 2 2 0 0 0 0 0 0 0 13 21 27.00 4.500	PITCHER										1.0 L 4 0 0 0 0 0 0 0 0 0 5 10 0.00 1.000				



Batter	1	2	3	4	5	6	7	8	9	AB	R	H	RBI	BB	SO	LOB	TOP		
3 Ian Kinsler, R OBP: 0.338, SLG: 0.459										4	0	1	0	0	0	1			
28 J.D. Martinez, R OBP: 0.307, SLG: 0.391										4	0	1	0	0	2	2			
24 Miguel Cabrera, R OBP: 0.358, SLG: 0.424										3	0	0	0	1	1	3			
41 Victor Martinez, S OBP: 0.417, SLG: 0.567										4	0	1	0	0	1	1			
9 Nick Castellanos, R OBP: 0.385, SLG: 0.608										4	0	1	0	0	0	2			
8 Justin Upton, R OBP: 0.250, SLG: 0.314										4	0	0	0	0	3	1			
33 Steven Moya, L OBP: 0.429, SLG: 0.571										3	0	1	0	0	1	1			
34 James McCann, R OBP: 0.186, SLG: 0.103										2	0	0	0	1	0	1			
1 Jose Iglesias, R OBP: 0.307, SLG: 0.295										3	0	1	0	0	0	2			
Inning Stats	R: 0 H: 2 E: 0 K: 0 S: 16	H: 2 LOB: 2 BB: 0 P: 21	R: 0 H: 1 E: 0 K: 1 S: 9	H: 1 LOB: 1 BB: 1 P: 17	R: 0 H: 1 E: 0 K: 2 S: 10	H: 1 LOB: 1 BB: 0 P: 14	R: 0 H: 0 E: 0 K: 2 S: 7	H: 0 LOB: 0 BB: 0 P: 10	R: 0 H: 0 E: 0 K: 0 S: 9	H: 0 LOB: 0 BB: 0 P: 18	R: 0 H: 1 E: 0 K: 2 S: 13	H: 1 LOB: 1 BB: 0 P: 19	R: 0 H: 1 E: 0 K: 1 S: 10	H: 1 LOB: 1 BB: 0 P: 10	R: 0 H: 0 E: 0 K: 0 S: 7	H: 0 LOB: 0 BB: 0 P: 8	1B: 4 2B: 2 3B: 0 HR: 0	SF: 0 SAC: 0 DP: 1 HBP: 0	WP: 0 PA: 33 PB: 0 SB: 0 CS: 0
PITCHER	IP WLS BF H R ER SO BB IBB HBP BLK WP HR S P ERA WHIP	IP WLS BF H R ER SO BB IBB HBP BLK WP HR S P ERA WHIP	IP WLS BF H R ER SO BB IBB HBP BLK WP HR S P ERA WHIP	IP WLS BF H R ER SO BB IBB HBP BLK WP HR S P ERA WHIP	IP WLS BF H R ER SO BB IBB HBP BLK WP HR S P ERA WHIP	IP WLS BF H R ER SO BB IBB HBP BLK WP HR S P ERA WHIP	IP WLS BF H R ER SO BB IBB HBP BLK WP HR S P ERA WHIP	IP WLS BF H R ER SO BB IBB HBP BLK WP HR S P ERA WHIP	IP WLS BF H R ER SO BB IBB HBP BLK WP HR S P ERA WHIP	IP WLS BF H R ER SO BB IBB HBP BLK WP HR S P ERA WHIP	IP WLS BF H R ER SO BB IBB HBP BLK WP HR S P ERA WHIP	IP WLS BF H R ER SO BB IBB HBP BLK WP HR S P ERA WHIP	IP WLS BF H R ER SO BB IBB HBP BLK WP HR S P ERA WHIP	IP WLS BF H R ER SO BB IBB HBP BLK WP HR S P ERA WHIP	IP WLS BF H R ER SO BB IBB HBP BLK WP HR S P ERA WHIP	IP WLS BF H R ER SO BB IBB HBP BLK WP HR S P ERA WHIP	IP WLS BF H R ER SO BB IBB HBP BLK WP HR S P ERA WHIP	IP WLS BF H R ER SO BB IBB HBP BLK WP HR S P ERA WHIP	IP WLS BF H R ER SO BB IBB HBP BLK WP HR S P ERA WHIP
30 Chris Tillman, R ERA: 2.58	7.0	W	27	5	0	0	7	2	0	0	0	0	0	0	0	0	0.00	1.000	
56 Darren O'Day, R ERA: 1.88	1.0	H	4	1	0	0	1	0	0	0	0	0	0	0	0	0	0.00	1.000	
53 Zack Britton, L ERA: 1.76	1.0	S	3	0	0	0	0	0	0	0	0	0	0	0	0	0	0.00	0.000	

Detroit Tigers @ Baltimore Orioles
 Oriole Park at Camden Yards, Baltimore, MD
 Fri May 13 2016, 7:09 PM - 9:46 PM EDT
 Att: 30,488 - Clear - 75 F

AB 31
 R 0
 H 6
 RBI 0
 BB 2
 SO 8
 LOB 14



Batter	1	2	3	4	5	6	7	8	9	AB	R	H	RBI	BB	SO	LOB	BOTTOM		
23 Joey Rickard, R OBP: 0.321, SLG: 0.391										3	0	0	0	0	0	1			
13 Manny Machado, R OBP: 0.405, SLG: 0.671										4	0	0	0	0	2	1			
10 Adam Jones, R OBP: 0.303, SLG: 0.389										3	1	2	1	0	0	0			
19 Chris Davis, L OBP: 0.361, SLG: 0.516										2	0	1	0	1	1	0			
45 Mark Trumbo, R OBP: 0.361, SLG: 0.602										3	0	0	0	0	2	3			
32 Matt Wieters, S OBP: 0.294, SLG: 0.295										3	0	1	0	0	1	1			
24 Pedro Alvarez, L OBP: 0.326, SLG: 0.361										2	0	0	0	1	1	1			
6 Jonathan Schoop, R OBP: 0.272, SLG: 0.438										3	0	0	0	0	0	2			
3 Ryan Flaherty, L OBP: 0.279, SLG: 0.211										3	0	0	0	0	1	1			
Inning Stats	R: 0 H: 1 E: 0 K: 0 S: 11	H: 1 LOB: 2 BB: 1 P: 15	R: 0 H: 0 E: 0 K: 1 S: 11	H: 0 LOB: 0 BB: 0 P: 16	R: 0 H: 0 E: 0 K: 1 S: 6	H: 0 LOB: 0 BB: 0 P: 12	R: 0 H: 1 E: 0 K: 2 S: 10	H: 1 LOB: 1 BB: 0 P: 13	R: 0 H: 0 E: 0 K: 0 S: 11	H: 0 LOB: 1 BB: 1 P: 19	R: 1 H: 1 E: 0 K: 3 S: 10	H: 1 LOB: 0 BB: 0 P: 15	R: 0 H: 1 E: 0 K: 0 S: 9	H: 1 LOB: 0 BB: 0 P: 11	R: 0 H: 0 E: 0 K: 1 S: 7	H: 0 LOB: 0 BB: 0 P: 11	1B: 3 2B: 0 3B: 0 HR: 1	SF: 0 SAC: 0 DP: 1 HBP: 1	WP: 0 PA: 29 PB: 0 SB: 0 CS: 1
PITCHER	IP WLS BF H R ER SO BB IBB HBP BLK WP HR S P ERA WHIP	IP WLS BF H R ER SO BB IBB HBP BLK WP HR S P ERA WHIP	IP WLS BF H R ER SO BB IBB HBP BLK WP HR S P ERA WHIP	IP WLS BF H R ER SO BB IBB HBP BLK WP HR S P ERA WHIP	IP WLS BF H R ER SO BB IBB HBP BLK WP HR S P ERA WHIP	IP WLS BF H R ER SO BB IBB HBP BLK WP HR S P ERA WHIP	IP WLS BF H R ER SO BB IBB HBP BLK WP HR S P ERA WHIP	IP WLS BF H R ER SO BB IBB HBP BLK WP HR S P ERA WHIP	IP WLS BF H R ER SO BB IBB HBP BLK WP HR S P ERA WHIP	IP WLS BF H R ER SO BB IBB HBP BLK WP HR S P ERA WHIP	IP WLS BF H R ER SO BB IBB HBP BLK WP HR S P ERA WHIP	IP WLS BF H R ER SO BB IBB HBP BLK WP HR S P ERA WHIP	IP WLS BF H R ER SO BB IBB HBP BLK WP HR S P ERA WHIP	IP WLS BF H R ER SO BB IBB HBP BLK WP HR S P ERA WHIP	IP WLS BF H R ER SO BB IBB HBP BLK WP HR S P ERA WHIP	IP WLS BF H R ER SO BB IBB HBP BLK WP HR S P ERA WHIP	IP WLS BF H R ER SO BB IBB HBP BLK WP HR S P ERA WHIP	IP WLS BF H R ER SO BB IBB HBP BLK WP HR S P ERA WHIP	IP WLS BF H R ER SO BB IBB HBP BLK WP HR S P ERA WHIP
35 Justin Verlander, R ERA: 4.71	8.0	L	29	4	1	1	8	2	0	0	1	0	0	0	0	0	1.12	0.750	

Detroit Tigers @ Baltimore Orioles
 Oriole Park at Camden Yards, Baltimore, MD
 Fri May 13 2016, 7:09 PM - 9:46 PM EDT
 Att: 30,488 - Clear - 75 F

AB 26
 R 1
 H 4
 RBI 1
 BB 2
 SO 8
 LOB 10



Batter	1	2	3	4	5	6	7	8	9	AB	R	H	RBI	BB	SO	LOB	TOP										
3 Ian Kinsler, R OBP: 0.342, SLG: 0.463	G6-3		28 BB			F9		41 1B		3	1	1	0	1	0	0	Detroit Tigers @ Baltimore Orioles Oriole Park at Camden Yards, Baltimore, MD Sat May 14 2016, 7:08 PM - 9:51 PM EDT Att: 32,174 - Partly Cloudy - 62 F										
28 J.D. Martinez, R OBP: 0.312, SLG: 0.385	K		24 G4-6-3			24 HR		K		2	1	0	0	1	2	1											
24 Miguel Cabrera, R OBP: 0.362, SLG: 0.444			G4-6-3			HR		P3		3	1	1	2	1	0	4											
41 Victor Martinez, S OBP: 0.419, SLG: 0.573	F7					2B		HR		4	0	2	1	0	1	1											
9 Nick Castellanos, R OBP: 0.373, SLG: 0.589		G5-3				F7		G5-3		4	0	0	0	0	1	2											
8 Justin Upton, R OBP: 0.243, SLG: 0.306	K					K		F9		4	0	0	0	0	2	1											
33 Steven Moya, L OBP: 0.273, SLG: 0.364		L9				G6-3		G4-3		4	0	0	0	0	1	0											
34 James McCann, R OBP: 0.191, SLG: 0.116			28 BB 3 BB			G5-3		P6		4	0	1	0	0	1	0											
1 Jose Iglesias, R OBP: 0.299, SLG: 0.287			K			L9		F8		3	0	0	0	0	1	1											
Inning Stats	R: 0 E: 0 K: 1 S: 10	H: 0 LOB: 1 BB: 1 P: 17	R: 0 E: 0 K: 1 S: 5	H: 0 LOB: 0 BB: 0 P: 9	R: 0 E: 0 K: 1 S: 12	H: 1 LOB: 2 BB: 2 P: 25	R: 0 E: 0 K: 2 S: 13	H: 0 LOB: 0 BB: 0 P: 19	R: 0 E: 0 K: 0 S: 6	H: 0 LOB: 0 BB: 0 P: 7	R: 2 E: 0 K: 1 S: 15	H: 2 LOB: 1 BB: 0 P: 21	R: 0 E: 0 K: 0 S: 6	H: 0 LOB: 0 BB: 0 P: 10	R: 1 E: 0 K: 1 S: 12	H: 2 LOB: 1 BB: 0 P: 13		R: 0 E: 0 K: 2 S: 7	H: 0 LOB: 0 BB: 0 P: 9	1B: 2 2B: 2 3B: 0 HR: 1	SF: 0 SAC: 0 DP: 1 HBP: 1	WP: 0 PB: 0 SB: 0 CS: 0	PA: 35				
PITCHER	IP	WLS	BF	H	R	ER	SO	BB	IBB	HBP	BLK	WP	HR	S	P	ERA	WHIP										
59 Mike Wright Jr., R ERA: 5.2	7.0	W	27	3	2	2	6	3	0	1	0	0	1	67	108	2.57	0.857										
35 Brad Brach, R ERA: 1.35	2.0	S	8	2	1	1	3	0	0	0	0	0	0	19	22	4.50	1.000										

Batter	1	2	3	4	5	6	7	8	9	AB	R	H	RBI	BB	SO	LOB	BOTTOM										
23 Joey Rickard, R OBP: 0.317, SLG: 0.383	P4		F9			P5		1B		5	0	1	0	0	0	1	Detroit Tigers @ Baltimore Orioles Oriole Park at Camden Yards, Baltimore, MD Sat May 14 2016, 7:08 PM - 9:51 PM EDT Att: 32,174 - Partly Cloudy - 62 F										
13 Manny Machado, R OBP: 0.392, SLG: 0.645	P5		K			G4-3		G1-3		5	0	0	0	0	2	1											
10 Adam Jones, R OBP: 0.317, SLG: 0.431			P4			45 2B		HR		3	2	2	1	1	0	0											
19 Chris Davis, L OBP: 0.364, SLG: 0.512	K					F9		3 1B		3	1	1	0	1	1	2											
45 Mark Trumbo, R OBP: 0.365, SLG: 0.606		K				L8		32 HR		4	2	2	1	0	1	1											
32 Matt Wieters, S OBP: 0.292, SLG: 0.329		G4-3				G5-4-3		6 HR		4	1	1	2	0	1	3											
24 Pedro Alvarez, L OBP: 0.326, SLG: 0.360						P4		6 HR		3	0	1	0	0	0	0											
3 Ryan Flaherty, L OBP: 0.295, SLG: 0.231						P6		1B		1	1	1	0	0	0	0											
6 Jonathan Schoop, R OBP: 0.287, SLG: 0.492		E4				25 G3-1		HR		3	2	2	5	1	0	1											
25 Hyun Soo Kim, L OBP: 0.467, SLG: 0.444		G1-3				G3-1		G4-3		4	0	0	0	0	0	3											
Inning Stats	R: 0 E: 0 K: 1 S: 11	H: 0 LOB: 1 BB: 1 P: 16	R: 0 E: 1 K: 1 S: 11	H: 1 LOB: 2 BB: 0 P: 16	R: 0 E: 0 K: 1 S: 7	H: 0 LOB: 0 BB: 0 P: 10	R: 0 E: 0 K: 0 S: 6	H: 1 LOB: 0 BB: 0 P: 8	R: 0 E: 0 K: 0 S: 7	H: 0 LOB: 1 BB: 1 P: 13	R: 3 E: 0 K: 1 S: 14	H: 3 LOB: 0 BB: 0 P: 21	R: 1 E: 0 K: 0 S: 10	H: 1 LOB: 0 BB: 0 P: 18	R: 5 E: 0 K: 1 S: 16	H: 5 LOB: 1 BB: 1 P: 27	R: 5 E: 0 K: 1 S: 16	H: 5 LOB: 1 BB: 1 P: 27	1B: 5 2B: 2 3B: 0 HR: 4	SF: 0 SAC: 0 DP: 1 HBP: 0	WP: 0 PB: 0 SB: 0 CS: 0	PA: 38					
PITCHER	IP	WLS	BF	H	R	ER	SO	BB	IBB	HBP	BLK	WP	HR	S	P	ERA	WHIP										
19 Anibal Sanchez, R ERA: 5.91	6.0	L	26	6	4	4	4	2	0	0	1	0	1	14	26	6.00	1.333										
54 Drew VerHagen, R ERA: 6.88	1.0		6	2	3	3	0	1	0	0	0	0	1	14	26	27.00	3.000										
21 Mark Lowe, R ERA: 8.76	0.1		3	2	2	2	1	0	0	0	0	0	1	7	11	54.00	6.000										
53 Warwick Saupold, R ERA:	0.2		3	1	0	0	0	0	0	0	0	0	0	4	6	0.00	1.500										



Batter	1	2	3	4	5	6	7	8	9	AB	R	H	RBI	BB	SO	LOB	TOP																	
3 Ian Kinsler, R OBP: 0.349, SLG: 0.490										4	2	2	1	0	1	0	Detroit Tigers @ Baltimore Orioles Oriole Park at Camden Yards, Baltimore, MD Sun May 15 2016, 1:39 PM - 5:16 PM EDT Att: 37,890 - Partly Cloudy - 54 F																	
28 J.D. Martinez, R OBP: 0.321, SLG: 0.410										4	1	2	1	1	1	1																		
24 Miguel Cabrera, R OBP: 0.363, SLG: 0.464										5	1	2	2	0	0	4																		
41 Victor Martinez, S OBP: 0.411, SLG: 0.555										4	0	0	0	1	0	2																		
9 Nick Castellanos, R OBP: 0.374, SLG: 0.586										4	0	1	0	1	1	2																		
17 Andrew Romine, S OBP: 0.259, SLG: 0.063										0	0	0	0	0	0	0																		
8 Justin Upton, R OBP: 0.255, SLG: 0.318										4	2	2	0	1	1	1																		
33 Steven Moya, L OBP: 0.400, SLG: 0.667										4	0	3	1	0	0	1																		
1 Jose Iglesias, R OBP: 0.297, SLG: 0.284										1	0	0	0	0	0	0																		
34 James McCann, R OBP: 0.192, SLG: 0.125										5	0	1	1	0	2	6																		
14 Mike Aviles, R OBP: 0.194, SLG: 0.121										3	0	0	0	0	1	5																		
39 Jarrod Saltalamacchia, (6,PH) OBP: 0.259, SLG: 0.264										1	0	0	0	0	1	0																		
12 Anthony Gose, L OBP: 0.287, SLG: 0.341										0	0	0	0	0	0	0																		
Inning Stats	R: 1 E: 0 K: 0 S: 7	H: 2 LOB: 1 BB: 0 P: 12	R: 1 E: 0 K: 0 S: 11	H: 2 LOB: 3 BB: 1 P: 24	R: 0 E: 0 K: 0 S: 13	H: 2 LOB: 0 BB: 1 P: 24	R: 1 E: 0 K: 0 S: 12	H: 2 LOB: 0 BB: 0 P: 12	R: 1 E: 0 K: 1 S: 18	H: 2 LOB: 1 BB: 0 P: 26	R: 0 E: 0 K: 1 S: 8	H: 0 LOB: 0 BB: 1 P: 11	R: 0 E: 0 K: 2 S: 12	H: 1 LOB: 2 BB: 1 P: 22	R: 2 E: 0 K: 3 S: 13	H: 2 LOB: 1 BB: 1 P: 25	R: 0 E: 0 K: 1 S: 9	H: 0 LOB: 0 BB: 0 P: 10	1B: 5 2B: 4 3B: 1 HR: 3	SF: 0 SAC: 0 DP: 1 HBP: 1	WP: 0 PB: 0 SB: 0 CS: 0	PA: 44												
PITCHER	IP WLS BF H R ER SO BB IBB HBP BLK WP HR S P ERA WHIP																																	
39 Kevin Gausman, R ERA: 3.0	5.0	27	10	4	4	1	2	0	0	1	0	0	0	0	20	33	7.20	2.400																
60 Mychal Givens, R ERA: 2.25	2.0	8	1	0	0	3	1	0	0	0	0	0	0	2	10	19	0.00	1.000																
56 Darren O'Day, R ERA: 3.0	0.2	5	2	2	2	2	1	0	0	0	0	0	0	2	10	33	27.00	4.500																
37 Dylan Bundy, R ERA: 2.03	1.1	4	0	0	0	2	0	0	0	0	0	0	0	0	12	16	0.00	0.000																

Batter	1	2	3	4	5	6	7	8	9	AB	R	H	RBI	BB	SO	LOB	BOTTOM																	
23 Joey Rickard, R OBP: 0.320, SLG: 0.380										4	1	1	0	1	3	2	Detroit Tigers @ Baltimore Orioles Oriole Park at Camden Yards, Baltimore, MD Sun May 15 2016, 1:39 PM - 5:16 PM EDT Att: 37,890 - Partly Cloudy - 54 F																	
13 Manny Machado, R OBP: 0.387, SLG: 0.653										5	1	1	2	0	1	3																		
10 Adam Jones, R OBP: 0.328, SLG: 0.442											4	1	2	1	1	0																		
19 Chris Davis, L OBP: 0.368, SLG: 0.504										2	1	0	0	2	1	1																		
45 Mark Trumbo, R OBP: 0.362, SLG: 0.593										3	0	0	0	1	1	3																		
6 Jonathan Schoop, R OBP: 0.293, SLG: 0.492											4	0	2	2	0	1																		
24 Pedro Alvarez, L OBP: 0.315, SLG: 0.346										3	0	0	0	0	1	5																		
3 Ryan Flaherty, L OBP: 0.289, SLG: 0.225											1	0	0	0	0	0																		
14 Nolan Reimold, R OBP: 0.389, SLG: 0.580											4	0	1	0	0	3		0																
36 Caleb Joseph, R OBP: 0.291, SLG: 0.260										3	1	0	0	0	1	1																		
32 Matt Wieters, S OBP: 0.289, SLG: 0.325										1	0	0	0	0	0	0																		
Inning Stats	R: 3 E: 0 K: 0 S: 13	H: 3 LOB: 1 BB: 2 P: 27	R: 0 E: 0 K: 3 S: 12	H: 1 LOB: 0 BB: 0 P: 21	R: 0 E: 0 K: 1 S: 10	H: 0 LOB: 0 BB: 0 P: 16	R: 0 E: 0 K: 1 S: 8	H: 0 LOB: 0 BB: 0 P: 12	R: 2 E: 1 K: 3 S: 23	H: 2 LOB: 3 BB: 2 P: 42	R: 0 E: 0 K: 1 S: 8	H: 0 LOB: 1 BB: 1 P: 14	R: 0 E: 0 K: 1 S: 7	H: 1 LOB: 0 BB: 0 P: 13	R: 0 E: 0 K: 1 S: 7	H: 0 LOB: 0 BB: 0 P: 13	R: 0 E: 0 K: 1 S: 10	H: 0 LOB: 0 BB: 0 P: 15	1B: 5 2B: 1 3B: 0 HR: 1	SF: 0 SAC: 0 DP: 1 HBP: 0	WP: 0 PB: 0 SB: 1 CS: 0	PA: 39												
PITCHER	IP WLS BF H R ER SO BB IBB HBP BLK WP HR S P ERA WHIP																																	
32 Michael Fulmer, R ERA: 6.52	4.1	21	5	5	4	6	3	0	0	0	0	0	0	7	13	0.00	0.000																	
53 Warwick Saupold, R ERA: 4.26	2.2	12	2	0	0	4	2	0	0	0	0	0	0	0	10	15	0.00	0.000																
30 Alex Wilson, R ERA: 4.26	1.0	3	0	0	0	1	0	0	0	0	0	0	0	0	10	15	0.00	0.000																
57 Francisco Rodriguez, R ERA: 4.26	1.0	3	0	0	0	1	0	0	0	0	0	0	0	0	10	15	0.00	0.000																



Batter	1	2	3	4	5	6	7	8	9	AB	R	H	RBI	BB	SO	LOB	TOP								
8 Norichika Aoki, L (1.7) OBP: 0.327, SLG: 0.304										5	1	1	0	0	1	1	Seattle Mariners @ Baltimore Orioles Oriole Park at Camden Yards, Baltimore, MD Tue May 17 20:16, 7:08 PM - 9:48 PM EDT Att. 14,477 - Rain - 54 F								
7 Seth Smith, L (1.9) OBP: 0.381, SLG: 0.396										3	3	1	0	2	1	0									
22 Robinson Cano, L (1.4) OBP: 0.347, SLG: 0.591										4	3	3	2	0	0	0									
36 Shawn O'Malley, S (8.4) OBP: 0.250, SLG: 0.250										1	0	0	0	0	1	0									
23 Nelson Cruz, R (1.10) OBP: 0.379, SLG: 0.511										3	2	3	5	1	0	0									
21 Franklin Gutierrez, R (9.04) OBP: 0.305, SLG: 0.286										1	0	0	0	0	0	0									
15 Kyle Seager, L (1.5) OBP: 0.323, SLG: 0.521										4	1	2	3	1	0	1									
26 Adam Lind, L (1.3) OBP: 0.257, SLG: 0.320										4	0	1	0	1	2	2									
33 Chris Iannetta, R (1.2) OBP: 0.339, SLG: 0.367										5	0	0	0	0	1	5									
4 Ketel Marte, S (1.6) OBP: 0.300, SLG: 0.371										4	0	0	0	0	0	1									
12 Leonys Martin, L (1.8) OBP: 0.271, SLG: 0.361										4	0	1	0	0	0	0									
Inning Stats	R: 2 H: 2 E: 0 K: 3 S: 19	H: 2 LOB: 2 BB: 2 P: 34	R: 0 H: 0 E: 0 K: 0 S: 7	H: 0 LOB: 0 BB: 0 P: 10	R: 0 H: 0 E: 0 K: 1 S: 7	H: 0 LOB: 1 BB: 1 P: 14	R: 0 H: 0 E: 0 K: 0 S: 5	H: 0 LOB: 0 BB: 0 P: 10	R: 5 H: 4 E: 0 K: 0 S: 25	H: 4 LOB: 1 BB: 2 P: 42	R: 3 H: 4 E: 0 K: 0 S: 16	H: 4 LOB: 0 BB: 0 P: 23	R: 0 H: 0 E: 0 K: 1 S: 7	H: 0 LOB: 0 BB: 0 P: 10	R: 0 H: 0 E: 0 K: 0 S: 6	H: 0 LOB: 0 BB: 0 P: 7	R: 0 H: 2 E: 0 K: 1 S: 11	H: 2 LOB: 2 BB: 0 P: 15	1B: 8 2B: 2 3B: 0 HR: 2	SF: 0 SAC: 0 DP: 1 HBP: 0	WP: 1 PB: 0 SB: 0 CS: 0	PA: 43			
PITCHER	IP: 4.1 WLS: L BF: 22 ERA: 5.6	H: 5 R: 6 ER: 6 SO: 4	BB: 4 IBB: 0 HBP: 0 BLK: 0	WP: 1 HR: 0 S: 50 P: 90	ERA: 12.46 WHIP: 2.077	IP: 1.2 WLS: 0 BF: 10 ERA: 12.0	H: 5 R: 4 ER: 4 SO: 0	BB: 1 IBB: 0 HBP: 0 BLK: 0	WP: 0 HR: 2 S: 29 P: 43	ERA: 21.60 WHIP: 3.600	IP: 3.0 WLS: 0 BF: 11 ERA: 2.28	H: 2 R: 0 ER: 0 SO: 2	BB: 0 IBB: 0 HBP: 0 BLK: 0	WP: 0 HR: 0 S: 24 P: 32	ERA: 0.00 WHIP: 0.667										
23 Joey Rickard, R (1.9) OBP: 0.318, SLG: 0.371										3	0	0	0	1	0	0	Seattle Mariners @ Baltimore Orioles Oriole Park at Camden Yards, Baltimore, MD Tue May 17 20:16, 7:08 PM - 9:48 PM EDT Att. 14,477 - Rain - 54 F								
13 Manny Machado, R (1.6) OBP: 0.383, SLG: 0.641										3	0	0	0	1	0	1									
3 Ryan Flaherty, L (9.3) OBP: 0.289, SLG: 0.225										0	0	0	0	0	0	0									
10 Adam Jones, R (1.8) OBP: 0.321, SLG: 0.431										3	0	0	0	0	0	2									
25 Hyun Soo Kim, L (9.7) OBP: 0.452, SLG: 0.429										1	0	0	0	0	0	0									
19 Chris Davis, L (1.3) OBP: 0.373, SLG: 0.511										2	0	1	0	1	0	0									
24 Pedro Alvarez, L (9.5) OBP: 0.312, SLG: 0.342										1	0	0	0	0	0	1									
45 Mark Trumbo, R (1.10) OBP: 0.353, SLG: 0.576										4	0	0	0	0	0	5									
32 Matt Wieters, S (1.2) OBP: 0.290, SLG: 0.326										3	0	1	0	0	0	0									
36 Caleb Joseph, R (8.2) OBP: 0.286, SLG: 0.255										1	0	0	0	0	1	1									
6 Jonathan Schoop, R (1.4) OBP: 0.287, SLG: 0.481										3	0	0	0	0	1	1									
14 Nolan Reimold, R (1.7) OBP: 0.368, SLG: 0.547										3	0	0	0	0	1	1									
15 Paul Janish, R (1.5) OBP: 0.308, SLG: 0.481										3	0	0	0	0	0	1									
Inning Stats	R: 0 H: 0 E: 0 K: 0 S: 16	H: 0 LOB: 2 BB: 2 P: 30	R: 0 H: 0 E: 0 K: 0 S: 5	H: 0 LOB: 0 BB: 0 P: 7	R: 0 H: 0 E: 0 K: 0 S: 10	H: 0 LOB: 0 BB: 0 P: 14	R: 0 H: 0 E: 0 K: 0 S: 13	H: 0 LOB: 0 BB: 0 P: 18	R: 0 H: 1 E: 0 K: 1 S: 11	H: 1 LOB: 1 BB: 0 P: 14	R: 0 H: 1 E: 0 K: 0 S: 7	H: 1 LOB: 2 BB: 1 P: 14	R: 0 H: 0 E: 0 K: 1 S: 7	H: 0 LOB: 0 BB: 0 P: 9	R: 0 H: 0 E: 0 K: 0 S: 6	H: 0 LOB: 0 BB: 0 P: 8	R: 0 H: 0 E: 1 K: 1 S: 17	H: 0 LOB: 1 BB: 0 P: 20	1B: 1 2B: 1 3B: 0 HR: 0	SF: 0 SAC: 0 DP: 0 HBP: 0	WP: 1 PB: 0 SB: 0 CS: 0	PA: 33			
PITCHER	IP: 6.0 WLS: W BF: 23 ERA: 4.32	H: 2 R: 0 ER: 0 SO: 1	BB: 3 IBB: 0 HBP: 0 BLK: 0	WP: 1 HR: 0 S: 13 P: 17	ERA: 0.00 WHIP: 0.833	IP: 2.0 WLS: 0 BF: 6 ERA: 1.52	H: 0 R: 0 ER: 0 SO: 1	BB: 0 IBB: 0 HBP: 0 BLK: 0	WP: 0 HR: 0 S: 17 P: 20	ERA: 0.00 WHIP: 0.000	IP: 1.0 WLS: 0 BF: 4 ERA: 1.5	H: 0 R: 0 ER: 0 SO: 1	BB: 0 IBB: 0 HBP: 0 BLK: 0	WP: 0 HR: 0 S: 17 P: 20	ERA: 0.00 WHIP: 0.000										

AB 38
R 10
H 12
RBI 10
BB 5
SO 6
LOB 10



AB 30
R 0
H 2
RBI 0
BB 3
SO 3
LOB 13



Batter	1	2	3	4	5	6	7	8	9	AB	R	H	RBI	BB	SO	LOB	TOP								
23 Joey Rickard, R OBP: 0.317, SLG: 0.386											5	1	2	2	0	1	1								
13 Manny Machado, R OBP: 0.383, SLG: 0.640											4	3	2	1	1	0	2								
10 Adam Jones, R OBP: 0.299, SLG: 0.393											4	0	0	0	1	1	5								
19 Chris Davis, L OBP: 0.363, SLG: 0.500											4	2	1	2	1	2	3								
45 Mark Trumbo, R OBP: 0.355, SLG: 0.599											5	1	1	2	0	1	3								
32 Matt Wieters, S OBP: 0.324, SLG: 0.411											5	1	3	0	0	2									
6 Jonathan Schoop, R OBP: 0.295, SLG: 0.479											5	1	3	0	0	1									
14 Nolan Reimold, R OBP: 0.359, SLG: 0.525											4	0	1	2	0	1	2								
15 Paul Janish, R OBP: 0.167, SLG: 0.091											4	0	1	0	1	0	3								
Inning Stats	R: 2 H: 2 E: 0 K: 1 S: 15	H: 2 LOB: 1 BB: 1 P: 26	R: 0 H: 0 E: 0 K: 1 S: 9	H: 0 LOB: 1 BB: 1 P: 17	R: 2 H: 2 E: 0 K: 0 S: 13	LOB: 2 BB: 1 P: 20	R: 0 H: 0 E: 0 K: 1 S: 8	H: 0 LOB: 0 BB: 0 P: 11	R: 0 H: 1 E: 0 K: 1 S: 10	H: 1 LOB: 1 BB: 0 P: 16	R: 0 H: 2 E: 0 K: 0 S: 7	H: 2 LOB: 1 BB: 0 P: 11	R: 2 H: 1 E: 1 K: 2 S: 17	H: 1 LOB: 0 BB: 0 P: 25	R: 2 H: 4 E: 0 K: 0 S: 21	H: 4 LOB: 2 BB: 0 P: 29	R: 1 H: 2 E: 0 K: 1 S: 13	H: 2 LOB: 2 BB: 1 P: 19	1B: 9 2B: 1 3B: 0 HR: 4	SF: 1 SAC: 0 DP: 1 HBP: 0	WP: 0 PB: 0 SB: 0 CS: 0	PA: 45			
PITCHER	IP	WLS	BF	H	R	ER	SO	BB	IBB	HBP	BLK	WP	HR	S	P	ERA	WHIP								
53 Héctor Santiago, L ERA: 3.93	2.2		14	3	4	4	2	3	0	0	0	0	3	33	56	13.50	2.250								
64 Mike Morin, R ERA: 4.58	2.0		8	2	0	0	2	0	0	0	0	0	0	21	33	0.00	1.000								
68 Cam Bedrosian, R ERA: 0.73	1.1		5	2	0	0	0	0	0	0	0	0	0	8	12	0.00	1.500								
48 Jose Alvarez, L ERA: 3.97	1.0	L	5	1	2	0	2	0	0	0	0	0	1	17	25	0.00	1.000								
60 A.J. Achter, R ERA: 4.79	2.0		13	6	3	3	1	1	0	0	0	0	0	34	48	13.50	3.500								

Baltimore Orioles @ Los Angeles Angels
Angel Stadium of Anaheim, Anaheim, CA
 Fri May 20 2016, 7:08 PM - 10:28 PM PDT
 Att: 40,987 - Partly Cloudy - 65 F

AB	40
R	9
H	14
RBI	9
BB	4
SO	7
LOB	22



Batter	1	2	3	4	5	6	7	8	9	AB	R	H	RBI	BB	SO	LOB	BOTTOM								
6 Yunel Escobar, R OBP: 0.363, SLG: 0.418											3	0	0	0	2	0	3								
56 Kole Calhoun, L OBP: 0.386, SLG: 0.412											5	0	1	0	0	1	2								
27 Mike Trout, R OBP: 0.410, SLG: 0.576											5	1	1	0	0	2									
5 Albert Pujols, R OBP: 0.313, SLG: 0.399											2	1	1	0	2	1	0								
24 C.J. Cron, R OBP: 0.319, SLG: 0.371											4	0	0	0	0	2	5								
12 Johnny Givetta, R OBP: 0.267, SLG: 0.373											4	1	1	1	0	0	0								
39 Rafael Ortega, L OBP: 0.333, SLG: 0.323											4	1	1	0	0	0	2								
58 Carlos Pérez, R OBP: 0.228, SLG: 0.274											3	0	1	2	0	0	0								
8 Gregorio Petit, R OBP: 0.250, SLG: 0.292											4	0	1	1	0	0	1								
Inning Stats	R: 0 H: 1 E: 0 K: 0 S: 6	H: 2 LOB: 2 BB: 1 P: 12	R: 1 H: 2 E: 0 K: 0 S: 12	H: 2 LOB: 0 BB: 0 P: 19	R: 0 H: 0 E: 0 K: 2 S: 10	LOB: 0 BB: 0 P: 17	R: 0 H: 0 E: 0 K: 0 S: 7	H: 0 LOB: 0 BB: 0 P: 8	R: 0 H: 0 E: 0 K: 0 S: 10	H: 0 LOB: 1 BB: 1 P: 17	R: 3 H: 3 E: 1 K: 1 S: 24	H: 3 LOB: 2 BB: 1 P: 39	R: 0 H: 1 E: 0 K: 1 S: 10	H: 1 LOB: 1 BB: 0 P: 15	R: 0 H: 0 E: 0 K: 0 S: 7	H: 0 LOB: 0 BB: 0 P: 9	R: 0 H: 0 E: 0 K: 0 S: 8	H: 0 LOB: 1 BB: 1 P: 15	1B: 4 2B: 3 3B: 0 HR: 0	SF: 1 SAC: 0 DP: 0 HBP: 0	WP: 1 PB: 0 SB: 0 CS: 0	PA: 39			
PITCHER	IP	WLS	BF	H	R	ER	SO	BB	IBB	HBP	BLK	WP	HR	S	P	ERA	WHIP								
59 Mike Wright Jr., R ERA: 4.97	5.1		25	5	4	2	3	3	0	0	0	1	0	58	95	3.38	1.500								
60 Mychal Givens, R ERA: 2.08	1.1	W	6	2	0	0	0	0	0	0	0	0	0	18	29	0.00	1.500								
56 Darren O'Day, R ERA: 2.76	1.1	H	4	0	0	0	1	0	0	0	0	0	0	10	12	0.00	0.000								
35 Brad Brach, R ERA: 1.23	1.0		4	0	0	0	0	1	0	0	0	0	0	8	15	0.00	1.000								

Baltimore Orioles @ Los Angeles Angels
Angel Stadium of Anaheim, Anaheim, CA
 Fri May 20 2016, 7:08 PM - 10:28 PM PDT
 Att: 40,987 - Partly Cloudy - 65 F

AB	34
R	4
H	7
RBI	4
BB	4
SO	4
LOB	15




Batter	1	2	3	4	5	6	7	8	9	AB	R	H	RBI	BB	SO	LOB	TOP				
23 Joey Rickard, R OBP: 0.310, SLG: 0.376 (1, 7)										4	0	0	0	0	2	2					
13 Manny Machado, R OBP: 0.375, SLG: 0.625 (1, 6)										4	0	0	0	0	3	1					
10 Adam Jones, R OBP: 0.298, SLG: 0.388 (1, 8)										4	0	1	0	0	0	0					
19 Chris Davis, L OBP: 0.360, SLG: 0.493 (1, 3)										4	1	1	0	0	2	1					
45 Mark Trumbo, R OBP: 0.353, SLG: 0.588 14 Nolan Reimold, R OBP: 0.359, SLG: 0.525 (9, PR) (9, 7)										3	0	0	0	1	1	1					
32 Matt Wieters, S OBP: 0.330, SLG: 0.455 (1, 2)										0	1	0	0	0	0	0					
24 Pedro Alvarez, L OBP: 0.298, SLG: 0.326 (1, 10)										4	0	0	0	0	2	2					
6 Jonathan Schoop, R OBP: 0.289, SLG: 0.469 (1, 4)										3	0	0	0	0	2	0					
3 Ryan Flaherty, L OBP: 0.308, SLG: 0.239 (1, 5)										3	0	1	0	0	1	1					
Inning Stats	R: 0 E: 0 K: 2 S: 9	H: 0 LOB: 0 BB: 0 P: 11	R: 0 E: 0 K: 1 S: 10	H: 0 LOB: 0 BB: 0 P: 16	R: 0 E: 0 K: 1 S: 6	H: 0 LOB: 0 BB: 0 P: 8	R: 0 E: 0 K: 1 S: 6	H: 1 LOB: 1 BB: 0 P: 14	R: 0 E: 0 K: 3 S: 13	H: 1 LOB: 1 BB: 0 P: 16	R: 0 E: 0 K: 1 S: 12	H: 1 LOB: 1 BB: 0 P: 13	R: 0 E: 0 K: 3 S: 13	H: 0 LOB: 1 BB: 0 P: 20	R: 3 E: 0 K: 0 S: 10	H: 2 LOB: 1 BB: 1 P: 18	1B: 3 2B: 1 HR: 1	SF: 0 SAC: 0 DP: 0 HBP: 0	WP: 0 PB: 1 SB: 0 CS: 0	PA: 34	
PITCHER	IP	WLS	BF	H	R	ER	SO	BB	IBB	HBP	BLK	WP	HR	S	P	ERA	WHIP				
52 Matt Shoemaker, R ERA: 6.81 (1, 1)	7.1		26	3	0	0	12	0	0	0	0	0	0	71	95	0.00	0.409				
59 Fernando Salas, R ERA: 2.11 (8, 1)	0.2	H	2	0	0	0	1	0	0	0	0	0	0	7	11	0.00	0.000				
38 Joe Smith, R ERA: 4.5 (9, 1)	1.0	L	6	2	3	3	0	1	0	0	0	0	1	10	18	27.00	3.000				

Baltimore Orioles @ Los Angeles Angels
Angel Stadium of Anaheim, Anaheim, CA
Sat May 21 2016, 7:09 PM - 10:16 PM PDT
Att. 40,137 - Clear - 65 F

livebaseballscorecards.com

AB	33
R	3
H	5
RBI	3
BB	1
SO	13
LOB	9




Batter	1	2	3	4	5	6	7	8	9	AB	R	H	RBI	BB	SO	LOB	BOTTOM					
6 Yunel Escobar, R OBP: 0.364, SLG: 0.414 (1, 5)										4	0	1	1	1	2	3						
56 Kyle Calhoun, L OBP: 0.387, SLG: 0.408 (1, 9)										4	0	1	0	1	0	2						
27 Mike Trout, R OBP: 0.410, SLG: 0.568 (1, 8)										4	0	1	0	1	1	3						
5 Albert Pujols, R OBP: 0.306, SLG: 0.389 (1, 10)										4	0	0	0	0	0	7						
24 C.J. Cron, R OBP: 0.317, SLG: 0.367 (1, 3)										4	0	1	0	0	0	2						
12 Johnny Givofletta, R OBP: 0.268, SLG: 0.368 23 Brendan Ryan, R (9, 6)										4	0	1	0	0	1	1						
39 Rafael Ortega, L OBP: 0.329, SLG: 0.318 (1, 7)										4	0	1	0	0	2	1						
47 Jett Bandy, R (1, 2)										4	0	0	0	0	1	2						
8 Gregorio Petit, R OBP: 0.357, SLG: 0.407 (9, 4)										3	1	3	0	1	0	0						
Inning Stats	R: 0 E: 0 K: 0 S: 11	H: 1 LOB: 2 BB: 1 P: 22	R: 0 E: 0 K: 2 S: 7	H: 0 LOB: 0 BB: 0 P: 12	R: 0 E: 0 K: 1 S: 18	H: 2 LOB: 2 BB: 0 P: 27	R: 0 E: 0 K: 0 S: 10	H: 1 LOB: 1 BB: 0 P: 15	R: 0 E: 0 K: 2 S: 8	H: 1 LOB: 0 BB: 0 P: 8	R: 0 E: 0 K: 2 S: 11	H: 1 LOB: 1 BB: 0 P: 16	R: 1 E: 0 K: 1 S: 18	H: 2 LOB: 3 BB: 2 P: 29	R: 0 E: 0 K: 0 S: 7	H: 1 LOB: 1 BB: 0 P: 8	R: 0 E: 0 K: 1 S: 8	H: 0 LOB: 1 BB: 1 P: 17	1B: 8 2B: 1 HR: 0	SF: 0 SAC: 0 DP: 1 HBP: 0	WP: 2 PB: 0 SB: 0 CS: 0	PA: 39
PITCHER	IP	WLS	BF	H	R	ER	SO	BB	IBB	HBP	BLK	WP	HR	S	P	ERA	WHIP					
39 Kevin Gausman, R ERA: 2.7 (1, 1)	6.2		28	8	1	1	6	1	0	0	0	0	0	74	112	1.35	1.350					
48 Vance Worley, R ERA: 2.28 (7, 1)	0.0		2	0	0	0	0	2	0	0	0	1	0	6	14	∞	∞					
35 Brad Brach, R ERA: 1.16 (7, 1)	1.1	W	5	1	0	0	0	0	0	0	0	0	0	10	11	0.00	0.750					
53 Zack Britton, L ERA: 1.5 (9, 1)	1.0	S	4	0	0	0	1	1	0	0	0	1	0	8	17	0.00	1.000					

Baltimore Orioles @ Los Angeles Angels
Angel Stadium of Anaheim, Anaheim, CA
Sat May 21 2016, 7:09 PM - 10:16 PM PDT
Att. 40,137 - Clear - 65 F

livebaseballscorecards.com

AB	35
R	1
H	9
RBI	1
BB	4
SO	7
LOB	21



Batter	1	2	3	4	5	6	7	8	9	AB	R	H	RBI	BB	SO	LOB	TOP										
23 Joey Rickard, R OBP: 0.314, SLG: 0.375										3	0	1	0	1	0	0	Baltimore Orioles @ Los Angeles Angels Angel Stadium of Anaheim, Anaheim, CA Sun May 22 2016, 12:42 PM - 3:12 PM PDT Att: 41,280 - Partly Cloudy - 71 F										
13 Manny Machado, R OBP: 0.367, SLG: 0.610										4	0	0	0	0	3	2											
15 Paul Janish, R OBP: 0.167, SLG: 0.091										0	0	0	0	0	0	0											
10 Adam Jones, R OBP: 0.297, SLG: 0.385										4	0	1	0	0	1	2											
19 Chris Davis, L OBP: 0.352, SLG: 0.480										4	0	0	0	0	1	2											
45 Mark Trumbo, R OBP: 0.345, SLG: 0.573										4	0	0	0	0	2	1											
14 Nolan Reimold, R OBP: 0.356, SLG: 0.516										3	1	1	0	0	0	0											
6 Jonathan Schoop, R OBP: 0.297, SLG: 0.493										3	1	2	2	0	0	0											
36 Caleb Joseph, R OBP: 0.256, SLG: 0.228										3	0	0	0	0	0	0											
3 Ryan Flaherty, L OBP: 0.291, SLG: 0.224										3	0	0	0	0	1	0											
Inning Stats	R: 0 H: 0 E: 0 K: 1 S: 15	H: 0 LOB: 1 BB: 1 P: 21	R: 0 H: 1 E: 0 K: 0 S: 8	H: 1 LOB: 0 BB: 0 P: 10	R: 0 H: 0 E: 0 K: 0 S: 6	H: 0 LOB: 0 BB: 0 P: 8	R: 0 H: 1 E: 0 K: 3 S: 11	H: 1 LOB: 1 BB: 0 P: 16	R: 0 H: 0 E: 0 K: 0 S: 13	H: 0 LOB: 0 BB: 0 P: 18	R: 2 H: 2 E: 0 K: 0 S: 13	H: 2 LOB: 0 BB: 0 P: 18	R: 0 H: 0 E: 0 K: 2 S: 10	H: 0 LOB: 0 BB: 0 P: 16	R: 0 H: 0 E: 0 K: 2 S: 10	H: 0 LOB: 0 BB: 0 P: 16	1B: 4 2B: 0 3B: 0 HR: 1	SF: 0 SAC: 0 DP: 0 HBP: 0	WP: 0 PB: 0 SB: 1 CS: 1	PA: 33							
PITCHER	IP	WLS	BF	H	R	ER	SO	BB	IBB	HBP	BLK	WP	HR	S	P	ERA	WHIP										
36 Jered Weaver, R ERA: 5.33	7.0	W	26	5	2	2	6	1	0	0	0	0	1	76	103	2.57	0.857										
68 Cam Bedrosian, R ERA: 0.69	1.0		3	0	0	0	0	0	0	0	0	0	0	7	10	0.00	0.000										
54 Deolis Guerra, R ERA:	1.0		3	0	0	0	2	0	0	0	0	0	0	10	16	0.00	0.000										

Batter	1	2	3	4	5	6	7	8	9	AB	R	H	RBI	BB	SO	LOB	BOTTOM										
6 Yunel Escobar, R OBP: 0.370, SLG: 0.422										4	1	2	0	1	0	0	Baltimore Orioles @ Los Angeles Angels Angel Stadium of Anaheim, Anaheim, CA Sun May 22 2016, 12:42 PM - 3:12 PM PDT Att: 41,280 - Partly Cloudy - 71 F										
56 Kyle Calhoun, L OBP: 0.388, SLG: 0.407										5	1	2	1	0	1	3											
27 Mike Trout, R OBP: 0.411, SLG: 0.564										3	2	1	0	1	1	1											
17 Shane Robinson, R OBP: 0.412, SLG: 0.231										1	0	0	0	0	0	1											
5 Albert Pujols, R OBP: 0.309, SLG: 0.395										5	2	2	1	0	0	2											
12 Johnny Givofletta, R OBP: 0.293, SLG: 0.373										4	1	2	2	0	0	0											
24 C.J. Cron, R OBP: 0.322, SLG: 0.374										3	2	1	1	1	0	2											
39 Rafael Ortega, L OBP: 0.311, SLG: 0.300										4	0	0	0	0	0	5											
58 Carlos Pérez, R OBP: 0.250, SLG: 0.330										4	1	3	5	0	0	1											
8 Gregorio Petit, R OBP: 0.313, SLG: 0.355										4	0	0	0	0	1	4											
Inning Stats	R: 0 H: 1 E: 0 K: 1 S: 11	H: 1 LOB: 1 BB: 0 P: 15	R: 1 H: 1 E: 0 K: 0 S: 8	H: 1 LOB: 1 BB: 1 P: 15	R: 5 H: 5 E: 1 K: 0 S: 12	H: 5 LOB: 1 BB: 1 P: 21	R: 0 H: 0 E: 0 K: 1 S: 8	H: 0 LOB: 0 BB: 0 P: 13	R: 0 H: 1 E: 0 K: 1 S: 14	H: 1 LOB: 2 BB: 1 P: 23	R: 4 H: 4 E: 0 K: 0 S: 17	H: 4 LOB: 0 BB: 0 P: 26	R: 0 H: 1 E: 0 K: 0 S: 8	H: 1 LOB: 1 BB: 0 P: 12	R: 0 H: 0 E: 0 K: 2 S: 10	H: 0 LOB: 0 BB: 0 P: 16	1B: 9 2B: 3 3B: 0 HR: 1	SF: 0 SAC: 0 DP: 1 HBP: 0	WP: 1 PB: 0 SB: 1 CS: 0	PA: 40							
PITCHER	IP	WLS	BF	H	R	ER	SO	BB	IBB	HBP	BLK	WP	HR	S	P	ERA	WHIP										
31 Ubaldo Jiménez, R ERA: 6.04	5.2	L	28	8	6	6	3	3	0	0	0	1	0	56	90	9.53	1.941										
37 Dylan Bundy, R ERA: 4.58	1.1		8	4	4	4	0	0	0	0	0	0	1	20	31	27.00	3.000										
48 Vance Worley, R ERA: 2.19	1.0		4	1	0	0	0	0	0	0	0	0	0	8	12	0.00	1.000										

Batter	1	2	3	4	5	6	7	8	9	10	11	12	13	AB	R	H	RBI	BB	SO	LOB	TOP							
23 Joey Rickard, R OBP: 0.309, SLG: 0.373														6	0	1	0	0	1	3								
13 Manny Machado, R OBP: 0.371, SLG: 0.619														4	1	1	1	2	1	0								
10 Adam Jones, R OBP: 0.292, SLG: 0.376														6	0	1	0	0	2	3								
19 Chris Davis, L OBP: 0.346, SLG: 0.465														5	0	0	0	1	3	4								
45 Mark Trumbo, R OBP: 0.333, SLG: 0.553														6	0	0	0	0	3	2								
32 Matt Wieters, S OBP: 0.335, SLG: 0.462														5	0	2	0	0	2	2								
14 Nolan Reimold, R OBP: 0.358, SLG: 0.516														0	0	0	0	0	0	0								
36 Caleb Joseph, R OBP: 0.294, SLG: 0.224														1	0	0	0	0	1	0								
24 Pedro Alvarez, L OBP: 0.300, SLG: 0.351														5	1	1	1	1	1	3	2							
6 Jonathan Schoop, R OBP: 0.300, SLG: 0.490														5	0	2	0	0	1	2								
3 Ryan Flaherty, L OBP: 0.283, SLG: 0.208														4	0	0	0	1	2	3								
Inning Stats	R: 0 E: 0 K: 0 S: 12	H: 0 LOB: 0 BB: 1 P: 18	R: 0 E: 0 K: 2 S: 16	H: 1 LOB: 3 BB: 29	R: 0 E: 0 K: 1 S: 4	H: 0 LOB: 0 BB: 0 P: 7	R: 0 E: 0 K: 1 S: 6	H: 0 LOB: 0 BB: 0 P: 10	R: 0 E: 0 K: 0 S: 15	H: 1 LOB: 0 BB: 0 P: 22	R: 1 E: 1 K: 1 S: 13	H: 1 LOB: 1 BB: 0 P: 24	R: 0 E: 0 K: 2 S: 11	H: 0 LOB: 0 BB: 0 P: 12	R: 0 E: 0 K: 3 S: 18	H: 2 LOB: 3 BB: 1 P: 27	R: 0 E: 0 K: 2 S: 10	H: 0 LOB: 0 BB: 0 P: 11	R: 0 E: 0 K: 3 S: 18	H: 1 LOB: 2 BB: 0 P: 16	R: 0 E: 0 K: 3 S: 16	H: 1 LOB: 2 BB: 1 P: 24	R: 0 E: 0 K: 3 S: 12	H: 0 LOB: 0 BB: 0 P: 19	1B: 4 2B: 2 3B: 0 HR: 2	SF: 0 SAC: 0 DP: 1 HBP: 0	W/P: 0 PB: 0 SB: 1 CS: 0	PA: 52
PITCHER	IP	WLS	BF	H	R	ER	SO	BB	IBB	HBP	BLK	WP	HR	S	P	ERA	WHIP											
58 Doug Fister, R ERA: 4.12	5.2		23	3	2	2	3	3	0	0	0	0	2	63	106	3.18	1.059											
29 Tony Sipp, L ERA: 3.7	1.1		4	0	0	0	3	0	0	0	0	0	0	14	16	0.00	0.000											
53 Ken Giles, R ERA: 5.89	1.0		4	1	0	0	1	0	0	0	0	0	0	11	11	0.00	1.000											
44 Luke Gregerson, R ERA: 3.48	1.0		6	2	0	0	3	1	0	0	0	0	0	18	27	0.00	3.000											
36 Will Harris, R ERA: 0.44	1.0		3	0	0	0	2	0	0	0	0	0	0	10	13	0.00	0.000											
46 Scott Feldman, R ERA: 3.62	2.0		9	2	0	0	4	0	1	0	0	0	0	27	40	0.00	1.000											
45 Michael Feliz, R ERA: 6.0	1.0	W	3	0	0	0	3	0	0	0	0	0	0	12	19	0.00	0.000											

Baltimore Orioles @ Houston Astros
Minute Maid Park, Houston, TX
Tue May 24 2016, 7:14 PM - 11:26 PM CDT
Att: 24,783 - Roof Closed - 73 F

AB	47
R	2
H	8
RBI	2
BB	5
SO	19
LOB	21



Batter	1	2	3	4	5	6	7	8	9	10	11	12	13	AB	R	H	RBI	BB	SO	LOB	BOTTOM							
4 George Springer, R OBP: 0.364, SLG: 0.464														4	0	3	0	2	0	0								
27 Jose Altuve, R OBP: 0.406, SLG: 0.566														5	0	0	0	1	0	6								
1 Carlos Correa, R OBP: 0.343, SLG: 0.409														6	0	1	1	0	2	2								
28 Colby Rasmus, L OBP: 0.331, SLG: 0.429														3	0	0	0	0	1	1								
6 Jake Marisnick, R OBP: 0.149, SLG: 0.156														2	0	0	0	0	0	0								
11 Evan Gattis, R OBP: 0.300, SLG: 0.418														5	1	1	0	0	1	0								
15 Jason Castro, L OBP: 0.354, SLG: 0.383														4	0	0	0	1	2	0								
8 Colin Moran, L OBP: 0.354, SLG: 0.383														5	0	0	0	0	4	2								
18 Luis Valbuena, L OBP: 0.294, SLG: 0.347														4	1	2	2	0	0	0								
9 Marwin Gonzalez, R OBP: 0.271, SLG: 0.450														1	0	0	0	0	0	0								
16 Tony Kemp, L OBP: 0.333, SLG: 0.462														4	1	1	0	1	1	1								
Inning Stats	R: 0 E: 0 K: 0 S: 6	H: 0 LOB: 0 BB: 0 P: 13	R: 0 E: 0 K: 1 S: 5	H: 0 LOB: 0 BB: 0 P: 7	R: 0 E: 0 K: 1 S: 9	H: 1 LOB: 1 BB: 0 P: 12	R: 2 E: 0 K: 0 S: 15	H: 2 LOB: 2 BB: 3 P: 34	R: 0 E: 0 K: 2 S: 12	H: 0 LOB: 0 BB: 0 P: 18	R: 0 E: 0 K: 1 S: 8	H: 0 LOB: 0 BB: 0 P: 13	R: 0 E: 0 K: 2 S: 9	H: 1 LOB: 1 BB: 0 P: 9	R: 0 E: 0 K: 0 S: 9	H: 0 LOB: 0 BB: 0 P: 15	R: 0 E: 0 K: 2 S: 12	H: 2 LOB: 2 BB: 0 P: 18	R: 0 E: 0 K: 2 S: 9	H: 0 LOB: 0 BB: 0 P: 13	R: 0 E: 0 K: 2 S: 8	H: 0 LOB: 0 BB: 0 P: 13	R: 0 E: 0 K: 2 S: 8	H: 0 LOB: 0 BB: 0 P: 17	1B: 5 2B: 1 3B: 1 HR: 1	SF: 0 SAC: 0 DP: 1 HBP: 0	W/P: 2 PB: 0 SB: 0 CS: 0	PA: 48
PITCHER	IP	WLS	BF	H	R	ER	SO	BB	IBB	HBP	BLK	WP	HR	S	P	ERA	WHIP											
30 Chris Tillman, R ERA: 2.61	7.0		26	3	2	2	5	3	0	0	0	0	1	60	105	2.57	0.857											
56 Darren O'Day, R ERA: 2.6	1.0		4	1	0	0	0	0	0	0	0	0	0	9	9	0.00	1.000											
35 Brad Brach, R ERA: 1.08	1.2		7	2	0	0	2	0	0	0	0	0	0	19	30	0.00	1.200											
60 Mychal Givens, R ERA: 1.83	2.1		7	0	0	0	4	0	0	0	0	0	0	19	29	0.00	0.000											
37 Dylan Bundy, R ERA: 5.09	0.0	L	4	2	1	1	0	0	2	0	0	0	0	6	17	∞	∞											

Baltimore Orioles @ Houston Astros
Minute Maid Park, Houston, TX
Tue May 24 2016, 7:14 PM - 11:26 PM CDT
Att: 24,783 - Roof Closed - 73 F

AB	43
R	3
H	8
RBI	3
BB	5
SO	11
LOB	12



Batter	1	2	3	4	5	6	7	8	9	AB	R	H	RBI	BB	SO	LOB	TOP										
13 Manny Machado, R (1, 6) OBP: 0.377, SLG: 0.620										3	1	1	0	2	2	3	<p>Baltimore Orioles @ Houston Astros Minute Maid Park, Houston, TX Wed May 25 2016, 7:12 PM - 10:08 PM CDT Att: 25,618 - Roof Closed - 73 F</p>										
6 Jonathan Schoop, R (1, 4) OBP: 0.297, SLG: 0.487										5	0	1	1	0	1	6											
10 Adam Jones, R (1, 8) OBP: 0.283, SLG: 0.364										5	0	0	0	0	3	2											
19 Chris Davis, L (1, 3) OBP: 0.353, SLG: 0.472										4	1	2	0	1	2	1											
45 Mark Trumbo, R (1, 10) OBP: 0.336, SLG: 0.543										5	1	1	0	0	3	3											
32 Matt Wieters, S (1, 2) OBP: 0.336, SLG: 0.459										5	0	2	0	0	2	4											
24 Pedro Alvarez, L (1, 5) 3 Ryan Flaherty, L (8, 5) OBP: 0.283, SLG: 0.208										4	0	1	1	0	3	2											
14 Nolan Reimold, R (8, 7) OBP: 0.336, SLG: 0.485										4	0	0	0	0	2	3											
25 Hyun Soo Kim, L (1, 7) 23 Joey Rickard, R (8, 9) OBP: 0.309, SLG: 0.373										3	0	3	0	1	0	0											
Inning Stats	R: 1 H: 2 E: 0 K: 1 S: 15	H: 2 BB: 0 P: 21	R: 0 H: 1 E: 0 K: 2 S: 11	H: 1 LOB: 2 BB: 1 P: 23	R: 0 H: 0 E: 0 K: 2 S: 9	H: 0 LOB: 0 BB: 0 P: 11	R: 0 H: 1 E: 0 K: 2 S: 8	H: 1 LOB: 1 BB: 0 P: 10	R: 0 H: 1 E: 0 K: 2 S: 8	H: 1 LOB: 3 BB: 1 P: 14	R: 2 H: 4 E: 1 K: 2 S: 22	H: 4 LOB: 3 BB: 1 P: 35	R: 0 H: 0 E: 0 K: 3 S: 11	H: 0 LOB: 1 BB: 1 P: 19	R: 0 H: 1 E: 0 K: 2 S: 10	H: 1 LOB: 2 BB: 1 P: 19		R: 0 H: 1 E: 0 K: 2 S: 11	H: 1 LOB: 0 BB: 0 P: 16	1B: 6 2B: 5 3B: 0 HR: 0	SF: 0 SAC: 0 DP: 0 HBP: 0	WP: 1 PB: 0 SB: 1 CS: 0	PA: 42				
PITCHER	IP	WLS	BF	H	R	ER	SO	BB	IBB	HBP	BLK	WP	HR	S	P	ERA	WHIP										
31 Collin McHugh, R (1, 1) ERA: 5.13	5.1		25	8	3	3	10	1	0	0	0	1	0	65	101	5.06	1.688										
37 Pat Neshek, R (6, 1) ERA: 3.77	0.2	W	4	1	0	0	1	0	1	0	0	0	0	8	13	0.00	1.500										
53 Ken Giles, R (7, 1) ERA: 5.99	1.0	H	4	0	0	0	3	1	0	0	0	0	0	11	19	0.00	1.000										
36 Will Harris, R (8, 1) ERA: 0.42	1.0	H	5	1	0	0	2	0	1	0	0	0	0	10	19	0.00	1.000										
44 Luke Gregerson, R (9, 1) ERA: 3.32	1.0	S	4	1	0	0	2	0	0	0	0	0	0	11	16	0.00	1.000										

Batter	1	2	3	4	5	6	7	8	9	AB	R	H	RBI	BB	SO	LOB	BOTTOM										
4 George Springer, R (1, 9) OBP: 0.362, SLG: 0.459										4	0	1	1	0	1	2	<p>Baltimore Orioles @ Houston Astros Minute Maid Park, Houston, TX Wed May 25 2016, 7:12 PM - 10:08 PM CDT Att: 25,618 - Roof Closed - 73 F</p>										
27 Jose Altuve, R (1, 4) OBP: 0.398, SLG: 0.554										4	0	0	0	0	2												
1 Carlos Correa, R (1, 6) OBP: 0.341, SLG: 0.411										4	0	1	0	0	2												
28 Colby Rasmus, L (1, 8) OBP: 0.324, SLG: 0.418										4	1	0	0	0	2	3											
11 Evan Gattis, R (1, 2) OBP: 0.308, SLG: 0.463										4	1	2	2	0	1	0											
13 Tyler White, R (1, 10) OBP: 0.298, SLG: 0.460										4	0	1	0	0	1	1											
18 Luis Valbuena, L (1, 5) OBP: 0.295, SLG: 0.371										3	1	1	1	0	0	1											
9 Marwin Gonzalez, S (1, 3) OBP: 0.273, SLG: 0.404										3	1	1	0	0	2	1											
16 Tony Kemp, L (1, 7) OBP: 0.353, SLG: 0.467										2	0	1	0	0	0	0											
6 Jake Marisnick, R (8, 8) OBP: 0.149, SLG: 0.156										0	0	0	0	0	0	0											
Inning Stats	R: 0 H: 0 E: 2 K: 0 S: 7	H: 0 LOB: 1 BB: 0 P: 11	R: 0 H: 0 E: 0 K: 0 S: 7	H: 0 LOB: 0 BB: 0 P: 11	R: 1 H: 2 E: 0 K: 0 S: 12	H: 2 LOB: 1 BB: 0 P: 20	R: 2 H: 3 E: 2 K: 1 S: 16	H: 3 LOB: 2 BB: 0 P: 24	R: 0 H: 0 E: 0 K: 1 S: 7	H: 0 LOB: 0 BB: 0 P: 11	R: 1 H: 1 E: 0 K: 2 S: 10	H: 1 LOB: 0 BB: 0 P: 13	R: 0 H: 0 E: 0 K: 1 S: 8	H: 0 LOB: 0 BB: 0 P: 10	R: 0 H: 2 E: 0 K: 2 S: 11	H: 2 LOB: 1 BB: 0 P: 17	1B: 4 2B: 2 3B: 0 HR: 2	SF: 0 SAC: 1 DP: 1 HBP: 0	WP: 0 PB: 0 SB: 0 CS: 1	PA: 33							
PITCHER	IP	WLS	BF	H	R	ER	SO	BB	IBB	HBP	BLK	WP	HR	S	P	ERA	WHIP										
63 Tyler Wilson, R (1, 1) ERA: 3.8	6.0	L	26	6	4	3	4	0	0	0	0	0	0	59	90	4.50	1.000										
48 Vance Worley, R (7, 1) ERA: 2.03	2.0		7	2	0	0	3	0	0	0	0	0	0	19	27	0.00	1.000										

AB	38
R	3
H	11
RBI	2
BB	4
SO	18
LOB	24



AB	32
R	4
H	8
RBI	4
BB	0
SO	7
LOB	12



Batter	1	2	3	4	5	6	7	8	9	AB	R	H	RBI	BB	SO	LOB	TOP								
10 Adam Jones, R OBP: 0.291, SLG: 0.370 15 Paul Janish, R OBP: 0.188, SLG: 0.071	F8		G5-3		SF8		25 1B 13 G6-4-3 2B		K	3	1	2	0	0	0	0									
25 Hyun Soo Kim, L OBP: 0.460, SLG: 0.455	G3		G4-3		L4		13 G6-4-3 1B		K	5	0	1	0	0	1	2									
13 Manny Machado, R OBP: 0.399, SLG: 0.635 36 Caleb Joseph, R OBP: 0.235, SLG: 0.206	BB				K		G6-4-3		F9	3	0	1	0	1	1	3									
19 Chris Davis, L OBP: 0.343, SLG: 0.454 14 Nolan Reimold, R OBP: 0.333, SLG: 0.471	K				K		45 1B 1B			4	0	1	0	0	2	2									
45 Mark Trumbo, R OBP: 0.294, SLG: 0.583					K		32 2B 1B			4	1	3	0	0	1	1									
32 Matt Wieters, S OBP: 0.331, SLG: 0.453 3 Ryan Flaherty, L OBP: 0.266, SLG: 0.193	L8				G4-3		2B		K	4	0	1	1	0	1	4									
6 Jonathan Schoop, R OBP: 0.294, SLG: 0.471							24 2B 10 SF8 1B		K	4	1	1	0	0	2	2									
24 Pedro Alvarez, L OBP: 0.294, SLG: 0.350							10 SF8 1B		L8	4	0	1	0	0	0	2									
23 Joey Rickard, R OBP: 0.309, SLG: 0.358							10 2B BB		K	2	1	0	0	2	1	0									
Inning Stats	R: 0 H: 0 K: 1 S: 7	H: 0 LOB: 1 BB: 1 P: 14	R: 0 H: 1 K: 1 S: 11	H: 1 LOB: 1 BB: 0 P: 16	R: 0 H: 0 K: 0 S: 8	H: 0 LOB: 0 BB: 0 P: 12	R: 0 H: 1 K: 2 S: 15	H: 1 LOB: 1 BB: 0 P: 20	R: 1 H: 2 K: 1 S: 17	H: 2 LOB: 2 BB: 1 P: 28	R: 1 H: 2 K: 0 S: 11	H: 2 LOB: 1 BB: 0 P: 17	R: 2 H: 4 K: 1 S: 17	H: 4 LOB: 2 BB: 1 P: 27	R: 0 H: 0 K: 2 S: 10	H: 0 LOB: 0 BB: 0 P: 13	R: 0 H: 0 K: 2 S: 11	H: 0 LOB: 0 BB: 0 P: 16	1B: 4 2B: 6 3B: 0 HR: 0	SF: 1 SAC: 0 DP: 1 HBP: 0	WP: 0 PB: 0 SB: 0 CS: 0	PA: 39			
PITCHER	IP	WLS	BF	H	R	ER	SO	BB	IBB	HBP	BLK	WP	HR	S	P	ERA	WHIP								
31 Danny Salazar, R ERA: 2.39	6.0	W	26	6	2	2	5	2	0	0	0	0	0	69	107	3.00	1.333								
48 Tommy Hunter, R ERA: 3.56	0.2		5	3	2	2	0	1	0	0	0	0	0	10	17	27.00	6.000								
27 Bryan Shaw, R ERA: 5.4	0.1		2	1	0	0	1	0	0	0	0	0	0	7	10	0.00	3.000								
34 Zach McAllister, R ERA: 4.08	1.0		3	0	0	0	2	0	0	0	0	0	0	10	13	0.00	0.000								
49 Austin Adams, R ERA:	1.0		3	0	0	0	2	0	0	0	0	0	0	11	16	0.00	0.000								

Baltimore Orioles @ Cleveland Indians
Progressive Field, Cleveland, OH
Sat May 28 2016, 4:10 PM - 7:49 PM EDT
Att: 21,110 - Partly Cloudy - 86 F

AB 35
R 4
H 10
RBI 3
BB 3
SO 10
LOB 16



Batter	1	2	3	4	5	6	7	8	9	AB	R	H	RBI	BB	SO	LOB	BOTTOM								
41 Carlos Santana, S OBP: 0.345, SLG: 0.438	12 G3 22 BB 26 E 1B	G3	G4-6-3		FC4-6		22 S 1B			5	1	2	1	0	0	2									
22 Jason Kipnis, L OBP: 0.320, SLG: 0.420	12 G3 26 E BB	F8	K		L8		G1-3			4	1	0	0	1	1	1									
12 Francisco Lindor, S OBP: 0.371, SLG: 0.425	G3				G4-3		11 FC4-6 BB		E1 26 F8 11 1B	4	2	1	0	1	0	2									
26 Mike Napoli, R OBP: 0.301, SLG: 0.456	E5 4 S 10 1B 2H 3H		11 BB 4 1B 1B		G4-3		K		F8	5	2	1	2	0	1	2									
11 José Ramírez, S OBP: 0.375, SLG: 0.456	4 S 10 1B BB		4 1B BB		G4-3		FC4-6		4 1B 1B	3	1	1	1	2	0	1									
4 Juan Uribe, R OBP: 0.314, SLG: 0.352	L6				E5 10 1B		1 1B BB		1 FC6-4 1B	4	2	2	1	1	0	2									
10 Yan Gomes, R OBP: 0.344, SLG: 0.378 38 Chris Gimenez, R OBP: 0.290, SLG: 0.483	8 1B 1B		FC6-4		41 FC4-6 1B		F7		K	5	0	2	3	0	1	5									
8 Lonnie Chisenhall, L OBP: 0.344, SLG: 0.373 1 Michael Martínez, S OBP: 0.261, SLG: 0.391	20 S 1B				L7		41 1B 22 E 1B		FC6-4	2	1	2	0	0	0	0									
20 Rajai Davis, R OBP: 0.309, SLG: 0.397	K				F8		K			4	0	1	0	0	2	5									
Inning Stats	R: 4 H: 3 K: 1 S: 16	H: 3 LOB: 2 BB: 2 P: 35	R: 2 H: 3 K: 0 S: 12	H: 3 LOB: 2 BB: 1 P: 19	R: 1 H: 2 K: 1 S: 8	H: 2 LOB: 0 BB: 0 P: 11	R: 0 H: 0 K: 0 S: 8	H: 0 LOB: 0 BB: 0 P: 9	R: 1 H: 1 K: 0 S: 13	H: 1 LOB: 1 BB: 0 P: 16	R: 0 H: 0 K: 1 S: 11	H: 0 LOB: 1 BB: 1 P: 20	R: 2 H: 2 K: 1 S: 14	H: 2 LOB: 1 BB: 1 P: 22	R: 1 H: 2 K: 1 S: 14	H: 2 LOB: 2 BB: 0 P: 22	1B: 12 2B: 1 3B: 0 HR: 0	SF: 0 SAC: 0 DP: 1 HBP: 0	WP: 0 PB: 0 SB: 5 CS: 0	PA: 44					
PITCHER	IP	WLS	BF	H	R	ER	SO	BB	IBB	HBP	BLK	WP	HR	S	P	ERA	WHIP								
31 Ubaldo Jiménez, R ERA: 6.36	1.2	L	14	5	6	3	1	3	0	0	0	0	0	25	50	16.20	4.800								
48 Vance Worley, R ERA: 2.03	4.1		18	4	2	1	2	1	0	0	0	0	0	43	60	2.08	1.154								
60 Mychal Givens, R ERA: 2.11	1.0		6	2	2	1	1	1	0	0	0	0	0	14	22	9.00	3.000								
40 Ashur Tolliver, L ERA:	1.0		6	2	1	0	1	0	0	0	0	0	0	14	22	0.00	2.000								

Baltimore Orioles @ Cleveland Indians
Progressive Field, Cleveland, OH
Sat May 28 2016, 4:10 PM - 7:49 PM EDT
Att: 21,110 - Partly Cloudy - 86 F

AB 39
R 11
H 13
RBI 8
BB 5
SO 5
LOB 23



Batter	1	2	3	4	5	6	7	8	9	AB	R	H	RBI	BB	SO	LOB	TOP					
50 Mookie Betts, R OBP: 0.335, SLG: 0.549										3	2	2	2	2	0	1	Boston Red Sox @ Baltimore Orioles Oriole Park at Camden Yards, Baltimore, MD Wed Jun 01 2016, 7:08 PM - 11:06 PM EDT Att: 20,750 - Clear - 82 F					
15 Dustin Pedroia, R OBP: 0.375, SLG: 0.491										5	0	3	1	0	0	3						
2 Xander Bogaerts, R OBP: 0.397, SLG: 0.509										5	0	1	0	0	2	3						
34 David Ortiz, L OBP: 0.420, SLG: 0.728										4	1	2	1	1	1	3						
38 Rusney Castillo, R OBP: 0.350, SLG: 0.750										0	0	0	0	0	0	0						
13 Hanley Ramirez, R OBP: 0.347, SLG: 0.405										5	0	0	0	0	1	4						
47 Travis Shaw, L OBP: 0.359, SLG: 0.510										5	2	2	0	0	1	0						
23 Blake Swihart, S OBP: 0.333, SLG: 0.340										4	1	0	0	1	1	1						
30 Chris Young, R OBP: 0.372, SLG: 0.565										4	2	3	3	1	0	0						
10 Ryan Hanigan, R OBP: 0.260, SLG: 0.239										5	1	2	2	0	0	1						
Inning Stats	R: 1 E: 0 K: 2 S: 16	H: 2 LOB: 1 BB: 0 P: 23	R: 3 E: 0 K: 0 S: 17	H: 3 LOB: 0 BB: 3 P: 31	R: 3 E: 0 K: 0 S: 29	H: 3 LOB: 3 BB: 3 P: 53	R: 0 E: 0 K: 1 S: 7	H: 1 LOB: 0 BB: 0 P: 10	R: 0 E: 0 K: 0 S: 5	H: 0 LOB: 0 BB: 0 P: 7	R: 1 E: 1 K: 0 S: 10	H: 3 LOB: 1 BB: 0 P: 15	R: 0 E: 0 K: 1 S: 6	H: 0 LOB: 0 BB: 0 P: 7	R: 1 E: 0 K: 1 S: 15	H: 2 LOB: 3 BB: 2 P: 28	R: 0 E: 0 K: 1 S: 10	H: 1 LOB: 1 BB: 0 P: 17	1B: 8 2B: 2 3B: 0 HR: 5	SF: 0 SAC: 0 DP: 1 HBP: 0	WP: 1 PB: 0 SB: 0 CS: 0	PA: 45
PITCHER	IP WLS BF H R ER SO BB IBB HBP BLK WP HR S P ERA WHIP	IP WLS BF H R ER SO BB IBB HBP BLK WP HR S P ERA WHIP	IP WLS BF H R ER SO BB IBB HBP BLK WP HR S P ERA WHIP	IP WLS BF H R ER SO BB IBB HBP BLK WP HR S P ERA WHIP	IP WLS BF H R ER SO BB IBB HBP BLK WP HR S P ERA WHIP	IP WLS BF H R ER SO BB IBB HBP BLK WP HR S P ERA WHIP	IP WLS BF H R ER SO BB IBB HBP BLK WP HR S P ERA WHIP	IP WLS BF H R ER SO BB IBB HBP BLK WP HR S P ERA WHIP	IP WLS BF H R ER SO BB IBB HBP BLK WP HR S P ERA WHIP	IP WLS BF H R ER SO BB IBB HBP BLK WP HR S P ERA WHIP	IP WLS BF H R ER SO BB IBB HBP BLK WP HR S P ERA WHIP	IP WLS BF H R ER SO BB IBB HBP BLK WP HR S P ERA WHIP	IP WLS BF H R ER SO BB IBB HBP BLK WP HR S P ERA WHIP	IP WLS BF H R ER SO BB IBB HBP BLK WP HR S P ERA WHIP	IP WLS BF H R ER SO BB IBB HBP BLK WP HR S P ERA WHIP	IP WLS BF H R ER SO BB IBB HBP BLK WP HR S P ERA WHIP	IP WLS BF H R ER SO BB IBB HBP BLK WP HR S P ERA WHIP					
59 Mike Wright Jr., R ERA: 5.88	2.2	15	7	6	6	2	0	0	0	0	4	42	72	20.25	2.625							
48 Vance Worley, R ERA: 2.41	2.2	14	4	2	2	1	3	0	0	0	0	38	60	6.75	2.625							
35 Brad Brach, R ERA: 0.94	1.2	5	1	0	0	1	0	0	0	1	0	10	14	0.00	0.600							
56 Darren O'Day, R ERA: 3.15	0.2	5	2	1	1	1	1	0	0	0	1	11	20	13.50	4.500							
53 Zack Britton, L ERA: 1.21	1.1	6	1	0	0	1	1	0	0	0	0	14	25	0.00	1.500							

Batter	1	2	3	4	5	6	7	8	9	AB	R	H	RBI	BB	SO	LOB	BOTTOM			
10 Adam Jones, R OBP: 0.293, SLG: 0.365										6	2	2	0	0	1	4	Boston Red Sox @ Baltimore Orioles Oriole Park at Camden Yards, Baltimore, MD Wed Jun 01 2016, 7:08 PM - 11:06 PM EDT Att: 20,750 - Clear - 82 F			
25 Hyun Soo Kim, L OBP: 0.469, SLG: 0.509										5	2	3	0	1	0	1				
14 Nolan Reimold, R OBP: 0.345, SLG: 0.525										0	0	0	0	0	0	0				
13 Manny Machado, R OBP: 0.384, SLG: 0.604										5	0	1	2	0	0	4				
19 Chris Davis, L OBP: 0.344, SLG: 0.435										1	3	0	0	4	0	2				
45 Mark Trumbo, R OBP: 0.339, SLG: 0.557										3	1	1	2	2	0	2				
23 Joey Rickard, R OBP: 0.308, SLG: 0.356										0	1	0	0	0	0	0				
32 Matt Wieters, S OBP: 0.321, SLG: 0.430										3	1	1	3	1	0	1				
24 Pedro Alvarez, L OBP: 0.306, SLG: 0.370										5	1	3	1	0	1	3				
6 Jonathan Schoop, R OBP: 0.289, SLG: 0.460										5	1	2	2	0	1	5				
3 Ryan Flaherty, L OBP: 0.286, SLG: 0.224										4	1	1	2	1	1	4				
Inning Stats	R: 4 E: 0 K: 1 S: 16	H: 4 LOB: 1 BB: 1 P: 31	R: 1 E: 0 K: 0 S: 10	H: 1 LOB: 2 BB: 2 P: 21	R: 3 E: 0 K: 0 S: 13	H: 4 LOB: 2 BB: 1 P: 21	R: 0 E: 0 K: 0 S: 10	H: 0 LOB: 1 BB: 1 P: 17	R: 0 E: 0 K: 1 S: 14	H: 1 LOB: 0 BB: 0 P: 19	R: 2 E: 1 K: 0 S: 10	H: 1 LOB: 2 BB: 2 P: 22	R: 3 E: 0 K: 1 S: 26	H: 3 LOB: 3 BB: 2 P: 41	R: 0 E: 0 K: 1 S: 7	H: 0 LOB: 0 BB: 0 P: 9	1B: 10 2B: 4 3B: 0 HR: 0	SF: 2 SAC: 0 DP: 0 HBP: 0	WP: 1 PB: 0 SB: 0 CS: 0	PA: 48
PITCHER	IP WLS BF H R ER SO BB IBB HBP BLK WP HR S P ERA WHIP	IP WLS BF H R ER SO BB IBB HBP BLK WP HR S P ERA WHIP	IP WLS BF H R ER SO BB IBB HBP BLK WP HR S P ERA WHIP	IP WLS BF H R ER SO BB IBB HBP BLK WP HR S P ERA WHIP	IP WLS BF H R ER SO BB IBB HBP BLK WP HR S P ERA WHIP	IP WLS BF H R ER SO BB IBB HBP BLK WP HR S P ERA WHIP	IP WLS BF H R ER SO BB IBB HBP BLK WP HR S P ERA WHIP	IP WLS BF H R ER SO BB IBB HBP BLK WP HR S P ERA WHIP	IP WLS BF H R ER SO BB IBB HBP BLK WP HR S P ERA WHIP	IP WLS BF H R ER SO BB IBB HBP BLK WP HR S P ERA WHIP	IP WLS BF H R ER SO BB IBB HBP BLK WP HR S P ERA WHIP	IP WLS BF H R ER SO BB IBB HBP BLK WP HR S P ERA WHIP	IP WLS BF H R ER SO BB IBB HBP BLK WP HR S P ERA WHIP	IP WLS BF H R ER SO BB IBB HBP BLK WP HR S P ERA WHIP	IP WLS BF H R ER SO BB IBB HBP BLK WP HR S P ERA WHIP	IP WLS BF H R ER SO BB IBB HBP BLK WP HR S P ERA WHIP				
56 Joe Kelly, R ERA: 8.46	2.1	17	7	7	7	1	3	0	0	0	0	32	59	27.00	4.286					
59 Tommy Layne, L ERA: 4.5	0.2	5	2	1	1	0	1	0	0	0	0	7	14	13.50	4.500					
11 Clay Buchholz, R ERA: 6.34	3.1	18	3	4	3	1	4	0	0	0	0	40	69	8.10	2.100					
68 Matt Barnes, R ERA: 2.81	1.2	8	2	1	1	2	1	0	0	0	1	0	27	39	5.40	1.800				



Batter	1	2	3	4	5	6	7	8	9	AB R H RBI BB SO LOB	TOP																		
50 Mookie Betts, R (1.9) OBP: 0.336, SLG: 0.544	G6-3		K			BB	L9		1B	4 1 1 1 1 1 1	Boston Red Sox @ Baltimore Orioles Oriole Park at Camden Yards, Baltimore, MD Thu Jun 02 2016, 7:09 PM - 10:04 PM EDT Att: 21,534 - Partly Cloudy - 75 F livebaseballscorecards.com																		
15 Dustin Pedroia, R (1.4) OBP: 0.376, SLG: 0.488	G4-3			K		1B			F3	5 1 2 0 0 1 2																			
2 Xander Bogaerts, R (1.6) OBP: 0.397, SLG: 0.507	L6			K		1B			P6	5 1 2 3 0 1 1																			
34 David Ortiz, L (1.10) OBP: 0.415, SLG: 0.730	G4-3			F9		HR			F7	5 1 1 3 0 0 2																			
13 Hanley Ramirez, R (1.3) OBP: 0.350, SLG: 0.407	G5-3					1B			F9	4 0 2 0 0 0 0																			
47 Travis Shaw, L (1.5) OBP: 0.353, SLG: 0.500	G3-1					K			L8	4 0 0 0 0 1 2																			
23 Blake Swihart, S (1.7) OBP: 0.343, SLG: 0.351			F8			G6-3			1B	4 1 2 0 0 0 1																			
30 Chris Young, R (1.8) OBP: 0.366, SLG: 0.548			P6			F9			K	4 0 1 0 0 1 2																			
7 Christian Vázquez, R (1.2) OBP: 0.278, SLG: 0.343						BB			FC9-6	3 2 1 0 1 1 2																			
Inning Stats	R: 0 E: 0 K: 0 S: 10	H: 0 LOB: 0 BB: 0 P: 16	R: 0 E: 0 K: 0 S: 9	H: 0 LOB: 0 BB: 0 P: 13	R: 0 E: 0 K: 1 S: 7	H: 0 LOB: 0 BB: 1 P: 13	R: 0 E: 0 K: 2 S: 10	H: 0 LOB: 0 BB: 0 P: 15	R: 0 E: 0 K: 0 S: 7	H: 1 LOB: 1 BB: 0 P: 12	R: 5 E: 0 K: 2 S: 18	H: 6 LOB: 1 BB: 1 P: 33	R: 0 E: 0 K: 1 S: 7	H: 1 LOB: 1 BB: 0 P: 9	R: 0 E: 0 K: 0 S: 6	H: 0 LOB: 0 BB: 0 P: 12	R: 2 E: 0 K: 0 S: 18	H: 4 LOB: 2 BB: 0 P: 25	1B: 10 2B: 1 3B: 0 HR: 1	SF: 0 SAC: 0 DP: 0 HBP: 0	WP: 0 PA: 40 PB: 0 SB: 0 CS: 1								
PITCHER	IP WLS BF H R ER SO BB IBB HBP BLK WP HR S P ERA WHIP											IP WLS BF H R ER SO BB IBB HBP BLK WP HR S P ERA WHIP																	
31 Ubaldo Jiménez, R (1.1) ERA: 6.59	5.0		23	6	5	5	3	2	0	0	0	0	0	0	1	54	90	9.00	1.600										
60 Mychal Givens, R (6.1) ERA: 2.16	2.0	W	7	2	0	0	3	0	0	0	0	0	0	0	0	14	21	0.00	1.000										
35 Brad Brach, R (8.1) ERA: 0.91	1.0	H	3	0	0	0	0	0	0	0	0	0	0	0	6	12	0.00	0.000											
50 Brian Duensing, L (9.1) ERA: 18.0	1.0		7	4	2	2	0	0	0	0	0	0	0	0	18	25	18.00	4.000											

Batter	1	2	3	4	5	6	7	8	9	AB R H RBI BB SO LOB	BOTTOM																	
10 Adam Jones, R (1.8) OBP: 0.296, SLG: 0.398	K		G4-3			HR			HR	5 2 2 3 0 1 2	Boston Red Sox @ Baltimore Orioles Oriole Park at Camden Yards, Baltimore, MD Thu Jun 02 2016, 7:09 PM - 10:04 PM EDT Att: 21,534 - Partly Cloudy - 75 F livebaseballscorecards.com																	
25 Hyun Soo Kim, L (1.7) OBP: 0.440, SLG: 0.483			F8			P5			P6	5 0 1 0 0 0 2																		
14 Nolan Reimold, R (9.7) OBP: 0.345, SLG: 0.525										0 0 0 0 0 0 0																		
13 Manny Machado, R (1.6) OBP: 0.386, SLG: 0.616			F8			L9			HR	4 1 2 3 0 0 1																		
19 Chris Davis, L (1.3) OBP: 0.338, SLG: 0.426			FC5-6			FC5-6			F9	4 1 0 0 0 0 2																		
45 Mark Trumbo, R (1.9) OBP: 0.342, SLG: 0.585			G5-3			HR			G4-3	4 2 2 3 0 0 0																		
23 Joey Rickard, R (9.9) OBP: 0.308, SLG: 0.356						HR				0 0 0 0 0 0 0																		
24 Pedro Alvarez, L (1.10) OBP: 0.305, SLG: 0.393			G6-3			P5			HR	4 1 1 1 0 1 0																		
6 Jonathan Schoop, R (1.4) OBP: 0.293, SLG: 0.455						G5-3			G6-3	2 1 0 0 1 0 0																		
3 Ryan Flaherty, L (1.5) OBP: 0.296, SLG: 0.229			FC6-4						BB	3 2 1 0 1 1 2																		
27 Francisco Peña, R (1.2) OBP: 0.500, SLG: 1.250			F7			K			HR	4 2 2 2 0 1 1																		
Inning Stats	R: 0 E: 0 K: 1 S: 11	H: 1 LOB: 1 BB: 0 P: 15	R: 0 E: 0 K: 0 S: 9	H: 0 LOB: 0 BB: 0 P: 14	R: 0 E: 0 K: 0 S: 7	H: 0 LOB: 0 BB: 0 P: 9	R: 2 E: 0 K: 0 S: 8	H: 2 LOB: 0 BB: 0 P: 11	R: 2 E: 0 K: 1 S: 12	H: 2 LOB: 0 BB: 0 P: 17	R: 1 E: 0 K: 0 S: 10	H: 1 LOB: 0 BB: 0 P: 15	R: 3 E: 0 K: 0 S: 12	H: 2 LOB: 1 BB: 1 P: 22	R: 4 E: 0 K: 1 S: 15	H: 3 LOB: 1 BB: 1 P: 29	1B: 4 2B: 0 3B: 0 HR: 7	SF: 0 SAC: 0 DP: 0 HBP: 1	WP: 0 PA: 38 PB: 0 SB: 1 CS: 0									
PITCHER	IP WLS BF H R ER SO BB IBB HBP BLK WP HR S P ERA WHIP											IP WLS BF H R ER SO BB IBB HBP BLK WP HR S P ERA WHIP																
22 Rick Porcello, R (1.1) ERA: 4.0	6.0		25	6	5	5	3	0	0	0	0	0	0	0	8	17	27.00	3.000										
28 Robbie Ross Jr., L (7.1) ERA: 3.15	0.2	L	4	1	2	2	0	1	0	0	0	0	0	0	8	17	27.00	3.000										
36 Junichi Tazawa, R (7.1) ERA: 3.43	1.0		6	2	3	3	1	1	0	0	0	0	0	2	12	23	27.00	3.000										
66 Noé Ramirez, R (8.1) ERA: 7.45	0.1		3	2	2	2	0	0	0	0	0	0	0	2	7	11	54.00	6.000										


Batter	1	2	3	4	5	6	7	8	9	AB	R	H	RBI	BB	SO	LOB	TOP			
22 Jacoby Ellsbury, L (1, 8) OBP: 0.340, SLG: 0.418	G3-1			P6			G3			3	0	0	0	1	0	0	New York Yankees @ Baltimore Orioles Oriole Park at Camden Yards, Baltimore, MD Fri Jun 03 2016, 7:09 PM - 10:08 PM EDT Att: 25,220 - Overcast - 74 F			
11 Brett Gardner, L (1, 7) OBP: 0.350, SLG: 0.341	1B			36 HR			13 CS			3	1	2	0	1	1					
36 Carlos Beltrán, S (1, 9) OBP: 0.301, SLG: 0.534	G6-4-3			HR			F9			4	1	1	2	0	0	3				
13 Alex Rodriguez, R (1, 10) OBP: 0.241, SLG: 0.430				HR			CS			4	1	1	1	0	1	1				
25 Mark Teixeira, S (1, 3) OBP: 0.271, SLG: 0.263	G3			E5			G4-3			1	0	0	0	0	0	0				
38 Rob Refsnyder, R (3, 3) OBP: 0.308, SLG: 0.538										3	0	0	0	0	0	0				
14 Starlin Castro, R (1, 4) OBP: 0.284, SLG: 0.405	G5-3			18 1B			G4-3			4	0	1	0	0	0	0				
18 Didi Gregorius, L (1, 6) OBP: 0.292, SLG: 0.376				1B						4	1	2	0	0	1	0				
12 Chase Headley, S (1, 5) OBP: 0.318, SLG: 0.316				1B						4	0	2	1	0	2	2				
17 Ronald Torreyes, R (9, PR) OBP: 0.321, SLG: 0.355				K			27 1B			0	0	0	0	0	0	0				
27 Austin Romine, R (1, 2) OBP: 0.313, SLG: 0.468	F9			HR			G3-4-3			4	1	1	1	0	0	2				
Inning Stats	R: 0 E: 0 K: 0 S: 8	H: 1 LOB: 0 BB: 0 P: 12	R: 0 E: 0 K: 0 S: 5	H: 0 LOB: 0 BB: 0 P: 9	R: 0 E: 0 K: 2 S: 7	H: 0 LOB: 0 BB: 0 P: 10	R: 3 E: 1 K: 1 S: 21	H: 4 LOB: 2 BB: 1 P: 43	R: 1 E: 0 K: 2 S: 11	H: 1 LOB: 1 BB: 1 P: 19	R: 1 E: 0 K: 0 S: 12	H: 2 LOB: 1 BB: 0 P: 21	R: 0 E: 0 K: 0 S: 8	H: 0 LOB: 0 BB: 0 P: 9	R: 0 E: 0 K: 0 S: 5	H: 1 LOB: 1 BB: 0 P: 8	1B: 6 2B: 1 3B: 0 HR: 3	SF: 0 SAC: 0 DP: 2 HBP: 0	WP: 0 PB: 0 SB: 0 CS: 1	PA: 37
PITCHER	IP WLS BF H R ER SO BB IBB HBP BLK WP HR S P ERA WHIP																			
30 Chris Tillman, R (1, 1) ERA: 3.33	5.2	26	8	5	5	5	2	0	0	0	0	0	0	0	3	61	109	7.94	1.765	
66 T.J. McFarland, L (6, 1) ERA: 4.4	1.0	4	1	0	0	0	0	0	0	0	0	0	0	0	11	15	0.00	1.000		
60 Mychal Givens, R (7, 1) ERA: 2.05	1.1	W	3	0	0	0	0	0	0	0	0	0	0	0	11	14	0.00	0.000		
53 Zack Britton, L (9, 1) ERA: 1.16	1.0	S	3	1	0	0	0	0	0	0	0	0	0	5	8	0.00	1.000			

Batter	1	2	3	4	5	6	7	8	9	AB	R	H	RBI	BB	SO	LOB	BOTTOM			
10 Adam Jones, R (1, 8) OBP: 0.295, SLG: 0.395	F9			F8			K			4	1	1	0	0	1	0	New York Yankees @ Baltimore Orioles Oriole Park at Camden Yards, Baltimore, MD Fri Jun 03 2016, 7:09 PM - 10:08 PM EDT Att: 25,220 - Overcast - 74 F			
25 Hyun Soo Kim, L (1, 7) OBP: 0.486, SLG: 0.500	1B			K			13 1B			4	1	3	0	0	1	0				
14 Nolan Reimold, R (9, 7) OBP: 0.345, SLG: 0.525							13 G5-3			0	0	0	0	0	0	0				
13 Manny Machado, R (1, 6) OBP: 0.379, SLG: 0.605	F8			K			G5-3			4	0	0	1	0	1	3				
19 Chris Davis, L (1, 3) OBP: 0.341, SLG: 0.440	G4-3			HR			K			3	2	1	1	1	1	2				
45 Mark Trumbo, R (1, 9) OBP: 0.350, SLG: 0.593				1B			45 1B			4	2	3	0	0	1	1				
23 Joey Rickard, R (8, 9) OBP: 0.308, SLG: 0.356				1B			32 1B			0	0	0	0	0	0	0				
32 Matt Wieters, S (1, 2) OBP: 0.319, SLG: 0.424	G4-3			F7			K			4	0	1	2	0	0	2				
24 Pedro Alvarez, L (1, 10) OBP: 0.303, SLG: 0.388	G6-4-3			K			K			4	0	1	1	0	2	3				
6 Jonathan Schoop, R (1, 4) OBP: 0.292, SLG: 0.456	G6-4-3			L8			P3			4	0	1	1	0	0	1				
3 Ryan Flaherty, L (1, 5) OBP: 0.286, SLG: 0.219	G3			K			P4			3	0	0	0	0	1	2				
Inning Stats	R: 0 E: 0 K: 0 S: 10	H: 1 LOB: 1 BB: 0 P: 13	R: 1 E: 0 K: 0 S: 8	H: 2 LOB: 0 BB: 0 P: 10	R: 0 E: 0 K: 1 S: 6	H: 0 LOB: 0 BB: 0 P: 10	R: 1 E: 0 K: 2 S: 20	H: 2 LOB: 1 BB: 0 P: 28	R: 0 E: 0 K: 2 S: 9	H: 0 LOB: 0 BB: 0 P: 11	R: 3 E: 0 K: 1 S: 14	H: 4 LOB: 2 BB: 1 P: 28	R: 1 E: 0 K: 2 S: 12	H: 2 LOB: 1 BB: 0 P: 19	R: 0 E: 0 K: 0 S: 11	H: 0 LOB: 0 BB: 0 P: 17	1B: 8 2B: 2 3B: 0 HR: 1	SF: 0 SAC: 0 DP: 1 HBP: 0	WP: 0 PB: 0 SB: 0 CS: 0	PA: 35
PITCHER	IP WLS BF H R ER SO BB IBB HBP BLK WP HR S P ERA WHIP																			
30 Nathan Eovaldi, R (1, 1) ERA: 4.09	5.1	24	8	5	5	5	1	0	0	0	0	0	0	0	6	10	0.00	1.500		
39 Kirby Yates, R (6, 1) ERA: 3.86	0.2	B	3	1	0	0	1	0	0	0	0	0	0	0	12	19	9.00	2.000		
68 Dellin Betances, R (7, 1) ERA: 3.04	1.0	L	5	2	1	1	2	0	0	0	0	0	0	0	11	17	0.00	0.000		
50 Richard Bleier, L (8, 1) ERA:	1.0		3	0	0	0	0	0	0	0	0	0	0	0	11	17	0.00	0.000		


Batter	1	2	3	4	5	6	7	8	9	AB	R	H	RBI	BB	SO	LOB	TOP										
22 Jacoby Ellsbury, L (1, 8) OBP: 0.338, SLG: 0.411	G6-3		G4-3	K			K		G4-3	5	1	1	0	0	2	3	New York Yankees @ Baltimore Orioles Oriole Park at Camden Yards, Baltimore, MD Sun Jun 05 2016, 1:39 PM - 6:41 PM EDT Att: 28,807 - Cloudy - 80 F										
11 Brett Gardner, L (1, 7) OBP: 0.385, SLG: 0.364			G4-3						K	4	0	3	0	0	0	1											
36 Carlos Beltrán, S (9, PH) OBP: 0.299, SLG: 0.525	2B								K	1	0	0	0	0	1	0											
13 Alex Rodriguez, R (1, 10) OBP: 0.265, SLG: 0.440										4	0	2	1	0	1	2											
14 Starlin Castro, R (1, 4) OBP: 0.286, SLG: 0.407	P4									4	0	0	0	0	3	5											
34 Brian McCann, L (1, 2) OBP: 0.320, SLG: 0.393		L7								3	0	0	0	1	0	3											
12 Chase Headley, S (1, 5) OBP: 0.294, SLG: 0.325										4	0	2	0	0	0	1											
18 Didi Gregorius, L (1, 6) OBP: 0.321, SLG: 0.374										4	0	2	0	0	0	2											
38 Rob Refsnyder, R (1, 3) OBP: 0.287, SLG: 0.450										3	0	0	0	1	0	4											
26 Chris Parmelee, L (8, 3)	G6-3									0	0	0	0	0	0	0											
31 Aaron Hicks, S (1, 9) OBP: 0.260, SLG: 0.292										4	0	0	0	0	1	4											
Inning Stats	R: 0 E: 0 K: 1 S: 15	H: 1 LOB: 1 BB: 0 P: 21	R: 0 E: 0 K: 0 S: 10	H: 1 LOB: 1 BB: 0 P: 16	R: 1 E: 0 K: 2 S: 11	H: 2 LOB: 1 BB: 0 P: 18	R: 0 E: 1 K: 1 S: 14	H: 0 LOB: 3 BB: 2 P: 25	R: 0 E: 0 K: 1 S: 9	H: 1 LOB: 1 BB: 0 P: 10	R: 0 E: 0 K: 0 S: 11	H: 2 LOB: 1 BB: 0 P: 14	R: 0 E: 0 K: 2 S: 12	H: 2 LOB: 2 BB: 0 P: 18	R: 0 E: 0 K: 0 S: 5	H: 1 LOB: 0 BB: 0 P: 7	R: 0 E: 0 K: 1 S: 10	H: 0 LOB: 0 BB: 0 P: 14	1B: 8 2B: 2 3B: 0 HR: 0	SF: 0 SAC: 0 DP: 2 HBP: 0	WP: 1 PB: 1 SB: 0 CS: 0	PA: 38					
PITCHER	IP WLS BF H R ER SO BB IBB HBP BLK WP HR S P ERA WHIP	6.0 S 27 7 1 1 5 2 0 0 0 1 0 70 104 1.50 1.500	2.0 W 8 3 0 0 2 0 0 0 0 0 17 25 0.00 1.500	1.0 S 3 0 0 0 1 0 0 0 0 0 10 14 0.00 0.000	PITCHER										IP WLS BF H R ER SO BB IBB HBP BLK WP HR S P ERA WHIP												
39 Kevin Gausman, R (1, 1) ERA: 3.52											6.0	S	27	7	1	1	5	2	0	0	0	1	0	70	104	1.50	1.500
66 T.J. McFarland, L (7, 1) ERA: 3.86											2.0	W	8	3	0	0	2	0	0	0	0	0	17	25	0.00	1.500	
53 Zack Britton, L (9, 1) ERA: 1.11											1.0	S	3	0	0	0	1	0	0	0	0	0	10	14	0.00	0.000	

Batter	1	2	3	4	5	6	7	8	9	AB	R	H	RBI	BB	SO	LOB	BOTTOM									
10 Adam Jones, R (1, 8) OBP: 0.290, SLG: 0.397	G6-3		FC6-4							5	0	0	0	0	1	5	New York Yankees @ Baltimore Orioles Oriole Park at Camden Yards, Baltimore, MD Sun Jun 05 2016, 1:39 PM - 6:41 PM EDT Att: 28,807 - Cloudy - 80 F									
23 Joey Rickard, R (1, 9) OBP: 0.307, SLG: 0.354										3	0	1	0	0	1	2										
25 Hyun Soo Kim, L (7, PH) OBP: 0.449, SLG: 0.493	K									1	0	0	0	0	1	1										
13 Manny Machado, R (1, 6) OBP: 0.379, SLG: 0.593	P3									2	0	0	0	2	1	1										
45 Mark Trumbo, R (1, 10) OBP: 0.346, SLG: 0.593										3	1	0	0	1	3	6										
19 Chris Davis, L (1, 3) OBP: 0.338, SLG: 0.430										3	1	1	0	1	1	0										
14 Nolan Reimold, R (1, 7) OBP: 0.348, SLG: 0.506										2	0	0	0	2	2	3										
6 Jonathan Schoop, R (1, 4) OBP: 0.286, SLG: 0.443										4	0	0	0	0	1	5										
27 Francisco Peña, R (1, 2) OBP: 0.625, SLG: 1.000										3	1	2	0	1	1	1										
24 Pedro Alvarez, L (9, 5) OBP: 0.301, SLG: 0.408										0	0	0	0	0	0	0										
15 Paul Janish, R (1, 5) OBP: 0.238, SLG: 0.167										1	0	0	0	0	0	1										
3 Ryan Flaherty, L (7, PH) OBP: 0.307, SLG: 0.237										1	0	1	0	0	0	0										
32 Matt Wieters, S (8, PH) OBP: 0.329, SLG: 0.426										1	0	1	2	0	0	0										
Inning Stats	R: 0 E: 0 K: 1 S: 13	H: 0 LOB: 0 BB: 0 P: 20	R: 0 E: 0 K: 1 S: 9	H: 0 LOB: 1 BB: 1 P: 14	R: 0 E: 0 K: 1 S: 24	H: 1 LOB: 3 BB: 2 P: 37	R: 0 E: 0 K: 1 S: 7	H: 0 LOB: 0 BB: 1 P: 12	R: 0 E: 0 K: 1 S: 10	H: 1 LOB: 3 BB: 1 P: 19	R: 0 E: 0 K: 2 S: 14	H: 0 LOB: 1 BB: 1 P: 22	R: 0 E: 0 K: 2 S: 13	H: 1 LOB: 1 BB: 0 P: 18	R: 3 E: 1 K: 3 S: 18	H: 3 LOB: 1 BB: 1 P: 27	1B: 6 2B: 0 3B: 0 HR: 0	SF: 0 SAC: 0 DP: 1 HBP: 1	WP: 0 PB: 0 SB: 0 CS: 0	PA: 37						
PITCHER	IP WLS BF H R ER SO BB IBB HBP BLK WP HR S P ERA WHIP	5.0 H 3 0 0 0 2 0 0 0 0 0 9 13 0.00 0.000	1.0 L 7 2 2 2 3 1 0 0 0 0 0 20 33 13.50 2.250	0.2 B 4 2 1 0 2 0 0 0 0 0 0 11 0.00 3.000	PITCHER										IP WLS BF H R ER SO BB IBB HBP BLK WP HR S P ERA WHIP											
52 CC Sabathia, L (1, 1) ERA: 2.58											5.0	H	3	0	0	0	2	0	0	0	0	9	13	0.00	0.000	
39 Kirby Yates, R (6, 1) ERA: 3.68											1.0	L	7	2	2	2	3	1	0	0	0	0	20	33	13.50	2.250
68 Dellin Betances, R (7, 1) ERA: 3.54											0.2	B	4	2	1	0	2	0	0	0	0	0	11	0.00	3.000	

AB 36
R 1
H 10
RBI 1
BB 2
SO 8
LOB 25



AB 29
R 3
H 6
RBI 2
BB 7
SO 12
LOB 25



Batter	1	2	3	4	5	6	7	8	9	AB	R	H	RBI	BB	SO	LOB	TOP										
2 Alcides Escobar, R OBP: 0.280, SLG: 0.302	G4-3		G5-3			L9		K		4	0	0	0	0	1	0	Kansas City Royals @ Baltimore Orioles Oriole Park at Camden Yards, Baltimore, MD Mon Jun 06 2016, 7:09 PM - 9:45 PM EDT Att: 14,878 - Partly Cloudy - 83 F livebaseballscorecards.com										
15 Whit Merrifield, R OBP: 0.348, SLG: 0.438	2B		F8			BB		K		3	0	1	0	1	1	0											
6 Lorenzo Cain, R OBP: 0.346, SLG: 0.439	BB				K			K		3	0	0	0	1	3	1											
35 Eric Hosmer, L OBP: 0.373, SLG: 0.523	F5					G4-3				4	0	1	0	0	0	3											
13 Salvador Perez, R OBP: 0.306, SLG: 0.483	L8							K		4	0	0	0	0	1	3											
16 Paulo Orlando, R OBP: 0.359, SLG: 0.438		G6-3								4	1	2	0	0	0	1											
19 Cheslor Cuthbert, R OBP: 0.299, SLG: 0.353 14 Omar Infante, R OBP: 0.279, SLG: 0.321		L9								3	0	1	0	0	1	1											
1 Jarrod Dyson, L OBP: 0.331, SLG: 0.324		G6-3								3	0	0	0	0	0	2											
9 Drew Butera, R OBP: 0.340, SLG: 0.535			G6-3							3	0	0	0	0	0	1											
Inning Stats	R: 0 E: 0 K: 0 S: 10	H: 1 LOB: 2 BB: 1 P: 16	R: 0 E: 0 K: 0 S: 5	H: 1 LOB: 0 BB: 0 P: 11	R: 0 E: 0 K: 0 S: 7	H: 0 LOB: 0 BB: 0 P: 11	R: 0 E: 0 K: 1 S: 9	H: 1 LOB: 1 BB: 0 P: 15	R: 0 E: 0 K: 1 S: 8	H: 0 LOB: 0 BB: 0 P: 11	R: 0 E: 0 K: 1 S: 12	H: 0 LOB: 1 BB: 1 P: 19	R: 1 E: 1 K: 1 S: 9	H: 2 LOB: 1 BB: 0 P: 12	R: 0 E: 0 K: 3 S: 15	H: 0 LOB: 0 BB: 0 P: 22	R: 0 E: 0 K: 0 S: 6	H: 0 LOB: 0 BB: 0 P: 8	1B: 4 2B: 1 3B: 0 HR: 0	SF: 0 SAC: 0 DP: 1 HBP: 0	WP: 0 PB: 0 SB: 0 CS: 0	PA: 33					
PITCHER	IP	WLS	BF	H	R	ER	SO	BB	IBB	HBP	BLK	WP	HR	S	P	ERA	WHIP										
59 Mike Wright Jr., R ERA: 5.14	7.0	W	27	5	1	0	4	2	0	0	0	0	0	60	95	0.00	1.000										
35 Brad Brach, R ERA: 0.99	1.0	H	3	0	0	0	3	0	0	0	0	0	0	15	22	0.00	0.000										
53 Zack Britton, L ERA: 1.07	1.0	S	3	0	0	0	0	0	0	0	0	0	0	6	8	0.00	0.000										

Batter	1	2	3	4	5	6	7	8	9	AB	R	H	RBI	BB	SO	LOB	BOTTOM										
10 Adam Jones, R OBP: 0.291, SLG: 0.401	K		SH1-3			F9				3	0	1	1	0	1	0	Kansas City Royals @ Baltimore Orioles Oriole Park at Camden Yards, Baltimore, MD Mon Jun 06 2016, 7:09 PM - 9:45 PM EDT Att: 14,878 - Partly Cloudy - 83 F livebaseballscorecards.com										
23 Joey Rickard, R OBP: 0.300, SLG: 0.346	F8		K			G4-3		K		4	0	0	0	0	2	2											
13 Manny Machado, R OBP: 0.377, SLG: 0.600	K		K			K		HR		4	1	1	1	0	3	2											
45 Mark Trumbo, R OBP: 0.349, SLG: 0.605		F8						G4-3		4	1	2	1	0	0	0											
19 Chris Davis, L OBP: 0.340, SLG: 0.426										2	0	0	0	1	2	1											
32 Matt Wieters, S OBP: 0.327, SLG: 0.443		HBP								4	1	1	1	0	0	3											
14 Nolan Reimold, R OBP: 0.337, SLG: 0.488										3	1	0	0	0	1	1											
6 Jonathan Schoop, R OBP: 0.291, SLG: 0.443										2	0	1	0	1	1	0											
15 Paul Janish, R OBP: 0.261, SLG: 0.200 3 Ryan Flaherty, L OBP: 0.303, SLG: 0.234										2	0	1	0	0	0	0											
Inning Stats	R: 0 E: 0 K: 2 S: 7	H: 0 LOB: 0 BB: 0 P: 9	R: 0 E: 0 K: 1 S: 8	H: 0 LOB: 1 BB: 0 P: 11	R: 0 E: 0 K: 2 S: 11	H: 2 LOB: 2 BB: 0 P: 14	R: 0 E: 0 K: 1 S: 9	H: 1 LOB: 0 BB: 0 P: 12	R: 0 E: 0 K: 1 S: 8	H: 0 LOB: 0 BB: 0 P: 11	R: 3 E: 1 K: 2 S: 18	H: 3 LOB: 2 BB: 1 P: 27	R: 1 E: 0 K: 1 S: 12	H: 1 LOB: 1 BB: 1 P: 16	1B: 3 2B: 1 3B: 0 HR: 3	SF: 0 SAC: 1 DP: 1 HBP: 1	WP: 0 PB: 0 SB: 0 CS: 0	PA: 33									
PITCHER	IP	WLS	BF	H	R	ER	SO	BB	IBB	HBP	BLK	WP	HR	S	P	ERA	WHIP										
41 Danny Duffy, L ERA: 3.35	6.1	L	24	5	2	2	9	0	0	0	0	0	0	61	80	2.84	0.789										
44 Luke Hochevar, R ERA: 2.14	0.2		4	1	1	0	1	1	0	0	0	0	0	9	15	0.00	3.000										
40 Kelvin Herrera, R ERA: 1.61	1.0		5	1	1	1	1	1	0	0	0	0	1	12	16	9.00	2.000										

Batter	1	2	3	4	5	6	7	8	9	AB	R	H	RBI	BB	SO	LOB	TOP										
2 Alcides Escobar, R OBP: 0.275, SLG: 0.296	G4-3	G5-3		L3		F7		G5-3		5	0	0	0	0	0	6	Kansas City Royals @ Baltimore Orioles Oriole Park at Camden Yards, Baltimore, MD Tue Jun 07 2016, 7:08 PM - 9:52 PM EDT Att: 28,110 - Partly Cloudy - 80 F livebaseballscorecards.com										
15 Whit Merrifield, R OBP: 0.338, SLG: 0.420	G6-3			K		K		F9		5	0	1	0	0	2	4											
6 Lorenzo Cain, R OBP: 0.345, SLG: 0.435 1 Jarrod Dyson, L OBP: 0.336, SLG: 0.330				P2		L8				4	0	1	0	0	1	5											
35 Eric Hosmer, L OBP: 0.379, SLG: 0.523 9 Drew Butera, R OBP: 0.333, SLG: 0.523										1	0	1	0	0	0	0											
13 Salvador Perez, R OBP: 0.284, SLG: 0.472 7 Tony Cruz, R										2	0	1	0	2	1	0											
25 Kendrys Morales, S OBP: 0.271, SLG: 0.335										1	0	0	0	0	0	1											
16 Paulo Orlando, R OBP: 0.355, SLG: 0.431										2	0	1	0	2	1	0											
19 Cheslor Cuthbert, R OBP: 0.284, SLG: 0.354										3	1	3	0	1	0	0											
34 Rey Fuentes, L OBP: 0.389, SLG: 0.364										4	0	1	0	0	0	4											
Inning Stats	R: 0 E: 0 K: 1 S: 15	H: 1 LOB: 2 BB: 1 P: 23	R: 0 E: 1 K: 1 S: 11	H: 1 LOB: 2 BB: 0 P: 15	R: 0 E: 0 K: 0 S: 4	H: 1 LOB: 1 BB: 1 P: 9	R: 1 E: 0 K: 1 S: 18	H: 3 LOB: 3 BB: 1 P: 28	R: 0 E: 0 K: 2 S: 16	H: 2 LOB: 2 BB: 0 P: 26	R: 0 E: 0 K: 2 S: 10	H: 1 LOB: 1 BB: 0 P: 15	R: 0 E: 0 K: 2 S: 9	H: 0 LOB: 1 BB: 1 P: 14	R: 0 E: 0 K: 0 S: 9	H: 0 LOB: 1 BB: 0 P: 15		R: 0 E: 0 K: 0 S: 9	H: 1 LOB: 1 BB: 0 P: 13	1B: 8 2B: 2 3B: 0 HR: 0	SF: 0 SAC: 0 DP: 0 HBP: 0	WP: 0 PB: 0 SB: 1 CS: 1	PA: 41				
PITCHER	IP	WLS	BF	H	R	ER	SO	BB	IBB	HBP	BLK	WP	HR	S	P	ERA	WHIP										
31 Ubaldo Jiménez, R ERA: 6.21	5.0	W	27	9	1	1	4	3	0	0	0	0	0	67	106	1.80	2.400										
60 Mychal Givens, R ERA: 1.91	2.0		7	0	0	0	4	1	0	0	0	0	0	16	24	0.00	0.500										
48 Vance Worley, R ERA: 2.48	2.0		7	1	0	0	0	0	0	0	0	0	0	18	28	0.00	0.500										

Batter	1	2	3	4	5	6	7	8	9	AB	R	H	RBI	BB	SO	LOB	BOTTOM										
10 Adam Jones, R OBP: 0.295, SLG: 0.417 23 Joey Rickard, R OBP: 0.299, SLG: 0.344										4	2	2	1	0	0	0	Kansas City Royals @ Baltimore Orioles Oriole Park at Camden Yards, Baltimore, MD Tue Jun 07 2016, 7:08 PM - 9:52 PM EDT Att: 28,110 - Partly Cloudy - 80 F livebaseballscorecards.com										
25 Hyun Soo Kim, L OBP: 0.446, SLG: 0.486										5	1	2	0	0	0	1											
13 Manny Machado, R OBP: 0.380, SLG: 0.604 15 Paul Janish, R OBP: 0.250, SLG: 0.190										2	1	1	1	0	0	1											
45 Mark Trumbo, R OBP: 0.351, SLG: 0.621 14 Nolan Reimold, R OBP: 0.337, SLG: 0.488										4	2	2	4	0	0	1											
19 Chris Davis, L OBP: 0.339, SLG: 0.437										4	1	1	1	0	1	1											
6 Jonathan Schoop, R OBP: 0.290, SLG: 0.440										4	0	1	1	0	1	1											
24 Pedro Alvarez, L OBP: 0.300, SLG: 0.398										3	0	0	0	1	2	1											
27 Francisco Peña, R OBP: 0.500, SLG: 0.727										4	0	1	0	0	2	1											
3 Ryan Flaherty, L OBP: 0.312, SLG: 0.275										3	1	1	1	1	0	2											
Inning Stats	R: 4 E: 0 K: 1 S: 12	H: 5 LOB: 1 BB: 0 P: 16	R: 1 E: 0 K: 0 S: 12	H: 2 LOB: 1 BB: 0 P: 20	R: 0 E: 0 K: 2 S: 9	H: 0 LOB: 0 BB: 0 P: 12	R: 0 E: 0 K: 0 S: 6	H: 0 LOB: 0 BB: 0 P: 9	R: 3 E: 0 K: 0 S: 12	H: 3 LOB: 2 BB: 1 P: 21	R: 1 E: 0 K: 0 S: 8	H: 1 LOB: 0 BB: 0 P: 12	R: 0 E: 0 K: 2 S: 9	H: 0 LOB: 0 BB: 0 P: 13	R: 0 E: 0 K: 1 S: 10	H: 0 LOB: 1 BB: 1 P: 15		1B: 5 2B: 2 3B: 0 HR: 4	SF: 0 SAC: 0 DP: 0 HBP: 1	WP: 0 PB: 0 SB: 0 CS: 0	PA: 38						
PITCHER	IP	WLS	BF	H	R	ER	SO	BB	IBB	HBP	BLK	WP	HR	S	P	ERA	WHIP										
30 Yordano Ventura, R ERA: 5.32	4.1	L	21	7	6	6	3	0	0	0	0	0	0	40	59	12.46	1.615										
67 Chien-Ming Wang, R ERA: 3.09	1.2		10	4	3	3	0	1	0	0	0	0	3	19	31	16.20	3.000										
47 Peter Moylan, R ERA: 1.54	2.0		7	0	0	0	3	1	0	0	0	0	0	19	28	0.00	0.500										

Batter	1	2	3	4	5	6	7	8	9	10	AB	R	H	RBI	BB	SO	LOB	TOP		
10 Adam Jones, R OBP: 0.286, SLG: 0.399	F8			G6-3	F8		G4-3			L5	5	0	0	0	0	0	2			
25 Hyun Soo Kim, L OBP: 0.423, SLG: 0.453	F8			19 BB	K		G4-3			G4-3	4	0	0	0	1	1	2			
13 Manny Machado, R OBP: 0.372, SLG: 0.583	K			F7		19 HR				G6-3	4	1	0	0	1	1	1			
19 Chris Davis, L OBP: 0.343, SLG: 0.467	K					BB				G4-3	3	1	1	2	1	1	0			
45 Mark Trumbo, R OBP: 0.353, SLG: 0.602	G5-3			BB	K		P2				3	0	0	0	1	1	2			
32 Matt Wieters, S OBP: 0.315, SLG: 0.413	G4-3										3	0	0	0	1	0	1			
6 Jonathan Schoop, R OBP: 0.294, SLG: 0.449				P3		HR				G4-3	4	1	1	1	0	1	1			
14 Nolan Reimold, R OBP: 0.353, SLG: 0.495				K			K			K	4	0	1	0	0	3	1			
3 Ryan Flaherty, L OBP: 0.308, SLG: 0.278				K						K	4	0	1	0	0	2	0			
Inning Stats	R: 0 E: 0 K: 1 S: 8	H: 0 LOB: 0 BB: 0 P: 12	R: 0 E: 0 K: 1 S: 6	H: 0 LOB: 0 BB: 0 P: 9	R: 0 E: 0 K: 2 S: 8	H: 0 LOB: 2 BB: 2 P: 19	R: 1 E: 0 K: 1 S: 20	H: 3 LOB: 2 BB: 0 P: 28	R: 2 E: 0 K: 2 S: 14	H: 1 LOB: 1 BB: 2 P: 29	R: 0 E: 0 K: 0 S: 9	H: 0 LOB: 0 BB: 0 P: 13	R: 0 E: 0 K: 2 S: 10	H: 0 LOB: 0 BB: 0 P: 13	R: 0 E: 0 K: 0 S: 5	H: 0 LOB: 0 BB: 0 P: 6	1B: 2 2B: 0 3B: 0 HR: 2	SF: 0 SAC: 0 DP: 0 HBP: 0	WP: 0 PB: 0 SB: 0 CS: 0	PA: 39
PITCHER	IP WLS BF H R ER SO BB IBB HBP BLK WP HR S P ERA WHIP	25 Marco Estrada, R ERA: 2.57	30 Jesse Chavez, R ERA: 2.7	54 Roberto Osuna, R ERA: 1.84	45 Drew Storen, R ERA: 6.33															

Baltimore Orioles @ Toronto Blue Jays
Rogers Centre, Toronto, ON
Fri Jun 10 2016, 7:08 PM - 10:02 PM EDT
Att. 44,439 - Partly Cloudy - 72 F

AB 34
R 3
H 4
RBI 3
BB 5
SO 10
LOB 10



Batter	1	2	3	4	5	6	7	8	9	10	AB	R	H	RBI	BB	SO	LOB	BOTTOM		
3 Ezequiel Carrera, L OBP: 0.378, SLG: 0.420	20 HR			K			SH1-3			G3-1-3	4	1	1	0	0	1	1			
20 Josh Donaldson, R OBP: 0.364, SLG: 0.515	10 HR			G4-3			P2			K	5	0	1	1	0	2	2			
10 Edwin Encarnación, R OBP: 0.310, SLG: 0.450	1B			G4-3			F9			L8	5	1	1	1	0	1	3			
21 Michael Saunders, L OBP: 0.372, SLG: 0.537	K					HR				G4-3	4	1	1	1	0	2	1			
14 Justin Smoak, S OBP: 0.362, SLG: 0.425	P6			55 SH5-3			55 HR			K	3	1	1	0	1	1	1			
55 Russell Martin, R OBP: 0.280, SLG: 0.286	11 HR			SH5-3			11 HR			11 HR	1	0	1	1	2	0	0			
11 Kevin Pillar, R OBP: 0.282, SLG: 0.373	18 HR			F8			G6-3			1B	4	0	2	0	0	0	2			
29 Devon Travis, R OBP: 0.193, SLG: 0.241	F6			F9			L9			G4-3	4	0	0	0	0	0	6			
18 Darwin Barney, R OBP: 0.360, SLG: 0.436	G6-4-3			3 HR			SH1-3			G5-3	4	0	2	0	0	0	2			
Inning Stats	R: 1 E: 1 K: 2 S: 13	H: 2 LOB: 1 BB: 0 P: 19	R: 0 E: 0 K: 0 S: 10	H: 1 LOB: 1 BB: 1 P: 20	R: 0 E: 0 K: 1 S: 8	H: 0 LOB: 0 BB: 0 P: 13	R: 1 E: 0 K: 0 S: 9	H: 1 LOB: 1 BB: 1 P: 14	R: 0 E: 0 K: 0 S: 13	H: 2 LOB: 1 BB: 0 P: 16	R: 1 E: 0 K: 1 S: 16	H: 1 LOB: 1 BB: 0 P: 13	R: 0 E: 0 K: 1 S: 7	H: 1 LOB: 2 BB: 1 P: 29	R: 0 E: 0 K: 1 S: 7	H: 0 LOB: 0 BB: 0 P: 8	1B: 7 2B: 1 3B: 0 HR: 2	SF: 0 SAC: 2 DP: 1 HBP: 0	WP: 0 PB: 0 SB: 1 CS: 0	PA: 39
PITCHER	IP WLS BF H R ER SO BB IBB HBP BLK WP HR S P ERA WHIP	39 Kevin Gausman, R ERA: 3.45	60 Mychal Givens, R ERA: 1.8	35 Brad Brach, R ERA: 1.08																

Baltimore Orioles @ Toronto Blue Jays
Rogers Centre, Toronto, ON
Fri Jun 10 2016, 7:08 PM - 10:02 PM EDT
Att. 44,439 - Partly Cloudy - 72 F

AB 34
R 4
H 10
RBI 4
BB 3
SO 7
LOB 18



Batter	1	2	3	4	5	6	7	8	9	AB	R	H	RBI	BB	SO	LOB	TOP				
10 Adam Jones, R OBP: 0.290, SLG: 0.423										4	2	2	3	1	1	2					
25 Hyun Soo Kim, L OBP: 0.417, SLG: 0.433										4	0	0	0	1	2	1					
13 Manny Machado, R OBP: 0.376, SLG: 0.600										5	2	2	0	0	2	2					
19 Chris Davis, L OBP: 0.301, SLG: 0.498										4	1	1	2	1	2	1					
45 Mark Trumbo, R OBP: 0.337, SLG: 0.584										5	0	0	0	0	1	2					
32 Matt Wieters, S OBP: 0.317, SLG: 0.429										4	1	1	1	1	2	0					
23 Joey Rickard, R OBP: 0.306, SLG: 0.366										3	2	2	2	1	1	0					
24 Pedro Alvarez, L OBP: 0.314, SLG: 0.448										5	0	3	0	0	2	2					
6 Jonathan Schoop, R OBP: 0.300, SLG: 0.455										4	1	2	1	0	2	3					
3 Ryan Flaherty, L OBP: 0.315, SLG: 0.287										4	1	2	1	0	2	3					
Inning Stats	R: 0 E: 0 K: 2 S: 13	H: 0 LOB: 1 BB: 1 P: 22	R: 1 E: 0 K: 1 S: 17	H: 3 LOB: 2 BB: 0 P: 24	R: 0 E: 0 K: 1 S: 6	H: 0 LOB: 0 BB: 1 P: 14	R: 1 E: 0 K: 1 S: 11	H: 2 LOB: 1 BB: 0 P: 14	R: 4 E: 0 K: 2 S: 19	H: 5 LOB: 2 BB: 1 P: 32	R: 0 E: 0 K: 3 S: 16	H: 0 LOB: 0 BB: 0 P: 22	R: 0 E: 0 K: 1 S: 7	H: 0 LOB: 0 BB: 0 P: 9	R: 2 E: 0 K: 2 S: 16	H: 2 LOB: 0 BB: 0 P: 24	R: 1 E: 0 K: 2 S: 14	H: 1 LOB: 2 BB: 2 P: 28	1B: 7 2B: 1 3B: 0 HR: 5	SF: 1 SAC: 0 DP: 1 HBP: 0	WP: 0 PA: 44 ERA: 0 WHIP: 0
PITCHER	IP WLS BF H R ER SO BB IBB HBP BLK WP HR S P ERA WHIP	IP WLS BF H R ER SO BB IBB HBP BLK WP HR S P ERA WHIP	IP WLS BF H R ER SO BB IBB HBP BLK WP HR S P ERA WHIP	IP WLS BF H R ER SO BB IBB HBP BLK WP HR S P ERA WHIP	IP WLS BF H R ER SO BB IBB HBP BLK WP HR S P ERA WHIP	IP WLS BF H R ER SO BB IBB HBP BLK WP HR S P ERA WHIP	IP WLS BF H R ER SO BB IBB HBP BLK WP HR S P ERA WHIP	IP WLS BF H R ER SO BB IBB HBP BLK WP HR S P ERA WHIP	IP WLS BF H R ER SO BB IBB HBP BLK WP HR S P ERA WHIP	IP WLS BF H R ER SO BB IBB HBP BLK WP HR S P ERA WHIP	IP WLS BF H R ER SO BB IBB HBP BLK WP HR S P ERA WHIP	IP WLS BF H R ER SO BB IBB HBP BLK WP HR S P ERA WHIP	IP WLS BF H R ER SO BB IBB HBP BLK WP HR S P ERA WHIP	IP WLS BF H R ER SO BB IBB HBP BLK WP HR S P ERA WHIP	IP WLS BF H R ER SO BB IBB HBP BLK WP HR S P ERA WHIP	IP WLS BF H R ER SO BB IBB HBP BLK WP HR S P ERA WHIP	IP WLS BF H R ER SO BB IBB HBP BLK WP HR S P ERA WHIP	IP WLS BF H R ER SO BB IBB HBP BLK WP HR S P ERA WHIP	IP WLS BF H R ER SO BB IBB HBP BLK WP HR S P ERA WHIP	IP WLS BF H R ER SO BB IBB HBP BLK WP HR S P ERA WHIP	IP WLS BF H R ER SO BB IBB HBP BLK WP HR S P ERA WHIP

Baltimore Orioles @ Toronto Blue Jays
Rogers Centre, Toronto, ON
Sun Jun 12 2016, 1:11 PM - 4:20 PM EDT
Att: 47,249 - Sunny - 67 F

AB	38
R	9
H	13
RBI	9
BB	5
SO	15
LOB	13



Batter	1	2	3	4	5	6	7	8	9	AB	R	H	RBI	BB	SO	LOB	BOTTOM				
3 Ezequiel Carrera, L OBP: 0.393, SLG: 0.429										5	1	2	0	0	0	2					
20 Josh Donaldson, R OBP: 0.386, SLG: 0.513										3	1	1	1	2	1	0					
10 Edwin Encarnación, R OBP: 0.327, SLG: 0.490										4	3	2	1	1	0	3					
21 Michael Saunders, L OBP: 0.386, SLG: 0.569										4	1	3	0	1	1	1					
55 Russell Martin, R OBP: 0.286, SLG: 0.306										5	2	2	3	0	1	4					
11 Kevin Pillar, R OBP: 0.291, SLG: 0.392										5	2	2	2	0	1	1					
29 Devon Travis, R OBP: 0.188, SLG: 0.250										5	0	1	2	0	3	1					
17 Ryan Goins, L OBP: 0.218, SLG: 0.306										4	0	1	0	0	2	1					
18 Darwin Barney, R OBP: 0.358, SLG: 0.424										3	0	0	0	1	1	1					
Inning Stats	R: 5 E: 0 K: 3 S: 23	H: 6 LOB: 1 BB: 0 P: 38	R: 1 E: 0 K: 1 S: 15	H: 2 LOB: 1 BB: 0 P: 23	R: 1 E: 0 K: 1 S: 7	H: 1 LOB: 0 BB: 0 P: 11	R: 0 E: 0 K: 0 S: 10	H: 1 LOB: 2 BB: 1 P: 16	R: 0 E: 0 K: 1 S: 10	H: 1 LOB: 2 BB: 1 P: 17	R: 3 E: 0 K: 2 S: 16	H: 1 LOB: 0 BB: 2 P: 28	R: 0 E: 0 K: 0 S: 8	H: 1 LOB: 2 BB: 1 P: 18	R: 0 E: 0 K: 2 S: 12	H: 1 LOB: 1 BB: 0 P: 16	1B: 5 2B: 7 3B: 0 HR: 2	SF: 0 SAC: 0 DP: 0 HBP: 0	WP: 0 PA: 43 ERA: 0.00 WHIP: 1.500		
PITCHER	IP WLS BF H R ER SO BB IBB HBP BLK WP HR S P ERA WHIP	IP WLS BF H R ER SO BB IBB HBP BLK WP HR S P ERA WHIP	IP WLS BF H R ER SO BB IBB HBP BLK WP HR S P ERA WHIP	IP WLS BF H R ER SO BB IBB HBP BLK WP HR S P ERA WHIP	IP WLS BF H R ER SO BB IBB HBP BLK WP HR S P ERA WHIP	IP WLS BF H R ER SO BB IBB HBP BLK WP HR S P ERA WHIP	IP WLS BF H R ER SO BB IBB HBP BLK WP HR S P ERA WHIP	IP WLS BF H R ER SO BB IBB HBP BLK WP HR S P ERA WHIP	IP WLS BF H R ER SO BB IBB HBP BLK WP HR S P ERA WHIP	IP WLS BF H R ER SO BB IBB HBP BLK WP HR S P ERA WHIP	IP WLS BF H R ER SO BB IBB HBP BLK WP HR S P ERA WHIP	IP WLS BF H R ER SO BB IBB HBP BLK WP HR S P ERA WHIP	IP WLS BF H R ER SO BB IBB HBP BLK WP HR S P ERA WHIP	IP WLS BF H R ER SO BB IBB HBP BLK WP HR S P ERA WHIP	IP WLS BF H R ER SO BB IBB HBP BLK WP HR S P ERA WHIP	IP WLS BF H R ER SO BB IBB HBP BLK WP HR S P ERA WHIP	IP WLS BF H R ER SO BB IBB HBP BLK WP HR S P ERA WHIP	IP WLS BF H R ER SO BB IBB HBP BLK WP HR S P ERA WHIP	IP WLS BF H R ER SO BB IBB HBP BLK WP HR S P ERA WHIP	IP WLS BF H R ER SO BB IBB HBP BLK WP HR S P ERA WHIP	IP WLS BF H R ER SO BB IBB HBP BLK WP HR S P ERA WHIP

Baltimore Orioles @ Toronto Blue Jays
Rogers Centre, Toronto, ON
Sun Jun 12 2016, 1:11 PM - 4:20 PM EDT
Att: 47,249 - Sunny - 67 F

AB	38
R	10
H	14
RBI	9
BB	5
SO	10
LOB	14



Batter	1	2	3	4	5	6	7	8	9	AB	R	H	RBI	BB	SO	LOB	TOP					
10 Adam Jones, R OBP: 0.292, SLG: 0.432										5	1	2	2	0	2	1	Baltimore Orioles @ Boston Red Sox Fenway Park, Boston, MA Wed Jun 15 2016, 7:13 PM - 10:10 PM EDT Att: 36,233 - Partly Cloudy - 82 F					
25 Hyun Soo Kim, L OBP: 0.407, SLG: 0.415										4	0	0	0	0	1	2						
13 Manny Machado, R OBP: 0.369, SLG: 0.597										4	0	0	0	0	0	3						
19 Chris Davis, L OBP: 0.347, SLG: 0.487										3	1	1	0	1	0	0						
45 Mark Trumbo, R OBP: 0.338, SLG: 0.577										4	0	2	0	0	0	1						
32 Matt Wieters, S OBP: 0.310, SLG: 0.422										4	1	1	1	0	1	3						
6 Jonathan Schoop, R OBP: 0.299, SLG: 0.463										4	0	1	1	0	1	1						
23 Joey Rickard, R OBP: 0.309, SLG: 0.364										3	1	1	0	0	0	1						
3 Ryan Flaherty, L OBP: 0.296, SLG: 0.267										4	0	0	0	0	0	3						
Inning Stats	R: 0 E: 0 K: 0 S: 8	H: 0 LOB: 0 BB: 0 P: 14	R: 0 E: 0 K: 1 S: 10	H: 1 LOB: 1 BB: 0 P: 14	R: 0 E: 0 K: 0 S: 11	H: 1 LOB: 2 BB: 0 P: 20	R: 0 E: 0 K: 1 S: 7	H: 0 LOB: 0 BB: 0 P: 10	R: 0 E: 1 K: 1 S: 9	H: 0 LOB: 1 BB: 0 P: 10	R: 0 E: 0 K: 1 S: 11	H: 2 LOB: 2 BB: 0 P: 14	R: 2 E: 0 K: 0 S: 7	H: 2 LOB: 0 BB: 0 P: 13	R: 2 E: 0 K: 0 S: 15	H: 2 LOB: 1 BB: 1 P: 22		R: 0 E: 0 K: 1 S: 7	H: 0 LOB: 0 BB: 0 P: 14	1B: 6 2B: 1 3B: 0 HR: 1	SF: 0 SAC: 0 DP: 0 HBP: 2	WP: 0 PB: 1 SB: 0 CS: 1
PITCHER	IP WLS BF H R ER SO BB IBB HBP BLK WP HR S P ERA WHIP																					
35 Steven Wright, R ERA: 2.22	7.1 W 31 6 3 3 4 1 0 2 0 0 1 70 106 3.68 0.955																					
36 Junichi Tazawa, R ERA: 3.16	0.2 4 2 1 1 0 0 0 0 0 0 0 8 11 13.50 3.000																					
46 Craig Kimbrel, R ERA: 2.13	1.0 S 3 0 0 0 1 0 0 0 0 0 0 7 14 0.00 0.000																					

Batter	1	2	3	4	5	6	7	8	9	AB	R	H	RBI	BB	SO	LOB	BOTTOM					
50 Mookie Betts, R OBP: 0.339, SLG: 0.521										5	1	2	0	0	0	0	Baltimore Orioles @ Boston Red Sox Fenway Park, Boston, MA Wed Jun 15 2016, 7:13 PM - 10:10 PM EDT Att: 36,233 - Partly Cloudy - 82 F					
15 Dustin Pedroia, R OBP: 0.377, SLG: 0.479										4	1	2	0	1	0	0						
2 Xander Bogaerts, R OBP: 0.406, SLG: 0.520										4	1	2	1	1	0	2						
34 David Ortiz, L OBP: 0.422, SLG: 0.700										4	1	2	1	0	0	2						
13 Hanley Ramirez, R OBP: 0.346, SLG: 0.395										3	2	2	3	1	0	2						
25 Jackie Bradley Jr., L OBP: 0.386, SLG: 0.581										4	0	1	0	0	2	2						
30 Chris Young, R ERA: 4.14										4	0	1	0	0	0	2						
38 Rusney Castillo, R OBP: 0.400, SLG: 0.600										0	0	0	0	0	0	0						
47 Travis Shaw, L OBP: 0.336, SLG: 0.458										3	0	1	1	1	0	1						
7 Christian Vázquez, R OBP: 0.248, SLG: 0.299										4	0	0	0	0	2	3						
Inning Stats	R: 0 E: 0 K: 0 S: 7	H: 0 LOB: 0 BB: 0 P: 9	R: 1 E: 0 K: 2 S: 15	H: 2 LOB: 1 BB: 1 P: 23	R: 5 E: 0 K: 1 S: 23	H: 5 LOB: 1 BB: 1 P: 39	R: 0 E: 0 K: 0 S: 13	H: 2 LOB: 2 BB: 0 P: 22	R: 0 E: 0 K: 0 S: 4	H: 1 LOB: 0 BB: 0 P: 7	R: 0 E: 0 K: 0 S: 14	H: 0 LOB: 2 BB: 2 P: 25	R: 0 E: 0 K: 1 S: 8	H: 1 LOB: 0 BB: 0 P: 14	R: 0 E: 0 K: 0 S: 13	H: 2 LOB: 2 BB: 0 P: 15	R: 0 E: 0 K: 1 S: 7	H: 0 LOB: 0 BB: 0 P: 14	1B: 11 2B: 1 3B: 0 HR: 1	SF: 0 SAC: 0 DP: 2 HBP: 0	WP: 1 PB: 0 SB: 0 CS: 0	PA: 39
PITCHER	IP WLS BF H R ER SO BB IBB HBP BLK WP HR S P ERA WHIP																					
39 Kevin Gausman, R ERA: 4.14	3.0 L 18 7 6 6 3 2 0 0 0 0 0 1 45 71 18.00 3.000																					
43 Odrisamer Despaigne, R ERA: 6.75	2.2 12 3 0 0 0 2 0 0 0 0 0 0 27 47 0.00 1.875																					
50 Brian Duensing, L ERA: 6.75	1.1 4 1 0 0 1 0 0 0 0 0 0 12 21 0.00 0.750																					
37 Dylan Bundy, R ERA: 4.33	1.0 5 2 0 0 0 0 0 0 0 0 0 0 13 15 0.00 2.000																					



Batter	1	2	3	4	5	6	7	8	9	AB	R	H	RBI	BB	SO	LOB	TOP			
10 Adam Jones, R OBP: 0.294, SLG: 0.448	P4		1-H HR	1-3 2B		L8			G4-3	5	1	2	3	0	0	0				
23 Joey Rickard, R OBP: 0.315, SLG: 0.371	45 F9 13 1B		2B	F8		13 S BB			K	4	0	2	0	1	1	2				
13 Manny Machado, R OBP: 0.373, SLG: 0.601	SAFE 1B		F7			F8			1B	5	1	3	0	0	0	2				
45 Mark Trumbo, R OBP: 0.332, SLG: 0.566	F9		K			P3			K	5	0	0	0	0	3	5				
19 Chris Davis, L OBP: 0.345, SLG: 0.483	K		G4-3			6 2B 1B			F7	4	1	1	1	0	1	3				
32 Matt Wieters, S OBP: 0.309, SLG: 0.415	K		FC6-4 BB			K			K	3	0	0	0	1	3	1				
6 Jonathan Schoop, R OBP: 0.298, SLG: 0.464	K		FC6-4 15 1B 10 2B			1-H 2B			P6	4	1	1	1	0	1	1				
14 Nolan Reimold, R OBP: 0.330, SLG: 0.455	G4-3		K			G5-3			15 L4-3 1B	4	0	1	0	0	1	2				
15 Paul Janish, R OBP: 0.290, SLG: 0.222			10 HR BB			L7			L4-3	3	1	1	0	1	0	1				
Inning Stats	R: 0 E: 0 K: 1 S: 12	H: 2 LOB: 2 BB: 0 P: 18	R: 0 E: 0 K: 2 S: 7	H: 0 LOB: 0 BB: 0 P: 10	R: 2 E: 0 K: 1 S: 14	H: 2 LOB: 1 BB: 1 P: 24	R: 1 E: 0 K: 1 S: 11	H: 2 LOB: 2 BB: 1 P: 21	R: 2 E: 0 K: 1 S: 12	H: 3 LOB: 1 BB: 0 P: 19	R: 0 E: 0 K: 0 S: 10	H: 0 LOB: 0 BB: 0 P: 14	R: 0 E: 0 K: 0 S: 7	H: 1 LOB: 0 BB: 0 P: 10	R: 0 E: 0 K: 2 S: 12	H: 1 LOB: 0 BB: 0 P: 16	1B: 6 2B: 5 3B: 0 HR: 1	SF: 0 SAC: 0 DP: 1 HBP: 0	WP: 0 PB: 0 SB: 1 CS: 0	PA: 40
PITCHER	IP WLS BF H R ER SO	IP WLS BF H R ER SO	IP WLS BF H R ER SO	IP WLS BF H R ER SO	IP WLS BF H R ER SO	IP WLS BF H R ER SO	IP WLS BF H R ER SO	IP WLS BF H R ER SO	IP WLS BF H R ER SO	IP WLS BF H R ER SO	IP WLS BF H R ER SO	IP WLS BF H R ER SO	IP WLS BF H R ER SO	IP WLS BF H R ER SO	IP WLS BF H R ER SO	IP WLS BF H R ER SO	ERA WHIP	ERA WHIP	ERA WHIP	
52 Eduardo Rodriguez, L ERA: 6.97	4.1 L 23 8 5 5 5	1.2 7 1 0 0 1	3.0 10 2 0 0 4														10.38 2.308			
68 Matt Barnes, R ERA: 3.45																	0.00 1.200			
11 Clay Buchholz, R ERA: 5.86																	0.00 0.667			

Baltimore Orioles @ Boston Red Sox
Fenway Park, Boston, MA
Thu Jun 16 2016, 7:11 PM - 9:59 PM EDT
Att: 36,757 - Clear - 71 F

AB 37
R 5
H 11
RBI 5
BB 3
SO 10
LOB 17



Batter	1	2	3	4	5	6	7	8	9	AB	R	H	RBI	BB	SO	LOB	BOTTOM					
50 Mookie Betts, R OBP: 0.338, SLG: 0.516	L7		1-2 BB			K2-3			K	3	0	0	0	1	2	1						
15 Dustin Pedroia, R OBP: 0.372, SLG: 0.471	F8		P3			G5-3			F9	4	0	0	0	0	0	2						
2 Xander Bogaerts, R OBP: 0.401, SLG: 0.513	F9		G6-3			L5			P2	4	0	0	0	0	0	0						
34 David Ortiz, L OBP: 0.423, SLG: 0.715	G4-3		L3			25 WP 2B			HR	4	1	2	1	0	0	0						
13 Hanley Ramirez, R OBP: 0.341, SLG: 0.388	L8		G6-3			F7			P6	4	0	0	0	0	0	1						
25 Jackie Bradley Jr., L OBP: 0.382, SLG: 0.573	G4-3		K2-3			G1				3	0	0	0	0	1	1						
38 Rusney Castillo, R OBP: 0.250, SLG: 0.375	F8		K			K			K	3	0	0	0	0	2	0						
47 Travis Shaw, L OBP: 0.336, SLG: 0.456	L9		L9						1B	3	0	1	0	0	0	0						
3 Sandy León, S OBP: 0.700, SLG: 0.889	50 BB 1B		G3-1			K			K	3	0	1	0	0	1	1						
Inning Stats	R: 0 E: 0 K: 0 S: 10	H: 0 LOB: 0 BB: 0 P: 14	R: 0 E: 0 K: 0 S: 7	H: 0 LOB: 0 BB: 0 P: 9	R: 0 E: 0 K: 0 S: 10	H: 1 LOB: 2 BB: 1 P: 23	R: 0 E: 0 K: 0 S: 4	H: 0 LOB: 0 BB: 0 P: 7	R: 0 E: 0 K: 2 S: 8	H: 0 LOB: 0 BB: 0 P: 12	R: 0 E: 0 K: 1 S: 7	H: 0 LOB: 0 BB: 0 P: 10	R: 0 E: 0 K: 0 S: 7	H: 1 LOB: 1 BB: 0 P: 10	R: 0 E: 0 K: 3 S: 12	H: 1 LOB: 0 BB: 0 P: 15	R: 1 E: 0 K: 0 S: 10	H: 1 LOB: 0 BB: 0 P: 19	1B: 2 2B: 1 3B: 0 HR: 1	SF: 0 SAC: 0 DP: 0 HBP: 0	WP: 1 PB: 0 SB: 0 CS: 0	PA: 32
PITCHER	IP WLS BF H R ER SO	IP WLS BF H R ER SO	IP WLS BF H R ER SO	IP WLS BF H R ER SO	IP WLS BF H R ER SO	IP WLS BF H R ER SO	IP WLS BF H R ER SO	IP WLS BF H R ER SO	IP WLS BF H R ER SO	IP WLS BF H R ER SO	IP WLS BF H R ER SO	IP WLS BF H R ER SO	IP WLS BF H R ER SO	IP WLS BF H R ER SO	IP WLS BF H R ER SO	IP WLS BF H R ER SO	ERA WHIP	ERA WHIP	ERA WHIP			
63 Tyler Wilson, R ERA: 4.16	8.0 W 28 3 0 0 0	1.0 4 1 1 1 0															0.00 0.500					
35 Brad Brach, R ERA: 1.29																	9.00 1.000					

Baltimore Orioles @ Boston Red Sox
Fenway Park, Boston, MA
Thu Jun 16 2016, 7:11 PM - 9:59 PM EDT
Att: 36,757 - Clear - 71 F

AB 31
R 1
H 4
RBI 1
BB 1
SO 6
LOB 6



Batter	1	2	3	4	5	6	7	8	9	AB	R	H	RBI	BB	SO	LOB	TOP					
3 Ezequiel Carrera, L OBP: 0.398, SLG: 0.435	G4-3		G4-3	G4-3		K				4	1	1	0	0	1	0	Toronto Blue Jays @ Baltimore Orioles Oriole Park at Camden Yards, Baltimore, MD Fri Jun 17 2016, 7:13 PM - 10:03 PM EDT Att: 38,306 - Partly Cloudy - 80 F					
20 Josh Donaldson, R 1 Andy Burns, R	10 HR			21 HR		F9		F9		4	3	2	3	1	0	2						
10 Edwin Encarnación, R OBP: 0.340, SLG: 0.527	21 HR		L8		21 HR					3	3	2	0	2	0	0						
21 Michael Saunders, L 9 Darrell Ceciliani, L				F7				G4-6-3		5	3	3	8	0	0	3						
55 Russell Martin, R 22 Josh Thole, L OBP: 0.190, SLG: 0.158	K									0	0	0	0	0	0	0						
14 Justin Smoak, S OBP: 0.380, SLG: 0.424	K									5	1	1	2	0	2	1						
11 Kevin Pillar, R OBP: 0.292, SLG: 0.418		G5-3		P4		K				5	0	1	0	0	1	0						
17 Ryan Goins, L OBP: 0.219, SLG: 0.316		G6-3		K		G1-3		G5-4-3		4	0	0	0	0	1	1						
18 Darwin Barney, R OBP: 0.347, SLG: 0.404		F9				G5-3				4	1	2	0	0	0	0						
Inning Stats	R: 3 E: 0 K: 2 S: 24	H: 2 LOB: 0 BB: 1 P: 37	R: 0 E: 0 K: 0 S: 7	H: 0 LOB: 0 BB: 0 P: 10	R: 1 E: 0 K: 0 S: 8	H: 1 LOB: 0 BB: 0 P: 11	R: 7 E: 0 K: 2 S: 24	H: 5 LOB: 1 BB: 2 P: 40	R: 0 E: 0 K: 1 S: 13	H: 0 LOB: 0 BB: 0 P: 17	R: 2 E: 0 K: 2 S: 12	H: 2 LOB: 0 BB: 0 P: 20	R: 0 E: 0 K: 0 S: 6	H: 1 LOB: 0 BB: 0 P: 6	R: 0 E: 0 K: 0 S: 9	H: 2 LOB: 2 BB: 1 P: 19	R: 0 E: 0 K: 1 S: 7	H: 0 LOB: 0 BB: 0 P: 11	1B: 6 2B: 1 HR: 5	SF: 0 SAC: 0 HBP: 1	WP: 0 PB: 0 SB: 0 CS: 0	PA: 43
PITCHER	IP WLS BF ERA WHIP	H R ER SO	BB IBB HBP BLK	WP HR S P	ERA WHIP	PITCHER														IP WLS BF ERA WHIP		
59 Mike Wright Jr., R ERA: 6.12	3.2	L	19	6	8	8	3	1	0	1	0	0	0	0	0	0	0	2	38	62	19.29	2.571
31 Ubaldo Jiménez, R ERA: 7.34	2.1		13	4	5	5	4	2	0	0	0	0	0	0	0	0	0	2	15	25	0.00	2.000
66 T.J. McFarland, L ERA: 5.14	2.0		8	3	0	0	0	1	0	0	0	0	0	0	0	0	0	0	15	25	0.00	2.000
50 Brian Duensing, L ERA: 5.88	1.0		3	0	0	0	1	0	0	0	0	0	0	0	0	0	0	7	11	0.00	0.000	

Batter	1	2	3	4	5	6	7	8	9	AB	R	H	RBI	BB	SO	LOB	BOTTOM					
10 Adam Jones, R 23 Joey Rickard, R OBP: 0.293, SLG: 0.445 OBP: 0.315, SLG: 0.371	13 HR			G6-3						4	1	1	0	0	1	1	Toronto Blue Jays @ Baltimore Orioles Oriole Park at Camden Yards, Baltimore, MD Fri Jun 17 2016, 7:13 PM - 10:03 PM EDT Att: 38,306 - Partly Cloudy - 80 F					
25 Hyun Soo Kim, L OBP: 0.402, SLG: 0.408	FC3									4	1	1	0	0	1	2						
13 Manny Machado, R 15 Paul Janish, R OBP: 0.375, SLG: 0.599 OBP: 0.290, SLG: 0.222						G5-3				4	0	2	1	0	0	0						
19 Chris Davis, L 14 Nolan Reimold, R OBP: 0.345, SLG: 0.478 OBP: 0.327, SLG: 0.451										2	0	0	0	1	0	2						
45 Mark Trumbo, R OBP: 0.331, SLG: 0.561										1	0	0	0	0	1	0						
24 Pedro Alvarez, L OBP: 0.312, SLG: 0.438										4	0	1	1	0	1	3						
6 Jonathan Schoop, R OBP: 0.294, SLG: 0.456										3	0	0	0	1	2	3						
3 Ryan Flaherty, L OBP: 0.303, SLG: 0.314										4	0	0	0	0	0	6						
27 Francisco Peña, R OBP: 0.300, SLG: 0.421										4	0	0	0	0	2	1						
Inning Stats	R: 1 E: 1 K: 2 S: 17	H: 2 LOB: 3 BB: 1 P: 32	R: 0 E: 0 K: 2 S: 7	H: 0 LOB: 0 BB: 0 P: 11	R: 1 E: 0 K: 0 S: 8	H: 3 LOB: 2 BB: 1 P: 15	R: 0 E: 0 K: 1 S: 9	H: 1 LOB: 1 BB: 0 P: 13	R: 0 E: 0 K: 0 S: 7	H: 0 LOB: 0 BB: 0 P: 12	R: 0 E: 0 K: 1 S: 10	H: 0 LOB: 0 BB: 0 P: 17	R: 0 E: 0 K: 1 S: 8	H: 0 LOB: 0 BB: 0 P: 10	R: 0 E: 0 K: 1 S: 7	H: 0 LOB: 0 BB: 0 P: 10	R: 1 E: 0 K: 2 S: 14	H: 1 LOB: 0 BB: 0 P: 19	1B: 5 2B: 2 HR: 1	SF: 0 SAC: 0 HBP: 0	WP: 0 PB: 0 SB: 0 CS: 0	PA: 36
PITCHER	IP WLS BF ERA WHIP	H R ER SO	BB IBB HBP BLK	WP HR S P	ERA WHIP	PITCHER														IP WLS BF ERA WHIP		
41 Aaron Sanchez, R ERA: 3.25	6.0	W	26	6	2	1	6	2	0	0	0	0	0	0	0	0	0	8	10	0.00	0.000	
45 Drew Storen, R ERA: 5.55	1.0		3	0	0	0	1	0	0	0	0	0	0	0	0	0	0	7	10	0.00	0.000	
57 Chad Gironi, L ERA: 3.48	1.0		3	0	0	0	1	0	0	0	0	0	0	0	0	0	0	1	14	9.00	1.000	
54 Roberto Osuna, R ERA: 2.08	1.0		4	1	1	1	2	0	0	0	0	0	0	0	0	0	0	1	14	9.00	1.000	

Batter	1	2	3	4	5	6	7	8	9	AB	R	H	RBI	BB	SO	LOB	TOP					
3 Ezequiel Carrera, L (1.9) OBP: 0.385, SLG: 0.444	F8	G4-3			G4-3		FC6-4			4	0	0	0	0	0	2						
20 Josh Donaldson, R (1.10) OBP: 0.395, SLG: 0.563	K		L8		G6-3		K			4	0	0	0	0	2	2						
10 Edwin Encarnación, R (1.3) OBP: 0.349, SLG: 0.519	G6-3		G5-3			G6-3		G5-3		4	0	0	0	0	0	0						
21 Michael Saunders, L (1.7) OBP: 0.385, SLG: 0.596		G5-3	G6-3			F8		K		4	0	0	0	0	1	0						
55 Russell Martin, R (1.2) OBP: 0.305, SLG: 0.321		2B			K		K		G6-3	4	1	1	0	0	2	0						
2 Troy Tulowitzki, R (1.6) OBP: 0.288, SLG: 0.400		HR			F8		2B		G1-3	4	2	2	2	0	0	0						
11 Kevin Pillar, R (1.8) OBP: 0.291, SLG: 0.411		HR			G6-3		G5-3		K	4	1	1	0	0	1	1						
29 Devon Travis, R (1.4) OBP: 0.287, SLG: 0.451		HR					2B			3	2	3	3	1	0	0						
18 Darwin Barney, R (1.5) OBP: 0.346, SLG: 0.399										2	0	0	0	0	2	1						
14 Justin Smoak, S (7. PH) OBP: 0.351, SLG: 0.412					K					1	0	0	0	0	0	0						
17 Ryan Goins, L (7. PR) OBP: 0.217, SLG: 0.314										1	0	0	0	0	0	1						
Inning Stats	R: 0 E: 0 K: 1 S: 10	H: 0 LOB: 0 BB: 0 P: 15	R: 4 E: 0 K: 1 S: 26	H: 4 LOB: 0 BB: 0 P: 38	R: 0 E: 0 K: 0 S: 8	H: 0 LOB: 0 BB: 0 P: 13	R: 0 E: 0 K: 1 S: 8	H: 1 LOB: 1 BB: 0 P: 14	R: 0 E: 0 K: 1 S: 7	H: 0 LOB: 0 BB: 0 P: 13	R: 2 E: 1 K: 1 S: 14	H: 2 LOB: 1 BB: 0 P: 20	R: 0 E: 0 K: 1 S: 6	H: 0 LOB: 0 BB: 0 P: 9	R: 0 E: 0 K: 1 S: 14	H: 0 LOB: 1 BB: 1 P: 21	1B: 1 2B: 4 HR: 2	SF: 0 SAC: 0 DP: 0 HBP: 0	WP: 0 PB: 0 SB: 0 CS: 0	PA: 36		
PITCHER	IP WLS BF H R ER SO BB IBB HBP BLK WP HR S P ERA WHIP	IP WLS BF H R ER SO BB IBB HBP BLK WP HR S P ERA WHIP	IP WLS BF H R ER SO BB IBB HBP BLK WP HR S P ERA WHIP	IP WLS BF H R ER SO BB IBB HBP BLK WP HR S P ERA WHIP	IP WLS BF H R ER SO BB IBB HBP BLK WP HR S P ERA WHIP	IP WLS BF H R ER SO BB IBB HBP BLK WP HR S P ERA WHIP	IP WLS BF H R ER SO BB IBB HBP BLK WP HR S P ERA WHIP	IP WLS BF H R ER SO BB IBB HBP BLK WP HR S P ERA WHIP	IP WLS BF H R ER SO BB IBB HBP BLK WP HR S P ERA WHIP	IP WLS BF H R ER SO BB IBB HBP BLK WP HR S P ERA WHIP	IP WLS BF H R ER SO BB IBB HBP BLK WP HR S P ERA WHIP	IP WLS BF H R ER SO BB IBB HBP BLK WP HR S P ERA WHIP	IP WLS BF H R ER SO BB IBB HBP BLK WP HR S P ERA WHIP	IP WLS BF H R ER SO BB IBB HBP BLK WP HR S P ERA WHIP	IP WLS BF H R ER SO BB IBB HBP BLK WP HR S P ERA WHIP	IP WLS BF H R ER SO BB IBB HBP BLK WP HR S P ERA WHIP	IP WLS BF H R ER SO BB IBB HBP BLK WP HR S P ERA WHIP	IP WLS BF H R ER SO BB IBB HBP BLK WP HR S P ERA WHIP	IP WLS BF H R ER SO BB IBB HBP BLK WP HR S P ERA WHIP	IP WLS BF H R ER SO BB IBB HBP BLK WP HR S P ERA WHIP	IP WLS BF H R ER SO BB IBB HBP BLK WP HR S P ERA WHIP	IP WLS BF H R ER SO BB IBB HBP BLK WP HR S P ERA WHIP

Toronto Blue Jays @ Baltimore Orioles
 Oriole Park at Camden Yards, Baltimore, MD
 Sun Jun 19 2016, 1:43 PM - 5:09 PM EDT
 Att: 39,024 - Sunny - 87°F

AB 35
 R 6
 H 7
 RBI 5
 BB 1
 SO 8
 LOB 7



Batter	1	2	3	4	5	6	7	8	9	AB	R	H	RBI	BB	SO	LOB	BOTTOM					
10 Adam Jones, R (1.8) OBP: 0.295, SLG: 0.439	G5-4-3	K				K		F7		5	1	2	1	0	2	0						
25 Hyun Soo Kim, L (1.7) OBP: 0.410, SLG: 0.417	G5-4-3		G4-3			G4-3		1B		5	0	3	0	0	0	0						
45 Mark Trumbo, R (1.9) OBP: 0.328, SLG: 0.552	G5-4-3							1B		5	0	1	0	0	1	4						
23 Joey Rickard, R (6. PR) OBP: 0.316, SLG: 0.371	G5-4-3		K		F7		P6			0	0	0	0	0	0	0						
19 Chris Davis, L (1.3) OBP: 0.348, SLG: 0.483	HR		K					2B		4	3	3	1	1	1	0						
32 Matt Wieters, S (1.2) OBP: 0.321, SLG: 0.442	HR							1B		5	3	4	4	0	0	3						
6 Jonathan Schoop, R (1.4) OBP: 0.307, SLG: 0.492	G1-3									5	2	3	3	0	1	3						
24 Pedro Alvarez, L (1.10) OBP: 0.309, SLG: 0.428										4	1	1	0	0	2	3						
2 J.J. Hardy, R (1.6) OBP: 0.280, SLG: 0.400	F7									4	0	0	0	0	1	4						
3 Ryan Flaherty, L (1.5) OBP: 0.309, SLG: 0.330										4	1	2	2	0	0	2						
Inning Stats	R: 3 E: 0 K: 0 S: 13	H: 4 LOB: 0 BB: 0 P: 19	R: 1 E: 0 K: 1 S: 12	H: 2 LOB: 0 BB: 0 P: 16	R: 0 E: 0 K: 2 S: 8	H: 0 LOB: 0 BB: 0 P: 8	R: 3 E: 0 K: 1 S: 16	H: 5 LOB: 2 BB: 0 P: 26	R: 1 E: 0 K: 1 S: 12	H: 3 LOB: 2 BB: 0 P: 17	R: 0 E: 0 K: 1 S: 12	H: 0 LOB: 0 BB: 0 P: 19	R: 3 E: 0 K: 1 S: 13	H: 3 LOB: 0 BB: 0 P: 15	R: 0 E: 0 K: 1 S: 12	H: 2 LOB: 3 BB: 1 P: 23	1B: 12 2B: 5 3B: 0 HR: 2	SF: 0 SAC: 0 DP: 1 HBP: 0	WP: 2 PB: 0 SB: 0 CS: 0	PA: 42		
PITCHER	IP WLS BF H R ER SO BB IBB HBP BLK WP HR S P ERA WHIP	IP WLS BF H R ER SO BB IBB HBP BLK WP HR S P ERA WHIP	IP WLS BF H R ER SO BB IBB HBP BLK WP HR S P ERA WHIP	IP WLS BF H R ER SO BB IBB HBP BLK WP HR S P ERA WHIP	IP WLS BF H R ER SO BB IBB HBP BLK WP HR S P ERA WHIP	IP WLS BF H R ER SO BB IBB HBP BLK WP HR S P ERA WHIP	IP WLS BF H R ER SO BB IBB HBP BLK WP HR S P ERA WHIP	IP WLS BF H R ER SO BB IBB HBP BLK WP HR S P ERA WHIP	IP WLS BF H R ER SO BB IBB HBP BLK WP HR S P ERA WHIP	IP WLS BF H R ER SO BB IBB HBP BLK WP HR S P ERA WHIP	IP WLS BF H R ER SO BB IBB HBP BLK WP HR S P ERA WHIP	IP WLS BF H R ER SO BB IBB HBP BLK WP HR S P ERA WHIP	IP WLS BF H R ER SO BB IBB HBP BLK WP HR S P ERA WHIP	IP WLS BF H R ER SO BB IBB HBP BLK WP HR S P ERA WHIP	IP WLS BF H R ER SO BB IBB HBP BLK WP HR S P ERA WHIP	IP WLS BF H R ER SO BB IBB HBP BLK WP HR S P ERA WHIP	IP WLS BF H R ER SO BB IBB HBP BLK WP HR S P ERA WHIP	IP WLS BF H R ER SO BB IBB HBP BLK WP HR S P ERA WHIP	IP WLS BF H R ER SO BB IBB HBP BLK WP HR S P ERA WHIP	IP WLS BF H R ER SO BB IBB HBP BLK WP HR S P ERA WHIP	IP WLS BF H R ER SO BB IBB HBP BLK WP HR S P ERA WHIP	IP WLS BF H R ER SO BB IBB HBP BLK WP HR S P ERA WHIP

Toronto Blue Jays @ Baltimore Orioles
 Oriole Park at Camden Yards, Baltimore, MD
 Sun Jun 19 2016, 1:43 PM - 5:09 PM EDT
 Att: 39,024 - Sunny - 87°F

AB 41
 R 11
 H 19
 RBI 11
 BB 1
 SO 8
 LOB 19



Batter	1	2	3	4	5	6	7	8	9	AB	R	H	RBI	BB	SO	LOB	TOP				
10 Adam Jones, R OBP: 0.293, SLG: 0.434										5	1	1	1	0	1	2					
23 Joey Rickard, R OBP: 0.319, SLG: 0.378										4	0	2	1	0	0	1					
25 Hyun Soo Kim, L OBP: 0.407, SLG: 0.413										4	0	2	0	0	1	2					
19 Chris Davis, L OBP: 0.353, SLG: 0.484										4	0	2	0	0	1	2					
45 Mark Trumbo, R OBP: 0.332, SLG: 0.551										4	0	2	0	1	0	1					
32 Matt Wieters, S OBP: 0.328, SLG: 0.443										4	0	2	0	1	1	4					
6 Jonathan Schoop, R OBP: 0.308, SLG: 0.490										5	1	2	0	0	0	4					
2 J.J. Hardy, R OBP: 0.289, SLG: 0.416										4	1	2	1	0	1	4					
14 Nolan Reimold, R OBP: 0.325, SLG: 0.443										4	0	1	0	0	2	5					
15 Paul Janish, R OBP: 0.286, SLG: 0.226										4	0	1	0	0	1	2					
Inning Stats	R: 0 E: 0 K: 0 S: 9	H: 2 LOB: 2 BB: 0 P: 12	R: 3 E: 0 K: 2 S: 17	H: 4 LOB: 1 BB: 0 P: 27	R: 0 E: 0 K: 1 S: 15	H: 2 LOB: 2 BB: 1 P: 24	R: 0 E: 0 K: 1 S: 11	H: 1 LOB: 1 BB: 0 P: 17	R: 0 E: 0 K: 0 S: 10	H: 0 LOB: 1 BB: 1 P: 14	R: 0 E: 0 K: 0 S: 10	H: 2 LOB: 1 BB: 0 P: 17	R: 0 E: 0 K: 2 S: 12	H: 1 LOB: 1 BB: 0 P: 18	R: 0 E: 0 K: 1 S: 10	H: 2 LOB: 2 BB: 0 P: 14	1B: 13 2B: 2 3B: 0 HR: 0	SF: 0 SAC: 0 DP: 2 HBP: 1	WP: 0 PB: 0 SB: 0 CS: 1	PA: 42	
PITCHER	IP WLS BF H R ER SO BB IBB HBP BLK WP HR S P ERA WHIP	4.1 2 23 9 3 3 4 2 0 0 0 0 0 12 20 6.23 2.538	5.1 1 6 2 0 0 0 0 0 0 0 0 0 17 26 0.00 1.200	7.1 2 8 2 0 0 2 0 0 0 0 0 0 10 14 0.00 2.000																	

Baltimore Orioles @ Texas Rangers
Globe Life Park in Arlington, Arlington, TX
Mon Jun 20 2016, 8:10 PM - 11:15 PM EDT
Att: 35,366 - Partly Cloudy - 92 F

AB 39
R 3
H 15
RBI 3
BB 2
SO 7
LOB 25



Batter	1	2	3	4	5	6	7	8	9	AB	R	H	RBI	BB	SO	LOB	BOTTOM				
17 Shin-Soo Choo, L OBP: 0.421, SLG: 0.326										4	0	1	2	0	2	1					
20 Ian Desmond, R OBP: 0.382, SLG: 0.505										4	1	2	1	0	1	1					
30 Nomar Mazara, L OBP: 0.336, SLG: 0.449										4	0	1	0	0	0	1					
29 Adrian Beltré, R OBP: 0.328, SLG: 0.455										3	0	0	0	0	1	2					
84 Prince Fielder, L OBP: 0.272, SLG: 0.310										3	1	1	0	1	0	0					
12 Rougned Odor, L OBP: 0.294, SLG: 0.488										4	0	0	0	0	2	3					
1 Elvis Andrus, R OBP: 0.339, SLG: 0.405										4	1	3	0	0	0	0					
18 Mitch Moreland, L OBP: 0.300, SLG: 0.438										3	1	1	0	0	0	2					
6 Bobby Wilson, R OBP: 0.279, SLG: 0.343										2	0	0	1	0	2	1					
Inning Stats	R: 0 E: 0 K: 2 S: 13	H: 1 LOB: 1 BB: 0 P: 18	R: 0 E: 0 K: 0 S: 7	H: 1 LOB: 0 BB: 0 P: 11	R: 1 E: 0 K: 2 S: 11	H: 2 LOB: 1 BB: 0 P: 16	R: 3 E: 0 K: 1 S: 21	H: 3 LOB: 1 BB: 1 P: 36	R: 0 E: 0 K: 0 S: 9	H: 1 LOB: 1 BB: 0 P: 16	R: 0 E: 0 K: 1 S: 18	H: 1 LOB: 0 BB: 0 P: 26	R: 0 E: 0 K: 1 S: 8	H: 0 LOB: 0 BB: 0 P: 11	R: 0 E: 0 K: 1 S: 9	H: 0 LOB: 0 BB: 0 P: 15	1B: 8 2B: 0 3B: 0 HR: 1	SF: 1 SAC: 0 DP: 1 HBP: 1	WP: 2 PB: 0 SB: 1 CS: 0	PA: 34	
PITCHER	IP WLS BF H R ER SO BB IBB HBP BLK WP HR S P ERA WHIP	5.0 L 25 9 4 4 3 1 0 0 0 0 0 31 46 0.00 0.000																			

Baltimore Orioles @ Texas Rangers
Globe Life Park in Arlington, Arlington, TX
Mon Jun 20 2016, 8:10 PM - 11:15 PM EDT
Att: 35,366 - Partly Cloudy - 92 F

AB 31
R 4
H 9
RBI 4
BB 1
SO 8
LOB 11



Batter	1	2	3	4	5	6	7	8	9	AB	R	H	RBI	BB	SO	LOB	TOP					
16 Travis Jankowski, L OBP: 0.351, SLG: 0.328										4	2	2	0	1	0	2	San Diego Padres @ Baltimore Orioles Oriole Park at Camden Yards, Baltimore, MD Wed Jun 22 20:16, 7:08 PM - 9:51 PM EDT Att: 23,785 - Partly Cloudy - 83 F					
4 Wil Myers, R OBP: 0.331, SLG: 0.521										4	0	0	0	0	1	3						
27 Matt Kemp, R OBP: 0.284, SLG: 0.481										4	0	2	2	0	1	1						
26 Yangervis Solarte, S OBP: 0.349, SLG: 0.427										3	0	0	0	1	0	2						
2 B.J. Upton, R OBP: 0.305, SLG: 0.402										4	0	0	0	0	2	3						
39 Brett Wallace, L OBP: 0.355, SLG: 0.362										2	0	0	0	2	2	2						
12 Christian Bethancourt, R OBP: 0.312, SLG: 0.442										3	0	1	0	1	2	0						
11 Ryan Schimpf, L OBP: 0.321, SLG: 0.238										3	0	0	0	0	1	2						
9 Adam Rosales, R OBP: 0.276, SLG: 0.373										1	0	0	0	0	1	2						
10 Alexei Ramirez, R OBP: 0.284, SLG: 0.332										4	0	0	0	0	1	4						
Inning Stats	R: 1 E: 0 K: 1 S: 13	H: 2 LOB: 2 BB: 1 P: 21	R: 0 E: 0 K: 1 S: 10	H: 0 LOB: 0 BB: 0 P: 16	R: 0 E: 0 K: 1 S: 10	H: 0 LOB: 1 BB: 1 P: 16	R: 0 E: 0 K: 0 S: 9	H: 0 LOB: 2 BB: 2 P: 20	R: 1 E: 0 K: 1 S: 12	H: 2 LOB: 1 BB: 0 P: 15	R: 0 E: 0 K: 3 S: 11	H: 0 LOB: 0 BB: 0 P: 16	R: 0 E: 0 K: 0 S: 14	H: 0 LOB: 0 BB: 0 P: 20	R: 0 E: 0 K: 2 S: 10	H: 0 LOB: 0 BB: 0 P: 14	R: 0 E: 0 K: 2 S: 10	H: 1 LOB: 2 BB: 1 P: 18	1B: 5 2B: 0 3B: 0 HR: 0	SF: 0 SAC: 0 DP: 0 HBP: 0	WP: 0 PB: 0 SB: 2 CS: 0	PA: 37
PITCHER	IP WLS BF H R ER SO BB IBB HBP BLK WP HR S P ERA WHIP	6.0 W 26 4 2 2 7 4 0 0 0 0 0 65 104 3.00 1.333	2.0 6 0 0 0 2 0 0 0 0 0 0 24 34 0.00 0.000	1.0 5 1 0 0 2 1 0 0 0 0 0 10 18 0.00 2.000	PITCHER										IP WLS BF H R ER SO BB IBB HBP BLK WP HR S P ERA WHIP							

Batter	1	2	3	4	5	6	7	8	9	AB	R	H	RBI	BB	SO	LOB	BOTTOM			
10 Adam Jones, R OBP: 0.294, SLG: 0.434										4	2	2	0	0	0	1	San Diego Padres @ Baltimore Orioles Oriole Park at Camden Yards, Baltimore, MD Wed Jun 22 20:16, 7:08 PM - 9:51 PM EDT Att: 23,785 - Partly Cloudy - 83 F			
25 Hyun Soo Kim, L OBP: 0.409, SLG: 0.411										4	0	2	1	0	0	1				
6 Jonathan Schoop, R OBP: 0.316, SLG: 0.492										3	1	2	1	1	0	1				
19 Chris Davis, L OBP: 0.349, SLG: 0.476										3	0	0	1	0	2	2				
45 Mark Trumbo, R OBP: 0.332, SLG: 0.558										4	2	3	1	0	0	3				
23 Joey Rickard, R OBP: 0.319, SLG: 0.378										0	0	0	0	0	0	0				
32 Matt Wieters, S OBP: 0.330, SLG: 0.441										3	0	1	2	0	0	1				
24 Pedro Alvarez, L OBP: 0.310, SLG: 0.461										4	0	0	0	0	2	3				
2 J.J. Hardy, R OBP: 0.283, SLG: 0.398										4	0	0	0	0	0	1				
3 Ryan Flaherty, L OBP: 0.313, SLG: 0.353										4	2	1	1	0	0	0				
Inning Stats	R: 0 E: 0 K: 1 S: 10	H: 1 LOB: 1 BB: 0 P: 15	R: 1 E: 0 K: 0 S: 8	H: 1 LOB: 0 BB: 0 P: 11	R: 1 E: 0 K: 1 S: 11	H: 2 LOB: 0 BB: 0 P: 19	R: 1 E: 0 K: 1 S: 11	H: 2 LOB: 0 BB: 0 P: 19	R: 3 E: 0 K: 0 S: 13	H: 3 LOB: 2 BB: 1 P: 24	R: 1 E: 1 K: 0 S: 9	H: 1 LOB: 1 BB: 0 P: 10	R: 0 E: 0 K: 0 S: 5	H: 1 LOB: 0 BB: 0 P: 9	R: 0 E: 0 K: 1 S: 9	H: 0 LOB: 0 BB: 0 P: 13	1B: 7 2B: 2 3B: 0 HR: 2	SF: 1 SAC: 0 DP: 2 HBP: 1	WP: 0 PB: 0 SB: 0 CS: 0	PA: 36
PITCHER	IP WLS BF H R ER SO BB IBB HBP BLK WP HR S P ERA WHIP	4.0 L 21 9 6 6 3 1 0 0 0 0 2 46 78 13.50 2.500	2.0 9 1 1 0 0 0 0 0 0 0 0 16 20 0.00 0.500	1.0 3 1 0 0 0 0 0 0 0 0 0 5 9 0.00 1.000	1.0 3 0 0 0 1 0 0 0 0 0 0 9 13 0.00 0.000	PITCHER										IP WLS BF H R ER SO BB IBB HBP BLK WP HR S P ERA WHIP				



Batter	1	2	3	4	5	6	7	8	9	AB	R	H	RBI	BB	SO	LOB	TOP	
11 Logan Forsythe, R (1,4) OBP: 0.361, SLG: 0.479										4	1	1	0	0	0	1	Tampa Bay Rays @ Baltimore Orioles Oriole Park at Camden Yards, Baltimore, MD Fri Jun 24, 2016, 7:08 PM - 10:14 PM EDT Att: 44,956 - Cloudy - 72 F	
10 Corey Dickerson, L (1,10) OBP: 0.256, SLG: 0.453										4	1	2	2	0	0	0		
3 Evan Longoria, R (1,5) OBP: 0.292, SLG: 0.538										4	1	1	0	0	1	0		
7 Logan Morrison, L (1,3) OBP: 0.318, SLG: 0.374										4	0	2	1	0	1	0		
13 Brad Miller, L (1,6) OBP: 0.292, SLG: 0.442										3	0	1	0	1	0	1		
8 Desmond Jennings, R (1,8) OBP: 0.272, SLG: 0.310										3	0	0	0	1	0	3		
14 Jaff Decker, L (1,9) OBP: 0.143, SLG: 0.053										2	0	0	0	1	0	2		
1 Tim Beckham, R (0,PH) OBP: 0.273, SLG: 0.413										1	0	0	0	0	0	1		
38 Taylor Motter, R (1,7) OBP: 0.286, SLG: 0.303										4	0	1	0	0	2	3		
24 Hank Conger, L (1,2) OBP: 0.290, SLG: 0.322										3	0	1	0	0	2	0		
Inning Stats	R: 3 H: 4 E: 0 K: 1 S: 16	H: 4 LOB: 2 BB: 2 P: 28	R: 0 H: 1 E: 0 K: 1 S: 8	H: 1 LOB: 1 BB: 0 P: 13	R: 0 H: 0 E: 0 K: 1 S: 12	H: 0 LOB: 0 BB: 0 P: 20	R: 0 H: 1 E: 0 K: 0 S: 12	H: 1 LOB: 0 BB: 0 P: 16	R: 0 H: 0 E: 0 K: 1 S: 10	H: 0 LOB: 0 BB: 0 P: 16	R: 0 H: 0 E: 0 K: 1 S: 12	H: 1 LOB: 1 BB: 0 P: 14	R: 0 H: 0 E: 0 K: 1 S: 10	H: 1 LOB: 1 BB: 0 P: 14	1B: 5 2B: 4 3B: 0 HR: 1	SF: 0 SAC: 0 DP: 2 HBP: 0	WP: 0 PB: 0 SB: 0 CS: 1	PA: 36
PITCHER	IP WLS BF H R ER SO BB IBB HBP BLK WP HR S P ERA WHIP																	
49 Yovani Gallardo, R (1,1) ERA: 6.04	5.1	21	7	3	3	3	2	0	0	0	0	0	1	61	96	5.06	1.688	
40 Ashur Tolliver, L (6,1) ERA: 5.79	0.2	W	4	1	0	0	1	0	0	0	0	0	0	7	17	0.00	3.000	
43 Odrisamer Despaigne, R (7,1) ERA: 1.59	1.0	H	3	0	0	0	1	0	0	0	0	0	0	10	16	0.00	0.000	
35 Brad Brach, R (8,1) ERA: 1.08	1.0	H	3	0	0	0	1	0	0	0	0	0	0	12	17	0.00	0.000	
53 Zack Britton, L (9,1) ERA: 0.85	1.0	S	4	1	0	0	1	0	0	0	0	0	0	10	14	0.00	1.000	

Batter	1	2	3	4	5	6	7	8	9	AB	R	H	RBI	BB	SO	LOB	BOTTOM	
10 Adam Jones, R (1,8) OBP: 0.294, SLG: 0.443										4	1	1	1	0	1	1	Tampa Bay Rays @ Baltimore Orioles Oriole Park at Camden Yards, Baltimore, MD Fri Jun 24, 2016, 7:08 PM - 10:14 PM EDT Att: 44,956 - Cloudy - 72 F	
6 Jonathan Schoop, R (1,4) OBP: 0.315, SLG: 0.489										4	1	1	0	0	2	1		
13 Manny Machado, R (1,5) OBP: 0.382, SLG: 0.615										4	2	2	1	0	1	0		
45 Mark Trumbo, R (1,10) OBP: 0.331, SLG: 0.552										3	1	0	0	1	1	0		
19 Chris Davis, L (1,3) OBP: 0.351, SLG: 0.480										4	1	2	2	0	1	0		
32 Matt Wieters, S (1,2) OBP: 0.323, SLG: 0.432										4	0	0	0	0	0	2		
2 J.J. Hardy, R (1,6) OBP: 0.284, SLG: 0.396										3	0	1	1	0	0	1		
14 Nolan Reimold, R (1,7) OBP: 0.325, SLG: 0.440										3	0	1	0	0	1	1		
23 Joey Rickard, R (1,9) OBP: 0.315, SLG: 0.373										3	0	0	0	0	0	1		
Inning Stats	R: 0 H: 0 E: 0 K: 0 S: 7	H: 0 LOB: 0 BB: 0 P: 11	R: 0 H: 0 E: 0 K: 1 S: 10	H: 0 LOB: 0 BB: 0 P: 11	R: 0 H: 0 E: 0 K: 2 S: 9	H: 0 LOB: 0 BB: 0 P: 10	R: 1 H: 2 E: 0 K: 2 S: 12	H: 4 LOB: 1 BB: 1 P: 33	R: 0 H: 1 E: 0 K: 2 S: 15	H: 1 LOB: 0 BB: 0 P: 22	R: 1 H: 1 E: 0 K: 0 S: 10	H: 1 LOB: 0 BB: 0 P: 16	R: 1 H: 1 E: 0 K: 0 S: 10	H: 1 LOB: 0 BB: 0 P: 16	1B: 5 2B: 1 3B: 0 HR: 2	SF: 0 SAC: 0 DP: 0 HBP: 0		WP: 0 PB: 1 SB: 0 CS: 0
PITCHER	IP WLS BF H R ER SO BB IBB HBP BLK WP HR S P ERA WHIP																	
55 Matt Moore, L (1,1) ERA: 5.04	6.2	L	28	7	1	1	1	0	0	0	0	0	1	77	111	6.75	1.200	
54 Steve Geltz, R (7,1) ERA: 6.75	1.1		5	1	1	1	1	0	0	0	0	0	1	15	24	6.75	0.750	

Batter	1	2	3	4	5	6	7	8	9	AB	R	H	RBI	BB	SO	LOB	TOP										
11 Logan Forsythe, R (1,4) OBP: 0.353, SLG: 0.467	G6-3		K			G6-3		F9		4	0	0	0	0	1	1	<p>Tampa Bay Rays @ Baltimore Orioles</p> <p>Oriole Park at Camden Yards, Baltimore, MD</p> <p>Sat Jun 25 2016, 1:10 PM - 3:54 PM EDT</p> <p>Att: 18,229 - Sunny - 81°F</p>										
10 Corey Dickerson, L (1,7) OBP: 0.255, SLG: 0.447	F9		K			G6-3			BB	3	0	0	0	1	1	0											
3 Evan Longoria, R (1,5) OBP: 0.329, SLG: 0.536	P2					G5-3			BB	3	0	1	0	1	0	0											
7 Logan Morrison, L (1,3) OBP: 0.317, SLG: 0.372		1B				P5			K	4	0	1	0	0	1	3											
13 Brad Miller, L (1,10) OBP: 0.287, SLG: 0.434		K				K			G3-1	4	0	0	0	0	2	4											
1 Tim Beckham, R (1,6) OBP: 0.284, SLG: 0.398		FC6				F8				3	0	0	0	0	0	2											
9 Oswaldo Arcia, L (9,PH) OBP: 0.287, SLG: 0.365									G6-3	1	0	0	0	0	0	2											
14 Jaff Decker, L (1,8) OBP: 0.167, SLG: 0.091		L9				K				3	0	1	0	0	1	2											
38 Taylor Motter, R (1,9) OBP: 0.275, SLG: 0.290						G1-3			G5-4-3	3	0	0	0	0	1	3											
19 Curt Casali, R (1,2) OBP: 0.256, SLG: 0.329						G6-3				3	0	1	0	0	1	0											
Inning Stats	R: 0 E: 0 K: 0 S: 7	H: 0 LOB: 0 BB: 0 P: 10	R: 0 E: 1 K: 2 S: 15	H: 1 LOB: 2 BB: 0 P: 22	R: 0 E: 0 K: 3 S: 11	H: 0 LOB: 0 BB: 0 P: 17	R: 0 E: 0 K: 1 S: 9	H: 1 LOB: 1 BB: 0 P: 15	R: 0 E: 0 K: 1 S: 12	H: 0 LOB: 0 BB: 0 P: 16	R: 0 E: 0 K: 0 S: 7	H: 0 LOB: 0 BB: 0 P: 10	R: 0 E: 0 K: 0 S: 5	H: 0 LOB: 0 BB: 0 P: 10	R: 0 E: 0 K: 0 S: 10	H: 2 LOB: 1 BB: 0 P: 15	R: 0 E: 0 K: 1 S: 8	H: 0 LOB: 2 BB: 2 P: 20	1B: 4 2B: 0 3B: 0 HR: 0	SF: 0 SAC: 0 DP: 1 HBP: 0	WP: 0 PB: 0 SB: 0 CS: 0	PA: 33					
PITCHER	IP	WLS	BF	H	R	ER	SO	BB	IBB	HBP	BLK	WP	HR	S	P	ERA	WHIP										
39 Kevin Gausman, R (1,1) ERA: 3.93	7.2	W	27	4	0	0	7	0	0	0	0	0	0	75	113	0.00	0.522										
71 Oliver Drake, R (8,1) ERA:	1.1		6	0	0	0	1	2	0	0	0	0	0	9	22	0.00	1.500										

AB	31
R	0
H	4
RBI	0
BB	2
SO	8
LOB	17



Batter	1	2	3	4	5	6	7	8	9	AB	R	H	RBI	BB	SO	LOB	BOTTOM										
10 Adam Jones, R (1,8) OBP: 0.295, SLG: 0.442	1B				K	G3-1		K		5	0	2	1	0	2	2	<p>Tampa Bay Rays @ Baltimore Orioles</p> <p>Oriole Park at Camden Yards, Baltimore, MD</p> <p>Sat Jun 25 2016, 1:10 PM - 3:54 PM EDT</p> <p>Att: 18,229 - Sunny - 81°F</p>										
25 Hyun Soo Kim, L (1,7) OBP: 0.417, SLG: 0.417	F9	G4-3			BB					3	1	1	0	2	0	2											
13 Manny Machado, R (1,5) OBP: 0.382, SLG: 0.611	1B		G6-3					P4	L1-6-3	5	0	2	0	0	0	2											
19 Chris Davis, L (1,3) OBP: 0.350, SLG: 0.475	F8		K		K					3	1	0	0	1	2	4											
45 Mark Trumbo, R (1,9) OBP: 0.330, SLG: 0.547	K		K			P6		BB		3	0	0	0	1	2	2											
23 Joey Rickard, R (7,PR) OBP: 0.315, SLG: 0.373								BB		0	0	0	0	0	0	0											
6 Jonathan Schoop, R (1,4) OBP: 0.318, SLG: 0.493		2B			F8			K		4	2	2	0	0	1	3											
24 Pedro Alvarez, L (1,10) OBP: 0.315, SLG: 0.459		BB			K					3	1	1	2	1	2	1											
2 J.J. Hardy, R (1,6) OBP: 0.292, SLG: 0.400					G6-3					4	0	2	1	0	0	2											
27 Francisco Peña, R (1,2) OBP: 0.296, SLG: 0.360		G6-4-3								4	0	1	1	0	1	2											
Inning Stats	R: 0 E: 0 K: 1 S: 13	H: 2 LOB: 2 BB: 0 P: 16	R: 2 E: 0 K: 0 S: 10	H: 3 LOB: 1 BB: 1 P: 16	R: 0 E: 0 K: 2 S: 15	H: 0 LOB: 0 BB: 0 P: 22	R: 0 E: 0 K: 1 S: 9	H: 0 LOB: 0 BB: 0 P: 13	R: 0 E: 0 K: 2 S: 9	H: 1 LOB: 2 BB: 1 P: 18	R: 1 E: 0 K: 1 S: 9	H: 3 LOB: 2 BB: 0 P: 12	R: 2 E: 0 K: 1 S: 14	H: 2 LOB: 2 BB: 2 P: 24	R: 0 E: 0 K: 2 S: 11	H: 0 LOB: 1 BB: 1 P: 18	1B: 9 2B: 2 3B: 0 HR: 0	SF: 0 SAC: 0 DP: 1 HBP: 0	WP: 0 PB: 0 SB: 0 CS: 0	PA: 39							
PITCHER	IP	WLS	BF	H	R	ER	SO	BB	IBB	HBP	BLK	WP	HR	S	P	ERA	WHIP										
35 Matt Andriese, R (1,1) ERA: 2.96	4.2	L	20	5	2	2	5	2	0	0	0	0	0	22	37	3.86	1.500										
50 Tyler Sturdevant, R (5,1) ERA: 4.8	2.0		13	5	3	3	3	1	1	0	0	0	0	22	37	13.50	3.000										
45 Enny Romero, L (7,1) ERA: 3.86	1.1		6	1	0	0	2	1	0	0	0	0	0	16	24	0.00	1.500										

AB	34
R	5
H	11
RBI	5
BB	5
SO	10
LOB	20



Batter	1	2	3	4	5	6	7	8	9	AB	R	H	RBI	BB	SO	LOB	TOP			
11 Logan Forsythe, R OBP: 0.354, SLG: 0.471										5	1	2	0	0	1	3	<p>Tampa Bay Rays @ Baltimore Orioles Oriole Park at Camden Yards, Baltimore, MD Sat Jun 25 2016, 7:08 PM - 10:22 PM EDT Att: 33,040 - Clear - 83 F</p>			
10 Corey Dickerson, L OBP: 0.288, SLG: 0.450										5	0	2	0	0	0	2				
3 Evan Longoria, R OBP: 0.327, SLG: 0.528										4	0	0	0	1	3	4				
7 Logan Morrison, L OBP: 0.323, SLG: 0.381										5	2	3	1	0	1	3				
13 Brad Miller, L OBP: 0.294, SLG: 0.442										5	2	3	1	0	2					
8 Desmond Jennings, R OBP: 0.276, SLG: 0.350										4	0	2	1	0	0	1				
9 Oswaldo Arcia, L OBP: 0.286, SLG: 0.358										2	0	0	1	1	0	0				
1 Tim Beckham, R OBP: 0.261, SLG: 0.393										1	0	0	0	0	0	1				
24 Hank Conger, L OBP: 0.308, SLG: 0.359										2	1	1	2	2	0	0				
2 Nick Franklin, S OBP: 0.256, SLG: 0.329										0	0	0	0	0	0	0				
19 Curt Casali, R OBP: 0.256, SLG: 0.329										0	0	0	0	0	0	0				
14 Jaff Decker, L OBP: 0.214, SLG: 0.120										3	0	1	0	1	0	3				
Inning Stats	R: 1 E: 0 K: 1 S: 12	H: 3 LOB: 1 BB: 0 P: 15	R: 1 E: 0 K: 0 S: 11	H: 2 LOB: 1 BB: 0 P: 16	R: 2 E: 0 K: 1 S: 22	H: 3 LOB: 3 BB: 2 P: 37	R: 0 E: 0 K: 0 S: 6	H: 0 LOB: 0 BB: 0 P: 10	R: 2 E: 0 K: 0 S: 13	H: 2 LOB: 2 BB: 0 P: 17	R: 0 E: 0 K: 0 S: 8	H: 2 LOB: 2 BB: 1 P: 15	R: 0 E: 0 K: 2 S: 16	H: 0 LOB: 2 BB: 2 P: 26	R: 0 E: 0 K: 1 S: 10	H: 1 LOB: 1 BB: 0 P: 15		1B: 8 2B: 5 3B: 0 HR: 1	SF: 1 SAC: 1 DP: 3 HBP: 0	WP: 0 PB: 0 SB: 1 CS: 0
PITCHER	IP WLS BF H R ER SO BB IBB HBP BLK WP HR S P ERA WHIP	5.0 26 10 6 6 2 2 0 0 0 0 1 64 95 10.80 2.400	2.0 8 3 0 0 0 0 1 0 0 0 0 13 21 0.00 1.500	1.0 5 0 0 0 2 2 0 0 0 0 0 16 26 0.00 2.000	1.0 4 1 0 0 1 0 0 0 0 0 0 10 15 0.00 1.000															

Batter	1	2	3	4	5	6	7	8	9	AB	R	H	RBI	BB	SO	LOB	BOTTOM				
10 Adam Jones, R OBP: 0.301, SLG: 0.455										3	2	2	2	1	0	0	<p>Tampa Bay Rays @ Baltimore Orioles Oriole Park at Camden Yards, Baltimore, MD Sat Jun 25 2016, 7:08 PM - 10:22 PM EDT Att: 33,040 - Clear - 83 F</p>				
6 Jonathan Schoop, R OBP: 0.317, SLG: 0.489										4	0	1	0	0	0	3					
13 Manny Machado, R OBP: 0.380, SLG: 0.606										4	0	1	0	0	0	2					
19 Chris Davis, L OBP: 0.351, SLG: 0.487										4	1	2	2	0	1	0					
45 Mark Trumbo, R OBP: 0.329, SLG: 0.546										4	1	1	0	0	0	2					
32 Matt Wieters, S OBP: 0.332, SLG: 0.471										4	2	3	3	0	0	0					
2 J.J. Hardy, R OBP: 0.291, SLG: 0.394										4	0	1	0	0	0	1					
14 Nolan Reimold, R OBP: 0.323, SLG: 0.442										4	1	1	0	0	1	1					
23 Joey Rickard, R OBP: 0.318, SLG: 0.380										4	1	2	1	0	0	0					
Inning Stats	R: 0 E: 0 K: 0 S: 9	H: 0 LOB: 0 BB: 0 P: 15	R: 0 E: 0 K: 1 S: 15	H: 1 LOB: 1 BB: 0 P: 23	R: 1 E: 0 K: 0 S: 15	H: 2 LOB: 1 BB: 1 P: 27	R: 2 E: 0 K: 0 S: 13	H: 2 LOB: 0 BB: 0 P: 21	R: 1 E: 0 K: 0 S: 7	H: 2 LOB: 1 BB: 0 P: 10	R: 1 E: 0 K: 0 S: 10	H: 2 LOB: 1 BB: 0 P: 17	R: 2 E: 0 K: 0 S: 15	H: 4 LOB: 1 BB: 0 P: 18	R: 1 E: 0 K: 1 S: 10	H: 1 LOB: 0 BB: 0 P: 19		1B: 7 2B: 3 3B: 0 HR: 4	SF: 0 SAC: 0 DP: 3 HBP: 0	WP: 0 PB: 0 SB: 0 CS: 0	PA: 36
PITCHER	IP WLS BF H R ER SO BB IBB HBP BLK WP HR S P ERA WHIP	5.0 22 1 0 0 0 1 0 0 0 0 0 17 24 13.50 3.000	0.2 2 1 0 0 0 0 0 0 0 0 0 6 8 0.00 1.500	1.0 4 1 1 1 1 0 0 0 0 0 1 10 19 9.00 1.000																	

livebaseballscores.com

AB 36
R 6
H 14
RBI 6
BB 5
SO 5
LOB 19

livebaseballscores.com

AB 35
R 8
H 14
RBI 8
BB 1
SO 2
LOB 9

Batter	1	2	3	4	5	6	7	8	9	AB	R	H	RBI	BB	SO	LOB	TOP					
11 Logan Forsythe, R OBP: 0.360, SLG: 0.469	4-1 3 1B BB		0-1 13 1B		1-1 G4-3	2-2 13 1B HBP		3-2 P3		3	0	1	0	1	0	1						
13 Brad Miller, L OBP: 0.300, SLG: 0.445	1-1 F8		1-1 7 G3-6 1B		1-1 7 2B 1B	2-2 1B	1-3 1B		3-3 K	5	1	3	0	0	1	1						
3 Evan Longoria, R OBP: 0.322, SLG: 0.524 2 Nick Franklin, S (9, PH)	1-0 7 G4-6-3 1B		1-2 P5		1-1 P6	3-2 P4		0-0 F7	2	4	0	1	0	0	0	5						
7 Logan Morrison, L OBP: 0.322, SLG: 0.383 38 Taylor Motter, R OBP: 0.272, SLG: 0.296 (9, PH)	0-0 G4-6-3		1-1 G3-6-1		3-1 9 3B 2B		0-1 P3		0-1 G6-3	3	4	1	1	1	0	4						
8 Desmond Jennings, R OBP: 0.281, SLG: 0.537		0-1 HR		1-1 L7	4-1 9 3B BB		1-3 K			3	2	1	1	1	1	0						
9 Oswaldo Arcia, L OBP: 0.301, SLG: 0.418		0-1 1B		0-1 HR	2-2 3B		2-3 K			4	1	3	3	0	1	0						
1 Tim Beckham, R OBP: 0.260, SLG: 0.398		1-1 P4		2-1 2B	0-1 G5-3			1-3 K	1	4	0	1	0	0	1	2						
24 Hank Conger, L OBP: 0.296, SLG: 0.344		2-3 K		1-2 F9		0-0 F9		3-3 K	2	4	0	0	0	0	2	2						
14 Jaff Decker, L OBP: 0.219, SLG: 0.138		0-1 L7		0-1 G6-3		1-1 G3		1-2 1B		4	0	1	0	0	0	2						
Inning Stats	R: 0 E: 0 K: 0 S: 5	H: 1 LOB: 1 BB: 1 P: 11	R: 1 E: 0 K: 1 S: 11	H: 2 LOB: 1 BB: 0 P: 14	R: 0 E: 0 K: 0 S: 9	H: 2 LOB: 1 BB: 0 P: 12	R: 1 E: 0 K: 0 S: 13	H: 2 LOB: 1 BB: 0 P: 17	R: 3 E: 0 K: 0 S: 14	H: 3 LOB: 1 BB: 1 P: 26	R: 0 E: 0 K: 2 S: 10	H: 0 LOB: 0 BB: 0 P: 13	R: 0 E: 0 K: 2 S: 15	H: 1 LOB: 1 BB: 0 P: 20	R: 0 E: 0 K: 1 S: 7	H: 0 LOB: 0 BB: 0 P: 10	1B: 7 2B: 2 3B: 1 HR: 2	SF: 0 SAC: 0 DP: 2 HBP: 1	WP: 0 PB: 0 SB: 0 CS: 0	PA: 40		
PITCHER	IP WLS BF H R ER SO BB IBB HBP BLK WP HR S P ERA WHIP	IP WLS BF H R ER SO BB IBB HBP BLK WP HR S P ERA WHIP	IP WLS BF H R ER SO BB IBB HBP BLK WP HR S P ERA WHIP	IP WLS BF H R ER SO BB IBB HBP BLK WP HR S P ERA WHIP	IP WLS BF H R ER SO BB IBB HBP BLK WP HR S P ERA WHIP	IP WLS BF H R ER SO BB IBB HBP BLK WP HR S P ERA WHIP	IP WLS BF H R ER SO BB IBB HBP BLK WP HR S P ERA WHIP	IP WLS BF H R ER SO BB IBB HBP BLK WP HR S P ERA WHIP	IP WLS BF H R ER SO BB IBB HBP BLK WP HR S P ERA WHIP	IP WLS BF H R ER SO BB IBB HBP BLK WP HR S P ERA WHIP	IP WLS BF H R ER SO BB IBB HBP BLK WP HR S P ERA WHIP	IP WLS BF H R ER SO BB IBB HBP BLK WP HR S P ERA WHIP	IP WLS BF H R ER SO BB IBB HBP BLK WP HR S P ERA WHIP	IP WLS BF H R ER SO BB IBB HBP BLK WP HR S P ERA WHIP	IP WLS BF H R ER SO BB IBB HBP BLK WP HR S P ERA WHIP	IP WLS BF H R ER SO BB IBB HBP BLK WP HR S P ERA WHIP	IP WLS BF H R ER SO BB IBB HBP BLK WP HR S P ERA WHIP	IP WLS BF H R ER SO BB IBB HBP BLK WP HR S P ERA WHIP	IP WLS BF H R ER SO BB IBB HBP BLK WP HR S P ERA WHIP	IP WLS BF H R ER SO BB IBB HBP BLK WP HR S P ERA WHIP	IP WLS BF H R ER SO BB IBB HBP BLK WP HR S P ERA WHIP	IP WLS BF H R ER SO BB IBB HBP BLK WP HR S P ERA WHIP

Tampa Bay Rays @ Baltimore Orioles
 Oriole Park at Camden Yards, Baltimore, MD
 Sun Jun 26 2016, 1:40 PM - 4:42 PM EDT
 Att: 38,611 - Sunny - 83 F

AB 37
 R 5
 H 12
 RBI 5
 BB 2
 SO 6
 LOB 17



Batter	1	2	3	4	5	6	7	8	9	AB	R	H	RBI	BB	SO	LOB	BOTTOM						
10 Adam Jones, R OBP: 0.313, SLG: 0.466	4-1 13 1B 19 HR BB		0-0 23 1B 1B		3-2 2B	0-1 23 FC5-4 1B		1-2 23 2B 1B		4	2	4	1	1	0	0							
23 Joey Rickard, R OBP: 0.320, SLG: 0.385	0-2 13 1B 1B		2-2 K		0-0 P6	2-0 FC5-4		1-1 SAFE 13 1B 2B		5	2	2	1	0	1	4							
13 Manny Machado, R OBP: 0.384, SLG: 0.609	0-1 19 HR 1B		2-3 K		0-2 18 WP 45 HR 2B	2-1 F7		1-2 19 1B 45 1B 1B		5	3	3	1	0	1	3							
19 Chris Davis, L OBP: 0.355, SLG: 0.498	1-2 HR		2-3 K		1-3 K		4-2 6 1B BB	3-2 45 1B 6 WP 1B		4	2	2	4	1	2	1							
45 Mark Trumbo, R OBP: 0.330, SLG: 0.554 3 Ryan Flaherty, L OBP: 0.313, SLG: 0.353 (8, PR)	0-1 F8		2-3 K		0-0 HR		0-3 K	1-2 6 WP 1B		5	1	2	3	0	2	1							
6 Jonathan Schoop, R OBP: 0.322, SLG: 0.502	2-3 K		0-0 HR		0-0 G5-4-3 1B		0-1 G6-4-3	1-3 K		0	0	0	0	0	0	0							
2 J.J. Hardy, R OBP: 0.281, SLG: 0.381	2-2 G4-3		0-2 F7		1-2 G5-4-3		0-0 G6-4-3			4	0	0	0	0	0	3							
14 Nolan Reimold, R OBP: 0.328, SLG: 0.448		2-2 27 SH1-3 10 1B 2B		0-1 L3		4-2 23 FC5-4 10 1B BB		2-2 G4-3	1	3	1	1	0	1	0	0							
27 Francisco Peña, R OBP: 0.267, SLG: 0.321		1-0 SH1-3		1-1 L7		1-3 K		1-2 G5-3	2	3	0	0	0	0	1	1							
Inning Stats	R: 4 E: 0 K: 1 S: 19	H: 3 LOB: 0 BB: 1 P: 28	R: 1 E: 0 K: 2 S: 12	H: 2 LOB: 0 BB: 0 P: 19	R: 1 E: 0 K: 2 S: 13	H: 1 LOB: 0 BB: 0 P: 17	R: 0 E: 0 K: 0 S: 8	H: 1 LOB: 1 BB: 0 P: 12	R: 2 E: 0 K: 1 S: 12	H: 3 LOB: 0 BB: 0 P: 14	R: 0 E: 0 K: 1 S: 9	H: 1 LOB: 1 BB: 1 P: 13	R: 4 E: 0 K: 1 S: 25	H: 5 LOB: 2 BB: 0 P: 36	R: 0 E: 0 K: 1 S: 7	H: 0 LOB: 0 BB: 0 P: 10	1B: 10 2B: 4 3B: 0 HR: 3	SF: 0 SAC: 1 DP: 2 HBP: 0	WP: 2 PB: 0 SB: 0 CS: 0	PA: 42			
PITCHER	IP WLS BF H R ER SO BB IBB HBP BLK WP HR S P ERA WHIP	IP WLS BF H R ER SO BB IBB HBP BLK WP HR S P ERA WHIP	IP WLS BF H R ER SO BB IBB HBP BLK WP HR S P ERA WHIP	IP WLS BF H R ER SO BB IBB HBP BLK WP HR S P ERA WHIP	IP WLS BF H R ER SO BB IBB HBP BLK WP HR S P ERA WHIP	IP WLS BF H R ER SO BB IBB HBP BLK WP HR S P ERA WHIP	IP WLS BF H R ER SO BB IBB HBP BLK WP HR S P ERA WHIP	IP WLS BF H R ER SO BB IBB HBP BLK WP HR S P ERA WHIP	IP WLS BF H R ER SO BB IBB HBP BLK WP HR S P ERA WHIP	IP WLS BF H R ER SO BB IBB HBP BLK WP HR S P ERA WHIP	IP WLS BF H R ER SO BB IBB HBP BLK WP HR S P ERA WHIP	IP WLS BF H R ER SO BB IBB HBP BLK WP HR S P ERA WHIP	IP WLS BF H R ER SO BB IBB HBP BLK WP HR S P ERA WHIP	IP WLS BF H R ER SO BB IBB HBP BLK WP HR S P ERA WHIP	IP WLS BF H R ER SO BB IBB HBP BLK WP HR S P ERA WHIP	IP WLS BF H R ER SO BB IBB HBP BLK WP HR S P ERA WHIP	IP WLS BF H R ER SO BB IBB HBP BLK WP HR S P ERA WHIP	IP WLS BF H R ER SO BB IBB HBP BLK WP HR S P ERA WHIP	IP WLS BF H R ER SO BB IBB HBP BLK WP HR S P ERA WHIP	IP WLS BF H R ER SO BB IBB HBP BLK WP HR S P ERA WHIP	IP WLS BF H R ER SO BB IBB HBP BLK WP HR S P ERA WHIP	IP WLS BF H R ER SO BB IBB HBP BLK WP HR S P ERA WHIP	IP WLS BF H R ER SO BB IBB HBP BLK WP HR S P ERA WHIP

Tampa Bay Rays @ Baltimore Orioles
 Oriole Park at Camden Yards, Baltimore, MD
 Sun Jun 26 2016, 1:40 PM - 4:42 PM EDT
 Att: 38,611 - Sunny - 83 F

AB 38
 R 12
 H 17
 RBI 11
 BB 3
 SO 9
 LOB 14



Batter	1	2	3	4	5	6	7	8	9	AB	R	H	RBI	BB	SO	LOB	TOP				
10 Adam Jones, R OBP: 0.317, SLG: 0.470	G5-3			P4		P3		25 13 1B		4	1	1	0	0	0	0	<p>Baltimore Orioles @ Seattle Mariners Safeco Field, Seattle, WA Thu Jun 30 2016, 7:12 PM - 10:16 PM PDT Att: 23,715 - Partly Cloudy - 73 F</p>				
25 Hyun Soo Kim, L OBP: 0.433, SLG: 0.484	K			K			HR	13 1B		4	1	2	2	0	2	0					
13 Manny Machado, R OBP: 0.392, SLG: 0.609	F9			1B		G6-3		1B		4	0	2	1	0	0	0					
19 Chris Davis, L OBP: 0.352, SLG: 0.504	K				L8			K		4	0	1	0	0	2	2					
45 Mark Trumbo, R OBP: 0.331, SLG: 0.558	L8				P6					4	0	1	0	0	1	1					
32 Matt Wieters, S OBP: 0.292, SLG: 0.457	G6-3				1B					4	0	1	0	0	2	2					
6 Jonathan Schoop, R OBP: 0.330, SLG: 0.512				G4-3		K				3	1	0	0	1	1	2					
24 Pedro Alvarez, L OBP: 0.308, SLG: 0.447				K			P4			4	0	0	0	0	3	2					
2 J.J. Hardy, R OBP: 0.276, SLG: 0.360				G4-3			P2			3	0	0	0	0	0	1					
Inning Stats	R: 0 H: 0 E: 0 K: 1 S: 8	H: 0 LOB: 0 BB: 0 P: 12	R: 0 H: 0 E: 0 K: 1 S: 8	H: 0 LOB: 0 BB: 0 P: 12	R: 0 H: 0 E: 0 K: 1 S: 7	H: 0 LOB: 0 BB: 0 P: 10	R: 0 H: 1 E: 0 K: 1 S: 11	H: 1 LOB: 1 BB: 0 P: 15	R: 0 H: 0 E: 0 K: 0 S: 6	H: 0 LOB: 0 BB: 0 P: 9	R: 1 H: 2 E: 0 K: 2 S: 15	H: 2 LOB: 1 BB: 0 P: 21	R: 2 H: 3 E: 0 K: 2 S: 20	H: 3 LOB: 2 BB: 1 P: 32	R: 0 H: 1 E: 0 K: 2 S: 10	H: 1 LOB: 1 BB: 0 P: 17	1B: 7 2B: 0 3B: 0 HR: 1	SF: 0 SAC: 0 DP: 0 HBP: 0	WP: 0 PB: 0 SB: 0 CS: 0	PA: 35	
PITCHER	IP	WLS	BF	H	R	ER	SO	BB	IBB	HBP	BLK	WP	HR	S	P	ERA	WHIP				
44 Taijuan Walker, R ERA: 3.29	6.1	W	22	4	1	1	5	0	0	0	0	0	1	57	84	1.42	0.632				
39 Edwin Diaz, R ERA: 2.03	0.2	H	2	0	0	0	2	0	0	0	0	0	0	7	10	0.00	0.000				
53 Joaquin Benoit, R ERA: 5.3	0.2	S	5	2	2	2	1	1	0	0	0	0	0	16	26	27.00	4.500				
31 Steve Cishek, R ERA: 2.45	1.1	S	6	2	0	0	3	0	0	0	0	0	0	14	23	0.00	1.500				

AB 34
R 3
H 8
RBI 3
BB 1
SO 11
LOB 10



Batter	1	2	3	4	5	6	7	8	9	AB	R	H	RBI	BB	SO	LOB	BOTTOM				
12 Leonys Martin, L OBP: 0.322, SLG: 0.436	G3		K		7 HR	FC3-6		K		5	1	1	0	0	2	2	<p>Baltimore Orioles @ Seattle Mariners Safeco Field, Seattle, WA Thu Jun 30 2016, 7:12 PM - 10:16 PM PDT Att: 23,715 - Partly Cloudy - 73 F</p>				
7 Seth Smith, L OBP: 0.381, SLG: 0.404	F8		G6-3		1B	K		K		4	1	1	2	0	1	1					
21 Franklin Gutierrez, R OBP: 0.331, SLG: 0.500					HR					1	0	0	0	0	1	1					
22 Robinson Cano, L OBP: 0.362, SLG: 0.546	23 15 1B BB		P5		23 2B 10 FC9-5 1B			G3		3	2	1	0	1	0	0					
23 Nelson Cruz, R OBP: 0.370, SLG: 0.540	15 1B BB				10 1B HBP			E8 10 G5-4-3 2B		2	1	2	0	1	0	0					
15 Kyle Seager, L OBP: 0.351, SLG: 0.497					10 FC9-5 IBB			10 G5-4-3 IBB		2	0	1	1	2	0	1					
10 Dae-Ho Lee, R OBP: 0.327, SLG: 0.493	K				FC9-5			G5-4-3		4	0	1	2	0	1	5					
26 Adam Lind, L OBP: 0.271, SLG: 0.429	K				F7			L7		4	0	0	0	0	2	5					
33 Chris Iannetta, R OBP: 0.315, SLG: 0.376	L8				L9			F9		4	0	1	0	0	0	2					
4 Ketel Marte, S OBP: 0.301, SLG: 0.361	L9				L5			SH1-3 1B		3	0	1	0	0	0	0					
Inning Stats	R: 1 H: 1 E: 0 K: 1 S: 15	H: 1 LOB: 2 BB: 2 P: 30	R: 0 H: 0 E: 0 K: 1 S: 9	H: 0 LOB: 0 BB: 0 P: 15	R: 0 H: 0 E: 0 K: 1 S: 10	H: 0 LOB: 0 BB: 0 P: 15	R: 0 H: 1 E: 0 K: 0 S: 13	H: 1 LOB: 2 BB: 0 P: 21	R: 3 H: 4 E: 0 K: 1 S: 23	H: 4 LOB: 2 BB: 1 P: 37	R: 0 H: 1 E: 0 K: 1 S: 15	H: 1 LOB: 1 BB: 0 P: 17	R: 1 H: 1 E: 1 K: 0 S: 6	H: 1 LOB: 1 BB: 1 P: 11	R: 0 H: 1 E: 0 K: 2 S: 8	H: 1 LOB: 1 BB: 0 P: 13	1B: 6 2B: 2 3B: 0 HR: 1	SF: 0 SAC: 1 DP: 0 HBP: 1	WP: 1 PB: 0 SB: 0 CS: 0	PA: 38	
PITCHER	IP	WLS	BF	H	R	ER	SO	BB	IBB	HBP	BLK	WP	HR	S	P	ERA	WHIP				
30 Chris Tillman, R ERA: 3.71	4.2	L	24	6	4	4	3	2	1	0	0	0	1	65	112	7.71	1.714				
37 Dylan Bundy, R ERA: 3.28	2.2		12	3	1	0	2	0	1	0	0	0	0	28	36	0.00	1.125				
53 Zack Britton, L ERA: 0.81	0.2		2	0	0	0	2	0	0	0	0	0	0	6	11	0.00	0.000				

AB 32
R 5
H 9
RBI 5
BB 4
SO 7
LOB 17



Batter	1	2	3	4	5	6	7	8	9	AB	R	H	RBI	BB	SO	LOB	TOP										
10 Adam Jones, R OBP: 0.311, SLG: 0.459	G1-3			13 1B	FC4-6	P6			G6-3	5	1	1	1	0	0	5											
6 Jonathan Schoop, R OBP: 0.333, SLG: 0.513	G3			F9	FC5-4				13 G4-3	5	1	2	0	0	0	3											
13 Manny Machado, R OBP: 0.387, SLG: 0.598				19 1B						5	0	2	0	0	0	2											
19 Chris Davis, L OBP: 0.355, SLG: 0.521	2-6	G5-3		45 G5-4-3					F8	4	2	2	3	1	0	1											
45 Mark Trumbo, R OBP: 0.327, SLG: 0.547		K		G5-4-3					HR	4	1	1	0	0	2	2											
32 Matt Wieters, S OBP: 0.321, SLG: 0.444		F8								4	1	0	0	0	2	2											
2 J.J. Hardy, R OBP: 0.268, SLG: 0.346				L9	F8				F9	4	0	1	1	0	0	1											
14 Nolan Reimold, R OBP: 0.336, SLG: 0.459		G1-3							G6-3	4	0	2	1	0	0	0											
23 Joey Rickard, R OBP: 0.320, SLG: 0.381		L8							G3	3	0	1	0	1	0	0											
Inning Stats	R: 0 E: 0 K: 0 S: 8	H: 1 LOB: 1 BB: 0 P: 11	R: 0 E: 0 K: 1 S: 6	H: 0 LOB: 0 BB: 0 P: 8	R: 0 E: 0 K: 0 S: 13	H: 0 LOB: 0 BB: 0 P: 19	R: 1 E: 0 K: 0 S: 9	H: 3 LOB: 1 BB: 0 P: 13	R: 1 E: 1 K: 0 S: 11	H: 2 LOB: 2 BB: 0 P: 19	R: 2 E: 0 K: 1 S: 20	H: 3 LOB: 3 BB: 0 P: 39	R: 2 E: 0 K: 2 S: 12	H: 2 LOB: 0 BB: 0 P: 18	R: 0 E: 0 K: 0 S: 7	H: 0 LOB: 0 BB: 0 P: 9	R: 0 E: 0 K: 0 S: 9	H: 1 LOB: 1 BB: 0 P: 15	1B: 9 2B: 2 3B: 0 HR: 1	SF: 0 SAC: 0 DP: 1 HBP: 0	WP: 0 PB: 0 SB: 0 CS: 0	PA: 40					
PITCHER	IP	WLS	BF	H	R	ER	SO	BB	IBB	HBP	BLK	WP	HR	S	P	ERA	WHIP										
65 James Paxton, L ERA: 4.24	5.2	W	28	9	4	3	2	2	0	0	0	0	0	63	102	4.76	1.941										
54 Tom Wilhelmson, R ERA: 9.93	0.1	H	1	0	0	0	0	0	0	0	0	0	0	4	7	0.00	0.000										
13 Nate Kams, R ERA: 4.5	3.0	S	12	3	2	2	2	0	0	0	0	0	1	28	42	6.00	1.000										

Baltimore Orioles @ Seattle Mariners
Safeco Field, Seattle, WA
Sat Jul 02 2016, 7:11 PM - 10:25 PM PDT
Att: 29,362 - Partly Cloudy - 72 F

AB	38
R	6
H	12
RBI	6
BB	2
SO	4
LOB	16



Batter	1	2	3	4	5	6	7	8	9	AB	R	H	RBI	BB	SO	LOB	BOTTOM											
12 Leonys Martin, L OBP: 0.321, SLG: 0.425	L6	K		7 HR	G3				K	4	1	0	0	2	2	5												
7 Seth Smith, L OBP: 0.372, SLG: 0.444	22 1B	G3		HR	1B				K	5	2	3	4	0	1	2												
22 Robinson Cano, L OBP: 0.358, SLG: 0.536	23 1B	G3		23 FC6-4	G1-3				F8	4	1	1	0	1	0	3												
23 Nelson Cruz, R OBP: 0.366, SLG: 0.543				FC6-4					G4-3	5	1	1	3	0	1	2												
4 Ketel Marte, S OBP: 0.296, SLG: 0.355	HR			15 2B					G4-3	0	0	0	0	0	0	0												
15 Kyle Seager, L OBP: 0.394, SLG: 0.510	L7			F8					K	5	1	2	0	0	1	0												
10 Dae-Ho Lee, R OBP: 0.339, SLG: 0.519	G5-3			26 1B	G5-3				G5-3	4	0	1	1	1	0	2												
26 Adam Lind, L OBP: 0.279, SLG: 0.454		3 HR			G4-3				36 BB	5	2	4	1	0	0	2												
3 Mike Zunino, R OBP: 0.600, SLG: 2.000		HR			F9				36 BB	4	2	2	3	1	0	2												
36 Shawn O'Malley, S OBP: 0.286, SLG: 0.323	7 G3			12 S	7 1B				BB	3	2	2	0	2	0	0												
Inning Stats	R: 3 E: 0 K: 0 S: 13	H: 3 LOB: 0 BB: 0 P: 18	R: 2 E: 0 K: 1 S: 13	H: 3 LOB: 1 BB: 0 P: 19	R: 0 E: 0 K: 1 S: 10	H: 1 LOB: 2 BB: 1 P: 19	R: 3 E: 0 K: 0 S: 16	H: 3 LOB: 2 BB: 2 P: 30	R: 1 E: 0 K: 0 S: 11	H: 1 LOB: 1 BB: 1 P: 20	R: 3 E: 0 K: 0 S: 16	H: 4 LOB: 0 BB: 0 P: 25	R: 0 E: 0 K: 1 S: 15	H: 0 LOB: 1 BB: 1 P: 23	R: 0 E: 0 K: 2 S: 15	H: 1 LOB: 3 BB: 2 P: 28	R: 0 E: 0 K: 2 S: 15	H: 1 LOB: 3 BB: 2 P: 28	1B: 7 2B: 4 3B: 0 HR: 5	SF: 0 SAC: 0 DP: 0 HBP: 0	WP: 0 PB: 0 SB: 1 CS: 0	PA: 46						
PITCHER	IP	WLS	BF	H	R	ER	SO	BB	IBB	HBP	BLK	WP	HR	S	P	ERA	WHIP											
63 Tyler Wilson, R ERA: 5.22	3.0	L	20	9	8	8	2	2	0	0	0	0	0	1	33	57	10.12	2.625										
48 Vance Worley, R ERA: 3.12	2.2		14	5	3	3	0	2	0	0	0	0	0	1	33	57	10.12	2.625										
60 Mychal Givens, R ERA: 3.72	1.1		6	1	1	1	1	1	0	0	0	0	0	1	18	26	6.75	1.500										
65 Chaz Roe, R ERA: 9.0	1.0		6	1	0	0	2	2	0	0	0	0	0	0	15	28	0.00	3.000										

Baltimore Orioles @ Seattle Mariners
Safeco Field, Seattle, WA
Sat Jul 02 2016, 7:11 PM - 10:25 PM PDT
Att: 29,362 - Partly Cloudy - 72 F

AB	39
R	12
H	16
RBI	12
BB	7
SO	5
LOB	18



Batter	1	2	3	4	5	6	7	8	9	AB	R	H	RBI	BB	SO	LOB	TOP																					
10 Adam Jones, R OBP: 0.310, SLG: 0.455	P5		G6-3	B2			1B	K2-3		5	1	1	0	0	1	2																						
25 Hyun Soo Kim, L OBP: 0.423, SLG: 0.477	2B		G3-1		F9		1B		F7	5	0	2	0	0	0	0																						
13 Manny Machado, R OBP: 0.384, SLG: 0.592	G4-3		P4				1B	K	K	5	0	1	0	0	2	3																						
19 Chris Davis, L OBP: 0.350, SLG: 0.512	K			F7	F7			K	P5	5	0	0	0	0	2	4																						
45 Mark Trumbo, R OBP: 0.329, SLG: 0.556	F7			HR	G4-3					4	1	2	2	0	0	1																						
6 Jonathan Schoop, R OBP: 0.274, SLG: 0.510	F9			2B		P3				4	1	1	0	0	1	2																						
24 Pedro Alvarez, L OBP: 0.317, SLG: 0.461	1B		E8	1B				G6-3		4	1	3	0	0	0	0																						
2 J.J. Hardy, R OBP: 0.274, SLG: 0.358	1B		1B		F8			F8		4	0	2	2	0	0	1																						
36 Caleb Joseph, R OBP: 0.240, SLG: 0.203	P3		G4-3			G6-3				3	0	0	0	1	0	4																						
Inning Stats	R: 0 H: 1 E: 0 K: 1 S: 8	H: 1 LOB: 1 BB: 0 P: 14	R: 0 H: 2 E: 0 K: 0 S: 7	H: 2 LOB: 2 BB: 0 P: 13	R: 0 H: 0 E: 0 K: 0 S: 6	H: 0 LOB: 0 BB: 0 P: 9	R: 3 H: 4 E: 1 K: 0 S: 11	H: 1 LOB: 1 BB: 0 P: 10	R: 0 H: 1 E: 0 K: 0 S: 7	H: 1 LOB: 2 BB: 0 P: 10	R: 1 H: 3 E: 0 K: 3 S: 18	H: 3 LOB: 2 BB: 0 P: 25	R: 0 H: 0 E: 0 K: 1 S: 10	H: 0 LOB: 0 BB: 1 P: 17	R: 0 H: 0 E: 0 K: 1 S: 9	H: 0 LOB: 0 BB: 0 P: 11	1B: 8 2B: 3 3B: 0 HR: 1	SF: 0 SAC: 0 DP: 0 HBP: 0	WP: 1 PB: 0 SB: 0 CS: 0	PA: 40																		
PITCHER	IP	WLS	BF	H	R	ER	SO	BB	IBB	HBP	BLK	WP	HR	S	P	ERA	WHIP	PITCHER				IP	WLS	BF	H	R	ER	SO	BB	IBB	HBP	BLK	WP	HR	S	P	ERA	WHIP
18 Hisashi Iwakuma, R ERA: 4.43	6.0	W	28	10	4	4	1	0	0	0	0	0	1	50	78	6.00	1.667					6.0	W	28	10	4	4	1	0	0	0	0	0	1	50	78	6.00	1.667
39 Edwin Diaz, R ERA: 1.75	1.0	H	5	2	0	0	3	0	0	0	0	1	0	15	21	0.00	2.000					1.0	H	5	2	0	0	3	0	0	0	0	1	15	21	0.00	2.000	
53 Joaquin Benoit, R ERA: 5.03	1.0		4	0	0	0	1	1	0	0	0	0	0	10	17	0.00	1.000					1.0		4	0	0	0	1	1	0	0	0	10	17	0.00	1.000		
38 Vidal Nuño, L ERA: 3.27	1.0		3	0	0	0	1	0	0	0	0	0	0	9	11	0.00	0.000					1.0		3	0	0	0	1	0	0	0	0	9	11	0.00	0.000		

Baltimore Orioles @ Seattle Mariners
Safeco Field, Seattle, WA
Sun Jul 03 2016, 1:11 PM - 4:03 PM PDT
Att: 31,405 - Partly Cloudy - 65 F

AB 39
R 4
H 12
RBI 4
BB 1
SO 6
LOB 17



Batter	1	2	3	4	5	6	7	8	9	AB	R	H	RBI	BB	SO	LOB	BOTTOM																					
12 Leony Martin, L OBP: 0.319, SLG: 0.420	G4-3		HR	FC4-6				G3		5	1	1	0	0	1	3																						
7 Seth Smith, L OBP: 0.370, SLG: 0.455	K			F8						4	1	1	4	0	2	1																						
36 Shawn O'Malley, S OBP: 0.282, SLG: 0.318	K		HR					K		1	0	0	0	0	1	0																						
22 Robinson Cano, L OBP: 0.360, SLG: 0.539	G5-3		P4		G3		1B			4	1	2	0	0	0	0																						
23 Nelson Cruz, R OBP: 0.365, SLG: 0.543	F9		G4-3		G6-3		1B			4	1	1	0	0	0	1																						
15 Kyle Seager, L OBP: 0.355, SLG: 0.511	BB		F7		G3		2B			3	1	1	2	1	0	1																						
26 Adam Lind, L OBP: 0.276, SLG: 0.455	F7			K			2B			4	0	1	1	0	2	2																						
21 Franklin Gutierrez, R OBP: 0.329, SLG: 0.489	K		BB				G5-3			3	1	0	0	1	2	2																						
33 Chris Iannetta, R OBP: 0.321, SLG: 0.374			HR	BB			G5-3			3	2	1	0	1	0	1																						
4 Ketel Marte, S OBP: 0.299, SLG: 0.361	HR		1B	FC4-6		E1		L9		4	1	2	1	0	0	0																						
Inning Stats	R: 0 H: 0 E: 0 K: 1 S: 8	H: 0 LOB: 0 BB: 0 P: 14	R: 0 H: 0 E: 0 K: 1 S: 10	H: 0 LOB: 1 BB: 1 P: 18	R: 4 H: 3 E: 0 K: 0 S: 14	H: 3 LOB: 0 BB: 1 P: 19	R: 2 H: 2 E: 0 K: 1 S: 15	H: 2 LOB: 1 BB: 1 P: 24	R: 0 H: 1 E: 0 K: 2 S: 9	H: 1 LOB: 1 BB: 0 P: 12	R: 0 H: 0 E: 1 K: 2 S: 15	H: 0 LOB: 1 BB: 0 P: 20	R: 3 H: 4 E: 0 K: 1 S: 21	H: 4 LOB: 1 BB: 0 P: 32	R: 0 H: 0 E: 0 K: 1 S: 7	H: 0 LOB: 0 BB: 0 P: 13	1B: 4 2B: 5 3B: 0 HR: 1	SF: 0 SAC: 0 DP: 0 HBP: 0	WP: 0 PB: 0 SB: 0 CS: 0	PA: 38																		
PITCHER	IP	WLS	BF	H	R	ER	SO	BB	IBB	HBP	BLK	WP	HR	S	P	ERA	WHIP	PITCHER				IP	WLS	BF	H	R	ER	SO	BB	IBB	HBP	BLK	WP	HR	S	P	ERA	WHIP
31 Ubaldo Jimenez, R ERA: 6.95	4.1	L	22	6	6	6	3	0	0	0	0	0	0	36	50	13.50	2.077					4.1	L	22	6	6	6	3	0	0	0	0	36	50	13.50	2.077		
41 Ariel Miranda, L ERA: 13.5	2.0		11	4	3	3	4	0	0	0	0	0	0	9	16	0.00	0.000					2.0		11	4	3	3	4	0	0	0	0	9	16	0.00	0.000		
35 Brad Brach, R ERA: 1.01	1.1		4	0	0	0	0	0	0	0	0	0	0	3	5	0.00	0.000					1.1		4	0	0	0	0	0	0	0	3	5	0.00	0.000			
53 Zack Britton, L ERA: 0.8	0.1		1	0	0	0	1	0	0	0	0	0	0	3	5	0.00	0.000					0.1		1	0	0	0	1	0	0	0	3	5	0.00	0.000			

Baltimore Orioles @ Seattle Mariners
Safeco Field, Seattle, WA
Sun Jul 03 2016, 1:11 PM - 4:03 PM PDT
Att: 31,405 - Partly Cloudy - 65 F

AB 35
R 9
H 10
RBI 8
BB 3
SO 8
LOB 11



Batter	1	2	3	4	5	6	7	8	9	AB	R	H	RBI	BB	SO	LOB	TOP			
10 Adam Jones, R OBP: 0.308, SLG: 0.451	L4			G6-3			F8		P1	5	0	1	1	0	0	2				
6 Jonathan Schoop, R OBP: 0.331, SLG: 0.507	F9			F9						4	0	1	0	0	1	3				
13 Manny Machado, R OBP: 0.380, SLG: 0.584	L4			G5-3			F9			4	0	0	0	0	0	2				
45 Mark Trumbo, R OBP: 0.328, SLG: 0.552				K			F9			4	1	1	0	0	2	2				
19 Chris Davis, L OBP: 0.349, SLG: 0.507				K					P6	3	1	0	0	1	2	0				
32 Matt Wieters, S OBP: 0.280, SLG: 0.440	L9						G4-3		P3	4	1	1	0	0	0	2				
2 J.J. Hardy, R OBP: 0.280, SLG: 0.376							P4		K	4	2	2	2	0	1	0				
23 Joey Rickard, R OBP: 0.320, SLG: 0.390							G5-3			3	0	1	2	0	0	1				
43 Odrisamer Despaigne, R										0	0	0	0	0	0	0				
64 Jayson Aquino, L										0	0	0	0	0	0	0				
3 Ryan Flaherty, L OBP: 0.311, SLG: 0.350										1	0	0	0	0	1	0				
49 Yovani Gallardo, R OBP: 0.750, SLG: 0.667										0	0	0	0	1	0	0				
60 Mychal Givens, R										0	0	0	0	0	0	0				
25 Hyun Soo Kim, L OBP: 0.424, SLG: 0.477										2	0	1	0	0	1	0				
Inning Stats	R: 0 E: 0 K: 0 S: 7	H: 0 LOB: 0 BB: 0 P: 10	R: 3 E: 0 K: 1 S: 23	H: 3 LOB: 2 BB: 2 P: 41	R: 0 E: 0 K: 2 S: 8	H: 0 LOB: 0 BB: 0 P: 13	R: 2 E: 0 K: 0 S: 14	H: 3 LOB: 1 BB: 0 P: 17	R: 0 E: 0 K: 2 S: 6	H: 0 LOB: 0 BB: 0 P: 9	R: 0 E: 0 K: 0 S: 6	H: 2 LOB: 2 BB: 0 P: 10	R: 0 E: 0 K: 1 S: 8	H: 0 LOB: 0 BB: 0 P: 13	R: 0 E: 0 K: 2 S: 12	H: 0 LOB: 0 BB: 0 P: 17	1B: 6 2B: 2 3B: 0 HR: 0	SF: 0 SAC: 1 DP: 0 HBP: 0	WP: 0 PB: 0 SB: 0 CS: 0	PA: 37
PITCHER	IP WLS BF H R ER SO BB IBB HBP BLK WP HR S P ERA WHIP																			
7 Julio Urias, L ERA: 4.95	3.1	18	6	5	5	3	2	0	0	0	0	0	0	0	0	46	75	13.50	2.400	
67 Louis Coleman, R ERA: 3.55	0.2	2	0	0	0	0	0	0	0	0	0	0	0	0	6	6	0.00	0.000		
52 Pedro Báez, R ERA: 3.49	2.0	6	0	0	0	2	0	0	0	0	0	0	0	13	19	0.00	0.000			
55 Joe Blanton, R ERA: 2.27	1.0	W	5	2	0	0	0	0	0	0	0	0	0	6	10	0.00	2.000			
36 Adam Liberatore, L ERA: 0.65	1.0	H	3	0	0	0	1	0	0	0	0	0	0	8	13	0.00	0.000			

Baltimore Orioles @ Los Angeles Dodgers
Dodger Stadium, Los Angeles, CA
Mon Jul 04 2016, 6:11 PM - 9:22 PM PDT
Att. 47,378 - Clear - 72 F

AB 34
R 5
H 8
RBI 5
BB 2
SO 8
LOB 12



Batter	1	2	3	4	5	6	7	8	9	AB	R	H	RBI	BB	SO	LOB	BOTTOM			
26 Chase Utley, L OBP: 0.342, SLG: 0.373		G4-3						F8		5	0	3	2	0	0	1				
5 Corey Seager, L OBP: 0.383, SLG: 0.540	P6							L6		5	1	2	1	0	1	2				
10 Justin Turner, R OBP: 0.335, SLG: 0.439	FC6-4									3	0	0	1	0	1	3				
23 Adrián González, L OBP: 0.356, SLG: 0.384										1	0	0	0	3	0	0				
21 Trayce Thompson, R OBP: 0.317, SLG: 0.465										4	0	0	0	0	2	4				
66 Yasiel Puig, R OBP: 0.314, SLG: 0.399										4	2	2	1	0	0	1				
9 Yasmani Grandal, S OBP: 0.302, SLG: 0.381										3	1	1	1	1	1	1				
25 Will Venable, L OBP: 0.118, SLG: 0.125										3	1	0	0	0	1	2				
55 Joe Blanton, R										0	0	0	0	0	0	0				
36 Adam Liberatore, L										0	0	0	0	0	0	0				
3 Chris Taylor, R OBP: 0.286, SLG: 0.385										0	1	0	0	1	0	0				
74 Kenley Jansen, S										0	0	0	0	0	0	0				
7 Julio Urias, L OBP: 0.111, SLG: 0.111										1	0	0	0	0	0	0				
67 Louis Coleman, R ERA: 6.1										0	0	0	0	0	0	0				
33 Scott Van Slyke, R OBP: 0.266, SLG: 0.350										0	1	0	0	1	0	0				
52 Pedro Báez, R										0	0	0	0	0	0	0				
47 Howie Kendrick, R OBP: 0.299, SLG: 0.332										2	0	1	1	0	1	1				
Inning Stats	R: 0 E: 0 K: 1 S: 11	H: 1 LOB: 2 BB: 1 P: 20	R: 2 E: 0 K: 0 S: 12	H: 2 LOB: 0 BB: 0 P: 17	R: 0 E: 0 K: 2 S: 11	H: 0 LOB: 1 BB: 1 P: 24	R: 2 E: 0 K: 2 S: 20	H: 3 LOB: 2 BB: 1 P: 34	R: 0 E: 0 K: 1 S: 7	H: 0 LOB: 0 BB: 0 P: 10	R: 1 E: 0 K: 1 S: 8	H: 1 LOB: 1 BB: 1 P: 14	R: 1 E: 0 K: 0 S: 8	H: 1 LOB: 1 BB: 1 P: 15	R: 1 E: 0 K: 0 S: 11	H: 1 LOB: 1 BB: 1 P: 23	1B: 5 2B: 1 3B: 1 HR: 2	SF: 1 SAC: 0 DP: 0 HBP: 0	WP: 2 PB: 0 SB: 0 CS: 0	PA: 38
PITCHER	IP WLS BF H R ER SO BB IBB HBP BLK WP HR S P ERA WHIP																			
49 Yovani Gallardo, R ERA: 6.1	4.0	21	6	4	4	5	3	0	0	0	0	0	0	0	0	54	95	9.00	2.250	
60 Mychal Givens, R ERA: 3.62	1.0	3	0	0	0	1	0	0	0	0	0	0	0	7	10	0.00	0.000			
43 Odrisamer Despaigne, R	2.1	L	12	3	3	3	1	3	0	0	23	43	11.57	2.571						
64 Jayson Aquino, L ERA:	0.2	2	0	0	0	0	0	0	0	0	4	9	0.00	0.000						

Baltimore Orioles @ Los Angeles Dodgers
Dodger Stadium, Los Angeles, CA
Mon Jul 04 2016, 6:11 PM - 9:22 PM PDT
Att. 47,378 - Clear - 72 F

AB 31
R 7
H 9
RBI 7
BB 6
SO 7
LOB 15



Batter	1	2	3	4	5	6	7	8	9	AB	R	H	RBI	BB	SO	LOB	TOP								
10 Adam Jones, R (1,8) OBP: 0.309, SLG: 0.453	F8		F8			F9			G6-3	5	1	2	0	0	0	1									
25 Hyun Soo Kim, L (1,7) OBP: 0.423, SLG: 0.478	WP		L7			HR			K	4	1	1	0	1	1	1									
13 Manny Machado, R (1,5) OBP: 0.380, SLG: 0.590	L8		IBB			HR			F9	4	1	1	3	1	1	1									
19 Chris Davis, L (1,3) OBP: 0.345, SLG: 0.500	K		F8			K			G1-3	4	0	0	0	0	2	3									
45 Mark Trumbo, R (1,9) OBP: 0.330, SLG: 0.550 23 Joey Rickard, R (8,PR) OBP: 0.320, SLG: 0.380	FC9-6		K			K			WP	3	1	1	0	1	2	0									
32 Matt Wieters, S (1,2) OBP: 0.323, SLG: 0.441	FC9-6		G4-3			G4-3			K	4	0	2	0	0	1	1									
6 Jonathan Schoop, R (1,4) OBP: 0.333, SLG: 0.505	FC9-6		1B			L6			HBP	3	0	1	1	0	0	1									
2 J.J. Hardy, R (1,6) OBP: 0.279, SLG: 0.372	G6-4-3		K			SH1-4			K	4	0	1	0	0	2	5									
30 Chris Tillman, R (1,1) 14 Nolan Reimold, R (8,PH) 35 Brad Brach, R (8,1) 53 Zack Britton, L (9,1)	K		K			SH1-4			P2	2	0	0	0	0	2	2									
Inning Stats	R: 0 H: 1 E: 0 K: 1 S: 10	H: 1 LOB: 0 BB: 0 P: 15	R: 1 H: 1 E: 0 K: 0 S: 10	H: 1 LOB: 0 BB: 1 P: 15	R: 0 H: 1 E: 0 K: 1 S: 9	H: 1 LOB: 2 BB: 1 P: 20	R: 0 H: 2 E: 0 K: 3 S: 17	H: 2 LOB: 2 BB: 0 P: 23	R: 3 H: 2 E: 0 K: 2 S: 17	H: 2 LOB: 1 BB: 1 P: 30	R: 0 H: 1 E: 0 K: 0 S: 9	H: 1 LOB: 0 BB: 0 P: 15	R: 0 H: 0 E: 0 K: 1 S: 10	H: 0 LOB: 0 BB: 0 P: 15	R: 0 H: 1 E: 1 K: 2 S: 14	H: 2 LOB: 2 BB: 0 P: 22	R: 0 H: 0 E: 0 K: 1 S: 7	H: 0 LOB: 0 BB: 0 P: 9	1B: 6 2B: 2 3B: 0 HR: 1	SF: 0 SAC: 1 DP: 1 HBP: 1	WP: 2 PB: 1 CS: 0	PA: 39			
PITCHER	IP WLS BF H R ER SO BB IBB HBP BLK WP HR S P ERA WHIP	IP WLS BF H R ER SO BB IBB HBP BLK WP HR S P ERA WHIP	IP WLS BF H R ER SO BB IBB HBP BLK WP HR S P ERA WHIP	IP WLS BF H R ER SO BB IBB HBP BLK WP HR S P ERA WHIP	IP WLS BF H R ER SO BB IBB HBP BLK WP HR S P ERA WHIP	IP WLS BF H R ER SO BB IBB HBP BLK WP HR S P ERA WHIP	IP WLS BF H R ER SO BB IBB HBP BLK WP HR S P ERA WHIP	IP WLS BF H R ER SO BB IBB HBP BLK WP HR S P ERA WHIP	IP WLS BF H R ER SO BB IBB HBP BLK WP HR S P ERA WHIP	IP WLS BF H R ER SO BB IBB HBP BLK WP HR S P ERA WHIP	IP WLS BF H R ER SO BB IBB HBP BLK WP HR S P ERA WHIP	IP WLS BF H R ER SO BB IBB HBP BLK WP HR S P ERA WHIP	IP WLS BF H R ER SO BB IBB HBP BLK WP HR S P ERA WHIP	IP WLS BF H R ER SO BB IBB HBP BLK WP HR S P ERA WHIP	IP WLS BF H R ER SO BB IBB HBP BLK WP HR S P ERA WHIP	IP WLS BF H R ER SO BB IBB HBP BLK WP HR S P ERA WHIP	IP WLS BF H R ER SO BB IBB HBP BLK WP HR S P ERA WHIP	IP WLS BF H R ER SO BB IBB HBP BLK WP HR S P ERA WHIP	IP WLS BF H R ER SO BB IBB HBP BLK WP HR S P ERA WHIP	IP WLS BF H R ER SO BB IBB HBP BLK WP HR S P ERA WHIP	IP WLS BF H R ER SO BB IBB HBP BLK WP HR S P ERA WHIP	IP WLS BF H R ER SO BB IBB HBP BLK WP HR S P ERA WHIP	IP WLS BF H R ER SO BB IBB HBP BLK WP HR S P ERA WHIP	IP WLS BF H R ER SO BB IBB HBP BLK WP HR S P ERA WHIP	IP WLS BF H R ER SO BB IBB HBP BLK WP HR S P ERA WHIP

Baltimore Orioles @ Los Angeles Dodgers
Dodger Stadium, Los Angeles, CA
Tue Jul 05 2016, 7:11 PM - 10:28 PM PDT
Att: 45,373 - Clear - 72 F

AB	34
R	4
H	9
RBI	4
BB	3
SO	11
LOB	17



Batter	1	2	3	4	5	6	7	8	9	AB	R	H	RBI	BB	SO	LOB	BOTTOM								
26 Chase Utley, L (1,4) OBP: 0.338, SLG: 0.367	G4-3		L9			FC4-6			K	4	0	0	0	0	1	2									
5 Corey Seager, L (1,6) OBP: 0.382, SLG: 0.539	2B		G4-3			L7			K	4	1	1	0	0	1	1									
21 Trayce Thompson, R (1,8) OBP: 0.311, SLG: 0.457	G5-3		G4-3			G5-3			K	4	0	0	0	0	1	1									
23 Adrián González, L (1,3) OBP: 0.358, SLG: 0.386	6B		G4-3			L7			1B	4	0	2	1	0	0	0									
66 Yasiel Puig, R (1,9) OBP: 0.317, SLG: 0.396	BB		P6			BB			K	2	0	0	0	2	1	1									
9 Yasmani Grandal, S (1,2) OBP: 0.298, SLG: 0.375 10 Justin Turner, R (8,PH) OBP: 0.334, SLG: 0.437	F7		G4-3			K			F9	3	0	0	0	0	1	3									
47 Howie Kendrick, R (1,7) OBP: 0.298, SLG: 0.331	G1-3		CS			L9			K	4	0	1	0	0	1	1									
3 Chris Taylor, R (1,5) OBP: 0.294, SLG: 0.375	SH2-4		SH2-4			L9			L9	3	0	1	0	0	0	0									
18 Kenta Maeda, R (1,1) OBP: 0.115, SLG: 0.231 52 Pedro Báez, R (5,1) 33 Scott Van Slyke, R (8,PH) 67 Luis Coleman, R (8,1) 43 Luis Avilán, L (7,1) 25 Will Venables, L (7,PH) Chris Hatcher, R (8,1)	SH2-4		FC4-6			K			K	0	0	0	0	0	0	0									
Inning Stats	R: 1 H: 2 E: 0 K: 0 S: 11	H: 2 LOB: 2 BB: 1 P: 19	R: 0 H: 1 E: 0 K: 0 S: 8	H: 1 LOB: 1 BB: 0 P: 11	R: 0 H: 0 E: 0 K: 0 S: 5	H: 0 LOB: 0 BB: 0 P: 8	R: 0 H: 1 E: 0 K: 0 S: 13	H: 1 LOB: 0 BB: 0 P: 18	R: 0 H: 0 E: 0 K: 1 S: 11	H: 0 LOB: 1 BB: 1 P: 18	R: 0 H: 0 E: 0 K: 1 S: 9	H: 0 LOB: 0 BB: 0 P: 14	R: 0 H: 0 E: 0 K: 3 S: 10	H: 0 LOB: 0 BB: 0 P: 13	R: 0 H: 1 E: 0 K: 2 S: 11	H: 1 LOB: 1 BB: 0 P: 17	1B: 5 2B: 1 3B: 0 HR: 0	SF: 0 SAC: 1 DP: 0 HBP: 0	WP: 0 PB: 0 SB: 0 CS: 1	PA: 35					
PITCHER	IP WLS BF H R ER SO BB IBB HBP BLK WP HR S P ERA WHIP	IP WLS BF H R ER SO BB IBB HBP BLK WP HR S P ERA WHIP	IP WLS BF H R ER SO BB IBB HBP BLK WP HR S P ERA WHIP	IP WLS BF H R ER SO BB IBB HBP BLK WP HR S P ERA WHIP	IP WLS BF H R ER SO BB IBB HBP BLK WP HR S P ERA WHIP	IP WLS BF H R ER SO BB IBB HBP BLK WP HR S P ERA WHIP	IP WLS BF H R ER SO BB IBB HBP BLK WP HR S P ERA WHIP	IP WLS BF H R ER SO BB IBB HBP BLK WP HR S P ERA WHIP	IP WLS BF H R ER SO BB IBB HBP BLK WP HR S P ERA WHIP	IP WLS BF H R ER SO BB IBB HBP BLK WP HR S P ERA WHIP	IP WLS BF H R ER SO BB IBB HBP BLK WP HR S P ERA WHIP	IP WLS BF H R ER SO BB IBB HBP BLK WP HR S P ERA WHIP	IP WLS BF H R ER SO BB IBB HBP BLK WP HR S P ERA WHIP	IP WLS BF H R ER SO BB IBB HBP BLK WP HR S P ERA WHIP	IP WLS BF H R ER SO BB IBB HBP BLK WP HR S P ERA WHIP	IP WLS BF H R ER SO BB IBB HBP BLK WP HR S P ERA WHIP	IP WLS BF H R ER SO BB IBB HBP BLK WP HR S P ERA WHIP	IP WLS BF H R ER SO BB IBB HBP BLK WP HR S P ERA WHIP	IP WLS BF H R ER SO BB IBB HBP BLK WP HR S P ERA WHIP	IP WLS BF H R ER SO BB IBB HBP BLK WP HR S P ERA WHIP	IP WLS BF H R ER SO BB IBB HBP BLK WP HR S P ERA WHIP	IP WLS BF H R ER SO BB IBB HBP BLK WP HR S P ERA WHIP	IP WLS BF H R ER SO BB IBB HBP BLK WP HR S P ERA WHIP	IP WLS BF H R ER SO BB IBB HBP BLK WP HR S P ERA WHIP	IP WLS BF H R ER SO BB IBB HBP BLK WP HR S P ERA WHIP

Baltimore Orioles @ Los Angeles Dodgers
Dodger Stadium, Los Angeles, CA
Tue Jul 05 2016, 7:11 PM - 10:28 PM PDT
Att: 45,373 - Clear - 72 F

AB	31
R	1
H	6
RBI	1
BB	2
SO	7
LOB	10



Batter	1	2	3	5	6	7	8	9	10	11	12	13	14	AB	R	H	RBI	BB	SO	LOB	TOP																	
10 Adam Jones, R OBP: 0.309, SLG: 0.450 (1, 8)	G1-3		F7 25 13 G6-4-3 1B	F7	P4			K		F8		F8 1B		7	1	2	0	0	1	5																		
25 Hyun Soo Kim, L OBP: 0.417, SLG: 0.469 (1, 7)				F8		L7		K			F7		G4-3	7	0	2	0	0	1	0																		
13 Manny Machado, R OBP: 0.378, SLG: 0.582 (1, 5)	F7		G6-4-3 1B	F8		K		K		K	G5-3 BB		6	1	1	0	1	2	2																			
19 Chris Davis, L OBP: 0.343, SLG: 0.493 (1, 3)	K		K	K		K		K			G5-3		6	1	1	0	1	4	2																			
45 Mark Trumbo, R OBP: 0.334, SLG: 0.570 (1, 9)		2B		HR		HR		F7		F8			K	6	3	3	2	1	1	3																		
6 Jonathan Schoop, R OBP: 0.332, SLG: 0.502 (1, 4)	P4			G5-3		P4					G6-3			6	0	1	2	0	1	4																		
3 Ryan Flaherty, L OBP: 0.317, SLG: 0.358 (1, 6)								K						6	0	2	1	1	2	2																		
36 Caleb Joseph, R 35 Brad Brach, R 43 Odriamis Despaigne, R 14 Nolan Reimold, R 48 Vance Worley, R 23 Jogy Rickard, R 66 Mychal Givens, R 53 Zack Britton, L (1, 2)	G6-3			K		K		K		K				4	0	0	0	0	0	3	4																	
39 Kevin Gausman, L (1, 1)														1	0	0	0	1	1																			
12 Daniel Álvarez, R (6, PH)	K													0	0	0	0	1	0																			
37 Dylan Bundy, S (6, 1)														0	0	0	0	0	0																			
32 Matt Wieters, S OBP: 0.323, SLG: 0.437 (8, 2)														2	0	0	0	1	1																			
Inning Stats	R: 0 E: 0 K: 1 S: 12	H: 1 LOB: 1 BB: 0 P: 18	R: 1 E: 0 K: 1 S: 10	H: 2 LOB: 1 BB: 0 P: 16	R: 1 E: 0 K: 1 S: 11	H: 2 LOB: 2 BB: 0 P: 18	R: 1 E: 0 K: 1 S: 18	H: 1 LOB: 2 BB: 2 P: 29	R: 0 E: 0 K: 1 S: 7	H: 0 LOB: 0 BB: 0 P: 10	R: 1 E: 0 K: 1 S: 19	H: 2 LOB: 1 BB: 1 P: 25	R: 0 E: 0 K: 2 S: 13	H: 0 LOB: 1 BB: 1 P: 21	R: 0 E: 0 K: 3 S: 13	H: 0 LOB: 0 BB: 0 P: 15	R: 0 E: 0 K: 2 S: 12	H: 0 LOB: 1 BB: 1 P: 21	R: 0 E: 0 K: 0 S: 15	H: 2 LOB: 2 BB: 0 P: 20	R: 2 E: 0 K: 1 S: 14	H: 3 LOB: 1 BB: 0 P: 22	1B: 8 2B: 3 3B: 0 HR: 2	SF: 0 SAC: 0 DP: 1 HBP: 1	WP: 1 PB: 0 SB: 0 CS: 0	PA: 61												
PITCHER	IP 5.0	WLS 22	BF 6	H 3	R 3	ER 3	SO 5	BB 2	IBB 0	HBP 0	BLK 0	WP 0	HR 0	1B 58	91	ERA 3.98	WHIP 1.600																					
28 Bud Norris, R ERA: 3.98 (1, 1)											PITCHER	IP 1.0	WLS 4	BF 0	H 0	R 0	ER 0	SO 2	BB 0	IBB 0	HBP 0	BLK 0	WP 0	HR 0	1B 12	21	ERA 9.00	WHIP 1.000										
50 Casey Fien, R ERA: 4.76 (6, 1)											43 Luis Avila, L ERA: 9.0 (10, 1)	IP 1.2	WLS 8	BF 0	H 0	R 0	ER 0	SO 2	BB 2	IBB 1	HBP 0	BLK 0	WP 0	HR 0	1B 20	42	0.00	1.200										
36 Adam Liberatore, L ERA: 0.63 (7, 1)											56 J.P. Howell, L ERA: 3.86 (11, 1)	IP 1.1	WLS 5	BF 2	H 2	R 0	ER 0	SO 0	BB 0	IBB 0	HBP 0	BLK 0	WP 0	HR 0	1B 19	24	0.00	1.500										
55 Joe Blanton, R ERA: 2.22 (8, 1)											67 Louis Coleman, R ERA: 3.31 (12, 1)	IP 1.0	L 6	BF 3	H 2	R 2	ER 2	SO 1	BB 0	IBB 0	HBP 0	BLK 0	WP 0	HR 0	1B 14	22	18.00	3.000										
74 Kenley Jansen, R ERA: 1.26 (9, 1)											Chris Hatcher, R ERA: 5.11 (14, 1)	IP 1.0	L 6	BF 3	H 2	R 2	ER 2	SO 1	BB 0	IBB 0	HBP 0	BLK 0	WP 0	HR 0	1B 14	22	18.00	3.000										

Baltimore Orioles @ Los Angeles Dodgers
Dodger Stadium, Los Angeles, CA
Wed Jul 06 2016, 12:12 PM - 5:36 PM PDT
Att: 40,899 - Sunny - 77 F

AB: 53
R: 6
H: 13
RBI: 5
SO: 18
LOB: 24

Batter	1	2	3	4	5	6	7	8	9	10	11	12	13	14	AB	R	H	RBI	BB	SO	LOB	BOTTOM																
26 Chase Utley, L OBP: 0.349, SLG: 0.387 (1, 4)		K													7	2	6	0	0	1	2																	
5 Corey Seager, L OBP: 0.363, SLG: 0.537 (1, 6)	K														5	1	1	0	2	4	3																	
10 Justin Turner, R OBP: 0.333, SLG: 0.444 (1, 5)															7	1	2	2	0	2	7																	
23 Adrián González, L OBP: 0.363, SLG: 0.395 (1, 3)	F7														6	0	3	2	1	0	2																	
21 Trayce Thompson, R OBP: 0.307, SLG: 0.444 (1, 8)	G5-3														6	0	0	0	1	4	5																	
47 Howie Kendrick, R OBP: 0.298, SLG: 0.333 (1, 7)	G5-3														7	0	2	0	0	2	5																	
33 Scott Van Slyke, R OBP: 0.290, SLG: 0.333 (1, 9)	L6														3	0	0	0	0	1	2																	
55 Joe Blanton, R (8, 1)															0	0	0	0	0	0																		
9 Yasmani Grandal, S OBP: 0.301, SLG: 0.371 (8, 2)															2	0	0	0	2	1	0																	
17 AJ Ellis, R 16 Matt Kemp, R 14 Corey Seager, L 10 Justin Turner, R 11 Chris Young, R 31 J.P. Howell, L 47 Howie Kendrick, R 26 Matt Kemp, L 28 Bud Norris, R (1, 1)															0	0	0	0	0	0	0																	
28 Bud Norris, R OBP: 0.368, SLG: 0.333 (1, 1)															1	0	1	0	0	0	0																	
25 Will Venable, L OBP: 0.105, SLG: 0.111 (5, PH)															1	0	0	0	0	0	0																	
50 Casey Fien, R (6, 1)															0	0	0	0	0	0																		
66 Yasiel Puig, R OBP: 0.312, SLG: 0.389 (7, 9)															4	0	0	0	0	2	2																	
Inning Stats	R: 2 E: 0 K: 1 S: 11	H: 2 LOB: 2 BB: 0 P: 22	R: 0 E: 0 K: 2 S: 11	H: 1 LOB: 1 BB: 0 P: 19	R: 0 E: 0 K: 3 S: 10	H: 1 LOB: 1 BB: 0 P: 13	R: 2 E: 0 K: 2 S: 15	H: 2 LOB: 1 BB: 1 P: 26	R: 0 E: 0 K: 3 S: 11	H: 1 LOB: 3 BB: 2 P: 25	R: 0 E: 0 K: 2 S: 8	H: 0 LOB: 0 BB: 0 P: 13	R: 0 E: 0 K: 0 S: 7	H: 0 LOB: 0 BB: 1 P: 15	R: 0 E: 0 K: 1 S: 8	H: 2 LOB: 1 BB: 0 P: 11	R: 0 E: 0 K: 1 S: 9	H: 1 LOB: 0 BB: 0 P: 11	R: 0 E: 0 K: 0 S: 11	H: 1 LOB: 3 BB: 2 P: 23	1B: 9 2B: 6 3B: 0 HR: 1	SF: 0 SAC: 0 DP: 3 HBP: 0	WP: 1 PB: 0 SB: 0 CS: 0	PA: 62														
PITCHER	IP 5.0	WLS 23	BF 8	H 4	R 4	ER 6	SO 6	BB 1	IBB 0	HBP 0	BLK 0	WP 1	HR 0	1B 64	95	7.20	1.800																					
39 Kevin Gausman, R ERA: 4.15 (1, 1)											60 Mychal Givens, R ERA: 3.52 (13, 1)	IP 1.0	W 4	BF 1	H 1	R 0	ER 0	SO 1	BB 0	IBB 0	HBP 0	BLK 0	WP 0	HR 0	1B 9	11	0.00	1.000										
37 Dylan Bundy, R ERA: 3.08 (8, 1)											53 Zack Britton, L ERA: 0.76 (14, 1)	IP 1.0	S 6	BF 1	H 0	R 0	ER 0	SO 0	BB 1	IBB 0	HBP 0	BLK 0	WP 0	HR 0	1B 11	23	0.00	2.000										

Baltimore Orioles @ Los Angeles Dodgers
Dodger Stadium, Los Angeles, CA
Wed Jul 06 2016, 12:12 PM - 5:36 PM PDT
Att: 40,899 - Sunny - 77 F

AB: 55
R: 4
H: 16
RBI: 4
BB: 7
SO: 18
LOB: 33

Batter	1	2	3	4	5	6	7	8	9	AB	R	H	RBI	BB	SO	LOB	TOP																	
6 Yuliel Escobar, R OBP: 0.397, SLG: 0.417										4	0	0	0	0	0	2	Los Angeles Angels @ Baltimore Orioles Oriole Park at Camden Yards, Baltimore, MD Sat Jul 09 2016, 4:08 PM - 7:23 PM EDT Att: 43,288 - Cloudy - 91 F																	
56 Kole Calhoun, L OBP: 0.358, SLG: 0.439										3	1	1	0	1	0	1																		
27 Mike Trout, R OBP: 0.427, SLG: 0.567										4	1	1	0	0	2	2																		
5 Albert Pujols, R OBP: 0.327, SLG: 0.420										3	0	1	0	1	0	0																		
25 Daniel Nava, S OBP: 0.323, SLG: 0.318										3	0	2	2	1	0	1																		
37 Todd Cunningham, & PR OBP: 0.133, SLG: 0.143										0	0	0	0	0	0	0																		
51 Ji Man Choi, L OBP: 0.231, SLG: 0.050										2	0	0	0	2	1	2																		
12 Johnny Giavotella, R OBP: 0.293, SLG: 0.399										4	0	0	0	0	0	5																		
47 Jett Bandy, R OBP: 0.329, SLG: 0.415										4	0	1	0	0	0	5																		
2 Andrelton Simmons, R OBP: 0.287, SLG: 0.352										4	0	2	0	0	1	0																		
Inning Stats	R: 0 E: 0 K: 1 S: 6	H: 0 LOB: 1 BB: 1 P: 13	R: 0 E: 0 K: 0 S: 9	H: 0 LOB: 2 BB: 2 P: 21	R: 0 E: 0 K: 1 S: 7	H: 0 LOB: 0 BB: 0 P: 10	R: 0 E: 0 K: 0 S: 11	H: 1 LOB: 1 BB: 0 P: 22	R: 0 E: 0 K: 0 S: 8	H: 2 LOB: 1 BB: 0 P: 12	R: 2 E: 0 K: 0 S: 11	H: 3 LOB: 2 BB: 2 P: 25	R: 0 E: 0 K: 1 S: 9	H: 1 LOB: 1 BB: 0 P: 14	R: 0 E: 0 K: 1 S: 12	H: 1 LOB: 1 BB: 0 P: 20	R: 0 E: 0 K: 0 S: 9	H: 0 LOB: 0 BB: 0 P: 14	1B: 8 2B: 1 3B: 0 HR: 0	SF: 0 SAC: 0 DP: 2 HBP: 0	WP: 2 PB: 0 SB: 0 CS: 2	PA: 37												
PITCHER	IP WLS BF H R ER SO BB IBB HBP BLK WP HR S P ERA WHIP																																	
49 Yovani Gallardo, R ERA: 5.82	5.0		23	6	2	2	2	4	0	0	0	0	1	0	49	95	3.60	2.000																
60 Mychal Givens, R ERA: 3.35	2.0		7	1	0	0	1	1	0	0	0	0	1	0	12	22	0.00	1.000																
35 Brad Brach, R ERA: 0.93	1.0	W	3	1	0	0	1	0	0	0	0	0	0	0	12	20	0.00	1.000																
53 Zack Britton, L ERA: 0.74	1.0	S	3	0	0	0	0	0	0	0	0	0	0	0	9	14	0.00	0.000																

Batter	1	2	3	4	5	6	7	8	9	AB	R	H	RBI	BB	SO	LOB	BOTTOM																	
10 Adam Jones, R OBP: 0.309, SLG: 0.454										3	0	1	0	1	1	1	Los Angeles Angels @ Baltimore Orioles Oriole Park at Camden Yards, Baltimore, MD Sat Jul 09 2016, 4:08 PM - 7:23 PM EDT Att: 43,288 - Cloudy - 91 F																	
25 Hyun Soo Kim, L OBP: 0.413, SLG: 0.457										3	0	1	0	1	1	3																		
13 Manny Machado, R OBP: 0.380, SLG: 0.577										4	1	1	0	0	1	3																		
45 Mark Trumbo, R OBP: 0.337, SLG: 0.583										4	1	1	1	0	1	2																		
19 Chris Davis, L OBP: 0.346, SLG: 0.489										4	0	2	0	0	1	1																		
6 Jonathan Schoop, R OBP: 0.338, SLG: 0.512										4	1	2	1	0	1	1																		
2 J.J. Hardy, R OBP: 0.284, SLG: 0.379										4	0	2	0	0	1	3																		
23 Joey Rickard, R OBP: 0.320, SLG: 0.380										2	0	0	0	0	0	2																		
36 Caleb Joseph, R OBP: 0.222, SLG: 0.187										2	0	0	0	0	2	1																		
32 Matt Wieters, S OBP: 0.315, SLG: 0.425										1	0	0	0	0	0	2																		
Inning Stats	R: 0 E: 0 K: 2 S: 8	H: 0 LOB: 1 BB: 1 P: 15	R: 1 E: 0 K: 2 S: 12	H: 2 LOB: 1 BB: 0 P: 22	R: 0 E: 0 K: 1 S: 10	H: 1 LOB: 1 BB: 0 P: 16	R: 0 E: 0 K: 2 S: 8	H: 0 LOB: 0 BB: 0 P: 14	R: 0 E: 0 K: 0 S: 12	H: 1 LOB: 1 BB: 0 P: 16	R: 1 E: 0 K: 1 S: 12	H: 2 LOB: 2 BB: 1 P: 21	R: 1 E: 0 K: 0 S: 10	H: 3 LOB: 1 BB: 0 P: 15	R: 1 E: 0 K: 0 S: 10	H: 3 LOB: 1 BB: 0 P: 15	1B: 8 2B: 2 3B: 0 HR: 1	SF: 0 SAC: 1 DP: 2 HBP: 0	WP: 1 PB: 0 SB: 0 CS: 1	PA: 34														
PITCHER	IP WLS BF H R ER SO BB IBB HBP BLK WP HR S P ERA WHIP																																	
35 Nick Tropeano, R ERA: 3.12	6.0		23	5	1	1	0	0	0	0	0	0	0	0	8	11	13.50	3.000																
66 JC Ramirez, R ERA: 5.75	0.2	H	4	2	1	1	0	0	0	0	0	0	0	0	8	11	13.50	3.000																
3B Joe Smith, R ERA: 4.8	0.2	L	6	3	1	1	1	1	0	0	1	0	0	0	12	23	13.50	6.000																
59 Fernando Salas, R ERA: 5.09	0.2		1	0	0	0	0	0	0	0	0	0	0	2	2	0.00	0.000																	

AB 31
R 2
H 8
RBI 2
BB 5
SO 4
LOB 18



AB 31
R 3
H 10
RBI 2
SO 9
LOB 19



Batter	1	2	3	4	5	6	7	8	9	AB	R	H	RBI	BB	SO	LOB	TOP					
6 Yunel Escobar, R OBP: 0.365, SLG: 0.413 12 Johnny Givonella, R OBP: 0.262, SLG: 0.397	L9		56 BB		K		P3	G5-3		3	0	0	0	1	1	1						
56 Kole Calhoun, L OBP: 0.392, SLG: 0.439	27 BB		5 G6-4-3		K			E9 5 SF8	1B	2	2	1	0	2	1	1						
27 Mike Trout, R OBP: 0.425, SLG: 0.567	2B		K		FC4			K		4	0	1	1	0	2	4						
5 Albert Pujols, R OBP: 0.324, SLG: 0.416	L6		G6-4-3			F8		SF8		3	0	0	1	0	0	3						
19 Jefry Marte, R OBP: 0.272, SLG: 0.400 25 Daniel Nava, S OBP: 0.330, SLG: 0.318 37 Todd Cunningham, R OBP: 0.133, SLG: 0.143	G6-3			F8		G6-3			BB	3	0	0	0	0	0	1						
51 Ji Man Choi, L OBP: 0.313, SLG: 0.125		F8		L3					F9	4	0	1	0	0	0	1						
2 Andreton Simmons, R OBP: 0.290, SLG: 0.353						F8			G6-3	2	0	1	0	2	0	1						
18 Geovany Soto, R OBP: 0.319, SLG: 0.453									F8	4	0	0	0	0	1	3						
8 Gregorio Petit, R OBP: 0.318, SLG: 0.425									G6-3	4	0	1	0	0	1	2						
Inning Stats	R: 1 E: 0 K: 0 S: 9	H: 1 LOB: 1 BB: 1 P: 18	R: 0 E: 0 K: 1 S: 8	H: 0 LOB: 1 BB: 1 P: 15	R: 0 E: 0 K: 1 S: 7	H: 0 LOB: 1 BB: 2 P: 17	R: 0 E: 0 K: 0 S: 8	H: 0 LOB: 1 BB: 0 P: 14	R: 0 E: 0 K: 2 S: 10	H: 1 LOB: 1 BB: 0 P: 15	R: 0 E: 0 K: 0 S: 11	H: 1 LOB: 1 BB: 0 P: 16	R: 0 E: 0 K: 1 S: 8	H: 0 LOB: 0 BB: 0 P: 11	R: 1 E: 1 K: 1 S: 11	H: 1 LOB: 1 BB: 1 P: 18	R: 0 E: 0 K: 0 S: 13	H: 1 LOB: 0 BB: 0 P: 21	1B: 3 2B: 2 HR: 0	SF: 1 SAC: 0 HBP: 0	WP: 0 PB: 0 SB: 0 CS: 0	PA: 37
PITCHER	IP	WLS	BF	H	R	ER	SO	BB	IBB	HBP	BLK	WP	HR	S	P	ERA	WHIP					
30 Chris Tillman, R ERA: 3.41	7.0	W	28	3	1	1	5	5	0	0	0	0	0	61	106	1.29	1.143					
35 Brad Brach, R ERA: 0.91	1.0	H	5	1	1	0	1	1	0	0	0	0	0	11	18	0.00	2.000					
53 Zack Britton, L ERA: 0.72	1.0	S	4	1	0	0	0	0	0	0	0	0	0	13	21	0.00	1.000					

Los Angeles Angels @ Baltimore Orioles
 Oriole Park at Camden Yards, Baltimore, MD
 Sun Jul 10 2016, 1:38 PM - 4:39 PM EDT
 Att: 32,963 - Cloudy - 81 F

AB	30
R	2
H	5
RBI	2
BB	6
SO	6
LOB	18



Batter	1	2	3	4	5	6	7	8	9	AB	R	H	RBI	BB	SO	LOB	BOTTOM					
10 Adam Jones, R OBP: 0.316, SLG: 0.460	45 WP 25 G4-3		G5-4-3							4	0	3	0	1	0	1						
25 Hyun Soo Kim, L OBP: 0.410, SLG: 0.454 23 Joey Rickard, R OBP: 0.321, SLG: 0.379	G4-3				SH1-3					1	0	0	0	0	0	1						
13 Manny Machado, R OBP: 0.375, SLG: 0.569										3	0	1	0	0	2	3						
45 Mark Trumbo, R OBP: 0.341, SLG: 0.582 14 Nolan Reimold, R OBP: 0.331, SLG: 0.452	G5-6-3		L7		P6					5	0	0	0	0	4							
19 Chris Davis, L OBP: 0.348, SLG: 0.497										2	1	1	0	2	0	1						
32 Matt Wieters, S OBP: 0.310, SLG: 0.418										3	1	1	2	1	1	2						
6 Jonathan Schoop, R OBP: 0.338, SLG: 0.509										4	0	0	0	0	2	2						
24 Pedro Alvarez, L OBP: 0.320, SLG: 0.462										4	0	1	0	0	1	2						
2 J.J. Hardy, R OBP: 0.295, SLG: 0.404										4	1	3	0	0	0	1						
Inning Stats	R: 0 E: 0 K: 0 S: 10	H: 1 LOB: 1 BB: 0 P: 13	R: 0 E: 0 K: 1 S: 15	H: 1 LOB: 1 BB: 0 P: 25	R: 0 E: 0 K: 0 S: 8	H: 1 LOB: 1 BB: 1 P: 14	R: 2 E: 0 K: 1 S: 14	H: 3 LOB: 1 BB: 0 P: 20	R: 0 E: 0 K: 0 S: 9	H: 1 LOB: 2 BB: 1 P: 19	R: 1 E: 1 K: 3 S: 13	H: 3 LOB: 2 BB: 0 P: 17	R: 0 E: 0 K: 1 S: 15	H: 0 LOB: 2 BB: 2 P: 25	R: 1 E: 0 K: 1 S: 15	H: 2 LOB: 1 BB: 1 P: 24	1B: 8 2B: 2 HR: 2	SF: 0 SAC: 1 HBP: 0	WP: 1 PB: 0 SB: 0 CS: 0	PA: 39		
PITCHER	IP	WLS	BF	H	R	ER	SO	BB	IBB	HBP	BLK	WP	HR	S	P	ERA	WHIP					
55 Tim Lincecum, R ERA: 6.85	5.2	L	27	5	3	3	4	2	0	0	0	0	0	4	6	0.00	3.000					
59 Fernando Salas, R ERA: 5.05	0.1		2	1	0	0	1	0	0	0	0	0	0	4	6	0.00	3.000					
68 Cam Bedrosian, R ERA: 1.09	1.0		5	0	0	0	1	2	0	0	0	0	0	15	25	0.00	2.000					
16 Huston Street, R ERA: 5.09	0.1		3	2	1	1	0	1	0	0	0	0	1	9	17	27.00	9.000					
49 Jhoulys Chacin, R ERA: 5.79	0.2		2	0	0	0	1	0	0	0	0	0	0	6	7	0.00	0.000					

Los Angeles Angels @ Baltimore Orioles
 Oriole Park at Camden Yards, Baltimore, MD
 Sun Jul 10 2016, 1:38 PM - 4:39 PM EDT
 Att: 32,963 - Cloudy - 81 F

AB	33
R	4
H	12
RBI	4
BB	5
SO	7
LOB	18



Batter	1	2	3	4	5	6	7	8	9	AB	R	H	RBI	BB	SO	LOB	TOP					
10 Adam Jones, R OBP: 0.313, SLG: 0.455										4	0	0	0	0	0	1	<p>Baltimore Orioles @ Tampa Bay Rays Tropicana Field, St. Petersburg, FL Fri Jul 15 2016, 7:11 PM - 10:10 PM EDT Att: 17,672 - Dome - 72 F</p>					
6 Jonathan Schoop, R OBP: 0.337, SLG: 0.515										4	1	1	1	0	1	1						
13 Manny Machado, R OBP: 0.374, SLG: 0.568										4	1	1	0	0	2	0						
19 Chris Davis, L OBP: 0.347, SLG: 0.492										3	0	0	0	1	2	1						
45 Mark Trumbo, R OBP: 0.343, SLG: 0.581										4	0	2	0	0	0	0						
14 Nolan Reimold, R OBP: 0.331, SLG: 0.452										0	0	0	0	0	0	0						
32 Matt Wieters, S OBP: 0.305, SLG: 0.410										4	0	0	1	0	0	3						
2 J.J. Hardy, R OBP: 0.294, SLG: 0.400										4	1	1	0	0	0	1						
24 Pedro Alvarez, L OBP: 0.323, SLG: 0.486										4	1	2	2	0	0	0						
23 Joey Rickard, R OBP: 0.317, SLG: 0.374										3	0	0	0	0	1	1						
Inning Stats	R: 0 E: 0 K: 2 S: 12	H: 0 LOB: 0 BB: 0 P: 17	R: 0 E: 0 K: 1 S: 8	H: 0 LOB: 0 BB: 0 P: 12	R: 1 E: 0 K: 1 S: 7	H: 1 LOB: 0 BB: 0 P: 11	R: 0 E: 0 K: 1 S: 12	H: 1 LOB: 2 BB: 1 P: 19	R: 1 E: 0 K: 0 S: 7	H: 2 LOB: 1 BB: 0 P: 10	R: 1 E: 0 K: 1 S: 14	H: 2 LOB: 1 BB: 0 P: 20	R: 0 E: 0 K: 0 S: 8	H: 0 LOB: 0 BB: 0 P: 13	R: 1 E: 0 K: 0 S: 9	H: 1 LOB: 0 BB: 0 P: 12	R: 0 E: 0 K: 0 S: 8	H: 0 LOB: 0 BB: 0 P: 12	1B: 3 2B: 2 3B: 0 HR: 2	SF: 0 SAC: 0 DP: 0 HBP: 0	WP: 0 PB: 0 SB: 0 CS: 0	PA: 35
PITCHER	IP WLS BF H R ER SO BB IBB HBP BLK WP HR S P ERA WHIP																					
22 Chris Archer, R ERA: 4.68	7.1 L 30 7 4 4 6 1 0 0 0 0 0 2 71 105 4.91 1.091																					
31 Xavier Cedeño, L ERA: 3.59	0.2 2 0 0 0 0 0 0 0 0 0 0 6 9 0.00 0.000																					
40 Kevin Jepsen, R ERA: 5.97	1.0 3 0 0 0 0 0 0 0 0 0 0 8 12 0.00 0.000																					


Batter	1	2	3	4	5	6	7	8	9	AB	R	H	RBI	BB	SO	LOB	BOTTOM					
11 Logan Forsythe, R OBP: 0.350, SLG: 0.471										5	1	2	1	0	1	2	<p>Baltimore Orioles @ Tampa Bay Rays Tropicana Field, St. Petersburg, FL Fri Jul 15 2016, 7:11 PM - 10:10 PM EDT Att: 17,672 - Dome - 72 F</p>					
13 Brad Miller, L OBP: 0.297, SLG: 0.464										3	0	2	0	2	0	0						
3 Evan Longoria, R OBP: 0.336, SLG: 0.522										3	0	0	0	2	1	3						
7 Logan Morrison, L OBP: 0.311, SLG: 0.378										3	0	0	0	2	1	5						
20 Steven Souza Jr., R OBP: 0.302, SLG: 0.422										5	0	0	1	0	2	5						
10 Corey Dickerson, L OBP: 0.283, SLG: 0.453										4	1	1	0	0	1	3						
5 Brandon Guyer, R OBP: 0.355, SLG: 0.446										4	0	2	0	0	0	0						
39 Kevin Kiermaier, L OBP: 0.305, SLG: 0.437										3	1	0	0	1	0	3						
46 Luke Maile, R OBP: 0.667, SLG: 0.667										3	0	2	1	0	0	0						
9 Oswaldo Arcia, L OBP: 0.288, SLG: 0.368										1	0	0	0	0	1	0						
19 Curt Casali, R OBP: 0.250, SLG: 0.319										0	0	0	0	0	0	0						
Inning Stats	R: 1 E: 0 K: 0 S: 18	H: 1 LOB: 2 BB: 2 P: 29	R: 1 E: 0 K: 0 S: 17	H: 3 LOB: 3 BB: 2 P: 29	R: 1 E: 0 K: 1 S: 14	H: 3 LOB: 2 BB: 0 P: 19	R: 0 E: 0 K: 0 S: 9	H: 0 LOB: 0 BB: 0 P: 14	R: 0 E: 0 K: 1 S: 9	H: 1 LOB: 1 BB: 0 P: 17	R: 0 E: 0 K: 2 S: 9	H: 0 LOB: 0 BB: 1 P: 17	R: 0 E: 0 K: 0 S: 8	H: 0 LOB: 0 BB: 0 P: 13	R: 0 E: 0 K: 1 S: 8	H: 0 LOB: 0 BB: 0 P: 13	R: 0 E: 0 K: 2 S: 11	H: 1 LOB: 2 BB: 1 P: 19	1B: 7 2B: 2 3B: 1 HR: 0	SF: 0 SAC: 0 DP: 1 HBP: 0	WP: 1 PB: 0 SB: 0 CS: 0	PA: 41
PITCHER	IP WLS BF H R ER SO BB IBB HBP BLK WP HR S P ERA WHIP																					
49 Yovani Gallardo, R ERA: 5.77	5.0 3 0 0 0 2 4 0 0 0 0 0 0 67 108 5.40 2.400																					
65 Chaz Roe, R ERA: 3.5	1.0 4 0 0 0 2 1 0 0 0 0 0 9 17 0.00 1.000																					
60 Mychal Givens, R ERA: 3.27	1.0 W 3 0 0 0 0 1 0 0 0 0 0 8 13 0.00 1.000																					
35 Brad Brach, R ERA: 0.89	1.0 H 3 0 0 0 1 0 0 0 0 0 0 8 13 0.00 0.000																					
53 Zack Britton, L ERA: 0.7	1.0 S 5 1 0 0 2 0 1 0 0 0 1 0 11 19 0.00 1.000																					


AB	34
R	4
H	7
RBI	4
BB	1
SO	6
LOB	8



AB	34
R	3
H	9
RBI	3
BB	7
SO	7
LOB	21



Batter	1	2	3	4	5	6	7	8	9	AB	R	H	RBI	BB	SO	LOB	TOP										
10 Adam Jones, R OBP: 0.309, SLG: 0.450	F9 0-2		F7 0-0		L8 0-1			K 1-3		4	0	0	0	0	1	1	<p>Baltimore Orioles @ Tampa Bay Rays Tropicana Field, St. Petersburg, FL Sat Jul 16 2016, 6:12 PM - 8:44 PM EDT Att: 18,638 - Dome - 72 F</p>										
6 Jonathan Schoop, R OBP: 0.333, SLG: 0.269	F9 0-0		F8 2-0		L4 0-0			G5-3 0-0		4	0	0	0	0	0	1											
13 Manny Machado, R OBP: 0.370, SLG: 0.561	G6-3 1-2		F8 1-1		F8 2-2			P3 0-1		4	0	0	0	0	0	0											
45 Mark Trumbo, R OBP: 0.342, SLG: 0.577		F9 2-0		G5-3 1-2		F8 2-2			19 2B 0-1	4	0	1	0	0	0	0											
19 Chris Davis, L OBP: 0.391, SLG: 0.497		G6-3 1-1		BB 4-0				2 G1-4-3 1B 2-1	2 FC5 0-1	3	0	2	0	1	0	0											
32 Matt Wieters, S OBP: 0.308, SLG: 0.409		2 HR 1-1		F9 2-0		L8 1-0			2 FC5 4-0	3	1	1	0	1	0	2											
2 J.J. Hardy, R OBP: 0.293, SLG: 0.415		1B HR 2-1		L8 0-1		G1-4-3 2-2			IBB 1-2 2-3	4	1	1	2	0	0	4											
14 Nolan Reimold, R OBP: 0.329, SLG: 0.445		1B 2-0		K 3-3				F8 0-0	G6-3 2-1	4	0	1	0	0	1	3											
23 Joey Rickard, R OBP: 0.317, SLG: 0.374	F9 2-2		G5-3 2-1						1B 1-1	3	0	1	0	0	0	1	<p>AB 33 R 2 H 7 RBI 2 BB 2 SO 2 LOB 12</p> 										
Inning Stats	R: 0 E: 0 K: 0 S: 8	H: 0 LOB: 0 BB: 0 P: 9	R: 2 E: 0 K: 0 S: 15	H: 3 LOB: 1 BB: 0 P: 25	R: 0 E: 0 K: 0 S: 4	H: 0 LOB: 0 BB: 0 P: 7	R: 0 E: 0 K: 0 S: 6	H: 0 LOB: 1 BB: 1 P: 13	R: 0 E: 0 K: 1 S: 7	H: 0 LOB: 0 BB: 0 P: 12	R: 0 E: 0 K: 0 S: 6	H: 1 LOB: 0 BB: 0 P: 11	R: 0 E: 0 K: 1 S: 7	H: 1 LOB: 1 BB: 0 P: 9	R: 0 E: 0 K: 0 S: 10	H: 2 LOB: 3 BB: 1 P: 16		1B: 5 2B: 1 HR: 1	SF: 0 SAC: 0 HBP: 0	WP: 0 PB: 0 SB: 0 CS: 0	PA: 35						
PITCHER	IP	WLS	BF	H	R	ER	SO	BB	IBB	HBP	BLK	WP	HR	S	P	ERA	WHIP										
55 Matt Moore, L ERA: 4.33	7.1	L	27	5	2	2	1	1	0	0	0	0	1	57	93	2.46	0.818										
49 Dylan Floro, R ERA: 2.09	1.0		4	1	0	0	1	0	0	0	0	0	0	8	9	0.00	1.000										
45 Enny Romero, L ERA: 5.97	0.1		2	1	0	0	0	0	1	0	0	0	0	2	6	0.00	3.000										
40 Kevin Jepsen, R ERA: 5.91	0.1		2	0	0	0	0	0	0	0	0	0	0	4	6	0.00	0.000										

Batter	1	2	3	4	5	6	7	8	9	AB	R	H	RBI	BB	SO	LOB	BOTTOM										
11 Logan Forsythe, R OBP: 0.348, SLG: 0.465	G6-3 1-1		BB 4-0		L8 1-2			G4-3 0-1		3	0	0	0	1	0	1	<p>Baltimore Orioles @ Tampa Bay Rays Tropicana Field, St. Petersburg, FL Sat Jul 16 2016, 6:12 PM - 8:44 PM EDT Att: 18,638 - Dome - 72 F</p>										
13 Brad Miller, L OBP: 0.293, SLG: 0.458	L3 0-0		F8 1-1		P5 2-2			G3-1 2-2		4	0	0	0	0	0	3											
3 Evan Longoria, R OBP: 0.324, SLG: 0.516	F9 1-2		K 2-3				F7 0-0	K 1-3		4	0	0	0	0	2	2											
7 Logan Morrison, L OBP: 0.310, SLG: 0.383		L8 0-2		20 1B 0-0		P6 2-2			K 2-3	4	1	1	0	0	1	0											
20 Steven Souza Jr., R OBP: 0.309, SLG: 0.425		10 FC5-4 2-1		10 CS 1-1					K 1-3	3	0	2	1	1	1	0											
10 Corey Dickerson, L OBP: 0.279, SLG: 0.446		FC5-4 0-2		K 1-2					G4-3 0-2	4	0	0	0	0	1	3											
5 Brandon Guyer, R OBP: 0.350, SLG: 0.439		L7 1-2		G4-3 0-1						3	0	0	0	0	0	1											
39 Kevin Kiermaier, L OBP: 0.306, SLG: 0.430			G4-3 1-0		BB 4-1					2	0	0	0	1	1	0											
46 Luke Maile, R OBP: 0.500, SLG: 0.667			P5 1-2							3	0	1	0	0	0	1	<p>AB 30 R 1 H 4 RBI 1 BB 3 SO 6 LOB 11</p> 										
Inning Stats	R: 0 E: 0 K: 0 S: 6	H: 0 LOB: 0 BB: 0 P: 8	R: 0 E: 0 K: 0 S: 13	H: 1 LOB: 1 BB: 0 P: 16	R: 0 E: 0 K: 1 S: 10	H: 1 LOB: 2 BB: 1 P: 19	R: 1 E: 0 K: 1 S: 9	H: 2 LOB: 0 BB: 0 P: 10	R: 0 E: 0 K: 0 S: 10	H: 0 LOB: 1 BB: 1 P: 19	R: 0 E: 0 K: 0 S: 6	H: 0 LOB: 0 BB: 1 P: 12	R: 0 E: 0 K: 1 S: 7	H: 0 LOB: 0 BB: 0 P: 8	R: 0 E: 0 K: 1 S: 10	H: 0 LOB: 0 BB: 0 P: 13		R: 0 E: 0 K: 2 S: 9	H: 0 LOB: 0 BB: 0 P: 12	1B: 2 2B: 1 3B: 0 HR: 0	SF: 0 SAC: 0 HBP: 0	WP: 0 PB: 0 SB: 0 CS: 1	PA: 33				
PITCHER	IP	WLS	BF	H	R	ER	SO	BB	IBB	HBP	BLK	WP	HR	S	P	ERA	WHIP										
30 Chris Tillman, R ERA: 3.29	7.0	W	27	4	1	1	3	3	0	0	0	0	0	61	92	1.29	1.000										
35 Brad Brach, R ERA: 0.69	1.0	H	3	0	0	0	1	0	0	0	0	0	0	10	13	0.00	0.000										
53 Zack Britton, L ERA: 0.68	1.0	S	3	0	0	0	2	0	0	0	0	0	0	9	12	0.00	0.000										

Batter	1	2	3	4	5	6	7	8	9	AB	R	H	RBI	BB	SO	LOB	TOP								
10 Adam Jones, R (1,8) OBP: 0.309, SLG: 0.447										4	1	1	0	0	2	2	<p>Baltimore Orioles @ Tampa Bay Rays Tropicana Field, St. Petersburg, FL Sun Jul 17 2016, 1:10 PM - 3:42 PM EDT Att: 16,161 - Dome - 72 F</p> <p>livebaseballscorecards.com</p> <p>AB 34 R 2 H 8 RBI 2 BB 1 SO 14 LOB 15</p>								
6 Jonathan Schoop, R (1,4) OBP: 0.335, SLG: 0.515										4	0	2	0	0	2	2									
13 Manny Machado, R (1,5) OBP: 0.369, SLG: 0.558										2	0	0	1	1	1	1									
19 Chris Davis, L (1,3) OBP: 0.347, SLG: 0.491										4	0	0	0	0	2	5									
45 Mark Trumbo, R (1,9) OBP: 0.339, SLG: 0.571										4	0	0	0	0	3	1									
24 Pedro Alvarez, L (1,10) OBP: 0.322, SLG: 0.497										4	1	1	1	0	2	0									
2 J.J. Hardy, R (1,6) OBP: 0.298, SLG: 0.417										4	0	2	0	0	0	0									
23 Joey Rickard, R (1,7) OBP: 0.317, SLG: 0.373										3	0	1	0	0	0	1									
3 Ryan Flaherty, L (9,PH) OBP: 0.314, SLG: 0.355										1	0	0	0	0	1	1									
36 Caleb Joseph, R (1,2) OBP: 0.226, SLG: 0.192										3	0	1	0	0	0	1									
32 Matt Wieters, S (9,PH) OBP: 0.307, SLG: 0.408										1	0	0	0	0	1	1									
Inning Stats	R: 1 E: 0 K: 2 S: 12	H: 2 LOB: 1 BB: 0 P: 16	R: 0 E: 0 K: 0 S: 12	H: 1 LOB: 1 BB: 0 P: 20	R: 0 E: 0 K: 2 S: 9	H: 1 LOB: 1 BB: 0 P: 12	R: 0 E: 0 K: 1 S: 9	H: 0 LOB: 0 BB: 0 P: 13	R: 0 E: 0 K: 1 S: 13	H: 2 LOB: 3 BB: 1 P: 23	R: 1 E: 0 K: 1 S: 10	H: 1 LOB: 0 BB: 0 P: 16	R: 0 E: 0 K: 2 S: 9	H: 0 LOB: 0 BB: 0 P: 13	R: 0 E: 0 K: 2 S: 7	H: 0 LOB: 0 BB: 0 P: 8	R: 0 E: 0 K: 3 S: 15	H: 1 LOB: 1 BB: 0 P: 23	1B: 5 2B: 2 3B: 0 HR: 1	SF: 1 SAC: 0 DP: 0 HBP: 0	WP: 1 PB: 0 SB: 0 CS: 0	PA: 36			
PITCHER	IP	WLS	BF	H	R	ER	SO	BB	IBB	HBP	BLK	WP	HR	S	P	ERA	WHIP								
23 Jake Odorizzi, R (1,1) ERA: 4.39	6.0	W	26	7	2	2	7	1	0	0	0	1	1	65	100	3.00	1.333								
30 Erasmo Ramirez, R (7,1) ERA: 3.97	2.0	H	6	0	0	0	4	0	0	0	0	0	0	16	21	0.00	0.000								
37 Alex Colomé, R (9,1) ERA: 1.64	1.0	S	4	1	0	0	3	0	0	0	0	0	0	15	23	0.00	1.000								

Batter	1	2	3	4	5	6	7	8	9	AB	R	H	RBI	BB	SO	LOB	BOTTOM								
11 Logan Forsythe, R (1,4) OBP: 0.343, SLG: 0.457										4	0	0	0	0	2	4	<p>Baltimore Orioles @ Tampa Bay Rays Tropicana Field, St. Petersburg, FL Sun Jul 17 2016, 1:10 PM - 3:42 PM EDT Att: 16,161 - Dome - 72 F</p> <p>livebaseballscorecards.com</p> <p>AB 29 R 5 H 6 RBI 5 BB 4 SO 5 LOB 10</p>								
13 Brad Miller, L (1,6) OBP: 0.292, SLG: 0.465										4	1	1	1	0	0	2									
3 Evan Longoria, R (1,5) OBP: 0.336, SLG: 0.533										4	2	2	2	0	0	0									
7 Logan Morrison, L (1,3) OBP: 0.309, SLG: 0.381										4	0	1	0	0	0	0									
20 Steven Souza Jr., R (1,9) OBP: 0.308, SLG: 0.422										4	1	1	0	0	0	1									
10 Corey Dickerson, L (1,10) OBP: 0.275, SLG: 0.439										4	0	0	0	0	1	2									
39 Kevin Kiermaier, L (1,8) OBP: 0.299, SLG: 0.420										3	0	0	0	0	2	1									
9 Oswaldo Arcia, L (1,7) OBP: 0.296, SLG: 0.393										1	1	1	2	1	0	0									
5 Brandon Guyer, R (6,PH) OBP: 0.349, SLG: 0.436										1	0	0	0	0	0	0									
19 Curt Casali, R (1,2) OBP: 0.262, SLG: 0.319										0	0	0	0	3	0	0									
Inning Stats	R: 1 E: 0 K: 1 S: 6	H: 1 LOB: 0 BB: 0 P: 10	R: 2 E: 0 K: 2 S: 15	H: 2 LOB: 1 BB: 1 P: 25	R: 1 E: 0 K: 1 S: 15	H: 2 LOB: 1 BB: 0 P: 22	R: 0 E: 0 K: 0 S: 11	H: 0 LOB: 2 BB: 2 P: 21	R: 0 E: 0 K: 0 S: 7	H: 0 LOB: 0 BB: 0 P: 8	R: 0 E: 0 K: 1 S: 7	H: 0 LOB: 0 BB: 0 P: 10	R: 0 E: 0 K: 0 S: 5	H: 0 LOB: 1 BB: 1 P: 12	R: 1 E: 0 K: 0 S: 6	H: 1 LOB: 0 BB: 0 P: 9	1B: 2 2B: 0 3B: 0 HR: 4	SF: 0 SAC: 0 DP: 1 HBP: 0	WP: 0 PB: 0 SB: 0 CS: 0	PA: 33					
PITCHER	IP	WLS	BF	H	R	ER	SO	BB	IBB	HBP	BLK	WP	HR	S	P	ERA	WHIP								
37 Dylan Bundy, R (1,1) ERA: 3.7	3.1	L	18	5	4	4	4	3	0	0	0	0	0	41	70	10.80	2.400								
48 Vance Worley, R (4,1) ERA: 2.87	1.2		5	0	0	0	0	0	0	0	0	0	0	13	16	0.00	0.000								
58 Donnie Hart, L (6,1) ERA:	0.2		2	0	0	0	1	0	0	0	0	0	0	4	6	0.00	0.000								
43 Odrisamer Despaigne, R (6,1) ERA: 2.87	2.1		8	1	1	1	0	1	0	0	0	0	1	14	25	3.86	0.857								

Batter	1	2	3	4	5	6	7	8	9	AB	R	H	RBI	BB	SO	LOB	TOP		
10 Adam Jones, R OBP: 0.308, SLG: 0.445										4	0	1	0	0	1	3	<p>Baltimore Orioles @ New York Yankees Yankee Stadium, Bronx, NY Mon Jul 18 2016, 7:10 PM - 10:06 PM EDT Att: 31,102 - Partly Cloudy - 81 F</p>		
6 Jonathan Schoop, R OBP: 0.334, SLG: 0.620										4	1	1	1	0	1	2			
13 Manny Machado, R OBP: 0.367, SLG: 0.555										4	0	1	0	0	1	1			
45 Mark Trumbo, R OBP: 0.340, SLG: 0.569										3	0	1	0	1	1	1			
32 Matt Wieters, S OBP: 0.306, SLG: 0.403										3	0	0	0	0	0	2			
24 Pedro Alvarez, L OBP: 0.316, SLG: 0.486										4	0	0	0	0	2	4			
2 J.J. Hardy, R OBP: 0.297, SLG: 0.409										3	0	0	0	1	0	0			
14 Nolan Reimold, R OBP: 0.333, SLG: 0.438										2	0	0	0	2	0	1			
3 Ryan Flaherty, L OBP: 0.319, SLG: 0.354										3	0	1	0	1	0	2			
Inning Stats	R: 0 H: 1 E: 0 K: 1 S: 11	H: 1 LOB: 3 BB: 1 P: 24	R: 0 H: 0 E: 0 K: 0 S: 9	H: 0 LOB: 1 BB: 1 P: 18	R: 1 H: 2 E: 0 K: 2 S: 12	H: 2 LOB: 1 BB: 0 P: 18	R: 0 H: 1 E: 0 K: 0 S: 9	H: 1 LOB: 1 BB: 1 P: 15	R: 0 H: 0 E: 0 K: 1 S: 7	H: 0 LOB: 0 BB: 0 P: 11	R: 0 H: 0 E: 0 K: 1 S: 7	H: 0 LOB: 1 BB: 1 P: 20	R: 0 H: 1 E: 0 K: 0 S: 9	H: 1 LOB: 1 BB: 1 P: 12	R: 0 H: 0 E: 0 K: 0 S: 12	H: 0 LOB: 1 BB: 1 P: 18		1B: 4 2B: 0 3B: 0 HR: 1	SF: 0 SAC: 0 DP: 1 HBP: 1
PITCHER	IP WLS BF H R ER SO BB IBB HBP BLK WP HR S P ERA WHIP																		
47 Ivan Nova, R ERA: 4.92	6.0 W 25 4 1 1 4 3 0 1 0 0 0 1 56 97 1.50 1.167																		
68 Dellin Betances, R ERA: 2.54	1.0 H 4 0 0 0 2 1 0 0 0 0 0 0 10 20 0.00 1.000																		
48 Andrew Miller, L ERA: 1.31	1.0 H 3 1 0 0 0 0 0 0 0 0 0 0 9 12 0.00 1.000																		
54 Aroldis Chapman, L ERA: 2.22	1.0 S 4 0 0 0 0 1 0 0 0 0 0 0 12 18 0.00 1.000																		

Batter	1	2	3	4	5	6	7	8	9	AB	R	H	RBI	BB	SO	LOB	BOTTOM		
11 Brett Gardner, L OBP: 0.353, SLG: 0.362										4	1	1	0	0	0	0	<p>Baltimore Orioles @ New York Yankees Yankee Stadium, Bronx, NY Mon Jul 18 2016, 7:10 PM - 10:06 PM EDT Att: 31,102 - Partly Cloudy - 81 F</p>		
22 Jacoby Ellsbury, L OBP: 0.338, SLG: 0.384										4	0	0	0	0	0	1			
36 Carlos Beltrán, S OBP: 0.339, SLG: 0.548										4	0	3	0	0	0	0			
31 Aaron Hicks, S OBP: 0.261, SLG: 0.301										0	0	0	0	0	0	0			
34 Brian McCann, L OBP: 0.339, SLG: 0.448										2	0	0	1	1	0	1			
13 Alex Rodriguez, R OBP: 0.264, SLG: 0.382										3	1	1	1	1	1	2			
18 Didi Gregorius, L OBP: 0.327, SLG: 0.466										3	0	0	0	0	2	2			
14 Starlin Castro, R OBP: 0.294, SLG: 0.397										3	0	1	0	0	1	0			
12 Chase Headley, S OBP: 0.325, SLG: 0.380										3	0	0	0	0	2	1			
38 Rob Refsnyder, R OBP: 0.333, SLG: 0.355										3	0	1	0	0	0	1			
Inning Stats	R: 0 H: 1 E: 0 K: 0 S: 12	H: 1 LOB: 1 BB: 0 P: 18	R: 1 H: 2 E: 0 K: 2 S: 13	H: 2 LOB: 0 BB: 0 P: 20	R: 1 H: 2 E: 0 K: 1 S: 14	H: 2 LOB: 2 BB: 1 P: 22	R: 0 H: 0 E: 0 K: 0 S: 5	H: 0 LOB: 0 BB: 0 P: 10	R: 0 H: 0 E: 0 K: 1 S: 9	H: 0 LOB: 0 BB: 0 P: 13	R: 0 H: 1 E: 0 K: 2 S: 10	H: 1 LOB: 2 BB: 1 P: 15	R: 0 H: 1 E: 0 K: 0 S: 10	H: 1 LOB: 2 BB: 1 P: 15	R: 0 H: 0 E: 0 K: 0 S: 12	H: 0 LOB: 1 BB: 1 P: 18	1B: 4 2B: 2 3B: 0 HR: 1	SF: 1 SAC: 0 DP: 0 HBP: 0	WP: 0 PA: 33 PB: 0 SB: 0 CS: 1
PITCHER	IP WLS BF H R ER SO BB IBB HBP BLK WP HR S P ERA WHIP																		
39 Kevin Gausman, R ERA: 4.05	6.2 L 27 6 2 2 6 1 0 0 0 0 0 0 1 70 110 2.70 1.050																		
58 Donnie Hart, L ERA:	1.0 4 1 0 0 0 1 0 0 0 0 0 0 9 16 0.00 2.000																		
65 Chaz Roe, R ERA: 3.38	0.1 1 0 0 0 0 0 0 0 0 0 0 0 1 1 0.00 0.000																		

Batter	1	2	3	4	5	6	7	8	9	AB	R	H	RBI	BB	SO	LOB	TOP										
23 Joey Rickard, R OBP: 0.319, SLG: 0.377										4	0	1	0	0	0	0	Baltimore Orioles @ New York Yankees Yankee Stadium, Bronx, NY Wed Jul 20 2016, 7:12 PM - 9:47 PM EDT Att: 35,681 - Clear - 81 F										
6 Jonathan Schoop, R OBP: 0.327, SLG: 0.269										4	0	0	0	0	1	1											
10 Adam Jones, R OBP: 0.307, SLG: 0.441										4	0	1	0	0	0	1											
29 Julio Borbon, L (8, 8)										0	0	0	0	0	0	0											
45 Mark Trumbo, R OBP: 0.338, SLG: 0.564										3	0	1	0	1	0	0											
24 Pedro Alvarez, L OBP: 0.311, SLG: 0.474										4	0	0	0	0	2	3											
2 J.J. Hardy, R OBP: 0.296, SLG: 0.404										4	0	2	0	0	2	1											
14 Nolan Reimold, R OBP: 0.331, SLG: 0.429										3	0	0	0	1	2	4											
3 Ryan Flaherty, L OBP: 0.313, SLG: 0.341										3	0	0	0	0	2	5											
36 Caleb Joseph, R OBP: 0.211, SLG: 0.179										3	0	0	0	0	2	0											
Inning Stats	R: 0 E: 0 K: 1 S: 14	H: 0 LOB: 0 BB: 0 P: 21	R: 0 E: 1 K: 1 S: 9	H: 1 LOB: 2 BB: 1 P: 16	R: 0 E: 0 K: 1 S: 9	H: 0 LOB: 0 BB: 0 P: 17	R: 0 E: 0 K: 3 S: 14	H: 2 LOB: 3 BB: 1 P: 25	R: 0 E: 0 K: 0 S: 12	H: 1 LOB: 1 BB: 0 P: 16	R: 0 E: 0 K: 2 S: 12	H: 0 LOB: 0 BB: 0 P: 11	R: 0 E: 0 K: 0 S: 6	H: 0 LOB: 0 BB: 0 P: 10	R: 0 E: 0 K: 2 S: 11	H: 0 LOB: 0 BB: 0 P: 17	1B: 4 2B: 1 3B: 0 HR: 0	SF: 0 SAC: 0 DP: 0 HBP: 0	WP: 0 PB: 0 SB: 0 CS: 0	PA: 34							
PITCHER	IP	WLS	BF	H	R	ER	SO	BB	IBB	HBP	BLK	WP	HR	S	P	ERA	WHIP										
35 Michael Pineda, R ERA: 5.25	6.0	W	25	5	0	0	8	2	0	0	0	0	0	70	113	0.00	1.167										
68 Dellin Betances, R ERA: 2.49	1.0	H	3	0	0	0	1	0	0	0	0	0	0	6	11	0.00	0.000										
41 Nick Goody, R ERA: 4.32	1.0		3	0	0	0	0	0	0	0	0	0	0	6	10	0.00	0.000										
45 Chasen Shreve, L ERA: 4.3	1.0		3	0	0	0	2	0	0	0	0	0	0	11	17	0.00	0.000										

Batter	1	2	3	4	5	6	7	8	9	AB	R	H	RBI	BB	SO	LOB	BOTTOM										
11 Brett Gardner, L OBP: 0.351, SLG: 0.367										3	1	1	1	0	1	0	Baltimore Orioles @ New York Yankees Yankee Stadium, Bronx, NY Wed Jul 20 2016, 7:12 PM - 9:47 PM EDT Att: 35,681 - Clear - 81 F										
22 Jacoby Ellsbury, L OBP: 0.348, SLG: 0.383										4	1	1	0	0	1												
36 Carlos Beltrán, S OBP: 0.343, SLG: 0.555										3	1	2	2	0	0	0											
34 Brian McCann, L OBP: 0.340, SLG: 0.439										2	0	0	0	2	2	0											
25 Mark Teixeira, S OBP: 0.271, SLG: 0.320										2	1	1	2	2	0	0											
18 Didi Gregorius, L OBP: 0.328, SLG: 0.462										4	0	0	0	0	1	5											
14 Starlin Castro, R OBP: 0.294, SLG: 0.406										3	0	0	0	0	3												
31 Aaron Hicks, S OBP: 0.257, SLG: 0.296										3	0	0	0	0	2	0											
17 Ronald Torreyes, R OBP: 0.288, SLG: 0.328										3	1	1	0	0	0	0											
Inning Stats	R: 1 E: 0 K: 0 S: 9	H: 1 LOB: 2 BB: 2 P: 19	R: 0 E: 0 K: 0 S: 6	H: 0 LOB: 0 BB: 0 P: 8	R: 0 E: 0 K: 0 S: 5	H: 0 LOB: 0 BB: 0 P: 7	R: 1 E: 0 K: 1 S: 7	H: 1 LOB: 0 BB: 0 P: 10	R: 0 E: 0 K: 2 S: 7	H: 0 LOB: 0 BB: 0 P: 10	R: 1 E: 0 K: 1 S: 10	H: 2 LOB: 2 BB: 2 P: 19	R: 1 E: 0 K: 1 S: 9	H: 1 LOB: 0 BB: 0 P: 13	R: 1 E: 0 K: 1 S: 10	H: 1 LOB: 0 BB: 0 P: 11	1B: 2 2B: 0 3B: 2 HR: 2	SF: 2 SAC: 0 DP: 1 HBP: 0	WP: 0 PB: 0 SB: 0 CS: 0	PA: 33							
PITCHER	IP	WLS	BF	H	R	ER	SO	BB	IBB	HBP	BLK	WP	HR	S	P	ERA	WHIP										
49 Yovani Gallardo, R ERA: 5.69	7.0	L	29	4	4	4	5	4	0	0	0	0	0	53	86	5.14	1.286										
65 Chaz Roe, R ERA: 4.5	0.2		3	1	1	1	1	0	0	0	0	0	1	9	10	13.50	1.500										
53 Zack Britton, L ERA: 0.68	0.1		1	0	0	0	0	0	0	0	0	0	0	1	1	0.00	0.000										

AB 32
R 0
H 5
RBI 0
BB 2
SO 11
LOB 15



AB 27
R 5
H 6
RBI 5
BB 4
SO 6
LOB 9



Batter	1	2	3	4	5	6	7	8	9	AB	R	H	RBI	BB	SO	LOB	TOP				
41 Carlos Santana, S (1, 3) OBP: 0.353, SLG: 0.490										2	0	1	0	2	0	0	Cleveland Indians @ Baltimore Orioles Oriole Park at Camden Yards, Baltimore, MD Sat Jul 23 2016, 7:08 PM - 10:14 PM EDT Att: 31,946 - Partly Cloudy - 94 F				
22 Jason Kipnis, L (1, 4) OBP: 0.341, SLG: 0.485										4	1	1	0	0	1	3					
12 Francisco Lindor, S (1, 6) OBP: 0.361, SLG: 0.461										4	1	2	0	0	2	2					
26 Mike Napoli, R (1, 10) OBP: 0.328, SLG: 0.485										3	0	0	0	1	2	3					
11 José Ramírez, S (1, 5) OBP: 0.347, SLG: 0.401										4	0	1	0	0	0	4					
8 Lonnie Chisenhall, L (1, 9) OBP: 0.348, SLG: 0.466										4	0	1	2	0	0	1					
72 Tyler Naquin, L (1, 8) OBP: 0.222, SLG: 0.320										3	0	0	0	0	3	0					
4 Juan Uribe, R (9, PH) OBP: 0.269, SLG: 0.346										1	0	0	0	0	0	1					
20 Rajai Davis, R (1, 7) OBP: 0.323, SLG: 0.420										3	0	1	0	0	1	0					
55 Roberto Pérez, R (1, 2) OBP: 0.245, SLG: 0.283										2	0	0	0	0	0	1					
35 Abraham Almonte, S (8, PH) OBP: 0.222, SLG: 0.320										1	0	0	0	0	0	0					
38 Chris Gimenez, R (8, 2) OBP: 0.245, SLG: 0.283										0	0	0	0	0	0	0					
Inning Stats	R: 0 H: 1 E: 0 K: 2 S: 12	H: 1 LOB: 2 BB: 1 P: 21	R: 0 H: 0 E: 0 K: 1 S: 13	H: 0 LOB: 0 BB: 0 P: 17	R: 0 H: 0 E: 0 K: 1 S: 12	H: 0 LOB: 1 BB: 1 P: 22	R: 0 H: 1 E: 0 K: 0 S: 10	H: 1 LOB: 0 BB: 0 P: 13	R: 0 H: 1 E: 0 K: 1 S: 13	H: 1 LOB: 1 BB: 0 P: 20	R: 0 H: 0 E: 0 K: 1 S: 8	H: 0 LOB: 0 BB: 0 P: 13	R: 0 H: 0 E: 0 K: 1 S: 10	H: 0 LOB: 0 BB: 0 P: 13	R: 2 H: 3 E: 0 K: 1 S: 15	H: 3 LOB: 1 BB: 0 P: 23	1B: 5 2B: 2 3B: 0 HR: 0	SF: 0 SAC: 0 DP: 3 HBP: 0	WP: 0 PB: 0 SB: 0 CS: 0	PA: 34	
PITCHER	IP WLS BF H R ER SO BB IBB HBP BLK WP HR S P ERA WHIP	IP WLS BF H R ER SO BB IBB HBP BLK WP HR S P ERA WHIP	IP WLS BF H R ER SO BB IBB HBP BLK WP HR S P ERA WHIP	IP WLS BF H R ER SO BB IBB HBP BLK WP HR S P ERA WHIP	IP WLS BF H R ER SO BB IBB HBP BLK WP HR S P ERA WHIP	IP WLS BF H R ER SO BB IBB HBP BLK WP HR S P ERA WHIP	IP WLS BF H R ER SO BB IBB HBP BLK WP HR S P ERA WHIP	IP WLS BF H R ER SO BB IBB HBP BLK WP HR S P ERA WHIP	IP WLS BF H R ER SO BB IBB HBP BLK WP HR S P ERA WHIP	IP WLS BF H R ER SO BB IBB HBP BLK WP HR S P ERA WHIP	IP WLS BF H R ER SO BB IBB HBP BLK WP HR S P ERA WHIP	IP WLS BF H R ER SO BB IBB HBP BLK WP HR S P ERA WHIP	IP WLS BF H R ER SO BB IBB HBP BLK WP HR S P ERA WHIP	IP WLS BF H R ER SO BB IBB HBP BLK WP HR S P ERA WHIP	IP WLS BF H R ER SO BB IBB HBP BLK WP HR S P ERA WHIP	IP WLS BF H R ER SO BB IBB HBP BLK WP HR S P ERA WHIP	IP WLS BF H R ER SO BB IBB HBP BLK WP HR S P ERA WHIP	IP WLS BF H R ER SO BB IBB HBP BLK WP HR S P ERA WHIP	IP WLS BF H R ER SO BB IBB HBP BLK WP HR S P ERA WHIP	IP WLS BF H R ER SO BB IBB HBP BLK WP HR S P ERA WHIP	IP WLS BF H R ER SO BB IBB HBP BLK WP HR S P ERA WHIP

Batter	1	2	3	4	5	6	7	8	9	AB	R	H	RBI	BB	SO	LOB	BOTTOM				
10 Adam Jones, R (1, 8) OBP: 0.311, SLG: 0.442										4	1	2	0	0	0	2	Cleveland Indians @ Baltimore Orioles Oriole Park at Camden Yards, Baltimore, MD Sat Jul 23 2016, 7:08 PM - 10:14 PM EDT Att: 31,946 - Partly Cloudy - 94 F				
6 Jonathan Schoop, R (1, 4) OBP: 0.324, SLG: 0.501										4	0	1	1	0	1	3					
13 Manny Machado, R (1, 5) OBP: 0.373, SLG: 0.557										4	0	1	0	0	0	2					
19 Chris Davis, L (1, 3) OBP: 0.339, SLG: 0.475										4	1	0	1	0	2	1					
45 Mark Trumbo, R (1, 9) OBP: 0.336, SLG: 0.570										4	1	1	2	0	2	0					
29 Julio Borbon, L (9, 7) OBP: 0.333, SLG: 0.333										0	0	0	0	0	0	0					
24 Pedro Alvarez, L (1, 10) OBP: 0.303, SLG: 0.475										4	1	1	1	0	1	0					
2 J.J. Hardy, R (1, 6) OBP: 0.310, SLG: 0.413										3	1	2	0	0	1	0					
14 Nolan Reimold, R (1, 7) OBP: 0.314, SLG: 0.404										3	0	0	0	0	2	2					
36 Caleb Joseph, R (1, 2) OBP: 0.257, SLG: 0.223										3	0	2	0	0	0	1					
Inning Stats	R: 3 H: 3 E: 0 K: 1 S: 17	H: 3 LOB: 0 BB: 0 P: 26	R: 0 H: 1 E: 0 K: 1 S: 14	H: 1 LOB: 0 BB: 0 P: 19	R: 0 H: 0 E: 0 K: 1 S: 8	H: 0 LOB: 0 BB: 0 P: 10	R: 0 H: 0 E: 0 K: 2 S: 7	H: 0 LOB: 0 BB: 0 P: 11	R: 0 H: 2 E: 0 K: 1 S: 14	H: 2 LOB: 2 BB: 0 P: 16	R: 0 H: 0 E: 0 K: 2 S: 10	H: 0 LOB: 0 BB: 0 P: 13	R: 2 H: 4 E: 0 K: 1 S: 15	H: 4 LOB: 2 BB: 0 P: 25	R: 0 H: 0 E: 0 K: 0 S: 5	H: 0 LOB: 0 BB: 0 P: 9	1B: 8 2B: 0 3B: 0 HR: 2	SF: 0 SAC: 0 DP: 1 HBP: 0	WP: 0 PB: 0 SB: 0 CS: 0	PA: 33	
PITCHER	IP WLS BF H R ER SO BB IBB HBP BLK WP HR S P ERA WHIP	IP WLS BF H R ER SO BB IBB HBP BLK WP HR S P ERA WHIP	IP WLS BF H R ER SO BB IBB HBP BLK WP HR S P ERA WHIP	IP WLS BF H R ER SO BB IBB HBP BLK WP HR S P ERA WHIP	IP WLS BF H R ER SO BB IBB HBP BLK WP HR S P ERA WHIP	IP WLS BF H R ER SO BB IBB HBP BLK WP HR S P ERA WHIP	IP WLS BF H R ER SO BB IBB HBP BLK WP HR S P ERA WHIP	IP WLS BF H R ER SO BB IBB HBP BLK WP HR S P ERA WHIP	IP WLS BF H R ER SO BB IBB HBP BLK WP HR S P ERA WHIP	IP WLS BF H R ER SO BB IBB HBP BLK WP HR S P ERA WHIP	IP WLS BF H R ER SO BB IBB HBP BLK WP HR S P ERA WHIP	IP WLS BF H R ER SO BB IBB HBP BLK WP HR S P ERA WHIP	IP WLS BF H R ER SO BB IBB HBP BLK WP HR S P ERA WHIP	IP WLS BF H R ER SO BB IBB HBP BLK WP HR S P ERA WHIP	IP WLS BF H R ER SO BB IBB HBP BLK WP HR S P ERA WHIP	IP WLS BF H R ER SO BB IBB HBP BLK WP HR S P ERA WHIP	IP WLS BF H R ER SO BB IBB HBP BLK WP HR S P ERA WHIP	IP WLS BF H R ER SO BB IBB HBP BLK WP HR S P ERA WHIP	IP WLS BF H R ER SO BB IBB HBP BLK WP HR S P ERA WHIP	IP WLS BF H R ER SO BB IBB HBP BLK WP HR S P ERA WHIP	IP WLS BF H R ER SO BB IBB HBP BLK WP HR S P ERA WHIP



Batter	1	2	3	4	5	6	7	8	9	AB	R	H	RBI	BB	SO	LOB	TOP										
41 Carlos Santana, S OBP: 0.352, SLG: 0.486										3	0	0	0	1	2	1	Cleveland Indians @ Baltimore Orioles Oriole Park at Camden Yards, Baltimore, MD Sun Jul 24 2016, 1:38 PM - 4:24 PM EDT Att: 37,821 - Partly Cloudy - 90 F										
22 Jason Kipnis, L OBP: 0.345, SLG: 0.484										3	1	1	0	1	0	1											
12 Francisco Lindor, S OBP: 0.360, SLG: 0.456										4	0	1	0	0	0	2											
26 Mike Napoli, R OBP: 0.327, SLG: 0.483										4	0	1	1	0	1	3											
11 José Ramírez, S OBP: 0.346, SLG: 0.397										3	1	0	0	1	0	2											
8 Lonnie Chisenhall, L OBP: 0.349, SLG: 0.471										4	1	2	0	0	0	2											
4 Juan Uribe, R OBP: 0.265, SLG: 0.341										4	0	0	0	0	1	3											
72 Tyler Naquin, L OBP: 0.380, SLG: 0.626										4	0	1	1	0	1	1											
55 Roberto Pérez, R OBP: 0.310, SLG: 0.053										3	0	1	1	0	1	0											
Inning Stats	R: 0 E: 0 K: 0 S: 10	H: 0 LOB: 1 BB: 1 P: 16	R: 0 E: 0 K: 0 S: 9	H: 1 LOB: 1 BB: 0 P: 14	R: 0 E: 0 K: 1 S: 10	H: 2 LOB: 2 BB: 1 P: 16	R: 2 E: 0 K: 0 S: 17	H: 2 LOB: 1 BB: 1 P: 27	R: 0 E: 0 K: 1 S: 8	H: 0 LOB: 0 BB: 0 P: 8	R: 0 E: 0 K: 1 S: 7	H: 0 LOB: 0 BB: 0 P: 12	R: 1 E: 1 K: 0 S: 11	H: 2 LOB: 1 BB: 0 P: 19	R: 0 E: 0 K: 3 S: 11	H: 0 LOB: 0 BB: 0 P: 14		1B: 5 2B: 2 3B: 0 HR: 0	SF: 1 SAC: 0 DP: 1 HBP: 0	WP: 0 PB: 0 SB: 0 CS: 0	PA: 36						
PITCHER	IP	WLS	BF	H	R	ER	SO	BB	IBB	HBP	BLK	WP	HR	S	P	ERA	WHIP										
48 Vance Worley, R ERA: 3.09	7.0		28	5	2	2	3	3	0	0	0	0	0	66	102	2.57	1.143										
35 Brad Brach, R ERA: 1.17	1.0	B	5	2	1	0	0	0	0	0	0	0	0	11	19	0.00	2.000										
56 Darren O'Day, R ERA: 3.0	1.0	W	3	0	0	0	3	0	0	0	0	0	0	11	14	0.00	0.000										

Batter	1	2	3	4	5	6	7	8	9	AB	R	H	RBI	BB	SO	LOB	BOTTOM										
10 Adam Jones, R OBP: 0.308, SLG: 0.437										4	0	0	0	0	2	1	Cleveland Indians @ Baltimore Orioles Oriole Park at Camden Yards, Baltimore, MD Sun Jul 24 2016, 1:38 PM - 4:24 PM EDT Att: 37,821 - Partly Cloudy - 90 F										
6 Jonathan Schoop, R OBP: 0.326, SLG: 0.512										4	2	2	1	0	1	0											
13 Manny Machado, R OBP: 0.374, SLG: 0.555										3	1	1	1	1	0	0											
19 Chris Davis, L OBP: 0.338, SLG: 0.471										3	0	0	0	1	2	1											
45 Mark Trumbo, R OBP: 0.335, SLG: 0.565										3	0	0	0	1	1	1											
24 Pedro Alvarez, L OBP: 0.302, SLG: 0.471										4	1	1	1	0	1	1											
3 Ryan Flaherty, L OBP: 0.306, SLG: 0.331										3	0	1	0	0	2	1											
36 Caleb Joseph, R OBP: 0.257, SLG: 0.224										4	0	1	0	0	1	3											
29 Julio Borbon, L OBP: 0.222, SLG: 0.222										3	0	0	0	0	1	1											
14 Nolan Reimold, R OBP: 0.318, SLG: 0.430										1	1	1	2	0	0	0											
Inning Stats	R: 0 E: 0 K: 0 S: 6	H: 0 LOB: 0 BB: 0 P: 7	R: 0 E: 0 K: 1 S: 8	H: 0 LOB: 0 BB: 0 P: 11	R: 0 E: 0 K: 3 S: 13	H: 1 LOB: 1 BB: 0 P: 22	R: 2 E: 0 K: 0 S: 16	H: 3 LOB: 2 BB: 1 P: 26	R: 1 E: 0 K: 1 S: 8	H: 1 LOB: 0 BB: 0 P: 12	R: 0 E: 0 K: 3 S: 10	H: 1 LOB: 1 BB: 0 P: 16	R: 0 E: 0 K: 1 S: 10	H: 0 LOB: 1 BB: 2 P: 19	R: 2 E: 1 K: 2 S: 10	H: 1 LOB: 0 BB: 0 P: 15	1B: 4 2B: 1 3B: 0 HR: 2	SF: 0 SAC: 1 DP: 0 HBP: 0	WP: 0 PB: 0 SB: 0 CS: 0	PA: 36							
PITCHER	IP	WLS	BF	H	R	ER	SO	BB	IBB	HBP	BLK	WP	HR	S	P	ERA	WHIP										
28 Corey Kluber, R ERA: 3.44	7.0		28	6	3	3	3	1	0	0	0	0	1	67	101	3.86	1.000										
27 Bryan Shaw, R ERA: 4.35	1.0		4	0	0	0	1	2	0	0	0	0	0	10	19	0.00	2.000										
37 Cody Allen, R ERA: 2.55	0.2	L	4	1	2	0	2	0	0	0	0	0	1	10	15	0.00	1.500										



Batter	1	2	3	4	5	6	7	8	9	AB	R	H	RBI	BB	SO	LOB	TOP										
19 Charlie Blackmon, L OBP: 0.358, SLG: 0.462										4	1	1	0	0	2	0	Colorado Rockies @ Baltimore Orioles Oriole Park at Camden Yards, Baltimore, MD Tue Jul 26 2016, 7:08 PM - 9:51 PM EDT Att: 23,677 - Partly Cloudy - 90 F										
9 DJ LeMahieu, R OBP: 0.393, SLG: 0.480										4	2	2	0	0	0												
28 Nolan Arenado, R OBP: 0.357, SLG: 0.576										4	1	1	1	0	0	3											
5 Carlos González, L OBP: 0.371, SLG: 0.547										4	1	1	2	0	0	1											
27 Trevor Story, R OBP: 0.344, SLG: 0.580										4	0	1	2	0	1	0											
26 David Dahl, L OBP: 0.325, SLG: 0.250										4	0	1	0	0	1	1											
12 Mark Reynolds, R OBP: 0.350, SLG: 0.435										4	0	1	0	0	1	1											
3 Daniel Descalso, L OBP: 0.414, SLG: 0.447										4	1	1	0	0	2	1											
4 Nick Hundley, R OBP: 0.335, SLG: 0.420										3	0	0	0	0	0	2											
Inning Stats	R: 0 E: 0 K: 1 S: 9	H: 0 LOB: 0 BB: 0 P: 11	R: 0 E: 0 K: 1 S: 11	H: 1 LOB: 1 BB: 0 P: 17	R: 4 E: 0 K: 0 S: 28	H: 5 LOB: 1 BB: 0 P: 36	R: 0 E: 0 K: 1 S: 7	H: 1 LOB: 0 BB: 0 P: 11	R: 2 E: 0 K: 1 S: 9	H: 2 LOB: 0 BB: 0 P: 14	R: 0 E: 0 K: 1 S: 6	H: 0 LOB: 0 BB: 0 P: 10	R: 0 E: 0 K: 1 S: 4	H: 0 LOB: 0 BB: 0 P: 7	R: 0 E: 0 K: 1 S: 9	H: 0 LOB: 0 BB: 0 P: 13	R: 0 E: 0 K: 1 S: 6	H: 0 LOB: 0 BB: 0 P: 10	1B: 7 2B: 2 3B: 0 HR: 0	SF: 0 SAC: 0 DP: 1 HBP: 0	WP: 1 PB: 0 SB: 0 CS: 0	PA: 35					
PITCHER	IP	WLS	BF	H	R	ER	SO	BB	IBB	HBP	BLK	WP	HR	S	P	ERA	WHIP										
30 Chris Tillman, R ERA: 3.47	5.0	L	23	9	6	6	4	0	0	0	0	1	0	64	89	10.80	1.800										
63 Tyler Wilson, R ERA: 4.98	4.0		12	0	0	0	3	0	0	0	0	0	0	25	40	0.00	0.000										

Batter	1	2	3	4	5	6	7	8	9	AB	R	H	RBI	BB	SO	LOB	BOTTOM										
10 Adam Jones, R OBP: 0.313, SLG: 0.445										2	2	1	2	2	0	0	Colorado Rockies @ Baltimore Orioles Oriole Park at Camden Yards, Baltimore, MD Tue Jul 26 2016, 7:08 PM - 9:51 PM EDT Att: 23,677 - Partly Cloudy - 90 F										
25 Hyun Soo Kim, L OBP: 0.412, SLG: 0.452										3	0	1	0	1	0	3											
13 Manny Machado, R OBP: 0.371, SLG: 0.547										4	0	1	0	0	1	4											
19 Chris Davis, L OBP: 0.337, SLG: 0.462										3	0	0	0	1	2	2											
45 Mark Trumbo, R OBP: 0.331, SLG: 0.555										4	0	0	0	0	0	2											
6 Jonathan Schoop, R OBP: 0.323, SLG: 0.508										4	0	0	0	0	0	1											
32 Matt Wieters, S OBP: 0.297, SLG: 0.389										4	0	0	0	0	0	1											
24 Pedro Alvarez, L OBP: 0.296, SLG: 0.459										4	0	0	0	0	2	0											
2 J.J. Hardy, R OBP: 0.314, SLG: 0.415										3	1	2	0	0	1	0											
Inning Stats	R: 0 E: 0 K: 0 S: 5	H: 1 LOB: 0 BB: 0 P: 8	R: 0 E: 0 K: 0 S: 11	H: 0 LOB: 1 BB: 1 P: 17	R: 0 E: 0 K: 1 S: 14	H: 1 LOB: 2 BB: 1 P: 26	R: 0 E: 0 K: 0 S: 8	H: 0 LOB: 0 BB: 0 P: 13	R: 2 E: 0 K: 1 S: 15	H: 2 LOB: 1 BB: 1 P: 27	R: 0 E: 0 K: 1 S: 5	H: 0 LOB: 0 BB: 0 P: 7	R: 0 E: 0 K: 1 S: 8	H: 0 LOB: 0 BB: 0 P: 13	R: 1 E: 0 K: 1 S: 11	H: 1 LOB: 1 BB: 1 P: 20	R: 0 E: 0 K: 1 S: 9	H: 0 LOB: 0 BB: 0 P: 12	1B: 3 2B: 1 3B: 0 HR: 1	SF: 0 SAC: 0 DP: 1 HBP: 0	WP: 1 PB: 0 SB: 0 CS: 0	PA: 35					
PITCHER	IP	WLS	BF	H	R	ER	SO	BB	IBB	HBP	BLK	WP	HR	S	P	ERA	WHIP										
35 Chad Bettis, R ERA: 5.19	6.0	W	24	4	2	2	3	0	0	0	0	0	0	58	98	3.00	1.167										
51 Jake McGee, L ERA: 5.4	1.0		3	0	0	0	1	0	0	0	0	0	0	8	13	0.00	0.000										
45 Scott Oberg, R ERA: 4.02	0.1		3	1	1	1	0	1	0	0	0	0	0	5	11	27.00	6.000										
48 Boone Logan, L ERA: 2.51	0.2	H	2	0	0	0	1	0	0	0	0	1	0	6	9	0.00	0.000										
54 Carlos Estévez, R ERA: 3.96	1.0	S	3	0	0	0	1	0	0	0	0	0	0	9	12	0.00	0.000										

AB 35
R 6
H 9
RBI 5
BB 0
SO 7
LOB 9

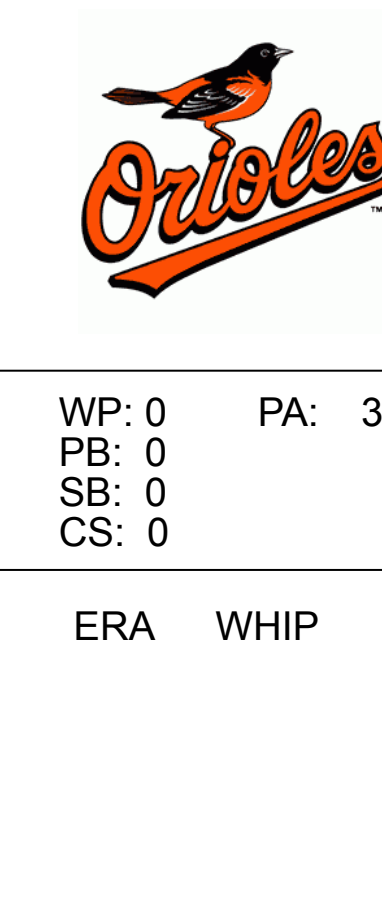
AB 31
R 3
H 5
RBI 2
BB 4
SO 6
LOB 13

Batter	1	2	3	4	5	6	7	8	9	AB	R	H	RBI	BB	SO	LOB	TOP								
9 DJ LeMahieu, R OBP: 0.392, SLG: 0.477	G4-3			K		G1-3		28 S 1B		4	0	1	0	0	1	0	Colorado Rockies @ Baltimore Orioles Oriole Park at Camden Yards, Baltimore, MD Wed Jul 27 2016, 7:08 PM - 9:55 PM EDT Att: 20,324 - Partly Cloudy - 90 F								
26 David Dahl, L OBP: 0.250, SLG: 0.500	K			G3		HR		K		4	1	1	1	0	2	1									
28 Nolan Arenado, R OBP: 0.354, SLG: 0.570	F7			K		G4-3		K		4	0	0	0	0	2	1									
5 Carlos González, L OBP: 0.370, SLG: 0.544		K			G4-3		G1-3		19 BB 1B	4	0	1	0	0	1	0									
27 Trevor Story, R OBP: 0.341, SLG: 0.573	K				L8		P5		P4	4	0	0	0	0	1	1									
6 Ryan Raburn, R OBP: 0.304, SLG: 0.423	K				K		3 WP 1B		L4	4	0	1	0	0	2	1									
3 Daniel Descalso, L 19 Charlie Blackmon, L OBP: 0.360, SLG: 0.462				G3		G1-3				2	0	0	0	1	0	0									
12 Mark Reynolds, R OBP: 0.348, SLG: 0.431				K		4 HR BB		K		3	1	0	0	1	2	4									
4 Nick Hundley, R OBP: 0.436	F9					1-H HR		F9		3	1	1	2	0	0	0									
Inning Stats	R: 0 E: 0 K: 1 S: 10	H: 0 LOB: 0 BB: 0 P: 14	R: 0 E: 0 K: 3 S: 11	H: 0 LOB: 0 BB: 0 P: 17	R: 0 E: 0 K: 1 S: 11	H: 0 LOB: 0 BB: 0 P: 17	R: 0 E: 0 K: 2 S: 11	H: 0 LOB: 0 BB: 0 P: 14	R: 0 E: 0 K: 1 S: 7	H: 0 LOB: 0 BB: 0 P: 8	R: 3 E: 0 K: 0 S: 14	H: 2 LOB: 0 BB: 1 P: 24	R: 0 E: 0 K: 1 S: 10	H: 1 LOB: 2 BB: 1 P: 18	R: 0 E: 0 K: 2 S: 14	H: 1 LOB: 1 BB: 0 P: 19	R: 0 E: 0 K: 0 S: 10	H: 1 LOB: 2 BB: 1 P: 17	1B: 3 2B: 0 3B: 0 HR: 2	SF: 0 SAC: 0 DP: 0 HBP: 0	WP: 1 PB: 0 SB: 1 CS: 0	PA: 35			
PITCHER	IP	WLS	BF	H	R	ER	SO	BB	IBB	HBP	BLK	WP	HR	S	P	ERA	WHIP								
37 Dylan Bundy, R ERA: 3.46	5.2	L	20	2	3	3	8	1	0	0	0	0	2	61	89	4.76	0.529								
60 Mychal Givens, R ERA: 3.33	1.1		6	1	0	0	1	1	0	0	0	1	0	13	23	0.00	1.500								
56 Darren O'Day, R ERA: 2.86	1.0		4	1	0	0	2	0	0	0	0	0	0	14	19	0.00	1.000								
65 Chaz Roe, R ERA: 3.38	1.0		5	1	0	0	0	1	0	0	0	0	0	10	17	0.00	2.000								

Batter	1	2	3	4	5	6	7	8	9	AB	R	H	RBI	BB	SO	LOB	BOTTOM								
10 Adam Jones, R OBP: 0.315, SLG: 0.444	P6			25 1B HBP	G5-3			25 FC 1B		3	0	1	0	0	0	1	Colorado Rockies @ Baltimore Orioles Oriole Park at Camden Yards, Baltimore, MD Wed Jul 27 2016, 7:08 PM - 9:55 PM EDT Att: 20,324 - Partly Cloudy - 90 F								
25 Hyun Soo Kim, L OBP: 0.409, SLG: 0.447	G5-3			19 BB 1B		P5		FC		4	0	1	0	0	0	1									
13 Manny Machado, R OBP: 0.369, SLG: 0.552	L8			L7		HR		K		4	1	1	1	0	1	3									
19 Chris Davis, L OBP: 0.338, SLG: 0.461		45 G6-4-3 1B				K		K		3	0	1	0	1	2	1									
45 Mark Trumbo, R OBP: 0.328, SLG: 0.549	G6-4-3			F4		P4				4	0	0	0	0	0	4									
6 Jonathan Schoop, R OBP: 0.320, SLG: 0.503	G6-3			F8						4	0	0	0	0	0	3									
32 Matt Wieters, S OBP: 0.300, SLG: 0.395				P5		2B				4	0	2	0	0	1	0									
2 J.J. Hardy, R OBP: 0.314, SLG: 0.411				K		P3				2	0	0	0	1	1	1									
14 Nolan Reimold, R OBP: 0.311, SLG: 0.412				P4		K				3	0	0	0	0	1	2									
Inning Stats	R: 0 E: 0 K: 0 S: 6	H: 1 LOB: 0 BB: 0 P: 10	R: 0 E: 0 K: 0 S: 7	H: 1 LOB: 0 BB: 0 P: 10	R: 0 E: 0 K: 1 S: 11	H: 0 LOB: 0 BB: 0 P: 16	R: 0 E: 0 K: 0 S: 10	H: 1 LOB: 3 BB: 1 P: 20	R: 0 E: 0 K: 1 S: 8	H: 1 LOB: 1 BB: 0 P: 9	R: 1 E: 0 K: 1 S: 12	H: 1 LOB: 0 BB: 0 P: 17	R: 0 E: 0 K: 0 S: 6	H: 1 LOB: 1 BB: 1 P: 11	R: 0 E: 0 K: 2 S: 9	H: 1 LOB: 0 BB: 0 P: 15	R: 0 E: 0 K: 1 S: 5	H: 0 LOB: 0 BB: 0 P: 7	1B: 4 2B: 1 3B: 0 HR: 1	SF: 0 SAC: 0 DP: 1 HBP: 1	WP: 0 PB: 0 SB: 0 CS: 0	PA: 34			
PITCHER	IP	WLS	BF	H	R	ER	SO	BB	IBB	HBP	BLK	WP	HR	S	P	ERA	WHIP								
55 Jon Gray, R ERA: 3.94	7.0	W	27	5	1	1	3	2	0	1	0	0	1	60	93	1.29	1.000								
0 Adam Ottavino, R ERA:	0.2	H	3	1	0	0	1	0	0	0	0	0	0	6	11	0.00	1.500								
48 Boone Logan, L ERA: 2.48	0.1	H	1	0	0	0	1	0	0	0	0	0	0	3	4	0.00	0.000								
54 Carlos Estévez, R ERA: 3.86	1.0	S	3	0	0	0	1	0	0	0	0	0	0	5	7	0.00	0.000								

AB 32
R 3
H 5
RBI 3
BB 3
SO 11
LOB 8

AB 31
R 1
H 6
RBI 1
SO 6
LOB 16



Batter	1	2	3	4	5	6	7	8	9	AB	R	H	RBI	BB	SO	LOB	TOP										
10 Adam Jones, R (1,8) OBP: 0.317, SLG: 0.455			L6		K					4	1	2	1	0	1	0	<p>Baltimore Orioles @ Minnesota Twins Target Field, Minneapolis, MN Thu Jul 28 2016, 6:10 PM - 9:10 PM CDT Att: 22,569 - Partly Cloudy - 75 F</p> <p>livebaseballscores.com</p>										
25 Hyun Soo Kim, L (1,7) OBP: 0.411, SLG: 0.444	G3-1									3	0	1	0	1	1	0											
13 Manny Machado, R (1,5) OBP: 0.366, SLG: 0.546	L8		K		G6-4-3		K			4	0	0	0	0	2	3											
19 Chris Davis, L (1,3) OBP: 0.340, SLG: 0.462	K2-3							G4-3		4	0	2	0	0	1	0											
45 Mark Trumbo, R (1,9) OBP: 0.327, SLG: 0.549	G6-3						FC5-4		G6-3	4	0	1	0	0	0	1											
6 Jonathan Schoop, R (1,4) OBP: 0.317, SLG: 0.497	K		FC5-2				K		P3	4	1	0	0	0	2	3											
24 Pedro Alvarez, L (1,10) OBP: 0.303, SLG: 0.465							G4-3			4	0	3	0	0	0	1											
2 J.J. Hardy, R (1,6) OBP: 0.318, SLG: 0.413							G6-3		F8	4	0	2	1	0	0	1											
36 Caleb Joseph, R (1,2) OBP: 0.250, SLG: 0.218	G5-3		FC6-4				F9		G4-6-3	3	0	0	0	0	0	4											
32 Matt Wieters, S (9,PH) OBP: 0.299, SLG: 0.394										1	0	0	0	0	0	1											
Inning Stats	R: 1 H: 1 E: 0 K: 1 S: 9	H: 1 LOB: 0 BB: 0 P: 13	R: 0 H: 2 E: 0 K: 1 S: 16	H: 2 LOB: 2 BB: 0 P: 26	R: 0 H: 0 E: 0 K: 2 S: 7	H: 0 LOB: 0 BB: 0 P: 12	R: 1 H: 4 E: 0 K: 0 S: 14	H: 4 LOB: 2 BB: 0 P: 23	R: 0 H: 1 E: 0 K: 1 S: 10	H: 1 LOB: 1 BB: 0 P: 16	R: 0 H: 1 E: 0 K: 1 S: 12	H: 1 LOB: 2 BB: 1 P: 20	R: 0 H: 0 E: 0 K: 0 S: 8	H: 0 LOB: 0 BB: 0 P: 13	R: 0 H: 1 E: 0 K: 0 S: 8	H: 1 LOB: 0 BB: 0 P: 12	1B: 8 2B: 2 3B: 0 HR: 1	SF: 0 SAC: 0 DP: 2 HBP: 0	WP: 1 PB: 0 SB: 0 CS: 0	PA: 36							
PITCHER	IP	WLS	BF	H	R	ER	SO	BB	IBB	HBP	BLK	WP	HR	S	P	ERA	WHIP										
44 Kyle Gibson, R (1,1) ERA: 4.54	6.0		25	9	2	2	6	0	0	0	0	1	1	66	105	3.00	1.500										
57 Ryan Pressly, R (7,1) ERA: 3.74	1.0	W	5	1	0	0	1	1	0	0	0	0	0	12	20	0.00	2.000										
58 Fernando Abad, L (8,1) ERA: 2.53	1.0		3	0	0	0	0	0	0	0	0	0	0	8	13	0.00	0.000										
27 Brandon Kintzler, R (9,1) ERA: 1.99	1.0		3	1	0	0	0	0	0	0	0	0	0	8	12	0.00	1.000										

Batter	1	2	3	4	5	6	7	8	9	AB	R	H	RBI	BB	SO	LOB	BOTTOM										
Eduardo Núñez, R (1,6) OBP: 0.325, SLG: 0.439	K		K		K		L8			4	0	0	0	1	3	1	<p>Baltimore Orioles @ Minnesota Twins Target Field, Minneapolis, MN Thu Jul 28 2016, 6:10 PM - 9:10 PM CDT Att: 22,569 - Partly Cloudy - 75 F</p> <p>livebaseballscores.com</p>										
36 Robbie Grossman, S (1,10) OBP: 0.414, SLG: 0.450									G3	3	2	2	0	2	0	1											
7 Joe Mauer, L (1,3) OBP: 0.362, SLG: 0.376			G4-6-3						K	4	1	2	1	1	1	2											
2 Brian Dozier, R (1,4) OBP: 0.332, SLG: 0.464	P3				K					4	1	2	1	0	1	3											
26 Max Kepler, L (1,9) OBP: 0.319, SLG: 0.508			G1-3							3	2	2	2	1	0	1											
20 Eddie Rosario, L (1,7) OBP: 0.271, SLG: 0.411	K		K		K		G3			4	0	1	2	0	2	2											
5 Eduardo Escobar, S (1,5) OBP: 0.286, SLG: 0.376									K	4	0	2	0	0	1	1											
37 Juan Centeno, L (1,2) OBP: 0.299, SLG: 0.392	G4-3								G4-3	4	0	1	0	0	0	2											
25 Byron Buxton, R (1,8) OBP: 0.251, SLG: 0.328	K		K		K		G6-3			4	0	0	0	0	2	3											
Inning Stats	R: 1 H: 2 E: 0 K: 2 S: 18	H: 1 LOB: 1 BB: 0 P: 33	R: 0 H: 1 E: 0 K: 2 S: 13	H: 1 LOB: 1 BB: 0 P: 18	R: 0 H: 1 E: 0 K: 1 S: 7	H: 0 LOB: 0 BB: 0 P: 7	R: 0 H: 1 E: 0 K: 3 S: 15	H: 1 LOB: 2 BB: 1 P: 24	R: 1 H: 3 E: 0 K: 0 S: 11	H: 3 LOB: 1 BB: 0 P: 15	R: 4 H: 4 E: 0 K: 1 S: 21	H: 4 LOB: 1 BB: 1 P: 37	R: 0 H: 0 E: 0 K: 1 S: 8	H: 0 LOB: 1 BB: 1 P: 16	1B: 6 2B: 3 3B: 2 HR: 1	SF: 0 SAC: 0 DP: 2 HBP: 0	WP: 0 PB: 0 SB: 1 CS: 0	PA: 39									
PITCHER	IP	WLS	BF	H	R	ER	SO	BB	IBB	HBP	BLK	WP	HR	S	P	ERA	WHIP										
31 Ubaldo Jiménez, R (1,1) ERA: 7.08	5.0		22	5	1	1	8	3	0	0	0	0	0	66	104	1.80	1.600										
43 Odrisamer Despaigne, R (6,1) ERA: 4.43	1.1	L	9	5	4	4	0	0	1	0	0	0	1	19	34	27.00	3.750										
65 Chaz Roe, R (7,1) ERA: 3.72	1.2		8	2	1	1	2	1	0	0	0	0	0	21	34	5.40	1.800										

Baltimore Orioles @ Minnesota Twins
Target Field, Minneapolis, MN
Thu Jul 28 2016, 6:10 PM - 9:10 PM CDT
Att: 22,569 - Partly Cloudy - 75 F

AB 35
R 2
H 11
RBI 2
BB 1
SO 7
LOB 14



Baltimore Orioles @ Minnesota Twins
Target Field, Minneapolis, MN
Thu Jul 28 2016, 6:10 PM - 9:10 PM CDT
Att: 22,569 - Partly Cloudy - 75 F

AB 34
R 6
H 12
RBI 6
BB 5
SO 10
LOB 16



Batter	1	2	3	4	5	6	7	8	9	AB	R	H	RBI	BB	SO	LOB	TOP							
10 Adam Jones, R (1,8) OBP: 0.315, SLG: 0.450										4	0	0	0	1	2	3								
25 Hyun Soo Kim, L (1,7) OBP: 0.407, SLG: 0.440										4	1	1	0	0	1	1								
13 Manny Machado, R (1,5) OBP: 0.370, SLG: 0.554										2	3	1	1	2	0	0								
19 Chris Davis, L (1,3) OBP: 0.336, SLG: 0.457										4	0	0	0	0	1	2								
45 Mark Trumbo, R (1,9) OBP: 0.326, SLG: 0.548										4	0	1	2	0	0	0								
32 Matt Wieters, S (1,2) OBP: 0.295, SLG: 0.387										4	0	0	0	0	3	1								
6 Jonathan Schoop, R (1,4) OBP: 0.316, SLG: 0.495										4	1	1	0	0	1	0								
24 Pedro Alvarez, L (1,10) OBP: 0.307, SLG: 0.470										4	0	2	0	0	1	0								
2 J.J. Hardy, R (1,6) OBP: 0.317, SLG: 0.415										4	0	1	1	0	0	3								
3 Ryan Flaherty, L (9, PR) OBP: 0.306, SLG: 0.331										0	0	0	0	0	0	0								
Inning Stats	R: 2 E: 0 K: 2 S: 14	H: 2 LOB: 1 BB: 1 P: 26	R: 0 E: 0 K: 1 S: 11	H: 1 LOB: 0 BB: 0 P: 17	R: 1 E: 1 K: 1 S: 7	H: 0 LOB: 0 BB: 1 P: 14	R: 1 E: 0 K: 1 S: 13	H: 2 LOB: 1 BB: 0 P: 19	R: 0 E: 0 K: 0 S: 8	H: 0 LOB: 0 BB: 0 P: 12	R: 0 E: 0 K: 1 S: 8	H: 0 LOB: 0 BB: 0 P: 11	R: 0 E: 1 K: 0 S: 9	H: 0 LOB: 1 BB: 1 P: 15	R: 1 E: 0 K: 2 S: 10	H: 1 LOB: 0 BB: 0 P: 17	R: 0 E: 0 K: 1 S: 6	H: 1 LOB: 1 BB: 0 P: 8	1B: 3 2B: 3 HR: 1	SF: 0 SAC: 0 DP: 1 HBP: 0	WP: 0 PB: 0 SB: 0 CS: 0	PA: 37		
PITCHER	IP WLS BF H R ER SO BB IBB HBP BLK WP HR S P ERA WHIP	6.0 W 25 5 4 3 6 2 0 0 0 0 0 61 99 4.50 1.167	7.1 1.0 H 4 0 0 0 0 1 0 0 0 0 0 9 15 0.00 1.000	8.1 1.0 H 4 1 1 1 2 0 0 0 0 0 1 10 17 9.00 1.000	9.1 1.0 S 4 1 0 0 1 0 0 0 0 0 0 6 8 0.00 1.000																			

Baltimore Orioles @ Toronto Blue Jays
Rogers Centre, Toronto, ON
Fri Jul 29 2016, 7:09 PM - 9:53 PM EDT
Att. 46,112 - Clear - 76 F

AB 34
R 5
H 7
RBI 4
BB 3
SO 9
LOB 10



Batter	1	2	3	4	5	6	7	8	9	AB	R	H	RBI	BB	SO	LOB	BOTTOM						
19 José Bautista, R (1,9) OBP: 0.355, SLG: 0.448										4	1	1	1	0	3	1							
3 Ezequiel Carrera, L (9,9) OBP: 0.347, SLG: 0.370										4	0	0	0	0	1	1							
10 Edwin Encarnación, R (1,10) OBP: 0.357, SLG: 0.549										3	2	2	1	1	0	0							
21 Michael Saunders, L (1,7) OBP: 0.365, SLG: 0.544										3	1	1	0	1	0	0							
7 B.J. Upton, R (8,7) OBP: 0.302, SLG: 0.436										4	1	1	2	0	0	3							
2 Troy Tulowitzki, R (1,6) OBP: 0.309, SLG: 0.457										4	1	1	2	0	0	3							
55 Russell Martin, R (1,2) OBP: 0.326, SLG: 0.336										3	1	1	1	1	1	0							
14 Justin Smoak, S (1,3) OBP: 0.327, SLG: 0.424										4	0	0	0	0	1	2							
11 Kevin Pillar, R (1,8) OBP: 0.298, SLG: 0.390										3	0	1	1	1	0	0							
18 Darwin Barney, R (1,4) OBP: 0.330, SLG: 0.383										2	0	0	0	0	1	1							
Inning Stats	R: 3 E: 0 K: 1 S: 15	H: 3 LOB: 1 BB: 1 P: 25	R: 0 E: 0 K: 2 S: 12	H: 0 LOB: 1 BB: 1 P: 20	R: 3 E: 1 K: 1 S: 21	H: 3 LOB: 1 BB: 1 P: 34	R: 0 E: 0 K: 1 S: 9	H: 1 LOB: 2 BB: 1 P: 21	R: 0 E: 0 K: 0 S: 8	H: 0 LOB: 0 BB: 0 P: 12	R: 0 E: 0 K: 1 S: 7	H: 0 LOB: 0 BB: 0 P: 10	R: 0 E: 0 K: 0 S: 7	H: 0 LOB: 0 BB: 0 P: 8	R: 0 E: 0 K: 1 S: 9	H: 0 LOB: 0 BB: 0 P: 15	R: 0 E: 0 K: 1 S: 9	H: 0 LOB: 0 BB: 0 P: 15	1B: 3 2B: 1 3B: 0 HR: 3	SF: 0 SAC: 1 DP: 0 HBP: 0	WP: 2 PB: 0 SB: 0 CS: 0	PA: 35	
PITCHER	IP WLS BF H R ER SO BB IBB HBP BLK WP HR S P ERA WHIP	3.0 L 18 1 0 0 2 3 0 0 0 0 0 3 48 18.00 3.000	4.0 14 1 0 0 2 1 0 0 0 0 0 31 51 0.00 0.500	1.0 3 0 0 0 1 0 0 0 0 0 0 9 15 0.00 0.000																			

Baltimore Orioles @ Toronto Blue Jays
Rogers Centre, Toronto, ON
Fri Jul 29 2016, 7:09 PM - 9:53 PM EDT
Att. 46,112 - Clear - 76 F

AB 30
R 6
H 7
RBI 6
BB 4
SO 7
LOB 8



Batter	1	2	3	4	5	6	7	8	9	AB	R	H	RBI	BB	SO	LOB	TOP					
10 Adam Jones, R OBP: 0.317, SLG: 0.451 25 Hyun Soo Kim, L OBP: 0.407, SLG: 0.440										4	0	2	0	0	1	0	<p>Baltimore Orioles @ Toronto Blue Jays Rogers Centre, Toronto, ON Sat Jul 30 2016, 1:08 PM - 4:00 PM EDT Att: 47,305 - Cloudy - 73 F</p>					
6 Jonathan Schoop, R OBP: 0.313, SLG: 0.490										4	0	0	0	0	0	4						
13 Manny Machado, R OBP: 0.371, SLG: 0.551										2	0	0	0	2	0	3						
19 Chris Davis, L OBP: 0.333, SLG: 0.452										4	0	0	0	0	3	5						
45 Mark Trumbo, R OBP: 0.323, SLG: 0.543										4	0	0	0	0	3	1						
24 Pedro Alvarez, L OBP: 0.306, SLG: 0.480										4	1	1	1	1	0	1						
32 Matt Wieters, S 3 Ryan Flaherty, L OBP: 0.304, SLG: 0.329										2	0	0	0	1	2	0						
2 J.J. Hardy, R 36 Caleb Joseph, R OBP: 0.250, SLG: 0.218										3	0	1	0	0	1	1						
14 Nolan Reimold, R OBP: 0.311, SLG: 0.411										3	0	1	0	0	1	1						
Inning Stats	R: 0 E: 0 K: 0 S: 6	H: 0 LOB: 0 BB: 0 P: 9	R: 1 E: 0 K: 2 S: 11	H: 1 LOB: 0 BB: 0 P: 14	R: 0 E: 0 K: 2 S: 10	H: 0 LOB: 0 BB: 0 P: 11	R: 0 E: 0 K: 2 S: 14	H: 0 LOB: 1 BB: 1 P: 22	R: 0 E: 0 K: 1 S: 7	H: 0 LOB: 1 BB: 1 P: 15	R: 0 E: 0 K: 1 S: 8	H: 1 LOB: 0 BB: 1 P: 12	R: 0 E: 0 K: 3 S: 10	H: 0 LOB: 0 BB: 0 P: 12	R: 0 E: 0 K: 1 S: 20	H: 3 LOB: 3 BB: 0 P: 31		R: 0 E: 0 K: 1 S: 8	H: 0 LOB: 0 BB: 0 P: 11	1B: 4 2B: 0 3B: 0 HR: 1	SF: 0 SAC: 0 DP: 1 HBP: 0	WP: 0 PB: 0 SB: 0 CS: 0
PITCHER	IP WLS BF H R ER SO BB IBB HBP BLK WP HR S P ERA WHIP																					
33 J.A. Happ, L ERA: 3.16	(1, 1) 7.0 W 26 3 1 1 11 3 0 0 0 0 0 1 69 101 1.29 0.857																					
31 Joe Blagini, R ERA: 2.43	(8, 1) 0.2 4 2 0 0 0 0 0 0 0 0 0 0 14 20 0.00 3.000																					
27 Brett Cecil, L ERA: 5.89	(8, 1) 0.1 1 0 0 0 1 0 0 0 0 0 0 0 3 5 0.00 0.000																					
30 Jesse Chavez, R ERA: 4.43	(9, 1) 1.0 3 0 0 0 1 0 0 0 0 0 0 0 8 11 0.00 0.000																					

Batter	1	2	3	4	5	6	7	8	9	AB	R	H	RBI	BB	SO	LOB	BOTTOM			
19 José Bautista, R OBP: 0.353, SLG: 0.441										4	1	0	0	1	1	1	<p>Baltimore Orioles @ Toronto Blue Jays Rogers Centre, Toronto, ON Sat Jul 30 2016, 1:08 PM - 4:00 PM EDT Att: 47,305 - Cloudy - 73 F</p>			
20 Josh Donaldson, R OBP: 0.412, SLG: 0.584 18 Darwin Barney, R OBP: 0.330, SLG: 0.383										3	1	2	0	2	1	0				
10 Edwin Encarnación, R OBP: 0.357, SLG: 0.550										5	1	2	1	0	1	2				
21 Michael Saunders, L OBP: 0.368, SLG: 0.541 3 Ezequiel Carrera, L OBP: 0.347, SLG: 0.370										2	2	0	0	3	2	1				
2 Troy Tulowitzki, R OBP: 0.308, SLG: 0.452										3	1	0	1	1	1	4				
55 Russell Martin, R OBP: 0.328, SLG: 0.345										4	2	2	2	0	2	3				
7 B.J. Upton, R OBP: 0.299, SLG: 0.431										4	0	0	0	0	1	4				
11 Kevin Pillar, R OBP: 0.300, SLG: 0.396										4	0	2	4	0	1	0				
29 Devon Travis, R OBP: 0.335, SLG: 0.466										4	1	2	1	0	1	2				
Inning Stats	R: 0 E: 0 K: 2 S: 13	H: 1 LOB: 3 BB: 2 P: 28	R: 0 E: 0 K: 0 S: 9	H: 1 LOB: 0 BB: 0 P: 15	R: 0 E: 0 K: 1 S: 9	H: 1 LOB: 0 BB: 0 P: 15	R: 0 E: 0 K: 1 S: 7	H: 0 LOB: 0 BB: 0 P: 10	R: 7 E: 0 K: 3 S: 22	H: 4 LOB: 1 BB: 4 P: 46	R: 0 E: 0 K: 1 S: 10	H: 0 LOB: 0 BB: 0 P: 14	R: 2 E: 0 K: 1 S: 15	H: 2 LOB: 1 BB: 1 P: 28	R: 0 E: 0 K: 2 S: 13	H: 1 LOB: 1 BB: 0 P: 20		1B: 4 2B: 5 3B: 0 HR: 1	SF: 0 SAC: 0 DP: 1 HBP: 0	WP: 0 PB: 0 SB: 0 CS: 0
PITCHER	IP WLS BF H R ER SO BB IBB HBP BLK WP HR S P ERA WHIP																			
49 Yovani Gallardo, R ERA: 5.7	(1, 1) 4.1 L 22 5 5 5 5 4 1 0 0 0 0 0 1 48 96 10.38 2.077																			
60 Mychal Givens, R ERA: 3.66	(5, 1) 0.2 5 2 2 2 2 1 0 0 0 0 0 0 12 18 27.00 4.500																			
51 Logan Ondrusek, R ERA: 4.81	(6, 1) 1.0 3 0 0 0 1 0 0 0 0 0 0 0 10 14 0.00 0.000																			
43 Odrisamer Despaigne, R ERA: 4.81	(7, 1) 2.0 10 3 2 2 3 1 0 0 0 0 0 0 28 48 9.00 2.000																			

livebaseballscores.com

AB 31
R 1
H 5
RBI 1
BB 3
SO 13
LOB 15

livebaseballscores.com

AB 33
R 9
H 10
RBI 9
BB 7
SO 11
LOB 17

Batter	1	2	3	4	5	6	7	8	9	AB	R	H	RBI	BB	SO	LOB	TOP			
19 Jurickson Profar, S OBP: 0.349, SLG: 0.420										3	0	0	0	1	2	1				
20 Ian Desmond, R OBP: 0.354, SLG: 0.516										3	0	0	0	1	2	3				
36 Carlos Beltrán, S OBP: 0.340, SLG: 0.540										4	0	0	0	0	2	1				
29 Adrián Beltré, R OBP: 0.329, SLG: 0.451										4	0	0	0	0	0	0				
12 Rougned Odor, L OBP: 0.295, SLG: 0.495										4	0	0	0	0	1	0				
25 Jonathan Lucroy, R OBP: 0.359, SLG: 0.479										2	1	0	0	1	1	0				
30 Nomar Mazara, L OBP: 0.333, SLG: 0.421										3	0	1	0	0	0	0				
18 Mitch Moreland, L OBP: 0.314, SLG: 0.477										3	0	1	0	0	1	0				
3 Delino DeShields, R OBP: 0.303, SLG: 0.326										0	0	0	0	0	0	0				
1 Elvis Andrus, R OBP: 0.347, SLG: 0.412										2	0	1	1	0	0	0				
Inning Stats	R: 0 E: 0 K: 2 S: 9	H: 0 LOB: 0 BB: 0 P: 11	R: 0 E: 0 K: 0 S: 7	H: 0 LOB: 0 BB: 0 P: 10	R: 0 E: 0 K: 0 S: 8	H: 0 LOB: 0 BB: 0 P: 10	R: 0 E: 0 K: 1 S: 7	H: 0 LOB: 1 BB: 1 P: 14	R: 0 E: 0 K: 1 S: 10	H: 1 LOB: 0 BB: 0 P: 16	R: 0 E: 0 K: 1 S: 7	H: 0 LOB: 0 BB: 0 P: 11	R: 1 E: 0 K: 1 S: 20	H: 2 LOB: 2 BB: 2 P: 36	R: 0 E: 0 K: 1 S: 8	H: 0 LOB: 0 BB: 0 P: 10	1B: 3 2B: 1 3B: 0 HR: 0	SF: 1 SAC: 0 DP: 1 HBP: 0	WP: 0 PB: 0 SB: 0 CS: 1	PA: 32
PITCHER	IP WLS BF H R ER SO BB IBB HBP BLK WP HR S P ERA WHIP																			
37 Dylan Bundy, R ERA: 3.05	7.0 W 22 1 0 0 7 1 0 0 0 0 0 60 88 0.00 0.286																			
35 Brad Brach, R ERA: 1.27	0.2 6 2 1 1 0 2 0 0 0 0 0 0 16 29 13.50 6.000																			
56 Darren O'Day, R ERA: 2.55	1.1 S 4 0 0 0 2 0 0 0 0 0 0 0 12 17 0.00 0.000																			

Texas Rangers @ Baltimore Orioles
 Oriole Park at Camden Yards, Baltimore, MD
 Tue Aug 02 2016, 7:08 PM - 9:50 PM EDT
 Att: 22,230 - Partly Cloudy - 81 F

AB	28
R	1
H	3
RBI	1
BB	3
SO	9
LOB	5

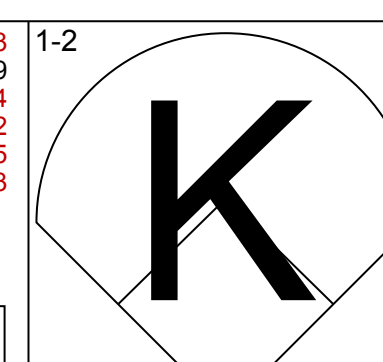
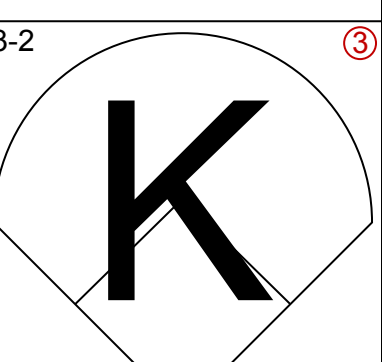
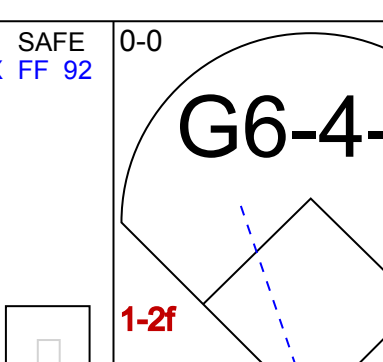
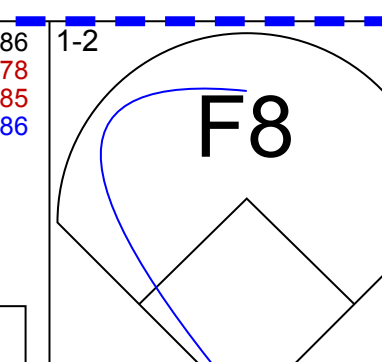
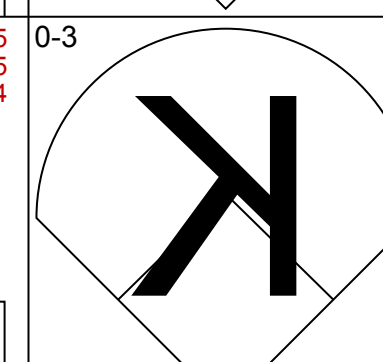
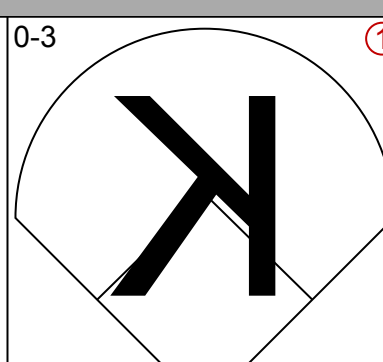
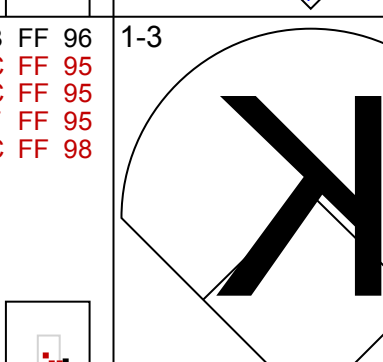
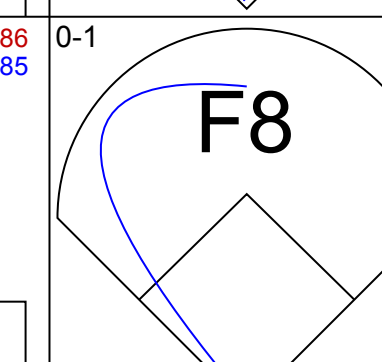
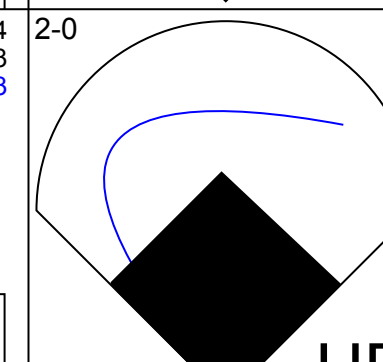
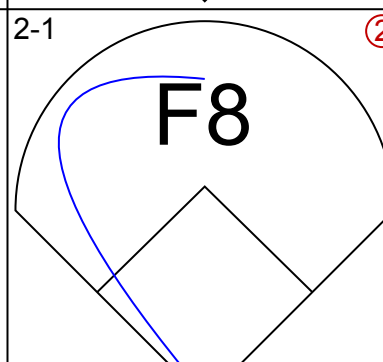
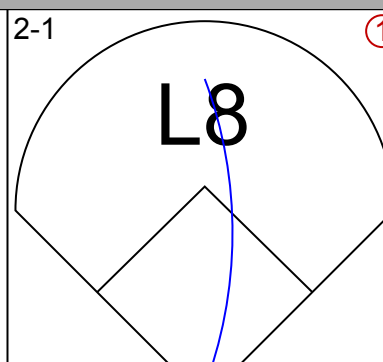
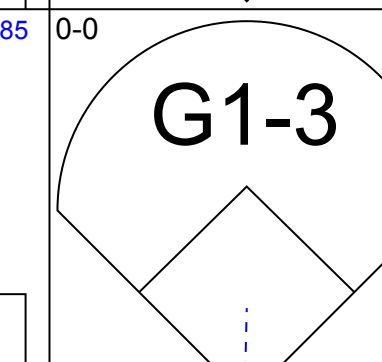
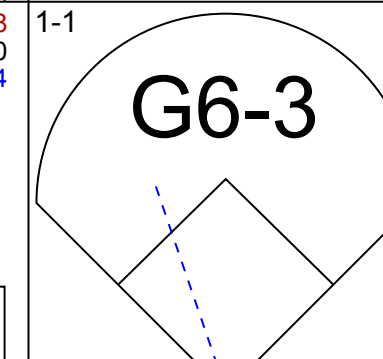
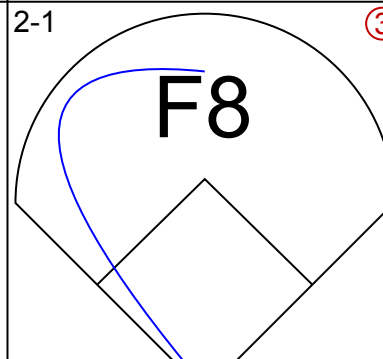
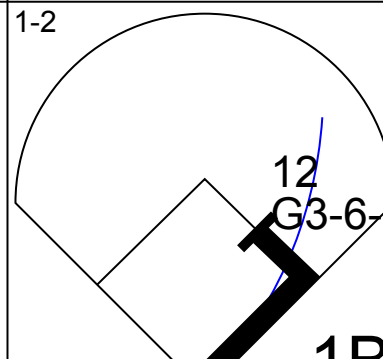
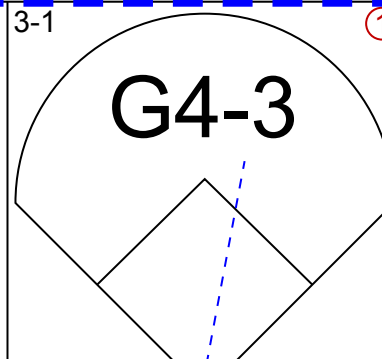
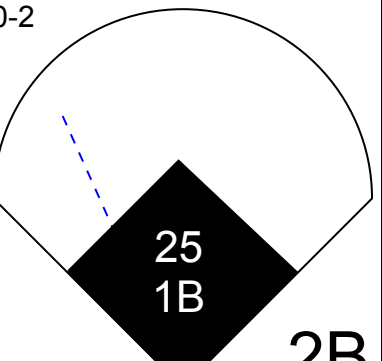
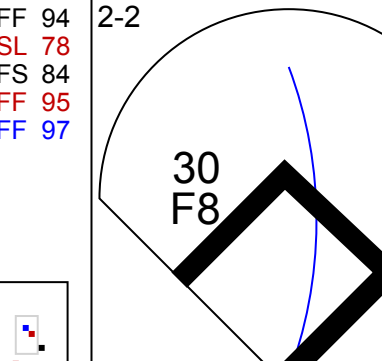
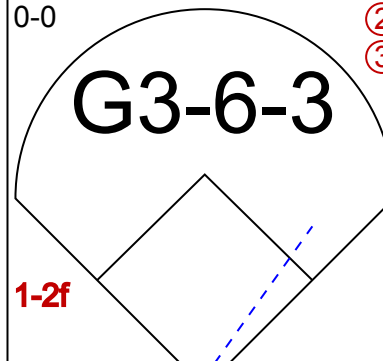
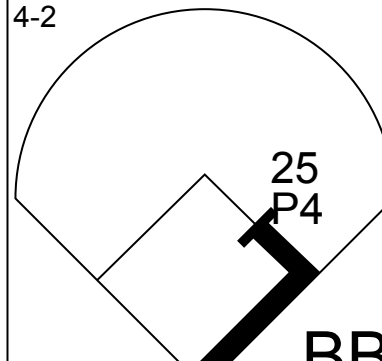

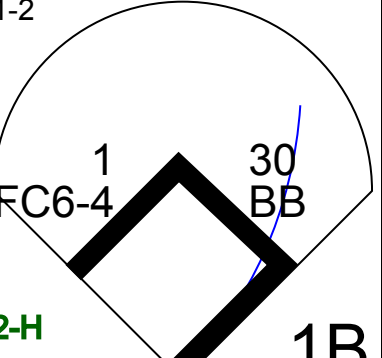
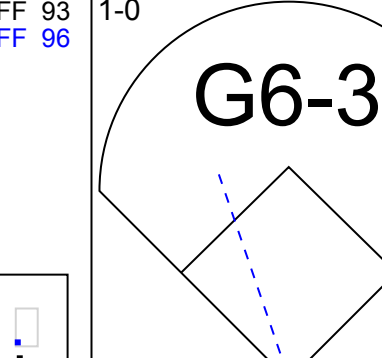
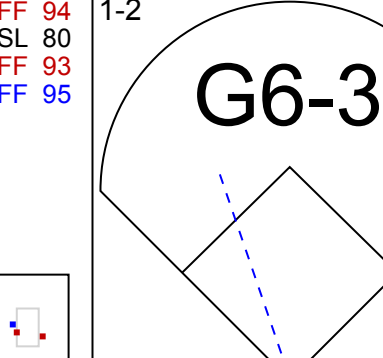
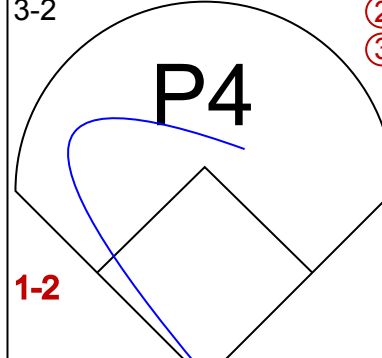
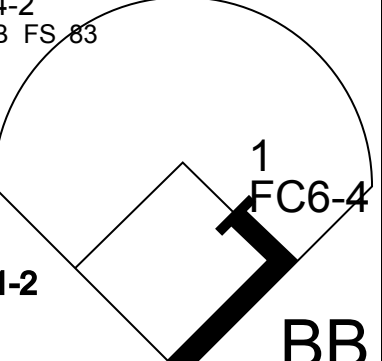
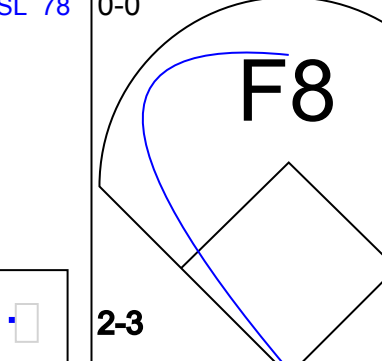
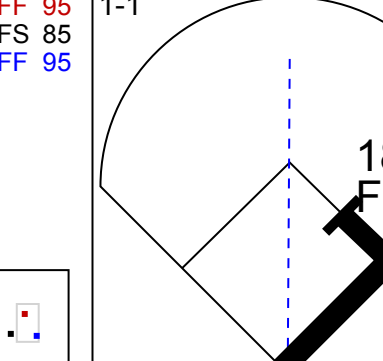
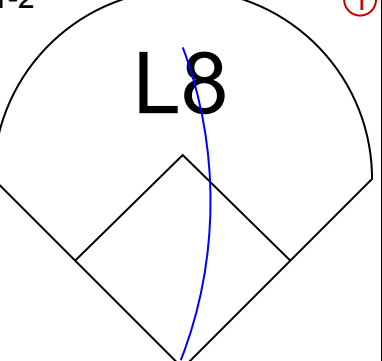
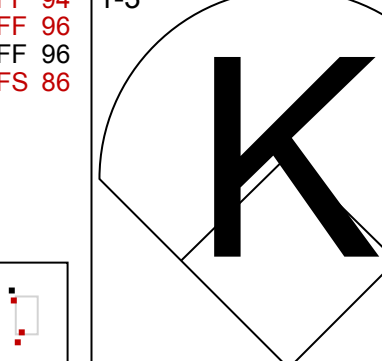
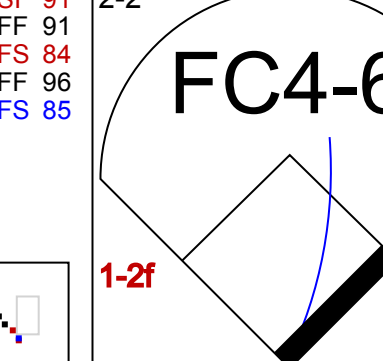
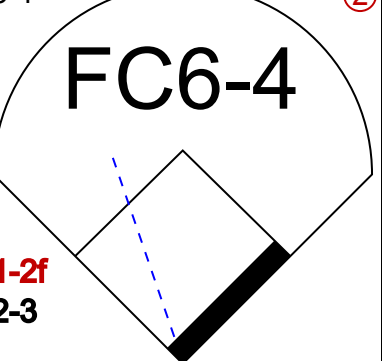
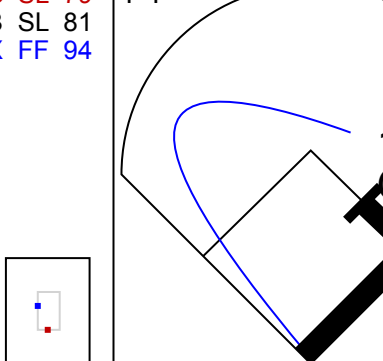
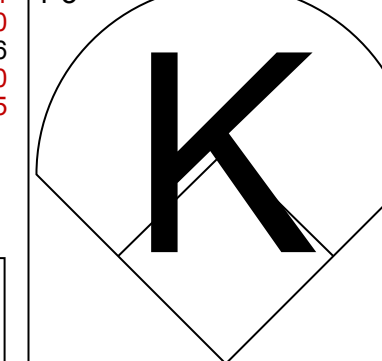


Batter	1	2	3	4	5	6	7	8	9	AB	R	H	RBI	BB	SO	LOB	BOTTOM			
10 Adam Jones, R OBP: 0.317, SLG: 0.462										4	1	2	1	0	2	0				
25 Hyun Soo Kim, L OBP: 0.416, SLG: 0.442										2	1	1	0	1	0	1				
13 Manny Machado, R OBP: 0.367, SLG: 0.542										4	0	2	0	0	1	2				
19 Chris Davis, L OBP: 0.333, SLG: 0.447										4	0	1	1	0	2	3				
45 Mark Trumbo, R OBP: 0.320, SLG: 0.537										3	0	0	0	0	2	1				
14 Nolan Reimold, R OBP: 0.306, SLG: 0.403										1	0	0	0	0	0	2				
24 Pedro Alvarez, L OBP: 0.308, SLG: 0.500										3	2	2	2	0	1	0				
32 Matt Wieters, S OBP: 0.297, SLG: 0.392										3	1	1	1	0	1	0				
6 Jonathan Schoop, R OBP: 0.314, SLG: 0.488										3	0	0	0	0	2	0				
2 J.J. Hardy, R OBP: 0.310, SLG: 0.400										3	0	0	0	0	0	0				
Inning Stats	R: 0 E: 0 K: 1 S: 10	H: 2 LOB: 1 BB: 0 P: 15	R: 0 E: 0 K: 2 S: 7	H: 0 LOB: 0 BB: 0 P: 8	R: 0 E: 0 K: 1 S: 9	H: 0 LOB: 0 BB: 0 P: 12	R: 0 E: 0 K: 3 S: 12	H: 1 LOB: 1 BB: 0 P: 18	R: 1 E: 0 K: 2 S: 14	H: 1 LOB: 0 BB: 0 P: 20	R: 1 E: 0 K: 0 S: 8	H: 1 LOB: 0 BB: 1 P: 14	R: 2 E: 0 K: 1 S: 13	H: 2 LOB: 0 BB: 0 P: 20	R: 1 E: 0 K: 1 S: 10	H: 2 LOB: 1 BB: 0 P: 17	1B: 5 2B: 0 3B: 0 HR: 4	SF: 0 SAC: 0 DP: 3 HBP: 1	WP: 0 PB: 0 SB: 0 CS: 0	PA: 32
PITCHER	IP WLS BF H R ER SO BB IBB HBP BLK WP HR S P ERA WHIP																			
11 Yu Darvish, R ERA: 3.29	6.1 L 24 6 3 3 3 9 1 0 0 0 0 3 64 94 4.26 1.105																			
39 Darío Álvarez, L ERA: 3.79	1.2 8 3 2 2 2 0 0 1 0 0 0 1 19 30 10.80 1.800																			

Texas Rangers @ Baltimore Orioles
 Oriole Park at Camden Yards, Baltimore, MD
 Tue Aug 02 2016, 7:08 PM - 9:50 PM EDT
 Att: 22,230 - Partly Cloudy - 81 F

AB	30
R	5
H	9
RBI	5
BB	1
SO	11
LOB	9

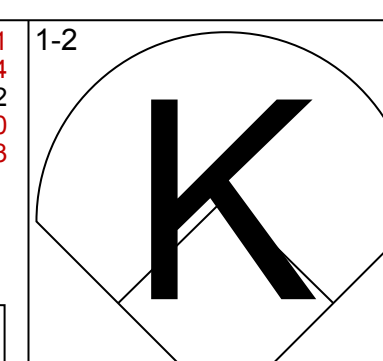
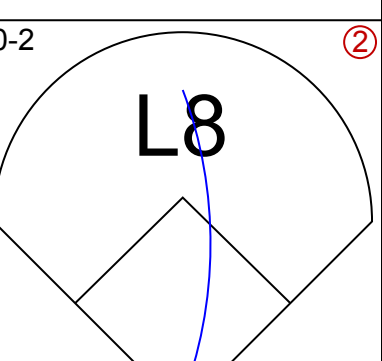
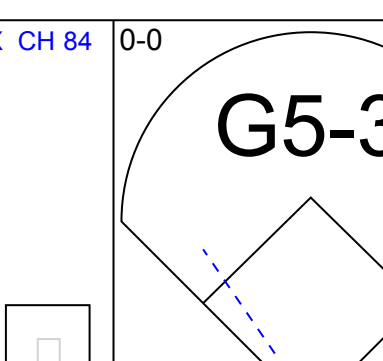
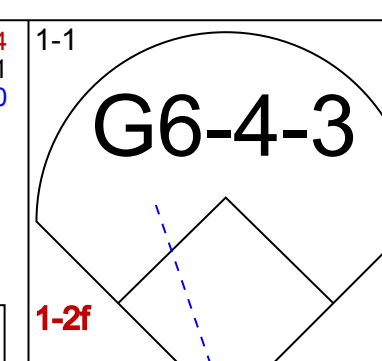
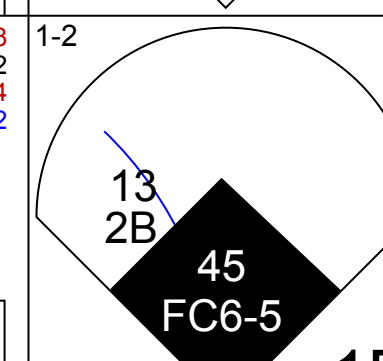
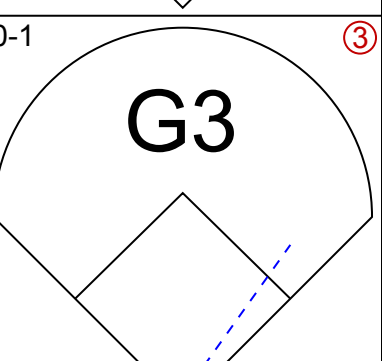
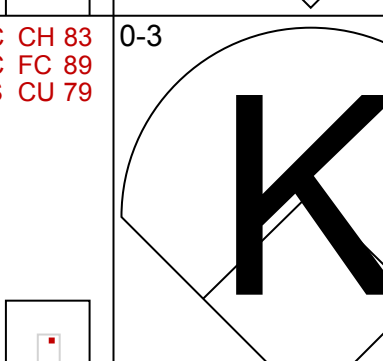
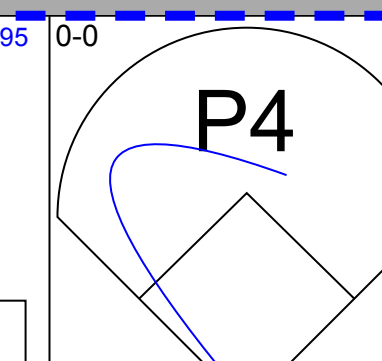
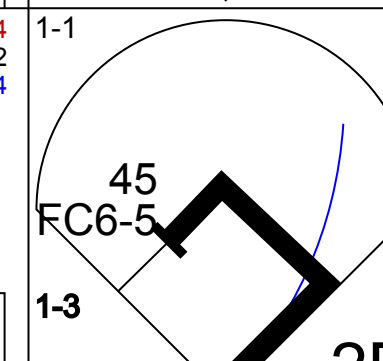
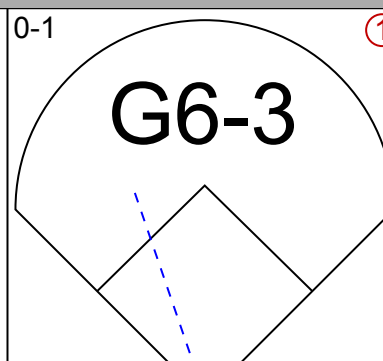
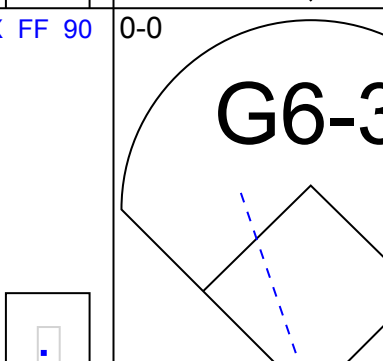
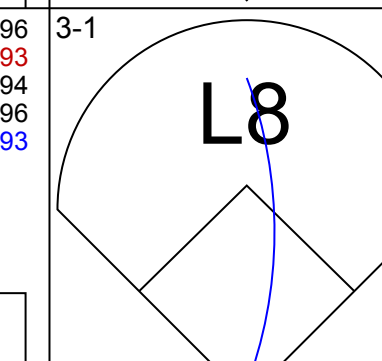
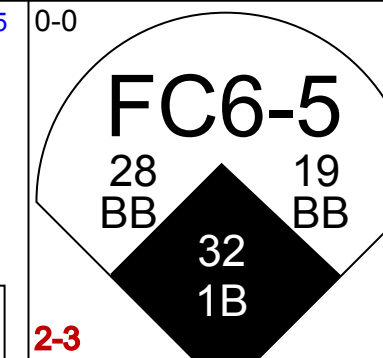


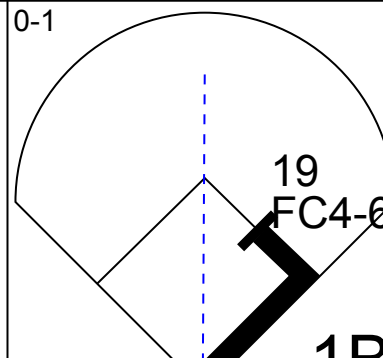
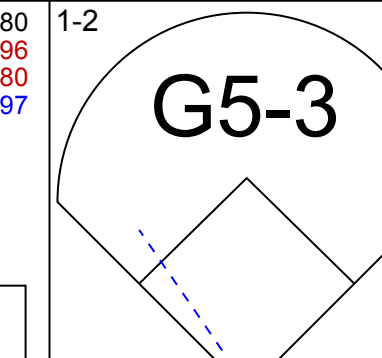
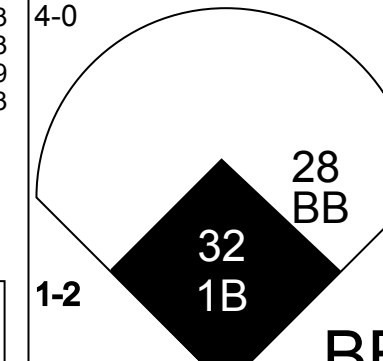
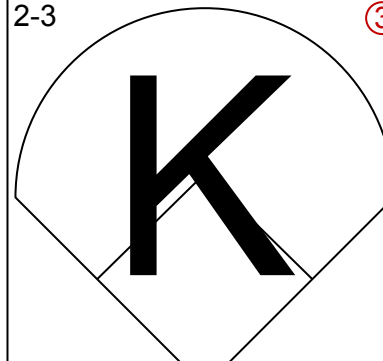
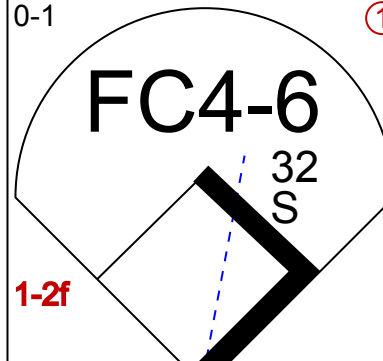
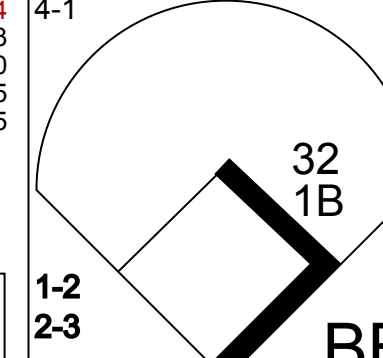
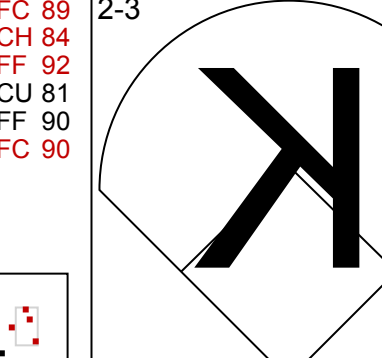
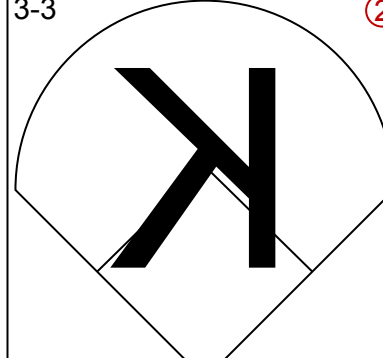
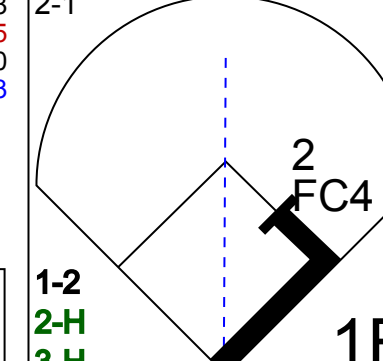
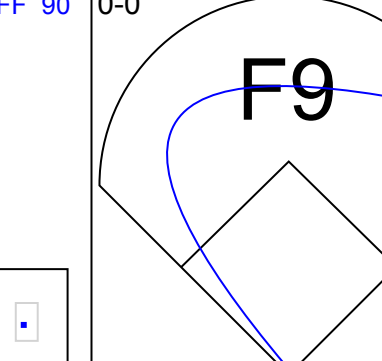
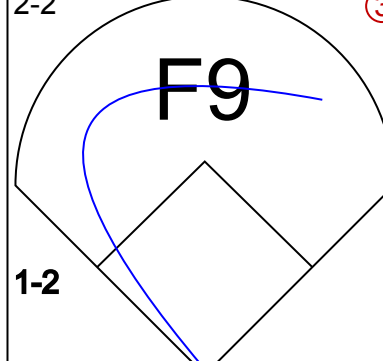
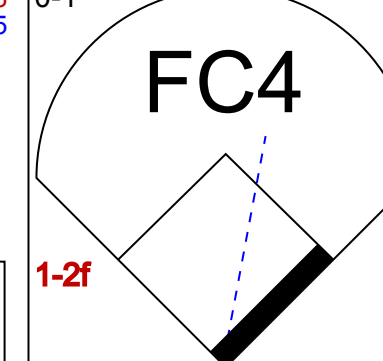
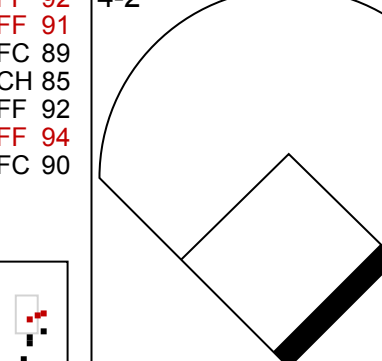
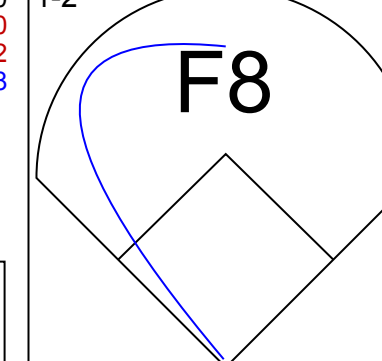
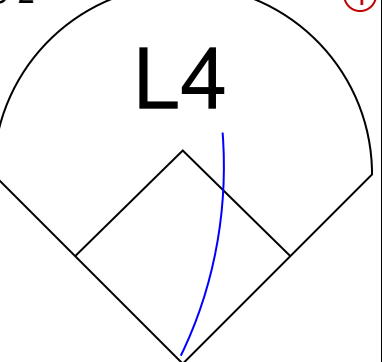
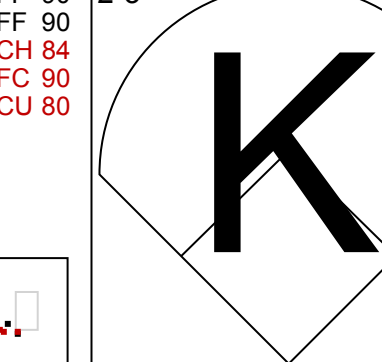
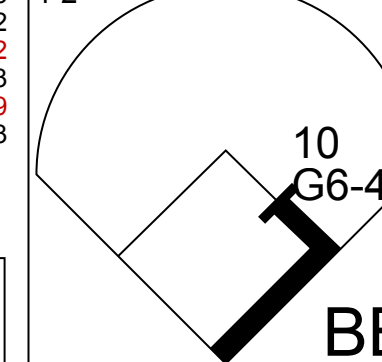


Batter	1	2	3	4	5	6	7	8	9	AB	R	H	RBI	BB	SO	LOB	TOP							
19 Jurickson Profar, S OBP: 0.342, SLG: 0.411										4	0	0	0	0	2	3								
20 Ian Desmond, R OBP: 0.351, SLG: 0.511										4	0	0	0	0	3	0								
36 Carlos Beltrán, S OBP: 0.339, SLG: 0.545										4	1	1	1	0	0	0								
29 Adrián Beltré, R OBP: 0.329, SLG: 0.448										4	0	1	0	0	0	0								
12 Rougned Odor, L OBP: 0.299, SLG: 0.501										3	1	2	0	1	0	1								
25 Jonathan Lucroy, R OBP: 0.338, SLG: 0.477										4	0	1	1	0	0	2								
30 Nomar Mazara, L OBP: 0.335, SLG: 0.421										2	0	1	0	1	0	1								
18 Mitch Moreland, L OBP: 0.311, SLG: 0.472										3	0	0	0	0	1	4								
1 Elvis Andrus, R OBP: 0.347, SLG: 0.411										3	0	1	0	0	1	3								
Inning Stats	R: 1 E: 0 K: 2 S: 11	H: 1 LOB: 0 BB: 0 P: 15	R: 1 E: 0 K: 1 S: 23	H: 2 LOB: 2 BB: 1 P: 35	R: 0 E: 0 K: 1 S: 7	H: 0 LOB: 0 BB: 0 P: 11	R: 0 E: 0 K: 1 S: 8	H: 1 LOB: 1 BB: 0 P: 12	R: 0 E: 0 K: 1 S: 7	H: 1 LOB: 0 BB: 0 P: 9	R: 0 E: 0 K: 0 S: 6	H: 1 LOB: 0 BB: 0 P: 9	R: 0 E: 0 K: 1 S: 12	H: 1 LOB: 1 BB: 0 P: 17	R: 0 E: 0 K: 0 S: 6	H: 0 LOB: 0 BB: 0 P: 7	R: 0 E: 0 K: 0 S: 10	H: 0 LOB: 1 BB: 1 P: 20	1B: 4 2B: 2 3B: 0 HR: 1	SF: 0 SAC: 0 DP: 2 HBP: 0	WP: 0 PB: 0 SB: 0 CS: 0	PA: 33		
PITCHER	IP	WLS	BF	H	R	ER	SO	BB	IBB	HBP	BLK	WP	HR	S	P	ERA	WHIP							
39 Kevin Gausman, R ERA: 4.08	7.0	W	27	7	2	2	7	1	0	0	0	0	1	74	108	2.57	1.143							
56 Darren O'Day, R ERA: 2.45	1.0	H	3	0	0	0	0	0	0	0	0	0	0	6	7	0.00	0.000							
53 Zack Britton, L ERA: 0.59	1.0	S	3	0	0	0	0	1	0	0	0	0	0	10	20	0.00	1.000							

Texas Rangers @ Baltimore Orioles
 Oriole Park at Camden Yards, Baltimore, MD
 Wed Aug 03 2016, 7:09 PM - 9:34 PM EDT
 Att: 24,552 - Clear - 78 F

AB	31
R	2
H	7
RBI	2
BB	2
SO	7
LOB	14



Batter	1	2	3	4	5	6	7	8	9	AB	R	H	RBI	BB	SO	LOB	BOTTOM							
10 Adam Jones, R OBP: 0.314, SLG: 0.457										4	0	0	0	0	1	1								
6 Jonathan Schoop, R OBP: 0.314, SLG: 0.485										4	1	1	0	0	1	0								
13 Manny Machado, R OBP: 0.366, SLG: 0.542										4	0	1	0	0	0	0								
45 Mark Trumbo, R OBP: 0.319, SLG: 0.535										4	1	1	1	0	0	1								
19 Chris Davis, L OBP: 0.333, SLG: 0.445										2	1	0	0	1	1	1								
28 Steve Pearce, R OBP: 0.387, SLG: 0.515										2	0	0	0	1	2	1								
32 Matt Wieters, S OBP: 0.298, SLG: 0.392										3	0	1	2	0	0	1								
2 J.J. Hardy, R OBP: 0.310, SLG: 0.396										2	0	0	0	1	0	2								
14 Nolan Reimold, R OBP: 0.306, SLG: 0.397										2	0	0	0	1	1	1								
Inning Stats	R: 3 E: 0 K: 1 S: 15	H: 3 LOB: 2 BB: 2 P: 28	R: 0 E: 0 K: 0 S: 8	H: 0 LOB: 0 BB: 0 P: 11	R: 0 E: 0 K: 1 S: 6	H: 0 LOB: 0 BB: 0 P: 8	R: 0 E: 0 K: 2 S: 11	H: 0 LOB: 1 BB: 1 P: 19	R: 0 E: 0 K: 1 S: 5	H: 1 LOB: 0 BB: 0 P: 5	R: 0 E: 0 K: 1 S: 10	H: 1 LOB: 0 BB: 0 P: 15	R: 0 E: 0 K: 0 S: 7	H: 0 LOB: 0 BB: 1 P: 13	R: 0 E: 0 K: 0 S: 6	H: 0 LOB: 0 BB: 0 P: 10	1B: 3 2B: 1 3B: 0 HR: 0	SF: 0 SAC: 0 DP: 1 HBP: 0	WP: 0 PB: 0 SB: 1 CS: 0	PA: 31				
PITCHER	IP	WLS	BF	H	R	ER	SO	BB	IBB	HBP	BLK	WP	HR	S	P	ERA	WHIP							
35 Cole Hamels, L ERA: 2.89	7.0	L	28	4	3	3	6	4	0	0	0	0	0	62	99	3.86	1.143							
51 Matt Bush, R ERA: 2.95	1.0		3	0	0	0	0	0	0	0	0	0	0	6	10	0.00	0.000							

Texas Rangers @ Baltimore Orioles
 Oriole Park at Camden Yards, Baltimore, MD
 Wed Aug 03 2016, 7:09 PM - 9:34 PM EDT
 Att: 24,552 - Clear - 78 F

AB	27
R	3
H	4
RBI	3
BB	4
SO	6
LOB	8



Batter	1	2	3	4	5	6	7	8	9	AB	R	H	RBI	BB	SO	LOB	TOP										
10 Adam Jones, R OBP: 0.314, SLG: 0.456										4	0	3	1	0	0	0	Baltimore Orioles @ Chicago White Sox U.S. Cellular Field, Chicago, IL Fri Aug 05 2016, 8:12 PM - 11:31 PM EDT Att: 26,563 - Partly Cloudy - 87 F										
25 Hyun Soo Kim, L OBP: 0.413, SLG: 0.453										5	1	1	0	0	1	5											
13 Manny Machado, R OBP: 0.365, SLG: 0.540										5	1	3	2	0	0	2											
19 Chris Davis, L OBP: 0.329, SLG: 0.437										5	0	0	0	0	2	3											
45 Mark Trumbo, R OBP: 0.318, SLG: 0.536										4	0	1	0	0	0	0											
14 Nolan Reimold, R OBP: 0.305, SLG: 0.395										1	0	0	0	0	1	0											
24 Pedro Alvarez, L OBP: 0.317, SLG: 0.540										5	2	2	2	0	0	1											
32 Matt Wieters, S OBP: 0.296, SLG: 0.387										4	1	2	0	0	0	0											
6 Jonathan Schoop, R OBP: 0.316, SLG: 0.485										4	1	1	0	0	0	1											
2 J.J. Hardy, R OBP: 0.318, SLG: 0.402										4	1	3	1	0	0	1											
Inning Stats	R: 0 E: 0 K: 0 S: 11	H: 2 LOB: 1 BB: 0 P: 16	R: 1 E: 0 K: 0 S: 14	H: 1 LOB: 0 BB: 0 P: 18	R: 3 E: 1 K: 1 S: 18	H: 4 LOB: 1 BB: 0 P: 28	R: 0 E: 0 K: 0 S: 10	H: 2 LOB: 2 BB: 0 P: 16	R: 0 E: 0 K: 0 S: 7	H: 0 LOB: 0 BB: 0 P: 8	R: 0 E: 0 K: 0 S: 8	H: 1 LOB: 1 BB: 0 P: 9	R: 0 E: 0 K: 1 S: 9	H: 1 LOB: 1 BB: 0 P: 16	R: 3 E: 0 K: 0 S: 23	H: 5 LOB: 2 BB: 0 P: 32	R: 0 E: 0 K: 2 S: 8	H: 0 LOB: 0 BB: 0 P: 10	1B: 12 2B: 2 3B: 0 HR: 2	SF: 1 SAC: 0 DP: 1 HBP: 0	WP: 0 PB: 0 CS: 0	PA: 42					
PITCHER	IP	WLS	BF	H	R	ER	SO	BB	IBB	HBP	BLK	WP	HR	S	P	ERA	WHIP										
58 Miguel González, R ERA: 4.09	6.0	L	27	10	4	3	1	0	0	0	0	0	1	68	95	4.50	1.667										
43 Dan Jennings, L ERA: 1.96	7.1		4	1	0	0	1	0	0	0	0	0	0	9	16	0.00	1.000										
48 Tommy Kahnle, R ERA: 6.52	8.1		0.1	5	4	3	3	0	0	0	0	0	1	15	23	81.00	12.000										
66 Michael Ynoa, R ERA: 4.5	8.1		0.2	3	1	0	0	0	0	0	0	0	0	8	9	0.00	1.500										
29 Jacob Turner, R ERA: 12.54	9.1		1.0	3	0	0	0	2	0	0	0	0	0	8	10	0.00	0.000										

Batter	1	2	3	4	5	6	7	8	9	AB	R	H	RBI	BB	SO	LOB	BOTTOM										
1 Adam Eaton, L OBP: 0.356, SLG: 0.404										5	0	0	0	0	0	4	Baltimore Orioles @ Chicago White Sox U.S. Cellular Field, Chicago, IL Fri Aug 05 2016, 8:12 PM - 11:31 PM EDT Att: 26,563 - Partly Cloudy - 87 F										
18 Tyler Saladino, R OBP: 0.307, SLG: 0.387										5	0	2	0	0	2	2											
53 Melky Cabrera, S OBP: 0.348, SLG: 0.455										5	0	0	0	0	1	3											
79 José Abreu, R OBP: 0.330, SLG: 0.428										5	2	3	1	0	1	1											
44 Justin Morneau, L OBP: 0.338, SLG: 0.500										4	1	1	0	1	2	3											
21 Todd Frazier, R OBP: 0.302, SLG: 0.474										3	1	1	0	1	1	1											
26 Avisail García, R OBP: 0.309, SLG: 0.379										4	1	1	2	0	0	2											
27 Dioner Navarro, S OBP: 0.271, SLG: 0.347										3	0	1	0	1	0	0											
5 Yolmer Sánchez, S OBP: 0.164, SLG: 0.172										3	0	1	1	1	0	2											
Inning Stats	R: 0 E: 0 K: 0 S: 8	H: 1 LOB: 1 BB: 0 P: 14	R: 0 E: 0 K: 1 S: 9	H: 1 LOB: 0 BB: 0 P: 15	R: 0 E: 1 K: 0 S: 10	H: 0 LOB: 1 BB: 0 P: 12	R: 2 E: 0 K: 1 S: 16	H: 3 LOB: 2 BB: 1 P: 26	R: 0 E: 0 K: 0 S: 11	H: 2 LOB: 2 BB: 0 P: 17	R: 0 E: 0 K: 0 S: 8	H: 0 LOB: 0 BB: 0 P: 10	R: 0 E: 0 K: 1 S: 9	H: 0 LOB: 1 BB: 1 P: 17	R: 3 E: 1 K: 0 S: 18	H: 3 LOB: 1 BB: 2 P: 31		R: 0 E: 0 K: 3 S: 14	H: 0 LOB: 1 BB: 0 P: 18	1B: 7 2B: 3 3B: 0 HR: 1	SF: 0 SAC: 0 DP: 2 HBP: 0	WP: 2 PB: 0 CS: 1	PA: 41				
PITCHER	IP	WLS	BF	H	R	ER	SO	BB	IBB	HBP	BLK	WP	HR	S	P	ERA	WHIP										
49 Yovani Gallardo, R ERA: 5.47	6.0	W	26	7	2	2	3	1	0	0	0	0	0	9	17	0.00	1.000										
35 Brad Brach, R ERA: 1.25	7.1		4	0	0	0	1	1	0	0	0	0	0	9	17	0.00	1.000										
56 Darren O'Day, R ERA: 3.46	8.1		5	2	3	3	0	2	0	0	0	0	0	13	24	81.00	12.000										
51 Logan Ondrusek, R ERA: 2.45	8.1	H	2	1	0	0	0	0	0	0	0	0	0	5	7	0.00	1.500										
53 Zack Britton, L ERA: 0.59	9.1	S	4	0	0	0	3	0	0	0	0	2	0	14	18	0.00	0.000										

livebaseballscorecards.com

AB 41
R 7
H 16
RBI 6
BB 0
SO 4
LOB 13

livebaseballscorecards.com

AB 37
R 5
H 10
RBI 4
BB 4
SO 7
LOB 18

Batter	1	2	3	4	5	6	7	8	9	AB	R	H	RBI	BB	SO	LOB	TOP							
10 Adam Jones, R (1, 8) OBP: 0.313, SLG: 0.455										5	0	1	0	0	0	2								
6 Jonathan Schoop, R (1, 4) OBP: 0.315, SLG: 0.483										4	0	1	0	0	0	2								
13 Manny Machado, R (1, 5) OBP: 0.364, SLG: 0.537										4	1	1	0	0	1	3								
45 Mark Trumbo, R (1, 10) OBP: 0.317, SLG: 0.534										4	1	1	0	0	0	2								
28 Steve Pearce, R (1, 9) OBP: 0.381, SLG: 0.505										4	0	0	0	0	1	4								
19 Chris Davis, L (1, 3) OBP: 0.330, SLG: 0.435										2	0	0	0	2	2	0								
2 J.J. Hardy, R (1, 6) OBP: 0.317, SLG: 0.405										3	0	1	2	0	1	1								
14 Nolan Reimold, R (1, 7) OBP: 0.303, SLG: 0.388										3	0	0	0	1	1	4								
36 Caleb Joseph, R (1, 2) OBP: 0.252, SLG: 0.221										3	0	1	0	0	0	0								
24 Pedro Alvarez, L (9, PH) OBP: 0.315, SLG: 0.538										1	0	0	0	0	0	1								
Inning Stats	R: 0 H: 2 E: 0 K: 3 S: 11	H: 2 LOB: 2 BB: 0 P: 19	R: 0 H: 0 E: 0 K: 2 S: 12	H: 0 LOB: 0 BB: 0 P: 16	R: 0 H: 0 E: 0 K: 1 S: 7	H: 0 LOB: 0 BB: 0 P: 11	R: 1 H: 2 E: 0 K: 0 S: 14	H: 2 LOB: 2 BB: 1 P: 30	R: 0 H: 0 E: 0 K: 0 S: 4	H: 0 LOB: 0 BB: 0 P: 5	R: 1 H: 1 E: 0 K: 1 S: 12	H: 1 LOB: 2 BB: 1 P: 25	R: 0 H: 1 E: 0 K: 1 S: 12	H: 1 LOB: 1 BB: 0 P: 16	R: 0 H: 0 E: 0 K: 2 S: 10	H: 0 LOB: 1 BB: 0 P: 12	R: 0 H: 0 E: 0 K: 0 S: 9	H: 0 LOB: 0 BB: 1 P: 14	1B: 4 2B: 2 3B: 0 HR: 0	SF: 1 SAC: 0 DP: 1 HBP: 0	WP: 2 PB: 0 SB: 0 CS: 0	PA: 37		
PITCHER	IP WLS BF H R ER SO BB IBB HBP BLK WP HR S P ERA WHIP	IP WLS BF H R ER SO BB IBB HBP BLK WP HR S P ERA WHIP	IP WLS BF H R ER SO BB IBB HBP BLK WP HR S P ERA WHIP	IP WLS BF H R ER SO BB IBB HBP BLK WP HR S P ERA WHIP	IP WLS BF H R ER SO BB IBB HBP BLK WP HR S P ERA WHIP	IP WLS BF H R ER SO BB IBB HBP BLK WP HR S P ERA WHIP	IP WLS BF H R ER SO BB IBB HBP BLK WP HR S P ERA WHIP	IP WLS BF H R ER SO BB IBB HBP BLK WP HR S P ERA WHIP	IP WLS BF H R ER SO BB IBB HBP BLK WP HR S P ERA WHIP	IP WLS BF H R ER SO BB IBB HBP BLK WP HR S P ERA WHIP	IP WLS BF H R ER SO BB IBB HBP BLK WP HR S P ERA WHIP	IP WLS BF H R ER SO BB IBB HBP BLK WP HR S P ERA WHIP	IP WLS BF H R ER SO BB IBB HBP BLK WP HR S P ERA WHIP	IP WLS BF H R ER SO BB IBB HBP BLK WP HR S P ERA WHIP	IP WLS BF H R ER SO BB IBB HBP BLK WP HR S P ERA WHIP	IP WLS BF H R ER SO BB IBB HBP BLK WP HR S P ERA WHIP	IP WLS BF H R ER SO BB IBB HBP BLK WP HR S P ERA WHIP	IP WLS BF H R ER SO BB IBB HBP BLK WP HR S P ERA WHIP	IP WLS BF H R ER SO BB IBB HBP BLK WP HR S P ERA WHIP	IP WLS BF H R ER SO BB IBB HBP BLK WP HR S P ERA WHIP	IP WLS BF H R ER SO BB IBB HBP BLK WP HR S P ERA WHIP	IP WLS BF H R ER SO BB IBB HBP BLK WP HR S P ERA WHIP	IP WLS BF H R ER SO BB IBB HBP BLK WP HR S P ERA WHIP	IP WLS BF H R ER SO BB IBB HBP BLK WP HR S P ERA WHIP

Baltimore Orioles @ Chicago White Sox
U.S. Cellular Field, Chicago, IL
Sat Aug 06 2016, 7:11 PM - 10:06 PM EDT
Att: 28,491 - Clear - 82 F

AB 33
R 2
H 6
RBI 2
BB 3
SO 10
LOB 19

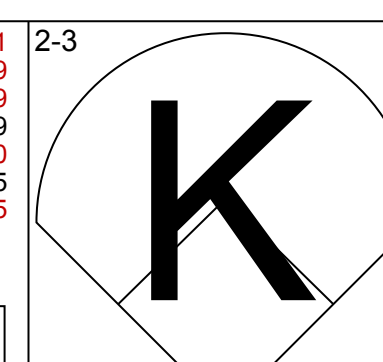
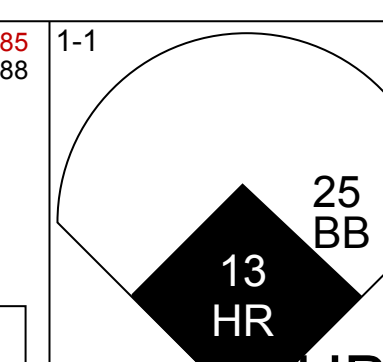
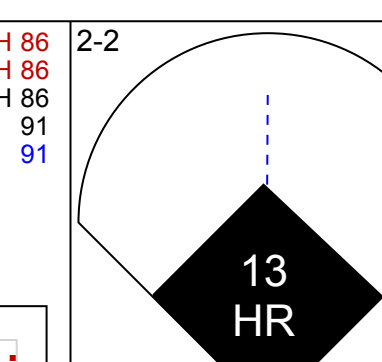
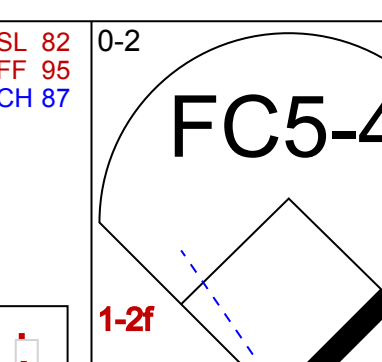
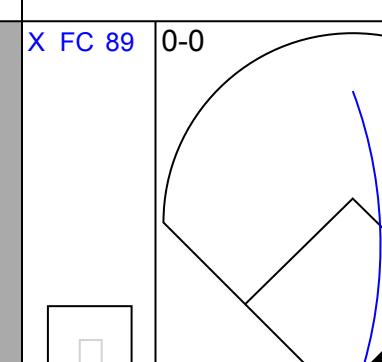
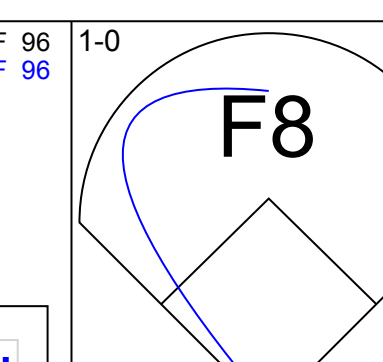
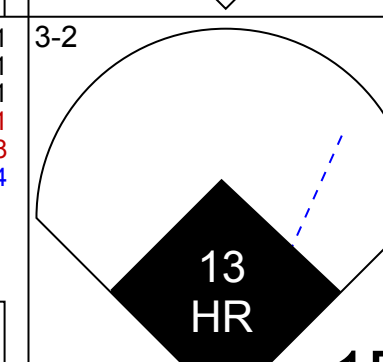
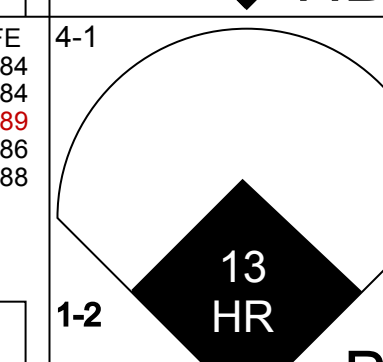
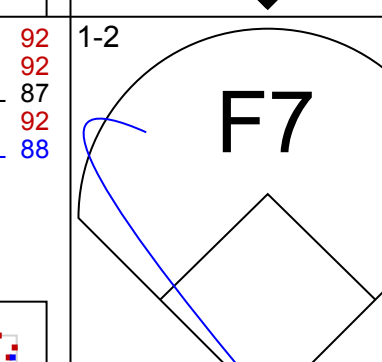

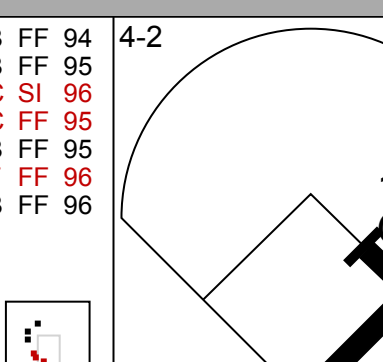

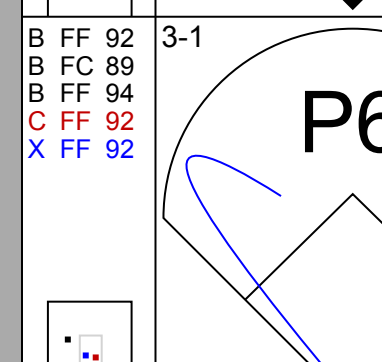
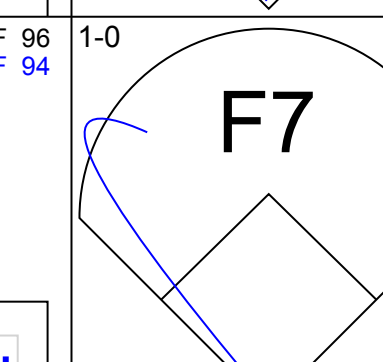
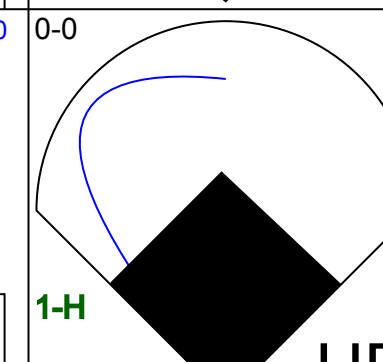
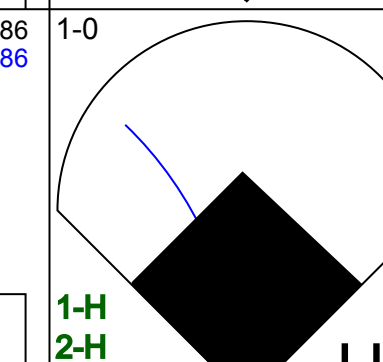
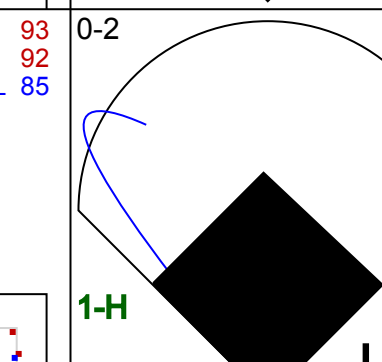
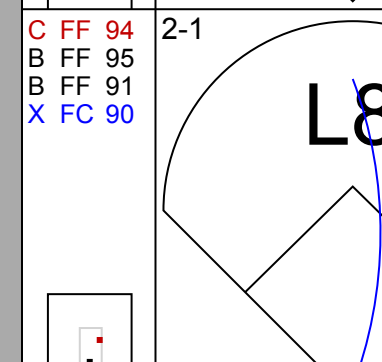
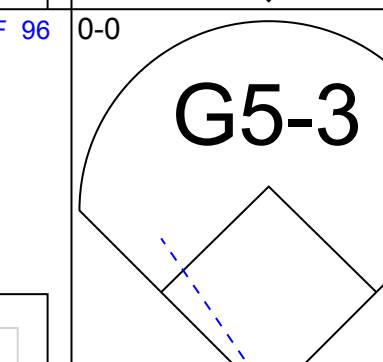

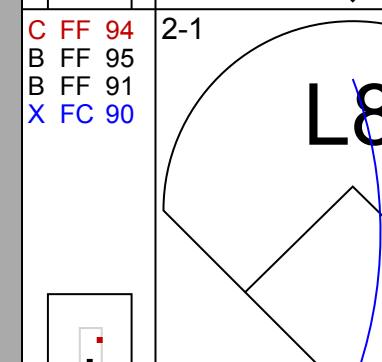
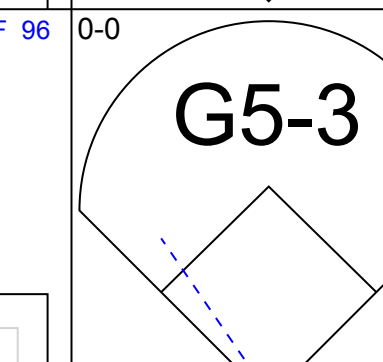
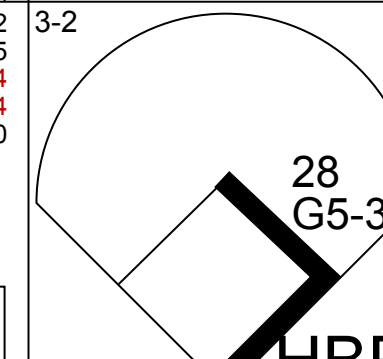
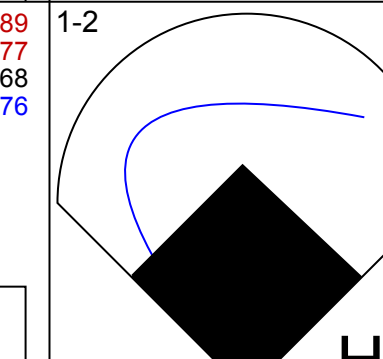
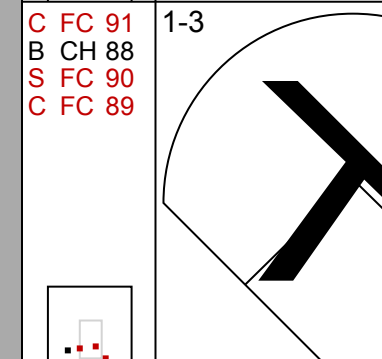
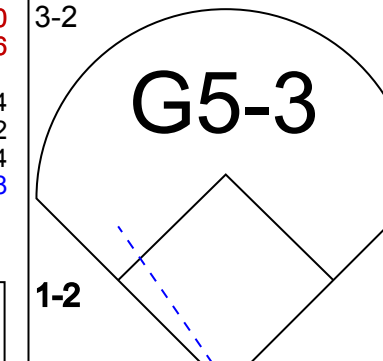
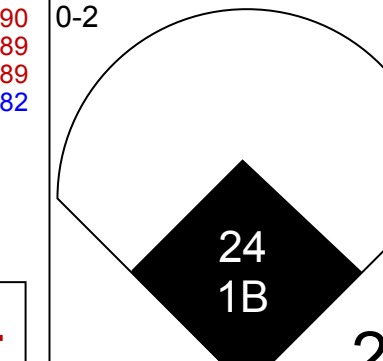

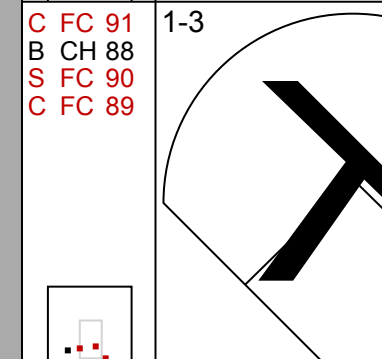
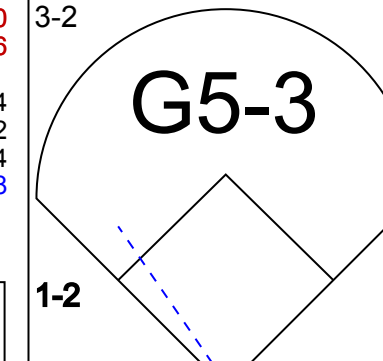


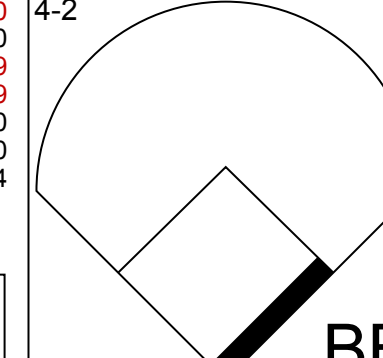
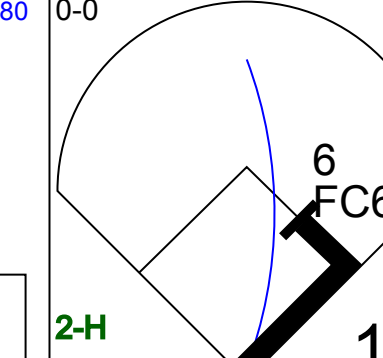





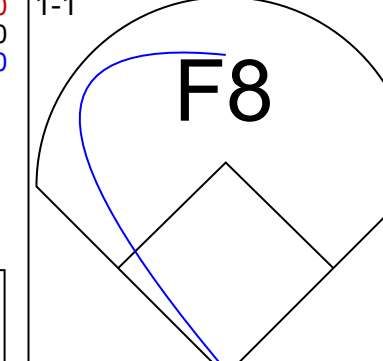
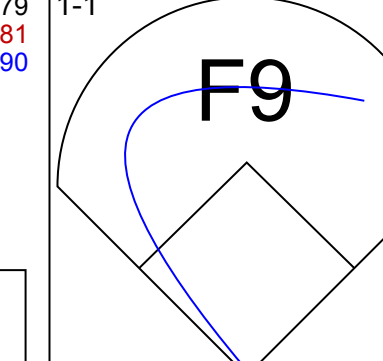






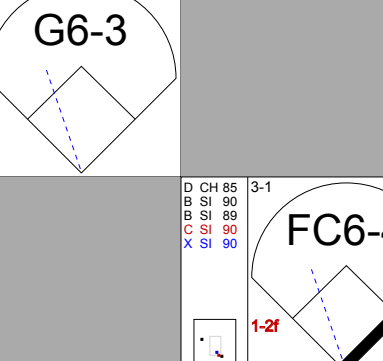
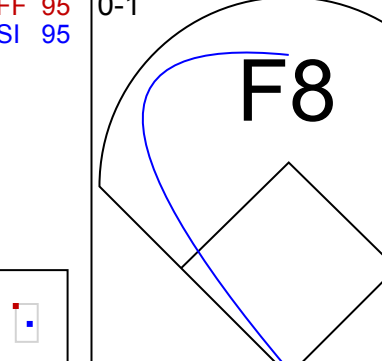

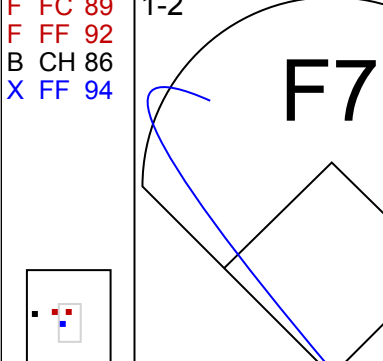



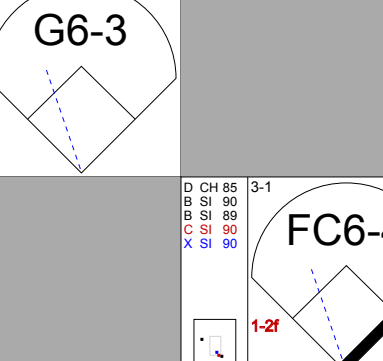
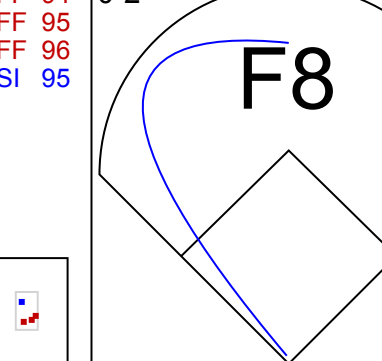

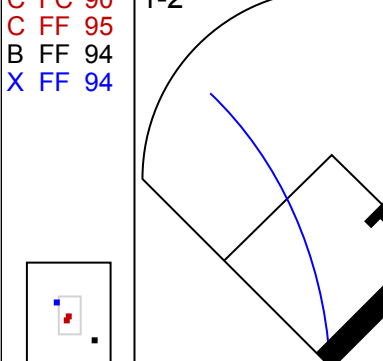



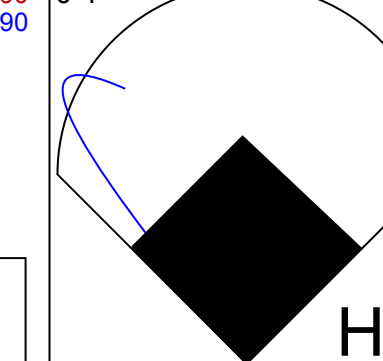
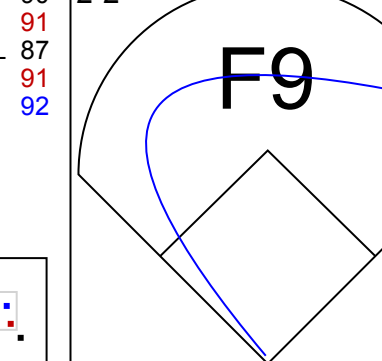
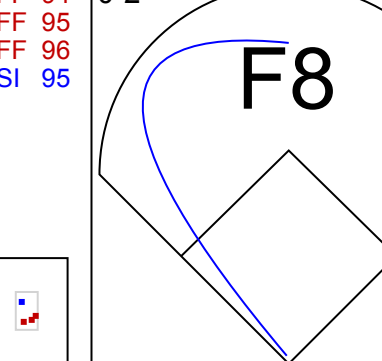
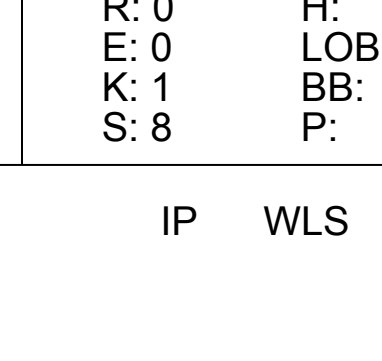
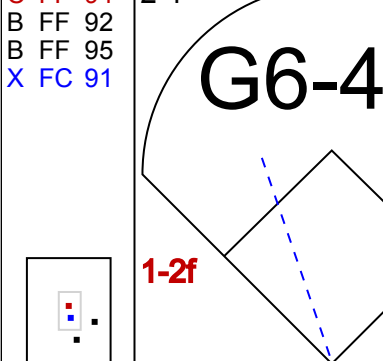

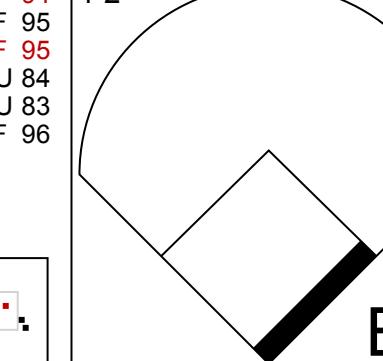
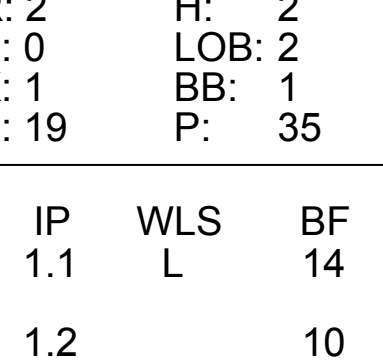
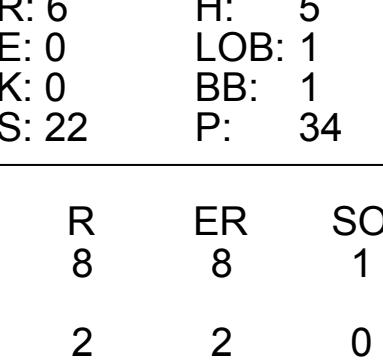
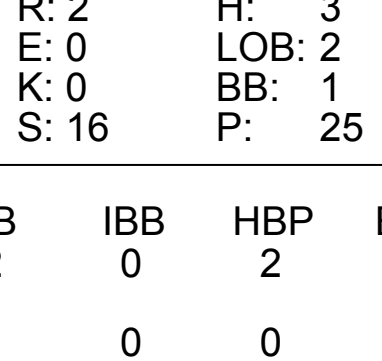




Batter	1	2	3	4	5	6	7	8	9	AB	R	H	RBI	BB	SO	LOB	BOTTOM							
12 Tim Anderson, R (1, 6) OBP: 0.279, SLG: 0.402										3	1	1	0	1	1	3								
53 Melky Cabrera, S (1, 7) OBP: 0.349, SLG: 0.458										4	0	2	1	0	1	4								
1 Adam Eaton, L (1, 8) OBP: 0.357, SLG: 0.412										4	1	2	1	0	1	2								
79 José Abreu, R (1, 3) OBP: 0.329, SLG: 0.425										3	0	0	0	0	1	3								
44 Justin Morneau, L (1, 10) OBP: 0.338, SLG: 0.492										3	0	1	0	0	2	1								
20 JB Shuck, L (7, PR) (8, 10) OBP: 0.250, SLG: 0.322										1	1	0	0	0	0	1								
21 Todd Frazier, R (1, 5) OBP: 0.302, SLG: 0.472										4	0	1	0	0	0	1								
26 Avisail García, R (1, 9) OBP: 0.309, SLG: 0.378										3	0	1	0	0	0	0								
38 Omar Narváez, L (1, 2) OBP: 0.529, SLG: 0.500										2	0	1	1	1	0	0								
18 Tyler Saladino, R (1, 4) OBP: 0.307, SLG: 0.404										3	1	1	1	0	1	4								
Inning Stats	R: 1 H: 2 E: 0 K: 2 S: 15	H: 2 LOB: 1 BB: 0 P: 25	R: 0 H: 0 E: 0 K: 0 S: 5	H: 0 LOB: 0 BB: 0 P: 6	R: 1 H: 2 E: 0 K: 0 S: 11	H: 2 LOB: 1 BB: 1 P: 20	R: 0 H: 0 E: 0 K: 1 S: 8	H: 0 LOB: 0 BB: 0 P: 14	R: 0 H: 0 E: 0 K: 0 S: 4	H: 0 LOB: 0 BB: 1 P: 10	R: 0 H: 1 E: 0 K: 1 S: 18	H: 1 LOB: 0 BB: 0 P: 23	R: 1 H: 4 E: 0 K: 3 S: 28	H: 4 LOB: 3 BB: 0 P: 40	R: 1 H: 1 E: 0 K: 0 S: 4	H: 1 LOB: 0 BB: 0 P: 6	1B: 6 2B: 2 3B: 0 HR: 2	SF: 0 SAC: 0 DP: 4 HBP: 1	WP: 0 PB: 0 SB: 0 CS: 0	PA: 33				
PITCHER	IP WLS BF H R ER SO BB IBB HBP BLK WP HR S P ERA WHIP	IP WLS BF H R ER SO BB IBB HBP BLK WP HR S P ERA WHIP	IP WLS BF H R ER SO BB IBB HBP BLK WP HR S P ERA WHIP	IP WLS BF H R ER SO BB IBB HBP BLK WP HR S P ERA WHIP	IP WLS BF H R ER SO BB IBB HBP BLK WP HR S P ERA WHIP	IP WLS BF H R ER SO BB IBB HBP BLK WP HR S P ERA WHIP	IP WLS BF H R ER SO BB IBB HBP BLK WP HR S P ERA WHIP	IP WLS BF H R ER SO BB IBB HBP BLK WP HR S P ERA WHIP	IP WLS BF H R ER SO BB IBB HBP BLK WP HR S P ERA WHIP	IP WLS BF H R ER SO BB IBB HBP BLK WP HR S P ERA WHIP	IP WLS BF H R ER SO BB IBB HBP BLK WP HR S P ERA WHIP	IP WLS BF H R ER SO BB IBB HBP BLK WP HR S P ERA WHIP	IP WLS BF H R ER SO BB IBB HBP BLK WP HR S P ERA WHIP	IP WLS BF H R ER SO BB IBB HBP BLK WP HR S P ERA WHIP	IP WLS BF H R ER SO BB IBB HBP BLK WP HR S P ERA WHIP	IP WLS BF H R ER SO BB IBB HBP BLK WP HR S P ERA WHIP	IP WLS BF H R ER SO BB IBB HBP BLK WP HR S P ERA WHIP	IP WLS BF H R ER SO BB IBB HBP BLK WP HR S P ERA WHIP	IP WLS BF H R ER SO BB IBB HBP BLK WP HR S P ERA WHIP	IP WLS BF H R ER SO BB IBB HBP BLK WP HR S P ERA WHIP	IP WLS BF H R ER SO BB IBB HBP BLK WP HR S P ERA WHIP	IP WLS BF H R ER SO BB IBB HBP BLK WP HR S P ERA WHIP	IP WLS BF H R ER SO BB IBB HBP BLK WP HR S P ERA WHIP	IP WLS BF H R ER SO BB IBB HBP BLK WP HR S P ERA WHIP

Baltimore Orioles @ Chicago White Sox
U.S. Cellular Field, Chicago, IL
Sat Aug 06 2016, 7:11 PM - 10:06 PM EDT
Att: 28,491 - Clear - 82 F

AB 30
R 4
H 10
RBI 4
BB 2
SO 7
LOB 19

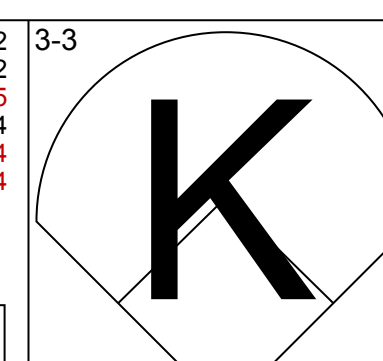
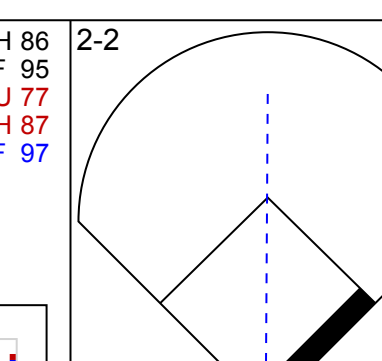
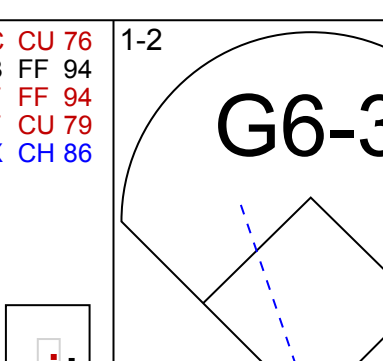
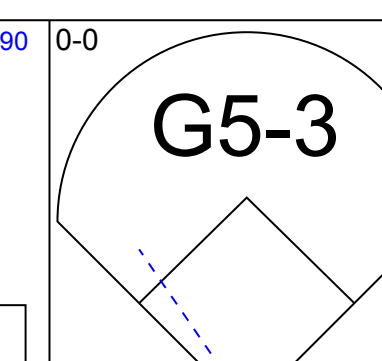
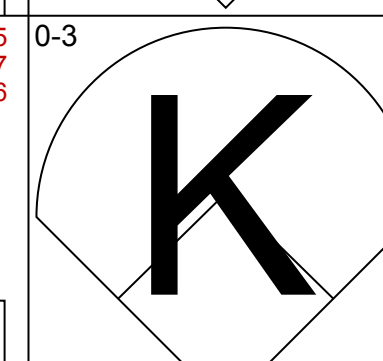
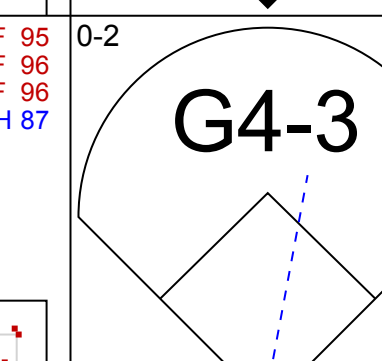
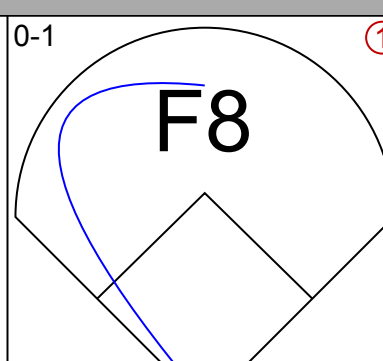
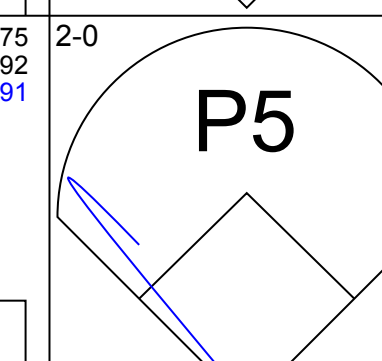
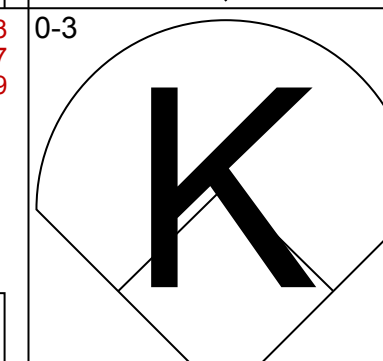

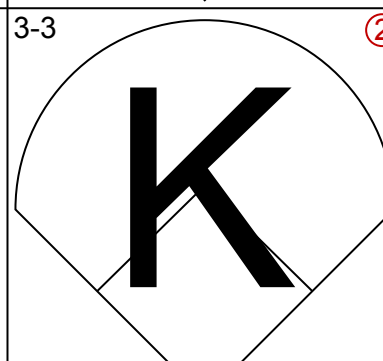



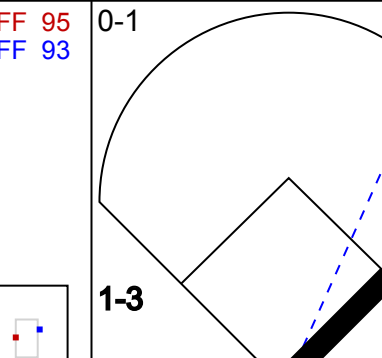

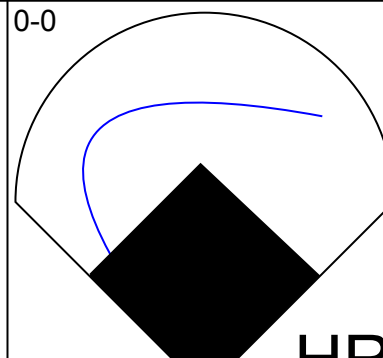

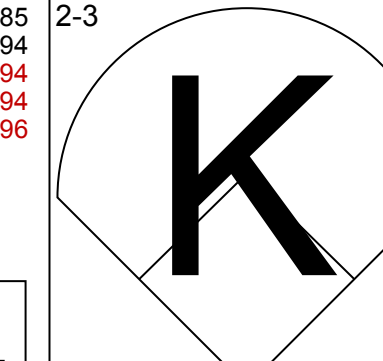

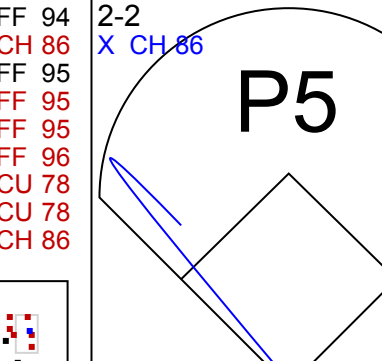

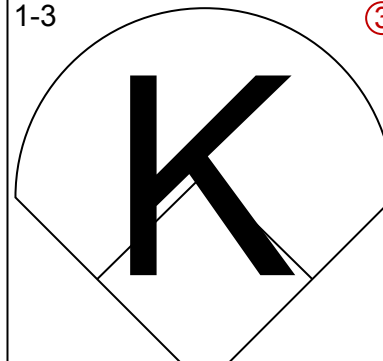


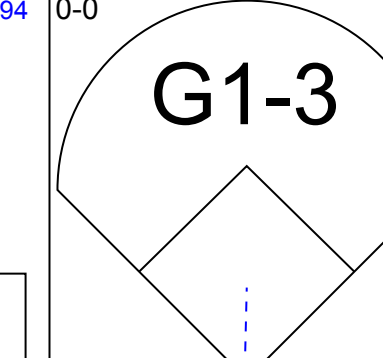

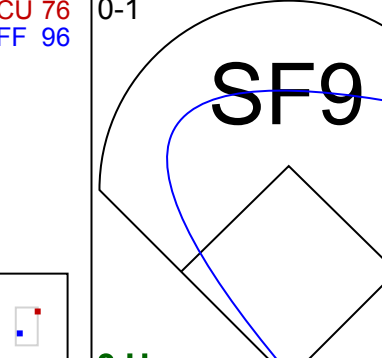




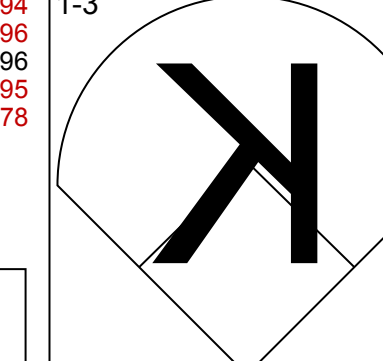

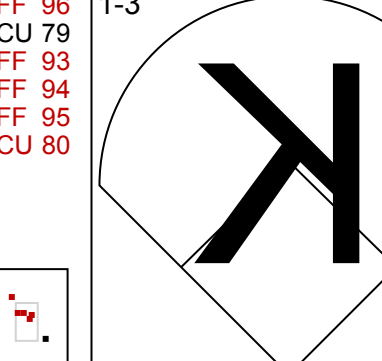





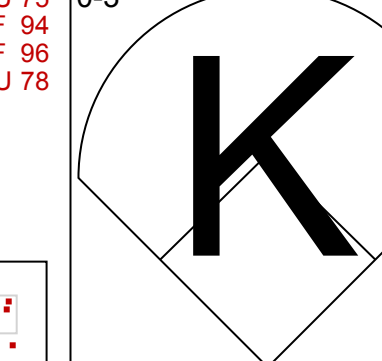

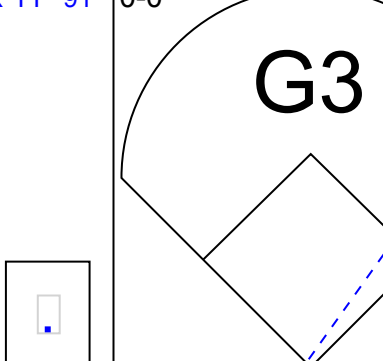




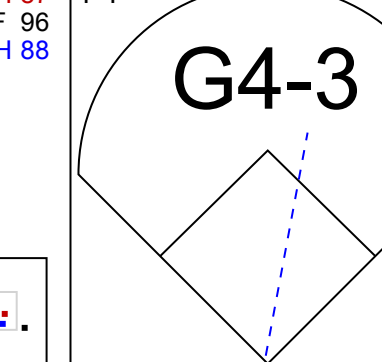

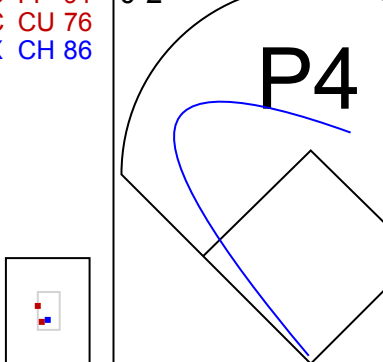

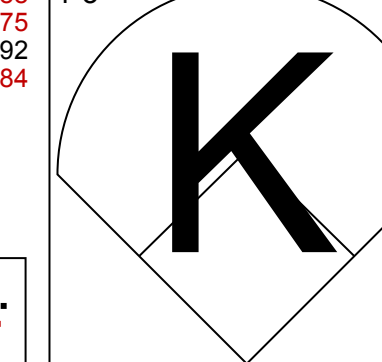
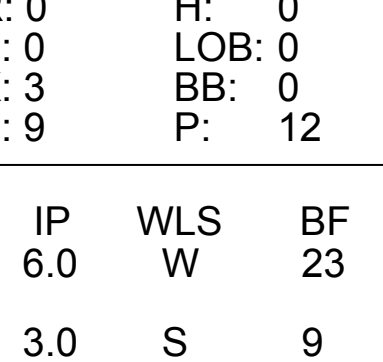
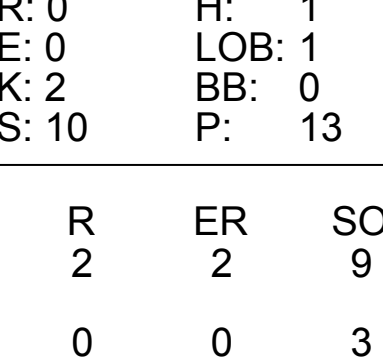
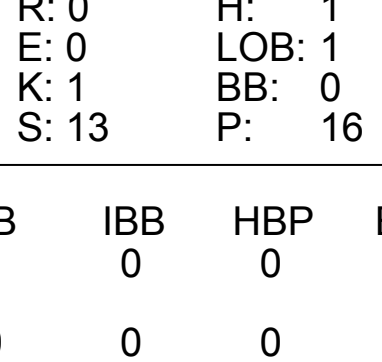
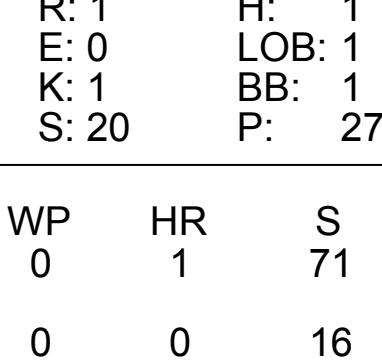
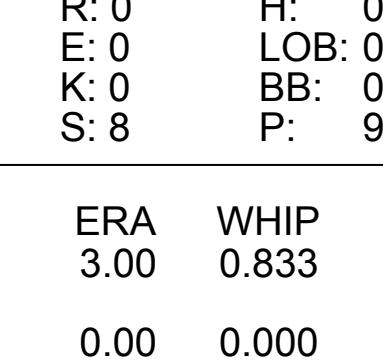
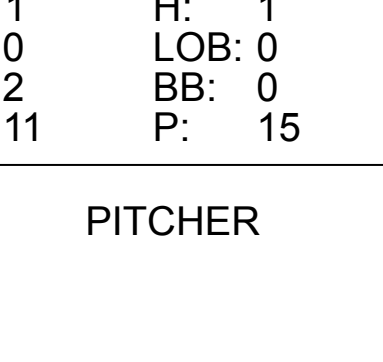
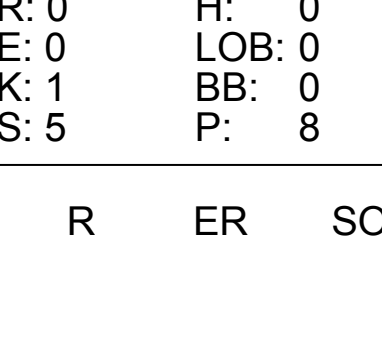


Batter	1	2	3	4	5	6	7	8	9	AB	R	H	RBI	BB	SO	LOB	TOP			
10 Adam Jones, R OBP: 0.315, SLG: 0.454										5	2	2	0	0	1	2				
25 Hyun Soo Kim, L OBP: 0.415, SLG: 0.449										4	2	1	0	2	0	3				
13 Manny Machado, R OBP: 0.366, SLG: 0.557										6	3	3	7	0	0	3				
19 Chris Davis, L OBP: 0.336, SLG: 0.443										2	1	1	1	2	1	1				
28 Steve Pearce, R OBP: 0.384, SLG: 0.512										3	1	2	0	0	0	1				
14 Nolan Reimold, R OBP: 0.306, SLG: 0.385										1	0	0	0	1	0	0				
24 Pedro Alvarez, L OBP: 0.321, SLG: 0.535										3	0	1	1	2	0	4				
32 Matt Wieters, S OBP: 0.291, SLG: 0.380										5	0	0	0	0	0	4				
6 Jonathan Schoop, R OBP: 0.316, SLG: 0.481										4	0	1	0	1	0	2				
2 J.J. Hardy, R OBP: 0.319, SLG: 0.416										4	1	1	1	1	0	2				
3 Ryan Flaherty, L OBP: 0.304, SLG: 0.329										0	0	0	0	0	0	0				
Inning Stats	R: 2 H: 2 K: 1 S: 19	H: 2 LOB: 2 BB: 1 P: 35	R: 6 H: 5 K: 0 S: 22	H: 5 LOB: 1 BB: 1 P: 34	R: 2 H: 3 K: 0 S: 16	H: 3 LOB: 2 BB: 1 P: 25	R: 0 H: 0 K: 0 S: 10	H: 0 LOB: 1 BB: 1 P: 14	R: 0 H: 0 K: 0 S: 14	H: 1 LOB: 0 BB: 3 P: 28	R: 0 H: 1 K: 1 S: 8	H: 1 LOB: 1 BB: 0 P: 14	R: 0 H: 0 K: 0 S: 13	H: 0 LOB: 1 BB: 1 P: 19	R: 0 H: 0 K: 0 S: 5	H: 0 LOB: 1 BB: 1 P: 11	1B: 6 2B: 1 3B: 0 HR: 5	SF: 0 SAC: 0 DP: 2 HBP: 2	WP: 1 PB: 0 CS: 0	PA: 48
PITCHER	IP WLS BF H R ER SO BB IBB HBP BLK WP HR S P ERA WHIP	IP WLS BF H R ER SO BB IBB HBP BLK WP HR S P ERA WHIP	IP WLS BF H R ER SO BB IBB HBP BLK WP HR S P ERA WHIP	IP WLS BF H R ER SO BB IBB HBP BLK WP HR S P ERA WHIP	IP WLS BF H R ER SO BB IBB HBP BLK WP HR S P ERA WHIP	IP WLS BF H R ER SO BB IBB HBP BLK WP HR S P ERA WHIP	IP WLS BF H R ER SO BB IBB HBP BLK WP HR S P ERA WHIP	IP WLS BF H R ER SO BB IBB HBP BLK WP HR S P ERA WHIP	IP WLS BF H R ER SO BB IBB HBP BLK WP HR S P ERA WHIP	IP WLS BF H R ER SO BB IBB HBP BLK WP HR S P ERA WHIP	IP WLS BF H R ER SO BB IBB HBP BLK WP HR S P ERA WHIP	IP WLS BF H R ER SO BB IBB HBP BLK WP HR S P ERA WHIP	IP WLS BF H R ER SO BB IBB HBP BLK WP HR S P ERA WHIP	IP WLS BF H R ER SO BB IBB HBP BLK WP HR S P ERA WHIP	IP WLS BF H R ER SO BB IBB HBP BLK WP HR S P ERA WHIP	IP WLS BF H R ER SO BB IBB HBP BLK WP HR S P ERA WHIP	IP WLS BF H R ER SO BB IBB HBP BLK WP HR S P ERA WHIP	IP WLS BF H R ER SO BB IBB HBP BLK WP HR S P ERA WHIP	IP WLS BF H R ER SO BB IBB HBP BLK WP HR S P ERA WHIP	IP WLS BF H R ER SO BB IBB HBP BLK WP HR S P ERA WHIP

Baltimore Orioles @ Chicago White Sox
U.S. Cellular Field, Chicago, IL
Sun Aug 07 2016, 2:13 PM - 5:02 PM EDT
Att: 31,040 - Cloudy - 79 F

AB	37
R	10
H	12
RBI	10
BB	9
SO	2
LOB	22



Batter	1	2	3	4	5	6	7	8	9	AB	R	H	RBI	BB	SO	LOB	BOTTOM					
12 Tim Anderson, R OBP: 0.278, SLG: 0.399										4	0	1	0	0	1	0						
53 Melky Cabrera, S OBP: 0.347, SLG: 0.455										3	0	0	0	0	1	1						
5 Yolmer Sánchez, S										1	0	0	0	0	0	0						
1 Adam Eaton, L OBP: 0.356, SLG: 0.409										3	1	0	0	1	3	0						
79 José Abreu, R OBP: 0.333, SLG: 0.438										4	1	3	1	0	0	0						
44 Justin Morneau, L OBP: 0.319, SLG: 0.462										4	0	0	0	0	2	3						
21 Todd Frazier, R OBP: 0.300, SLG: 0.470										2	0	0	1	0	1	1						
18 Tyler Saladino, R OBP: 0.302, SLG: 0.396										3	0	0	0	0	2	2						
27 Dioner Navarro, S OBP: 0.268, SLG: 0.343										3	0	0	0	0	1	0						
20 JB Shuck, L OBP: 0.246, SLG: 0.316										3	0	0	0	0	1	0						
Inning Stats	R: 0 H: 0 K: 3 S: 9	H: 0 LOB: 0 BB: 0 P: 12	R: 0 H: 1 K: 2 S: 10	H: 1 LOB: 1 BB: 0 P: 13	R: 0 H: 1 K: 1 S: 13	H: 1 LOB: 1 BB: 0 P: 16	R: 1 H: 1 K: 1 S: 20	H: 1 LOB: 1 BB: 1 P: 27	R: 0 H: 0 K: 0 S: 8	H: 0 LOB: 0 BB: 0 P: 9	R: 1 H: 1 K: 2 S: 11	H: 1 LOB: 0 BB: 0 P: 15	R: 0 H: 0 K: 1 S: 6	H: 0 LOB: 0 BB: 0 P: 9	R: 0 H: 0 K: 1 S: 5	H: 0 LOB: 0 BB: 0 P: 8	R: 0 H: 0 K: 1 S: 5	H: 0 LOB: 0 BB: 0 P: 9	1B: 2 2B: 1 3B: 0 HR: 1	SF: 1 SAC: 0 DP: 0 HBP: 0	WP: 0 PB: 0 CS: 0	PA: 32
PITCHER	IP WLS BF H R ER SO BB IBB HBP BLK WP HR S P ERA WHIP	IP WLS BF H R ER SO BB IBB HBP BLK WP HR S P ERA WHIP	IP WLS BF H R ER SO BB IBB HBP BLK WP HR S P ERA WHIP	IP WLS BF H R ER SO BB IBB HBP BLK WP HR S P ERA WHIP	IP WLS BF H R ER SO BB IBB HBP BLK WP HR S P ERA WHIP	IP WLS BF H R ER SO BB IBB HBP BLK WP HR S P ERA WHIP	IP WLS BF H R ER SO BB IBB HBP BLK WP HR S P ERA WHIP	IP WLS BF H R ER SO BB IBB HBP BLK WP HR S P ERA WHIP	IP WLS BF H R ER SO BB IBB HBP BLK WP HR S P ERA WHIP	IP WLS BF H R ER SO BB IBB HBP BLK WP HR S P ERA WHIP	IP WLS BF H R ER SO BB IBB HBP BLK WP HR S P ERA WHIP	IP WLS BF H R ER SO BB IBB HBP BLK WP HR S P ERA WHIP	IP WLS BF H R ER SO BB IBB HBP BLK WP HR S P ERA WHIP	IP WLS BF H R ER SO BB IBB HBP BLK WP HR S P ERA WHIP	IP WLS BF H R ER SO BB IBB HBP BLK WP HR S P ERA WHIP	IP WLS BF H R ER SO BB IBB HBP BLK WP HR S P ERA WHIP	IP WLS BF H R ER SO BB IBB HBP BLK WP HR S P ERA WHIP	IP WLS BF H R ER SO BB IBB HBP BLK WP HR S P ERA WHIP	IP WLS BF H R ER SO BB IBB HBP BLK WP HR S P ERA WHIP	IP WLS BF H R ER SO BB IBB HBP BLK WP HR S P ERA WHIP		

Baltimore Orioles @ Chicago White Sox
U.S. Cellular Field, Chicago, IL
Sun Aug 07 2016, 2:13 PM - 5:02 PM EDT
Att: 31,040 - Cloudy - 79 F

AB	30
R	2
H	4
RBI	2
BB	1
SO	12
LOB	7



Batter	1	2	3	4	5	6	7	8	9	AB	R	H	RBI	BB	SO	LOB	TOP								
10 Adam Jones, R OBP: 0.321, SLG: 0.464	G5-3			HR		P4			G1-6-3	4	1	2	1	0	0	1									
25 Hyun Soo Kim, L OBP: 0.405, SLG: 0.435	P3			G1-3		G1-3			G1-6-3	4	0	0	0	0	0	2									
13 Manny Machado, R OBP: 0.364, SLG: 0.559	G5-3			K						3	0	0	0	1	2	0									
19 Chris Davis, L OBP: 0.330, SLG: 0.434		G6-3		G6-3						4	0	0	0	0	1	1									
45 Mark Trumbo, R OBP: 0.313, SLG: 0.525		G5-3			G1-3					3	0	0	0	0	1	0									
24 Pedro Alvarez, L OBP: 0.313, SLG: 0.520		G3-1			G3					3	0	0	0	0	0	0									
32 Matt Wieters, S OBP: 0.288, SLG: 0.375			L8		G3					3	0	0	0	0	1	0									
6 Jonathan Schoop, R OBP: 0.316, SLG: 0.480			L7			L9				2	0	1	0	1	0	0									
2 J.J. Hardy, R OBP: 0.315, SLG: 0.409			G6-3			L9				3	0	0	0	0	1	2									
Inning Stats	R: 0 E: 0 K: 0 S: 7	H: 0 LOB: 0 BB: 0 P: 8	R: 0 E: 0 K: 0 S: 5	H: 0 LOB: 0 BB: 0 P: 9	R: 0 E: 0 K: 0 S: 11	H: 0 LOB: 0 BB: 0 P: 18	R: 1 E: 0 K: 1 S: 13	H: 1 LOB: 0 BB: 0 P: 18	R: 0 E: 0 K: 0 S: 9	H: 0 LOB: 0 BB: 0 P: 13	R: 0 E: 0 K: 0 S: 10	H: 1 LOB: 1 BB: 0 P: 14	R: 0 E: 0 K: 2 S: 10	H: 0 LOB: 0 BB: 0 P: 14	R: 0 E: 0 K: 2 S: 7	H: 0 LOB: 1 BB: 1 P: 16	R: 0 E: 0 K: 1 S: 10	H: 1 LOB: 1 BB: 1 P: 18	1B: 1 2B: 1 3B: 0 HR: 1	SF: 0 SAC: 0 DP: 1 HBP: 0	WP: 0 PB: 0 SB: 0 CS: 0	PA: 31			
PITCHER	IP	WLS	BF	H	R	ER	SO	BB	IBB	HBP	BLK	WP	HR	S	P	ERA	WHIP								
58 Zach Neal, R ERA: 4.6	5.1	W	18	2	1	1	1	0	0	0	0	0	1	50	72	1.69	0.375								
31 Liam Hendriks, R ERA: 4.4	1.2	H	5	0	0	0	2	0	0	0	0	0	0	15	22	0.00	0.000								
John Axford, R ERA: 4.53	1.0	H	4	0	0	0	2	1	0	0	0	0	0	7	16	0.00	1.000								
44 Ryan Madson, R ERA: 3.59	1.0	S	4	1	0	0	1	1	0	0	0	0	0	10	18	0.00	2.000								

Baltimore Orioles @ Oakland Athletics
Oakland Coliseum, Oakland, CA
Tue Aug 09 2016, 7:08 PM - 9:32 PM PDT
Att. 13,573 - Clear - 64 F

livebaseballscorecards.com

AB 29
R 1
H 3
RBI 1
BB 2
SO 6
LOB 6



Batter	1	2	3	4	5	6	7	8	9	AB	R	H	RBI	BB	SO	LOB	BOTTOM								
10 Marcus Semien, R OBP: 0.298, SLG: 0.452	G5-3		1B			F9			K	4	1	1	0	0	1	1									
5 Jake Smolinski, R OBP: 0.383, SLG: 0.463	G5-4-3		1B			FC5-4				2	1	2	0	2	0	0									
26 Danny Valencia, R OBP: 0.340, SLG: 0.470	G5-4-3		1B			BB				3	0	1	1	0	0	2									
17 Yonder Alonso, L OBP: 0.314, SLG: 0.362	G5-4-3		2B			FC5-4			G3	1	0	0	0	0	0	2									
2 Khris Davis, R OBP: 0.291, SLG: 0.500	K		SF9							2	0	0	1	1	1	1									
16 Billy Butler, R OBP: 0.333, SLG: 0.416		P3	F8			BB			L9	4	0	0	0	0	0	2									
21 Stephen Vogt, L OBP: 0.317, SLG: 0.432				K		G6-4-3			L7	2	0	1	0	2	1	0									
39 Brett Eibner, R OBP: 0.269, SLG: 0.425		FC5-4				FC5-4				4	0	0	0	0	1	3									
48 Ryon Healy, R OBP: 0.265, SLG: 0.413										3	0	1	0	0	0	1									
25 Tyler Ladendorf, R OBP: 0.093, SLG: 0.071			F8			G4-3			SH3-4	2	0	0	0	0	0	0									
Inning Stats	R: 0 E: 0 K: 1 S: 12	H: 1 LOB: 1 BB: 0 P: 17	R: 0 E: 0 K: 0 S: 9	H: 1 LOB: 0 BB: 0 P: 13	R: 2 E: 0 K: 0 S: 11	H: 3 LOB: 1 BB: 0 P: 18	R: 0 E: 0 K: 1 S: 10	H: 0 LOB: 0 BB: 0 P: 13	R: 0 E: 0 K: 0 S: 5	H: 0 LOB: 1 BB: 1 P: 12	R: 0 E: 0 K: 0 S: 11	H: 0 LOB: 1 BB: 2 P: 23	R: 0 E: 0 K: 1 S: 10	H: 1 LOB: 2 BB: 1 P: 18	R: 0 E: 0 K: 1 S: 11	H: 0 LOB: 1 BB: 1 P: 19	R: 0 E: 0 K: 1 S: 11	H: 0 LOB: 1 BB: 1 P: 19	1B: 5 2B: 1 3B: 0 HR: 0	SF: 1 SAC: 1 DP: 1 HBP: 0	WP: 0 PB: 0 SB: 0 CS: 0	PA: 34			
PITCHER	IP	WLS	BF	H	R	ER	SO	BB	IBB	HBP	BLK	WP	HR	S	P	ERA	WHIP								
38 Wade Miley, L ERA: 4.98	6.0	L	26	6	2	2	2	3	0	0	0	0	0	60	99	3.00	1.500								
60 Mychal Givens, R ERA: 3.25	2.0		8	0	0	0	2	2	0	0	0	0	0	19	34	0.00	1.000								

Baltimore Orioles @ Oakland Athletics
Oakland Coliseum, Oakland, CA
Tue Aug 09 2016, 7:08 PM - 9:32 PM PDT
Att. 13,573 - Clear - 64 F

livebaseballscorecards.com

AB 27
R 2
H 6
RBI 2
BB 5
SO 4
LOB 12



Batter	1	2	3	4	5	6	7	8	9	AB	R	H	RBI	BB	SO	LOB	TOP						
10 Adam Jones, R OBP: 0.324, SLG: 0.469										4	0	2	1	1	0	0	Baltimore Orioles @ San Francisco Giants AT&T Park, San Francisco, CA Fri Aug 12 2016, 7:17 PM - 10:17 PM PDT Att: 41,479 - Clear - 59 F						
25 Hyun Soo Kim, L OBP: 0.396, SLG: 0.426										5	0	1	0	0	1	3							
13 Manny Machado, R OBP: 0.364, SLG: 0.554										5	1	1	0	0	1	3							
45 Mark Trumbo, R OBP: 0.311, SLG: 0.531										4	1	1	2	0	2	4							
14 Nolan Reimold, R OBP: 0.304, SLG: 0.382										0	0	0	0	0	0	0							
19 Chris Davis, L OBP: 0.338, SLG: 0.444										3	1	2	1	1	1	0							
6 Jonathan Schoop, R OBP: 0.314, SLG: 0.476										4	1	1	0	0	1	2							
32 Matt Wieters, S OBP: 0.288, SLG: 0.370										3	1	1	1	1	0	1							
2 J.J. Hardy, R OBP: 0.313, SLG: 0.408										4	0	1	0	0	2	2							
37 Dylan Bundy, S										3	0	0	0	0	2	2							
60 Mychal Givens, R										0	0	0	0	0	0	0							
58 Donnie Hart, L										1	0	0	0	0	1	0							
35 Brad Brach, R										0	0	0	0	0	0	0							
53 Zack Britton, L										0	0	0	0	0	0	0							
Inning Stats	R: 0 E: 1 K: 1 S: 12	H: 1 LOB: 1 BB: 0 P: 16	R: 2 E: 0 K: 2 S: 13	H: 4 LOB: 2 BB: 0 P: 17	R: 2 E: 0 K: 2 S: 19	H: 3 LOB: 1 BB: 0 P: 27	R: 0 E: 0 K: 2 S: 14	H: 1 LOB: 2 BB: 1 P: 24	R: 1 E: 0 K: 0 S: 9	H: 1 LOB: 0 BB: 1 P: 17	R: 0 E: 0 K: 0 S: 8	H: 0 LOB: 0 BB: 0 P: 12	R: 0 E: 0 K: 1 S: 7	H: 0 LOB: 1 BB: 1 P: 13	R: 0 E: 0 K: 2 S: 9	H: 0 LOB: 0 BB: 0 P: 15	R: 0 E: 0 K: 1 S: 6	H: 0 LOB: 0 BB: 0 P: 9	1B: 5 2B: 3 3B: 0 HR: 2	SF: 0 SAC: 0 DP: 2 HBP: 0	WP: 0 PB: 0 CS: 0 SB: 0	PA: 39	
PITCHER	IP WLS BF H R ER SO BB IBB HBP BLK WP HR S P ERA WHIP	IP WLS BF H R ER SO BB IBB HBP BLK WP HR S P ERA WHIP	IP WLS BF H R ER SO BB IBB HBP BLK WP HR S P ERA WHIP	IP WLS BF H R ER SO BB IBB HBP BLK WP HR S P ERA WHIP	IP WLS BF H R ER SO BB IBB HBP BLK WP HR S P ERA WHIP	IP WLS BF H R ER SO BB IBB HBP BLK WP HR S P ERA WHIP	IP WLS BF H R ER SO BB IBB HBP BLK WP HR S P ERA WHIP	IP WLS BF H R ER SO BB IBB HBP BLK WP HR S P ERA WHIP	IP WLS BF H R ER SO BB IBB HBP BLK WP HR S P ERA WHIP	IP WLS BF H R ER SO BB IBB HBP BLK WP HR S P ERA WHIP	IP WLS BF H R ER SO BB IBB HBP BLK WP HR S P ERA WHIP	IP WLS BF H R ER SO BB IBB HBP BLK WP HR S P ERA WHIP	IP WLS BF H R ER SO BB IBB HBP BLK WP HR S P ERA WHIP	IP WLS BF H R ER SO BB IBB HBP BLK WP HR S P ERA WHIP	IP WLS BF H R ER SO BB IBB HBP BLK WP HR S P ERA WHIP	IP WLS BF H R ER SO BB IBB HBP BLK WP HR S P ERA WHIP	IP WLS BF H R ER SO BB IBB HBP BLK WP HR S P ERA WHIP	IP WLS BF H R ER SO BB IBB HBP BLK WP HR S P ERA WHIP	IP WLS BF H R ER SO BB IBB HBP BLK WP HR S P ERA WHIP	IP WLS BF H R ER SO BB IBB HBP BLK WP HR S P ERA WHIP	IP WLS BF H R ER SO BB IBB HBP BLK WP HR S P ERA WHIP	IP WLS BF H R ER SO BB IBB HBP BLK WP HR S P ERA WHIP	IP WLS BF H R ER SO BB IBB HBP BLK WP HR S P ERA WHIP

AB	36
R	5
H	10
RBI	5
BB	3
SO	11
LOB	17



Batter	1	2	3	4	5	6	7	8	9	AB	R	H	RBI	BB	SO	LOB	BOTTOM					
2 Denard Span, L OBP: 0.330, SLG: 0.357										4	0	1	1	0	0	0	Baltimore Orioles @ San Francisco Giants AT&T Park, San Francisco, CA Fri Aug 12 2016, 7:17 PM - 10:17 PM PDT Att: 41,479 - Clear - 59 F					
16 Angel Pagan, S OBP: 0.336, SLG: 0.428										3	1	1	0	1	0	0						
9 Brandon Belt, L OBP: 0.396, SLG: 0.482										4	0	1	1	0	1	2						
28 Buster Posey, R OBP: 0.363, SLG: 0.455										3	0	0	0	1	2	1						
35 Brandon Crawford, L OBP: 0.339, SLG: 0.438										4	0	0	0	0	2	2						
8 Hunter Pence, R OBP: 0.347, SLG: 0.432										4	0	1	0	0	1	2						
10 Eduardo Núñez, R OBP: 0.322, SLG: 0.431										2	0	0	0	0	0	2						
Jake Peavy, R OBP: 0.241, SLG: 0.185										0	0	0	0	0	0	0						
12 Joe Panik, L OBP: 0.309, SLG: 0.367										3	1	1	0	0	0	0						
18 Matt Cain, R OBP: 0.280, SLG: 0.240										1	0	0	0	0	0	1						
70 George Kontos, R ERA: 3.19										0	0	0	0	0	0	0						
21 Connor Gillespie, L OBP: 0.322, SLG: 0.428										0	0	0	0	0	0	0						
7 Gregor Blanco, L OBP: 0.322, SLG: 0.428										0	0	0	0	0	0	0						
1 Ethier Adrianza, S OBP: 0.333, SLG: 0.424										1	0	0	0	0	0	0						
Inning Stats	R: 0 E: 0 K: 0 S: 4	H: 0 LOB: 0 BB: 0 P: 9	R: 0 E: 0 K: 1 S: 10	H: 0 LOB: 1 BB: 1 P: 21	R: 1 E: 0 K: 0 S: 12	H: 2 LOB: 1 BB: 1 P: 22	R: 0 E: 0 K: 0 S: 14	H: 1 LOB: 0 BB: 0 P: 22	R: 0 E: 0 K: 1 S: 8	H: 0 LOB: 0 BB: 0 P: 10	R: 0 E: 0 K: 2 S: 9	H: 0 LOB: 0 BB: 0 P: 13	R: 0 E: 0 K: 1 S: 11	H: 0 LOB: 0 BB: 0 P: 16	R: 0 E: 0 K: 0 S: 6	H: 0 LOB: 0 BB: 0 P: 11	R: 1 E: 0 K: 2 S: 12	H: 2 LOB: 1 BB: 0 P: 24	1B: 3 2B: 2 3B: 0 HR: 0	SF: 0 SAC: 0 DP: 1 HBP: 0	WP: 1 PB: 0 CS: 0 SB: 0	PA: 33
PITCHER	IP WLS BF H R ER SO BB IBB HBP BLK WP HR S P ERA WHIP	IP WLS BF H R ER SO BB IBB HBP BLK WP HR S P ERA WHIP	IP WLS BF H R ER SO BB IBB HBP BLK WP HR S P ERA WHIP	IP WLS BF H R ER SO BB IBB HBP BLK WP HR S P ERA WHIP	IP WLS BF H R ER SO BB IBB HBP BLK WP HR S P																	

Batter	1	2	3	4	5	6	7	8	9	AB	R	H	RBI	BB	SO	LOB	TOP					
10 Adam Jones, R OBP: 0.319, SLG: 0.462										4	0	1	2	0	0	2	<p>Baltimore Orioles @ San Francisco Giants AT&T Park, San Francisco, CA Sun Aug 14 2016, 1:08 PM - 4:20 PM PDT Att: 41,268 - Partly Cloudy - 62 F</p>					
25 Hyun Soo Kim, L OBP: 0.400, SLG: 0.435										5	0	3	1	0	0	1						
13 Manny Machado, R OBP: 0.363, SLG: 0.552										5	1	2	0	0	1	3						
19 Chris Davis, L OBP: 0.335, SLG: 0.437										5	0	0	0	0	4	3						
45 Mark Trumbo, R OBP: 0.310, SLG: 0.531										4	1	1	1	1	0	1						
14 Nolan Reimold, R OBP: 0.303, SLG: 0.375										0	1	0	0	0	0	0						
6 Jonathan Schoop, R OBP: 0.315, SLG: 0.479										5	2	2	3	0	0	1						
32 Matt Wieters, S OBP: 0.301, SLG: 0.393										5	2	5	0	0	0	0						
2 J.J. Hardy, R OBP: 0.314, SLG: 0.407										5	0	1	1	0	2	5						
38 Wade Miley, L OBP: 0.255, SLG: 0.155										1	0	0	0	0	0	0						
24 Pedro Alvarez, L OBP: 0.346, SLG: 0.534										0	0	0	0	0	0	0						
28 Steve Pearce, R OBP: 0.309, SLG: 0.309										0	0	0	0	0	0	0						
35 Brad Brach, R OBP: 0.297, SLG: 0.408										0	0	0	0	0	0	0						
53 Zack Britton, L ERA: 3.28										0	0	0	0	0	0	0						
Inning Stats	R: 0 E: 0 K: 1 S: 12	H: 1 LOB: 1 BB: 0 P: 17	R: 0 E: 0 K: 1 S: 11	H: 1 LOB: 1 BB: 0 P: 19	R: 0 E: 0 K: 0 S: 6	H: 1 LOB: 1 BB: 0 P: 9	R: 0 E: 0 K: 1 S: 5	H: 0 LOB: 0 BB: 0 P: 6	R: 1 E: 0 K: 1 S: 14	H: 2 LOB: 1 BB: 0 P: 19	R: 0 E: 0 K: 0 S: 12	H: 1 LOB: 1 BB: 0 P: 19	R: 2 E: 0 K: 1 S: 12	H: 2 LOB: 1 BB: 1 P: 20	R: 2 E: 0 K: 1 S: 19	H: 4 LOB: 2 BB: 0 P: 27	R: 3 E: 1 K: 1 S: 14	H: 3 LOB: 2 BB: 1 P: 23	1B: 10 2B: 2 3B: 1 HR: 2	SF: 1 SAC: 1 DP: 0 HBP: 0	WP: 1 PB: 0 SB: 0 CS: 0	PA: 44
PITCHER	IP WLS BF H R ER SO BB IBB HBP BLK WP HR S P ERA WHIP																					
47 Johnny Cueto, R ERA: 2.97	6.2 29 8 3 3 4 1 0 0 0 0 1 0 69 104 4.05 1.350																					
60 Hunter Strickland, R ERA: 2.87	0.2 5 3 2 2 2 0 0 0 0 0 0 1 15 22 27.00 4.500																					
64 Derek Law, R ERA: 1.97	0.2 H 3 1 0 0 0 0 0 0 0 0 0 0 7 10 0.00 1.500																					
46 Santiago Casilla, R ERA: 3.28	1.0 L 7 3 3 3 1 1 0 0 0 0 0 1 14 23 27.00 4.000																					


AB	40
R	8
H	15
RBI	8
BB	2
SO	7
LOB	18




Batter	1	2	3	4	5	6	7	8	9	AB	R	H	RBI	BB	SO	LOB	BOTTOM					
2 Denard Span, L OBP: 0.327, SLG: 0.353										6	0	0	0	0	0	8	<p>Baltimore Orioles @ San Francisco Giants AT&T Park, San Francisco, CA Sun Aug 14 2016, 1:08 PM - 4:20 PM PDT Att: 41,268 - Partly Cloudy - 62 F</p>					
16 Angel Pagan, S OBP: 0.344, SLG: 0.437										5	1	2	0	0	0	4						
9 Brandon Belt, L OBP: 0.394, SLG: 0.484										4	1	1	1	1	1	1						
8 Hunter Pence, R OBP: 0.347, SLG: 0.439										5	1	2	1	0	2	1						
10 Eduardo Núñez, R OBP: 0.321, SLG: 0.426										4	2	1	0	0	0	2						
60 Hunter Strickland, R ERA: 2.87										0	0	0	0	0	0	0						
64 Derek Law, R ERA: 1.97										0	0	0	0	0	0	0						
7 Grégor Blanco, L OBP: 0.314, SLG: 0.317										1	0	0	0	0	0	0						
46 Santiago Casilla, R ERA: 3.28										0	0	0	0	0	0	0						
35 Brandon Crawford, L OBP: 0.337, SLG: 0.435										4	2	1	0	1	1	3						
Trevor Brown, R OBP: 0.311, SLG: 0.410										5	0	3	3	0	0	3						
12 Joe Panik, L OBP: 0.318, SLG: 0.377										4	0	1	1	1	0	2						
47 Johnny Cueto, R OBP: 0.148, SLG: 0.115										3	0	2	1	0	0	0						
1 Ehire Adrianza, S OBP: 0.394, SLG: 0.500										1	0	1	0	0	0	0						
28 Buster Posey, R OBP: 0.368, SLG: 0.454										0	0	0	0	1	0	0						
21 Conor Gillaspie, L OBP: 0.297, SLG: 0.408										0	0	0	0	0	0	0						
Inning Stats	R: 0 E: 0 K: 0 S: 15	H: 0 LOB: 0 BB: 0 P: 20	R: 1 E: 1 K: 0 S: 11	H: 1 LOB: 1 BB: 0 P: 17	R: 0 E: 0 K: 1 S: 10	H: 1 LOB: 1 BB: 0 P: 14	R: 2 E: 0 K: 0 S: 11	H: 3 LOB: 2 BB: 1 P: 18	R: 4 E: 0 K: 0 S: 19	H: 6 LOB: 3 BB: 1 P: 29	R: 0 E: 0 K: 1 S: 17	H: 1 LOB: 1 BB: 0 P: 25	R: 0 E: 0 K: 0 S: 6	H: 1 LOB: 0 BB: 0 P: 9	R: 0 E: 0 K: 1 S: 8	H: 0 LOB: 0 BB: 0 P: 11	R: 0 E: 0 K: 1 S: 12	H: 1 LOB: 2 BB: 1 P: 24	1B: 10 2B: 3 3B: 0 HR: 1	SF: 0 SAC: 0 DP: 0 HBP: 0	WP: 0 PB: 0 SB: 1 CS: 0	PA: 46
PITCHER	IP WLS BF H R ER SO BB IBB HBP BLK WP HR S P ERA WHIP																					
38 Wade Miley, L ERA: 5.23	4.1 24 4 0 0 1 1 0 0 0 0 0 0 28 40 0.00 3.000																					
63 Tyler Wilson, R ERA: 4.89	1.2 10 4 0 0 1 1 0 0 0 0 0 0 6 9 0.00 1.000																					
58 Donnie Hart, L ERA:	1.0 4 1 0 0 0 0 0 0 0 0 0 0 6 9 0.00 1.000																					
35 Brad Brach, R ERA: 1.34	1.0 W 3 0 0 0 1 0 0 0 0 0 0 0 8 11 0.00 0.000																					
53 Zack Britton, L ERA: 0.54	1.0 S 5 1 0 0 1 0 1 0 0 0 0 0 12 24 0.00 1.000																					

AB	42
R	7
H	14
RBI	7
BB	4
SO	4
LOB	24



Batter	1	2	3	4	5	6	7	8	9	AB	R	H	RBI	BB	SO	LOB	TOP					
15 Dustin Pedroia, R OBP: 0.372, SLG: 0.451	G6-3		1B		L1-6-3		L9		K	5	0	1	0	0	1	2	<p>Boston Red Sox @ Baltimore Orioles Oriole Park at Camden Yards, Baltimore, MD Tue Aug 16 2016, 7:08 PM - 10:14 PM EDT Att: 26,014 - Partly Cloudy - 90 F</p> <p>livebaseballscores.com</p> <p>AB 32 R 5 H 7 RBI 5 BB 6 SO 6 LOB 13</p> 					
2 Xander Bogaerts, R OBP: 0.398, SLG: 0.452	G5-3		1B		50 HR		F8		G5-3	4	1	1	0	1	0	1						
34 David Ortiz, L OBP: 0.407, SLG: 0.621	50 FC6-4		1B		K				50 HR	2	1	1	0	2	1	2						
50 Mookie Betts, R OBP: 0.355, SLG: 0.571	FC6-4		1B		K				1B	4	2	2	5	0	0	4						
25 Jackie Bradley Jr., L OBP: 0.362, SLG: 0.512	G4-3		K		G1-3				G4-3	4	0	0	0	0	1	0						
3 Sandy León, S OBP: 0.243, SLG: 0.620	47 G3-6-3		F7		F8				K	3	0	0	0	1	1	0						
47 Travis Shaw, L OBP: 0.318, SLG: 0.444	G3-6-3		BB		BB				K	2	0	0	0	2	1	1						
12 Brock Holt, L OBP: 0.314, SLG: 0.376	G4-3		L9		G6-4-3				1B	4	0	1	0	0	0	2						
40 Andrew Benintendi, L OBP: 0.396, SLG: 0.439	G1-3		G1-3		50 HR				K	4	1	1	0	0	1	1						
Inning Stats	R: 0 E: 0 K: 0 S: 8	H: 0 LOB: 1 BB: 1 P: 16	R: 0 E: 0 K: 0 S: 8	H: 0 LOB: 0 BB: 1 P: 16	R: 0 E: 0 K: 1 S: 15	H: 2 LOB: 3 BB: 1 P: 24	R: 0 E: 0 K: 1 S: 9	H: 0 LOB: 1 BB: 1 P: 17	R: 3 E: 0 K: 1 S: 12	H: 2 LOB: 0 BB: 1 P: 18	R: 0 E: 0 K: 0 S: 6	H: 0 LOB: 0 BB: 1 P: 14	R: 0 E: 0 K: 0 S: 8	H: 0 LOB: 0 BB: 0 P: 11	R: 2 E: 0 K: 2 S: 13	H: 2 LOB: 0 BB: 0 P: 18		R: 0 E: 0 K: 2 S: 11	H: 1 LOB: 1 BB: 0 P: 14	1B: 4 2B: 1 3B: 0 HR: 2	SF: 0 SAC: 0 DP: 2 HBP: 0	WP: 0 PB: 0 SB: 0 CS: 0
PITCHER	IP WLS BF H R ER SO BB IBB HBP BLK WP HR S P ERA WHIP																					
49 Yovani Gallardo, R ERA: 5.18	5.0		23	4	3	3	2	5	0	0	0	0	0	0	1	52	91	5.40	1.800			
48 Vance Worley, R ERA: 3.03	2.0		6	0	0	0	0	1	0	0	0	0	0	0	14	25	0.00	0.500				
35 Brad Brach, R ERA: 1.61	1.0	L	5	2	2	2	2	0	0	0	0	0	0	1	13	18	18.00	2.000				
60 Mychal Givens, R ERA: 3.13	1.0		4	1	0	0	2	0	0	0	0	0	0	0	11	14	0.00	1.000				

Batter	1	2	3	4	5	6	7	8	9	AB	R	H	RBI	BB	SO	LOB	BOTTOM					
10 Adam Jones, R OBP: 0.319, SLG: 0.459	F8		K		G6-3		BB			3	0	0	1	1	1	0	<p>Boston Red Sox @ Baltimore Orioles Oriole Park at Camden Yards, Baltimore, MD Tue Aug 16 2016, 7:08 PM - 10:14 PM EDT Att: 26,014 - Partly Cloudy - 90 F</p> <p>livebaseballscores.com</p> <p>AB 30 R 3 H 4 RBI 3 SO 13 LOB 11</p> 					
6 Jonathan Schoop, R OBP: 0.312, SLG: 0.474	K		K		L4		K			4	0	0	0	0	3	3						
13 Manny Machado, R OBP: 0.362, SLG: 0.549	P2		K		K		L3		45 G6-4-3	4	0	1	0	0	1	0						
45 Mark Trumbo, R OBP: 0.309, SLG: 0.527	K		K		K		19 BB		32 1B	3	1	0	0	1	2	1						
28 Steve Pearce, R OBP: 0.387, SLG: 0.507	G6-3		BB		BB		19 BB		32 1B	2	1	1	0	1	0	0						
19 Chris Davis, L OBP: 0.337, SLG: 0.434	BB		K		K		25 1B		32 1B	2	1	0	0	2	2	2						
32 Matt Wieters, S OBP: 0.300, SLG: 0.391	F7		BB		F9		10 BB		25 1B	4	0	1	2	0	1	2						
2 J.J. Hardy, R OBP: 0.309, SLG: 0.401	K		K		K		K		L9	4	0	0	0	0	3	3						
14 Nolan Reimold, R OBP: 0.300, SLG: 0.371	P3				G4-3		10 BB		G5-3	2	0	0	0	0	0	0						
25 Hyun Soo Kim, L OBP: 0.401, SLG: 0.435										2	0	1	0	0	0	0						
Inning Stats	R: 0 E: 0 K: 1 S: 9	H: 0 LOB: 0 BB: 0 P: 13	R: 0 E: 0 K: 1 S: 8	H: 0 LOB: 1 BB: 1 P: 17	R: 0 E: 0 K: 2 S: 9	H: 0 LOB: 0 BB: 0 P: 13	R: 0 E: 0 K: 3 S: 13	H: 0 LOB: 0 BB: 0 P: 17	R: 0 E: 0 K: 2 S: 9	H: 0 LOB: 1 BB: 1 P: 16	R: 0 E: 0 K: 0 S: 6	H: 0 LOB: 0 BB: 0 P: 7	R: 3 E: 0 K: 2 S: 17	H: 3 LOB: 3 BB: 3 P: 34	R: 0 E: 0 K: 1 S: 12	H: 1 LOB: 0 BB: 0 P: 19	R: 0 E: 0 K: 1 S: 7	H: 0 LOB: 0 BB: 0 P: 9	1B: 4 2B: 0 3B: 0 HR: 0	SF: 0 SAC: 0 DP: 1 HBP: 1	WP: 0 PB: 0 SB: 0 CS: 0	PA: 36
PITCHER	IP WLS BF H R ER SO BB IBB HBP BLK WP HR S P ERA WHIP																					
52 Eduardo Rodriguez, L ERA: 5.11	4.0		13	0	0	0	7	1	0	0	0	0	0	0	23	39	7.71	1.286				
68 Matt Barnes, R ERA: 3.54	2.1		10	1	2	2	2	2	0	0	0	0	0	0	1	5	∞	∞				
58 Fernando Abad, L ERA: 3.95	0.0		2	1	0	0	0	1	0	0	0	0	0	0	1	5	∞	∞				
29 Brad Ziegler, R ERA: 2.77	1.1	W	7	2	1	1	2	1	0	1	0	0	0	15	24	6.75	2.250					
26 Robbie Ross Jr., L ERA: 3.77	0.1	H	1	0	0	0	1	0	0	0	0	0	0	5	8	0.00	0.000					

Batter	1	2	3	4	5	6	7	8	9	AB	R	H	RBI	BB	SO	LOB	TOP	
15 Dustin Pedroia, R OBP: 0.371, SLG: 0.449	P5	L7		1B		G5-3				4	0	1	0	0	0	3	Boston Red Sox @ Baltimore Orioles Oriole Park at Camden Yards, Baltimore, MD Wed Aug 17 2016, 7:09 PM - 9:19 PM EDT Att: 26,160 - Cloudy - 89 F	
2 Xander Bogaerts, R OBP: 0.397, SLG: 0.450	P2		K	F8		34 2B	1B			4	1	1	0	0	1			
34 David Ortiz, L OBP: 0.406, SLG: 0.619	L9		G6-3	G4-3		50 1B 25 2B	2B			4	1	1	1	0	0	1		
50 Mookie Betts, R OBP: 0.358, SLG: 0.572		G4-3	25 HR	BB		25 S 3 HR	1B	25 2B	1B	3	3	2	0	1	0	0		
25 Jackie Bradley Jr., L OBP: 0.365, SLG: 0.523		12 1B 47 HBP	HR			F7				3	2	2	4	0	0	1		
3 Sandy León, S OBP: 0.435, SLG: 0.639	P6		12 1B				HR			4	1	2	2	0	1	1		
12 Brock Holt, L OBP: 0.322, SLG: 0.389		47 1B	1B				2B			4	0	3	0	0	0	0		
47 Travis Shaw, L OBP: 0.318, SLG: 0.443			40 BB	1B						3	0	1	1	0	1	3		
40 Andrew Benintendi, L OBP: 0.383, SLG: 0.419				BB						2	0	0	0	1	1	1		
Inning Stats	R: 0 E: 0 K: 0 S: 7	H: 0 LOB: 0 BB: 0 P: 9	R: 1 E: 0 K: 0 S: 12	H: 2 LOB: 3 BB: 1 P: 21	R: 2 E: 0 K: 1 S: 18	H: 3 LOB: 2 BB: 1 P: 26	R: 0 E: 0 K: 1 S: 12	H: 1 LOB: 1 BB: 0 P: 19	R: 2 E: 0 K: 1 S: 13	H: 3 LOB: 1 BB: 0 P: 19	R: 3 E: 0 K: 1 S: 16	H: 4 LOB: 0 BB: 0 P: 24	R: 0 E: 0 K: 0 S: 0	H: 0 LOB: 0 BB: 0 P: 0				
PITCHER	IP WLS BF H R ER SO BB IBB HBP BLK WP HR S P ERA WHIP																	
37 Dylan Bundy, R ERA: 3.36	4.1	L	25	9	5	5	2	2	0	0	1	0	0	0	0	0	10.38	2.538
63 Tyler Wilson, R ERA: 5.09	1.2		8	4	3	3	2	0	0	0	0	0	0	0	0	0	16.20	2.400
31 Ubaldo Jiménez, R ERA: 6.87	0.0		1	0	0	0	0	0	0	0	0	0	0	0	0	0	∞	∞

Batter	1	2	3	4	5	6	7	8	9	AB	R	H	RBI	BB	SO	LOB	BOTTOM	
10 Adam Jones, R OBP: 0.319, SLG: 0.460			K2-3		F9					3	0	1	0	0	1	1	Boston Red Sox @ Baltimore Orioles Oriole Park at Camden Yards, Baltimore, MD Wed Aug 17 2016, 7:09 PM - 9:19 PM EDT Att: 26,160 - Cloudy - 89 F	
6 Jonathan Schoop, R OBP: 0.312, SLG: 0.473	F9		F7							3	0	1	0	0	0	1		
13 Manny Machado, R OBP: 0.360, SLG: 0.545	P3									3	0	0	0	0	2	2		
45 Mark Trumbo, R OBP: 0.307, SLG: 0.524	G5-3									3	0	0	0	0	0	2		
28 Steve Pearce, R OBP: 0.386, SLG: 0.505		P6								3	0	1	0	0	0	1		
19 Chris Davis, L OBP: 0.337, SLG: 0.442		HR								2	1	1	1	0	1	1		
32 Matt Wieters, S OBP: 0.298, SLG: 0.388		P3								2	0	0	0	0	0	0		
2 J.J. Hardy, R OBP: 0.307, SLG: 0.398		G5-3								2	0	0	0	0	0	0		
25 Hyun Soo Kim, L OBP: 0.397, SLG: 0.431			G4-3							2	0	0	0	0	0	1		
Inning Stats	R: 0 E: 0 K: 0 S: 8	H: 1 LOB: 1 BB: 0 P: 9	R: 1 E: 0 K: 0 S: 12	H: 1 LOB: 0 BB: 0 P: 16	R: 0 E: 0 K: 1 S: 8	H: 0 LOB: 0 BB: 0 P: 10	R: 0 E: 0 K: 2 S: 11	H: 1 LOB: 0 BB: 0 P: 16	R: 0 E: 1 K: 0 S: 9	H: 0 LOB: 1 BB: 0 P: 13	R: 0 E: 0 K: 1 S: 14	H: 1 LOB: 1 BB: 0 P: 20	R: 0 E: 0 K: 0 S: 0	H: 0 LOB: 0 BB: 0 P: 0				
PITCHER	IP WLS BF H R ER SO BB IBB HBP BLK WP HR S P ERA WHIP																	
24 David Price, L ERA: 4.19	6.0	W	23	4	1	1	4	0	0	0	0	0	0	0	0	0	1.50	0.667

AB	31
R	8
H	13
RBI	8
BB	2
SO	4
LOB	11



WP	0	PA	34
PB	0		
SB	1		
CS	0		

AB	23
R	1
H	4
RBI	1
BB	0
SO	4
LOB	9



WP	0	PA	23
PB	0		
SB	0		
CS	0		

Batter	1	2	3	4	5	6	7	8	9	AB	R	H	RBI	BB	SO	LOB	TOP							
4 George Springer, R OBP: 0.356, SLG: 0.458 35 Teoscar Hernández, R OBP: 0.250, SLG: 0.421	G4-3		G5-3		F7		1B			4	0	1	0	0	0	0								
2 Alex Bregman, R OBP: 0.295, SLG: 0.322	K		G5-3			HR	F7			4	1	1	1	0	1	1								
27 Jose Altuve, R OBP: 0.426, SLG: 0.572 16 Tony Kemp, L OBP: 0.329, SLG: 0.319	K				11 1B				G1-3	4	1	1	0	0	2	0								
1 Carlos Correa, R OBP: 0.365, SLG: 0.472		K			L5				K	4	0	0	0	0	2	1								
9 Marwin Gonzalez, S OBP: 0.292, SLG: 0.418		F9			P6				K	4	0	0	0	0	1	1								
11 Evan Gattis, R OBP: 0.295, SLG: 0.451		E5			23 1B				K	3	2	2	1	1	0	0								
23 AJ Reed, L OBP: 0.277, SLG: 0.337					G3				P6	4	1	2	3	0	1	1								
6 Jake Marisnick, R OBP: 0.256, SLG: 0.325									K	4	0	0	0	0	2	1								
15 Jason Castro, L OBP: 0.317, SLG: 0.371					G3				G5-3	3	0	0	0	0	2	0								
									K	3	0	0	0	0	2	0								
Inning Stats	R: 0 E: 0 K: 2 S: 10	H: 0 LOB: 0 BB: 0 P: 14	R: 1 E: 1 K: 2 S: 15	H: 2 LOB: 1 BB: 1 P: 25	R: 0 E: 0 K: 0 S: 5	H: 0 LOB: 0 BB: 0 P: 9	R: 1 E: 0 K: 0 S: 11	H: 2 LOB: 1 BB: 1 P: 18	R: 0 E: 0 K: 1 S: 7	H: 0 LOB: 0 BB: 0 P: 9	R: 1 E: 0 K: 1 S: 7	H: 1 LOB: 0 BB: 0 P: 12	R: 2 E: 0 K: 2 S: 16	H: 2 LOB: 1 BB: 1 P: 27	R: 0 E: 0 K: 2 S: 8	H: 0 LOB: 0 BB: 0 P: 9	R: 0 E: 0 K: 1 S: 7	H: 0 LOB: 0 BB: 0 P: 8	1B: 4 2B: 1 HR: 2	SF: 0 SAC: 0 DP: 0 HBP: 0	WP: 0 PB: 0 SB: 0 CS: 0	PA: 35		
PITCHER	IP WLS BF H R ER SO BB IBB HBP BLK WP HR S P ERA WHIP	IP WLS BF H R ER SO BB IBB HBP BLK WP HR S P ERA WHIP	IP WLS BF H R ER SO BB IBB HBP BLK WP HR S P ERA WHIP	IP WLS BF H R ER SO BB IBB HBP BLK WP HR S P ERA WHIP	IP WLS BF H R ER SO BB IBB HBP BLK WP HR S P ERA WHIP	IP WLS BF H R ER SO BB IBB HBP BLK WP HR S P ERA WHIP	IP WLS BF H R ER SO BB IBB HBP BLK WP HR S P ERA WHIP	IP WLS BF H R ER SO BB IBB HBP BLK WP HR S P ERA WHIP	IP WLS BF H R ER SO BB IBB HBP BLK WP HR S P ERA WHIP	IP WLS BF H R ER SO BB IBB HBP BLK WP HR S P ERA WHIP	IP WLS BF H R ER SO BB IBB HBP BLK WP HR S P ERA WHIP	IP WLS BF H R ER SO BB IBB HBP BLK WP HR S P ERA WHIP	IP WLS BF H R ER SO BB IBB HBP BLK WP HR S P ERA WHIP	IP WLS BF H R ER SO BB IBB HBP BLK WP HR S P ERA WHIP	IP WLS BF H R ER SO BB IBB HBP BLK WP HR S P ERA WHIP	IP WLS BF H R ER SO BB IBB HBP BLK WP HR S P ERA WHIP	IP WLS BF H R ER SO BB IBB HBP BLK WP HR S P ERA WHIP	IP WLS BF H R ER SO BB IBB HBP BLK WP HR S P ERA WHIP	IP WLS BF H R ER SO BB IBB HBP BLK WP HR S P ERA WHIP	IP WLS BF H R ER SO BB IBB HBP BLK WP HR S P ERA WHIP	IP WLS BF H R ER SO BB IBB HBP BLK WP HR S P ERA WHIP	IP WLS BF H R ER SO BB IBB HBP BLK WP HR S P ERA WHIP	IP WLS BF H R ER SO BB IBB HBP BLK WP HR S P ERA WHIP	IP WLS BF H R ER SO BB IBB HBP BLK WP HR S P ERA WHIP

Houston Astros @ Baltimore Orioles
 Oriole Park at Camden Yards, Baltimore, MD
 Thu Aug 18 2016, 7:07 PM - 9:47 PM EDT
 Att: 20,288 - Partly Cloudy - 87 F

AB 34
 R 5
 H 7
 RBI 5
 BB 1
 SO 11
 LOB 5



Batter	1	2	3	4	5	6	7	8	9	AB	R	H	RBI	BB	SO	LOB	BOTTOM							
10 Adam Jones, R OBP: 0.318, SLG: 0.459 14 Nolan Reimold, R OBP: 0.304, SLG: 0.374	G4-3	SF9		G6-3		25 1B				3	1	1	1	0	0	0								
25 Hyun Soo Kim, L OBP: 0.406, SLG: 0.449	13 2B	45 HR				13 HR			K	5	2	4	1	0	1	1								
13 Manny Machado, R OBP: 0.361, SLG: 0.552	45 HR			F8					G5-3	5	2	2	3	0	1	2								
19 Chris Davis, L OBP: 0.338, SLG: 0.456 36 Caleb Joseph, R OBP: 0.246, SLG: 0.218				G4-3		F8			HR	5	2	2	2	0	1	2								
45 Mark Trumbo, R OBP: 0.308, SLG: 0.528						G5-3			G6-3	4	1	1	3	1	0	0								
24 Pedro Alvarez, L OBP: 0.319, SLG: 0.521	G1-3			G4-6-3					F7	5	0	2	0	0	0	1								
32 Matt Wieters, S OBP: 0.295, SLG: 0.383 28 Steve Pearce, R OBP: 0.386, SLG: 0.505		G4-3		G1		G4-3			L5	4	0	0	0	0	0	2								
6 Jonathan Schoop, R OBP: 0.314, SLG: 0.474		10 SF9				G3-1			K	4	2	2	0	0	1	0								
2 J.J. Hardy, R OBP: 0.313, SLG: 0.430 3 Ryan Flaherty, L OBP: 0.301, SLG: 0.324									K	4	3	3	3	0	1	0								
									K	0	0	0	0	0	0	0								
Inning Stats	R: 3 E: 0 K: 1 S: 19	H: 3 LOB: 0 BB: 0 P: 27	R: 2 E: 0 K: 1 S: 11	H: 3 LOB: 1 BB: 0 P: 17	R: 0 E: 0 K: 0 S: 5	H: 0 LOB: 0 BB: 1 P: 10	R: 2 E: 0 K: 0 S: 17	H: 3 LOB: 1 BB: 0 P: 23	R: 0 E: 0 K: 0 S: 9	H: 1 LOB: 1 BB: 0 P: 12	R: 5 E: 0 K: 0 S: 19	H: 6 LOB: 1 BB: 0 P: 30	R: 0 E: 0 K: 3 S: 11	H: 1 LOB: 0 BB: 0 P: 13	R: 1 E: 0 K: 0 S: 9	H: 1 LOB: 0 BB: 0 P: 17	1B: 9 2B: 2 3B: 1 HR: 6	SF: 1 SAC: 0 DP: 1 HBP: 0	WP: 0 PB: 0 SB: 0 CS: 0	PA: 42				
PITCHER	IP WLS BF H R ER SO BB IBB HBP BLK WP HR S P ERA WHIP	IP WLS BF H R ER SO BB IBB HBP BLK WP HR S P ERA WHIP	IP WLS BF H R ER SO BB IBB HBP BLK WP HR S P ERA WHIP	IP WLS BF H R ER SO BB IBB HBP BLK WP HR S P ERA WHIP	IP WLS BF H R ER SO BB IBB HBP BLK WP HR S P ERA WHIP	IP WLS BF H R ER SO BB IBB HBP BLK WP HR S P ERA WHIP	IP WLS BF H R ER SO BB IBB HBP BLK WP HR S P ERA WHIP	IP WLS BF H R ER SO BB IBB HBP BLK WP HR S P ERA WHIP	IP WLS BF H R ER SO BB IBB HBP BLK WP HR S P ERA WHIP	IP WLS BF H R ER SO BB IBB HBP BLK WP HR S P ERA WHIP	IP WLS BF H R ER SO BB IBB HBP BLK WP HR S P ERA WHIP	IP WLS BF H R ER SO BB IBB HBP BLK WP HR S P ERA WHIP	IP WLS BF H R ER SO BB IBB HBP BLK WP HR S P ERA WHIP	IP WLS BF H R ER SO BB IBB HBP BLK WP HR S P ERA WHIP	IP WLS BF H R ER SO BB IBB HBP BLK WP HR S P ERA WHIP	IP WLS BF H R ER SO BB IBB HBP BLK WP HR S P ERA WHIP	IP WLS BF H R ER SO BB IBB HBP BLK WP HR S P ERA WHIP	IP WLS BF H R ER SO BB IBB HBP BLK WP HR S P ERA WHIP	IP WLS BF H R ER SO BB IBB HBP BLK WP HR S P ERA WHIP	IP WLS BF H R ER SO BB IBB HBP BLK WP HR S P ERA WHIP	IP WLS BF H R ER SO BB IBB HBP BLK WP HR S P ERA WHIP	IP WLS BF H R ER SO BB IBB HBP BLK WP HR S P ERA WHIP	IP WLS BF H R ER SO BB IBB HBP BLK WP HR S P ERA WHIP	IP WLS BF H R ER SO BB IBB HBP BLK WP HR S P ERA WHIP

Houston Astros @ Baltimore Orioles
 Oriole Park at Camden Yards, Baltimore, MD
 Thu Aug 18 2016, 7:07 PM - 9:47 PM EDT
 Att: 20,288 - Partly Cloudy - 87 F

AB 40
 R 13
 H 18
 RBI 13
 BB 1
 SO 5
 LOB 8



Batter	1	2	3	4	5	6	7	8	9	AB	R	H	RBI	BB	SO	LOB	TOP										
4 George Springer, R OBP: 0.361, SLG: 0.470										5	3	4	2	0	0	1	Houston Astros @ Baltimore Orioles Oriole Park at Camden Yards, Baltimore, MD Fri Aug 19 2016, 7:07 PM - 10:09 PM EDT Att: 34,422 - Clear - 86 F										
2 Alex Bregman, R OBP: 0.275, SLG: 0.347										5	3	3	2	1	1	1											
27 Jose Altuve, R OBP: 0.427, SLG: 0.579										6	1	3	5	0	1	2											
1 Carlos Correa, R OBP: 0.362, SLG: 0.468										6	0	1	1	0	3	3											
11 Evan Gattis, R OBP: 0.302, SLG: 0.463										4	3	3	1	1	1	2											
9 Marwin Gonzalez, S OBP: 0.288, SLG: 0.413										5	0	0	0	0	3	3											
23 AJ Reed, L OBP: 0.283, SLG: 0.326										3	1	0	0	2	2	1											
13 Tyler White, R OBP: 0.282, SLG: 0.362										5	1	1	1	0	1	4											
35 Teoscar Hernández, R OBP: 0.360, SLG: 0.609										4	3	3	3	1	0	0											
Inning Stats	R: 1 H: 1 E: 0 K: 3 S: 12	L: 1 BB: 0 P: 19	R: 5 H: 5 E: 0 K: 2 S: 17	H: 5 BB: 0 P: 27	R: 0 H: 0 E: 0 K: 0 S: 8	H: 0 LOB: 1 BB: 2 P: 19	R: 1 H: 1 E: 0 K: 1 S: 10	H: 1 LOB: 1 BB: 1 P: 16	R: 2 H: 3 E: 0 K: 1 S: 12	H: 3 LOB: 1 BB: 1 P: 19	R: 3 H: 3 E: 0 K: 3 S: 16	H: 3 LOB: 2 BB: 1 P: 30	R: 2 H: 3 E: 0 K: 1 S: 20	H: 3 LOB: 2 BB: 1 P: 30	R: 0 H: 0 E: 0 K: 1 S: 7	H: 0 LOB: 0 BB: 0 P: 9		R: 1 H: 2 E: 0 K: 0 S: 7	H: 2 LOB: 1 BB: 0 P: 10	1B: 10 2B: 4 3B: 0 HR: 4	SF: 0 SAC: 0 DP: 1 HBP: 1	WP: 0 PB: 0 SB: 1 CS: 1	PA: 50				
PITCHER	IP	WLS	BF	H	R	ER	SO	BB	IBB	HBP	BLK	WP	HR	S	P	ERA	WHIP	PITCHER									
38 Wade Miley, L ERA: 5.58	1.2		12	6	6	6	5	0	0	1	0	0	1	28	44	32.40	3.600										
31 Ubaldo Jiménez, R ERA: 5.94	3.0	L	15	3	3	3	2	4	0	0	0	0	0	27	52	9.00	2.333										
63 Tyler Wilson, R ERA: 5.38	2.0		10	5	4	4	3	0	0	0	0	0	2	28	35	18.00	2.500										
48 Vance Worley, R ERA: 3.2	2.0		11	4	2	2	2	1	0	0	0	0	1	25	36	9.00	2.500										
53 Zack Britton, L ERA: 0.54	0.1		1	0	0	0	0	0	0	0	0	0	0	1	2	0.00	0.000										
10 Adam Jones, R OBP: 0.317, SLG: 0.463										5	1	1	1	0	0	3	Houston Astros @ Baltimore Orioles Oriole Park at Camden Yards, Baltimore, MD Fri Aug 19 2016, 7:07 PM - 10:09 PM EDT Att: 34,422 - Clear - 86 F										
25 Hyun Soo Kim, L OBP: 0.406, SLG: 0.445										4	1	1	0	1	2	0											
13 Manny Machado, R OBP: 0.359, SLG: 0.555										5	1	1	2	0	2	1											
19 Chris Davis, L OBP: 0.337, SLG: 0.461										4	1	1	1	0	1	0											
45 Mark Trumbo, R OBP: 0.310, SLG: 0.533										3	2	1	1	1	0	0											
24 Pedro Alvarez, L OBP: 0.318, SLG: 0.529										4	1	1	1	0	1	1											
32 Matt Wieters, S OBP: 0.294, SLG: 0.381										4	1	1	0	0	0	0											
6 Jonathan Schoop, R OBP: 0.315, SLG: 0.474										4	0	2	1	0	1	0											
2 J.J. Hardy, R OBP: 0.312, SLG: 0.427										4	0	1	0	0	1	2											
Inning Stats	R: 5 H: 7 E: 0 K: 0 S: 17	L: 7 LOB: 2 BB: 0 P: 27	R: 0 H: 0 E: 0 K: 3 S: 10	H: 0 LOB: 0 BB: 0 P: 15	R: 2 H: 2 E: 1 K: 1 S: 13	H: 2 LOB: 1 BB: 1 P: 22	R: 0 H: 0 E: 0 K: 0 S: 10	H: 0 LOB: 0 BB: 0 P: 16	R: 1 H: 1 E: 0 K: 1 S: 9	H: 1 LOB: 0 BB: 0 P: 14	R: 0 H: 0 E: 0 K: 1 S: 12	H: 0 LOB: 1 BB: 1 P: 23	R: 0 H: 0 E: 0 K: 0 S: 6	H: 0 LOB: 0 BB: 0 P: 7	R: 0 H: 0 E: 0 K: 1 S: 7	H: 0 LOB: 0 BB: 0 P: 9		R: 0 H: 0 E: 0 K: 1 S: 5	H: 0 LOB: 0 BB: 0 P: 9	1B: 5 2B: 0 3B: 0 HR: 5	SF: 0 SAC: 0 DP: 0 HBP: 0	WP: 1 PB: 1 SB: 0 CS: 0	PA: 39				
PITCHER	IP	WLS	BF	H	R	ER	SO	BB	IBB	HBP	BLK	WP	HR	S	P	ERA	WHIP	PITCHER									
31 Collin McHugh, R ERA: 4.99	3.0		19	7	7	6	4	1	0	0	0	0	1	4	64	18.00	3.333										
47 Chris Devenski, R ERA: 2.29	4.0	W	14	1	1	1	2	1	0	0	0	0	1	37	60	2.25	0.500										
37 Pat Neshek, R ERA: 2.7	1.0		3	0	0	0	1	0	0	0	0	0	0	7	9	0.00	0.000										
41 Brad Peacock, R ERA:	1.0		3	0	0	0	1	0	0	0	0	0	0	5	9	0.00	0.000										

Batter	1	2	3	4	5	6	7	8	9	AB	R	H	RBI	BB	SO	LOB	TOP				
4 George Springer, R OBP: 0.366, SLG: 0.481										4	3	3	2	2	1	1	Houston Astros @ Baltimore Orioles Oriole Park at Camden Yards, Baltimore, MD Sat Aug 20 2016, 7:08 PM - 10:28 PM EDT Att: 39,373 - Partly Cloudy - 86 F				
2 Alex Bregman, R OBP: 0.291, SLG: 0.396										6	1	3	3	0	1	1					
27 Jose Altuve, R OBP: 0.429, SLG: 0.581										4	1	2	1	1	0	1					
13 Tyler White, R OBP: 0.281, SLG: 0.360										1	0	0	0	0	0	1					
1 Carlos Correa, R OBP: 0.362, SLG: 0.465										5	1	1	1	1	0	5					
11 Evan Gattis, R OBP: 0.305, SLG: 0.465										5	1	2	0	0	0	4					
23 AJ Reed, L OBP: 0.286, SLG: 0.315										3	1	0	0	2	1	5					
35 Teoscar Hernández, R OBP: 0.400, SLG: 0.560										2	1	0	0	3	0	1					
15 Jason Castro, L OBP: 0.322, SLG: 0.388										4	2	2	4	1	0	2					
16 Tony Kemp, L OBP: 0.321, SLG: 0.311										5	1	1	0	0	1	5					
Inning Stats	R: 2 H: 3 E: 0 K: 0 S: 16	H: 3 LOB: 1 BB: 0 P: 25	R: 2 H: 3 E: 0 K: 0 S: 12	H: 3 LOB: 2 BB: 2 P: 24	R: 2 H: 0 E: 0 K: 1 S: 9	H: 0 LOB: 1 BB: 3 P: 23	R: 0 H: 0 E: 0 K: 1 S: 18	H: 0 LOB: 2 BB: 2 P: 33	R: 2 H: 2 E: 0 K: 0 S: 14	H: 3 LOB: 2 BB: 1 P: 30	R: 0 H: 0 E: 0 K: 0 S: 10	H: 0 LOB: 1 BB: 1 P: 17	R: 0 H: 0 E: 0 K: 0 S: 4	H: 0 LOB: 0 BB: 0 P: 11	R: 2 H: 3 E: 1 K: 0 S: 12	H: 3 LOB: 2 BB: 0 P: 19	1B: 6 2B: 5 3B: 0 HR: 3	SF: 0 SAC: 0 DP: 3 HBP: 1	WP: 0 PB: 0 SB: 0 CS: 0	PA: 50	
PITCHER	IP WLS BF H R ER SO BB IBB HBP BLK WP HR S P ERA WHIP	IP WLS BF H R ER SO BB IBB HBP BLK WP HR S P ERA WHIP	IP WLS BF H R ER SO BB IBB HBP BLK WP HR S P ERA WHIP	IP WLS BF H R ER SO BB IBB HBP BLK WP HR S P ERA WHIP	IP WLS BF H R ER SO BB IBB HBP BLK WP HR S P ERA WHIP	IP WLS BF H R ER SO BB IBB HBP BLK WP HR S P ERA WHIP	IP WLS BF H R ER SO BB IBB HBP BLK WP HR S P ERA WHIP	IP WLS BF H R ER SO BB IBB HBP BLK WP HR S P ERA WHIP	IP WLS BF H R ER SO BB IBB HBP BLK WP HR S P ERA WHIP	IP WLS BF H R ER SO BB IBB HBP BLK WP HR S P ERA WHIP	IP WLS BF H R ER SO BB IBB HBP BLK WP HR S P ERA WHIP	IP WLS BF H R ER SO BB IBB HBP BLK WP HR S P ERA WHIP	IP WLS BF H R ER SO BB IBB HBP BLK WP HR S P ERA WHIP	IP WLS BF H R ER SO BB IBB HBP BLK WP HR S P ERA WHIP	IP WLS BF H R ER SO BB IBB HBP BLK WP HR S P ERA WHIP	IP WLS BF H R ER SO BB IBB HBP BLK WP HR S P ERA WHIP	IP WLS BF H R ER SO BB IBB HBP BLK WP HR S P ERA WHIP	IP WLS BF H R ER SO BB IBB HBP BLK WP HR S P ERA WHIP	IP WLS BF H R ER SO BB IBB HBP BLK WP HR S P ERA WHIP	IP WLS BF H R ER SO BB IBB HBP BLK WP HR S P ERA WHIP	IP WLS BF H R ER SO BB IBB HBP BLK WP HR S P ERA WHIP
30 Chris Tillman, R ERA: 3.76	2.0	L	17	6	6	6	0	5	0	1	0	0	0	0	0	1	33	27.00	5.500		
43 Odrisamer Despaigne, R ERA: 5.6	3.0	15	5	4	4	2	2	0	0	0	0	0	1	44	71	12.00	2.333				
58 Donnie Hart, L ERA:	6.1	1.0	4	0	0	2	1	0	0	0	0	0	0	12	19	0.00	1.000				
60 Mychal Givens, R ERA: 3.0	7.1	1.0	4	0	0	0	1	0	0	0	0	0	0	10	17	0.00	1.000				
35 Brad Brach, R ERA: 1.8	8.1	1.0	3	0	0	0	1	0	0	0	0	0	0	4	11	0.00	1.000				


AB	39
R	12
H	14
RBI	11
BB	10
SO	4
LOB	26




Batter	1	2	3	4	5	6	7	8	9	AB	R	H	RBI	BB	SO	LOB	BOTTOM					
10 Adam Jones, R OBP: 0.317, SLG: 0.461										4	0	1	0	0	1	2	Houston Astros @ Baltimore Orioles Oriole Park at Camden Yards, Baltimore, MD Sat Aug 20 2016, 7:08 PM - 10:28 PM EDT Att: 39,373 - Partly Cloudy - 86 F					
14 Nolan Reimold, R OBP: 0.302, SLG: 0.372										1	0	0	0	0	0	2						
25 Hyun Soo Kim, L OBP: 0.399, SLG: 0.438										4	0	0	0	0	1	1						
13 Manny Machado, R OBP: 0.359, SLG: 0.556										3	0	1	0	0	0	0						
28 Steve Pearce, R OBP: 0.389, SLG: 0.520										1	1	1	1	0	0	0						
45 Mark Trumbo, R OBP: 0.307, SLG: 0.528										4	0	0	0	0	3	1						
19 Chris Davis, L OBP: 0.339, SLG: 0.468										2	1	1	1	1	0	0						
27 Francisco Peña, R OBP: 0.257, SLG: 0.303										1	0	0	0	0	0	0						
6 Jonathan Schoop, R OBP: 0.315, SLG: 0.473										3	0	1	0	0	0	2						
3 Ryan Flaherty, L OBP: 0.299, SLG: 0.322										1	0	0	0	0	1	0						
24 Pedro Alvarez, L OBP: 0.317, SLG: 0.525										4	0	1	0	0	1	1						
2 J.J. Hardy, R OBP: 0.315, SLG: 0.426										3	0	1	0	1	0	1						
36 Caleb Joseph, R OBP: 0.240, SLG: 0.211										4	0	0	0	0	2	4						
Inning Stats	R: 0 H: 0 E: 0 K: 2 S: 8	H: 1 LOB: 0 BB: 0 P: 11	R: 0 H: 1 E: 0 K: 1 S: 9	H: 1 LOB: 0 BB: 0 P: 15	R: 0 H: 1 E: 0 K: 0 S: 10	H: 1 LOB: 1 BB: 0 P: 17	R: 0 H: 0 E: 0 K: 2 S: 5	H: 0 LOB: 0 BB: 0 P: 8	R: 0 H: 1 E: 0 K: 1 S: 12	H: 1 LOB: 2 BB: 1 P: 18	R: 0 H: 0 E: 0 K: 1 S: 15	H: 1 LOB: 1 BB: 0 P: 23	R: 0 H: 1 E: 0 K: 1 S: 9	H: 1 LOB: 0 BB: 0 P: 12	R: 1 H: 1 E: 0 K: 1 S: 8	H: 1 LOB: 0 BB: 0 P: 14	R: 0 H: 1 E: 0 K: 1 S: 13	H: 1 LOB: 2 BB: 1 P: 21	1B: 4 2B: 1 3B: 0 HR: 2	SF: 0 SAC: 0 DP: 0 HBP: 0	WP: 1 PB: 1 SB: 0 CS: 0	PA: 37
PITCHER	IP WLS BF H R ER SO BB IBB HBP BLK WP HR S P ERA WHIP	IP WLS BF H R ER SO BB IBB HBP BLK WP HR S P ERA WHIP	IP WLS BF H R ER SO BB IBB HBP BLK WP HR S P ERA WHIP	IP WLS BF H R ER SO BB IBB HBP BLK WP HR S P ERA WHIP	IP WLS BF H R ER SO BB IBB HBP BLK WP HR S P ERA WHIP	IP WLS BF H R ER SO BB IBB HBP BLK WP HR S P ERA WHIP	IP WLS BF H R ER SO BB IBB HBP BLK WP HR S P ERA WHIP	IP WLS BF H R ER SO BB IBB HBP BLK WP HR S P ERA WHIP	IP WLS BF H R ER SO BB IBB HBP BLK WP HR S P ERA WHIP	IP WLS BF H R ER SO BB IBB HBP BLK WP HR S P ERA WHIP	IP WLS BF H R ER SO BB IBB HBP BLK WP HR S P ERA WHIP	IP WLS BF H R ER SO BB IBB HBP BLK WP HR S P ERA WHIP	IP WLS BF H R ER SO BB IBB HBP BLK WP HR S P ERA WHIP	IP WLS BF H R ER SO BB IBB HBP BLK WP HR S P ERA WHIP	IP WLS BF H R ER SO BB IBB HBP BLK WP HR S P ERA WHIP	IP WLS BF H R ER SO BB IBB HBP BLK WP HR S P ERA WHIP	IP WLS BF H R ER SO BB IBB HBP BLK WP HR S P ERA WHIP	IP WLS BF H R ER SO BB IBB HBP BLK WP HR S P ERA WHIP	IP WLS BF H R ER SO BB IBB HBP BLK WP HR S P ERA WHIP	IP WLS BF H R ER SO BB IBB HBP BLK WP HR S P ERA WHIP	IP WLS BF H R ER SO BB IBB HBP BLK WP HR S P ERA WHIP	
54 Mike Fiers, R ERA: 4.41	1.1	7.0	28	5	1	1	1	1	1	1	1	1	0	0	0	0	1	8	9.00	1.000		
41 Brad Peacock, R ERA: 4.5	1.0	4	1	1	1	1	1	0	0	0	0	0	0	1	8	14	9.00	1.000				
29 Tony Sipp, L ERA: 5.35	1.0	5	1	0	0																	

Batter	1	2	3	4	5	6	7	8	9	AB	R	H	RBI	BB	SO	LOB	TOP					
7 Trea Turner, R OBP: 0.346, SLG: 0.536										4	0	4	0	0	0	0	<p>Washington Nationals @ Baltimore Orioles Oriole Park at Camden Yards, Baltimore, MD Tue Aug 23 2016, 7:08 PM - 10:19 PM EDT Att: 26,697 - Clear - 78 F</p> <p>livebaseballscores.com</p> <p>AB 33 R 1 H 10 RBI 1 BB 2 SO 3 LOB 11</p>					
28 Jayson Werth, R OBP: 0.343, SLG: 0.430										2	0	0	0	2	0	3						
20 Daniel Murphy, L OBP: 0.388, SLG: 0.604										4	0	0	0	0	1	2						
34 Bryce Harper, L OBP: 0.386, SLG: 0.455										4	0	2	0	0	0	0						
6 Anthony Rendon, R OBP: 0.354, SLG: 0.457										4	0	1	0	0	0	3						
40 Wilson Ramos, R OBP: 0.365, SLG: 0.517										4	0	0	0	0	0	2						
11 Ryan Zimmerman, R (1, 3)										4	1	1	0	0	0	1						
25 Clint Robinson, L (1, 10)										4	0	1	0	0	1	0						
8 Danny Espinosa, S (1, 6)										3	0	1	1	0	1	0						
Inning Stats	R: 0 H: 2 E: 0 K: 0 S: 14	H: 0 LOB: 1 BB: 1 P: 27	R: 0 H: 0 E: 0 K: 1 S: 11	H: 0 LOB: 0 BB: 0 P: 12	R: 0 H: 1 E: 0 K: 0 S: 11	H: 1 LOB: 1 BB: 1 P: 21	R: 0 H: 1 E: 0 K: 0 S: 8	H: 1 LOB: 1 BB: 0 P: 15	R: 0 H: 1 E: 0 K: 1 S: 14	H: 1 LOB: 1 BB: 0 P: 21	R: 0 H: 1 E: 0 K: 0 S: 10	H: 1 LOB: 1 BB: 0 P: 14	R: 1 H: 4 E: 0 K: 0 S: 7	H: 4 LOB: 1 BB: 0 P: 13	R: 0 H: 0 E: 0 K: 1 S: 7	H: 0 LOB: 0 BB: 0 P: 10	R: 0 H: 0 E: 0 K: 0 S: 6	H: 0 LOB: 0 BB: 0 P: 11	1B: 9 2B: 1 3B: 0 HR: 0	SF: 0 SAC: 0 DP: 1 HBP: 0	WP: 0 PB: 0 SB: 0 CS: 2	PA: 35
PITCHER	IP WLS BF H R ER SO BB IBB HBP BLK WP HR S P ERA WHIP																					
39 Kevin Gausman, R (1, 1)	6.0 W 24 6 0 0 2 2 0 0 0 0 0 0 68 110 0.00 1.333																					
48 Vance Worley, R (7, 1)	3.0 S 11 4 1 1 1 0 0 0 0 0 0 0 20 34 3.00 1.333																					

Batter	1	2	3	4	5	6	7	8	9	AB	R	H	RBI	BB	SO	LOB	BOTTOM	
10 Adam Jones, R OBP: 0.318, SLG: 0.459										5	1	4	1	0	1	2	<p>Washington Nationals @ Baltimore Orioles Oriole Park at Camden Yards, Baltimore, MD Tue Aug 23 2016, 7:08 PM - 10:19 PM EDT Att: 26,697 - Clear - 78 F</p> <p>livebaseballscores.com</p> <p>AB 37 R 8 H 13 RBI 6 BB 4 SO 8 LOB 18</p>	
28 Steve Pearce, R OBP: 0.379, SLG: 0.502										4	0	0	0	1	1	5		
3 Ryan Flaherty, L (9, 9)										0	0	0	0	0	0	0		
13 Manny Machado, R (1, 5)										5	0	1	0	0	2	2		
19 Chris Davis, L (1, 3)										5	2	2	1	0	1	4		
45 Mark Trumbo, R (1, 9)										5	1	2	1	0	1	0		
14 Nolan Reimold, R (9, 7)										0	0	0	0	0	0	0		
6 Jonathan Schoop, R (1, 4)										4	1	1	1	0	1	0		
24 Pedro Alvarez, L (1, 10)										2	2	1	0	2	0	0		
32 Matt Wieters, S (1, 2)										4	1	2	2	0	0	3		
2 J.J. Hardy, R (1, 6)										3	0	0	0	1	1	2		
Inning Stats	R: 1 H: 2 E: 0 K: 1 S: 13	H: 2 LOB: 2 BB: 1 P: 24	R: 2 H: 2 E: 0 K: 0 S: 15	H: 2 LOB: 1 BB: 1 P: 24	R: 3 H: 4 E: 1 K: 1 S: 27	H: 4 LOB: 3 BB: 1 P: 43	R: 0 H: 0 E: 0 K: 0 S: 6	H: 0 LOB: 0 BB: 0 P: 9	R: 0 H: 2 E: 0 K: 3 S: 14	H: 2 LOB: 2 BB: 0 P: 17	R: 1 H: 2 E: 0 K: 2 S: 15	H: 2 LOB: 1 BB: 1 P: 27	R: 1 H: 1 E: 0 K: 1 S: 7	H: 1 LOB: 0 BB: 0 P: 9	1B: 9 2B: 3 3B: 0 HR: 1	SF: 0 SAC: 0 DP: 0 HBP: 0	WP: 0 PB: 0 SB: 0 CS: 0	PA: 41
PITCHER	IP WLS BF H R ER SO BB IBB HBP BLK WP HR S P ERA WHIP																	
49 Reynaldo López, R (1, 1)	2.2 L 18 7 0 0 4 2 3 0 0 0 0 0 0 29 36 0.00 1.000																	
18 Matt Belisle, R (3, 1)	3.0 3 0 0 2 0 0 0 0 0 0 0 0 29 36 0.00 1.000																	
46 Oliver Pérez, L (6, 1)	1.0 6 2 1 1 2 1 0 0 0 0 0 0 15 27 9.00 3.000																	
52 Yusmeiro Petit, R (7, 1)	1.1 5 1 1 1 2 0 0 0 0 0 0 1 10 13 6.75 0.750																	

Batter	1	2	3	4	5	6	7	8	9	AB	R	H	RBI	BB	SO	LOB	TOP										
10 Adam Jones, R (1, 8) OBP: 0.317, SLG: 0.457 24 Pedro Alvarez, L (9, PH) OBP: 0.318, SLG: 0.518	L8			G6-3		F9		G6-3		3	0	1	0	0	0	0	<p>Baltimore Orioles @ Washington Nationals Nationals Park, Washington, DC Thu Aug 25 2016, 7:06 PM - 9:49 PM EDT Att: 39,722 - Partly Cloudy - 87 F</p> <p>livebaseballscorecards.com</p> <p>AB 30 R 0 H 3 RBI 0 BB 0 SO 10 LOB 9</p> 										
28 Steve Pearce, R (1, 7) OBP: 0.374, SLG: 0.494	K			G6-3		P6		L9		4	0	0	0	0	1	2											
13 Manny Machado, R (1, 5) OBP: 0.357, SLG: 0.552	K			K		G5-3		G5-3		4	0	0	0	0	2	2											
19 Chris Davis, L (1, 3) OBP: 0.337, SLG: 0.468		F7		G3-1		G3				3	0	0	0	0	0	1											
45 Mark Trumbo, R (1, 9) OBP: 0.315, SLG: 0.535	K			P6				2-2		3	0	1	0	0	1	0											
6 Jonathan Schoop, R (1, 4) OBP: 0.315, SLG: 0.479	K			G1-3		K		1B		3	0	0	0	0	2	1											
32 Matt Wieters, S (1, 2) OBP: 0.296, SLG: 0.393				G4-3		K		K		3	0	0	0	0	2	1											
2 J.J. Hardy, R (1, 6) OBP: 0.306, SLG: 0.407	K			K		K		F8		3	0	0	0	0	2	1											
31 Ubaldo Jiménez, R (1, 1) 51 Logan Ondrusek, R (7, 1) 59 Mike Wright Jr., R (8, 1) 25 Hyun Soo Kim, L (9, PH) OBP: 0.398, SLG: 0.440	F9			L8		L8		2B		2	0	0	0	0	0	0											
Inning Stats	R: 0 H: 0 E: 0 K: 2 S: 10	H: 0 LOB: 0 BB: 0 P: 13	R: 0 H: 0 E: 0 K: 2 S: 9	H: 0 LOB: 0 BB: 0 P: 11	R: 0 H: 0 E: 0 K: 2 S: 9	H: 0 LOB: 0 BB: 0 P: 11	R: 0 H: 1 E: 0 K: 1 S: 10	H: 1 LOB: 1 BB: 0 P: 16	R: 0 H: 0 E: 0 K: 0 S: 5	H: 0 LOB: 0 BB: 0 P: 7	R: 0 H: 0 E: 0 K: 1 S: 6	H: 0 LOB: 0 BB: 0 P: 6	R: 0 H: 0 E: 0 K: 0 S: 8	H: 0 LOB: 0 BB: 0 P: 12	R: 0 H: 1 E: 0 K: 2 S: 15	H: 1 LOB: 1 BB: 0 P: 19		R: 0 H: 1 E: 0 K: 0 S: 10	H: 1 LOB: 1 BB: 0 P: 15	1B: 1 2B: 2 3B: 0 HR: 0	SF: 0 SAC: 0 DP: 0 HBP: 0	WP: 0 PA: 30 PB: 0 CS: 1					
PITCHER	IP	WLS	BF	H	R	ER	SO	BB	IBB	HBP	BLK	WP	HR	S	P	ERA	WHIP										
31 Max Scherzer, R (1, 1) ERA: 2.92 43 Mark Melancon, R (9, 1) ERA: 1.35	8.0	W	26	2	0	0	10	0	0	0	0	0	0	72	95	0.00	0.250										

Batter	1	2	3	4	5	6	7	8	9	AB	R	H	RBI	BB	SO	LOB	BOTTOM										
7 Trea Turner, R (1, 8) OBP: 0.363, SLG: 0.543	G6-3		L8							4	1	2	0	0	0	0	<p>Baltimore Orioles @ Washington Nationals Nationals Park, Washington, DC Thu Aug 25 2016, 7:06 PM - 9:49 PM EDT Att: 39,722 - Partly Cloudy - 87 F</p> <p>livebaseballscorecards.com</p> <p>AB 34 R 4 H 10 RBI 4 BB 0 SO 6 LOB 12</p> 										
28 Jayson Werth, R (1, 7) OBP: 0.347, SLG: 0.436	K			HR				1B		4	2	2	1	0	2	2											
20 Daniel Murphy, L (1, 4) OBP: 0.389, SLG: 0.610	F9			F7		P5		1B		4	1	1	1	0	0	0											
34 Bryce Harper, L (1, 9) OBP: 0.387, SLG: 0.458		F8		1B		F7		2B		4	0	2	2	0	0	0											
6 Anthony Rendon, R (1, 5) OBP: 0.354, SLG: 0.459		1B		P5		F8		F9		4	0	1	0	0	0	2											
11 Ryan Zimmerman, R (1, 3) OBP: 0.282, SLG: 0.394		F8		L4		G6-3		G1-3		4	0	0	0	0	0	3											
8 Danny Espinosa, S (1, 6) OBP: 0.316, SLG: 0.399		G4-3		K		1B		P5		4	0	1	0	0	1	2											
59 Jose Lobaton, S (1, 2) OBP: 0.302, SLG: 0.373				F8		1B		K		3	0	1	0	0	1	1											
31 Max Scherzer, R (1, 1) ERA: 6.62 43 Mark Melancon, R (9, 1) ERA: 5.89		G6-3		G6-3		K		K		3	0	0	0	0	2	2											
Inning Stats	R: 0 H: 0 E: 0 K: 1 S: 7	H: 1 LOB: 1 BB: 0 P: 12	R: 0 H: 1 E: 0 K: 0 S: 14	H: 1 LOB: 1 BB: 0 P: 21	R: 0 H: 0 E: 0 K: 0 S: 7	H: 0 LOB: 0 BB: 0 P: 9	R: 1 H: 2 E: 0 K: 0 S: 10	H: 2 LOB: 1 BB: 0 P: 16	R: 0 H: 2 E: 0 K: 3 S: 12	H: 2 LOB: 2 BB: 0 P: 18	R: 0 H: 0 E: 0 K: 0 S: 10	H: 0 LOB: 0 BB: 0 P: 14	R: 0 H: 1 E: 0 K: 2 S: 10	H: 1 LOB: 1 BB: 0 P: 17	R: 3 H: 4 E: 0 K: 0 S: 17	H: 4 LOB: 1 BB: 0 P: 27		1B: 6 2B: 3 3B: 0 HR: 1	SF: 0 SAC: 0 DP: 0 HBP: 0	WP: 0 PA: 34 PB: 0 CS: 0							
PITCHER	IP	WLS	BF	H	R	ER	SO	BB	IBB	HBP	BLK	WP	HR	S	P	ERA	WHIP										
31 Ubaldo Jiménez, R (1, 1) ERA: 6.62 51 Logan Ondrusek, R (7, 1) ERA: 9.95 59 Mike Wright Jr., R (8, 1) ERA: 5.89	6.0	L	23	5	1	1	4	0	0	0	0	0	0	20	32	27.00	4.000										

Batter	1	2	3	4	5	6	7	8	9	AB	R	H	RBI	BB	SO	LOB	TOP					
13 Manny Machado, R (1,5) OBP: 0.358, SLG: 0.564										5	1	2	0	0	1	2	<p>Baltimore Orioles @ New York Yankees Yankee Stadium, Bronx, NY Sat Aug 27 2016, 1:10 PM - 4:38 PM EDT Att: 38,843 - Sunny - 84 F</p>					
25 Hyun Soo Kim, L (1,7) OBP: 0.396, SLG: 0.436										5	0	2	1	0	0	2						
45 Mark Trumbo, R (1,9) OBP: 0.295, SLG: 0.537 3 Ryan Flaherty, L (6,6) OBP: 0.293, SLG: 0.315										2	2	1	1	2	1	0						
19 Chris Davis, L (1,3) OBP: 0.340, SLG: 0.482 28 Steve Pearce, R (8,3) OBP: 0.375, SLG: 0.494										3	2	2	3	0	0	0						
6 Jonathan Schoop, R (1,4) OBP: 0.312, SLG: 0.472										5	0	0	0	0	2	4						
24 Pedro Alvarez, L (1,10) OBP: 0.316, SLG: 0.514										4	0	1	0	0	1	3						
32 Matt Wieters, S (1,2) OBP: 0.285, SLG: 0.391 27 Francisco Peña, R (8,PR) OBP: 0.244, SLG: 0.282										4	0	1	0	0	1	1						
2 J.J. Hardy, R (1,6) OBP: 0.304, SLG: 0.405 14 Nolan Reimold, R (8,9) OBP: 0.236, SLG: 0.371										4	0	1	0	0	0	1						
29 Julio Borbon, L (1,8) OBP: 0.308, SLG: 0.308										4	0	2	0	0	1	2						
Inning Stats	R: 0 E: 0 K: 3 S: 14	H: 1 LOB: 3 BB: 1 P: 25	R: 0 E: 0 K: 1 S: 12	H: 1 LOB: 1 BB: 0 P: 18	R: 2 E: 0 K: 0 S: 9	H: 2 LOB: 1 BB: 1 P: 19	R: 0 E: 0 K: 0 S: 7	H: 1 LOB: 0 BB: 0 P: 11	R: 2 E: 0 K: 0 S: 12	H: 2 LOB: 0 BB: 0 P: 18	R: 0 E: 0 K: 1 S: 11	H: 2 LOB: 0 BB: 0 P: 16	R: 0 E: 0 K: 2 S: 11	H: 0 LOB: 0 BB: 0 P: 15	R: 0 E: 0 K: 0 S: 13	H: 1 LOB: 1 BB: 0 P: 17		R: 1 E: 0 K: 1 S: 13	H: 2 LOB: 1 BB: 0 P: 22	1B: 7 2B: 2 3B: 0 HR: 3	SF: 0 SAC: 0 DP: 0 HBP: 1	WP: 0 PB: 0 SB: 0 CS: 1
PITCHER	IP WLS BF H R ER SO BB IBB HBP BLK WP HR S P ERA WHIP																					
57 Chad Green, R (1,1) ERA: 4.09	4.2	23	7	4	4	4	2	0	0	0	0	0	0	0	3	52	87	7.71	1.929			
39 Tommy Layne, L (5,1) ERA: 3.57	1.0	W 4	1	0	0	1	0	0	0	0	0	0	0	0	11	17	0.00	1.000				
43 Adam Warren, R (6,1) ERA: 5.14	1.1	5	1	0	0	2	0	0	0	0	0	0	0	13	18	0.00	0.750					
29 Tyler Clippard, R (8,1) ERA: 3.54	1.0	4	1	0	0	0	0	0	0	0	0	0	0	13	17	0.00	1.000					
50 Kirby Yates, R (9,1) ERA: 5.61	1.0	5	2	1	1	1	0	0	0	0	0	0	0	13	22	9.00	2.000					

Batter	1	2	3	4	5	6	7	8	9	AB	R	H	RBI	BB	SO	LOB	BOTTOM			
11 Brett Gardner, L (1,7) OBP: 0.346, SLG: 0.367 99 Aaron Judge, R (7,PH) OBP: 0.319, SLG: 0.425										5	0	1	1	0	1	1	<p>Baltimore Orioles @ New York Yankees Yankee Stadium, Bronx, NY Sat Aug 27 2016, 1:10 PM - 4:38 PM EDT Att: 38,843 - Sunny - 84 F</p>			
22 Jacoby Ellsbury, L (1,8) OBP: 0.324, SLG: 0.370										5	1	1	0	1	1	3				
24 Gary Sánchez, R (1,2) OBP: 0.467, SLG: 0.990 27 Austin Romine, R (6,PH) OBP: 0.272, SLG: 0.406										3	1	1	1	2	2	3				
25 Mark Teixeira, S (1,3) OBP: 0.288, SLG: 0.346 26 Tyler Austin, R (6,PH) OBP: 0.136, SLG: 0.241										5	1	2	1	0	1	5				
18 Didi Gregorius, L (1,6) OBP: 0.314, SLG: 0.464										1	0	0	0	0	1	1				
14 Starlin Castro, R (1,4) OBP: 0.303, SLG: 0.431										4	3	2	1	1	2	2				
34 Brian McCann, L (1,10) OBP: 0.336, SLG: 0.496										6	3	4	3	0	2	3				
31 Aaron Hicks, S (1,9) OBP: 0.275, SLG: 0.339										4	2	3	2	1	0	0				
17 Ronald Torreyes, R (1,5) OBP: 0.339, SLG: 0.436										4	1	2	3	1	1	2				
Inning Stats	R: 1 E: 0 K: 2 S: 13	H: 1 LOB: 2 BB: 2 P: 25	R: 0 E: 0 K: 1 S: 15	H: 1 LOB: 0 BB: 0 P: 22	R: 3 E: 0 K: 1 S: 19	H: 4 LOB: 2 BB: 1 P: 27	R: 1 E: 0 K: 2 S: 11	H: 1 LOB: 0 BB: 0 P: 16	R: 4 E: 0 K: 0 S: 18	H: 3 LOB: 2 BB: 2 P: 35	R: 3 E: 0 K: 1 S: 19	H: 4 LOB: 3 BB: 1 P: 35	R: 0 E: 0 K: 2 S: 13	H: 2 LOB: 3 BB: 1 P: 22	R: 1 E: 0 K: 2 S: 12	H: 2 LOB: 1 BB: 0 P: 15		1B: 12 2B: 3 3B: 0 HR: 3	SF: 0 SAC: 0 DP: 0 HBP: 2	WP: 0 PB: 0 SB: 2 CS: 0
PITCHER	IP WLS BF H R ER SO BB IBB HBP BLK WP HR S P ERA WHIP																			
37 Dylan Bundy, R (1,1) ERA: 3.71	4.0	L 22	7	5	5	0	3	0	0	0	0	0	0	2	13	25	54.00	6.000		
66 T.J. McFarland, L (5,1) ERA: 5.93	0.2	7	3	4	4	0	1	0	1	0	0	0	0	13	28	81.00	15.000			
60 Mychal Givens, R (5,1) ERA: 3.6	0.1	7	3	3	3	0	2	0	1	0	0	0	0	21	36	0.00	2.400			
58 Donnie Hart, L (6,1) ERA: 1.68	1.2	9	3	0	0	2	1	0	0	0	0	0	0	21	36	0.00	2.400			
35 Brad Brach, R (7,1) ERA: 1.68	1.1	6	2	1	1	3	0	0	0	0	0	0	0	15	18	6.75	1.500			

Batter	1	2	3	4	5	6	7	8	9	AB	R	H	RBI	BB	SO	LOB	TOP										
28 Steve Pearce, R OBP: 0.380, SLG: 0.510 3 Ryan Flaherty, L OBP: 0.292, SLG: 0.313	F7		1B			HR	1B		G4-3	4	1	3	3	0	0	0	<p>Baltimore Orioles @ New York Yankees Yankee Stadium, Bronx, NY Sun Aug 28 2016, 1:09 PM - 4:15 PM EDT Att: 38,002 - Sunny - 85 F</p>										
2 J.J. Hardy, R OBP: 0.299, SLG: 0.399	F9		G5-3			G6-3	P2		P2	5	0	0	0	0	0	3											
13 Manny Machado, R OBP: 0.360, SLG: 0.564	1B								F8	5	1	3	0	0	0	0											
45 Mark Trumbo, R OBP: 0.317, SLG: 0.541	K					G5-4-3	HR			4	1	1	2	0	2	2											
19 Chris Davis, L OBP: 0.338, SLG: 0.478	K					G6-3				4	0	0	0	0	3	0											
6 Jonathan Schoop, R OBP: 0.313, SLG: 0.475	G5-3					K				4	1	2	0	0	1	0											
32 Matt Wieters, S OBP: 0.292, SLG: 0.386	F8					L1-3				4	0	0	0	0	1	2											
14 Nolan Reimold, R OBP: 0.307, SLG: 0.372			G5-3							2	1	1	0	2	0	0											
25 Hyun Soo Kim, L OBP: 0.394, SLG: 0.431			K			K				3	0	0	0	1	2	3											
Inning Stats	R: 0 H: 1 E: 0 K: 1 S: 13	H: 1 LOB: 1 BB: 0 P: 19	R: 0 H: 0 E: 0 K: 1 S: 9	H: 0 LOB: 0 BB: 0 P: 12	R: 0 H: 1 E: 0 K: 1 S: 10	H: 1 LOB: 1 BB: 0 P: 16	R: 0 H: 0 E: 0 K: 1 S: 5	H: 0 LOB: 0 BB: 0 P: 7	R: 0 H: 0 E: 0 K: 2 S: 8	H: 0 LOB: 1 BB: 1 P: 14	R: 1 H: 2 E: 0 K: 0 S: 8	H: 2 LOB: 0 BB: 0 P: 12	R: 2 H: 3 E: 0 K: 2 S: 18	H: 3 LOB: 2 BB: 1 P: 29	R: 2 H: 3 E: 0 K: 1 S: 15	H: 3 LOB: 2 BB: 1 P: 28		R: 0 H: 0 E: 0 K: 0 S: 8	H: 0 LOB: 0 BB: 0 P: 13	1B: 7 2B: 1 3B: 0 HR: 2	SF: 0 SAC: 0 DP: 1 HBP: 0	WP: 0 PB: 0 SB: 0 CS: 0	PA: 39				
PITCHER	IP	WLS	BF	H	R	ER	SO	BB	IBB	HBP	BLK	WP	HR	S	P	ERA	WHIP										
52 CC Sabathia, L ERA: 4.31	6.2	L	27	6	3	3	8	2	0	0	0	0	1	64	99	4.05	1.200										
43 Adam Warren, R ERA: 5.11	0.1		2	1	0	0	0	0	0	0	0	0	0	7	10	0.00	3.000										
61 Ben Heller, R ERA: 10.8	0.2		6	3	2	2	1	1	0	0	0	0	1	14	27	27.00	6.000										
47 Blake Parker, R ERA: 1.17	1.1		4	0	0	0	0	0	0	0	0	0	0	9	14	0.00	0.000										

Batter	1	2	3	4	5	6	7	8	9	AB	R	H	RBI	BB	SO	LOB	BOTTOM										
11 Brett Gardner, L OBP: 0.343, SLG: 0.364	K		G6-3						K	4	0	0	0	0	2	2	<p>Baltimore Orioles @ New York Yankees Yankee Stadium, Bronx, NY Sun Aug 28 2016, 1:09 PM - 4:15 PM EDT Att: 38,002 - Sunny - 85 F</p>										
31 Aaron Hicks, S OBP: 0.274, SLG: 0.338	2B		G1-3					G4-3		4	0	1	0	0	1	2											
24 Gary Sánchez, R OBP: 0.468, SLG: 0.893	L8									4	0	2	0	0	0	1											
25 Mark Teixeira, S OBP: 0.288, SLG: 0.345	K							G6-3		4	0	1	0	0	2	2											
18 Didi Gregorius, L OBP: 0.314, SLG: 0.462	P6							G4-3		4	0	1	0	0	0	0											
14 Starlin Castro, R OBP: 0.301, SLG: 0.427	K							G1-3		4	0	0	0	0	2	2											
34 Brian McCann, L OBP: 0.335, SLG: 0.495	F9							G4-3		4	0	1	0	0	1	2											
99 Aaron Judge, R OBP: 0.300, SLG: 0.395	K							L7		3	0	0	0	0	2	1											
17 Ronald Torreyes, R OBP: 0.348, SLG: 0.452	2B							G5-3		3	0	2	0	0	0	1											
Inning Stats	R: 0 H: 1 E: 0 K: 2 S: 13	H: 0 LOB: 0 BB: 0 P: 22	R: 0 H: 0 E: 0 K: 1 S: 11	H: 0 LOB: 0 BB: 0 P: 17	R: 0 H: 1 E: 0 K: 1 S: 10	H: 1 LOB: 1 BB: 0 P: 15	R: 0 H: 3 E: 0 K: 1 S: 12	H: 3 LOB: 2 BB: 0 P: 14	R: 0 H: 1 E: 0 K: 2 S: 9	H: 1 LOB: 1 BB: 0 P: 12	R: 0 H: 0 E: 0 K: 1 S: 7	H: 0 LOB: 0 BB: 0 P: 11	R: 0 H: 1 E: 0 K: 1 S: 13	H: 1 LOB: 1 BB: 0 P: 17	R: 0 H: 1 E: 0 K: 1 S: 21	H: 1 LOB: 1 BB: 0 P: 27		R: 0 H: 0 E: 0 K: 0 S: 9	H: 0 LOB: 0 BB: 0 P: 14	1B: 6 2B: 2 3B: 0 HR: 0	SF: 0 SAC: 0 DP: 0 HBP: 0	WP: 0 PB: 0 SB: 1 CS: 0	PA: 34				
PITCHER	IP	WLS	BF	H	R	ER	SO	BB	IBB	HBP	BLK	WP	HR	S	P	ERA	WHIP										
39 Kevin Gausman, R ERA: 3.73	7.0	W	27	7	0	0	9	0	0	0	0	0	0	75	108	0.00	1.000										
41 Tommy Hunter, R ERA: 3.57	1.0		4	1	0	0	1	0	0	0	0	0	0	21	27	0.00	1.000										
53 Zack Britton, L ERA: 0.68	1.0		3	0	0	0	0	0	0	0	0	0	0	9	14	0.00	0.000										

Batter	1	2	3	4	5	6	7	8	9	AB	R	H	RBI	BB	SO	LOB	TOP												
19 José Bautista, R OBP: 0.349, SLG: 0.450										3	0	0	0	1	3	0	<p>Toronto Blue Jays @ Baltimore Orioles Oriole Park at Camden Yards, Baltimore, MD Tue Aug 30 2016, 7:08 PM - 9:41 PM EDT Att. 16,083 - Clear - 84 F</p>												
20 Josh Donaldson, R OBP: 0.406, SLG: 0.560										4	0	1	0	0	0	1													
10 Edwin Encarnación, R OBP: 0.360, SLG: 0.546										3	0	0	0	1	0	1													
55 Russell Martin, R OBP: 0.341, SLG: 0.412										4	1	1	0	0	0	2													
2 Troy Tulowitzki, R OBP: 0.322, SLG: 0.461										4	0	0	0	0	0	1													
21 Michael Saunders, L OBP: 0.351, SLG: 0.511										3	2	2	2	0	1	0													
18 Darwin Barney, R OBP: 0.323, SLG: 0.352										1	0	1	0	0	0	0													
7 B.J. Upton, R OBP: 0.292, SLG: 0.418										4	0	0	0	0	0	2													
11 Kevin Pillar, R OBP: 0.296, SLG: 0.389										3	0	2	1	0	1	0													
29 Devon Travis, R OBP: 0.326, SLG: 0.463										3	0	0	0	0	0	2													
Inning Stats	R: 0 E: 0 K: 0 S: 8	H: 0 LOB: 1 BB: 2 P: 19	R: 1 E: 0 K: 0 S: 13	H: 2 LOB: 1 BB: 0 P: 18	R: 0 E: 0 K: 1 S: 11	H: 0 LOB: 0 BB: 0 P: 16	R: 0 E: 0 K: 1 S: 6	H: 0 LOB: 0 BB: 0 P: 13	R: 0 E: 0 K: 0 S: 10	H: 1 LOB: 0 BB: 0 P: 12	R: 0 E: 0 K: 1 S: 8	H: 0 LOB: 0 BB: 0 P: 11	R: 2 E: 0 K: 1 S: 10	H: 2 LOB: 0 BB: 0 P: 16	R: 0 E: 0 K: 1 S: 11	H: 1 LOB: 1 BB: 0 P: 18	R: 0 E: 0 K: 0 S: 11	H: 1 LOB: 1 BB: 0 P: 16	1B: 5 2B: 1 HR: 1	SF: 0 SAC: 0 DP: 2 HBP: 0	WP: 0 PB: 0 SB: 1 CS: 0	PA: 34							
PITCHER	IP WLS BF H R ER SO BB IBB HBP BLK WP HR S P ERA WHIP	6.2 W 5 1 0 0 2 0 0 0 0 0 1 63 101 4.05 1.050	1.1 W 5 1 0 0 2 0 0 0 0 0 0 14 22 0.00 0.750	1.0 S 4 1 0 0 0 0 0 0 0 0 0 11 16 0.00 1.000	PITCHER										IP WLS BF H R ER SO BB IBB HBP BLK WP HR S P ERA WHIP														
31 Ubaldo Jiménez, R ERA: 6.46											6.2	W	5	1	0	0	2	0	0	0	0	0	0	0	1	63	101	4.05	1.050
35 Brad Brach, R ERA: 1.54											1.1	W	5	1	0	0	2	0	0	0	0	0	0	0	0	14	22	0.00	0.750
53 Zack Britton, L ERA: 0.67											1.0	S	4	1	0	0	0	0	0	0	0	0	0	0	11	16	0.00	1.000	

Batter	1	2	3	4	5	6	7	8	9	AB	R	H	RBI	BB	SO	LOB	BOTTOM											
28 Steve Pearce, R OBP: 0.382, SLG: 0.521										3	1	1	1	0	0	1	<p>Toronto Blue Jays @ Baltimore Orioles Oriole Park at Camden Yards, Baltimore, MD Tue Aug 30 2016, 7:08 PM - 9:41 PM EDT Att. 16,083 - Clear - 84 F</p>											
24 Pedro Alvarez, L OBP: 0.318, SLG: 0.514										3	1	2	0	1	0	1												
13 Manny Machado, R OBP: 0.357, SLG: 0.563										4	1	1	2	0	1	4												
45 Mark Trumbo, R OBP: 0.314, SLG: 0.534										4	0	0	0	0	1	3												
25 Hyun Soo Kim, L OBP: 0.391, SLG: 0.428										0	0	0	0	0	0	0												
19 Chris Davis, L OBP: 0.333, SLG: 0.470										4	0	0	0	0	2	0												
6 Jonathan Schoop, R OBP: 0.312, SLG: 0.470										3	1	1	0	1	0	0												
32 Matt Wieters, S OBP: 0.295, SLG: 0.394										4	1	2	2	0	0	1												
2 J.J. Hardy, R OBP: 0.298, SLG: 0.406										4	0	0	0	0	1	2												
14 Nolan Reimold, R OBP: 0.308, SLG: 0.368										2	0	0	0	1	0	0												
Inning Stats	R: 0 E: 0 K: 1 S: 10	H: 1 LOB: 1 BB: 0 P: 18	R: 0 E: 0 K: 1 S: 10	H: 1 LOB: 0 BB: 0 P: 14	R: 0 E: 0 K: 1 S: 10	H: 1 LOB: 2 BB: 1 P: 18	R: 0 E: 0 K: 0 S: 9	H: 1 LOB: 1 BB: 0 P: 16	R: 3 E: 0 K: 0 S: 9	H: 2 LOB: 0 BB: 1 P: 17	R: 0 E: 0 K: 0 S: 8	H: 0 LOB: 0 BB: 0 P: 12	R: 0 E: 0 K: 0 S: 10	H: 0 LOB: 1 BB: 0 P: 15	R: 2 E: 0 K: 2 S: 10	H: 1 LOB: 0 BB: 1 P: 19	1B: 3 2B: 1 3B: 0 HR: 3	SF: 0 SAC: 0 DP: 0 HBP: 1	WP: 0 PB: 0 SB: 0 CS: 0	PA: 35								
PITCHER	IP WLS BF H R ER SO BB IBB HBP BLK WP HR S P ERA WHIP	6.1 L 3 0 0 0 0 0 0 0 0 0 0 6 8 0.00 0.000	0.2 L 5 1 2 2 2 1 0 0 0 0 1 10 19 18.00 2.000	PITCHER										IP WLS BF H R ER SO BB IBB HBP BLK WP HR S P ERA WHIP														
33 J.A. Happ, L ERA: 3.23											6.1	L	3	0	0	0	0	0	0	0	0	0	0	6	8	0.00	0.000	
31 Joe Blaginski, R ERA: 2.25											0.2	L	5	1	2	2	2	1	0	0	0	0	0	1	10	19	18.00	2.000
37 Jason Grilli, R ERA: 3.08											1.0	L	5	1	2	2	2	1	0	0	0	0	0	1	10	19	18.00	2.000

AB 32
R 3
H 7
RBI 3
BB 2
SO 5
LOB 9



AB 31
R 5
H 7
RBI 5
BB 3
SO 5
LOB 12



Batter	1	2	3	4	5	6	7	8	9	AB	R	H	RBI	BB	SO	LOB	TOP			
10 Adam Jones, R OBP: 0.318, SLG: 0.459										5	1	1	0	0	0	0	<p>Baltimore Orioles @ Tampa Bay Rays Tropicana Field, St. Petersburg, FL Mon Sep 05 2016, 1:11 PM - 3:46 PM EDT Att: 12,256 - Dome - 72 F</p>			
24 Pedro Alvarez, L OBP: 0.314, SLG: 0.508										4	0	0	0	1	2	2				
13 Manny Machado, R OBP: 0.356, SLG: 0.560										4	0	1	0	0	1	4				
19 Chris Davis, L OBP: 0.339, SLG: 0.479										4	2	2	3	0	1	1				
45 Mark Trumbo, R OBP: 0.320, SLG: 0.538										3	2	2	1	1	1	0				
18 Drew Stubbs, R OBP: 0.338, SLG: 0.407										0	0	0	0	0	0	0				
32 Matt Wieters, S OBP: 0.294, SLG: 0.390										4	1	1	0	0	2	1				
6 Jonathan Schoop, R OBP: 0.308, SLG: 0.464										4	0	1	2	0	1	1				
2 J.J. Hardy, R OBP: 0.294, SLG: 0.399										4	0	0	0	0	1	1				
25 Hyun Soo Kim, L OBP: 0.386, SLG: 0.421										3	1	1	0	0	0	0				
28 Steve Pearce, R OBP: 0.379, SLG: 0.506										1	0	0	0	0	1	0				
1 Michael Bourn, L OBP: 0.307, SLG: 0.361										0	0	0	0	0	0	0				
Inning Stats	R: 0 E: 0 K: 1 S: 10	H: 1 LOB: 1 BB: 0 P: 13	R: 0 E: 0 K: 2 S: 7	H: 0 LOB: 0 BB: 0 P: 10	R: 0 E: 1 K: 1 S: 9	H: 0 LOB: 2 BB: 1 P: 19	R: 2 E: 0 K: 1 S: 11	H: 2 LOB: 0 BB: 0 P: 19	R: 5 E: 0 K: 2 S: 22	H: 6 LOB: 1 BB: 0 P: 32	R: 0 E: 0 K: 0 S: 7	H: 0 LOB: 0 BB: 0 P: 11	R: 0 E: 0 K: 1 S: 6	H: 0 LOB: 0 BB: 0 P: 11	R: 0 E: 0 K: 2 S: 9	H: 0 LOB: 0 BB: 0 P: 14	1B: 6 2B: 2 HR: 1	SF: 0 SAC: 0 DP: 0 HBP: 0	WP: 2 PB: 0 SB: 1 CS: 0	PA: 39
PITCHER	IP WLS BF H R ER SO BB IBB HBP BLK WP HR S P ERA WHIP	5.0 L 26 9 7 7 7 1 0 0 0 2 1 59 93 12.60 2.000	3.0 9 0 0 0 1 1 0 0 0 0 0 20 37 0.00 0.333	1.0 3 0 0 0 2 0 0 0 0 0 0 9 14 0.00 0.000	PITCHER															

AB	36
R	7
H	9
RBI	6
BB	2
SO	10
LOB	10



Batter	1	2	3	4	5	6	7	8	9	AB	R	H	RBI	BB	SO	LOB	BOTTOM			
2 Nick Franklin, S OBP: 0.353, SLG: 0.492										4	0	0	0	0	1	0	<p>Baltimore Orioles @ Tampa Bay Rays Tropicana Field, St. Petersburg, FL Mon Sep 05 2016, 1:11 PM - 3:46 PM EDT Att: 12,256 - Dome - 72 F</p>			
39 Kevin Kiermaier, L OBP: 0.305, SLG: 0.392										4	1	1	0	0	0	0				
3 Evan Longoria, R OBP: 0.331, SLG: 0.536										1	1	0	0	0	0	0				
5 Matt Duffy, R OBP: 0.310, SLG: 0.357										2	0	0	0	0	0	0				
13 Brad Miller, L OBP: 0.313, SLG: 0.501										4	0	0	0	0	2	2				
7 Logan Morrison, L OBP: 0.315, SLG: 0.399										2	1	1	3	1	0	0				
20 Steven Souza Jr., R OBP: 0.286, SLG: 0.382										3	0	0	0	0	2	1				
10 Corey Dickerson, L OBP: 0.278, SLG: 0.440										3	0	0	0	0	0	1				
19 Curt Casali, R OBP: 0.254, SLG: 0.311										3	0	0	0	0	0	0				
46 Luke Maile, R OBP: 0.281, SLG: 0.412										3	0	0	0	0	1	0				
Inning Stats	R: 3 E: 0 K: 1 S: 14	H: 2 LOB: 0 BB: 0 P: 25	R: 0 E: 0 K: 1 S: 10	H: 0 LOB: 0 BB: 0 P: 15	R: 0 E: 0 K: 0 S: 6	H: 0 LOB: 0 BB: 0 P: 10	R: 0 E: 0 K: 1 S: 7	H: 0 LOB: 1 BB: 1 P: 13	R: 0 E: 0 K: 0 S: 5	H: 0 LOB: 0 BB: 0 P: 8	R: 0 E: 0 K: 1 S: 6	H: 0 LOB: 0 BB: 0 P: 8	R: 0 E: 0 K: 1 S: 9	H: 0 LOB: 0 BB: 0 P: 10	R: 0 E: 0 K: 1 S: 11	H: 0 LOB: 0 BB: 0 P: 14	1B: 1 2B: 0 3B: 0 HR: 1	SF: 0 SAC: 0 DP: 0 HBP: 1	WP: 0 PB: 0 SB: 2 CS: 0	PA: 31
PITCHER	IP WLS BF H R ER SO BB IBB HBP BLK WP HR S P ERA WHIP	9.0 W 31 2 3 3 6 1 0 1 0 0 1 75 114 3.00 0.333	PITCHER																	

AB	29
R	3
H	2
RBI	3
BB	1
SO	6
LOB	4

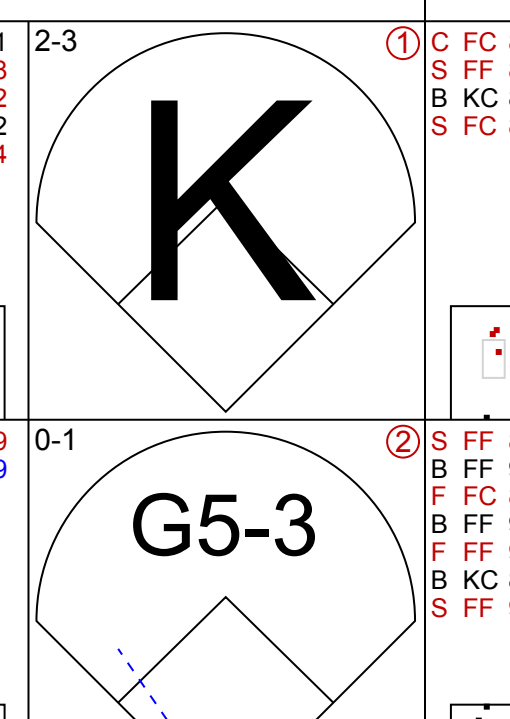
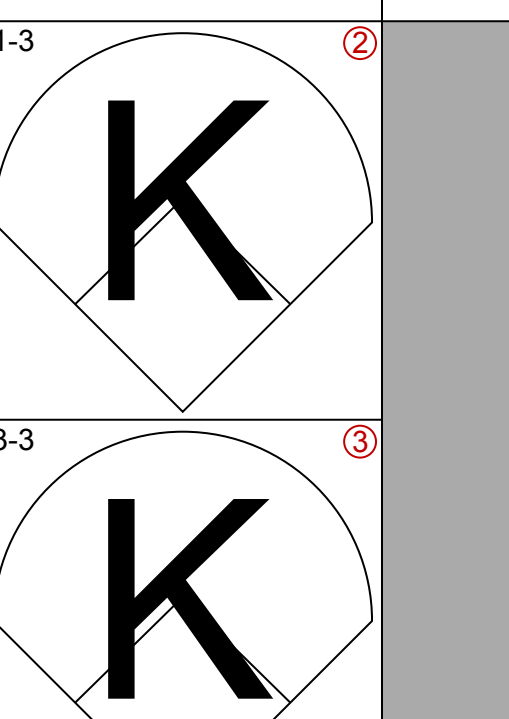
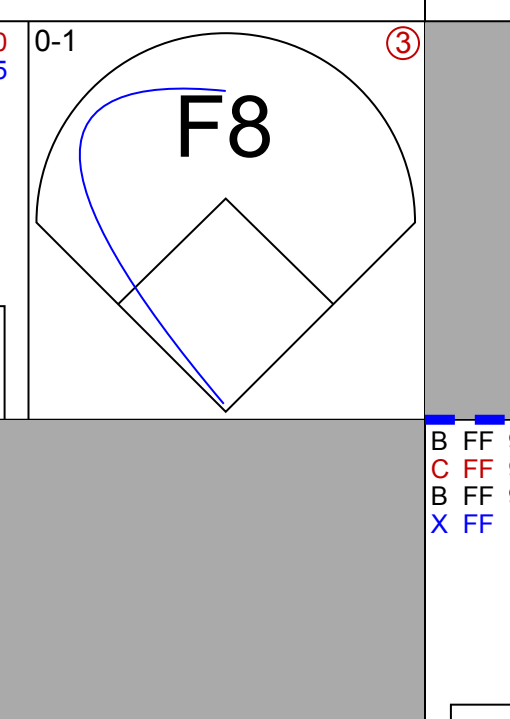
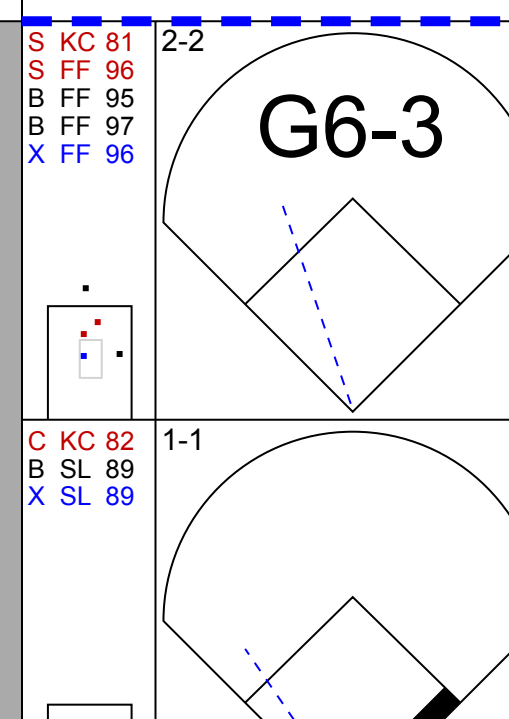
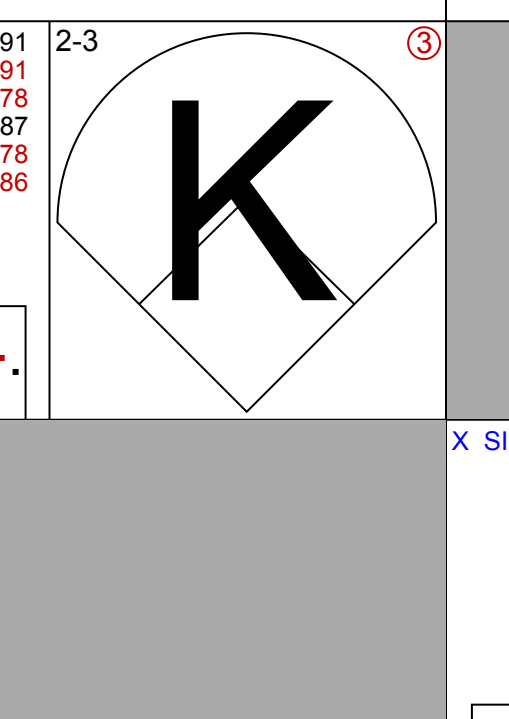
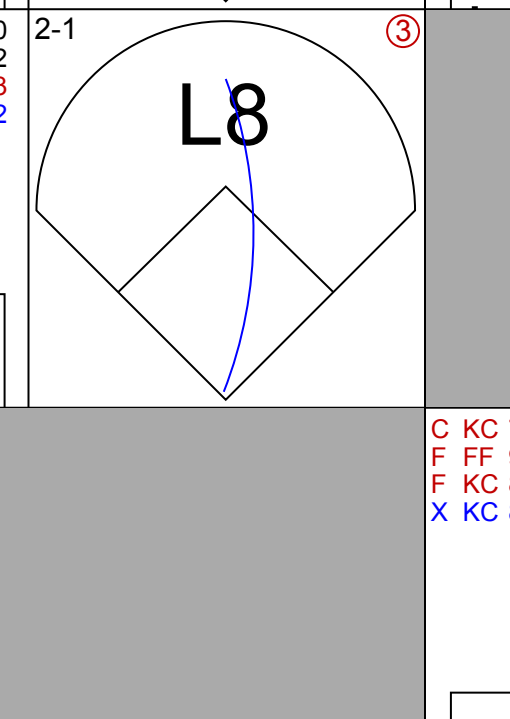
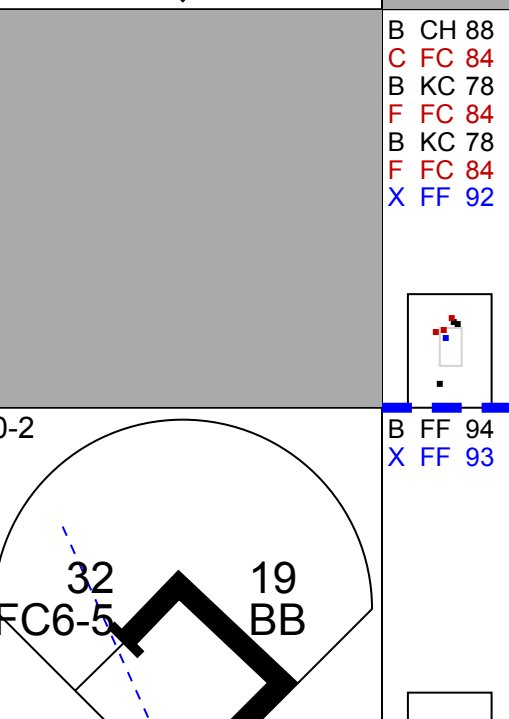
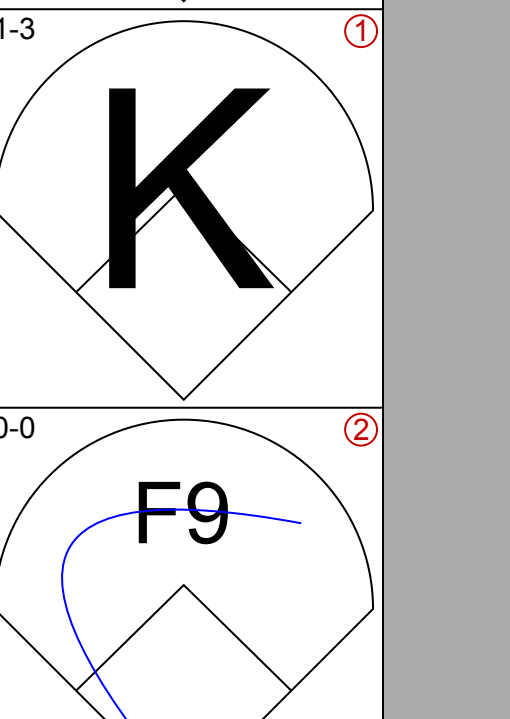
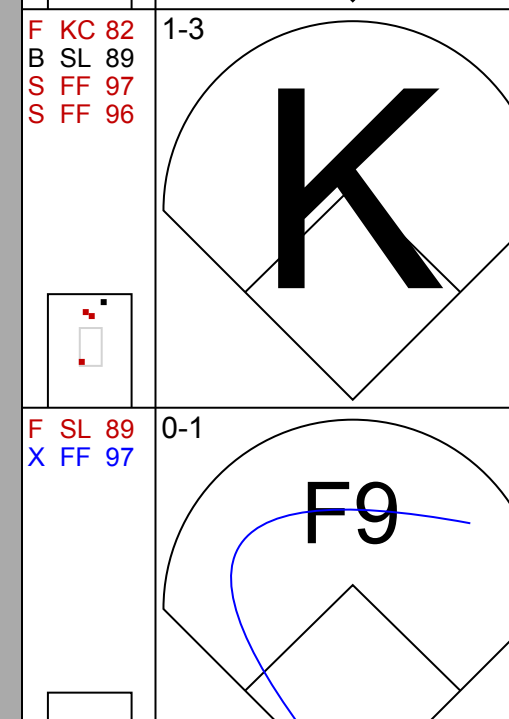
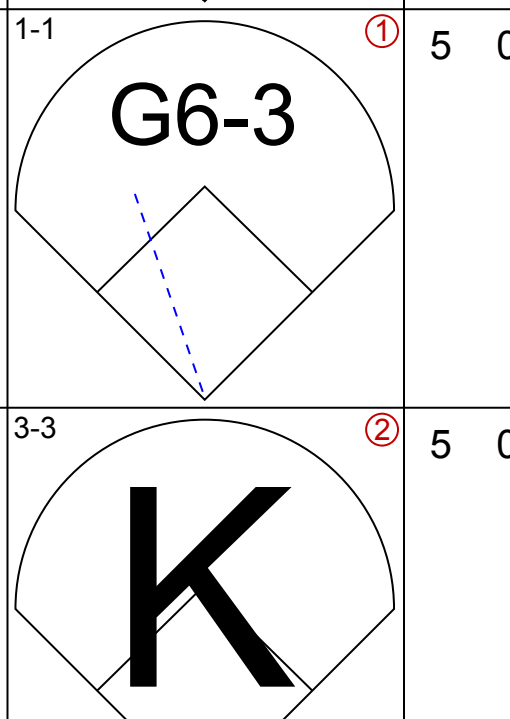
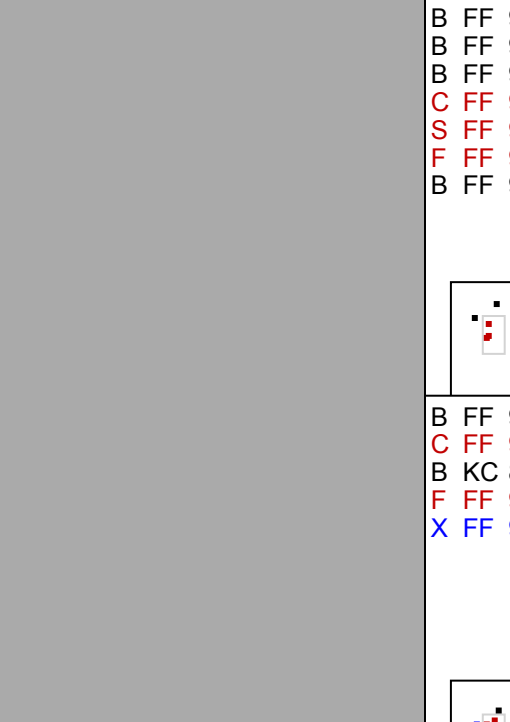
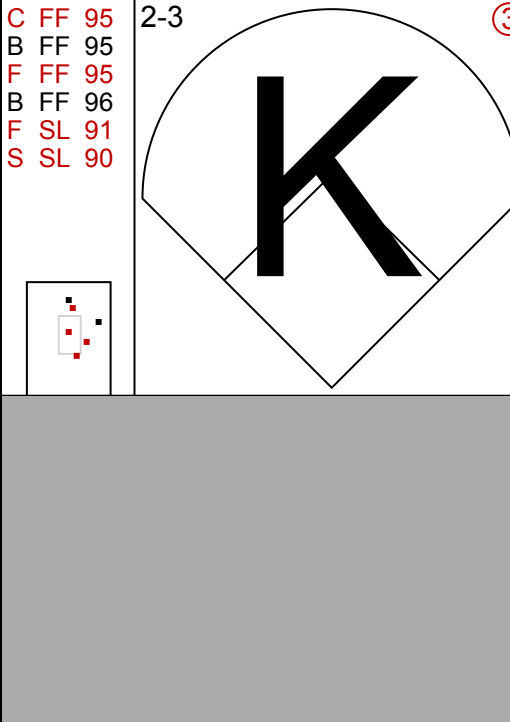
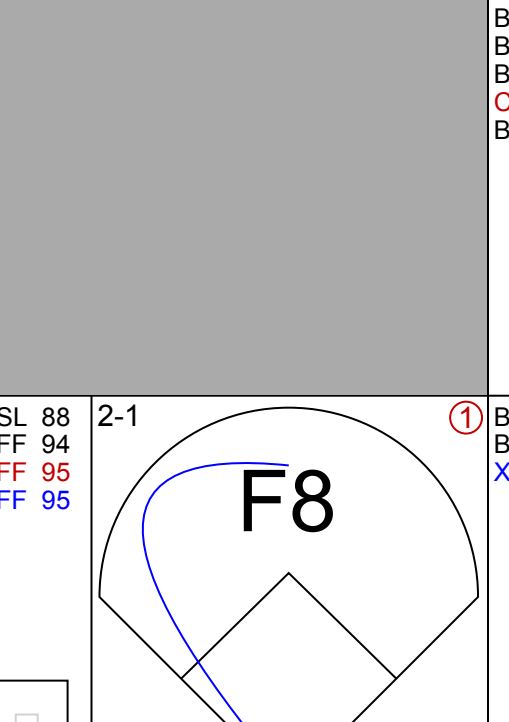
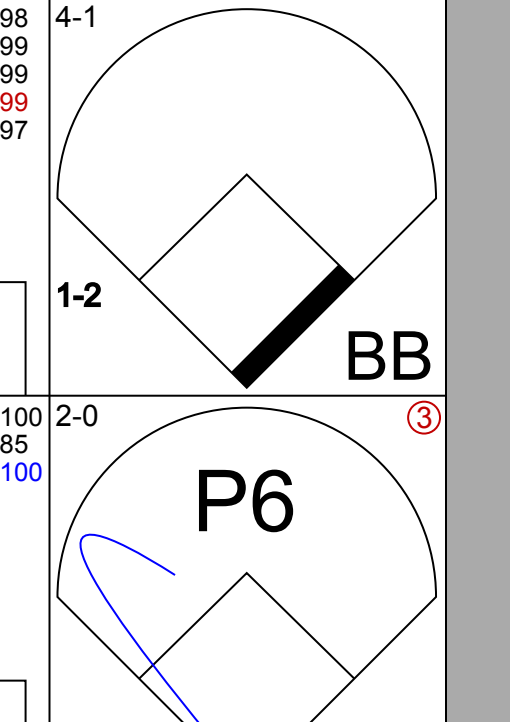

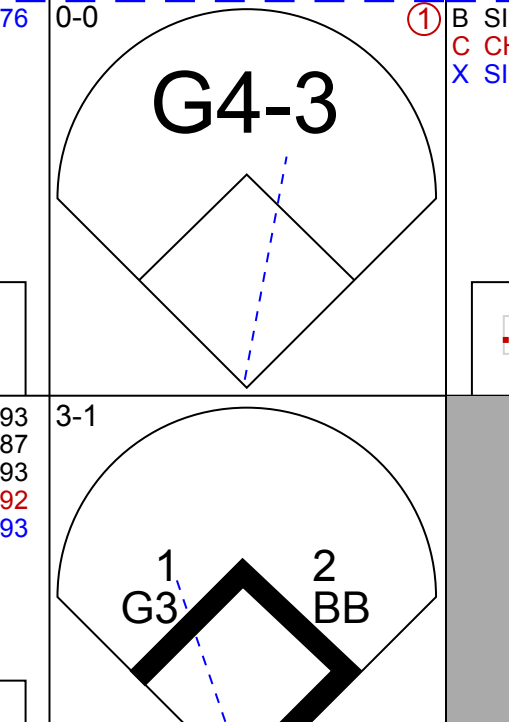
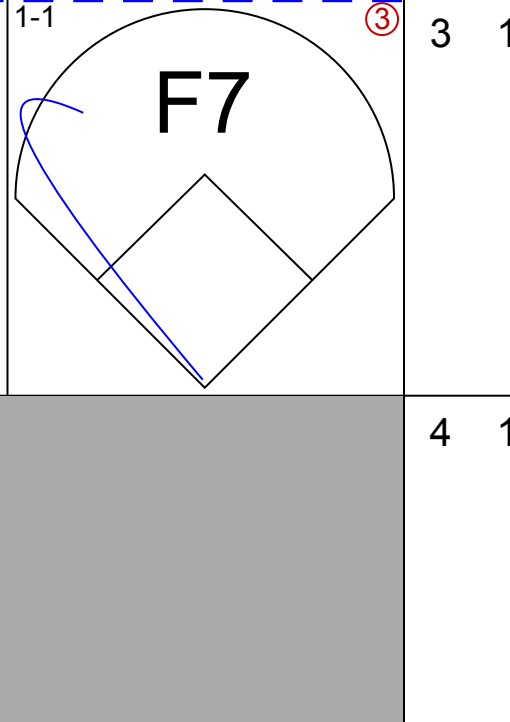
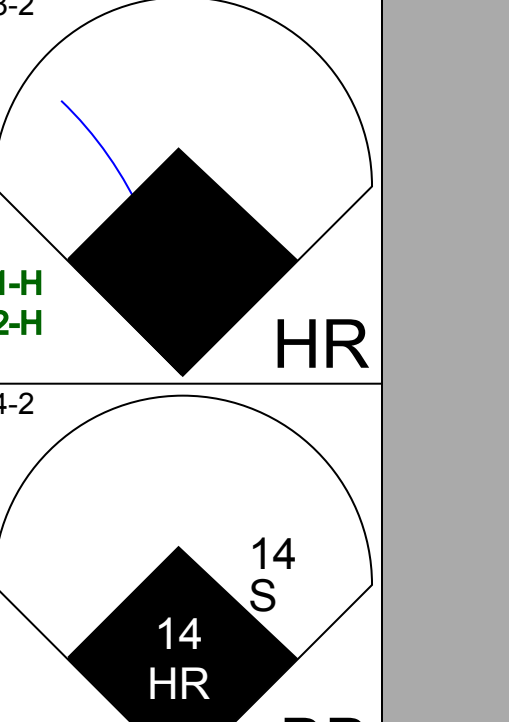
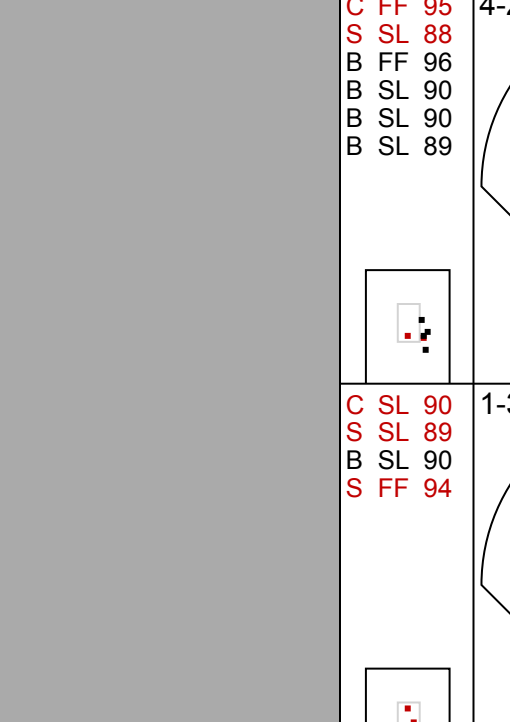
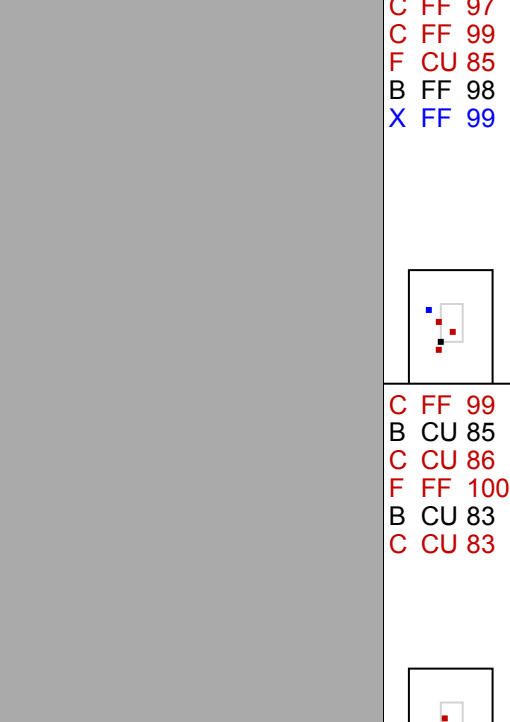
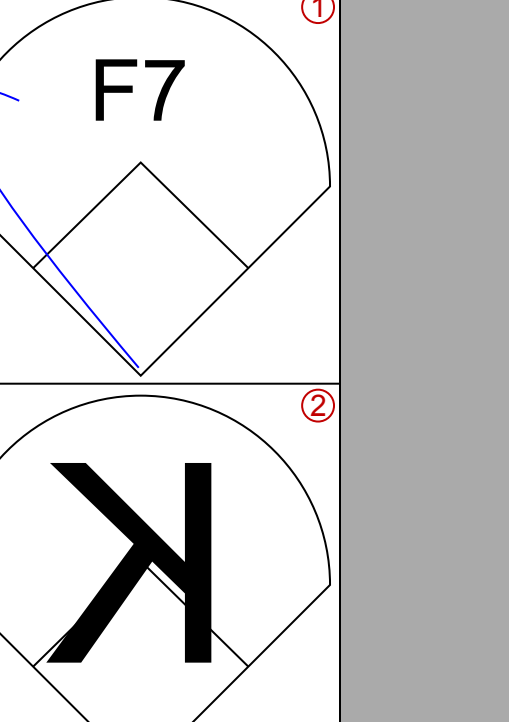
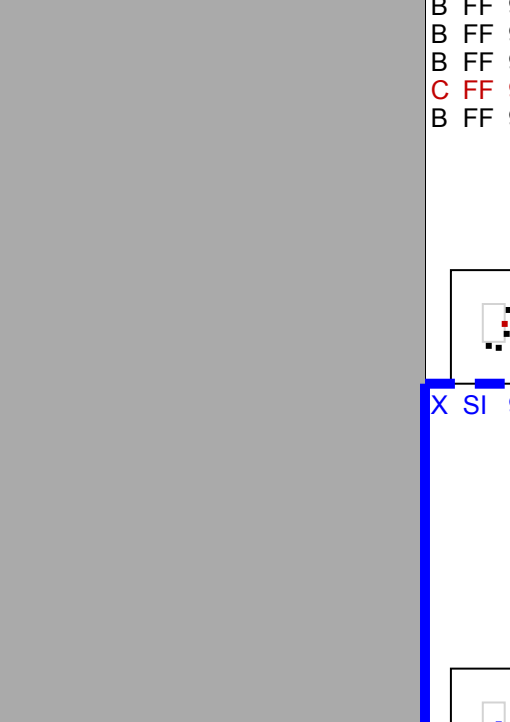
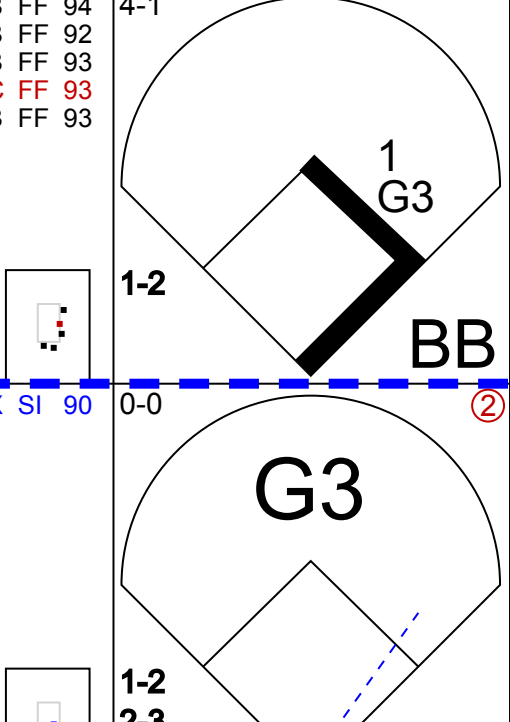


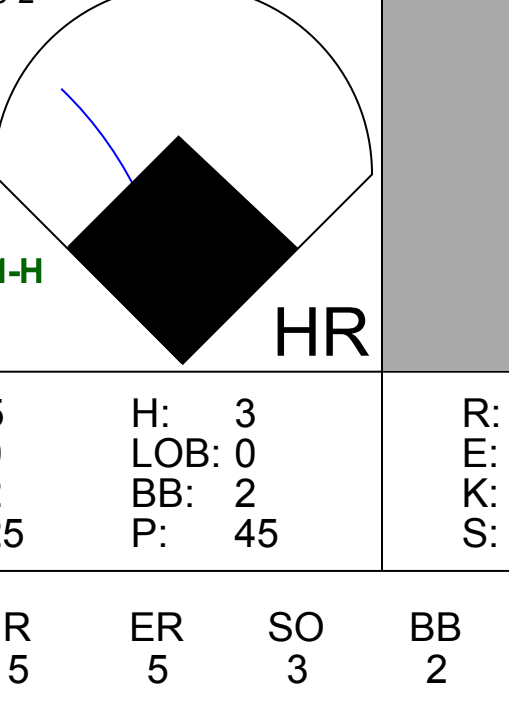
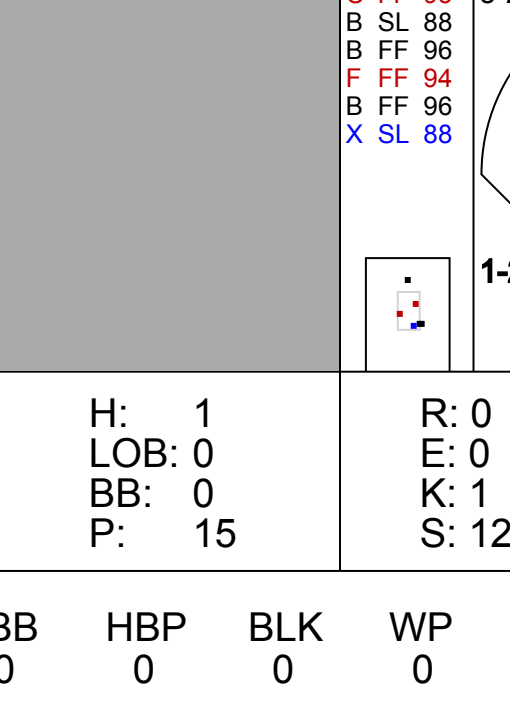
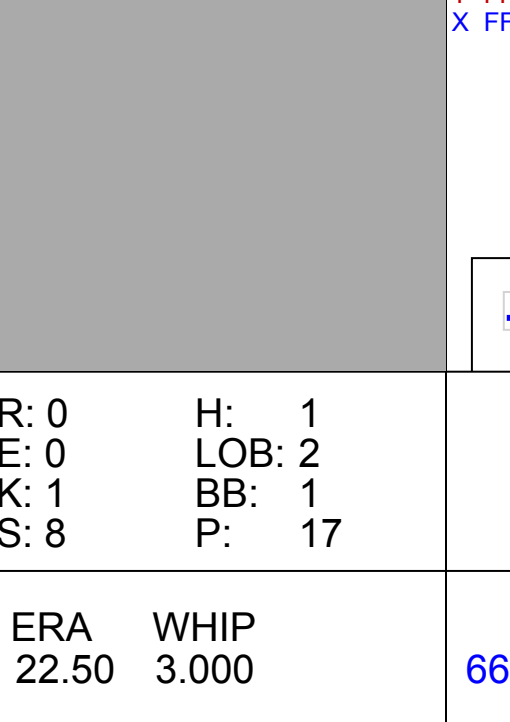
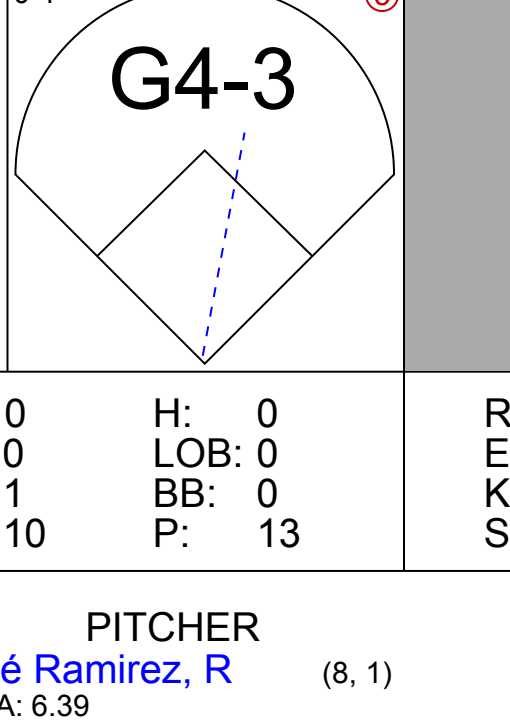
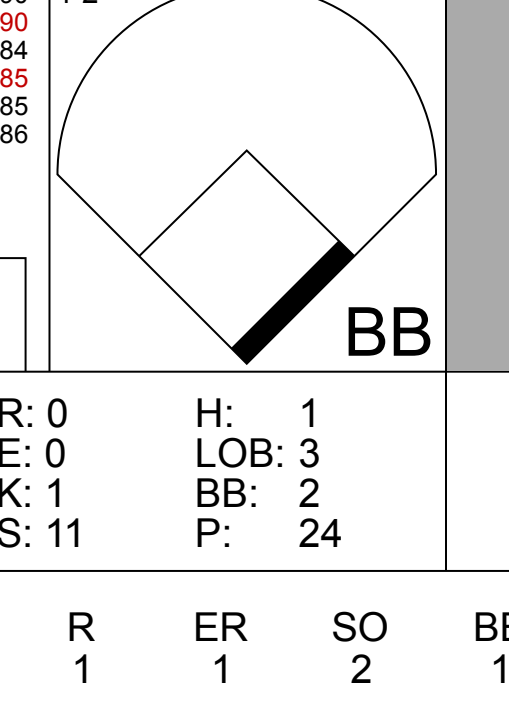
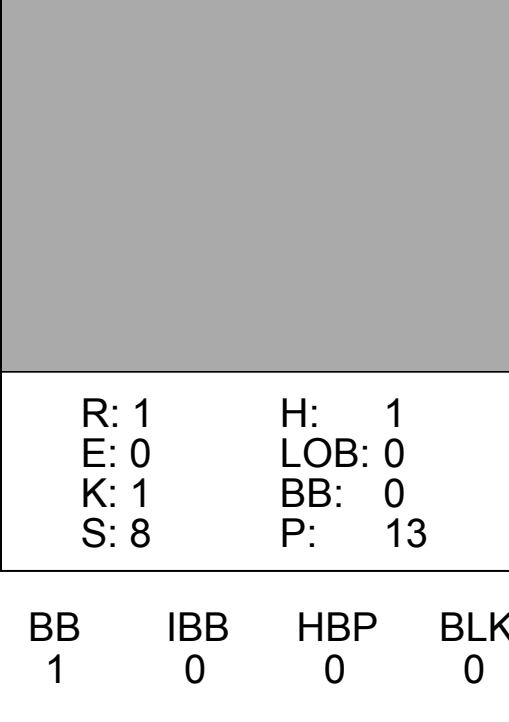
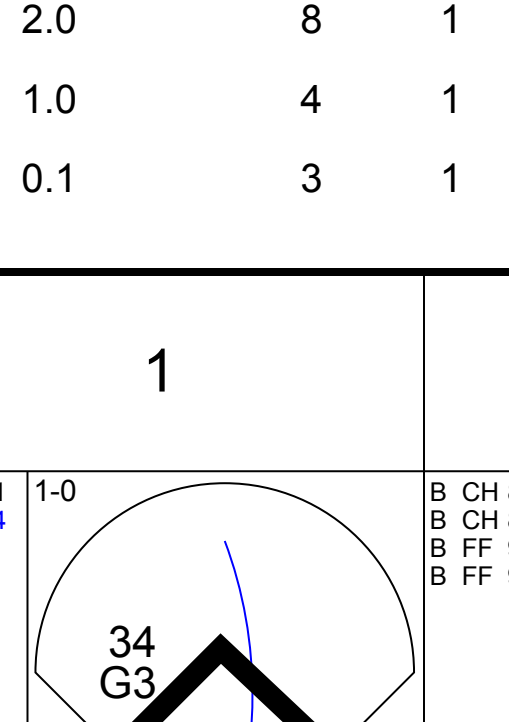
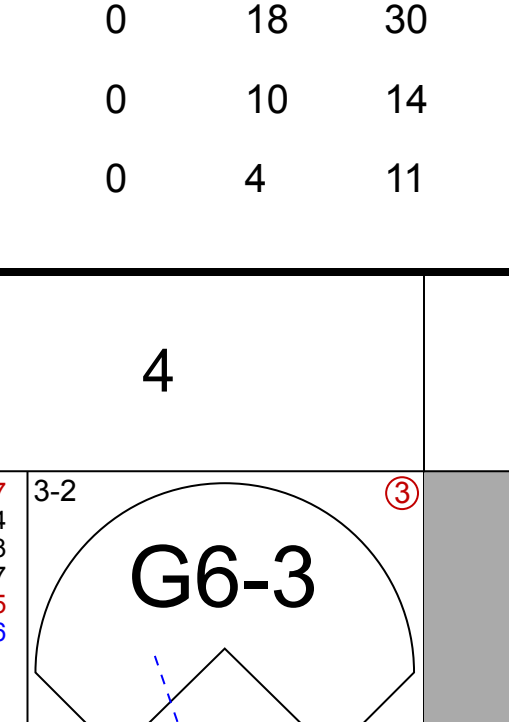

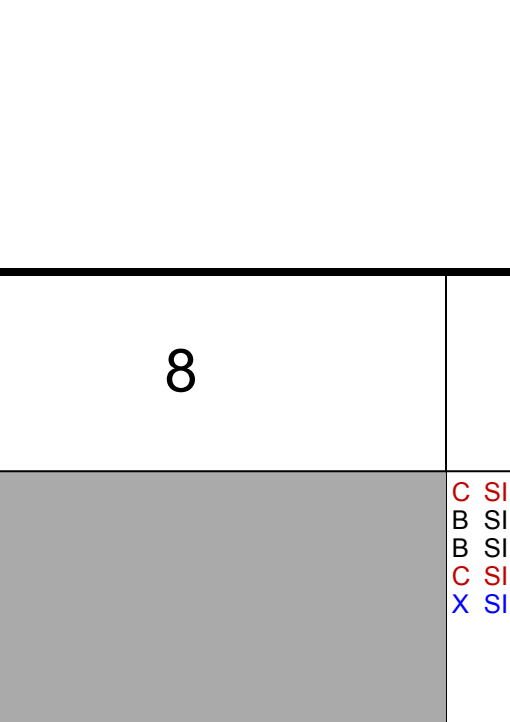
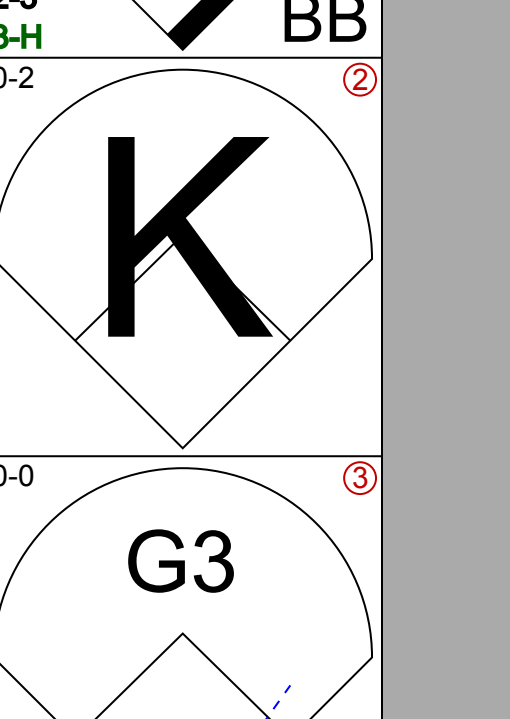
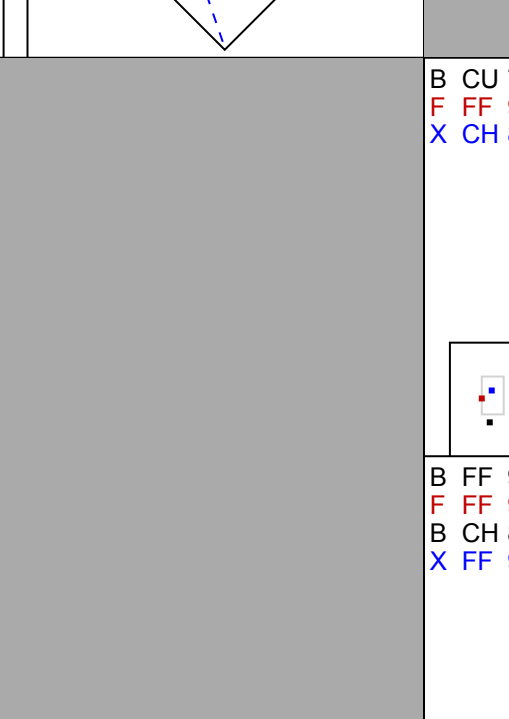


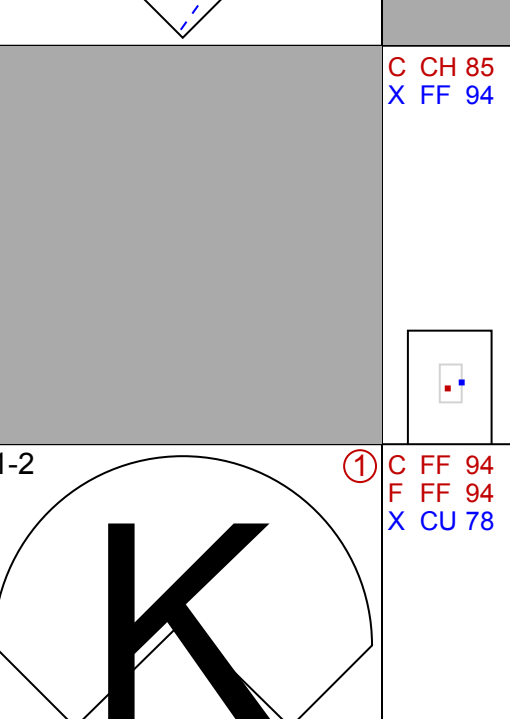
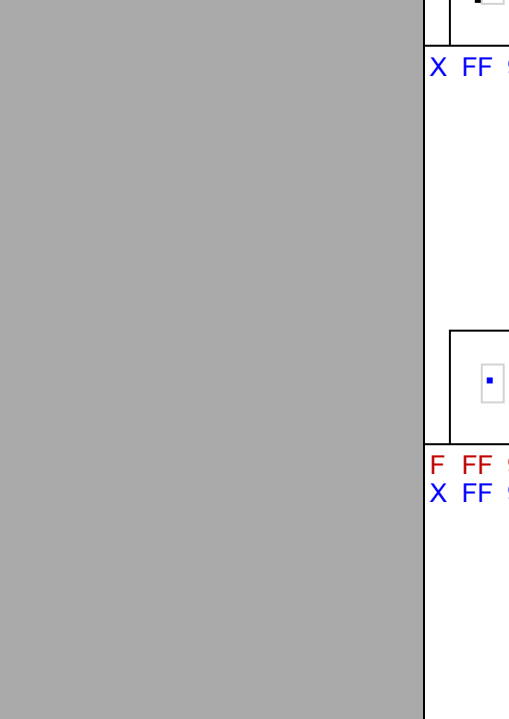

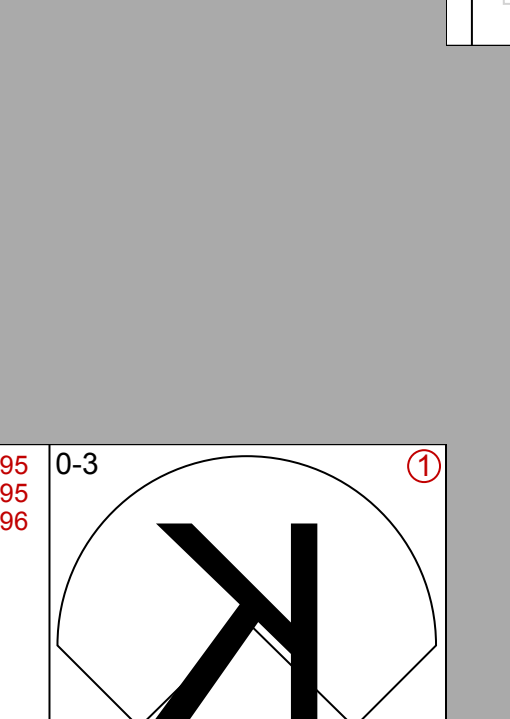
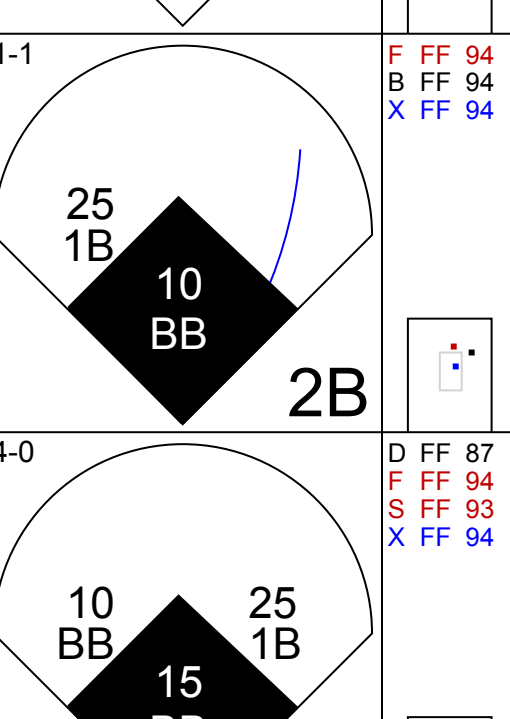
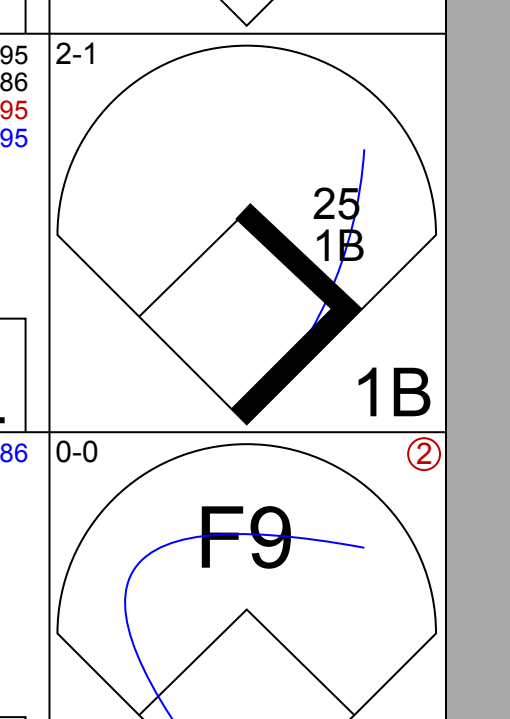
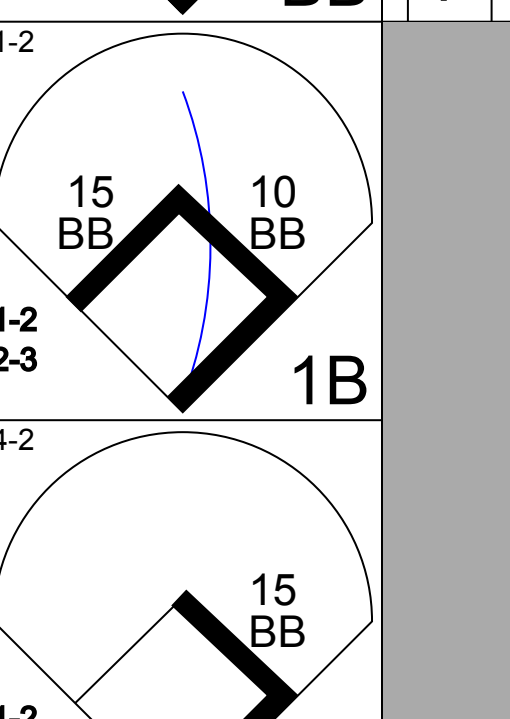
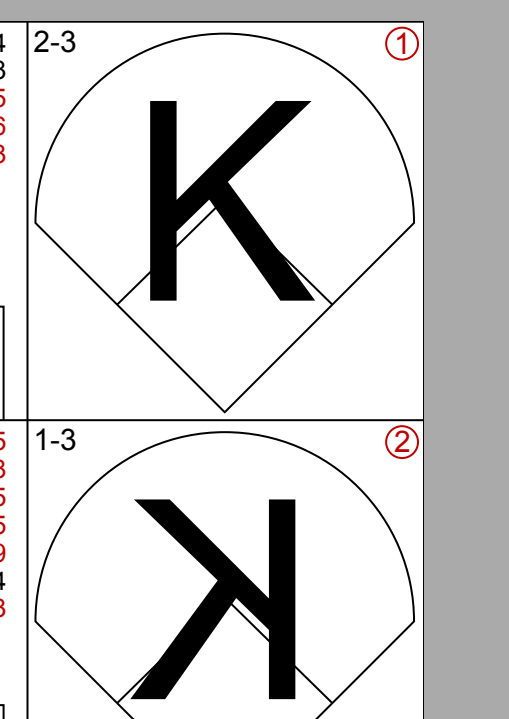
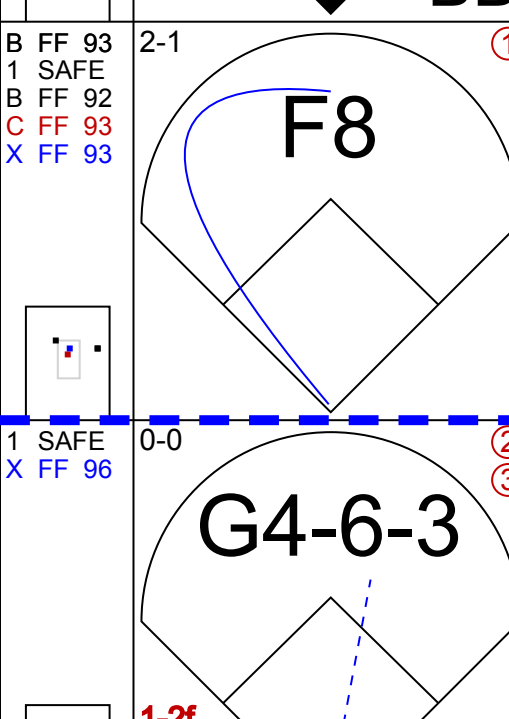
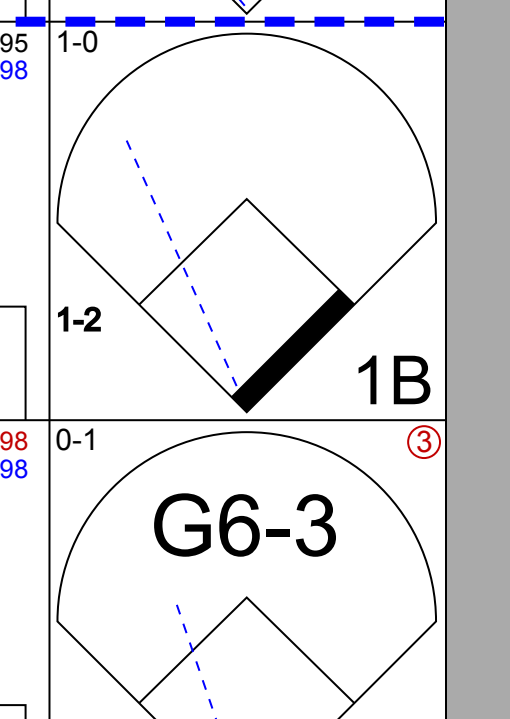
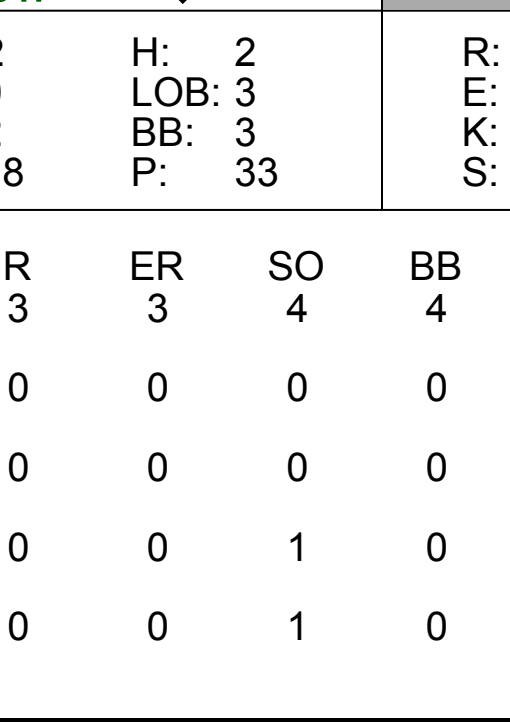


Batter	1	2	3	4	5	6	7	8	9	AB	R	H	RBI	BB	SO	LOB	TOP																
10 Adam Jones, R (1.8) OBP: 0.318, SLG: 0.459										3	1	2	1	1	0	0	<p>Baltimore Orioles @ Detroit Tigers Comerica Park, Detroit, MI Fri Sep 09 2016, 7:11 PM - 10:05 PM EDT Att: 32,140 - Partly Cloudy - 80 F</p> <p>livebaseballscorecards.com</p> <p>AB 31 R 3 H 5 RBI 3 BB 1 SO 7 LOB 9</p>																
6 Jonathan Schoop, R (1.4) OBP: 0.308, SLG: 0.468										4	1	1	2	0	1	3																	
13 Manny Machado, R (1.5) OBP: 0.355, SLG: 0.560										4	0	0	0	0	1	3																	
19 Chris Davis, L (1.3) OBP: 0.340, SLG: 0.483										3	0	0	0	0	2	1																	
45 Mark Trumbo, R (1.9) OBP: 0.317, SLG: 0.528										4	0	0	0	0	0	1																	
32 Matt Wieters, S (1.2) OBP: 0.297, SLG: 0.388										4	0	0	0	0	0	0																	
24 Pedro Alvarez, L (1.10) OBP: 0.320, SLG: 0.511										3	0	1	0	0	2	0																	
2 J.J. Hardy, R (1.6) OBP: 0.295, SLG: 0.401										3	0	0	0	0	0	1																	
25 Hyun Soo Kim, L (1.7) OBP: 0.385, SLG: 0.424										3	0	1	0	0	1	0																	
1 Michael Bourn, L (8, PR) OBP: 0.309, SLG: 0.373										0	1	0	0	0	0	0																	
Inning Stats	R: 0 E: 0 K: 0 S: 7	H: 0 LOB: 0 BB: 0 P: 10	R: 0 E: 0 K: 0 S: 6	H: 0 LOB: 0 BB: 0 P: 9	R: 0 E: 0 K: 1 S: 9	H: 0 LOB: 0 BB: 0 P: 14	R: 0 E: 0 K: 1 S: 13	H: 1 LOB: 1 BB: 0 P: 18	R: 0 E: 0 K: 2 S: 10	H: 1 LOB: 1 BB: 0 P: 19	R: 2 E: 0 K: 2 S: 13	H: 1 LOB: 0 BB: 1 P: 21	R: 0 E: 0 K: 1 S: 8	H: 0 LOB: 0 BB: 0 P: 12	R: 1 E: 0 K: 2 S: 11	H: 2 LOB: 2 BB: 0 P: 17	R: 0 E: 0 K: 0 S: 8	H: 0 LOB: 0 BB: 0 P: 15	1B: 2 2B: 2 3B: 0 HR: 1	SF: 0 SAC: 0 DP: 1 HBP: 1	WP: 0 PB: 0 SB: 0 CS: 0	PA: 33											
PITCHER	IP WLS BF H R ER SO BB IBB HBP BLK WP HR S P ERA WHIP																																
32 Michael Fulmer, R (1.1) ERA: 2.76	7.0	25	3	2	2	5	1	0	1	0	0	0	1	66	103	2.57	0.571																
30 Alex Wilson, R (8.1) ERA: 3.0	1.0	W	5	2	1	1	2	0	0	0	0	0	0	11	17	9.00	2.000																
57 Francisco Rodriguez, R (9.1) ERA: 2.75	1.0	S	3	0	0	0	0	0	0	0	0	0	0	8	15	0.00	0.000																

Batter	1	2	3	4	5	6	7	8	9	AB	R	H	RBI	BB	SO	LOB	BOTTOM																
3 Ian Kinsler, R (1.4) OBP: 0.341, SLG: 0.474										4	1	2	0	0	1	0	<p>Baltimore Orioles @ Detroit Tigers Comerica Park, Detroit, MI Fri Sep 09 2016, 7:11 PM - 10:05 PM EDT Att: 32,140 - Partly Cloudy - 80 F</p> <p>livebaseballscorecards.com</p> <p>AB 30 R 4 H 9 RBI 4 BB 3 SO 10 LOB 20</p>																
4 Cameron Maybin, R (1.8) OBP: 0.388, SLG: 0.401										4	0	2	0	0	1	2																	
24 Miguel Cabrera, R (1.3) OBP: 0.388, SLG: 0.549										3	0	0	0	1	3	3																	
41 Victor Martinez, S (1.10) OBP: 0.349, SLG: 0.479										4	1	1	1	0	1	5																	
28 J.D. Martinez, R (1.9) OBP: 0.390, SLG: 0.573										3	1	3	2	1	0	0																	
8 Justin Upton, R (1.7) OBP: 0.285, SLG: 0.426										4	0	0	0	0	3	5																	
34 James McCann, R (1.2) OBP: 0.278, SLG: 0.364										3	0	0	0	1	0	2																	
15 Erick Aybar, S (1.5) OBP: 0.295, SLG: 0.320										3	0	1	1	0	1	1																	
17 Andrew Romine, S (9.5) OBP: 0.305, SLG: 0.393										0	0	0	0	0	0	0																	
1 Jose Iglesias, R (1.6) OBP: 0.295, SLG: 0.323										2	1	0	0	0	0	2																	
Inning Stats	R: 0 E: 0 K: 1 S: 7	H: 0 LOB: 0 BB: 0 P: 13	R: 1 E: 0 K: 0 S: 12	H: 2 LOB: 2 BB: 1 P: 21	R: 0 E: 0 K: 1 S: 12	H: 2 LOB: 1 BB: 0 P: 21	R: 0 E: 0 K: 1 S: 16	H: 1 LOB: 1 BB: 0 P: 20	R: 2 E: 0 K: 3 S: 17	H: 2 LOB: 2 BB: 1 P: 29	R: 0 E: 0 K: 1 S: 7	H: 0 LOB: 0 BB: 0 P: 10	R: 0 E: 0 K: 2 S: 13	H: 1 LOB: 0 BB: 0 P: 17	R: 1 E: 0 K: 1 S: 9	H: 1 LOB: 0 BB: 1 P: 16	R: 0 E: 0 K: 0 S: 8	H: 0 LOB: 0 BB: 0 P: 15	1B: 7 2B: 2 3B: 0 HR: 1	SF: 0 SAC: 0 DP: 2 HBP: 1	WP: 0 PB: 0 SB: 1 CS: 1	PA: 34											
PITCHER	IP WLS BF H R ER SO BB IBB HBP BLK WP HR S P ERA WHIP																																
39 Kevin Gausman, R (1.1) ERA: 3.61	6.0	27	7	3	3	7	1	1	0	0	0	0	0	71	114	4.50	1.333																
60 Mychal Givens, R (7.1) ERA: 3.55	1.0	3	1	0	0	2	0	0	0	0	0	13	17	0.00	1.000																		
35 Brad Brach, R (8.1) ERA: 1.81	1.0	L	4	1	1	1	1	0	0	0	0	1	9	16	9.00	2.000																	

Batter	1	2	3	4	5	6	7	8	9	AB	R	H	RBI	BB	SO	LOB	TOP											
10 Adam Jones, R OBP: 0.321, SLG: 0.463 3 Ryan Flaherty, L OBP: 0.298, SLG: 0.327	G5-3		P6			K			L8	3	0	0	0	0	1	0	Baltimore Orioles @ Boston Red Sox Fenway Park, Boston, MA Mon Sep 12 2016, 7:12 PM - 9:51 PM EDT Att: 37,551 - Clear - 68 F											
28 Steve Pearce, R OBP: 0.374, SLG: 0.492 25 Hyun Soo Kim, L OBP: 0.387, SLG: 0.421	K			K		E5			BB	3	0	0	0	0	2	0												
13 Manny Machado, R OBP: 0.358, SLG: 0.565	F8			HR		FC6-4			G5-4-3	4	1	1	1	0	0	2												
45 Mark Trumbo, R OBP: 0.313, SLG: 0.521	K			K						3	0	0	0	0	2	0												
6 Jonathan Schoop, R OBP: 0.303, SLG: 0.465	G4-3			G5-3						3	0	0	0	0	1	0												
19 Chris Davis, L OBP: 0.340, SLG: 0.491 36 Caleb Joseph, R OBP: 0.229, SLG: 0.210	HR			G5-3		F7				3	1	1	1	0	0	0												
32 Matt Wieters, S OBP: 0.405, SLG: 0.493 27 Francisco Peña, R OBP: 0.238, SLG: 0.275	G5-3			F8					K	2	0	0	0	0	0	0												
2 J.J. Hardy, R OBP: 0.301, SLG: 0.405 14 Nolan Reimold, R OBP: 0.304, SLG: 0.358	HR			F8		K			F8	2	0	0	0	0	1	0												
18 Drew Stubbs, R OBP: 0.329, SLG: 0.377	G6-3			G5-3					K	3	0	0	0	0	1	0												
Inning Stats	R: 0 E: 0 K: 1 S: 5	H: 0 LOB: 0 BB: 0 P: 9	R: 1 E: 0 K: 1 S: 9	H: 1 LOB: 0 BB: 0 P: 10	R: 0 E: 0 K: 0 S: 11	H: 0 LOB: 0 BB: 0 P: 14	R: 1 E: 0 K: 2 S: 15	H: 1 LOB: 0 BB: 0 P: 19	R: 0 E: 0 K: 1 S: 7	H: 0 LOB: 0 BB: 0 P: 11	R: 0 E: 0 K: 1 S: 12	H: 0 LOB: 0 BB: 0 P: 9	R: 0 E: 0 K: 2 S: 10	H: 0 LOB: 0 BB: 0 P: 12	R: 0 E: 0 K: 0 S: 5	H: 0 LOB: 0 BB: 1 P: 9		1B: 0 2B: 0 3B: 0 HR: 2	SF: 0 SAC: 0 DP: 1 HBP: 0	WP: 0 PB: 0 SB: 0 CS: 0	PA: 30							
PITCHER	IP	WLS	BF	H	R	ER	SO	BB	IBB	HBP	BLK	WP	HR	S	P	ERA	WHIP											
24 David Price, L ERA: 3.81 36 Junichi Tazawa, R ERA: 4.44	8.0	W	27	2	2	2	9	0	0	0	0	0	0	2	76	99	2.25	0.250										

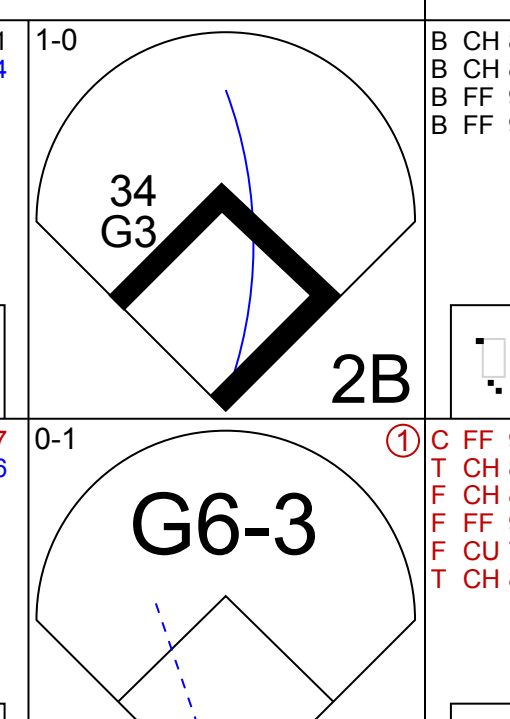
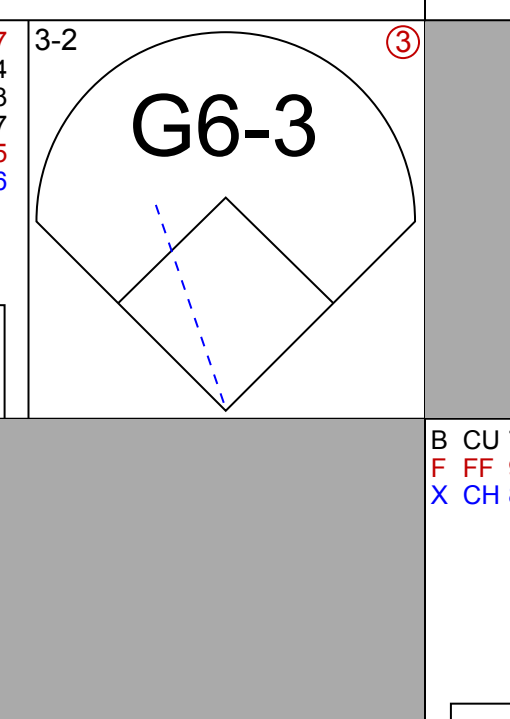
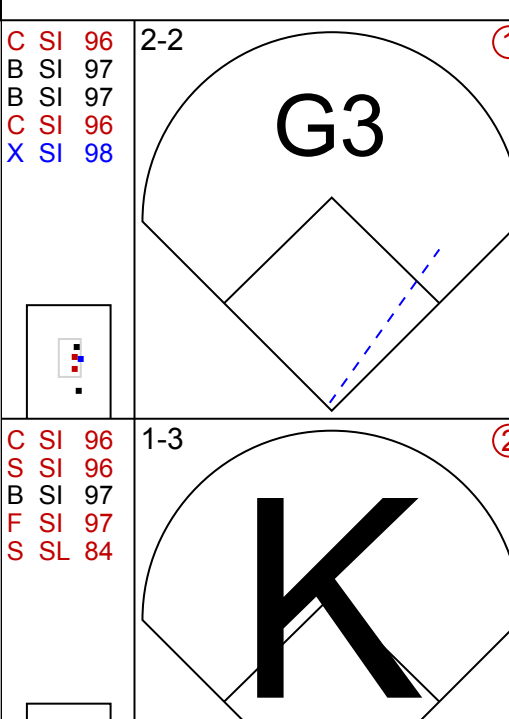
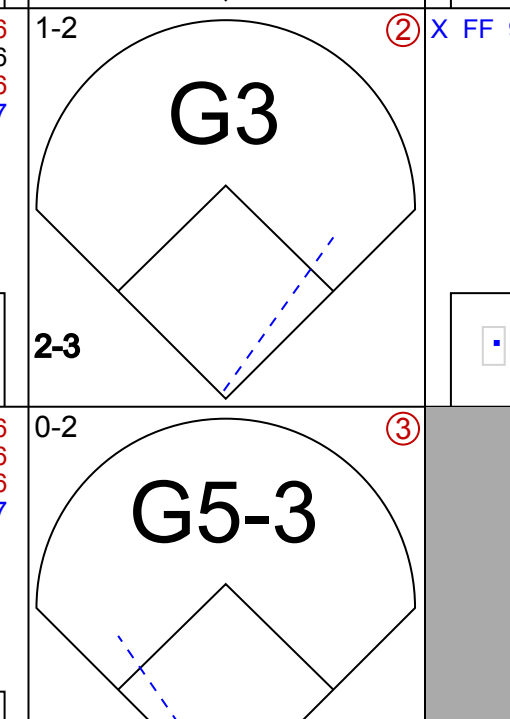
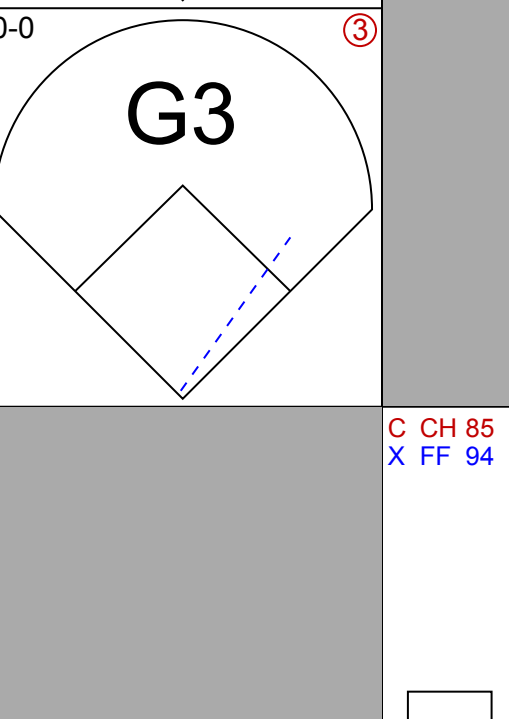
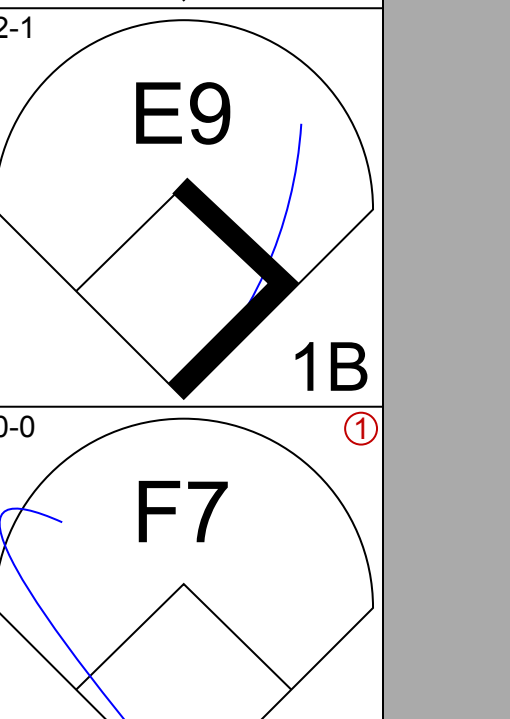
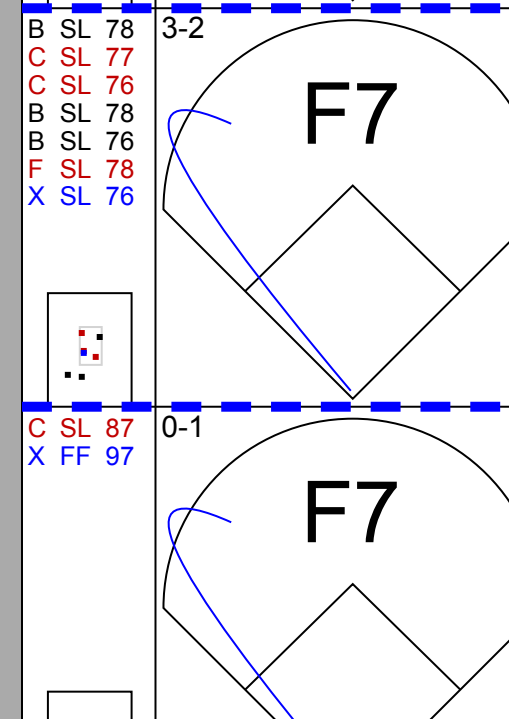
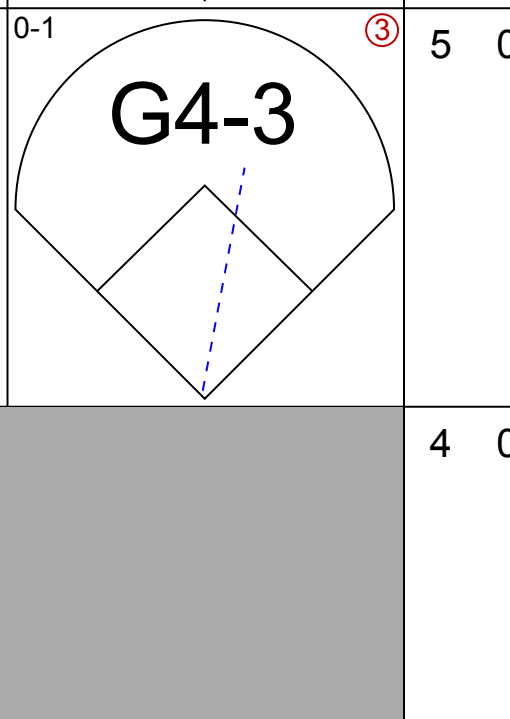
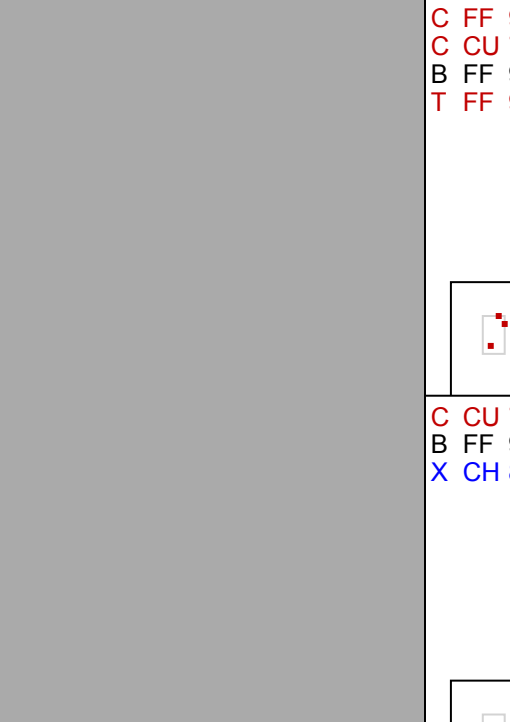
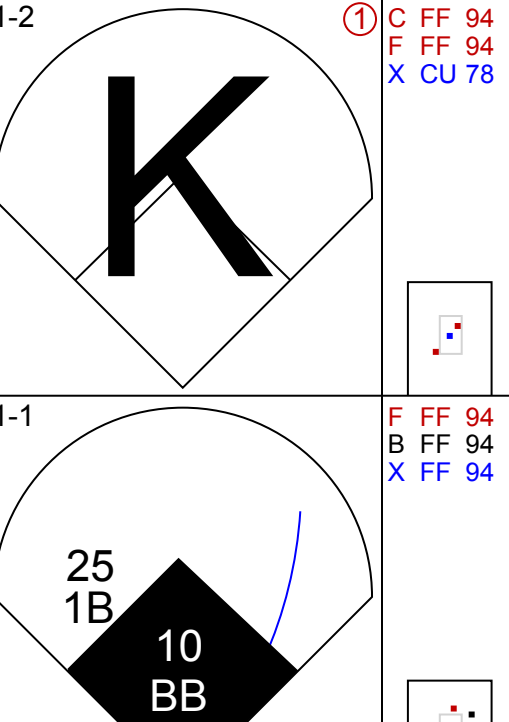
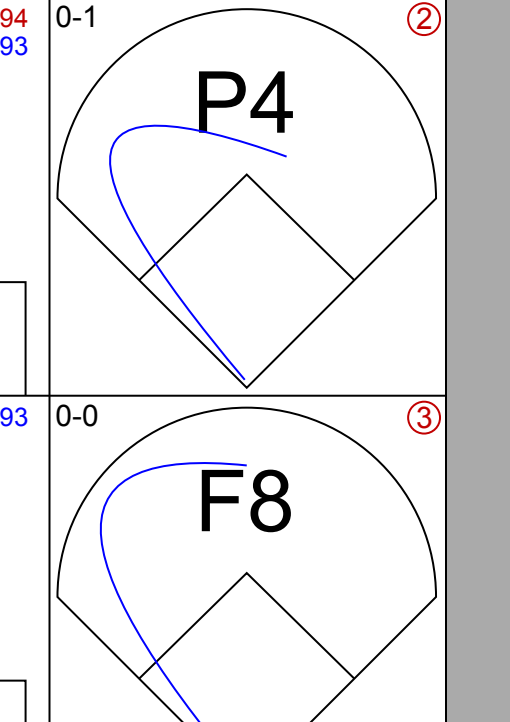


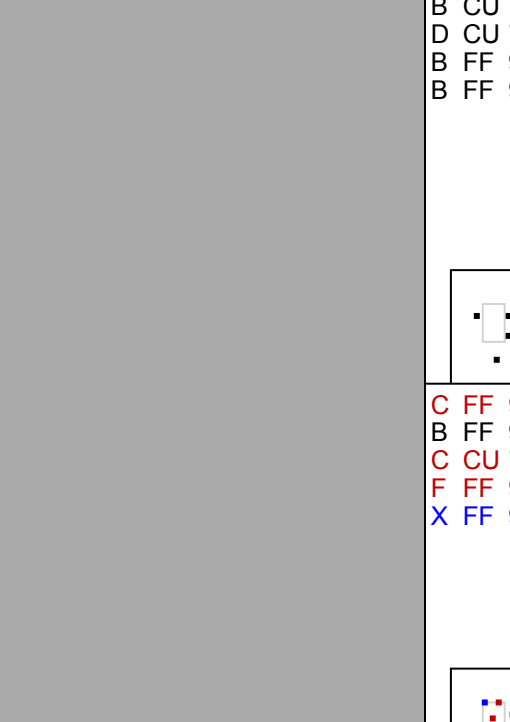
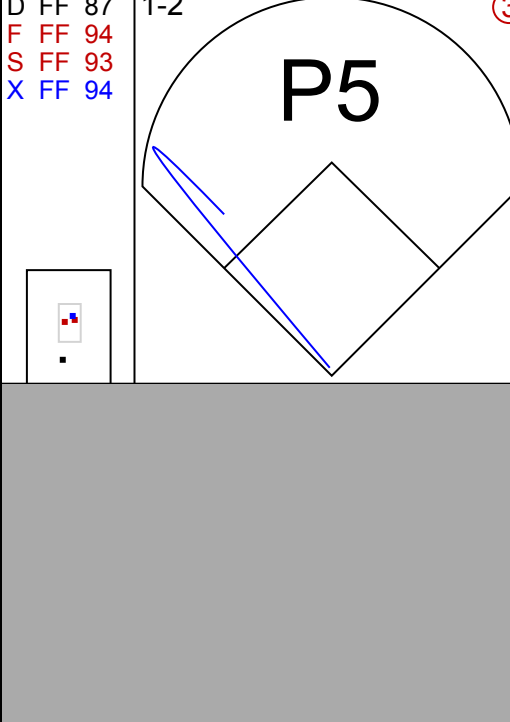
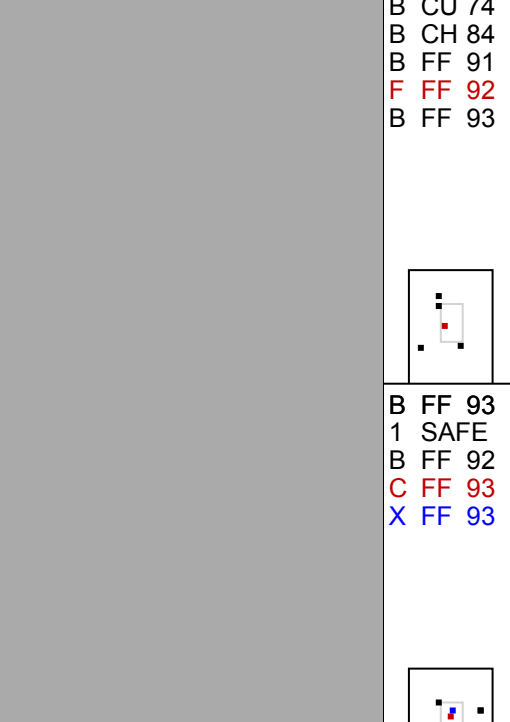

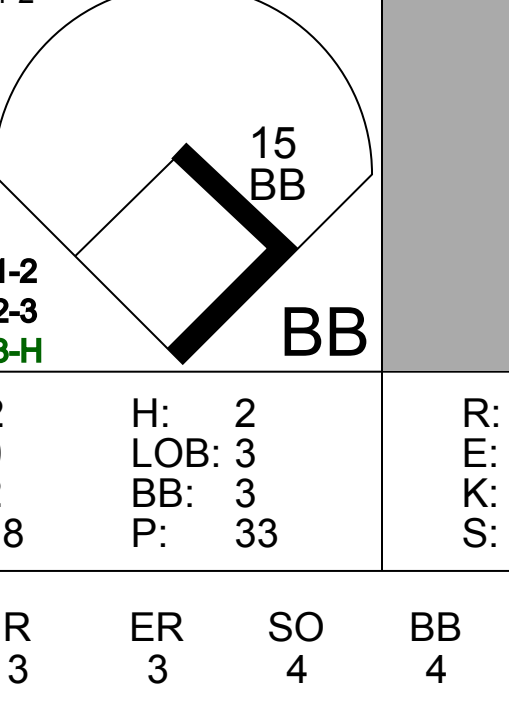
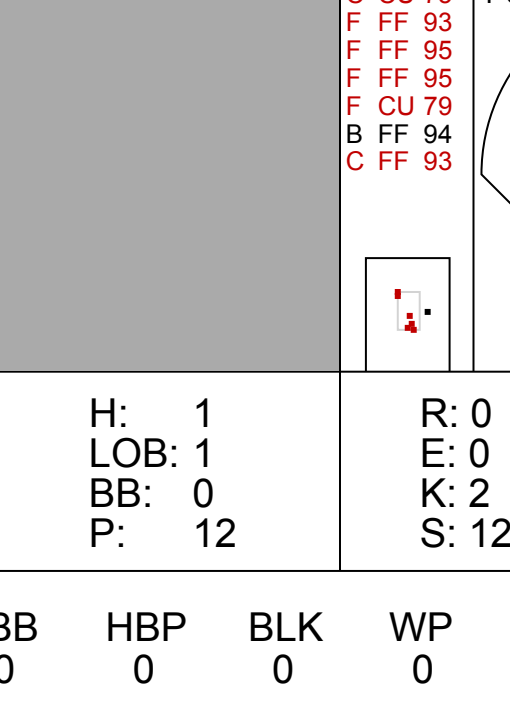
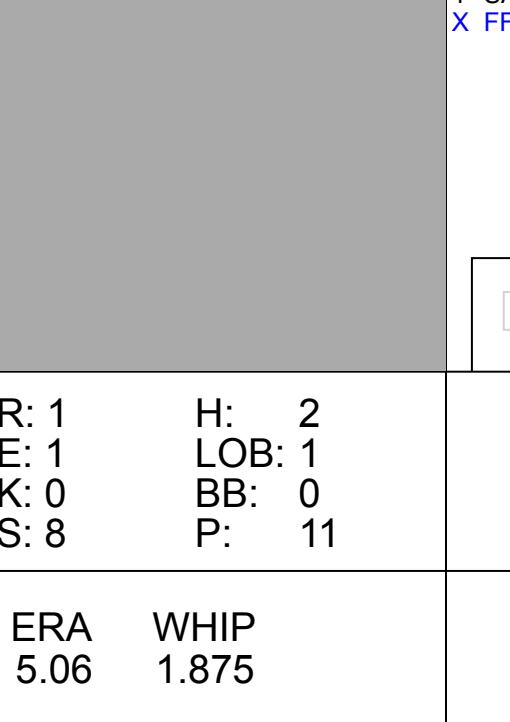
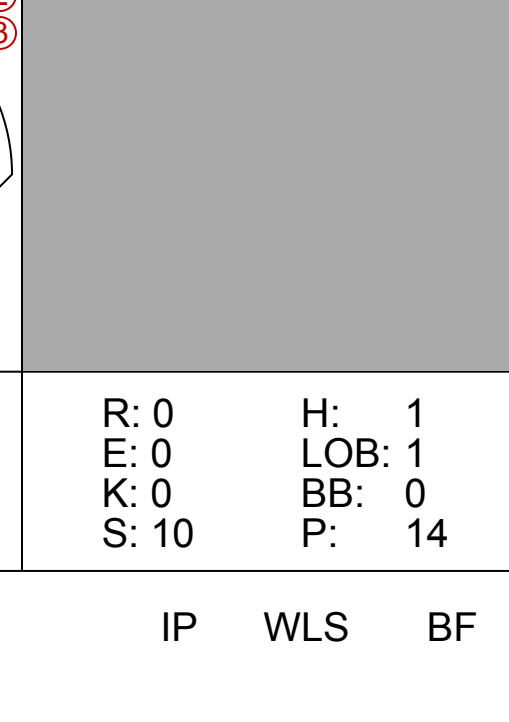
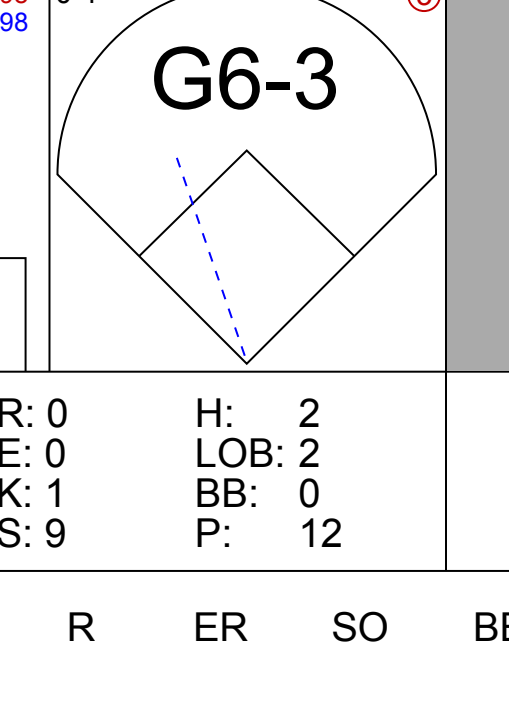


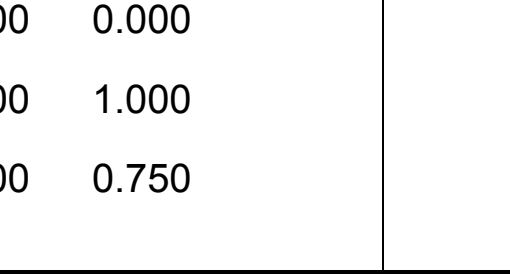

Batter	1	2	3	4	5	6	7	8	9	AB	R	H	RBI	BB	SO	LOB	BOTTOM											
15 Dustin Pedroia, R OBP: 0.390, SLG: 0.463 16 Deven Marrero, R OBP: 0.250, SLG: 0.100	1B	1B	FC5			F9			BB	4	1	2	0	0	0	1	Baltimore Orioles @ Boston Red Sox Fenway Park, Boston, MA Mon Sep 12 2016, 7:12 PM - 9:51 PM EDT Att: 37,551 - Clear - 68 F											
2 Xander Bogaerts, R OBP: 0.358, SLG: 0.443 40 Marco Hernández, L OBP: 0.380, SLG: 0.400	1B	1B	G5-4-3			F9			G6-3	5	2	2	1	0	0	4												
34 David Ortiz, L OBP: 0.405, SLG: 0.629 65 Yoán Moncada, S OBP: 0.250, SLG: 0.263	1B	1B	F7			HR			K	3	2	2	1	1	0	0												
50 Mookie Betts, R OBP: 0.355, SLG: 0.546	2B	1B	P3			K			P6	5	1	1	2	0	1	3												
13 Hanley Ramirez, R OBP: 0.359, SLG: 0.494 47 Travis Shaw, L OBP: 0.317, SLG: 0.443	1B	BB	HR			G5-3			K	3	1	2	3	1	0	0												
18 Aaron Hill, R OBP: 0.335, SLG: 0.376	FC6-4	F8	F8			F8			K	5	2	1	0	0	1	4												
30 Chris Young, R OBP: 0.368, SLG: 0.550	1B		HR			HR			1B	4	3	4	1	0	0	0												
3 Sandy León, S OBP: 0.414, SLG: 0.553 7 Christian Vázquez, R OBP: 0.278, SLG: 0.305	SF8		2B			K			G6-3	3	0	2	2	0	1	0												
25 Jackie Bradley Jr., L OBP: 0.350, SLG: 0.500	CS	F7	SF7			K			K	3	0	0	1	0	2	2												
Inning Stats	R: 5 E: 0 K: 0 S: 20	H: 6 LOB: 0 BB: 0 P: 27	R: 1 E: 0 K: 0 S: 12	H: 2 LOB: 3 BB: 2 P: 26	R: 1 E: 0 K: 0 S: 15	H: 2 LOB: 1 BB: 0 P: 20	R: 1 E: 0 K: 0 S: 6	H: 1 LOB: 0 BB: 0 P: 10	R: 1 E: 0 K: 1 S: 8	H: 1 LOB: 0 BB: 0 P: 12	R: 2 E: 0 K: 2 S: 15	H: 3 LOB: 2 BB: 1 P: 25	R: 0 E: 0 K: 2 S: 8	H: 0 LOB: 0 BB: 0 P: 12	1B: 10 2B: 3 3B: 0 HR: 3	SF: 2 SAC: 0 DP: 1 HBP: 0		WP: 0 PB: 0 SB: 0 CS: 1	PA: 43									
PITCHER	IP	WLS	BF	H	R	ER	SO	BB	IBB	HBP	BLK	WP	HR	S	P	ERA	WHIP											
38 Wade Miley, L ERA: 5.8 48 Vance Worley, R ERA: 3.59 71 Oliver Drake, R ERA: 6.35 50 Brian Duensing, L ERA: 6.23 64 Jayson Aquino, L ERA:	1.1	L	12	4	3	3	0	1	0	0	0	0	0	2	28	41	40.50	6.750										

Batter	1	2	3	4	5	6	7	8	9	AB	R	H	RBI	BB	SO	LOB	TOP			
10 Adam Jones, R (1, 8) OBP: 0.318, SLG: 0.459										5	0	0	0	0	3	5				
6 Jonathan Schoop, R (1, 4) OBP: 0.306, SLG: 0.472										5	1	3	1	0	1	0				
13 Manny Machado, R (1, 5) OBP: 0.356, SLG: 0.561										5	0	1	0	0	2	2				
45 Mark Trumbo, R (1, 10)										5	0	1	0	0	1	3				
19 Chris Davis, L (1, 3)										3	1	0	0	2	1	0				
32 Matt Wieters, S (1, 2)										4	1	1	0	0	0	4				
2 J.J. Hardy, R (1, 6)										2	1	1	3	2	0	0				
18 Drew Stubbs, R (1, 9)										2	1	0	0	1	2	1				
1 Michael Bourn, L (8, PH)										1	0	0	0	0	0	2				
14 Nolan Reimold, R (1, 7)										3	1	2	2	0	0	0				
25 Hyun Soo Kim, L (8, PH)										0	0	0	0	1	0	0				
Inning Stats	R: 0 E: 0 K: 1 S: 7	H: 0 LOB: 0 BB: 0 P: 11	R: 5 E: 0 K: 2 S: 25	H: 3 LOB: 0 BB: 2 P: 45	R: 0 E: 0 K: 1 S: 9	H: 1 LOB: 0 BB: 0 P: 15	R: 0 E: 0 K: 1 S: 12	H: 1 LOB: 2 BB: 1 P: 22	R: 0 E: 0 K: 1 S: 8	H: 0 LOB: 0 BB: 0 P: 13	R: 0 E: 0 K: 1 S: 10	H: 1 LOB: 1 BB: 0 P: 14	R: 0 E: 0 K: 1 S: 11	H: 1 LOB: 3 BB: 2 P: 24	R: 1 E: 0 K: 1 S: 8	H: 1 LOB: 0 BB: 0 P: 13	1B: 6 2B: 0 3B: 0 HR: 3	SF: 0 SAC: 0 DP: 1 HBP: 0	WP: 0 PB: 0 SB: 1 CS: 0	PA: 41
PITCHER	IP WLS BF H R ER SO BB IBB HBP BLK WP HR S P ERA WHIP																			
31 Drew Pomeranz, L (1, 1) ERA: 3.25	2.0 L 12 4 5 5 3 2 0 0 0 0 0 2 36 63 22.50 3.000																			
37 Heath Hembree, R (3, 1) ERA: 2.92	2.0 7 1 0 0 2 1 0 0 0 0 0 0 17 30 0.00 1.000																			
56 Joe Kelly, R (5, 1) ERA: 6.19	2.0 8 1 0 0 2 1 0 0 0 0 0 0 18 30 0.00 1.000																			
68 Matt Barnes, R (7, 1) ERA: 4.19	1.0 4 1 0 0 1 0 0 0 0 0 0 0 10 14 0.00 1.000																			
28 Robbie Ross Jr., L (8, 1) ERA: 3.33	0.1 3 1 0 0 0 1 0 0 0 0 0 0 4 11 0.00 6.000																			
PITCHER	IP WLS BF H R ER SO BB IBB HBP BLK WP HR S P ERA WHIP																			
66 Noé Ramirez, R (8, 1) ERA: 6.39	1.1 6 1 1 1 2 1 0 0 0 0 0 0 0 0 0 0 0 6.75 1.500																			
58 Fernando Abad, L (9, 1) ERA: 3.3	0.1 1 0 0 0 0 0 0 0 0 0 0 0 0 0 0 0 0 0.00 0.000																			

Baltimore Orioles @ Boston Red Sox
 Fenway Park, Boston, MA
 Tue Sep 13 2016, 7:10 PM - 10:38 PM EDT
 Att: 38,041 - Clear - 80 F

AB 35
 R 6
 H 9
 RBI 6
 BB 6
 SO 10
 LOB 17



Batter	1	2	3	4	5	6	7	8	9	AB	R	H	RBI	BB	SO	LOB	BOTTOM					
15 Dustin Pedroia, R (1, 4) OBP: 0.391, SLG: 0.465										4	0	2	1	1	0	0						
2 Xander Bogaerts, R (1, 6) OBP: 0.357, SLG: 0.446										5	1	1	1	0	2	5						
34 David Ortiz, L (1, 10)										5	0	1	0	0	0	5						
50 Mookie Betts, R (1, 9)										4	0	0	0	0	0	3						
13 Hanley Ramirez, R (1, 3) OBP: 0.356, SLG: 0.490										4	0	0	0	0	2	1						
47 Travis Shaw, L (1, 5) OBP: 0.320, SLG: 0.448										4	1	3	0	0	0	1						
30 Chris Young, R (1, 7) OBP: 0.371, SLG: 0.544										2	1	0	0	2	0	2						
25 Jackie Bradley Jr., L (1, 8) OBP: 0.351, SLG: 0.500										4	0	2	0	0	1	1						
10 Ryan Hanigan, R (1, 2) OBP: 0.227, SLG: 0.235										2	0	0	1	1	1	1						
3 Sandy León, S (8, PH)										1	0	0	0	0	0	2						
Inning Stats	R: 0 E: 0 K: 0 S: 10	H: 1 LOB: 1 BB: 0 P: 12	R: 2 E: 0 K: 2 S: 18	H: 2 LOB: 3 BB: 3 P: 33	R: 0 E: 0 K: 0 S: 10	H: 1 LOB: 1 BB: 0 P: 12	R: 0 E: 0 K: 2 S: 12	H: 0 LOB: 0 BB: 0 P: 18	R: 1 E: 1 K: 0 S: 8	H: 2 LOB: 1 BB: 0 P: 11	R: 0 E: 0 K: 0 S: 4	H: 0 LOB: 0 BB: 1 P: 10	R: 0 E: 0 K: 0 S: 10	H: 1 LOB: 1 BB: 0 P: 14	R: 0 E: 0 K: 1 S: 9	H: 2 LOB: 2 BB: 0 P: 12	R: 0 E: 0 K: 1 S: 9	H: 0 LOB: 0 BB: 0 P: 12	1B: 6 2B: 2 3B: 0 HR: 1	SF: 0 SAC: 0 DP: 1 HBP: 0	WP: 0 PB: 0 SB: 0 CS: 0	PA: 39
PITCHER	IP WLS BF H R ER SO BB IBB HBP BLK WP HR S P ERA WHIP																					
37 Dylan Bundy, R (1, 1) ERA: 3.88	5.1 W 26 6 3 3 4 4 0 0 0 0 0 0 5 61 5.06 1.875																					
29 Tommy Hunter, R (6, 1) ERA: 3.92	1.0 H 3 1 0 0 0 0 0 0 0 0 0 0 5 6 0.00 1.000																					
58 Donnie Hart, L (7, 1) ERA:	0.1 H 1 0 0 0 0 0 0 0 0 0 0 0 4 7 0.00 0.000																					
35 Brad Brach, R (7, 1) ERA: 1.78	1.0 H 4 1 0 0 1 0 0 0 0 0 0 0 8 10 0.00 1.000																					
53 Zack Britton, L (8, 1) ERA: 0.62	1.1 S 5 1 0 0 1 0 0 0 0 0 0 0 12 16 0.00 0.750																					

Baltimore Orioles @ Boston Red Sox
 Fenway Park, Boston, MA
 Tue Sep 13 2016, 7:10 PM - 10:38 PM EDT
 Att: 38,041 - Clear - 80 F

AB 35
 R 3
 H 9
 RBI 3
 BB 4
 SO 6
 LOB 21



Batter	1	2	3	4	5	6	7	8	9	AB	R	H	RBI	BB	SO	LOB	TOP										
10 Adam Jones, R OBP: 0.316, SLG: 0.455	F8		F7			G6-3		F9		4	0	0	0	0	0	1	<p>Baltimore Orioles @ Boston Red Sox Fenway Park, Boston, MA Wed Sep 14, 2016, 7:14 PM - 9:45 PM EDT Att: 37,973 - Cloudy - 82 F</p>										
1 Michael Bourn, L OBP: 0.310, SLG: 0.379	1B		P6			G4-3		P5		4	0	1	0	0	0	0											
13 Manny Machado, R OBP: 0.356, SLG: 0.559	K		P2			G5-3		1B		4	0	1	0	0	1	1											
19 Chris Davis, L OBP: 0.338, SLG: 0.484	G5-3		L9			K		F9-6		4	0	0	0	0	1	2											
45 Mark Trumbo, R OBP: 0.312, SLG: 0.523	HR		K			K				3	1	1	1	0	2	0											
6 Jonathan Schoop, R OBP: 0.304, SLG: 0.469	G6-3		G1-3			G5-3				3	0	0	0	0	0	0											
32 Matt Wieters, S	K		L7			P4				3	0	0	0	0	1	0											
2 J.J. Hardy, R OBP: 0.308, SLG: 0.416	1B		K			1B				3	0	2	0	0	1	0											
3 Ryan Flaherty, L OBP: 0.293, SLG: 0.321	F8		G3-1			P5				3	0	0	0	0	0	2											
18 Drew Stubbs, R OBP: 0.329, SLG: 0.366										0	0	0	0	0	0	0											
Inning Stats	R: 0 H: 1 E: 0 K: 1 S: 15	H: 1 LOB: 1 BB: 0 P: 21	R: 1 H: 2 E: 0 K: 1 S: 12	H: 0 LOB: 0 BB: 0 P: 17	R: 0 H: 0 E: 0 K: 1 S: 11	H: 0 LOB: 0 BB: 0 P: 14	R: 0 H: 0 E: 0 K: 1 S: 8	H: 0 LOB: 0 BB: 0 P: 12	R: 0 H: 0 E: 0 K: 2 S: 7	H: 0 LOB: 0 BB: 0 P: 10	R: 0 H: 0 E: 0 K: 0 S: 6	H: 0 LOB: 0 BB: 0 P: 12	R: 0 H: 0 E: 0 K: 2 S: 9	H: 0 LOB: 0 BB: 0 P: 14	R: 0 H: 1 E: 0 K: 0 S: 8	H: 1 LOB: 1 BB: 0 P: 12	R: 0 H: 1 E: 0 K: 0 S: 11	H: 1 LOB: 0 BB: 0 P: 14	1B: 4 2B: 1 3B: 0 HR: 1	SF: 0 SAC: 0 DP: 1 HBP: 0	WP: 0 PB: 0 CS: 0	PA: 31					
PITCHER	IP	WLS	BF	H	R	ER	SO	BB	IBB	HBP	BLK	WP	HR	S	P	ERA	WHIP										
22 Rick Porcello, R ERA: 3.12	8.0	L	28	4	1	1	6	0	0	0	0	0	1	76	112	1.12	0.500										
19 Koji Uehara, R ERA: 4.05	1.0	S	3	1	0	0	0	0	0	0	0	0	0	11	14	0.00	1.000										

AB	31
R	1
H	5
RBI	1
BB	0
SO	6
LOB	6



Batter	1	2	3	4	5	6	7	8	9	AB	R	H	RBI	BB	SO	LOB	BOTTOM										
15 Dustin Pedroia, R OBP: 0.389, SLG: 0.462	L8		K			G3-1		G4-3		4	0	0	0	0	1	0	<p>Baltimore Orioles @ Boston Red Sox Fenway Park, Boston, MA Wed Sep 14, 2016, 7:14 PM - 9:45 PM EDT Att: 37,973 - Cloudy - 82 F</p>										
2 Xander Bogaerts, R OBP: 0.354, SLG: 0.443	F7		G5-3			G6-3		P4		4	0	0	0	0	0	0											
34 David Ortiz, L OBP: 0.400, SLG: 0.619	E2		F7			P5		G3		4	0	0	0	0	0	0											
50 Mookie Betts, R OBP: 0.352, SLG: 0.540	G5-3		1B			P2		F7		4	0	1	0	0	0	1											
13 Hanley Ramirez, R OBP: 0.357, SLG: 0.489	BB		K			1B		K		3	0	1	0	1	2	1											
47 Travis Shaw, L OBP: 0.320, SLG: 0.447	G4-6-3		1B			K				3	0	1	0	0	1	2											
30 Chris Young, R OBP: 0.371, SLG: 0.540	G6-3		P4			1B				3	0	1	0	0	0	1											
3 Sandy León, S OBP: 0.407, SLG: 0.542	G6-3		K			K				3	0	0	0	0	2	3											
25 Jackie Bradley Jr., L OBP: 0.350, SLG: 0.497	G4-3		K			G4-3				3	0	0	0	0	1	1											
Inning Stats	R: 0 H: 0 E: 1 K: 0 S: 10	H: 0 LOB: 1 BB: 0 P: 14	R: 0 H: 0 E: 0 K: 0 S: 8	H: 0 LOB: 0 BB: 1 P: 14	R: 0 H: 0 E: 0 K: 1 S: 13	H: 0 LOB: 0 BB: 0 P: 17	R: 0 H: 1 E: 0 K: 1 S: 9	H: 1 LOB: 1 BB: 0 P: 14	R: 0 H: 1 E: 0 K: 2 S: 10	H: 1 LOB: 1 BB: 0 P: 14	R: 0 H: 0 E: 0 K: 0 S: 8	H: 0 LOB: 0 BB: 0 P: 12	R: 0 H: 2 E: 0 K: 2 S: 15	H: 2 LOB: 2 BB: 0 P: 19	R: 0 H: 0 E: 0 K: 0 S: 11	H: 0 LOB: 0 BB: 0 P: 16		R: 0 H: 0 E: 0 K: 1 S: 10	H: 0 LOB: 0 BB: 0 P: 15	1B: 4 2B: 0 3B: 0 HR: 0	SF: 0 SAC: 0 DP: 1 HBP: 0	WP: 0 PB: 0 CS: 0	PA: 32				
PITCHER	IP	WLS	BF	H	R	ER	SO	BB	IBB	HBP	BLK	WP	HR	S	P	ERA	WHIP										
39 Kevin Gausman, R ERA: 3.43	8.0	W	29	4	0	0	6	1	0	0	0	0	0	84	120	0.00	0.625										
53 Zack Britton, L ERA: 0.61	1.0	S	3	0	0	0	1	0	0	0	0	0	0	10	15	0.00	0.000										

AB	31
R	0
H	4
RBI	0
BB	1
SO	7
LOB	9



Batter	1	2	3	4	5	6	7	8	9	AB	R	H	RBI	BB	SO	LOB	TOP			
11 Logan Forsythe, R (1,4) OBP: 0.351, SLG: 0.472										4	2	2	1	1	1	1				
39 Kevin Kiermaier, L (1,8) OBP: 0.334, SLG: 0.431										4	2	1	0	1	2	2				
3 Evan Longoria, R (1,5) OBP: 0.321, SLG: 0.519										5	1	2	5	0	0	2				
13 Brad Miller, L (1,6) OBP: 0.304, SLG: 0.489										4	1	1	0	1	2	1				
2 Nick Franklin, S (1,3) OBP: 0.343, SLG: 0.465										3	0	0	0	0	2	2				
36 Richie Shaffer, R (5,3) OBP: 0.294, SLG: 0.267										2	0	0	0	0	1	1				
10 Corey Dickerson, L (1,10) OBP: 0.293, SLG: 0.468										4	0	1	0	0	2	1				
20 Steven Souza Jr., R (1,9) OBP: 0.300, SLG: 0.411										4	1	3	1	0	1	0				
27 Mikie Mahtook, R (1,7) OBP: 0.221, SLG: 0.230										4	0	1	0	0	1	3				
46 Luke Maile, R (1,2) OBP: 0.260, SLG: 0.370										4	0	1	0	0	1	3				
Inning Stats	R: 3 E: 0 K: 2 S: 14	H: 1 LOB: 0 BB: 2 P: 24	R: 1 E: 0 K: 2 S: 20	H: 3 LOB: 2 BB: 0 P: 32	R: 1 E: 0 K: 3 S: 12	H: 2 LOB: 1 BB: 0 P: 16	R: 2 E: 0 K: 1 S: 14	H: 3 LOB: 1 BB: 0 P: 19	R: 0 E: 0 K: 0 S: 8	H: 2 LOB: 0 BB: 0 P: 10	R: 0 E: 0 K: 0 S: 9	H: 0 LOB: 0 BB: 0 P: 12	R: 0 E: 0 K: 2 S: 11	H: 1 LOB: 1 BB: 0 P: 16	R: 0 E: 0 K: 1 S: 13	H: 0 LOB: 1 BB: 1 P: 22	1B: 7 2B: 4 3B: 0 HR: 1	SF: 0 SAC: 0 DP: 1 HBP: 0	WP: 0 PB: 0 SB: 1 CS: 0	PA: 41
PITCHER	IP WLS BF H R ER SO BB IBB HBP BLK WP HR S P ERA WHIP	3.1 L 19 7 6 6 7 2 0 0 0 0 1 50 80 16.20 2.700	4.1 L 19 4 1 1 1 0 0 0 0 0 0 18 21 5.40 2.400	6.1 L 19 6 0 0 2 0 0 0 0 0 0 18 24 0.00 0.000	8.1 L 19 4 1 0 2 0 0 0 0 0 0 11 16 0.00 1.000	9.1 L 19 3 0 0 1 1 0 0 0 0 10 18 0.00 1.500	0.1 S 1 0 0 0 0 0 0 0 0 0 0 0 0 0.00 0.000	1.75 S 5 5 0 0 0 0 0 0 0 0 0 0 0 0 0.00 0.000												

Tampa Bay Rays @ Baltimore Orioles
 Oriole Park at Camden Yards, Baltimore, MD
 Thu Sep 15 2016, 7:09 PM - 10:35 PM EDT
 Att: 19,233 - Partly Cloudy - 72 F

AB	38
R	7
H	12
RBI	7
BB	3
SO	13
LOB	16



Batter	1	2	3	4	5	6	7	8	9	AB	R	H	RBI	BB	SO	LOB	BOTTOM					
10 Adam Jones, R (1,8) OBP: 0.318, SLG: 0.455										3	1	1	0	2	1	0						
6 Jonathan Schoop, R (1,4) OBP: 0.305, SLG: 0.470										5	0	2	0	0	0	2						
13 Manny Machado, R (1,5) OBP: 0.356, SLG: 0.558										5	1	2	0	0	1	3						
45 Mark Trumbo, R (1,10) OBP: 0.311, SLG: 0.519										4	1	0	0	1	1	5						
19 Chris Davis, L (1,3) OBP: 0.337, SLG: 0.480										4	1	0	0	1	3	7						
32 Matt Wieters, S (1,2) OBP: 0.299, SLG: 0.402										4	2	2	2	0	0	0						
2 J.J. Hardy, R (1,6) OBP: 0.310, SLG: 0.418										3	0	1	3	1	0	1						
18 Drew Stubbs, R (1,9) OBP: 0.333, SLG: 0.370										2	0	1	0	0	1	1						
1 Michael Bourn, L (6,PH) OBP: 0.308, SLG: 0.376										2	0	0	0	0	1	2						
14 Nolan Reimold, R (1,7) OBP: 0.306, SLG: 0.374										1	0	0	0	0	0	1						
24 Pedro Alvarez, L (6,PH) OBP: 0.320, SLG: 0.505										1	0	0	0	0	0	1						
3 Ryan Flaherty, L (7,9) OBP: 0.291, SLG: 0.318										1	0	0	0	0	0	0						
Inning Stats	R: 4 E: 0 K: 2 S: 22	H: 4 LOB: 1 BB: 1 P: 34	R: 0 E: 0 K: 2 S: 8	H: 0 LOB: 0 BB: 0 P: 10	R: 0 E: 0 K: 1 S: 8	H: 0 LOB: 0 BB: 0 P: 12	R: 0 E: 0 K: 0 S: 11	H: 1 LOB: 1 BB: 0 P: 18	R: 0 E: 0 K: 1 S: 15	H: 1 LOB: 2 BB: 1 P: 28	R: 0 E: 0 K: 0 S: 5	H: 0 LOB: 1 BB: 1 P: 12	R: 0 E: 0 K: 0 S: 10	H: 0 LOB: 0 BB: 0 P: 15	R: 2 E: 0 K: 0 S: 9	H: 1 LOB: 0 BB: 0 P: 18	R: 0 E: 0 K: 2 S: 10	H: 2 LOB: 2 BB: 0 P: 13	1B: 6 2B: 3 3B: 0 HR: 0	SF: 0 SAC: 0 DP: 1 HBP: 0	WP: 0 PB: 0 SB: 0 CS: 0	PA: 41
PITCHER	IP WLS BF H R ER SO BB IBB HBP BLK WP HR S P ERA WHIP	4.1 W 2 0 0 0 0 2 0 0 0 0 0 6 12 0.00 0.000	2.0 H 8 0 0 0 0 2 0 0 0 0 0 15 27 0.00 1.000	0.0 L 2 1 2 2 0 1 0 0 0 0 0 3 7 ∞ ∞	1.0 H 3 0 0 0 0 0 0 0 0 0 0 6 11 0.00 0.000	1.0 S 5 5 0 0 0 0 0 0 0 0 0 0 0 0.00 0.000	1.97 S 5 5 0 0 0 0 0 0 0 0 0 0 0 0.00 0.000															

Tampa Bay Rays @ Baltimore Orioles
 Oriole Park at Camden Yards, Baltimore, MD
 Thu Sep 15 2016, 7:09 PM - 10:35 PM EDT
 Att: 19,233 - Partly Cloudy - 72 F

AB	36
R	6
H	9
RBI	6
BB	5
SO	8
LOB	23



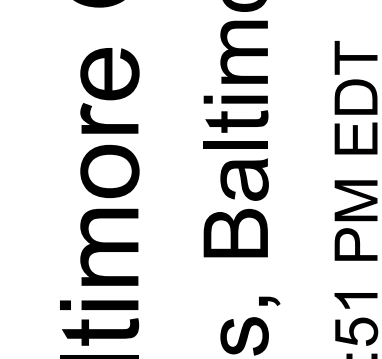
Batter	1	2	3	4	5	6	7	8	9	AB	R	H	RBI	BB	SO	LOB	TOP	
11 Logan Forsythe, R (1,4) OBP: 0.350, SLG: 0.470	G5-3	1B			G6-3			G6-3		4	0	1	0	0	0	0	<p>Tampa Bay Rays @ Baltimore Orioles</p> <p>Oriole Park at Camden Yards, Baltimore, MD</p> <p>Fri Sep 16 2016, 7:08 PM - 9:51 PM EDT</p> <p>Att: 30,094 - Partly Cloudy - 73 F</p> <p>livebaseballscorecards.com</p>	
39 Kevin Kiermaier, L (1,8) OBP: 0.335, SLG: 0.432	3 HR	G3			K			G3		4	1	1	0	0	1	1		
3 Evan Longoria, R (1,5) OBP: 0.324, SLG: 0.526	2H HR				F9			1B		4	1	3	2	0	0	0		
13 Brad Miller, L (1,7) OBP: 0.302, SLG: 0.485	G3-1				K			G6-3		4	0	0	0	0	2	2		
10 Corey Dickerson, L (1,10) OBP: 0.291, SLG: 0.464	K				P1			K		4	0	0	0	0	2	0		
20 Steven Souza Jr., R (1,9) OBP: 0.300, SLG: 0.469		36 HR			K			E6 24 1B		4	1	1	0	0	1	0		
36 Richie Shaffer, R (1,3) 27 Mikie Mahtook, R (7,7) OBP: 0.226, SLG: 0.235		1H HR			G6-3			K		3	1	1	2	0	1	1		
24 Alexei Ramirez, R (1,6) 21 Bobby Wilson, R (1,2) OBP: 0.277, SLG: 0.338		F9			G6-3			21 G5-4-3 1B		4	0	2	0	0	0	0		
					G6-3			G5-4-3		3	0	0	0	0	1	2		
Inning Stats	R: 2 H: 2 E: 0 K: 1 S: 11	WLS: 2 BF: 0 P: 18	R: 2 H: 3 E: 0 K: 1 S: 9	H: 3 LOB: 1 BB: 0 P: 14	R: 0 H: 0 E: 0 K: 1 S: 6	H: 0 LOB: 0 BB: 0 P: 8	R: 0 H: 0 E: 0 K: 1 S: 11	H: 0 LOB: 0 BB: 0 P: 15	R: 0 H: 0 E: 0 K: 1 S: 8	H: 1 LOB: 0 BB: 0 P: 10	R: 0 H: 1 E: 0 K: 2 S: 9	H: 1 LOB: 1 BB: 0 P: 13	R: 0 H: 1 E: 0 K: 0 S: 9	H: 2 LOB: 2 BB: 0 P: 20	1B: 6 2B: 2 3B: 0 HR: 2	SF: 0 SAC: 0 DP: 1 HBP: 0	WP: 0 PA: 35 PB: 0 SB: 0 CS: 1	
PITCHER	IP WLS BF H R ER SO BB IBB HBP BLK WP HR S P ERA WHIP																	
31 Ubaldo Jiménez, R (1,1) ERA: 5.94	7.0	27	7	4	4	8	0	0	0	0	0	0	0	0	0	0	5.14	1.000
35 Brad Brach, R (8,1) ERA: 1.73	1.0	W	4	1	0	0	0	0	0	0	0	0	0	0	0	0	0.00	1.000
53 Zack Britton, L (9,1) ERA: 0.6	1.0	S	4	2	0	0	0	0	0	0	0	0	0	0	0	0	0.00	2.000

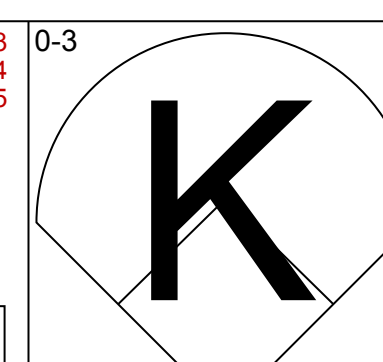
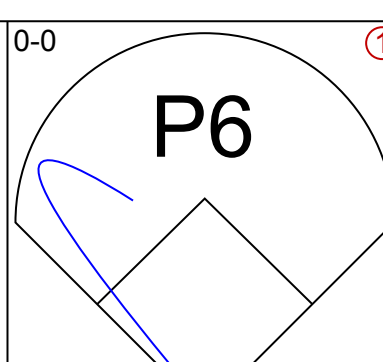
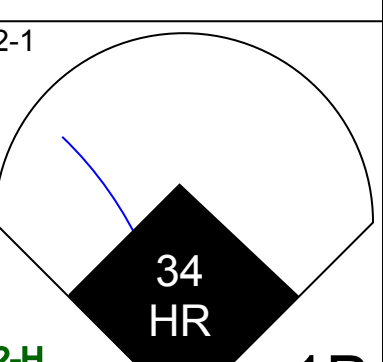
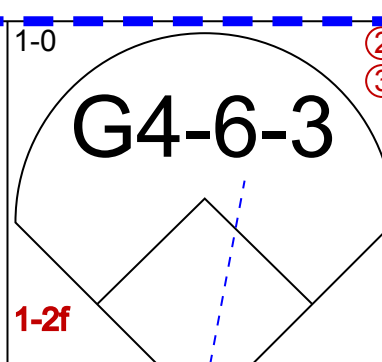
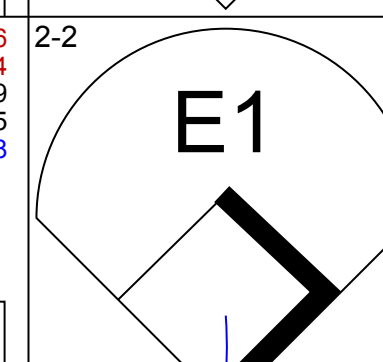
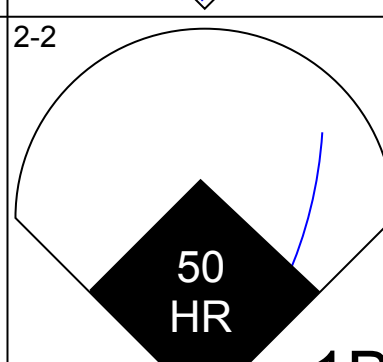
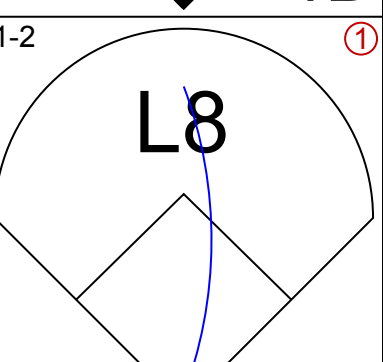
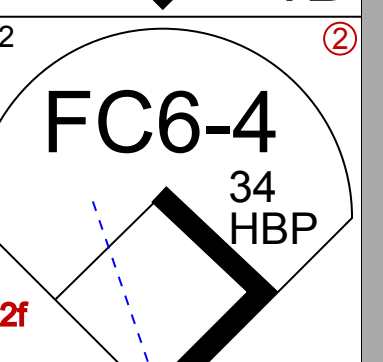
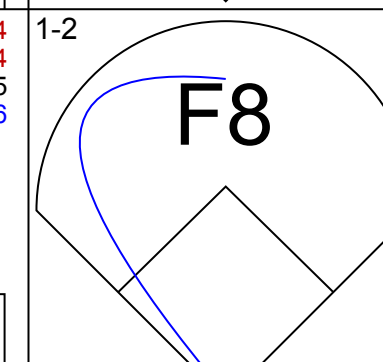
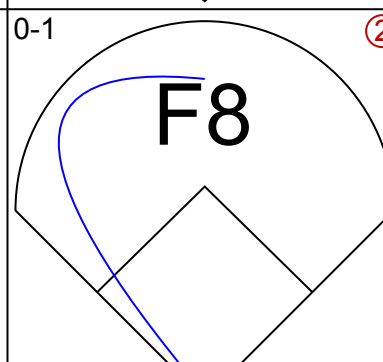
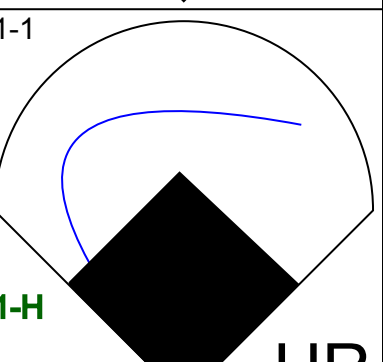
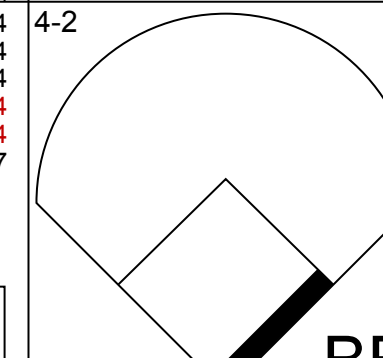
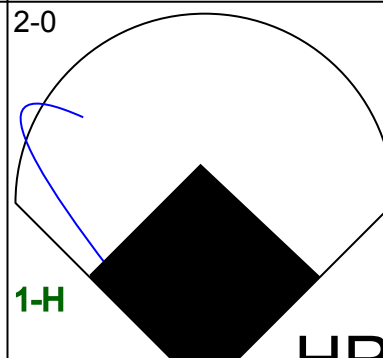
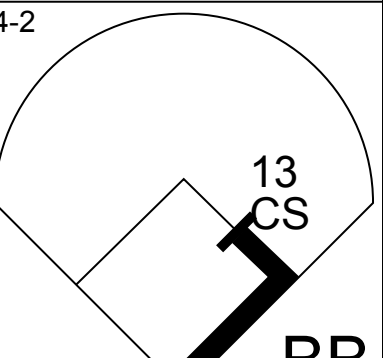
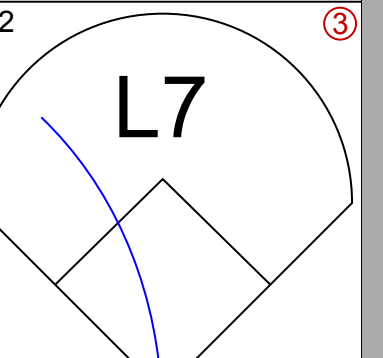
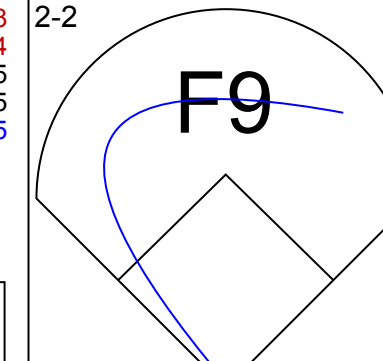
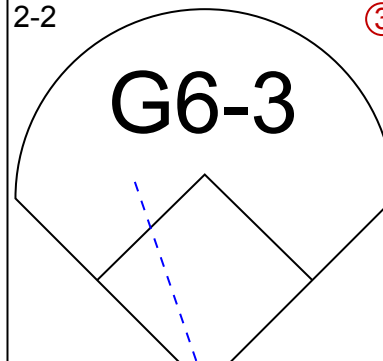
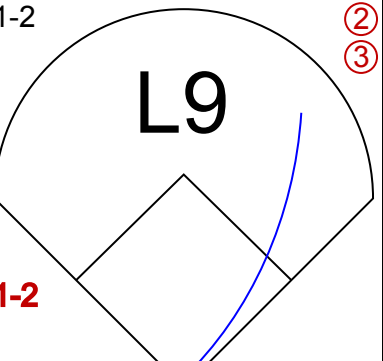
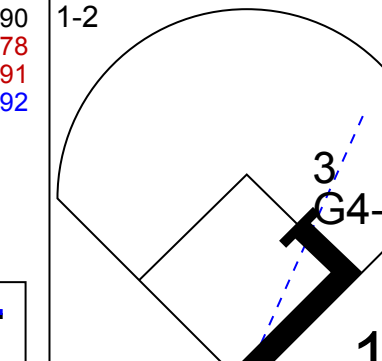

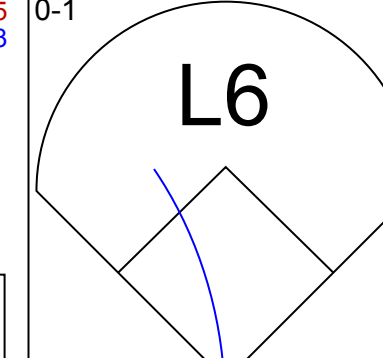
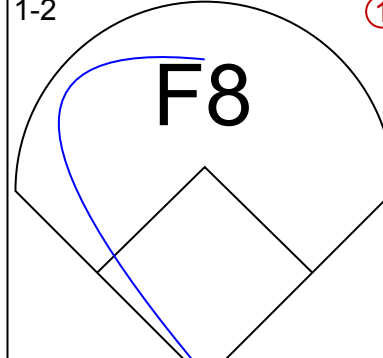
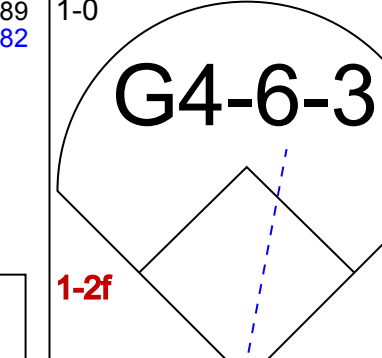

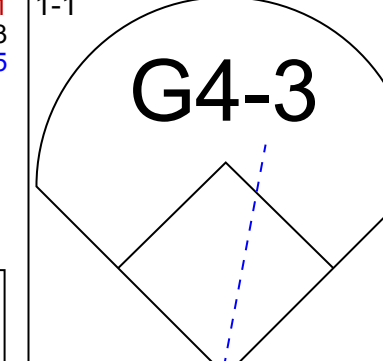
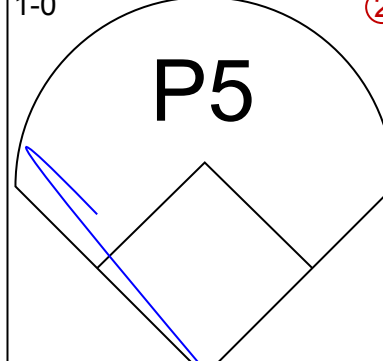
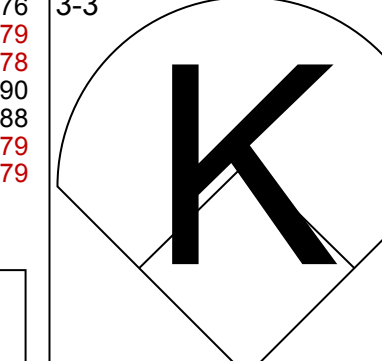

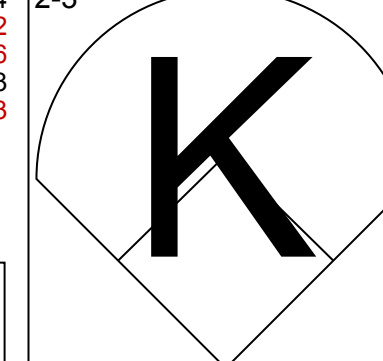
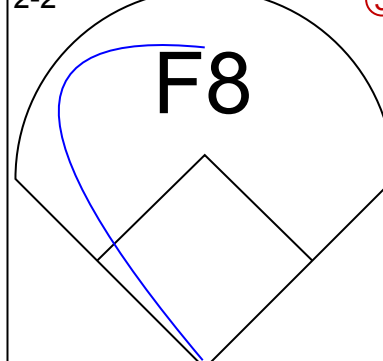
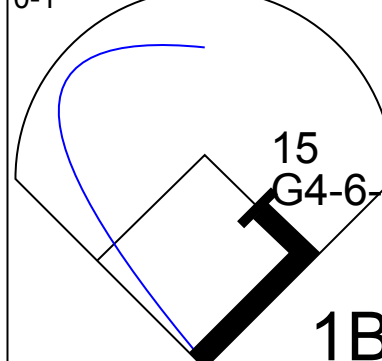

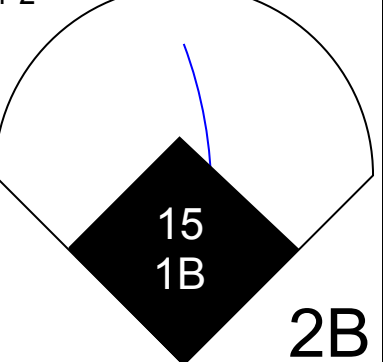
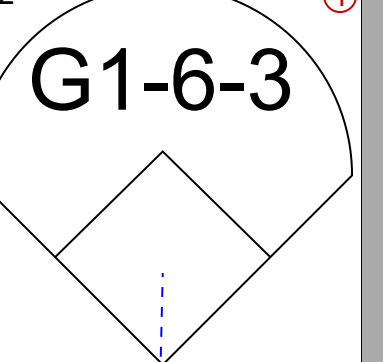
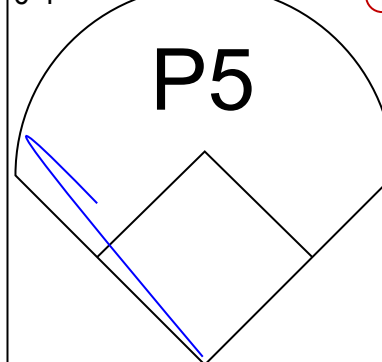
Batter	1	2	3	4	5	6	7	8	9	AB	R	H	RBI	BB	SO	LOB	BOTTOM	
10 Adam Jones, R (1,8) OBP: 0.319, SLG: 0.453	P5				G3			P3		4	0	1	0	0	0	2	<p>Tampa Bay Rays @ Baltimore Orioles</p> <p>Oriole Park at Camden Yards, Baltimore, MD</p> <p>Fri Sep 16 2016, 7:08 PM - 9:51 PM EDT</p> <p>Att: 30,094 - Partly Cloudy - 73 F</p> <p>livebaseballscorecards.com</p>	
25 Hyun Soo Kim, L (1,7) 18 Drew Stubbs, R (9,9) OBP: 0.333, SLG: 0.370	E7 13 E	G5-6-3			1B			K		5	0	2	1	0	1	3		
13 Manny Machado, R (1,5) OBP: 0.354, SLG: 0.554	FC2 19 G4-6-3				K			F8		4	0	0	0	0	2	5		
19 Chris Davis, L (1,3) OBP: 0.337, SLG: 0.484	G4-6-3				HR			K		4	1	1	1	0	2	5		
6 Jonathan Schoop, R (1,4) OBP: 0.304, SLG: 0.468	F9				G5-3			G6-3		3	1	0	0	1	0	0		
24 Pedro Alvarez, L (1,10) 14 Nolan Reimold, R (8,FR) OBP: 0.306, SLG: 0.374		HR			G4-3			K		3	1	1	1	1	1	0		
32 Matt Wieters, S (1,2) OBP: 0.300, SLG: 0.490		F8			BB			G3		2	0	0	0	1	0	0		
2 J.J. Hardy, R (1,6) OBP: 0.315, SLG: 0.422					P6			G3		4	1	3	1	0	0	1		
1 Michael Bourn, L (1,9) OBP: 0.308, SLG: 0.376					B5-3			10 HBP 25 1B 1 1B		3	0	1	1	0	1	1		
								25 1B 10 HBP		3	0	1	1	0	1	1		
Inning Stats	R: 0 H: 0 E: 2 K: 0 S: 8	H: 0 LOB: 1 BB: 0 P: 14	R: 1 H: 2 E: 0 K: 1 S: 11	H: 2 LOB: 0 BB: 0 P: 18	R: 0 H: 1 E: 0 K: 1 S: 8	H: 1 LOB: 0 BB: 0 P: 13	R: 1 H: 1 E: 0 K: 0 S: 13	H: 1 LOB: 1 BB: 1 P: 20	R: 0 H: 1 E: 0 K: 2 S: 9	H: 0 LOB: 0 BB: 0 P: 14	R: 0 H: 0 E: 0 K: 2 S: 19	H: 3 LOB: 3 BB: 0 P: 27	R: 2 H: 1 E: 0 K: 1 S: 18	H: 1 LOB: 2 BB: 2 P: 33	1B: 7 2B: 0 3B: 0 HR: 2	SF: 1 SAC: 0 DP: 2 HBP: 2	WP: 0 PA: 38 PB: 0 SB: 0 CS: 0	
PITCHER	IP WLS BF H R ER SO BB IBB HBP BLK WP HR S P ERA WHIP																	
22 Chris Archer, R (1,1) ERA: 4.05	6.1	27	7	3	3	4	1	0	0	0	0	0	0	0	0	0	4.26	1.263
43 Danny Farquhar, R (7,1) ERA: 3.23	0.2	H	4	1	0	0	2	0	0	0	0	0	0	0	0	0	0.00	1.500
26 Brad Boxberger, R (8,1) ERA: 3.72	0.2	L	6	1	2	2	0	0	0	0	0	0	0	0	0	0	27.00	4.500
52 Ryan Garton, R (8,1) ERA: 4.24	0.1		1	0	0	0	1	0	0	0	0	0	0	0	0	0	0.00	0.000

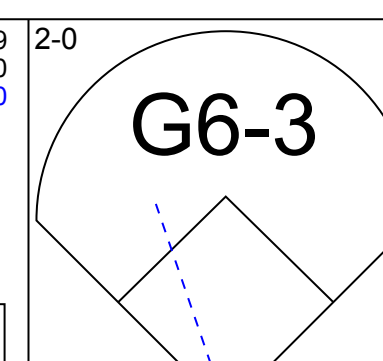
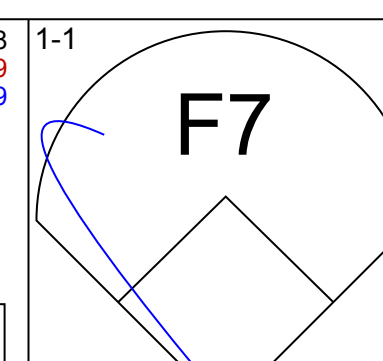
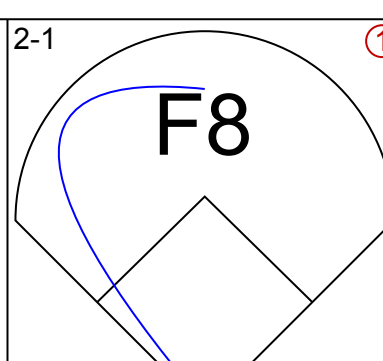
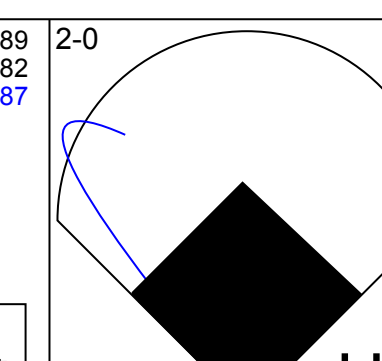
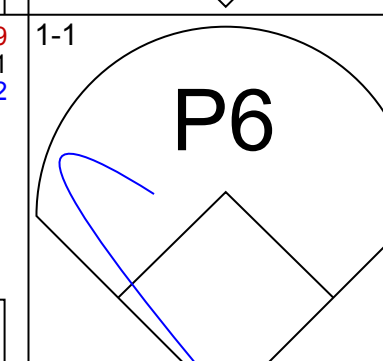
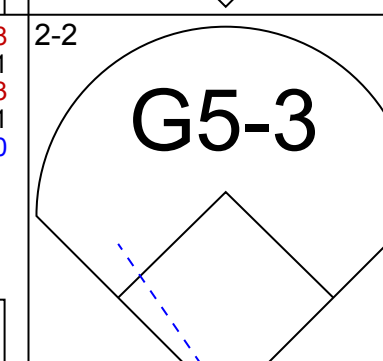
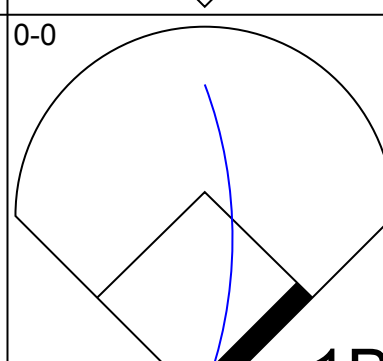
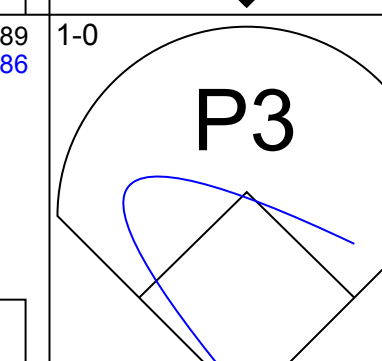
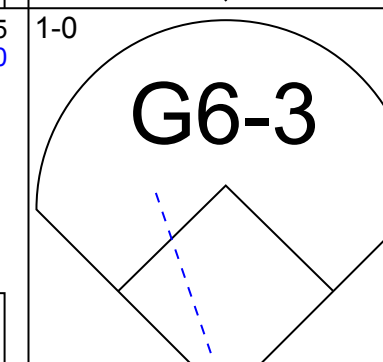
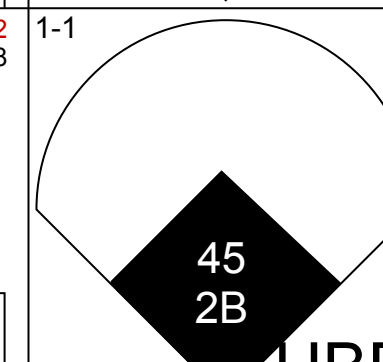
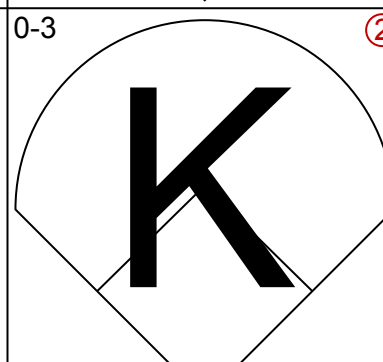
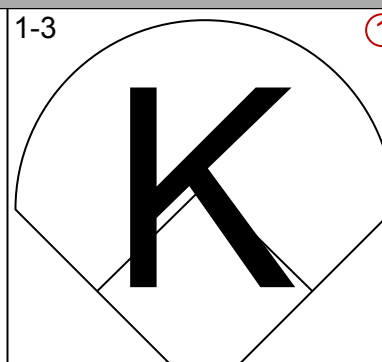
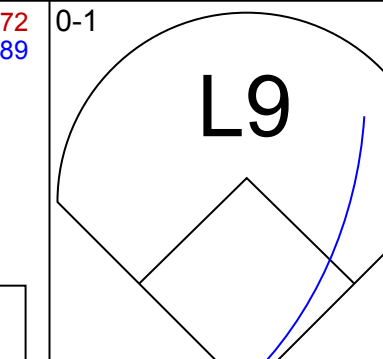
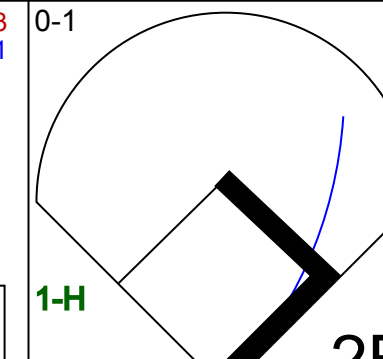
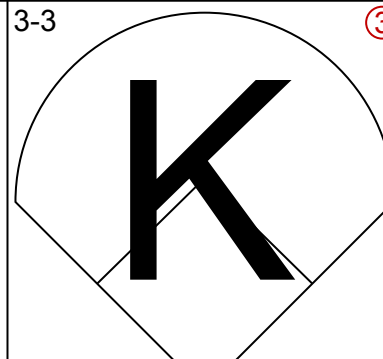
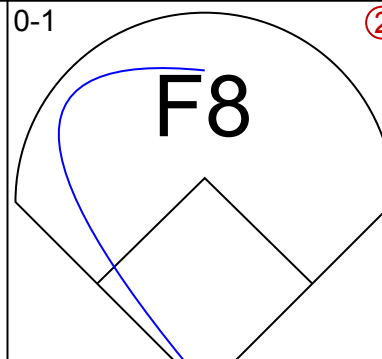

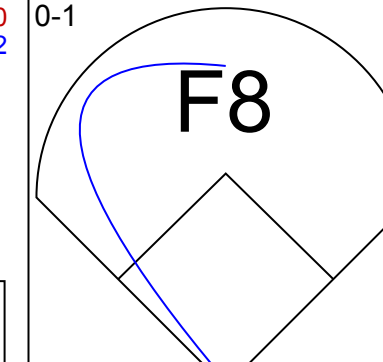
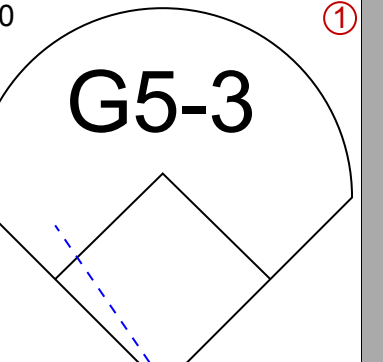
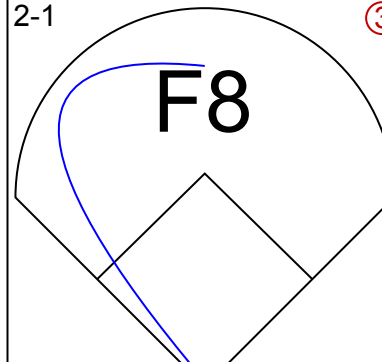

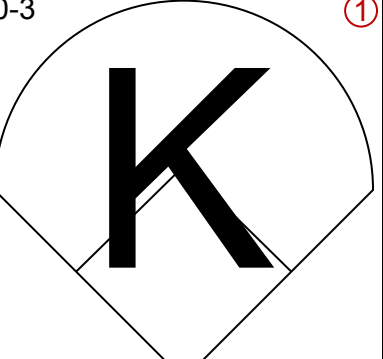
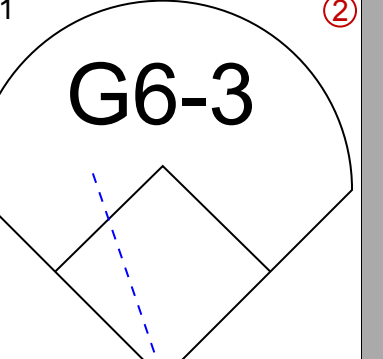
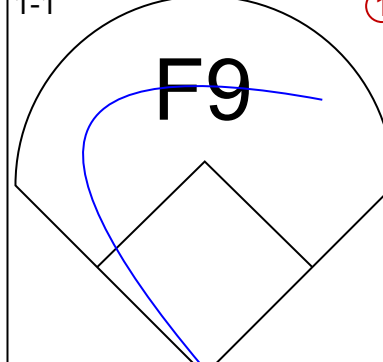
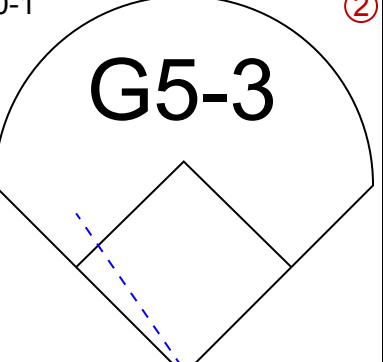

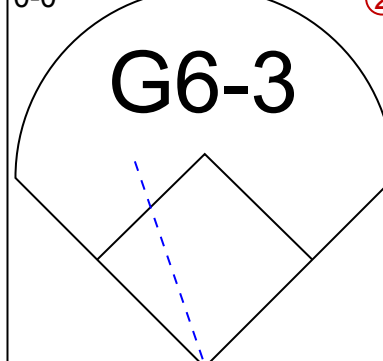
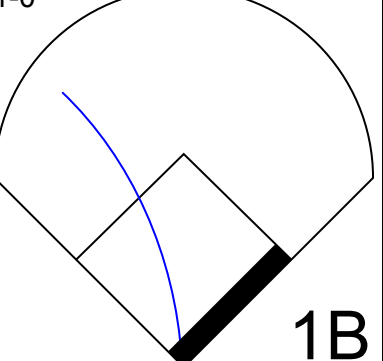
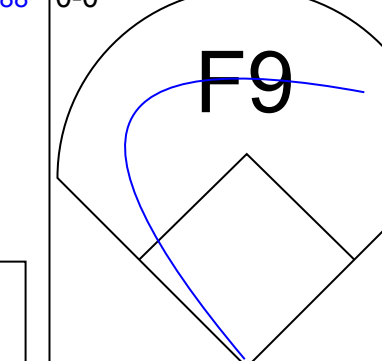

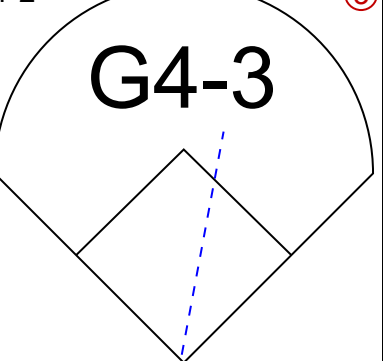
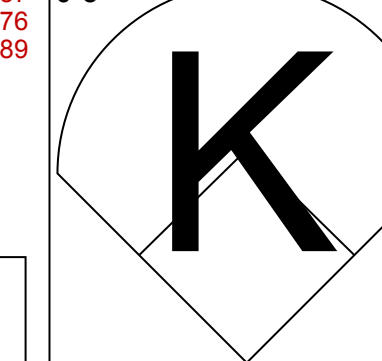
AB 35
R 4
H 10
RBI 4
BB 0
SO 8
LOB 6



AB 32
R 5
H 9
RBI 5
BB 3
SO 7
LOB 17



Batter	1	2	3	4	5	6	7	8	9	AB R H RBI BB SO LOB	TOP											
15 Dustin Pedroia, R OBP: 0.384, SLG: 0.452										5 1 2 1 0 1 1	<p>Boston Red Sox @ Baltimore Orioles Oriole Park at Camden Yards, Baltimore, MD Mon Sep 19 2016, 7:07 PM - 9:40 PM EDT Att: 18,456 - Partly Cloudy - 72 F</p>											
2 Xander Bogaerts, R OBP: 0.357, SLG: 0.448										4 1 1 0 0 0 2												
34 David Ortiz, L OBP: 0.403, SLG: 0.630										3 1 1 2 0 0 2												
50 Mookie Betts, R OBP: 0.356, SLG: 0.541										2 1 1 2 2 0 2												
13 Hanley Ramirez, R OBP: 0.363, SLG: 0.515										4 0 1 0 0 0 3												
3 Sandy León, S OBP: 0.389, SLG: 0.518										4 0 0 0 0 1 1												
12 Brock Holt, L OBP: 0.323, SLG: 0.394										4 0 0 0 0 1 0												
25 Jackie Bradley Jr., L OBP: 0.354, SLG: 0.499										4 0 2 0 0 1 0												
40 Andrew Benintendi, L OBP: 0.365, SLG: 0.500										4 1 1 0 0 0 2												
Inning Stats	R: 0 E: 1 K: 14	H: 0 LOB: 2 BB: 1 P: 23	R: 0 E: 0 K: 14	H: 1 LOB: 1 BB: 0 P: 19	R: 2 E: 0 K: 14	H: 2 LOB: 0 BB: 0 P: 20	R: 0 E: 0 K: 11	H: 0 LOB: 0 BB: 1 P: 10	R: 3 E: 0 K: 10	H: 3 LOB: 0 BB: 1 P: 27	R: 0 E: 0 K: 9	H: 0 LOB: 2 BB: 0 P: 13	R: 0 E: 0 K: 14	H: 1 LOB: 2 BB: 0 P: 21	R: 0 E: 0 K: 8	H: 1 LOB: 0 BB: 0 P: 13	R: 0 E: 0 K: 5	H: 1 LOB: 0 BB: 6 P: 6	1B: 6 2B: 1 3B: 0 HR: 2	SF: 0 SAC: 0 DP: 2 HBP: 1	WP: 0 PB: 0 SB: 1 CS: 1	PA: 37
PITCHER	IP WLS BF H R ER SO BB IBB HBP BLK WP HR S P ERA WHIP											IP WLS BF H R ER SO BB IBB HBP BLK WP HR S P ERA WHIP										
37 Dylan Bundy, R ERA: 4.13	5.0 L 23 6 5 5 3 2 0 0 0 0 0 2 66 99 9.00 1.600																					
50 Brian Duensing, L ERA: 5.4	1.1 4 0 0 0 0 0 0 0 0 0 0 13 20 0.00 0.000																					
63 Tyler Wilson, R ERA: 5.34	1.1 6 2 0 0 0 0 0 0 1 0 0 0 14 20 0.00 1.500																					
64 Jayson Aquino, L ERA:	0.2 3 1 0 0 1 0 0 0 0 0 0 8 11 0.00 1.500																					
48 Vance Worley, R ERA: 3.66	0.2 1 0 0 0 0 0 0 0 0 0 0 1 2 0.00 0.000																					

Batter	1	2	3	4	5	6	7	8	9	AB R H RBI BB SO LOB	BOTTOM									
10 Adam Jones, R OBP: 0.319, SLG: 0.458										4 1 1 1 0 0 0	<p>Boston Red Sox @ Baltimore Orioles Oriole Park at Camden Yards, Baltimore, MD Mon Sep 19 2016, 7:07 PM - 9:40 PM EDT Att: 18,456 - Partly Cloudy - 72 F</p>									
25 Hyun Soo Kim, L OBP: 0.382, SLG: 0.413										4 0 1 0 0 0 0										
13 Manny Machado, R OBP: 0.352, SLG: 0.553										3 1 0 0 0 2 1										
45 Mark Trumbo, R OBP: 0.312, SLG: 0.524										4 0 1 1 0 1 1										
19 Chris Davis, L OBP: 0.333, SLG: 0.479										4 0 0 0 0 0 1										
2 J.J. Hardy, R OBP: 0.315, SLG: 0.419										3 0 0 0 0 1 0										
32 Matt Wieters, S OBP: 0.299, SLG: 0.395										3 0 0 0 0 1 0										
6 Jonathan Schoop, R OBP: 0.301, SLG: 0.460										3 0 1 0 0 0 0										
1 Michael Bourn, L OBP: 0.305, SLG: 0.373										3 0 0 0 0 2 1										
Inning Stats	R: 0 E: 0 K: 0 S: 4	H: 0 LOB: 0 BB: 0 P: 8	R: 0 E: 0 K: 0 S: 7	H: 0 LOB: 0 BB: 0 P: 7	R: 0 E: 0 K: 1 S: 6	H: 0 LOB: 0 BB: 0 P: 7	R: 1 E: 0 K: 0 S: 10	H: 1 LOB: 1 BB: 0 P: 14	R: 0 E: 0 K: 2 S: 9	H: 1 LOB: 1 BB: 0 P: 14	R: 0 E: 0 K: 1 S: 6	H: 0 LOB: 0 BB: 0 P: 8	R: 1 E: 0 K: 1 S: 6	H: 1 LOB: 0 BB: 0 P: 9	R: 0 E: 0 K: 1 S: 7	H: 0 LOB: 0 BB: 0 P: 10	1B: 2 2B: 1 3B: 0 HR: 1	SF: 0 SAC: 0 DP: 0 HBP: 1	WP: 0 PB: 0 SB: 0 CS: 0	PA: 32
PITCHER	IP WLS BF H R ER SO BB IBB HBP BLK WP HR S P ERA WHIP											IP WLS BF H R ER SO BB IBB HBP BLK WP HR S P ERA WHIP								
22 Rick Porcello, R ERA: 3.08	9.0 W 32 4 2 2 7 0 0 1 0 0 1 65 89 2.00 0.444																			



Batter	1	2	3	4	5	6	7	8	9	AB	R	H	RBI	BB	SO	LOB	TOP					
50 Mookie Betts, R OBP: 0.358, SLG: 0.542										5	2	3	0	0	0	0						
2 Xander Bogaerts, R OBP: 0.356, SLG: 0.446										5	0	1	0	0	3	4						
34 David Ortiz, L OBP: 0.403, SLG: 0.634										5	1	2	3	0	0	2						
13 Hanley Ramirez, R OBP: 0.363, SLG: 0.512										3	0	0	1	1	0	2						
47 Travis Shaw, L OBP: 0.314, SLG: 0.436										4	0	0	0	0	0	3						
30 Chris Young, R OBP: 0.367, SLG: 0.527										4	0	2	0	0	1	0						
25 Jackie Bradley Jr., L OBP: 0.353, SLG: 0.595										4	1	2	1	0	1	2						
3 Sandy León, S OBP: 0.383, SLG: 0.509										4	0	0	0	0	3	3						
40 Marco Hernández, L OBP: 0.370, SLG: 0.388										4	1	1	0	0	0	2						
Inning Stats	R: 0 E: 0 K: 1 S: 10	H: 1 LOB: 2 BB: 1 P: 18	R: 0 E: 0 K: 0 S: 12	H: 1 LOB: 1 BB: 0 P: 17	R: 1 E: 0 K: 0 S: 11	H: 2 LOB: 1 BB: 0 P: 15	R: 1 E: 0 K: 2 S: 9	H: 1 LOB: 0 BB: 0 P: 11	R: 0 E: 0 K: 1 S: 7	H: 1 LOB: 1 BB: 0 P: 14	R: 0 E: 0 K: 1 S: 7	H: 1 LOB: 0 BB: 0 P: 12	R: 3 E: 0 K: 1 S: 16	H: 3 LOB: 0 BB: 0 P: 25	R: 0 E: 0 K: 2 S: 11	H: 1 LOB: 0 BB: 0 P: 16	R: 0 E: 0 K: 1 S: 10	H: 0 LOB: 0 BB: 0 P: 13	1B: 8 2B: 1 3B: 0 HR: 2	SF: 0 SAC: 0 DP: 0 HBP: 0	WP: 1 PB: 0 SB: 0 CS: 0	PA: 39
PITCHER	IP WLS BF H R ER SO BB IBB HBP BLK WP HR S P ERA WHIP																					
39 Kevin Gausman, R ERA: 3.57	6.1 L 30 10 5 5 5 1 0 0 0 0 0 2 68 101 7.11 1.737																					
29 Tommy Hunter, R ERA: 3.48	0.2 3 1 0 0 0 0 0 0 0 0 0 0 8 13 0.00 1.500																					
50 Brian Duensing, L ERA: 4.91	1.0 3 0 0 0 2 0 0 0 0 0 1 0 9 14 0.00 0.000																					
56 Darren O'Day, R ERA: 4.03	0.2 2 0 0 0 1 0 0 0 0 0 0 0 6 7 0.00 0.000																					
58 Donnie Hart, L ERA:	0.1 1 0 0 0 0 0 0 0 0 0 0 0 4 6 0.00 0.000																					

Boston Red Sox @ Baltimore Orioles
 Oriole Park at Camden Yards, Baltimore, MD
 Tue Sep 20 2016, 7:09 PM - 10:22 PM EDT
 Att: 20,387 - Cloudy - 77 F

AB	38
R	5
H	11
RBI	5
BB	1
SO	8
LOB	18



Batter	1	2	3	4	5	6	7	8	9	AB	R	H	RBI	BB	SO	LOB	BOTTOM					
10 Adam Jones, R OBP: 0.317, SLG: 0.455										4	0	0	0	0	1	2						
19 Chris Davis, L OBP: 0.333, SLG: 0.477										4	0	1	0	0	1	0						
13 Manny Machado, R OBP: 0.351, SLG: 0.550										3	0	0	0	1	0	1						
45 Mark Trumbo, R OBP: 0.310, SLG: 0.520										4	0	0	0	0	2	2						
6 Jonathan Schoop, R OBP: 0.300, SLG: 0.461										4	1	1	0	0	1	0						
32 Matt Wieters, S OBP: 0.296, SLG: 0.391										4	0	0	0	0	2	1						
16 Trey Mancini, R ERA: 4.84										3	1	1	1	0	0	1						
24 Pedro Alvarez, L OBP: 0.323, SLG: 0.506										0	0	0	0	1	0	0						
2 J.J. Hardy, R OBP: 0.316, SLG: 0.420										4	0	2	1	0	1	1						
14 Nolan Reimold, R OBP: 0.304, SLG: 0.370										2	0	0	0	0	1	1						
25 Hyun Soo Kim, L OBP: 0.384, SLG: 0.415										1	0	1	0	0	0	0						
Inning Stats	R: 0 E: 0 K: 1 S: 8	H: 0 LOB: 0 BB: 0 P: 11	R: 0 E: 0 K: 1 S: 6	H: 0 LOB: 0 BB: 0 P: 11	R: 0 E: 0 K: 2 S: 8	H: 0 LOB: 0 BB: 0 P: 12	R: 0 E: 0 K: 1 S: 7	H: 0 LOB: 1 BB: 1 P: 13	R: 1 E: 0 K: 1 S: 16	H: 2 LOB: 1 BB: 0 P: 23	R: 0 E: 0 K: 1 S: 12	H: 1 LOB: 0 BB: 0 P: 17	R: 1 E: 0 K: 0 S: 13	H: 3 LOB: 2 BB: 0 P: 21	R: 0 E: 0 K: 1 S: 10	H: 0 LOB: 0 BB: 0 P: 12	R: 0 E: 0 K: 1 S: 9	H: 0 LOB: 1 BB: 1 P: 14	1B: 4 2B: 1 3B: 0 HR: 1	SF: 0 SAC: 0 DP: 0 HBP: 0	WP: 0 PB: 0 SB: 0 CS: 0	PA: 35
PITCHER	IP WLS BF H R ER SO BB IBB HBP BLK WP HR S P ERA WHIP																					
52 Eduardo Rodriguez, L ERA: 4.08	6.1 W 24 4 2 2 7 1 0 0 0 0 0 0 10 15 0.00 6.000																					
29 Brad Ziegler, R ERA: 2.32	0.1 H 1 0 0 0 0 0 0 0 0 0 0 0 1 3 0.00 0.000																					
19 Koji Uehara, R ERA: 3.77	1.0 H 3 0 0 0 1 0 0 0 0 0 0 0 10 12 0.00 0.000																					
46 Craig Kimbrel, R ERA: 2.61	1.0 S 4 0 0 0 1 1 0 0 0 0 0 0 9 14 0.00 1.000																					

Boston Red Sox @ Baltimore Orioles
 Oriole Park at Camden Yards, Baltimore, MD
 Tue Sep 20 2016, 7:09 PM - 10:22 PM EDT
 Att: 20,387 - Cloudy - 77 F

AB	33
R	2
H	6
RBI	2
BB	2
SO	9
LOB	9



Batter	1	2	3	4	5	6	7	8	9	AB R H RBI BB SO LOB	TOP											
15 Dustin Pedroia, R OBP: 0.391, SLG: 0.449	G6-3		L9		G5-3	G5-3			G6-3	5 0 0 0 0 0 0	Boston Red Sox @ Baltimore Orioles Oriole Park at Camden Yards, Baltimore, MD Wed Sep 21 2016, 7:12 PM - 10:05 PM EDT Att: 20,865 - Cloudy - 79 F											
2 Xander Bogaerts, R OBP: 0.355, SLG: 0.444	K				K				G6-3	3 0 0 0 1 2 0												
34 David Ortiz, L OBP: 0.404, SLG: 0.632	1B								K	3 1 1 0 1 2 1												
50 Mookie Betts, R OBP: 0.360, SLG: 0.542	BB								G5-3	3 1 2 0 1 0 0												
47 Travis Shaw, L OBP: 0.313, SLG: 0.434	1B								F9	4 0 1 0 0 2 3												
18 Aaron Hill, R OBP: 0.336, SLG: 0.375	G5-3								G5-3	3 1 1 0 0 0 3												
25 Jackie Bradley Jr., L OBP: 0.354, SLG: 0.552	P2								P5	3 0 0 0 1 1 3												
3 Sandy León, S OBP: 0.377, SLG: 0.500	K								F7	4 1 0 0 0 1 4												
40 Andrew Benintendi, L OBP: 0.360, SLG: 0.524	K2-3								P5	4 1 1 3 0 2 0												
Inning Stats	R: 0 H: 2 E: 0 K: 1 S: 18	H: 0 LOB: 3 BB: 1 P: 28	R: 0 H: 0 E: 0 K: 2 S: 8	H: 0 LOB: 0 BB: 0 P: 13	R: 0 H: 0 E: 0 K: 1 S: 7	H: 0 LOB: 0 BB: 1 P: 14	R: 0 H: 1 E: 0 K: 1 S: 11	H: 1 LOB: 2 BB: 1 P: 24	R: 0 H: 0 E: 0 K: 2 S: 9	H: 0 LOB: 0 BB: 0 P: 12	R: 5 H: 3 E: 1 K: 2 S: 17	H: 3 LOB: 0 BB: 1 P: 32	R: 0 H: 0 E: 0 K: 1 S: 9	H: 0 LOB: 0 BB: 0 P: 12	R: 0 H: 0 E: 0 K: 0 S: 8	H: 0 LOB: 0 BB: 0 P: 12	R: 0 H: 0 E: 0 K: 0 S: 6	H: 0 LOB: 0 BB: 0 P: 8	1B: 5 2B: 0 3B: 0 HR: 1	SF: 0 SAC: 0 DP: 1 HBP: 0	WP: 0 PB: 0 SB: 0 CS: 0	PA: 37
PITCHER	IP WLS BF H R ER SO BB IBB HBP BLK WP HR S P ERA WHIP											PITCHER	IP WLS BF H R ER SO BB IBB HBP BLK WP HR S P ERA WHIP									
31 Ubaldo Jiménez, R ERA: 5.71	5.1 L 23 4 2 0 8 4 0 0 0 0 0 0 1 11 18 0.00 1.500																					
35 Brad Brach, R ERA: 1.59	0.2 B 5 2 3 0 1 0 0 0 0 0 0 1 11 18 0.00 3.000																					
71 Oliver Drake, R ERA: 4.6	1.2 5 0 0 0 1 0 0 0 0 0 0 0 16 23 0.00 0.000																					
50 Brian Duensing, L ERA: 4.5	1.0 3 0 0 0 0 0 0 0 0 0 0 5 7 0.00 0.000																					
59 Mike Wright Jr., R ERA: 5.79	0.1 1 0 0 0 0 0 0 0 0 0 0 0 2 2 0.00 0.000																					

Batter	1	2	3	4	5	6	7	8	9	AB R H RBI BB SO LOB	BOTTOM											
10 Adam Jones, R OBP: 0.317, SLG: 0.454	K		SF7						G4-3	3 0 1 1 0 1 0	Boston Red Sox @ Baltimore Orioles Oriole Park at Camden Yards, Baltimore, MD Wed Sep 21 2016, 7:12 PM - 10:05 PM EDT Att: 20,865 - Cloudy - 79 F											
25 Hyun Soo Kim, L OBP: 0.379, SLG: 0.409	G4-3		G3-1						L9	4 0 0 0 0 0 3												
13 Manny Machado, R OBP: 0.349, SLG: 0.547	G5-3		P2						K	4 0 0 0 0 1 3												
19 Chris Davis, L OBP: 0.332, SLG: 0.474	K								K	3 0 0 0 1 2 0												
45 Mark Trumbo, R OBP: 0.309, SLG: 0.518	G6-3								F8	4 0 1 0 0 0 1												
24 Pedro Alvarez, L OBP: 0.320, SLG: 0.502	K								1B	3 0 0 0 0 1 1												
16 Trey Mancini, R OBP: 0.250, SLG: 1.000	K								L9	1 0 0 0 0 0 1												
6 Jonathan Schoop, R OBP: 0.301, SLG: 0.461									G5-3	4 1 2 0 0 1 1												
32 Matt Wieters, S OBP: 0.294, SLG: 0.389										2 0 0 0 0 0 2												
2 J.J. Hardy, R OBP: 0.317, SLG: 0.417									G6-3	2 0 0 0 1 0 0												
Inning Stats	R: 0 H: 0 E: 0 K: 1 S: 6	H: 0 LOB: 0 BB: 0 P: 11	R: 0 H: 0 E: 0 K: 2 S: 10	H: 0 LOB: 0 BB: 0 P: 14	R: 1 H: 1 E: 0 K: 0 S: 10	H: 1 LOB: 2 BB: 1 P: 15	R: 0 H: 1 E: 0 K: 0 S: 9	H: 1 LOB: 1 BB: 0 P: 18	R: 0 H: 1 E: 0 K: 0 S: 12	H: 1 LOB: 1 BB: 0 P: 20	R: 0 H: 0 E: 0 K: 0 S: 6	H: 0 LOB: 0 BB: 0 P: 7	R: 0 H: 0 E: 0 K: 1 S: 7	H: 0 LOB: 0 BB: 0 P: 10	R: 0 H: 0 E: 0 K: 1 S: 6	H: 0 LOB: 0 BB: 0 P: 9	R: 0 H: 1 E: 0 K: 1 S: 7	H: 1 LOB: 1 BB: 0 P: 9	1B: 4 2B: 0 3B: 0 HR: 0	SF: 1 SAC: 1 DP: 0 HBP: 0	WP: 0 PB: 0 SB: 0 CS: 0	PA: 34
PITCHER	IP WLS BF H R ER SO BB IBB HBP BLK WP HR S P ERA WHIP											PITCHER	IP WLS BF H R ER SO BB IBB HBP BLK WP HR S P ERA WHIP									
11 Clay Buchholz, R ERA: 5.0	7.0 W 27 3 1 1 4 2 0 0 0 0 0 0 6 9 0.00 0.714																					
29 Brad Ziegler, R ERA: 2.29	1.0 3 0 0 0 1 0 0 0 0 0 0 0 6 9 0.00 0.000																					
72 Robby Scott, L ERA:	0.1 2 1 0 0 1 0 0 0 0 0 0 0 4 4 0.00 3.000																					
46 Craig Kimbrel, R ERA: 2.57	0.2 2 0 0 0 0 0 0 0 0 0 0 0 3 5 0.00 0.000																					



Batter	1	2	3	4	5	6	7	8	9	10	11	12	AB	R	H	RBI	BB	SO	LOB	TOP				
2 Jean Segura, R OBP: 0.363, SLG: 0.484	G6-3				G5-3		P3			G2			5	0	1	1	0	0	0					
16 Chris Owings, R OBP: 0.319, SLG: 0.422	F9	K									K		5	0	2	0	0	2	1					
44 Paul Goldschmidt, R OBP: 0.413, SLG: 0.494	BB				G1-3		G6-4-3			K			4	1	1	0	1	1	1					
7 Welington Castillo, R OBP: 0.326, SLG: 0.434	1B				G4-3		L5			G4-3			5	0	2	0	0	0	0					
22 Jake Lamb, L OBP: 0.327, SLG: 0.513	1B				G3-1		K			F8			5	0	1	1	0	1	2					
24 Yasmany Tomás, R OBP: 0.313, SLG: 0.505	G4-3				F9					K			5	0	1	0	0	1	4					
27 Brandon Drury, R OBP: 0.325, SLG: 0.450																								
30 Sócrates Brito, L OBP: 0.202, SLG: 0.354	2B																							
29 Kyle Jensen, R OBP: 0.320, SLG: 0.591	K									K														
19 Mitch Haniger, R OBP: 0.312, SLG: 0.390	G1-3																							
Inning Stats	R: 1 E: 0 K: 0 S: 13	H: 2 LOB: 2 BB: 1 P: 24	R: 1 E: 0 K: 2 S: 17	H: 2 LOB: 1 BB: 0 P: 23	R: 0 E: 0 K: 0 S: 7	H: 0 LOB: 0 BB: 0 P: 13	R: 0 E: 0 K: 2 S: 10	H: 0 LOB: 1 BB: 1 P: 18	R: 0 E: 0 K: 1 S: 7	H: 1 LOB: 0 BB: 0 P: 12	R: 0 E: 0 K: 1 S: 10	H: 0 LOB: 0 BB: 0 P: 14	R: 0 E: 0 K: 2 S: 9	H: 0 LOB: 0 BB: 0 P: 12	R: 0 E: 0 K: 2 S: 11	H: 0 LOB: 0 BB: 0 P: 19	R: 0 E: 0 K: 1 S: 14	H: 2 LOB: 2 BB: 0 P: 20	R: 0 E: 0 K: 1 S: 6	H: 0 LOB: 0 BB: 0 P: 8	1B: 5 2B: 4 3B: 0 HR: 0	SF: 0 SAC: 0 DP: 0 HBP: 0	WP: 0 PB: 0 SB: 0 CS: 0	PA: 45
PITCHER	IP WLS BF H R ER SO BB IBB HBP BLK WP HR S P ERA WHIP	49 Yovani Gallardo, R ERA: 5.63	56 Darren O'Day, R ERA: 3.9	35 Brad Brach, R ERA: 1.57	60 Mychal Givens, R ERA: 3.3	53 Zack Britton, L ERA: 0.57	PITCHER	IP WLS BF H R ER SO BB IBB HBP BLK WP HR S P ERA WHIP	29 Tommy Hunter, R ERA: 3.27	71 Oliver Drake, R ERA: 4.32	IP WLS BF H R ER SO BB IBB HBP BLK WP HR S P ERA WHIP	1.0 W 3 0 0 0 1 0 0 0 0 0 0 6 8 0.00 0.000	1.0 W 3 0 0 0 1 0 0 0 0 0 0 6 8 0.00 0.000											

Arizona Diamondbacks @ Baltimore Orioles
 Oriole Park at Camden Yards, Baltimore, MD
 Fri Sep 23 2016, 7:09 PM - 11:08 PM EDT
 Att: 37,815 - Clear - 81 F

livebaseballscorecards.com

AB 43
 R 2
 H 9
 RBI 2
 BB 2
 SO 13
 LOB 12




Batter	1	2	3	4	5	6	7	8	9	10	11	12	AB	R	H	RBI	BB	SO	LOB	BOTTOM				
25 Hyun Soo Kim, L OBP: 0.379, SLG: 0.405	F9												2	0	0	0	2	1	1					
1 Michael Bourn, L OBP: 0.305, SLG: 0.372	BB												1	0	0	0	0	0	1					
10 Adam Jones, R OBP: 0.316, SLG: 0.449	F8												4	0	1	0	1	0	1					
13 Manny Machado, R OBP: 0.350, SLG: 0.544	1B												5	0	1	0	1	1	5					
19 Chris Davis, L OBP: 0.330, SLG: 0.468	F9												5	0	0	0	1	2	7					
45 Mark Trumbo, R OBP: 0.309, SLG: 0.521	BB												5	1	2	1	1	1	1					
24 Pedro Alvarez, L OBP: 0.319, SLG: 0.506	K												5	1	1	1	0	2	5					
6 Jonathan Schoop, R OBP: 0.297, SLG: 0.454	G5-3												5	0	0	0	0	2						
32 Matt Wieters, S OBP: 0.287, SLG: 0.398													5	1	3	1	0	0	0					
18 Drew Stubbs, R OBP: 0.341, SLG: 0.360	1B												0	0	0	0	0	0	0					
36 Caleb Joseph, R OBP: 0.221, SLG: 0.202													0	0	0	0	0	0	0					
2 J.J. Hardy, R OBP: 0.315, SLG: 0.414	K												4	0	1	0	0	1	1					
Inning Stats	R: 0 E: 0 K: 1 S: 10	H: 1 LOB: 3 BB: 2 P: 21	R: 0 E: 0 K: 1 S: 13	H: 1 LOB: 1 BB: 0 P: 16	R: 0 E: 1 K: 0 S: 7	H: 0 LOB: 1 BB: 0 P: 10	R: 0 E: 0 K: 1 S: 8	H: 0 LOB: 0 BB: 0 P: 12	R: 0 E: 0 K: 1 S: 10	H: 0 LOB: 2 BB: 1 P: 17	R: 1 E: 0 K: 1 S: 8	H: 1 LOB: 1 BB: 0 P: 16	R: 1 E: 0 K: 1 S: 7	H: 3 LOB: 2 BB: 1 P: 28	R: 0 E: 0 K: 1 S: 7	H: 0 LOB: 0 BB: 0 P: 9	R: 0 E: 1 K: 0 S: 7	H: 1 LOB: 3 BB: 1 P: 15	R: 1 E: 0 K: 0 S: 3	H: 1 LOB: 0 BB: 0 P: 4	1B: 5 2B: 1 3B: 0 HR: 3	SF: 0 SAC: 2 DP: 0 HBP: 1	WP: 1 PB: 0 SB: 0 CS: 0	PA: 50
PITCHER	IP WLS BF H R ER SO BB IBB HBP BLK WP HR S P ERA WHIP	26 Shelby Miller, R ERA: 5.46	48 Randall Delgado, R ERA: 4.4	56 Steve Hathaway, L ERA: 5.8	36 Enrique Burgos, R ERA: 5.8	41 Daniel Hudson, R ERA: 5.53	PITCHER	IP WLS BF H R ER SO BB IBB HBP BLK WP HR S P ERA WHIP	52 Zack Godley, R ERA: 5.46	43 Edwin Escobar, L ERA: 7.54	55 Matt Koch, R ERA: 1.5	1.2 0.1 0.0 L 1 1 1 1 0 0 0 0 0 1 3 4 0.00 0.600	1.2 0.1 0.0 L 1 1 1 1 0 0 0 0 0 1 3 4 0.00 0.600											

Arizona Diamondbacks @ Baltimore Orioles
 Oriole Park at Camden Yards, Baltimore, MD
 Fri Sep 23 2016, 7:09 PM - 11:08 PM EDT
 Att: 37,815 - Clear - 81 F

livebaseballscorecards.com

AB 41
 R 3
 H 9
 RBI 3
 BB 6
 SO 8
 LOB 24



Batter	1	2	3	4	5	6	7	8	9	AB	R	H	RBI	BB	SO	LOB	TOP				
2 Jean Segura, R OBP: 0.361, SLG: 0.481										4	0	0	0	0	2	2	Arizona Diamondbacks @ Baltimore Orioles Oriole Park at Camden Yards, Baltimore, MD Sat Sep 24 2016, 7:09 PM - 9:44 PM EDT Att. 40,610 - Clear - 70 F				
16 Chris Owings, R OBP: 0.316, SLG: 0.418										4	0	0	0	0	1	0					
44 Paul Goldschmidt, R OBP: 0.415, SLG: 0.497										4	1	3	0	0	0	0					
7 Wellington Castillo, R OBP: 0.325, SLG: 0.432										4	0	1	0	0	2	2					
24 Yasmany Tomás, R OBP: 0.312, SLG: 0.503 30 Sócrates Brito, L OBP: 0.198, SLG: 0.345										2	0	0	0	0	1	2					
27 Brandon Drury, R OBP: 0.325, SLG: 0.450										4	0	1	1	0	1	0					
29 Kyle Jensen, R OBP: 0.276, SLG: 0.500										4	0	0	0	0	2	1					
19 Mitch Haniger, R OBP: 0.313, SLG: 0.388										3	0	1	0	0	2	0					
15 Phil Gosselin, R OBP: 0.326, SLG: 0.372										3	0	1	0	0	0	0					
Inning Stats	R: 0 H: 2 E: 0 K: 1 S: 14	H: 2 LOB: 2 BB: 0 P: 17	R: 0 H: 0 E: 0 K: 2 S: 10	H: 0 LOB: 0 BB: 0 P: 16	R: 0 H: 0 E: 0 K: 0 S: 6	H: 0 LOB: 0 BB: 0 P: 8	R: 0 H: 0 E: 0 K: 2 S: 9	H: 0 LOB: 0 BB: 0 P: 12	R: 0 H: 2 E: 0 K: 2 S: 12	H: 1 LOB: 1 BB: 0 P: 9	R: 0 H: 0 E: 0 K: 2 S: 8	H: 0 LOB: 0 BB: 0 P: 12	R: 0 H: 0 E: 0 K: 1 S: 7	H: 0 LOB: 1 BB: 0 P: 10	R: 1 H: 2 E: 0 K: 0 S: 11	H: 2 LOB: 1 BB: 0 P: 17	1B: 5 2B: 2 3B: 0 HR: 0	SF: 0 SAC: 0 DP: 0 HBP: 0	WP: 0 PB: 0 CS: 0	PA: 34	
PITCHER	IP	WLS	BF	H	R	ER	SO	BB	IBB	HBP	BLK	WP	HR	S	P	ERA	WHIP				
38 Wade Miley, L ERA: 5.4	8.2	W	33	7	1	1	11	0	0	0	0	0	0	83	116	1.04	0.808				
63 Tyler Wilson, R ERA: 5.32	0.1		1	0	0	0	0	0	0	0	0	0	0	1	2	0.00	0.000				

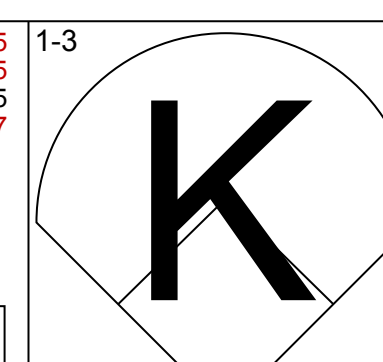
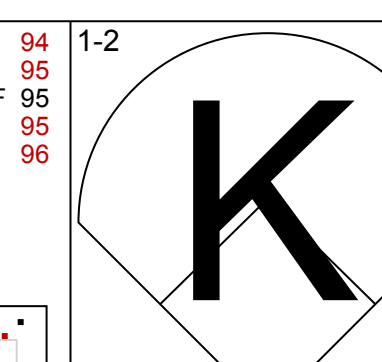
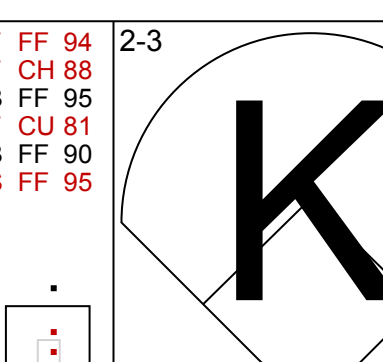
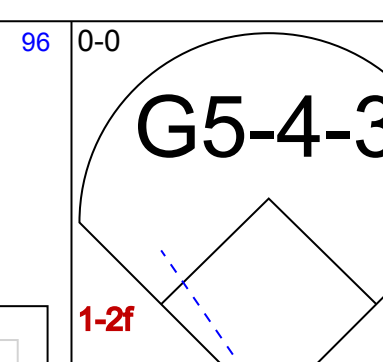

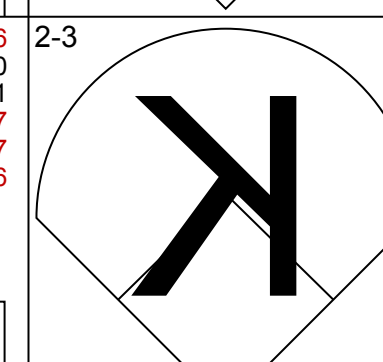
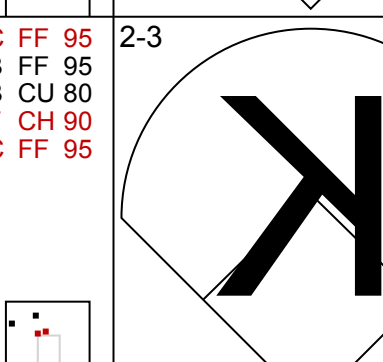
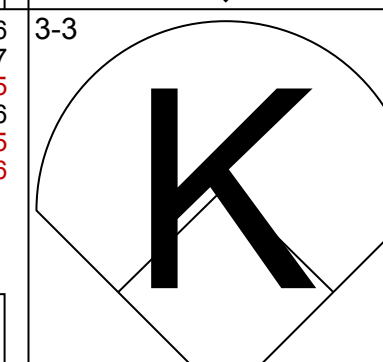
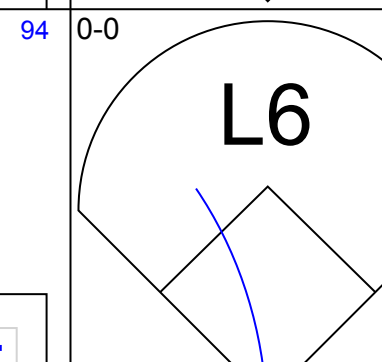
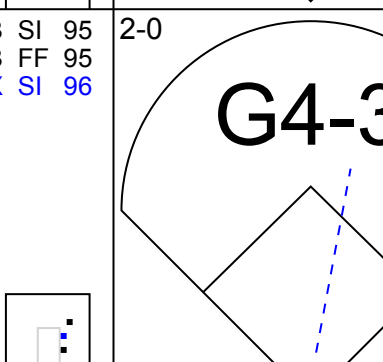

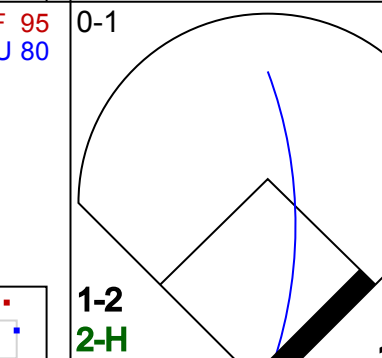


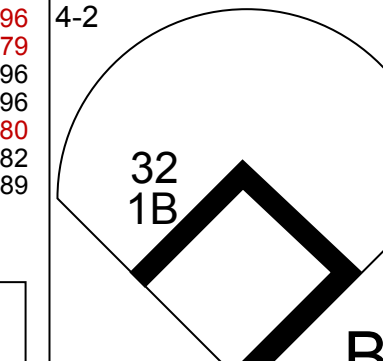
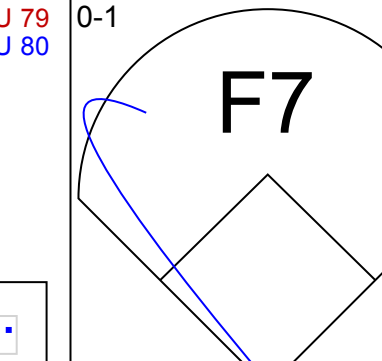
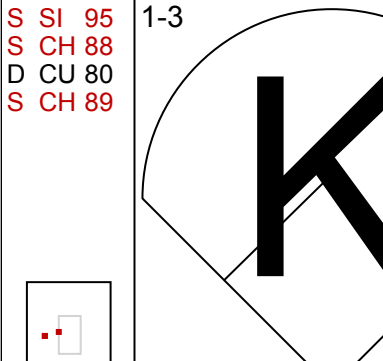
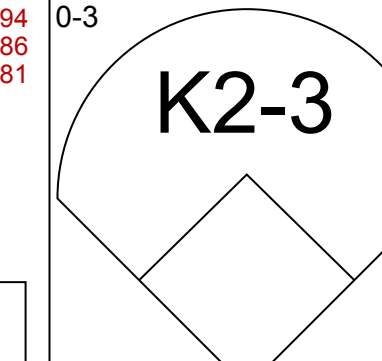



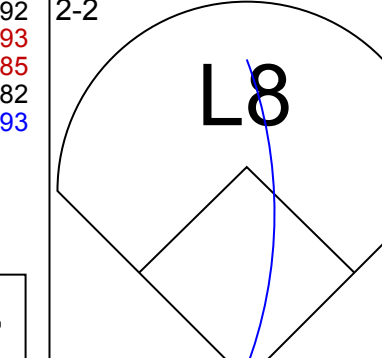






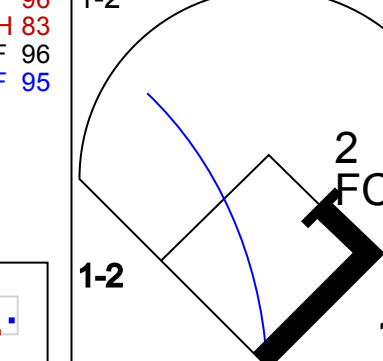


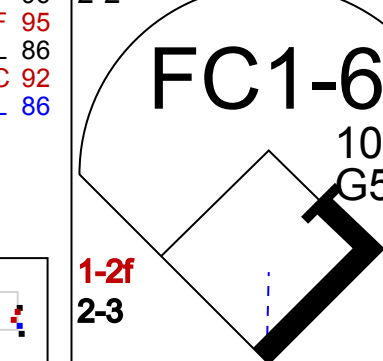
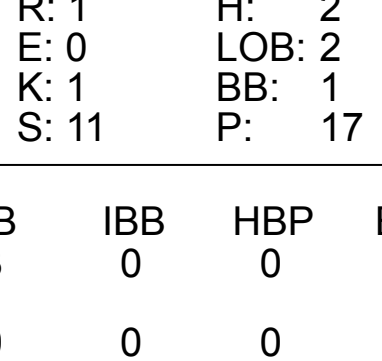
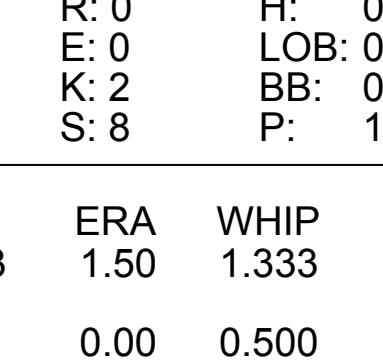
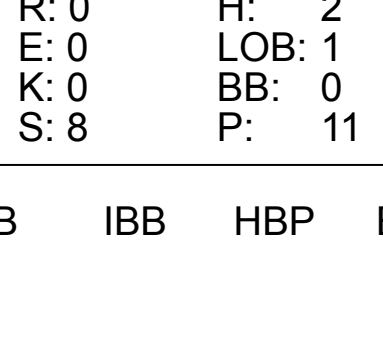
Batter	1	2	3	4	5	6	7	8	9	AB	R	H	RBI	BB	SO	LOB	BOTTOM				
10 Adam Jones, R OBP: 0.317, SLG: 0.447										3	1	0	0	2	0	1	Arizona Diamondbacks @ Baltimore Orioles Oriole Park at Camden Yards, Baltimore, MD Sat Sep 24 2016, 7:09 PM - 9:44 PM EDT Att. 40,610 - Clear - 70 F				
19 Chris Davis, L OBP: 0.331, SLG: 0.468										5	0	2	2	0	2	1					
13 Manny Machado, R OBP: 0.351, SLG: 0.543										4	0	2	1	0	0	2					
45 Mark Trumbo, R OBP: 0.312, SLG: 0.526 1 Michael Bourn, L OBP: 0.305, SLG: 0.372										3	1	2	1	1	0	0					
16 Trey Mancini, R OBP: 0.500, SLG: 1.364										4	1	2	1	0	2	3					
6 Jonathan Schoop, R OBP: 0.295, SLG: 0.451										4	0	0	0	0	2	6					
32 Matt Wieters, S OBP: 0.299, SLG: 0.400										3	2	1	0	1	0	4					
2 J.J. Hardy, R OBP: 0.315, SLG: 0.416										3	1	1	1	0	0	1					
18 Drew Stubbs, R OBP: 0.337, SLG: 0.346										3	0	0	0	0	2	2					
Inning Stats	R: 1 H: 2 E: 0 K: 1 S: 14	H: 1 LOB: 0 BB: 0 P: 17	R: 0 H: 0 E: 0 K: 1 S: 7	H: 0 LOB: 0 BB: 0 P: 13	R: 3 H: 3 E: 0 K: 2 S: 19	H: 3 LOB: 2 BB: 2 P: 35	R: 1 H: 1 E: 0 K: 1 S: 14	H: 1 LOB: 1 BB: 0 P: 20	R: 0 H: 0 E: 0 K: 1 S: 8	H: 0 LOB: 0 BB: 0 P: 8	R: 0 H: 3 E: 0 K: 1 S: 12	H: 3 LOB: 3 BB: 0 P: 17	R: 0 H: 0 E: 0 K: 0 S: 7	H: 0 LOB: 1 BB: 0 P: 11	R: 0 H: 2 E: 0 K: 0 S: 11	H: 2 LOB: 1 BB: 0 P: 17	1B: 6 2B: 2 3B: 0 HR: 2	SF: 1 SAC: 0 DP: 2 HBP: 1	WP: 1 PB: 0 CS: 0	PA: 38	
PITCHER	IP	WLS	BF	H	R	ER	SO	BB	IBB	HBP	BLK	WP	HR	S	P	ERA	WHIP				
38 Robbie Ray, L ERA: 4.77	3.2	L	20	6	5	4	0	0	0	0	0	0	0	18	26	6.75	0.750				
61 Silvino Bracho, R ERA: 8.18	1.1		6	1	1	1	1	0	0	0	0	0	0	1	26	6.75	0.750				
54 Dominic Leone, R ERA: 6.33	2.0		8	3	0	0	2	0	0	0	0	0	0	20	25	0.00	1.500				
55 Matt Koch, R ERA: 1.29	1.0		4	0	0	0	0	0	0	1	0	0	0	7	11	0.00	0.000				

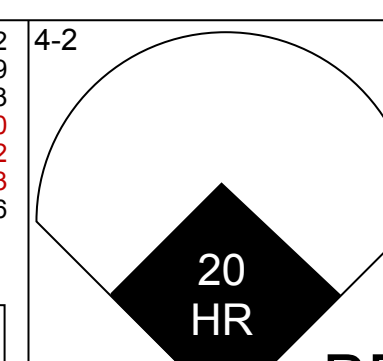
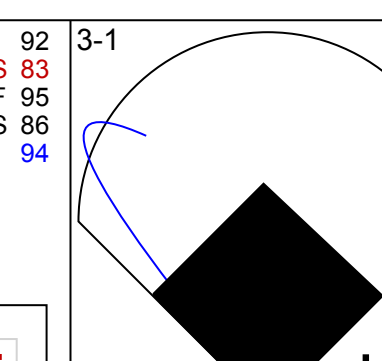
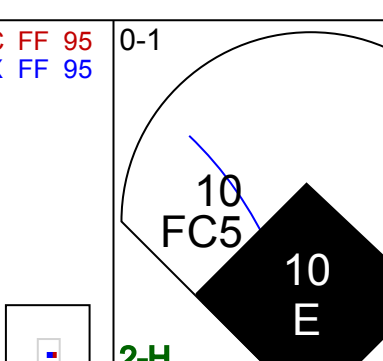
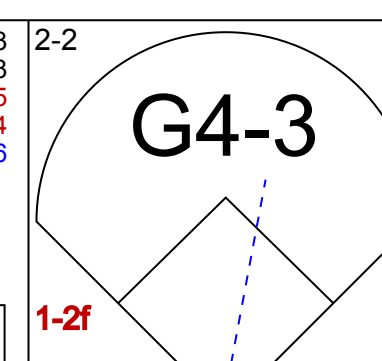

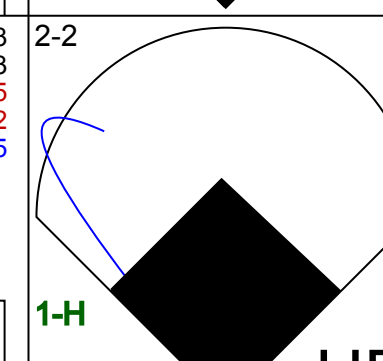
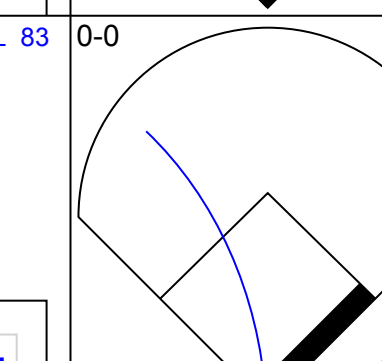
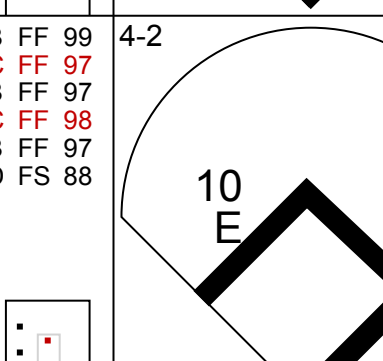
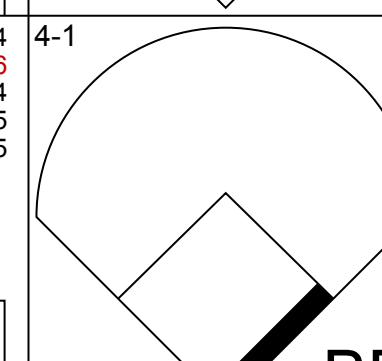
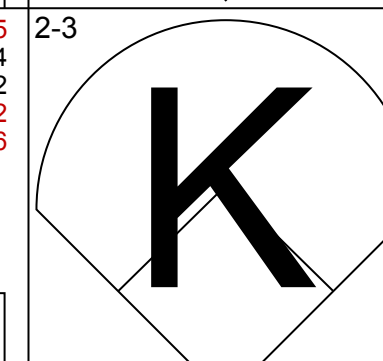
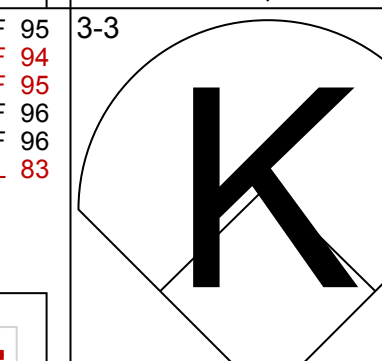
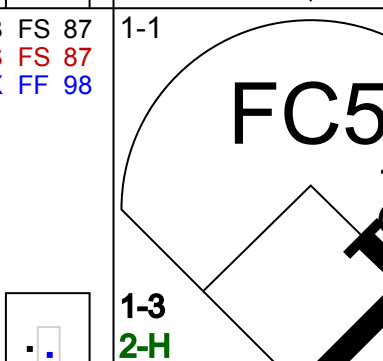
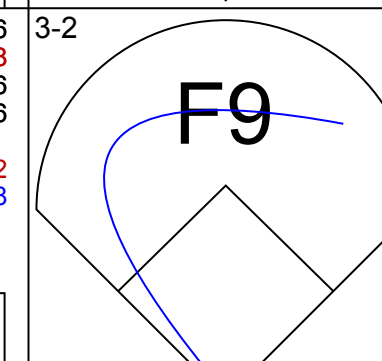
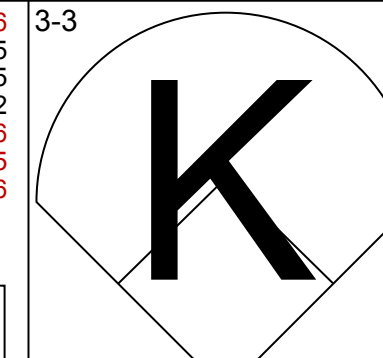
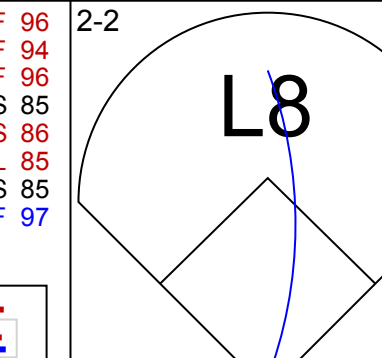
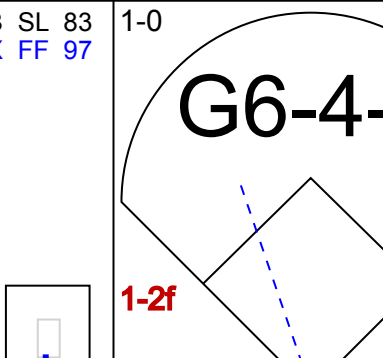

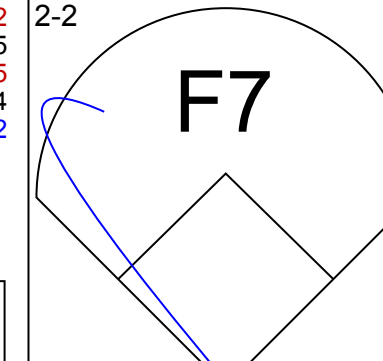


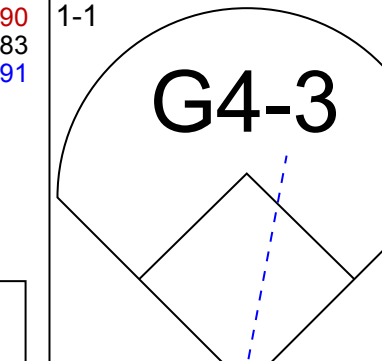


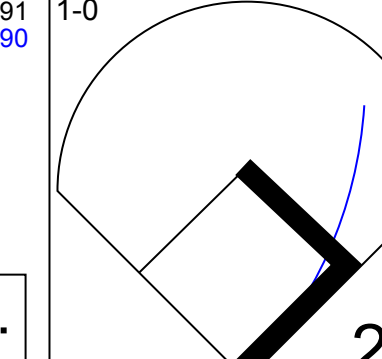




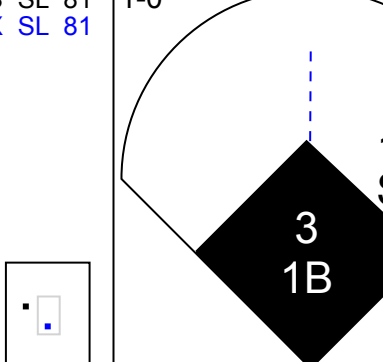


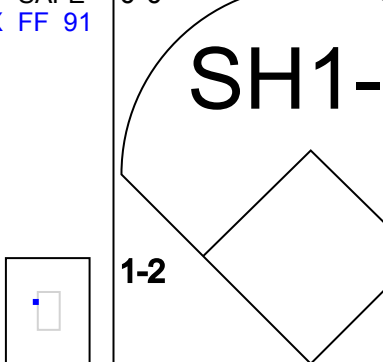

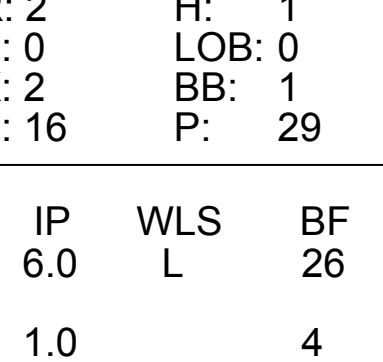
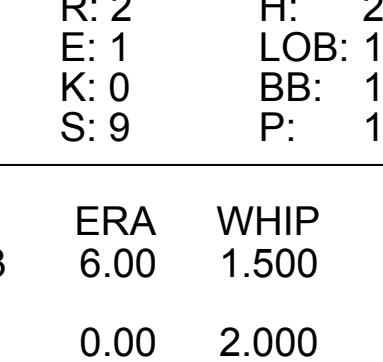
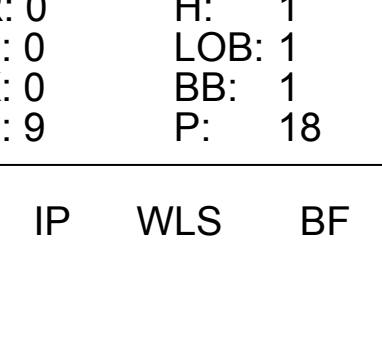



livebaseballscorecards.com

AB 34
R 1
H 7
RBI 1
BB 0
SO 11
LOB 9

livebaseballscorecards.com

AB 32
R 6
H 10
RBI 6
BB 4
SO 8
LOB 20

Batter	1	2	3	4	5	6	7	8	9	AB	R	H	RBI	BB	SO	LOB	TOP				
10 Adam Jones, R OBP: 0.314, SLG: 0.442										5	0	1	0	0	3	3	<p>Baltimore Orioles @ Toronto Blue Jays Rogers Centre, Toronto, ON Tue Sep 27 2016, 7:09 PM - 9:48 PM EDT Att. 44,762 - Clear - 69 F</p> <p>livebaseballscores.com</p> <p>AB 34 R 1 H 8 RBI 1 BB 3 SO 12 LOB 19</p> 				
19 Chris Davis, L OBP: 0.330, SLG: 0.463										3	0	0	0	1	3	1					
3 Ryan Flaherty, L OBP: 0.291, SLG: 0.318										0	0	0	0	0	0	0					
13 Manny Machado, R OBP: 0.320, SLG: 0.541										4	0	0	0	0	1	3					
45 Mark Trumbo, R OBP: 0.313, SLG: 0.524										4	0	2	1	0	1	0					
24 Pedro Alvarez, L OBP: 0.321, SLG: 0.501										3	0	0	0	1	2	3					
6 Jonathan Schoop, R OBP: 0.292, SLG: 0.446										4	0	0	0	0	2	2					
32 Matt Wieters, S OBP: 0.303, SLG: 0.402										3	0	2	0	1	0	0					
1 Michael Bourn, L OBP: 0.307, SLG: 0.373										4	0	2	0	0	0	4					
2 J.J. Hardy, R OBP: 0.314, SLG: 0.416										4	1	1	0	0	0	3					
Inning Stats	R: 0 E: 0 K: 3 S: 10	H: 0 LOB: 0 BB: 0 P: 16	R: 0 E: 0 K: 2 S: 16	H: 1 LOB: 2 BB: 1 P: 26	R: 1 E: 0 K: 1 S: 11	H: 2 LOB: 1 BB: 1 P: 17	R: 0 E: 0 K: 1 S: 9	H: 1 LOB: 1 BB: 0 P: 12	R: 0 E: 0 K: 2 S: 8	H: 0 LOB: 0 BB: 0 P: 14	R: 0 E: 0 K: 1 S: 12	H: 1 LOB: 2 BB: 1 P: 18	R: 0 E: 0 K: 1 S: 10	H: 0 LOB: 0 BB: 0 P: 13	R: 0 E: 0 K: 1 S: 7	H: 2 LOB: 1 BB: 0 P: 11	1B: 7 2B: 1 3B: 0 HR: 0	SF: 0 SAC: 0 DP: 1 HBP: 0	WP: 0 PB: 0 SB: 0 CS: 0	PA: 37	
PITCHER	IP	WLS	BF	H	R	ER	SO	BB	IBB	HBP	BLK	WP	HR	S	P	ERA	WHIP				
41 Aaron Sanchez, R ERA: 3.06	6.0	W	26	5	1	1	10	3	0	0	0	0	0	66	103	1.50	1.333				
31 Joe Blagoin, R ERA: 2.74	2.0		7	1	0	0	2	0	0	0	0	0	0	17	22	0.00	0.500				
54 Roberto Osuna, R ERA: 2.57	1.0		4	2	0	0	0	0	0	0	0	0	0	8	11	0.00	2.000				

Batter	1	2	3	4	5	6	7	8	9	AB	R	H	RBI	BB	SO	LOB	BOTTOM				
3 Ezequiel Carrera, L OBP: 0.329, SLG: 0.363										3	3	2	2	1	0	1	<p>Baltimore Orioles @ Toronto Blue Jays Rogers Centre, Toronto, ON Tue Sep 27 2016, 7:09 PM - 9:48 PM EDT Att. 44,762 - Clear - 69 F</p> <p>livebaseballscores.com</p> <p>AB 30 R 5 H 9 RBI 4 BB 3 SO 6 LOB 10</p> 				
20 Josh Donaldson, R OBP: 0.407, SLG: 0.558										2	1	2	2	2	0	0					
10 Edwin Encarnación, R OBP: 0.359, SLG: 0.535										4	0	0	0	0	2	3					
14 Justin Smoak, S OBP: 0.318, SLG: 0.398										0	0	0	0	0	0	0					
19 José Bautista, R OBP: 0.363, SLG: 0.453										4	0	0	0	0	2	3					
55 Russell Martin, R OBP: 0.335, SLG: 0.408										4	0	1	0	0	0	0					
2 Troy Tulowitzki, R OBP: 0.315, SLG: 0.444										4	0	2	0	0	0	0					
21 Michael Saunders, L OBP: 0.338, SLG: 0.452										3	0	0	0	0	1	1					
7 B.J. Upton, R OBP: 0.292, SLG: 0.405										1	0	0	0	0	0	1					
11 Kevin Pillar, R OBP: 0.302, SLG: 0.377										3	1	1	0	0	1	1					
18 Darwin Barney, R OBP: 0.323, SLG: 0.374										2	0	1	0	0	0	0					
Inning Stats	R: 2 E: 0 K: 2 S: 16	H: 1 LOB: 0 BB: 1 P: 29	R: 0 E: 0 K: 2 S: 8	H: 0 LOB: 0 BB: 0 P: 10	R: 1 E: 0 K: 1 S: 13	H: 2 LOB: 1 BB: 0 P: 22	R: 0 E: 0 K: 0 S: 7	H: 1 LOB: 0 BB: 0 P: 11	R: 2 E: 0 K: 0 S: 9	H: 2 LOB: 1 BB: 1 P: 16	R: 0 E: 0 K: 0 S: 10	H: 1 LOB: 1 BB: 0 P: 15	R: 0 E: 0 K: 0 S: 9	H: 1 LOB: 1 BB: 1 P: 18	R: 0 E: 0 K: 1 S: 9	H: 1 LOB: 0 BB: 0 P: 11	1B: 5 2B: 2 3B: 0 HR: 2	SF: 0 SAC: 1 DP: 2 HBP: 0	WP: 0 PB: 0 SB: 0 CS: 0	PA: 34	
PITCHER	IP	WLS	BF	H	R	ER	SO	BB	IBB	HBP	BLK	WP	HR	S	P	ERA	WHIP				
39 Kevin Gausman, R ERA: 3.66	6.0	L	26	7	5	4	5	2	0	0	0	0	2	63	103	6.00	1.500				
29 Tommy Hunter, R ERA: 3.18	1.0		4	1	0	0	0	1	0	0	0	0	0	9	18	0.00	2.000				
71 Oliver Drake, R ERA: 4.08	1.0		4	1	0	0	1	0	0	0	0	0	0	9	11	0.00	1.000				

Batter	1	2	3	4	5	6	7	8	9	AB	R	H	RBI	BB	SO	LOB	TOP										
10 Adam Jones, R OBP: 0.314, SLG: 0.440	G4-3		G3		G5-3		F8		G6-3	5	0	0	0	0	0	2	<p>Baltimore Orioles @ Toronto Blue Jays Rogers Centre, Toronto, ON Thu Sep 29 2016, 7:08 PM - 9:43 PM EDT Att. 47,791 - Roof Closed - 68 F</p>										
25 Hyun Soo Kim, L OBP: 0.385, SLG: 0.429 14 Nolan Reimold, R OBP: 0.300, SLG: 0.365	1B		BB		G4-3		1B		K	4	0	2	1	1	1	0											
13 Manny Machado, R OBP: 0.346, SLG: 0.535	F9		SF8		L8		K			3	0	0	1	0	1	2											
45 Mark Trumbo, R OBP: 0.313, SLG: 0.528	1B		G1-4-3		P6				2B	4	1	2	0	0	0	1											
32 Matt Wieters, S OBP: 0.302, SLG: 0.399	P4				G3		F9		1B	4	0	1	1	0	0	2											
19 Chris Davis, L OBP: 0.303, SLG: 0.460	G3-1		1B		1B		1B		K	4	1	2	0	0	1	1											
6 Jonathan Schoop, R OBP: 0.294, SLG: 0.445	G5-3		1B		G6-3		K		K	4	0	1	0	0	1	2											
1 Michael Bourn, L OBP: 0.306, SLG: 0.370	K		FC5-4		FC5-4		2B		K	3	1	0	1	1	2	2											
2 J.J. Hardy, R OBP: 0.313, SLG: 0.415	2B		K		G6-3		F8			4	1	1	0	0	1	2											
Inning Stats	R: 0 E: 0 K: 0 S: 8	H: 2 LOB: 2 BB: 0 P: 11	R: 0 E: 0 K: 1 S: 6	H: 0 LOB: 0 BB: 0 P: 10	R: 1 E: 0 K: 0 S: 11	H: 1 LOB: 1 BB: 1 P: 17	R: 1 E: 0 K: 1 S: 11	H: 2 LOB: 1 BB: 0 P: 14	R: 0 E: 0 K: 0 S: 4	H: 1 LOB: 1 BB: 0 P: 5	R: 0 E: 0 K: 0 S: 7	H: 1 LOB: 1 BB: 0 P: 12	R: 1 E: 0 K: 1 S: 14	H: 1 LOB: 1 BB: 1 P: 25	R: 1 E: 0 K: 3 S: 12	H: 2 LOB: 1 BB: 0 P: 19	R: 0 E: 0 K: 1 S: 7	H: 0 LOB: 0 BB: 0 P: 8	1B: 7 2B: 2 3B: 0 HR: 0	SF: 1 SAC: 0 DP: 0 HBP: 0	WP: 0 PB: 0 SB: 1 CS: 0	PA: 38					
PITCHER	IP	WLS	BF	H	R	ER	SO	BB	IBB	HBP	BLK	WP	HR	S	P	ERA	WHIP										
6 Marcus Stroman, R ERA: 4.37	7.0	L	32	9	4	4	3	2	0	0	0	0	0	64	99	5.14	1.571										
62 Aaron Loup, L ERA: 5.27	0.1		1	0	0	0	1	0	0	0	0	0	0	3	6	0.00	0.000										
52 Ryan Tepera, R ERA: 3.0	1.2		5	0	0	0	3	0	0	0	0	0	0	13	16	0.00	0.000										


Batter	1	2	3	4	5	6	7	8	9	AB	R	H	RBI	BB	SO	LOB	BOTTOM										
3 Ezequiel Carrera, L OBP: 0.339, SLG: 0.364	1B		SH1-3				K		G6-3	3	0	1	0	0	1	1	<p>Baltimore Orioles @ Toronto Blue Jays Rogers Centre, Toronto, ON Thu Sep 29 2016, 7:08 PM - 9:43 PM EDT Att. 47,791 - Roof Closed - 68 F</p>										
20 Josh Donaldson, R OBP: 0.406, SLG: 0.556	BB		G6-3			K			K	3	0	0	0	1	2	1											
10 Edwin Encarnación, R OBP: 0.359, SLG: 0.536	F9		G5-3			BB			2B	3	0	1	0	1	0	3											
19 José Bautista, R OBP: 0.361, SLG: 0.447	K					F8			K	4	0	0	0	0	3	4											
55 Russell Martin, R OBP: 0.334, SLG: 0.402	G6-3		G3			G1-3			G6-3	4	0	0	0	0	0	3											
2 Troy Tulowitzki, R OBP: 0.316, SLG: 0.445	P5		G1-3			G1-3				3	0	0	0	0	0	0											
21 Michael Saunders, L OBP: 0.339, SLG: 0.460 7 B.J. Upton, R OBP: 0.291, SLG: 0.404	K		L3			G6-3				2	0	0	0	0	1	0											
11 Kevin Pillar, R OBP: 0.300, SLG: 0.375	F9		G5-3			G6-3			1B	3	0	1	0	0	0	0											
29 Devon Travis, R OBP: 0.331, SLG: 0.444	G6-3		BB			G6-3			K	2	0	0	0	1	1	1											
Inning Stats	R: 0 E: 0 K: 1 S: 13	H: 1 LOB: 2 BB: 1 P: 23	R: 0 E: 0 K: 1 S: 15	H: 0 LOB: 0 BB: 0 P: 23	R: 0 E: 0 K: 0 S: 9	H: 0 LOB: 0 BB: 1 P: 15	R: 0 E: 0 K: 1 S: 8	H: 0 LOB: 0 BB: 0 P: 13	R: 0 E: 0 K: 0 S: 12	H: 0 LOB: 0 BB: 0 P: 19	R: 0 E: 0 K: 2 S: 10	H: 0 LOB: 1 BB: 1 P: 17	R: 0 E: 0 K: 0 S: 6	H: 0 LOB: 0 BB: 0 P: 10	R: 0 E: 0 K: 1 S: 6	H: 1 LOB: 0 BB: 0 P: 8	R: 0 E: 0 K: 2 S: 11	H: 1 LOB: 1 BB: 0 P: 15	1B: 2 2B: 1 3B: 0 HR: 0	SF: 0 SAC: 1 DP: 1 HBP: 0	WP: 0 PB: 0 SB: 1 CS: 0	PA: 32					
PITCHER	IP	WLS	BF	H	R	ER	SO	BB	IBB	HBP	BLK	WP	HR	S	P	ERA	WHIP										
31 Ubaldo Jiménez, R ERA: 5.44	6.2	W	24	1	0	0	0	0	0	0	0	0	0	2	4	0.00	0.600										
58 Donnie Hart, L ERA: 0.5	0.1	H	1	0	0	0	0	0	0	0	0	0	0	2	4	0.00	0.000										
35 Brad Brach, R ERA: 1.6	2.0		7	2	0	0	3	0	0	0	1	0	0	17	23	0.00	1.000										

Batter	1	2	3	4	5	6	7	8	9	AB	R	H	RBI	BB	SO	LOB	TOP										
1 Michael Bourn, L (1, 9) OBP: 0.314, SLG: 0.371	G4-3		G6-3		G3-1		CS	G4-3		4	0	0	0	0	0	0	Baltimore Orioles @ New York Yankees Yankee Stadium, Bronx, NY Sun Oct 02 2016, 3:09 PM - 5:40 PM EDT Att: 33,277 - Cloudy - 60 F										
10 Adam Jones, R (1, 8) OBP: 0.310, SLG: 0.436	K			L5		L9		F7		4	0	0	0	0	1	0											
13 Manny Machado, R (1, 5) OBP: 0.343, SLG: 0.533	G5-3			K		32 HR		P5		4	1	1	0	0	1	0											
45 Mark Trumbo, R (1, 10) OBP: 0.316, SLG: 0.533	K			32 HR		L8		G6-3		4	1	1	0	0	1	1											
32 Matt Wieters, S (1, 2) OBP: 0.302, SLG: 0.409	G3			1B		1-H		L4		4	2	2	4	0	0	0											
19 Chris Davis, L (1, 3) OBP: 0.332, SLG: 0.459	K			HR		1-H		HR		4	0	1	0	0	2	0											
6 Jonathan Schoop, R (1, 4) OBP: 0.298, SLG: 0.454			25 SF7					L9		3	1	2	0	0	1	1											
25 Hyun Soo Kim, L (1, 7) OBP: 0.382, SLG: 0.420			G1-6-3					25 CS		2	0	0	0	1	0	1											
18 Drew Stubbs, R (7, PR) OBP: 0.330, SLG: 0.338					G3			1 CS		0	0	0	0	0	0	0											
2 J.J. Hardy, R (1, 6) OBP: 0.309, SLG: 0.407	SF7				K			1 CS		2	0	0	1	0	2	1											
Inning Stats	R: 0 E: 0 K: 1 S: 8	H: 0 LOB: 0 BB: 0 P: 10	R: 0 E: 0 K: 2 S: 8	H: 0 LOB: 0 BB: 0 P: 10	R: 1 E: 0 K: 0 S: 10	H: 1 LOB: 0 BB: 0 P: 14	R: 2 E: 0 K: 2 S: 15	H: 3 LOB: 1 BB: 0 P: 25	R: 0 E: 0 K: 1 S: 6	H: 0 LOB: 0 BB: 0 P: 7	R: 2 E: 0 K: 1 S: 12	H: 2 LOB: 0 BB: 0 P: 21	R: 0 E: 0 K: 1 S: 12	H: 1 LOB: 1 BB: 1 P: 19	R: 0 E: 0 K: 0 S: 7	H: 0 LOB: 0 BB: 0 P: 12	R: 0 E: 0 K: 0 S: 7	H: 0 LOB: 0 BB: 0 P: 9	1B: 4 2B: 1 3B: 0 HR: 2	SF: 1 SAC: 0 DP: 0 HBP: 0	WP: 0 PB: 0 SB: 0 CS: 2	PA: 34					
PITCHER	IP	WLS	BF	H	R	ER	SO	BB	IBB	HBP	BLK	WP	HR	S	P	ERA	WHIP										
85 Luis Cessa, R (1, 1) ERA: 4.35	5.2	L	22	5	4	4	6	0	0	0	0	0	1	53	77	6.35	0.882										
39 Tommy Layne, L (6, 1) ERA: 3.53	0.1		2	1	1	1	1	0	0	0	0	0	1	6	10	27.00	3.000										
47 Blake Parker, R (7, 1) ERA: 4.67	1.0		3	1	0	0	1	1	0	0	0	0	0	12	19	0.00	2.000										
43 Adam Warren, R (8, 1) ERA: 4.88	1.0		3	0	0	0	0	0	0	0	0	0	0	7	12	0.00	0.000										
54 Richard Bleier, L (9, 1) ERA: 1.96	1.0		3	0	0	0	0	0	0	0	0	0	0	7	9	0.00	0.000										

Batter	1	2	3	4	5	6	7	8	9	AB	R	H	RBI	BB	SO	LOB	BOTTOM										
11 Brett Gardner, L (1, 7) OBP: 0.351, SLG: 0.362	K		22 1B						K	5	0	2	0	0	2	1	Baltimore Orioles @ New York Yankees Yankee Stadium, Bronx, NY Sun Oct 02 2016, 3:09 PM - 5:40 PM EDT Att: 33,277 - Cloudy - 60 F										
22 Jacoby Ellsbury, L (1, 8) OBP: 0.330, SLG: 0.374	G6-4-3				G4-3			G3		4	0	2	0	0	0	1											
24 Gary Sánchez, R (1, 2) OBP: 0.376, SLG: 0.657	G6-4-3							34 1B		3	1	1	0	1	1	3											
34 Brian McCann, L (1, 10) OBP: 0.335, SLG: 0.413	F8				HR			18 1B		4	1	2	1	0	0	1											
66 Mason Williams, L (8, PR) OBP: 0.321, SLG: 0.333	G6-3							18 1B		0	0	0	0	0	0	0											
25 Mark Teixeira, S (1, 3) OBP: 0.292, SLG: 0.362	G6-3				G4-3			K		3	0	0	0	0	0	1											
26 Tyler Austin, R (7, 3) OBP: 0.300, SLG: 0.458	G6-3				G4-3			1B		1	0	0	0	0	1	2											
18 Didi Gregorius, L (1, 6) OBP: 0.304, SLG: 0.447	1B				G3-1			1B		4	0	2	1	0	0	1											
31 Aaron Hicks, S (1, 9) OBP: 0.281, SLG: 0.336	F7				G4-3			1B		4	0	0	0	0	0	3											
17 Ronald Torreyes, R (1, 5) OBP: 0.305, SLG: 0.374	G6-3				G5-3			K		4	0	1	0	0	1	0											
57 Donovan Solano, R (1, 4) OBP: 0.261, SLG: 0.455	G5-3				G6-3			G1-3		3	0	0	0	0	1	1											
36 Billy Butler, R (8, PH) OBP: 0.336, SLG: 0.416	G5-3				G6-3					1	0	0	0	0	0	0											
Inning Stats	R: 0 E: 0 K: 1 S: 7	H: 1 LOB: 0 BB: 0 P: 7	R: 0 E: 0 K: 0 S: 7	H: 1 LOB: 0 BB: 0 P: 11	R: 0 E: 0 K: 1 S: 15	H: 2 LOB: 2 BB: 0 P: 24	R: 1 E: 0 K: 0 S: 10	H: 1 LOB: 0 BB: 0 P: 13	R: 0 E: 0 K: 0 S: 10	H: 0 LOB: 1 BB: 1 P: 10	R: 0 E: 0 K: 1 S: 8	H: 1 LOB: 0 BB: 0 P: 13	R: 1 E: 0 K: 0 S: 15	H: 3 LOB: 2 BB: 0 P: 22	R: 0 E: 0 K: 2 S: 8	H: 0 LOB: 0 BB: 0 P: 9	1B: 9 2B: 0 3B: 0 HR: 1	SF: 0 SAC: 0 DP: 1 HBP: 0	WP: 0 PB: 0 SB: 0 CS: 0	PA: 37							
PITCHER	IP	WLS	BF	H	R	ER	SO	BB	IBB	HBP	BLK	WP	HR	S	P	ERA	WHIP										
39 Kevin Gausman, R (1, 1) ERA: 3.61	7.1	W	30	8	2	2	3	1	0	0	0	0	0	69	106	2.46	1.227										
53 Zack Britton, L (8, 1) ERA: 0.54	1.2		7	2	0	0	3	0	0	0	0	0	0	16	20	0.00	1.200										


livebaseballscores.com

AB 31
R 5
H 7
RBI 5
BB 1
SO 8
LOB 4



livebaseballscores.com

AB 36
R 2
H 10
RBI 2
BB 1
SO 6
LOB 14



Batter	1	2	3	4	5	6	7	8	9	10	11	AB	R	H	RBI	BB	SO	LOB	TOP							
10 Adam Jones, R OBP: 0.200, SLG: 0.200	F8			45 HR		G6-3		K			G6-3	5	1	1	0	0	1	0								
25 Hyun Soo Kim, L 14 Nolan Reimold, R (11, PH)	G4-3			G3		G4-3		G3			K	4	0	0	0	0	0	1								
13 Manny Machado, R OBP: 0.250, SLG: 0.250	P6			L8		L8		1B		G1-3		4	0	1	0	0	0	1								
45 Mark Trumbo, R OBP: 0.250, SLG: 1.000	G6-3			HR		G4-3		K		K		4	1	1	2	0	1	1								
32 Matt Wieters, S	F7			K		G5-3		K2-3		K2-3		4	0	0	0	0	2	0								
19 Chris Davis, L	K			K		K		BB		F9		3	0	0	0	1	2	0								
6 Jonathan Schoop, R (1, 4)	G4-3			G6-3		G6-3		K		G5-3		4	0	0	0	0	1	1								
1 Michael Bourn, L OBP: 0.250, SLG: 0.250	K			K		K2-3		K2-3		G3		4	0	1	0	0	2	1								
2 J.J. Hardy, R (1, 6)	K			K		K		L4		G4-3		4	0	0	0	0	2	1								
Inning Stats	R: 0 E: 0 K: 0 S: 6	H: 0 LOB: 0 BB: 0 P: 12	R: 0 E: 0 K: 1 S: 8	H: 0 LOB: 0 BB: 0 P: 14	R: 0 E: 0 K: 2 S: 7	H: 0 LOB: 0 BB: 0 P: 8	R: 2 E: 0 K: 1 S: 13	H: 2 LOB: 0 BB: 0 P: 21	R: 0 E: 0 K: 2 S: 11	H: 1 LOB: 1 BB: 0 P: 17	R: 0 E: 0 K: 0 S: 8	H: 1 LOB: 1 BB: 0 P: 9	R: 0 E: 0 K: 2 S: 11	H: 0 LOB: 1 BB: 0 P: 17	R: 0 E: 0 K: 1 S: 7	H: 0 LOB: 0 BB: 0 P: 12	R: 0 E: 0 K: 0 S: 9	H: 0 LOB: 0 BB: 0 P: 14	R: 0 E: 0 K: 0 S: 7	H: 0 LOB: 0 BB: 0 P: 11	R: 0 E: 0 K: 1 S: 8	H: 0 LOB: 0 BB: 0 P: 11	1B: 3 2B: 0 3B: 0 HR: 1	SF: 0 SAC: 0 DP: 0 HBP: 0	WP: 0 PB: 0 SB: 1 CS: 0	PA: 38
PITCHER	IP WLS BF H R ER SO BB IBB HBP BLK WP HR S P ERA WHIP	6 Marcus Stroman, R ERA: 3.0	27 Brett Cecil, L ERA:	31 Joe Biagini, R ERA:	37 Jason Grilli, R ERA:	54 Roberto Osuna, R ERA:	PITCHER	IP WLS BF H R ER SO BB IBB HBP BLK WP HR S P ERA WHIP	45 Francisco Lirio, L ERA:																	

Baltimore Orioles @ Toronto Blue Jays
Rogers Centre, Toronto, ON
Tue Oct 04 2016, 8:09 PM - 11:34 PM EDT
Att: 49,934 - Clear - 63 F

livebaseballscorecards.com

AB 37
R 2
H 4
RBI 2
BB 1
SO 12
LOB 6



Batter	1	2	3	4	5	6	7	8	9	10	11	AB	R	H	RBI	BB	SO	LOB	BOTTOM					
29 Devon Travis, R OBP: 0.200, SLG: 0.200	K			F9		G5-4-3		G4-6-3			20 HR	5	1	1	0	0	1	3						
20 Josh Donaldson, R OBP: 0.400, SLG: 0.600	G3-1			F9		K		K		2B	10 HR	5	1	2	0	0	1	0						
10 Edwin Encarnación, R OBP: 0.400, SLG: 1.000	P3			K		G4-3		G4-3		55 HR	4-0	4	1	1	3	1	1	0						
19 José Bautista, R OBP: 0.500, SLG: 1.333	HR			BB		K		K		IBB	3-H	3	1	1	1	1	2	2						
55 Russell Martin, R (1, 2)	B1-3			G4-3		L8		G5-4-3		G5-4-3		4	0	0	0	0	0	3						
2 Troy Tulowitzki, R (1, 6)	F9			F7		L8		K		P3		4	0	0	0	0	1	0						
21 Michael Saunders, L 7 B.J. Upton, R (7, PH)	K			K		F7		F7		K		2	1	1	0	0	1	0						
14 Justin Smoak, S (10, PH)	K			11 2B 3 1B		2B		K		K		1	0	0	0	0	0	0						
11 Kevin Pillar, R OBP: 0.250, SLG: 0.500	G6-3			3 1B 2B		2B		K		L8		4	0	1	0	0	1	0						
3 Ezequiel Carrera, L OBP: 0.000, SLG: 0.000	K			29 HR G5-4-3		1B		G4-6-3		K		4	0	2	1	0	2	0						
Inning Stats	R: 0 E: 0 K: 1 S: 8	H: 0 LOB: 0 BB: 0 P: 12	R: 1 E: 0 K: 1 S: 10	H: 1 LOB: 0 BB: 0 P: 18	R: 0 E: 0 K: 1 S: 7	H: 0 LOB: 0 BB: 0 P: 11	R: 0 E: 0 K: 1 S: 10	H: 0 LOB: 1 BB: 1 P: 20	R: 1 E: 0 K: 0 S: 10	H: 3 LOB: 1 BB: 0 P: 14	R: 0 E: 0 K: 2 S: 9	H: 0 LOB: 0 BB: 0 P: 13	R: 0 E: 0 K: 1 S: 10	H: 1 LOB: 1 BB: 0 P: 13	R: 0 E: 0 K: 1 S: 7	H: 0 LOB: 1 BB: 1 P: 15	R: 0 E: 0 K: 1 S: 9	H: 0 LOB: 0 BB: 0 P: 13	R: 3 E: 0 K: 1 S: 7	H: 3 LOB: 0 BB: 0 P: 10	1B: 4 2B: 3 3B: 0 HR: 2	SF: 0 SAC: 0 DP: 3 HBP: 0	WP: 0 PB: 0 SB: 0 CS: 0	PA: 39
PITCHER	IP WLS BF H R ER SO BB IBB HBP BLK WP HR S P ERA WHIP	30 Chris Tillman, R ERA: 4.15	60 Mychal Givens, R ERA:	56 Donnie Hart, L ERA:	35 Brad Brach, R ERA:	56 Darren O'Day, R ERA:	PITCHER	IP WLS BF H R ER SO BB IBB HBP BLK WP HR S P ERA WHIP	50 Brian Duensing, L ERA:	31 Ubaldo Jiménez, R ERA:														

Baltimore Orioles @ Toronto Blue Jays
Rogers Centre, Toronto, ON
Tue Oct 04 2016, 8:09 PM - 11:34 PM EDT
Att: 49,934 - Clear - 63 F

livebaseballscorecards.com

AB 37
R 5
H 9
RBI 5
BB 2
SO 11
LOB 8

