

# Baltimore Orioles - 2017

Batter	1	2	3	4	5	6	7	8	9	AB	R	H	RBI	BB	SO	LOB	TOP				
18 Chris Dickerson, L (1,9) 23 Joey Rickard, R (6,8)	F8		G3				K			2	1	0	0	1	0	0	<b>Baltimore Orioles @ Detroit Tigers</b> Publix Field at Joker Marchant Stadium, Lakeland, FL Fri Feb 24 2017, 1:39 PM - 5:24 PM EST Att: 6,334 - Cloudy - 81 F				
16 Johnny Giavotella, R (1,4) 57 Aneury Tavárez, L (6,7)	G4-3		L4-3				K2-3		CS	3	0	3	0	0	0	0					
25 Hyun Soo Kim, L (1,7) 17 Darrel Álvarez, R (6,9)	G4-3		L4-3				G5-3			3	0	0	0	0	0	3					
16 Trey Mancini, R (1,3) 96 Preston Palmeiro, L (8,PR)	G5-3									4	0	1	0	0	0	3					
28 Logan Schafer, L (1,8) 15 Robert Andino, R (6,6)										2	1	0	0	1	0	1					
17 Chris Johnson, R (1,5) 89 Garabez Rosa, R (6,5) 82 Adrian Marin, R (9,5)										3	0	1	0	0	0	2					
54 Anthony Santander, S (1,10) 96 DJ Stewart, L (8,PH)										3	0	1	0	0	2	2					
3 Ryan Flaherty, L (1,6) 85 Erick Salcedo, S (7,6)										2	0	0	1	0	0	1					
36 Caleb Joseph, R (1,2) 85 Cedric Mullins, L (7,PR) 27 Francisco Peña, R (7,2)										3	0	1	0	0	1	1					
										1	0	0	0	0	1	0					
<b>Inning Stats</b>	R: 0 E: 0 K: 0 S: 4	H: 1 LOB: 1 BB: 0 P: 5	R: 1 E: 0 K: 1 S: 6	H: 1 LOB: 1 BB: 1 P: 10	R: 0 E: 0 K: 0 S: 3	H: 1 LOB: 0 BB: 0 P: 3	R: 0 E: 1 K: 1 S: 6	H: 0 LOB: 1 BB: 0 P: 6	R: 1 E: 1 K: 0 S: 5	H: 1 LOB: 2 BB: 1 P: 10	R: 0 E: 0 K: 2 S: 8	H: 1 LOB: 1 BB: 0 P: 8	R: 0 E: 0 K: 1 S: 6	H: 2 LOB: 1 BB: 0 P: 6	R: 0 E: 0 K: 1 S: 4	H: 0 LOB: 0 BB: 1 P: 9	1B: 6 2B: 3 3B: 0 HR: 0	SF: 1 SAC: 0 DP: 2 HBP: 0	WP: 0 PB: 0 SB: 1 CS: 1	PA: 38	
<b>PITCHER</b>	IP WLS BF H R ER SO BB IBB HBP BLK WP HR S P ERA WHIP	IP WLS BF H R ER SO BB IBB HBP BLK WP HR S P ERA WHIP	IP WLS BF H R ER SO BB IBB HBP BLK WP HR S P ERA WHIP	IP WLS BF H R ER SO BB IBB HBP BLK WP HR S P ERA WHIP	IP WLS BF H R ER SO BB IBB HBP BLK WP HR S P ERA WHIP	IP WLS BF H R ER SO BB IBB HBP BLK WP HR S P ERA WHIP	IP WLS BF H R ER SO BB IBB HBP BLK WP HR S P ERA WHIP	IP WLS BF H R ER SO BB IBB HBP BLK WP HR S P ERA WHIP	IP WLS BF H R ER SO BB IBB HBP BLK WP HR S P ERA WHIP	IP WLS BF H R ER SO BB IBB HBP BLK WP HR S P ERA WHIP	IP WLS BF H R ER SO BB IBB HBP BLK WP HR S P ERA WHIP	IP WLS BF H R ER SO BB IBB HBP BLK WP HR S P ERA WHIP	IP WLS BF H R ER SO BB IBB HBP BLK WP HR S P ERA WHIP	IP WLS BF H R ER SO BB IBB HBP BLK WP HR S P ERA WHIP	IP WLS BF H R ER SO BB IBB HBP BLK WP HR S P ERA WHIP	IP WLS BF H R ER SO BB IBB HBP BLK WP HR S P ERA WHIP	IP WLS BF H R ER SO BB IBB HBP BLK WP HR S P ERA WHIP	IP WLS BF H R ER SO BB IBB HBP BLK WP HR S P ERA WHIP	IP WLS BF H R ER SO BB IBB HBP BLK WP HR S P ERA WHIP	IP WLS BF H R ER SO BB IBB HBP BLK WP HR S P ERA WHIP	IP WLS BF H R ER SO BB IBB HBP BLK WP HR S P ERA WHIP

AB 33  
R 2  
H 8  
RBI 1  
BB 3  
SO 7  
LOB 18



Batter	1	2	3	4	5	6	7	8	9	AB	R	H	RBI	BB	SO	LOB	BOTTOM				
3 Ian Kinsler, R (1,4) 76 Juan Carlos Perez, R (5,4)	G6-3		FC5-4				F8		F9	2	0	0	0	0	0	1	<b>Baltimore Orioles @ Detroit Tigers</b> Publix Field at Joker Marchant Stadium, Lakeland, FL Fri Feb 24 2017, 1:39 PM - 5:24 PM EST Att: 6,334 - Cloudy - 81 F				
41 Victor Martinez, S (1,10) 84 Brett Pill, R (6,PH)	F9						FC5-4		G6-3	2	0	0	0	0	0	0					
24 Miguel Cabrera, R (1,3) 74 Efen Navarro, L (5,3)	F9						G5-3		F8	2	0	0	0	0	0	0					
28 J.D. Martinez, R (1,9) 33 Steven Moya, L (5,9)							K		K	2	0	0	0	0	2	0					
8 Justin Upton, R (1,7) 75 Mike Gerber, L (6,7)							K		P4	2	0	0	0	1	0	0					
4 Omar Infante, R (1,5) 55 John Hicks, R (6,2)							P5		G3	2	0	0	0	0	1	1					
31 Alex Avila, L (1,2) 84 Dominic Ficoiello, S (5,PR)										2	0	0	0	0	1	0					
12 Anthony Gose, L (1,8) 17 Andrew Romine, S (6,8)										2	0	0	0	0	1	2					
1 Jose Iglesias, R (1,6) 49 Dixon Machado, R (6,PR)										2	0	1	0	0	0	1					
										1	0	0	0	0	0	1					
<b>Inning Stats</b>	R: 0 E: 0 K: 0 S: 3	H: 0 LOB: 0 BB: 0 P: 3	R: 0 E: 0 K: 1 S: 5	H: 0 LOB: 0 BB: 0 P: 5	R: 0 E: 0 K: 1 S: 5	H: 0 LOB: 0 BB: 0 P: 5	R: 0 E: 0 K: 1 S: 5	H: 0 LOB: 0 BB: 0 P: 9	R: 0 E: 0 K: 0 S: 4	H: 1 LOB: 1 BB: 0 P: 4	R: 0 E: 0 K: 0 S: 3	H: 0 LOB: 0 BB: 0 P: 3	R: 0 E: 0 K: 0 S: 4	H: 1 LOB: 1 BB: 0 P: 5	R: 0 E: 0 K: 1 S: 6	H: 1 LOB: 1 BB: 0 P: 7	1B: 4 2B: 0 3B: 0 HR: 0	SF: 0 SAC: 0 DP: 0 HBP: 0	WP: 1 PB: 0 SB: 1 CS: 0	PA: 32	
<b>PITCHER</b>	IP WLS BF H R ER SO BB IBB HBP BLK WP HR S P ERA WHIP	IP WLS BF H R ER SO BB IBB HBP BLK WP HR S P ERA WHIP	IP WLS BF H R ER SO BB IBB HBP BLK WP HR S P ERA WHIP	IP WLS BF H R ER SO BB IBB HBP BLK WP HR S P ERA WHIP	IP WLS BF H R ER SO BB IBB HBP BLK WP HR S P ERA WHIP	IP WLS BF H R ER SO BB IBB HBP BLK WP HR S P ERA WHIP	IP WLS BF H R ER SO BB IBB HBP BLK WP HR S P ERA WHIP	IP WLS BF H R ER SO BB IBB HBP BLK WP HR S P ERA WHIP	IP WLS BF H R ER SO BB IBB HBP BLK WP HR S P ERA WHIP	IP WLS BF H R ER SO BB IBB HBP BLK WP HR S P ERA WHIP	IP WLS BF H R ER SO BB IBB HBP BLK WP HR S P ERA WHIP	IP WLS BF H R ER SO BB IBB HBP BLK WP HR S P ERA WHIP	IP WLS BF H R ER SO BB IBB HBP BLK WP HR S P ERA WHIP	IP WLS BF H R ER SO BB IBB HBP BLK WP HR S P ERA WHIP	IP WLS BF H R ER SO BB IBB HBP BLK WP HR S P ERA WHIP	IP WLS BF H R ER SO BB IBB HBP BLK WP HR S P ERA WHIP	IP WLS BF H R ER SO BB IBB HBP BLK WP HR S P ERA WHIP	IP WLS BF H R ER SO BB IBB HBP BLK WP HR S P ERA WHIP	IP WLS BF H R ER SO BB IBB HBP BLK WP HR S P ERA WHIP	IP WLS BF H R ER SO BB IBB HBP BLK WP HR S P ERA WHIP	IP WLS BF H R ER SO BB IBB HBP BLK WP HR S P ERA WHIP

AB 31  
R 0  
H 4  
RBI 0  
BB 1  
SO 5  
LOB 11











Batter	1	2	3	4	5	6	7	8	9	AB	R	H	RBI	BB	SO	LOB	TOP							
50 Mookie Betts, R OBP: 0.444, SLG: 0.556 40 Danny Mars, S (6.9) (8.8)	E5 16 HR		G3-1 23 1B 16 G3-1 40 FC4-6 1B		P6		G4-3		G4-3	3	2	1	0	0	0	0	<b>Boston Red Sox @ Baltimore Orioles</b> Ed Smith Stadium, Sarasota, FL Wed Mar 01 2017, 1:08 PM - 4:15 PM EST Att: 7,089 - Cloudy - 80 F							
16 Andrew Benintendi, L OBP: 0.250, SLG: 0.455 41 Cole Sturgeon, L OBP: 1.000, SLG: 1.000	HR		G3-1		G3-1		G3-6		BB 46 WP 74 BB	3	1	2	2	0	0	1								
23 Blake Swihart, S OBP: 0.375, SLG: 0.286 77 Jake DePew, R (7.2)	G3-1		FC4-6 40 FC4-6 59 BB 1B		FC4-6 59 2B		G3-6		F7	4	0	1	0	0	0	2								
59 Sam Travis, R OBP: 0.500, SLG: 1.000 74 Rafael Devers, L OBP: 0.000, SLG: 0.333	G6-3		BB 40 FC4-6		2B				BB 46 WP	2	0	1	0	1	0	0								
40 Marco Hernández, L OBP: 0.417, SLG: 0.444 46 Jose Rosario, R (9, PH)	K		FC4-6		BB				K	3	1	0	1	1	1	3								
65 Matt Dominguez, R OBP: 0.333, SLG: 0.417 46 Jantzen Witte, R (8, PR) (8, 3)			G4-3		P6				BB 40 E 65 1B	4	0	2	2	0	0	5								
64 Bryce Brentz, R (1, 10)	K		G4-3						BB 46 WP	0	0	0	0	0	0	0								
51 Junior Lake, R OBP: 0.375, SLG: 0.286 38 Tate Matheny, R (8, PR) (8, 9)	F9		G5-3		G6-3				K	4	0	0	0	0	2	2								
17 Deven Marrero, R OBP: 0.417, SLG: 0.455 19 Heiker Meneses, R (6, 4)	G6-3		G4-6-3		F8				BB 2H 3H 2-3	4	0	2	0	0	0	1								
	G6-3								K	0	0	0	0	0	0	0								
<b>Inning Stats</b>	R: 2 E: 1 K: 1 S: 9	H: 1 LOB: 0 BB: 0 P: 10	R: 0 E: 0 K: 1 S: 6	H: 1 LOB: 1 BB: 0 P: 6	R: 1 E: 0 K: 0 S: 5	H: 2 LOB: 2 BB: 1 P: 9	R: 0 E: 0 K: 0 S: 3	H: 1 LOB: 0 BB: 0 P: 3	R: 0 E: 0 K: 0 S: 5	H: 2 LOB: 3 BB: 1 P: 9	R: 0 E: 0 K: 0 S: 3	H: 1 LOB: 0 BB: 0 P: 3	R: 2 E: 0 K: 2 S: 9	H: 2 LOB: 1 BB: 2 P: 15	R: 0 E: 0 K: 1 S: 5	H: 0 LOB: 2 BB: 2 P: 14	1B: 8 2B: 1 3B: 0 HR: 1	SF: 0 SAC: 0 DP: 2 HBP: 0	WP: 1 PB: 0 SB: 0 CS: 1	PA: 41				
<b>PITCHER</b>	IP WLS BF H R ER SO BB IBB HBP BLK WP HR S P ERA WHIP	IP WLS BF H R ER SO BB IBB HBP BLK WP HR S P ERA WHIP	IP WLS BF H R ER SO BB IBB HBP BLK WP HR S P ERA WHIP	IP WLS BF H R ER SO BB IBB HBP BLK WP HR S P ERA WHIP	IP WLS BF H R ER SO BB IBB HBP BLK WP HR S P ERA WHIP	IP WLS BF H R ER SO BB IBB HBP BLK WP HR S P ERA WHIP	IP WLS BF H R ER SO BB IBB HBP BLK WP HR S P ERA WHIP	IP WLS BF H R ER SO BB IBB HBP BLK WP HR S P ERA WHIP	IP WLS BF H R ER SO BB IBB HBP BLK WP HR S P ERA WHIP	37 Dylan Bundy, R ERA: 4.5	48 Richard Bleier, L ERA: 4.5	35 Brad Brach, R ERA: 4.5	49 Gabriel Ynoa, R ERA: 2.25	87 Richard Rodriguez, R ERA: 6.75	95 Jimmy Yacabonis, R ERA: 8.1	65 Jesus Liranzo, R ERA: 9.1	95 Jimmy Yacabonis, R ERA: 8.1	65 Jesus Liranzo, R ERA: 9.1	95 Jimmy Yacabonis, R ERA: 8.1	65 Jesus Liranzo, R ERA: 9.1	95 Jimmy Yacabonis, R ERA: 8.1	65 Jesus Liranzo, R ERA: 9.1	95 Jimmy Yacabonis, R ERA: 8.1	65 Jesus Liranzo, R ERA: 9.1

Batter	1	2	3	4	5	6	7	8	9	AB	R	H	RBI	BB	SO	LOB	BOTTOM						
23 Joey Rickard, R OBP: 0.538, SLG: 0.250 57 Aneury Tavárez, L OBP: 0.333, SLG: 0.250	K		10 1B 10 E HBP		G4-3				BB 28 2B	1	1	0	0	1	1	0	<b>Boston Red Sox @ Baltimore Orioles</b> Ed Smith Stadium, Sarasota, FL Wed Mar 01 2017, 1:08 PM - 4:15 PM EST Att: 7,089 - Cloudy - 80 F						
10 Adam Jones, R OBP: 0.455, SLG: 1.182 28 Logan Schafer, L OBP: 0.333, SLG: 0.286	HR		E7 1B		P4				BB 2B	3	1	2	3	0	0	2							
13 Manny Machado, R OBP: 0.182, SLG: 0.400 76 Audry Pérez, R (6, 2)	BB 19 1B 29 2B		P3		F9				K	2	1	0	0	1	1	3							
45 Mark Trumbo, R (1, 10) 54 Anthony Santander, S OBP: 0.273, SLG: 0.222	K		P3		F9				K	4	0	0	0	0	1	3							
19 Chris Davis, L OBP: 0.556, SLG: 0.200 18 Chris Dickerson, L OBP: 0.333, SLG: 0.571	1B 29 2B 17 2B		BB 14 1B 29 1B		BB 29 G5-4-3				G1	1	2	1	0	2	0	0							
29 Wellington Castillo, R OBP: 0.500, SLG: 0.750 82 Adrian Marin, R (6, 5)	2B 17 2B		BB 23 HBP 10 1B 14 1B		G5-4-3				E5 72 BB 84 HR	3	2	2	1	0	0	1							
17 Chris Johnson, R OBP: 0.400, SLG: 0.462 72 David Washington, L (6, 3)	2B		K		K				BB 84 HR	3	0	1	2	0	2	2							
14 Craig Gentry, R OBP: 0.222, SLG: 0.222 84 Sean Coyle, R OBP: 1.000, SLG: 3.000	P6		BB 10 1B 23 HBP		1B				BB 84 HR	0	1	0	0	1	0	0							
15 Robert Andino, R OBP: 0.333, SLG: 0.400 85 Erick Salcedo, S (6, 6)	BB 13 S 23 BB		F8		G1-6-3				F8	2	0	0	0	1	0	3							
<b>Inning Stats</b>	R: 4 E: 0 K: 2 S: 12	H: 4 LOB: 1 BB: 1 P: 17	R: 0 E: 0 K: 1 S: 5	H: 0 LOB: 2 BB: 2 P: 13	R: 4 E: 1 K: 1 S: 8	H: 3 LOB: 1 BB: 1 P: 13	R: 0 E: 0 K: 0 S: 2	H: 0 LOB: 0 BB: 1 P: 6	R: 0 E: 0 K: 1 S: 5	H: 1 LOB: 0 BB: 0 P: 5	R: 0 E: 0 K: 0 S: 3	H: 0 LOB: 0 BB: 0 P: 3	R: 3 E: 1 K: 0 S: 7	H: 1 LOB: 0 BB: 1 P: 12	R: 1 E: 0 K: 2 S: 8	H: 1 LOB: 1 BB: 1 P: 12		1B: 5 2B: 3 3B: 0 HR: 2	SF: 0 SAC: 0 DP: 2 HBP: 1	WP: 0 PB: 0 SB: 2 CS: 0	PA: 41		
<b>PITCHER</b>	IP WLS BF H R ER SO BB IBB HBP BLK WP HR S P ERA WHIP	IP WLS BF H R ER SO BB IBB HBP BLK WP HR S P ERA WHIP	IP WLS BF H R ER SO BB IBB HBP BLK WP HR S P ERA WHIP	IP WLS BF H R ER SO BB IBB HBP BLK WP HR S P ERA WHIP	IP WLS BF H R ER SO BB IBB HBP BLK WP HR S P ERA WHIP	IP WLS BF H R ER SO BB IBB HBP BLK WP HR S P ERA WHIP	IP WLS BF H R ER SO BB IBB HBP BLK WP HR S P ERA WHIP	IP WLS BF H R ER SO BB IBB HBP BLK WP HR S P ERA WHIP	IP WLS BF H R ER SO BB IBB HBP BLK WP HR S P ERA WHIP	60 Henry Owens, L ERA: 13.5	47 Tyler Thornburg, R ERA: 47.25	52 Jalen Beeks, L ERA: 3.86	68 Matt Barnes, R ERA: 3.86	56 Joe Kelly, R ERA: 3.86	Heath Hembree, R ERA: 3.0	Fernando Abad, L ERA: 3.0	79 Ben Taylor, R ERA: 3.86	Heath Hembree, R ERA: 3.0	Fernando Abad, L ERA: 3.0	79 Ben Taylor, R ERA: 3.86	Heath Hembree, R ERA: 3.0	Fernando Abad, L ERA: 3.0	79 Ben Taylor, R ERA: 3.86

AB	36
R	5
H	10
RBI	5
BB	5
SO	5
LOB	20



AB	33
R	12
H	10
RBI	11
BB	7
SO	7
LOB	18



Batter	1	2	3	4	5	6	7	8	9	AB	R	H	RBI	BB	SO	LOB	TOP					
57 Aneurys Távárez, L OBP: 0.250, SLG: 0.182 85 Cedric Mullins, L (6.7) (7.8)	G3		K			L6		FC5		3	0	0	0	0	1	1						
15 Robert Andino, R OBP: 0.267, SLG: 0.308 94 Austin Hays, R (7.9)	K		G6-3			G3-1			F8	3	0	0	0	0	1	1						
18 Chris Dickerson, L OBP: 0.250, SLG: 0.400 96 DJ Stewart, L (7.7)	G4-3			K			F7		K	3	0	0	0	0	1	0						
16 Trey Mancini, R OBP: 0.290, SLG: 0.357 93 Adelin Rodríguez, R OBP: 1.000, SLG: 1.000		K		K2-3			K		89 HBP 1B	3	0	0	0	0	3	0						
28 Logan Schafer, L OBP: 0.250, SLG: 0.200 89 Garabez Rosa, R OBP: 0.500, SLG: 0.333	F9			G4-3			G4-3			3	0	0	0	0	0	0						
54 Anthony Santander, S OBP: 0.200, SLG: 0.154	G3				K			P4	K	4	0	0	0	0	2	2						
36 Caleb Joseph, R OBP: 0.333, SLG: 0.778 27 Francisco Peña, R (7.2)			HR		L4			G6-3		2	1	1	1	0	0	0						
82 Adrian Marin, R (8, PH) 84 Sean Coyle, R OBP: 1.000, SLG: 3.000 (8, 4)					K				85 FC5 85 E BB	1	0	0	0	1	1	0						
85 Erick Salcedo, S (1, 6)			P6			F8		FC6		3	0	0	0	0	0	2						
<b>Inning Stats</b>	R: 0 E: 0 K: 1 S: 5	H: 0 LOB: 0 BB: 0 P: 5	R: 0 E: 0 K: 1 S: 5	H: 0 LOB: 0 BB: 0 P: 5	R: 1 E: 0 K: 1 S: 6	H: 1 LOB: 1 BB: 1 P: 11	R: 0 E: 0 K: 2 S: 7	H: 0 LOB: 0 BB: 0 P: 7	R: 0 E: 0 K: 2 S: 7	H: 0 LOB: 0 BB: 0 P: 7	R: 0 E: 0 K: 1 S: 3	H: 0 LOB: 0 BB: 0 P: 3	R: 0 E: 0 K: 1 S: 5	H: 0 LOB: 0 BB: 0 P: 5	R: 0 E: 1 K: 0 S: 4	H: 0 LOB: 2 BB: 2 P: 8	R: 0 E: 0 K: 2 S: 8	H: 1 LOB: 2 BB: 0 P: 9	1B: 1 2B: 0 3B: 0 HR: 1	SF: 0 SAC: 0 DP: 0 HBP: 1	WP: 0 PB: 0 SB: 0 CS: 0	PA: 33
<b>PITCHER</b>	IP	WLS	BF	H	R	ER	SO	BB	IBB	HBP	BLK	WP	HR	S	P	ERA	WHIP					
43 Adam Warren, R ERA: 1.8	3.0		11	1	1	1	3	1	0	0	0	0	1	16	21	3.00	0.667					
54 Aroldis Chapman, L ERA: 4.1	1.0	W	3	0	0	0	2	0	0	0	0	0	0	7	7	0.00	0.000					
29 Tyler Clippard, R ERA: 6.1	1.0	H	3	0	0	0	2	0	0	0	0	0	0	7	7	0.00	0.000					
39 Tommy Layne, L ERA: 7.1	1.0	H	3	0	0	0	0	0	0	0	0	0	0	3	3	0.00	0.000					
91 Dietrich Enns, L ERA: 2.25	2.0	H	8	0	0	0	1	1	0	0	0	0	0	9	13	0.00	0.500					

Baltimore Orioles @ New York Yankees  
George M. Steinbrenner Field, Tampa, FL  
Thu Mar 02 2017, 6:36 PM - 9:11 PM EST  
Att. 7,159 - Partly Cloudy - 74 F

AB 30  
R 1  
H 2  
RBI 1  
BB 2  
SO 10  
LOB 8



Batter	1	2	3	4	5	6	7	8	9	AB	R	H	RBI	BB	SO	LOB	BOTTOM				
31 Aaron Hicks, S OBP: 0.231, SLG: 0.250 71 Billy McKinney, L OBP: 0.750, SLG: 2.000	G3		P5							3	0	1	0	0	0	0					
24 Gary Sánchez, R OBP: 0.333, SLG: 0.667 86 Kyle Higashioka, R OBP: 0.714, SLG: 1.333	K			HR						3	1	2	1	0	1	0					
33 Greg Bird, L OBP: 0.462, SLG: 1.333 63 Wilkin Castillo, S (7.3)	G4-3									3	1	1	2	0	0	2					
17 Matt Holliday, R OBP: 0.500, SLG: 0.818 36 Ji Man Choi, L OBP: 0.167, SLG: 0.182 (6, 10)		HR								2	1	1	1	0	0	0					
14 Starlin Castro, R OBP: 0.417, SLG: 0.667 93 Jorge Mateo, R OBP: 0.333, SLG: 0.500 (5, 4)	G4-3									2	0	1	0	0	0	0					
12 Chase Headley, S OBP: 0.167, SLG: 0.273 94 Miguel Andujar, R OBP: 0.364, SLG: 0.636	G3									2	0	0	0	0	0	1					
38 Rob Refsnyder, R OBP: 0.182, SLG: 0.182 74 Ronald Torreyes, R OBP: 0.182, SLG: 0.182	G4-3									3	0	0	0	0	1	3					
75 Clint Frazier, R OBP: 0.400, SLG: 0.800 82 Tyler Wade, L OBP: 0.500, SLG: 0.333			K							3	0	0	0	0	1	1					
81 Gleyber Torres, R OBP: 0.667, SLG: 1.000 30 Rubén Tejada, R OBP: 0.500, SLG: 0.375	F9									2	1	1	0	0	0	0					
<b>Inning Stats</b>	R: 0 E: 0 K: 1 S: 5	H: 0 LOB: 0 BB: 0 P: 5	R: 1 E: 0 K: 0 S: 5	H: 1 LOB: 0 BB: 0 P: 7	R: 0 E: 0 K: 1 S: 5	H: 0 LOB: 0 BB: 0 P: 5	R: 2 E: 0 K: 0 S: 7	H: 3 LOB: 2 BB: 0 P: 8	R: 1 E: 0 K: 1 S: 8	H: 3 LOB: 2 BB: 0 P: 8	R: 0 E: 0 K: 1 S: 6	H: 1 LOB: 1 BB: 0 P: 6	R: 3 E: 0 K: 2 S: 11	H: 4 LOB: 1 BB: 0 P: 11	R: 1 E: 0 K: 0 S: 5	H: 2 LOB: 2 BB: 1 P: 9	1B: 7 2B: 4 3B: 0 HR: 3	SF: 0 SAC: 0 DP: 0 HBP: 0	WP: 0 PB: 0 SB: 1 CS: 0	PA: 39	
<b>PITCHER</b>	IP	WLS	BF	H	R	ER	SO	BB	IBB	HBP	BLK	WP	HR	S	P	ERA	WHIP				
63 Tyler Wilson, R ERA: 1.8	3.0		10	1	1	1	2	0	0	0	0	0	1	15	17	3.00	0.333				
43 Joe Gunkel, R ERA: 13.5	2.0	L	12	6	3	3	1	0	0	0	0	0	1	15	16	13.50	3.000				
68 Parker Bridwell, R ERA: 9.0	1.0		4	1	0	0	1	0	0	0	0	0	0	6	6	0.00	1.000				
71 Oliver Drake, R ERA: 18.0	1.0		7	4	3	3	2	0	0	0	0	0	1	11	11	27.00	4.000				
97 Cody Satterwhite, R ERA: 9.0	1.0		6	2	1	1	0	1	0	0	0	0	0	5	9	9.00	3.000				

Baltimore Orioles @ New York Yankees  
George M. Steinbrenner Field, Tampa, FL  
Thu Mar 02 2017, 6:36 PM - 9:11 PM EST  
Att. 7,159 - Partly Cloudy - 74 F

AB 38  
R 8  
H 14  
RBI 8  
BB 1  
SO 6  
LOB 15





Batter	1	2	3	4	5	6	7	8	9	10	AB	R	H	RBI	BB	SO	LOB	TOP						
25 Byron Buxton, R OBP: 0.364, SLG: 0.444 66 Zack Granite, L OBP: 0.333, SLG: 0.364	K2-3		11 2B BB	FC5-4			L4		K		2	1	0	0	1	1	2	<b>Minnesota Twins @ Baltimore Orioles</b> Ed Smith Stadium, Sarasota, FL Thu Mar 02 2017, 1:07 PM - 4:19 PM EST Att: 4,153 - Partly Cloudy - 77 F						
11 Jorge Polanco, S OBP: 0.273, SLG: 0.636 39 Danny Santana, S OBP: 0.300, SLG: 0.222	G3		19 C3-4-1 2B				G6-3		F8		3	1	2	4	0	0	0							
26 Max Kepler, L 73 Daniel Palka, L	G4-3		19 1-H 2-H 3-H 2B				G4-3		E3 71 1B		3	0	0	0	0	1	1							
19 Kennys Vargas, S 71 Niko Goodrum, S OBP: 0.333, SLG: 0.333	K			G3-4-1			G6-3				3	0	0	0	0	1	1							
20 Eddie Rosario, L 68 Benjie González, S OBP: 0.500, SLG: 0.500			8 SF7 3B	F9			K				4	1	2	0	0	1	1							
8 Drew Stubbs, R 30 Tommy Field, R OBP: 0.333, SLG: 0.273	SF7				G1-3		K				2	0	1	1	0	1	0							
5 Eduardo Escobar, S 83 Nick Gordon, L OBP: 0.250, SLG: 0.250	F8						K				2	0	1	1	0	0	0							
37 Matt Hague, R 72 Leonardo Reginatto, R OBP: 0.333, SLG: 0.444			25 11 2B HBP	F8							2	1	1	0	0	0	1							
12 John Ryan Murphy, R 43 Mitch Carver, R OBP: 0.333, SLG: 0.200			11 25 BB 1B				FC6-4				1	0	0	0	0	0	2							
											2	1	1	0	1	0	1							
<b>Inning Stats</b>	R: 0 E: 0 K: 1 S: 5	H: 0 LOB: 0 BB: 0 P: 6	R: 1 E: 0 K: 1 S: 6	H: 1 LOB: 0 BB: 0 P: 6	R: 3 E: 0 K: 1 S: 7	H: 2 LOB: 1 BB: 1 P: 13	R: 0 E: 0 K: 0 S: 3	H: 0 LOB: 2 BB: 2 P: 11	R: 1 E: 0 K: 1 S: 7	H: 1 LOB: 0 BB: 0 P: 7	R: 0 E: 0 K: 0 S: 3	H: 0 LOB: 0 BB: 0 P: 3	R: 1 E: 0 K: 1 S: 8	H: 3 LOB: 2 BB: 0 P: 8	R: 0 E: 1 K: 1 S: 9	H: 1 LOB: 0 BB: 0 P: 7	R: 0 E: 0 K: 0 S: 3	H: 0 LOB: 0 BB: 0 P: 3	1B: 6 2B: 1 3B: 1 HR: 1	SF: 1 SAC: 0 DP: 0 HBP: 1	WP: 0 PB: 0 SB: 0 CS: 0	PA: 44		
<b>PITCHER</b>	IP WLS BF H R ER SO BB IBB HBP BLK WP HR S P ERA WHIP	39 Kevin Gausman, R ERA: 4.5	61 Jason Garcia, R ERA: 12.27	58 Donnie Hart, L ERA: 3.0	56 Darren O'Day, R ERA: 0.00	41 Logan Verrett, R ERA: 2.25	93 Jeffri Hernandez, R ERA: 10.1	91 Brian Moran, L ERA: 10.1																

AB	39
R	6
H	9
RBI	6
BB	3
SO	8
LOB	15



Batter	1	2	3	4	5	6	7	8	9	10	AB	R	H	RBI	BB	SO	LOB	BOTTOM					
25 Hyun Soo Kim, L 23 Joey Rickard, R OBP: 0.600, SLG: 0.667	K		13 1B BB								2	0	0	0	1	1	1	<b>Minnesota Twins @ Baltimore Orioles</b> Ed Smith Stadium, Sarasota, FL Thu Mar 02 2017, 1:07 PM - 4:19 PM EST Att: 4,153 - Partly Cloudy - 77 F					
10 Adam Jones, R 14 Craig Gentry, R OBP: 0.273, SLG: 0.273	P3										3	0	1	0	0	1	1						
13 Manny Machado, R 88 Ryan Mountcastle, R OBP: 0.500, SLG: 2.000											3	1	2	0	0	0	2						
19 Chris Davis, L 74 Chance Sisco, L											3	0	1	1	0	1	2						
45 Mark Trumbo, R 96 DJ Stewart, L											2	0	0	0	1	0	2						
89 Garabez Rosa, R 12 Seth Smith, L 72 David Washington, R OBP: 0.333, SLG: 0.800											2	0	0	0	0	0	0						
29 Welington Castillo, R 17 Daniel Álvarez, R											2	0	0	0	0	0	0						
17 Chris Johnson, R 84 Sean Coyle, R OBP: 0.667, SLG: 2.000											2	0	1	0	0	1	0						
16 Johnny Giavotella, R 94 Jomar Reyes, R											3	0	0	0	0	0	2						
											1	0	0	0	0	1	0						
<b>Inning Stats</b>	R: 1 E: 0 K: 1 S: 7	H: 2 LOB: 2 BB: 1 P: 11	R: 0 E: 0 K: 0 S: 3	H: 1 LOB: 0 BB: 0 P: 3	R: 0 E: 0 K: 2 S: 8	H: 1 LOB: 2 BB: 1 P: 12	R: 0 E: 0 K: 1 S: 5	H: 0 LOB: 0 BB: 0 P: 5	R: 0 E: 1 K: 0 S: 4	H: 0 LOB: 2 BB: 1 P: 8	R: 2 E: 0 K: 0 S: 4	H: 1 LOB: 0 BB: 1 P: 8	R: 3 E: 0 K: 1 S: 9	H: 3 LOB: 0 BB: 0 P: 10	R: 0 E: 0 K: 1 S: 5	H: 0 LOB: 0 BB: 0 P: 5	1B: 4 2B: 2 3B: 0 HR: 3	SF: 0 SAC: 0 DP: 2 HBP: 1	WP: 0 PB: 0 SB: 0 CS: 0	PA: 43			
<b>PITCHER</b>	IP WLS BF H R ER SO BB IBB HBP BLK WP HR S P ERA WHIP	45 Phil Hughes, R ERA: 6.75	51 Alex Wimmers, R ERA: 4.5	27 Brandon Kintzler, R ERA: 6.0	55 Taylor Rogers, L ERA: 6.0	23 Nick Tepesch, R ERA: 3.0	58 Justin Haley, R ERA: 3.0	59 Michael Tonkin, R ERA: 9.0	61 Ryan O'Rourke, L ERA: 9.0	64 Randy Rosario, L ERA: 10.1													

AB	38
R	6
H	9
RBI	6
BB	4
SO	7
LOB	14



Batter	1	2	3	4	5	6	7	8	9	AB	R	H	RBI	BB	SO	LOB	TOP			
25 Hyun Soo Kim, L (1,7) OBP: 0.357, SLG: 0.308 34 Paul Janish, R (5,6)										3	0	2	0	0	0	2	<p><b>Baltimore Orioles @ Pittsburgh Pirates</b> LECOM Park, Bradenton, FL Fri Mar 03 2017, 1:06 PM - 4:09 PM EST Att: 5,011 - Sunny - 76 F</p>			
23 Joey Rickard, R (1,8) OBP: 0.611, SLG: 0.600 94 Austin Hays, R (6,8)										1	1	0	0	2	1	1				
13 Manny Machado, R (1,6) OBP: 0.294, SLG: 0.467 85 Cedric Mullins, L (5,7)										2	0	0	0	1	0	3				
29 Wellington Castillo, R (1,2) OBP: 0.294, SLG: 0.467 84 Sean Covey, R (5,4)										3	0	0	0	0	0	4				
16 Trey Mancini, R (1,3) OBP: 0.353, SLG: 0.471 17 Daniel Álvarez, R (6,9)										3	1	2	1	0	0	0				
16 Johnny Giavotella, R (1,4) OBP: 0.438, SLG: 0.615 76 Audry Pérez, R (5,2)										2	0	1	0	1	0	1				
3 Ryan Flaherty, L (1,5) 72 David Washington, L (6,3)										3	0	0	0	0	0	3				
14 Craig Gentry, R (1,9) 82 Adrian Marin, R (6,5)										3	0	0	0	0	1	3				
57 Aneurys Tavárez, L (1,10) 74 Chance Sisco, L (9,PH)										3	0	2	1	0	0	0				
<b>Inning Stats</b>	R: 0 E: 0 K: 0 S: 4	H: 1 LOB: 1 BB: 1 P: 8	R: 0 E: 0 K: 0 S: 4	H: 1 LOB: 1 BB: 0 P: 4	R: 0 E: 0 K: 1 S: 6	H: 1 LOB: 2 BB: 1 P: 10	R: 1 E: 0 K: 1 S: 7	H: 2 LOB: 2 BB: 1 P: 11	R: 1 E: 0 K: 0 S: 4	H: 1 LOB: 1 BB: 0 P: 8	R: 0 E: 0 K: 1 S: 5	H: 0 LOB: 0 BB: 0 P: 5	R: 0 E: 0 K: 2 S: 7	H: 0 LOB: 1 BB: 1 P: 11	R: 0 E: 0 K: 1 S: 5	H: 0 LOB: 0 BB: 0 P: 5		1B: 4 2B: 3 3B: 0 HR: 0	SF: 0 SAC: 0 DP: 1 HBP: 0	WP: 0 PB: 0 SB: 0 CS: 0
<b>PITCHER</b>	IP WLS BF H R ER SO BB IBB HBP BLK WP HR S P ERA WHIP																<b>PITCHER</b>	IP WLS BF H R ER SO BB IBB HBP BLK WP HR S P ERA WHIP		
45 Gerrit Cole, R (1,1) ERA: 12.0	2.0 W 8 2 0 0 0 1 0 0 0 0 0 0 8 12 0.00 1.500																			
24 Tyler Glasnow, R (3,1) ERA: 2.45	1.2 10 3 1 1 2 2 0 0 0 0 0 0 12 20 5.40 3.000																			
89 Miguel Rosario, R (4,1) ERA: 3.86	1.1 H 6 1 1 1 0 1 0 0 0 0 0 0 5 9 6.75 1.500																			
34 Drew Hutchison, R (6,1) ERA: 1.8	3.0 H 11 1 0 0 4 1 0 0 0 0 0 0 18 22 0.00 0.667																			
80 Jared Lakind, L (9,1) ERA:	1.0 S 3 0 0 0 1 0 0 0 0 0 0 0 5 5 0.00 0.000																			

Batter	1	2	3	4	5	6	7	8	9	AB	R	H	RBI	BB	SO	LOB	BOTTOM			
6 Starling Marte, R (1,8) OBP: 0.667, SLG: 0.750 69 Danny Ortiz, L (7,8)										3	2	2	0	0	0	1	<p><b>Baltimore Orioles @ Pittsburgh Pirates</b> LECOM Park, Bradenton, FL Fri Mar 03 2017, 1:06 PM - 4:09 PM EST Att: 5,011 - Sunny - 76 F</p>			
17 Phil Gosselin, R (1,6) OBP: 0.429, SLG: 0.643 37 Aken Hanson, S (6,6)										3	1	3	1	0	0	0				
25 Gregory Polanco, L (1,7) OBP: 0.500, SLG: 0.364 79 Barrett Barnes, R (6,7)										3	1	1	0	1	0	2				
23 David Freese, R (1,5) OBP: 0.300, SLG: 0.222 81 Erich Weiss, L (5,5)										2	0	1	1	0	1	2				
28 John Jaso, L (1,9) OBP: 0.273, SLG: 0.600 63 Christopher Bostick, R (6,9)										3	0	0	0	0	1	2				
78 Kevin Newman, R (1,10) OBP: 0.273, SLG: 0.273 77 Austin Meadows, L (8,PH) OBP: 0.455, SLG: 0.375										3	0	1	1	0	0	0				
88 Joey Terdoslavich, S (1,3) OBP: 0.462, SLG: 0.545 79 Jerrick Suiter, R (6,3)										2	0	0	0	0	1	2				
32 Elias Díaz, R (1,2) OBP: 0.364, SLG: 0.400 58 Jacob Stallings, R (6,2) OBP: 0.556, SLG: 0.589										2	0	1	0	0	0	0				
62 Max Moroff, S (1,4) 61 Gift Ngoepe, R (6,4)										2	0	0	0	0	1	1				
<b>Inning Stats</b>	R: 3 E: 1 K: 1 S: 8	H: 4 LOB: 1 BB: 1 P: 12	R: 1 E: 0 K: 1 S: 7	H: 3 LOB: 2 BB: 0 P: 8	R: 0 E: 0 K: 1 S: 5	H: 0 LOB: 0 BB: 0 P: 5	R: 1 E: 1 K: 0 S: 5	H: 2 LOB: 1 BB: 0 P: 6	R: 0 E: 0 K: 1 S: 5	H: 0 LOB: 0 BB: 0 P: 5	R: 0 E: 0 K: 2 S: 7	H: 0 LOB: 1 BB: 1 P: 12	R: 0 E: 0 K: 2 S: 7	H: 0 LOB: 1 BB: 1 P: 12	R: 0 E: 0 K: 1 S: 5	H: 0 LOB: 0 BB: 0 P: 5		1B: 10 2B: 1 3B: 0 HR: 0	SF: 0 SAC: 0 DP: 2 HBP: 1	WP: 1 PB: 0 SB: 1 CS: 0
<b>PITCHER</b>	IP WLS BF H R ER SO BB IBB HBP BLK WP HR S P ERA WHIP																<b>PITCHER</b>	IP WLS BF H R ER SO BB IBB HBP BLK WP HR S P ERA WHIP		
38 Wade Miley, L (1,1) ERA: 12.0	1.0 L 8 5 4 3 1 0 0 1 0 0 0 0 6 7 0.00 2.000																			
95 David Hess, R (2,1) ERA: 3.6	3.0 11 2 1 1 2 0 0 0 0 0 1 0 15 16 3.00 0.667																			
60 Mychal Givens, R (6,1) ERA: 3.0	1.0 4 1 0 0 1 0 0 0 0 0 0 0 6 6 0.00 1.000																			
51 Logan Ondrusek, R (7,1) ERA:	1.0 3 1 0 0 1 0 0 0 0 0 0 0 5 5 0.00 1.000																			

AB 33  
R 2  
H 7  
RBI 2  
BB 5  
SO 7  
LOB 21



AB 32  
R 5  
H 11  
RBI 3  
BB 2  
SO 8  
LOB 13



WP: 1  
PB: 0  
SB: 1  
CS: 0

Batter	1	2	3	4	5	6	7	8	9	AB	R	H	RBI	BB	SO	LOB	TOP							
18 Chris Dickerson, L OBP: 0.200, SLG: 0.308 57 Aneury Tavárez, L OBP: 0.313, SLG: 0.333	0-3 K			0-3 K		0-3 K		0-0 E1		3	0	0	0	0	3	0	<p>Baltimore Orioles @ Tampa Bay Rays</p> <p>Charlotte Sports Park, Port Charlotte, FL</p> <p>Sat Mar 04 2017, 1:09 PM - 3:43 PM EST</p> <p>Att.: 4,293 - Sunny - 76 F</p>							
15 Robert Andino, R OBP: 0.278, SLG: 0.267 14 Craig Gentry, R OBP: 0.200, SLG: 0.200	0-0 G3			1-0 HBP		0-3 K		0-0 L8		2	0	0	0	0	1	0								
25 Hyun Soo Kim, L OBP: 0.294, SLG: 0.250 84 Sean Coyle, R OBP: 0.500, SLG: 1.200	0-0 G1-3			0-3 K		0-3 K		0-0 F9		3	0	0	0	0	2	1								
17 Chris Johnson, R OBP: 0.429, SLG: 0.500 23 Joey Rickard, R OBP: 0.579, SLG: 0.545		0-3 K		0-3 K			0-0 28 WP 28 G6-3 2B	0-0 P4		3	0	1	0	0	2	1								
28 Logan Schafer, L OBP: 0.200, SLG: 0.154 74 Chance Sisco, L OBP: 0.333, SLG: 0.200	0-0 F7				0-0 B5-3		1-0 G6-3	0-0 P4		3	0	0	1	0	0	0								
36 Caleb Joseph, R OBP: 0.333, SLG: 0.667 82 Adrian Marin, R	0-3 K				0-0 3B		0-0 G6-3	0-3 1B		3	0	1	0	0	1	1								
72 David Washington, L OBP: 0.200, SLG: 0.444			0-3 K		0-3 K		0-3 K			3	0	0	0	0	3	2								
3 Ryan Flaherty, L OBP: 0.167, SLG: 0.100 16 Trey Mancini, R OBP: 0.353, SLG: 0.471			0-3 K		0-0 1B			0-0 G6-3		3	0	1	0	0	1	0								
34 Paul Janish, R 85 Erick Salcedo, S			0-0 F8		0-3 K			0-3 K		3	0	0	0	0	2	2								
<b>Inning Stats</b>	R: 0 E: 0 K: 1 S: 5	H: 0 LOB: 0 BB: 0 P: 5	R: 0 E: 0 K: 2 S: 7	H: 0 LOB: 0 BB: 0 P: 7	R: 0 E: 0 K: 2 S: 7	H: 0 LOB: 0 BB: 0 P: 7	R: 0 E: 0 K: 3 S: 9	H: 0 LOB: 1 BB: 0 P: 10	R: 0 E: 0 K: 2 S: 9	H: 2 LOB: 2 BB: 0 P: 9	R: 1 E: 0 K: 1 S: 6	H: 1 LOB: 1 BB: 0 P: 7	R: 0 E: 1 K: 1 S: 6	H: 0 LOB: 1 BB: 0 P: 6	R: 0 E: 0 K: 1 S: 6	H: 1 LOB: 1 BB: 0 P: 6		1B: 3 2B: 1 3B: 0 HR: 0	SF: 0 SAC: 0 DP: 0 HBP: 1	WP: 1 PB: 0 SB: 0 CS: 0	PA: 33			
<b>PITCHER</b>	IP WLS BF H R ER SO	IP WLS BF H R ER SO	IP WLS BF H R ER SO	IP WLS BF H R ER SO	IP WLS BF H R ER SO	IP WLS BF H R ER SO	IP WLS BF H R ER SO	IP WLS BF H R ER SO	IP WLS BF H R ER SO	IP WLS BF H R ER SO	IP WLS BF H R ER SO	IP WLS BF H R ER SO	IP WLS BF H R ER SO	IP WLS BF H R ER SO	IP WLS BF H R ER SO	IP WLS BF H R ER SO	ERA WHIP	ERA WHIP	ERA WHIP	ERA WHIP	ERA WHIP	ERA WHIP	ERA WHIP	ERA WHIP
22 Chris Archer, R ERA: 3.85 49 Tommy Hunter, R ERA: 2.45 50 Dana Eveland, L ERA: 10.8 43 Danny Farquhar, R ERA: 10.8 64 Diego Moreno, R ERA:	3.0 9 0 0 0 5	1.0 4 0 0 0 3	1.0 5 2 0 0 2	0.2 2 0 0 0 2	0.1 1 0 0 0 1	0 0 0 0 0 0	0 0 0 0 0 0	0 0 0 0 0 0	0 0 0 0 0 0	0 0 0 0 0 0	0 0 0 0 0 0	0 0 0 0 0 0	0 0 0 0 0 0	0 0 0 0 0 0	0 0 0 0 0 0	0 0 0 0 0 0	0.00 0.000	0.00 0.000	0.00 2.000	0.00 0.000	0.00 0.000	0.00 0.000	0.00 0.000	0.00 0.000
4 Blake Snell, L ERA: 3.85 79 Andrew Kittredge, R ERA:	2.2 L 10 1 1 1 2	0.1 2 1 0 0 1	0 0 0 0 0 0	0 0 0 0 0 0	0 0 0 0 0 0	0 0 0 0 0 0	0 0 0 0 0 0	0 0 0 0 0 0	0 0 0 0 0 0	0 0 0 0 0 0	0 0 0 0 0 0	0 0 0 0 0 0	0 0 0 0 0 0	0 0 0 0 0 0	0 0 0 0 0 0	0 0 0 0 0 0	2.2 3.85	0.1 3.85	0.00 0.000	0.00 3.000	0.00 3.000	0.00 3.000	0.00 3.000	

AB	32
R	1
H	4
RBI	1
BB	0
SO	16
LOB	9



Batter	1	2	3	4	5	6	7	8	9	AB	R	H	RBI	BB	SO	LOB	BOTTOM						
2 Nick Franklin, S OBP: 0.583, SLG: 0.909 79 Kean Wong, L	0-0 G4-6-3 1B		0-0 G3-1			0-3 K		0-3 K1-3		3	0	1	0	0	1	0	<p>Baltimore Orioles @ Tampa Bay Rays</p> <p>Charlotte Sports Park, Port Charlotte, FL</p> <p>Sat Mar 04 2017, 1:09 PM - 3:43 PM EST</p> <p>Att.: 4,293 - Sunny - 76 F</p>						
45 Jesús Sucre, R OBP: 0.600, SLG: 1.250 19 Curt Casali, R OBP: 0.333, SLG: 0.667	0-0 G4-6-3 1-2		0-0 G3-1			0-0 P6		0-0 F7		2	0	0	0	0	0	1							
20 Steven Souza Jr., R OBP: 0.222, SLG: 0.222 72 Nick Ciuffo, L OBP: 0.400, SLG: 0.400	0-0 97 WP 1B		0-0 P2			0-0 F8		0-0 F8		3	0	1	0	0	0	0							
97 Joe McCarthy, L OBP: 0.545, SLG: 0.875 78 Jace Conrad, L	4-0 1-2 BB		0-3 K			0-0 F7		0-3 K		2	0	0	0	1	1	0							
36 Daniel Robertson, R OBP: 0.125, SLG: 0.067 27 Willy Adames, R OBP: 0.200, SLG: 0.200	0-0 G4-3		0-0 G5-3			0-3 K		0-3 K		3	0	0	0	0	1	2							
9 Michael McKenry, R OBP: 0.308, SLG: 0.417 76 Dalton Kelly, L OBP: 0.125, SLG: 0.125		0-0 F9		0-0 G5-3		0-3 K		0-3 K		3	0	0	0	0	1	0							
68 Dayron Varona, R OBP: 0.357, SLG: 0.385 74 Braxton Lee, L OBP: 0.429, SLG: 0.667		0-0 1B		0-0 G6-3		0-0 G5-3		0-0 G5-3		3	0	1	0	0	0	0							
65 Shane Peterson, L OBP: 0.385, SLG: 0.727 74 Justin Williams, L		0-3 K		0-0 69 G5-4-3 1B		0-0 BB		4-0 BB		2	0	1	0	1	1	1							
69 Jake Hager, R OBP: 0.083, SLG: 0.083 67 Patrick Leonard, R OBP: 0.231, SLG: 0.462		0-0 G4-3		0-0 G5-4-3 1-2		0-0 F7		0-0 F7		2	0	0	0	0	0	2							
<b>Inning Stats</b>	R: 0 E: 0 K: 0 S: 4	H: 2 LOB: 2 BB: 1 P: 8	R: 0 E: 0 K: 1 S: 6	H: 1 LOB: 0 BB: 0 P: 6	R: 0 E: 0 K: 0 S: 3	H: 0 LOB: 0 BB: 0 P: 3	R: 0 E: 0 K: 1 S: 5	H: 0 LOB: 0 BB: 0 P: 5	R: 0 E: 0 K: 2 S: 7	H: 0 LOB: 0 BB: 0 P: 7	R: 0 E: 0 K: 1 S: 5	H: 0 LOB: 1 BB: 1 P: 9	R: 0 E: 0 K: 1 S: 5	H: 0 LOB: 0 BB: 0 P: 5	R: 0 E: 0 K: 1 S: 5	H: 0 LOB: 0 BB: 0 P: 5		1B: 4 2B: 0 3B: 0 HR: 0	SF: 0 SAC: 0 DP: 2 HBP: 0	WP: 1 PB: 0 SB: 0 CS: 0	PA: 31		
<b>PITCHER</b>	IP WLS BF H R ER SO	IP WLS BF H R ER SO	IP WLS BF H R ER SO	IP WLS BF H R ER SO	IP WLS BF H R ER SO	IP WLS BF H R ER SO	IP WLS BF H R ER SO	IP WLS BF H R ER SO	IP WLS BF H R ER SO	IP WLS BF H R ER SO	IP WLS BF H R ER SO	IP WLS BF H R ER SO	IP WLS BF H R ER SO	IP WLS BF H R ER SO	IP WLS BF H R ER SO	IP WLS BF H R ER SO	ERA WHIP	ERA WHIP	ERA WHIP	ERA WHIP	ERA WHIP	ERA WHIP	ERA WHIP
31 Ubaldo Jiménez, R ERA: 1.8 52 Vidal Núñez, L ERA: 35 Brad Brach, R ERA: 48 Richard Bleier, L ERA: 3.0 50 Zach Stewart, R ERA:	3.0 12 6 1 0 0 1	2.0 6 1 0 0 1	1.0 W 3 0 0 0 1	1.0 H 3 0 0 0 2	2.0 S 7 0 0 0 2	1 0 0 0 0 0	0 0 0 0 0 0	0 0 0 0 0 0	0 0 0 0 0 0	0 0 0 0 0 0	0 0 0 0 0 0	0 0 0 0 0 0	0 0 0 0 0 0	0 0 0 0 0 0	0 0 0 0 0 0	0 0 0 0 0 0	0.00 1.333	0.00 0.500	0.00 0.000	0.00 0.000	0.00 0.500	0.00 0.500	0.00 0.500

AB	29
R	0
H	4
RBI	0
BB	2
SO	7
LOB	8



Batter	1	2	3	4	5	6	7	8	9	AB	R	H	RBI	BB	SO	LOB	TOP				
16 César Hernández, S OBP: 0.316, SLG: 0.235 76 Jesmuel Valentin, S OBP: 0.417, SLG: 0.550	G4-3		1B		G6-3		K			3	0	1	0	0	0	0	Philadelphia Phillies @ Baltimore Orioles Ed Smith Stadium, Sarasota, FL Sun Mar 05 2017, 1:07 PM - 3:29 PM EST Att: 7,026 - Partly Cloudy - 76 F				
Chris Coghlan, L OBP: 0.313, SLG: 0.231	G4-3		1B				K			3	0	1	1	0	1	0					
7 Maikel Franco, R OBP: 0.353, SLG: 0.975 30 Taylor Featherston, R OBP: 0.333, SLG: 0.143	G5-3		1B		F7			G6-3		3	0	0	0	0	1	3					
19 Tommy Joseph, R OBP: 0.238, SLG: 0.400 34 Andrew Knapp, S OBP: 0.111, SLG: 0.222	G5-3		G5-3		G5-3			F9		3	0	0	0	0	0	2					
29 Cameron Rupp, R OBP: 0.308, SLG: 0.500 38 Jorge Alfaro, R OBP: 0.250, SLG: 0.500	K				G6-3		HR	L4		3	1	1	1	0	1	0					
84 Cameron Perkins, R OBP: 0.294, SLG: 0.438	E5				K			F7		4	0	0	0	0	1	0					
67 J.P. Crawford, L OBP: 0.283, SLG: 0.235	G6-3				2B			BB		3	0	1	0	1	0	1					
23 Aaron Altherr, R OBP: 0.389, SLG: 0.688 2 Tyler Goeddel, R OBP: 0.182, SLG: 0.100			1B		G5-3			K		1	1	0	0	0	0	1					
24 Roman Quinn, S OBP: 0.333, SLG: 0.278			K					L7		3	0	0	0	0	2	1					
<b>Inning Stats</b>	R: 0 E: 0 K: 0 S: 4	H: 0 LOB: 0 BB: 0 P: 4	R: 0 E: 1 K: 1 S: 6	H: 0 LOB: 1 BB: 0 P: 6	R: 1 E: 0 K: 2 S: 9	H: 2 LOB: 2 BB: 0 P: 10	R: 0 E: 0 K: 1 S: 6	H: 1 LOB: 1 BB: 0 P: 6	R: 0 E: 0 K: 0 S: 3	H: 0 LOB: 1 BB: 0 P: 4	R: 1 E: 0 K: 0 S: 5	H: 1 LOB: 0 BB: 0 P: 7	R: 0 E: 0 K: 2 S: 7	H: 0 LOB: 0 BB: 0 P: 7	R: 0 E: 0 K: 1 S: 5	H: 0 LOB: 0 BB: 1 P: 9	1B: 2 2B: 1 3B: 0 HR: 1	SF: 0 SAC: 0 DP: 0 HBP: 2	WP: 0 PB: 0 SB: 0 CS: 0	PA: 35	
<b>PITCHER</b>	IP	WLS	BF	H	R	ER	SO	BB	IBB	HBP	BLK	WP	HR	S	P	ERA	WHIP				
59 Mike Wright Jr., R ERA: 3.6	3.0		13	2	1	1	3	0	0	1	0	0	0	19	20	3.00	0.667				
64 Jayson Aquino, L ERA: 1.29	3.0	B	12	2	1	1	1	0	0	1	0	0	1	14	17	3.00	0.667				
56 Darren O'Day, R ERA:	1.0	W	3	0	0	0	2	0	0	0	0	0	0	7	7	0.00	0.000				
58 Donnie Hart, L ERA: 2.25	1.0	H	3	0	0	0	1	0	0	0	0	0	0	5	5	0.00	0.000				
68 Parker Bridwell, R ERA: 6.75	1.0	S	4	0	0	0	1	1	0	0	0	0	0	5	9	0.00	1.000				

Batter	1	2	3	4	5	6	7	8	9	AB	R	H	RBI	BB	SO	LOB	BOTTOM				
12 Seth Smith, L OBP: 0.250, SLG: 0.154	K		E3		BB		FC1-6			2	0	0	0	2	1	1	Philadelphia Phillies @ Baltimore Orioles Ed Smith Stadium, Sarasota, FL Sun Mar 05 2017, 1:07 PM - 3:29 PM EST Att: 7,026 - Partly Cloudy - 76 F				
10 Adam Jones, R OBP: 0.353, SLG: 0.824 15 Robert Andino, R OBP: 0.316, SLG: 0.267	F8		F9		BB		BB			3	0	0	0	0	0	3					
13 Manny Machado, R OBP: 0.250, SLG: 0.389 28 Logan Schafer, L OBP: 0.188, SLG: 0.143	K		F7		G1-3		FC1-6			3	0	0	0	0	1	3					
19 Chris Davis, L OBP: 0.467, SLG: 0.364 16 Trey Mancini, R OBP: 0.333, SLG: 0.444	FC3-6				G3		FC6-4			3	0	1	0	0	0	0					
45 Mark Trumbo, R OBP: 0.200, SLG: 0.154 14 Craig Gentry, R OBP: 0.188, SLG: 0.188	P3				2B					3	1	1	0	0	1	1					
25 Hyun Soo Kim, L OBP: 0.250, SLG: 0.211 23 Joey Rickard, R OBP: 0.600, SLG: 0.583	FC3-6				G4-3					3	0	0	0	0	0	2					
29 Wellington Castillo, R OBP: 0.412, SLG: 0.571 16 Johnny Giavotella, R OBP: 0.412, SLG: 0.571	K				2B		BB			2	0	1	1	1	1	1					
3 Ryan Flaherty, L OBP: 0.143, SLG: 0.083 17 Chris Johnson, R OBP: 0.435, SLG: 0.550			L8		G3		BB			2	0	0	0	0	0	1					
34 Paul Janish, R OBP: 0.125, SLG: 0.286 27 Francisco Peña, R			2B		G6-3		BB			2	0	1	1	0	0	0					
<b>Inning Stats</b>	R: 0 E: 0 K: 2 S: 7	H: 0 LOB: 0 BB: 0 P: 7	R: 0 E: 0 K: 1 S: 6	H: 1 LOB: 1 BB: 0 P: 7	R: 0 E: 1 K: 0 S: 5	H: 1 LOB: 2 BB: 0 P: 5	R: 1 E: 0 K: 0 S: 5	H: 2 LOB: 1 BB: 0 P: 5	R: 0 E: 0 K: 1 S: 5	H: 0 LOB: 0 BB: 1 P: 7	R: 2 E: 0 K: 0 S: 4	H: 1 LOB: 2 BB: 3 P: 16	R: 0 E: 0 K: 2 S: 8	H: 1 LOB: 1 BB: 0 P: 8	1B: 2 2B: 4 3B: 0 HR: 0	SF: 1 SAC: 0 DP: 0 HBP: 0	WP: 1 PB: 0 SB: 0 CS: 0	PA: 35			
<b>PITCHER</b>	IP	WLS	BF	H	R	ER	SO	BB	IBB	HBP	BLK	WP	HR	S	P	ERA	WHIP				
74 Nick Pivetta, R ERA: 2.25	3.0		12	2	1	1	1	1	0	0	0	0	0	13	17	3.00	1.000				
49 Alier Asher, R ERA: 6.43	0.2	L	6	1	2	2	0	3	0	0	0	0	0	3	15	27.00	6.000				
71 Elnery Garcia, L ERA: 9.64	1.1		5	1	0	0	2	0	0	0	0	0	0	9	9	0.00	0.750				

AB	32
R	2
H	4
RBI	2
BB	1
SO	8
LOB	9

AB	30
R	3
H	6
RBI	3
BB	4
SO	6
LOB	18





Batter	1	2	3	4	5	6	7	8	9	AB	R	H	RBI	BB	SO	LOB	TOP					
17 Ryan Goins, L (1,4) OBP: 0.235, SLG: 0.250 15 Roemon Fields, L (6,9) 74 Danny Jansen, R (9,PH)	L7		K			G6-3	G5-3		P3	3	0	1	0	0	1	0	<b>Toronto Blue Jays @ Baltimore Orioles</b> Ed Smith Stadium, Sarasota, FL Wed Mar 08 2017, 1:08 PM - 3:43 PM EST Att: 7,328 - Partly Cloudy - 78 F					
15 Richard Urena, S (1,6) OBP: 0.421, SLG: 0.444 82 Ian Parmley, L (7,7)				K		G6-3			K	3	0	1	0	0	1	2						
30 Anthony Alfaro, R (1,9) OBP: 0.250, SLG: 0.421 89 Jonathan Diaz, R (6,5) OBP: 0.111, SLG: 0.444	L8			K			G5-3			3	0	1	1	0	1	1						
1 Rowdy Tellez, L (1,3) OBP: 0.318, SLG: 0.316 69 Bradley Jones, R (7,3) OBP: 0.250, SLG: 0.250					L8					3	1	1	0	0	1	1						
9 Darrell Ceciliani, L (1,8) OBP: 0.300, SLG: 0.368 21 Lane Thomas, R (7,PR) (7,8)		K				L7				3	0	1	0	0	1	0						
43 Mike Ohlman, R (1,10) OBP: 0.375, SLG: 0.750 13 Lourdes Gurriel Jr., R (7,PH) OBP: 0.250, SLG: 1.000		G1-3				F8				2	0	0	0	0	0	0						
60 Jon Berti, R (1,5) OBP: 0.429, SLG: 0.444 (6,4)						F9				3	0	2	0	0	0	0						
70 Alex Monsalve, R (7,2) OBP: 0.250, SLG: 0.250									G6-3	1	0	0	0	0	0	0						
65 Dwight Smith Jr., L (1,7) OBP: 0.250, SLG: 0.200 21 Jake Elmore, R (6,7) OBP: 0.333, SLG: 0.294		PO		G6-3		L1				2	0	0	0	0	0	0						
69 Juan Graterol, R (1,2) OBP: 0.308, SLG: 0.333 75 Emilio Guerrero, R (7,5) OBP: 1.000, SLG: 1.000				G4-3			F9			3	1	1	0	0	0	1						
<b>Inning Stats</b>	R: 0 E: 0 K: 1 S: 7	H: 1 LOB: 1 BB: 0 P: 7	R: 0 E: 0 K: 1 S: 5	H: 1 LOB: 0 BB: 0 P: 5	R: 0 E: 0 K: 1 S: 5	H: 0 LOB: 0 BB: 0 P: 5	R: 0 E: 0 K: 2 S: 7	H: 0 LOB: 0 BB: 0 P: 7	R: 0 E: 0 K: 0 S: 3	H: 0 LOB: 0 BB: 0 P: 3	R: 1 E: 0 K: 0 S: 5	H: 3 LOB: 2 BB: 0 P: 5	R: 3 E: 0 K: 1 S: 9	H: 4 LOB: 1 BB: 0 P: 9	R: 0 E: 0 K: 1 S: 6	H: 1 LOB: 1 BB: 0 P: 6	R: 0 E: 0 K: 0 S: 4	H: 1 LOB: 2 BB: 1 P: 8	1B: 10 2B: 0 3B: 0 HR: 1	SF: 0 SAC: 0 DP: 0 HBP: 0	WP: 0 PB: 0 SB: 0 CS: 0	PA: 38
<b>PITCHER</b>	IP WLS BF H R ER SO BB IBB HBP BLK WP HR S P ERA WHIP	3.0 W 10 2 0 0 0 2 0 0 0 0 0 0 7 7 0.00 0.667	1.0 3 0 0 0 0 0 0 0 0 0 0 0 1 16 13.50 2.625	2.2 14 7 4 4 1 0 0 0 0 0 0 1 16 0.00 0.000	0.1 H 1 0 0 0 0 0 0 0 0 0 0 1 1 0.00 0.000	1.0 H 4 1 0 0 1 0 0 0 0 0 0 6 6 0.00 1.000	<b>PITCHER</b>	IP WLS BF H R ER SO BB IBB HBP BLK WP HR S P ERA WHIP	1.0 S 5 1 0 0 0 1 0 0 0 0 0 4 8 0.00 2.000	58 Donnie Hart, L (9,1) ERA: 1.8	1.0 S 5 1 0 0 0 1 0 0 0 0 0 4 8 0.00 2.000											

**Toronto Blue Jays @ Baltimore Orioles**  
Ed Smith Stadium, Sarasota, FL  
Wed Mar 08 2017, 1:08 PM - 3:43 PM EST  
Att: 7,328 - Partly Cloudy - 78 F

AB 36  
R 4  
H 11  
RBI 4  
BB 1  
SO 7  
LOB 10



Batter	1	2	3	4	5	6	7	8	9	AB	R	H	RBI	BB	SO	LOB	BOTTOM			
12 Seth Smith, L (1,9) OBP: 0.333, SLG: 0.364 18 Chris Dickerson, L (6,9) OBP: 0.188, SLG: 0.286	G4-3									2	2	1	1	1	0	0	<b>Toronto Blue Jays @ Baltimore Orioles</b> Ed Smith Stadium, Sarasota, FL Wed Mar 08 2017, 1:08 PM - 3:43 PM EST Att: 7,328 - Partly Cloudy - 78 F			
14 Craig Gentry, R (1,8) OBP: 0.286, SLG: 0.400 23 Joey Rickard, R (6,8) OBP: 0.583, SLG: 0.533										3	2	2	3	0	1	0				
19 Chris Davis, L (1,10) OBP: 0.444, SLG: 0.308 54 Anthony Santander, S (8,PH) OBP: 0.250, SLG: 0.176										2	1	0	0	1	0	0				
45 Mark Trumbo, R (1,3) OBP: 0.222, SLG: 0.188 16 Trey Mancini, R (6,3) OBP: 0.394, SLG: 0.476										3	0	1	1	0	1	0				
25 Hyun Soo Kim, L (1,7) OBP: 0.308, SLG: 0.360 57 Aneury Tavarez, L (6,PR) OBP: 0.263, SLG: 0.278										3	0	2	1	0	0	1				
17 Chris Johnson, R (1,5) OBP: 0.375, SLG: 0.462 15 Robert Andino, R (7,5) OBP: 0.286, SLG: 0.235										3	0	0	0	0	1	3				
3 Ryan Flaherty, L (1,4) OBP: 0.190, SLG: 0.069 16 Johnny Giavotella, R (7,4) OBP: 0.400, SLG: 0.529										3	0	0	0	0	0	1				
36 Caleb Joseph, R (1,2) OBP: 0.389, SLG: 0.563 74 Chance Sisco, L (7,2) OBP: 0.429, SLG: 0.200										2	1	0	0	1	0	2				
34 Paul Janish, R (1,6) OBP: 0.231, SLG: 0.273 82 Adrian Marin, R (8,5)										3	0	0	0	0	0	1				
<b>Inning Stats</b>	R: 2 E: 0 K: 0 S: 5	H: 2 LOB: 1 BB: 1 P: 9	R: 3 E: 0 K: 0 S: 4	H: 1 LOB: 2 BB: 2 P: 13	R: 0 E: 0 K: 1 S: 5	H: 1 LOB: 0 BB: 0 P: 5	R: 0 E: 0 K: 0 S: 3	H: 0 LOB: 0 BB: 0 P: 3	R: 1 E: 0 K: 1 S: 6	H: 1 LOB: 2 BB: 0 P: 7	R: 0 E: 0 K: 1 S: 6	H: 1 LOB: 0 BB: 0 P: 6	R: 0 E: 0 K: 1 S: 5	H: 0 LOB: 0 BB: 0 P: 5	R: 0 E: 0 K: 1 S: 5	H: 0 LOB: 0 BB: 0 P: 5		1B: 3 2B: 1 3B: 0 HR: 2	SF: 0 SAC: 0 DP: 1 HBP: 0	WP: 0 PB: 0 SB: 0 CS: 0
<b>PITCHER</b>	IP WLS BF H R ER SO BB IBB HBP BLK WP HR S P ERA WHIP	2.0 L 12 3 5 5 0 1 0 0 0 0 0 5 5 0.00 1.000	1.0 3 1 0 0 1 0 0 0 0 0 0 1 9 10 4.50 0.500	2.0 7 1 1 1 1 0 0 0 0 0 0 0 6 6 0.00 1.000	1.0 4 1 0 0 1 0 0 0 0 0 0 0 6 6 0.00 1.000	1.0 3 0 0 0 1 0 0 0 0 0 0 5 5 0.00 0.000	<b>PITCHER</b>	IP WLS BF H R ER SO BB IBB HBP BLK WP HR S P ERA WHIP	1.0 3 3 1 0 0 0 1 0 0 0 0 0 5 5 0.00 0.000	71 Leonel Campos, R (8,1) ERA: 6.75	1.0 3 3 1 0 0 0 1 0 0 0 0 5 5 0.00 0.000									



Batter	1	2	3	4	5	6	7	8	9	AB	R	H	RBI	BB	SO	LOB	TOP			
57 Aneurys Tavárez, L OBP: 0.364, SLG: 0.381 14 Craig Gentry, R OBP: 0.318, SLG: 0.400										3	0	3	0	0	0	0				
16 Johnny Giavotella, R OBP: 0.348, SLG: 0.450 23 Joey Rickard, R OBP: 0.560, SLG: 0.500										3	0	0	0	0	0	3				
25 Hyun Soo Kim, L OBP: 0.310, SLG: 0.333 28 Logan Schafer, L OBP: 0.143, SLG: 0.105										2	0	0	0	1	1	1				
17 Chris Johnson, R OBP: 0.375, SLG: 0.448 15 Robert Andino, R OBP: 0.273, SLG: 0.222										3	0	1	0	0	0	3				
18 Chris Dickerson, L OBP: 0.211, SLG: 0.250 72 David Washington, L OBP: 0.154, SLG: 0.333										2	0	0	0	1	1	0				
16 Trev Mancini, R OBP: 0.380, SLG: 0.500 84 Sean Coyle, R OBP: 0.500, SLG: 1.000										3	0	1	0	0	0	1				
3 Ryan Flaherty, L OBP: 0.250, SLG: 0.158 34 Paul Janish, R OBP: 0.214, SLG: 0.250										2	0	1	0	1	0	0				
27 Francisco Peña, R 78 Austin Wynns, R										3	0	0	0	0	0	3				
54 Anthony Santander, S OBP: 0.217, SLG: 0.150										3	0	0	0	0	2	0				
<b>Inning Stats</b>	R: 0 E: 0 K: 0 S: 5	H: 1 LOB: 1 BB: 0 P: 5	R: 0 E: 0 K: 0 S: 4	H: 1 LOB: 1 BB: 0 P: 4	R: 0 E: 0 K: 1 S: 6	H: 1 LOB: 2 BB: 1 P: 10	R: 0 E: 0 K: 1 S: 5	H: 1 LOB: 0 BB: 0 P: 9	R: 0 E: 0 K: 1 S: 5	H: 0 LOB: 0 BB: 0 P: 3	R: 0 E: 0 K: 1 S: 5	H: 0 LOB: 1 BB: 1 P: 6	R: 0 E: 0 K: 2 S: 7	H: 0 LOB: 1 BB: 1 P: 11	1B: 4 2B: 2 3B: 0 HR: 0	SF: 0 SAC: 0 DP: 2 HBP: 1	WP: 0 PB: 0 SB: 1 CS: 0	PA: 35		
<b>PITCHER</b>	IP: 4.0 WLS: W BF: 17 ERA: 2.08	IP: 3.0 WLS: 1 BF: 0 ERA: 1.5	IP: 1.0 WLS: 1 BF: 0 ERA: 1.5	IP: 1.0 WLS: 0 BF: 0 ERA: 1.8	IP: 1.0 WLS: 4 BF: 0 ERA: 1.93	IP: 1.0 WLS: 0 BF: 0 ERA: 6.23	IP: 1.0 WLS: 0 BF: 4 ERA: 6.23	IP: 1.0 WLS: 0 BF: 0 ERA: 6.23	IP: 1.0 WLS: 0 BF: 0 ERA: 6.23	IP: 1.0 WLS: 0 BF: 0 ERA: 6.23	IP: 1.0 WLS: 0 BF: 0 ERA: 6.23	IP: 1.0 WLS: 0 BF: 0 ERA: 6.23	IP: 1.0 WLS: 0 BF: 0 ERA: 6.23	IP: 1.0 WLS: 0 BF: 0 ERA: 6.23	IP: 1.0 WLS: 0 BF: 0 ERA: 6.23	IP: 1.0 WLS: 0 BF: 0 ERA: 6.23	IP: 1.0 WLS: 0 BF: 0 ERA: 6.23	IP: 1.0 WLS: 0 BF: 0 ERA: 6.23	IP: 1.0 WLS: 0 BF: 0 ERA: 6.23	IP: 1.0 WLS: 0 BF: 0 ERA: 6.23

Baltimore Orioles @ Boston Red Sox  
JetBlue Park, Ft. Myers, FL  
Fri Mar 10 2017, 6:08 PM - 8:37 PM EST  
Att: 9,957 - Partly Cloudy - 76 F

AB 30  
R 0  
H 6  
RBI 0  
BB 4  
SO 7  
LOB 16



Batter	1	2	3	4	5	6	7	8	9	AB	R	H	RBI	BB	SO	LOB	BOTTOM			
40 Marco Hernández, L OBP: 0.448, SLG: 0.600 19 Heiker Meneses, R OBP: 0.111, SLG: 0.111										4	1	1	0	0	1	1				
30 Chris Young, R OBP: 0.385, SLG: 0.647 36 Brian Bojusevic, L OBP: 0.167, SLG: 0.333										3	1	1	1	0	1	0				
16 Andrew Benintendi, L OBP: 0.385, SLG: 0.760 38 Rusney Castillo, R OBP: 0.471, SLG: 0.625										3	0	0	0	0	1	1				
13 Hanley Ramirez, R OBP: 0.370, SLG: 0.625										2	1	0	0	1	1	0				
59 Sam Travis, R OBP: 0.423, SLG: 0.714 5 Allen Craig, R OBP: 0.455, SLG: 0.588										3	0	1	1	0	2	0				
23 Blake Swihart, S OBP: 0.472, SLG: 0.333 80 Jordan Procyshen, L OBP: 0.125, SLG: 0.143										2	1	1	0	1	0	0				
32 Josh Rutledge, R OBP: 0.417, SLG: 0.390 74 Rafael Devers, L OBP: 0.250, SLG: 0.143										2	0	1	1	0	0	2				
64 Bryce Brentz, R OBP: 0.250, SLG: 0.409 51 Junior Lake, R OBP: 0.412, SLG: 0.231										3	0	0	0	0	2	4				
17 Deven Marrero, R OBP: 0.393, SLG: 0.462 81 Deiner Lopez, S										2	0	0	0	1	0	0				
<b>Inning Stats</b>	R: 3 E: 0 K: 1 S: 9	H: 3 LOB: 2 BB: 2 P: 17	R: 0 E: 0 K: 0 S: 3	H: 0 LOB: 0 BB: 0 P: 3	R: 0 E: 0 K: 2 S: 7	H: 0 LOB: 0 BB: 0 P: 7	R: 1 E: 1 K: 0 S: 3	H: 2 LOB: 2 BB: 1 P: 8	R: 0 E: 0 K: 3 S: 9	H: 0 LOB: 0 BB: 0 P: 9	R: 0 E: 0 K: 1 S: 5	H: 0 LOB: 0 BB: 0 P: 5	R: 0 E: 0 K: 1 S: 5	H: 0 LOB: 0 BB: 0 P: 5	1B: 4 2B: 0 3B: 1 HR: 0	SF: 0 SAC: 0 DP: 1 HBP: 0	WP: 0 PB: 0 SB: 1 CS: 0	PA: 31		
<b>PITCHER</b>	IP: 3.0 WLS: L BF: 15 ERA: 4.5	IP: 3.0 WLS: 10 BF: 4 ERA: 2.25	IP: 1.0 WLS: 3 BF: 0 ERA: 0.00	IP: 1.0 WLS: 3 BF: 0 ERA: 0.00	IP: 1.0 WLS: 0 BF: 0 ERA: 0.00	IP: 1.0 WLS: 0 BF: 0 ERA: 0.00	IP: 1.0 WLS: 0 BF: 0 ERA: 0.00	IP: 1.0 WLS: 0 BF: 0 ERA: 0.00	IP: 1.0 WLS: 0 BF: 0 ERA: 0.00	IP: 1.0 WLS: 0 BF: 0 ERA: 0.00	IP: 1.0 WLS: 0 BF: 0 ERA: 0.00	IP: 1.0 WLS: 0 BF: 0 ERA: 0.00	IP: 1.0 WLS: 0 BF: 0 ERA: 0.00	IP: 1.0 WLS: 0 BF: 0 ERA: 0.00	IP: 1.0 WLS: 0 BF: 0 ERA: 0.00	IP: 1.0 WLS: 0 BF: 0 ERA: 0.00	IP: 1.0 WLS: 0 BF: 0 ERA: 0.00	IP: 1.0 WLS: 0 BF: 0 ERA: 0.00	IP: 1.0 WLS: 0 BF: 0 ERA: 0.00	IP: 1.0 WLS: 0 BF: 0 ERA: 0.00

Baltimore Orioles @ Boston Red Sox  
JetBlue Park, Ft. Myers, FL  
Fri Mar 10 2017, 6:08 PM - 8:37 PM EST  
Att: 9,957 - Partly Cloudy - 76 F

AB 28  
R 4  
H 5  
RBI 3  
BB 3  
SO 9  
LOB 8







Batter	1	2	3	4	5	6	7	8	9	AB	R	H	RBI	BB	SO	LOB	TOP																					
26 Adam Frazier, L (1,4) OBP: 0.435, SLG: 0.571 62 Max Moroff, S (5,4) OBP: 0.368, SLG: 0.077	G3	G3			G4-3				K	3	0	1	3	0	0	0	<b>Pittsburgh Pirates @ Baltimore Orioles</b> Ed Smith Stadium, Sarasota, FL Sat Mar 11 2017, 1:30 PM - 4:19 PM EST Att: 7,487 - Sunny - 81 F																					
37 Allen Hanson, S (1,6) OBP: 0.318, SLG: 0.400	L3	G3			K		G3			5	0	1	2	0	1	3																						
17 Phil Gosselin, R (1,3) OBP: 0.346, SLG: 0.462 88 Joey Terdoslavich, S (5,3) OBP: 0.381, SLG: 0.474					G4-3		F7		K	3	0	2	0	0	0	0																						
55 Josh Bell, S (1,10) 78 Kevin Newman, R (8,PH) OBP: 0.389, SLG: 0.353	G1-3								K	2	0	0	0	1	1	1																						
32 Elias Diaz, R (1,2) OBP: 0.409, SLG: 0.476 87 Jackson Williams, R (6,2) OBP: 0.250, SLG: 0.250		G4-3			F8				G5-3	3	0	0	0	0	0	1																						
77 Austin Meadows, L (1,8) OBP: 0.409, SLG: 0.611 77 Casey Hughton, L (5,8) OBP: 0.286, SLG: 0.571					2-6		K		K	2	1	1	0	0	1	0																						
69 Danny Ortiz, L (1,7) 79 Barrett Barnes, R (5,7) OBP: 0.200, SLG: 0.250		G6-3					K		G6-3	2	0	0	0	0	1	1																						
27 Eury Pérez, R (1,9) OBP: 0.235, SLG: 0.188 98 Michael Suchy, R (5,9) OBP: 0.111, SLG: 0.111					F9				F9	2	1	1	1	0	0	0																						
61 Gift Ngoepe, R (1,5) OBP: 0.309, SLG: 0.389										3	3	3	0	1	0	0																						
<b>Inning Stats</b>	R: 0 E: 0 K: 0 S: 4	H: 1 LOB: 1 BB: 0 P: 4	R: 3 E: 1 K: 0 S: 7	H: 4 LOB: 1 BB: 0 P: 7	R: 0 E: 0 K: 0 S: 2	H: 1 LOB: 1 BB: 0 P: 7	R: 0 E: 0 K: 2 S: 7	H: 0 LOB: 0 BB: 0 P: 7	R: 1 E: 0 K: 1 S: 6	H: 1 LOB: 0 BB: 0 P: 6	R: 0 E: 0 K: 2 S: 7	H: 0 LOB: 0 BB: 0 P: 7	R: 1 E: 1 K: 0 S: 5	H: 1 LOB: 2 BB: 1 P: 9	R: 0 E: 0 K: 1 S: 6	H: 1 LOB: 1 BB: 0 P: 6		R: 1 E: 0 K: 2 S: 8	H: 1 LOB: 1 BB: 1 P: 12	1B: 7 2B: 2 3B: 1 HR: 0	SF: 0 SAC: 0 DP: 0 HBP: 0	WP: 0 PB: 0 SB: 0 CS: 1	PA: 39															
<b>PITCHER</b>	IP	WLS	BF	H	R	ER	SO	BB	IBB	HBP	BLK	WP	HR	S	P	ERA	WHIP	<b>PITCHER</b>				IP	WLS	BF	H	R	ER	SO	BB	IBB	HBP	BLK	WP	HR	S	P	ERA	WHIP
59 Mike Wright Jr., R (1,1) ERA: 4.7	2.2		14	6	3	2	0	1	0	0	0	0	0	13	17	6.75	2.625	95 Jimmy Yacabis, R (8,1) ERA: 12.6				1.0		4	1	0	0	1	0	0	0	0	0	6	6	0.00	1.000	
91 Garrett Cleavinger, L (3,1) ERA: 1.5	0.1		1	0	0	0	0	0	0	0	0	0	0	0	1	0.00	0.000	71 Oliver Drake, R (9,1) ERA: 12.6				1.0	W	5	1	1	1	2	1	0	0	0	0	8	12	9.00	2.000	
58 Donnie Hart, L (4,1) ERA: 1.5	1.0		3	0	0	0	2	0	0	0	0	0	0	7	7	0.00	0.000																					
56 Darren O'Day, R (5,1) ERA: 2.25	1.0		4	1	1	1	1	0	0	0	0	0	0	6	6	9.00	1.000																					
49 Gabriel Ynoa, R (6,1) ERA: 1.5	2.0		9	1	1	0	2	1	0	0	0	0	0	12	16	0.00	1.000																					


AB	36
R	6
H	10
RBI	6
BB	3
SO	8
LOB	13



Batter	1	2	3	4	5	6	7	8	9	AB	R	H	RBI	BB	SO	LOB	BOTTOM																					
18 Chris Dickerson, L (1,9) OBP: 0.273, SLG: 0.278 57 Aneury Tavárez, L (6,7) OBP: 0.333, SLG: 0.348		L9				G4-3			G3	2	1	1	0	1	0	1	<b>Pittsburgh Pirates @ Baltimore Orioles</b> Ed Smith Stadium, Sarasota, FL Sat Mar 11 2017, 1:30 PM - 4:19 PM EST Att: 7,487 - Sunny - 81 F																					
23 Joey Rickard, R (1,7) OBP: 0.571, SLG: 0.500 16 Johnny Giavotella, R (6,4) OBP: 0.400, SLG: 0.476					F8					2	1	1	0	1	0	2																						
25 Hyun Soo Kim, L (1,10) OBP: 0.319, SLG: 0.333 54 Anthony Santander, S (6,PH) OBP: 0.240, SLG: 0.318										3	0	1	1	0	0	2																						
45 Mark Trumbo, R (1,3) OBP: 0.286, SLG: 0.263 16 Trey Mancini, R (5,PR) OBP: 0.333, SLG: 0.462										2	0	0	0	0	1	1																						
17 Chris Johnson, R (1,5) OBP: 0.343, SLG: 0.406 14 Craig Gentry, R (6,8) OBP: 0.333, SLG: 0.409										3	0	0	0	0	1	3																						
28 Logan Schafer, L (1,8) OBP: 0.167, SLG: 0.095 72 David Washington, L (6,9) OBP: 0.200, SLG: 0.571										2	0	0	0	1	1	2																						
15 Robert Andino, R (1,4) OBP: 0.240, SLG: 0.190 76 Audry Pérez, R (7,2)										3	0	0	0	0	0	4																						
36 Caleb Joseph, R (1,2) OBP: 0.476, SLG: 0.811 85 Erick Salcedo, S (6,PR) OBP: 0.400, SLG: 0.476										2	0	2	0	1	0	0																						
34 Paul Janish, R (1,6) OBP: 0.176, SLG: 0.200 94 Jomar Reyes, R (7,5)										3	0	0	0	0	3																							
<b>Inning Stats</b>	R: 2 E: 0 K: 2 S: 10	H: 3 LOB: 2 BB: 1 P: 14	R: 0 E: 0 K: 0 S: 5	H: 2 LOB: 0 BB: 0 P: 5	R: 0 E: 0 K: 1 S: 5	H: 0 LOB: 0 BB: 0 P: 5	R: 0 E: 0 K: 0 S: 3	H: 0 LOB: 2 BB: 2 P: 11	R: 0 E: 0 K: 0 S: 4	H: 0 LOB: 1 BB: 0 P: 4	R: 0 E: 0 K: 2 S: 7	H: 0 LOB: 1 BB: 1 P: 11	R: 2 E: 0 K: 0 S: 5	H: 2 LOB: 0 BB: 0 P: 6	1B: 9 2B: 0 3B: 0 HR: 2	SF: 0 SAC: 0 DP: 0 HBP: 0		WP: 0 PB: 0 SB: 0 CS: 0	PA: 42																			
<b>PITCHER</b>	IP	WLS	BF	H	R	ER	SO	BB	IBB	HBP	BLK	WP	HR	S	P	ERA	WHIP	<b>PITCHER</b>				IP	WLS	BF	H	R	ER	SO	BB	IBB	HBP	BLK	WP	HR	S	P	ERA	WHIP
68 Clay Holmes, R (1,1) ERA: 3.18	1.2		4	2	2	2	2	1	0	0	0	0	0	13	17	10.80	3.000	89 Miguel Rosario, R (9,1) ERA: 10.13				0.1	L	3	2	2	2	0	0	0	0	0	1	5	6	54.00	6.000	
47 Josh Lindblom, R (2,1) ERA: 1.8	1.1	H	5	1	0	0	1	0	0	0	0	0	0	7	7	0.00	0.750																					
49 Nick Kingham, R (4,1) ERA: 1.8	2.0	H	10	1	0	0	0	3	0	0	0	0	0	7	19	0.00	2.000																					
48 Jared Hughes, R (6,1) ERA: 11.81	2.0	B	10	3	3	3	1	0	0	0	0	0	1	12	12	13.50	1.500																					
59 Antonio Bastardo, L (8,1) ERA: 7.7	1.0		4	0	0	0	2	1	0	0	0	0	0	7	11	0.00	1.000																					



Batter	1	2	3	4	5	6	7	8	9	AB	R	H	RBI	BB	SO	LOB	TOP			
18 Chris Dickerson, L (1, 8) OBP: 0.333, SLG: 0.316	0-1 G4-6-3 1B		1-0 14 HR HBP		0-0 G4-3		0-0 2B		1-0 16 S 27 2B 1B	1	1	1	0	0	0	0	<p>Baltimore Orioles @ Minnesota Twins</p> <p>CenturyLink Sports Complex, Fort Myers, FL</p> <p>Sun Mar 12 2017, 1:05 PM - 4:07 PM EDT</p> <p>Att: 7,160 - Sunny - 83 F</p> <p>livebaseballscorecards.com</p>			
23 Joey Rickard, R (3, 8) OBP: 0.581, SLG: 0.571										3	1	2	1	0	0	0				
14 Craig Gentry, R (1, 9) OBP: 0.370, SLG: 0.542	4-0 25 G4-6-3 1B		0-1 1-H HR		0-3 K		0-0 2B		1-0 G5-3	2	1	1	2	1	1	0				
16 Johnny Giavotella, R (6, 4) OBP: 0.370, SLG: 0.435										2	0	0	0	0	0	4				
25 Hyun Soo Kim, L (1, 7) OBP: 0.314, SLG: 0.333	0-0 G4-6-3		0-0 G4-3		0-0 G3		0-0 74 S 2B 1B		4-0 27 2B BB	3	0	1	0	0	0	2				
57 Aneury Tavárez, L (6, PR) OBP: 0.346, SLG: 0.333										1	2	0	0	1	0	2				
17 Chris Johnson, R (1, 5) OBP: 0.316, SLG: 0.371	0-0 G6-3		0-3 K		0-3 K		0-3 K		0-0 2B	3	0	0	0	0	2	2				
78 Austin Wynns, R (6, 2)										1	0	0	0	0	1	0				
27 Francisco Peña, R (9, PH) OBP: 0.143, SLG: 0.286									1-H 2B	1	0	1	2	0	0	0				
74 Chance Sisco, L (1, 2) OBP: 0.400, SLG: 0.375		0-0 G3-1		0-3 K		1-0 2B		0-3 K	0-0 F7	3	0	1	1	0	1	0				
91 Drew Dosch, L (6, PR)										2	0	0	0	0	1	1				
16 Trev Mancini, R (1, 3) OBP: 0.397, SLG: 0.586	1-2 HR		0-0 3 G4-6-3 1B		0-0 G6-3		0-0 2B			3	1	2	1	0	0	2				
72 David Washington, L (6, 3) OBP: 0.250, SLG: 0.667										1	0	1	0	0	0	0				
3 Ryan Flaherty, L (1, 4) OBP: 0.259, SLG: 0.182	0-0 1B		0-0 G4-6-3		0-0 G4-3		0-0 BB			3	0	1	0	0	0	3				
28 Logan Schafer, L (6, 9) OBP: 0.200, SLG: 0.095										0	0	0	0	1	0	0				
82 Adrian Marin, R (9, 6)										0	0	0	0	0	0	0				
15 Robert Andino, R (1, 6) OBP: 0.214, SLG: 0.167	0-0 G5-3		0-0 P3		0-0 P3		0-0 G2-3		1-0 2-4	3	0	0	0	0	0	0				
34 Paul Janish, R (7, 6) OBP: 0.222, SLG: 0.313										1	0	1	0	0	0	0				
85 Cedric Mullins, L (9, PR)										0	1	0	0	0	0	0				
54 Anthony Santander, S (1, 10) OBP: 0.276, SLG: 0.440			0-3 K		0-0 HR		4-0 23 2B BB		0-0 P5	3	1	1	1	1	1	1				
																				
<b>Inning Stats</b>	R: 0 E: 0 K: 0 S: 4	H: 1 LOB: 1 BB: 1 P: 8	R: 1 E: 0 K: 0 S: 6	H: 2 LOB: 0 BB: 7 P: 7	R: 2 E: 0 K: 2 S: 9	H: 1 LOB: 0 BB: 0 P: 10	R: 0 E: 0 K: 1 S: 5	H: 1 LOB: 0 BB: 0 P: 6	R: 1 E: 0 K: 1 S: 7	H: 2 LOB: 2 BB: 1 P: 8	R: 0 E: 0 K: 0 S: 4	H: 1 LOB: 2 BB: 1 P: 8	R: 0 E: 0 K: 2 S: 7	H: 1 LOB: 2 BB: 1 P: 12	R: 3 E: 0 K: 0 S: 6	H: 3 LOB: 1 BB: 1 P: 12	1B: 5 2B: 5 3B: 0 HR: 3	SF: 0 SAC: 0 DP: 2 HBP: 1	WP: 0 PB: 0 SB: 3 CS: 0	PA: 41
<b>PITCHER</b>	IP WLS BF H R ER SO BB IBB HBP BLK WP HR S P ERA WHIP	IP WLS BF H R ER SO BB IBB HBP BLK WP HR S P ERA WHIP	IP WLS BF H R ER SO BB IBB HBP BLK WP HR S P ERA WHIP	IP WLS BF H R ER SO BB IBB HBP BLK WP HR S P ERA WHIP	IP WLS BF H R ER SO BB IBB HBP BLK WP HR S P ERA WHIP	IP WLS BF H R ER SO BB IBB HBP BLK WP HR S P ERA WHIP	IP WLS BF H R ER SO BB IBB HBP BLK WP HR S P ERA WHIP	IP WLS BF H R ER SO BB IBB HBP BLK WP HR S P ERA WHIP	IP WLS BF H R ER SO BB IBB HBP BLK WP HR S P ERA WHIP	IP WLS BF H R ER SO BB IBB HBP BLK WP HR S P ERA WHIP	IP WLS BF H R ER SO BB IBB HBP BLK WP HR S P ERA WHIP	IP WLS BF H R ER SO BB IBB HBP BLK WP HR S P ERA WHIP	IP WLS BF H R ER SO BB IBB HBP BLK WP HR S P ERA WHIP	IP WLS BF H R ER SO BB IBB HBP BLK WP HR S P ERA WHIP	IP WLS BF H R ER SO BB IBB HBP BLK WP HR S P ERA WHIP	IP WLS BF H R ER SO BB IBB HBP BLK WP HR S P ERA WHIP	IP WLS BF H R ER SO BB IBB HBP BLK WP HR S P ERA WHIP			
45 Phil Hughes, R (1, 1) ERA: 7.0	5.0	20	6	4	4	4	1	0	1	0	0	0	3	30	36	7.20	1.400			
27 Brandon Kintzler, R (6, 1) ERA: 5.4	1.0	5	2	1	1	1	0	0	0	0	0	0	0	7	8	9.00	2.000			
47 Craig Breslow, L (7, 1) ERA:	1.0	5	1	0	0	0	1	0	0	0	0	0	0	4	8	0.00	2.000			
80 Drew Rucinski, R (8, 1) ERA: 4.15	1.1	8	3	3	3	2	1	0	0	0	0	0	0	10	16	20.25	3.000			
84 Aaron Stegers, R (9, 1) ERA: 6.75	0.2	4	1	0	0	0	1	0	0	0	0	0	0	3	8	0.00	3.000			

Batter	1	2	3	4	5	6	7	8	9	AB	R	H	RBI	BB	SO	LOB	BOTTOM			
25 Byron Buxton, R (1, 8) OBP: 0.333, SLG: 0.591	2-2 HR		0-0 P5		1-3 K		0-0 68 G1-3 2B		0-0 G6-3	4	1	2	1	0	1	4	<p>Baltimore Orioles @ Minnesota Twins</p> <p>CenturyLink Sports Complex, Fort Myers, FL</p> <p>Sun Mar 12 2017, 1:05 PM - 4:07 PM EDT</p> <p>Att: 7,160 - Sunny - 83 F</p> <p>livebaseballscorecards.com</p>			
4 Tanner English, R (8, 8)										1	0	0	0	0	0	0				
11 Jorge Polanco, S (1, 6) OBP: 0.231, SLG: 0.577	0-0 P6		1-0 P6		1-0 F9		0-0 G1-3		0-3 K	3	1	1	4	0	0	1				
68 Bengie González, S (6, 6) OBP: 0.429, SLG: 0.429			1-H 2-H 3-H HR		2-3 F9		2-3 F8		0-3 K	2	0	0	0	0	1	1				
2 Brian Dozier, R (1, 4) OBP: 0.333, SLG: 0.091	4-0 22 S BB		0-0 F8		0-0 G1-3		0-0 F8		0-3 K	2	0	0	0	0	1	1				
66 Zack Granite, L (6, 7) OBP: 0.286, SLG: 0.300										2	0	0	0	0	1	1				
22 Miguel Sanó, R (1, 5) OBP: 0.273, SLG: 0.591	0-3 K		0-0 26 G5-3 36 SF7 2B		0-0 G6-3		0-0 B1-3		0-0 1B	3	1	1	0	0	1	1				
72 Leonardo Reginatto, R (6, 5) OBP: 0.467, SLG: 0.533										2	0	1	0	0	0	0				
26 Max Kepler, L (1, 9) OBP: 0.160, SLG: 0.208	0-0 G4-3		0-0 G5-3		0-0 36 1B 1B		0-0 G3		0-0 G3-1	4	0	1	0	0	0	2				
27 Edgar Corcino, R (9, 9)										1	0	0	0	0	0	1				
52 ByungHo Park, R (1, 3) OBP: 0.481, SLG: 0.909		0-0 39 1B 11 HR 1B		4-0 BB		0-0 F9		0-0 1B		2	1	1	0	1	0	1				
78 Dan Rohlfing, R (7, 3) OBP: 0.333, SLG: 0.500										1	0	1	0	0	0	0				
36 Robbie Grossman, S (1, 10) OBP: 0.357, SLG: 0.480		0-0 39 1B 11 HR 1B		0-0 SF7		0-0 1B		0-0 F7		3	1	2	1	0	0	1				
38 Chris Gimenez, R (1, 2) OBP: 0.400, SLG: 0.357		0-0 F7		0-0 G4-3		0-3 K		0-0 F7		3	0	0	0	0	1	5				
43 Mitch Garver, R (7, 2) OBP: 0.394, SLG: 0.333										1	0	0	0	0	0	0				
39 Danny Santana, S (1, 7) OBP: 0.360, SLG: 0.478		0-0 11 HR 1B		0-0 P5		0-0 P5		0-0 G4-3		4	1	2	0	0	0	0				
33 Ryan Walker, L (9, 4)										0	0	0	0	0	0	0				
																				
<b>Inning Stats</b>	R: 1 E: 0 K: 1 S: 8	H: 1 LOB: 1 BB: 1 P: 14	R: 4 E: 0 K: 0 S: 7	H: 4 LOB: 0 BB: 0 P: 8	R: 1 E: 0 K: 0 S: 4	H: 1 LOB: 1 BB: 1 P: 8	R: 0 E: 0 K: 1 S: 6	H: 1 LOB: 1 BB: 0 P: 8	R: 0 E: 0 K: 1 S: 7	H: 2 LOB: 2 BB: 0 P: 7	R: 0 E: 0 K: 0 S: 4	H: 1 LOB: 1 BB: 0 P: 4	R: 0 E: 0 K: 0 S: 3	H: 0 LOB: 0 BB: 0 P: 3	R: 0 E: 0 K: 2 S: 8	H: 1 LOB: 1 BB: 0 P: 8	1B: 8 2B: 2 3B: 0 HR: 2	SF: 1 SAC: 0 DP: 0 HBP: 0	WP: 0 PB: 0 SB: 3 CS: 0	PA: 41
<b>PITCHER</b>	IP WLS BF H R ER SO BB IBB HBP BLK WP HR S P ERA WHIP	IP WLS BF H R ER SO BB IBB HBP BLK WP HR S P ERA WHIP	IP WLS BF H R ER SO BB IBB HBP BLK WP HR S P ERA WHIP	IP WLS BF H R ER SO BB IBB HBP BLK WP HR S P ERA WHIP	IP WLS BF H R ER SO BB IBB HBP BLK WP HR S P ERA WHIP	IP WLS BF H R ER SO BB IBB HBP BLK WP HR S P ERA WHIP	IP WLS BF H R ER SO BB IBB HBP BLK WP HR S P ERA WHIP	IP WLS BF H R ER SO BB IBB HBP BLK WP HR S P ERA WHIP	IP WLS BF H R ER SO BB IBB HBP BLK WP HR S P ERA WHIP	IP WLS BF H R ER SO BB IBB HBP BLK WP HR S P ERA WHIP	IP WLS BF H R ER SO BB IBB HBP BLK WP HR S P ERA WHIP	IP WLS BF H R ER SO BB IBB HBP BLK WP HR S P ERA WHIP	IP WLS BF H R ER SO BB IBB HBP BLK WP HR S P ERA WHIP	IP WLS BF H R ER SO BB IBB HBP BLK WP HR S P ERA WHIP	IP WLS BF H R ER SO BB IBB HBP BLK WP HR S P ERA WHIP	IP WLS BF H R ER SO BB IBB HBP BLK WP HR S P ERA WHIP	IP WLS BF H R ER SO BB IBB HBP BLK WP HR S P ERA WHIP			
37 Dylan Bundy, R (1, 1) ERA: 7.71	2.0	12	5	5	5	1	0	0	0	0	0	0	0	4	8	9.00	2.000			
91 Ryan Mersinger, R (3, 1) ERA: 9.0	1.0	5	1	1	1	0	1	0	0	0	0	0	0	4	8	9.00	2.000			
64 Jayson Aquino, L (4, 1) ERA: 1.0	2.0	9	3	0	0	2	0	0	0	0	0	0	0	13	15	0.00	1.500			
43 Joe Gunkel, R (6, 1) ERA: 9.0	1.0	4	1	0	0	0	0	0	0	0	0	0	0	4	4	0.00	1.000			
50 Zach Stewart, R (7, 1) ERA:	2.0	W	7	1	0	0	0	0	0	0	0	0	0	7	7	0.00	0.500			









Batter	1	2	3	4	5	6	7	8	9	AB	R	H	RBI	BB	SO	LOB	TOP				
18 Chris Dickerson, L OBP: 0.412, SLG: 0.481 91 Alex Castellanos, R OBP: 0.550, SLG: 1.550										3	1	1	1	1	2	0	<b>Baltimore Orioles @ Pittsburgh Pirates</b> LECOM Park, Bradenton, FL Fri Mar 17 2017, 1:07 PM - 4:16 PM EDT Att: 6,839 - Partly Cloudy - 67 F				
16 Johnny Giavotella, R OBP: 0.323, SLG: 0.400 23 Joey Rickard, R OBP: 0.548, SLG: 0.700										3	1	1	0	0	0	1					
25 Hyun Soo Kim, L OBP: 0.326, SLG: 0.300 85 Cedric Mullins, L OBP: 0.432, SLG: 0.548										1	0	0	1	1	1	0					
16 Trey Mancini, R OBP: 0.415, SLG: 0.622 14 Craig Gentry, R OBP: 0.432, SLG: 0.548										2	2	1	1	1	0	2					
74 Chance Sisco, L OBP: 0.400, SLG: 0.333 94 Austin Hays, R OBP: 0.432, SLG: 0.548										3	0	1	1	0	2	0					
17 Chris Johnson, R OBP: 0.280, SLG: 0.340 15 Robert Andino, R OBP: 0.189, SLG: 0.125										3	1	1	1	0	0	1					
28 Logan Schafer, L OBP: 0.321, SLG: 0.138 84 Sean Coyle, R OBP: 0.545, SLG: 1.333										3	0	0	0	0	0	2					
34 Paul Janish, R OBP: 0.321, SLG: 0.600 72 David Washington, L OBP: 0.190, SLG: 0.500										3	1	2	1	0	1	0					
57 Aneurys Tavárez, L OBP: 0.333, SLG: 0.303 76 Audry Pérez, R OBP: 0.333, SLG: 0.303										3	0	0	0	0	1	2					
										1	0	0	0	0	0	1					
<b>Inning Stats</b>	R: 0 E: 0 K: 2 S: 7	H: 0 LOB: 0 BB: 0 P: 7	R: 2 E: 0 K: 1 S: 8	H: 3 LOB: 1 BB: 0 P: 9	R: 3 E: 0 K: 0 S: 5	H: 2 LOB: 1 BB: 2 P: 13	R: 1 E: 1 K: 1 S: 7	H: 2 LOB: 2 BB: 1 P: 11	R: 0 E: 0 K: 2 S: 5	H: 0 LOB: 0 BB: 0 P: 5	R: 0 E: 0 K: 2 S: 8	H: 1 LOB: 2 BB: 0 P: 9	R: 2 E: 0 K: 1 S: 6	H: 3 LOB: 1 BB: 0 P: 8	R: 0 E: 0 K: 0 S: 3	H: 1 LOB: 0 BB: 0 P: 3		1B: 7 2B: 3 3B: 1 HR: 1	SF: 1 SAC: 0 DP: 1 HBP: 1	WP: 0 PB: 0 SB: 1 CS: 0	PA: 42
<b>PITCHER</b>	IP WLS BF H R ER SO BB IBB HBP BLK WP HR S P ERA WHIP																				
34 Drew Hutchison, R ERA: 5.84	3.1 L 19 7 6 6 4 2 0 0 0 0 0 1 25 34 16.20 2.700																				
35 Pat Light, R ERA: 3.86	0.2 3 0 0 0 0 1 0 0 0 0 0 0 2 6 0.00 1.500																				
73 Felipe Vázquez, L ERA: 3.86	2.0 6 0 0 0 3 0 0 0 0 0 0 0 12 12 0.00 0.000																				
51 Tyler Webb, L ERA: 3.86	2.0 11 4 2 2 3 0 0 1 0 0 0 0 16 17 9.00 2.000																				
38 Wade LeBlanc, L ERA: 6.23	1.0 3 1 0 0 0 0 0 0 0 0 0 0 3 3 0.00 1.000																				

Batter	1	2	3	4	5	6	7	8	9	AB	R	H	RBI	BB	SO	LOB	BOTTOM					
10 Jordy Mercer, R OBP: 0.346, SLG: 0.583 62 Max Moroff, S OBP: 0.333, SLG: 0.111										3	1	1	0	0	1	1	<b>Baltimore Orioles @ Pittsburgh Pirates</b> LECOM Park, Bradenton, FL Fri Mar 17 2017, 1:07 PM - 4:16 PM EDT Att: 6,839 - Partly Cloudy - 67 F					
37 Allen Hanson, S OBP: 0.387, SLG: 0.483										5	2	3	0	0	0	1						
23 David Freese, R OBP: 0.423, SLG: 0.364 Christopher Bostick, R OBP: 0.467, SLG: 0.478										2	0	0	0	1	0	3						
28 John Jaso, L OBP: 0.393, SLG: 0.455 98 Michael Suchy, R OBP: 0.100, SLG: 0.100 79 Jerrick Suiter, R OBP: 0.286, SLG: 0.429										2	0	1	1	1	0	1						
29 Francisco Cervelli, R OBP: 0.462, SLG: 0.600 58 Jacob Stallings, R OBP: 0.450, SLG: 0.588										0	0	0	0	0	0	0						
										2	0	1	0	0	0	1						
76 Eric Wood, R OBP: 0.292, SLG: 0.400										4	1	1	1	0	1	3						
77 Austin Meadows, L OBP: 0.469, SLG: 0.560										5	0	2	0	0	2	1						
69 Danny Ortiz, L OBP: 0.375, SLG: 0.452										5	0	2	1	0	2	2						
81 Erich Weiss, L OBP: 0.458, SLG: 0.526										4	1	1	1	0	2	2						
<b>Inning Stats</b>	R: 1 E: 0 K: 2 S: 9	H: 2 LOB: 1 BB: 0 P: 9	R: 0 E: 0 K: 1 S: 5	H: 1 LOB: 0 BB: 0 P: 5	R: 1 E: 0 K: 0 S: 5	H: 2 LOB: 3 BB: 2 P: 13	R: 0 E: 0 K: 2 S: 8	H: 1 LOB: 1 BB: 0 P: 8	R: 0 E: 0 K: 1 S: 5	H: 0 LOB: 1 BB: 1 P: 9	R: 1 E: 0 K: 2 S: 9	H: 2 LOB: 1 BB: 0 P: 10	R: 2 E: 0 K: 1 S: 8	H: 3 LOB: 2 BB: 1 P: 12	R: 1 E: 0 K: 0 S: 6	H: 3 LOB: 2 BB: 0 P: 6		R: 0 E: 0 K: 1 S: 5	H: 0 LOB: 0 BB: 0 P: 5	1B: 10 2B: 3 3B: 0 HR: 1	SF: 1 SAC: 0 DP: 0 HBP: 0	WP: 2 PB: 0 SB: 0 CS: 0
<b>PITCHER</b>	IP WLS BF H R ER SO BB IBB HBP BLK WP HR S P ERA WHIP																					
49 Gabriel Ynoa, R ERA: 3.12	2.2 W 13 5 2 2 2 3 1 0 0 0 0 1 0 0 18 22 6.75 2.250																					
89 Michael Zouzalik, R ERA: 1.15	0.1 H 2 0 0 0 0 1 0 0 0 1 0 0 1 5 0.00 3.000																					
58 Donnie Hart, L ERA: 9.0	1.0 4 1 0 0 2 0 0 0 0 0 0 0 8 8 0.00 1.000																					
53 Zack Britton, L ERA: 9.0	1.0 4 0 0 0 1 1 0 0 0 0 0 0 5 9 0.00 1.000																					
52 Vidal Nuno, L ERA: 1.8	1.0 5 2 1 1 2 0 0 0 0 0 1 0 9 10 9.00 2.000																					
41 Logan Verrett, R ERA: 5.87	1.2 H 12 6 3 3 1 1 0 0 0 0 0 0 6 6 0.00 0.000																					
92 Scott McGough, R ERA: 5.87	1.1 S 4 0 0 0 1 0 0 0 0 0 0 0 6 6 0.00 0.000																					





Batter	1	2	3	4	5	6	7	8	9	AB	R	H	RBI	BB	SO	LOB	TOP								
17 Andrew Romine, S (1,6) OBP: 0.327, SLG: 0.553 83 A.J. Simcox, R (7,PH) OBP: 0.125, SLG: 0.250 (7,6)	K						F9		F9	3	1	2	0	0	1	0									
14 Alex Presley, L (1,7) OBP: 0.458, SLG: 0.762 74 Matt Murton, R (7,PH) OBP: 0.667, SLG: 2.000 (7,7)	F9									3	1	1	0	0	0	1									
34 James McCann, R (1,2) OBP: 0.227, SLG: 0.313 55 John Hicks, R (7,PH) OBP: 0.143, SLG: 0.333 (7,2)										2	0	1	1	1	0	0									
33 Steven Moya, L (1,9) OBP: 0.225, SLG: 0.256 88 Elvis Rubio, R (6,9) OBP: 0.500, SLG: 0.500 (6,9)	K									3	0	0	0	0	2	2									
15 Mikie Mahtook, R (1,10) OBP: 0.256, SLG: 0.300 70 Miguel Gonzalez, R(8,PH) OBP: 0.500, SLG: 0.545 (8,10)										3	0	2	0	0	0	0									
84 Dominic Ficoiello, S (1,5) OBP: 0.293, SLG: 0.488 72 Michael Almanzar, R (7,5) OBP: 0.250, SLG: 0.250 (7,5)	K									3	0	0	0	0	2	2									
74 Efen Navarro, L (1,3) OBP: 0.152, SLG: 0.273 84 Brett Pill, R (7,3) OBP: 0.152, SLG: 0.273 (7,3)	L7									3	0	0	0	0	0	2									
49 Dixon Machado, R (1,4) OBP: 0.306, SLG: 0.311 73 Argenis Diaz, R (7,4) OBP: 0.152, SLG: 0.273 (7,4)										3	0	0	0	0	2	0									
76 Juan Carlos Perez, R (1,8) OBP: 0.423, SLG: 0.409 (1,8)										4	1	1	0	0	1	2									
<b>Inning Stats</b>	R: 0 E: 0 K: 2 S: 7	H: 0 LOB: 1 BB: 1 P: 11	R: 0 E: 0 K: 1 S: 5	H: 0 LOB: 0 BB: 0 P: 5	R: 0 E: 0 K: 2 S: 8	H: 1 LOB: 1 BB: 0 P: 8	R: 0 E: 0 K: 2 S: 8	H: 1 LOB: 1 BB: 0 P: 8	R: 0 E: 0 K: 1 S: 5	H: 0 LOB: 0 BB: 0 P: 5	R: 2 E: 1 K: 0 S: 7	H: 4 LOB: 2 BB: 0 P: 7	R: 2 E: 0 K: 0 S: 6	H: 2 LOB: 0 BB: 0 P: 6	R: 1 E: 0 K: 1 S: 8	H: 3 LOB: 2 BB: 0 P: 8	R: 2 E: 0 K: 0 S: 5	H: 1 LOB: 1 BB: 0 P: 7	1B: 9 2B: 1 3B: 0 HR: 2	SF: 0 SAC: 0 DP: 1 HBP: 2	WP: 0 PB: 0 SB: 0 CS: 0	PA: 42			
<b>PITCHER</b>	IP	WLS	BF	H	R	ER	SO	BB	IBB	HBP	BLK	WP	HR	S	P	ERA	WHIP								
39 Kevin Gausman, R (1,1) ERA: 1.8	5.0		18	2	0	0	8	1	0	0	0	0	0	33	37	0.00	0.600								
48 Richard Bleier, L (6,1) ERA: 3.86	1.0	L	7	4	2	2	0	0	0	0	0	0	0	7	7	18.00	4.000								
50 Zach Stewart, R (7,1) ERA: 5.06	2.0		11	5	3	3	1	0	0	0	0	0	1	14	14	13.50	2.500								
Jesus Liranzo, R (9,1) ERA: 3.38	1.0		6	1	2	2	0	0	0	2	0	0	1	5	7	18.00	1.000								

Detroit Tigers @ Baltimore Orioles  
 Ed Smith Stadium, Sarasota, FL  
 Sun Mar 19 2017, 1:08 PM - 3:57 PM EDT  
 Att: 8,105 - Partly Cloudy - 73 F

AB	39
R	7
H	12
RBI	6
BB	1
SO	9
LOB	15



Batter	1	2	3	4	5	6	7	8	9	AB	R	H	RBI	BB	SO	LOB	BOTTOM								
23 Joey Rickard, R (1,7) OBP: 0.521, SLG: 0.629 57 Aneury Tavarez, L (6,7) OBP: 0.359, SLG: 0.417 (6,7)	K									3	0	1	0	0	1	0									
14 Craig Gentry, R (1,8) OBP: 0.405, SLG: 0.528 18 Chris Dickerson, L (6,8) OBP: 0.389, SLG: 0.448 (6,8)	F7									3	0	0	0	0	1	1									
2 J.J. Hardy, R (1,6) OBP: 0.500, SLG: 0.143 15 Robert Andino, R (6,PR) OBP: 0.171, SLG: 0.111 (6,PR)	G5-3									2	0	0	0	1	0	1									
45 Mark Trumbo, R (1,10) OBP: 0.273, SLG: 0.233 74 Chance Sisco, L (8,PH) OBP: 0.436, SLG: 0.385 (8,PH)	G6-3									3	0	1	0	0	0	1									
19 Chris Davis, L (1,3) OBP: 0.400, SLG: 0.304 28 Logan Schafer, L (6,PR) OBP: 0.222, SLG: 0.129 (6,PR)										2	1	2	0	1	0	0									
16 Trey Mancini, R (1,9) OBP: 0.383, SLG: 0.581 16 Johnny Givonella, R (6,PR) OBP: 0.295, SLG: 0.350 (6,PR)										3	0	1	1	0	1	3									
17 Chris Johnson, R (1,5) OBP: 0.298, SLG: 0.396 72 David Washington, L (7,3) OBP: 0.182, SLG: 0.476 (7,3)	K									3	0	1	0	0	1	3									
34 Paul Janish, R (1,4) OBP: 0.265, SLG: 0.406 (7,6)	L9									3	0	0	0	0	0	3									
76 Audry Pérez, R (8,2) OBP: 0.100, SLG: 0.100 (8,2)										1	0	1	0	0	0	0									
36 Caleb Joseph, R (1,2) OBP: 0.343, SLG: 0.484 89 Garabez Rosa, R (8,5) OBP: 0.333, SLG: 0.250 (8,5)	K									3	0	0	0	0	1	0									
<b>Inning Stats</b>	R: 0 E: 0 K: 1 S: 5	H: 2 LOB: 1 BB: 0 P: 7	R: 1 E: 0 K: 1 S: 7	H: 2 LOB: 1 BB: 0 P: 7	R: 0 E: 0 K: 1 S: 6	H: 1 LOB: 1 BB: 0 P: 6	R: 0 E: 0 K: 1 S: 7	H: 3 LOB: 2 BB: 0 P: 8	R: 0 E: 0 K: 0 S: 3	H: 0 LOB: 0 BB: 0 P: 3	R: 0 E: 0 K: 0 S: 3	H: 0 LOB: 2 BB: 2 P: 11	R: 0 E: 0 K: 0 S: 4	H: 1 LOB: 1 BB: 0 P: 4	R: 0 E: 0 K: 2 S: 8	H: 1 LOB: 1 BB: 0 P: 8	R: 0 E: 0 K: 1 S: 6	H: 1 LOB: 1 BB: 0 P: 6	1B: 7 2B: 2 3B: 0 HR: 0	SF: 0 SAC: 0 DP: 0 HBP: 0	WP: 1 PB: 0 SB: 0 CS: 0	PA: 37			
<b>PITCHER</b>	IP	WLS	BF	H	R	ER	SO	BB	IBB	HBP	BLK	WP	HR	S	P	ERA	WHIP								
48 Matthew Boyd, L (1,1) ERA: 3.24	5.0		20	6	1	1	4	2	0	0	0	0	0	28	29	1.80	1.200								
61 Sheane Greene, R (6,1) ERA: 6.43	1.0	H	5	0	0	0	0	2	0	0	0	0	0	3	11	0.00	2.000								
53 Warwick Saupold, R (7,1) ERA: (7,1)	3.0	S	12	3	0	0	3	0	0	0	0	0	0	18	18	0.00	1.000								

Detroit Tigers @ Baltimore Orioles  
 Ed Smith Stadium, Sarasota, FL  
 Sun Mar 19 2017, 1:08 PM - 3:57 PM EDT  
 Att: 8,105 - Partly Cloudy - 73 F

AB	35
R	1
H	9
RBI	1
BB	2
SO	7
LOB	17



Batter	1	2	3	4	5	6	7	8	9	AB	R	H	RBI	BB	SO	LOB	TOP										
57 Aneurys Távárez, L (1, 7) OBP: 0.333, SLG: 0.385 23 Joey Rickard, R (5, 7) OBP: 0.540, SLG: 0.649	G3		F8		G4-1		96 BB 1B		14 E 1B	3	0	0	0	0	0	2											
16 Johnny Giavotella, R (1, 4) OBP: 0.298, SLG: 0.349 84 Sean Coyle, R (5, 4) OBP: 0.429, SLG: 1.000	F8			24 G4-6-3 25 BB 1B	G4-3		K		F9	3	0	1	0	0	0	2											
25 Hyun Soo Kim, L (1, 10) OBP: 0.327, SLG: 0.288 96 Michael Choice, R (7, PH) (7, 10)	F9			24 G4-6-3 BB 1-2		L5			FC	2	0	0	0	1	0	0											
24 Pedro Alvarez, L (1, 9) OBP: 0.400, SLG: 1.000 14 Craig Gentry, R (6, PR) OBP: 0.396, SLG: 0.500		HR		G4-6-3 1-2 2-3					E5	3	1	2	1	0	0	2											
16 Trey Mancini, R (1, 3) OBP: 0.360, SLG: 0.543 85 Cedric Mullins, L (6, 8) OBP: 0.125, SLG: 0.375	F8			K		K			G3-1	3	0	0	0	0	2	2											
18 Chris Dickerson, L (1, 8) OBP: 0.385, SLG: 0.469 93 Aderlin Rodríguez, R (6, 3) OBP: 1.000, SLG: 1.000	K					K				3	1	1	0	0	2	1											
17 Chris Johnson, R (1, 5) OBP: 0.400, SLG: 0.400 34 Paul Janish, R (7, PR) OBP: 0.257, SLG: 0.394	P4									2	0	1	1	1	0	0											
74 Chance Sisco, L (1, 2) OBP: 0.368, SLG: 0.313 27 Francisco Peña, R (7, 2) OBP: 0.154, SLG: 0.167				K		FC6-4 57 G4-1 15 1B 1-2			K	3	0	0	0	0	2	2											
15 Robert Andino, R (1, 6) OBP: 0.205, SLG: 0.132 91 Alex Castellanos, R (7, 5) OBP: 0.333, SLG: 1.000				K						2	0	1	0	1	1	0											
<b>Inning Stats</b>	R: 0 E: 0 K: 0 S: 3	H: 0 LOB: 0 BB: 0 P: 4	R: 1 E: 0 K: 1 S: 7	H: 1 LOB: 0 BB: 0 P: 7	R: 0 E: 0 K: 2 S: 7	H: 0 LOB: 0 BB: 0 P: 7	R: 0 E: 0 K: 1 S: 5	H: 1 LOB: 1 BB: 1 P: 9	R: 1 E: 0 K: 0 S: 6	H: 3 LOB: 2 BB: 0 P: 6	R: 0 E: 0 K: 2 S: 8	H: 1 LOB: 1 BB: 0 P: 8	R: 1 E: 0 K: 3 S: 10	H: 1 LOB: 3 BB: 3 P: 22	R: 1 E: 0 K: 2 S: 9	H: 2 LOB: 1 BB: 0 P: 9	R: 0 E: 1 K: 0 S: 7	H: 1 LOB: 2 BB: 0 P: 7	1B: 7 2B: 1 3B: 1 HR: 1	SF: 0 SAC: 0 DP: 1 HBP: 0	WP: 0 PB: 0 SB: 0 CS: 0	PA: 41					
<b>PITCHER</b>	IP	WLS	BF	H	R	ER	SO	BB	IBB	HBP	BLK	WP	HR	S	P	ERA	WHIP										
25 Kyle Kendrick, R (1, 1) ERA: 1.96	5.0	W	20	5	2	2	4	1	0	0	0	0	1	28	33	3.60	1.200										
Heath Hembree, R (6, 1) ERA: 1.5	1.0		5	1	1	1	2	1	0	0	0	0	0	8	12	9.00	2.000										
66 Noé Ramirez, R (7, 1) ERA: 5.4	1.0		6	1	0	0	3	2	0	0	0	0	0	10	18	0.00	3.000										
81 Austin Maddox, R (8, 1) ERA: 3.0	1.0	S	5	2	1	1	2	0	0	0	0	0	0	9	9	9.00	2.000										
82 Jamie Callahan, R (9, 1) ERA: 1.13	1.0	S	5	1	0	0	1	0	0	0	0	0	0	7	7	0.00	1.000										

Baltimore Orioles @ Boston Red Sox  
JetBlue Park, Ft. Myers, FL  
Mon Mar 20 2017, 1:07 PM - 4:17 PM EDT  
Att: 10,157 - Sunny - 75 F

AB 37  
R 4  
H 10  
RBI 4  
BB 4  
SO 11  
LOB 25



Batter	1	2	3	4	5	6	7	8	9	AB	R	H	RBI	BB	SO	LOB	BOTTOM										
40 Marco Hernández, L (1, 4) OBP: 0.489, SLG: 0.756 46 Jose Rosario, R (7, 4) OBP: 0.250, SLG: 0.750	50 G6-3 13 1B 2B	48 2B 2B	G3						K2-3	4	2	2	0	0	1	2											
48 Pablo Sandoval, S (1, 5) OBP: 0.394, SLG: 0.651 65 Matt Dominguez, R (7, 5) OBP: 0.226, SLG: 0.241	P6	50 2B 2B			50 G6-3 13 SF8 2B					4	2	2	2	0	0	2											
50 Mookie Betts, R (1, 9) OBP: 0.342, SLG: 0.500 36 Brian Bogusevic, L (7, 9) OBP: 0.143, SLG: 0.250	G6-3	13 1B 2B			G6-3					4	1	1	1	0	0	3											
13 Hanley Ramirez, R (1, 10) OBP: 0.370, SLG: 0.575	19 BB 1B				SF8				G4-3	3	0	2	3	0	0	0											
19 Jackie Bradley Jr., L (1, 8) OBP: 0.275, SLG: 0.389 41 Cole Sturgeon, L (7, PR) OBP: 0.600, SLG: 0.967					K					3	0	1	0	1	2	1											
5 Allen Craig, R (1, 3) OBP: 0.319, SLG: 0.366 20 Mike Olt, R (8, 3)	K									4	1	1	0	0	2	3											
64 Bryce Brentz, R (1, 7) OBP: 0.195, SLG: 0.342 35 Kyri Washington, R (8, 7)										0	0	0	0	0	0	0											
3 Sandy León, S (1, 2) OBP: 0.300, SLG: 0.263 23 Blake Swihart, S (6, 2) OBP: 0.419, SLG: 0.429		40 2B 48 2B 1B			17 G5-3 3 1B BB					3	1	2	0	0	0	0											
17 Deven Marrero, R (1, 6) OBP: 0.372, SLG: 0.400 12 Ryan Court, R (6, PR) OBP: 0.250, SLG: 0.250	F8				G5-3					3	0	1	0	0	0	3											
<b>Inning Stats</b>	R: 1 E: 0 K: 1 S: 7	H: 2 LOB: 2 BB: 1 P: 11	R: 4 E: 0 K: 2 S: 12	H: 5 LOB: 1 BB: 0 P: 12	R: 1 E: 0 K: 1 S: 6	H: 1 LOB: 0 BB: 0 P: 6	R: 0 E: 0 K: 1 S: 5	H: 0 LOB: 0 BB: 0 P: 5	R: 0 E: 0 K: 1 S: 6	H: 1 LOB: 1 BB: 0 P: 6	R: 0 E: 0 K: 0 S: 4	H: 1 LOB: 1 BB: 0 P: 4	R: 0 E: 0 K: 2 S: 7	H: 0 LOB: 0 BB: 0 P: 7	R: 0 E: 0 K: 0 S: 7	H: 0 LOB: 0 BB: 0 P: 7	1B: 7 2B: 5 3B: 0 HR: 0	SF: 1 SAC: 0 DP: 1 HBP: 0	WP: 0 PB: 0 SB: 0 CS: 0	PA: 37							
<b>PITCHER</b>	IP	WLS	BF	H	R	ER	SO	BB	IBB	HBP	BLK	WP	HR	S	P	ERA	WHIP										
52 Vidal Núñez, L (1, 1) ERA: 10.61	1.2	L	10	4	3	3	2	1	0	0	0	0	0	13	17	16.20	3.000										
71 Oliver Drake, R (2, 1) ERA: 10.61	1.1		9	5	3	3	1	1	0	0	0	0	0	10	14	20.25	4.500										
97 Cody Satterwhite, R (4, 1) ERA: 9.0	1.0		4	1	1	1	1	0	0	0	0	0	0	6	6	9.00	1.000										
93 Jeffri Hernandez, R (5, 1) ERA: 9.0	1.0		3	0	0	0	1	0	0	0	0	0	0	5	5	0.00	0.000										
94 Stefan Crichton, R (6, 1) ERA: 9.0	1.0		4	1	0	0	1	0	0	0	0	0	0	6	6	0.00	1.000										
<b>PITCHER</b>	IP	WLS	BF	H	R	ER	SO	BB	IBB	HBP	BLK	WP	HR	S	P	ERA	WHIP										
92 Scott McGough, R (7, 1) ERA: 9.0	1.0		4	1	0	0	2	0	0	0	0	0	0	7	7	0.00	0.000										
91 Brian Moran, L (8, 1) ERA: 9.0	1.0		3	0	0	0	2	0	0	0	0	0	0	7	7	0.00	0.000										

Baltimore Orioles @ Boston Red Sox  
JetBlue Park, Ft. Myers, FL  
Mon Mar 20 2017, 1:07 PM - 4:17 PM EDT  
Att: 10,157 - Sunny - 75 F

AB 34  
R 7  
H 12  
RBI 6  
BB 2  
SO 8  
LOB 15






Batter	1	2	3	4	5	6	7	8	9	AB	R	H	RBI	BB	SO	LOB	TOP				
10 Corey Dickerson, L (1.7) 71 Andrew Velazquez, S (7.4)	L5	K		K			L6		G6-3	4	0	0	0	0	2	3					
39 Kevin Kiermaier, L (1.8) 68 Dayron Varona, R (5.8)	3B 2B 1B	3 FC5 BB			G4-3		F8			1	1	0	0	2	0	0					
3 Evan Longoria, R (1.5) 75 Riley Unroe, S (7.5)	13 1B	FC5			K		K			4	1	1	0	0	2	3					
13 Brad Miller, L (1.4) 2 Nick Franklin, S (7.7)	28 1B				F9		G4-3			3	1	2	1	0	0	0					
28 Colby Rasmus, L (1.10) 74 Johnny Field, R (8, PH)	7 G4-6-3 1B				K		K			3	1	2	3	0	1	1					
7 Logan Morrison, L (1.3) 81 Michael Russell, R (8.3)	G4-6-3				P4		G3-1			4	0	0	0	0	0	2					
1 Tim Beckham, R (1.9) 65 Shane Peterson, L (6.9)		36 1B			P3		G1-3			3	0	1	0	0	0	0					
21 Luke Maile, R (1.2) 80 Mike Marjama, R (7.2)		F9			P4		G4-3			3	0	0	0	0	0	1					
36 Daniel Robertson, R (1.6)		E5 3 FC5 1B					G3			4	0	3	0	0	0	0					
<b>Inning Stats</b>	R: 2 E: 0 K: 0 S: 6	H: 3 LOB: 1 BB: 1 P: 10	R: 0 E: 1 K: 1 S: 7	H: 2 LOB: 3 BB: 1 P: 11	R: 0 E: 0 K: 1 S: 5	H: 0 LOB: 0 BB: 0 P: 5	R: 0 E: 0 K: 1 S: 6	H: 1 LOB: 1 BB: 0 P: 6	R: 2 E: 0 K: 1 S: 7	H: 2 LOB: 0 BB: 0 P: 8	R: 0 E: 0 K: 0 S: 3	H: 0 LOB: 0 BB: 0 P: 3	R: 0 E: 0 K: 1 S: 5	H: 0 LOB: 0 BB: 0 P: 5	R: 0 E: 0 K: 1 S: 5	H: 1 LOB: 1 BB: 0 P: 4	1B: 7 2B: 1 3B: 0 HR: 1	SF: 0 SAC: 0 DP: 1 HBP: 0	WP: 0 PB: 0 SB: 0 CS: 0	PA: 37	
<b>PITCHER</b>	IP	WLS	BF	H	R	ER	SO	BB	IBB	HBP	BLK	WP	HR	S	P	ERA	WHIP				
62 Chris Lee, L (1.1) 91 Garrett Cleavinger, L (3.1) 35 Brad Brach, R (4.1) 93 Jeffri Hernandez, R (5.1) 53 Zack Britton, L (6.1)	2.0 1.0 1.0 1.0 1.0		12 3 4 5 3	5 0 1 2 0	2 0 0 2 0	2 1 0 2 0	2 1 1 1 0	2 0 0 0 0	0 0 0 0 0	0 0 0 0 0	0 0 0 0 0	0 0 0 0 0	0 0 0 1 0	0 0 0 7 3	13 5 6 7 3	21 5 6 8 3	9.00 0.00 0.00 18.00 0.00	3.500 1.000 1.000 2.000 0.000			
63 Tyler Wilson, R (7.1) 94 Stefan Crichton, R (9.1)	2.0 1.0	W S	6 4	0 1	0 0	0 0	2 0	0 0	0 0	0 0	0 0	0 0	0 0	0 0	0 4	10 4	0.00 0.00	1.000 1.000			

**Tampa Bay Rays @ Baltimore Orioles**  
Ed Smith Stadium, Sarasota, FL  
Wed Mar 22 2017, 6:08 PM - 8:47 PM EDT  
Att. 7,842 - Clear - 74 F


**AB 35**  
**R 4**  
**H 9**  
**RBI 4**  
**BB 2**  
**SO 6**  
**LOB 10**



Batter	1	2	3	4	5	6	7	8	9	AB	R	H	RBI	BB	SO	LOB	BOTTOM			
57 Aneury Tavarez, L (1.8) 14 Craig Gentry, R (6.8)	G4-3				2 19 G3 BB		19 2 1B BB			2	1	1	0	1	0	0				
2 J.J. Hardy, R (1.6) 95 Jeff Kemp, R (7.5)	G5-3				K		19 1B			4	0	1	0	0	1	2				
19 Chris Davis, L (1.3) 16 Johnny Giavotella, R (7, PR)	K				G3		1-2 2-3 BB			3	0	0	1	1	1	1				
45 Mark Trumbo, R (1.9) 16 Trey Mancini, R (8.3)		L7			G6-3		L8			4	0	0	0	0	0	3				
24 Pedro Alvarez, L (1.10)		17 G1-3 25 1B 2B			17 HR 1B					4	2	2	0	0	2	0				
17 Chris Johnson, R (1.5) 23 Joey Rickard, R (7.7)		G1-3			K		K			3	1	1	2	0	1	1				
25 Hyun Soo Kim, L (1.7) 34 Paul Janish, R (7.4)					HR		G1-3			2	0	1	1	1	0	0				
36 Caleb Joseph, R (1.2) 85 Cedric Mullins, L (7, PR)					BB					3	0	1	0	0	2	2				
15 Robert Andino, R (1.4) 74 Chance Sisco, L (8.2)					K		G6-3			3	0	0	0	0	2					
<b>Inning Stats</b>	R: 0 E: 0 K: 1 S: 5	H: 0 LOB: 0 BB: 0 P: 5	R: 1 E: 0 K: 1 S: 7	H: 2 LOB: 1 BB: 0 P: 7	R: 0 E: 0 K: 0 S: 4	H: 1 LOB: 1 BB: 0 P: 4	R: 2 E: 0 K: 1 S: 9	H: 2 LOB: 1 BB: 1 P: 13	R: 1 E: 0 K: 1 S: 5	H: 0 LOB: 0 BB: 1 P: 10	R: 0 E: 0 K: 2 S: 7	H: 0 LOB: 0 BB: 0 P: 7	R: 0 E: 0 K: 0 S: 4	H: 2 LOB: 3 BB: 2 P: 12	R: 3 E: 0 K: 2 S: 11	H: 4 LOB: 1 BB: 0 P: 11	1B: 8 2B: 1 3B: 0 HR: 2	SF: 0 SAC: 0 DP: 1 HBP: 0	WP: 0 PB: 0 SB: 2 CS: 0	PA: 38
<b>PITCHER</b>	IP	WLS	BF	H	R	ER	SO	BB	IBB	HBP	BLK	WP	HR	S	P	ERA	WHIP			
22 Chris Archer, R (1.1) 52 Ryan Garoton, R (6.1) 79 Andrew Kittredge, R (8.1)	5.2 1.1 1.0		24 7 7	4 2 4	3 0 3	6 0 3	6 0 2	2 0 0	0 0 0	0 0 0	0 0 0	0 0 1	1 5 11	36 5 11	45 13 11	27.00 0.00 27.00	4.000 3.000 4.000			

**Tampa Bay Rays @ Baltimore Orioles**  
Ed Smith Stadium, Sarasota, FL  
Wed Mar 22 2017, 6:08 PM - 8:47 PM EDT  
Att. 7,842 - Clear - 74 F

**AB 34**  
**R 7**  
**H 11**  
**RBI 7**  
**BB 4**  
**SO 8**  
**LOB 14**





Batter	1	2	3	4	5	6	7	8	9	AB	R	H	RBI	BB	SO	LOB	TOP																			
23 <b>Joey Rickard, R</b> OBP: 0.492, SLG: 0.543 3 <b>Ryan Flaherty, L</b> OBP: 0.278, SLG: 0.300										3	0	0	0	0	1	1	<b>Baltimore Orioles @ Toronto Blue Jays</b> Florida Auto Exchange Stadium, Dunedin, FL Sun Mar 26 2017, 1:08 PM - 3:33 PM EDT Att: 4,706 - Partly Cloudy - 79 F																			
14 <b>Craig Gentry, R</b> OBP: 0.400, SLG: 0.468 85 <b>Cedric Mullins, L</b> OBP: 0.083, SLG: 0.273										2	1	0	0	1	2	0																				
24 <b>Pedro Alvarez, L</b> OBP: 0.360, SLG: 0.609 87 <b>Randolph Gassaway, R</b> (8, 9)										4	0	1	0	0	2	1																				
16 <b>Trey Mancini, R</b> OBP: 0.379, SLG: 0.585 57 <b>Aneury Tavarez, L</b> OBP: 0.377, SLG: 0.494										2	0	0	0	1	1	0																				
17 <b>Chris Johnson, R</b> OBP: 0.310, SLG: 0.493 91 <b>Alex Castellanos, R</b> (7, PR)										3	0	2	1	0	0	0																				
16 <b>Johnny Gattotella, R</b> OBP: 0.263, SLG: 0.327 96 <b>DJ Stewart, L</b>										3	0	0	0	0	0	3																				
74 <b>Chance Sisco, L</b> OBP: 0.370, SLG: 0.500										1	0	0	0	0	1	2																				
15 <b>Robert Andino, R</b> OBP: 0.208, SLG: 0.149 84 <b>Sean Coyle, R</b> OBP: 0.425, SLG: 1.000										3	0	1	0	0	0	2																				
34 <b>Paul Janish, R</b> OBP: 0.222, SLG: 0.326 95 <b>Jeff Kemp, R</b>										3	0	0	0	0	1	1																				
<b>Inning Stats</b>	R: 1 E: 0 K: 2 S: 8	H: 1 LOB: 2 BB: 2 P: 18	R: 0 E: 0 K: 1 S: 6	H: 1 LOB: 1 BB: 0 P: 7	R: 0 E: 0 K: 2 S: 7	H: 0 LOB: 0 BB: 0 P: 7	R: 0 E: 0 K: 1 S: 5	H: 0 LOB: 0 BB: 0 P: 5	R: 0 E: 0 K: 1 S: 5	H: 0 LOB: 0 BB: 0 P: 5	R: 0 E: 0 K: 1 S: 6	H: 1 LOB: 2 BB: 0 P: 6	R: 1 E: 0 K: 0 S: 4	H: 2 LOB: 1 BB: 0 P: 4	R: 0 E: 0 K: 1 S: 5	H: 1 LOB: 1 BB: 1 P: 9		1B: 3 2B: 2 3B: 1 HR: 0	SF: 1 SAC: 0 DP: 1 HBP: 0	WP: 0 PB: 0 SB: 3 CS: 0	PA: 34															
<b>PITCHER</b>	IP	WLS	BF	H	R	ER	SO	BB	IBB	HBP	BLK	WP	HR	S	P	ERA	WHIP	<b>PITCHER</b>		IP	WLS	BF	H	R	ER	SO	BB	IBB	HBP	BLK	WP	HR	S	P	ERA	WHIP
45 <b>Francisco Liriano, L</b> ERA: 1.88	4.2	18	2	1	1	0	7	2	0	0	0	0	0	30	41	1.93	0.857	44 <b>Dusty Isaacs, R</b> ERA:		9.1	1.0	4	1	0	0	1	1	0	0	0	0	0	5	9	0.00	2.000
37 <b>Jason Grilli, R</b> ERA: 5.06	0.1	1	0	0	0	0	0	0	0	0	0	0	0	1	1	0.00	0.000																			
56 <b>J.P. Howell, L</b> ERA: 5.4	1.0	3	0	0	0	2	0	0	0	0	0	0	0	7	7	0.00	0.000																			
38 <b>Joe Smith, R</b> ERA: 5.87	1.0	4	1	0	0	1	0	0	0	0	0	0	0	6	6	0.00	1.000																			
67 <b>Tim Lincecum, L</b> ERA: 4.32	1.0	L	4	2	1	1	0	0	0	0	0	0	0	4	4	9.00	2.000																			

Batter	1	2	3	4	5	6	7	8	9	AB	R	H	RBI	BB	SO	LOB	BOTTOM																			
7 <b>B.J. Upton, R</b> OBP: 0.222, SLG: 0.346 21 <b>Lane Thomas, R</b>										3	1	1	0	0	1	1	<b>Baltimore Orioles @ Toronto Blue Jays</b> Florida Auto Exchange Stadium, Dunedin, FL Sun Mar 26 2017, 1:08 PM - 3:33 PM EDT Att: 4,706 - Partly Cloudy - 79 F																			
55 <b>Russell Martin, R</b> OBP: 0.241, SLG: 0.120 69 <b>Bradley Jones, R</b> OBP: 0.167, SLG: 0.167										2	0	0	0	1	0	1																				
10 <b>Jarrod Saltalamacchia, R</b> OBP: 0.394, SLG: 0.596 69 <b>Juan Graterol, R</b> OBP: 0.289, SLG: 0.280										2	0	1	0	1	1	0																				
14 <b>Justin Smoak, S</b> OBP: 0.280, SLG: 0.256 76 <b>Christian Williams, L</b>										3	0	1	0	0	2	0																				
18 <b>Darwin Barney, R</b> OBP: 0.286, SLG: 0.250 79 <b>J.C. Cardenas, S</b>										3	0	0	0	0	1	1																				
17 <b>Ryan Goins, L</b> OBP: 0.290, SLG: 0.354 88 <b>Tim Lopes, R</b>										1	0	0	0	0	0	0																				
56 <b>Joshua Palacios, L</b> OBP: 0.125, SLG: 0.500 15 <b>Roemon Fields, L</b>										3	0	0	0	0	1	2																				
72 <b>J.B. Woodman, L</b> OBP: 0.278, SLG: 0.313										3	0	2	0	0	1	1																				
15 <b>Shane O'Leary, L</b> OBP: 0.100, SLG: 0.400										3	0	0	0	0	1	1																				
<b>Inning Stats</b>	R: 1 E: 0 K: 0 S: 5	H: 2 LOB: 1 BB: 0 P: 5	R: 0 E: 0 K: 1 S: 5	H: 1 LOB: 0 BB: 0 P: 6	R: 0 E: 0 K: 2 S: 7	H: 0 LOB: 1 BB: 1 P: 11	R: 0 E: 0 K: 1 S: 5	H: 0 LOB: 0 BB: 0 P: 6	R: 0 E: 0 K: 1 S: 5	H: 0 LOB: 0 BB: 0 P: 5	R: 0 E: 0 K: 1 S: 7	H: 0 LOB: 0 BB: 0 P: 7	R: 0 E: 0 K: 2 S: 7	H: 0 LOB: 0 BB: 0 P: 7	R: 0 E: 0 K: 1 S: 5	H: 1 LOB: 0 BB: 0 P: 5		1B: 4 2B: 1 3B: 0 HR: 0	SF: 0 SAC: 0 DP: 2 HBP: 1	WP: 0 PB: 0 SB: 1 CS: 1	PA: 33															
<b>PITCHER</b>	IP	WLS	BF	H	R	ER	SO	BB	IBB	HBP	BLK	WP	HR	S	P	ERA	WHIP	<b>PITCHER</b>		IP	WLS	BF	H	R	ER	SO	BB	IBB	HBP	BLK	WP	HR	S	P	ERA	WHIP
64 <b>Jayson Aquino, L</b> ERA: 1.2	4.0	16	3	1	0	0	0	1	0	0	0	0	0	22	28	2.25	1.000	97 <b>Cody Satterwhite, R</b> ERA: 6.0		9.1	1.0	3	1	0	0	1	0	0	0	0	5	5	0.00	1.000		
58 <b>Donnie Hart, L</b>	1.0	3	1	0	0	0	0	0	0	0	0	0	0	3	3	0.00	1.000																			
94 <b>Stefan Crichton, R</b> ERA:	1.0	3	0	0	0	1	0	0	0	0	0	0	0	5	5	0.00	0.000																			
60 <b>Mychal Givens, R</b> ERA: 1.8	1.0	W	4	0	0	0	1	0	0	0	0	0	0	7	7	0.00	0.000																			
95 <b>Jimmy Yacabis, R</b> ERA:	1.0	H	3	0	0	0	2	0	0	0	0	0	0	7	7	0.00	0.000																			

AB	30
R	2
H	6
RBI	2
BB	3
SO	11
LOB	14



AB	30
R	1
H	5
RBI	1
BB	1
SO	9
LOB	9



Batter	1	2	3	4	5	6	7	8	9	AB	R	H	RBI	BB	SO	LOB	TOP					
15 Dustin Pedroia, R OBP: 0.497, SLG: 0.500 40 Marco Hernández, L (5, PR) OBP: 0.467, SLG: 0.722	G5-3		1B					G6-3		3	0	2	0	0	0	0	<b>Boston Red Sox @ Baltimore Orioles</b> Ed Smith Stadium, Sarasota, FL Mon Mar 27 2017, 1:11 PM - 4:24 PM EDT Att: 7,796 - Sunny - 80 F					
48 Pablo Sandoval, S OBP: 0.382, SLG: 0.667 46 Jose Rosario, R (5, PR) OBP: 0.143, SLG: 0.429	L6		G1-3					G3		3	0	0	0	0	0	3						
2 Xander Bogaerts, R OBP: 0.350, SLG: 0.235 5 Mike Miller, R OBP: 0.304, SLG: 0.500	F9			G5-3		G6-3		G5-3		3	1	0	0	1	0	0						
13 Hanley Ramirez, R (1, 10) OBP: 0.333, SLG: 0.500 18 Carlos Quentin, R (8, PH) OBP: 0.400, SLG: 0.250		G4-3		K		F9		L4		4	0	0	0	0	1	3						
18 Mitch Moreland, L (1, 3) OBP: 0.400, SLG: 0.500 32 Josh Rutledge, R (5, PR) OBP: 0.294, SLG: 0.300		G5-3								3	0	2	2	0	0	0						
12 Brock Holt, L (1, 7) OBP: 0.378, SLG: 0.389 39 Joseph Monge, R (7, 7) OBP: 0.200, SLG: 0.200										2	1	0	0	2	1	0						
Steve Selsky, R OBP: 0.431, SLG: 0.689 38 Tate Matheny, R (9, 7)										5	2	3	2	0	1	2						
3 Sandy León, S OBP: 0.290, SLG: 0.467 70 Dan Butler, R OBP: 0.182, SLG: 0.100										4	2	2	5	0	0	1						
64 Bryce Brentz, R OBP: 0.246, SLG: 0.415										3	2	1	0	1	0	1						
<b>Inning Stats</b>	R: 0 E: 0 K: 0 S: 3	H: 0 LOB: 0 BB: 0 P: 4	R: 0 E: 0 K: 1 S: 5	H: 0 LOB: 0 BB: 0 P: 5	R: 1 E: 0 K: 0 S: 6	H: 2 LOB: 1 BB: 0 P: 6	R: 0 E: 0 K: 2 S: 8	H: 1 LOB: 1 BB: 1 P: 12	R: 9 E: 0 K: 0 S: 12	H: 7 LOB: 2 BB: 3 P: 26	R: 0 E: 0 K: 1 S: 5	H: 0 LOB: 0 BB: 0 P: 5	R: 0 E: 0 K: 0 S: 4	H: 1 LOB: 1 BB: 0 P: 5	R: 1 E: 1 K: 0 S: 5	H: 3 LOB: 2 BB: 0 P: 5		R: 0 E: 0 K: 0 S: 3	H: 0 LOB: 0 BB: 0 P: 3	1B: 10 2B: 1 3B: 0 HR: 3	SF: 0 SAC: 0 DP: 0 HBP: 0	WP: 0 PB: 0 SB: 1 CS: 0
<b>PITCHER</b>	IP	WLS	BF	H	R	ER	SO	BB	IBB	HBP	BLK	WP	HR	S	P	ERA	WHIP					
63 Tyler Wilson, R ERA: 5.3	4.0		16	3	1	1	3	1	0	0	0	0	1	22	27	2.25	1.000					
41 Logan Verrett, R ERA: 7.3	0.2	L	7	4	5	5	0	1	0	0	0	0	1	7	11	67.50	7.500					
91 Brian Moran, L ERA: 12.0	0.0	B	4	2	3	3	0	2	0	0	0	0	1	3	12	∞	∞					
92 Bobby Bundy, R ERA:	0.1		2	1	1	1	0	0	0	0	0	0	0	2	3	27.00	3.000					
92 Scott McGough, R ERA:	2.0		7	1	0	0	1	0	0	0	0	0	0	9	10	0.00	0.500					

Batter	1	2	3	4	5	6	7	8	9	AB	R	H	RBI	BB	SO	LOB	BOTTOM					
23 Joey Rickard, R OBP: 0.462, SLG: 0.500 18 Chris Dickerson, L OBP: 0.375, SLG: 0.455	F8		P3					F9		4	0	0	0	0	0	3	<b>Boston Red Sox @ Baltimore Orioles</b> Ed Smith Stadium, Sarasota, FL Mon Mar 27 2017, 1:11 PM - 4:24 PM EDT Att: 7,796 - Sunny - 80 F					
2 J.J. Hardy, R OBP: 0.333, SLG: 0.318 16 Johnny Giavotella, R OBP: 0.296, SLG: 0.400	P6		E6		G5-3			F8		4	0	0	0	0	0	1						
13 Manny Machado, R OBP: 0.231, SLG: 0.304 3 Ryan Flaherty, L OBP: 0.263, SLG: 0.281			G6-3							2	0	0	0	1	0	1						
45 Mark Trumbo, R OBP: 0.271, SLG: 0.289 87 Ryan McKenna, R OBP: 1.000, SLG: 1.000										4	1	3	0	0	0	1						
19 Chris Davis, L OBP: 0.333, SLG: 0.405 34 Paul Janish, R OBP: 0.217, SLG: 0.318										1	0	1	0	0	0	0						
6 Jonathan Schoop, R OBP: 0.428, SLG: 1.000 15 Robert Andino, R OBP: 0.218, SLG: 0.163										3	1	1	0	0	0	1						
29 Wellington Castillo, R OBP: 0.400, SLG: 0.556 36 Caleb Joseph, R OBP: 0.383, SLG: 0.462										2	1	1	1	0	1	1						
16 Trey Mancini, R OBP: 0.410, SLG: 0.643 85 Cedric Mullins, L OBP: 0.154, SLG: 0.583										3	2	3	2	0	0	0						
14 Craig Gentry, R OBP: 0.414, SLG: 0.520 57 Aneury Tavárez, L OBP: 0.370, SLG: 0.396										3	1	2	1	0	0	1						
<b>Inning Stats</b>	R: 0 E: 0 K: 0 S: 3	H: 0 LOB: 0 BB: 0 P: 3	R: 0 E: 0 K: 2 S: 8	H: 1 LOB: 1 BB: 0 P: 8	R: 1 E: 1 K: 0 S: 5	H: 1 LOB: 1 BB: 0 P: 6	R: 4 E: 1 K: 1 S: 10	H: 5 LOB: 1 BB: 0 P: 10	R: 0 E: 0 K: 0 S: 2	H: 2 LOB: 1 BB: 1 P: 6	R: 1 E: 0 K: 0 S: 5	H: 0 LOB: 0 BB: 0 P: 5	R: 0 E: 0 K: 2 S: 8	H: 1 LOB: 2 BB: 0 P: 8	R: 2 E: 0 K: 0 S: 4	H: 1 LOB: 1 BB: 0 P: 9		R: 1 E: 0 K: 0 S: 5	H: 3 LOB: 1 BB: 0 P: 8	1B: 6 2B: 5 3B: 1 HR: 2	SF: 0 SAC: 0 DP: 1 HBP: 0	WP: 1 PB: 0 SB: 1 CS: 0
<b>PITCHER</b>	IP	WLS	BF	H	R	ER	SO	BB	IBB	HBP	BLK	WP	HR	S	P	ERA	WHIP					
52 Eduardo Rodríguez, L ERA: 3.32	6.0	W	28	9	6	4	3	1	0	0	0	0	1	0	33	38	6.00	1.667				
63 Robby Scott, L ERA: 0.82	1.0		4	1	0	0	2	0	0	0	0	0	0	8	8	0.00	1.000					
46 Craig Kimbrel, R ERA: 7.5	1.0		5	1	2	2	0	1	0	0	0	0	1	4	9	18.00	2.000					
Heath Hembree, R ERA: 7.04	1.0	S	5	3	1	1	0	0	0	0	0	0	1	5	8	9.00	3.000					

AB	40
R	11
H	14
RBI	11
BB	4
SO	4
LOB	14

AB	40
R	9
H	14
RBI	7
BB	2
SO	5
LOB	14










Batter	1	2	3	4	5	6	7	8	9	AB	R	H	RBI	BB	SO	LOB	TOP										
17 Andrew Romine, S (1,8) OBP: 0.328, SLG: 0.516 40 JaCoby Jones, R (6,8) OBP: 0.377, SLG: 0.510	F7		0-1 SAFE 33 2B		K		K		K	3	1	1	0	0	1	0											
4 Omar Infante, R (1,4) OBP: 0.372, SLG: 0.548 73 Argenis Diaz, R (6,4) OBP: 0.167, SLG: 0.167	HR		F8		G6-3				71 1B	3	1	1	1	0	0	1											
33 Steven Moya, L (1,10) OBP: 0.211, SLG: 0.384 71 Austin Green, R (6,PH) OBP: 0.429, SLG: 0.571 (8,10)	K		18 HR		G1-3				15 F9 14 1B	3	1	1	1	0	1	0											
18 Tyler Collins, L (1,7) OBP: 0.273, SLG: 0.462 14 Alex Presley, L (6,7) OBP: 0.526, SLG: 0.818	G6-3		2H HR		G4-3				70 1B	3	1	1	2	0	0	0											
15 Mikie Mahtook, R (1,9) OBP: 0.266, SLG: 0.276		L7	P3		L8				F9	4	0	0	0	0	0	2											
34 James McCann, R (1,2) OBP: 0.333, SLG: 0.412 70 Miguel Gonzalez, R (6,2) OBP: 0.500, SLG: 0.556				HR	G5-3				74 G4-6-3 1B	3	1	2	1	0	0	0											
74 Efrén Navarro, L (1,3) OBP: 0.130, SLG: 0.070		F8		L8			G3		G4-6-3 1B	4	0	0	0	0	0	3											
49 Dixon Machado, R (1,5) OBP: 0.282, SLG: 0.299		P6		P3			G3-1		G5-3	4	0	0	0	0	0	1											
26 Brendan Ryan, R (1,6) OBP: 0.255, SLG: 0.267 72 Michael Almanzar, R (6,5) OBP: 0.429, SLG: 0.429			E5 17 2B	G6-3					G5-3	2	0	0	0	0	0	0											
<b>Inning Stats</b>	R: 1 E: 0 K: 1 S: 7	H: 1 LOB: 0 BB: 0 P: 8	R: 0 E: 0 K: 0 S: 4	H: 1 LOB: 1 BB: 0 P: 4	R: 3 E: 1 K: 0 S: 7	H: 3 LOB: 0 BB: 0 P: 8	R: 1 E: 0 K: 0 S: 4	H: 1 LOB: 0 BB: 0 P: 7	R: 0 E: 0 K: 1 S: 5	H: 0 LOB: 0 BB: 0 P: 5	R: 0 E: 0 K: 0 S: 3	H: 0 LOB: 0 BB: 0 P: 3	R: 0 E: 0 K: 1 S: 6	H: 1 LOB: 1 BB: 0 P: 6	R: 2 E: 0 K: 0 S: 6	H: 4 LOB: 1 BB: 0 P: 6	R: 0 E: 0 K: 1 S: 5	H: 0 LOB: 0 BB: 0 P: 5	1B: 6 2B: 2 3B: 0 HR: 3	SF: 0 SAC: 0 DP: 1 HBP: 0	WP: 0 PB: 0 SB: 0 CS: 0	PA: 37					
<b>PITCHER</b>	IP	WLS	BF	H	R	ER	SO	BB	IBB	HBP	BLK	WP	HR	S	P	ERA	WHIP										
37 Dylan Bundy, R (1,1) ERA: 7.41	6.0	L	24	6	5	5	2	0	0	0	0	0	3	30	35	7.50	1.000										
Alec Asher, R (7,1) ERA: 7.31	1.0		4	1	0	0	1	0	0	0	0	0	0	6	6	0.00	1.000										
Logan Verrett, R (8,1) ERA: 8.1	1.0		6	4	2	2	0	0	0	0	0	0	0	6	6	18.00	4.000										
52 Vidal Nuño, L (9,1) ERA: 3.09	1.0		3	0	0	0	1	0	0	0	0	0	0	5	5	0.00	0.000										

Detroit Tigers @ Baltimore Orioles  
Ed Smith Stadium, Sarasota, FL  
Thu Mar 30 2017, 1:06 PM - 3:35 PM EDT  
Att: 6,900 - Partly Cloudy - 81 F


AB 37  
R 7  
H 11  
RBI 7  
BB 0  
SO 4  
LOB 8



Batter	1	2	3	4	5	6	7	8	9	AB	R	H	RBI	BB	SO	LOB	BOTTOM										
23 Joey Rickard, R (1,7) OBP: 0.451, SLG: 0.473 25 Hyun Soo Kim, L (6,PH) OBP: 0.353, SLG: 0.356	G5-3		G6-3			P5			18 HR	2	0	0	0	0	0	0											
10 Adam Jones, R (1,8) OBP: 0.350, SLG: 0.750 18 Chris Dickerson, L (9,9) OBP: 0.391, SLG: 0.605	G6-3			K		13 G5-4-3 1B			HR	3	0	1	0	0	1	0											
13 Manny Machado, R (1,5) OBP: 0.241, SLG: 0.308 3 Ryan Flaherty, L (7,5) OBP: 0.283, SLG: 0.350	L8			45 G5-4-3 1B		G5-4-3			15 BB 24 1B	3	0	1	0	0	0	1											
45 Mark Trumbo, R (1,3) OBP: 0.256, SLG: 0.289				G5-4-3					F8	3	0	1	0	0	1	1											
16 Johnny Giavotella, R (8,4) OBP: 0.288, SLG: 0.400				19 BB 1B						1	0	0	0	0	0	1											
19 Chris Davis, L (1,10) OBP: 0.353, SLG: 0.463 24 Pedro Alvarez, L (7,PH) OBP: 0.355, SLG: 0.552				G4-6-3 BB			F8		15 BB 1B	1	1	1	1	1	0	0											
89 Garabez Rosa, R (8,FR) OBP: 0.333, SLG: 0.250				HR						0	0	0	0	0	0	0											
6 Jonathan Schoop, R (1,4) OBP: 0.450, SLG: 0.889 15 Robert Andino, R (8,5) OBP: 0.224, SLG: 0.157				K		12 1B BB				2	0	0	0	1	2	2											
16 Trey Mancini, R (1,9) OBP: 0.376, SLG: 0.500				G4-6-3						1	0	0	0	0	0	2											
12 Seth Smith, L (5,PH) OBP: 0.375, SLG: 0.450				1-2						2	0	1	0	0	0	0											
14 Craig Gentry, R (8,8) OBP: 0.429, SLG: 0.528				1-3						1	0	0	0	0	1	3											
29 Wellington Castillo, R (1,2) OBP: 0.400, SLG: 0.500 36 Caleb Joseph, R (7,2) OBP: 0.370, SLG: 0.435				G5-3		L5				2	0	0	0	0	0	1											
2 J.J. Hardy, R (1,6) OBP: 0.294, SLG: 0.276 91 Drew Dosch, L (9,5) ERA: 1.93				G5-3		K				2	0	0	0	0	1	3											
<b>Inning Stats</b>	R: 0 E: 0 K: 0 S: 3	H: 0 LOB: 0 BB: 0 P: 3	R: 0 E: 0 K: 1 S: 5	H: 1 LOB: 1 BB: 1 P: 9	R: 0 E: 0 K: 0 S: 3	H: 0 LOB: 0 BB: 0 P: 3	R: 0 E: 0 K: 1 S: 5	H: 1 LOB: 0 BB: 0 P: 5	R: 1 E: 0 K: 1 S: 6	H: 2 LOB: 1 BB: 1 P: 10	R: 0 E: 0 K: 0 S: 3	H: 1 LOB: 0 BB: 0 P: 3	R: 0 E: 0 K: 2 S: 7	H: 0 LOB: 0 BB: 0 P: 7	R: 0 E: 0 K: 1 S: 5	H: 0 LOB: 0 BB: 0 P: 5	R: 2 E: 0 K: 2 S: 10	H: 3 LOB: 3 BB: 2 P: 18	1B: 6 2B: 0 3B: 0 HR: 2	SF: 0 SAC: 0 DP: 3 HBP: 0	WP: 0 PB: 0 SB: 0 CS: 0	PA: 35					
<b>PITCHER</b>	IP	WLS	BF	H	R	ER	SO	BB	IBB	HBP	BLK	WP	HR	S	P	ERA	WHIP										
48 Matthew Boyd, L (1,1) ERA: 2.1	4.0	W	13	2	0	0	2	1	0	0	0	0	1	16	20	0.00	0.750										
19 Anibal Sánchez, R (5,1) ERA: 4.56	4.0	H	14	3	1	1	4	1	0	0	0	0	1	21	25	2.25	1.000										
85 Arcenio Leon, R (9,1) ERA: 3.86	0.1		6	3	2	2	0	2	0	0	0	0	1	4	12	54.00	15.000										
84 Dustin Molleken, R (9,1) ERA: 1.93	0.2	S	2	0	0	0	2	0	0	0	0	0	0	6	6	0.00	0.000										

Detroit Tigers @ Baltimore Orioles  
Ed Smith Stadium, Sarasota, FL  
Thu Mar 30 2017, 1:06 PM - 3:35 PM EDT  
Att: 6,900 - Partly Cloudy - 81 F

AB 31  
R 3  
H 8  
RBI 3  
BB 4  
SO 8  
LOB 15





Batter	1	2	3	4	5	6	7	8	9	10	11	AB	R	H	RBI	BB	SO	LOB	TOP									
29 Devon Travis, R OBP: 0.333, SLG: 0.333												6	0	2	0	0	2	3										
20 Josh Donaldson, R OBP: 0.667, SLG: 0.600												5	0	3	0	1	0	1										
19 José Bautista, R (1.9)												5	0	0	0	1	1	8										
8 Kendrys Morales, S (1.10)													4	0	0	1	1	1	3									
2 Troy Tulowitzki, R (1.6)													5	0	0	0	0	4										
55 Russell Martin, R (1.2)													3	0	0	0	2	2	0									
28 Steve Pearce, R OBP: 0.600, SLG: 0.600													5	1	3	0	0	0	1									
11 Kevin Pillar, R OBP: 0.400, SLG: 0.250													4	1	1	0	1	0	4									
3 Ezequiel Carrera, L OBP: 0.667, SLG: 1.000																												
18 Darwin Barney, R (9.7)																												
14 Justin Smoak, S (11.3)																												
<b>Inning Stats</b>	R: 0 E: 0 K: 0 S: 7	H: 1 LOB: 1 BB: 0 P: 13	R: 0 E: 0 K: 1 S: 12	H: 2 LOB: 2 BB: 0 P: 21	R: 0 E: 0 K: 1 S: 12	H: 0 LOB: 1 BB: 1 P: 23	R: 0 E: 0 K: 1 S: 5	H: 0 LOB: 0 BB: 0 P: 5	R: 1 E: 0 K: 1 S: 17	H: 1 LOB: 3 BB: 3 P: 35	R: 1 E: 0 K: 2 S: 10	H: 2 LOB: 1 BB: 0 P: 16	R: 0 E: 0 K: 0 S: 7	H: 0 LOB: 0 BB: 1 P: 14	R: 0 E: 0 K: 1 S: 6	H: 2 LOB: 1 BB: 0 P: 9	R: 0 E: 0 K: 0 S: 7	H: 1 LOB: 2 BB: 1 P: 14	R: 0 E: 0 K: 1 S: 7	H: 1 LOB: 1 BB: 0 P: 14	1B: 10 2B: 1 3B: 0 HR: 0	SF: 0 SAC: 0 DP: 2 HBP: 0	WP: 0 PB: 0 SB: 0 CS: 0	PA: 48				
<b>PITCHER</b>	IP 5.1	WLS 3	BF 25	H 5	R 2	ER 2	SO 4	BB 0	IBB 0	HBP 0	BLK 0	WP 0	HR 0	S 57	P 103	ERA 3.38	WHIP 1.688											
39 Kevin Gausman, R ERA: 3.38	1.2	B	7	2	0	0	2	0	0	0	0	0	0	0	16	25	0.00	1.200										
60 Mychal Givens, R ERA:	1.0		3	0	0	0	0	1	0	0	0	0	0	7	14	0.00	1.000											
35 Brad Brach, R ERA:	2.0		9	3	0	0	1	1	0	0	0	0	0	13	23	0.00	2.000											
53 Zack Britton, L ERA:	1.0	W	4	1	0	0	1	0	0	0	0	0	0	7	14	0.00	1.000											
63 Tyler Wilson, R ERA:																												

Toronto Blue Jays @ Baltimore Orioles  
 Oriole Park at Camden Yards, Baltimore, MD  
 Mon Apr 03 2017, 3:09 PM - 6:49 PM EDT  
 Att: 45,667 - Cloudy - 65 F

livebaseballscores.com

AB 42  
 R 2  
 H 11  
 RBI 2  
 BB 6  
 SO 8  
 LOB 26



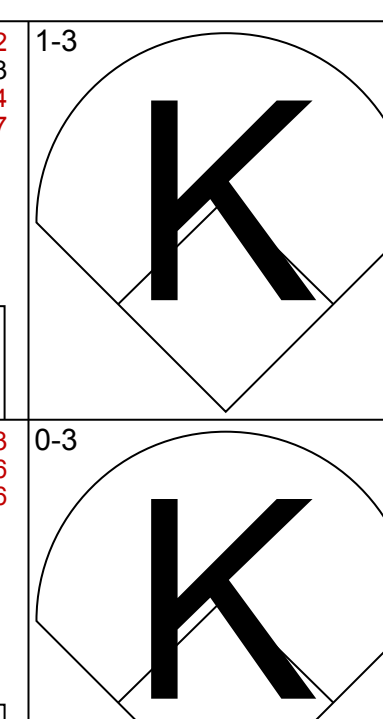
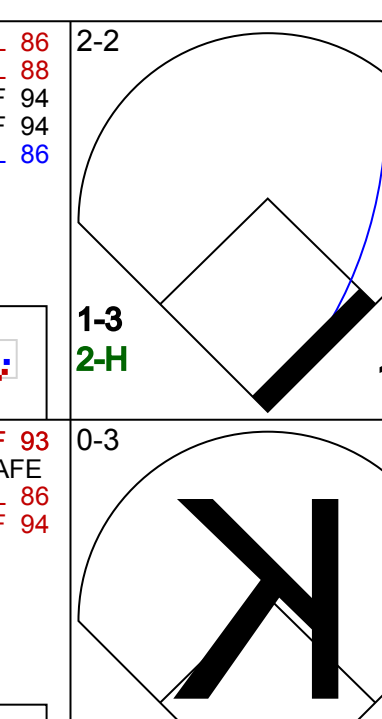
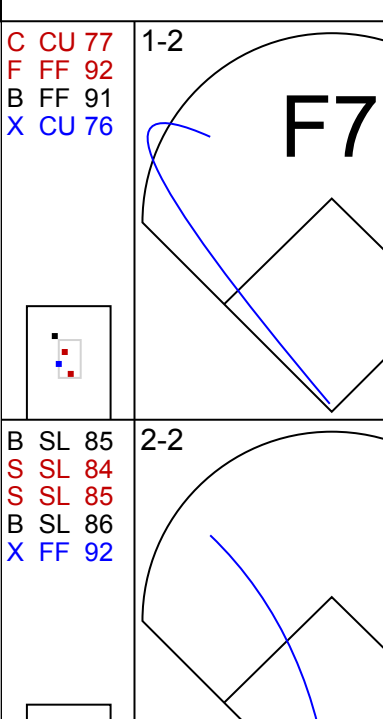
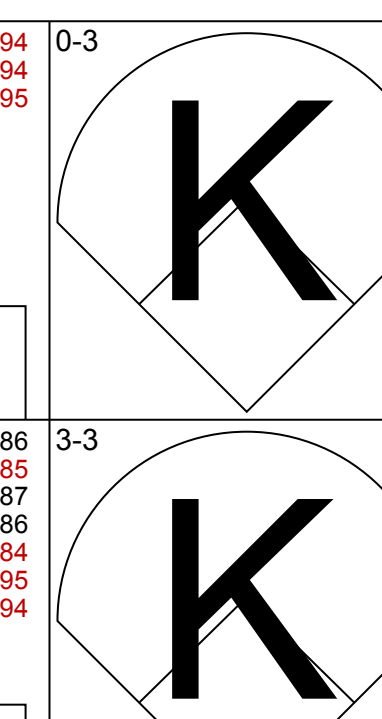
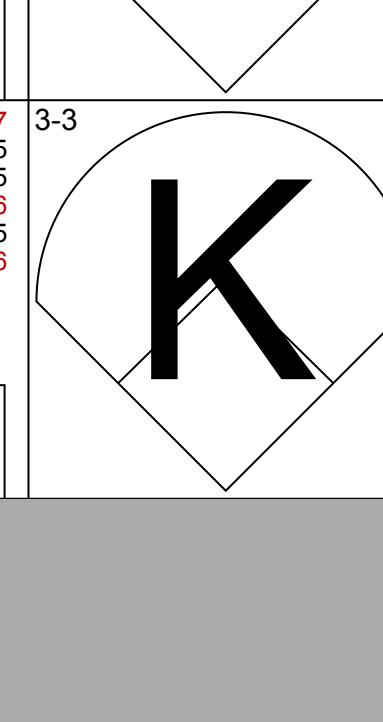
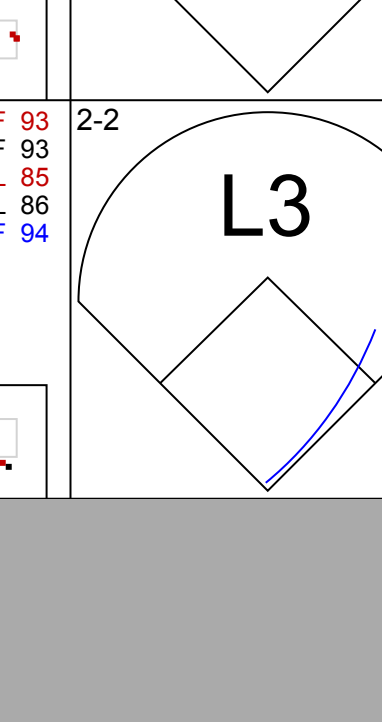
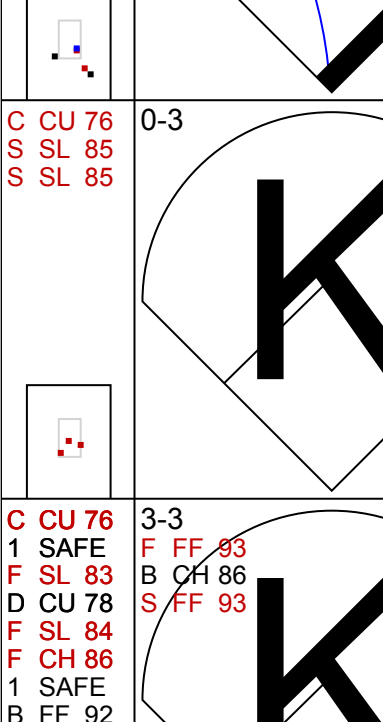





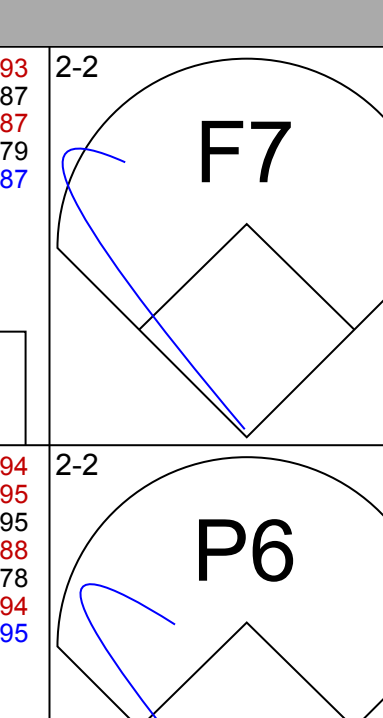
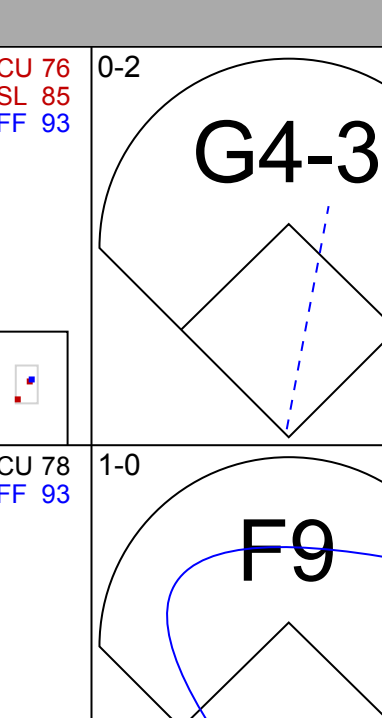
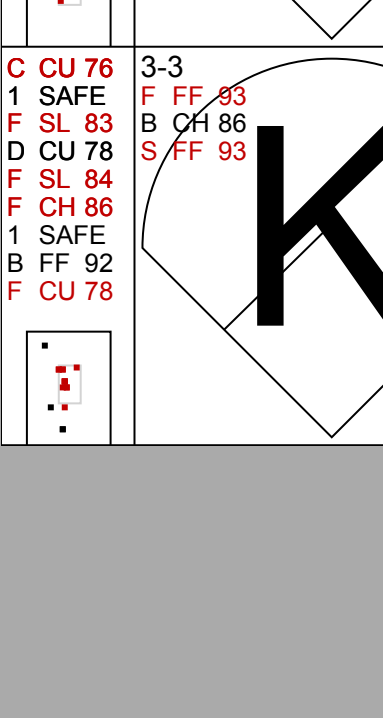
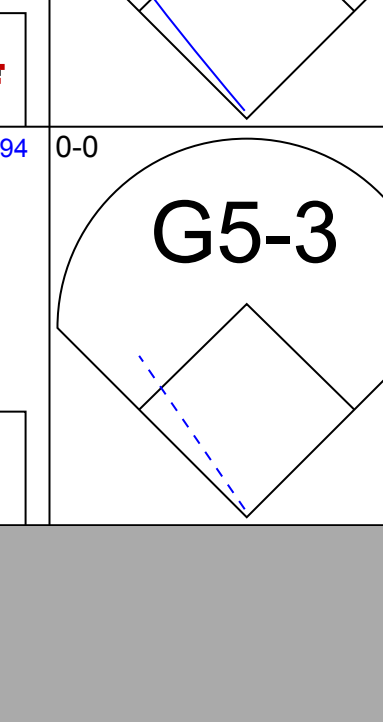
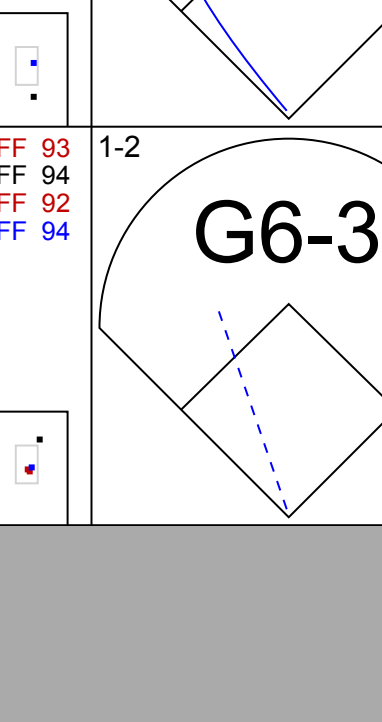



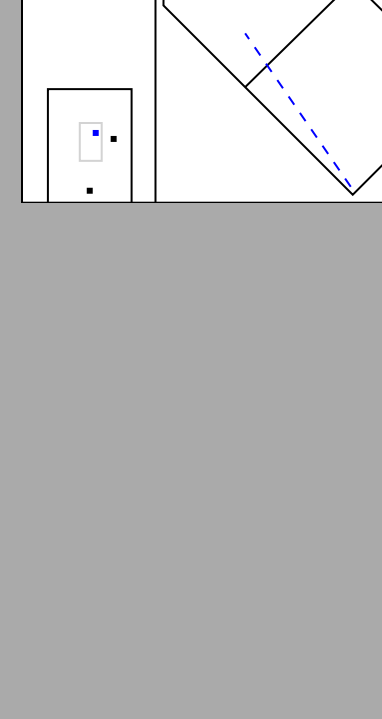
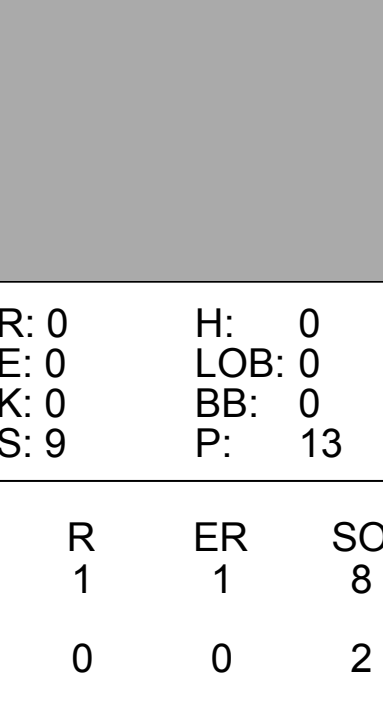
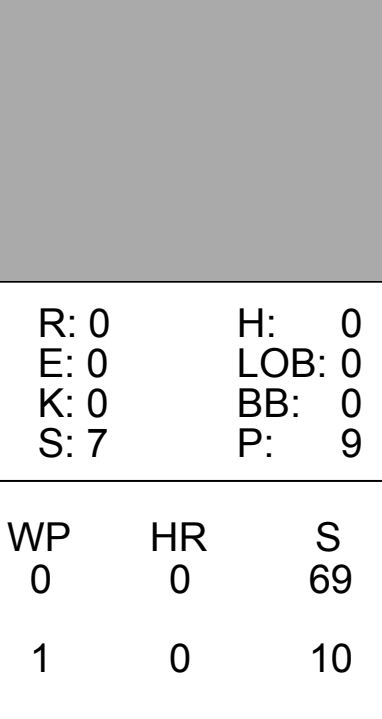
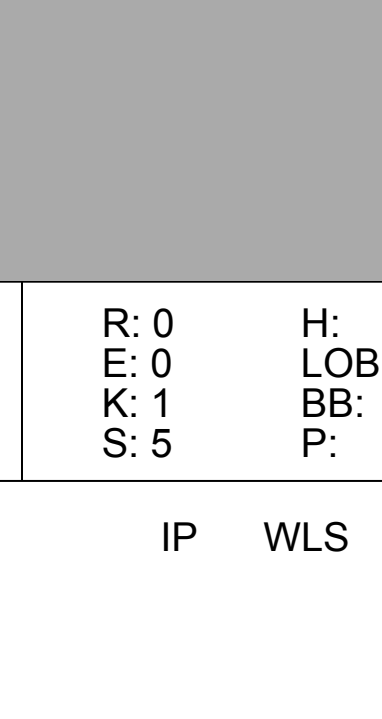
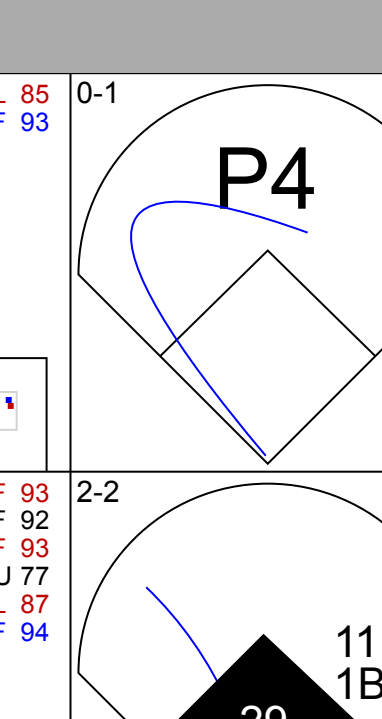
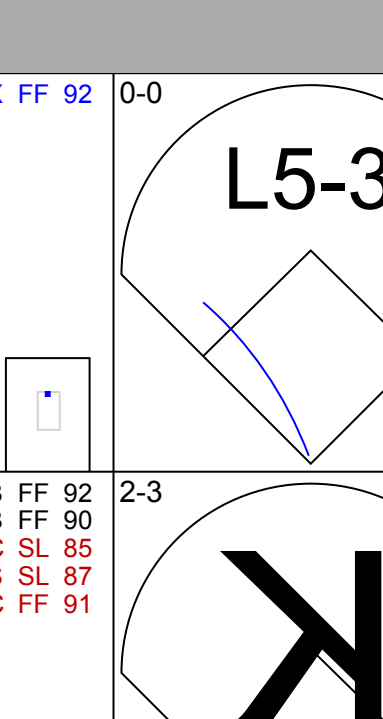
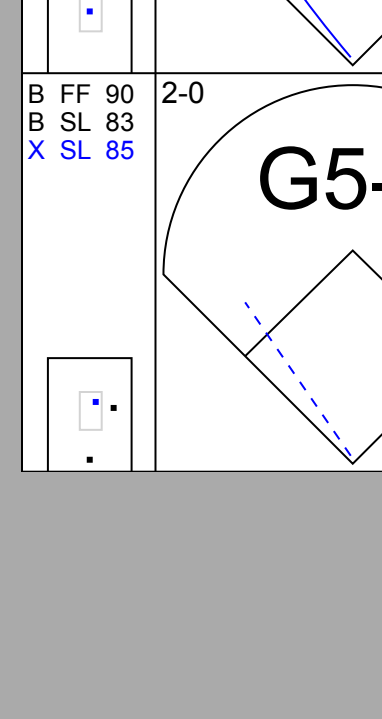
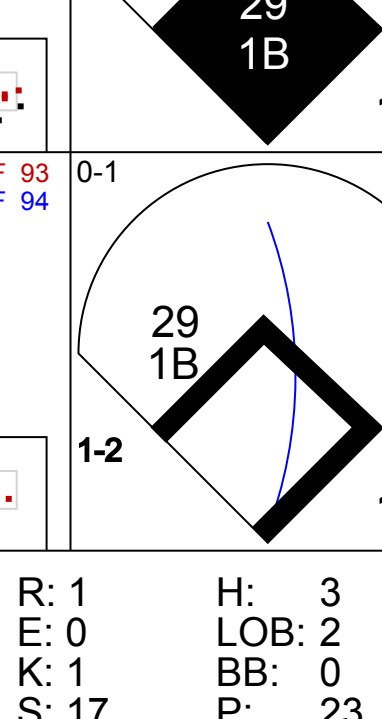
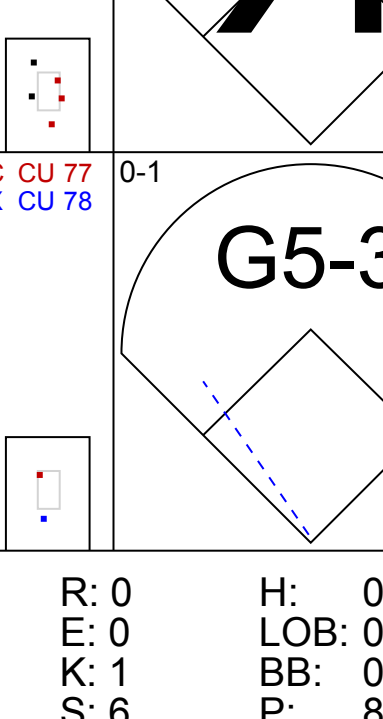
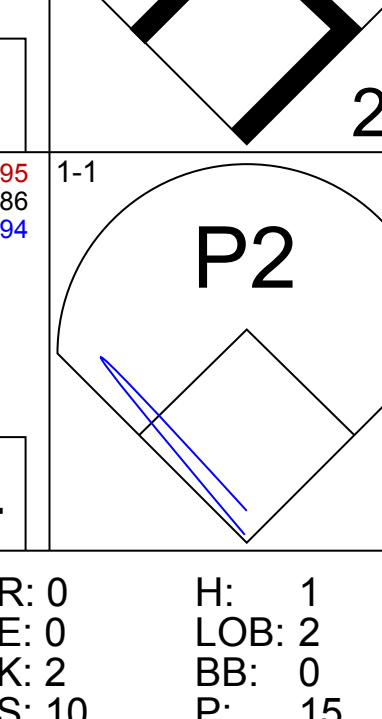
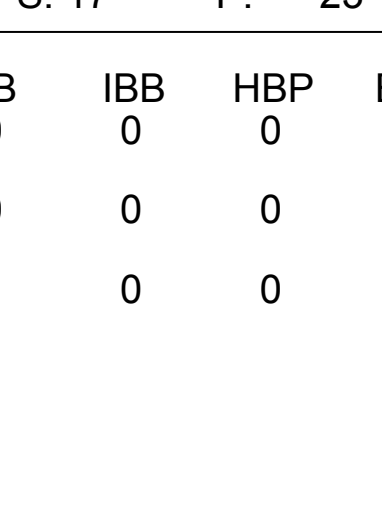
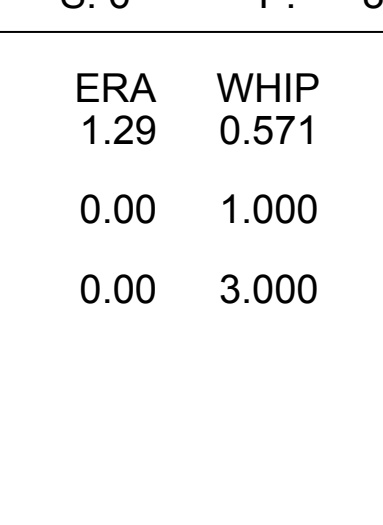

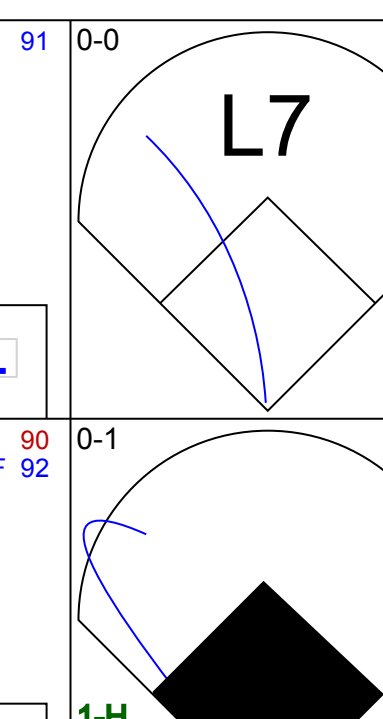
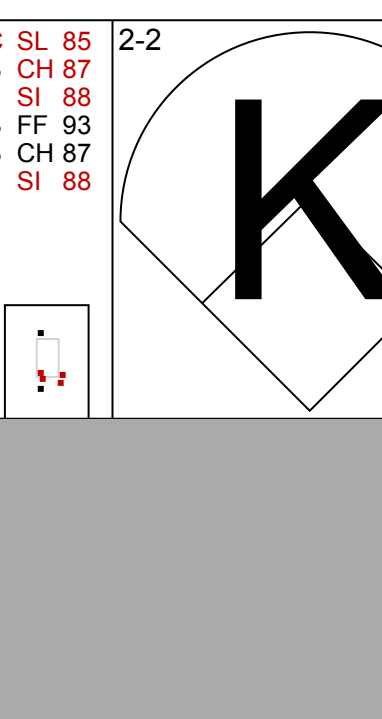
Batter	1	2	3	4	5	6	7	8	9	10	11	AB	R	H	RBI	BB	SO	LOB	BOTTOM								
12 Seth Smith, L OBP: 0.250, SLG: 0.500													4	1	1	0	0	1	0								
16 Trey Mancini, R OBP: 1.000, SLG: 1.000													4	1	1	0	1	0	1								
14 Craig Gentry, R (10, PR)													4	0	1	0	1	1	2								
10 Adam Jones, R OBP: 0.400, SLG: 0.500													5	0	1	1	0	2	3								
13 Manny Machado, R OBP: 0.400, SLG: 0.250													5	1	2	2	0	0	2								
19 Chris Davis, L OBP: 0.200, SLG: 0.200													4	0	2	0	0	0	1								
45 Mark Trumbo, R OBP: 0.400, SLG: 1.200													3	0	0	0	0	0	1								
29 Wellington Castillo, R OBP: 0.500, SLG: 0.750													1	0	0	0	0	0	1								
25 Hyun Soo Kim, L (1.7)													4	0	0	0	0	0	1								
23 Joey Rickard, R (8.7)													4	0	0	0	0	1	1								
6 Jonathan Schoop, R (1.4)													4	0	0	0	0	1	1								
2 J.J. Hardy, R (1.6)													4	0	0	0	0	1	1								
<b>Inning Stats</b>	R: 0 E: 0 K: 0 S: 12	H: 1 LOB: 2 BB: 1 P: 19	R: 0 E: 0 K: 0 S: 13	H: 1 LOB: 1 BB: 0 P: 17	R: 2 E: 0 K: 0 S: 12	H: 3 LOB: 1 BB: 1 P: 19	R: 0 E: 0 K: 1 S: 7	H: 0 LOB: 0 BB: 0 P: 10	R: 0 E: 0 K: 2 S: 11	H: 0 LOB: 0 BB: 0 P: 14	R: 0 E: 0 K: 1 S: 8	H: 0 LOB: 0 BB: 0 P: 10	R: 0 E: 0 K: 0 S: 7	H: 0 LOB: 0 BB: 0 P: 10	R: 0 E: 0 K: 0 S: 10	H: 1 LOB: 1 BB: 0 P: 20	R: 0 E: 0 K: 0 S: 8	H: 1 LOB: 1 BB: 0 P: 9	R: 0 E: 0 K: 0 S: 10	H: 1 LOB: 1 BB: 0 P: 12	R: 1 E: 0 K: 1 S: 9	H: 1 LOB: 0 BB: 0 P: 12	1B: 4 2B: 5 3B: 0 HR: 1	SF: 0 SAC: 0 DP: 1 HBP: 0	WP: 0 PB: 0 SB: 0 CS: 0	PA: 41	
<b>PITCHER</b>	IP 6.0	WLS 3	BF 24	H 5	R 2	ER 2	SO 4	BB 0	IBB 0	HBP 0	BLK 0	WP 0	HR 0	S 63	P 99	ERA 3.00	WHIP 1.167										
25 Marco Estrada, R ERA: 3.0	1.2		6	1	0	0	0	0	0	0	0	0	0	14	24	0.00	0.600										
31 Joe Blagini, R ERA:	0.1		1	0	0	0	0	0	0	0	0	0	0	3	6	0.00	0.000										
56 J.P. Howell, L ERA:	1.2		5	1	0	0	0	0	0	0	0	0	0	11	13	0.00	0.600										
38 Joe Smith, R ERA:	0.0		1	1	0	0	0	0	0	0	0	0	0	4	5	∞	∞										
62 Aaron Loup, L ERA:																											

Toronto Blue Jays @ Baltimore Orioles  
 Oriole Park at Camden Yards, Baltimore, MD  
 Mon Apr 03 2017, 3:09 PM - 6:49 PM EDT  
 Att: 45,667 - Cloudy - 65 F

livebaseballscores.com

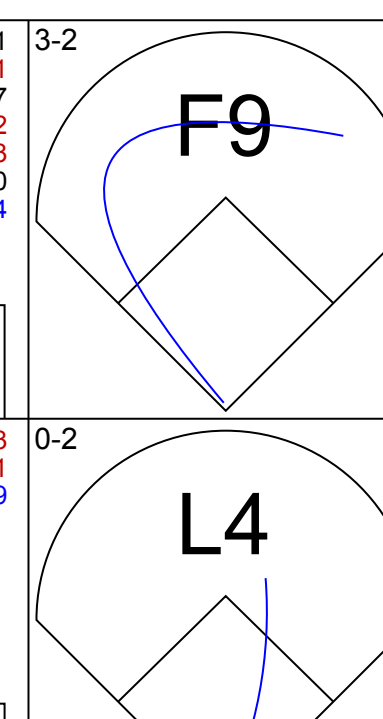
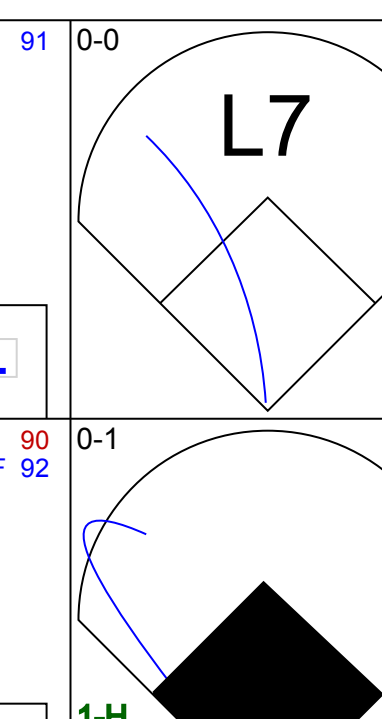
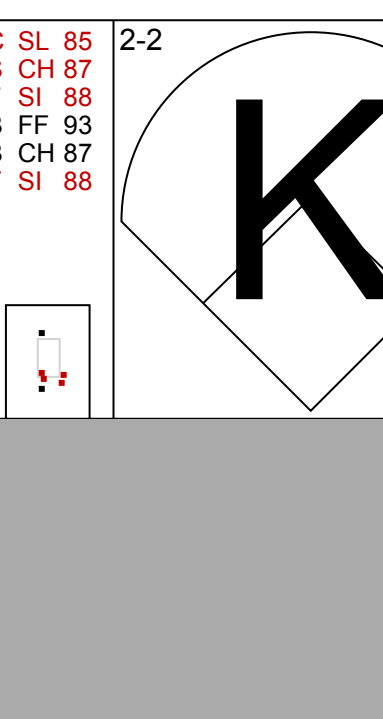
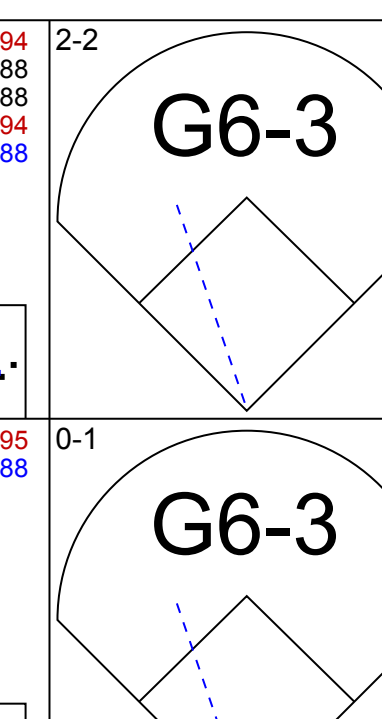
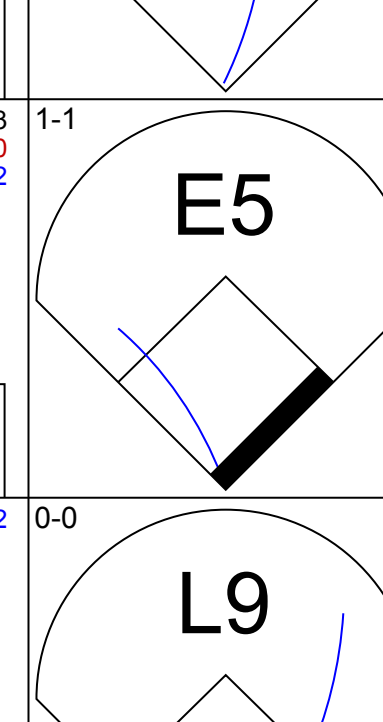
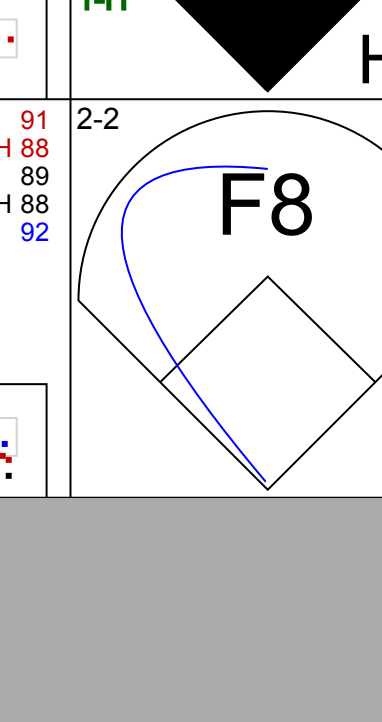






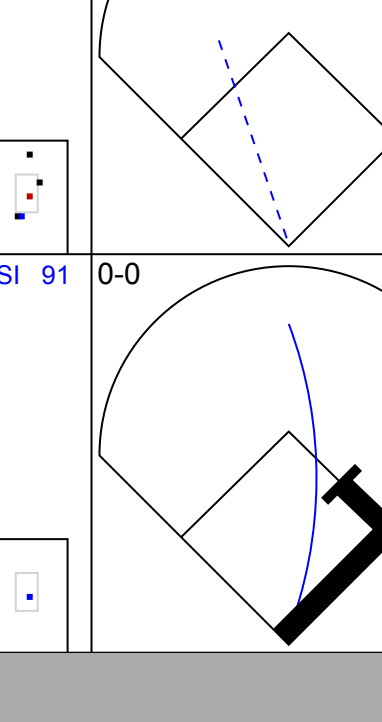

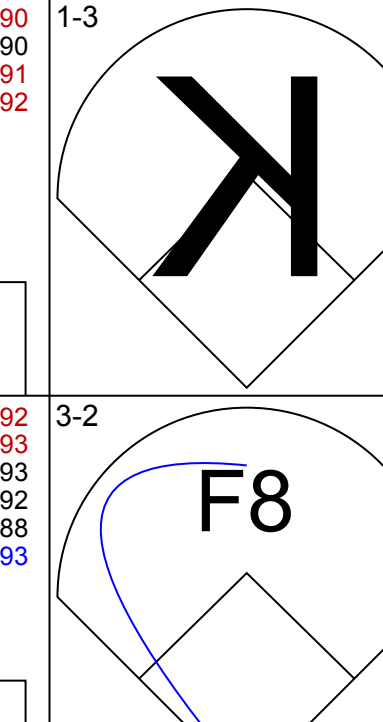
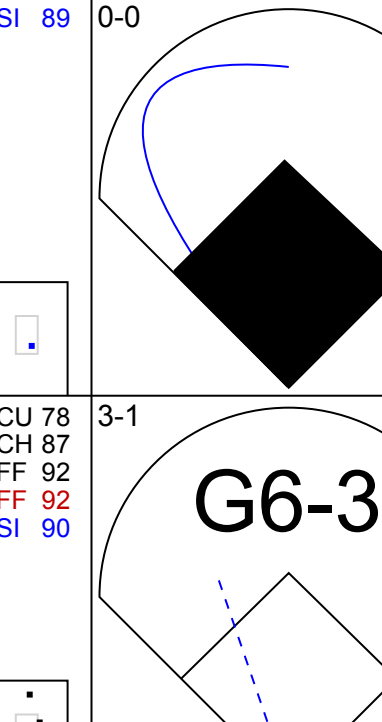
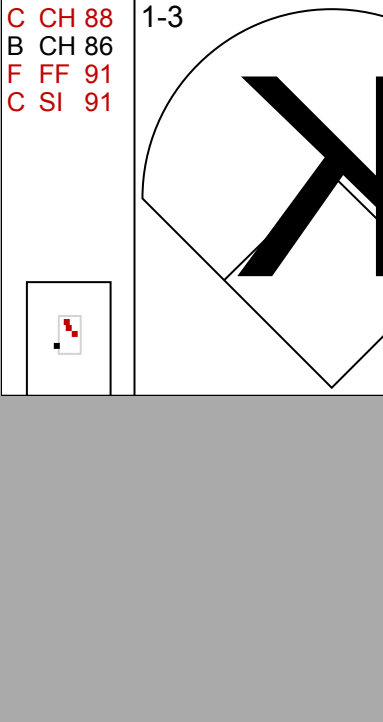
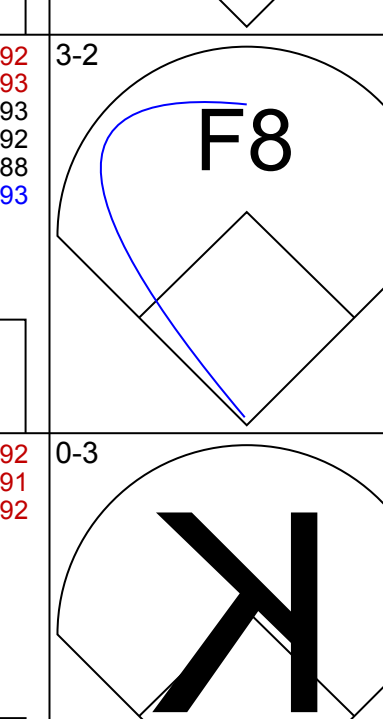
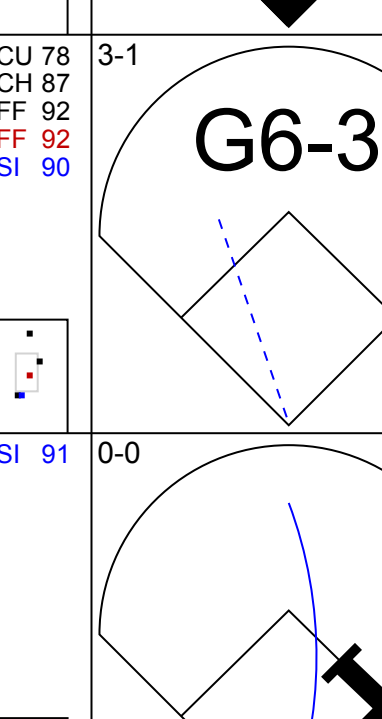
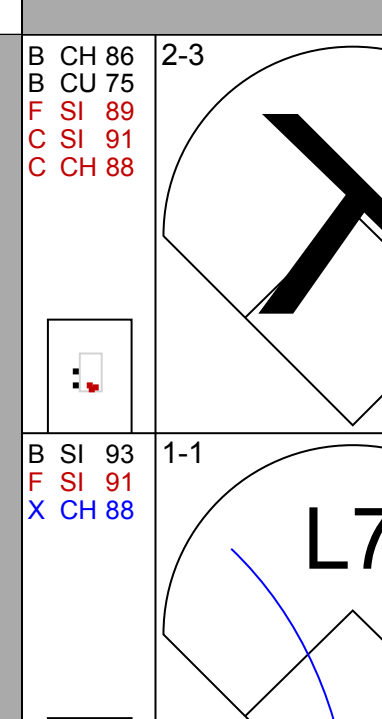


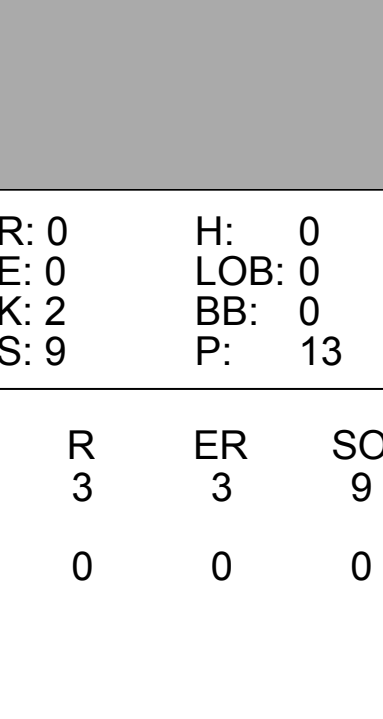
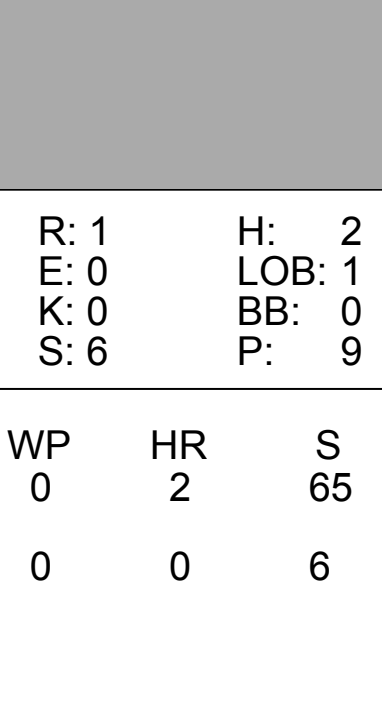
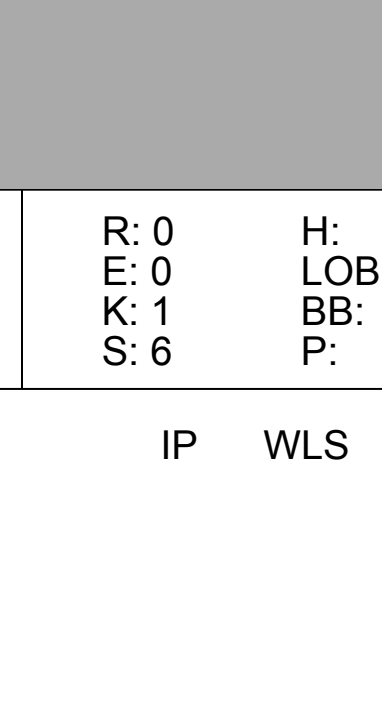
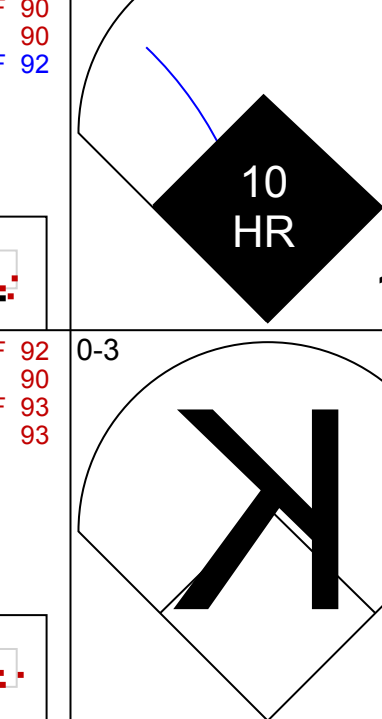
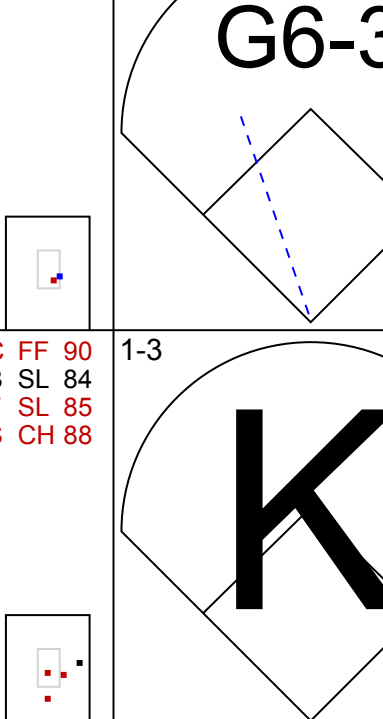
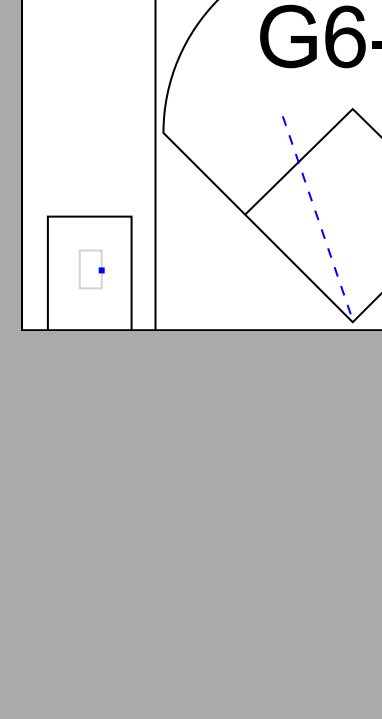
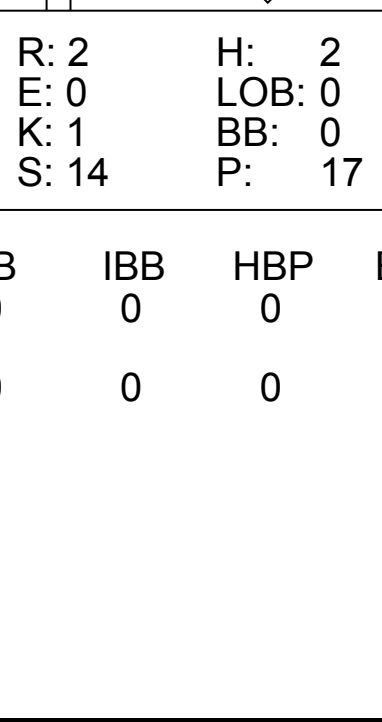
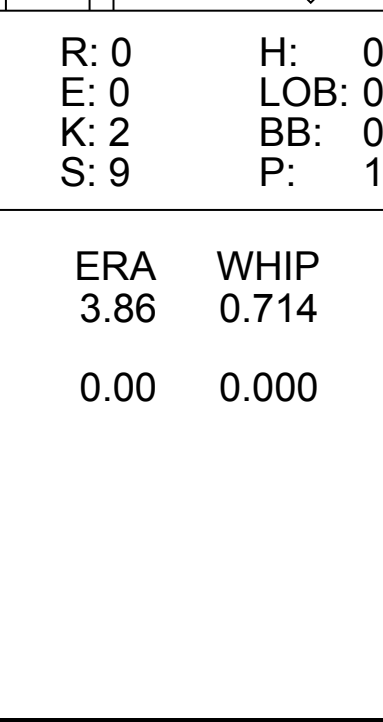
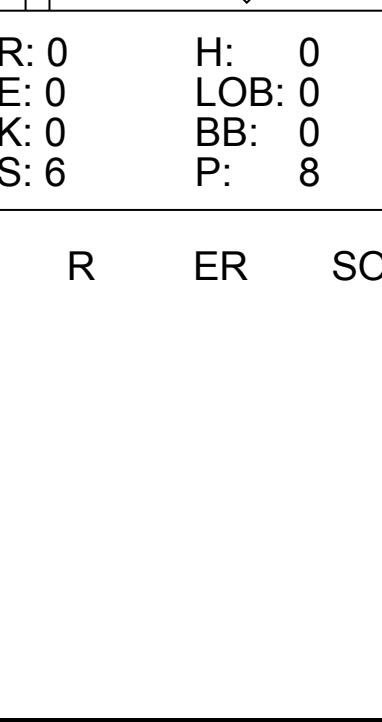
AB 39  
 R 3  
 H 9  
 RBI 3  
 BB 2  
 SO 5  
 LOB 13



Batter	1	2	3	4	5	6	7	8	9	AB	R	H	RBI	BB	SO	LOB	TOP			
29 Devon Travis, R OBP: 0.300, SLG: 0.300										4	0	1	1	0	2	1	<b>Toronto Blue Jays @ Baltimore Orioles</b> Oriole Park at Camden Yards, Baltimore, MD Wed Apr 05 2017, 7:09 PM - 9:32 PM EDT Att: 16,086 - Cloudy - 66 F			
20 Josh Donaldson, R OBP: 0.500, SLG: 0.444										4	0	1	0	0	3	3				
19 José Bautista, R OBP: 0.200, SLG: 0.111										4	0	1	0	0	2	3				
8 Kendrys Morales, S OBP: 0.222, SLG: 0.125										4	0	1	0	0	1	1				
17 Ryan Goins, L (9, PR)										0	0	0	0	0	0	0				
2 Troy Tulowitzki, R (1, 6)										4	0	0	0	0	2	2				
55 Russell Martin, R (1, 2)										3	0	0	0	1	0	0				
28 Steve Pearce, R OBP: 0.333, SLG: 0.333										4	0	0	0	0	0	3				
14 Justin Smoak, S OBP: 0.500, SLG: 0.750										3	1	2	0	0	1	0				
3 Ezequiel Carrera, L OBP: 0.667, SLG: 1.000										0	0	0	0	0	0	0				
11 Kevin Pillar, R OBP: 0.375, SLG: 0.286										3	0	1	0	0	0	1				
<b>Inning Stats</b>	R: 0 H: 0 E: 0 K: 3 S: 9	H: 0 LOB: 0 BB: 0 P: 13	R: 0 H: 0 E: 0 K: 0 S: 9	H: 0 LOB: 0 BB: 0 P: 13	R: 1 H: 3 E: 0 K: 1 S: 17	H: 3 LOB: 2 BB: 0 P: 23	R: 0 H: 0 E: 0 K: 0 S: 7	H: 0 LOB: 0 BB: 0 P: 9	R: 0 H: 1 E: 0 K: 2 S: 16	H: 1 LOB: 1 BB: 0 P: 22	R: 0 H: 0 E: 0 K: 1 S: 5	H: 0 LOB: 0 BB: 0 P: 11	R: 0 H: 1 E: 0 K: 2 S: 10	H: 1 LOB: 2 BB: 0 P: 15	R: 0 H: 2 E: 0 K: 1 S: 14	H: 2 LOB: 3 BB: 1 P: 24	1B: 6 2B: 1 3B: 0 HR: 0	SF: 0 SAC: 0 DP: 1 HBP: 0	WP: 1 PB: 0 SB: 0 CS: 0	PA: 34
<b>PITCHER</b>	IP WLS BF H R ER SO BB IBB HBP BLK WP HR S P ERA WHIP	7.0 W 25 4 1 1 8 0 0 0 0 0 0 69 99 1.29 0.571	1.0 H 4 1 0 0 2 0 0 0 0 1 0 10 15 0.00 1.000	1.0 S 5 2 0 0 1 1 0 0 0 0 0 14 24 0.00 3.000	<b>PITCHER</b>															

AB	33
R	1
H	7
RBI	1
BB	1
SO	11
LOB	14



Batter	1	2	3	4	5	6	7	8	9	AB	R	H	RBI	BB	SO	LOB	BOTTOM			
23 Joey Rickard, R (1, 7)										4	0	0	0	0	1	1	<b>Toronto Blue Jays @ Baltimore Orioles</b> Oriole Park at Camden Yards, Baltimore, MD Wed Apr 05 2017, 7:09 PM - 9:32 PM EDT Att: 16,086 - Cloudy - 66 F			
10 Adam Jones, R OBP: 0.333, SLG: 0.750										4	1	1	2	0	1	0				
13 Manny Machado, R OBP: 0.375, SLG: 0.286										3	0	1	0	0	0	0				
45 Mark Trumbo, R OBP: 0.250, SLG: 0.750										3	0	0	0	0	1	2				
19 Chris Davis, L OBP: 0.250, SLG: 0.625										3	1	1	1	0	2	1				
16 Trey Mancini, R OBP: 0.250, SLG: 0.250										3	0	0	0	0	1	0				
14 Craig Gentry, R (8, 9)										0	0	0	0	0	0	0				
29 Wellington Castillo, R OBP: 0.429, SLG: 0.571										3	0	1	0	0	1	0				
6 Jonathan Schoop, R OBP: 0.143, SLG: 0.143										3	1	1	0	0	0	0				
2 J.J. Hardy, R (1, 6)										3	0	0	0	0	2	1				
<b>Inning Stats</b>	R: 0 H: 0 E: 1 K: 0 S: 10	H: 0 LOB: 1 BB: 0 P: 14	R: 0 H: 0 E: 0 K: 2 S: 9	H: 0 LOB: 0 BB: 0 P: 13	R: 2 H: 2 E: 0 K: 1 S: 14	H: 2 LOB: 0 BB: 0 P: 17	R: 1 H: 2 E: 0 K: 0 S: 6	H: 2 LOB: 1 BB: 0 P: 9	R: 0 H: 1 E: 0 K: 3 S: 11	H: 1 LOB: 1 BB: 0 P: 15	R: 0 H: 0 E: 0 K: 1 S: 6	H: 0 LOB: 0 BB: 0 P: 9	R: 0 H: 0 E: 0 K: 0 S: 6	H: 0 LOB: 0 BB: 0 P: 8	R: 0 H: 0 E: 0 K: 0 S: 6	H: 0 LOB: 0 BB: 0 P: 8	1B: 3 2B: 0 3B: 0 HR: 2	SF: 0 SAC: 0 DP: 0 HBP: 0	WP: 0 PB: 0 SB: 0 CS: 0	PA: 29
<b>PITCHER</b>	IP WLS BF H R ER SO BB IBB HBP BLK WP HR S P ERA WHIP	7.0 L 26 5 3 3 9 0 0 0 0 0 0 65 89 3.86 0.714	1.0 3 0 0 0 0 0 0 0 0 0 0 0 6 8 0.00 0.000	<b>PITCHER</b>																

AB	29
R	3
H	5
RBI	3
BB	0
SO	9
LOB	5











Batter	1	2	3	4	5	6	7	8	9	AB	R	H	RBI	BB	SO	LOB	TOP							
14 Craig Gentry, R (1, 9) OBP: 0.357, SLG: 0.714										3	0	0	0	0	2	0	<p><b>Baltimore Orioles @ Boston Red Sox</b> Fenway Park, Boston, MA Tue Apr 11 2017, 7:11 PM - 10:25 PM EDT Att: 37,497 - Cloudy - 74 F</p>							
12 Seth Smith, L (8, 9) OBP: 0.346, SLG: 0.478										4	0	1	0	0	1	0								
10 Adam Jones, R (1, 8) OBP: 0.346, SLG: 0.478										3	0	0	0	1	0	1								
13 Manny Machado, R (1, 5) OBP: 0.333, SLG: 0.400										4	0	0	0	0	1	2								
45 Mark Trumbo, R (1, 10) OBP: 0.250, SLG: 0.391										3	1	1	0	1	2	0								
19 Chris Davis, L (1, 3) OBP: 0.417, SLG: 0.524										3	0	2	0	0	0	0								
29 Wellington Castillo, R (1, 2) OBP: 0.399, SLG: 0.412										3	0	2	0	0	0	0								
3 Ryan Flaherty, L (9, PH)										1	0	0	0	0	0	1								
16 Trey Mancini, R (1, 7) OBP: 0.167, SLG: 0.250										4	0	1	0	0	2	3								
6 Jonathan Schoop, R (1, 4) OBP: 0.190, SLG: 0.105										3	0	0	1	0	0	3								
2 J.J. Hardy, R (1, 6) OBP: 0.150, SLG: 0.105										3	0	0	0	0	0	3								
<b>Inning Stats</b>	R: 0 E: 0 K: 2 S: 11	H: 0 LOB: 1 BB: 1 P: 22	R: 0 E: 0 K: 1 S: 10	H: 2 LOB: 2 BB: 0 P: 15	R: 0 E: 0 K: 1 S: 9	H: 0 LOB: 0 BB: 0 P: 16	R: 0 E: 0 K: 1 S: 5	H: 0 LOB: 0 BB: 0 P: 8	R: 0 E: 0 K: 1 S: 8	H: 0 LOB: 0 BB: 0 P: 14	R: 0 E: 0 K: 0 S: 10	H: 1 LOB: 1 BB: 0 P: 10	R: 1 E: 0 K: 1 S: 13	H: 2 LOB: 1 BB: 0 P: 14	R: 0 E: 0 K: 2 S: 9	H: 0 LOB: 1 BB: 1 P: 13	R: 0 E: 0 K: 0 S: 8	H: 0 LOB: 1 BB: 1 P: 14	1B: 3 2B: 2 3B: 0 HR: 0	SF: 0 SAC: 0 DP: 0 HBP: 0	WP: 0 PB: 0 SB: 0 CS: 0	PA: 34		
<b>PITCHER</b>	IP WLS BF H R ER SO BB IBB HBP BLK WP HR S P ERA WHIP	IP WLS BF H R ER SO BB IBB HBP BLK WP HR S P ERA WHIP	IP WLS BF H R ER SO BB IBB HBP BLK WP HR S P ERA WHIP	IP WLS BF H R ER SO BB IBB HBP BLK WP HR S P ERA WHIP	IP WLS BF H R ER SO BB IBB HBP BLK WP HR S P ERA WHIP	IP WLS BF H R ER SO BB IBB HBP BLK WP HR S P ERA WHIP	IP WLS BF H R ER SO BB IBB HBP BLK WP HR S P ERA WHIP	IP WLS BF H R ER SO BB IBB HBP BLK WP HR S P ERA WHIP	IP WLS BF H R ER SO BB IBB HBP BLK WP HR S P ERA WHIP	IP WLS BF H R ER SO BB IBB HBP BLK WP HR S P ERA WHIP	IP WLS BF H R ER SO BB IBB HBP BLK WP HR S P ERA WHIP	IP WLS BF H R ER SO BB IBB HBP BLK WP HR S P ERA WHIP	IP WLS BF H R ER SO BB IBB HBP BLK WP HR S P ERA WHIP	IP WLS BF H R ER SO BB IBB HBP BLK WP HR S P ERA WHIP	IP WLS BF H R ER SO BB IBB HBP BLK WP HR S P ERA WHIP	IP WLS BF H R ER SO BB IBB HBP BLK WP HR S P ERA WHIP	IP WLS BF H R ER SO BB IBB HBP BLK WP HR S P ERA WHIP	IP WLS BF H R ER SO BB IBB HBP BLK WP HR S P ERA WHIP	IP WLS BF H R ER SO BB IBB HBP BLK WP HR S P ERA WHIP	IP WLS BF H R ER SO BB IBB HBP BLK WP HR S P ERA WHIP	IP WLS BF H R ER SO BB IBB HBP BLK WP HR S P ERA WHIP	IP WLS BF H R ER SO BB IBB HBP BLK WP HR S P ERA WHIP	IP WLS BF H R ER SO BB IBB HBP BLK WP HR S P ERA WHIP	IP WLS BF H R ER SO BB IBB HBP BLK WP HR S P ERA WHIP

Batter	1	2	3	4	5	6	7	8	9	AB	R	H	RBI	BB	SO	LOB	BOTTOM							
15 Dustin Pedroia, R (1, 4) OBP: 0.344, SLG: 0.310										4	0	2	4	0	0	1	<p><b>Baltimore Orioles @ Boston Red Sox</b> Fenway Park, Boston, MA Tue Apr 11 2017, 7:11 PM - 10:25 PM EDT Att: 37,497 - Cloudy - 74 F</p>							
16 Andrew Benintendi, L (1, 8) OBP: 0.344, SLG: 0.357										5	0	3	1	0	0	2								
50 Mookie Betts, R (1, 9) OBP: 0.333, SLG: 0.200										5	0	2	0	0	0	4								
13 Hanley Ramirez, R (1, 10) OBP: 0.357, SLG: 0.250										4	1	1	0	1	0	6								
18 Mitch Moreland, L (1, 3) OBP: 0.367, SLG: 0.536										4	0	1	0	0	1	2								
2 Xander Bogaerts, R (1, 6) OBP: 0.231, SLG: 0.167										3	1	0	0	1	2	3								
48 Pablo Sandoval, S (1, 5) OBP: 0.207, SLG: 0.280										2	1	0	1	1	1	1								
30 Chris Young, R (1, 7) OBP: 0.333, SLG: 0.292										4	3	2	0	0	1	2								
7 Christian Vázquez, R (1, 2) OBP: 1.000, SLG: 1.800										4	2	4	2	0	0	0								
<b>Inning Stats</b>	R: 0 E: 0 K: 0 S: 7	H: 1 LOB: 0 BB: 0 P: 11	R: 1 E: 0 K: 2 S: 14	H: 1 LOB: 1 BB: 1 P: 24	R: 0 E: 0 K: 0 S: 14	H: 1 LOB: 1 BB: 0 P: 21	R: 0 E: 0 K: 1 S: 8	H: 1 LOB: 1 BB: 0 P: 13	R: 1 E: 0 K: 0 S: 9	H: 2 LOB: 1 BB: 0 P: 12	R: 0 E: 0 K: 0 S: 9	H: 1 LOB: 0 BB: 0 P: 15	R: 3 E: 2 K: 0 S: 19	H: 3 LOB: 2 BB: 1 P: 30	R: 3 E: 0 K: 2 S: 22	H: 5 LOB: 3 BB: 1 P: 36	1B: 12 2B: 3 3B: 1 HR: 0	SF: 2 SAC: 0 DP: 3 HBP: 0	WP: 0 PB: 0 SB: 1 CS: 1	PA: 40				
<b>PITCHER</b>	IP WLS BF H R ER SO BB IBB HBP BLK WP HR S P ERA WHIP	IP WLS BF H R ER SO BB IBB HBP BLK WP HR S P ERA WHIP	IP WLS BF H R ER SO BB IBB HBP BLK WP HR S P ERA WHIP	IP WLS BF H R ER SO BB IBB HBP BLK WP HR S P ERA WHIP	IP WLS BF H R ER SO BB IBB HBP BLK WP HR S P ERA WHIP	IP WLS BF H R ER SO BB IBB HBP BLK WP HR S P ERA WHIP	IP WLS BF H R ER SO BB IBB HBP BLK WP HR S P ERA WHIP	IP WLS BF H R ER SO BB IBB HBP BLK WP HR S P ERA WHIP	IP WLS BF H R ER SO BB IBB HBP BLK WP HR S P ERA WHIP	IP WLS BF H R ER SO BB IBB HBP BLK WP HR S P ERA WHIP	IP WLS BF H R ER SO BB IBB HBP BLK WP HR S P ERA WHIP	IP WLS BF H R ER SO BB IBB HBP BLK WP HR S P ERA WHIP	IP WLS BF H R ER SO BB IBB HBP BLK WP HR S P ERA WHIP	IP WLS BF H R ER SO BB IBB HBP BLK WP HR S P ERA WHIP	IP WLS BF H R ER SO BB IBB HBP BLK WP HR S P ERA WHIP	IP WLS BF H R ER SO BB IBB HBP BLK WP HR S P ERA WHIP	IP WLS BF H R ER SO BB IBB HBP BLK WP HR S P ERA WHIP	IP WLS BF H R ER SO BB IBB HBP BLK WP HR S P ERA WHIP	IP WLS BF H R ER SO BB IBB HBP BLK WP HR S P ERA WHIP	IP WLS BF H R ER SO BB IBB HBP BLK WP HR S P ERA WHIP	IP WLS BF H R ER SO BB IBB HBP BLK WP HR S P ERA WHIP	IP WLS BF H R ER SO BB IBB HBP BLK WP HR S P ERA WHIP	IP WLS BF H R ER SO BB IBB HBP BLK WP HR S P ERA WHIP	IP WLS BF H R ER SO BB IBB HBP BLK WP HR S P ERA WHIP



Batter	1	2	3	4	5	6	7	8	9	AB	R	H	RBI	BB	SO	LOB	TOP				
12 Seth Smith, L OBP: 0.316, SLG: 0.556										4	1	0	0	0	0	2	<b>Baltimore Orioles @ Boston Red Sox</b> Fenway Park, Boston, MA Wed Apr 12 2017, 7:10 PM - 10:56 PM EDT Att: 32,211 - Cloudy - 51 F				
10 Adam Jones, R OBP: 0.355, SLG: 0.571										5	1	2	1	0	1	1					
13 Manny Machado, R OBP: 0.310, SLG: 0.400										5	1	1	1	0	0	1					
19 Chris Davis, L OBP: 0.448, SLG: 0.692										5	2	3	1	0	0	1					
45 Mark Trumbo, R OBP: 0.276, SLG: 0.393										5	2	2	1	0	1	1					
29 Wellington Castillo, R OBP: 0.435, SLG: 0.500										5	2	3	2	0	1	0					
16 Trey Mancini, R OBP: 0.313, SLG: 0.733										3	2	2	4	1	1	1					
14 Craig Gentry, R OBP: 0.208, SLG: 0.174										1	0	0	0	0	0	1					
6 Jonathan Schoop, R OBP: 0.240, SLG: 0.304										4	1	2	2	0	2	1					
2 J.J. Hardy, R OBP: 0.208, SLG: 0.174										4	0	2	0	0	0	2					
3 Ryan Flaherty, L OBP: 0.208, SLG: 0.174										0	0	0	0	0	0	0					
<b>Inning Stats</b>	R: 6 E: 0 K: 1 S: 17	H: 6 LOB: 1 BB: 0 P: 27	R: 2 E: 0 K: 1 S: 11	H: 2 LOB: 0 BB: 0 P: 17	R: 1 E: 0 K: 1 S: 13	H: 2 LOB: 0 BB: 0 P: 20	R: 0 E: 0 K: 0 S: 11	H: 1 LOB: 1 BB: 0 P: 17	R: 0 E: 0 K: 1 S: 12	H: 0 LOB: 1 BB: 1 P: 19	R: 0 E: 0 K: 0 S: 8	H: 1 LOB: 0 BB: 0 P: 14	R: 3 E: 1 K: 1 S: 15	H: 4 LOB: 0 BB: 0 P: 28	R: 0 E: 0 K: 0 S: 12	H: 0 LOB: 1 BB: 0 P: 19	1B: 9 2B: 3 3B: 0 HR: 5	SF: 0 SAC: 0 DP: 3 HBP: 1	WP: 1 PB: 0 SB: 0 CS: 0	PA: 43	
<b>PITCHER</b>	IP WLS BF H R ER SO BB IBB HBP BLK WP HR S P ERA WHIP	IP WLS BF H R ER SO BB IBB HBP BLK WP HR S P ERA WHIP	IP WLS BF H R ER SO BB IBB HBP BLK WP HR S P ERA WHIP	IP WLS BF H R ER SO BB IBB HBP BLK WP HR S P ERA WHIP	IP WLS BF H R ER SO BB IBB HBP BLK WP HR S P ERA WHIP	IP WLS BF H R ER SO BB IBB HBP BLK WP HR S P ERA WHIP	IP WLS BF H R ER SO BB IBB HBP BLK WP HR S P ERA WHIP	IP WLS BF H R ER SO BB IBB HBP BLK WP HR S P ERA WHIP	IP WLS BF H R ER SO BB IBB HBP BLK WP HR S P ERA WHIP	IP WLS BF H R ER SO BB IBB HBP BLK WP HR S P ERA WHIP	IP WLS BF H R ER SO BB IBB HBP BLK WP HR S P ERA WHIP	IP WLS BF H R ER SO BB IBB HBP BLK WP HR S P ERA WHIP	IP WLS BF H R ER SO BB IBB HBP BLK WP HR S P ERA WHIP	IP WLS BF H R ER SO BB IBB HBP BLK WP HR S P ERA WHIP	IP WLS BF H R ER SO BB IBB HBP BLK WP HR S P ERA WHIP	IP WLS BF H R ER SO BB IBB HBP BLK WP HR S P ERA WHIP	IP WLS BF H R ER SO BB IBB HBP BLK WP HR S P ERA WHIP	IP WLS BF H R ER SO BB IBB HBP BLK WP HR S P ERA WHIP	IP WLS BF H R ER SO BB IBB HBP BLK WP HR S P ERA WHIP	IP WLS BF H R ER SO BB IBB HBP BLK WP HR S P ERA WHIP	IP WLS BF H R ER SO BB IBB HBP BLK WP HR S P ERA WHIP
35 Steven Wright, R ERA: 13.5	1.1	L	13	8	8	8	1	0	0	0	1	0	0	0	0	1	4	22	34	54.00	6.000
64 Ben Taylor, R ERA: 1.59	3.2		14	3	1	1	3	1	0	0	0	0	0	0	0	1	42	66	2.46	1.091	
Fernando Abad, L ERA: 9.0	1.0		4	2	1	1	0	0	0	0	0	0	0	0	0	10	17	9.00	2.000		
56 Joe Kelly, R ERA: 3.38	2.0		8	3	2	2	1	0	0	0	0	0	0	0	25	44	9.00	1.500			
63 Robby Scott, L ERA:	1.0		4	1	0	0	1	0	0	0	0	0	0	0	10	14	0.00	1.000			

Batter	1	2	3	4	5	6	7	8	9	AB	R	H	RBI	BB	SO	LOB	BOTTOM					
15 Dustin Pedroia, R OBP: 0.333, SLG: 0.303										4	0	1	0	0	0	3	<b>Baltimore Orioles @ Boston Red Sox</b> Fenway Park, Boston, MA Wed Apr 12 2017, 7:10 PM - 10:56 PM EDT Att: 32,211 - Cloudy - 51 F					
40 Marco Hernández, L OBP: 0.267, SLG: 0.267										1	0	0	0	0	1	0						
16 Andrew Benintendi, L OBP: 0.351, SLG: 0.353										2	1	0	1	1	1	1						
50 Mookie Betts, R OBP: 0.261, SLG: 0.150										5	0	0	0	0	0	4						
13 Hanley Ramirez, R OBP: 0.421, SLG: 0.375										4	1	2	0	1	0	1						
18 Mitch Moreland, L OBP: 0.400, SLG: 0.548										3	0	1	0	2	1	1						
2 Xander Bogaerts, R OBP: 0.333, SLG: 0.234										5	1	3	2	0	0	2						
48 Pablo Sandoval, S OBP: 0.206, SLG: 0.367										5	1	1	2	0	1	8						
30 Chris Young, R OBP: 0.355, SLG: 0.357										4	1	2	0	0	1	5						
3 Sandy León, S OBP: 0.348, SLG: 0.565										4	0	1	0	0	0	1						
<b>Inning Stats</b>	R: 0 E: 0 K: 0 S: 11	H: 1 LOB: 1 BB: 0 P: 14	R: 0 E: 1 K: 1 S: 12	H: 0 LOB: 0 BB: 0 P: 18	R: 1 E: 0 K: 0 S: 18	H: 2 LOB: 1 BB: 0 P: 28	R: 3 E: 0 K: 0 S: 18	H: 4 LOB: 1 BB: 0 P: 24	R: 1 E: 0 K: 1 S: 20	H: 2 LOB: 3 BB: 2 P: 34	R: 0 E: 0 K: 0 S: 8	H: 0 LOB: 1 BB: 0 P: 11	R: 0 E: 0 K: 1 S: 13	H: 2 LOB: 2 BB: 0 P: 19	R: 0 E: 0 K: 2 S: 9	H: 0 LOB: 0 BB: 0 P: 17	R: 0 E: 0 K: 0 S: 12	H: 0 LOB: 2 BB: 2 P: 25	1B: 7 2B: 3 3B: 0 HR: 1	SF: 1 SAC: 0 DP: 1 HBP: 1	WP: 1 PB: 1 SB: 0 CS: 0	PA: 43
<b>PITCHER</b>	IP WLS BF H R ER SO BB IBB HBP BLK WP HR S P ERA WHIP	IP WLS BF H R ER SO BB IBB HBP BLK WP HR S P ERA WHIP	IP WLS BF H R ER SO BB IBB HBP BLK WP HR S P ERA WHIP	IP WLS BF H R ER SO BB IBB HBP BLK WP HR S P ERA WHIP	IP WLS BF H R ER SO BB IBB HBP BLK WP HR S P ERA WHIP	IP WLS BF H R ER SO BB IBB HBP BLK WP HR S P ERA WHIP	IP WLS BF H R ER SO BB IBB HBP BLK WP HR S P ERA WHIP	IP WLS BF H R ER SO BB IBB HBP BLK WP HR S P ERA WHIP	IP WLS BF H R ER SO BB IBB HBP BLK WP HR S P ERA WHIP	IP WLS BF H R ER SO BB IBB HBP BLK WP HR S P ERA WHIP	IP WLS BF H R ER SO BB IBB HBP BLK WP HR S P ERA WHIP	IP WLS BF H R ER SO BB IBB HBP BLK WP HR S P ERA WHIP	IP WLS BF H R ER SO BB IBB HBP BLK WP HR S P ERA WHIP	IP WLS BF H R ER SO BB IBB HBP BLK WP HR S P ERA WHIP	IP WLS BF H R ER SO BB IBB HBP BLK WP HR S P ERA WHIP	IP WLS BF H R ER SO BB IBB HBP BLK WP HR S P ERA WHIP	IP WLS BF H R ER SO BB IBB HBP BLK WP HR S P ERA WHIP	IP WLS BF H R ER SO BB IBB HBP BLK WP HR S P ERA WHIP	IP WLS BF H R ER SO BB IBB HBP BLK WP HR S P ERA WHIP	IP WLS BF H R ER SO BB IBB HBP BLK WP HR S P ERA WHIP	IP WLS BF H R ER SO BB IBB HBP BLK WP HR S P ERA WHIP	
31 Ubaldo Jiménez, R ERA: 10.38	4.1		23	8	5	5	1	0	0	0	1	0	0	0	0	23	30	0.00	0.500			
60 Mychal Givens, R ERA: 1.59	2.0	W	8	1	0	0	1	0	0	0	0	0	0	0	19	31	0.00	1.200				
58 Donnie Hart, L ERA:	1.2		7	2	0	0	3	0	0	0	0	0	0	0	12	25	0.00	2.000				
52 Vidal Nuño, L ERA:	1.0		5	0	0	0	0	2	0	0	0	0	0	0	0	0	0	0	0	0.00	2.000	







Batter	1	2	3	4	5	6	7	8	9	AB	R	H	RBI	BB	SO	LOB	TOP							
12 Seth Smith, L (1,9) OBP: 0.357, SLG: 0.640										3	0	1	0	1	0	1								
10 Adam Jones, R (1,8) OBP: 0.341, SLG: 0.500										4	0	1	0	0	2	4								
13 Manny Machado, R (1,5) OBP: 0.310, SLG: 0.314										2	0	1	0	2	1	1								
19 Chris Davis, L (1,3) OBP: 0.390, SLG: 0.649										4	0	0	0	0	2	5								
45 Mark Trumbo, R (1,10) OBP: 0.220, SLG: 0.282										4	0	0	0	0	1	4								
29 Wellington Castillo, R (1,2) OBP: 0.397, SLG: 0.433										4	0	1	0	0	1	0								
14 Craig Gentry, R (9, PR)										0	1	0	0	0	0	0								
36 Caleb Joseph, R (9, 2)										3	0	1	1	0	0	1								
25 Hyun Soo Kim, L (1,7) OBP: 0.294, SLG: 0.353										3	0	0	0	0	2	3								
6 Jonathan Schoop, R (1,4) OBP: 0.306, SLG: 0.545										3	0	0	0	0	2	3								
3 Ryan Flaherty, L (1,6)										3	0	0	0	0	2	3								
<b>Inning Stats</b>	R: 0 E: 0 K: 2 S: 12	H: 1 LOB: 2 BB: 1 P: 20	R: 0 E: 0 K: 0 S: 10	H: 1 LOB: 1 BB: 0 P: 14	R: 0 E: 0 K: 1 S: 10	H: 1 LOB: 2 BB: 1 P: 17	R: 0 E: 0 K: 1 S: 8	H: 0 LOB: 0 BB: 0 P: 12	R: 0 E: 0 K: 2 S: 11	H: 0 LOB: 1 BB: 0 P: 14	R: 0 E: 0 K: 1 S: 7	H: 0 LOB: 0 BB: 0 P: 11	R: 0 E: 0 K: 1 S: 11	H: 1 LOB: 2 BB: 1 P: 21	R: 0 E: 0 K: 0 S: 7	H: 1 LOB: 0 BB: 0 P: 7	R: 1 E: 0 K: 1 S: 12	H: 1 LOB: 1 BB: 0 P: 15	1B: 4 2B: 2 3B: 0 HR: 0	SF: 1 SAC: 0 DP: 1 HBP: 1	WP: 1 PB: 0 SB: 1 CS: 0	PA: 36		
<b>PITCHER</b>	IP WLS BF H R ER SO BB IBB HBP BLK WP HR S P ERA WHIP	IP WLS BF H R ER SO BB IBB HBP BLK WP HR S P ERA WHIP	IP WLS BF H R ER SO BB IBB HBP BLK WP HR S P ERA WHIP	IP WLS BF H R ER SO BB IBB HBP BLK WP HR S P ERA WHIP	IP WLS BF H R ER SO BB IBB HBP BLK WP HR S P ERA WHIP	IP WLS BF H R ER SO BB IBB HBP BLK WP HR S P ERA WHIP	IP WLS BF H R ER SO BB IBB HBP BLK WP HR S P ERA WHIP	IP WLS BF H R ER SO BB IBB HBP BLK WP HR S P ERA WHIP	IP WLS BF H R ER SO BB IBB HBP BLK WP HR S P ERA WHIP	IP WLS BF H R ER SO BB IBB HBP BLK WP HR S P ERA WHIP	IP WLS BF H R ER SO BB IBB HBP BLK WP HR S P ERA WHIP	IP WLS BF H R ER SO BB IBB HBP BLK WP HR S P ERA WHIP	IP WLS BF H R ER SO BB IBB HBP BLK WP HR S P ERA WHIP	IP WLS BF H R ER SO BB IBB HBP BLK WP HR S P ERA WHIP	IP WLS BF H R ER SO BB IBB HBP BLK WP HR S P ERA WHIP	IP WLS BF H R ER SO BB IBB HBP BLK WP HR S P ERA WHIP	IP WLS BF H R ER SO BB IBB HBP BLK WP HR S P ERA WHIP	IP WLS BF H R ER SO BB IBB HBP BLK WP HR S P ERA WHIP	IP WLS BF H R ER SO BB IBB HBP BLK WP HR S P ERA WHIP	IP WLS BF H R ER SO BB IBB HBP BLK WP HR S P ERA WHIP	IP WLS BF H R ER SO BB IBB HBP BLK WP HR S P ERA WHIP	IP WLS BF H R ER SO BB IBB HBP BLK WP HR S P ERA WHIP	IP WLS BF H R ER SO BB IBB HBP BLK WP HR S P ERA WHIP	IP WLS BF H R ER SO BB IBB HBP BLK WP HR S P ERA WHIP

Baltimore Orioles @ Toronto Blue Jays  
Rogers Centre, Toronto, ON  
Sat Apr 15 2017, 1:10 PM - 3:49 PM EDT  
Att. 40,743 - Roof Closed - 68 F

AB 31  
R 1  
H 6  
RBI 1  
BB 3  
SO 9  
LOB 20



Batter	1	2	3	4	5	6	7	8	9	AB	R	H	RBI	BB	SO	LOB	BOTTOM								
11 Kevin Pillar, R (1,8) OBP: 0.302, SLG: 0.293										4	0	1	0	0	0	0									
3 Ezequiel Carrera, L (1,7) ERA: 1.04										3	0	1	0	0	0	0									
19 José Bautista, R (1,9) OBP: 0.271, SLG: 0.200										3	1	1	0	0	1	2									
8 Kendrys Morales, S (1,10) OBP: 0.340, SLG: 0.439										3	1	1	1	1	0	2									
2 Troy Tulowitzki, R (1,6) OBP: 0.256, SLG: 0.400										3	0	1	0	0	0	3									
14 Justin Smoak, S (1,3) OBP: 0.250, SLG: 0.387										3	0	0	0	0	1	2									
7 Chris Coghlan, L (1,5)										2	0	0	0	0	1	0									
18 Darwin Barney, R (7, PH) OBP: 0.500, SLG: 0.455										1	0	1	1	0	0	0									
10 Jarrod Saltalamacchia, R (1,2) OBP: 0.100, SLG: 0.100										3	0	0	0	0	3	2									
17 Ryan Goins, L (1,4) OBP: 0.250, SLG: 0.143										3	0	0	0	0	1	0									
<b>Inning Stats</b>	R: 0 E: 0 K: 1 S: 8	H: 1 LOB: 2 BB: 1 P: 14	R: 0 E: 0 K: 2 S: 7	H: 0 LOB: 0 BB: 0 P: 11	R: 0 E: 0 K: 0 S: 10	H: 0 LOB: 0 BB: 0 P: 18	R: 0 E: 0 K: 0 S: 8	H: 1 LOB: 0 BB: 0 P: 13	R: 0 E: 0 K: 2 S: 9	H: 0 LOB: 0 BB: 0 P: 13	R: 0 E: 0 K: 0 S: 10	H: 0 LOB: 0 BB: 0 P: 15	R: 1 E: 0 K: 1 S: 12	H: 2 LOB: 2 BB: 0 P: 18	R: 0 E: 0 K: 1 S: 7	H: 1 LOB: 1 BB: 0 P: 12	R: 1 E: 0 K: 0 S: 1	H: 1 LOB: 0 BB: 0 P: 1	1B: 5 2B: 0 3B: 0 HR: 1	SF: 0 SAC: 1 DP: 1 HBP: 1	WP: 2 PB: 0 SB: 0 CS: 0	PA: 31			
<b>PITCHER</b>	IP WLS BF H R ER SO BB IBB HBP BLK WP HR S P ERA WHIP	IP WLS BF H R ER SO BB IBB HBP BLK WP HR S P ERA WHIP	IP WLS BF H R ER SO BB IBB HBP BLK WP HR S P ERA WHIP	IP WLS BF H R ER SO BB IBB HBP BLK WP HR S P ERA WHIP	IP WLS BF H R ER SO BB IBB HBP BLK WP HR S P ERA WHIP	IP WLS BF H R ER SO BB IBB HBP BLK WP HR S P ERA WHIP	IP WLS BF H R ER SO BB IBB HBP BLK WP HR S P ERA WHIP	IP WLS BF H R ER SO BB IBB HBP BLK WP HR S P ERA WHIP	IP WLS BF H R ER SO BB IBB HBP BLK WP HR S P ERA WHIP	IP WLS BF H R ER SO BB IBB HBP BLK WP HR S P ERA WHIP	IP WLS BF H R ER SO BB IBB HBP BLK WP HR S P ERA WHIP	IP WLS BF H R ER SO BB IBB HBP BLK WP HR S P ERA WHIP	IP WLS BF H R ER SO BB IBB HBP BLK WP HR S P ERA WHIP	IP WLS BF H R ER SO BB IBB HBP BLK WP HR S P ERA WHIP	IP WLS BF H R ER SO BB IBB HBP BLK WP HR S P ERA WHIP	IP WLS BF H R ER SO BB IBB HBP BLK WP HR S P ERA WHIP	IP WLS BF H R ER SO BB IBB HBP BLK WP HR S P ERA WHIP	IP WLS BF H R ER SO BB IBB HBP BLK WP HR S P ERA WHIP	IP WLS BF H R ER SO BB IBB HBP BLK WP HR S P ERA WHIP	IP WLS BF H R ER SO BB IBB HBP BLK WP HR S P ERA WHIP	IP WLS BF H R ER SO BB IBB HBP BLK WP HR S P ERA WHIP	IP WLS BF H R ER SO BB IBB HBP BLK WP HR S P ERA WHIP	IP WLS BF H R ER SO BB IBB HBP BLK WP HR S P ERA WHIP	IP WLS BF H R ER SO BB IBB HBP BLK WP HR S P ERA WHIP	IP WLS BF H R ER SO BB IBB HBP BLK WP HR S P ERA WHIP

Baltimore Orioles @ Toronto Blue Jays  
Rogers Centre, Toronto, ON  
Sat Apr 15 2017, 1:10 PM - 3:49 PM EDT  
Att. 40,743 - Roof Closed - 68 F

AB 28  
R 2  
H 6  
RBI 2  
BB 1  
SO 7  
LOB 11




Batter	1	2	3	4	5	6	7	8	9	AB	R	H	RBI	BB	SO	LOB	TOP							
14 Craig Gentry, R OBP: 0.111, SLG: 0.294	G1-3		1B			G6-3	SF8	HR	K	5	1	2	3	0	1	2								
10 Adam Jones, R OBP: 0.347, SLG: 0.477	E1		E5							4	1	1	0	1	1	1								
25 Hyun Soo Kim, L OBP: 0.294, SLG: 0.353	45 2B									0	0	0	0	0	0	0								
13 Manny Machado, R OBP: 0.298, SLG: 0.375	K		L6							5	1	1	2	0	1	3								
45 Mark Trumbo, R OBP: 0.239, SLG: 0.318			K							5	1	2	0	0	2	3								
19 Chris Davis, L OBP: 0.391, SLG: 0.610	F7									4	1	1	0	1	0	3								
29 Wellington Castillo, R OBP: 0.333, SLG: 0.311	F9									5	0	0	0	0	1	4								
16 Trey Mancini, R OBP: 0.417, SLG: 0.955	G6-3									5	2	3	4	0	0	0								
6 Jonathan Schoop, R OBP: 0.317, SLG: 0.526	G6-3									5	2	2	0	0	0	1								
2 J.J. Hardy, R OBP: 0.278, SLG: 0.400										5	2	3	1	0	0	1								
3 Ryan Flaherty, L	G6-3									0	0	0	0	0	0	0								
<b>Inning Stats</b>	R: 0 E: 1 K: 1 S: 12	H: 1 LOB: 2 BB: 0 P: 17	R: 0 E: 0 K: 0 S: 10	H: 0 LOB: 0 BB: 0 P: 13	R: 0 E: 1 K: 1 S: 11	H: 1 LOB: 2 BB: 0 P: 15	R: 0 E: 0 K: 1 S: 10	H: 1 LOB: 1 BB: 0 P: 14	R: 1 E: 0 K: 0 S: 10	H: 2 LOB: 0 BB: 0 P: 17	R: 5 E: 0 K: 1 S: 22	H: 4 LOB: 0 BB: 1 P: 37	R: 0 E: 1 K: 1 S: 7	H: 0 LOB: 1 BB: 0 P: 10	R: 5 E: 0 K: 0 S: 12	H: 5 LOB: 1 BB: 1 P: 24	R: 0 E: 0 K: 1 S: 9	H: 1 LOB: 1 BB: 0 P: 13	1B: 8 2B: 3 3B: 0 HR: 4	SF: 1 SAC: 0 DP: 0 HBP: 0	WP: 2 PB: 0 SB: 0 CS: 0	PA: 46		
<b>PITCHER</b>	IP ERA WLS BF H R ER SO BB IBB HBP BLK WP HR S P ERA WHIP	4.1 4.5 L 19 4 1 1 3 0 0 0 0 0 0 6 67 2.08 0.923	0.2 0.95 2 1 0 0 0 0 0 0 0 0 0 0 6 9 0.00 1.500	0.1 0.95 5 3 4 4 0 1 0 0 0 0 1 1 15 26 108.00 12.000	1.2 8.44 7 1 1 1 2 0 0 0 0 1 0 14 21 5.40 0.600	0.1 135.0 6 4 5 5 0 1 0 0 0 0 0 3 7 16 135.00 15.000	1.2 1.93 7 2 0 0 1 0 0 0 0 0 0 0 14 21 0.00 1.200																	

Baltimore Orioles @ Toronto Blue Jays  
Rogers Centre, Toronto, ON  
Sun Apr 16 2017, 1:07 PM - 4:36 PM EDT  
Att: 38,188 - Roof Closed - 68 F

livebaseballscorecards.com

AB 43  
R 11  
H 15  
RBI 10  
BB 2  
SO 6  
LOB 18





Batter	1	2	3	4	5	6	7	8	9	AB	R	H	RBI	BB	SO	LOB	BOTTOM						
11 Kevin Pillar, R OBP: 0.313, SLG: 0.391	1B		K			F8	K		HR	5	1	2	2	0	2	2							
3 Ezequiel Carrera, L OBP: 0.250, SLG: 0.262	8 2B		G1-3							5	0	2	0	0	1	0							
19 José Bautista, R OBP: 0.284, SLG: 0.182	K									4	0	0	0	1	2	3							
8 Kendrys Morales, S OBP: 0.320, SLG: 0.409	G4-6-3									3	0	0	0	0	0	4							
14 Justin Smoak, S OBP: 0.273, SLG: 0.469			L3							1	1	1	0	0	0	0							
2 Troy Tulowitzki, R OBP: 0.277, SLG: 0.409	G6-3									4	1	2	1	0	0	0							
18 Darwin Barney, R OBP: 0.500, SLG: 0.455			L8							0	0	0	0	0	0	0							
55 Russell Martin, R OBP: 0.282, SLG: 0.129	K									3	0	1	0	1	2	0							
10 Jarrod Saltalamacchia, R OBP: 0.100, SLG: 0.100										0	0	0	0	0	0	0							
28 Steve Pearce, R OBP: 0.206, SLG: 0.156										4	0	1	0	0	2	4							
7 Chris Coghlan, L OBP: 0.167, SLG: 0.200	G1-3									3	0	1	1	0	0	1							
17 Ryan Goins, L OBP: 0.333, SLG: 0.364	G4-3									4	1	2	0	0	0	1							
<b>Inning Stats</b>	R: 0 E: 0 K: 1 S: 7	H: 2 LOB: 1 BB: 0 P: 10	R: 0 E: 0 K: 1 S: 13	H: 1 LOB: 0 BB: 0 P: 20	R: 0 E: 0 K: 0 S: 10	H: 0 LOB: 0 BB: 0 P: 16	R: 0 E: 0 K: 0 S: 11	H: 0 LOB: 1 BB: 1 P: 18	R: 0 E: 0 K: 2 S: 13	H: 1 LOB: 1 BB: 0 P: 18	R: 0 E: 0 K: 1 S: 11	H: 1 LOB: 1 BB: 0 P: 17	R: 1 E: 0 K: 0 S: 16	H: 3 LOB: 2 BB: 0 P: 24	R: 1 E: 0 K: 0 S: 17	H: 2 LOB: 2 BB: 1 P: 33	R: 2 E: 0 K: 1 S: 18	H: 2 LOB: 0 BB: 0 P: 25	1B: 8 2B: 3 3B: 1 HR: 1	SF: 1 SAC: 0 DP: 2 HBP: 0	WP: 0 PB: 0 SB: 0 CS: 0	PA: 39	
<b>PITCHER</b>	IP ERA WLS BF H R ER SO BB IBB HBP BLK WP HR S P ERA WHIP	6.0 1.86 W 22 5 2 2 2 0 0 0 0 0 0 29 49 10.80 3.000	1.2 10.8 2 0 0 0 0 1 0 0 0 0 0 0 4 8 0.00 3.000	1.0 7.71 5 2 2 2 1 0 0 0 0 0 1 18 25 18.00 2.000																			


Baltimore Orioles @ Toronto Blue Jays  
Rogers Centre, Toronto, ON  
Sun Apr 16 2017, 1:07 PM - 4:36 PM EDT  
Att: 38,188 - Roof Closed - 68 F

livebaseballscorecards.com

AB 36  
R 4  
H 12  
RBI 4  
BB 2  
SO 9  
LOB 15



Batter	1	2	3	4	5	6	7	8	9	AB	R	H	RBI	BB	SO	LOB	TOP											
12 Seth Smith, L OBP: 0.355, SLG: 0.593	G4-3		G6-3				G5-3			2	1	0	0	1	0	0	<p>Baltimore Orioles @ Cincinnati Reds</p> <p>Great American Ball Park, Cincinnati, OH</p> <p>Tue Apr 18 2017, 7:11 PM - 10:16 PM EDT</p> <p>Att: 16,018 - Overcast - 75 F</p>											
16 Trey Mancini, R OBP: 0.400, SLG: 0.913										1	0	0	0	0	0													
10 Adam Jones, R OBP: 0.358, SLG: 0.532	L9						G1-4-3			3	1	1	2	1	0	0												
13 Manny Machado, R OBP: 0.275, SLG: 0.341	G6-3		K							4	0	0	0	0	1	1												
19 Chris Davis, L OBP: 0.380, SLG: 0.600		K								4	0	1	0	0	1	0												
45 Mark Trumbo, R OBP: 0.260, SLG: 0.333		P3								4	0	2	0	0	1	1												
29 Wellington Castillo, R OBP: 0.350, SLG: 0.410										4	1	2	0	0	1	2												
6 Jonathan Schoop, R OBP: 0.311, SLG: 0.500										4	0	1	1	0	2	3												
2 J.J. Hardy, R OBP: 0.250, SLG: 0.359										4	0	0	0	0	2	4												
39 Kevin Gausman, L 52 Vidal Nuño, L 60 Mychal Givens, R 14 Craig Gentry, R 63 Tyler Wilson, R 25 Hyun Soo Kim, L			G6-3				L7			1	0	0	0	0	0	0		<p>livebaseballscorecards.com</p> <p>AB 34 R 3 H 7 RBI 3 BB 2 SO 10 LOB 11</p> 										
Inning Stats	R: 0 E: 0 K: 0 S: 6	H: 0 LOB: 0 BB: 0 P: 10	R: 1 E: 0 K: 2 S: 12	H: 2 LOB: 1 BB: 0 P: 18	R: 0 E: 0 K: 1 S: 13	H: 0 LOB: 1 BB: 1 P: 25	R: 0 E: 0 K: 1 S: 8	H: 2 LOB: 2 BB: 0 P: 8	R: 2 E: 0 K: 0 S: 14	H: 1 LOB: 0 BB: 1 P: 21	R: 0 E: 0 K: 2 S: 10	H: 1 LOB: 1 BB: 0 P: 12	R: 0 E: 0 K: 1 S: 7	H: 0 LOB: 0 BB: 0 P: 10	R: 0 E: 0 K: 0 S: 15	H: 1 LOB: 1 BB: 0 P: 20	R: 0 E: 0 K: 3 S: 9		H: 0 LOB: 0 BB: 0 P: 9	1B: 4 2B: 2 3B: 0 HR: 1	SF: 0 SAC: 0 DP: 0 HBP: 0	WP: 0 PB: 0 SB: 0 CS: 0	PA: 36					
PITCHER	IP	WLS	BF	H	R	ER	SO	BB	IBB	HBP	BLK	WP	HR	S	P	ERA	WHIP											
61 Bronson Arroyo, R ERA: 8.4	5.0	W	22	5	3	3	4	2	0	0	0	0	0	1	53	82	5.40	1.400										
36 Blake Wood, R ERA: 4.7	1.0		4	1	0	0	2	0	0	0	0	0	0	0	10	12	0.00	1.000										
25 Cody Reed, L ERA: 1.93	1.0		3	0	0	0	1	0	0	0	0	0	0	7	10	0.00	0.000											
52 Tony Cingrani, L ERA: 1.23	1.0		4	1	0	0	0	0	0	0	0	0	0	15	20	0.00	1.000											
31 Drew Storen, R ERA: 1.23	1.0		3	0	0	0	3	0	0	0	0	0	0	9	9	0.00	0.000											

Batter	1	2	3	4	5	6	7	8	9	AB	R	H	RBI	BB	SO	LOB	BOTTOM											
6 Billy Hamilton, S OBP: 0.288, SLG: 0.309	19 BB 23 SF7 9 BB	19 BB 23 HR 9 HBP	G6-3				FC6-4 L9 9 S			4	2	2	0	1	0	1	<p>Baltimore Orioles @ Cincinnati Reds</p> <p>Great American Ball Park, Cincinnati, OH</p> <p>Tue Apr 18 2017, 7:11 PM - 10:16 PM EDT</p> <p>Att: 16,018 - Overcast - 75 F</p>											
9 José Peraza, R OBP: 0.288, SLG: 0.302	2 S 19 BB 2 BB	19 BB 23 HR HBP				L9	G4-3			3	3	1	0	1	0	3												
19 Joey Volto, L OBP: 0.333, SLG: 0.529	4 E 2 BB	23 HR BB								3	2	2	2	2	1	1												
23 Adam Duvall, R OBP: 0.345, SLG: 0.592	SF7									4	1	2	5	0	1	3												
43 Scott Schebler, L OBP: 0.280, SLG: 0.432	K	K	K				G3			5	0	0	0	0	3	3												
2 Zack Cozart, R OBP: 0.500, SLG: 0.700	4 E 1B	4 BB 16 BB 2B								3	1	1	1	2	1	0												
4 Scooter Gennett, L OBP: 0.313, SLG: 0.645	E5									5	0	1	0	0	1	3												
16 Tucker Barnhart, L OBP: 0.333, SLG: 0.361	L6									4	0	1	1	0	0	3												
61 Bronson Arroyo, R 36 Blake Wood, R 25 Cody Reed, L 3 Patrick Kivlahan, R 52 Tony Cingrani, L 31 Drew Storen, S			L7				K FC6-4			3	0	0	0	0	1	0		<p>livebaseballscorecards.com</p> <p>AB 35 R 9 H 11 RBI 9 BB 6 SO 8 LOB 17</p> 										
Inning Stats	R: 2 E: 1 K: 1 S: 15	H: 3 LOB: 3 BB: 1 P: 26	R: 5 E: 0 K: 1 S: 19	H: 4 LOB: 2 BB: 2 P: 38	R: 2 E: 0 K: 1 S: 17	H: 3 LOB: 1 BB: 0 P: 29	R: 0 E: 0 K: 1 S: 7	H: 0 LOB: 0 BB: 0 P: 10	R: 0 E: 0 K: 2 S: 13	H: 0 LOB: 1 BB: 0 P: 20	R: 0 E: 0 K: 1 S: 14	H: 0 LOB: 1 BB: 1 P: 26	R: 0 E: 0 K: 0 S: 11	H: 1 LOB: 3 BB: 2 P: 21	R: 0 E: 0 K: 1 S: 10	H: 0 LOB: 0 BB: 0 P: 14			1B: 6 2B: 3 3B: 0 HR: 2	SF: 1 SAC: 0 DP: 0 HBP: 1	WP: 0 PB: 1 SB: 2 CS: 0	PA: 43						
PITCHER	IP	WLS	BF	H	R	ER	SO	BB	IBB	HBP	BLK	WP	HR	S	P	ERA	WHIP											
39 Kevin Gausman, R ERA: 7.23	2.2	L	20	8	8	8	2	3	0	0	0	0	0	1	42	79	27.00	4.125										
52 Vidal Nuño, L ERA: 5.79	2.1		10	2	1	1	4	0	0	0	0	0	0	1	29	44	3.86	0.857										
60 Mychal Givens, R ERA: 1.35	1.0		4	0	0	0	1	1	0	0	0	0	0	14	26	0.00	1.000											
63 Tyler Wilson, R ERA: 5.4	2.0		9	1	0	0	1	1	1	0	0	0	0	21	35	0.00	1.000											

Batter	1	2	3	4	5	6	7	8	9	AB	R	H	RBI	BB	SO	LOB	TOP							
16 Trey Mancini, R (1, 7) 14 Craig Gentry, R (7, 7) OBP: 0.105, SLG: 0.278										4	0	1	0	0	1	1	<p>Baltimore Orioles @ Cincinnati Reds Great American Ball Park, Cincinnati, OH Wed Apr 19 2017, 7:11 PM - 9:39 PM EDT Att: 15,083 - Partly Cloudy - 80 F</p>							
10 Adam Jones, R (1, 8) OBP: 0.398, SLG: 0.520										3	0	1	0	1	1	0								
13 Manny Machado, R (1, 5) OBP: 0.273, SLG: 0.340										3	0	1	1	0	1	1								
45 Mark Trumbo, R (1, 9) OBP: 0.278, SLG: 0.365										4	1	2	0	0	2	3								
19 Chris Davis, L (1, 3) OBP: 0.352, SLG: 0.551										4	0	0	0	0	3	2								
29 Wellington Castillo, R (1, 2) OBP: 0.341, SLG: 0.419										4	0	1	0	0	2	0								
6 Jonathan Schoop, R (1, 4) OBP: 0.306, SLG: 0.478										4	0	1	1	0	2	0								
2 J.J. Hardy, R (1, 6) OBP: 0.250, SLG: 0.349										4	1	1	0	0	2	2								
31 Ubaldo Jiménez, R (1, 1) 58 Donnie Hart, L (8, 1) 35 Brad Brach, R (9, 1)										3	0	1	0	0	2	3								
										0	0	0	0	0	0	0								
										0	0	0	0	0	0	0								
<b>Inning Stats</b>	R: 0 E: 0 K: 1 S: 6	H: 0 LOB: 0 BB: 0 P: 10	R: 1 E: 0 K: 3 S: 14	H: 3 LOB: 2 BB: 0 P: 16	R: 0 E: 0 K: 2 S: 11	H: 1 LOB: 1 BB: 0 P: 15	R: 0 E: 0 K: 1 S: 6	H: 0 LOB: 0 BB: 0 P: 7	R: 1 E: 0 K: 2 S: 19	H: 2 LOB: 2 BB: 1 P: 28	R: 0 E: 0 K: 3 S: 10	H: 0 LOB: 0 BB: 0 P: 13	R: 0 E: 0 K: 0 S: 5	H: 1 LOB: 0 BB: 0 P: 8	R: 0 E: 0 K: 1 S: 8	H: 2 LOB: 1 BB: 0 P: 10	R: 0 E: 0 K: 3 S: 9	H: 0 LOB: 0 BB: 0 P: 10	1B: 7 2B: 3 3B: 0 HR: 0	SF: 1 SAC: 0 DP: 2 HBP: 0	WP: 0 PB: 0 SB: 0 CS: 1	PA: 35		
<b>PITCHER</b>	IP WLS BF H R ER SO BB IBB HBP BLK WP HR S P ERA WHIP	IP WLS BF H R ER SO BB IBB HBP BLK WP HR S P ERA WHIP	IP WLS BF H R ER SO BB IBB HBP BLK WP HR S P ERA WHIP	IP WLS BF H R ER SO BB IBB HBP BLK WP HR S P ERA WHIP	IP WLS BF H R ER SO BB IBB HBP BLK WP HR S P ERA WHIP	IP WLS BF H R ER SO BB IBB HBP BLK WP HR S P ERA WHIP	IP WLS BF H R ER SO BB IBB HBP BLK WP HR S P ERA WHIP	IP WLS BF H R ER SO BB IBB HBP BLK WP HR S P ERA WHIP	IP WLS BF H R ER SO BB IBB HBP BLK WP HR S P ERA WHIP	IP WLS BF H R ER SO BB IBB HBP BLK WP HR S P ERA WHIP	IP WLS BF H R ER SO BB IBB HBP BLK WP HR S P ERA WHIP	IP WLS BF H R ER SO BB IBB HBP BLK WP HR S P ERA WHIP	IP WLS BF H R ER SO BB IBB HBP BLK WP HR S P ERA WHIP	IP WLS BF H R ER SO BB IBB HBP BLK WP HR S P ERA WHIP	IP WLS BF H R ER SO BB IBB HBP BLK WP HR S P ERA WHIP	IP WLS BF H R ER SO BB IBB HBP BLK WP HR S P ERA WHIP	IP WLS BF H R ER SO BB IBB HBP BLK WP HR S P ERA WHIP	IP WLS BF H R ER SO BB IBB HBP BLK WP HR S P ERA WHIP	IP WLS BF H R ER SO BB IBB HBP BLK WP HR S P ERA WHIP	IP WLS BF H R ER SO BB IBB HBP BLK WP HR S P ERA WHIP	IP WLS BF H R ER SO BB IBB HBP BLK WP HR S P ERA WHIP	IP WLS BF H R ER SO BB IBB HBP BLK WP HR S P ERA WHIP	IP WLS BF H R ER SO BB IBB HBP BLK WP HR S P ERA WHIP	IP WLS BF H R ER SO BB IBB HBP BLK WP HR S P ERA WHIP

AB	33
R	2
H	9
RBI	2
BB	1
SO	16
LOB	12



Batter	1	2	3	4	5	6	7	8	9	AB	R	H	RBI	BB	SO	LOB	BOTTOM							
6 Billy Hamilton, S (1, 8) OBP: 0.286, SLG: 0.293										3	0	0	0	1	1	0	<p>Baltimore Orioles @ Cincinnati Reds Great American Ball Park, Cincinnati, OH Wed Apr 19 2017, 7:11 PM - 9:39 PM EDT Att: 15,083 - Partly Cloudy - 80 F</p>							
9 José Peraza, R (1, 4) OBP: 0.297, SLG: 0.281										4	0	0	0	0	1									
19 Joey Volto, L (1, 3) OBP: 0.328, SLG: 0.500										3	0	0	0	1	0	1								
23 Adam Duvall, R (1, 7) OBP: 0.322, SLG: 0.547										4	0	0	0	0	0	1								
7 Eugenio Suárez, R (1, 5) OBP: 0.426, SLG: 0.667										4	0	1	0	0	1	1								
43 Scott Schebler, L (1, 9) OBP: 0.276, SLG: 0.404										3	0	0	0	1	0	1								
2 Zack Cozart, R (1, 6) OBP: 0.490, SLG: 0.667										2	0	0	0	1	0	1								
16 Tucker Barnhart, L (1, 2) OBP: 0.333, SLG: 0.359										3	0	1	0	0	0	0								
50 Amir Garrett, R (1, 1) 21 Michael Lorenzen, R (8, 1) 4 Scooter Gennett, L (8, PH) 53 Wandy Peralta, L (9, 1)										2	0	0	0	0	1	3								
										0	0	0	0	0	0	0								
										1	0	0	0	0	1	0								
										0	0	0	0	0	0	0								
<b>Inning Stats</b>	R: 0 E: 0 K: 0 S: 6	H: 0 LOB: 0 BB: 0 P: 11	R: 0 E: 0 K: 0 S: 8	H: 2 LOB: 3 BB: 1 P: 17	R: 0 E: 0 K: 1 S: 7	H: 0 LOB: 0 BB: 0 P: 12	R: 0 E: 0 K: 0 S: 10	H: 0 LOB: 1 BB: 1 P: 20	R: 0 E: 0 K: 0 S: 8	H: 0 LOB: 0 BB: 0 P: 10	R: 0 E: 0 K: 0 S: 9	H: 0 LOB: 0 BB: 1 P: 16	R: 0 E: 0 K: 0 S: 6	H: 0 LOB: 0 BB: 0 P: 8	R: 0 E: 0 K: 1 S: 9	H: 0 LOB: 1 BB: 1 P: 17	R: 0 E: 0 K: 1 S: 8	H: 0 LOB: 0 BB: 0 P: 9	1B: 2 2B: 0 3B: 0 HR: 0	SF: 0 SAC: 0 DP: 0 HBP: 0	WP: 0 PB: 0 SB: 2 CS: 0	PA: 33		
<b>PITCHER</b>	IP WLS BF H R ER SO BB IBB HBP BLK WP HR S P ERA WHIP	IP WLS BF H R ER SO BB IBB HBP BLK WP HR S P ERA WHIP	IP WLS BF H R ER SO BB IBB HBP BLK WP HR S P ERA WHIP	IP WLS BF H R ER SO BB IBB HBP BLK WP HR S P ERA WHIP	IP WLS BF H R ER SO BB IBB HBP BLK WP HR S P ERA WHIP	IP WLS BF H R ER SO BB IBB HBP BLK WP HR S P ERA WHIP	IP WLS BF H R ER SO BB IBB HBP BLK WP HR S P ERA WHIP	IP WLS BF H R ER SO BB IBB HBP BLK WP HR S P ERA WHIP	IP WLS BF H R ER SO BB IBB HBP BLK WP HR S P ERA WHIP	IP WLS BF H R ER SO BB IBB HBP BLK WP HR S P ERA WHIP	IP WLS BF H R ER SO BB IBB HBP BLK WP HR S P ERA WHIP	IP WLS BF H R ER SO BB IBB HBP BLK WP HR S P ERA WHIP	IP WLS BF H R ER SO BB IBB HBP BLK WP HR S P ERA WHIP	IP WLS BF H R ER SO BB IBB HBP BLK WP HR S P ERA WHIP	IP WLS BF H R ER SO BB IBB HBP BLK WP HR S P ERA WHIP	IP WLS BF H R ER SO BB IBB HBP BLK WP HR S P ERA WHIP	IP WLS BF H R ER SO BB IBB HBP BLK WP HR S P ERA WHIP	IP WLS BF H R ER SO BB IBB HBP BLK WP HR S P ERA WHIP	IP WLS BF H R ER SO BB IBB HBP BLK WP HR S P ERA WHIP	IP WLS BF H R ER SO BB IBB HBP BLK WP HR S P ERA WHIP	IP WLS BF H R ER SO BB IBB HBP BLK WP HR S P ERA WHIP	IP WLS BF H R ER SO BB IBB HBP BLK WP HR S P ERA WHIP	IP WLS BF H R ER SO BB IBB HBP BLK WP HR S P ERA WHIP	IP WLS BF H R ER SO BB IBB HBP BLK WP HR S P ERA WHIP

AB	29
R	0
H	2
RBI	0
BB	4
SO	4
LOB	9





Batter	1	2	3	4	5	6	7	8	9	10	AB	R	H	RBI	BB	SO	LOB	TOP	
25 Hyun Soo Kim, L OBP: 0.273, SLG: 0.286 14 Craig Gentry, R OBP: 0.105, SLG: 0.278											3	0	0	0	1	1	0	<p><b>Baltimore Orioles @ Cincinnati Reds</b> Great American Ball Park, Cincinnati, OH Thu Apr 20 2017, 7:11 PM - 9:47 PM EDT Att: 11,910 - Overcast - 74 F</p>	
10 Adam Jones, R OBP: 0.344, SLG: 0.481											4	0	0	0	0	1	1		
13 Manny Machado, R OBP: 0.271, SLG: 0.333											4	0	1	0	0	2	1		
19 Chris Davis, L OBP: 0.328, SLG: 0.509											4	0	0	0	0	1	1		
45 Mark Trumbo, R OBP: 0.293, SLG: 0.364											3	1	1	0	1	0	0		
6 Jonathan Schoop, R OBP: 0.302, SLG: 0.520											4	1	1	1	0	1	1		
2 J.J. Hardy, R OBP: 0.271, SLG: 0.383											4	0	2	1	0	2	0		
36 Caleb Joseph, R (1.2)											4	0	0	0	0	0	1		
38 Wade Miley, L (1.1) 16 Trey Mancini, R (9, PH) 56 Darren O'Day, R (9, 1) 35 Brad Brach, R (10, 1)											2	0	0	0	0	0	0		
<b>Inning Stats</b>	R: 0 E: 0 K: 2 S: 12	H: 0 LOB: 0 BB: 0 P: 17	R: 1 E: 0 K: 1 S: 10	H: 1 LOB: 0 BB: 0 P: 16	R: 0 E: 0 K: 0 S: 7	H: 0 LOB: 0 BB: 0 P: 10	R: 0 E: 0 K: 0 S: 7	H: 2 LOB: 2 BB: 0 P: 9	R: 0 E: 0 K: 1 S: 9	H: 0 LOB: 0 BB: 0 P: 14	R: 0 E: 0 K: 2 S: 9	H: 0 LOB: 0 BB: 0 P: 15	R: 0 E: 0 K: 3 S: 10	H: 0 LOB: 1 BB: 1 P: 18	R: 1 E: 0 K: 0 S: 15	H: 1 LOB: 1 BB: 1 P: 24	1B: 3 2B: 1 3B: 0 HR: 1		SF: 0 SAC: 0 DP: 0 HBP: 0
<b>PITCHER</b>	IP 7.0	WLS 23	H 4	R 1	ER 1	SO 4	BB 0	IBB 0	HBP 0	BLK 0	WP 0	HR 1	S 59	P 86	ERA 1.29	WHIP 0.571			
37 Scott Feldman, R (1.1) 26 Raisel Iglesias, R (8, 1) 36 Blake Wood, R (10, 1) ERA: 2.38 ERA: 0.93 ERA: 5.19	IP 2.0	WLS 7	H 0	R 0	ER 0	SO 5	BB 1	IBB 0	HBP 0	BLK 0	WP 0	HR 0	S 19	P 33	ERA 0.00	WHIP 0.500			
37 Scott Feldman, R (1.1) 26 Raisel Iglesias, R (8, 1) 36 Blake Wood, R (10, 1) ERA: 2.38 ERA: 0.93 ERA: 5.19	IP 1.0	WLS L	H 5	R 1	ER 1	SO 0	BB 1	IBB 0	HBP 0	BLK 0	WP 0	HR 0	S 15	P 24	ERA 9.00	WHIP 2.000			

Batter	1	2	3	4	5	6	7	8	9	10	AB	R	H	RBI	BB	SO	LOB	BOTTOM			
6 Billy Hamilton, S OBP: 0.269, SLG: 0.274											4	0	0	0	0	1	0	<p><b>Baltimore Orioles @ Cincinnati Reds</b> Great American Ball Park, Cincinnati, OH Thu Apr 20 2017, 7:11 PM - 9:47 PM EDT Att: 11,910 - Overcast - 74 F</p>			
9 José Peraza, R (1.4) 26 Raisel Iglesias, R (8, 1) 30 Arismendy Alcántara, Sr (9, PH) 36 Blake Wood, R (10, 1)											3	0	0	0	0	2	0				
19 Joey Votto, L OBP: 0.324, SLG: 0.534											4	1	1	1	0	0	0				
23 Adam Duvall, R OBP: 0.302, SLG: 0.509											4	0	0	0	0	2	0				
7 Eugenio Suárez, R OBP: 0.414, SLG: 0.627											3	0	0	0	1	1	0				
2 Zack Cozart, R OBP: 0.481, SLG: 0.667											3	0	1	0	0	0	1				
43 Scott Schebler, L (1.9)											3	0	0	0	0	2	1				
32 Stuart Turner, R (1.2)											3	0	0	0	0	3	1				
37 Scott Feldman, L (1.1) 4 Scooter Gennett, L (8, 4) ERA: 1.89 ERA: 7.94 ERA:											2	0	0	0	0	1	0				
<b>Inning Stats</b>	R: 0 E: 0 K: 1 S: 6	H: 0 LOB: 0 BB: 0 P: 6	R: 0 E: 0 K: 0 S: 9	H: 0 LOB: 0 BB: 0 P: 18	R: 0 E: 0 K: 2 S: 9	H: 0 LOB: 0 BB: 0 P: 12	R: 1 E: 0 K: 1 S: 6	H: 1 LOB: 0 BB: 0 P: 9	R: 0 E: 0 K: 1 S: 11	H: 0 LOB: 0 BB: 0 P: 21	R: 0 E: 0 K: 2 S: 9	H: 0 LOB: 0 BB: 0 P: 10	R: 0 E: 0 K: 3 S: 12	H: 1 LOB: 1 BB: 0 P: 15	R: 0 E: 0 K: 2 S: 11	H: 0 LOB: 0 BB: 0 P: 19	R: 0 E: 0 K: 1 S: 7		H: 0 LOB: 0 BB: 0 P: 10	1B: 0 2B: 1 3B: 0 HR: 1	SF: 0 SAC: 0 DP: 1 HBP: 0
<b>PITCHER</b>	IP 8.0	WLS 26	H 2	R 1	ER 1	SO 11	BB 1	IBB 0	HBP 0	BLK 0	WP 0	HR 1	S 70	P 101	ERA 1.12	WHIP 0.375					
38 Wade Miley, L (1.1) 56 Darren O'Day, R (9, 1) 35 Brad Brach, R (10, 1) ERA: 1.89 ERA: 7.94 ERA:	IP 1.0	WLS W	H 3	R 0	ER 0	SO 2	BB 0	IBB 0	HBP 0	BLK 0	WP 0	HR 0	S 11	P 19	ERA 0.00	WHIP 0.000					
37 Scott Feldman, L (1.1) 4 Scooter Gennett, L (8, 4) ERA: 1.89 ERA: 7.94 ERA:	IP 1.0	WLS S	H 3	R 0	ER 0	SO 1	BB 0	IBB 0	HBP 0	BLK 0	WP 0	HR 0	S 7	P 10	ERA 0.00	WHIP 0.000					

AB	33
R	2
H	5
RBI	2
BB	2
SO	9
LOB	5



Batter	1	2	3	4	5	6	7	8	9	AB	R	H	RBI	BB	SO	LOB	TOP										
15 Dustin Pedroia, R OBP: 0.329, SLG: 0.274 62 Steve Selsky, R OBP: 0.143, SLG: 0.286										3	0	1	0	1	0	3	<b>Boston Red Sox @ Baltimore Orioles</b> Oriole Park at Camden Yards, Baltimore, MD Fri Apr 21 2017, 7:08 PM - 10:28 PM EDT Att: 34,442 - Clear - 73 F										
16 Andrew Benintendi, L OBP: 0.390, SLG: 0.419										4	0	0	0	0	1	6											
50 Mookie Betts, R OBP: 0.381, SLG: 0.439										4	0	0	0	0	4												
18 Mitch Moreland, L OBP: 0.397, SLG: 0.538										4	0	0	0	1	3												
13 Hanley Ramirez, R OBP: 0.293, SLG: 0.283										4	0	1	0	0	1	0											
19 Jackie Bradley Jr., L OBP: 0.333, SLG: 0.389										4	0	1	0	0	0	0											
48 Pablo Sandoval, S OBP: 0.262, SLG: 0.393										3	0	0	0	0	1	2											
7 Christian Vázquez, R OBP: 0.571, SLG: 0.789										3	0	1	0	0	0	2											
40 Marco Hernández, L OBP: 0.310, SLG: 0.321 30 Chris Young, R OBP: 0.333, SLG: 0.280 2 Xander Bogaerts, R OBP: 0.373, SLG: 0.354										2	0	2	0	0	0	0											
<b>Inning Stats</b>	R: 0 H: 1 E: 1 K: 1 S: 14	H: 1 LOB: 1 BB: 0 P: 18	R: 0 H: 2 E: 0 K: 1 S: 8	H: 1 LOB: 1 BB: 1 P: 11	R: 0 H: 1 E: 0 K: 0 S: 7	H: 1 LOB: 0 BB: 0 P: 10	R: 0 H: 0 E: 0 K: 1 S: 7	H: 0 LOB: 0 BB: 0 P: 14	R: 0 H: 1 E: 0 K: 0 S: 13	H: 1 LOB: 2 BB: 1 P: 22	R: 0 H: 0 E: 0 K: 0 S: 8	H: 0 LOB: 0 BB: 0 P: 12	R: 0 H: 1 E: 0 K: 1 S: 15	H: 1 LOB: 2 BB: 1 P: 27	R: 0 H: 0 E: 0 K: 0 S: 10	H: 0 LOB: 0 BB: 0 P: 14		1B: 6 2B: 0 3B: 0 HR: 0	SF: 0 SAC: 0 DP: 3 HBP: 0	WP: 0 PB: 0 SB: 1 CS: 0	PA: 33						
<b>PITCHER</b>	IP	WLS	BF	H	R	ER	SO	BB	IBB	HBP	BLK	WP	HR	S	P	ERA	WHIP										
37 Dylan Bundy, R ERA: 1.37	7.0	W	26	6	0	0	3	1	0	0	0	0	0	71	108	0.00	1.000										
58 Donnie Hart, L ERA:	0.2	H	3	0	0	0	1	1	0	0	0	0	0	9	17	0.00	1.500										
60 Mychal Givens, R ERA: 1.29	0.1	H	1	0	0	0	0	0	0	0	0	0	0	2	3	0.00	0.000										
35 Brad Brach, R ERA:	1.0	S	3	0	0	0	0	0	0	0	0	0	0	10	14	0.00	0.000										

Batter	1	2	3	4	5	6	7	8	9	AB	R	H	RBI	BB	SO	LOB	BOTTOM										
14 Craig Gentry, R OBP: 0.217, SLG: 0.350										2	1	1	0	2	1	0	<b>Boston Red Sox @ Baltimore Orioles</b> Oriole Park at Camden Yards, Baltimore, MD Fri Apr 21 2017, 7:08 PM - 10:28 PM EDT Att: 34,442 - Clear - 73 F										
10 Adam Jones, R OBP: 0.338, SLG: 0.466										4	0	1	1	0	2												
13 Manny Machado, R OBP: 0.286, SLG: 0.400										4	1	2	1	0	1												
45 Mark Trumbo, R OBP: 0.290, SLG: 0.356										4	0	1	0	0	1	2											
19 Chris Davis, L OBP: 0.323, SLG: 0.491										4	0	1	0	0	1	2											
29 Wellington Castillo, R OBP: 0.313, SLG: 0.383										4	0	0	0	0	3												
16 Trey Mancini, R OBP: 0.333, SLG: 0.710										3	0	0	0	0	1	2											
6 Jonathan Schoop, R OBP: 0.304, SLG: 0.500										2	0	0	0	1	0	2											
2 J.J. Hardy, R OBP: 0.255, SLG: 0.360										3	0	0	0	0	2												
<b>Inning Stats</b>	R: 0 H: 0 E: 0 K: 1 S: 7	H: 0 LOB: 0 BB: 0 P: 12	R: 0 H: 1 E: 1 K: 1 S: 15	H: 1 LOB: 2 BB: 0 P: 20	R: 1 H: 2 E: 0 K: 0 S: 16	H: 2 LOB: 1 BB: 0 P: 24	R: 0 H: 1 E: 0 K: 1 S: 11	H: 1 LOB: 2 BB: 1 P: 24	R: 1 H: 1 E: 0 K: 1 S: 9	H: 1 LOB: 0 BB: 1 P: 19	R: 0 H: 0 E: 0 K: 0 S: 6	H: 0 LOB: 0 BB: 0 P: 7	R: 0 H: 0 E: 0 K: 0 S: 12	H: 0 LOB: 1 BB: 1 P: 19	R: 0 H: 1 E: 0 K: 0 S: 6	H: 1 LOB: 1 BB: 0 P: 11		1B: 4 2B: 1 3B: 0 HR: 1	SF: 0 SAC: 0 DP: 1 HBP: 0	WP: 0 PB: 1 SB: 0 CS: 0	PA: 33						
<b>PITCHER</b>	IP	WLS	BF	H	R	ER	SO	BB	IBB	HBP	BLK	WP	HR	S	P	ERA	WHIP										
31 Drew Pomeranz, L ERA: 4.6	5.1	L	23	5	2	2	4	2	0	0	0	0	0	60	102	3.38	1.312										
56 Joe Kelly, R ERA: 1.5	2.0		8	1	0	0	0	1	0	0	0	0	0	20	30	0.00	1.000										
Fernando Abad, L ERA: 2.7	0.2		2	0	0	0	0	0	0	0	0	0	0	2	4	0.00	0.000										

Batter	1	2	3	4	5	6	7	8	9	AB	R	H	RBI	BB	SO	LOB	TOP					
2 Xander Bogaerts, R (1, 6) OBP: 0.357, SLG: 0.340	G3		19 HR		F9		G1-3		L4	5	1	1	0	0	0	2	<b>Boston Red Sox @ Baltimore Orioles</b> Oriole Park at Camden Yards, Baltimore, MD Sat Apr 22 2017, 7:34 PM - 10:20 PM EDT Att: 35,457 - Rain - 55 F					
19 Jackie Bradley Jr., L (1, 8) OBP: 0.400, SLG: 0.571	1B		1-H				K			3	1	2	2	1	1	0						
50 Mookie Betts, R (1, 9) OBP: 0.358, SLG: 0.410	P6		P2		F4		G1-3			4	0	0	0	0	0	3						
13 Hanley Ramirez, R (1, 10) OBP: 0.274, SLG: 0.263	P5		G6-3		K				L8	4	0	0	0	0	1	3						
18 Mitch Moreland, L (1, 3) OBP: 0.290, SLG: 0.515	G4-3				L6				P5	3	0	0	0	1	0	0						
30 Chris Young, R (1, 7) OBP: 0.344, SLG: 0.283							FC6-4 48 1B 3 WP		K	3	0	1	0	1	1	1						
3 Sandy León, S (1, 2) OBP: 0.222, SLG: 0.318					G5-3		P4		L7	4	0	0	0	0	0	3						
48 Pablo Sandoval, S (1, 5) OBP: 0.266, SLG: 0.390					P5				K	3	0	1	0	0	1	2						
62 Steve Selsky, R (9, PH) OBP: 0.125, SLG: 0.250	K									1	0	0	0	0	1	0						
40 Marco Hernández, L (1, 4) OBP: 0.333, SLG: 0.323			G6-3							3	0	1	0	0	0	2						
<b>Inning Stats</b>	R: 0 H: 1 E: 0 K: 0 S: 11	H: 1 LOB: 1 BB: 0 P: 18	R: 0 H: 0 E: 0 K: 1 S: 11	H: 0 LOB: 1 BB: 1 P: 19	R: 2 H: 2 E: 0 K: 0 S: 8	H: 2 LOB: 0 BB: 0 P: 14	R: 0 H: 1 E: 0 K: 1 S: 6	H: 1 LOB: 1 BB: 0 P: 10	R: 0 H: 1 E: 0 K: 1 S: 10	H: 1 LOB: 2 BB: 1 P: 18	R: 0 H: 0 E: 0 K: 1 S: 10	H: 0 LOB: 0 BB: 0 P: 14	R: 0 H: 0 E: 0 K: 1 S: 11	H: 0 LOB: 0 BB: 0 P: 14	R: 0 H: 0 E: 0 K: 1 S: 11	H: 0 LOB: 1 BB: 0 P: 16	1B: 5 2B: 0 3B: 0 HR: 1	SF: 0 SAC: 0 DP: 0 HBP: 1	WP: 1 PB: 0 SB: 1 CS: 0	PA: 37		
<b>PITCHER</b>	IP WLS BF H R ER SO BB IBB HBP BLK WP HR S P ERA WHIP	IP WLS BF H R ER SO BB IBB HBP BLK WP HR S P ERA WHIP	IP WLS BF H R ER SO BB IBB HBP BLK WP HR S P ERA WHIP	IP WLS BF H R ER SO BB IBB HBP BLK WP HR S P ERA WHIP	IP WLS BF H R ER SO BB IBB HBP BLK WP HR S P ERA WHIP	IP WLS BF H R ER SO BB IBB HBP BLK WP HR S P ERA WHIP	IP WLS BF H R ER SO BB IBB HBP BLK WP HR S P ERA WHIP	IP WLS BF H R ER SO BB IBB HBP BLK WP HR S P ERA WHIP	IP WLS BF H R ER SO BB IBB HBP BLK WP HR S P ERA WHIP	IP WLS BF H R ER SO BB IBB HBP BLK WP HR S P ERA WHIP	IP WLS BF H R ER SO BB IBB HBP BLK WP HR S P ERA WHIP	IP WLS BF H R ER SO BB IBB HBP BLK WP HR S P ERA WHIP	IP WLS BF H R ER SO BB IBB HBP BLK WP HR S P ERA WHIP	IP WLS BF H R ER SO BB IBB HBP BLK WP HR S P ERA WHIP	IP WLS BF H R ER SO BB IBB HBP BLK WP HR S P ERA WHIP	IP WLS BF H R ER SO BB IBB HBP BLK WP HR S P ERA WHIP	IP WLS BF H R ER SO BB IBB HBP BLK WP HR S P ERA WHIP					
64 Jayson Aquino, L (1, 1) ERA: 3.0	6.0	W	27	6	2	2	2	3	0	0	0	0	0	0	0	0	1	1	57	99	3.00	1.500
60 Mychal Givens, R (7, 1) ERA: 1.0	2.0	H	6	0	0	0	2	0	0	0	0	0	0	0	0	0	0	0	21	28	0.00	0.000
58 Donnie Hart, L (9, 1) ERA: 7.5	0.2	H	3	0	0	0	1	0	0	0	0	0	0	0	0	0	0	0	10	15	0.00	0.000
56 Darren O'Day, R (9, 1) ERA: 7.5	0.1	S	1	0	0	0	0	0	0	0	0	0	0	0	0	0	0	0	1	1	0.00	0.000
<b>Batter</b>	1	2	3	4	5	6	7	8	9	AB	R	H	RBI	BB	SO	LOB	BOTTOM					
14 Craig Gentry, R (1, 7) OBP: 0.222, SLG: 0.333	G6-3		FC6-4 10 G5-3	10 1B		K				4	0	1	0	0	1	2	<b>Boston Red Sox @ Baltimore Orioles</b> Oriole Park at Camden Yards, Baltimore, MD Sat Apr 22 2017, 7:34 PM - 10:20 PM EDT Att: 35,457 - Rain - 55 F					
10 Adam Jones, R (1, 8) OBP: 0.333, SLG: 0.452	F8		G5-3	13 S		P6				4	0	1	1	0	0	2						
13 Manny Machado, R (1, 5) OBP: 0.284, SLG: 0.390	1B		G5-3			P3				4	0	1	0	0	1	3						
45 Mark Trumbo, R (1, 9) OBP: 0.288, SLG: 0.339	F8			L7		K				3	0	0	0	1	1	1						
19 Chris Davis, L (1, 3) OBP: 0.318, SLG: 0.492			G4-3	16 HR		G5-3				4	1	1	0	0	1	1						
16 Trey Mancini, R (1, 10) OBP: 0.324, SLG: 0.743	G5-3			2-H		K				4	1	1	2	0	1	1						
6 Jonathan Schoop, R (1, 4) OBP: 0.333, SLG: 0.564				HR		FC6-4				3	1	2	1	0	0	1						
2 J.J. Hardy, R (1, 6) OBP: 0.255, SLG: 0.352	G5-3			HR						4	0	1	0	0	0	2						
36 Caleb Joseph, R (1, 2) OBP: 0.133, SLG: 0.200				HR		P6				3	1	2	0	0	0	1						
<b>Inning Stats</b>	R: 0 H: 1 E: 0 K: 0 S: 8	H: 1 LOB: 1 BB: 0 P: 12	R: 0 H: 1 E: 0 K: 0 S: 11	H: 1 LOB: 1 BB: 0 P: 18	R: 0 H: 1 E: 0 K: 0 S: 7	H: 1 LOB: 1 BB: 0 P: 9	R: 4 H: 6 E: 0 K: 1 S: 17	H: 6 LOB: 2 BB: 0 P: 25	R: 0 H: 0 E: 0 K: 2 S: 9	H: 0 LOB: 1 BB: 1 P: 13	R: 0 H: 1 E: 0 K: 1 S: 8	H: 1 LOB: 0 BB: 0 P: 11	R: 0 H: 0 E: 0 K: 1 S: 8	H: 0 LOB: 0 BB: 0 P: 12	R: 0 H: 0 E: 0 K: 0 S: 4	H: 0 LOB: 0 BB: 0 P: 9		1B: 6 2B: 2 3B: 0 HR: 2	SF: 0 SAC: 0 DP: 1 HBP: 1	WP: 0 PB: 0 SB: 1 CS: 0	PA: 35	
<b>PITCHER</b>	IP WLS BF H R ER SO BB IBB HBP BLK WP HR S P ERA WHIP	IP WLS BF H R ER SO BB IBB HBP BLK WP HR S P ERA WHIP	IP WLS BF H R ER SO BB IBB HBP BLK WP HR S P ERA WHIP	IP WLS BF H R ER SO BB IBB HBP BLK WP HR S P ERA WHIP	IP WLS BF H R ER SO BB IBB HBP BLK WP HR S P ERA WHIP	IP WLS BF H R ER SO BB IBB HBP BLK WP HR S P ERA WHIP	IP WLS BF H R ER SO BB IBB HBP BLK WP HR S P ERA WHIP	IP WLS BF H R ER SO BB IBB HBP BLK WP HR S P ERA WHIP	IP WLS BF H R ER SO BB IBB HBP BLK WP HR S P ERA WHIP	IP WLS BF H R ER SO BB IBB HBP BLK WP HR S P ERA WHIP	IP WLS BF H R ER SO BB IBB HBP BLK WP HR S P ERA WHIP	IP WLS BF H R ER SO BB IBB HBP BLK WP HR S P ERA WHIP	IP WLS BF H R ER SO BB IBB HBP BLK WP HR S P ERA WHIP	IP WLS BF H R ER SO BB IBB HBP BLK WP HR S P ERA WHIP	IP WLS BF H R ER SO BB IBB HBP BLK WP HR S P ERA WHIP	IP WLS BF H R ER SO BB IBB HBP BLK WP HR S P ERA WHIP						
35 Steven Wright, R (1, 1) ERA: 8.66	3.2	L	20	9	4	4	0	0	0	0	0	0	0	0	0	0	0	2	40	58	9.82	2.455
Heath Hembree, R (4, 1) ERA: 1.59	3.1		12	1	0	0	5	1	0	0	0	0	0	0	0	0	0	0	28	42	0.00	0.600
28 Robbie Ross Jr., L (8, 1) ERA: 4.15	1.0		3	0	0	0	0	0	0	0	0	0	0	0	0	0	0	0	4	9	0.00	0.000

Batter	1	2	3	4	5	6	7	8	9	AB	R	H	RBI	BB	SO	LOB	TOP											
2 Xander Bogaerts, R OBP: 0.377, SLG: 0.351										4	2	2	0	1	0	2												
16 Andrew Benintendi, L OBP: 0.427, SLG: 0.459										5	1	5	1	0	0	0												
50 Mookie Betts, R OBP: 0.389, SLG: 0.469										3	1	2	3	2	0	2												
13 Hanley Ramirez, R OBP: 0.269, SLG: 0.306										5	1	1	1	0	0	6												
18 Mitch Moreland, L OBP: 0.390, SLG: 0.548										5	1	2	1	0	0	1												
19 Jackie Bradley Jr., L OBP: 0.345, SLG: 0.480										4	0	0	0	0	1	1												
7 Christian Vázquez, R OBP: 0.250, SLG: 0.739										4	0	1	0	0	3	0												
48 Pablo Sandoval, S OBP: 0.269, SLG: 0.377										2	0	0	0	1	0	0												
62 Steve Selsky, R OBP: 0.111, SLG: 0.222										1	0	0	0	0	0	1												
40 Marco Hernández, L OBP: 0.324, SLG: 0.314										4	0	1	0	0	0	2												
<b>Inning Stats</b>	R: 4 H: 4 E: 0 K: 2 S: 18	H: 4 LOB: 0 BB: 0 P: 23	R: 0 H: 2 E: 0 K: 0 S: 14	H: 2 LOB: 3 BB: 1 P: 22	R: 0 H: 0 E: 0 K: 1 S: 5	H: 0 LOB: 0 BB: 0 P: 9	R: 0 H: 1 E: 1 K: 0 S: 11	H: 1 LOB: 2 BB: 1 P: 20	R: 1 H: 1 E: 0 K: 1 S: 10	H: 1 LOB: 0 BB: 0 P: 14	R: 1 H: 2 E: 0 K: 0 S: 8	H: 2 LOB: 1 BB: 1 P: 18	R: 0 H: 2 E: 0 K: 0 S: 11	H: 1 LOB: 1 BB: 0 P: 16	R: 0 H: 1 E: 0 K: 0 S: 10	H: 1 LOB: 1 BB: 1 P: 19	R: 0 H: 1 E: 0 K: 0 S: 9	H: 1 LOB: 1 BB: 1 P: 19	1B: 10 2B: 1 3B: 0 HR: 3	SF: 0 SAC: 0 DP: 2 HBP: 0	WP: 1 PB: 0 SB: 0 CS: 1	PA: 41						
<b>PITCHER</b>	IP	WLS	BF	H	R	ER	SO	BB	IBB	HBP	BLK	WP	HR	S	P	ERA	WHIP											
39 Kevin Gausman, R ERA: 7.5	(1, 1)	5.1	L	27	8	6	6	4	3	0	0	0	0	3	62	98	10.12	2.062										
43 Stefan Crichton, R ERA: 9.0	(6, 1)	1.1		5	4	0	0	0	0	0	0	0	1	0	13	21	0.00	3.000										
52 Vidal Nuño, L ERA: 4.5	(7, 1)	1.1		6	2	0	0	0	0	0	0	0	0	0	14	21	0.00	1.500										
51 Alec Asher, R ERA: 1.23	(9, 1)	1.0		3	0	0	0	0	1	0	0	0	0	0	7	16	0.00	1.000										

**Boston Red Sox @ Baltimore Orioles**  
**Oriole Park at Camden Yards, Baltimore, MD**  
 Sun Apr 23 2017, 1:38 PM - 5:12 PM EDT  
 Att: 35,522 - Partly Cloudy - 58 F

AB	37
R	6
H	14
RBI	6
BB	4
SO	4
LOB	15



Batter	1	2	3	4	5	6	7	8	9	AB	R	H	RBI	BB	SO	LOB	BOTTOM											
14 Craig Gentry, R OBP: 0.267, SLG: 0.320										1	0	0	0	2	1	0												
25 Hyun Soo Kim, L OBP: 0.292, SLG: 0.304										2	0	1	1	0	0	0												
10 Adam Jones, R OBP: 0.338, SLG: 0.448										5	1	2	0	0	1	2												
13 Manny Machado, R OBP: 0.292, SLG: 0.397										4	0	1	1	1	0	3												
45 Mark Trumbo, R OBP: 0.271, SLG: 0.318										4	0	0	0	0	1	4												
19 Chris Davis, L OBP: 0.343, SLG: 0.492										2	0	1	0	2	1	0												
16 Trey Mancini, R OBP: 0.293, SLG: 0.667										4	0	0	0	0	3	6												
29 Welington Castillo, R OBP: 0.309, SLG: 0.392										4	1	1	0	0	1	1												
6 Jonathan Schoop, R OBP: 0.328, SLG: 0.534										3	0	0	0	1	0	1												
2 J.J. Hardy, R OBP: 0.237, SLG: 0.328										4	0	0	0	0	1	3												
<b>Inning Stats</b>	R: 0 H: 0 E: 0 K: 1 S: 8	H: 0 LOB: 0 BB: 0 P: 12	R: 0 H: 0 E: 0 K: 2 S: 8	H: 0 LOB: 0 BB: 0 P: 11	R: 0 H: 0 E: 0 K: 1 S: 6	H: 0 LOB: 0 BB: 0 P: 9	R: 0 H: 0 E: 0 K: 2 S: 17	H: 0 LOB: 1 BB: 1 P: 27	R: 0 H: 0 E: 0 K: 0 S: 9	H: 1 LOB: 2 BB: 1 P: 21	R: 0 H: 0 E: 0 K: 0 S: 13	H: 0 LOB: 3 BB: 3 P: 28	R: 0 H: 0 E: 0 K: 1 S: 9	H: 0 LOB: 0 BB: 0 P: 15	R: 1 H: 2 E: 0 K: 1 S: 11	H: 2 LOB: 2 BB: 1 P: 18	R: 1 H: 3 E: 0 K: 0 S: 12	H: 3 LOB: 2 BB: 0 P: 20	1B: 4 2B: 2 3B: 0 HR: 0	SF: 0 SAC: 0 DP: 0 HBP: 0	WP: 0 PB: 0 SB: 0 CS: 0	PA: 39						
<b>PITCHER</b>	IP	WLS	BF	H	R	ER	SO	BB	IBB	HBP	BLK	WP	HR	S	P	ERA	WHIP											
52 Eduardo Rodríguez, L ERA: 3.12	(1, 1)	6.0	W	24	1	0	0	7	5	0	0	0	0	0	12	20	6.75	0.750										
68 Matt Barnes, R ERA: 3.6	(7, 1)	1.1		5	1	1	1	1	0	0	0	0	0	0	8	13	0.00	3.000										
56 Joe Kelly, R ERA: 1.65	(8, 1)	0.2		4	1	0	0	1	1	0	0	0	0	0	8	13	0.00	3.000										
Fernando Abad, L ERA: 4.5	(9, 1)	0.2		5	3	1	1	0	0	0	0	0	0	0	11	17	13.50	4.500										
46 Craig Kimbrel, R ERA: 1.93	(9, 1)	0.1	S	1	0	0	0	0	0	0	0	0	0	1	3	0.00	0.000											

**Boston Red Sox @ Baltimore Orioles**  
**Oriole Park at Camden Yards, Baltimore, MD**  
 Sun Apr 23 2017, 1:38 PM - 5:12 PM EDT  
 Att: 35,522 - Partly Cloudy - 58 F

AB	33
R	2
H	6
RBI	2
BB	6
SO	9
LOB	20



Batter	1	2	3	4	5	6	7	8	9	AB	R	H	RBI	BB	SO	LOB	TOP																
10 Corey Dickerson, L OBP: 0.367, SLG: 0.635 8 Rickie Weeks Jr., R OBP: 0.273, SLG: 0.342										4	1	2	1	0	1	3	<p><b>Tampa Bay Rays @ Baltimore Orioles</b>  <b>Oriole Park at Camden Yards, Baltimore, MD</b>            Mon Apr 24 2017, 7:08 PM - 10:41 PM EDT            Att. 11,142 - Cloudy - 58 F</p>																
39 Kevin Kiermaier, L OBP: 0.345, SLG: 0.364										5	0	0	0	0	3	4																	
3 Evan Longoria, R OBP: 0.323, SLG: 0.407										4	0	1	0	1	1	0																	
13 Brad Miller, L OBP: 0.360, SLG: 0.411										4	1	1	0	1	0	2																	
20 Steven Souza Jr., R OBP: 0.416, SLG: 0.590										3	1	0	0	1	1	2																	
7 Logan Morrison, L OBP: 0.347, SLG: 0.460										2	0	1	0	2	1	2																	
1 Tim Beckham, R OBP: 0.279, SLG: 0.394										3	0	1	0	1	1	4																	
2 Shane Peterson, L OBP: 0.333, SLG: 0.519 18 Peter Bourjos, R OBP: 0.259, SLG: 0.292										2	0	1	2	0	0	2																	
33 Derek Norris, R OBP: 0.203, SLG: 0.182										2	0	0	0	1	0	2																	
<b>Inning Stats</b>	R: 1 E: 0 K: 0 S: 9	H: 1 LOB: 0 BB: 0 P: 16	R: 0 E: 0 K: 1 S: 10	H: 1 LOB: 2 BB: 1 P: 21	R: 0 E: 0 K: 1 S: 7	H: 0 LOB: 0 BB: 0 P: 12	R: 2 E: 0 K: 3 S: 15	H: 1 LOB: 3 BB: 4 P: 40	R: 0 E: 0 K: 1 S: 14	H: 2 LOB: 2 BB: 0 P: 16	R: 0 E: 0 K: 1 S: 13	H: 1 LOB: 1 BB: 0 P: 20	R: 0 E: 0 K: 2 S: 10	H: 0 LOB: 0 BB: 0 P: 15	R: 0 E: 0 K: 1 S: 8	H: 0 LOB: 0 BB: 1 P: 14		1B: 4 2B: 2 HR: 1	SF: 0 SAC: 0 DP: 1 HBP: 0	WP: 0 PB: 0 SB: 0 CS: 0	PA: 40												
<b>PITCHER</b>	IP WLS BF H R ER SO BB IBB HBP BLK WP HR S P ERA WHIP																																
31 Ubaldo Jiménez, R ERA: 5.95	3.1	18	3	3	3	3	5	0	0	0	0	0	1	35	78	8.10	2.400																
52 Vidal Nuño, L ERA: 3.12	2.2	11	3	0	0	3	0	0	0	0	0	0	0	31	45	0.00	1.125																
60 Mychal Givens, R ERA: 0.84	1.2	7	1	0	0	2	1	0	0	0	0	0	0	20	31	0.00	1.200																
58 Donnie Hart, L ERA:	0.1	1	0	0	0	1	0	0	0	0	0	0	0	3	4	0.00	0.000																
35 Brad Brach, R ERA:	1.0	3	0	0	0	1	1	0	0	0	0	0	0	8	14	0.00	1.000																

Batter	1	2	3	4	5	6	7	8	9	AB	R	H	RBI	BB	SO	LOB	BOTTOM																
12 Seth Smith, L OBP: 0.400, SLG: 0.621										2	2	1	0	1	1	0	<p><b>Tampa Bay Rays @ Baltimore Orioles</b>  <b>Oriole Park at Camden Yards, Baltimore, MD</b>            Mon Apr 24 2017, 7:08 PM - 10:41 PM EDT            Att. 11,142 - Cloudy - 58 F</p>																
10 Adam Jones, R OBP: 0.372, SLG: 0.529										3	1	3	2	1	0	0																	
13 Manny Machado, R OBP: 0.289, SLG: 0.379										3	0	0	0	1	0	3																	
19 Chris Davis, L OBP: 0.338, SLG: 0.470										3	0	0	1	1	2	4																	
45 Mark Trumbo, R OBP: 0.257, SLG: 0.300										4	0	0	0	0	1	4																	
29 Wellington Castillo, R OBP: 0.304, SLG: 0.400										4	1	1	0	0	1	0																	
25 Hyun Soo Kim, L OBP: 0.321, SLG: 0.423 14 Craig Gentry, R OBP: 0.267, SLG: 0.320										3	1	1	1	1	0	1																	
6 Jonathan Schoop, R OBP: 0.324, SLG: 0.574										3	1	1	2	0	0	1																	
2 J.J. Hardy, R OBP: 0.222, SLG: 0.306										4	0	0	0	0	0	0																	
<b>Inning Stats</b>	R: 0 E: 0 K: 1 S: 11	H: 1 LOB: 2 BB: 1 P: 19	R: 0 E: 0 K: 0 S: 4	H: 0 LOB: 0 BB: 0 P: 7	R: 1 E: 0 K: 1 S: 10	H: 1 LOB: 2 BB: 2 P: 22	R: 0 E: 0 K: 1 S: 8	H: 0 LOB: 0 BB: 1 P: 12	R: 0 E: 0 K: 1 S: 12	H: 1 LOB: 2 BB: 1 P: 20	R: 2 E: 0 K: 0 S: 9	H: 2 LOB: 0 BB: 0 P: 12	R: 2 E: 0 K: 1 S: 12	H: 1 LOB: 0 BB: 0 P: 18	R: 1 E: 0 K: 0 S: 8	H: 1 LOB: 0 BB: 0 P: 14		1B: 1 2B: 3 3B: 0 HR: 3	SF: 1 SAC: 0 DP: 1 HBP: 1	WP: 2 PB: 0 SB: 0 CS: 0	PA: 36												
<b>PITCHER</b>	IP WLS BF H R ER SO BB IBB HBP BLK WP HR S P ERA WHIP																																
22 Chris Archer, R ERA: 3.94	6.2	31	6	1	1	0	0	0	0	0	0	0	0	5	9	27.00	3.000																
52 Ryan Garton, R ERA: 20.25	0.1	2	1	1	1	0	0	0	0	0	0	0	0	6	11	0.00	0.000																
58 Chih-Wei Hu, R ERA:	1.0	3	0	0	0	0	0	0	0	0	0	0	0	0	0	0	0																

AB 33  
R 3  
H 7  
RBI 3  
BB 7  
SO 10  
LOB 21



AB 29  
R 6  
H 7  
RBI 6  
BB 5  
SO 5  
LOB 13



Batter	1	2	3	4	5	6	7	8	9	AB R H RBI BB SO LOB	TOP									
20 Steven Souza Jr. R OBP: 0.426, SLG: 0.590	F9		FC4-6	K			1B		1B	5 0 3 0 0 1 2	<b>Tampa Bay Rays @ Baltimore Orioles</b> Oriole Park at Camden Yards, Baltimore, MD Tue Apr 25 2017, 7:09 PM - 10:00 PM EDT Att: 11,472 - Cloudy - 59 F									
39 Kevin Kiermaier L OBP: 0.326, SLG: 0.341	K		FC4-6		G3		K		G1-3	5 0 0 0 0 2 4										
3 Evan Longoria R OBP: 0.306, SLG: 0.398	BB		F8				G5-3			2 0 0 0 2 0 2										
13 Brad Miller L OBP: 0.367, SLG: 0.400	BB			P5	FC3-6			BB		2 0 0 0 2 0 1										
8 Rickie Weeks Jr. R OBP: 0.297, SLG: 0.344	F8			BB	L9			BB		3 1 1 0 1 0 3										
7 Logan Morrison L OBP: 0.342, SLG: 0.439	G4-3			BB		K		FC5		3 1 0 0 1 1 2										
1 Tim Beckham R OBP: 0.278, SLG: 0.386	K			BB		K		G4-6-3		4 0 1 1 0 2 2										
33 Derek Norris R OBP: 0.190, SLG: 0.172	K		SF9			G4-3			G5-3	3 0 0 1 0 1 0										
18 Peter Bourjos R OBP: 0.290, SLG: 0.296							K		G1-3	3 0 1 0 1 1 0										
<b>Inning Stats</b>	R: 0 H: 0 E: 0 K: 1 S: 9	H: 0 LOB: 2 BB: 2 P: 22	R: 0 H: 0 E: 0 K: 2 S: 12	H: 1 LOB: 1 BB: 0 P: 17	R: 0 H: 2 E: 0 K: 0 S: 8	H: 2 LOB: 1 BB: 0 P: 9	R: 2 H: 1 E: 0 K: 1 S: 12	H: 1 LOB: 2 BB: 3 P: 29	R: 0 H: 0 E: 0 K: 2 S: 7	H: 0 LOB: 1 BB: 1 P: 15		R: 0 H: 0 E: 0 K: 2 S: 12	H: 1 LOB: 1 BB: 0 P: 16	R: 0 H: 1 E: 0 K: 0 S: 7	H: 1 LOB: 1 BB: 0 P: 15	R: 0 H: 1 E: 0 K: 0 S: 11	H: 1 LOB: 0 BB: 0 P: 16	1B: 6 2B: 0 3B: 0 HR: 0	SF: 1 SAC: 0 DP: 1 HBP: 0	WP: 0 PB: 0 SB: 0 CS: 1
<b>PITCHER</b>	IP WLS BF H R ER SO BB IBB HBP BLK WP HR S P ERA WHIP											<b>PITCHER</b>	IP WLS BF H R ER SO BB IBB HBP BLK WP HR S P ERA WHIP							
38 Wade Miley L ERA: 2.08	(1, 1) 7.0 L 30 4 2 2 8 6 0 0 0 0 0 0 69 116 2.57 1.429																			
58 Donnie Hart L ERA:	(8, 1) 0.1 3 1 0 0 0 1 0 0 0 0 0 5 12 0.00 6.000																			
56 Darren O'Day R ERA: 5.87	(8, 1) 1.2 5 1 0 0 0 0 0 0 0 0 0 13 19 0.00 0.600																			

Batter	1	2	3	4	5	6	7	8	9	AB R H RBI BB SO LOB	BOTTOM									
12 Seth Smith L OBP: 0.359, SLG: 0.545	L3		L8		G3			G4-3		4 0 0 0 0 0 0	<b>Tampa Bay Rays @ Baltimore Orioles</b> Oriole Park at Camden Yards, Baltimore, MD Tue Apr 25 2017, 7:09 PM - 10:00 PM EDT Att: 11,472 - Cloudy - 59 F									
10 Adam Jones R OBP: 0.354, SLG: 0.500	G4-3		K			L5		G4-3		4 0 0 0 0 1 0										
13 Manny Machado R OBP: 0.288, SLG: 0.362	BB		L6			K		G5-3		3 0 0 0 1 1 0										
19 Chris Davis L OBP: 0.346, SLG: 0.464	G5-3					K			BB	3 0 1 0 1 1 1										
45 Mark Trumbo R OBP: 0.244, SLG: 0.284	K		P3				P4		K	4 0 0 0 0 2 2										
25 Hyun Soo Kim L OBP: 0.323, SLG: 0.393	HBP					K		G6-3		2 0 0 0 0 1 1										
6 Jonathan Schoop R OBP: 0.324, SLG: 0.578						K				3 0 1 0 0 2 1										
2 J.J. Hardy R OBP: 0.212, SLG: 0.292	G6-3								L8	3 0 0 0 0 0 2										
36 Caleb Joseph R OBP: 0.111, SLG: 0.167	K								P3	3 0 0 0 0 1 2										
<b>Inning Stats</b>	R: 0 H: 0 E: 0 K: 0 S: 10	H: 1 LOB: 2 BB: 0 P: 25	R: 0 H: 0 E: 0 K: 1 S: 8	H: 0 LOB: 0 BB: 0 P: 13	R: 0 H: 1 E: 0 K: 2 S: 13	H: 1 LOB: 1 BB: 0 P: 15	R: 0 H: 0 E: 0 K: 0 S: 8	H: 0 LOB: 0 BB: 0 P: 11	R: 0 H: 0 E: 0 K: 2 S: 11	H: 0 LOB: 0 BB: 0 P: 15		R: 0 H: 0 E: 0 K: 1 S: 9	H: 0 LOB: 0 BB: 0 P: 15	R: 0 H: 0 E: 0 K: 0 S: 7	H: 0 LOB: 0 BB: 0 P: 11	R: 0 H: 0 E: 0 K: 1 S: 10	H: 0 LOB: 1 BB: 1 P: 17	1B: 1 2B: 1 3B: 0 HR: 0	SF: 0 SAC: 0 DP: 0 HBP: 1	WP: 0 PB: 0 SB: 0 CS: 0
<b>PITCHER</b>	IP WLS BF H R ER SO BB IBB HBP BLK WP HR S P ERA WHIP											<b>PITCHER</b>	IP WLS BF H R ER SO BB IBB HBP BLK WP HR S P ERA WHIP							
50 Austin Pruitt R ERA: 6.28	(1, 1) 3.0 12 1 0 0 1 0 0 0 0 0 0 10 12 0.00 1.500																			
43 Danny Farquhar R ERA: 5.23	(4, 1) 0.2 3 1 0 0 1 0 0 0 0 0 0 11 14 0.00 0.000																			
17 Jumbo Diaz R ERA: 3.38	(4, 1) 1.1 4 0 0 0 1 0 0 0 0 0 0 11 14 0.00 0.000																			
47 Chase Whitley R ERA:	(6, 1) 3.0 W 9 0 0 0 3 0 0 0 0 0 0 27 41 0.00 0.000																			
37 Alex Colomé R ERA:	(9, 1) 1.0 S 4 0 0 0 1 1 0 0 0 0 0 10 17 0.00 1.000																			

AB 30  
R 2  
H 6  
RBI 2  
BB 7  
SO 8  
LOB 16



AB 29  
R 0  
H 2  
RBI 0  
BB 2  
SO 9  
LOB 9



Batter	1	2	3	4	5	6	7	8	9	10	11	AB	R	H	RBI	BB	SO	LOB	TOP							
10 Corey Dickerson, L OBP: 0.366, SLG: 0.623 8 Rickie Weeks, Jr., R OBP: 0.325, SLG: 0.333	2-2 FC3-6 1B		L7			F8		FC3-2 HBP		P3	HBP	3	0	1	0	0	0	0								
39 Kevin Kiermaier, L OBP: 0.327, SLG: 0.526	3-2 FC3-6 1-2			P4		G4-3 BB		FC3-6 BB		P6	G4-3	4	0	0	0	2	0	4								
3 Evan Longoria, R OBP: 0.324, SLG: 0.386	3-1 L9			F9		G4-3		FC3-2 FC3-6				5	0	1	0	0	0	5								
13 Brad Miller, L OBP: 0.347, SLG: 0.375	1-0 CS	F8				F7		FC3-6				5	0	0	1	0	2	4								
20 Steven Souza Jr., R OBP: 0.404, SLG: 0.557		P4				G5-3		P6			K	5	0	0	0	0	1	3								
7 Logan Morrison, L OBP: 0.340, SLG: 0.443				L8		L8				G6-3		4	1	1	0	1	1	0								
1 Tim Beckham, R OBP: 0.299, SLG: 0.493				HR		HR		L7		G2-3 2B		5	2	3	2	0	0	2								
2 Shane Peterson, L OBP: 0.344, SLG: 0.467		L9						G3		G2-3		3	0	0	0	1	0	2								
33 Derek Norris, R 18 Peter Bourjos, R 45 Jesus Sucre, R				K		P2				P3		3	0	1	0	0	1	1								
<b>Inning Stats</b>	R: 0 E: 0 K: 0 S: 9	H: 1 LOB: 0 BB: 0 P: 18	R: 0 E: 0 K: 1 S: 6	H: 0 LOB: 0 BB: 0 P: 10	R: 1 E: 0 K: 1 S: 8	H: 1 LOB: 0 BB: 0 P: 14	R: 0 E: 0 K: 1 S: 9	H: 0 LOB: 0 BB: 0 P: 13	R: 1 E: 0 K: 0 S: 11	H: 1 LOB: 1 BB: 1 P: 20	R: 0 E: 1 K: 0 S: 17	H: 0 LOB: 1 BB: 1 P: 24	R: 0 E: 0 K: 0 S: 8	H: 1 LOB: 1 BB: 0 P: 9	R: 1 E: 0 K: 0 S: 12	H: 1 LOB: 3 BB: 1 P: 20	R: 0 E: 0 K: 0 S: 9	H: 1 LOB: 1 BB: 0 P: 14	R: 0 E: 0 K: 1 S: 10	H: 1 LOB: 1 BB: 0 P: 14	R: 1 E: 0 K: 1 S: 11	H: 1 LOB: 3 BB: 1 P: 24	1B: 3 2B: 3 3B: 0 HR: 2	SF: 0 SAC: 0 DP: 0 HBP: 3	WP: 0 PB: 0 SB: 0 CS: 1	PA: 48
<b>PITCHER</b>	IP: 6.1 WLS: 24 BF: 24 H: 4 R: 2 ER: 2 SO: 3 BB: 2 IBB: 0 HBP: 0 BLK: 0 WP: 0 HR: 2 S: 66 P: 106 ERA: 2.84 WHIP: 0.947	IP: 7.1 WLS: 3 BF: 3 H: 1 R: 1 ER: 1 SO: 0 BB: 0 IBB: 0 HBP: 0 BLK: 0 WP: 0 HR: 0 S: 10 P: 13 ERA: 1.59 WHIP: 1.500	IP: 8.1 WLS: 2 BF: 2 H: 0 R: 0 ER: 0 SO: 1 BB: 0 IBB: 0 HBP: 1 BLK: 0 WP: 0 HR: 0 S: 10 P: 10 ERA: 5.19 WHIP: 0.000	IP: 8.1 WLS: 3 BF: 3 H: 0 R: 0 ER: 0 SO: 0 BB: 0 IBB: 0 HBP: 0 BLK: 0 WP: 0 HR: 6 S: 8 P: 6 ERA: 5.19 WHIP: 0.000	IP: 9.1 WLS: 8 BF: 8 H: 2 R: 0 ER: 0 SO: 1 BB: 0 IBB: 0 HBP: 0 BLK: 0 WP: 0 HR: 19 S: 28 P: 19 ERA: 0.00 WHIP: 1.000	<b>PITCHER</b>	IP: 11.1 WLS: 7 BF: 7 H: 1 R: 1 ER: 1 SO: 1 BB: 1 IBB: 0 HBP: 2 BLK: 0 WP: 0 HR: 0 S: 11 P: 24 ERA: 2.16 WHIP: 2.000																			

Tampa Bay Rays @ Baltimore Orioles  
Oriole Park at Camden Yards, Baltimore, MD  
Wed Apr 26 2017, 7:09 PM - 11:15 PM EDT  
Att: 16,289 - Cloudy - 65 F

livebaseballscores.com

AB 40  
R 4  
H 8  
RBI 4  
BB 4  
SO 5  
LOB 22



Batter	1	2	3	4	5	6	7	8	9	10	11	AB	R	H	RBI	BB	SO	LOB	BOTTOM	
12 Seth Smith, L OBP: 0.378, SLG: 0.526	0-0 1B	E1 1B		G6-3			L9			F7		5	1	2	1	1	0	1		
10 Adam Jones, R OBP: 0.345, SLG: 0.481	1-2 L7			G6-3		G6-3		G5-3		K		5	0	1	0	0	1	1		
13 Manny Machado, R OBP: 0.306, SLG: 0.370	3-2 1B	FC5-4 1B						E6 1B		K		4	0	2	0	1	1	1		
19 Chris Davis, L OBP: 0.361, SLG: 0.458	2-3 K			G6-3				E6 1B				3	1	1	1	0	2	1	2	
45 Mark Trumbo, R OBP: 0.229, SLG: 0.266	2-2 F8			G4-3		FC5-4 BB		K				5	0	0	0	0	1	6		
29 Wellington Castillo, R OBP: 0.231, SLG: 0.400		K		K				G5-4-3 1B				5	0	2	0	0	2	2		
14 Craig Gentry, R OBP: 0.267, SLG: 0.320		K		K				G5-4-3 1B				0	1	0	0	0	0	0		
25 Hyun Soo Kim, L OBP: 0.333, SLG: 0.375		G3 1B						K				4	1	1	0	1	2	1		
6 Jonathan Schoop, R OBP: 0.329, SLG: 0.574								G5-4-3 1B		G6-3		4	0	2	1	0	0	1		
3 Ryan Flaherty, L OBP: 0.300, SLG: 0.125								L8		G5-3		4	1	1	1	1	0	1		
<b>Inning Stats</b>	R: 0 E: 0 K: 1 S: 15	H: 2 LOB: 2 BB: 0 P: 23	R: 3 E: 1 K: 1 S: 16	H: 5 LOB: 1 BB: 0 P: 27	R: 0 E: 0 K: 1 S: 6	H: 0 LOB: 0 BB: 0 P: 8	R: 0 E: 0 K: 0 S: 11	H: 1 LOB: 1 BB: 0 P: 19	R: 0 E: 0 K: 0 S: 6	H: 0 LOB: 0 BB: 0 P: 9	R: 0 E: 1 K: 1 S: 12	H: 1 LOB: 1 BB: 1 P: 18	R: 0 E: 0 K: 2 S: 10	H: 0 LOB: 0 BB: 0 P: 12	R: 2 E: 0 K: 0 S: 9	H: 2 LOB: 3 BB: 3 P: 24	1B: 12 2B: 3 3B: 0 HR: 0	SF: 1 SAC: 0 DP: 2 HBP: 0	WP: 1 PB: 0 SB: 0 CS: 1	PA: 46
<b>PITCHER</b>	IP: 5.0 WLS: 13 BF: 23 H: 2 R: 3 ER: 2 SO: 3 BB: 2 IBB: 0 HBP: 0 BLK: 0 WP: 1 HR: 0 S: 54 P: 94 ERA: 3.60 WHIP: 2.000	IP: 6.1 WLS: 8 BF: 8 H: 2 R: 0 ER: 0 SO: 3 BB: 1 IBB: 0 HBP: 0 BLK: 0 WP: 0 HR: 0 S: 35 P: 53 ERA: 2.41 WHIP: 0.750	IP: 10.1 WLS: 9 BF: 2 H: 2 R: 2 ER: 2 SO: 2 BB: 0 IBB: 0 HBP: 0 BLK: 0 WP: 0 HR: 19 S: 32 P: 10 ERA: 10.80 WHIP: 2.400	IP: 11.1 WLS: 1 BF: 1 H: 0 R: 0 ER: 0 SO: 4 BB: 0 IBB: 0 HBP: 0 BLK: 0 WP: 0 HR: 0 S: 4 P: 4 ERA: 5.23 WHIP: 0.000	<b>PITCHER</b>	IP: 5.0 WLS: 13 BF: 23 H: 2 R: 3 ER: 2 SO: 3 BB: 2 IBB: 0 HBP: 0 BLK: 0 WP: 1 HR: 0 S: 54 P: 94 ERA: 3.60 WHIP: 2.000	IP: 11.1 WLS: 7 BF: 7 H: 1 R: 1 ER: 1 SO: 1 BB: 1 IBB: 0 HBP: 2 BLK: 0 WP: 0 HR: 0 S: 11 P: 24 ERA: 2.16 WHIP: 2.000													

Tampa Bay Rays @ Baltimore Orioles  
Oriole Park at Camden Yards, Baltimore, MD  
Wed Apr 26 2017, 7:09 PM - 11:15 PM EDT  
Att: 16,289 - Cloudy - 65 F

livebaseballscores.com

AB 39  
R 5  
H 12  
RBI 3  
BB 6  
SO 8  
LOB 16













Batter	1	2	3	4	5	6	7	8	9	AB	R	H	RBI	BB	SO	LOB	TOP							
23 <b>Joey Rickard, R</b> OBP: 0.250, SLG: 0.259										5	0	2	0	0	2	2	<b>Baltimore Orioles @ Boston Red Sox</b> Fenway Park, Boston, MA Wed May 03 2017, 7:13 PM - 10:35 PM EDT Att: 33,162 - Cloudy - 57 F							
10 <b>Adam Jones, R</b> OBP: 0.333, SLG: 0.429										3	0	0	0	0	1	2								
14 <b>Craig Gentry, R</b> OBP: 0.289, SLG: 0.313										1	0	0	0	0	0	0								
25 <b>Hyun Soo Kim, L</b> OBP: 0.341, SLG: 0.361										1	0	0	0	0	1	0								
13 <b>Manny Machado, R</b> OBP: 0.322, SLG: 0.449										5	0	0	0	0	2	3								
45 <b>Mark Trumbo, R</b> OBP: 0.250, SLG: 0.295										3	1	0	0	1	0	2								
19 <b>Chris Davis, L</b> OBP: 0.327, SLG: 0.382										3	0	1	0	1	1	1								
6 <b>Jonathan Schoop, R</b> OBP: 0.330, SLG: 0.522										4	1	1	0	0	2	4								
16 <b>Trey Mancini, R</b> OBP: 0.267, SLG: 0.561										3	0	2	1	0	1	0								
2 <b>J.J. Hardy, R</b> OBP: 0.231, SLG: 0.273										4	0	2	1	0	1	2								
36 <b>Caleb Joseph, R</b> OBP: 0.188, SLG: 0.344										3	0	1	0	0	0	0								
12 <b>Seth Smith, L</b> OBP: 0.340, SLG: 0.444										0	0	0	0	0	0	0								
27 <b>Francisco Peña, R</b> OBP: 0.289, SLG: 0.313										1	0	0	0	0	0	2								
<b>Inning Stats</b>	R: 0 E: 1 K: 2 S: 22	H: 1 LOB: 3 BB: 1 P: 34	R: 0 E: 0 K: 1 S: 6	H: 0 LOB: 0 BB: 0 P: 10	R: 0 E: 0 K: 0 S: 7	H: 0 LOB: 0 BB: 0 P: 10	R: 0 E: 1 K: 2 S: 15	H: 2 LOB: 2 BB: 0 P: 20	R: 0 E: 0 K: 1 S: 9	H: 1 LOB: 1 BB: 0 P: 13	R: 2 E: 0 K: 2 S: 19	H: 3 LOB: 2 BB: 1 P: 32	R: 0 E: 0 K: 0 S: 5	H: 0 LOB: 0 BB: 0 P: 12	R: 0 E: 0 K: 0 S: 16	H: 2 LOB: 2 BB: 0 P: 25	R: 0 E: 0 K: 3 S: 9	H: 0 LOB: 0 BB: 0 P: 12	1B: 7 2B: 2 3B: 0 HR: 0	SF: 1 SAC: 0 DP: 0 HBP: 0	WP: 0 PB: 1 SB: 0 CS: 0	PA: 39		
<b>PITCHER</b>	IP WLS BF H R ER SO BB IBB HBP BLK WP HR S P ERA WHIP	IP WLS BF H R ER SO BB IBB HBP BLK WP HR S P ERA WHIP	IP WLS BF H R ER SO BB IBB HBP BLK WP HR S P ERA WHIP	IP WLS BF H R ER SO BB IBB HBP BLK WP HR S P ERA WHIP	IP WLS BF H R ER SO BB IBB HBP BLK WP HR S P ERA WHIP	IP WLS BF H R ER SO BB IBB HBP BLK WP HR S P ERA WHIP	IP WLS BF H R ER SO BB IBB HBP BLK WP HR S P ERA WHIP	IP WLS BF H R ER SO BB IBB HBP BLK WP HR S P ERA WHIP	IP WLS BF H R ER SO BB IBB HBP BLK WP HR S P ERA WHIP	IP WLS BF H R ER SO BB IBB HBP BLK WP HR S P ERA WHIP	IP WLS BF H R ER SO BB IBB HBP BLK WP HR S P ERA WHIP	IP WLS BF H R ER SO BB IBB HBP BLK WP HR S P ERA WHIP	IP WLS BF H R ER SO BB IBB HBP BLK WP HR S P ERA WHIP	IP WLS BF H R ER SO BB IBB HBP BLK WP HR S P ERA WHIP	IP WLS BF H R ER SO BB IBB HBP BLK WP HR S P ERA WHIP	IP WLS BF H R ER SO BB IBB HBP BLK WP HR S P ERA WHIP	IP WLS BF H R ER SO BB IBB HBP BLK WP HR S P ERA WHIP	IP WLS BF H R ER SO BB IBB HBP BLK WP HR S P ERA WHIP	IP WLS BF H R ER SO BB IBB HBP BLK WP HR S P ERA WHIP	IP WLS BF H R ER SO BB IBB HBP BLK WP HR S P ERA WHIP	IP WLS BF H R ER SO BB IBB HBP BLK WP HR S P ERA WHIP	IP WLS BF H R ER SO BB IBB HBP BLK WP HR S P ERA WHIP	IP WLS BF H R ER SO BB IBB HBP BLK WP HR S P ERA WHIP	IP WLS BF H R ER SO BB IBB HBP BLK WP HR S P ERA WHIP

Batter	1	2	3	4	5	6	7	8	9	AB	R	H	RBI	BB	SO	LOB	BOTTOM							
15 <b>Dustin Pedroia, R</b> OBP: 0.347, SLG: 0.291										3	0	1	1	0	0	0	<b>Baltimore Orioles @ Boston Red Sox</b> Fenway Park, Boston, MA Wed May 03 2017, 7:13 PM - 10:35 PM EDT Att: 33,162 - Cloudy - 57 F							
16 <b>Andrew Benintendi, L</b> OBP: 0.377, SLG: 0.440										4	0	0	0	0	1	2								
50 <b>Mookie Betts, R</b> OBP: 0.359, SLG: 0.424										3	0	1	0	1	0	1								
13 <b>Hanley Ramirez, R</b> OBP: 0.327, SLG: 0.461										3	0	0	0	1	0	2								
2 <b>Xander Bogaerts, R</b> OBP: 0.391, SLG: 0.381										3	2	1	0	0	0	2								
18 <b>Mitch Moreland, L</b> OBP: 0.366, SLG: 0.469										3	1	1	0	1	0	1								
30 <b>Chris Young, R</b> OBP: 0.358, SLG: 0.298										2	1	1	1	2	0	2								
40 <b>Marco Hernández, L</b> OBP: 0.300, SLG: 0.328										0	0	0	0	0	0	0								
32 <b>Josh Rutledge, R</b> OBP: 0.125, SLG: 0.125										4	0	1	2	0	0	3								
7 <b>Christian Vázquez, R</b> OBP: 0.400, SLG: 0.526										4	0	0	0	0	1	5								
<b>Inning Stats</b>	R: 0 E: 0 K: 0 S: 8	H: 0 LOB: 1 BB: 1 P: 19	R: 1 E: 0 K: 0 S: 9	H: 1 LOB: 1 BB: 1 P: 19	R: 0 E: 0 K: 0 S: 8	H: 1 LOB: 1 BB: 0 P: 13	R: 3 E: 1 K: 0 S: 12	H: 2 LOB: 1 BB: 0 P: 15	R: 0 E: 0 K: 1 S: 10	H: 1 LOB: 1 BB: 0 P: 18	R: 0 E: 0 K: 1 S: 11	H: 0 LOB: 0 BB: 1 P: 16	R: 0 E: 0 K: 1 S: 12	H: 1 LOB: 2 BB: 1 P: 25	R: 0 E: 0 K: 0 S: 8	H: 0 LOB: 1 BB: 1 P: 14	R: 0 E: 0 K: 0 S: 8	H: 0 LOB: 1 BB: 1 P: 14	1B: 5 2B: 1 3B: 0 HR: 0	SF: 1 SAC: 0 DP: 1 HBP: 1	WP: 0 PB: 1 SB: 2 CS: 1	PA: 36		
<b>PITCHER</b>	IP WLS BF H R ER SO BB IBB HBP BLK WP HR S P ERA WHIP	IP WLS BF H R ER SO BB IBB HBP BLK WP HR S P ERA WHIP	IP WLS BF H R ER SO BB IBB HBP BLK WP HR S P ERA WHIP	IP WLS BF H R ER SO BB IBB HBP BLK WP HR S P ERA WHIP	IP WLS BF H R ER SO BB IBB HBP BLK WP HR S P ERA WHIP	IP WLS BF H R ER SO BB IBB HBP BLK WP HR S P ERA WHIP	IP WLS BF H R ER SO BB IBB HBP BLK WP HR S P ERA WHIP	IP WLS BF H R ER SO BB IBB HBP BLK WP HR S P ERA WHIP	IP WLS BF H R ER SO BB IBB HBP BLK WP HR S P ERA WHIP	IP WLS BF H R ER SO BB IBB HBP BLK WP HR S P ERA WHIP	IP WLS BF H R ER SO BB IBB HBP BLK WP HR S P ERA WHIP	IP WLS BF H R ER SO BB IBB HBP BLK WP HR S P ERA WHIP	IP WLS BF H R ER SO BB IBB HBP BLK WP HR S P ERA WHIP	IP WLS BF H R ER SO BB IBB HBP BLK WP HR S P ERA WHIP	IP WLS BF H R ER SO BB IBB HBP BLK WP HR S P ERA WHIP	IP WLS BF H R ER SO BB IBB HBP BLK WP HR S P ERA WHIP	IP WLS BF H R ER SO BB IBB HBP BLK WP HR S P ERA WHIP	IP WLS BF H R ER SO BB IBB HBP BLK WP HR S P ERA WHIP	IP WLS BF H R ER SO BB IBB HBP BLK WP HR S P ERA WHIP	IP WLS BF H R ER SO BB IBB HBP BLK WP HR S P ERA WHIP	IP WLS BF H R ER SO BB IBB HBP BLK WP HR S P ERA WHIP	IP WLS BF H R ER SO BB IBB HBP BLK WP HR S P ERA WHIP	IP WLS BF H R ER SO BB IBB HBP BLK WP HR S P ERA WHIP	IP WLS BF H R ER SO BB IBB HBP BLK WP HR S P ERA WHIP



Batter	1	2	3	4	5	6	7	8	9	AB	R	H	RBI	BB	SO	LOB	TOP					
12 Seth Smith, L OBP: 0.397, SLG: 0.510 23 Joey Rickard, R OBP: 0.241, SLG: 0.250										4	2	4	2	1	0	0						
10 Adam Jones, R OBP: 0.336, SLG: 0.427										5	0	2	1	0	1	5						
13 Manny Machado, R OBP: 0.325, SLG: 0.476										5	1	2	3	0	1	6						
19 Chris Davis, L OBP: 0.330, SLG: 0.376										4	0	1	0	1	1	2						
45 Mark Trumbo, R OBP: 0.265, SLG: 0.303										4	1	2	0	1	0	4						
6 Jonathan Schoop, R OBP: 0.343, SLG: 0.526										5	1	3	0	0	0	1						
25 Hyun Soo Kim, L OBP: 0.289, SLG: 0.313 14 Craig Gentry, R										5	2	1	0	0	1	5						
2 J.J. Hardy, R OBP: 0.240, SLG: 0.272										4	1	1	1	1	0	2						
36 Caleb Joseph, R OBP: 0.189, SLG: 0.324										5	0	1	0	0	1	5						
<b>Inning Stats</b>	R: 0 E: 1 K: 0 S: 9	H: 2 LOB: 2 BB: 0 P: 12	R: 0 E: 0 K: 0 S: 6	H: 0 LOB: 0 BB: 0 P: 11	R: 1 E: 0 K: 0 S: 11	H: 2 LOB: 2 BB: 1 P: 16	R: 5 E: 0 K: 1 S: 16	H: 4 LOB: 0 BB: 1 P: 30	R: 2 E: 0 K: 2 S: 23	H: 4 LOB: 3 BB: 1 P: 36	R: 0 E: 0 K: 0 S: 9	H: 2 LOB: 2 BB: 0 P: 18	R: 0 E: 0 K: 2 S: 14	H: 1 LOB: 1 BB: 0 P: 19	R: 0 E: 0 K: 1 S: 10	H: 0 LOB: 0 BB: 0 P: 16	1B: 15 2B: 1 3B: 0 HR: 1	SF: 0 SAC: 0 DP: 1 HBP: 0	WP: 0 PB: 0 SB: 2 CS: 0	PA: 46		
<b>PITCHER</b>	IP WLS BF H R ER SO BB IBB HBP BLK WP HR S P ERA WHIP	IP WLS BF H R ER SO BB IBB HBP BLK WP HR S P ERA WHIP	IP WLS BF H R ER SO BB IBB HBP BLK WP HR S P ERA WHIP	IP WLS BF H R ER SO BB IBB HBP BLK WP HR S P ERA WHIP	IP WLS BF H R ER SO BB IBB HBP BLK WP HR S P ERA WHIP	IP WLS BF H R ER SO BB IBB HBP BLK WP HR S P ERA WHIP	IP WLS BF H R ER SO BB IBB HBP BLK WP HR S P ERA WHIP	IP WLS BF H R ER SO BB IBB HBP BLK WP HR S P ERA WHIP	IP WLS BF H R ER SO BB IBB HBP BLK WP HR S P ERA WHIP	IP WLS BF H R ER SO BB IBB HBP BLK WP HR S P ERA WHIP	IP WLS BF H R ER SO BB IBB HBP BLK WP HR S P ERA WHIP	IP WLS BF H R ER SO BB IBB HBP BLK WP HR S P ERA WHIP	IP WLS BF H R ER SO BB IBB HBP BLK WP HR S P ERA WHIP	IP WLS BF H R ER SO BB IBB HBP BLK WP HR S P ERA WHIP	IP WLS BF H R ER SO BB IBB HBP BLK WP HR S P ERA WHIP	IP WLS BF H R ER SO BB IBB HBP BLK WP HR S P ERA WHIP	IP WLS BF H R ER SO BB IBB HBP BLK WP HR S P ERA WHIP	IP WLS BF H R ER SO BB IBB HBP BLK WP HR S P ERA WHIP	IP WLS BF H R ER SO BB IBB HBP BLK WP HR S P ERA WHIP	IP WLS BF H R ER SO BB IBB HBP BLK WP HR S P ERA WHIP	IP WLS BF H R ER SO BB IBB HBP BLK WP HR S P ERA WHIP	
25 Kyle Kendrick, R ERA: 13.5 64 Ben Taylor, R ERA: 3.12 67 Brandon Workman, R ERA: Fernando Abad, L ERA: 3.86	4.0 L 22 8 6 6 1 2 0 0 0 0 1 42 69 13.50 2.500	1.0 8 4 2 2 2 1 0 0 0 0 0 23 36 18.00 5.000	3.0 13 5 0 0 2 1 0 0 0 0 0 29 46 0.00 2.000	1.0 3 0 0 0 1 0 0 0 0 0 0 10 16 0.00 0.000																		

**Baltimore Orioles @ Boston Red Sox**  
Fenway Park, Boston, MA  
Thu May 04 2017, 7:13 PM - 10:33 PM EDT  
Att: 36,563 - Partly Cloudy - 52 F

AB 42  
R 8  
H 17  
RBI 7  
BB 4  
SO 6  
LOB 30



Batter	1	2	3	4	5	6	7	8	9	AB	R	H	RBI	BB	SO	LOB	BOTTOM						
15 Dustin Pedroia, R OBP: 0.353, SLG: 0.326										3	1	1	1	1	0	0							
16 Andrew Benintendi, L OBP: 0.364, SLG: 0.429										4	0	0	0	0	1	3							
50 Mookie Betts, R OBP: 0.355, SLG: 0.417										4	1	1	0	0	0	0							
13 Hanley Ramirez, R OBP: 0.333, SLG: 0.462										4	1	2	0	0	1	0							
2 Xander Bogaerts, R OBP: 0.385, SLG: 0.375										4	0	1	1	0	0	1							
18 Mitch Moreland, L OBP: 0.353, SLG: 0.451										4	0	0	0	0	0	1							
32 Josh Rutledge, R OBP: 0.250, SLG: 0.250										4	0	2	0	0	1	0							
19 Jackie Bradley Jr., L OBP: 0.267, SLG: 0.283										4	0	1	0	0	1	2							
7 Christian Vázquez, R OBP: 0.386, SLG: 0.500										4	0	1	0	0	0	1							
<b>Inning Stats</b>	R: 2 E: 0 K: 1 S: 13	H: 3 LOB: 1 BB: 0 P: 22	R: 0 E: 0 K: 0 S: 9	H: 1 LOB: 0 BB: 0 P: 12	R: 1 E: 0 K: 0 S: 7	H: 1 LOB: 0 BB: 0 P: 9	R: 0 E: 0 K: 0 S: 9	H: 0 LOB: 0 BB: 0 P: 12	R: 0 E: 0 K: 0 S: 8	H: 0 LOB: 0 BB: 0 P: 11	R: 0 E: 0 K: 0 S: 10	H: 1 LOB: 1 BB: 0 P: 18	R: 0 E: 0 K: 1 S: 14	H: 2 LOB: 3 BB: 1 P: 24	R: 0 E: 0 K: 1 S: 13	H: 0 LOB: 0 BB: 0 P: 17	R: 0 E: 0 K: 1 S: 9	H: 1 LOB: 1 BB: 0 P: 15	1B: 8 2B: 0 3B: 0 HR: 1	SF: 0 SAC: 0 DP: 1 HBP: 0	WP: 0 PB: 0 SB: 0 CS: 0	PA: 36	
<b>PITCHER</b>	IP WLS BF H R ER SO BB IBB HBP BLK WP HR S P ERA WHIP	IP WLS BF H R ER SO BB IBB HBP BLK WP HR S P ERA WHIP	IP WLS BF H R ER SO BB IBB HBP BLK WP HR S P ERA WHIP	IP WLS BF H R ER SO BB IBB HBP BLK WP HR S P ERA WHIP	IP WLS BF H R ER SO BB IBB HBP BLK WP HR S P ERA WHIP	IP WLS BF H R ER SO BB IBB HBP BLK WP HR S P ERA WHIP	IP WLS BF H R ER SO BB IBB HBP BLK WP HR S P ERA WHIP	IP WLS BF H R ER SO BB IBB HBP BLK WP HR S P ERA WHIP	IP WLS BF H R ER SO BB IBB HBP BLK WP HR S P ERA WHIP	IP WLS BF H R ER SO BB IBB HBP BLK WP HR S P ERA WHIP	IP WLS BF H R ER SO BB IBB HBP BLK WP HR S P ERA WHIP	IP WLS BF H R ER SO BB IBB HBP BLK WP HR S P ERA WHIP	IP WLS BF H R ER SO BB IBB HBP BLK WP HR S P ERA WHIP	IP WLS BF H R ER SO BB IBB HBP BLK WP HR S P ERA WHIP	IP WLS BF H R ER SO BB IBB HBP BLK WP HR S P ERA WHIP	IP WLS BF H R ER SO BB IBB HBP BLK WP HR S P ERA WHIP	IP WLS BF H R ER SO BB IBB HBP BLK WP HR S P ERA WHIP	IP WLS BF H R ER SO BB IBB HBP BLK WP HR S P ERA WHIP	IP WLS BF H R ER SO BB IBB HBP BLK WP HR S P ERA WHIP	IP WLS BF H R ER SO BB IBB HBP BLK WP HR S P ERA WHIP	IP WLS BF H R ER SO BB IBB HBP BLK WP HR S P ERA WHIP	IP WLS BF H R ER SO BB IBB HBP BLK WP HR S P ERA WHIP	
63 Tyler Wilson, R ERA: 4.91 58 Donnie Hart, L ERA: 2.0 60 Mychal Givens, R ERA: 1.23 35 Brad Brach, R ERA: 1.69 53 Zack Britton, L ERA: 1.0	6.0 W 23 6 3 3 1 0 0 0 0 0 7 8 4.50 1.000	0.2 3 1 0 0 1 0 0 0 0 0 0 7 8 0.00 1.500	0.1 3 1 0 0 0 1 0 0 0 0 0 7 16 0.00 6.000	1.0 3 0 0 0 1 0 0 0 0 0 0 13 17 0.00 0.000	1.0 4 1 0 0 1 0 0 0 0 0 0 9 15 0.00 1.000																		

**Baltimore Orioles @ Boston Red Sox**  
Fenway Park, Boston, MA  
Thu May 04 2017, 7:13 PM - 10:33 PM EDT  
Att: 36,563 - Partly Cloudy - 52 F

AB 35  
R 3  
H 9  
RBI 2  
BB 1  
SO 4  
LOB 8




Batter	1	2	3	4	5	6	7	8	9	AB R H RBI BB SO LOB	TOP																	
7 Tim Anderson, R OBP: 0.235, SLG: 0.288	1-2 F SL 87 B SL 84 X FF 91		1-3 F SL 85 B SL 87 X FF 91		1-2 C CH 85 B SL 83 X SL 86		1-0 B SL 82 X SL 82		2-2 F SL 85 B CH 88 X SL 87	5 0 2 0 0 1 3	<p>Chicago White Sox @ Baltimore Orioles</p> <p>Oriole Park at Camden Yards, Baltimore, MD</p> <p>Fri May 05 2017, 7:08 PM - 10:24 PM EDT</p> <p>Att: 20,302 - Overcast - 68 F</p>																	
53 Melky Cabrera, S OBP: 0.315, SLG: 0.327	1-1 B SL 89 1 SAFE C SL 81 X FF 89		2-2 S SL 82 B SL 84 X FF 94		0-1 1 SAFE C FF 92 X SL 85			4-1 B FF 94 B SL 94 B SL 94 B SL 95	4 1 1 1 1 0 2																			
79 José Abreu, R OBP: 0.336, SLG: 0.486	1-1 C SL 87 B FF 88 X FF 88		3-2 B FF 95 B SL 94 X FF 94		2-3 F SL 92 B SL 86 X FF 94		1-2 B SL 78 F SL 87 X FF 88	1-2 1 SAFE F CH 86 C FC 94 X CH 88	5 0 3 0 0 1 3																			
26 Avisail García, R OBP: 0.413, SLG: 0.584	1-0 B SL 88 X SL 88		0-1 S SL 86 X SL 84		1-3 R SL 92 B SL 82 S SL 84		1-2 B FF 89 B SL 84 X SL 81		4 0 1 1 0 1 2																			
24 Matt Davidson, R OBP: 0.313, SLG: 0.574	1-0 D SL 84 X FF 93			2-1 B FF 93 B SL 93 X SL 93		0-3 C FF 94 B SL 84		1-2 S FF 89 B FF 89 B SL 81 X FF 88	3 0 0 0 0 1 2																			
5 Yolmer Sánchez, S OBP: 0.278, SLG: 0.431								2-3 S FF 89 B FF 89 B SL 81 X FF 88	1 0 0 0 0 1 1																			
20 Tyler Saladino, R OBP: 0.319, SLG: 0.269		3-2 B FF 93 C FF 92 X FF 95		0-1 C FF 93 X FF 94		0-2 C SL 84 F SL 84 X SL 84		0-0	3 0 0 0 0 0 0																			
25 Cody Asche, L OBP: 0.170, SLG: 0.122									0 0 0 0 1 0 0																			
61 Willy García, R OBP: 0.200, SLG: 0.267		2-3 C FF 95 B FF 94 X SL 86		0-0 X SL 86			2-2 C FF 92 B CH 83 X SL 86	0-1 C SL 81 X SL 81	4 0 1 0 0 1 2																			
38 Omar Narváez, L OBP: 0.380, SLG: 0.302		2-2 F FF 86 B CH 86 C CH 86 X FF 94			1-2 C SL 80 B FF 84 X SL 86		3-2 B SL 92 B CH 83 X SL 86	0-2 C FF 94 X SL 87	4 1 2 0 0 0 1																			
28 Leury García, S OBP: 0.309, SLG: 0.421		1-2 C FF 94 D FF 94 X SL 83			3-2 B FF 94 B SL 84 X SL 84		2-2 S SL 80 C SL 81 X SL 81	2-2 B FF 95 B FC 95 X SL 85	4 0 2 0 0 0 1																			
<b>Inning Stats</b>	R: 0 E: 0 K: 0 S: 9	H: 3 LOB: 2 BB: 0 P: 14	R: 0 E: 0 K: 1 S: 14	H: 1 LOB: 1 BB: 22 P: 22	R: 0 E: 0 K: 1 S: 13	H: 1 LOB: 0 BB: 0 P: 19	R: 0 E: 0 K: 0 S: 5	H: 0 LOB: 0 BB: 7 P: 7	R: 0 E: 0 K: 2 S: 10	H: 2 LOB: 2 BB: 0 P: 23	R: 0 E: 0 K: 2 S: 10	H: 2 LOB: 1 BB: 0 P: 11	R: 0 E: 0 K: 0 S: 11	H: 2 LOB: 1 BB: 0 P: 19	R: 1 E: 0 K: 1 S: 13	H: 1 LOB: 2 BB: 2 P: 21	R: 1 E: 0 K: 0 S: 18	H: 2 LOB: 1 BB: 0 P: 25	1B: 11 2B: 1 3B: 0 HR: 0	SF: 0 SAC: 0 DP: 2 HBP: 0	WP: 0 PB: 0 SB: 0 CS: 0	PA: 39						
<b>PITCHER</b>	IP WLS BF H R ER SO BB IBB HBP BLK WP HR S P ERA WHIP											<b>PITCHER</b>	IP WLS BF H R ER SO BB IBB HBP BLK WP HR S P ERA WHIP															
38 Wade Miley, L ERA: 2.27	0.2	4	3	0	0	0	0	0	0	0	0	0	0	0	8	12	0.00	4.500										
49 Gabriel Ynoa, R ERA:	6.0	W 23	6	0	0	5	0	0	0	0	0	0	0	0	69	101	0.00	1.000										
43 Stefan Crichton, R ERA: 10.8	0.1	H 2	0	1	1	0	1	0	0	0	0	0	0	2	7	27.00	3.000											
56 Darren O'Day, R ERA: 5.11	1.0	H 5	1	0	0	1	0	1	0	0	0	0	0	12	16	0.00	1.000											
35 Brad Brach, R ERA: 2.12	1.0	S 5	2	1	1	0	0	0	0	0	0	0	0	18	25	9.00	2.000											
<b>Batter</b>	<b>1</b>	<b>2</b>	<b>3</b>	<b>4</b>	<b>5</b>	<b>6</b>	<b>7</b>	<b>8</b>	<b>9</b>	<b>AB R H RBI BB SO LOB</b>	<b>BOTTOM</b>																	
12 Seth Smith, L OBP: 0.403, SLG: 0.509	3-2 B FF 90 B FF 84 X FF 84		2-0 F CU 76 B SL 90 X FF 86		2-2 C CU 78 B SL 83 X SL 81		1-3 B FF 90 B SL 86 X SL 86		2-2 F SL 86 B SL 86 X FF 96	4 1 2 0 0 1 0	<p>Chicago White Sox @ Baltimore Orioles</p> <p>Oriole Park at Camden Yards, Baltimore, MD</p> <p>Fri May 05 2017, 7:08 PM - 10:24 PM EDT</p> <p>Att: 20,302 - Overcast - 68 F</p>																	
14 Craig Gentry, R OBP: 0.289, SLG: 0.313		2-0 B FF 90 B SL 86 X FF 90		2-2 F CU 76 B SL 90 X FF 86		2-3 B SL 86 B SL 86 X SL 86		3-3 B SL 86 B SL 86 X SL 86	0 0 0 0 0 0 0																			
10 Adam Jones, R OBP: 0.325, SLG: 0.412	2-0 B FF 90 B SL 86 X FF 90		0-0 X FS 85		2-3 C SL 86 B SL 90 X SL 86		0-1 F FF 91 X FF 86		1-2 S SL 86 B SL 87 X FF 86	4 0 0 0 0 2 2																		
13 Manny Machado, R OBP: 0.323, SLG: 0.467	1-2 D CU 79 F FF 92 X SL 82		0-0 X FS 85		0-1 F FF 91 X FF 86				1-2 S SL 86 B SL 87 X FF 86	4 0 1 0 0 0 1																		
19 Chris Davis, L OBP: 0.354, SLG: 0.427	4-2 B FF 91 B FF 91 B FF 91 B SL 93		2-2 F FF 92 B FF 90 X SL 86		0-0 X CU 78				0-1 C SL 82 X SL 82	3 2 3 1 1 0 0																		
45 Mark Trumbo, R OBP: 0.273, SLG: 0.310	2-1 B CU 78 F FF 93 X SL 92		2-1 B CU 77 C FF 92 X CH 86		0-0 X SL 87				0-1 C SL 82 X SL 85	4 1 2 0 0 0 3																		
6 Jonathan Schoop, R OBP: 0.339, SLG: 0.510	2-2 C SL 86 B SL 79 H SL 92			0-0 X FF 91		0-1 C FS 86 X CU 76		2-0 B SL 86 X SL 93	3 0 0 1 0 0 2																			
25 Hyun Soo Kim, L OBP: 0.306, SLG: 0.318	1-2 C SL 84 B SL 91 X SL 89			3-3 C SL 91 B SL 88 B SL 92 X SL 84		3-2 C SL 86 B FF 91 X SL 91		2-1 B SL 87 B FF 93 X SL 88	3 0 0 0 0 1 3																			
23 Joey Rickard, R OBP: 0.267, SLG: 0.310									1-3 B SL 89 B SL 84 X SL 89	1 0 1 1 0 0 0																		
2 J.J. Hardy, R OBP: 0.230, SLG: 0.260		0-1 C FF 90 X FF 91		1-3 C FF 90 B CU 76 X SL 92		1-0 B FF 90 X CH 86		3-2 B SL 89 B FF 94 X SL 89	4 0 0 0 0 1 1																			
36 Caleb Joseph, R OBP: 0.171, SLG: 0.293		0-3 C CU 76 S SL 90			1-2 S SL 84 B SL 85 X SL 90			1-2 C SL 88 C CU 80 X SL 89	4 0 0 0 0 1 2																			
<b>Inning Stats</b>	R: 1 E: 0 K: 0 S: 16	H: 2 LOB: 3 BB: 1 P: 31	R: 0 E: 0 K: 1 S: 6	H: 0 LOB: 0 BB: 0 P: 8	R: 1 E: 0 K: 0 S: 10	H: 1 LOB: 0 BB: 0 P: 16	R: 0 E: 0 K: 2 S: 10	H: 0 LOB: 0 BB: 0 P: 14	R: 0 E: 0 K: 1 S: 13	H: 3 LOB: 3 BB: 0 P: 18	R: 0 E: 0 K: 0 S: 7	H: 0 LOB: 0 BB: 0 P: 11	R: 0 E: 0 K: 2 S: 8	H: 0 LOB: 0 BB: 0 P: 12	R: 2 E: 1 K: 0 S: 16	H: 3 LOB: 2 BB: 0 P: 25	1B: 7 2B: 1 3B: 0 HR: 1	SF: 0 SAC: 0 DP: 0 HBP: 1	WP: 0 PB: 0 SB: 0 CS: 0	PA: 36								
<b>PITCHER</b>	IP WLS BF H R ER SO BB IBB HBP BLK WP HR S P ERA WHIP											<b>PITCHER</b>	IP WLS BF H R ER SO BB IBB HBP BLK WP HR S P ERA WHIP															
58 Miguel González, R ERA: 3.18	6.2	L 28	6	2	2	5	1	0	0	0	0	0	0	7	11	0.00	0.000											
34 Anthony Swarzak, R ERA:	0.2		0	0	0	1	0	0	0	0	0	0	0	4	4	∞	∞											
43 Dan Jennings, L ERA: 3.38	0.0		2	2	0	0	0	0	0	0	0	0	0	9	17	13.50	1.500											
66 Michael Ynoa, R ERA: 3.18	0.2		4	1	2	1	0	0	0	0	0	0	0	9	17	13.50	1.500											

AB 37  
R 2  
H 12  
RBI 2  
BB 2  
SO 6  
LOB 17



AB 34  
R 4  
H 9  
RBI 3  
BB 1  
SO 6  
LOB 14



Batter	1	2	3	4	5	6	7	8	9	AB	R	H	RBI	BB	SO	LOB	TOP					
53 Melky Cabrera, S OBP: 0.301, SLG: 0.314	L8		G4-3		SF9		L8		G6-3	4	0	0	1	0	0	1						
28 Leury García, S OBP: 0.318, SLG: 0.425	F7			K						4	1	2	1	0	1	0						
79 José Abreu, R OBP: 0.342, SLG: 0.514	G6-3				L7					4	1	2	2	0	0	1						
26 Avisail García, R OBP: 0.407, SLG: 0.571	F9									4	0	1	0	0	0	0						
21 Todd Frazier, R OBP: 0.291, SLG: 0.370	F8			P3						4	0	0	0	0	2	2						
25 Cody Asche, L OBP: 0.193, SLG: 0.192	F9			P5						3	1	1	1	0	0	2						
7 Tim Anderson, R OBP: 0.235, SLG: 0.287					G4-3					4	0	1	0	0	0	1						
38 Omar Narváez, L OBP: 0.370, SLG: 0.283			P4							3	1	0	0	1	1	1						
5 Yolmer Sánchez, S OBP: 0.276, SLG: 0.436			K							4	1	1	0	0	2	1						
<b>Inning Stats</b>	R: 0 E: 0 K: 0 S: 6	H: 0 LOB: 0 BB: 0 P: 8	R: 0 E: 0 K: 0 S: 12	H: 0 LOB: 0 BB: 0 P: 17	R: 0 E: 0 K: 1 S: 11	H: 1 LOB: 1 BB: 0 P: 16	R: 0 E: 0 K: 1 S: 16	H: 2 LOB: 2 BB: 0 P: 25	R: 2 E: 0 K: 0 S: 13	H: 2 LOB: 1 BB: 1 P: 23	R: 1 E: 0 K: 1 S: 10	H: 1 LOB: 0 BB: 0 P: 16	R: 0 E: 0 K: 0 S: 9	H: 0 LOB: 0 BB: 0 P: 13	R: 2 E: 0 K: 1 S: 13	H: 2 LOB: 1 BB: 0 P: 19	R: 0 E: 0 K: 2 S: 12	H: 0 LOB: 0 BB: 0 P: 19	1B: 5 2B: 1 3B: 0 HR: 2	SF: 1 SAC: 0 DP: 0 HBP: 1	WP: 0 PB: 0 CS: 0	PA: 37
<b>PITCHER</b>	IP	WLS	BF	H	R	ER	SO	BB	IBB	HBP	BLK	WP	HR	S	P	ERA	WHIP					
37 Dylan Bundy, R ERA: 2.17	6.0	W	25	6	3	3	3	1	0	0	0	0	1	68	105	4.50	1.167					
58 Donnie Hart, L ERA: 1.5	1.0	H	3	0	0	0	0	0	0	0	0	0	0	9	13	0.00	0.000					
60 Mychal Givens, R ERA: 2.3	1.0	H	6	2	2	2	1	0	0	1	0	0	1	13	19	18.00	2.000					
56 Darren O'Day, R ERA: 4.73	1.0	S	3	0	0	0	2	0	0	0	0	0	0	12	19	0.00	0.000					

Chicago White Sox @ Baltimore Orioles  
 Oriole Park at Camden Yards, Baltimore, MD  
 Sat May 06 2017, 7:49 PM - 10:52 PM EDT  
 Att: 28,718 - Overcast - 54 F


AB 34  
 R 5  
 H 8  
 RBI 5  
 BB 1  
 SO 6  
 LOB 9



Batter	1	2	3	4	5	6	7	8	9	AB	R	H	RBI	BB	SO	LOB	BOTTOM					
12 Seth Smith, L OBP: 0.394, SLG: 0.491					G6-3					4	1	1	0	0	1	3						
14 Craig Gentry, R OBP: 0.282, SLG: 0.303			K							1	0	0	0	0	0	0						
10 Adam Jones, R OBP: 0.320, SLG: 0.403		G3								5	1	1	0	0	1	0						
13 Manny Machado, R OBP: 0.333, SLG: 0.495										4	2	2	1	1	1	0						
19 Chris Davis, L OBP: 0.350, SLG: 0.420										4	0	1	0	0	2	4						
45 Mark Trumbo, R OBP: 0.280, SLG: 0.316										4	1	2	1	0	0	2						
16 Trey Mancini, R OBP: 0.286, SLG: 0.633										3	1	2	3	0	0	0						
23 Joey Rickard, R OBP: 0.258, SLG: 0.300										1	0	0	0	0	1	0						
3 Ryan Flaherty, L OBP: 0.316, SLG: 0.188										3	0	1	0	1	0	0						
2 J.J. Hardy, R OBP: 0.231, SLG: 0.260										4	0	1	0	0	0	4						
36 Caleb Joseph, R OBP: 0.178, SLG: 0.289										4	0	1	0	0	1	5						
<b>Inning Stats</b>	R: 3 E: 0 K: 1 S: 18	H: 5 LOB: 3 BB: 1 P: 31	R: 1 E: 0 K: 0 S: 12	H: 2 LOB: 1 BB: 0 P: 20	R: 0 E: 1 K: 1 S: 12	H: 1 LOB: 2 BB: 0 P: 21	R: 0 E: 0 K: 1 S: 7	H: 0 LOB: 0 BB: 0 P: 11	R: 2 E: 0 K: 0 S: 14	H: 3 LOB: 1 BB: 0 P: 22	R: 0 E: 0 K: 0 S: 9	H: 0 LOB: 1 BB: 1 P: 19	R: 0 E: 0 K: 2 S: 11	H: 1 LOB: 0 BB: 0 P: 16	R: 0 E: 0 K: 2 S: 8	H: 0 LOB: 0 BB: 0 P: 11	1B: 9 2B: 1 3B: 0 HR: 2	SF: 0 SAC: 0 DP: 0 HBP: 0	WP: 2 PB: 0 CS: 0	PA: 39		
<b>PITCHER</b>	IP	WLS	BF	H	R	ER	SO	BB	IBB	HBP	BLK	WP	HR	S	P	ERA	WHIP					
68 Dylan Covey, R ERA: 8.28	4.0	L	24	10	6	6	3	1	0	0	0	0	0	55	94	13.50	2.750					
54 Chris Beck, R ERA: 4.7	3.0		12	2	0	0	2	1	0	0	0	0	0	28	46	0.00	1.000					
48 Tommy Kahnle, R ERA: 0.82	1.0		3	0	0	0	2	0	0	0	0	0	0	8	11	0.00	0.000					

Chicago White Sox @ Baltimore Orioles  
 Oriole Park at Camden Yards, Baltimore, MD  
 Sat May 06 2017, 7:49 PM - 10:52 PM EDT  
 Att: 28,718 - Overcast - 54 F

AB 37  
 R 6  
 H 12  
 RBI 5  
 BB 2  
 SO 7  
 LOB 18



Batter	1	2	3	4	5	6	7	8	9	AB	R	H	RBI	BB	SO	LOB	TOP							
53 Melky Cabrera, S OBP: 0.305, SLG: 0.311										4	0	1	0	1	0	3								
28 Leury Garcia, S OBP: 0.322, SLG: 0.417										4	0	1	0	1	2	2								
79 Jose Abreu, R OBP: 0.339, SLG: 0.500										3	0	0	0	1	0	3								
26 Avisail Garcia, R OBP: 0.393, SLG: 0.550										4	0	0	0	0	1	3								
21 Todd Frazier, R OBP: 0.300, SLG: 0.377										4	0	2	0	0	0	4								
25 Cody Asche, L OBP: 0.180, SLG: 0.179										4	0	0	0	0	2	5								
20 Tyler Saladino, R OBP: 0.316, SLG: 0.268										4	0	1	0	0	0	2								
18 Geovany Soto, R OBP: 0.271, SLG: 0.405										4	0	0	0	0	1	2								
5 Yolmer Sanchez, S OBP: 0.306, SLG: 0.458										4	0	3	0	0	0	0								
<b>Inning Stats</b>	R: 0 E: 0 K: 0 S: 10	H: 0 LOB: 3 BB: 2 P: 23	R: 0 E: 0 K: 0 S: 11	H: 1 LOB: 3 BB: 0 P: 18	R: 0 E: 0 K: 2 S: 9	H: 0 LOB: 1 BB: 1 P: 19	R: 0 E: 0 K: 1 S: 11	H: 2 LOB: 2 BB: 0 P: 18	R: 0 E: 0 K: 1 S: 11	H: 0 LOB: 0 BB: 0 P: 15	R: 0 E: 0 K: 0 S: 9	H: 1 LOB: 1 BB: 0 P: 16	R: 0 E: 0 K: 0 S: 9	H: 1 LOB: 1 BB: 0 P: 15	R: 0 E: 0 K: 1 S: 10	H: 1 LOB: 1 BB: 0 P: 18	R: 0 E: 0 K: 1 S: 11	H: 2 LOB: 1 BB: 0 P: 16	1B: 8 2B: 0 3B: 0 HR: 0	SF: 0 SAC: 0 DP: 1 HBP: 0	WP: 0 PB: 0 SB: 0 CS: 0	PA: 38		
<b>PITCHER</b>	IP WLS BF H R ER SO BB IBB HBP BLK WP HR S P ERA WHIP	IP WLS BF H R ER SO BB IBB HBP BLK WP HR S P ERA WHIP	IP WLS BF H R ER SO BB IBB HBP BLK WP HR S P ERA WHIP	IP WLS BF H R ER SO BB IBB HBP BLK WP HR S P ERA WHIP	IP WLS BF H R ER SO BB IBB HBP BLK WP HR S P ERA WHIP	IP WLS BF H R ER SO BB IBB HBP BLK WP HR S P ERA WHIP	IP WLS BF H R ER SO BB IBB HBP BLK WP HR S P ERA WHIP	IP WLS BF H R ER SO BB IBB HBP BLK WP HR S P ERA WHIP	IP WLS BF H R ER SO BB IBB HBP BLK WP HR S P ERA WHIP	IP WLS BF H R ER SO BB IBB HBP BLK WP HR S P ERA WHIP	IP WLS BF H R ER SO BB IBB HBP BLK WP HR S P ERA WHIP	IP WLS BF H R ER SO BB IBB HBP BLK WP HR S P ERA WHIP	IP WLS BF H R ER SO BB IBB HBP BLK WP HR S P ERA WHIP	IP WLS BF H R ER SO BB IBB HBP BLK WP HR S P ERA WHIP	IP WLS BF H R ER SO BB IBB HBP BLK WP HR S P ERA WHIP	IP WLS BF H R ER SO BB IBB HBP BLK WP HR S P ERA WHIP	IP WLS BF H R ER SO BB IBB HBP BLK WP HR S P ERA WHIP	IP WLS BF H R ER SO BB IBB HBP BLK WP HR S P ERA WHIP	IP WLS BF H R ER SO BB IBB HBP BLK WP HR S P ERA WHIP	IP WLS BF H R ER SO BB IBB HBP BLK WP HR S P ERA WHIP	IP WLS BF H R ER SO BB IBB HBP BLK WP HR S P ERA WHIP	IP WLS BF H R ER SO BB IBB HBP BLK WP HR S P ERA WHIP	IP WLS BF H R ER SO BB IBB HBP BLK WP HR S P ERA WHIP	IP WLS BF H R ER SO BB IBB HBP BLK WP HR S P ERA WHIP

Chicago White Sox @ Baltimore Orioles  
 Oriole Park at Camden Yards, Baltimore, MD  
 Sun May 07 2017, 1:38 PM - 4:39 PM EDT  
 Att: 31,806 - Cloudy - 56 F

AB	35
R	0
H	8
RBI	0
BB	3
SO	6
LOB	24



Batter	1	2	3	4	5	6	7	8	9	AB	R	H	RBI	BB	SO	LOB	BOTTOM
23 Joey Rickard, R OBP: 0.306, SLG: 0.371										5	1	3	0	0	0	0	
10 Adam Jones, R OBP: 0.323, SLG: 0.398										4	1	1	1	1	0	3	
13 Manny Machado, R OBP: 0.338, SLG: 0.491										3	1	1	1	1	0	0	
45 Mark Trumbo, R OBP: 0.279, SLG: 0.314										4	0	1	0	0	1	2	
14 Craig Gentry, R OBP: 0.292, SLG: 0.303										0	0	0	0	0	0	0	
19 Chris Davis, L OBP: 0.347, SLG: 0.412										2	0	0	1	1	1	0	
16 Trey Mancini, R OBP: 0.313, SLG: 0.641										4	0	3	1	0	0	3	
2 J.J. Hardy, R OBP: 0.222, SLG: 0.250										4	0	0	0	0	2	4	
27 Francisco Peña, R OBP: 0.500, SLG: 0.500										3	1	2	0	0	1	1	
36 Caleb Joseph, R OBP: 0.174, SLG: 0.283										1	0	0	0	0	0	0	
3 Ryan Flaherty, L OBP: 0.261, SLG: 0.150										4	0	0	0	0	0	3	
<b>Inning Stats</b>	R: 2 E: 1 K: 1 S: 17	H: 2 LOB: 2 BB: 2 P: 28	R: 2 E: 0 K: 1 S: 21	H: 4 LOB: 3 BB: 1 P: 32	R: 0 E: 0 K: 0 S: 9	H: 2 LOB: 2 BB: 0 P: 10	R: 0 E: 0 K: 0 S: 7	H: 0 LOB: 0 BB: 0 P: 10	R: 0 E: 0 K: 2 S: 10	H: 1 LOB: 0 BB: 0 P: 16	R: 0 E: 0 K: 0 S: 6	H: 0 LOB: 0 BB: 0 P: 9	R: 0 E: 0 K: 1 S: 9	H: 1 LOB			



Batter	1	2	3	4	5	6	7	8	9	AB	R	H	RBI	BB	SO	LOB	TOP								
1 Wilmer Difo, S OBP: 0.271, SLG: 0.226	F8			G6-3	P6			K		4	0	0	0	0	1	1	Washington Nationals @ Baltimore Orioles Oriole Park at Camden Yards, Baltimore, MD Mon May 08 2017, 7:09 PM - 10:02 PM EDT Att: 23,525 - Partly Cloudy - 62 F								
28 Jayson Werth, R OBP: 0.386, SLG: 0.490	G6-3			34 BB 1B		34 WP 34 1B 2B		K		4	1	2	0	0	1	0									
34 Bryce Harper, L OBP: 0.511, SLG: 0.750	K					20 FC5-4 1B		HR		3	1	2	2	1	1	0									
11 Ryan Zimmerman, R (1,3) OBP: 0.459, SLG: 0.875		G3		K		P4		F8		4	0	0	0	0	1	3									
20 Daniel Murphy, L OBP: 0.386, SLG: 0.543	F7			L4		FC5-4				3	1	0	0	1	0	3									
6 Anthony Rendon, R OBP: 0.369, SLG: 0.470	K					G5-3				4	1	1	0	0	2	2									
26 Adam Lind, L OBP: 0.366, SLG: 0.556				K						4	0	1	0	0	2	1									
32 Matt Wieters, S OBP: 0.360, SLG: 0.477						G4-3		32 2B 8 G3-6 1B		4	0	1	1	0	1	1									
7 Trea Turner, R (9, PR)	G6-3									0	0	0	0	0	0	0									
3 Michael Taylor, R OBP: 0.274, SLG: 0.316										3	0	1	1	0	2	0									
8 Brian Goodwin, L (9, PH)										1	0	0	0	0	0	2									
<b>Inning Stats</b>	R: 0 E: 0 K: 1 S: 7	H: 0 LOB: 0 BB: 0 P: 9	R: 0 E: 0 K: 1 S: 8	H: 0 LOB: 0 BB: 0 P: 11	R: 0 E: 0 K: 2 S: 11	H: 0 LOB: 0 BB: 0 P: 14	R: 0 E: 0 K: 1 S: 11	H: 1 LOB: 2 BB: 1 P: 19	R: 1 E: 0 K: 0 S: 18	H: 2 LOB: 1 BB: 0 P: 26	R: 1 E: 0 K: 0 S: 18	H: 2 LOB: 1 BB: 0 P: 26	R: 0 E: 0 K: 1 S: 6	H: 0 LOB: 0 BB: 0 P: 11	R: 1 E: 0 K: 2 S: 16	H: 1 LOB: 0 BB: 0 P: 21	R: 1 E: 0 K: 1 S: 13	H: 2 LOB: 1 BB: 1 P: 23	1B: 3 2B: 5 3B: 0 HR: 1	SF: 0 SAC: 0 DP: 1 HBP: 0	WP: 1 PB: 0 SB: 0 CS: 0	PA: 36			
<b>PITCHER</b>	IP WLS BF H R ER SO BB IBB HBP BLK WP HR S P ERA WHIP	7.0 W 27 5 2 2 8 1 0 0 0 1 0 77 116 2.57 0.857	1.0 S 5 2 1 1 1 1 0 0 0 0 0 13 23 9.00 3.000	1.0 S 5 2 1 1 1 1 0 0 0 0 0 16 21 9.00 1.000	1.0 S 5 2 1 1 1 1 0 0 0 0 0 13 23 9.00 3.000																				

Batter	1	2	3	4	5	6	7	8	9	AB	R	H	RBI	BB	SO	LOB	BOTTOM							
23 Joey Rickard, R OBP: 0.293, SLG: 0.425	HR	P3		E5		F8		P5		5	1	1	2	0	0	5	Washington Nationals @ Baltimore Orioles Oriole Park at Camden Yards, Baltimore, MD Mon May 08 2017, 7:09 PM - 10:02 PM EDT Att: 23,525 - Partly Cloudy - 62 F							
10 Adam Jones, R OBP: 0.314, SLG: 0.386	G5-3	F8		P2		F7				4	0	0	0	0	0	4								
13 Manny Machado, R OBP: 0.328, SLG: 0.475	K			G1-3	G6-3			P3		4	0	0	0	0	1	2								
45 Mark Trumbo, R OBP: 0.286, SLG: 0.339				F8						3	1	1	1	1	1	0								
14 Craig Gentry, R OBP: 0.292, SLG: 0.303	HR					19 G3-5-4 BB		K		0	0	0	0	0	0	0								
19 Chris Davis, L OBP: 0.344, SLG: 0.400	16 HR BB			G4-3	G3-5-4			K		3	1	0	0	1	1	1								
16 Trey Mancini, R OBP: 0.338, SLG: 0.687	HR			F8				6 G5-4-3 1B		3	1	2	2	1	0	0								
6 Jonathan Schoop, R OBP: 0.336, SLG: 0.510	G6-3							G5-4-3		4	1	1	0	0	1	2								
2 J.J. Hardy, R OBP: 0.232, SLG: 0.252		G1-3				F9				3	1	1	0	1	0	0								
36 Caleb Joseph, R OBP: 0.240, SLG: 0.340										4	0	4	1	0	0	0								
<b>Inning Stats</b>	R: 4 E: 0 K: 1 S: 15	H: 3 LOB: 0 BB: 1 P: 26	R: 0 E: 0 K: 0 S: 10	H: 1 LOB: 1 BB: 0 P: 15	R: 0 E: 0 K: 0 S: 3	H: 0 LOB: 0 BB: 0 P: 5	R: 2 E: 1 K: 0 S: 15	H: 2 LOB: 2 BB: 1 P: 28	R: 0 E: 0 K: 1 S: 9	H: 0 LOB: 1 BB: 2 P: 18	R: 0 E: 0 K: 0 S: 8	H: 1 LOB: 0 BB: 0 P: 16	R: 0 E: 0 K: 2 S: 11	H: 0 LOB: 0 BB: 0 P: 16	R: 0 E: 0 K: 0 S: 13	H: 3 LOB: 2 BB: 0 P: 24	1B: 6 2B: 1 3B: 0 HR: 3	SF: 0 SAC: 0 DP: 2 HBP: 0	WP: 0 PB: 0 SB: 0 CS: 0	PA: 37				
<b>PITCHER</b>	IP WLS BF H R ER SO BB IBB HBP BLK WP HR S P ERA WHIP	6.0 L 29 7 6 6 2 4 0 0 0 0 0 11 16 0.00 0.000	1.0 S 5 3 0 0 0 0 0 0 0 0 0 13 24 0.00 3.000	1.0 S 5 3 0 0 0 0 0 0 0 0 0 11 16 0.00 0.000	1.0 S 5 3 0 0 0 0 0 0 0 0 0 13 24 0.00 3.000																			



Batter	1	2	3	4	5	6	7	8	9	10	11	12	AB	R	H	RBI	BB	SO	LOB	TOP							
7 Trea Turner, R OBP: 0.307, SLG: 0.432	G4-3		CS			K		L9		K		L7-4-3	6	0	1	0	0	2	2								
28 Jayson Werth, R OBP: 0.378, SLG: 0.471	G4-3		CS	P6		K				K			4	0	0	0	1	2	1								
34 Bryce Harper, L OBP: 0.500, SLG: 0.722	B2-3												4	0	0	0	1	2	1								
11 Ryan Zimmerman, R (1,3) OBP: 0.449, SLG: 0.855		G4-3		G5-3									5	0	1	0	0	0	2								
20 Daniel Murphy, L OBP: 0.389, SLG: 0.561													3	1	1	1	1	1	1								
1 Wilmer Difo, S (10,4) OBP: 0.287, SLG: 0.222		HR											1	0	0	0	0	0	0								
6 Anthony Rendon, R OBP: 0.363, SLG: 0.458		G6-3											5	1	1	0	0	1	2								
32 Matt Wieters, S (1,2) OBP: 0.362, SLG: 0.487													4	1	1	0	1	1	1								
14 Chris Heisey, R (1,7) OBP: 0.200, SLG: 0.243			P3										5	0	1	0	0	2	5								
3 Michael Taylor, R (1,8) OBP: 0.286, SLG: 0.305													2	0	0	0	0	0	0								
26 Adam Lind, L (8, PH) OBP: 0.381, SLG: 0.649													1	1	1	3	0	0	0								
8 Brian Goodwin, L (8,8) OBP: 0.333, SLG: 0.333													2	0	1	0	0	0	1								
<b>Inning Stats</b>	R: 0 E: 0 K: 0 S: 7	H: 0 LOB: 0 BB: 11	R: 1 E: 0 K: 1 S: 9	H: 1 LOB: 0 BB: 14	R: 0 E: 0 K: 0 S: 9	H: 1 LOB: 0 BB: 12	R: 0 E: 0 K: 1 S: 9	H: 0 LOB: 0 BB: 15	R: 0 E: 0 K: 1 S: 9	H: 0 LOB: 1 BB: 18	R: 0 E: 0 K: 2 S: 8	H: 0 LOB: 0 BB: 0 S: 7	R: 3 E: 0 K: 2 S: 17	H: 3 LOB: 1 BB: 25	R: 0 E: 0 K: 2 S: 16	H: 1 LOB: 2 BB: 1	R: 0 E: 0 K: 0 S: 6	H: 0 LOB: 0 BB: 7	R: 0 E: 0 K: 0 S: 7	H: 1 LOB: 0 BB: 10	1B: 5 2B: 2 3B: 0 HR: 2	SF: 0 SAC: 0 DP: 1 HBP: 0	WP: 0 PB: 0 SB: 2 CS: 1	PA: 47			
<b>PITCHER</b>	IP 7.2	WLS 29	BF 29	H 4	R 4	ER 6	SO 6	BB 2	IBB 0	HBP 0	BLK 0	WP 0	HR 2	S 69	P 112	ERA 4.70	WHIP 0.913										
31 Ubaldo Jiménez, R (1,1) ERA: 5.15	1.1	6	1	0	0	3	0	1	0	0	0	0	0	19	28	0.00	0.750										
60 Mychal Givens, R (8, PH) ERA: 2.12	3.0	W	11	2	0	0	2	0	1	0	0	0	0	27	33	0.00	0.667										
41 Logan Verrett, R (10,1) ERA:																											

Washington Nationals @ Baltimore Orioles  
Oriole Park at Camden Yards, Baltimore, MD  
Tue May 09 2017, 7:08 PM - 10:59 PM EDT  
Att. 26,348 - Clear - 64 F

livebaseballscorecards.com

AB	42
R	4
H	8
RBI	4
BB	4
SO	11
LOB	16



Batter	1	2	3	4	5	6	7	8	9	10	11	12	AB	R	H	RBI	BB	SO	LOB	BOTTOM							
12 Seth Smith, L (1,9) OBP: 0.408, SLG: 0.541			K										4	1	2	1	1	1	0								
23 Joey Rickard, R (10, PR) OBP: 0.286, SLG: 0.415													1	0	0	0	0	0	0								
10 Adam Jones, R (1,8) OBP: 0.315, SLG: 0.406	L9												6	2	2	1	0	0	2								
13 Manny Machado, R (1,5) OBP: 0.322, SLG: 0.480	FC5-4												6	0	1	0	0	2	2								
19 Chris Davis, L (1,3) OBP: 0.391, SLG: 0.394	F7												4	0	1	0	2	2	3								
45 Mark Trumbo, R (1,10) OBP: 0.281, SLG: 0.331	F8												6	1	1	1	0	1	4								
16 Trey Mancini, R (1,7) OBP: 0.320, SLG: 0.648													4	0	0	0	0	2	2								
3 Ryan Flaherty, L (10,4) OBP: 0.250, SLG: 0.143													1	0	0	0	0	0	0								
6 Jonathan Schoop, R (1,4) OBP: 0.350, SLG: 0.533													3	0	2	1	1	1	0								
14 Craig Gentry, R (9, PR) OBP: 0.275, SLG: 0.294													1	1	0	0	0	1	0								
2 J.J. Hardy, R (1,6) OBP: 0.239, SLG: 0.288													5	0	2	1	0	1	3								
36 Caleb Joseph, R (1,2) OBP: 0.236, SLG: 0.327													5	0	1	0	0	3	2								
<b>Inning Stats</b>	R: 0 E: 0 K: 0 S: 8	H: 0 LOB: 1 BB: 14	R: 0 E: 0 K: 2 S: 9	H: 0 LOB: 0 BB: 0	R: 0 E: 0 K: 2 S: 11	H: 0 LOB: 0 BB: 13	R: 0 E: 0 K: 1 S: 9	H: 0 LOB: 0 BB: 0	R: 1 E: 0 K: 1 S: 9	H: 1 LOB: 0 BB: 0	R: 2 E: 0 K: 1 S: 10	H: 2 LOB: 2 BB: 1	R: 0 E: 0 K: 0 S: 6	R: 1 E: 0 K: 0 S: 8	H: 3 LOB: 3 BB: 1	1B: 7 2B: 3 3B: 0 HR: 2	SF: 0 SAC: 0 DP: 0 HBP: 0	WP: 0 PB: 0 SB: 0 CS: 0	PA: 50								
<b>PITCHER</b>	IP 8.0	WLS 30	BF 30	H 4	R 2	ER 2	SO 11	BB 2	IBB 0	HBP 0	BLK 0	WP 0	HR 2	S 78	P 113	ERA 2.25	WHIP 0.750										
72 Enny Romero, L (9,1) ERA: 5.28	1.0	B	7	3	2	2	1	1	0	0	1	0	0	15	26	18.00	4.000										
43 Matt Albers, R (10,1) ERA: 0.75	0.1	2	0	0	0	0	0	0	0	2	0	0	0	2	5	0.00	0.000										
46 Oliver Pérez, L (10,1) ERA: 4.32	0.1	1	0	0	0	0	1	0	0	3	5	0.00	0.000														
38 Jacob Turner, R (10,1) ERA: 3.07	1.2	L	10	5	1	1	1	0	1	0	0	0	0	22	32	5.40	3.000										

Washington Nationals @ Baltimore Orioles  
Oriole Park at Camden Yards, Baltimore, MD  
Tue May 09 2017, 7:08 PM - 10:59 PM EDT  
Att. 26,348 - Clear - 64 F

livebaseballscorecards.com

AB	46
R	5
H	12
RBI	5
BB	4
SO	14
LOB	18





Batter	1	2	3	4	5	6	7	8	9	AB	R	H	RBI	BB	SO	LOB	TOP										
23 <b>Joey Rickard, R</b> OBP: 0.255, SLG: 0.370										4	0	0	0	0	2	2	<b>Baltimore Orioles @ Kansas City Royals</b> Kauffman Stadium, Kansas City, MO Fri May 12 2017, 7:16 PM - 9:52 PM CDT Att: 25,467 - Clear - 74 F										
10 <b>Adam Jones, R</b> OBP: 0.316, SLG: 0.397										4	0	1	0	0	1	0											
13 <b>Manny Machado, R</b> OBP: 0.318, SLG: 0.470										4	0	1	0	0	1	1											
45 <b>Mark Trumbo, R</b> OBP: 0.293, SLG: 0.358										3	0	1	0	1	0	1											
6 <b>Jonathan Schoop, R</b> OBP: 0.352, SLG: 0.527										4	0	1	0	0	1	2											
16 <b>Trey Mancini, R</b> OBP: 0.316, SLG: 0.627										4	0	1	0	0	1	0											
2 <b>J.J. Hardy, R</b> OBP: 0.248, SLG: 0.286										4	1	1	0	0	0	0											
36 <b>Caleb Joseph, R</b> OBP: 0.286, SLG: 0.419										3	1	3	1	0	0	0											
14 <b>Craig Gentry, R</b> OBP: 0.256, SLG: 0.270										2	0	0	0	0	0	2											
12 <b>Seth Smith, L</b> OBP: 0.395, SLG: 0.538										1	0	0	0	0	0	1											
<b>Inning Stats</b>	R: 0 E: 0 K: 1 S: 10	H: 1 LOB: 2 BB: 1 P: 19	R: 1 E: 0 K: 0 S: 11	H: 2 LOB: 1 BB: 0 P: 15	R: 0 E: 0 K: 2 S: 13	H: 3 LOB: 2 BB: 0 P: 15	R: 0 E: 0 K: 0 S: 8	H: 0 LOB: 1 BB: 0 P: 15	R: 0 E: 0 K: 2 S: 9	H: 0 LOB: 0 BB: 0 P: 14	R: 1 E: 0 K: 1 S: 8	H: 1 LOB: 0 BB: 0 P: 12	R: 0 E: 0 K: 0 S: 7	H: 0 LOB: 0 BB: 0 P: 12	R: 0 E: 0 K: 0 S: 9	H: 1 LOB: 1 BB: 0 P: 13	1B: 5 2B: 2 3B: 2 HR: 0	SF: 0 SAC: 1 DP: 1 HBP: 1	WP: 1 PA: 36 PB: 0 SB: 0 CS: 0								
<b>PITCHER</b>	IP	WLS	BF	H	R	ER	SO	BB	IBB	HBP	BLK	WP	HR	S	P	ERA	WHIP										
41 <b>Danny Duffy, L</b> ERA: 3.38	7.0		29	8	2	2	6	1	0	1	0	1	0	65	97	2.57	1.286										
48 <b>Joakim Soria, R</b> ERA: 2.16	1.0	W	3	0	0	0	0	0	0	0	0	0	0	7	12	0.00	0.000										
40 <b>Kelvin Herrera, R</b> ERA: 3.21	1.0	S	4	1	0	0	0	0	0	0	0	0	0	9	13	0.00	1.000										

AB	33
R	2
H	9
RBI	1
BB	1
SO	6
LOB	9



Batter	1	2	3	4	5	6	7	8	9	AB	R	H	RBI	BB	SO	LOB	BOTTOM										
2 <b>Alcides Escobar, R</b> OBP: 0.214, SLG: 0.246										4	0	0	0	0	1	3	<b>Baltimore Orioles @ Kansas City Royals</b> Kauffman Stadium, Kansas City, MO Fri May 12 2017, 7:16 PM - 9:52 PM CDT Att: 25,467 - Clear - 74 F										
8 <b>Mike Moustakas, L</b> OBP: 0.280, SLG: 0.484										4	1	1	0	0	1	1											
6 <b>Lorenzo Cain, R</b> OBP: 0.401, SLG: 0.392										4	1	2	1	0	1	1											
35 <b>Eric Hosmer, L</b> OBP: 0.340, SLG: 0.400										4	0	2	1	0	1	1											
13 <b>Salvador Perez, R</b> OBP: 0.321, SLG: 0.508										4	0	1	0	0	1	2											
12 <b>Jorge Soler, R</b> OBP: 0.200, SLG: 0.095										3	0	0	0	1	1	0											
37 <b>Brandon Moss, L</b> OBP: 0.234, SLG: 0.345										4	1	1	1	0	2	2											
15 <b>Whit Merrifield, R</b> OBP: 0.278, SLG: 0.366										2	0	0	0	0	0	0											
4 <b>Alex Gordon, L</b> OBP: 0.266, SLG: 0.198										1	0	0	0	1	1	0											
38 <b>Jorge Bonifacio, R</b> OBP: 0.328, SLG: 0.382										0	0	0	0	1	0	0											
<b>Inning Stats</b>	R: 1 E: 0 K: 1 S: 11	H: 2 LOB: 1 BB: 0 P: 18	R: 0 E: 0 K: 1 S: 8	H: 0 LOB: 0 BB: 0 P: 12	R: 0 E: 0 K: 2 S: 18	H: 0 LOB: 1 BB: 1 P: 24	R: 0 E: 0 K: 2 S: 14	H: 0 LOB: 0 BB: 0 P: 18	R: 1 E: 0 K: 1 S: 12	H: 1 LOB: 0 BB: 0 P: 20	R: 0 E: 0 K: 1 S: 12	H: 1 LOB: 1 BB: 0 P: 20	R: 0 E: 0 K: 0 S: 16	H: 0 LOB: 2 BB: 1 P: 28	R: 1 E: 0 K: 1 S: 16	H: 3 LOB: 2 BB: 1 P: 24	1B: 3 2B: 3 3B: 0 HR: 1	SF: 0 SAC: 0 DP: 0 HBP: 1	WP: 0 PA: 34 PB: 0 SB: 2 CS: 0								
<b>PITCHER</b>	IP	WLS	BF	H	R	ER	SO	BB	IBB	HBP	BLK	WP	HR	S	P	ERA	WHIP										
37 <b>Dylan Bundy, R</b> ERA: 2.26	6.0		23	4	2	2	8	1	0	0	0	0	0	75	112	3.00	0.833										
60 <b>Mychal Givens, R</b> ERA: 1.89	1.0		5	0	0	0	0	1	0	1	0	0	0	16	28	0.00	1.000										
52 <b>Vidal Nuno, L</b> ERA: 6.75	1.0	L	6	3	1	1	1	0	1	0	0	0	0	16	24	9.00	3.000										

AB	30
R	3
H	7
RBI	3
BB	3
SO	9
LOB	10







Batter	1	2	3	4	5	6	7	8	9	10	11	12	13	AB	R	H	RBI	BB	SO	LOB	TOP					
23 <b>Joy Rickard, R</b> OBP: 0.223, SLG: 0.327 12 <b>Seth Smith, L</b> OBP: 0.393, SLG: 0.500														4	0	0	0	2	1	0						
10 <b>Adam Jones, R</b> OBP: 0.319, SLG: 0.401														7	1	3	1	0	1	0						
13 <b>Manny Machado, R</b> OBP: 0.317, SLG: 0.456														7	1	3	1	0	1	2						
45 <b>Mark Trumbo, R</b> OBP: 0.294, SLG: 0.379														7	3	4	1	0	0	3						
19 <b>Chris Davis, L</b> OBP: 0.364, SLG: 0.508														5	3	3	4	2	1	0						
6 <b>Jonathan Schoop, R</b> OBP: 0.326, SLG: 0.472 3 <b>Ryan Flaherty, L</b> OBP: 0.333, SLG: 0.269														5	1	0	0	1	1	3						
29 <b>Weington Castillo, R</b> OBP: 0.354, SLG: 0.447														6	2	3	2	1	1	2						
16 <b>Trey Mancini, R</b> OBP: 0.316, SLG: 0.575														7	0	2	1	0	1	3						
2 <b>J.J. Hardy, R</b> OBP: 0.235, SLG: 0.292														7	2	1	3	0	1	3						
<b>Inning Stats</b>	R: 0 E: 0 K: 0 S: 8	H: 1 LOB: 1 BB: 0 P: 13	R: 0 E: 0 K: 0 S: 10	H: 1 LOB: 1 BB: 1 P: 18	R: 7 E: 0 K: 1 S: 27	H: 7 LOB: 1 BB: 1 P: 44	R: 0 E: 0 K: 1 S: 8	H: 0 LOB: 0 BB: 0 P: 15	R: 0 E: 0 K: 0 S: 6	H: 1 LOB: 1 BB: 0 P: 10	R: 0 E: 0 K: 0 S: 12	H: 0 LOB: 2 BB: 0 P: 22	R: 0 E: 0 K: 1 S: 10	H: 1 LOB: 0 BB: 0 P: 13	R: 0 E: 0 K: 1 S: 6	H: 0 LOB: 0 BB: 0 P: 10	R: 0 E: 0 K: 1 S: 12	H: 2 LOB: 2 BB: 0 P: 18	R: 3 E: 1 K: 1 S: 22	H: 4 LOB: 2 BB: 0 P: 27	1B: 12 2B: 4 3B: 0 HR: 4	SF: 0 SAC: 0 DP: 1 HBP: 0	WP: 1 PB: 0 SB: 1 CS: 0	PA: 63		
<b>PITCHER</b>	IP ERA WLS BF H R ER LOB SO	IP ERA WLS BF H R ER LOB SO	IP ERA WLS BF H R ER LOB SO	IP ERA WLS BF H R ER LOB SO	IP ERA WLS BF H R ER LOB SO	IP ERA WLS BF H R ER LOB SO	IP ERA WLS BF H R ER LOB SO	IP ERA WLS BF H R ER LOB SO	IP ERA WLS BF H R ER LOB SO	IP ERA WLS BF H R ER LOB SO	IP ERA WLS BF H R ER LOB SO	IP ERA WLS BF H R ER LOB SO	IP ERA WLS BF H R ER LOB SO	IP ERA WLS BF H R ER LOB SO	IP ERA WLS BF H R ER LOB SO	IP ERA WLS BF H R ER LOB SO	IP ERA WLS BF H R ER LOB SO	IP ERA WLS BF H R ER LOB SO	IP ERA WLS BF H R ER LOB SO	IP ERA WLS BF H R ER LOB SO	IP ERA WLS BF H R ER LOB SO	IP ERA WLS BF H R ER LOB SO	IP ERA WLS BF H R ER LOB SO	IP ERA WLS BF H R ER LOB SO	IP ERA WLS BF H R ER LOB SO	IP ERA WLS BF H R ER LOB SO

**Baltimore Orioles @ Detroit Tigers**  
Comerica Park, Detroit, MI  
Tue May 16 2017, 7:13 PM - 12:30 AM EDT  
Att. 25,109 - Partly Cloudy - 84 F

AB 59  
R 13  
H 20  
RBI 13  
BB 4  
SO 11  
LOB 17



Batter	1	2	3	4	5	6	7	8	9	10	11	12	13	AB	R	H	RBI	BB	SO	LOB	BOTTOM							
3 <b>Ian Kinsler, R</b> OBP: 0.343, SLG: 0.367														8	2	3	1	0	1	4								
9 <b>Nick Castellanos, R</b> OBP: 0.342, SLG: 0.377 17 <b>Andrew Romine, S</b> OBP: 0.330, SLG: 0.389														5	0	0	0	0	1	4								
24 <b>Miguel Cabrera, R</b> OBP: 0.342, SLG: 0.400														4	2	2	1	2	1	0								
41 <b>Victor Martinez, S</b> OBP: 0.342, SLG: 0.377 49 <b>Dixon Machado, R</b> OBP: 0.300, SLG: 0.222														4	2	2	3	1	0	1								
31 <b>Alex Avila, L</b> OBP: 0.477, SLG: 0.644														2	0	2	1	0	0	0								
8 <b>Justin Upton, R</b> OBP: 0.371, SLG: 0.504														5	1	0	0	2	1	5								
28 <b>J.D. Martinez, R</b> OBP: 0.647, SLG: 1.300														3	2	2	5	4	0	1								
15 <b>Mikie Mahtook, R</b> OBP: 0.267, SLG: 0.341 18 <b>Tyler Collins, L</b> OBP: 0.263, SLG: 0.306														3	0	1	0	0	0	4								
34 <b>James McCann, R</b> OBP: 0.288, SLG: 0.451														4	0	0	0	0	1	6								
1 <b>Jose Iglesias, R</b> OBP: 0.231, SLG: 0.324														7	0	2	0	0	0	3								
<b>Inning Stats</b>	R: 1 E: 0 K: 0 S: 15	H: 2 LOB: 3 BB: 2 P: 30	R: 0 E: 0 K: 1 S: 10	H: 1 LOB: 1 BB: 0 P: 16	R: 3 E: 0 K: 1 S: 25	H: 3 LOB: 1 BB: 1 P: 25	R: 0 E: 0 K: 0 S: 8	H: 0 LOB: 0 BB: 0 P: 13	R: 0 E: 0 K: 0 S: 6	H: 0 LOB: 1 BB: 0 P: 10	R: 0 E: 0 K: 0 S: 12	H: 1 LOB: 1 BB: 0 P: 9	R: 0 E: 0 K: 1 S: 10	H: 1 LOB: 1 BB: 0 P: 14	R: 0 E: 0 K: 1 S: 6	H: 0 LOB: 0 BB: 0 P: 10	R: 0 E: 0 K: 1 S: 12	H: 1 LOB: 0 BB: 0 P: 13	R: 0 E: 0 K: 1 S: 10	H: 1 LOB: 1 BB: 0 P: 10	R: 0 E: 0 K: 1 S: 12	H: 1 LOB: 1 BB: 0 P: 14	R: 3 E: 0 K: 0 S: 17	H: 5 LOB: 3 BB: 1 P: 27	1B: 11 2B: 4 3B: 0 HR: 3	SF: 0 SAC: 0 DP: 2 HBP: 1	WP: 1 PB: 0 SB: 0 CS: 0	PA: 65
<b>PITCHER</b>	IP ERA WLS BF H R ER LOB SO	IP ERA WLS BF H R ER LOB SO	IP ERA WLS BF H R ER LOB SO	IP ERA WLS BF H R ER LOB SO	IP ERA WLS BF H R ER LOB SO	IP ERA WLS BF H R ER LOB SO	IP ERA WLS BF H R ER LOB SO	IP ERA WLS BF H R ER LOB SO	IP ERA WLS BF H R ER LOB SO	IP ERA WLS BF H R ER LOB SO	IP ERA WLS BF H R ER LOB SO	IP ERA WLS BF H R ER LOB SO	IP ERA WLS BF H R ER LOB SO	IP ERA WLS BF H R ER LOB SO	IP ERA WLS BF H R ER LOB SO	IP ERA WLS BF H R ER LOB SO	IP ERA WLS BF H R ER LOB SO	IP ERA WLS BF H R ER LOB SO	IP ERA WLS BF H R ER LOB SO	IP ERA WLS BF H R ER LOB SO	IP ERA WLS BF H R ER LOB SO	IP ERA WLS BF H R ER LOB SO	IP ERA WLS BF H R ER LOB SO	IP ERA WLS BF H R ER LOB SO	IP ERA WLS BF H R ER LOB SO	IP ERA WLS BF H R ER LOB SO	IP ERA WLS BF H R ER LOB SO	

**Baltimore Orioles @ Detroit Tigers**  
Comerica Park, Detroit, MI  
Tue May 16 2017, 7:13 PM - 12:30 AM EDT  
Att. 25,109 - Partly Cloudy - 84 F

AB 55  
R 11  
H 18  
RBI 11  
BB 9  
SO 9  
LOB 30



Batter	1	2	3	4	5	6	7	8	9	AB	R	H	RBI	BB	SO	LOB	TOP	
12 Seth Smith, L (1,9) OBP: 0.387, SLG: 0.488	F7	K		F7			G4-3			4	0	1	0	0	1	3	<p><b>Baltimore Orioles @ Detroit Tigers</b> Comerica Park, Detroit, MI Wed May 17 2017, 7:11 PM - 10:25 PM EDT Att: 29,722 - Partly Cloudy - 83 F</p> <p>livebaseballscorecards.com</p>	
23 Joey Rickard, R (9,PH) OBP: 0.246, SLG: 0.327									BB	0	0	0	0	1	0	0		
10 Adam Jones, R (1,8) OBP: 0.315, SLG: 0.395	1B		G5-3		G1		L9		F9	5	0	1	0	0	0	3		
13 Manny Machado, R (1,5) OBP: 0.308, SLG: 0.441	F9		G6-3		G5-3		G4-3		K	5	0	0	0	0	1	4		
19 Chris Davis, L (1,3) OBP: 0.381, SLG: 0.508	K		K				K			4	1	1	0	0	3	2		
45 Mark Trumbo, R (1,10) OBP: 0.293, SLG: 0.382		F8		E6 2B 29 1B					P4	4	1	1	1	0	0	0		
6 Jonathan Schoop, R (1,4) OBP: 0.331, SLG: 0.481		16 1B 29 1B 2 FC6-4		29 1B 16 SF9					F7	4	2	2	0	0	0	1		
29 Welington Castillo, R (1,2) OBP: 0.373, SLG: 0.463		2 FC6-4 16 1B							L3	4	0	3	1	0	0	0		
16 Trey Mancini, R (1,7) OBP: 0.323, SLG: 0.578		2 FC6-4 1B		SF9			FC6-4 2 G6-4-3		10 F9 23 BB	3	0	2	1	0	0	1		
2 J.J. Hardy, R (1,6) OBP: 0.229, SLG: 0.284	FC6-4			F9			G6-4-3		K	4	0	0	1	0	1	5		
<b>Inning Stats</b>	R: 0 H: 1 E: 0 K: 1 S: 10	WLS: 1 BF: 31 H: 10 R: 4 ER: 3 SO: 4	R: 1 H: 3 E: 0 K: 1 S: 12	WLS: 3 BF: 17 H: 10 R: 4 ER: 3 SO: 4	R: 2 H: 2 E: 1 K: 0 S: 19	WLS: 2 BF: 28 H: 10 R: 4 ER: 3 SO: 4	R: 1 H: 2 E: 0 K: 0 S: 6	WLS: 2 BF: 16 H: 10 R: 4 ER: 3 SO: 4	R: 0 H: 0 E: 0 K: 2 S: 19	WLS: 1 BF: 30 H: 10 R: 4 ER: 3 SO: 4	1B: 8 2B: 3 3B: 0 HR: 0	SF: 1 SAC: 0 DP: 1 HBP: 0	WP: 0 PA: 39 PB: 0 SB: 0 CS: 0					
<b>PITCHER</b>	IP: 7.0 WLS: 1 BF: 31 H: 10 R: 4 ER: 3 SO: 4	IP: 1.0 WLS: 0 BF: 5 H: 1 R: 0 ER: 0 SO: 2	IP: 1.0 WLS: 0 BF: 5 H: 1 R: 0 ER: 0 SO: 2	IP: 1.0 WLS: 0 BF: 5 H: 1 R: 0 ER: 0 SO: 2	IP: 1.0 WLS: 0 BF: 5 H: 1 R: 0 ER: 0 SO: 2	IP: 1.0 WLS: 0 BF: 5 H: 1 R: 0 ER: 0 SO: 2	IP: 1.0 WLS: 0 BF: 5 H: 1 R: 0 ER: 0 SO: 2	IP: 1.0 WLS: 0 BF: 5 H: 1 R: 0 ER: 0 SO: 2	IP: 1.0 WLS: 0 BF: 5 H: 1 R: 0 ER: 0 SO: 2	IP: 1.0 WLS: 0 BF: 5 H: 1 R: 0 ER: 0 SO: 2	IP: 1.0 WLS: 0 BF: 5 H: 1 R: 0 ER: 0 SO: 2	IP: 1.0 WLS: 0 BF: 5 H: 1 R: 0 ER: 0 SO: 2	IP: 1.0 WLS: 0 BF: 5 H: 1 R: 0 ER: 0 SO: 2	IP: 1.0 WLS: 0 BF: 5 H: 1 R: 0 ER: 0 SO: 2	IP: 1.0 WLS: 0 BF: 5 H: 1 R: 0 ER: 0 SO: 2	IP: 1.0 WLS: 0 BF: 5 H: 1 R: 0 ER: 0 SO: 2	IP: 1.0 WLS: 0 BF: 5 H: 1 R: 0 ER: 0 SO: 2	ERA: 3.86 WHIP: 1.429

Batter	1	2	3	4	5	6	7	8	9	AB	R	H	RBI	BB	SO	LOB	BOTTOM	
3 Ian Kinsler, R (1,4) OBP: 0.345, SLG: 0.368	CS			G5-3			F8		G6-3	5	0	2	1	0	0	1	<p><b>Baltimore Orioles @ Detroit Tigers</b> Comerica Park, Detroit, MI Wed May 17 2017, 7:11 PM - 10:25 PM EDT Att: 29,722 - Partly Cloudy - 83 F</p> <p>livebaseballscorecards.com</p>	
9 Nick Castellanos, R (1,5) OBP: 0.300, SLG: 0.388	1B	2H		L9			L6			2	0	0	0	1	0	0		
28 J.D. Martinez, R (1,9) OBP: 0.619, SLG: 1.267	BB	FC5-4							G6-3	3	1	1	0	1	0	2		
41 Victor Martinez, S (1,10) OBP: 0.333, SLG: 0.366	F8		L8		F8		F8			4	0	0	0	0	0	3		
8 Justin Upton, R (1,7) OBP: 0.375, SLG: 0.512	K			K						4	0	2	0	0	2	3		
31 Alex Avila, L (1,3) OBP: 0.478, SLG: 0.649		K		FC6-4 34 BB			18 HR		F7	3	1	1	0	1	1	1		
18 Tyler Collins, L (1,8) OBP: 0.300, SLG: 0.396		HR		K			HR		SH5-4	4	2	3	4	0	1	2		
34 James McCann, R (1,2) OBP: 0.290, SLG: 0.447		1 G4-3 3 1B		FC6-4			K		SH5-4	3	1	1	0	0	1	2		
1 Jose Iglesias, R (1,6) OBP: 0.223, SLG: 0.312	G4-3		G5-3				G6-3		K	4	0	0	0	0	1	2		
<b>Inning Stats</b>	R: 0 H: 1 E: 0 K: 1 S: 15	WLS: 1 BF: 26 H: 8 R: 5 ER: 5 SO: 5	R: 2 H: 3 E: 0 K: 1 S: 14	WLS: 3 BF: 20 H: 8 R: 5 ER: 5 SO: 5	R: 0 H: 0 E: 0 K: 0 S: 6	WLS: 0 BF: 8 H: 0 R: 0 ER: 0 SO: 8	R: 3 H: 3 E: 0 K: 2 S: 11	WLS: 3 BF: 19 H: 8 R: 5 ER: 5 SO: 5	R: 0 H: 0 E: 0 K: 0 S: 12	WLS: 0 BF: 16 H: 0 R: 0 ER: 0 SO: 16	R: 0 H: 1 E: 0 K: 0 S: 7	WLS: 1 BF: 13 H: 8 R: 5 ER: 5 SO: 5	R: 0 H: 1 E: 0 K: 1 S: 24	WLS: 1 BF: 29 H: 8 R: 5 ER: 5 SO: 5	1B: 5 2B: 3 3B: 0 HR: 2	SF: 0 SAC: 1 DP: 0 HBP: 1		WP: 0 PA: 37 PB: 0 SB: 0 CS: 1
<b>PITCHER</b>	IP: 5.0 WLS: 1 BF: 26 H: 8 R: 5 ER: 5 SO: 5	IP: 1.2 WLS: 0 BF: 6 H: 1 R: 0 ER: 0 SO: 0	IP: 0.1 WLS: 0 BF: 2 H: 1 R: 0 ER: 0 SO: 0	IP: 0.1 WLS: 0 BF: 2 H: 1 R: 0 ER: 0 SO: 0	IP: 1.0 WLS: 0 BF: 5 H: 1 R: 0 ER: 0 SO: 2	IP: 1.0 WLS: 0 BF: 5 H: 1 R: 0 ER: 0 SO: 2	IP: 1.0 WLS: 0 BF: 5 H: 1 R: 0 ER: 0 SO: 2	IP: 1.0 WLS: 0 BF: 5 H: 1 R: 0 ER: 0 SO: 2	IP: 1.0 WLS: 0 BF: 5 H: 1 R: 0 ER: 0 SO: 2	IP: 1.0 WLS: 0 BF: 5 H: 1 R: 0 ER: 0 SO: 2	IP: 1.0 WLS: 0 BF: 5 H: 1 R: 0 ER: 0 SO: 2	IP: 1.0 WLS: 0 BF: 5 H: 1 R: 0 ER: 0 SO: 2	IP: 1.0 WLS: 0 BF: 5 H: 1 R: 0 ER: 0 SO: 2	IP: 1.0 WLS: 0 BF: 5 H: 1 R: 0 ER: 0 SO: 2	IP: 1.0 WLS: 0 BF: 5 H: 1 R: 0 ER: 0 SO: 2	IP: 1.0 WLS: 0 BF: 5 H: 1 R: 0 ER: 0 SO: 2	IP: 1.0 WLS: 0 BF: 5 H: 1 R: 0 ER: 0 SO: 2	ERA: 9.00 WHIP: 2.200

AB	37
R	4
H	11
RBI	4
BB	1
SO	6
LOB	19



AB	32
R	5
H	10
RBI	5
BB	3
SO	6
LOB	16









Batter	1	2	3	4	5	6	7	8	9	10	AB	R	H	RBI	BB	SO	LOB	TOP						
3 Ezequiel Carrera, L OBP: 0.333, SLG: 0.405	G1-3		G3-1				G3		G3-1		5	0	1	0	0	0	1	Toronto Blue Jays @ Baltimore Orioles Oriole Park at Camden Yards, Baltimore, MD Fri May 19 2017, 7:35 PM - 12:06 AM EDT Att: 31,916 - Partly Cloudy - 81 F						
19 José Bautista, R OBP: 0.344, SLG: 0.385				HBP	K				G6-3		3	1	1	0	1	1	1							
8 Kendrys Morales, S OBP: 0.305, SLG: 0.434	L7			HBP			G3-1		G4-3		3	1	0	0	2	0	1							
14 Justin Smoak, S OBP: 0.344, SLG: 0.537	F7			HBP			L4-3				4	1	1	1	1	1	4							
29 Devon Travis, R OBP: 0.266, SLG: 0.356	G5-3									K	5	0	3	1	0	1	1							
17 Ryan Goins, L OBP: 0.246, SLG: 0.296	K										3	0	0	1	1	2								
18 Darwin Barney, R OBP: 0.283, SLG: 0.326	K										4	0	0	0	2	3								
30 Anthony Alford, R 7 Chris Coghlan, L OBP: 0.292, SLG: 0.298			K				L7				2	0	0	0	0	1	0							
22 Luke Maile, R OBP: 0.130, SLG: 0.140											3	0	0	0	0	1	1							
15 Dwight Smith Jr., L 43 Mike Ohman, R OBP: 0.222, SLG: 0.222			G5-3				G6-3				1	0	0	0	0	1	0							
											0	0	0	0	0	0	0							
<b>Inning Stats</b>	R: 0 E: 0 K: 0 S: 9	H: 1 LOB: 1 BB: 0 P: 16	R: 0 E: 0 K: 2 S: 11	H: 0 LOB: 0 BB: 0 P: 14	R: 0 E: 0 K: 1 S: 7	H: 0 LOB: 0 BB: 0 P: 11	R: 3 E: 0 K: 0 S: 8	H: 2 LOB: 0 BB: 1 P: 18	R: 0 E: 0 K: 1 S: 5	H: 1 LOB: 1 BB: 0 P: 16	R: 0 E: 0 K: 2 S: 14	H: 1 LOB: 3 BB: 2 P: 27	R: 0 E: 0 K: 1 S: 11	H: 0 LOB: 0 BB: 0 P: 16	R: 0 E: 0 K: 2 S: 13	H: 0 LOB: 0 BB: 0 P: 21	R: 0 E: 0 K: 1 S: 8	H: 0 LOB: 1 BB: 1 P: 14	1B: 6 2B: 1 3B: 0 HR: 0	SF: 0 SAC: 0 DP: 1 HBP: 1	WP: 1 PB: 0 SB: 0 CS: 1	PA: 41		
<b>PITCHER</b>	IP WLS BF H R ER SO BB IBB HBP BLK WP HR S P ERA WHIP	6.0 1.0 1.0 1.0 1.0 1.0	25 6 3 1 0 0 0 2 2 0 0 0 0 0 14 27 0.00 3.000	5 1 0 0 0 2 2 0 0 0 0 0 0 11 16 0.00 1.000	3 1 0 0 0 1 0 0 0 0 0 0 0 13 21 0.00 0.000	0 0 0 0 0 1 1 0 0 0 0 0 0 8 14 0.00 1.000																		

Batter	1	2	3	4	5	6	7	8	9	10	AB	R	H	RBI	BB	SO	LOB	BOTTOM						
6 Jonathan Schoop, R OBP: 0.331, SLG: 0.471		FC3-2									3	0	0	0	2	0	3	Toronto Blue Jays @ Baltimore Orioles Oriole Park at Camden Yards, Baltimore, MD Fri May 19 2017, 7:35 PM - 12:06 AM EDT Att: 31,916 - Partly Cloudy - 81 F						
10 Adam Jones, R OBP: 0.311, SLG: 0.404	P3	P3									5	0	0	0	0	1	5							
13 Manny Machado, R OBP: 0.305, SLG: 0.429	L8		G6-3								4	0	0	0	1	2								
19 Chris Davis, L OBP: 0.372, SLG: 0.507											5	0	0	0	0	4	3							
45 Mark Trumbo, R OBP: 0.295, SLG: 0.380			G1-3								5	3	3	0	0	0	0							
29 Welington Castillo, R OBP: 0.266, SLG: 0.354											5	2	3	4	0	1	1							
16 Trey Mancini, R OBP: 0.317, SLG: 0.546											3	0	1	0	0	2	1							
25 Hyun Soo Kim, L OBP: 0.316, SLG: 0.314											4	0	1	0	0	0	2							
2 J.J. Hardy, R OBP: 0.230, SLG: 0.282											4	0	1	1	0	1	1							
<b>Inning Stats</b>	R: 0 E: 0 K: 1 S: 9	H: 0 LOB: 1 BB: 1 P: 15	R: 1 E: 0 K: 0 S: 11	H: 3 LOB: 3 BB: 0 P: 18	R: 0 E: 0 K: 1 S: 9	H: 0 LOB: 0 BB: 0 P: 15	R: 0 E: 0 K: 1 S: 16	H: 1 LOB: 1 BB: 0 P: 23	R: 0 E: 0 K: 0 S: 5	H: 0 LOB: 1 BB: 0 P: 11	R: 2 E: 0 K: 1 S: 8	H: 2 LOB: 3 BB: 2 P: 15	R: 0 E: 0 K: 1 S: 12	H: 1 LOB: 1 BB: 0 P: 16	R: 0 E: 0 K: 1 S: 10	H: 0 LOB: 0 BB: 0 P: 17	R: 2 E: 0 K: 1 S: 12		H: 2 LOB: 0 BB: 0 P: 15	1B: 7 2B: 0 3B: 0 HR: 2	SF: 0 SAC: 0 DP: 0 HBP: 1	WP: 0 PB: 0 SB: 0 CS: 0	PA: 42	
<b>PITCHER</b>	IP WLS BF H R ER SO BB IBB HBP BLK WP HR S P ERA WHIP	6.0 1.0 1.0 1.0 1.0 1.0	27 4 1 0 0 0 2 1 0 0 0 0 0 12 16 0.00 1.000	3 0 0 0 0 1 0 0 0 0 0 0 0 10 17 0.00 0.000	0 0 0 0 0 1 0 0 0 0 0 0 0 12 15 27.00 3.000																			

AB 35  
R 3  
H 7  
RBI 3  
BB 5  
SO 10  
LOB 14



AB 38  
R 5  
H 9  
RBI 5  
BB 3  
SO 10  
LOB 18



Batter	1	2	3	4	5	6	7	8	9	AB	R	H	RBI	BB	SO	LOB	TOP							
11 Kevin Pillar, R OBP: 0.358, SLG: 0.494										5	2	2	0	0	0	1	Toronto Blue Jays @ Baltimore Orioles Oriole Park at Camden Yards, Baltimore, MD Sat May 20 2017, 7:39 PM - 11:00 PM EDT Att: 45,416 - Overcast - 67 F							
3 Ezequiel Carrera, L OBP: 0.336, SLG: 0.355										3	1	0	0	2	0	3								
19 José Bautista, R OBP: 0.352, SLG: 0.413										4	1	3	3	0	1	2								
8 Kendrys Morales, S OBP: 0.298, SLG: 0.423										4	0	0	0	0	1	4								
14 Justin Smoak, S OBP: 0.342, SLG: 0.550										4	1	1	1	0	2	1								
29 Devon Travis, R OBP: 0.272, SLG: 0.370										4	0	2	0	0	1	0								
55 Russell Martin, R OBP: 0.360, SLG: 0.338										4	0	1	0	0	1	2								
18 Darwin Barney, R OBP: 0.282, SLG: 0.323										4	0	1	0	0	0	2								
17 Ryan Goins, L OBP: 0.250, SLG: 0.300										2	0	1	0	0	1	1								
30 Anthony Alford, R (7, PH)										1	0	0	0	0	1	0								
7 Chris Coghlan, L OBP: 0.288, SLG: 0.293										1	0	0	0	0	1	0								
<b>Inning Stats</b>	R: 1 E: 0 K: 1 S: 11	H: 2 LOB: 1 BB: 1 P: 22	R: 0 E: 0 K: 0 S: 5	H: 1 LOB: 0 BB: 0 P: 6	R: 0 E: 0 K: 1 S: 12	H: 2 LOB: 2 BB: 0 P: 20	R: 0 E: 0 K: 0 S: 5	H: 2 LOB: 0 BB: 0 P: 10	R: 0 E: 0 K: 2 S: 13	H: 2 LOB: 1 BB: 0 P: 19	R: 1 E: 0 K: 1 S: 25	H: 2 LOB: 1 BB: 0 P: 33	R: 3 E: 1 K: 2 S: 16	H: 1 LOB: 0 BB: 1 P: 28	R: 0 E: 0 K: 1 S: 7	H: 0 LOB: 0 BB: 0 P: 9	R: 0 E: 0 K: 1 S: 9	H: 0 LOB: 0 BB: 0 P: 12	1B: 8 2B: 1 3B: 0 HR: 2	SF: 0 SAC: 0 DP: 3 HBP: 0	WP: 0 PB: 0 SB: 1 CS: 0	PA: 38		
<b>PITCHER</b>	IP WLS BF H R ER SO BB IBB HBP BLK WP HR S P ERA WHIP	IP WLS BF H R ER SO BB IBB HBP BLK WP HR S P ERA WHIP	IP WLS BF H R ER SO BB IBB HBP BLK WP HR S P ERA WHIP	IP WLS BF H R ER SO BB IBB HBP BLK WP HR S P ERA WHIP	IP WLS BF H R ER SO BB IBB HBP BLK WP HR S P ERA WHIP	IP WLS BF H R ER SO BB IBB HBP BLK WP HR S P ERA WHIP	IP WLS BF H R ER SO BB IBB HBP BLK WP HR S P ERA WHIP	IP WLS BF H R ER SO BB IBB HBP BLK WP HR S P ERA WHIP	IP WLS BF H R ER SO BB IBB HBP BLK WP HR S P ERA WHIP	IP WLS BF H R ER SO BB IBB HBP BLK WP HR S P ERA WHIP	IP WLS BF H R ER SO BB IBB HBP BLK WP HR S P ERA WHIP	IP WLS BF H R ER SO BB IBB HBP BLK WP HR S P ERA WHIP	IP WLS BF H R ER SO BB IBB HBP BLK WP HR S P ERA WHIP	IP WLS BF H R ER SO BB IBB HBP BLK WP HR S P ERA WHIP	IP WLS BF H R ER SO BB IBB HBP BLK WP HR S P ERA WHIP	IP WLS BF H R ER SO BB IBB HBP BLK WP HR S P ERA WHIP	IP WLS BF H R ER SO BB IBB HBP BLK WP HR S P ERA WHIP	IP WLS BF H R ER SO BB IBB HBP BLK WP HR S P ERA WHIP	IP WLS BF H R ER SO BB IBB HBP BLK WP HR S P ERA WHIP	IP WLS BF H R ER SO BB IBB HBP BLK WP HR S P ERA WHIP	IP WLS BF H R ER SO BB IBB HBP BLK WP HR S P ERA WHIP	IP WLS BF H R ER SO BB IBB HBP BLK WP HR S P ERA WHIP	IP WLS BF H R ER SO BB IBB HBP BLK WP HR S P ERA WHIP	IP WLS BF H R ER SO BB IBB HBP BLK WP HR S P ERA WHIP
12 Seth Smith, L OBP: 0.392, SLG: 0.511										4	0	1	0	1	1	1	Toronto Blue Jays @ Baltimore Orioles Oriole Park at Camden Yards, Baltimore, MD Sat May 20 2017, 7:39 PM - 11:00 PM EDT Att: 45,416 - Overcast - 67 F							
10 Adam Jones, R OBP: 0.313, SLG: 0.400										4	1	1	0	1	1	4								
13 Manny Machado, R OBP: 0.313, SLG: 0.450										4	2	2	1	1	0	1								
19 Chris Davis, L OBP: 0.367, SLG: 0.496										5	1	1	0	0	2	4								
45 Mark Trumbo, R OBP: 0.306, SLG: 0.406										4	2	3	3	0	0	0								
29 Wellington Castillo, R OBP: 0.391, SLG: 0.598										3	1	1	3	1	0	0								
25 Hyun Soo Kim, L OBP: 0.317, SLG: 0.392										2	0	0	0	1	0	3								
23 Joey Rickard, R OBP: 0.259, SLG: 0.339										1	0	1	0	0	0	0								
6 Jonathan Schoop, R OBP: 0.329, SLG: 0.465										4	0	1	0	0	1	1								
2 J.J. Hardy, R OBP: 0.237, SLG: 0.278										2	0	0	0	2	0	2								
<b>Inning Stats</b>	R: 1 E: 0 K: 2 S: 14	H: 3 LOB: 3 BB: 1 P: 23	R: 0 E: 0 K: 0 S: 9	H: 1 LOB: 1 BB: 0 P: 15	R: 1 E: 0 K: 0 S: 8	H: 1 LOB: 0 BB: 0 P: 12	R: 0 E: 0 K: 0 S: 9	H: 0 LOB: 1 BB: 1 P: 16	R: 2 E: 0 K: 2 S: 9	H: 1 LOB: 0 BB: 1 P: 20	R: 0 E: 0 K: 1 S: 8	H: 0 LOB: 3 BB: 3 P: 21	R: 3 E: 0 K: 0 S: 17	H: 5 LOB: 1 BB: 0 P: 26	R: 0 E: 0 K: 0 S: 10	H: 0 LOB: 1 BB: 1 P: 17	R: 0 E: 0 K: 1 S: 9	H: 0 LOB: 0 BB: 0 P: 12	1B: 8 2B: 0 3B: 0 HR: 3	SF: 0 SAC: 0 DP: 2 HBP: 0	WP: 2 PB: 0 SB: 0 CS: 0	PA: 40		
<b>PITCHER</b>	IP WLS BF H R ER SO BB IBB HBP BLK WP HR S P ERA WHIP	IP WLS BF H R ER SO BB IBB HBP BLK WP HR S P ERA WHIP	IP WLS BF H R ER SO BB IBB HBP BLK WP HR S P ERA WHIP	IP WLS BF H R ER SO BB IBB HBP BLK WP HR S P ERA WHIP	IP WLS BF H R ER SO BB IBB HBP BLK WP HR S P ERA WHIP	IP WLS BF H R ER SO BB IBB HBP BLK WP HR S P ERA WHIP	IP WLS BF H R ER SO BB IBB HBP BLK WP HR S P ERA WHIP	IP WLS BF H R ER SO BB IBB HBP BLK WP HR S P ERA WHIP	IP WLS BF H R ER SO BB IBB HBP BLK WP HR S P ERA WHIP	IP WLS BF H R ER SO BB IBB HBP BLK WP HR S P ERA WHIP	IP WLS BF H R ER SO BB IBB HBP BLK WP HR S P ERA WHIP	IP WLS BF H R ER SO BB IBB HBP BLK WP HR S P ERA WHIP	IP WLS BF H R ER SO BB IBB HBP BLK WP HR S P ERA WHIP	IP WLS BF H R ER SO BB IBB HBP BLK WP HR S P ERA WHIP	IP WLS BF H R ER SO BB IBB HBP BLK WP HR S P ERA WHIP	IP WLS BF H R ER SO BB IBB HBP BLK WP HR S P ERA WHIP	IP WLS BF H R ER SO BB IBB HBP BLK WP HR S P ERA WHIP	IP WLS BF H R ER SO BB IBB HBP BLK WP HR S P ERA WHIP	IP WLS BF H R ER SO BB IBB HBP BLK WP HR S P ERA WHIP	IP WLS BF H R ER SO BB IBB HBP BLK WP HR S P ERA WHIP	IP WLS BF H R ER SO BB IBB HBP BLK WP HR S P ERA WHIP	IP WLS BF H R ER SO BB IBB HBP BLK WP HR S P ERA WHIP	IP WLS BF H R ER SO BB IBB HBP BLK WP HR S P ERA WHIP	IP WLS BF H R ER SO BB IBB HBP BLK WP HR S P ERA WHIP
49 Mike Bolsinger, R ERA: 6.32	5.1	3	27	4	4	4	5	0	0	0	0	0	0	0	0	0	6.75	2.062						
51 Dominic Leone, R ERA: 4.43	1.0	3	0	0	0	0	0	1	0	3	8	0.00	0.000											
62 Aaron Loup, L ERA: 2.76	0.0	1	1	0	0	0	0	0	0	2	4	∞	∞											
24 Danny Barnes, R ERA: 2.7	0.2	L	5	4	3	3	0	0	0	1	13	19	40.50	6.000										
64 César Valdez, R ERA: 8.71	1.0	4	0	0	0	0	1	0	0	10	17	0.00	1.000											

Toronto Blue Jays @ Baltimore Orioles  
Oriole Park at Camden Yards, Baltimore, MD  
Sat May 20 2017, 7:39 PM - 11:00 PM EDT  
Att: 45,416 - Overcast - 67 F

AB 36  
R 5  
H 11  
RBI 4  
BB 2  
SO 9  
LOB 16



WP: 0 PA: 38  
PB: 0  
SB: 1  
CS: 0

Toronto Blue Jays @ Baltimore Orioles  
Oriole Park at Camden Yards, Baltimore, MD  
Sat May 20 2017, 7:39 PM - 11:00 PM EDT  
Att: 45,416 - Overcast - 67 F

AB 33  
R 7  
H 11  
RBI 7  
BB 7  
SO 5  
LOB 16



WP: 2 PA: 40  
PB: 0  
SB: 0  
CS: 0

49 Mike Bolsinger, R  
ERA: 6.32  
51 Dominic Leone, R  
ERA: 4.43  
62 Aaron Loup, L  
ERA: 2.76  
24 Danny Barnes, R  
ERA: 2.7  
64 César Valdez, R  
ERA: 8.71







Batter	1	2	3	4	5	6	7	8	9	AB	R	H	RBI	BB	SO	LOB	TOP							
<b>2 Brian Dozier, R</b> OBP: 0.346, SLG: 0.430										4	1	2	0	1	1	2	<b>Minnesota Twins @ Baltimore Orioles</b> Oriole Park at Camden Yards, Baltimore, MD Wed May 24 2017, 12:39 PM - 3:38 PM EDT Att: 32,267 - Overcast - 65 F							
<b>11 Jorge Polanco, S</b> OBP: 0.317, SLG: 0.379										5	1	1	0	0	0	4								
<b>22 Miguel Sanó, R</b> OBP: 0.417, SLG: 0.600										5	1	0	0	0	3	6								
<b>26 Max Kepler, L</b> OBP: 0.362, SLG: 0.468										4	1	1	1	1	1	1								
<b>19 Kennys Vargas, S</b> OBP: 0.295, SLG: 0.527										4	0	2	2	0	0	1								
<b>5 Eduardo Escobar, S</b> OBP: 0.284, SLG: 0.414										4	0	2	1	0	0	0								
<b>20 Eddie Rosario, L</b> OBP: 0.273, SLG: 0.380										3	0	0	0	1	1	2								
<b>38 Chris Gimenez, R</b> OBP: 0.298, SLG: 0.306										4	0	0	0	0	2	5								
<b>25 Byron Buxton, R</b> OBP: 0.277, SLG: 0.279										4	0	2	0	0	1	3								
<b>Inning Stats</b>	R: 3 H: 4 E: 0 K: 1 S: 18	H: 4 LOB: 3 BB: 2 P: 36	R: 1 H: 2 E: 0 K: 0 S: 11	H: 2 LOB: 1 BB: 0 P: 21	R: 0 H: 0 E: 0 K: 0 S: 7	H: 0 LOB: 0 BB: 0 P: 9	R: 0 H: 1 E: 0 K: 2 S: 11	H: 1 LOB: 3 BB: 0 P: 15	R: 0 H: 2 E: 1 K: 0 S: 12	H: 2 LOB: 2 BB: 0 P: 23	R: 0 H: 1 E: 0 K: 1 S: 9	H: 1 LOB: 1 BB: 0 P: 15	R: 0 H: 0 E: 0 K: 0 S: 6	H: 0 LOB: 0 BB: 0 P: 9	R: 0 H: 0 E: 0 K: 3 S: 10	H: 0 LOB: 1 BB: 0 P: 11		R: 0 H: 0 E: 0 K: 2 S: 11	H: 0 LOB: 1 BB: 1 P: 17	1B: 7 2B: 3 3B: 0 HR: 0	SF: 0 SAC: 0 DP: 0 HBP: 0	WP: 1 PB: 0 SB: 1 CS: 0	PA: 40	
<b>PITCHER</b>	IP WLS BF H R ER SO BB IBB HBP BLK WP HR S P ERA WHIP	5.0 L 26 9 4 4 3 2 0 0 0 0 0 59 104 7.20 2.200	2.0 7 1 0 0 1 0 0 0 0 0 1 0 15 24 0.00 0.500	1.0 3 0 0 0 3 0 0 0 0 0 0 0 10 11 0.00 0.000	1.0 4 0 0 0 2 1 0 0 0 0 0 0 11 17 0.00 1.000																			

Batter	1	2	3	4	5	6	7	8	9	AB	R	H	RBI	BB	SO	LOB	BOTTOM						
<b>12 Seth Smith, L</b> OBP: 0.357, SLG: 0.455										3	0	0	0	0	0	0	<b>Minnesota Twins @ Baltimore Orioles</b> Oriole Park at Camden Yards, Baltimore, MD Wed May 24 2017, 12:39 PM - 3:38 PM EDT Att: 32,267 - Overcast - 65 F						
<b>23 Joey Rickard, R</b> OBP: 0.283, SLG: 0.351										4	0	0	0	0	3	1							
<b>10 Adam Jones, R</b> OBP: 0.308, SLG: 0.419										4	0	1	0	0	0	1							
<b>13 Manny Machado, R</b> OBP: 0.308, SLG: 0.431										3	0	0	0	1	1	1							
<b>45 Mark Trumbo, R</b> OBP: 0.315, SLG: 0.402										4	1	1	1	0	1	4							
<b>19 Chris Davis, L</b> OBP: 0.348, SLG: 0.477										3	0	1	0	1	1	0							
<b>16 Trey Mancini, R</b> OBP: 0.336, SLG: 0.541										3	1	1	1	1	1	0							
<b>6 Jonathan Schoop, R</b> OBP: 0.324, SLG: 0.462										4	1	1	1	0	1	4							
<b>2 J.J. Hardy, R</b> OBP: 0.245, SLG: 0.305										3	0	0	0	0	2	1							
<b>36 Caleb Joseph, R</b> OBP: 0.266, SLG: 0.423										3	0	0	0	0	2	1							
<b>Inning Stats</b>	R: 0 H: 0 E: 0 K: 0 S: 7	H: 0 LOB: 0 BB: 0 P: 12	R: 0 H: 0 E: 0 K: 1 S: 6	H: 0 LOB: 0 BB: 0 P: 8	R: 1 H: 1 E: 0 K: 1 S: 9	H: 1 LOB: 0 BB: 0 P: 15	R: 0 H: 1 E: 0 K: 2 S: 13	H: 1 LOB: 3 BB: 2 P: 25	R: 0 H: 0 E: 0 K: 1 S: 9	H: 0 LOB: 0 BB: 0 P: 13	R: 0 H: 0 E: 0 K: 2 S: 9	H: 0 LOB: 0 BB: 0 P: 14	R: 2 H: 2 E: 0 K: 0 S: 8	H: 2 LOB: 1 BB: 1 P: 15	R: 0 H: 1 E: 1 K: 2 S: 11	H: 1 LOB: 2 BB: 0 P: 15	R: 0 H: 1 E: 0 K: 1 S: 6	H: 1 LOB: 0 BB: 0 P: 6	1B: 3 2B: 0 3B: 0 HR: 3	SF: 0 SAC: 0 DP: 2 HBP: 0	WP: 0 PB: 0 SB: 0 CS: 0	PA: 35	
<b>PITCHER</b>	IP WLS BF H R ER SO BB IBB HBP BLK WP HR S P ERA WHIP	6.1 H 25 4 3 3 7 2 0 0 0 0 3 7 4.26 0.947	0.2 H 2 0 0 0 0 1 0 0 0 0 0 3 7 0.00 1.500	1.0 H 5 1 0 0 2 0 0 0 0 0 0 11 15 0.00 1.000	1.0 S 3 1 0 0 1 0 0 0 0 0 0 6 6 0.00 1.000																		

livebaseballscores.com

AB 37  
R 4  
H 10  
RBI 4  
BB 3  
SO 9  
LOB 24

livebaseballscores.com

AB 32  
R 3  
H 6  
RBI 3  
BB 3  
SO 10  
LOB 12

Batter	1	2	3	4	5	6	7	8	9	AB	R	H	RBI	BB	SO	LOB	TOP										
12 Seth Smith, L (1,9) OBP: 0.345, SLG: 0.438 34 Paul Janish, R (8,6)										4	0	0	0	0	4	5											
10 Adam Jones, R (1,8) OBP: 0.302, SLG: 0.411										4	0	0	0	0	1	3											
13 Manny Machado, R (1,5) OBP: 0.312, SLG: 0.444										4	0	2	0	0	0	3											
19 Chris Davis, L (1,3) OBP: 0.283, SLG: 0.465										4	0	0	0	0	2	2											
45 Mark Trumbo, R (1,10) OBP: 0.308, SLG: 0.394										4	0	0	0	0	0	2											
29 Wellington Castillo, R (1,2) OBP: 0.343, SLG: 0.490										4	0	0	0	0	0	1											
25 Hyun Soo Kim, L (1,7) OBP: 0.323, SLG: 0.328										3	0	1	0	0	0	0											
6 Jonathan Schoop, R (1,4) OBP: 0.330, SLG: 0.472										3	0	2	0	0	0	0											
2 J.J. Hardy, R (1,6) OBP: 0.253, SLG: 0.312 23 Joey Rickard, R (8,PR) OBP: 0.283, SLG: 0.351										3	0	2	0	0	1	1											
										0	0	0	0	0	0	0											
<b>Inning Stats</b>	R: 0 E: 0 K: 1 S: 12	H: 0 LOB: 0 BB: 0 P: 17	R: 0 E: 0 K: 0 S: 5	H: 0 LOB: 0 BB: 0 P: 10	R: 0 E: 0 K: 2 S: 10	H: 1 LOB: 1 BB: 0 P: 16	R: 0 E: 0 K: 2 S: 14	H: 1 LOB: 1 BB: 0 P: 21	R: 0 E: 0 K: 1 S: 9	H: 0 LOB: 0 BB: 0 P: 12	R: 0 E: 0 K: 1 S: 7	H: 1 LOB: 0 BB: 0 P: 12	R: 0 E: 0 K: 0 S: 10	H: 1 LOB: 1 BB: 0 P: 14	R: 0 E: 0 K: 1 S: 15	H: 3 LOB: 3 BB: 0 P: 16	R: 0 E: 0 K: 1 S: 6	H: 0 LOB: 0 BB: 0 P: 9	1B: 3 2B: 5 3B: 0 HR: 0	SF: 0 SAC: 0 DP: 1 HBP: 0	WP: 0 PB: 0 SB: 0 CS: 1	PA: 33					
<b>PITCHER</b>	IP	WLS	BF	H	R	ER	SO	BB	IBB	HBP	BLK	WP	HR	S	P	ERA	WHIP										
59 Joe Musgrove, R (1,1) ERA: 4.89	7.0	W	24	4	0	0	6	0	0	0	0	0	0	67	102	0.00	0.571										
47 Chris Devenski, R (8,1) ERA: 3.1	1.0	H	6	3	0	0	1	0	0	0	0	0	0	15	16	0.00	3.000										
53 Ken Giles, R (9,1) ERA: 3.1	1.0	S	3	0	0	0	1	0	0	0	0	0	0	6	9	0.00	0.000										

Baltimore Orioles @ Houston Astros  
Minute Maid Park, Houston, TX  
Fri May 26 2017, 7:13 PM - 9:42 PM CDT  
Att: 31,380 - Roof Closed - 73 F

AB 33  
R 0  
H 7  
RBI 0  
BB 0  
SO 8  
LOB 17

Batter	1	2	3	4	5	6	7	8	9	AB	R	H	RBI	BB	SO	LOB	BOTTOM										
4 George Springer, R (1,9) OBP: 0.316, SLG: 0.434										4	0	2	0	0	0	0											
22 Josh Reddick, L (1,7) OBP: 0.331, SLG: 0.452										4	0	1	0	0	0	2											
27 Jose Altuve, R (1,4) OBP: 0.360, SLG: 0.484										4	0	0	0	0	1	4											
1 Carlos Correa, R (1,6) OBP: 0.372, SLG: 0.488										4	0	2	0	0	0	2											
11 Evan Gattis, R (1,2) OBP: 0.358, SLG: 0.421										4	0	2	0	0	0	1											
15 Carlos Beltrán, S (1,10) OBP: 0.277, SLG: 0.389										4	1	1	1	0	0	4											
10 Yuli Gurriel, R (1,3) OBP: 0.302, SLG: 0.395										4	0	1	0	0	0	3											
2 Alex Bregman, R (1,5) OBP: 0.319, SLG: 0.378										3	0	0	0	0	2	2											
Jake Marisnick, R (1,8) OBP: 0.362, SLG: 0.597										3	1	1	1	0	0	0											
<b>Inning Stats</b>	R: 0 E: 0 K: 0 S: 6	H: 0 LOB: 0 BB: 0 P: 14	R: 0 E: 0 K: 0 S: 8	H: 1 LOB: 1 BB: 0 P: 13	R: 1 E: 1 K: 1 S: 22	H: 2 LOB: 2 BB: 0 P: 33	R: 0 E: 0 K: 0 S: 7	H: 1 LOB: 1 BB: 0 P: 10	R: 0 E: 0 K: 1 S: 11	H: 1 LOB: 1 BB: 0 P: 17	R: 0 E: 0 K: 0 S: 5	H: 2 LOB: 1 BB: 0 P: 8	R: 0 E: 0 K: 0 S: 5	H: 2 LOB: 1 BB: 0 P: 8	1B: 6 2B: 3 3B: 0 HR: 2	SF: 0 SAC: 0 DP: 1 HBP: 0	WP: 0 PB: 0 SB: 0 CS: 0	PA: 34									
<b>PITCHER</b>	IP	WLS	BF	H	R	ER	SO	BB	IBB	HBP	BLK	WP	HR	S	P	ERA	WHIP										
39 Kevin Gausman, R (1,1) ERA: 6.17	6.2	L	29	8	2	2	2	0	0	0	0	0	0	67	107	2.70	1.200										
60 Mychal Givens, R (7,1) ERA: 3.28	1.1		5	2	0	0	1	0	0	0	0	0	0	9	13	0.00	1.500										

Baltimore Orioles @ Houston Astros  
Minute Maid Park, Houston, TX  
Fri May 26 2017, 7:13 PM - 9:42 PM CDT  
Att: 31,380 - Roof Closed - 73 F

AB 34  
R 2  
H 10  
RBI 2  
BB 0  
SO 3  
LOB 18





Batter	1	2	3	4	5	6	7	8	9	AB	R	H	RBI	BB	SO	LOB	TOP			
12 Seth Smith, L (1,9) OBP: 0.341, SLG: 0.431 2 J.J. Hardy, R (9,PH) OBP: 0.259, SLG: 0.317										4	1	1	0	0	2	3				
6 Jonathan Schoop, R (1,4) OBP: 0.326, SLG: 0.479										4	1	2	3	0	2	0				
13 Manny Machado, R (1,5) OBP: 0.305, SLG: 0.435										4	0	0	0	0	2	3				
45 Mark Trumbo, R (1,10) OBP: 0.311, SLG: 0.405										3	1	1	1	1	0	0				
19 Chris Davis, L (1,3) OBP: 0.332, SLG: 0.461										4	0	0	0	0	3	1				
29 Wellington Castillo, R (1,2) OBP: 0.336, SLG: 0.473										4	1	1	0	0	0	0				
25 Hyun Soo Kim, L (1,7) OBP: 0.333, SLG: 0.328										3	0	1	0	1	2	2				
23 Joey Rickard, R (1,8) OBP: 0.279, SLG: 0.338										4	0	1	0	0	2	5				
34 Paul Janish, R (1,6) 16 Trey Mancini, R (9,PH) OBP: 0.331, SLG: 0.522										3	0	0	0	0	0	3				
<b>Inning Stats</b>	R: 2 E: 0 K: 2 S: 15	H: 2 LOB: 0 BB: 0 P: 23	R: 1 E: 0 K: 2 S: 18	H: 2 LOB: 3 BB: 0 P: 26	R: 0 E: 0 K: 1 S: 7	H: 0 LOB: 0 BB: 0 P: 12	R: 0 E: 0 K: 1 S: 10	H: 0 LOB: 0 BB: 1 P: 15	R: 0 E: 0 K: 1 S: 13	H: 1 LOB: 2 BB: 1 P: 22	R: 0 E: 0 K: 2 S: 12	H: 0 LOB: 0 BB: 0 P: 18	R: 1 E: 0 K: 2 S: 12	H: 1 LOB: 0 BB: 0 P: 21	R: 0 E: 0 K: 1 S: 10	H: 1 LOB: 1 BB: 0 P: 19	1B: 5 2B: 0 3B: 0 HR: 2	SF: 0 SAC: 0 DP: 1 HBP: 0	WP: 0 PB: 0 SB: 0 CS: 0	PA: 37
<b>PITCHER</b>	IP WLS BF H R ER SO BB IBB HBP BLK WP HR S P ERA WHIP																			
43 Lance McCullers Jr., R (1,1) ERA: 2.49	6.0 W 26 5 3 2 8 2 0 0 0 0 0 1 70 105 3.00 1.167																			
45 Michael Feliz, R (7,1) ERA: 2.53	1.0 3 0 0 0 2 0 0 0 0 0 0 0 12 18 0.00 0.000																			
51 James Hoyt, R (8,1) ERA: 2.03	1.0 4 1 1 1 2 0 0 0 0 0 0 1 12 21 9.00 1.000																			
29 Tony Sipp, L (9,1) ERA: 3.21	1.0 4 1 0 0 1 0 0 0 0 0 0 0 10 19 0.00 1.000																			

Baltimore Orioles @ Houston Astros  
Minute Maid Park, Houston, TX  
Sun May 28 2017, 1:13 PM - 4:09 PM CDT  
Att: 34,720 - Roof Closed - 73 F

AB 35  
R 4  
H 7  
RBI 4  
BB 2  
SO 13  
LOB 19



Batter	1	2	3	4	5	6	7	8	9	AB	R	H	RBI	BB	SO	LOB	BOTTOM			
4 George Springer, R (1,8) OBP: 0.322, SLG: 0.464										3	1	1	2	0	1	1				
22 Josh Reddick, L (1,9) OBP: 0.330, SLG: 0.460										4	1	1	0	0	1	1				
27 Jose Altuve, R (1,4) OBP: 0.365, SLG: 0.495										4	0	1	1	0	0	0				
1 Carlos Correa, R (1,6) OBP: 0.378, SLG: 0.488										4	1	2	0	0	0	1				
15 Carlos Beltrán, S (1,10) OBP: 0.282, SLG: 0.394										3	1	1	0	1	0	1				
11 Evan Gattis, R (1,2) OBP: 0.344, SLG: 0.409										4	1	0	0	0	1	3				
9 Marwin Gonzalez, S (1,5) OBP: 0.394, SLG: 0.632										4	1	2	2	0	0	1				
10 Yuli Gurriel, R (1,3) OBP: 0.300, SLG: 0.394										4	2	2	2	0	1	1				
3 Norichika Aoki, L (1,7) OBP: 0.310, SLG: 0.330										4	0	1	0	0	2	2				
<b>Inning Stats</b>	R: 0 E: 0 K: 0 S: 8	H: 0 LOB: 0 BB: 0 P: 12	R: 6 E: 0 K: 1 S: 24	H: 6 LOB: 1 BB: 1 P: 42	R: 2 E: 0 K: 1 S: 15	H: 3 LOB: 1 BB: 0 P: 27	R: 0 E: 0 K: 1 S: 8	H: 1 LOB: 1 BB: 0 P: 11	R: 0 E: 0 K: 2 S: 15	H: 1 LOB: 1 BB: 0 P: 24	R: 0 E: 0 K: 0 S: 5	H: 0 LOB: 0 BB: 0 P: 8	R: 0 E: 0 K: 0 S: 8	H: 0 LOB: 0 BB: 0 P: 10	R: 0 E: 0 K: 1 S: 9	H: 0 LOB: 0 BB: 0 P: 12	1B: 5 2B: 4 3B: 1 HR: 1	SF: 0 SAC: 0 DP: 1 HBP: 1	WP: 2 PB: 0 SB: 0 CS: 0	PA: 36
<b>PITCHER</b>	IP WLS BF H R ER SO BB IBB HBP BLK WP HR S P ERA WHIP																			
51 Alec Asher, R (1,1) ERA: 3.77	2.0 L 13 5 2 2 5 0 0 0 0 0 1 0 60 92 3.00 0.833																			
31 Ubaldo Jiménez, R (3,1) ERA: 6.66																				

Baltimore Orioles @ Houston Astros  
Minute Maid Park, Houston, TX  
Sun May 28 2017, 1:13 PM - 4:09 PM CDT  
Att: 34,720 - Roof Closed - 73 F

AB 34  
R 8  
H 11  
RBI 7  
BB 1  
SO 6  
LOB 11







Batter	1	2	3	4	5	6	7	8	9	AB	R	H	RBI	BB	SO	LOB	TOP					
11 Brett Gardner, L OBP: 0.365, SLG: 0.529			L4		FC4-6 31 2B			G3-1		4	1	1	1	1	0	2	<b>New York Yankees @ Baltimore Orioles</b> Oriole Park at Camden Yards, Baltimore, MD Wed May 31 2017, 7:21 PM - 10:36 PM EDT Att: 22,983 - Partly Cloudy - 73 F					
31 Aaron Hicks, S OBP: 0.425, SLG: 0.545			L7					K		5	1	1	1	0	2	4						
17 Matt Holliday, R OBP: 0.356, SLG: 0.509			L9							4	0	1	1	1	0	2						
14 Starlin Castro, R OBP: 0.359, SLG: 0.475					G3-1					5	0	2	0	0	1	0						
99 Aaron Judge, R OBP: 0.428, SLG: 0.690										4	1	2	0	1	1	2						
12 Chase Headley, S OBP: 0.310, SLG: 0.363										3	0	0	0	2	2	4						
74 Ronald Torreyes, R OBP: 0.301, SLG: 0.366										4	1	1	0	0	1	4						
27 Austin Romine, R OBP: 0.270, SLG: 0.349										4	0	1	0	0	1	1						
38 Rob Refsnyder, R OBP: 0.333, SLG: 0.300										4	0	2	0	0	1	2						
<b>Inning Stats</b>	R: 0 E: 0 K: 0 S: 11	H: 2 LOB: 3 BB: 2 P: 22	R: 0 E: 0 K: 2 S: 10	H: 0 LOB: 0 BB: 0 P: 12	R: 0 E: 0 K: 0 S: 8	H: 0 LOB: 0 BB: 0 P: 13	R: 1 E: 0 K: 1 S: 13	H: 1 LOB: 1 BB: 1 P: 22	R: 2 E: 0 K: 1 S: 15	H: 4 LOB: 3 BB: 1 P: 25	R: 0 E: 0 K: 2 S: 11	H: 1 LOB: 2 BB: 1 P: 21	R: 0 E: 0 K: 1 S: 9	H: 0 LOB: 0 BB: 0 P: 14	R: 1 E: 0 K: 1 S: 15	H: 2 LOB: 1 BB: 0 P: 19	R: 0 E: 0 K: 2 S: 11	H: 1 LOB: 1 BB: 0 P: 17	1B: 8 2B: 3 3B: 0 HR: 0	SF: 0 SAC: 0 DP: 1 HBP: 0	WP: 0 PB: 0 SB: 0 CS: 0	PA: 42
<b>PITCHER</b>	IP WLS BF H R ER SO BB IBB HBP BLK WP HR S P ERA WHIP																					
39 Kevin Gausman, R ERA: 5.92	5.1 W 28 8 3 2 4 5 0 0 0 0 0 0 63 106 3.38 2.438																					
60 Mychal Givens, R ERA: 2.96	1.2 H 5 0 0 2 0 0 0 0 0 0 0 14 23 0.00 0.000																					
56 Darren O'Day, R ERA: 3.8	1.0 5 2 1 1 0 0 0 0 0 0 0 15 19 9.00 2.000																					
59 Mike Wright Jr., R ERA:	1.0 4 1 0 0 2 0 0 0 0 0 0 11 17 0.00 1.000																					
<b>Batter</b>	<b>1</b>	<b>2</b>	<b>3</b>	<b>4</b>	<b>5</b>	<b>6</b>	<b>7</b>	<b>8</b>	<b>9</b>	<b>AB</b>	<b>R</b>	<b>H</b>	<b>RBI</b>	<b>BB</b>	<b>SO</b>	<b>LOB</b>	<b>BOTTOM</b>					
12 Seth Smith, L OBP: 0.346, SLG: 0.424										4	2	3	0	1	0	1	<b>New York Yankees @ Baltimore Orioles</b> Oriole Park at Camden Yards, Baltimore, MD Wed May 31 2017, 7:21 PM - 10:36 PM EDT Att: 22,983 - Partly Cloudy - 73 F					
10 Adam Jones, R OBP: 0.309, SLG: 0.436										5	2	3	5	0	1	1						
13 Manny Machado, R OBP: 0.286, SLG: 0.405										5	0	0	0	0	2	4						
45 Mark Trumbo, R OBP: 0.324, SLG: 0.415										3	2	2	2	1	1	0						
19 Chris Davis, L OBP: 0.327, SLG: 0.464										4	1	2	3	0	0	1						
16 Trey Mancini, R OBP: 0.338, SLG: 0.508										4	0	0	0	0	0	2						
23 Joey Rickard, R OBP: 0.303, SLG: 0.347										0	0	0	0	0	0	0						
6 Jonathan Schoop, R OBP: 0.325, SLG: 0.475										4	0	1	0	0	0	1						
36 Caleb Joseph, R OBP: 0.270, SLG: 0.425										4	1	1	0	0	1	1						
2 J.J. Hardy, R OBP: 0.258, SLG: 0.318										4	2	2	0	0	1	2						
<b>Inning Stats</b>	R: 0 E: 0 K: 1 S: 8	H: 1 LOB: 0 BB: 0 P: 13	R: 0 E: 0 K: 0 S: 9	H: 0 LOB: 1 BB: 1 P: 18	R: 4 E: 0 K: 2 S: 17	H: 5 LOB: 1 BB: 0 P: 29	R: 3 E: 0 K: 0 S: 12	H: 2 LOB: 0 BB: 1 P: 20	R: 0 E: 0 K: 1 S: 8	H: 1 LOB: 1 BB: 0 P: 15	R: 2 E: 0 K: 1 S: 17	H: 2 LOB: 0 BB: 0 P: 20	R: 1 E: 0 K: 1 S: 14	H: 3 LOB: 0 BB: 0 P: 21	R: 0 E: 0 K: 2 S: 11	H: 6 LOB: 2 3B: 0 HR: 2	SF: 0 SAC: 0 DP: 1 HBP: 0	WP: 0 PB: 0 SB: 0 CS: 0	PA: 39			
<b>PITCHER</b>	IP WLS BF H R ER SO BB IBB HBP BLK WP HR S P ERA WHIP																					
19 Masahiro Tanaka, R ERA: 6.34	5.2 L 27 9 7 7 4 2 0 0 0 0 0 0 60 103 11.12 1.941																					
39 Tommy Layne, L ERA: 7.5	0.1 1 0 0 0 0 0 0 0 0 0 0 2 4 0.00 0.000																					
30 Giovanni Gallegos, R ERA: 7.71	1.2 8 3 3 3 2 0 0 0 0 0 1 25 32 16.20 1.800																					
65 Jonathan Holder, R ERA: 3.27	0.1 3 2 0 0 0 0 0 0 0 0 0 6 9 0.00 6.000																					

Batter	1	2	3	4	5	6	7	8	9	AB	R	H	RBI	BB	SO	LOB	TOP							
50 Mookie Betts, R OBP: 0.346, SLG: 0.478										4	0	0	0	0	1	0	<b>Boston Red Sox @ Baltimore Orioles</b> Oriole Park at Camden Yards, Baltimore, MD Thu Jun 01 2017, 7:09 PM - 9:47 PM EDT Att: 20,150 - Clear - 81 F							
30 Chris Young, R OBP: 0.337, SLG: 0.387 16 Andrew Benintendi, L OBP: 0.339, SLG: 0.386										3	0	1	0	0	0	0								
2 Xander Bogaerts, R OBP: 0.386, SLG: 0.461										4	0	0	0	0	1	1								
13 Hanley Ramirez, R OBP: 0.359, SLG: 0.404										4	1	1	0	0	1	0								
59 Sam Travis, R OBP: 0.563, SLG: 0.643										3	1	2	0	1	1	1								
32 Josh Rutledge, R OBP: 0.324, SLG: 0.274										4	1	1	0	0	1	3								
7 Christian Vázquez, R OBP: 0.376, SLG: 0.467										4	1	2	2	0	0	2								
19 Jackie Bradley Jr., L OBP: 0.322, SLG: 0.444										4	1	2	3	0	1	1								
17 Deven Marrero, R OBP: 0.222, SLG: 0.338 48 Pablo Sandoval, S OBP: 0.288, SLG: 0.388										2	0	0	0	0	0	2								
										2	0	0	0	0	0	0								
<b>Inning Stats</b>	R: 0 E: 0 K: 0 S: 5	H: 0 LOB: 0 BB: 0 P: 9	R: 1 E: 1 K: 0 S: 18	H: 3 LOB: 2 BB: 0 P: 30	R: 0 E: 0 K: 0 S: 10	H: 1 LOB: 1 BB: 0 P: 15	R: 0 E: 0 K: 2 S: 11	H: 1 LOB: 1 BB: 0 P: 18	R: 0 E: 0 K: 0 S: 7	H: 0 LOB: 0 BB: 0 P: 11	R: 0 E: 0 K: 0 S: 9	H: 0 LOB: 0 BB: 1 P: 13	R: 0 E: 0 K: 1 S: 5	H: 0 LOB: 1 BB: 0 P: 13	R: 0 E: 0 K: 1 S: 8	H: 0 LOB: 0 BB: 0 P: 9	R: 4 E: 0 K: 2 S: 17	H: 4 LOB: 0 BB: 0 P: 25	1B: 8 2B: 0 3B: 0 HR: 1	SF: 0 SAC: 0 DP: 0 HBP: 0	WP: 0 PB: 0 SB: 0 CS: 0	PA: 36		
<b>PITCHER</b>	IP WLS BF H R ER SO BB IBB HBP BLK WP HR S P ERA WHIP	7.0 W 26 5 1 1 3 1 0 0 0 0 0 65 109 1.29 0.857	1.2 8 3 3 3 3 0 0 0 0 0 0 20 26 16.20 1.800	0.1 2 1 1 1 0 0 0 0 0 0 1 5 8 27.00 3.000																				

AB	35
R	5
H	9
RBI	5
BB	1
SO	6
LOB	10



Batter	1	2	3	4	5	6	7	8	9	AB	R	H	RBI	BB	SO	LOB	BOTTOM						
23 Joey Rickard, R OBP: 0.288, SLG: 0.329										4	0	0	0	0	1	0	<b>Boston Red Sox @ Baltimore Orioles</b> Oriole Park at Camden Yards, Baltimore, MD Thu Jun 01 2017, 7:09 PM - 9:47 PM EDT Att: 20,150 - Clear - 81 F						
10 Adam Jones, R OBP: 0.308, SLG: 0.447										4	1	1	1	0	0	0							
13 Manny Machado, R OBP: 0.289, SLG: 0.407										4	2	2	0	0	0	0							
45 Mark Trumbo, R OBP: 0.332, SLG: 0.435 12 Seth Smith, L OBP: 0.346, SLG: 0.424										4	1	3	2	0	0	0							
19 Chris Davis, L OBP: 0.325, SLG: 0.475										4	1	1	1	0	2	3							
16 Trey Mancini, R OBP: 0.343, SLG: 0.516										4	1	2	0	0	0	2							
6 Jonathan Schoop, R OBP: 0.323, SLG: 0.486										4	1	1	3	0	2	3							
2 J.J. Hardy, R OBP: 0.264, SLG: 0.313										3	0	0	0	0	0	1							
36 Caleb Joseph, R OBP: 0.261, SLG: 0.411										3	0	0	0	0	2	1							
<b>Inning Stats</b>	R: 2 E: 0 K: 1 S: 11	H: 2 LOB: 0 BB: 0 P: 14	R: 0 E: 0 K: 1 S: 9	H: 1 LOB: 0 BB: 0 P: 15	R: 0 E: 0 K: 0 S: 9	H: 0 LOB: 0 BB: 0 P: 13	R: 1 E: 0 K: 1 S: 11	H: 1 LOB: 0 BB: 0 P: 18	R: 0 E: 0 K: 2 S: 10	H: 0 LOB: 0 BB: 0 P: 16	R: 4 E: 0 K: 1 S: 12	H: 4 LOB: 0 BB: 0 P: 20	R: 0 E: 0 K: 0 S: 6	H: 0 LOB: 0 BB: 0 P: 10	R: 0 E: 0 K: 1 S: 14	H: 2 LOB: 2 BB: 0 P: 23		1B: 5 2B: 1 3B: 0 HR: 4	SF: 0 SAC: 0 DP: 0 HBP: 0	WP: 0 PB: 0 SB: 0 CS: 0	PA: 34		
<b>PITCHER</b>	IP WLS BF H R ER SO BB IBB HBP BLK WP HR S P ERA WHIP	5.2 L 25 4 0 0 0 0 0 0 0 0 7 12 0.00 0.000	1.1 4 0 0 0 0 0 0 0 0 0 0 7 12 0.00 0.000	1.0 5 2 0 0 0 1 0 0 0 0 0 14 23 0.00 2.000																			

AB	34
R	7
H	10
RBI	7
BB	0
SO	7
LOB	10



Batter	1	2	3	4	5	6	7	8	9	AB	R	H	RBI	BB	SO	LOB	TOP																					
50 Mookie Betts, R OBP: 0.341, SLG: 0.469	L8		L8			FC6-4		K		4	0	0	0	0	1	2																						
16 Andrew Benintendi, L OBP: 0.353, SLG: 0.379	K			G4-3		K		F8		4	0	0	0	0	2	1																						
2 Xander Bogaerts, R OBP: 0.383, SLG: 0.462	P6			P5				F8		4	1	1	0	0	0	0																						
18 Mitch Moreland, L OBP: 0.367, SLG: 0.461		P5		K				G1-3		4	0	0	0	0	1	1																						
13 Hanley Ramirez, R OBP: 0.353, SLG: 0.396		P4								3	0	0	0	0	1	1																						
19 Jackie Bradley Jr., L OBP: 0.322, SLG: 0.441			K							3	0	1	1	0	1	0																						
32 Josh Rutledge, R OBP: 0.310, SLG: 0.262			G6-3		G5-3			F8		3	0	0	0	0	0	0																						
48 Pablo Sandoval, S OBP: 0.289, SLG: 0.429						G5-3		K		3	1	1	1	0	1	0																						
17 Deven Marrero, R OBP: 0.222, SLG: 0.338				HR						0	0	0	0	0	0	0																						
3 Sandy León, S OBP: 0.282, SLG: 0.388			K							2	0	1	0	1	1	0																						
<b>Inning Stats</b>	R: 0 E: 0 K: 1 S: 7	H: 0 LOB: 0 BB: 0 P: 10	R: 0 E: 0 K: 1 S: 8	H: 0 LOB: 0 BB: 0 P: 9	R: 1 E: 0 K: 1 S: 11	H: 1 LOB: 0 BB: 0 P: 17	R: 0 E: 0 K: 1 S: 10	H: 0 LOB: 0 BB: 0 P: 17	R: 0 E: 0 K: 1 S: 13	H: 1 LOB: 1 BB: 0 P: 22	R: 1 E: 0 K: 1 S: 12	H: 2 LOB: 0 BB: 0 P: 19	R: 0 E: 0 K: 2 S: 11	H: 0 LOB: 1 BB: 1 P: 18	R: 0 E: 0 K: 0 S: 8	H: 0 LOB: 0 BB: 0 P: 11	1B: 2 2B: 1 3B: 0 HR: 1	SF: 0 SAC: 0 DP: 0 HBP: 0	WP: 0 PB: 0 SB: 0 CS: 1	PA: 32																		
<b>PITCHER</b>	IP	WLS	BF	H	R	ER	SO	BB	IBB	HBP	BLK	WP	HR	S	P	ERA	WHIP	<b>PITCHER</b>				IP	WLS	BF	H	R	ER	SO	BB	IBB	HBP	BLK	WP	HR	S	P	ERA	WHIP
51 Alec Asher, R ERA: 3.62	6.1	W	22	3	2	2	5	0	0	0	0	0	1	64	95	2.84	0.474					6.1	W	22	3	2	2	5	0	0	0	0	0	1	64	95	2.84	0.474
60 Mychal Givens, R ERA: 2.89	0.2	H	2	1	0	0	1	0	0	0	0	0	0	7	13	0.00	1.500					0.2	H	2	1	0	0	1	0	0	0	0	0	7	13	0.00	1.500	
56 Darren O'Day, R ERA: 3.63	1.0	H	4	0	0	0	2	1	0	0	0	0	0	11	18	0.00	1.000					1.0	H	4	0	0	0	2	1	0	0	0	0	11	18	0.00	1.000	
35 Brad Brach, R ERA: 3.24	1.0	S	3	0	0	0	0	0	0	0	0	0	0	8	11	0.00	0.000					1.0	S	3	0	0	0	0	0	0	0	0	0	8	11	0.00	0.000	

**Boston Red Sox @ Baltimore Orioles**  
 Oriole Park at Camden Yards, Baltimore, MD  
 Fri Jun 02 2017, 7:08 PM - 10:07 PM EDT  
 Att: 33,193 - Partly Cloudy - 78 F

AB 30  
 R 2  
 H 4  
 RBI 2  
 BB 1  
 SO 8  
 LOB 5



Batter	1	2	3	4	5	6	7	8	9	AB	R	H	RBI	BB	SO	LOB	BOTTOM																					
12 Seth Smith, L OBP: 0.343, SLG: 0.443	HR		F9		K		P6			4	1	1	1	0	1	3																						
10 Adam Jones, R OBP: 0.302, SLG: 0.438	K			G5-3		L8		F9		4	0	0	0	0	1	1																						
13 Manny Machado, R OBP: 0.289, SLG: 0.416	HR			G1-3		F9		K		4	1	1	1	0	1	1																						
45 Mark Trumbo, R OBP: 0.326, SLG: 0.427	L8			F9		P3		L8		4	0	0	0	0	0	0																						
19 Chris Davis, L OBP: 0.329, SLG: 0.473						BB		K		3	0	1	0	1	2	0																						
6 Jonathan Schoop, R OBP: 0.327, SLG: 0.487	P4				1B			L8		4	1	2	0	0	0	1																						
25 Hyun Soo Kim, L OBP: 0.333, SLG: 0.344		L5								3	0	1	1	0	0	2																						
23 Joey Rickard, R OBP: 0.288, SLG: 0.329										0	0	0	0	0	0	0																						
2 J.J. Hardy, R OBP: 0.255, SLG: 0.313					L6					3	0	1	0	0	1	3																						
36 Caleb Joseph, R OBP: 0.274, SLG: 0.419										3	0	2	0	0	1	1																						
<b>Inning Stats</b>	R: 2 E: 0 K: 1 S: 18	H: 3 LOB: 1 BB: 0 P: 31	R: 0 E: 0 K: 0 S: 14	H: 2 LOB: 2 BB: 0 P: 18	R: 0 E: 0 K: 0 S: 8	H: 0 LOB: 0 BB: 0 P: 12	R: 1 E: 0 K: 2 S: 18	H: 2 LOB: 1 BB: 0 P: 24	R: 0 E: 0 K: 1 S: 7	H: 0 LOB: 0 BB: 0 P: 9	R: 0 E: 0 K: 1 S: 13	H: 1 LOB: 2 BB: 1 P: 24	R: 0 E: 0 K: 1 S: 16	H: 1 LOB: 1 BB: 0 P: 21	R: 0 E: 0 K: 1 S: 8	H: 0 LOB: 0 BB: 0 P: 11	1B: 6 2B: 1 3B: 0 HR: 2	SF: 0 SAC: 0 DP: 0 HBP: 0	WP: 0 PB: 0 SB: 0 CS: 0	PA: 33																		
<b>PITCHER</b>	IP	WLS	BF	H	R	ER	SO	BB	IBB	HBP	BLK	WP	HR	S	P	ERA	WHIP	<b>PITCHER</b>				IP	WLS	BF	H	R	ER	SO	BB	IBB	HBP	BLK	WP	HR	S	P	ERA	WHIP
22 Rick Porcello, R ERA: 4.24	6.0	L	26	8	3	3	5	1	0	0	0	0	0	19	26	4.50	1.500					6.0	L	26	8	3	3	5	1	0	0	0	0	19	26	4.50	1.500	
Health Hembree, R ERA: 3.59	1.1		5	1	0	0	1	0	0	0	0	0	0	3	4	0.00	0.000					1.1		5	1	0	0	1	0	0	0	0	3	4	0.00	0.000		
63 Robby Scott, L ERA: 1.46	0.1		1	0	0	0	1	0	0	0	0	0	0	2	2	0.00	0.000					0.1		1	0	0	0	0	0	0	0	2	2	0.00	0.000			
56 Joe Kelly, R ERA: 1.52	0.1		1	0	0	0	0	0	0	0	0	0	0	2	2	0.00	0.000					0.1		1	0	0	0	0	0	0	0	2	2	0.00	0.000			

**Boston Red Sox @ Baltimore Orioles**  
 Oriole Park at Camden Yards, Baltimore, MD  
 Fri Jun 02 2017, 7:08 PM - 10:07 PM EDT  
 Att: 33,193 - Partly Cloudy - 78 F

AB 32  
 R 3  
 H 9  
 RBI 3  
 BB 1  
 SO 7  
 LOB 12







Batter	1	2	3	4	5	6	7	8	9	AB R H RBI BB SO LOB	TOP										
50 Mookie Betts, R OBP: 0.343, SLG: 0.468										4 2 1 0 1 0 1	<b>Boston Red Sox @ Baltimore Orioles</b> Oriole Park at Camden Yards, Baltimore, MD Sun Jun 04 2017, 1:39 PM - 4:44 PM EDT Att: 31,819 - Partly Cloudy - 85 F <a href="http://livebaseballscorecards.com">livebaseballscorecards.com</a>										
16 Andrew Benintendi, L OBP: 0.362, SLG: 0.413										4 3 3 3 1 0 0											
2 Xander Bogaerts, R OBP: 0.386, SLG: 0.463										5 0 2 0 0 1 3											
18 Mitch Moreland, L OBP: 0.361, SLG: 0.446										4 1 1 0 1 0 3											
13 Hanley Ramirez, R OBP: 0.354, SLG: 0.416										4 0 0 0 0 2 6											
19 Jackie Bradley Jr., L OBP: 0.331, SLG: 0.438										3 1 1 2 1 0 1											
48 Pablo Sandoval, S OBP: 0.286, SLG: 0.416										3 0 1 0 1 1 0											
32 Josh Rutledge, R OBP: 0.310, SLG: 0.262										0 0 0 0 0 0 0											
3 Sandy León, S OBP: 0.272, SLG: 0.374										4 0 0 0 0 1 4											
17 Deven Marrero, R OBP: 0.213, SLG: 0.329										4 0 0 0 0 2 2											
<b>Inning Stats</b>	R: 2 H: 2 E: 0 K: 0 S: 13	H: 2 LOB: 2 BB: 2 P: 24	R: 0 H: 1 E: 0 K: 1 S: 12	H: 1 LOB: 1 BB: 0 P: 19	R: 1 H: 2 E: 0 K: 0 S: 8	H: 2 LOB: 1 BB: 0 P: 12	R: 0 H: 0 E: 0 K: 0 S: 6	H: 0 LOB: 0 BB: 0 P: 9	R: 0 H: 0 E: 0 K: 0 S: 8	H: 1 LOB: 1 BB: 0 P: 13	R: 1 H: 2 E: 0 K: 1 S: 11	H: 2 LOB: 1 BB: 0 P: 15	R: 0 H: 0 E: 0 K: 1 S: 6	H: 0 LOB: 0 BB: 0 P: 7	R: 1 H: 1 E: 0 K: 2 S: 16	H: 1 LOB: 1 BB: 1 P: 24	1B: 6 2B: 1 3B: 0 HR: 2	SF: 0 SAC: 0 DP: 0 HBP: 0	WP: 0 PB: 0 SB: 2 CS: 0	PA: 40	
<b>PITCHER</b>	IP WLS BF H R ER SO BB IBB HBP BLK WP HR S P ERA WHIP	6.0 L 27 6 5 3 3 4 0 0 0 0 1 59 103 4.50 1.667	7.1 2.1 10 2 2 2 3 1 0 0 0 0 1 23 32 7.71 1.286	9.1 0.2 3 1 0 0 1 0 0 0 0 0 0 10 14 0.00 1.500	<b>PITCHER</b>										IP WLS BF H R ER SO BB IBB HBP BLK WP HR S P ERA WHIP						
30 Chris Tillman, R ERA: 5.99											6.0 L 27 6 5 3 3 4 0 0 0 0 1 59 103 4.50 1.667										
59 Mike Wright Jr., R ERA: 9.0											7.1 2.1 10 2 2 2 3 1 0 0 0 0 1 23 32 7.71 1.286										
48 Richard Bleier, L ERA: 2.35											9.1 0.2 3 1 0 0 1 0 0 0 0 0 0 10 14 0.00 1.500										

AB 35  
R 7  
H 9  
RBI 5  
BB 5  
SO 7  
LOB 20



Batter	1	2	3	4	5	6	7	8	9	AB R H RBI BB SO LOB	BOTTOM										
23 Joey Rickard, R OBP: 0.295, SLG: 0.345										4 1 1 0 0 0 0	<b>Boston Red Sox @ Baltimore Orioles</b> Oriole Park at Camden Yards, Baltimore, MD Sun Jun 04 2017, 1:39 PM - 4:44 PM EDT Att: 31,819 - Partly Cloudy - 85 F <a href="http://livebaseballscorecards.com">livebaseballscorecards.com</a>										
10 Adam Jones, R OBP: 0.296, SLG: 0.424										4 0 0 0 0 3 1											
13 Manny Machado, R OBP: 0.319, SLG: 0.442										3 1 2 0 1 0 0											
45 Mark Trumbo, R OBP: 0.319, SLG: 0.416										4 0 0 0 0 2 4											
19 Chris Davis, L OBP: 0.326, SLG: 0.464										4 1 1 2 0 2 1											
16 Trey Mancini, R OBP: 0.338, SLG: 0.507										4 0 1 0 0 0 1											
6 Jonathan Schoop, R OBP: 0.333, SLG: 0.495										4 0 3 1 0 0 1											
27 Francisco Peña, R OBP: 0.500, SLG: 1.100										3 0 1 0 0 2 3											
25 Hyun Soo Kim, L OBP: 0.336, SLG: 0.348										1 0 0 0 0 0 1											
2 J.J. Hardy, R OBP: 0.246, SLG: 0.301										4 0 0 0 0 2 3											
<b>Inning Stats</b>	R: 3 H: 3 E: 0 K: 3 S: 25	H: 3 LOB: 2 BB: 1 P: 39	R: 0 H: 0 E: 0 K: 1 S: 13	H: 0 LOB: 0 BB: 0 P: 17	R: 0 H: 0 E: 0 K: 1 S: 8	H: 0 LOB: 0 BB: 0 P: 12	R: 0 H: 1 E: 0 K: 2 S: 10	H: 1 LOB: 1 BB: 0 P: 16	R: 0 H: 1 E: 0 K: 2 S: 12	H: 1 LOB: 0 BB: 0 P: 17	R: 0 H: 1 E: 0 K: 0 S: 7	H: 1 LOB: 0 BB: 0 P: 9	R: 0 H: 0 E: 0 K: 1 S: 8	H: 0 LOB: 0 BB: 0 P: 12	R: 0 H: 1 E: 0 K: 1 S: 12	H: 1 LOB: 1 BB: 0 P: 16	1B: 4 2B: 5 3B: 0 HR: 0	SF: 0 SAC: 0 DP: 2 HBP: 0	WP: 1 PB: 0 SB: 2 CS: 0	PA: 36	
<b>PITCHER</b>	IP WLS BF H R ER SO BB IBB HBP BLK WP HR S P ERA WHIP	6.0 W 25 6 3 3 0 0 0 0 0 0 0 12 20 0.00 1.200	7.1 1.2 H 6 2 0 0 0 0 0 0 0 0 0 12 20 0.00 1.200	8.1 0.1 H 1 0 0 0 1 0 0 0 0 0 0 3 3 0.00 0.000	9.1 1.0 4 1 0 0 1 0 0 0 0 0 0 12 16 0.00 1.000	<b>PITCHER</b>										IP WLS BF H R ER SO BB IBB HBP BLK WP HR S P ERA WHIP					
41 Chris Sale, L ERA: 2.89											6.0 W 25 6 3 3 0 0 0 0 0 0 0 12 20 0.00 1.200										
51 Blaine Boyer, R ERA: 1.69											7.1 1.2 H 6 2 0 0 0 0 0 0 0 0 0 12 20 0.00 1.200										
63 Robby Scott, L ERA: 1.42											8.1 0.1 H 1 0 0 0 1 0 0 0 0 0 0 3 3 0.00 0.000										
68 Matt Barnes, R ERA: 3.85											9.1 1.0 4 1 0 0 1 0 0 0 0 0 0 12 16 0.00 1.000										

AB 35  
R 3  
H 9  
RBI 3  
BB 1  
SO 11  
LOB 15



Batter	1	2	3	4	5	6	7	8	9	10	AB	R	H	RBI	BB	SO	LOB	TOP						
26 Adam Frazier, L OBP: 0.381, SLG: 0.419	L7	K			G3		HBP		BB		3	1	0	0	1	1	2	<b>Pittsburgh Pirates @ Baltimore Orioles</b> Oriole Park at Camden Yards, Baltimore, MD Tue Jun 06 2017, 7:11 PM - 10:35 PM EDT Att: 26,724 - Partly Cloudy - 75 F						
5 Josh Harrison, R OBP: 0.371, SLG: 0.472	L9		G5-3		L8		BB		BB		4	0	1	1	1	0	1							
25 Gregory Polanco, L OBP: 0.333, SLG: 0.392	K				BB		G4-3				4	0	0	0	1	3	4							
23 David Freese, R OBP: 0.362, SLG: 0.434			G6-4-3			HR			K		5	2	2	1	0	2	1							
55 Josh Bell, S OBP: 0.303, SLG: 0.443		E5			K		G4-3				4	1	1	0	1	1	0							
22 Andrew McCutchen, R OBP: 0.311, SLG: 0.413										L5	5	1	1	1	0	2	1							
28 John Jaso, L OBP: 0.324, SLG: 0.397					P6					G6-3	4	0	2	1	0	1	1							
29 Francisco Cervelli, R OBP: 0.343, SLG: 0.394											4	0	0	0	0	1	3							
32 Elias Diaz, R OBP: 0.391, SLG: 0.550					F8		G5-3		K		0	0	0	0	0	0	0							
10 Jordy Mercer, R OBP: 0.354, SLG: 0.401			G4-3						G3		4	0	2	1	0	0	1							
<b>Inning Stats</b>	R: 0 E: 0 K: 1 S: 8	H: 0 LOB: 0 BB: 0 P: 13	R: 3 E: 1 K: 1 S: 23	H: 4 LOB: 1 BB: 0 P: 33	R: 0 E: 0 K: 2 S: 7	H: 0 LOB: 0 BB: 0 P: 10	R: 0 E: 0 K: 0 S: 9	H: 1 LOB: 1 BB: 0 P: 12	R: 1 E: 0 K: 1 S: 9	H: 1 LOB: 0 BB: 0 P: 16	R: 0 E: 0 K: 0 S: 14	H: 2 LOB: 3 BB: 1 P: 27	R: 0 E: 0 K: 3 S: 11	H: 0 LOB: 1 BB: 1 P: 17	R: 1 E: 0 K: 2 S: 17	H: 1 LOB: 1 BB: 1 P: 27	R: 0 E: 0 K: 1 S: 8	H: 0 LOB: 0 BB: 0 P: 12	1B: 5 2B: 2 3B: 1 HR: 1	SF: 0 SAC: 0 DP: 1 HBP: 1	WP: 0 PB: 0 SB: 0 CS: 1	PA: 42		
<b>PITCHER</b>	IP	WLS	BF	H	R	ER	SO	BB	IBB	HBP	BLK	WP	HR	S	P	ERA	WHIP							
39 Kevin Gausman, R ERA: 5.86	6.2		27	8	4	4	5	1	0	0	0	0	0	1	70	113	5.40	1.350						
58 Donnie Hart, L ERA: 4.32	0.1		3	0	0	0	0	1	0	1	0	0	0	5	12	0.00	3.000							
60 Mychal Givens, R ERA: 2.79	1.0		4	0	0	0	3	1	0	0	0	0	0	11	17	0.00	1.000							
56 Darren O'Day, R ERA: 3.86	1.0		5	1	1	1	2	1	0	0	0	0	0	17	27	0.00	2.000							
35 Brad Brach, R ERA: 3.12	1.0	W	3	0	0	0	1	0	0	0	0	0	0	8	12	0.00	0.000							
<b>Batter</b>	<b>1</b>	<b>2</b>	<b>3</b>	<b>4</b>	<b>5</b>	<b>6</b>	<b>7</b>	<b>8</b>	<b>9</b>	<b>10</b>	<b>AB</b>	<b>R</b>	<b>H</b>	<b>RBI</b>	<b>BB</b>	<b>SO</b>	<b>LOB</b>	<b>BOTTOM</b>						
12 Seth Smith, L OBP: 0.340, SLG: 0.460	HR					F8				G5-3	3	1	1	1	0	0	0	<b>Pittsburgh Pirates @ Baltimore Orioles</b> Oriole Park at Camden Yards, Baltimore, MD Tue Jun 06 2017, 7:11 PM - 10:35 PM EDT Att: 26,724 - Partly Cloudy - 75 F						
23 Joey Rickard, R OBP: 0.289, SLG: 0.337			E7				K				5	1	3	0	0	0	1							
10 Adam Jones, R OBP: 0.303, SLG: 0.428			L7			1B				G6-3	5	1	3	0	0	0	1							
13 Manny Machado, R OBP: 0.290, SLG: 0.432					K						5	0	0	0	0	2	3							
45 Mark Trumbo, R OBP: 0.321, SLG: 0.413											4	0	1	1	1	1	1							
19 Chris Davis, L OBP: 0.329, SLG: 0.480			G6-3								4	2	2	1	0	1	1							
6 Jonathan Schoop, R OBP: 0.336, SLG: 0.525			L7								4	2	2	3	0	0	1							
16 Trey Mancini, R OBP: 0.329, SLG: 0.493											4	0	0	0	0	2	0							
2 J.J. Hardy, R OBP: 0.241, SLG: 0.295			G1-3								4	0	0	0	0	0	0							
36 Caleb Joseph, R OBP: 0.267, SLG: 0.404											4	0	1	0	0	1	0							
<b>Inning Stats</b>	R: 1 E: 0 K: 0 S: 8	H: 2 LOB: 0 BB: 0 P: 11	R: 0 E: 0 K: 1 S: 9	H: 0 LOB: 1 BB: 0 P: 13	R: 0 E: 1 K: 0 S: 11	H: 0 LOB: 1 BB: 0 P: 16	R: 0 E: 0 K: 2 S: 12	H: 0 LOB: 1 BB: 1 P: 21	R: 0 E: 0 K: 0 S: 7	H: 1 LOB: 0 BB: 0 P: 9	R: 0 E: 0 K: 1 S: 9	H: 1 LOB: 1 BB: 0 P: 14	R: 2 E: 0 K: 2 S: 13	H: 3 LOB: 1 BB: 0 P: 17	R: 0 E: 0 K: 1 S: 7	H: 0 LOB: 0 BB: 0 P: 11	R: 2 E: 0 K: 1 S: 14	H: 2 LOB: 0 BB: 0 P: 17	R: 1 E: 0 K: 0 S: 11	H: 2 LOB: 1 BB: 0 P: 15	1B: 6 2B: 0 3B: 0 HR: 4	SF: 0 SAC: 0 DP: 1 HBP: 1	WP: 0 PB: 0 SB: 0 CS: 0	PA: 40
<b>PITCHER</b>	IP	WLS	BF	H	R	ER	SO	BB	IBB	HBP	BLK	WP	HR	S	P	ERA	WHIP							
46 Ivan Nova, R ERA: 3.04	6.0		24	5	3	3	4	1	0	0	0	0	0	59	87	4.50	1.000							
12 Juan Nicasio, R ERA: 1.4	0.2	H	3	1	0	0	1	0	0	0	0	0	0	7	10	0.00	1.500							
73 Felipe Vázquez, L ERA: 0.6	1.1	H	4	0	0	0	2	0	0	0	0	0	0	10	15	0.00	0.000							
44 Tony Watson, L ERA: 3.91	1.0	B	5	2	2	2	1	0	0	0	0	0	1	14	17	18.00	2.000							
36 Wade LeBlanc, L ERA: 2.62	0.2	L	4	2	1	1	0	0	0	0	0	0	0	11	15	13.50	3.000							
<b>PITCHER</b>	IP	WLS	BF	H	R	ER	SO	BB	IBB	HBP	BLK	WP	HR	S	P	ERA	WHIP							
46 Ivan Nova, R ERA: 3.04	6.0		24	5	3	3	4	1	0	0	0	0	0	59	87	4.50	1.000							
12 Juan Nicasio, R ERA: 1.4	0.2	H	3	1	0	0	1	0	0	0	0	0	0	7	10	0.00	1.500							
73 Felipe Vázquez, L ERA: 0.6	1.1	H	4	0	0	0	2	0	0	0	0	0	0	10	15	0.00	0.000							
44 Tony Watson, L ERA: 3.91	1.0	B	5	2	2	2	1	0	0	0	0	0	1	14	17	18.00	2.000							
36 Wade LeBlanc, L ERA: 2.62	0.2	L	4	2	1	1	0	0	0	0	0	0	0	11	15	13.50	3.000							

AB 37  
R 5  
H 9  
RBI 5  
BB 4  
SO 11  
LOB 14



AB 39  
R 6  
H 10  
RBI 6  
BB 1  
SO 8  
LOB 8







Batter	1	2	3	4	5	6	7	8	9	AB	R	H	RBI	BB	SO	LOB	TOP								
23 <b>Joey Rickard, R</b> OBP: 0.289, SLG: 0.337 25 <b>Hyun Soo Kim, L</b> OBP: 0.333, SLG: 0.348										2	0	0	0	1	2		<p><b>Baltimore Orioles @ New York Yankees</b> Yankee Stadium, Bronx, NY Fri Jun 09 2017, 7:39 PM - 10:25 PM EDT Att: 46,031 - Partly Cloudy - 81 F</p>								
16 <b>Trey Mancini, R</b> OBP: 0.323, SLG: 0.517										4	0	0	0	1	3										
10 <b>Adam Jones, R</b> OBP: 0.300, SLG: 0.433										4	0	1	0	0	2	1									
45 <b>Mark Trumbo, R</b> OBP: 0.324, SLG: 0.409										4	0	0	0	1	1										
19 <b>Chris Davis, L</b> OBP: 0.282, SLG: 0.457										2	1	0	0	2	0	0									
6 <b>Jonathan Schoop, R</b> OBP: 0.335, SLG: 0.529										4	1	1	2	0	3	1									
2 <b>J.J. Hardy, R</b> OBP: 0.237, SLG: 0.292										4	0	1	0	0	0	1									
36 <b>Caleb Joseph, R</b> OBP: 0.266, SLG: 0.385										3	0	0	0	0	0	1									
17 <b>Rubén Tejada, R</b> OBP: 0.286, SLG: 0.429										3	0	2	0	0	1	0									
<b>Inning Stats</b>	R: 0 E: 0 K: 3 S: 13	H: 1 LOB: 1 BB: 0 P: 15	R: 2 E: 0 K: 0 S: 13	H: 3 LOB: 2 BB: 1 P: 22	R: 0 E: 0 K: 1 S: 10	H: 0 LOB: 0 BB: 0 P: 12	R: 0 E: 0 K: 1 S: 9	H: 0 LOB: 0 BB: 0 P: 11	R: 0 E: 0 K: 1 S: 11	H: 1 LOB: 1 BB: 0 P: 15	R: 0 E: 0 K: 1 S: 6	H: 0 LOB: 0 BB: 0 P: 9	R: 0 E: 0 K: 1 S: 7	H: 0 LOB: 0 BB: 0 P: 10	R: 0 E: 0 K: 0 S: 7	H: 0 LOB: 1 BB: 1 P: 10		R: 0 E: 0 K: 1 S: 10	H: 0 LOB: 1 BB: 1 P: 21	1B: 3 2B: 1 HR: 1	SF: 0 SAC: 1 DP: 0 HBP: 0	WP: 1 PB: 0 SB: 0 CS: 0	PA: 34		
<b>PITCHER</b>	IP WLS BF H R ER SO BB IBB HBP BLK WP HR S P ERA WHIP	IP WLS BF H R ER SO BB IBB HBP BLK WP HR S P ERA WHIP	IP WLS BF H R ER SO BB IBB HBP BLK WP HR S P ERA WHIP	IP WLS BF H R ER SO BB IBB HBP BLK WP HR S P ERA WHIP	IP WLS BF H R ER SO BB IBB HBP BLK WP HR S P ERA WHIP	IP WLS BF H R ER SO BB IBB HBP BLK WP HR S P ERA WHIP	IP WLS BF H R ER SO BB IBB HBP BLK WP HR S P ERA WHIP	IP WLS BF H R ER SO BB IBB HBP BLK WP HR S P ERA WHIP	IP WLS BF H R ER SO BB IBB HBP BLK WP HR S P ERA WHIP	IP WLS BF H R ER SO BB IBB HBP BLK WP HR S P ERA WHIP	IP WLS BF H R ER SO BB IBB HBP BLK WP HR S P ERA WHIP	IP WLS BF H R ER SO BB IBB HBP BLK WP HR S P ERA WHIP	IP WLS BF H R ER SO BB IBB HBP BLK WP HR S P ERA WHIP	IP WLS BF H R ER SO BB IBB HBP BLK WP HR S P ERA WHIP	IP WLS BF H R ER SO BB IBB HBP BLK WP HR S P ERA WHIP	IP WLS BF H R ER SO BB IBB HBP BLK WP HR S P ERA WHIP	IP WLS BF H R ER SO BB IBB HBP BLK WP HR S P ERA WHIP	IP WLS BF H R ER SO BB IBB HBP BLK WP HR S P ERA WHIP	IP WLS BF H R ER SO BB IBB HBP BLK WP HR S P ERA WHIP	IP WLS BF H R ER SO BB IBB HBP BLK WP HR S P ERA WHIP	IP WLS BF H R ER SO BB IBB HBP BLK WP HR S P ERA WHIP	IP WLS BF H R ER SO BB IBB HBP BLK WP HR S P ERA WHIP	IP WLS BF H R ER SO BB IBB HBP BLK WP HR S P ERA WHIP	IP WLS BF H R ER SO BB IBB HBP BLK WP HR S P ERA WHIP	IP WLS BF H R ER SO BB IBB HBP BLK WP HR S P ERA WHIP

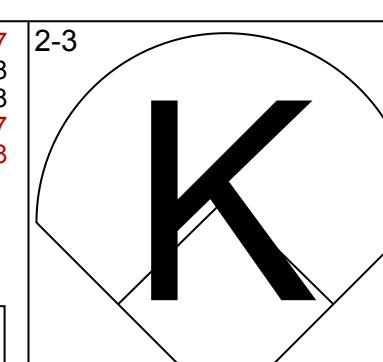
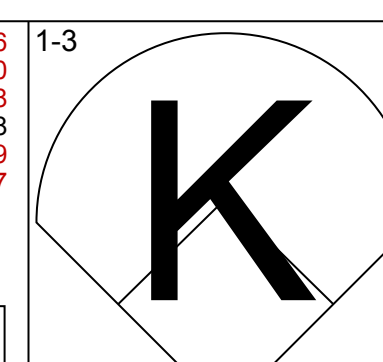
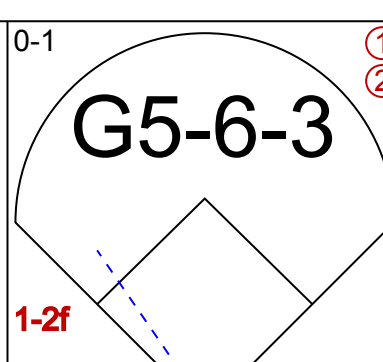
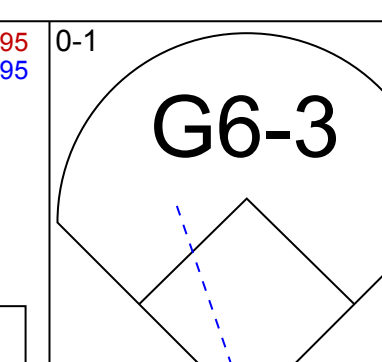
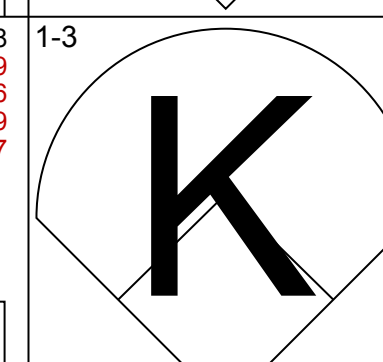
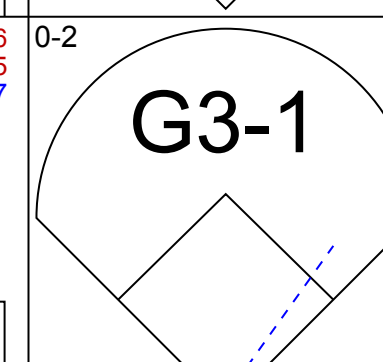
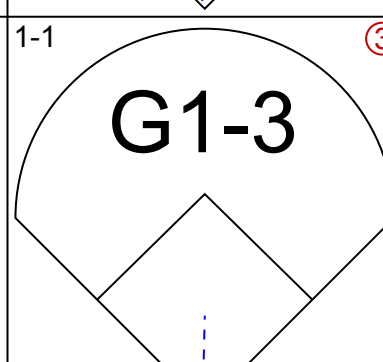
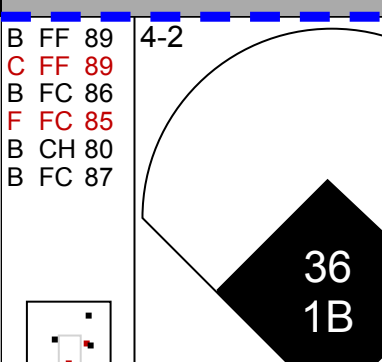
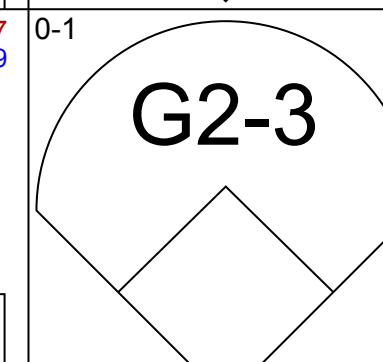
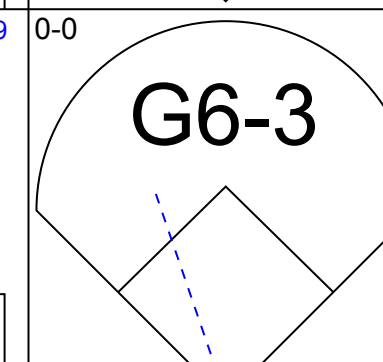
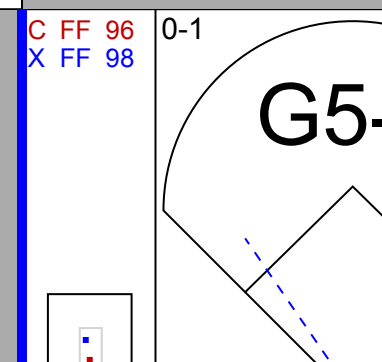
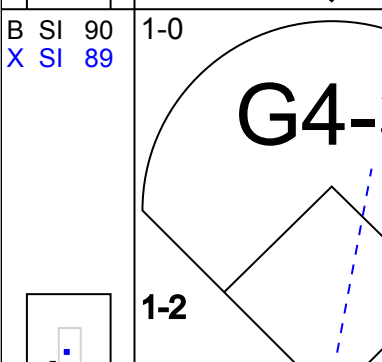
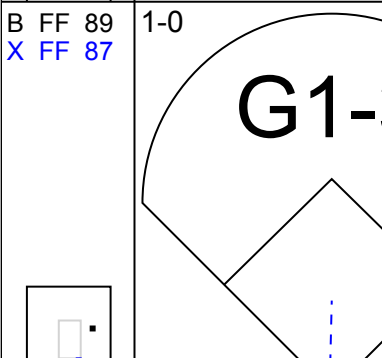
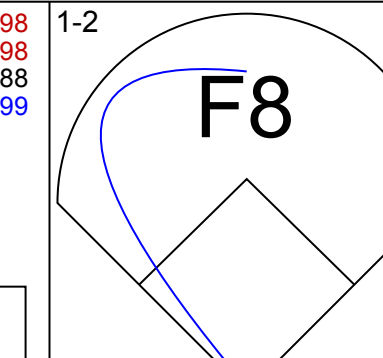
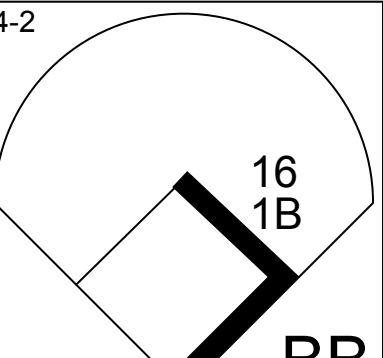
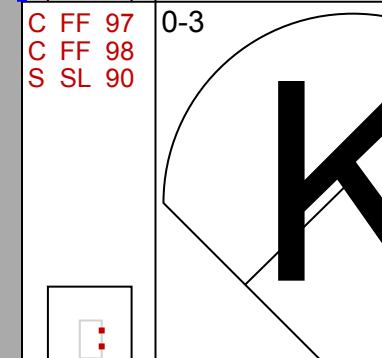
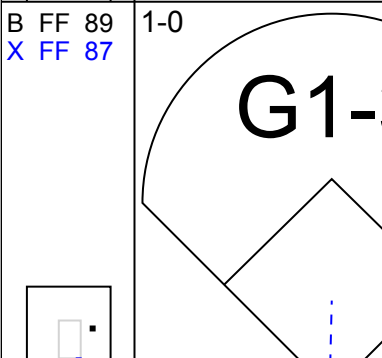
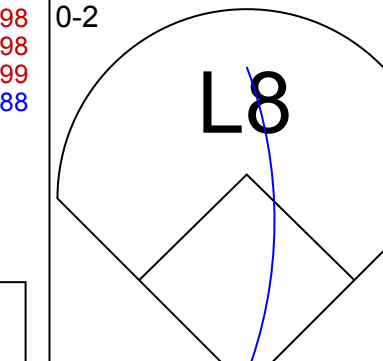
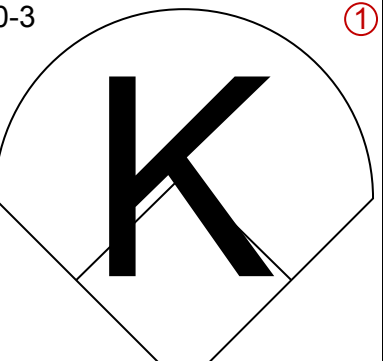
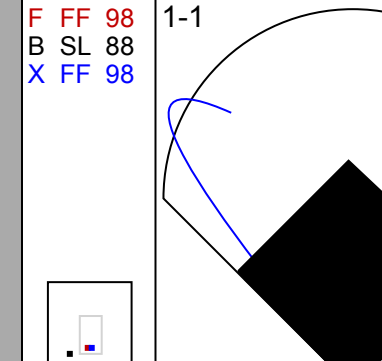
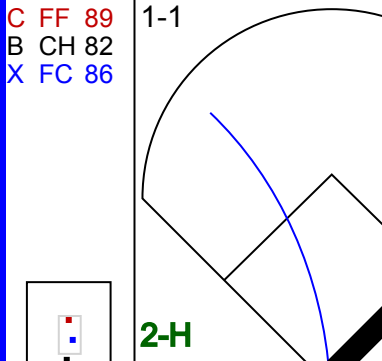
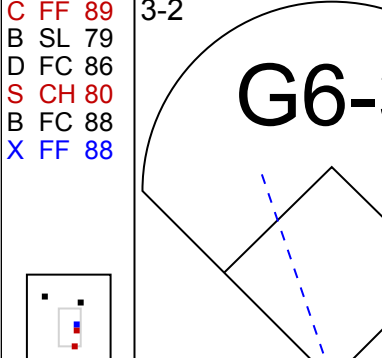
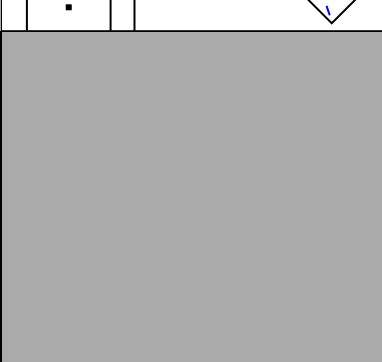
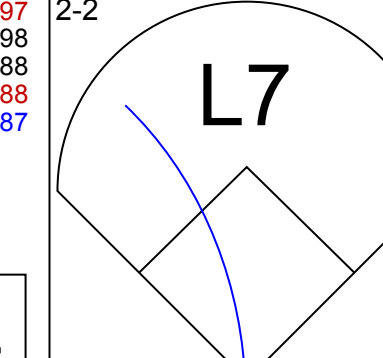
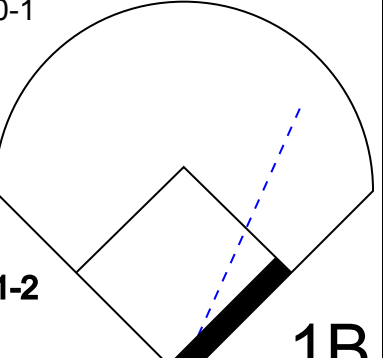
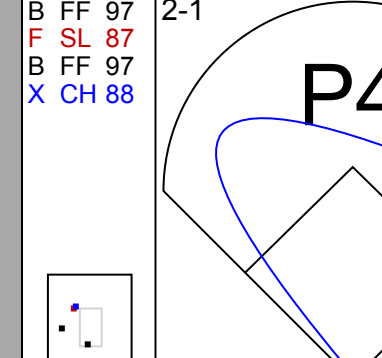
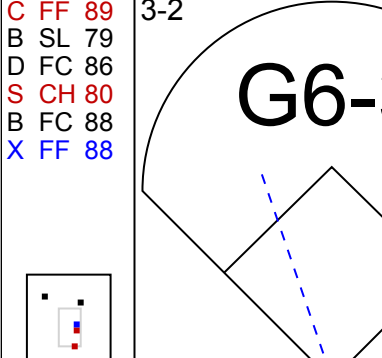
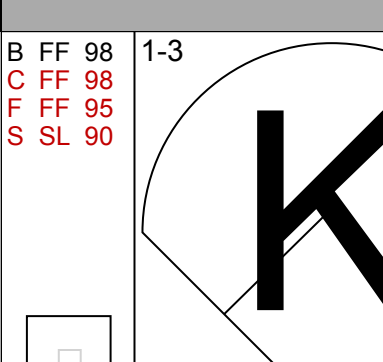
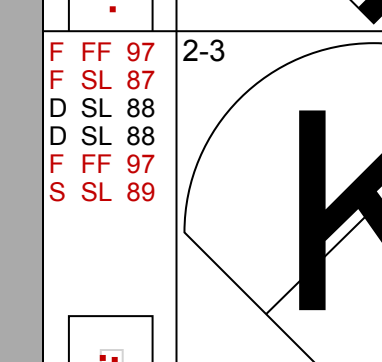
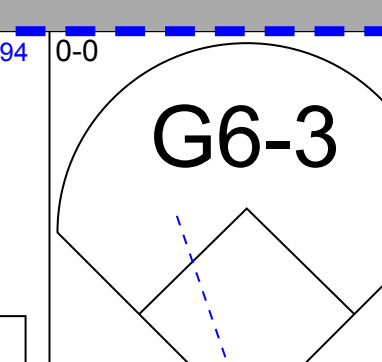
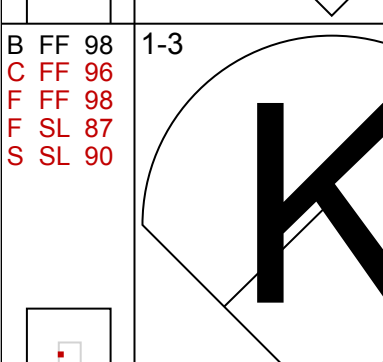
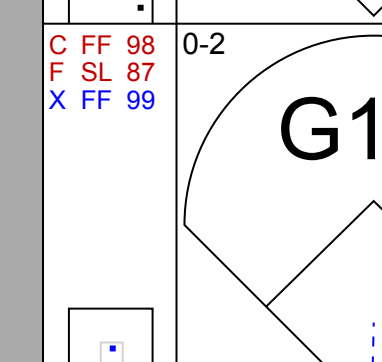
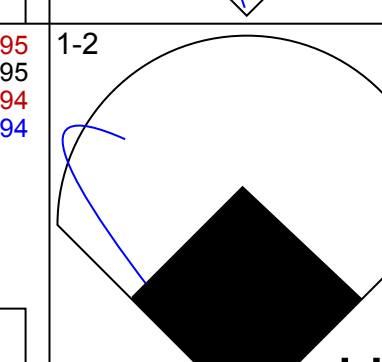
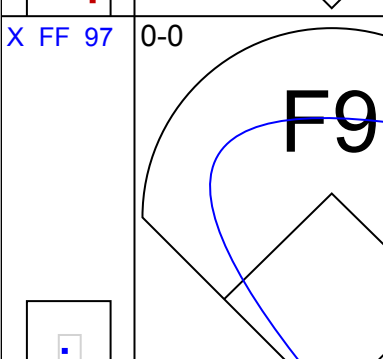
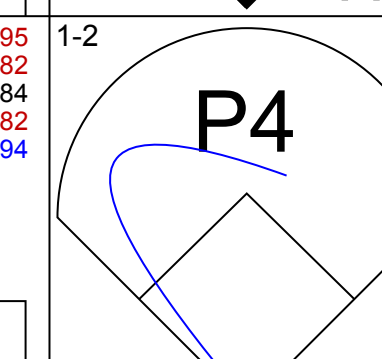
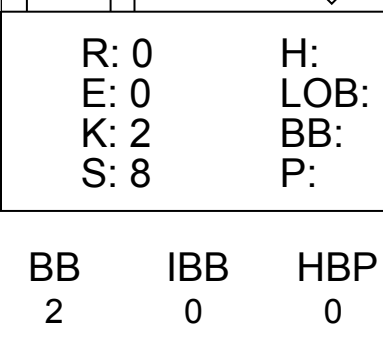
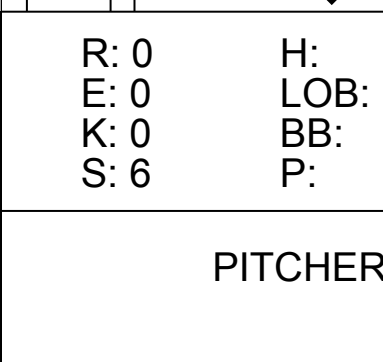
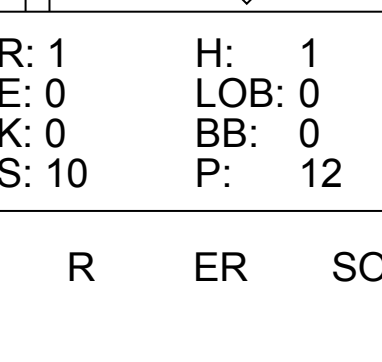
AB	31
R	2
H	5
RBI	2
BB	2
SO	9
LOB	10



Batter	1	2	3	4	5	6	7	8	9	AB	R	H	RBI	BB	SO	LOB	BOTTOM								
11 <b>Brett Gardner, L</b> OBP: 0.350, SLG: 0.514										5	0	2	0	0	0	2	<p><b>Baltimore Orioles @ New York Yankees</b> Yankee Stadium, Bronx, NY Fri Jun 09 2017, 7:39 PM - 10:25 PM EDT Att: 46,031 - Partly Cloudy - 81 F</p>								
31 <b>Aaron Hicks, S</b> OBP: 0.426, SLG: 0.584										5	2	3	0	1	3										
99 <b>Aaron Judge, R</b> OBP: 0.431, SLG: 0.657										4	1	0	0	1	3										
17 <b>Matt Holliday, R</b> OBP: 0.369, SLG: 0.521										4	0	2	1	0	2	1									
48 <b>Chris Carter, R</b> OBP: 0.294, SLG: 0.382										0	0	0	0	0	0	0									
14 <b>Starlin Castro, R</b> OBP: 0.356, SLG: 0.502										3	1	1	1	1	0	1									
24 <b>Gary Sánchez, R</b> OBP: 0.348, SLG: 0.480										4	2	2	0	0	2	2									
18 <b>Didi Gregorius, L</b> OBP: 0.344, SLG: 0.473										4	1	1	0	0	0	3									
12 <b>Chase Headley, S</b> OBP: 0.311, SLG: 0.344										1	1	0	1	2	0	0									
27 <b>Austin Romine, R</b> OBP: 0.258, SLG: 0.330										3	0	1	2	0	0	1									
<b>Inning Stats</b>	R: 0 E: 0 K: 2 S: 15	H: 1 LOB: 1 BB: 0 P: 21	R: 2 E: 0 K: 0 S: 7	H: 2 LOB: 0 BB: 0 P: 16	R: 0 E: 0 K: 1 S: 7	H: 0 LOB: 0 BB: 0 P: 11	R: 0 E: 0 K: 2 S: 9	H: 0 LOB: 0 BB: 0 P: 15	R: 0 E: 0 K: 0 S: 9	H: 0 LOB: 1 BB: 1 P: 16	R: 1 E: 0 K: 1 S: 13	H: 2 LOB: 2 BB: 1 P: 26	R: 3 E: 1 K: 0 S: 11	H: 2 LOB: 1 BB: 1 P: 21	R: 2 E: 0 K: 0 S: 9	H: 4 LOB: 2 BB: 1 P: 15	R: 2 E: 0 K: 0 S: 9	H: 4 LOB: 2 BB: 1 P: 15	1B: 5 2B: 3 HR: 3	SF: 1 SAC: 1 DP: 0 HBP: 0	WP: 0 PB: 0 SB: 0 CS: 0	PA: 39			
<b>PITCHER</b>	IP WLS BF H R ER SO BB IBB HBP BLK WP HR S P ERA WHIP	IP WLS BF H R ER SO BB IBB HBP BLK WP HR S P ERA WHIP	IP WLS BF H R ER SO BB IBB HBP BLK WP HR S P ERA WHIP	IP WLS BF H R ER SO BB IBB HBP BLK WP HR S P ERA WHIP	IP WLS BF H R ER SO BB IBB HBP BLK WP HR S P ERA WHIP	IP WLS BF H R ER SO BB IBB HBP BLK WP HR S P ERA WHIP	IP WLS BF H R ER SO BB IBB HBP BLK WP HR S P ERA WHIP	IP WLS BF H R ER SO BB IBB HBP BLK WP HR S P ERA WHIP	IP WLS BF H R ER SO BB IBB HBP BLK WP HR S P ERA WHIP	IP WLS BF H R ER SO BB IBB HBP BLK WP HR S P ERA WHIP	IP WLS BF H R ER SO BB IBB HBP BLK WP HR S P ERA WHIP	IP WLS BF H R ER SO BB IBB HBP BLK WP HR S P ERA WHIP	IP WLS BF H R ER SO BB IBB HBP BLK WP HR S P ERA WHIP	IP WLS BF H R ER SO BB IBB HBP BLK WP HR S P ERA WHIP	IP WLS BF H R ER SO BB IBB HBP BLK WP HR S P ERA WHIP	IP WLS BF H R ER SO BB IBB HBP BLK WP HR S P ERA WHIP	IP WLS BF H R ER SO BB IBB HBP BLK WP HR S P ERA WHIP	IP WLS BF H R ER SO BB IBB HBP BLK WP HR S P ERA WHIP	IP WLS BF H R ER SO BB IBB HBP BLK WP HR S P ERA WHIP	IP WLS BF H R ER SO BB IBB HBP BLK WP HR S P ERA WHIP	IP WLS BF H R ER SO BB IBB HBP BLK WP HR S P ERA WHIP	IP WLS BF H R ER SO BB IBB HBP BLK WP HR S P ERA WHIP	IP WLS BF H R ER SO BB IBB HBP BLK WP HR S P ERA WHIP	IP WLS BF H R ER SO BB IBB HBP BLK WP HR S P ERA WHIP	IP WLS BF H R ER SO BB IBB HBP BLK WP HR S P ERA WHIP

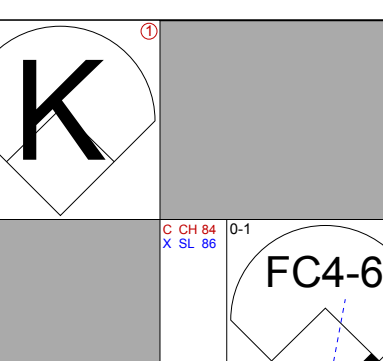
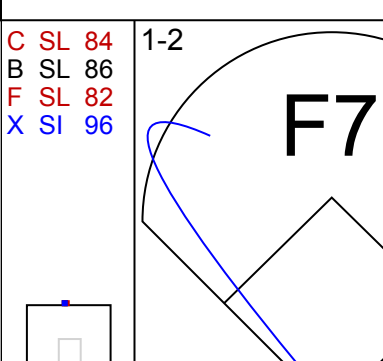
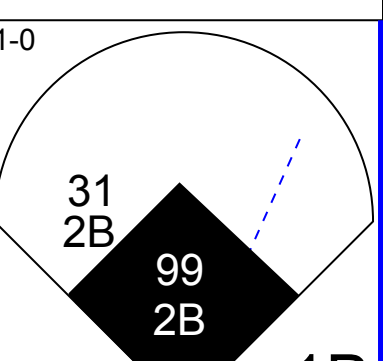
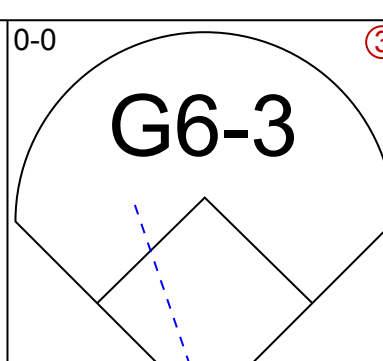
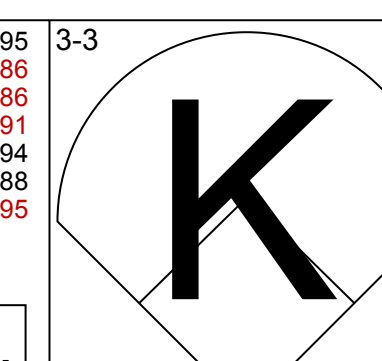
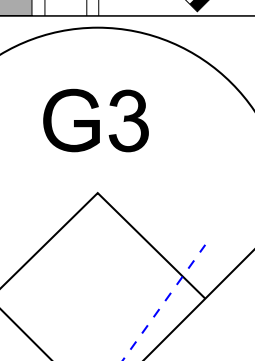
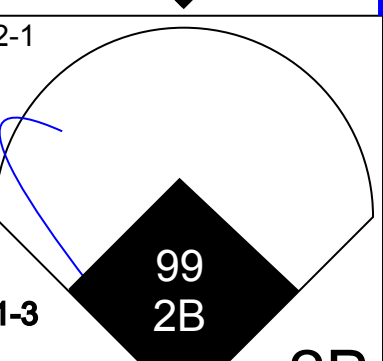
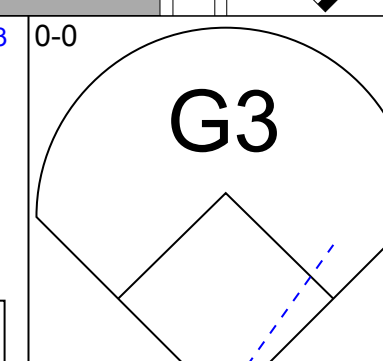
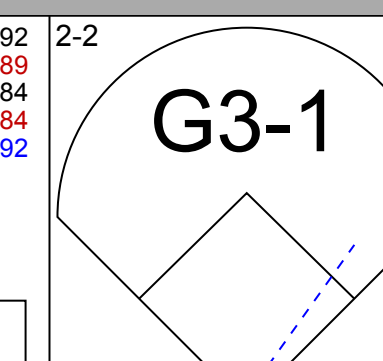
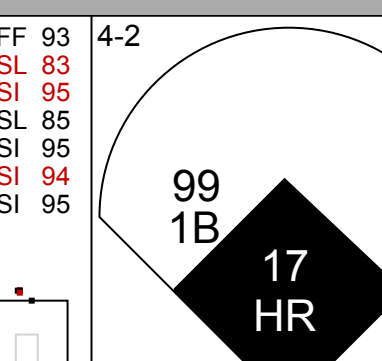
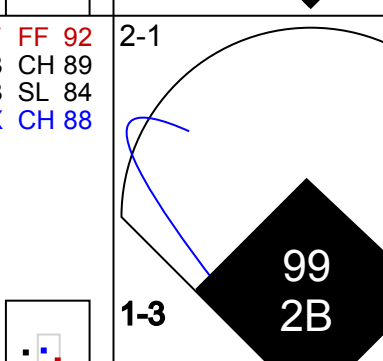

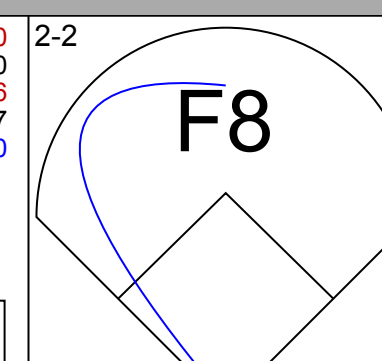
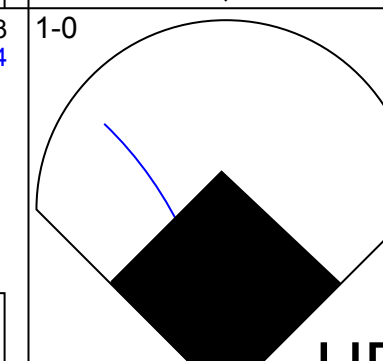
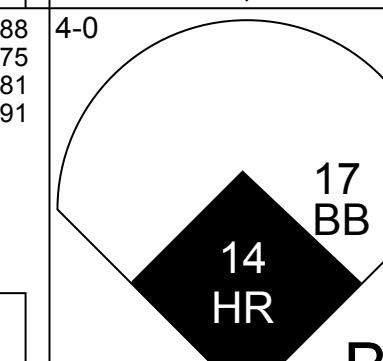
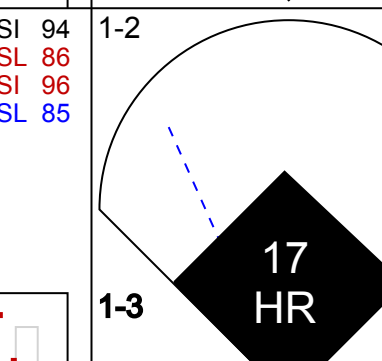
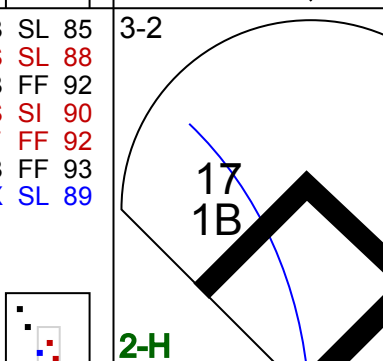

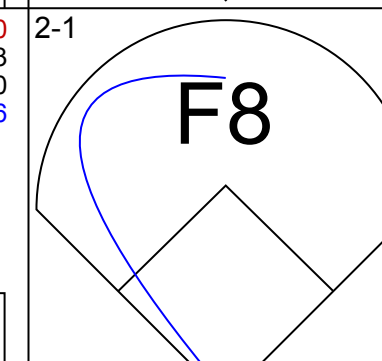
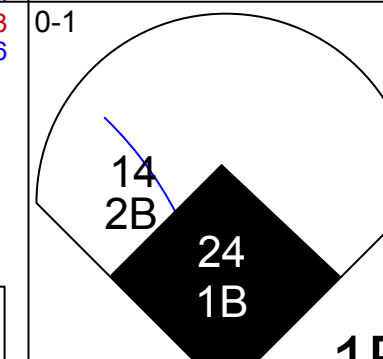
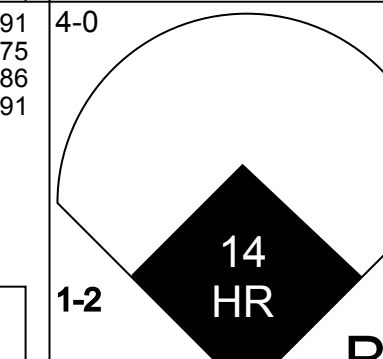
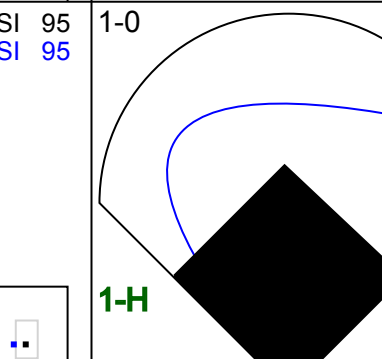
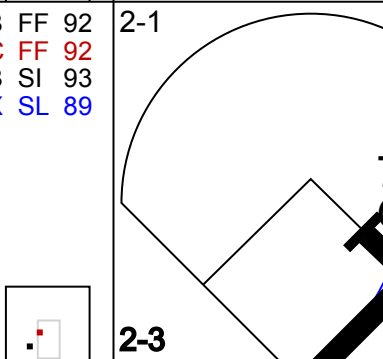

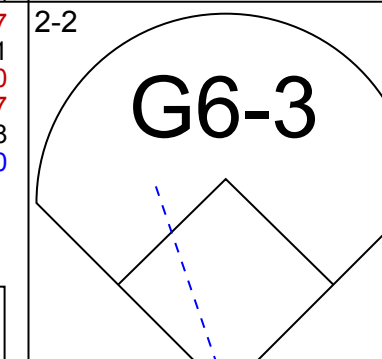
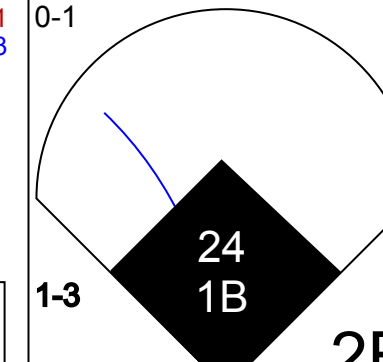
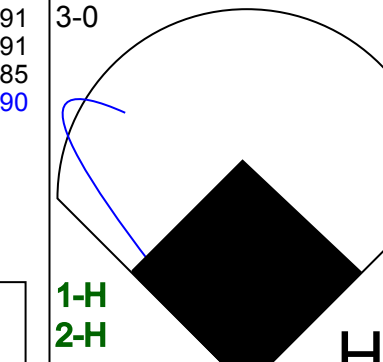
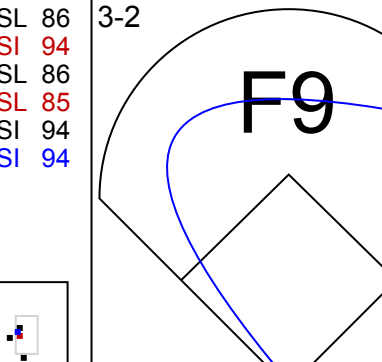
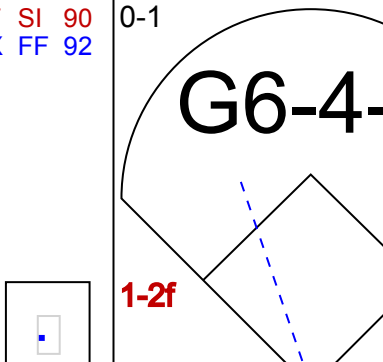


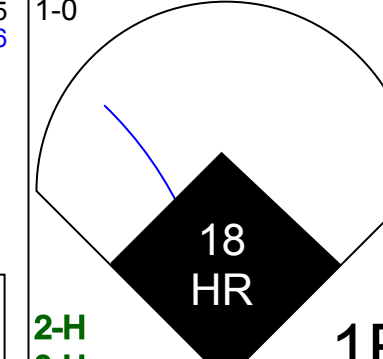
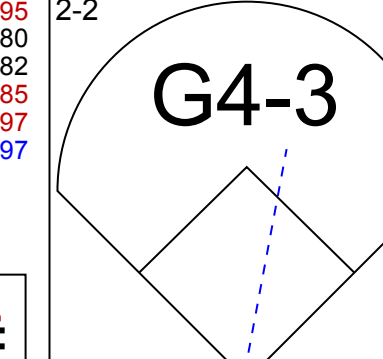
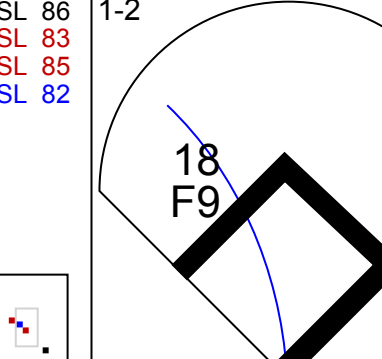

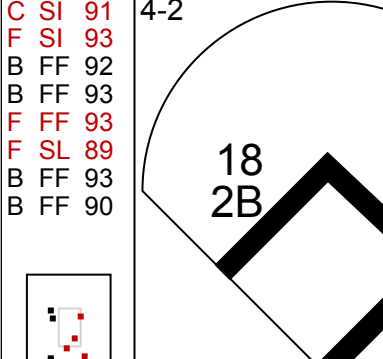

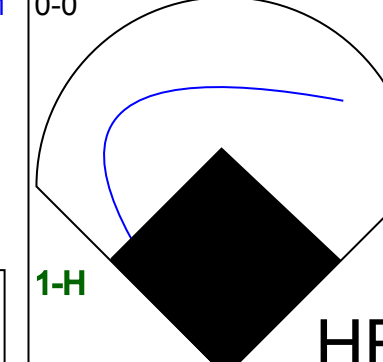
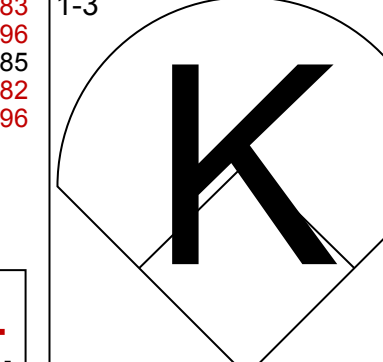
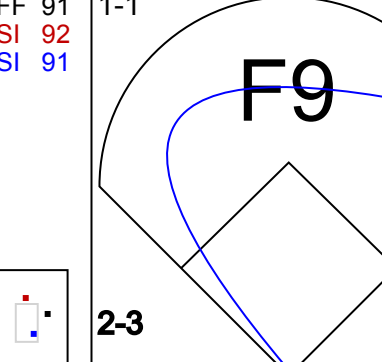

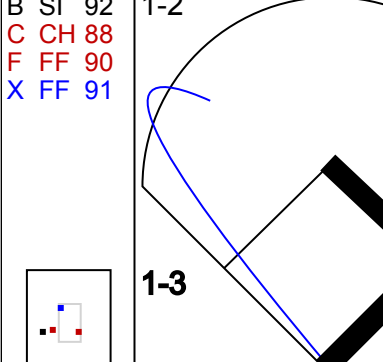
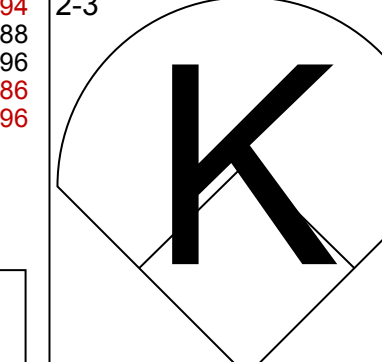
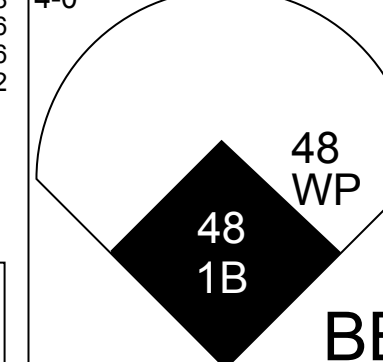

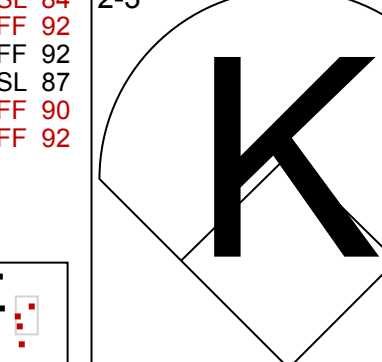

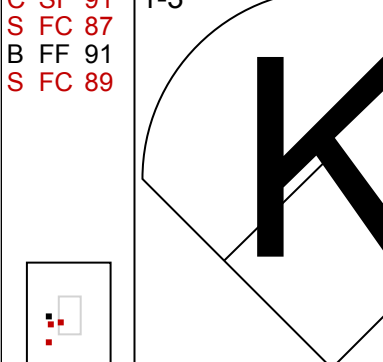
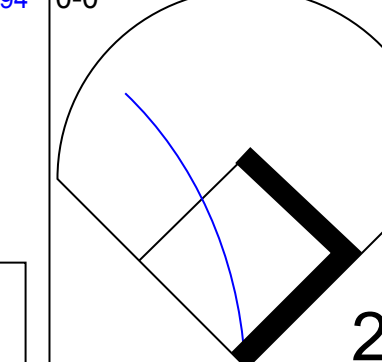
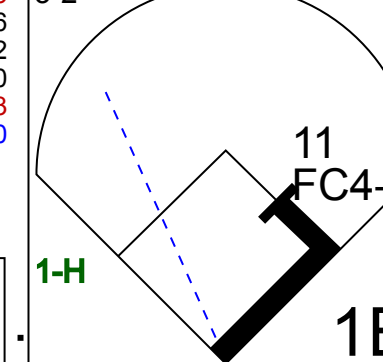


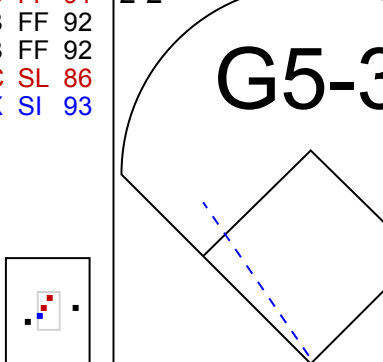
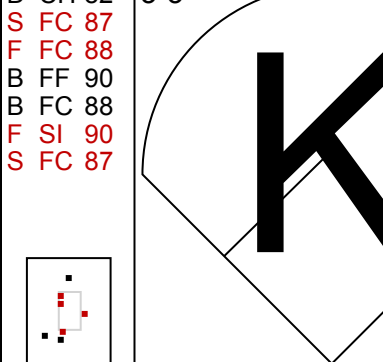
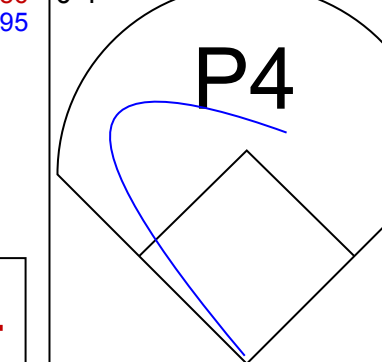
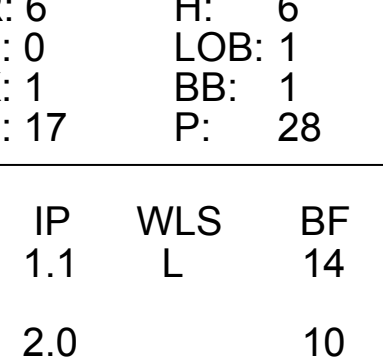
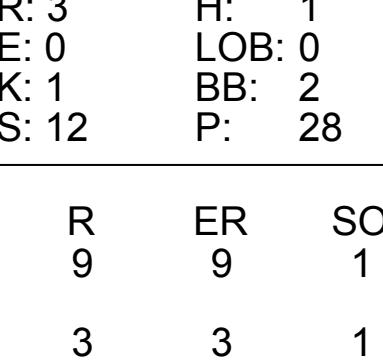
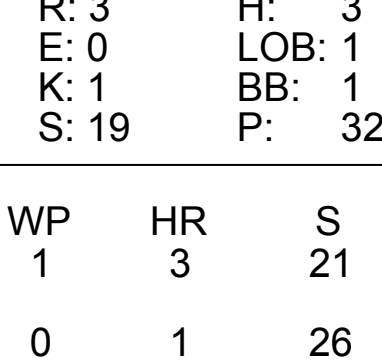
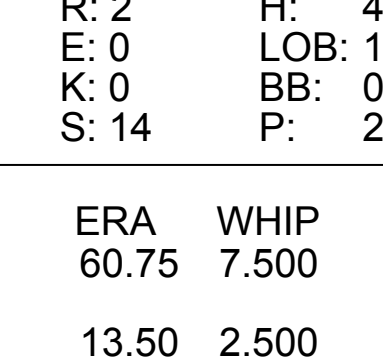
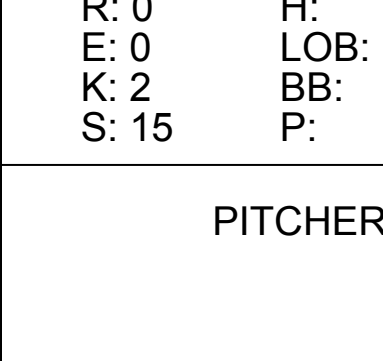
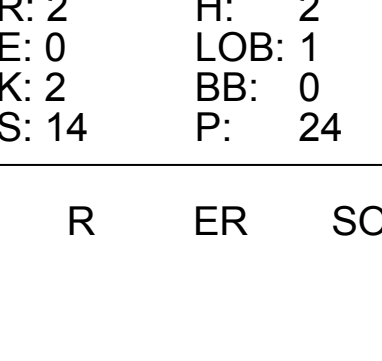






AB	33
R	8
H	11
RBI	8
BB	4
SO	6
LOB	16



Batter	1	2	3	4	5	6	7	8	9	AB	R	H	RBI	BB	SO	LOB	TOP				
12 Seth Smith, L OBP: 0.327, SLG: 0.431										4	0	0	0	0	2	1	<p><b>Baltimore Orioles @ New York Yankees</b>            Yankee Stadium, Bronx, NY            Sat Jun 10 2017, 7:20 PM - 10:29 PM EDT            Att: 45,232 - Partly Cloudy - 85 F</p>				
6 Jonathan Schoop, R OBP: 0.333, SLG: 0.521									3	1	0	0	1	1	0						
10 Adam Jones, R OBP: 0.297, SLG: 0.429										2	0	0	0	0	0						
25 Hyun Soo Kim, L OBP: 0.325, SLG: 0.338										2	0	0	0	0	0						
45 Mark Trumbo, R OBP: 0.323, SLG: 0.403										3	0	0	0	1	1						
19 Chris Davis, L OBP: 0.324, SLG: 0.469										3	1	1	1	0	1						
59 Mike Wright Jr., R (8, 1)										0	0	0	0	0	0						
36 Caleb Joseph, R OBP: 0.274, SLG: 0.391										1	0	1	1	0	0						
16 Trev Mancini, R OBP: 0.321, SLG: 0.510										4	0	1	0	0	0						
29 Welington Castillo, R OBP: 0.331, SLG: 0.455										3	0	0	0	0	2						
2 J.J. Hardy, R OBP: 0.235, SLG: 0.289										2	0	0	0	0	1						
23 Joey Rickard, R OBP: 0.296, SLG: 0.376										1	1	1	1	0	0						
17 Rubén Tejada, R OBP: 0.300, SLG: 0.333										2	0	0	0	1	0						
<b>Inning Stats</b>	R: 0 E: 0 K: 2 S: 9	H: 0 LOB: 0 BB: 0 P: 12	R: 0 E: 0 K: 0 S: 10	H: 0 LOB: 0 BB: 0 P: 13	R: 0 E: 0 K: 2 S: 8	H: 0 LOB: 0 BB: 0 P: 10	R: 0 E: 0 K: 1 S: 9	H: 1 LOB: 2 BB: 1 P: 10	R: 0 E: 0 K: 0 S: 6	H: 0 LOB: 0 BB: 0 P: 11	R: 1 E: 0 K: 1 S: 9	H: 1 LOB: 0 BB: 0 P: 12	R: 1 E: 0 K: 0 S: 10	H: 1 LOB: 0 BB: 0 P: 12	R: 1 E: 0 K: 0 S: 9	H: 1 LOB: 1 BB: 1 P: 19	1B: 2 2B: 0 3B: 0 HR: 2	SF: 0 SAC: 0 DP: 1 HBP: 0	WP: 0 PB: 0 SB: 0 CS: 0	PA: 33	
<b>PITCHER</b>	IP WLS BF H R ER SO BB IBB HBP BLK WP HR S P ERA WHIP	IP WLS BF H R ER SO BB IBB HBP BLK WP HR S P ERA WHIP	IP WLS BF H R ER SO BB IBB HBP BLK WP HR S P ERA WHIP	IP WLS BF H R ER SO BB IBB HBP BLK WP HR S P ERA WHIP	IP WLS BF H R ER SO BB IBB HBP BLK WP HR S P ERA WHIP	IP WLS BF H R ER SO BB IBB HBP BLK WP HR S P ERA WHIP	IP WLS BF H R ER SO BB IBB HBP BLK WP HR S P ERA WHIP	IP WLS BF H R ER SO BB IBB HBP BLK WP HR S P ERA WHIP	IP WLS BF H R ER SO BB IBB HBP BLK WP HR S P ERA WHIP	IP WLS BF H R ER SO BB IBB HBP BLK WP HR S P ERA WHIP	IP WLS BF H R ER SO BB IBB HBP BLK WP HR S P ERA WHIP	IP WLS BF H R ER SO BB IBB HBP BLK WP HR S P ERA WHIP	IP WLS BF H R ER SO BB IBB HBP BLK WP HR S P ERA WHIP	IP WLS BF H R ER SO BB IBB HBP BLK WP HR S P ERA WHIP	IP WLS BF H R ER SO BB IBB HBP BLK WP HR S P ERA WHIP	IP WLS BF H R ER SO BB IBB HBP BLK WP HR S P ERA WHIP	IP WLS BF H R ER SO BB IBB HBP BLK WP HR S P ERA WHIP	IP WLS BF H R ER SO BB IBB HBP BLK WP HR S P ERA WHIP	IP WLS BF H R ER SO BB IBB HBP BLK WP HR S P ERA WHIP	IP WLS BF H R ER SO BB IBB HBP BLK WP HR S P ERA WHIP	IP WLS BF H R ER SO BB IBB HBP BLK WP HR S P ERA WHIP

AB	30
R	3
H	4
RBI	3
BB	3
SO	8
LOB	9



Batter	1	2	3	4	5	6	7	8	9	AB	R	H	RBI	BB	SO	LOB	BOTTOM				
11 Brett Gardner, L OBP: 0.348, SLG: 0.509										4	1	1	0	0	1	1	<p><b>Baltimore Orioles @ New York Yankees</b>            Yankee Stadium, Bronx, NY            Sat Jun 10 2017, 7:20 PM - 10:29 PM EDT            Att: 45,232 - Partly Cloudy - 85 F</p>				
38 Rob Refsnyder, R OBP: 0.200, SLG: 0.167										2	0	0	0	0	1	3					
31 Aaron Hicks, S OBP: 0.425, SLG: 0.582										4	2	1	0	1	0	0					
99 Aaron Judge, R OBP: 0.439, SLG: 0.678										4	3	3	3	1	0	0					
27 Austin Romine, R OBP: 0.258, SLG: 0.330										0	0	0	0	0	0	0					
17 Matt Holliday, R OBP: 0.379, SLG: 0.541										4	3	3	3	1	0	0					
14 Starlin Castro, R OBP: 0.360, SLG: 0.521										3	2	2	3	0	0	0					
74 Ronald Torreyes, R OBP: 0.302, SLG: 0.359										1	1	0	0	0	0	2					
24 Gary Sánchez, R OBP: 0.383, SLG: 0.519										4	2	3	4	1	0	0					
18 Didi Gregorius, L OBP: 0.346, SLG: 0.497										5	1	2	2	0	2	1					
12 Chase Headley, S OBP: 0.313, SLG: 0.347										4	1	1	0	1	2	3					
48 Chris Carter, R OBP: 0.288, SLG: 0.383										5	0	2	1	0	1	3					
<b>Inning Stats</b>	R: 6 E: 0 K: 1 S: 17	H: 6 LOB: 1 BB: 1 P: 28	R: 3 E: 0 K: 1 S: 12	H: 1 LOB: 0 BB: 2 P: 28	R: 0 E: 0 K: 0 S: 5	H: 1 LOB: 0 BB: 0 P: 10	R: 3 E: 0 K: 1 S: 19	H: 3 LOB: 1 BB: 1 P: 32	R: 2 E: 0 K: 0 S: 14	H: 4 LOB: 1 BB: 0 P: 24	R: 0 E: 0 K: 2 S: 15	H: 1 LOB: 2 BB: 1 P: 24	R: 0 E: 0 K: 0 S: 9	H: 0 LOB: 0 BB: 0 P: 15	R: 2 E: 0 K: 2 S: 14	H: 2 LOB: 1 BB: 0 P: 24	1B: 7 2B: 6 3B: 0 HR: 5	SF: 0 SAC: 0 DP: 1 HBP: 1	WP: 1 PB: 0 SB: 0 CS: 0	PA: 46	
<b>PITCHER</b>	IP WLS BF H R ER SO BB IBB HBP BLK WP HR S P ERA WHIP	IP WLS BF H R ER SO BB IBB HBP BLK WP HR S P ERA WHIP	IP WLS BF H R ER SO BB IBB HBP BLK WP HR S P ERA WHIP	IP WLS BF H R ER SO BB IBB HBP BLK WP HR S P ERA WHIP	IP WLS BF H R ER SO BB IBB HBP BLK WP HR S P ERA WHIP	IP WLS BF H R ER SO BB IBB HBP BLK WP HR S P ERA WHIP	IP WLS BF H R ER SO BB IBB HBP BLK WP HR S P ERA WHIP	IP WLS BF H R ER SO BB IBB HBP BLK WP HR S P ERA WHIP	IP WLS BF H R ER SO BB IBB HBP BLK WP HR S P ERA WHIP	IP WLS BF H R ER SO BB IBB HBP BLK WP HR S P ERA WHIP	IP WLS BF H R ER SO BB IBB HBP BLK WP HR S P ERA WHIP	IP WLS BF H R ER SO BB IBB HBP BLK WP HR S P ERA WHIP	IP WLS BF H R ER SO BB IBB HBP BLK WP HR S P ERA WHIP	IP WLS BF H R ER SO BB IBB HBP BLK WP HR S P ERA WHIP	IP WLS BF H R ER SO BB IBB HBP BLK WP HR S P ERA WHIP	IP WLS BF H R ER SO BB IBB HBP BLK WP HR S P ERA WHIP	IP WLS BF H R ER SO BB IBB HBP BLK WP HR S P ERA WHIP	IP WLS BF H R ER SO BB IBB HBP BLK WP HR S P ERA WHIP	IP WLS BF H R ER SO BB IBB HBP BLK WP HR S P ERA WHIP	IP WLS BF H R ER SO BB IBB HBP BLK WP HR S P ERA WHIP	IP WLS BF H R ER SO BB IBB HBP BLK WP HR S P ERA WHIP

AB	40
R	16
H	18
RBI	16
BB	5
SO	7
LOB	13



Batter	1	2	3	4	5	6	7	8	9	AB	R	H	RBI	BB	SO	LOB	TOP										
12 Seth Smith, L OBP: 0.329, SLG: 0.437										5	1	2	1	0	1	2	<p><b>Baltimore Orioles @ New York Yankees</b>  <b>Yankee Stadium, Bronx, NY</b>            Sun Jun 11 2017, 1:13 PM - 4:48 PM EDT            Att: 46,348 - Partly Cloudy - 89 F</p>										
6 Jonathan Schoop, R OBP: 0.332, SLG: 0.521										4	0	1	1	0	2	1											
10 Adam Jones, R OBP: 0.293, SLG: 0.424										3	0	0	0	0	2												
25 Hyun Soo Kim, L OBP: 0.321, SLG: 0.333										1	0	0	0	0	0	0											
45 Mark Trumbo, R OBP: 0.318, SLG: 0.397										4	0	0	0	0	3	2											
19 Chris Davis, L OBP: 0.323, SLG: 0.465										4	0	1	0	0	1	1											
60 Mychal Givens, R										0	0	0	0	0	0	0											
16 Trev Mancini, R OBP: 0.331, SLG: 0.510										2	0	1	0	2	0	1											
29 Welington Castillo, R OBP: 0.293, SLG: 0.444										3	0	0	0	0	0	3											
23 Joey Rickard, R OBP: 0.293, SLG: 0.372										1	0	0	0	0	0	1											
2 J.J. Hardy, R OBP: 0.241, SLG: 0.300										3	1	2	0	0	0	1											
36 Caleb Joseph, R OBP: 0.291, SLG: 0.391										0	0	0	0	1	0	0											
17 Rubén Tejada, R OBP: 0.357, SLG: 0.462										4	1	2	1	0	0	1											
<b>Inning Stats</b>	R: 0 E: 0 K: 2 S: 11	H: 0 LOB: 0 BB: 0 P: 18	R: 0 E: 0 K: 1 S: 15	H: 0 LOB: 1 BB: 1 P: 25	R: 3 E: 0 K: 2 S: 21	H: 4 LOB: 1 BB: 0 P: 32	R: 0 E: 0 K: 0 S: 11	H: 1 LOB: 1 BB: 0 P: 18	R: 0 E: 0 K: 1 S: 13	H: 1 LOB: 1 BB: 0 P: 17	R: 0 E: 0 K: 0 S: 10	H: 0 LOB: 0 BB: 0 P: 17	R: 0 E: 0 K: 0 S: 6	H: 0 LOB: 0 BB: 0 P: 9	R: 0 E: 0 K: 0 S: 10	H: 2 LOB: 2 BB: 1 P: 18	1B: 5 2B: 4 3B: 0 HR: 0	SF: 0 SAC: 0 DP: 2 HBP: 0	WP: 0 PB: 0 SB: 0 CS: 0	PA: 37							
<b>PITCHER</b>	IP	WLS	BF	H	R	ER	SO	BB	IBB	HBP	BLK	WP	HR	S	P	ERA	WHIP										
57 Chad Green, R ERA: 2.41	2.0		9	2	2	2	3	1	0	0	0	0	0	33	53	9.00	1.500										
45 Chasen Shreve, L ERA: 1.08	1.0	5	2	1	1	2	0	0	0	0	0	0	0	14	22	9.00	2.000										
65 Jonathan Holder, R ERA: 3.04	1.2	H	7	2	0	0	0	1	0	0	0	0	0	21	29	0.00	1.800										
43 Adam Warren, R ERA: 2.3	1.2	W	6	1	0	0	1	0	0	0	0	0	0	19	31	0.00	0.600										
50 Domingo Germán, R ERA:	2.2		10	2	0	0	1	1	0	0	0	0	0	21	36	0.00	1.125										

Batter	1	2	3	4	5	6	7	8	9	AB	R	H	RBI	BB	SO	LOB	BOTTOM										
11 Brett Gardner, L OBP: 0.349, SLG: 0.505										4	2	1	0	1	1	1	<p><b>Baltimore Orioles @ New York Yankees</b>  <b>Yankee Stadium, Bronx, NY</b>            Sun Jun 11 2017, 1:13 PM - 4:48 PM EDT            Att: 46,348 - Partly Cloudy - 89 F</p>										
38 Rob Refsnyder, R OBP: 0.190, SLG: 0.158										1	0	0	0	0	1	2											
31 Aaron Hicks, S OBP: 0.429, SLG: 0.584										3	2	1	2	2	0	1											
99 Aaron Judge, R OBP: 0.450, SLG: 0.718										4	4	4	3	1	0	0											
27 Austin Romine, R OBP: 0.258, SLG: 0.330										0	0	0	0	0	0	0											
17 Matt Holliday, R OBP: 0.384, SLG: 0.538										3	2	1	2	2	0	0											
14 Starlin Castro, R OBP: 0.360, SLG: 0.531										5	2	2	4	0	0	4											
24 Gary Sánchez, R OBP: 0.358, SLG: 0.530										5	1	1	3	0	1	1											
18 Didi Gregorius, L OBP: 0.348, SLG: 0.500										5	1	1	3	0	1	1											
48 Chris Carter, R OBP: 0.305, SLG: 0.389										5	0	2	0	0	0	0											
74 Ronald Torreyes, R OBP: 0.306, SLG: 0.355										3	0	2	0	2	1	0											
<b>Inning Stats</b>	R: 5 E: 0 K: 0 S: 13	H: 5 LOB: 1 BB: 1 P: 20	R: 0 E: 0 K: 0 S: 11	H: 0 LOB: 2 BB: 3 P: 25	R: 0 E: 0 K: 0 S: 8	H: 1 LOB: 1 BB: 1 P: 16	R: 2 E: 0 K: 0 S: 10	H: 2 LOB: 1 BB: 1 P: 18	R: 0 E: 0 K: 1 S: 9	H: 1 LOB: 1 BB: 1 P: 20	R: 3 E: 1 K: 1 S: 12	H: 2 LOB: 0 BB: 0 P: 19	R: 4 E: 0 K: 1 S: 17	H: 2 LOB: 0 BB: 2 P: 35	R: 0 E: 0 K: 1 S: 11	H: 2 LOB: 2 BB: 0 P: 16	1B: 8 2B: 3 3B: 0 HR: 4	SF: 0 SAC: 0 DP: 2 HBP: 0	WP: 2 PB: 0 SB: 0 CS: 0	PA: 46							
<b>PITCHER</b>	IP	WLS	BF	H	R	ER	SO	BB	IBB	HBP	BLK	WP	HR	S	P	ERA	WHIP										
39 Kevin Gausman, R ERA: 6.49	3.1	L	22	8	7	7	0	6	0	0	0	0	2	38	74	18.90	4.200										
41 Logan Verrett, R ERA: 4.22	2.2		12	3	3	2	2	1	0	0	0	0	2	25	44	6.75	1.500										
54 Jimmy Yacabonis, R ERA: 36.0	1.0		7	2	4	4	1	2	0	0	0	0	1	17	35	36.00	4.000										
60 Mychal Givens, R ERA: 2.61	1.0		5	2	0	0	1	0	0	0	0	0	0	11	16	0.00	2.000										

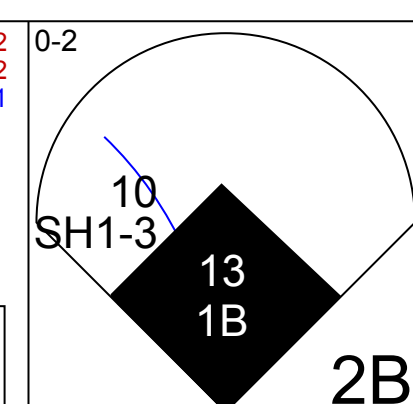
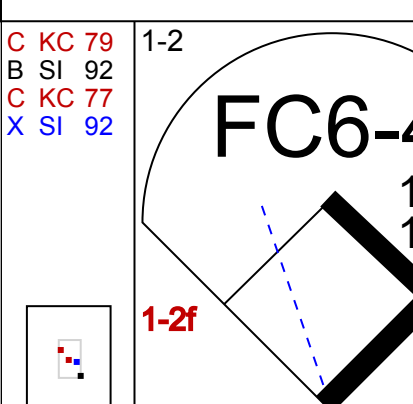
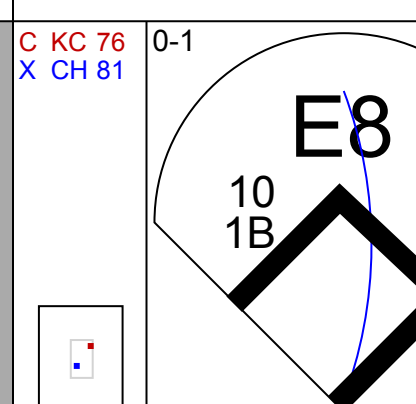
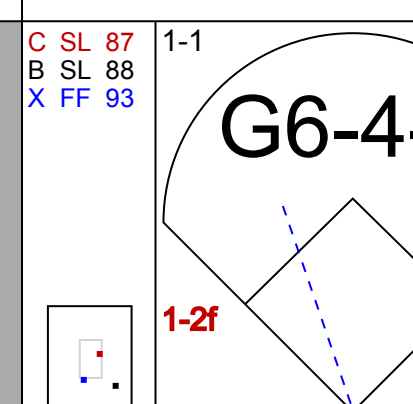
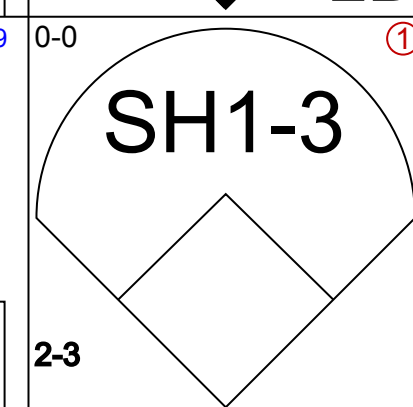
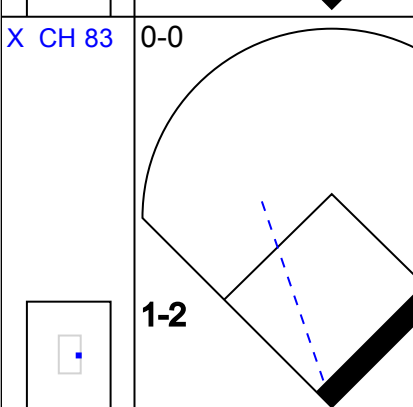
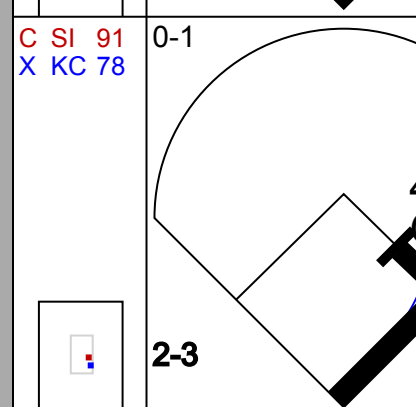
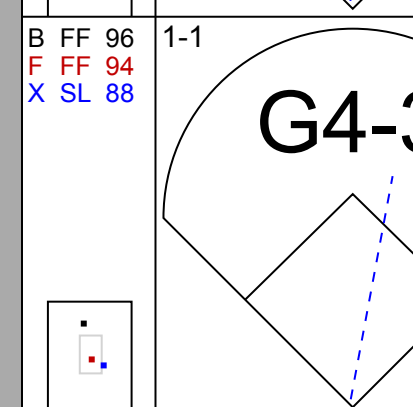
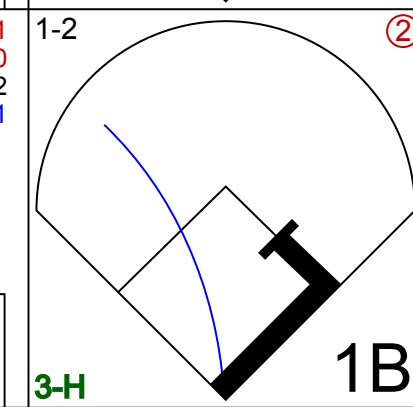
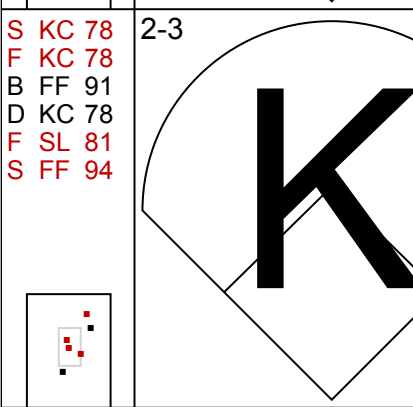
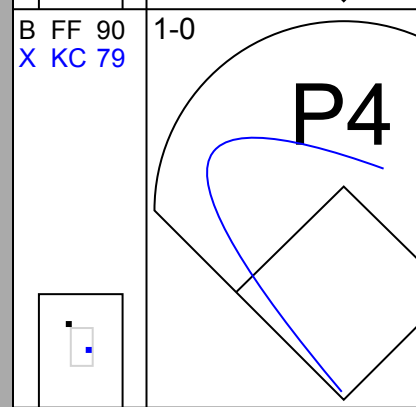
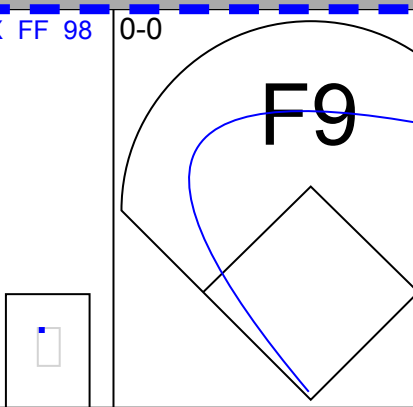
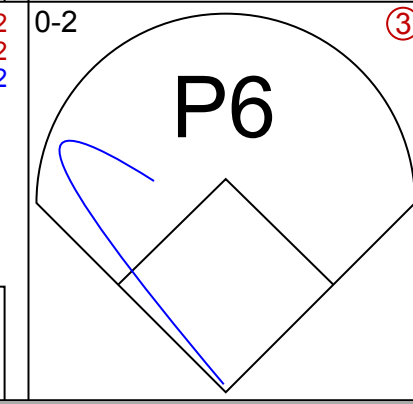
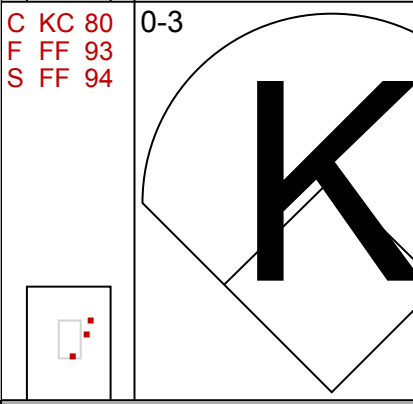
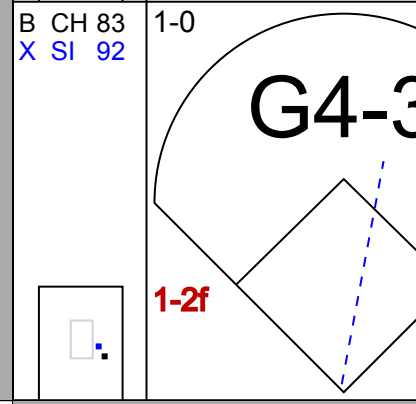
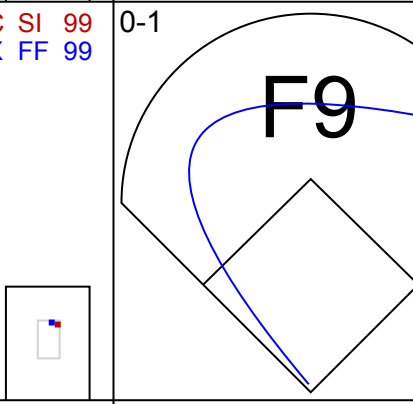
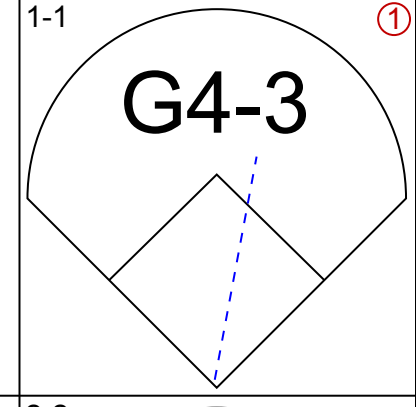
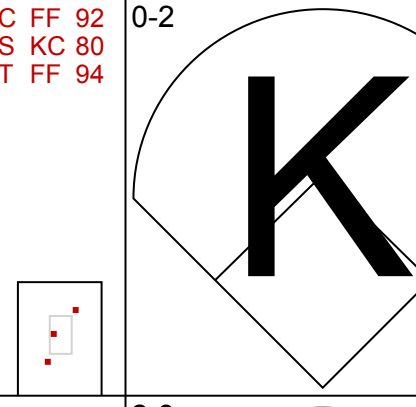
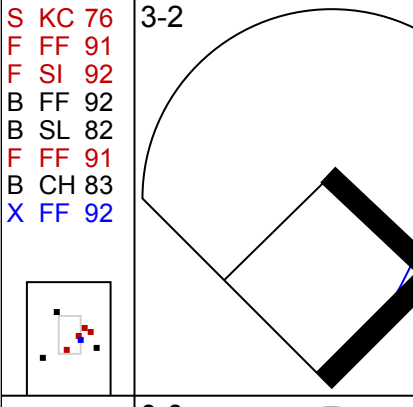
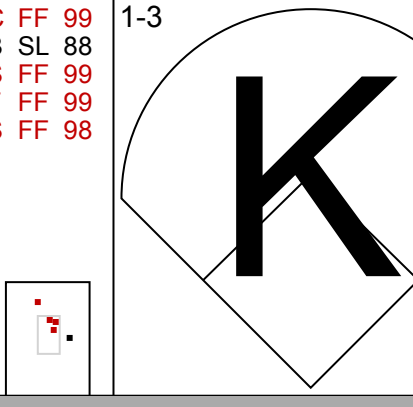
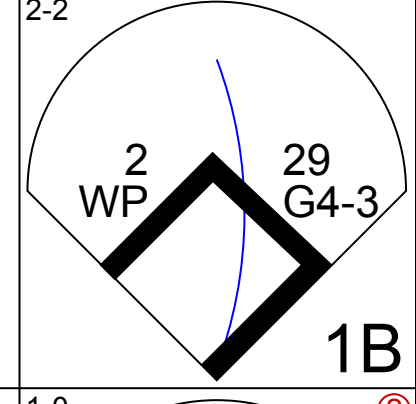
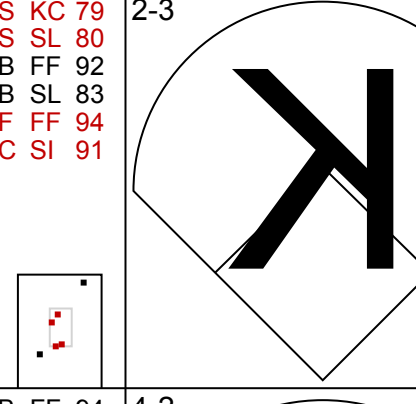
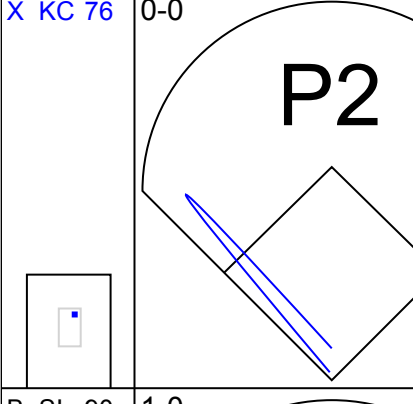
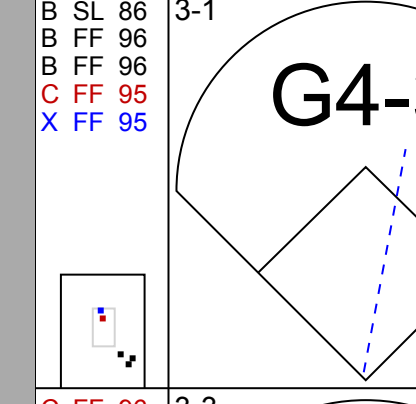
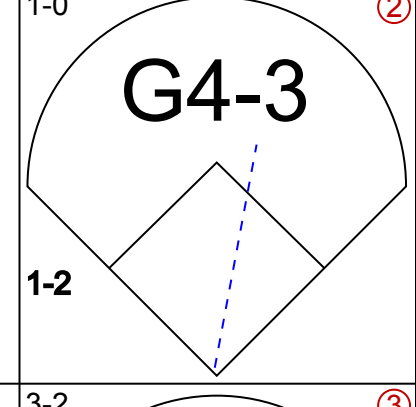
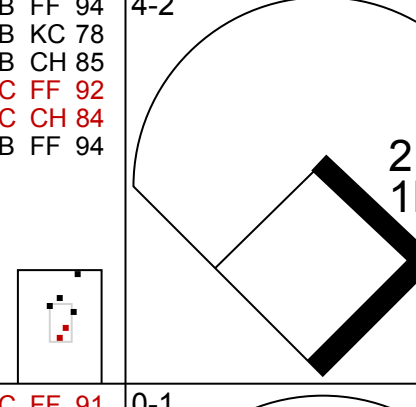
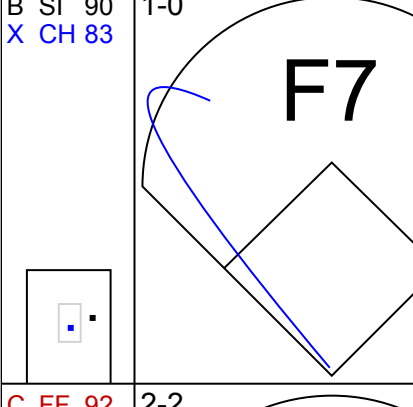
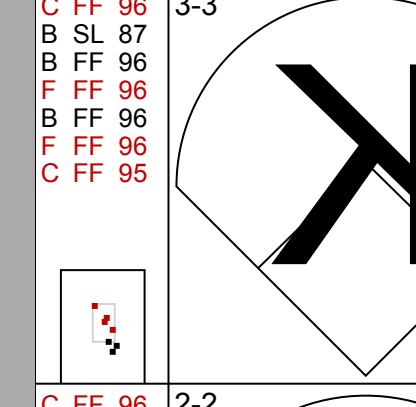
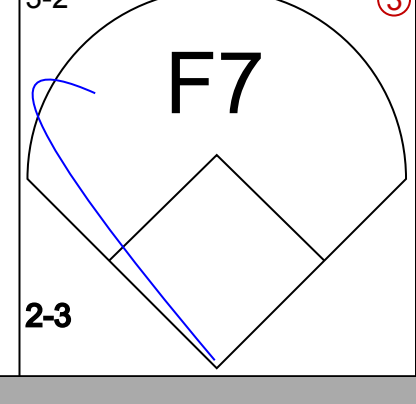
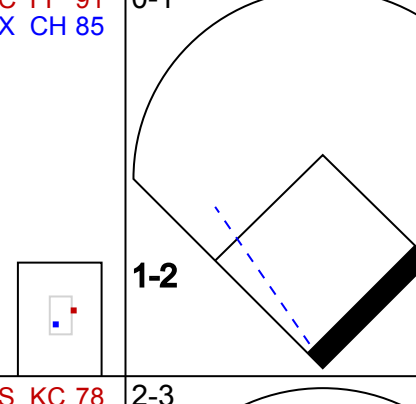
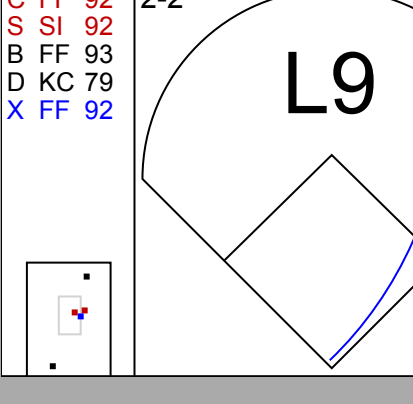
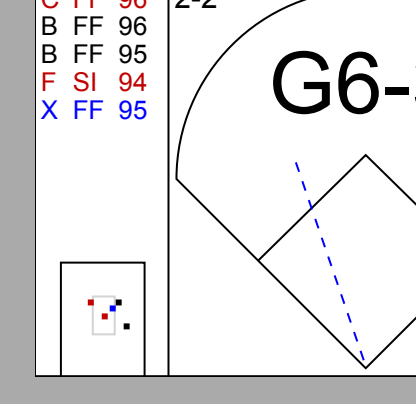
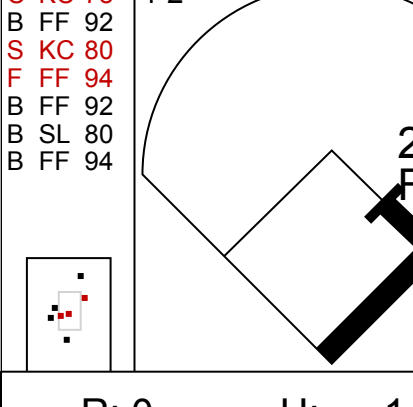
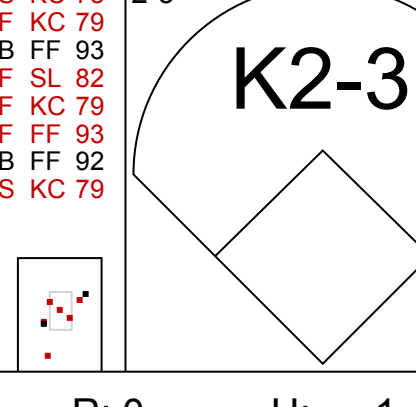
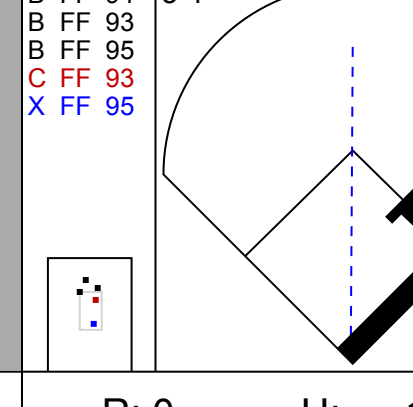
AB 34  
R 3  
H 9  
RBI 3  
BB 3  
SO 7  
LOB 15

AB 37  
R 14  
H 15  
RBI 14  
BB 9  
SO 4  
LOB 14



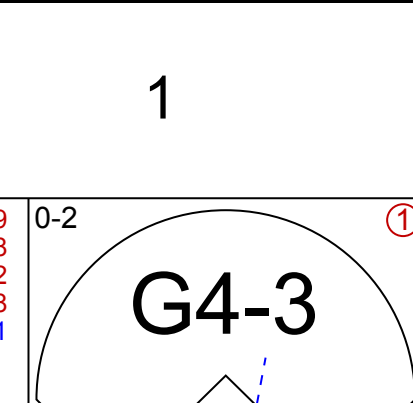
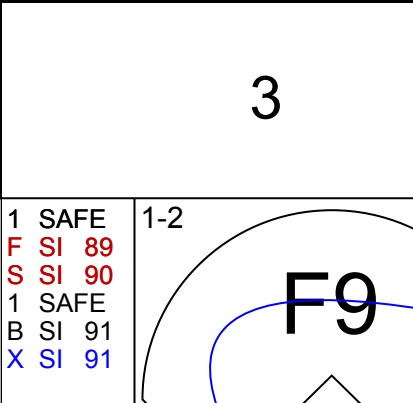
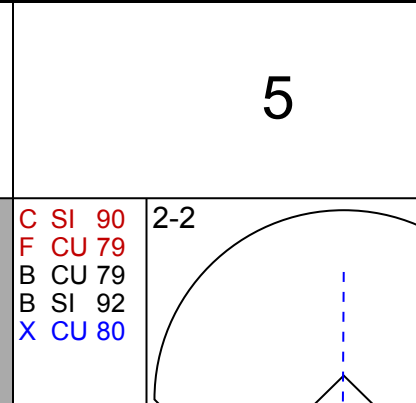
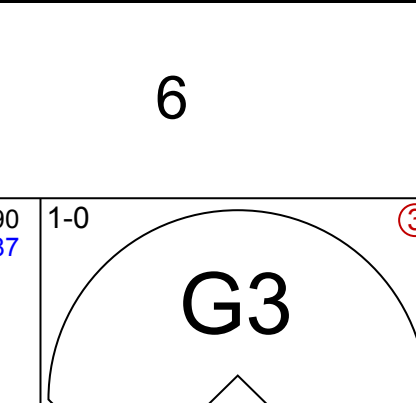

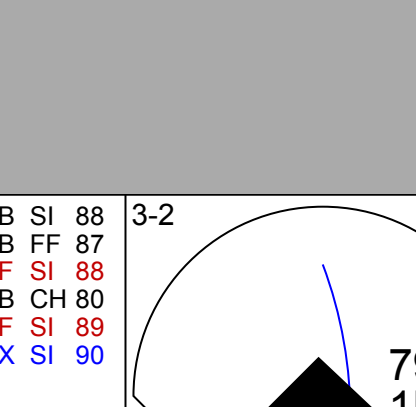
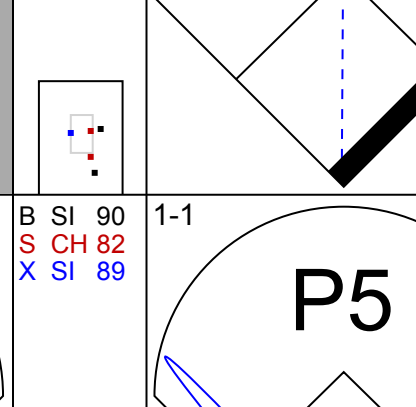
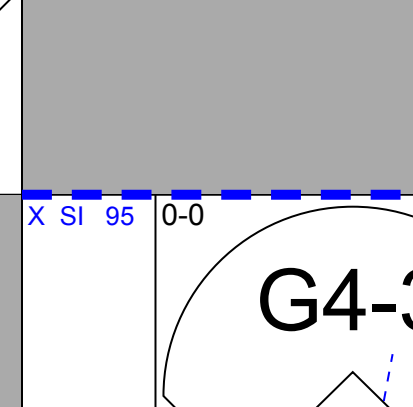

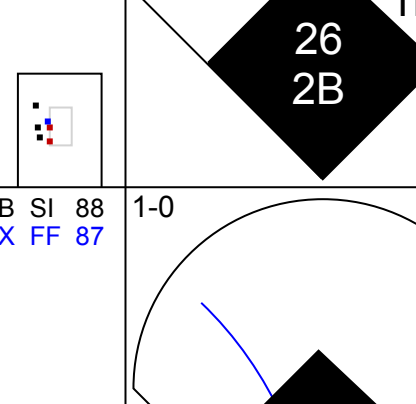
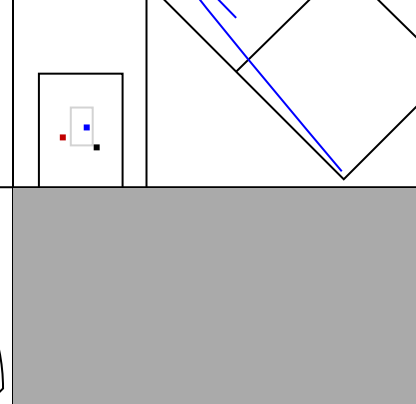
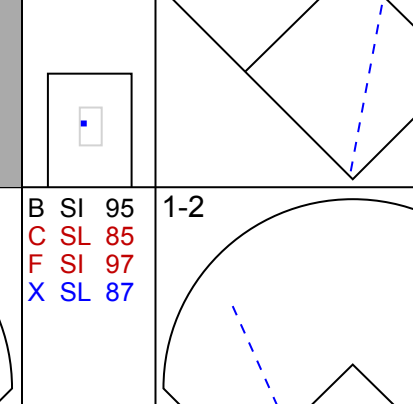
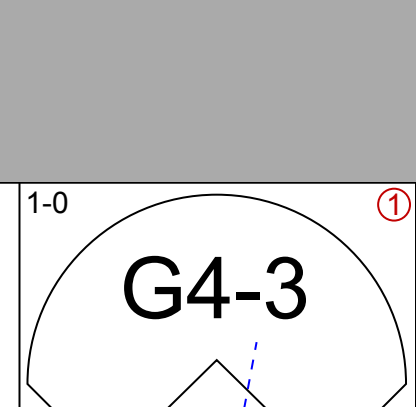
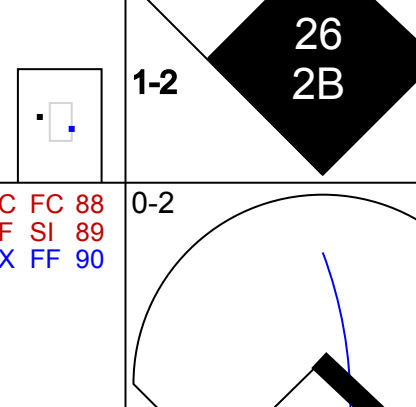

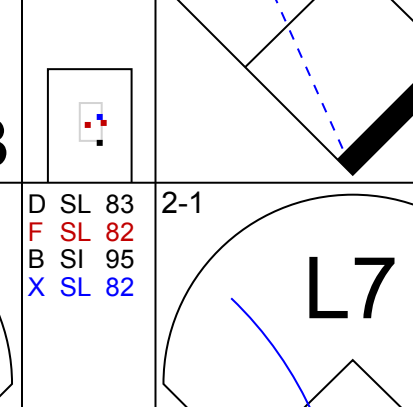
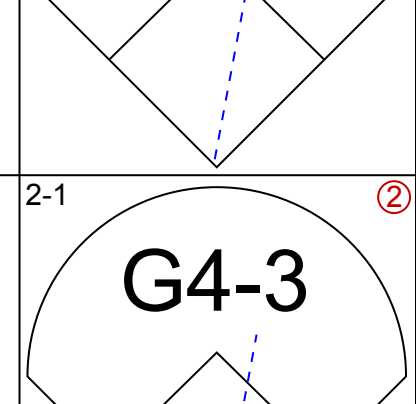
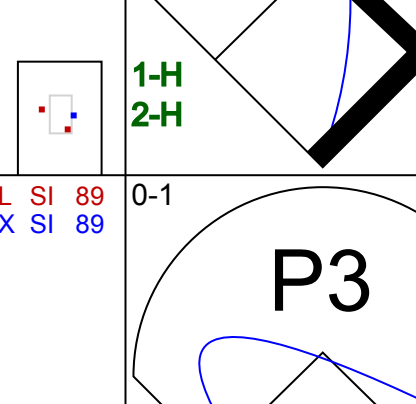

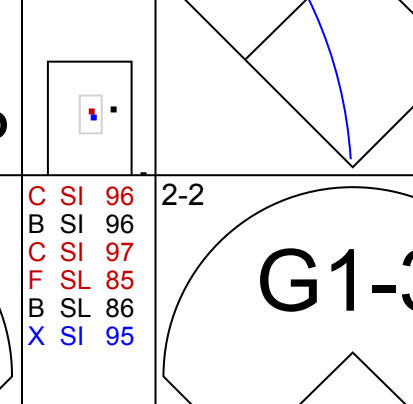
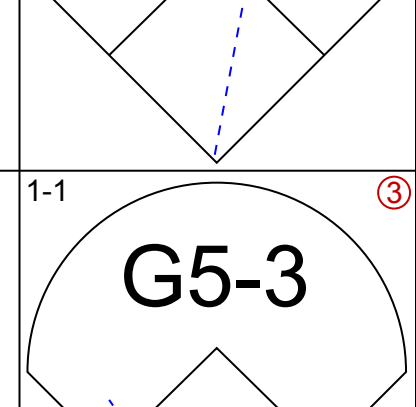
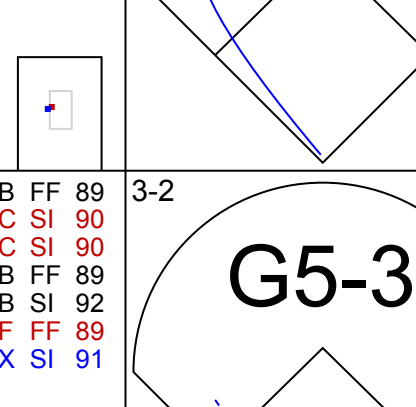

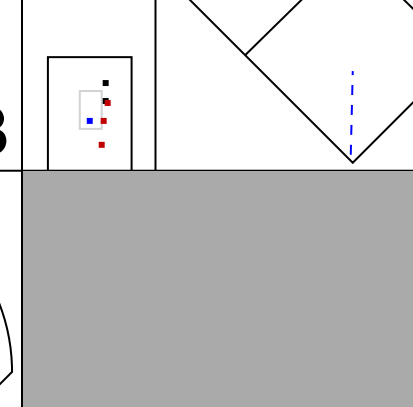
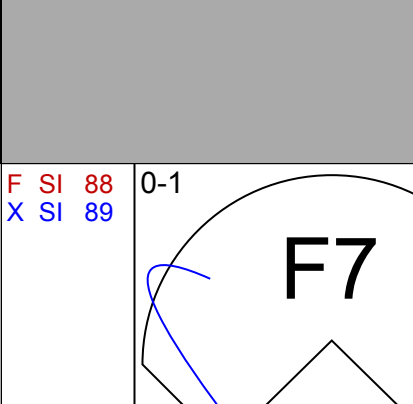
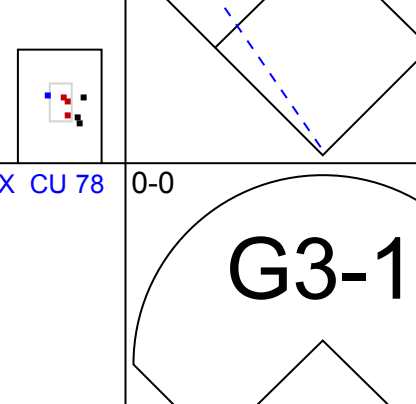


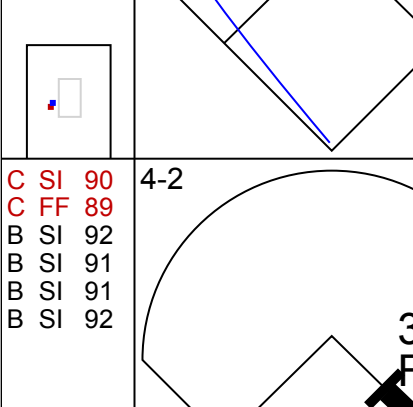
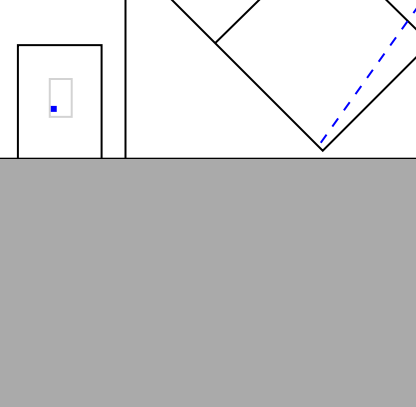
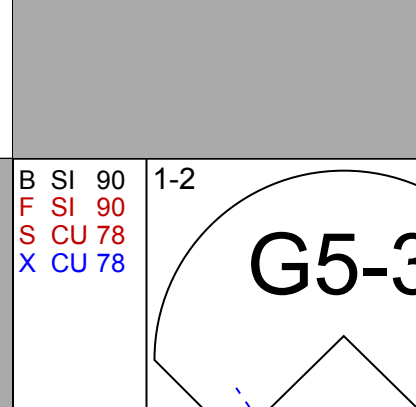

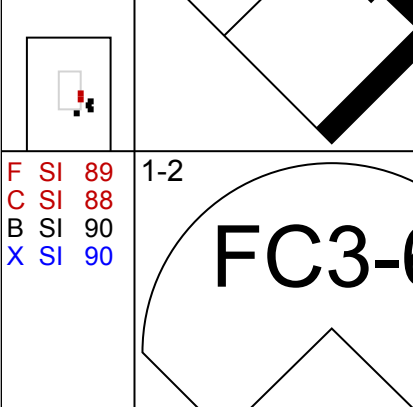

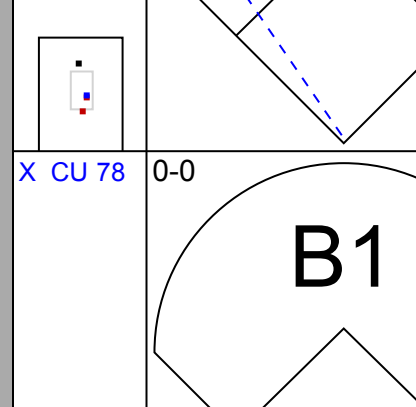





Batter	1	2	3	4	5	6	7	8	9	AB	R	H	RBI	BB	SO	LOB	TOP							
23 Joey Rickard, R OBP: 0.301, SLG: 0.388										4	1	2	0	0	0	2	<p><b>Baltimore Orioles @ Chicago White Sox</b> Guaranteed Rate Field, Chicago, IL Tue Jun 13 2017, 7:11 PM - 10:05 PM CDT Att: 15,038 - Cloudy - 68 F</p>							
10 Adam Jones, R OBP: 0.296, SLG: 0.422										3	0	2	0	0	0	0								
13 Manny Machado, R OBP: 0.294, SLG: 0.428										4	0	1	1	0	1	4								
45 Mark Trumbo, R OBP: 0.319, SLG: 0.396										4	0	0	0	0	1	4								
16 Trey Mancini, R OBP: 0.333, SLG: 0.528											4	0	1	0	0	2		0						
6 Jonathan Schoop, R OBP: 0.340, SLG: 0.518											4	0	1	0	0	1		1						
29 Welington Castillo, R OBP: 0.319, SLG: 0.429											3	0	0	0	1	1		2						
2 J.J. Hardy, R OBP: 0.241, SLG: 0.298											4	0	1	0	0	0		2						
36 Caleb Joseph, R OBP: 0.291, SLG: 0.393										2	0	1	0	1	1	2								
<b>Inning Stats</b>	R: 1 E: 0 K: 0 S: 10	H: 2 LOB: 0 BB: 0 P: 11	R: 0 E: 0 K: 0 S: 9	H: 1 LOB: 1 BB: 0 P: 16	R: 0 E: 0 K: 2 S: 14	H: 1 LOB: 2 BB: 1 P: 21	R: 0 E: 0 K: 3 S: 17	H: 1 LOB: 1 BB: 0 P: 25	R: 0 E: 0 K: 0 S: 6	H: 2 LOB: 1 BB: 0 P: 8	R: 0 E: 0 K: 0 S: 10	H: 1 LOB: 1 BB: 0 P: 16	R: 0 E: 0 K: 0 S: 6	H: 1 LOB: 0 BB: 0 P: 11	R: 0 E: 0 K: 1 S: 7	H: 0 LOB: 0 BB: 0 P: 8		R: 0 E: 0 K: 1 S: 9	H: 0 LOB: 0 BB: 0 P: 17	1B: 7 2B: 2 3B: 0 HR: 0	SF: 0 SAC: 1 DP: 2 HBP: 0	WP: 1 PB: 0 SB: 0 CS: 0	PA: 35	
<b>PITCHER</b>	IP WLS BF H R ER SO BB IBB HBP BLK WP HR S P ERA WHIP	IP WLS BF H R ER SO BB IBB HBP BLK WP HR S P ERA WHIP	IP WLS BF H R ER SO BB IBB HBP BLK WP HR S P ERA WHIP	IP WLS BF H R ER SO BB IBB HBP BLK WP HR S P ERA WHIP	IP WLS BF H R ER SO BB IBB HBP BLK WP HR S P ERA WHIP	IP WLS BF H R ER SO BB IBB HBP BLK WP HR S P ERA WHIP	IP WLS BF H R ER SO BB IBB HBP BLK WP HR S P ERA WHIP	IP WLS BF H R ER SO BB IBB HBP BLK WP HR S P ERA WHIP	IP WLS BF H R ER SO BB IBB HBP BLK WP HR S P ERA WHIP	IP WLS BF H R ER SO BB IBB HBP BLK WP HR S P ERA WHIP	IP WLS BF H R ER SO BB IBB HBP BLK WP HR S P ERA WHIP	IP WLS BF H R ER SO BB IBB HBP BLK WP HR S P ERA WHIP	IP WLS BF H R ER SO BB IBB HBP BLK WP HR S P ERA WHIP	IP WLS BF H R ER SO BB IBB HBP BLK WP HR S P ERA WHIP	IP WLS BF H R ER SO BB IBB HBP BLK WP HR S P ERA WHIP	IP WLS BF H R ER SO BB IBB HBP BLK WP HR S P ERA WHIP	IP WLS BF H R ER SO BB IBB HBP BLK WP HR S P ERA WHIP	IP WLS BF H R ER SO BB IBB HBP BLK WP HR S P ERA WHIP	IP WLS BF H R ER SO BB IBB HBP BLK WP HR S P ERA WHIP	IP WLS BF H R ER SO BB IBB HBP BLK WP HR S P ERA WHIP	IP WLS BF H R ER SO BB IBB HBP BLK WP HR S P ERA WHIP	IP WLS BF H R ER SO BB IBB HBP BLK WP HR S P ERA WHIP	IP WLS BF H R ER SO BB IBB HBP BLK WP HR S P ERA WHIP	IP WLS BF H R ER SO BB IBB HBP BLK WP HR S P ERA WHIP

AB	32
R	1
H	9
RBI	1
BB	2
SO	7
LOB	17



Batter	1	2	3	4	5	6	7	8	9	AB	R	H	RBI	BB	SO	LOB	BOTTOM								
5 Yolver Sánchez, S OBP: 0.339, SLG: 0.435										4	0	1	0	0	0	2	<p><b>Baltimore Orioles @ Chicago White Sox</b> Guaranteed Rate Field, Chicago, IL Tue Jun 13 2017, 7:11 PM - 10:05 PM CDT Att: 15,038 - Cloudy - 68 F</p>								
53 Melky Cabrera, S OBP: 0.327, SLG: 0.380										4	1	1	0	0	1	1									
79 José Abreu, R OBP: 0.343, SLG: 0.472										4	2	3	0	0	0	0									
26 Avisail García, R OBP: 0.373, SLG: 0.551										3	1	1	2	0	0	1									
21 Todd Frazier, R OBP: 0.320, SLG: 0.422										3	1	0	0	1	0	2									
24 Matt Davidson, R OBP: 0.291, SLG: 0.503										4	1	1	4	0	0	1									
38 Omar Narváez, L OBP: 0.351, SLG: 0.258											2	0	0	0	2	0		1							
61 Willy García, R OBP: 0.323, SLG: 0.426											3	0	1	0	1	0		1							
39 Alen Hanson, S OBP: 0.206, SLG: 0.246											4	0	0	0	0	4									
<b>Inning Stats</b>	R: 0 E: 0 K: 1 S: 13	H: 0 LOB: 0 BB: 0 P: 18	R: 0 E: 0 K: 0 S: 5	H: 0 LOB: 0 BB: 0 P: 9	R: 0 E: 0 K: 0 S: 10	H: 0 LOB: 1 BB: 1 P: 16	R: 2 E: 0 K: 0 S: 14	H: 3 LOB: 1 BB: 0 P: 21	R: 0 E: 0 K: 0 S: 9	H: 1 LOB: 1 BB: 0 P: 13	R: 4 E: 0 K: 0 S: 15	H: 3 LOB: 2 BB: 2 P: 31	R: 0 E: 0 K: 0 S: 10	H: 1 LOB: 1 BB: 0 P: 15	R: 0 E: 0 K: 0 S: 9	H: 0 LOB: 1 BB: 1 P: 14		1B: 6 2B: 1 3B: 0 HR: 1	SF: 0 SAC: 0 DP: 1 HBP: 1	WP: 0 PB: 0 SB: 0 CS: 0	PA: 36				
<b>PITCHER</b>	IP WLS BF H R ER SO BB IBB HBP BLK WP HR S P ERA WHIP	IP WLS BF H R ER SO BB IBB HBP BLK WP HR S P ERA WHIP	IP WLS BF H R ER SO BB IBB HBP BLK WP HR S P ERA WHIP	IP WLS BF H R ER SO BB IBB HBP BLK WP HR S P ERA WHIP	IP WLS BF H R ER SO BB IBB HBP BLK WP HR S P ERA WHIP	IP WLS BF H R ER SO BB IBB HBP BLK WP HR S P ERA WHIP	IP WLS BF H R ER SO BB IBB HBP BLK WP HR S P ERA WHIP	IP WLS BF H R ER SO BB IBB HBP BLK WP HR S P ERA WHIP	IP WLS BF H R ER SO BB IBB HBP BLK WP HR S P ERA WHIP	IP WLS BF H R ER SO BB IBB HBP BLK WP HR S P ERA WHIP	IP WLS BF H R ER SO BB IBB HBP BLK WP HR S P ERA WHIP	IP WLS BF H R ER SO BB IBB HBP BLK WP HR S P ERA WHIP	IP WLS BF H R ER SO BB IBB HBP BLK WP HR S P ERA WHIP	IP WLS BF H R ER SO BB IBB HBP BLK WP HR S P ERA WHIP	IP WLS BF H R ER SO BB IBB HBP BLK WP HR S P ERA WHIP	IP WLS BF H R ER SO BB IBB HBP BLK WP HR S P ERA WHIP	IP WLS BF H R ER SO BB IBB HBP BLK WP HR S P ERA WHIP	IP WLS BF H R ER SO BB IBB HBP BLK WP HR S P ERA WHIP	IP WLS BF H R ER SO BB IBB HBP BLK WP HR S P ERA WHIP	IP WLS BF H R ER SO BB IBB HBP BLK WP HR S P ERA WHIP	IP WLS BF H R ER SO BB IBB HBP BLK WP HR S P ERA WHIP	IP WLS BF H R ER SO BB IBB HBP BLK WP HR S P ERA WHIP	IP WLS BF H R ER SO BB IBB HBP BLK WP HR S P ERA WHIP	IP WLS BF H R ER SO BB IBB HBP BLK WP HR S P ERA WHIP	IP WLS BF H R ER SO BB IBB HBP BLK WP HR S P ERA WHIP

AB	31
R	6
H	8
RBI	6
BB	4
SO	1
LOB	13



Batter	1	2	3	4	5	6	7	8	9	AB	R	H	RBI	BB	SO	LOB	TOP					
25 Hyun Soo Kim, L (1,7) OBP: 0.318, SLG: 0.329 23 Joey Rickard, R (8,PH) OBP: 0.298, SLG: 0.384 (8,7)	F9		F7			F8		G4-3		4	0	1	2	0	0	1	<b>Baltimore Orioles @ Chicago White Sox</b> Guaranteed Rate Field, Chicago, IL Wed Jun 14 2017, 8:41 PM - 12:02 AM CDT Att: 20,008 - Cloudy - 68 F					
10 Adam Jones, R (1,8) OBP: 0.292, SLG: 0.421			G5-3			G4-3		G6-3		5	1	2	1	0	0	0						
13 Manny Machado, R (1,5) OBP: 0.292, SLG: 0.423			L5			P3		L8		5	0	1	0	0	0	1						
45 Mark Trumbo, R (1,9) OBP: 0.320, SLG: 0.396										5	2	2	0	0	2	3						
16 Trey Mancini, R (1,3) OBP: 0.346, SLG: 0.539										4	3	3	1	1	1	0						
6 Jonathan Schoop, R (1,4) OBP: 0.345, SLG: 0.522										4	2	2	1	1	1	2						
29 Welington Castillo, R (1,2) OBP: 0.317, SLG: 0.445										4	1	1	4	0	0	3						
28 David Washington, L (1,10)										4	0	0	0	0	3	4						
2 J.J. Hardy, R (1,6) OBP: 0.241, SLG: 0.301										4	1	1	0	0	0	4						
<b>Inning Stats</b>	R: 0 E: 0 K: 1 S: 10	H: 1 LOB: 1 BB: 0 P: 16	R: 1 E: 0 K: 1 S: 17	H: 2 LOB: 1 BB: 0 P: 25	R: 0 E: 0 K: 0 S: 10	H: 0 LOB: 0 BB: 0 P: 12	R: 3 E: 1 K: 1 S: 10	H: 3 LOB: 2 BB: 1 P: 17	R: 4 E: 0 K: 0 S: 17	H: 3 LOB: 0 BB: 1 P: 29	R: 2 E: 0 K: 2 S: 23	H: 4 LOB: 2 BB: 0 P: 33	R: 0 E: 0 K: 0 S: 7	H: 0 LOB: 0 BB: 0 P: 10	R: 0 E: 0 K: 1 S: 9	H: 0 LOB: 0 BB: 0 P: 14		1B: 9 2B: 3 3B: 0 HR: 1	SF: 0 SAC: 0 DP: 0 HBP: 0	WP: 0 PB: 0 CS: 0	PA: 42	
<b>PITCHER</b>	IP WLS BF H R ER SO BB IBB HBP BLK WP HR S P ERA WHIP	5.0 L 26 9 8 5 3 2 0 0 0 0 0 1 64 99 9.00 2.200	2.0 10 4 2 2 3 0 0 0 0 0 0 7 44 9.00 2.000	1.0 3 0 0 0 0 0 0 0 0 0 0 9 14 0.00 0.000	1.0 3 0 0 0 1 0 0 0 0 0 0 9 14 0.00 0.000	<b>PITCHER</b>																
58 Miguel González, R (1,1) ERA: 5.15	37 Juan Minaya, R (6,1) ERA: 8.1	43 Dan Jennings, L (8,1) ERA: 4.1	50 Mike Pelfrey, R (9,1) ERA: 3.81	<b>PITCHER</b>																		
Batter	1	2	3	4	5	6	7	8	9	AB	R	H	RBI	BB	SO	LOB	BOTTOM					
5 Yolmer Sánchez, S (1,4) OBP: 0.335, SLG: 0.425	L8					F8		L6-3		4	1	0	0	0	0	1	<b>Baltimore Orioles @ Chicago White Sox</b> Guaranteed Rate Field, Chicago, IL Wed Jun 14 2017, 8:41 PM - 12:02 AM CDT Att: 20,008 - Cloudy - 68 F					
53 Melky Cabrera, S (1,7) OBP: 0.328, SLG: 0.378										4	1	1	0	1	0	0						
79 José Abreu, R (1,3) OBP: 0.344, SLG: 0.472										4	1	2	1	0	0	1						
26 Avisail García, R (1,9) OBP: 0.378, SLG: 0.556										5	1	3	0	0	1	2						
21 Todd Frazier, R (1,5) OBP: 0.319, SLG: 0.415										3	0	0	0	1	0	2						
7 Tim Anderson, R (1,6) OBP: 0.277, SLG: 0.377										4	0	1	2	0	2	0						
38 Omar Narváez, L (1,2) OBP: 0.339, SLG: 0.248										4	0	0	0	0	0	2						
24 Matt Davidson, R (1,10) OBP: 0.302, SLG: 0.524										3	1	2	1	1	1	0						
61 Willy García, R (1,8) OBP: 0.308, SLG: 0.404 39 Alen Hanson, S (8,PH) OBP: 0.219, SLG: 0.306										3	0	0	0	0	2	2						
<b>Inning Stats</b>	R: 2 E: 0 K: 0 S: 18	H: 3 LOB: 2 BB: 1 P: 27	R: 3 E: 2 K: 1 S: 13	H: 3 LOB: 1 BB: 0 P: 21	R: 0 E: 0 K: 1 S: 11	H: 0 LOB: 1 BB: 1 P: 18	R: 0 E: 0 K: 1 S: 14	H: 0 LOB: 1 BB: 1 P: 24	R: 0 E: 0 K: 1 S: 8	H: 0 LOB: 0 BB: 0 P: 13	R: 0 E: 0 K: 1 S: 7	H: 1 LOB: 0 BB: 0 P: 10	R: 0 E: 0 K: 0 S: 10	H: 1 LOB: 1 BB: 0 P: 17	R: 0 E: 0 K: 1 S: 7	H: 0 LOB: 0 BB: 0 P: 13		R: 1 E: 0 K: 0 S: 14	H: 2 LOB: 1 BB: 0 P: 20	1B: 7 2B: 2 3B: 0 HR: 2	SF: 1 SAC: 0 DP: 1 HBP: 1	WP: 0 PB: 0 CS: 0
<b>PITCHER</b>	IP WLS BF H R ER SO BB IBB HBP BLK WP HR S P ERA WHIP	5.0 W 25 9 8 4 4 3 0 0 0 0 0 0 17 27 0.00 1.000	2.0 7 2 0 0 1 0 0 0 0 0 0 17 27 0.00 1.000	1.2 7 2 1 1 1 0 0 0 0 0 0 18 30 5.40 1.200	0.1 1 0 0 0 0 0 0 0 0 0 0 3 3 0.00 0.000	<b>PITCHER</b>																
37 Dylan Bundy, R (1,1) ERA: 3.29	59 Mike Wright Jr., R (6,1) ERA: 5.56	60 Mychal Givens, R (8,1) ERA: 2.76	35 Brad Brach, R (9,1) ERA: 2.86	<b>PITCHER</b>																		

livebaseballscorecards.com



livebaseballscorecards.com



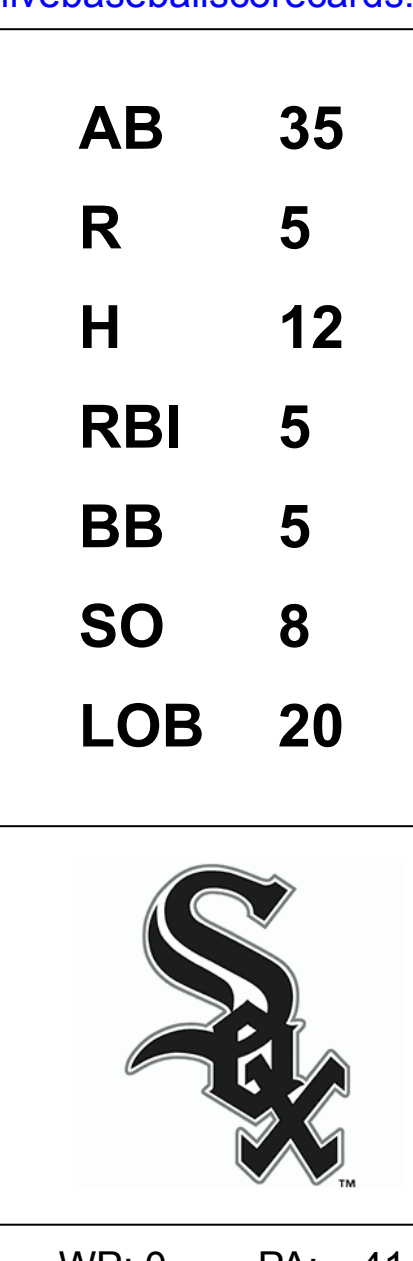
Batter	1	2	3	4	5	6	7	8	9	AB R H RBI BB SO LOB	TOP																	
23 <b>Joey Rickard, R</b> OBP: 0.294, SLG: 0.369										4 0 0 0 0 2 4	<b>Baltimore Orioles @ Chicago White Sox</b> Guaranteed Rate Field, Chicago, IL Thu Jun 15 2017, 1:11 PM - 4:45 PM CDT Att: 20,139 - Partly Cloudy - 86 F <a href="http://livebaseballscorecards.com">livebaseballscorecards.com</a>																	
10 <b>Adam Jones, R</b> OBP: 0.300, SLG: 0.421										5 0 2 0 0 2 3																		
13 <b>Manny Machado, R</b> OBP: 0.288, SLG: 0.416										4 0 0 0 0 1 3																		
45 <b>Mark Trumbo, R</b> OBP: 0.323, SLG: 0.395										3 0 1 0 1 0 1																		
16 <b>Trey Mancini, R</b> OBP: 0.344, SLG: 0.532										4 0 1 0 0 2 1																		
6 <b>Jonathan Schoop, R</b> OBP: 0.344, SLG: 0.515										3 1 0 0 1 1 2																		
29 <b>Welington Castillo, R</b> OBP: 0.322, SLG: 0.468										4 1 2 1 0 0 2																		
17 <b>Rubén Tejada, R</b> OBP: 0.333, SLG: 0.412										4 0 1 0 0 0 2																		
36 <b>Caleb Joseph, R</b> OBP: 0.298, SLG: 0.405										4 0 2 1 0 1 1																		
<b>Inning Stats</b>	R: 0 E: 0 K: 0 S: 13	H: 1 LOB: 1 BB: 0 P: 18	R: 0 E: 0 K: 0 S: 8	H: 0 LOB: 0 BB: 0 P: 15	R: 0 E: 0 K: 0 S: 10	H: 1 LOB: 0 BB: 0 P: 14	R: 0 E: 0 K: 3 S: 10	H: 1 LOB: 1 BB: 1 P: 10	R: 1 E: 0 K: 1 S: 14	H: 2 LOB: 2 BB: 1 P: 24		R: 0 E: 0 K: 0 S: 12	H: 1 LOB: 2 BB: 1 P: 20	R: 0 E: 0 K: 2 S: 10	H: 0 LOB: 0 BB: 0 P: 14	R: 1 E: 0 K: 2 S: 20	H: 2 LOB: 1 BB: 0 P: 31	1B: 7 2B: 1 3B: 0 HR: 1	SF: 0 SAC: 0 DP: 1 HBP: 1	WP: 0 PB: 0 CS: 0	PA: 38							
<b>PITCHER</b>	IP WLS BF H R ER SO BB IBB HBP BLK WP HR S P ERA WHIP											IP WLS BF H R ER SO BB IBB HBP BLK WP HR S P ERA WHIP																
64 <b>David Holmberg, L</b> ERA: 2.63	4.1		17	4	1	1	3	1	0	0	0	0	0	0	47	76	2.08	1.154										
34 <b>Anthony Swarzak, R</b> ERA: 2.56	1.2	W	8	2	0	0	1	1	0	0	0	0	0	20	30	0.00	1.800											
54 <b>Chris Beck, R</b> ERA: 3.24	0.2		3	0	0	0	1	0	0	1	0	0	0	14	18	0.00	0.000											
48 <b>Tommy Kahnle, R</b> ERA: 1.35	1.1		5	1	0	0	2	0	0	0	0	0	0	14	19	0.00	0.750											
30 <b>David Robertson, R</b> ERA: 3.33	1.0		5	2	1	1	2	0	0	0	0	0	0	1	20	31	9.00	2.000										

Batter	1	2	3	4	5	6	7	8	9	AB R H RBI BB SO LOB	BOTTOM																
53 <b>Melky Cabrera, S</b> OBP: 0.330, SLG: 0.378										5 1 2 2 0 0 0	<b>Baltimore Orioles @ Chicago White Sox</b> Guaranteed Rate Field, Chicago, IL Thu Jun 15 2017, 1:11 PM - 4:45 PM CDT Att: 20,139 - Partly Cloudy - 86 F <a href="http://livebaseballscorecards.com">livebaseballscorecards.com</a>																
7 <b>Tim Anderson, R</b> OBP: 0.280, SLG: 0.379										4 0 1 0 1 0 2																	
79 <b>José Abreu, R</b> OBP: 0.349, SLG: 0.470										3 0 1 1 2 0 0																	
26 <b>Avisail García, R</b> OBP: 0.381, SLG: 0.558										3 0 2 0 0 1 0																	
28 <b>Leury García, S</b> OBP: 0.345, SLG: 0.459										1 0 0 1 0 1 2																	
21 <b>Todd Frazier, R</b> OBP: 0.316, SLG: 0.407										4 0 0 0 1 2 5																	
24 <b>Matt Davidson, R</b> OBP: 0.306, SLG: 0.547										4 2 2 1 0 2 4																	
5 <b>Yolmer Sánchez, S</b> OBP: 0.339, SLG: 0.424										3 1 1 0 1 0 0																	
36 <b>Kevan Smith, R</b> OBP: 0.262, SLG: 0.375										4 1 3 0 0 0 0																	
61 <b>Willy García, R</b> OBP: 0.290, SLG: 0.377										4 0 0 0 0 2 7																	
<b>Inning Stats</b>	R: 0 E: 0 K: 0 S: 9	H: 0 LOB: 0 BB: 0 P: 14	R: 0 E: 0 K: 3 S: 22	H: 3 LOB: 3 BB: 0 P: 30	R: 0 E: 0 K: 1 S: 16	H: 2 LOB: 0 BB: 0 P: 24	R: 1 E: 0 K: 0 S: 12	H: 3 LOB: 2 BB: 0 P: 16	R: 0 E: 0 K: 1 S: 6	H: 0 LOB: 0 BB: 0 P: 7	R: 4 E: 0 K: 2 S: 20	H: 3 LOB: 3 BB: 4 P: 38	R: 0 E: 0 K: 0 S: 5	H: 0 LOB: 0 BB: 0 P: 6	R: 0 E: 0 K: 1 S: 11	H: 1 LOB: 2 BB: 1 P: 19	1B: 9 2B: 2 3B: 0 HR: 1	SF: 1 SAC: 0 DP: 0 HBP: 0	WP: 0 PB: 0 CS: 0	PA: 41							
<b>PITCHER</b>	IP WLS BF H R ER SO BB IBB HBP BLK WP HR S P ERA WHIP											IP WLS BF H R ER SO BB IBB HBP BLK WP HR S P ERA WHIP															
30 <b>Chris Tillman, R</b> ERA: 8.07	5.1	L	28	11	5	5	6	1	0	0	0	0	0	7	19	0.00	9.000										
54 <b>Jimmy Yacabison, R</b> ERA: 10.8	0.1		4	0	0	0	0	3	0	0	0	0	0	19	30	0.00	0.429										
50 <b>Miguel Castro, R</b> ERA: 1.42	2.1		9	1	0	0	2	0	1	0	0	0	0	19	30	0.00	0.429										

**Baltimore Orioles @ Chicago White Sox**  
 Guaranteed Rate Field, Chicago, IL  
 Thu Jun 15 2017, 1:11 PM - 4:45 PM CDT  
 Att: 20,139 - Partly Cloudy - 86 F



**Baltimore Orioles @ Chicago White Sox**  
 Guaranteed Rate Field, Chicago, IL  
 Thu Jun 15 2017, 1:11 PM - 4:45 PM CDT  
 Att: 20,139 - Partly Cloudy - 86 F



AB 35  
 R 2  
 H 9  
 RBI 2  
 BB 2  
 SO 9  
 LOB 19

AB 35  
 R 5  
 H 12  
 RBI 5  
 BB 5  
 SO 8  
 LOB 20







Batter	1	2	3	4	5	6	7	8	9	AB	R	H	RBI	BB	SO	LOB	TOP										
13 Matt Carpenter, L (1, 3) OBP: 0.377, SLG: 0.482	F9		25 1B BB		25 G3 BB			25 HR BB		1	1	0	0	3	0	0	St. Louis Cardinals @ Baltimore Orioles Oriole Park at Camden Yards, Baltimore, MD Sun Jun 18 2017, 1:40 PM - 4:36 PM EDT Att: 34,854 - Cloudy - 88 F										
25 Dexter Fowler, S (1, 8) OBP: 0.344, SLG: 0.500	28 CS BB		1B		G3			1-H HR		3	1	2	2	1	0	1											
28 Tommy Pham, R (1, 7) OBP: 0.373, SLG: 0.462	1-2		G4-3			L4		G6-3		4	0	0	0	0	1	3											
3 Jedd Gyorko, R (1, 10) OBP: 0.341, SLG: 0.488		P6		G6-3		P4		F8		4	0	0	0	0	0	0											
4 Yadier Molina, R (1, 2) OBP: 0.298, SLG: 0.415		G4-3		G4-3		G6-3		HR		4	1	1	1	0	0	0											
55 Stephen Piscotty, R (1, 9) OBP: 0.385, SLG: 0.477		HR		HR		L9		F8		4	2	2	2	0	0	0											
36 Aledmys Diaz, R (1, 6) OBP: 0.298, SLG: 0.410		G5-3		1B		FC5-4 BB		F8		3	0	1	0	1	0	0											
35 Greg Garcia, L (1, 5) OBP: 0.349, SLG: 0.297			K	F7		F8		G1-3		4	0	0	0	0	1	2											
11 Paul DeJong, R (1, 4) OBP: 0.281, SLG: 0.482			P4		K	FC5-4		K		4	0	0	0	0	2	1											
<b>Inning Stats</b>	R: 0 E: 0 K: 1 S: 9	H: 0 LOB: 0 BB: 1 P: 19	R: 1 E: 0 K: 0 S: 7	H: 1 LOB: 0 BB: 0 P: 9	R: 0 E: 0 K: 1 S: 11	H: 1 LOB: 2 BB: 1 P: 23	R: 1 E: 0 K: 0 S: 11	H: 2 LOB: 1 BB: 0 P: 15	R: 0 E: 0 K: 1 S: 5	H: 0 LOB: 0 BB: 1 P: 12	R: 0 E: 0 K: 0 S: 5	H: 0 LOB: 1 BB: 1 P: 9	R: 0 E: 0 K: 0 S: 11	H: 0 LOB: 0 BB: 1 P: 19	R: 3 E: 0 K: 0 S: 12	H: 2 LOB: 0 BB: 1 P: 20	R: 0 E: 0 K: 1 S: 8	H: 0 LOB: 0 BB: 0 P: 9	1B: 2 2B: 0 3B: 0 HR: 4	SF: 0 SAC: 0 DP: 1 HBP: 0	WP: 0 PB: 0 SB: 0 CS: 1	PA: 36					
<b>PITCHER</b>	IP	WLS	BF	H	R	ER	SO	BB	IBB	HBP	BLK	WP	HR	S	P	ERA	WHIP										
31 Ubaldo Jiménez, R (1, 1) ERA: 6.25	7.0	W	27	4	2	2	3	4	0	0	0	0	2	59	106	2.57	1.143										
52 Vidal Nuño, L (8, 1) ERA: 7.71	0.0		2	1	2	2	0	1	0	0	0	0	1	6	11	∞	∞										
50 Miguel Castro, R (8, 1) ERA: 2.45	1.0	S	4	1	1	1	0	0	0	0	0	0	1	6	9	9.00	1.000										
35 Brad Brach, R (9, 1) ERA: 2.67	1.0	S	3	0	0	0	1	0	0	0	0	0	0	8	9	0.00	0.000										

Batter	1	2	3	4	5	6	7	8	9	AB	R	H	RBI	BB	SO	LOB	BOTTOM											
12 Seth Smith, L (1, 9) OBP: 0.352, SLG: 0.471	HR		10 45 13 C5-4-3 1B BB	K		13 13 WP 1B 2B		G6-3		5	3	3	1	0	1	2	St. Louis Cardinals @ Baltimore Orioles Oriole Park at Camden Yards, Baltimore, MD Sun Jun 18 2017, 1:40 PM - 4:36 PM EDT Att: 34,854 - Cloudy - 88 F											
13 Manny Machado, R (1, 5) OBP: 0.285, SLG: 0.425	K		10 G5-4-3 BB		P4	2-H 1B				3	0	1	1	1	1	0												
10 Adam Jones, R (1, 8) OBP: 0.305, SLG: 0.436	K		G5-4-3		45 HR 3B	K		K		4	1	1	0	0	2	3												
45 Mark Trumbo, R (1, 10) OBP: 0.325, SLG: 0.415	P2		1B		HR	G5-3				4	1	2	3	0	0	1												
16 Trey Mancini, R (1, 3) OBP: 0.352, SLG: 0.576	HR		K		6 SF8 3B	K		K		4	2	2	1	0	2	1												
6 Jonathan Schoop, R (1, 4) OBP: 0.343, SLG: 0.533	P3		P4		SF8	K2-3		K		3	0	0	1	0	1	0												
29 Wellington Castillo, R (1, 2) OBP: 0.323, SLG: 0.470	FC6-4 1B		K		HR	P4				4	1	2	1	0	1	0												
25 Hyun Soo Kim, L (1, 7) OBP: 0.327, SLG: 0.330	P5		2 HBP BB		F7			G5-3		2	0	0	0	1	0	1												
23 Joey Rickard, R (8, 7) OBP: 0.255, SLG: 0.382										1	0	0	0	0	0	0												
2 J.J. Hardy, R (1, 6) OBP: 0.248, SLG: 0.308	FC6-4					G5-3		F9		1	0	0	0	0	0	1												
17 Rubén Tejada, R (6, 6) OBP: 0.286, SLG: 0.350										2	0	0	0	0	0	0												
<b>Inning Stats</b>	R: 1 E: 0 K: 2 S: 14	H: 1 LOB: 0 BB: 0 P: 21	R: 1 E: 0 K: 0 S: 10	H: 2 LOB: 1 BB: 0 P: 19	R: 1 E: 0 K: 1 S: 13	H: 2 LOB: 1 BB: 1 P: 22	R: 0 E: 0 K: 2 S: 12	H: 0 LOB: 2 BB: 1 P: 25	R: 4 E: 0 K: 0 S: 15	H: 4 LOB: 0 BB: 0 P: 24	R: 1 E: 0 K: 1 S: 17	H: 2 LOB: 1 BB: 0 P: 22	R: 0 E: 0 K: 2 S: 10	H: 0 LOB: 0 BB: 0 P: 13	R: 0 E: 0 K: 0 S: 9	H: 0 LOB: 0 BB: 0 P: 13	1B: 4 2B: 1 3B: 2 HR: 4	SF: 1 SAC: 0 DP: 1 HBP: 1	WP: 1 PB: 0 SB: 0 CS: 0	PA: 37								
<b>PITCHER</b>	IP	WLS	BF	H	R	ER	SO	BB	IBB	HBP	BLK	WP	HR	S	P	ERA	WHIP											
31 Lance Lynn, R (1, 1) ERA: 3.32	4.2	L	25	9	7	7	5	2	0	1	0	0	4	63	109	13.50	2.357											
46 Kevin Siegrist, L (5, 1) ERA: 4.62	0.2		4	2	1	1	0	0	0	0	0	0	1	0	10	14	13.50	3.000										
67 Matt Bowman, R (6, 1) ERA: 4.31	0.2		2	0	0	0	1	0	0	0	0	0	0	8	10	0.00	0.000											
44 Trevor Rosenthal, R (7, 1) ERA: 3.51	1.0		3	0	0	0	2	0	0	0	0	0	0	10	13	0.00	0.000											
27 Brett Cecil, L (8, 1) ERA: 4.58	1.0		3	0	0	0	0	0	0	0	0	0	0	9	13	0.00	0.000											

livebaseballscorecards.com



livebaseballscorecards.com



Batter	1	2	3	4	5	6	7	8	9	AB	R	H	RBI	BB	SO	LOB	TOP							
12 Francisco Lindor, S OBP: 0.313, SLG: 0.477										6	0	0	0	0	0	7								
22 Jason Kipnis, L OBP: 0.288, SLG: 0.429										3	2	2	1	1	0	0								
9 Enk González, R OBP: 0.333, SLG: 0.438										6	2	3	0	0	0	1								
11 José Ramírez, S OBP: 0.371, SLG: 0.561										4	4	1	1	2	0	2								
10 Edwin Encarnación, R OBP: 0.379, SLG: 0.496										6	1	3	2	0	1	1								
8 Lonnie Chisenhall, L OBP: 0.345, SLG: 0.617										2	2	2	3	2	0	0								
41 Carlos Santana, S OBP: 0.329, SLG: 0.397										5	1	2	0	0	1	5								
99 Daniel Robertson, R OBP: 0.275, SLG: 0.338										5	1	2	0	0	1	5								
7 Yan Gomes, R OBP: 0.325, SLG: 0.389										4	0	2	3	1	0	2								
Bradley Zimmer, L OBP: 0.370, SLG: 0.500										5	0	2	1	0	2	5								
26 Austin Jackson, R OBP: 0.381, SLG: 0.519										4	0	2	3	1	0	2								
<b>Inning Stats</b>	R: 0 E: 0 K: 0 S: 12	H: 1 LOB: 1 BB: 0 P: 18	R: 0 E: 0 K: 0 S: 6	H: 0 LOB: 0 BB: 1 P: 15	R: 0 E: 0 K: 1 S: 12	H: 0 LOB: 0 BB: 0 P: 19	R: 4 E: 0 K: 1 S: 21	H: 4 LOB: 2 BB: 1 P: 36	R: 4 E: 0 K: 1 S: 17	H: 5 LOB: 2 BB: 1 P: 27	R: 3 E: 0 K: 1 S: 14	H: 3 LOB: 2 BB: 2 P: 31	R: 0 E: 0 K: 0 S: 12	H: 1 LOB: 1 BB: 0 P: 16	R: 0 E: 0 K: 1 S: 14	H: 2 LOB: 3 BB: 1 P: 26	R: 1 E: 2 K: 1 S: 18	H: 1 LOB: 2 BB: 0 P: 24	1B: 7 2B: 7 3B: 1 HR: 2	SF: 1 SAC: 0 DP: 1 HBP: 1	WP: 1 PB: 0 CS: 0	PA: 52		
<b>PITCHER</b>	IP: 4.1 WLS: L BF: 22	H: 6 R: 6 ER: 6 SO: 2	BB: 3 IBB: 0 HBP: 1 BLK: 0	WP: 0 HR: 1 S: 58 P: 100	ERA: 12.46 WHIP: 2.077	IP: 0.2 WLS: 10 BF: 6	H: 4 R: 5 ER: 5 SO: 1	BB: 1 IBB: 1 HBP: 0 BLK: 0	WP: 0 HR: 1 S: 16 P: 28	ERA: 67.50 WHIP: 10.500	IP: 3.0 WLS: 14 BF: 4	H: 0 R: 0 ER: 0 SO: 2	BB: 1 IBB: 0 HBP: 0 BLK: 0	WP: 0 HR: 0 S: 34 P: 60	ERA: 0.00 WHIP: 1.667	IP: 1.0 WLS: 6 BF: 1	H: 1 R: 1 ER: 0 SO: 1	BB: 0 IBB: 0 HBP: 0 BLK: 0	WP: 0 HR: 0 S: 18 P: 24	1B: 0 2B: 0 3B: 0 HR: 0	SF: 0 SAC: 0 DP: 0 HBP: 0	WP: 0 PB: 0 CS: 0	PA: 52	
37 Dylan Bundy, R ERA: 3.72																								
52 Vidal Núñez, L ERA: 10.43																								
49 Gabriel Ynoa, R ERA: 4.35																								
48 Richard Bleier, L ERA: 1.74																								

Cleveland Indians @ Baltimore Orioles  
 Oriole Park at Camden Yards, Baltimore, MD  
 Mon Jun 19 2017, 7:34 PM - 10:31 PM EDT  
 Att: 13,875 - Overcast - 76 F


AB 44  
 R 12  
 H 17  
 RBI 11  
 BB 6  
 SO 5  
 LOB 24



Batter	1	2	3	4	5	6	7	8	9	AB	R	H	RBI	BB	SO	LOB	BOTTOM							
12 Seth Smith, L OBP: 0.352, SLG: 0.468										3	0	1	0	0	1	0								
23 Joey Rickard, R OBP: 0.292, SLG: 0.358										1	0	0	0	0	1	0								
13 Manny Machado, R OBP: 0.286, SLG: 0.421										3	0	0	0	0	0	1								
36 Caleb Joseph, R OBP: 0.295, SLG: 0.402										1	0	0	0	0	1	0								
10 Adam Jones, R OBP: 0.305, SLG: 0.435										3	0	1	0	0	1	0								
34 Paul Janish, R										1	0	0	0	0	1	0								
45 Mark Trumbo, R OBP: 0.322, SLG: 0.410										3	0	0	0	0	2	1								
16 Trey Mancini, R OBP: 0.347, SLG: 0.567										3	0	0	0	0	1	0								
6 Jonathan Schoop, R OBP: 0.338, SLG: 0.527										3	0	0	0	0	0	0								
29 Wellington Castillo, R OBP: 0.379, SLG: 0.454										2	0	0	0	0	1	0								
28 David Washington, L										1	0	0	0	0	1	0								
25 Hyun Soo Kim, L OBP: 0.327, SLG: 0.330										3	0	1	0	0	1	0								
17 Rubén Tejada, R OBP: 0.250, SLG: 0.304										3	0	0	0	0	0	1								
<b>Inning Stats</b>	R: 0 E: 0 K: 1 S: 10	H: 1 LOB: 1 BB: 0 P: 14	R: 0 E: 0 K: 0 S: 5	H: 0 LOB: 0 BB: 0 P: 6	R: 0 E: 0 K: 2 S: 9	H: 0 LOB: 0 BB: 0 P: 11	R: 0 E: 0 K: 1 S: 9	H: 0 LOB: 0 BB: 0 P: 14	R: 0 E: 0 K: 1 S: 8	H: 0 LOB: 0 BB: 0 P: 11	R: 0 E: 0 K: 0 S: 8	H: 1 LOB: 1 BB: 0 P: 11	R: 0 E: 0 K: 2 S: 12	H: 0 LOB: 0 BB: 0 P: 14	R: 0 E: 0 K: 1 S: 8	H: 1 LOB: 1 BB: 0 P: 12	R: 0 E: 0 K: 3 S: 11	H: 0 LOB: 0 BB: 0 P: 15	1B: 3 2B: 0 3B: 0 HR: 0	SF: 0 SAC: 0 DP: 0 HBP: 0	WP: 0 PB: 0 CS: 0	PA: 30		
<b>PITCHER</b>	IP: 9.0 WLS: W BF: 30	H: 3 R: 0 ER: 0 SO: 11	BB: 0 IBB: 0 HBP: 0 BLK: 0	WP: 0 HR: 0 S: 80 P: 108	ERA: 0.00 WHIP: 0.333	IP: 0.0 WLS: 0 BF: 0	H: 0 R: 0 ER: 0 SO: 0	BB: 0 IBB: 0 HBP: 0 BLK: 0	WP: 0 HR: 0 S: 0 P: 0	ERA: 0.00 WHIP: 0.000	IP: 0.0 WLS: 0 BF: 0	H: 0 R: 0 ER: 0 SO: 0	BB: 0 IBB: 0 HBP: 0 BLK: 0	WP: 0 HR: 0 S: 0 P: 0	ERA: 0.00 WHIP: 0.000	IP: 0.0 WLS: 0 BF: 0	H: 0 R: 0 ER: 0 SO: 0	BB: 0 IBB: 0 HBP: 0 BLK: 0	WP: 0 HR: 0 S: 0 P: 0	1B: 0 2B: 0 3B: 0 HR: 0	SF: 0 SAC: 0 DP: 0 HBP: 0	WP: 0 PB: 0 CS: 0	PA: 30	
28 Corey Kluber, R ERA: 3.58																								

Cleveland Indians @ Baltimore Orioles  
 Oriole Park at Camden Yards, Baltimore, MD  
 Mon Jun 19 2017, 7:34 PM - 10:31 PM EDT  
 Att: 13,875 - Overcast - 76 F

AB 30  
 R 0  
 H 3  
 RBI 0  
 BB 0  
 SO 11  
 LOB 3









Batter	1	2	3	4	5	6	7	8	9	AB	R	H	RBI	BB	SO	LOB	TOP				
12 Francisco Lindor, S OBP: 0.320, SLG: 0.489										5	0	2	0	0	1	1					
22 Jason Kipnis, L OBP: 0.286, SLG: 0.419										5	0	1	0	0	1	3					
11 José Ramírez, S OBP: 0.376, SLG: 0.560										4	2	1	0	1	0	2					
10 Edwin Encarnación, R OBP: 0.377, SLG: 0.496										5	1	2	1	0	0	2					
41 Carlos Santana, S OBP: 0.330, SLG: 0.391										4	1	2	0	1	0	2					
26 Austin Jackson, R OBP: 0.382, SLG: 0.516										5	1	3	3	0	1	2					
7 Yan Gomes, R OBP: 0.314, SLG: 0.373										4	0	1	1	0	1	3					
9 Erik González, R OBP: 0.333, SLG: 0.514										3	1	1	1	0	2	1					
Bradley Zimmer, L OBP: 0.286, SLG: 0.506										0	0	0	0	1	0	0					
99 Daniel Robertson, R OBP: 0.277, SLG: 0.329										2	0	0	0	1	0	1					
8 Lonnie Chisenhall, L OBP: 0.362, SLG: 0.607										1	0	0	0	0	0	1					
<b>Inning Stats</b>	R: 0 H: 1 K: 0 S: 8	H: 1 LOB: 0 BB: 0 P: 14	R: 2 H: 3 K: 1 S: 14	H: 3 LOB: 0 BB: 2 P: 21	R: 2 H: 2 K: 1 S: 18	H: 2 LOB: 2 BB: 2 P: 37	R: 0 H: 0 K: 1 S: 11	H: 0 LOB: 0 BB: 0 P: 17	R: 0 H: 1 K: 0 S: 8	H: 1 LOB: 1 BB: 0 P: 16	R: 0 H: 1 K: 0 S: 15	H: 1 LOB: 1 BB: 0 P: 20	R: 0 H: 0 K: 1 S: 9	H: 0 LOB: 1 BB: 1 P: 13	R: 1 H: 2 K: 2 S: 12	H: 2 LOB: 0 BB: 0 P: 19	1B: 9 2B: 1 3B: 2 HR: 1	SF: 0 SAC: 0 DP: 2 HBP: 0	WP: 0 PB: 0 SB: 0 CS: 0	PA: 42	
<b>PITCHER</b>	IP: 5.0 WLS: L BF: 24 ERA: 4.48	WLS: L BF: 8 ERA: 1.96	H: 8 R: 5 ER: 5 SO: 3 BB: 2 IBB: 0 HBP: 0 BLK: 0 WP: 0 HR: 0 S: 63 P: 111 ERA: 9.00 WHIP: 2.000	H: 5 R: 0 ER: 0 SO: 0 BB: 1 IBB: 0 HBP: 0 BLK: 0 WP: 0 HR: 1 S: 22 P: 32 ERA: 0.00 WHIP: 2.400	H: 2 R: 1 ER: 1 SO: 3 BB: 1 IBB: 0 HBP: 0 BLK: 0 WP: 0 HR: 24 S: 35 P: 35 ERA: 3.86 WHIP: 1.286																

Cleveland Indians @ Baltimore Orioles  
 Oriole Park at Camden Yards, Baltimore, MD  
 Thu Jun 22 2017, 7:09 PM - 10:44 PM EDT  
 Att: 24,954 - Overcast - 87 F


AB 38  
 R 6  
 H 13  
 RBI 6  
 BB 4  
 SO 6  
 LOB 18



Batter	1	2	3	4	5	6	7	8	9	AB	R	H	RBI	BB	SO	LOB	BOTTOM					
12 Seth Smith, L OBP: 0.347, SLG: 0.473										4	1	1	1	0	1	4						
36 Caleb Joseph, R OBP: 0.283, SLG: 0.385										1	0	0	0	0	1	1						
13 Manny Machado, R OBP: 0.300, SLG: 0.455										3	0	2	1	2	0	0						
6 Jonathan Schoop, R OBP: 0.345, SLG: 0.537										4	0	1	1	1	2	2						
45 Mark Trumbo, R OBP: 0.315, SLG: 0.399										5	0	0	0	0	3	7						
16 Trey Mancini, R OBP: 0.355, SLG: 0.561										4	0	1	0	0	2	2						
29 Wellington Castillo, R OBP: 0.315, SLG: 0.453										4	0	2	0	0	2	3						
25 Hyun Soo Kim, L OBP: 0.321, SLG: 0.516										3	0	1	0	1	0	1						
34 Paul Janish, R OBP: 0.283, SLG: 0.385										0	0	0	0	0	0	0						
17 Rubén Tejada, R OBP: 0.250, SLG: 0.267										2	1	0	0	0	1	2						
23 Joey Rickard, R OBP: 0.260, SLG: 0.342										1	0	0	0	0	1	1						
14 Craig Gentry, R OBP: 0.292, SLG: 0.275										2	1	1	0	1	0	0						
<b>Inning Stats</b>	R: 1 H: 2 K: 2 S: 16	H: 2 LOB: 2 BB: 1 P: 28	R: 1 H: 1 K: 0 S: 14	H: 1 LOB: 3 BB: 2 P: 31	R: 0 H: 1 K: 1 S: 10	H: 1 LOB: 0 BB: 1 P: 16	R: 0 H: 1 K: 0 S: 9	H: 1 LOB: 0 BB: 0 P: 15	R: 0 H: 1 K: 1 S: 7	H: 1 LOB: 1 BB: 0 P: 10	R: 0 H: 0 K: 1 S: 8	H: 0 LOB: 0 BB: 0 P: 12	R: 0 H: 1 K: 3 S: 19	H: 1 LOB: 1 BB: 0 P: 28	R: 0 H: 1 K: 1 S: 7	H: 1 LOB: 0 BB: 0 P: 12	R: 1 H: 1 K: 3 S: 21	H: 1 LOB: 1 BB: 1 P: 29	1B: 7 2B: 1 3B: 0 HR: 1	SF: 0 SAC: 0 DP: 2 HBP: 2	WP: 0 PB: 0 SB: 0 CS: 1	PA: 40
<b>PITCHER</b>	IP: 5.0 WLS: W BF: 24 ERA: 3.86	WLS: H BF: 3 ERA: 2.43	H: 2 R: 2 ER: 2 SO: 4 BB: 4 IBB: 0 HBP: 2 BLK: 0 WP: 0 HR: 1 S: 56 P: 100 ERA: 3.60 WHIP: 2.000	H: 2 R: 0 ER: 0 SO: 1 BB: 0 IBB: 0 HBP: 0 BLK: 0 WP: 0 HR: 8 S: 12 P: 12 ERA: 0.00 WHIP: 0.000	H: 1 R: 0 ER: 0 SO: 7 BB: 0 IBB: 0 HBP: 0 BLK: 0 WP: 0 HR: 7 S: 10 P: 10 ERA: 0.00 WHIP: 0.000	H: 1 R: 0 ER: 0 SO: 12 BB: 0 IBB: 0 HBP: 0 BLK: 0 WP: 0 HR: 18 S: 18 P: 18 ERA: 0.00 WHIP: 1.500	H: 1 R: 0 ER: 0 SO: 7 BB: 0 IBB: 0 HBP: 0 BLK: 0 WP: 0 HR: 12 S: 12 P: 12 ERA: 0.00 WHIP: 1.000															

Cleveland Indians @ Baltimore Orioles  
 Oriole Park at Camden Yards, Baltimore, MD  
 Thu Jun 22 2017, 7:09 PM - 10:44 PM EDT  
 Att: 24,954 - Overcast - 87 F

AB 33  
 R 3  
 H 9  
 RBI 3  
 BB 5  
 SO 12  
 LOB 23



Batter	1	2	3	4	5	6	7	8	9	AB	R	H	RBI	BB	SO	LOB	TOP			
12 Seth Smith, L OBP: 0.344, SLG: 0.466	L8		G4-6-3		F7		FC3		L3	5	0	1	0	0	0	1				
13 Manny Machado, R OBP: 0.295, SLG: 0.445	K		P4		L9		FC3		L8	5	0	0	0	0	1	1				
10 Adam Jones, R OBP: 0.314, SLG: 0.441	P3									4	2	3	0	0	0	0				
14 Craig Gentry, R OBP: 0.292, SLG: 0.275										0	0	0	0	0	0	0				
45 Mark Trumbo, R OBP: 0.314, SLG: 0.397										4	2	1	0	0	0	4				
23 Joey Rickard, R OBP: 0.283, SLG: 0.342										0	0	0	0	0	0	0				
6 Jonathan Schoop, R OBP: 0.347, SLG: 0.540										4	1	2	2	0	1	1				
36 Caleb Joseph, R OBP: 0.283, SLG: 0.385										0	0	0	0	0	0	0				
16 Trev Mancini, R OBP: 0.338, SLG: 0.564										4	0	2	2	0	1	1				
29 Welington Castillo, R OBP: 0.303, SLG: 0.451										3	0	1	0	1	0	2				
34 Paul Janish, R										0	0	0	0	0	0	0				
25 Hyun Soo Kim, L OBP: 0.310, SLG: 0.304										4	0	0	0	0	1	4				
17 Rubén Tejada, R OBP: 0.250, SLG: 0.242										3	0	0	0	1	1	0				
<b>Inning Stats</b>	R: 0 H: 0 E: 0 K: 1 S: 8	H: 0 LOB: 0 BB: 0 P: 12	R: 2 H: 3 E: 0 K: 1 S: 10	H: 3 LOB: 0 BB: 0 P: 13	R: 0 H: 0 E: 0 K: 0 S: 4	H: 0 LOB: 0 BB: 1 P: 11	R: 2 H: 2 E: 1 K: 1 S: 11	H: 2 LOB: 1 BB: 0 P: 21	R: 0 H: 0 E: 0 K: 0 S: 7	H: 0 LOB: 0 BB: 0 P: 9	R: 1 H: 2 E: 0 K: 0 S: 14	H: 2 LOB: 2 BB: 0 P: 26	R: 0 H: 2 E: 0 K: 0 S: 10	H: 1 LOB: 1 BB: 0 P: 11	R: 0 H: 0 E: 0 K: 0 S: 8	H: 0 LOB: 0 BB: 0 P: 11	1B: 8 2B: 2 3B: 0 HR: 0	SF: 0 SAC: 0 DP: 2 HBP: 0	WP: 0 PB: 0 SB: 0 CS: 0	PA: 38
<b>PITCHER</b>	IP WLS BF H R ER SO BB IBB HBP BLK WP HR S P ERA WHIP	IP WLS BF H R ER SO BB IBB HBP BLK WP HR S P ERA WHIP																		
22 Chris Archer, R ERA: 3.88	6.0	W	26	7	5	4	4	2	0	0	0	0	0	0	0	0	6.00	1.500		
50 Austin Pruitt, R ERA: 6.25	3.0	S	12	3	0	0	1	0	0	0	0	0	0	0	0	28	35	0.00	1.000	

Baltimore Orioles @ Tampa Bay Rays  
Tropicana Field, St. Petersburg, FL  
Fri Jun 23 2017, 7:12 PM - 10:29 PM EDT  
Att: 18,929 - Dome - 72 F

AB 36  
R 5  
H 10  
RBI 4  
BB 2  
SO 5  
LOB 14



Batter	1	2	3	4	5	6	7	8	9	AB	R	H	RBI	BB	SO	LOB	BOTTOM			
0 Mallex Smith, L OBP: 0.405, SLG: 0.427	K		P6		F8		G3			4	2	0	0	2	1	2				
10 Corey Dickerson, L OBP: 0.372, SLG: 0.584	K									3	2	2	0	2	1	1				
3 Evan Longoria, R OBP: 0.318, SLG: 0.417										3	2	1	4	1	0	1				
7 Logan Morrison, L OBP: 0.356, SLG: 0.582										5	3	2	3	0	0	3				
20 Steven Souza Jr., R OBP: 0.378, SLG: 0.498										3	1	0	1	1	1	2				
18 Peter Bourjos, R OBP: 0.292, SLG: 0.422										1	0	1	0	0	0	0				
2 Shane Peterson, L OBP: 0.326, SLG: 0.463										3	1	1	4	1	0	1				
1 Tim Beckham, R OBP: 0.323, SLG: 0.440										3	0	0	0	1	0	2				
21 Taylor Featherston, R OBP: 0.333, SLG: 0.565										1	0	0	0	0	1	1				
29 Daniel Robertson, R OBP: 0.310, SLG: 0.366										5	1	1	0	0	0	1				
33 Derek Norris, R OBP: 0.258, SLG: 0.380										3	3	3	2	0	0	0				
45 Jesús Sucre, R OBP: 0.250, SLG: 0.356										1	0	0	0	0	1	0				
<b>Inning Stats</b>	R: 4 H: 2 E: 0 K: 0 S: 18	H: 2 LOB: 1 BB: 3 P: 36	R: 1 H: 2 E: 0 K: 1 S: 11	H: 2 LOB: 0 BB: 0 P: 12	R: 4 H: 4 E: 0 K: 0 S: 17	H: 4 LOB: 1 BB: 1 P: 29	R: 0 H: 0 E: 0 K: 1 S: 13	H: 0 LOB: 1 BB: 1 P: 20	R: 5 H: 1 E: 2 K: 0 S: 19	H: 1 LOB: 1 BB: 3 P: 36	R: 0 H: 0 E: 0 K: 1 S: 7	H: 0 LOB: 1 BB: 0 P: 13	R: 1 H: 2 E: 0 K: 1 S: 11	H: 2 LOB: 1 BB: 0 P: 18	R: 0 H: 0 E: 0 K: 1 S: 10	H: 0 LOB: 0 BB: 0 P: 12	1B: 5 2B: 2 3B: 1 HR: 3	SF: 2 SAC: 0 DP: 0 HBP: 1	WP: 0 PB: 2 SB: 0 CS: 0	PA: 46
<b>PITCHER</b>	IP WLS BF H R ER SO BB IBB HBP BLK WP HR S P ERA WHIP	IP WLS BF H R ER SO BB IBB HBP BLK WP HR S P ERA WHIP																		
31 Ubaldo Jiménez, R ERA: 7.26	2.1	L	18	7	9	9	1	4	0	0	0	0	0	0	0	0	34.71	4.714		
51 Alec Asher, R ERA: 5.15	2.0		11	2	3	2	1	3	0	0	0	0	0	0	30	49	9.00	2.500		
50 Miguel Castro, R ERA: 4.09	2.2		14	2	3	1	2	1	0	1	0	0	1	28	50	3.38	1.125			
56 Darren O'Day, R ERA: 3.7	1.0		3	0	0	0	1	0	0	0	0	0	0	10	12	0.00	0.000			

Baltimore Orioles @ Tampa Bay Rays  
Tropicana Field, St. Petersburg, FL  
Fri Jun 23 2017, 7:12 PM - 10:29 PM EDT  
Att: 18,929 - Dome - 72 F

AB 35  
R 15  
H 11  
RBI 14  
BB 8  
SO 5  
LOB 14



Batter	1	2	3	4	5	6	7	8	9	AB	R	H	RBI	BB	SO	LOB	TOP			
12 Seth Smith, L (1,9) OBP: 0.340, SLG: 0.455 14 Craig Gentry, R (8,9) OBP: 0.297, SLG: 0.275	G5-3	K			G3		G4-3 10 G4-3 45 2B 13 1B BB	G3		4	1	0	0	1	1	3	<p>Baltimore Orioles @ Tampa Bay Rays</p> <p>Tropicana Field, St. Petersburg, FL</p> <p>Sat Jun 24 2017, 4:12 PM - 7:19 PM EDT</p> <p>Att: 23,902 - Dome - 72 F</p>			
13 Manny Machado, R (1,5) OBP: 0.345, SLG: 0.449	F9		G5-3		45 WP 6 E 1B		SF8		4	1	2	1	0	0	0					
6 Jonathan Schoop, R (1,4) OBP: 0.312, SLG: 0.532	HBP		K		FC5 45 WP		K	L5		4	0	0	0	0	2					
10 Adam Jones, R (1,8) OBP: 0.312, SLG: 0.448	K		HR		K		G4-3		5	1	1	1	0	2	5					
45 Mark Trumbo, R (1,10) OBP: 0.319, SLG: 0.401	P3		1B		F7		16 HR 2B		4	1	2	2	1	0	2					
16 Trey Mancini, R (1,3) OBP: 0.388, SLG: 0.580	29 HR HBP		K				BB	2H 3H HR	3	2	2	2	1	1	1					
29 Welington Castillo, R (1,2) OBP: 0.316, SLG: 0.462	HR		G1-3		F9		K		5	1	1	2	0	2	3					
23 Joey Rickard, R (1,7) OBP: 0.285, SLG: 0.345	34 SH3 1B		K					12 G3 34 1B 13 SF8 1B	5	1	2	0	0	2	3					
34 Paul Janish, R (1,6) OBP: 0.091, SLG: 0.091	SH3		P2					13 SF8 12 G3 1B	3	0	1	0	0	0	1					
<b>Inning Stats</b>	R: 0 H: 0 E: 0 K: 1 S: 9	H: 0 LOB: 1 P: 16	R: 2 H: 2 E: 0 K: 1 S: 13	H: 2 LOB: 1 P: 23	R: 1 H: 2 E: 0 K: 2 S: 11	H: 2 LOB: 1 P: 13	R: 0 H: 0 E: 0 K: 1 S: 11	H: 0 LOB: 0 P: 15	R: 0 H: 1 E: 0 K: 1 S: 14	H: 0 LOB: 2 P: 16	R: 4 H: 3 E: 0 K: 2 S: 16	H: 3 LOB: 0 P: 24	R: 1 H: 2 E: 0 K: 0 S: 8	H: 1 LOB: 1 P: 11	R: 0 H: 1 E: 0 K: 1 S: 13	H: 1 LOB: 2 P: 23	1B: 7 2B: 1 3B: 0 HR: 3	SF: 1 SAC: 1 DP: 0 HBP: 2	WP: 1 PB: 0 SB: 0 CS: 0	PA: 44
<b>PITCHER</b>	IP WLS BF H R ER SO BB IBB HBP BLK WP HR S P ERA WHIP	IP WLS BF H R ER SO BB IBB HBP BLK WP HR S P ERA WHIP	IP WLS BF H R ER SO BB IBB HBP BLK WP HR S P ERA WHIP	IP WLS BF H R ER SO BB IBB HBP BLK WP HR S P ERA WHIP	IP WLS BF H R ER SO BB IBB HBP BLK WP HR S P ERA WHIP	IP WLS BF H R ER SO BB IBB HBP BLK WP HR S P ERA WHIP	IP WLS BF H R ER SO BB IBB HBP BLK WP HR S P ERA WHIP	IP WLS BF H R ER SO BB IBB HBP BLK WP HR S P ERA WHIP	IP WLS BF H R ER SO BB IBB HBP BLK WP HR S P ERA WHIP	IP WLS BF H R ER SO BB IBB HBP BLK WP HR S P ERA WHIP	IP WLS BF H R ER SO BB IBB HBP BLK WP HR S P ERA WHIP	IP WLS BF H R ER SO BB IBB HBP BLK WP HR S P ERA WHIP	IP WLS BF H R ER SO BB IBB HBP BLK WP HR S P ERA WHIP	IP WLS BF H R ER SO BB IBB HBP BLK WP HR S P ERA WHIP	IP WLS BF H R ER SO BB IBB HBP BLK WP HR S P ERA WHIP	IP WLS BF H R ER SO BB IBB HBP BLK WP HR S P ERA WHIP	IP WLS BF H R ER SO BB IBB HBP BLK WP HR S P ERA WHIP			
34 Jake Faria, R (1,1) ERA: 2.1	6.0	27	5	3	3	7	1	0	2	0	1	2	74	108	4.50	1.000				
46 Jose Alvarado, L (7,1) ERA: 5.89	0.0	L	1	0	1	1	0	0	0	0	0	0	2	6	∞	∞				
17 Jumbo Diaz, R (7,1) ERA: 5.61	2.0	11	5	4	4	2	0	0	0	0	0	1	22	29	18.00	2.500				
43 Danny Farquhar, R (9,1) ERA: 4.24	1.0	5	1	0	0	1	1	0	0	0	0	0	13	23	0.00	2.000				

AB	37
R	8
H	11
RBI	8
BB	3
SO	10
LOB	22



Batter	1	2	3	4	5	6	7	8	9	AB	R	H	RBI	BB	SO	LOB	BOTTOM			
0 Mallex Smith, L (1,8) OBP: 0.420, SLG: 0.436	1B		10 HR BB		G5-3			FC3-6 3 FC3-6 1B		3	1	2	0	1	0	0	<p>Baltimore Orioles @ Tampa Bay Rays</p> <p>Tropicana Field, St. Petersburg, FL</p> <p>Sat Jun 24 2017, 4:12 PM - 7:19 PM EDT</p> <p>Att: 23,902 - Dome - 72 F</p>			
10 Corey Dickerson, L (1,10) OBP: 0.370, SLG: 0.590	F7		HR		K			P5		4	1	1	2	0	1	2				
3 Evan Longoria, R (1,5) OBP: 0.320, SLG: 0.428	L8		HR				7 G4-6-3 1B	FC3-6 7 BB		4	1	2	1	0	0	2				
7 Logan Morrison, L (1,3) OBP: 0.362, SLG: 0.581	1B		HR				G4-6-3			2	0	1	0	2	0	1				
20 Steven Souza Jr., R (1,9) OBP: 0.373, SLG: 0.490	K		K				K	G1-3		4	0	0	0	0	3	3				
40 Wilson Ramos, R (1,2) OBP: 0.250, SLG: 0.250	K				G5-3			P4		4	0	1	0	0	1	0				
2 Shane Peterson, L (1,7) OBP: 0.300, SLG: 0.422	G4-3				F8			L8		4	0	0	0	0	0	1				
1 Tim Beckham, R (1,6) OBP: 0.327, SLG: 0.437			29 G6-4-3 BB		K					2	0	0	0	2	2	0				
29 Daniel Robertson, R (1,4) OBP: 0.305, SLG: 0.359	G6-4-3				K			K		3	0	0	0	2	2	2				
<b>Inning Stats</b>	R: 0 H: 2 E: 0 K: 0 S: 8	H: 0 LOB: 0 P: 12	R: 0 H: 0 E: 0 K: 2 S: 8	H: 0 LOB: 0 P: 12	R: 3 H: 2 E: 0 K: 1 S: 14	H: 2 LOB: 1 P: 28	R: 0 H: 0 E: 0 K: 1 S: 9	H: 0 LOB: 0 P: 12	R: 0 H: 1 E: 0 K: 2 S: 8	H: 0 LOB: 0 P: 11	R: 0 H: 0 E: 0 K: 1 S: 10	H: 0 LOB: 1 P: 17	R: 0 H: 1 E: 0 K: 0 S: 11	H: 1 LOB: 2 P: 22	R: 0 H: 1 E: 0 K: 1 S: 6	H: 1 LOB: 0 P: 10	1B: 5 2B: 0 3B: 0 HR: 2	SF: 0 SAC: 0 DP: 3 HBP: 0	WP: 0 PB: 0 SB: 0 CS: 0	PA: 35
<b>PITCHER</b>	IP WLS BF H R ER SO BB IBB HBP BLK WP HR S P ERA WHIP	IP WLS BF H R ER SO BB IBB HBP BLK WP HR S P ERA WHIP	IP WLS BF H R ER SO BB IBB HBP BLK WP HR S P ERA WHIP	IP WLS BF H R ER SO BB IBB HBP BLK WP HR S P ERA WHIP	IP WLS BF H R ER SO BB IBB HBP BLK WP HR S P ERA WHIP	IP WLS BF H R ER SO BB IBB HBP BLK WP HR S P ERA WHIP	IP WLS BF H R ER SO BB IBB HBP BLK WP HR S P ERA WHIP	IP WLS BF H R ER SO BB IBB HBP BLK WP HR S P ERA WHIP	IP WLS BF H R ER SO BB IBB HBP BLK WP HR S P ERA WHIP	IP WLS BF H R ER SO BB IBB HBP BLK WP HR S P ERA WHIP	IP WLS BF H R ER SO BB IBB HBP BLK WP HR S P ERA WHIP	IP WLS BF H R ER SO BB IBB HBP BLK WP HR S P ERA WHIP	IP WLS BF H R ER SO BB IBB HBP BLK WP HR S P ERA WHIP	IP WLS BF H R ER SO BB IBB HBP BLK WP HR S P ERA WHIP	IP WLS BF H R ER SO BB IBB HBP BLK WP HR S P ERA WHIP	IP WLS BF H R ER SO BB IBB HBP BLK WP HR S P ERA WHIP	IP WLS BF H R ER SO BB IBB HBP BLK WP HR S P ERA WHIP			
37 Dylan Bundy, R (1,1) ERA: 3.73	7.0	27	5	3	3	8	4	0	0	0	0	0	65	105	3.86	1.286				
57 Donnie Hart, L (8,1) ERA: 3.66	0.2	4	1	0	0	0	1	0	0	0	0	0	10	21	0.00	3.000				
60 Mychal Givens, R (8,1) ERA: 2.41	1.1	4	1	0	0	1	0	0	0	0	0	0	7	11	0.00	0.750				

AB	30
R	3
H	7
RBI	3
BB	5
SO	9
LOB	11







Batter	1	2	3	4	5	6	7	8	9	AB	R	H	RBI	BB	SO	LOB	TOP										
12 Seth Smith, L OBP: 0.340, SLG: 0.446										4	0	2	0	0	1	1	<p>Baltimore Orioles @ Toronto Blue Jays</p> <p>Rogers Centre, Toronto, ON</p> <p>Wed Jun 28 2017, 7:09 PM - 9:35 PM EDT</p> <p>Att: 38,847 - Cloudy - 70 F</p>										
13 Manny Machado, R OBP: 0.297, SLG: 0.435										3	0	0	0	1	1	2											
6 Jonathan Schoop, R OBP: 0.350, SLG: 0.540											4	0	0	0	0	2		2									
10 Adam Jones, R OBP: 0.305, SLG: 0.434											4	0	0	0	0	2		0									
45 Mark Trumbo, R OBP: 0.315, SLG: 0.399											4	0	0	0	0	2		0									
16 Trey Mancini, R OBP: 0.386, SLG: 0.581											4	0	2	0	0	2		0									
25 Hyun Soo Kim, L OBP: 0.311, SLG: 0.292											3	0	0	0	0	1		2									
36 Caleb Joseph, R OBP: 0.306, SLG: 0.422											2	0	1	0	1	1		0									
34 Paul Janish, R OBP: 0.143, SLG: 0.100											3	0	0	0	0	0	2										
<b>Inning Stats</b>	R: 0 E: 0 K: 1 S: 7	H: 1 LOB: 0 BB: 0 P: 11	R: 0 E: 0 K: 1 S: 10	H: 1 LOB: 1 BB: 0 P: 18	R: 0 E: 0 K: 1 S: 11	H: 0 LOB: 0 BB: 0 P: 11	R: 0 E: 0 K: 1 S: 6	H: 0 LOB: 1 BB: 1 P: 20	R: 0 E: 0 K: 2 S: 7	H: 1 LOB: 1 BB: 0 P: 14	R: 0 E: 0 K: 2 S: 14	H: 1 LOB: 2 BB: 0 P: 26	R: 0 E: 0 K: 3 S: 10	H: 0 LOB: 0 BB: 0 P: 14	1B: 5 2B: 0 3B: 0 HR: 0	SF: 0 SAC: 0 DP: 1 HBP: 0	WP: 0 PB: 0 SB: 0 CS: 0	PA: 33									
<b>PITCHER</b>	IP	WLS	BF	H	R	ER	SO	BB	IBB	HBP	BLK	WP	HR	S	P	ERA	WHIP										
6 Marcus Stroman, R ERA: 3.41	7.2	W	28	5	0	0	8	1	0	0	0	0	0	70	119	0.00	0.783										
24 Danny Barnes, R ERA: 2.14	0.1		2	0	0	0	1	1	0	0	0	0	0	3	8	0.00	3.000										
54 Roberto Osuna, R ERA: 2.32	1.0		3	0	0	0	3	0	0	0	0	0	0	10	14	0.00	0.000										

Batter	1	2	3	4	5	6	7	8	9	AB	R	H	RBI	BB	SO	LOB	BOTTOM										
19 José Bautista, R OBP: 0.345, SLG: 0.426										4	1	1	2	0	0	2	<p>Baltimore Orioles @ Toronto Blue Jays</p> <p>Rogers Centre, Toronto, ON</p> <p>Wed Jun 28 2017, 7:09 PM - 9:35 PM EDT</p> <p>Att: 38,847 - Cloudy - 70 F</p>										
55 Russell Martin, R OBP: 0.374, SLG: 0.382										3	0	0	0	1	2	2											
20 Josh Donaldson, R OBP: 0.366, SLG: 0.508										3	0	0	0	1	1	1											
14 Justin Smoak, S OBP: 0.367, SLG: 0.590											4	1	1	1	0	2		1									
8 Kendrys Morales, S OBP: 0.311, SLG: 0.475											3	1	1	0	1	2		1									
2 Troy Tulowitzki, R OBP: 0.292, SLG: 0.363										4	0	0	0	0	1	3											
28 Steve Pearce, R OBP: 0.339, SLG: 0.459										3	1	3	0	0	0	0											
3 Ezequiel Carrera, L OBP: 0.362, SLG: 0.407										0	0	0	0	0	0	0											
11 Kevin Pillar, R OBP: 0.312, SLG: 0.417										3	0	1	0	0	0	2											
18 Darwin Barney, R OBP: 0.272, SLG: 0.302										1	0	0	0	1	0	3											
17 Ryan Goins, L OBP: 0.277, SLG: 0.345										1	0	0	0	0	0	1											
<b>Inning Stats</b>	R: 1 E: 0 K: 0 S: 10	H: 1 LOB: 0 BB: 0 P: 15	R: 0 E: 0 K: 0 S: 9	H: 2 LOB: 1 BB: 0 P: 17	R: 0 E: 0 K: 1 S: 13	H: 0 LOB: 1 BB: 2 P: 23	R: 3 E: 1 K: 2 S: 18	H: 3 LOB: 2 BB: 1 P: 34	R: 0 E: 0 K: 2 S: 10	H: 1 LOB: 1 BB: 1 P: 20	R: 0 E: 0 K: 1 S: 10	H: 0 LOB: 0 BB: 0 P: 13	R: 0 E: 0 K: 2 S: 9	H: 0 LOB: 0 BB: 0 P: 12	1B: 5 2B: 0 3B: 0 HR: 2	SF: 0 SAC: 0 DP: 3 HBP: 0	WP: 0 PB: 0 SB: 0 CS: 0	PA: 33									
<b>PITCHER</b>	IP	WLS	BF	H	R	ER	SO	BB	IBB	HBP	BLK	WP	HR	S	P	ERA	WHIP										
38 Wade Miley, L ERA: 4.54	5.0	L	24	6	4	3	5	4	0	0	0	0	0	60	109	5.40	2.000										
51 Alec Asher, R ERA: 4.86	3.0		9	1	0	0	3	0	0	0	0	0	0	26	37	0.00	0.333										

AB	31
R	0
H	5
RBI	0
BB	2
SO	12
LOB	9



AB	29
R	4
H	7
RBI	3
BB	4
SO	8
LOB	16

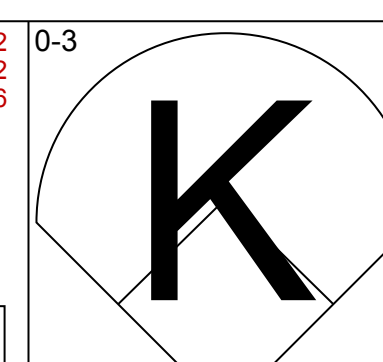
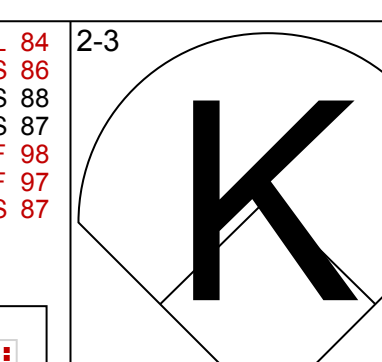
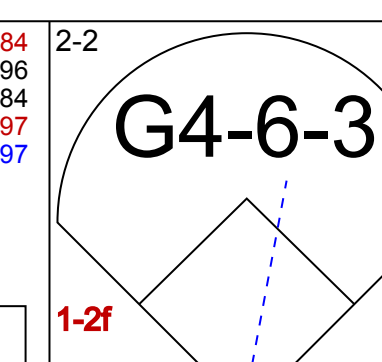
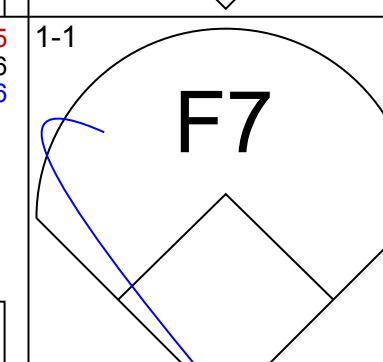
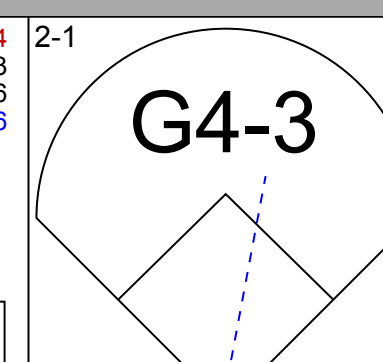
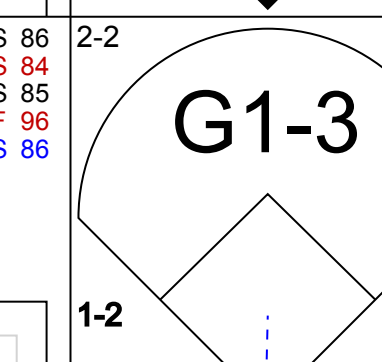
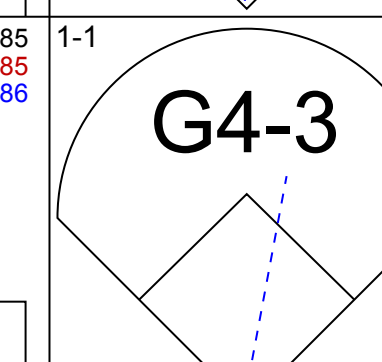
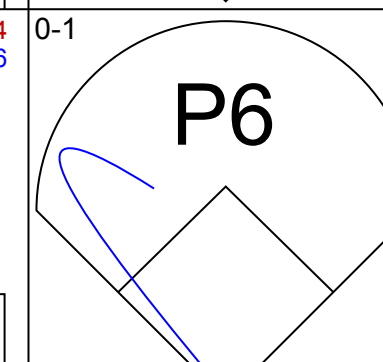
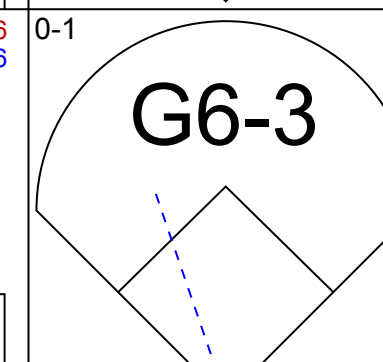
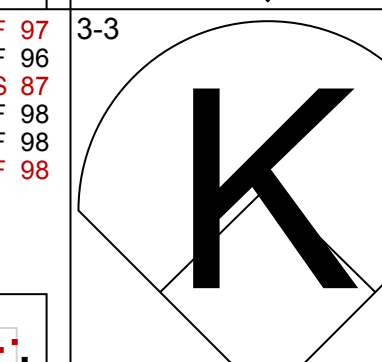
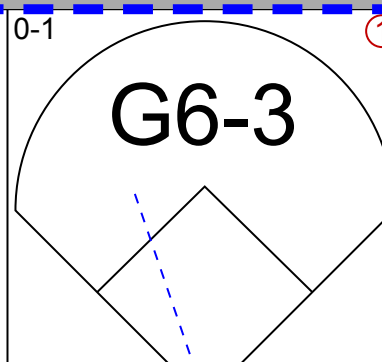
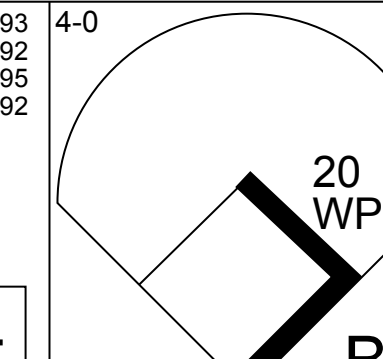
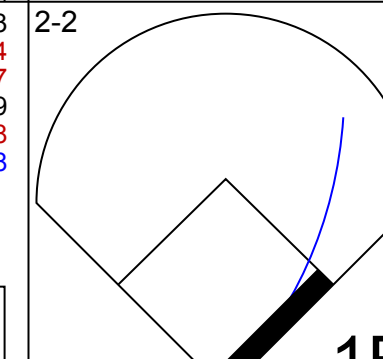
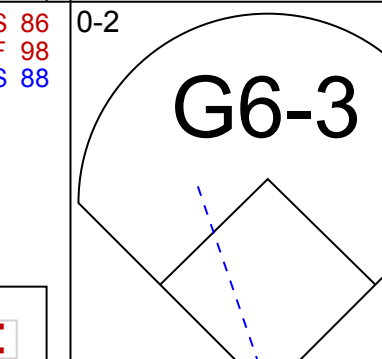
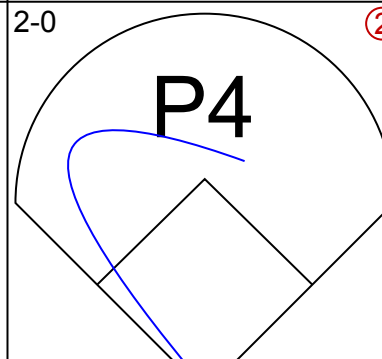
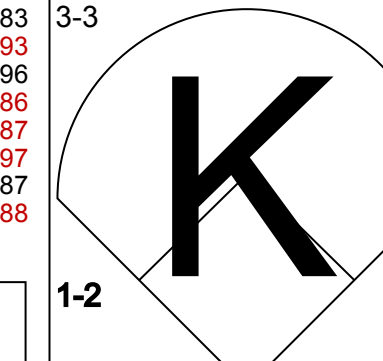
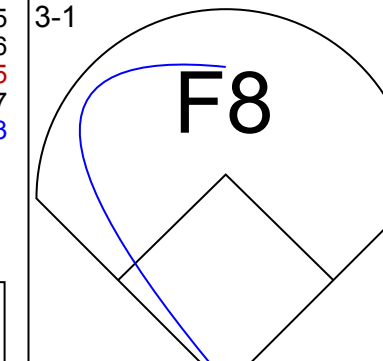
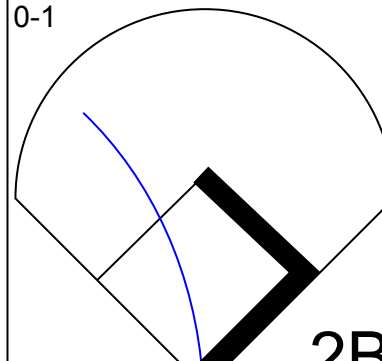
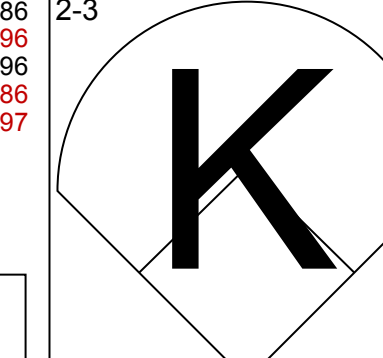
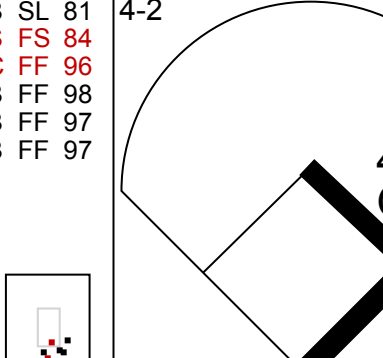
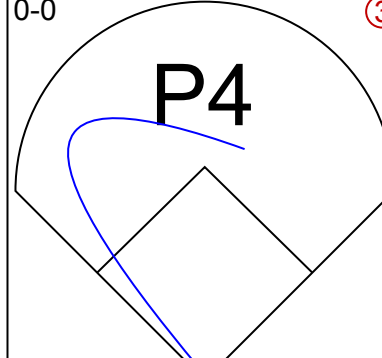
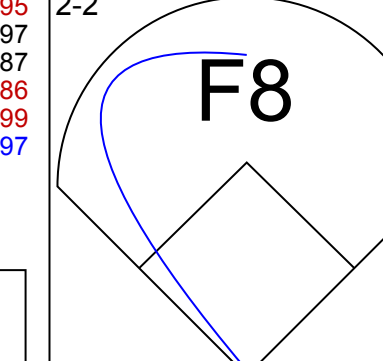
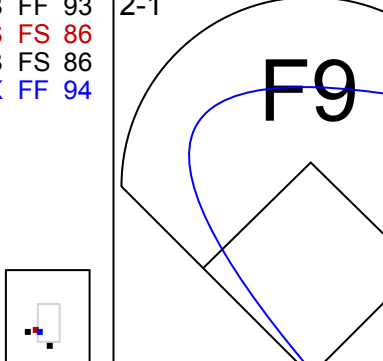
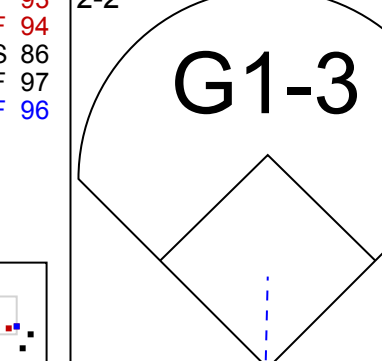
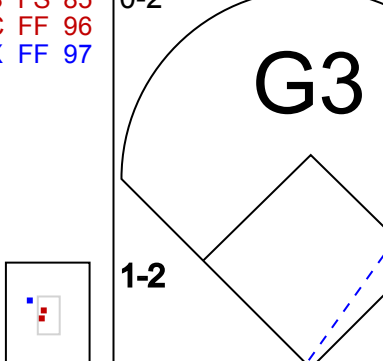
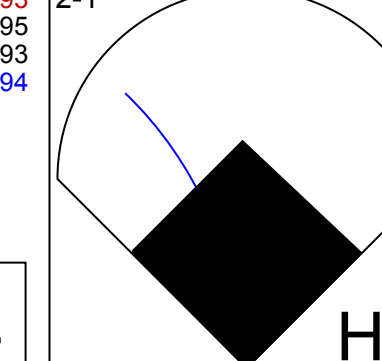
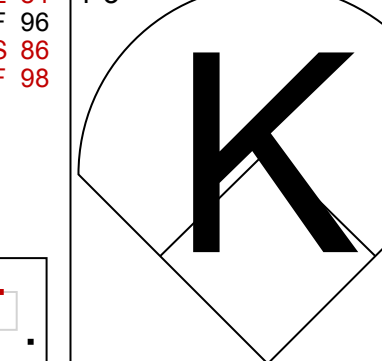
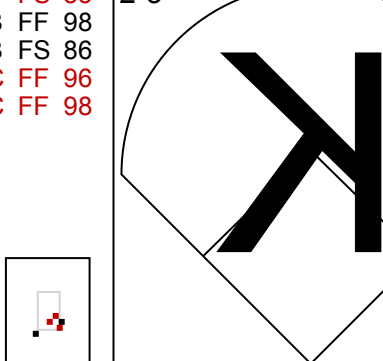
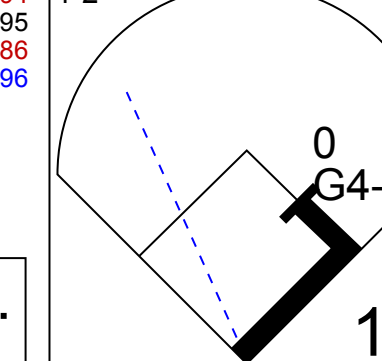


Batter	1	2	3	4	5	6	7	8	9	AB	R	H	RBI	BB	SO	LOB	TOP								
23 Joey Rickard, R OBP: 0.293, SLG: 0.360	F9		SF7 2B		FC6-4 BB		1B			3	0	2	0	1	0	0	<b>Baltimore Orioles @ Toronto Blue Jays</b> Rogers Centre, Toronto, ON Thu Jun 29 2017, 7:08 PM - 9:27 PM EDT Att: 37,291 - Roof Closed - 68 F								
13 Manny Machado, R OBP: 0.293, SLG: 0.429	G5-3		K		FC6-4		K			4	0	0	0	0	2	4									
6 Jonathan Schoop, R OBP: 0.352, SLG: 0.541	1B		SF7				L7			3	0	2	1	0	0	1									
10 Adam Jones, R OBP: 0.304, SLG: 0.432	G5-3		P6				1B			4	1	1	0	0	0	2									
45 Mark Trumbo, R OBP: 0.312, SLG: 0.394	G6-3		G6-3		G6-3		F9			4	0	0	0	0	1	1									
16 Trey Mancini, R OBP: 0.384, SLG: 0.573	K		G6-3		G6-3		BB			3	0	0	0	1	1	0									
36 Caleb Joseph, R OBP: 0.312, SLG: 0.432	2B		G4-3		G4-3		1B			4	0	2	1	0	1	0									
14 Craig Gentry, R OBP: 0.286, SLG: 0.292	G4-3		G5-3		G6-3		G6-3			4	0	0	0	0	0	3									
17 Rubén Tejada, R OBP: 0.250, SLG: 0.243			L8		L8		F8			4	1	1	0	0	0	0									
			23 2B 6 SF7 1B																						
<b>Inning Stats</b>	R: 0 E: 0 K: 0 S: 7	H: 1 LOB: 1 BB: 0 P: 11	R: 0 E: 0 K: 1 S: 11	H: 1 LOB: 1 BB: 0 P: 17	R: 1 E: 0 K: 1 S: 11	H: 2 LOB: 1 BB: 0 P: 19	R: 0 E: 0 K: 0 S: 4	H: 0 LOB: 0 BB: 0 P: 5	R: 0 E: 0 K: 0 S: 6	H: 0 LOB: 1 BB: 1 P: 11	R: 1 E: 0 K: 0 S: 11	H: 3 LOB: 2 BB: 1 P: 21	R: 0 E: 0 K: 1 S: 10	H: 1 LOB: 1 BB: 0 P: 15	R: 0 E: 0 K: 1 S: 7	H: 0 LOB: 0 BB: 0 P: 12	R: 0 E: 0 K: 1 S: 9	H: 0 LOB: 0 BB: 0 P: 11	1B: 6 2B: 2 HR: 0	SF: 1 SAC: 0 DP: 0 HBP: 0	WP: 1 PB: 0 SB: 0 CS: 0	PA: 36			
<b>PITCHER</b>	IP WLS BF H R ER SO BB IBB HBP BLK WP HR S P ERA WHIP	IP WLS BF H R ER SO BB IBB HBP BLK WP HR S P ERA WHIP	IP WLS BF H R ER SO BB IBB HBP BLK WP HR S P ERA WHIP	IP WLS BF H R ER SO BB IBB HBP BLK WP HR S P ERA WHIP	IP WLS BF H R ER SO BB IBB HBP BLK WP HR S P ERA WHIP	IP WLS BF H R ER SO BB IBB HBP BLK WP HR S P ERA WHIP	IP WLS BF H R ER SO BB IBB HBP BLK WP HR S P ERA WHIP	IP WLS BF H R ER SO BB IBB HBP BLK WP HR S P ERA WHIP	IP WLS BF H R ER SO BB IBB HBP BLK WP HR S P ERA WHIP	IP WLS BF H R ER SO BB IBB HBP BLK WP HR S P ERA WHIP	IP WLS BF H R ER SO BB IBB HBP BLK WP HR S P ERA WHIP	IP WLS BF H R ER SO BB IBB HBP BLK WP HR S P ERA WHIP	IP WLS BF H R ER SO BB IBB HBP BLK WP HR S P ERA WHIP	IP WLS BF H R ER SO BB IBB HBP BLK WP HR S P ERA WHIP	IP WLS BF H R ER SO BB IBB HBP BLK WP HR S P ERA WHIP	IP WLS BF H R ER SO BB IBB HBP BLK WP HR S P ERA WHIP	IP WLS BF H R ER SO BB IBB HBP BLK WP HR S P ERA WHIP	IP WLS BF H R ER SO BB IBB HBP BLK WP HR S P ERA WHIP	IP WLS BF H R ER SO BB IBB HBP BLK WP HR S P ERA WHIP	IP WLS BF H R ER SO BB IBB HBP BLK WP HR S P ERA WHIP	IP WLS BF H R ER SO BB IBB HBP BLK WP HR S P ERA WHIP	IP WLS BF H R ER SO BB IBB HBP BLK WP HR S P ERA WHIP	IP WLS BF H R ER SO BB IBB HBP BLK WP HR S P ERA WHIP	IP WLS BF H R ER SO BB IBB HBP BLK WP HR S P ERA WHIP	IP WLS BF H R ER SO BB IBB HBP BLK WP HR S P ERA WHIP
33 J.A. Happ, L ERA: 3.71	6.1	L	28	8	2	2	2	2	2	2	0	0	0	0	0	0	1	0	55	92	2.84	1.579			
51 Dominic Leone, R ERA: 3.19	1.2		5	0	0	0	2	0	0	0	0	0	0	0	0	0	0	0	12	19	0.00	0.000			
52 Ryan Tepera, R ERA: 3.1	1.0		3	0	0	0	1	0	0	0	0	0	0	0	0	0	0	0	9	11	0.00	0.000			
<b>Batter</b>	<b>1</b>	<b>2</b>	<b>3</b>	<b>4</b>	<b>5</b>	<b>6</b>	<b>7</b>	<b>8</b>	<b>9</b>	<b>AB</b>	<b>R</b>	<b>H</b>	<b>RBI</b>	<b>BB</b>	<b>SO</b>	<b>LOB</b>	<b>BOTTOM</b>								
19 José Bautista, R OBP: 0.341, SLG: 0.420	K		L8			K			G5-3	4	0	0	0	0	2	1	<b>Baltimore Orioles @ Toronto Blue Jays</b> Rogers Centre, Toronto, ON Thu Jun 29 2017, 7:08 PM - 9:27 PM EDT Att: 37,291 - Roof Closed - 68 F								
55 Russell Martin, R OBP: 0.371, SLG: 0.379	G5-3				G1-3		L8		1B	4	0	1	0	0	0	0									
20 Josh Donaldson, R OBP: 0.357, SLG: 0.493	F9				G4-3		G1-3		K	4	0	0	0	0	1	1									
14 Justin Smoak, S OBP: 0.362, SLG: 0.581	G4-3		G4-3		G6-3		K		F8	4	0	0	0	0	1	1									
8 Kendrys Morales, S OBP: 0.308, SLG: 0.470	K				K		K			3	0	0	0	0	3	0									
2 Troy Tulowitzki, R OBP: 0.293, SLG: 0.358	P3				BB				G5-3	2	0	0	0	1	0	0									
3 Ezequiel Carrera, L OBP: 0.356, SLG: 0.490	G4-3		G4-3		FC3-6 1B S		K		K	3	0	0	0	0	1	1									
11 Kevin Pillar, R OBP: 0.312, SLG: 0.420	G4-3				K				2B	3	0	1	0	0	1	1									
17 Ryan Goins, L OBP: 0.278, SLG: 0.351	2B				P3				P5	3	0	1	0	0	0	1									
<b>Inning Stats</b>	R: 0 E: 0 K: 1 S: 8	H: 0 LOB: 0 BB: 0 P: 9	R: 0 E: 0 K: 1 S: 8	H: 0 LOB: 0 BB: 0 P: 10	R: 0 E: 0 K: 0 S: 6	H: 1 LOB: 1 BB: 0 P: 8	R: 0 E: 0 K: 0 S: 10	H: 0 LOB: 0 BB: 0 P: 13	R: 0 E: 0 K: 2 S: 11	H: 0 LOB: 0 BB: 1 P: 19	R: 0 E: 0 K: 1 S: 9	H: 0 LOB: 0 BB: 0 P: 11	R: 0 E: 0 K: 2 S: 11	H: 0 LOB: 0 BB: 0 P: 15	R: 0 E: 0 K: 1 S: 8	H: 1 LOB: 1 BB: 0 P: 13	R: 0 E: 0 K: 1 S: 11	H: 1 LOB: 1 BB: 0 P: 16	1B: 1 2B: 2 HR: 0	SF: 0 SAC: 0 DP: 0 HBP: 0	WP: 0 PB: 0 SB: 1 CS: 0	PA: 31			
<b>PITCHER</b>	IP WLS BF H R ER SO BB IBB HBP BLK WP HR S P ERA WHIP	IP WLS BF H R ER SO BB IBB HBP BLK WP HR S P ERA WHIP	IP WLS BF H R ER SO BB IBB HBP BLK WP HR S P ERA WHIP	IP WLS BF H R ER SO BB IBB HBP BLK WP HR S P ERA WHIP	IP WLS BF H R ER SO BB IBB HBP BLK WP HR S P ERA WHIP	IP WLS BF H R ER SO BB IBB HBP BLK WP HR S P ERA WHIP	IP WLS BF H R ER SO BB IBB HBP BLK WP HR S P ERA WHIP	IP WLS BF H R ER SO BB IBB HBP BLK WP HR S P ERA WHIP	IP WLS BF H R ER SO BB IBB HBP BLK WP HR S P ERA WHIP	IP WLS BF H R ER SO BB IBB HBP BLK WP HR S P ERA WHIP	IP WLS BF H R ER SO BB IBB HBP BLK WP HR S P ERA WHIP	IP WLS BF H R ER SO BB IBB HBP BLK WP HR S P ERA WHIP	IP WLS BF H R ER SO BB IBB HBP BLK WP HR S P ERA WHIP	IP WLS BF H R ER SO BB IBB HBP BLK WP HR S P ERA WHIP	IP WLS BF H R ER SO BB IBB HBP BLK WP HR S P ERA WHIP	IP WLS BF H R ER SO BB IBB HBP BLK WP HR S P ERA WHIP	IP WLS BF H R ER SO BB IBB HBP BLK WP HR S P ERA WHIP	IP WLS BF H R ER SO BB IBB HBP BLK WP HR S P ERA WHIP	IP WLS BF H R ER SO BB IBB HBP BLK WP HR S P ERA WHIP	IP WLS BF H R ER SO BB IBB HBP BLK WP HR S P ERA WHIP	IP WLS BF H R ER SO BB IBB HBP BLK WP HR S P ERA WHIP	IP WLS BF H R ER SO BB IBB HBP BLK WP HR S P ERA WHIP	IP WLS BF H R ER SO BB IBB HBP BLK WP HR S P ERA WHIP	IP WLS BF H R ER SO BB IBB HBP BLK WP HR S P ERA WHIP	IP WLS BF H R ER SO BB IBB HBP BLK WP HR S P ERA WHIP
31 Ubaldo Jiménez, R ERA: 6.48	8.0	W	27	2	0	0	0	0	0	0	0	0	0	0	0	0	1	0	71	98	0.00	0.375			
35 Brad Brach, R ERA: 2.55	1.0	S	4	1	0	0	1	0	0	0	0	0	0	0	0	0	0	0	11	16	0.00	1.000			





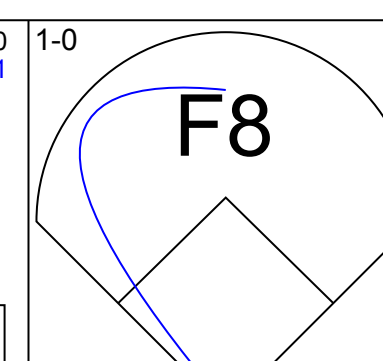
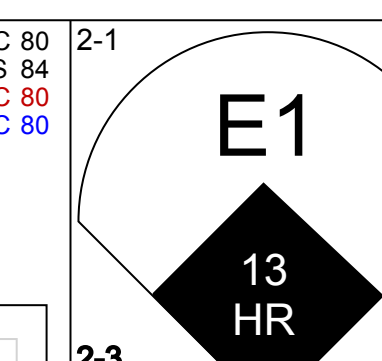
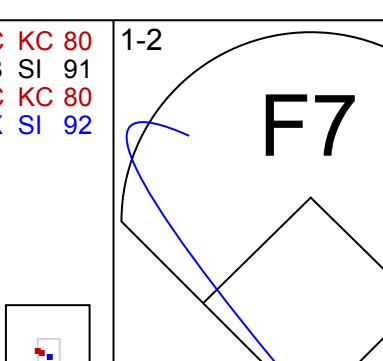
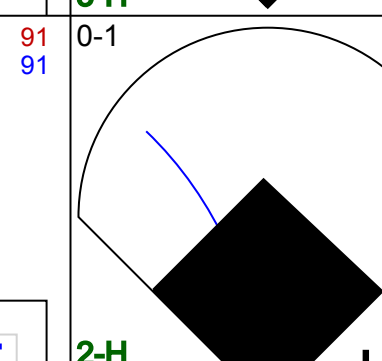
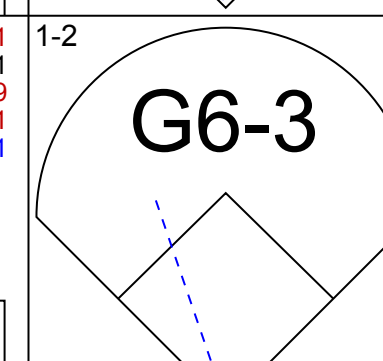
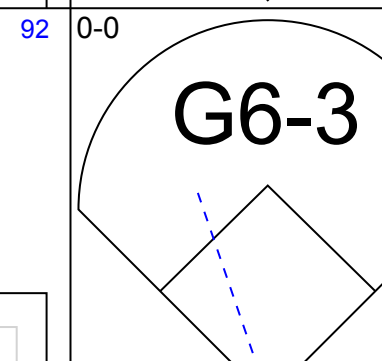
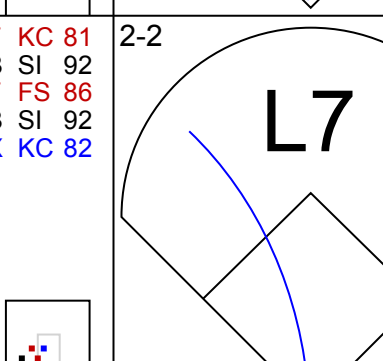
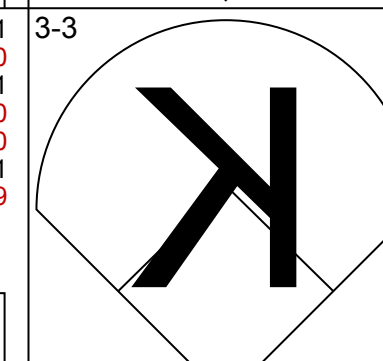
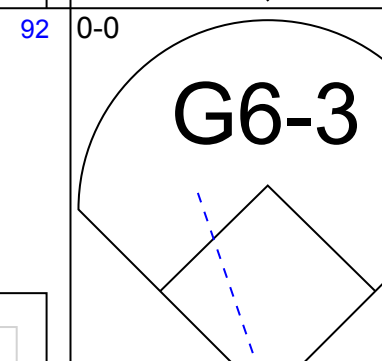
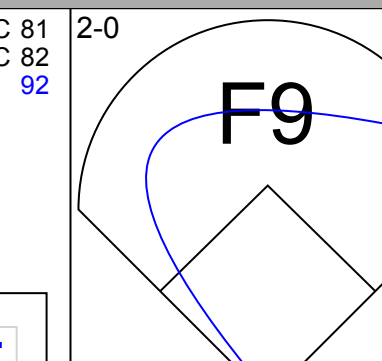
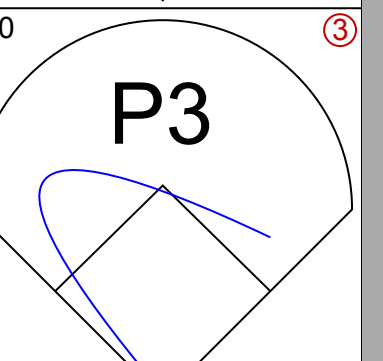
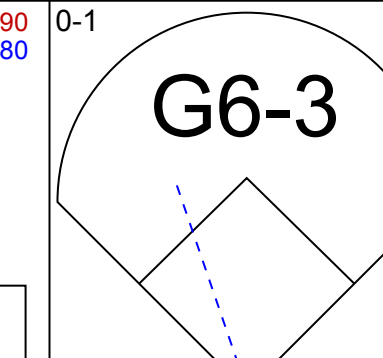
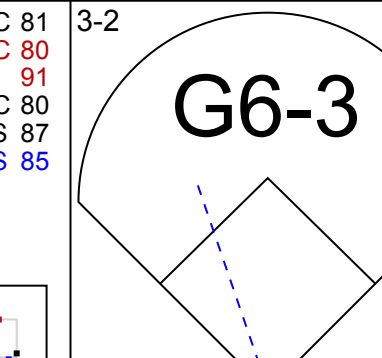
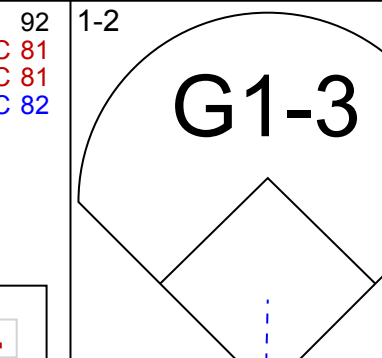
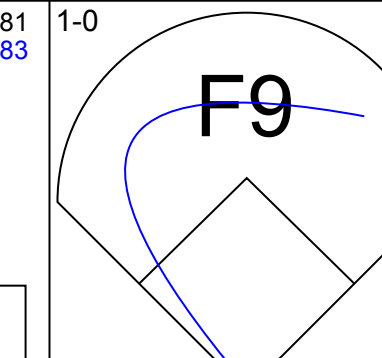
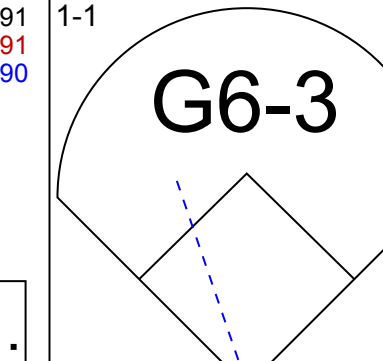

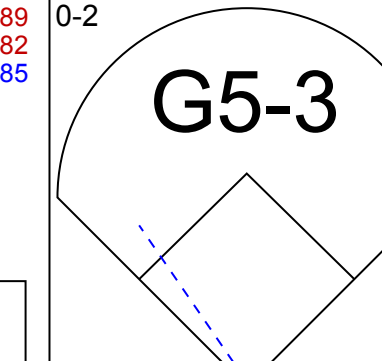
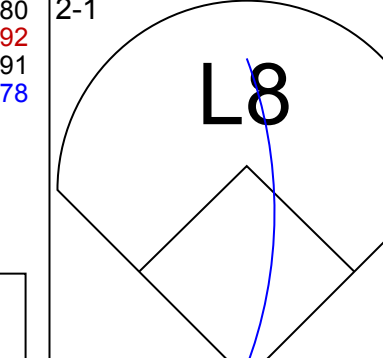
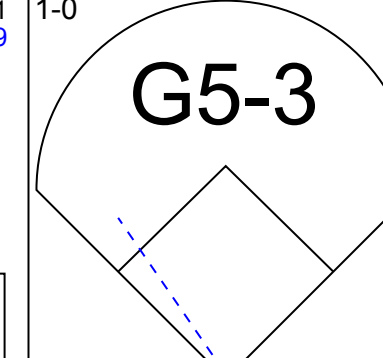
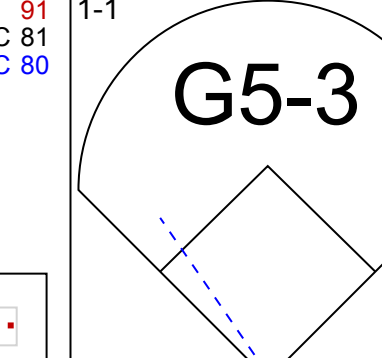
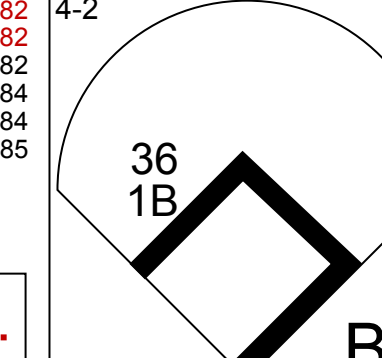
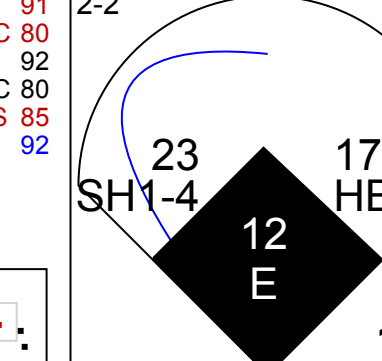
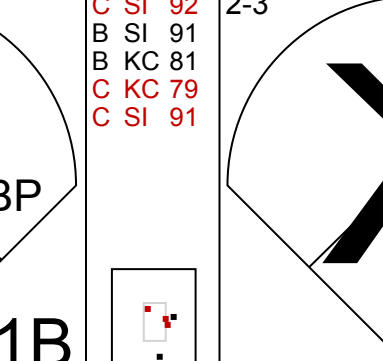
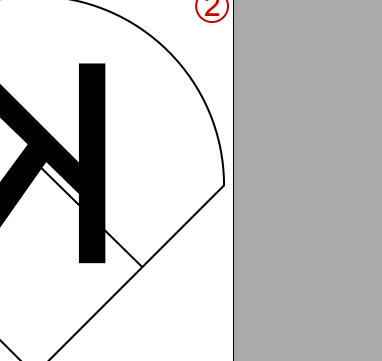

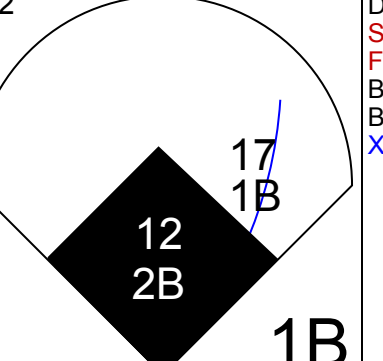
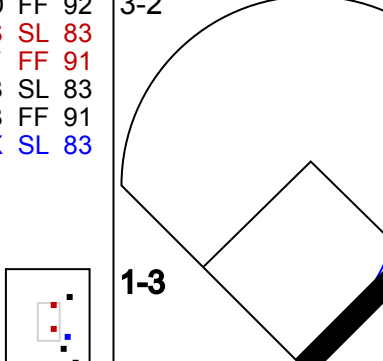
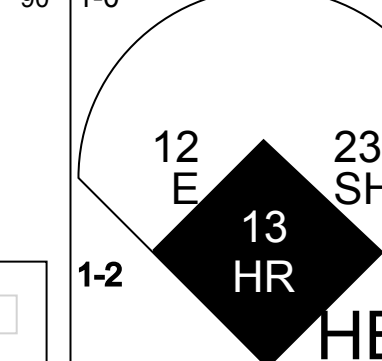
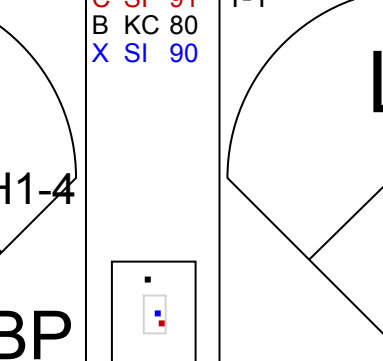
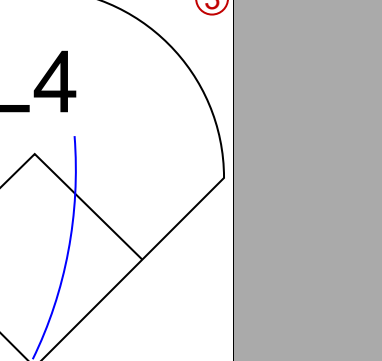

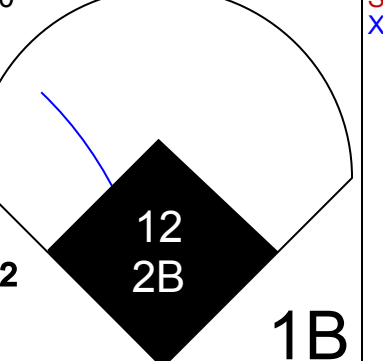
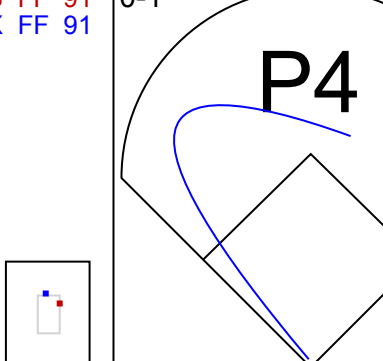
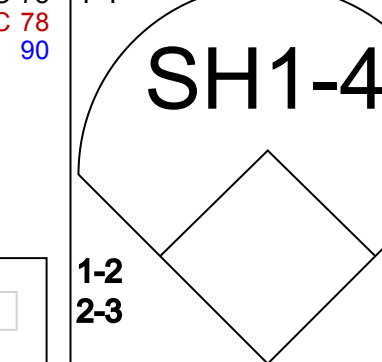
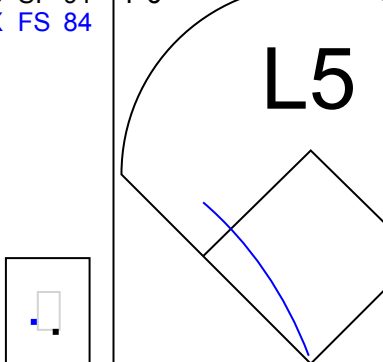

Batter	1	2	3	4	5	6	7	8	9	AB	R	H	RBI	BB	SO	LOB	TOP								
0 Mallex Smith, L (1,8) OBP: 0.389, SLG: 0.390										5	2	2	0	0	2	1	<b>Tampa Bay Rays @ Baltimore Orioles</b> Oriole Park at Camden Yards, Baltimore, MD Sat Jul 01 2017, 5:19 PM - 8:39 PM EDT Att: 28,346 - Cloudy - 83 F								
10 Corey Dickerson, L (1,10) OBP: 0.387, SLG: 0.569										4	0	1	1	0	1	1									
14 Trevor Plouffe, R (8,PH) OBP: 0.281, SLG: 0.366										1	0	1	0	0	0	0									
3 Evan Longoria, R (1,5) OBP: 0.364, SLG: 0.433										5	2	2	1	0	1	2									
7 Logan Morrison, L (1,3) OBP: 0.364, SLG: 0.581										3	2	2	3	2	0	0									
20 Steven Souza Jr., R (1,9) OBP: 0.373, SLG: 0.500										5	2	3	1	0	0	4									
40 Wilson Ramos, R (1,2) OBP: 0.283, SLG: 0.526										5	1	2	3	0	2	1									
2 Shane Peterson, L (1,7) OBP: 0.352, SLG: 0.436										4	0	1	0	0	1	1									
18 Peter Bourjos, R (9,PH) OBP: 0.289, SLG: 0.417										1	0	0	0	0	0	2									
11 Adeiny Hechavarria, R (1,6) OBP: 0.322, SLG: 0.405										5	0	0	0	0	1	3									
21 Taylor Featherston, R (1,4) OBP: 0.306, SLG: 0.467										3	1	0	0	1	2	1									
<b>Inning Stats</b>	R: 3 E: 0 K: 2 S: 20	H: 4 LOB: 1 BB: 0 P: 31	R: 0 E: 0 K: 3 S: 11	H: 0 LOB: 0 BB: 0 P: 18	R: 2 E: 0 K: 1 S: 19	H: 2 LOB: 0 BB: 0 P: 27	R: 0 E: 0 K: 1 S: 18	H: 1 LOB: 1 BB: 0 P: 23	R: 3 E: 0 K: 1 S: 13	H: 2 LOB: 0 BB: 1 P: 22	R: 2 E: 1 K: 0 S: 8	H: 2 LOB: 2 BB: 2 P: 20	R: 0 E: 0 K: 0 S: 6	H: 0 LOB: 0 BB: 0 P: 9	R: 0 E: 0 K: 2 S: 11	H: 1 LOB: 1 BB: 0 P: 16	R: 0 E: 0 K: 0 S: 6	H: 2 LOB: 2 BB: 0 P: 9	1B: 6 2B: 4 3B: 0 HR: 4	SF: 0 SAC: 0 DP: 0 HBP: 0	WP: 0 PB: 0 SB: 0 CS: 0	PA: 44			
<b>PITCHER</b>	IP WLS BF H R ER SO BB IBB HBP BLK WP HR S P ERA WHIP	IP WLS BF H R ER SO BB IBB HBP BLK WP HR S P ERA WHIP	IP WLS BF H R ER SO BB IBB HBP BLK WP HR S P ERA WHIP	IP WLS BF H R ER SO BB IBB HBP BLK WP HR S P ERA WHIP	IP WLS BF H R ER SO BB IBB HBP BLK WP HR S P ERA WHIP	IP WLS BF H R ER SO BB IBB HBP BLK WP HR S P ERA WHIP	IP WLS BF H R ER SO BB IBB HBP BLK WP HR S P ERA WHIP	IP WLS BF H R ER SO BB IBB HBP BLK WP HR S P ERA WHIP	IP WLS BF H R ER SO BB IBB HBP BLK WP HR S P ERA WHIP	IP WLS BF H R ER SO BB IBB HBP BLK WP HR S P ERA WHIP	IP WLS BF H R ER SO BB IBB HBP BLK WP HR S P ERA WHIP	IP WLS BF H R ER SO BB IBB HBP BLK WP HR S P ERA WHIP	IP WLS BF H R ER SO BB IBB HBP BLK WP HR S P ERA WHIP	IP WLS BF H R ER SO BB IBB HBP BLK WP HR S P ERA WHIP	IP WLS BF H R ER SO BB IBB HBP BLK WP HR S P ERA WHIP	IP WLS BF H R ER SO BB IBB HBP BLK WP HR S P ERA WHIP	IP WLS BF H R ER SO BB IBB HBP BLK WP HR S P ERA WHIP	IP WLS BF H R ER SO BB IBB HBP BLK WP HR S P ERA WHIP	IP WLS BF H R ER SO BB IBB HBP BLK WP HR S P ERA WHIP	IP WLS BF H R ER SO BB IBB HBP BLK WP HR S P ERA WHIP	IP WLS BF H R ER SO BB IBB HBP BLK WP HR S P ERA WHIP	IP WLS BF H R ER SO BB IBB HBP BLK WP HR S P ERA WHIP	IP WLS BF H R ER SO BB IBB HBP BLK WP HR S P ERA WHIP	IP WLS BF H R ER SO BB IBB HBP BLK WP HR S P ERA WHIP	
37 Dylan Bundy, R (1,1) ERA: 4.02	4.0 L 19 7 5 5 7 0 0 0 0 0 3 68 99 11.25 1.750	1.2 H 11 4 5 5 1 2 0 0 0 0 1 17 32 27.00 3.600	2.1 9 1 0 0 2 1 0 0 0 0 0 0 1 17 35 0.00 0.857	1.0 5 2 0 0 0 0 0 0 0 0 0 0 6 9 0.00 2.000																					
51 Alec Asher, R (5,1) ERA: 5.53																									
57 Donnie Hart, L (6,1) ERA: 3.27																									
48 Richard Bleier, L (9,1) ERA: 1.75																									
<b>Batter</b>	<b>1</b>	<b>2</b>	<b>3</b>	<b>4</b>	<b>5</b>	<b>6</b>	<b>7</b>	<b>8</b>	<b>9</b>	<b>AB</b>	<b>R</b>	<b>H</b>	<b>RBI</b>	<b>BB</b>	<b>SO</b>	<b>LOB</b>	<b>BOTTOM</b>								
23 Joey Rickard, R (1,7) OBP: 0.291, SLG: 0.383										5	0	0	0	0	0	4	<b>Tampa Bay Rays @ Baltimore Orioles</b> Oriole Park at Camden Yards, Baltimore, MD Sat Jul 01 2017, 5:19 PM - 8:39 PM EDT Att: 28,346 - Cloudy - 83 F								
13 Manny Machado, R (1,5) OBP: 0.289, SLG: 0.420										4	0	1	0	0	0	1									
25 Hyun Soo Kim, L (9,7) OBP: 0.308, SLG: 0.290										0	0	0	0	0	0	0									
6 Jonathan Schoop, R (1,4) OBP: 0.352, SLG: 0.545										3	1	2	2	1	0	0									
36 Caleb Joseph, R (9,5) OBP: 0.312, SLG: 0.432										0	0	0	0	0	0	0									
10 Adam Jones, R (1,8) OBP: 0.303, SLG: 0.430										4	0	1	0	0	1	2									
34 Paul Janish, R (9,6) OBP: 0.143, SLG: 0.100										0	0	0	0	0	0	0									
45 Mark Trumbo, R (1,10) OBP: 0.313, SLG: 0.401										3	1	0	0	1	1	4									
16 Trey Mancini, R (1,3) OBP: 0.352, SLG: 0.553										4	0	0	0	0	2	3									
29 Welington Castillo, R (1,2) OBP: 0.307, SLG: 0.439										3	0	1	0	1	1	0									
14 Craig Gentry, R (1,9) OBP: 0.283, SLG: 0.288										4	0	1	1	0	0	1									
17 Rubén Tejada, R (1,6) OBP: 0.255, SLG: 0.250										4	1	2	0	0	0	4									
<b>Inning Stats</b>	R: 0 E: 0 K: 0 S: 10	H: 0 LOB: 0 BB: 0 P: 14	R: 1 E: 0 K: 1 S: 21	H: 2 LOB: 1 BB: 1 P: 36	R: 0 E: 0 K: 2 S: 17	H: 1 LOB: 2 BB: 1 P: 29	R: 0 E: 0 K: 0 S: 11	H: 0 LOB: 0 BB: 0 P: 14	R: 2 E: 0 K: 0 S: 11	H: 2 LOB: 0 BB: 0 P: 18	R: 0 E: 0 K: 1 S: 9	H: 0 LOB: 0 BB: 0 P: 12	R: 0 E: 0 K: 0 S: 6	H: 1 LOB: 0 BB: 0 P: 8	R: 0 E: 0 K: 1 S: 13	H: 2 LOB: 2 BB: 0 P: 17	R: 0 E: 0 K: 0 S: 10	H: 0 LOB: 1 BB: 1 P: 19	1B: 7 2B: 0 3B: 0 HR: 1	SF: 0 SAC: 0 DP: 2 HBP: 0	WP: 0 PB: 0 SB: 0 CS: 0	PA: 37			
<b>PITCHER</b>	IP WLS BF H R ER SO BB IBB HBP BLK WP HR S P ERA WHIP	IP WLS BF H R ER SO BB IBB HBP BLK WP HR S P ERA WHIP	IP WLS BF H R ER SO BB IBB HBP BLK WP HR S P ERA WHIP	IP WLS BF H R ER SO BB IBB HBP BLK WP HR S P ERA WHIP	IP WLS BF H R ER SO BB IBB HBP BLK WP HR S P ERA WHIP	IP WLS BF H R ER SO BB IBB HBP BLK WP HR S P ERA WHIP	IP WLS BF H R ER SO BB IBB HBP BLK WP HR S P ERA WHIP	IP WLS BF H R ER SO BB IBB HBP BLK WP HR S P ERA WHIP	IP WLS BF H R ER SO BB IBB HBP BLK WP HR S P ERA WHIP	IP WLS BF H R ER SO BB IBB HBP BLK WP HR S P ERA WHIP	IP WLS BF H R ER SO BB IBB HBP BLK WP HR S P ERA WHIP	IP WLS BF H R ER SO BB IBB HBP BLK WP HR S P ERA WHIP	IP WLS BF H R ER SO BB IBB HBP BLK WP HR S P ERA WHIP	IP WLS BF H R ER SO BB IBB HBP BLK WP HR S P ERA WHIP	IP WLS BF H R ER SO BB IBB HBP BLK WP HR S P ERA WHIP	IP WLS BF H R ER SO BB IBB HBP BLK WP HR S P ERA WHIP	IP WLS BF H R ER SO BB IBB HBP BLK WP HR S P ERA WHIP	IP WLS BF H R ER SO BB IBB HBP BLK WP HR S P ERA WHIP	IP WLS BF H R ER SO BB IBB HBP BLK WP HR S P ERA WHIP	IP WLS BF H R ER SO BB IBB HBP BLK WP HR S P ERA WHIP	IP WLS BF H R ER SO BB IBB HBP BLK WP HR S P ERA WHIP	IP WLS BF H R ER SO BB IBB HBP BLK WP HR S P ERA WHIP	IP WLS BF H R ER SO BB IBB HBP BLK WP HR S P ERA WHIP	IP WLS BF H R ER SO BB IBB HBP BLK WP HR S P ERA WHIP	
23 Jake Odorizzi, R (1,1) ERA: 4.08	5.0 H 22 5 3 3 3 2 0 0 0 0 1 70 11 5.40 1.400	3.0 H 11 3 0 0 2 0 0 0 0 0 0 28 37 0.00 1.000	1.0 4 0 0 0 0 0 1 0																						

Batter	1	2	3	4	5	6	7	8	9	AB	R	H	RBI	BB	SO	LOB	TOP					
0 Mallex Smith, L OBP: 0.385, SLG: 0.385										4	0	1	0	0	2	1						
10 Corey Dickerson, L OBP: 0.363, SLG: 0.562										4	0	0	0	0	0	1						
3 Evan Longoria, R OBP: 0.317, SLG: 0.427										4	0	0	0	0	1	1						
7 Logan Morrison, L OBP: 0.366, SLG: 0.579										3	0	1	0	1	0	1						
20 Steven Souza Jr., R OBP: 0.371, SLG: 0.500										4	0	1	0	0	2	2						
1 Tim Beckham, R OBP: 0.325, SLG: 0.426										3	0	0	0	1	2	2						
21 Taylor Featherston, R OBP: 0.282, SLG: 0.424										3	0	0	0	0	0	2						
45 Jesús Sucre, R OBP: 0.280, SLG: 0.416										3	1	1	1	0	0	1						
18 Peter Bourjos, R OBP: 0.290, SLG: 0.414										3	0	1	0	0	2	1						
<b>Inning Stats</b>	R: 0 E: 0 K: 1 S: 7	H: 0 LOB: 0 BB: 0 P: 8	R: 0 E: 0 K: 2 S: 12	H: 0 LOB: 1 BB: 1 P: 23	R: 0 E: 0 K: 2 S: 11	H: 0 LOB: 0 BB: 0 P: 16	R: 0 E: 0 K: 0 S: 10	H: 1 LOB: 1 BB: 0 P: 17	R: 0 E: 0 K: 1 S: 10	H: 0 LOB: 1 BB: 1 P: 18	R: 0 E: 0 K: 1 S: 11	H: 1 LOB: 1 BB: 0 P: 16	R: 0 E: 0 K: 2 S: 10	H: 0 LOB: 0 BB: 0 P: 14	R: 1 E: 0 K: 0 S: 10	H: 2 LOB: 0 BB: 0 P: 16	R: 0 E: 0 K: 0 S: 6	H: 1 LOB: 1 BB: 0 P: 8	1B: 3 2B: 1 3B: 0 HR: 1	SF: 0 SAC: 0 DP: 1 HBP: 0	WP: 1 PB: 0 SB: 0 CS: 0	PA: 33
<b>PITCHER</b>	IP WLS BF H R ER SO BB IBB HBP BLK WP HR S P ERA WHIP																					
39 Kevin Gausman, R ERA: 5.61	7.0 W 25 2 0 0 9 2 0 0 0 0 1 0 71 112 0.00 0.571																					
60 Mychal Givens, R ERA: 2.41	1.0 4 2 1 1 0 0 0 0 0 0 0 1 10 16 9.00 2.000																					
50 Miguel Castro, R ERA: 3.38	1.0 4 1 0 0 0 0 0 0 0 0 0 0 6 8 0.00 1.000																					

Tampa Bay Rays @ Baltimore Orioles  
 Oriole Park at Camden Yards, Baltimore, MD  
 Sun Jul 02 2017, 1:39 PM - 4:17 PM EDT  
 Att: 26,489 - Partly Cloudy - 87 F

AB 31  
 R 1  
 H 5  
 RBI 1  
 BB 2  
 SO 9  
 LOB 12



Batter	1	2	3	4	5	6	7	8	9	AB	R	H	RBI	BB	SO	LOB	BOTTOM			
12 Seth Smith, L OBP: 0.332, SLG: 0.438										4	1	1	2	0	0	1				
14 Craig Gentry, R OBP: 0.283, SLG: 0.288										0	0	0	0	0	0	0				
13 Manny Machado, R OBP: 0.288, SLG: 0.425										4	1	1	3	0	0	1				
6 Jonathan Schoop, R OBP: 0.348, SLG: 0.538										4	0	0	0	0	1	1				
10 Adam Jones, R OBP: 0.299, SLG: 0.424										4	0	0	0	0	0	0				
45 Mark Trumbo, R OBP: 0.315, SLG: 0.409										3	1	1	1	1	0	0				
16 Trey Mancini, R OBP: 0.351, SLG: 0.545										3	0	0	0	1	0	1				
36 Caleb Joseph, R OBP: 0.324, SLG: 0.441										4	2	3	0	0	1	0				
17 Rubén Tejada, R OBP: 0.275, SLG: 0.255										3	2	1	0	0	0	2				
23 Joey Rickard, R OBP: 0.287, SLG: 0.378										2	0	0	0	0	1	2				
<b>Inning Stats</b>	R: 0 E: 0 K: 1 S: 9	H: 0 LOB: 0 BB: 0 P: 14	R: 0 E: 0 K: 0 S: 6	H: 0 LOB: 0 BB: 0 P: 9	R: 4 E: 1 K: 0 S: 14	H: 2 LOB: 0 BB: 0 P: 23	R: 1 E: 0 K: 1 S: 8	H: 1 LOB: 0 BB: 0 P: 12	R: 0 E: 0 K: 0 S: 7	H: 0 LOB: 0 BB: 0 P: 11	R: 0 E: 0 K: 0 S: 9	H: 0 LOB: 1 BB: 1 P: 17	R: 2 E: 0 K: 1 S: 10	H: 3 LOB: 1 BB: 0 P: 17	R: 0 E: 0 K: 0 S: 11	H: 1 LOB: 2 BB: 1 P: 19	1B: 4 2B: 1 3B: 0 HR: 2	SF: 0 SAC: 1 DP: 0 HBP: 1	WP: 0 PB: 0 SB: 0 CS: 0	PA: 35
<b>PITCHER</b>	IP WLS BF H R ER SO BB IBB HBP BLK WP HR S P ERA WHIP																			
53 Alex Cobb, R ERA: 4.01	6.1 L 28 6 7 6 3 1 0 0 0 0 0 0 13 23 0.00 1.200																			
47 Chase Whitley, R ERA: 3.06	1.2 7 1 0 0 0 1 0 0 0 0 0 0 13 23 0.00 1.200																			

Tampa Bay Rays @ Baltimore Orioles  
 Oriole Park at Camden Yards, Baltimore, MD  
 Sun Jul 02 2017, 1:39 PM - 4:17 PM EDT  
 Att: 26,489 - Partly Cloudy - 87 F

AB 31  
 R 7  
 H 7  
 RBI 6  
 BB 2  
 SO 3  
 LOB 8



Batter	1	2	3	4	5	6	7	8	9	AB	R	H	RBI	BB	SO	LOB	TOP										
23 <b>Joey Rickard, R</b> OBP: 0.286, SLG: 0.374										4	0	1	0	0	1	0		<b>Baltimore Orioles @ Milwaukee Brewers</b> Miller Park, Milwaukee, WI Mon Jul 03 2017, 1:13 PM - 3:48 PM CDT Att: 36,457 - Sunny - 76 F									
13 <b>Manny Machado, R</b> OBP: 0.285, SLG: 0.422										4	0	0	0	0	2	1											
6 <b>Jonathan Schoop, R</b> OBP: 0.350, SLG: 0.536										3	0	1	0	1	2	0											
10 <b>Adam Jones, R</b> OBP: 0.295, SLG: 0.419										4	0	0	0	0	2	2											
45 <b>Mark Trumbo, R</b> OBP: 0.314, SLG: 0.407											4	0	1	0	0	1	0										
16 <b>Trey Mancini, R</b> OBP: 0.353, SLG: 0.549										4	0	2	0	0	1	1											
29 <b>Welington Castillo, R</b> OBP: 0.320, SLG: 0.432											3	0	0	0	1	1											
17 <b>Rubén Tejada, R</b> OBP: 0.278, SLG: 0.260										3	1	1	0	0	0	2											
38 <b>Wade Miley, L</b> OBP: 0.285, SLG: 0.295										0	0	0	0	0	0	0											
54 <b>Jimmy Yacabonis, R</b> OBP: 0.285, SLG: 0.422										0	0	0	0	0	0	0											
56 <b>Darren O'Day, R</b> ERA: 4.13										0	0	0	0	0	0	0											
12 <b>Seth Smith, L</b> OBP: 0.315, SLG: 0.438										0	0	0	0	0	0	0											
57 <b>Donnie Hart, L</b> ERA: 3.13										0	0	0	0	0	0	0											
48 <b>Richard Bleier, L</b> ERA: 1.69										0	0	0	0	0	0	0											
<b>Inning Stats</b>	R: 0 H: 1 E: 0 K: 1 S: 7	H: 1 LOB: 0 BB: 0 P: 10	R: 0 H: 1 E: 0 K: 2 S: 12	H: 1 LOB: 1 BB: 0 P: 18	R: 1 H: 1 E: 1 K: 1 S: 9	H: 1 LOB: 0 BB: 0 P: 14	R: 0 H: 1 E: 0 K: 3 S: 15	H: 1 LOB: 1 BB: 0 P: 23	R: 0 H: 0 E: 0 K: 0 S: 17	H: 0 LOB: 0 BB: 0 P: 9	R: 0 H: 0 E: 0 K: 0 S: 17	H: 0 LOB: 2 BB: 1 P: 23	R: 0 H: 1 E: 0 K: 2 S: 13	H: 1 LOB: 1 BB: 0 P: 12	R: 0 H: 0 E: 0 K: 0 S: 8	H: 0 LOB: 0 BB: 0 P: 12	1B: 5 2B: 2 3B: 0 HR: 0	SF: 0 SAC: 0 DP: 1 HBP: 0	WP: 0 PB: 0 SB: 0 CS: 0	PA: 34							
<b>PITCHER</b>	IP	WLS	BF	H	R	ER	SO	BB	IBB	HBP	BLK	WP	HR	S	P	ERA	WHIP										
35 <b>Brent Suter, L</b> ERA: 3.0	6.0	W	22	4	1	0	8	1	0	0	0	0	0	67	97	0.00	0.833										
48 <b>Jared Hughes, R</b> ERA: 3.27	1.0		5	1	0	0	2	1	0	0	0	0	0	13	23	0.00	2.000										
54 <b>Michael Blazek, R</b> ERA:	2.0		7	1	0	0	2	0	0	0	0	0	0	17	24	0.00	0.500										

AB	32
R	1
H	6
RBI	1
BB	2
SO	12
LOB	9



Batter	1	2	3	4	5	6	7	8	9	AB	R	H	RBI	BB	SO	LOB	BOTTOM										
5 <b>Jonathan Villar, S</b> OBP: 0.280, SLG: 0.352										5	0	0	0	0	3	1											
16 <b>Domingo Santana, R</b> OBP: 0.371, SLG: 0.482										4	2	2	0	0	1	1											
8 <b>Ryan Braun, R</b> OBP: 0.340, SLG: 0.543										3	2	1	0	1	0	1											
21 <b>Travis Shaw, L</b> OBP: 0.361, SLG: 0.556										1	2	1	1	0	0	0											
14 <b>Hernán Pérez, R</b> OBP: 0.294, SLG: 0.447										2	0	0	0	0	0	0											
24 <b>Jesús Aguilar, R</b> OBP: 0.343, SLG: 0.523										2	1	0	1	1	1	0											
9 <b>Manny Pina, R</b> OBP: 0.339, SLG: 0.480										4	0	3	3	0	0	0											
23 <b>Keon Broxton, R</b> OBP: 0.305, SLG: 0.465										4	0	0	1	0	0	4											
3 <b>Orilando Arcia, R</b> OBP: 0.334, SLG: 0.440										4	1	3	1	0	0	0											
35 <b>Brent Suter, L</b> OBP: 0.400, SLG: 0.400										3	0	1	1	0	1	2											
48 <b>Jared Hughes, R</b> ERA: 6.75										0	0	0	0	0	0	0											
54 <b>Michael Blazek, R</b> ERA:										1	0	0	0	0	0	1											
<b>Inning Stats</b>	R: 4 H: 4 E: 0 K: 1 S: 23	H: 4 LOB: 2 BB: 2 P: 44	R: 3 H: 3 E: 0 K: 1 S: 15	H: 3 LOB: 1 BB: 0 P: 24	R: 1 H: 2 E: 0 K: 1 S: 15	H: 2 LOB: 1 BB: 0 P: 20	R: 0 H: 1 E: 0 K: 1 S: 11	H: 1 LOB: 0 BB: 0 P: 15	R: 0 H: 0 E: 0 K: 0 S: 4	H: 0 LOB: 0 BB: 0 P: 8	R: 0 H: 0 E: 0 K: 1 S: 8	H: 0 LOB: 0 BB: 0 P: 10	R: 0 H: 0 E: 0 K: 0 S: 4	H: 0 LOB: 0 BB: 0 P: 7	R: 0 H: 1 E: 0 K: 1 S: 8	H: 1 LOB: 0 BB: 0 P: 9	1B: 10 2B: 1 3B: 0 HR: 0	SF: 1 SAC: 0 DP: 1 HBP: 1	WP: 0 PB: 1 SB: 0 CS: 0	PA: 37							
<b>PITCHER</b>	IP	WLS	BF	H	R	ER	SO	BB	IBB	HBP	BLK	WP	HR	S	P	ERA	WHIP										
38 <b>Wade Miley, L</b> ERA: 5.2	1.2	L	15	7	7	7	2	2	0	0	0	0	0	37	67	37.80	5.400										
54 <b>Jimmy Yacabonis, R</b> ERA: 6.75	3.1		13	3	1	1	2	0	0	0	0	0	0	31	44	2.70	0.900										
56 <b>Darren O'Day, R</b> ERA: 4.13	1.0		3	0	0	0	1	0	0	0	0	0	0	8	10	0.00	0.000										
57 <b>Donnie Hart, L</b> ERA: 3.13	1.0		3	0	0	0	0	0	0	0	0	0	0	4	7	0.00	0.000										
48 <b>Richard Bleier, L</b> ERA: 1.69	1.0		3	1	0	0	1	0	0	0	0	0	0	8	9	0.00	1.000										

AB	33
R	8
H	11
RBI	8
BB	2
SO	6
LOB	10



Batter	1	2	3	4	5	6	7	8	9	AB	R	H	RBI	BB	SO	LOB	TOP										
12 Seth Smith, L (1,7) OBP: 0.326, SLG: 0.429 63 Tyler Wilson, R (6,1)										3	0	0	0	0	2	0	<b>Baltimore Orioles @ Milwaukee Brewers</b> Miller Park, Milwaukee, WI Tue Jul 04 2017, 3:15 PM - 5:38 PM CDT Att: 31,818 - Sunny - 78 F										
13 Manny Machado, R (1,5) OBP: 0.284, SLG: 0.420										4	0	1	0	0	0	0											
6 Jonathan Schoop, R (1,4) OBP: 0.352, SLG: 0.545										4	2	2	1	0	2	0											
10 Adam Jones, R (1,8) OBP: 0.298, SLG: 0.423										4	0	2	0	0	0	2											
45 Mark Trumbo, R (1,9) OBP: 0.315, SLG: 0.408 23 Joey Rickard, R (6,9) OBP: 0.289, SLG: 0.376										2	0	1	0	0	0	1											
16 Trev Mancini, R (1,3) OBP: 0.351, SLG: 0.544										4	0	1	0	0	1	4											
36 Caleb Joseph, R (1,2) OBP: 0.317, SLG: 0.432										3	0	0	0	0	2	4											
34 Paul Janish, R (1,6) OBP: 0.125, SLG: 0.087										3	0	0	0	0	1	0											
31 Ubaldo Jiménez, R (1,1) OBP: 0.200, SLG: 0.200 25 Hyun Soo Kim, L (6,PH) OBP: 0.303, SLG: 0.284										1	0	0	0	0	0	0											
										2	0	0	0	0	1	0											
<b>Inning Stats</b>	R: 0 E: 0 K: 2 S: 11	H: 0 LOB: 0 BB: 0 P: 15	R: 0 E: 0 K: 0 S: 4	H: 1 LOB: 0 BB: 0 P: 6	R: 0 E: 0 K: 2 S: 7	H: 0 LOB: 0 BB: 0 P: 8	R: 0 E: 0 K: 2 S: 10	H: 0 LOB: 0 BB: 0 P: 13	R: 0 E: 0 K: 0 S: 3	H: 0 LOB: 0 BB: 0 P: 7	R: 1 E: 0 K: 2 S: 14	H: 3 LOB: 2 BB: 0 P: 23	R: 0 E: 0 K: 1 S: 9	H: 0 LOB: 0 BB: 0 P: 15	R: 1 E: 0 K: 1 S: 9	H: 2 LOB: 1 BB: 0 P: 14	1B: 6 2B: 2 3B: 0 HR: 1	SF: 0 SAC: 0 DP: 2 HBP: 0	WP: 0 PB: 0 SB: 1 CS: 0	PA: 33							
<b>PITCHER</b>	IP	WLS	BF	H	R	ER	SO	BB	IBB	HBP	BLK	WP	HR	S	P	ERA	WHIP										
52 Jimmy Nelson, R (1,1) ERA: 3.2	7.0	W	25	6	1	0	8	0	0	0	0	0	0	62	87	0.00	0.857										
50 Jacob Barnes, R (8,1) ERA: 3.92	1.0		3	0	0	0	1	0	0	0	0	0	0	9	15	0.00	0.000										
59 Carlos Torres, R (9,1) ERA: 4.43	1.0		5	2	1	1	1	0	0	0	0	0	1	9	14	9.00	2.000										

Batter	1	2	3	4	5	6	7	8	9	AB	R	H	RBI	BB	SO	LOB	BOTTOM											
5 Jonathan Villar, S (1,4) OBP: 0.276, SLG: 0.347										4	0	0	0	0	3	1	<b>Baltimore Orioles @ Milwaukee Brewers</b> Miller Park, Milwaukee, WI Tue Jul 04 2017, 3:15 PM - 5:38 PM CDT Att: 31,818 - Sunny - 78 F											
7 Eric Thames, L (1,3) OBP: 0.377, SLG: 0.573										3	2	2	2	1	0	0												
16 Domingo Santana, R (1,9) OBP: 0.370, SLG: 0.477										3	0	0	0	1	2	2												
21 Travis Shaw, L (1,5) OBP: 0.363, SLG: 0.565										4	1	2	1	0	0	1												
14 Hernán Pérez, R (1,7) OBP: 0.293, SLG: 0.442										3	1	0	0	1	1	2												
12 Stephen Vogt, L (1,2) OBP: 0.293, SLG: 0.407										4	1	1	2	0	1	2												
23 Keon Broxton, R (1,8) OBP: 0.306, SLG: 0.464										3	1	1	0	0	2	0												
3 Orlando Arcia, R (1,6) OBP: 0.334, SLG: 0.439										3	0	1	1	0	0	0												
52 Jimmy Nelson, R (1,1) OBP: 0.111, SLG: 0.111 18 Eric Sogard, L (7,PH) OBP: 0.438, SLG: 0.485 35 Brent Suter, L (7,PR) OBP: 0.400, SLG: 0.400 50 Jacob Barnes, R (8,1) 59 Carlos Torres, R (9,1)										2	0	0	0	0	2	0												
										1	0	1	0	0	0	0												
										0	0	0	0	0	0	0												
										0	0	0	0	0	0	0												
										0	0	0	0	0	0	0												
<b>Inning Stats</b>	R: 0 E: 0 K: 1 S: 8	H: 0 LOB: 1 BB: 1 P: 14	R: 3 E: 0 K: 2 S: 15	H: 3 LOB: 0 BB: 1 P: 23	R: 0 E: 0 K: 0 S: 10	H: 1 LOB: 2 BB: 1 P: 17	R: 0 E: 0 K: 2 S: 7	H: 0 LOB: 0 BB: 0 P: 12	R: 2 E: 0 K: 2 S: 11	H: 2 LOB: 0 BB: 0 P: 16	R: 0 E: 0 K: 2 S: 8	H: 0 LOB: 0 BB: 0 P: 12	R: 1 E: 0 K: 1 S: 9	H: 2 LOB: 1 BB: 0 P: 16	R: 0 E: 0 K: 1 S: 7	H: 0 LOB: 0 BB: 0 P: 11	1B: 4 2B: 0 3B: 0 HR: 4	SF: 0 SAC: 0 DP: 0 HBP: 0	WP: 0 PB: 0 SB: 1 CS: 1	PA: 33								
<b>PITCHER</b>	IP	WLS	BF	H	R	ER	SO	BB	IBB	HBP	BLK	WP	HR	S	P	ERA	WHIP											
31 Ubaldo Jiménez, R (1,1) ERA: 6.64	5.0	L	23	6	5	5	7	3	0	0	0	0	0	3	51	82	9.00	1.800										
63 Tyler Wilson, R (6,1) ERA: 7.04	2.0		7	2	1	1	3	0	0	0	0	0	1	17	28	4.50	1.000											
50 Miguel Castro, R (8,1) ERA: 3.14	1.0		3	0	0	0	1	0	0	0	0	0	0	7	11	0.00	0.000											



Batter	1	2	3	4	5	6	7	8	9	AB	R	H	RBI	BB	SO	LOB	TOP										
12 Seth Smith, L (1,7) OBP: 0.323, SLG: 0.429										5	0	1	0	0	1	5	<b>Baltimore Orioles @ Milwaukee Brewers</b> Miller Park, Milwaukee, WI Wed Jul 05 2017, 6:13 PM - 9:17 PM CDT Att: 27,734 - Roof Closed - 81 F										
13 Manny Machado, R (1,5) OBP: 0.284, SLG: 0.421										4	0	1	0	0	0	1											
6 Jonathan Schoop, R (1,4) OBP: 0.350, SLG: 0.542										4	0	1	0	0	1	1											
10 Adam Jones, R (1,8) OBP: 0.297, SLG: 0.421										4	0	1	0	0	1	2											
45 Mark Trumbo, R (1,9) OBP: 0.318, SLG: 0.410										3	0	1	0	1	1	0											
16 Trey Mancini, R (1,3) OBP: 0.354, SLG: 0.543										4	0	2	0	0	1	2											
29 Welington Castillo, R (1,2) OBP: 0.305, SLG: 0.425										3	0	0	0	1	1	1											
17 Rubén Tejada, R (1,6) OBP: 0.259, SLG: 0.241										4	0	0	0	0	2	4											
64 Jayson Aquino, L (1,1) 50 Miguel Castro, R (6,1) 25 Hyun Soo Kim, L (7,PH) 53 Zack Britton, L (7,1) 35 Brad Brach, R (8,1) 23 Joey Rickard, R (8,PH) OBP: 0.200, SLG: 0.300										2	0	0	0	0	2	3											
<b>Inning Stats</b>	R: 0 E: 0 K: 0 S: 9	H: 1 LOB: 1 BB: 0 P: 11	R: 0 E: 0 K: 2 S: 16	H: 2 LOB: 3 BB: 1 P: 27	R: 0 E: 0 K: 0 S: 8	H: 1 LOB: 0 BB: 1 P: 17	R: 0 E: 0 K: 1 S: 6	H: 0 LOB: 0 BB: 0 P: 9	R: 0 E: 0 K: 1 S: 11	H: 1 LOB: 1 BB: 0 P: 17	R: 0 E: 0 K: 1 S: 8	H: 0 LOB: 0 BB: 0 P: 13	R: 0 E: 0 K: 1 S: 13	H: 1 LOB: 1 BB: 0 P: 21	R: 0 E: 0 K: 3 S: 9	H: 0 LOB: 0 BB: 0 P: 12			R: 0 E: 0 K: 3 S: 18	H: 2 LOB: 2 BB: 0 P: 21	1B: 4 2B: 4 3B: 0 HR: 0	SF: 0 SAC: 0 DP: 0 HBP: 0	WP: 0 PB: 0 SB: 0 CS: 0	PA: 37			
<b>PITCHER</b>	IP	WLS	BF	H	R	ER	SO	BB	IBB	HBP	BLK	WP	HR	S	P	ERA	WHIP										
22 Matt Garza, R (1,1) ERA: 3.98	6.1	W	26	5	0	0	4	2	0	0	0	0	0	61	100	0.00	1.105										
51 Oliver Drake, R (7,1) ERA: 4.72	0.1		2	1	0	0	1	0	0	0	0	0	0	6	8	0.00	3.000										
48 Jared Hughes, R (7,1) ERA: 3.15	1.1		4	0	0	0	3	0	0	0	0	0	0	13	19	0.00	0.000										
46 Corey Knebel, R (9,1) ERA: 1.11	1.0		5	2	0	0	3	0	0	0	0	0	0	18	21	0.00	2.000										

Batter	1	2	3	4	5	6	7	8	9	AB	R	H	RBI	BB	SO	LOB	BOTTOM										
5 Jonathan Villar, S (1,4) OBP: 0.276, SLG: 0.349										4	0	1	0	0	1	1	<b>Baltimore Orioles @ Milwaukee Brewers</b> Miller Park, Milwaukee, WI Wed Jul 05 2017, 6:13 PM - 9:17 PM CDT Att: 27,734 - Roof Closed - 81 F										
7 Eric Thames, L (1,3) OBP: 0.375, SLG: 0.566										3	0	0	0	1	3	1											
8 Ryan Braun, R (1,7) OBP: 0.338, SLG: 0.541										4	1	1	0	0	0	3											
21 Travis Shaw, L (1,5) OBP: 0.362, SLG: 0.564										4	1	1	0	0	2	1											
16 Domingo Santana, R (1,9) OBP: 0.371, SLG: 0.475										3	1	1	1	1	0	1											
9 Manny Pina, R (1,2) OBP: 0.332, SLG: 0.469										4	0	0	0	0	1	3											
23 Keon Broxton, R (1,8) 48 Jared Hughes, R (7,1) 46 Corey Knebel, R (9,1)										3	1	1	2	0	0	1											
3 Orlando Arcia, R (1,6) OBP: 0.331, SLG: 0.434										3	0	0	0	0	1	1											
22 Matt Garza, R (1,1) 51 Oliver Drake, R (7,1)										2	0	0	0	0	1	0											
14 Hernán Pérez, R (7,8) OBP: 0.296, SLG: 0.444										1	0	1	0	0	0	0											
<b>Inning Stats</b>	R: 0 E: 0 K: 1 S: 9	H: 0 LOB: 0 BB: 0 P: 13	R: 1 E: 1 K: 0 S: 12	H: 1 LOB: 1 BB: 0 P: 18	R: 0 E: 0 K: 3 S: 9	H: 0 LOB: 0 BB: 0 P: 12	R: 3 E: 0 K: 1 S: 9	H: 3 LOB: 0 BB: 0 P: 11	R: 0 E: 1 K: 1 S: 13	H: 1 LOB: 1 BB: 0 P: 18	R: 0 E: 0 K: 1 S: 9	H: 0 LOB: 1 BB: 1 P: 16	R: 0 E: 0 K: 0 S: 8	H: 1 LOB: 2 BB: 1 P: 19	R: 0 E: 0 K: 2 S: 9	H: 0 LOB: 0 BB: 0 P: 13	R: 0 E: 0 K: 3 S: 18	H: 0 LOB: 0 BB: 0 P: 21	1B: 2 2B: 3 3B: 0 HR: 1	SF: 0 SAC: 0 DP: 0 HBP: 0	WP: 1 PB: 0 SB: 0 CS: 0	PA: 33					
<b>PITCHER</b>	IP	WLS	BF	H	R	ER	SO	BB	IBB	HBP	BLK	WP	HR	S	P	ERA	WHIP										
64 Jayson Aquino, L (1,1) ERA: 7.43	5.1	L	22	5	4	3	7	0	0	0	0	0	1	56	77	5.06	0.938										
50 Miguel Castro, R (6,1) ERA: 3.0	0.2		3	0	0	0	0	1	0	0	0	0	0	5	11	0.00	1.500										
53 Zack Britton, L (7,1) ERA: 0.9	1.0		5	1	0	0	0	1	0	0	0	1	0	8	19	0.00	2.000										
35 Brad Brach, R (8,1) ERA: 2.85	1.0		3	0	0	0	2	0	0	0	0	0	0	9	13	0.00	0.000										



Batter	1	2	3	4	5	6	7	8	9	AB	R	H	RBI	BB	SO	LOB	TOP	
12 Seth Smith, L OBP: 0.317, SLG: 0.420	F9		L9	G2-3		G3	L8			4	0	0	0	0	0	1		
14 Craig Gentry, R OBP: 0.274, SLG: 0.278										1	0	0	0	0	0	1		
13 Manny Machado, R OBP: 0.283, SLG: 0.418	G5-3		10 HBP 6 1B			P6	K		F9	5	0	1	0	0	1	0		
6 Jonathan Schoop, R OBP: 0.354, SLG: 0.542	K		10 HBP 1B			P4	45 BB 10 1B		10 G1-3 1B	5	0	3	0	0	1	0		
10 Adam Jones, R OBP: 0.302, SLG: 0.422		E3 45 WP							G1-3	4	1	2	0	0	0	1		
45 Mark Trumbo, R OBP: 0.319, SLG: 0.417			G6-3			K			G4-3	4	1	1	2	1	1	5		
16 Trey Mancini, R OBP: 0.356, SLG: 0.551	F8									4	2	2	0	0	0	3		
29 Welington Castillo, R OBP: 0.303, SLG: 0.421		P5				G5-6-3				4	0	1	0	0	1	2		
25 Hyun Soo Kim, L OBP: 0.302, SLG: 0.286										2	0	1	1	0	1	0		
23 Joey Rickard, R OBP: 0.291, SLG: 0.385										1	0	0	0	0	0	1		
34 Paul Janish, R OBP: 0.111, SLG: 0.077										3	0	0	1	0	0	1		
15 Johnny Giavotella, R										1	0	0	0	0	1	1		
<b>Inning Stats</b>	R: 0 E: 0 K: 1 S: 11	H: 0 LOB: 0 BB: 0 P: 18	R: 2 E: 1 K: 1 S: 9	H: 1 LOB: 0 BB: 0 P: 16	R: 0 E: 0 K: 0 S: 13	H: 2 LOB: 3 BB: 0 P: 25	R: 1 E: 0 K: 1 S: 10	H: 2 LOB: 1 BB: 0 P: 16	R: 0 E: 0 K: 1 S: 20	H: 2 LOB: 3 BB: 1 P: 30	R: 0 E: 0 K: 1 S: 12	H: 1 LOB: 1 BB: 0 P: 18	R: 0 E: 0 K: 0 S: 9	H: 1 LOB: 1 BB: 0 P: 16	1B: 8 2B: 2 3B: 0 HR: 1	SF: 1 SAC: 0 DP: 0 HBP: 1	WP: 1 PB: 0 SB: 0 CS: 0	PA: 41
<b>PITCHER</b>	IP WLS BF H R ER SO BB IBB HBP BLK WP HR S P ERA WHIP	IP WLS BF H R ER SO BB IBB HBP BLK WP HR S P ERA WHIP	IP WLS BF H R ER SO BB IBB HBP BLK WP HR S P ERA WHIP	IP WLS BF H R ER SO BB IBB HBP BLK WP HR S P ERA WHIP	IP WLS BF H R ER SO BB IBB HBP BLK WP HR S P ERA WHIP	IP WLS BF H R ER SO BB IBB HBP BLK WP HR S P ERA WHIP	IP WLS BF H R ER SO BB IBB HBP BLK WP HR S P ERA WHIP	IP WLS BF H R ER SO BB IBB HBP BLK WP HR S P ERA WHIP	IP WLS BF H R ER SO BB IBB HBP BLK WP HR S P ERA WHIP	IP WLS BF H R ER SO BB IBB HBP BLK WP HR S P ERA WHIP	IP WLS BF H R ER SO BB IBB HBP BLK WP HR S P ERA WHIP	IP WLS BF H R ER SO BB IBB HBP BLK WP HR S P ERA WHIP	IP WLS BF H R ER SO BB IBB HBP BLK WP HR S P ERA WHIP	IP WLS BF H R ER SO BB IBB HBP BLK WP HR S P ERA WHIP	IP WLS BF H R ER SO BB IBB HBP BLK WP HR S P ERA WHIP	IP WLS BF H R ER SO BB IBB HBP BLK WP HR S P ERA WHIP	IP WLS BF H R ER SO BB IBB HBP BLK WP HR S P ERA WHIP	IP WLS BF H R ER SO BB IBB HBP BLK WP HR S P ERA WHIP

Baltimore Orioles @ Minnesota Twins  
Target Field, Minneapolis, MN  
Thu Jul 06 2017, 7:12 PM - 10:14 PM CDT  
Att: 19,706 - Partly Cloudy - 89 F

AB	38
R	4
H	11
RBI	4
BB	1
SO	6
LOB	16



Batter	1	2	3	4	5	6	7	8	9	AB	R	H	RBI	BB	SO	LOB	BOTTOM			
2 Brian Dozier, R OBP: 0.330, SLG: 0.420	G6-3		K	G6-3		K				4	0	0	0	0	2	4				
36 Robbie Grossman, R OBP: 0.376, SLG: 0.382			FC3 22 1B	L9		G1-3				4	1	0	0	0	1	4				
22 Miguel Sanó, R OBP: 0.370, SLG: 0.540										4	1	1	1	0	3	0				
26 Max Kepler, L OBP: 0.333, SLG: 0.439		F8	5 3B 1B							3	1	1	2	1	0	0				
5 Eduardo Escobar, S OBP: 0.329, SLG: 0.451										4	1	2	2	0	1	1				
20 Eddie Rosario, L OBP: 0.325, SLG: 0.460										3	0	0	0	1	0	2				
11 Jorge Polanco, S OBP: 0.281, SLG: 0.333										4	0	0	1	0	0	2				
21 Jason Castro, L OBP: 0.318, SLG: 0.372										3	1	2	0	0	0	1				
25 Byron Buxton, R OBP: 0.286, SLG: 0.306										4	1	2	0	0	1	1				
<b>Inning Stats</b>	R: 0 E: 0 K: 2 S: 8	H: 0 LOB: 0 BB: 0 P: 10	R: 0 E: 0 K: 0 S: 11	H: 1 LOB: 1 BB: 0 P: 15	R: 6 E: 0 K: 1 S: 21	H: 4 LOB: 1 BB: 1 P: 32	R: 0 E: 0 K: 0 S: 12	H: 0 LOB: 0 BB: 0 P: 20	R: 0 E: 0 K: 1 S: 10	H: 0 LOB: 2 BB: 1 P: 18	R: 0 E: 0 K: 1 S: 11	H: 2 LOB: 1 BB: 0 P: 15	R: 0 E: 0 K: 2 S: 10	H: 0 LOB: 0 BB: 0 P: 11	R: 0 E: 0 K: 1 S: 9	H: 1 LOB: 1 BB: 0 P: 11	1B: 7 2B: 0 3B: 1 HR: 0	SF: 0 SAC: 0 DP: 0 HBP: 1	WP: 0 PB: 0 SB: 1 CS: 0	PA: 36
<b>PITCHER</b>	IP WLS BF H R ER SO BB IBB HBP BLK WP HR S P ERA WHIP	IP WLS BF H R ER SO BB IBB HBP BLK WP HR S P ERA WHIP	IP WLS BF H R ER SO BB IBB HBP BLK WP HR S P ERA WHIP	IP WLS BF H R ER SO BB IBB HBP BLK WP HR S P ERA WHIP	IP WLS BF H R ER SO BB IBB HBP BLK WP HR S P ERA WHIP	IP WLS BF H R ER SO BB IBB HBP BLK WP HR S P ERA WHIP	IP WLS BF H R ER SO BB IBB HBP BLK WP HR S P ERA WHIP	IP WLS BF H R ER SO BB IBB HBP BLK WP HR S P ERA WHIP	IP WLS BF H R ER SO BB IBB HBP BLK WP HR S P ERA WHIP	IP WLS BF H R ER SO BB IBB HBP BLK WP HR S P ERA WHIP	IP WLS BF H R ER SO BB IBB HBP BLK WP HR S P ERA WHIP	IP WLS BF H R ER SO BB IBB HBP BLK WP HR S P ERA WHIP	IP WLS BF H R ER SO BB IBB HBP BLK WP HR S P ERA WHIP	IP WLS BF H R ER SO BB IBB HBP BLK WP HR S P ERA WHIP	IP WLS BF H R ER SO BB IBB HBP BLK WP HR S P ERA WHIP	IP WLS BF H R ER SO BB IBB HBP BLK WP HR S P ERA WHIP	IP WLS BF H R ER SO BB IBB HBP BLK WP HR S P ERA WHIP	IP WLS BF H R ER SO BB IBB HBP BLK WP HR S P ERA WHIP		

Baltimore Orioles @ Minnesota Twins  
Target Field, Minneapolis, MN  
Thu Jul 06 2017, 7:12 PM - 10:14 PM CDT  
Att: 19,706 - Partly Cloudy - 89 F

AB	33
R	6
H	8
RBI	6
BB	2
SO	8
LOB	15







Batter	1	2	3	4	5	6	7	8	9	AB R H RBI BB SO LOB	TOP											
23 <b>Joey Rickard, R</b> OBP: 0.293, SLG: 0.389										5 1 2 0 0 2 1	<p><b>Baltimore Orioles @ Minnesota Twins</b> Target Field, Minneapolis, MN Sat Jul 08 2017, 1:11 PM - 4:15 PM CDT Att: 26:323 - Partly Cloudy - 78 F</p> <p>livebaseballscores.com</p> <p>AB 34 R 5 H 7 RBI 5 BB 4 SO 8 LOB 15</p>											
13 <b>Manny Machado, R</b> OBP: 0.294, SLG: 0.445										4 2 2 1 1 1 1												
6 <b>Jonathan Schoop, R</b> OBP: 0.349, SLG: 0.541										4 1 1 2 0 0 4												
10 <b>Adam Jones, R</b> OBP: 0.303, SLG: 0.417										2 0 0 0 2 1 0												
45 <b>Mark Trumbo, R</b> OBP: 0.317, SLG: 0.425										4 1 1 2 0 1 2												
16 <b>Trey Mancini, R</b> OBP: 0.356, SLG: 0.545										4 0 1 0 0 0 3												
29 <b>Welington Castillo, R</b> OBP: 0.290, SLG: 0.412										4 0 0 0 0 2 3												
15 <b>Johnny Gattoliera, R</b> OBP: 0.167, SLG: 0.167										4 0 0 0 0 1 1												
17 <b>Ruben Tejada, R</b> OBP: 0.262, SLG: 0.232										0 0 0 0 0 0 0												
14 <b>Craig Gentry, R</b> OBP: 0.273, SLG: 0.263										3 0 0 0 1 0 0												
<b>Inning Stats</b>	R: 0 E: 0 K: 1 S: 7	H: 1 LOB: 0 BB: 0 P: 10	R: 0 E: 0 K: 2 S: 9	H: 0 LOB: 0 BB: 0 P: 14	R: 0 E: 0 K: 0 S: 4	H: 0 LOB: 0 BB: 0 P: 8	R: 2 E: 0 K: 0 S: 12	H: 2 LOB: 1 BB: 1 P: 21	R: 0 E: 0 K: 1 S: 7	H: 0 LOB: 0 BB: 0 P: 9	R: 2 E: 1 K: 1 S: 11	H: 2 LOB: 2 BB: 1 P: 18	R: 0 E: 1 K: 1 S: 11	H: 0 LOB: 2 BB: 2 P: 22	R: 1 E: 0 K: 1 S: 12	H: 2 LOB: 1 BB: 0 P: 21	R: 0 E: 0 K: 1 S: 8	H: 0 LOB: 0 BB: 0 P: 11	1B: 3 2B: 2 3B: 0 HR: 2	SF: 0 SAC: 0 DP: 1 HBP: 0	WP: 0 PB: 0 SB: 0 CS: 0	PA: 38
<b>PITCHER</b>	IP WLS BF H R ER SO BB IBB HBP BLK WP HR S P ERA WHIP											IP WLS BF H R ER SO BB IBB HBP BLK WP HR S P ERA WHIP										
49 <b>Adalberto Mejia, L</b> ERA: 4.43	(1, 1) 6.2 L 28 5 4 4 6 2 1 0 0 0 0 1 56 92 5.40 1.050																					
9 <b>Matt Belisle, R</b> ERA: 5.92	(7, 1) 0.1 2 0 0 0 0 1 0 0 0 0 0 5 10 0.00 3.000																					
62 <b>Buddy Boshers, L</b> ERA: 3.86	(8, 1) 1.0 5 2 1 1 1 0 0 0 0 0 0 1 12 21 9.00 2.000																					
45 <b>Phil Hughes, R</b> ERA: 5.61	(9, 1) 1.0 3 0 0 0 1 0 0 0 0 0 0 0 8 11 0.00 0.000																					

Batter	1	2	3	4	5	6	7	8	9	AB R H RBI BB SO LOB	BOTTOM											
2 <b>Brian Dozier, R</b> OBP: 0.329, SLG: 0.421										4 0 0 0 0 2 0	<p><b>Baltimore Orioles @ Minnesota Twins</b> Target Field, Minneapolis, MN Sat Jul 08 2017, 1:11 PM - 4:15 PM CDT Att: 26:323 - Partly Cloudy - 78 F</p> <p>livebaseballscores.com</p> <p>AB 35 R 1 H 9 RBI 1 BB 3 SO 11 LOB 15</p>											
5 <b>Eduardo Escobar, S</b> OBP: 0.322, SLG: 0.441										5 0 0 0 0 3 3												
22 <b>Miguel Sanó, R</b> OBP: 0.372, SLG: 0.545										4 1 2 1 1 2 0												
36 <b>Robbie Grossman, S</b> OBP: 0.379, SLG: 0.386										3 0 2 0 1 1 0												
19 <b>Kennys Vargas, S</b> OBP: 0.282, SLG: 0.421										4 0 1 0 0 1 4												
20 <b>Eddie Rosario, L</b> OBP: 0.330, SLG: 0.465										4 0 1 0 0 0 2												
16 <b>Ehire Adrianza, S</b> OBP: 0.319, SLG: 0.339										3 0 1 0 0 1 0												
8 <b>Zack Granite, L</b> OBP: 0.277, SLG: 0.328										1 0 0 0 0 0 1												
11 <b>Jorge Polanco, S</b> OBP: 0.277, SLG: 0.328										0 0 0 0 0 0 0												
25 <b>Byron Buxton, R</b> OBP: 0.288, SLG: 0.306										3 0 1 0 1 1 2												
21 <b>Jason Castro, L</b> OBP: 0.317, SLG: 0.370										4 0 1 0 0 0 3												
<b>Inning Stats</b>	R: 0 E: 0 K: 1 S: 10	H: 2 LOB: 2 BB: 0 P: 20	R: 0 E: 0 K: 0 S: 6	H: 1 LOB: 1 BB: 0 P: 8	R: 1 E: 0 K: 2 S: 18	H: 3 LOB: 0 BB: 0 P: 31	R: 0 E: 0 K: 1 S: 8	H: 0 LOB: 1 BB: 1 P: 15	R: 0 E: 0 K: 0 S: 8	H: 0 LOB: 2 BB: 2 P: 17	R: 0 E: 0 K: 1 S: 13	H: 2 LOB: 3 BB: 0 P: 26	R: 0 E: 0 K: 2 S: 7	H: 0 LOB: 0 BB: 0 P: 13	R: 0 E: 0 K: 1 S: 14	H: 1 LOB: 1 BB: 0 P: 20	R: 0 E: 0 K: 3 S: 12	H: 0 LOB: 0 BB: 0 P: 16	1B: 8 2B: 0 3B: 0 HR: 1	SF: 0 SAC: 0 DP: 1 HBP: 1	WP: 0 PB: 0 SB: 0 CS: 0	PA: 39
<b>PITCHER</b>	IP WLS BF H R ER SO BB IBB HBP BLK WP HR S P ERA WHIP											IP WLS BF H R ER SO BB IBB HBP BLK WP HR S P ERA WHIP										
38 <b>Wade Miley, L</b> ERA: 4.97	(1, 1) 5.2 W 27 8 1 1 4 3 0 0 0 0 0 0 4 10 0.00 0.000																					
56 <b>Darren O'Day, R</b> ERA: 3.95	(6, 1) 0.1 H 2 0 0 0 1 0 0 0 0 0 0 4 10 0.00 0.000																					
60 <b>Mychal Givens, R</b> ERA: 2.25	(7, 1) 2.0 H 7 1 0 0 3 0 0 0 0 0 0 0 21 33 0.00 0.500																					
35 <b>Brad Brach, R</b> ERA: 2.58	(9, 1) 1.0 3 0 0 0 3 0 0 0 0 0 0 0 12 16 0.00 0.000																					











Batter	1	2	3	4	5	6	7	8	9	AB	R	H	RBI	BB	SO	LOB	TOP		
17 Shin-Soo Choo, L (1.9) OBP: 0.359, SLG: 0.407										4	1	2	1	0	0	3	<p><b>Texas Rangers @ Baltimore Orioles</b>            Oriole Park at Camden Yards, Baltimore, MD            Tue Jul 18 2017, 7:08 PM - 10:30 PM EDT            Att: 18,119 - Clear - 88 F</p>		
1 Elvis Andrus, R (1.6) OBP: 0.332, SLG: 0.453										3	0	0	0	0	1	1			
38 Pete Kozma, R (6.6) OBP: 0.200, SLG: 0.178										1	0	0	0	0	1	0			
30 Nomar Mazara, L (1.7) OBP: 0.326, SLG: 0.432										4	0	0	0	0	1	0			
29 Adrián Beltré, R (1.5) OBP: 0.371, SLG: 0.510										3	0	0	0	0	0	0			
18 Drew Robinson, L (6.5) OBP: 0.395, SLG: 0.714										1	0	1	0	0	0	0			
5 Mike Napoli, R (1.10) OBP: 0.277, SLG: 0.462										4	0	1	0	0	2	1			
12 Rougned Odor, L (1.4) OBP: 0.252, SLG: 0.397										4	0	2	0	0	1	1			
25 Jonathan Lucroy, R (1.2) OBP: 0.298, SLG: 0.359										4	0	0	0	0	1	4			
14 Carlos Gómez, R (1.8) OBP: 0.333, SLG: 0.463										2	0	0	0	0	0	1			
3 Delino DeShields, R (7.8) OBP: 0.341, SLG: 0.364										0	0	0	0	0	0	0			
13 Joey Gallo, L (1.3) OBP: 0.312, SLG: 0.498										2	0	0	0	1	0	0			
<b>Inning Stats</b>	R: 1 H: 1 E: 0 K: 0 S: 13	H: 1 LOB: 0 BB: 0 P: 18	R: 0 H: 1 E: 0 K: 1 S: 17	H: 1 LOB: 3 BB: 1 P: 30	R: 0 H: 0 E: 0 K: 1 S: 8	H: 0 LOB: 0 BB: 0 P: 13	R: 0 H: 1 E: 0 K: 1 S: 10	H: 1 LOB: 1 BB: 0 P: 14	R: 0 H: 1 E: 0 K: 0 S: 10	H: 0 LOB: 0 BB: 0 P: 12	R: 0 H: 0 E: 0 K: 1 S: 10	H: 0 LOB: 0 BB: 0 P: 13	R: 0 H: 0 E: 0 K: 1 S: 7	H: 0 LOB: 0 BB: 0 P: 11	R: 0 H: 2 E: 0 K: 2 S: 10	H: 2 LOB: 2 BB: 0 P: 15	1B: 5 2B: 0 3B: 0 HR: 1	SF: 0 SAC: 0 DP: 1 HBP: 1	WP: 0 PA: 34 PB: 0 SB: 0 CS: 0
<b>PITCHER</b>	IP WLS BF H R ER SO BB IBB HBP BLK WP HR S P ERA WHIP	IP WLS BF H R ER SO BB IBB HBP BLK WP HR S P ERA WHIP	IP WLS BF H R ER SO BB IBB HBP BLK WP HR S P ERA WHIP	IP WLS BF H R ER SO BB IBB HBP BLK WP HR S P ERA WHIP	IP WLS BF H R ER SO BB IBB HBP BLK WP HR S P ERA WHIP	IP WLS BF H R ER SO BB IBB HBP BLK WP HR S P ERA WHIP	IP WLS BF H R ER SO BB IBB HBP BLK WP HR S P ERA WHIP	IP WLS BF H R ER SO BB IBB HBP BLK WP HR S P ERA WHIP	IP WLS BF H R ER SO BB IBB HBP BLK WP HR S P ERA WHIP	IP WLS BF H R ER SO BB IBB HBP BLK WP HR S P ERA WHIP	IP WLS BF H R ER SO BB IBB HBP BLK WP HR S P ERA WHIP	IP WLS BF H R ER SO BB IBB HBP BLK WP HR S P ERA WHIP	IP WLS BF H R ER SO BB IBB HBP BLK WP HR S P ERA WHIP	IP WLS BF H R ER SO BB IBB HBP BLK WP HR S P ERA WHIP	IP WLS BF H R ER SO BB IBB HBP BLK WP HR S P ERA WHIP	IP WLS BF H R ER SO BB IBB HBP BLK WP HR S P ERA WHIP	IP WLS BF H R ER SO BB IBB HBP BLK WP HR S P ERA WHIP	IP WLS BF H R ER SO BB IBB HBP BLK WP HR S P ERA WHIP	IP WLS BF H R ER SO BB IBB HBP BLK WP HR S P ERA WHIP
37 Dylan Bundy, R (1.1) ERA: 4.18	6.0 W 23 4 1 1 4 1 0 1 0 0 1 68 100 1.50 0.833	2.0 6 0 0 0 1 0 0 0 0 0 0 0 13 19 0.00 0.000	1.0 5 2 0 0 2 0 0 0 0 0 0 0 10 15 0.00 2.000																
50 Miguel Castro, R (7.1) ERA: 3.32																			
53 Zack Britton, L (9.1) ERA: 1.8																			

Batter	1	2	3	4	5	6	7	8	9	AB	R	H	RBI	BB	SO	LOB	BOTTOM
10 Adam Jones, R (1.8) OBP: 0.305, SLG: 0.424										4	2	2	0	1	0	1	<p><b>Texas Rangers @ Baltimore Orioles</b>            Oriole Park at Camden Yards, Baltimore, MD            Tue Jul 18 2017, 7:08 PM - 10:30 PM EDT            Att: 18,119 - Clear - 88 F</p>
25 Hyun Soo Kim, L (8.7) OBP: 0.296, SLG: 0.275										1	0	0	0	0	0	1	
13 Manny Machado, R (1.5) OBP: 0.307, SLG: 0.445										4	1	1	1	1	2	3	
15 Johnny Giavotella, R (9.4) OBP: 0.100, SLG: 0.100										0	0	0	0	0	0	0	
6 Jonathan Schoop, R (1.4) OBP: 0.345, SLG: 0.528										4	2	2	2	1	1	4	
36 Caleb Joseph, R (9.5) OBP: 0.325, SLG: 0.453										0	0	0	0	0	0	0	
19 Chris Davis, L (1.3) OBP: 0.315, SLG: 0.468										4	2	2	6	1	0	1	
23 Joey Rickard, R (8.8) OBP: 0.299, SLG: 0.376										0	0	0	0	0	0	0	
45 Mark Trumbo, R (1.10) OBP: 0.317, SLG: 0.420										4	1	1	0	1	2	2	
16 Trey Mancini, R (1.7) OBP: 0.350, SLG: 0.529										5	1	2	2	0	1	1	
12 Seth Smith, L (1.9) OBP: 0.333, SLG: 0.463										4	2	2	1	0	1	1	
29 Welington Castillo, R (1.2) OBP: 0.303, SLG: 0.426										5	0	1	0	0	2	2	
17 Rubén Tejada, R (1.6) OBP: 0.316, SLG: 0.315										5	1	3	0	0	1	3	
<b>Inning Stats</b>	R: 6 H: 5 E: 0 K: 2 S: 21	H: 5 LOB: 0 BB: 1 P: 33	R: 0 H: 1 E: 0 K: 1 S: 9	H: 1 LOB: 1 BB: 0 P: 16	R: 0 H: 0 E: 0 K: 0 S: 10	H: 0 LOB: 1 BB: 1 P: 19	R: 4 H: 4 E: 1 K: 2 S: 24	H: 4 LOB: 3 BB: 1 P: 44	R: 0 H: 1 E: 0 K: 1 S: 13	H: 3 LOB: 2 BB: 1 P: 22	R: 1 H: 3 E: 0 K: 1 S: 18	H: 3 LOB: 3 BB: 1 P: 31	R: 0 H: 0 E: 0 K: 2 S: 9	H: 0 LOB: 0 BB: 0 P: 13	R: 1 H: 2 E: 0 K: 1 S: 9	H: 2 LOB: 0 BB: 0 P: 13	1B: 10 2B: 2 3B: 0 HR

Batter	1	2	3	4	5	6	7	8	9	AB	R	H	RBI	BB	SO	LOB	TOP								
17 Shin-Soo Choo, L (1.9) OBP: 0.359, SLG: 0.407	G4-3		1B		K			G6-4-3 1B	G4-3	5	0	2	0	0	1	2									
1 Elvis Andrus, R (1.6) OBP: 0.325, SLG: 0.448	G3		K		K			G6-4-3 1-2		4	0	0	0	0	2	2									
30 Nomar Mazara, L (1.7) OBP: 0.325, SLG: 0.428	G4-3				K			G5-3	G5-3 BB	3	0	0	0	1	1	0									
29 Adrián Beltré, R (1.5) OBP: 0.368, SLG: 0.510		G6-3						G5-3	G5-3 FC6-4 BB	4	0	1	0	0	0	1									
5 Mike Napoli, R (1.10) OBP: 0.280, SLG: 0.461		K			K					3	1	1	0	1	2	1									
12 Rouven Odor, L (1.4) OBP: 0.254, SLG: 0.397										3	0	1	0	1	2	2									
14 Carlos Gómez, R (1.8) OBP: 0.332, SLG: 0.460										4	0	1	0	0	1	3									
61 Robinson Chirinos, R (1.2) OBP: 0.308, SLG: 0.528			G4-3					F9	F7	4	0	1	1	0	0	0									
13 Joey Gallo, L (1.3) OBP: 0.311, SLG: 0.506			G3					F7	F7	4	1	1	1	0	1	2									
<b>Inning Stats</b>	R: 0 E: 0 K: 0 S: 9	H: 0 LOB: 0 BB: 0 P: 15	R: 0 E: 0 K: 1 S: 8	H: 1 LOB: 1 BB: 0 P: 13	R: 0 E: 0 K: 1 S: 11	H: 1 LOB: 1 BB: 0 P: 17	R: 0 E: 0 K: 3 S: 10	H: 1 LOB: 2 BB: 1 P: 17	R: 1 E: 0 K: 2 S: 10	H: 1 LOB: 0 BB: 0 P: 16	R: 0 E: 0 K: 1 S: 10	H: 0 LOB: 1 BB: 1 P: 19	R: 0 E: 0 K: 0 S: 10	H: 0 LOB: 0 BB: 0 P: 15	R: 0 E: 0 K: 0 S: 8	H: 1 LOB: 1 BB: 1 P: 15	R: 1 E: 0 K: 2 S: 13	H: 3 LOB: 2 BB: 0 P: 17	1B: 6 2B: 1 3B: 0 HR: 1	SF: 0 SAC: 0 DP: 1 HBP: 0	WP: 0 PB: 0 SB: 1 CS: 0	PA: 37			
<b>PITCHER</b>	IP	WLS	BF	H	R	ER	SO	BB	IBB	HBP	BLK	WP	HR	S	P	ERA	WHIP								
39 Kevin Gausman, R (1.1) ERA: 6.11	6.0	W	24	4	1	1	8	2	0	0	0	0	1	58	97	1.50	1.000								
60 Mychal Givens, R (7.1) ERA: 2.05	1.0	H	3	0	0	0	0	0	0	0	0	0	0	10	15	0.00	0.000								
57 Donnie Hart, L (8.1) ERA: 2.76	2.0		10	4	1	1	2	1	0	0	0	0	0	21	32	4.50	2.500								

Texas Rangers @ Baltimore Orioles  
 Oriole Park at Camden Yards, Baltimore, MD  
 Wed Jul 19 2017, 7:08 PM - 9:57 PM EDT  
 Att: 15,693 - Clear - 90 F

AB 34  
 R 2  
 H 8  
 RBI 2  
 BB 3  
 SO 10  
 LOB 13



Batter	1	2	3	4	5	6	7	8	9	AB	R	H	RBI	BB	SO	LOB	BOTTOM								
10 Adam Jones, R (1.8) OBP: 0.309, SLG: 0.435	HR		13 BB 6 2B 1B		G6-3			L8		5	3	3	2	0	0	0									
13 Manny Machado, R (1.5) OBP: 0.309, SLG: 0.444	F8		6 2B BB		F9					3	2	1	1	1	0	0									
6 Jonathan Schoop, R (1.4) OBP: 0.349, SLG: 0.534	G6-4-3 1B		1-H 2-H 2B							4	1	3	3	0	1	0									
45 Mark Trumbo, R (1.10) OBP: 0.313, SLG: 0.416	G6-4-3 1-2		G5-3							4	0	0	0	0	1	5									
19 Chris Davis, L (1.3) OBP: 0.310, SLG: 0.460		K			L8					4	0	0	0	0	3	3									
16 Trey Mancini, R (1.7) OBP: 0.352, SLG: 0.535		G6-3			G6-3					4	1	2	3	0	0	0									
36 Caleb Joseph, R (1.2) OBP: 0.329, SLG: 0.461		L8								4	1	2	0	0	1	1									
23 Joey Rickard, R (1.9) OBP: 0.288, SLG: 0.369			G6-3		P4					3	1	0	0	1	0	1									
17 Rubén Tejada, R (1.6) OBP: 0.301, SLG: 0.299			G6-3		F9					4	1	0	0	0	0	2									
<b>Inning Stats</b>	R: 1 E: 0 K: 0 S: 6	H: 2 LOB: 0 BB: 0 P: 12	R: 0 E: 0 K: 1 S: 6	H: 0 LOB: 0 BB: 0 P: 10	R: 2 E: 0 K: 0 S: 9	H: 2 LOB: 1 BB: 1 P: 16	R: 0 E: 0 K: 0 S: 10	H: 1 LOB: 1 BB: 0 P: 14	R: 0 E: 0 K: 0 S: 7	H: 0 LOB: 0 BB: 0 P: 11	R: 0 E: 0 K: 2 S: 8	H: 0 LOB: 0 BB: 0 P: 10	R: 7 E: 1 K: 3 S: 25	H: 6 LOB: 1 BB: 1 P: 39	R: 0 E: 0 K: 0 S: 5	H: 0 LOB: 0 BB: 0 P: 9	1B: 7 2B: 2 3B: 1 HR: 1	SF: 0 SAC: 0 DP: 1 HBP: 0	WP: 0 PB: 0 SB: 0 CS: 0	PA: 37					
<b>PITCHER</b>	IP	WLS	BF	H	R	ER	SO	BB	IBB	HBP	BLK	WP	HR	S	P	ERA	WHIP								
33 Martín Pérez, L (1.1) ERA: 4.72	6.0	L	25	7	5	5	3	1	0	0	0	0	0	15	25	7.50	1.333								
51 Matt Bush, R (7.1) ERA: 3.6	0.2		8	4	5	1	2	1	0	0	0	0	0	3	3	0.00	0.000								
23 Jeremy Jeffress, R (7.1) ERA: 5.06	0.1		1	0	0	0	1	0	0	0	0	0	0	3	3	0.00	0.000								
37 Jason Grilli, R (8.1) ERA: 5.92	1.0		3	0	0	0	0	0	0	0	0	0	0	5	9	0.00	0.000								

Texas Rangers @ Baltimore Orioles  
 Oriole Park at Camden Yards, Baltimore, MD  
 Wed Jul 19 2017, 7:08 PM - 9:57 PM EDT  
 Att: 15,693 - Clear - 90 F

AB 35  
 R 10  
 H 11  
 RBI 9  
 BB 2  
 SO 6  
 LOB 12





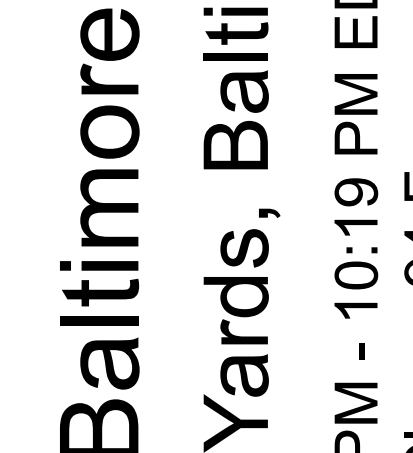
Batter	1	2	3	4	5	6	7	8	9	AB	R	H	RBI	BB	SO	LOB	TOP										
3 Delino DeShields, R OBP: 0.339, SLG: 0.356	B1-3		FC1-5 17 CS		K		K		BB 17 1B	4	1	0	0	1	2	1	<b>Texas Rangers @ Baltimore Orioles</b> Oriole Park at Camden Yards, Baltimore, MD Thu Jul 20 2017, 7:08 PM - 10:19 PM EDT Att: 14,691 - Clear - 94 F										
17 Shin-Soo Choo, L OBP: 0.395, SLG: 0.408	BB 1 1B		BB		BB		G4-3		1B	2	1	1	2	3	0	0											
1 Elvis Andrus, R OBP: 0.325, SLG: 0.442	F9		K		FC4-6 29 1B		G1-3		F9	5	1	0	0	0	1	4											
29 Adrián Beltré, R OBP: 0.371, SLG: 0.510	1B				G4-3				F7	4	1	2	1	0	0	0											
5 Mike Napoli, R OBP: 0.283, SLG: 0.473	F7				1B				K	4	1	2	3	0	1	0											
12 Rouven Odor, L OBP: 0.254, SLG: 0.395	1B 25 G5-3				FC4-6 25 BB 14 2B		G4-3		K	4	1	1	0	0	1	1											
25 Jonathan Lucroy, R (1, 10) OBP: 0.297, SLG: 0.355	G5-3				BB 14 2B		G4-3		G4-3	3	0	0	0	1	0	1											
14 Carlos Gómez, R OBP: 0.331, SLG: 0.460	G3				2B		G1-5-3		G6-3	4	0	1	1	0	0	1											
61 Robinson Chirinos, R OBP: 0.313, SLG: 0.542	2B				K		K		2B 3 WP 17 1B	4	1	2	0	0	2	2											
<b>Inning Stats</b>	R: 1 H: 1 E: 0 K: 0 S: 5	H: 1 LOB: 1 BB: 1 P: 13	R: 0 H: 0 E: 0 K: 0 S: 13	H: 1 LOB: 1 BB: 0 P: 19	R: 0 H: 1 E: 0 K: 1 S: 8	H: 1 LOB: 1 BB: 1 P: 16	R: 1 H: 2 E: 0 K: 1 S: 13	H: 2 LOB: 2 BB: 1 P: 22	R: 3 H: 2 E: 0 K: 1 S: 10	H: 0 LOB: 0 BB: 0 P: 8	R: 0 H: 0 E: 0 K: 1 S: 6	H: 0 LOB: 0 BB: 0 P: 12	R: 0 H: 0 E: 0 K: 2 S: 9	H: 0 LOB: 0 BB: 0 P: 13	R: 2 H: 2 E: 0 K: 0 S: 13	H: 2 LOB: 1 BB: 1 P: 23	1B: 5 2B: 3 3B: 0 HR: 1	SF: 0 SAC: 0 DP: 0 HBP: 0	WP: 1 PB: 0 SB: 1 CS: 1	PA: 39							
<b>PITCHER</b>	IP	WLS	BF	H	R	ER	SO	BB	IBB	HBP	BLK	WP	HR	S	P	ERA	WHIP										
38 Wade Miley, L ERA: 5.88	5.0		24	7	5	5	3	4	0	0	0	0	1	49	91	9.00	2.200										
50 Miguel Castro, R ERA: 3.18	1.0	W	3	0	0	0	1	0	0	0	0	0	0	6	8	0.00	0.000										
56 Darren O'Day, R ERA: 4.09	1.0	H	3	0	0	0	1	0	0	0	0	0	0	8	12	0.00	0.000										
35 Brad Brach, R ERA: 2.61	1.0		3	0	0	0	2	0	0	0	0	0	0	9	13	0.00	0.000										
53 Zack Britton, L ERA: 2.61	1.0		6	2	2	2	0	1	0	0	0	1	0	13	23	18.00	3.000										

Batter	1	2	3	4	5	6	7	8	9	AB	R	H	RBI	BB	SO	LOB	BOTTOM										
10 Adam Jones, R OBP: 0.310, SLG: 0.446	G6-3		G6-3		HR		L9			5	2	2	3	0	0	3	<b>Texas Rangers @ Baltimore Orioles</b> Oriole Park at Camden Yards, Baltimore, MD Thu Jul 20 2017, 7:08 PM - 10:19 PM EDT Att: 14,691 - Clear - 94 F										
13 Manny Machado, R OBP: 0.308, SLG: 0.439	L9				F7		F8		G1-3	4	0	0	0	1	0	2											
6 Jonathan Schoop, R OBP: 0.350, SLG: 0.540	G6-3				HR		L8		G1-4-3	5	1	2	3	0	0	1											
45 Mark Trumbo, R OBP: 0.314, SLG: 0.422	F8				BB 29 BB 16 HBP		K		K	4	1	1	1	1	2	1											
19 Chris Davis, L OBP: 0.309, SLG: 0.469	G1-3				K		K		HR	4	1	1	1	0	2	1											
16 Trey Mancini, R OBP: 0.351, SLG: 0.530	P4				HBP 29 BB		K		P6	3	0	0	0	0	1	0											
29 Welington Castillo, R OBP: 0.316, SLG: 0.434	1B				1B		1B		1B	3	1	3	0	1	0	0											
17 Rubén Tejada, R OBP: 0.322, SLG: 0.333	2B				G5-3		1B		1B	4	1	3	0	0	0	3											
23 Joey Rickard, R OBP: 0.293, SLG: 0.372	G6-3				1B		1B		K	4	2	2	1	0	1	3											
<b>Inning Stats</b>	R: 0 H: 0 E: 0 K: 0 S: 9	H: 0 LOB: 0 BB: 0 P: 15	R: 0 H: 0 E: 0 K: 0 S: 6	H: 0 LOB: 0 BB: 0 P: 11	R: 0 H: 2 E: 0 K: 0 S: 11	H: 2 LOB: 1 BB: 0 P: 15	R: 1 H: 1 E: 0 K: 1 S: 11	H: 1 LOB: 2 BB: 2 P: 25	R: 3 H: 3 E: 0 K: 1 S: 12	H: 3 LOB: 0 BB: 0 P: 21	R: 4 H: 5 E: 0 K: 2 S: 21	H: 5 LOB: 1 BB: 0 P: 30	R: 1 H: 3 E: 0 K: 1 S: 16	H: 3 LOB: 2 BB: 0 P: 23	R: 0 H: 0 E: 0 K: 1 S: 5	H: 0 LOB: 0 BB: 1 P: 11	1B: 8 2B: 2 3B: 0 HR: 4	SF: 0 SAC: 0 DP: 1 HBP: 1	WP: 0 PB: 0 SB: 0 CS: 0	PA: 40							
<b>PITCHER</b>	IP	WLS	BF	H	R	ER	SO	BB	IBB	HBP	BLK	WP	HR	S	P	ERA	WHIP										
35 Cole Hamels, L ERA: 3.78	5.1	L	27	9	7	7	3	2	0	1	0	0	3	62	103	11.81	2.062										
23 Jeremy Jeffress, R ERA: 5.35	1.2		10	5	2	2	2	0	0	0	0	0	1	24	37	10.80	3.000										
62 José Leclerc, R ERA: 3.25	1.0		3	0	0	0	1	1	0	0	0	0	0	5	11	0.00	1.000										

AB 34  
R 7  
H 9  
RBI 7  
BB 5  
SO 7  
LOB 10



AB 36  
R 9  
H 14  
RBI 9  
SO 6  
LOB 14





Batter	1	2	3	4	5	6	7	8	9	AB R H RBI BB SO LOB	TOP					
4 George Springer, R OBP: 0.386, SLG: 0.595	L6		L5		K		2B 1B		10 E 11 1B	5 1 2 0 0 1 0	<b>Houston Astros @ Baltimore Orioles</b> Oriole Park at Camden Yards, Baltimore, MD Sat Jul 22 2017, 8:04 PM - 11:30 PM EDT Att: 32,524 - Overcast - 77 F					
27 Jose Altuve, R OBP: 0.420, SLG: 0.550	1B		G6-3			G5-3	K		11 1B 15 SF8	5 1 2 0 0 1 1						
22 Josh Reddick, L OBP: 0.352, SLG: 0.495	F7		P4			10 HR	1B		L7	5 1 2 0 0 0 3						
10 Yuli Gurriel, R OBP: 0.326, SLG: 0.502	K				G6-3	2H HR	K		FC5 11 1B	5 1 1 2 0 2 5						
11 Evan Gattis, R OBP: 0.349, SLG: 0.512		15 CS 1B			K	9 HR 15 1B	P5		1B	5 1 3 1 0 1 2						
15 Carlos Beltrán, S OBP: 0.285, SLG: 0.404	K				G3	9 HR 1B			SF8	4 1 1 1 0 1 1						
2 Alex Bregman, R OBP: 0.346, SLG: 0.423		19 1B HBP				HR	K		F9	4 1 1 1 0 1 4						
19 Colin Moran, L OBP: 0.500, SLG: 1.333					G4-3	1-H 2-H HR				2 0 1 0 0 0 0 2 1 2 3 0 0 0						
9 Marwin Gonzalez, S OBP: 0.394, SLG: 0.593							HR		2B							
Jake Marisnick, R OBP: 0.323, SLG: 0.510	F8				K	K			G6-3	4 0 0 0 0 2 3						
<b>Inning Stats</b>	R: 0 H: 1 E: 0 K: 1 S: 7	H: 2 R: 0 ER: 0 LOB: 2 P: 15	R: 0 H: 0 E: 0 K: 0 S: 9	H: 0 R: 0 ER: 0 LOB: 0 P: 14	R: 0 H: 0 E: 0 K: 1 S: 8	H: 1 R: 1 ER: 0 LOB: 0 P: 21	H: 5 R: 5 ER: 0 LOB: 0 P: 33	H: 2 R: 0 ER: 0 LOB: 2 P: 22	H: 1 R: 0 ER: 0 LOB: 1 P: 19	H: 3 R: 2 ER: 1 LOB: 2 P: 26	1B: 10 RBI: 8 SF: 1 2B: 3 3B: 0 HR: 3	WP: 0 PA: 43 PB: 0 SB: 0 CS: 1				
<b>PITCHER</b>	IP WLS BF H R ER SO BB IBB HBP BLK WP HR S P ERA WHIP	<b>PITCHER</b>										ERA WHIP				
30 Chris Tillman, R ERA: 7.01	5.1	L 5	6	3	3	5	0	0	1	0	0	2	52	86	5.06	1.125
56 Darren O'Day, R ERA: 4.51	0.2		5	3	3	3	2	0	0	0	0	1	15	22	40.50	4.500
60 Mychal Givens, R ERA: 2.01	1.0		5	2	0	2	0	0	0	0	0	0	16	22	0.00	2.000
57 Donnie Hart, L ERA: 2.67	1.0		4	1	0	0	0	0	0	0	0	9	19	0.00	1.000	
35 Brad Brach, R ERA: 2.79	1.0		7	3	2	1	0	0	0	0	0	0	18	26	9.00	3.000

Batter	1	2	3	4	5	6	7	8	9	AB R H RBI BB SO LOB	BOTTOM					
10 Adam Jones, R OBP: 0.308, SLG: 0.451	P4		F7		HR		F9			4 1 1 2 0 0 0	<b>Houston Astros @ Baltimore Orioles</b> Oriole Park at Camden Yards, Baltimore, MD Sat Jul 22 2017, 8:04 PM - 11:30 PM EDT Att: 32,524 - Overcast - 77 F					
13 Manny Machado, R OBP: 0.311, SLG: 0.439	19 1B BB		P6		6 HR 1B		P4			3 1 1 0 1 0 0						
6 Jonathan Schoop, R OBP: 0.349, SLG: 0.552	K		G1-3		HR		P5			4 1 1 2 0 1 1						
19 Chris Davis, L OBP: 0.307, SLG: 0.458	1B				L9		K			4 0 1 0 0 2 0						
45 Mark Trumbo, R OBP: 0.310, SLG: 0.415	K				F8		K			4 0 0 0 0 3 2						
16 Trey Mancini, R OBP: 0.345, SLG: 0.519	F8		G6-3		G4-3		G6-3			4 0 0 0 0 0 0						
12 Seth Smith, L OBP: 0.340, SLG: 0.461					10 HR BB		G3-1			1 1 0 0 2 0 0						
29 Welington Castillo, R OBP: 0.310, SLG: 0.426			K		K		G4-3			4 0 0 0 0 3 3						
17 Rubén Tejada, R OBP: 0.319, SLG: 0.322	F9				F8		L8			3 0 0 0 0 0 2						
<b>Inning Stats</b>	R: 0 H: 1 E: 0 K: 2 S: 16	H: 0 R: 0 ER: 0 LOB: 1 P: 11	R: 0 H: 0 E: 0 K: 0 S: 4	H: 0 R: 0 ER: 0 LOB: 0 P: 11	R: 0 H: 0 E: 0 K: 0 S: 8	H: 3 R: 4 ER: 0 LOB: 1 P: 23	H: 0 R: 0 ER: 0 LOB: 0 P: 18	H: 0 R: 0 ER: 0 LOB: 0 P: 11	H: 0 R: 0 ER: 0 LOB: 0 P: 12	H: 0 R: 0 ER: 0 LOB: 0 P: 10		1B: 2 RBI: 4 SF: 0 2B: 0 3B: 0 HR: 2	WP: 0 PA: 35 PB: 0 SB: 0 CS: 0			
<b>PITCHER</b>	IP WLS BF H R ER SO BB IBB HBP BLK WP HR S P ERA WHIP	<b>PITCHER</b>										ERA WHIP				
Collin McHugh, R ERA: 7.71	4.2		21	4	4	4	2	0	1	0	0	0	46	77	7.71	1.286
Francis Martes, R ERA: 4.11	2.1	W 8	0	0	0	2	1	0	0	0	0	0	19	35	0.00	0.429
44 Luke Gregerson, R ERA: 3.76	1.0	H 3	0	0	0	2	0	0	0	0	0	9	12	0.00	0.000	
59 Joe Musgrove, R ERA: 6.04	1.0		3	0	0	1	0	0	0	0	0	0	8	10	0.00	0.000



Batter	1	2	3	4	5	6	7	8	9	AB	R	H	RBI	BB	SO	LOB	TOP			
27 Jose Altuve, R OBP: 0.324, SLG: 0.564	G6-3		HR			G4-3 FC6-2				5	1	4	3	0	0	0	Houston Astros @ Baltimore Orioles Oriole Park at Camden Yards, Baltimore, MD Sun Jul 23 2017, 1:40 PM - 5:03 PM EDT Att: 21,533 - Cloudy - 90 F			
22 Josh Reddick, L OBP: 0.346, SLG: 0.488	K		F9			G4-3	SF8	G4-3		4	0	0	1	0	1	2				
10 Yuli Gurriel, R OBP: 0.321, SLG: 0.494	F8		F8			FC6-2	FC6-4			5	0	0	0	0	1	2				
11 Evan Gattis, R OBP: 0.342, SLG: 0.500		F9	F7			L8		G1-3		5	0	0	0	0	1	1				
9 Marwin Gonzalez, S OBP: 0.401, SLG: 0.594								G3		3	1	2	0	2	0	0				
16 Brian McCann, L OBP: 0.323, SLG: 0.432										3	0	0	0	1	1	3				
4 George Springer, R OBP: 0.386, SLG: 0.593		K						FC6-4		1	0	0	0	0	0	1				
2 Alex Bregman, R OBP: 0.345, SLG: 0.419								FC6-4		3	1	0	0	1	1	3				
3 Norichika Aoki, L OBP: 0.329, SLG: 0.376										4	2	3	3	0	1	0				
Jake Marisnick, R OBP: 0.327, SLG: 0.507										3	2	1	0	1	2	2				
<b>Inning Stats</b>	R: 0 E: 0 K: 1 S: 8	H: 0 LOB: 0 BB: 0 P: 11	R: 0 E: 0 K: 2 S: 12	H: 0 LOB: 1 BB: 1 P: 17	R: 3 E: 0 K: 0 S: 8	H: 3 LOB: 0 BB: 0 P: 13	R: 0 E: 0 K: 1 S: 16	H: 2 LOB: 2 BB: 0 P: 25	R: 0 E: 0 K: 0 S: 7	H: 1 LOB: 1 BB: 0 P: 12	R: 4 E: 0 K: 0 S: 10	H: 3 LOB: 1 BB: 2 P: 23	R: 0 E: 0 K: 2 S: 10	H: 1 LOB: 1 BB: 0 P: 17	R: 0 E: 0 K: 2 S: 9	H: 0 LOB: 1 BB: 1 P: 16	1B: 6 2B: 2 3B: 0 HR: 2	SF: 1 SAC: 0 DP: 0 HBP: 0	WP: 0 PB: 0 SB: 1 CS: 0	PA: 42
<b>PITCHER</b>	IP WLS BF H R ER SO	IP WLS BF H R ER SO	IP WLS BF H R ER SO	IP WLS BF H R ER SO	IP WLS BF H R ER SO	IP WLS BF H R ER SO	IP WLS BF H R ER SO	IP WLS BF H R ER SO	IP WLS BF H R ER SO	IP WLS BF H R ER SO	IP WLS BF H R ER SO	IP WLS BF H R ER SO	IP WLS BF H R ER SO	IP WLS BF H R ER SO	IP WLS BF H R ER SO	IP WLS BF H R ER SO	ERA WHIP	ERA WHIP		
37 Dylan Bundy, R ERA: 4.53	5.1	27	8	7	7	4	3	0	0	0	0	0	0	0	0	0	0	11.81	2.062	
50 Miguel Castro, R ERA: 2.99	1.1	5	1	0	0	0	0	0	0	0	0	0	0	0	0	0	0	0.00	0.750	
57 Donnie Hart, L ERA: 2.64	0.1	2	0	0	0	0	1	0	0	0	0	2	6	0	0	0	0.00	3.000		
60 Mychal Givens, R ERA: 1.97	1.0	W	4	1	0	0	2	0	0	0	0	10	17	0	0	0	0.00	1.000		
53 Zack Britton, L ERA: 2.65	1.0	S	4	0	0	0	2	1	0	0	0	9	16	0	0	0	0.00	1.000		

Batter	1	2	3	4	5	6	7	8	9	AB	R	H	RBI	BB	SO	LOB	BOTTOM			
10 Adam Jones, R OBP: 0.314, SLG: 0.456	G1-4-3 BB									5	1	4	1	0	1	0	Houston Astros @ Baltimore Orioles Oriole Park at Camden Yards, Baltimore, MD Sun Jul 23 2017, 1:40 PM - 5:03 PM EDT Att: 21,533 - Cloudy - 90 F			
13 Manny Machado, R OBP: 0.310, SLG: 0.434										3	0	0	1	1	2	3				
6 Jonathan Schoop, R OBP: 0.353, SLG: 0.552	G1-4-3									5	2	3	1	0	0	3				
45 Mark Trumbo, R OBP: 0.311, SLG: 0.425										5	2	2	1	0	0	3				
23 Joey Rickard, R OBP: 0.294, SLG: 0.371	G6-3									0	0	0	0	0	0	0				
19 Chris Davis, L OBP: 0.306, SLG: 0.457										3	1	1	1	0	1	1				
16 Trey Mancini, R OBP: 0.350, SLG: 0.524										3	1	2	2	0	0	0				
36 Caleb Joseph, R OBP: 0.337, SLG: 0.456										2	1	0	0	2	0	1				
25 Hyun Soo Kim, L OBP: 0.307, SLG: 0.290										3	0	1	1	0	0	2				
17 Rubén Tejada, R OBP: 0.327, SLG: 0.333										3	1	1	0	1	0	3				
<b>Inning Stats</b>	R: 0 E: 0 K: 0 S: 6	H: 1 LOB: 1 BB: 1 P: 11	R: 3 E: 0 K: 1 S: 16	H: 2 LOB: 1 BB: 1 P: 28	R: 1 E: 0 K: 0 S: 13	H: 2 LOB: 0 BB: 0 P: 23	R: 0 E: 0 K: 1 S: 7	H: 1 LOB: 0 BB: 0 P: 10	R: 2 E: 0 K: 1 S: 15	H: 3 LOB: 2 BB: 1 P: 24	R: 0 E: 0 K: 0 S: 13	H: 1 LOB: 1 BB: 1 P: 23	R: 1 E: 0 K: 1 S: 11	H: 1 LOB: 0 BB: 0 P: 15	R: 2 E: 1 K: 0 S: 10	H: 3 LOB: 1 BB: 0 P: 16	1B: 10 2B: 3 3B: 0 HR: 1	SF: 2 SAC: 0 DP: 4 HBP: 2	WP: 2 PB: 0 SB: 0 CS: 0	PA: 40
<b>PITCHER</b>	IP WLS BF H R ER SO	IP WLS BF H R ER SO	IP WLS BF H R ER SO	IP WLS BF H R ER SO	IP WLS BF H R ER SO	IP WLS BF H R ER SO	IP WLS BF H R ER SO	IP WLS BF H R ER SO	IP WLS BF H R ER SO	IP WLS BF H R ER SO	IP WLS BF H R ER SO	IP WLS BF H R ER SO	IP WLS BF H R ER SO	IP WLS BF H R ER SO	IP WLS BF H R ER SO	IP WLS BF H R ER SO	ERA WHIP	ERA WHIP		
43 Lance McCullers Jr., R ERA: 3.97	4.2	24	9	6	6	3	2	0	2	0	0	0	0	0	0	0	11.57	2.357		
45 Michael Feliz, R ERA: 3.8	0.1	4	1	0	0	0	2	0	0	0	0	1	0	9	20	0.00	9.000			
47 Chris Devenski, R ERA: 2.93	2.0	B	6	1	1	1	0	0	0	0	0	1	18	25	4.50	0.500				
44 Luke Gregerson, R ERA: 4.12	1.0	L	6	3	2	2	0	0	0	0	0	10	16	18.00	3.000					

AB	36
R	7
H	10
RBI	7
BB	5
SO	8
LOB	14



AB	32
R	9
H	14
RBI	8
BB	4
SO	4
LOB	16









Batter	1	2	3	4	5	6	7	8	9	AB	R	H	RBI	BB	SO	LOB	TOP										
10 Adam Jones, R OBP: 0.315, SLG: 0.460										4	0	1	0	0	1	1	<p><b>Baltimore Orioles @ Texas Rangers</b>            Globe Life Park in Arlington, Arlington, TX            Fri Jul 28 2017, 8:09 PM - 11:11 PM EDT            Att: 36,270 - Partly Cloudy - 99 F</p>										
13 Manny Machado, R OBP: 0.307, SLG: 0.429										4	1	0	0	0	0	1											
6 Jonathan Schoop, R OBP: 0.350, SLG: 0.556										3	1	1	1	1	0	0											
19 Chris Davis, L OBP: 0.314, SLG: 0.458										3	0	2	1	1	1	0											
45 Mark Trumbo, R OBP: 0.301, SLG: 0.409										4	0	0	0	0	1	4											
16 Trey Mancini, R OBP: 0.343, SLG: 0.516										4	0	0	0	0	0	1											
12 Seth Smith, L OBP: 0.343, SLG: 0.464										2	0	0	0	1	0	1											
23 Joey Rickard, R OBP: 0.296, SLG: 0.366										1	0	0	0	0	0	0											
29 Welington Castillo, R OBP: 0.315, SLG: 0.425										4	0	2	0	0	1	0											
17 Rubén Tejada, R OBP: 0.297, SLG: 0.301										3	0	0	0	0	1	3											
<b>Inning Stats</b>	R: 0 E: 0 K: 0 S: 7	H: 0 LOB: 0 BB: 0 P: 9	R: 0 E: 0 K: 0 S: 10	H: 1 LOB: 1 BB: 0 P: 17	R: 0 E: 0 K: 0 S: 7	H: 1 LOB: 0 BB: 0 P: 9	R: 0 E: 0 K: 1 S: 6	H: 0 LOB: 0 BB: 0 P: 9	R: 0 E: 0 K: 1 S: 13	H: 1 LOB: 2 BB: 1 P: 21	R: 1 E: 0 K: 1 S: 13	H: 2 LOB: 1 BB: 1 P: 22	R: 0 E: 0 K: 1 S: 8	H: 0 LOB: 0 BB: 0 P: 15	R: 1 E: 1 K: 1 S: 19	H: 1 LOB: 2 BB: 1 P: 30	R: 0 E: 0 K: 0 S: 8	H: 0 LOB: 0 BB: 0 P: 13	1B: 5 2B: 0 3B: 0 HR: 1	SF: 0 SAC: 0 DP: 2 HBP: 0	WP: 0 PB: 0 SB: 0 CS: 0	PA: 35					
<b>PITCHER</b>	IP	WLS	BF	H	R	ER	SO	BB	IBB	HBP	BLK	WP	HR	S	P	ERA	WHIP										
54 Andrew Cashner, R ERA: 3.48	7.0	W	26	5	1	1	4	2	0	0	0	0	1	64	102	1.29	1.000										
51 Matt Bush, R ERA: 3.32	1.0		6	1	1	0	1	1	0	0	0	0	0	19	30	0.00	2.000										
58 Alex Claudio, L ERA: 2.38	1.0		3	0	0	0	0	0	0	0	0	0	0	8	13	0.00	0.000										

Batter	1	2	3	4	5	6	7	8	9	AB	R	H	RBI	BB	SO	LOB	BOTTOM										
17 Shin-Soo Choo, L OBP: 0.363, SLG: 0.402										2	2	0	0	2	2	0	<p><b>Baltimore Orioles @ Texas Rangers</b>            Globe Life Park in Arlington, Arlington, TX            Fri Jul 28 2017, 8:09 PM - 11:11 PM EDT            Att: 36,270 - Partly Cloudy - 99 F</p>										
1 Elvis Andrus, R OBP: 0.328, SLG: 0.468										4	2	2	2	0	0	0											
30 Nomar Mazara, L OBP: 0.326, SLG: 0.426										4	2	3	2	0	0	0											
29 Adrian Beltré, R OBP: 0.389, SLG: 0.544										4	1	2	2	0	0	1											
5 Mike Napoli, R OBP: 0.287, SLG: 0.466										4	1	1	0	0	2	2											
12 Rougned Odor, L OBP: 0.253, SLG: 0.405										4	0	0	0	0	2	4											
14 Carlos Gómez, R OBP: 0.327, SLG: 0.456										4	0	1	2	0	1	2											
13 Joey Gallo, L OBP: 0.316, SLG: 0.527										4	0	1	0	0	3	2											
61 Robinson Chirinos, R OBP: 0.303, SLG: 0.522										4	0	0	0	0	1	2											
<b>Inning Stats</b>	R: 2 E: 0 K: 1 S: 17	H: 2 LOB: 1 BB: 1 P: 32	R: 0 E: 0 K: 1 S: 8	H: 1 LOB: 0 BB: 0 P: 11	R: 3 E: 0 K: 2 S: 17	H: 3 LOB: 1 BB: 1 P: 29	R: 0 E: 0 K: 2 S: 7	H: 0 LOB: 0 BB: 0 P: 13	R: 3 E: 0 K: 1 S: 18	H: 4 LOB: 1 BB: 0 P: 30	R: 0 E: 0 K: 2 S: 9	H: 0 LOB: 0 BB: 0 P: 11	R: 0 E: 0 K: 1 S: 9	H: 0 LOB: 0 BB: 0 P: 10	R: 0 E: 1 K: 1 S: 7	H: 0 LOB: 1 BB: 0 P: 11		1B: 5 2B: 4 3B: 0 HR: 1	SF: 0 SAC: 0 DP: 1 HBP: 0	WP: 3 PB: 0 SB: 0 CS: 0	PA: 36						
<b>PITCHER</b>	IP	WLS	BF	H	R	ER	SO	BB	IBB	HBP	BLK	WP	HR	S	P	ERA	WHIP										
30 Chris Tillman, R ERA: 7.65	4.1	L	23	9	8	8	6	2	0	0	0	0	0	56	101	16.61	2.538										
48 Richard Bleier, L ERA: 1.6	2.0		7	1	0	0	3	0	0	0	0	0	0	22	27	0.00	0.500										
60 Mychal Givens, R ERA: 1.94	0.2		2	0	0	0	1	0	0	0	0	0	0	7	8	0.00	0.000										
57 Donnie Hart, L ERA: 2.53	1.0		4	0	0	0	1	0	0	0	0	1	0	7	11	0.00	0.000										

AB	32
R	2
H	6
RBI	2
BB	3
SO	5
LOB	11







Batter	1	2	3	4	5	6	7	8	9	AB	R	H	RBI	BB	SO	LOB	TOP					
10 Adam Jones, R (1, 8) OBP: 0.310, SLG: 0.454	G5-3		K		G5-3	FC1-4 13 BB 6 1B		K		5	1	0	0	0	2	2						
13 Manny Machado, R (1, 5) OBP: 0.311, SLG: 0.435	G5-3									4	2	3	0	1	0	0						
6 Jonathan Schoop, R (1, 4) OBP: 0.354, SLG: 0.563	K									4	2	2	3	1	1	0						
16 Trey Mancini, R (1, 10) OBP: 0.346, SLG: 0.522										4	2	2	1	1	0	2						
19 Chris Davis, L (1, 3) OBP: 0.325, SLG: 0.457	K									4	2	2	1	0	1	1						
29 Wellington Castillo, R (1, 2) OBP: 0.318, SLG: 0.440	P3									4	1	2	4	0	0	1						
23 Joey Rickard, R (1, 7) OBP: 0.289, SLG: 0.358	P4									4	0	0	0	0	1	3						
17 Rubén Tejada, R (1, 6) OBP: 0.286, SLG: 0.282	L8									4	0	0	1	0	0	2						
14 Craig Gentry, R (1, 9) OBP: 0.286, SLG: 0.279										4	0	2	0	0	0	1						
<b>Inning Stats</b>	R: 0 H: 0 E: 0 K: 1 S: 10	H: 0 LOB: 0 BB: 0 P: 18	R: 0 H: 1 E: 0 K: 1 S: 12	H: 1 LOB: 1 BB: 0 P: 18	R: 0 H: 1 E: 0 K: 1 S: 10	H: 1 LOB: 0 BB: 0 P: 14	R: 4 H: 4 E: 0 K: 0 S: 16	H: 4 LOB: 1 BB: 1 P: 27	R: 5 H: 4 E: 1 K: 0 S: 20	H: 4 LOB: 0 BB: 1 P: 33	R: 1 H: 2 E: 0 K: 0 S: 10	H: 2 LOB: 1 BB: 1 P: 15	R: 0 H: 0 E: 0 K: 1 S: 8	H: 0 LOB: 0 BB: 0 P: 14	R: 0 H: 0 E: 0 K: 1 S: 7	H: 0 LOB: 0 BB: 0 P: 8	R: 0 H: 1 E: 0 K: 0 S: 10	H: 1 LOB: 0 BB: 0 P: 15	1B: 9 2B: 2 3B: 0 HR: 2	SF: 0 SAC: 0 DP: 2 HBP: 0	WP: 0 PA: 40 PB: 0 SB: 0 CS: 1	
<b>PITCHER</b>	IP WLS BF H R ER SO BB IBB HBP BLK WP HR S P ERA WHIP	IP WLS BF H R ER SO BB IBB HBP BLK WP HR S P ERA WHIP	IP WLS BF H R ER SO BB IBB HBP BLK WP HR S P ERA WHIP	IP WLS BF H R ER SO BB IBB HBP BLK WP HR S P ERA WHIP	IP WLS BF H R ER SO BB IBB HBP BLK WP HR S P ERA WHIP	IP WLS BF H R ER SO BB IBB HBP BLK WP HR S P ERA WHIP	IP WLS BF H R ER SO BB IBB HBP BLK WP HR S P ERA WHIP	IP WLS BF H R ER SO BB IBB HBP BLK WP HR S P ERA WHIP	IP WLS BF H R ER SO BB IBB HBP BLK WP HR S P ERA WHIP	IP WLS BF H R ER SO BB IBB HBP BLK WP HR S P ERA WHIP	IP WLS BF H R ER SO BB IBB HBP BLK WP HR S P ERA WHIP	IP WLS BF H R ER SO BB IBB HBP BLK WP HR S P ERA WHIP	IP WLS BF H R ER SO BB IBB HBP BLK WP HR S P ERA WHIP	IP WLS BF H R ER SO BB IBB HBP BLK WP HR S P ERA WHIP	IP WLS BF H R ER SO BB IBB HBP BLK WP HR S P ERA WHIP	IP WLS BF H R ER SO BB IBB HBP BLK WP HR S P ERA WHIP	IP WLS BF H R ER SO BB IBB HBP BLK WP HR S P ERA WHIP	IP WLS BF H R ER SO BB IBB HBP BLK WP HR S P ERA WHIP	IP WLS BF H R ER SO BB IBB HBP BLK WP HR S P ERA WHIP	IP WLS BF H R ER SO BB IBB HBP BLK WP HR S P ERA WHIP	IP WLS BF H R ER SO BB IBB HBP BLK WP HR S P ERA WHIP	
33 Martin Pérez, L (1, 1) ERA: 5.13	4.1	L	23	9	8	8	3	2	0	0	0	0	0	0	0	0	0	1	62	102	16.61	2.538
Jeremy Jeffress, R (5, 1) ERA: 5.31	2.2		11	3	2	2	1	1	0	0	0	0	0	0	0	0	0	1	24	37	6.75	1.500
37 Jason Grilli, R (8, 1) ERA: 6.28	2.0		6	1	0	0	1	0	0	0	0	0	0	0	0	0	0	0	17	23	0.00	0.500

Baltimore Orioles @ Texas Rangers  
Globe Life Park in Arlington, Arlington, TX  
Sun Jul 30 2017, 3:09 PM - 6:54 PM EDT  
Att: 32,437 - Partly Cloudy - 92 F

AB 37  
R 10  
H 13  
RBI 10  
BB 3  
SO 5  
LOB 12



Batter	1	2	3	4	5	6	7	8	9	AB	R	H	RBI	BB	SO	LOB	BOTTOM					
3 Delino DeShields, R (1, 7) OBP: 0.335, SLG: 0.359	K									4	0	0	0	0	2	2						
17 Shin-Soo Choo, L (8, PH) OBP: 0.366, SLG: 0.463	K									1	0	0	0	0	1	1						
1 Elvis Andrus, R (1, 6) OBP: 0.326, SLG: 0.461	K									4	0	0	0	0	1	1						
30 Nomar Mazara, L (1, 9) OBP: 0.327, SLG: 0.429	G4-3									4	2	1	1	1	1	4						
29 Adrián Beltré, R (1, 5) OBP: 0.382, SLG: 0.534	K									5	2	1	0	0	2	4						
5 Mike Napoli, R (1, 10) OBP: 0.283, SLG: 0.456	K									4	0	0	0	0	3	3						
12 Rougned Odor, L (1, 4) OBP: 0.280, SLG: 0.424	B1-3									4	2	3	5	0	0	0						
14 Carlos Gómez, R (1, 8) OBP: 0.329, SLG: 0.453										2	0	1	0	0	1	0						
18 Drew Robinson, L (8, 8) OBP: 0.379, SLG: 0.652										0	0	0	0	1	0	0						
61 Robinson Chirinos, R (1, 2) OBP: 0.297, SLG: 0.511	K									3	0	0	0	0	2	3						
6 Brett Nicholas, L (8, 2) OBP: 0.297, SLG: 0.511	K									1	0	0	0	0	0	1						
13 Joey Gallo, L (1, 3) OBP: 0.315, SLG: 0.519	F8									3	0	1	0	1	1	1						
<b>Inning Stats</b>	R: 0 H: 0 E: 0 K: 2 S: 12	H: 0 LOB: 0 BB: 0 P: 19	R: 0 H: 0 E: 0 K: 2 S: 7	H: 0 LOB: 0 BB: 0 P: 11	R: 0 H: 1 E: 0 K: 1 S: 12	H: 1 LOB: 0 BB: 0 P: 20	R: 2 H: 2 E: 0 K: 0 S: 12	H: 2 LOB: 2 BB: 1 P: 27	R: 0 H: 1 E: 0 K: 0 S: 16	H: 1 LOB: 2 BB: 0 P: 28	R: 1 H: 1 E: 0 K: 3 S: 12	H: 1 LOB: 0 BB: 0 P: 20	R: 0 H: 0 E: 0 K: 2 S: 12	H: 0 LOB: 0 BB: 0 P: 17	R: 3 H: 2 E: 0 K: 2 S: 17	H: 2 LOB: 1 BB: 1 P: 24	R: 0 H: 0 E: 0 K: 2 S: 11	H: 0 LOB: 2 BB: 1 P: 20	1B: 3 2B: 1 3B: 0 HR: 3	SF: 0 SAC: 0 DP: 1 HBP: 2	WP: 1 PA: 40 PB: 0 SB: 0 CS: 0	
<b>PITCHER</b>	IP WLS BF H R ER SO BB IBB HBP BLK WP HR S P ERA WHIP	IP WLS BF H R ER SO BB IBB HBP BLK WP HR S P ERA WHIP	IP WLS BF H R ER SO BB IBB HBP BLK WP HR S P ERA WHIP	IP WLS BF H R ER SO BB IBB HBP BLK WP HR S P ERA WHIP	IP WLS BF H R ER SO BB IBB HBP BLK WP HR S P ERA WHIP	IP WLS BF H R ER SO BB IBB HBP BLK WP HR S P ERA WHIP	IP WLS BF H R ER SO BB IBB HBP BLK WP HR S P ERA WHIP	IP WLS BF H R ER SO BB IBB HBP BLK WP HR S P ERA WHIP	IP WLS BF H R ER SO BB IBB HBP BLK WP HR S P ERA WHIP	IP WLS BF H R ER SO BB IBB HBP BLK WP HR S P ERA WHIP	IP WLS BF H R ER SO BB IBB HBP BLK WP HR S P ERA WHIP	IP WLS BF H R ER SO BB IBB HBP BLK WP HR S P ERA WHIP	IP WLS BF H R ER SO BB IBB HBP BLK WP HR S P ERA WHIP	IP WLS BF H R ER SO BB IBB HBP BLK WP HR S P ERA WHIP	IP WLS BF H R ER SO BB IBB HBP BLK WP HR S P ERA WHIP	IP WLS BF H R ER SO BB IBB HBP BLK WP HR S P ERA WHIP	IP WLS BF H R ER SO BB IBB HBP BLK WP HR S P ERA WHIP	IP WLS BF H R ER SO BB IBB HBP BLK WP HR S P ERA WHIP	IP WLS BF H R ER SO BB IBB HBP BLK WP HR S P ERA WHIP	IP WLS BF H R ER SO BB IBB HBP BLK WP HR S P ERA WHIP	IP WLS BF H R ER SO BB IBB HBP BLK WP HR S P ERA WHIP	
38 Wade Miley, L (1, 1) ERA: 5.6	5.0	W	22	4	2	2	5	1	0	0	0	0	0	0	0	0	0	1	59	105	3.60	1.000
56 Darren O'Day, R (6, 1) ERA: 4.91	1.0		4	1	1	1	3	0	0	0	0	0	0	0	0	0	0	1	12	20	9.00	1.000
35 Brad Brach, R (7, 1) ERA: 2.64	1.0		3	0	0	0	2	0	0	0	0	0	0	0	0	0	0	0	12	17	0.00	0.000
50 Miguel Castro, R (8, 1) ERA: 3.33	0.1		3	1	2	2	2	0	0	0	0	0	0	0	0	0	0	1	12	15	54.00	3.000
57 Donnie Hart, L (8, 1) ERA: 2.76	0.2		4	1	1	1	0	2	0	0	0	0	0	0	0	0	0	0	6	14	13.50	4.500
60 Mychal Givens, R (9, 1) ERA: 1.93	0.1		2	0	0	0	1	0	0	0	0	0	0	0	0	0	0	0	7	10	0.00	0.000
53 Zack Britton, L (9, 1) ERA: 3.32	0.2	S	2	0	0	0	1	0	0	0	0	0	0	0	0	0	0	0	7	10	0.00	0.000

Baltimore Orioles @ Texas Rangers  
Globe Life Park in Arlington, Arlington, TX  
Sun Jul 30 2017, 3:09 PM - 6:54 PM EDT  
Att: 32,437 - Partly Cloudy - 92 F

AB 35  
R 6  
H 7  
RBI 6  
BB 3  
SO 14  
LOB 20



Batter	1	2	3	4	5	6	7	8	9	AB	R	H	RBI	BB	SO	LOB	TOP				
15 Whit Merrifield, R OBP: 0.335, SLG: 0.482										4	0	0	0	0	2	1					
6 Lorenzo Cain, R OBP: 0.343, SLG: 0.428										4	1	1	0	0	1	1					
53 Melky Cabrera, S OBP: 0.333, SLG: 0.431										4	0	0	0	0	1	2					
35 Eric Hosmer, L OBP: 0.380, SLG: 0.501										3	0	2	1	1	0	1					
13 Salvador Perez, R OBP: 0.315, SLG: 0.524										4	0	0	0	0	1	3					
8 Mike Moustakas, L OBP: 0.305, SLG: 0.559										3	0	1	0	0	1	1					
37 Brandon Moss, L OBP: 0.290, SLG: 0.407										2	0	0	0	1	0	2					
2 Alcides Escobar, R OBP: 0.255, SLG: 0.317										3	0	0	0	0	1	2					
4 Alex Gordon, L OBP: 0.296, SLG: 0.306										3	0	1	0	0	2	0					
<b>Inning Stats</b>	R: 1 H: 2 E: 0 K: 1 S: 12	H: 2 LOB: 1 BB: 0 P: 18	R: 0 H: 1 E: 0 K: 0 S: 10	H: 1 LOB: 0 BB: 0 P: 15	R: 0 H: 1 E: 0 K: 0 S: 6	H: 1 LOB: 1 BB: 0 P: 11	R: 0 H: 0 E: 0 K: 1 S: 8	H: 0 LOB: 1 BB: 0 P: 15	R: 0 H: 1 E: 0 K: 1 S: 8	H: 1 LOB: 1 BB: 0 P: 14	R: 0 H: 0 E: 0 K: 0 S: 7	H: 0 LOB: 0 BB: 1 P: 15	R: 0 H: 0 E: 0 K: 2 S: 7	H: 0 LOB: 0 BB: 0 P: 9	R: 0 H: 0 E: 1 K: 1 S: 6	H: 0 LOB: 0 BB: 0 P: 10	1B: 2 2B: 3 3B: 0 HR: 0	SF: 0 SAC: 0 DP: 3 HBP: 0	WP: 0 PB: 0 SB: 1 CS: 0	PA: 32	
<b>PITCHER</b>	IP	WLS	BF	H	R	ER	SO	BB	IBB	HBP	BLK	WP	HR	S	P	ERA	WHIP				
31 Ubaldo Jiménez, R ERA: 6.56	7.0		26	5	1	1	6	2	0	0	0	0	0	61	100	1.29	1.000				
60 Mychal Givens, R ERA: 1.89	1.0		3	0	0	0	2	0	0	0	0	0	0	7	9	0.00	0.000				
53 Zack Britton, L ERA: 3.15	1.0	W	3	0	0	0	1	0	0	0	0	0	0	6	10	0.00	0.000				

**Kansas City Royals @ Baltimore Orioles**  
 Oriole Park at Camden Yards, Baltimore, MD  
 Mon Jul 31 2017, 7:08 PM - 9:40 PM EDT  
 Att: 20,663 - Clear - 89 F

livebaseballscorecards.com

AB 30  
R 1  
H 5  
RBI 1  
BB 2  
SO 9  
LOB 13

Batter	1	2	3	4	5	6	7	8	9	AB	R	H	RBI	BB	SO	LOB	BOTTOM					
10 Adam Jones, R OBP: 0.307, SLG: 0.449										4	0	0	0	0	0	0						
13 Manny Machado, R OBP: 0.313, SLG: 0.441										4	1	2	0	0	1	0						
6 Jonathan Schoop, R OBP: 0.355, SLG: 0.562										4	0	2	1	0	0	1						
16 Trey Mancini, R OBP: 0.345, SLG: 0.519										4	0	1	0	0	2	2						
19 Chris Davis, L OBP: 0.321, SLG: 0.450										4	0	0	0	0	2	1						
36 Caleb Joseph, R OBP: 0.332, SLG: 0.457										4	1	1	0	0	0	1						
23 Joey Rickard, R OBP: 0.294, SLG: 0.361										4	0	2	0	0	0	1						
17 Rubén Tejada, R OBP: 0.293, SLG: 0.283										3	0	1	0	1	1	1						
14 Craig Gentry, R OBP: 0.284, SLG: 0.277										4	0	1	1	0	1	3						
<b>Inning Stats</b>	R: 0 H: 1 E: 0 K: 0 S: 6	H: 2 LOB: 1 BB: 0 P: 11	R: 0 H: 2 E: 0 K: 0 S: 14	H: 2 LOB: 3 BB: 1 P: 23	R: 0 H: 1 E: 0 K: 1 S: 10	H: 1 LOB: 1 BB: 0 P: 18	R: 0 H: 1 E: 0 K: 1 S: 8	H: 1 LOB: 1 BB: 0 P: 14	R: 1 H: 2 E: 0 K: 1 S: 14	H: 2 LOB: 1 BB: 0 P: 18	R: 0 H: 0 E: 0 K: 1 S: 6	H: 0 LOB: 0 BB: 0 P: 8	R: 0 H: 0 E: 0 K: 2 S: 8	H: 0 LOB: 0 BB: 0 P: 14	R: 0 H: 0 E: 0 K: 1 S: 7	H: 0 LOB: 0 BB: 0 P: 12	R: 1 H: 3 E: 0 K: 0 S: 12	H: 3 LOB: 2 BB: 0 P: 18	1B: 8 2B: 2 3B: 0 HR: 0	SF: 0 SAC: 0 DP: 0 HBP: 0	WP: 0 PB: 0 SB: 0 CS: 0	PA: 36
<b>PITCHER</b>	IP	WLS	BF	H	R	ER	SO	BB	IBB	HBP	BLK	WP	HR	S	P	ERA	WHIP					
41 Danny Duffy, L ERA: 3.42	7.0		29	7	1	1	6	1	0	0	0	0	0	66	106	1.29	1.143					
47 Peter Moilanen, R ERA: 4.3	1.0		3	0	0	0	1	0	0	0	0	0	0	7	12	0.00	0.000					
48 Joakim Soria, R ERA: 3.35	0.2	L	5	3	1	1	0	0	0	0	0	0	0	12	18	13.50	4.500					

**Kansas City Royals @ Baltimore Orioles**  
 Oriole Park at Camden Yards, Baltimore, MD  
 Mon Jul 31 2017, 7:08 PM - 9:40 PM EDT  
 Att: 20,663 - Clear - 89 F

livebaseballscorecards.com


AB 35  
R 2  
H 10  
RBI 2  
BB 1  
SO 7  
LOB 10

Batter	1	2	3	4	5	6	7	8	9	AB	R	H	RBI	BB	SO	LOB	TOP										
15 Whit Merrifield, R OBP: 0.334, SLG: 0.480	P5		53 FC4-6 1-H 1B		F8			F9		4	0	1	1	0	0	0											
6 Lorenzo Cain, R OBP: 0.340, SLG: 0.425 38 Jorge Bonifacio, R OBP: 0.326, SLG: 0.445	G5-3		L9		L9			K		3	0	0	0	0	0	1											
53 Melky Cabrera, S OBP: 0.332, SLG: 0.432	K		FC4-6		L3			13 2B		4	1	1	0	0	1	1											
35 Eric Hosmer, L OBP: 0.379, SLG: 0.499		13 FC6-4 1B		G4-3				G6-3		4	0	1	0	0	0	1											
13 Salvador Perez, R OBP: 0.314, SLG: 0.524		FC6-4 FC3-6 1-2f		G2-3				K		4	0	1	1	0	1	1											
8 Mike Moustakas, L OBP: 0.305, SLG: 0.556 46 Ramón Torres, S OBP: 0.313, SLG: 0.305	FC3-6							P6		2	0	0	0	1	0	1											
37 Brandon Moss, L OBP: 0.286, SLG: 0.402	P4							F7		3	0	0	0	0	1	2											
2 Alcides Escobar, R OBP: 0.253, SLG: 0.315			F9		G1-3			K		3	0	0	0	0	1	0											
4 Alex Gordon, L OBP: 0.296, SLG: 0.307			15 E 15 S 1B		L9			K		3	1	1	0	0	1	0											
<b>Inning Stats</b>	R: 0 E: 0 K: 1 S: 8	H: 0 LOB: 0 BB: 0 P: 9	R: 0 E: 0 K: 0 S: 9	H: 1 LOB: 1 BB: 0 P: 12	R: 1 E: 0 K: 0 S: 11	H: 2 LOB: 1 BB: 0 P: 18	R: 0 E: 0 K: 1 S: 10	H: 0 LOB: 1 BB: 1 P: 15	R: 0 E: 0 K: 0 S: 7	H: 0 LOB: 0 BB: 0 P: 12	R: 0 E: 0 K: 0 S: 4	H: 0 LOB: 0 BB: 0 P: 6	R: 0 E: 0 K: 1 S: 5	H: 0 LOB: 0 BB: 0 P: 10	R: 0 E: 0 K: 2 S: 10	H: 0 LOB: 0 BB: 0 P: 11	R: 1 E: 0 K: 1 S: 16	H: 2 LOB: 1 BB: 0 P: 23	1B: 3 2B: 2 3B: 0 HR: 0	SF: 0 SAC: 0 DP: 0 HBP: 0	WP: 0 PA: 33 PB: 0 SB: 1 CS: 0						
<b>PITCHER</b>	IP	WLS	BF	H	R	ER	SO	BB	IBB	HBP	BLK	WP	HR	S	P	ERA	WHIP										
37 Dylan Bundy, R ERA: 4.24 35 Brad Brach, R ERA: 2.78	8.0	W	28	3	1	0	5	1	0	0	0	0	0	64	93	0.00	0.500										
	1.0		5	2	1	1	1	0	0	0	0	0	0	16	23	9.00	2.000										

**Kansas City Royals @ Baltimore Orioles**  
 Oriole Park at Camden Yards, Baltimore, MD  
 Tue Aug 01 2017, 7:08 PM - 10:02 PM EDT  
 Att: 20,931 - Cloudy - 75 F

livebaseballscores.com

AB 32  
R 2  
H 5  
RBI 2  
BB 1  
SO 6  
LOB 8




Batter	1	2	3	4	5	6	7	8	9	AB	R	H	RBI	BB	SO	LOB	BOTTOM										
10 Adam Jones, R OBP: 0.308, SLG: 0.449	L7		13 1B		G6-3			F9		5	0	2	1	0	0	3											
13 Manny Machado, R OBP: 0.316, SLG: 0.445	6 1B		F8		6 FC6-4 1B			F8		5	1	3	0	0	0	1											
6 Jonathan Schoop, R OBP: 0.356, SLG: 0.560	19 1B 16 2B 2-H 1B		F8		12 2B 1B			K		5	2	2	1	0	1	1											
19 Chris Davis, L OBP: 0.322, SLG: 0.447	16 2B 1 FC6-2 1B		G3-1		K			F8		4	0	1	0	1	1	1											
16 Trey Mancini, R OBP: 0.347, SLG: 0.520 14 Craig Gentry, R OBP: 0.284, SLG: 0.277	3-H 2B				K			G6-4-3		3	0	1	1	1	1	3											
1 Tim Beckham, R OBP: 0.316, SLG: 0.411	FC6-2				K			G6-4-3		0	0	0	0	0	0	0											
12 Seth Smith, L OBP: 0.350, SLG: 0.467	K				12 2B 1B			12 1B 2B		4	2	2	0	0	1	3											
29 Welington Castillo, R OBP: 0.317, SLG: 0.436					23 G1-3 10 1B HBP 29 G1-3 2B			23 2B 1B		3	2	2	3	0	1	2											
23 Joey Rickard, R OBP: 0.293, SLG: 0.364					G1-3			FC6-4		4	0	1	1	0	1	2											
					G1-3			FC6-4		4	0	1	0	0	0	2											
<b>Inning Stats</b>	R: 2 E: 0 K: 1 S: 21	H: 4 LOB: 2 BB: 0 P: 29	R: 0 E: 0 K: 0 S: 13	H: 1 LOB: 1 BB: 0 P: 21	R: 0 E: 0 K: 1 S: 11	H: 0 LOB: 1 BB: 1 P: 17	R: 1 E: 0 K: 0 S: 14	H: 2 LOB: 2 BB: 0 P: 20	R: 3 E: 0 K: 2 S: 22	H: 5 LOB: 2 BB: 0 P: 30	R: 0 E: 0 K: 0 S: 5	H: 1 LOB: 1 BB: 1 P: 11	R: 1 E: 0 K: 1 S: 19	H: 2 LOB: 1 BB: 0 P: 27	R: 0 E: 0 K: 1 S: 8	H: 0 LOB: 0 BB: 0 P: 13	1B: 10 2B: 5 3B: 0 HR: 0	SF: 0 SAC: 0 DP: 1 HBP: 1	WP: 0 PA: 40 PB: 0 SB: 0 CS: 0								
<b>PITCHER</b>	IP	WLS	BF	H	R	ER	SO	BB	IBB	HBP	BLK	WP	HR	S	P	ERA	WHIP										
31 Ian Kennedy, R ERA: 4.6 54 Scott Alexander, L ERA: 2.3 43 Neftali Feliz, R ERA: 4.93 49 Ryan Buchter, L ERA: 2.88	4.0	L	21	8	4	4	2	1	0	0	0	0	0	23	36	9.00	3.000										
	1.0		5	2	1	1	1	0	0	0	0	0	0	19	27	9.00	2.000										
	1.0		3	0	0	0	1	0	0	0	0	0	0	8	13	0.00	0.000										

**Kansas City Royals @ Baltimore Orioles**  
 Oriole Park at Camden Yards, Baltimore, MD  
 Tue Aug 01 2017, 7:08 PM - 10:02 PM EDT  
 Att: 20,931 - Cloudy - 75 F

livebaseballscores.com

AB 37  
R 7  
H 15  
RBI 7  
BB 2  
SO 6  
LOB 18




Batter	1	2	3	4	5	6	7	8	9	AB	R	H	RBI	BB	SO	LOB	TOP										
15 Whit Merrifield, R OBP: 0.333, SLG: 0.477	F9		53 HBP 1B		F9			G5-3		4	0	1	0	0	0	1											
53 Melky Cabrera, S OBP: 0.336, SLG: 0.432	35 FC6 1B		1 SAFE B FC 80 B FF 91 F FC 88 H KC 80			35 2B BB		G4-3		2	0	1	0	1	0	0											
35 Eric Hosmer, L OBP: 0.378, SLG: 0.499	FC6							G4-3		4	0	1	0	0	0	3											
13 Salvador Perez, R OBP: 0.311, SLG: 0.518	G1-3									4	0	0	0	0	0	3											
8 Mike Moustakas, L OBP: 0.302, SLG: 0.550	P1									4	0	0	0	0	2	2											
38 Jorge Bonifacio, R OBP: 0.328, SLG: 0.444	2 G4-6-3 1B									3	0	1	0	1	0	2											
2 Alcides Escobar, R OBP: 0.253, SLG: 0.314	G4-6-3									4	0	1	0	0	0	2											
4 Alex Gordon, L OBP: 0.294, SLG: 0.304										3	0	0	0	0	2	1											
46 Ramón Torres, S OBP: 0.299, SLG: 0.290										3	0	0	0	0	0	1											
<b>Inning Stats</b>	R: 0 E: 0 K: 0 S: 8	H: 1 LOB: 1 BB: 0 P: 13	R: 0 E: 0 K: 0 S: 7	H: 1 LOB: 0 BB: 0 P: 11	R: 0 E: 0 K: 1 S: 11	H: 1 LOB: 2 BB: 0 P: 16	R: 0 E: 0 K: 0 S: 6	H: 0 LOB: 0 BB: 0 P: 9	R: 0 E: 0 K: 1 S: 10	H: 1 LOB: 1 BB: 0 P: 14	R: 0 E: 0 K: 1 S: 11	H: 1 LOB: 2 BB: 1 P: 18	R: 0 E: 0 K: 0 S: 9	H: 0 LOB: 0 BB: 0 P: 13	R: 0 E: 0 K: 0 S: 11	H: 0 LOB: 1 BB: 1 P: 22	R: 0 E: 0 K: 1 S: 14	H: 0 LOB: 1 BB: 1 P: 22	1B: 4 2B: 1 3B: 0 HR: 0	SF: 0 SAC: 0 DP: 1 HBP: 1	WP: 0 PB: 0 CS: 0	PA: 34					
<b>PITCHER</b>	IP	WLS	BF	H	R	ER	SO	BB	IBB	HBP	BLK	WP	HR	S	P	ERA	WHIP										
58 Jeremy Hellickson, R ERA: 4.45	7.0	W	27	5	0	0	3	1	0	1	0	0	0	62	94	0.00	0.857										
60 Mychal Givens, R ERA: 1.86	1.0	H	3	0	0	0	0	0	0	0	0	0	0	11	17	0.00	0.000										
56 Darren O'Day, R ERA: 4.78	1.0		4	0	0	0	1	1	0	0	0	0	0	14	22	0.00	1.000										

**Kansas City Royals @ Baltimore Orioles**  
 Oriole Park at Camden Yards, Baltimore, MD  
 Wed Aug 02 2017, 7:09 PM - 10:30 PM EDT  
 Att. 14,984 - Rain - 72 F

livebaseballscorecards.com

AB 31  
R 0  
H 5  
RBI 0  
BB 2  
SO 4  
LOB 15




Batter	1	2	3	4	5	6	7	8	9	AB	R	H	RBI	BB	SO	LOB	BOTTOM										
10 Adam Jones, R OBP: 0.308, SLG: 0.446	G6-3		13 G4-3 13 WP BB		G6-3			L9		3	0	0	0	1	0	1											
13 Manny Machado, R OBP: 0.316, SLG: 0.443	G6-3									4	0	1	0	0	0	1											
6 Jonathan Schoop, R OBP: 0.355, SLG: 0.556	K									3	1	0	0	1	2	2											
16 Trey Mancini, R OBP: 0.351, SLG: 0.524										3	2	2	0	1	0	0											
19 Chris Davis, L OBP: 0.321, SLG: 0.448	G3									4	1	1	2	0	1	3											
1 Tim Beckham, R OBP: 0.318, SLG: 0.422	36 HR 2B									4	1	2	2	0	2	0											
23 Joey Rickard, R OBP: 0.287, SLG: 0.356	L5									4	0	0	0	0	1	2											
36 Caleb Joseph, R OBP: 0.330, SLG: 0.469	2H HR									4	1	1	2	0	1	1											
14 Craig Gentry, R OBP: 0.286, SLG: 0.269	G5-3									2	0	0	0	1	1	0											
<b>Inning Stats</b>	R: 0 E: 0 K: 1 S: 7	H: 3 LOB: 0 BB: 0 P: 13	R: 3 E: 0 K: 0 S: 12	H: 3 LOB: 0 BB: 0 P: 21	R: 0 E: 0 K: 1 S: 10	H: 0 LOB: 2 BB: 2 P: 23	R: 0 E: 0 K: 2 S: 9	H: 0 LOB: 0 BB: 0 P: 15	R: 0 E: 0 K: 2 S: 16	H: 1 LOB: 1 BB: 0 P: 24	R: 0 E: 0 K: 1 S: 7	H: 0 LOB: 0 BB: 0 P: 10	R: 0 E: 0 K: 0 S: 10	H: 0 LOB: 1 BB: 1 P: 19	R: 3 E: 0 K: 1 S: 17	H: 3 LOB: 1 BB: 1 P: 30	R: 3 E: 0 K: 1 S: 17	H: 3 LOB: 1 BB: 1 P: 30	1B: 2 2B: 3 3B: 1 HR: 1	SF: 0 SAC: 0 DP: 0 HBP: 0	WP: 1 PB: 0 CS: 0	PA: 35					
<b>PITCHER</b>	IP	WLS	BF	H	R	ER	SO	BB	IBB	HBP	BLK	WP	HR	S	P	ERA	WHIP										
51 Jason Vargas, L ERA: 3.1	5.0	L	21	4	3	3	6	1	1	0	0	0	0	7	10	0.00	0.000										
26 Mike Minor, L ERA: 2.44	1.0		3	0	0	0	1	0	0	0	0	0	0	7	10	0.00	0.000										
47 Peter Moylan, R ERA: 4.19	1.0		4	0	0	0	0	1	0	0	0	0	0	10	19	0.00	1.000										
32 Brandon Maurer, R ERA: 5.86	1.0		7	3	3	3	1	1	0	0	0	0	0	17	30	27.00	4.000										

**Kansas City Royals @ Baltimore Orioles**  
 Oriole Park at Camden Yards, Baltimore, MD  
 Wed Aug 02 2017, 7:09 PM - 10:30 PM EDT  
 Att. 14,984 - Rain - 72 F

livebaseballscorecards.com

AB 31  
R 6  
H 7  
RBI 6  
BB 4  
SO 8  
LOB 10





Batter	1	2	3	4	5	6	7	8	9	AB	R	H	RBI	BB	SO	LOB	TOP										
3 Ian Kinsler, R OBP: 0.325, SLG: 0.392	G5-3				L8			G1-3		4	0	1	0	0	0	2	Detroit Tigers @ Baltimore Orioles Oriole Park at Camden Yards, Baltimore, MD Fri Aug 04 2017, 7:09 PM - 10:00 PM EDT Att: 22,882 - Clear - 83 F										
37 James Adduci, L OBP: 0.360, SLG: 0.455	HR		1B				K	8 HR		3	2	1	1	1	1	1											
8 Justin Upton, R OBP: 0.368, SLG: 0.528	2B		K				F7	HR		4	1	2	4	0	1	1											
24 Miguel Cabrera, R OBP: 0.337, SLG: 0.413	K				G6-3		G4-3	K		4	0	0	0	0	2	2											
9 Nick Castellanos, R OBP: 0.306, SLG: 0.432	L6									3	0	0	0	1	1	2											
55 John Hicks, R OBP: 0.329, SLG: 0.557										0	0	0	0	0	0	0											
41 Victor Martinez, S OBP: 0.326, SLG: 0.377	K				G1-4-3			L9		4	0	0	0	0	1	1											
15 Mikie Mahtook, R OBP: 0.336, SLG: 0.450	K									4	0	0	0	0	2	1											
34 James McCann, R OBP: 0.322, SLG: 0.450	G4-3									3	0	1	0	0	1	0											
17 Andrew Romine, S OBP: 0.289, SLG: 0.343										1	1	0	0	0	0	0											
1 Jose Iglesias, R OBP: 0.295, SLG: 0.362					G1-3			3 HR		3	1	1	0	0	0	0											
<b>Inning Stats</b>	R: 1 H: 2 E: 0 K: 1 S: 19	H: 2 LOB: 1 BB: 0 P: 29	R: 0 H: 0 E: 0 K: 2 S: 10	H: 0 LOB: 0 BB: 0 P: 14	R: 0 H: 1 E: 0 K: 1 S: 12	H: 1 LOB: 1 BB: 0 P: 17	R: 0 H: 0 E: 0 K: 1 S: 12	H: 0 LOB: 0 BB: 1 P: 19	R: 0 H: 0 E: 0 K: 1 S: 12	H: 0 LOB: 0 BB: 0 P: 17	R: 0 H: 0 E: 0 K: 1 S: 6	H: 0 LOB: 0 BB: 0 P: 9	R: 4 H: 3 E: 0 K: 1 S: 18	H: 3 LOB: 1 BB: 1 P: 27	R: 0 H: 0 E: 0 K: 0 S: 10	H: 0 LOB: 0 BB: 0 P: 12	1B: 3 2B: 1 3B: 0 HR: 2	SF: 0 SAC: 0 DP: 0 HBP: 0	WP: 0 PB: 0 SB: 0 CS: 0	PA: 35							
<b>PITCHER</b>	IP	WLS	BF	H	R	ER	SO	BB	IBB	HBP	BLK	WP	HR	S	P	ERA	WHIP										
39 Kevin Gausman, R ERA: 5.15	7.0		25	3	1	1	8	1	0	0	0	0	1	76	111	1.29	0.571										
60 Mychal Givens, R ERA: 2.48	1.0	L	7	3	4	4	1	1	0	0	0	0	1	18	27	36.00	4.000										
56 Darren O'Day, R ERA: 4.66	1.0		3	0	0	0	0	0	0	0	0	0	0	10	12	0.00	0.000										

Batter	1	2	3	4	5	6	7	8	9	AB	R	H	RBI	BB	SO	LOB	BOTTOM										
10 Adam Jones, R OBP: 0.310, SLG: 0.445	L8		K		L9			G6-3		4	0	0	0	0	1	0	Detroit Tigers @ Baltimore Orioles Oriole Park at Camden Yards, Baltimore, MD Fri Aug 04 2017, 7:09 PM - 10:00 PM EDT Att: 22,882 - Clear - 83 F										
13 Manny Machado, R OBP: 0.314, SLG: 0.447	1B		HR				F9	G6-3		4	1	2	1	0	0	0											
6 Jonathan Schoop, R OBP: 0.352, SLG: 0.550	K		K				L8	F8		4	0	0	0	0	2	1											
19 Chris Davis, L OBP: 0.319, SLG: 0.438	K						K	K		4	0	0	0	0	4	1											
1 Tim Beckham, R OBP: 0.331, SLG: 0.453	HR						12 2B	23 DI		4	1	4	1	0	0	0											
23 Joey Rickard, R OBP: 0.276, SLG: 0.342	P4						B3	K		4	0	0	0	0	2	3											
12 Seth Smith, L OBP: 0.350, SLG: 0.469	K				L8					3	0	1	0	0	1	1											
36 Caleb Joseph, R OBP: 0.325, SLG: 0.462	F7									3	0	0	0	0	1	2											
14 Craig Gentry, R OBP: 0.286, SLG: 0.284	G6-3							F8		3	0	0	0	0	1	2											
<b>Inning Stats</b>	R: 0 H: 1 E: 0 K: 2 S: 12	H: 1 LOB: 1 BB: 0 P: 20	R: 1 H: 1 E: 0 K: 1 S: 18	H: 1 LOB: 0 BB: 0 P: 23	R: 1 H: 1 E: 0 K: 2 S: 14	H: 1 LOB: 0 BB: 0 P: 18	R: 0 H: 1 E: 0 K: 2 S: 11	H: 1 LOB: 1 BB: 0 P: 15	R: 0 H: 0 E: 0 K: 1 S: 5	H: 0 LOB: 0 BB: 0 P: 5	R: 0 H: 0 E: 0 K: 1 S: 8	H: 0 LOB: 0 BB: 0 P: 10	R: 0 H: 2 E: 0 K: 1 S: 12	H: 2 LOB: 2 BB: 0 P: 16	R: 0 H: 0 E: 0 K: 0 S: 5	H: 0 LOB: 0 BB: 0 P: 8		R: 0 H: 1 E: 0 K: 2 S: 10	H: 1 LOB: 1 BB: 0 P: 15	1B: 4 2B: 1 3B: 0 HR: 2	SF: 0 SAC: 0 DP: 0 HBP: 0	WP: 0 PB: 0 SB: 0 CS: 0	PA: 33				
<b>PITCHER</b>	IP	WLS	BF	H	R	ER	SO	BB	IBB	HBP	BLK	WP	HR	S	P	ERA	WHIP										
35 Justin Verlander, R ERA: 4.2	7.0	W	27	6	2	2	10	0	0	0	0	0	2	80	107	2.57	0.857										
30 Alex Wilson, R ERA: 4.03	1.0	H	3	0	0	0	0	0	0	0	0	0	0	5	8	0.00	0.000										
43 Bruce Rondon, R ERA: 10.43	1.0	S	3	1	0	0	2	0	0	0	0	0	0	10	15	0.00	1.000										







Batter	1	2	3	4	5	6	7	8	9	AB	R	H	RBI	BB	SO	LOB	TOP
3 Ian Kinsler, R OBP: 0.328, SLG: 0.394										4	1	3	0	1	0	2	
37 James Adduci, L OBP: 0.333, SLG: 0.419										5	1	1	0	0	2	4	
8 Justin Upton, R OBP: 0.365, SLG: 0.528										4	0	0	1	1	1	2	
9 Nick Castellanos, R OBP: 0.307, SLG: 0.435										4	1	1	1	1	1	3	
15 Mikie Mahtook, R OBP: 0.341, SLG: 0.450										5	0	2	1	0	1	4	
41 Victor Martinez, S OBP: 0.282, SLG: 0.367										5	0	0	0	0	0	2	
55 John Hicks, R OBP: 0.346, SLG: 0.573										4	0	3	0	0	1	0	
17 Andrew Romine, S OBP: 0.297, SLG: 0.350										4	0	1	0	0	0	6	
49 Dixon Machado, R OBP: 0.340, SLG: 0.370										4	0	3	0	0	1	0	
<b>Inning Stats</b>	R: 0 E: 0 K: 2 S: 11	H: 1 LOB: 2 BB: 1 P: 20	R: 0 E: 0 K: 0 S: 9	H: 2 LOB: 1 BB: 0 P: 17	R: 0 E: 0 K: 1 S: 10	H: 1 LOB: 2 BB: 0 P: 19	R: 0 E: 0 K: 1 S: 13	H: 2 LOB: 1 BB: 0 P: 24	R: 0 E: 0 K: 0 S: 8	H: 0 LOB: 0 BB: 0 P: 10	R: 0 E: 0 K: 0 S: 10	H: 2 LOB: 1 BB: 0 P: 13	R: 2 E: 0 K: 0 S: 14	H: 3 LOB: 1 BB: 0 P: 20	1B: 11 2B: 3 3B: 0 HR: 1	SF: 0 SAC: 0 DP: 2 HBP: 0	WP: 0 PA: 42 CS: 1
<b>PITCHER</b>	IP WLS BF H R ER SO BB IBB HBP BLK WP HR S P ERA WHIP	5.2 W 28 9 1 1 6 3 0 0 0 0 1 56 105 1.59 2.118	(1, 1)	6.1 2.1 8 2 0 0 0 0 0 0 0 0 24 32 0.00 0.857	(6, 1)	9.1 1.0 6 3 2 2 0 0 0 0 0 0 14 20 18.00 3.000	(9, 1)										

**Detroit Tigers @ Baltimore Orioles**  
 Oriole Park at Camden Yards, Baltimore, MD  
 Sun Aug 06 2017, 1:39 PM - 4:48 PM EDT  
 Att: 30,144 - Cloudy - 79 F


AB	39
R	3
H	14
RBI	3
BB	3
SO	6
LOB	23



Batter	1	2	3	4	5	6	7	8	9	AB	R	H	RBI	BB	SO	LOB	BOTTOM	
10 Adam Jones, R OBP: 0.312, SLG: 0.453										5	2	2	0	0	0	2		
13 Manny Machado, R OBP: 0.318, SLG: 0.458										5	2	4	5	0	0	1		
17 Rubén Tejada, R OBP: 0.293, SLG: 0.283										5	2	1	2	0	2	4		
6 Jonathan Schoop, R OBP: 0.354, SLG: 0.556										5	2	1	2	0	2	4		
19 Chris Davis, L OBP: 0.317, SLG: 0.440											5	1	1	2	0	1	1	
16 Trey Mancini, R OBP: 0.350, SLG: 0.524											4	1	3	1	1	1	0	
1 Tim Beckham, R OBP: 0.333, SLG: 0.460											4	0	1	1	1	0	2	
12 Seth Smith, L OBP: 0.318, SLG: 0.462											3	0	0	0	1	0	2	
14 Craig Gentry, R OBP: 0.282, SLG: 0.280											1	0	0	0	0	0	2	
36 Caleb Joseph, R OBP: 0.323, SLG: 0.462											4	1	1	0	0	1	3	
23 Joey Rickard, R OBP: 0.289, SLG: 0.377											4	3	4	1	0	0	0	
<b>Inning Stats</b>	R: 4 E: 0 K: 0 S: 15	H: 4 LOB: 0 BB: 0 P: 23	R: 1 E: 0 K: 2 S: 15	H: 2 LOB: 1 BB: 0 P: 23	R: 0 E: 0 K: 0 S: 8	H: 1 LOB: 2 BB: 1 P: 14	R: 0 E: 0 K: 2 S: 18	H: 3 LOB: 0 BB: 0 P: 28	R: 0 E: 0 K: 1 S: 11	H: 1 LOB: 1 BB: 0 P: 14	R: 0 E: 0 K: 0 S: 14	H: 1 LOB: 1 BB: 0 P: 22	R: 4 E: 0 K: 0 S: 25	H: 5 LOB: 2 BB: 1 P: 38	1B: 9 2B: 3 3B: 0 HR: 5	SF: 0 SAC: 0 DP: 1 HBP: 0	WP: 1 PA: 43 CS: 0	
<b>PITCHER</b>	IP WLS BF H R ER SO BB IBB HBP BLK WP HR S P ERA WHIP	3.0 L 12 2 0 0 3 1 0 0 0 0 36 57 0.00 0.900	(1, 1)	4.1 3.1 12 2 0 0 3 1 0 0 0 0 36 57 0.00 0.900	(4, 1)	7.1 0.2 6 4 4 4 0 0 0 0 0 0 19 25 54.00 6.000	(7, 1)	8.1 1.0 5 1 0 0 0 1 0 0 0 1 0 13 24 0.00 2.000	(8, 1)									

**Detroit Tigers @ Baltimore Orioles**  
 Oriole Park at Camden Yards, Baltimore, MD  
 Sun Aug 06 2017, 1:39 PM - 4:48 PM EDT  
 Att: 30,144 - Cloudy - 79 F

AB	40
R	12
H	17
RBI	12
BB	3
SO	5
LOB	17







Batter	1	2	3	4	5	6	7	8	9	AB	R	H	RBI	BB	SO	LOB	TOP					
10 Adam Jones, R (1,8) OBP: 0.308, SLG: 0.444										4	0	0	0	0	0	2	<b>Baltimore Orioles @ Los Angeles Angels</b> Angel Stadium of Anaheim, Anaheim, CA Wed Aug 09 2017, 12:38 PM - 3:44 PM PDT Att: 36,202 - Sunny - 81 F <a href="http://livebaseballscorecards.com">livebaseballscorecards.com</a>					
13 Manny Machado, R (1,5) OBP: 0.315, SLG: 0.457										4	0	0	0	0	1	1						
6 Jonathan Schoop, R (1,4) OBP: 0.351, SLG: 0.547										4	0	1	0	0	2	0						
19 Chris Davis, L (1,3) OBP: 0.311, SLG: 0.427											4	0	0	0	0	0						
45 Mark Trumbo, R (1,10) OBP: 0.298, SLG: 0.402										3	0	0	0	0	2	0						
16 Trey Mancini, R (1,7) OBP: 0.339, SLG: 0.507										3	0	0	0	0	2	0						
1 Tim Beckham, R (1,6) OBP: 0.334, SLG: 0.457										3	0	2	0	0	1	0						
29 Welington Castillo, R (1,2) OBP: 0.322, SLG: 0.464										3	1	1	1	0	0	2						
23 Joey Rickard, R (1,9) OBP: 0.289, SLG: 0.370										1	0	0	0	0	0	0						
14 Craig Gentry, R (6, PR) OBP: 0.276, SLG: 0.273										1	0	0	0	0	1	1						
<b>Inning Stats</b>	R: 0 E: 0 K: 1 S: 7	H: 0 LOB: 0 BB: 0 P: 10	R: 0 E: 0 K: 1 S: 9	H: 0 LOB: 0 BB: 0 P: 12	R: 1 E: 0 K: 1 S: 9	H: 1 LOB: 0 BB: 0 P: 13	R: 0 E: 0 K: 0 S: 8	H: 0 LOB: 0 BB: 0 P: 14	R: 0 E: 0 K: 1 S: 8	H: 1 LOB: 1 BB: 0 P: 14	R: 0 E: 0 K: 1 S: 14	H: 1 LOB: 2 BB: 0 P: 20	R: 0 E: 0 K: 2 S: 8	H: 0 LOB: 0 BB: 0 P: 12	R: 0 E: 0 K: 1 S: 10	H: 1 LOB: 1 BB: 0 P: 16	R: 0 E: 0 K: 1 S: 11	H: 0 LOB: 0 BB: 0 P: 17	1B: 3 2B: 0 3B: 0 HR: 1	SF: 0 SAC: 0 DP: 0 HBP: 1	WP: 0 PB: 0 SB: 0 CS: 0	PA: 31
<b>PITCHER</b>	IP WLS BF H R ER SO BB IBB HBP BLK WP HR S P ERA WHIP																					
38 Troy Scribner, R (1,1) ERA: 3.46	5.0	W	18	2	1	1	4	0	0	1	0	0	0	0	1	43	67	1.80	0.400			
36 Yusmeiro Petit, R (6,1) ERA: 2.43	2.0	H	6	1	0	0	3	0	0	0	0	0	0	0	20	28	0.00	0.500				
39 Keynan Middleton, R (8,1) ERA: 4.14	1.0	H	4	1	0	0	1	0	0	0	0	0	0	0	10	16	0.00	1.000				
53 Blake Parker, R (9,1) ERA: 2.52	1.0		3	0	0	0	1	0	0	0	0	0	0	0	11	17	0.00	0.000				

Batter	1	2	3	4	5	6	7	8	9	AB	R	H	RBI	BB	SO	LOB	BOTTOM			
25 Ben Revere, L (1,8) OBP: 0.287, SLG: 0.329										3	0	0	0	1	1	0	<b>Baltimore Orioles @ Los Angeles Angels</b> Angel Stadium of Anaheim, Anaheim, CA Wed Aug 09 2017, 12:38 PM - 3:44 PM PDT Att: 36,202 - Sunny - 81 F <a href="http://livebaseballscorecards.com">livebaseballscorecards.com</a>			
27 Mike Trout, R (1,10) OBP: 0.468, SLG: 0.710										3	0	2	0	1	0	0				
2 Andreion Simmons, R (1,6) OBP: 0.350, SLG: 0.456										3	0	0	1	0	1	2				
56 Kole Calhoun, L (1,9) OBP: 0.318, SLG: 0.376										4	2	3	0	0	1	2				
24 C.J. Cron, R (1,3) OBP: 0.302, SLG: 0.411										4	2	3	2	0	0	1				
18 Luis Valbuena, L (1,5) OBP: 0.280, SLG: 0.364										3	0	0	0	0	3	2				
9 Cameron Maybin, R (8, PH) OBP: 0.338, SLG: 0.361										0	0	0	0	1	0	0				
7 Cliff Pennington, S (9,4) OBP: 0.305, SLG: 0.302										0	0	0	0	0	0	0				
65 César Puello, R (1,7) OBP: 0.250, SLG: 0.250										4	0	1	1	0	1	4				
22 Kaleb Cowart, S (1,4) OBP: 0.426, SLG: 0.571										3	1	1	1	1	0	1				
13 Juan Graterol, R (1,2) OBP: 0.262, SLG: 0.317										4	0	0	0	0	1	5				
<b>Inning Stats</b>	R: 0 E: 0 K: 1 S: 11	H: 0 LOB: 0 BB: 1 P: 18	R: 0 E: 0 K: 1 S: 12	H: 1 LOB: 1 BB: 0 P: 15	R: 1 E: 0 K: 1 S: 18	H: 2 LOB: 1 BB: 1 P: 28	R: 1 E: 0 K: 1 S: 14	H: 2 LOB: 1 BB: 0 P: 20	R: 0 E: 0 K: 1 S: 8	H: 1 LOB: 0 BB: 0 P: 13	R: 2 E: 0 K: 1 S: 10	H: 2 LOB: 0 BB: 0 P: 15	R: 0 E: 0 K: 0 S: 8	H: 0 LOB: 0 BB: 0 P: 15	R: 1 E: 0 K: 2 S: 17	H: 2 LOB: 3 BB: 2 P: 34	1B: 8 2B: 3 3B: 0 HR: 1	SF: 1 SAC: 0 DP: 2 HBP: 0	WP: 1 PB: 0 SB: 0 CS: 1	PA: 36
<b>PITCHER</b>	IP WLS BF H R ER SO BB IBB HBP BLK WP HR S P ERA WHIP																			
39 Kevin Gausman, R (1,1) ERA: 5.21	5.1	L	24	8	4	4	6	2	0	0	0	0	0	0	0	70	106	6.75	1.875	
50 Miguel Castro, R (6,1) ERA: 2.53	2.0		8	2	1	1	0	0	0	0	0	0	0	20	35	4.50	1.000			
53 Zack Britton, L (8,1) ERA: 2.86	0.2		4	0	0	0	2	2	0	0	0	0	0	8	17	0.00	3.000			

AB	30
R	1
H	4
RBI	1
BB	0
SO	9
LOB	6



Batter	1	2	3	4	5	6	7	8	9	AB	R	H	RBI	BB	SO	LOB	TOP										
1 Tim Beckham, R OBP: 0.335, SLG: 0.465										5	2	2	0	0	0	0											
13 Manny Machado, R OBP: 0.311, SLG: 0.452										5	0	0	1	0	1	1											
6 Jonathan Schoop, R OBP: 0.347, SLG: 0.541										5	1	0	0	0	0	1											
10 Adam Jones, R OBP: 0.309, SLG: 0.454										4	1	2	3	0	0	0											
16 Trey Mancini, R OBP: 0.344, SLG: 0.530										4	2	3	2	0	1	1											
45 Mark Trumbo, R OBP: 0.298, SLG: 0.408										4	1	1	1	0	1	1											
12 Seth Smith, L OBP: 0.353, SLG: 0.462										3	0	0	0	0	0	1											
14 Craig Gentry, R OBP: 0.284, SLG: 0.282										1	0	1	0	0	0	0											
29 Welington Castillo, R OBP: 0.325, SLG: 0.466										3	0	1	0	1	2	1											
23 Joey Rickard, R OBP: 0.284, SLG: 0.364										4	0	0	0	0	1	4											
<b>Inning Stats</b>	R: 1 E: 0 K: 0 S: 11	H: 1 LOB: 0 BB: 0 P: 16	R: 0 E: 0 K: 0 S: 11	H: 1 LOB: 2 BB: 1 P: 19	R: 0 E: 0 K: 0 S: 7	H: 0 LOB: 0 BB: 0 P: 9	R: 2 E: 0 K: 1 S: 15	H: 3 LOB: 1 BB: 0 P: 23	R: 0 E: 0 K: 1 S: 7	H: 0 LOB: 0 BB: 0 P: 11	R: 2 E: 0 K: 1 S: 11	H: 2 LOB: 0 BB: 0 P: 18	R: 2 E: 1 K: 1 S: 12	H: 2 LOB: 1 BB: 0 P: 20	R: 0 E: 0 K: 2 S: 12	H: 1 LOB: 0 BB: 0 P: 17	R: 0 E: 0 K: 0 S: 11	H: 0 LOB: 0 BB: 0 P: 17	1B: 1 2B: 4 HR: 4	SF: 0 SAC: 0 DP: 0 HBP: 0	WP: 0 PB: 0 SB: 0 CS: 0	PA: 39					
<b>PITCHER</b>	IP	WLS	BF	H	R	ER	SO	BB	IBB	HBP	BLK	WP	HR	S	P	ERA	WHIP										
56 Chris Smith, R ERA: 5.29	6.0	L	26	7	5	5	3	1	0	0	0	0	4	62	96	7.50	1.333										
31 Liam Hendriks, R ERA: 5.55	1.0		6	2	2	0	1	0	0	0	0	0	0	12	20	0.00	2.000										
37 Danny Coulombe, L ERA: 3.03	1.0		4	1	0	0	2	0	0	0	0	0	0	12	17	0.00	1.000										
66 Ryan Dull, R ERA: 4.71	1.0		3	0	0	0	0	0	0	0	0	0	0	11	17	0.00	0.000										

Baltimore Orioles @ Oakland Athletics  
Oakland Coliseum, Oakland, CA  
Thu Aug 10 2017, 7:09 PM - 10:16 PM PDT  
Att: 11,386 - Clear - 64 F

livebaseballscores.com

AB 38  
R 7  
H 10  
RBI 7  
BB 1  
SO 6  
LOB 10

Batter	1	2	3	4	5	6	7	8	9	AB	R	H	RBI	BB	SO	LOB	BOTTOM										
11 Rajai Davis, R OBP: 0.294, SLG: 0.359										4	1	1	0	0	1	1											
23 Matt Joyce, L OBP: 0.333, SLG: 0.424										1	0	0	0	0	1	2											
10 Marcus Semien, R OBP: 0.339, SLG: 0.363										3	1	1	0	2	0	1											
8 Jed Lowrie, S OBP: 0.351, SLG: 0.441										4	0	2	2	0	0	5											
2 Khris Davis, R OBP: 0.329, SLG: 0.520										2	0	0	0	2	0	1											
25 Ryon Healy, R OBP: 0.283, SLG: 0.458										4	0	0	0	0	3	4											
18 Chad Pinder, R OBP: 0.305, SLG: 0.500										4	0	1	0	0	0	3											
26 Matt Chapman, R OBP: 0.301, SLG: 0.484										1	0	0	0	0	1	0											
28 Matt Olson, L OBP: 0.309, SLG: 0.424										3	0	0	0	0	2	3											
20 Mark Canha, R OBP: 0.259, SLG: 0.410										3	0	1	0	1	1	0											
12 Dustin Garneau, R OBP: 0.247, SLG: 0.338										4	0	1	0	0	1	1											
<b>Inning Stats</b>	R: 1 E: 0 K: 1 S: 14	H: 1 LOB: 1 BB: 1 P: 26	R: 0 E: 0 K: 1 S: 9	H: 0 LOB: 0 BB: 0 P: 13	R: 0 E: 0 K: 0 S: 6	H: 0 LOB: 0 BB: 0 P: 7	R: 0 E: 0 K: 1 S: 12	H: 2 LOB: 2 BB: 0 P: 19	R: 0 E: 0 K: 1 S: 8	H: 0 LOB: 2 BB: 2 P: 18	R: 0 E: 1 K: 1 S: 7	H: 0 LOB: 1 BB: 0 P: 15	R: 0 E: 0 K: 2 S: 10	H: 0 LOB: 0 BB: 0 P: 13	R: 1 E: 0 K: 1 S: 12	H: 2 LOB: 1 BB: 1 P: 22	R: 0 E: 0 K: 2 S: 19	H: 2 LOB: 3 BB: 1 P: 31	1B: 4 2B: 3 HR: 0	SF: 1 SAC: 0 DP: 1 HBP: 0	WP: 0 PB: 0 SB: 1 CS: 0	PA: 39					
<b>PITCHER</b>	IP	WLS	BF	H	R	ER	SO	BB	IBB	HBP	BLK	WP	HR	S	P	ERA	WHIP										
38 Wade Miley, L ERA: 5.19	7.0	W	28	3	1	0	7	3	0	0	0	0	0	66	11	0.00	0.857										
56 Darren O'Day, R ERA: 4.54	1.0		5	2	1	1	1	1	0	0	0	0	0	12	22	9.00	3.000										
48 Richard Bleier, L ERA: 1.47	0.1		3	2	0	0	1	0	0	0	0	0	0	8	12	0.00	6.000										
35 Brad Brach, R ERA: 2.61	0.1		2	0	0	0	1	1	0	0	0	0	0	8	14	0.00	3.000										
53 Zack Britton, L ERA: 2.92	0.1	S	1	0	0	0	0	0	0	0	0	0	0	3	5	0.00	0.000										

Baltimore Orioles @ Oakland Athletics  
Oakland Coliseum, Oakland, CA  
Thu Aug 10 2017, 7:09 PM - 10:16 PM PDT  
Att: 11,386 - Clear - 64 F

livebaseballscores.com

AB 33  
R 2  
H 7  
RBI 2  
BB 5  
SO 10  
LOB 21



Batter	1	2	3	4	5	6	7	8	9	AB	R	H	RBI	BB	SO	LOB	TOP	
1 Tim Beckham, R OBP: 0.344, SLG: 0.478										5	3	4	3	1	1	0	<b>Baltimore Orioles @ Oakland Athletics</b> Oakland Coliseum, Oakland, CA Sat Aug 12 2017, 6:10 PM - 9:27 PM PDT Att: 29,742 - Partly Cloudy - G3 F	
13 Manny Machado, R OBP: 0.313, SLG: 0.455										6	1	2	2	0	1	5		
6 Jonathan Schoop, R OBP: 0.351, SLG: 0.540										4	0	1	0	1	2	3		
10 Adam Jones, R OBP: 0.312, SLG: 0.463										5	1	3	3	0	1	2		
16 Trey Mancini, R OBP: 0.344, SLG: 0.525										5	1	2	1	0	0	3		
45 Mark Trumbo, R OBP: 0.301, SLG: 0.411										4	1	2	0	0	1	1		
14 Craig Gentry, R OBP: 0.292, SLG: 0.304										1	1	1	0	0	0	0		
19 Chris Davis, L OBP: 0.315, SLG: 0.424										4	0	2	2	1	2	0		
29 Welington Castillo, R OBP: 0.319, SLG: 0.457										5	1	0	1	0	2	4		
23 Joey Rickard, R OBP: 0.294, SLG: 0.373										4	3	3	0	0	0	2		
<b>Inning Stats</b>	R: 7 H: 8 E: 0 K: 1 S: 34	H: 8 LOB: 1 BB: 1 P: 47	R: 0 H: 0 E: 0 K: 1 S: 6	H: 0 LOB: 0 BB: 0 P: 10	R: 0 H: 0 E: 0 K: 1 S: 6	H: 0 LOB: 0 BB: 0 P: 10	R: 2 H: 2 E: 0 K: 0 S: 8	H: 2 LOB: 1 BB: 0 P: 12	R: 0 H: 2 E: 0 K: 1 S: 14	H: 1 LOB: 2 BB: 1 P: 19	R: 0 H: 1 E: 0 K: 1 S: 10	H: 1 LOB: 2 BB: 1 P: 22	R: 3 H: 5 E: 0 K: 1 S: 18	H: 5 LOB: 1 BB: 0 P: 29	1B: 12 2B: 8 3B: 0 HR: 0	SF: 0 SAC: 0 DP: 2 HBP: 2	WP: 1 PB: 0 SB: 0 CS: 0	PA: 48
<b>PITCHER</b>	IP WLS BF H R ER SO BB IBB HBP BLK WP HR S P ERA WHIP	0.1 L 7 6 6 6 0 1 0 0 0 0 1 0 19 28 162.00 21.000	5.1 23 7 3 3 5 0 0 2 0 0 0 51 71 5.06 1.312	1.1 6 1 0 0 3 1 0 0 0 0 0 18 25 0.00 1.500	1.0 5 1 0 0 1 1 0 0 0 0 0 10 22 0.00 2.000	1.0 7 5 3 3 1 0 0 0 0 0 0 18 29 27.00 5.000	<b>PITCHER</b>										IP WLS BF H R ER SO BB IBB HBP BLK WP HR S P ERA WHIP	

AB	43
R	12
H	20
RBI	12
BB	3
SO	10
LOB	20



Batter	1	2	3	4	5	6	7	8	9	AB	R	H	RBI	BB	SO	LOB	BOTTOM			
3 Boog Powell, L OBP: 0.319, SLG: 0.200										4	1	1	0	1	3	4	<b>Baltimore Orioles @ Oakland Athletics</b> Oakland Coliseum, Oakland, CA Sat Aug 12 2017, 6:10 PM - 9:27 PM PDT Att: 29,742 - Partly Cloudy - G3 F			
18 Chad Pinder, R OBP: 0.301, SLG: 0.489										5	0	0	0	0	1	3				
8 Jed Lowrie, S OBP: 0.349, SLG: 0.443										4	0	0	0	0	0	1				
12 Dustin Garneau, R OBP: 0.244, SLG: 0.333										1	0	0	0	0	0	1				
2 Khris Davis, R OBP: 0.331, SLG: 0.527										4	1	2	2	1	1	0				
25 Ryon Healy, R OBP: 0.284, SLG: 0.458										5	1	2	0	0	1	2				
28 Matt Olson, L OBP: 0.303, SLG: 0.493										4	1	1	1	0	1	2				
26 Matt Chapman, R OBP: 0.307, SLG: 0.492										3	1	2	0	1	1	0				
13 Bruce Maxwell, L OBP: 0.336, SLG: 0.295										3	0	1	1	0	2	1				
10 Marcus Semien, R OBP: 0.340, SLG: 0.360										3	0	1	1	1	1	3				
<b>Inning Stats</b>	R: 2 H: 1 E: 0 K: 2 S: 9	H: 1 LOB: 0 BB: 1 P: 15	R: 1 H: 2 E: 0 K: 2 S: 12	H: 2 LOB: 1 BB: 1 P: 22	R: 0 H: 1 E: 0 K: 2 S: 16	H: 1 LOB: 1 BB: 0 P: 19	R: 0 H: 1 E: 0 K: 2 S: 9	H: 1 LOB: 0 BB: 0 P: 13	R: 0 H: 1 E: 0 K: 2 S: 12	H: 1 LOB: 1 BB: 1 P: 24	R: 0 H: 0 E: 0 K: 0 S: 5	H: 0 LOB: 0 BB: 0 P: 8	R: 2 H: 3 E: 0 K: 1 S: 15	H: 3 LOB: 1 BB: 0 P: 28	R: 0 H: 0 E: 1 K: 0 S: 10	H: 0 LOB: 1 BB: 1 P: 19	1B: 6 2B: 2 3B: 0 HR: 2	SF: 1 SAC: 0 DP: 1 HBP: 0	WP: 0 PB: 0 SB: 0 CS: 0	PA: 41
<b>PITCHER</b>	IP WLS BF H R ER SO BB IBB HBP BLK WP HR S P ERA WHIP	6.0 W 28 7 3 3 0 3 0 0 0 0 0 65 104 4.50 1.667	1.0 3 0 0 0 0 0 0 0 0 0 0 5 8 0.00 0.000	0.2 5 3 2 2 0 0 0 0 0 0 0 11 21 27.00 4.500	1.1 5 0 0 0 1 1 0 0 0 0 0 14 26 0.00 0.750	<b>PITCHER</b>										IP WLS BF H R ER SO BB IBB HBP BLK WP HR S P ERA WHIP				

AB	36
R	5
H	10
RBI	5
BB	4
SO	11
LOB	17







Batter	1	2	3	4	5	6	7	8	9	AB	R	H	RBI	BB	SO	LOB	TOP					
1 Tim Beckham, R OBP: 0.344, SLG: 0.483										5	2	3	1	0	1	0						
13 Manny Machado, R OBP: 0.317, SLG: 0.475										5	1	2	4	0	0	1						
6 Jonathan Schoop, R OBP: 0.352, SLG: 0.538										5	0	2	0	0	2	0						
17 Rubén Tejada, R OBP: 0.293, SLG: 0.283										0	0	0	0	0	0	0						
10 Adam Jones, R OBP: 0.313, SLG: 0.463										4	1	2	0	0	1	1						
14 Craig Gentry, R OBP: 0.300, SLG: 0.304										0	0	0	0	1	0	0						
16 Trey Mancini, R OBP: 0.343, SLG: 0.526										4	1	1	1	1	1	4						
45 Mark Trumbo, R OBP: 0.300, SLG: 0.412										5	1	1	0	0	2	6						
19 Chris Davis, L OBP: 0.318, SLG: 0.428										5	2	3	2	0	1	0						
12 Seth Smith, L OBP: 0.353, SLG: 0.472										4	2	2	2	0	0	1						
23 Joey Rickard, R OBP: 0.290, SLG: 0.372										1	0	0	0	0	1	0						
36 Caleb Joseph, R OBP: 0.311, SLG: 0.453										5	1	0	1	0	1	2						
<b>Inning Stats</b>	R: 1 E: 0 K: 1 S: 10	H: 1 LOB: 0 BB: 0 P: 17	R: 6 E: 0 K: 1 S: 30	H: 6 LOB: 2 BB: 1 P: 50	R: 0 E: 0 K: 1 S: 10	H: 0 LOB: 0 BB: 0 P: 17	R: 0 E: 0 K: 1 S: 5	H: 1 LOB: 0 BB: 0 P: 9	R: 3 E: 0 K: 3 S: 17	H: 3 LOB: 0 BB: 0 P: 29	R: 0 E: 0 K: 1 S: 12	H: 1 LOB: 1 BB: 0 P: 18	R: 1 E: 0 K: 0 S: 9	H: 2 LOB: 1 BB: 0 P: 15	R: 0 E: 0 K: 1 S: 11	H: 2 LOB: 3 BB: 1 P: 18	R: 0 E: 0 K: 1 S: 7	H: 0 LOB: 0 BB: 0 P: 10	1B: 9 2B: 3 3B: 0 HR: 4	SF: 0 SAC: 0 DP: 1 HBP: 0	WP: 0 PB: 0 SB: 0 CS: 0	PA: 45
<b>PITCHER</b>	IP WLS BF H R ER SO BB IBB HBP BLK WP HR S P ERA WHIP	4.0 L 22 9 8 8 4 1 0 0 0 0 2 58 99 18.00 2.500	4.0 20 7 3 3 5 1 0 0 0 0 2 46 74 6.75 2.000	1.0 3 0 0 0 1 0 0 0 0 0 7 10 0.00 0.000	<b>PITCHER</b>										IP WLS BF H R ER SO BB IBB HBP BLK WP HR S P ERA WHIP	4.0 L 22 9 8 8 4 1 0 0 0 0 2 46 74 6.75 2.000	1.0 3 0 0 0 1 0 0 0 0 0 7 10 0.00 0.000					

Baltimore Orioles @ Seattle Mariners  
Safeco Field, Seattle, WA  
Mon Aug 14 2017, 7:11 PM - 10:17 PM PDT  
Att: 17,973 - Partly Cloudy - 70 F

AB 43  
R 11  
H 16  
RBI 11  
BB 2  
SO 10  
LOB 15



Batter	1	2	3	4	5	6	7	8	9	AB	R	H	RBI	BB	SO	LOB	BOTTOM					
2 Jean Segura, R OBP: 0.368, SLG: 0.435										4	1	1	0	0	0	2						
10 Yonder Alonso, L OBP: 0.359, SLG: 0.504										4	0	1	1	0	1	0						
22 Robinson Canó, L OBP: 0.338, SLG: 0.467										4	0	1	0	0	0	0						
23 Nelson Cruz, R OBP: 0.368, SLG: 0.554										4	1	1	1	0	2	2						
15 Kyle Seager, L OBP: 0.325, SLG: 0.447										2	0	0	0	0	2	2						
26 Danny Valencia, R OBP: 0.318, SLG: 0.427										2	0	0	0	0	0	0						
5 Guillermo Heredia, R OBP: 0.343, SLG: 0.386										4	0	2	0	0	1	2						
16 Ben Gamel, L OBP: 0.345, SLG: 0.419										3	0	0	0	1	0	1						
3 Mike Zunino, R OBP: 0.288, SLG: 0.462										4	1	2	1	0	1	3						
1 Jarrod Dyson, L OBP: 0.329, SLG: 0.358										1	0	0	0	1	0	1						
6 Danny Espinosa, S OBP: 0.236, SLG: 0.274										2	0	0	0	0	2	3						
<b>Inning Stats</b>	R: 1 E: 1 K: 2 S: 12	H: 3 LOB: 2 BB: 0 P: 21	R: 0 E: 0 K: 0 S: 9	H: 1 LOB: 1 BB: 0 P: 11	R: 0 E: 0 K: 0 S: 10	H: 0 LOB: 0 BB: 0 P: 17	R: 0 E: 0 K: 2 S: 11	H: 0 LOB: 0 BB: 0 P: 16	R: 1 E: 0 K: 0 S: 12	H: 1 LOB: 0 BB: 0 P: 24	R: 0 E: 0 K: 1 S: 7	H: 0 LOB: 0 BB: 0 P: 9	R: 0 E: 0 K: 1 S: 9	H: 1 LOB: 1 BB: 0 P: 14	R: 0 E: 0 K: 1 S: 6	H: 0 LOB: 0 BB: 0 P: 7	R: 1 E: 0 K: 2 S: 17	H: 2 LOB: 2 BB: 1 P: 24	1B: 4 2B: 3 3B: 0 HR: 2	SF: 0 SAC: 0 DP: 1 HBP: 0	WP: 0 PB: 0 SB: 0 CS: 0	PA: 36
<b>PITCHER</b>	IP WLS BF H R ER SO BB IBB HBP BLK WP HR S P ERA WHIP	7.0 W 27 6 2 2 6 1 0 0 0 0 1 70 112 2.57 1.000	2.0 9 2 1 1 3 1 0 0 0 0 1 23 31 4.50 1.500	<b>PITCHER</b>										IP WLS BF H R ER SO BB IBB HBP BLK WP HR S P ERA WHIP	7.0 W 27 6 2 2 6 1 0 0 0 0 1 70 112 2.57 1.000	2.0 9 2 1 1 3 1 0 0 0 0 1 23 31 4.50 1.500						

Baltimore Orioles @ Seattle Mariners  
Safeco Field, Seattle, WA  
Mon Aug 14 2017, 7:11 PM - 10:17 PM PDT  
Att: 17,973 - Partly Cloudy - 70 F

AB 34  
R 3  
H 8  
RBI 3  
BB 2  
SO 9  
LOB 16



Batter	1	2	3	4	5	6	7	8	9	AB	R	H	RBI	BB	SO	LOB	TOP			
1 Tim Beckham, R OBP: 0.343, SLG: 0.480										4	0	1	0	0	0	2	<p><b>Baltimore Orioles @ Seattle Mariners</b> Safeco Field, Seattle, WA Tue Aug 15 2017, 7:11 PM - 9:58 PM PDT Att: 24,927 - Clear - 75 F</p>			
13 Manny Machado, R OBP: 0.317, SLG: 0.475										4	0	1	0	0	0	1				
6 Jonathan Schoop, R OBP: 0.354, SLG: 0.543										3	1	1	1	1	1	0				
10 Adam Jones, R OBP: 0.313, SLG: 0.461										4	0	1	0	0	1	2				
16 Trey Mancini, R OBP: 0.340, SLG: 0.520										4	0	0	0	0	2	2				
45 Mark Trumbo, R OBP: 0.300, SLG: 0.411										3	0	1	0	0	1	0				
19 Chris Davis, L OBP: 0.315, SLG: 0.424										3	0	0	0	0	2	1				
29 Welington Castillo, R OBP: 0.319, SLG: 0.456										3	0	1	0	0	1	0				
23 Joey Rickard, R OBP: 0.290, SLG: 0.368										2	0	0	0	0	1	2				
12 Seth Smith, L OBP: 0.352, SLG: 0.471										1	0	0	0	0	0	0				
<b>Inning Stats</b>	R: 1 E: 0 K: 1 S: 16	H: 3 LOB: 1 BB: 0 P: 21	R: 0 E: 0 K: 1 S: 14	H: 2 LOB: 2 BB: 0 P: 18	R: 0 E: 0 K: 0 S: 9	H: 1 LOB: 1 BB: 1 P: 14	R: 0 E: 0 K: 1 S: 10	H: 0 LOB: 0 BB: 0 P: 14	R: 0 E: 0 K: 2 S: 8	H: 0 LOB: 0 BB: 0 P: 10	R: 0 E: 0 K: 2 S: 9	H: 0 LOB: 0 BB: 0 P: 10	R: 0 E: 0 K: 0 S: 5	H: 0 LOB: 0 BB: 0 P: 6	R: 0 E: 0 K: 1 S: 8	H: 0 LOB: 0 BB: 0 P: 10	1B: 4 2B: 2 3B: 0 HR: 1	SF: 0 SAC: 0 DP: 2 HBP: 0	WP: 1 PB: 0 SB: 0 CS: 0	PA: 32
<b>PITCHER</b>	IP WLS BF H R ER SO BB IBB HBP BLK WP HR S P ERA WHIP																			
63 Andrew Albers, L ERA: 1.8	5.0 W 20 6 1 1 4 1 0 0 0 0 1 1 54 77 1.80 1.400																			
54 Emilio Pagan, R ERA: 2.27	2.0 H 6 0 0 0 4 0 0 0 0 0 0 0 17 20 0.00 0.000																			
25 Marc Rzepczynski, L ERA: 2.95	0.1 H 1 0 0 0 0 0 0 0 0 0 0 0 2 3 0.00 0.000																			
50 Nick Vincent, R ERA: 2.01	0.2 H 2 0 0 0 0 0 0 0 0 0 0 0 3 3 0.00 0.000																			
39 Edwin Diaz, R ERA: 3.33	1.0 S 3 0 0 0 1 0 0 0 0 0 0 0 8 10 0.00 0.000																			

Batter	1	2	3	4	5	6	7	8	9	AB	R	H	RBI	BB	SO	LOB	BOTTOM			
2 Jean Segura, R OBP: 0.369, SLG: 0.436										4	0	2	1	0	0	0	<p><b>Baltimore Orioles @ Seattle Mariners</b> Safeco Field, Seattle, WA Tue Aug 15 2017, 7:11 PM - 9:58 PM PDT Att: 24,927 - Clear - 75 F</p>			
5 Guillermo Heredia, R OBP: 0.345, SLG: 0.391										4	1	2	0	0	0	3				
22 Robinson Cano, L OBP: 0.335, SLG: 0.462										4	0	0	1	0	2	4				
23 Nelson Cruz, R OBP: 0.371, SLG: 0.553										2	0	1	1	2	1	1				
26 Danny Valencia, R OBP: 0.315, SLG: 0.423										4	0	0	0	0	1	4				
3 Mike Zunino, R OBP: 0.290, SLG: 0.459										2	0	0	0	1	1	1				
12 Leonys Martin, L OBP: 0.207, SLG: 0.264										4	0	1	0	0	2	4				
6 Danny Espinosa, S OBP: 0.237, SLG: 0.279										3	1	1	0	0	2	1				
1 Jarrod Dyson, L OBP: 0.327, SLG: 0.356										2	1	0	0	0	0	1				
<b>Inning Stats</b>	R: 0 E: 0 K: 1 S: 7	H: 1 LOB: 0 BB: 0 P: 10	R: 0 E: 0 K: 1 S: 12	H: 0 LOB: 1 BB: 1 P: 24	R: 0 E: 0 K: 1 S: 8	H: 0 LOB: 0 BB: 0 P: 13	R: 1 E: 0 K: 1 S: 14	H: 2 LOB: 2 BB: 1 P: 27	R: 2 E: 0 K: 1 S: 15	H: 2 LOB: 2 BB: 1 P: 25	R: 0 E: 0 K: 2 S: 12	H: 0 LOB: 1 BB: 0 P: 18	R: 0 E: 0 K: 2 S: 12	H: 1 LOB: 1 BB: 0 P: 15	R: 0 E: 0 K: 0 S: 11	H: 1 LOB: 0 BB: 0 P: 17		1B: 5 2B: 2 3B: 0 HR: 0	SF: 0 SAC: 1 DP: 0 HBP: 1	WP: 0 PB: 0 SB: 0 CS: 2
<b>PITCHER</b>	IP WLS BF H R ER SO BB IBB HBP BLK WP HR S P ERA WHIP																			
38 Wade Miley, L ERA: 5.21	4.2 L 22 5 0 0 3 3 0 0 1 0 0 0 15 22 0.00 0.000																			
56 Darren O'Day, R ERA: 4.3	1.1 5 0 0 0 3 0 0 0 0 0 0 0 15 22 0.00 0.000																			
60 Mychal Givens, R ERA: 2.28	1.0 4 1 0 0 2 0 0 0 0 0 0 0 12 15 0.00 1.000																			
35 Brad Brach, R ERA: 2.7	1.0 3 1 0 0 0 0 0 0 0 0 0 0 11 17 0.00 1.000																			

AB 31  
R 1  
H 6  
RBI 1  
BB 1  
SO 9  
LOB 10



AB 29  
R 3  
H 7  
RBI 3  
BB 3  
SO 9  
LOB 19



WP: 0  
PB: 0  
SB: 0  
CS: 2

Batter	1	2	3	4	5	6	7	8	9	AB	R	H	RBI	BB	SO	LOB	TOP					
1 Tim Beckham, R OBP: 0.346, SLG: 0.488										4	1	2	2	1	0	1	<p>Baltimore Orioles @ Seattle Mariners Safeco Field, Seattle, WA Wed Aug 16 2017, 12:42 PM - 3:54 PM PDT Att: 33,448 - Partly Cloudy - 65 F</p>					
13 Manny Machado, R OBP: 0.316, SLG: 0.473										4	0	1	1	0	0	1						
6 Jonathan Schoop, R OBP: 0.352, SLG: 0.540										5	0	1	0	0	1	5						
16 Trey Mancini, R OBP: 0.341, SLG: 0.517										4	0	1	0	0	0	3						
45 Mark Trumbo, R OBP: 0.301, SLG: 0.410										4	0	1	1	0	0	2						
19 Chris Davis, L OBP: 0.316, SLG: 0.426										5	0	2	0	0	2	4						
23 Joey Rickard, R OBP: 0.290, SLG: 0.366										4	1	1	0	0	0	3						
36 Caleb Joseph, R OBP: 0.315, SLG: 0.451										3	2	1	0	1	0	1						
14 Craig Gentry, R OBP: 0.312, SLG: 0.341										3	1	2	1	0	0	0						
12 Seth Smith, L OBP: 0.354, SLG: 0.471										0	1	0	0	1	0	0						
<b>Inning Stats</b>	R: 1 E: 0 K: 0 S: 11	H: 2 LOB: 1 BB: 0 P: 17	R: 0 E: 0 K: 0 S: 8	H: 1 LOB: 0 BB: 0 P: 9	R: 0 E: 0 K: 0 S: 10	H: 0 LOB: 0 BB: 0 P: 18	R: 0 E: 0 K: 0 S: 8	H: 1 LOB: 0 BB: 0 P: 13	R: 3 E: 0 K: 1 S: 21	H: 5 LOB: 2 BB: 0 P: 31	R: 0 E: 0 K: 0 S: 7	H: 1 LOB: 1 BB: 0 P: 10	R: 0 E: 0 K: 0 S: 4	H: 1 LOB: 1 BB: 0 P: 4	R: 0 E: 0 K: 0 S: 11	H: 1 LOB: 1 BB: 0 P: 14	R: 2 E: 0 K: 2 S: 19	H: 0 LOB: 3 BB: 3 P: 40	1B: 9 2B: 1 3B: 1 HR: 1	SF: 1 SAC: 0 DP: 2 HBP: 2	WP: 1 PB: 0 SB: 0 CS: 0	PA: 42
<b>PITCHER</b>	IP WLS BF H R ER SO BB IBB HBP BLK WP HR S P ERA WHIP	32 Marco Gonzales, L ERA: 8.44	55 Tony Zych, R ERA: 2.89	54 Emilio Pagán, R ERA: 2.2	50 Nick Vincent, R ERA: 1.97	39 Edwin Díaz, R ERA: 3.63	25 Marc Rzepczynski, L ERA: 2.92	IP WLS BF H R ER SO BB IBB HBP BLK WP HR S P ERA WHIP	0.1 S 1 0 0 0 0 1 0 0 0 0 0 0 0 0 0 3 3 0.00 0.000													

Batter	1	2	3	4	5	6	7	8	9	AB	R	H	RBI	BB	SO	LOB	BOTTOM					
2 Jean Segura, R OBP: 0.372, SLG: 0.438										5	1	3	0	0	0	1	<p>Baltimore Orioles @ Seattle Mariners Safeco Field, Seattle, WA Wed Aug 16 2017, 12:42 PM - 3:54 PM PDT Att: 33,448 - Partly Cloudy - 65 F</p>					
5 Guillermo Heredia, R OBP: 0.348, SLG: 0.395										2	1	1	1	0	1	0						
1 Jarrod Dyson, L OBP: 0.328, SLG: 0.355										1	0	0	0	1	0	1						
22 Robinson Canó, L OBP: 0.333, SLG: 0.459										3	1	1	0	0	1	2						
10 Yonder Alonso, L OBP: 0.363, SLG: 0.516										4	1	3	3	0	0	0						
26 Danny Valencia, R OBP: 0.316, SLG: 0.426										4	0	2	1	0	0	2						
6 Danny Espinosa, S OBP: 0.237, SLG: 0.279										0	0	0	0	0	0	0						
16 Ben Gamel, L OBP: 0.344, SLG: 0.417										4	0	1	0	0	0	2						
3 Mike Zunino, R OBP: 0.296, SLG: 0.465										3	1	2	0	1	0	3						
12 Leonys Martin, L OBP: 0.209, SLG: 0.291										4	1	1	1	0	0	3						
<b>Inning Stats</b>	R: 0 E: 0 K: 1 S: 8	H: 0 LOB: 0 BB: 0 P: 12	R: 0 E: 0 K: 1 S: 13	H: 1 LOB: 1 BB: 0 P: 19	R: 1 E: 0 K: 0 S: 10	H: 2 LOB: 1 BB: 0 P: 15	R: 2 E: 0 K: 0 S: 15	H: 1 LOB: 1 BB: 1 P: 28	R: 3 E: 0 K: 0 S: 14	H: 5 LOB: 2 BB: 0 P: 25	R: 1 E: 0 K: 1 S: 12	H: 2 LOB: 1 BB: 0 P: 14	R: 0 E: 0 K: 0 S: 6	H: 2 LOB: 1 BB: 0 P: 11	R: 0 E: 0 K: 0 S: 11	H: 2 LOB: 2 BB: 1 P: 22	R: 0 E: 0 K: 0 S: 11	H: 2 LOB: 2 BB: 1 P: 22	1B: 10 2B: 4 3B: 0 HR: 2	SF: 0 SAC: 0 DP: 4 HBP: 2	WP: 0 PB: 0 SB: 1 CS: 0	PA: 39
<b>PITCHER</b>	IP WLS BF H R ER SO BB IBB HBP BLK WP HR S P ERA WHIP	31 Ubaldo Jiménez, R ERA: 6.47	48 Richard Bleier, L ERA: 1.94	30 Chris Tillman, R ERA: 7.83	53 Zack Britton, L ERA: 3.04	IP WLS BF H R ER SO BB IBB HBP BLK WP HR S P ERA WHIP	1.2 L 6 3 1 1 1 0 0 0 0 0 0 1 15 19 5.40 1.800															









Batter	1	2	3	4	5	6	7	8	9	AB	R	H	RBI	BB	SO	LOB	TOP										
11 Rajai Davis, R OBP: 0.294, SLG: 0.353	G6-3		G4-6-3		G4-3			K		4	0	0	0	0	1	4	<p>Oakland Athletics @ Baltimore Orioles</p> <p>Oriole Park at Camden Yards, Baltimore, MD</p> <p>Mon Aug 21 2017, 7:07 PM - 10:19 PM EDT</p> <p>Att: 16,020 - Partly Cloudy - 78 F</p>										
10 Marcus Semien, R OBP: 0.333, SLG: 0.381	G4-3		K							3	0	0	0	0	2	0											
28 Matt Olson, L OBP: 0.316, SLG: 0.517	G4-3		K							1	0	1	0	0	0	0											
8 Jed Lowrie, S OBP: 0.345, SLG: 0.438	F9				G5-3					4	1	1	1	0	0	0											
2 Khris Davis, R OBP: 0.322, SLG: 0.508		G3-1			K					4	0	0	0	0	1	0											
25 Ryon Healy, R OBP: 0.295, SLG: 0.458					K					4	1	1	0	0	3	1											
18 Chad Pinder, R OBP: 0.300, SLG: 0.460										2	0	1	0	2	0	1											
26 Matt Chapman, R OBP: 0.300, SLG: 0.500										3	0	1	1	1	1	2											
12 Dustin Garneau, R OBP: 0.260, SLG: 0.318										2	0	1	0	0	0	1											
13 Bruce Maxwell, L OBP: 0.317, SLG: 0.279										2	0	0	0	0	0	3											
3 Boog Powell, L OBP: 0.385, SLG: 0.345										1	1	1	1	2	0	0											
<b>Inning Stats</b>	R: 0 E: 0 K: 0 S: 7	H: 0 LOB: 0 BB: 0 P: 12	R: 1 E: 0 K: 0 S: 13	H: 2 LOB: 1 BB: 1 P: 26	R: 0 E: 0 K: 1 S: 7	H: 0 LOB: 0 BB: 1 P: 14	R: 0 E: 0 K: 2 S: 8	H: 0 LOB: 0 BB: 0 P: 12	R: 0 E: 0 K: 1 S: 7	H: 2 LOB: 2 BB: 1 P: 16	R: 1 E: 0 K: 2 S: 9	H: 1 LOB: 0 BB: 0 P: 14	R: 0 E: 0 K: 0 S: 8	H: 0 LOB: 0 BB: 1 P: 16	R: 1 E: 0 K: 1 S: 13	H: 2 LOB: 0 BB: 1 P: 18	R: 0 E: 1 K: 1 S: 12	H: 0 LOB: 2 BB: 1 P: 23	1B: 4 2B: 1 3B: 0 HR: 2	SF: 0 SAC: 0 DP: 3 HBP: 0	WP: 0 PB: 0 SB: 0 CS: 0	PA: 35					
<b>PITCHER</b>	IP	WLS	BF	H	R	ER	SO	BB	IBB	HBP	BLK	WP	HR	S	P	ERA	WHIP										
38 Wade Miley, L ERA: 5.11	6.0	W	24	5	2	2	6	4	0	0	0	0	1	53	100	3.00	1.500										
56 Darren O'Day, R ERA: 4.02	1.0		2	0	0	0	0	0	0	0	0	0	0	6	10	0.00	0.000										
35 Brad Brach, R ERA: 2.92	1.0		4	2	1	1	1	0	0	0	0	0	1	13	18	9.00	2.000										
51 Alec Asher, R ERA: 5.48	0.2		4	0	0	0	1	1	0	0	0	0	0	10	19	0.00	1.500										
53 Zack Britton, L ERA: 2.89	0.1	S	1	0	0	0	0	0	0	0	0	0	0	2	4	0.00	0.000										

AB 30  
R 3  
H 7  
RBI 3  
BB 5  
SO 8  
LOB 12



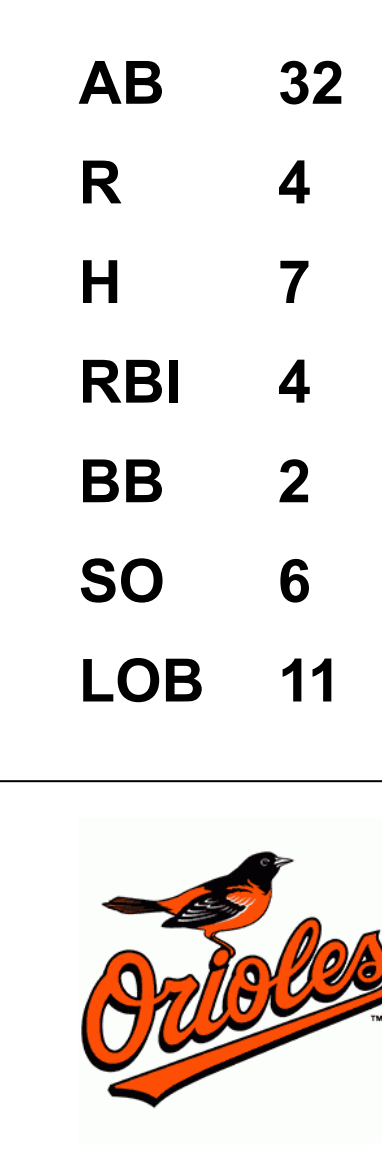
Batter	1	2	3	4	5	6	7	8	9	AB	R	H	RBI	BB	SO	LOB	BOTTOM										
1 Tim Beckham, R OBP: 0.340, SLG: 0.478	K		G6-3		P3			F8		5	0	1	0	0	1	1	<p>Oakland Athletics @ Baltimore Orioles</p> <p>Oriole Park at Camden Yards, Baltimore, MD</p> <p>Mon Aug 21 2017, 7:07 PM - 10:19 PM EDT</p> <p>Att: 16,020 - Partly Cloudy - 78 F</p>										
13 Manny Machado, R OBP: 0.316, SLG: 0.487	P4		G6-3		E5			F9		5	1	0	0	0	2	0											
6 Jonathan Schoop, R OBP: 0.351, SLG: 0.538	K		P3							4	1	1	3	0	2	1											
10 Adam Jones, R OBP: 0.318, SLG: 0.474										4	3	4	2	0	0	0											
16 Trey Mancini, R OBP: 0.337, SLG: 0.503										2	0	1	0	1	0	0											
19 Chris Davis, L OBP: 0.320, SLG: 0.435										3	0	1	0	1	1	2											
45 Mark Trumbo, R OBP: 0.298, SLG: 0.412										3	0	1	1	0	0	4											
29 Welington Castillo, R OBP: 0.320, SLG: 0.461										4	1	1	1	0	1	5											
12 Seth Smith, L OBP: 0.353, SLG: 0.463										2	1	0	0	1	1	0											
14 Craig Gentry, R OBP: 0.316, SLG: 0.345										1	0	0	0	0	1	0											
<b>Inning Stats</b>	R: 0 E: 0 K: 2 S: 8	H: 0 LOB: 0 BB: 0 P: 15	R: 1 E: 0 K: 0 S: 9	H: 2 LOB: 1 BB: 1 P: 16	R: 0 E: 0 K: 0 S: 15	H: 1 LOB: 0 BB: 0 P: 25	R: 1 E: 0 K: 1 S: 9	H: 2 LOB: 0 BB: 0 P: 15	R: 4 E: 1 K: 0 S: 20	H: 3 LOB: 2 BB: 2 P: 37	R: 0 E: 0 K: 1 S: 9	H: 0 LOB: 0 BB: 0 P: 15	R: 0 E: 0 K: 2 S: 13	H: 1 LOB: 2 BB: 0 P: 19	R: 1 E: 0 K: 1 S: 11	H: 1 LOB: 0 BB: 0 P: 16	1B: 6 2B: 0 3B: 0 HR: 4	SF: 1 SAC: 0 DP: 1 HBP: 1	WP: 1 PB: 0 SB: 0 CS: 0	PA: 38							
<b>PITCHER</b>	IP	WLS	BF	H	R	ER	SO	BB	IBB	HBP	BLK	WP	HR	S	P	ERA	WHIP										
56 Chris Smith, R ERA: 5.58	4.1	L	21	6	5	4	3	2	0	0	0	0	2	49	88	8.31	1.846										
66 Ryan Dull, R ERA: 5.26	0.2		5	2	1	1	0	1	0	0	0	0	1	12	20	13.50	4.500										
31 Liam Hendriks, R ERA: 5.15	1.0		3	0	0	0	1	0	0	0	0	0	0	9	15	0.00	0.000										
46 Santiago Casilla, R ERA: 4.37	1.0		5	1	0	0	2	0	0	1	0	0	0	13	19	0.00	1.000										
64 Michael Brady, R ERA: 4.56	1.0		4	1	1	1	1	0	0	0	0	0	1	11	16	9.00	1.000										



AB 33  
R 7  
H 10  
RBI 7  
BB 3  
SO 7  
LOB 15

Batter	1	2	3	4	5	6	7	8	9	AB	R	H	RBI	BB	SO	LOB	TOP											
3 Boog Powell, L OBP: 0.396, SLG: 0.350										5	1	2	0	0	1	4	<p><b>Oakland Athletics @ Baltimore Orioles</b>  Oriole Park at Camden Yards, Baltimore, MD  Tue Aug 22 2017, 7:08 PM - 10:22 PM EDT  Att: 18,493 - Partly Cloudy - 92 F</p>											
8 Jed Lowrie, S OBP: 0.344, SLG: 0.442										5	1	1	2	0	0	6												
23 Matt Joyce, L OBP: 0.334, SLG: 0.449										5	1	1	0	0	2	2												
2 Khris Davis, R OBP: 0.321, SLG: 0.511										5	1	1	1	0	1	1												
Rajai Davis, R OBP: 0.294, SLG: 0.353										0	0	0	0	0	0	0												
25 Ryon Healy, R OBP: 0.298, SLG: 0.472										4	2	2	3	1	0	0												
28 Matt Olson, L OBP: 0.321, SLG: 0.511										3	0	1	0	2	1	1												
18 Chad Pinder, R OBP: 0.297, SLG: 0.453										5	0	1	0	0	0	3												
26 Matt Chapman, R OBP: 0.304, SLG: 0.506										4	0	2	0	0	0	0												
13 Bruce Maxwell, L OBP: 0.291, SLG: 0.285										4	0	2	0	0	1	3												
<b>Inning Stats</b>	R: 3 E: 0 K: 1 S: 18	H: 4 LOB: 1 BB: 0 P: 28	R: 0 E: 0 K: 0 S: 9	H: 2 LOB: 2 BB: 0 P: 15	R: 0 E: 0 K: 0 S: 6	H: 0 LOB: 1 BB: 1 P: 14	R: 0 E: 0 K: 1 S: 10	H: 1 LOB: 0 BB: 0 P: 17	R: 2 E: 0 K: 2 S: 11	H: 2 LOB: 0 BB: 0 P: 16	R: 0 E: 0 K: 1 S: 11	H: 1 LOB: 1 BB: 0 P: 16	R: 0 E: 0 K: 1 S: 5	H: 0 LOB: 1 BB: 1 P: 12	R: 0 E: 0 K: 0 S: 9	H: 2 LOB: 2 BB: 0 P: 14	R: 1 E: 0 K: 0 S: 9	H: 1 LOB: 1 BB: 1 P: 17	1B: 7 2B: 2 3B: 0 HR: 4	SF: 0 SAC: 0 DP: 0 HBP: 0	WP: 0 PB: 0 SB: 0 CS: 0	PA: 43						
<b>PITCHER</b>	IP WLS BF H R ER SO BB IBB HBP BLK WP HR S P ERA WHIP	5.0 L 25 9 5 5 4 1 0 0 0 0 3 54 90 9.00 2.000	5.1 W 20 3 0 0 2 1 0 0 0 0 0 20 33 0.00 2.000	1.1 H 4 0 0 0 0 0 0 0 0 0 6 11 0.00 0.000	0.2 L 4 1 1 1 0 1 0 0 0 0 1 8 15 13.50 3.000																							
31 Ubaldo Jiménez, R ERA: 6.57																												
51 Alec Asher, R ERA: 5.23																												
48 Richard Bleier, L ERA: 1.82																												
56 Darren O'Day, R ERA: 4.15																												
<b>Inning Stats</b>	R: 0 E: 0 K: 0 S: 6	H: 0 LOB: 0 BB: 0 P: 11	R: 0 E: 0 K: 0 S: 11	H: 1 LOB: 1 BB: 0 P: 20	R: 0 E: 0 K: 0 S: 6	H: 1 LOB: 0 BB: 0 P: 9	R: 0 E: 0 K: 0 S: 13	H: 0 LOB: 0 BB: 0 P: 17	R: 0 E: 0 K: 1 S: 8	H: 1 LOB: 0 BB: 0 P: 15	R: 2 E: 0 K: 1 S: 18	H: 2 LOB: 0 BB: 0 P: 27	R: 0 E: 0 K: 2 S: 9	H: 0 LOB: 0 BB: 0 P: 14	R: 2 E: 0 K: 1 S: 19	H: 2 LOB: 2 BB: 2 P: 32	R: 0 E: 1 K: 1 S: 7	H: 0 LOB: 0 BB: 0 P: 12	1B: 6 2B: 1 3B: 0 HR: 1	SF: 0 SAC: 0 DP: 3 HBP: 0	WP: 0 PB: 0 SB: 0 CS: 0	PA: 34						
<b>PITCHER</b>	IP WLS BF H R ER SO BB IBB HBP BLK WP HR S P ERA WHIP	4.0 W 7 2 2 2 2 0 0 0 0 0 1 24 38 9.00 1.000	1.1 H 3 0 0 0 2 0 0 0 0 0 0 9 14 0.00 0.000	0.0 L 1 0 1 1 0 1 0 0 0 0 0 4 8 ∞ ∞	0.2 H 4 1 0 0 1 1 0 0 0 0 0 9 17 0.00 3.000																							
58 Paul Blackburn, R ERA: 3.22																												
67 Simon Castro, R ERA: 3.32																												
31 Liam Hendriks, R ERA: 5.08																												
37 Danny Coulombe, L ERA: 3.61																												
44 Chris Hatcher, R ERA: 4.43																												
1 Tim Beckham, R OBP: 0.339, SLG: 0.475										4	1	1	0	0	0	2	<p><b>Oakland Athletics @ Baltimore Orioles</b>  Oriole Park at Camden Yards, Baltimore, MD  Tue Aug 22 2017, 7:08 PM - 10:22 PM EDT  Att: 18,493 - Partly Cloudy - 92 F</p>											
13 Manny Machado, R OBP: 0.318, SLG: 0.492										3	1	1	2	1	0	0												
6 Jonathan Schoop, R OBP: 0.350, SLG: 0.536										4	0	1	2	0	1	0												
10 Adam Jones, R OBP: 0.316, SLG: 0.470										4	0	0	0	0	1	2												
16 Trey Mancini, R OBP: 0.339, SLG: 0.503										4	0	2	0	0	0	0												
45 Mark Trumbo, R OBP: 0.296, SLG: 0.409										4	0	0	0	0	1	3												
19 Chris Davis, L OBP: 0.320, SLG: 0.432										3	1	0	0	1	2	1												
36 Caleb Joseph, R OBP: 0.313, SLG: 0.456										3	1	1	0	0	1	1												
12 Seth Smith, L OBP: 0.353, SLG: 0.461										3	0	1	0	0	0	2												
<b>Inning Stats</b>	R: 0 E: 0 K: 0 S: 6	H: 0 LOB: 0 BB: 0 P: 11	R: 0 E: 0 K: 0 S: 11	H: 1 LOB: 1 BB: 0 P: 20	R: 0 E: 0 K: 0 S: 6	H: 1 LOB: 0 BB: 0 P: 9	R: 0 E: 0 K: 0 S: 13	H: 0 LOB: 0 BB: 0 P: 17	R: 0 E: 0 K: 1 S: 8	H: 1 LOB: 0 BB: 0 P: 15	R: 2 E: 0 K: 1 S: 18	H: 2 LOB: 0 BB: 0 P: 27	R: 0 E: 0 K: 2 S: 9	H: 0 LOB: 0 BB: 0 P: 14	R: 2 E: 0 K: 1 S: 19	H: 2 LOB: 2 BB: 2 P: 32		R: 0 E: 1 K: 1 S: 7	H: 0 LOB: 0 BB: 0 P: 12	1B: 6 2B: 1 3B: 0 HR: 1	SF: 0 SAC: 0 DP: 3 HBP: 0	WP: 0 PB: 0 SB: 0 CS: 0	PA: 34					
<b>PITCHER</b>	IP WLS BF H R ER SO BB IBB HBP BLK WP HR S P ERA WHIP	4.0 W 7 2 2 2 2 0 0 0 0 0 1 24 38 9.00 1.000	1.1 H 3 0 0 0 2 0 0 0 0 0 0 9 14 0.00 0.000	0.0 L 1 0 1 1 0 1 0 0 0 0 0 4 8 ∞ ∞	0.2 H 4 1 0 0 1 1 0 0 0 0 0 9 17 0.00 3.000																							
39 Blake Treinen, R ERA: 4.5																												

AB	40
R	6
H	13
RBI	6
BB	3
SO	6
LOB	20





Batter	1	2	3	4	5	6	7	8	9	10	11	12	AB	R	H	RBI	BB	SO	LOB	TOP								
3 Boog Powell, L OBP: 0.395, SLG: 0.379													6	2	3	0	0	1	4									
10 Marcus Semien, R OBP: 0.342, SLG: 0.391													5	1	3	2	1	1	3									
23 Matt Joyce, L SAFE: 0.332, SLG: 0.454													5	1	1	3	0	2	3									
2 Khris Davis, R OBP: 0.321, SLG: 0.510													5	1	1	0	1	2	1									
25 Ryan Healy, R OBP: 0.298, SLG: 0.469													5	1	1	0	1	1	0									
28 Matt Olson, L OBP: 0.339, SLG: 0.505													5	0	2	1	1	0	3									
26 Matt Chapman, R OBP: 0.300, SLG: 0.491													5	0	0	0	1	3	6									
13 Bruce Maxwell, L OBP: 0.324, SLG: 0.295													5	0	2	1	0	2	2									
12 Dustin Garneau, R OBP: 0.296, SLG: 0.315													1	0	0	0	0	0	1									
18 Chad Pinder, R OBP: 0.295, SLG: 0.449													2	0	0	0	0	1	0									
8 Jed Lowrie, S OBP: 0.343, SLG: 0.441													4	1	1	0	0	2	4									
<b>Inning Stats</b>	R: 0 E: 0 K: 1 S: 8	H: 1 LOB: 1 BB: 15	R: 0 E: 0 K: 0 S: 9	H: 0 LOB: 0 BB: 0 P: 16	R: 0 E: 0 K: 3 S: 9	H: 0 LOB: 0 BB: 0 P: 12	R: 0 E: 0 K: 1 S: 7	H: 1 LOB: 1 BB: 0 P: 14	R: 0 E: 0 K: 2 S: 9	H: 0 LOB: 0 BB: 0 P: 10	R: 1 E: 0 K: 1 S: 14	H: 2 LOB: 1 BB: 0 P: 15	R: 2 E: 0 K: 2 S: 23	H: 4 LOB: 2 BB: 0 P: 26	R: 2 E: 0 K: 2 S: 14	H: 1 LOB: 2 BB: 3 P: 28	R: 2 E: 0 K: 1 S: 17	H: 3 LOB: 3 BB: 2 P: 32	R: 0 E: 0 K: 1 S: 8	H: 1 LOB: 2 BB: 0 P: 13	R: 0 E: 0 K: 0 S: 7	H: 0 LOB: 0 BB: 0 P: 11	R: 0 E: 0 K: 1 S: 10	H: 1 LOB: 1 BB: 0 P: 14	1B: 9 2B: 5 3B: 0 HR: 1	SF: 1 SAC: 0 DP: 1 HBP: 0	WP: 1 PB: 0 SB: 0 CS: 1	PA: 54
<b>PITCHER</b>	IP: 6.0 WLS: 24 BF: 8 H: 2 R: 3 ER: 3 SO: 8 BB: 1 IBB: 0 HBP: 0 BLK: 0 WP: 0 HR: 1 S: 25 P: 32 ERA: 10.80 WHIP: 1.800													<b>PITCHER</b>	IP: 3.2 WLS: 14 BF: 2 H: 2 R: 0 ER: 0 SO: 3 BB: 1 IBB: 0 HBP: 0 BLK: 0 WP: 0 HR: 0 S: 31 P: 50 ERA: 0.00 WHIP: 0.818													

Oakland Athletics @ Baltimore Orioles  
Oriole Park at Camden Yards, Baltimore, MD  
Wed Aug 23 2017, 3:08 PM - 7:27 PM EDT  
Alt. 20.072 - Cloudy - 84 F

AB 48  
R 7  
H 14  
RBI 7  
BB 5  
SO 15  
LOB 27



Batter	1	2	3	4	5	6	7	8	9	10	11	12	AB	R	H	RBI	BB	SO	LOB	BOTTOM								
1 Tim Beckham, R OBP: 0.342, SLG: 0.478													6	0	3	0	0	1	2									
13 Manny Machado, R OBP: 0.318, SLG: 0.496													6	1	2	1	0	1	4									
6 Jonathan Schoop, R OBP: 0.349, SLG: 0.532													5	1	1	0	0	1	5									
10 Adam Jones, R OBP: 0.315, SLG: 0.467													5	1	1	0	0	4	2									
16 Trey Mancini, R OBP: 0.339, SLG: 0.508													4	2	1	3	1	1	0									
19 Chris Davis, L OBP: 0.321, SLG: 0.438													4	1	1	1	1	2	1									
45 Mark Trumbo, R OBP: 0.295, SLG: 0.405													4	1	0	0	1	2	2									
29 Wellington Castillo, R OBP: 0.326, SLG: 0.474													3	1	2	2	1	1	0									
36 Caleb Joseph, R OBP: 0.311, SLG: 0.454													1	0	0	0	0	0	0									
3 Ryan Flaherty, L OBP: 0.324, SLG: 0.273													3	0	1	1	0	1	0									
14 Craig Gentry, R OBP: 0.316, SLG: 0.345													0	0	0	0	0	0	0									
12 Seth Smith, L OBP: 0.354, SLG: 0.462													2	0	1	0	0	1	0									
<b>Inning Stats</b>	R: 0 E: 0 K: 1 S: 10	H: 1 LOB: 1 BB: 0 P: 12	R: 0 E: 0 K: 2 S: 7	H: 0 LOB: 0 BB: 0 P: 14	R: 0 E: 0 K: 2 S: 10	H: 0 LOB: 0 BB: 0 P: 16	R: 4 E: 0 K: 1 S: 17	H: 6 LOB: 1 BB: 1 P: 29	R: 0 E: 0 K: 1 S: 8	H: 1 LOB: 0 BB: 0 P: 13	R: 2 E: 0 K: 1 S: 15	H: 1 LOB: 0 BB: 0 P: 21	R: 0 E: 0 K: 0 S: 9	H: 1 LOB: 0 BB: 0 P: 12	R: 1 E: 0 K: 2 S: 15	H: 1 LOB: 1 BB: 1 P: 20	R: 0 E: 0 K: 3 S: 14	H: 1 LOB: 2 BB: 1 P: 25	R: 0 E: 0 K: 2 S: 11	H: 0 LOB: 1 BB: 0 P: 19	R: 0 E: 0 K: 1 S: 9	H: 0 LOB: 0 BB: 0 P: 11	R: 1 E: 0 K: 2 S: 2	H: 1 LOB: 0 BB: 0 P: 3	1B: 8 2B: 2 3B: 0 HR: 4	SF: 0 SAC: 0 DP: 1 HBP: 0	WP: 2 PB: 0 SB: 1 CS: 1	PA: 48
<b>PITCHER</b>	IP: 5.0 WLS: 23 BF: 8 H: 4 R: 1 ER: 1 SO: 6 BB: 2 IBB: 0 HBP: 0 BLK: 0 WP: 1 HR: 1 S: 12 P: 14 ERA: 9.00 WHIP: 2.000													<b>PITCHER</b>	IP: 2.0 WLS: 8 BF: 1 H: 1 R: 1 ER: 1 SO: 3 BB: 1 IBB: 0 HBP: 0 BLK: 0 WP: 0 HR: 1 S: 22 P: 33 ERA: 4.50 WHIP: 1.000													

Oakland Athletics @ Baltimore Orioles  
Oriole Park at Camden Yards, Baltimore, MD  
Wed Aug 23 2017, 3:08 PM - 7:27 PM EDT  
Alt. 20.072 - Cloudy - 84 F

AB 43  
R 8  
H 13  
RBI 8  
BB 4  
SO 15  
LOB 16





Batter	1	2	3	4	5	6	7	8	9	AB	R	H	RBI	BB	SO	LOB	TOP											
1 Tim Beckham, R OBP: 0.340, SLG: 0.482										5	1	1	3	0	1	1												
13 Manny Machado, R OBP: 0.318, SLG: 0.493										4	0	0	0	0	1	0												
6 Jonathan Schoop, R OBP: 0.354, SLG: 0.541										4	1	2	1	0	1	0												
10 Adam Jones, R OBP: 0.315, SLG: 0.467										4	0	1	0	0	1	1												
16 Trey Mancini, R OBP: 0.341, SLG: 0.511										4	1	1	0	0	1	2												
19 Chris Davis, L OBP: 0.320, SLG: 0.443										3	1	0	0	1	2	2												
45 Mark Trumbo, R OBP: 0.301, SLG: 0.415										4	2	3	1	0	0	1												
36 Caleb Joseph, R OBP: 0.305, SLG: 0.444										4	0	0	0	0	3	4												
14 Craig Gentry, R OBP: 0.320, SLG: 0.359										4	1	2	2	0	0	1												
<b>Inning Stats</b>	R: 0 E: 0 K: 1 S: 8	H: 0 LOB: 0 BB: 0 P: 11	R: 5 E: 0 K: 2 S: 25	H: 4 LOB: 0 BB: 1 P: 40	R: 0 E: 0 K: 1 S: 8	H: 1 LOB: 0 BB: 0 P: 11	R: 0 E: 0 K: 1 S: 10	H: 1 LOB: 0 BB: 0 P: 12	R: 0 E: 0 K: 1 S: 9	H: 0 LOB: 0 BB: 0 P: 16	R: 0 E: 0 K: 1 S: 9	H: 0 LOB: 0 BB: 0 P: 17	R: 0 E: 0 K: 0 S: 6	H: 0 LOB: 0 BB: 0 P: 11	R: 1 E: 0 K: 1 S: 11	H: 1 LOB: 1 BB: 0 P: 16	R: 1 E: 0 K: 2 S: 12	H: 2 LOB: 1 BB: 0 P: 19	1B: 6 2B: 2 3B: 0 HR: 2	SF: 0 SAC: 0 DP: 1 HBP: 0	WP: 0 PB: 0 SB: 0 CS: 0	PA: 37						
<b>PITCHER</b>	IP	WLS	BF	H	R	ER	SO	BB	IBB	HBP	BLK	WP	HR	S	P	ERA	WHIP											
52 Eduardo Rodríguez, L ERA: 4.19	(1, 1)	6.2	L	27	7	5	5	7	1	0	0	0	0	1	74	117	6.75	1.200										
Brandon Workman, R ERA: 2.22	(7, 1)	1.1		5	1	1	1	1	0	0	0	0	0	1	12	17	6.75	0.750										
Fernando Abad, L ERA: 2.92	(9, 1)	1.0		5	2	1	1	2	0	0	0	0	0	0	12	19	9.00	2.000										

**Baltimore Orioles @ Boston Red Sox**  
Fenway Park, Boston, MA  
Sat Aug 26 2017, 4:10 PM - 7:06 PM EDT  
Att: 36,655 - Partly Cloudy - 73 F

AB 36  
R 7  
H 10  
RBI 7  
BB 1  
SO 10  
LOB 12



Batter	1	2	3	4	5	6	7	8	9	AB	R	H	RBI	BB	SO	LOB	BOTTOM										
36 Eduardo Núñez, R OBP: 0.339, SLG: 0.453										4	0	0	0	0	1	3											
50 Mookie Betts, R OBP: 0.341, SLG: 0.442										3	0	2	0	1	0	0											
16 Andrew Benintendi, L OBP: 0.350, SLG: 0.437										4	0	0	0	0	1	4											
13 Hanley Ramirez, R OBP: 0.330, SLG: 0.425										4	0	0	0	0	1	1											
11 Rafael Devers, L OBP: 0.351, SLG: 0.558										4	0	0	0	0	1	0											
2 Xander Bogaerts, R OBP: 0.339, SLG: 0.410										3	0	0	0	1	1	0											
18 Mitch Moreland, L OBP: 0.337, SLG: 0.444										4	0	2	0	0	0	1											
30 Chris Young, R OBP: 0.332, SLG: 0.412										2	0	0	0	1	0	2											
7 Christian Vázquez, R OBP: 0.328, SLG: 0.389										2	0	0	0	1	1	1											
<b>Inning Stats</b>	R: 0 E: 0 K: 0 S: 8	H: 1 LOB: 1 BB: 0 P: 13	R: 0 E: 0 K: 3 S: 14	H: 0 LOB: 0 BB: 2 P: 27	R: 0 E: 0 K: 2 S: 9	H: 0 LOB: 0 BB: 0 P: 13	R: 0 E: 0 K: 0 S: 13	H: 0 LOB: 0 BB: 1 P: 20	R: 0 E: 0 K: 0 S: 6	H: 0 LOB: 0 BB: 0 P: 8	R: 0 E: 0 K: 0 S: 11	H: 1 LOB: 1 BB: 0 P: 13	R: 0 E: 0 K: 0 S: 11	H: 1 LOB: 1 BB: 0 P: 17	R: 0 E: 0 K: 1 S: 10	H: 0 LOB: 1 BB: 1 P: 20	1B: 3 2B: 1 3B: 0 HR: 0	SF: 0 SAC: 0 DP: 1 HBP: 0	WP: 1 PB: 0 SB: 0 CS: 0	PA: 34							
<b>PITCHER</b>	IP	WLS	BF	H	R	ER	SO	BB	IBB	HBP	BLK	WP	HR	S	P	ERA	WHIP										
39 Kevin Gausman, R ERA: 4.98	(1, 1)	7.2	W	29	4	0	5	3	0	0	0	1	0	77	117	0.00	0.913										
48 Richard Bleier, L ERA: 1.78	(8, 1)	0.1		1	0	0	0	0	0	0	0	0	0	3	5	0.00	0.000										
56 Darren O'Day, R ERA: 4.07	(9, 1)	1.0		4	0	0	0	1	0	0	0	0	0	10	20	0.00	1.000										

**Baltimore Orioles @ Boston Red Sox**  
Fenway Park, Boston, MA  
Sat Aug 26 2017, 4:10 PM - 7:06 PM EDT  
Att: 36,655 - Partly Cloudy - 73 F

AB 30  
R 0  
H 4  
RBI 0  
BB 4  
SO 6  
LOB 12



Batter	1	2	3	4	5	6	7	8	9	AB	R	H	RBI	BB	SO	LOB	TOP			
1 Tim Beckham, R (1, 6) OBP: 0.339, SLG: 0.480										4	1	1	0	0	2	1				
13 Manny Machado, R (1, 5) OBP: 0.316, SLG: 0.489										4	0	0	0	0	3	2				
6 Jonathan Schoop, R (1, 4) OBP: 0.351, SLG: 0.537										4	0	0	0	0	1	2				
10 Adam Jones, R (1, 8) OBP: 0.316, SLG: 0.468										3	1	1	1	1	0	0				
16 Trey Mancini, R (1, 7) OBP: 0.344, SLG: 0.516										4	0	3	1	0	1	0				
19 Chris Davis, L (1, 3) OBP: 0.319, SLG: 0.440										4	0	1	0	0	1	4				
45 Mark Trumbo, R (1, 10) OBP: 0.298, SLG: 0.411										4	0	0	0	0	2	4				
29 Welington Castillo, R (1, 2) OBP: 0.323, SLG: 0.466										4	0	0	0	0	0	3				
12 Seth Smith, L (1, 9) OBP: 0.354, SLG: 0.455										2	0	0	0	1	0	0				
14 Craig Gentry, R (7, 9) OBP: 0.320, SLG: 0.359										0	0	0	0	0	0	0				
<b>Inning Stats</b>	R: 2 H: 3 E: 0 K: 2 S: 14	H: 3 LOB: 1 BB: 0 P: 23	R: 0 H: 0 E: 0 K: 1 S: 7	H: 0 LOB: 0 BB: 0 P: 9	R: 0 H: 0 E: 0 K: 1 S: 5	H: 0 LOB: 0 BB: 0 P: 10	R: 0 H: 1 E: 0 K: 0 S: 11	H: 1 LOB: 2 BB: 1 P: 18	R: 0 H: 0 E: 0 K: 1 S: 12	H: 0 LOB: 0 BB: 0 P: 19	R: 0 H: 1 E: 0 K: 1 S: 9	H: 1 LOB: 1 BB: 0 P: 16	R: 0 H: 0 E: 0 K: 2 S: 11	H: 0 LOB: 0 BB: 0 P: 15	R: 0 H: 1 E: 0 K: 1 S: 11	H: 1 LOB: 1 BB: 0 P: 18	1B: 4 2B: 2 3B: 0 HR: 0	SF: 0 SAC: 0 DP: 0 HBP: 0	WP: 0 PB: 0 SB: 0 CS: 0	PA: 35
<b>PITCHER</b>	IP: 7.0 WLS: L BF: 28 ERA: 4.53	WLS: L BF: 28 ERA: 4.53	H: 5 R: 2 ER: 2 SO: 7	H: 2 R: 0 ER: 0 SO: 2	H: 2 R: 0 ER: 0 SO: 2	H: 2 R: 0 ER: 0 SO: 2	H: 2 R: 0 ER: 0 SO: 2	H: 2 R: 0 ER: 0 SO: 2	H: 2 R: 0 ER: 0 SO: 2	H: 2 R: 0 ER: 0 SO: 2	H: 2 R: 0 ER: 0 SO: 2	H: 2 R: 0 ER: 0 SO: 2	H: 2 R: 0 ER: 0 SO: 2	H: 2 R: 0 ER: 0 SO: 2	H: 2 R: 0 ER: 0 SO: 2	H: 2 R: 0 ER: 0 SO: 2	WP: 0 HR: 0 S: 11	ERA: 2.57 WHIP: 1.000		
43 Addison Reed, R (8, 1) ERA: 3.03	IP: 1.0 WLS: L BF: 3	IP: 1.0 WLS: L BF: 3	H: 0 R: 0 ER: 0 SO: 2	H: 0 R: 0 ER: 0 SO: 2	H: 0 R: 0 ER: 0 SO: 2	H: 0 R: 0 ER: 0 SO: 2	H: 0 R: 0 ER: 0 SO: 2	H: 0 R: 0 ER: 0 SO: 2	H: 0 R: 0 ER: 0 SO: 2	H: 0 R: 0 ER: 0 SO: 2	H: 0 R: 0 ER: 0 SO: 2	H: 0 R: 0 ER: 0 SO: 2	H: 0 R: 0 ER: 0 SO: 2	H: 0 R: 0 ER: 0 SO: 2	H: 0 R: 0 ER: 0 SO: 2	H: 0 R: 0 ER: 0 SO: 2	WP: 0 HR: 0 S: 11	ERA: 0.00 WHIP: 0.000		
46 Craig Kimbrel, R (9, 1) ERA: 1.31	IP: 1.0 WLS: L BF: 4	IP: 1.0 WLS: L BF: 4	H: 1 R: 0 ER: 0 SO: 1	H: 0 R: 0 ER: 0 SO: 1	H: 0 R: 0 ER: 0 SO: 1	H: 0 R: 0 ER: 0 SO: 1	H: 0 R: 0 ER: 0 SO: 1	H: 0 R: 0 ER: 0 SO: 1	H: 0 R: 0 ER: 0 SO: 1	H: 0 R: 0 ER: 0 SO: 1	H: 0 R: 0 ER: 0 SO: 1	H: 0 R: 0 ER: 0 SO: 1	H: 0 R: 0 ER: 0 SO: 1	H: 0 R: 0 ER: 0 SO: 1	H: 0 R: 0 ER: 0 SO: 1	H: 0 R: 0 ER: 0 SO: 1	WP: 0 HR: 0 S: 11	ERA: 0.00 WHIP: 1.000		

Baltimore Orioles @ Boston Red Sox  
Fenway Park, Boston, MA  
Sun Aug 27 2017, 1:36 PM - 4:57 PM EDT  
Att: 36,625 - Sunny - 71 F

AB	33
R	2
H	6
RBI	2
BB	2
SO	10
LOB	16



Batter	1	2	3	4	5	6	7	8	9	AB	R	H	RBI	BB	SO	LOB	BOTTOM			
36 Eduardo Núñez, R (1, 4) OBP: 0.336, SLG: 0.447										5	0	0	0	0	1	4				
16 Andrew Benintendi, L (1, 7) OBP: 0.352, SLG: 0.439										3	0	1	0	2	0	1				
50 Mookie Betts, R (1, 9) OBP: 0.342, SLG: 0.443											4	0	1	0	1	5				
13 Hanley Ramirez, R (1, 3) OBP: 0.333, SLG: 0.424										3	0	1	0	2	1	2				
30 Chris Young, R (1, 10) OBP: 0.328, SLG: 0.406										3	0	0	0	0	1	7				
18 Mitch Moreland, L (7, PH) OBP: 0.338, SLG: 0.443										1	0	0	0	1	0	0				
2 Xander Bogaerts, R (1, 6) OBP: 0.339, SLG: 0.411										4	1	1	0	0	1	2				
25 Rajai Davis, R (1, 8) OBP: 0.295, SLG: 0.351										4	0	1	0	0	1	3				
11 Rafael Devers, L (1, 5) OBP: 0.356, SLG: 0.574										4	0	2	1	0	2	1				
3 Sandy León, S (1, 2) OBP: 0.302, SLG: 0.372											2	0	1	0	2	0				
12 Brock Holt, L (8, PR) OBP: 0.252, SLG: 0.219										0	0	0	0	0	0	0				
7 Braden Rizzano, R (9, 2) OBP: 0.326, SLG: 0.389										0	0	0	0	0	0	0				
<b>Inning Stats</b>	R: 0 H: 2 E: 0 K: 1 S: 12	H: 1 LOB: 2 BB: 0 P: 18	R: 0 H: 1 E: 0 K: 1 S: 12	H: 1 LOB: 0 BB: 0 P: 18	R: 0 H: 1 E: 0 K: 1 S: 15	H: 1 LOB: 2 BB: 1 P: 24	R: 0 H: 1 E: 0 K: 0 S: 7	H: 1 LOB: 3 BB: 2 P: 12	R: 1 H: 2 E: 0 K: 3 S: 25	H: 2 LOB: 3 BB: 2 P: 44	R: 0 H: 0 E: 0 K: 0 S: 8	H: 0 LOB: 1 BB: 2 P: 17	R: 0 H: 0 E: 0 K: 1 S: 10	H: 0 LOB: 2 BB: 1 P: 19	R: 0 H: 0 E: 0 K: 0 S: 6	H: 0 LOB: 0 BB: 0 P: 9	1B: 4 2B: 4 3B: 0 HR: 0	SF: 0 SAC: 0 DP: 1 HBP: 0	WP: 1 PB: 0 SB: 0 CS: 1	PA: 41
<b>PITCHER</b>	IP: 5.0 WLS: W BF: 24 ERA: 4.99	IP: 5.0 WLS: W BF: 24 ERA: 4.99	H: 7 R: 1 ER: 1 SO: 4	H: 1 R: 0 ER: 0 SO: 4	H: 4 R: 1 ER: 0 SO: 2	H: 4 R: 0 ER: 0 SO: 2	H: 4 R: 0 ER: 0 SO: 2	H: 4 R: 0 ER: 0 SO: 2	H: 4 R: 0 ER: 0 SO: 2	H: 4 R: 0 ER: 0 SO: 2	H: 4 R: 0 ER: 0 SO: 2	H: 4 R: 0 ER: 0 SO: 2	H: 4 R: 0 ER: 0 SO: 2	H: 4 R: 0 ER: 0 SO: 2	H: 4 R: 0 ER: 0 SO: 2	H: 4 R: 0 ER: 0 SO: 2	WP: 0 HR: 0 S: 11	ERA: 0.00 WHIP: 3.000		
60 Mychal Givens, R (6, 1) ERA: 2.39	IP: 0.2 WLS: H BF: 4	IP: 0.2 WLS: H BF: 4	H: 1 R: 0 ER: 0 SO: 2	H: 0 R: 0 ER: 0 SO: 2	H: 0 R: 0 ER: 0 SO: 2	H: 0 R: 0 ER: 0 SO: 2	H: 0 R: 0 ER: 0 SO: 2	H: 0 R: 0 ER: 0 SO: 2	H: 0 R: 0 ER: 0 SO: 2	H: 0 R: 0 ER: 0 SO: 2	H: 0 R: 0 ER: 0 SO: 2	H: 0 R: 0 ER: 0 SO: 2	H: 0 R: 0 ER: 0 SO: 2	H: 0 R: 0 ER: 0 SO: 2	H: 0 R: 0 ER: 0 SO: 2	H: 0 R: 0 ER: 0 SO: 2	WP: 0 HR: 0 S: 11	ERA: 0.00 WHIP: 0.000		
48 Richard Bleier, L (6, 1) ERA: 1.78	IP: 0.0 WLS: L BF: 1	IP: 0.0 WLS: L BF: 1	H: 0 R: 0 ER: 0 SO: 0	H: 0 R: 0 ER: 0 SO: 0	H: 0 R: 0 ER: 0 SO: 0	H: 0 R: 0 ER: 0 SO: 0	H: 0 R: 0 ER: 0 SO: 0	H: 0 R: 0 ER: 0 SO: 0	H: 0 R: 0 ER: 0 SO: 0	H: 0 R: 0 ER: 0 SO: 0	H: 0 R: 0 ER: 0 SO: 0	H: 0 R: 0 ER: 0 SO: 0	H: 0 R: 0 ER: 0 SO: 0	H: 0 R: 0 ER: 0 SO: 0	H: 0 R: 0 ER: 0 SO: 0	H: 0 R: 0 ER: 0 SO: 0	WP: 0 HR: 0 S: 11	ERA: 0.00 WHIP: 0.000		
50 Miguel Castro, R (6, 1) ERA: 2.84	IP: 1.2 WLS: H BF: 7	IP: 1.2 WLS: H BF: 7	H: 0 R: 0 ER: 0 SO: 2	H: 0 R: 0 ER: 0 SO: 2	H: 0 R: 0 ER: 0 SO: 2	H: 0 R: 0 ER: 0 SO: 2	H: 0 R: 0 ER: 0 SO: 2	H: 0 R: 0 ER: 0 SO: 2	H: 0 R: 0 ER: 0 SO: 2	H: 0 R: 0 ER: 0 SO: 2	H: 0 R: 0 ER: 0 SO: 2	H: 0 R: 0 ER: 0 SO: 2	H: 0 R: 0 ER: 0 SO: 2	H: 0 R: 0 ER: 0 SO: 2	H: 0 R: 0 ER: 0 SO: 2	H: 0 R: 0 ER: 0 SO: 2	WP: 0 HR: 0 S: 11	ERA: 0.00 WHIP: 1.800		
35 Brad Brach, R (8, 1) ERA: 2.92	IP: 1.2 WLS: S BF: 5	IP: 1.2 WLS: S BF: 5	H: 0 R: 0 ER: 0 SO: 0	H: 0 R: 0 ER: 0 SO: 0	H: 0 R: 0 ER: 0 SO: 0	H: 0 R: 0 ER: 0 SO: 0	H: 0 R: 0 ER: 0 SO: 0	H: 0 R: 0 ER: 0 SO: 0	H: 0 R: 0 ER: 0 SO: 0	H: 0 R: 0 ER: 0 SO: 0	H: 0 R: 0 ER: 0 SO: 0	H: 0 R: 0 ER: 0 SO: 0	H: 0 R: 0 ER: 0 SO: 0	H: 0 R: 0 ER: 0 SO: 0	H: 0 R: 0 ER: 0 SO: 0	H: 0 R: 0 ER: 0 SO: 0	WP: 0 HR: 0 S: 11	ERA: 0.00 WHIP: 0.000		

Baltimore Orioles @ Boston Red Sox  
Fenway Park, Boston, MA  
Sun Aug 27 2017, 1:36 PM - 4:57 PM EDT  
Att: 36,625 - Sunny - 71 F

AB	33
R	1
H	8
RBI	1
BB	8
SO	8
LOB	26



Batter	1	2	3	4	5	6	7	8	9	AB	R	H	RBI	BB	SO	LOB	TOP					
2 Jean Segura, R OBP: 0.353, SLG: 0.411	G6-3		G4-3		F9		G6-4-3 1B		G6-3 BB	4	0	1	0	1	0	1	<b>Seattle Mariners @ Baltimore Orioles</b> Oriole Park at Camden Yards, Baltimore, MD Mon Aug 28 2017, 7:07 PM - 10:06 PM EDT Att: 15,106 - Cloudy - 73 F					
10 Yonder Alonso, L OBP: 0.364, SLG: 0.509	L8		G6-3		K		G6-4-3 1-2		G6-3 1-2	3	0	0	0	0	1	1						
17 Mitch Haniger, R OBP: 0.337, SLG: 0.407			G6-3				G6-4-3 1-2		G6-3 1-2	2	0	0	0	0	0	2						
22 Robinson Canó, L OBP: 0.333, SLG: 0.454	L7			L8		L7	G3			4	0	0	0	0	0	0						
23 Nelson Cruz, R OBP: 0.375, SLG: 0.555	F9									2	2	1	0	2	0	0						
21 Taylor Motter, R OBP: 0.298, SLG: 0.351				26 BB 16 HR		26 BB 16 WP 16 BB				0	0	0	0	0	0	0						
15 Kyle Seager, L OBP: 0.326, SLG: 0.442	G5-3		F8							3	1	1	0	1	0	1						
26 Danny Valencia, R OBP: 0.317, SLG: 0.427	HR			16 HR		16 BB				3	2	2	1	1	1	2						
16 Ben Gamel, L OBP: 0.340, SLG: 0.410	G4-3			HR						4	1	2	5	0	0	2						
3 Mike Zunino, R OBP: 0.311, SLG: 0.481					G6-3					4	0	1	0	0	2	5						
5 Guillermo Heredia, R OBP: 0.342, SLG: 0.384	SH1-3		SH1-3		G6-3		F8		K	3	0	0	0	0	1	2						
<b>Inning Stats</b>	R: 0 E: 0 K: 0 S: 6	H: 0 LOB: 0 BB: 0 P: 8	R: 1 E: 0 K: 0 S: 10	H: 1 LOB: 0 BB: 0 P: 14	R: 0 E: 0 K: 0 S: 8	H: 1 LOB: 1 BB: 0 P: 12	R: 3 E: 0 K: 0 S: 12	H: 1 LOB: 0 BB: 2 P: 26	R: 0 E: 0 K: 1 S: 8	H: 0 LOB: 0 BB: 0 P: 14	R: 2 E: 0 K: 1 S: 15	H: 2 LOB: 2 BB: 2 P: 27	R: 0 E: 0 K: 2 S: 13	H: 2 LOB: 3 BB: 0 P: 22	R: 0 E: 0 K: 1 S: 7	H: 0 LOB: 0 BB: 1 P: 14	1B: 5 2B: 1 3B: 0 HR: 2	SF: 0 SAC: 1 DP: 2 HBP: 0	WP: 1 PB: 0 SB: 0 CS: 0	PA: 38		
<b>PITCHER</b>	IP WLS BF H R ER SO	IP WLS BF H R ER SO	IP WLS BF H R ER SO	IP WLS BF H R ER SO	IP WLS BF H R ER SO	IP WLS BF H R ER SO	IP WLS BF H R ER SO	IP WLS BF H R ER SO	IP WLS BF H R ER SO	IP WLS BF H R ER SO	IP WLS BF H R ER SO	IP WLS BF H R ER SO	IP WLS BF H R ER SO	IP WLS BF H R ER SO	IP WLS BF H R ER SO	IP WLS BF H R ER SO	ERA WHIP	ERA WHIP				
30 Chris Tillman, R ERA: 7.91	5.1	23	3	6	6	1	4	0	0	0	0	0	0	0	0	0	1	2	49	88	10.12	1.312
60 Mychal Givens, R ERA: 2.37	0.2	4	2	0	0	1	0	0	0	0	0	0	0	0	0	0	0	0	10	13	0.00	3.000
57 Donnie Hart, L ERA: 3.03	1.0	3	1	0	0	0	0	0	0	0	0	0	0	0	0	0	0	0	5	7	0.00	1.000
56 Darren O'Day, R ERA: 3.99	1.0	5	2	0	0	2	0	0	0	0	0	0	0	0	0	0	0	0	13	22	0.00	2.000
53 Zack Britton, L ERA: 3.42	1.0	3	0	0	0	1	1	0	0	0	0	0	0	0	0	0	0	0	7	14	0.00	1.000

AB	32
R	6
H	8
RBI	6
BB	5
SO	5
LOB	16



Batter	1	2	3	4	5	6	7	8	9	AB	R	H	RBI	BB	SO	LOB	BOTTOM					
1 Tim Beckham, R OBP: 0.340, SLG: 0.478	P6		F8						G6-3	4	0	1	1	0	0	0	<b>Seattle Mariners @ Baltimore Orioles</b> Oriole Park at Camden Yards, Baltimore, MD Mon Aug 28 2017, 7:07 PM - 10:06 PM EDT Att: 15,106 - Cloudy - 73 F					
13 Manny Machado, R OBP: 0.318, SLG: 0.492	F9			L6						5	1	3	0	0	0	3						
6 Jonathan Schoop, R OBP: 0.350, SLG: 0.533	K			2B						5	0	1	1	0	2	7						
10 Adam Jones, R OBP: 0.317, SLG: 0.472				K						4	2	1	1	1	1	4						
16 Trey Mancini, R OBP: 0.348, SLG: 0.518	P4									4	2	3	0	0	0	1						
19 Chris Davis, L OBP: 0.324, SLG: 0.445										3	2	2	1	1	0	1						
45 Mark Trumbo, R OBP: 0.298, SLG: 0.410										4	0	1	0	0	1	4						
29 Welington Castillo, R OBP: 0.329, SLG: 0.470										4	0	3	2	0	1	1						
14 Craig Gentry, R OBP: 0.318, SLG: 0.354	F7-6-4									4	0	1	1	0	0	4						
<b>Inning Stats</b>	R: 0 E: 0 K: 1 S: 6	H: 3 LOB: 1 BB: 1 P: 19	R: 2 E: 0 K: 0 S: 12	H: 3 LOB: 1 BB: 1 P: 19	R: 1 E: 0 K: 1 S: 7	H: 2 LOB: 0 BB: 0 P: 11	R: 2 E: 0 K: 0 S: 17	H: 3 LOB: 3 BB: 1 P: 27	R: 1 E: 0 K: 0 S: 8	H: 2 LOB: 0 BB: 0 P: 11	R: 0 E: 0 K: 2 S: 12	H: 3 LOB: 3 BB: 0 P: 15	R: 1 E: 0 K: 2 S: 12	H: 2 LOB: 1 BB: 0 P: 16	R: 0 E: 0 K: 1 S: 12	H: 1 LOB: 1 BB: 0 P: 19		1B: 13 2B: 3 3B: 0 HR: 1	SF: 0 SAC: 0 DP: 2 HBP: 1	WP: 0 PB: 0 SB: 1 CS: 0	PA: 40	
<b>PITCHER</b>	IP WLS BF H R ER SO	IP WLS BF H R ER SO	IP WLS BF H R ER SO	IP WLS BF H R ER SO	IP WLS BF H R ER SO	IP WLS BF H R ER SO	IP WLS BF H R ER SO	IP WLS BF H R ER SO	IP WLS BF H R ER SO	IP WLS BF H R ER SO	IP WLS BF H R ER SO	IP WLS BF H R ER SO	IP WLS BF H R ER SO	IP WLS BF H R ER SO	IP WLS BF H R ER SO	IP WLS BF H R ER SO	ERA WHIP	ERA WHIP				
32 Marco Gonzales, L ERA: 8.25	3.1	19	5	1	1	0	2	0	0	0	0	0	0	0	0	0	1	19	25	4.50	2.500	
56 Christian Bergman, R ERA: 4.89	2.0	10	5	1	1	0	0	0	0	0	0	0	0	0	0	0	0	0	19	25	4.50	2.500
54 Emilio Pagan, R ERA: 2.77	2.2	11	3	1	1	3	0	0	0	0	0	0	0	0	0	0	0	0	29	40	3.38	1.125



Batter	1	2	3	4	5	6	7	8	9	AB	R	H	RBI	BB	SO	LOB	TOP																		
2 Jean Segura, R OBP: 0.350, SLG: 0.407	E6		K		G1-3			L8		4	0	0	0	0	1	2	Seattle Mariners @ Baltimore Orioles Oriole Park at Camden Yards, Baltimore, MD Tue Aug 29 2017, 7:38 PM - 10:03 PM EDT Att: 13,736 - Overcast - 67 F																		
10 Yonder Alonso, L OBP: 0.363, SLG: 0.505	K					F7		P2		3	0	0	0	1	1	2																			
22 Robinson Cano, L OBP: 0.332, SLG: 0.451																																			
21 Taylor Motter, R OBP: 0.268, SLG: 0.351	FC3-6		K			L7				3	0	0	0	0	1	3																			
23 Nelson Cruz, R OBP: 0.372, SLG: 0.550	FC6-4									0	0	0	0	0	0	0																			
15 Kyle Seager, L OBP: 0.326, SLG: 0.440		G6-3								4	0	1	0	0	0	2																			
26 Danny Valencia, R OBP: 0.314, SLG: 0.423		K								4	0	0	0	0	4	3																			
16 Ben Gamel, L OBP: 0.338, SLG: 0.407										3	0	0	0	0	1	1																			
3 Mike Zunino, R OBP: 0.311, SLG: 0.478										2	0	0	0	1	2	0																			
5 Guillermo Heredia, R OBP: 0.339, SLG: 0.380										3	0	0	0	0	2	1																			
<b>Inning Stats</b>	R: 0 E: 1 K: 1 S: 9	H: 0 LOB: 1 BB: 0 P: 10	R: 0 E: 0 K: 1 S: 10	H: 0 LOB: 0 BB: 0 P: 15	R: 0 E: 0 K: 3 S: 13	H: 0 LOB: 2 BB: 2 P: 22	R: 0 E: 0 K: 1 S: 8	H: 1 LOB: 1 BB: 0 P: 11	R: 0 E: 0 K: 2 S: 13	H: 0 LOB: 0 BB: 0 P: 16	R: 0 E: 0 K: 0 S: 6	H: 0 LOB: 0 BB: 0 P: 8	R: 0 E: 0 K: 2 S: 8	H: 0 LOB: 0 BB: 0 P: 11	R: 0 E: 1 K: 1 S: 9	H: 0 LOB: 1 BB: 0 P: 12	R: 0 E: 0 K: 1 S: 9	H: 0 LOB: 2 BB: 0 P: 11	1B: 1 2B: 0 3B: 0 HR: 0	SF: 0 SAC: 0 DP: 0 HBP: 1	WP: 0 PB: 0 SB: 0 CS: 0	PA: 33													
<b>PITCHER</b>	IP 9.0	WLS W	BF 33	H 1	R 0	ER 0	SO 12	BB 2	IBB 0	HBP 1	BLK 0	WP 0	HR 0	S 85	P 116	ERA 0.00	WHIP 0.333	<b>PITCHER</b>	IP 9.0	WLS W	BF 33	H 1	R 0	ER 0	SO 12	BB 2	IBB 0	HBP 1	BLK 0	WP 0	HR 0	S 85	P 116	ERA 0.00	WHIP 0.333

Batter	1	2	3	4	5	6	7	8	9	AB	R	H	RBI	BB	SO	LOB	BOTTOM																		
1 Tim Beckham, R OBP: 0.341, SLG: 0.477	K									3	0	1	0	0	1	1	Seattle Mariners @ Baltimore Orioles Oriole Park at Camden Yards, Baltimore, MD Tue Aug 29 2017, 7:38 PM - 10:03 PM EDT Att: 13,736 - Overcast - 67 F																		
13 Manny Machado, R OBP: 0.320, SLG: 0.504	G5-3									4	2	2	2	0	0	2																			
6 Jonathan Schoop, R OBP: 0.351, SLG: 0.538										3	1	1	1	1	1	0																			
10 Adam Jones, R OBP: 0.319, SLG: 0.475	F9									4	0	2	0	0	1	3																			
16 Trey Mancini, R OBP: 0.345, SLG: 0.513										4	0	0	0	0	1	2																			
19 Chris Davis, L OBP: 0.320, SLG: 0.440										4	0	0	0	0	3	2																			
29 Wellington Castillo, R OBP: 0.329, SLG: 0.479										3	1	1	1	0	1	0																			
14 Craig Gentry, R OBP: 0.327, SLG: 0.357										2	0	1	0	1	0	0																			
12 Seth Smith, L OBP: 0.355, SLG: 0.456										2	0	1	0	0	0	1																			
45 Mark Trumbo, R OBP: 0.297, SLG: 0.409										1	0	0	0	0	1	1																			
<b>Inning Stats</b>	R: 1 E: 0 K: 1 S: 8	H: 1 LOB: 0 BB: 0 P: 11	R: 0 E: 0 K: 2 S: 10	H: 0 LOB: 0 BB: 0 P: 16	R: 0 E: 0 K: 1 S: 17	H: 2 LOB: 3 BB: 1 P: 28	R: 0 E: 0 K: 2 S: 8	H: 0 LOB: 0 BB: 0 P: 13	R: 0 E: 0 K: 0 S: 9	H: 0 LOB: 0 BB: 1 P: 16	R: 1 E: 0 K: 1 S: 14	H: 2 LOB: 1 BB: 0 P: 17	R: 1 E: 0 K: 1 S: 10	H: 2 LOB: 0 BB: 0 P: 15	R: 1 E: 0 K: 1 S: 10	H: 2 LOB: 1 BB: 0 P: 14	1B: 4 2B: 1 3B: 0 HR: 4	SF: 0 SAC: 0 DP: 1 HBP: 1	WP: 0 PB: 0 SB: 0 CS: 2	PA: 35															
<b>PITCHER</b>	IP 6.0	WLS L	BF 24	H 2	R 2	ER 2	SO 7	BB 2	IBB 0	HBP 1	BLK 0	WP 0	HR 0	S 66	P 101	ERA 3.00	WHIP 1.167	<b>PITCHER</b>	IP 6.0	WLS L	BF 24	H 2	R 2	ER 2	SO 7	BB 2	IBB 0	HBP 1	BLK 0	WP 0	HR 0	S 66	P 101	ERA 3.00	WHIP 1.167
31 Erasmo Ramirez, R ERA: 4.43	1.0	4	2	1	1	1	0	0	0	0	0	0	0	0	0	0	1	10	15	9.00	2.000														
47 James Pazos, L ERA: 3.47	1.0	5	2	1	1	1	0	0	0	0	0	0	0	0	0	0	1	10	14	9.00	2.000														
61 Casey Lawrence, R ERA: 6.56																																			

Seattle Mariners @ Baltimore Orioles  
Oriole Park at Camden Yards, Baltimore, MD  
Tue Aug 29 2017, 7:38 PM - 10:03 PM EDT  
Att: 13,736 - Overcast - 67 F

AB 30  
R 0  
H 1  
RBI 0  
BB 2  
SO 12  
LOB 16



Seattle Mariners @ Baltimore Orioles  
Oriole Park at Camden Yards, Baltimore, MD  
Tue Aug 29 2017, 7:38 PM - 10:03 PM EDT  
Att: 13,736 - Overcast - 67 F

AB 30  
R 4  
H 9  
RBI 4  
SO 9  
LOB 12



Batter	1	2	3	4	5	6	7	8	9	AB	R	H	RBI	BB	SO	LOB	TOP										
16 Ben Gamel, L OBP: 0.337, SLG: 0.406	P6		10 BB 23 1B	G4-3		L7			1-1 1B	4	1	1	0	0	0	0	<b>Seattle Mariners @ Baltimore Orioles</b> Oriole Park at Camden Yards, Baltimore, MD Wed Aug 30 2017, 3:07 PM - 6:13 PM EDT Att: 16,983 - Partly Cloudy - 76 F										
2 Jean Segura, R OBP: 0.351, SLG: 0.408			1B	G4-3					2-3 1B	1	0	1	0	0	0	0											
10 Yonder Alonso, L OBP: 0.365, SLG: 0.508			1B	G4-3					2-3 1B	2	1	1	0	1	0	0											
26 Danny Valencia, R OBP: 0.313, SLG: 0.421	2B		17 2B 23 1B			K			2-3 1B	2	0	0	0	0	2	1											
23 Nelson Cruz, R OBP: 0.371, SLG: 0.547	K		17 2B 22 1B			P2				4	1	1	2	0	2	1											
22 Robinson Canó, L OBP: 0.331, SLG: 0.449	G4-3		17 2B 3 1B			L6			G4-3	4	1	1	0	0	0	1											
15 Kyle Seager, L OBP: 0.323, SLG: 0.437		L4-3		K		F7			F8	4	0	0	0	0	1	3											
17 Mitch Haniger, R OBP: 0.343, SLG: 0.432	F8		3 1B						HR	4	2	3	3	0	0	0											
3 Mike Zunino, R OBP: 0.311, SLG: 0.475	K		2-H 3-H			G6-3			K	4	0	1	2	0	2	1											
5 Guillermo Heredia, R OBP: 0.338, SLG: 0.377			L8						G1-3	3	0	0	0	1	0	1											
21 Taylor Motter, R OBP: 0.268, SLG: 0.349			L5			G5-3			G5-3	4	1	1	0	0	0	2											
<b>Inning Stats</b>	R: 0 E: 0 K: 1 S: 15	H: 1 LOB: 0 BB: 0 P: 20	R: 0 E: 0 K: 1 S: 8	H: 0 LOB: 0 BB: 0 P: 9	R: 6 E: 0 K: 1 S: 20	H: 6 LOB: 1 BB: 1 P: 31	R: 0 E: 0 K: 0 S: 5	H: 0 LOB: 0 BB: 0 P: 9	R: 0 E: 0 K: 1 S: 8	H: 0 LOB: 0 BB: 0 P: 11	R: 0 E: 0 K: 0 S: 7	H: 1 LOB: 1 BB: 1 P: 13	R: 0 E: 0 K: 1 S: 6	H: 0 LOB: 0 BB: 0 P: 8	R: 1 E: 0 K: 1 S: 8	H: 1 LOB: 0 BB: 0 P: 12	R: 0 E: 0 K: 1 S: 9	H: 1 LOB: 1 BB: 0 P: 16	1B: 6 2B: 3 3B: 0 HR: 1	SF: 0 SAC: 0 DP: 1 HBP: 0	WP: 0 PB: 0 SB: 0 CS: 0	PA: 38					
<b>PITCHER</b>	IP	WLS	BF	H	R	ER	SO	BB	IBB	HBP	BLK	WP	HR	S	P	ERA	WHIP										
31 Ubaldo Jiménez, R ERA: 6.85	2.2		15	6	6	6	3	1	0	0	0	0	0	40	54	20.25	2.625										
50 Miguel Castro, R ERA: 2.47	3.1		12	2	0	0	1	1	0	0	0	0	0	23	39	0.00	0.900										
48 Richard Bleier, L ERA: 1.76	0.1	H	1	0	0	0	0	0	0	0	0	0	0	1	3	0.00	0.000										
56 Darren O'Day, R ERA: 3.93	0.2	H	2	0	0	0	1	0	0	0	0	0	0	5	5	0.00	0.000										
35 Brad Brach, R ERA: 2.93	1.0	W	4	1	1	1	1	0	0	0	0	0	1	8	12	9.00	1.000										
<b>PITCHER</b>	IP	WLS	BF	H	R	ER	SO	BB	IBB	HBP	BLK	WP	HR	S	P	ERA	WHIP										
53 Zack Britton, L ERA: 3.29	1.0	S	4	1	0	0	1	0	0	0	0	0	0	9	16	0.00	1.000										

Batter	1	2	3	4	5	6	7	8	9	AB	R	H	RBI	BB	SO	LOB	BOTTOM										
1 Tim Beckham, R OBP: 0.340, SLG: 0.474	G6-3		K	G6-3		6 BB 1B			L6	5	0	1	0	0	1	1	<b>Seattle Mariners @ Baltimore Orioles</b> Oriole Park at Camden Yards, Baltimore, MD Wed Aug 30 2017, 3:07 PM - 6:13 PM EDT Att: 16,983 - Partly Cloudy - 76 F										
13 Manny Machado, R OBP: 0.319, SLG: 0.501	K		E5 10 FC6.4			F8			SF9	3	0	0	1	1	1	0											
6 Jonathan Schoop, R OBP: 0.353, SLG: 0.544	K		K			HR			1B	4	1	2	2	1	2	1											
10 Adam Jones, R OBP: 0.318, SLG: 0.473		F9	FC6-4			HR			F9	4	0	1	0	0	0	4											
16 Trey Mancini, R OBP: 0.344, SLG: 0.518	HR			P4		F7			G6-3	4	1	1	1	0	0	1											
19 Chris Davis, L OBP: 0.320, SLG: 0.438		HR	29 2B 1B			K			K	4	1	1	0	0	3	1											
45 Mark Trumbo, R OBP: 0.297, SLG: 0.407	K			29 HR 1B					K	4	1	1	0	0	2	1											
29 Welington Castillo, R OBP: 0.338, SLG: 0.500										4	2	4	3	0	0	0											
36 Caleb Joseph, R OBP: 0.305, SLG: 0.444										0	1	0	0	0	0	0											
14 Craig Gentry, R OBP: 0.336, SLG: 0.390	F7					HR			SH3-4 1B	2	1	1	1	1	0	1											
<b>Inning Stats</b>	R: 0 E: 0 K: 2 S: 10	H: 0 LOB: 0 BB: 0 P: 15	R: 2 E: 0 K: 1 S: 15	H: 3 LOB: 1 BB: 0 P: 20	R: 0 E: 1 K: 2 S: 12	H: 0 LOB: 1 BB: 0 P: 15	R: 3 E: 0 K: 1 S: 15	H: 3 LOB: 0 BB: 0 P: 21	R: 1 E: 0 K: 0 S: 10	H: 2 LOB: 1 BB: 0 P: 16	R: 1 E: 0 K: 0 S: 18	H: 2 LOB: 3 BB: 2 P: 30	R: 0 E: 0 K: 2 S: 9	H: 0 LOB: 0 BB: 0 P: 10	R: 1 E: 0 K: 0 S: 6	H: 2 LOB: 2 BB: 1 P: 8	1B: 7 2B: 1 3B: 0 HR: 4	SF: 1 SAC: 1 DP: 0 HBP: 0	WP: 0 PB: 0 SB: 0 CS: 0	PA: 39							
<b>PITCHER</b>	IP	WLS	BF	H	R	ER	SO	BB	IBB	HBP	BLK	WP	HR	S	P	ERA	WHIP										
37 Ariel Miranda, L ERA: 4.85	4.1		22	8	6	6	6	0	0	0	0	0	0	15	25	9.00	2.000										
54 Emilio Pagan, R ERA: 2.93	1.0		5	1	1	1	1	1	0	0	0	0	0	7	13	0.00	6.000										
46 David Phelps, R ERA: 3.4	0.1		3	1	0	0	0	1	0	0	0	0	0	7	13	0.00	6.000										
50 Nick Vincent, R ERA: 1.93	1.1		4	0	0	0	2	0	0	0	0	0	0	10	11	0.00	0.000										
56 Christian Bergman, R ERA: 5.0	0.2	L	4	1	1	1	0	0	1	0	0	0	0	5	7	13.50	1.500										
<b>PITCHER</b>	IP	WLS	BF	H	R	ER	SO	BB	IBB	HBP	BLK	WP	HR	S	P	ERA	WHIP										
25 Marc Rzepczynski, L ERA: 3.14	0.1		1	1	0	0	0	0	0	0	0	0	0	1	1	0.00	3.000										



Batter	1	2	3	4	5	6	7	8	9	AB	R	H	RBI	BB	SO	LOB	TOP										
28 Steve Pearce, R OBP: 0.327, SLG: 0.455	F9		G5-3			K		L9		5	1	1	0	0	1	1	Toronto Blue Jays @ Baltimore Orioles Oriole Park at Camden Yards, Baltimore, MD Thu Aug 31 2017, 7:11 PM - 10:35 PM EDT Att: 13,802 - Partly Cloudy - 83 F										
20 Josh Donaldson, R OBP: 0.392, SLG: 0.523	G3-6		HR			BB		G5-3		2	3	1	0	3	0	0											
8 Kendrys Morales, S OBP: 0.311, SLG: 0.462	G3-6-1		HR			HR		HR		5	4	4	7	0	0	1											
19 José Bautista, R OBP: 0.312, SLG: 0.371	G3		P4			K		G3-1		4	1	0	0	1	1	0											
47 Miguel Montero, L OBP: 0.314, SLG: 0.375	K		P3			BB		F8		5	1	2	2	0	1	0											
11 Kevin Pillar, R OBP: 0.301, SLG: 0.402	BB		G6-3			BB		K		5	0	2	2	0	1	1											
3 Ezequiel Carrera, L OBP: 0.369, SLG: 0.433	BB		G1-3			G4-3		K		3	0	0	0	2	1	1											
18 Darwin Barney, R OBP: 0.258, SLG: 0.284	F8		G5-3			F9		K		4	0	0	0	0	1	4											
17 Ryan Goins, L OBP: 0.279, SLG: 0.339	G6-3		G6-3			G4-3		G1-3		4	1	1	0	0	0	2											
<b>Inning Stats</b>	R: 0 E: 0 K: 0 S: 7	H: 0 LOB: 0 BB: 1 P: 16	R: 0 E: 0 K: 1 S: 19	H: 1 LOB: 2 BB: 2 P: 26	R: 2 E: 0 K: 0 S: 12	H: 2 LOB: 0 BB: 0 P: 16	R: 0 E: 0 K: 0 S: 6	H: 0 LOB: 0 BB: 0 P: 8	R: 5 E: 0 K: 1 S: 16	H: 4 LOB: 1 BB: 2 P: 25	R: 3 E: 0 K: 1 S: 9	H: 2 LOB: 2 BB: 1 P: 17	R: 0 E: 0 K: 1 S: 13	H: 1 LOB: 2 BB: 1 P: 19	R: 1 E: 0 K: 0 S: 8	H: 1 LOB: 0 BB: 0 P: 12		R: 0 E: 0 K: 2 S: 8	H: 0 LOB: 0 BB: 0 P: 14	1B: 3 2B: 5 3B: 0 HR: 3	SF: 0 SAC: 0 DP: 1 HBP: 0	WP: 0 PB: 0 SB: 0 CS: 0	PA: 43				
<b>PITCHER</b>	IP	WLS	BF	H	R	ER	SO	BB	IBB	HBP	BLK	WP	HR	S	P	ERA	WHIP										
58 Jeremy Hellickson, R ERA: 5.15	4.2	L	24	7	7	7	2	4	0	0	0	0	1	58	88	13.50	2.357										
48 Richard Bleier, L ERA: 1.9	1.0		4	1	1	1	0	0	0	0	0	0	0	7	10	9.00	1.000										
60 Mychal Givens, R ERA: 2.65	2.1		12	3	3	3	2	2	0	0	0	0	2	25	41	11.57	2.143										
56 Darren O'Day, R ERA: 3.86	1.0		3	0	0	0	2	0	0	0	0	0	0	8	14	0.00	0.000										

Batter	1	2	3	4	5	6	7	8	9	AB	R	H	RBI	BB	SO	LOB	BOTTOM										
1 Tim Beckham, R OBP: 0.342, SLG: 0.475	K		K			G4-3		E9		5	1	3	1	0	2	1	Toronto Blue Jays @ Baltimore Orioles Oriole Park at Camden Yards, Baltimore, MD Thu Aug 31 2017, 7:11 PM - 10:35 PM EDT Att: 13,802 - Partly Cloudy - 83 F										
13 Manny Machado, R OBP: 0.321, SLG: 0.501	HR		F8			G4-3		BB		4	1	2	0	1	0	4											
6 Jonathan Schoop, R OBP: 0.354, SLG: 0.542	L9		G4-3			P3		F9		5	1	2	1	0	0	4											
10 Adam Jones, R OBP: 0.319, SLG: 0.478	HR		G4-3			P4		F8		5	2	2	2	0	0	4											
16 Trey Mancini, R OBP: 0.340, SLG: 0.512	L9		F9			K		G1-3		5	0	0	0	0	1	2											
19 Chris Davis, L OBP: 0.321, SLG: 0.446	G4-3		G4-3			HR		F8		5	2	2	2	0	1	1											
45 Mark Trumbo, R OBP: 0.298, SLG: 0.409	F7		G6-3			G6-3		K		5	1	2	1	0	1	1											
29 Welington Castillo, R OBP: 0.337, SLG: 0.497	BB		F7			K		G5-3		4	0	1	0	0	1	2											
12 Seth Smith, L OBP: 0.357, SLG: 0.456	F7		G6-3			G4-3		K		4	0	2	0	0	1	3											
<b>Inning Stats</b>	R: 2 E: 0 K: 1 S: 14	H: 1 LOB: 0 BB: 1 P: 22	R: 1 E: 0 K: 0 S: 16	H: 3 LOB: 0 BB: 0 P: 23	R: 2 E: 0 K: 0 S: 17	H: 3 LOB: 1 BB: 0 P: 22	R: 0 E: 0 K: 1 S: 13	H: 2 LOB: 2 BB: 0 P: 15	R: 1 E: 0 K: 2 S: 10	H: 1 LOB: 0 BB: 0 P: 14	R: 0 E: 0 K: 0 S: 10	H: 2 LOB: 1 BB: 0 P: 16	R: 0 E: 0 K: 0 S: 10	H: 0 LOB: 0 BB: 0 P: 14	R: 2 E: 1 K: 1 S: 14	H: 4 LOB: 2 BB: 0 P: 24		R: 0 E: 0 K: 2 S: 9	H: 0 LOB: 0 BB: 0 P: 15	1B: 13 2B: 1 3B: 0 HR: 2	SF: 0 SAC: 0 DP: 1 HBP: 0	WP: 0 PB: 1 SB: 1 CS: 0	PA: 43				
<b>PITCHER</b>	IP	WLS	BF	H	R	ER	SO	BB	IBB	HBP	BLK	WP	HR	S	P	ERA	WHIP										
25 Marco Estrada, R ERA: 5.23	5.0	W	26	10	6	6	4	1	0	0	0	0	0	70	96	10.80	2.200										
24 Danny Barnes, R ERA: 3.49	1.0		4	2	0	0	0	0	0	0	0	0	0	10	16	0.00	2.000										
51 Dominic Leone, R ERA: 2.6	1.0		3	0	0	0	0	0	0	0	0	0	0	10	14	0.00	0.000										
52 Ryan Tepera, R ERA: 3.49	0.2		6	4	2	2	1	0	0	0	0	0	0	13	22	27.00	6.000										
54 Roberto Osuna, R ERA: 3.32	1.1	S	4	0	0	0	2	0	0	0	0	0	0	10	17	0.00	0.000										

AB	37
R	11
H	11
RBI	11
BB	6
SO	6
LOB	10

AB	42
R	8
H	16
RBI	7
BB	1
SO	7
LOB	22



Batter	1	2	3	4	5	6	7	8	9	10	11	12	13	AB	R	H	RBI	BB	SO	LOB	TOP									
3 Ezequiel Carrera, L OBP: 0.267, SLG: 0.430 39 Rob Refsnyder, R OBP: 0.253, SLG: 0.227														4	0	1	0	0	2	3										
20 Josh Donaldson, R OBP: 0.379, SLG: 0.515														5	0	0	0	1	0	1										
8 Kendrys Morales, S OBP: 0.307, SLG: 0.456														6	0	0	0	0	2	2										
26 Steve Pearce, R OBP: 0.324, SLG: 0.449														6	0	1	0	0	1	2										
11 Kevin Pillar, R OBP: 0.303, SLG: 0.406														5	0	3	0	0	1	1										
17 Ryan Goins, L OBP: 0.279, SLG: 0.337 19 José Bautista, R OBP: 0.311, SLG: 0.370 7 Richard Urena, S OBP: 1.000, SLG: 2.000														2	0	0	0	1	1	2										
18 Darwin Barney, R OBP: 0.285, SLG: 0.280 21 Michael Saunders, L OBP: 0.256, SLG: 0.358														3	0	0	0	0	1	2										
37 Teoscar Hernández, R OBP: 0.400, SLG: 0.500														4	0	1	0	1	0	3										
1 Raffy Lopez, L OBP: 0.308, SLG: 0.364 14 Justin Smoak, S OBP: 0.362, SLG: 0.556 22 Luke Maile, R OBP: 0.151, SLG: 0.198														2	0	0	0	0	1	1										
														2	0	0	0	0	1											
<b>Inning Stats</b>	R: 0 E: 0 K: 1 S: 11	H: 1 LOB: 1 BB: 0 P: 14	R: 0 E: 0 K: 0 S: 13	H: 1 LOB: 1 BB: 0 P: 17	R: 0 E: 0 K: 1 S: 13	H: 0 LOB: 0 BB: 0 P: 18	R: 0 E: 0 K: 3 S: 13	H: 1 LOB: 1 BB: 0 P: 20	R: 0 E: 0 K: 2 S: 14	H: 1 LOB: 1 BB: 0 P: 21	R: 0 E: 0 K: 1 S: 13	H: 0 LOB: 2 BB: 2 P: 19	R: 0 E: 0 K: 0 S: 12	H: 0 LOB: 0 BB: 0 P: 24	R: 0 E: 0 K: 0 S: 8	H: 0 LOB: 0 BB: 0 P: 8	R: 0 E: 0 K: 0 S: 8	H: 1 LOB: 1 BB: 0 P: 10	R: 0 E: 0 K: 0 S: 10	H: 0 LOB: 0 BB: 0 P: 17	R: 0 E: 0 K: 0 S: 7	H: 0 LOB: 0 BB: 0 P: 9	R: 0 E: 0 K: 0 S: 18	H: 1 LOB: 1 BB: 0 P: 27	R: 0 E: 0 K: 0 S: 5	H: 0 LOB: 1 BB: 1 P: 12	1B: 4 2B: 3 3B: 0 HR: 0	SF: 0 SAC: 1 DP: 0 HBP: 0	WP: 1 PB: 0 SB: 1 CS: 0	PA: 49
<b>PITCHER</b>	IP	WLS	BF	H	R	ER	SO	BB	IBB	HBP	BLK	WP	HR	S	P	ERA	WHIP													
39 Kevin Gausman, R ERA: 4.79	6.0		24	5	0	0	8	1	0	0	0	0	0	79	115	0.00	1.000													
35 Brad Brach, R ERA: 2.83	2.0		7	0	0	0	1	1	0	0	0	0	0	14	26	0.00	0.500													
53 Zack Britton, L ERA: 3.07	2.0		7	1	0	0	1	0	0	0	0	0	0	18	27	0.00	0.500													
50 Miguel Castro, R ERA: 2.38	2.0		7	1	0	0	1	0	0	0	0	0	0	25	36	0.00	0.500													
54 Jimmy Yacobonis, R ERA: 5.97	1.0	W	4	0	0	0	0	1	0	0	0	0	0	5	12	0.00	1.000													

Toronto Blue Jays @ Baltimore Orioles  
 Oriole Park at Camden Yards, Baltimore, MD  
 Fri Sep 01 2017, 7:09 PM - 11:36 PM EDT  
 Att. 16,627 - Overcast - 64 F

AB	45
R	0
H	7
RBI	0
BB	3
SO	11
LOB	22



Batter	1	2	3	4	5	6	7	8	9	10	11	12	13	AB	R	H	RBI	BB	SO	LOB	BOTTOM						
1 Tim Beckham, R OBP: 0.340, SLG: 0.471														6	0	1	0	0	3	3							
13 Manny Machado, R OBP: 0.326, SLG: 0.553														6	1	4	0	0	1	0							
6 Jonathan Schoop, R OBP: 0.353, SLG: 0.542														6	0	2	1	0	1	3							
10 Adam Jones, R OBP: 0.316, SLG: 0.477 14 Craig Gentry, R OBP: 0.333, SLG: 0.386 23 Joey Rickard, R OBP: 0.286, SLG: 0.362														1	0	0	0	0	1	2							
16 Trey Mancini, R OBP: 0.339, SLG: 0.508														5	0	1	0	0	2	4							
19 Chris Davis, L OBP: 0.319, SLG: 0.441														4	0	0	0	0	1	2							
45 Mark Trumbo, R OBP: 0.297, SLG: 0.407														5	0	1	0	0	1	2							
12 Seth Smith, L OBP: 0.353, SLG: 0.450 25 Wellington Castillo, R OBP: 0.200, SLG: 0.200														4	0	0	0	0	2	3							
36 Caleb Joseph, R OBP: 0.305, SLG: 0.440 29 Anthony Santander, S OBP: 0.338, SLG: 0.445														2	0	0	0	1	1	0							
														1	0	0	0	1	0	2							
<b>Inning Stats</b>	R: 0 E: 0 K: 2 S: 11	H: 2 LOB: 2 BB: 0 P: 19	R: 0 E: 0 K: 1 S: 9	H: 1 LOB: 1 BB: 1 P: 17	R: 0 E: 0 K: 2 S: 7	H: 0 LOB: 0 BB: 0 P: 11	R: 0 E: 0 K: 0 S: 7	H: 0 LOB: 0 BB: 0 P: 9	R: 0 E: 0 K: 3 S: 13	H: 0 LOB: 0 BB: 0 P: 15	R: 0 E: 0 K: 1 S: 11	H: 1 LOB: 1 BB: 0 P: 14	R: 0 E: 0 K: 1 S: 14	H: 1 LOB: 2 BB: 0 P: 21	R: 0 E: 0 K: 2 S: 10	H: 0 LOB: 0 BB: 0 P: 14	R: 0 E: 0 K: 0 S: 10	H: 0 LOB: 0 BB: 0 P: 13	R: 0 E: 0 K: 1 S: 7	H: 0 LOB: 1 BB: 1 P: 14	R: 1 E: 0 K: 0 S: 3	H: 2 LOB: 1 BB: 0 P: 3	1B: 8 2B: 1 3B: 0 HR: 0	SF: 0 SAC: 0 DP: 0 HBP: 1	WP: 0 PB: 0 SB: 0 CS: 0	PA: 48	
<b>PITCHER</b>	IP	WLS	BF	H	R	ER	SO	BB	IBB	HBP	BLK	WP	HR	S	P	ERA	WHIP										
31 Joe Biagini, R ERA: 5.01	7.0		27	5	0	0	10	1	0	0	0	0	0	69	103	0.00	0.857										
34 Tom Koehler, R ERA: 7.35	1.0		5	2	0	0	1	0	0	0	0	0	0	15	20	0.00	2.000										
50 Matt Dermody, L ERA: 7.16	0.0		1	0	0	0	0	0	0	0	0	0	0	2	4	0.00	0.500										
24 Danny Barnes, R ERA: 3.43	1.0		3	0	0	0	1	0	0	0	0	0	0	9	14	0.00	0.000										
36 Carlos Ramirez, R ERA:	2.0		6	0	0	0	2	0	0	0	0	0	0	20	27	0.00	0.000										

Toronto Blue Jays @ Baltimore Orioles  
 Oriole Park at Camden Yards, Baltimore, MD  
 Fri Sep 01 2017, 7:09 PM - 11:36 PM EDT  
 Att. 16,627 - Overcast - 64 F

AB	45
R	1
H	9
RBI	1
BB	2
SO	15
LOB	24




Batter	1	2	3	4	5	6	7	8	9	AB	R	H	RBI	BB	SO	LOB	TOP								
28 Steve Pearce, R OBP: 0.322, SLG: 0.443 3 Ezequiel Carrera, L OBP: 0.367, SLG: 0.450	L6		G5-3			BB 14 1B 8 SF9 20 1B	F8		F8	4	1	0	0	1	0	2									
20 Josh Donaldson, R OBP: 0.382, SLG: 0.526	K		P3			1B 8 SF9 14 1B	HR		1B 14 WP	5	1	3	3	0	1	0									
14 Justin Smoak, S OBP: 0.363, SLG: 0.566	BB 19 1B				K		G6-3		K	4	0	1	0	1	2	1									
19 José Bautista, R OBP: 0.313, SLG: 0.371	1B		G6-3		G6-3		K		1B 18 HR 11 G5-3	4	1	2	0	0	1	3									
8 Kendrys Morales, S OBP: 0.305, SLG: 0.453	G5-3		F9		F9		SF9		K	3	0	0	1	0	1	3									
11 Kevin Pillar, R OBP: 0.303, SLG: 0.411	G6-3				HR		F9		G5-3	4	1	1	1	0	0	3									
18 Darwin Barney, R OBP: 0.259, SLG: 0.298	G5-3				K				HR 17 G6-3 20 HR	4	2	2	2	0	1	0									
17 Ryan Goins, L OBP: 0.276, SLG: 0.333	G4-3				K		G6-3		L7	4	0	0	0	0	1	1									
22 Luke Maile, R OBP: 0.155, SLG: 0.192			K		L8				F8 20 HR	3	1	0	0	0	1	0									
<b>Inning Stats</b>	R: 0 E: 0 K: 1 S: 14	H: 1 LOB: 2 BB: 1 P: 24	R: 0 E: 0 K: 0 S: 9	H: 0 LOB: 0 BB: 0 P: 14	R: 0 E: 0 K: 1 S: 9	H: 0 LOB: 0 BB: 0 P: 15	R: 0 E: 0 K: 1 S: 8	H: 0 LOB: 0 BB: 0 P: 15	R: 1 E: 0 K: 2 S: 12	H: 1 LOB: 0 BB: 0 P: 16	R: 1 E: 0 K: 1 S: 11	H: 2 LOB: 2 BB: 1 P: 16	R: 3 E: 0 K: 0 S: 10	H: 2 LOB: 0 BB: 0 P: 17	R: 2 E: 0 K: 1 S: 14	H: 2 LOB: 0 BB: 0 P: 21	R: 0 E: 0 K: 1 S: 12	H: 1 LOB: 1 BB: 0 P: 19	1B: 5 2B: 1 3B: 0 HR: 3	SF: 1 SAC: 0 DP: 0 HBP: 1	WP: 1 PB: 0 SB: 0 CS: 0	PA: 39			
<b>PITCHER</b>	IP WLS BF H R ER SO BB IBB HBP BLK WP HR S P ERA WHIP	IP WLS BF H R ER SO BB IBB HBP BLK WP HR S P ERA WHIP	IP WLS BF H R ER SO BB IBB HBP BLK WP HR S P ERA WHIP	IP WLS BF H R ER SO BB IBB HBP BLK WP HR S P ERA WHIP	IP WLS BF H R ER SO BB IBB HBP BLK WP HR S P ERA WHIP	IP WLS BF H R ER SO BB IBB HBP BLK WP HR S P ERA WHIP	IP WLS BF H R ER SO BB IBB HBP BLK WP HR S P ERA WHIP	IP WLS BF H R ER SO BB IBB HBP BLK WP HR S P ERA WHIP	IP WLS BF H R ER SO BB IBB HBP BLK WP HR S P ERA WHIP	IP WLS BF H R ER SO BB IBB HBP BLK WP HR S P ERA WHIP	IP WLS BF H R ER SO BB IBB HBP BLK WP HR S P ERA WHIP	IP WLS BF H R ER SO BB IBB HBP BLK WP HR S P ERA WHIP	IP WLS BF H R ER SO BB IBB HBP BLK WP HR S P ERA WHIP	IP WLS BF H R ER SO BB IBB HBP BLK WP HR S P ERA WHIP	IP WLS BF H R ER SO BB IBB HBP BLK WP HR S P ERA WHIP	IP WLS BF H R ER SO BB IBB HBP BLK WP HR S P ERA WHIP	IP WLS BF H R ER SO BB IBB HBP BLK WP HR S P ERA WHIP	IP WLS BF H R ER SO BB IBB HBP BLK WP HR S P ERA WHIP	IP WLS BF H R ER SO BB IBB HBP BLK WP HR S P ERA WHIP	IP WLS BF H R ER SO BB IBB HBP BLK WP HR S P ERA WHIP	IP WLS BF H R ER SO BB IBB HBP BLK WP HR S P ERA WHIP	IP WLS BF H R ER SO BB IBB HBP BLK WP HR S P ERA WHIP	IP WLS BF H R ER SO BB IBB HBP BLK WP HR S P ERA WHIP	IP WLS BF H R ER SO BB IBB HBP BLK WP HR S P ERA WHIP	IP WLS BF H R ER SO BB IBB HBP BLK WP HR S P ERA WHIP

Toronto Blue Jays @ Baltimore Orioles  
 Oriole Park at Camden Yards, Baltimore, MD  
 Sat Sep 02 2017, 7:11 PM - 10:11 PM EDT  
 Att: 14,815 - Drizzlie - 6'1 F

livebaseballscorecards.com

AB 35  
 R 7  
 H 9  
 RBI 7  
 BB 2  
 SO 8  
 LOB 13




Batter	1	2	3	4	5	6	7	8	9	AB	R	H	RBI	BB	SO	LOB	BOTTOM									
1 Tim Beckham, R OBP: 0.337, SLG: 0.467	K		G5-3		L7				K	4	0	0	0	0	2	1										
13 Manny Machado, R OBP: 0.324, SLG: 0.500 15 Chance Sisco, L	L4		F8			G6-3		BB 6 1B		3	0	0	0	1	0	0										
6 Jonathan Schoop, R OBP: 0.353, SLG: 0.539	G6-3				F8		K		1B 10 G6-4-3	4	0	1	0	0	1	0										
10 Adam Jones, R OBP: 0.320, SLG: 0.477 3 Ryan Flaherty, L OBP: 0.324, SLG: 0.273	K				1B		16 WP 1B		G6-4-3	4	0	2	0	0	1	2										
16 Trey Mancini, R OBP: 0.340, SLG: 0.508	1B 45 1B				F8		P2		1B 19 G5-3	4	1	2	0	0	0	2										
19 Chris Davis, L OBP: 0.316, SLG: 0.436	K		K			F7			G5-3	4	0	0	0	0	2	3										
45 Mark Trumbo, R OBP: 0.299, SLG: 0.408	1B				K		P3		1B	4	0	2	1	0	1	0										
29 Welington Castillo, R OBP: 0.334, SLG: 0.490 23 Joey Rickard, R OBP: 0.285, SLG: 0.390	L9				F8		G5-3		F7	3	0	0	0	0	0	2										
12 Seth Smith, L OBP: 0.355, SLG: 0.462 25 Anthony Santander, S OBP: 0.152, SLG: 0.182	L4				1B				K	3	1	2	1	0	0	0										
<b>Inning Stats</b>	R: 0 E: 0 K: 1 S: 10	H: 0 LOB: 0 BB: 0 P: 15	R: 0 E: 0 K: 2 S: 14	H: 2 LOB: 2 BB: 0 P: 22	R: 0 E: 0 K: 0 S: 7	H: 0 LOB: 0 BB: 0 P: 12	R: 0 E: 0 K: 1 S: 9	H: 1 LOB: 1 BB: 0 P: 12	R: 0 E: 0 K: 1 S: 12	H: 1 LOB: 1 BB: 0 P: 17	R: 0 E: 0 K: 1 S: 12	H: 1 LOB: 1 BB: 0 P: 18	R: 0 E: 0 K: 0 S: 5	H: 0 LOB: 0 BB: 0 P: 9	R: 1 E: 0 K: 1 S: 10	H: 2 LOB: 1 BB: 1 P: 17	R: 1 E: 0 K: 1 S: 12	H: 2 LOB: 1 BB: 0 P: 17	1B: 8 2B: 0 3B: 0 HR: 1	SF: 0 SAC: 0 DP: 1 HBP: 0	WP: 1 PB: 0 SB: 0 CS: 0	PA: 36				
<b>PITCHER</b>	IP WLS BF H R ER SO BB IBB HBP BLK WP HR S P ERA WHIP	IP WLS BF H R ER SO BB IBB HBP BLK WP HR S P ERA WHIP	IP WLS BF H R ER SO BB IBB HBP BLK WP HR S P ERA WHIP	IP WLS BF H R ER SO BB IBB HBP BLK WP HR S P ERA WHIP	IP WLS BF H R ER SO BB IBB HBP BLK WP HR S P ERA WHIP	IP WLS BF H R ER SO BB IBB HBP BLK WP HR S P ERA WHIP	IP WLS BF H R ER SO BB IBB HBP BLK WP HR S P ERA WHIP	IP WLS BF H R ER SO BB IBB HBP BLK WP HR S P ERA WHIP	IP WLS BF H R ER SO BB IBB HBP BLK WP HR S P ERA WHIP	IP WLS BF H R ER SO BB IBB HBP BLK WP HR S P ERA WHIP	IP WLS BF H R ER SO BB IBB HBP BLK WP HR S P ERA WHIP	IP WLS BF H R ER SO BB IBB HBP BLK WP HR S P ERA WHIP	IP WLS BF H R ER SO BB IBB HBP BLK WP HR S P ERA WHIP	IP WLS BF H R ER SO BB IBB HBP BLK WP HR S P ERA WHIP	IP WLS BF H R ER SO BB IBB HBP BLK WP HR S P ERA WHIP	IP WLS BF H R ER SO BB IBB HBP BLK WP HR S P ERA WHIP	IP WLS BF H R ER SO BB IBB HBP BLK WP HR S P ERA WHIP	IP WLS BF H R ER SO BB IBB HBP BLK WP HR S P ERA WHIP	IP WLS BF H R ER SO BB IBB HBP BLK WP HR S P ERA WHIP	IP WLS BF H R ER SO BB IBB HBP BLK WP HR S P ERA WHIP	IP WLS BF H R ER SO BB IBB HBP BLK WP HR S P ERA WHIP	IP WLS BF H R ER SO BB IBB HBP BLK WP HR S P ERA WHIP	IP WLS BF H R ER SO BB IBB HBP BLK WP HR S P ERA WHIP	IP WLS BF H R ER SO BB IBB HBP BLK WP HR S P ERA WHIP	IP WLS BF H R ER SO BB IBB HBP BLK WP HR S P ERA WHIP	IP WLS BF H R ER SO BB IBB HBP BLK WP HR S P ERA WHIP

Toronto Blue Jays @ Baltimore Orioles  
 Oriole Park at Camden Yards, Baltimore, MD  
 Sat Sep 02 2017, 7:11 PM - 10:11 PM EDT  
 Att: 14,815 - Drizzlie - 6'1 F

livebaseballscorecards.com

AB 35  
 R 2  
 H 9  
 RBI 2  
 BB 1  
 SO 8  
 LOB 12



Batter	1	2	3	4	5	6	7	8	9	10	11	12	AB	R	H	RBI	BB	SO	LOB	TOP									
37 Teoscar Hernández, R E: 0 LOB: 0 K: 1 BB: 1 S: 7	G4-3				K					G6-4-3			3	1	1	0	0	1	2										
21 Michael Saunders, L E: 0 LOB: 0 K: 1 BB: 0 S: 7													1	0	1	1	0	0	0										
28 Steve Pearce, R E: 0 LOB: 0 K: 1 BB: 0 S: 7													0	0	0	0	0	0	0										
20 Josh Donaldson, R OBP: 0.384, SLG: 0.534	K												4	1	2	3	1	2	1										
14 Justin Smoak, S OBP: 0.361, SLG: 0.561													4	0	0	0	1	0	4										
19 José Bautista, R OBP: 0.312, SLG: 0.368	P2												4	0	0	0	1	2	1										
8 Kendrys Morales, S OBP: 0.302, SLG: 0.449													5	0	0	0	0	0	1										
47 Miguel Montero, L OBP: 0.309, SLG: 0.368													3	0	0	0	0	0	0										
18 Darwin Barney, R (9, PH) OBP: 0.258, SLG: 0.297													1	0	0	0	0	0	0										
22 Luke Maile, R OBP: 0.153, SLG: 0.190													1	0	0	0	0	0	0										
11 Kevin Pillar, R OBP: 0.300, SLG: 0.407													5	0	0	0	0	0	0										
17 Ryan Goins, L OBP: 0.278, SLG: 0.340													5	1	2	0	0	2	0										
7 Richard Urena, S OBP: 0.667, SLG: 0.667													2	1	0	0	3	0	1										
<b>Inning Stats</b>	R: 0 E: 0 K: 1 S: 7	H: 0 LOB: 1 BB: 1 P: 12	R: 0 E: 0 K: 5 S: 5	H: 0 LOB: 0 BB: 0 P: 7	R: 3 E: 0 K: 1 S: 16	H: 2 LOB: 0 BB: 1 P: 30	R: 0 E: 0 K: 0 S: 6	H: 0 LOB: 0 BB: 0 P: 12	R: 0 E: 0 K: 1 S: 11	H: 1 LOB: 2 BB: 2 P: 22	R: 0 E: 0 K: 1 S: 9	H: 0 LOB: 0 BB: 0 P: 15	R: 1 E: 0 K: 1 S: 9	H: 2 LOB: 1 BB: 0 P: 12	R: 0 E: 0 K: 1 S: 6	H: 0 LOB: 0 BB: 0 P: 9	R: 0 E: 0 K: 0 S: 6	H: 0 LOB: 0 BB: 0 P: 8	R: 0 E: 0 K: 1 S: 7	H: 1 LOB: 1 BB: 1 P: 18	R: 0 E: 0 K: 0 S: 4	H: 0 LOB: 0 BB: 0 P: 10	R: 0 E: 0 K: 1 S: 8	H: 0 LOB: 0 BB: 0 P: 11	1B: 3 2B: 3 3B: 0 HR: 1	SF: 0 SAC: 0 DP: 3 HBP: 0	WP: 0 PB: 0 SB: 0 CS: 0	PA: 45	
<b>PITCHER</b>	IP WLS BF H R ER SO BB IBB HBP BLK WP HR S P ERA WHIP	30 Chris Tillman, L ERA: 7.25	60 Mychal Givens, R ERA: 2.63	48 Richard Bleier, L ERA: 2.93	56 Darren O'Day, R ERA: 3.83	35 Brad Brach, R ERA: 2.78	53 Zack Britton, L ERA: 2.87	54 Jimmy Yacobonis, R(11, 1) ERA: 4.66	IP WLS BF H R ER SO BB IBB HBP BLK WP HR S P ERA WHIP	2.0 W 6 0 0 0 1 1 0 0 0 0 0 0 12 21 0.00 0.500	2.0 W 6 0 0 0 1 1 0 0 0 0 0 0 12 21 0.00 0.500																		

Toronto Blue Jays @ Baltimore Orioles  
Oriole Park at Camden Yards, Baltimore, MD  
Sun Sep 03 2017, 1:40 PM - 5:19 PM EDT  
Att. 27,231 - Partly Cloudy - 71 F

AB 39  
R 4  
H 6  
RBI 4  
BB 6  
SO 7  
LOB 11



Batter	1	2	3	4	5	6	7	8	9	10	11	12	AB	R	H	RBI	BB	SO	LOB	BOTTOM								
1 Tim Beckham, R OBP: 0.335, SLG: 0.463	K												6	0	1	0	0	1	2									
13 Manny Machado, R OBP: 0.324, SLG: 0.497													5	0	1	0	1	1	4									
6 Jonathan Schoop, R OBP: 0.354, SLG: 0.543													6	2	3	0	0	0	3									
10 Adam Jones, R OBP: 0.316, SLG: 0.475													6	0	1	0	0	1	6									
16 Trey Mancini, R OBP: 0.338, SLG: 0.507													5	0	1	1	0	0	2									
19 Chris Davis, L OBP: 0.319, SLG: 0.437													4	0	1	0	2	2	1									
45 Mark Trumbo, R OBP: 0.301, SLG: 0.415													6	1	3	2	0	2	4									
29 Wellington Castillo, R OBP: 0.339, SLG: 0.512													5	2	3	2	0	0	1									
23 Joey Rickard, R OBP: 0.283, SLG: 0.357													5	0	1	0	0	1	2									
<b>Inning Stats</b>	R: 0 E: 0 K: 1 S: 7	H: 1 LOB: 0 BB: 0 P: 8	R: 0 E: 0 K: 1 S: 7	H: 1 LOB: 1 BB: 0 P: 10	R: 1 E: 0 K: 1 S: 10	H: 3 LOB: 2 BB: 0 P: 14	R: 1 E: 0 K: 1 S: 9	H: 1 LOB: 0 BB: 0 P: 14	R: 0 E: 0 K: 0 S: 5	H: 0 LOB: 0 BB: 0 P: 6	R: 1 E: 0 K: 0 S: 4	H: 1 LOB: 0 BB: 0 P: 5	R: 0 E: 0 K: 1 S: 8	H: 2 LOB: 2 BB: 0 P: 10	R: 0 E: 0 K: 1 S: 11	H: 1 LOB: 1 BB: 1 P: 13	R: 1 E: 0 K: 1 S: 17	H: 2 LOB: 2 BB: 1 P: 26	R: 0 E: 0 K: 1 S: 13	H: 1 LOB: 1 BB: 0 P: 19	R: 0 E: 0 K: 1 S: 8	H: 0 LOB: 0 BB: 0 P: 13	R: 1 E: 0 K: 1 S: 8	H: 2 LOB: 2 BB: 1 P: 10	1B: 7 2B: 5 3B: 0 HR: 3	SF: 1 SAC: 0 DP: 1 HBP: 0	WP: 0 PB: 0 SB: 0 CS: 0	PA: 52
<b>PITCHER</b>	IP WLS BF H R ER SO BB IBB HBP BLK WP HR S P ERA WHIP	46 Brett Anderson, L ERA: 4.42	34 Tom Koehler, R ERA: 7.24	52 Ryan Tepera, R ERA: 3.44	54 Roberto Osuna, R ERA: 3.41	36 Carlos Ramirez, R ERA: 3.55	24 Danny Barnes, R(12, 1) ERA: 3.55	IP WLS BF H R ER SO BB IBB HBP BLK WP HR S P ERA WHIP	0.2 L 5 2 1 1 1 0 1 0 0 0 0 0 0 8 10 4.50 1.167	0.2 L 5 2 1 1 1 0 1 0 0 0 0 0 0 8 10 4.50 1.167																		

Toronto Blue Jays @ Baltimore Orioles  
Oriole Park at Camden Yards, Baltimore, MD  
Sun Sep 03 2017, 1:40 PM - 5:19 PM EDT  
Att. 27,231 - Partly Cloudy - 71 F

AB 48  
R 5  
H 15  
RBI 5  
BB 3  
SO 8  
LOB 25



Batter	1	2	3	4	5	6	7	8	9	AB	R	H	RBI	BB	SO	LOB	TOP										
11 Brett Gardner, L (1,7) OBP: 0.345, SLG: 0.425	G6-3		P4	K		G6-3		F7		5	0	0	1	0	1	4	<b>New York Yankees @ Baltimore Orioles</b> Oriole Park at Camden Yards, Baltimore, MD Mon Sep 04 2017, 2:11 PM - 5:32 PM EDT Att: 37,622 - Partly Cloudy - 82 F										
12 Chase Headley, S (1,10) OBP: 0.362, SLG: 0.427	K		P5		14 HR	1B		K		4	1	1	0	1	2	1											
14 Starlin Castro, R (1,4) OBP: 0.349, SLG: 0.479	K				18 HR	1B		P4		5	2	3	3	0	1	0											
18 Didi Gregorius, L (1,6) OBP: 0.322, SLG: 0.474	G4-3				1B			F7		5	1	1	2	0	1	2											
99 Aaron Judge, R (1,9) OBP: 0.412, SLG: 0.573					22 BB					1	1	1	0	4	0	0											
33 Greg Bird, L (1,3) OBP: 0.287, SLG: 0.278	K							F7		5	0	0	0	0	1	5											
29 Todd Frazier, R (1,5) OBP: 0.337, SLG: 0.417	F9				22 BB			F9		3	1	1	0	2	0	2											
22 Jacoby Ellsbury, L (1,8) OBP: 0.335, SLG: 0.394			K							2	1	1	1	2	1	0											
27 Austin Romine, R (1,2) OBP: 0.272, SLG: 0.289								F9		2	0	0	0	1	0	4											
<b>Inning Stats</b>	R: 0 E: 0 K: 2 S: 11	H: 0 LOB: 0 BB: 0 P: 18	R: 0 E: 0 K: 1 S: 10	H: 0 LOB: 1 BB: 1 P: 17	R: 0 E: 0 K: 1 S: 12	H: 0 LOB: 1 BB: 1 P: 20	R: 3 E: 0 K: 1 S: 21	H: 3 LOB: 2 BB: 1 P: 37	R: 2 E: 0 K: 0 S: 15	H: 2 LOB: 0 BB: 1 P: 25	R: 2 E: 0 K: 1 S: 16	H: 1 LOB: 2 BB: 3 P: 33	R: 0 E: 0 K: 0 S: 9	H: 2 LOB: 2 BB: 1 P: 14	R: 0 E: 0 K: 1 S: 7	H: 0 LOB: 1 BB: 0 P: 9		R: 0 E: 0 K: 0 S: 7	H: 0 LOB: 1 BB: 1 P: 13	1B: 5 2B: 2 HR: 2	SF: 0 SAC: 1 DP: 2 HBP: 0	WP: 0 PB: 0 SB: 0 CS: 0	PA: 43				
<b>PITCHER</b>	IP	WLS	BF	H	R	ER	SO	BB	IBB	HBP	BLK	WP	HR	S	P	ERA	WHIP										
37 Dylan Bundy, R (1,1) ERA: 4.12	4.0	L	21	5	5	5	5	4	0	0	0	0	2	58	98	11.25	2.250										
50 Miguel Castro, R (5,1) ERA: 2.65	1.1		6	0	2	2	0	3	0	0	0	0	0	20	38	13.50	2.250										
57 Donnie Hart, L (6,1) ERA: 3.0	0.1		2	0	0	0	0	1	0	0	0	0	0	2	7	0.00	3.000										
52 Richard Rodriguez, R (6,1) ERA: 15.43	1.1		7	3	0	0	1	0	1	0	0	0	0	14	21	0.00	2.250										
49 Gabriel Ynoa, R (8,1) ERA: 3.68	2.0		7	0	0	0	1	1	0	0	0	0	0	14	22	0.00	0.500										

AB 32  
R 7  
H 8  
RBI 7  
BB 10  
SO 7  
LOB 18



Batter	1	2	3	4	5	6	7	8	9	AB	R	H	RBI	BB	SO	LOB	BOTTOM										
1 Tim Beckham, R (1,6) OBP: 0.337, SLG: 0.469	HR	K			L8			13 BB		3	1	1	1	1	1	0	<b>New York Yankees @ Baltimore Orioles</b> Oriole Park at Camden Yards, Baltimore, MD Mon Sep 04 2017, 2:11 PM - 5:32 PM EDT Att: 37,622 - Partly Cloudy - 82 F										
13 Manny Machado, R (1,5) OBP: 0.327, SLG: 0.497	6 FC4-6		L8					BB		2	0	1	0	2	0	0											
6 Jonathan Schoop, R (1,4) OBP: 0.352, SLG: 0.539	FC4-6		G1-3		F9			K		4	0	0	0	0	1	4											
10 Adam Jones, R (1,8) OBP: 0.316, SLG: 0.472	K		G5-3					K		4	0	0	0	0	3	3											
16 Trey Mancini, R (1,7) OBP: 0.337, SLG: 0.504	F9				19 G6-3			F8		4	0	1	0	0	0	3											
45 Mark Trumbo, R (1,10) OBP: 0.300, SLG: 0.414	E6				19 G6-3			F9		4	1	1	0	0	1	0											
19 Chris Davis, L (1,3) OBP: 0.318, SLG: 0.443	HR		G6-3					K		4	1	1	2	0	1	2											
29 Welington Castillo, R (1,2) OBP: 0.337, SLG: 0.518	K2-3							K		4	1	1	1	0	3	1											
23 Joey Rickard, R (1,9) OBP: 0.280, SLG: 0.352	G5-3							K		3	0	0	0	0	1	0											
12 Seth Smith, L (9,PH) OBP: 0.354, SLG: 0.461					L5			K		1	0	0	0	0	1	0											
<b>Inning Stats</b>	R: 1 E: 0 K: 1 S: 11	H: 2 LOB: 1 BB: 0 P: 17	R: 2 E: 1 K: 2 S: 10	H: 1 LOB: 0 BB: 0 P: 14	R: 0 E: 0 K: 0 S: 7	H: 0 LOB: 0 BB: 0 P: 11	R: 0 E: 0 K: 1 S: 9	H: 2 LOB: 1 BB: 0 P: 14	R: 0 E: 0 K: 0 S: 9	H: 0 LOB: 0 BB: 1 P: 17	R: 0 E: 0 K: 1 S: 9	H: 0 LOB: 0 BB: 0 P: 15	R: 0 E: 0 K: 3 S: 9	H: 0 LOB: 0 BB: 0 P: 15	R: 0 E: 0 K: 2 S: 13	H: 0 LOB: 2 BB: 2 P: 26	R: 1 E: 0 K: 2 S: 11	H: 1 LOB: 0 BB: 0 P: 16	1B: 3 2B: 0 3B: 0 HR: 3	SF: 0 SAC: 0 DP: 1 HBP: 0	WP: 0 PB: 0 SB: 0 CS: 0	PA: 36					
<b>PITCHER</b>	IP	WLS	BF	H	R	ER	SO	BB	IBB	HBP	BLK	WP	HR	S	P	ERA	WHIP										
47 Jordan Montgomery, L (1,1) ERA: 4.14	4.2		20	5	3	2	4	1	0	0	0	0	2	42	67	3.86	1.286										
57 Chad Green, R (5,1) ERA: 1.97	2.1	W	7	0	0	0	4	0	0	0	0	0	0	22	36	0.00	0.000										
30 David Robertson, R (8,1) ERA: 2.28	1.0		5	0	0	0	2	2	0	0	0	0	0	13	26	0.00	2.000										
68 Dellin Betances, R (9,1) ERA: 2.42	1.0		4	1	1	1	2	0	0	0	0	0	1	11	16	9.00	1.000										

AB 33  
R 4  
H 6  
RBI 4  
BB 3  
SO 12  
LOB 13



Batter	1	2	3	4	5	6	7	8	9	AB	R	H	RBI	BB	SO	LOB	TOP									
11 Brett Gardner, L (1,7) OBP: 0.344, SLG: 0.423										5	0	1	0	0	1	1	<b>New York Yankees @ Baltimore Orioles</b> Oriole Park at Camden Yards, Baltimore, MD Tue Sep 05 2017, 9:23 PM - 12:53 AM EDT Att: 14,377 - Overcast - 72 F									
99 Aaron Judge, R (1,9) OBP: 0.412, SLG: 0.570										4	1	1	0	1	1	2										
14 Starlin Castro, R (1,4) OBP: 0.352, SLG: 0.479										4	1	2	0	0	1	2										
18 Didi Gregorius, L (1,6)										4	1	1	2	1	1	3										
17 Matt Holliday, R (1,10) OBP: 0.324, SLG: 0.443										3	1	0	0	2	1	2										
33 Greg Bird, L (1,3) OBP: 0.284, SLG: 0.277										4	1	1	1	0	1	2										
29 Todd Frazier, R (1,5) OBP: 0.334, SLG: 0.413										4	0	0	1	0	1	5										
22 Jacoby Ellsbury, L (1,8) OBP: 0.341, SLG: 0.397										3	0	2	2	1	0	2										
27 Austin Romine, R (1,2) OBP: 0.271, SLG: 0.289										4	1	1	0	0	0	3										
<b>Inning Stats</b>	R: 0 E: 0 K: 1 S: 12	H: 0 LOB: 0 BB: 0 P: 17	R: 0 E: 0 K: 0 S: 10	H: 0 LOB: 2 BB: 2 P: 24	R: 6 E: 1 K: 0 S: 22	H: 3 LOB: 1 BB: 2 P: 40	R: 0 E: 0 K: 0 S: 13	H: 2 LOB: 2 BB: 0 P: 19	R: 0 E: 0 K: 0 S: 6	H: 1 LOB: 1 BB: 1 P: 14	R: 0 E: 0 K: 1 S: 8	H: 1 LOB: 1 BB: 0 P: 13	R: 0 E: 0 K: 2 S: 10	H: 0 LOB: 0 BB: 0 P: 15	R: 0 E: 0 K: 1 S: 9	H: 2 LOB: 2 BB: 0 P: 15		R: 0 E: 0 K: 2 S: 13	H: 0 LOB: 0 BB: 0 P: 16	1B: 9 2B: 0 3B: 0 HR: 0	SF: 1 SAC: 0 DP: 1 HBP: 1	WP: 1 PB: 0 SB: 0 CS: 0	PA: 42			
<b>PITCHER</b>	IP WLS BF H R ER SO BB IBB HBP BLK WP HR S P ERA WHIP	IP WLS BF H R ER SO BB IBB HBP BLK WP HR S P ERA WHIP	IP WLS BF H R ER SO BB IBB HBP BLK WP HR S P ERA WHIP	IP WLS BF H R ER SO BB IBB HBP BLK WP HR S P ERA WHIP	IP WLS BF H R ER SO BB IBB HBP BLK WP HR S P ERA WHIP	IP WLS BF H R ER SO BB IBB HBP BLK WP HR S P ERA WHIP	IP WLS BF H R ER SO BB IBB HBP BLK WP HR S P ERA WHIP	IP WLS BF H R ER SO BB IBB HBP BLK WP HR S P ERA WHIP	IP WLS BF H R ER SO BB IBB HBP BLK WP HR S P ERA WHIP	35 Brad Brach, R (8,1) ERA: 2.73	53 Zack Britton, L (9,1) ERA: 2.78															
1 Tim Beckham, R (1,6) OBP: 0.335, SLG: 0.465											4	1	0	0	1	0	2									
13 Manny Machado, R (1,5) OBP: 0.328, SLG: 0.507											5	2	3	0	1	0										
6 Jonathan Schoop, R (1,4) OBP: 0.353, SLG: 0.543											3	2	1	1	1	0	0									
10 Adam Jones, R (1,8) OBP: 0.315, SLG: 0.470											4	0	1	0	0	0	0									
16 Trey Mancini, R (1,7) OBP: 0.339, SLG: 0.504											4	1	2	1	0	0	0									
45 Mark Trumbo, R (1,10) OBP: 0.300, SLG: 0.418											4	1	1	2	0	0	2									
19 Chris Davis, L (1,3) OBP: 0.315, SLG: 0.438											4	0	0	0	0	3	0									
29 Welington Castillo, R (1,2) OBP: 0.336, SLG: 0.514											4	0	1	0	0	1	0									
23 Joey Rickard, R (1,9) OBP: 0.285, SLG: 0.354											2	0	1	0	1	1	1									
24 Pedro Alvarez, L (9,PH)											1	0	0	0	0	1	0									
<b>Inning Stats</b>	R: 1 E: 0 K: 0 S: 17	H: 2 LOB: 2 BB: 1 P: 26	R: 0 E: 0 K: 1 S: 8	H: 1 LOB: 0 BB: 0 P: 14	R: 1 E: 0 K: 0 S: 10	H: 1 LOB: 0 BB: 0 P: 15	R: 0 E: 0 K: 2 S: 13	H: 1 LOB: 1 BB: 0 P: 19	R: 1 E: 0 K: 1 S: 5	H: 1 LOB: 0 BB: 0 P: 11	R: 2 E: 0 K: 1 S: 17	H: 2 LOB: 1 BB: 1 P: 28	R: 0 E: 0 K: 1 S: 7	H: 0 LOB: 0 BB: 0 P: 11	R: 0 E: 0 K: 1 S: 7	H: 0 LOB: 0 BB: 0 P: 11	R: 2 E: 0 K: 1 S: 10	H: 1 LOB: 0 BB: 1 P: 20	1B: 5 2B: 0 3B: 0 HR: 4	SF: 0 SAC: 0 DP: 0 HBP: 0	WP: 1 PB: 0 SB: 0 CS: 0	PA: 38				
<b>PITCHER</b>	IP WLS BF H R ER SO BB IBB HBP BLK WP HR S P ERA WHIP	IP WLS BF H R ER SO BB IBB HBP BLK WP HR S P ERA WHIP	IP WLS BF H R ER SO BB IBB HBP BLK WP HR S P ERA WHIP	IP WLS BF H R ER SO BB IBB HBP BLK WP HR S P ERA WHIP	IP WLS BF H R ER SO BB IBB HBP BLK WP HR S P ERA WHIP	IP WLS BF H R ER SO BB IBB HBP BLK WP HR S P ERA WHIP	IP WLS BF H R ER SO BB IBB HBP BLK WP HR S P ERA WHIP	IP WLS BF H R ER SO BB IBB HBP BLK WP HR S P ERA WHIP	IP WLS BF H R ER SO BB IBB HBP BLK WP HR S P ERA WHIP																	
52 CC Sabathia, L (1,1) ERA: 3.91	5.1	WLS: 3	BF: 25	H: 8	R: 5	ER: 5	SO: 3	BB: 1	IBB: 0	HBP: 0	BLK: 0	WP: 0	HR: 3	S: 59	P: 94	ERA: 8.44	WHIP: 1.688									
48 Tommy Kahnle, R (6,1) ERA: 2.52	0.2	H: 3	BF: 3	H: 0	R: 0	ER: 0	SO: 1	BB: 1	IBB: 0	HBP: 0	BLK: 0	WP: 0	HR: 0	S: 11	P: 19	ERA: 0.00	WHIP: 1.500									
30 David Robertson, R (7,1) ERA: 2.24	1.0	H: 3	BF: 3	H: 0	R: 0	ER: 0	SO: 1	BB: 0	IBB: 0	HBP: 0	BLK: 0	WP: 0	HR: 0	S: 7	P: 11	ERA: 0.00	WHIP: 0.000									
54 Aroldis Chapman, L (8,1) ERA: 4.02	1.0	H: 3	BF: 3	H: 0	R: 0	ER: 0	SO: 1	BB: 0	IBB: 0	HBP: 0	BLK: 0	WP: 0	HR: 0	S: 7	P: 11	ERA: 0.00	WHIP: 0.000									
68 Dellin Betances, R (9,1) ERA: 2.73	0.2	L: 4	BF: 4	H: 1	R: 2	ER: 2	SO: 1	BB: 1	IBB: 0	HBP: 0	BLK: 0	WP: 0	HR: 1	S: 10	P: 20	ERA: 27.00	WHIP: 3.000									

**New York Yankees @ Baltimore Orioles**  
 Oriole Park at Camden Yards, Baltimore, MD  
 Tue Sep 05 2017, 9:23 PM - 12:53 AM EDT  
 Att: 14,377 - Overcast - 72 F

AB 35  
 R 6  
 H 9  
 RBI 6  
 BB 5  
 SO 7  
 LOB 22



**New York Yankees @ Baltimore Orioles**  
 Oriole Park at Camden Yards, Baltimore, MD  
 Tue Sep 05 2017, 9:23 PM - 12:53 AM EDT  
 Att: 14,377 - Overcast - 72 F

AB 35  
 R 7  
 H 9  
 RBI 7  
 BB 3  
 SO 7  
 LOB 5





Batter	1	2	3	4	5	6	7	8	9	AB	R	H	RBI	BB	SO	LOB	TOP										
1 Tim Beckham, R OBP: 0.338, SLG: 0.463	F9		13 BB		K			K		3	0	0	0	1	2	0	<b>Baltimore Orioles @ Cleveland Indians</b> Progressive Field, Cleveland, OH Fri Sep 08 2017, 7:11 PM - 9:51 PM EDT Att: 30,090 - Cloudy - 64 F										
13 Manny Machado, R OBP: 0.325, SLG: 0.502	F8		1B		K			G6-3		4	0	1	0	0	1	0											
6 Jonathan Schoop, R OBP: 0.350, SLG: 0.537	G5-3		K		G5-3			K		4	0	0	0	0	2	2											
10 Adam Jones, R OBP: 0.318, SLG: 0.472		16 BB			G3-1			L8		3	0	1	0	1	0	0											
16 Trey Mancini, R OBP: 0.339, SLG: 0.501	G5-4-3		1B		1B			P4		4	0	2	0	0	0	2											
19 Chris Davis, L OBP: 0.315, SLG: 0.434			1B		F8			L5		3	0	0	0	1	0	2											
45 Mark Trumbo, R OBP: 0.297, SLG: 0.414	G3		K		K			K		3	0	0	0	0	2	2											
12 Seth Smith, L OBP: 0.348, SLG: 0.452			K		K			F7		3	0	0	0	0	2	0											
36 Caleb Joseph, R OBP: 0.303, SLG: 0.439			K		F9			K		2	0	0	0	0	1	0											
15 Chance Sisco, L (8, PH)			K					K		1	0	0	0	0	1	0											
<b>Inning Stats</b>	R: 0 E: 0 K: 0 S: 6	H: 0 LOB: 0 BB: 0 P: 11	R: 0 E: 0 K: 0 S: 12	H: 0 LOB: 1 BB: 2 P: 21	R: 0 E: 0 K: 3 S: 13	H: 1 LOB: 2 BB: 1 P: 23	R: 0 E: 0 K: 1 S: 9	H: 1 LOB: 1 BB: 0 P: 15	R: 0 E: 0 K: 2 S: 8	H: 0 LOB: 0 BB: 0 P: 13	R: 0 E: 0 K: 1 S: 10	H: 1 LOB: 1 BB: 0 P: 15	R: 0 E: 0 K: 1 S: 7	H: 0 LOB: 0 BB: 0 P: 11	R: 0 E: 0 K: 2 S: 8	H: 0 LOB: 0 BB: 0 P: 14	R: 0 E: 0 K: 1 S: 12	H: 1 LOB: 0 BB: 0 P: 18	1B: 4 2B: 0 3B: 0 HR: 0	SF: 0 SAC: 0 DP: 1 HBP: 0	WP: 1 PB: 0 SB: 0 CS: 0	PA: 33					
<b>PITCHER</b>	IP	WLS	BF	H	R	ER	SO	BB	IBB	HBP	BLK	WP	HR	S	P	ERA	WHIP										
52 Mike Clevinger, R ERA: 3.3	6.0	W	23	3	0	0	7	3	0	0	0	0	0	58	98	0.00	1.000										
49 Tyler Olson, L ERA:	1.0		3	0	0	0	1	0	0	0	0	0	0	7	11	0.00	0.000										
27 Bryan Shaw, R ERA: 3.24	1.0		3	0	0	0	2	0	0	0	0	0	0	8	14	0.00	0.000										
Nick Goody, R ERA: 2.76	1.0		4	1	0	0	1	0	0	0	0	1	0	12	18	0.00	1.000										

AB	30
R	0
H	4
RBI	0
BB	3
SO	11
LOB	8



Batter	1	2	3	4	5	6	7	8	9	AB	R	H	RBI	BB	SO	LOB	BOTTOM										
12 Francisco Lindor, S OBP: 0.333, SLG: 0.487	G6-4-3				2B			39 BB 32 WP		3	1	2	0	1	0	1	<b>Baltimore Orioles @ Cleveland Indians</b> Progressive Field, Cleveland, OH Fri Sep 08 2017, 7:11 PM - 9:51 PM EDT Att: 30,090 - Cloudy - 64 F										
26 Austin Jackson, R OBP: 0.371, SLG: 0.489	FC4-6		K		G6-3			32 WP 39 BB		3	1	0	0	0	1	2											
Bradley Zimmer, L OBP: 0.311, SLG: 0.392	1B		K		G6-3			32 WP 39 BB		0	0	0	0	1	0	0											
Yandy Diaz, R OBP: 0.330, SLG: 0.339	1B		G6-3		G6-3			32 WP		3	2	2	0	0	0	0											
39 Gio Urshela, R OBP: 0.274, SLG: 0.267	1B		G6-3		G3			32 WP		0	0	0	0	1	0	0											
10 Edwin Encarnación, R OBP: 0.380, SLG: 0.505	HR		G5-3		G3			K		4	1	1	3	0	1	4											
32 Jay Bruce, L OBP: 0.324, SLG: 0.519	K		F9		G3-4-3			K		4	0	0	0	0	2	3											
41 Carlos Santana, S OBP: 0.369, SLG: 0.474	BB		G6-4-3		G6-4-3			G4-3		3	0	2	1	1	0	0											
Brandon Guyer, R OBP: 0.300, SLG: 0.329	K		G6-4-3		G6-4-3			F8		2	0	0	0	0	1	2											
8 Lonnie Chisenhall, L OBP: 0.300, SLG: 0.559	K		G6-4-3		G6-4-3			K		1	0	0	0	1	0	0											
55 Roberto Pérez, R OBP: 0.298, SLG: 0.346	P2		G5-3		G5-3			K		4	0	0	0	0	1	2											
9 Enri González, R OBP: 0.294, SLG: 0.459	BB		K		K			G6-3		2	0	0	0	1	1	0											
<b>Inning Stats</b>	R: 3 E: 0 K: 2 S: 15	H: 2 LOB: 1 BB: 2 P: 27	R: 0 E: 0 K: 0 S: 8	H: 0 LOB: 0 BB: 1 P: 17	R: 0 E: 0 K: 1 S: 6	H: 0 LOB: 0 BB: 0 P: 11	R: 0 E: 0 K: 0 S: 11	H: 1 LOB: 0 BB: 0 P: 18	R: 0 E: 0 K: 1 S: 10	H: 1 LOB: 1 BB: 0 P: 15	R: 1 E: 0 K: 0 S: 13	H: 2 LOB: 2 BB: 1 P: 21	R: 1 E: 0 K: 2 S: 15	H: 1 LOB: 2 BB: 2 P: 25	R: 0 E: 0 K: 1 S: 10	H: 0 LOB: 0 BB: 0 P: 14	1B: 3 2B: 3 3B: 0 HR: 1	SF: 0 SAC: 0 DP: 2 HBP: 0	WP: 1 PB: 0 SB: 1 CS: 0	PA: 35							
<b>PITCHER</b>	IP	WLS	BF	H	R	ER	SO	BB	IBB	HBP	BLK	WP	HR	S	P	ERA	WHIP										
38 Wade Miley, L ERA: 4.96	5.2	L	24	6	4	4	4	3	0	0	0	0	0	13	24	9.00	2.000										
50 Miguel Castro, R ERA: 2.77	1.0		7	1	1	1	1	1	2	0	0	0	0	13	24	9.00	2.000										
48 Richard Bleier, L ERA: 1.95	1.0		3	0	0	0	1	0	0	0	0	1	0	12	14	0.00	0.000										
30 Chris Tillman, R ERA: 7.82	0.1		1	0	0	0	1	0	0	0	0	0	0	5	8	0.00	0.000										

AB	29
R	5
H	7
RBI	4
BB	6
SO	7
LOB	14









Batter	1	2	3	4	5	6	7	8	9	AB	R	H	RBI	BB	SO	LOB	TOP					
1 Tim Beckham, R OBP: 0.334, SLG: 0.464										4	0	0	0	0	1	0						
13 Manny Machado, R OBP: 0.325, SLG: 0.502										4	1	1	0	0	2	0						
6 Jonathan Schoop, R OBP: 0.348, SLG: 0.531										4	0	0	0	0	1	1						
10 Adam Jones, R OBP: 0.318, SLG: 0.469										4	0	2	1	0	0	0						
16 Trey Mancini, R OBP: 0.337, SLG: 0.494										3	1	1	0	1	1	2						
19 Chris Davis, L OBP: 0.310, SLG: 0.433										4	0	0	0	0	3	4						
45 Mark Trumbo, R OBP: 0.293, SLG: 0.413										4	1	1	1	0	2	3						
29 Wellington Castillo, R OBP: 0.330, SLG: 0.605										0	0	0	0	0	0	0						
36 Caleb Joseph, R OBP: 0.303, SLG: 0.438										3	0	1	1	0	1	0						
12 Seth Smith, L OBP: 0.343, SLG: 0.443										3	0	0	0	0	1	1						
<b>Inning Stats</b>	R: 0 E: 0 K: 1 S: 9	H: 0 LOB: 0 BB: 0 P: 15	R: 0 E: 0 K: 2 S: 11	H: 1 LOB: 1 BB: 0 P: 17	R: 0 E: 0 K: 2 S: 12	H: 0 LOB: 0 BB: 0 P: 17	R: 1 E: 0 K: 2 S: 16	H: 2 LOB: 1 BB: 0 P: 26	R: 1 E: 0 K: 0 S: 16	H: 1 LOB: 0 BB: 0 P: 20	R: 0 E: 0 K: 1 S: 5	H: 0 LOB: 0 BB: 0 P: 8	R: 1 E: 0 K: 2 S: 11	H: 1 LOB: 1 BB: 1 P: 17	R: 0 E: 0 K: 0 S: 7	H: 0 LOB: 0 BB: 0 P: 11	R: 0 E: 0 K: 2 S: 12	H: 1 LOB: 1 BB: 0 P: 16	1B: 4 2B: 1 3B: 0 HR: 1	SF: 0 SAC: 0 DP: 0 HBP: 0	WP: 0 PB: 0 SB: 0 CS: 0	PA: 34
<b>PITCHER</b>	IP	WLS	BF	H	R	ER	SO	BB	IBB	HBP	BLK	WP	HR	S	P	ERA	WHIP					
25 Marco Estrada, R ERA: 4.96	5.0	W	19	4	2	2	7	0	0	0	0	0	1	64	95	3.60	0.800					
24 Danny Barnes, R ERA: 3.73	1.0	H	4	0	1	1	1	1	0	0	0	0	0	5	12	9.00	1.000					
50 Matt Dermody, L ERA: 4.76	0.1	H	1	0	0	0	1	0	0	0	0	0	0	3	4	0.00	0.000					
34 Tom Koehler, R ERA: 6.95	0.2	H	3	1	0	0	1	0	0	0	0	0	0	8	9	0.00	1.500					
36 Carlos Ramirez, R ERA:	1.0	H	3	0	0	0	0	0	0	0	0	0	0	7	11	0.00	0.000					

Baltimore Orioles @ Toronto Blue Jays  
Rogers Centre, Toronto, ON  
Mon Sep 11 2017, 7:09 PM - 9:53 PM EDT  
Att: 28,401 - Clear - 65 F

AB 33  
R 3  
H 6  
RBI 3  
BB 1  
SO 12  
LOB 11



Batter	1	2	3	4	5	6	7	8	9	AB	R	H	RBI	BB	SO	LOB	BOTTOM					
7 Richard Urena, S OBP: 0.364, SLG: 0.448										4	0	1	1	0	2	2						
3 Ezequiel Carrera, L OBP: 0.361, SLG: 0.420										4	0	0	0	0	2	3						
20 Josh Donaldson, R OBP: 0.379, SLG: 0.516										2	0	0	0	2	0	1						
8 Kendrys Morales, S OBP: 0.304, SLG: 0.452										4	0	1	0	0	1	1						
14 Justin Smoak, S OBP: 0.358, SLG: 0.550										0	0	0	0	0	0	0						
11 Kevin Pillar, R OBP: 0.303, SLG: 0.412										4	0	1	0	0	1	1						
47 Miguel Montero, L OBP: 0.309, SLG: 0.354										3	1	0	0	0	1	3						
37 Teoscar Hernández, R OBP: 0.333, SLG: 0.643										4	1	2	0	0	0	0						
17 Ryan Goins, L OBP: 0.281, SLG: 0.341										4	1	1	2	0	0	2						
18 Darwin Barney, R OBP: 0.274, SLG: 0.323										3	1	2	1	0	1	0						
<b>Inning Stats</b>	R: 0 E: 0 K: 2 S: 17	H: 2 LOB: 3 BB: 1 P: 29	R: 2 E: 2 K: 1 S: 16	H: 3 LOB: 1 BB: 0 P: 22	R: 0 E: 0 K: 0 S: 7	H: 0 LOB: 0 BB: 0 P: 12	R: 1 E: 0 K: 1 S: 12	H: 1 LOB: 0 BB: 0 P: 16	R: 0 E: 0 K: 1 S: 12	H: 0 LOB: 1 BB: 1 P: 23	R: 0 E: 0 K: 1 S: 15	H: 2 LOB: 2 BB: 0 P: 21	R: 0 E: 0 K: 2 S: 9	H: 0 LOB: 0 BB: 0 P: 11	R: 0 E: 0 K: 0 S: 8	H: 0 LOB: 0 BB: 0 P: 9	R: 0 E: 0 K: 0 S: 8	H: 0 LOB: 0 BB: 0 P: 9	1B: 4 2B: 3 3B: 0 HR: 1	SF: 0 SAC: 0 DP: 0 HBP: 1	WP: 0 PB: 0 SB: 0 CS: 0	PA: 35
<b>PITCHER</b>	IP	WLS	BF	H	R	ER	SO	BB	IBB	HBP	BLK	WP	HR	S	P	ERA	WHIP					
31 Ubaldo Jiménez, R ERA: 6.75	5.0	L	23	6	3	3	5	2	0	0	0	0	0	24	102	5.40	1.600					
50 Miguel Castro, R ERA: 2.53	2.0		9	2	1	1	3	0	0	1	0	0	0	8	9	0.00	0.000					
35 Brad Brach, R ERA: 2.64	1.0		3	0	0	0	0	0	0	0	0	0	0	8	9	0.00	0.000					

Baltimore Orioles @ Toronto Blue Jays  
Rogers Centre, Toronto, ON  
Mon Sep 11 2017, 7:09 PM - 9:53 PM EDT  
Att: 28,401 - Clear - 65 F

AB 32  
R 4  
H 8  
RBI 4  
BB 2  
SO 8  
LOB 13




Batter	1	2	3	4	5	6	7	8	9	AB	R	H	RBI	BB	SO	LOB	TOP										
1 Tim Beckham, R (1,6) OBP: 0.335, SLG: 0.470	G1-3		1B			B5-3		HR		4	1	2	1	0	0	0	<p><b>Baltimore Orioles @ Toronto Blue Jays</b> Rogers Centre, Toronto, ON Tue Sep 12 2017, 7:09 PM - 9:48 PM EDT Att: 29,055 - Clear - 69 F</p>										
13 Manny Machado, R (1,5) OBP: 0.323, SLG: 0.499	G1-3		F8			G4-3		F7		4	0	0	0	0	0	1											
6 Jonathan Schoop, R (1,4) OBP: 0.345, SLG: 0.527	L9				G1-4-3	G1-3		G4-3		4	0	0	0	0	0	0											
10 Adam Jones, R (1,8) OBP: 0.318, SLG: 0.467		16 FC3-6 1B			G4-3		G6-3		K2-3	4	0	1	0	0	1	0											
16 Trey Mancini, R (1,7) OBP: 0.337, SLG: 0.494		FC3-6 1-2 1B			P4		45 1B 2B		G5-3	4	1	1	0	0	0	1											
19 Chris Davis, L (1,3) OBP: 0.310, SLG: 0.431										4	0	1	0	0	3	2											
45 Mark Trumbo, R (1,10) OBP: 0.293, SLG: 0.413										3	0	1	1	0	0	2											
36 Caleb Joseph, R (1,2) OBP: 0.300, SLG: 0.432										3	0	0	0	0	0	2											
23 Joey Rickard, R (1,9) OBP: 0.281, SLG: 0.349										2	0	0	0	0	0	1											
24 Pedro Alvarez, L (8,PH)										1	0	0	0	0	0	0											
18 Austin Hays, R (8,9)										0	0	0	0	0	0	0											
<b>Inning Stats</b>	R: 0 E: 0 K: 0 S: 7	H: 0 LOB: 0 BB: 0 P: 8	R: 0 E: 0 K: 1 S: 7	H: 1 LOB: 1 BB: 0 P: 9	R: 0 E: 0 K: 0 S: 6	H: 1 LOB: 1 BB: 0 P: 9	R: 0 E: 0 K: 0 S: 9	H: 0 LOB: 0 BB: 0 P: 15	R: 0 E: 0 K: 0 S: 10	H: 1 LOB: 1 BB: 0 P: 13	R: 0 E: 0 K: 0 S: 5	H: 0 LOB: 0 BB: 0 P: 7	R: 1 E: 0 K: 1 S: 12	H: 2 LOB: 1 BB: 0 P: 18	R: 1 E: 0 K: 0 S: 7	H: 1 LOB: 0 BB: 0 P: 9	R: 0 E: 0 K: 2 S: 9	H: 0 LOB: 0 BB: 0 P: 11	1B: 4 2B: 1 3B: 0 HR: 1	SF: 0 SAC: 0 DP: 0 HBP: 0	WP: 0 PB: 0 SB: 0 CS: 0	PA: 33					
<b>PITCHER</b>	IP	WLS	BF	H	R	ER	SO	BB	IBB	HBP	BLK	WP	HR	S	P	ERA	WHIP										
31 Joe Blagini, R (1,1) ERA: 5.07	8.0		30	6	2	2	2	0	0	0	0	0	1	63	88	2.25	0.750										
34 Tom Koehler, R (9,1) ERA: 6.99	0.2		2	0	0	0	1	0	0	0	0	0	0	5	7	0.00	0.000										
58 Tim Mayza, L (9,1) ERA: 7.94	0.1	W	1	0	0	0	1	0	0	0	0	0	0	4	4	0.00	0.000										

Batter	1	2	3	4	5	6	7	8	9	AB	R	H	RBI	BB	SO	LOB	BOTTOM										
7 Richard Urena, S (1,6) OBP: 0.395, SLG: 0.471	1B		F9					1B		5	0	3	1	0	1	1	<p><b>Baltimore Orioles @ Toronto Blue Jays</b> Rogers Centre, Toronto, ON Tue Sep 12 2017, 7:09 PM - 9:48 PM EDT Att: 29,055 - Clear - 69 F</p>										
20 Josh Donaldson, R (1,5) OBP: 0.380, SLG: 0.514	K		F8			14 BB 1B		14 BB 1B		3	0	1	0	1	2												
14 Justin Smoak, S (1,3) OBP: 0.360, SLG: 0.553	L7									3	0	2	1	1	0	1											
3 Ezequiel Carrera, L (8,PH) OBP: 0.361, SLG: 0.420										0	0	0	0	0	0	0											
19 José Bautista, R (1,9) OBP: 0.314, SLG: 0.381	G6-3							F2		4	0	0	0	0	2	6											
8 Kendrys Morales, S (1,10) OBP: 0.303, SLG: 0.452		11 G1-3 2B								4	0	1	0	0	2	4											
11 Kevin Pillar, R (1,8) OBP: 0.303, SLG: 0.410		G1-3								3	1	0	0	1	0	3											
37 Teoscar Hernández, R (1,7) OBP: 0.324, SLG: 0.594										4	0	1	0	0	2	1											
17 Ryan Goins, L (1,4) OBP: 0.279, SLG: 0.339										3	0	0	0	0	2	1											
18 Darwin Barney, R (9,PH) OBP: 0.273, SLG: 0.322										1	1	0	0	0	0	2											
22 Luke Maile, R (1,2) OBP: 0.173, SLG: 0.223										4	1	2	1	0	1	0											
<b>Inning Stats</b>	R: 0 E: 0 K: 1 S: 11	H: 1 LOB: 1 BB: 0 P: 13	R: 0 E: 0 K: 2 S: 13	H: 1 LOB: 1 BB: 0 P: 19	R: 1 E: 0 K: 1 S: 13	H: 2 LOB: 1 BB: 0 P: 18	R: 0 E: 0 K: 0 S: 6	H: 0 LOB: 0 BB: 0 P: 9	R: 0 E: 0 K: 2 S: 9	H: 0 LOB: 0 BB: 0 P: 10	R: 0 E: 0 K: 2 S: 13	H: 1 LOB: 2 BB: 1 P: 20	R: 0 E: 0 K: 2 S: 7	H: 0 LOB: 0 BB: 0 P: 11	R: 0 E: 0 K: 1 S: 11	H: 2 LOB: 1 BB: 1 P: 22	R: 2 E: 0 K: 0 S: 10	H: 3 LOB: 2 BB: 1 P: 17	1B: 8 2B: 2 3B: 0 HR: 0	SF: 0 SAC: 0 DP: 0 HBP: 0	WP: 0 PB: 0 SB: 0 CS: 0	PA: 37					
<b>PITCHER</b>	IP	WLS	BF	H	R	ER	SO	BB	IBB	HBP	BLK	WP	HR	S	P	ERA	WHIP										
37 Dylan Bundy, R (1,1) ERA: 4.03	6.0		24	5	1	1	8	1	0	0	0	0	0	65	89	1.50	1.000										
60 Mychal Givens, R (7,1) ERA: 2.51	1.0		3	0	0	0	2	0	0	0	0	0	0	7	11	0.00	0.000										
35 Brad Brach, R (8,1) ERA: 2.61	0.2	H	4	2	0	0	0	1	0	0	0	0	0	8	18	0.00	4.500										
53 Zack Britton, L (8,1) ERA: 3.18	0.2	L	6	3	2	2	1	1	0	0	0	0	0	13	21	27.00	6.000										


livebaseballscorecards.com

AB 33  
R 2  
H 6  
RBI 2  
BB 0  
SO 4  
LOB 9



livebaseballscorecards.com

AB 34  
R 3  
H 10  
RBI 3  
BB 3  
SO 11  
LOB 21



Batter	1	2	3	4	5	6	7	8	9	AB	R	H	RBI	BB	SO	LOB	TOP
1 Tim Beckham, R OBP: 0.332, SLG: 0.466	E5 10 2B		K		G3		K		F8	5	1	0	0	0	2	0	<b>Baltimore Orioles @ Toronto Blue Jays</b> Rogers Centre, Toronto, ON Wed Sep 13 2017, 7:08 PM - 9:48 PM EDT Att: 31,714 - Clear - 66 F
13 Manny Machado, R OBP: 0.323, SLG: 0.495	K		K		G6-3		BB			3	0	0	0	1	2	1	
6 Jonathan Schoop, R OBP: 0.346, SLG: 0.527	G5-3		10 FC6-4 1B		1B		P3			4	0	2	0	0	0	2	
10 Adam Jones, R OBP: 0.319, SLG: 0.471	16 3B 2B		FC6-4		K				45 F9 2B	4	1	2	1	0	1	2	
16 Trey Mancini, R OBP: 0.338, SLG: 0.500	19 3B				19 BB 2B		G6-3		K	4	0	2	1	0	1	1	
45 Mark Trumbo, R OBP: 0.295, SLG: 0.412	K				19 BB BB		F9			3	0	1	0	1	1	2	
19 Chris Davis, L OBP: 0.311, SLG: 0.429	K				36 G6-4-3 BB		L4			2	0	0	0	2	1	1	
12 Seth Smith, L OBP: 0.340, SLG: 0.439	G5-3				G4-6-3		K			3	0	0	0	0	1	5	
23 Joey Rickard, R OBP: 0.291, SLG: 0.349										0	0	0	0	0	0	0	
24 Pedro Alvarez, L OBP: 0.291, SLG: 0.349										1	0	0	0	0	1	0	
18 Austin Hays, R OBP: 0.295, SLG: 0.425	G5-3				G6-4-3		K		G4-3	4	0	0	0	0	1	3	
36 Caleb Joseph, R OBP: 0.295, SLG: 0.425	G5-3									0	0	0	0	0	0	0	
<b>Inning Stats</b>	R: 2 H: 2 E: 1 K: 2 S: 14	WLS: 2 BF: 26 LOB: 1 P: 19	R: 0 H: 0 E: 0 K: 1 S: 11	ER: 0 LOB: 0 BB: 0 P: 14	R: 0 H: 1 E: 0 K: 1 S: 9	BB: 0 IBB: 0 HBP: 0 BLK: 0 WP: 0	HR: 0 S: 55 P: 92	ERA: 0.00 WHIP: 1.500	R: 0 H: 1 E: 0 K: 1 S: 10	H: 0 LOB: 1 BB: 1 P: 14	R: 0 H: 0 E: 0 K: 2 S: 9	H: 1 LOB: 1 BB: 0 P: 14	R: 0 H: 0 E: 0 K: 1 S: 7	H: 0 LOB: 0 BB: 0 P: 15	1B: 3 2B: 3 3B: 1 HR: 0	SF: 0 SAC: 0 DP: 2 HBP: 0	WP: 0 PA: 37 PB: 0 SB: 0 CS: 0
<b>PITCHER</b>	IP WLS BF H R ER SO BB IBB HBP BLK WP HR S P ERA WHIP	6.0 L 26 6 2 0 7 3 0 0 0 0 0 9 14 0.00 1.000	7.1 1.0 4 0 0 0 2 1 0 0 0 0 0 6 9 0.00 1.500	8.1 0.2 3 1 0 0 1 0 0 0 0 0 0 1 1 0.00 0.000	8.1 0.1 1 0 0 0 0 0 0 0 0 0 0 9 15 0.00 0.000	9.1 1.0 3 0 0 0 1 0 0 0 0 0 0 9 15 0.00 0.000											

Batter	1	2	3	4	5	6	7	8	9	AB	R	H	RBI	BB	SO	LOB	BOTTOM		
7 Richard Urena, S OBP: 0.381, SLG: 0.474	K		20 1B 2B		K					4	0	1	1	0	3	0	<b>Baltimore Orioles @ Toronto Blue Jays</b> Rogers Centre, Toronto, ON Wed Sep 13 2017, 7:08 PM - 9:48 PM EDT Att: 31,714 - Clear - 66 F		
20 Josh Donaldson, R OBP: 0.379, SLG: 0.511	L9		14 G6-4-3 1B		G6-3					4	0	1	0	0	1	0			
14 Justin Smoak, S OBP: 0.358, SLG: 0.548	F7		G6-4-3							4	0	0	0	0	1	2			
19 José Bautista, R OBP: 0.314, SLG: 0.379	HBP		G4-3		P3					3	0	0	0	0	0	0			
8 Kendrys Morales, S OBP: 0.307, SLG: 0.456	P6									4	0	3	0	0	0	1			
3 Ezequiel Carrera, L OBP: 0.361, SLG: 0.450										0	0	0	0	0	0	0			
11 Kevin Pillar, R OBP: 0.302, SLG: 0.409	K		E7 11 1B		E7 1B					4	0	1	0	0	2	3			
55 Russell Martin, R OBP: 0.350, SLG: 0.377	G4-3				G6-3					3	0	0	0	0	0	3			
37 Teoscar Hernández, R OBP: 0.351, SLG: 0.618			17 SH2-3 7 2B		F8					2	1	1	0	1	0	2			
17 Ryan Goins, L OBP: 0.278, SLG: 0.337	SH2-3									2	0	0	0	0	1	1			
<b>Inning Stats</b>	R: 0 H: 0 E: 0 K: 1 S: 6	H: 0 LOB: 0 BB: 0 P: 11	R: 0 H: 0 E: 0 K: 1 S: 9	H: 0 LOB: 1 BB: 0 P: 15	R: 1 H: 3 E: 0 K: 0 S: 12	H: 3 LOB: 0 BB: 0 P: 17	R: 0 H: 2 E: 1 K: 0 S: 8	H: 2 LOB: 2 BB: 0 P: 14	R: 0 H: 0 E: 0 K: 2 S: 10	H: 1 LOB: 1 BB: 0 P: 16	R: 0 H: 0 E: 0 K: 0 S: 10	H: 0 LOB: 0 BB: 1 P: 18	R: 0 H: 0 E: 0 K: 2 S: 10	H: 0 LOB: 0 BB: 0 P: 11	R: 0 H: 1 E: 0 K: 0 S: 5	H: 1 LOB: 1 BB: 0 P: 6	1B: 4 2B: 3 3B: 0 HR: 0	SF: 0 SAC: 1 DP: 3 HBP: 1	WP: 0 PA: 33 PB: 0 SB: 0 CS: 0
<b>PITCHER</b>	IP WLS BF H R ER SO BB IBB HBP BLK WP HR S P ERA WHIP	7.0 W 27 7 0 0 1 1 0 0 0 0 0 10 11 0.00 0.000	8.1 H 3 0 0 0 2 0 0 0 0 0 0 5 6 0.00 1.000	9.1 S 3 1 0 0 0 0 0 0 0 0 0 5 6 0.00 1.000															



Batter	1	2	3	4	5	6	7	8	9	AB	R	H	RBI	BB	SO	LOB	TOP					
1 Tim Beckham, R OBP: 0.333, SLG: 0.464	K2-3		K				1B										4 0 1 0 1 2 2					
13 Manny Machado, R OBP: 0.321, SLG: 0.493	L7		P5														3 0 0 0 0 0 3					
15 Chance Sisco, L OBP: 0.667, SLG: 2.000	L7																2 1 2 1 0 0 0					
6 Jonathan Schoop, R OBP: 0.295, SLG: 0.531	L8																3 1 1 1 0 0 1					
25 Anthony Santander, S OBP: 0.143, SLG: 0.143	L8																2 0 0 0 0 2 2					
10 Adam Jones, R OBP: 0.319, SLG: 0.470																	3 0 1 0 0 0 0					
18 Austin Hays, R																	2 0 0 0 0 2 2					
16 Trey Mancini, R OBP: 0.338, SLG: 0.505																	5 2 2 1 0 0 1					
19 Chris Davis, L OBP: 0.312, SLG: 0.429																	3 0 1 0 0 1 2					
3 Ryan Flaherty, L OBP: 0.316, SLG: 0.265																	1 0 0 0 0 0 1					
45 Mark Trumbo, R OBP: 0.295, SLG: 0.412																	3 0 1 0 0 2 3					
24 Pedro Alvarez, L OBP: 0.284, SLG: 0.356																	1 0 0 0 0 0 1					
29 Welington Castillo, R OBP: 0.327, SLG: 0.500																	3 0 0 0 0 1 3					
23 Joey Rickard, R OBP: 0.284, SLG: 0.356																	1 1 1 1 0 0 0					
12 Seth Smith, L OBP: 0.342, SLG: 0.440																	2 0 1 0 1 0 0					
36 Caleb Joseph, R OBP: 0.298, SLG: 0.432																	1 0 1 1 0 0 0					
<b>Inning Stats</b>	R: 0 E: 0 K: 1 S: 7	H: 0 LOB: 0 BB: 7	R: 0 E: 0 K: 1 S: 12	H: 1 LOB: 1 BB: 0 P: 17	R: 0 E: 0 K: 2 S: 10	H: 1 LOB: 1 BB: 0 P: 15	R: 1 E: 0 K: 2 S: 12	H: 2 LOB: 2 BB: 1 P: 10	R: 0 E: 0 K: 0 S: 9	H: 1 LOB: 1 BB: 1 P: 14	R: 1 E: 0 K: 0 S: 10	H: 2 LOB: 1 BB: 0 P: 12	R: 0 E: 0 K: 2 S: 14	H: 1 LOB: 2 BB: 1 P: 22	R: 2 E: 0 K: 0 S: 11	H: 3 LOB: 1 BB: 0 P: 17	R: 1 E: 0 K: 2 S: 14	H: 1 LOB: 0 BB: 0 P: 22	1B: 6 2B: 3 3B: 0 HR: 3	SF: 0 SAC: 0 DP: 1 HBP: 0	WP: 0 PB: 0 SB: 0 CS: 0	PA: 41
<b>PITCHER</b>	IP WLS BF H R ER SO BB IBB HBP BLK WP HR S P ERA WHIP																					
19 Masahiro Tanaka, R ERA: 4.73	7.0 W 31 8 2 2 8 2 0 0 0 0 2 74 102 2.57 1.429																					
66 Bryan Mitchell, R ERA: 4.91	1.0 6 3 2 2 0 0 0 0 0 0 11 17 18.00 3.000																					
50 Giovanny Gallegos, R ERA: 6.19	1.0 4 1 1 1 2 0 0 0 0 0 1 14 22 9.00 1.000																					

Baltimore Orioles @ New York Yankees  
Yankee Stadium, Bronx, NY  
Thu Sep 14 2017, 7:13 PM - 10:27 PM EDT  
Att: 37,128 - Cloudy - 78 F

AB 39  
R 5  
H 12  
RBI 5  
BB 2  
SO 10  
LOB 21



Batter	1	2	3	4	5	6	7	8	9	AB	R	H	RBI	BB	SO	LOB	BOTTOM					
22 Jacoby Ellsbury, L OBP: 0.351, SLG: 0.399																	2 3 1 0 3 0 1					
99 Aaron Judge, R OBP: 0.412, SLG: 0.589																	4 3 3 6 0 0 0					
33 Greg Bird, L OBP: 0.252, SLG: 0.262																	1 0 0 0 0 0 1					
24 Gary Sánchez, R OBP: 0.349, SLG: 0.544																	4 2 2 2 0 0 1					
26 Tyler Austin, R OBP: 0.302, SLG: 0.459																	1 0 0 0 0 0 1					
17 Matt Holliday, R OBP: 0.319, SLG: 0.433																	4 0 1 1 0 2 1					
36 Erik Kratz, R OBP: 1.000, SLG: 1.500																	1 0 1 0 0 0 0					
12 Chase Headley, S OBP: 0.356, SLG: 0.422																	4 1 1 1 0 3 1					
Tyler Wade, L OBP: 0.220, SLG: 0.222																	1 0 0 0 0 0 1					
18 Didi Gregorius, L OBP: 0.323, SLG: 0.475																	4 1 1 0 0 0 1					
27 Austin Romine, R OBP: 0.281, SLG: 0.299																	1 0 0 0 0 0 1					
29 Todd Frazier, R OBP: 0.345, SLG: 0.432																	3 1 2 3 2 0 1					
74 Ronald Torreyes, R OBP: 0.308, SLG: 0.363																	4 0 0 0 0 0 4					
Clint Frazier, R OBP: 0.276, SLG: 0.467																	3 2 2 0 1 1 0					
<b>Inning Stats</b>	R: 6 E: 0 K: 0 S: 16	H: 6 LOB: 1 BB: 1 P: 30	R: 0 E: 1 K: 1 S: 11	H: 0 LOB: 0 BB: 0 P: 14	R: 0 E: 0 K: 1 S: 13	H: 1 LOB: 1 BB: 0 P: 21	R: 3 E: 0 K: 2 S: 12	H: 2 LOB: 0 BB: 1 P: 21	R: 0 E: 0 K: 0 S: 5	H: 0 LOB: 0 BB: 1 P: 9	R: 4 E: 0 K: 1 S: 22	H: 4 LOB: 2 BB: 2 P: 38	R: 0 E: 1 K: 1 S: 13	H: 0 LOB: 2 BB: 1 P: 24	R: 0 E: 0 K: 0 S: 6	H: 1 LOB: 1 BB: 0 P: 8	R: 0 E: 0 K: 2 S: 14	H: 1 LOB: 0 BB: 0 P: 22	1B: 7 2B: 3 3B: 0 HR: 4	SF: 0 SAC: 0 DP: 2 HBP: 0	WP: 0 PB: 0 SB: 0 CS: 0	PA: 43
<b>PITCHER</b>	IP WLS BF H R ER SO BB IBB HBP BLK WP HR S P ERA WHIP																					
38 Wade Miley, L ERA: 5.52	0.1 L 7 6 6 6 0 0 0 0 0 0 1 10 19 162.00 18.000																					
59 Mike Wright Jr., R ERA: 6.0	3.2 16 3 3 3 4 2 0 0 0 0 1 42 67 7.36 1.364																					
52 Richard Rodriguez, R ERA: 17.36	1.0 8 4 4 4 0 2 0 0 0 0 2 18 33 36.00 6.000																					
54 Jimmy Yacabonis, R ERA: 3.14	2.0 8 0 0 0 2 2 0 0 0 0 0 22 38 0.00 1.000																					
57 Donnie Hart, L ERA: 3.08	1.0 4 1 0 0 0 0 0 0 0 0 0 6 8 0.00 1.000																					

Baltimore Orioles @ New York Yankees  
Yankee Stadium, Bronx, NY  
Thu Sep 14 2017, 7:13 PM - 10:27 PM EDT  
Att: 37,128 - Cloudy - 78 F

AB 37  
R 13  
H 14  
RBI 13  
BB 6  
SO 6  
LOB 14



Batter	1	2	3	4	5	6	7	8	9	AB	R	H	RBI	BB	SO	LOB	TOP				
1 Tim Beckham, R OBP: 0.330, SLG: 0.460										4	0	0	0	0	1	0					
13 Manny Machado, R OBP: 0.321, SLG: 0.490										3	0	0	0	1	1	0					
6 Jonathan Schoop, R OBP: 0.344, SLG: 0.527										4	0	0	0	0	0	1					
16 Trey Mancini, R OBP: 0.338, SLG: 0.503										4	0	1	0	0	0	2					
45 Mark Trumbo, R OBP: 0.293, SLG: 0.409											4	0	0	0	0	1	2				
19 Chris Davis, L OBP: 0.312, SLG: 0.427										2	1	0	0	1	1	0					
29 Welington Castillo, R OBP: 0.327, SLG: 0.508										3	1	1	2	0	1	0					
24 Pedro Alvarez, L OBP: 0.125, SLG: 0.250										3	0	1	0	0	1	0					
18 Austin Hays, R (1, 8)										2	0	0	0	0	1	1					
12 Seth Smith, L OBP: 0.342, SLG: 0.438										1	0	0	0	0	0	0					
23 Joey Rickard, R OBP: 0.284, SLG: 0.356										0	0	0	0	0	0	0					
<b>Inning Stats</b>	R: 0 E: 0 K: 1 S: 9	H: 0 LOB: 0 BB: 0 P: 13	R: 2 E: 0 K: 1 S: 10	H: 2 LOB: 0 BB: 1 P: 17	R: 0 E: 0 K: 0 S: 5	H: 0 LOB: 0 BB: 0 P: 7	R: 0 E: 0 K: 1 S: 8	H: 1 LOB: 1 BB: 0 P: 15	R: 0 E: 1 K: 0 S: 8	H: 0 LOB: 1 BB: 0 P: 9	R: 0 E: 0 K: 1 S: 7	H: 0 LOB: 0 BB: 0 P: 10	R: 0 E: 0 K: 1 S: 10	H: 0 LOB: 1 BB: 1 P: 13	R: 0 E: 0 K: 0 S: 10	H: 0 LOB: 1 BB: 1 P: 23	1B: 1 2B: 1 3B: 0 HR: 1	SF: 0 SAC: 0 DP: 1 HBP: 0	WP: 2 PB: 2 SB: 0 CS: 0	PA: 32	
<b>PITCHER</b>	IP	WLS	BF	H	R	ER	SO	BB	IBB	HBP	BLK	WP	HR	S	P	ERA	WHIP				
40 Luis Severino, R ERA: 2.93	8.0	W	28	3	2	2	7	1	0	0	0	0	1	68	95	2.25	0.500				
30 David Robertson, R ERA: 2.07	1.0		4	0	0	0	0	1	0	0	0	2	0	10	23	0.00	1.000				

Baltimore Orioles @ New York Yankees  
Yankee Stadium, Bronx, NY  
Fri Sep 15 2017, 7:13 PM - 9:49 PM EDT  
Att: 40,460 - Partly Cloudy - 78 F

AB	30
R	2
H	3
RBI	2
BB	2
SO	7
LOB	6



Batter	1	2	3	4	5	6	7	8	9	AB	R	H	RBI	BB	SO	LOB	BOTTOM				
11 Brett Gardner, L OBP: 0.347, SLG: 0.423										5	2	1	0	0	1	3					
99 Aaron Judge, R OBP: 0.413, SLG: 0.587											2	2	0	0	2	3					
24 Gary Sánchez, R OBP: 0.350, SLG: 0.543											4	0	2	1	0	0					
18 Didi Gregorius, L OBP: 0.324, SLG: 0.482											1	1	1	4	1	0					
14 Starlin Castro, R OBP: 0.332, SLG: 0.453											4	0	0	0	0	1					
12 Chase Headley, S OBP: 0.359, SLG: 0.425										4	1	3	1	0	0	0					
22 Jacoby Ellsbury, L OBP: 0.347, SLG: 0.394											4	0	0	0	0	1					
17 Matt Holliday, R OBP: 0.321, SLG: 0.434											4	0	2	0	0	0					
33 Greg Bird, L OBP: 0.260, SLG: 0.292										3	2	1	1	1	1	2					
<b>Inning Stats</b>	R: 1 E: 0 K: 2 S: 9	H: 2 LOB: 1 BB: 0 P: 14	R: 1 E: 1 K: 2 S: 13	H: 2 LOB: 2 BB: 0 P: 19	R: 0 E: 0 K: 0 S: 2	H: 0 LOB: 0 BB: 1 P: 8	R: 0 E: 0 K: 1 S: 9	H: 1 LOB: 1 BB: 0 P: 16	R: 2 E: 0 K: 0 S: 9	H: 1 LOB: 0 BB: 1 P: 16	R: 0 E: 0 K: 0 S: 5	H: 1 LOB: 0 BB: 0 P: 12	R: 3 E: 1 K: 0 S: 12	H: 2 LOB: 2 BB: 2 P: 24	R: 1 E: 0 K: 1 S: 8	H: 1 LOB: 0 BB: 0 P: 11	1B: 7 2B: 1 3B: 0 HR: 2	SF: 2 SAC: 0 DP: 1 HBP: 0	WP: 0 PB: 0 SB: 1 CS: 0	PA: 37	
<b>PITCHER</b>	IP	WLS	BF	H	R	ER	SO	BB	IBB	HBP	BLK	WP	HR	S	P	ERA	WHIP				
49 Gabriel Ynoa, R ERA: 4.18	4.1	L	20	5	3	2	5	2	0	0	0	0	1	36	64	4.15	1.615				
50 Miguel Castro, R ERA: 3.05	1.2		8	2	3	3	0	1	0	0	0	0	1	13	30	16.20	1.800				
60 Mychal Givens, R ERA: 2.64	0.0		2	1	0	0	0	1	0	0	0	0	0	3	7	∞	∞				
48 Richard Bleier, L ERA: 2.02	2.0		7	2	2	1	1	0	0	0	0	0	1	15	19	4.50	1.000				

Baltimore Orioles @ New York Yankees  
Yankee Stadium, Bronx, NY  
Fri Sep 15 2017, 7:13 PM - 9:49 PM EDT  
Att: 40,460 - Partly Cloudy - 78 F

AB	31
R	8
H	10
RBI	7
BB	4
SO	6
LOB	14



Batter	1	2	3	4	5	6	7	8	9	AB	R	H	RBI	BB	SO	LOB	TOP										
1 Tim Beckham, R OBP: 0.331, SLG: 0.457										3	1	0	0	2	2	1	<p><b>Baltimore Orioles @ New York Yankees</b>  <b>Yankee Stadium, Bronx, NY</b>  Sat Sep 16 2017, 4:13 PM - 7:47 PM EDT  Att: 40,114 - Sunny - 81 F</p>										
13 Manny Machado, R OBP: 0.319, SLG: 0.488										3	0	0	0	0	0	0		<p>AB 32 R 3 H 6 RBI 2 BB 8 SO 11 LOB 18</p>									
15 Chance Sisco, L OBP: 0.800, SLG: 2.000										2	0	1	0	1	1	0											
6 Jonathan Schoop, R OBP: 0.346, SLG: 0.527										2	0	1	0	1	1	0											
3 Ryan Flaherty, L OBP: 0.325, SLG: 0.257										1	0	0	0	1	0	2											
10 Adam Jones, R OBP: 0.317, SLG: 0.468										3	0	0	0	0	1	2											
25 Anthony Santander, S OBP: 0.125, SLG: 0.125										2	0	0	0	0	1	4											
16 Trey Mancini, R OBP: 0.337, SLG: 0.501										4	0	1	0	0	2	3											
36 Caleb Joseph, R OBP: 0.298, SLG: 0.432										0	0	0	0	0	0	0											
29 Wellington Castillo, R OBP: 0.329, SLG: 0.503										3	0	0	0	0	2	1											
24 Pedro Alvarez, L OBP: 0.111, SLG: 0.222										1	0	0	0	0	0	0											
2 J.J. Hardy, R OBP: 0.256, SLG: 0.313										3	1	2	0	1	0	0											
18 Austin Hays, R OBP: 0.273, SLG: 0.500										3	1	2	2	1	0	1											
23 Joey Rickard, R OBP: 0.280, SLG: 0.350										4	0	0	0	0	2	4											
<b>Inning Stats</b>	R: 0 E: 0 K: 2 S: 10	H: 0 LOB: 0 BB: 0 P: 15	R: 0 E: 0 K: 2 S: 11	H: 1 LOB: 1 BB: 0 P: 17	R: 0 E: 0 K: 1 S: 12	H: 1 LOB: 1 BB: 0 P: 16	R: 0 E: 0 K: 1 S: 10	H: 1 LOB: 1 BB: 0 P: 17	R: 0 E: 0 K: 0 S: 6	H: 0 LOB: 1 BB: 0 P: 9	R: 0 E: 0 K: 0 S: 15	H: 0 LOB: 2 BB: 1 P: 21	R: 0 E: 0 K: 3 S: 20	H: 1 LOB: 2 BB: 1 P: 28	R: 0 E: 1 K: 0 S: 11	H: 0 LOB: 2 BB: 2 P: 22	R: 3 E: 0 K: 2 S: 21	H: 1 LOB: 2 BB: 4 P: 44	1B: 5 2B: 0 3B: 0 HR: 1	SF: 0 SAC: 0 DP: 0 HBP: 0	WP: 1 PA: 40 PB: 0 SB: 1 CS: 0						
<b>PITCHER</b>	IP	WLS	BF	H	R	ER	SO	BB	IBB	HBP	BLK	WP	HR	S	P	ERA	WHIP	<b>PITCHER</b>									
47 Jordan Montgomery, L ERA: 4.08	6.0	W	22	4	0	0	6	1	0	0	0	0	0	64	95	0.00	0.833										
48 Tommy Kahnle, R ERA: 2.58	1.0		5	1	0	0	3	1	0	0	0	1	0	20	28	0.00	2.000										
61 Ben Heller, R ERA: 1.8	1.0		5	0	0	0	0	2	0	0	0	0	0	11	22	0.00	2.000										
Chasen Shreve, L ERA: 3.98	0.2		7	1	3	3	1	4	0	0	0	0	1	17	38	40.50	7.500										
50 Giovanny Gallegos, R ERA: 6.98	0.1		1	0	0	0	1	0	0	0	1	0	0	4	6	0.00	0.000										


Batter	1	2	3	4	5	6	7	8	9	AB	R	H	RBI	BB	SO	LOB	BOTTOM										
11 Brett Gardner, L OBP: 0.346, SLG: 0.422										4	0	1	0	0	0	0	<p><b>Baltimore Orioles @ New York Yankees</b>  <b>Yankee Stadium, Bronx, NY</b>  Sat Sep 16 2017, 4:13 PM - 7:47 PM EDT  Att: 40,114 - Sunny - 81 F</p>										
Clint Frazier, R OBP: 0.273, SLG: 0.463										3	1	1	0	1	1	0		<p>AB 33 R 9 H 10 RBI 9 BB 4 SO 6 LOB 11</p>									
12 Chase Headley, S OBP: 0.360, SLG: 0.424										1	0	0	0	0	0	0											
67 Miguel Andujar, R OBP: 0.667, SLG: 0.800										2	1	0	0	2	1	2											
99 Aaron Judge, R OBP: 0.414, SLG: 0.584										0	0	0	0	0	0	0											
26 Tyler Austin, R OBP: 0.302, SLG: 0.459										2	1	0	0	2	1	2											
18 Didi Gregorius, L OBP: 0.328, SLG: 0.491										4	3	3	3	0	0	1											
Tyler Wade, L OBP: 0.220, SLG: 0.222										0	0	0	0	0	0	0											
14 Starlin Castro, R OBP: 0.331, SLG: 0.450										3	0	0	0	0	0	1											
74 Ronald Torreyes, R OBP: 0.308, SLG: 0.363										0	0	0	0	0	0	0											
22 Jacoby Ellsbury, L OBP: 0.351, SLG: 0.401										4	1	3	1	0	1	1											
29 Todd Frazier, R OBP: 0.346, SLG: 0.438										3	2	1	2	1	1	3											
33 Greg Bird, L OBP: 0.260, SLG: 0.318										4	1	1	3	0	1	3											
27 Austin Romine, R OBP: 0.276, SLG: 0.294										4	0	0	0	0	1	0											
36 Erik Kratz, R OBP: 1.000, SLG: 1.500										0	0	0	0	0	0	0											
<b>Inning Stats</b>	R: 0 E: 0 K: 1 S: 9	H: 0 LOB: 1 BB: 1 P: 16	R: 0 E: 0 K: 2 S: 10	H: 1 LOB: 1 BB: 0 P: 15	R: 3 E: 0 K: 0 S: 11	H: 1 LOB: 0 BB: 2 P: 24	R: 3 E: 0 K: 0 S: 13	H: 2 LOB: 0 BB: 1 P: 28	R: 1 E: 0 K: 1 S: 17	H: 2 LOB: 0 BB: 0 P: 31	R: 0 E: 0 K: 0 S: 5	H: 2 LOB: 1 BB: 0 P: 10	R: 2 E: 0 K: 1 S: 11	H: 2 LOB: 0 BB: 0 P: 19	R: 0 E: 0 K: 1 S: 10	H: 0 LOB: 0 BB: 0 P: 14	1B: 6 2B: 1 3B: 0 HR: 3	SF: 0 SAC: 0 DP: 1 HBP: 1	WP: 0 PA: 38 PB: 0 SB: 1 CS: 0								
<b>PITCHER</b>	IP	WLS	BF	H	R	ER	SO	BB	IBB	HBP	BLK	WP	HR	S	P	ERA	WHIP	<b>PITCHER</b>									
58 Jeremy Hellickson, R ERA: 5.41	3.0	L	17	4	6	6	3	4	0	0	0	0	0	29	36	18.00	2.667										
30 Chris Tillman, R ERA: 7.66	3.0		13	4	1	1	1	0	0	1	0	0	0	29	56	3.00	1.333										
57 Donnie Hart, L ERA: 3.46	1.0		5	2	2	2	1	0	0	0	0	0	1	11	19	18.00	2.000										
52 Richard Rodriguez, R ERA: 14.29	1.0		3	0	0	0	1	0	0	0	0	0	0	10	14	0.00	0.000										

Batter	1	2	3	4	5	6	7	8	9	AB	R	H	RBI	BB	SO	LOB	TOP				
1 Tim Beckham, R OBP: 0.330, SLG: 0.461	G5-3		K	HR		G6-4-3			K	5	1	1	3	0	2	1	<p><b>Baltimore Orioles @ New York Yankees</b>  <b>Yankee Stadium, Bronx, NY</b>  Sun Sep 17 2017, 1:10 PM - 4:25 PM EDT  Att: 38,189 - Cloudy - 75 F</p>				
13 Manny Machado, R OBP: 0.319, SLG: 0.486	G6-3		16 2B	1B			P3			4	1	1	0	0	0	0					
6 Jonathan Schoop, R OBP: 0.345, SLG: 0.525	L8		K			16 1B	P2			4	1	1	0	0	1	1					
16 Trey Mancini, R OBP: 0.338, SLG: 0.503		G3-1	1-H	2B		12 FC4-6	K			4	0	2	1	0	1	0					
19 Chris Davis, L OBP: 0.311, SLG: 0.427		12 G5-3	18 1B	2B			K			4	1	1	0	0	3	3					
12 Seth Smith, L OBP: 0.341, SLG: 0.434	G5-3					1 WP	36 1B			3	1	0	1	1	0	2					
23 Joey Rickard, R OBP: 0.280, SLG: 0.350						1 HR	BB			0	0	0	0	0	0	0					
45 Mark Trumbo, R OBP: 0.293, SLG: 0.407		18 1B	BB			P5	K			3	0	0	0	1	1	2					
18 Austin Hays, R OBP: 0.333, SLG: 0.500			K							4	0	2	1	0	1	1					
36 Caleb Joseph, R OBP: 0.297, SLG: 0.429	G6-3					1 WP	1 HR			4	1	1	0	0	2	3					
<b>Inning Stats</b>	R: 0 E: 0 K: 5 S: 6	H: 0 LOB: 0 BB: 0 P: 11	R: 1 E: 0 K: 0 S: 10	H: 2 LOB: 2 BB: 1 P: 17	R: 1 E: 0 K: 3 S: 17	H: 2 LOB: 1 BB: 0 P: 26	R: 3 E: 0 K: 1 S: 15	H: 2 LOB: 0 BB: 1 P: 26	R: 1 E: 0 K: 2 S: 12	H: 2 LOB: 1 BB: 0 P: 15	R: 0 E: 0 K: 1 S: 8	H: 1 LOB: 0 BB: 0 P: 10	R: 0 E: 0 K: 1 S: 7	H: 0 LOB: 0 BB: 0 P: 10	R: 0 E: 0 K: 2 S: 7	H: 0 LOB: 0 BB: 0 P: 11	1B: 6 2B: 2 3B: 0 HR: 1	SF: 0 SAC: 0 DP: 1 HBP: 0	WP: 1 PB: 0 SB: 0 CS: 0	PA: 37	
<b>PITCHER</b>	IP	WLS	BF	H	R	ER	SO	BB	IBB	HBP	BLK	WP	HR	S	P	ERA	WHIP				
55 Sonny Gray, R ERA: 3.38	4.0	L	20	6	5	5	4	2	0	0	0	1	1	48	80	11.25	2.000				
66 Bryan Mitchell, R ERA: 4.73	3.0	11	3	1	1	4	0	0	0	0	0	0	0	27	35	3.00	1.000				
68 Dellin Betances, R ERA: 3.04	1.0	3	0	0	0	1	0	0	0	0	0	0	0	8	10	0.00	0.000				
48 Tommy Kahnle, R ERA: 2.54	1.0	3	0	0	0	2	0	0	0	0	0	0	0	7	11	0.00	0.000				

Batter	1	2	3	4	5	6	7	8	9	AB	R	H	RBI	BB	SO	LOB	BOTTOM					
11 Brett Gardner, L OBP: 0.345, SLG: 0.420	F9		99 S	1B		K			G3	5	0	1	0	0	2	2	<p><b>Baltimore Orioles @ New York Yankees</b>  <b>Yankee Stadium, Bronx, NY</b>  Sun Sep 17 2017, 1:10 PM - 4:25 PM EDT  Att: 38,189 - Cloudy - 75 F</p>					
99 Aaron Judge, R OBP: 0.413, SLG: 0.584	K		G5-3			F9				4	1	1	0	1	1	1						
24 Gary Sánchez, R OBP: 0.349, SLG: 0.538	L6					14 1B	17 2B		BB	4	1	0	0	1	3	3						
18 Didi Gregorius, L OBP: 0.327, SLG: 0.495		HR				P5			E6	4	1	1	1	0	1	2						
14 Starlin Castro, R OBP: 0.333, SLG: 0.451	K					17 2B	1B		SF9	3	1	2	1	0	1	0						
17 Matt Holliday, R OBP: 0.269, SLG: 0.436	K					1-H	2-H		BB	3	0	1	2	1	2	1						
Tyler Wade, L OBP: 0.220, SLG: 0.222	K									0	0	0	0	0	0	0						
33 Greg Bird, L OBP: 0.254, SLG: 0.310	F7					G3			G6-3	3	0	0	0	0	1	1						
12 Chase Headley, S OBP: 0.359, SLG: 0.423										1	0	0	0	0	0	2						
29 Todd Frazier, R OBP: 0.345, SLG: 0.435			G6-3						F9	3	0	0	0	1	1	0						
Clint Frazier, R OBP: 0.269, SLG: 0.455										2	0	0	0	0	2	1						
22 Jacoby Ellsbury, L OBP: 0.352, SLG: 0.405	K								P5	2	0	1	0	0	0	0						
<b>Inning Stats</b>	R: 0 E: 0 K: 1 S: 7	H: 0 LOB: 0 BB: 0 P: 14	R: 1 E: 0 K: 2 S: 15	H: 1 LOB: 0 BB: 0 P: 24	R: 0 E: 0 K: 1 S: 9	H: 1 LOB: 1 BB: 0 P: 18	R: 0 E: 0 K: 3 S: 11	H: 1 LOB: 1 BB: 0 P: 19	R: 0 E: 0 K: 3 S: 12	H: 0 LOB: 1 BB: 1 P: 25	R: 2 E: 0 K: 0 S: 13	H: 2 LOB: 0 BB: 1 P: 23	R: 0 E: 0 K: 1 S: 10	H: 0 LOB: 0 BB: 0 P: 17	R: 1 E: 1 K: 1 S: 14	H: 1 LOB: 2 BB: 1 P: 23	R: 0 E: 0 K: 2 S: 11	H: 1 LOB: 2 BB: 1 P: 18	1B: 3 2B: 3 3B: 0 HR: 1	SF: 1 SAC: 0 DP: 0 HBP: 0	WP: 0 PB: 0 SB: 1 CS: 0	PA: 39
<b>PITCHER</b>	IP	WLS	BF	H	R	ER	SO	BB	IBB	HBP	BLK	WP	HR	S	P	ERA	WHIP					
31 Ubaldo Jiménez, R ERA: 6.57	5.0	W	19	3	1	1	0	1	0	0	0	0	0	10	19	27.00	4.500					
60 Mychal Givens, R ERA: 2.86	0.2	5	2	2	2	0	0	1	0	0	0	0	0	3	4	0.00	0.000					
48 Richard Bleier, L ERA: 2.01	0.1	H	1	0	0	0	0	0	0	0	0	0	0	10	17	0.00	0.000					
56 Darren O'Day, R ERA: 3.72	1.0	H	3	0	0	0	1	0	0	0	0	0	0	13	21	0.00	3.000					
35 Brad Brach, R ERA: 2.59	0.2	H	5	1	1	0	1	1	0	0	0	0	0	0	0	0	0					
<b>PITCHER</b>	IP	WLS	BF	H	R	ER	SO	BB	IBB	HBP	BLK	WP	HR	S	P	ERA	WHIP					
53 Zack Britton, L ERA: 2.97	1.1	S	6	1	0	0	2	0	0	0	0	0	0	0	12	20	0.00	0.750				


livebaseballscores.com

**AB 35**  
**R 6**  
**H 9**  
**RBI 6**  
**BB 2**  
**SO 11**  
**LOB 13**



livebaseballscores.com

**AB 34**  
**R 4**  
**H 7**  
**RBI 4**  
**BB 4**  
**SO 14**  
**LOB 13**









Batter	1	2	3	4	5	6	7	8	9	AB	R	H	RBI	BB	SO	LOB	TOP					
<b>2 Xander Bogaerts, R</b> (1, 6) OBP: 0.336, SLG: 0.394	G4-3		BB	K		L8		15 2B		3	0	0	0	2	1	3						
<b>15 Dustin Pedroia, R</b> (1, 4) OBP: 0.374, SLG: 0.404	P6		L6-4			G6-3				5	0	1	2	0	0	5						
<b>12 Brock Holt, L</b> (8, PR) OBP: 0.295, SLG: 0.230						G6-4-3				0	0	0	0	0	0	0						
<b>16 Andrew Benintendi, L</b> (1, 7) OBP: 0.397, SLG: 0.434	G1-3									4	2	1	0	1	1	2						
<b>50 Mookie Betts, R</b> (1, 9) OBP: 0.343, SLG: 0.456	G4-3									4	3	2	2	1	0	0						
<b>13 Hanley Ramirez, R</b> (1, 10) OBP: 0.322, SLG: 0.428	K									5	1	3	3	0	1	0						
<b>Blake Swihart, S</b> (9, PR) OBP: 0.400, SLG: 0.250										0	0	0	0	0	0	0						
<b>Sam Travis, R</b> (1, 3) OBP: 0.381, SLG: 0.385	F7									5	1	1	0	0	2	3						
<b>17 Deven Marrero, R</b> (1, 5) OBP: 0.267, SLG: 0.350										5	1	1	2	0	2	3						
<b>3 Sandy León, S</b> (1, 2) OBP: 0.291, SLG: 0.342										3	0	1	0	2	1	2						
<b>19 Jackie Bradley Jr., L</b> (1, 8) OBP: 0.333, SLG: 0.425										3	1	1	0	1	0	4						
<b>Inning Stats</b>	R: 0 E: 0 K: 0 S: 5	H: 0 LOB: 0 BB: 0 P: 10	R: 0 E: 0 K: 1 S: 9	H: 0 LOB: 0 BB: 0 P: 16	R: 0 E: 1 K: 0 S: 10	H: 0 LOB: 2 BB: 2 P: 20	R: 4 E: 0 K: 3 S: 27	H: 5 LOB: 1 BB: 2 P: 41	R: 2 E: 0 K: 2 S: 12	H: 1 LOB: 1 BB: 2 P: 28	R: 0 E: 0 K: 0 S: 17	H: 1 LOB: 1 BB: 1 P: 27	R: 0 E: 0 K: 1 S: 8	H: 0 LOB: 0 BB: 0 P: 10	R: 2 E: 0 K: 1 S: 13	H: 2 LOB: 2 BB: 2 P: 28	R: 0 E: 0 K: 0 S: 9	H: 2 LOB: 2 BB: 0 P: 14	1B: 5 2B: 4 3B: 1 HR: 2	SF: 0 SAC: 0 DP: 2 HBP: 0	WP: 0 PB: 0 SB: 0 CS: 0	PA: 44
<b>PITCHER</b>	IP	WLS	BF	H	R	ER	SO	BB	IBB	HBP	BLK	WP	HR	S	P	ERA	WHIP					
<b>38 Wade Miley, L</b> (1, 1) ERA: 5.52	4.1	L	22	5	6	6	4	4	0	0	0	0	2	54	100	12.46	2.077					
<b>59 Mike Wright Jr., R</b> (5, 1) ERA: 5.23	2.2		10	2	0	0	3	1	0	0	0	0	0	34	52	0.00	1.125					
<b>66 Tanner Scott, L</b> (8, 1) ERA: 18.0	1.0		7	2	2	2	1	2	0	0	0	0	0	13	28	18.00	4.000					
<b>54 Jimmy Yacabonis, R</b> (9, 1) ERA: 3.45	1.0		5	2	1	1	0	0	0	0	0	0	0	9	14	9.00	2.000					

**Boston Red Sox @ Baltimore Orioles**  
 Oriole Park at Camden Yards, Baltimore, MD  
 Wed Sep 20 2017, 7:09 PM - 10:18 PM EDT  
 Att: 16,906 - Clear - 85 F

AB 37  
 R 9  
 H 11  
 RBI 9  
 BB 7  
 SO 8  
 LOB 22



Batter	1	2	3	4	5	6	7	8	9	AB	R	H	RBI	BB	SO	LOB	BOTTOM					
<b>18 Austin Hays, R</b> (1, 9) OBP: 0.286, SLG: 0.444	K			K		G3				4	0	0	0	0	2	0						
<b>16 Trev Mancini, R</b> (1, 7) OBP: 0.337, SLG: 0.499	K									4	0	2	0	0	1	0						
<b>6 Jonathan Schoop, R</b> (1, 4) OBP: 0.341, SLG: 0.516										3	0	0	0	0	1	2						
<b>15 Chance Sisco, L</b> (9, 2) OBP: 0.833, SLG: 1.750	L8									1	0	1	0	0	0	0						
<b>10 Adam Jones, R</b> (1, 8) OBP: 0.308, SLG: 0.464										3	0	2	0	0	1	1						
<b>25 Anthony Santander, S</b> (9, 7) OBP: 0.176, SLG: 0.235										1	0	1	0	0	0	0						
<b>29 Welington Castillo, R</b> (1, 2) OBP: 0.320, SLG: 0.494										3	0	0	0	0	2	3						
<b>23 Joey Rickard, R</b> (9, 8) OBP: 0.279, SLG: 0.349	K									1	0	0	0	0	1	2						
<b>45 Mark Trumbo, R</b> (1, 10) OBP: 0.291, SLG: 0.402	G6-4-3									3	0	0	0	0	2	3						
<b>19 Chris Davis, L</b> (1, 3) OBP: 0.308, SLG: 0.421										3	0	0	0	0	1	0						
<b>36 Caleb Joseph, R</b> (9, 5) OBP: 0.293, SLG: 0.423										0	0	0	0	0	0	0						
<b>2 J.J. Hardy, R</b> (1, 6) OBP: 0.253, SLG: 0.309	F8									3	0	0	0	0	1	0						
<b>3 Ryan Flaherty, L</b> (1, 5) OBP: 0.302, SLG: 0.237	K									3	0	0	0	0	2	0						
<b>Inning Stats</b>	R: 0 E: 0 K: 2 S: 10	H: 1 LOB: 0 BB: 0 P: 11	R: 0 E: 0 K: 1 S: 10	H: 1 LOB: 0 BB: 0 P: 15	R: 0 E: 0 K: 2 S: 9	H: 0 LOB: 0 BB: 0 P: 13	R: 0 E: 0 K: 2 S: 13	H: 1 LOB: 1 BB: 0 P: 21	R: 0 E: 0 K: 1 S: 8	H: 0 LOB: 0 BB: 0 P: 10	R: 0 E: 0 K: 1 S: 7	H: 0 LOB: 0 BB: 0 P: 12	R: 0 E: 0 K: 3 S: 12	H: 2 LOB: 2 BB: 0 P: 17	R: 0 E: 0 K: 1 S: 8	H: 0 LOB: 0 BB: 0 P: 12	R: 0 E: 0 K: 1 S: 14	H: 2 LOB: 2 BB: 0 P: 22	1B: 4 2B: 2 3B: 0 HR: 0	SF: 0 SAC: 0 DP: 1 HBP: 0	WP: 0 PB: 0 SB: 0 CS: 0	PA: 32
<b>PITCHER</b>	IP	WLS	BF	H	R	ER	SO	BB	IBB	HBP	BLK	WP	HR	S	P	ERA	WHIP					
<b>41 Chris Sale, L</b> (1, 1) ERA: 2.75	8.0	W	27	4	0	0	13	0	0	0	0	0	0	14	22	0.00	0.500					
<b>71 Austin Maddox, R</b> (9, 1) ERA:	1.0		5	2	0	0	1	0	0	0	0	0	0	14	22	0.00	2.000					

**Boston Red Sox @ Baltimore Orioles**  
 Oriole Park at Camden Yards, Baltimore, MD  
 Wed Sep 20 2017, 7:09 PM - 10:18 PM EDT  
 Att: 16,906 - Clear - 85 F

AB 32  
 R 0  
 H 6  
 RBI 0  
 BB 0  
 SO 14  
 LOB 11



Batter	1	2	3	4	5	6	7	8	9	AB	R	H	RBI	BB	SO	LOB	TOP								
0 Mallex Smith, L (1, 8) OBP: 0.332, SLG: 0.360										3	0	1	0	0	0	2									
21 Lucas Duda, L (1, 10) OBP: 0.325, SLG: 0.508										3	0	0	0	1	0	2									
3 Evan Longoria, R (1, 5) OBP: 0.320, SLG: 0.426										4	0	1	0	0	1	1									
7 Logan Morrison, L (1, 3) OBP: 0.346, SLG: 0.508										3	0	0	0	0	0	2									
20 Steven Souza Jr., R (1, 9) OBP: 0.345, SLG: 0.462										3	0	0	0	1	0	1									
10 Corey Dickerson, L (1, 7) OBP: 0.321, SLG: 0.487										4	0	0	0	0	2	1									
18 Peter Bourjos, R (9, PR) OBP: 0.282, SLG: 0.389										0	0	0	0	0	0	0									
45 Jesús Sucre, R (1, 2) OBP: 0.290, SLG: 0.396										3	0	0	0	0	1	0									
39 Kevin Kiermaier, L (9, PR) OBP: 0.338, SLG: 0.452										1	0	0	0	0	0	2									
13 Brad Miller, L (1, 4) OBP: 0.327, SLG: 0.326										3	1	1	0	0	0	0									
29 Daniel Robertson, R (1, 6) OBP: 0.311, SLG: 0.347										2	0	2	0	1	0	0									
<b>Inning Stats</b>	R: 0 E: 0 K: 0 S: 7	H: 2 LOB: 1 BB: 1 P: 15	R: 0 E: 0 K: 1 S: 7	H: 0 LOB: 0 BB: 0 P: 10	R: 1 E: 1 K: 0 S: 10	H: 2 LOB: 1 BB: 0 P: 14	R: 0 E: 0 K: 1 S: 8	H: 0 LOB: 0 BB: 0 P: 14	R: 0 E: 0 K: 0 S: 6	H: 0 LOB: 1 BB: 1 P: 13	R: 0 E: 0 K: 0 S: 7	H: 0 LOB: 0 BB: 0 P: 9	R: 0 E: 0 K: 1 S: 8	H: 0 LOB: 0 BB: 0 P: 9	R: 0 E: 0 K: 0 S: 8	H: 1 LOB: 2 BB: 1 P: 10	R: 0 E: 1 K: 1 S: 10	H: 0 LOB: 2 BB: 1 P: 17	1B: 3 2B: 2 3B: 0 HR: 0	SF: 0 SAC: 1 DP: 2 HBP: 1	WP: 0 PB: 0 SB: 0 CS: 1	PA: 34			
<b>PITCHER</b>	IP	WLS	BF	H	R	ER	SO	BB	IBB	HBP	BLK	WP	HR	S	P	ERA	WHIP								
49 Gabriel Ynoa, R (1, 1) ERA: 3.41	8.0	W	29	5	1	1	3	2	0	1	0	0	0	61	94	1.12	0.875								
35 Brad Brach, R (9, 1) ERA: 2.57	1.0	S	5	0	0	0	1	1	0	0	0	0	0	10	17	0.00	1.000								

Tampa Bay Rays @ Baltimore Orioles  
Oriole Park at Camden Yards, Baltimore, MD  
Thu Sep 21 2017, 7:10 PM - 9:37 PM EDT  
Att: 14,967 - Partly Cloudy - 86 F

AB 29  
R 1  
H 5  
RBI 0  
BB 3  
SO 4  
LOB 11



Batter	1	2	3	4	5	6	7	8	9	AB	R	H	RBI	BB	SO	LOB	BOTTOM								
18 Austin Hays, R (1, 9) OBP: 0.313, SLG: 0.452										4	1	2	0	0	0	0									
13 Manny Machado, R (1, 5) OBP: 0.318, SLG: 0.487										4	1	1	2	0	1	1									
6 Jonathan Schoop, R (1, 4) OBP: 0.340, SLG: 0.514										3	0	0	0	1	1	1									
10 Adam Jones, R (1, 8) OBP: 0.319, SLG: 0.464										4	1	1	0	0	1	1									
16 Trey Mancini, R (1, 7) OBP: 0.338, SLG: 0.498										3	0	1	1	1	1	1									
19 Chris Davis, L (1, 3) OBP: 0.308, SLG: 0.420										3	0	1	0	0	1	2									
45 Mark Trumbo, R (1, 10) OBP: 0.290, SLG: 0.490										3	0	0	0	0	2	3									
29 Wellington Castillo, R (1, 2) OBP: 0.320, SLG: 0.493										3	0	1	0	0	1	0									
2 J.J. Hardy, R (1, 6) OBP: 0.250, SLG: 0.305										3	0	0	0	0	2										
<b>Inning Stats</b>	R: 3 E: 0 K: 1 S: 15	H: 4 LOB: 1 BB: 0 P: 22	R: 0 E: 0 K: 1 S: 6	H: 0 LOB: 0 BB: 0 P: 7	R: 0 E: 0 K: 2 S: 11	H: 1 LOB: 2 BB: 1 P: 18	R: 0 E: 0 K: 1 S: 7	H: 1 LOB: 0 BB: 0 P: 10	R: 0 E: 0 K: 1 S: 11	H: 1 LOB: 0 BB: 0 P: 16	R: 0 E: 0 K: 0 S: 7	H: 0 LOB: 0 BB: 0 P: 12	R: 0 E: 0 K: 0 S: 10	H: 0 LOB: 1 BB: 1 P: 15	R: 0 E: 0 K: 0 S: 10	H: 0 LOB: 1 BB: 1 P: 15	1B: 5 2B: 1 3B: 0 HR: 1	SF: 0 SAC: 0 DP: 1 HBP: 0	WP: 1 PB: 0 SB: 0 CS: 0	PA: 32					
<b>PITCHER</b>	IP	WLS	BF	H	R	ER	SO	BB	IBB	HBP	BLK	WP	HR	S	P	ERA	WHIP								
35 Matt Andriese, R (1, 1) ERA: 4.44	6.0	L	25	7	3	3	8	1	0	0	0	0	1	57	82	4.50	1.333								
33 Steve Cishek, R (7, 1) ERA: 2.15	1.0		3	0	0	0	0	0	0	0	0	0	0	7	12	0.00	0.000								
54 Sergio Romo, R (8, 1) ERA: 3.74	1.0		4	0	0	0	0	1	0	0	0	0	0	10	15	0.00	1.000								

Tampa Bay Rays @ Baltimore Orioles  
Oriole Park at Camden Yards, Baltimore, MD  
Thu Sep 21 2017, 7:10 PM - 9:37 PM EDT  
Att: 14,967 - Partly Cloudy - 86 F

AB 30  
R 3  
H 7  
RBI 3  
BB 2  
SO 8  
LOB 11



Batter	1	2	3	4	5	6	7	8	9	AB	R	H	RBI	BB	SO	LOB	TOP						
39 Kevin Kiermaier, L (1, 8) OBP: 0.338, SLG: 0.450	F8	K				FC4-6			HBP	4	1	1	0	0	1	2	<b>Tampa Bay Rays @ Baltimore Orioles</b> Oriole Park at Camden Yards, Baltimore, MD Fri Sep 22 2017, 7:09 PM - 10:16 PM EDT Att: 28,835 - Overcast - 80 F						
21 Lucas Duda, L (1, 10) OBP: 0.323, SLG: 0.506	L8	K		G4-5-3		K			2B	5	0	1	1	0	2	3							
3 Evan Longoria, R (1, 5) OBP: 0.319, SLG: 0.430	G6-3				G1-3				G2-3	5	1	1	1	0	0	1							
7 Logan Morrison, L (1, 3)																							
20 Steven Souza Jr., R (1, 9)																							
10 Corey Dickerson, L (1, 7) OBP: 0.322, SLG: 0.488																							
18 Peter Bourjos, R (8, 7) OBP: 0.280, SLG: 0.386																							
40 Wilson Ramos, R (1, 2) OBP: 0.289, SLG: 0.446																							
11 Adeiny Hechavarria, R (1, 6) OBP: 0.283, SLG: 0.392																							
29 Daniel Robertson, R (1, 4) OBP: 0.314, SLG: 0.355																							
<b>Inning Stats</b>	R: 0 E: 0 K: 0 S: 6	H: 0 LOB: 0 BB: 0 P: 9	R: 4 E: 0 K: 2 S: 16	H: 4 LOB: 1 BB: 0 P: 23	R: 2 E: 0 K: 1 S: 18	H: 4 LOB: 2 BB: 0 P: 30	R: 0 E: 0 K: 0 S: 5	H: 1 LOB: 0 BB: 0 P: 8	R: 1 E: 0 K: 0 S: 10	H: 1 LOB: 1 BB: 0 P: 16	R: 0 E: 0 K: 1 S: 10	H: 1 LOB: 1 BB: 0 P: 16	R: 0 E: 0 K: 1 S: 9	H: 0 LOB: 0 BB: 0 P: 11	R: 0 E: 0 K: 0 S: 10	H: 1 LOB: 1 BB: 0 P: 10	R: 1 E: 0 K: 0 S: 7	H: 1 LOB: 2 BB: 1 P: 10	1B: 7 2B: 4 3B: 0 HR: 2	SF: 0 SAC: 0 DP: 1 HBP: 2	WP: 0 PB: 0 SB: 0 CS: 0	PA: 42	
<b>PITCHER</b>	IP WLS BF H R ER SO BB IBB HBP BLK WP HR S P ERA WHIP	3.0 L 17 8 6 6 3 0 0 1 0 0 2 40 62 18.00 2.667	4.1 1 10 3 1 1 0 1 0 0 0 0 0 20 33 3.86 1.714	6.1 0 2 2 0 0 1 0 0 0 0 0 0 5 7 0.00 0.000	7.1 1 7 1 0 0 1 0 0 0 0 0 0 19 27 0.00 0.500	9.1 0 2 1 1 1 0 0 0 1 0 0 0 1 2 ∞ ∞	<b>PITCHER</b>	IP WLS BF H R ER SO BB IBB HBP BLK WP HR S P ERA WHIP	1.0 4 4 0 0 0 0 0 0 0 0 0 0 0 6 8 0.00 0.000	3.24	3.24	3.24	3.24	3.24	3.24	3.24	3.24	3.24	3.24	3.24	3.24	3.24	3.24

AB	38
R	8
H	13
RBI	8
BB	2
SO	5
LOB	16



Batter	1	2	3	4	5	6	7	8	9	AB	R	H	RBI	BB	SO	LOB	BOTTOM							
1 Tim Beckham, R (1, 6) OBP: 0.329, SLG: 0.459	K									5	0	2	0	0	2	1	<b>Tampa Bay Rays @ Baltimore Orioles</b> Oriole Park at Camden Yards, Baltimore, MD Fri Sep 22 2017, 7:09 PM - 10:16 PM EDT Att: 28,835 - Overcast - 80 F							
13 Manny Machado, R (1, 5) OBP: 0.317, SLG: 0.485	F8									5	0	1	0	0	2	3								
6 Jonathan Schoop, R (1, 4) OBP: 0.340, SLG: 0.512	G5-3									4	0	1	0	0	1	2								
10 Adam Jones, R (1, 8) OBP: 0.321, SLG: 0.464										4	1	2	0	0	0	2								
16 Trey Mancini, R (1, 7) OBP: 0.338, SLG: 0.496										4	1	1	0	0	2	2								
19 Chris Davis, L (1, 3) OBP: 0.311, SLG: 0.429										3	1	2	1	1	1	0								
18 Austin Hays, R (1, 9) OBP: 0.306, SLG: 0.441										3	0	1	1	0	1	0								
24 Pedro Alvarez, L (1, 10) OBP: 0.316, SLG: 0.471										4	0	0	0	0	2	3								
36 Caleb Joseph, R (1, 2) OBP: 0.290, SLG: 0.418										3	0	0	0	0	0	3								
29 Wellington Castillo, R (9, PH) OBP: 0.322, SLG: 0.463										0	0	0	0	1	0	0								
<b>Inning Stats</b>	R: 0 E: 0 K: 1 S: 5	H: 0 LOB: 0 BB: 0 P: 10	R: 2 E: 0 K: 1 S: 16	H: 2 LOB: 1 BB: 1 P: 23	R: 0 E: 0 K: 1 S: 10	H: 3 LOB: 0 BB: 0 P: 14	R: 1 E: 0 K: 0 S: 6	H: 1 LOB: 0 BB: 0 P: 9	R: 0 E: 0 K: 0 S: 15	H: 1 LOB: 1 BB: 0 P: 23	R: 0 E: 0 K: 0 S: 11	H: 2 LOB: 1 BB: 0 P: 15	R: 0 E: 0 K: 1 S: 13	H: 1 LOB: 1 BB: 0 P: 19	R: 0 E: 0 K: 3 S: 10	H: 0 LOB: 0 BB: 0 P: 15	R: 0 E: 0 K: 3 S: 12	H: 0 LOB: 1 BB: 1 P: 19	1B: 9 2B: 0 3B: 0 HR: 1	SF: 1 SAC: 0 DP: 0 HBP: 0	WP: 2 PB: 0 SB: 0 CS: 0	PA: 38		
<b>PITCHER</b>	IP WLS BF H R ER SO BB IBB HBP BLK WP HR S P ERA WHIP	6.0 W 27 9 3 3 4 1 0 0 0 0 0 13 19 0.00 1.000	7.1 1 4 1 0 0 1 0 0 0 0 0 0 10 15 0.00 0.000	8.1 0 3 0 0 0 3 0 0 0 0 0 0 12 19 0.00 1.000	9.1 1 4 0 0 0 3 1 0 0 0 0 0 12 19 0.00 1.000																			

AB	35
R	3
H	10
RBI	2
BB	2
SO	11
LOB	16



Batter	1	2	3	4	5	6	7	8	9	AB	R	H	RBI	BB	SO	LOB	TOP										
39 Kevin Kiermaier, L (1, 8) OBP: 0.340, SLG: 0.451 30 César Puello, R (9, 9) OBP: 0.233, SLG: 0.179	L9		21 HR			3 CS		G3	K	4	1	2	0	0	0	0											
21 Lucas Duda, L (1, 3) OBP: 0.323, SLG: 0.511 19 Curt Casali, R (9, 2) OBP: 0.400, SLG: 0.250	K		1-H HR			F8		K	F9	4	1	1	3	0	2	1											
3 Eyan Longoria, R (1, 5) OBP: 0.314, SLG: 0.355 29 Daniel Robertson, R (9, 5)	L7		L9			G5-3		G6-3		4	0	0	0	0	0	1											
7 Logan Morrison, L (1, 10) OBP: 0.349, SLG: 0.512		G4-3				G3		K		4	1	1	1	0	1	0											
20 Steven Souza Jr., R (1, 9) OBP: 0.344, SLG: 0.459		K				K		10 E 40 1B		3	2	1	0	0	2	0											
10 Corey Dickerson, L (1, 7) OBP: 0.231, SLG: 0.487		K				F9		FC5 40 E 13 SF8 40 1B		4	2	1	0	0	1	1											
40 Wilson Ramos, R (1, 2) OBP: 0.293, SLG: 0.444 14 Trevor Plouffe, R (9, 3) OBP: 0.274, SLG: 0.317			G4-3			11 G1-4-3 BB		E9		3	0	1	1	1	1	2											
13 Brad Miller, L (1, 4) OBP: 0.327, SLG: 0.329			G6-3			F9		SF8		3	1	1	2	0	0	1											
11 Adeiny Hechavarria, R (1, 6) OBP: 0.285, SLG: 0.394			39 1B 21 HR			G1-4-3		L9		4	1	2	2	0	0	2											
<b>Inning Stats</b>	R: 0 E: 0 K: 1 S: 7	H: 0 LOB: 0 BB: 0 P: 10	R: 0 E: 0 K: 2 S: 8	H: 0 LOB: 0 BB: 0 P: 11	R: 3 E: 0 K: 0 S: 17	H: 3 LOB: 0 BB: 0 P: 25	R: 0 E: 0 K: 1 S: 7	H: 0 LOB: 0 BB: 0 P: 11	R: 0 E: 0 K: 0 S: 14	H: 1 LOB: 0 BB: 1 P: 21	R: 0 E: 0 K: 0 S: 5	H: 1 LOB: 1 BB: 0 P: 12	R: 2 E: 2 K: 1 S: 13	H: 1 LOB: 1 BB: 0 P: 19	R: 0 E: 0 K: 1 S: 7	H: 0 LOB: 0 BB: 0 P: 13	R: 4 E: 1 K: 2 S: 19	H: 5 LOB: 1 BB: 0 P: 29	1B: 7 2B: 1 3B: 0 HR: 2	SF: 1 SAC: 0 DP: 1 HBP: 1	WP: 0 PB: 0 SB: 0 CS: 1	PA: 38					
<b>PITCHER</b>	IP	WLS	BF	H	R	ER	SO	BB	IBB	HBP	BLK	WP	HR	S	P	ERA	WHIP										
58 Jeremy Hellickson, R (1, 1) ERA: 5.43	6.0	L	21	4	3	3	4	1	0	0	0	0	1	58	90	4.50	0.833										
48 Richard Bleier, L (7, 1) ERA: 2.1	1.0		6	1	2	0	1	0	0	1	0	0	0	6	10	0.00	1.000										
57 Donnie Hart, L (8, 1) ERA: 3.76	0.2		2	0	0	0	1	0	0	0	0	0	0	13	19	0.00	0.000										
59 Mike Wright Jr., R (8, 1) ERA: 6.75	0.2		7	5	4	4	1	0	0	0	0	0	1	15	23	54.00	7.500										
66 Tanner Scott, L (9, 1) ERA: 10.8	0.2		2	0	0	0	1	0	0	0	0	0	0	5	9	0.00	0.000										

Tampa Bay Rays @ Baltimore Orioles  
Oriole Park at Camden Yards, Baltimore, MD  
Sat Sep 23 2017, 7:10 PM - 10:43 PM EDT  
Att: 42,802 - Clear - 87 F

AB 35  
R 9  
H 10  
RBI 9  
BB 1  
SO 8  
LOB 10



Batter	1	2	3	4	5	6	7	8	9	AB	R	H	RBI	BB	SO	LOB	BOTTOM											
1 Tim Beckham, R (1, 6) OBP: 0.330, SLG: 0.457 2 J.J. Hardy, R (9, 9) OBP: 0.250, SLG: 0.305	K		6 1B BB			K		K	13 1B 19 1B	4	0	1	0	1	3	3												
13 Manny Machado, R (1, 5) OBP: 0.316, SLG: 0.483	P6		P5			F9		F8	19 1B	5	0	1	1	0	0	2												
6 Jonathan Schoop, R (1, 4) OBP: 0.340, SLG: 0.513	10 E 2B		1B			K		K	F8	5	1	2	0	0	2	2												
10 Adam Jones, R (1, 8) OBP: 0.321, SLG: 0.464	E3 2H 1B		K			G5-3		E5	K	5	0	2	0	0	2	4												
19 Chris Davis, L (1, 3) OBP: 0.310, SLG: 0.426	K		K			G6-3		G4-3		5	0	1	1	0	2	2												
16 Trey Mancini, R (1, 7) OBP: 0.338, SLG: 0.495	K		F8			F8		29 WP 1B	F9	5	1	2	0	0	1	2												
45 Mark Trumbo, R (1, 10) OBP: 0.289, SLG: 0.399	K		K			K		F9	E8 29 2B 18 2B	4	1	1	0	0	2	1												
29 Welington Castillo, R (1, 2) OBP: 0.327, SLG: 0.496	G5-3		18 G1-3 BB			K		18 2B	18 2B	2	1	1	1	2	0	0												
18 Austin Hays, R (1, 9) OBP: 0.300, SLG: 0.447	P3		G1-3			K		13 1B	13 1B	4	1	1	2	0	1	3												
<b>Inning Stats</b>	R: 1 E: 1 K: 2 S: 18	H: 2 LOB: 1 BB: 0 P: 27	R: 0 E: 0 K: 2 S: 8	H: 0 LOB: 0 BB: 0 P: 13	R: 0 E: 0 K: 1 S: 11	H: 1 LOB: 2 BB: 1 P: 19	R: 0 E: 0 K: 2 S: 8	H: 0 LOB: 0 BB: 0 P: 10	R: 0 E: 0 K: 1 S: 9	H: 0 LOB: 1 BB: 1 P: 14	R: 0 E: 0 K: 1 S: 7	H: 0 LOB: 0 BB: 0 P: 12	R: 0 E: 0 K: 2 S: 11	H: 1 LOB: 2 BB: 1 P: 19	R: 0 E: 1 K: 1 S: 9	H: 1 LOB: 1 BB: 0 P: 13	R: 5 E: 1 K: 1 S: 22	H: 7 LOB: 2 BB: 0 P: 28	1B: 9 2B: 3 3B: 0 HR: 0	SF: 0 SAC: 0 DP: 0 HBP: 0	WP: 1 PB: 0 SB: 0 CS: 0	PA: 42						
<b>PITCHER</b>	IP	WLS	BF	H	R	ER	SO	BB	IBB	HBP	BLK	WP	HR	S	P	ERA	WHIP											
23 Jake Odorizzi, R (1, 1) ERA: 4.26	6.0	W	23	3	1	0	9	2	0	0	0	0	0	61	95	0.00	0.833											
36 Andrew Kittredge, R (7, 1) ERA: 2.08	1.0		5	1	0	0	2	1	0	0	0	1	0	11	19	0.00	2.000											
54 Sergio Romo, R (8, 1) ERA: 3.69	0.2		3	1	0	0	1	0	0	0	0	0	0	8	12	0.00	1.500											
31 Xavier Cedeño, L (8, 1) ERA: 3.38	0.1		1	0	0	0	0	0	0	0	0	0	0	1	1	0.00	0.000											
47 Chase Whitley, R (9, 1) ERA: 4.15	0.0		5	5	5	5	0	0	0	0	0	0	0	10	13	-	-											
49 Tommy Hunter, R (9, 1) ERA: 2.22	0.2		5	2	0	0	0	0	0	0	0	0	0	0	0	0	0.00	3.000										
37 Alex Colomé, R (9, 1) ERA: 3.15	0.1	S	1	0	0	0	0	0	0	0	0	0	0	0	1	2	0.00	0.000										

Tampa Bay Rays @ Baltimore Orioles  
Oriole Park at Camden Yards, Baltimore, MD  
Sat Sep 23 2017, 7:10 PM - 10:43 PM EDT  
Att: 42,802 - Clear - 87 F

AB 39  
R 6  
H 12  
RBI 5  
BB 3  
SO 13  
LOB 19



Batter	1	2	3	4	5	6	7	8	9	AB	R	H	RBI	BB	SO	LOB	TOP					
39 Kevin Kiermaier, L (1, 8) OBP: 0.338, SLG: 0.455										5	1	1	1	0	1	1	<b>Tampa Bay Rays @ Baltimore Orioles</b> Oriole Park at Camden Yards, Baltimore, MD Sun Sep 24 2017, 1:40 PM - 4:48 PM EDT Att: 23,424 - Sunny - 90 F					
21 Lucas Duda, L (1, 10) OBP: 0.321, SLG: 0.507										5	0	1	0	0	1	1						
7 Logan Morrison, L (1, 3) OBP: 0.352, SLG: 0.515										3	0	2	0	1	0	1						
10 Corey Dickerson, L (1, 7) OBP: 0.322, SLG: 0.487										4	0	2	0	0	0	2						
11 Adeiny Hechavarria, R (1, 6) OBP: 0.285, SLG: 0.395										4	1	1	0	0	0	4						
13 Brad Miller, L (1, 4) OBP: 0.326, SLG: 0.328										4	1	1	1	0	1	1						
45 Jesús Sucre, R (1, 2) OBP: 0.294, SLG: 0.416										4	1	2	2	0	1	1						
0 Mallek Smith, L (1, 9) OBP: 0.327, SLG: 0.354										4	0	0	0	0	1	1						
29 Daniel Robertson, R (1, 5) OBP: 0.309, SLG: 0.348										4	0	0	0	0	2	2						
<b>Inning Stats</b>	R: 1 E: 0 K: 0 S: 9	H: 1 LOB: 0 BB: 1 P: 17	R: 3 E: 0 K: 1 S: 12	H: 3 LOB: 0 BB: 21 P: 21	R: 0 E: 0 K: 0 S: 8	H: 1 LOB: 1 BB: 0 P: 12	R: 0 E: 0 K: 1 S: 9	H: 1 LOB: 0 BB: 0 P: 15	R: 0 E: 0 K: 1 S: 11	H: 2 LOB: 2 BB: 0 P: 18	R: 0 E: 0 K: 1 S: 9	H: 0 LOB: 0 BB: 0 P: 16	R: 0 E: 0 K: 1 S: 7	H: 1 LOB: 1 BB: 0 P: 10	R: 0 E: 0 K: 1 S: 10	H: 1 LOB: 1 BB: 0 P: 16		R: 0 E: 1 K: 1 S: 12	H: 0 LOB: 1 BB: 0 P: 19	1B: 6 2B: 2 3B: 0 HR: 2	SF: 0 SAC: 0 DP: 1 HBP: 0	WP: 0 PB: 1 SB: 0 CS: 0
<b>PITCHER</b>	IP WLS BF H R ER SO BB IBB HBP BLK WP HR S P ERA WHIP																					
30 Chris Tillman, R (1, 1) ERA: 7.71	4.0	18	6	4	4	2	1	0	0	0	0	0	0	0	2	38	65	9.00	1.750			
57 Donnie Hart, L (5, 1) ERA: 3.7	0.2	4	2	0	0	1	0	0	0	0	0	0	0	0	9	15	0.00	3.000				
60 Mychal Givens, R (5, 1) ERA: 2.7	1.2	5	0	0	0	2	0	0	0	0	0	0	0	0	15	25	0.00	0.000				
48 Richard Bleier, L (7, 1) ERA: 2.08	0.2	4	2	0	0	0	0	0	0	0	0	0	0	5	8	0.00	3.000					
56 Darren O'Day, R (8, 1) ERA: 3.47	2.0	7	0	0	0	2	0	0	0	0	0	0	0	20	31	0.00	0.000					
<b>Batter</b>	<b>1</b>	<b>2</b>	<b>3</b>	<b>4</b>	<b>5</b>	<b>6</b>	<b>7</b>	<b>8</b>	<b>9</b>	<b>AB</b>	<b>R</b>	<b>H</b>	<b>RBI</b>	<b>BB</b>	<b>SO</b>	<b>LOB</b>	<b>BOTTOM</b>					
16 Trey Mancini, R (1, 7) OBP: 0.337, SLG: 0.492										5	0	1	0	0	2	0	<b>Tampa Bay Rays @ Baltimore Orioles</b> Oriole Park at Camden Yards, Baltimore, MD Sun Sep 24 2017, 1:40 PM - 4:48 PM EDT Att: 23,424 - Sunny - 90 F					
13 Manny Machado, R (1, 5) OBP: 0.316, SLG: 0.482										5	1	2	0	0	1	2						
6 Jonathan Schoop, R (1, 4) OBP: 0.343, SLG: 0.516										4	2	3	0	0	1	1						
10 Adam Jones, R (1, 8) OBP: 0.322, SLG: 0.466										2	1	1	2	0	0	1						
23 Joey Rickard, R (4, 8) OBP: 0.277, SLG: 0.346										2	0	0	0	0	0	1						
19 Chris Davis, L (1, 3) OBP: 0.312, SLG: 0.426										3	1	1	2	1	1	0						
18 Austin Hays, R (1, 9) OBP: 0.273, SLG: 0.405										4	0	0	0	0	0	3						
24 Pedro Alvarez, L (1, 10) OBP: 0.348, SLG: 0.476										4	1	2	1	0	1	0						
2 J.J. Hardy, R (1, 6) OBP: 0.254, SLG: 0.321										4	2	2	2	0	0	2						
15 Chance Sisco, L (1, 2) OBP: 0.600, SLG: 1.375										4	1	1	2	0	2	1						
<b>Inning Stats</b>	R: 4 E: 0 K: 1 S: 20	H: 5 LOB: 1 BB: 0 P: 25	R: 0 E: 0 K: 1 S: 11	H: 0 LOB: 0 BB: 0 P: 17	R: 0 E: 0 K: 0 S: 7	H: 1 LOB: 1 BB: 1 P: 12	R: 2 E: 1 K: 1 S: 18	H: 2 LOB: 1 BB: 0 P: 25	R: 0 E: 0 K: 1 S: 9	H: 0 LOB: 0 BB: 0 P: 14	R: 2 E: 0 K: 3 S: 14	H: 2 LOB: 0 BB: 0 P: 21	R: 1 E: 0 K: 0 S: 15	H: 1 LOB: 0 BB: 0 P: 21	R: 0 E: 0 K: 1 S: 10	H: 2 LOB: 2 BB: 0 P: 13	R: 0 E: 0 K: 1 S: 12	H: 0 LOB: 1 BB: 0 P: 19	1B: 9 2B: 2 3B: 0 HR: 2	SF: 0 SAC: 0 DP: 1 HBP: 0	WP: 0 PB: 1 SB: 1 CS: 0	PA: 38
<b>PITCHER</b>	IP WLS BF H R ER SO BB IBB HBP BLK WP HR S P ERA WHIP																					
22 Chris Archer, R (1, 1) ERA: 4.18	3.2	20	8	6	5	2	1	0	0	0	0	0	0	0	3	3	0.00	0.000				
52 Chaz Roe, R (4, 1) ERA: 2.7	0.1	1	0	0	0	1	0	0	0	0	0	0	0	0	3	3	0.00	0.000				
34 Jake Faria, R (5, 1) ERA: 3.33	2.0	8	2	2	2	4	0	0	0	0	0	0	0	1	23	35	9.00	1.000				
58 Chih-Wei Hu, R (7, 1) ERA: 2.0	1.0	4	1	1	1	0	0	0	0	0	0	0	0	15	21	9.00	1.000					
46 José Alvarado, L (8, 1) ERA: 3.86	0.2	4	2	0	0	1	0	0	0	0	0	0	0	8	10	0.00	3.000					
<b>PITCHER</b>	IP WLS BF H R ER SO BB IBB HBP BLK WP HR S P ERA WHIP																					
59 Ryne Stanek, R (8, 1) ERA: 6.75	0.1	1	0	0	0	0	0	0	0	0	0	0	0	0	2	3	0.00	0.000				

Batter	1	2	3	4	5	6	7	8	9	AB	R	H	RBI	BB	SO	LOB	TOP			
18 Austin Hays, R (1,8) OBP: 0.250, SLG: 0.370										4	0	0	0	0	0	1	<b>Baltimore Orioles @ Pittsburgh Pirates</b> PNC Park, Pittsburgh, PA Tue Sep 26 2017, 7:09 PM - 9:45 PM EDT Att: 19,318 - Clear - 85 F			
6 Jonathan Schoop, R (1,4) OBP: 0.342, SLG: 0.513										3	0	0	0	0	0	0				
3 Ryan Flaherty, L (8,4)										0	0	0	0	0	0	0				
13 Manny Machado, R (1,5) OBP: 0.312, SLG: 0.479										4	0	0	0	0	0	1				
36 Caleb Joseph, R (8,5) OBP: 0.290, SLG: 0.418										0	0	0	0	0	0	0				
19 Chris Davis, L (1,3) OBP: 0.312, SLG: 0.432										3	1	1	1	0	1	1				
23 Joey Rickard, R (8,7) OBP: 0.279, SLG: 0.349										1	0	1	0	0	0	0				
16 Trey Mancini, R (1,7) OBP: 0.336, SLG: 0.492										4	0	1	0	0	1	1				
15 Chance Sisco, L (1,2) OBP: 0.429, SLG: 0.917										4	0	0	0	0	1	2				
2 J.J. Hardy, R (1,6) OBP: 0.258, SLG: 0.321										3	0	1	0	1	0	1				
25 Anthony Santander, S (1,9) OBP: 0.200, SLG: 0.250										3	0	1	0	0	1	2				
39 Kevin Gausman, L (1,1)										1	0	0	0	0	1	0				
12 Seth Smith, L (5, Ph) OBP: 0.346, SLG: 0.433										1	0	0	0	0	1	1				
54 Jimmy Yacabonis, R (8,1)										0	0	0	0	0	0	0				
45 Mark Trumbo, R (7, Ph) OBP: 0.298, SLG: 0.358										1	0	0	0	0	0	1				
57 Donnie Hart, L (7,1)										0	0	0	0	0	0	0				
35 Brad Brach, R (8,1)										0	0	0	0	0	0	0				
<b>Inning Stats</b>	R: 0 H: 0 E: 0 K: 1 S: 9	H: 0 LOB: 1 BB: 0 P: 16	R: 0 H: 0 E: 0 K: 2 S: 12	H: 0 LOB: 1 BB: 1 P: 22	R: 0 H: 0 E: 0 K: 1 S: 7	H: 0 LOB: 0 BB: 0 P: 11	R: 0 H: 1 E: 0 K: 0 S: 6	H: 1 LOB: 1 BB: 0 P: 10	R: 0 H: 1 E: 0 K: 2 S: 10	H: 1 LOB: 1 BB: 0 P: 14	R: 1 H: 1 E: 0 K: 0 S: 12	H: 1 LOB: 1 BB: 0 P: 20	R: 0 H: 1 E: 0 K: 1 S: 9	H: 0 LOB: 0 BB: 0 P: 17	R: 0 H: 0 E: 0 K: 0 S: 7	H: 1 LOB: 1 BB: 0 P: 14	1B: 3 2B: 1 3B: 0 HR: 1	SF: 0 SAC: 0 DP: 0 HBP: 1	WP: 0 PB: 0 SB: 0 CS: 0	PA: 34
<b>PITCHER</b>	IP WLS BF H R ER SO BB IBB HBP BLK WP HR S P ERA WHIP	IP WLS BF H R ER SO BB IBB HBP BLK WP HR S P ERA WHIP	IP WLS BF H R ER SO BB IBB HBP BLK WP HR S P ERA WHIP	IP WLS BF H R ER SO BB IBB HBP BLK WP HR S P ERA WHIP	IP WLS BF H R ER SO BB IBB HBP BLK WP HR S P ERA WHIP	IP WLS BF H R ER SO BB IBB HBP BLK WP HR S P ERA WHIP	IP WLS BF H R ER SO BB IBB HBP BLK WP HR S P ERA WHIP	IP WLS BF H R ER SO BB IBB HBP BLK WP HR S P ERA WHIP	IP WLS BF H R ER SO BB IBB HBP BLK WP HR S P ERA WHIP	IP WLS BF H R ER SO BB IBB HBP BLK WP HR S P ERA WHIP	IP WLS BF H R ER SO BB IBB HBP BLK WP HR S P ERA WHIP	IP WLS BF H R ER SO BB IBB HBP BLK WP HR S P ERA WHIP	IP WLS BF H R ER SO BB IBB HBP BLK WP HR S P ERA WHIP	IP WLS BF H R ER SO BB IBB HBP BLK WP HR S P ERA WHIP	IP WLS BF H R ER SO BB IBB HBP BLK WP HR S P ERA WHIP	IP WLS BF H R ER SO BB IBB HBP BLK WP HR S P ERA WHIP	IP WLS BF H R ER SO BB IBB HBP BLK WP HR S P ERA WHIP	IP WLS BF H R ER SO BB IBB HBP BLK WP HR S P ERA WHIP	IP WLS BF H R ER SO BB IBB HBP BLK WP HR S P ERA WHIP	IP WLS BF H R ER SO BB IBB HBP BLK WP HR S P ERA WHIP
57 Trevor Williams, R (1,1) ERA: 4.07	6.0	W	23	3	1	1	6	1	0	0	0	0	0	0	0	0	1.50	0.667		
43 Steven Brault, L (7,1) ERA: 3.86	3.0	S	11	2	0	0	1	0	0	0	0	0	0	0	0	0	0.00	0.667		

AB	32
R	1
H	5
RBI	1
BB	1
SO	7
LOB	11



Batter	1	2	3	4	5	6	7	8	9	AB	R	H	RBI	BB	SO	LOB	BOTTOM			
26 Adam Frazier, L (1,4) OBP: 0.353, SLG: 0.411										5	2	2	0	0	3	0	<b>Baltimore Orioles @ Pittsburgh Pirates</b> PNC Park, Pittsburgh, PA Tue Sep 26 2017, 7:09 PM - 9:45 PM EDT Att: 19,318 - Clear - 85 F			
6 Starling Marte, R (1,7) OBP: 0.328, SLG: 0.376										3	3	2	0	1	0	0				
22 Andrew McCutchen, R (1,8) OBP: 0.362, SLG: 0.487										4	4	4	8	0	0	0				
47 Jordan Luplow, R (7,7) OBP: 0.270, SLG: 0.426										4	0	2	1	0	0	0				
55 Josh Bell, S (1,3) OBP: 0.331, SLG: 0.460										4	0	2	1	0	0	0				
23 David Freese, R (1,5) OBP: 0.369, SLG: 0.376									3	0	1	0	0	0	1	0				
3 Sean Rodriguez, R (8,5) OBP: 0.274, SLG: 0.293									0	0	0	0	0	0	0	0				
25 Gregory Polanco, L (1,9) OBP: 0.305, SLG: 0.387									4	0	0	1	0	0	4	0				
32 Elias Diaz, R (1,2) OBP: 0.276, SLG: 0.337									4	0	0	0	0	1	3	0				
62 Max Moroff, S (1,6) OBP: 0.270, SLG: 0.295									3	1	0	0	1	2	1	1				
57 Trevor Williams, R (1,1) OBP: 0.093, SLG: 0.049									2	0	0	0	0	2	1	1				
63 Christopher Bostick, R (6, Ph) OBP: 0.432, SLG: 0.353									1	0	0	0	0	0	0	0				
43 Steven Brault, L (7,1) OBP: 0.273, SLG: 0.364									1	0	0	0	0	0	0	0				
<b>Inning Stats</b>	R: 2 H: 3 E: 1 K: 1 S: 13	H: 2 LOB: 2 BB: 0 P: 17	R: 4 H: 2 E: 0 K: 1 S: 20	H: 2 LOB: 2 BB: 2 P: 37	R: 0 H: 0 E: 0 K: 1 S: 12	H: 0 LOB: 0 BB: 0 P: 19	R: 0 H: 0 E: 0 K: 2 S: 8	H: 0 LOB: 0 BB: 0 P: 10	R: 1 H: 3 E: 0 K: 0 S: 10	H: 3 LOB: 1 BB: 0 P: 15	R: 3 H: 3 E: 0 K: 1 S: 16	H: 3 LOB: 0 BB: 0 P: 25	R: 0 H: 0 E: 0 K: 0 S: 5	H: 0 LOB: 0 BB: 0 P: 9	R: 0 H: 0 E: 0 K: 2 S: 8	H: 0 LOB: 0 BB: 0 P: 13	1B: 6 2B: 3 3B: 0 HR: 2	SF: 0 SAC: 0 DP: 1 HBP: 1	WP: 0 PB: 0 SB: 0 CS: 0	PA: 37
<b>PITCHER</b>	IP WLS BF H R ER SO BB IBB HBP BLK WP HR S P ERA WHIP	IP WLS BF H R ER SO BB IBB HBP BLK WP HR S P ERA WHIP	IP WLS BF H R ER SO BB IBB HBP BLK WP HR S P ERA WHIP	IP WLS BF H R ER SO BB IBB HBP BLK WP HR S P ERA WHIP	IP WLS BF H R ER SO BB IBB HBP BLK WP HR S P ERA WHIP	IP WLS BF H R ER SO BB IBB HBP BLK WP HR S P ERA WHIP	IP WLS BF H R ER SO BB IBB HBP BLK WP HR S P ERA WHIP	IP WLS BF H R ER SO BB IBB HBP BLK WP HR S P ERA WHIP	IP WLS BF H R ER SO BB IBB HBP BLK WP HR S P ERA WHIP	IP WLS BF H R ER SO BB IBB HBP BLK WP HR S P ERA WHIP	IP WLS BF H R ER SO BB IBB HBP BLK WP HR S P ERA WHIP	IP WLS BF H R ER SO BB IBB HBP BLK WP HR S P ERA WHIP	IP WLS BF H R ER SO BB IBB HBP BLK WP HR S P ERA WHIP	IP WLS BF H R ER SO BB IBB HBP BLK WP HR S P ERA WHIP	IP WLS BF H R ER SO BB IBB HBP BLK WP HR S P ERA WHIP	IP WLS BF H R ER SO BB IBB HBP BLK WP HR S P ERA WHIP	IP WLS BF H R ER SO BB IBB HBP BLK WP HR S P ERA WHIP	IP WLS BF H R ER SO BB IBB HBP BLK WP HR S P ERA WHIP	IP WLS BF H R ER SO BB IBB HBP BLK WP HR S P ERA WHIP	IP WLS BF H R ER SO BB IBB HBP BLK WP HR S P ERA WHIP
39 Kevin Gausman, R (1,1) ERA: 4.81	4.0	L	20	5	6	6	5	2	0	0	0	0	0	0	0	0	13.50	1.750		
54 Jimmy Yacabonis, R (5,1) ERA: 4.52	2.0		11	6	4	4	1	0	0	0	0	0	0	0	0	0	18.00	3.000		
57 Donnie Hart, L (7,1) ERA: 3.61	1.0		3	0	0	0	0	0	0	0	0	0	0	0	0	0	0.00	0.000		
35 Brad Brach, R (8,1) ERA: 2.53	1.0		3	0	0	0	2	0	0	0	0	0	0	0	0	0	0.00	0.000		

AB	34
R	10
H	11
RBI	10
BB	2
SO	8
LOB	10





Batter	1	2	3	4	5	6	7	8	9	AB	R	H	RBI	BB	SO	LOB	TOP				
18 Austin Hays, R OBP: 0.264, SLG: 0.360										4	0	1	0	1	1	3	<p><b>Baltimore Orioles @ Pittsburgh Pirates</b> PNC Park, Pittsburgh, PA Wed Sep 27 2017, 7:09 PM - 9:41 PM EDT Att: 24,779 - Cloudy - 84 F</p>				
6 Jonathan Schoop, R OBP: 0.340, SLG: 0.510										4	0	0	0	0	0	3					
13 Manny Machado, R OBP: 0.313, SLG: 0.476										4	0	0	0	0	2	3					
24 Pedro Alvarez, L OBP: 0.370, SLG: 0.480										4	1	2	0	0	0	0					
16 Trey Mancini, R OBP: 0.337, SLG: 0.493										4	1	2	0	0	1	0					
15 Chance Sisco, L OBP: 0.444, SLG: 0.867										3	1	1	1	0	1	2					
2 J.J. Hardy, R OBP: 0.254, SLG: 0.316										4	0	0	1	0	1	4					
25 Anthony Santander, S OBP: 0.292, SLG: 0.417										4	0	3	1	0	0	2					
49 Gabriel Ynoa, R 45 Mark Trumbo, R 59 Mike Wright Jr., R 12 Seth Smith, L 14 Craig Gentry, R 60 Mychal Givens, R 48 Richard Bleier, L 29 Wellington Castillo, R										1	0	0	0	0	0	1					
<b>Inning Stats</b>	R: 0 E: 0 K: 1 S: 8	H: 0 LOB: 0 BB: 1 P: 16	R: 3 E: 0 K: 1 S: 13	H: 4 LOB: 1 BB: 0 P: 19	R: 0 E: 0 K: 1 S: 5	H: 0 LOB: 0 BB: 0 P: 10	R: 0 E: 0 K: 2 S: 13	H: 1 LOB: 2 BB: 0 P: 18	R: 0 E: 0 K: 0 S: 10	H: 2 LOB: 2 BB: 0 P: 15	R: 0 E: 0 K: 0 S: 6	H: 1 LOB: 2 BB: 0 P: 9	R: 0 E: 0 K: 2 S: 8	H: 0 LOB: 0 BB: 0 P: 10	R: 0 E: 0 K: 1 S: 11	H: 1 LOB: 1 BB: 0 P: 17		1B: 7 2B: 4 3B: 0 HR: 0	SF: 0 SAC: 0 DP: 2 HBP: 1	WP: 0 PB: 0 SB: 0 CS: 0	PA: 37
<b>PITCHER</b>	IP WLS BF H R ER SO BB IBB HBP BLK WP HR S P ERA WHIP	IP WLS BF H R ER SO BB IBB HBP BLK WP HR S P ERA WHIP	IP WLS BF H R ER SO BB IBB HBP BLK WP HR S P ERA WHIP	IP WLS BF H R ER SO BB IBB HBP BLK WP HR S P ERA WHIP	IP WLS BF H R ER SO BB IBB HBP BLK WP HR S P ERA WHIP	IP WLS BF H R ER SO BB IBB HBP BLK WP HR S P ERA WHIP	IP WLS BF H R ER SO BB IBB HBP BLK WP HR S P ERA WHIP	IP WLS BF H R ER SO BB IBB HBP BLK WP HR S P ERA WHIP	IP WLS BF H R ER SO BB IBB HBP BLK WP HR S P ERA WHIP	IP WLS BF H R ER SO BB IBB HBP BLK WP HR S P ERA WHIP	IP WLS BF H R ER SO BB IBB HBP BLK WP HR S P ERA WHIP	IP WLS BF H R ER SO BB IBB HBP BLK WP HR S P ERA WHIP	IP WLS BF H R ER SO BB IBB HBP BLK WP HR S P ERA WHIP	IP WLS BF H R ER SO BB IBB HBP BLK WP HR S P ERA WHIP	IP WLS BF H R ER SO BB IBB HBP BLK WP HR S P ERA WHIP	IP WLS BF H R ER SO BB IBB HBP BLK WP HR S P ERA WHIP	IP WLS BF H R ER SO BB IBB HBP BLK WP HR S P ERA WHIP	IP WLS BF H R ER SO BB IBB HBP BLK WP HR S P ERA WHIP	IP WLS BF H R ER SO BB IBB HBP BLK WP HR S P ERA WHIP	IP WLS BF H R ER SO BB IBB HBP BLK WP HR S P ERA WHIP	IP WLS BF H R ER SO BB IBB HBP BLK WP HR S P ERA WHIP

AB	35
R	3
H	10
RBI	3
BB	1
SO	8
LOB	21



Batter	1	2	3	4	5	6	7	8	9	AB	R	H	RBI	BB	SO	LOB	BOTTOM				
26 Adam Frazier, L OBP: 0.352, SLG: 0.409										4	1	1	0	0	0	1	<p><b>Baltimore Orioles @ Pittsburgh Pirates</b> PNC Park, Pittsburgh, PA Wed Sep 27 2017, 7:09 PM - 9:41 PM EDT Att: 24,779 - Cloudy - 84 F</p>				
6 Starling Marte, R OBP: 0.330, SLG: 0.378										4	0	2	1	0	1	1					
22 Andrew McCutchen, R OBP: 0.365, SLG: 0.487										2	1	1	0	2	1	1					
55 Josh Bell, S OBP: 0.333, SLG: 0.467										4	1	3	3	0	1	2					
23 David Freese, R 66 Dovydas Neverauskas, R 70 George Kontos, R 64 José Osuna, R 73 Felipe Vázquez, L										3	0	0	0	0	0	2					
25 Gregory Polanco, L OBP: 0.304, SLG: 0.394										4	1	1	1	0	1	0					
32 Elias Díaz, R OBP: 0.271, SLG: 0.331										3	0	0	0	0	2	0					
3 Sean Rodríguez, R OBP: 0.275, SLG: 0.303										3	1	1	0	0	0	0					
39 Chad Kuhl, R 52 Jack Leathersich, R 37 Edgar Santana, R 62 Max Moroff, S										2	0	0	0	0	1	0					
<b>Inning Stats</b>	R: 1 E: 0 K: 1 S: 15	H: 3 LOB: 1 BB: 0 P: 21	R: 1 E: 0 K: 2 S: 10	H: 1 LOB: 0 BB: 0 P: 11	R: 2 E: 0 K: 0 S: 14	H: 1 LOB: 0 BB: 1 P: 25	R: 0 E: 0 K: 0 S: 6	H: 0 LOB: 0 BB: 0 P: 7	R: 0 E: 0 K: 1 S: 10	H: 1 LOB: 2 BB: 1 P: 16	R: 0 E: 0 K: 2 S: 8	H: 0 LOB: 0 BB: 0 P: 12	R: 1 E: 0 K: 2 S: 12	H: 2 LOB: 1 BB: 0 P: 18	R: 0 E: 0 K: 0 S: 4	H: 1 LOB: 0 BB: 0 P: 7		1B: 6 2B: 1 3B: 0 HR: 2	SF: 0 SAC: 0 DP: 2 HBP: 0	WP: 0 PB: 0 SB: 1 CS: 0	PA: 33
<b>PITCHER</b>	IP WLS BF H R ER SO BB IBB HBP BLK WP HR S P ERA WHIP	IP WLS BF H R ER SO BB IBB HBP BLK WP HR S P ERA WHIP	IP WLS BF H R ER SO BB IBB HBP BLK WP HR S P ERA WHIP	IP WLS BF H R ER SO BB IBB HBP BLK WP HR S P ERA WHIP	IP WLS BF H R ER SO BB IBB HBP BLK WP HR S P ERA WHIP	IP WLS BF H R ER SO BB IBB HBP BLK WP HR S P ERA WHIP	IP WLS BF H R ER SO BB IBB HBP BLK WP HR S P ERA WHIP	IP WLS BF H R ER SO BB IBB HBP BLK WP HR S P ERA WHIP	IP WLS BF H R ER SO BB IBB HBP BLK WP HR S P ERA WHIP	IP WLS BF H R ER SO BB IBB HBP BLK WP HR S P ERA WHIP	IP WLS BF H R ER SO BB IBB HBP BLK WP HR S P ERA WHIP	IP WLS BF H R ER SO BB IBB HBP BLK WP HR S P ERA WHIP	IP WLS BF H R ER SO BB IBB HBP BLK WP HR S P ERA WHIP	IP WLS BF H R ER SO BB IBB HBP BLK WP HR S P ERA WHIP	IP WLS BF H R ER SO BB IBB HBP BLK WP HR S P ERA WHIP	IP WLS BF H R ER SO BB IBB HBP BLK WP HR S P ERA WHIP	IP WLS BF H R ER SO BB IBB HBP BLK WP HR S P ERA WHIP	IP WLS BF H R ER SO BB IBB HBP BLK WP HR S P ERA WHIP	IP WLS BF H R ER SO BB IBB HBP BLK WP HR S P ERA WHIP	IP WLS BF H R ER SO BB IBB HBP BLK WP HR S P ERA WHIP	IP WLS BF H R ER SO BB IBB HBP BLK WP HR S P ERA WHIP

AB	31
R	5
H	9
RBI	5
BB	2
SO	8
LOB	9



Batter	1	2	3	4	5	6	7	8	9	AB	R	H	RBI	BB	SO	LOB	TOP										
1 Tim Beckham, R (1, 6) OBP: 0.328, SLG: 0.454 3 Ryan Flaherty, L (8, 4) OBP: 0.302, SLG: 0.237	G6-3		K			K		G4-3		4	0	0	0	0	2	1											
6 Jonathan Schoop, R (1, 4) OBP: 0.341, SLG: 0.269	G5-4-3 1B				L8			G2-3		3	0	1	0	1	0	0											
13 Manny Machado, R (1, 5) OBP: 0.312, SLG: 0.476	G5-4-3				2B			K		4	0	1	0	0	1	2											
19 Chris Davis, L (1, 3) OBP: 0.311, SLG: 0.429		BB			K			K		3	0	0	0	1	3	2											
16 Trey Mancini, R (1, 7) OBP: 0.337, SLG: 0.492		K			K					3	0	1	0	0	2	1											
29 Wellington Castillo, R (1, 2) OBP: 0.321, SLG: 0.490		K			F8			K		3	0	0	0	0	2	3											
24 Pedro Alvarez, L (1, 10) OBP: 0.333, SLG: 0.429		F7			F8			K		3	0	0	0	0	1	1											
18 Austin Hays, R (1, 8) OBP: 0.268, SLG: 0.358			G4-3			K				3	0	1	0	0	1	0											
25 Anthony Santander, S (1, 9) OBP: 0.259, SLG: 0.370		G6-3			F8			P6		3	0	0	0	0	0	1											
<b>Inning Stats</b>	R: 0 E: 0 K: 0 S: 6	H: 1 LOB: 0 BB: 0 P: 9	R: 0 E: 0 K: 2 S: 12	H: 0 LOB: 1 BB: 1 P: 21	R: 0 E: 0 K: 1 S: 7	H: 0 LOB: 0 BB: 0 P: 11	R: 0 E: 0 K: 1 S: 8	H: 1 LOB: 0 BB: 0 P: 12	R: 0 E: 0 K: 1 S: 9	H: 0 LOB: 0 BB: 0 P: 16	R: 0 E: 0 K: 2 S: 10	H: 0 LOB: 0 BB: 0 P: 13	R: 0 E: 0 K: 2 S: 16	H: 1 LOB: 2 BB: 1 P: 29	R: 0 E: 0 K: 1 S: 11	H: 1 LOB: 1 BB: 0 P: 16	R: 0 E: 0 K: 2 S: 8	H: 0 LOB: 0 BB: 0 P: 12	1B: 3 2B: 1 3B: 0 HR: 0	SF: 0 SAC: 0 DP: 1 HBP: 0	WP: 0 PB: 0 SB: 0 CS: 1	PA: 31					
<b>PITCHER</b>	IP	WLS	BF	H	R	ER	SO	BB	IBB	HBP	BLK	WP	HR	S	P	ERA	WHIP										
23 Jake Odorizzi, R (1, 1) ERA: 4.14	4.0		13	2	0	0	4	1	0	0	0	0	0	33	53	0.00	0.750										
26 Brad Boxberger, R (5, 1) ERA: 3.49	1.0	W	3	0	0	0	1	0	0	0	0	0	0	9	16	0.00	0.000										
59 Ryne Stanek, R (6, 1) ERA: 5.85	1.2		7	1	0	0	3	1	0	0	0	0	0	23	36	0.00	1.200										
36 Andrew Kittredge, R (7, 1) ERA: 1.76	1.1	H	5	1	0	0	2	0	0	0	0	0	0	14	22	0.00	0.750										
33 Steve Cishek, R (9, 1) ERA: 2.06	1.0		3	0	0	0	2	0	0	0	0	0	0	8	12	0.00	0.000										

Baltimore Orioles @ Tampa Bay Rays  
Tropicana Field, St. Petersburg, FL  
Fri Sep 29 2017, 7:11 PM - 10:16 PM EDT  
Att: 21,142 - Dome - 72 F

AB 29  
R 0  
H 4  
RBI 0  
BB 2  
SO 12  
LOB 11



Batter	1	2	3	4	5	6	7	8	9	AB	R	H	RBI	BB	SO	LOB	BOTTOM										
18 Peter Bourjos, R (1, 8) OBP: 0.274, SLG: 0.385	K		FC6-4 1B	SF8		L9		P2		4	0	1	1	0	1	0											
20 Steven Souza Jr., R (1, 9) OBP: 0.352, SLG: 0.462	K		FC6-4 BB	L3		BB		BB		2	0	0	0	3	1	2											
3 Evan Longoria, R (1, 10) OBP: 0.312, SLG: 0.422 0 Mallex Smith, L (6, PH) (9, 10)	K		FC6-4	HR		L8		BB		4	1	1	2	0	1	3											
7 Logan Morrison, L (1, 3) OBP: 0.352, SLG: 0.518		BB	K			2B		HR		3	1	2	1	2	1	2											
30 César Puello, R (1, 7) OBP: 0.308, SLG: 0.206	FC5-4		BB	G6-3		K		G6-4-3		4	2	1	0	0	0	5											
14 Trevor Plouffe, R (1, 5) OBP: 0.272, SLG: 0.321	K		BB	P4		K		BB		3	1	0	0	1	2	3											
19 Curt Casali, R (1, 2) OBP: 0.444, SLG: 0.333	K		BB	BB		BB		SF9		2	1	1	1	1	1	1											
13 Brad Miller, L (1, 4) OBP: 0.325, SLG: 0.326			L9	BB		G4-3		SF8		2	0	0	1	1	0	2											
29 Daniel Robertson, R (1, 6) OBP: 0.310, SLG: 0.335			BB	BB		F9		F8		2	1	0	1	2	0	0											
<b>Inning Stats</b>	R: 0 E: 0 K: 3 S: 10	H: 0 LOB: 0 BB: 0 P: 13	R: 0 E: 0 K: 2 S: 12	H: 0 LOB: 1 BB: 1 P: 20	R: 1 E: 0 K: 1 S: 10	H: 1 LOB: 2 BB: 2 P: 21	R: 2 E: 0 K: 0 S: 17	H: 2 LOB: 2 BB: 2 P: 29	R: 1 E: 0 K: 1 S: 14	H: 2 LOB: 2 BB: 1 P: 22	R: 0 E: 0 K: 0 S: 8	H: 0 LOB: 1 BB: 1 P: 15	R: 3 E: 0 K: 0 S: 12	H: 1 LOB: 0 BB: 1 P: 27	R: 0 E: 0 K: 0 S: 11	H: 1 LOB: 2 BB: 2 P: 20	1B: 4 2B: 1 3B: 0 HR: 2	SF: 3 SAC: 0 DP: 1 HBP: 1	WP: 1 PB: 0 SB: 0 CS: 0	PA: 41							
<b>PITCHER</b>	IP	WLS	BF	H	R	ER	SO	BB	IBB	HBP	BLK	WP	HR	S	P	ERA	WHIP										
38 Wade Miley, L (1, 1) ERA: 5.61	4.0	L	22	5	4	4	6	5	0	0	0	0	1	56	90	9.00	2.500										
30 Chris Tillman, R (5, 1) ERA: 7.54	2.0		11	1	3	3	1	3	0	1	0	0	1	21	47	13.50	2.000										
54 Jimmy Yacabonis, R (7, 1) ERA: 4.35	2.0		8	1	0	0	0	2	0	0	0	1	0	17	30	0.00	1.500										


Baltimore Orioles @ Tampa Bay Rays  
Tropicana Field, St. Petersburg, FL  
Fri Sep 29 2017, 7:11 PM - 10:16 PM EDT  
Att: 21,142 - Dome - 72 F


AB 27  
R 7  
H 7  
RBI 7  
BB 10  
SO 7  
LOB 18



Batter	1	2	3	4	5	6	7	8	9	AB	R	H	RBI	BB	SO	LOB	TOP			
6 Jonathan Schoop, R (1,4) OBP: 0.340, SLG: 0.506										5	1	1	0	0	0	3	<p><b>Baltimore Orioles @ Tampa Bay Rays</b> Tropicana Field, St. Petersburg, FL Sat Sep 30 2017, 6:12 PM - 8:56 PM EDT Att: 15,416 - Dome - 72 F</p> <p>livebaseballscorecards.com</p>			
16 Trey Mancini, R (1,7) OBP: 0.338, SLG: 0.490										2	1	0	0	2	0	1				
13 Manny Machado, R (1,5) OBP: 0.310, SLG: 0.473										4	0	0	0	0	1	4				
24 Pedro Alvarez, L (1,10) OBP: 0.353, SLG: 0.438										4	0	2	2	0	1	1				
19 Chris Davis, L (1,3)										3	0	0	0	1	2	1				
2 J.J. Hardy, R (1,6) OBP: 0.258, SLG: 0.327										4	1	2	0	0	1	2				
15 Chance Sisco, L (1,2) OBP: 0.254, SLG: 0.339										3	0	1	0	1	2	1				
14 Craig Gentry, R (9, PR) OBP: 0.333, SLG: 0.386										0	0	0	0	0	0	0				
18 Austin Hays, R (1,8) OBP: 0.254, SLG: 0.339										3	0	0	0	0	1	2				
12 Seth Smith, L (9, PH) OBP: 0.340, SLG: 0.433										1	0	0	0	0	1	2				
25 Anthony Santander, S (1,9) OBP: 0.258, SLG: 0.367										3	0	1	1	0	0	1				
<b>Inning Stats</b>	R: 0 H: 0 E: 0 K: 1 S: 10	H: 0 LOB: 1 P: 17	R: 0 H: 1 E: 0 K: 3 S: 14	H: 1 LOB: 1 BB: 0 P: 18	R: 0 H: 1 E: 0 K: 0 S: 16	H: 1 LOB: 0 BB: 0 P: 21	R: 0 H: 0 E: 0 K: 2 S: 11	H: 0 LOB: 0 BB: 0 P: 14	R: 0 H: 1 E: 0 K: 1 S: 11	H: 2 LOB: 2 BB: 1 P: 22	R: 0 H: 0 E: 0 K: 1 S: 5	H: 0 LOB: 0 BB: 0 P: 7	R: 2 H: 2 E: 0 K: 0 S: 7	H: 2 LOB: 0 BB: 1 P: 12	R: 1 H: 2 E: 0 K: 1 S: 10	H: 2 LOB: 1 BB: 0 P: 12	1B: 5 2B: 2 3B: 0 HR: 0	SF: 1 SAC: 0 DP: 1 HBP: 0	WP: 0 PB: 0 SB: 0 CS: 0	PA: 37
<b>PITCHER</b>	IP WLS BF H R ER SO BB IBB HBP BLK WP HR S P ERA WHIP																			
22 Chris Archer, R (1,1) ERA: 4.07	5.0 W 19 2 0 0 6 2 0 0 0 0 0 0 59 85 0.00 0.800																			
33 Steve Cishek, R (6,1) ERA: 2.01	1.0 H 5 1 0 0 1 1 0 0 0 0 0 0 11 22 0.00 2.000																			
43 Dan Jennings, L (7,1) ERA: 3.45	1.0 H 3 0 0 0 1 0 0 0 0 0 0 0 5 7 0.00 0.000																			
49 Tommy Hunter, R (8,1) ERA: 2.61	1.0 S 5 2 2 2 0 1 0 0 0 0 0 0 7 12 18.00 3.000																			
37 Alex Colomé, R (9,1) ERA: 3.24	1.0 S 5 2 1 1 1 0 0 0 0 0 0 0 10 12 9.00 2.000																			

Batter	1	2	3	4	5	6	7	8	9	AB	R	H	RBI	BB	SO	LOB	BOTTOM			
39 Kevin Kiermaier, L (1,8) OBP: 0.338, SLG: 0.450										4	1	1	0	0	1	1	<p><b>Baltimore Orioles @ Tampa Bay Rays</b> Tropicana Field, St. Petersburg, FL Sat Sep 30 2017, 6:12 PM - 8:56 PM EDT Att: 15,416 - Dome - 72 F</p> <p>livebaseballscorecards.com</p>			
21 Lucas Duda, L (1,10) OBP: 0.322, SLG: 0.499										3	0	0	0	1	2	1				
40 Wilson Ramos, R (1,2) OBP: 0.290, SLG: 0.447										3	0	0	1	0	1	2				
7 Logan Morrison, L (1,3) OBP: 0.352, SLG: 0.516										4	0	1	0	0	0	2				
10 Corey Dickerson, L (1,7) OBP: 0.322, SLG: 0.488										4	1	2	0	0	0	1				
18 Peter Bourjos, R (9,7) OBP: 0.274, SLG: 0.385										0	0	0	0	0	0	0				
11 Aedyn Hachavarría, R (1,6) OBP: 0.289, SLG: 0.408										4	1	3	0	0	0	0				
13 Brad Miller, L (1,4) OBP: 0.327, SLG: 0.337										4	1	2	3	0	0	2				
29 Daniel Robertson, R (1,5) OBP: 0.309, SLG: 0.330										3	0	0	0	1	2	4				
0 Mallex Smith, L (1,9) OBP: 0.330, SLG: 0.356										4	0	1	0	0	1	3				
<b>Inning Stats</b>	R: 0 H: 0 E: 0 K: 1 S: 7	H: 2 LOB: 2 BB: 0 P: 11	R: 0 H: 1 E: 0 K: 1 S: 12	H: 1 LOB: 1 BB: 0 P: 16	R: 0 H: 1 E: 0 K: 1 S: 11	H: 1 LOB: 2 BB: 1 P: 21	R: 3 H: 3 E: 0 K: 1 S: 11	H: 3 LOB: 0 BB: 0 P: 17	R: 0 H: 1 E: 0 K: 0 S: 15	H: 0 LOB: 1 BB: 1 P: 20	R: 1 H: 1 E: 0 K: 1 S: 13	H: 1 LOB: 0 BB: 0 P: 19	R: 0 H: 2 E: 0 K: 1 S: 10	H: 2 LOB: 2 BB: 0 P: 16	R: 0 H: 2 E: 0 K: 1 S: 10	H: 2 LOB: 1 BB: 0 P: 12	1B: 8 2B: 1 3B: 0 HR: 1	SF: 1 SAC: 0 DP: 0 HBP: 0	WP: 1 PB: 0 SB: 4 CS: 0	PA: 36
<b>PITCHER</b>	IP WLS BF H R ER SO BB IBB HBP BLK WP HR S P ERA WHIP																			
50 Miguel Castro, R (1,1) ERA: 3.53	3.1 L 17 6 3 3 3 1 0 0 0 0 0 0 19 29 0.00 0.600																			
48 Richard Bleier, L (4,1) ERA: 1.59	1.2 6 1 0 0 1 0 0 0 0 0 0 0 11 20 0.00 1.000																			
60 Mychal Givens, R (6,1) ERA: 2.75	1.0 4 0 0 0 1 1 0 0 0 0 0 0 11 20 0.00 1.000																			
57 Donnie Hart, L (7,1) ERA: 3.71	1.1 5 1 1 1 1 0 0 0 0 1 0 0 16 24 6.75 0.750																			
56 Darren O'Day, R (8,1) ERA: 3.43	0.2 4 2 0 0 1 0 0 0 0 0 0 0 7 11 0.00 3.000																			

Batter	1	2	3	4	5	6	7	8	9	AB	R	H	RBI	BB	SO	LOB	TOP								
18 Austin Hays, R OBP: 0.238, SLG: 0.317	G6-3			G6-3		G6-3			K	4	0	0	0	0	1	0	<p><b>Baltimore Orioles @ Tampa Bay Rays</b> Tropicana Field, St. Petersburg, FL Sun Oct.01 2017, 3:11 PM - 5:42 PM EDT Att: 16,018 - Dome - 72 F</p> <p>livebaseballscorecards.com</p> <p>AB 31 R 0 H 3 RBI 0 BB 0 SO 18 LOB 6</p> 								
6 Jonathan Schoop, R OBP: 0.338, SLG: 0.503	K			K2-3			G3-1		K	4	0	0	0	0	3	0									
13 Manny Machado, R OBP: 0.310, SLG: 0.471	K			K			K			4	0	1	0	0	3	0									
16 Trey Mancini, R OBP: 0.338, SLG: 0.488		K							K	4	0	1	0	0	3	1									
45 Mark Trumbo, R OBP: 0.289, SLG: 0.397		F8								3	0	1	0	0	1	1									
19 Chris Davis, L OBP: 0.309, SLG: 0.423		K								3	0	0	0	0	2	3									
2 J.J. Hardy, R OBP: 0.295, SLG: 0.323				K2-3		L9			K	3	0	0	0	0	2	1									
36 Caleb Joseph, R OBP: 0.287, SLG: 0.413				K2-3		L5			K	3	0	0	0	0	2	0									
23 Joey Rickard, R OBP: 0.276, SLG: 0.345				G6-3					F8	3	0	0	0	0	1	0									
<b>Inning Stats</b>	R: 0 H: 0 E: 0 K: 2 S: 9	H: 0 LOB: 0 BB: 0 P: 11	R: 0 H: 0 E: 0 K: 2 S: 8	H: 0 LOB: 0 BB: 0 P: 11	R: 0 H: 0 E: 0 K: 2 S: 9	H: 0 LOB: 0 BB: 0 P: 10	R: 0 H: 0 E: 0 K: 2 S: 11	H: 0 LOB: 0 BB: 0 P: 16	R: 0 H: 1 E: 0 K: 2 S: 13	H: 1 LOB: 1 BB: 0 P: 21	R: 0 H: 0 E: 0 K: 1 S: 7	H: 0 LOB: 0 BB: 0 P: 13	R: 0 H: 1 E: 0 K: 2 S: 14	H: 1 LOB: 2 BB: 0 P: 18	R: 0 H: 0 E: 0 K: 2 S: 8	H: 0 LOB: 0 BB: 0 P: 13	R: 0 H: 1 E: 0 K: 3 S: 10	H: 1 LOB: 1 BB: 0 P: 15	1B: 3 2B: 0 3B: 0 HR: 0	SF: 0 SAC: 0 DP: 0 HBP: 0	WP: 2 PB: 0 SB: 0 CS: 0	PA: 31			
<b>PITCHER</b>	IP	WLS	BF	H	R	ER	SO	BB	IBB	HBP	BLK	WP	HR	S	P	ERA	WHIP								
4 Blake Snell, L ERA: 4.04	7.0	W	24	2	0	0	13	0	0	0	0	2	0	71	100	0.00	0.286								
26 Brad Boxberger, R ERA: 3.39	1.0	H	3	0	0	0	2	0	0	0	0	0	0	8	13	0.00	0.000								
52 Chaz Roe, R ERA: 2.53	1.0		4	1	0	0	3	0	0	0	0	0	0	10	15	0.00	1.000								

Batter	1	2	3	4	5	6	7	8	9	AB	R	H	RBI	BB	SO	LOB	BOTTOM								
10 Corey Dickerson, L OBP: 0.325, SLG: 0.490	G6-3									4	0	3	0	0	0	0	<p><b>Baltimore Orioles @ Tampa Bay Rays</b> Tropicana Field, St. Petersburg, FL Sun Oct.01 2017, 3:11 PM - 5:42 PM EDT Att: 16,018 - Dome - 72 F</p> <p>livebaseballscorecards.com</p> <p>AB 32 R 6 H 10 RBI 6 BB 4 SO 10 LOB 9</p> 								
18 Peter Bourjos, R OBP: 0.272, SLG: 0.383										1	1	0	0	0	0	3									
21 Lucas Duda, L OBP: 0.322, SLG: 0.496										4	0	1	0	0	0	2									
30 César Puello, R OBP: 0.308, SLG: 0.206	K									0	1	0	0	0	0	0									
3 Evan Longoria, R OBP: 0.313, SLG: 0.424										4	1	2	1	0	1	1									
7 Logan Morrison, L OBP: 0.353, SLG: 0.516										4	1	2	1	0	2	0									
20 Steven Souza Jr., R OBP: 0.351, SLG: 0.459										3	1	0	0	1	1	2									
14 Trevor Plouffe, R OBP: 0.272, SLG: 0.318										3	0	0	1	1	0	0									
19 Curt Casali, R OBP: 0.462, SLG: 0.667										3	1	1	2	1	1	0									
0 Mallek Smith, L OBP: 0.329, SLG: 0.355										3	0	1	1	0	2	0									
29 Daniel Robertson, R OBP: 0.308, SLG: 0.326										3	0	0	0	1	1	1									
<b>Inning Stats</b>	R: 0 H: 2 E: 0 K: 1 S: 12	H: 0 LOB: 2 BB: 0 P: 18	R: 0 H: 0 E: 0 K: 2 S: 11	H: 0 LOB: 0 BB: 0 P: 15	R: 0 H: 1 E: 0 K: 0 S: 11	H: 1 LOB: 1 BB: 0 P: 19	R: 0 H: 0 E: 0 K: 1 S: 10	H: 0 LOB: 0 BB: 0 P: 14	R: 1 H: 3 E: 0 K: 1 S: 12	H: 3 LOB: 1 BB: 0 P: 17	R: 0 H: 0 E: 0 K: 3 S: 9	H: 0 LOB: 0 BB: 0 P: 11	R: 0 H: 0 E: 0 K: 1 S: 8	H: 0 LOB: 0 BB: 0 P: 9	R: 5 H: 4 E: 0 K: 1 S: 21	H: 4 LOB: 3 BB: 4 P: 44	1B: 8 2B: 1 3B: 0 HR: 1	SF: 1 SAC: 0 DP: 1 HBP: 0	WP: 0 PB: 0 SB: 0 CS: 0	PA: 37					
<b>PITCHER</b>	IP	WLS	BF	H	R	ER	SO	BB	IBB	HBP	BLK	WP	HR	S	P	ERA	WHIP								
39 Kevin Gausman, R ERA: 4.68	7.0	L	26	6	1	1	9	0	0	0	0	0	1	73	103	1.29	0.857								
35 Brad Brach, R ERA: 3.19	0.1		7	4	5	5	1	2	0	0	0	0	0	15	29	135.00	18.000								
59 Mike Wright Jr., R ERA: 5.76	0.2		4	0	0	0	0	2	0	0	0	0	0	6	15	0.00	3.000								