

# Baltimore Orioles - 2018





Batter	1	2	3	4	5	6	7	8	9	AB	R	H	RBI	BB	SO	LOB	TOP		
36 Robbie Grossman, S (1.7) 64 Nick Buss, L (6.7)	G6-3		E3					F8		2	0	0	0	1	0	0	<b>Minnesota Twins @ Baltimore Orioles</b> Ed Smith Stadium, Sarasota, FL Sat Feb 24 2018, 6:07 PM - 8:54 PM EST Att: 6,118 - Partly Cloudy - 79 F		
16 Ehire Adrianza, S (1.6) 62 Jordan Pacheco, R (6.3)	G6-3		F9					G3		3	0	0	0	0	0	3			
24 Chris Heisey, R (1.9) 73 LaMonte Wade Jr., L (6.9) OBP: 0.500, SLG: 0.500	F7									3	0	0	0	0	0	0			
30 Kennys Vargas, S (1.10) 24 James Ramsey, L (8, PH) (8, 10)	51 F7 40 SF7 2B									3	1	1	0	0	2	0			
51 Brock Stassi, L (1.3) 37 Sean Miller, R (6.6)	F7									1	0	0	0	0	0	0			
40 Gregorio Petit, R (1.5) 16 Chris Paul, R (6.5)	SF7									2	0	0	1	0	1	2			
8 Zack Granite, L (1.8) 72 Ryan LaMarre, R (7.8) OBP: 0.667, SLG: 0.500	G3									3	0	0	0	0	1	0			
46 Bobby Wilson, R (1.2) 79 Brian Navarreto, R (7.2)										3	0	0	0	0	3	0			
38 Taylor Featherston, R (1.4) 91 Nelson Molina, L (7.4)										3	0	1	0	0	1	0			
<b>Inning Stats</b>	R: 0 E: 0 K: 0 S: 3	H: 0 LOB: 0 BB: 0 P: 4	R: 1 E: 0 K: 0 S: 4	H: 1 LOB: 0 BB: 0 P: 4	R: 0 E: 1 K: 2 S: 8	H: 0 LOB: 1 BB: 0 P: 8	R: 0 E: 0 K: 2 S: 8	H: 1 LOB: 2 BB: 1 P: 12	R: 0 E: 0 K: 1 S: 6	H: 0 LOB: 0 BB: 0 P: 5	R: 0 E: 0 K: 0 S: 3	H: 1 LOB: 1 BB: 1 P: 7	R: 0 E: 0 K: 0 S: 3	H: 0 LOB: 0 BB: 0 P: 3	1B: 3 2B: 2 3B: 0 HR: 0	SF: 1 SAC: 0 DP: 1 HBP: 0		WP: 0 PB: 0 SB: 0 CS: 0	PA: 34
<b>PITCHER</b>	IP	WLS	BF	H	R	ER	SO	BB	IBB	HBP	BLK	WP	HR	S	P	ERA	WHIP		
51 Nestor Cortes, L (1.1) ERA: 4.5	2.0		7	1	1	1	0	0	0	0	0	0	0	7	8	4.50	0.500		
51 Alec Asher, R (3.1) ERA:	2.0		8	1	0	0	4	0	0	0	0	0	0	16	16	0.00	0.500		
61 Tim Melville, R (5.1) ERA:	2.0		9	2	0	0	3	1	0	0	0	0	0	14	18	0.00	1.500		
66 Tanner Scott, L (7.1) ERA:	1.0		3	0	0	0	1	0	0	0	0	0	0	5	5	0.00	0.000		
43 Stefan Crichton, R (8.1) ERA:	1.0		4	1	0	0	0	1	0	0	0	0	0	3	7	0.00	2.000		
<b>PITCHER</b>	IP	WLS	BF	H	R	ER	SO	BB	IBB	HBP	BLK	WP	HR	S	P	ERA	WHIP		
55 Josh Edgin, L (9.1) ERA:	1.0		3	0	0	0	0	0	0	0	0	0	0	3	3	0.00	0.000		

Batter	1	2	3	4	5	6	7	8	9	AB	R	H	RBI	BB	SO	LOB	BOTTOM			
1 Tim Beckham, R (1.5) 29 Austin Wynns, R (7.2) OBP: 0.333, SLG: 0.333 OBP: 0.500, SLG: 2.000	G1-3									3	0	1	0	0	1	0	<b>Minnesota Twins @ Baltimore Orioles</b> Ed Smith Stadium, Sarasota, FL Sat Feb 24 2018, 6:07 PM - 8:54 PM EST Att: 6,118 - Partly Cloudy - 79 F			
6 Jonathan Schoop, R (1.4) 97 Jomar Reyes, R (7.5) OBP: 0.500, SLG: 0.500	G5-3		G6-3							3	0	0	0	1	3	0				
13 Manny Machado, R (1.6) 91 Ryan McKenna, R (6, PR) (7.8) OBP: 0.333, SLG: 0.333										3	0	2	0	0	0	0				
10 Adam Jones, R (1.10) 96 Aderlin Rodriguez, R (7, PH) (8, 10) 91 Ademar Rifaela, L (9, PH) (9, PH)	F8									3	0	1	0	0	1	1				
16 Trey Mancini, R (1.7) 84 T.J. Niding, S (7.7) OBP: 0.667, SLG: 1.000										2	0	1	0	0	1	2				
45 Mark Trumbo, R (1.3) 90 Jake Ring, L (7.9) OBP: 0.400, SLG: 0.250 OBP: 0.333, SLG: 0.333										2	0	1	0	1	1	3				
14 Craig Gentry, R (1.8) 86 Mason McCoy, R (7.6)										2	0	0	0	1	1	3				
23 Joey Rickard, R (1.9) 78 Erick Salcedo, S (7.4) OBP: 0.333, SLG: 0.667										1	0	0	0	0	0	3				
36 Caleb Joseph, R (1.2) 76 Garabez Rosa, R (7.3)										2	0	0	0	0	1	2				
<b>Inning Stats</b>	R: 0 E: 0 K: 0 S: 4	H: 1 LOB: 1 BB: 0 P: 4	R: 0 E: 0 K: 0 S: 3	H: 1 LOB: 1 BB: 1 P: 7	R: 0 E: 0 K: 2 S: 7	H: 0 LOB: 0 BB: 0 P: 7	R: 0 E: 0 K: 1 S: 5	H: 0 LOB: 0 BB: 0 P: 5	R: 0 E: 0 K: 2 S: 9	H: 2 LOB: 3 BB: 1 P: 13	R: 1 E: 1 K: 0 S: 5	H: 2 LOB: 1 BB: 0 P: 5	R: 0 E: 0 K: 2 S: 9	H: 2 LOB: 3 BB: 1 P: 13	R: 0 E: 0 K: 3 S: 11	H: 2 LOB: 2 BB: 0 P: 12		1B: 9 2B: 1 3B: 0 HR: 1	SF: 0 SAC: 0 DP: 1 HBP: 0	WP: 1 PB: 0 SB: 0 CS: 0
<b>PITCHER</b>	IP	WLS	BF	H	R	ER	SO	BB	IBB	HBP	BLK	WP	HR	S	P	ERA	WHIP			
49 Adalberto Mejia, L (1.1) ERA:	2.0		8	2	0	0	0	1	0	0	0	0	0	7	11	0.00	1.500			
77 Fernando Romero, R (3.1) ERA:	2.0		6	0	0	0	3	0	0	0	0	0	0	12	12	0.00	0.000			
39 Trevor Hildenberger, R (5.1) ERA:	0.2		5	1	0	0	1	2	0	0	0	0	0	5	13	0.00	4.500			
59 Tom Hackimer, R (8.1) ERA:	0.1		1	0	0	0	1	0	0	0	0	0	0	3	3	0.00	0.000			
55 Taylor Rogers, L (6.1) ERA:	1.0		6	2	0	0	2	1	0	0	0	0	0	9	13	0.00	3.000			
<b>PITCHER</b>	IP	WLS	BF	H	R	ER	SO	BB	IBB	HBP	BLK	WP	HR	S	P	ERA	WHIP			
58 Gabriel Moya, L (7.1) ERA: 9.0	1.0		5	2	1	1	0	0	0	0	0	0	0	9	13	9.00	3.000			
70 Jake Reed, R (8.1) ERA:	1.0		6	2	0	0	2	1	0	0	0	0	0	9	13	0.00	3.000			
66 Matt Magill, R (9.1) ERA:	1.0		5	2	0	0	3	0	0	0	0	0	0	11	12	0.00	2.000			









Batter	1	2	3	4	5	6	7	8	9	AB	R	H	RBI	BB	SO	LOB	TOP						
35 Greg Garcia, L (1,4) OBP: 0.273, SLG: 0.200 41 Brevic Valera, S (6,4) OBP: 0.333, SLG: 0.200	G4-3		L9		K			K		3	0	0	0	0	1	1	<b>St. Louis Cardinals @ Baltimore Orioles</b> Ed Smith Stadium, Sarasota, FL Wed Feb 28 2018, 1:07 PM - 4:29 PM EST Att: 6,506 - Cloudy - 81 F						
28 Tommy Pham, R (1,8) OBP: 0.500, SLG: 1.000 75 Adolis Garcia, R (6,8) OBP: 0.533, SLG: 0.750	1B		F8		P4		P3	66 2B BB 54 1B		3	0	1	0	0	0	1							
12 Paul DeJong, R (1,6) OBP: 0.222, SLG: 0.250 66 Wilfredo Tovar, R (6,PR) OBP: 0.571, SLG: 0.714	F9			K		73 WP 19 WP HBP	54 WP 54 1B	G1-4-3		2	0	0	0	0	1	1							
38 José Martínez, R (1,3) OBP: 0.200, SLG: 0.111 54 Alex Mejia, R (6,5) OBP: 0.444, SLG: 0.556	G4-3			34 1B 19 BB		L7	96 2B 73 G6-3			3	1	1	0	0	0	2							
19 Carson Kelly, R (1,2) OBP: 0.400, SLG: 0.500 96 Dennis Ortega, R (6,2) OBP: 0.750, SLG: 1.000		F9		34 1B BB		L6	73 G6-3 34 HR			2	0	0	0	1	0	1							
73 Patrick Wisdom, R (1,5) OBP: 0.133, SLG: 0.200	G6-3			P3		F7	G6-3			5	0	0	1	0	0	5							
34 Yairo Muñoz, R (1,9) OBP: 0.333, SLG: 0.933 67 Matt Bowman, R (9,1)	F8			1-2 2-H 1B						5	2	3	4	0	0	0							
93 Andrew Knizner, R (1,10) OBP: 0.700, SLG: 1.400 74 Oscar Mercado, R (9,PR) OBP: 0.333, SLG: 0.222			G4-3	K						3	1	1	0	1	1	2							
48 Harrison Bader, R (1,7) OBP: 0.250, SLG: 0.267					P3					4	1	1	0	0	0	2							
<b>Inning Stats</b>	R: 0 E: 0 K: 0 S: 4	H: 1 LOB: 1 BB: 0 P: 4	R: 0 E: 0 K: 0 S: 3	H: 0 LOB: 0 BB: 0 P: 3	R: 0 E: 0 K: 0 S: 4	H: 1 LOB: 1 BB: 0 P: 5	R: 1 E: 0 K: 2 S: 9	H: 2 LOB: 2 BB: 1 P: 13	R: 0 E: 0 K: 1 S: 5	H: 0 LOB: 0 BB: 0 P: 5	R: 0 E: 0 K: 0 S: 3	H: 0 LOB: 1 BB: 1 P: 6	R: 8 E: 0 K: 0 S: 11	H: 6 LOB: 1 BB: 1 P: 21	R: 1 E: 0 K: 2 S: 9	H: 2 LOB: 1 BB: 1 P: 9	R: 0 E: 0 K: 0 S: 3	H: 0 LOB: 1 BB: 1 P: 7	1B: 8 2B: 2 3B: 0 HR: 2	SF: 0 SAC: 0 DP: 0 HBP: 3	WP: 3 PB: 0 SB: 1 CS: 0	PA: 45	
<b>PITCHER</b>	IP	WLS	BF	H	R	ER	SO	BB	IBB	HBP	BLK	WP	HR	S	P	ERA	WHIP						
43 Mike Wright Jr., R (1,1) ERA: 2.25	2.0		7	1	0	0	0	0	0	0	0	0	0	7	18	0.00	0.500						
32 Yefry Ramírez, R (3,1) ERA: 4.5	2.0		10	3	1	1	2	1	0	0	0	0	0	13	18	4.50	2.000						
56 Darren O'Day, R (5,1) ERA: 4.5	1.0	H	3	0	0	0	1	0	0	0	0	0	0	5	5	0.00	0.000						
52 Jhan Mariñez, R (6,1) ERA: 4.5	1.0		4	0	0	0	0	0	0	1	0	2	0	3	6	0.00	0.000						
58 Andrew Faulkner, L (7,1) ERA: 40.5	0.1		6	3	5	5	0	1	0	1	0	0	1	6	14	135.00	12.000						

Batter	1	2	3	4	5	6	7	8	9	AB	R	H	RBI	BB	SO	LOB	BOTTOM						
28 Colby Rasmus, L (1,9) OBP: 0.333, SLG: 0.200 38 Jaycob Brugman, L (6,9)	1B		6 1B 13 HR	FC3-6		K		G1-5-3		2	1	1	0	1	0	1	<b>St. Louis Cardinals @ Baltimore Orioles</b> Ed Smith Stadium, Sarasota, FL Wed Feb 28 2018, 1:07 PM - 4:29 PM EST Att: 6,506 - Cloudy - 81 F						
6 Jonathan Schoop, R (1,4) OBP: 0.333, SLG: 0.667 79 Ryan Mountcastle, R (6,5) OBP: 0.357, SLG: 0.692	K		13 HR	F7		HR				3	1	1	0	0	1	2							
13 Manny Machado, R (1,6) OBP: 0.545, SLG: 0.900 80 DJ Stewart, L (6,7) OBP: 0.364, SLG: 0.300	F7		1-2 2-3 13 HR			K		P5		3	2	2	4	0	0	1							
10 Adam Jones, R (1,8) OBP: 0.273, SLG: 0.200 70 Cedric Mullins, L (6,PR) (6,8)	K		1-2 2-3 13 HR	K		G4-3		F9		2	0	0	0	1	2	1							
19 Chris Davis, L (1,10) OBP: 0.333, SLG: 0.500 2 Pedro Alvarez, L (7,PH) (8,10)						K				2	1	1	3	1	1	0							
16 Trey Mancini, R (1,7) OBP: 0.417, SLG: 0.900 76 Garabez Rosa, R (6,3) OBP: 0.154, SLG: 0.482						HR		K		3	1	2	1	0	0	1							
45 Mark Trumbo, R (1,3) OBP: 0.273, SLG: 0.200 17 Rubén Tejada, R (6,4) OBP: 0.333, SLG: 0.286						HR		K		2	0	0	0	0	2	0							
1 Tim Beckham, R (1,5) OBP: 0.167, SLG: 0.167 12 Engelb Vielma, S (6,6)						HR				3	0	0	0	0	0	2							
36 Caleb Joseph, R (1,2) OBP: 0.429, SLG: 0.333 27 Andrew Susac, R (6,2)										0	0	0	0	1	0	0							
<b>Inning Stats</b>	R: 0 E: 0 K: 2 S: 8	H: 1 LOB: 1 BB: 0 P: 8	R: 0 E: 0 K: 1 S: 5	H: 0 LOB: 1 BB: 1 P: 9	R: 4 E: 0 K: 3 S: 14	H: 4 LOB: 1 BB: 1 P: 19	R: 0 E: 0 K: 0 S: 4	H: 1 LOB: 1 BB: 0 P: 4	R: 4 E: 0 K: 2 S: 9	H: 3 LOB: 1 BB: 1 P: 24	R: 1 E: 0 K: 2 S: 9	H: 1 LOB: 0 BB: 0 P: 9	R: 0 E: 0 K: 3 S: 10	H: 1 LOB: 1 BB: 0 P: 10	R: 0 E: 0 K: 0 S: 3	H: 0 LOB: 2 BB: 2 P: 11	R: 0 E: 0 K: 1 S: 5	H: 0 LOB: 0 BB: 0 P: 5	1B: 7 2B: 0 3B: 0 HR: 4	SF: 0 SAC: 0 DP: 0 HBP: 0	WP: 0 PB: 0 SB: 0 CS: 0	PA: 43	
<b>PITCHER</b>	IP	WLS	BF	H	R	ER	SO	BB	IBB	HBP	BLK	WP	HR	S	P	ERA	WHIP						
32 Jack Flaherty, R (1,1) ERA: 9.0	2.0		12	4	4	4	3	2	0	0	0	0	0	17	26	18.00	3.000						
60 John Brebbia, R (3,1) ERA: 4.5	1.0		4	1	0	0	3	0	0	0	0	0	0	10	10	0.00	1.000						
30 Jason Motte, R (4,1) ERA: 4.5	1.0		4	1	0	0	0	0	0	0	0	0	0	4	4	0.00	1.000						
84 Daniel Ponce de Leon, R (5,1) ERA: 22.5	0.0		4	3	4	4	0	1	0	0	0	0	2	7	17	=	=						
53 John Gant, R (5,1) ERA: 1.8	3.0	W	11	2	1	1	7	0	0	0	0	0	1	26	26	3.00	0.667						















Top section of the scorecard for the Toronto Blue Jays @ Baltimore Orioles game, showing batter statistics and play diagrams for the first three innings.


Inning Stats section for the top half of the game, including pitcher statistics for Nestor Cortes, Darren O'Day, Mychal Givens, and Tim Melville.

Bottom section of the scorecard for the Toronto Blue Jays @ Baltimore Orioles game, showing batter statistics and play diagrams for the fourth through sixth innings.

Inning Stats section for the bottom half of the game, including pitcher statistics for Pedro Alvarez, Ryan Mountcastle, Tim Beckham, Alex Presley, Chance Sisco, and Anthony Santander.


**Toronto Blue Jays @ Baltimore Orioles**  
Ed Smith Stadium, Sarasota, FL  
Thu Mar 08 2018, 1:08 PM - 4:01 PM EST  
Att: 7,015 - Partly Cloudy - 63 F

AB 41  
R 9  
H 16  
RBI 8  
BB 3  
SO 5  
LOB 23



**Toronto Blue Jays @ Baltimore Orioles**  
Ed Smith Stadium, Sarasota, FL  
Thu Mar 08 2018, 1:08 PM - 4:01 PM EST  
Att: 7,015 - Partly Cloudy - 63 F

AB 36  
R 3  
H 9  
RBI 3  
BB 3  
SO 10  
LOB 17













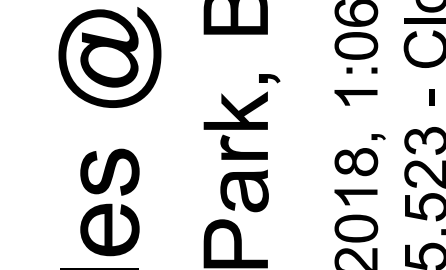
Batter	1	2	3	4	5	6	7	8	9	AB	R	H	RBI	BB	SO	LOB	TOP																			
18 Austin Hays, R OBP: 0.200, SLG: 0.118 (1, 10)	F7		G5-3	SF7		G6-3		F6		4	0	0	1	0	0	4	<b>Baltimore Orioles @ Pittsburgh Pirates</b> LECOM Park, Bradenton, FL Mon Mar 12 2018, 1:06 PM - 4:13 PM EDT Att: 5,523 - Cloudy - 67 F																			
28 Colby Rasmus, L OBP: 0.409, SLG: 0.444 (1, 8)	F7						E8		2	0	0	0	1	1	0	0																				
25 Anthony Santander, S OBP: 0.350, SLG: 0.526 (7, 9)	F7								1	0	0	1	1	0	0	0																				
6 Jonathan Schoop, R OBP: 0.449, SLG: 0.759 92 Sharon Schoop, R (7, PR)									3	1	2	1	1	0	2	0																				
96 Adelin Rodríguez, R OBP: 0.286, SLG: 0.286 (7, 3)	1B		G6-3					K	0	0	0	0	0	0	0	1																				
2 Pedro Alvarez, L OBP: 0.313, SLG: 0.429 17 Rubén Tejada, R OBP: 0.194, SLG: 0.176 (7, 4)	P6								4	1	1	0	0	1	3	1																				
47 Danny Valencia, R OBP: 0.300, SLG: 0.556 12 Engelb Vielma, S OBP: 0.267, SLG: 0.250 (7, 6)									3	0	0	0	1	0	3	1																				
47 Alex Presley, L OBP: 0.417, SLG: 0.387 70 Cedric Mullins, L OBP: 0.290, SLG: 0.444 (7, 8)									4	1	1	0	1	1	0	1																				
23 Joey Rickard, R OBP: 0.270, SLG: 0.188 84 Mike Yastrzemski, L OBP: 0.400, SLG: 0.250 (7, 7)									2	1	1	0	1	1	0	1																				
27 Andrew Susac, R OBP: 0.615, SLG: 0.857 29 Austin Wynns, R OBP: 0.412, SLG: 0.462 (8, 2)									2	1	1	0	1	1	0	1																				
3 Luis Sardinas, S OBP: 0.375, SLG: 0.400 87 Drew Dosch, L OBP: 0.250, SLG: 0.250 (7, 5)									2	1	1	2	0	0	0	0																				
Inning Stats	R: 0 E: 0 K: 0 S: 4	H: 1 LOB: 1 BB: 0 P: 4	R: 0 E: 0 K: 2 S: 7	H: 0 LOB: 0 BB: 0 P: 7	R: 0 E: 0 K: 0 S: 3	H: 0 LOB: 2 BB: 1 P: 8	R: 5 E: 0 K: 1 S: 9	H: 4 LOB: 0 BB: 1 P: 14	R: 1 E: 0 K: 1 S: 5	H: 1 LOB: 1 BB: 2 P: 14	R: 0 E: 0 K: 1 S: 5	H: 0 LOB: 0 BB: 0 P: 5	R: 0 E: 1 K: 0 S: 3	H: 0 LOB: 1 BB: 1 P: 7	R: 2 E: 0 K: 1 S: 7	H: 2 LOB: 3 BB: 2 P: 16		R: 0 E: 1 K: 0 S: 4	H: 0 LOB: 1 BB: 0 P: 5	1B: 4 2B: 3 3B: 1 HR: 1	SF: 1 SAC: 2 DP: 2 HBP: 2	WP: 1 PB: 1 SB: 0 CS: 0	PA: 44													
PITCHER	IP	WLS	BF	H	R	ER	SO	BB	IBB	HBP	BLK	WP	HR	S	P	ERA		WHIP	PITCHER	IP	WLS	BF	H	R	ER	SO	BB	IBB	HBP	BLK	WP	HR	S	P	ERA	WHIP
84 Alex McAra, R ERA: 4.91 (1, 1)	3.0		12	1	0	0	2	1	0	1	0	0	0	14	19	0.00	0.667	51 Jordan Milbrath, R ERA: 13.5 (8, 1)	0.1		6	2	2	2	0	2	0	1	0	0	0	3	12	54.00	12.000	
66 Dovydas Neverauskas, R ERA: 9.0 (4, 1)	1.0	L	8	4	5	4	1	1	0	0	0	0	0	9	14	36.00	5.000	92 Tanner Anderson, R ERA: 2.7 (8, 1)	0.2		2	0	0	0	1	0	0	0	0	0	4	4	0.00	0.000		
80 Yeudy Garcia, R ERA: 2.7 (5, 1)	1.0		5	1	1	1	1	2	0	0	0	0	1	5	14	9.00	3.000	37 Edgar Santana, R ERA: 2.7 (9, 1)	1.0		4	0	0	0	0	0	0	0	1	0	4	5	0.00	0.000		
30 Kyle Crick, R ERA: 7.94 (6, 1)	1.0		3	0	0	0	1	0	0	0	0	0	0	5	5	0.00	0.000																			
53 Josh Smoker, L ERA: (7, 1)	1.0		4	0	0	0	0	1	0	0	0	0	0	3	7	0.00	1.000																			

AB	32
R	8
H	8
RBI	7
BB	7
SO	6
LOB	22



BOTTOM

AB	39
R	5
H	13
RBI	5
BB	0
SO	10
LOB	25



WP	0	PA	40
PB	0		
SB	1		
CS	1		



Comprehensive baseball scorecard for New York Yankees @ Baltimore Orioles at Ed Smith Stadium, Sarasota, FL. Includes batting lineups, pitch logs, and summary statistics for both teams.

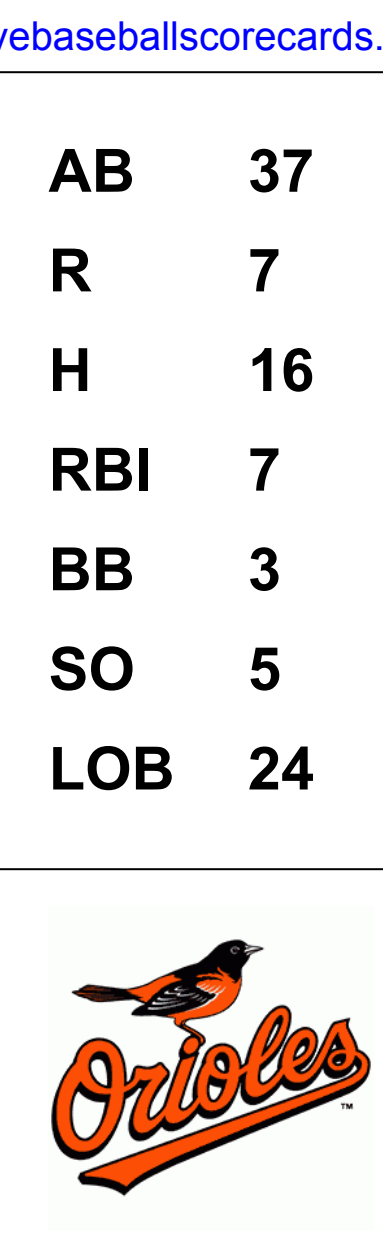
New York Yankees @ Baltimore Orioles
Ed Smith Stadium, Sarasota, FL

AB 34
R 4
H 7
RBI 4
BB 5
SO 10
LOB 24



BOTTOM

AB 37
R 7
H 16
RBI 7
BB 3
SO 5
LOB 24




TOP

WP: 0 PA: 40
PB: 0
SB: 0
CS: 0

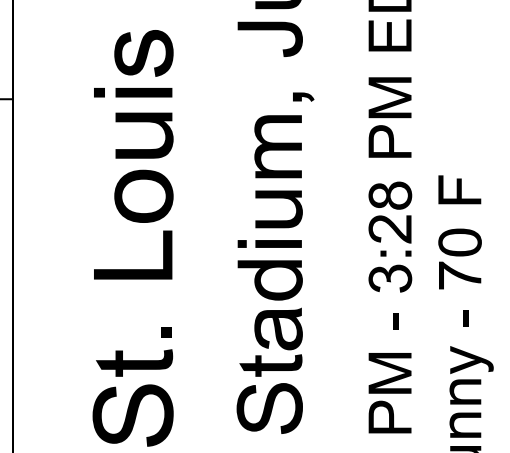
Batter	1	2	3	4	5	6	7	8	9	AB	R	H	RBI	BB	SO	LOB	TOP										
16 <b>Trey Mancini, R</b> OBP: 0.341, SLG: 0.513 15 <b>Chance Sisco, L</b> OBP: 0.440, SLG: 0.636										3	0	0	0	0	2	2	<b>Baltimore Orioles @ St. Louis Cardinals</b> Roger Dean Chevrolet Stadium, Jupiter, FL Thu Mar 15 2018, 1:08 PM - 3:28 PM EDT Att: 6,652 - Sunny - 70 F										
28 <b>Colby Rasmus, L</b> OBP: 0.393, SLG: 0.500 18 <b>Austin Hays, R</b> OBP: 0.231, SLG: 0.174										3	0	0	0	0	2	2											
13 <b>Manny Machado, R</b> OBP: 0.475, SLG: 0.784 3 <b>Luis Sardinas, S</b> OBP: 0.417, SLG: 0.424										3	0	0	0	0	0	0											
6 <b>Jonathan Schoop, R</b> OBP: 0.513, SLG: 0.941 96 <b>Aderlin Rodriguez, R</b> OBP: 0.200, SLG: 0.200										2	1	2	1	1	0	0											
2 <b>Pedro Alvarez, L</b> OBP: 0.357, SLG: 0.400 29 <b>Austin Wynns, R</b> OBP: 0.429, SLG: 0.625										2	0	1	0	1	1	0											
1 <b>Tim Beckham, R</b> OBP: 0.306, SLG: 0.422 12 <b>Engelb Vielma, S</b> OBP: 0.250, SLG: 0.235										3	0	0	0	0	2	4											
25 <b>Anthony Santander, S</b> OBP: 0.333, SLG: 0.565 70 <b>Cedric Mullins, L</b> OBP: 0.273, SLG: 0.414										3	0	0	0	0	0	2											
14 <b>Craig Gentry, R</b> OBP: 0.320, SLG: 0.375 47 <b>Alex Presley, L</b> OBP: 0.421, SLG: 0.387										3	0	1	0	0	0	0											
36 <b>Caleb Joseph, R</b> OBP: 0.462, SLG: 0.591 47 <b>Danny Valencia, R</b> OBP: 0.292, SLG: 0.500										1	0	0	0	1	1	1											
<b>Inning Stats</b>	R: 0 E: 0 K: 1 S: 5	H: 0 LOB: 0 BB: 0 P: 5	R: 1 E: 0 K: 2 S: 10	H: 1 LOB: 0 BB: 0 P: 11	R: 0 E: 0 K: 2 S: 8	H: 1 LOB: 1 BB: 0 P: 8	R: 0 E: 1 K: 1 S: 6	H: 1 LOB: 2 BB: 1 P: 10	R: 0 E: 0 K: 1 S: 7	H: 0 LOB: 0 BB: 0 P: 5	R: 0 E: 0 K: 1 S: 6	H: 1 LOB: 1 BB: 0 P: 6	R: 0 E: 0 K: 2 S: 7	H: 0 LOB: 0 BB: 0 P: 7	R: 0 E: 0 K: 1 S: 7	H: 0 LOB: 0 BB: 0 P: 7		1B: 4 2B: 0 3B: 0 HR: 1	SF: 0 SAC: 0 DP: 1 HBP: 0	WP: 0 PB: 0 SB: 0 CS: 0	PA: 34						
<b>PITCHER</b>	IP	WLS	BF	H	R	ER	SO	BB	IBB	HBP	BLK	WP	HR	S	P	ERA	WHIP										
32 <b>Jack Flaherty, R</b> ERA: 4.85 53 <b>John Gant, R</b> ERA: 1.59 27 <b>Brett Cecil, L</b> ERA: 3.0	5.0	L	20	3	1	1	8	2	0	0	0	0	1	36	45	1.80	1.000										

Batter	1	2	3	4	5	6	7	8	9	AB	R	H	RBI	BB	SO	LOB	BOTTOM										
25 <b>Dexter Fowler, S</b> OBP: 0.303, SLG: 0.357 75 <b>Adolis Garcia, R</b> OBP: 0.375, SLG: 0.556										3	0	1	0	0	1	0	<b>Baltimore Orioles @ St. Louis Cardinals</b> Roger Dean Chevrolet Stadium, Jupiter, FL Thu Mar 15 2018, 1:08 PM - 3:28 PM EDT Att: 6,652 - Sunny - 70 F										
35 <b>Greg Garcia, L</b> OBP: 0.441, SLG: 0.375 66 <b>Wilfredo Tovar, R</b> OBP: 0.333, SLG: 0.357										2	0	0	0	1	0	1											
4 <b>Yadier Molina, R</b> OBP: 0.365, SLG: 0.419 46 <b>Francisco Peña, R</b> OBP: 0.250, SLG: 0.182										3	0	0	0	0	0	3											
38 <b>José Martínez, R</b> OBP: 0.351, SLG: 0.588 78 <b>Randy Arozarena, R</b> OBP: 0.375, SLG: 0.493										2	0	0	0	1	0	1											
3 <b>Jedd Gyorko, R</b> OBP: 0.200, SLG: 0.167 73 <b>Patrick Wisdom, R</b> OBP: 0.237, SLG: 0.257										3	0	1	0	0	0	1											
34 <b>Yairo Muñoz, R</b> OBP: 0.376, SLG: 0.571 93 <b>Andrew Knizner, R</b> OBP: 0.393, SLG: 0.571										3	0	0	0	0	0	2											
40 <b>Luke Voit, R</b> OBP: 0.302, SLG: 0.390 90 <b>Lane Thomas, R</b>										3	0	1	0	0	1	0											
54 <b>Alex Mejia, R</b> OBP: 0.208, SLG: 0.217 48 <b>Harrison Bader, R</b> OBP: 0.310, SLG: 0.410										2	0	0	0	0	0	0											
74 <b>Oscar Mercado, R</b> OBP: 0.300, SLG: 0.200 41 <b>Breyvic Valera, S</b> OBP: 0.280, SLG: 0.162										3	0	0	0	0	0	1											
<b>Inning Stats</b>	R: 0 E: 0 K: 0 S: 4	H: 1 LOB: 1 BB: 0 P: 4	R: 0 E: 0 K: 0 S: 3	H: 0 LOB: 0 BB: 0 P: 3	R: 0 E: 1 K: 0 S: 4	H: 0 LOB: 2 BB: 1 P: 8	R: 0 E: 0 K: 0 S: 3	H: 1 LOB: 0 BB: 0 P: 3	R: 0 E: 0 K: 1 S: 5	H: 0 LOB: 0 BB: 0 P: 5	R: 0 E: 0 K: 1 S: 5	H: 0 LOB: 1 BB: 1 P: 6	R: 0 E: 0 K: 0 S: 3	H: 1 LOB: 1 BB: 0 P: 3	R: 0 E: 0 K: 0 S: 3	H: 0 LOB: 1 BB: 1 P: 7		1B: 3 2B: 0 3B: 0 HR: 0	SF: 0 SAC: 0 DP: 3 HBP: 0	WP: 0 PB: 0 SB: 0 CS: 0	PA: 31						
<b>PITCHER</b>	IP	WLS	BF	H	R	ER	SO	BB	IBB	HBP	BLK	WP	HR	S	P	ERA	WHIP										
34 <b>Kevin Gausman, R</b> ERA: 4.82 84 <b>Luis González, L</b> ERA: 3.86 31 <b>Jimmy Yacabonis, R</b> ERA: 3.86 66 <b>Tanner Scott, L</b> ERA: 3.0 88 <b>Lucas Long, R</b> ERA: 3.0	5.0	W	18	2	0	0	1	1	0	0	0	0	0	5	5	0.00	0.600										

AB	31
R	1
H	5
RBI	1
BB	3
SO	12
LOB	12



AB	28
R	0
H	3
RBI	0
BB	3
SO	2
LOB	12



WP	0
PB	0
SB	0
CS	0

Batter	1	2	3	4	5	6	7	8	9	AB	R	H	RBI	BB	SO	LOB	TOP										
1 Tim Beckham, R (1.5) 47 Alex Presley, L (7.7) OBP: 0.308, SLG: 0.479 OBP: 0.410, SLG: 0.375	G3-1		K					F8		3	1	1	1	0	1	1											
28 Colby Rasmus, L (1.8) 14 Craig Gentry, R (7.9) OBP: 0.387, SLG: 0.462 OBP: 0.346, SLG: 0.375	B1-3			K						2	1	0	0	1	1	0											
13 Manny Machado, R (1.6) 70 Cedric Mullins, L (7.8) OBP: 0.465, SLG: 0.775 OBP: 0.265, SLG: 0.400	K			G1-3						3	0	1	0	0	1	0											
6 Jonathan Schoop, R (1.4) 3 Luis Sardinas, S (7.5) OBP: 0.476, SLG: 0.865 OBP: 0.405, SLG: 0.412		K			L6					3	0	0	0	0	1	1											
16 Trey Mancini, R (1.7) 96 Aderin Rodriguez, R (7.3) OBP: 0.340, SLG: 0.524 OBP: 0.273, SLG: 0.273		K				L8				3	0	1	0	0	1	0											
2 Pedro Alvarez, L (1.10) 25 Anthony Santander, S (9. PH) OBP: 0.333, SLG: 0.368 OBP: 0.347, SLG: 0.638		K				G4-3				3	0	0	0	0	2	1											
47 Danny Valencia, R (1.3) 12 Engelb Vielma, S (7.6) OBP: 0.259, SLG: 0.440 OBP: 0.238, SLG: 0.222				G6-3						3	0	0	0	0	2	1											
18 Austin Hays, R (1.9) Erick Salcedo, S (7.4) OBP: 0.241, SLG: 0.192 OBP: 0.400, SLG: 0.500										3	0	1	0	0	1	1											
36 Caleb Joseph, R (1.2) 29 Austin Wynns, R (6.2) OBP: 0.429, SLG: 0.542 OBP: 0.409, SLG: 0.588										2	0	0	0	0	1	1											
<b>Inning Stats</b>	R: 0 E: 0 K: 1 S: 5	H: 0 LOB: 0 BB: 0 P: 5	R: 0 E: 0 K: 3 S: 9	H: 0 LOB: 0 BB: 0 P: 9	R: 0 E: 0 K: 2 S: 8	H: 1 LOB: 1 BB: 0 P: 8	R: 0 E: 0 K: 1 S: 5	H: 0 LOB: 0 BB: 0 P: 5	R: 0 E: 0 K: 1 S: 5	H: 0 LOB: 0 BB: 0 P: 5	R: 2 E: 1 K: 1 S: 9	H: 2 LOB: 1 BB: 1 P: 15	R: 0 E: 0 K: 2 S: 8	H: 1 LOB: 1 BB: 0 P: 8	R: 0 E: 0 K: 1 S: 5	H: 0 LOB: 1 BB: 1 P: 9	R: 2 E: 0 K: 0 S: 7	H: 2 LOB: 0 BB: 0 P: 7	1B: 2 2B: 2 3B: 0 HR: 2	SF: 0 SAC: 0 DP: 0 HBP: 0	WP: 0 PB: 0 SB: 1 CS: 0	PA: 35					
<b>PITCHER</b>	IP	WLS	BF	H	R	ER	SO	BB	IBB	HBP	BLK	WP	HR	S	P	ERA	WHIP										
48 Jacob deGrom, R (1.1) ERA: 2.35	5.0		16	1	0	0	8	0	0	0	0	0	0	32	32	0.00	0.200										
65 Robert Gsellman, R (6.1) ERA: 4.09	1.0	B	6	2	2	1	1	1	0	0	0	0	1	9	15	9.00	3.000										
67 Seth Lugo, R (7.1) ERA: 1.69	1.0		4	1	0	0	2	0	0	0	0	0	0	8	8	0.00	1.000										
51 Paul Sewald, R (8.1) ERA: 1.93	1.0		4	0	0	0	1	1	0	0	0	0	0	5	9	0.00	1.000										
35 Jacob Rhame, R (9.1) ERA: 4.5	1.0		5	2	2	2	0	0	0	0	0	0	1	7	7	18.00	2.000										

Baltimore Orioles @ New York Mets  
First Data Field, Port St. Lucie, FL  
Fri Mar 16 2018, 1:10 PM - 3:41 PM EDT  
Att: 6,575 - Sunny - 77 F

AB 33  
R 4  
H 6  
RBI 3  
BB 2  
SO 12  
LOB 7



Batter	1	2	3	4	5	6	7	8	9	AB	R	H	RBI	BB	SO	LOB	BOTTOM										
13 Asdrubal Cabrera, S (1.4) 2 Gavin Cecchini, R (9.4) OBP: 0.324, SLG: 0.419 OBP: 0.353, SLG: 0.552	P6									4	2	2	1	0	0	1											
19 Jay Bruce, L (1.9) 16 Matthew den Dekker, L (9.9) OBP: 0.290, SLG: 0.464 OBP: 0.270, SLG: 0.129	F7									4	0	1	1	0	2	0											
23 Adrián González, L (1.3) 82 Tyler Moore, L (9.3) OBP: 0.275, SLG: 0.243 OBP: 0.250, SLG: 0.250										4	0	1	0	0	1	1											
21 Todd Frazier, R (1.5) 60 Luis Guillorme, L (9. PR) OBP: 0.270, SLG: 0.324 OBP: 0.439, SLG: 0.438										2	0	0	0	2	1	1											
7 José Reyes, S (1.10) OBP: 0.206, SLG: 0.250										4	0	1	0	0	0	1											
18 Travis d'Arnaud, R (1.2) 59 Jose Lobaton, S (8.2) 11 Ty Kelly, S (9. PR) OBP: 0.441, SLG: 0.481 OBP: 0.238, SLG: 0.429 OBP: 0.306, SLG: 0.235										3	0	0	0	0	0	1											
72 Phillip Evans, R (1.7) OBP: 0.389, SLG: 0.567										4	0	1	1	0	0	1											
1 Amed Rosario, R (1.6) OBP: 0.313, SLG: 0.467										4	0	0	0	0	2	4											
12 Juan Lagares, R (1.8) OBP: 0.257, SLG: 0.219										4	0	1	0	0	1	2											
<b>Inning Stats</b>	R: 0 E: 0 K: 1 S: 6	H: 1 LOB: 1 BB: 0 P: 6	R: 0 E: 0 K: 0 S: 3	H: 0 LOB: 0 BB: 0 P: 3	R: 1 E: 0 K: 2 S: 9	H: 2 LOB: 1 BB: 0 P: 9	R: 0 E: 0 K: 0 S: 3	H: 0 LOB: 0 BB: 0 P: 3	R: 0 E: 1 K: 0 S: 4	H: 1 LOB: 1 BB: 0 P: 4	R: 0 E: 0 K: 2 S: 6	H: 0 LOB: 0 BB: 1 P: 10	R: 0 E: 0 K: 0 S: 4	H: 1 LOB: 1 BB: 0 P: 4	R: 1 E: 0 K: 1 S: 7	H: 1 LOB: 0 BB: 0 P: 8	R: 2 E: 1 K: 1 S: 7	H: 1 LOB: 2 BB: 1 P: 12	1B: 3 2B: 3 3B: 0 HR: 1	SF: 0 SAC: 0 DP: 0 HBP: 0	WP: 1 PB: 0 SB: 0 CS: 1	PA: 37					
<b>PITCHER</b>	IP	WLS	BF	H	R	ER	SO	BB	IBB	HBP	BLK	WP	HR	S	P	ERA	WHIP										
54 Andrew Cashner, R (1.1) ERA: 1.0	5.0		19	4	1	1	3	0	0	0	0	0	0	25	25	1.80	0.800										
55 Josh Edgin, L (6.1) ERA: 1.5	1.0	H	3	0	0	0	2	1	0	0	0	0	0	6	10	0.00	1.000										
38 Pedro Araújo, R (7.1) ERA: 3.0	1.0	H	4	1	0	0	0	0	0	0	0	0	0	4	4	0.00	1.000										
57 Donnie Hart, L (8.1) ERA: 3.38	1.0	B	4	1	1	1	1	0	0	0	0	0	1	7	8	9.00	1.000										
94 James Teague, R (9.1) ERA:	1.0	B	6	1	2	0	1	1	0	0	0	1	0	7	12	0.00	2.000										

Baltimore Orioles @ New York Mets  
First Data Field, Port St. Lucie, FL  
Fri Mar 16 2018, 1:10 PM - 3:41 PM EDT  
Att: 6,575 - Sunny - 77 F

AB 34  
R 4  
H 7  
RBI 3  
BB 2  
SO 7  
LOB 13





Batter	1	2	3	4	5	6	7	8	9	AB	R	H	RBI	BB	SO	LOB	TOP					
1 Aledmys Diaz, R OBP: 0.286, SLG: 0.333										3	0	0	1	1	1	0	Toronto Blue Jays @ Baltimore Orioles Ed Smith Stadium, Sarasota, FL Sat Mar 17 2018, 1:08 PM - 3:58 PM EDT Att: 7,409 - Sunny - 73 F					
61 Gift Ngoepe, R OBP: 0.314, SLG: 0.379										1	0	0	0	0	0	1						
3 Danny Espinosa, S OBP: 0.364, SLG: 0.414										4	0	4	1	0	0	0						
79 Jon Berti, R OBP: 0.143, SLG: 0.286										1	0	0	1	0	0	0						
26 Yangeris Solarte, S OBP: 0.211, SLG: 0.286										4	0	0	0	0	0	4						
7 Richard Urena, S OBP: 0.200, SLG: 0.241										1	0	0	0	0	1	0						
14 Justin Smoak, S OBP: 0.300, SLG: 0.296										3	0	1	0	0	0	2						
64 Jason Leblond, R OBP: 0.356, SLG: 0.395										0	0	0	0	1	0	0						
28 Steve Pearce, R OBP: 0.368, SLG: 0.500										3	0	0	0	0	2	1						
83 Ian Parmley, L										1	0	0	0	0	0	2						
37 Teoscar Hernández, R OBP: 0.359, SLG: 0.639										4	0	0	0	0	2	0						
39 Jonathan Davis, R OBP: 0.321, SLG: 0.417										0	0	0	0	0	0	0						
11 Kevin Pillar, R OBP: 0.529, SLG: 0.719										3	1	3	0	0	0	0						
88 Juan Kelly, S										1	0	0	0	0	1	0						
21 Luke Maile, R OBP: 0.456, SLG: 0.500										3	1	1	0	1	1	1						
75 Pat Cantwell, R OBP: 0.500, SLG: 0.400										0	0	0	0	0	0	0						
43 Roemon Fields, L OBP: 0.441, SLG: 0.600										3	3	2	2	1	0	2						
<b>Inning Stats</b>	R: 0 E: 1 K: 0 S: 3	H: 1 LOB: 0 BB: 0 P: 3	R: 0 E: 0 K: 2 S: 7	H: 0 LOB: 0 BB: 0 P: 7	R: 1 E: 0 K: 0 S: 4	H: 3 LOB: 2 BB: 1 P: 8	R: 0 E: 0 K: 0 S: 3	H: 1 LOB: 0 BB: 0 P: 3	R: 3 E: 0 K: 1 S: 8	H: 4 LOB: 2 BB: 0 P: 8	R: 0 E: 0 K: 1 S: 6	H: 1 LOB: 2 BB: 1 P: 10	R: 0 E: 0 K: 1 S: 6	H: 1 LOB: 2 BB: 1 P: 10	R: 0 E: 0 K: 3 S: 9	H: 0 LOB: 0 BB: 0 P: 9	R: 1 E: 0 K: 1 S: 5	H: 0 LOB: 0 BB: 1 P: 10	1B: 10 2B: 2 3B: 1 HR: 0	SF: 0 SAC: 0 DP: 3 HBP: 0	WP: 0 PB: 0 SB: 2 CS: 0	PA: 39
<b>PITCHER</b>	IP WLS BF H R ER SO BB IBB HBP BLK WP HR S P ERA WHIP																					
43 Mike Wright Jr., R ERA: 4.91	4.2 L 21 9 4 4 2 1 0 0 0 1 0 0 24 28 7.71 2.143																					
63 Joely Rodriguez, L ERA:	0.1 1 0 0 0 0 0 0 0 0 0 0 0 1 1 0.00 0.000																					
74 José Mesa Jr., R ERA: 5.87	2.0 10 2 0 0 2 2 0 0 0 0 0 0 12 20 0.00 2.000																					
56 Darren O'Day, R ERA: 1.5	1.0 3 0 0 0 3 0 0 0 0 0 0 0 9 9 0.00 0.000																					
66 Tanner Scott, L ERA: 3.86	1.0 4 0 1 1 1 1 0 0 0 0 0 0 5 10 9.00 1.000																					

Batter	1	2	3	4	5	6	7	8	9	AB	R	H	RBI	BB	SO	LOB	BOTTOM					
14 Craig Gentry, R OBP: 0.345, SLG: 0.346										2	0	0	0	1	1	0	Toronto Blue Jays @ Baltimore Orioles Ed Smith Stadium, Sarasota, FL Sat Mar 17 2018, 1:08 PM - 3:58 PM EDT Att: 7,409 - Sunny - 73 F					
18 Austin Hays, R OBP: 0.233, SLG: 0.185										1	0	0	0	0	1	0						
28 Colby Rasmus, L OBP: 0.382, SLG: 0.448										3	0	1	0	0	0	1						
29 Austin Wynns, R OBP: 0.391, SLG: 0.556										1	0	0	0	0	0	0						
16 Trey Mancini, R OBP: 0.340, SLG: 0.511										3	0	1	0	0	2	1						
70 Cedric Mullins, L OBP: 0.286, SLG: 0.419										1	1	1	0	0	0	0						
10 Adam Jones, R OBP: 0.353, SLG: 0.563										3	1	1	1	0	0	1						
96 Adelin Rodriguez, R OBP: 0.250, SLG: 0.250										1	0	0	0	0	1	1						
25 Anthony Santander, S OBP: 0.346, SLG: 0.640										3	0	1	0	0	1	0						
47 Alex Presley, R OBP: 0.425, SLG: 0.455										1	0	1	1	0	0	0						
47 Danny Valencia, R OBP: 0.233, SLG: 0.393										3	0	0	0	0	1	1						
27 Andrew Susac, R OBP: 0.500, SLG: 0.600										1	0	0	0	0	1	1						
15 Chance Sisco, L OBP: 0.429, SLG: 0.600										3	0	1	0	0	2	1						
92 Sharon Schoop, R										1	0	0	0	0	0	1						
3 Luis Sardinas, S OBP: 0.375, SLG: 0.378										3	0	0	0	0	1	2						
97 Jomar Reyes, R OBP: 0.200, SLG: 0.200										0	0	0	0	0	0	0						
12 Engelb Vielma, S OBP: 0.208, SLG: 0.190										3	0	0	0	0	2	0						
82 Adrian Marin, R										0	0	0	0	0	0	0						
<b>Inning Stats</b>	R: 0 E: 0 K: 0 S: 3	H: 1 LOB: 1 BB: 1 P: 7	R: 0 E: 0 K: 2 S: 8	H: 1 LOB: 0 BB: 0 P: 8	R: 0 E: 0 K: 3 S: 10	H: 1 LOB: 1 BB: 0 P: 10	R: 1 E: 0 K: 1 S: 9	H: 1 LOB: 0 BB: 0 P: 12	R: 0 E: 0 K: 1 S: 5	H: 0 LOB: 0 BB: 0 P: 5	R: 0 E: 0 K: 1 S: 5	H: 0 LOB: 0 BB: 0 P: 5	R: 0 E: 0 K: 2 S: 8	H: 1 LOB: 1 BB: 0 P: 8	R: 0 E: 0 K: 1 S: 5	H: 0 LOB: 0 BB: 0 P: 5	R: 1 E: 0 K: 2 S: 9	H: 2 LOB: 1 BB: 0 P: 9	1B: 4 2B: 1 3B: 1 HR: 1	SF: 0 SAC: 0 DP: 0 HBP: 0	WP: 0 PB: 0 SB: 0 CS: 0	PA: 34
<b>PITCHER</b>	IP WLS BF H R ER SO BB IBB HBP BLK WP HR S P ERA WHIP																					
31 Joe Biagini, R ERA: 6.59	3.2 W 15 4 1 1 5 1 0 0 0 0 0 0 27 34 9.00 2.46																					
58 Tim Lincecum, L ERA: 2.45	1.1 4 0 0 0 2 0 0 0 0 0 0 0 8 8 0.00 0.000																					
72 John Axford, R ERA: 1.59	1.0 H 3 0 0 0 1 0 0 0 0 0 0 0 5 5 0.00 0.000																					
59 Rhiner Cruz, R ERA: 1.35	1.0 H 4 1 0 0 2 0 0 0 0 0 0 0 8 8 0.00 1.000																					
73 Craig Breslow, L ERA: 7.11	1.0 H 3 0 0 0 1 0 0 0 0 0 0 0 5 5 0.00 0.000																					

livebaseballscorecards.com

AB 35  
R 5  
H 11  
RBI 5  
BB 4  
SO 8  
LOB 13

livebaseballscorecards.com

AB 33  
R 2  
H 7  
RBI 2  
BB 1  
SO 13  
LOB 10

Batter	1	2	3	4	5	6	7	8	9	AB	R	H	RBI	BB	SO	LOB	TOP											
9 Brandon Nimmo, L (1,9) 83 Patrick Biondi, L (7,9) OBP: 0.368, SLG: 0.612 OBP: 0.381, SLG: 0.316	F9		4 WP 18 2B 7 HBP		7 FC3-6 HBP		G6-3		L7	3	1	1	1	0	0	0	<b>New York Mets @ Baltimore Orioles</b> <b>Ed Smith Stadium, Sarasota, FL</b> Sun Mar 18 20:18, 1:09 PM - 3:49 PM EDT Att: 7,660 - Sunny - 76 F											
7 José Reyes, S (1,4) 2 Gavin Cecchini, R (7,4) OBP: 0.211, SLG: 0.229 OBP: 0.342, SLG: 0.515	K		3-H 1-0 1B		FC3-6 4 S 1-2		G6-3		F7	3	1	0	0	0	1	1												
4 Wilmer Flores, R (1,3) 75 David Thompson, R (7, PR) (7,5) OBP: 0.266, SLG: 0.523 OBP: 0.464, SLG: 0.391	F8		1-3 1-2 2-3		4-0 1-2 BB		18 S 1B			3	0	1	0	1	1	2												
18 Travis d'Arnaud, R (1,2) 77 Tomás Nido, R (8,2) OBP: 0.447, SLG: 0.613 OBP: 0.316, SLG: 0.471		3-0 HR	2-H 3-H 0-0 2B		0-3 K		1-2 1B			4	1	2	3	0	2	3												
59 Jose Lobaton, S (1,10) OBP: 0.250, SLG: 0.370	L9		0-0 P6		0-0 1 PB 1B				K	4	1	1	0	0	1	1												
72 Phillip Evans, R (1,5) OBP: 0.378, SLG: 0.500 (9,7)	G1-3				0-0 F9				G6-3	4	0	0	0	0	0	1												
12 Juan Lagares, R (1,8) 11 Ty Kelly, S (8,8) OBP: 0.317, SLG: 0.250	K				0-3 K				1B	4	0	1	0	0	2	1												
1 Amed Rosario, R (1,6) 60 Luis Guillorme, L (8,6) OBP: 0.306, SLG: 0.441 OBP: 0.455, SLG: 0.424					0-0 G6-3		1-H 1B		F8	4	0	1	1	0	1	1												
16 Matthew den Dekker, L (1,7) 74 Pete Alonso, R (9, PH) (9,3) OBP: 0.286, SLG: 0.222 OBP: 0.276, SLG: 0.133					0-0 G4-3				G4-3	3	1	1	0	0	1	1												
			9 1B 3B							1	0	0	0	0	0	0												
<b>Inning Stats</b>	R: 0 E: 0 K: 1 S: 5	H: 0 LOB: 0 BB: 0 P: 5	R: 1 E: 0 K: 1 S: 6	H: 1 LOB: 0 BB: 0 P: 9	R: 3 E: 0 K: 1 S: 8	H: 3 LOB: 1 BB: 0 P: 10	R: 0 E: 0 K: 1 S: 5	H: 0 LOB: 0 BB: 0 P: 5	R: 0 E: 0 K: 2 S: 9	H: 2 LOB: 1 BB: 1 P: 10	R: 0 E: 0 K: 1 S: 6	H: 1 LOB: 2 BB: 0 P: 7	R: 0 E: 0 K: 1 S: 6	H: 1 LOB: 0 BB: 0 P: 6	R: 0 E: 0 K: 0 S: 3	H: 0 LOB: 0 BB: 0 P: 3		1B: 5 2B: 1 3B: 1 HR: 1	SF: 0 SAC: 0 DP: 0 HBP: 2	WP: 1 PB: 1 SB: 2 CS: 0	PA: 38							
<b>PITCHER</b>	IP 5.2	WLS L	BF 25	H 5	R 5	ER 4	SO 6	BB 1	IBB 0	HBP 2	BLK 0	WP 1	HR 1	S 34	P 44	ERA 6.35		WHIP 1.059										
37 Dylan Bundy, R (1,1) ERA: 9.0																												
84 Luis González, L (6,1) ERA: 2.7																												
60 Mychal Givens, R (7,1) ERA: 4.5																												
35 Brad Brach, R (8,1) ERA: 6.75																												
Jason Guirka, L (9,1) ERA: 6.75																												

AB	35
R	5
H	8
RBI	5
BB	1
SO	9
LOB	11




Batter	1	2	3	4	5	6	7	8	9	AB	R	H	RBI	BB	SO	LOB	BOTTOM											
19 Chris Davis, L (1,3) 14 Craig Gentry, R (7,8) OBP: 0.316, SLG: 0.375 OBP: 0.387, SLG: 0.370	G4-3		6 G6-4-3 1B					92 E 12 1B		3	0	1	1	0	1	0	<b>New York Mets @ Baltimore Orioles</b> <b>Ed Smith Stadium, Sarasota, FL</b> Sun Mar 18 20:18, 1:09 PM - 3:49 PM EDT Att: 7,660 - Sunny - 76 F											
6 Jonathan Schoop, R (1,4) 92 Sharon Schoop, R (6, PR) (7,4)	L9		2-H 1-2				13 1B		K	3	0	1	0	0	0	1												
13 Manny Machado, R (1,6) 12 Engelb Vielma, S (6, PR) (7,6)	G2-3						1-2 1B			3	0	1	0	0	0	0												
10 Adam Jones, R (1,8) 47 Danny Valencia, R (7,3) OBP: 0.309, SLG: 0.744 OBP: 0.256, SLG: 0.517		0-0 G6-3					16 G3-1 1B		47 HR 1B	3	0	1	0	0	0	2												
16 Trey Mancini, R (1,10) 15 Chance Sisco, L (8, PH) (9,10) OBP: 0.321, SLG: 0.479 OBP: 0.414, SLG: 0.577		0-3 K					1-2 G3-1		3-H HR	3	0	0	0	0	2	3												
28 Colby Rasmus, L (1,9) 47 Alex Presley, L (8,7) OBP: 0.378, SLG: 0.438 OBP: 0.415, SLG: 0.441		0-0 K					1-2 F7		1-H HR	1	0	0	0	0	1	0												
1 Tim Beckham, R (1,5) 18 Austin Hays, R (8,9) OBP: 0.309, SLG: 0.471 OBP: 0.258, SLG: 0.250		0-0 FC5-4 1B					70 CS 1B			3	0	1	0	0	0	1												
70 Cedric Mullins, L (1,7) 3 Luis Sardinas, S (8,5) OBP: 0.316, SLG: 0.441 OBP: 0.366, SLG: 0.368							1-2 G1-3			3	1	2	0	0	0	1												
36 Caleb Joseph, R (1,2) 29 Austin Wynns, R (8,2) 25 Anthony Santander, S (8, PH) (9, PH) OBP: 0.387, SLG: 0.481 OBP: 0.391, SLG: 0.566 OBP: 0.340, SLG: 0.627							1-2 K		2-3 G4-3	3	0	0	0	0	1	2												
										0	0	0	0	0	0	0												
<b>Inning Stats</b>	R: 0 E: 0 K: 0 S: 3	H: 0 LOB: 0 BB: 0 P: 3	R: 0 E: 0 K: 1 S: 6	H: 1 LOB: 1 BB: 0 P: 6	R: 1 E: 0 K: 1 S: 6	H: 2 LOB: 0 BB: 0 P: 6	R: 0 E: 0 K: 0 S: 4	H: 1 LOB: 1 BB: 0 P: 4	R: 0 E: 0 K: 2 S: 9	H: 2 LOB: 2 BB: 0 P: 9	R: 0 E: 0 K: 1 S: 7	H: 1 LOB: 1 BB: 0 P: 7	R: 3 E: 1 K: 3 S: 12	H: 3 LOB: 0 BB: 0 P: 12	R: 0 E: 0 K: 2 S: 8	H: 1 LOB: 2 BB: 1 P: 12		1B: 10 2B: 1 3B: 0 HR: 1	SF: 0 SAC: 0 DP: 1 HBP: 0	WP: 0 PB: 0 SB: 2 CS: 1	PA: 38							
<b>PITCHER</b>	IP 7.0	WLS W	BF 27	H 8	R 1	ER 1	SO 5	BB 0	IBB 0	HBP 0	BLK 0	WP 0	HR 1	S 38	P 39	ERA 1.29		WHIP 1.143										
34 Noah Syndergaard, R (1,1) 67 Seth Lugo, R (8,1) ERA: 3.80																												
65 Robert Gsellman, R (9,1) ERA: 3.75																												


AB	37
R	4
H	12
RBI	4
BB	1
SO	10
LOB	16



Batter	1	2	3	4	5	6	7	8	9	AB	R	H	RBI	BB	SO	LOB	TOP			
14 Craig Gentry, R (1, 8) OBP: 0.343, SLG: 0.323 70 Cedric Mullins, L (7, 8) OBP: 0.308, SLG: 0.429										4	0	0	0	0	3	2	<b>Baltimore Orioles @ Detroit Tigers</b> Publix Field at Joker Marchant Stadium, Lakeland, FL Mon Mar 19 2018, 1:07 PM - 3:49 PM EDT Att: 6,027 - Overcast - 79 F <a href="http://livebaseballscorecards.com">livebaseballscorecards.com</a>			
47 Alex Presley, L (1, 7) OBP: 0.452, SLG: 0.447 84 Mike Yastrzemski, L (7, 7) OBP: 0.333, SLG: 0.200										4	1	2	0	0	0	0				
18 Austin Hays, R (1, 9) OBP: 0.257, SLG: 0.250										4	0	1	0	0	2	1				
2 Pedro Alvarez, L (1, 3) OBP: 0.327, SLG: 0.357 96 Adelin Rodriguez, R (8, 3) OBP: 0.250, SLG: 0.250										4	0	1	1	0	1	2				
25 Anthony Santander, S (1, 10) OBP: 0.321, SLG: 0.593 91 Ademar Rifaella, L (8, PH) OBP: 0.333, SLG: 0.333										3	0	0	0	0	0	3				
15 Chance Sisco, L (1, 2) OBP: 0.452, SLG: 0.714 27 Andrew Susac, R (6, PH) OBP: 0.556, SLG: 0.667										2	1	2	0	0	0	0				
3 Luis Sardinas, S (1, 6) OBP: 0.357, SLG: 0.357 Erick Salcedo, S (8, 4) OBP: 0.400, SLG: 0.500										4	0	1	1	0	1	2				
97 Jomar Reyes, R (1, 5) OBP: 0.222, SLG: 0.556										4	1	1	2	0	2	3				
12 Engelb Vielma, S (1, 4) OBP: 0.276, SLG: 0.240 82 Adrian Marin, R (9, PR) OBP: 0.333, SLG: 0.333										3	0	1	0	1	0	0				
										0	0	0	0	0	0	0				
<b>Inning Stats</b>	R: 0 E: 1 K: 2 S: 9	H: 2 LOB: 2 BB: 0 P: 9	R: 1 E: 0 K: 0 S: 4	H: 1 LOB: 0 BB: 0 P: 4	R: 1 E: 0 K: 0 S: 6	H: 2 LOB: 1 BB: 0 P: 6	R: 0 E: 0 K: 2 S: 8	H: 1 LOB: 2 BB: 1 P: 12	R: 0 E: 0 K: 1 S: 5	H: 0 LOB: 0 BB: 0 P: 5	R: 2 E: 0 K: 1 S: 7	H: 2 LOB: 0 BB: 0 P: 7	R: 0 E: 0 K: 2 S: 9	H: 2 LOB: 2 BB: 0 P: 9	R: 0 E: 0 K: 0 S: 3	H: 1 LOB: 1 BB: 0 P: 3		1B: 8 2B: 1 3B: 1 HR: 1	SF: 0 SAC: 0 DP: 1 HBP: 0	WP: 0 PA: 38 PB: 0 SB: 1 CS: 0
<b>PITCHER</b>	IP WLS BF H R ER SO BB IBB HBP BLK WP HR S P ERA WHIP	5.0 L 22 6 2 2 5 1 0 0 0 0 0 1 7 7 3.60 1.400	1.0 5 2 2 2 1 0 0 0 0 0 0 1 7 7 18.00 2.000	1.0 3 0 0 0 2 0 0 0 0 0 0 0 7 7 0.00 0.000	1.0 5 2 0 0 2 0 0 0 0 0 0 9 9 0.00 2.000	1.0 3 1 0 0 0 0 0 0 0 0 0 3 3 0.00 1.000														

Batter	1	2	3	4	5	6	7	8	9	AB	R	H	RBI	BB	SO	LOB	BOTTOM			
12 Leonys Martin, L (1, 8) OBP: 0.340, SLG: 0.556 22 Victor Reyes, S (7, 8) OBP: 0.244, SLG: 0.214										2	0	1	0	0	0	1	<b>Baltimore Orioles @ Detroit Tigers</b> Publix Field at Joker Marchant Stadium, Lakeland, FL Mon Mar 19 2018, 1:07 PM - 3:49 PM EDT Att: 6,027 - Overcast - 79 F <a href="http://livebaseballscorecards.com">livebaseballscorecards.com</a>			
46 Jeimer Candelario, S (1, 5) OBP: 0.362, SLG: 0.595 80 Ronny Rodriguez, R (7, 5) OBP: 0.324, SLG: 0.375										3	0	2	1	0	0	1				
24 Miguel Cabrera, R (1, 3) OBP: 0.348, SLG: 0.488 14 Alexi Amarista, L (8, 6) OBP: 0.243, SLG: 0.314										3	0	0	0	0	0	4				
9 Nick Castellanos, R (1, 9) OBP: 0.318, SLG: 0.707 37 James Adduci, L (7, 9) OBP: 0.564, SLG: 0.548										3	0	0	0	0	0	3				
41 Victor Martinez, S (1, 10) OBP: 0.348, SLG: 0.659 81 Chad Sedio, L (8, PH) OBP: 1.000, SLG: 2.500										3	0	0	0	0	0	2				
34 James McCann, R (1, 2) OBP: 0.287, SLG: 0.222 33 Derek Norris, R (8, 2) OBP: 0.444, SLG: 0.647										2	0	0	0	1	0	0				
8 Mikie Mahtook, R (1, 7) OBP: 0.233, SLG: 0.154 98 Cam Gibson, L (7, 7) OBP: 0.333, SLG: 0.333										3	0	1	0	0	0	1				
1 Jose Iglesias, R (1, 6) OBP: 0.372, SLG: 0.306 78 Chad Huffman, R (8, 3) OBP: 0.250, SLG: 0.320										3	0	0	0	0	0	1				
49 Dixon Machado, R (1, 4) OBP: 0.359, SLG: 0.459 76 Niko Goodrum, S (7, 4) OBP: 0.343, SLG: 0.688										2	1	2	0	0	0	0				
										2	0	0	0	0	1	1				
<b>Inning Stats</b>	R: 0 E: 0 K: 0 S: 5	H: 2 LOB: 2 BB: 0 P: 5	R: 0 E: 0 K: 0 S: 3	H: 0 LOB: 0 BB: 0 P: 3	R: 1 E: 0 K: 0 S: 5	H: 2 LOB: 1 BB: 0 P: 5	R: 0 E: 0 K: 0 S: 4	H: 1 LOB: 1 BB: 0 P: 4	R: 0 E: 0 K: 0 S: 4	H: 1 LOB: 1 BB: 0 P: 4	R: 0 E: 0 K: 0 S: 3	H: 0 LOB: 0 BB: 1 P: 7	R: 0 E: 0 K: 1 S: 7	H: 2 LOB: 1 BB: 0 P: 7	R: 0 E: 0 K: 1 S: 6	H: 1 LOB: 1 BB: 0 P: 6		1B: 6 2B: 3 3B: 0 HR: 0	SF: 0 SAC: 2 DP: 0 HBP: 0	WP: 0 PA: 37 PB: 0 SB: 0 CS: 0
<b>PITCHER</b>	IP WLS BF H R ER SO BB IBB HBP BLK WP HR S P ERA WHIP	5.0 W 21 6 1 1 0 0 0 0 0 0 0 3 7 0.00 1.000	1.0 H 4 0 0 0 0 0 0 0 0 0 0 3 3 0.00 0.000	1.0 H 3 0 0 0 0 0 0 0 0 0 0 3 3 0.00 0.000	1.0 H 5 2 1 1 1 0 0 0 0 0 0 7 7 9.00 2.000	1.0 S 4 1 0 0 1 0 0 0 0 0 0 6 6 0.00 1.000														

Batter	1	2	3	4	5	6	7	8	9	AB R H RBI BB SO LOB	TOP																								
											<p style="text-align: center;"><b>Tampa Bay Rays @ Baltimore Orioles</b> Ed Smith Stadium, Sarasota, FL Tue Mar 20 2018, 6:05 PM EDT</p> <p style="text-align: right;"><a href="http://livebaseballscorecards.com">livebaseballscorecards.com</a></p> <p><b>AB 0</b> <b>R 0</b> <b>H 0</b> <b>RBI 0</b> <b>BB 0</b> <b>SO 0</b> <b>LOB 0</b></p> 																								
Inning Stats										1B: 0 SF: 0 WP: 0 PA: 0 2B: 0 SAC: 0 FB: 0 3B: 0 DP: 0 SB: 0 HR: 0 HBP: 0 CS: 0																									
PITCHER	IP	WLS	BF	H	R	ER	SO	BB	IBB	HBP	BLK	WP	HR	S	P	ERA	WHIP	PITCHER	IP	WLS	BF	H	R	ER	SO	BB	IBB	HBP	BLK	WP	HR	S	P	ERA	WHIP

Batter	1	2	3	4	5	6	7	8	9	AB R H RBI BB SO LOB	BOTTOM																								
											<p style="text-align: center;"><b>Tampa Bay Rays @ Baltimore Orioles</b> Ed Smith Stadium, Sarasota, FL Tue Mar 20 2018, 6:05 PM EDT</p> <p style="text-align: right;"><a href="http://livebaseballscorecards.com">livebaseballscorecards.com</a></p> <p><b>AB 0</b> <b>R 0</b> <b>H 0</b> <b>RBI 0</b> <b>BB 0</b> <b>SO 0</b> <b>LOB 0</b></p> 																								
Inning Stats										1B: 0 SF: 0 WP: 0 PA: 0 2B: 0 SAC: 0 FB: 0 3B: 0 DP: 0 SB: 0 HR: 0 HBP: 0 CS: 0																									
PITCHER	IP	WLS	BF	H	R	ER	SO	BB	IBB	HBP	BLK	WP	HR	S	P	ERA	WHIP	PITCHER	IP	WLS	BF	H	R	ER	SO	BB	IBB	HBP	BLK	WP	HR	S	P	ERA	WHIP

Batter	1	2	3	4	5	6	7	8	9	AB	R	H	RBI	BB	SO	LOB	TOP										
1 Tim Beckham, R (1.5) OBP: 0.293, SLG: 0.444 97 Jomar Reyes, R (7.5) OBP: 0.200, SLG: 0.500	G4-3		G6-3		K			K		3	0	0	0	0	1	1	<p>Baltimore Orioles @ New York Yankees</p> <p>George M. Steinbrenner Field, Tampa, FL</p> <p>Wed Mar 21, 2018, 6:38 PM - 9:21 PM EDT</p> <p>Att: 9,974 - Partly Cloudy - 62 F</p>										
16 Trey Mancini, R (1.7) OBP: 0.351, SLG: 0.490 96 Aderin Rodriguez, R (7.3) OBP: 0.231, SLG: 0.231	K				G3		K	E8		3	1	1	0	0	2	1											
6 Jonathan Schoop, R (1.4) OBP: 0.479, SLG: 0.891 27 Andrew Susac, R (7.2) OBP: 0.579, SLG: 0.769	HR				47 SF8 18 1B		F7			2	2	1	1	1	0	0											
2 Pedro Alvarez, L (1.10) OBP: 0.308, SLG: 0.333 25 Anthony Santander, S (8. PH) OBP: 0.316, SLG: 0.582	K				G3		G6-3			3	0	0	0	0	1	2											
47 Danny Valencia, R (1.3) OBP: 0.265, SLG: 0.516 82 Adrian Marin, R (7.4)					SF8			K		2	0	1	1	0	0	0											
18 Austin Hays, R (1.9) OBP: 0.283, SLG: 0.257 70 Cedric Mullins, L (7.8) OBP: 0.300, SLG: 0.417	K				2-3 3-H					3	0	1	1	0	1	1											
14 Craig Gentry, R (1.8) OBP: 0.342, SLG: 0.324 47 Alex Presley, L (7.7) OBP: 0.413, SLG: 0.436	G6-3				CS			K		3	1	1	0	0	0	0											
3 Luis Sardinas, S (1.6) OBP: 0.375, SLG: 0.400 12 Engelbel Vielma, S (7.6) OBP: 0.297, SLG: 0.231								G5-3		3	0	2	1	0	0	0											
36 Caleb Joseph, R (1.2) OBP: 0.353, SLG: 0.433 38 Jaycob Brugman, L (7.9) OBP: 0.100, SLG: 0.100										3	0	0	0	0	1	2											
										0	0	0	0	0	0	0											
<b>Inning Stats</b>	R: 1 E: 0 K: 2 S: 8	H: 1 LOB: 0 BB: 0 P: 10	R: 0 E: 0 K: 1 S: 5	H: 0 LOB: 0 BB: 0 P: 5	R: 0 E: 0 K: 1 S: 5	H: 1 LOB: 0 BB: 0 P: 6	R: 2 E: 0 K: 0 S: 5	H: 2 LOB: 1 BB: 0 P: 9	R: 1 E: 0 K: 2 S: 9	H: 2 LOB: 1 BB: 0 P: 10	R: 0 E: 0 K: 0 S: 3	H: 0 LOB: 0 BB: 0 P: 3	R: 0 E: 1 K: 3 S: 11	H: 1 LOB: 2 BB: 0 P: 11	R: 0 E: 0 K: 2 S: 7	H: 0 LOB: 0 BB: 0 P: 7	1B: 4 2B: 4 3B: 0 HR: 1	SF: 1 SAC: 0 DP: 1 HBP: 0	WP: 1 PB: 0 SB: 0 CS: 2	PA: 36							
<b>PITCHER</b>	IP	WLS	BF	H	R	ER	SO	BB	IBB	HBP	BLK	WP	HR	S	P	ERA	WHIP										
85 Luis Cessa, R (1.1) ERA: 6.75	4.0	W	15	4	3	3	4	1	0	0	0	0	1	23	30	6.75	1.250										
30 David Robertson, R (6.1) ERA: 1.93	1.0	H	5	2	1	1	2	0	0	0	0	1	0	9	10	9.00	2.000										
65 Jonathan Holder, R (6.1) ERA: 1.8	2.0	H	7	1	0	0	0	0	0	0	0	0	0	7	7	0.00	0.500										
54 Aroldis Chapman, L (8.1) ERA: 2.45	0.2	H	4	1	0	0	2	0	0	0	0	0	0	8	8	0.00	1.500										
78 Chaz Hebert, L (8.1) ERA:	1.1	S	4	0	0	0	3	0	0	0	0	0	0	10	10	0.00	0.000										

Batter	1	2	3	4	5	6	7	8	9	AB	R	H	RBI	BB	SO	LOB	BOTTOM										
11 Brett Gardner, L (1.7) OBP: 0.326, SLG: 0.225 94 Jeff Hendrix, L (9.7) OBP: 0.412, SLG: 0.400	L4				K					5	2	2	0	0	1	0	<p>Baltimore Orioles @ New York Yankees</p> <p>George M. Steinbrenner Field, Tampa, FL</p> <p>Wed Mar 21, 2018, 6:38 PM - 9:21 PM EDT</p> <p>Att: 9,974 - Partly Cloudy - 62 F</p>										
99 Aaron Judge, R (1.10) OBP: 0.409, SLG: 0.611	18 2B				HR					3	4	2	4	2	0	0											
33 Greg Bird, L (1.3) OBP: 0.286, SLG: 0.250 96 Chris Citchens, R (9.3) OBP: 0.400, SLG: 0.250	K				L7					4	0	1	2	0	1	1											
27 Giancarlo Stanton, R (1.9) OBP: 0.306, SLG: 0.372 87 Zack Zehner, R (9.9)	18 2B				K					4	1	1	0	1	2	2											
24 Gary Sanchez, R (1.2) OBP: 0.385, SLG: 0.722 80 Jorge Saez, R (8. PH) OBP: 0.316, SLG: 0.444	18 2B									3	0	1	0	1	0	3											
18 Didi Gregorius, L (1.6) OBP: 0.288, SLG: 0.511										4	0	1	2	0	1	3											
31 Aaron Hicks, S (1.8) OBP: 0.360, SLG: 0.300	P3									4	0	0	0	0	0	3											
14 Neil Walker, S (1.4) OBP: 0.500, SLG: 0.500 12 Jace Peterson, L (6. PR) OBP: 0.397, SLG: 0.136										2	0	0	0	1	1	0											
74 Ronald Torreyes, R (1.5) OBP: 0.333, SLG: 0.378 66 Abiatel Avelino, R (6.5) OBP: 0.500, SLG: 0.400										3	1	1	0	0	0	2											
										1	1	1	0	0	0	0											
<b>Inning Stats</b>	R: 2 E: 0 K: 1 S: 7	H: 2 LOB: 2 BB: 2 P: 15	R: 3 E: 1 K: 1 S: 9	H: 3 LOB: 2 BB: 1 P: 13	R: 0 E: 0 K: 0 S: 3	H: 0 LOB: 0 BB: 0 P: 3	R: 1 E: 0 K: 2 S: 10	H: 1 LOB: 0 BB: 0 P: 13	R: 0 E: 0 K: 0 S: 4	H: 1 LOB: 2 BB: 1 P: 8	R: 0 E: 0 K: 0 S: 3	H: 0 LOB: 0 BB: 0 P: 8	R: 0 E: 0 K: 2 S: 7	H: 0 LOB: 0 BB: 0 P: 7	R: 3 E: 0 K: 1 S: 9	H: 3 LOB: 0 BB: 0 P: 10	1B: 7 2B: 1 3B: 0 HR: 2	SF: 0 SAC: 0 DP: 0 HBP: 1	WP: 0 PB: 0 SB: 0 CS: 0	PA: 41							
<b>PITCHER</b>	IP	WLS	BF	H	R	ER	SO	BB	IBB	HBP	BLK	WP	HR	S	P	ERA	WHIP										
50 Miguel Castro, R (1.1) ERA: 8.38	3.0	L	18	5	5	4	2	3	0	0	0	0	1	19	31	12.00	2.667										
Jason Gurka, L (4.1) ERA: 7.2	1.0		4	1	1	1	2	0	0	0	0	0	1	10	13	9.00	1.000										
51 Nestor Cortes, L (5.1) ERA: 5.02	4.0		19	4	3	3	3	2	0	1	0	0	1	23	33	6.75	1.500										

AB	33
R	4
H	8
RBI	4
BB	1
SO	11
LOB	11



AB	35
R	9
H	10
RBI	8
BB	5
SO	7
LOB	14



Batter	1	2	3	4	5	6	7	8	9	AB	R	H	RBI	BB	SO	LOB	TOP																
50 Mookie Betts, R (1, 9) OBP: 0.428, SLG: 0.512 18 Nick Lovullo, R (6, 4) OBP: 0.167, SLG: 0.167										4	0	2	1	0	1	0																	
19 Jackie Bradley Jr., L (1, 8) OBP: 0.279, SLG: 0.289 32 Ryan Scott, L (6, 9) OBP: 0.286, SLG: 0.429										4	0	0	0	0	2	2																	
36 Eduardo Núñez, R (1, 4) OBP: 0.333, SLG: 0.222 38 Tate Matheny, R (6, 8) OBP: 0.462, SLG: 0.375										4	1	1	0	0	0	1																	
28 J.D. Martinez, R (1, 7) OBP: 0.294, SLG: 0.455 3 Chris Madera, R (7, 7) OBP: 0.500, SLG: 0.500										4	1	1	1	0	0	0																	
7 Christian Vázquez, R (1, 10) OBP: 0.313, SLG: 0.613 11 Josh Tobias, S (9, PH)										4	2	2	1	0	0	1																	
59 Sam Travis, R (1, 3) OBP: 0.311, SLG: 0.596										2	1	1	0	2	0																		
23 Blake Swihart, S (1, 2) OBP: 0.333, SLG: 0.564 70 Dan Butler, R (7, 2)										3	0	1	1	0	0	2																	
55 Iván De Jesús Jr., R (1, 5) OBP: 0.404, SLG: 0.455 19 Jordan Betts, R (6, 5) OBP: 0.333, SLG: 0.333										3	1	1	1	0	0	2																	
17 Deven Marrero, R (1, 6) OBP: 0.283, SLG: 0.340 10 Santiago Espinal, R (5, 6) OBP: 0.353, SLG: 0.950										3	1	1	1	0	2	2																	
<b>Inning Stats</b>	R: 0 E: 0 K: 2 S: 7	H: 0 LOB: 0 BB: 0 P: 7	R: 4 E: 0 K: 0 S: 7	H: 4 LOB: 1 BB: 1 P: 12	R: 1 E: 0 K: 0 S: 5	H: 2 LOB: 1 BB: 0 P: 6	R: 0 E: 0 K: 2 S: 8	H: 1 LOB: 1 BB: 0 P: 8	R: 2 E: 0 K: 1 S: 8	H: 3 LOB: 0 BB: 1 P: 12	R: 0 E: 1 K: 0 S: 3	H: 0 LOB: 0 BB: 0 P: 3	R: 0 E: 0 K: 0 S: 3	H: 0 LOB: 0 BB: 0 P: 3	R: 0 E: 0 K: 1 S: 6	H: 1 LOB: 1 BB: 0 P: 6	R: 0 E: 0 K: 1 S: 6	H: 1 LOB: 1 BB: 0 P: 6	1B: 8 2B: 3 3B: 1 HR: 1	SF: 0 SAC: 0 DP: 1 HBP: 0	WP: 2 PA: 41 PB: 0 SB: 0 CS: 0												
<b>PITCHER</b>	IP WLS BF H R ER SO BB IBB HBP BLK WP HR S P ERA WHIP																																
43 Mike Wright Jr., R (1, 1) ERA: 6.63	4.1	25	10	7	6	4	2	0	0	0	0	1	1	31	41	12.46	2.769																
38 Pedro Araújo, R (5, 1) ERA: 2.09	1.2	5	0	0	0	1	0	0	0	0	0	0	0	7	7	0.00	0.000																
63 Joely Rodríguez, L (7, 1) ERA: 1.04	1.0	3	0	0	0	0	0	0	0	0	0	0	0	3	3	0.00	0.000																
60 Mychal Givens, R (8, 1) ERA: 2.08	1.0	4	1	0	0	1	0	0	0	0	0	0	0	6	6	0.00	1.000																
94 James Teague, R (9, 1) ERA:	1.0	4	1	0	0	1	0	0	0	0	0	0	0	6	6	0.00	1.000																

**Boston Red Sox @ Baltimore Orioles**  
Ed Smith Stadium, Sarasota, FL  
Thu Mar 22 2018, 1:08 PM - 4:09 PM EDT  
Att: 8,045 - Sunny - 64 F

AB	39
R	7
H	12
RBI	6
BB	2
SO	7
LOB	13



Batter	1	2	3	4	5	6	7	8	9	AB	R	H	RBI	BB	SO	LOB	BOTTOM															
19 Chris Davis, L (1, 3) OBP: 0.304, SLG: 0.350 2 Pedro Alvarez, L (8, 3) OBP: 0.302, SLG: 0.326										4	1	1	1	0	0	1																
13 Manny Machado, R (1, 6) OBP: 0.440, SLG: 0.723 27 Andrew Susac, R (8, 2) OBP: 0.600, SLG: 0.769										4	0	1	1	0	0	1																
6 Jonathan Schoop, R (1, 4) OBP: 0.442, SLG: 0.822 3 Luis Sardinas, S (7, 4) OBP: 0.367, SLG: 0.391										3	0	0	1	0	1	2																
10 Adam Jones, R (1, 8) OBP: 0.341, SLG: 0.513 70 Cedric Mullins, L (8, 8) OBP: 0.300, SLG: 0.417										4	1	1	0	0	2	1																
16 Trey Mancini, R (1, 7) OBP: 0.322, SLG: 0.481 47 Alex Presley, L (7, 7) OBP: 0.404, SLG: 0.425										3	1	1	0	0	0	1																
28 Colby Rasmus, L (1, 9) OBP: 0.386, SLG: 0.400 12 Engelbel Vielma, S (8, 6) OBP: 0.267, SLG: 0.231										3	1	0	0	1	2	1																
1 Tim Beckham, R (1, 5) OBP: 0.305, SLG: 0.509 47 Danny Valencia, R (3, 5) OBP: 0.297, SLG: 0.500										1	1	2	0	0	0	0																
15 Chance Sisco, L (1, 2) OBP: 0.471, SLG: 0.839 18 Austin Hays, R (8, 9) OBP: 0.282, SLG: 0.306										3	2	2	4	0	0	0																
25 Anthony Santander, S (1, 10) OBP: 0.311, SLG: 0.559										4	1	1	1	0	0	1																
<b>Inning Stats</b>	R: 0 E: 0 K: 0 S: 3	H: 0 LOB: 0 BB: 0 P: 3	R: 2 E: 0 K: 1 S: 10	H: 2 LOB: 0 BB: 0 P: 12	R: 0 E: 0 K: 1 S: 6	H: 1 LOB: 1 BB: 0 P: 6	R: 0 E: 0 K: 1 S: 5	H: 0 LOB: 0 BB: 0 P: 5	R: 2 E: 1 K: 0 S: 6	H: 1 LOB: 1 BB: 1 P: 13	R: 6 E: 0 K: 1 S: 10	H: 4 LOB: 2 BB: 2 P: 18	R: 0 E: 0 K: 1 S: 5	H: 0 LOB: 0 BB: 0 P: 5	R: 0 E: 0 K: 1 S: 6	H: 1 LOB: 2 BB: 1 P: 10	1B: 4 2B: 3 3B: 0 HR: 2	SF: 1 SAC: 0 DP: 0 HBP: 0	WP: 0 PA: 39 PB: 0 SB: 0 CS: 0													
<b>PITCHER</b>	IP WLS BF H R ER SO BB IBB HBP BLK WP HR S P ERA WHIP																															
76 Hector Velazquez, R (1, 1) ERA: 0.75	4.1	18	4	4	4	3	1	0	0	0	0	2	27	36	8.31	1.154																
54 Trevor Kelley, R (5, 1) ERA:	0.2	3	0	0	0	0	0	0	0	0	0	0	3	3	0.00	0.000																
56 Joe Kelly, R (6, 1) ERA: 1.66	0.1	4	1	3	3	1	2	0	0	0	0	0	4	12	81.00	9.000																
63 Robby Scott, L (6, 1) ERA: 8.53	0.1	5	3	3	3	0	0	0	0	0	0	0	5	5	81.00	9.000																
71 Matthew Gerst, R (6, 1) ERA: 3.0	0.1	1	0	0	0	0	0	0	0	0	0	0	1	1	0.00	0.000																
<b>PITCHER</b>	IP WLS BF H R ER SO BB IBB HBP BLK WP HR S P ERA WHIP																															
39 Carson Smith, R (7, 1) ERA: 2.25	1.0	3	0	0	0	1	0	0	0	0	0	0	5	5	0.00	0.000																
59 Tommy Layne, L (8, 1) ERA:	1.0	5	1	0	0	1	1	0	0	0	0	0	6	10	0.00	2.000																

**Boston Red Sox @ Baltimore Orioles**  
Ed Smith Stadium, Sarasota, FL  
Thu Mar 22 2018, 1:08 PM - 4:09 PM EDT  
Att: 8,045 - Sunny - 64 F

AB	34
R	10
H	9
RBI	10
BB	4
SO	6
LOB	11



Batter	1	2	3	4	5	6	7	8	9	AB	R	H	RBI	BB	SO	LOB	TOP										
0 Mallex Smith, L OBP: 0.355, SLG: 0.433 85 Josh Lowe, L (4, 8)	F8		73 1B 3B			P6	L3			2	1	1	0	0	0	0	<b>Tampa Bay Rays @ Baltimore Orioles</b> Ed Smith Stadium, Sarasota, FL Fri Mar 23 2018, 1:07 PM - 3:26 PM EDT Att: 6,192 - Sunny - 70 F										
73 Kean Wong, L OBP: 0.400, SLG: 0.462 (1, 5) (6, 6)	F7		28 S 1B			K		13 G6-4-3 1B		4	0	2	1	0	1	1											
28 Daniel Robertson, R OBP: 0.413, SLG: 0.421 80 Jim Haley, R (1, 6) (6, PR) (6, 5)	BB		3-H 1-3 K			13 1B HBP		F8		1	0	0	0	1	1	1											
13 Brad Miller, L OBP: 0.263, SLG: 0.389 73 Datton Kelly, L (1, 3) (8, 3)	K		1-2 K			1B		G6-4-3		4	0	1	0	0	2	3											
17 Jason Coats, R OBP: 0.273, SLG: 0.300 (1, 10)		G6-3				K		1B		4	0	0	0	0	1	2											
19 Curt Casali, R OBP: 0.227, SLG: 0.238 89 David Rodriguez, R OBP: 0.500, SLG: 2.000 (1, 2) (6, 2)	F7					P4		G1-3		3	0	0	0	0	0	2											
74 Johnny Field, R OBP: 0.350, SLG: 0.500 (1, 8) (4, 7)	2B					K		P4		4	0	1	0	0	2	2											
7 Micah Johnson, L OBP: 0.381, SLG: 0.526 (1, 9)	K					81 1B 1B		K		3	0	1	0	0	2	1											
81 Robbie Tenerowicz, R OBP: 0.333, SLG: 0.333 (1, 4)	F8					1-2 1B		K		3	0	1	0	0	1	0											
<b>Inning Stats</b>	R: 0 E: 0 K: 1 S: 5	H: 0 LOB: 1 BB: 1 P: 9	R: 0 E: 0 K: 1 S: 6	H: 1 LOB: 1 BB: 0 P: 6	R: 1 E: 0 K: 2 S: 9	H: 2 LOB: 1 BB: 0 P: 10	R: 0 E: 0 K: 1 S: 5	H: 0 LOB: 0 BB: 0 P: 5	R: 0 E: 0 K: 1 S: 6	H: 2 LOB: 1 BB: 0 P: 6	R: 0 E: 0 K: 2 S: 8	H: 1 LOB: 2 BB: 0 P: 9	R: 0 E: 0 K: 2 S: 7	H: 0 LOB: 0 BB: 0 P: 7	R: 0 E: 0 K: 0 S: 3	H: 1 LOB: 0 BB: 0 P: 3		R: 0 E: 0 K: 0 S: 3	H: 0 LOB: 0 BB: 0 P: 3	1B: 5 2B: 1 3B: 1 HR: 0	SF: 0 SAC: 0 DP: 1 HBP: 1	WP: 0 PB: 0 SB: 1 CS: 0	PA: 34				
<b>PITCHER</b>	IP	WLS	BF	H	R	ER	SO	BB	IBB	HBP	BLK	WP	HR	S	P	ERA	WHIP	<b>PITCHER</b>									
37 Dylan Bundy, R ERA: 7.2 56 Darren O'Day, R ERA: 1.29 48 Richard Bleier, L ERA: 3.6 35 Brad Brach, R ERA: 3.6 55 Josh Edgin, L ERA: 1.29	5.0	W	20	5	1	1	6	1	0	0	0	0	0	31	36	1.80	1.200										

Batter	1	2	3	4	5	6	7	8	9	AB	R	H	RBI	BB	SO	LOB	BOTTOM										
19 Chris Davis, L OBP: 0.296, SLG: 0.458 47 Alex Presley, L OBP: 0.404, SLG: 0.425 (1, 3) (8, 7)	G4-3		B1-3				F9			4	1	1	2	0	0	1	<b>Tampa Bay Rays @ Baltimore Orioles</b> Ed Smith Stadium, Sarasota, FL Fri Mar 23 2018, 1:07 PM - 3:26 PM EDT Att: 6,192 - Sunny - 70 F										
13 Manny Machado, R OBP: 0.407, SLG: 0.667 70 Cedric Mullins, L OBP: 0.300, SLG: 0.417 (1, 6) (8, 8)	F8					K	F8			4	0	0	0	0	2	1											
6 Jonathan Schoop, R OBP: 0.411, SLG: 0.755 Erick Salcedo, S OBP: 0.400, SLG: 0.500 (1, 4) (8, 4)	G5-3					G1-3		F8		4	0	0	0	0	0	1											
10 Adam Jones, R OBP: 0.333, SLG: 0.500 14 Craig Gentry, R OBP: 0.350, SLG: 0.361 18 Austin Hays, R OBP: 0.275, SLG: 0.297 (1, 8) (3, 8) (8, 9)	G6-3					G6-3		F8		1	0	0	0	0	0	0											
16 Trey Mancini, R OBP: 0.355, SLG: 0.545 97 Jomar Reyes, R OBP: 0.182, SLG: 0.455 (1, 7) (8, 5)	28 CS BB					2 WP 36 1B BB		K		1	2	1	2	2	0	0											
28 Colby Rasmus, L OBP: 0.384, SLG: 0.421 3 Luis Sardinas, S OBP: 0.360, SLG: 0.383 (1, 9) (8, 6)	1-2 2B					P6	F7			3	0	1	0	0	0	1											
47 Danny Valencia, R OBP: 0.325, SLG: 0.514 (1, 5) (8, 3)	K					2 WP 36 1B 1B		K		3	1	2	0	0	1	1											
2 Pedro Alvarez, L OBP: 0.286, SLG: 0.306 (1, 10)			G3			F9		G3		3	0	0	0	0	0	3											
36 Caleb Joseph, R OBP: 0.378, SLG: 0.455 15 Chance Sisco, L OBP: 0.471, SLG: 0.839 (1, 2) (8, 2)	K					19 HR 1B		6 WP 1B		3	1	2	2	0	1	0											
<b>Inning Stats</b>	R: 0 E: 0 K: 0 S: 3	H: 0 LOB: 0 BB: 0 P: 3	R: 0 E: 0 K: 1 S: 5	H: 1 LOB: 1 BB: 1 P: 10	R: 0 E: 0 K: 1 S: 5	H: 0 LOB: 0 BB: 0 P: 5	R: 0 E: 0 K: 1 S: 5	H: 0 LOB: 0 BB: 0 P: 5	R: 4 E: 0 K: 0 S: 6	H: 3 LOB: 1 BB: 1 P: 11	R: 2 E: 0 K: 0 S: 6	H: 3 LOB: 1 BB: 0 P: 6	R: 0 E: 0 K: 1 S: 6	H: 1 LOB: 1 BB: 0 P: 7	R: 0 E: 0 K: 2 S: 7	H: 0 LOB: 0 BB: 0 P: 7		1B: 4 2B: 2 3B: 0 HR: 2	SF: 0 SAC: 0 DP: 0 HBP: 0	WP: 2 PB: 0 SB: 0 CS: 1	PA: 33						
<b>PITCHER</b>	IP	WLS	BF	H	R	ER	SO	BB	IBB	HBP	BLK	WP	HR	S	P	ERA	WHIP	<b>PITCHER</b>									
69 Ryan Weber, R ERA: 11.81 Colton Murray, R ERA: 4.15 78 R.J. Alaniz, R ERA: 4.15 Kyle Bird, L ERA:	4.0	L	7	3	4	4	0	1	0	0	0	1	1	6	11	36.00	4.000										
78 R.J. Alaniz, R ERA: 4.15 Kyle Bird, L ERA:	2.0		10	4	2	2	1	0	0	0	0	1	1	12	13	9.00	2.000										
78 R.J. Alaniz, R ERA: 4.15 Kyle Bird, L ERA:	1.0		3	0	0	0	2	0	0	0	0	0	0	7	7	0.00	0.000										

AB	32
R	1
H	7
RBI	1
BB	1
SO	10
LOB	14



AB	31
R	6
H	8
RBI	6
BB	2
SO	6
LOB	8



Batter	1	2	3	4	5	6	7	8	9	AB	R	H	RBI	BB	SO	LOB	TOP								
25 Byron Buxton, R OBP: 0.300, SLG: 0.413	F9	16 2B		B5-3		G6-3		HR		4	1	1	1	0	0	0	<b>Minnesota Twins @ Baltimore Orioles</b> Ed Smith Stadium, Sarasota, FL Sat Mar 24 2018, 6:06 PM - 9:01 PM EDT Att. 7,769 - Clear - 73 F								
27 Edgar Corcino, R OBP: 0.200, SLG: 0.800		2-3 3-H								1	1	1	1	0	0										
16 Ehre Adrianza, S OBP: 0.333, SLG: 0.568				G5-3				P5		5	2	2	3	0	0										
37 Sean Miller, R OBP: 0.300, SLG: 0.333	HR	36 WP 26 1B						G3-1		0	0	0	0	0	0										
36 Robbie Grossman, S OBP: 0.264, SLG: 0.271	F8	K 72 1B 26 1B		G4-3				G4-3		4	1	0	0	1	1										
26 Max Kepler, L OBP: 0.340, SLG: 0.311	F7					P6				4	0	1	1	0	0										
Jordan Pacheco, R OBP: 0.333, SLG: 0.154		72 1B						G3		1	0	0	0	0	0										
72 Ryan LaMarre, R OBP: 0.512, SLG: 0.795		46 1B 11 1B						F8		4	1	2	0	1	1										
46 Bobby Wilson, R OBP: 0.207, SLG: 0.296										3	1	1	0	0	1										
78 Williams Astudillo, R OBP: 0.227, SLG: 0.430						F8		E6 11 WP 38 BB		2	2	1	2	0	0										
40 Gregorio Petit, R OBP: 0.227, SLG: 0.350		25 1B 16 2B		F7		F9		L9		4	1	0	0	1	0										
38 Taylor Featherston, R OBP: 0.257, SLG: 0.394				L8						3	1	0	0	1	1										
11 Lewin Diaz, L OBP: 0.286, SLG: 0.857				G3-1		G4-3				4	1	1	4	0	0										
<b>Inning Stats</b>	R: 1 E: 0 K: 0 S: 5	H: 1 LOB: 0 BB: 0 P: 5	R: 5 E: 0 K: 3 S: 15	H: 5 LOB: 3 BB: 2 P: 23	R: 0 E: 0 K: 0 S: 3	H: 0 LOB: 0 BB: 0 P: 3	R: 0 E: 0 K: 0 S: 3	H: 0 LOB: 0 BB: 0 P: 3	R: 0 E: 0 K: 0 S: 4	H: 1 LOB: 1 BB: 0 P: 4	R: 0 E: 0 K: 0 S: 3	H: 0 LOB: 0 BB: 0 P: 3	R: 0 E: 0 K: 0 S: 3	H: 0 LOB: 0 BB: 0 P: 3	R: 4 E: 1 K: 0 S: 9	H: 2 LOB: 0 BB: 1 P: 15	R: 2 E: 0 K: 1 S: 6	H: 1 LOB: 0 BB: 1 P: 10	1B: 5 2B: 1 3B: 0 HR: 4	SF: 0 SAC: 0 DP: 0 HBP: 0	WP: 2 PB: 0 SB: 0 CS: 0	PA: 43			
<b>PITCHER</b>	IP	WLS	BF	H	R	ER	SO	BB	IBB	HBP	BLK	WP	HR	S	P	ERA	WHIP								
30 Chris Tillman, R ERA: 8.03	5.1	L	26	7	6	6	3	2	0	0	0	1	1	31	39	10.12	1.688								
63 Joely Rodriguez, L ERA: 0.87	1.2		5	0	0	0	0	0	0	0	0	0	0	5	5	0.00	0.000								
60 Mychal Givens, R ERA: 1.69	1.0		7	2	4	0	0	1	0	0	0	1	2	9	15	0.00	3.000								
38 Pedro Araujo, R ERA: 3.72	1.0		5	1	2	2	1	1	0	0	0	0	1	6	10	18.00	2.000								

Batter	1	2	3	4	5	6	7	8	9	AB	R	H	RBI	BB	SO	LOB	BOTTOM								
19 Chris Davis, L OBP: 0.313, SLG: 0.464	FC6-5			G3-6						4	0	1	0	0	2	3	<b>Minnesota Twins @ Baltimore Orioles</b> Ed Smith Stadium, Sarasota, FL Sat Mar 24 2018, 6:06 PM - 9:01 PM EDT Att. 7,769 - Clear - 73 F								
96 Aderin Rodriguez, R OBP: 0.231, SLG: 0.231										0	0	0	0	0	0										
13 Manny Machado, R OBP: 0.390, SLG: 0.625	FC6-5 47 BB 16 1B									5	0	1	1	0	1										
6 Jonathan Schoop, R OBP: 0.363, SLG: 0.696										4	0	0	0	0	2	3									
92 Sharon Schoop, R OBP: 0.250, SLG: 0.250										1	0	1	0	0	0										
16 Trey Mancini, R OBP: 0.359, SLG: 0.544										2	0	1	0	0	1										
28 Colby Rasmus, L OBP: 0.362, SLG: 0.439	47 BB									3	1	1	0	0	0										
47 Danny Valencia, R OBP: 0.364, SLG: 0.526										3	0	2	1	1	1										
97 Jomar Reyes, R OBP: 0.167, SLG: 0.417										1	0	0	0	0	0										
25 Anthony Santander, S OBP: 0.368, SLG: 0.532										3	0	0	0	1	2	4									
84 T.J. Niting, S OBP: 0.500, SLG: 0.750										0	0	0	0	0	0										
14 Craig Gentry, R OBP: 0.349, SLG: 0.342										2	1	0	0	1	1	3									
70 Cedric Mullins, L OBP: 0.293, SLG: 0.405										1	0	0	0	0	0										
3 Luis Sardinas, S OBP: 0.352, SLG: 0.373										4	0	1	0	0	0	1									
Erick Salcedo, S OBP: 0.400, SLG: 0.500										0	0	0	0	0	0										
36 Caleb Joseph, R OBP: 0.390, SLG: 0.514										4	2	2	1	0	1										
<b>Inning Stats</b>	R: 0 E: 0 K: 2 S: 9	H: 2 LOB: 3 BB: 1 P: 13	R: 2 E: 0 K: 1 S: 7	H: 2 LOB: 1 BB: 1 P: 12	R: 0 E: 0 K: 3 S: 10	H: 1 LOB: 1 BB: 0 P: 10	R: 0 E: 0 K: 0 S: 3	H: 1 LOB: 0 BB: 0 P: 3	R: 1 E: 0 K: 1 S: 7	H: 2 LOB: 2 BB: 1 P: 11	R: 1 E: 1 K: 2 S: 9	H: 1 LOB: 1 BB: 0 P: 9	R: 0 E: 0 K: 1 S: 5	H: 0 LOB: 0 BB: 0 P: 5	R: 0 E: 0 K: 1 S: 5	H: 0 LOB: 2 BB: 0 P: 5	R: 0 E: 0 K: 0 S: 4	H: 1 LOB: 0 BB: 0 P: 5	1B: 6 2B: 4 3B: 0 HR: 0	SF: 0 SAC: 0 DP: 1 HBP: 1	WP: 0 PB: 0 SB: 1 CS: 0	PA: 41			
<b>PITCHER</b>	IP	WLS	BF	H	R	ER	SO	BB	IBB	HBP	BLK	WP	HR	S	P	ERA	WHIP								
58 Gabriel Moya, L ERA: 0.82	1.0	W	6	2	2	2	1	1	0	0	0	0	0	7	12	18.00	3.000								
61 Tyler Kinley, R ERA: 5.73	1.0		6	2	2	2	1	1	0	0	0	0	0	7	12	18.00	3.000								
22 DJ Baxendale, R ERA:	2.0		7	2	0	0	3	0	0	0	0	0	0	13	13	0.00	1.000								
66 Matt Magill, R ERA: 2.25	2.0		11	3	2	1	3	1	0	0	0	0	0	16	20	4.50	2.000								
21 Keaton Steele, R ERA:	1.0	H	3	0	0	0	1	0	0	0	0	0	0	5	5	0.00	0.000								





Batter	1	2	3	4	5	6	7	8	9	AB	R	H	RBI	BB	SO	LOB	TOP									
14 Craig Gentry, R OBP: 0.326, SLG: 0.317 38 Jacob Brugman, L OBP: 0.250, SLG: 0.333	F8		G6-3		F9			97 BB, 15 WP, 90 1B		3	0	0	0	0	0	0										
70 Cedric Mullins, L OBP: 0.273, SLG: 0.375 90 Jake Ring, L OBP: 0.400, SLG: 0.400	K		K		G4-3			15 WP, 97 BB	G6-3	3	0	0	0	0	2	0										
16 Trey Mancini, R OBP: 0.359, SLG: 0.525 96 Aderlin Rodriguez, R OBP: 0.200, SLG: 0.200	K			G5-3		K		F3		2	0	0	0	0	1	0										
2 Pedro Alvarez, L OBP: 0.283, SLG: 0.302										4	0	1	0	0	2	3										
47 Danny Valencia, R OBP: 0.340, SLG: 0.488 97 Jomar Reyes, R OBP: 0.231, SLG: 0.417										3	0	0	0	0	0	1										
15 Chance Sisco, L OBP: 0.474, SLG: 0.800										4	1	2	0	0	0	2										
25 Anthony Santander, S OBP: 0.359, SLG: 0.538 84 T.J. Nichting, S OBP: 0.400, SLG: 0.600										3	1	1	1	0	1	2										
17 Rubén Tejeda, R OBP: 0.262, SLG: 0.300										4	1	2	0	0	1	2										
3 Luis Sardinas, S OBP: 0.351, SLG: 0.370 82 Adrian Marin, R OBP: 0.333, SLG: 0.667			L9							3	0	1	0	0	0	1										
<b>Inning Stats</b>	R: 0, E: 0, K: 2, S: 7	H: 0, LOB: 0, BB: 0, P: 7	R: 0, E: 0, K: 2, S: 9	H: 2, LOB: 2, BB: 0, P: 9	R: 0, E: 0, K: 1, S: 5	H: 0, LOB: 0, BB: 0, P: 5	R: 0, E: 0, K: 1, S: 5	H: 0, LOB: 0, BB: 0, P: 5	R: 2, E: 0, K: 0, S: 5	H: 3, LOB: 0, BB: 0, P: 5	R: 0, E: 0, K: 1, S: 5	H: 0, LOB: 0, BB: 0, P: 5	R: 0, E: 0, K: 0, S: 3	H: 0, LOB: 0, BB: 0, P: 3	R: 3, E: 0, K: 1, S: 9	H: 4, LOB: 3, BB: 1, P: 14	R: 1, E: 0, K: 0, S: 5	H: 2, LOB: 1, BB: 0, P: 5	1B: 7, 2B: 4, 3B: 0, HR: 0	SF: 0, SAC: 0, DP: 1, HBP: 0	WP: 1, PB: 0, SB: 0, CS: 0	PA: 38				
<b>PITCHER</b>	IP, WLS, BF, H, R, ER, SO, BB, IBB, HBP, BLK, WP, HR, S, P, ERA, WHIP	43 Nick Pivetta, R ERA: 3.93	54 Ben Lively, R ERA: 3.13	91 Ranfi Casimiro, R ERA: 13.5	55 Hoby Milner, L ERA: 5.97	47 Pedro Beato, R ERA: 4.91	52 Zac Curtis, L ERA: 1.29	94 Tom Windle, L ERA: 5.4	IP, WLS, BF, H, R, ER, SO, BB, IBB, HBP, BLK, WP, HR, S, P, ERA, WHIP	52 Zac Curtis, L ERA: 1.29	94 Tom Windle, L ERA: 5.4	IP, WLS, BF, H, R, ER, SO, BB, IBB, HBP, BLK, WP, HR, S, P, ERA, WHIP	52 Zac Curtis, L ERA: 1.29	94 Tom Windle, L ERA: 5.4	IP, WLS, BF, H, R, ER, SO, BB, IBB, HBP, BLK, WP, HR, S, P, ERA, WHIP	52 Zac Curtis, L ERA: 1.29	94 Tom Windle, L ERA: 5.4	IP, WLS, BF, H, R, ER, SO, BB, IBB, HBP, BLK, WP, HR, S, P, ERA, WHIP	52 Zac Curtis, L ERA: 1.29	94 Tom Windle, L ERA: 5.4	IP, WLS, BF, H, R, ER, SO, BB, IBB, HBP, BLK, WP, HR, S, P, ERA, WHIP	52 Zac Curtis, L ERA: 1.29	94 Tom Windle, L ERA: 5.4	IP, WLS, BF, H, R, ER, SO, BB, IBB, HBP, BLK, WP, HR, S, P, ERA, WHIP	52 Zac Curtis, L ERA: 1.29	94 Tom Windle, L ERA: 5.4

Baltimore Orioles @ Philadelphia Phillies

Spectrum Field, Clearwater, FL

Sun Mar 25 2018, 1:09 PM - 3:47 PM EDT

Att: 8,538 - Partly Cloudy - 78 F

AB	37
R	6
H	11
RBI	4
BB	1
SO	8
LOB	15



Batter	1	2	3	4	5	6	7	8	9	AB	R	H	RBI	BB	SO	LOB	BOTTOM			
16 César Hernández, S OBP: 0.263, SLG: 0.315 30 Matt McBride, R OBP: 0.190, SLG: 0.250	G5-3		G5-3					G5-3	K	3	0	1	0	0	0	1				
41 Carlos Santana, S OBP: 0.333, SLG: 0.362 21 Collin Cowgill, R OBP: 0.225, SLG: 0.297	L7		L1					89 1B, 88 FC4-6		3	0	0	0	0	0	2				
37 Odúbel Herrera, L OBP: 0.255, SLG: 0.234 89 Zach Coppola, L OBP: 0.500, SLG: 0.333			G4-3							3	0	1	0	0	1	2				
17 Rhys Hoskins, R OBP: 0.417, SLG: 0.700 88 Simon Muzziotti, L	PO			K						3	1	1	1	0	2	1				
23 Aaron Altherr, R OBP: 0.351, SLG: 0.519 97 Darnell Soto, R OBP: 0.500, SLG: 0.500										3	1	2	0	0	1	0				
7 Maikel Franco, R OBP: 0.214, SLG: 0.545 15 Andrew Knapp, S OBP: 0.273, SLG: 0.414										3	1	1	2	0	1	1				
38 Jorge Alfaro, R OBP: 0.354, SLG: 0.500 86 Jose Gomez, R										3	0	0	0	0	0	1				
18 Pedro Florimón, S OBP: 0.377, SLG: 0.522										4	0	0	0	0	1	2				
24 Roman Quinn, S OBP: 0.375, SLG: 0.341 94 Malquin Canelo, R OBP: 0.333, SLG: 0.333										3	0	1	0	0	1	0				
<b>Inning Stats</b>	R: 0, E: 0, K: 0, S: 4	H: 1, LOB: 0, BB: 0, P: 4	R: 1, E: 0, K: 0, S: 6	H: 2, LOB: 1, BB: 0, P: 6	R: 0, E: 0, K: 3, S: 9	H: 0, LOB: 0, BB: 0, P: 9	R: 0, E: 0, K: 1, S: 5	H: 0, LOB: 0, BB: 0, P: 5	R: 0, E: 0, K: 2, S: 8	H: 1, LOB: 1, BB: 0, P: 9	R: 2, E: 0, K: 1, S: 7	H: 2, LOB: 0, BB: 0, P: 8	R: 1, E: 0, K: 0, S: 5	H: 2, LOB: 1, BB: 0, P: 5	R: 1, E: 0, K: 1, S: 7	H: 2, LOB: 1, BB: 0, P: 8	1B: 8, 2B: 1, 3B: 0, HR: 2	SF: 0, SAC: 0, DP: 0, HBP: 0	WP: 1, PB: 0, SB: 3, CS: 0	PA: 38
<b>PITCHER</b>	IP, WLS, BF, H, R, ER, SO, BB, IBB, HBP, BLK, WP, HR, S, P, ERA, WHIP	51 Nestor Cortes, L ERA: 4.67	50 Miguel Castro, R ERA: 6.39	35 Brad Brach, R ERA: 6.0	48 Richard Bleier, L ERA: 4.5	88 Lucas Long, R ERA: 2.25	PITCHER	IP, WLS, BF, H, R, ER, SO, BB, IBB, HBP, BLK, WP, HR, S, P, ERA, WHIP	51 Nestor Cortes, L ERA: 4.67	50 Miguel Castro, R ERA: 6.39	35 Brad Brach, R ERA: 6.0	48 Richard Bleier, L ERA: 4.5	88 Lucas Long, R ERA: 2.25	IP, WLS, BF, H, R, ER, SO, BB, IBB, HBP, BLK, WP, HR, S, P, ERA, WHIP	51 Nestor Cortes, L ERA: 4.67	50 Miguel Castro, R ERA: 6.39	35 Brad Brach, R ERA: 6.0	48 Richard Bleier, L ERA: 4.5	88 Lucas Long, R ERA: 2.25	

Baltimore Orioles @ Philadelphia Phillies

Spectrum Field, Clearwater, FL

Sun Mar 25 2018, 1:09 PM - 3:47 PM EDT

Att: 8,538 - Partly Cloudy - 78 F

AB	37
R	5
H	11
RBI	5
BB	0
SO	8
LOB	14



Batter	1	2	3	4	5	6	7	8	9	10	11	AB	R	H	RBI	BB	SO	LOB	TOP								
2 Brian Dozier, R OBP: 0.200, SLG: 0.200	F9		F9		K			P3		G5-3		5	0	1	0	0	1	1									
7 Joe Mauer, L OBP: 0.200, SLG: 0.200	F7		G6-3				G4-3	G4-3		G1-3		5	0	1	0	0	0	2									
22 Miguel Sanó, R OBP: 0.200, SLG: 0.200	F9				K		G5-4-3			K	K	5	0	0	0	0	3	1									
20 Eddie Rosario, L OBP: 0.400, SLG: 0.250	F9						G4-1				F7	4	1	1	0	1	0	0									
99 Logan Morrison, L OBP: 1.000, SLG: 1.000	L7				F9							3	0	0	0	1	1	1									
24 Ryan LaMarre, R OBP: 1.000, SLG: 1.000					F9							1	1	1	0	0	0	0									
5 Eduardo Escobar, S OBP: 0.200, SLG: 0.200					G4-3							5	0	1	0	0	2	4									
26 Max Kepler, L OBP: 0.400, SLG: 0.250												4	0	1	0	1	0	2									
25 Byron Buxton, R OBP: 0.333, SLG: 0.333												3	0	1	0	0	2	2									
36 Robbie Grossman, PH OBP: 1.000, SLG: 1.000												1	0	1	2	0	0	0									
15 Jason Castro, L												4	0	0	0	0	2	4									
<b>Inning Stats</b>	R: 0 E: 0 K: 0 S: 7	H: 0 LOB: 0 BB: 0 P: 12	R: 0 E: 0 K: 1 S: 6	H: 0 LOB: 0 BB: 0 P: 8	R: 0 E: 0 K: 1 S: 12	H: 2 LOB: 2 BB: 0 P: 18	R: 0 E: 0 K: 1 S: 10	H: 0 LOB: 1 BB: 1 P: 16	R: 0 E: 0 K: 2 S: 8	H: 1 LOB: 1 BB: 0 P: 10	R: 0 E: 0 K: 2 S: 13	H: 1 LOB: 1 BB: 0 P: 14	R: 0 E: 0 K: 1 S: 8	H: 0 LOB: 0 BB: 0 P: 12	R: 2 E: 0 K: 2 S: 21	H: 2 LOB: 2 BB: 2 P: 39	R: 0 E: 0 K: 1 S: 8	H: 0 LOB: 0 BB: 0 P: 9	R: 0 E: 0 K: 0 S: 11	H: 1 LOB: 1 BB: 0 P: 14	1B: 8 2B: 0 3B: 0 HR: 0	SF: 0 SAC: 0 DP: 1 HBP: 0	WP: 1 PB: 1 SB: 2 CS: 0	PA: 43			
<b>PITCHER</b>	IP 7.0	WLS H	BF 26	H 5	R 0	ER 0	SO 7	BB 1	IBB 0	HBP 0	BLK 0	WP 0	HR 0	S 64	P 88	ERA 0.00	WHIP 0.857										
37 Dylan Bundy, R ERA: 0.000	56 Darren O'Day, R ERA: 0.000	35 Brad Brach, R ERA: 27.0	60 Mychal Givens, R ERA: 0.000	48 Richard Bleier, L ERA: 1.000																							

Minnesota Twins @ Baltimore Orioles  
 Oriole Park at Camden Yards, Baltimore, MD  
 Thu Mar 29 2018, 3:09 PM - 6:39 PM EDT  
 Att: 45,469 - Party Cloudy - 65 F

AB	40
R	2
H	8
RBI	2
BB	3
SO	11
LOB	17



Batter	1	2	3	4	5	6	7	8	9	10	11	AB	R	H	RBI	BB	SO	LOB	BOTTOM								
19 Chris Davis, L	F7		G3-1		G4-3			K				4	0	0	0	1	1	2									
13 Manny Machado, R OBP: 0.600, SLG: 0.750												4	0	2	0	1	1	0									
6 Jonathan Schoop, R	K		G5-3									5	0	0	0	0	2	5									
10 Adam Jones, R OBP: 0.200, SLG: 0.800	K											5	1	1	1	0	2	1									
16 Trey Mancini, R OBP: 0.250, SLG: 0.250												4	1	1	0	0	1	0									
1 Tim Beckham, R	K											4	0	0	0	0	2	2									
24 Pedro Alvarez, L												1	0	0	0	1	0	1									
2 Danny Valencia, R (7, PH)												1	1	0	0	1	1	0									
14 Craig Gentry, R												3	0	0	0	0	2	4									
28 Colby Rasmus, L (11, PH)												0	0	0	0	1	0	0									
36 Caleb Joseph, R OBP: 0.333, SLG: 1.000												3	0	1	2	0	1	1									
<b>Inning Stats</b>	R: 0 E: 0 K: 2 S: 10	H: 1 LOB: 1 BB: 0 P: 18	R: 0 E: 0 K: 2 S: 12	H: 1 LOB: 1 BB: 0 P: 18	R: 0 E: 0 K: 0 S: 7	H: 0 LOB: 0 BB: 1 P: 16	R: 0 E: 0 K: 1 S: 7	H: 0 LOB: 0 BB: 1 P: 15	R: 0 E: 0 K: 1 S: 10	H: 0 LOB: 0 BB: 0 P: 10	R: 2 E: 0 K: 4 S: 15	H: 1 LOB: 1 BB: 1 P: 24	R: 0 E: 0 K: 1 S: 10	H: 0 LOB: 0 BB: 0 P: 10	R: 0 E: 0 K: 1 S: 10	H: 0 LOB: 0 BB: 0 P: 13	R: 0 E: 0 K: 0 S: 7	H: 1 LOB: 1 BB: 2 P: 15	R: 1 E: 0 K: 0 S: 1	H: 1 LOB: 0 BB: 0 P: 1	1B: 2 2B: 1 3B: 1 HR: 1	SF: 0 SAC: 1 DP: 1 HBP: 0	WP: 2 PB: 0 SB: 1 CS: 0	PA: 40			
<b>PITCHER</b>	IP 6.0	WLS 2	BF 22	H 2	R 0	ER 0	SO 7	BB 2	IBB 0	HBP 0	BLK 0	WP 0	HR 0	S 55	P 93	ERA 0.00	WHIP 0.667										
12 Jake Odorizzi, R ERA: 18.0	32 Zach Duke, L ERA: 18.0	43 Addison Reed, R ERA: 0.000	39 Trevor Hildenberger, R ERA: 13.5	56 Fernando Rodney, R ERA: 13.5																							

Minnesota Twins @ Baltimore Orioles  
 Oriole Park at Camden Yards, Baltimore, MD  
 Thu Mar 29 2018, 3:09 PM - 6:39 PM EDT  
 Att: 45,469 - Party Cloudy - 65 F

AB	34
R	3
H	5
RBI	3
BB	5
SO	13
LOB	16



Batter	1	2	3	4	5	6	7	8	9	AB R H RBI BB SO LOB	TOP											
2 Brian Dozier, R OBP: 0.400, SLG: 0.444										4 3 2 0 1 1 0	<b>Minnesota Twins @ Baltimore Orioles</b> Oriole Park at Camden Yards, Baltimore, MD Sat Mar 31 2018, 7:08 PM - 9:58 PM EDT Att: 17,763 - Clear - 55 F											
7 Joe Mauer, L OBP: 0.400, SLG: 0.444										4 0 2 1 1 1 0												
22 Miguel Sanó, R OBP: 0.111, SLG: 0.444										4 1 1 2 0 1 3												
20 Eddie Rosario, L OBP: 0.222, SLG: 0.125										4 0 0 0 0 2 2												
99 Logan Morrison, L (1, 10)										3 0 0 0 1 2 2												
16 Ehre Adrianza, S OBP: 0.250, SLG: 0.250										4 0 1 0 0 0 0												
26 Max Kepler, L OBP: 0.556, SLG: 1.000										3 1 2 1 1 0 0												
25 Byron Buxton, R OBP: 0.143, SLG: 0.143										4 0 0 0 0 2 4												
15 Jason Castro, L OBP: 0.125, SLG: 0.500										4 1 1 1 1 0 0 3												
<b>Inning Stats</b>	R: 1 E: 0 K: 2 S: 12	H: 1 LOB: 0 BB: 0 P: 16	R: 0 E: 0 K: 1 S: 9	H: 1 LOB: 1 BB: 0 P: 13	R: 2 E: 0 K: 2 S: 18	H: 3 LOB: 1 BB: 0 P: 24	R: 1 E: 0 K: 0 S: 8	H: 1 LOB: 0 BB: 0 P: 12	R: 1 E: 1 K: 1 S: 6	H: 0 LOB: 0 BB: 2 P: 14		R: 0 E: 0 K: 1 S: 12	H: 1 LOB: 1 BB: 2 P: 21	R: 1 E: 0 K: 1 S: 12	H: 2 LOB: 1 BB: 0 P: 18	R: 0 E: 0 K: 1 S: 6	H: 0 LOB: 0 BB: 0 P: 11	R: 0 E: 0 K: 1 S: 8	H: 0 LOB: 0 BB: 0 P: 13	1B: 3 2B: 3 3B: 0 HR: 3	SF: 0 SAC: 0 DP: 2 HBP: 0	WP: 0 PB: 0 SB: 0 CS: 0
<b>PITCHER</b>	IP WLS BF H R ER SO BB IBB HBP BLK WP HR S P ERA WHIP											IP WLS BF H R ER SO BB IBB HBP BLK WP HR S P ERA WHIP										
54 Andrew Cashner, R ERA: 7.2	5.0 L 22 6 5 4 5 2 0 0 0 0 0 3 53 79 7.20 1.600																					
51 Nestor Cortes, L ERA: 4.5	(6, 1) 2.0 10 3 1 1 2 2 0 0 0 0 0 0 24 39 4.50 2.500																					
38 Pedro Araújo, R ERA:	(8, 1) 1.0 3 0 0 0 1 0 0 0 0 0 0 0 6 11 0.00 0.000																					
50 Miguel Castro, R ERA:	(9, 1) 1.0 3 0 0 0 1 0 0 0 0 0 0 0 8 13 0.00 0.000																					

Batter	1	2	3	4	5	6	7	8	9	AB R H RBI BB SO LOB	BOTTOM									
19 Chris Davis, L (1, 3)										5 0 0 0 0 0 1	<b>Minnesota Twins @ Baltimore Orioles</b> Oriole Park at Camden Yards, Baltimore, MD Sat Mar 31 2018, 7:08 PM - 9:58 PM EDT Att: 17,763 - Clear - 55 F									
13 Manny Machado, R OBP: 0.667, SLG: 0.600										1 0 0 0 3 0 0										
6 Jonathan Schoop, R OBP: 0.111, SLG: 0.111										4 0 1 0 0 2 2										
10 Adam Jones, R OBP: 0.222, SLG: 0.500										3 0 0 0 1 2 3										
16 Trey Mancini, R OBP: 0.375, SLG: 0.167										2 0 0 0 2 1 1										
28 Colby Rasmus, L (1, 9)										3 0 0 0 0 2 2										
2 Danny Valencia, R (8, PH) OBP: 0.667, SLG: 1.000										1 1 1 0 0 0 0										
1 Tim Beckham, R OBP: 0.125, SLG: 0.500										4 1 1 2 0 2 2										
25 Anthony Santander, S (1, 10)										3 0 0 0 1 0 1										
36 Caleb Joseph, R OBP: 0.200, SLG: 0.600										2 0 0 0 0 0 0										
15 Chance Sisco, L (8, PH) (9, 2)										2 0 0 0 0 2 1										
<b>Inning Stats</b>	R: 0 E: 0 K: 1 S: 9	H: 0 LOB: 1 BB: 1 P: 16	R: 0 E: 0 K: 2 S: 9	H: 0 LOB: 1 BB: 1 P: 19	R: 0 E: 0 K: 1 S: 11	H: 0 LOB: 1 BB: 1 P: 20	R: 0 E: 0 K: 1 S: 12	H: 0 LOB: 1 BB: 1 P: 21	R: 0 E: 0 K: 1 S: 10	H: 0 LOB: 0 BB: 0 P: 21	R: 0 E: 0 K: 1 S: 6	H: 0 LOB: 0 BB: 0 P: 8	R: 0 E: 0 K: 2 S: 14	H: 1 LOB: 2 BB: 1 P: 22	R: 2 E: 0 K: 2 S: 12	H: 2 LOB: 1 BB: 1 P: 22	1B: 1 2B: 1 3B: 0 HR: 1	SF: 0 SAC: 0 DP: 0 HBP: 0	WP: 0 PB: 0 SB: 0 CS: 0	PA: 37
<b>PITCHER</b>	IP WLS BF H R ER SO BB IBB HBP BLK WP HR S P ERA WHIP											IP WLS BF H R ER SO BB IBB HBP BLK WP HR S P ERA WHIP								
44 Kyle Gibson, R ERA:	(1, 1) 6.0 W 23 0 0 0 6 5 0 0 0 0 0 0 56 102 0.00 0.833																			
57 Ryan Pressly, R ERA:	(7, 1) 2.0 8 1 0 0 3 1 0 0 0 0 0 0 20 30 0.00 1.000																			
58 Gabriel Moya, L ERA: 18.0	(9, 1) 1.0 6 2 2 2 2 1 0 0 0 0 0 1 12 22 18.00 3.000																			



Batter	1	2	3	4	5	6	7	8	9	AB	R	H	RBI	BB	SO	LOB	TOP											
19 Chris Davis, L OBP: 0.222, SLG: 0.067	F8		G5-3					FC5-4 10 1B		3	0	1	0	1	0	0	<p><b>Baltimore Orioles @ Houston Astros</b> Minute Maid Park, Houston, TX Mon Apr 02 2018, 6:22 PM - 9:14 PM CDT Att: 42,675 - Partly Cloudy - 78 F</p>											
13 Manny Machado, R OBP: 0.412, SLG: 0.305	K		G5-3					F9		4	0	0	0	0	1	2												
6 Jonathan Schoop, R OBP: 0.118, SLG: 0.176	G4-3							K		4	0	1	0	0	1	1												
10 Adam Jones, R OBP: 0.233, SLG: 0.375			G5-3					FC5-4		4	0	2	0	0	0	2												
16 Trey Mancini, R OBP: 0.267, SLG: 0.385										4	1	1	1	0	2	2												
28 Colby Rasmus, L OBP: 0.273, SLG: 0.222										3	0	1	0	0	1	1												
1 Tim Beckham, R OBP: 0.067, SLG: 0.267										4	0	0	0	0	1	3												
24 Pedro Alvarez, L (1, 10)										3	0	0	0	1	1	1												
36 Caleb Joseph, R OBP: 0.125, SLG: 0.375										3	0	0	0	0	2	3												
15 Chance Sisco, L (9, PH) OBP: 0.333, SLG: 0.500										1	0	0	0	0	0	1												
<b>Inning Stats</b>	R: 0 E: 0 K: 1 S: 8	H: 0 LOB: 0 BB: 0 P: 13	R: 0 E: 0 K: 1 S: 12	H: 1 LOB: 3 BB: 1 P: 22	R: 0 E: 0 K: 0 S: 10	H: 1 LOB: 1 BB: 0 P: 14	R: 0 E: 0 K: 2 S: 7	H: 0 LOB: 2 BB: 0 P: 9	R: 0 E: 0 K: 1 S: 11	H: 1 LOB: 1 BB: 1 P: 20	R: 0 E: 0 K: 1 S: 8	H: 0 LOB: 0 BB: 0 P: 10	R: 0 E: 0 K: 1 S: 8	H: 1 LOB: 1 BB: 0 P: 14	R: 1 E: 0 K: 1 S: 10	H: 2 LOB: 1 BB: 0 P: 16	1B: 3 2B: 2 3B: 0 HR: 1	SF: 0 SAC: 0 DP: 0 HBP: 1	WP: 0 PB: 0 SB: 0 CS: 0	PA: 36								
<b>PITCHER</b>	IP	WLS	BF	H	R	ER	SO	BB	IBB	HBP	BLK	WP	HR	S	P	ERA	WHIP											
50 Charlie Morton, R ERA: 3.86	(1, 1)	6.0	W	24	3	0	0	6	2	0	1	0	0	0	6	10	0.00	0.833										
41 Brad Peacock, R ERA: 3.86	(7, 1)	1.0		3	0	0	0	1	0	0	0	0	0	6	10	0.00	0.000											
36 Will Harris, R ERA: 3.86	(8, 1)	1.0		4	1	0	0	1	0	0	0	0	0	8	14	0.00	1.000											
31 Collin McHugh, R ERA: 3.86	(9, 1)	1.0		5	2	1	1	1	0	0	0	0	1	10	16	9.00	2.000											

Batter	1	2	3	4	5	6	7	8	9	AB	R	H	RBI	BB	SO	LOB	BOTTOM										
4 George Springer, R OBP: 0.333, SLG: 0.500	FC5-4 2 2B									5	1	2	1	0	1	5	<p><b>Baltimore Orioles @ Houston Astros</b> Minute Maid Park, Houston, TX Mon Apr 02 2018, 6:22 PM - 9:14 PM CDT Att: 42,675 - Partly Cloudy - 78 F</p>										
2 Alex Bregman, R OBP: 0.304, SLG: 0.263	L7									3	0	1	1	2	1	2											
27 Jose Altuve, R OBP: 0.478, SLG: 0.571	FC6-5 22 BB									5	0	1	1	0	0	3											
1 Carlos Correa, R OBP: 0.474, SLG: 0.765	L9									1	0	0	0	0	0	1											
28 J.D. Davis, R OBP: 0.167, SLG: 0.091										4	0	0	0	0	1	4											
22 Josh Reddick, L OBP: 0.333, SLG: 0.111										2	1	1	0	2	0	0											
9 Marwin Gonzalez, S OBP: 0.286, SLG: 0.412	G3									4	1	1	1	0	2	4											
11 Evan Gattis, R OBP: 0.409, SLG: 0.526										4	0	1	0	0	0	0											
16 Brian McCann, L OBP: 0.615, SLG: 0.500										2	2	2	0	1	0	0											
21 Derek Fisher, L OBP: 0.300, SLG: 0.778										3	1	2	2	0	1	1											
<b>Inning Stats</b>	R: 1 E: 0 K: 0 S: 10	H: 2 LOB: 2 BB: 1 P: 19	R: 0 E: 0 K: 0 S: 9	H: 1 LOB: 2 BB: 1 P: 20	R: 0 E: 0 K: 0 S: 6	H: 0 LOB: 0 BB: 0 P: 8	R: 3 E: 0 K: 0 S: 16	H: 4 LOB: 2 BB: 1 P: 29	R: 0 E: 0 K: 1 S: 11	H: 0 LOB: 0 BB: 1 P: 19	R: 1 E: 0 K: 2 S: 16	H: 2 LOB: 2 BB: 1 P: 23	R: 1 E: 0 K: 1 S: 12	H: 2 LOB: 2 BB: 0 P: 18	R: 0 E: 0 K: 2 S: 7	H: 0 LOB: 0 BB: 0 P: 9	1B: 6 2B: 3 3B: 1 HR: 1	SF: 1 SAC: 0 DP: 0 HBP: 1	WP: 1 PB: 0 SB: 0 CS: 1	PA: 40							
<b>PITCHER</b>	IP	WLS	BF	H	R	ER	SO	BB	IBB	HBP	BLK	WP	HR	S	P	ERA	WHIP										
30 Chris Tillman, R ERA: 9.0	(1, 1)	4.0	L	23	7	4	4	0	4	0	0	0	0	23	34	4.50	1.500										
50 Miguel Castro, R ERA: 3.0	(5, 1)	2.0		8	2	1	1	3	1	0	0	0	0	23	34	4.50	1.500										
48 Richard Bleier, L ERA: 2.7	(7, 1)	1.0		6	2	1	1	1	0	0	1	0	0	12	18	9.00	2.000										
56 Darren O'Day, R ERA: 3.86	(8, 1)	1.0		3	0	0	0	2	0	0	0	0	0	7	9	0.00	0.000										

AB	33
R	1
H	6
RBI	1
BB	2
SO	9
LOB	16



AB	33
R	6
H	11
RBI	6
BB	5
SO	6
LOB	20



Batter	1	2	3	4	5	6	7	8	9	AB R H RBI BB SO LOB	TOP															
<b>19 Chris Davis, L</b> OBP: 0.174, SLG: 0.050	 1-3		 1-3		 0-3		 3-3	 1-1		5 0 0 0 0 4 2																
<b>13 Manny Machado, R</b> OBP: 0.409, SLG: 0.333	 1-3		 1-2		 0-3		 10 1B		 10 6 1B	5 1 2 0 0 2 1																
<b>6 Jonathan Schoop, R</b> OBP: 0.227, SLG: 0.455	 1-2			 10 16 SF9		 10 HR	 1-3		 10 6 1B	5 3 3 1 0 1 1																
<b>10 Adam Jones, R</b> OBP: 0.318, SLG: 0.571	 0-0			 2-3		 1-2	 2H		 1-2	5 1 3 3 0 0 2																
<b>16 Trey Mancini, R</b> OBP: 0.250, SLG: 0.313		 4-2		 2-1		 1-2	 1-1		 0-1	3 0 0 1 1 0 2																
<b>28 Colby Rasmus, L</b> OBP: 0.200, SLG: 0.154	 0-3		 3-1		 2-3		 2-3			4 0 0 0 0 3 2																
<b>1 Tim Beckham, R</b> OBP: 0.158, SLG: 0.368	 1-2		 1-2		 0-0		 15			4 1 2 0 0 0 2																
<b>15 Chance Sisco, L</b> OBP: 0.200, SLG: 0.444	 2-2			 2-3		 1-2	 25 FC4-6			3 0 1 1 1 2 1																
<b>25 Anthony Santander, S</b> OBP: 0.250, SLG: 0.286			 2-2		 1-1	 2-3	 1-2			4 0 1 0 0 1 3																
<b>Inning Stats</b>	R: 1 E: 0 K: 2 S: 12	H: 1 LOB: 0 BB: 0 P: 15	R: 0 E: 0 K: 2 S: 14	H: 0 LOB: 1 BB: 1 P: 21	R: 0 E: 0 K: 1 S: 9	H: 0 LOB: 0 BB: 0 P: 13	R: 1 E: 0 K: 0 S: 15	H: 2 LOB: 1 BB: 0 P: 21	R: 0 E: 0 K: 3 S: 11	H: 1 LOB: 1 BB: 0 P: 14	R: 2 E: 1 K: 2 S: 18	H: 2 LOB: 2 BB: 1 P: 30	R: 1 E: 1 K: 2 S: 11	H: 2 LOB: 1 BB: 0 P: 16	R: 1 E: 0 K: 1 S: 13	H: 2 LOB: 1 BB: 0 P: 17	R: 0 E: 0 K: 0 S: 6	H: 2 LOB: 1 BB: 0 P: 8	1B: 7 2B: 3 3B: 0 HR: 2	SF: 1 SAC: 0 DP: 1 HBP: 0	WP: 0 PA: 41 PB: 0 SB: 1 CS: 0					
<b>PITCHER</b>	IP WLS BF H R ER SO BB IBB HBP BLK WP HR S P ERA WHIP											IP WLS BF H R ER SO BB IBB HBP BLK WP HR S P ERA WHIP														
<b>35 Justin Verlander, R</b> ERA: 2.31	(1, 1) 5.2 25 6 4 3 9 1 0 0 0 0 0 2 74 103 4.76 1.235																									
<b>47 Chris Devenski, R</b> ERA: 3.86	(6, 1) 0.1 2 0 0 0 0 1 1 0 0 0 0 0 0 5 11 0.00 3.000																									
<b>30 Héctor Rondón, R</b> ERA:	(7, 1) 1.0 W 5 2 1 0 2 0 0 0 0 0 0 0 0 11 16 0.00 2.000																									
<b>36 Will Harris, R</b> ERA: 3.38	(8, 1) 1.0 5 2 1 1 1 1 0 0 0 0 0 0 0 13 17 9.00 2.000																									
<b>38 Joe Smith, R</b> ERA: 9.0	(9, 1) 1.0 4 2 0 0 0 0 0 0 0 0 0 0 0 6 8 0.00 2.000																									

**Baltimore Orioles @ Houston Astros**  
Minute Maid Park, Houston, TX  
Tue Apr 03 2018, 7:12 PM - 10:29 PM CDT  
Att: 40,081 - Roof Closed - 73 F

livebaseballscorecards.com

AB	38
R	6
H	12
RBI	6
BB	2
SO	13
LOB	16

Batter	1	2	3	4	5	6	7	8	9	AB R H RBI BB SO LOB	BOTTOM															
<b>4 George Springer, R</b> OBP: 0.345, SLG: 0.500	 2-2		 27 1B 2 1B 1 SF9		 0-0		 22 HR	 0-3		4 2 1 1 0 1 2																
<b>2 Alex Bregman, R</b> OBP: 0.397, SLG: 0.273	 27 FC6-4		 27 1B 1 SF9		 0-1		 22 HR	 1-2		3 1 1 0 2 0 2																
<b>27 Jose Altuve, R</b> OBP: 0.444, SLG: 0.520	 1-2		 1-2 2-3		 2-1	 1-3				4 1 1 0 0 1 3																
<b>1 Carlos Correa, R</b> OBP: 0.522, SLG: 0.947	 1-2		 2-2		 2-2	 4-1				2 3 2 3 1 0 0																
<b>28 J.D. Davis, R</b> OBP: 0.197, SLG: 0.091	 1-1		 2-3 3-1		 2-2	 1-2 2-3				0 0 0 0 0 0 0																
<b>22 Josh Reddick, L</b> OBP: 0.375, SLG: 0.692	 2-3		 0-2		 1-0	 1-1				4 2 2 6 0 1 2																
<b>9 Marwin Gonzalez, S</b> OBP: 0.280, SLG: 0.381	 11 1B 2		 3-3		 3-3	 1-0				4 0 1 0 0 2 1																
<b>11 Evan Gattis, R</b> OBP: 0.346, SLG: 0.435	 3-3		 2-2		 1-3		 0-2			4 0 0 0 0 3 1																
<b>16 Brian McCann, L</b> OBP: 0.563, SLG: 0.417	 3-1		 0-3		 21 S 4 2B		 12 1B			2 0 0 0 0 1 0																
<b>6 Jake Marisnick, R</b> OBP: 0.200, SLG: 0.600							 2			1 1 1 0 0 0 0																
<b>21 Derek Fisher, L</b> OBP: 0.231, SLG: 0.583	 0-3		 3-2		 1-3		 2			3 0 0 0 0 2 1																
<b>12 Max Stassi, R</b> OBP: 0.556, SLG: 0.750	 0-3						 1-2			1 0 1 0 0 0 0																
<b>Inning Stats</b>	R: 2 E: 0 K: 1 S: 13	H: 1 LOB: 0 BB: 1 P: 23	R: 0 E: 0 K: 1 S: 7	H: 1 LOB: 0 BB: 0 P: 15	R: 1 E: 0 K: 1 S: 13	H: 2 LOB: 0 BB: 0 P: 20	R: 0 E: 0 K: 3 S: 9	H: 0 LOB: 0 BB: 0 P: 14	R: 0 E: 0 K: 0 S: 7	H: 0 LOB: 0 BB: 0 P: 10	R: 2 E: 0 K: 2 S: 14	H: 2 LOB: 0 BB: 0 P: 24	R: 5 E: 0 K: 2 S: 18	H: 2 LOB: 1 BB: 2 P: 36	R: 0 E: 0 K: 1 S: 12	H: 2 LOB: 2 BB: 0 P: 17	1B: 6 2B: 2 3B: 0 HR: 3	SF: 1 SAC: 0 DP: 1 HBP: 2	WP: 0 PA: 38 PB: 0 SB: 1 CS: 0							
<b>PITCHER</b>	IP WLS BF H R ER SO BB IBB HBP BLK WP HR S P ERA WHIP											IP WLS BF H R ER SO BB IBB HBP BLK WP HR S P ERA WHIP														
<b>43 Mike Wright Jr., R</b> ERA: 5.4	(1, 1) 5.0 20 4 3 3 6 1 0 1 0 0 0 0 1 49 82 5.40 1.000																									
<b>60 Mychal Givens, R</b> ERA: 5.4	(6, 1) 1.0 B 5 2 2 2 2 0 0 0 0 0 0 0 1 14 24 18.00 2.000																									
<b>38 Pedro Araújo, R</b> ERA: 13.5	(7, 1) 0.2 L 6 1 4 4 2 2 0 1 0 0 0 0 0 12 26 54.00 4.500																									
<b>51 Nestor Cortes, L</b> ERA: 5.4	(7, 1) 1.1 7 3 1 1 1 0 0 0 0 0 0 0 1 18 27 6.75 2.250																									

**Baltimore Orioles @ Houston Astros**  
Minute Maid Park, Houston, TX  
Tue Apr 03 2018, 7:12 PM - 10:29 PM CDT  
Att: 40,081 - Roof Closed - 73 F

livebaseballscorecards.com

AB	32
R	10
H	10
RBI	10
BB	3
SO	11
LOB	12

Batter	1	2	3	4	5	6	7	8	9	AB	R	H	RBI	BB	SO	LOB	TOP					
1 Tim Beckham, R (1,5) OBP: 0.208, SLG: 0.348										4	1	1	0	1	2	1	<p><b>Baltimore Orioles @ Houston Astros</b> Minute Maid Park, Houston, TX Wed Apr 04 2018, 1:12 PM - 3:54 PM CDT Att: 27,698 - Sunny - 68 F</p>					
13 Manny Machado, R (1,6) OBP: 0.370, SLG: 0.304										5	0	1	0	0	0	3						
6 Jonathan Schoop, R (1,4) OBP: 0.333, SLG: 0.538										4	0	3	0	1	1	1						
10 Adam Jones, R (1,10) OBP: 0.308, SLG: 0.500										3	0	0	1	1	0	3						
16 Trey Mancini, R (1,7) OBP: 0.250, SLG: 0.300										4	0	1	0	0	0	3						
2 Danny Valencia, R (1,3) OBP: 0.500, SLG: 0.500										2	1	0	0	1	1	3						
19 Chris Davis, L (8,PH) OBP: 0.167, SLG: 0.048										1	0	0	0	0	1	0						
25 Anthony Santander, S (1,9) OBP: 0.167, SLG: 0.162										4	0	0	0	0	2	1						
36 Caleb Joseph, R (1,2) OBP: 0.167, SLG: 0.333										4	0	1	0	0	2	0						
14 Craig Gentry, R (1,8) OBP: 0.167, SLG: 0.167										3	0	1	0	0	0	1						
28 Colby Rasmus, L (9,PH) OBP: 0.188, SLG: 0.143										1	0	0	0	0	1	0						
<b>Inning Stats</b>	R: 1 E: 0 K: 1 S: 12	H: 3 LOB: 2 BB: 0 P: 21	R: 0 E: 0 K: 1 S: 7	H: 0 LOB: 0 BB: 0 P: 13	R: 0 E: 0 K: 0 S: 12	H: 0 LOB: 2 BB: 2 P: 20	R: 1 E: 1 K: 1 S: 19	H: 1 LOB: 2 BB: 2 P: 30	R: 0 E: 1 K: 2 S: 11	H: 1 LOB: 1 BB: 0 P: 20	R: 0 E: 0 K: 0 S: 11	H: 1 LOB: 1 BB: 0 P: 15	R: 0 E: 0 K: 0 S: 11	H: 0 LOB: 0 BB: 0 P: 14	R: 0 E: 0 K: 2 S: 9	H: 0 LOB: 0 BB: 0 P: 13	R: 0 E: 0 K: 3 S: 10	H: 1 LOB: 1 BB: 0 P: 12	1B: 7 2B: 1 3B: 0 HR: 0	SF: 0 SAC: 0 DP: 1 HBP: 0	WP: 1 PB: 0 SB: 1 CS: 0	PA: 39
<b>PITCHER</b>	IP WLS BF H R ER SO BB IBB HBP BLK WP HR S P ERA WHIP	5.0 3 24 5 2 1 3 4 0 0 0 1 0 61 104 1.80 1.800	1.0 4 1 0 0 2 0 0 0 0 0 0 0 11 15 0.00 1.000	3.0 W 11 2 0 0 5 0 0 0 0 0 0 0 30 39 0.00 0.667	<b>PITCHER</b>																	

Batter	1	2	3	4	5	6	7	8	9	AB	R	H	RBI	BB	SO	LOB	BOTTOM					
4 George Springer, R (1,10) OBP: 0.303, SLG: 0.429										4	0	0	0	0	1	1	<p><b>Baltimore Orioles @ Houston Astros</b> Minute Maid Park, Houston, TX Wed Apr 04 2018, 1:12 PM - 3:54 PM CDT Att: 27,698 - Sunny - 68 F</p>					
2 Alex Bregman, R (1,5) OBP: 0.375, SLG: 0.280										3	0	1	1	1	0	0						
27 Jose Altuve, R (1,4) OBP: 0.419, SLG: 0.483										4	1	1	0	0	0	2						
22 Josh Reddick, L (1,9) OBP: 0.450, SLG: 0.706										4	1	3	0	0	1	0						
9 Marwin Gonzalez, S (1,6) OBP: 0.286, SLG: 0.417										3	0	1	1	0	1	1						
12 Max Stassi, R (1,2) OBP: 0.538, SLG: 0.636										3	0	1	0	1	2	3						
6 Jake Marisnick, R (1,8) OBP: 0.158, SLG: 0.474										4	0	0	1	0	2	5						
28 J.D. Davis, R (1,3) OBP: 0.133, SLG: 0.071										3	0	0	0	0	2	1						
21 Derek Fisher, L (1,7) OBP: 0.250, SLG: 0.500										2	1	0	0	1	1	0						
<b>Inning Stats</b>	R: 0 E: 0 K: 0 S: 9	H: 0 LOB: 0 BB: 0 P: 13	R: 1 E: 0 K: 2 S: 13	H: 2 LOB: 1 BB: 0 P: 24	R: 0 E: 0 K: 2 S: 12	H: 0 LOB: 1 BB: 1 P: 18	R: 0 E: 0 K: 2 S: 14	H: 1 LOB: 0 BB: 0 P: 18	R: 0 E: 0 K: 1 S: 7	H: 0 LOB: 0 BB: 0 P: 9	R: 1 E: 1 K: 1 S: 11	H: 2 LOB: 2 BB: 1 P: 16	R: 1 E: 0 K: 0 S: 9	H: 1 LOB: 1 BB: 1 P: 18	R: 0 E: 0 K: 2 S: 9	H: 1 LOB: 1 BB: 0 P: 14		R: 0 E: 0 K: 2 S: 9	H: 1 LOB: 1 BB: 0 P: 14	1B: 6 2B: 1 3B: 0 HR: 0	SF: 0 SAC: 1 DP: 0 HBP: 0	WP: 1 PB: 0 SB: 1 CS: 0
<b>PITCHER</b>	IP WLS BF H R ER SO BB IBB HBP BLK WP HR S P ERA WHIP	6.0 3 25 5 2 1 8 2 0 0 0 1 0 66 98 1.50 1.167	1.0 L 5 1 1 1 0 1 0 0 0 0 0 0 9 18 9.00 2.000	1.0 4 1 0 0 2 0 0 0 0 0 0 0 9 14 0.00 1.000	<b>PITCHER</b>																	

Batter	1	2	3	4	5	6	7	8	9	AB R H RBI BB SO LOB	TOP											
16 Trey Mancini, R (1, 7) OBP: 0.310, SLG: 0.360 14 Craig Gentry, R (9, 7) OBP: 0.167, SLG: 0.167										5 0 3 2 0 1 1 0 0 0 0 0 0 0	<p><b>Baltimore Orioles @ New York Yankees</b> Yankee Stadium, Bronx, NY Thu Apr 05 2018, 6:43 PM - 9:57 PM EDT Att: 33,653 - Partly Cloudy - 43 F</p> <p>livebaseballscorecards.com</p> <p>AB 36 R 5 H 10 RBI 5 BB 1 SO 13 LOB 9</p>											
13 Manny Machado, R (1, 6) OBP: 0.233, SLG: 0.259										4 0 0 0 0 2 3												
6 Jonathan Schoop, R (1, 4) OBP: 0.323, SLG: 0.500										4 1 1 0 0 1 1												
10 Adam Jones, R (1, 8) OBP: 0.333, SLG: 0.643										4 1 2 2 0 1 0												
19 Chris Davis, L (1, 3) OBP: 0.179, SLG: 0.080										4 0 1 0 0 0 0												
1 Tim Beckham, R (1, 5) OBP: 0.214, SLG: 0.333										4 1 1 0 0 3 1												
28 Colby Rasmus, L (1, 10) OBP: 0.200, SLG: 0.167										4 1 1 0 0 2 0												
25 Anthony Santander, S (1, 9) OBP: 0.250, SLG: 0.286										3 1 1 1 1 0 0												
15 Chance Sisco, L (1, 2) OBP: 0.286, SLG: 0.308										4 0 0 0 0 3 3												
<b>Inning Stats</b>	R: 0 E: 0 K: 1 S: 8	H: 2 LOB: 2 BB: 0 P: 10	R: 0 E: 0 K: 2 S: 9	H: 0 LOB: 0 BB: 0 P: 14	R: 0 E: 0 K: 0 S: 8	H: 1 LOB: 1 BB: 0 P: 12	R: 0 E: 0 K: 2 S: 8	H: 0 LOB: 0 BB: 0 P: 12	R: 0 E: 0 K: 1 S: 8	H: 0 LOB: 0 BB: 0 P: 13		R: 0 E: 0 K: 1 S: 8	H: 0 LOB: 0 BB: 0 P: 12	R: 5 E: 0 K: 2 S: 29	H: 6 LOB: 1 BB: 0 P: 40	R: 0 E: 0 K: 1 S: 10	H: 1 LOB: 1 BB: 0 P: 17	R: 0 E: 0 K: 3 S: 9	H: 0 LOB: 1 BB: 1 P: 18	1B: 7 2B: 2 3B: 0 HR: 1	SF: 0 SAC: 0 DP: 0 HBP: 0	WP: 0 PB: 0 SB: 1 CS: 0
<b>PITCHER</b>	IP WLS BF H R ER SO BB IBB HBP BLK WP HR S P ERA WHIP											IP WLS BF H R ER SO BB IBB HBP BLK WP HR S P ERA WHIP										
19 Masahiro Tanaka, R (1, 1) ERA: 2.92	6.1 L 24 6 3 3 7 0 0 0 0 0 0 1 65 93 4.26 0.947																					
57 Chad Green, R (7, 1) ERA: 4.5	0.2 5 3 2 2 2 0 0 0 0 0 0 0 13 20 27.00 4.500																					
43 Adam Warren, R (8, 1) ERA: 3.86	1.0 4 1 0 0 1 0 0 0 0 0 0 0 10 17 0.00 1.000																					
68 Dellin Betances, R (9, 1) ERA: 6.75	1.0 4 0 0 0 3 1 0 0 0 0 0 0 9 18 0.00 1.000																					

Batter	1	2	3	4	5	6	7	8	9	AB R H RBI BB SO LOB	BOTTOM											
11 Brett Gardner, L (1, 8) OBP: 0.250, SLG: 0.276											4 0 0 0 1 3 2	<p><b>Baltimore Orioles @ New York Yankees</b> Yankee Stadium, Bronx, NY Thu Apr 05 2018, 6:43 PM - 9:57 PM EDT Att: 33,653 - Partly Cloudy - 43 F</p> <p>livebaseballscorecards.com</p> <p>AB 29 R 2 H 4 RBI 2 BB 6 SO 8 LOB 18</p>										
99 Aaron Judge, R (1, 9) OBP: 0.419, SLG: 0.560										4 1 1 1 0 0 2												
27 Giancarlo Stanton, R (1, 7) OBP: 0.290, SLG: 0.593										4 0 0 0 0 1 1												
18 Didi Gregorius, L (1, 6) OBP: 0.517, SLG: 0.957										1 1 1 0 2 0 0												
24 Gary Sánchez, R (1, 2) OBP: 0.111, SLG: 0.231										3 0 0 0 0 0 3												
14 Neil Walker, S (1, 3) OBP: 0.375, SLG: 0.300										3 0 1 1 1 0 3												
26 Tyler Austin, R (1, 10) OBP: 0.278, SLG: 0.625										4 0 0 0 0 1 3												
12 Tyler Wade, L (1, 4) OBP: 0.300, SLG: 0.294										2 0 1 0 2 1 0												
41 Miguel Andujar, R (1, 5) OBP: 0.360, SLG: 0.429										3 0 0 0 0 1 3												
29 Brandon Drury, R (9, PH) OBP: 0.380, SLG: 0.429										1 0 0 0 0 1 1												
<b>Inning Stats</b>	R: 0 E: 0 K: 1 S: 10	H: 0 LOB: 0 BB: 0 P: 17	R: 0 E: 0 K: 0 S: 7	H: 0 LOB: 1 BB: 2 P: 17	R: 0 E: 0 K: 1 S: 9	H: 1 LOB: 1 BB: 0 P: 16	R: 0 E: 0 K: 0 S: 9	H: 0 LOB: 0 BB: 1 P: 16	R: 0 E: 0 K: 2 S: 9	H: 0 LOB: 0 BB: 0 P: 14	R: 1 E: 0 K: 1 S: 13	H: 1 LOB: 0 BB: 0 P: 20	R: 1 E: 0 K: 0 S: 16	H: 2 LOB: 2 BB: 1 P: 31	R: 0 E: 0 K: 1 S: 16	H: 0 LOB: 3 BB: 1 P: 23	R: 0 E: 0 K: 2 S: 9	H: 0 LOB: 1 BB: 1 P: 17	1B: 1 2B: 2 3B: 0 HR: 1	SF: 0 SAC: 0 DP: 1 HBP: 2	WP: 0 PB: 0 SB: 0 CS: 1	PA: 38
<b>PITCHER</b>	IP WLS BF H R ER SO BB IBB HBP BLK WP HR S P ERA WHIP											IP WLS BF H R ER SO BB IBB HBP BLK WP HR S P ERA WHIP										
54 Andrew Cashner, R (1, 1) ERA: 4.09	6.0 W 21 2 1 1 1 0 1 0 0 0 0 0 13 26 13.50 4.500																					
60 Mychal Givens, R (7, 1) ERA: 6.75	0.2 5 2 1 1 0 1 0 0 0 0 0 0 13 26 13.50 4.500																					
56 Darren O'Day, R (7, 1) ERA: 6.75	1.1 H 7 0 0 0 1 1 0 2 0 0 0 0 19 28 0.00 0.750																					
35 Brad Brach, R (9, 1) ERA: 4.91	1.0 S 4 0 0 0 2 1 0 0 0 0 0 0 9 17 0.00 1.000																					







Batter	1	2	3	4	5	6	7	8	9	AB	R	H	RBI	BB	SO	LOB	TOP				
16 Trey Mancini, R OBP: 0.325, SLG: 0.353	G4-3		13 2B		G4-3		2B			4	1	2	0	0	0	0	<b>Baltimore Orioles @ New York Yankees</b> Yankee Stadium, Bronx, NY Sat Apr 07 2018, 1:09 PM - 4:12 PM EDT Att: 34,388 - Cloudy - 42 F				
13 Manny Machado, R OBP: 0.405, SLG: 0.525	G1-3		2B		K		K			4	0	1	2	0	2	2					
6 Jonathan Schoop, R OBP: 0.244, SLG: 0.375	F8		P5				K			4	0	0	0	0	1	3					
10 Adam Jones, R OBP: 0.268, SLG: 0.487		G6-3			K		K			4	0	0	0	0	2	1					
19 Chris Davis, L OBP: 0.250, SLG: 0.200		B1-3			G3		1 G1-3 BB			3	0	0	0	1	1	0					
1 Tim Lincecum, R OBP: 0.205, SLG: 0.270		G1-3			24 2B		G1-3			4	1	1	0	0	1	2					
24 Pedro Alvarez, L OBP: 0.438, SLG: 0.583			13 2B BB		L7					3	1	1	1	1	1	2					
25 Anthony Santander, S OBP: 0.231, SLG: 0.217			L7		G3		G3			4	0	0	0	0	0	2					
15 Chance Sisco, L OBP: 0.278, SLG: 0.294			K		G4-3		16 2B			4	0	1	0	0	2	1					
<b>Inning Stats</b>	R: 0 E: 0 K: 1 S: 6	H: 0 LOB: 0 BB: 0 P: 6	R: 0 E: 0 K: 0 S: 5	H: 0 LOB: 0 BB: 0 P: 5	R: 2 E: 0 K: 1 S: 11	H: 2 LOB: 1 BB: 1 P: 22	R: 1 E: 0 K: 1 S: 12	H: 2 LOB: 1 BB: 0 P: 20	R: 0 E: 0 K: 1 S: 15	H: 0 LOB: 2 BB: 1 P: 25	R: 0 E: 0 K: 2 S: 15	H: 2 LOB: 0 BB: 0 P: 23	R: 0 E: 0 K: 2 S: 7	H: 0 LOB: 0 BB: 0 P: 10	R: 0 E: 0 K: 2 S: 8	H: 0 LOB: 0 BB: 0 P: 10	1B: 3 2B: 3 3B: 0 HR: 0	SF: 0 SAC: 0 DP: 0 HBP: 0	WP: 0 PB: 0 SB: 0 CS: 0	PA: 36	
<b>PITCHER</b>	IP	WLS	BF	H	R	ER	SO	BB	IBB	HBP	BLK	WP	HR	S	P	ERA	WHIP				
55 Sonny Gray, R ERA: 3.6	6.0	W	25	4	3	3	4	2	0	0	0	0	0	55	86	4.50	1.000				
43 Adam Warren, R ERA: 3.38	0.1	H	3	2	0	0	0	0	0	0	0	0	0	9	13	0.00	6.000				
30 David Robertson, R ERA: 6.35	1.2	H	5	0	0	0	4	0	0	0	0	0	0	13	20	0.00	0.000				
85 Luis Cessa, R ERA:	1.0		3	0	0	0	2	0	0	0	0	0	0	8	10	0.00	0.000				

Batter	1	2	3	4	5	6	7	8	9	AB	R	H	RBI	BB	SO	LOB	BOTTOM				
11 Brett Gardner, L OBP: 0.349, SLG: 0.361	99 F9				99 G6-3 WP		99 2B			3	1	2	2	2	0	2	<b>Baltimore Orioles @ New York Yankees</b> Yankee Stadium, Bronx, NY Sat Apr 07 2018, 1:09 PM - 4:12 PM EDT Att: 34,388 - Cloudy - 42 F				
99 Aaron Judge, R OBP: 0.415, SLG: 0.515	F9		F7		G6-3		27 F8			4	1	1	2	0	0	2					
27 Giancarlo Stanton, R OBP: 0.317, SLG: 0.514			18 C3-6		F7		F8			2	0	0	0	2	0	2					
18 Didi Gregorius, L OBP: 0.513, SLG: 0.900			G3-6-1				26 1B			2	2	0	0	2	1	3					
26 Tyler Austin, R OBP: 0.280, SLG: 0.522	G5-3				K		26 1B			4	1	2	2	0	1	2					
41 Miguel Andujar, R OBP: 0.063, SLG: 0.067			28 FC1-5		G5-3		SF9			3	0	1	1	0	0	0					
34 Jace Peterson, L OBP: 0.500, SLG: 0.333		G4-3			K		28 1B			3	0	1	0	1	1	1					
28 Austin Romine, R OBP: 0.300, SLG: 0.300		FC1-5-6					F9			4	1	1	1	0	0	2					
74 Ronald Torreyes, R OBP: 0.364, SLG: 0.455			11 1B				G5-4-3			4	2	3	0	0	0	2					
<b>Inning Stats</b>	R: 0 E: 0 K: 1 S: 8	H: 1 LOB: 2 BB: 1 P: 13	R: 2 E: 0 K: 0 S: 12	H: 3 LOB: 1 BB: 0 P: 22	R: 0 E: 0 K: 0 S: 5	H: 0 LOB: 0 BB: 1 P: 11	R: 0 E: 0 K: 2 S: 11	H: 0 LOB: 0 BB: 0 P: 17	R: 1 E: 0 K: 0 S: 11	H: 1 LOB: 1 BB: 1 P: 21	R: 2 E: 0 K: 0 S: 14	H: 3 LOB: 1 BB: 1 P: 26	R: 3 E: 0 K: 0 S: 18	H: 2 LOB: 0 BB: 2 P: 27	R: 0 E: 0 K: 0 S: 15	H: 1 LOB: 1 BB: 1 P: 23	1B: 8 2B: 3 3B: 0 HR: 0	SF: 1 SAC: 0 DP: 2 HBP: 0	WP: 2 PB: 0 SB: 1 CS: 1	PA: 38	
<b>PITCHER</b>	IP	WLS	BF	H	R	ER	SO	BB	IBB	HBP	BLK	WP	HR	S	P	ERA	WHIP				
30 Chris Tillman, R ERA: 8.88	5.1	L	26	8	5	5	3	4	0	0	0	0	0	58	106	8.44	2.250				
48 Richard Bleier, L ERA: 1.59	0.2		1	0	0	0	0	0	0	0	0	0	0	3	4	0.00	0.000				
31 Jimmy Yacabonis, R ERA: 27.0	1.0		6	2	3	3	0	1	1	0	0	0	0	18	27	27.00	3.000				
51 Nestor Cortes, L ERA: 4.15	1.0		4	1	0	0	0	1	0	0	0	0	0	15	23	0.00	2.000				

Batter	1	2	3	4	5	6	7	8	9	10	11	12	AB R H RBI BB SO LOB	TOP						
16 Trey Mancini, R	1B	BB		G6-4-3				K			G4-3		5 0 1 0 1 2 3	<b>Baltimore Orioles @ New York Yankees</b> Yankee Stadium, Bronx, NY Sun Apr 08 2018, 1:09 PM - 5:56 PM EDT Att. 37,096 - Partly Cloudy - 42 F						
13 Manny Machado, R	K	P6		L8				E9			G4-3		6 0 2 1 0 1 4							
6 Jonathan Schoop, R	F7			G6-4-3	1B			K			L4		6 1 1 0 0 2 3							
10 Adam Jones, R	1B	1B		G6-4-3	1B			K			G6-3		6 1 3 0 0 2 0							
2 Danny Valencia, R	K			G6-4-3	1B			HR			K		4 2 1 2 1 2 4							
24 Pedro Alvarez, L	K			G6-4-3	1B			HR			BB		0 1 0 0 1 0 0							
1 Tim Beckham, R		2B		1B				L5			G4-3		6 1 2 1 0 2 2							
25 Anthony Santander, S		1B		1B				HR			G6-3		6 1 3 3 0 1 1							
14 Craig Gentry, R	P3			G6-4-3	1B			L7			G5-3		6 1 3 1 0 0 1							
36 Caleb Joseph, R	G5-3			BB				K			L4		5 0 0 0 1 3 4							
Inning Stats	R: 0 E: 0 K: 2 S: 13	H: 2 LOB: 2 BB: 0 P: 16	R: 1 E: 0 K: 0 S: 12	H: 3 LOB: 1 BB: 0 P: 20	R: 1 E: 0 K: 1 S: 16	H: 1 LOB: 1 BB: 1 P: 13	R: 2 E: 0 K: 2 S: 16	H: 2 LOB: 0 BB: 0 P: 25	R: 1 E: 1 K: 3 S: 10	H: 1 LOB: 0 BB: 1 P: 20	R: 0 E: 0 K: 1 S: 11	H: 0 LOB: 0 BB: 0 P: 14	R: 0 E: 0 K: 0 S: 7	H: 0 LOB: 0 BB: 0 P: 11	1B: 13 2B: 1 3B: 0 HR: 2	SF: 0 SAC: 0 DP: 2 HBP: 0	WP: 0 PB: 0 SB: 2 CS: 0	PA: 54		
PITCHER	IP WLS BF H R ER SO	4.1 3 23 4 4 4 4	5.1 12 3 3 3 5	8.1 4 1 0 2 1	9.1 3 0 0 1	1.0 1 1 1 1 1 1	1.0 0 1 1 1 3	1.0 0 0 0 0 0	1.0 0 1 1 3	1.0 0 0 0 0 0	1.0 0 0 23 37	1.0 0 0 0 0 0	1.0 0 0 0 0 0	9.00 3.000						
47 Jordan Montgomery, L	ERA: 4.22																			
65 Domingo German, R	ERA: 10.13																			
68 Delin Betances, R	ERA: 4.5																			
54 Aroldis Chapman, L	ERA: 1.9																			
45 Chasen Shreve, L	ERA:																			
11 Brett Gardner, L				G4-3				K			L7		6 1 2 0 0 2 3	<b>Baltimore Orioles @ New York Yankees</b> Yankee Stadium, Bronx, NY Sun Apr 08 2018, 1:09 PM - 5:56 PM EDT Att. 37,096 - Partly Cloudy - 42 F						
99 Aaron Judge, R	1B	K		BB				CS			FC1-2-5		5 1 2 0 2 2 4							
27 Giancarlo Stanton, R	K	K		1B				L5-3			FC5-4		7 0 0 0 0 5 9							
14 Neil Walker, S	E1	F9		BB				P6			G4-3		6 2 1 1 0 0 1							
26 Tyler Austin, R	BB			G5-3				FC3-6			G6-3		5 2 2 0 1 1 1							
41 Miguel Andujar, R	1B	P5		F8				BB			F9		5 1 2 2 1 0 2							
34 Jace Peterson, L	F6			1B				FC3-6			G5-3		6 0 2 0 0 1 6							
28 Austin Romine, R	1B	K		1B				1B			G4-3		5 0 3 3 1 1 1							
74 Ronald Torreyes, R	BB			G6-3				F9			2B		3 0 1 1 0 0 2							
18 Didi Gregorius, L	BB			G5-3							1B		2 0 1 0 1 0 2							
Inning Stats	R: 5 E: 1 K: 2 S: 23	H: 5 LOB: 2 BB: 1 P: 43	R: 0 E: 0 K: 2 S: 9	H: 0 LOB: 0 BB: 0 P: 13	R: 0 E: 0 K: 2 S: 10	H: 1 LOB: 1 BB: 0 P: 17	R: 0 E: 0 K: 1 S: 7	H: 0 LOB: 1 BB: 1 P: 14	R: 1 E: 0 K: 0 S: 20	H: 2 LOB: 2 BB: 1 P: 29	R: 0 E: 0 K: 2 S: 10	H: 1 LOB: 0 BB: 0 P: 14	R: 0 E: 0 K: 0 S: 6	H: 1 LOB: 2 BB: 1 P: 10	R: 0 E: 0 K: 1 S: 13	H: 1 LOB: 1 BB: 0 P: 20	1B: 13 2B: 4 3B: 0 HR: 0	SF: 0 SAC: 1 DP: 2 HBP: 0	WP: 0 PB: 0 SB: 0 CS: 1	PA: 58
PITCHER	IP WLS BF H R ER SO	0.2 9 5 5 2 1	1.0 8 1 0 5 0	1.0 3 1 1 1 1	1.0 7 2 1 1 1	1.0 0 0 0 0 0	1.0 0 0 22 34	1.0 20 35 4.50 2.000	1.0 21 32 5.40 1.800	1.0 16 22 0.00 1.500	1.0 0 0 27 42	1.0 10 21 0.00 2.000	1.0 0 0 0 0 0	9.00 3.000						
43 Mike Wright Jr., R	ERA: 7.94																			
38 Pedro Araujo, R	ERA: 5.87																			
50 Miguel Castro, R	ERA: 5.87																			
66 Tanner Scott, L	ERA: 5.4																			
56 Darren O'Day, R	ERA:																			



Batter	1	2	3	4	5	6	7	8	9	AB R H RBI BB SO LOB	TOP									
18 Curtis Granderson, L OBP: 0.448, SLG: 0.520										3 2 1 1 2 1 0	<b>Toronto Blue Jays @ Baltimore Orioles</b> Oriole Park at Camden Yards, Baltimore, MD Mon Apr 09 2018, 7:11 PM - 10:05 PM EDT Att: 7,915 - Cloudy - 44 F									
20 Josh Donaldson, R OBP: 0.347, SLG: 0.476										4 1 1 4 1 2 1										
14 Justin Smoak, S OBP: 0.408, SLG: 0.571										5 0 2 0 0 2 4										
28 Steve Pearce, R OBP: 0.348, SLG: 0.762										4 1 2 2 0 0 3										
15 Randal Grichuk, R OBP: 0.154, SLG: 0.290										1 0 1 0 0 0 0										
8 Kendrys Morales, S OBP: 0.280, SLG: 0.364										4 0 0 0 0 3 3										
26 Yangervis Solarte, S OBP: 0.447, SLG: 0.952										3 1 1 0 1 0 0										
55 Russell Martin, R OBP: 0.276, SLG: 0.423										3 1 0 0 0 2 3										
11 Kevin Pillar, R OBP: 0.310, SLG: 0.450										4 0 1 0 0 0 6										
29 Devon Travis, R OBP: 0.156, SLG: 0.133										4 0 1 0 0 0 6										
1 Aledmys Diaz, R OBP: 0.222, SLG: 0.519										4 0 1 0 0 0 6										
<b>Inning Stats</b>	R: 0 E: 0 K: 2 S: 11	H: 0 LOB: 0 BB: 0 P: 15	R: 0 E: 0 K: 1 S: 12	H: 2 LOB: 3 BB: 1 P: 22	R: 2 E: 0 K: 3 S: 13	H: 1 LOB: 0 BB: 1 P: 23	R: 0 E: 0 K: 1 S: 5	H: 0 LOB: 0 BB: 0 P: 8	R: 0 E: 0 K: 0 S: 8	H: 1 LOB: 0 BB: 0 P: 10	R: 0 E: 0 K: 2 S: 9	H: 0 LOB: 0 BB: 0 P: 11	R: 0 E: 0 K: 0 S: 7	H: 2 LOB: 2 BB: 1 P: 16	R: 5 E: 0 K: 1 S: 23	H: 4 LOB: 2 BB: 2 P: 40	1B: 7 2B: 2 3B: 0 HR: 2	SF: 0 SAC: 0 DP: 2 HBP: 1	WP: 0 PB: 0 SB: 0 CS: 0	PA: 41
<b>PITCHER</b>	IP WLS BF H R ER SO BB IBB HBP BLK WP HR S P ERA WHIP											IP WLS BF H R ER SO BB IBB HBP BLK WP HR S P ERA WHIP								
37 Dylan Bundy, R ERA: 1.35	7.0 L 26 4 2 2 10 2 0 0 0 0 1 66 101 2.57 0.857																			
60 Mychal Givens, R ERA: 7.94	1.2 10 3 3 3 1 2 0 1 0 0 0 19 37 16.20 3.000																			
51 Nestor Cortes, L ERA: 7.71	0.1 5 3 2 2 0 1 0 0 0 0 0 1 11 19 54.00 12.000																			

AB	35
R	7
H	10
RBI	7
BB	5
SO	11
LOB	22



Batter	1	2	3	4	5	6	7	8	9	AB R H RBI BB SO LOB	BOTTOM											
16 Trey Mancini, R OBP: 0.373, SLG: 0.372										4 0 3 0 1 1 2	<b>Toronto Blue Jays @ Baltimore Orioles</b> Oriole Park at Camden Yards, Baltimore, MD Mon Apr 09 2018, 7:11 PM - 10:05 PM EDT Att: 7,915 - Cloudy - 44 F											
13 Manny Machado, R OBP: 0.415, SLG: 0.565										4 1 2 1 1 0 3												
6 Jonathan Schoop, R OBP: 0.231, SLG: 0.320										4 0 0 0 0 2 5												
10 Adam Jones, R OBP: 0.294, SLG: 0.469										4 0 1 0 0 1 7												
19 Chris Davis, L OBP: 0.225, SLG: 0.176										4 0 0 0 0 2 3												
2 Danny Valencia, R OBP: 0.278, SLG: 0.400										3 0 0 0 0 0 0												
24 Pedro Alvarez, L OBP: 0.500, SLG: 0.615										1 0 1 0 0 0 0												
1 Tim Beckham, R OBP: 0.245, SLG: 0.304										3 0 1 0 1 0 1												
25 Anthony Santander, S OBP: 0.250, SLG: 0.333										4 0 0 0 0 3 4												
36 Caleb Joseph, R OBP: 0.148, SLG: 0.192										3 0 1 0 0 2 2												
15 Chance Sisco, L OBP: 0.263, SLG: 0.278										1 0 0 0 0 0 0												
<b>Inning Stats</b>	R: 0 E: 0 K: 3 S: 14	H: 1 LOB: 2 BB: 1 P: 20	R: 0 E: 1 K: 3 S: 16	H: 1 LOB: 2 BB: 0 P: 23	R: 1 E: 0 K: 0 S: 11	H: 2 LOB: 0 BB: 0 P: 14	R: 0 E: 0 K: 1 S: 10	H: 0 LOB: 0 BB: 0 P: 14	R: 0 E: 0 K: 0 S: 8	H: 1 LOB: 2 BB: 1 P: 17	R: 0 E: 0 K: 2 S: 10	H: 0 LOB: 1 BB: 1 P: 16	R: 0 E: 0 K: 1 S: 13	H: 2 LOB: 0 BB: 0 P: 18	R: 0 E: 0 K: 0 S: 10	H: 1 LOB: 1 BB: 0 P: 14	R: 0 E: 0 K: 1 S: 9	H: 1 LOB: 1 BB: 0 P: 15	1B: 8 2B: 0 3B: 0 HR: 1	SF: 0 SAC: 0 DP: 2 HBP: 1	WP: 1 PB: 0 SB: 0 CS: 0	PA: 39
<b>PITCHER</b>	IP WLS BF H R ER SO BB IBB HBP BLK WP HR S P ERA WHIP											IP WLS BF H R ER SO BB IBB HBP BLK WP HR S P ERA WHIP										
33 J.A. Happ, L ERA: 3.94	6.0 W 26 5 1 1 9 3 0 1 0 0 0 69 104 1.50 1.333																					
24 Danny Barnes, R ERA: 1.69	1.0 H 5 2 0 0 1 0 0 0 0 0 0 13 18 0.00 2.000																					
52 Ryan Tepera, R ERA: 2.57	1.0 H 4 1 0 0 0 0 0 0 0 0 0 10 14 0.00 1.000																					
77 John Axford, R ERA: 2.08	1.0 4 1 0 0 1 0 0 0 0 0 1 9 15 0.00 1.000																					

AB	35
R	1
H	9
RBI	1
BB	3
SO	11
LOB	27



Batter	1	2	3	4	5	6	7	8	9	AB R H RBI BB SO LOB	TOP		
18 Curtis Granderson, L OBP: 0.471, SLG: 0.621	BB		1B				L9		HR	4 1 2 1 1 1 2	Toronto Blue Jays @ Baltimore Orioles Oriole Park at Camden Yards, Baltimore, MD Tue Apr 10 2018, 7:10 PM - 9:45 PM EDT Att: 8,640 - Clear - 49 F		
20 Josh Donaldson, R OBP: 0.352, SLG: 0.457	F7		FC4-6					K	1B	4 0 1 0 1 1 2			
14 Justin Smoak, S OBP: 0.407, SLG: 0.533	K		F8		F7			26 WP E BB	BB	3 1 0 0 2 1 4			
26 Yanervis Solarte, S OBP: 0.442, SLG: 0.529	K		L9					E9	P5	5 0 2 0 0 1 4			
28 Steve Pearce, R OBP: 0.296, SLG: 0.640	G6-3		F8					E5		4 0 0 0 0 1 2			
15 Randal Grichuk, R (8, PR) OBP: 0.154, SLG: 0.200								K		0 0 0 0 0 0 0			
55 Russell Martin, R OBP: 0.273, SLG: 0.379	11 BB		G1-3					F8		3 0 0 0 1 0 2			
11 Kevin Pillar, R OBP: 0.326, SLG: 0.455			P6					L7		4 0 2 0 0 0 2			
29 Devon Travis, R OBP: 0.139, SLG: 0.118	P3							1B		4 0 0 0 0 2 3			
1 Aledmys Diaz, R OBP: 0.226, SLG: 0.467	G6-3							P6	G6-3	3 0 0 0 0 0 3			
<b>Inning Stats</b>	R: 0 H: 0 E: 0 LOB: 1 K: 2 BB: 1 S: 12 P: 22	R: 0 H: 1 E: 0 LOB: 2 K: 0 BB: 1 S: 7 P: 12	R: 0 H: 1 E: 0 LOB: 1 K: 0 BB: 0 S: 8 P: 15	R: 0 H: 0 E: 0 LOB: 0 K: 0 BB: 0 S: 8 P: 11	R: 0 H: 0 E: 0 LOB: 2 K: 2 BB: 0 S: 9 P: 19	R: 0 H: 1 E: 0 LOB: 0 K: 1 BB: 0 S: 9 P: 15	R: 0 H: 1 E: 0 LOB: 1 K: 1 BB: 0 S: 8 P: 10	R: 1 H: 1 E: 2 LOB: 2 K: 1 BB: 1 S: 13 P: 24	R: 1 H: 2 E: 0 LOB: 2 K: 0 BB: 1 S: 10 P: 15	1B: 6 SF: 0 2B: 1 SAC: 0 3B: 0 DP: 1 HR: 1 HBP: 1	WP: 1 PA: 40 PB: 0 SB: 0 CS: 1		
<b>PITCHER</b>	IP WLS BF H R ER SO BB IBB HBP BLK WP HR S P ERA WHIP											<b>PITCHER</b>	IP WLS BF H R ER SO BB IBB HBP BLK WP HR S P ERA WHIP
54 Andrew Cashner, R ERA: 2.5	7.0 28 4 0 0 6 3 0 1 0 0 0 0 61 104 0.00 1.000												
50 Miguel Castro, R ERA: 3.95	1.0 6 1 1 0 1 1 0 0 0 1 0 13 24 0.00 2.000												
56 Darren O'Day, R ERA: 1.59	1.0 L 6 2 1 1 0 1 0 0 0 0 0 1 10 15 9.00 3.000												

Batter	1	2	3	4	5	6	7	8	9	AB R H RBI BB SO LOB	BOTTOM		
16 Trey Mancini, R OBP: 0.345, SLG: 0.340	L9		F8					F8		4 0 0 0 0 0 3	Toronto Blue Jays @ Baltimore Orioles Oriole Park at Camden Yards, Baltimore, MD Tue Apr 10 2018, 7:10 PM - 9:45 PM EDT Att: 8,640 - Clear - 49 F		
13 Manny Machado, R OBP: 0.421, SLG: 0.542	G6-3		FC6-4 BB					G4-6-3	IBB	2 0 0 0 2 0 1			
6 Jonathan Schoop, R OBP: 0.232, SLG: 0.302	10 CS HBP		FC6-4					G6-4-3		3 0 0 0 0 1 4			
10 Adam Jones, R OBP: 0.273, SLG: 0.434	CS		G5-3					F8		4 0 0 0 0 0 1			
24 Pedro Alvarez, L OBP: 0.455, SLG: 0.500	G3							P6		3 0 0 0 1 1 0			
19 Chris Davis, L OBP: 0.227, SLG: 0.162	K							P6		3 0 0 0 1 1 1			
1 Tim Beckham, R OBP: 0.250, SLG: 0.327	G6-3									3 1 1 0 0 0 1			
25 Anthony Santander, S OBP: 0.256, SLG: 0.333	K							15 BB 2B		3 0 1 0 0 1 1			
14 Craig Gentry, R OBP: 0.333, SLG: 0.333								15 BB 2B		0 0 0 0 0 0 0			
15 Chance Sisco, L OBP: 0.318, SLG: 0.350	G4-3							13 BB 2B		2 0 1 1 1 0 0			
<b>Inning Stats</b>	R: 0 H: 0 E: 0 LOB: 0 K: 0 BB: 0 S: 7 P: 10	R: 0 H: 0 E: 0 LOB: 0 K: 1 BB: 0 S: 5 P: 8	R: 0 H: 0 E: 0 LOB: 0 K: 1 BB: 0 S: 6 P: 7	R: 0 H: 0 E: 0 LOB: 1 K: 0 BB: 1 S: 10 P: 17	R: 0 H: 0 E: 0 LOB: 1 K: 1 BB: 1 S: 8 P: 16	R: 0 H: 0 E: 0 LOB: 0 K: 0 BB: 1 S: 4 P: 8	R: 0 H: 0 E: 0 LOB: 1 K: 1 BB: 1 S: 9 P: 16	R: 1 H: 3 E: 0 LOB: 2 K: 0 BB: 1 S: 11 P: 16	R: 0 H: 0 E: 0 LOB: 0 K: 0 BB: 0 S: 11 P: 15	1B: 1 SF: 0 2B: 2 SAC: 0 3B: 0 DP: 2 HR: 0 HBP: 1	WP: 0 PA: 34 PB: 0 SB: 0 CS: 1		
<b>PITCHER</b>	IP WLS BF H R ER SO BB IBB HBP BLK WP HR S P ERA WHIP											<b>PITCHER</b>	IP WLS BF H R ER SO BB IBB HBP BLK WP HR S P ERA WHIP
41 Aaron Sanchez, R ERA: 3.66	8.0 W 30 3 1 1 4 0 0 0 0 0 0 60 98 1.12 0.875												
54 Roberto Osuna, R ERA:	1.0 S 3 0 0 0 0 0 0 0 0 0 0 11 15 0.00 0.000												



Batter	1	2	3	4	5	6	7	8	9	AB	R	H	RBI	BB	SO	LOB	TOP		
18 Curtis Granderson, L OBP: 0.436, SLG: 0.559	3-2 FC4-6 1B		2-1 F9		2-3 K		2-3 K		3-1 G5-3	5	0	1	0	0	2	2	Toronto Blue Jays @ Baltimore Orioles Oriole Park at Camden Yards, Baltimore, MD Wed Apr 11 2018, 7:10 PM - 10:05 PM EDT Att: 10,399 - Partly Cloudy - 58 F		
14 Justin Smoak, S OBP: 0.397, SLG: 0.500	2-2 FC4-6 1B		0-0 G5-3		4-0 BB		2-1 G6-3			3	1	0	0	1	0	1			
26 Yanervis Solarte, S OBP: 0.447, SLG: 0.553	0-0 P5		3-0 2B		0-1 1B		1-0 P4			4	0	2	1	0	0	1			
28 Steve Pearce, R OBP: 0.290, SLG: 0.571	4-2 1B		0-2 L7		0-0 L5		1-2 G1-3			3	0	0	0	1	0	3			
11 Kevin Pillar, R OBP: 0.320, SLG: 0.438	2-2 1B				1-0 G6-3		2-3 K		3-3 K	4	0	1	1	0	2	0			
15 Randal Grichuk, R OBP: 0.140, SLG: 0.179	0-3 K				2-2 F9		1-2 P3		2-2 L9	4	0	0	0	0	1	2			
1 Aledmys Diaz, R OBP: 0.229, SLG: 0.529		0-0 G6-3			2-3 K		1-0 HR		0-0 P5	4	1	1	1	0	1	0			
21 Luke Maile, R OBP: 0.471, SLG: 0.600		0-3 K			0-0 1B		4-2 BB		1-0 1B	3	1	2	0	1	1	0			
61 Gift Ngoepe, R OBP: 0.143, SLG: 0.077 29 Devon Travis, R OBP: 0.135, SLG: 0.114	1-3 K				1-1 L8		1-3 K		2-0 L7	3	0	0	0	0	2	2			
<b>Inning Stats</b>	R: 1 H: 2 E: 0 K: 1 S: 15	WLS: 2 BF: 27 LOB: 2 BB: 1 P: 26	R: 0 H: 0 E: 0 K: 2 S: 9	H: 0 R: 0 ER: 0 LOB: 0 BB: 0 P: 10	R: 0 H: 1 E: 0 K: 0 S: 7	H: 1 R: 0 ER: 0 LOB: 1 BB: 0 P: 12	R: 0 H: 0 E: 0 K: 1 S: 7	H: 0 R: 1 ER: 0 LOB: 2 BB: 1 P: 12	R: 1 H: 2 E: 0 K: 1 S: 11	H: 1 R: 0 ER: 0 LOB: 0 BB: 1 P: 18	R: 0 H: 0 E: 0 K: 1 S: 7	H: 0 R: 0 ER: 0 LOB: 0 BB: 0 P: 12	R: 0 H: 1 E: 0 K: 0 S: 5	H: 1 R: 0 ER: 0 LOB: 1 BB: 0 P: 11	1B: 5 2B: 1 3B: 0 HR: 1	SF: 0 SAC: 0 DP: 0 HBP: 0	WP: 0 PA: 37 FB: 0 SB: 0 CS: 0		
<b>PITCHER</b>	IP WLS BF H R ER LOB BB IBB HBP BLK WP HR S P ERA WHIP																		
34 Kevin Gausman, R ERA: 6.6 48 Richard Bleier, L ERA: 9.53 56 Darren O'Day, R ERA: 1.35 35 Brad Brach, R ERA: 2.7	6.0 1.0 1.0 1.0	W H H S	27 3 3 4	6 0 0 1	3 0 0 0	3 0 0 0	7 12 18 5	106 0 0 11	4.50 0.00 0.00 0.00	1.500 0.000 0.000 1.000									
<b>Batter</b>	<b>1</b>	<b>2</b>	<b>3</b>	<b>4</b>	<b>5</b>	<b>6</b>	<b>7</b>	<b>8</b>	<b>9</b>	<b>AB</b>	<b>R</b>	<b>H</b>	<b>RBI</b>	<b>BB</b>	<b>SO</b>	<b>LOB</b>	<b>BOTTOM</b>		
16 Trey Mancini, R OBP: 0.350, SLG: 0.333 25 Anthony Santander, S OBP: 0.256, SLG: 0.333	2-1 F9		1-3 K		4-2 6 1B 13 1B BB		2-2 1B		2-3 F8	4	0	1	0	1	1	1	Toronto Blue Jays @ Baltimore Orioles Oriole Park at Camden Yards, Baltimore, MD Wed Apr 11 2018, 7:10 PM - 10:05 PM EDT Att: 10,399 - Partly Cloudy - 58 F		
13 Manny Machado, R OBP: 0.419, SLG: 0.547	2-3 K		0-0 2B		0-1 6 1B 1B		1-1 F9		2-3 K	5	1	2	0	0	2	2			
6 Jonathan Schoop, R OBP: 0.250, SLG: 0.333	1-3 K		3-2 2B		1-0 19 1B 2B		2-3 K			4	1	2	2	0	2	2			
10 Adam Jones, R OBP: 0.254, SLG: 0.404		2-0 L9			0-3 K		2-3 K		1-3 K	4	0	0	0	0	3	4			
24 Pedro Alvarez, L OBP: 0.462, SLG: 0.526	0-2 F8		4-2 19 1B 1 SF8 BB		2-3 K		2-1 19 1B 2B			3	1	1	0	1	1	3			
19 Chris Davis, L OBP: 0.250, SLG: 0.195	0-3 K		2-2 1B		2-0 F8		2-2 1B			4	0	2	1	0	1	3			
1 Tim Beckham, R OBP: 0.250, SLG: 0.327			3-1 L8		1-1 SF8		0-2 P4		2-1 P4	3	1	1	1	0	2				
14 Craig Gentry, R OBP: 0.250, SLG: 0.250			0-2 G6-3		3-2 F9		0-0 G4-3		0-3 K	4	0	0	0	0	1	4			
15 Chance Sisco, L OBP: 0.385, SLG: 0.435			4-2 BB		1-2 13 1B 6 1B 2B		0-2 16 1B 1B		0-0 F8	3	1	2	1	1	0	0			
<b>Inning Stats</b>	R: 0 H: 0 E: 0 K: 2 S: 8	H: 0 R: 4 ER: 0 LOB: 0 BB: 0 P: 13	R: 0 H: 0 E: 0 K: 1 S: 7	H: 0 R: 4 ER: 0 LOB: 0 BB: 0 P: 9	R: 0 H: 0 E: 0 K: 1 S: 11	H: 0 R: 0 ER: 0 LOB: 1 BB: 1 P: 19	R: 3 H: 3 E: 0 K: 1 S: 19	H: 3 R: 0 ER: 0 LOB: 3 BB: 1 P: 32	R: 1 H: 3 E: 0 K: 2 S: 16	H: 3 R: 0 ER: 0 LOB: 2 BB: 0 P: 28	R: 1 H: 0 E: 0 K: 1 S: 17	H: 2 R: 0 ER: 0 LOB: 2 BB: 0 P: 25	R: 0 H: 0 E: 0 K: 2 S: 15	H: 0 R: 0 ER: 0 LOB: 0 BB: 0 P: 22	R: 0 H: 0 E: 0 K: 1 S: 7	H: 0 R: 0 ER: 0 LOB: 0 BB: 0 P: 11	1B: 7 2B: 4 3B: 0 HR: 0	SF: 1 SAC: 0 DP: 0 HBP: 0	WP: 0 PA: 38 FB: 0 SB: 0 CS: 0
<b>PITCHER</b>	IP WLS BF H R ER LOB BB IBB HBP BLK WP HR S P ERA WHIP																		
25 Marco Estrada, R ERA: 4.24 24 Danny Barnes, R ERA: 1.42 77 John Axford, R ERA: 3.38 22 Seunghwan Oh, R ERA: 3.0 36 Tyler Clippard, R ERA: 2.7	4.0 1.0 1.0 1.0 1.0	L 3 6 5 3	21 0 3 2 0	4 0 1 0 0	4 0 1 0 0	2 2 1 2 1	0 0 0 0 0	0 8 17 15 7	9.00 0.00 9.00 0.00 0.00	2.250 0.000 3.000 2.000 0.000									

Batter	1	2	3	4	5	6	7	8	9	AB R H RBI BB SO LOB	TOP							
<b>16 Trey Mancini, R</b> (1, 7) OBP: 0.369, SLG: 0.345	 6 SF7 1B		 BB		 K		 1-2 13 2B 1B		 1-2 FC6-4	4 2 2 0 1 1 1	<p><b>Baltimore Orioles @ Boston Red Sox</b> Fenway Park, Boston, MA Fri Apr 13, 2018, 7:11 PM - 10:32 PM EDT Att: 32,610 - Partly Cloudy - 53 F</p>							
<b>13 Manny Machado, R</b> (1, 6) OBP: 0.409, SLG: 0.544	 F9		 L7			 P3	 1-2 2B			4 0 1 2 0 0 2								
<b>6 Jonathan Schoop, R</b> (1, 4) <b>12 Engelb Vielma, S</b> (8, 4)	 1-3 1B		 G6-3			 2 BB 1B				4 0 2 0 0 1 2 0 0 0 0 0 0 0								
<b>10 Adam Jones, R</b> (1, 8) OBP: 0.254, SLG: 0.400	 SF7			 1-2 1B		 L7				3 0 1 1 0 1 1								
<b>2 Danny Valencia, R</b> (1, 10) OBP: 0.333, SLG: 0.412 <b>24 Pedro Alvarez, L</b> (8, PH) OBP: 0.444, SLG: 0.500	 F9			 1-2 1B		 1-2 BB		 1-0 G4-3		2 0 1 0 1 0 1 1 0 0 0 0 0 0								
<b>19 Chris Davis, L</b> (1, 3) OBP: 0.231, SLG: 0.178		 1-3 K		 1-3 K		 3-3 K		 0-0 G3		4 0 0 0 0 3 3								
<b>1 Tim Beckham, R</b> (1, 5) OBP: 0.233, SLG: 0.304		 1-3 K		 0-2 K				 1-0 G4-3	 1-2 G5-3	4 0 0 0 0 2 1								
<b>14 Craig Gentry, R</b> (1, 9) OBP: 0.250, SLG: 0.250		 1-3 K			 0-3 K		 1-2 16 1B 13 2B 1B		 2-3 K	4 1 1 0 0 3 0								
<b>36 Caleb Joseph, R</b> (1, 2) OBP: 0.133, SLG: 0.172 <b>15 Chance Sisco, L</b> (9, PH) OBP: 0.407, SLG: 0.458			 L9		 3-1 F8		 1-3 K		 2-2 16 FC6-4 1B	3 0 0 0 0 1 1 1 0 1 0 0 0 0								
<b>Inning Stats</b>	R: 1 H: 2 E: 0 K: 0 S: 13	H: 2 LOB: 1 BB: 0 P: 19	R: 0 H: 0 E: 0 K: 3 S: 10	H: 0 LOB: 0 BB: 0 P: 13	R: 0 H: 0 E: 0 K: 2 S: 11	H: 2 LOB: 1 BB: 0 P: 13	R: 0 H: 0 E: 0 K: 2 S: 8	H: 1 LOB: 2 BB: 1 P: 28	R: 2 H: 3 E: 0 K: 2 S: 16	H: 3 LOB: 1 BB: 0 P: 22		R: 0 H: 0 E: 0 K: 1 S: 5	H: 0 LOB: 0 BB: 0 P: 9	R: 0 H: 1 E: 0 K: 1 S: 10	H: 1 LOB: 1 BB: 0 P: 16	1B: 8 2B: 1 3B: 0 HR: 0	SF: 1 SAC: 0 DP: 0 HBP: 0	WP: 0 PB: 0 SB: 0 CS: 0
<b>PITCHER</b>	<b>PITCHER</b>										ERA	WHIP						
<b>57 Eduardo Rodriguez, L</b> (1, 1) ERA: 3.72	IP: 6.0 WLS: 2 BF: 24 H: 5 R: 1 ER: 1 SO: 8 BB: 2 IBB: 0 HBP: 0 BLK: 0 WP: 0 HR: 0 S: 64 P: 104 ERA: 1.50 WHIP: 1.167																	
<b>37 Heath Hembree, R</b> (7, 1) ERA: 5.63	IP: 1.0 WLS: 0 BF: 6 H: 3 R: 2 ER: 2 SO: 2 BB: 0 IBB: 0 HBP: 0 BLK: 0 WP: 0 HR: 0 S: 16 P: 22 ERA: 18.00 WHIP: 3.000																	
<b>56 Joe Kelly, R</b> (8, 1) ERA: 6.35	IP: 1.0 WLS: 0 BF: 3 H: 0 R: 0 ER: 0 SO: 0 BB: 0 IBB: 0 HBP: 0 BLK: 0 WP: 0 HR: 0 S: 5 P: 9 ERA: 0.00 WHIP: 0.000																	
<b>32 Matt Barnes, R</b> (9, 1) ERA: 4.76	IP: 1.0 WLS: 0 BF: 4 H: 1 R: 0 ER: 0 SO: 1 BB: 0 IBB: 0 HBP: 0 BLK: 0 WP: 0 HR: 0 S: 10 P: 16 ERA: 0.00 WHIP: 1.000																	

Batter	1	2	3	4	5	6	7	8	9	AB R H RBI BB SO LOB	BOTTOM									
<b>50 Mookie Betts, R</b> (1, 9) OBP: 0.450, SLG: 0.620	 18 1B 28 SF8 16 G1-3	 16 G3 2H 2B	 F8		 F7		 K			4 1 1 1 1 1 5	<p><b>Baltimore Orioles @ Boston Red Sox</b> Fenway Park, Boston, MA Fri Apr 13, 2018, 7:11 PM - 10:32 PM EDT Att: 32,610 - Partly Cloudy - 53 F</p>									
<b>16 Andrew Benintendi, L</b> (1, 7) OBP: 0.362, SLG: 0.362	 G1-3	 G3	 K			 18 FC4-6 BB	 G4-3			4 0 0 0 1 1 6										
<b>18 Mitch Moreland, L</b> (1, 3) OBP: 0.308, SLG: 0.304	 11 2B 36 HR			 K		 FC4-6 28 2B 36 WP 1-2 BB		 G1-3		4 2 1 0 1 1 1										
<b>28 J.D. Martinez, R</b> (1, 10) OBP: 0.283, SLG: 0.479	 SF8	 L9		 F9		 36 WP 2B		 1B		4 0 2 1 0 0 2										
<b>11 Rafael Devers, L</b> (1, 5) OBP: 0.345, SLG: 0.438	 36 HR		 19 HBP 7 PB 1B		 1B	 K		 F8		5 2 3 0 0 1 3										
<b>36 Eduardo Nunez, R</b> (1, 4) OBP: 0.314, SLG: 0.500	 HR		 7 PB 19 HBP 1B		 L8			 G1-3		4 1 2 3 1 0 2										
<b>19 Jackie Bradley Jr., L</b> (1, 8) OBP: 0.304, SLG: 0.275	 P6		 7 PB HBP 1B		 K		 P5			3 0 0 0 0 1 2										
<b>7 Christian Vázquez, R</b> (1, 2) OBP: 0.275, SLG: 0.289	 F8	 F8	 BB		 P4		 F9			3 0 0 0 1 0 0										
<b>5 Tzu-Wei Lin, L</b> (1, 6) OBP: 0.667, SLG: 0.750	 50 2B		 K			 BB		 1B		3 1 2 0 1 1 3										
<b>Inning Stats</b>	R: 4 H: 3 E: 0 K: 0 S: 14	H: 3 LOB: 1 BB: 1 P: 28	R: 1 H: 2 E: 0 K: 0 S: 13	H: 2 LOB: 2 BB: 1 P: 20	R: 1 H: 2 E: 0 K: 2 S: 20	H: 2 LOB: 3 BB: 1 P: 32	R: 0 H: 1 E: 0 K: 1 S: 7	H: 1 LOB: 2 BB: 1 P: 11	R: 0 H: 0 E: 0 K: 1 S: 12	H: 1 LOB: 1 BB: 1 P: 20		R: 1 H: 1 E: 0 K: 1 S: 12	H: 1 LOB: 2 BB: 2 P: 23	R: 0 H: 1 E: 0 K: 1 S: 9	H: 1 LOB: 1 BB: 0 P: 14	R: 0 H: 1 E: 0 K: 0 S: 10	H: 1 LOB: 1 BB: 0 P: 15	1B: 6 2B: 4 3B: 0 HR: 1	SF: 1 SAC: 0 DP: 0 HBP: 1	WP: 1 PB: 1 SB: 0 CS: 0
<b>PITCHER</b>	<b>PITCHER</b>										ERA	WHIP								
<b>30 Chris Tillman, R</b> (1, 1) ERA: 11.91	IP: 2.0 WLS: 1 BF: 16 H: 7 R: 6 ER: 6 SO: 0 BB: 2 IBB: 0 HBP: 0 BLK: 0 WP: 0 HR: 1 S: 31 P: 57 ERA: 27.00 WHIP: 4.500																			
<b>38 Pedro Araújo, R</b> (3, 1) ERA: 4.66	IP: 2.0 WLS: 0 BF: 8 H: 1 R: 0 ER: 0 SO: 3 BB: 1 IBB: 0 HBP: 0 BLK: 0 WP: 0 HR: 0 S: 23 P: 34 ERA: 0.00 WHIP: 1.000																			
<b>43 Mike Wright Jr., R</b> (5, 1) ERA: 6.48	IP: 2.2 WLS: 0 BF: 13 H: 2 R: 1 ER: 1 SO: 3 BB: 3 IBB: 0 HBP: 0 BLK: 0 WP: 1 HR: 0 S: 31 P: 55 ERA: 3.38 WHIP: 1.875																			
<b>42 Donnie Hart, L</b> (7, 1) ERA:	IP: 1.1 WLS: 0 BF: 5 H: 1 R: 0 ER: 0 SO: 0 BB: 0 IBB: 0 HBP: 0 BLK: 0 WP: 0 HR: 0 S: 12 P: 17 ERA: 0.00 WHIP: 0.750																			

<b>AB</b>	<b>34</b>
<b>R</b>	<b>3</b>
<b>H</b>	<b>9</b>
<b>RBI</b>	<b>3</b>
<b>BB</b>	<b>2</b>
<b>SO</b>	<b>12</b>
<b>LOB</b>	<b>12</b>



<b>AB</b>	<b>34</b>
<b>R</b>	<b>7</b>
<b>H</b>	<b>11</b>
<b>RBI</b>	<b>5</b>
<b>BB</b>	<b>6</b>
<b>SO</b>	<b>6</b>
<b>LOB</b>	<b>24</b>



Batter	1	2	3	4	5	6	7	8	9	AB	R	H	RBI	BB	SO	LOB	TOP					
16 Trey Mancini, R OBP: 0.377, SLG: 0.373										4	0	2	0	0	0	1	<b>Baltimore Orioles @ Boston Red Sox</b> Fenway Park, Boston, MA Sat Apr 14 2018, 1:06 PM - 4:10 PM EDT Att: 33,584 - Cloudy - 48 F					
24 Pedro Alvarez, L OBP: 0.484, SLG: 0.652										3	1	2	2	1	0	1						
13 Manny Machado, R 12 Engelb Vielma, S										4	0	1	0	0	1	3						
10 Adam Jones, R 14 Craig Gentry, R										4	0	1	0	0	0	3						
19 Chris Davis, L										4	1	2	0	0	1	0						
1 Tim Beckham, R										4	0	0	0	0	2	3						
15 Chance Sisco, L										4	0	0	1	0	2	1						
2 Danny Valencia, R										4	0	0	0	0	2	0						
25 Anthony Santander, S										3	1	1	0	0	1	0						
<b>Inning Stats</b>	R: 0 E: 0 K: 1 S: 12	H: 1 LOB: 1 BB: 0 P: 17	R: 0 E: 0 K: 3 S: 9	H: 0 LOB: 0 BB: 0 P: 13	R: 0 E: 0 K: 0 S: 13	H: 1 LOB: 2 BB: 1 P: 23	R: 0 E: 0 K: 1 S: 9	H: 2 LOB: 1 BB: 0 P: 13	R: 2 E: 0 K: 0 S: 15	H: 2 LOB: 0 BB: 0 P: 20	R: 0 E: 0 K: 1 S: 7	H: 0 LOB: 0 BB: 0 P: 12	R: 0 E: 0 K: 2 S: 12	H: 0 LOB: 0 BB: 0 P: 16	R: 0 E: 0 K: 0 S: 9	H: 2 LOB: 1 BB: 0 P: 16		R: 1 E: 0 K: 1 S: 10	H: 1 LOB: 0 BB: 0 P: 16	1B: 5 2B: 3 3B: 0 HR: 1	SF: 0 SAC: 0 DP: 2 HBP: 0	WP: 0 PB: 0 SB: 0 CS: 0
<b>PITCHER</b>	IP WLS BF H R ER SO BB IBB HBP BLK WP HR S P ERA WHIP																					
76 Hector Velazquez, R ERA: 3.25	5.0 W 21 6 2 2 5 1 0 0 0 0 0 1 58 86 3.60 1.400																					
56 Joe Kelly, R ERA: 5.4	1.0 3 0 0 0 1 0 0 0 0 0 0 0 7 12 0.00 0.000																					
64 Marcus Walden, R ERA: 6.0	3.0 S 11 3 1 1 3 0 0 0 0 0 0 0 31 48 3.00 1.000																					

Batter	1	2	3	4	5	6	7	8	9	AB	R	H	RBI	BB	SO	LOB	BOTTOM			
50 Mookie Betts, R 23 Blake Swihart, S										1	1	0	0	1	0	1	<b>Baltimore Orioles @ Boston Red Sox</b> Fenway Park, Boston, MA Sat Apr 14 2018, 1:06 PM - 4:10 PM EDT Att: 33,584 - Cloudy - 48 F			
16 Andrew Benintendi, L										5	2	2	3	0	2	4				
13 Hanley Ramirez, R										5	2	2	3	0	1	1				
28 J.D. Martinez, R										5	1	3	2	0	0	0				
11 Rafael Devers, L										5	0	0	0	0	0	3				
19 Jackie Bradley Jr., L										3	0	1	0	1	0	0				
3 Sandy León, S										4	1	1	0	0	0	2				
12 Brock Holt, L										4	1	2	0	0	0	1				
5 Tzu-Wei Lin, L										4	1	2	0	0	0	3				
<b>Inning Stats</b>	R: 3 E: 1 K: 0 S: 16	H: 4 LOB: 1 BB: 1 P: 28	R: 0 E: 0 K: 0 S: 13	H: 1 LOB: 1 BB: 0 P: 20	R: 1 E: 0 K: 0 S: 6	H: 1 LOB: 0 BB: 0 P: 11	R: 4 E: 1 K: 0 S: 20	H: 4 LOB: 1 BB: 0 P: 30	R: 0 E: 0 K: 0 S: 12	H: 1 LOB: 1 BB: 1 P: 20	R: 1 E: 0 K: 1 S: 11	H: 2 LOB: 1 BB: 0 P: 16	R: 1 E: 1 K: 1 S: 13	H: 2 LOB: 2 BB: 0 P: 18	R: 0 E: 0 K: 1 S: 5	H: 0 LOB: 0 BB: 0 P: 6		1B: 9 2B: 5 3B: 0 HR: 2	SF: 0 SAC: 0 DP: 2 HBP: 0	WP: 0 PB: 0 SB: 0 CS: 0
<b>PITCHER</b>	IP WLS BF H R ER SO BB IBB HBP BLK WP HR S P ERA WHIP																			
17 Alex Cobb, R ERA: 17.18	3.2 L 10 3 1 1 1 1 0 0 0 0 0 0 27 42 4.50 2.000																			
50 Miguel Castro, R ERA: 3.57	2.0 3 1 1 1 1 0 0 0 0 0 0 15 22 0.00 1.500																			
42 Donnie Hart, L ERA: 6.23	1.1 7 2 1 0 1 0 0 0 0 0 0 5 6 0.00 0.000																			
60 Mychal Givens, R ERA: 6.23	1.0 3 0 0 0 1 0 0 0 0 0 0 0 5 6 0.00 0.000																			



Batter	1	2	3	4	5	6	7	8	9	AB	R	H	RBI	BB	SO	LOB	TOP										
16 Trey Mancini, R OBP: 0.370, SLG: 0.365			G3		G1-3			K		4	1	1	0	0	1	0	<p><b>Baltimore Orioles @ Boston Red Sox</b> Fenway Park, Boston, MA Sun Apr 15 2018, 1:05 PM - 3:59 PM EDT Att: 32,489 - Cloudy - 34 F</p>										
14 Craig Gentry, R OBP: 0.333, SLG: 0.273										2	0	1	0	2	1	1											
13 Manny Machado, R OBP: 0.392, SLG: 0.523										4	0	1	1	0	0	3											
10 Adam Jones, R OBP: 0.239, SLG: 0.368										4	0	0	0	0	1	2											
2 Danny Valencia, R OBP: 0.286, SLG: 0.304										2	0	0	0	1	0	2											
24 Pedro Alvarez, L OBP: 0.469, SLG: 0.625										1	0	0	0	0	1	0											
19 Chris Davis, L OBP: 0.233, SLG: 0.208										4	0	0	0	0	3	1											
1 Tim Beckham, R OBP: 0.209, SLG: 0.270										3	0	0	0	0	2	1											
25 Anthony Santander, S OBP: 0.244, SLG: 0.333										3	0	0	0	0	3	0											
36 Caleb Joseph, R OBP: 0.125, SLG: 0.161										2	0	0	0	0	1	0											
15 Chance Sisco, L OBP: 0.344, SLG: 0.379										1	0	0	0	0	1	0											
<b>Inning Stats</b>	R: 1 E: 0 K: 1 S: 14	H: 2 LOB: 1 BB: 0 P: 21	R: 0 E: 0 K: 2 S: 8	H: 0 LOB: 0 BB: 0 P: 12	R: 0 E: 0 K: 1 S: 11	H: 0 LOB: 1 BB: 1 P: 22	R: 0 E: 0 K: 3 S: 17	H: 0 LOB: 1 BB: 1 P: 27	R: 0 E: 0 K: 0 S: 6	H: 1 LOB: 1 BB: 0 P: 10	R: 0 E: 0 K: 2 S: 7	H: 0 LOB: 0 BB: 0 P: 13	R: 0 E: 0 K: 2 S: 11	H: 0 LOB: 1 BB: 1 P: 20	R: 0 E: 0 K: 2 S: 10	H: 0 LOB: 0 BB: 0 P: 15	1B: 2 2B: 1 3B: 0 HR: 0	SF: 0 SAC: 0 DP: 0 HBP: 0	WP: 0 PB: 0 SB: 1 CS: 0	PA: 33							
<b>PITCHER</b>	IP	WLS	BF	H	R	ER	SO	BB	IBB	HBP	BLK	WP	HR	S	P	ERA	WHIP										
41 Chris Sale, L ERA: 1.23	5.0		19	2	1	1	8	2	0	0	0	0	0	56	93	1.80	0.800										
37 Heath Hembree, R ERA: 4.5	2.0	W	7	1	0	0	2	0	0	0	0	0	0	13	23	0.00	0.500										
32 Matt Barnes, R ERA: 4.05	1.0	H	4	0	0	0	2	1	0	0	0	0	0	11	20	0.00	1.000										
46 Craig Kimbrel, R ERA:	1.0	S	3	0	0	0	2	0	0	0	0	0	0	10	15	0.00	0.000										

Batter	1	2	3	4	5	6	7	8	9	AB	R	H	RBI	BB	SO	LOB	BOTTOM										
19 Jackie Bradley Jr., L OBP: 0.296, SLG: 0.255			G4-3		FC3-6 16 S 16 3B	G5-3				4	1	0	0	0	0	3	<p><b>Baltimore Orioles @ Boston Red Sox</b> Fenway Park, Boston, MA Sun Apr 15 2018, 1:05 PM - 3:59 PM EDT Att: 32,489 - Cloudy - 34 F</p>										
16 Andrew Benintendi, L OBP: 0.466, SLG: 0.423										4	0	3	1	0	0	0											
13 Hanley Ramirez, R OBP: 0.386, SLG: 0.569										4	0	0	0	0	2	3											
28 J.D. Martinez, R OBP: 0.306, SLG: 0.518										3	1	0	0	1	2	1											
18 Mitch Moreland, L OBP: 0.367, SLG: 0.444										4	1	3	0	0	0	1											
11 Rafael Devers, L OBP: 0.328, SLG: 0.393										3	0	1	0	1	2	2											
7 Christian Vázquez, R OBP: 0.250, SLG: 0.262										4	0	0	0	0	2	5											
12 Brock Holt, L OBP: 0.310, SLG: 0.208										4	0	1	0	0	0	3											
5 Tzu-Wei Lin, L OBP: 0.571, SLG: 0.667										4	0	2	1	0	0	1											
<b>Inning Stats</b>	R: 0 E: 0 K: 0 S: 5	H: 0 LOB: 0 BB: 0 P: 5	R: 0 E: 0 K: 2 S: 13	H: 1 LOB: 2 BB: 1 P: 21	R: 0 E: 0 K: 1 S: 11	H: 1 LOB: 1 BB: 0 P: 15	R: 0 E: 0 K: 1 S: 9	H: 0 LOB: 1 BB: 1 P: 16	R: 1 E: 0 K: 0 S: 14	H: 2 LOB: 1 BB: 0 P: 17	R: 2 E: 1 K: 2 S: 19	H: 3 LOB: 2 BB: 0 P: 25	R: 0 E: 0 K: 2 S: 10	H: 2 LOB: 2 BB: 0 P: 12	R: 0 E: 0 K: 0 S: 7	H: 1 LOB: 1 BB: 0 P: 13	1B: 5 2B: 4 3B: 1 HR: 0	SF: 0 SAC: 0 DP: 0 HBP: 0	WP: 2 PB: 0 SB: 2 CS: 0	PA: 36							
<b>PITCHER</b>	IP	WLS	BF	H	R	ER	SO	BB	IBB	HBP	BLK	WP	HR	S	P	ERA	WHIP										
37 Dylan Bundy, R ERA: 1.4	5.2	L	27	7	3	1	6	2	0	0	0	0	0	68	94	1.59	1.588										
48 Richard Bleier, L ERA: 0.75	2.1		9	3	0	0	2	0	0	0	0	0	0	20	30	0.00	1.286										

AB	30
R	1
H	3
RBI	1
BB	3
SO	14
LOB	10



AB	34
R	3
H	10
RBI	2
BB	2
SO	8
LOB	19



Batter	1	2	3	4	5	6	7	8	9	AB	R	H	RBI	BB	SO	LOB	TOP						
16 Trey Mancini, R OBP: 0.377, SLG: 0.418										4	1	2	1	0	2	1	<b>Baltimore Orioles @ Detroit Tigers</b> Comerica Park, Detroit, MI Tue Apr 17 2018, 6:42 PM - 9:25 PM EDT Att: 15,530 - Overcast - 37 F						
14 Craig Gentry, R OBP: 0.296, SLG: 0.240 25 Anthony Santander, S OBP: 0.239, SLG: 0.326										3	1	0	0	0	2	1							
13 Manny Machado, R OBP: 0.397, SLG: 0.515										3	0	1	0	1	0	0							
10 Adam Jones, R OBP: 0.253, SLG: 0.375										4	0	2	1	0	1	0							
2 Danny Valencia, R OBP: 0.290, SLG: 0.280 24 Pedro Alvarez, L OBP: 0.485, SLG: 0.640										2	0	0	0	1	2	2							
19 Chris Davis, L OBP: 0.234, SLG: 0.196										3	0	0	0	1	3	2							
1 Tim Beckham, R OBP: 0.211, SLG: 0.258										3	0	0	0	1	0	1							
3 Luis Sardinas, S										3	0	0	0	1	0	2							
36 Caleb Joseph, R OBP: 0.114, SLG: 0.147 15 Chance Sisco, L OBP: 0.333, SLG: 0.367										3	0	0	0	0	1	1							
Inning Stats	R: 0 E: 0 K: 3 S: 14	H: 2 LOB: 2 BB: 0 P: 21	R: 0 E: 0 K: 1 S: 9	H: 0 LOB: 0 BB: 0 P: 14	R: 1 E: 0 K: 2 S: 11	H: 1 LOB: 0 BB: 0 P: 18	R: 0 E: 0 K: 1 S: 7	H: 0 LOB: 2 BB: 2 P: 21	R: 1 E: 0 K: 0 S: 8	H: 2 LOB: 2 BB: 1 P: 14	R: 0 E: 0 K: 1 S: 6	H: 0 LOB: 0 BB: 1 P: 13	R: 0 E: 0 K: 2 S: 10	H: 0 LOB: 1 BB: 1 P: 17	R: 0 E: 0 K: 2 S: 13	H: 1 LOB: 1 BB: 0 P: 20		R: 0 E: 0 K: 0 S: 8	H: 0 LOB: 0 BB: 0 P: 12	1B: 5 2B: 0 3B: 0 HR: 1	SF: 0 SAC: 0 DP: 1 HBP: 0	WP: 0 PB: 0 SB: 0 CS: 0	PA: 36
PITCHER	IP	WLS	BF	H	R	ER	SO	BB	IBB	HBP	BLK	WP	HR	S	P	ERA		WHIP					
38 Francisco Lirio, L ERA: 2.95	5.0	W	22	5	2	2	7	3	0	0	0	0	1	49	88	3.60		1.600					
45 Buck Farmer, R ERA: 9.0	1.0	H	3	0	0	0	1	1	0	0	0	0	0	6	13	0.00	1.000						
68 Daniel Stumpf, L ERA: 9.0	0.2	H	3	0	0	0	1	1	0	0	0	0	0	7	14	0.00	1.500						
77 Joe Jiménez, R ERA: 3.16	1.1	H	5	1	0	0	3	0	0	0	0	0	0	16	23	0.00	0.750						
61 Shane Greene, R ERA: 3.16	1.0	S	3	0	0	0	0	0	0	0	0	0	0	8	12	0.00	0.000						
Batter	1	2	3	4	5	6	7	8	9	AB	R	H	RBI	BB	SO	LOB	BOTTOM						
12 Leonys Martin, L OBP: 0.362, SLG: 0.404										4	1	2	0	0	0	0	<b>Baltimore Orioles @ Detroit Tigers</b> Comerica Park, Detroit, MI Tue Apr 17 2018, 6:42 PM - 9:25 PM EDT Att: 15,530 - Overcast - 37 F						
46 Jeimer Candelario, S OBP: 0.303, SLG: 0.407										4	0	2	1	0	0	1							
24 Miguel Cabrera, R OBP: 0.322, SLG: 0.353 21 Jacoby Jones, R OBP: 0.364, SLG: 0.176										2	0	0	0	2	1	1							
9 Nick Castellanos, R OBP: 0.371, SLG: 0.400										2	1	0	0	2	0	4							
41 Victor Martínez, S OBP: 0.375, SLG: 0.476 22 Victor Reyes, S OBP: 0.200, SLG: 0.200										4	1	3	2	0	0	2							
28 Niko Goodrum, S OBP: 0.298, SLG: 0.321										0	1	0	0	0	0	0							
34 James McCann, R OBP: 0.261, SLG: 0.293										4	0	1	0	0	0	2							
1 Jose Iglesias, R OBP: 0.208, SLG: 0.186										4	0	1	0	0	1	5							
49 Dixon Machado, R OBP: 0.245, SLG: 0.353										4	0	0	0	0	2	3							
Inning Stats	R: 0 E: 0 K: 0 S: 7	H: 0 LOB: 0 BB: 0 P: 11	R: 2 E: 0 K: 2 S: 16	H: 2 LOB: 1 BB: 1 P: 27	R: 0 E: 1 K: 1 S: 11	H: 1 LOB: 2 BB: 1 P: 20	R: 0 E: 0 K: 1 S: 5	H: 0 LOB: 0 BB: 0 P: 7	R: 1 E: 0 K: 0 S: 8	H: 2 LOB: 1 BB: 1 P: 16	R: 0 E: 0 K: 1 S: 8	H: 2 LOB: 1 BB: 0 P: 12	R: 0 E: 0 K: 0 S: 13	H: 1 LOB: 2 BB: 1 P: 23	R: 1 E: 0 K: 2 S: 11	H: 1 LOB: 2 BB: 1 P: 21		1B: 6 2B: 1 3B: 1 HR: 1	SF: 0 SAC: 0 DP: 2 HBP: 0	WP: 1 PB: 0 SB: 0 CS: 0	PA: 36		
PITCHER	IP	WLS	BF	H	R	ER	SO	BB	IBB	HBP	BLK	WP	HR	S	P	ERA		WHIP					
54 Andrew Cashner, R ERA: 3.0	6.0	L	26	7	3	3	5	2	1	0	0	0	0	55	93	4.50		1.500					
35 Brad Brach, R ERA: 2.35	1.0		5	1	0	0	0	1	0	0	0	0	0	13	23	0.00	2.000						
60 Mychal Givens, R ERA: 6.52	1.0		5	1	1	1	2	1	0	0	0	1	0	11	21	9.00	2.000						

AB 31  
 R 2  
 H 6  
 RBI 2  
 BB 5  
 SO 12  
 LOB 11




WP: 0  
 PB: 0  
 SB: 0  
 CS: 0


AB 31  
 R 4  
 H 9  
 RBI 3  
 BB 5  
 SO 7  
 LOB 19



WP: 1  
 PB: 0  
 SB: 0  
 CS: 0



Batter	1	2	3	4	5	6	7	8	9	AB	R	H	RBI	BB	SO	LOB	TOP										
16 Trey Mancini, R OBP: 0.356, SLG: 0.416	G4-3	G5-3			K		G6-3 13 10 2B		K	5	1	1	0	0	2	2	<p><b>Baltimore Orioles @ Detroit Tigers</b> Comerica Park, Detroit, MI Thu Apr 19 2018, 1:10 PM - 4:21 PM EDT Att: 15,916 - Partly Cloudy - 45 F</p> <p>livebaseballscorecards.com</p> <p>AB 39 R 8 H 14 RBI 8 BB 3 SO 11 LOB 14</p> 										
24 Pedro Alvarez, L OBP: 0.436, SLG: 0.548	P5		G3		K		K		13 2B	5	1	1	0	0	2	2											
13 Manny Machado, R OBP: 0.414, SLG: 0.623	G1-3		HR				G6-3		10 WP 10 2B	5	3	3	4	0	0	1											
10 Adam Jones, R OBP: 0.262, SLG: 0.413		19 HR	F9				K		2B	5	1	3	2	0	1	0											
19 Chris Davis, L OBP: 0.274, SLG: 0.258		2H	HR		K		1B		3B	3	1	1	2	2	2	1											
3 Luis Sardinas, S OBP: 0.300, SLG: 0.500	G3				K		1B		F7	4	0	0	0	1	2	2											
1 Tim Beckham, R OBP: 0.253, SLG: 0.292		25 1B			K		25 C4-6-3 1B			4	0	3	0	0	1	0											
25 Anthony Santander, S OBP: 0.240, SLG: 0.319					P3		G4-6-3		L3	4	0	1	0	0	0	4											
15 Chance Sisco, L OBP: 0.316, SLG: 0.343					G4-3		16 2B 13 G6-3		P5	4	1	1	0	0	1	2											
<b>Inning Stats</b>	R: 0 E: 0 K: 0 S: 7	H: 0 LOB: 0 BB: 0 P: 9	R: 2 E: 0 K: 1 S: 17	H: 4 LOB: 2 BB: 0 P: 25	R: 1 E: 0 K: 1 S: 13	H: 1 LOB: 0 BB: 0 P: 22	R: 0 E: 0 K: 2 S: 11	H: 0 LOB: 0 BB: 0 P: 12	R: 0 E: 0 K: 2 S: 8	H: 0 LOB: 0 BB: 0 P: 9	R: 1 E: 0 K: 1 S: 12	H: 2 LOB: 2 BB: 0 P: 23	R: 2 E: 0 K: 2 S: 13	H: 3 LOB: 1 BB: 0 P: 25	R: 0 E: 0 K: 0 S: 8	H: 1 LOB: 0 BB: 0 P: 10		R: 2 E: 0 K: 2 S: 15	H: 3 LOB: 2 BB: 1 P: 25	1B: 5 2B: 7 3B: 0 HR: 3	SF: 0 SAC: 0 DP: 2 HBP: 0	WP: 1 PB: 0 SB: 0 CS: 0	PA: 42				
<b>PITCHER</b>	IP	WLS	BF	H	R	ER	SO	BB	IBB	HBP	BLK	WP	HR	S	P	ERA	WHIP										
27 Jordan Zimmermann, R ERA: 7.71	5.1	W	25	7	4	4	7	2	0	0	0	0	3	66	97	6.75	1.688										
Chad Bell, L ERA: 3.18	1.2		7	3	2	2	2	0	0	0	0	0	0	15	28	10.80	1.800										
45 Buck Farmer, R ERA: 7.71	1.0		3	1	0	0	0	0	0	0	0	0	8	10	0.00	1.000											
54 Drew VerHagen, R ERA: 4.66	1.0		7	3	2	2	2	1	0	0	0	1	0	15	25	18.00	4.000										

Batter	1	2	3	4	5	6	7	8	9	AB	R	H	RBI	BB	SO	LOB	BOTTOM										
12 Leonys Martin, L OBP: 0.358, SLG: 0.475	46 1B			46 HR			F7			5	3	3	4	0	1	2	<p><b>Baltimore Orioles @ Detroit Tigers</b> Comerica Park, Detroit, MI Thu Apr 19 2018, 1:10 PM - 4:21 PM EDT Att: 15,916 - Partly Cloudy - 45 F</p> <p>livebaseballscorecards.com</p> <p>AB 42 R 13 H 18 RBI 13 BB 2 SO 7 LOB 20</p> 										
46 Jeimer Candelario, S OBP: 0.360, SLG: 0.537	41 1B	9 FC5-4	24 1B		24 FC6-4		24 2B			4	1	4	3	1	0	0											
24 Miguel Cabrera, R OBP: 0.353, SLG: 0.467	P3		9 FC5-4		FC6-4					5	0	3	0	0	0	3											
28 Niko Goodrum, S OBP: 0.258, SLG: 0.321					1-2 2-3					0	0	0	0	0	0	0											
9 Nick Castellanos, R OBP: 0.352, SLG: 0.391	K	FC5-4		F9	F9		K			5	0	0	1	0	2	8											
41 Victor Martinez, S OBP: 0.368, SLG: 0.471		F8		G6-3	K					5	0	2	1	0	1	4											
22 Victor Reyes, S OBP: 0.200, SLG: 0.200	1-3 2H								1 2B	0	1	0	0	0	0	0											
34 James McCann, R OBP: 0.255, SLG: 0.283		E5 21 1B	G6-3		1 1B 49 HBP		G5-3		K	5	2	1	0	0	1	1											
21 JaCoby Jones, R OBP: 0.387, SLG: 0.269					49 HBP 12 HR		F7		F8	5	2	2	0	0	1	1											
1 Jose Iglesias, R OBP: 0.246, SLG: 0.288					49 HBP 12 HR		L5			5	2	3	3	0	0	0											
49 Dixon Machado, R OBP: 0.274, SLG: 0.397		24 1B 9 FC5-4			12 HR		G5-3		F8	3	2	0	1	1	1	1											
<b>Inning Stats</b>	R: 1 E: 0 K: 1 S: 9	H: 3 LOB: 2 BB: 0 P: 14	R: 4 E: 1 K: 1 S: 21	H: 4 LOB: 2 BB: 1 P: 34	R: 0 E: 0 K: 1 S: 6	H: 0 LOB: 0 BB: 0 P: 9	R: 2 E: 0 K: 1 S: 17	H: 3 LOB: 1 BB: 0 P: 23	R: 5 E: 0 K: 1 S: 16	H: 5 LOB: 1 BB: 1 P: 24	R: 0 E: 0 K: 0 S: 5	H: 0 LOB: 0 BB: 0 P: 7	R: 0 E: 0 K: 1 S: 18	H: 1 LOB: 2 BB: 1 P: 28	R: 1 E: 0 K: 1 S: 12	H: 2 LOB: 1 BB: 0 P: 17	1B: 11 2B: 3 3B: 2 HR: 2	SF: 0 SAC: 0 DP: 0 HBP: 1	WP: 0 PB: 0 SB: 0 CS: 0	PA: 45							
<b>PITCHER</b>	IP	WLS	BF	H	R	ER	SO	BB	IBB	HBP	BLK	WP	HR	S	P	ERA	WHIP										
17 Alex Cobb, R ERA: 15.43	3.1	L	21	10	7	5	4	1	0	0	0	0	1	38	59	13.50	3.300										
43 Mike Wright Jr., R ERA: 8.49	3.1		17	5	5	5	1	1	0	1	0	0	0	18	25	6.75	2.250										
38 Pedro Araujo, R ERA: 5.73	1.1		7	3	1	1	2	0	0	0	0	0	0	18	25	6.75	2.250										



Batter	1	2	3	4	5	6	7	8	9	AB R H RBI BB SO LOB	TOP
12 Francisco Lindor, S OBP: 0.274, SLG: 0.351	F9		G6-3		K		1B			4 0 1 0 0 1 0	<b>Cleveland Indians @ Baltimore Orioles</b> Oriole Park at Camden Yards, Baltimore, MD Sat Apr 21 2018, 4:07 PM - 6:28 PM EDT Att: 29,187 - Cloudy - 63 F
22 Jason Kipnis, L OBP: 0.285, SLG: 0.236	23 WP 11 1B G4-3 BB		11 1B		G1-3		CS	K		3 1 1 0 1 1 0	
11 José Ramírez, S OBP: 0.338, SLG: 0.441	23 G4-3 23 WP G4-3 1B		23 G3-6-1 1B		HR		L8			4 1 3 1 0 0 0	
23 Michael Brantley, L OBP: 0.372, SLG: 0.488	G4-3		G3-6-1		17 CS 1B		P4			4 0 1 1 0 0 3	
10 Edwin Encarnación, R OBP: 0.243, SLG: 0.323	F8				K					3 0 0 0 0 1 2 2	
26 Rajai Davis, R OBP: 0.259, SLG: 0.276					K					0 0 0 0 0 0 0 0	
17 Yonder Alonso, L OBP: 0.285, SLG: 0.413					G5-3		HR			3 1 2 1 1 0 0	
7 Yan Gomes, R OBP: 0.289, SLG: 0.463					HR		K			4 1 1 1 0 2 3	
30 Tyler Naquin, L OBP: 0.316, SLG: 0.361					F7		G4-3			4 0 0 0 0 1 2	
4 Bradley Zimmer, L OBP: 0.278, SLG: 0.346					G3		G4-3			3 0 0 0 0 1 1	
<b>Inning Stats</b>	R: 1 H: 1 E: 0 LOB: 1 K: 0 BB: 1 S: 8 P: 15	R: 0 H: 1 E: 0 LOB: 1 K: 1 BB: 0 S: 9 P: 13	R: 0 H: 2 E: 0 LOB: 1 K: 0 BB: 0 S: 5 P: 11	R: 1 H: 1 E: 0 LOB: 0 K: 1 BB: 0 S: 10 P: 16	R: 0 H: 0 E: 0 LOB: 0 K: 1 BB: 0 S: 7 P: 8	R: 2 H: 3 E: 0 LOB: 0 K: 2 BB: 0 S: 12 P: 20	R: 0 H: 1 E: 0 LOB: 0 K: 0 BB: 0 S: 5 P: 9	R: 0 H: 0 E: 0 LOB: 0 K: 1 BB: 2 S: 14 P: 23	R: 0 H: 0 E: 0 LOB: 1 K: 2 BB: 2 S: 14 P: 23	1B: 6 SF: 0 2B: 0 SAC: 0 3B: 0 DP: 1 HR: 3 HBP: 0	WP: 2 PA: 36 PB: 0 SB: 0 CS: 3
<b>PITCHER</b>	IP WLS BF H R ER SO BB IBB HBP BLK WP HR S P ERA WHIP										ERA WHIP
30 Chris Tillman, R ERA: 9.87	6.0 L 25 8 4 4 5 1 0 0 0 0 2 3 51 83 6.00 1.500										
66 Tanner Scott, L ERA: 2.45	2.0 6 1 0 0 1 0 0 0 0 0 0 0 11 19 0.00 0.500										
60 Mychal Givens, R ERA: 5.91	1.0 4 0 0 0 2 2 0 0 0 0 0 0 14 23 0.00 2.000										


Batter	1	2	3	4	5	6	7	8	9	AB R H RBI BB SO LOB	BOTTOM
14 Craig Gentry, R OBP: 0.278, SLG: 0.212	P6		FC6-4		F9			G5-3		4 0 0 0 0 0 1	<b>Cleveland Indians @ Baltimore Orioles</b> Oriole Park at Camden Yards, Baltimore, MD Sat Apr 21 2018, 4:07 PM - 6:28 PM EDT Att: 29,187 - Cloudy - 63 F
24 Pedro Alvarez, L OBP: 0.382, SLG: 0.436	F7		K		F7			F9		4 0 0 0 0 1 1	
13 Manny Machado, R OBP: 0.421, SLG: 0.639					19 FC6 1B		K	G4-3		3 0 1 0 1 1 0	
10 Adam Jones, R OBP: 0.250, SLG: 0.398	P3				L8		F9	G3		4 0 0 0 0 0 2	
19 Chris Davis, L OBP: 0.275, SLG: 0.275			K		FC6		G4-3			3 0 0 0 0 1 1	
1 Tim Beckham, R OBP: 0.256, SLG: 0.273	F8				F7		B5-3			3 0 0 0 0 0 2	
25 Anthony Santander, S OBP: 0.214, SLG: 0.283	F8				G3		G3-1			3 0 0 0 0 0 2	
15 Chance Sisco, L OBP: 0.341, SLG: 0.333					14 FC6-4 BB		G3			2 0 1 0 1 0 0	
3 Luis Sardinas, S OBP: 0.250, SLG: 0.357	F7				G3-6-3 1B		G4-3			3 0 0 0 0 0 2	
<b>Inning Stats</b>	R: 0 H: 0 E: 0 LOB: 1 K: 0 BB: 1 S: 9 P: 18	R: 0 H: 0 E: 0 LOB: 0 K: 1 BB: 0 S: 9 P: 13	R: 0 H: 0 E: 0 LOB: 1 K: 1 BB: 1 S: 13 P: 20	R: 0 H: 1 E: 1 LOB: 2 K: 0 BB: 0 S: 9 P: 14	R: 0 H: 1 E: 0 LOB: 0 K: 0 BB: 0 S: 6 P: 9	R: 0 H: 0 E: 0 LOB: 0 K: 1 BB: 0 S: 8 P: 13	R: 0 H: 0 E: 0 LOB: 0 K: 0 BB: 0 S: 5 P: 5	R: 0 H: 0 E: 0 LOB: 0 K: 0 BB: 0 S: 6 P: 8	R: 0 H: 0 E: 0 LOB: 0 K: 0 BB: 0 S: 5 P: 7	1B: 2 SF: 0 2B: 0 SAC: 0 3B: 0 DP: 1 HR: 0 HBP: 0	
<b>PITCHER</b>	IP WLS BF H R ER SO BB IBB HBP BLK WP HR S P ERA WHIP										ERA WHIP
52 Mike Clevinger, R ERA: 1.75	9.0 W 31 2 0 0 3 2 0 0 0 0 0 0 70 107 0.00 0.444										



Batter	1	2	3	4	5	6	7	8	9	AB	R	H	RBI	BB	SO	LOB	TOP					
12 Francisco Lindor, S OBP: 0.281, SLG: 0.354	F9		F9					F8		5	1	2	1	0	0	3						
22 Jason Kipnis, L OBP: 0.255, SLG: 0.234	K		L8							5	1	1	0	0	2	5						
11 José Ramírez, S OBP: 0.353, SLG: 0.528	K									4	2	2	3	1	2	0						
23 Michael Brantley, L OBP: 0.375, SLG: 0.500		F9								5	0	2	1	0	0	0						
10 Edwin Encarnación, R OBP: 0.241, SLG: 0.329	K									5	1	1	0	0	2	3						
17 Yonder Alonso, L OBP: 0.293, SLG: 0.426	K									5	1	2	1	0	1	3						
7 Yan Gomes, R OBP: 0.320, SLG: 0.500			L7					G6-3		5	0	3	1	0	0	1						
30 Tyler Naquin, L OBP: 0.302, SLG: 0.341			FC4							5	0	1	0	0	1	4						
26 Rajai Davis, R OBP: 0.265, SLG: 0.258			SH5-4					P3		2	1	0	0	1	0	2						
<b>Inning Stats</b>	R: 0 H: 0 E: 0 K: 2 S: 10	H: 0 LOB: 0 BB: 0 P: 18	R: 0 H: 0 E: 0 K: 2 S: 9	H: 0 LOB: 0 BB: 0 P: 12	R: 0 H: 1 E: 1 K: 0 S: 13	H: 1 LOB: 2 BB: 0 P: 16	R: 2 H: 3 E: 0 K: 1 S: 19	H: 3 LOB: 1 BB: 0 P: 28	R: 2 H: 2 E: 0 K: 1 S: 9	H: 2 LOB: 2 BB: 2 P: 22	R: 0 H: 2 E: 0 K: 1 S: 14	H: 2 LOB: 1 BB: 0 P: 16	R: 0 H: 1 E: 0 K: 1 S: 10	H: 1 LOB: 1 BB: 0 P: 14	R: 0 H: 1 E: 0 K: 0 S: 12	H: 1 LOB: 1 BB: 0 P: 16	R: 3 H: 4 E: 0 K: 0 S: 14	H: 4 LOB: 1 BB: 0 P: 23	1B: 8 2B: 4 3B: 0 HR: 2	SF: 0 SAC: 1 DP: 0 HBP: 0	WP: 1 PB: 0 SB: 0 CS: 0	PA: 44
<b>PITCHER</b>	IP	WLS	BF	H	R	ER	SO	BB	IBB	HBP	BLK	WP	HR	S	P	ERA	WHIP					
54 Andrew Cashner, R ERA: 3.6	6.0	L	29	8	4	4	7	2	0	0	0	1	1	74	112	6.00	1.667					
50 Miguel Castro, R ERA: 3.29	2.0		8	2	0	0	1	0	0	0	0	0	0	22	30	0.00	1.000					
35 Brad Brach, R ERA: 5.19	1.0		7	4	3	3	0	0	0	0	0	0	1	14	23	27.00	4.000					

Cleveland Indians @ Baltimore Orioles  
 Oriole Park at Camden Yards, Baltimore, MD  
 Sun Apr 22 2018, 1:08 PM - 4:01 PM EDT  
 Att: 27,394 - Partly Cloudy - 61 F


AB 41  
 R 7  
 H 14  
 RBI 7  
 BB 2  
 SO 8  
 LOB 21





Batter	1	2	3	4	5	6	7	8	9	AB	R	H	RBI	BB	SO	LOB	BOTTOM					
14 Craig Gentry, R OBP: 0.250, SLG: 0.189	G1-3		K							4	0	0	0	0	2	1						
24 Pedro Alvarez, L OBP: 0.340, SLG: 0.405	P5									3	0	0	0	0	0	0						
2 Danny Valencia, R OBP: 0.286, SLG: 0.379										1	0	0	0	0	0	1						
13 Manny Machado, R OBP: 0.434, SLG: 0.713										4	2	3	2	0	0	0						
10 Adam Jones, R OBP: 0.250, SLG: 0.402										4	1	1	0	0	1	1						
19 Chris Davis, L OBP: 0.274, SLG: 0.274										4	0	1	1	0	1	0						
1 Tim Beckham, R OBP: 0.247, SLG: 0.263										3	0	0	0	0	1	1						
25 Anthony Santander, S OBP: 0.203, SLG: 0.268										3	0	0	0	0	1	0						
36 Caleb Joseph, R OBP: 0.122, SLG: 0.150										3	0	1	0	0	0	0						
3 Luis Sardinas, S OBP: 0.211, SLG: 0.294										3	0	0	0	0	1	1						
<b>Inning Stats</b>	R: 1 H: 1 E: 0 K: 0 S: 7	H: 1 LOB: 0 BB: 0 P: 13	R: 0 H: 0 E: 0 K: 0 S: 8	H: 0 LOB: 0 BB: 0 P: 12	R: 0 H: 0 E: 0 K: 1 S: 6	H: 0 LOB: 0 BB: 0 P: 10	R: 2 H: 3 E: 0 K: 0 S: 12	H: 3 LOB: 0 BB: 0 P: 19	R: 0 H: 0 E: 0 K: 0 S: 5	H: 0 LOB: 0 BB: 0 P: 8	R: 0 H: 1 E: 0 K: 0 S: 10	H: 1 LOB: 1 BB: 0 P: 12	R: 0 H: 0 E: 0 K: 3 S: 16	H: 0 LOB: 0 BB: 0 P: 21	R: 0 H: 1 E: 0 K: 2 S: 9	H: 1 LOB: 1 BB: 0 P: 14	R: 0 H: 0 E: 0 K: 1 S: 9	H: 0 LOB: 0 BB: 0 P: 11	1B: 3 2B: 1 3B: 0 HR: 2	SF: 0 SAC: 0 DP: 1 HBP: 0	WP: 0 PB: 0 SB: 0 CS: 0	PA: 32
<b>PITCHER</b>	IP	WLS	BF	H	R	ER	SO	BB	IBB	HBP	BLK	WP	HR	S	P	ERA	WHIP					
28 Corey Kluber, R ERA: 1.96	7.0	W	26	6	3	3	4	0	0	0	0	0	0	66	66	3.86	0.857					
24 Andrew Miller, L ERA:	1.0	H	3	0	0	0	2	0	0	0	0	0	0	7	11	0.00	0.000					
37 Cody Allen, R ERA:	1.0		3	0	0	0	1	0	0	0	0	0	0	9	11	0.00	0.000					

Cleveland Indians @ Baltimore Orioles  
 Oriole Park at Camden Yards, Baltimore, MD  
 Sun Apr 22 2018, 1:08 PM - 4:01 PM EDT  
 Att: 27,394 - Partly Cloudy - 61 F

AB 32  
 R 3  
 H 6  
 RBI 3  
 BB 0  
 SO 7  
 LOB 5



Batter	1	2	3	4	5	6	7	8	9	AB	R	H	RBI	BB	SO	LOB	TOP				
12 Francisco Lindor, S OBP: 0.290, SLG: 0.353	4-1 G1-3 BB		3-1 P6		0-1 1B			1-1 G4-3		3	0	1	0	1	0	0	Cleveland Indians @ Baltimore Orioles Oriole Park at Camden Yards, Baltimore, MD Mon Apr 23 2018, 7:08 PM - 9:28 PM EDT Att: 10,614 - Partly Cloudy - 65 F				
22 Jason Kipnis, L OBP: 0.247, SLG: 0.222	1-3 K		1-2 G1-3		0-1 F7			2-3 K		4	0	0	0	0	2	2					
11 José Ramírez, S OBP: 0.348, SLG: 0.526	2-2 G1-3		1-1 2B		3-2 G4-3			0-1 F7		4	0	1	0	0	0	1					
23 Michael Brantley, L OBP: 0.346, SLG: 0.460	0-3 K		1-0 F7		1-2 G3-1			1-1 G3		4	0	0	0	0	1	2					
10 Edwin Encarnación, R OBP: 0.241, SLG: 0.324	0-2 17 HR 1B		1-1 L9		2-1 G6-3			1-1 F8		4	1	1	0	0	0	0					
17 Yonder Alonso, L OBP: 0.295, SLG: 0.465	1-0 1-H HR		2-2 F8		0-3 K			0-3 K		3	1	1	2	0	1	0					
7 Yan Gomes, R OBP: 0.302, SLG: 0.469	0-0 L7		3-2 G5-3		0-0 F8			0-3 K		3	0	0	0	0	1	0					
4 Bradley Zimmer, L OBP: 0.263, SLG: 0.327	1-0 L8				0-0 L6			0-3 K		3	0	0	0	0	1	0					
6 Brandon Guyer, R OBP: 0.156, SLG: 0.226	2-3 K							0-0 G5-3		3	0	0	0	0	1	0					
<b>Inning Stats</b>	R: 0 E: 0 K: 2 S: 15	H: 0 LOB: 1 BB: 1 P: 22	R: 2 E: 0 K: 1 S: 10	H: 2 LOB: 0 BB: 0 P: 14	R: 0 E: 0 K: 0 S: 8	H: 1 LOB: 1 BB: 0 P: 14	R: 0 E: 0 K: 0 S: 8	H: 0 LOB: 0 BB: 0 P: 14	R: 0 E: 0 K: 0 S: 11	H: 0 LOB: 0 BB: 0 P: 17	R: 0 E: 0 K: 3 S: 9	H: 0 LOB: 0 BB: 0 P: 9	R: 0 E: 0 K: 1 S: 6	H: 0 LOB: 0 BB: 0 P: 9	R: 0 E: 0 K: 0 S: 6	H: 0 LOB: 0 BB: 0 P: 8		1B: 2 2B: 1 3B: 0 HR: 1	SF: 0 SAC: 0 DP: 0 HBP: 0	WP: 0 PB: 0 SB: 0 CS: 0	PA: 32
<b>PITCHER</b>	IP WLS BF H R ER SO	IP WLS BF H R ER SO	IP WLS BF H R ER SO	IP WLS BF H R ER SO	IP WLS BF H R ER SO	IP WLS BF H R ER SO	IP WLS BF H R ER SO	IP WLS BF H R ER SO	IP WLS BF H R ER SO	IP WLS BF H R ER SO	IP WLS BF H R ER SO	IP WLS BF H R ER SO	IP WLS BF H R ER SO	IP WLS BF H R ER SO	IP WLS BF H R ER SO	IP WLS BF H R ER SO		ERA WHIP	ERA WHIP	ERA WHIP	
34 Kevin Gausman, R ERA: 4.66	8.0	L	29	4	2	2	7												2.25	0.625	
48 Richard Bleier, L ERA: 0.57	1.0	S	3	0	0	0	0												0.00	0.000	

Batter	1	2	3	4	5	6	7	8	9	AB	R	H	RBI	BB	SO	LOB	BOTTOM						
1 Tim Beckham, R OBP: 0.247, SLG: 0.262	1-2 F8		1-3 K		0-1 F7			0-0 13 1B		4	0	1	0	0	1	1	Cleveland Indians @ Baltimore Orioles Oriole Park at Camden Yards, Baltimore, MD Mon Apr 23 2018, 7:08 PM - 9:28 PM EDT Att: 10,614 - Partly Cloudy - 65 F						
3 Luis Sardinas, S OBP: 0.211, SLG: 0.294	(8, PR) K		1-2 K					2-3 K		0	0	0	0	0	0	0							
24 Pedro Alvarez, L OBP: 0.321, SLG: 0.378	2-3 K		1-0 P4		0-0 F8			2-3 K		3	0	0	0	0	1	1							
16 Trey Mancini, R OBP: 0.348, SLG: 0.415	(8, PH) K		0-0 10 C6-4 IBB		0-0 F8			1-0 10 C5-4 1B		1	0	0	0	0	1	1							
13 Manny Machado, R OBP: 0.447, SLG: 0.708	0-1 F8		0-0 10 C6-4 IBB		4-2 10 C8-3 BB			1-0 10 C5-4 1B		2	0	1	0	2	0	0							
10 Adam Jones, R OBP: 0.250, SLG: 0.396	1-1 19 1B 15 1B 1B		0-0 FC6-4		2-1 L8-3			0-2 FC5-4		4	1	1	0	0	0	5							
19 Chris Davis, L OBP: 0.273, SLG: 0.273	0-1 15 1B		1-2 FC6-4		0-1 G3-1			3-3 K		4	0	1	0	0	2	0							
2 Danny Valencia, R OBP: 0.282, SLG: 0.394	0-3 K		0-0 K		0-0 K			0-3 K		4	0	1	0	0	3	2							
15 Chance Sisco, L OBP: 0.333, SLG: 0.326	0-0 K		1-3 K		2-3 K			2-3 K		4	0	1	1	0	3	1							
25 Anthony Santander, S OBP: 0.194, SLG: 0.254	0-0 L1-3		2-2 G6-3		1-2 F9			2-3 K		3	0	0	0	0	0	3							
14 Craig Gentry, R OBP: 0.256, SLG: 0.200	0-0 1 S 1B		2-1 G6-3		2-1 G1-3			2-1 G1-3		3	0	1	0	0	0	0							
<b>Inning Stats</b>	R: 0 E: 0 K: 1 S: 8	H: 0 LOB: 0 BB: 0 P: 11	R: 1 E: 0 K: 1 S: 9	H: 3 LOB: 1 BB: 0 P: 10	R: 0 E: 0 K: 1 S: 6	H: 1 LOB: 2 BB: 1 P: 8	R: 0 E: 0 K: 2 S: 8	H: 0 LOB: 0 BB: 0 P: 9	R: 0 E: 0 K: 0 S: 7	H: 0 LOB: 0 BB: 0 P: 11	R: 0 E: 0 K: 0 S: 6	H: 0 LOB: 0 BB: 1 P: 12	R: 0 E: 0 K: 2 S: 11	H: 1 LOB: 0 BB: 0 P: 15	R: 0 E: 0 K: 1 S: 11	H: 2 LOB: 2 BB: 0 P: 16		R: 0 E: 0 K: 3 S: 11	H: 0 LOB: 0 BB: 0 P: 16	1B: 6 2B: 3 3B: 0 HR: 0	SF: 0 SAC: 0 DP: 2 HBP: 0	WP: 0 PB: 0 SB: 1 CS: 0	PA: 34
<b>PITCHER</b>	IP WLS BF H R ER SO	IP WLS BF H R ER SO	IP WLS BF H R ER SO	IP WLS BF H R ER SO	IP WLS BF H R ER SO	IP WLS BF H R ER SO	IP WLS BF H R ER SO	IP WLS BF H R ER SO	IP WLS BF H R ER SO	IP WLS BF H R ER SO	IP WLS BF H R ER SO	IP WLS BF H R ER SO	IP WLS BF H R ER SO	IP WLS BF H R ER SO	IP WLS BF H R ER SO	IP WLS BF H R ER SO		ERA WHIP	ERA WHIP	ERA WHIP			
59 Carlos Carrasco, R ERA: 2.31	7.1	W	28	6	1	1	7												1.23	0.955			
24 Andrew Miller, L ERA:	0.2	H	3	1	0	0	1												0.00	1.500			
37 Cody Allen, R ERA:	1.0	S	3	0	0	0	3												0.00	0.000			



Batter	1	2	3	4	5	6	7	8	9	AB	R	H	RBI	BB	SO	LOB	TOP					
2 Denard Span, L OBP: 0.373, SLG: 0.413										5	2	2	0	0	0	1						
44 C.J. Cron, R OBP: 0.315, SLG: 0.500										5	1	1	2	0	0	1						
27 Carlos Gómez, R OBP: 0.226, SLG: 0.302										5	0	1	0	0	1	1						
13 Brad Miller, L OBP: 0.271, SLG: 0.286										4	0	1	2	0	1	1						
28 Daniel Robertson, R OBP: 0.500, SLG: 0.574										3	2	2	0	1	0	1						
18 Joey Wendle, L OBP: 0.400, SLG: 0.492										5	1	3	2	0	0	3						
40 Wilson Ramos, R OBP: 0.303, SLG: 0.361										3	0	1	1	1	0	1						
0 Mallek Smith, L OBP: 0.403, SLG: 0.446										4	0	1	0	0	1	3						
11 Adeiny Hechavarría, R OBP: 0.321, SLG: 0.384										4	2	2	1	0	1	2						
<b>Inning Stats</b>	R: 1 H: 2 E: 0 K: 0 S: 11	H: 2 LOB: 2 BB: 0 P: 21	R: 0 H: 1 E: 0 K: 0 S: 9	H: 1 LOB: 1 BB: 0 P: 13	R: 0 H: 1 E: 0 K: 0 S: 9	H: 1 LOB: 1 BB: 0 P: 14	R: 0 H: 1 E: 0 K: 0 S: 5	H: 1 LOB: 0 BB: 0 P: 8	R: 4 H: 5 E: 0 K: 0 S: 16	H: 5 LOB: 2 BB: 1 P: 26	R: 1 H: 1 E: 0 K: 0 S: 9	H: 1 LOB: 0 BB: 0 P: 14	R: 2 H: 3 E: 0 K: 3 S: 14	H: 3 LOB: 1 BB: 0 P: 19	R: 0 H: 0 E: 0 K: 1 S: 5	H: 0 LOB: 0 BB: 1 P: 10	R: 0 H: 0 E: 0 K: 0 S: 5	H: 0 LOB: 0 BB: 1 P: 10	1B: 8 2B: 5 HR: 1	SF: 1 SAC: 0 DP: 2 HBP: 1	WP: 0 PB: 0 SB: 2 CS: 0	PA: 42
<b>PITCHER</b>	IP WLS BF H R ER SO BB IBB HBP BLK WP HR S P ERA WHIP																					
17 Alex Cobb, R ERA: 13.11	4.2 L 25 10 5 5 0 1 0 1 0 0 0 46 77 9.64 2.357																					
50 Miguel Castro, R ERA: 3.5	1.1 5 1 1 1 0 0 0 0 0 0 1 13 19 6.75 0.750																					
66 Tanner Scott, L ERA: 5.79	1.0 6 3 2 2 3 0 0 0 0 0 0 14 19 18.00 3.000																					
38 Pedro Araújo, R ERA: 4.85	2.0 6 0 0 0 1 1 0 0 0 0 0 10 16 0.00 0.500																					

Tampa Bay Rays @ Baltimore Orioles  
Oriole Park at Camden Yards, Baltimore, MD  
Wed Apr 25 2018, 7:07 PM - 10:00 PM EDT  
Att. 8,730 - Overcast - 66 F

AB 38  
R 8  
H 14  
RBI 8  
BB 2  
SO 4  
LOB 14



Batter	1	2	3	4	5	6	7	8	9	AB	R	H	RBI	BB	SO	LOB	BOTTOM					
16 Trey Mancini, R OBP: 0.344, SLG: 0.400										3	1	0	0	1	3	1						
15 Chance Sisco, L OBP: 0.327, SLG: 0.383										4	1	1	1	0	3	2						
13 Manny Machado, R OBP: 0.430, SLG: 0.677										4	0	0	0	0	0	1						
10 Adam Jones, R OBP: 0.260, SLG: 0.420										4	0	2	1	0	0	0						
19 Chris Davis, L OBP: 0.261, SLG: 0.259										4	0	0	0	0	1	2						
2 Danny Valencia, R OBP: 0.256, SLG: 0.351										4	0	0	0	0	0	0						
24 Pedro Álvarez, L OBP: 0.333, SLG: 0.362										2	1	0	0	2	1	0						
25 Anthony Santander, S OBP: 0.197, SLG: 0.270										4	1	1	0	0	1	1						
29 Jace Peterson, L OBP: 0.357, SLG: 0.385										3	0	1	2	0	1	1						
<b>Inning Stats</b>	R: 1 H: 1 E: 0 K: 1 S: 10	H: 1 LOB: 1 BB: 1 P: 18	R: 2 H: 2 E: 0 K: 2 S: 16	H: 2 LOB: 1 BB: 1 P: 26	R: 0 H: 0 E: 0 K: 1 S: 8	H: 0 LOB: 0 BB: 0 P: 14	R: 0 H: 0 E: 0 K: 0 S: 10	H: 0 LOB: 1 BB: 1 P: 17	R: 1 H: 1 E: 0 K: 1 S: 11	H: 1 LOB: 0 BB: 0 P: 16	R: 0 H: 0 E: 0 K: 0 S: 6	H: 0 LOB: 0 BB: 0 P: 8	R: 0 H: 0 E: 0 K: 3 S: 9	H: 0 LOB: 0 BB: 0 P: 11	R: 0 H: 1 E: 0 K: 1 S: 10	H: 1 LOB: 0 BB: 0 P: 13	R: 0 H: 0 E: 0 K: 1 S: 10	H: 0 LOB: 0 BB: 0 P: 15	1B: 0 2B: 4 HR: 1	SF: 0 SAC: 0 DP: 0 HBP: 0	WP: 0 PB: 0 SB: 0 CS: 0	PA: 35
<b>PITCHER</b>	IP WLS BF H R ER SO BB IBB HBP BLK WP HR S P ERA WHIP																					
34 Jake Faria, R ERA: 6.33	4.1 W 20 4 4 4 0 3 0 0 0 0 0 50 83 8.31 1.615																					
36 Andrew Kittredge, R ERA: 5.23	0.2 2 0 0 0 0 0 0 0 0 0 0 5 8 0.00 0.000																					
49 Jonny Venters, L ERA:	0.1 H 1 0 0 0 0 0 0 0 0 0 0 3 4 0.00 0.000																					
35 Matt Andriese, R ERA: 5.4	2.2 H 9 1 0 0 4 0 0 0 0 0 0 22 28 0.00 0.375																					
46 José Alvarado, L ERA: 3.27	1.0 3 0 0 0 1 0 0 0 0 0 0 10 15 0.00 0.000																					

Tampa Bay Rays @ Baltimore Orioles  
Oriole Park at Camden Yards, Baltimore, MD  
Wed Apr 25 2018, 7:07 PM - 10:00 PM EDT  
Att. 8,730 - Overcast - 66 F

AB 32  
R 4  
H 5  
RBI 4  
BB 3  
SO 10  
LOB 8





Batter	1	2	3	4	5	6	7	8	9	AB	R	H	RBI	BB	SO	LOB	TOP							
12 Leonys Martin, L OBP: 0.333, SLG: 0.495	F8		F9		K			G4-3		4	0	0	0	0	1	1								
46 Jeimer Candelario, S OBP: 0.355, SLG: 0.531	HBP		G5-3			K			P6	3	0	0	0	0	1	0								
24 Miguel Cabrera, R OBP: 0.402, SLG: 0.482				G4-3		F8			K	3	0	0	0	1	1	0								
9 Nick Castellanos, R OBP: 0.377, SLG: 0.480			K	G5-3		F9			41 WP 1B	4	0	1	0	0	1	2								
41 Victor Martinez, S OBP: 0.309, SLG: 0.352	F7					G6-3			K	3	0	0	0	1	1	3								
21 JaCoby Jones, R OBP: 0.328, SLG: 0.444		K			K		G5-3			3	0	0	0	0	2	1								
34 James McCann, R OBP: 0.286, SLG: 0.377		L9				G5-3				3	0	0	0	0	0	0								
1 Jose Iglesias, R OBP: 0.264, SLG: 0.309		G6-3				49 G5-3 2B		G6-3		3	0	1	0	0	0	0								
49 Dixon Machado, R OBP: 0.270, SLG: 0.346			L8			G5-3		G5-3		3	0	0	0	0	0	1								
<b>Inning Stats</b>	R: 0 H: 0 E: 0 K: 1 S: 12	H: 0 LOB: 2 BB: 1 P: 24	R: 0 H: 0 E: 0 K: 1 S: 8	H: 0 LOB: 0 BB: 0 P: 9	R: 0 H: 0 E: 0 K: 0 S: 7	H: 0 LOB: 0 BB: 0 P: 14	R: 0 H: 0 E: 0 K: 1 S: 6	H: 0 LOB: 1 BB: 1 P: 10	R: 0 H: 1 E: 0 K: 1 S: 10	H: 0 LOB: 0 BB: 0 P: 16	R: 0 H: 0 E: 0 K: 1 S: 9	H: 0 LOB: 0 BB: 0 P: 15	R: 0 H: 0 E: 0 K: 0 S: 7	H: 0 LOB: 0 BB: 0 P: 10	R: 0 H: 0 E: 0 K: 0 S: 8	H: 0 LOB: 0 BB: 0 P: 11	R: 0 H: 1 E: 0 K: 2 S: 13	H: 1 LOB: 1 BB: 0 P: 18	1B: 1 2B: 1 3B: 0 HR: 0	SF: 0 SAC: 0 DP: 0 HBP: 1	WP: 1 PB: 0 SB: 0 CS: 0	PA: 32		
<b>PITCHER</b>	IP	WLS	BF	H	R	ER	SO	BB	IBB	HBP	BLK	WP	HR	S	P	ERA	WHIP							
30 Chris Tillman, R ERA: 7.03	7.0	W	25	1	0	0	5	2	0	1	0	0	0	59	98	0.00	0.429							
48 Richard Bleier, L ERA: 0.54	1.0		3	0	0	0	0	0	0	0	0	0	0	8	11	0.00	0.000							
60 Mychal Givens, R ERA: 4.97	1.0		4	1	0	0	2	0	0	0	0	1	0	13	18	0.00	1.000							

Detroit Tigers @ Baltimore Orioles  
Oriole Park at Camden Yards, Baltimore, MD  
Fri Apr 27 2018, 7:09 PM - 9:34 PM EDT  
Att: 14,223 - Overcast - 62 F

AB 29  
R 0  
H 2  
RBI 0  
BB 2  
SO 7  
LOB 8



Batter	1	2	3	4	5	6	7	8	9	AB	R	H	RBI	BB	SO	LOB	BOTTOM							
16 Trey Mancini, R OBP: 0.333, SLG: 0.394	K		G5-3			L8		G6-3		4	0	0	0	0	1	1								
25 Anthony Santander, S OBP: 0.259, SLG: 0.299										0	0	0	0	0	0	0								
29 Jacob Peterson, L OBP: 0.391, SLG: 0.400	G6-3			G3-1		19 S 2H 2B			13 WP 1B	4	1	2	1	0	0	0								
13 Manny Machado, R OBP: 0.440, SLG: 0.693	HR			G5-3					1H 1B	3	1	2	2	1	0	0								
10 Adam Jones, R OBP: 0.265, SLG: 0.440	P4			F8		F8		F8		4	0	0	0	0	0	3								
19 Chris Davis, L OBP: 0.257, SLG: 0.256		K			F9	K		F8		4	0	0	0	0	2	3								
2 Danny Valencia, R OBP: 0.275, SLG: 0.422		K			F7			L8		4	1	1	0	0	1	1								
24 Pedro Alvarez, L OBP: 0.338, SLG: 0.473		G5-3								3	2	2	3	0	0	0								
14 Craig Gentry, R OBP: 0.239, SLG: 0.186			K							3	0	0	0	0	1	0								
36 Caleb Joseph, R OBP: 0.149, SLG: 0.196			G6-3							3	1	1	0	0	0	0								
<b>Inning Stats</b>	R: 1 H: 1 E: 0 K: 1 S: 12	H: 1 LOB: 0 BB: 0 P: 18	R: 0 H: 0 E: 0 K: 2 S: 8	H: 0 LOB: 0 BB: 0 P: 12	R: 0 H: 0 E: 0 K: 1 S: 7	H: 0 LOB: 0 BB: 0 P: 11	R: 0 H: 0 E: 0 K: 0 S: 7	H: 0 LOB: 0 BB: 0 P: 12	R: 1 H: 1 E: 0 K: 0 S: 6	H: 1 LOB: 0 BB: 0 P: 10	R: 1 H: 2 E: 0 K: 1 S: 12	H: 2 LOB: 2 BB: 1 P: 19	R: 2 H: 2 E: 0 K: 0 S: 11	H: 2 LOB: 0 BB: 0 P: 16	R: 1 H: 2 E: 0 K: 0 S: 9	H: 2 LOB: 1 BB: 0 P: 16	R: 1 H: 2 E: 0 K: 2 S: 13	H: 2 LOB: 1 BB: 0 P: 18	1B: 3 2B: 2 3B: 0 HR: 3	SF: 0 SAC: 0 DP: 0 HBP: 0	WP: 1 PB: 0 SB: 1 CS: 0	PA: 33		
<b>PITCHER</b>	IP	WLS	BF	H	R	ER	SO	BB	IBB	HBP	BLK	WP	HR	S	P	ERA	WHIP							
50 Mike Fiers, R ERA: 3.91	6.0	L	23	4	3	3	5	0	0	0	0	1	1	20	32	4.50	0.667							
51 Johnny Barbato, R ERA: 13.5	2.0		10	4	3	3	0	0	0	0	0	1	1	20	32	13.50	2.000							

Detroit Tigers @ Baltimore Orioles  
Oriole Park at Camden Yards, Baltimore, MD  
Fri Apr 27 2018, 7:09 PM - 9:34 PM EDT  
Att: 14,223 - Overcast - 62 F

AB 32  
R 6  
H 8  
RBI 6  
BB 1  
SO 5  
LOB 8



Batter	1	2	3	4	5	6	7	8	9	AB	R	H	RBI	BB	SO	LOB	TOP				
12 <b>Leony Martin, L</b> OBP: 0.337, SLG: 0.484 (1, 8)	4-1 46 FC6-4 BB	1-0 24 HR 1B		3-3 24 BB		0-1 F7		1-1 SAFE F7		4	1	1	1	1	1	2					
46 <b>Jeimer Candellaro, S</b> OBP: 0.348, SLG: 0.910 (1, 5)	0-2 46 FC6-4 9 1B 1-2	2-3 24 BB		4-2 24 BB		3-3 K		3-2 F7		4	2	0	0	1	2	4					
24 <b>Miguel Cabrera, R</b> OBP: 0.422, SLG: 0.540 (1, 3)	1-1 9 1B	0-1 2-H HR		0-0 1-H 2B		0-0 L8		0-0 9 WP 1BB		4	1	3	5	1	0	0					
9 <b>Nick Castellanos, R</b> OBP: 0.369, SLG: 0.466 (1, 9)	2-1 1-2 1B	1-3 2-H K		2-2 G5-3				1-3 K		5	0	1	1	0	3	3					
41 <b>Victor Martinez, S</b> OBP: 0.302, SLG: 0.382 (1, 10)	1-2 F9		1-2 G5-3		1-0 F7			2-1 G5-3		5	1	1	1	0	0	3					
21 <b>JaCoby Jones, R</b> OBP: 0.333, SLG: 0.475 (1, 7)	0-0 G1-3		1-2 34 G3 2B					0-1 34 1B 2B		5	1	2	0	0	1	2					
34 <b>James McCann, R</b> OBP: 0.305, SLG: 0.392 (1, 2)		2-3 24 BB	1-1 G3		2-0 1B			2-1 1B		5	0	3	1	0	1	1					
1 <b>Jose Iglesias, R</b> OBP: 0.261, SLG: 0.302 (1, 6)		0-0 49 S 12 1B 1B	1-2 F9		1-0 P6			1-3 K		5	1	1	0	0	1	4					
49 <b>Dixon Machado, R</b> OBP: 0.277, SLG: 0.341 (1, 4)	4-1 SAFE 12 1B 24 HR BB	1-2 12 1B 24 HR BB		1-1 E5 24 2B K				2-2 9 WP 12 BLK 1B		4	2	1	0	1	1	2					
<b>Inning Stats</b>	R: 1 E: 0 K: 0 S: 12	H: 2 LOB: 2 BB: 1 P: 20	R: 4 E: 0 K: 3 S: 16	H: 3 LOB: 0 BB: 1 P: 26	R: 0 E: 0 K: 0 S: 14	H: 1 LOB: 1 BB: 0 P: 18	R: 2 E: 1 K: 1 S: 12	H: 1 LOB: 1 BB: 0 P: 23	R: 0 E: 0 K: 1 S: 8	H: 0 LOB: 0 BB: 0 P: 10	R: 1 E: 0 K: 2 S: 11	H: 2 LOB: 1 BB: 0 P: 18	R: 0 E: 0 K: 1 S: 12	H: 1 LOB: 2 BB: 1 P: 19	R: 1 E: 0 K: 1 S: 11	H: 2 LOB: 1 BB: 0 P: 16	1B: 8 2B: 3 3B: 0 HR: 2	SF: 0 SAC: 0 DP: 0 HBP: 0	WP: 2 PB: 0 SB: 1 CS: 0	PA: 45	
<b>PITCHER</b>	IP WLS BF H R ER SO BB IBB HBP BLK WP HR S P ERA WHIP	4.0 L 23 7 7 6 4 3 0 0 0 1 1 54 87 13.50 2.500	5.1 2.2 11 3 1 1 3 0 0 0 0 0 0 23 38 3.38 1.125	7.1 1.1 6 1 0 0 2 0 1 0 1 1 1 15 23 0.00 0.750	9.1 1.0 5 2 1 1 1 0 0 0 0 0 1 11 16 9.00 2.000																

Detroit Tigers @ Baltimore Orioles  
Oriole Park at Camden Yards, Baltimore, MD

AB 41  
R 9  
H 13  
RBI 9  
BB 4  
SO 10  
LOB 21



Sat Apr 28 2018, 7:36 PM - 10:48 PM EDT  
Att: 20,896 - Cloudy - 63 F

livebaseballscores.com

Batter	1	2	3	4	5	6	7	8	9	AB	R	H	RBI	BB	SO	LOB	BOTTOM					
16 <b>Trey Mancini, R</b> OBP: 0.336, SLG: 0.404 (1, 3)	0-1 G4-3		2-2 29 L4-6 2B		2-2 G6-3				2-2 1B	5	0	2	0	0	0	3						
29 <b>Jace Peterson, L</b> OBP: 0.357, SLG: 0.333 (1, 4)	2-3 K		0-1 L4-6 2B						0-3 K	4	0	0	1	1	2	3						
13 <b>Manny Machado, R</b> OBP: 0.438, SLG: 0.679 (1, 6)	2-2 1B		2-2 P2						2-2 P3	5	0	2	2	0	0	2						
10 <b>Adam Jones, R</b> OBP: 0.256, SLG: 0.425 (1, 8)	1-1 F9									4	0	0	0	0	0	3						
2 <b>Danny Valencia, R</b> OBP: 0.291, SLG: 0.429 (1, 5)		0-1 G4-3		2-2 23 G5-4-3 1B					1-2 G6-3	4	1	2	0	0	0	0						
23 <b>Joey Rickard, R</b> OBP: 0.291, SLG: 0.429 (1, 9)		4-1 14 L8 25 1B BB		0-1 G5-4-3					0-0 F7	2	1	0	0	2	0	1						
25 <b>Anthony Santander, S</b> OBP: 0.243, SLG: 0.338 (1, 10)		1-0 1B							2-2 K	4	1	2	0	0	1	2						
14 <b>Craig Gentry, R</b> OBP: 0.229, SLG: 0.178 (1, 7)		1-1 L8								2	0	0	1	0	0	2						
24 <b>Pedro Alvarez, L</b> OBP: 0.348, SLG: 0.473 (7, PH)										0	1	0	0	1	0	0						
3 <b>Luis Sardinas, S</b> OBP: 0.200, SLG: 0.278 (8, 4)										1	0	0	0	0	1	0						
36 <b>Caleb Joseph, R</b> OBP: 0.143, SLG: 0.188 (1, 2)										2	0	0	0	0	0	2						
15 <b>Chance Sisco, L</b> OBP: 0.364, SLG: 0.383 (7, PH)										0	1	0	1	1	0	0						
<b>Inning Stats</b>	R: 0 E: 0 K: 1 S: 10	H: 1 LOB: 0 BB: 0 P: 15	R: 0 E: 0 K: 0 S: 7	H: 1 LOB: 1 BB: 1 P: 14	R: 0 E: 0 K: 0 S: 10	H: 1 LOB: 0 BB: 0 P: 14	R: 0 E: 0 K: 0 S: 6	H: 1 LOB: 0 BB: 0 P: 10	R: 1 E: 0 K: 0 S: 8	H: 1 LOB: 0 BB: 0 P: 13	R: 0 E: 0 K: 0 S: 6	H: 0 LOB: 0 BB: 0 P: 10	R: 4 E: 0 K: 0 S: 15	H: 2 LOB: 2 BB: 3 P: 34	R: 0 E: 0 K: 1 S: 8	H: 0 LOB: 0 BB: 0 P: 11	R: 0 E: 0 K: 2 S: 18	H: 1 LOB: 2 BB: 1 P: 26	1B: 6 2B: 2 3B: 1 HR: 0	SF: 0 SAC: 0 DP: 2 HBP: 1	WP: 0 PB: 1 SB: 0 CS: 0	PA: 39
<b>PITCHER</b>	IP WLS BF H R ER SO BB IBB HBP BLK WP HR S P ERA WHIP	6.1 W 25 6 3 3 1 2 0 0 0 0 0 4 14 0.00 6.000	0.1 4 0 0 0 0 2 0 0 1 0 0 0 4 14 0.00 6.000	1.1 H 5 1 2 2 1 0 0 0 0 0 0 15 20 13.50 0.750	1.0 5 1 0 0 2 1 0 0 0 0 0 0 18 26 0.00 2.000																	

Detroit Tigers @ Baltimore Orioles  
Oriole Park at Camden Yards, Baltimore, MD

AB 33  
R 5  
H 8  
RBI 5  
BB 5  
SO 4  
LOB 18



Sat Apr 28 2018, 7:36 PM - 10:48 PM EDT  
Att: 20,896 - Cloudy - 63 F

livebaseballscores.com

Batter	1	2	3	4	5	6	7	8	9	AB R H RBI BB SO LOB	TOP											
1 Jose Iglesias, R OBP: 0.258, SLG: 0.308	P4		1-H 2B		G5-3		K		G1-3	5 0 1 0 0 1 1	<b>Detroit Tigers @ Baltimore Orioles</b> <b>Oriole Park at Camden Yards, Baltimore, MD</b> Sun Apr 29 2018, 1:09 PM - 4:10 PM EDT Att: 28,089 - Overcast - 49 F <a href="http://livebaseballscorecards.com">livebaseballscorecards.com</a>											
46 Jeimer Candelario, R OBP: 0.362, SLG: 0.524	24 G4-3 BB		G4-3			21 1B 28 G3	2B			3 1 2 1 1 0 1												
24 Miguel Cabrera, R OBP: 0.313, SLG: 0.528	G4-3				G5-3		G3			2 0 0 0 0 0 1												
28 Niko Goodrum, S OBP: 0.300, SLG: 0.378	G4-3						2B			2 0 1 1 0 0 1												
9 Nick Castellanos, R OBP: 0.357, SLG: 0.449	K				G5-3		L7			4 0 0 0 0 2 3												
41 Victor Martinez, S OBP: 0.311, SLG: 0.372		L9								2 0 0 0 2 1 0												
21 JaCoby Jones, R OBP: 0.326, SLG: 0.460		F8			G6-3					4 0 1 0 0 0 1												
55 John Hicks, R OBP: 0.231, SLG: 0.520										4 1 1 1 0 2 3												
22 Victor Reyes, S OBP: 0.133, SLG: 0.133										3 0 1 0 0 2 0												
12 Leonys Martin, L OBP: 0.333, SLG: 0.479										1 0 0 0 0 1 0												
49 Dixon Machado, R OBP: 0.276, SLG: 0.337										4 1 1 0 0 2 1												
<b>Inning Stats</b>	R: 0 E: 0 K: 1 S: 8	H: 0 LOB: 1 BB: 1 P: 18	R: 0 E: 0 K: 1 S: 11	H: 0 LOB: 0 BB: 0 P: 18	R: 0 E: 0 K: 1 S: 11	H: 2 LOB: 1 BB: 0 P: 16	R: 0 E: 0 K: 0 S: 11	H: 0 LOB: 1 BB: 1 P: 19	R: 1 E: 0 K: 1 S: 10	H: 1 LOB: 0 BB: 0 P: 13	R: 0 E: 0 K: 1 S: 19	H: 2 LOB: 3 BB: 1 P: 27	R: 2 E: 0 K: 3 S: 18	H: 3 LOB: 1 BB: 0 P: 23	R: 0 E: 0 K: 1 S: 6	H: 0 LOB: 0 BB: 0 P: 8	R: 0 E: 0 K: 2 S: 13	H: 0 LOB: 0 BB: 0 P: 17	1B: 4 2B: 3 3B: 0 HR: 1	SF: 0 SAC: 0 DP: 0 HBP: 0	WP: 0 PB: 0 SB: 0 CS: 0	PA: 37
<b>PITCHER</b>	IP WLS BF H R ER SO BB IBB HBP BLK WP HR S P ERA WHIP											IP WLS BF H R ER SO BB IBB HBP BLK WP HR S P ERA WHIP										
34 Kevin Gausman, R ERA: 4.15	5.2 W 24 5 1 1 4 3 0 0 0 0 0 1 66 106 1.59 1.412																					
35 Brad Brach, R ERA: 5.73	1.1 H 7 3 2 2 4 0 0 0 0 0 0 22 28 13.50 2.250																					
60 Mychal Givens, R ERA: 4.61	1.0 H 3 0 0 0 1 0 0 0 0 0 0 6 8 0.00 0.000																					
56 Darren O'Day, R ERA: 3.86	1.0 S 3 0 0 0 2 0 0 0 0 0 0 13 17 0.00 0.000																					

Batter	1	2	3	4	5	6	7	8	9	AB R H RBI BB SO LOB	BOTTOM									
16 Trey Mancini, R OBP: 0.339, SLG: 0.427	HR		13 FC6-4 BB		G6-3		K		K2-4-2	4 1 1 1 1 2 3	<b>Detroit Tigers @ Baltimore Orioles</b> <b>Oriole Park at Camden Yards, Baltimore, MD</b> Sun Apr 29 2018, 1:09 PM - 4:10 PM EDT Att: 28,089 - Overcast - 49 F <a href="http://livebaseballscorecards.com">livebaseballscorecards.com</a>									
29 Jake Peterson, L OBP: 0.333, SLG: 0.286	F8		K		K					4 0 0 0 1 2 3										
13 Manny Machado, R OBP: 0.448, SLG: 0.676		FC6-4								2 0 1 0 2 0 2										
10 Adam Jones, R OBP: 0.248, SLG: 0.410	F9		F9		L8		K			4 0 0 0 0 1 4										
25 Anthony Santander, S OBP: 0.244, SLG: 0.333	K		L7							4 1 1 0 0 1 3										
23 Joey Rickard, R OBP: 0.500, SLG: 0.200			G6-3							3 1 1 0 1 1 2										
24 Pedro Alvarez, L OBP: 0.357, SLG: 0.576					G6-3		K			4 2 2 3 0 1 2										
14 Craig Gentry, R OBP: 0.231, SLG: 0.184		F8			G5-3					4 0 1 1 0 0 0										
36 Caleb Joseph, R OBP: 0.170, SLG: 0.216					P4		K			3 0 1 0 0 1 2										
<b>Inning Stats</b>	R: 1 E: 0 K: 1 S: 10	H: 1 LOB: 1 BB: 1 P: 20	R: 2 E: 0 K: 1 S: 13	H: 2 LOB: 2 BB: 1 P: 24	R: 0 E: 0 K: 0 S: 10	H: 0 LOB: 0 BB: 0 P: 18	R: 0 E: 0 K: 0 S: 4	H: 0 LOB: 0 BB: 0 P: 9	R: 0 E: 0 K: 1 S: 11	H: 1 LOB: 1 BB: 0 P: 18		R: 1 E: 0 K: 3 S: 18	H: 2 LOB: 2 BB: 1 P: 31	R: 0 E: 0 K: 2 S: 12	H: 0 LOB: 2 BB: 2 P: 24	R: 1 E: 0 K: 1 S: 15	H: 2 LOB: 1 BB: 0 P: 23	1B: 4 2B: 1 3B: 0 HR: 3	SF: 0 SAC: 0 DP: 0 HBP: 1	WP: 0 PB: 0 SB: 2 CS: 1
<b>PITCHER</b>	IP WLS BF H R ER SO BB IBB HBP BLK WP HR S P ERA WHIP											IP WLS BF H R ER SO BB IBB HBP BLK WP HR S P ERA WHIP								
44 Daniel Norris, L ERA: 5.87	2.1 L 13 3 3 3 2 2 0 0 0 0 0 2 28 52 11.57 2.143																			
30 Alex Wilson, R ERA: 5.51	2.2 9 1 0 0 1 0 0 0 0 0 0 20 37 0.00 0.375																			
45 Buck Farmer, R ERA: 5.84	1.0 6 2 1 1 3 1 0 0 0 0 0 18 31 9.00 3.000																			
68 Daniel Stumpf, L ERA: 1.74	1.0 5 0 0 0 2 2 0 0 0 0 0 12 24 0.00 2.000																			
77 Joe Jiménez, R ERA: 2.57	1.0 5 2 1 1 1 0 0 0 0 0 1 15 23 9.00 2.000																			





Batter	1	2	3	4	5	6	7	8	9	AB	R	H	RBI	BB	SO	LOB	TOP										
16 Trey Mancini, R OBP: 0.336, SLG: 0.412	L4			G5-3		29 13 1B G4-3		29 13 1B		4	2	2	0	0	0	0											
2 Danny Valencia, R OBP: 0.305, SLG: 0.423										0	0	0	0	0	0	0											
29 Jace Peterson, L OBP: 0.333, SLG: 0.333	K			10 FC5-4 BB		G4-3		10 13 1B G4-6-3		3	0	1	0	1	1	1											
13 Manny Machado, R OBP: 0.435, SLG: 0.658	F9			P6		10 19 1B G4-3		10 19 1B G4-6-3		4	1	2	2	0	0	1											
12 Engelb Vielma, S OBP: 0.333, SLG: 0.200										0	0	0	0	0	0	0											
10 Adam Jones, R OBP: 0.239, SLG: 0.385		G4-3		FC5-4		19 1B		G4-6-3		4	0	1	0	0	0	3											
14 Craig Gentry, R OBP: 0.232, SLG: 0.226										0	0	0	0	0	0	0											
19 Chris Davis, L OBP: 0.286, SLG: 0.265										3	0	1	1	1	1	1											
45 Mark Trumbo, R OBP: 0.250, SLG: 0.250																											
24 Pedro Alvarez, L OBP: 0.329, SLG: 0.515																											
25 Anthony Santander, S OBP: 0.233, SLG: 0.305																											
15 Chance Sisco, L OBP: 0.328, SLG: 0.340																											
Inning Stats	R: 0 E: 0 K: 1 S: 9	H: 0 LOB: 0 BB: 0 P: 12	R: 0 E: 0 K: 0 S: 8	H: 0 LOB: 0 BB: 1 P: 13	R: 0 E: 0 K: 0 S: 8	H: 0 LOB: 0 BB: 0 P: 10	R: 0 E: 0 K: 0 S: 6	H: 0 LOB: 1 BB: 1 P: 12	R: 0 E: 0 K: 1 S: 11	H: 0 LOB: 0 BB: 0 P: 15	R: 2 E: 0 K: 0 S: 16	H: 4 LOB: 2 BB: 0 P: 23	R: 0 E: 0 K: 3 S: 10	H: 0 LOB: 0 BB: 0 P: 15	R: 1 E: 0 K: 0 S: 15	H: 3 LOB: 1 BB: 0 P: 18	R: 0 E: 0 K: 0 S: 10	H: 1 LOB: 1 BB: 0 P: 15	1B: 8 2B: 0 3B: 0 HR: 0	SF: 0 SAC: 0 DP: 2 HBP: 0	WP: 0 PB: 0 SB: 0 CS: 0	PA: 36					
PITCHER	IP	WLS	BF	H	R	ER	SO	BB	IBB	HBP	BLK	WP	HR	S	P	ERA	WHIP										
51 Jaime Barria, R ERA: 3.46	6.0	W	24	4	2	2	2	2	0	0	0	0	0	58	85	3.00	1.000										
53 Blake Parker, R ERA: 4.11	1.0		3	0	0	0	3	0	0	0	0	0	0	10	15	0.00	0.000										
58 Akeel Morris, R ERA: 5.06	2.0		9	4	1	1	0	0	0	0	0	0	0	25	33	4.50	2.000										

Baltimore Orioles @ Los Angeles Angels  
Angel Stadium, Anaheim, CA  
Thu May 03 2018, 7:09 PM - 10:09 PM PDT  
Att: 35,879 - Clear - 71 F

AB 34  
R 3  
H 8  
RBI 3  
BB 2  
SO 5  
LOB 13



Batter	1	2	3	4	5	6	7	8	9	AB	R	H	RBI	BB	SO	LOB	BOTTOM										
3 Ian Kinsler, R OBP: 0.304, SLG: 0.314	27 3B BB			K						4	2	1	0	1	2	3											
27 Mike Trout, R OBP: 0.432, SLG: 0.658	8 2B 3B	8 2B 1B		F9		G4-3		P2		5	2	2	2	0	0	1											
8 Justin Upton, R OBP: 0.299, SLG: 0.410	5 G4-3 2B	5 2B 1B		17 BB 2 2B 1B		K		K		4	3	3	1	0	1	0											
24 Chris Young, R OBP: 0.226, SLG: 0.286	5 G4-3 2B	5 2B 1B		2 BB 2 2B 1B		K		K		1	0	0	0	0	1	0											
5 Albert Pujols, R OBP: 0.271, SLG: 0.448	G4-3	G6-3		2 BB 2 2B HBP		P3		F9		4	1	1	2	0	0	1											
19 Jefry Marte, R OBP: 0.360, SLG: 0.478	G4-3	G6-3		2 BB 2 2B HBP		P3		F9		0	0	0	0	0	0	0											
17 Shohei Ohtani, L OBP: 0.373, SLG: 0.618	2 2B 1B	K		2 BB 18 1B BB		1B		1B		3	2	2	1	1	1	1											
2 Andrelton Simmons, R OBP: 0.391, SLG: 0.510	18 1B 2B	G6-3		18 1B 2B		L6				4	2	2	3	0	0	2											
18 Luis Valbuena, L OBP: 0.287, SLG: 0.418	2 2B 1B	G4-3		56 G5-6-3 1B						4	0	3	3	0	0	1											
56 Kole Calhoun, L OBP: 0.193, SLG: 0.216	F7			3 CS 1B		G5-6-3		G4-3		4	0	1	0	0	0	3											
12 Martin Maldonado, R OBP: 0.306, SLG: 0.307	F8			K				K		3	0	0	0	1	2	3											
Inning Stats	R: 5 E: 0 K: 0 S: 18	H: 5 LOB: 1 BB: 1 P: 33	R: 3 E: 0 K: 1 S: 19	H: 4 LOB: 1 BB: 0 P: 28	R: 0 E: 0 K: 2 S: 10	H: 1 LOB: 0 BB: 0 P: 17	R: 4 E: 0 K: 0 S: 19	H: 3 LOB: 1 BB: 1 P: 31	R: 0 E: 0 K: 0 S: 7	H: 0 LOB: 0 BB: 1 P: 13	R: 0 E: 0 K: 1 S: 10	H: 1 LOB: 1 BB: 0 P: 17	R: 0 E: 0 K: 2 S: 13	H: 1 LOB: 1 BB: 0 P: 15	R: 0 E: 0 K: 1 S: 9	H: 0 LOB: 0 BB: 0 P: 11	1B: 9 2B: 6 3B: 1 HR: 0	SF: 0 SAC: 0 DP: 3 HBP: 1	WP: 0 PB: 0 SB: 0 CS: 1	PA: 40							
PITCHER	IP	WLS	BF	H	R	ER	SO	BB	IBB	HBP	BLK	WP	HR	S	P	ERA	WHIP										
30 Chris Tillman, R ERA: 9.24	1.0	L	11	7	7	7	0	1	0	0	0	0	0	34	56	15.43	2.143										
50 Miguel Castro, R ERA: 4.59	2.1		12	4	4	4	3	1	0	1	0	0	0	34	56	15.43	2.143										
60 Mychal Givens, R ERA: 4.5	2.1		8	2	1	1	1	1	0	0	0	0	0	18	29	3.86	1.286										
48 Richard Bleier, L ERA: 0.47	1.1		6	2	0	0	2	0	0	0	0	0	0	17	22	0.00	1.500										
56 Darren O'Day, R ERA: 3.55	1.0		3	0	0	0	1	0	0	0	0	0	0	9	11	0.00	0.000										

Baltimore Orioles @ Los Angeles Angels  
Angel Stadium, Anaheim, CA  
Thu May 03 2018, 7:09 PM - 10:09 PM PDT  
Att: 35,879 - Clear - 71 F

AB 36  
R 12  
H 15  
RBI 12  
BB 3  
SO 7  
LOB 15





Batter	1	2	3	4	5	6	7	8	9	AB	R	H	RBI	BB	SO	LOB	TOP				
16 Trey Mancini, R OBP: 0.323, SLG: 0.395	F7		F9		G5-3		K		K	5	0	0	0	0	2	2					
10 Adam Jones, R OBP: 0.254, SLG: 0.418	HR		1B			13 1B 19 1B	G6-3			4	2	3	1	0	0	1					
13 Manny Machado, R OBP: 0.437, SLG: 0.650	G5-3		K			19 1B 45 1B				3	1	1	0	1	1	1					
19 Chris Davis, L OBP: 0.284, SLG: 0.265	K			L8		2 1B 45 1B	F7			4	1	1	1	0	1	2					
45 Mark Trumbo, R OBP: 0.313, SLG: 0.375		24 F9 2B		K2-3		2 1B				4	0	2	1	0	2	0					
24 Pedro Alvarez, L OBP: 0.313, SLG: 0.486	F9			G3		K				4	0	0	0	0	2	3					
2 Danny Valencia, R OBP: 0.317, SLG: 0.418		G5-3				BB	29 G4-6-3 1B			3	0	1	1	1	1	1					
29 Jace Peterson, L OBP: 0.304, SLG: 0.300			L8			K	G4-6-3			4	0	0	0	0	1	4					
36 Caleb Joseph, R OBP: 0.183, SLG: 0.241					G6-3					3	0	1	0	0	1	1					
15 Chance Sisco, L OBP: 0.323, SLG: 0.333						K	10 G6-3 2B			1	0	0	0	0	0	0					
<b>Inning Stats</b>	R: 1 E: 0 K: 1 S: 10	H: 1 LOB: 0 BB: 0 P: 15	R: 0 E: 0 K: 0 S: 10	H: 1 LOB: 1 BB: 0 P: 17	R: 0 E: 0 K: 1 S: 16	H: 1 LOB: 1 BB: 0 P: 24	R: 0 E: 0 K: 1 S: 6	H: 0 LOB: 0 BB: 0 P: 7	R: 0 E: 0 K: 2 S: 12	H: 0 LOB: 1 BB: 1 P: 21	R: 3 E: 0 K: 1 S: 12	H: 5 LOB: 1 BB: 0 P: 20	R: 0 E: 0 K: 3 S: 10	H: 0 LOB: 0 BB: 0 P: 16	R: 0 E: 0 K: 1 S: 9	H: 0 LOB: 0 BB: 0 P: 17	1B: 6 2B: 2 3B: 0 HR: 1	SF: 0 SAC: 0 DP: 1 HBP: 0	WP: 0 PB: 0 SB: 0 CS: 0	PA: 37	
<b>PITCHER</b>	IP	WLS	BF	H	R	ER	SO	BB	IBB	HBP	BLK	WP	HR	S	P	ERA	WHIP				
33 Daniel Mengden, R ERA: 4.3	5.0		19	3	1	1	5	1	0	0	0	0	1	54	84	1.80	0.800				
36 Yusmeiro Petit, R ERA: 4.5	0.1	B	6	5	3	3	1	0	0	0	0	0	0	11	18	81.00	15.000				
62 Lou Trivino, R ERA: 0.93	1.2	W	6	1	0	0	1	0	1	0	0	0	0	10	12	0.00	0.600				
66 Ryan Dull, R ERA: 2.7	1.0	H	3	0	0	0	3	0	0	0	0	0	0	10	16	0.00	0.000				
39 Blake Treinen, R ERA: 1.2	1.0	S	3	0	0	0	1	0	0	0	0	0	0	9	17	0.00	0.000				

Baltimore Orioles @ Oakland Athletics  
Oakland Coliseum, Oakland, CA  
Fri May 04 2018, 7:08 PM - 10:28 PM PDT  
Att: 12,723 - Partly Cloudy - 66 F

livebaseballscorecards.com

AB 35  
R 4  
H 9  
RBI 4  
BB 2  
SO 11  
LOB 15



Batter	1	2	3	4	5	6	7	8	9	AB	R	H	RBI	BB	SO	LOB	BOTTOM				
23 Matt Joyce, L OBP: 0.347, SLG: 0.346	10 E 2 HR	G1-3		K		F7		P6		4	1	0	0	1	1	4					
10 Marcus Semien, R OBP: 0.325, SLG: 0.400	FC6	8 B 2 HR		G5-3		FC4-2		8 B 2 HR		4	1	1	1	1	0	4					
8 Jed Lowrie, S OBP: 0.406, SLG: 0.614	F6									5	0	3	1	0	1	2					
2 Khris Davis, R OBP: 0.308, SLG: 0.468	HR									5	1	1	3	0	2	6					
28 Matt Olson, L OBP: 0.352, SLG: 0.418	HR			G5-3						4	1	2	1	0	0	0					
26 Matt Chapman, R OBP: 0.341, SLG: 0.475				K						3	0	1	0	1	2	0					
20 Mark Canha, R OBP: 0.347, SLG: 0.567	F8			K						4	0	0	0	0	2	3					
25 Stephen Piscotty, R OBP: 0.322, SLG: 0.380	K									4	0	0	0	0	2	1					
21 Jonathan Lucroy, R OBP: 0.351, SLG: 0.386		G6-3								4	2	3	0	0	0	0					
<b>Inning Stats</b>	R: 4 E: 1 K: 1 S: 19	H: 3 LOB: 1 BB: 1 P: 37	R: 0 E: 0 K: 0 S: 13	H: 1 LOB: 2 BB: 1 P: 21	R: 0 E: 0 K: 2 S: 9	H: 0 LOB: 0 BB: 0 P: 15	R: 0 E: 0 K: 1 S: 12	H: 1 LOB: 1 BB: 0 P: 21	R: 0 E: 0 K: 2 S: 16	H: 1 LOB: 2 BB: 1 P: 27	R: 1 E: 1 K: 1 S: 16	H: 2 LOB: 2 BB: 0 P: 24	R: 0 E: 0 K: 1 S: 9	H: 0 LOB: 0 BB: 0 P: 14	R: 1 E: 0 K: 2 S: 21	H: 3 LOB: 2 BB: 0 P: 28	1B: 6 2B: 3 3B: 0 HR: 2	SF: 0 SAC: 0 DP: 0 HBP: 0	WP: 0 PB: 0 SB: 0 CS: 0	PA: 40	
<b>PITCHER</b>	IP	WLS	BF	H	R	ER	SO	BB	IBB	HBP	BLK	WP	HR	S	P	ERA	WHIP				
54 Andrew Cashner, R ERA: 4.89	4.2		24	6	4	3	5	3	0	0	0	0	0	22	31	0.00	1.500				
35 Brad Brach, R ERA: 5.94	1.1	L	7	2	1	0	2	0	0	0	0	0	0	23	31	5.40	1.200				
56 Darren O'Day, R ERA: 3.77	1.2		7	2	1	1	2	0	0	0	0	0	0	7	11	0.00	3.000				
48 Richard Bleier, L ERA: 0.46	0.1		2	1	0	0	1	0	0	0	0	0	0	7	11	0.00	3.000				

Baltimore Orioles @ Oakland Athletics  
Oakland Coliseum, Oakland, CA  
Fri May 04 2018, 7:08 PM - 10:28 PM PDT  
Att: 12,723 - Partly Cloudy - 66 F

livebaseballscorecards.com

AB 37  
R 6  
H 11  
RBI 6  
BB 3  
SO 10  
LOB 20



Batter 1 2 3 4 5 6 7 8 9 10 11 12 AB R H RBI BB SO LOB

16 Trey Mancini, R OBP: 0.324, SLG: 0.382 14 Craig Gentry, R OBP: 0.232, SLG: 0.226	10 Adam Jones, R OBP: 0.257, SLG: 0.417	13 Manny Machado, R OBP: 0.435, SLG: 0.638	19 Chris Davis, L OBP: 0.273, SLG: 0.252	45 Mark Trumbo, R OBP: 0.333, SLG: 0.429	24 Pedro Alvarez, L OBP: 0.310, SLG: 0.467 2 Danny Valencia, R OBP: 0.313, SLG: 0.411	15 Chance Sisco, L OBP: 0.299, SLG: 0.305	25 Anthony Santander, S OBP: 0.253, SLG: 0.326	29 Jace Peterson, L OBP: 0.294, SLG: 0.289							4	0	0	0	2	3	1	
															5	0	1	0	0	2	3	
															4	0	1	0	1	2	1	
															5	0	0	0	0	3	4	
															5	0	2	0	0	0	2	
															3	0	0	0	1	2	1	
															1	0	0	0	0	1	1	
															5	0	0	0	0	3	2	
															4	0	2	0	1	1	1	
															5	0	1	0	0	3	4	

**Baltimore Orioles @ Oakland Athletics**  
Oakland Coliseum, Oakland, CA  
Sat May 05 2018, 6:08 PM - 9:39 PM PDT  
Alt. 24.612 - Cloudy - 57 F

AB 41  
R 0  
H 7  
RBI 0  
BB 5  
SO 20  
LOB 20



Inning Stats	R: 0 E: 0 K: 3 S: 10	H: 0 LOB: 0 BB: 0 P: 14	R: 0 E: 0 K: 2 S: 10	H: 0 LOB: 0 BB: 0 P: 15	R: 0 E: 0 K: 1 S: 9	H: 1 LOB: 2 BB: 1 P: 19	R: 0 E: 0 K: 3 S: 10	H: 1 LOB: 1 BB: 0 P: 17	R: 0 E: 0 K: 3 S: 12	H: 1 LOB: 1 BB: 0 P: 21	R: 0 E: 0 K: 1 S: 7	H: 0 LOB: 0 BB: 0 P: 12	R: 0 E: 0 K: 2 S: 16	H: 0 LOB: 2 BB: 2 P: 27	R: 0 E: 0 K: 2 S: 11	H: 1 LOB: 1 BB: 0 P: 15	R: 0 E: 0 K: 0 S: 6	H: 0 LOB: 1 BB: 0 P: 8	R: 0 E: 0 K: 3 S: 11	H: 1 LOB: 1 BB: 0 P: 17	R: 0 E: 0 K: 1 S: 6	H: 0 LOB: 1 BB: 0 P: 12	1B: 4 2B: 3 3B: 0 HR: 0	SF: 0 SAC: 0 DP: 0 HBP: 1	WP: 1 PB: 0 SB: 1 CS: 2	PA: 47
--------------	----------------------	-------------------------	----------------------	-------------------------	---------------------	-------------------------	----------------------	-------------------------	----------------------	-------------------------	---------------------	-------------------------	----------------------	-------------------------	----------------------	-------------------------	---------------------	------------------------	----------------------	-------------------------	---------------------	-------------------------	-------------------------	---------------------------	-------------------------	--------

PITCHER	IP	WLS	BF	H	R	ER	SO	BB	IBB	HBP	BLK	WP	HR	S	P	ERA	WHIP
53 Trevor Cahill, R ERA: 2.25	(1, 1)	6.0	22	4	0	0	12	1	0	0	0	0	0	58	9	0.00	0.833
36 Yusmeiro Petit, R ERA: 4.0	(7, 1)	2.0	10	1	0	0	4	2	1	0	0	0	0	27	42	0.00	1.500
46 Santiago Casilla, R ERA: 2.97	(8, 1)	2.0	8	1	0	0	0	0	0	1	0	0	0	15	23	0.00	0.500
35 Danny Coulombe, L ERA: 6.57	(11, 1)	1.1	5	1	0	0	4	0	0	0	0	0	0	14	21	0.00	0.750
44 Chris Hatcher, R ERA: 9.0	(12, 1)	0.2	W	2	0	0	0	1	0	0	0	0	0	3	8	0.00	1.500

livebaseballscorecards.com

Batter 1 2 3 4 5 6 7 8 9 10 11 12 AB R H RBI BB SO LOB

23 Matt Joyce, L OBP: 0.340, SLG: 0.329	10 Marcus Semien, R OBP: 0.321, SLG: 0.393	8 Jed Lowrie, S OBP: 0.405, SLG: 0.603	2 Khris Davis, R OBP: 0.304, SLG: 0.481	28 Matt Olson, L OBP: 0.341, SLG: 0.404	26 Matt Chapman, R OBP: 0.331, SLG: 0.459	20 Mark Canha, R OBP: 0.329, SLG: 0.535	25 Stephen Piscotty, R OBP: 0.312, SLG: 0.366	13 Bruce Maxwell, L OBP: 0.206, SLG: 0.226																4	0	0	0	1	2	1			

**Baltimore Orioles @ Oakland Athletics**  
Oakland Coliseum, Oakland, CA  
Sat May 05 2018, 6:08 PM - 9:39 PM PDT  
Alt. 24.612 - Cloudy - 57 F

AB 38  
R 2  
H 4  
RBI 2  
BB 2  
SO 11  
LOB 10



Inning Stats	R: 0 E: 0 K: 2 S: 7	H: 1 LOB: 1 BB: 0 P: 12	R: 0 E: 0 K: 2 S: 7	H: 0 LOB: 0 BB: 0 P: 15	R: 0 E: 0 K: 0 S: 6	H: 1 LOB: 1 BB: 0 P: 10	R: 0 E: 0 K: 0 S: 5	H: 0 LOB: 0 BB: 0 P: 11	R: 0 E: 0 K: 1 S: 6	H: 0 LOB: 0 BB: 1 P: 11	R: 0 E: 0 K: 1 S: 11	H: 0 LOB: 1 BB: 1 P: 19	R: 0 E: 0 K: 0 S: 8	H: 0 LOB: 0 BB: 0 P: 12	R: 0 E: 0 K: 1 S: 6	H: 0 LOB: 0 BB: 0 P: 9	R: 0 E: 0 K: 2 S: 9	H: 0 LOB: 0 BB: 0 P: 13	R: 0 E: 0 K: 3 S: 9	H: 0 LOB: 0 BB: 0 P: 10	R: 0 E: 0 K: 1 S: 13	H: 0 LOB: 0 BB: 0 P: 19	R: 2 E: 0 K: 0 S: 6	H: 2 LOB: 0 BB: 0 P: 13	1B: 3 2B: 0 3B: 0 HR: 1	SF: 0 SAC: 0 DP: 0 HBP: 0	WP: 0 PB: 0 SB: 0 CS: 0	PA: 40
--------------	---------------------	-------------------------	---------------------	-------------------------	---------------------	-------------------------	---------------------	-------------------------	---------------------	-------------------------	----------------------	-------------------------	---------------------	-------------------------	---------------------	------------------------	---------------------	-------------------------	---------------------	-------------------------	----------------------	-------------------------	---------------------	-------------------------	-------------------------	---------------------------	-------------------------	--------

PITCHER	IP	WLS	BF	H	R	ER	SO	BB	IBB	HBP	BLK	WP	HR	S	P	ERA	WHIP
34 Kevin Gausman, R ERA: 3.3	(1, 1)	9.0	31	2	0	0	6	2	0	0	0	0	0	66	113	0.00	0.444
60 Mychal Givens, R ERA: 4.0	(10, 1)	2.0	6	0	0	0	5	0	0	0	0	0	0	22	29	0.00	0.000
38 Pedro Araujo, R ERA: 5.5	(12, 1)	0.1	L	3	2	2	0	0	0	0	0	0	1	6	13	54.00	6.000

Batter	1	2	3	4	5	6	7	8	9	AB	R	H	RBI	BB	SO	LOB	TOP									
14 Craig Gentry, R (1,8) OBP: 0.220, SLG: 0.214										3	0	0	0	0	2	0	<p>Baltimore Orioles @ Oakland Athletics Oakland Coliseum, Oakland, CA Sun May 06 2018, 1:07 PM - 3:33 PM PDT Att: 17,112 - Partly Cloudy - 64 F</p> <p>livebaseballscorecards.com</p> <p>AB 29 R 1 H 3 RBI 1 BB 1 SO 9 LOB 6</p>									
29 Jace Peterson, L (1,7) OBP: 0.291, SLG: 0.286										4	0	1	0	0	1	1										
13 Manny Machado, R (1,6) OBP: 0.330, SLG: 0.623										3	0	0	0	1	0	1										
19 Chris Davis, L (1,3) OBP: 0.264, SLG: 0.243										4	0	0	0	0	2	3										
45 Mark Trumbo, R (1,10) OBP: 0.292, SLG: 0.375										3	0	0	0	0	1	1										
24 Pedro Alvarez, L (1,5) OBP: 0.311, SLG: 0.500										3	1	1	1	0	1	0										
25 Anthony Santander, S (1,9) OBP: 0.245, SLG: 0.315										3	0	0	0	0	0	0										
36 Caleb Joseph, R (1,2) OBP: 0.175, SLG: 0.230										3	0	0	0	0	0	0										
12 Engelb Vielma, S (1,4) OBP: 0.250, SLG: 0.143										2	0	0	0	0	2	0										
16 Trey Mancini, R (9,PH) OBP: 0.329, SLG: 0.387										1	0	1	0	0	0	0										
Inning Stats	R: 0 E: 0 K: 1 S: 7	H: 0 LOB: 0 BB: 0 P: 10	R: 1 E: 0 K: 1 S: 7	H: 1 LOB: 0 BB: 0 P: 13	R: 0 E: 0 K: 1 S: 8	H: 0 LOB: 0 BB: 0 P: 11	R: 0 E: 0 K: 1 S: 14	H: 1 LOB: 1 BB: 0 P: 23	R: 0 E: 0 K: 1 S: 7	H: 0 LOB: 0 BB: 0 P: 10	R: 0 E: 0 K: 3 S: 9	H: 0 LOB: 0 BB: 0 P: 14	R: 0 E: 0 K: 1 S: 11	H: 0 LOB: 0 BB: 0 P: 15	R: 0 E: 0 K: 0 S: 4	H: 0 LOB: 0 BB: 0 P: 6	R: 0 E: 0 K: 0 S: 4	H: 1 LOB: 2 BB: 1 P: 10	1B: 2 2B: 0 3B: 0 HR: 1	SF: 0 SAC: 1 DP: 0 HBP: 0	WP: 1 PB: 0 SB: 0 CS: 0	PA: 31				
PITCHER	IP	WLS	BF	H	R	ER	SO	BB	IBB	HBP	BLK	WP	HR	S	P	ERA	WHIP									
60 Andrew Triggs, R (1,1) ERA: 4.41	7.0	W	23	2	1	1	9	0	0	0	0	0	1	63	96	1.29	0.286									
62 Lou Trivino, R (8,1) ERA: 0.94	1.0	H	3	0	0	0	0	0	0	0	0	0	0	4	6	0.00	0.000									
39 Blake Treinen, R (9,1) ERA: 1.13	1.0	S	5	1	0	0	0	0	1	0	0	1	0	7	10	0.00	1.000									


Batter	1	2	3	4	5	6	7	8	9	AB	R	H	RBI	BB	SO	LOB	BOTTOM									
10 Marcus Semien, R (1,6) OBP: 0.319, SLG: 0.389										4	0	1	0	0	1	3	<p>Baltimore Orioles @ Oakland Athletics Oakland Coliseum, Oakland, CA Sun May 06 2018, 1:07 PM - 3:33 PM PDT Att: 17,112 - Partly Cloudy - 64 F</p> <p>livebaseballscorecards.com</p> <p>AB 31 R 2 H 7 RBI 2 BB 1 SO 8 LOB 15</p>									
23 Matt Joyce, L (1,7) OBP: 0.346, SLG: 0.349										4	1	2	0	0	1	1										
20 Mark Canha, R (1,8) OBP: 0.325, SLG: 0.520										4	1	1	0	0	0	2										
2 Khris Davis, R (1,10) OBP: 0.296, SLG: 0.467										4	0	0	1	0	2	3										
28 Matt Olson, L (1,3) OBP: 0.346, SLG: 0.410										3	0	1	1	1	1	1										
26 Matt Chapman, R (1,5) OBP: 0.324, SLG: 0.448										3	0	0	0	0	2	3										
18 Chad Pinder, R (1,4) OBP: 0.333, SLG: 0.509										3	0	1	0	0	0	0										
25 Stephen Piscotty, R (1,9) OBP: 0.305, SLG: 0.357										3	0	0	0	0	1	1										
21 Jonathan Lucroy, R (1,2) OBP: 0.350, SLG: 0.385										3	0	1	0	0	0	1										
Inning Stats	R: 0 E: 0 K: 0 S: 5	H: 1 LOB: 0 BB: 0 P: 9	R: 0 E: 0 K: 2 S: 9	H: 0 LOB: 0 BB: 0 P: 15	R: 0 E: 0 K: 0 S: 8	H: 1 LOB: 1 BB: 0 P: 16	R: 2 E: 1 K: 0 S: 15	H: 2 LOB: 0 BB: 0 P: 20	R: 0 E: 0 K: 1 S: 14	H: 0 LOB: 1 BB: 0 P: 20	R: 0 E: 0 K: 2 S: 12	H: 1 LOB: 2 BB: 1 P: 23	R: 0 E: 0 K: 1 S: 10	H: 1 LOB: 0 BB: 0 P: 17	R: 0 E: 0 K: 2 S: 10	H: 1 LOB: 1 BB: 0 P: 13	R: 0 E: 0 K: 2 S: 10	H: 1 LOB: 1 BB: 0 P: 13	1B: 5 2B: 2 3B: 0 HR: 0	SF: 0 SAC: 0 DP: 0 HBP: 0	WP: 0 PB: 0 SB: 0 CS: 2	PA: 32				
PITCHER	IP	WLS	BF	H	R	ER	SO	BB	IBB	HBP	BLK	WP	HR	S	P	ERA	WHIP									
17 Alex Cobb, R (1,1) ERA: 7.61	6.0	L	24	5	2	1	5	1	0	0	0	0	0	10	17	0.00	1.000									
50 Miguel Castro, R (7,1) ERA: 4.35	1.0		4	1	0	0	1	0	0	0	0	0	0	10	17	0.00	1.000									
35 Brad Brach, R (8,1) ERA: 5.4	1.0		4	1	0	0	2	0	0	0	0	0	0	10	13	0.00	1.000									

Batter	1	2	3	4	5	6	7	8	9	AB	R	H	RBI	BB	SO	LOB	TOP			
25 Jon Jay, L OBP: 0.352, SLG: 0.310 (1,7)										6	3	3	0	0	1	1	Kansas City Royals @ Baltimore Orioles Oriole Park at Camden Yards, Baltimore, MD Tue May 08 2018, 7:08 PM - 10:28 PM EDT Att: 10,863 - Clear - 75 F			
12 Jorge Soler, R OBP: 0.436, SLG: 0.546 (1,9)										4	2	3	3	1	0	0				
8 Mike Moustakas, L OBP: 0.333, SLG: 0.586 (1,5)										6	2	3	5	0	1	2				
13 Salvador Perez, R OBP: 0.313, SLG: 0.483 (1,2)										3	1	1	2	0	1	0				
9 Drew Butera, R OBP: 0.299, SLG: 0.241 (6,2)										1	0	0	0	0	0	1				
21 Lucas Duda, L OBP: 0.298, SLG: 0.336 (1,3)										4	1	0	0	1	1	1				
15 Whit Merrifield, R OBP: 0.329, SLG: 0.378 (1,10)										4	1	2	0	1	1	0				
4 Alex Gordon, L OBP: 0.361, SLG: 0.474 (1,8)										5	2	4	3	0	0	1				
2 Alcides Escobar, R OBP: 0.299, SLG: 0.341 (1,6)										5	2	2	0	0	0	3				
1 Ryan Goins, L OBP: 0.304, SLG: 0.318 (1,4)										5	1	2	2	0	1	2				
<b>Inning Stats</b>	R: 10 H: 9 E: 0 K: 0 S: 29	H: 9 BB: 2 P: 51	R: 0 H: 1 E: 0 K: 1 S: 13	H: 1 LOB: 1 BB: 0 P: 20	R: 0 H: 0 E: 0 K: 0 S: 5	H: 0 LOB: 0 BB: 0 P: 5	R: 0 H: 1 E: 0 K: 0 S: 9	H: 1 LOB: 1 BB: 0 P: 14	R: 3 H: 3 E: 0 K: 1 S: 15	H: 3 LOB: 0 BB: 0 P: 25	R: 2 H: 3 E: 0 K: 2 S: 21	H: 3 LOB: 1 BB: 0 P: 31	R: 0 H: 2 E: 0 K: 0 S: 9	H: 2 LOB: 1 BB: 0 P: 13	R: 0 H: 1 E: 0 K: 2 S: 13	H: 1 LOB: 0 BB: 0 P: 19	1B: 15 2B: 0 3B: 0 HR: 5	SF: 2 SAC: 0 DP: 2 HBP: 0	WP: 1 PB: 0 CS: 0	PA: 48
<b>PITCHER</b>	IP WLS BF H R ER SO BB IBB HBP BLK WP HR S P ERA WHIP																			
37 Dylan Bundy, R ERA: 5.31 (1,1)	0.0 L 7 5 7 7 0 2 0 0 0 0 0 4 13 28																			
43 Mike Wright Jr., R ERA: 9.39 (5,1)	4.2 22 8 5 5 1 0 0 0 0 0 0 54 80																			
38 Pedro Araujo, R ERA: 6.2 (8,1)	2.1 11 4 3 3 3 1 0 0 0 0 1 1 32 52																			
48 Richard Bleier, L ERA: 0.41 (9,1)	1.0 4 1 0 0 2 0 0 0 0 0 0 0 13 19																			
60 Mychal Givens, R ERA: 3.79 (1,7)										5	0	1	0	0	1	3	Kansas City Royals @ Baltimore Orioles Oriole Park at Camden Yards, Baltimore, MD Tue May 08 2018, 7:08 PM - 10:28 PM EDT Att: 10,863 - Clear - 75 F			
10 Adam Jones, R OBP: 0.294, SLG: 0.415 (1,8)										3	0	1	0	1	1	1				
29 Jace Peterson, L OBP: 0.304, SLG: 0.286 (8,6)										3	0	1	0	1	0	1				
13 Manny Machado, R OBP: 0.233, SLG: 0.246 (6,8)										5	1	1	2	0	1	5				
6 Jonathan Schoop, R OBP: 0.261, SLG: 0.333 (1,4)										5	1	1	1	0	2	3				
45 Mark Trumbo, R OBP: 0.310, SLG: 0.379 (1,10)										4	1	3	2	0	0	0				
19 Chris Davis, L OBP: 0.262, SLG: 0.267 (1,3)										4	0	1	1	1	0	3				
2 Danny Valencia, R OBP: 0.333, SLG: 0.483 (1,5)										5	1	2	1	0	2	4				
25 Anthony Santander, S OBP: 0.253, SLG: 0.312 (1,9)										5	1	2	1	0	2	4				
36 Caleb Joseph, R OBP: 0.191, SLG: 0.288 (1,2)										5	1	2	1	0	2	4				
<b>Inning Stats</b>	R: 0 H: 1 E: 0 K: 1 S: 14	H: 1 LOB: 2 BB: 1 P: 24	R: 1 H: 1 E: 0 K: 0 S: 15	H: 1 LOB: 1 BB: 1 P: 23	R: 0 H: 1 E: 0 K: 1 S: 14	H: 1 LOB: 0 BB: 0 P: 19	R: 0 H: 2 E: 0 K: 1 S: 10	H: 2 LOB: 2 BB: 0 P: 19	R: 0 H: 2 E: 0 K: 0 S: 10	H: 2 LOB: 0 BB: 1 P: 18	R: 0 H: 1 E: 0 K: 0 S: 10	H: 1 LOB: 2 BB: 1 P: 19	R: 2 H: 2 E: 0 K: 2 S: 10	H: 2 LOB: 0 BB: 0 P: 18	R: 4 H: 4 E: 0 K: 0 S: 22	H: 4 LOB: 1 BB: 1 P: 36	1B: 10 2B: 1 3B: 0 HR: 3	SF: 1 SAC: 0 DP: 0 HBP: 0	WP: 0 PB: 0 CS: 0	PA: 45
<b>PITCHER</b>	IP WLS BF H R ER SO BB IBB HBP BLK WP HR S P ERA WHIP																			
41 Danny Duffy, L ERA: 5.15 (6,1)	5.1 W 24 4 2 2 3 1 0 0 0 0 0 2 28 46																			
64 Burch Smith, R ERA: 4.96 (9,1)	2.2 13 4 2 2 3 1 0 0 0 0 0 2 28 46																			
51 Blaine Boyer, R ERA: 15.32 (1,1)	1.0 8 4 4 4 0 0 0 0 0 0 0 0 22 36																			
<b>PITCHER</b>	IP WLS BF H R ER SO BB IBB HBP BLK WP HR S P ERA WHIP																			
37 Dylan Bundy, R ERA: 5.31 (1,1)	0.0 L 7 5 7 7 0 2 0 0 0 0 0 4 13 28																			
43 Mike Wright Jr., R ERA: 9.39 (5,1)	4.2 22 8 5 5 1 0 0 0 0 0 0 54 80																			
38 Pedro Araujo, R ERA: 6.2 (8,1)	2.1 11 4 3 3 3 1 0 0 0 0 1 1 32 52																			
48 Richard Bleier, L ERA: 0.41 (9,1)	1.0 4 1 0 0 2 0 0 0 0 0 0 0 13 19																			
60 Mychal Givens, R ERA: 3.79 (1,7)																				

Kansas City Royals @ Baltimore Orioles  
 Oriole Park at Camden Yards, Baltimore, MD  
 Tue May 08 2018, 7:08 PM - 10:28 PM EDT  
 Att: 10,863 - Clear - 75 F

livebaseballscorecards.com


AB 43  
 R 15  
 H 20  
 RBI 15  
 BB 3  
 SO 6  
 LOB 11



Kansas City Royals @ Baltimore Orioles  
 Oriole Park at Camden Yards, Baltimore, MD  
 Tue May 08 2018, 7:08 PM - 10:28 PM EDT  
 Att: 10,863 - Clear - 75 F

livebaseballscorecards.com

AB 40  
 R 7  
 H 14  
 RBI 7  
 BB 4  
 SO 8  
 LOB 25




Batter	1	2	3	4	5	6	7	8	9	AB	R	H	RBI	BB	SO	LOB	TOP			
25 Jon Jay, L (1,9) OBP: 0.347, SLG: 0.306	F8		G4-3		G4-3		G4-3		K	5	0	1	0	0	1	4	<b>Kansas City Royals @ Baltimore Orioles</b> Oriole Park at Camden Yards, Baltimore, MD Wed May 09 2018, 7:09 PM - 9:52 PM EDT Att: 14,375 - Clear - 76 F			
12 Jorge Soler, R (1,10) OBP: 0.431, SLG: 0.545	G4-3			G5-3			G4-6-3			4	1	1	0	0	0	1				
8 Mike Moustakas, L (1,5)	G6-3			K			K			4	0	0	0	0	2	1				
13 Salvador Perez, R (1,2)	F8			21 HR			P3			4	1	2	0	0	0	1				
21 Lucas Duda, L (1,3)	K			1B			G4-6-3			4	1	2	3	0	1	1				
15 Whit Merrifield, R (1,4) (6,8)	L7			HR			1B			3	0	1	0	1	0	0				
4 Alex Gordon, L (1,7)							2B			2	0	0	0	2	0	1				
2 Alcides Escobar, R (1,6)							1B			4	0	1	0	0	0	6				
45 Abraham Almonte, S (1,8)										2	0	0	0	0	0	2				
1 Ryan Goins, L (6,4)										2	0	0	0	0	1	2				
<b>Inning Stats</b>	R: 0 E: 0 K: 0 S: 7	H: 0 LOB: 0 BB: 0 P: 12	R: 0 E: 0 K: 1 S: 14	H: 0 LOB: 0 BB: 0 P: 20	R: 0 E: 0 K: 0 S: 10	H: 0 LOB: 1 BB: 1 P: 17	R: 2 E: 0 K: 1 S: 13	H: 2 LOB: 0 BB: 0 P: 21	R: 0 E: 0 K: 0 S: 13	H: 1 LOB: 1 BB: 0 P: 19	R: 1 E: 0 K: 1 S: 15	H: 3 LOB: 3 BB: 1 P: 22	R: 0 E: 0 K: 0 S: 8	H: 1 LOB: 0 BB: 0 P: 13	R: 0 E: 1 K: 2 S: 11	H: 0 LOB: 2 BB: 1 P: 19	1B: 5 2B: 2 3B: 0 HR: 1	SF: 0 SAC: 0 DP: 2 HBP: 0	WP: 0 PB: 0 SB: 2 CS: 0	PA: 37
<b>PITCHER</b>	IP	WLS	BF	H	R	ER	SO	BB	IBB	HBP	BLK	WP	HR	S	P	ERA	WHIP			
54 Andrew Cashner, R (1,1) ERA: 4.84	6.0		26	6	3	3	3	1	1	0	0	0	1	72	111	4.50	1.167			
48 Richard Bleier, L (7,1) ERA: 0.4	2.0	W	6	2	0	0	0	0	0	0	0	0	0	17	25	0.00	1.000			
35 Brad Brach, R (9,1) ERA: 5.02	1.0	S	5	0	0	0	2	1	0	0	0	0	0	11	19	0.00	1.000			

Batter	1	2	3	4	5	6	7	8	9	AB	R	H	RBI	BB	SO	LOB	BOTTOM			
16 Trey Mancini, R (1,7) OBP: 0.322, SLG: 0.376			F7							4	0	1	0	0	1	2	<b>Kansas City Royals @ Baltimore Orioles</b> Oriole Park at Camden Yards, Baltimore, MD Wed May 09 2018, 7:09 PM - 9:52 PM EDT Att: 14,375 - Clear - 76 F			
25 Anthony Santander, S (9,9)										0	0	0	0	0	0	0				
10 Adam Jones, R (1,8)	K									4	1	1	0	0	1	3				
13 Manny Machado, R (1,6)	F8									4	1	1	0	0	0	2				
6 Jonathan Schoop, R (1,4)	P4									4	2	2	0	0	0	1				
45 Mark Trumbo, R (1,10)	K									4	0	1	2	0	1	2				
19 Chris Davis, L (1,3)	F8									3	1	1	3	1	0	0				
2 Danny Valencia, R (1,5)	L8									4	0	0	0	0	0	2				
14 Craig Gentry, R (1,9) (9,7)										2	0	1	0	1	0	0				
36 Caleb Joseph, R (1,2)										3	0	1	0	0	0	1				
<b>Inning Stats</b>	R: 0 E: 0 K: 1 S: 11	H: 1 LOB: 1 BB: 0 P: 13	R: 0 E: 0 K: 1 S: 8	H: 0 LOB: 0 BB: 0 P: 14	R: 0 E: 0 K: 0 S: 10	H: 0 LOB: 0 BB: 0 P: 14	R: 3 E: 0 K: 0 S: 12	H: 3 LOB: 0 BB: 0 P: 21	R: 0 E: 0 K: 1 S: 5	H: 1 LOB: 1 BB: 1 P: 11	R: 0 E: 0 K: 0 S: 9	H: 0 LOB: 0 BB: 0 P: 12	R: 0 E: 0 K: 0 S: 7	H: 1 LOB: 1 BB: 0 P: 8	R: 2 E: 0 K: 0 S: 19	H: 3 LOB: 2 BB: 1 P: 30	1B: 7 2B: 1 3B: 0 HR: 1	SF: 0 SAC: 0 DP: 1 HBP: 0	WP: 0 PB: 0 SB: 0 CS: 0	PA: 34
<b>PITCHER</b>	IP	WLS	BF	H	R	ER	SO	BB	IBB	HBP	BLK	WP	HR	S	P	ERA	WHIP			
53 Eric Skoglund, L (1,1) ERA: 6.34	6.1		24	5	3	3	3	1	0	0	0	0	0	56	86	4.26	0.947			
61 Kevin McCarthy, R (7,1) ERA: 3.07	1.1	L	8	4	2	2	0	0	0	0	0	0	0	17	23	13.50	3.000			
54 Tim Hill, L (8,1) ERA: 3.86	0.1		2	0	0	0	0	1	0	0	0	0	0	8	14	0.00	3.000			


livebaseballscorecards.com

AB 34  
R 3  
H 8  
RBI 3  
BB 3  
SO 5  
LOB 19



livebaseballscorecards.com

AB 32  
R 5  
H 9  
RBI 5  
BB 2  
SO 3  
LOB 13



Batter	1	2	3	4	5	6	7	8	9	AB	R	H	RBI	BB	SO	LOB	TOP		
<b>25 Jon Jay L.</b> OBP: 0.351, SLG: 0.312 (1, 7)										4	1	2	0	0	0	1	<b>Kansas City Royals @ Baltimore Orioles</b> Oriole Park at Camden Yards, Baltimore, MD Thu May 10 2018, 7:08 PM - 10:04 PM EDT Att: 17,842 - Cloudy - 80 F		
<b>12 Jorge Soler R.</b> OBP: 0.437, SLG: 0.543 (1, 9)										4	1	2	2	1	0	2			
<b>8 Mike Moustakas, L.</b> OBP: 0.327, SLG: 0.561 (1, 10)										4	1	1	0	1	0	1			
<b>13 Salvador Perez, R.</b> OBP: 0.319, SLG: 0.515 <b>9 Drew Butera, R.</b> OBP: 0.295, SLG: 0.237 (2, 2)										4	1	1	4	0	1	2	<b>livebaseballscorecards.com</b>		
<b>21 Lucas Duda, L.</b> OBP: 0.311, SLG: 0.375 (1, 3)										3	0	1	0	1	1	0			
<b>15 Whit Merrifield, R.</b> OBP: 0.344, SLG: 0.397 (1, 4)										3	0	2	0	1	0	1	<b>AB 34</b> <b>R 6</b> <b>H 10</b> <b>RBI 6</b> <b>BB 5</b> <b>SO 5</b> <b>LOB 21</b>		
<b>4 Alex Gordon, L.</b> OBP: 0.352, SLG: 0.440 (1, 8)										4	0	0	0	0	1	5			
<b>19 Cheslor Cuthbert, R.</b> OBP: 0.298, SLG: 0.316 (1, 5)										3	1	1	0	1	1	3			
<b>2 Alcides Escobar R.</b> OBP: 0.290, SLG: 0.328 (1, 6)										4	1	0	0	0	1	5			
<b>Inning Stats</b>	R: 4 H: 3 E: 0 K: 0 S: 17	L: 3 R: 0 E: 1 K: 0 S: 10	H: 2 R: 2 E: 1 K: 0 S: 11	H: 1 R: 1 E: 0 K: 1 S: 11	H: 1 R: 0 E: 0 K: 0 S: 5	H: 0 R: 0 E: 0 K: 0 S: 14	H: 1 R: 0 E: 0 K: 0 S: 9	H: 0 R: 0 E: 0 K: 2 S: 12	H: 1 R: 0 E: 0 K: 2 S: 12	H: 1 R: 0 E: 0 K: 0 S: 17	H: 1 R: 0 E: 0 K: 0 S: 17	1B: 7 2B: 2 3B: 0 HR: 1	SF: 0 SAC: 1 DP: 3 HBP: 0	WP: 2 PB: 0 SB: 1 CS: 0	PA: 40				
<b>PITCHER</b>	IP WLS BF H R ER SO BB IBB HBP BLK WP HR S P ERA WHIP	IP WLS BF H R ER SO BB IBB HBP BLK WP HR S P ERA WHIP																IP WLS BF H R ER SO BB IBB HBP BLK WP HR S P ERA WHIP	
<b>30 Chris Tillman, R.</b> ERA: 10.46 (1, 1)	1.1 W 11 4 6 5 0 3 0 0 0 0 1 1 23 45 33.75 5.250																		
<b>50 Miguel Castro, R.</b> ERA: 3.55 (2, 1)	4.2 W 18 4 0 0 1 2 0 0 0 1 1 0 43 65 0.00 1.286																		
<b>66 Tanner Scott, L.</b> ERA: 4.05 (7, 1)	2.0 W 7 1 0 0 4 0 0 0 0 0 0 24 31 0.00 0.500																		
<b>60 Mychal Givens, R.</b> ERA: 3.6 (9, 1)	1.0 W 4 1 0 0 0 0 0 0 0 0 0 17 21 0.00 1.000																		

Batter	1	2	3	4	5	6	7	8	9	AB	R	H	RBI	BB	SO	LOB	BOTTOM		
<b>16 Trey Mancini, R.</b> OBP: 0.331, SLG: 0.413 (1, 7)										5	3	3	2	0	0	0	<b>livebaseballscorecards.com</b>		
<b>10 Adam Jones, R.</b> OBP: 0.274, SLG: 0.444 (1, 8)									5	3	3	3	0	0	0				
<b>13 Manny Machado, R.</b> OBP: 0.439, SLG: 0.629 (1, 6)									3	1	2	2	2	1	0				
<b>6 Jonathan Schoop, R.</b> OBP: 0.269, SLG: 0.347 (1, 4)									5	0	1	1	0	0	2				
<b>19 Chris Davis, L.</b> OBP: 0.261, SLG: 0.285 (1, 3)									4	0	0	0	0	3	2				
<b>45 Mark Trumbo, R.</b> OBP: 0.351, SLG: 0.417 <b>14 Craig Gentry, R.</b> OBP: 0.254, SLG: 0.254 (1, 9)									3	1	2	0	1	0	0	<b>livebaseballscorecards.com</b>			
<b>24 Pedro Alvarez, L.</b> OBP: 0.394, SLG: 0.488 <b>25 Anthony Santander, S.</b> OBP: 0.257, SLG: 0.316 (5, PH)									2	1	0	0	0	0	1				
<b>29 Jace Peterson, L.</b> OBP: 0.300, SLG: 0.283 (1, 5)									4	1	1	0	0	0	2	<b>AB 37</b> <b>R 11</b> <b>H 14</b> <b>RBI 11</b> <b>BB 3</b> <b>SO 6</b> <b>LOB 9</b>			
<b>15 Chance Sisco, L.</b> OBP: 0.296, SLG: 0.317 (1, 2)									4	1	1	2	0	2	1				
<b>Inning Stats</b>	R: 3 H: 3 E: 0 K: 1 S: 15	H: 0 R: 0 E: 0 K: 1 S: 9	H: 2 R: 2 E: 0 K: 2 S: 11	H: 2 R: 1 E: 0 K: 0 S: 17	H: 3 R: 4 E: 0 K: 0 S: 13	H: 2 R: 1 E: 0 K: 1 S: 15	H: 2 R: 0 E: 0 K: 1 S: 15	H: 1 R: 0 E: 0 K: 0 S: 7	H: 1 R: 0 E: 0 K: 0 S: 8	H: 1 R: 0 E: 0 K: 0 S: 17	H: 1 R: 0 E: 0 K: 0 S: 17	1B: 7 2B: 4 3B: 0 HR: 3	SF: 0 SAC: 0 DP: 1 HBP: 0	WP: 0 PB: 0 SB: 0 CS: 0	PA: 40				
<b>PITCHER</b>	IP WLS BF H R ER SO BB IBB HBP BLK WP HR S P ERA WHIP	IP WLS BF H R ER SO BB IBB HBP BLK WP HR S P ERA WHIP																IP WLS BF H R ER SO BB IBB HBP BLK WP HR S P ERA WHIP	
<b>31 Ian Kennedy, R.</b> ERA: 4.61 (1, 1)	4.0 L 22 8 9 9 4 2 0 0 0 0 0 28 43 9.00 2.500																		
<b>33 Brian Flynn, L.</b> ERA: 4.24 (5, 1)	2.0 L 10 4 2 2 2 1 0 0 0 0 0 28 43 9.00 2.500																		
<b>50 Jason Adam, R.</b> ERA: (7, 1)	2.0 L 8 2 0 0 0 0 0 0 0 0 0 15 20 0.00 1.000																		

Batter	1	2	3	4	5	6	7	8	9	AB	R	H	RBI	BB	SO	LOB	TOP										
2 Denard Span, L (1,7)	F7		44 WP 1B		B2		2B	44 FC5 BB		4	1	2	0	1	0	1	<b>Tampa Bay Rays @ Baltimore Orioles</b> Oriole Park at Camden Yards, Baltimore, MD Fri May 11 2018, 7:07 PM - 9:42 PM EDT Att: 28,170 - Cloudy - 80 F										
44 C.J. Cron, R (1,10)	L8		1B		1B		P3	FC5		5	0	2	1	0	0	3											
18 Joey Wendle, L (1,4)	1B		1B		G4-6-3		G4-3			5	0	2	0	0	1	4											
40 Wilson Ramos, R (1,2)	P2						G5-3			5	0	1	0	0	1	2											
5 Matt Duffy, R (1,5)								L9		5	1	2	0	0	2	2											
13 Brad Miller, L (1,3)										4	1	2	0	0	2	1											
27 Carlos Gómez, R (1,9)										4	1	2	2	0	0	2											
0 Mallek Smith, L (1,8)										4	0	0	0	0	1	4											
11 Adeiny Hechavarria, R (1,6)										4	0	2	0	0	0	0											
Inning Stats	R: 0 H: 1 E: 0 K: 0 S: 9	H: 1 LOB: 1 BB: 0 P: 13	R: 0 H: 0 E: 0 K: 2 S: 8	H: 0 LOB: 0 BB: 0 P: 10	R: 1 H: 2 E: 0 K: 1 S: 19	H: 2 LOB: 1 BB: 0 P: 22	R: 0 H: 2 E: 0 K: 1 S: 13	H: 2 LOB: 2 BB: 0 P: 18	R: 0 H: 2 E: 0 K: 2 S: 14	H: 1 LOB: 0 BB: 0 P: 10	R: 3 H: 4 E: 1 K: 0 S: 18	H: 4 LOB: 2 BB: 1 P: 26	R: 0 H: 1 E: 0 K: 1 S: 7	H: 1 LOB: 0 BB: 0 P: 10	1B: 12 2B: 2 HR: 0	SF: 0 SAC: 0 DP: 2 HBP: 0		WP: 1 PB: 0 SB: 0 CS: 0	PA: 41								
PITCHER	IP	WLS	BF	H	R	ER	SO	BB	IBB	HBP	BLK	WP	HR	S	P	ERA	WHIP	PITCHER									
34 Kevin Gausman, R (1,1)	7.1	W	32	11	2	2	6	0	0	0	0	1	0	86	107	2.46	1.500										
48 Richard Bleier, L (8,1)	0.1		5	3	2	2	0	1	0	0	0	0	0	10	17	54.00	12.000										
35 Brad Brach, R (8,1)	1.1	S	4	1	0	0	1	0	0	0	0	0	0	8	11	0.00	0.750										

16 Trey Mancini, R (1,7)	F9									4	1	1	0	0	1	3	<b>Tampa Bay Rays @ Baltimore Orioles</b> Oriole Park at Camden Yards, Baltimore, MD Fri May 11 2018, 7:07 PM - 9:42 PM EDT Att: 28,170 - Cloudy - 80 F										
14 Craig Gentry, R (8,7)										0	0	0	0	0	0	0											
10 Adam Jones, R (1,8)										4	1	1	0	0	1	4											
13 Manny Machado, R (1,6)										4	2	2	6	0	0	1											
6 Jonathan Schoop, R (1,4)										4	0	1	1	0	0	0											
19 Chris Davis, L (1,3)										4	0	2	0	0	2	1											
45 Mark Trumbo, R (1,10)										4	1	1	1	0	0	2											
15 Chance Sisco, L (1,2)										4	2	2	1	0	1	0											
25 Anthony Santander, S (1,9)										3	1	0	0	0	0	0											
29 Jace Peterson, L (1,5)										2	1	0	0	1	1	0											
Inning Stats	R: 2 H: 3 E: 0 K: 0 S: 10	H: 3 LOB: 1 BB: 0 P: 17	R: 0 H: 0 E: 0 K: 2 S: 10	H: 0 LOB: 0 BB: 0 P: 15	R: 0 H: 0 E: 0 K: 0 S: 5	H: 0 LOB: 0 BB: 0 P: 8	R: 0 H: 1 E: 0 K: 0 S: 6	H: 1 LOB: 0 BB: 0 P: 9	R: 0 H: 0 E: 0 K: 0 S: 9	H: 2 LOB: 1 BB: 0 P: 14	R: 2 H: 3 E: 0 K: 2 S: 14	H: 3 LOB: 0 BB: 1 P: 24	R: 1 H: 1 E: 0 K: 1 S: 10	H: 1 LOB: 0 BB: 0 P: 13	1B: 5 2B: 1 3B: 0 HR: 4	SF: 0 SAC: 0 DP: 1 HBP: 1	WP: 0 PB: 0 SB: 0 CS: 0	PA: 35									
PITCHER	IP	WLS	BF	H	R	ER	SO	BB	IBB	HBP	BLK	WP	HR	S	P	ERA	WHIP	PITCHER									
34 Jake Faria, R (1,1)	6.0	L	27	8	7	7	3	1	0	1	0	0	2	55	94	10.50	1.500										
55 Ryne Stanek, R (7,1)	1.0		4	1	1	1	2	0	0	0	0	0	1	8	10	9.00	1.000										
49 Jonny Venters, L (8,1)	1.0		4	1	1	1	1	0	0	0	0	0	1	10	13	9.00	1.000										

Batter	1	2	3	4	5	6	7	8	9	AB	R	H	RBI	BB	SO	LOB	TOP				
2 Denard Span, L OBP: 0.364, SLG: 0.393 8 Rob Refsnyder, R OBP: 0.333, SLG: 0.258	F7	K			G5-3			G4-3		3	0	0	0	0	1	0					
44 C.J. Cron, R OBP: 0.325, SLG: 0.464	1B		G6-3		G4-3			1B		4	1	2	0	0	0	0					
18 Joey Wendle, L OBP: 0.352, SLG: 0.427 28 Daniel Robertson, R OBP: 0.429, SLG: 0.464	1B		1B		1B			F9		3	1	3	0	0	0	0					
5 Matt Duffy, R OBP: 0.342, SLG: 0.409	HR		G6-3		K			1B		4	1	2	3	0	1	2					
13 Brad Miller, L OBP: 0.313, SLG: 0.376	1B		L9		F9			F8		4	0	1	0	0	0	4					
11 Adelson Hechavarría, R OBP: 0.298, SLG: 0.330	FC5-4				F9			G5-3		4	0	0	0	0	1	2					
0 Mallex Smith, L OBP: 0.379, SLG: 0.388	K				F7			G3		4	0	0	0	0	1	1					
27 Carlos Gómez, R OBP: 0.248, SLG: 0.353		F8			F8			K		4	0	0	0	0	1	0					
45 Jesús Sucre, R OBP: 0.244, SLG: 0.256	L8				P3			F8		3	0	0	0	0	0	0					
<b>Inning Stats</b>	R: 3 E: 0 K: 1 S: 14	H: 4 LOB: 1 BB: 0 P: 19	R: 0 E: 0 K: 1 S: 8	H: 0 LOB: 0 BB: 0 P: 13	R: 0 E: 0 K: 0 S: 11	H: 1 LOB: 1 BB: 0 P: 18	R: 0 E: 0 K: 0 S: 3	H: 0 LOB: 0 BB: 0 P: 5	R: 0 E: 0 K: 1 S: 12	H: 1 LOB: 1 BB: 0 P: 13	R: 0 E: 0 K: 1 S: 12	H: 0 LOB: 0 BB: 0 P: 18	R: 0 E: 0 K: 0 S: 9	H: 2 LOB: 2 BB: 0 P: 13	R: 0 E: 0 K: 1 S: 8	H: 0 LOB: 0 BB: 0 P: 11	1B: 7 2B: 0 3B: 0 HR: 1	SF: 0 SAC: 0 DP: 0 HBP: 0	WP: 0 PB: 0 SB: 1 CS: 0	PA: 35	
<b>PITCHER</b>	IP	WLS	BF	H	R	ER	SO	BB	IBB	HBP	BLK	WP	HR	S	P	ERA	WHIP				
41 David Hess, R ERA: 4.5	6.0	W	24	6	3	3	3	0	0	0	0	0	1	56	78	4.50	1.000				
66 Tanner Scott, L ERA: 3.38	1.1	H	5	1	0	0	1	0	0	0	0	0	0	14	22	0.00	0.750				
60 Mychal Givens, R ERA: 3.32	1.2	S	6	1	0	0	1	0	0	0	0	0	0	15	20	0.00	0.600				

Tampa Bay Rays @ Baltimore Orioles  
 Oriole Park at Camden Yards, Baltimore, MD  
 Sat May 12 2018, 3:08 PM - 5:35 PM EDT  
 Partly Cloudy - 79 F

AB 35  
 R 3  
 H 8  
 RBI 3  
 BB 0  
 SO 5  
 LOB 10



Batter	1	2	3	4	5	6	7	8	9	AB	R	H	RBI	BB	SO	LOB	BOTTOM				
16 Trey Mancini, R OBP: 0.327, SLG: 0.400 14 Craig Gentry, R OBP: 0.254, SLG: 0.254	G6-3			G6-3				K		3	0	0	0	1	1	0					
10 Adam Jones, R OBP: 0.279, SLG: 0.437	L8	BB								3	0	1	0	1	1	2					
13 Manny Machado, R OBP: 0.436, SLG: 0.676	P5									4	1	1	1	0	0	2					
6 Jonathan Schoop, R OBP: 0.279, SLG: 0.434		HR								4	2	2	2	0	1	2					
19 Chris Davis, L OBP: 0.260, SLG: 0.282	G3	HR		G3-1						4	0	0	0	0	0	1					
45 Mark Trumbo, R OBP: 0.356, SLG: 0.500					F8					4	2	2	0	0	0	0					
15 Chance Sisco, L OBP: 0.304, SLG: 0.380		1B								4	1	1	1	0	1	1					
25 Anthony Santander, S OBP: 0.250, SLG: 0.297	F9									3	0	0	0	0	0	1					
29 Jace Peterson, L OBP: 0.303, SLG: 0.263		BB								2	0	0	0	1	1	0					
<b>Inning Stats</b>	R: 0 E: 0 K: 0 S: 5	H: 3 LOB: 2 BB: 2 P: 7	R: 3 E: 0 K: 1 S: 20	H: 3 LOB: 2 BB: 2 P: 32	R: 2 E: 0 K: 0 S: 8	H: 2 LOB: 0 BB: 0 P: 12	R: 0 E: 0 K: 1 S: 7	H: 0 LOB: 0 BB: 0 P: 10	R: 0 E: 0 K: 0 S: 7	H: 1 LOB: 1 BB: 0 P: 12	R: 1 E: 0 K: 0 S: 8	H: 1 LOB: 0 BB: 0 P: 15	R: 0 E: 0 K: 2 S: 7	H: 0 LOB: 1 BB: 1 P: 13	R: 0 E: 0 K: 1 S: 7	H: 0 LOB: 0 BB: 0 P: 14	1B: 2 2B: 2 3B: 0 HR: 3	SF: 0 SAC: 0 DP: 0 HBP: 0	WP: 1 PB: 0 SB: 2 CS: 0	PA: 34	
<b>PITCHER</b>	IP	WLS	BF	H	R	ER	SO	BB	IBB	HBP	BLK	WP	HR	S	P	ERA	WHIP				
22 Chris Archer, R ERA: 5.64	7.0	L	31	7	6	6	4	3	0	0	0	1	3	62	101	7.71	1.429				
55 Ryne Stanek, R ERA: 2.45	1.0		3	0	0	0	1	0	0	0	0	0	0	7	14	0.00	0.000				

Tampa Bay Rays @ Baltimore Orioles  
 Oriole Park at Camden Yards, Baltimore, MD  
 Sat May 12 2018, 3:08 PM - 5:35 PM EDT  
 Partly Cloudy - 79 F

AB 31  
 R 6  
 H 7  
 RBI 4  
 BB 3  
 SO 5  
 LOB 9



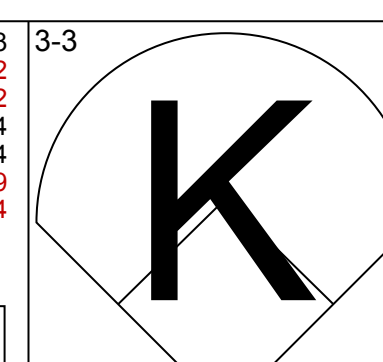
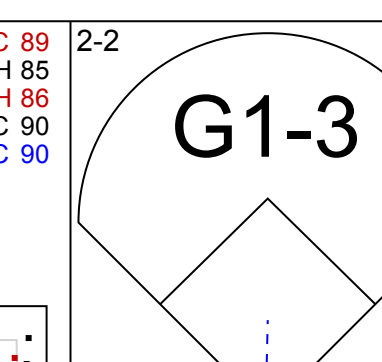
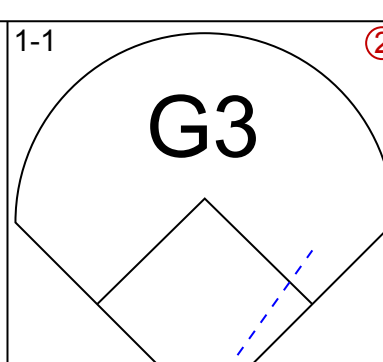
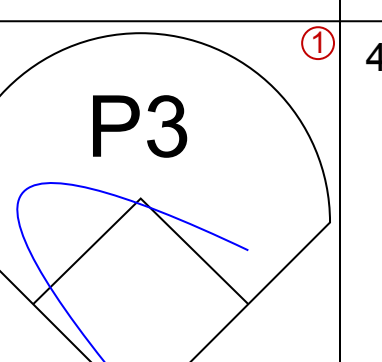
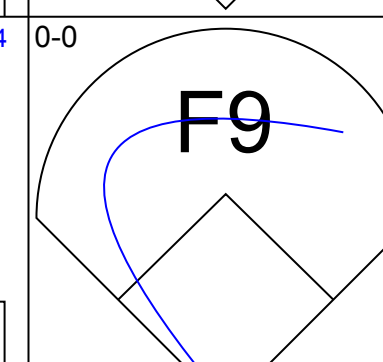
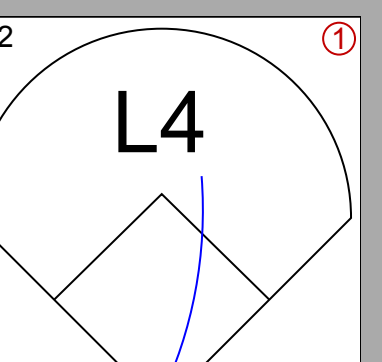
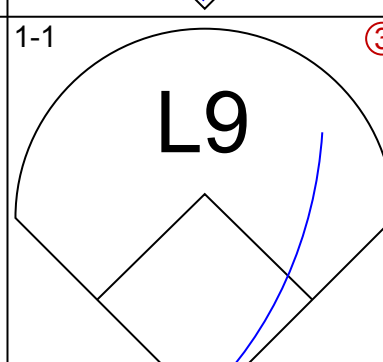
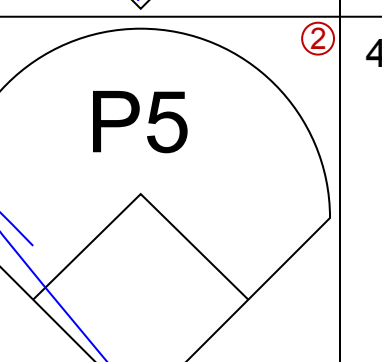
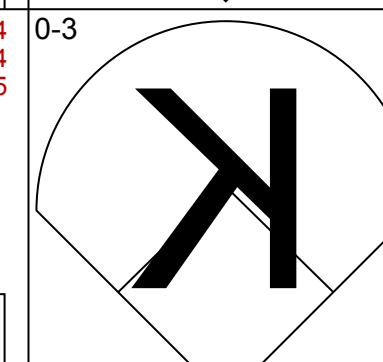
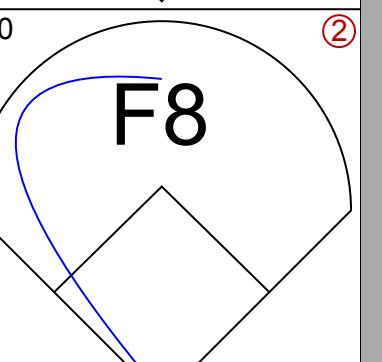
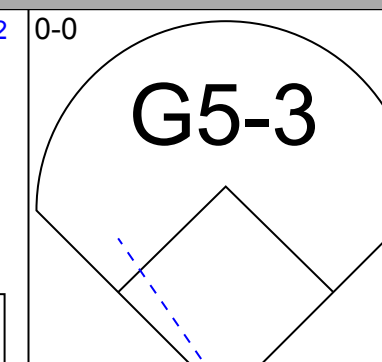
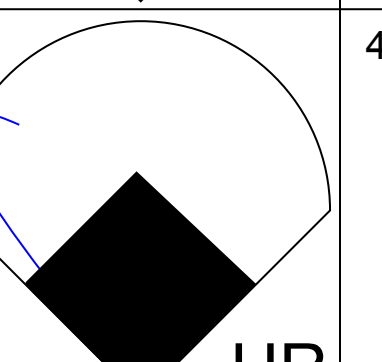
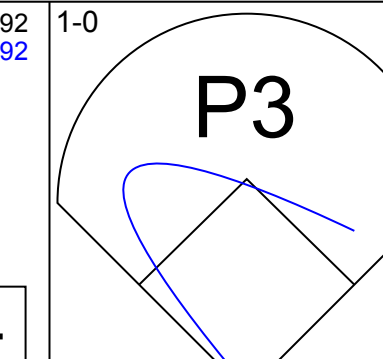
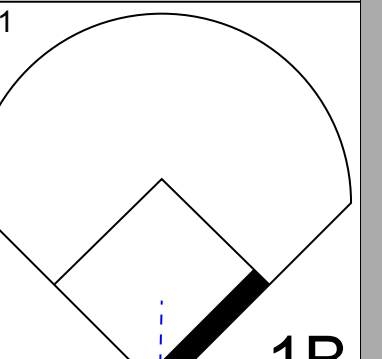
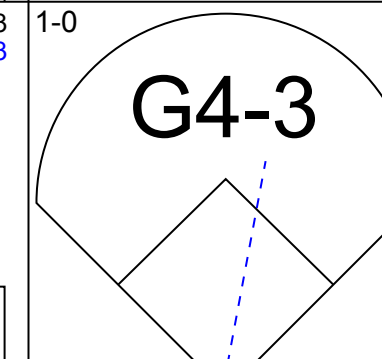
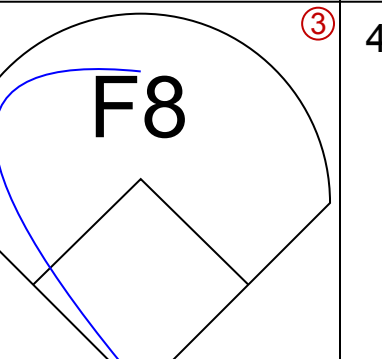
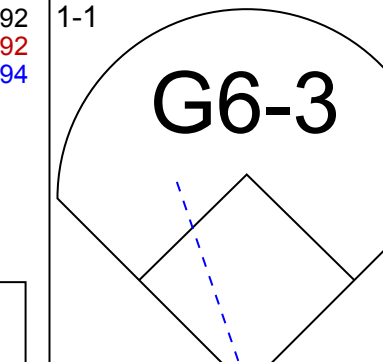
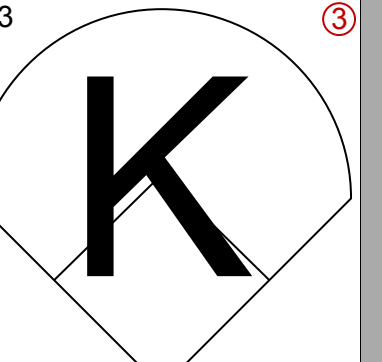
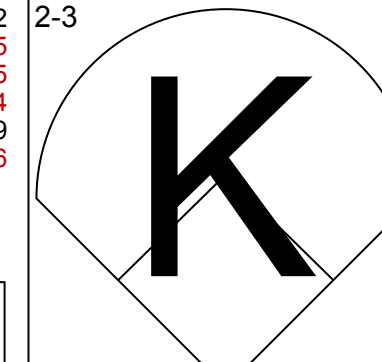

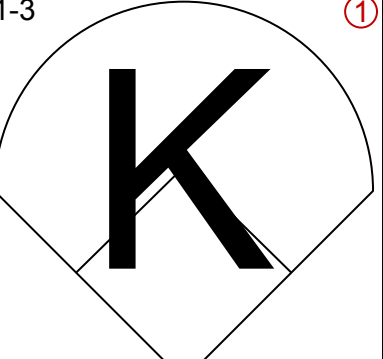
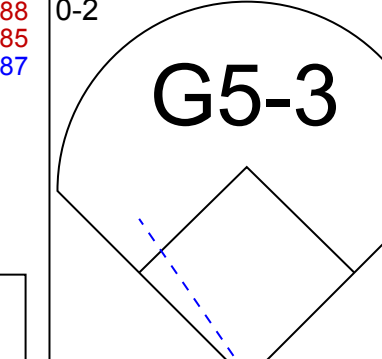
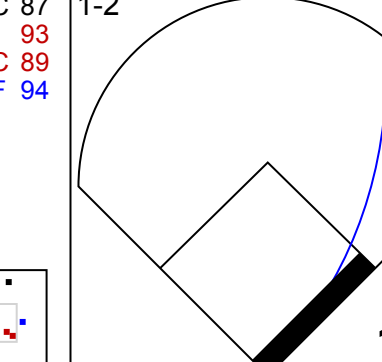
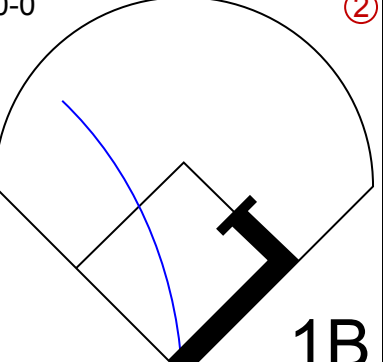
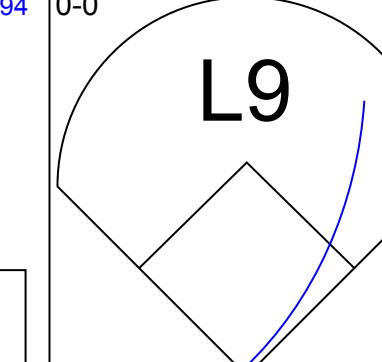
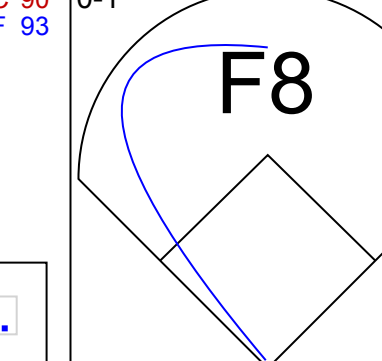
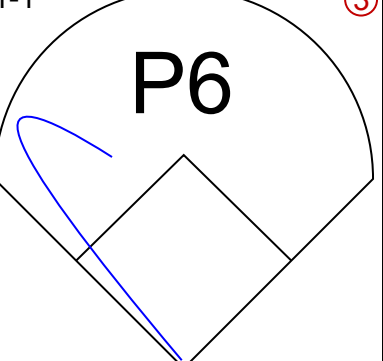
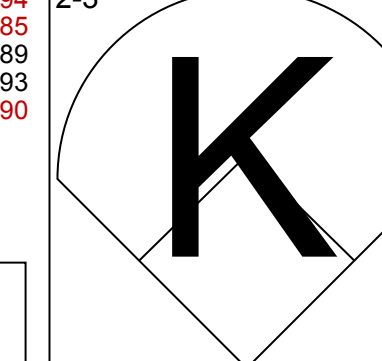
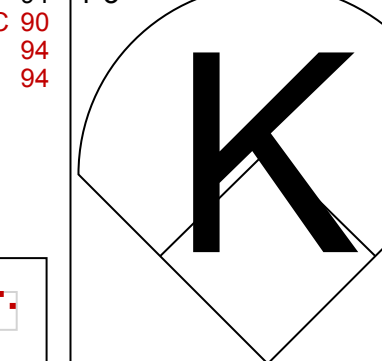

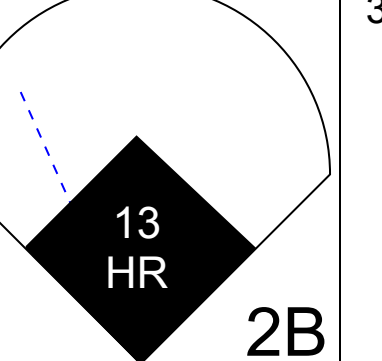


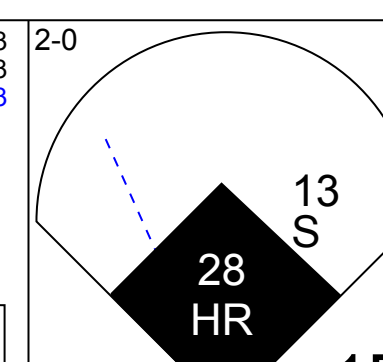
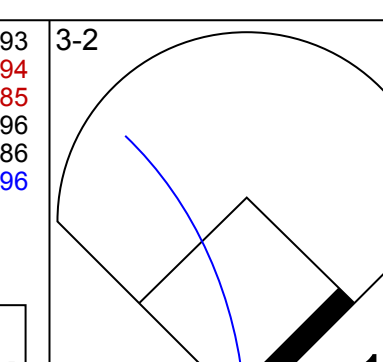
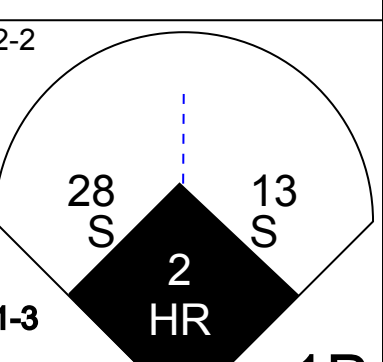
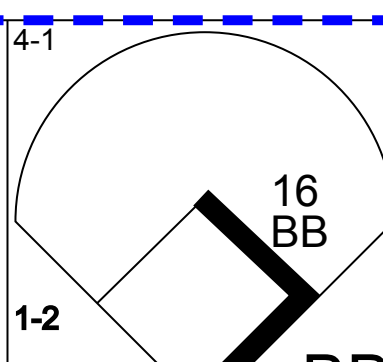
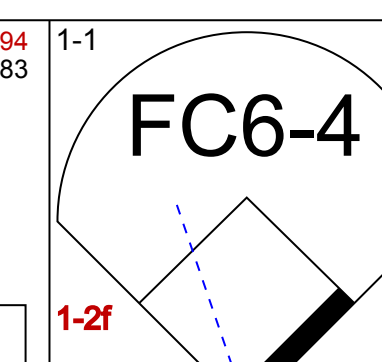
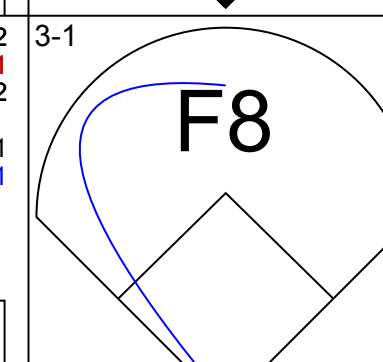
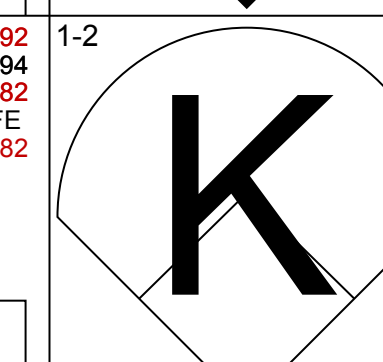
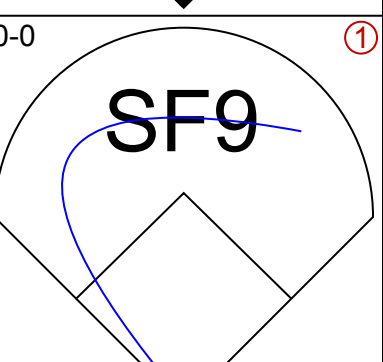
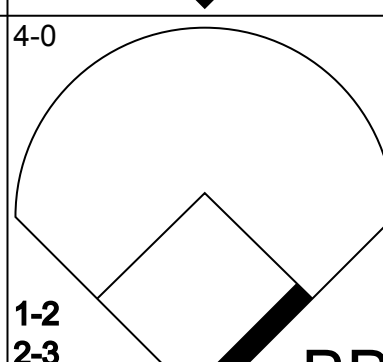
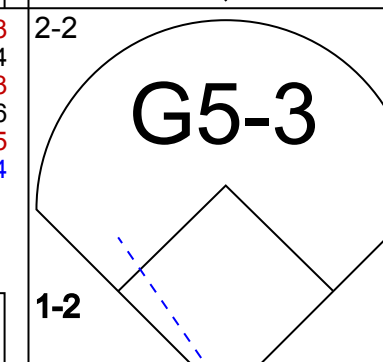
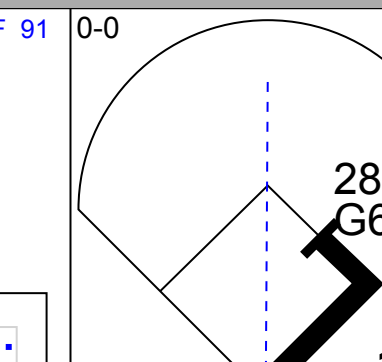

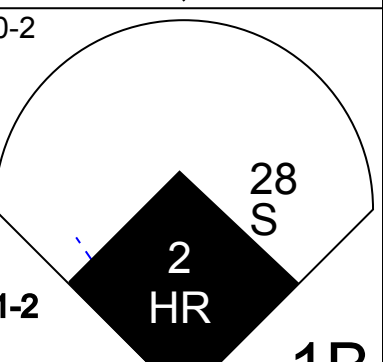
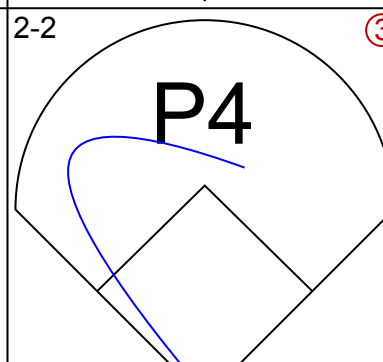

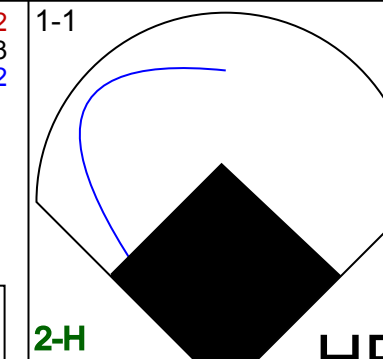
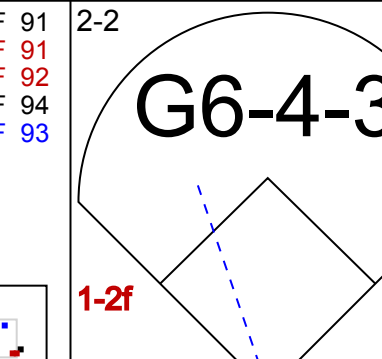

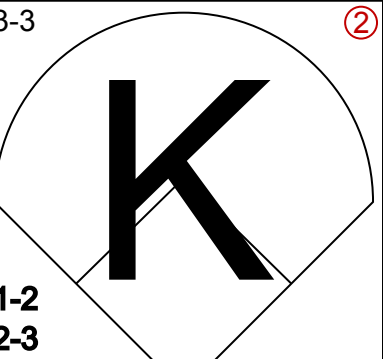
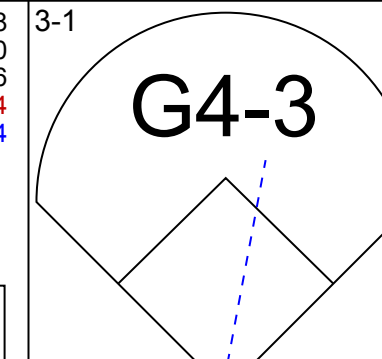
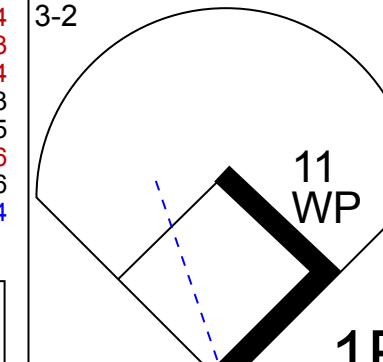
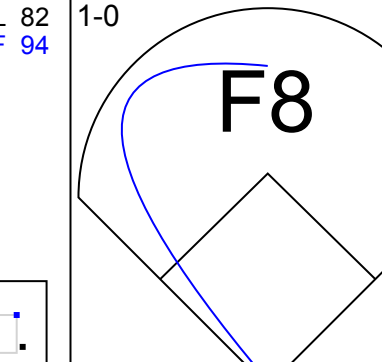

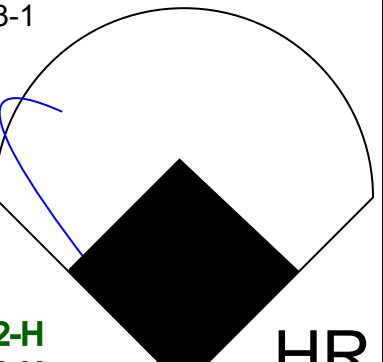
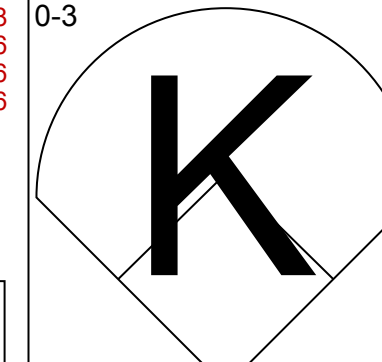
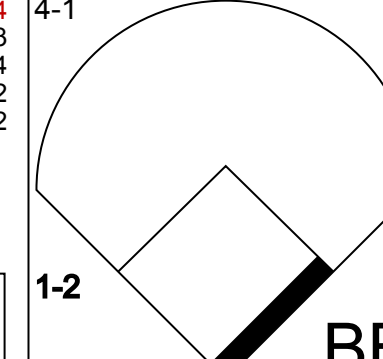


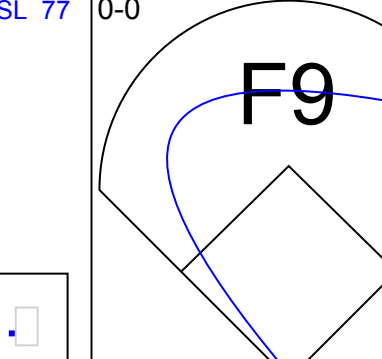
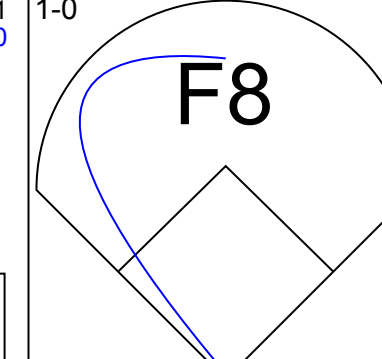
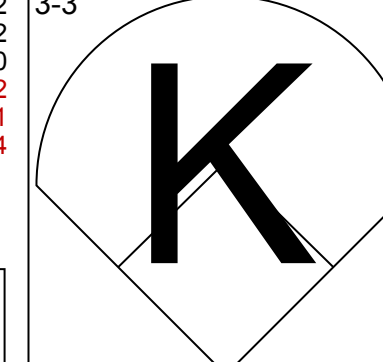

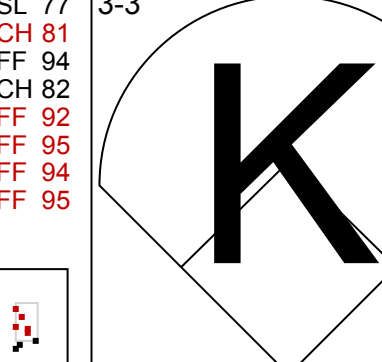




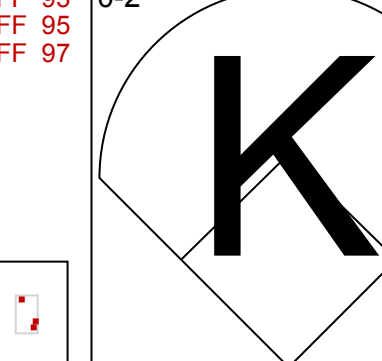

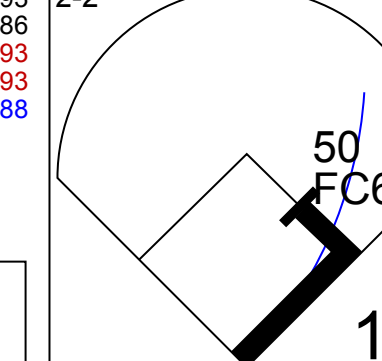
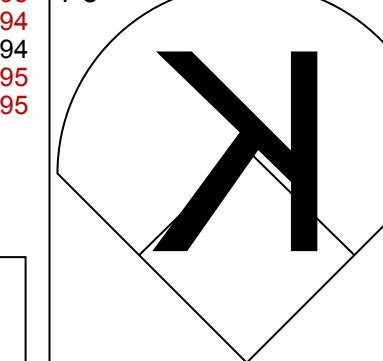

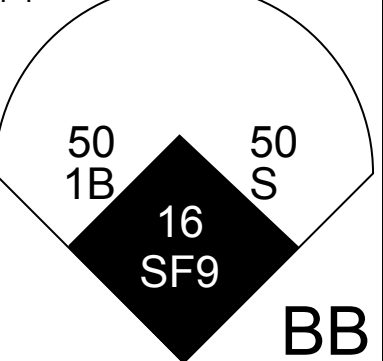
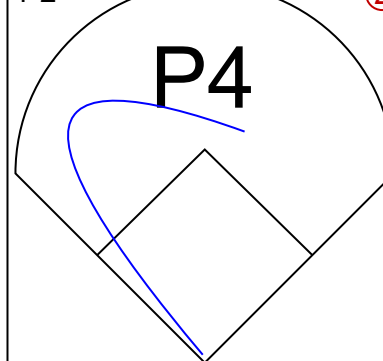
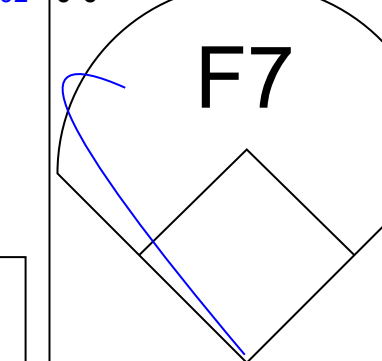
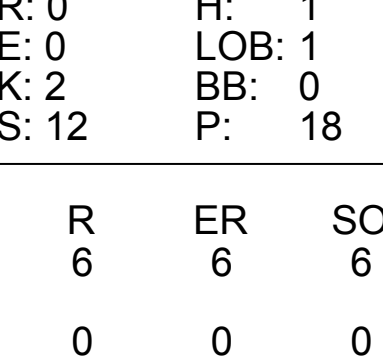
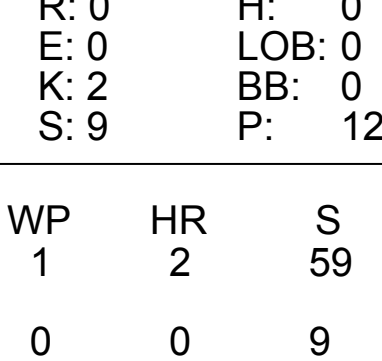
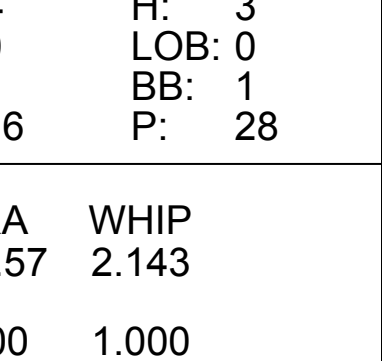
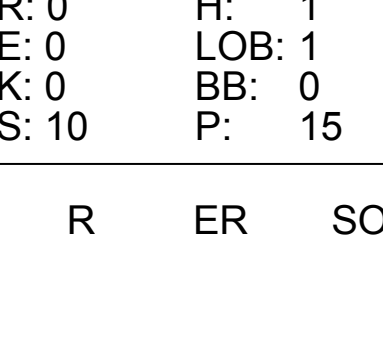
Batter	1	2	3	4	5	6	7	8	9	AB	R	H	RBI	BB	SO	LOB	TOP																										
2 Denard Span, L (1, 10) OBP: 0.373, SLG: 0.391	P4		44 E 1B		K		44 E BB	44 BB		3	1	1	0	2	1	0	Tampa Bay Rays @ Baltimore Orioles Oriole Park at Camden Yards, Baltimore, MD Sat May 12 2018, 6:14 PM - 10:31 PM EDT Att: 24,534 - Cloudy - 82 F																										
44 C.J. Cron, R (1, 3) OBP: 0.333, SLG: 0.486	HR		FC5 40 G6-4-3		L8		E4 18 G4-3 1-H	BB		4	1	2	2	1	0	2																											
18 Joey Wendle, L (1, 5) OBP: 0.345, SLG: 0.420	40 G5-4-3 1B		SF8		G5-3		G4-3	K		4	0	1	1	0	1	4																											
40 Wilson Ramos, R (1, 2) OBP: 0.350, SLG: 0.459	G5-4-3		G6-4-3		L9		G6-3			5	1	1	0	0	0	4																											
13 Brad Miller, L (1, 4) OBP: 0.317, SLG: 0.433	28 G4-3 3B				K		G3-1	F7		5	2	2	1	0	1	1																											
28 Daniel Robertson, R (1, 6) OBP: 0.436, SLG: 0.453	G4-3				K		27 WP 0 BB	0 BB		2	2	0	1	3	1	0																											
0 Mallex Smith, L (1, 8) OBP: 0.397, SLG: 0.439	K				K		27 WP BB	10 S 44 BB 2B		4	2	3	3	1	1	0																											
27 Carlos Gómez, R (1, 9) OBP: 0.247, SLG: 0.348	K				G5-3		G5-3	F8		5	0	1	1	0	1	4																											
10 Johnny Field, R (1, 7) OBP: 0.318, SLG: 0.488	44 E 18 SF8 1B				L8		K	44 BB 2 BB HBP		4	1	1	0	0	1	2																											
Inning Stats	R: 1 E: 0 K: 0 S: 7	H: 2 LOB: 0 BB: 0 P: 12	R: 1 E: 0 K: 2 S: 10	H: 1 LOB: 0 BB: 0 P: 12	R: 1 E: 1 K: 0 S: 8	H: 2 LOB: 1 BB: 0 P: 13	R: 0 E: 0 K: 1 S: 8	H: 0 LOB: 0 BB: 0 P: 11	R: 0 E: 0 K: 1 S: 9	H: 0 LOB: 2 BB: 2 P: 22	R: 1 E: 1 K: 1 S: 14	H: 1 LOB: 1 BB: 1 P: 24	R: 2 E: 0 K: 1 S: 18	H: 1 LOB: 3 BB: 3 P: 32	R: 3 E: 0 K: 0 S: 12	H: 3 LOB: 0 BB: 1 P: 20		1B: 6 2B: 2 3B: 2 HR: 2	SF: 1 SAC: 0 DP: 3 HBP: 1	WP: 1 PB: 0 SB: 1 CS: 0	PA: 45																						
PITCHER	IP	WLS	BF	H	R	ER	SO	BB	IBB	HBP	BLK	WP	HR	S	P	ERA	WHIP	PITCHER							IP	WLS	BF	H	R	ER	SO	BB	IBB	HBP	BLK	WP	HR	S	P	ERA	WHIP		
17 Alex Cobb, R (1, 1) ERA: 7.06	5.2	L	23	7	4	3	5	0	0	0	0	0	2	44	68	4.76	1.235																										
31 Jimmy Yacabis, R (6, 1) ERA: 15.43	1.1		8	1	1	1	1	3	0	0	0	1	0	19	39	6.75	3.000																										
38 Pedro Araújo, R (8, 1) ERA: 6.86	0.2		7	1	2	2	0	3	0	1	0	0	0	15	29	27.00	6.000																										
43 Mike Wright Jr., R (8, 1) ERA: 9.15	1.1		7	3	3	3	1	1	0	0	0	0	0	15	23	20.25	3.000																										
16 Trey Mancini, R (1, 7) OBP: 0.337, SLG: 0.426	HR																																										
10 Adam Jones, R (1, 8) OBP: 0.276, SLG: 0.438	G5-3																																										
13 Manny Machado, R (1, 6) OBP: 0.426, SLG: 0.658	G5-3																																										
6 Jonathan Schoop, R (1, 4) OBP: 0.267, SLG: 0.414	G5-3																																										
19 Chris Davis, L (1, 3) OBP: 0.253, SLG: 0.274	K																																										
45 Mark Trumbo, R (1, 9) OBP: 0.333, SLG: 0.468	L7																																										
2 Danny Valencia, R (1, 10) OBP: 0.303, SLG: 0.433	K																																										
29 Jace Peterson, L (1, 5) OBP: 0.304, SLG: 0.254	G4-3																																										
36 Caleb Joseph, R (1, 2) OBP: 0.203, SLG: 0.306	L9																																										
Inning Stats	R: 1 E: 0 K: 0 S: 8	H: 1 LOB: 0 BB: 0 P: 13	R: 0 E: 0 K: 2 S: 10	H: 0 LOB: 0 BB: 0 P: 14	R: 0 E: 0 K: 0 S: 8	H: 0 LOB: 1 BB: 1 P: 14	R: 0 E: 0 K: 2 S: 12	H: 0 LOB: 0 BB: 0 P: 15	R: 0 E: 0 K: 1 S: 10	H: 0 LOB: 0 BB: 0 P: 14	R: 2 E: 0 K: 2 S: 15	H: 3 LOB: 1 BB: 0 P: 20	R: 0 E: 0 K: 0 S: 4	H: 0 LOB: 1 BB: 1 P: 13	R: 0 E: 0 K: 0 S: 10	H: 0 LOB: 0 BB: 0 P: 16	R: 0 E: 0 K: 0 S: 5	H: 0 LOB: 0 BB: 0 P: 8	1B: 1 2B: 2 3B: 0 HR: 1	SF: 0 SAC: 0 DP: 0 HBP: 0	WP: 0 PB: 0 SB: 0 CS: 0	PA: 32																					
PITCHER	IP	WLS	BF	H	R	ER	SO	BB	IBB	HBP	BLK	WP	HR	S	P	ERA	WHIP	PITCHER							IP	WLS	BF	H	R	ER	SO	BB	IBB	HBP	BLK	WP	HR	S	P	ERA	WHIP		
35 Matt Andriese, R (1, 1) ERA: 3.9	3.0		11	1	1	1	2	1	0	0	0	0	0	26	41	3.00	0.667																										
54 Sergio Romo, R (4, 1) ERA: 5.65	1.1	W	4	0	0	0	2	0	0	0	0	0	0	17	23	0.00	0.000																										
36 Andrew Kittredge, R (5, 1) ERA: 6.45	0.2	H	4	2	2	2	1	0	0	0	0	0	0	8	11	27.00	3.000																										
52 Chaz Roe, R (6, 1) ERA: 3.95	0.2	H	3	1	0	0	1	0	0	0	0	0	0	8	9	0.00	1.500																										
46 José Alvarado, L (6, 1) ERA: 2.2	1.1	H	5	0	0	0	1	1	0	0	0	0	0	8	19	0.00	0.750																										
49 Jonny Venters, L (8, 1) ERA: 1.69	1.0		3	0	0	0	0	0	0	0	0	0	0	0	0	0.00	0.000																										
37 Alex Colomé, R (9, 1) ERA: 4.96	1.0		3	0	0	0	0	0	0	0	0	0	0	0	5	8	0.00	0.000																									
AB	R	H	RBI	BB	SO	LOB											AB	R	H	RBI	BB	SO	LOB																				
3	1	1	0	2	1	0											3	2	2	2	1	0	0																				
4	1	2	2	1	0	2											4	0	1	0	0	0	1																				
4	0	1	1	0	1	4											4	0	0	0	0	2	2																				
5	1	1	0	0	0	4											4	0	0	1	0	0	1																				
5	2	2	1	0	1	1											4	0	0	0	0	3	1																				
5	2	2	1	0	1	1											3	0	0	0	0	0	0																				
5	2	2	1	0	1	1											2	0	0	0	1	1	0																				
5	1	1	0	0	0	0											3	1	1	0	0	0	0																				
WP	HR	S	P	ERA	WHIP											WP	HR	S	P	ERA	WHIP																						
1	0	10	16	0.00	0.000											0	0	10	16	0.00	0.000																						
0	0	5	8	0.00	0.000											0	0	5	8	0.00	0.000																						

Batter	1	2	3	4	5	6	7	8	9	AB	R	H	RBI	BB	SO	LOB	TOP					
2 Denard Span, L OBP: 0.384, SLG: 0.393										2	0	1	1	2	0	1	<p>Tampa Bay Rays @ Baltimore Orioles Oriole Park at Camden Yards, Baltimore, MD Sun May 13, 2018, 1:09 PM - 4:09 PM EDT Att: 25,257 - Overcast - 62 F</p> <p>livebaseballscores.com</p> <p>AB 30 R 1 H 5 RBI 1 BB 5 SO 8 LOB 15</p>					
44 C.J. Cron, R OBP: 0.331, SLG: 0.486										4	0	1	0	0	1	3						
18 Joey Wendle, L OBP: 0.333, SLG: 0.404										4	0	0	0	0	2	3						
40 Wilson Ramos, R OBP: 0.339, SLG: 0.442										4	0	0	0	0	2	3						
5 Matt Duffy, R OBP: 0.339, SLG: 0.412										4	0	1	0	0	0	1						
13 Brad Miller, L OBP: 0.314, SLG: 0.419										3	0	0	0	1	2	1						
11 Adeiny Hechavarria, R OBP: 0.299, SLG: 0.328										4	0	1	0	0	1	0						
0 Mallek Smith, L OBP: 0.392, SLG: 0.427										3	0	0	0	1	0	2						
8 Rob Refsnyder, R OBP: 0.357, SLG: 0.303										2	1	1	0	1	0	1						
<b>Inning Stats</b>	R: 0 E: 0 K: 2 S: 9	H: 0 LOB: 1 BB: 1 P: 15	R: 0 E: 0 K: 1 S: 7	H: 0 LOB: 0 BB: 0 P: 9	R: 0 E: 0 K: 0 S: 10	H: 0 LOB: 1 BB: 2 P: 20	R: 0 E: 0 K: 2 S: 10	H: 1 LOB: 1 BB: 0 P: 16	R: 0 E: 0 K: 0 S: 8	H: 0 LOB: 0 BB: 0 P: 13	R: 0 E: 0 K: 1 S: 11	H: 1 LOB: 1 BB: 0 P: 14	R: 0 E: 0 K: 1 S: 8	H: 0 LOB: 0 BB: 0 P: 13	R: 1 E: 0 K: 1 S: 15	H: 2 LOB: 1 BB: 0 P: 20	R: 0 E: 0 K: 0 S: 5	H: 1 LOB: 1 BB: 1 P: 12	1B: 2 2B: 3 3B: 0 HR: 0	SF: 0 SAC: 0 DP: 2 HBP: 0	WP: 0 PB: 0 SB: 2 CS: 0	PA: 35
<b>PITCHER</b>	IP WLS BF H R ER SO BB IBB HBP BLK WP HR S P ERA WHIP																					
37 Dylan Bundy, R ERA: 4.53	7.0 W 26 2 0 0 7 4 0 0 0 0 0 0 63 100 0.00 0.857																					
57 Donnie Hart, L ERA: 2.45	1.0 5 2 1 1 1 0 0 0 0 0 0 15 20 9.00 2.000																					
43 Mike Wright Jr., R ERA: 8.72	1.0 4 1 0 0 0 1 0 0 0 0 0 5 12 0.00 2.000																					

Batter	1	2	3	4	5	6	7	8	9	AB	R	H	RBI	BB	SO	LOB	BOTTOM			
16 Trey Mancini, R OBP: 0.343, SLG: 0.444										5	2	2	2	1	0	1	<p>Tampa Bay Rays @ Baltimore Orioles Oriole Park at Camden Yards, Baltimore, MD Sun May 13, 2018, 1:09 PM - 4:09 PM EDT Att: 25,257 - Overcast - 62 F</p> <p>livebaseballscores.com</p> <p>AB 44 R 17 H 19 RBI 17 BB 5 SO 5 LOB 19</p>			
10 Adam Jones, R OBP: 0.277, SLG: 0.434										4	1	1	0	0	1	1				
29 Jace Peterson, L OBP: 0.324, SLG: 0.254										0	1	0	0	2	0	0				
13 Manny Machado, R OBP: 0.331, SLG: 0.669										5	3	3	2	0	0	1				
15 Chance Sisco, L OBP: 0.300, SLG: 0.375										1	0	0	0	0	0	1				
6 Jonathan Schoop, R OBP: 0.281, SLG: 0.413										5	1	2	2	1	0	2				
45 Mark Trumbo, R OBP: 0.340, SLG: 0.462										5	2	2	0	0	1	4				
2 Danny Valencia, R OBP: 0.333, SLG: 0.500										5	3	4	4	0	0	1				
23 Joey Rickard, R OBP: 0.536, SLG: 1.000										5	3	3	5	0	1	3				
14 Craig Gentry, R OBP: 0.265, SLG: 0.270										4	0	1	2	1	0	3				
36 Caleb Joseph, R OBP: 0.203, SLG: 0.325										5	1	1	0	0	2	2				
<b>Inning Stats</b>	R: 0 E: 0 K: 1 S: 13	H: 1 LOB: 2 BB: 1 P: 23	R: 3 E: 0 K: 2 S: 16	H: 3 LOB: 0 BB: 0 P: 25	R: 1 E: 1 K: 0 S: 10	H: 2 LOB: 2 BB: 0 P: 15	R: 7 E: 0 K: 0 S: 26	H: 6 LOB: 1 BB: 2 P: 45	R: 0 E: 0 K: 0 S: 8	H: 0 LOB: 0 BB: 0 P: 13	R: 0 E: 0 K: 1 S: 10	H: 1 LOB: 1 BB: 0 P: 14	R: 6 E: 0 K: 1 S: 27	H: 6 LOB: 1 BB: 1 P: 41	R: 0 E: 0 K: 0 S: 7	H: 0 LOB: 1 BB: 1 P: 18	1B: 11 2B: 3 3B: 1 HR: 4	SF: 0 SAC: 0 DP: 0 HBP: 0	WP: 2 PB: 0 SB: 0 CS: 0	PA: 49
<b>PITCHER</b>	IP WLS BF H R ER SO BB IBB HBP BLK WP HR S P ERA WHIP																			
4 Blake Snell, L ERA: 3.12	3.1 L 19 6 5 5 3 2 0 0 0 0 0 1 43 73 13.50 2.400																			
36 Andrew Kittredge, R ERA: 9.72	0.0 7 6 6 6 0 1 0 0 0 0 0 1 14 24 - - -																			
50 Austin Pruitt, R ERA: 0.0	3.1 15 4 4 4 1 1 0 0 0 0 0 0 44 68 10.80 1.500																			
52 Chaz Roe, R ERA: 5.14	0.1 4 3 2 2 1 0 0 0 0 0 1 0 9 11 54.00 9.000																			
10 Johnny Field, R ERA: 0.0	1.0 4 0 0 0 0 1 0 0 0 0 0 0 7 18 0.00 1.000																			




Batter	1	2	3	4	5	6	7	8	9	AB	R	H	RBI	BB	SO	LOB	TOP			
16 Trey Mancini, R OBP: 0.339, SLG: 0.428										4	0	0	0	0	1	2	<p><b>Baltimore Orioles @ Boston Red Sox</b> Fenway Park, Boston, MA Thu May 17 2018, 7:13 PM - 9:55 PM EDT Att: 36,615 - Partly Cloudy - 68 F</p>			
10 Adam Jones, R OBP: 0.271, SLG: 0.437										4	0	0	0	0	0	1				
13 Manny Machado, R OBP: 0.418, SLG: 0.661										4	1	1	2	0	1	0				
6 Jonathan Schoop, R OBP: 0.269, SLG: 0.390										4	0	1	0	0	0	0				
19 Chris Davis, L OBP: 0.248, SLG: 0.275										3	0	0	0	0	2	1				
45 Mark Trumbo, R OBP: 0.300, SLG: 0.407										3	0	0	0	0	2	0				
2 Danny Valencia, R OBP: 0.345, SLG: 0.507										3	0	2	0	0	0	0				
23 Joey Rickard, R OBP: 0.438, SLG: 0.769										3	0	0	0	0	1	1				
27 Andrew Susac, R OBP: 0.333, SLG: 0.667										3	1	1	0	0	1	1				
<b>Inning Stats</b>	R: 0 E: 0 K: 2 S: 8	H: 0 LOB: 0 BB: 0 P: 11	R: 0 E: 0 K: 1 S: 6	H: 0 LOB: 0 BB: 0 P: 9	R: 0 E: 0 K: 1 S: 11	H: 1 LOB: 1 BB: 0 P: 15	R: 0 E: 0 K: 1 S: 9	H: 1 LOB: 1 BB: 0 P: 11	R: 0 E: 0 K: 1 S: 6	H: 0 LOB: 0 BB: 0 P: 8	R: 0 E: 0 K: 1 S: 6	H: 0 LOB: 0 BB: 0 P: 9	R: 0 E: 0 K: 1 S: 7	H: 0 LOB: 0 BB: 0 P: 9	R: 2 E: 0 K: 0 S: 10	H: 2 LOB: 0 BB: 0 P: 15		1B: 3 2B: 1 3B: 0 HR: 1	SF: 0 SAC: 0 DP: 0 HBP: 0	WP: 0 PB: 0 SB: 0 CS: 0
<b>PITCHER</b> 24 David Price, L ERA: 4.38	IP: 9.0 WLS: W BF: 31	H: 5 R: 2 ER: 2 SO: 8	BB: 0 IBB: 0 HBP: 0 BLK: 0	WP: 0 HR: 1 S: 69 P: 95	ERA: 2.00 WHIP: 0.556	<b>PITCHER</b>										IP: 9.0 WLS: W BF: 31	H: 5 R: 2 ER: 2 SO: 8	BB: 0 IBB: 0 HBP: 0 BLK: 0	WP: 0 HR: 1 S: 69 P: 95	ERA: 2.00 WHIP: 0.556

Batter	1	2	3	4	5	6	7	8	9	AB	R	H	RBI	BB	SO	LOB	BOTTOM			
50 Mookie Betts, R OBP: 0.438, SLG: 0.734										4	2	3	0	1	0	1	<p><b>Baltimore Orioles @ Boston Red Sox</b> Fenway Park, Boston, MA Thu May 17 2018, 7:13 PM - 9:55 PM EDT Att: 36,615 - Partly Cloudy - 68 F</p>			
16 Andrew Benintendi, L OBP: 0.351, SLG: 0.435										2	0	0	1	1	1	2				
13 Hanley Ramirez, R OBP: 0.345, SLG: 0.446										4	1	2	0	0	0	4				
28 J.D. Martinez, R OBP: 0.394, SLG: 0.856										3	1	1	2	0	1	3				
23 Blake Swihart, S OBP: 0.212, SLG: 0.167										1	0	0	0	0	0	0				
2 Xander Bogaerts, R OBP: 0.344, SLG: 0.574										4	1	2	3	0	1	0				
11 Rafael Devers, L OBP: 0.285, SLG: 0.416										3	0	0	0	1	0	0				
12 Brock Holt, L OBP: 0.357, SLG: 0.477										4	0	0	0	0	2	2				
3 Sandy León, S OBP: 0.241, SLG: 0.255										4	0	2	0	0	1	0				
19 Jackie Bradley Jr., L OBP: 0.263, SLG: 0.250										3	1	0	0	1	1	2				
<b>Inning Stats</b>	R: 2 E: 0 K: 1 S: 18	H: 3 LOB: 2 BB: 1 P: 36	R: 0 E: 0 K: 2 S: 12	H: 1 LOB: 1 BB: 0 P: 18	R: 0 E: 0 K: 0 S: 5	H: 1 LOB: 0 BB: 0 P: 8	R: 0 E: 0 K: 2 S: 9	H: 0 LOB: 0 BB: 0 P: 12	R: 4 E: 0 K: 1 S: 16	H: 3 LOB: 0 BB: 1 P: 28	R: 0 E: 0 K: 0 S: 12	H: 1 LOB: 3 BB: 2 P: 25	R: 0 E: 0 K: 1 S: 7	H: 0 LOB: 0 BB: 0 P: 11	R: 0 E: 0 K: 0 S: 10	H: 1 LOB: 1 BB: 0 P: 15	1B: 8 2B: 0 3B: 0 HR: 2	SF: 1 SAC: 0 DP: 1 HBP: 0	WP: 1 PB: 0 SB: 5 CS: 0	PA: 37
<b>PITCHER</b> 34 Kevin Gausman, R ERA: 3.88	IP: 1.0 WLS: L BF: 23	H: 8 R: 6 ER: 6 SO: 6	BB: 2 IBB: 0 HBP: 0 BLK: 0	WP: 1 HR: 2 S: 59 P: 101	ERA: 11.57 WHIP: 2.143	<b>PITCHER</b>										IP: 1.0 WLS: L BF: 23	H: 8 R: 6 ER: 6 SO: 6	BB: 2 IBB: 0 HBP: 0 BLK: 0	WP: 1 HR: 2 S: 59 P: 101	ERA: 11.57 WHIP: 2.143
57 Donnie Hart, L ERA: 1.93	IP: 1.0 WLS: L BF: 4	H: 1 R: 0 ER: 0 SO: 0	BB: 0 IBB: 0 HBP: 0 BLK: 0	WP: 0 HR: 0 S: 9 P: 12	ERA: 0.00 WHIP: 1.000	<b>PITCHER</b>										IP: 1.0 WLS: L BF: 4	H: 1 R: 0 ER: 0 SO: 0	BB: 0 IBB: 0 HBP: 0 BLK: 0	WP: 0 HR: 0 S: 9 P: 12	ERA: 0.00 WHIP: 1.000
50 Miguel Castro, R ERA: 3.38	IP: 1.1 WLS: L BF: 6	H: 0 R: 0 ER: 0 SO: 1	BB: 2 IBB: 0 HBP: 0 BLK: 0	WP: 0 HR: 0 S: 11 P: 25	ERA: 0.00 WHIP: 1.500	<b>PITCHER</b>										IP: 1.1 WLS: L BF: 6	H: 0 R: 0 ER: 0 SO: 1	BB: 2 IBB: 0 HBP: 0 BLK: 0	WP: 0 HR: 0 S: 11 P: 25	ERA: 0.00 WHIP: 1.500
38 Pedro Araújo, R ERA: 6.55	IP: 1.0 WLS: L BF: 4	H: 1 R: 0 ER: 0 SO: 0	BB: 0 IBB: 0 HBP: 0 BLK: 0	WP: 0 HR: 0 S: 10 P: 15	ERA: 0.00 WHIP: 1.000	<b>PITCHER</b>										IP: 1.0 WLS: L BF: 4	H: 1 R: 0 ER: 0 SO: 0	BB: 0 IBB: 0 HBP: 0 BLK: 0	WP: 0 HR: 0 S: 10 P: 15	ERA: 0.00 WHIP: 1.000


livebaseballscorecards.com


**AB 31**  
**R 2**  
**H 5**  
**RBI 2**  
**BB 0**  
**SO 8**  
**LOB 6**



livebaseballscorecards.com


**AB 32**  
**R 6**  
**H 10**  
**RBI 6**  
**BB 4**  
**SO 7**  
**LOB 14**



Batter	1	2	3	4	5	6	7	8	9	AB R H RBI BB SO LOB	TOP									
16 Trey Mancini, R OBP: 0.341, SLG: 0.420 14 Craig Gentry, R OBP: 0.265, SLG: 0.270	4-0 FC5-4 BB		2-1 G5-3	4-2 10 E 13 1B BB		0-3 K		0-0 G4-3		3 1 0 0 2 1 1 0 0 0 0 0 0 0										
10 Adam Jones, R OBP: 0.274, SLG: 0.436	1-2 FC5-4 13 2B 45 G5-3 1-2		0-1 13 2B 1B	2-1 E7 13 1B 1B		0-2 G4-3		2-2 F9		5 2 2 2 0 0 1										
13 Manny Machado, R OBP: 0.423, SLG: 0.671	1-2 G5-3 45 2B		0-0 1-3 2B	0-0 2-H 3-H 1B		1-2 K		0-3 K		5 0 3 2 0 2 0										
6 Jonathan Schoop, R OBP: 0.284, SLG: 0.417	4-2 45 G5-3 BB		1-2 P5	3-3 K		0-0 HR		4-2 45 2B BB		3 2 1 1 2 1 3										
45 Mark Trumbo, R OBP: 0.292, SLG: 0.406	0-2 G5-3		3-1 G6-3		0-0 P6		0-2 G1-3		1-0 2B	5 0 1 2 0 0 4										
19 Chris Davis, L OBP: 0.247, SLG: 0.279	1-1 F7		0-1 2 1B 10 1B 2B	2-2 G4-3		1-2 K		1-3 K		5 1 1 0 0 2 3										
2 Danny Valencia, R OBP: 0.352, SLG: 0.590 29 Jace Peterson, L OBP: 0.324, SLG: 0.274		1-1 G5-3	2-2 10 1B 1B	4-2 23 PB BB		0-1 P4				3 1 1 0 1 0 0 0 0 0 0 0 0 0	AB 37 R 7 H 10 RBI 7 BB 5 SO 8 LOB 18									
23 Joey Rickard, R OBP: 0.400, SLG: 0.706		1-3 K	0-0 F7	1-2 G1-3		2-2 27 G4-3 2B				4 0 1 0 0 1 3										
27 Andrew Susac, R OBP: 0.143, SLG: 0.286		1-2 L8	2-1 P3		0-2 K		0-1 G4-3			4 0 0 0 0 1 3										
<b>Inning Stats</b>	R: 1 E: 0 K: 0 S: 13	H: 1 LOB: 2 BB: 2 P: 24	R: 0 E: 0 K: 1 S: 9	H: 0 LOB: 0 BB: 0 P: 12	R: 0 E: 0 K: 0 S: 10	H: 2 LOB: 2 BB: 0 P: 16	R: 4 E: 1 K: 1 S: 16	H: 4 LOB: 1 BB: 1 P: 29	R: 0 E: 0 K: 2 S: 9	H: 0 LOB: 0 BB: 0 P: 9	R: 1 E: 0 K: 2 S: 12	H: 1 LOB: 0 BB: 0 P: 14	R: 0 E: 0 K: 0 S: 10	H: 1 LOB: 1 BB: 0 P: 12	R: 1 E: 0 K: 2 S: 13	H: 1 LOB: 1 BB: 1 P: 21	1B: 4 2B: 5 3B: 0 HR: 1	SF: 0 SAC: 0 DP: 0 HBP: 0	WP: 0 PB: 1 SB: 0 CS: 0	PA: 42
<b>PITCHER</b>	IP WLS BF H R ER SO BB IBB HBP BLK WP HR S P ERA WHIP											IP WLS BF H R ER SO BB IBB HBP BLK WP HR S P ERA WHIP								
31 Drew Pomeranz, L ERA: 5.97 35 Steven Wright, R ERA: 5.14 37 Heath Hembree, R ERA: 5.23	(1, 1) 4.0 L 22 7 5 4 2 3 0 0 0 0 0 0 48 81 9.00 2.500	(5, 1) 4.2 19 3 2 2 5 2 0 0 0 0 1 50 68 3.86 1.071	(9, 1) 0.1 1 0 0 0 1 0 0 0 0 0 0 3 4 0.00 0.000																	

**Baltimore Orioles @ Boston Red Sox**  
Fenway Park, Boston, MA  
Fri May 18 2018, 7:11 PM - 10:29 PM EDT  
Att: 34,935 - Partly Cloudy - 52 F

livebaseballscorecards.com

Batter	1	2	3	4	5	6	7	8	9	AB R H RBI BB SO LOB	BOTTOM											
50 Mookie Betts, R OBP: 0.443, SLG: 0.761	0-2 L4-6 2B		2-2 HR		1-0 16 1B 2B		3-2 G5-3	1-2 P3		5 1 3 2 0 0 4												
16 Andrew Benintendi, L OBP: 0.353, SLG: 0.453	0-2 L4-6 2-2		1-1 G3-1		0-1 13 G4-6-3 1B		4-0 BB	1-2 G4-3		4 0 1 1 1 0 1												
13 Hanley Ramirez, R OBP: 0.335, SLG: 0.432	2-0 G6-3			1-0 P6	1-2 G4-6-3		0-1 L9	0-2 F7		5 0 0 0 0 0 4												
28 J.D. Martinez, R OBP: 0.395, SLG: 0.661		3-2 G6-3		1-0 2 F9 2B		1-1 L9		0-3 K	3-2 2B	5 0 2 0 0 1 0												
2 Xander Bogaerts, R OBP: 0.339, SLG: 0.558		1-0 F9 11 CS 1B		0-1 F9		1-1 G4-3		1-2 E7 11 G4-3 36 2B	1-2 G6-3	5 1 1 0 0 0 2												
11 Rafael Devers, L OBP: 0.290, SLG: 0.414		4-2 BB		0-1 L7		2-2 1B		1-2 G4-3		3 0 1 0 1 0 2												
36 Eduardo Núñez, R OBP: 0.263, SLG: 0.364		3-1 P6			1-1 7 1B 50 2B 1B		2-2 G4-3	0-1 12 1B 2B		4 1 2 1 0 0 2	AB 38 R 4 H 13 RBI 4 BB 3 SO 4 LOB 16											
19 Jackie Bradley Jr., L OBP: 0.259, SLG: 0.246 12 Brock Holt, L OBP: 0.361, SLG: 0.478			0-3 K		1-2 K		0-3 K	2-1 18 BB 1B		2 0 0 0 0 2 1 2 0 1 0 0 1 0												
7 Christian Vázquez, R OBP: 0.238, SLG: 0.235 18 Mitch Moreland, L OBP: 0.404, SLG: 0.656 23 Blake Swihart, S OBP: 0.212, SLG: 0.167			1-2 G4-3		1-2 50 2B 16 1B 1B		0-1 2B	4-2 BB		3 1 2 0 0 0 0 0 0 0 0 1 0 0 0 0 0 0 0 0 0												
<b>Inning Stats</b>	R: 0 E: 0 K: 0 S: 7	H: 1 LOB: 0 BB: 0 P: 9	R: 0 E: 0 K: 0 S: 8	H: 1 LOB: 1 BB: 1 P: 19	R: 1 E: 0 K: 1 S: 11	H: 1 LOB: 0 BB: 0 P: 15	R: 0 E: 0 K: 0 S: 6	H: 1 LOB: 1 BB: 0 P: 8	R: 2 E: 0 K: 1 S: 14	H: 4 LOB: 1 BB: 0 P: 19	R: 0 E: 0 K: 0 S: 11	H: 1 LOB: 2 BB: 0 P: 17	R: 0 E: 0 K: 1 S: 14	H: 1 LOB: 2 BB: 1 P: 21	R: 1 E: 1 K: 1 S: 25	H: 2 LOB: 3 BB: 1 P: 34	R: 0 E: 0 K: 0 S: 12	H: 1 LOB: 1 BB: 0 P: 17	1B: 6 2B: 7 3B: 0 HR: 1	SF: 0 SAC: 0 DP: 2 HBP: 0	WP: 0 PB: 0 SB: 0 CS: 1	PA: 41
<b>PITCHER</b>	IP WLS BF H R ER SO BB IBB HBP BLK WP HR S P ERA WHIP											IP WLS BF H R ER SO BB IBB HBP BLK WP HR S P ERA WHIP										
17 Alex Cobb, R ERA: 6.56 60 Mychal Givens, R ERA: 3.09 48 Richard Bleier, L ERA: 1.5 35 Brad Brach, R ERA: 4.0	(1, 1) 6.1 W 27 10 3 3 3 1 0 0 0 0 0 1 63 93 4.26 1.737	(7, 1) 1.0 H 5 0 1 0 1 1 0 0 0 0 0 19 27 0.00 1.000	(8, 1) 0.1 H 3 2 0 0 0 0 0 0 0 0 0 7 10 0.00 6.000	(8, 1) 1.1 S 6 1 0 0 0 1 0 0 0 0 0 19 29 0.00 1.500																		

**Baltimore Orioles @ Boston Red Sox**  
Fenway Park, Boston, MA  
Fri May 18 2018, 7:11 PM - 10:29 PM EDT  
Att: 34,935 - Partly Cloudy - 52 F

livebaseballscorecards.com



Batter	1	2	3	4	5	6	7	8	9	AB	R	H	RBI	BB	SO	LOB	TOP				
16 Trey Mancini, R OBP: 0.335, SLG: 0.409	G4-3		1B		K	F9		G1-3		5	0	1	0	0	1	5					
10 Adam Jones, R OBP: 0.284, SLG: 0.439		1B					K		2B	4	0	3	0	0	1	0					
29 Jace Peterson, L OBP: 0.329, SLG: 0.288			1B							1	0	1	0	0	0	0					
13 Manny Machado, R OBP: 0.419, SLG: 0.652	F9		F5		K					5	0	1	0	0	1	5					
6 Jonathan Schoop, R OBP: 0.263, SLG: 0.387	L8		G5-3		K				F8	5	0	0	0	0	2	6					
45 Mark Trumbo, R OBP: 0.278, SLG: 0.384		1B		G1-3		K	P3			5	0	1	0	0	2	2					
2 Danny Valencia, R OBP: 0.348, SLG: 0.488	F8			E5				G5-3		4	0	1	0	0	0	1					
23 Joey Rickard, R OBP: 0.417, SLG: 0.667		L7		FC4-6		1B				4	0	2	0	0	0	2					
27 Andrew Susac, R OBP: 0.182, SLG: 0.273						1B			P5	4	0	1	0	0	2	4					
14 Craig Gentry, R OBP: 0.278, SLG: 0.284										4	0	2	0	0	1	2					
Inning Stats	R: 0 H: 1 E: 0 K: 0 S: 11	LOB: 1 BB: 0 P: 20	R: 0 H: 1 E: 0 K: 1 S: 12	LOB: 1 BB: 0 P: 18	R: 0 H: 2 E: 0 K: 1 S: 12	LOB: 2 BB: 0 P: 17	R: 0 H: 1 E: 1 K: 0 S: 12	LOB: 2 BB: 0 P: 18	R: 0 H: 3 E: 0 K: 2 S: 18	LOB: 3 BB: 0 P: 23	R: 0 H: 1 E: 0 K: 2 S: 13	LOB: 1 BB: 0 P: 17	R: 0 H: 2 E: 0 K: 0 S: 11	LOB: 2 BB: 0 P: 18	R: 0 H: 1 E: 0 K: 1 S: 16	LOB: 1 BB: 0 P: 23	1B: 12 2B: 1 3B: 0 HR: 0	SF: 0 SAC: 0 DP: 0 HBP: 0	WP: 0 PB: 0 SB: 0 CS: 0	PA: 41	
PITCHER	IP	WLS	BF	H	R	ER	SO	BB	IBB	HBP	BLK	WP	HR	S	P	ERA	WHIP				
57 Eduardo Rodriguez, L ERA: 4.13	5.2	W	27	9	0	0	7	0	0	0	0	0	0	74	110	0.00	1.588				
37 Heath Hembree, R ERA: 4.91	1.1	H	5	1	0	0	2	0	0	0	0	0	0	15	19	0.00	0.750				
66 Bobby Poyner, L ERA: 1.88	1.0		5	2	0	0	0	0	0	0	0	0	0	11	18	0.00	2.000				
61 Brian Johnson, L ERA: 5.73	1.0		4	1	0	0	1	0	0	0	0	0	0	16	23	0.00	1.000				

**Baltimore Orioles @ Boston Red Sox**  
Fenway Park, Boston, MA  
Sun May 20 2018, 1:07 PM - 4:31 PM EDT  
Att: 35,550 - Cloudy - 78 F

AB 41  
R 0  
H 13  
RBI 0  
BB 0  
SO 10  
LOB 27



Batter	1	2	3	4	5	6	7	8	9	AB	R	H	RBI	BB	SO	LOB	BOTTOM				
50 Mookie Betts, R OBP: 0.438, SLG: 0.760	P2		2B		F8	F9		1B		4	0	1	0	1	0	2					
16 Andrew Benintendi, L OBP: 0.367, SLG: 0.477	G4-3		P4		HR	1B		1B		5	1	3	2	0	0	1					
18 Mitch Moreland, L OBP: 0.395, SLG: 0.596	G5-3		K		2B	P5		K		5	1	1	0	0	2	5					
28 J.D. Martinez, R OBP: 0.397, SLG: 0.680		HR	IBB		HR	L5		K		4	2	2	3	1	1	4					
11 Rafael Devers, L OBP: 0.286, SLG: 0.418		FC5-4	F7		G5-3	P5		K		4	0	0	0	1	1	4					
36 Eduardo Nunez, R OBP: 0.262, SLG: 0.364	K				K	1B		L9		4	0	1	0	0	2	1					
12 Brock Holt, L OBP: 0.382, SLG: 0.486		FC5-4			G3-1	1B		BB		3	0	2	0	1	0	0					
7 Christian Vazquez, R OBP: 0.238, SLG: 0.235		FC5-4			G3-1	F8				4	0	1	0	0	0	4					
19 Jackie Bradley Jr., L OBP: 0.267, SLG: 0.252					50 F8	16 HR		K		3	1	1	0	1	2	4					
Inning Stats	R: 0 H: 0 E: 0 K: 0 S: 5	LOB: 0 BB: 0 P: 9	R: 1 H: 2 E: 0 K: 2 S: 18	LOB: 2 BB: 1 P: 26	R: 0 H: 1 E: 0 K: 1 S: 12	LOB: 2 BB: 1 P: 21	R: 0 H: 0 E: 0 K: 1 S: 5	LOB: 0 BB: 0 P: 7	R: 4 H: 6 E: 0 K: 0 S: 27	LOB: 2 BB: 0 P: 36	R: 0 H: 1 E: 0 K: 0 S: 8	LOB: 2 BB: 1 P: 13	R: 0 H: 1 E: 0 K: 3 S: 14	LOB: 2 BB: 1 P: 23	R: 0 H: 1 E: 0 K: 3 S: 14	LOB: 2 BB: 1 P: 23	1B: 6 2B: 3 3B: 0 HR: 3	SF: 0 SAC: 0 DP: 0 HBP: 0	WP: 0 PB: 0 SB: 0 CS: 0	PA: 41	
PITCHER	IP	WLS	BF	H	R	ER	SO	BB	IBB	HBP	BLK	WP	HR	S	P	ERA	WHIP				
41 David Hess, R ERA: 6.75	4.2	L	24	4	0	0	1	3	0	0	0	0	0	32	52	0.00	3.000				
43 Mike Wright Jr., R ERA: 7.99	2.1		14	4	0	0	1	3	0	0	0	0	0	10	14	0.00	0.000				
38 Pedro Araujo, R ERA: 6.26	1.0		3	0	0	0	3	0	0	0	0	0	0	10	14	0.00	0.000				

**Baltimore Orioles @ Boston Red Sox**  
Fenway Park, Boston, MA  
Sun May 20 2018, 1:07 PM - 4:31 PM EDT  
Att: 35,550 - Cloudy - 78 F

AB 36  
R 5  
H 12  
RBI 5  
BB 5  
SO 8  
LOB 25



Batter	1	2	3	4	5	6	7	8	9	AB	R	H	RBI	BB	SO	LOB	TOP					
16 Trey Mancini, R OBP: 0.333, SLG: 0.402	G6-3		G6-4-3			F8		BB		3	0	0	0	1	0	1	<p>Baltimore Orioles @ Chicago White Sox</p> <p>Guaranteed Rate Field, Chicago, IL</p> <p>Mon May 21 2018, 7:10 PM - 10:12 PM CDT</p> <p>Att: 11,628 - Overcast - 59 F</p>					
14 Craig Gentry, R OBP: 0.278, SLG: 0.284										0	0	0	0	0	0	0						
10 Adam Jones, R OBP: 0.288, SLG: 0.453										3	1	1	1	1	0	1						
13 Manny Machado, R OBP: 0.220, SLG: 0.663										3	1	1	1	1	1	2						
6 Jonathan Schoop, R OBP: 0.262, SLG: 0.383										4	0	1	0	0	2	3						
2 Danny Valencia, R OBP: 0.333, SLG: 0.465										4	0	0	0	0	1	2						
29 Jace Peterson, L OBP: 0.329, SLG: 0.288										0	0	0	0	0	0	0						
45 Mark Trumbo, R OBP: 0.282, SLG: 0.416										4	1	1	1	0	3	2						
19 Chris Davis, L OBP: 0.235, SLG: 0.265										4	0	0	0	0	1	0						
23 Joey Rickard, R OBP: 0.407, SLG: 0.625										3	0	1	0	0	2	0						
27 Andrew Susac, R OBP: 0.143, SLG: 0.214										3	0	0	0	0	2	1						
<b>Inning Stats</b>	R: 0 E: 0 K: 1 S: 10	H: 0 LOB: 1 BB: 1 P: 18	R: 0 E: 0 K: 1 S: 9	H: 0 LOB: 0 BB: 0 P: 14	R: 0 E: 0 K: 1 S: 9	H: 1 LOB: 0 BB: 0 P: 14	R: 1 E: 0 K: 2 S: 9	H: 1 LOB: 0 BB: 0 P: 14	R: 1 E: 0 K: 1 S: 15	H: 2 LOB: 2 BB: 1 P: 22	R: 0 E: 0 K: 2 S: 9	H: 0 LOB: 0 BB: 0 P: 17	R: 0 E: 0 K: 1 S: 10	H: 0 LOB: 2 BB: 1 P: 12	R: 0 E: 0 K: 2 S: 9	H: 0 LOB: 0 BB: 0 P: 12	1B: 2 2B: 0 3B: 0 HR: 3	SF: 0 SAC: 0 DP: 1 HBP: 0	WP: 0 PB: 0 SB: 1 CS: 0	PA: 34		
<b>PITCHER</b>	IP WLS BF H R ER SO	IP WLS BF H R ER SO	IP WLS BF H R ER SO	IP WLS BF H R ER SO	IP WLS BF H R ER SO	IP WLS BF H R ER SO	IP WLS BF H R ER SO	IP WLS BF H R ER SO	IP WLS BF H R ER SO	IP WLS BF H R ER SO	IP WLS BF H R ER SO	IP WLS BF H R ER SO	IP WLS BF H R ER SO	IP WLS BF H R ER SO	IP WLS BF H R ER SO	IP WLS BF H R ER SO	ERA WHIP	ERA WHIP				
53 Héctor Santiago, L ERA: 5.17	6.0	L	24	5	3	3	7	1	1	0	0	0	0	0	0	0	0	3	60	92	4.50	1.000
70 Luis Avilán, L ERA: 4.95	1.0		3	0	0	0	2	0	0	0	0	0	0	0	0	0	0	0	9	17	0.00	0.000
44 Bruce Rondón, R ERA: 3.6	1.0		4	0	0	0	1	1	0	0	0	0	0	0	0	0	0	0	10	17	0.00	1.000
48 Joakim Soria, R ERA: 5.28	1.0		3	0	0	0	2	0	0	0	0	0	0	0	0	0	0	0	9	12	0.00	0.000

Batter	1	2	3	4	5	6	7	8	9	AB	R	H	RBI	BB	SO	LOB	BOTTOM					
10 Yoán Moncada, S OBP: 0.350, SLG: 0.475	L5		K							4	1	1	0	1	1	0	<p>Baltimore Orioles @ Chicago White Sox</p> <p>Guaranteed Rate Field, Chicago, IL</p> <p>Mon May 21 2018, 7:10 PM - 10:12 PM CDT</p> <p>Att: 11,628 - Overcast - 59 F</p>					
5 Yoimer Sánchez, S OBP: 0.314, SLG: 0.418										5	0	1	0	0	2	2						
79 José Abreu, R OBP: 0.372, SLG: 0.530										4	0	2	1	1	0	0						
18 Daniel Palka, L OBP: 0.292, SLG: 0.540										4	1	1	0	0	0	1						
32 Trayce Thompson, R OBP: 0.145, SLG: 0.294										1	0	0	0	0	1	3						
24 Matt Davidson, R OBP: 0.371, SLG: 0.533										3	0	2	0	1	0	0						
28 Leury García, S OBP: 0.317, SLG: 0.388										4	0	2	1	0	0	2						
21 Wellington Castillo, R OBP: 0.290, SLG: 0.455										3	0	0	0	0	1	4						
38 Omar Narváez, L OBP: 0.275, SLG: 0.246										1	0	0	0	0	0	1						
7 Tim Anderson, R OBP: 0.291, SLG: 0.398										3	0	0	0	1	2	2						
15 Adam Engel, R OBP: 0.263, SLG: 0.236										3	0	1	0	1	2	4						
<b>Inning Stats</b>	R: 0 E: 0 K: 1 S: 10	H: 1 LOB: 1 BB: 0 P: 14	R: 0 E: 0 K: 1 S: 13	H: 1 LOB: 2 BB: 1 P: 23	R: 0 E: 0 K: 1 S: 15	H: 0 LOB: 0 BB: 0 P: 17	R: 0 E: 0 K: 1 S: 9	H: 0 LOB: 1 BB: 1 P: 14	R: 1 E: 0 K: 0 S: 7	H: 3 LOB: 2 BB: 1 P: 14	R: 1 E: 0 K: 2 S: 20	H: 3 LOB: 2 BB: 0 P: 29	R: 0 E: 0 K: 0 S: 9	H: 1 LOB: 1 BB: 0 P: 10	R: 0 E: 0 K: 3 S: 16	H: 1 LOB: 3 BB: 2 P: 22	1B: 6 2B: 4 3B: 0 HR: 0	SF: 0 SAC: 0 DP: 0 HBP: 0	WP: 0 PB: 0 SB: 0 CS: 0	PA: 40		
<b>PITCHER</b>	IP WLS BF H R ER SO	IP WLS BF H R ER SO	IP WLS BF H R ER SO	IP WLS BF H R ER SO	IP WLS BF H R ER SO	IP WLS BF H R ER SO	IP WLS BF H R ER SO	IP WLS BF H R ER SO	IP WLS BF H R ER SO	IP WLS BF H R ER SO	IP WLS BF H R ER SO	IP WLS BF H R ER SO	IP WLS BF H R ER SO	IP WLS BF H R ER SO	IP WLS BF H R ER SO	IP WLS BF H R ER SO	ERA WHIP	ERA WHIP				
54 Andrew Cashner, R ERA: 4.72	5.0	W	24	8	2	2	4	3	0	0	0	0	0	0	0	0	0	0	63	96	3.60	2.200
60 Mychal Givens, R ERA: 2.84	2.0	H	6	0	0	0	2	0	0	0	0	0	0	0	0	0	0	0	20	28	0.00	0.000
48 Richard Bleier, L ERA: 1.44	1.0	H	4	1	0	0	0	0	0	0	0	0	0	0	0	0	0	0	7	10	0.00	1.000
35 Brad Brach, R ERA: 3.79	1.0	S	6	1	0	0	3	1	1	0	0	0	0	0	0	0	0	0	16	22	0.00	2.000


livebaseballscorecards.com


**Orioles**

livebaseballscorecards.com

**Sox**



Batter	1	2	3	4	5	6	7	8	9	AB	R	H	RBI	BB	SO	LOB	TOP								
16 Trey Mancini, R (1, 7) OBP: 0.332, SLG: 0.399 14 Craig Gentry, R (8, 7) OBP: 0.278, SLG: 0.284	G5-3	F9						K		4	0	1	0	0	1	2	<p><b>Baltimore Orioles @ Chicago White Sox</b> Guaranteed Rate Field, Chicago, IL Tue May 22 2018, 7:11 PM - 10:13 PM CDT Att: 12,590 - Partly Cloudy - 57 F</p> <p>livebaseballscorecards.com</p> <p>AB 32 R 2 H 7 RBI 2 BB 3 SO 9 LOB 16</p> 								
10 Adam Jones, R (1, 8) OBP: 0.297, SLG: 0.454	G5-3		G6-3		F9-4-6			2B		4	0	1	0	0	0	2									
13 Manny Machado, R (1, 6) OBP: 0.412, SLG: 0.649	P4		F9		F9			K		4	0	0	0	0	1	2									
6 Jonathan Schoop, R (1, 4) OBP: 0.262, SLG: 0.378		2B	G4-3					G4-3		4	1	1	0	0	1	1									
19 Chris Davis, L (1, 3) OBP: 0.236, SLG: 0.259		K			G4-3			K		3	0	0	0	1	2	1									
24 Pedro Alvarez, L (1, 10) OBP: 0.301, SLG: 0.483		2B			K			G6-3		3	1	0	0	1	2	1									
45 Mark Trumbo, R (1, 9) 23 Joey Rickard, R (9, PR) OBP: 0.407, SLG: 0.625		2B			2B			1B		4	0	4	1	0	0	0									
29 Jace Peterson, L (1, 5) OBP: 0.313, SLG: 0.271		G4-3			K			L8		4	0	0	1	0	1	5									
15 Chance Sisco, L (1, 2) OBP: 0.308, SLG: 0.370					HBP			K		2	0	0	0	1	1	2									
Inning Stats	R: 0 E: 0 K: 0 S: 7	H: 0 LOB: 0 BB: 0 P: 11	R: 2 E: 0 K: 1 S: 20	H: 2 LOB: 2 BB: 2 P: 37	R: 0 E: 0 K: 0 S: 6	H: 0 LOB: 0 BB: 0 P: 10	R: 0 E: 0 K: 2 S: 8	H: 1 LOB: 1 BB: 0 P: 12	R: 0 E: 0 K: 0 S: 5	H: 0 LOB: 0 BB: 0 P: 6	R: 0 E: 0 K: 2 S: 12	H: 0 LOB: 0 BB: 0 P: 16	R: 0 E: 0 K: 0 S: 9	H: 1 LOB: 0 BB: 0 P: 14	R: 0 E: 0 K: 2 S: 13	H: 1 LOB: 1 BB: 0 P: 19		R: 0 E: 0 K: 2 S: 14	H: 1 LOB: 2 BB: 1 P: 22	1B: 4 2B: 4 3B: 0 HR: 0	SF: 0 SAC: 0 DP: 2 HBP: 1	WP: 1 PB: 0 SB: 0 CS: 0	PA: 36		
PITCHER	IP	WLS	BF	H	R	ER	SO	BB	IBB	HBP	BLK	WP	HR	S	P	ERA	WHIP								
33 James Shields, R (1, 1) ERA: 4.62	7.0		27	5	2	2	5	2	0	1	0	1	0	67	106	2.57	1.000								
44 Bruce Rondón, R (8, 1) ERA: 3.39	1.0	W	4	1	0	0	2	0	0	0	0	0	0	13	19	0.00	1.000								
65 Nate Jones, R (9, 1) ERA: 3.32	1.0	S	5	1	0	0	2	1	0	0	0	0	0	14	22	0.00	2.000								

Batter	1	2	3	4	5	6	7	8	9	AB	R	H	RBI	BB	SO	LOB	BOTTOM								
10 Yoán Moncada, S (1, 4) OBP: 0.345, SLG: 0.469	G4-3							SF9		4	0	1	1	0	2	2	<p><b>Baltimore Orioles @ Chicago White Sox</b> Guaranteed Rate Field, Chicago, IL Tue May 22 2018, 7:11 PM - 10:13 PM CDT Att: 12,590 - Partly Cloudy - 57 F</p> <p>livebaseballscorecards.com</p> <p>AB 36 R 3 H 13 RBI 3 BB 2 SO 13 LOB 25</p> 								
5 Yoimer Sánchez, S (1, 5) OBP: 0.322, SLG: 0.423	1B		P5		F7			1B		5	0	3	1	0	0	1									
79 José Abreu, R (1, 3) OBP: 0.373, SLG: 0.532	K							K		5	0	2	0	0	2	5									
24 Matt Davidson, R (1, 10) OBP: 0.368, SLG: 0.521								K		3	0	0	0	1	3	4									
18 Daniel Palka, L (1, 9) OBP: 0.304, SLG: 0.567 38 Omar Narváez, L (9, 2) OBP: 0.275, SLG: 0.246		G4-3			L8			1B		4	1	2	0	0	0	3									
21 Wellington Castillo, R (1, 2) OBP: 0.314, SLG: 0.477 32 Trayce Thompson, R (8, PR) OBP: 0.145, SLG: 0.284								3B		4	0	3	1	0	1	0									
28 Leury García, S (1, 7) OBP: 0.307, SLG: 0.375		K			G6-3			K		4	0	0	0	0	3	4									
20 José Rondón, R (1, 6) OBP: 0.294, SLG: 0.412					G5-3			K2-3		4	1	2	0	0	1	2									
15 Adam Engel, R (1, 8) OBP: 0.262, SLG: 0.229		G4-3			G1-3			1B		3	0	0	0	1	1	4									
Inning Stats	R: 0 E: 0 K: 1 S: 14	H: 1 LOB: 2 BB: 1 P: 23	R: 0 E: 0 K: 2 S: 15	H: 2 LOB: 0 BB: 0 P: 19	R: 0 E: 0 K: 1 S: 8	H: 1 LOB: 1 BB: 0 P: 11	R: 0 E: 0 K: 1 S: 6	H: 0 LOB: 0 BB: 0 P: 9	R: 0 E: 0 K: 3 S: 16	H: 2 LOB: 2 BB: 0 P: 22	R: 0 E: 0 K: 3 S: 13	H: 2 LOB: 1 BB: 0 P: 15	R: 0 E: 0 K: 2 S: 11	H: 1 LOB: 0 BB: 0 P: 15	R: 3 E: 0 K: 2 S: 25	H: 4 LOB: 3 BB: 1 P: 38		1B: 9 2B: 3 3B: 1 HR: 0	SF: 1 SAC: 0 DP: 0 HBP: 0	WP: 0 PB: 0 SB: 1 CS: 0	PA: 39				
PITCHER	IP	WLS	BF	H	R	ER	SO	BB	IBB	HBP	BLK	WP	HR	S	P	ERA	WHIP								
34 Kevin Gausman, R (1, 1) ERA: 3.48	6.1		29	9	0	0	10	1	0	0	0	0	0	76	106	0.00	1.579								
60 Mychal Givens, R (7, 1) ERA: 3.79	1.0	L	7	3	3	3	2	1	0	0	0	0	0	23	33	27.00	4.000								
48 Richard Bleier, L (8, 1) ERA: 1.42	0.1	B	2	1	0	0	0	0	0	0	0	0	0	6	9	0.00	3.000								
50 Miguel Castro, R (8, 1) ERA: 3.14	0.1		1	0	0	0	1	0	0	0	0	0	0	3	4	0.00	0.000								

Batter	1	2	3	4	5	6	7	8	9	AB	R	H	RBI	BB	SO	LOB	TOP			
16 Trey Mancini, R OBP: 0.330, SLG: 0.396										4	0	1	0	0	1	2	<p><b>Baltimore Orioles @ Chicago White Sox</b> Guaranteed Rate Field, Chicago, IL Wed May 23 2018, 7:11 PM - 10:04 PM CDT Att. 17,056 - Clear - 68 F</p> <p>livebaseballscorecards.com</p> <p>AB 34 R 1 H 6 RBI 1 BB 1 SO 9 LOB 13</p>			
10 Adam Jones, R OBP: 0.282, SLG: 0.444										4	0	0	0	0	1	1				
14 Craig Gentry, R OBP: 0.278, SLG: 0.284										4	0	0	0	0	2	0				
13 Manny Machado, R OBP: 0.405, SLG: 0.635										4	0	2	0	0	1	1				
24 Pedro Alvarez, L OBP: 0.301, SLG: 0.483										4	0	0	0	0	2	3				
6 Jonathan Schoop, R OBP: 0.269, SLG: 0.382										4	0	2	0	0	1	1				
19 Chris Davis, L OBP: 0.230, SLG: 0.253										4	0	0	0	0	2	3				
2 Danny Valencia, R OBP: 0.330, SLG: 0.456										4	1	1	0	0	1	0				
15 Chance Sisco, L OBP: 0.316, SLG: 0.369										3	0	1	0	1	2	0				
23 Joey Rickard, R OBP: 0.355, SLG: 0.536										4	0	0	0	0	1	3				
29 Jace Peterson, L OBP: 0.314, SLG: 0.274										3	0	1	1	0	0	1				
<b>Inning Stats</b>	R: 0 E: 1 K: 2 S: 12	H: 0 LOB: 1 BB: 0 P: 17	R: 1 E: 0 K: 1 S: 12	H: 2 LOB: 2 BB: 1 P: 23	R: 0 E: 0 K: 0 S: 7	H: 1 LOB: 1 BB: 0 P: 11	R: 0 E: 0 K: 2 S: 12	H: 1 LOB: 1 BB: 0 P: 18	R: 0 E: 0 K: 1 S: 6	H: 0 LOB: 0 BB: 0 P: 9	R: 0 E: 0 K: 0 S: 5	H: 0 LOB: 0 BB: 0 P: 7	R: 0 E: 0 K: 0 S: 8	H: 0 LOB: 0 BB: 0 P: 14	R: 0 E: 0 K: 1 S: 5	H: 0 LOB: 0 BB: 0 P: 7	1B: 6 2B: 0 3B: 0 HR: 0	SF: 0 SAC: 0 DP: 0 HBP: 0	WP: 0 PB: 0 SB: 0 CS: 0	PA: 35
<b>PITCHER</b>	IP WLS BF H R ER SO BB IBB HBP BLK WP HR S P ERA WHIP	7.0 W 29 6 1 1 8 1 0 0 0 0 0 65 103 1.29 1.000	1.0 3 0 0 0 0 0 0 0 0 0 0 0 8 14 0.00 0.000	1.0 3 0 0 0 0 0 0 0 0 0 0 0 5 7 0.00 0.000	<b>PITCHER</b>															

Batter	1	2	3	4	5	6	7	8	9	AB	R	H	RBI	BB	SO	LOB	BOTTOM				
10 Yoán Moncada, S OBP: 0.347, SLG: 0.483										4	2	1	3	1	2	2	<p><b>Baltimore Orioles @ Chicago White Sox</b> Guaranteed Rate Field, Chicago, IL Wed May 23 2018, 7:11 PM - 10:04 PM CDT Att. 17,056 - Clear - 68 F</p> <p>livebaseballscorecards.com</p> <p>AB 35 R 11 H 12 RBI 11 BB 6 SO 8 LOB 8</p>				
5 Yolmer Sánchez, S OBP: 0.318, SLG: 0.417										5	0	1	1	0	1	1					
79 José Abreu, R OBP: 0.374, SLG: 0.534										5	1	2	1	0	2	0					
18 Daniel Palka, L OBP: 0.311, SLG: 0.549										4	0	1	1	1	1	2					
21 Welington Castillo, R OBP: 0.309, SLG: 0.466										5	0	1	0	0	2	1					
28 Leury García, S OBP: 0.308, SLG: 0.369										2	0	0	0	1	0	2					
32 Travece Thompson, R, FR OBP: 0.157, SLG: 0.284										0	1	0	0	1	0	0					
20 José Roldán, R OBP: 0.333, SLG: 0.550										3	2	1	2	1	0	0					
7 Tim Anderson, R OBP: 0.296, SLG: 0.396										3	2	1	1	1	0	0					
15 Adam Engel, R OBP: 0.286, SLG: 0.283										4	3	4	2	0	0	0					
<b>Inning Stats</b>	R: 0 E: 0 K: 2 S: 12	H: 0 LOB: 0 BB: 0 P: 16	R: 0 E: 0 K: 1 S: 6	H: 0 LOB: 0 BB: 0 P: 10	R: 4 E: 0 K: 0 S: 19	H: 5 LOB: 2 BB: 1 P: 30	R: 2 E: 0 K: 0 S: 16	H: 3 LOB: 2 BB: 1 P: 27	R: 3 E: 0 K: 0 S: 14	H: 2 LOB: 1 BB: 2 P: 29	R: 0 E: 0 K: 2 S: 11	H: 0 LOB: 1 BB: 1 P: 18	R: 2 E: 0 K: 2 S: 15	H: 2 LOB: 1 BB: 1 P: 23	R: 0 E: 0 K: 1 S: 10	H: 0 LOB: 0 BB: 0 P: 14	1B: 8 2B: 1 3B: 0 HR: 3	SF: 0 SAC: 0 DP: 0 HBP: 0	WP: 1 PB: 0 SB: 4 CS: 0	PA: 41	
<b>PITCHER</b>	IP WLS BF H R ER SO BB IBB HBP BLK WP HR S P ERA WHIP	3.2 L 21 8 6 6 3 2 0 0 0 0 1 15 31 20.25 3.000	4.1 7 2 3 3 0 2 0 0 0 0 0 1 15 31 20.25 3.000	6.1 10 2 2 2 4 2 0 0 0 0 1 26 41 9.00 2.000	1.0 3 0 0 0 1 0 0 0 0 0 0 0 10 14 0.00 0.000	<b>PITCHER</b>															



Batter	1	2	3	4	5	6	7	8	9	AB	R	H	RBI	BB	SO	LOB	TOP										
16 Trey Mancini, R OBP: 0.324, SLG: 0.398	G5-3		K		K		G6-3			4	0	0	0	0	2	2											
10 Adam Jones, R OBP: 0.296, SLG: 0.466	2B 6 WP		1B		FC6-4			1B 13 G5-4-3		4	1	3	0	0	0	1											
13 Manny Machado, R OBP: 0.402, SLG: 0.621	F9		G5-4-3				P4	G5-4-3		4	0	0	0	0	0	3											
6 Jonathan Schoop, R OBP: 0.273, SLG: 0.402	K 2B			G3		HR		1B 2 FC6-4		4	1	2	1	0	1	1											
2 Danny Valencia, R OBP: 0.327, SLG: 0.457	2B			K		G5-3		FC6-4		4	0	1	1	0	1	1											
19 Chris Davis, L OBP: 0.241, SLG: 0.250	G5-3			1B 14 FC5-4		K			F7	4	0	1	0	0	1	2											
14 Craig Gentry, R OBP: 0.284, SLG: 0.270		K		FC5-4			K		P6	4	0	0	0	0	2	1											
27 Andrew Susac, R OBP: 0.167, SLG: 0.222		K					G6-3		P4	4	0	1	0	0	1	0											
23 Joey Rickard, R OBP: 0.353, SLG: 0.516			K							3	0	1	0	0	1	1											
<b>Inning Stats</b>	R: 1 H: 2 E: 0 K: 1 S: 14	H: 2 LOB: 2 BB: 0 P: 17	R: 0 H: 0 E: 0 K: 3 S: 13	H: 0 LOB: 0 BB: 0 P: 17	R: 0 H: 1 E: 0 K: 1 S: 10	H: 1 LOB: 1 BB: 0 P: 15	R: 0 H: 1 E: 0 K: 1 S: 10	H: 1 LOB: 1 BB: 0 P: 13	R: 1 H: 1 E: 0 K: 1 S: 7	H: 1 LOB: 1 BB: 0 P: 9	R: 0 H: 1 E: 0 K: 1 S: 13	H: 1 LOB: 1 BB: 0 P: 20	R: 0 H: 2 E: 0 K: 0 S: 10	H: 2 LOB: 1 BB: 0 P: 17	R: 0 H: 0 E: 0 K: 0 S: 8	H: 0 LOB: 0 BB: 0 P: 13	1B: 7 2B: 1 3B: 0 HR: 1	SF: 0 SAC: 0 DP: 2 HBP: 0	WP: 1 PB: 0 SB: 0 CS: 0	PA: 35							
<b>PITCHER</b>	IP	WLS	BF	H	R	ER	SO	BB	IBB	HBP	BLK	WP	HR	S	P	ERA	WHIP										
54 Sergio Romo, R ERA: 4.66	0.2	L	5	2	1	1	1	0	0	0	0	1	0	12	14	13.50	3.000										
48 Ryan Yarbrough, L ERA: 3.21	7.0		26	7	1	1	8	0	0	0	0	0	1	73	105	1.29	1.000										
49 Jonny Venters, L ERA: 1.08	0.1		1	0	0	0	0	0	0	0	0	0	0	3	5	0.00	0.000										
38 Vidal Nuño, L ERA:	1.0		3	0	0	0	0	0	0	0	0	0	0	8	13	0.00	0.000										

Baltimore Orioles @ Tampa Bay Rays  
Tropicana Field, St. Petersburg, FL  
Fri May 25 2018, 7:10 PM - 9:56 PM EDT  
Att: 11,354 - Dome - 72 F

AB 35  
R 2  
H 9  
RBI 2  
BB 0  
SO 9  
LOB 12



Batter	1	2	3	4	5	6	7	8	9	AB	R	H	RBI	BB	SO	LOB	BOTTOM										
13 Brad Miller, L OBP: 0.314, SLG: 0.408	1B 18 2B		L7			K		G4-3		4	0	1	0	0	1	1											
44 C.J. Cron, R OBP: 0.319, SLG: 0.479	F8			L8		F9		P4		4	0	0	0	0	0	2											
18 Joey Wendle, L OBP: 0.340, SLG: 0.383				BB 5 FC6-4 40 1B		G4-3				3	0	1	0	1	1	1											
40 Wilson Ramos, R OBP: 0.340, SLG: 0.456				1B 5 FC6-4			P5	G6-3		4	0	1	0	0	1	1											
5 Matt Duffy, R OBP: 0.364, SLG: 0.420		L8		FC6-4			1B 0 FC6-4		1B	4	0	2	0	0	0	2											
0 Mallex Smith, L OBP: 0.369, SLG: 0.394			BB 10 CS		BB 28 E 28 BLK	FC6-4			1B	2	0	1	0	2	0	1											
28 Daniel Robertson, R OBP: 0.413, SLG: 0.443		P4				G5-3			F9	3	0	0	0	1	0	4											
10 Johnny Field, R OBP: 0.301, SLG: 0.468		CS				G6-3			P3	4	0	0	0	0	1	5											
8 Rob Refsnyder, R OBP: 0.344, SLG: 0.292						G6-3			G4-3 13 2B	3	0	1	0	0	0	1											
<b>Inning Stats</b>	R: 0 H: 2 E: 0 K: 1 S: 10	H: 0 LOB: 1 BB: 1 P: 11	R: 0 H: 0 E: 0 K: 1 S: 6	H: 0 LOB: 0 BB: 0 P: 8	R: 0 H: 1 E: 0 K: 0 S: 10	H: 1 LOB: 2 BB: 1 P: 16	R: 0 H: 0 E: 1 K: 0 S: 12	H: 0 LOB: 0 BB: 1 P: 17	R: 0 H: 0 E: 0 K: 1 S: 11	H: 0 LOB: 0 BB: 0 P: 17	R: 0 H: 1 E: 0 K: 0 S: 14	H: 1 LOB: 2 BB: 1 P: 23	R: 0 H: 1 E: 0 K: 1 S: 9	H: 1 LOB: 1 BB: 0 P: 12	R: 0 H: 2 E: 0 K: 0 S: 11	H: 2 LOB: 2 BB: 0 P: 17	1B: 5 2B: 2 3B: 0 HR: 0	SF: 0 SAC: 0 DP: 0 HBP: 0	WP: 0 PB: 0 SB: 0 CS: 1	PA: 36							
<b>PITCHER</b>	IP	WLS	BF	H	R	ER	SO	BB	IBB	HBP	BLK	WP	HR	S	P	ERA	WHIP										
41 David Hess, R ERA: 4.15	6.2	W	24	4	0	0	3	3	0	0	0	0	0	61	91	0.00	1.050										
60 Mychal Givens, R ERA: 3.71	0.1	H	3	1	0	0	0	1	0	0	0	0	0	10	16	0.00	6.000										
48 Richard Bleier, L ERA: 1.37	1.0	H	3	0	0	0	1	0	0	0	0	0	0	7	10	0.00	0.000										
35 Brad Brach, R ERA: 3.6	1.0	S	5	2	0	0	0	0	0	0	0	0	0	11	17	0.00	2.000										

Baltimore Orioles @ Tampa Bay Rays  
Tropicana Field, St. Petersburg, FL  
Fri May 25 2018, 7:10 PM - 9:56 PM EDT  
Att: 11,354 - Dome - 72 F

AB 31  
R 0  
H 7  
RBI 0  
BB 4  
SO 4  
LOB 18



Batter	1	2	3	4	5	6	7	8	9	AB	R	H	RBI	BB	SO	LOB	TOP					
16 Trey Mancini, R OBP: 0.318, SLG: 0.390	G5-3		G6-3			G1-3		G5-3		4	0	0	0	0	0	0						
10 Adam Jones, R OBP: 0.291, SLG: 0.458	K			G6-3		F9			K	4	0	0	0	0	2	0						
13 Manny Machado, R OBP: 0.399, SLG: 0.619	K			G4-3					F8	4	1	1	0	0	1	0						
6 Jonathan Schoop, R OBP: 0.266, SLG: 0.390		K		G6-3					G5-3	4	0	0	0	0	1	1						
2 Danny Valencia, R OBP: 0.327, SLG: 0.474		L8								3	0	1	0	0	1	1						
19 Chris Davis, L OBP: 0.247, SLG: 0.253										2	0	1	1	1	1	1						
23 Joey Rickard, R OBP: 0.324, SLG: 0.471										3	0	0	0	0	2	3						
27 Andrew Susac, R OBP: 0.143, SLG: 0.190										3	0	0	0	0	2	1						
14 Craig Gentry, R OBP: 0.274, SLG: 0.260										3	0	0	0	0	1	0						
Inning Stats	R: 0 E: 0 K: 2 S: 10	H: 0 LOB: 0 BB: 0 P: 14	R: 0 E: 0 K: 2 S: 10	H: 0 LOB: 1 BB: 1 P: 18	R: 0 E: 0 K: 1 S: 6	H: 0 LOB: 0 BB: 0 P: 10	R: 0 E: 0 K: 0 S: 6	H: 0 LOB: 0 BB: 0 P: 8	R: 0 E: 0 K: 2 S: 11	H: 1 LOB: 1 BB: 0 P: 15	R: 0 E: 0 K: 1 S: 8	H: 0 LOB: 0 BB: 0 P: 10	R: 1 E: 0 K: 1 S: 11	H: 2 LOB: 1 BB: 0 P: 17	R: 0 E: 0 K: 1 S: 6	H: 0 LOB: 0 BB: 0 P: 10	R: 0 E: 0 K: 1 S: 6	H: 0 LOB: 0 BB: 0 P: 9	1B: 1 2B: 1 3B: 1 HR: 0	SF: 0 SAC: 0 DP: 0 HBP: 0	WP: 0 PB: 0 SB: 0 CS: 0	PA: 31
PITCHER	IP	WLS	BF	H	R	ER	SO	BB	IBB	HBP	BLK	WP	HR	S	P	ERA	WHIP					
55 Ryne Stanek, R ERA: 4.05	1.2		5	0	0	0	3	0	0	0	0	0	0	14	21	0.00	0.000					
53 Anthony Banda, L ERA: 3.58	6.1	W	23	3	1	1	7	1	0	0	0	0	0	54	81	1.42	0.632					
52 Chaz Roe, R ERA: 4.42	1.0		3	0	0	0	1	0	0	0	0	0	0	6	9	0.00	0.000					

Baltimore Orioles @ Tampa Bay Rays  
Tropicana Field, St. Petersburg, FL  
Sat May 26 2018, 4:11 PM - 6:38 PM EDT  
Att: 14,744 - Dome - 72 F

AB 30  
R 1  
H 3  
RBI 1  
BB 1  
SO 11  
LOB 7





Batter	1	2	3	4	5	6	7	8	9	AB	R	H	RBI	BB	SO	LOB	BOTTOM					
13 Brad Miller, L OBP: 0.310, SLG: 0.395	F7									4	0	0	0	1	2	5						
44 C.J. Cron, R OBP: 0.326, SLG: 0.485										4	1	2	2	1	1	4						
18 Joey Wendle, L OBP: 0.338, SLG: 0.394										4	1	1	1	0	1	7						
40 Wilson Ramos, R OBP: 0.344, SLG: 0.464										4	0	2	1	0	1	0						
5 Matt Duffy, R OBP: 0.354, SLG: 0.408										4	0	0	0	0	1	1						
0 Mallex Smith, L OBP: 0.372, SLG: 0.393										3	1	1	0	1	2	0						
28 Daniel Robertson, R OBP: 0.421, SLG: 0.460										4	1	3	0	0	0	1						
27 Carlos Gómez, R OBP: 0.258, SLG: 0.340										2	0	0	0	2	0	3						
8 Rob Refsnyder, R OBP: 0.369, SLG: 0.314										3	1	2	1	1	0	1						
Inning Stats	R: 2 E: 0 K: 1 S: 11	H: 3 LOB: 0 BB: 0 P: 19	R: 3 E: 0 K: 1 S: 14	H: 4 LOB: 1 BB: 0 P: 22	R: 0 E: 0 K: 1 S: 8	H: 1 LOB: 0 BB: 0 P: 11	R: 0 E: 0 K: 0 S: 10	H: 2 LOB: 2 BB: 2 P: 19	R: 0 E: 0 K: 1 S: 6	H: 0 LOB: 0 BB: 0 P: 10	R: 0 E: 0 K: 3 S: 16	H: 1 LOB: 3 BB: 2 P: 27	R: 0 E: 0 K: 1 S: 8	H: 0 LOB: 1 BB: 1 P: 14	R: 0 E: 1 K: 0 S: 9	H: 0 LOB: 1 BB: 1 P: 13	1B: 7 2B: 4 3B: 1 HR: 0	SF: 0 SAC: 0 DP: 2 HBP: 0	WP: 0 PB: 0 SB: 0 CS: 0	PA: 38		
PITCHER	IP	WLS	BF	H	R	ER	SO	BB	IBB	HBP	BLK	WP	HR	S	P	ERA	WHIP					
54 Andrew Cashner, R ERA: 5.07	5.0	L	27	11	5	5	4	4	0	0	0	0	0	53	93	9.00	3.000					
66 Tanner Scott, L ERA: 5.11	1.0		3	0	0	0	3	0	0	0	0	0	0	12	15	0.00	0.000					
50 Miguel Castro, R ERA: 2.93	2.0		8	0	0	0	1	2	0	0	0	0	0	17	27	0.00	1.000					

Baltimore Orioles @ Tampa Bay Rays  
Tropicana Field, St. Petersburg, FL  
Sat May 26 2018, 4:11 PM - 6:38 PM EDT  
Att: 14,744 - Dome - 72 F

AB 32  
R 5  
H 11  
RBI 5  
BB 6  
SO 8  
LOB 22



Batter	1	2	3	4	5	6	7	8	9	AB	R	H	RBI	BB	SO	LOB	TOP			
16 Trey Mancini, R OBP: 0.316, SLG: 0.385	G5-3	G6-3	F9			F9			G6-3	5	0	1	0	0	0	4	<p><b>Baltimore Orioles @ Tampa Bay Rays</b> Tropicana Field, St. Petersburg, FL Sun May 27 2018, 1:11 PM - 4:20 PM EDT Att: 13,311 - Dome - 72 F</p> <p>livebaseballscores.com</p> <p>AB 33 R 3 H 8 RBI 3 BB 5 SO 6 LOB 14</p> 			
24 Pedro Alvarez, L OBP: 0.310, SLG: 0.464	6 BB 13 BB 19 SF8	L8		K		G4-3			K	4	1	0	0	1	2	2				
13 Manny Machado, R OBP: 0.395, SLG: 0.609	19 SF8 15 BB 6 BB	G6-3		P4		F9			L9	5	1	1	0	0	0	2				
6 Jonathan Schoop, R OBP: 0.272, SLG: 0.400	15 BB 14 BB 19 E	F7		K						4	1	2	0	0	1	1				
19 Chris Davis, L OBP: 0.242, SLG: 0.249	SF8		G6-3			K			G2-3	3	0	0	1	0	1	1				
2 Danny Valencia, R OBP: 0.333, SLG: 0.470	14 BB 15 BB	IBB	G5-3			G5-3			G5-3	3	0	1	0	1	0	0				
15 Chance Sisco, L OBP: 0.327, SLG: 0.356	14 BB	BB	G6-4-3			G6-4-3			K	2	0	0	1	2	1	1				
14 Craig Gentry, R OBP: 0.284, SLG: 0.272	BB	1B				G5-3			L9	4	0	2	1	0	0	0				
29 Jace Peterson, L OBP: 0.305, SLG: 0.272	F9					K			G6-3	3	0	1	0	1	1	3				
<b>Inning Stats</b>	R: 3 H: 3 E: 0 K: 0 S: 15	H: 3 LOB: 3 BB: 3 P: 30	R: 0 H: 1 E: 0 K: 0 S: 7	H: 1 LOB: 1 BB: 10	R: 0 H: 1 E: 0 K: 0 S: 14	H: 1 LOB: 3 BB: 2 P: 24	R: 0 H: 0 E: 0 K: 2 S: 9	H: 0 LOB: 0 BB: 0 P: 11	R: 0 H: 1 E: 0 K: 1 S: 8	H: 0 LOB: 0 BB: 0 P: 13	R: 0 H: 0 E: 0 K: 1 S: 6	H: 0 LOB: 0 BB: 0 P: 9	R: 0 H: 1 E: 0 K: 1 S: 11	H: 0 LOB: 0 BB: 0 P: 15	R: 0 H: 1 E: 0 K: 1 S: 8	H: 1 LOB: 1 BB: 0 P: 12	1B: 6 2B: 2 HR: 0	SF: 1 SAC: 0 DP: 1 HBP: 0	WP: 0 PB: 0 SB: 0 CS: 0	PA: 39
<b>PITCHER</b>	IP WLS BF H R ER SO BB IBB HBP BLK WP HR S P ERA WHIP	IP WLS BF H R ER SO BB IBB HBP BLK WP HR S P ERA WHIP	IP WLS BF H R ER SO BB IBB HBP BLK WP HR S P ERA WHIP	IP WLS BF H R ER SO BB IBB HBP BLK WP HR S P ERA WHIP	IP WLS BF H R ER SO BB IBB HBP BLK WP HR S P ERA WHIP	IP WLS BF H R ER SO BB IBB HBP BLK WP HR S P ERA WHIP	IP WLS BF H R ER SO BB IBB HBP BLK WP HR S P ERA WHIP	IP WLS BF H R ER SO BB IBB HBP BLK WP HR S P ERA WHIP	IP WLS BF H R ER SO BB IBB HBP BLK WP HR S P ERA WHIP	IP WLS BF H R ER SO BB IBB HBP BLK WP HR S P ERA WHIP	IP WLS BF H R ER SO BB IBB HBP BLK WP HR S P ERA WHIP	IP WLS BF H R ER SO BB IBB HBP BLK WP HR S P ERA WHIP	IP WLS BF H R ER SO BB IBB HBP BLK WP HR S P ERA WHIP	IP WLS BF H R ER SO BB IBB HBP BLK WP HR S P ERA WHIP	IP WLS BF H R ER SO BB IBB HBP BLK WP HR S P ERA WHIP	IP WLS BF H R ER SO BB IBB HBP BLK WP HR S P ERA WHIP	IP WLS BF H R ER SO BB IBB HBP BLK WP HR S P ERA WHIP			
54 Sergio Romo, R ERA: 5.95	0.1	4	2	3	3	0	1	0	0	0	0	0	0	0	0	0	81.00	9.000		
38 Vidal Nuño, L ERA:	3.0	W	16	3	0	0	1	3	1	0	0	0	0	0	31	53	0.00	2.000		
50 Austin Pruitt, R ERA: 4.02	5.2	S	19	3	0	0	5	0	0	0	0	0	0	0	45	63	0.00	0.529		

Batter	1	2	3	4	5	6	7	8	9	AB	R	H	RBI	BB	SO	LOB	BOTTOM			
13 Brad Miller, L OBP: 0.313, SLG: 0.425	HR		K			K			L7	5	2	3	0	2	7	<p><b>Baltimore Orioles @ Tampa Bay Rays</b> Tropicana Field, St. Petersburg, FL Sun May 27 2018, 1:11 PM - 4:20 PM EDT Att: 13,311 - Dome - 72 F</p> <p>livebaseballscores.com</p> <p>AB 32 R 8 H 10 RBI 8 BB 8 SO 6 LOB 28</p> 				
44 C.J. Cron, R OBP: 0.327, SLG: 0.477	18 G4-3 HBP	K2-3				G5-3			G3-1	3	0	0	0	0	1		3			
18 Joey Wendle, L OBP: 0.340, SLG: 0.390	G4-6-3		40 BB 0 G4-3			K			G1-3	4	1	1	1	1	4		4			
40 Wilson Ramos, R OBP: 0.352, SLG: 0.465	L8		0 G4-3 21 BB			K			K	4	1	2	0	1	1		1			
28 Daniel Robertson, R OBP: 0.415, SLG: 0.446	G1-3		0 G4-3 21 BB			P4			P5	4	1	0	0	1	0		4			
0 Mallex Smith, L OBP: 0.373, SLG: 0.389	F7		G4-3			G4-3			G4-3	4	0	1	1	1	0		4			
27 Carlos Gómez, R ERA: 4.31	G1-4-3		HBP			L9			HR	4	1	1	1	0	0		3			
10 Johnny Field, R OBP: 0.301, SLG: 0.468			8 BB 21 BB			L9			G6-4-3	0	0	0	0	0	0		0			
21 Christian Arroyo, R OBP: 0.545, SLG: 0.988			BB			2B			BB	2	1	2	2	2	0	0				
8 Rob Refsnyder, R OBP: 0.391, SLG: 0.321			BB			K			BB	2	1	1	0	2	1	2				
<b>Inning Stats</b>	R: 1 H: 1 E: 0 K: 0 S: 11	H: 0 LOB: 0 BB: 0 P: 17	R: 0 H: 0 E: 0 K: 0 S: 11	H: 0 LOB: 0 BB: 0 P: 16	R: 6 H: 5 E: 0 K: 2 S: 24	H: 5 LOB: 3 BB: 3 P: 51	R: 0 H: 0 E: 0 K: 2 S: 10	H: 0 LOB: 1 BB: 0 P: 14	R: 0 H: 2 E: 0 K: 2 S: 15	H: 2 LOB: 2 BB: 0 P: 24	R: 0 H: 0 E: 0 K: 0 S: 8	H: 0 LOB: 2 BB: 2 P: 17	R: 1 H: 1 E: 0 K: 0 S: 22	H: 1 LOB: 2 BB: 2 P: 37	R: 0 H: 1 E: 0 K: 0 S: 4	H: 1 LOB: 1 BB: 1 P: 12	1B: 6 2B: 2 3B: 0 HR: 2	SF: 0 SAC: 0 DP: 2 HBP: 3	WP: 0 PB: 0 SB: 1 CS: 0	PA: 43
<b>PITCHER</b>	IP WLS BF H R ER SO BB IBB HBP BLK WP HR S P ERA WHIP	IP WLS BF H R ER SO BB IBB HBP BLK WP HR S P ERA WHIP	IP WLS BF H R ER SO BB IBB HBP BLK WP HR S P ERA WHIP	IP WLS BF H R ER SO BB IBB HBP BLK WP HR S P ERA WHIP	IP WLS BF H R ER SO BB IBB HBP BLK WP HR S P ERA WHIP	IP WLS BF H R ER SO BB IBB HBP BLK WP HR S P ERA WHIP	IP WLS BF H R ER SO BB IBB HBP BLK WP HR S P ERA WHIP	IP WLS BF H R ER SO BB IBB HBP BLK WP HR S P ERA WHIP	IP WLS BF H R ER SO BB IBB HBP BLK WP HR S P ERA WHIP	IP WLS BF H R ER SO BB IBB HBP BLK WP HR S P ERA WHIP	IP WLS BF H R ER SO BB IBB HBP BLK WP HR S P ERA WHIP	IP WLS BF H R ER SO BB IBB HBP BLK WP HR S P ERA WHIP	IP WLS BF H R ER SO BB IBB HBP BLK WP HR S P ERA WHIP	IP WLS BF H R ER SO BB IBB HBP BLK WP HR S P ERA WHIP	IP WLS BF H R ER SO BB IBB HBP BLK WP HR S P ERA WHIP	IP WLS BF H R ER SO BB IBB HBP BLK WP HR S P ERA WHIP				
34 Kevin Gausman, R ERA: 4.31	2.2	L	17	6	7	1	43	74	23.62	3.000										
43 Mike Wright Jr., R ERA: 6.83	2.2		13	2	0	0	5	2	0	1	0	0	0	31	55	0.00	1.500			
38 Pedro Araújo, R ERA: 6.92	1.2		9	1	1	1	0	3	0	0	0	0	0	1	27	47	5.40	2.400		
66 Tanner Scott, L ERA: 4.73	1.0		4	1	0	0	0	1	0	0	0	0	0	4	12	0.00	2.000			

Batter	1	2	3	4	5	6	7	8	9	AB	R	H	RBI	BB	SO	LOB	TOP			
7 Trea Turner, R OBP: 0.364, SLG: 0.426	F9		6 HR 1B		L8		G4-3		BB	4	1	1	0	1	0	1	Washington Nationals @ Baltimore Orioles Oriole Park at Camden Yards, Baltimore, MD Mon May 28 2018, 1:11 PM - 3:55 PM EDT Att: 36,139 - Overcast - 67 F			
34 Bryce Harper, L OBP: 0.380, SLG: 0.525	K		6 HR BB		G6-4-3 BB		F8	P4	3	1	0	0	2	1	1					
6 Anthony Rendon, R OBP: 0.361, SLG: 0.496	P3		1-H 2-H HR		G6-4-3		15 1B 2B	K	5	2	2	3	0	1	2					
15 Matt Adams, L OBP: 0.366, SLG: 0.605	G4-3		14 WP 1B		G3		22 1B 3 1B 1B	P6	5	1	2	1	0	0	1					
14 Mark Reynolds, R OBP: 0.472, SLG: 0.909	G5-3		1-2 BB		G6-3		K		3	0	0	0	1	1	1					
22 Juan Soto, L OBP: 0.419, SLG: 0.667	1B		K		F7		3B 1B 1B		4	1	2	0	0	1	2					
3 Michael Taylor, R OBP: 0.264, SLG: 0.354	F9		G4-3		G4-3		64 G4-3 2B	1B	4	0	2	1	0	0	1					
1 Wilmer Difo, S OBP: 0.344, SLG: 0.383	L1		G3		G3		F7	1B	4	0	1	1	0	0	1					
64 Spencer Kieboom, R OBP: 0.083, SLG: 0.083	K		G6-3		G6-3		G4-3	K	4	0	0	0	0	2	3					
<b>Inning Stats</b>	R: 0 E: 0 K: 1 S: 9	H: 0 LOB: 0 BB: 0 P: 12	R: 0 E: 0 K: 0 S: 8	H: 1 LOB: 1 BB: 0 P: 12	R: 3 E: 0 K: 2 S: 26	H: 3 LOB: 2 BB: 2 P: 42	R: 0 E: 0 K: 0 S: 6	H: 0 LOB: 0 BB: 0 P: 7	R: 0 E: 0 K: 0 S: 3	H: 0 LOB: 0 BB: 1 P: 8	R: 0 E: 0 K: 0 S: 7	H: 1 LOB: 1 BB: 0 P: 11	R: 3 E: 0 K: 2 S: 18	H: 5 LOB: 2 BB: 1 P: 29	R: 0 E: 0 K: 1 S: 10	H: 0 LOB: 1 BB: 1 P: 15	1B: 7 2B: 2 3B: 0 HR: 1	SF: 0 SAC: 0 DP: 1 HBP: 0	WP: 1 PB: 0 SB: 0 CS: 0	PA: 40
<b>PITCHER</b>	IP WLS BF ERA WHIP	WLS BF ERA WHIP	IP WLS BF ERA WHIP	WLS BF ERA WHIP	IP WLS BF ERA WHIP	IP WLS BF ERA WHIP	IP WLS BF ERA WHIP	IP WLS BF ERA WHIP	IP WLS BF ERA WHIP	IP WLS BF ERA WHIP	IP WLS BF ERA WHIP	IP WLS BF ERA WHIP	IP WLS BF ERA WHIP	IP WLS BF ERA WHIP	IP WLS BF ERA WHIP	IP WLS BF ERA WHIP	IP WLS BF ERA WHIP	IP WLS BF ERA WHIP	IP WLS BF ERA WHIP	
17 Alex Cobb, R ERA: 6.8	7.0	L	28	5	3	3	3	3	3	3	3	3	3	3	3	3	3.86	1.143		
48 Richard Bleier, L ERA: 2.33	0.2	7	5	3	3	1	0	0	0	0	0	0	0	0	0	15	25	40.50	7.500	
50 Miguel Castro, R ERA: 2.81	1.1	5	0	0	0	2	1	0	0	0	0	0	0	0	0	13	19	0.00	0.750	



Batter	1	2	3	4	5	6	7	8	9	AB	R	H	RBI	BB	SO	LOB	BOTTOM			
23 Joey Rickard, R OBP: 0.317, SLG: 0.447	K		G5-3		F8		10 1B 1B			4	0	1	0	0	1	0	Washington Nationals @ Baltimore Orioles Oriole Park at Camden Yards, Baltimore, MD Mon May 28 2018, 1:11 PM - 3:55 PM EDT Att: 36,139 - Overcast - 67 F			
10 Adam Jones, R OBP: 0.295, SLG: 0.463	F7		L8		2B		1B		4	0	2	0	0	0	0					
13 Manny Machado, R OBP: 0.392, SLG: 0.602	1B		G6-3		P3		P6		4	0	1	0	0	0	3					
6 Jonathan Schoop, R OBP: 0.272, SLG: 0.396	G4-3		G4-6-3 1B		K2-3		F7		4	0	1	0	0	1	2					
2 Danny Valencia, R OBP: 0.339, SLG: 0.471	G6-4-3 1B		G4-6-3 1B		G4-3		G4-3		4	0	2	0	0	0	1					
16 Trey Mancini, R OBP: 0.310, SLG: 0.377	G6-4-3		G6-3		G6-4-3		P4		4	0	0	0	0	0	2					
45 Mark Trumbo, R OBP: 0.318, SLG: 0.458	14 BB BB		G5-3		G5-3				2	0	0	0	1	0	0					
14 Craig Gentry, R OBP: 0.286, SLG: 0.265	P3		P3		G6-3				2	0	0	0	1	0	0					
27 Andrew Susac, R OBP: 0.125, SLG: 0.167	F9		F9		L8				3	0	0	0	0	1	2					
<b>Inning Stats</b>	R: 0 E: 0 K: 1 S: 11	H: 1 LOB: 1 BB: 0 P: 17	R: 0 E: 0 K: 1 S: 8	H: 1 LOB: 2 BB: 2 P: 18	R: 0 E: 0 K: 0 S: 5	H: 0 LOB: 0 BB: 0 P: 13	R: 0 E: 0 K: 0 S: 5	H: 1 LOB: 0 BB: 0 P: 9	R: 0 E: 0 K: 0 S: 11	H: 1 LOB: 1 BB: 0 P: 16	R: 0 E: 0 K: 0 S: 5	H: 1 LOB: 0 BB: 0 P: 9	R: 0 E: 0 K: 0 S: 14	H: 2 LOB: 2 BB: 0 P: 25	R: 0 E: 0 K: 0 S: 7	H: 0 LOB: 0 BB: 0 P: 8	1B: 6 2B: 1 3B: 0 HR: 0	SF: 0 SAC: 0 DP: 3 HBP: 0	WP: 0 PB: 0 SB: 0 CS: 0	PA: 33
<b>PITCHER</b>	IP WLS BF ERA WHIP	IP WLS BF ERA WHIP	IP WLS BF ERA WHIP	IP WLS BF ERA WHIP	IP WLS BF ERA WHIP	IP WLS BF ERA WHIP	IP WLS BF ERA WHIP	IP WLS BF ERA WHIP	IP WLS BF ERA WHIP	IP WLS BF ERA WHIP	IP WLS BF ERA WHIP	IP WLS BF ERA WHIP	IP WLS BF ERA WHIP	IP WLS BF ERA WHIP	IP WLS BF ERA WHIP	IP WLS BF ERA WHIP	IP WLS BF ERA WHIP	IP WLS BF ERA WHIP	IP WLS BF ERA WHIP	
47 Gio González, L ERA: 2.1	7.2	W	28	6	0	0	0	0	0	0	0	0	0	0	0	0	11	0.00	1.043	
27 Shawn Kelley, R ERA: 4.5	1.1	5	1	0	0	0	0	0	0	0	0	10	14	0.00	0.750					



Batter	1	2	3	4	5	6	7	8	9	AB	R	H	RBI	BB	SO	LOB	TOP				
7 Trea Turner, R (1, 6) OBP: 0.361, SLG: 0.421	F9						K		G5-3	5	0	1	0	0	2	2					
34 Bryce Harper, L (1, 9) OBP: 0.385, SLG: 0.543	HR						P5		L9	5	1	3	1	0	0	0					
6 Anthony Rendon, R (1, 5) OBP: 0.349, SLG: 0.477	K						P4		K	5	0	0	0	0	3	3					
15 Matt Adams, L (1, 10) OBP: 0.363, SLG: 0.602	K						G3-6-1		F8	4	0	1	0	0	1	3					
14 Mark Reynolds, R (1, 3) OBP: 0.475, SLG: 0.946	G6-4-3 1B						HR		F9	4	2	2	1	0	1	2					
22 Juan Soto, L (1, 7) OBP: 0.486, SLG: 0.700	G6-4-3 1B						HR		FC5-4 1B	3	0	3	0	1	0	0					
3 Michael Taylor, R (1, 8) OBP: 0.269, SLG: 0.353	G6-4-3						FC5-4 1B		IBB	3	0	1	0	1	0	3					
1 Wilmer Difo, S (1, 4) OBP: 0.341, SLG: 0.379	L8						K		BB	4	0	1	1	0	1	6					
29 Pedro Severino, R (1, 2) OBP: 0.325, SLG: 0.284	K						G1-3		G4-3	4	0	0	0	0	1	7					
<b>Inning Stats</b>	R: 1 E: 0 K: 2 S: 11	H: 1 LOB: 0 BB: 0 P: 14	R: 1 E: 0 K: 1 S: 15	H: 3 LOB: 1 BB: 0 P: 21	R: 0 E: 0 K: 1 S: 9	H: 2 LOB: 1 BB: 0 P: 12	R: 1 E: 0 K: 1 S: 14	H: 3 LOB: 2 BB: 0 P: 19	R: 0 E: 0 K: 0 S: 6	H: 1 LOB: 1 BB: 0 P: 11	R: 0 E: 0 K: 1 S: 13	H: 0 LOB: 0 BB: 0 P: 17	R: 0 E: 0 K: 1 S: 10	H: 1 LOB: 3 BB: 2 P: 22	R: 0 E: 0 K: 1 S: 8	H: 0 LOB: 0 BB: 0 P: 12	1B: 9 2B: 1 3B: 0 HR: 2	SF: 0 SAC: 0 DP: 2 HBP: 0	WP: 0 PB: 0 CS: 3	PA: 39	
<b>PITCHER</b>	IP WLS BF H R ER SO	IP WLS BF H R ER SO	IP WLS BF H R ER SO	IP WLS BF H R ER SO	IP WLS BF H R ER SO	IP WLS BF H R ER SO	IP WLS BF H R ER SO	IP WLS BF H R ER SO	IP WLS BF H R ER SO	IP WLS BF H R ER SO	IP WLS BF H R ER SO	IP WLS BF H R ER SO	IP WLS BF H R ER SO	IP WLS BF H R ER SO	IP WLS BF H R ER SO	IP WLS BF H R ER SO	ERA WHIP	ERA WHIP			
37 Dylan Bundy, R (1, 1) ERA: 4.46	6.0 L 27																	4.50	1.833		
66 Tanner Scott, L (7, 1) ERA: 4.4	1.0 3 0																	0.00	0.000		
60 Mychal Givens, R (8, 1) ERA: 3.58	1.0 6 1																	0.00	2.000		
35 Brad Brach, R (9, 1) ERA: 3.43	1.0 3 0																	0.00	0.000		
6 Jonathan Schoop, R (1, 4) OBP: 0.265, SLG: 0.385	K						G6-4-3		F8	4	0	0	0	0	1	3					
10 Adam Jones, R (1, 8) OBP: 0.293, SLG: 0.450	G6-3						P5		2B	4	0	2	1	0	0	0					
13 Manny Machado, R (1, 6) OBP: 0.394, SLG: 0.614	HR						L6		K	4	1	2	1	0	1	1					
19 Chris Davis, L (1, 3) OBP: 0.237, SLG: 0.243	K						F8		K	4	0	0	0	0	2	2					
45 Mark Trumbo, R (1, 9) OBP: 0.326, SLG: 0.460	G4-5-3 1B						L6		1B	4	0	2	0	0	0	1					
24 Pedro Alvarez, L (1, 10) OBP: 0.302, SLG: 0.450	G4-5-3						P6		K	3	0	0	0	0	1	3					
16 Trev Mancini, R (9, PH) OBP: 0.313, SLG: 0.377	G4-5-3						P6		HR	0	0	0	0	0	0	0					
23 Joey Rickard, R (1, 7) OBP: 0.333, SLG: 0.452	1B						G5-3		K	4	0	2	0	0	1	0					
15 Chance Sisco, L (1, 2) OBP: 0.327, SLG: 0.348	K						G5-3		F8	2	1	0	0	0	1	1					
14 Craig Gentry, R (9, PH) OBP: 0.283, SLG: 0.262	K						10 2B HBP		K	1	0	0	0	0	1	2					
29 Jace Peterson, L (1, 5) OBP: 0.316, SLG: 0.277	G6-4-3 HBP						10 2B HBP		P5	2	0	1	0	0	0	0					
27 Andrew Susac, R (9, PH) OBP: 0.120, SLG: 0.160	G6-4-3 HBP						10 2B HBP		K	1	0	0	0	0	1	2					
<b>Inning Stats</b>	R: 1 E: 0 K: 2 S: 12	H: 1 LOB: 0 BB: 0 P: 20	R: 0 E: 0 K: 1 S: 10	H: 2 LOB: 1 BB: 0 P: 15	R: 0 E: 0 K: 0 S: 5	H: 0 LOB: 0 BB: 0 P: 9	R: 0 E: 0 K: 0 S: 11	H: 1 LOB: 1 BB: 0 P: 18	R: 1 E: 0 K: 0 S: 10	H: 2 LOB: 2 BB: 0 P: 19	R: 0 E: 0 K: 3 S: 13	H: 1 LOB: 1 BB: 0 P: 19	R: 0 E: 0 K: 1 S: 9	H: 0 LOB: 0 BB: 0 P: 16	R: 0 E: 0 K: 2 S: 11	H: 1 LOB: 2 BB: 0 P: 17	1B: 7 2B: 1 3B: 0 HR: 1	SF: 0 SAC: 0 DP: 2 HBP: 3	WP: 0 PB: 0 CS: 0	PA: 36	
<b>PITCHER</b>	IP WLS BF H R ER SO	IP WLS BF H R ER SO	IP WLS BF H R ER SO	IP WLS BF H R ER SO	IP WLS BF H R ER SO	IP WLS BF H R ER SO	IP WLS BF H R ER SO	IP WLS BF H R ER SO	IP WLS BF H R ER SO	IP WLS BF H R ER SO	IP WLS BF H R ER SO	IP WLS BF H R ER SO	IP WLS BF H R ER SO	IP WLS BF H R ER SO	IP WLS BF H R ER SO	IP WLS BF H R ER SO	ERA WHIP	ERA WHIP			
58 Jeremy Hellickson, R (1, 1) ERA: 2.3	5.0 W 20																	3.60	1.200		
60 Justin Miller, R (6, 1)	1.0 H 4																	0.00	1.000		
36 Sammy Solis, L (7, 1) ERA: 9.92	1.0 H 3																	0.00	0.000		
21 Brandon Kintzler, R (8, 1) ERA: 3.86	1.0 H 4																	0.00	1.000		
62 Sean Doolittle, L (9, 1) ERA: 1.76	1.0 S 5																	0.00	1.000		


Washington Nationals @ Baltimore Orioles  
 Oriole Park at Camden Yards, Baltimore, MD  
 Tue May 29 2018, 7:07 PM - 10:20 PM EDT  
 Att: 13,935 - Cloudy - 78 F

AB 37  
 R 3  
 H 12  
 RBI 3  
 BB 2  
 SO 9  
 LOB 26



Washington Nationals @ Baltimore Orioles  
 Oriole Park at Camden Yards, Baltimore, MD  
 Tue May 29 2018, 7:07 PM - 10:20 PM EDT  
 Att: 13,935 - Cloudy - 78 F

AB 33  
 R 2  
 H 9  
 RBI 2  
 BB 0  
 SO 9  
 LOB 15





Batter	1	2	3	4	5	6	7	8	9	AB	R	H	RBI	BB	SO	LOB	TOP										
22 Juan Soto, L (1,7) OBP: 0.462, SLG: 0.647	G6-3		K		P6		FC5-4			4	0	1	1	0	1	0	<b>Washington Nationals @ Baltimore Orioles</b> Oriole Park at Camden Yards, Baltimore, MD Wed May 30 2018, 7:06 PM - 9:40 PM EDT Att: 20,370 - Cloudy - 75 F										
7 Trea Turner, R (1,6) OBP: 0.355, SLG: 0.417	1B		L9		L8		FC5-4			4	0	1	0	0	0	2											
34 Bryce Harper, L (1,9) OBP: 0.383, SLG: 0.553	1B		HR							4	1	1	1	0	1	1											
6 Anthony Rendon, R (1,5) OBP: 0.353, SLG: 0.481	1B				G4-3		L9			3	0	1	0	1	0	0											
15 Matt Adams, L (1,10) OBP: 0.353, SLG: 0.583	F9		P5		F8		P5			4	0	0	0	0	0	3											
14 Mark Reynolds, R (1,3) OBP: 0.432, SLG: 0.854	G4-3		L7		F8		F8			4	0	0	0	0	0	0											
3 Michael Taylor, R (1,8) OBP: 0.273, SLG: 0.353	P5		F8		F8		BB			3	0	1	0	1	0	0											
1 Wilmer Difo, S (1,4) OBP: 0.339, SLG: 0.376	1B		P4		P4		FC6-4			4	1	1	0	0	0	2											
29 Pedro Severino, R (1,2) OBP: 0.325, SLG: 0.286	G6-3		F9		F9		1B			3	0	1	0	0	0	1											
<b>Inning Stats</b>	R: 0 H: 1 E: 0 K: 1 S: 11	H: 1 LOB: 2 BB: 1 P: 18	R: 0 H: 1 E: 0 K: 0 S: 15	H: 1 LOB: 1 BB: 0 P: 21	R: 1 H: 2 E: 0 K: 1 S: 19	H: 2 LOB: 1 BB: 0 P: 29	R: 0 H: 0 E: 0 K: 0 S: 6	H: 0 LOB: 0 BB: 0 P: 7	R: 0 H: 0 E: 0 K: 0 S: 8	H: 0 LOB: 0 BB: 0 P: 13	R: 0 H: 0 E: 0 K: 0 S: 6	H: 0 LOB: 0 BB: 0 P: 9	R: 1 H: 2 E: 0 K: 0 S: 11	H: 2 LOB: 2 BB: 1 P: 22	R: 0 H: 0 E: 0 K: 0 S: 9	H: 0 LOB: 0 BB: 0 P: 14		R: 0 H: 1 E: 0 K: 0 S: 7	H: 1 LOB: 0 BB: 0 P: 10	1B: 5 2B: 1 3B: 0 HR: 1	SF: 0 SAC: 0 DP: 1 HBP: 0	WP: 0 PB: 0 SB: 0 CS: 0	PA: 35				
<b>PITCHER</b>	IP	WLS	BF	H	R	ER	SO	BB	IBB	HBP	BLK	WP	HR	S	P	ERA	WHIP										
41 David Hess, R (1,1) ERA: 3.47	6.0	L	23	4	1	1	2	1	0	0	0	0	1	65	97	1.50	0.833										
50 Miguel Castro, R (7,1) ERA: 3.0	1.0		6	2	1	1	0	1	0	0	0	0	0	11	22	9.00	3.000										
57 Donnie Hart, L (8,1) ERA: 1.59	1.0		3	0	0	0	0	0	0	0	0	0	0	9	14	0.00	0.000										
43 Mike Wright Jr., R (9,1) ERA: 6.59	1.0		3	1	0	0	0	0	0	0	0	0	0	7	10	0.00	1.000										

Batter	1	2	3	4	5	6	7	8	9	AB	R	H	RBI	BB	SO	LOB	BOTTOM										
29 Jace Peterson, L (1,5) OBP: 0.307, SLG: 0.267	L8		K							3	0	0	0	0	2	0	<b>Washington Nationals @ Baltimore Orioles</b> Oriole Park at Camden Yards, Baltimore, MD Wed May 30 2018, 7:06 PM - 9:40 PM EDT Att: 20,370 - Cloudy - 75 F										
14 Craig Gentry, R (9,PH) OBP: 0.290, SLG: 0.271										1	0	1	0	0	0	0											
10 Adam Jones, R (1,8) OBP: 0.297, SLG: 0.464	G6-3		F8		F8		G4-3			4	0	1	0	0	0	0											
13 Manny Machado, R (1,6) OBP: 0.392, SLG: 0.612	K		F7		F7		2B			4	0	1	0	0	1	2											
6 Jonathan Schoop, R (1,4) OBP: 0.258, SLG: 0.375	K		K		K		K			4	0	0	0	0	3	2											
45 Mark Trumbo, R (1,10) OBP: 0.326, SLG: 0.449	G4-3		K		K		BB			2	0	0	0	1	1	0											
19 Chris Davis, L (1,3) OBP: 0.239, SLG: 0.244	1B		G3		G3		K			3	0	1	0	0	1	2											
16 Trey Mancini, R (1,7) OBP: 0.309, SLG: 0.372	K		L9		L9					3	0	0	0	0	1	1											
15 Chance Sisco, L (1,2) OBP: 0.318, SLG: 0.337	K		K		L8		P5			3	0	0	0	0	1	0											
23 Joey Rickard, R (1,9) OBP: 0.313, SLG: 0.422	K		K		L8		K			3	0	0	0	0	2	0											
<b>Inning Stats</b>	R: 0 H: 0 E: 0 K: 1 S: 13	H: 1 LOB: 0 BB: 0 P: 19	R: 0 H: 1 E: 0 K: 2 S: 12	H: 1 LOB: 0 BB: 0 P: 12	R: 0 H: 0 E: 0 K: 3 S: 10	H: 0 LOB: 0 BB: 0 P: 14	R: 0 H: 0 E: 0 K: 1 S: 11	H: 0 LOB: 0 BB: 0 P: 16	R: 0 H: 0 E: 0 K: 1 S: 9	H: 0 LOB: 0 BB: 0 P: 13	R: 0 H: 0 E: 0 K: 1 S: 8	H: 0 LOB: 0 BB: 0 P: 10	R: 0 H: 1 E: 0 K: 2 S: 11	H: 1 LOB: 2 BB: 1 P: 17	R: 0 H: 0 E: 0 K: 1 S: 9	H: 0 LOB: 0 BB: 0 P: 10	R: 0 H: 2 E: 0 K: 0 S: 8	H: 2 LOB: 1 BB: 0 P: 14	1B: 3 2B: 1 3B: 0 HR: 0	SF: 0 SAC: 0 DP: 0 HBP: 0	WP: 0 PB: 0 SB: 0 CS: 1	PA: 31					
<b>PITCHER</b>	IP	WLS	BF	H	R	ER	SO	BB	IBB	HBP	BLK	WP	HR	S	P	ERA	WHIP										
31 Max Scherzer, R (1,1) ERA: 1.92	8.0	W	27	2	0	0	10	1	0	0	0	0	0	83	111	0.00	0.375										
62 Sean Doolittle, L (9,1) ERA: 1.71	1.0	S	4	2	0	0	0	0	0	0	0	0	0	8	14	0.00	2.000										





Batter	1	2	3	4	5	6	7	8	9	AB	R	H	RBI	BB	SO	LOB	TOP					
11 Brett Gardner, L OBP: 0.364, SLG: 0.389																	5 1 2 0 0 0 3					
99 Aaron Judge, R OBP: 0.413, SLG: 0.583																	5 0 1 0 0 0 3 3					
33 Greg Bird, L OBP: 0.286, SLG: 0.556																	5 0 1 0 0 0 3 3					
27 Giancarlo Stanton, R OBP: 0.321, SLG: 0.472																	4 1 2 2 1 1 2					
24 Gary Sánchez, R OBP: 0.307, SLG: 0.478																	5 1 0 0 0 0 1 3					
18 Didi Gregorius, L OBP: 0.312, SLG: 0.473																	5 2 2 1 0 1 1					
31 Aaron Hicks, S OBP: 0.351, SLG: 0.429																	4 2 3 2 0 1 0					
41 Miguel Andujar, R OBP: 0.312, SLG: 0.514																	4 1 2 3 0 1 1					
25 Gleyber Torres, R OBP: 0.381, SLG: 0.587																	3 0 0 0 0 1 1					
<b>Inning Stats</b>	R: 0 H: 1 E: 0 K: 2 S: 10	H: 1 LOB: 1 BB: 0 P: 16	R: 2 H: 2 E: 0 K: 1 S: 16	H: 2 LOB: 0 BB: 23 P: 23	R: 2 H: 2 E: 0 K: 3 S: 14	H: 2 LOB: 0 BB: 0 P: 19	R: 0 H: 0 E: 0 K: 2 S: 7	H: 0 LOB: 0 BB: 0 P: 12	R: 0 H: 1 E: 0 K: 1 S: 9	H: 1 LOB: 1 BB: 0 P: 13	R: 2 H: 3 E: 3 K: 0 S: 17	H: 3 LOB: 2 BB: 0 P: 31	R: 0 H: 0 E: 0 K: 1 S: 11	H: 0 LOB: 1 BB: 1 P: 20	R: 2 H: 3 E: 0 K: 2 S: 23	H: 3 LOB: 1 BB: 0 P: 31	R: 0 H: 1 E: 0 K: 0 S: 9	H: 1 LOB: 1 BB: 0 P: 13	1B: 6 2B: 5 3B: 0 HR: 2	SF: 0 SAC: 0 DP: 0 HBP: 1	WP: 0 PB: 0 SB: 3 CS: 0	PA: 42
<b>PITCHER</b>	IP WLS BF H R ER SO BB IBB HBP BLK WP HR S P ERA WHIP																					
34 Kevin Gausman, R ERA: 4.63	5.1 L 25 9 6 5 9 0 0 0 0 0 0 2 64 97 8.44 1.688																					
50 Miguel Castro, R ERA: 2.95	1.2 7 0 0 0 1 1 0 0 1 0 0 0 20 37 0.00 0.600																					
60 Mychal Givens, R ERA: 4.08	1.0 6 3 2 2 2 0 0 0 0 0 0 0 23 31 18.00 3.000																					
38 Pedro Araújo, R ERA: 6.67	1.0 4 1 0 0 0 0 0 0 0 0 0 0 9 13 0.00 1.000																					

New York Yankees @ Baltimore Orioles  
 Oriole Park at Camden Yards, Baltimore, MD  
 Sat Jun 02 2018, 5:50 PM - 9:20 PM EDT  
 Att: 32,823 - Rain - 76 F

AB	40
R	8
H	13
RBI	8
BB	1
SO	12
LOB	17



Batter	1	2	3	4	5	6	7	8	9	AB	R	H	RBI	BB	SO	LOB	BOTTOM					
23 Joey Rickard, R OBP: 0.291, SLG: 0.442																	5 1 1 1 0 1 2					
10 Adam Jones, R OBP: 0.303, SLG: 0.474																	5 1 3 2 0 0 1					
13 Manny Machado, R OBP: 0.398, SLG: 0.633																	4 1 1 1 1 2 2					
45 Mark Trumbo, R OBP: 0.320, SLG: 0.427																	4 0 0 0 0 3 2					
6 Jonathan Schoop, R OBP: 0.263, SLG: 0.388																	4 1 2 0 0 0 0					
16 Trey Mancini, R OBP: 0.307, SLG: 0.369																	3 0 0 0 1 2 1					
19 Chris Davis, L OBP: 0.234, SLG: 0.239																	4 0 1 0 0 2 3					
2 Danny Valencia, R OBP: 0.345, SLG: 0.491																	4 1 2 1 0 1 2					
15 Chance Sisco, L OBP: 0.325, SLG: 0.330																	4 0 1 0 0 1 3					
<b>Inning Stats</b>	R: 1 H: 1 E: 0 K: 2 S: 12	H: 1 LOB: 0 BB: 0 P: 16	R: 0 H: 1 E: 0 K: 0 S: 11	H: 1 LOB: 1 BB: 0 P: 15	R: 1 H: 2 E: 0 K: 2 S: 15	H: 2 LOB: 1 BB: 0 P: 20	R: 0 H: 1 E: 0 K: 2 S: 10	H: 1 LOB: 0 BB: 0 P: 16	R: 0 H: 1 E: 0 K: 0 S: 6	H: 1 LOB: 0 BB: 0 P: 7	R: 2 H: 3 E: 0 K: 2 S: 24	H: 3 LOB: 2 BB: 1 P: 39	R: 0 H: 0 E: 0 K: 0 S: 9	H: 0 LOB: 1 BB: 1 P: 18	R: 0 H: 0 E: 0 K: 2 S: 9	H: 0 LOB: 0 BB: 0 P: 14	R: 1 H: 2 E: 0 K: 2 S: 14	H: 2 LOB: 1 BB: 0 P: 17	1B: 5 2B: 3 3B: 0 HR: 3	SF: 0 SAC: 0 DP: 1 HBP: 0	WP: 0 PB: 0 SB: 0 CS: 0	PA: 39
<b>PITCHER</b>	IP WLS BF H R ER SO BB IBB HBP BLK WP HR S P ERA WHIP																					
19 Masahiro Tanaka, R ERA: 4.79	5.1 W 24 8 4 4 7 1 0 0 0 0 0 0 9 16 6.75 1.688																					
56 Jonathan Holder, R ERA: 2.54	0.2 H 3 1 0 0 1 0 0 0 0 0 0 0 9 16 0.00 1.500																					
57 Chad Green, R ERA: 2.79	1.0 H 4 0 0 0 0 1 0 0 0 0 0 0 9 18 0.00 1.000																					
68 Dellin Betances, R ERA: 3.96	1.0 3 0 0 0 2 0 0 0 0 0 0 0 9 14 0.00 0.000																					
30 David Robertson, R ERA: 4.39	1.0 5 2 1 1 2 0 0 0 0 0 0 0 14 17 9.00 2.000																					

New York Yankees @ Baltimore Orioles  
 Oriole Park at Camden Yards, Baltimore, MD  
 Sat Jun 02 2018, 5:50 PM - 9:20 PM EDT  
 Att: 32,823 - Rain - 76 F

AB	37
R	5
H	11
RBI	5
BB	2
SO	12
LOB	16



Batter	1	2	3	4	5	6	7	8	9	AB	R	H	RBI	BB	SO	LOB	TOP		
16 Trey Mancini, R OBP: 0.310, SLG: 0.372		FC4-2								4	1	2	0	0	1	2	<p><b>Baltimore Orioles @ New York Mets</b> Citi Field, Flushing, NY Tue Jun 05 2018, 7:11 PM - 9:44 PM EDT Att: 25,342 - Partly Cloudy - 71 F</p> <p>AB 29 R 2 H 6 RBI 2 BB 2 SO 7 LOB 12</p>		
14 Craig Gentry, R OBP: 0.287, SLG: 0.267		1B								0	0	0	0	0	0	0			
10 Adam Jones, R OBP: 0.302, SLG: 0.470		1B			G4-3					4	1	1	0	0	0	3			
13 Manny Machado, R OBP: 0.395, SLG: 0.626		1B			F7					4	0	1	1	0	0	1			
2 Danny Valencia, R OBP: 0.333, SLG: 0.477		1B			L7					3	0	0	1	0	1	0			
45 Mark Trumbo, R OBP: 0.317, SLG: 0.414					K2-3					3	0	0	0	1	2	1			
23 Joey Rickard, R OBP: 0.291, SLG: 0.442										0	0	0	0	0	0	0			
6 Jonathan Schoop, R OBP: 0.283, SLG: 0.384										4	0	1	0	0	0	2			
19 Chris Davis, L OBP: 0.236, SLG: 0.237										2	0	0	0	1	1	1			
61 Austin Wynns, R OBP: 0.333, SLG: 0.333										3	0	1	0	0	1	1			
17 Alex Cobb, R										2	0	0	0	0	1	1			
60 Mychal Givens, R										0	0	0	0	0	0	0			
48 Richard Bleier, L										0	0	0	0	0	0	0			
35 Brad Brach, R										0	0	0	0	0	0	0			
<b>Inning Stats</b>	R: 2 H: 3 E: 0 K: 1 S: 18	H: 3 R: 1 ER: 0 LOB: 1 BB: 0 P: 29	R: 0 H: 1 E: 0 K: 0 S: 8	H: 1 R: 0 ER: 0 LOB: 2 BB: 1 P: 16	R: 0 H: 0 E: 0 K: 1 S: 7	H: 0 R: 0 ER: 0 LOB: 0 BB: 0 P: 10	R: 0 H: 1 E: 0 K: 1 S: 8	H: 1 R: 0 ER: 0 LOB: 1 BB: 0 P: 10	R: 0 H: 0 E: 0 K: 0 S: 10	H: 0 R: 0 ER: 0 LOB: 0 BB: 0 P: 7	R: 0 H: 0 E: 0 K: 2 S: 8	H: 0 R: 0 ER: 0 LOB: 0 BB: 0 P: 9	R: 0 H: 1 E: 0 K: 0 S: 9	H: 1 R: 0 ER: 0 LOB: 1 BB: 1 P: 11	R: 0 H: 0 E: 0 K: 1 S: 9	H: 0 R: 0 ER: 0 LOB: 1 BB: 1 P: 16	1B: 6 2B: 0 3B: 0 HR: 0	SF: 1 SAC: 1 DP: 2 HBP: 0	WP: 0 PA: 33 PB: 0 SB: 1 CS: 0
<b>PITCHER</b>	IP WLS BF H R ER SO BB IBB HBP BLK WP HR S P ERA WHIP																		
40 Jason Vargas, L ERA: 7.71	5.0 L 21 5 2 2 4 1 0 0 0 0 0 0 51 79 3.60 1.200																		
67 Seth Lugo, R ERA: 2.04	3.0 9 1 0 0 2 0 0 0 0 0 0 0 21 27 0.00 0.333																		
38 Anthony Swarzak, R ERA: 2.7	1.0 3 0 0 0 1 1 0 0 0 0 0 0 9 16 0.00 1.000																		

Batter	1	2	3	4	5	6	7	8	9	AB	R	H	RBI	BB	SO	LOB	BOTTOM				
9 Brandon Nimmo, L OBP: 0.411, SLG: 0.542										4	0	0	0	0	3	1	<p><b>Baltimore Orioles @ New York Mets</b> Citi Field, Flushing, NY Tue Jun 05 2018, 7:11 PM - 9:44 PM EDT Att: 25,342 - Partly Cloudy - 71 F</p> <p>AB 29 R 1 H 3 RBI 1 BB 3 SO 9 LOB 10</p>				
13 Adrúbal Cabrera, S OBP: 0.329, SLG: 0.468					G3					4	0	0	0	0	1	2					
30 Michael Conforto, L OBP: 0.353, SLG: 0.397										4	0	0	0	0	1	0					
21 Todd Frazier, R OBP: 0.347, SLG: 0.398										4	0	0	0	0	0	0					
19 Jay Bruce, L OBP: 0.303, SLG: 0.346										4	0	0	0	0	0	0					
26 Kevin Plawecki, R OBP: 0.385, SLG: 0.250										3	1	2	0	1	1	0					
23 Adrián González, L OBP: 0.310, SLG: 0.389										3	0	1	0	1	1	2					
40 Jason Vargas, L OBP: 0.222, SLG: 0.125										3	0	0	0	0	1	4					
11 José Bautista, R OBP: 0.341, SLG: 0.388										3	0	0	0	0	0	0					
67 Seth Lugo, R										1	0	0	0	0	0	0					
15 Luis Guillorme, L OBP: 0.226, SLG: 0.235										0	0	0	1	0	0	0					
38 Anthony Swarzak, R ERA: 2.2										0	0	0	0	0	0	0					
1 Amed Rosario, R OBP: 0.288, SLG: 0.372										1	0	0	0	0	0	0					
1 Amed Rosario, R OBP: 0.288, SLG: 0.372										2	0	0	0	1	1	1					
<b>Inning Stats</b>	R: 0 H: 0 E: 0 K: 2 S: 8	H: 0 R: 0 ER: 0 LOB: 0 BB: 0 P: 16	R: 0 H: 0 E: 0 K: 1 S: 15	H: 0 R: 0 ER: 0 LOB: 1 BB: 1 P: 25	R: 0 H: 0 E: 0 K: 1 S: 7	H: 0 R: 0 ER: 0 LOB: 0 BB: 0 P: 9	R: 0 H: 0 E: 0 K: 1 S: 8	H: 0 R: 0 ER: 0 LOB: 0 BB: 0 P: 11	R: 1 H: 2 E: 0 K: 1 S: 17	H: 2 R: 0 ER: 0 LOB: 1 BB: 0 P: 26	R: 0 H: 0 E: 0 K: 1 S: 6	H: 0 R: 0 ER: 0 LOB: 0 BB: 0 P: 12	R: 0 H: 1 E: 0 K: 2 S: 8	H: 1 R: 0 ER: 0 LOB: 0 BB: 0 P: 11	R: 0 H: 0 E: 1 K: 0 S: 10	H: 0 R: 0 ER: 1 LOB: 1 BB: 1 P: 18	R: 0 H: 0 E: 0 K: 0 S: 8	H: 0 R: 0 ER: 0 LOB: 1 BB: 1 P: 15	1B: 2 2B: 1 3B: 0 HR: 0	SF: 1 SAC: 0 DP: 1 HBP: 0	WP: 1 PA: 33 PB: 0 SB: 0 CS: 0
<b>PITCHER</b>	IP WLS BF H R ER SO BB IBB HBP BLK WP HR S P ERA WHIP																				
17 Alex Cobb, R ERA: 6.19	6.0 W 21 2 1 1 7 1 0 0 0 1 0 61 99 1.50 0.500																				
60 Mychal Givens, R ERA: 3.5	1.1 H 6 1 0 0 2 1 0 0 0 0 1 0 12 21 0.00 1.500																				
48 Richard Bleier, L ERA: 2.2	0.2 H 2 0 0 0 0 0 0 0 0 0 0 0 6 8 0.00 0.000																				
35 Brad Brach, R ERA: 3.27	1.0 S 4 0 0 0 0 1 0 0 0 0 0 0 8 15 0.00 1.000																				

Batter	1	2	3	4	5	6	7	8	9	AB	R	H	RBI	BB	SO	LOB	TOP				
16 Trey Mancini, R (1,7) OBP: 0.309, SLG: 0.367 48 Richard Bleier, L (8,1) 29 Jace Peterson, L (9,5) OBP: 0.295, SLG: 0.256										3	0	0	0	0	1	2					
10 Adam Jones, R (1,8) OBP: 0.305, SLG: 0.471										4	0	2	0	0	0	2					
13 Manny Machado, R (1,6) OBP: 0.393, SLG: 0.621										2	0	0	1	1	0	1					
6 Jonathan Schoop, R (1,4) OBP: 0.257, SLG: 0.375										4	0	0	0	0	0	2					
45 Mark Trumbo, R (1,9) OBP: 0.318, SLG: 0.412 23 Joey Rickard, R (8,7) OBP: 0.304, SLG: 0.442										3	0	1	0	0	0	1					
19 Chris Davis, L (1,3) OBP: 0.236, SLG: 0.237										4	0	1	0	0	2	2					
2 Danny Valencia, R (1,5) OBP: 0.323, SLG: 0.461 35 Brad Brach, R (9,1)										4	0	0	0	0	1	3					
15 Chance Sisco, L (1,2) OBP: 0.325, SLG: 0.324										2	0	0	0	0	2	0					
37 Dylan Bundy, S (1,1) 24 Pedro Alvarez, L (8,PH) OBP: 0.305, SLG: 0.451 14 Craig Gentry, R (8,PR) OBP: 0.287, SLG: 0.267 (8,9)										2	0	0	0	0	1	1					
<b>Inning Stats</b>	R: 0 E: 0 K: 1 S: 8	H: 1 LOB: 0 BB: 0 P: 10	R: 0 E: 0 K: 1 S: 8	H: 1 LOB: 1 BB: 0 P: 15	R: 0 E: 0 K: 2 S: 11	H: 0 LOB: 1 BB: 0 P: 15	R: 0 E: 0 K: 0 S: 7	H: 1 LOB: 2 BB: 1 P: 15	R: 0 E: 0 K: 0 S: 9	H: 0 LOB: 0 BB: 0 P: 12	R: 0 E: 0 K: 1 S: 9	H: 0 LOB: 0 BB: 0 P: 13	R: 1 E: 0 K: 0 S: 12	H: 2 LOB: 1 BB: 0 P: 13	R: 0 E: 0 K: 2 S: 10	H: 0 LOB: 0 BB: 0 P: 16	1B: 5 2B: 0 3B: 0 HR: 0	SF: 1 SAC: 0 DP: 1 HBP: 3	WP: 0 PB: 0 SB: 1 CS: 0	PA: 34	
<b>PITCHER</b>	IP WLS BF H R ER SO BB IBB HBP BLK WP HR S P ERA WHIP																				
45 Zack Wheeler, R (1,1) ERA: 4.57	7.0	L	26	3	0	0	5	1	0	2	0	0	0	0	60	93	0.00	0.571			
27 Jeury Familia, R (8,1) ERA: 2.48	1.0	L	5	2	1	1	0	0	0	0	0	0	0	0	12	13	9.00	2.000			
65 Robert Gsellman, R (9,1) ERA: 3.19	1.0	S	3	0	0	0	2	0	0	1	0	0	0	0	10	16	0.00	0.000			

Baltimore Orioles @ New York Mets  
Citi Field, Flushing, NY  
Wed Jun 06 2018, 1:10 PM - 3:37 PM EDT  
Att: 30,366 - Partly Cloudy - 68 F

AB	29
R	1
H	5
RBI	1
BB	1
SO	7
LOB	14



Batter	1	2	3	4	5	6	7	8	9	AB	R	H	RBI	BB	SO	LOB	BOTTOM					
9 Brandon Nimmo, L (1,7) OBP: 0.407, SLG: 0.533										4	0	1	0	0	1	0						
13 Asdrúbal Cabrera, S (1,4) OBP: 0.326, SLG: 0.468										4	0	1	0	0	0	1						
30 Michael Conforto, L (1,8) OBP: 0.351, SLG: 0.390										3	0	0	0	1	0	1						
21 Todd Frazier, R (1,5) OBP: 0.345, SLG: 0.393 7 José Reyes, S (9,PR) OBP: 0.236, SLG: 0.197										4	0	1	0	0	1	2						
19 Jay Bruce, L (1,9) OBP: 0.297, SLG: 0.339										4	0	0	0	0	1	2						
26 Kevin Plawecki, R (1,2) OBP: 0.375, SLG: 0.273										4	0	1	0	0	1	1						
23 Adrián González, L (1,3) OBP: 0.309, SLG: 0.381										3	0	0	0	1	0	1						
45 Zack Wheeler, L (1,1) OBP: 0.286, SLG: 0.286 11 José Bautista, R (7,PH) OBP: 0.349, SLG: 0.388 27 Jeury Familia, R (8,1) 65 Robert Gsellman, R (9,1)										2	0	1	0	0	0	0						
1 Amed Rosario, R (1,6) OBP: 0.284, SLG: 0.366										3	0	0	0	1	4							
<b>Inning Stats</b>	R: 0 E: 0 K: 1 S: 9	H: 0 LOB: 1 BB: 1 P: 17	R: 0 E: 0 K: 2 S: 9	H: 0 LOB: 0 BB: 0 P: 12	R: 0 E: 0 K: 1 S: 8	H: 0 LOB: 0 BB: 0 P: 13	R: 0 E: 0 K: 0 S: 6	H: 1 LOB: 1 BB: 0 P: 10	R: 0 E: 0 K: 0 S: 9	H: 1 LOB: 1 BB: 0 P: 11	R: 0 E: 0 K: 0 S: 6	H: 0 LOB: 0 BB: 0 P: 10	R: 0 E: 0 K: 1 S: 15	H: 1 LOB: 3 BB: 2 P: 23	R: 0 E: 0 K: 0 S: 10	H: 1 LOB: 0 BB: 0 P: 14	R: 0 E: 0 K: 0 S: 9	H: 1 LOB: 1 BB: 0 P: 13	1B: 3 2B: 3 3B: 0 HR: 0	SF: 0 SAC: 0 DP: 1 HBP: 0	WP: 0 PB: 0 SB: 0 CS: 0	PA: 34
<b>PITCHER</b>	IP WLS BF H R ER SO BB IBB HBP BLK WP HR S P ERA WHIP																					
37 Dylan Bundy, R (1,1) ERA: 4.04	7.0	W	27	3	0	0	0	2	1	0	0	0	0	0	62	96	0.00	0.714				
48 Richard Bleier, L (8,1) ERA: 2.12	1.0	H	3	1	0	0	0	0	0	0	0	0	0	10	14	0.00	1.000					
35 Brad Brach, R (9,1) ERA: 3.13	1.0	S	4	1	0	0	0	0	0	0	0	0	0	9	13	0.00	1.000					

Baltimore Orioles @ New York Mets  
Citi Field, Flushing, NY  
Wed Jun 06 2018, 1:10 PM - 3:37 PM EDT  
Att: 30,366 - Partly Cloudy - 68 F

AB	31
R	0
H	5
RBI	0
BB	3
SO	5
LOB	12







Batter	1	2	3	4	5	6	7	8	9	10	AB	R	H	RBI	BB	SO	LOB	TOP	
29 Jace Peterson, L OBP: 0.306, SLG: 0.255 (8, 7)	L8		10 BB		1B		10 BB	K		G4-3	4	0	1	0	2	1	3	<b>Baltimore Orioles @ Toronto Blue Jays</b> Rogers Centre, Toronto, ON Sat Jun 09 2018, 1:09 PM - 4:27 PM EDT Att: 34,643 - Partly Cloudy - 68 F	
10 Adam Jones, R OBP: 0.304, SLG: 0.458 (1, 8)	K				F7		FC6-4	1B		2 13 WP 14 FC6-2 1B	4	0	2	1	1	1	2		
13 Manny Machado, R OBP: 0.380, SLG: 0.594 (1, 6)	L7		P3				K	K		14 FC6-2 14 S IBB	4	0	0	0	1	2	4		
2 Danny Valencia, R OBP: 0.348, SLG: 0.484 (1, 5)		24 FC1-6 1B		6 G3-6-3 BB		24 FC4-5 1B	FC6-4			L9	4	0	2	0	1	0	4		
24 Pedro Alvarez, L OBP: 0.268, SLG: 0.438 (1, 3)		FC1-6 6 G5-3				FC4-5				FC6-2	3	0	0	0	0	1	3		
14 Craig Gentry, R OBP: 0.291, SLG: 0.284 (8, 9)										G4-3	2	0	0	0	0	0	2		
6 Jonathan Schoop, R OBP: 0.255, SLG: 0.354 (1, 4)		G5-3		G3-6-3		L9				G4-3	4	1	0	0	0	0	5		
45 Mark Trumbo, R OBP: 0.308, SLG: 0.412 (1, 10)		G4-3						16 BB 29 WP HBP		G4-3	5	0	0	0	0	0	2		
16 Trey Mancini, R OBP: 0.307, SLG: 0.362 (8, 3)			K		K					F8	4	1	1	0	1	3	0		
15 Chance Sisco, L OBP: 0.333, SLG: 0.336 (1, 2)			P5								4	1	2	1	1	1	3		
<b>Inning Stats</b>	R: 0 E: 0 K: 1 S: 6	H: 0 LOB: 0 BB: 0 P: 10	R: 0 E: 0 K: 0 S: 7	H: 1 LOB: 1 BB: 0 P: 9	R: 0 E: 0 K: 1 S: 12	H: 0 LOB: 2 BB: 2 P: 26	R: 0 E: 0 K: 1 S: 8	H: 1 LOB: 1 BB: 0 P: 17	R: 2 E: 0 K: 1 S: 11	H: 3 LOB: 2 BB: 1 P: 18	R: 1 E: 1 K: 2 S: 16	H: 0 LOB: 2 BB: 1 P: 28	R: 0 E: 0 K: 0 S: 10	H: 1 LOB: 1 BB: 1 P: 22	R: 0 E: 0 K: 1 S: 11	H: 0 LOB: 1 BB: 1 P: 22	1B: 7 2B: 1 3B: 0 HR: 0	SF: 0 SAC: 0 DP: 1 HBP: 1	WP: 2 PB: 0 SB: 1 CS: 0
<b>PITCHER</b>	IP WLS BF H R ER SO BB IBB HBP BLK WP HR S P ERA WHIP	IP WLS BF H R ER SO BB IBB HBP BLK WP HR S P ERA WHIP	IP WLS BF H R ER SO BB IBB HBP BLK WP HR S P ERA WHIP	IP WLS BF H R ER SO BB IBB HBP BLK WP HR S P ERA WHIP	IP WLS BF H R ER SO BB IBB HBP BLK WP HR S P ERA WHIP	IP WLS BF H R ER SO BB IBB HBP BLK WP HR S P ERA WHIP	IP WLS BF H R ER SO BB IBB HBP BLK WP HR S P ERA WHIP	IP WLS BF H R ER SO BB IBB HBP BLK WP HR S P ERA WHIP	IP WLS BF H R ER SO BB IBB HBP BLK WP HR S P ERA WHIP	IP WLS BF H R ER SO BB IBB HBP BLK WP HR S P ERA WHIP	IP WLS BF H R ER SO BB IBB HBP BLK WP HR S P ERA WHIP	IP WLS BF H R ER SO BB IBB HBP BLK WP HR S P ERA WHIP	IP WLS BF H R ER SO BB IBB HBP BLK WP HR S P ERA WHIP	IP WLS BF H R ER SO BB IBB HBP BLK WP HR S P ERA WHIP	IP WLS BF H R ER SO BB IBB HBP BLK WP HR S P ERA WHIP	IP WLS BF H R ER SO BB IBB HBP BLK WP HR S P ERA WHIP	IP WLS BF H R ER SO BB IBB HBP BLK WP HR S P ERA WHIP	IP WLS BF H R ER SO BB IBB HBP BLK WP HR S P ERA WHIP	
41 Aaron Sanchez, R ERA: 4.33	24 Danny Barnes, R ERA: 4.18	62 Aaron Loup, L ERA: 3.86	31 Joe Blaginski, R ERA: 8.28	36 Tyler Clippard, R ERA: 3.45	77 John Axford, R ERA: 3.52														

AB	38
R	3
H	8
RBI	2
BB	7
SO	9
LOB	28



Batter	1	2	3	4	5	6	7	8	9	10	AB	R	H	RBI	BB	SO	LOB	BOTTOM					
26 Yangervis Solarte, S OBP: 0.300, SLG: 0.452 (1, 4)	K		37 FC6-4 1B			37 2B 2B	F9			P5	5	1	2	1	0	1	2	<b>Baltimore Orioles @ Toronto Blue Jays</b> Rogers Centre, Toronto, ON Sat Jun 09 2018, 1:09 PM - 4:27 PM EDT Att: 34,643 - Partly Cloudy - 68 F					
37 Teoscar Hernández, R OBP: 0.301, SLG: 0.523 (1, 7)	K		FC6-4 14 G4-6-3			2B				K	5	0	1	1	0	2	2						
14 Justin Smoak, S OBP: 0.375, SLG: 0.438 (1, 3)	G4-3		G4-6-3			K				15 HBP 8 1B 21 BB BB	3	1	0	0	2	1	3						
8 Kendrys Morales, S OBP: 0.269, SLG: 0.329 (1, 10)		11 1B 2B		G1-3		K				F8	5	0	2	0	0	1	2						
11 Kevin Pillar, R OBP: 0.302, SLG: 0.439 (1, 8)			15 CS 1B		G1-3					F8	5	0	2	0	0	1	3						
15 Randal Grichuk, R OBP: 0.245, SLG: 0.382 (1, 9)			K		G5-3					F8	4	1	1	1	0	1	4						
21 Luke Maile, R OBP: 0.351, SLG: 0.424 (1, 2)		L1			G5-3					HR	4	0	0	1	1	0	1						
1 Aledmys Diaz, R OBP: 0.282, SLG: 0.421 (1, 6)					G5-3					G6-3	4	0	0	1	1	0	1						
3 Gio Urshela, R OBP: 0.283, SLG: 0.333 (1, 5)			3 26 1B 1B							L5	4	1	1	0	0	0	0						
			37 FC6-4 26 1B 1B							1B	4	0	3	0	0	0	0						
<b>Inning Stats</b>	R: 0 E: 0 K: 2 S: 7	H: 0 LOB: 0 BB: 0 P: 11	R: 0 E: 0 K: 1 S: 9	H: 2 LOB: 1 BB: 0 P: 14	R: 1 E: 0 K: 0 S: 10	H: 3 LOB: 1 BB: 0 P: 16	R: 0 E: 0 K: 0 S: 9	H: 0 LOB: 0 BB: 0 P: 12	R: 0 E: 0 K: 0 S: 10	H: 0 LOB: 0 BB: 0 P: 14	R: 1 E: 0 K: 3 S: 14	H: 2 LOB: 1 BB: 0 P: 18	R: 1 E: 0 K: 0 S: 8	H: 2 LOB: 1 BB: 0 P: 11	R: 0 E: 0 K: 0 S: 12	H: 1 LOB: 2 BB: 1 P: 18	R: 0 E: 0 K: 0 S: 12	H: 1 LOB: 1 BB: 1 P: 16	R: 1 E: 0 K: 1 S: 9	H: 1 LOB: 3 BB: 2 P: 20	1B: 8 2B: 4 3B: 0 HR: 1	SF: 0 SAC: 0 DP: 2 HBP: 1	WP: 0 PB: 0 SB: 0 CS: 1
<b>PITCHER</b>	IP WLS BF H R ER SO BB IBB HBP BLK WP HR S P ERA WHIP	IP WLS BF H R ER SO BB IBB HBP BLK WP HR S P ERA WHIP	IP WLS BF H R ER SO BB IBB HBP BLK WP HR S P ERA WHIP	IP WLS BF H R ER SO BB IBB HBP BLK WP HR S P ERA WHIP	IP WLS BF H R ER SO BB IBB HBP BLK WP HR S P ERA WHIP	IP WLS BF H R ER SO BB IBB HBP BLK WP HR S P ERA WHIP	IP WLS BF H R ER SO BB IBB HBP BLK WP HR S P ERA WHIP	IP WLS BF H R ER SO BB IBB HBP BLK WP HR S P ERA WHIP	IP WLS BF H R ER SO BB IBB HBP BLK WP HR S P ERA WHIP	IP WLS BF H R ER SO BB IBB HBP BLK WP HR S P ERA WHIP	IP WLS BF H R ER SO BB IBB HBP BLK WP HR S P ERA WHIP	IP WLS BF H R ER SO BB IBB HBP BLK WP HR S P ERA WHIP	IP WLS BF H R ER SO BB IBB HBP BLK WP HR S P ERA WHIP	IP WLS BF H R ER SO BB IBB HBP BLK WP HR S P ERA WHIP	IP WLS BF H R ER SO BB IBB HBP BLK WP HR S P ERA WHIP	IP WLS BF H R ER SO BB IBB HBP BLK WP HR S P ERA WHIP	IP WLS BF H R ER SO BB IBB HBP BLK WP HR S P ERA WHIP	IP WLS BF H R ER SO BB IBB HBP BLK WP HR S P ERA WHIP					
34 Kevin Gausman, R ERA: 4.58	48 Richard Bleier, L ERA: 2.03	50 Miguel Castro, R ERA: 2.84	60 Mychal Givens, R ERA: 3.98																				

AB	39
R	4
H	12
RBI	4
BB	3
SO	7
LOB	17





Batter	1	2	3	4	5	6	7	8	9	AB	R	H	RBI	BB	SO	LOB	TOP					
29 Jace Peterson, L OBP: 0.304, SLG: 0.247			G4-3			K	FC5-4			3	0	0	1	1	1	2	<p>Baltimore Orioles @ Toronto Blue Jays Rogers Centre, Toronto, ON Sun Jun 10 2018, 1:10 PM - 4:12 PM EDT Att: 33,485 - Sunny - 68 F</p>					
10 Adam Jones, R OBP: 0.301, SLG: 0.453	K		P3			F9	K			3	0	0	0	0	1	1						
24 Pedro Alvarez, L OBP: 0.295, SLG: 0.434	K		P6							1	0	0	0	0	1	2						
13 Manny Machado, R OBP: 0.360, SLG: 0.591	K									3	0	1	0	0	1	1						
14 Craig Gentry, R OBP: 0.298, SLG: 0.292	K									1	0	1	0	0	0	0						
45 Mark Trumbo, R OBP: 0.298, SLG: 0.398	P2					P4		G4-6-3		4	0	0	0	0	1	3						
6 Jonathan Schoop, R OBP: 0.255, SLG: 0.368	K									4	1	1	1	0	2	0						
19 Chris Davis, L OBP: 0.232, SLG: 0.233	K									4	1	1	0	0	2	0						
16 Trey Mancini, R OBP: 0.309, SLG: 0.381	HR					P6				4	1	2	1	0	0	0						
15 Chance Sisco, L OBP: 0.338, SLG: 0.336						K				3	0	1	0	0	2	2						
23 Joey Rickard, R OBP: 0.277, SLG: 0.383	F8					K				3	0	0	0	1	1	2						
<b>Inning Stats</b>	R: 0 E: 0 K: 2 S: 14	H: 0 LOB: 1 BB: 1 P: 21	R: 1 E: 0 K: 2 S: 14	H: 2 LOB: 1 BB: 0 P: 19	R: 0 E: 0 K: 0 S: 5	H: 0 LOB: 0 BB: 0 P: 7	R: 0 E: 0 K: 2 S: 9	H: 0 LOB: 0 BB: 0 P: 11	R: 0 E: 0 K: 1 S: 13	H: 1 LOB: 2 BB: 0 P: 15	R: 0 E: 0 K: 1 S: 12	H: 3 LOB: 2 BB: 1 P: 36	R: 0 E: 0 K: 0 S: 8	H: 1 LOB: 0 BB: 0 P: 12	R: 0 E: 0 K: 1 S: 9	H: 0 LOB: 1 BB: 0 P: 14	1B: 4 2B: 1 3B: 0 HR: 2	SF: 0 SAC: 0 DP: 1 HBP: 1	WP: 0 PB: 0 SB: 1 CS: 0	PA: 36		
<b>PITCHER</b>	IP WLS BF ERA WHIP	IP WLS BF ERA WHIP	IP WLS BF ERA WHIP	IP WLS BF ERA WHIP	IP WLS BF ERA WHIP	IP WLS BF ERA WHIP	IP WLS BF ERA WHIP	IP WLS BF ERA WHIP	IP WLS BF ERA WHIP	IP WLS BF ERA WHIP	IP WLS BF ERA WHIP	IP WLS BF ERA WHIP	IP WLS BF ERA WHIP	IP WLS BF ERA WHIP	IP WLS BF ERA WHIP	IP WLS BF ERA WHIP	IP WLS BF ERA WHIP	IP WLS BF ERA WHIP	IP WLS BF ERA WHIP	IP WLS BF ERA WHIP	IP WLS BF ERA WHIP	
25 Marco Estrada, R ERA: 5.09	6.0	W	23	4	2	2	9	1	0	0	0	0	0	0	0	0	0	2	72	97	3.00	0.833
31 Joe Blagoini, R ERA: 8.31	1.0		6	2	1	1	2	1	0	0	0	0	0	0	0	0	0	18	30	9.00	3.000	
58 Tim Mayza, L ERA: 2.7	2.0		7	1	0	0	1	0	0	1	0	0	0	0	0	0	0	17	26	0.00	0.500	

AB	33
R	3
H	7
RBI	3
BB	2
SO	12
LOB	13



Batter	1	2	3	4	5	6	7	8	9	AB	R	H	RBI	BB	SO	LOB	BOTTOM				
18 Curtis Granderson, L OBP: 0.361, SLG: 0.434										5	2	4	6	1	1	0	<p>Baltimore Orioles @ Toronto Blue Jays Rogers Centre, Toronto, ON Sun Jun 10 2018, 1:10 PM - 4:12 PM EDT Att: 33,485 - Sunny - 68 F</p>				
26 Yanoris Solarte, S OBP: 0.316, SLG: 0.465										5	1	3	0	0	0	2					
37 Teoscar Hernández, R OBP: 0.304, SLG: 0.935	K									5	2	2	2	0	1	5					
8 Kendrys Morales, S OBP: 0.273, SLG: 0.350	F8									5	1	2	1	0	0	4					
11 Kevin Pillar, R OBP: 0.304, SLG: 0.451	K									5	2	2	3	0	2	3					
55 Russell Martin, R OBP: 0.313, SLG: 0.322	K									4	0	0	0	1	2	1					
21 Luke Maile, R OBP: 0.351, SLG: 0.424	K									0	0	0	0	0	0	0					
15 Randal Grichuk, R OBP: 0.262, SLG: 0.394										5	2	3	1	0	1	1					
1 Aledmys Díaz, R OBP: 0.279, SLG: 0.413	K									5	0	1	0	0	2	4					
3 Gio Urshela, R OBP: 0.302, SLG: 0.350										4	3	2	0	1	1	1					
<b>Inning Stats</b>	R: 0 E: 0 K: 2 S: 14	H: 1 LOB: 2 BB: 1 P: 19	R: 2 E: 0 K: 2 S: 13	H: 3 LOB: 1 BB: 0 P: 16	R: 1 E: 0 K: 1 S: 10	H: 1 LOB: 0 BB: 0 P: 18	R: 6 E: 0 K: 1 S: 23	H: 7 LOB: 2 BB: 1 P: 44	R: 4 E: 0 K: 0 S: 8	H: 3 LOB: 0 BB: 1 P: 18	R: 0 E: 0 K: 0 S: 17	H: 3 LOB: 3 BB: 0 P: 20	R: 0 E: 0 K: 2 S: 13	H: 1 LOB: 1 BB: 0 P: 21	R: 0 E: 0 K: 2 S: 9	H: 0 LOB: 0 BB: 0 P: 17	1B: 13 2B: 2 3B: 0 HR: 4	SF: 0 SAC: 0 DP: 0 HBP: 0	WP: 0 PB: 0 SB: 0 CS: 0	PA: 46	
<b>PITCHER</b>	IP WLS BF ERA WHIP	IP WLS BF ERA WHIP	IP WLS BF ERA WHIP	IP WLS BF ERA WHIP	IP WLS BF ERA WHIP	IP WLS BF ERA WHIP	IP WLS BF ERA WHIP	IP WLS BF ERA WHIP	IP WLS BF ERA WHIP	IP WLS BF ERA WHIP	IP WLS BF ERA WHIP	IP WLS BF ERA WHIP	IP WLS BF ERA WHIP	IP WLS BF ERA WHIP	IP WLS BF ERA WHIP	IP WLS BF ERA WHIP	IP WLS BF ERA WHIP	IP WLS BF ERA WHIP	IP WLS BF ERA WHIP	IP WLS BF ERA WHIP	IP WLS BF ERA WHIP
17 Alex Cobb, R ERA: 7.23	3.2	L	23	11	9	9	5	1	0	0	0	0	0	0	0	0	2	54	83	22.09	3.273
38 Pedro Araújo, R ERA: 7.71	1.0		9	4	4	4	1	2	0	0	0	0	0	0	0	0	2	13	31	36.00	6.000
43 Mike Wright Jr., R ERA: 6.0	2.1		11	4	0	0	2	0	0	0	0	0	0	0	0	0	0	31	42	0.00	1.714
56 Darren O'Day, R ERA: 3.52	1.0		3	0	0	0	2	0	0	0	0	0	0	0	0	0	0	9	17	0.00	0.000

AB	43
R	13
H	19
RBI	13
BB	3
SO	10
LOB	21




Batter	1	2	3	4	5	6	7	8	9	10	11	12	AB	R	H	RBI	BB	SO	LOB	TOP		
50 Mookie Betts, R OBP: 0.471, SLG: 0.735 3 Sandy León, S OBP: 0.283, SLG: 0.356	L7		K			G5-3		F7			1B	G6-3	5	0	1	0	0	1	0			
16 Andrew Benintendi, L OBP: 0.382, SLG: 0.547	1B			1B						L6			3	0	2	0	2	0	0			
28 J.D. Martínez, R OBP: 0.373, SLG: 0.643	K			P4		K							4	0	0	0	1	3	3			
18 Mitch Moreland, L OBP: 0.355, SLG: 0.573	K			G4-6-3				F8					5	0	0	0	0	3	5			
2 Xander Bogaerts, R OBP: 0.339, SLG: 0.503		F9				BB				F9			4	1	2	0	1	0	0			
11 Rafael Devers, L OBP: 0.265, SLG: 0.401	P5					F9		K		G4-3			5	1	1	0	0	1	2			
36 Eduardo Núñez, R OBP: 0.272, SLG: 0.360	G4-3					G4-3		G3					4	0	0	0	0	1	2			
7 Christian Vázquez, R OBP: 0.290, SLG: 0.278 12 Snook Hill, L OBP: 0.370, SLG: 0.433	L9					K		K		G5-3		SF8	3	0	0	0	0	2	1			
19 Jackie Bradley Jr., L OBP: 0.266, SLG: 0.297	G4-3					L8		G4-3				SF7	4	0	0	1	0	1	0			
<b>Inning Stats</b>	R: 0 E: 0 K: 2 S: 12	H: 1 LOB: 1 BB: 0 P: 17	R: 0 E: 0 K: 0 S: 4	H: 0 LOB: 0 BB: 0 P: 8	R: 0 E: 0 K: 1 S: 7	H: 0 LOB: 0 BB: 0 P: 10	R: 0 E: 0 K: 0 S: 5	H: 1 LOB: 0 BB: 0 P: 6	R: 0 E: 0 K: 1 S: 11	H: 0 LOB: 1 BB: 1 P: 15	R: 0 E: 0 K: 1 S: 10	H: 1 LOB: 1 BB: 0 P: 14	R: 0 E: 0 K: 2 S: 7	H: 0 LOB: 0 BB: 0 P: 8	R: 0 E: 0 K: 1 S: 9	H: 1 LOB: 3 BB: 2 P: 32	R: 2 E: 0 K: 0 S: 9	H: 2 LOB: 1 BB: 0 P: 15	1B: 5 2B: 1 3B: 0 HR: 0	SF: 2 SAC: 0 DP: 1 HBP: 1	WP: 1 PB: 0 SB: 1 CS: 0	PA: 46
<b>PITCHER</b>	IP	WLS	BF	H	R	ER	SO	BB	IBB	HBP	BLK	WP	HR	S	P	ERA	WHIP					
37 Dylan Bundy, R ERA: 3.68	1.1		3	0	0	0	2	0	0	0	0	0	0	7	8	0.00	0.000					
48 Richard Bleier, L ERA: 1.97	(9, 1)	1.0	3	0	0	0	2	0	0	0	0	0	0	7	8	0.00	0.000					
35 Brad Brach, R ERA: 3.95	(10, 1)	1.2	7	1	0	0	2	1	0	0	0	1	0	18	30	0.00	1.200					
60 Mychal Givens, R ERA: 4.36	(11, 1)	1.1	L	8	2	2	2	1	0	1	0	0	0	15	28	13.50	2.250					

**Boston Red Sox @ Baltimore Orioles**  
 Oriole Park at Camden Yards, Baltimore, MD  
 Mon Jun 11 2018, 7:06 PM - 10:51 PM EDT  
 Att. 15,934 - Partly Cloudy - 66 F

livebaseballscorecards.com

AB 39  
 R 2  
 H 6  
 RBI 2  
 BB 4  
 SO 12  
 LOB 14




Batter	1	2	3	4	5	6	7	8	9	10	11	12	AB	R	H	RBI	BB	SO	LOB	BOTTOM		
23 Joey Rickard, R OBP: 0.275, SLG: 0.385 24 Pedro Álvarez, L OBP: 0.293, SLG: 0.430 14 Craig Gentry, R OBP: 0.305, SLG: 0.292	P2		G5-3		G4-3								3	0	0	0	1	0	0			
10 Adam Jones, R OBP: 0.305, SLG: 0.452	1B									G5-3			5	0	2	0	1	2	4			
6 Jonathan Schoop, R OBP: 0.247, SLG: 0.356	FC4-6									F8			6	0	0	0	0	1	4			
2 Danny Valencia, R OBP: 0.347, SLG: 0.481	F8												5	0	1	0	1	1	4			
45 Mark Trumbo, R OBP: 0.285, SLG: 0.385	G4-3									P2			4	0	0	0	1	1	2			
16 Trey Mancini, R OBP: 0.307, SLG: 0.375	1B												4	0	0	0	1	2	3			
19 Chris Davis, L OBP: 0.227, SLG: 0.227	K												5	0	0	0	0	3	1			
15 Chance Sisco, L OBP: 0.341, SLG: 0.333	1B												4	0	1	0	0	1	0			
29 Jace Peterson, L OBP: 0.306, SLG: 0.248	F7												4	0	1	0	1	2	2			
<b>Inning Stats</b>	R: 0 E: 0 K: 0 S: 7	H: 1 LOB: 1 BB: 0 P: 10	R: 0 E: 0 K: 1 S: 9	H: 1 LOB: 2 BB: 1 P: 17	R: 0 E: 0 K: 0 S: 8	H: 0 LOB: 0 BB: 0 P: 12	R: 0 E: 0 K: 2 S: 9	H: 0 LOB: 0 BB: 0 P: 12	R: 0 E: 0 K: 1 S: 11	H: 0 LOB: 0 BB: 0 P: 15	R: 0 E: 0 K: 2 S: 11	H: 1 LOB: 3 BB: 1 P: 18	R: 0 E: 0 K: 1 S: 10	H: 0 LOB: 1 BB: 1 P: 15	R: 0 E: 0 K: 1 S: 16	H: 0 LOB: 2 BB: 1 P: 19	R: 0 E: 0 K: 3 S: 11	H: 0 LOB: 0 BB: 0 P: 23	1B: 4 2B: 1 3B: 0 HR: 0	SF: 0 SAC: 0 DP: 0 HBP: 1	WP: 0 PB: 1 SB: 2 CS: 0	PA: 49
<b>PITCHER</b>	IP	WLS	BF	H	R	ER	SO	BB	IBB	HBP	BLK	WP	HR	S	P	ERA	WHIP					
35 Steven Wright, R ERA: 1.21	(1, 1)	6.2	28	4	0	0	5	3	0	0	0	0	0	58	93	0.00	1.050					
56 Joe Kelly, R ERA: 2.73	(7, 1)	1.1	5	0	0	0	1	1	0	0	0	0	0	14	20	0.00	0.750					
61 Brian Johnson, L ERA: 4.73	(9, 1)	0.2	3	0	0	0	0	1	0	0	0	0	0	13	22	0.00	1.500					
44 Brandon Workman, R ERA:	(9, 1)	1.1	6	1	0	0	2	1	0	0	0	0	0	11	23	0.00	1.500					
37 Heath Hembree, R ERA: 3.94	(11, 1)	1.0	W	3	0	0	0	3	0	0	0	0	0	11	15	0.00	0.000					
<b>PITCHER</b>	IP	WLS	BF	H	R	ER	SO	BB	IBB	HBP	BLK	WP	HR	S	P	ERA	WHIP					
46 Craig Kimbrel, R ERA: 1.93	(12, 1)	1.0	S	4	0	0	3	1	0	0	0	0	0	13	23	0.00	1.000					

**Boston Red Sox @ Baltimore Orioles**  
 Oriole Park at Camden Yards, Baltimore, MD  
 Mon Jun 11 2018, 7:06 PM - 10:51 PM EDT  
 Att. 15,934 - Partly Cloudy - 66 F

livebaseballscorecards.com

AB 41  
 R 0  
 H 5  
 RBI 0  
 BB 7  
 SO 14  
 LOB 21



Batter	1	2	3	4	5	6	7	8	9	AB	R	H	RBI	BB	SO	LOB	TOP					
36 Eduardo Núñez, R OBP: 0.275, SLG: 0.358	P6		P2	G3-2		L8											4 0 1 0 1 0 0					
16 Andrew Benintendi, L OBP: 0.363, SLG: 0.564	F8		HR			K											4 1 1 2 1 2 1					
28 J.D. Martinez, R OBP: 0.381, SLG: 0.642																	2 0 1 0 2 0 0					
18 Mitch Moreland, L OBP: 0.362, SLG: 0.569	K																3 0 1 0 2 1 4					
2 Xander Bogaerts, R OBP: 0.345, SLG: 0.500																	3 2 1 0 2 0 2					
11 Rafael Devers, L OBP: 0.284, SLG: 0.409																	5 1 1 2 0 3 4					
12 Brock Holt, L OBP: 0.379, SLG: 0.430																	3 1 1 0 2 1 0					
7 Christian Vázquez, R OBP: 0.256, SLG: 0.284																	4 1 2 1 0 0 2					
19 Jackie Bradley Jr., L OBP: 0.281, SLG: 0.291																	4 0 0 0 0 0 4					
<b>Inning Stats</b>	R: 0 H: 0 K: 1 S: 8	H: 0 LOB: 1 BB: 1 P: 14	R: 2 H: 1 E: 0 K: 0 S: 8	H: 1 LOB: 0 BB: 2 P: 20	R: 1 H: 1 E: 0 K: 1 S: 9	H: 1 LOB: 2 BB: 1 P: 16	R: 2 H: 3 E: 0 K: 0 S: 18	H: 3 LOB: 2 BB: 2 P: 31	R: 1 H: 2 E: 0 K: 0 S: 6	H: 2 LOB: 1 BB: 1 P: 10	R: 0 H: 0 K: 1 S: 8	H: 0 LOB: 0 BB: 0 P: 11	R: 0 H: 0 K: 1 S: 11	H: 0 LOB: 3 BB: 3 P: 26	R: 0 H: 2 E: 0 K: 1 S: 13	H: 2 LOB: 2 BB: 2 P: 20	R: 0 H: 0 K: 2 S: 10	H: 0 LOB: 0 BB: 0 P: 15	1B: 7 2B: 0 3B: 0 HR: 2	SF: 0 SAC: 0 DP: 2 HBP: 1	WP: 1 PB: 0 SB: 0 CS: 0	PA: 43
<b>PITCHER</b>	IP WLS BF H R ER SO BB IBB HBP BLK WP HR S P ERA WHIP																<b>PITCHER</b>	IP WLS BF H R ER SO BB IBB HBP BLK WP HR S P ERA WHIP				
41 David Hess, R ERA: 4.13	3.1 L 20 5 5 5 2 4 0 1 0 0 0 2 39 73 13.50 2.700																					
50 Miguel Castro, R ERA: 2.99	2.2 10 2 1 1 1 1 1 0 1 1 0 18 29 3.38 1.125																					
53 Zack Britton, L ERA:	1.0 5 0 0 0 1 3 0 0 0 0 0 0 11 26 0.00 3.000																					
57 Donnie Hart, L ERA: 1.35	1.0 5 2 0 0 1 1 0 0 0 0 0 13 20 0.00 3.000																					
56 Darren O'Day, R ERA: 3.31	1.0 3 0 0 0 2 0 0 0 0 0 0 10 15 0.00 0.000																					
<b>Batter</b>	<b>1</b>	<b>2</b>	<b>3</b>	<b>4</b>	<b>5</b>	<b>6</b>	<b>7</b>	<b>8</b>	<b>9</b>	<b>AB</b>	<b>R</b>	<b>H</b>	<b>RBI</b>	<b>BB</b>	<b>SO</b>	<b>LOB</b>	<b>BOTTOM</b>					
23 Joey Rickard, R OBP: 0.284, SLG: 0.403	HR																4 2 1 1 1 0 4					
10 Adam Jones, R OBP: 0.307, SLG: 0.451																	5 0 2 0 0 0 3					
13 Manny Machado, R OBP: 0.380, SLG: 0.586																	4 0 1 0 1 1 2					
2 Danny Valencia, R OBP: 0.355, SLG: 0.478																	3 1 1 1 2 0 2					
16 Trey Mancini, R OBP: 0.305, SLG: 0.371																	5 0 1 0 0 2 6					
6 Jonathan Schoop, R OBP: 0.251, SLG: 0.354																	4 1 1 0 1 0 3					
45 Mark Trumbo, R OBP: 0.299, SLG: 0.389																	4 0 1 2 1 1 2					
14 Craig Gentry, R OBP: 0.312, SLG: 0.300																	4 0 2 0 0 1 3					
24 Pedro Alvarez, L OBP: 0.230, SLG: 0.426																	1 0 0 0 0 1 1					
61 Austin Wynns, R OBP: 0.250, SLG: 0.500																	3 0 1 0 0 1 3					
15 Chance Sisco, L OBP: 0.338, SLG: 0.330																	1 0 0 0 0 1 2					
<b>Inning Stats</b>	R: 1 H: 2 E: 0 K: 0 S: 13	H: 2 LOB: 0 BB: 0 P: 18	R: 0 H: 2 E: 1 K: 2 S: 15	H: 2 LOB: 2 BB: 0 P: 21	R: 1 H: 1 E: 0 K: 2 S: 13	H: 1 LOB: 1 BB: 1 P: 22	R: 0 H: 2 E: 0 K: 0 S: 9	H: 2 LOB: 2 BB: 0 P: 16	R: 0 H: 0 K: 0 S: 10	H: 0 LOB: 1 BB: 1 P: 19	R: 0 H: 1 E: 0 K: 1 S: 10	H: 1 LOB: 3 BB: 0 P: 17	R: 0 H: 2 E: 1 K: 1 S: 19	H: 2 LOB: 1 BB: 1 P: 28	R: 0 H: 0 E: 1 K: 1 S: 13	H: 0 LOB: 2 BB: 1 P: 25	R: 2 H: 1 E: 0 K: 1 S: 18	H: 1 LOB: 1 BB: 2 P: 33	1B: 9 2B: 1 3B: 0 HR: 1	SF: 0 SAC: 0 DP: 1 HBP: 0	WP: 0 PB: 0 SB: 0 CS: 0	PA: 44
<b>PITCHER</b>	IP WLS BF H R ER SO BB IBB HBP BLK WP HR S P ERA WHIP																<b>PITCHER</b>	IP WLS BF H R ER SO BB IBB HBP BLK WP HR S P ERA WHIP				
57 Eduardo Rodríguez, L ERA: 3.64	5.2 W 26 8 2 2 4 2 0 0 0 0 0 1 67 109 3.18 1.765																					
76 Hector Velázquez, R ERA: 1.93	1.0 6 2 0 0 2 1 0 0 0 0 0 0 19 28 0.00 3.000																					
56 Joe Kelly, R ERA: 2.7	0.1 H 1 0 0 0 0 0 0 0 0 0 0 3 4 0.00 0.000																					
32 Matt Barnes, R ERA: 2.43	1.0 5 0 0 0 1 1 0 0 0 0 0 0 13 25 0.00 1.000																					
46 Craig Kimbrel, R ERA: 2.46	1.0 6 1 2 2 1 2 0 0 0 0 0 0 18 33 18.00 3.000																					

**Boston Red Sox @ Baltimore Orioles**  
 Oriole Park at Camden Yards, Baltimore, MD  
 Tue Jun 12 2018, 7:09 PM - 11:06 PM EDT  
 Att: 21,837 - Partly Cloudy - 75 F

AB 32  
 R 6  
 H 9  
 RBI 5  
 BB 10  
 SO 7  
 LOB 17



**Boston Red Sox @ Baltimore Orioles**  
 Oriole Park at Camden Yards, Baltimore, MD  
 Tue Jun 12 2018, 7:09 PM - 11:06 PM EDT  
 Att: 21,837 - Partly Cloudy - 75 F

AB 38  
 R 4  
 H 11  
 RBI 4  
 BB 6  
 SO 8  
 LOB 31



Batter	1	2	3	4	5	6	7	8	9	AB R H RBI BB SO LOB	TOP											
50 Mookie Betts, R OBP: 0.430, SLG: 0.741	F9		HR		SF9	F8			K	4 2 1 1 1 1 0	<b>Boston Red Sox @ Baltimore Orioles</b> Oriole Park at Camden Yards, Baltimore, MD Wed Jun 13 2018, 3:07 PM - 6:27 PM EDT Att: 17,217 - Cloudy - 81 F											
16 Andrew Benintendi, L OBP: 0.350, SLG: 0.559	E7		K		BB			1B	3 1 2 0 2 1 0													
2 Xander Bogaerts, R OBP: 0.338, SLG: 0.490	K		E6		SF9	G5-4-3		P3	4 0 0 1 0 1 3													
28 J.D. Martinez, R OBP: 0.383, SLG: 0.650	P3		G5-3		BB	HR			3 2 1 1 1 0 2													
11 Rafael Devers, L OBP: 0.283, SLG: 0.406	P5				BB	G4-3			4 0 1 1 0 1 0													
36 Eduardo Núñez, R OBP: 0.279, SLG: 0.361	G6-3				1B				4 0 2 1 0 0 0													
12 Brock Holt, L OBP: 0.391, SLG: 0.436					1B				3 0 2 0 0 1 2													
3 Sandy León, S OBP: 0.271, SLG: 0.341	K					G4-3		G4-6-3	4 0 0 0 0 2 3													
19 Jackie Bradley Jr., L OBP: 0.276, SLG: 0.285			L8		K	P2		L3	4 0 0 0 0 1 0													
<b>Inning Stats</b>	R: 0 H: 1 E: 1 K: 1 S: 10	H: 1 LOB: 1 BB: 0 P: 15	R: 0 H: 0 E: 0 K: 1 S: 11	H: 0 LOB: 1 BB: 0 P: 19	R: 1 H: 1 E: 1 K: 1 S: 16	H: 1 LOB: 1 BB: 0 P: 24	R: 0 H: 2 E: 0 K: 2 S: 13	H: 2 LOB: 1 BB: 0 P: 22	R: 3 H: 2 E: 0 K: 2 S: 20	H: 2 LOB: 2 BB: 3 P: 39		R: 0 H: 0 E: 0 K: 0 S: 11	H: 0 LOB: 0 BB: 0 P: 17	R: 1 H: 1 E: 0 K: 0 S: 11	H: 1 LOB: 0 BB: 1 P: 17	R: 0 H: 1 E: 0 K: 0 S: 5	H: 1 LOB: 1 BB: 0 P: 8	R: 0 H: 1 E: 0 K: 1 S: 10	H: 1 LOB: 1 BB: 0 P: 14	1B: 7 2B: 0 3B: 0 HR: 2	SF: 1 SAC: 0 DP: 2 HBP: 1	WP: 1 PB: 0 SB: 0 CS: 1
<b>PITCHER</b>	IP WLS BF H R ER SO BB IBB HBP BLK WP HR S P ERA WHIP											IP WLS BF H R ER SO BB IBB HBP BLK WP HR S P ERA WHIP										
32 Yefry Ramírez, R ERA: 6.23	4.1 L 20 4 3 3 6 2 0 1 0 0 1 1 57 97 6.23 1.385																					
43 Mike Wright Jr., R ERA: 6.11	2.1 11 3 2 2 1 2 0 0 0 1 1 32 52 7.71 2.143																					
48 Richard Bleier, L ERA: 1.93	0.2 2 0 0 0 0 0 0 0 0 0 0 4 5 0.00 0.000																					
35 Brad Brach, R ERA: 3.86	0.2 2 1 0 0 0 0 0 0 0 0 0 4 7 0.00 1.500																					
60 Mychal Givens, R ERA: 4.24	1.0 4 1 0 0 1 0 0 0 0 0 0 10 14 0.00 1.000																					

Batter	1	2	3	4	5	6	7	8	9	AB R H RBI BB SO LOB	BOTTOM									
23 Joey Rickard, R OBP: 0.266, SLG: 0.375	G6-3		K		F8		F7		G5-3	5 0 0 0 0 1 4	<b>Boston Red Sox @ Baltimore Orioles</b> Oriole Park at Camden Yards, Baltimore, MD Wed Jun 13 2018, 3:07 PM - 6:27 PM EDT Att: 17,217 - Cloudy - 81 F									
16 Trev Mancini, R OBP: 0.305, SLG: 0.369	K		K			13 G5-3 1B		G4-3	4 0 1 0 0 2 1											
13 Manny Machado, R OBP: 0.378, SLG: 0.579	G5-3				F7	G5-3		FC6-4 BB	3 0 0 0 1 0 1											
2 Danny Valencia, R OBP: 0.353, SLG: 0.471	K				45 BB 1B	K		FC6-4	4 0 1 0 0 2 2											
6 Jonathan Schoop, R OBP: 0.246, SLG: 0.347	K		K			G6-3		L9	4 0 0 0 0 2 3											
45 Mark Trumbo, R OBP: 0.312, SLG: 0.386								L1	1 1 0 0 2 0 0											
14 Craig Gentry, R OBP: 0.310, SLG: 0.291					F7			G5-3	3 0 0 0 1 0 3											
61 Austin Wynns, R OBP: 0.214, SLG: 0.429			K						2 0 0 0 0 2 0											
15 Chance Sisco, L OBP: 0.341, SLG: 0.333					K			29 BB 1B	2 0 1 0 0 0 2											
29 Jace Peterson, L OBP: 0.315, SLG: 0.262					L7				2 0 1 1 1 0 0											
<b>Inning Stats</b>	R: 0 H: 0 E: 0 K: 1 S: 8	H: 0 LOB: 0 BB: 0 P: 13	R: 0 H: 0 E: 0 K: 2 S: 8	H: 0 LOB: 1 BB: 0 P: 14	R: 0 H: 0 E: 0 K: 3 S: 10	H: 1 LOB: 1 BB: 1 P: 17	R: 0 H: 0 E: 0 K: 1 S: 17	H: 0 LOB: 2 BB: 1 P: 23	R: 0 H: 1 E: 0 K: 1 S: 13	H: 1 LOB: 1 BB: 0 P: 19	R: 1 H: 0 E: 0 K: 0 S: 15	H: 0 LOB: 1 BB: 2 P: 28	R: 0 H: 0 E: 0 K: 0 S: 9	H: 0 LOB: 1 BB: 1 P: 18	R: 0 H: 2 E: 0 K: 0 S: 10	H: 2 LOB: 2 BB: 0 P: 13	1B: 3 2B: 1 3B: 0 HR: 0	SF: 1 SAC: 0 DP: 0 HBP: 1	WP: 0 PB: 0 SB: 1 CS: 0	PA: 37
<b>PITCHER</b>	IP WLS BF H R ER SO BB IBB HBP BLK WP HR S P ERA WHIP											IP WLS BF H R ER SO BB IBB HBP BLK WP HR S P ERA WHIP								
41 Chris Sale, L ERA: 2.75	6.0 W 25 2 1 1 9 4 0 1 0 0 0 69 109 1.50 1.000																			
44 Brandon Workman, R ERA: 2.75	1.0 3 0 0 0 0 0 0 0 0 0 0 10 15 0.00 0.000																			
65 Justin Haley, R ERA: 2.75	2.0 9 2 0 0 0 1 0 0 0 0 0 19 31 0.00 1.500																			



Batter	1	2	3	4	5	6	7	8	9	AB R H RBI BB SO LOB	TOP											
32 Derek Dietrich, L (1,3) OBP: 0.328, SLG: 0.440	1-0 FC5-4 BB	2-2 F7			2-0 G1-3		0-0 G6-3		0-2 K	4 0 0 0 1 1 3	<b>Miami Marlins @ Baltimore Orioles</b> Oriole Park at Camden Yards, Baltimore, MD Fri Jun 15 2018, 7:08 PM - 9:49 PM EDT Att: 23,968 - Clear - 81 F <a href="http://livebaseballscorecards.com">livebaseballscorecards.com</a>											
15 Brian Anderson, R (1,9) OBP: 0.383, SLG: 0.439	4-2 FC5-4 BB		3-1 L9		1-2 1B		1-3 K		3-2 2B	4 0 2 1 1 1 0												
11 J.T. Realmuto, R (1,2) OBP: 0.364, SLG: 0.511	0-2 FC5-4		1-3 K		1-2 G6-3		0-0 1B		0-2 L9	5 0 1 0 0 1 4												
41 Justin Bour, L (1,10) OBP: 0.375, SLG: 0.429	1-3 K		2-3 K		0-2 G1-3		2-2 1B			4 0 1 0 0 2 2												
13 Starlin Castro, R (1,4) OBP: 0.328, SLG: 0.381	1-3 K				0-1 P6		1-2 L8			4 0 0 0 0 1 4												
10 JT Riddle, L (1,6) OBP: 0.226, SLG: 0.377		1-3 K			1-2 G6-3				1-3 K	4 1 1 0 0 2 0												
9 Lewis Brinson, R (1,8) OBP: 0.221, SLG: 0.333		0-2 3B			1-3 K				2-1 G6-3	4 0 2 1 0 1 0												
19 Miguel Rojas, R (1,5) OBP: 0.298, SLG: 0.347		4-2 BB			0-2 2B		1-2 HBP		1-3 K	1 1 1 0 1 0 0												
2 Yadiel Rivera, R (6,PR) OBP: 0.319, SLG: 0.172					15 1B					1 0 0 0 0 1 0												
3 JB Shuck, L (1,7) OBP: 0.268, SLG: 0.252		2-3 K			2-0 G1-3		3-2 G4-3		2-2 P6	4 0 0 0 0 1 5												
<b>Inning Stats</b>	R: 0 H: 0 E: 0 K: 2 S: 12	H: 0 LOB: 2 P: 22	R: 0 H: 1 E: 0 K: 2 S: 18	LOB: 2 BB: 1 P: 27	R: 0 H: 0 E: 0 K: 2 S: 8	H: 0 LOB: 0 BB: 0 P: 14	R: 0 H: 1 E: 0 K: 1 S: 9	H: 0 LOB: 0 BB: 0 P: 11	R: 1 H: 2 E: 0 K: 0 S: 12	H: 2 LOB: 1 BB: 0 P: 18	R: 1 H: 2 E: 0 K: 0 S: 15	H: 2 LOB: 2 BB: 0 P: 21	R: 0 H: 2 E: 0 K: 1 S: 11	H: 2 LOB: 0 BB: 0 P: 15	R: 0 H: 0 E: 0 K: 2 S: 9	H: 0 LOB: 0 BB: 0 P: 13	R: 0 H: 1 E: 0 K: 1 S: 12	H: 1 LOB: 1 BB: 0 P: 17	1B: 4 2B: 2 3B: 2 HR: 0	SF: 0 SAC: 0 DP: 0 HBP: 1	WP: 0 PB: 1 SB: 1 CS: 0	PA: 39
<b>PITCHER</b>	IP WLS BF H R ER SO BB IBB HBP BLK WP HR S P ERA WHIP											IP WLS BF H R ER SO BB IBB HBP BLK WP HR S P ERA WHIP										
34 Kevin Gausman, R (1,1) ERA: 4.48	5.2 L 26 5 2 2 7 3 0 1 0 0 0 0 71 107 3.18 1.412																					
66 Tanner Scott, L (6,1) ERA: 4.75	0.2 2 0 0 0 0 0 0 0 0 0 0 4 7 0.00 0.000																					
50 Miguel Castro, R (7,1) ERA: 2.83	0.2 2 0 0 0 1 0 0 0 0 0 0 10 14 0.00 3.000																					
53 Zack Britton, L (8,1) ERA: 3.12	1.0 3 0 0 0 2 0 0 0 0 0 0 9 13 0.00 0.000																					
56 Darren O'Day, R (9,1) ERA: 3.12	1.0 4 1 0 0 1 0 0 0 0 0 0 12 17 0.00 1.000																					

Batter	1	2	3	4	5	6	7	8	9	AB R H RBI BB SO LOB	BOTTOM											
51 Corban Joseph, L (1,3) OBP: 0.250, SLG: 0.250	2-1 G4-3			0-1 10 FC6-4 1B		2-2 G5-3			0-3 K	4 0 1 0 0 1 1	<b>Miami Marlins @ Baltimore Orioles</b> Oriole Park at Camden Yards, Baltimore, MD Fri Jun 15 2018, 7:08 PM - 9:49 PM EDT Att: 23,968 - Clear - 81 F <a href="http://livebaseballscorecards.com">livebaseballscorecards.com</a>											
10 Adam Jones, R (1,8) OBP: 0.306, SLG: 0.448	2-2 L9		1-1 FC6-4 13 G6-4-3			0-0 G6-4-3 13 1B		2-2 G1-3	2-2 G1-3	4 0 1 0 0 0 1												
13 Manny Machado, R (1,6) OBP: 0.377, SLG: 0.574	2-2 F9		2-2 G6-4-3			2-2 G6-4-3 2 1B		2-2 K	2-2 K	4 0 1 0 0 1 1												
2 Danny Valencia, R (1,5) OBP: 0.346, SLG: 0.461		1-2 G5-3			2-0 G5-3			1-1 G6-4-3		3 0 0 0 0 0 2												
16 Trey Mancini, R (1,7) OBP: 0.301, SLG: 0.365		3-2 G4-3		1-2 F9		2-3 K		2-3 K		3 0 0 0 0 1 1												
6 Jonathan Schoop, R (1,4) OBP: 0.248, SLG: 0.343		2-1 G5-3			1-3 K			4-1 45 FC6-4 BB		2 0 0 0 1 1 0												
45 Mark Trumbo, R (1,9) OBP: 0.305, SLG: 0.377			2-1 F7			0-0 G1-3		0-1 FC6-4 24 G3		3 0 0 0 0 0 1												
24 Pedro Alvarez, L (1,10) OBP: 0.283, SLG: 0.414		3-2 K				1-3 K		2-1 G3		3 0 0 0 0 2 1												
15 Chance Sisco, L (1,2) OBP: 0.340, SLG: 0.328			3-2 G1-3			3-2 HBP		0-0 G6-3		2 0 0 0 0 0 1												
<b>Inning Stats</b>	R: 0 H: 0 E: 0 K: 0 S: 9	H: 0 LOB: 0 BB: 0 P: 15	R: 0 H: 0 E: 0 K: 0 S: 11	H: 0 LOB: 0 BB: 0 P: 17	R: 0 H: 0 E: 0 K: 1 S: 8	H: 0 LOB: 0 BB: 0 P: 16	R: 0 H: 1 E: 0 K: 0 S: 9	H: 1 LOB: 0 BB: 0 P: 12	R: 0 H: 0 E: 0 K: 1 S: 7	H: 0 LOB: 0 BB: 0 P: 11		R: 0 H: 0 E: 0 K: 1 S: 9	H: 0 LOB: 1 BB: 0 P: 15	R: 0 H: 2 E: 0 K: 1 S: 9	H: 2 LOB: 1 BB: 0 P: 14	R: 0 H: 0 E: 0 K: 0 S: 6	H: 0 LOB: 1 BB: 1 P: 12	R: 0 H: 0 E: 0 K: 2 S: 10	H: 0 LOB: 0 BB: 0 P: 14	1B: 3 2B: 0 3B: 0 HR: 0	SF: 0 SAC: 0 DP: 2 HBP: 1	WP: 0 PB: 0 SB: 0 CS: 0
<b>PITCHER</b>	IP WLS BF H R ER SO BB IBB HBP BLK WP HR S P ERA WHIP											IP WLS BF H R ER SO BB IBB HBP BLK WP HR S P ERA WHIP										
62 José Ureña, R (1,1) ERA: 1.15	8.0 W 27 3 0 0 4 1 0 1 0 0 0 68 112 0.00 0.500																					
46 Kyle Barraclough, R (9,1) ERA: 1.15	1.0 S 3 0 0 0 2 0 0 0 0 0 0 10 14 0.00 0.000																					

AB 35  
R 2  
H 8  
RBI 2  
BB 3  
SO 11  
LOB 18



AB 28  
R 0  
H 3  
RBI 0  
BB 1  
SO 6  
LOB 9





Batter	1	2	3	4	5	6	7	8	9	AB	R	H	RBI	BB	SO	LOB	TOP								
<b>32 Derek Dietrich, L</b> OBP: 0.340, SLG: 0.448  1-2	 BB		 K			 11 FC5-4 41 HR	 BB		 BB	3	1	2	0	2	1	0									
<b>15 Brian Anderson, R</b> OBP: 0.378, SLG: 0.428  0-0	 F8		 K			 11 FC5-4	 BB		 FC1-6	4	0	0	0	1	2	5									
<b>11 J.T. Realmuto, R</b> OBP: 0.362, SLG: 0.533  1-3	 K			 F8		 FC5-4 41 HR	 F7		 F8	5	1	0	0	0	1	7									
<b>41 Justin Bour, L</b> OBP: 0.370, SLG: 0.446  1-1	 G6-3			 HR		 HR	 K		 G5-3	5	2	2	4	0	1	5									
<b>13 Starlin Castro, R</b> OBP: 0.326, SLG: 0.385  1-2	 G5-3			 P3		 2B	 2B			4	0	2	0	0	0	0									
<b>1 Cameron Maybin, R</b> OBP: 0.306, SLG: 0.302  10 BLK 2 S	 10 BLK 2 S			 G5-3		 P3	 K			4	0	1	0	0	1	2									
<b>10 JT Riddle, L</b> OBP: 0.257, SLG: 0.388  0-2	 L9				 L8	 F7	 BB			3	0	0	0	1	0	2									
<b>2 Yadiel Rivera, R</b> OBP: 0.316, SLG: 0.185 <b>3 JB Shuck, L</b> OBP: 0.256, SLG: 0.241	 K2-3				 L9		 32 BB 28 1B	 F6		3	0	1	0	0	1	1									
<b>28 Bryan Holaday, R</b> OBP: 0.225, SLG: 0.239  2-2	 F9			 K2-3		 K2-3	 1-2	 G5-3		4	0	1	0	0	1	2									
<b>Inning Stats</b>	R: 0 H: 0 E: 0 K: 1 S: 9	H: 0 LOB: 1 BB: 1 P: 15	R: 0 H: 1 E: 0 K: 1 S: 13	H: 3 LOB: 1 BB: 0 P: 16	R: 0 H: 0 E: 0 K: 2 S: 9	H: 0 LOB: 0 BB: 0 P: 15	R: 1 H: 1 E: 0 K: 0 S: 7	H: 1 LOB: 0 BB: 0 P: 8	R: 0 H: 0 E: 0 K: 1 S: 8	H: 0 LOB: 0 BB: 0 P: 10	R: 3 H: 3 E: 0 K: 0 S: 17	H: 3 LOB: 1 BB: 1 P: 28	R: 0 H: 2 E: 0 K: 2 S: 14	H: 1 LOB: 3 BB: 1 P: 24	R: 0 H: 1 E: 0 K: 1 S: 7	H: 1 LOB: 2 BB: 0 P: 13	R: 0 H: 1 E: 0 K: 0 S: 8	H: 1 LOB: 1 BB: 0 P: 9	1B: 5 2B: 2 HR: 2	SF: 0 SAC: 0 DP: 0 HBP: 0	WP: 0 PA: 40 PB: 0 SB: 1 CS: 0				
<b>PITCHER</b>	IP WLS BF H R ER SO BB IBB HBP BLK WP HR S P ERA WHIP	IP WLS BF H R ER SO BB IBB HBP BLK WP HR S P ERA WHIP	IP WLS BF H R ER SO BB IBB HBP BLK WP HR S P ERA WHIP	IP WLS BF H R ER SO BB IBB HBP BLK WP HR S P ERA WHIP	IP WLS BF H R ER SO BB IBB HBP BLK WP HR S P ERA WHIP	IP WLS BF H R ER SO BB IBB HBP BLK WP HR S P ERA WHIP	IP WLS BF H R ER SO BB IBB HBP BLK WP HR S P ERA WHIP	IP WLS BF H R ER SO BB IBB HBP BLK WP HR S P ERA WHIP	IP WLS BF H R ER SO BB IBB HBP BLK WP HR S P ERA WHIP	IP WLS BF H R ER SO BB IBB HBP BLK WP HR S P ERA WHIP	IP WLS BF H R ER SO BB IBB HBP BLK WP HR S P ERA WHIP	IP WLS BF H R ER SO BB IBB HBP BLK WP HR S P ERA WHIP	IP WLS BF H R ER SO BB IBB HBP BLK WP HR S P ERA WHIP	IP WLS BF H R ER SO BB IBB HBP BLK WP HR S P ERA WHIP	IP WLS BF H R ER SO BB IBB HBP BLK WP HR S P ERA WHIP	IP WLS BF H R ER SO BB IBB HBP BLK WP HR S P ERA WHIP	IP WLS BF H R ER SO BB IBB HBP BLK WP HR S P ERA WHIP	IP WLS BF H R ER SO BB IBB HBP BLK WP HR S P ERA WHIP	IP WLS BF H R ER SO BB IBB HBP BLK WP HR S P ERA WHIP	IP WLS BF H R ER SO BB IBB HBP BLK WP HR S P ERA WHIP	IP WLS BF H R ER SO BB IBB HBP BLK WP HR S P ERA WHIP	IP WLS BF H R ER SO BB IBB HBP BLK WP HR S P ERA WHIP	IP WLS BF H R ER SO BB IBB HBP BLK WP HR S P ERA WHIP	IP WLS BF H R ER SO BB IBB HBP BLK WP HR S P ERA WHIP	IP WLS BF H R ER SO BB IBB HBP BLK WP HR S P ERA WHIP

**AB 36**  
**R 4**  
**H 9**  
**RBI 4**  
**BB 4**  
**SO 8**  
**LOB 26**

**AB 38**  
**R 10**  
**H 14**  
**RBI 10**  
**BB 2**  
**SO 7**  
**LOB 13**

**AB 38**  
**R 10**  
**H 14**  
**RBI 10**  
**BB 2**  
**SO 7**  
**LOB 13**

**AB 38**  
**R 10**  
**H 14**  
**RBI 10**  
**BB 2**  
**SO 7**  
**LOB 13**

**AB 38**  
**R 10**  
**H 14**  
**RBI 10**  
**BB 2**  
**SO 7**  
**LOB 13**



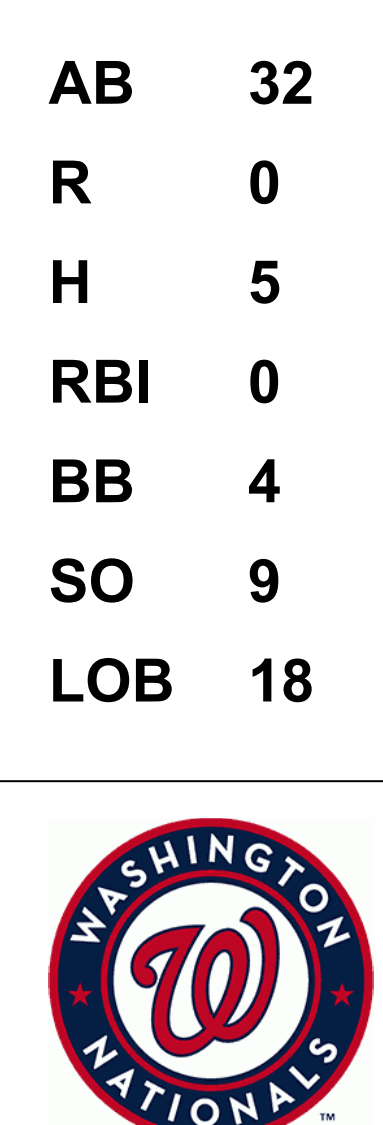


Batter	1	2	3	4	5	6	7	8	9	AB	R	H	RBI	BB	SO	LOB	TOP					
16 Trey Mancini, R OBP: 0.292, SLG: 0.362	(1, 7) K2-3		(1, 0) G5-3		(2, 3) K			(1, 1) G6-3		4	0	0	0	0	2	0	<b>Baltimore Orioles @ Washington Nationals</b> Nationals Park, Washington, DC Wed Jun 20 2018, 7:07 PM - 12:24 AM EDT Att: 32,153 - Partly Cloudy - 82 F					
53 Zack Britton, L 12 Stevie Wilkerson, S										0	0	0	0	0	0	0						
10 Adam Jones, R OBP: 0.320, SLG: 0.460	(1, 8) G1-3		(2, 1) G1-4-3 1B			(1, 2) SF8 2B		(2, 0) K		4	1	2	0	0	1	0						
13 Manny Machado, R OBP: 0.371, SLG: 0.554	(1, 6) G1-4-3 1B		(3, 0) G1-4-3			(2, 2) F8		(3, 0) F7		4	0	1	0	0	0	2						
2 Danny Valencia, R OBP: 0.351, SLG: 0.464	(1, 5) FC5-4 1-2					(0, 1) SF8				3	0	2	1	0	0	1						
6 Jonathan Schoop, R OBP: 0.261, SLG: 0.370		(0, 0) 45 HR 1B				(1, 0) F7				4	1	1	0	0	1	2						
45 Mark Trumbo, R OBP: 0.318, SLG: 0.434																						
56 Darren O'Day, R																						
29 Jace Peterson, L 35 Brad Brach, R																						
36 Caleb Joseph, R OBP: 0.207, SLG: 0.321																						
14 Craig Gentry, R OBP: 0.304, SLG: 0.304																						
54 Andrew Cashner, R 50 Miguel Castro, R																						
23 Joey Rickard, R OBP: 0.267, SLG: 0.405																						
<b>Inning Stats</b>	R: 0 E: 0 K: 1 S: 9	H: 1 LOB: 1 BB: 0 P: 13	R: 2 E: 0 K: 0 S: 10	H: 2 LOB: 0 BB: 0 P: 13	R: 0 E: 0 K: 0 S: 4	H: 1 LOB: 1 BB: 0 P: 8	R: 0 E: 0 K: 1 S: 8	H: 0 LOB: 0 BB: 0 P: 15	R: 1 E: 0 K: 1 S: 12	H: 1 LOB: 0 BB: 0 P: 15	R: 0 E: 0 K: 1 S: 11	H: 1 LOB: 1 BB: 0 P: 17	R: 0 E: 0 K: 1 S: 7	H: 0 LOB: 0 BB: 0 P: 8	R: 0 E: 0 K: 0 S: 8	H: 1 LOB: 1 BB: 0 P: 12	1B: 4 2B: 2 HR: 1	SF: 1 SAC: 0 HBP: 0	WP: 0 PB: 0 CS: 1	PA: 34		
<b>PITCHER</b>	IP WLS BF H R ER SO BB IBB HBP BLK WP HR S P ERA WHIP	4.0 L 16 5 2 2 2 0 0 0 0 0 1 31 49 4.50 1.250	2.0 7 1 1 1 4 0 0 0 0 0 0 24 30 4.50 0.500	2.0 7 1 0 0 2 0 0 0 0 0 0 18 25 0.00 0.500	1.0 4 1 0 0 0 0 0 0 0 0 0 8 12 0.00 1.000																	

AB	33
R	3
H	8
RBI	3
BB	0
SO	8
LOB	10



Batter	1	2	3	4	5	6	7	8	9	AB	R	H	RBI	BB	SO	LOB	BOTTOM			
2 Adam Eaton, L OBP: 0.394, SLG: 0.484	(1, 9) G3		(3, 3) K			(1, 2) P4		(4, 1) FC6-4 BB		3	0	0	0	1	1	0	<b>Baltimore Orioles @ Washington Nationals</b> Nationals Park, Washington, DC Wed Jun 20 2018, 7:07 PM - 12:24 AM EDT Att: 32,153 - Partly Cloudy - 82 F			
22 Juan Soto, L OBP: 0.423, SLG: 0.596	(1, 7) G3 1B					(4, 0) BB		(3, 3) K		3	0	1	0	1	1	1				
6 Anthony Rendon, R OBP: 0.358, SLG: 0.470	(1, 5) G3-6 1B					(4, 1) BB		(0, 1) FC6-4		3	0	2	0	1	0	1				
34 Bryce Harper, L OBP: 0.347, SLG: 0.462	(1, 8) G3-6					(1, 1) F6				4	0	0	0	0	0	5				
20 Daniel Murphy, L OBP: 0.138, SLG: 0.143																				
33 Matt Grace, L																				
55 Tim Collins, L																				
3 Michael Taylor, R OBP: 0.309, SLG: 0.396																				
7 Trea Turner, R OBP: 0.346, SLG: 0.405																				
1 Wilmer Difo, S OBP: 0.301, SLG: 0.340																				
29 Pedro Severino, R OBP: 0.284, SLG: 0.234																				
8 Brian Goodwin, L OBP: 0.315, SLG: 0.273																				
47 Gio González, R OBP: 0.040, SLG: 0.040																				
27 Shawn Kelley, R																				
14 Mark Reynolds, R OBP: 0.305, SLG: 0.507																				
<b>Inning Stats</b>	R: 0 E: 0 K: 0 S: 10	H: 2 LOB: 1 BB: 0 P: 17	R: 0 E: 0 K: 2 S: 9	H: 0 LOB: 0 BB: 0 P: 14	R: 0 E: 0 K: 2 S: 11	H: 1 LOB: 1 BB: 0 P: 18	R: 0 E: 0 K: 0 S: 7	H: 0 LOB: 2 BB: 2 P: 17	R: 0 E: 0 K: 2 S: 13	H: 0 LOB: 0 BB: 0 P: 18	R: 0 E: 0 K: 2 S: 9	H: 0 LOB: 1 BB: 1 P: 17	R: 0 E: 0 K: 1 S: 17	H: 2 LOB: 3 BB: 1 P: 26	1B: 3 2B: 2 3B: 0 HR: 0	SF: 0 SAC: 0 DP: 1 HBP: 0	WP: 0 PB: 0 CS: 0	PA: 36		
<b>PITCHER</b>	IP WLS BF H R ER SO BB IBB HBP BLK WP HR S P ERA WHIP	4.0 W 9 0 0 0 2 2 0 0 0 0 0 17 31 0.00 1.000	1.0 H 3 0 0 0 2 0 0 0 0 0 0 13 18 0.00 0.000	1.1 H 5 0 0 0 2 1 0 0 0 0 0 13 24 0.00 0.750	0.2 5 2 0 0 1 1 0 0 0 0 0 13 19 0.00 4.500															



Batter	1	2	3	4	5	6	7	8	9	AB	R	H	RBI	BB	SO	LOB	TOP										
29 Jace Peterson, L (1, 7) OBP: 0.328, SLG: 0.348										4	0	2	0	0	1	0	<p><b>Baltimore Orioles @ Washington Nationals</b> Nationals Park, Washington, DC Thu Jun 21 2018, 7:05 PM - 9:47 PM EDT Att: 36,868 - Cloudy - 81 F</p>										
10 Adam Jones, R (1, 8) OBP: 0.316, SLG: 0.454										4	0	0	0	0	0	2											
13 Manny Machado, R (1, 6) OBP: 0.369, SLG: 0.554										4	0	1	0	0	1	2											
45 Mark Trumbo, R (1, 3) OBP: 0.317, SLG: 0.450										4	1	1	1	0	2	2											
6 Jonathan Schoop, R (1, 4) OBP: 0.257, SLG: 0.363										4	0	0	0	0	1	1											
28 Colby Rasmus, L (1, 9) OBP: 0.192, SLG: 0.292										3	1	1	1	0	1	0											
14 Craig Gentry, R (9, PH) OBP: 0.302, SLG: 0.302										3	0	0	0	0	0	0											
36 Caleb Joseph, R (1, 2) OBP: 0.200, SLG: 0.310										2	0	0	0	1	0	0											
12 Stevie Wilkerson, S (1, 5)										2	0	0	0	1	0	0											
34 Kevin Gausman, L (1, 1)										2	0	0	0	0	2	0											
2 Danny Valencia, R (7, PH) OBP: 0.349, SLG: 0.461										1	0	0	0	0	1	1											
60 Mychal Givens, R (7, 1)										0	0	0	0	0	0	0											
<b>Inning Stats</b>	R: 0 E: 0 K: 2 S: 9	H: 1 LOB: 1 BB: 0 P: 12	R: 1 E: 0 K: 1 S: 9	H: 1 LOB: 0 BB: 0 P: 10	R: 0 E: 0 K: 1 S: 12	H: 1 LOB: 1 BB: 0 P: 20	R: 0 E: 0 K: 0 S: 8	H: 1 LOB: 0 BB: 0 P: 10	R: 0 E: 0 K: 1 S: 11	H: 0 LOB: 0 BB: 0 P: 16	R: 0 E: 0 K: 1 S: 9	H: 1 LOB: 1 BB: 0 P: 12	R: 0 E: 0 K: 2 S: 14	H: 0 LOB: 1 BB: 1 P: 22	R: 0 E: 0 K: 0 S: 9	H: 0 LOB: 0 BB: 0 P: 13	R: 0 E: 0 K: 0 S: 10	H: 0 LOB: 0 BB: 0 P: 14	1B: 1 2B: 2 3B: 0 HR: 2	SF: 0 SAC: 0 DP: 0 HBP: 0	WP: 1 PB: 0 CS: 0	PA: 33					
<b>PITCHER</b>	IP	WLS	BF	H	R	ER	SO	BB	IBB	HBP	BLK	WP	HR	S	P	ERA	WHIP										
31 Max Scherzer, R (1, 1) ERA: 2.09	7.0		27	5	2	2	9	1	0	0	0	1	2	72	102	2.57	0.857										
40 Kelvin Herrera, R (8, 1) ERA: 0.99	1.0	W	3	0	0	0	0	0	0	0	0	0	0	9	13	0.00	0.000										
62 Sean Doolittle, L (9, 1) ERA: 1.65	1.0	S	3	0	0	0	0	0	0	0	0	0	0	10	14	0.00	0.000										

AB	32
R	2
H	5
RBI	2
BB	1
SO	9
LOB	8



Batter	1	2	3	4	5	6	7	8	9	AB	R	H	RBI	BB	SO	LOB	BOTTOM										
34 Bryce Harper, L (1, 9) OBP: 0.352, SLG: 0.469										1	1	1	1	2	0	0	<p><b>Baltimore Orioles @ Washington Nationals</b> Nationals Park, Washington, DC Thu Jun 21 2018, 7:05 PM - 9:47 PM EDT Att: 36,868 - Cloudy - 81 F</p>										
7 Trea Turner, R (1, 6) OBP: 0.350, SLG: 0.404										3	1	1	0	1	0	2											
6 Anthony Rendon, R (1, 5) OBP: 0.357, SLG: 0.480										4	1	1	1	0	2	4											
22 Juan Soto, L (1, 7) OBP: 0.426, SLG: 0.598										3	0	1	2	1	0	0											
14 Mark Reynolds, R (1, 3) OBP: 0.291, SLG: 0.481										4	0	0	0	0	1	2											
3 Michael Taylor, R (1, 8) OBP: 0.308, SLG: 0.394										4	0	1	0	0	0	1											
1 Wilmer Difo, S (1, 4) OBP: 0.306, SLG: 0.354										3	1	2	0	0	0	1											
29 Pedro Severino, R (1, 2) OBP: 0.285, SLG: 0.243										3	0	1	0	0	0	1											
31 Max Scherzer, R (1, 1) OBP: 0.289, SLG: 0.278										2	0	0	0	0	2	2											
20 Daniel Murphy, L (7, PH) OBP: 0.133, SLG: 0.138										1	0	0	0	0	0	1											
40 Kelvin Herrera, R (8, 1)										0	0	0	0	0	0	0											
62 Sean Doolittle, L (9, 1)										0	0	0	0	0	0	0											
<b>Inning Stats</b>	R: 0 E: 0 K: 0 S: 8	H: 0 LOB: 0 BB: 1 P: 15	R: 0 E: 0 K: 0 S: 8	H: 0 LOB: 0 BB: 0 P: 12	R: 1 E: 0 K: 2 S: 22	H: 2 LOB: 2 BB: 1 P: 34	R: 0 E: 0 K: 0 S: 7	H: 1 LOB: 1 BB: 1 P: 17	R: 0 E: 0 K: 1 S: 13	H: 0 LOB: 1 BB: 1 P: 18	R: 1 E: 0 K: 0 S: 14	H: 1 LOB: 0 BB: 0 P: 18	R: 0 E: 0 K: 0 S: 7	H: 1 LOB: 0 BB: 0 P: 8	R: 2 E: 0 K: 2 S: 17	H: 3 LOB: 1 BB: 0 P: 23	1B: 3 2B: 5 3B: 1 HR: 1	SF: 1 SAC: 0 DP: 3 HBP: 0	WP: 0 PB: 0 CS: 0	PA: 33							
<b>PITCHER</b>	IP	WLS	BF	H	R	ER	SO	BB	IBB	HBP	BLK	WP	HR	S	P	ERA	WHIP										
34 Kevin Gausman, R (1, 1) ERA: 4.38	6.0		24	4	2	2	3	4	0	0	0	0	0	24	114	3.00	1.333										
60 Mychal Givens, R (7, 1) ERA: 4.19	2.0	L	9	4	2	2	2	0	0	0	0	0	0	24	31	9.00	2.000										

AB	28
R	4
H	8
RBI	4
BB	4
SO	5
LOB	14





Batter	1	2	3	4	5	6	7	8	9	AB	R	H	RBI	BB	SO	LOB	TOP
28 Colby Rasmus, L OBP: 0.235, SLG: 0.290	4-1 10 2B 45 HR BB	G6-3			1-2 10 2B 19 1B		1-3 K		0-2 G4-3	4	2	1	0	1	1	0	
10 Adam Jones, R OBP: 0.316, SLG: 0.453	0-2 45 HR 2B		1-0 G5-3		1-1 19 2B 1B		3-3 K			4	2	2	0	0	1	0	
13 Manny Machado, R OBP: 0.375, SLG: 0.566	4-1 45 HR BB		1-0 G6-3		3-1 L7		2-2 3B			3	1	1	0	1	0	3	
45 Mark Trumbo, R OBP: 0.320, SLG: 0.462 57 Donnie Hart, L	1-2 45 HR BB		4-1 BB		3-3 K		0-0 F9			3	1	1	4	1	1	4	
60 Mychal Givens, R 53 Zack Britton, L	1-2 HR				3-0 2B					3	1	1	4	1	1	4	
19 Chris Davis, L OBP: 0.233, SLG: 0.247	1-0 G2-3		3-3 K		1-0 2B		2-3 K			4	0	1	3	0	2	1	
2 Danny Valencia, R OBP: 0.350, SLG: 0.453	0-0 F8		1-3 K		0-0 L8		1-0 G6-3			4	0	0	0	0	1	1	
6 Jonathan Schoop, R OBP: 0.253, SLG: 0.358	2-2 L4		1-3 K		2-0 P3		3-2 G6-3			4	0	0	0	0	1	0	
36 Caleb Joseph, R OBP: 0.202, SLG: 0.313		1-0 F7		1-3 K		3-3 K2-3		1-3 K		4	0	0	0	0	3	0	
37 Dylan Bundy, S OBP: 0.200, SLG: 0.200 14 Craig Gentry, R OBP: 0.306, SLG: 0.301	1-3 K		1-0 10 1B 19 2B 28 1B 1B		1-2 L7				1-3 K	3	1	1	0	0	1	0	
<b>Inning Stats</b>	R: 4 H: 2 E: 0 K: 0 S: 17	H: 2 LOB: 0 BB: 2 P: 29	R: 0 H: 0 E: 0 K: 1 S: 6	H: 0 LOB: 0 BB: 1 P: 15	R: 0 H: 0 E: 0 K: 3 S: 9	H: 1 LOB: 0 BB: 0 P: 12	R: 3 H: 4 E: 0 K: 1 S: 14	H: 0 LOB: 0 BB: 0 P: 13	R: 0 H: 1 E: 0 K: 2 S: 12	H: 0 LOB: 0 BB: 0 P: 18	R: 0 H: 0 E: 0 K: 1 S: 7	H: 0 LOB: 0 BB: 0 P: 13	R: 0 H: 0 E: 0 K: 2 S: 12	H: 0 LOB: 0 BB: 0 P: 14	1B: 3 2B: 2 3B: 1 HR: 1	SF: 0 SAC: 0 DP: 0 HBP: 0	WP: 0 PA: 37 PB: 0 SB: 0 CS: 0
<b>PITCHER</b>	IP WLS BF H R ER SO BB IBB HBP BLK WP HR S P ERA WHIP	IP WLS BF H R ER SO BB IBB HBP BLK WP HR S P ERA WHIP	IP WLS BF H R ER SO BB IBB HBP BLK WP HR S P ERA WHIP	IP WLS BF H R ER SO BB IBB HBP BLK WP HR S P ERA WHIP	IP WLS BF H R ER SO BB IBB HBP BLK WP HR S P ERA WHIP	IP WLS BF H R ER SO BB IBB HBP BLK WP HR S P ERA WHIP	IP WLS BF H R ER SO BB IBB HBP BLK WP HR S P ERA WHIP	IP WLS BF H R ER SO BB IBB HBP BLK WP HR S P ERA WHIP	IP WLS BF H R ER SO BB IBB HBP BLK WP HR S P ERA WHIP	IP WLS BF H R ER SO BB IBB HBP BLK WP HR S P ERA WHIP	IP WLS BF H R ER SO BB IBB HBP BLK WP HR S P ERA WHIP	IP WLS BF H R ER SO BB IBB HBP BLK WP HR S P ERA WHIP	IP WLS BF H R ER SO BB IBB HBP BLK WP HR S P ERA WHIP	IP WLS BF H R ER SO BB IBB HBP BLK WP HR S P ERA WHIP	IP WLS BF H R ER SO BB IBB HBP BLK WP HR S P ERA WHIP	IP WLS BF H R ER SO BB IBB HBP BLK WP HR S P ERA WHIP	IP WLS BF H R ER SO BB IBB HBP BLK WP HR S P ERA WHIP

Baltimore Orioles @ Atlanta Braves  
SunTrust Park, Atlanta, GA  
Sat Jun 23 2018, 4:12 PM - 7:39 PM EDT  
Att: 40,333 - Cloudy - 84 F

AB	34
R	7
H	7
RBI	7
BB	3
SO	12
LOB	9



Batter	1	2	3	4	5	6	7	8	9	AB	R	H	RBI	BB	SO	LOB	BOTTOM		
11 Ender Inciarte, L OBP: 0.315, SLG: 0.357	2-2 1 1B 22 1B 1B		2-1 F9		0-0 F7		0-2 5 BB 1 1B 22 2B 1B		1-2 L7	5	2	2	0	0	0	3			
1 Ozzie Albies, S OBP: 0.302, SLG: 0.489	0-1 22 1B 1B		1-1 L3		1-2 1B		1-2 22 2B 1B		2-0 5 E 1B	5	1	4	1	0	0	0			
5 Freddie Freeman, L OBP: 0.417, SLG: 0.569	1-3 K		0-0 F8		1-2 K		4-1 22 2B 1B		4-0 1B	3	0	0	0	2	2	4			
22 Nick Markakis, L OBP: 0.391, SLG: 0.483	1-2 24 G5-4-3 1B		1-3 K		4-0 64 SH3 24 1B BB		1-0 2B		1-3 K	4	0	2	3	1	2	2			
24 Kurt Suzuki, R OBP: 0.340, SLG: 0.486	1-0 G5-4-3 2B		0-0 1B		1-1 64 SH3 1B		1-2 G1-3		2-3 K	5	0	2	0	0	1	4			
23 Danny Santana, S OBP: 0.500, SLG: 0.600 64 Luke Jackson, R	2-3 K		1-3 K		0-0 SH3		4-1 BB		4-2 12 FC5-4 BB	2	0	0	0	0	2	1			
17 Johan Camargo, S OBP: 0.356, SLG: 0.439					1-2 K		1-2 BB		1-0 K	0	0	0	0	0	0	0			
27 Ryan Flaherty, L OBP: 0.345, SLG: 0.352 39 Sam Freeman, R 30 Peter Moylan, R 12 Peter Bourjos, R OBP: 0.227, SLG: 0.357	3-2 G5-3		2-2 7 BB 1B		1-3 K		1-1 G4-3		1-0 FC5-4	4	1	1	0	0	1	5			
7 Dansby Swanson, R OBP: 0.291, SLG: 0.414	1-2 G5-3		4-1 1B		0-2 F9		0-3 K		0-0 G4-3	4	0	0	0	1	1	3			
49 Julio Teheran, R OBP: 0.143, SLG: 0.150 8 Charlie Culberson, R OBP: 0.316, SLG: 0.441	1-1 G5-3		1-1 K		1-3 K		0-2 1 1B 11 S 5 1B			1	0	0	0	0	0	0			
<b>Inning Stats</b>	R: 1 H: 3 E: 0 K: 1 S: 12	H: 3 LOB: 1 BB: 0 P: 17	R: 0 H: 0 E: 0 K: 1 S: 13	H: 0 LOB: 0 BB: 0 P: 19	R: 0 H: 0 E: 0 K: 2 S: 8	H: 1 LOB: 1 BB: 0 P: 10	R: 1 H: 2 E: 0 K: 2 S: 16	H: 0 LOB: 2 BB: 1 P: 25	R: 0 H: 1 E: 0 K: 1 S: 9	H: 1 LOB: 2 BB: 1 P: 15	R: 2 H: 3 E: 0 K: 1 S: 16	H: 3 LOB: 2 BB: 2 P: 27	R: 1 H: 2 E: 1 K: 2 S: 13	H: 2 LOB: 1 BB: 1 P: 21	R: 0 H: 0 E: 0 K: 1 S: 10	H: 0 LOB: 1 BB: 1 P: 17	1B: 10 2B: 2 3B: 0 HR: 0	SF: 0 SAC: 1 DP: 1 HBP: 0	WP: 0 PA: 44 PB: 0 SB: 1 CS: 0
<b>PITCHER</b>	IP WLS BF H R ER SO BB IBB HBP BLK WP HR S P ERA WHIP	IP WLS BF H R ER SO BB IBB HBP BLK WP HR S P ERA WHIP	IP WLS BF H R ER SO BB IBB HBP BLK WP HR S P ERA WHIP	IP WLS BF H R ER SO BB IBB HBP BLK WP HR S P ERA WHIP	IP WLS BF H R ER SO BB IBB HBP BLK WP HR S P ERA WHIP	IP WLS BF H R ER SO BB IBB HBP BLK WP HR S P ERA WHIP	IP WLS BF H R ER SO BB IBB HBP BLK WP HR S P ERA WHIP	IP WLS BF H R ER SO BB IBB HBP BLK WP HR S P ERA WHIP	IP WLS BF H R ER SO BB IBB HBP BLK WP HR S P ERA WHIP	IP WLS BF H R ER SO BB IBB HBP BLK WP HR S P ERA WHIP	IP WLS BF H R ER SO BB IBB HBP BLK WP HR S P ERA WHIP	IP WLS BF H R ER SO BB IBB HBP BLK WP HR S P ERA WHIP	IP WLS BF H R ER SO BB IBB HBP BLK WP HR S P ERA WHIP	IP WLS BF H R ER SO BB IBB HBP BLK WP HR S P ERA WHIP	IP WLS BF H R ER SO BB IBB HBP BLK WP HR S P ERA WHIP	IP WLS BF H R ER SO BB IBB HBP BLK WP HR S P ERA WHIP	IP WLS BF H R ER SO BB IBB HBP BLK WP HR S P ERA WHIP		

Baltimore Orioles @ Atlanta Braves  
SunTrust Park, Atlanta, GA  
Sat Jun 23 2018, 4:12 PM - 7:39 PM EDT  
Att: 40,333 - Cloudy - 84 F

AB	37
R	5
H	12
RBI	4
SO	11
LOB	25



Batter	1	2	3	4	5	6	7	8	9	AB	R	H	RBI	BB	SO	LOB	TOP										
28 Colby Rasmus, L (1,9) OBP: 0.237, SLG: 0.286										4	0	1	0	0	1	0	<b>Baltimore Orioles @ Atlanta Braves</b> SunTrust Park, Atlanta, GA Sun Jun 24 2018, 1:37 PM - 4:30 PM EDT Att: 33,794 - Cloudy - 88 F										
10 Adam Jones, R (1,8) OBP: 0.319, SLG: 0.455										3	0	1	0	0	2	1											
13 Manny Machado, R (1,6) OBP: 0.371, SLG: 0.558										4	0	0	0	0	0	2											
2 Danny Valencia, R (1,5) OBP: 0.348, SLG: 0.448										4	0	1	0	0	1	1											
19 Chris Davis, L (1,3) OBP: 0.230, SLG: 0.242										4	0	0	0	0	1	2											
6 Jonathan Schoop, R (1,4) OBP: 0.248, SLG: 0.352										4	0	0	0	0	0	0											
16 Trey Mancini, R (1,7) OBP: 0.298, SLG: 0.376										2	1	2	1	1	0	0											
61 Austin Wynns, R (1,2) OBP: 0.192, SLG: 0.308										3	1	0	0	0	0	2											
41 David Hess, R (1,1)										1	0	0	0	0	0	0											
45 Mark Trumbo, R (5,PH) OBP: 0.324, SLG: 0.484										1	1	1	2	0	0	0											
43 Mike Wright Jr., R (5,1)										0	0	0	0	0	0	0											
29 Jace Peterson, L (8,PH)										1	0	0	0	0	0	0											
35 Brad Brach, R (8,1)										0	0	0	0	0	0	0											
<b>Inning Stats</b>	R: 0 E: 0 K: 1 S: 7	H: 0 LOB: 0 BB: 0 P: 9	R: 0 E: 0 K: 1 S: 6	H: 0 LOB: 0 BB: 0 P: 9	R: 1 E: 0 K: 1 S: 10	H: 1 LOB: 0 BB: 0 P: 16	R: 0 E: 0 K: 1 S: 14	H: 1 LOB: 1 BB: 0 P: 21	R: 2 E: 0 K: 1 S: 13	H: 3 LOB: 1 BB: 0 P: 19	R: 0 E: 0 K: 0 S: 8	H: 1 LOB: 0 BB: 0 P: 9	R: 0 E: 0 K: 0 S: 4	H: 0 LOB: 0 BB: 1 P: 8	R: 0 E: 0 K: 0 S: 10	H: 0 LOB: 1 BB: 0 P: 16	R: 0 E: 0 K: 0 S: 10	H: 0 LOB: 0 BB: 0 P: 13	1B: 3 2B: 1 3B: 0 HR: 2	SF: 0 SAC: 0 DP: 2 HBP: 1	WP: 0 PB: 0 SB: 0 CS: 0	PA: 33					
<b>PITCHER</b>	IP	WLS	BF	H	R	ER	SO	BB	IBB	HBP	BLK	WP	HR	S	P	ERA	WHIP										
32 Brandon McCarthy, R (1,1) ERA: 4.92	5.0	W	20	5	3	3	5	0	0	0	0	0	2	50	74	5.40	1.000										
51 Shane Bieber, R (6,1) ERA: 2.04	1.0	H	3	1	0	0	0	0	0	0	0	0	0	8	9	0.00	1.000										
63 Jesse Biddle, L (7,1) ERA: 2.63	1.0	H	3	0	0	0	0	1	0	0	0	0	4	8	0.00	1.000											
58 Dan Winkler, R (8,1) ERA: 2.64	1.0	H	4	0	0	0	0	0	0	1	0	0	0	10	16	0.00	0.000										
33 A.J. Minter, L (9,1) ERA: 3.19	1.0		3	0	0	0	0	0	0	0	0	0	0	10	13	0.00	0.000										

Batter	1	2	3	4	5	6	7	8	9	AB	R	H	RBI	BB	SO	LOB	BOTTOM										
11 Ender Inciarte, L (1,8) OBP: 0.313, SLG: 0.352										4	1	0	0	1	0	2	<b>Baltimore Orioles @ Atlanta Braves</b> SunTrust Park, Atlanta, GA Sun Jun 24 2018, 1:37 PM - 4:30 PM EDT Att: 33,794 - Cloudy - 88 F										
1 Ozzie Albies, S (1,4) OBP: 0.307, SLG: 0.492										4	2	3	0	0	0	0											
5 Freddie Freeman, L (1,3) OBP: 0.415, SLG: 0.565										4	0	1	2	0	2	2											
22 Nick Markakis, L (1,9) OBP: 0.392, SLG: 0.490										4	1	2	1	0	1	1											
25 Tyler Flowers, R (1,2) OBP: 0.382, SLG: 0.390										2	1	0	0	1	1	2											
23 Danny Santana, S (1,7) OBP: 0.300, SLG: 0.333										4	0	0	0	0	0	4											
8 Charlie Culberson, R (1,5) OBP: 0.314, SLG: 0.443										4	0	1	2	0	3	1											
33 A.J. Minter, L (9,1)										0	0	0	0	0	0	0											
17 Johan Camargo, S (1,6) (9,5)										4	1	2	0	0	0	1											
32 Brandon McCarthy, R (1,1) ERA: 4.92	4.0	L	21	7	5	5	4	2	0	0	0	0	0	0	0	1		0									
51 Shane Bieber, R (6,1) ERA: 2.04	1.0		3	2	2	2	1	0	0	0	0	0	0	0	0	0	1										
27 Ryan Flaherty, L (5,PH) OBP: 0.300, SLG: 0.300	1.0		5	2	2	2	1	0	0	0	0	0	0	0	0	0	0										
63 Jesse Biddle, L (7,1) ERA: 2.63	1.0		3	0	0	0	0	1	0	0	0	0	0	0	0	0	0										
58 Dan Winkler, R (8,1) ERA: 2.64	1.0		4	0	0	0	0	0	0	1	0	0	0	0	0	0	0										
7 Dansby Swanson, R (8,PH) OBP: 0.244, SLG: 0.429	1.0		3	0	0	0	0	0	0	0	0	0	0	0	0	0	0										
<b>Inning Stats</b>	R: 2 E: 0 K: 1 S: 16	H: 2 LOB: 1 BB: 1 P: 26	R: 0 E: 0 K: 1 S: 12	H: 1 LOB: 0 BB: 0 P: 16	R: 3 E: 0 K: 1 S: 25	H: 3 LOB: 1 BB: 1 P: 37	R: 0 E: 0 K: 1 S: 10	H: 1 LOB: 1 BB: 0 P: 14	R: 0 E: 0 K: 2 S: 10	H: 0 LOB: 1 BB: 0 P: 18	R: 0 E: 0 K: 0 S: 6	H: 1 LOB: 0 BB: 0 P: 8	R: 0 E: 0 K: 1 S: 9	H: 1 LOB: 1 BB: 0 P: 12	R: 2 E: 0 K: 1 S: 15	H: 2 LOB: 0 BB: 0 P: 22	R: 0 E: 0 K: 1 S: 15	H: 0 LOB: 0 BB: 0 P: 13	1B: 6 2B: 4 3B: 0 HR: 1	SF: 0 SAC: 0 DP: 1 HBP: 1	WP: 1 PB: 0 SB: 1 CS: 0	PA: 37					
<b>PITCHER</b>	IP	WLS	BF	H	R	ER	SO	BB	IBB	HBP	BLK	WP	HR	S	P	ERA	WHIP										
41 David Hess, R (1,1) ERA: 5.44	3.0	L	11	2	0	0	3	0	0	1	0	0	0	25	38	0.00	0.667										
43 Mike Wright Jr., R (5,1) ERA: 5.36	1.0		5	2	2	2	1	0	0	0	0	0	1	15	22	18.00	2.000										
35 Brad Brach, R (8,1) ERA: 3.9	1.0		3	0	0	0	0	0	0	0	0	0	0	10	13	0.00	0.000										



Batter	1	2	3	4	5	6	7	8	9	AB	R	H	RBI	BB	SO	LOB	TOP			
9 Dee Strange-Gordon, L (1,4) OBP: 0.309, SLG: 0.357	G6-3		F9		G4-3			2B		4	1	1	0	0	0	1	<b>Seattle Mariners @ Baltimore Orioles</b> Oriole Park at Camden Yards, Baltimore, MD Tue Jun 26 2018, 7:09 PM - 9:48 PM EDT Att: 16,327 - Clear - 80 F			
2 Jean Segura, R (1,6) OBP: 0.354, SLG: 0.479	1B		1B		L8			1B		4	1	3	0	0	0					
17 Mitch Haniger, R (1,9) OBP: 0.351, SLG: 0.493	2B		F8		K			BB		3	0	1	0	1	1	2				
15 Kyle Seager, L (1,5) OBP: 0.275, SLG: 0.421	P5		HR		K			1B		4	1	2	3	0	1	1				
4 Denard Span, L (1,10) OBP: 0.352, SLG: 0.409	K		G6-3		K			K		4	0	0	0	0	3	2				
27 Ryan Healy, R (1,3) OBP: 0.285, SLG: 0.460	G5-3		F9		F9			G5-4-3		4	0	0	0	0	0	2				
16 Ben Gamel, L (1,7) OBP: 0.360, SLG: 0.389	G4-3		BB		1B			K		3	0	1	0	1	1	0				
3 Mike Zunino, R (1,2) OBP: 0.251, SLG: 0.408	F8		F9		K			F9		4	0	0	0	0	1	2				
5 Guillermo Heredia, R (1,8) OBP: 0.340, SLG: 0.331	1B		G5-3		G5-3			P4		4	0	1	0	0	0	1				
<b>Inning Stats</b>	R: 0 H: 2 E: 0 K: 0 S: 14	H: 2 LOB: 1 BB: 0 P: 23	R: 0 H: 0 E: 0 K: 1 S: 6	H: 0 LOB: 0 BB: 0 P: 10	R: 0 H: 2 E: 0 K: 0 S: 11	H: 2 LOB: 2 BB: 0 P: 15	R: 1 H: 1 E: 0 K: 0 S: 13	H: 1 LOB: 1 BB: 1 P: 21	R: 0 H: 0 E: 0 K: 3 S: 13	H: 0 LOB: 0 BB: 0 P: 20	R: 0 H: 1 E: 0 K: 1 S: 9	H: 1 LOB: 1 BB: 0 P: 11	R: 2 H: 3 E: 0 K: 1 S: 16	H: 3 LOB: 1 BB: 1 P: 24	R: 0 H: 0 E: 0 K: 1 S: 11	H: 0 LOB: 0 BB: 0 P: 17		1B: 6 2B: 2 3B: 0 HR: 1	SF: 0 SAC: 0 DP: 1 HBP: 0	WP: 0 PB: 0 SB: 0 CS: 1
<b>PITCHER</b>	IP WLS BF H R ER SO	IP WLS BF H R ER SO	IP WLS BF H R ER SO	IP WLS BF H R ER SO	IP WLS BF H R ER SO	IP WLS BF H R ER SO	IP WLS BF H R ER SO	IP WLS BF H R ER SO	IP WLS BF H R ER SO	IP WLS BF H R ER SO	IP WLS BF H R ER SO	IP WLS BF H R ER SO	IP WLS BF H R ER SO	IP WLS BF H R ER SO	IP WLS BF H R ER SO	IP WLS BF H R ER SO	ERA WHIP	ERA WHIP		
34 Kevin Gausman, R (1,1) ERA: 4.2	6.0	23	5	1	1	4	1	0	0	0	0	0	0	0	0	0	1.50	1.000		
60 Mychal Givens, R (7,1) ERA: 3.92	1.0	4	1	0	0	1	0	0	0	0	0	0	0	0	0	9	11	0.00	1.000	
56 Darren O'Day, R (8,1) ERA: 3.6	0.0	2	2	2	2	0	0	0	0	0	0	0	0	0	0	4	6	∞	∞	
66 Tanner Scott, L (8,1) ERA: 6.41	0.1	3	1	0	0	1	1	0	0	0	0	0	0	0	10	16	0.00	6.000		
50 Miguel Castro, R (8,1) ERA: 2.77	1.2	4	0	0	0	1	0	0	0	0	0	0	0	0	13	19	0.00	0.000		
<b>Batter</b>	1	2	3	4	5	6	7	8	9	AB <td>R <td>H <td>RBI <td>BB <td>SO <td>LOB <td>BOTTOM</td> </td></td></td></td></td></td>	R <td>H <td>RBI <td>BB <td>SO <td>LOB <td>BOTTOM</td> </td></td></td></td></td>	H <td>RBI <td>BB <td>SO <td>LOB <td>BOTTOM</td> </td></td></td></td>	RBI <td>BB <td>SO <td>LOB <td>BOTTOM</td> </td></td></td>	BB <td>SO <td>LOB <td>BOTTOM</td> </td></td>	SO <td>LOB <td>BOTTOM</td> </td>	LOB <td>BOTTOM</td>	BOTTOM			
16 Trey Mancini, R (1,7) OBP: 0.297, SLG: 0.373	K		L7		G4-6-3			1B		4	0	2	0	0	1	0	<b>Seattle Mariners @ Baltimore Orioles</b> Oriole Park at Camden Yards, Baltimore, MD Tue Jun 26 2018, 7:09 PM - 9:48 PM EDT Att: 16,327 - Clear - 80 F			
61 Austin Wynns, R (9,2) OBP: 0.192, SLG: 0.308	L9		F9		1B			L9		4	0	1	0	0	0	1				
10 Adam Jones, R (1,8) OBP: 0.314, SLG: 0.447	L9		F9		G4-6-3			L9		4	0	1	0	0	0	1				
13 Manny Machado, R (1,6) OBP: 0.371, SLG: 0.552	K		G4-3		G4-6-3			G6-3		4	0	0	0	0	1	2				
2 Danny Valencia, R (1,9) OBP: 0.354, SLG: 0.487	HR		BB		K			1B		3	1	2	1	1	1	1				
29 Jace Peterson, L (9, PR) OBP: 0.319, SLG: 0.336	HR		BB		K			1B		0	0	0	0	0	0	0				
45 Mark Trumbo, R (1,10) OBP: 0.326, SLG: 0.476	1B		K		CS			F9		4	0	1	0	0	2	2				
6 Jonathan Schoop, R (1,4) OBP: 0.245, SLG: 0.357	FC4-6		CS		P4			FC6-4		4	0	0	0	0	1	2				
19 Chris Davis, L (1,3) OBP: 0.227, SLG: 0.236	K		K		K			K		3	0	0	0	0	3	1				
1 Tim Beckham, R (1,5) OBP: 0.240, SLG: 0.264	2B		L9		L9			L6		3	0	1	0	0	0	0				
36 Caleb Joseph, R (1,2) OBP: 0.202, SLG: 0.307	K		K		G4-6-3			K		2	1	1	0	0	1	0				
28 Colby Rasmus, L (8, PH) OBP: 0.238, SLG: 0.263	K		K		1B			K		1	0	0	0	0	1	0				
<b>Inning Stats</b>	R: 0 H: 0 E: 0 K: 2 S: 10	H: 3 LOB: 2 BB: 0 P: 14	R: 1 H: 3 E: 0 K: 1 S: 11	H: 3 LOB: 0 BB: 0 P: 14	R: 0 H: 0 E: 0 K: 1 S: 8	H: 0 LOB: 0 BB: 0 P: 11	R: 0 H: 0 E: 0 K: 1 S: 7	H: 0 LOB: 0 BB: 1 P: 11	R: 0 H: 3 E: 0 K: 1 S: 13	H: 3 LOB: 1 BB: 0 P: 18	R: 0 H: 0 E: 0 K: 3 S: 10	H: 0 LOB: 0 BB: 0 P: 14	R: 0 H: 1 E: 0 K: 1 S: 12	H: 1 LOB: 1 BB: 0 P: 18	R: 0 H: 1 E: 0 K: 0 S: 7	H: 1 LOB: 1 BB: 0 P: 10	1B: 6 2B: 1 3B: 0 HR: 1	SF: 0 SAC: 0 DP: 1 HBP: 0	WP: 0 PB: 0 SB: 0 CS: 1	PA: 34
<b>PITCHER</b>	IP WLS BF H R ER SO	IP WLS BF H R ER SO	IP WLS BF H R ER SO	IP WLS BF H R ER SO	IP WLS BF H R ER SO	IP WLS BF H R ER SO	IP WLS BF H R ER SO	IP WLS BF H R ER SO	IP WLS BF H R ER SO	IP WLS BF H R ER SO	IP WLS BF H R ER SO	IP WLS BF H R ER SO	IP WLS BF H R ER SO	IP WLS BF H R ER SO	IP WLS BF H R ER SO	IP WLS BF H R ER SO	ERA WHIP	ERA WHIP		
65 James Paxton, L (1,1) ERA: 3.65	7.0	25	6	2	2	10	1	0	0	0	0	0	0	0	0	0	2.57	1.000		
48 Alex Colomé, R (8,1) ERA: 4.18	1.0	4	1	0	0	1	0	0	0	0	0	0	0	0	0	12	18	0.00	1.000	
39 Edwin Díaz, R (9,1) ERA: 2.63	1.0	4	1	0	0	0	0	0	0	0	0	0	0	0	7	10	0.00	1.000		

Batter	1	2	3	4	5	6	7	8	9	10	11	AB	R	H	RBI	BB	SO	LOB	TOP			
9 Dee Strange-Gordon, L OBP: 0.306, SLG: 0.354	G4-3	G3		G6-3		G4-3		1B		G4-3		6	0	1	0	0	0	2				
2 Jean Segura, R OBP: 0.387, SLG: 0.484	G4-3			1B	2B	F8	L3				2B	5	3	2	0	1	0	1				
17 Mitch Haniger, R OBP: 0.354, SLG: 0.493				1B	F8	F7					L8	6	1	3	0	0	0	2				
15 Kyle Seager, L OBP: 0.279, SLG: 0.435	G4-3					2B	L9				L8	6	2	3	2	0	1	3				
4 Denard Span, L OBP: 0.355, SLG: 0.411				F8	1B	2B	1B				K	4	1	2	2	1	1	0				
27 Ryan Healy, R OBP: 0.282, SLG: 0.467				HR	F9	SF8	F8				L5	5	1	1	2	0	0	4				
16 Ben Gamel, L OBP: 0.381, SLG: 0.385				FC6-4	G3	1B	FC4-6				L9	4	0	1	0	1	0	3				
3 Mike Zunino, R OBP: 0.255, SLG: 0.404				1B	P4	1B	F7				K	4	0	1	2	0	1	0				
5 Guillermo Heredia, R OBP: 0.352, SLG: 0.321	FC6-4			G5-3	L7		P5				G5-3	5	0	0	0	0	4					
<b>Inning Stats</b>	R: 0 E: 0 K: 0 S: 12	H: 1 LOB: 1 BB: 0 P: 18	R: 1 E: 0 K: 0 S: 13	H: 2 LOB: 2 BB: 0 P: 20	R: 1 E: 0 K: 1 S: 14	H: 3 LOB: 2 BB: 0 P: 20	R: 0 E: 0 K: 0 S: 5	H: 0 LOB: 0 BB: 0 P: 6	R: 3 E: 0 K: 0 S: 15	H: 2 LOB: 2 BB: 3 P: 33	R: 0 E: 0 K: 0 S: 5	H: 1 LOB: 1 BB: 0 P: 18	R: 0 E: 0 K: 1 S: 9	H: 2 LOB: 0 BB: 0 P: 16	R: 0 E: 0 K: 1 S: 6	H: 0 LOB: 0 BB: 0 P: 8	R: 1 E: 0 K: 0 S: 13	H: 2 LOB: 1 BB: 0 P: 18	1B: 9 2B: 3 3B: 0 HR: 2	SF: 2 SAC: 0 DP: 0 HBP: 1	WP: 0 PB: 0 SB: 1 CS: 0	PA: 51
<b>PITCHER</b>	IP 4.2	WLS 8	BF 26	H 8	R 5	ER 5	SO 10	BB 2	IBB 1	HBP 0	BLK 0	WP 0	HR 0	S 57	P 92	ERA 9.64	WHIP 2.143					
17 Alex Cobb, R ERA: 6.75	43 Mike Wright Jr., R ERA: 5.08	35 Brad Brach, R ERA: 3.73	53 Zack Britton, L ERA: 7.04	60 Mychal Givens, R ERA: 4.01	57 Donnie Hart, L ERA: 3.68																	

Seattle Mariners @ Baltimore Orioles  
Oriole Park at Camden Yards, Baltimore, MD  
Wed Jun 27 2018, 7:11 PM - 10:47 PM EDT  
Att: 15,502 - Cloudy - 79 F

AB	45
R	8
H	14
RBI	8
BB	3
SO	3
LOB	19



Batter	1	2	3	4	5	6	7	8	9	10	11	AB	R	H	RBI	BB	SO	LOB	BOTTOM					
16 Trey Mancini, R OBP: 0.296, SLG: 0.371	HR		G5-3	G1-3			K			G4-3		4	1	1	0	0	1	2						
29 Jace Peterson, L OBP: 0.317, SLG: 0.333							G4-3			P4		5	1	1	0	0	0	2						
10 Adam Jones, R OBP: 0.312, SLG: 0.443	P6					G3	G4-3					5	1	1	0	0	0	2						
13 Manny Machado, R OBP: 0.371, SLG: 0.549	L8					L7						5	2	2	0	0	0	1						
2 Danny Valencia, R OBP: 0.358, SLG: 0.485												4	1	2	2	0	1	2						
28 Colby Rasmus, L OBP: 0.233, SLG: 0.256	HR											1	0	0	0	0	0	0						
45 Mark Trumbo, R OBP: 0.322, SLG: 0.467	P3					G4-3				L6		5	0	1	1	0	0	2						
6 Jonathan Schoop, R OBP: 0.244, SLG: 0.354	F7					G4-3				FC1-4		5	1	1	0	0	3							
19 Chris Davis, L OBP: 0.230, SLG: 0.252	G3-1					F7						5	1	2	3	0	1	1						
1 Tim Beckham, R OBP: 0.248, SLG: 0.271						FC5-4						5	0	2	0	0	0	2						
36 Caleb Joseph, R OBP: 0.268, SLG: 0.167	FC6-4											4	0	1	0	0	1	2						
12 Stevie Wilkerson, S OBP: 0.286, SLG: 0.167												1	0	0	0	0	1	1						
<b>Inning Stats</b>	R: 2 E: 0 K: 0 S: 10	H: 2 LOB: 0 BB: 0 P: 15	R: 0 E: 0 K: 0 S: 4	H: 1 LOB: 1 BB: 0 P: 6	R: 2 E: 1 K: 0 S: 10	H: 3 LOB: 1 BB: 0 P: 13	R: 0 E: 0 K: 1 S: 8	H: 1 LOB: 1 BB: 0 P: 11	R: 0 E: 0 K: 1 S: 9	H: 0 LOB: 0 BB: 0 P: 12	R: 0 E: 0 K: 0 S: 6	H: 1 LOB: 1 BB: 0 P: 22	R: 3 E: 0 K: 0 S: 9	H: 4 LOB: 1 BB: 0 P: 12	R: 0 E: 0 K: 0 S: 7	H: 0 LOB: 0 BB: 0 P: 11	R: 0 E: 0 K: 0 S: 7	H: 0 LOB: 0 BB: 0 P: 10	R: 0 E: 0 K: 2 S: 11	H: 1 LOB: 1 BB: 0 P: 13	1B: 10 2B: 1 3B: 0 HR: 2	SF: 0 SAC: 0 DP: 0 HBP: 0	WP: 0 PB: 0 SB: 0 CS: 0	PA: 45
<b>PITCHER</b>	IP 5.2	WLS 1	BF 24	H 7	R 4	ER 3	SO 2	BB 0	IBB 0	HBP 0	BLK 0	WP 0	HR 1	S 46	P 66	ERA 4.76	WHIP 1.235							
49 Wade LeBlanc, L ERA: 3.38	47 James Pazos, L ERA: 1.98	12 Juan Nicasio, R ERA: 5.95	48 Alex Colomé, R ERA: 4.86	50 Nick Vincent, R ERA: 4.44	60 Chasen Bradford, R ERA: 2.81	39 Edwin Diaz, R ERA: 2.57																		

Seattle Mariners @ Baltimore Orioles  
Oriole Park at Camden Yards, Baltimore, MD  
Wed Jun 27 2018, 7:11 PM - 10:47 PM EDT  
Att: 15,502 - Cloudy - 79 F

AB	45
R	7
H	13
RBI	6
BB	0
SO	5
LOB	18









Batter	1	2	3	4	5	6	7	8	9	AB	R	H	RBI	BB	SO	LOB	TOP										
56 Kole Calhoun, L (1,9) OBP: 0.216, SLG: 0.224	G4-3		K		F7			F8	F8	5	0	0	0	0	1	3											
27 Mike Trout, R (1,8) OBP: 0.461, SLG: 0.641	L7			G5-3	BB			8 WP 5 2B BB	L4	3	1	0	0	2	0	0											
8 Justin Upton, R (1,7) OBP: 0.345, SLG: 0.457	G2-3		G5-3 5 2B 1B	K				5 2B 24 FC5 BB	BB	3	2	1	0	2	1	3											
5 Albert Pujols, R (1,10) OBP: 0.281, SLG: 0.403	G6-3		G5-3		F7			24 FC5 2B	G4-3	5	0	1	1	0	0	2											
2 Andrelton Simmons, R (1,6) OBP: 0.383, SLG: 0.444	F8				P6			3 1B 24 FC5 12 HBP IBB		3	1	1	1	1	0	0											
18 Luis Valbuena, L (1,3) OBP: 0.285, SLG: 0.357								12 HBP 6 1B		3	0	0	0	0	2	1											
24 Chris Young, R (8,PH) OBP: 0.254, SLG: 0.366	K		K		G1-3			12 HBP 6 1B FC5		1	1	0	1	0	0	2											
22 Kaleb Cowart, S (8,3) OBP: 0.200, SLG: 0.400								12 HBP 6 1B 3 1B		0	0	0	0	0	0	0											
3 Ian Kinsler, R (1,4) OBP: 0.280, SLG: 0.389								12 HBP 6 1B		3	1	2	0	1	0	0											
12 Martin Maldonado, R (1,2) OBP: 0.303, SLG: 0.367								6 1B HBP		3	0	0	1	0	0	2											
6 David Fletcher, R (1,5) OBP: 0.378, SLG: 0.412								12 HBP 6 1B		4	0	2	2	0	0	1											
<b>Inning Stats</b>	R: 0 H: 0 E: 0 K: 0 S: 7	H: 0 LOB: 0 BB: 0 P: 11	R: 0 H: 0 E: 0 K: 1 S: 8	H: 0 LOB: 0 BB: 0 P: 17	R: 0 H: 1 E: 0 K: 1 S: 13	H: 1 LOB: 1 BB: 0 P: 17	R: 1 H: 2 E: 0 K: 1 S: 15	H: 2 LOB: 1 BB: 0 P: 20	R: 0 H: 1 E: 0 K: 1 S: 13	H: 1 LOB: 3 BB: 2 P: 27	R: 0 H: 0 E: 0 K: 0 S: 10	H: 0 LOB: 0 BB: 0 P: 13	R: 0 H: 0 E: 0 K: 0 S: 10	H: 0 LOB: 0 BB: 0 P: 17	R: 5 H: 3 E: 0 K: 0 S: 17	H: 3 LOB: 2 BB: 3 P: 32	R: 0 H: 0 E: 0 K: 0 S: 4	H: 0 LOB: 1 BB: 1 P: 11	1B: 4 2B: 3 3B: 0 HR: 0	SF: 0 SAC: 0 DP: 0 HBP: 1	WP: 1 PB: 0 SB: 0 CS: 0	PA: 40					
<b>PITCHER</b>	IP	WLS	BF	H	R	ER	SO	BB	IBB	HBP	BLK	WP	HR	S	P	ERA	WHIP										
54 Andrew Cashner, R (1,1) ERA: 4.48	6.0		24	4	1	1	4	2	0	0	0	0	0	66	105	1.50	1.000										
35 Brad Brach, R (7,1) ERA: 3.52	1.0	H	3	0	0	0	0	0	0	0	0	0	0	10	17	0.00	0.000										
60 Mychal Givens, R (8,1) ERA: 4.81	0.1	L	5	1	4	4	0	2	1	0	0	1	0	8	18	108.00	9.000										
66 Tanner Scott, L (8,1) ERA: 6.33	0.2		4	2	1	1	0	0	0	1	0	0	0	9	14	13.50	3.000										
53 Zack Britton, L (9,1) ERA: 6.23	1.0		4	0	0	0	0	1	0	0	0	0	0	4	11	0.00	1.000										

Los Angeles Angels @ Baltimore Orioles  
 Oriole Park at Camden Yards, Baltimore, MD  
 Sat Jun 30 2018, 4:10 PM - 7:18 PM EDT  
 Att: 38,838 - Partly Cloudy - 93 F


AB 33  
 R 6  
 H 7  
 RBI 6  
 BB 6  
 SO 4  
 LOB 14



Batter	1	2	3	4	5	6	7	8	9	AB	R	H	RBI	BB	SO	LOB	BOTTOM										
1 Tim Beckham, R (1,5) OBP: 0.259, SLG: 0.282	10 1B 13 1B 1B		K		F9			10 PB 1B		4	1	2	0	0	1	0											
10 Adam Jones, R (1,8) OBP: 0.311, SLG: 0.438	13 E 2 SF8 1B		G6-3		E1 13 1B			K		4	1	1	0	0	1	1											
13 Manny Machado, R (1,6) OBP: 0.376, SLG: 0.556	E7 2 SF8 1B		K							4	0	2	1	0	1	0											
2 Danny Valencia, R (1,9) OBP: 0.338, SLG: 0.459	SF8		G6-3		G5-3			P3		3	0	0	1	0	0	0											
16 Trey Mancini, R (1,7) OBP: 0.304, SLG: 0.375	K		G6-3					G3-1		2	0	0	0	1	1	1											
28 Colby Rasmus, L (6,PR) OBP: 0.204, SLG: 0.222	K									1	0	0	0	0	0	0											
45 Mark Trumbo, R (1,10) OBP: 0.313, SLG: 0.444	G6-3				L8					3	0	0	0	1	0	2											
19 Chris Davis, L (1,3) OBP: 0.231, SLG: 0.261	K				E3			F7		4	0	1	0	0	1	2											
12 Stevie Wilkerson, S (1,4) OBP: 0.200, SLG: 0.143	G3		K		K			G6-3		4	0	0	0	0	1	3											
36 Caleb Joseph, R (1,2) OBP: 0.198, SLG: 0.306	L7				K					3	0	0	0	0	1	0											
15 Chance Sisco, L (9,PH) OBP: 0.329, SLG: 0.315					K			G4-3		1	0	0	0	0	0	1											
<b>Inning Stats</b>	R: 2 H: 3 E: 1 K: 1 S: 18	H: 3 LOB: 1 BB: 0 P: 25	R: 0 H: 0 E: 0 K: 1 S: 10	H: 0 LOB: 0 BB: 0 P: 13	R: 0 H: 0 E: 0 K: 2 S: 7	H: 0 LOB: 0 BB: 0 P: 8	R: 0 H: 0 E: 1 K: 1 S: 13	H: 0 LOB: 2 BB: 1 P: 23	R: 0 H: 1 E: 0 K: 1 S: 7	H: 1 LOB: 1 BB: 0 P: 10	R: 0 H: 0 E: 0 K: 0 S: 8	H: 0 LOB: 0 BB: 1 P: 15	R: 0 H: 1 E: 0 K: 1 S: 11	H: 1 LOB: 1 BB: 0 P: 17	R: 0 H: 0 E: 0 K: 0 S: 6	H: 0 LOB: 0 BB: 0 P: 12	R: 0 H: 1 E: 0 K: 0 S: 6	H: 1 LOB: 1 BB: 0 P: 9	1B: 6 2B: 0 3B: 0 HR: 0	SF: 1 SAC: 0 DP: 0 HBP: 0	WP: 0 PB: 1 SB: 0 CS: 0	PA: 36					
<b>PITCHER</b>	IP	WLS	BF	H	R	ER	SO	BB	IBB	HBP	BLK	WP	HR	S	P	ERA	WHIP										
45 Tyler Skaggs, L (1,1) ERA: 2.64	5.0		21	4	2	1	6	1	0	0	0	0	0	55	79	1.80	1.000										
25 Noé Ramirez, R (6,1) ERA: 4.37	0.2		3	0	0	0	0	1	0	0	0	0	0	5	10	0.00	1.500										
48 Jose Alvarez, L (6,1) ERA: 2.95	1.0		4	1	0	0	0	0	0	0	0	0	0	9	14	0.00	1.000										
38 Justin Anderson, R (7,1) ERA: 3.98	1.1	W	4	0	0	0	1	0	0	0	0	0	0	11	20	0.00	0.000										
53 Blake Parker, R (9,1) ERA: 3.12	1.0		4	1	0	0	0	0	0	0	0	0	0	6	9	0.00	1.000										

Los Angeles Angels @ Baltimore Orioles  
 Oriole Park at Camden Yards, Baltimore, MD  
 Sat Jun 30 2018, 4:10 PM - 7:18 PM EDT  
 Att: 38,838 - Partly Cloudy - 93 F


AB 33  
 R 2  
 H 6  
 RBI 2  
 BB 2  
 SO 7  
 LOB 10



Batter	1	2	3	4	5	6	7	8	9	AB	R	H	RBI	BB	SO	LOB	TOP										
56 Kole Calhoun, L OBP: 0.221, SLG: 0.248										4	2	2	1	0	0	1	<b>Los Angeles Angels @ Baltimore Orioles</b> Oriole Park at Camden Yards, Baltimore, MD Sun Jul 01 2018, 1:09 PM - 3:37 PM EDT Att: 18,351 - Sunny - 94 F										
27 Mike Trout, R OBP: 0.456, SLG: 0.633										4	0	0	0	0	1	2											
8 Justin Upton, R OBP: 0.349, SLG: 0.456										3	0	1	0	0	0	2											
18 Luis Valbuena, L OBP: 0.254, SLG: 0.355										1	0	0	0	0	1	0											
5 Albert Pujols, R OBP: 0.287, SLG: 0.406										3	0	2	1	0	0	1											
2 Andrelton Simmons, R OBP: 0.380, SLG: 0.440										3	0	0	0	0	0	2											
24 Chris Young, R OBP: 0.252, SLG: 0.363										1	0	0	0	0	1	1											
3 Ian Kinsler, R OBP: 0.277, SLG: 0.384										4	0	0	0	0	0	1											
22 Kaleb Cowart, S OBP: 0.125, SLG: 0.250										3	0	0	0	0	0	0											
10 José Briceño, R OBP: 0.323, SLG: 0.533										3	0	0	0	0	1	0											
6 David Fletcher, R OBP: 0.375, SLG: 0.405										3	0	1	0	0	0	0											
<b>Inning Stats</b>	R: 1 E: 0 K: 0 S: 10	H: 2 LOB: 1 BB: 0 P: 19	R: 0 E: 0 K: 0 S: 6	H: 0 LOB: 0 BB: 0 P: 7	R: 0 E: 0 K: 0 S: 10	H: 1 LOB: 1 BB: 0 P: 13	R: 0 E: 0 K: 0 S: 5	H: 1 LOB: 0 BB: 0 P: 5	R: 0 E: 0 K: 0 S: 7	H: 0 LOB: 0 BB: 0 P: 9	R: 0 E: 0 K: 0 S: 11	H: 1 LOB: 1 BB: 0 P: 16	R: 0 E: 0 K: 0 S: 7	H: 0 LOB: 0 BB: 0 P: 11	R: 1 E: 0 K: 2 S: 17	H: 1 LOB: 0 BB: 0 P: 24	R: 0 E: 0 K: 2 S: 10	H: 0 LOB: 1 BB: 0 P: 16	1B: 4 2B: 1 3B: 0 HR: 1	SF: 0 SAC: 0 DP: 1 HBP: 1	WP: 0 PB: 0 SB: 0 CS: 0	PA: 33					
<b>PITCHER</b>	IP	WLS	BF	H	R	ER	SO	BB	IBB	HBP	BLK	WP	HR	S	P	ERA	WHIP										
34 Kevin Gausman, R ERA: 4.05	8.0	W	29	6	2	2	2	0	0	0	0	0	1	73	104	2.25	0.750										
50 Miguel Castro, R ERA: 2.9	1.0		4	0	0	0	2	0	0	1	0	0	0	10	16	0.00	0.000										

Batter	1	2	3	4	5	6	7	8	9	AB	R	H	RBI	BB	SO	LOB	BOTTOM											
1 Tim Beckham, R OBP: 0.259, SLG: 0.280										4	0	1	2	0	1	1	<b>Los Angeles Angels @ Baltimore Orioles</b> Oriole Park at Camden Yards, Baltimore, MD Sun Jul 01 2018, 1:09 PM - 3:37 PM EDT Att: 18,351 - Sunny - 94 F											
10 Adam Jones, R OBP: 0.313, SLG: 0.437										3	1	1	0	1	2	1												
13 Manny Machado, R OBP: 0.377, SLG: 0.564										4	1	2	2	0	0	1												
45 Mark Trumbo, R OBP: 0.317, SLG: 0.478										4	2	2	2	0	1	1												
19 Chris Davis, L OBP: 0.232, SLG: 0.265										4	1	1	0	0	0	0												
16 Trey Mancini, R OBP: 0.303, SLG: 0.384										4	1	1	1	0	2	1												
28 Colby Rasmus, L OBP: 0.204, SLG: 0.222										0	0	0	0	0	0	0												
15 Chance Sisco, L OBP: 0.327, SLG: 0.308										3	1	0	0	1	0	0												
12 Stevie Wilkerson, S OBP: 0.278, SLG: 0.294										3	1	2	1	0	0	0												
6 Jonathan Schoop, R OBP: 0.242, SLG: 0.345										0	0	0	0	0	0	0												
29 Jace Peterson, L OBP: 0.310, SLG: 0.325										3	0	0	0	0	2	3												
<b>Inning Stats</b>	R: 0 E: 0 K: 1 S: 7	H: 0 LOB: 0 BB: 1 P: 13	R: 0 E: 0 K: 2 S: 8	H: 0 LOB: 0 BB: 0 P: 10	R: 0 E: 0 K: 0 S: 11	H: 1 LOB: 1 BB: 0 P: 16	R: 6 E: 0 K: 3 S: 24	H: 6 LOB: 1 BB: 1 P: 41	R: 2 E: 0 K: 0 S: 11	H: 2 LOB: 0 BB: 0 P: 19	R: 0 E: 0 K: 1 S: 9	H: 0 LOB: 0 BB: 0 P: 15	R: 0 E: 0 K: 1 S: 10	H: 1 LOB: 0 BB: 0 P: 16	R: 0 E: 0 K: 0 S: 7	H: 0 LOB: 0 BB: 0 P: 13	1B: 4 2B: 2 3B: 0 HR: 4	SF: 0 SAC: 0 DP: 2 HBP: 0	WP: 1 PB: 0 SB: 0 CS: 0	PA: 34								
<b>PITCHER</b>	IP	WLS	BF	H	R	ER	SO	BB	IBB	HBP	BLK	WP	HR	S	P	ERA	WHIP											
68 Deck McGuire, R ERA: 7.56	3.1	L	16	5	5	5	4	2	0	0	0	0	1	2	39	64	13.50	2.100										
57 Hansel Robles, R ERA: 5.25	0.2		4	2	1	1	2	0	0	0	0	0	0	11	16	13.50	3.000											
60 Eduardo Paredes, R ERA: 7.71	1.0		5	2	2	2	0	0	0	0	0	0	2	11	19	18.00	2.000											
67 Taylor Cole, R ERA:	3.0		9	1	0	0	2	0	0	0	0	0	0	26	44	0.00	0.333											

**AB 32**  
**R 2**  
**H 6**  
**RBI 2**  
**BB 0**  
**SO 4**  
**LOB 10**



**AB 32**  
**R 8**  
**H 10**  
**RBI 8**  
**BB 2**  
**SO 8**  
**LOB 8**









Batter	1	2	3	4	5	6	7	8	9	AB	R	H	RBI	BB	SO	LOB	TOP								
1 Tim Beckham, R OBP: 0.264, SLG: 0.277	G5-3		K		G4-6-3			K		4	0	0	0	0	2	2	<p>Baltimore Orioles @ Minnesota Twins Target Field, Minneapolis, MN Thu Jul 05 2018, 7:12 PM - 9:39 PM CDT Att: 23,895 - Clear - 80 F</p>								
10 Adam Jones, R OBP: 0.314, SLG: 0.438	G6-3					G4-3		2B		3	0	1	0	1	0	0									
13 Manny Machado, R OBP: 0.378, SLG: 0.561			G3-1			G1-3				3	0	1	0	1	0	2									
45 Mark Trumbo, R OBP: 0.313, SLG: 0.477	L8				K					4	0	0	0	0	2	3									
19 Chris Davis, L OBP: 0.225, SLG: 0.257		G5-3			F8			L3		4	0	0	0	0	1	0									
2 Danny Valencia, R OBP: 0.329, SLG: 0.444		L4			G5-3			P4		4	0	0	0	0	0	0									
6 Jonathan Schoop, R OBP: 0.249, SLG: 0.375			F9							4	2	2	2	0	1	0									
16 Trey Mancini, R OBP: 0.300, SLG: 0.376								F9		2	0	1	0	0	0	0									
36 Caleb Joseph, R OBP: 0.195, SLG: 0.300										2	0	0	0	0	0	2									
15 Chance Sisco, L OBP: 0.321, SLG: 0.304			L9					G4-3		1	0	0	0	0	0	0									
<b>Inning Stats</b>	R: 0 E: 0 K: 0 S: 10	H: 1 LOB: 1 BB: 0 P: 15	R: 0 E: 0 K: 0 S: 6	H: 0 LOB: 0 BB: 0 P: 7	R: 0 E: 0 K: 1 S: 11	H: 0 LOB: 2 BB: 1 P: 19	R: 0 E: 0 K: 1 S: 6	H: 0 LOB: 0 BB: 0 P: 10	R: 1 E: 0 K: 0 S: 8	H: 2 LOB: 0 BB: 0 P: 11	R: 0 E: 0 K: 0 S: 6	H: 0 LOB: 0 BB: 0 P: 10	R: 1 E: 0 K: 0 S: 14	H: 1 LOB: 0 BB: 0 P: 20	R: 0 E: 0 K: 2 S: 12	H: 1 LOB: 2 BB: 1 P: 16	R: 0 E: 0 K: 2 S: 8	H: 0 LOB: 0 BB: 0 P: 13	1B: 1 2B: 2 3B: 0 HR: 2	SF: 0 SAC: 0 DP: 1 HBP: 1	WP: 0 PB: 0 SB: 0 CS: 0	PA: 34			
<b>PITCHER</b>	IP	WLS	BF	H	R	ER	SO	BB	IBB	HBP	BLK	WP	HR	S	P	ERA	WHIP								
50 Aaron Stegers, R ERA: 2.38	6.0	W	22	3	1	1	2	1	0	1	0	0	1	47	72	1.50	0.667								
43 Addison Reed, R ERA: 4.28	1.0	H	4	1	1	1	0	0	0	0	0	0	1	14	20	9.00	1.000								
39 Trevor Hildenberger, R ERA: 3.0	1.0	H	5	1	0	0	2	0	1	0	0	0	0	12	16	0.00	1.000								
56 Fernando Rodney, R ERA: 3.07	1.0	S	3	0	0	0	2	0	0	0	0	0	0	8	13	0.00	0.000								

Batter	1	2	3	4	5	6	7	8	9	AB	R	H	RBI	BB	SO	LOB	BOTTOM								
7 Joe Mauer, L OBP: 0.350, SLG: 0.346	G4-3		L8		L7			K		4	0	0	0	0	1	1	<p>Baltimore Orioles @ Minnesota Twins Target Field, Minneapolis, MN Thu Jul 05 2018, 7:12 PM - 9:39 PM CDT Att: 23,895 - Clear - 80 F</p>								
20 Eddie Rosario, L OBP: 0.348, SLG: 0.551	G1-3				F8			K		4	0	1	1	0	1	0									
2 Brian Dozier, R OBP: 0.304, SLG: 0.390			F7					K		4	0	0	0	0	3	1									
5 Eduardo Escobar, S OBP: 0.331, SLG: 0.524		G4-3			F8			F9		4	0	0	0	0	0	1									
99 Logan Morrison, L OBP: 0.293, SLG: 0.364		L9						K		4	2	2	1	0	1	0									
11 Jorge Polanco, S OBP: 0.375, SLG: 0.429					G4-3					3	0	1	0	1	0	1									
26 Max Kepler, L OBP: 0.307, SLG: 0.387		G4-3			L8					4	1	2	1	0	0	1									
60 Jake Cave, L OBP: 0.308, SLG: 0.531										3	1	3	1	1	0	0									
46 Bobby Wilson, R OBP: 0.191, SLG: 0.203										4	1	0	0	0	1	5									
<b>Inning Stats</b>	R: 0 E: 0 K: 1 S: 7	H: 0 LOB: 0 BB: 0 P: 9	R: 0 E: 0 K: 0 S: 10	H: 1 LOB: 1 BB: 0 P: 19	R: 2 E: 1 K: 0 S: 17	H: 2 LOB: 1 BB: 0 P: 23	R: 1 E: 0 K: 0 S: 11	H: 2 LOB: 1 BB: 0 P: 13	R: 0 E: 0 K: 1 S: 13	H: 0 LOB: 0 BB: 0 P: 19	R: 0 E: 0 K: 1 S: 16	H: 1 LOB: 2 BB: 2 P: 24	R: 0 E: 0 K: 3 S: 9	H: 0 LOB: 0 BB: 0 P: 10	R: 2 E: 0 K: 1 S: 16	H: 3 LOB: 1 BB: 0 P: 22		1B: 4 2B: 4 3B: 0 HR: 1	SF: 0 SAC: 0 DP: 0 HBP: 0	WP: 0 PB: 0 SB: 0 CS: 0	PA: 36				
<b>PITCHER</b>	IP	WLS	BF	H	R	ER	SO	BB	IBB	HBP	BLK	WP	HR	S	P	ERA	WHIP								
54 Andrew Cashner, R ERA: 4.39	6.0	L	27	6	3	2	3	1	1	0	0	0	0	74	107	3.00	1.167								
66 Tanner Scott, L ERA: 6.04	1.0		3	0	0	0	3	0	0	0	0	0	0	9	10	0.00	0.000								
35 Brad Brach, R ERA: 4.05	1.0		6	3	2	2	1	0	0	0	0	0	0	16	22	18.00	3.000								

AB 31  
R 2  
H 5  
RBI 2  
BB 2  
SO 6  
LOB 9



AB 34  
R 5  
H 9  
RBI 4  
BB 2  
SO 7  
LOB 10



Batter	1	2	3	4	5	6	7	8	9	AB	R	H	RBI	BB	SO	LOB	TOP						
1 Tim Beckham, R OBP: 0.289, SLG: 0.282	F8		P3		K		1B		1B	5	0	2	0	0	1	1							
10 Adam Jones, R OBP: 0.309, SLG: 0.431	G5-3		FC5-4		G6-3		FC3		F6	5	0	0	0	0	0	4							
13 Manny Machado, R OBP: 0.381, SLG: 0.580	1B				G4-3		BB		P3	4	1	2	0	1	0	2							
45 Mark Trumbo, R OBP: 0.316, SLG: 0.477	G6-3				1B		BB			4	0	2	0	0	0	3							
19 Chris Davis, L OBP: 0.226, SLG: 0.257	G5-3				L8				G5-3	4	0	1	1	0	0	1							
6 Jonathan Schoop, R OBP: 0.248, SLG: 0.374	K2-3				1B		G6-4-3		G4-3	4	0	1	0	0	1	2							
16 Trey Mancini, R OBP: 0.299, SLG: 0.372	G5-3				BB		G5-3		G5-3	3	0	0	0	1	0	1							
23 Joey Rickard, R OBP: 0.261, SLG: 0.381			F7		G4-3		G4-3		K	4	0	0	0	0	1	3							
36 Caleb Joseph, R OBP: 0.214, SLG: 0.316	1B		FC5-4		K		1B		1B	4	1	3	0	0	1	0							
<b>Inning Stats</b>	R: 0 E: 0 K: 0 S: 9	H: 1 LOB: 1 BB: 0 P: 14	R: 0 E: 0 K: 1 S: 9	H: 0 LOB: 0 BB: 0 P: 11	R: 0 E: 0 K: 1 S: 9	H: 1 LOB: 1 BB: 0 P: 14	R: 0 E: 0 K: 0 S: 12	H: 2 LOB: 3 BB: 1 P: 25	R: 0 E: 0 K: 2 S: 8	H: 0 LOB: 0 BB: 0 P: 14	R: 1 E: 0 K: 0 S: 15	H: 2 LOB: 1 BB: 1 P: 27	R: 1 E: 1 K: 0 S: 11	H: 3 LOB: 2 BB: 0 P: 17	R: 0 E: 0 K: 0 S: 6	H: 0 LOB: 0 BB: 0 P: 10	R: 0 E: 0 K: 1 S: 13	H: 2 LOB: 2 BB: 0 P: 18	1B: 11 2B: 0 3B: 0 HR: 0	SF: 0 SAC: 0 DP: 1 HBP: 0	WP: 0 PB: 0 SB: 0 CS: 0	PA: 39	
<b>PITCHER</b>	IP	WLS	BF	H	R	ER	SO	BB	IBB	HBP	BLK	WP	HR	S	P	ERA	WHIP						
31 Lance Lynn, R ERA: 5.21	6.0	W	25	6	1	1	3	2	0	0	0	0	0	62	105	1.50	1.333						
57 Ryan Pressly, R ERA: 3.89	1.0		3	3	1	1	0	0	0	0	0	0	0	11	17	9.00	3.000						
38 Matt Belisle, R ERA: 6.52	1.0		3	0	0	0	0	0	0	0	0	0	0	6	10	0.00	0.000						
56 Fernando Rodney, R ERA: 2.97	1.0		5	2	0	0	1	0	0	0	0	0	0	13	18	0.00	2.000						

Baltimore Orioles @ Minnesota Twins  
Target Field, Minneapolis, MN  
Fri Jul 06 2018, 7:12 PM - 10:03 PM CDT  
Att: 27,570 - Clear - 81 F

AB 37  
R 2  
H 11  
RBI 1  
BB 2  
SO 4  
LOB 17



Batter	1	2	3	4	5	6	7	8	9	AB	R	H	RBI	BB	SO	LOB	BOTTOM						
7 Joe Mauer, L OBP: 0.353, SLG: 0.349	1B	G3-6-3		1B		G4-3				4	1	2	1	0	0	2							
20 Eddie Rosario, L OBP: 0.350, SLG: 0.551	1B		F7	FC1-6			1B			4	1	2	0	0	0	2							
2 Brian Dozier, R OBP: 0.304, SLG: 0.388	1B	E5	L1	K			K			4	1	1	1	0	0	2	3						
5 Eduardo Escobar, S OBP: 0.327, SLG: 0.518	1B	G1-3	K		G5-3		F7			4	0	0	0	0	1	2							
99 Logan Morrison, L OBP: 0.289, SLG: 0.359	K			P4	K		K			4	0	0	0	0	3	2							
11 Jorge Polanco, S OBP: 0.400, SLG: 0.444	1B		K		K			L6		4	1	2	1	0	1	0							
26 Max Kepler, L OBP: 0.306, SLG: 0.395	1B	F8		HR		L5		F9		4	1	1	2	0	0	1							
60 Jake Cave, L OBP: 0.304, SLG: 0.509		G4-3		1B		K		G4-3		4	1	1	0	0	1	0							
23 Mitch Garver, R OBP: 0.335, SLG: 0.377	1B			BB						2	0	2	0	1	0	0							
<b>Inning Stats</b>	R: 3 E: 1 K: 1 S: 15	H: 4 LOB: 1 BB: 0 P: 19	R: 0 E: 0 K: 0 S: 6	H: 1 LOB: 0 BB: 0 P: 8	R: 0 E: 0 K: 1 S: 5	H: 0 LOB: 0 BB: 0 P: 7	R: 3 E: 0 K: 1 S: 18	H: 4 LOB: 2 BB: 1 P: 33	R: 0 E: 0 K: 2 S: 8	H: 0 LOB: 0 BB: 0 P: 12	R: 0 E: 0 K: 1 S: 9	H: 1 LOB: 1 BB: 0 P: 12	R: 0 E: 0 K: 2 S: 12	H: 1 LOB: 1 BB: 0 P: 19	R: 0 E: 0 K: 0 S: 11	H: 0 LOB: 0 BB: 0 P: 14	1B: 10 2B: 0 3B: 0 HR: 1	SF: 0 SAC: 0 DP: 1 HBP: 0	WP: 0 PB: 0 SB: 0 CS: 0	PA: 35			
<b>PITCHER</b>	IP	WLS	BF	H	R	ER	SO	BB	IBB	HBP	BLK	WP	HR	S	P	ERA	WHIP						
37 Dylan Bundy, R ERA: 4.08	3.1	L	19	9	6	5	2	1	0	0	0	0	0	40	61	13.50	3.000						
51 Paul Fry, L ERA:	2.1		7	0	0	0	4	0	0	0	0	0	0	17	23	0.00	0.000						
43 Mike Wright Jr., R ERA: 4.93	1.1		6	2	0	0	2	0	0	0	0	0	0	16	26	0.00	1.500						
60 Mychal Givens, R ERA: 4.7	1.0		3	0	0	0	0	0	0	0	0	0	0	11	14	0.00	0.000						

Baltimore Orioles @ Minnesota Twins  
Target Field, Minneapolis, MN  
Fri Jul 06 2018, 7:12 PM - 10:03 PM CDT  
Att: 27,570 - Clear - 81 F

AB 34  
R 6  
H 11  
RBI 5  
BB 1  
SO 8  
LOB 12





Batter	1	2	3	4	5	6	7	8	9	AB	R	H	RBI	BB	SO	LOB	TOP				
1 Tim Beckham, R OBP: 0.286, SLG: 0.287										5	1	1	0	0	2	3					
10 Adam Jones, R OBP: 0.309, SLG: 0.432										4	0	1	0	0	0	1					
13 Manny Machado, R OBP: 0.380, SLG: 0.557										4	0	1	1	0	0	1					
45 Mark Trumbo, R OBP: 0.322, SLG: 0.473										2	1	0	0	2	1	1					
19 Chris Davis, L OBP: 0.229, SLG: 0.269										3	1	1	2	1	1	1					
2 Danny Valencia, R OBP: 0.322, SLG: 0.435										4	0	0	0	0	3	3					
6 Jonathan Schoop, R OBP: 0.253, SLG: 0.379										4	1	2	0	0	1	0					
15 Chance Sisco, L OBP: 0.313, SLG: 0.296										4	0	0	0	0	2	2					
29 Jace Peterson, L OBP: 0.313, SLG: 0.331										3	0	1	1	1	1	1					
<b>Inning Stats</b>	R: 3 H: 2 E: 0 K: 1 S: 12	H: 2 LOB: 0 BB: 1 P: 22	R: 0 H: 0 E: 0 K: 1 S: 6	H: 0 LOB: 0 BB: 0 P: 8	R: 0 H: 1 E: 0 K: 2 S: 13	H: 1 LOB: 3 BB: 2 P: 29	R: 0 H: 1 E: 0 K: 2 S: 10	H: 0 LOB: 0 BB: 0 P: 15	R: 0 H: 0 E: 0 K: 2 S: 7	H: 0 LOB: 0 BB: 0 P: 10	R: 0 H: 0 E: 0 K: 0 S: 7	H: 0 LOB: 0 BB: 1 P: 12	R: 0 H: 1 E: 0 K: 1 S: 15	H: 1 LOB: 1 BB: 0 P: 23	R: 1 H: 2 E: 0 K: 1 S: 13	H: 2 LOB: 1 BB: 0 P: 19	1B: 2 2B: 4 3B: 0 HR: 1	SF: 0 SAC: 0 DP: 1 HBP: 0	WP: 0 PB: 1 SB: 1 CS: 0	PA: 37	
<b>PITCHER</b>	IP WLS BF H R ER SO BB IBB HBP BLK WP HR S P ERA WHIP	7.0 W 28 4 3 3 9 4 0 0 0 0 1 65 109 3.86 1.143	3.99	1.0 H 4 1 0 0 1 0 0 0 0 0 0 15 23 0.00 1.000	2.93	1.0 S 5 2 1 1 1 1 0 0 0 0 0 0 13 19 9.00 2.000	3.16														

Baltimore Orioles @ Minnesota Twins  
Target Field, Minneapolis, MN  
Sat Jul 07 2018, 1:11 PM - 4:04 PM CDT  
Att: 25,974 - Sunny - 79 F

AB 33  
R 4  
H 7  
RBI 4  
BB 4  
SO 11  
LOB 13



Batter	1	2	3	4	5	6	7	8	9	AB	R	H	RBI	BB	SO	LOB	BOTTOM			
7 Joe Mauer, L OBP: 0.355, SLG: 0.349										3	0	1	0	1	0	0				
20 Eddie Rosario, L OBP: 0.346, SLG: 0.544										4	0	0	0	0	2	3				
2 Brian Dozier, R OBP: 0.303, SLG: 0.389										4	0	1	0	0	2	3				
5 Eduardo Escobar, S OBP: 0.327, SLG: 0.517										4	0	1	0	0	1	2				
11 Jorge Polanco, S OBP: 0.375, SLG: 0.381										3	0	0	0	1	1	0				
26 Max Kepler, L OBP: 0.308, SLG: 0.405										3	2	1	1	1	0	0				
36 Robbie Grossman, S OBP: 0.317, SLG: 0.352										4	2	1	0	0	1	3				
56 Fernando Rodney, R ERA: 3.16										0	0	0	0	0	0	0				
60 Jake Cave, L OBP: 0.305, SLG: 0.500										3	1	1	0	0	1	4				
46 Bobby Wilson, R OBP: 0.207, SLG: 0.232										3	0	2	3	0	0	1				
<b>Inning Stats</b>	R: 0 H: 0 E: 0 K: 0 S: 6	H: 0 LOB: 0 BB: 0 P: 8	R: 0 H: 0 E: 0 K: 1 S: 8	H: 0 LOB: 0 BB: 0 P: 14	R: 0 H: 1 E: 0 K: 1 S: 13	H: 1 LOB: 1 BB: 0 P: 19	R: 3 H: 4 E: 0 K: 2 S: 21	H: 4 LOB: 2 BB: 1 P: 41	R: 2 H: 2 E: 0 K: 0 S: 11	H: 2 LOB: 2 BB: 2 P: 25	R: 0 H: 1 E: 0 K: 2 S: 10	H: 1 LOB: 1 BB: 0 P: 17	R: 0 H: 0 E: 0 K: 1 S: 6	H: 0 LOB: 0 BB: 0 P: 11	1B: 3 2B: 4 3B: 0 HR: 1	SF: 0 SAC: 0 DP: 1 HBP: 0	WP: 1 PB: 0 SB: 0 CS: 0	PA: 34		
<b>PITCHER</b>	IP WLS BF H R ER SO BB IBB HBP BLK WP HR S P ERA WHIP	5.0 L 21 5 3 3 0 2 0 0 0 0 0 11 25 18.00 4.000	4.11	3.2	1.0 4 1 0 0 2 0 0 0 0 0 0 10 17 0.00 1.000	5.79	1.0 3 0 0 0 1 0 0 0 0 0 0 6 11 0.00 0.000	5.06												

Baltimore Orioles @ Minnesota Twins  
Target Field, Minneapolis, MN  
Sat Jul 07 2018, 1:11 PM - 4:04 PM CDT  
Att: 25,974 - Sunny - 79 F

AB 31  
R 5  
H 8  
RBI 4  
BB 3  
SO 8  
LOB 16



Batter	1	2	3	4	5	6	7	8	9	AB	R	H	RBI	BB	SO	LOB	TOP							
1 Tim Beckham, R OBP: 0.259, SLG: 0.278	L5-3		L7			G1-3		P6		4	0	0	0	0	0	0	<p>Baltimore Orioles @ Minnesota Twins</p> <p>Target Field, Minneapolis, MN</p> <p>Sun Jul 08 2018, 1:13 PM - 4:07 PM CDT</p> <p>Att: 22,557 - Sunny - 86 F</p>							
10 Adam Jones, R OBP: 0.309, SLG: 0.434	P2					G4-3		G4-3		3	0	1	0	0	0	0								
29 Jace Peterson, L OBP: 0.311, SLG: 0.328			2B							1	0	0	0	0	0	0								
13 Manny Machado, R OBP: 0.382, SLG: 0.580			G5-3							3	0	2	0	0	0	1								
23 Joey Rickard, R OBP: 0.258, SLG: 0.376	45 1B									1	0	0	0	0	0	0								
45 Mark Trumbo, R OBP: 0.323, SLG: 0.471	1B									3	0	1	0	1	2	0								
19 Chris Davis, L OBP: 0.230, SLG: 0.280										4	1	1	1	0	2	4								
6 Jonathan Schoop, R OBP: 0.256, SLG: 0.381										4	0	2	0	0	0	0								
2 Danny Valencia, R OBP: 0.317, SLG: 0.426										4	0	0	0	0	0	2								
16 Trey Mancini, R OBP: 0.297, SLG: 0.369										3	0	0	0	0	1	0								
36 Caleb Joseph, R OBP: 0.208, SLG: 0.308										3	0	0	0	0	1	0								
15 Chance Sisco, L OBP: 0.313, SLG: 0.296										0	0	0	0	0	0	0								
<b>Inning Stats</b>	R: 0 H: 2 E: 0 K: 1 S: 14	WLS: 2 BF: 23 LOB: 2 P: 24	R: 0 H: 1 E: 0 K: 1 S: 6	ER: 0 LOB: 0 BB: 0 P: 11	R: 0 H: 1 E: 0 K: 0 S: 9	LOB: 1 BB: 0 P: 13	R: 0 H: 0 E: 0 K: 1 S: 6	LOB: 0 BB: 0 P: 8	R: 0 H: 1 E: 0 K: 1 S: 19	LOB: 2 BB: 1 P: 29	R: 0 H: 0 E: 0 K: 0 S: 8	LOB: 0 BB: 0 P: 11	R: 0 H: 0 E: 0 K: 0 S: 5	LOB: 0 BB: 0 P: 8	R: 1 H: 2 E: 0 K: 1 S: 15	LOB: 1 BB: 0 P: 21	1B: 4 2B: 2 3B: 0 HR: 1	SF: 0 SAC: 0 DP: 1 HBP: 0	WP: 0 PB: 0 SB: 0 CS: 0	PA: 34				
<b>PITCHER</b>	IP: 6.0 WLS: 0 BF: 23 LOB: 2 P: 24 ERA: 4.28	WLS: 2 BF: 23 LOB: 2 P: 24 ERA: 4.28	IP: 0.0 WLS: 0 BF: 0 LOB: 0 P: 11 ERA: 0.00	IP: 0.0 WLS: 0 BF: 0 LOB: 0 P: 11 ERA: 0.00	IP: 0.0 WLS: 0 BF: 0 LOB: 0 P: 13 ERA: 0.00	IP: 0.0 WLS: 0 BF: 0 LOB: 0 P: 13 ERA: 0.00	IP: 0.0 WLS: 0 BF: 0 LOB: 0 P: 8 ERA: 0.00	IP: 0.0 WLS: 0 BF: 0 LOB: 0 P: 8 ERA: 0.00	IP: 0.0 WLS: 0 BF: 0 LOB: 0 P: 29 ERA: 9.00	IP: 0.0 WLS: 0 BF: 0 LOB: 0 P: 29 ERA: 9.00	IP: 0.0 WLS: 0 BF: 0 LOB: 0 P: 11 ERA: 0.00	IP: 0.0 WLS: 0 BF: 0 LOB: 0 P: 11 ERA: 0.00	IP: 0.0 WLS: 0 BF: 0 LOB: 0 P: 8 ERA: 0.00	IP: 0.0 WLS: 0 BF: 0 LOB: 0 P: 8 ERA: 0.00	IP: 0.0 WLS: 0 BF: 0 LOB: 0 P: 21 ERA: 0.00	IP: 0.0 WLS: 0 BF: 0 LOB: 0 P: 21 ERA: 0.00	IP: 0.0 WLS: 0 BF: 0 LOB: 0 P: 21 ERA: 0.00	IP: 0.0 WLS: 0 BF: 0 LOB: 0 P: 21 ERA: 0.00	IP: 0.0 WLS: 0 BF: 0 LOB: 0 P: 21 ERA: 0.00	IP: 0.0 WLS: 0 BF: 0 LOB: 0 P: 21 ERA: 0.00	IP: 0.0 WLS: 0 BF: 0 LOB: 0 P: 21 ERA: 0.00	IP: 0.0 WLS: 0 BF: 0 LOB: 0 P: 21 ERA: 0.00	IP: 0.0 WLS: 0 BF: 0 LOB: 0 P: 21 ERA: 0.00	IP: 0.0 WLS: 0 BF: 0 LOB: 0 P: 21 ERA: 0.00

AB	33
R	1
H	7
RBI	1
BB	1
SO	6
LOB	7



Batter	1	2	3	4	5	6	7	8	9	AB	R	H	RBI	BB	SO	LOB	BOTTOM							
11 Jorge Polanco, S OBP: 0.345, SLG: 0.346	K					G3		K		5	0	1	1	0	2	3	<p>Baltimore Orioles @ Minnesota Twins</p> <p>Target Field, Minneapolis, MN</p> <p>Sun Jul 08 2018, 1:13 PM - 4:07 PM CDT</p> <p>Att: 22,557 - Sunny - 86 F</p>							
20 Eddie Rosario, L OBP: 0.342, SLG: 0.536	K		1B			L8		G6-3		5	0	0	0	0	2	4								
2 Brian Dozier, R OBP: 0.357, SLG: 0.500	G5-3									4	2	2	3	0	0	1								
64 Willians Astudillo, R OBP: 0.357, SLG: 0.500										0	0	0	0	0	0	0								
5 Eduardo Escobar, S OBP: 0.326, SLG: 0.524										4	1	1	2	0	2	0								
99 Logan Morrison, L OBP: 0.289, SLG: 0.357										4	1	1	0	0	0	0								
36 Robbie Grossman, R OBP: 0.320, SLG: 0.355										4	1	2	0	0	0	0								
26 Max Kepler, L OBP: 0.313, SLG: 0.407										3	2	2	0	1	0	0								
23 Mitch Garver, R OBP: 0.339, SLG: 0.395										3	2	1	2	1	0	4								
60 Jake Cave, L OBP: 0.302, SLG: 0.483										4	1	1	1	0	1	1								
<b>Inning Stats</b>	R: 0 H: 0 E: 0 K: 2 S: 8	WLS: 0 BF: 23 LOB: 0 P: 9	R: 0 H: 2 E: 0 K: 1 S: 16	ER: 2 LOB: 2 BB: 0 P: 24	R: 0 H: 1 E: 0 K: 1 S: 10	LOB: 1 BB: 0 P: 16	R: 0 H: 0 E: 0 K: 1 S: 8	LOB: 0 BB: 0 P: 11	R: 2 H: 1 E: 0 K: 0 S: 16	LOB: 1 BB: 1 P: 27	R: 0 H: 7 E: 1 K: 1 S: 25	LOB: 0 BB: 0 P: 35	R: 0 H: 0 E: 0 K: 0 S: 6	LOB: 0 BB: 0 P: 8	R: 0 H: 0 E: 0 K: 1 S: 8	LOB: 1 BB: 1 P: 14	1B: 7 2B: 1 3B: 0 HR: 3	SF: 0 SAC: 0 DP: 0 HBP: 0	WP: 0 PB: 0 SB: 0 CS: 0	PA: 38				
<b>PITCHER</b>	IP: 5.0 WLS: 0 BF: 23 LOB: 0 P: 9 ERA: 6.67	IP: 0.2 WLS: 6 BF: 3 LOB: 2 P: 15 ERA: 13.50	IP: 0.1 WLS: 2 BF: 1 LOB: 3 P: 0 ERA: 6.0	IP: 1.0 WLS: 3 BF: 0 LOB: 0 P: 0 ERA: 3.14	IP: 1.0 WLS: 4 BF: 0 LOB: 0 P: 1 ERA: 3.95	IP: 0.0 WLS: 0 BF: 0 LOB: 0 P: 1 ERA: 0.00	IP: 0.0 WLS: 0 BF: 0 LOB: 0 P: 1 ERA: 0.00	IP: 0.0 WLS: 0 BF: 0 LOB: 0 P: 1 ERA: 0.00	IP: 0.0 WLS: 0 BF: 0 LOB: 0 P: 1 ERA: 0.00	IP: 0.0 WLS: 0 BF: 0 LOB: 0 P: 1 ERA: 0.00	IP: 0.0 WLS: 0 BF: 0 LOB: 0 P: 1 ERA: 0.00	IP: 0.0 WLS: 0 BF: 0 LOB: 0 P: 1 ERA: 0.00	IP: 0.0 WLS: 0 BF: 0 LOB: 0 P: 1 ERA: 0.00	IP: 0.0 WLS: 0 BF: 0 LOB: 0 P: 1 ERA: 0.00	IP: 0.0 WLS: 0 BF: 0 LOB: 0 P: 1 ERA: 0.00	IP: 0.0 WLS: 0 BF: 0 LOB: 0 P: 1 ERA: 0.00	IP: 0.0 WLS: 0 BF: 0 LOB: 0 P: 1 ERA: 0.00	IP: 0.0 WLS: 0 BF: 0 LOB: 0 P: 1 ERA: 0.00	IP: 0.0 WLS: 0 BF: 0 LOB: 0 P: 1 ERA: 0.00	IP: 0.0 WLS: 0 BF: 0 LOB: 0 P: 1 ERA: 0.00	IP: 0.0 WLS: 0 BF: 0 LOB: 0 P: 1 ERA: 0.00	IP: 0.0 WLS: 0 BF: 0 LOB: 0 P: 1 ERA: 0.00	IP: 0.0 WLS: 0 BF: 0 LOB: 0 P: 1 ERA: 0.00	IP: 0.0 WLS: 0 BF: 0 LOB: 0 P: 1 ERA: 0.00



Batter	1	2	3	4	5	6	7	8	9	AB	R	H	RBI	BB	SO	LOB	TOP										
31 Aaron Hicks, S OBP: 0.397, SLG: 0.518	G3-1		G3-2-5							4	0	1	0	0	1	2											
99 Aaron Judge, R OBP: 0.397, SLG: 0.568	L8									4	1	1	1	0	2	2											
18 Didi Gregorius, L OBP: 0.316, SLG: 0.452	F7									4	0	1	1	0	1	2											
27 Giancarlo Stanton, R OBP: 0.343, SLG: 0.519		HR								4	2	2	1	0	1	1											
77 Clint Frazier, R OBP: 0.353, SLG: 0.310										4	0	0	0	0	3	1											
14 Neil Walker, S OBP: 0.289, SLG: 0.256										3	0	1	1	0	1	0											
41 Miguel Andujar, R (9, PH) OBP: 0.307, SLG: 0.500										1	0	1	0	0	0	0											
29 Brandon Drury, R OBP: 0.280, SLG: 0.289										4	0	0	0	0	1	2											
66 Kyle Higashioka, R OBP: 0.296, SLG: 0.625										3	0	1	0	1	2	2											
12 Tyler Wade, L OBP: 0.171, SLG: 0.158										3	1	1	0	0	0	1											
11 Brett Gardner, L (9, PH) OBP: 0.346, SLG: 0.378										1	0	0	0	0	0	1											
<b>Inning Stats</b>	R: 0 E: 0 K: 0 S: 7	H: 0 LOB: 0 BB: 0 P: 11	R: 1 E: 0 K: 1 S: 9	H: 1 LOB: 0 BB: 0 P: 16	R: 2 E: 0 K: 1 S: 9	H: 4 LOB: 1 BB: 0 P: 10	R: 0 E: 0 K: 2 S: 7	H: 0 LOB: 0 BB: 0 P: 12	R: 0 E: 0 K: 1 S: 12	H: 1 LOB: 2 BB: 1 P: 22	R: 1 E: 0 K: 2 S: 14	H: 2 LOB: 1 BB: 0 P: 21	R: 0 E: 0 K: 2 S: 8	H: 0 LOB: 0 BB: 0 P: 12	R: 0 E: 0 K: 2 S: 8	H: 0 LOB: 0 BB: 0 P: 10	R: 0 E: 0 K: 1 S: 9	H: 1 LOB: 1 BB: 0 P: 15	1B: 7 2B: 2 3B: 0 HR: 1	SF: 0 SAC: 0 DP: 1 HBP: 0	WP: 1 PB: 0 SB: 0 CS: 0	PA: 36					
<b>PITCHER</b>	IP	WLS	BF	H	R	ER	SO	BB	IBB	HBP	BLK	WP	HR	S	P	ERA	WHIP										
31 Jimmy Yacabis, R (1, 1) ERA: 7.15	5.0		21	6	3	3	5	1	0	0	0	0	1	44	71	5.40	1.400										
43 Mike Wright Jr., R (6, 1) ERA: 4.91	2.0	W	8	2	1	1	4	0	0	0	0	0	0	22	33	4.50	1.000										
60 Mychal Givens, R (8, 1) ERA: 4.6	1.0	H	3	0	0	0	2	0	0	0	0	0	0	8	10	0.00	0.000										
53 Zack Britton, L (9, 1) ERA: 4.63	1.0	S	4	1	0	0	1	0	0	0	0	1	0	9	15	0.00	1.000										

New York Yankees @ Baltimore Orioles  
 Oriole Park at Camden Yards, Baltimore, MD  
 Mon Jul 09 2018, 4:08 PM - 7:03 PM EDT  
 Clear - 86 F

AB 35  
 R 4  
 H 9  
 RBI 4  
 BB 1  
 SO 12  
 LOB 14



Batter	1	2	3	4	5	6	7	8	9	AB	R	H	RBI	BB	SO	LOB	BOTTOM										
1 Tim Beckham, R OBP: 0.259, SLG: 0.277	K		G6-3							4	0	1	0	0	2	3											
10 Adam Jones, R OBP: 0.305, SLG: 0.429	P3									4	0	0	0	0	0	3											
13 Manny Machado, R OBP: 0.381, SLG: 0.580	F9									4	1	1	0	0	1	0											
45 Mark Trumbo, R OBP: 0.326, SLG: 0.483										3	2	1	2	1	2	0											
6 Jonathan Schoop, R OBP: 0.263, SLG: 0.394	L6									4	1	3	0	0	0	0											
2 Danny Valencia, R OBP: 0.320, SLG: 0.439										3	1	1	3	1	0	1											
29 Jace Peterson, L (8, 7) OBP: 0.311, SLG: 0.328	G6-3									0	0	0	0	0	0	0											
23 Joey Rickard, R OBP: 0.288, SLG: 0.382										4	0	2	0	0	2	2											
16 Trey Mancini, R OBP: 0.296, SLG: 0.365										3	0	0	0	1	0	2											
36 Caleb Joseph, R OBP: 0.218, SLG: 0.317										3	0	1	0	1	1	3											
<b>Inning Stats</b>	R: 0 E: 0 K: 1 S: 9	H: 0 LOB: 0 BB: 0 P: 15	R: 0 E: 0 K: 1 S: 6	H: 0 LOB: 0 BB: 0 P: 9	R: 0 E: 0 K: 1 S: 12	H: 1 LOB: 1 BB: 0 P: 17	R: 2 E: 0 K: 1 S: 16	H: 3 LOB: 3 BB: 2 P: 31	R: 0 E: 0 K: 0 S: 7	H: 1 LOB: 0 BB: 0 P: 13	R: 3 E: 0 K: 1 S: 19	H: 3 LOB: 2 BB: 2 P: 34	R: 0 E: 0 K: 2 S: 12	H: 1 LOB: 1 BB: 0 P: 17	R: 0 E: 0 K: 1 S: 7	H: 1 LOB: 0 BB: 0 P: 9	1B: 4 2B: 4 3B: 0 HR: 2	SF: 0 SAC: 0 DP: 2 HBP: 0	WP: 0 PB: 0 SB: 1 CS: 0	PA: 36							
<b>PITCHER</b>	IP	WLS	BF	H	R	ER	SO	BB	IBB	HBP	BLK	WP	HR	S	P	ERA	WHIP										
52 CC Sabathia, L (1, 1) ERA: 3.34	5.0	L	24	7	5	5	4	3	0	0	0	0	2	57	99	9.00	2.000										
56 Jonathan Holder, R (6, 1) ERA: 1.98	1.0		5	1	0	0	1	1	0	0	0	0	0	12	20	0.00	2.000										
67 A.J. Cole, R (7, 1) ERA: 5.33	2.0		7	2	0	0	3	0	0	0	0	0	0	19	26	0.00	1.000										

New York Yankees @ Baltimore Orioles  
 Oriole Park at Camden Yards, Baltimore, MD  
 Mon Jul 09 2018, 4:08 PM - 7:03 PM EDT  
 Clear - 86 F


AB 32  
 R 5  
 H 10  
 RBI 5  
 BB 4  
 SO 8  
 LOB 14





Batter	1	2	3	4	5	6	7	8	9	AB	R	H	RBI	BB	SO	LOB	TOP								
11 Brett Gardner, L OBP: 0.348, SLG: 0.392	F7			G6-3		G3-1	G6-3			4	0	0	0	0	0	2	<b>New York Yankees @ Baltimore Orioles</b> Oriole Park at Camden Yards, Baltimore, MD Tue Jul 10 2018, 7:08 PM - 10:14 PM EDT Att: 18,418 - Clear - 92 F								
99 Aaron Judge, R OBP: 0.398, SLG: 0.562	G3-1			G6-3		31 L3 1B		K		4	0	1	0	0	1	0									
31 Aaron Hicks, S OBP: 0.356, SLG: 0.514	G6-3			K		L3		27 G3-6 1B		4	0	1	0	0	1	1									
27 Giancarlo Stanton, R OBP: 0.340, SLG: 0.514		K			P2		K	G3-6		4	0	0	0	0	2	1									
18 Didi Gregorius, L OBP: 0.324, SLG: 0.462	G6-3				41 BB 33 HR 1B		41 1B 33 SF8 2B		33 1B	4	2	3	0	0	0	0									
41 Miguel Andujar, R OBP: 0.311, SLG: 0.498					33 HR BB		28 BB 14 1B 1B		K	3	2	1	0	1	2	1									
33 Greg Bird, L OBP: 0.322, SLG: 0.421				K		1-H 2-H HR	SF8		K	3	1	1	4	0	2	1									
28 Austin Romine, R OBP: 0.344, SLG: 0.486				K		G4-3			K	2	0	0	0	1	1	0									
14 Neil Walker, S OBP: 0.278, SLG: 0.268									K	3	0	1	1	0	1	0									
12 Tyler Wade, L OBP: 0.167, SLG: 0.154				G3					K	0	0	0	0	0	0	0									
<b>Inning Stats</b>	R: 0 E: 0 K: 0 S: 6	H: 0 LOB: 0 BB: 0 P: 10	R: 0 E: 0 K: 2 S: 8	H: 0 LOB: 0 BB: 0 P: 14	R: 0 E: 0 K: 2 S: 12	H: 0 LOB: 0 BB: 0 P: 16	R: 0 E: 0 K: 1 S: 9	H: 0 LOB: 0 BB: 0 P: 13	R: 3 E: 0 K: 1 S: 17	H: 2 LOB: 0 BB: 1 P: 27	R: 0 E: 0 K: 0 S: 6	H: 1 LOB: 0 BB: 0 P: 9	R: 2 E: 0 K: 1 S: 12	H: 3 LOB: 2 BB: 1 P: 20	R: 0 E: 0 K: 1 S: 8	H: 1 LOB: 0 BB: 0 P: 10	R: 0 E: 0 K: 2 S: 10	H: 1 LOB: 1 BB: 0 P: 13	1B: 6 2B: 2 3B: 0 HR: 1	SF: 1 SAC: 0 DP: 2 HBP: 0	WP: 0 PB: 0 SB: 0 CS: 0	PA: 34			
<b>PITCHER</b>	IP	WLS	BF	H	R	ER	SO	BB	IBB	HBP	BLK	WP	HR	S	P	ERA	WHIP								
54 Andrew Cashner, R ERA: 4.56	6.1		24	5	5	5	7	1	0	0	0	0	1	64	96	7.11	0.947								
50 Miguel Castro, R ERA: 3.1	0.2		4	1	0	0	0	1	0	0	0	0	0	6	13	0.00	3.000								
60 Mychal Givens, R ERA: 4.5	1.0		3	1	0	0	1	0	0	0	0	0	0	8	10	0.00	1.000								
53 Zack Britton, L ERA: 4.26	1.0	W	3	1	0	0	2	0	0	0	0	0	0	10	13	0.00	1.000								

AB	31
R	5
H	8
RBI	5
BB	2
SO	10
LOB	6



Batter	1	2	3	4	5	6	7	8	9	AB	R	H	RBI	BB	SO	LOB	BOTTOM								
1 Tim Beckham, R OBP: 0.269, SLG: 0.299	F9						F9		L9	4	0	1	0	1	0	1	<b>New York Yankees @ Baltimore Orioles</b> Oriole Park at Camden Yards, Baltimore, MD Tue Jul 10 2018, 7:08 PM - 10:14 PM EDT Att: 18,418 - Clear - 92 F								
10 Adam Jones, R OBP: 0.307, SLG: 0.432	F8			P6			13 HR 1B		6 1B 2B	5	1	2	0	0	1	4									
13 Manny Machado, R OBP: 0.385, SLG: 0.574				F8			1-H HR		6 1B IBB	4	2	3	3	1	0	1									
45 Mark Trumbo, R OBP: 0.318, SLG: 0.468							1-H HR		6 1B K	5	0	0	0	0	3	4									
6 Jonathan Schoop, R OBP: 0.265, SLG: 0.395				F7			F9		L4	5	0	2	1	0	0	0									
19 Chris Davis, L OBP: 0.234, SLG: 0.284				19 G3-1 2B			F8		K2-3	4	1	1	0	0	1	1									
16 Trey Mancini, R OBP: 0.296, SLG: 0.362									K2-3	3	1	0	0	1	2	1									
23 Joey Rickard, R OBP: 0.279, SLG: 0.389									G6-3	4	0	1	2	0	1	1									
36 Caleb Joseph, R OBP: 0.219, SLG: 0.309									G6-3	3	1	0	0	0	1	1									
<b>Inning Stats</b>	R: 0 E: 0 K: 1 S: 8	H: 1 LOB: 1 BB: 0 P: 11	R: 0 E: 0 K: 1 S: 12	H: 1 LOB: 0 BB: 0 P: 18	R: 0 E: 0 K: 1 S: 10	H: 1 LOB: 1 BB: 0 P: 15	R: 2 E: 0 K: 2 S: 18	H: 2 LOB: 3 BB: 2 P: 30	R: 1 E: 0 K: 0 S: 9	H: 1 LOB: 0 BB: 0 P: 11	R: 0 E: 0 K: 1 S: 9	H: 0 LOB: 0 BB: 0 P: 11	R: 2 E: 0 K: 0 S: 14	H: 2 LOB: 0 BB: 0 P: 18	R: 0 E: 0 K: 2 S: 11	H: 0 LOB: 0 BB: 0 P: 15		R: 1 E: 0 K: 1 S: 13	H: 2 LOB: 3 BB: 1 P: 19	1B: 5 2B: 3 3B: 0 HR: 2	SF: 0 SAC: 0 DP: 0 HBP: 1	WP: 0 PB: 0 SB: 0 CS: 0	PA: 41		
<b>PITCHER</b>	IP	WLS	BF	H	R	ER	SO	BB	IBB	HBP	BLK	WP	HR	S	P	ERA	WHIP								
19 Masahiro Tanaka, R ERA: 4.68	4.1		22	6	3	3	5	2	0	0	0	0	0	4	5	0.00	0.000								
56 Jonathan Holder, R ERA: 1.95	0.2		2	0	0	0	0	2	0	0	0	0	0	4	5	0.00	0.000								
57 Chad Green, R ERA: 2.23	2.0		8	2	2	2	1	0	0	0	0	0	1	23	29	9.00	1.000								
30 David Robertson, R ERA: 3.27	1.0		3	0	0	0	2	0	0	0	0	0	0	11	15	0.00	0.000								
68 Dellin Betances, R ERA: 2.75	0.2	L	6	2	1	1	1	0	1	1	0	0	0	13	19	13.50	3.000								


AB	37
R	6
H	10
RBI	6
BB	3
SO	9
LOB	14



Batter	1	2	3	4	5	6	7	8	9	AB	R	H	RBI	BB	SO	LOB	TOP					
11 Brett Gardner, L OBP: 0.349, SLG: 0.388 77 Clint Frazier, R OBP: 0.375, SLG: 0.353										3	0	0	0	2	0	3						
99 Aaron Judge, R OBP: 0.395, SLG: 0.558										4	1	1	0	2	1	3						
18 Didi Gregorius, L OBP: 0.322, SLG: 0.460										6	2	1	0	0	0	8						
27 Giancarlo Stanton, R OBP: 0.348, SLG: 0.518										5	1	4	2	1	1	1						
31 Aaron Hicks, S OBP: 0.352, SLG: 0.504										5	1	0	0	1	0	6						
33 Greg Bird, L OBP: 0.321, SLG: 0.440										4	1	1	4	1	1	1						
41 Miguel Andujar, R OBP: 0.313, SLG: 0.495										4	0	1	0	1	0	3						
28 Austin Romine, R OBP: 0.346, SLG: 0.509 66 Kyle Higashioka, R OBP: 0.296, SLG: 0.625										5	1	2	1	0	1	6						
12 Tyler Wade, L OBP: 0.213, SLG: 0.295										5	1	3	1	0	1	0						
<b>Inning Stats</b>	R: 0 E: 0 K: 1 S: 9	H: 0 LOB: 1 BB: 1 P: 16	R: 0 E: 0 K: 2 S: 14	H: 0 LOB: 1 BB: 1 P: 23	R: 5 E: 0 K: 0 S: 26	H: 3 LOB: 0 BB: 2 P: 39	R: 0 E: 0 K: 0 S: 8	H: 2 LOB: 2 BB: 0 P: 13	R: 0 E: 0 K: 0 S: 14	H: 2 LOB: 2 BB: 0 P: 24	R: 1 E: 0 K: 0 S: 13	H: 1 LOB: 1 BB: 2 P: 25	R: 1 E: 0 K: 0 S: 11	H: 2 LOB: 1 BB: 0 P: 19	R: 1 E: 1 K: 1 S: 17	H: 2 LOB: 3 BB: 1 P: 28	R: 1 E: 0 K: 1 S: 14	H: 2 LOB: 2 BB: 1 P: 23	1B: 9 2B: 2 3B: 0 HR: 3	SF: 0 SAC: 0 DP: 0 HBP: 0	WP: 0 PB: 0 SB: 1 CS: 0	PA: 50
<b>PITCHER</b>	IP WLS BF H R ER SO BB IBB HBP BLK WP HR S P ERA WHIP																					
37 Dylan Bundy, R ERA: 4.35	4.0 L 21 5 5 5 3 4 0 0 0 0 1 57 91 11.25 2.250																					
43 Mike Wright Jr., R ERA: 4.95	1.1 8 3 1 1 0 1 0 0 0 0 1 22 39 6.75 3.000																					
59 Jhan Maríñez, R ERA: 4.5	2.0 11 4 2 1 1 1 0 0 0 0 1 25 43 4.50 2.500																					
57 Donnie Hart, L ERA: 4.0	1.2 10 2 1 1 1 2 0 0 0 0 0 0 22 37 5.40 2.400																					

New York Yankees @ Baltimore Orioles  
 Oriole Park at Camden Yards, Baltimore, MD  
 Wed Jul 11 2018, 7:10 PM - 10:30 PM EDT  
 Att: 17,808 - Partly Cloudy - 88 F

AB 42  
 R 9  
 H 14  
 RBI 8  
 BB 8  
 SO 5  
 LOB 31



Batter	1	2	3	4	5	6	7	8	9	AB	R	H	RBI	BB	SO	LOB	BOTTOM					
1 Tim Beckham, R OBP: 0.263, SLG: 0.291										4	0	0	0	0	2	3						
10 Adam Jones, R OBP: 0.303, SLG: 0.427 16 Trev Mancini, R OBP: 0.296, SLG: 0.362										4	0	0	0	0	1	3						
13 Manny Machado, R OBP: 0.383, SLG: 0.573 29 Jace Peterson, L OBP: 0.312, SLG: 0.323										4	0	1	0	0	0	2						
45 Mark Trumbo, R OBP: 0.313, SLG: 0.459										4	0	0	0	0	2	2						
6 Jonathan Schoop, R OBP: 0.265, SLG: 0.397										4	0	1	0	0	2	0						
19 Chris Davis, L OBP: 0.234, SLG: 0.281										3	0	0	0	1	2	0						
2 Danny Valencia, R OBP: 0.310, SLG: 0.424										3	0	0	0	0	2	2						
23 Joey Rickard, R OBP: 0.280, SLG: 0.388										3	0	1	0	0	1	2						
36 Caleb Joseph, R OBP: 0.229, SLG: 0.317										3	0	2	0	0	0	0						
<b>Inning Stats</b>	R: 0 E: 0 K: 1 S: 10	H: 0 LOB: 0 BB: 0 P: 16	R: 0 E: 0 K: 2 S: 13	H: 1 LOB: 2 BB: 1 P: 22	R: 0 E: 0 K: 1 S: 8	H: 0 LOB: 0 BB: 0 P: 11	R: 0 E: 0 K: 0 S: 6	H: 0 LOB: 0 BB: 0 P: 9	R: 0 E: 0 K: 2 S: 7	H: 0 LOB: 0 BB: 0 P: 13	R: 0 E: 0 K: 2 S: 14	H: 2 LOB: 2 BB: 0 P: 19	R: 0 E: 0 K: 2 S: 7	H: 0 LOB: 0 BB: 0 P: 11	R: 0 E: 0 K: 0 S: 10	H: 2 LOB: 2 BB: 0 P: 14	R: 0 E: 0 K: 2 S: 9	H: 0 LOB: 0 BB: 0 P: 16	1B: 3 2B: 2 3B: 0 HR: 0	SF: 0 SAC: 0 DP: 0 HBP: 0	WP: 0 PB: 1 SB: 0 CS: 0	PA: 33
<b>PITCHER</b>	IP WLS BF H R ER SO BB IBB HBP BLK WP HR S P ERA WHIP																					
55 Sonny Gray, R ERA: 5.46	6.0 W 22 3 0 0 0 1 0 0 0 0 0 0 17 25 0.00 1.000																					
67 A.J. Cole, R ERA: 4.97	2.0 8 2 0 0 2 0 0 0 0 0 0 0 9 16 0.00 0.000																					
45 Chasen Shreve, L ERA: 4.83	1.0 3 0 0 0 2 0 0 0 0 0 0 0 9 16 0.00 0.000																					

New York Yankees @ Baltimore Orioles  
 Oriole Park at Camden Yards, Baltimore, MD  
 Wed Jul 11 2018, 7:10 PM - 10:30 PM EDT  
 Att: 17,808 - Partly Cloudy - 88 F

AB 32  
 R 0  
 H 5  
 RBI 0  
 BB 1  
 SO 12  
 LOB 14









Batter	1	2	3	4	5	6	7	8	9	AB	R	H	RBI	BB	SO	LOB	TOP				
17 Shin-Soo Choo, L OBP: 0.400, SLG: 0.496 9 Isiah Kiner-Falefa, R OBP: 0.353, SLG: 0.351	FC5-4 BB		G5-4-3 BB		K			FC5-4 1B		2	0	1	0	2	1	0					
1 Elvis Andrus, R OBP: 0.311, SLG: 0.356	FC5-4 1-2		G5-4-3 1-2		K			E4 FC5-4		4	0	0	0	0	1	3					
30 Nomar Mazara, L OBP: 0.332, SLG: 0.450	K		1B		K			FC5-4 1-2		4	0	1	0	0	2	3					
29 Adrián Beltré, R OBP: 0.346, SLG: 0.396	K2-3		F9					P3		4	0	1	0	0	1	3					
19 Jurickson Profar, S OBP: 0.327, SLG: 0.435		P5			F9					4	0	0	0	0	0	1					
67 Ronald Guzmán, L OBP: 0.324, SLG: 0.426 15 Carlos Tocci, R OBP: 0.200, SLG: 0.086 16 Ryan Rua, R OBP: 0.220, SLG: 0.357					K					2	0	0	0	1	1	0					
61 Robinson Chirinos, R OBP: 0.319, SLG: 0.418					K					3	0	1	0	1	2	0					
13 Joey Gallo, L OBP: 0.296, SLG: 0.446										3	0	0	0	1	2	3					
3 Delino DeShields, R OBP: 0.304, SLG: 0.279 12 Rougned Odor, L OBP: 0.316, SLG: 0.379										2	0	0	0	0	1	2					
<b>Inning Stats</b>	R: 0 H: 0 E: 0 K: 2 S: 11	H: 1 LOB: 1 BB: 1 P: 22	R: 0 H: 1 E: 0 K: 1 S: 14	H: 1 LOB: 2 BB: 1 P: 24	R: 0 H: 1 E: 0 K: 0 S: 11	H: 1 LOB: 0 BB: 1 P: 19	R: 0 H: 0 E: 0 K: 2 S: 9	H: 0 LOB: 0 BB: 0 P: 13	R: 0 H: 0 E: 0 K: 2 S: 10	H: 1 LOB: 1 BB: 0 P: 15	R: 0 H: 0 E: 0 K: 1 S: 11	H: 0 LOB: 1 BB: 1 P: 17	R: 0 H: 1 E: 1 K: 0 S: 8	H: 1 LOB: 1 BB: 0 P: 12	R: 0 H: 0 E: 0 K: 2 S: 8	H: 0 LOB: 1 BB: 1 P: 15	1B: 4 2B: 0 3B: 0 HR: 0	SF: 0 SAC: 0 DP: 1 HBP: 0	WP: 1 PB: 0 SB: 1 CS: 0	PA: 35	
<b>PITCHER</b>	IP	WLS	BF	H	R	ER	SO	BB	IBB	HBP	BLK	WP	HR	S	P	ERA	WHIP				
32 Yefry Ramírez, R ERA: 3.09 35 Brad Brach, R ERA: 4.46 57 Donnie Hart, L ERA: 3.72 60 Mychal Givens, R ERA: 4.28 53 Zack Britton, L ERA: 3.95	5.0	1.0	19	2	0	0	7	3	0	0	0	0	0	55	94	0.00	1.000				

Texas Rangers @ Baltimore Orioles  
 Oriole Park at Camden Yards, Baltimore, MD  
 Sat Jul 14, 2018, 7:19 PM - 10:01 PM EDT  
 Att: 38,328 - Clear - 90 F

AB	30
R	0
H	4
RBI	0
BB	5
SO	12
LOB	16



Batter	1	2	3	4	5	6	7	8	9	AB	R	H	RBI	BB	SO	LOB	BOTTOM				
1 Tim Beckham, R OBP: 0.260, SLG: 0.298	2B		K			E5 13 E 13 1B		K		4	0	2	0	0	2	0					
6 Jonathan Schoop, R OBP: 0.283, SLG: 0.391	F9		K			SF8				3	0	1	1	0	1	1					
13 Manny Machado, R OBP: 0.384, SLG: 0.566					E4 45 G1-4-3	E8 10 S		P2		3	0	1	0	1	0	1					
10 Adam Jones, R OBP: 0.297, SLG: 0.420					P6	L6				3	0	0	0	0	0	5					
45 Mark Trumbo, R OBP: 0.311, SLG: 0.450					G1-4-3	G5-3				3	0	0	0	0	0	3					
2 Danny Valencia, R OBP: 0.314, SLG: 0.427 23 Joey Rickard, R OBP: 0.280, SLG: 0.388						G5-3 19 G3-6		G5-3		3	0	2	0	0	0	0					
19 Chris Davis, L OBP: 0.232, SLG: 0.274						G3-6		L8		3	0	0	0	0	1	2					
16 Trey Mancini, R OBP: 0.292, SLG: 0.363 29 Jace Peterson, L OBP: 0.318, SLG: 0.348						G6-3		K		3	0	0	0	0	1	1					
36 Caleb Joseph, R OBP: 0.239, SLG: 0.326								G5-3		2	1	0	0	1	0	0					
<b>Inning Stats</b>	R: 0 H: 1 E: 0 K: 0 S: 6	H: 1 LOB: 1 BB: 0 P: 13	R: 0 H: 1 E: 0 K: 1 S: 11	H: 1 LOB: 0 BB: 0 P: 17	R: 0 H: 0 E: 0 K: 2 S: 10	H: 0 LOB: 0 BB: 0 P: 13	R: 0 H: 0 E: 1 K: 0 S: 6	H: 0 LOB: 0 BB: 0 P: 10	R: 0 H: 1 E: 0 K: 0 S: 9	H: 2 LOB: 2 BB: 1 P: 17	R: 0 H: 0 E: 0 K: 1 S: 8	H: 0 LOB: 0 BB: 0 P: 11	R: 0 H: 1 E: 0 K: 1 S: 10	H: 1 LOB: 1 BB: 0 P: 14	1B: 5 2B: 1 3B: 0 HR: 0	SF: 1 SAC: 0 DP: 3 HBP: 0	WP: 0 PB: 0 SB: 1 CS: 0	PA: 30			
<b>PITCHER</b>	IP	WLS	BF	H	R	ER	SO	BB	IBB	HBP	BLK	WP	HR	S	P	ERA	WHIP				
33 Martín Pérez, L ERA: 7.67 44 Cory Gearrin, R ERA: 3.95	7.0	1.0	26	5	1	1	4	2	0	0	0	0	0	61	91	1.29	1.000				

Texas Rangers @ Baltimore Orioles  
 Oriole Park at Camden Yards, Baltimore, MD  
 Sat Jul 14, 2018, 7:19 PM - 10:01 PM EDT  
 Att: 38,328 - Clear - 90 F

AB	27
R	1
H	6
RBI	1
BB	2
SO	5
LOB	13







Batter	1	2	3	4	5	6	7	8	9	AB	R	H	RBI	BB	SO	LOB	TOP					
1 Tim Beckham, R OBP: 0.263, SLG: 0.312										4	1	2	0	0	0	1						
6 Jonathan Schoop, R OBP: 0.282, SLG: 0.394										4	0	1	0	0	1	2						
10 Adam Jones, R OBP: 0.303, SLG: 0.425										4	0	2	1	0	0	0						
45 Mark Trumbo, R OBP: 0.307, SLG: 0.440										3	0	0	0	1	1	2						
19 Chris Davis, L OBP: 0.229, SLG: 0.280										3	0	0	0	0	2	1						
16 Trey Mancini, R OBP: 0.291, SLG: 0.363										4	0	0	0	0	2	3						
39 Renato Núñez, R OBP: 0.229, SLG: 0.279										3	0	0	0	0	1	2						
23 Joey Rickard, R OBP: 0.272, SLG: 0.365										3	0	0	0	0	2	0						
61 Austin Wynns, R OBP: 0.207, SLG: 0.286										2	0	0	0	1	0	0						
<b>Inning Stats</b>	R: 1 E: 0 K: 0 S: 9	H: 3 LOB: 0 BB: 0 P: 12	R: 0 E: 0 K: 1 S: 7	H: 0 LOB: 0 BB: 0 P: 9	R: 0 E: 0 K: 1 S: 9	H: 0 LOB: 1 BB: 1 P: 16	R: 0 E: 0 K: 2 S: 12	H: 1 LOB: 2 BB: 0 P: 19	R: 0 E: 0 K: 1 S: 14	H: 1 LOB: 1 BB: 0 P: 20	R: 0 E: 0 K: 0 S: 10	H: 0 LOB: 1 BB: 1 P: 17	R: 0 E: 0 K: 2 S: 10	H: 0 LOB: 0 BB: 0 P: 14	R: 0 E: 0 K: 0 S: 6	H: 0 LOB: 0 BB: 0 P: 10	R: 0 E: 0 K: 2 S: 7	H: 0 LOB: 0 BB: 0 P: 12	1B: 4 2B: 1 3B: 0 HR: 0	SF: 0 SAC: 0 DP: 1 HBP: 1	WP: 0 PB: 1 SB: 0 CS: 0	PA: 33
<b>PITCHER</b>	IP WLS BF H R ER SO BB IBB HBP BLK WP HR S P ERA WHIP	7.0 W 27 5 1 1 7 2 0 1 0 0 0 0 6 10 1.29 1.000	1.0 H 3 0 0 0 0 0 0 0 0 0 0 0 6 10 0.00 0.000	1.0 S 3 0 0 0 2 0 0 0 0 0 0 0 7 12 0.00 0.000																		

Baltimore Orioles @ Toronto Blue Jays  
Rogers Centre, Toronto, ON  
Sat Jul 21 2018, 1:10 PM - 3:39 PM EDT  
Att: 35,912 - Sunny - 75 F

AB 30  
R 1  
H 5  
RBI 1  
BB 2  
SO 9  
LOB 11



Batter	1	2	3	4	5	6	7	8	9	AB	R	H	RBI	BB	SO	LOB	BOTTOM					
18 Curtis Granderson, L OBP: 0.342, SLG: 0.424										4	0	0	0	0	2	0						
37 Teoscar Hernández, R OBP: 0.303, SLG: 0.503										4	1	1	0	0	2	0						
14 Justin Smoak, S OBP: 0.363, SLG: 0.476										2	1	0	0	2	0	1						
26 Yangervis Solarte, S OBP: 0.293, SLG: 0.413										4	1	0	0	0	1	2						
15 Randal Grichuk, R OBP: 0.275, SLG: 0.440										4	1	1	1	0	1	0						
8 Kendrys Morales, S OBP: 0.318, SLG: 0.426										1	0	0	0	2	0	0						
1 Aledmys Díaz, R OBP: 0.292, SLG: 0.422										3	0	2	0	0	0	2						
21 Luke Maile, R OBP: 0.327, SLG: 0.370										3	0	2	1	0	0	2						
29 Devon Travis, R OBP: 0.294, SLG: 0.393										3	0	0	0	1	1							
<b>Inning Stats</b>	R: 0 E: 0 K: 1 S: 6	H: 0 LOB: 0 BB: 0 P: 8	R: 0 E: 0 K: 1 S: 11	H: 1 LOB: 1 BB: 1 P: 21	R: 0 E: 0 K: 1 S: 8	H: 0 LOB: 0 BB: 0 P: 13	R: 3 E: 0 K: 0 S: 20	H: 2 LOB: 1 BB: 2 P: 34	R: 1 E: 0 K: 1 S: 9	H: 1 LOB: 0 BB: 0 P: 12	R: 0 E: 0 K: 0 S: 15	H: 2 LOB: 2 BB: 0 P: 18	R: 0 E: 0 K: 3 S: 9	H: 0 LOB: 0 BB: 0 P: 12	R: 0 E: 0 K: 0 S: 6	H: 0 LOB: 0 BB: 1 P: 13	1B: 4 2B: 2 3B: 0 HR: 0	SF: 0 SAC: 0 DP: 2 HBP: 0	WP: 0 PB: 0 SB: 0 CS: 0	PA: 32		
<b>PITCHER</b>	IP WLS BF H R ER SO BB IBB HBP BLK WP HR S P ERA WHIP	5.0 L 22 4 4 1 4 3 0 0 0 0 0 0 15 18 1.80 1.400	1.0 4 2 0 0 0 0 0 0 0 0 0 0 15 18 0.00 2.000	1.0 3 0 0 0 3 0 0 0 0 0 0 0 9 12 0.00 0.000	1.0 3 0 0 0 0 1 0 0 0 0 0 0 6 13 0.00 1.000																	

Baltimore Orioles @ Toronto Blue Jays  
Rogers Centre, Toronto, ON  
Sat Jul 21 2018, 1:10 PM - 3:39 PM EDT  
Att: 35,912 - Sunny - 75 F

AB 28  
R 4  
H 6  
RBI 2  
BB 4  
SO 7  
LOB 8





Batter	1	2	3	4	5	6	7	8	9	AB	R	H	RBI	BB	SO	LOB	TOP										
50 Mookie Betts, R OBP: 0.437, SLG: 0.663										5	0	1	0	0	1	6											
16 Andrew Benintendi, L OBP: 0.367, SLG: 0.525										4	0	2	2	0	0	0											
28 J.D. Martinez, R OBP: 0.386, SLG: 0.629										4	0	1	1	0	0	1											
18 Mitch Moreland, L OBP: 0.349, SLG: 0.498										3	1	1	1	1	0	2											
2 Xander Bogaerts, R OBP: 0.350, SLG: 0.532										4	1	1	0	0	1	1											
12 Brock Holt, L OBP: 0.359, SLG: 0.377										3	0	0	0	1	0	1											
11 Rafael Devers, L OBP: 0.290, SLG: 0.416										3	1	1	0	1	1	0											
3 Sandy León, S OBP: 0.282, SLG: 0.350										2	1	0	0	1	0	0											
19 Jackie Bradley Jr., L OBP: 0.298, SLG: 0.351										2	1	0	1	2	0	0											
<b>Inning Stats</b>	R: 0 H: 0 K: 0 S: 7	H: 0 LOB: 0 BB: 0 P: 9	R: 1 H: 1 K: 1 S: 8	LOB: 0 BB: 0 P: 15	R: 0 H: 0 K: 0 S: 10	LOB: 0 BB: 0 P: 17	R: 0 H: 0 K: 0 S: 6	LOB: 0 BB: 0 P: 8	R: 4 H: 3 K: 1 S: 18	LOB: 2 BB: 3 P: 37	R: 0 H: 0 K: 1 S: 11	LOB: 0 BB: 0 P: 14	R: 0 H: 1 K: 0 S: 13	LOB: 0 BB: 0 P: 22	R: 0 H: 1 K: 0 S: 6	LOB: 1 BB: 1 P: 13	R: 0 H: 1 K: 0 S: 9	LOB: 2 BB: 2 P: 20	1B: 4 2B: 3 3B: 0 HR: 1	SF: 0 SAC: 1 DP: 2 HBP: 0	WP: 0 PB: 0 SB: 1 CS: 1	PA: 38					
<b>PITCHER</b>	IP	WLS	BF	H	R	ER	SO	BB	IBB	HBP	BLK	WP	HR	S	P	ERA	WHIP										
34 Kevin Gausman, R ERA: 4.54	4.2	L	20	3	5	5	2	3	0	0	0	0	1	44	79	9.64	1.286										
50 Miguel Castro, R ERA: 3.32	3.0		11	3	0	0	1	1	0	0	0	0	0	33	53	0.00	1.333										
59 Jhan Maríñez, R ERA: 1.93	1.1		6	1	0	0	0	2	0	0	0	0	0	11	23	0.00	2.250										

**Boston Red Sox @ Baltimore Orioles**  
 Oriole Park at Camden Yards, Baltimore, MD  
 Mon Jul 23 2018, 7:08 PM - 11:00 PM EDT  
 Att. 16,885 - Rain - 81 F

AB 30  
 R 5  
 H 7  
 RBI 5  
 BB 6  
 SO 3  
 LOB 11



Batter	1	2	3	4	5	6	7	8	9	AB	R	H	RBI	BB	SO	LOB	BOTTOM										
1 Tim Beckham, R OBP: 0.267, SLG: 0.309										4	1	2	0	0	0	2											
6 Jonathan Schoop, R OBP: 0.297, SLG: 0.417										4	1	2	2	0	0	1											
10 Adam Jones, R OBP: 0.302, SLG: 0.423										4	0	1	0	0	1	1											
45 Mark Trumbo, R OBP: 0.313, SLG: 0.444										4	0	1	0	0	1	1											
19 Chris Davis, L OBP: 0.229, SLG: 0.276										4	0	0	0	0	1	2											
16 Trey Mancini, R OBP: 0.293, SLG: 0.366										4	0	1	0	0	1	1											
39 Renato Núñez, R OBP: 0.232, SLG: 0.314										4	1	1	0	0	3	1											
36 Caleb Joseph, R OBP: 0.255, SLG: 0.363										4	0	2	1	0	1	0											
29 Jace Peterson, L OBP: 0.317, SLG: 0.340										3	0	1	0	1	1	2											
<b>Inning Stats</b>	R: 0 H: 1 K: 0 S: 7	H: 1 LOB: 1 BB: 0 P: 11	R: 0 H: 1 K: 1 S: 9	LOB: 1 BB: 0 P: 14	R: 0 H: 1 K: 1 S: 12	LOB: 1 BB: 1 P: 21	R: 0 H: 1 K: 2 S: 10	LOB: 0 BB: 0 P: 17	R: 0 H: 1 K: 1 S: 7	LOB: 1 BB: 0 P: 11	R: 0 H: 1 K: 1 S: 10	LOB: 1 BB: 0 P: 16	R: 0 H: 1 K: 2 S: 13	LOB: 1 BB: 0 P: 19	R: 2 H: 2 K: 1 S: 11	LOB: 0 BB: 0 P: 18	R: 1 H: 2 K: 0 S: 11	LOB: 0 BB: 0 P: 14	1B: 7 2B: 3 3B: 0 HR: 1	SF: 0 SAC: 0 DP: 1 HBP: 0	WP: 0 PB: 0 SB: 0 CS: 0	PA: 36					
<b>PITCHER</b>	IP	WLS	BF	H	R	ER	SO	BB	IBB	HBP	BLK	WP	HR	S	P	ERA	WHIP										
22 Rick Porcello, R ERA: 3.93	6.0	W	24	6	0	0	0	1	0	0	0	0	0	55	90	0.00	1.167										
70 Ryan Brasier, R ERA:	1.0		4	1	0	0	2	0	0	0	0	0	0	13	19	0.00	1.000										
44 Brandon Workman, R ERA: 2.89	1.0		5	2	2	2	1	0	0	0	0	0	1	11	18	18.00	2.000										
46 Craig Kimbrel, R ERA: 1.9	1.0	S	4	2	1	1	0	0	0	0	0	0	0	11	14	9.00	2.000										

**Boston Red Sox @ Baltimore Orioles**  
 Oriole Park at Camden Yards, Baltimore, MD  
 Mon Jul 23 2018, 7:08 PM - 11:00 PM EDT  
 Att. 16,885 - Rain - 81 F

AB 35  
 R 3  
 H 11  
 RBI 3  
 BB 1  
 SO 9  
 LOB 11






Batter	1	2	3	4	5	6	7	8	9	AB R H RBI BB SO LOB	TOP
39 Kevin Kiermaier, L (1, 8) OBP: 0.257, SLG: 0.304	F7		CS	G4-3 5 1B 2B	G6-3		E1 5 BB			3 1 1 0 1 0 2	<b>Tampa Bay Rays @ Baltimore Orioles</b> Oriole Park at Camden Yards, Baltimore, MD Thu Jul 26 2018, 7:09 PM - 10:12 PM EDT Att: 19,025 - Clear - 89 F
5 Matt Duffy, R (1, 5) OBP: 0.355, SLG: 0.392	G6-3			G4-3		G5-3	E1			4 0 0 0 0 0 3	
9 Jake Bauers, L (1, 7) (8, 3)	K			G4-3 44 G5-3 1B		G4-3	L6			4 1 1 1 0 1 0	
44 C.J. Cron, R (1, 3) 27 Carlos Gómez, R (8, 9) OBP: 0.327, SLG: 0.477 OBP: 0.304, SLG: 0.359	K			G5-3		P4	G5-3			4 0 0 0 0 1 1 0 0 0 0 0 0 0	
26 Ji Man Choi, L (1, 10)	G6-3			G6-3			L6			4 1 2 1 0 0 0	
18 Joey Wendle, L (1, 4) OBP: 0.332, SLG: 0.405	L4			G6-3						4 1 2 0 0 0 1	
11 Adeiny Hechavarría, R (1, 6) OBP: 0.294, SLG: 0.336				G5-3		G4-3				4 0 1 1 0 1 1	
43 Michael Pérez, L (1, 2) 28 Daniel Robertson, R (7, PH) 45 Jesús Sucre, R (7, 2) OBP: 0.500, SLG: 1.000 OBP: 0.377, SLG: 0.410 OBP: 0.256, SLG: 0.243				L6		G4-6-3 1B	FC6-5			2 0 1 0 0 0 0 1 0 0 0 0 0 2 1 0 0 0 0 0 1	
0 Mallex Smith, L (1, 9) (8, 7) OBP: 0.351, SLG: 0.401							K			2 0 1 0 1 1 1	
<b>Inning Stats</b>	R: 0 H: 0 E: 0 LOB: 0 K: 1 BB: 0 S: 8 P: 13	R: 0 H: 0 E: 0 LOB: 0 K: 1 BB: 0 S: 9 P: 13	R: 0 H: 0 E: 0 LOB: 0 K: 0 BB: 1 S: 9 P: 17	R: 2 H: 3 E: 0 LOB: 1 K: 0 BB: 0 S: 13 P: 22	R: 0 H: 2 E: 0 LOB: 1 K: 0 BB: 0 S: 8 P: 9	R: 0 H: 0 E: 0 LOB: 0 K: 0 BB: 0 S: 4 P: 9	R: 2 H: 3 E: 1 LOB: 2 K: 0 BB: 1 S: 10 P: 18	R: 0 H: 0 E: 0 LOB: 0 K: 0 BB: 0 S: 6 P: 11	R: 0 H: 1 E: 0 LOB: 1 K: 2 BB: 0 S: 10 P: 15	1B: 5 SF: 0 2B: 4 SAC: 0 3B: 0 DP: 2 HR: 0 HBP: 1	
<b>PITCHER</b>	IP WLS BF H R ER SO BB IBB HBP BLK WP HR S P ERA WHIP	<b>PITCHER</b>									
17 Alex Cobb, R (1, 1) ERA: 6.08	6.0 L 25 8 4 3 2 1 0 0 0 0 0 0 55 88 4.50 1.500										
51 Paul Fry, L (7, 1) ERA: 1.42	0.2 3 0 0 0 0 1 0 1 0 0 0 4 10 0.00 1.500										
59 Jhan Maríñez, R (7, 1) ERA: 1.8	0.1 1 0 0 0 0 0 0 0 0 0 0 2 3 0.00 0.000										
66 Tanner Scott, L (8, 1) ERA: 6.44	1.0 3 0 0 0 0 0 0 0 0 0 0 6 11 0.00 0.000										
43 Mike Wright Jr., R (9, 1) ERA: 4.59	1.0 4 1 0 0 2 0 0 0 0 0 0 10 15 0.00 1.000										
<b>Batter</b>	<b>1</b>	<b>2</b>	<b>3</b>	<b>4</b>	<b>5</b>	<b>6</b>	<b>7</b>	<b>8</b>	<b>9</b>	<b>AB R H RBI BB SO LOB</b>	<b>BOTTOM</b>
1 Tim Beckham, R (1, 6) (8, 6) OBP: 0.263, SLG: 0.317	K		G5-3		HR 6 BB	FC5-4				4 1 0 0 1 2 1	<b>Tampa Bay Rays @ Baltimore Orioles</b> Oriole Park at Camden Yards, Baltimore, MD Thu Jul 26 2018, 7:09 PM - 10:12 PM EDT Att: 19,025 - Clear - 89 F
6 Jonathan Schoop, R (1, 4) (8, 4) OBP: 0.271, SLG: 0.435	G4-3		1B		HR		K			5 1 2 2 0 1 0	
10 Adam Jones, R (1, 8) (8, 8) OBP: 0.304, SLG: 0.421	K		F9		F8		1B			4 0 1 0 0 1 1	
45 Mark Trumbo, R (1, 9) (8, 9) OBP: 0.307, SLG: 0.434	F7		G4-3		G4-3		G6-4-3			4 0 0 0 0 0 2	
19 Chris Davis, L (1, 3) (8, 3) OBP: 0.233, SLG: 0.289	K		L4-3		2B		HR			4 1 2 1 0 1 0	
16 Trey Mancini, R (1, 7) (8, 7) OBP: 0.292, SLG: 0.362			G6-3 29 BB 1B		G1-3		F8			4 0 1 0 0 0 1	
2 Danny Valencia, R (1, 10) (8, 10) OBP: 0.315, SLG: 0.420			29 BB 1B		1B		1B			3 0 2 0 1 0 0	
29 Jace Peterson, L (1, 5) (8, 5) OBP: 0.322, SLG: 0.347			BB		2B		L7			3 0 1 0 1 1 1	
36 Caleb Joseph, R (1, 2) (8, 2) OBP: 0.261, SLG: 0.359	F7		F8		F7					4 0 0 0 0 1 6	
<b>Inning Stats</b>	R: 0 H: 0 E: 0 LOB: 0 K: 2 BB: 0 S: 8 P: 10	R: 0 H: 1 E: 0 LOB: 3 K: 1 BB: 2 S: 12 P: 27	R: 0 H: 1 E: 0 LOB: 1 K: 0 BB: 0 S: 9 P: 11	R: 0 H: 2 E: 0 LOB: 2 K: 0 BB: 0 S: 17 P: 26	R: 2 H: 2 E: 0 LOB: 1 K: 0 BB: 1 S: 16 P: 25	R: 0 H: 1 E: 0 LOB: 1 K: 0 BB: 0 S: 14 P: 20	R: 0 H: 1 E: 0 LOB: 0 K: 1 BB: 0 S: 7 P: 8	R: 1 H: 1 E: 0 LOB: 0 K: 1 BB: 0 S: 12 P: 20	R: 0 H: 0 E: 0 LOB: 0 K: 2 BB: 0 S: 10 P: 13	1B: 5 SF: 0 2B: 2 SAC: 0 3B: 0 DP: 1 HR: 2 HBP: 0	
<b>PITCHER</b>	IP WLS BF H R ER SO BB IBB HBP BLK WP HR S P ERA WHIP	<b>PITCHER</b>									
61 Hunter Wood, R (1, 1) ERA: 2.65	1.2 7 6 2 2 0 2 0 0 0 0 0 1 61 92 4.15 1.846										
48 Ryan Yarbrough, L (2, 1) ERA: 3.07	4.1 W 21 6 2 2 0 2 0 0 0 0 0 1 13 19 5.40 1.200										
54 Sergio Romo, R (7, 1) ERA: 3.69	1.2 H 6 2 1 1 1 0 0 0 0 0 1 13 19 5.40 1.200										
50 Austin Pruitt, R (8, 1) ERA: 4.08	1.1 S 4 0 0 0 3 0 0 0 0 0 0 16 22 0.00 0.000										
<b>Logo</b>											



Table with 13 columns (Batter, 1-9, AB, R, H, RBI, BB, SO, LOB) and 13 rows of batter data. Batter names include Kevin Kiermaier, Joey Wendle, Jake Bauers, Ji Man Choi, Adenly Hechavaria, Daniel Robertson, Mallex Smith, Carlos Gómez, Jesús Sucre, Michael Pérez, and Willy Adames. Includes baseball field diagrams and statistics.

Inning Stats table with columns for R, H, ER, SO, BB, IBB, HBP, BLK, WP, HR, S, P, ERA, WHIP. Includes PITCHER data for Andrew Cashner, Mychal Givens, Miguel Castro, and Jhan Mariñez.

Tampa Bay Rays @ Baltimore Orioles  
Oriole Park at Camden Yards, Baltimore, MD  
Fri Jul 27 2018, 8:25 PM - 11:35 PM EDT  
Att: 15,649 - Cloudy - 74 F  
AB 31  
R 5  
H 9  
RBI 4  
BB 6  
SO 3  
LOB 23  
WP: 0 PA: 41  
PB: 0  
SB: 0  
CS: 0



Table with 13 columns (Batter, 1-9, AB, R, H, RBI, BB, SO, LOB) and 13 rows of batter data. Batter names include Tim Beckham, Jonathan Schoop, Adam Jones, Mark Trumbo, Chris Davis, Danny Valencia, Renato Núñez, Trey Mancini, Jace Peterson, Joey Rickard, Caleb Joseph, and Austin Wynns. Includes baseball field diagrams and statistics.

Inning Stats table with columns for R, H, ER, SO, BB, IBB, HBP, BLK, WP, HR, S, P, ERA, WHIP. Includes PITCHER data for Chris Archer, Austin Pruitt, Andrew Kittredge, Carlos Gómez, and Jesús Sucre.

Tampa Bay Rays @ Baltimore Orioles  
Oriole Park at Camden Yards, Baltimore, MD  
Fri Jul 27 2018, 8:25 PM - 11:35 PM EDT  
Att: 15,649 - Cloudy - 74 F  
AB 39  
R 15  
H 15  
RBI 13  
BB 8  
SO 4  
LOB 20  
WP: 0 PA: 47  
PB: 0  
SB: 0  
CS: 0



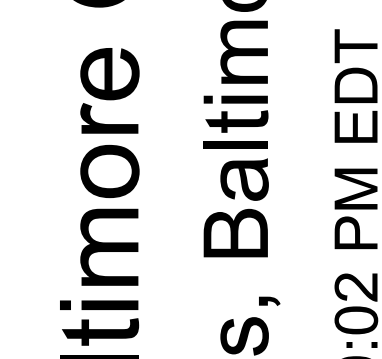
Batter	1	2	3	4	5	6	7	8	9	AB	R	H	RBI	BB	SO	LOB	TOP
39 Kevin Kiermaier, L (1, 8) OBP: 0.266, SLG: 0.329										4	1	2	1	0	1	1	<p>Tampa Bay Rays @ Baltimore Orioles  Oriole Park at Camden Yards, Baltimore, MD  Sat Jul 28 2018, 7:09 PM - 10:02 PM EDT  Att: 21,526 - Partly Cloudy - 85 F</p>
5 Matt Duffy, R (1, 5) OBP: 0.353, SLG: 0.390										4	0	1	0	0	0	1	
9 Jake Bauers, L (1, 3) OBP: 0.344, SLG: 0.464										3	0	0	0	1	1		
44 C.J. Cron, R (1, 10) OBP: 0.323, SLG: 0.472										4	0	0	0	0	1	1	
18 Joey Wendle, L (1, 7) OBP: 0.253, SLG: 0.403										4	0	1	0	0	0	0	
26 Daniel Robertson, R (1, 4) OBP: 0.362, SLG: 0.411										2	0	1	0	1	0	1	
0 Mallek Smith, L (1, 9) OBP: 0.349, SLG: 0.395										4	1	1	0	0	1	3	
45 Jesús Sucre, R (1, 2) OBP: 0.266, SLG: 0.261										4	0	2	1	0	0	1	
1 Willy Adames, R (1, 6) OBP: 0.248, SLG: 0.303										4	0	1	0	0	2	4	
<b>Inning Stats</b>	R: 0 H: 1 E: 0 K: 1 S: 8	H: 3 LOB: 1 BB: 1 P: 16	R: 1 H: 3 E: 0 K: 1 S: 10	H: 1 LOB: 0 BB: 0 P: 13	R: 0 H: 1 E: 0 K: 1 S: 11	H: 1 LOB: 2 BB: 1 P: 21	R: 0 H: 1 E: 0 K: 0 S: 7	H: 1 LOB: 1 BB: 0 P: 12	R: 0 H: 0 E: 0 K: 0 S: 6	H: 0 LOB: 0 BB: 0 P: 9	R: 0 H: 0 E: 0 K: 1 S: 9	H: 0 LOB: 1 BB: 0 P: 15	1B: 6 2B: 2 3B: 0 HR: 1	SF: 0 SAC: 0 DP: 2 HBP: 1	WP: 0 PB: 0 SB: 0 CS: 0	PA: 36	
<b>PITCHER</b>	IP WLS BF H R ER SO BB IBB HBP BLK WP HR S P ERA WHIP																
34 Kevin Gausman, R (1, 1) ERA: 4.43	7.0 W 29 9 2 2 5 2 0 0 0 0 0 1 62 106 2.57 1.571																
43 Mike Wright Jr., R (8, 1) ERA: 4.5	1.0 3 0 0 0 0 0 0 0 0 0 0 0 6 9 0.00 0.000																
41 David Hess, R (9, 1) ERA: 5.94	1.0 4 0 0 0 1 0 0 0 1 0 0 0 9 15 0.00 0.000																

Batter	1	2	3	4	5	6	7	8	9	AB	R	H	RBI	BB	SO	LOB	BOTTOM
1 Tim Beckham, R (1, 6) OBP: 0.278, SLG: 0.321										2	1	0	0	3	1	3	<p>Tampa Bay Rays @ Baltimore Orioles  Oriole Park at Camden Yards, Baltimore, MD  Sat Jul 28 2018, 7:09 PM - 10:02 PM EDT  Att: 21,526 - Partly Cloudy - 85 F</p>
6 Jonathan Schoop, R (1, 4) OBP: 0.274, SLG: 0.442										5	0	1	0	0	0	4	
10 Adam Jones, R (1, 8) OBP: 0.307, SLG: 0.431										4	0	1	1	0	1	2	
29 Jace Peterson, L (6, PH) OBP: 0.324, SLG: 0.345										1	0	0	0	0	0	0	
45 Mark Trumbo, R (1, 10) OBP: 0.314, SLG: 0.434										4	0	2	1	0	0	0	
19 Chris Davis, L (1, 3) OBP: 0.237, SLG: 0.284										3	2	0	0	2	0	4	
2 Danny Valencia, R (1, 5) OBP: 0.321, SLG: 0.423										4	1	1	0	0	1	3	
16 Trey Mancini, R (1, 7) OBP: 0.302, SLG: 0.377										4	3	4	2	0	0	0	
23 Joey Rickard, R (1, 9) OBP: 0.281, SLG: 0.410										4	3	3	5	0	0	1	
36 Caleb Joseph, R (1, 2) OBP: 0.266, SLG: 0.360										4	1	3	2	0	0	0	
<b>Inning Stats</b>	R: 0 H: 0 E: 0 K: 0 S: 5	H: 2 LOB: 1 BB: 1 P: 11	R: 3 H: 2 E: 0 K: 1 S: 15	H: 0 LOB: 0 BB: 1 P: 12	R: 4 H: 4 E: 0 K: 0 S: 15	H: 2 LOB: 0 BB: 1 P: 28	R: 0 H: 2 E: 0 K: 1 S: 13	H: 4 LOB: 1 BB: 1 P: 20	R: 4 H: 4 E: 0 K: 0 S: 20	H: 2 LOB: 2 BB: 1 P: 35	R: 0 H: 2 E: 0 K: 1 S: 15	H: 1 LOB: 1 BB: 0 P: 11	1B: 10 2B: 3 3B: 0 HR: 2	SF: 1 SAC: 0 DP: 3 HBP: 0	WP: 0 PB: 0 SB: 0 CS: 0	PA: 41	
<b>PITCHER</b>	IP WLS BF H R ER SO BB IBB HBP BLK WP HR S P ERA WHIP																
55 Ryne Stanek, R (1, 1) ERA: 2.43	2.0 L 9 2 3 3 1 3 0 0 0 0 0 0 45 82 13.50 2.000																
68 Jalen Beeks, L (3, 1) ERA: 15.83	3.1 21 10 8 8 1 3 0 0 0 0 0 0 45 82 21.60 3.900																
57 Jaime Schultz, R (6, 1) ERA: 3.65	1.2 7 2 0 0 1 0 0 0 0 0 0 0 23 34 0.00 1.200																
46 José Alvarado, L (8, 1) ERA: 2.51	1.0 4 1 0 0 0 0 0 0 0 0 0 0 8 11 0.00 1.000																

AB 33  
R 2  
H 9  
RBI 2  
BB 2  
SO 6  
LOB 13



AB 35  
R 11  
H 15  
RBI 11  
BB 5  
SO 3  
LOB 17











Batter	1	2	3	4	5	6	7	8	9	AB	R	H	RBI	BB	SO	LOB	TOP			
34 Jonathan Villar, S OBP: 0.322, SLG: 0.382	L7		1B						K	5	0	3	1	0	1	0	<p>Baltimore Orioles @ Texas Rangers</p> <p>Globe Life Park in Arlington, Arlington, TX</p> <p>Fri Aug 03 2018, 8:10 PM - 11:11 PM EDT</p> <p>Att: 22,544 - Clear - 97 F</p> <p>livebaseballscorecards.com</p>			
1 Tim Beckham, R OBP: 0.297, SLG: 0.336	1B		G5-3							4	0	2	1	0	0	2				
10 Adam Jones, R OBP: 0.312, SLG: 0.426	F9									4	0	1	0	0	0	4				
45 Mark Trumbo, R OBP: 0.308, SLG: 0.431	K									4	1	1	0	0	1	2				
19 Chris Davis, L OBP: 0.247, SLG: 0.304	G4-3									4	0	1	1	0	2	0				
16 Trev Mancini, R OBP: 0.299, SLG: 0.386	F8									4	0	0	0	0	2	1				
39 Renato Núñez, R OBP: 0.282, SLG: 0.389	G6-3									4	1	2	0	0	1	1				
29 Jace Peterson, L OBP: 0.330, SLG: 0.344										2	1	0	0	2	0	1				
36 Caleb Joseph, R OBP: 0.265, SLG: 0.366	G5-4-3									4	0	0	0	0	1	3				
<b>Inning Stats</b>	R: 0 E: 0 K: 1 S: 12	H: 1 LOB: 1 BB: 0 P: 16	R: 0 E: 0 K: 0 S: 5	H: 0 LOB: 0 BB: 0 P: 9	R: 0 E: 0 K: 1 S: 11	H: 1 LOB: 1 BB: 1 P: 20	R: 0 E: 0 K: 1 S: 11	H: 1 LOB: 0 BB: 0 P: 18	R: 2 E: 0 K: 2 S: 16	H: 3 LOB: 2 BB: 1 P: 27	R: 1 E: 0 K: 2 S: 12	H: 2 LOB: 1 BB: 0 P: 19	R: 0 E: 0 K: 0 S: 5	H: 1 LOB: 1 BB: 0 P: 7	R: 0 E: 0 K: 2 S: 9	H: 0 LOB: 0 BB: 0 P: 13	1B: 7 2B: 3 3B: 0 HR: 0	SF: 0 SAC: 0 DP: 2 HBP: 0	WP: 0 PB: 0 SB: 0 CS: 0	PA: 37
<b>PITCHER</b>	IP WLS BF H R ER SO BB IBB HBP BLK WP HR S P ERA WHIP																			
57 Ariel Jurado, R ERA: 4.02	5.0 W 21 6 2 2 3 2 0 0 0 0 0 55 90 3.60 1.600																			
58 Alex Claudio, L ERA: 4.63	1.0 5 2 1 1 2 0 0 0 0 0 0 12 19 9.00 2.000																			
44 Cory Gearrin, R ERA: 3.95	1.0 4 1 0 0 0 0 0 0 0 0 0 5 7 0.00 1.000																			
31 Chris Martin, R ERA: 4.15	1.0 4 1 0 0 1 0 0 0 0 0 0 11 16 0.00 1.000																			
56 Austin Bibens-Dirix, R ERA: 6.59	1.0 3 0 0 0 2 0 0 0 0 0 0 9 13 0.00 0.000																			

Batter	1	2	3	4	5	6	7	8	9	AB	R	H	RBI	BB	SO	LOB	BOTTOM	
17 Shin-Soo Choo, L OBP: 0.388, SLG: 0.484	L7		F7							4	1	1	1	1	0	1	<p>Baltimore Orioles @ Texas Rangers</p> <p>Globe Life Park in Arlington, Arlington, TX</p> <p>Fri Aug 03 2018, 8:10 PM - 11:11 PM EDT</p> <p>Att: 22,544 - Clear - 97 F</p> <p>livebaseballscorecards.com</p>	
12 Rougned Odor, L OBP: 0.349, SLG: 0.461	1B		K							5	2	2	4	0	1	2		
1 Elvis Andrus, R OBP: 0.341, SLG: 0.422	E1		L6							5	0	2	0	0	0	1		
29 Adrian Beltré, R OBP: 0.343, SLG: 0.394	F9									4	1	1	0	0	0	3		
13 Joey Gallo, L OBP: 0.308, SLG: 0.473	F8									4	1	1	2	0	1	2		
61 Robinson Chirinos, R OBP: 0.332, SLG: 0.458	P6									3	2	1	1	1	1	0		
67 Ronald Guzmán, L OBP: 0.309, SLG: 0.405	K									3	2	1	0	0	2	0		
5 Willie Calhoun, L OBP: 0.292, SLG: 0.400	K									4	2	1	2	0	1	1		
15 Carlos Tocci, R OBP: 0.225, SLG: 0.212										4	0	1	0	0	2	3		
<b>Inning Stats</b>	R: 1 E: 1 K: 0 S: 9	H: 2 LOB: 1 BB: 0 P: 17	R: 0 E: 0 K: 2 S: 10	H: 0 LOB: 0 BB: 0 P: 17	R: 0 E: 0 K: 1 S: 9	H: 1 LOB: 1 BB: 0 P: 15	R: 7 E: 1 K: 2 S: 29	H: 5 LOB: 1 BB: 1 P: 49	R: 0 E: 0 K: 1 S: 9	H: 0 LOB: 0 BB: 0 P: 12	R: 0 E: 0 K: 0 S: 8	H: 0 LOB: 0 BB: 0 P: 10	R: 3 E: 0 K: 0 S: 17	H: 3 LOB: 2 BB: 1 P: 30	1B: 6 2B: 2 3B: 0 HR: 3	SF: 0 SAC: 0 DP: 0 HBP: 2	WP: 0 PB: 0 SB: 0 CS: 0	PA: 40
<b>PITCHER</b>	IP WLS BF H R ER SO BB IBB HBP BLK WP HR S P ERA WHIP																	
41 David Hess, R ERA: 6.41	3.1 L 19 6 7 6 4 1 0 1 0 0 0 1 11 17 0.00 3.000																	
57 Donnie Hart, L ERA: 4.63	0.2 4 2 1 0 1 0 0 0 0 0 0 1 11 17 0.00 0.000																	
58 Evan Phillips, R ERA: 6.48	2.0 6 0 0 0 3 0 0 0 0 0 0 0 18 25 0.00 0.000																	
49 Cody Carroll, R ERA:	1.0 3 0 0 0 0 0 0 0 0 0 0 8 10 0.00 0.000																	
43 Mike Wright Jr., R ERA: 4.97	1.0 8 3 3 3 0 1 0 1 0 0 0 17 30 27.00 4.000																	

Batter	1	2	3	4	5	6	7	8	9	AB	R	H	RBI	BB	SO	LOB	TOP										
34 Jonathan Villar, S OBP: 0.317, SLG: 0.376										4	0	0	0	0	0	1											
1 Tim Beckham, R OBP: 0.296, SLG: 0.339										4	0	1	0	0	2	0											
10 Adam Jones, R OBP: 0.311, SLG: 0.424										4	1	1	0	0	0	1											
2 Danny Valencia, R OBP: 0.318, SLG: 0.415										4	0	0	0	0	0	2											
45 Mark Trumbo, R OBP: 0.312, SLG: 0.434										3	0	2	1	0	1	0											
16 Trey Mancini, R OBP: 0.297, SLG: 0.383										3	0	0	0	0	0	2											
39 Renato Núñez, R OBP: 0.284, SLG: 0.387										3	0	1	0	0	1	0											
23 Joey Rickard, R OBP: 0.284, SLG: 0.403										3	0	0	0	0	1	1											
36 Caleb Joseph, R OBP: 0.261, SLG: 0.360										3	0	0	0	0	2	1											
<b>Inning Stats</b>	R: 0 H: 1 E: 0 K: 0 S: 7	H: 1 LOB: 1 BB: 0 P: 11	R: 0 H: 0 E: 0 K: 1 S: 10	H: 0 LOB: 0 BB: 0 P: 13	R: 0 H: 0 E: 0 K: 1 S: 10	H: 0 LOB: 0 BB: 0 P: 11	R: 0 H: 0 E: 0 K: 0 S: 8	H: 0 LOB: 0 BB: 0 P: 12	R: 0 H: 1 E: 0 K: 1 S: 6	H: 1 LOB: 0 BB: 0 P: 8	R: 0 H: 0 E: 0 K: 2 S: 10	H: 0 LOB: 0 BB: 0 P: 13	R: 1 H: 2 E: 0 K: 1 S: 12	H: 2 LOB: 1 BB: 0 P: 18	R: 0 H: 1 E: 0 K: 0 S: 8	H: 1 LOB: 1 BB: 0 P: 13	R: 0 H: 0 E: 0 K: 1 S: 8	H: 0 LOB: 0 BB: 0 P: 11	1B: 4 2B: 1 3B: 0 HR: 0	SF: 0 SAC: 0 DP: 1 HBP: 0	WP: 1 PB: 0 SB: 0 CS: 0	PA: 31					
<b>PITCHER</b>	IP	WLS	BF	H	R	ER	SO	BB	IBB	HBP	BLK	WP	HR	S	P	ERA	WHIP										
36 Mike Minor, L ERA: 4.53	7.0	W	24	4	1	1	6	0	0	0	0	0	0	63	86	1.29	0.571										
44 Cory Gearrin, R ERA: 3.99	1.0	H	4	1	0	0	0	0	0	0	0	1	0	8	13	0.00	1.000										
62 José Leclerc, R ERA: 2.21	1.0	S	3	0	0	0	1	0	0	0	0	0	0	8	11	0.00	0.000										

Baltimore Orioles @ Texas Rangers  
Globe Life Park in Arlington, Arlington, TX  
Sat Aug 04 2018, 8:10 PM - 10:34 PM EDT  
Att: 24,300 - Clear - 98 F

AB 31  
R 1  
H 5  
RBI 1  
BB 0  
SO 7  
LOB 8



Batter	1	2	3	4	5	6	7	8	9	AB	R	H	RBI	BB	SO	LOB	BOTTOM										
19 Jurickson Profar, S OBP: 0.337, SLG: 0.444										4	0	1	0	0	0	0											
12 Rougned Odor, L OBP: 0.354, SLG: 0.474										3	1	2	1	1	1	0											
1 Elvis Andrus, R OBP: 0.339, SLG: 0.424										4	0	1	0	0	0	3											
29 Adrián Beltré, R OBP: 0.339, SLG: 0.389										4	1	0	0	0	2	1											
13 Joey Gallo, L OBP: 0.307, SLG: 0.479										4	1	1	2	0	2	0											
9 Isiah Kiner-Falefa, R OBP: 0.333, SLG: 0.386										2	0	2	0	1	0	0											
67 Ronald Guzmán, L OBP: 0.306, SLG: 0.400										3	0	0	0	0	1	3											
5 Willie Calhoun, L OBP: 0.294, SLG: 0.396										3	0	1	0	0	0	1											
18 Drew Robinson, L OBP: 0.256, SLG: 0.238										0	0	0	0	0	0	0											
15 Carlos Tocci, R OBP: 0.216, SLG: 0.203										3	0	0	0	0	2	1											
<b>Inning Stats</b>	R: 0 H: 1 E: 0 K: 2 S: 15	H: 1 LOB: 1 BB: 0 P: 22	R: 0 H: 1 E: 0 K: 0 S: 10	H: 1 LOB: 0 BB: 0 P: 15	R: 0 H: 1 E: 0 K: 1 S: 9	H: 1 LOB: 1 BB: 1 P: 14	R: 2 H: 3 E: 0 K: 1 S: 17	H: 3 LOB: 1 BB: 0 P: 23	R: 0 H: 1 E: 0 K: 0 S: 6	H: 0 LOB: 0 BB: 0 P: 9	R: 0 H: 0 E: 0 K: 2 S: 11	H: 0 LOB: 1 BB: 1 P: 21	R: 0 H: 0 E: 0 K: 0 S: 7	H: 0 LOB: 0 BB: 0 P: 12	R: 1 H: 1 E: 0 K: 2 S: 10	H: 1 LOB: 0 BB: 0 P: 16	1B: 5 2B: 2 3B: 0 HR: 2	SF: 0 SAC: 0 DP: 2 HBP: 0	WP: 1 PB: 0 SB: 0 CS: 1	PA: 32							
<b>PITCHER</b>	IP	WLS	BF	H	R	ER	SO	BB	IBB	HBP	BLK	WP	HR	S	P	ERA	WHIP										
37 Dylan Bundy, R ERA: 4.38	6.0	L	25	7	2	1	6	2	0	0	0	0	1	68	104	1.50	1.500										
51 Paul Fry, L ERA: 2.53	1.0		4	1	1	1	0	0	0	0	0	0	1	9	15	9.00	1.000										
60 Mychal Givens, R ERA: 4.83	1.0		3	0	0	0	2	0	0	0	0	0	0	8	13	0.00	0.000										

Baltimore Orioles @ Texas Rangers  
Globe Life Park in Arlington, Arlington, TX  
Sat Aug 04 2018, 8:10 PM - 10:34 PM EDT  
Att: 24,300 - Clear - 98 F

AB 30  
R 3  
H 8  
RBI 3  
BB 2  
SO 8  
LOB 9





Batter	1	2	3	4	5	6	7	8	9	AB	R	H	RBI	BB	SO	LOB	TOP					
29 Jace Peterson, L (1, 7) OBP: 0.327, SLG: 0.339										5	1	1	0	0	1	1	<p>Baltimore Orioles @ Texas Rangers Globe Life Park in Arlington, Arlington, TX Sun Aug 05 2018, 3:08 PM - 6:27 PM EDT Att: 19,961 - Partly Cloudy - 93 F</p> <p>livebaseballscorecards.com</p> <p>AB 34 R 9 H 11 RBI 9 BB 3 SO 5 LOB 4</p>					
1 Tim Beckham, R (1, 6) OBP: 0.291, SLG: 0.333										4	0	0	0	0	2	0						
34 Jonathan Villar, S (1, 4) OBP: 0.294, SLG: 0.398										3	3	3	1	1	0	0						
45 Mark Trumbo, R (1, 9) OBP: 0.317, SLG: 0.459										4	2	3	5	0	0	0						
10 Adam Jones, R (7, 8) OBP: 0.311, SLG: 0.424										0	0	0	0	0	0	0						
2 Danny Valencia, R (1, 10) OBP: 0.313, SLG: 0.409										4	0	0	0	0	0	1						
16 Trey Mancini, R (1, 3) OBP: 0.292, SLG: 0.380										3	1	0	0	1	0	0						
39 Renato Núñez, R (1, 5) OBP: 0.284, SLG: 0.392										4	0	2	0	0	0	1						
23 Joey Rickard, R (1, 8) OBP: 0.283, SLG: 0.394										3	1	0	0	1	1	1						
61 Austin Wynns, R (1, 2) OBP: 0.310, SLG: 0.525										4	1	2	3	0	1	0						
<b>Inning Stats</b>	R: 1 E: 0 K: 0 S: 10	H: 2 LOB: 1 P: 16	R: 3 E: 0 K: 0 S: 11	H: 1 LOB: 1 P: 22	R: 2 E: 0 K: 0 S: 19	H: 3 LOB: 1 P: 28	R: 0 E: 0 K: 1 S: 13	H: 0 LOB: 0 P: 20	R: 1 E: 0 K: 0 S: 12	H: 1 LOB: 0 P: 16	R: 0 E: 0 K: 1 S: 9	H: 1 LOB: 0 P: 13	R: 2 E: 0 K: 2 S: 12	H: 2 LOB: 0 P: 16	R: 0 E: 0 K: 0 S: 5	H: 0 LOB: 0 P: 9	R: 0 E: 0 K: 1 S: 6	H: 1 LOB: 0 P: 9	1B: 6 2B: 1 3B: 0 HR: 4	SF: 0 SAC: 1 DP: 1 HBP: 0	WP: 0 PB: 0 SB: 1 CS: 0	PA: 38
<b>PITCHER</b>	IP WLS BF H R ER SO BB IBB HBP BLK WP HR S P ERA WHIP	3.0 L 17 6 6 6 0 3 0 0 0 0 2 40 66 18.00 3.000	4.0 15 4 3 3 4 0 0 0 0 0 2 46 65 6.75 1.000	2.0 6 1 0 0 1 0 0 0 0 0 0 11 18 0.00 0.500																		

Batter	1	2	3	4	5	6	7	8	9	AB	R	H	RBI	BB	SO	LOB	BOTTOM					
17 Shin-Soo Choo, L (1, 9) OBP: 0.386, SLG: 0.480										3	0	0	1	1	1	0	<p>Baltimore Orioles @ Texas Rangers Globe Life Park in Arlington, Arlington, TX Sun Aug 05 2018, 3:08 PM - 6:27 PM EDT Att: 19,961 - Partly Cloudy - 93 F</p> <p>livebaseballscorecards.com</p> <p>AB 32 R 6 H 6 RBI 6 SO 13 LOB 14</p>					
12 Rougned Odor, L (1, 4) OBP: 0.352, SLG: 0.472										5	1	1	1	0	2	1						
1 Elvis Andrus, R (1, 6) OBP: 0.336, SLG: 0.428										5	1	1	1	0	1	2						
19 Jurickson Profar, S (1, 5) OBP: 0.342, SLG: 0.444										2	1	1	0	3	0	0						
13 Joey Gallo, L (1, 10) OBP: 0.308, SLG: 0.477										4	0	1	1	1	3	2						
61 Robinson Chirinos, R (1, 2) OBP: 0.333, SLG: 0.453										4	0	1	2	1	2	1						
67 Ronald Guzmán, L (1, 3) OBP: 0.305, SLG: 0.396										3	0	0	0	1	3	6						
5 Willie Calhoun, L (1, 7) OBP: 0.291, SLG: 0.373										3	1	0	0	1	0	1						
18 Drew Robinson, L (1, 8) OBP: 0.269, SLG: 0.253										3	2	1	0	1	1	1						
<b>Inning Stats</b>	R: 2 E: 0 K: 1 S: 15	H: 2 LOB: 2 P: 30	R: 3 E: 0 K: 1 S: 22	H: 3 LOB: 3 P: 43	R: 0 E: 0 K: 1 S: 7	H: 0 LOB: 0 P: 13	R: 0 E: 0 K: 2 S: 15	H: 1 LOB: 1 P: 20	R: 0 E: 0 K: 2 S: 12	H: 0 LOB: 0 P: 14	R: 0 E: 0 K: 3 S: 11	H: 0 LOB: 1 P: 21	R: 1 E: 0 K: 0 S: 6	H: 0 LOB: 2 P: 17	R: 0 E: 0 K: 1 S: 9	H: 0 LOB: 0 P: 14		1B: 3 2B: 2 3B: 1 HR: 0	SF: 1 SAC: 0 DP: 0 HBP: 0	WP: 1 PB: 0 SB: 1 CS: 0	PA: 42	
<b>PITCHER</b>	IP WLS BF H R ER SO BB IBB HBP BLK WP HR S P ERA WHIP	1.2 15 8 1 0 0 4 0 0 0 0 0 25 37 0.00 0.429	2.1 W 8 1 0 0 4 0 0 0 0 0 0 25 37 0.00 0.429	1.2 H 5 0 0 0 4 1 0 0 0 0 0 17 29 0.00 0.750	0.2 4 0 1 1 0 2 0 0 0 0 1 0 5 15 13.50 3.000																	

Batter	1	2	3	4	5	6	7	8	9	AB R H RBI BB SO LOB	TOP															
34 Jonathan Villar, S (1,4) OBP: 0.326, SLG: 0.399										4 0 1 0 0 2 2	<b>Baltimore Orioles @ Tampa Bay Rays</b> <b>Tropicana Field, St. Petersburg, FL</b> Tue Aug 07 2018, 7:12 PM - 10:01 PM EDT Att: 11,734 - Dome - 72 F															
1 Tim Beckham, R (1,6) OBP: 0.295, SLG: 0.346										3 2 1 1 1 1 1																
10 Adam Jones, R (1,8) OBP: 0.311, SLG: 0.425										4 0 1 0 0 1 1																
45 Mark Trumbo, R (1,10) OBP: 0.317, SLG: 0.456										4 0 1 1 0 2 1																
19 Chris Davis, L (1,3)										4 0 0 0 0 3 2																
16 Trey Mancini, R (1,7) OBP: 0.296, SLG: 0.386										4 1 1 1 0 1 2																
39 Renato Núñez, R (1,5) OBP: 0.303, SLG: 0.390										3 0 1 0 0 1 0																
29 Jace Peterson, L (1,9) OBP: 0.322, SLG: 0.333										3 0 0 0 0 1 2																
36 Caleb Joseph, R (1,2) OBP: 0.262, SLG: 0.360										3 0 1 0 0 1 1																
<b>Inning Stats</b>	R: 0 H: 0 E: 0 K: 2 S: 10	H: 0 LOB: 0 BB: 0 P: 14	R: 0 H: 0 E: 0 K: 3 S: 9	H: 1 LOB: 0 BB: 0 P: 14	R: 0 H: 1 E: 0 K: 2 S: 15	H: 1 LOB: 1 BB: 0 P: 20	R: 1 H: 1 E: 0 K: 2 S: 8	H: 2 LOB: 1 BB: 1 P: 13	R: 1 H: 1 E: 0 K: 1 S: 12	H: 1 LOB: 0 BB: 0 P: 23		R: 1 H: 2 E: 0 K: 1 S: 12	H: 1 LOB: 0 BB: 1 P: 15	R: 0 H: 1 E: 0 K: 1 S: 7	H: 1 LOB: 1 BB: 0 P: 10	R: 0 H: 0 E: 0 K: 1 S: 6	H: 0 LOB: 0 BB: 0 P: 9	1B: 3 2B: 2 3B: 0 HR: 2	SF: 0 SAC: 0 DP: 2 HBP: 1	WP: 0 PB: 0 SB: 1 CS: 0	PA: 34					
<b>PITCHER</b>	IP WLS BF H R ER SO BB IBB HBP BLK WP HR S P ERA WHIP											IP WLS BF H R ER SO BB IBB HBP BLK WP HR S P ERA WHIP														
20 Tyler Glasnow, R (1,1) ERA: 4.14	4.0	14	2	1	1	9	0	0	0	0	0	1	42	61	2.25	0.500										
57 Jaime Schultz, R (5,1) ERA: 4.95	2.0	10	3	2	2	1	1	0	1	0	0	1	24	45	9.00	2.000										
56 Adam Kolarek, L (7,1) ERA: 6.23	2.1	8	2	0	0	2	0	0	0	0	0	0	20	28	0.00	0.857										
54 Sergio Romo, R (9,1) ERA: 3.35	0.2	W 2	0	0	0	1	0	0	0	0	0	0	4	6	0.00	0.000										

AB 32  
R 3  
H 7  
RBI 3  
BB 1  
SO 13  
LOB 12

Batter	1	2	3	4	5	6	7	8	9	AB R H RBI BB SO LOB	BOTTOM															
0 Mallex Smith, L (1,9) OBP: 0.371, SLG: 0.416										3 2 1 0 1 0 1	<b>Baltimore Orioles @ Tampa Bay Rays</b> <b>Tropicana Field, St. Petersburg, FL</b> Tue Aug 07 2018, 7:12 PM - 10:01 PM EDT Att: 11,734 - Dome - 72 F															
5 Matt Duffy, R (1,5) OBP: 0.354, SLG: 0.384										4 1 2 0 0 1 1																
9 Jake Bauers, L (1,3) OBP: 0.354, SLG: 0.484										3 0 1 1 1 0 1																
44 C.J. Cron, R (1,10) OBP: 0.319, SLG: 0.473										3 0 0 0 1 0 3																
18 Joey Wendle, L (1,4) OBP: 0.342, SLG: 0.412										3 0 0 0 0 0 2																
27 Carlos Gómez, R (8,PH) OBP: 0.308, SLG: 0.354										1 0 0 0 0 0 2																
39 Kevin Kiermaier, L (1,8) OBP: 0.284, SLG: 0.314										4 0 0 0 0 2 3																
35 Brandon Lowe, L (1,7) OBP: 0.289, SLG: 0.346										3 0 0 0 1 2 0																
43 Michael Pérez, L (1,2) OBP: 0.385, SLG: 0.417										3 0 0 0 1 1 0																
1 Willy Adames, R (1,6) OBP: 0.269, SLG: 0.346										4 1 2 1 0 0 2																
<b>Inning Stats</b>	R: 1 H: 3 E: 0 K: 1 S: 13	H: 1 LOB: 1 BB: 0 P: 13	R: 0 H: 1 E: 0 K: 1 S: 9	H: 1 LOB: 0 BB: 0 P: 9	R: 0 H: 0 E: 0 K: 0 S: 12	H: 0 LOB: 2 BB: 2 P: 26	R: 0 H: 0 E: 0 K: 1 S: 10	H: 0 LOB: 0 BB: 0 P: 15	R: 0 H: 0 E: 0 K: 0 S: 5	H: 0 LOB: 0 BB: 0 P: 8	R: 0 H: 0 E: 1 K: 1 S: 14	H: 0 LOB: 1 BB: 3 P: 28	R: 2 H: 0 E: 1 K: 2 S: 11	H: 0 LOB: 1 BB: 0 P: 19	R: 1 H: 1 E: 0 K: 2 S: 11	H: 1 LOB: 0 BB: 0 P: 19	1B: 5 2B: 0 3B: 0 HR: 1	SF: 0 SAC: 0 DP: 1 HBP: 0	WP: 2 PB: 0 SB: 0 CS: 1	PA: 37						
<b>PITCHER</b>	IP WLS BF H R ER SO BB IBB HBP BLK WP HR S P ERA WHIP											IP WLS BF H R ER SO BB IBB HBP BLK WP HR S P ERA WHIP														
17 Alex Cobb, R (1,1) ERA: 5.55	7.0	27	5	1	1	3	2	0	0	0	1	0	62	101	1.29	1.000										
58 Evan Phillips, R (8,1) ERA: 6.48	0.0	4	0	2	0	0	3	0	0	0	1	0	8	20	∞	∞										
51 Paul Fry, L (8,1) ERA: 3.06	1.2	B 4	0	0	0	3	0	0	0	0	0	0	15	22	0.00	0.000										
50 Miguel Castro, R (9,1) ERA: 3.46	0.0	L 1	1	1	1	0	0	0	0	0	0	1	2	5	∞	∞										

AB 31  
R 4  
H 6  
RBI 2  
BB 5  
SO 6  
LOB 15





Batter	1	2	3	4	5	6	7	8	9	AB	R	H	RBI	BB	SO	LOB	TOP							
50 Mookie Betts, R OBP: 0.439, SLG: 0.675										4	3	3	3	2	0	0								
16 Andrew Benintendi, L 3 Sandy León, S OBP: 0.355, SLG: 0.612										5	3	1	3	1	0	6								
18 Mitch Moreland, L OBP: 0.351, SLG: 0.484										5	1	2	1	0	1	3								
28 J.D. Martinez, R OBP: 0.399, SLG: 0.656										5	2	2	2	1	1	2								
2 Xander Bogaerts, R OBP: 0.350, SLG: 0.510										4	2	1	4	2	1	1								
11 Rafael Devers, L OBP: 0.297, SLG: 0.431										5	0	0	1	1	1	2								
12 Brock Holt, L OBP: 0.346, SLG: 0.361											4	3	3	3	2	1	0							
68 Dan Butler, R 25 Steve Pearce, R OBP: 0.250, SLG: 0.250											4	0	1	0	0	1	4							
19 Jackie Bradley Jr., L OBP: 0.300, SLG: 0.370										4	4	3	1	1	0	1								
<b>Inning Stats</b>	R: 3 H: 2 E: 0 K: 0 S: 15	H: 2 R: 1 LOB: 1 P: 23	R: 0 H: 2 E: 0 K: 1 S: 10	H: 1 R: 1 LOB: 0 P: 11	R: 0 H: 0 E: 0 K: 2 S: 9	H: 0 R: 0 LOB: 0 P: 14	R: 2 H: 1 E: 0 K: 0 S: 10	H: 1 R: 1 LOB: 2 P: 16	R: 0 H: 3 E: 0 K: 0 S: 19	H: 0 R: 0 LOB: 0 P: 20	R: 6 H: 3 E: 0 K: 0 S: 19	H: 4 R: 4 LOB: 0 P: 15	R: 5 H: 3 E: 0 K: 1 S: 17	H: 3 R: 2 LOB: 1 P: 33	R: 0 H: 0 E: 0 K: 2 S: 8	H: 0 R: 0 LOB: 0 P: 12	1B: 7 2B: 5 3B: 1 HR: 3	SF: 1 SAC: 0 DP: 1 HBP: 1	WP: 2 PB: 1 SB: 1 CS: 0	PA: 53				
<b>PITCHER</b>	IP WLS BF H R ER SO BB IBB HBP BLK WP HR S P ERA WHIP	5.0 L 5 0 0 0 2 1 0 0 0 0 8 19 12.60 2.400	0.2 L 7 5 6 6 1 0 0 0 0 1 14 23 0.00 3.000	0.1 L 7 5 6 6 1 0 0 0 0 0 10 22 162.00 18.000	1.1 L 7 2 4 4 1 0 1 0 0 0 10 22 27.00 2.250	1.2 L 7 1 1 1 3 1 0 0 0 2 0 18 28 5.40 1.200																		

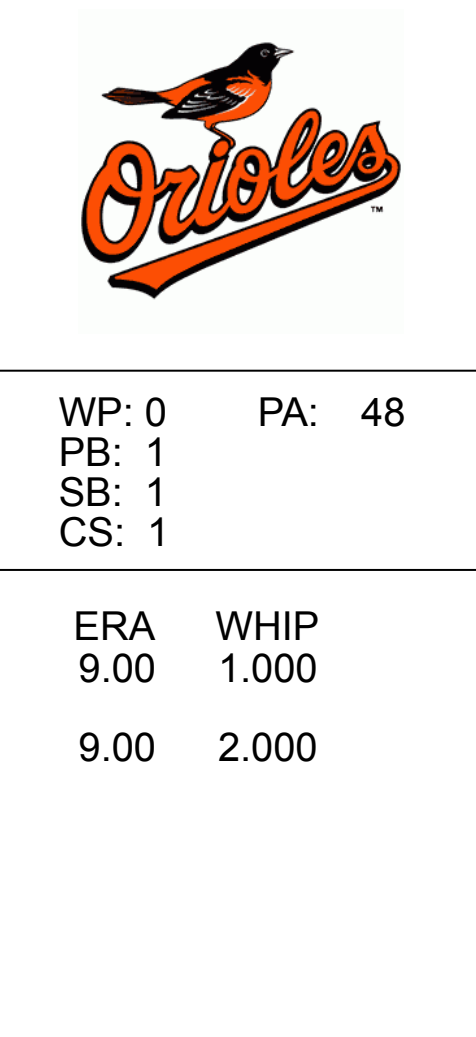
**Boston Red Sox @ Baltimore Orioles**  
Oriole Park at Camden Yards, Baltimore, MD  
Fri Aug 10 2018, 7:09 PM - 11:10 PM EDT  
Att: 23,649 - Partly Cloudy - 89 F

AB	41
R	19
H	16
RBI	18
BB	10
SO	6
LOB	19

Batter	1	2	3	4	5	6	7	8	9	AB	R	H	RBI	BB	SO	LOB	BOTTOM							
34 Jonathan Villar, S OBP: 0.322, SLG: 0.388										4	0	1	2	1	1	3								
1 Tim Beckham, R OBP: 0.298, SLG: 0.373										6	1	2	2	0	1	4								
10 Adam Jones, R 23 Joey Rickard, R OBP: 0.313, SLG: 0.432										5	0	3	2	0	0	0								
45 Mark Trumbo, R OBP: 0.322, SLG: 0.476										5	2	3	1	0	1	2								
16 Trey Mancini, R OBP: 0.297, SLG: 0.389										5	0	1	0	0	2	3								
19 Chris Davis, L OBP: 0.244, SLG: 0.308										4	2	2	2	0	2	1								
39 Renato Núñez, R OBP: 0.304, SLG: 0.398										3	2	1	0	2	1	0								
36 Caleb Joseph, R OBP: 0.255, SLG: 0.348										5	2	1	0	0	2	3								
3 Cedric Mullins, L OBP: 0.800, SLG: 1.250										4	3	3	2	1	0	0								
<b>Inning Stats</b>	R: 0 H: 2 E: 0 K: 0 S: 12	H: 4 R: 4 LOB: 1 P: 23	R: 4 H: 4 E: 0 K: 0 S: 16	H: 1 R: 1 LOB: 0 P: 22	R: 0 H: 1 E: 0 K: 3 S: 13	H: 0 R: 0 LOB: 1 P: 20	R: 2 H: 3 E: 0 K: 0 S: 19	H: 0 R: 0 LOB: 0 P: 8	R: 1 H: 1 E: 0 K: 2 S: 9	H: 2 R: 1 LOB: 0 P: 14	R: 1 H: 2 E: 0 K: 2 S: 13	H: 0 R: 0 LOB: 0 P: 16	1B: 11 2B: 3 3B: 0 HR: 3	SF: 1 SAC: 1 DP: 1 HBP: 0	WP: 0 PB: 1 SB: 1 CS: 1	PA: 48								
<b>PITCHER</b>	IP WLS BF H R ER SO BB IBB HBP BLK WP HR S P ERA WHIP	2.2 W 4 1 0 0 3 0 0 0 0 0 14 24 0.00 0.750	1.1 W 4 0 0 0 3 1 0 0 0 0 13 20 0.00 1.000	1.0 H 7 3 2 2 0 1 0 0 0 0 1 19 27 18.00 4.000	1.0 S 3 0 0 0 2 0 0 0 0 0 8 8 0.00 0.000																			



**Boston Red Sox @ Baltimore Orioles**  
Oriole Park at Camden Yards, Baltimore, MD  
Fri Aug 10 2018, 7:09 PM - 11:10 PM EDT  
Att: 23,649 - Partly Cloudy - 89 F

AB	41
R	12
H	17
RBI	11
BB	4
SO	10
LOB	16



Batter	1	2	3	4	5	6	7	8	9	AB	R	H	RBI	BB	SO	LOB	TOP										
50 Mookie Betts, R OBP: 0.439, SLG: 0.670	F9		K		1B		BB		F7	4	0	1	0	1	1	0	<b>Boston Red Sox @ Baltimore Orioles</b> Oriole Park at Camden Yards, Baltimore, MD Sat Aug 11 2018, 1:09 PM - 3:55 PM EDT Att: 18,003 - Partly Cloudy - 87 F										
16 Andrew Benintendi, L OBP: 0.364, SLG: 0.569	L7			F7	1B		F7		L6	5	0	1	0	0	0	2											
18 Mitch Moreland, L OBP: 0.330, SLG: 0.477	F7			G4-3	FC4-6		FC4-6			4	0	0	0	0	0	4											
28 J.D. Martinez, R OBP: 0.395, SLG: 0.650		G6-3		G5-3		L8		K		4	0	0	0	0	1	0											
2 Xander Bogaerts, R OBP: 0.364, SLG: 0.515		1B			36 HR	12 E		K		4	2	3	0	0	1	0											
12 Brock Holt, L OBP: 0.348, SLG: 0.360	K			L8	1B	36 G6-4-3				3	0	1	0	1	1	2											
36 Eduardo Núñez, R OBP: 0.290, SLG: 0.377	F9			HR	G6-4-3		G5-3			4	1	1	2	0	0	3											
3 Sandy León, S OBP: 0.270, SLG: 0.323			P5	G4-3			19 G1-3		K	3	0	0	0	1	1	0											
19 Jackie Bradley Jr., L OBP: 0.302, SLG: 0.389	F7			HR		G1-3		HR		4	2	2	2	0	0	1											
<b>Inning Stats</b>	R: 0 E: 0 K: 0 S: 7	H: 0 LOB: 0 BB: 0 P: 11	R: 0 E: 0 K: 1 S: 9	H: 1 LOB: 1 BB: 0 P: 12	R: 0 E: 0 K: 1 S: 9	H: 0 LOB: 0 BB: 0 P: 12	R: 0 E: 0 K: 0 S: 5	H: 0 LOB: 0 BB: 0 P: 10	R: 3 E: 0 K: 0 S: 15	H: 5 LOB: 2 BB: 0 P: 24	R: 1 E: 0 K: 0 S: 7	H: 2 LOB: 0 BB: 0 P: 12	R: 0 E: 0 K: 0 S: 8	H: 0 LOB: 2 BB: 2 P: 19	R: 0 E: 0 K: 2 S: 10	H: 0 LOB: 1 BB: 1 P: 17	R: 1 E: 0 K: 1 S: 12	H: 1 LOB: 0 BB: 0 P: 18	1B: 5 2B: 1 3B: 0 HR: 3	SF: 0 SAC: 0 DP: 1 HBP: 0	WP: 0 PB: 0 SB: 1 CS: 0	PA: 38					
<b>PITCHER</b>	IP	WLS	BF	H	R	ER	SO	BB	IBB	HBP	BLK	WP	HR	S	P	ERA	WHIP										
31 Jimmy Yacabis, R ERA: 6.75	4.2	L	19	5	3	3	2	0	0	0	0	0	2	40	60	5.79	1.071										
63 Sean Gilmartin, L ERA: 3.86	2.1		11	3	1	1	0	2	0	0	0	0	0	20	40	3.86	2.143										
50 Miguel Castro, R ERA: 3.86	2.0		8	1	1	1	3	1	0	0	0	0	1	22	35	4.50	1.000										

Batter	1	2	3	4	5	6	7	8	9	AB	R	H	RBI	BB	SO	LOB	BOTTOM										
34 Jonathan Villar, S OBP: 0.318, SLG: 0.382	F8		G6-3		K			K		4	0	0	0	0	2	2	<b>Boston Red Sox @ Baltimore Orioles</b> Oriole Park at Camden Yards, Baltimore, MD Sat Aug 11 2018, 1:09 PM - 3:55 PM EDT Att: 18,003 - Partly Cloudy - 87 F										
1 Tim Beckham, R OBP: 0.294, SLG: 0.367	P3		K			L4		F7		4	0	0	0	0	1	1											
10 Adam Jones, R OBP: 0.315, SLG: 0.435	K			1B		2B			K2-3	4	0	2	0	0	2	0											
45 Mark Trumbo, R OBP: 0.318, SLG: 0.469	P4			K		K		K		4	0	0	0	0	3	2											
16 Trey Mancini, R OBP: 0.296, SLG: 0.387	1B			K		G1-3			F8	4	0	1	0	0	1	2											
19 Chris Davis, L OBP: 0.242, SLG: 0.305	K			K			K			3	0	0	0	0	3	2											
39 Renato Núñez, R OBP: 0.295, SLG: 0.385	F8				F7		F8			3	0	0	0	0	0	1											
3 Cedric Mullins, L OBP: 0.625, SLG: 0.857			K		1B		F7			3	0	1	0	0	1	0											
61 Austin Wynns, R OBP: 0.313, SLG: 0.500			34 G6-3		K			P4		3	0	1	0	0	1	1											
<b>Inning Stats</b>	R: 0 E: 0 K: 1 S: 7	H: 0 LOB: 0 BB: 0 P: 11	R: 0 E: 0 K: 1 S: 10	H: 1 LOB: 1 BB: 0 P: 17	R: 0 E: 0 K: 2 S: 14	H: 1 LOB: 1 BB: 0 P: 19	R: 0 E: 0 K: 3 S: 14	H: 1 LOB: 1 BB: 0 P: 19	R: 0 E: 0 K: 2 S: 11	H: 1 LOB: 1 BB: 0 P: 14	R: 0 E: 0 K: 1 S: 12	H: 1 LOB: 0 BB: 0 P: 14	R: 0 E: 0 K: 1 S: 7	H: 0 LOB: 0 BB: 0 P: 12	R: 0 E: 0 K: 1 S: 8	H: 0 LOB: 0 BB: 0 P: 13	R: 0 E: 0 K: 2 S: 10	H: 0 LOB: 0 BB: 0 P: 13	1B: 4 2B: 1 3B: 0 HR: 0	SF: 0 SAC: 0 DP: 0 HBP: 0	WP: 0 PB: 0 SB: 0 CS: 0	PA: 32					
<b>PITCHER</b>	IP	WLS	BF	H	R	ER	SO	BB	IBB	HBP	BLK	WP	HR	S	P	ERA	WHIP										
24 David Price, L ERA: 3.75	6.0	W	23	5	0	0	10	0	0	0	0	0	0	7	12	0.00	0.833										
47 Tyler Thornburg, R ERA: 4.97	1.0		3	0	0	0	1	0	0	0	0	0	0	7	12	0.00	0.000										
70 Ryan Brasier, R ERA: 1.15	1.0		3	0	0	0	1	0	0	0	0	0	0	8	13	0.00	0.000										
32 Matt Barnes, R ERA: 2.47	1.0		3	0	0	0	2	0	0	0	0	0	0	10	13	0.00	0.000										

Batter	1	2	3	4	5	6	7	8	9	AB	R	H	RBI	BB	SO	LOB	TOP																																								
50 Mookie Betts, R OBP: 0.438, SLG: 0.669	(1, 9) G6-3		(2-2) 1B		(1-2) L4		(0-1) P4		(2-2) 2B	5	1	2	0	0	0	1																																									
12 Brock Holt, L OBP: 0.345, SLG: 0.357	(1, 4) P4		(3-3) K		(1-2) F9			(1-2) L5	(1-1) 1B	5	0	1	1	0	1	2																																									
25 Steve Pearce, R OBP: 0.387, SLG: 0.562	(1, 3) K				(2-2) K				(0-0) 1B	3	2	1	0	1	2	0																																									
28 J.D. Martinez, R OBP: 0.400, SLG: 0.666		(4-1) BB			(3-2) HR				(0-1) 1B	2	2	2	3	2	0	0																																									
2 Xander Bogaerts, R OBP: 0.351, SLG: 0.509	(1, 6) L9				(2-0) G6-3			(2-2) G6-3	(2-2) HR	4	0	0	0	0	0	3																																									
11 Rafael Devers, L OBP: 0.299, SLG: 0.429	(1, 5) P6				(1-3) K				(4-1) BB	2	0	0	0	2	1	1																																									
36 Eduardo Núñez, R OBP: 0.290, SLG: 0.381	(1, 10) L9								(3-1) L9	4	1	1	0	0	0	3																																									
68 Dan Butler, R OBP: 0.143, SLG: 0.167					(1-3) K				(1-3) K	2	0	0	1	0	1	0																																									
16 Andrew Benintendi, L OBP: 0.383, SLG: 0.507										1	0	0	0	1	0	0																																									
3 Sandy León, S OBP: 0.270, SLG: 0.323										0	0	0	0	0	0	0																																									
19 Jackie Bradley Jr., L OBP: 0.304, SLG: 0.387	(1, 8) L1-5-3								(2-2) HBP	2	0	0	0	1	1	0																																									
																																																									
<b>Inning Stats</b>	R: 0 H: 0 E: 0 K: 1 S: 9	H: 0 LOB: 0 BB: 0 P: 13	R: 0 H: 0 E: 0 K: 0 S: 11	H: 0 LOB: 1 BB: 1 P: 21	R: 0 H: 1 E: 0 K: 2 S: 11	H: 1 LOB: 0 BB: 0 P: 17	R: 1 H: 1 E: 0 K: 2 S: 14	H: 1 LOB: 0 BB: 0 P: 22	R: 1 H: 1 E: 0 K: 0 S: 9	H: 0 LOB: 1 BB: 1 P: 15	R: 1 H: 0 E: 0 K: 0 S: 12	H: 0 LOB: 0 BB: 0 P: 13	R: 2 H: 2 E: 0 K: 0 S: 13	H: 2 LOB: 1 BB: 1 P: 23	R: 1 H: 2 E: 0 K: 1 S: 10	H: 2 LOB: 0 BB: 0 P: 16	1B: 3 2B: 1 3B: 1 HR: 2	SF: 1 SAC: 0 DP: 1 HBP: 1	WP: 1 PB: 0 SB: 2 CS: 1	PA: 38																																					
<b>PITCHER</b>	IP WLS BF H R ER SO BB IBB HBP BLK WP HR S P ERA WHIP																																																								
32 Yefry Ramírez, R ERA: 5.4	(1, 1) 5.0	20	3	2	2	5	2	0	0	0	0	0	1	54	88	3.60	1.000																																								
49 Cody Carroll, R ERA: 7.39	(6, 1) 1.0	5	0	1	1	0	3	0	0	0	0	1	0	12	27	9.00	3.000																																								
43 Mike Wright Jr., R ERA: 4.96	(7, 1) 1.2	L 7	2	2	2	1	0	0	0	0	0	0	1	18	26	10.80	1.200																																								
51 Paul Fry, L ERA: 3.32	(8, 1) 1.1	6	2	1	1	1	1	0	1	0	0	0	0	13	26	6.75	2.250																																								
Batter	1	2	3	4	5	6	7	8	9	AB	R	H	RBI	BB	SO	LOB	BOTTOM																																								
29 Jace Peterson, L OBP: 0.313, SLG: 0.318	(1, 4) L4		(4-2) BB		(1-0) P6					4	1	0	0	1	1	3																																									
34 Jonathan Villar, S OBP: 0.316, SLG: 0.379	(1, 6) G4-3		(2-2) G4-3		(2-2) CS					5	0	1	0	0	1	1																																									
10 Adam Jones, R OBP: 0.311, SLG: 0.430	(1, 9) G3-1		(1-1) G5-3							5	0	0	0	0	1	2																																									
16 Trey Mancini, R OBP: 0.304, SLG: 0.399		(1-0) 1B	(3-2) 1B							3	2	3	2	2	0	0																																									
19 Chris Davis, L OBP: 0.244, SLG: 0.303	(1, 10) HBP		(4-2) BB							3	0	0	0	1	1	3																																									
39 Renato Núñez, R OBP: 0.303, SLG: 0.394	(1, 5) 2B		(4-2) BB							3	0	1	1	1	0	0																																									
3 Cedric Mullins, L OBP: 0.593, SLG: 0.667	(1, 8) G4-3		(3-2) FC6-4							2	0	0	0	2	0	5																																									
23 Joey Rickard, R OBP: 0.296, SLG: 0.439	(1, 7) F9		(2-1) 1B							4	1	2	1	0	0	3																																									
36 Caleb Joseph, R OBP: 0.251, SLG: 0.342	(1, 2) G5-3									3	0	0	0	0	0	3																																									
45 Mark Trumbo, R OBP: 0.320, SLG: 0.489	(8, PH)									0	0	0	0	1	0	0																																									
61 Austin Wynns, R OBP: 0.313, SLG: 0.500	(9, 2)									0	0	0	0	0	0	0																																									
<b>Inning Stats</b>	R: 0 H: 0 E: 0 K: 0 S: 7	H: 0 LOB: 0 BB: 0 P: 11	R: 1 H: 2 E: 0 K: 0 S: 9	H: 2 LOB: 2 BB: 0 P: 16	R: 1 H: 1 E: 0 K: 0 S: 17	H: 1 LOB: 3 BB: 3 P: 35	R: 0 H: 1 E: 0 K: 0 S: 7	H: 1 LOB: 0 BB: 0 P: 13	R: 0 H: 0 E: 0 K: 0 S: 12	H: 1 LOB: 1 BB: 1 P: 17	R: 1 H: 1 E: 0 K: 0 S: 11	H: 1 LOB: 2 BB: 2 P: 20	R: 0 H: 1 E: 0 K: 0 S: 10	H: 1 LOB: 1 BB: 1 P: 22	R: 0 H: 0 E: 0 K: 1 S: 7	H: 0 LOB: 3 BB: 2 P: 19	R: 1 H: 1 E: 0 K: 3 S: 13	H: 1 LOB: 0 BB: 0 P: 21	1B: 4 2B: 1 3B: 0 HR: 2	SF: 0 SAC: 0 DP: 0 HBP: 1	WP: 1 PB: 0 SB: 1 CS: 2	PA: 42																																			
<b>PITCHER</b>	IP WLS BF H R ER SO BB IBB HBP BLK WP HR S P ERA WHIP																																																								
76 Hector Velázquez, R ERA: 2.85	(1, 1) 2.2	12	2	2	2	0	1	0	1	0	0	0	0	23	41	6.75	1.125																																								
44 Brandon Workman, R ERA: 2.59	(3, 1) 0.1	4	1	0	0	0	2	0	0	0	0	0	0	10	21	0.00	9.000																																								
31 Drew Pomeranz, L ERA: 5.96	(4, 1) 2.0	7	1	0	0	0	1	0	0	0	0	0	0	19	30	0.00	1.000																																								
37 Heath Hembree, R ERA: 3.94	(6, 1) 1.0	B 4	1	1	1	0	1	0	0	0	0	1	11	20	9.00	2.000																																									
56 Joe Kelly, R ERA: 4.2	(7, 1) 1.0	W 5	1	0	0	0	1	0	0	0	0	0	10	22	0.00	2.000																																									
<b>PITCHER</b>	IP WLS BF H R ER SO BB IBB HBP BLK WP HR S P ERA WHIP																																																								
67 William Cuevas, R ERA: 3.0	(8, 1) 1.0	H 5	0	0	1	3	0	0	0	0	0	1	13	21	9.00	1.000																																									
46 Craig Kimbrel, R ERA: 2.63	(9, 1) 1.0	S 4	1	1	1	3	0	0	0	0	0	1	13	21	9.00	1.000																																									
<b>Boston Red Sox @ Baltimore Orioles</b> Oriole Park at Camden Yards, Baltimore, MD Sat Aug 11 2018, 7:26 PM - 11:03 PM EDT Att: 24,051 - Cloudy - 83 F 																																																									

Batter	1	2	3	4	5	6	7	8	9	AB R H RBI BB SO LOB	TOP								
50 Mookie Betts, R OBP: 0.438, SLG: 0.668										4 0 1 1 1 1 1	<b>Boston Red Sox @ Baltimore Orioles</b> Oriole Park at Camden Yards, Baltimore, MD Sun Aug 12 20:18, 1:09 PM - 4:10 PM EDT Att: 25,303 - Cloudy - 85 F								
12 Brock Holt, L OBP: 0.343, SLG: 0.354										5 1 1 0 0 1 3									
25 Steve Pearce, R OBP: 0.390, SLG: 0.577										3 1 1 1 1 0 1									
28 J.D. Martinez, R OBP: 0.401, SLG: 0.669										4 0 2 0 0 1 0									
18 Mitch Moreland, L OBP: 0.327, SLG: 0.471										4 0 0 0 0 2 3									
36 Eduardo Núñez, R OBP: 0.290, SLG: 0.380										4 1 1 0 0 0 3									
11 Rafael Devers, L OBP: 0.299, SLG: 0.427										4 0 1 0 0 2 1									
3 Sandy León, S OBP: 0.266, SLG: 0.318										3 0 0 0 0 1 1									
19 Jackie Bradley Jr., L OBP: 0.306, SLG: 0.388										4 1 2 1 0 1 1									
<b>Inning Stats</b>	R: 1 H: 1 E: 0 K: 2 S: 15	L: 1 LOB: 0 BB: 0 P: 21	R: 0 H: 0 E: 0 K: 0 S: 7	L: 0 LOB: 0 BB: 0 P: 10	R: 0 H: 0 E: 0 K: 0 S: 7	L: 0 LOB: 0 BB: 0 P: 10	R: 1 H: 2 E: 1 K: 0 S: 9	L: 2 LOB: 1 BB: 0 P: 17	R: 0 H: 1 E: 0 K: 2 S: 10	L: 1 LOB: 2 BB: 1 P: 18		R: 0 H: 1 E: 0 K: 1 S: 9	L: 1 LOB: 2 BB: 1 P: 15	R: 0 H: 0 E: 0 K: 1 S: 12	L: 0 LOB: 0 BB: 0 P: 15	R: 2 H: 3 E: 0 K: 1 S: 18	L: 3 LOB: 1 BB: 0 P: 25	1B: 5 2B: 3 3B: 0 HR: 1	SF: 0 SAC: 1 DP: 0 HBP: 0
<b>PITCHER</b>	IP WLS BF H R ER SO BB IBB HBP BLK WP HR S P ERA WHIP											IP WLS BF H R ER SO BB IBB HBP BLK WP HR S P ERA WHIP							
17 Alex Cobb, R ERA: 5.31	7.0 L 29 6 2 1 7 1 1 0 0 0 1 68 106 1.29 1.000																		
60 Mychal Givens, R ERA: 4.91	1.2 8 3 2 2 2 0 0 0 0 0 0 27 36 10.80 1.800																		
66 Tanner Scott, L ERA: 5.89	0.1 1 0 0 0 0 0 0 0 0 0 0 3 4 0.00 0.000																		

Batter	1	2	3	4	5	6	7	8	9	AB R H RBI BB SO LOB	BOTTOM								
23 Joey Rickard, R OBP: 0.295, SLG: 0.434										4 0 1 0 0 1 2	<b>Boston Red Sox @ Baltimore Orioles</b> Oriole Park at Camden Yards, Baltimore, MD Sun Aug 12 20:18, 1:09 PM - 4:10 PM EDT Att: 25,303 - Cloudy - 85 F								
45 Mark Trumbo, R OBP: 0.320, SLG: 0.468										1 0 0 0 0 1 2									
34 Jonathan Villar, S OBP: 0.318, SLG: 0.379										3 0 1 0 1 2 0									
10 Adam Jones, R OBP: 0.313, SLG: 0.428										2 0 0 0 2 1 0									
16 Trey Mancini, R OBP: 0.301, SLG: 0.396										3 0 0 1 0 2 3									
1 Tim Beckham, R OBP: 0.289, SLG: 0.361										4 0 0 0 0 3 2									
19 Chris Davis, L OBP: 0.242, SLG: 0.299										4 0 0 0 0 4 0									
39 Renato Núñez, R OBP: 0.319, SLG: 0.396										2 0 1 0 2 1 0									
61 Austin Wynns, R OBP: 0.308, SLG: 0.480										4 0 1 0 0 1 2									
3 Cedric Mullins, L OBP: 0.500, SLG: 0.538										4 1 1 0 0 2 3									
<b>Inning Stats</b>	R: 0 H: 0 E: 0 K: 2 S: 10	L: 0 LOB: 0 BB: 0 P: 13	R: 0 H: 0 E: 0 K: 3 S: 8	L: 0 LOB: 0 BB: 0 P: 11	R: 0 H: 1 E: 0 K: 3 S: 13	L: 1 LOB: 0 BB: 0 P: 19	R: 0 H: 0 E: 0 K: 2 S: 7	L: 0 LOB: 0 BB: 0 P: 12	R: 0 H: 1 E: 0 K: 1 S: 16	L: 3 LOB: 3 BB: 0 P: 33	R: 0 H: 0 E: 0 K: 1 S: 10	L: 0 LOB: 1 BB: 1 P: 16	R: 1 H: 2 E: 0 K: 1 S: 11	L: 2 LOB: 2 BB: 1 P: 20	R: 0 H: 1 E: 0 K: 3 S: 14	L: 1 LOB: 2 BB: 1 P: 25	1B: 5 2B: 0 3B: 0 HR: 0	SF: 1 SAC: 0 DP: 0 HBP: 0	WP: 1 PA: 37 PB: 1 SB: 0 CS: 0
<b>PITCHER</b>	IP WLS BF H R ER SO BB IBB HBP BLK WP HR S P ERA WHIP											IP WLS BF H R ER SO BB IBB HBP BLK WP HR S P ERA WHIP							
41 Chris Sale, L ERA: 1.97	5.0 W 16 1 0 0 10 2 0 0 0 0 0 10 24 0.00 4.500																		
47 Tyler Thornburg, R ERA: 4.73	0.2 H 5 1 0 0 0 2 0 0 0 0 0 10 24 0.00 4.500																		
70 Ryan Brasier, R ERA: 1.13	0.1 H 1 0 0 0 1 0 0 0 0 0 0 6 9 0.00 0.000																		
61 Brian Johnson, L ERA: 3.95	1.0 H 4 0 0 0 1 1 0 0 0 0 0 10 16 0.00 1.000																		
32 Matt Barnes, R ERA: 2.6	1.0 H 6 2 1 1 1 1 0 0 0 1 0 11 20 9.00 3.000																		



Batter	1	2	3	4	5	6	7	8	9	AB	R	H	RBI	BB	SO	LOB	TOP										
<b>1 Amed Rosario, R</b> OBP: 0.280, SLG: 0.355										4	0	1	1	0	1	1	<b>New York Mets @ Baltimore Orioles</b> Oriole Park at Camden Yards, Baltimore, MD Tue Aug 14 2018, 7:08 PM - 9:45 PM EDT Att: 20,527 - Cloudy - 80 F										
<b>68 Jeff McNeil, L</b> OBP: 0.353, SLG: 0.400										4	0	1	0	0	0	2											
<b>30 Michael Conforto, L</b> OBP: 0.354, SLG: 0.495										4	0	0	0	0	2	1											
<b>4 Wilmer Flores, R</b> OBP: 0.327, SLG: 0.444										4	0	0	0	0	1	1											
<b>9 Brandon Nimmo, L</b> OBP: 0.378, SLG: 0.484										3	2	2	0	1	0	0											
<b>21 Todd Frazier, R</b> OBP: 0.323, SLG: 0.382										4	0	2	0	0	0	1											
<b>16 Austin Jackson, R</b> OBP: 0.335, SLG: 0.362										4	0	0	0	0	1	3											
<b>11 José Bautista, R</b> OBP: 0.337, SLG: 0.365										2	1	0	0	2	0	1											
<b>26 Kevin Plawecki, R</b> OBP: 0.323, SLG: 0.357										4	0	1	1	0	0	2											
<b>Inning Stats</b>	R: 0 E: 0 K: 1 S: 9	H: 0 LOB: 0 BB: 0 P: 12	R: 0 E: 0 K: 1 S: 7	H: 0 LOB: 0 BB: 0 P: 11	R: 0 E: 0 K: 0 S: 10	H: 0 LOB: 0 BB: 0 P: 15	R: 0 E: 0 K: 1 S: 9	H: 1 LOB: 1 BB: 0 P: 10	R: 2 E: 0 K: 0 S: 17	H: 3 LOB: 2 BB: 2 P: 32	R: 0 E: 0 K: 0 S: 8	H: 1 LOB: 1 BB: 0 P: 12	R: 0 E: 0 K: 0 S: 6	H: 0 LOB: 1 BB: 1 P: 13	R: 0 E: 0 K: 1 S: 8	H: 0 LOB: 0 BB: 0 P: 14	R: 1 E: 1 K: 1 S: 10	H: 2 LOB: 1 BB: 0 P: 12	1B: 6 2B: 0 3B: 1 HR: 0	SF: 0 SAC: 0 DP: 1 HBP: 0	WP: 1 PB: 0 SB: 0 CS: 0	PA: 36					
<b>PITCHER</b>	IP	WLS	BF	H	R	ER	SO	BB	IBB	HBP	BLK	WP	HR	S	P	ERA	WHIP										
<b>54 Andrew Cashner, R</b> ERA: 4.71	7.0	W	28	5	2	2	3	3	0	0	0	1	0	66	105	2.57	1.143										
<b>51 Paul Fry, L</b> ERA: 3.15	1.0	H	3	0	0	0	1	0	0	0	0	0	0	8	14	0.00	0.000										
<b>50 Miguel Castro, R</b> ERA: 3.86	0.0		2	2	1	0	0	0	0	0	0	0	0	3	4	∞	∞										
<b>60 Mychal Givens, R</b> ERA: 4.73	1.0	S	3	0	0	0	1	0	0	0	0	0	0	7	8	0.00	0.000										

Batter	1	2	3	4	5	6	7	8	9	AB	R	H	RBI	BB	SO	LOB	BOTTOM										
<b>34 Jonathan Villar, S</b> OBP: 0.319, SLG: 0.377										4	0	1	0	1	1	4	<b>New York Mets @ Baltimore Orioles</b> Oriole Park at Camden Yards, Baltimore, MD Tue Aug 14 2018, 7:08 PM - 9:45 PM EDT Att: 20,527 - Cloudy - 80 F										
<b>39 Renato Núñez, R</b> OBP: 0.333, SLG: 0.404										3	1	2	1	1	0	0											
<b>10 Adam Jones, R</b> OBP: 0.315, SLG: 0.438										4	1	2	1	0	0	3											
<b>45 Mark Trumbo, R</b> OBP: 0.319, SLG: 0.465										2	0	0	1	1	0	0											
<b>16 Trey Mancini, R</b> OBP: 0.303, SLG: 0.396										3	0	1	0	1	0	1											
<b>23 Joey Rickard, R</b> OBP: 0.295, SLG: 0.434										0	1	0	0	0	0	0											
<b>1 Tim Beckham, R</b> OBP: 0.289, SLG: 0.372										4	1	1	2	0	1	2											
<b>19 Chris Davis, L</b> OBP: 0.244, SLG: 0.310										4	1	2	1	0	0	0											
<b>36 Caleb Joseph, R</b> OBP: 0.256, SLG: 0.342										3	1	1	0	1	0	1											
<b>3 Cedric Mullins, L</b> OBP: 0.474, SLG: 0.563										3	0	1	0	0	0	1											
<b>Inning Stats</b>	R: 0 E: 0 K: 0 S: 8	H: 2 LOB: 0 BB: 0 P: 13	R: 0 E: 0 K: 0 S: 8	H: 0 LOB: 0 BB: 0 P: 13	R: 0 E: 0 K: 0 S: 9	H: 0 LOB: 0 BB: 0 P: 14	R: 1 E: 0 K: 1 S: 11	H: 1 LOB: 2 BB: 2 P: 22	R: 0 E: 0 K: 0 S: 7	H: 1 LOB: 1 BB: 0 P: 10	R: 1 E: 0 K: 0 S: 4	H: 1 LOB: 0 BB: 1 P: 10	R: 2 E: 0 K: 1 S: 12	H: 2 LOB: 2 BB: 2 P: 28	R: 2 E: 0 K: 0 S: 20	H: 4 LOB: 3 BB: 0 P: 30	1B: 6 2B: 2 3B: 0 HR: 3	SF: 1 SAC: 1 DP: 2 HBP: 0	WP: 0 PB: 0 SB: 0 CS: 0	PA: 37							
<b>PITCHER</b>	IP	WLS	BF	H	R	ER	SO	BB	IBB	HBP	BLK	WP	HR	S	P	ERA	WHIP										
<b>40 Jason Vargas, L</b> ERA: 8.1	6.0	L	23	5	2	2	1	2	0	0	0	0	1	8	20	27.00	4.500										
<b>61 Bobby Wahl, R</b> ERA: 8.31	0.2		5	1	2	2	1	2	0	0	0	0	1	8	20	27.00	4.500										
<b>51 Paul Sewald, R</b> ERA: 4.91	1.0		8	5	2	2	0	0	0	0	0	0	1	21	35	18.00	5.000										
<b>49 Tyler Bashlor, R</b> ERA: 4.24	0.1		1	0	0	0	0	0	0	0	0	0	0	3	3	0.00	0.000										

Batter	1	2	3	4	5	6	7	8	9	AB R H RBI BB SO LOB	TOP					
9 Brandon Nimmo, L (1, 9) OBP: 0.387, SLG: 0.503	3-2 68 1B SF8 4 1B		1-2 4 1B	1-2 2B		1-2 68 WP 3B	1-1 HBP		0-0 4 HR 1B	5 3 3 3 0 0 0	<b>New York Mets @ Baltimore Orioles</b> Oriole Park at Camden Yards, Baltimore, MD Wed Aug 15 2018, 7:09 PM - 10:34 PM EDT Att: 25,045 - Partly Cloudy - 87 F					
68 Jeff McNeil, L (1, 4) OBP: 0.351, SLG: 0.385	1-0 4 SF8 21 1B		1-1 P6	1-2 F8		4-1 30 BB 21 2B	0-0 F7		0-0 F8	5 2 1 0 1 0 4						
4 Wilmer Flores, R (1, 3) OBP: 0.327, SLG: 0.454	1-0 SF8		1-2 1B		0-0 G6-3	0-1 F8	2-0 P3		1-2 HR	5 1 2 3 0 0 2						
30 Michael Conforto, L (1, 7) OBP: 0.354, SLG: 0.403	1-2 K		0-3 K		0-3 K	4-1 21 2B	2-2 G3		1-1 16 1B	5 1 1 0 1 3 4						
21 Todd Frazier, R (1, 10) OBP: 0.306, SLG: 0.399	1-2 16 S 1B		1-1 F9		0-0 HR	3-2 11 BB 26 HR 2B		0-0 L7	1-2 P4	6 2 3 4 0 0 3						
16 Austin Jackson, R (1, 8) OBP: 0.344, SLG: 0.374	1-2 K		0-1 11 1B 3B		0-1 F9	4-2 11 BB 26 HR BB		4-2 72 1B BB	1-2 1B	4 2 2 0 2 1 1						
11 José Bautista, R (1, 5) 72 Jack Reinheimer, R (6, PR) OBP: 0.500, SLG: 0.500	1-2 F9		1-0 26 G6-4-3 1B		1-0 K			1-0 1B	0-0 G5-3	3 0 1 1 1 1 0 2 1 1 0 0 0 2						
26 Kevin Plawecki, R (1, 2) OBP: 0.326, SLG: 0.374	0-0 F9		0-1 G6-4-3		0-1 K			1-3 K		4 2 1 4 0 1 3						
7 José Reyes, S (1, 6) OBP: 0.289, SLG: 0.324	0-0 P5		1-0 9 2B 3B		0-1 9 2B 3B			3-2 G3-1		5 2 2 0 0 0 3						
<b>Inning Stats</b>	R: 2 H: 3 E: 0 LOB: 1 K: 2 BB: 0 S: 20 P: 29	R: 0 H: 0 E: 0 LOB: 2 K: 0 BB: 0 S: 4 P: 7	R: 0 H: 2 E: 0 LOB: 2 K: 1 BB: 0 S: 14 P: 18	R: 2 H: 4 E: 0 LOB: 1 K: 0 BB: 0 S: 12 P: 16	R: 1 H: 1 E: 0 LOB: 0 K: 1 BB: 0 S: 7 P: 7	R: 9 H: 4 E: 0 LOB: 1 K: 1 BB: 4 S: 27 P: 54	R: 0 H: 0 E: 0 LOB: 2 K: 0 BB: 0 S: 7 P: 12	R: 0 H: 1 E: 0 LOB: 2 K: 1 BB: 0 S: 10 P: 19	R: 2 H: 4 E: 0 LOB: 2 K: 0 BB: 0 S: 14 P: 17	1B: 9 SF: 1 2B: 4 SAC: 0 3B: 3 DP: 1 HR: 3 HBP: 2	WP: 1 PA: 52 PB: 0 SB: 1 CS: 0					
<b>PITCHER</b>	IP WLS BF H R ER SO BB IBB HBP BLK WP HR S P ERA WHIP						<b>43 Mike Wright Jr., R (9, 1)</b> ERA: 5.17									
37 Dylan Bundy, R (1, 1) ERA: 4.99	5.1 L 27 11 7 7 5 0 0 1 0 0 0 1 63 86 11.81 2.062															
66 Tanner Scott, L (6, 1) ERA: 5.57	0.1 4 1 1 1 0 2 0 0 0 0 1 0 7 16 27.00 9.000															
58 Evan Phillips, R (6, 1) ERA: 13.03	0.0 4 2 6 6 0 2 0 0 0 0 0 1 10 23 ∞ ∞															
63 Sean Gilmartin, L (6, 1) ERA: 2.45	1.1 5 0 0 0 0 0 0 1 0 0 0 0 11 18 0.00 0.000															
49 Cody Carroll, R (8, 1) ERA: 5.79	1.0 5 1 0 0 1 1 0 0 0 0 0 0 10 19 0.00 2.000															
<b>Batter</b>	<b>1</b>	<b>2</b>	<b>3</b>	<b>4</b>	<b>5</b>	<b>6</b>	<b>7</b>	<b>8</b>	<b>9</b>	<b>AB R H RBI BB SO LOB</b>	<b>BOTTOM</b>					
34 Jonathan Villar, S (1, 4) OBP: 0.323, SLG: 0.388	3-2 39 F8 10 1B	2-2 HBP			1-2 G4-3		0-0 F8	2-2 HR		4 2 2 2 0 0 1	<b>New York Mets @ Baltimore Orioles</b> Oriole Park at Camden Yards, Baltimore, MD Wed Aug 15 2018, 7:09 PM - 10:34 PM EDT Att: 25,045 - Partly Cloudy - 87 F					
39 Renato Núñez, R (1, 5) OBP: 0.328, SLG: 0.389	0-1 F8	0-3 K			1-3 K2-3		4-1 45 1B BB	1-1 G5-3		4 0 0 0 1 2 3						
10 Adam Jones, R (1, 9) OBP: 0.317, SLG: 0.438	2-2 16 1B		0-0 P3		4-1 45 FC6-4 BB		2-2 F5	1-0 1B		2 0 1 1 1 0 0 2 0 1 0 0 0 2						
29 Jace Peterson, L (7, PH) OBP: 0.315, SLG: 0.320	2-2 2H 1B		0-0 P3		1-1 L4		1-2 FC6-4	2-3 K		5 0 1 1 0 1 3						
45 Mark Trumbo, R (1, 10) OBP: 0.317, SLG: 0.461	2-2 L9		1-1 L4		2-0 FC6-4		1-2 1B	3-2 K		5 0 2 0 0 1 3						
16 Trey Mancini, R (1, 7) OBP: 0.304, SLG: 0.396	2-2 1B		0-2 F8		1-2 1B		0-3 K	2-2 L3		5 0 2 0 0 1 3						
19 Chris Davis, L (1, 3) 23 Joey Rickard, R (8, 7) OBP: 0.245, SLG: 0.310	3-3 K		0-0 1 BB 1B		0-0 K		0-1 F9	0-0 L4		3 0 1 0 0 2 3 2 0 0 0 0 0 1						
1 Tim Beckham, R (1, 6) OBP: 0.288, SLG: 0.367	0-1 G6-3		4-2 61 G5-4-3 BB		0-3 K		0-0 G6-3			3 0 0 0 1 1 1						
3 Cedric Mullins, L (1, 8) OBP: 0.478, SLG: 0.600	2-1 2B		0-2 P2		0-2 F9		1-1 61 2B 1B			4 1 2 0 0 0 3						
61 Austin Wynns, R (1, 2) OBP: 0.321, SLG: 0.500	2-1 G5-3		2-0 G5-4-3		0-0 39 BB 45 1B		1-0 34 HR 2B			4 2 2 1 0 0 3						
<b>Inning Stats</b>	R: 1 H: 3 E: 0 LOB: 2 K: 1 BB: 0 S: 22 P: 34	R: 0 H: 1 E: 0 LOB: 0 K: 1 BB: 0 S: 13 P: 22	R: 0 H: 0 E: 0 LOB: 0 K: 0 BB: 0 S: 6 P: 7	R: 0 H: 1 E: 0 LOB: 1 K: 0 BB: 1 S: 7 P: 13	R: 0 H: 0 E: 0 LOB: 1 K: 1 BB: 1 S: 11 P: 19	R: 0 H: 1 E: 0 LOB: 1 K: 2 BB: 0 S: 11 P: 16	R: 1 H: 2 E: 0 LOB: 1 K: 1 BB: 1 S: 13 P: 20	R: 3 H: 3 E: 0 LOB: 0 K: 0 BB: 0 S: 11 P: 16	R: 0 H: 1 E: 0 LOB: 1 K: 1 BB: 0 S: 11 P: 16	1B: 9 SF: 0 2B: 2 SAC: 0 3B: 0 DP: 1 HR: 1 HBP: 1	WP: 0 PA: 42 PB: 0 SB: 0 CS: 0					
<b>PITCHER</b>	IP WLS BF H R ER SO BB IBB HBP BLK WP HR S P ERA WHIP						<b>45 Zack Wheeler, R (1, 1)</b> ERA: 3.75									
39 Jerry Blevins, L (6, 1) ERA: 3.77	1.0 4 1 0 0 2 2 0 0 0 0 0 0 11 16 0.00 1.000															
63 Tim Peterson, R (7, 1) ERA: 7.54	2.0 12 5 4 4 1 1 0 0 0 0 0 1 24 36 18.00 3.000															
62 Drew Smith, R (9, 1) ERA: 2.0	1.0 4 1 0 0 1 0 0 0 0 0 0 0 11 16 0.00 1.000															

Batter	1	2	3	4	5	6	7	8	9	AB	R	H	RBI	BB	SO	LOB	TOP										
3 Cedric Mullins, L (1, 8) OBP: 0.407, SLG: 0.500	F9		F7		G6-3			K		4	0	0	0	0	1	1	<b>Baltimore Orioles @ Cleveland Indians</b> Progressive Field, Cleveland, OH Fri Aug 17 2018, 7:11 PM - 9:49 PM EDT Att: 28,264 - Partly Cloudy - 77 F										
34 Jonathan Villar, S (1, 4) OBP: 0.320, SLG: 0.383	K		K				F8	G3-4		4	0	0	0	0	2	1											
16 Trey Mancini, R (1, 7) OBP: 0.304, SLG: 0.394	K				G5-3		G6-3			4	0	1	1	0	1	0											
45 Mark Trumbo, R (1, 10) OBP: 0.316, SLG: 0.458		G6-3			1B		F9	G1-3		4	0	1	0	0	0	1											
19 Chris Davis, L (1, 3) OBP: 0.245, SLG: 0.309		1B			G3		K2-3			4	0	1	0	0	2	1											
39 Renato Núñez, R (1, 5) OBP: 0.333, SLG: 0.382	F8				1B					2	0	0	0	2	0	1											
14 Craig Gentry, R (9, PR) OBP: 0.306, SLG: 0.301					BB					0	0	0	0	0	0	0											
1 Tim Beckham, R (1, 6) OBP: 0.288, SLG: 0.365	E5				1B		G5-3	F7		4	0	1	0	0	0	2											
23 Joey Rickard, R (1, 9) OBP: 0.284, SLG: 0.416	L7				K		P3	K		4	0	0	0	0	2	7											
36 Caleb Joseph, R (1, 2) OBP: 0.257, SLG: 0.338					K		G6-3	34 16 1B BB		2	1	0	0	1	1	0											
<b>Inning Stats</b>	R: 0 E: 0 K: 2 S: 10	H: 0 LOB: 0 BB: 0 P: 16	R: 0 E: 1 K: 0 S: 16	H: 1 LOB: 2 BB: 0 P: 26	R: 0 E: 0 K: 2 S: 8	H: 0 LOB: 0 BB: 0 P: 12	R: 0 E: 0 K: 1 S: 18	H: 2 LOB: 3 BB: 1 P: 26	R: 0 E: 0 K: 0 S: 5	H: 0 LOB: 0 BB: 0 P: 8	R: 0 E: 0 K: 1 S: 11	H: 0 LOB: 0 BB: 0 P: 17	R: 0 E: 0 K: 0 S: 8	H: 0 LOB: 0 BB: 0 P: 11	R: 1 E: 0 K: 1 S: 21	H: 1 LOB: 1 BB: 1 P: 31	R: 0 E: 0 K: 2 S: 8	H: 0 LOB: 2 BB: 1 P: 17	1B: 4 2B: 0 3B: 0 HR: 0	SF: 0 SAC: 0 DP: 0 HBP: 0	WP: 0 PB: 0 SB: 1 CS: 0	PA: 35					
<b>PITCHER</b>	IP	WLS	BF	H	R	ER	SO	BB	IBB	HBP	BLK	WP	HR	S	P	ERA	WHIP										
59 Carlos Carrasco, R (1, 1) ERA: 3.33	7.0	W	26	3	0	0	6	1	0	0	0	0	0	76	116	0.00	0.571										
24 Andrew Miller, L (8, 1) ERA: 3.5	0.2	H	3	0	1	1	1	1	0	0	0	0	0	15	23	13.50	1.500										
90 Adam Cimber, R (8, 1) ERA: 3.67	0.1	H	2	1	0	0	0	0	0	0	0	0	0	6	8	0.00	3.000										
37 Cody Allen, R (9, 1) ERA: 3.98	1.0	S	4	0	0	0	2	1	0	0	0	0	0	8	17	0.00	1.000										


Batter	1	2	3	4	5	6	7	8	9	AB	R	H	RBI	BB	SO	LOB	BOTTOM										
12 Francisco Lindor, S (1, 6) OBP: 0.371, SLG: 0.551	G4-3		G6-3		G4-3		1B			4	0	1	0	0	0	1	<b>Baltimore Orioles @ Cleveland Indians</b> Progressive Field, Cleveland, OH Fri Aug 17 2018, 7:11 PM - 9:49 PM EDT Att: 28,264 - Partly Cloudy - 77 F										
23 Michael Brantley, L (1, 7) OBP: 0.358, SLG: 0.467	11 HR BB		36 BB 11 HBP BB		11 BB 1B		G6-3			2	1	1	0	2	0	0											
11 José Ramírez, S (1, 5) OBP: 0.414, SLG: 0.640	1H HR		36 BB HBP		BB		G4-3			2	1	1	2	1	0	0											
36 Yandy Díaz, R (1, 10) OBP: 0.520, SLG: 0.625	17 G3-6-3 1B		1-2 2-3 BB		K		G1-3			3	0	1	0	1	1	2											
17 Yonder Alonso, L (1, 3) OBP: 0.311, SLG: 0.439	G3-6-3		K		G3-1		L8			4	0	0	0	0	1	6											
53 Melky Cabrera, S (1, 9) OBP: 0.302, SLG: 0.378	G6-3				P5		G4-3			3	0	0	0	0	0	0											
6 Brandon Guyer, R (7, 9) OBP: 0.287, SLG: 0.377										0	0	0	0	0	0	0											
22 Jason Kipnis, L (1, 4) OBP: 0.313, SLG: 0.359	G3				L7		K			3	0	0	0	0	1	0											
7 Yan Gomes, R (1, 2) OBP: 0.302, SLG: 0.420	L3				1B		F8			3	0	1	0	0	0	0											
1 Greg Allen, S (1, 8) OBP: 0.277, SLG: 0.305			12 G6-3 1B		G4-3		F8			3	0	1	0	0	0	1											
<b>Inning Stats</b>	R: 2 E: 0 K: 0 S: 9	H: 2 LOB: 0 BB: 1 P: 16	R: 0 E: 0 K: 0 S: 6	H: 0 LOB: 0 BB: 0 P: 10	R: 0 E: 0 K: 1 S: 11	H: 1 LOB: 2 BB: 2 P: 27	R: 0 E: 0 K: 0 S: 9	H: 1 LOB: 1 BB: 0 P: 14	R: 0 E: 0 K: 1 S: 12	H: 1 LOB: 2 BB: 1 P: 22	R: 0 E: 0 K: 1 S: 6	H: 0 LOB: 0 BB: 0 P: 8	R: 0 E: 0 K: 0 S: 6	H: 1 LOB: 0 BB: 0 P: 9	R: 0 E: 0 K: 0 S: 5	H: 0 LOB: 0 BB: 0 P: 7	1B: 5 2B: 0 3B: 0 HR: 1	SF: 0 SAC: 0 DP: 2 HBP: 1	WP: 0 PB: 0 SB: 0 CS: 0	PA: 32							
<b>PITCHER</b>	IP	WLS	BF	H	R	ER	SO	BB	IBB	HBP	BLK	WP	HR	S	P	ERA	WHIP										
41 David Hess, R (1, 1) ERA: 5.95	6.0	L	26	5	2	2	3	4	0	0	0	0	0	11	53	9.00	1.500										
50 Miguel Castro, R (7, 1) ERA: 3.75	2.0		6	1	0	0	0	0	0	0	0	0	0	11	16	0.00	0.500										


AB 32  
R 1  
H 4  
RBI 1  
BB 3  
SO 9  
LOB 14



AB 27  
R 2  
H 6  
RBI 2  
BB 4  
SO 3  
LOB 10



Batter	1	2	3	4	5	6	7	8	9	AB R H RBI BB SO LOB	TOP									
3 Cedric Mullins, L (1, 8) OBP: 0.419, SLG: 0.607	F9		1-2 34 HR 1B					1-0 HR		4 2 2 1 0 0 0	<p><b>Baltimore Orioles @ Cleveland Indians</b> Progressive Field, Cleveland, OH Sat Aug 18 2018, 4:07 PM - 6:24 PM EDT Att: 35,007 - Sunny - 79 F</p> <p>livebaseballscores.com</p> <p>AB 32 R 4 H 5 RBI 4 BB 2 SO 9 LOB 3</p> 									
34 Jonathan Villar, S (1, 4) OBP: 0.322, SLG: 0.392	K		3-2 HR			2-3 K		4-2 16 S BB		3 1 1 3 1 2 0										
16 Trey Mancini, R (1, 7) OBP: 0.301, SLG: 0.391	F8		0-1 F9			2-0 G4-3		3-3 K		4 0 0 0 0 1 1 0 0 0 0 0 0 0										
23 Joey Rickard, R (8, 7)	F8		0-1 F9			2-1 G6-3		1-1 F9		4 0 0 0 0 1 0										
45 Mark Trumbo, R (1, 10) OBP: 0.313, SLG: 0.453	P3	2-1 P3	2-3 K			3-2 G3		0-1 G3-1		4 0 0 0 0 1 0										
19 Chris Davis, L (1, 3) OBP: 0.243, SLG: 0.306	P6	2-1 P6		0-3 K		1-0 P4		1-2 K		4 0 2 0 0 1 0 0 0 0 0 0 0 0										
39 Renato Núñez, R (1, 5) OBP: 0.338, SLG: 0.395		1-2 K		1-2 K		2-2 K		0-2 K		4 0 0 0 0 2 2										
29 Jace Peterson, L (9, PR) (9, 5) OBP: 0.315, SLG: 0.320		1-2 K		3-2 F8																
1 Tim Beckham, R (1, 6) OBP: 0.284, SLG: 0.360	F7			F8																
14 Craig Gentry, R (1, 9) OBP: 0.299, SLG: 0.294			0-0 L6			0-0 L7		2-3 K		3 0 0 0 0 1 0										
61 Austin Wynns, R (1, 2) OBP: 0.322, SLG: 0.482			4-0 BB			2-2 F9		1-2 P4		2 1 0 0 1 0 0										
<b>Inning Stats</b>	R: 0 H: 0 E: 0 K: 1 S: 8	H: 0 LOB: 0 BB: 0 P: 12	R: 0 H: 1 E: 0 K: 0 S: 10	H: 1 LOB: 1 BB: 0 P: 16	R: 3 H: 2 E: 0 K: 1 S: 11	H: 2 LOB: 0 BB: 1 P: 20	R: 0 H: 0 E: 0 K: 2 S: 11	H: 0 LOB: 0 BB: 0 P: 15	R: 0 H: 0 E: 0 K: 1 S: 7	H: 0 LOB: 0 BB: 0 P: 13		R: 0 H: 0 E: 0 K: 1 S: 7	H: 0 LOB: 0 BB: 0 P: 13	R: 1 H: 1 E: 0 K: 2 S: 17	H: 1 LOB: 1 BB: 0 P: 27	R: 0 H: 1 E: 0 K: 1 S: 10	H: 1 LOB: 1 BB: 0 P: 12	1B: 2 2B: 1 3B: 0 HR: 2	SF: 0 SAC: 0 DP: 0 HBP: 0	WP: 0 PA: 34 PB: 0 SB: 1 CS: 0
<b>PITCHER</b>	IP WLS BF H R ER SO BB IBB HBP BLK WP HR S P ERA WHIP	7.0 L 25 3 3 3 6 1 0 0 0 0 1 60 97 3.86 0.571	1.0 5 1 1 1 2 1 0 0 0 0 1 17 27 9.00 2.000	1.0 4 1 0 0 1 0 0 0 0 0 0 10 12 0.00 1.000	<b>PITCHER</b>											IP WLS BF H R ER SO BB IBB HBP BLK WP HR S P ERA WHIP				

Batter	1	2	3	4	5	6	7	8	9	AB R H RBI BB SO LOB	BOTTOM											
12 Francisco Lindor, S (1, 6) OBP: 0.372, SLG: 0.550	K			0-0 11 G3-6-3 1B		1-0 11 CS			2-2 G4-3	4 0 2 1 0 1 0	<p><b>Baltimore Orioles @ Cleveland Indians</b> Progressive Field, Cleveland, OH Sat Aug 18 2018, 4:07 PM - 6:24 PM EDT Att: 35,007 - Sunny - 79 F</p> <p>livebaseballscores.com</p> <p>AB 28 R 2 H 5 RBI 2 BB 1 SO 3 LOB 5</p> 											
23 Michael Brantley, L (1, 7) OBP: 0.355, SLG: 0.463	G3			1-1 L7		1-0 SF8			0-1 G3-1	3 0 0 1 0 0 1												
11 José Ramírez, S (1, 5) OBP: 0.412, SLG: 0.636	G3-1			0-0 G3-6-3		0-0 CS		4-2 17 BB		3 0 0 0 1 0 1												
36 Yandy Díaz, R (1, 10) OBP: 0.464, SLG: 0.556	L9	0-0 L9		1-2 L1		0-3 K		1-1 K		3 0 0 0 0 1 1												
17 Yonder Alonso, L (1, 3) OBP: 0.311, SLG: 0.438	G4-3	1-1 G4-3		1-0 G4-3		1-1 G4-3		1-1 53 G4-6-3 1B		3 0 1 0 0 0 0 0 0 0 0 0 0 0												
26 Rajai Davis, R (7, PR) (8, 8) OBP: 0.293, SLG: 0.309	G4-3							1-3 1B														
53 Melky Cabrera, S (1, 9) OBP: 0.296, SLG: 0.370	G6-3	2-2 G6-3		2-3 K				0-0 G4-6-3		3 0 0 0 0 1 2 0 0 0 0 0 0 0												
9 Erik González, R (8, 3) OBP: 0.327, SLG: 0.426	G6-3							1-2 1B														
22 Jason Kipnis, L (1, 4) OBP: 0.311, SLG: 0.357	L7			0-1 L7		2-0 L8		1-1 G1-3		3 0 0 0 0 0 0												
7 Yan Gomes, R (1, 2) OBP: 0.303, SLG: 0.419	L8	2-2 L8		0-2 L8		0-2 12 1B		0-0 L8		3 1 1 0 0 0 0												
1 Greg Allen, S (1, 8) OBP: 0.278, SLG: 0.305	F8			2-0 F8		2-1 12 1B		1-2 G6-3		3 1 1 0 0 0 0												
<b>Inning Stats</b>	R: 0 H: 0 E: 0 K: 1 S: 7	H: 0 LOB: 0 BB: 0 P: 8	R: 0 H: 0 E: 0 K: 0 S: 6	H: 0 LOB: 0 BB: 0 P: 9	R: 0 H: 0 E: 0 K: 0 S: 9	H: 0 LOB: 0 BB: 0 P: 13	R: 0 H: 1 E: 0 K: 0 S: 4	H: 1 LOB: 0 BB: 0 P: 5	R: 0 H: 0 E: 0 K: 1 S: 9	H: 0 LOB: 0 BB: 0 P: 13		R: 2 H: 3 E: 0 K: 0 S: 8	H: 3 LOB: 2 BB: 0 P: 14	R: 0 H: 1 E: 0 K: 1 S: 10	H: 1 LOB: 2 BB: 1 P: 15	R: 0 H: 0 E: 0 K: 0 S: 8	H: 0 LOB: 0 BB: 0 P: 10	R: 0 H: 0 E: 0 K: 0 S: 8	H: 0 LOB: 0 BB: 0 P: 13	1B: 5 2B: 0 3B: 0 HR: 0	SF: 1 SAC: 0 DP: 2 HBP: 0	WP: 0 PA: 31 PB: 0 SB: 0 CS: 1
<b>PITCHER</b>	IP WLS BF H R ER SO BB IBB HBP BLK WP HR S P ERA WHIP	9.0 W 30 5 5 2 2 3 1 0 0 0 0 69 100 2.00 0.667	<b>PITCHER</b>											IP WLS BF H R ER SO BB IBB HBP BLK WP HR S P ERA WHIP								

Batter	1	2	3	4	5	6	7	8	9	AB	R	H	RBI	BB	SO	LOB	TOP			
3 Cedric Mullins, L (1, 8) OBP: 0.457, SLG: 0.645										3	0	2	0	1	1	1	<b>Baltimore Orioles @ Cleveland Indians</b> Progressive Field, Cleveland, OH Sun Aug 19 2018, 1:11 PM - 4:06 PM EDT Att: 30,555 - Partly Cloudy - 77 F			
16 Trey Mancini, R (1, 7) OBP: 0.301, SLG: 0.389										4	0	1	0	0	1	3				
34 Jonathan Villar, S (1, 6) OBP: 0.321, SLG: 0.391										4	0	1	0	0	2	2				
45 Mark Trumbo, R (1, 10) OBP: 0.313, SLG: 0.452										3	0	1	0	0	2	3				
61 Austin Wynns, R (8, PH) OBP: 0.317, SLG: 0.474										1	0	0	0	0	0	1				
19 Chris Davis, L (1, 3) OBP: 0.246, SLG: 0.311										3	0	2	0	0	0	1				
23 Joey Rickard, R (8, 7) OBP: 0.288, SLG: 0.420										1	0	1	0	0	0	0				
39 Renato Núñez, R (1, 5) OBP: 0.328, SLG: 0.381										4	0	0	0	0	2	4				
14 Craig Gentry, R (1, 9) OBP: 0.298, SLG: 0.292										4	0	1	0	0	1	1				
29 Jace Peterson, L (1, 4) OBP: 0.310, SLG: 0.315										3	0	0	0	0	0	3				
36 Caleb Joseph, R (1, 2) OBP: 0.258, SLG: 0.335										2	0	0	0	0	1	2				
<b>Inning Stats</b>	R: 0 E: 0 K: 2 S: 12	H: 2 LOB: 1 BB: 0 P: 17	R: 0 E: 0 K: 2 S: 13	H: 2 LOB: 2 BB: 0 P: 20	R: 0 E: 0 K: 1 S: 10	H: 0 LOB: 1 BB: 1 P: 17	R: 0 E: 0 K: 1 S: 11	H: 1 LOB: 1 BB: 0 P: 19	R: 0 E: 0 K: 0 S: 9	H: 1 LOB: 0 BB: 0 P: 12	R: 0 E: 0 K: 1 S: 12	H: 0 LOB: 1 BB: 0 P: 10	R: 0 E: 0 K: 1 S: 11	H: 1 LOB: 0 BB: 0 P: 15	R: 0 E: 0 K: 0 S: 6	H: 1 LOB: 0 BB: 0 P: 8	1B: 7 2B: 2 3B: 0 HR: 0	SF: 0 SAC: 0 DP: 3 HBP: 1	WP: 0 PB: 0 SB: 0 CS: 0	PA: 34
<b>PITCHER</b>	IP: 6.0 WLS: W BF: 24	H: 7 R: 0 ER: 0 SO: 7	BB: 1 IBB: 0 HBP: 0 BLK: 0	WP: 0 HR: 0 S: 67 P: 104	ERA: 0.00 WHIP: 1.333	IP: 7.1 WLS: L BF: 4	H: 0 R: 0 ER: 0 SO: 2	BB: 0 IBB: 0 HBP: 1 BLK: 0	WP: 0 HR: 8 S: 10	ERA: 0.00 WHIP: 0.000	IP: 8.1 WLS: L BF: 3	H: 1 R: 0 ER: 0 SO: 1	BB: 0 IBB: 0 HBP: 0 BLK: 0	WP: 0 HR: 11 S: 15	ERA: 0.00 WHIP: 1.000	IP: 9.1 WLS: L BF: 3	H: 1 R: 0 ER: 0 SO: 0	BB: 0 IBB: 0 HBP: 0 BLK: 0	WP: 0 HR: 6 S: 8	ERA: 0.00 WHIP: 1.000

AB 32  
R 0  
H 9  
RBI 0  
BB 1  
SO 10  
LOB 21



Batter	1	2	3	4	5	6	7	8	9	AB	R	H	RBI	BB	SO	LOB	BOTTOM			
1 Greg Allen, S (1, 8) OBP: 0.286, SLG: 0.309										4	2	2	1	0	0	3	<b>Baltimore Orioles @ Cleveland Indians</b> Progressive Field, Cleveland, OH Sun Aug 19 2018, 1:11 PM - 4:06 PM EDT Att: 30,555 - Partly Cloudy - 77 F			
23 Michael Brantley, L (1, 7) OBP: 0.356, SLG: 0.465										5	1	2	1	0	0	2				
26 Rajai Davis, R (8, 7) OBP: 0.293, SLG: 0.309										0	0	0	0	0	0	0				
11 José Ramírez, S (1, 5) OBP: 0.412, SLG: 0.632										4	1	1	0	1	0	3				
36 Yandy Díaz, R (1, 10) OBP: 0.455, SLG: 0.548										4	1	1	2	1	1	1				
17 Yonder Alonso, L (1, 3) OBP: 0.312, SLG: 0.435										3	0	0	0	2	3	3				
53 Melky Cabrera, S (1, 9) OBP: 0.295, SLG: 0.387										4	1	1	4	0	1	3				
6 Brandon Guyer, R (7, 9) OBP: 0.287, SLG: 0.377										0	0	0	0	0	0	0				
22 Jason Kipnis, L (1, 4) OBP: 0.312, SLG: 0.356										3	1	1	0	1	1	0				
55 Roberto Pérez, R (1, 2) OBP: 0.242, SLG: 0.236										3	0	1	0	0	2	2				
9 Erik González, R (1, 6) OBP: 0.333, SLG: 0.423										3	1	1	0	1	0	1				
<b>Inning Stats</b>	R: 1 E: 0 K: 0 S: 13	H: 1 LOB: 2 BB: 1 P: 26	R: 1 E: 1 K: 0 S: 13	H: 3 LOB: 0 BB: 0 P: 18	R: 0 E: 0 K: 2 S: 11	H: 0 LOB: 2 BB: 2 P: 22	R: 6 E: 0 K: 1 S: 27	H: 5 LOB: 3 BB: 3 P: 47	R: 0 E: 0 K: 0 S: 7	H: 1 LOB: 0 BB: 0 P: 11	R: 0 E: 0 K: 3 S: 9	H: 0 LOB: 0 BB: 0 P: 11	R: 0 E: 1 K: 1 S: 9	H: 0 LOB: 1 BB: 0 P: 17	R: 0 E: 0 K: 1 S: 8	H: 0 LOB: 0 BB: 0 P: 10	1B: 6 2B: 3 3B: 0 HR: 1	SF: 0 SAC: 1 DP: 1 HBP: 1	WP: 2 PB: 0 SB: 1 CS: 0	PA: 41
<b>PITCHER</b>	IP: 3.0 WLS: L BF: 22	H: 3 R: 7 ER: 7 SO: 2	BB: 4 IBB: 0 HBP: 1 BLK: 0	WP: 2 HR: 1 S: 24 P: 39	ERA: 6.75 WHIP: 3.000	IP: 4.1 WLS: L BF: 1	H: 0 R: 0 ER: 0 SO: 0	BB: 0 IBB: 0 HBP: 0 BLK: 0	WP: 0 HR: 1 S: 11	ERA: 0.00 WHIP: 0.000	IP: 5.1 WLS: L BF: 3	H: 0 R: 0 ER: 0 SO: 1	BB: 0 IBB: 0 HBP: 0 BLK: 0	WP: 0 HR: 8 S: 10	ERA: 0.00 WHIP: 0.000					

AB 33  
R 8  
H 10  
RBI 8  
BB 6  
SO 8  
LOB 18



Batter	1	2	3	4	5	6	7	8	9	AB	R	H	RBI	BB	SO	LOB	TOP											
3 Cedric Mullins, L OBP: 0.425, SLG: 0.571										4	0	0	0	1	1	1	<b>Baltimore Orioles @ Toronto Blue Jays</b> Rogers Centre, Toronto, ON Mon Aug 20 2018, 7:08 PM - 9:41 PM EDT Att: 25,031 - Overcast - 75 F											
34 Jonathan Villar, S OBP: 0.322, SLG: 0.389										4	1	1	0	1	0	3												
16 Trey Mancini, R OBP: 0.300, SLG: 0.388										4	0	1	0	0	0	1												
10 Adam Jones, R OBP: 0.316, SLG: 0.435										3	0	0	0	1	1	1												
19 Chris Davis, L OBP: 0.244, SLG: 0.309										3	0	0	1	0	1	0												
39 Renato Núñez, R OBP: 0.316, SLG: 0.402										4	1	1	1	0	2	2												
1 Tim Beckham, R OBP: 0.283, SLG: 0.358										4	0	1	0	0	1	0		<b>AB 34</b> <b>R 3</b> <b>H 8</b> <b>RBI 3</b> <b>BB 3</b> <b>SO 7</b> <b>LOB 11</b>										
14 Craig Gentry, R OBP: 0.310, SLG: 0.313										4	1	3	0	0	0	0												
36 Caleb Joseph, R OBP: 0.258, SLG: 0.338										4	0	1	1	0	1	3												
<b>Inning Stats</b>	R: 0 E: 0 K: 1 S: 10	H: 0 LOB: 1 BB: 1 P: 17	R: 0 E: 0 K: 2 S: 10	H: 2 LOB: 2 BB: 0 P: 17	R: 1 E: 0 K: 0 S: 14	H: 2 LOB: 1 BB: 1 P: 23	R: 0 E: 0 K: 1 S: 9	H: 1 LOB: 2 BB: 1 P: 13	R: 0 E: 0 K: 0 S: 7	H: 0 LOB: 0 BB: 0 P: 9	R: 2 E: 1 K: 0 S: 17	H: 3 LOB: 1 BB: 0 P: 26	R: 0 E: 0 K: 2 S: 10	H: 0 LOB: 0 BB: 0 P: 12	R: 0 E: 0 K: 1 S: 7	H: 0 LOB: 0 BB: 0 P: 11		R: 0 E: 0 K: 0 S: 6	H: 0 LOB: 0 BB: 0 P: 10	1B: 5 2B: 2 3B: 0 HR: 1	SF: 1 SAC: 0 DP: 0 HBP: 0	WP: 0 PB: 0 SB: 2 CS: 0	PA: 38					
<b>PITCHER</b>	IP	WLS	BF	H	R	ER	SO	BB	IBB	HBP	BLK	WP	HR	S	P	ERA	WHIP											
25 Marco Estrada, R ERA: 4.88	5.1	W	26	7	3	3	4	3	0	0	0	0	0	1	62	97	5.06	1.875										
52 Ryan Tepera, R ERA: 3.53	1.1	H	5	1	0	0	1	0	0	0	0	0	0	0	12	15	0.00	0.750										
57 Jaime Garcia, L ERA: 5.93	0.1	H	1	0	0	0	1	0	0	0	0	0	0	0	3	5	0.00	0.000										
36 Tyler Clippard, R ERA: 3.57	1.0	H	3	0	0	0	1	0	0	0	0	0	0	7	11	0.00	0.000											
51 Ken Giles, R ERA: 5.87	1.0	S	3	0	0	0	0	0	0	0	0	0	0	6	10	0.00	0.000											

Batter	1	2	3	4	5	6	7	8	9	AB	R	H	RBI	BB	SO	LOB	BOTTOM											
18 Curtis Granderson, L OBP: 0.338, SLG: 0.425										4	0	0	0	0	0	2	<b>Baltimore Orioles @ Toronto Blue Jays</b> Rogers Centre, Toronto, ON Mon Aug 20 2018, 7:08 PM - 9:41 PM EDT Att: 25,031 - Overcast - 75 F											
28 Billy McKinney, L OBP: 0.385, SLG: 0.333										4	1	2	1	0	1	1												
11 Kevin Pillar, R OBP: 0.287, SLG: 0.426										2	1	0	0	2	1	1												
14 Justin Smoak, S OBP: 0.365, SLG: 0.463										2	1	0	0	2	1	1												
8 Kendrys Morales, S OBP: 0.334, SLG: 0.439										4	2	2	4	0	1	2												
15 Randal Grichuk, R OBP: 0.282, SLG: 0.450										4	0	0	0	0	0	0												
55 Russell Martin, R OBP: 0.348, SLG: 0.341										3	0	0	0	1	1	0												
9 Danny Jansen, R OBP: 0.391, SLG: 0.667										4	0	1	0	0	0	0												
1 Aledmys Diaz, R OBP: 0.290, SLG: 0.445										3	0	1	0	0	1	2												
7 Richard Urena, S OBP: 0.317, SLG: 0.395										2	1	1	0	1	0	1												
<b>Inning Stats</b>	R: 0 E: 0 K: 0 S: 7	H: 1 LOB: 1 BB: 0 P: 12	R: 0 E: 0 K: 0 S: 7	H: 0 LOB: 0 BB: 0 P: 9	R: 0 E: 0 K: 0 S: 6	H: 0 LOB: 1 BB: 1 P: 13	R: 1 E: 0 K: 2 S: 15	H: 2 LOB: 2 BB: 1 P: 25	R: 4 E: 0 K: 0 S: 16	H: 3 LOB: 0 BB: 1 P: 31	R: 0 E: 0 K: 0 S: 5	H: 1 LOB: 0 BB: 0 P: 7	R: 0 E: 0 K: 2 S: 11	H: 0 LOB: 1 BB: 1 P: 17	R: 0 E: 0 K: 1 S: 11	H: 0 LOB: 0 BB: 0 P: 17	1B: 1 2B: 4 3B: 0 HR: 2	SF: 0 SAC: 0 DP: 1 HBP: 0	WP: 0 PB: 0 SB: 0 CS: 0	PA: 34								
<b>PITCHER</b>	IP	WLS	BF	H	R	ER	SO	BB	IBB	HBP	BLK	WP	HR	S	P	ERA	WHIP											
54 Andrew Cashner, R ERA: 4.84	6.0	L	27	7	5	5	2	3	0	0	0	0	0	2	56	97	7.50	1.667										
43 Mike Wright Jr., R ERA: 5.09	1.0		4	0	0	0	2	1	0	0	0	0	0	11	17	0.00	1.000											
60 Mychal Givens, R ERA: 4.65	1.0		3	0	0	0	1	0	0	0	0	0	0	11	17	0.00	0.000											

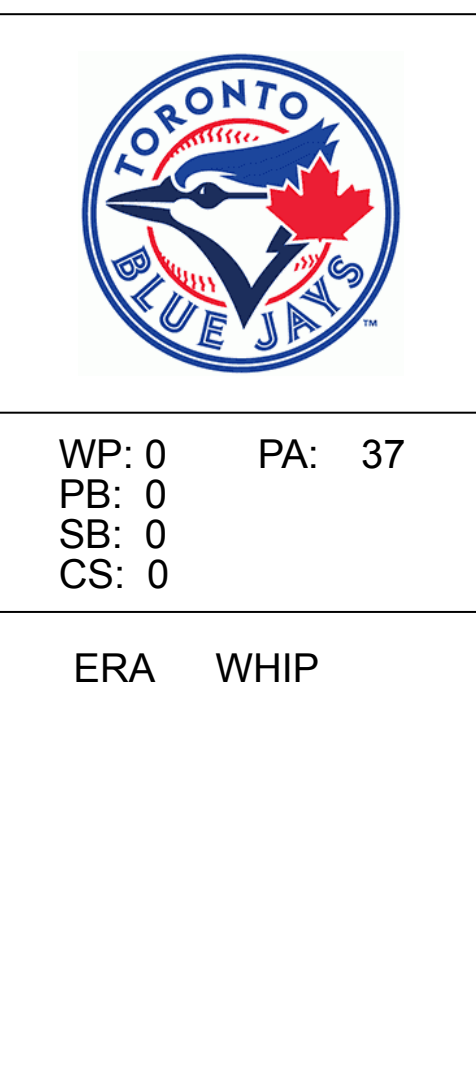
livebaseballscorecards.com

Batter	1	2	3	4	5	6	7	8	9	AB	R	H	RBI	BB	SO	LOB	TOP			
3 Cedric Mullins, L (1, 8) OBP: 0.409, SLG: 0.615	G2-3	FC6			HR		F7			4	1	1	1	0	0	4	<b>Baltimore Orioles @ Toronto Blue Jays</b> Rogers Centre, Toronto, ON Tue Aug 21 2018, 7:09 PM - 9:48 PM EDT Att: 25,855 - Roof Closed - 68 F			
34 Jonathan Villar, S (1, 4) OBP: 0.321, SLG: 0.387	G4-3		L9		G4-3			19 WP 10 G5-3 1B		4	0	1	0	0	0	0				
16 Trey Mancini, R (1, 10) OBP: 0.300, SLG: 0.387	G5-3				P3			K		4	0	1	0	0	1	1				
10 Adam Jones, R (1, 9) OBP: 0.316, SLG: 0.433					P4			G5-3		4	1	1	0	0	0	2				
19 Chris Davis, L (1, 3) OBP: 0.241, SLG: 0.306					K			K		4	0	0	0	0	4	3				
39 Renato Núñez, R (1, 5) OBP: 0.324, SLG: 0.392					K			G5-3		3	0	0	0	1	2	1				
1 Tim Beckham, R (1, 6) OBP: 0.283, SLG: 0.357					G5-3			K		4	0	1	0	0	1	1				
64 John Andreoli, R (1, 7) OBP: 0.400, SLG: 0.250					G5-3			G4-3		3	0	1	0	1	0	1				
36 Caleb Joseph, R (1, 2) OBP: 0.258, SLG: 0.337					G1-3			G6-3		4	0	1	1	0	1	2				
<b>Inning Stats</b>	R: 0 E: 0 K: 0 S: 8	H: 0 LOB: 0 BB: 0 P: 12	R: 1 E: 0 K: 2 S: 17	H: 4 LOB: 3 BB: 0 P: 24	R: 0 E: 0 K: 1 S: 10	H: 1 LOB: 1 BB: 0 P: 14	R: 0 E: 0 K: 1 S: 6	H: 0 LOB: 2 BB: 0 P: 8	R: 1 E: 0 K: 0 S: 10	H: 1 LOB: 0 BB: 0 P: 14	R: 0 E: 0 K: 1 S: 8	H: 0 LOB: 1 BB: 0 P: 18	R: 0 E: 0 K: 2 S: 9	H: 1 LOB: 1 BB: 0 P: 12	R: 0 E: 0 K: 0 S: 13	H: 0 LOB: 1 BB: 1 P: 21		1B: 6 2B: 0 3B: 0 HR: 1	SF: 0 SAC: 0 DP: 0 HBP: 0	WP: 1 PB: 0 SB: 0 CS: 0
<b>PITCHER</b>	IP WLS BF ERA	WLS BF ERA	H R ER SO	H R ER SO	BB IBB HBP BLK	WP HR S P	ERA WHIP	<b>PITCHER</b>	IP WLS BF ERA	WLS BF ERA	H R ER SO	H R ER SO	BB IBB HBP BLK	WP HR S P	ERA WHIP					
43 Sam Gaviglio, R (1, 1) ERA: 4.94	7.0 W 28	6 2 2 7	1 0 0 0	0 0 0 0	0 0 0 0	0 0 1 0	2.57 1.000	39 Jake Petricka, R (8, 1) ERA: 4.5	1.0 4 1 0	0 0 0 2	0 0 0 0	1 0 0 0	0 0 0 0	0 0 13 21	0.00 1.000	66 Justin Shafer, R (9, 1) ERA:				

Batter	1	2	3	4	5	6	7	8	9	AB	R	H	RBI	BB	SO	LOB	BOTTOM	
18 Curtis Granderson, L (1, 9) OBP: 0.341, SLG: 0.431	G3-6-1				F5			G6-4-3		3	1	2	0	0	0	2	<b>Baltimore Orioles @ Toronto Blue Jays</b> Rogers Centre, Toronto, ON Tue Aug 21 2018, 7:09 PM - 9:48 PM EDT Att: 25,855 - Roof Closed - 68 F	
37 Teoscar Hernández, R (6, PH) OBP: 0.298, SLG: 0.476	2B									2	0	0	0	0	0	1		
29 Devon Travis, R (1, 4) OBP: 0.280, SLG: 0.376	E4				G6-4-3			G6-3		4	0	0	0	0	1	4		
14 Justin Smoak, S (1, 3) OBP: 0.364, SLG: 0.468	G3-6-1				K			L6		4	1	1	1	0	1	2		
8 Kendrys Morales, S (1, 10) OBP: 0.339, SLG: 0.452										4	2	3	2	0	1	0		
11 Kevin Pillar, R (1, 8) OBP: 0.286, SLG: 0.426	L7									4	1	1	0	0	0	1		
28 Billy McKinney, L (1, 7) OBP: 0.471, SLG: 0.600										3	2	2	3	1	0	0		
1 Aledmys Díaz, R (1, 5) OBP: 0.289, SLG: 0.452										4	1	1	1	0	0	2		
7 Richard Urena, S (1, 6) OBP: 0.333, SLG: 0.390										3	0	1	0	1	0	0		
21 Luke Maile, R (1, 2) OBP: 0.314, SLG: 0.346										4	0	1	1	0	1	2		
<b>Inning Stats</b>	R: 1 E: 1 K: 0 S: 11	H: 2 LOB: 1 BB: 0 P: 14	R: 1 E: 0 K: 1 S: 9	H: 1 LOB: 0 BB: 0 P: 13	R: 0 E: 0 K: 1 S: 6	H: 1 LOB: 0 BB: 0 P: 9	R: 3 E: 0 K: 1 S: 21	H: 4 LOB: 2 BB: 0 P: 33	R: 0 E: 0 K: 0 S: 9	H: 0 LOB: 0 BB: 0 P: 13	R: 0 E: 0 K: 1 S: 11	H: 0 LOB: 1 BB: 1 P: 16	R: 0 E: 0 K: 0 S: 7	H: 1 LOB: 0 BB: 0 P: 11	1B: 6 2B: 2 3B: 0 HR: 4	SF: 0 SAC: 0 DP: 3 HBP: 0	WP: 0 PB: 0 SB: 0 CS: 0	PA: 37
<b>PITCHER</b>	IP WLS BF ERA	WLS BF ERA	H R ER SO	H R ER SO	BB IBB HBP BLK	WP HR S P	ERA WHIP	<b>PITCHER</b>	IP WLS BF ERA	WLS BF ERA	H R ER SO	H R ER SO	BB IBB HBP BLK	WP HR S P	ERA WHIP			
37 Dylan Bundy, R (1, 1) ERA: 5.31	4.0 L 22	10 7 7 3	0 0 0 0	0 0 0 0	0 0 0 0	0 0 1 0	15.75 2.500	52 Ryan Metsinger, R (5, 1) ERA: 3.52	1.0 5 1 1	1 1 1 0	1 0 0 0	0 0 0 0	0 0 0 0	0 0 9 13	0.00 0.600	49 Cody Carroll, R (7, 1) ERA: 3.86		

AB	34
R	2
H	7
RBI	2
BB	2
SO	9
LOB	15

AB	35
R	8
H	12
RBI	8
BB	2
SO	4
LOB	14



Batter	1	2	3	4	5	6	7	8	9	AB	R	H	RBI	BB	SO	LOB	TOP								
3 Cedric Mullins, L (1, 8) OBP: 0.396, SLG: 0.571	F7		L8			B1-3				3	0	0	0	1	0	0	<p><b>Baltimore Orioles @ Toronto Blue Jays</b> Rogers Centre, Toronto, ON Wed Aug 22 2018, 12:41 PM - 3:15 PM EDT Att: 40,595 - Cloudy - 72 F</p> <p>livebaseballscorecards.com</p>								
34 Jonathan Villar, S (1, 4) OBP: 0.320, SLG: 0.384	HBP				K	G5-3				3	0	0	0	0	2	2									
16 Trey Mancini, R (1, 3) OBP: 0.299, SLG: 0.386	G6-3				G6-3					4	0	1	0	0	0	3									
10 Adam Jones, R (1, 9) OBP: 0.315, SLG: 0.431		P2								3	0	0	0	1	1										
1 Tim Beckham, R (1, 6) OBP: 0.282, SLG: 0.353										3	0	0	0	1	1	3									
14 Craig Gentry, R (1, 7) OBP: 0.302, SLG: 0.304										4	0	0	0	0	1	3									
39 Renato Núñez, R (1, 5) OBP: 0.317, SLG: 0.383										3	0	0	0	0	0	3									
64 John Andreoli, R (1, 10) OBP: 0.385, SLG: 0.273			K			F8				3	0	1	0	0	1	0									
61 Austin Wynns, R (1, 2) OBP: 0.302, SLG: 0.450										3	0	0	0	0	2	1									
<b>Inning Stats</b>	R: 0 E: 0 K: 0 S: 9	H: 0 LOB: 0 BB: 0 P: 16	R: 0 E: 0 K: 0 S: 12	H: 0 LOB: 1 BB: 1 P: 22	R: 0 E: 0 K: 2 S: 8	H: 0 LOB: 0 BB: 0 P: 11	R: 0 E: 0 K: 1 S: 12	H: 0 LOB: 1 BB: 1 P: 19	R: 0 E: 0 K: 0 S: 8	H: 0 LOB: 0 BB: 0 P: 15	R: 0 E: 0 K: 0 S: 4	H: 0 LOB: 0 BB: 0 P: 5	R: 0 E: 0 K: 0 S: 13	H: 1 LOB: 2 BB: 0 P: 20	R: 0 E: 0 K: 2 S: 13	H: 1 LOB: 2 BB: 1 P: 23	R: 0 E: 0 K: 3 S: 9	H: 0 LOB: 0 BB: 0 P: 14	1B: 2 2B: 0 3B: 0 HR: 0	SF: 0 SAC: 0 DP: 0 HBP: 1	WP: 0 PB: 0 SB: 1 CS: 0	PA: 33			
<b>PITCHER</b>	IP	WLS	BF	H	R	ER	SO	BB	IBB	HBP	BLK	WP	HR	S	P	ERA	WHIP								
45 Thomas Pannone, L (1, 1) ERA: 1.59	7.0	W	25	1	0	0	3	2	0	1	0	0	0	66	108	0.00	0.429								
52 Ryan Tepera, R (8, 1) ERA: 3.75	1.0	H	5	1	0	0	2	1	0	0	0	0	0	13	23	0.00	2.000								
31 Joe Biagini, R (9, 1) ERA: 6.0	1.0		3	0	0	0	3	0	0	0	0	0	0	9	14	0.00	0.000								

Batter	1	2	3	4	5	6	7	8	9	AB	R	H	RBI	BB	SO	LOB	BOTTOM								
28 Billy McKinney, L (1, 9) OBP: 0.429, SLG: 0.500	G4-3					K				3	1	0	0	1	1	0	<p><b>Baltimore Orioles @ Toronto Blue Jays</b> Rogers Centre, Toronto, ON Wed Aug 22 2018, 12:41 PM - 3:15 PM EDT Att: 40,595 - Cloudy - 72 F</p> <p>livebaseballscorecards.com</p>								
29 Devon Travis, R (1, 4) OBP: 0.345, SLG: 0.385	K									4	1	1	3	0	2	0									
14 Justin Smoak, S (1, 3) OBP: 0.361, SLG: 0.463	G3									4	0	0	0	0	1	0									
8 Kendrys Morales, S (1, 10) OBP: 0.340, SLG: 0.462		F8								4	1	2	1	0	0	0									
15 Randal Grichuk, R (1, 8) OBP: 0.281, SLG: 0.451		F8								4	0	1	0	0	1	1									
55 Russell Martin, R (1, 5) OBP: 0.345, SLG: 0.337										3	0	0	0	0	1	2									
37 Teoscar Hernández, R (1, 7) OBP: 0.298, SLG: 0.475										3	1	1	0	0	1	1									
9 Danny Jansen, R (1, 2) OBP: 0.385, SLG: 0.609										2	1	0	0	1	0	0									
7 Richard Urena, S (1, 6) OBP: 0.333, SLG: 0.409										3	1	1	1	0	1	0									
<b>Inning Stats</b>	R: 0 E: 0 K: 1 S: 7	H: 0 LOB: 0 BB: 0 P: 9	R: 0 E: 0 K: 1 S: 8	H: 0 LOB: 0 BB: 0 P: 11	R: 0 E: 0 K: 0 S: 8	H: 0 LOB: 0 BB: 0 P: 13	R: 0 E: 0 K: 2 S: 8	H: 0 LOB: 0 BB: 0 P: 13	R: 0 E: 0 K: 1 S: 10	H: 1 LOB: 1 BB: 0 P: 13	R: 0 E: 0 K: 2 S: 9	H: 0 LOB: 0 BB: 0 P: 12	R: 1 E: 0 K: 0 S: 13	H: 2 LOB: 1 BB: 0 P: 19	R: 5 E: 0 K: 1 S: 21	H: 3 LOB: 2 BB: 2 P: 38	R: 2 E: 0 K: 3 S: 9	H: 2 LOB: 0 BB: 0 P: 19	1B: 2 2B: 2 3B: 0 HR: 2	SF: 0 SAC: 0 DP: 0 HBP: 0	WP: 3 PB: 0 SB: 0 CS: 0	PA: 32			
<b>PITCHER</b>	IP	WLS	BF	H	R	ER	SO	BB	IBB	HBP	BLK	WP	HR	S	P	ERA	WHIP								
41 David Hess, R (1, 1) ERA: 5.5	7.0	L	24	3	1	1	7	0	0	0	0	0	1	63	90	1.29	0.429								
50 Miguel Castro, R (8, 1) ERA: 4.39	0.0		5	3	5	5	0	2	0	0	0	3	1	11	22	∞	∞								
51 Paul Fry, L (8, 1) ERA: 2.86	1.0		3	0	0	0	1	0	0	0	0	0	0	10	16	0.00	0.000								

AB	29
R	0
H	2
RBI	0
BB	3
SO	8
LOB	16



AB	30
R	6
H	6
RBI	5
BB	2
SO	8
LOB	4





Batter	1	2	3	4	5	6	7	8	9	10	AB	R	H	RBI	BB	SO	LOB	TOP																							
<b>11 Brett Gardner, L</b> OBP: 0.335, SLG: 0.367	(1,7) G4-3		(1,2) G4-3		(3,2) L8		(3,2) G3-1		(2,2) 31 1B		5	0	1	0	0	0	2																								
<b>27 Giancarlo Stanton, R</b> OBP: 0.357, SLG: 0.539	(1,10) 41 BB		(4,2) BB		(1,1) F9		(4,1) 14 1B, 25 1B		(3,2) F7		2	1	0	0	3	0	1																								
<b>31 Aaron Hicks, S</b> OBP: 0.364, SLG: 0.458	(1,8) BB		(2,3) L9		(1,0) G4-3		(0,0) P6		(0,1) L3		5	0	0	0	0	1	4																								
<b>41 Miguel Andujar, R</b> OBP: 0.328, SLG: 0.521	(1,5) E8		(2,3) K		(3,2) G3-1		(1,0) P5		(1,0) G4-3		5	1	2	0	0	1	0																								
<b>38 Shane Robinson, R</b> OBP: 0.205, SLG: 0.200	(10,9) 1B		(1,1) 45 HR		(3,2) K		(1,2) 28 BB, 25 1B		(3,2) HR		0	0	0	0	0	0	0																								
<b>14 Neil Walker, S</b> OBP: 0.312, SLG: 0.356	(1,9) K		(1,1) 45 HR		(2,3) K		(1,2) 28 BB, 25 1B		(3,2) HR		5	2	3	1	0	2	2																								
<b>25 Cleyver Torres, R</b> OBP: 0.331, SLG: 0.481	(1,6) 45 G4-6-3		(1,0) F9		(1,0) P5		(3,2) 28 BB		(4,1) 45 S, 45 HR		3	1	1	2	2	0	1																								
<b>45 Luke Voit, R</b> OBP: 0.324, SLG: 0.529	(1,3) G4-6-3		(2,2) HR		(0,1) L4		(1,2) 28 E		(3,2) HR		5	2	3	4	0	1	3																								
<b>28 Austin Romine, R</b> OBP: 0.300, SLG: 0.426	(1,2) BB		(0,3) K		(0,0) P4		(4,2) FC6		(2,3) K		4	0	0	0	1	2	1																								
<b>74 Ronald Torreyes, R</b> OBP: 0.329, SLG: 0.400	(1,4) K		(2,3) K		(0,0) P3		(1,2) K		(0,3) K		5	0	0	0	0	3	5																								
<b>Inning Stats</b>	R: 0 E: 1 K: 2 S: 15	H: 1 LOB: 2 BB: 1 P: 24	R: 0 E: 0 K: 1 S: 8	H: 0 LOB: 0 BB: 1 P: 14	R: 0 E: 0 K: 1 S: 10	H: 0 LOB: 1 BB: 1 P: 18	R: 2 E: 0 K: 1 S: 9	H: 2 LOB: 0 BB: 0 P: 13	R: 0 E: 0 K: 0 S: 6	H: 0 LOB: 0 BB: 0 P: 10	R: 0 E: 1 K: 1 S: 16	H: 1 LOB: 2 BB: 0 P: 23	R: 2 E: 0 K: 2 S: 22	H: 3 LOB: 3 BB: 2 P: 37	R: 0 E: 0 K: 0 S: 12	H: 1 LOB: 0 BB: 0 P: 17	R: 3 E: 0 K: 2 S: 18	H: 2 LOB: 0 BB: 31	1B: 7 2B: 1 3B: 0 HR: 3	SF: 0 SAC: 0 DP: 2 HBP: 0	WP: 0 PB: 0 SB: 1 CS: 0	PA: 45																			
<b>PITCHER</b>	IP	WLS	BF	H	R	ER	SO	BB	IBB	HBP	BLK	WP	HR	S	P	ERA	WHIP																								
<b>17 Alex Cobb, R</b> ERA: 5.0	6.0		23	3	2	2	6	3	0	0	0	0	1	61	100	3.00	1.000																								
<b>43 Mike Wright Jr., R</b> ERA: 5.15	1.0		6	1	1	1	1	1	0	0	0	0	0	17	28	9.00	2.000																								
<b>51 Paul Fry, L</b> ERA: 3.22	0.1	H	3	2	0	0	0	0	0	0	0	0	0	5	7	0.00	6.000																								
<b>60 Mychal Givens, R</b> ERA: 4.6	0.2	B	4	1	1	1	1	1	0	0	0	0	0	16	25	13.50	3.000																								
<b>66 Tanner Scott, L</b> ERA: 5.99	1.0		3	1	0	0	0	0	0	0	0	0	0	12	17	0.00	1.000																								

**New York Yankees @ Baltimore Orioles**  
Oriole Park at Camden Yards, Baltimore, MD  
Fri Aug 24 2018, 7:09 PM - 10:36 PM EDT  
Att: 27,150 - Clear - 80 F

AB	39
R	7
H	10
RBI	7
BB	6
SO	10
LOB	19



Batter	1	2	3	4	5	6	7	8	9	10	AB	R	H	RBI	BB	SO	LOB	BOTTOM																						
<b>3 Cedric Mullins, L</b> OBP: 0.396, SLG: 0.543	(1,8) 10 F8, 19 1B		(1,3) BB		(4,1) 34 1B		(3,2) G2-3		(3,3) K		4	1	1	0	1	2	1																							
<b>34 Jonathan Villar, S</b> OBP: 0.324, SLG: 0.396	(1,4) 10 F8, 19 1B		(0,2) K		(2,2) BB		(1,0) HR		(0,3) K		5	2	3	2	0	2	0																							
<b>10 Adam Jones, R</b> OBP: 0.316, SLG: 0.430	(1,9) F8		(1,2) 1B		(0,0) F7		(1,2) L7		(0,1) 16 G6-4-3		5	0	2	0	0	0	4																							
<b>16 Trey Mancini, R</b> OBP: 0.298, SLG: 0.382	(1,10) 19 BB		(1,3) K		(0,0) G4-3		(1,2) G5-3		(2,2) G6-4-3		4	0	0	0	1	1	4																							
<b>19 Chris Davis, L</b> OBP: 0.245, SLG: 0.317	(1,3) 1B		(1,3) K		(0,3) K		(1,0) 1B		(0,1) HR		5	1	3	3	0	2	1																							
<b>1 Tim Beckham, R</b> OBP: 0.281, SLG: 0.350	(1,6) K		(1,3) 1B		(1,0) F8		(0,3) K		(0,1) G3		5	0	1	0	0	2	2																							
<b>39 Renato Núñez, R</b> OBP: 0.309, SLG: 0.371	(1,5) K		(1,3) G4-3		(1,1) G4-3		(0,1) G6-3		(0,3) K		4	0	0	0	0	2	4																							
<b>64 John Andreoli, R</b> OBP: 0.294, SLG: 0.200	(1,7) P2		(1,0) P4		(0,0) P4		(0,1) E6 34 HR		(0,3) K		4	1	0	0	0	1	2																							
<b>61 Austin Wynns, R</b> OBP: 0.284, SLG: 0.422	(1,2) G6-3		(0,1) G6-3		(1,2) G5-3		(0,3) K		(1,2) G4-3		4	0	0	0	0	1	1																							
<b>Inning Stats</b>	R: 2 E: 0 K: 2 S: 17	H: 3 LOB: 2 BB: 1 P: 25	R: 0 E: 0 K: 1 S: 6	H: 0 LOB: 0 BB: 0 P: 8	R: 0 E: 0 K: 3 S: 13	H: 1 LOB: 1 BB: 0 P: 16	R: 0 E: 0 K: 0 S: 4	H: 0 LOB: 0 BB: 0 P: 6	R: 0 E: 0 K: 0 S: 10	H: 1 LOB: 2 BB: 1 P: 17	R: 0 E: 0 K: 2 S: 8	H: 0 LOB: 0 BB: 0 P: 8	R: 2 E: 1 K: 1 S: 14	H: 1 LOB: 0 BB: 0 P: 19	R: 0 E: 0 K: 2 S: 13	H: 2 LOB: 2 BB: 0 P: 15	R: 0 E: 0 K: 2 S: 9	H: 0 LOB: 0 BB: 0 P: 13	R: 1 E: 0 K: 0 S: 9	H: 2 LOB: 0 BB: 0 P: 11	1B: 8 2B: 0 3B: 0 HR: 2	SF: 0 SAC: 0 DP: 1 HBP: 0	WP: 0 PB: 0 SB: 0 CS: 0	PA: 42																
<b>PITCHER</b>	IP	WLS	BF	H	R	ER	SO	BB	IBB	HBP	BLK	WP	HR	S	P	ERA	WHIP																							
<b>52 CC Sabathia, L</b> ERA: 3.3	6.0		25	5	2	2	8	2	0	0	0	0	0	58	80	3.00	1.167																							
<b>30 David Robertson, R</b> ERA: 3.05	1.0		5	1	2	0	1	0	0	0	0	0	1	14	19	0.00	1.000																							
<b>68 Delvin Betances, R</b> ERA: 2.19	1.0		5	2	0	0	2	0	0	0	0	0	0	13	15	0.00	2.000																							
<b>57 Chad Green, R</b> ERA: 2.66	1.0	W	3	0	0	0	2	0	0	0	0	0	0	9	13	0.00	0.000																							
<b>53 Zack Britton, L</b> ERA: 4.33	1.0	S	4	2	1	1	0	0	0	0	0	0	1	9	11	9.00	2.000																							

**New York Yankees @ Baltimore Orioles**  
Oriole Park at Camden Yards, Baltimore, MD  
Fri Aug 24 2018, 7:09 PM - 10:36 PM EDT  
Att: 27,150 - Clear - 80 F

AB	40
R	5
H	10
RBI	5
BB	2
SO	13
LOB	19





Batter	1	2	3	4	5	6	7	8	9	AB	R	H	RBI	BB	SO	LOB	TOP						
11 Brett Gardner, L OBP: 0.334, SLG: 0.373										5	1	1	1	0	0	3	<p><b>New York Yankees @ Baltimore Orioles</b>            Oriole Park at Camden Yards, Baltimore, MD            Sat Aug 25 2018, 7:06 PM - 9:56 PM EDT            Att: 26,236 - Partly Cloudy - 78 F</p>						
27 Giancarlo Stanton, R OBP: 0.356, SLG: 0.522										4	0	1	1	1	2	2							
31 Aaron Hicks, S OBP: 0.368, SLG: 0.471										4	0	2	1	0	1	2							
41 Miguel Andujar, R OBP: 0.338, SLG: 0.526										4	0	2	0	0	1	3							
14 Neil Walker, S OBP: 0.307, SLG: 0.348 38 Shane Robinson, R OBP: 0.233, SLG: 0.256										4	0	0	0	0	0	4							
25 Gleyber Torres, R OBP: 0.338, SLG: 0.492										3	1	2	0	1	0	0							
33 Greg Bird, L OBP: 0.288, SLG: 0.390										4	0	0	0	0	1	3							
28 Austin Romine, R OBP: 0.308, SLG: 0.447										4	3	3	1	0	0	0							
74 Ronald Torreyes, R OBP: 0.326, SLG: 0.393										4	0	1	0	0	1	1							
<b>Inning Stats</b>	R: 1 E: 0 K: 1 S: 12	H: 2 LOB: 1 BB: 1 P: 20	R: 2 E: 0 K: 0 S: 13	H: 3 LOB: 1 BB: 0 P: 20	R: 0 E: 0 K: 0 S: 10	H: 1 LOB: 1 BB: 1 P: 19	R: 1 E: 1 K: 1 S: 12	H: 2 LOB: 2 BB: 0 P: 22	R: 0 E: 0 K: 0 S: 7	H: 0 LOB: 0 BB: 0 P: 9	R: 0 E: 0 K: 0 S: 6	H: 0 LOB: 0 BB: 0 P: 9	R: 0 E: 0 K: 2 S: 8	H: 0 LOB: 0 BB: 0 P: 13	R: 0 E: 0 K: 0 S: 12	H: 2 LOB: 1 BB: 0 P: 16	R: 1 E: 0 K: 2 S: 11	H: 1 LOB: 0 BB: 0 P: 15	1B: 10 2B: 1 3B: 0 HR: 1	SF: 0 SAC: 0 DP: 2 HBP: 0	WP: 1 PB: 0 SB: 0 CS: 2	PA: 39	
<b>PITCHER</b>	IP WLS BF H R ER SO BB IBB HBP BLK WP HR S P ERA WHIP	7.0 L 30 9 4 3 4 2 0 0 0 1 0 68 112 3.86 1.571	2.0 8 3 1 1 2 0 0 0 0 0 1 23 31 4.50 1.500																				

Batter	1	2	3	4	5	6	7	8	9	AB	R	H	RBI	BB	SO	LOB	BOTTOM						
3 Cedric Mullins, L OBP: 0.387, SLG: 0.509										4	0	0	0	0	1	0	<p><b>New York Yankees @ Baltimore Orioles</b>            Oriole Park at Camden Yards, Baltimore, MD            Sat Aug 25 2018, 7:06 PM - 9:56 PM EDT            Att: 26,236 - Partly Cloudy - 78 F</p>						
14 Craig Gentry, R OBP: 0.301, SLG: 0.310										4	0	1	0	0	0	0							
34 Jonathan Villar, S OBP: 0.316, SLG: 0.386										4	0	0	0	0	0	1							
19 Chris Davis, L OBP: 0.248, SLG: 0.315										4	0	1	0	0	1	0							
16 Trey Mancini, R OBP: 0.302, SLG: 0.387										3	1	3	0	1	0	0							
39 Renato Núñez, R OBP: 0.318, SLG: 0.374										3	0	0	0	1	3	4							
64 John Andreoli, R OBP: 0.280, SLG: 0.217										4	0	1	0	0	3	3							
29 Jace Peterson, L OBP: 0.309, SLG: 0.314										4	0	1	1	0	1	2							
36 Caleb Joseph, R OBP: 0.253, SLG: 0.330										4	0	0	0	0	2	2							
<b>Inning Stats</b>	R: 0 E: 0 K: 1 S: 7	H: 0 LOB: 0 BB: 0 P: 11	R: 0 E: 0 K: 2 S: 10	H: 1 LOB: 1 BB: 0 P: 17	R: 0 E: 0 K: 1 S: 6	H: 0 LOB: 0 BB: 0 P: 9	R: 0 E: 0 K: 1 S: 11	H: 2 LOB: 2 BB: 0 P: 16	R: 0 E: 0 K: 0 S: 5	H: 0 LOB: 0 BB: 0 P: 8	R: 0 E: 0 K: 0 S: 5	H: 0 LOB: 0 BB: 0 P: 9	R: 0 E: 0 K: 3 S: 13	H: 0 LOB: 2 BB: 2 P: 26	R: 0 E: 0 K: 0 S: 7	H: 1 LOB: 1 BB: 0 P: 12	R: 1 E: 0 K: 2 S: 19	H: 3 LOB: 2 BB: 0 P: 29	1B: 4 2B: 3 3B: 0 HR: 0	SF: 0 SAC: 0 DP: 0 HBP: 0	WP: 2 PB: 0 SB: 0 CS: 0	PA: 36	
<b>PITCHER</b>	IP WLS BF H R ER SO BB IBB HBP BLK WP HR S P ERA WHIP	6.1 W 23 7 1 0 0 2 1 0 0 0 0 16 29 0.00 1.200	1.2 7 1 0 0 2 1 0 0 0 0 0 16 24 13.50 4.500	0.2 5 3 1 1 1 0 0 0 0 0 1 3 5 0.00 0.000	0.1 S 1 0 0 0 1 0 0 0 0 1 0 3 5 0.00 0.000																		

AB	36
R	5
H	12
RBI	4
BB	2
SO	6
LOB	18




AB	34
R	1
H	7
RBI	1
BB	2
SO	11
LOB	12



Batter	1	2	3	4	5	6	7	8	9	AB	R	H	RBI	BB	SO	LOB	TOP					
11 Brett Gardner, L OBP: 0.333, SLG: 0.370	F9		F8	F9		BB			K	4	0	0	0	1	1	2						
27 Giancarlo Stanton, R OBP: 0.352, SLG: 0.557	K		K		K	P2			K	5	0	0	0	0	4	3						
31 Aaron Hicks, S OBP: 0.370, SLG: 0.470	K		41 2B		G4-3		41 FC6			3	1	1	0	2	1	0						
41 Miguel Andujar, R OBP: 0.333, SLG: 0.529		14 FC3-6						FC6		5	0	3	2	0	0	2						
14 Neil Walker, S OBP: 0.306, SLG: 0.345	FC3-6				F8		L4			3	1	0	0	1	0	3						
25 Gleyber Torres, R OBP: 0.334, SLG: 0.486	L8					K		F8		4	0	0	0	0	2	4						
45 Luke Voit, R OBP: 0.400, SLG: 0.625										3	2	3	2	1	0	0						
28 Austin Romine, R OBP: 0.307, SLG: 0.441										3	0	0	0	1	2	2						
38 Shane Robinson, R OBP: 0.234, SLG: 0.256										4	1	1	0	0	0	3						
Inning Stats	R: 0 E: 0 K: 2 S: 10	H: 0 LOB: 0 BB: 0 P: 17	R: 2 E: 0 K: 1 S: 14	H: 2 LOB: 0 BB: 0 P: 20	R: 2 E: 0 K: 2 S: 16	H: 3 LOB: 2 BB: 1 P: 31	R: 0 E: 0 K: 1 S: 10	H: 0 LOB: 1 BB: 1 P: 18	R: 0 E: 0 K: 1 S: 9	H: 1 LOB: 1 BB: 0 P: 14	R: 1 E: 0 K: 1 S: 24	H: 1 LOB: 2 BB: 2 P: 36	R: 0 E: 0 K: 0 S: 7	H: 0 LOB: 1 BB: 1 P: 13	R: 0 E: 0 K: 0 S: 7	H: 1 LOB: 0 BB: 0 P: 11	R: 0 E: 0 K: 2 S: 11	H: 0 LOB: 1 BB: 1 P: 17	1B: 6 2B: 1 3B: 0 HR: 1	SF: 0 SAC: 0 DP: 1 HBP: 0	WP: 1 PB: 0 SB: 0 CS: 0	PA: 40
PITCHER	IP	WLS	BF	H	R	ER	SO	BB	IBB	HBP	BLK	WP	HR	S	P	ERA	WHIP					
37 Dylan Bundy, R ERA: 5.37	5.0	L	23	6	4	4	7	2	0	0	0	0	1	59	100	7.20	1.600					
49 Cody Carroll, R ERA: 7.0	1.0		6	1	1	1	1	2	0	0	0	1	0	24	36	9.00	3.000					
32 Yefry Ramirez, R ERA: 6.07	3.0		11	1	0	0	2	2	0	0	0	0	0	25	41	0.00	1.000					
Batter	1	2	3	4	5	6	7	8	9	AB	R	H	RBI	BB	SO	LOB	BOTTOM					
34 Jonathan Villar, S OBP: 0.315, SLG: 0.382	G4-3		B2		SF8		G6-3		K	3	0	0	1	1	1	3						
14 Craig Gentry, R OBP: 0.304, SLG: 0.313	L7				L7		16 WP		F9	5	0	2	0	0	0	2						
16 Trey Mancini, R OBP: 0.301, SLG: 0.393	G4-3									4	1	1	1	0	2	5						
10 Adam Jones, R OBP: 0.311, SLG: 0.423	K				F9					4	0	0	0	0	2	5						
19 Chris Davis, L OBP: 0.246, SLG: 0.312										4	0	0	0	0	2	0						
1 Tim Beckham, R OBP: 0.277, SLG: 0.347	G4-3									4	1	0	0	0	1	0						
39 Renato Núñez, R OBP: 0.317, SLG: 0.371										4	0	1	0	0	2	0						
29 Jace Peterson, L OBP: 0.317, SLG: 0.319										3	1	2	1	1	1	0						
36 Caleb Joseph, R OBP: 0.258, SLG: 0.330										3	0	1	0	1	1	3						
Inning Stats	R: 0 E: 0 K: 1 S: 12	H: 0 LOB: 1 BB: 1 P: 20	R: 0 E: 0 K: 2 S: 11	H: 0 LOB: 0 BB: 0 P: 18	R: 0 E: 0 K: 1 S: 14	H: 3 LOB: 3 BB: 0 P: 24	R: 0 E: 0 K: 3 S: 9	H: 0 LOB: 0 BB: 0 P: 14	R: 1 E: 0 K: 0 S: 10	H: 0 LOB: 0 BB: 1 P: 18	R: 2 E: 1 K: 2 S: 19	H: 3 LOB: 2 BB: 0 P: 25	R: 0 E: 0 K: 1 S: 7	H: 1 LOB: 1 BB: 0 P: 15	R: 0 E: 0 K: 0 S: 5	H: 0 LOB: 0 BB: 0 P: 9	R: 0 E: 0 K: 2 S: 7	H: 0 LOB: 1 BB: 1 P: 13	1B: 6 2B: 0 3B: 0 HR: 1	SF: 1 SAC: 0 DP: 0 HBP: 0	WP: 2 PB: 0 SB: 4 CS: 0	PA: 38
PITCHER	IP	WLS	BF	H	R	ER	SO	BB	IBB	HBP	BLK	WP	HR	S	P	ERA	WHIP					
40 Luis Severino, R ERA: 3.27	5.2	W	24	4	3	2	8	2	0	0	0	0	1	67	107	3.18	1.059					
57 Chad Green, R ERA: 2.63	0.2	H	5	3	0	0	1	0	0	0	0	1	0	11	18	0.00	4.500					
53 Zack Britton, L ERA: 4.08	1.2	H	5	0	0	0	1	0	0	0	0	1	0	9	18	0.00	0.000					
30 David Robertson, R ERA: 3.0	1.0	S	4	0	0	0	2	1	0	0	0	0	0	7	13	0.00	1.000					

**New York Yankees @ Baltimore Orioles**  
 Oriole Park at Camden Yards, Baltimore, MD  
 Sun Aug 26 2018, 8:09 PM - 11:26 PM EDT  
 Att: 17,343 - Partly Cloudy - 84 F

AB	34
R	5
H	8
RBI	4
BB	6
SO	10
LOB	19



**New York Yankees @ Baltimore Orioles**  
 Oriole Park at Camden Yards, Baltimore, MD  
 Sun Aug 26 2018, 8:09 PM - 11:26 PM EDT  
 Att: 17,343 - Partly Cloudy - 84 F

AB	34
R	3
H	7
RBI	3
BB	3
SO	12
LOB	18



WP	2
PB	0
SB	4
CS	0

Batter	1	2	3	4	5	6	7	8	9	AB R H RBI BB SO LOB	TOP	
18 Curtis Granderson, L OBP: 0.339, SLG: 0.427 37 Teoscar Hernández, R (8, PH) OBP: 0.299, SLG: 0.410 (8, 9)										3 0 0 0 0 0 3 1 0 1 0 0 0 0	<b>Toronto Blue Jays @ Baltimore Orioles</b> Oriole Park at Camden Yards, Baltimore, MD Mon Aug 27 2018, 7:10 PM - 9:58 PM EDT Att: 15,436 - Partly Cloudy - 88 F  livebaseballscorecards.com	
28 Billy McKinney, L OBP: 0.486, SLG: 0.774									4 0 2 0 0 0 0			
8 Kendrys Morales, S (1, 10)									3 0 0 0 1 2 3			
14 Justin Smoak, S OBP: 0.354, SLG: 0.452									4 0 0 0 0 3 4			
15 Randal Grichuk, R OBP: 0.291, SLG: 0.465									4 0 1 0 0 2 3			
1 Aledmys Díaz, R OBP: 0.294, SLG: 0.454									4 0 1 0 0 0 2			
55 Russell Martin, R OBP: 0.340, SLG: 0.335									4 0 1 0 0 2 1			
21 Luke Maile, R OBP: 0.318, SLG: 0.346									3 0 1 0 1 0 1			
29 Devon Travis, R OBP: 0.272, SLG: 0.370									4 0 0 0 0 0 4			
<b>Inning Stats</b>	R: 0 H: 0 E: 0 LOB: 0 K: 1 BB: 0 S: 10 P: 18	R: 0 H: 0 E: 0 LOB: 0 K: 2 BB: 0 S: 10 P: 15	R: 0 H: 1 E: 0 LOB: 1 K: 0 BB: 0 S: 8 P: 13	R: 0 H: 1 E: 0 LOB: 1 K: 1 BB: 0 S: 12 P: 17	R: 0 H: 1 E: 0 LOB: 2 K: 0 BB: 1 S: 8 P: 16	R: 0 H: 1 E: 0 LOB: 2 K: 1 BB: 0 S: 12 P: 20	R: 0 H: 0 E: 0 LOB: 0 K: 1 BB: 0 S: 6 P: 9	R: 0 H: 2 E: 0 LOB: 2 K: 2 BB: 0 S: 11 P: 16	R: 0 H: 1 E: 0 LOB: 1 K: 1 BB: 0 S: 8 P: 9	1B: 4 SF: 0 2B: 3 SAC: 0 3B: 0 DP: 0 HR: 0 HBP: 0	WP: 0 PA: 36 PB: 0 SB: 0 CS: 0	
<b>PITCHER</b>	IP WLS BF H R ER SO BB IBB HBP BLK WP HR S P ERA WHIP	<b>PITCHER</b>										IP WLS BF H R ER SO BB IBB HBP BLK WP HR S P ERA WHIP
41 David Hess, R ERA: 5.08	6.0 W 24 4 0 0 5 2 0 0 0 0 0 0 60 99 0.00 1.000											
50 Miguel Castro, R ERA: 4.33	1.0 3 0 0 0 1 0 0 0 0 0 0 6 9 0.00 0.000											
51 Paul Fry, L ERA: 3.09	1.0 5 2 0 0 2 0 0 0 0 0 0 11 16 0.00 2.000											
60 Mychal Givens, R ERA: 4.52	1.0 4 1 0 0 1 0 0 0 0 0 0 8 9 0.00 1.000											

Batter	1	2	3	4	5	6	7	8	9	AB R H RBI BB SO LOB	BOTTOM	
3 Cedric Mullins, L OBP: 0.379, SLG: 0.492										4 1 1 0 0 0 0	<b>Toronto Blue Jays @ Baltimore Orioles</b> Oriole Park at Camden Yards, Baltimore, MD Mon Aug 27 2018, 7:10 PM - 9:58 PM EDT Att: 15,436 - Partly Cloudy - 88 F  livebaseballscorecards.com	
34 Jonathan Villar, S OBP: 0.322, SLG: 0.386									2 2 2 0 2 0 0			
10 Adam Jones, R OBP: 0.313, SLG: 0.423									3 1 1 0 1 0 3			
19 Chris Davis, L OBP: 0.246, SLG: 0.311									4 1 1 1 0 2 4			
16 Trey Mancini, R OBP: 0.303, SLG: 0.402									4 2 2 5 0 1 1			
1 Tim Beckham, R OBP: 0.277, SLG: 0.346									4 0 1 1 0 0 1			
39 Renato Núñez, R OBP: 0.315, SLG: 0.367									4 0 1 0 0 0 2			
29 Jace Peterson, L OBP: 0.316, SLG: 0.323									4 0 1 0 0 0 0			
36 Caleb Joseph, R OBP: 0.258, SLG: 0.329									4 0 1 0 0 0 2			
<b>Inning Stats</b>	R: 0 H: 0 E: 0 LOB: 0 K: 0 BB: 1 S: 7 P: 13	R: 0 H: 1 E: 0 LOB: 1 K: 0 BB: 0 S: 9 P: 13	R: 0 H: 2 E: 0 LOB: 0 K: 0 BB: 0 S: 15 P: 20	R: 0 H: 0 E: 0 LOB: 0 K: 2 BB: 0 S: 9 P: 14	R: 0 H: 0 E: 0 LOB: 0 K: 0 BB: 0 S: 6 P: 8	R: 4 H: 5 E: 0 LOB: 2 K: 0 BB: 1 S: 16 P: 29	R: 3 H: 3 E: 0 LOB: 1 K: 1 BB: 1 S: 17 P: 28	R: 0 H: 0 E: 0 LOB: 0 K: 0 BB: 0 S: 6 P: 11	1B: 8 SF: 0 2B: 2 SAC: 1 3B: 0 DP: 1 HR: 1 HBP: 0	WP: 2 PA: 37 PB: 0 SB: 2 CS: 0		
<b>PITCHER</b>	IP WLS BF H R ER SO BB IBB HBP BLK WP HR S P ERA WHIP	<b>PITCHER</b>										IP WLS BF H R ER SO BB IBB HBP BLK WP HR S P ERA WHIP
43 Sam Gaviglio, R ERA: 5.02	5.2 L 25 7 4 4 2 1 1 0 0 0 0 0 60 29 5.02 1.412											
24 Danny Barnes, R ERA: 5.18	1.0 8 4 3 3 1 1 0 0 0 0 0 17 29 27.00 5.000											
64 Murphy Smith, R ERA:	1.1 4 0 0 0 0 0 0 0 0 0 0 8 14 0.00 0.000											

AB 34  
R 0  
H 7  
RBI 0  
BB 2  
SO 9  
LOB 21



AB 33  
R 7  
H 11  
RBI 7  
SO 3  
LOB 13





Batter	1	2	3	4	5	6	7	8	9	AB	R	H	RBI	BB	SO	LOB	TOP			
28 Billy McKinney, L (1, 7) OBP: 0.444, SLG: 0.703 9 Danny Jansen, R (8, PH) OBP: 0.410, SLG: 0.576	G6-3	SF7		G4-3													3 0 1 1 0 0 1 1 0 1 0 0 0 0			
13 Lourdes Gurriel Jr., R (1, 6) OBP: 0.320, SLG: 0.454	G3				L7	G5-3											5 0 0 0 0 1 4			
14 Justin Smoak, S (1, 3) OBP: 0.357, SLG: 0.464	HR			G5-3													3 1 1 1 2 0 0			
8 Kendrys Morales, S (1, 10) OBP: 0.337, SLG: 0.473	G6-3			G3		K											5 0 0 0 0 1 2			
15 Randal Grichuk, R (1, 9) OBP: 0.305, SLG: 0.488				K													4 0 3 0 1 1 0			
11 Kevin Pillar, R (1, 8) OBP: 0.284, SLG: 0.423																	5 1 2 1 0 0 4			
55 Russell Martin, R (1, 2) OBP: 0.341, SLG: 0.331																	3 1 0 0 2 1 0			
1 Aledmys Diaz, R (1, 5) OBP: 0.291, SLG: 0.448 18 Curtis Granderson, L (8, PH) OBP: 0.340, SLG: 0.429 37 Teoscar Hernández, R (9, PH) OBP: 0.299, SLG: 0.468																	3 1 1 0 0 0 0 1 0 1 0 0 0 0 1 0 0 0 0 1 3			
29 Devon Travis, R (1, 4) OBP: 0.280, SLG: 0.390																	4 1 3 2 0 0 1			
<b>Inning Stats</b>	R: 1 E: 0 K: 0 S: 8	H: 1 LOB: 0 BB: 0 P: 11	R: 3 E: 0 K: 2 S: 14	H: 3 LOB: 1 BB: 1 P: 21	R: 0 E: 0 K: 1 S: 15	H: 1 LOB: 1 BB: 0 P: 21	R: 0 E: 0 K: 1 S: 12	H: 1 LOB: 1 BB: 0 P: 17	R: 0 E: 0 K: 1 S: 11	H: 1 LOB: 2 BB: 1 P: 19	R: 0 E: 0 K: 0 S: 9	H: 1 LOB: 1 BB: 1 P: 11	R: 0 E: 0 K: 0 S: 14	H: 2 LOB: 2 BB: 2 P: 20	R: 0 E: 0 K: 1 S: 15	H: 1 LOB: 3 BB: 2 P: 27	1B: 5 2B: 5 3B: 0 HR: 3	SF: 1 SAC: 0 DP: 1 HBP: 0	WP: 1 PB: 0 SB: 0 CS: 0	PA: 44
<b>PITCHER</b>	IP WLS BF H R ER SO BB IBB HBP BLK WP HR S P ERA WHIP																			
17 Alex Cobb, R (1, 1) ERA: 5.11 63 Sean Gilmartin, L (6, 1) ERA: 3.0 50 Miguel Castro, R (7, 1) ERA: 4.28 51 Paul Fry, L (8, 1) ERA: 2.96 60 Mychal Givens, R (9, 1) ERA: 4.5	5.2 1.0 1.0 1.0 0.1	WLS W H S	BF 27 5 4 1	H 8 2 1 0	R 5 0 0 0	ER 5 0 0 0	SO 4 0 0 1	BB 2 1 0 0	IBB 0 0 0 0	HBP 0 0 0 0	BLK 0 0 0 0	WP 0 0 0 0	HR 3 8 14 0	S 66 8 16 4	P 98 14 16 31 4	ERA 7.94 0.00 0.00 0.00 0.00	WHIP 1.765 3.000 1.000 4.000 0.000			

Toronto Blue Jays @ Baltimore Orioles  
 Oriole Park at Camden Yards, Baltimore, MD  
 Wed Aug 29 2018, 7:09 PM - 10:31 PM EDT  
 Att: 11,834 - Partly Cloudy - 93 F

livebaseballscorecards.com

AB 38  
 R 5  
 H 13  
 RBI 5  
 BB 5  
 SO 5  
 LOB 15



Batter	1	2	3	4	5	6	7	8	9	AB	R	H	RBI	BB	SO	LOB	BOTTOM			
2 Jonathan Villar, S (1, 4) OBP: 0.327, SLG: 0.387																	4 1 1 0 0 0 2			
14 Craig Gentry, R (1, 7) OBP: 0.271, SLG: 0.346																	4 1 2 0 1 1 2			
16 Trey Mancini, R (1, 10) OBP: 0.305, SLG: 0.416																	5 2 2 1 0 0 4			
10 Adam Jones, R (1, 9) OBP: 0.318, SLG: 0.432																	5 1 2 5 0 1 1			
19 Chris Davis, L (1, 3) OBP: 0.249, SLG: 0.316																	5 0 1 0 0 1 2			
1 Tim Beckham, R (1, 6) OBP: 0.277, SLG: 0.355																	5 0 1 0 0 0 4			
39 Renato Núñez, R (1, 5) OBP: 0.318, SLG: 0.359																	4 0 0 0 0 1 3			
34 John Andreoli, R (1, 8) OBP: 0.273, SLG: 0.258																	4 2 2 0 0 0 1			
61 Austin Wynns, R (1, 2) OBP: 0.284, SLG: 0.408																	3 3 2 1 0 1 0			
<b>Inning Stats</b>	R: 0 E: 0 K: 0 S: 8	H: 1 LOB: 1 BB: 0 P: 13	R: 0 E: 1 K: 1 S: 11	H: 0 LOB: 1 BB: 0 P: 16	R: 0 E: 0 K: 1 S: 6	H: 0 LOB: 0 BB: 0 P: 9	R: 1 E: 0 K: 0 S: 13	H: 2 LOB: 1 BB: 0 P: 15	R: 4 E: 0 K: 0 S: 25	H: 5 LOB: 1 BB: 0 P: 39	R: 2 E: 0 K: 0 S: 11	H: 2 LOB: 1 BB: 1 P: 22	R: 0 E: 1 K: 1 S: 8	H: 0 LOB: 0 BB: 0 P: 13	R: 3 E: 2 K: 2 S: 21	H: 3 LOB: 2 BB: 0 P: 32	1B: 9 2B: 2 3B: 0 HR: 2	SF: 0 SAC: 1 DP: 0 HBP: 1	WP: 2 PB: 0 SB: 0 CS: 2	PA: 42
<b>PITCHER</b>	IP WLS BF H R ER SO BB IBB HBP BLK WP HR S P ERA WHIP																			
56 Ryan Borucki, L (1, 1) ERA: 4.52 24 Danny Barnes, R (5, 1) ERA: 5.61 52 Ryan Tepera, R (6, 1) ERA: 3.61 36 Tyler Clippard, R (7, 1) ERA: 3.88 51 Ken Giles, R (8, 1) ERA: 5.75	4.2 0.2 0.2 1.0 0.1	WLS L	BF 23 4 3 4 6	H 8 2 0 3	R 5 2 0 3	ER 5 2 0 1 1	SO 2 0 0 1 1	BB 0 0 1 0 0	IBB 0 0 0 0 0	HBP 0 0 0 0 0	BLK 0 0 0 0 0	WP 0 0 1 0 0	HR 0 12 4 8 17	S 20 20 13 24	P 20 27.00 10.00 0.00 27.00	ERA 9.64 27.00 0.00 0.00 27.00	WHIP 1.714 3.000 1.500 0.000 9.000			

Toronto Blue Jays @ Baltimore Orioles  
 Oriole Park at Camden Yards, Baltimore, MD  
 Wed Aug 29 2018, 7:09 PM - 10:31 PM EDT  
 Att: 11,834 - Partly Cloudy - 93 F

livebaseballscorecards.com

AB 39  
 R 10  
 H 13  
 RBI 7  
 BB 1  
 SO 5  
 LOB 19



Batter	1	2	3	4	5	6	7	8	9	AB	R	H	RBI	BB	SO	LOB	TOP			
3 Cedric Mullins, L OBP: 0.386, SLG: 0.556			G1-3					P6		4	2	2	1	0	0	0	<b>Baltimore Orioles @ Kansas City Royals</b> Kauffman Stadium, Kansas City, MO Fri Aug 31 2018, 7:17 PM - 9:56 PM CDT Att: 15,394 - Clear - 87 F			
2 Jonathan Villar, S OBP: 0.323, SLG: 0.383			K					L3		4	0	0	0	0	1	1				
16 Trey Mancini, R OBP: 0.302, SLG: 0.413								K		3	0	0	1	0	2	0				
10 Adam Jones, R OBP: 0.317, SLG: 0.431										4	0	1	0	0	0	0				
19 Chris Davis, L OBP: 0.251, SLG: 0.314										2	0	0	0	2	0	0				
1 Tim Beckham, R OBP: 0.274, SLG: 0.351										4	0	0	0	0	1	3				
39 Renato Núñez, R OBP: 0.313, SLG: 0.353										3	0	0	0	0	0	1				
23 Joey Rickard, R OBP: 0.289, SLG: 0.418										3	0	1	0	0	0	1				
36 Caleb Joseph, R OBP: 0.250, SLG: 0.318										3	0	0	0	0	0	2				
<b>Inning Stats</b>	R: 1 H: 1 E: 0 K: 0 S: 8	H: 1 LOB: 0 BB: 0 P: 11	R: 0 H: 0 E: 0 K: 0 S: 8	H: 0 LOB: 1 BB: 1 P: 16	R: 0 H: 0 E: 0 K: 1 S: 8	H: 0 LOB: 0 BB: 0 P: 13	R: 0 H: 0 E: 0 K: 1 S: 8	H: 0 LOB: 0 BB: 0 P: 12	R: 0 H: 1 E: 1 K: 0 S: 10	H: 1 LOB: 1 BB: 0 P: 16	R: 1 H: 2 E: 0 K: 1 S: 12	H: 2 LOB: 2 BB: 1 P: 19	R: 0 H: 0 E: 0 K: 1 S: 13	H: 0 LOB: 0 BB: 0 P: 18	R: 0 H: 0 E: 0 K: 0 S: 5	H: 0 LOB: 0 BB: 0 P: 10		1B: 2 2B: 1 3B: 0 HR: 1	SF: 1 SAC: 0 DP: 1 HBP: 0	WP: 0 PB: 0 SB: 0 CS: 0
<b>PITCHER</b>	IP WLS BF H R ER SO BB IBB HBP BLK WP HR S P ERA WHIP																			
56 Brad Keller, R ERA: 3.26	8.0 W 30 4 2 2 4 2 0 0 0 0 1 74 114 2.25 0.750																			
61 Kevin McCarthy, R ERA: 3.41	1.0 3 0 0 0 0 0 0 0 0 0 0 5 10 0.00 0.000																			

AB	30
R	2
H	4
RBI	2
BB	2
SO	4
LOB	8





Batter	1	2	3	4	5	6	7	8	9	AB	R	H	RBI	BB	SO	LOB	BOTTOM			
15 Whit Merrifield, R OBP: 0.377, SLG: 0.443										2	3	2	1	2	0	0	<b>Baltimore Orioles @ Kansas City Royals</b> Kauffman Stadium, Kansas City, MO Fri Aug 31 2018, 7:17 PM - 9:56 PM CDT Att: 15,394 - Clear - 87 F			
4 Alex Gordon, L OBP: 0.322, SLG: 0.354										4	1	1	0	1	1	6				
17 Hunter Dozier, R OBP: 0.283, SLG: 0.377										4	2	2	2	0	0	1				
66 Ryan O'Hearn, L OBP: 0.333, SLG: 0.600										5	1	3	4	0	0	0				
38 Jorge Bonifacio, R OBP: 0.313, SLG: 0.346										5	0	1	0	0	1	2				
25 Brian Goodwin, L OBP: 0.340, SLG: 0.407										4	1	0	0	1	2	1				
27 Adalberto Mondesi, S OBP: 0.294, SLG: 0.455										4	0	2	0	0	0	2				
14 Brett Phillips, L OBP: 0.248, SLG: 0.301										4	0	1	0	0	0	2				
36 Cam Gallagher, R OBP: 0.310, SLG: 0.444										3	1	2	1	1	1	1				
<b>Inning Stats</b>	R: 1 H: 3 E: 0 K: 0 S: 13	H: 2 LOB: 1 BB: 1 P: 19	R: 0 H: 0 E: 0 K: 1 S: 15	H: 2 LOB: 3 BB: 1 P: 26	R: 0 H: 0 E: 0 K: 0 S: 6	H: 0 LOB: 0 BB: 0 P: 10	R: 1 H: 1 E: 0 K: 0 S: 8	H: 1 LOB: 2 BB: 2 P: 19	R: 1 H: 2 E: 0 K: 0 S: 13	H: 2 LOB: 1 BB: 0 P: 17	R: 3 H: 4 E: 0 K: 2 S: 14	H: 4 LOB: 1 BB: 0 P: 24	R: 0 H: 1 E: 0 K: 2 S: 10	H: 1 LOB: 0 BB: 0 P: 13	R: 3 H: 1 E: 0 K: 2 S: 14	H: 1 LOB: 2 BB: 2 P: 30		1B: 10 2B: 1 3B: 0 HR: 3	SF: 2 SAC: 0 DP: 1 HBP: 0	WP: 2 PB: 0 SB: 3 CS: 0
<b>PITCHER</b>	IP WLS BF H R ER SO BB IBB HBP BLK WP HR S P ERA WHIP																			
54 Andrew Cashner, R ERA: 4.86	5.1 L 27 9 4 4 1 2 3 0 0 0 0 1 0 11 17 6.75 2.250																			
32 Yefry Ramírez, R ERA: 6.36	0.2 5 3 2 2 0 0 0 0 0 0 1 0 11 17 27.00 4.500																			
66 Tanner Scott, L ERA: 5.91	1.0 4 1 0 0 2 0 0 0 0 0 0 0 10 13 0.00 1.000																			
52 Ryan Meisinger, R ERA: 6.35	1.0 6 1 3 3 2 2 0 0 0 0 1 1 14 30 27.00 3.000																			

AB	35
R	9
H	14
RBI	8
SO	5
LOB	15





Batter	1	2	3	4	5	6	7	8	9	AB	R	H	RBI	BB	SO	LOB	TOP		
3 Cedric Mullins, L OBP: 0.360, SLG: 0.515	G4-3		G4-3	L7			K		FC3-6	5	0	0	0	0	1	3	<p>Baltimore Orioles @ Kansas City Royals Kauffman Stadium, Kansas City, MO Sat Sep 01 2018, 6:18 PM - 9:13 PM CDT Att: 15,358 - Clear - 90 F</p> <p>livebaseballscorecards.com</p>		
2 Jonathan Villar, S OBP: 0.322, SLG: 0.380	P6		1B		K		G4-3		L8	5	0	1	0	0	1	1			
16 Trey Mancini, R OBP: 0.304, SLG: 0.420	1B		K		G4-3			HR		4	1	2	1	0	1	1			
10 Adam Jones, R OBP: 0.319, SLG: 0.431	P3		K					1B		4	1	2	0	0	1	2			
19 Chris Davis, L OBP: 0.291, SLG: 0.314	1B		K		K			L9		4	1	1	0	0	2	2			
1 Tim Beckham, R OBP: 0.283, SLG: 0.372	1B		HR					2B		4	1	4	2	0	0	0			
39 Renato Núñez, R OBP: 0.311, SLG: 0.350	1B		P6		G6-4-3			G6-3		4	0	1	0	0	0	2			
34 John Andreoli, R OBP: 0.270, SLG: 0.242	SF7		BB		F8			K		2	0	0	1	1	1	1			
61 Austin Wynns, R OBP: 0.295, SLG: 0.413	G5-4-3		1B					G4-3	FC3-6	4	0	2	0	0	0	2	<p>AB 36 R 4 H 13 RBI 4 BB 1 SO 7 LOB 14</p> 		
<b>Inning Stats</b>	R: 0 H: 1 E: 0 K: 0 S: 8	H: 3 LOB: 1 BB: 0 P: 12	R: 0 H: 1 E: 0 K: 2 S: 10	H: 2 LOB: 2 BB: 1 P: 14	R: 0 H: 1 E: 0 K: 2 S: 12	H: 0 LOB: 0 BB: 0 P: 11	R: 0 H: 0 E: 0 K: 1 S: 6	R: 2 H: 3 E: 0 K: 1 S: 12	R: 0 H: 1 E: 0 K: 0 S: 9	1B: 10 2B: 1 3B: 0 HR: 2	SF: 1 SAC: 0 DP: 2 HBP: 0	WP: 0 PB: 0 SB: 1 CS: 0	PA: 38						
<b>PITCHER</b>	IP WLS BF H R ER SO BB IBB HBP BLK WP HR S P ERA WHIP																		
49 Heath Fillmyer, R ERA: 4.01	7.0	29	9	2	2	6	1	0	0	0	0	0	0	1	66	100		2.57	1.429
39 Jason Hammel, R ERA: 5.02	1.0	6	3	2	2	1	0	0	0	0	0	0	0	1	12	15		18.00	3.000
6B Jake Newberry, R ERA: 3.18	1.0	3	1	0	0	0	0	0	0	0	0	0	0	9	16	0.00		1.000	

Batter	1	2	3	4	5	6	7	8	9	AB	R	H	RBI	BB	SO	LOB	BOTTOM		
15 Whit Merrifield, R OBP: 0.377, SLG: 0.449	G6-3		K		K	G5-3			HR	5	1	2	2	0	2	2	<p>Baltimore Orioles @ Kansas City Royals Kauffman Stadium, Kansas City, MO Sat Sep 01 2018, 6:18 PM - 9:13 PM CDT Att: 15,358 - Clear - 90 F</p> <p>livebaseballscorecards.com</p>		
4 Alex Gordon, L OBP: 0.319, SLG: 0.350	G6-3		K		F7			F9		4	0	0	0	0	1	1			
17 Hunter Dozier, R OBP: 0.282, SLG: 0.375	K		1B		K			L7		4	0	1	0	0	2	1			
66 Ryan O'Hearn, L OBP: 0.341, SLG: 0.589	K		1B		BB			G3		3	1	1	0	1	1	1			
27 Adalberto Mondesi, S OBP: 0.287, SLG: 0.444	K2-3		L8		F8			G5-3		4	0	0	0	0	1	3			
25 Brian Goodwin, L OBP: 0.356, SLG: 0.433	1B		F7		2B			1B		4	1	3	1	0	0	0			
7 Rosell Herrera, S OBP: 0.276, SLG: 0.306	FC6-4		G4-3		G4-6-3			G4-6-3		4	0	1	1	0	0	2			
14 Brett Phillips, L OBP: 0.265, SLG: 0.349	2B		HR		E1			HR		3	2	2	1	1	0	1			
36 Cam Gallagher, R OBP: 0.281, SLG: 0.400	F9		K		P3			SH2-3		3	0	0	0	0	1	4	<p>AB 34 R 5 H 10 RBI 5 BB 2 SO 8 LOB 15</p> 		
<b>Inning Stats</b>	R: 0 H: 1 E: 0 K: 2 S: 13	H: 2 LOB: 2 BB: 0 P: 18	R: 0 H: 2 E: 0 K: 2 S: 13	H: 1 LOB: 0 BB: 0 P: 17	R: 0 H: 0 E: 0 K: 2 S: 7	H: 2 LOB: 2 BB: 1 P: 11	R: 2 H: 2 E: 1 K: 0 S: 22	R: 0 H: 0 E: 0 K: 0 S: 6	R: 0 H: 1 E: 0 K: 0 S: 10	1B: 6 2B: 2 3B: 0 HR: 2	SF: 0 SAC: 1 DP: 1 HBP: 0	WP: 0 PB: 0 SB: 2 CS: 0	PA: 37						
<b>PITCHER</b>	IP WLS BF H R ER SO BB IBB HBP BLK WP HR S P ERA WHIP																		
37 Dylan Bundy, R ERA: 5.36	5.1	26	8	3	3	8	1	0	0	0	0	0	0	0	71	101		5.06	1.688
50 Miguel Castro, R ERA: 4.19	1.2	5	0	0	0	0	0	0	0	0	0	0	0	12	22	0.00		0.000	
51 Paul Fry, L ERA: 2.84	1.0	3	1	0	0	0	0	0	0	0	0	0	0	10	17	0.00		1.000	
60 Mychal Givens, R ERA: 4.76	0.1	3	1	2	2	0	1	0	0	0	1	6	10	54.00	6.000				

Batter	1	2	3	4	5	6	7	8	9	AB	R	H	RBI	BB	SO	LOB	TOP						
3 Cedric Mullins, L OBP: 0.342, SLG: 0.486										4	0	0	0	0	2	0	<p>Baltimore Orioles @ Kansas City Royals</p> <p>Kauffman Stadium, Kansas City, MO</p> <p>Sun Sep 02 2018, 1:18 PM - 4:05 PM CDT</p> <p>Att: 18,463 - Partly Cloudy - 88 F</p>						
23 Joey Rickard, R OBP: 0.294, SLG: 0.420										4	0	2	0	0	2	0							
2 Jonathan Villar, S OBP: 0.321, SLG: 0.387										4	1	1	1	0	1	2							
16 Trey Mancini, R OBP: 0.303, SLG: 0.419										4	0	1	0	0	0	2							
19 Chris Davis, L OBP: 0.254, SLG: 0.316										3	0	2	0	0	1	0							
34 John Andreoli, R OBP: 0.290, SLG: 0.222										3	0	0	0	0	1	3							
28 Breyvic Valera, S OBP: 0.250, SLG: 0.167										3	0	0	0	0	1	1							
29 Jace Peterson, L OBP: 0.313, SLG: 0.320										2	0	0	0	0	1	0							
39 Renato Núñez, R OBP: 0.269, SLG: 0.348										1	0	0	0	0	0	0							
36 Caleb Joseph, R OBP: 0.247, SLG: 0.314										3	0	0	0	0	1	0							
<b>Inning Stats</b>	R: 1 E: 0 K: 2 S: 11	H: 1 LOB: 0 BB: 0 P: 15	R: 0 E: 0 K: 3 S: 10	H: 0 LOB: 0 BB: 0 P: 12	R: 0 E: 0 K: 1 S: 8	H: 0 LOB: 0 BB: 0 P: 13	R: 0 E: 0 K: 1 S: 12	H: 2 LOB: 2 BB: 0 P: 18	R: 0 E: 0 K: 1 S: 7	H: 0 LOB: 0 BB: 0 P: 12	R: 0 E: 0 K: 0 S: 10	H: 1 LOB: 1 BB: 0 P: 14	R: 0 E: 0 K: 0 S: 10	H: 1 LOB: 0 BB: 0 P: 15	R: 0 E: 0 K: 1 S: 8	H: 0 LOB: 0 BB: 0 P: 13	R: 0 E: 0 K: 1 S: 7	H: 1 LOB: 0 BB: 0 P: 9	1B: 5 2B: 1 3B: 0 HR: 1	SF: 0 SAC: 0 DP: 2 HBP: 0	WP: 0 PB: 0 SB: 1 CS: 1	PA: 31	
<b>PITCHER</b>	IP	WLS	BF	H	R	ER	SO	BB	IBB	HBP	BLK	WP	HR	S	P	ERA	WHIP	<b>PITCHER</b>					
Jorge López, R ERA: 4.24	(1, 1)	7.0	W	25	5	1	1	8	0	0	0	0	1	68	99	1.29	0.714						
54 Tim Hill, L ERA: 4.7	(8, 1)	1.0		3	0	0	0	1	0	0	0	0	0	8	13	0.00	0.000						
61 Kevin McCarthy, R ERA: 3.36	(9, 1)	1.0		3	1	0	0	1	0	0	0	0	0	7	9	0.00	1.000						

AB 31  
R 1  
H 6  
RBI 1  
BB 0  
SO 10  
LOB 8

Batter	1	2	3	4	5	6	7	8	9	AB	R	H	RBI	BB	SO	LOB	BOTTOM						
15 Whit Merrifield, R OBP: 0.377, SLG: 0.448										5	1	2	1	0	1	3	<p>Baltimore Orioles @ Kansas City Royals</p> <p>Kauffman Stadium, Kansas City, MO</p> <p>Sun Sep 02 2018, 1:18 PM - 4:05 PM CDT</p> <p>Att: 18,463 - Partly Cloudy - 88 F</p>						
4 Alex Gordon, L OBP: 0.275, SLG: 0.356										5	2	3	1	0	0	2							
17 Hunter Dozier, R OBP: 0.284, SLG: 0.386										5	0	2	1	0	2	5							
66 Ryan O'Hearn, L OBP: 0.322, SLG: 0.551										5	0	0	0	0	1	3							
38 Jorge Bonifacio, R OBP: 0.322, SLG: 0.358										3	1	2	1	1	0	1							
7 Rosell Herrera, S OBP: 0.275, SLG: 0.301										3	2	0	0	0	0	2							
14 Brett Phillips, L OBP: 0.284, SLG: 0.345										4	1	1	0	0	3	1							
2 Alcides Escobar, R OBP: 0.269, SLG: 0.301										3	1	3	1	1	0	0							
72 Meibrys Vilorio, L OBP: 0.500, SLG: 0.667										3	1	1	2	1	0	4							
<b>Inning Stats</b>	R: 0 E: 0 K: 0 S: 5	H: 1 LOB: 0 BB: 0 P: 8	R: 1 E: 0 K: 0 S: 12	H: 3 LOB: 2 BB: 0 P: 22	R: 3 E: 2 K: 1 S: 14	H: 3 LOB: 0 BB: 0 P: 23	R: 1 E: 0 K: 2 S: 14	H: 2 LOB: 2 BB: 0 P: 23	R: 0 E: 0 K: 0 S: 5	H: 0 LOB: 0 BB: 1 P: 11	R: 0 E: 0 K: 1 S: 10	H: 1 LOB: 1 BB: 1 P: 17	R: 0 E: 0 K: 1 S: 10	H: 1 LOB: 0 BB: 0 P: 16	R: 4 E: 0 K: 2 S: 19	H: 3 LOB: 1 BB: 1 P: 30	R: 0 E: 0 K: 2 S: 19	H: 0 LOB: 0 BB: 1 P: 30	1B: 9 2B: 4 3B: 1 HR: 0	SF: 0 SAC: 0 DP: 3 HBP: 1	WP: 1 PB: 0 SB: 1 CS: 0	PA: 40	
<b>PITCHER</b>	IP	WLS	BF	H	R	ER	SO	BB	IBB	HBP	BLK	WP	HR	S	P	ERA	WHIP	<b>PITCHER</b>					
41 David Hess, R ERA: 5.27	(1, 1)	4.0	L	21	9	5	4	3	0	0	0	0	0	45	76	9.00	2.250						
63 Sean Gilmartin, L ERA: 2.31	(5, 1)	2.2		10	2	0	0	2	2	0	0	0	0	22	40	0.00	1.500						
43 Mike Wright Jr., R ERA: 5.64	(7, 1)	1.0		8	3	4	4	2	1	0	1	0	0	20	32	36.00	4.000						
66 Tanner Scott, L ERA: 5.86	(8, 1)	0.1		1	0	0	0	0	0	0	0	0	0	2	2	0.00	0.000						

AB 36  
R 9  
H 14  
RBI 7  
BB 3  
SO 7  
LOB 21

Batter	1	2	3	4	5	6	7	8	9	AB	R	H	RBI	BB	SO	LOB											
3 Cedric Mullins, L (1, 8) OBP: 0.325, SLG: 0.461	G6-3		F8			K			K	4	0	0	0	0	2	0											
2 Jonathan Villar, S (1, 4) OBP: 0.320, SLG: 0.394	K				HR	G4-3			K	4	1	1	1	0	2	0											
16 Trey Mancini, R (1, 3) OBP: 0.301, SLG: 0.415	L8				G6-3				K	4	0	0	0	0	1	0											
10 Adam Jones, R (1, 9) OBP: 0.317, SLG: 0.429		G5-3			L6				K	3	0	0	0	0	1	0											
1 Tim Beckham, R (1, 6) OBP: 0.283, SLG: 0.372					K				E8	3	0	1	0	0	1	0											
39 Renato Núñez, R (1, 5) OBP: 0.304, SLG: 0.341									K	3	0	0	0	0	2	2											
15 Chance Sisco, L (1, 10) OBP: 0.301, SLG: 0.283									K	3	0	0	0	0	1	1											
23 Joey Rickard, R (1, 7) OBP: 0.295, SLG: 0.419										3	0	1	0	0	2	0											
36 Caleb Joseph, R (1, 2) OBP: 0.244, SLG: 0.310										3	0	0	0	0	0	1											
Inning Stats	R: 0 H: 0 E: 0 K: 1 S: 13	H: 0 LOB: 0 BB: 0 P: 17	R: 0 H: 1 E: 0 K: 0 S: 11	LOB: 1 BB: 0 P: 11	R: 0 H: 0 E: 0 K: 1 S: 7	LOB: 0 BB: 0 P: 12	R: 1 H: 1 E: 0 K: 1 S: 11	H: 1 LOB: 0 BB: 0 P: 19	R: 0 H: 0 E: 0 K: 2 S: 12	H: 0 LOB: 0 BB: 0 P: 15	R: 0 H: 0 E: 0 K: 1 S: 7	H: 0 LOB: 0 BB: 0 P: 14	R: 0 H: 0 E: 1 K: 2 S: 10	H: 0 LOB: 1 BB: 0 P: 10	R: 0 H: 1 E: 0 K: 1 S: 6	H: 1 LOB: 0 BB: 0 P: 11	R: 0 H: 0 E: 0 K: 3 S: 15	H: 0 LOB: 0 BB: 0 P: 23	1B: 2 2B: 0 3B: 0 HR: 1	SF: 0 SAC: 0 DP: 1 HBP: 0	WP: 0 PB: 0 SB: 0 CS: 0	PA: 30					
PITCHER	IP	WLS	BF	H	R	ER	SO	BB	IBB	HBP	BLK	WP	HR	S	P	ERA	WHIP										
31 Erasmo Ramírez, R (1, 1) ERA: 5.56	5.1	W	18	2	1	1	5	0	0	0	0	0	0	1	55	77	1.69	0.375									
33 Zach Duke, L (6, 1) ERA: 4.2	0.2	H	2	0	0	0	1	0	0	0	0	0	0	6	11	0.00	0.000										
50 Nick Vincent, R (7, 1) ERA: 4.15	1.0	H	4	0	0	0	2	0	0	0	0	0	0	10	10	0.00	0.000										
48 Alex Colomé, R (8, 1) ERA: 3.51	1.0	H	3	1	0	0	1	0	0	0	0	0	0	6	11	0.00	1.000										
39 Edwin Díaz, R (9, 1) ERA: 1.9	1.0	S	3	0	0	0	3	0	0	0	0	0	0	15	23	0.00	0.000										

**Baltimore Orioles @ Seattle Mariners**  
Safeco Field, Seattle, WA  
Mon Sep 03 2018, 6:12 PM - 8:44 PM PDT  
Att: 20,579 - Clear - 72 F

AB	30
R	1
H	3
RBI	1
BB	0
SO	12
LOB	4



Batter	1	2	3	4	5	6	7	8	9	AB	R	H	RBI	BB	SO	LOB										
17 Mitch Haniger, R (1, 9) OBP: 0.366, SLG: 0.489	K		F9							3	0	1	0	1	1	1										
2 Jean Segura, R (1, 6) OBP: 0.346, SLG: 0.437	G6-3				G4-3				L4	4	0	0	0	0	0	2										
22 Robinson Canó, L (1, 4) OBP: 0.359, SLG: 0.423	K								L6	3	1	0	0	1	1	1										
23 Nelson Cruz, R (1, 10) OBP: 0.347, SLG: 0.530										3	0	1	0	1	0	0										
45 Kristopher Negron, R (8, PR) OBP: 0.533, SLG: 0.533										0	0	0	0	0	0	0										
27 Ryon Healy, R (1, 3) OBP: 0.285, SLG: 0.449										3	0	1	1	1	0	2										
15 Kyle Seager, L (1, 5) OBP: 0.295, SLG: 0.395										3	0	0	0	0	1	2										
10 Cameron Maybin, R (1, 7) OBP: 0.323, SLG: 0.530										3	1	2	0	0	1	0										
3 Mike Zunino, R (1, 2) OBP: 0.249, SLG: 0.400										3	0	0	0	0	3	2										
9 Dee Strange-Gordon, L (1, 8) OBP: 0.293, SLG: 0.337										2	0	0	1	0	0	1										
5 Guillermo Heredia, R (8, 8) OBP: 0.256, SLG: 0.368										0	0	0	0	0	0	0										
Inning Stats	R: 0 H: 0 E: 0 K: 2 S: 11	H: 0 LOB: 0 BB: 0 P: 15	R: 0 H: 0 E: 0 K: 0 S: 7	H: 0 LOB: 0 BB: 0 P: 11	R: 0 H: 1 E: 0 K: 1 S: 6	LOB: 1 BB: 0 P: 11	R: 1 H: 1 E: 0 K: 0 S: 11	H: 1 LOB: 1 BB: 2 P: 20	R: 0 H: 0 E: 0 K: 1 S: 9	H: 0 LOB: 1 BB: 1 P: 17	R: 0 H: 0 E: 0 K: 2 S: 12	H: 0 LOB: 0 BB: 0 P: 19	R: 0 H: 1 E: 0 K: 0 S: 11	H: 1 LOB: 2 BB: 1 P: 19	1B: 3 2B: 0 3B: 2 HR: 0	SF: 1 SAC: 0 DP: 0 HBP: 0	WP: 0 PB: 0 SB: 0 CS: 0	PA: 32								
PITCHER	IP	WLS	BF	H	R	ER	SO	BB	IBB	HBP	BLK	WP	HR	S	P	ERA	WHIP									
65 Josh Rogers, L (1, 1) ERA: 4.35	1.2	L	21	4	2	2	4	1	0	0	0	0	0	19	34	0.00	0.600									
31 Jimmy Yacabis, R (6, 1) ERA: 7.71	1.0		6	0	0	0	3	1	0	0	0	0	0	11	19	0.00	2.000									
50 Miguel Castro, R (8, 1) ERA: 4.13	1.0		5	1	0	0	0	1	0	0	0	0	0	11	19	0.00	2.000									

**Baltimore Orioles @ Seattle Mariners**  
Safeco Field, Seattle, WA  
Mon Sep 03 2018, 6:12 PM - 8:44 PM PDT  
Att: 20,579 - Clear - 72 F

AB	27
R	2
H	5
RBI	2
BB	4
SO	7
LOB	11



Batter	1	2	3	4	5	6	7	8	9	AB R H RBI BB SO LOB	TOP																										
2 Jonathan Villar, S OBP: 0.321, SLG: 0.394	(1, 6) S FF 86 L SI 87 C FC 86	0-3	①	K							5 2 2 1 0 2 1																										
23 Joey Rickard, R OBP: 0.298, SLG: 0.415	(1, 8) B FF 87 C SI 86 X CH 80	1-1	②	F9							4 0 1 0 1 1 2																										
16 Trey Mancini, R OBP: 0.304, SLG: 0.419	(1, 3) F SI 87 F CH 79 B SI 87 C FC 86	1-3	③	K							5 0 3 1 0 1 1																										
10 Adam Jones, R OBP: 0.314, SLG: 0.425	(1, 9) B SI 87 X CH 78	1-0	①	L8							5 0 0 0 0 1 5																										
19 Chris Davis, L OBP: 0.255, SLG: 0.317	(1, 10) B SI 86 X FC 82	1-0	②	G4-3							5 0 2 1 0 0 1																										
39 Renato Núñez, R OBP: 0.314, SLG: 0.369	(1, 5) C SI 86 D CH 79 F CH 79 F FC 85 X CH 78	1-2	③	G6-3							4 1 3 1 0 1 0																										
29 Jace Peterson, L OBP: 0.312, SLG: 0.318	(8, 5) B SI 86 F CH 79 F FC 85 X CH 78	1-2	③	K							1 0 0 0 0 0 2																										
34 John Andreoli, R OBP: 0.341, SLG: 0.468	(7, PH) C CU 72 X CH 79	0-1	②	F8							2 0 1 0 0 0 2																										
3 Cedric Mullins, L OBP: 0.341, SLG: 0.468	(7, PH) B SI 86 F CH 79 F FC 85 X CH 78	1-2	③	F8							1 1 1 0 1 0 0																										
28 Breyvic Valera, S OBP: 0.279, SLG: 0.205	(1, 4) B SI 87 F CH 79 B FF 87 X CH 79	2-1	③	SH1-3							3 1 2 0 0 1 2																										
61 Austin Wynns, R OBP: 0.280, SLG: 0.392	(1, 2) B SI 86 X FF 87	1-1	①	G6-3							4 0 0 0 0 0 5																										
Inning Stats	R: 0 E: 0 K: 2 S: 8	H: 0 LOB: 0 BB: 0 P: 10	R: 0 E: 0 K: 0 S: 10	H: 3 LOB: 2 BB: 0 P: 15	R: 0 E: 0 K: 0 S: 7	H: 0 LOB: 1 BB: 1 P: 12	R: 0 E: 0 K: 1 S: 8	H: 0 LOB: 0 BB: 0 P: 11	R: 0 E: 0 K: 1 S: 10	H: 1 LOB: 1 BB: 0 P: 12	R: 0 E: 0 K: 0 S: 7	H: 2 LOB: 1 BB: 0 P: 8	R: 4 E: 0 K: 1 S: 24	H: 5 LOB: 1 BB: 0 P: 38	R: 0 E: 0 K: 1 S: 14	H: 1 LOB: 2 BB: 1 P: 25	R: 1 E: 0 K: 1 S: 12	H: 3 LOB: 2 BB: 0 P: 18	1B: 13 2B: 1 3B: 0 HR: 1	SF: 0 SAC: 1 DP: 1 HBP: 0	WP: 0 PB: 0 SB: 0 CS: 0	PA: 42															
PITCHER	IP	WLS	BF	H	R	ER	SO	BB	IBB	HBP	BLK	WP	HR	S	P	ERA	WHIP	PITCHER	IP	WLS	BF	H	R	ER	SO	BB	IBB	HBP	BLK	WP	HR	S	P	ERA	WHIP		
49 Wade LeBlanc, L ERA: 3.56	(1, 1) 6.0		23	6	0	0	4	1	0	0	0	0	0	50	68	0.00	1.167	60 Chasen Bradford, R ERA: 3.33	(9, 1) 0.2		4	2	1	1	1	0	0	0	0	0	0	0	12	13.50	3.000		
43 Adam Warren, R ERA: 3.56	(7, 1) 0.0	L	3	3	3	3	0	0	0	0	0	0	1	9	15	∞	∞	55 Roenis Elias, L ERA: 3.5	(9, 1) 0.1		2	1	0	0	0	0	0	0	0	0	0	0	0	0	0	0.00	3.000
33 Zach Duke, L ERA: 4.37	(7, 1) 0.1		2	1	0	0	0	0	0	0	0	0	0	7	12	0.00	3.000																				
50 Nick Vincent, R ERA: 4.1	(7, 1) 0.2		3	1	1	1	1	0	0	0	0	0	0	8	11	13.50	1.500																				
47 James Pazos, L ERA: 3.02	(8, 1) 1.0		5	1	0	0	1	1	0	0	0	0	0	14	25	0.00	2.000																				

Baltimore Orioles @ Seattle Mariners  
Safeco Field, Seattle, WA  
Tue Sep 04 2018, 7:11 PM - 10:29 PM PDT  
Att: 11,265 - Clear - 71 F

AB 39  
R 5  
H 15  
RBI 4  
BB 2  
SO 7  
LOB 21



Batter	1	2	3	4	5	6	7	8	9	AB R H RBI BB SO LOB	BOTTOM																									
17 Mitch Haniger, R OBP: 0.365, SLG: 0.486	(1, 8) C SI 92 F FS 92 B SI 93 B SI 87 F FS 87 S SI 87	2-3	①	K							5 0 1 0 0 2 2																									
2 Jean Segura, R OBP: 0.346, SLG: 0.432	(1, 6) C SI 94 F FS 87 B SI 93 B SI 87 X FS 87	2-2	②	F8							5 0 0 0 0 0 1																									
22 Robinson Canó, L OBP: 0.399, SLG: 0.444	(1, 5) F SI 92 F FS 86 X FS 87	1-1	③	HR							3 2 3 1 1 0 0																									
23 Nelson Cruz, R OBP: 0.351, SLG: 0.530	(1, 10) B SI 92 B SI 91 B SI 91	4-0	③	BB							2 1 1 0 2 0 2																									
4 Denard Span, L OBP: 0.348, SLG: 0.437	(1, 7) C SI 91 F FS 86 B SI 86 D CH 83 S SI 87	3-3	③	K2-3							3 0 0 0 1 1 3																									
27 Ryan Healy, R OBP: 0.293, SLG: 0.445	(1, 3) B KC 82 C SI 92 F FS 86 X SI 93	2-2	①	L9							4 0 0 1 0 0 3																									
45 Kristopher Negrón, R OBP: 0.333, SLG: 0.333	(8, PH) E: 0 LOB: 0 BB: 0 P: 10	0-0	③	F9							0 0 0 0 0 0 0																									
5 Guillermo Heredia, R OBP: 0.295, SLG: 0.308	(9, 8) B KC 82 C SI 92 F FS 86 X SI 93	2-2	②	F9							0 0 0 0 0 0 0																									
16 Ben Gamel, L OBP: 0.361, SLG: 0.390	(1, 9) C KC 82 B SI 93 X KC 82	1-1	②	F8							2 0 0 0 0 0 0																									
10 Cameron Maybin, R OBP: 0.322, SLG: 0.329	(7, PH) B KC 82 C SI 92 F FS 86 X SI 93	2-2	③	G3-1							1 0 0 0 0 0 0																									
15 Kyle Seager, L OBP: 0.287, SLG: 0.395	(8, PH) F SI 92 X SI 92	0-1	③	G6-3							0 0 0 0 1 0 0																									
36 David Freitas, R OBP: 0.281, SLG: 0.309	(1, 2) B KC 82 C SI 92 F FS 86 X SI 93	2-0	③	G3-1							3 0 2 0 0 0 0																									
26 Chris Herrmann, L OBP: 0.325, SLG: 0.463	(8, PH) B SI 91 F FS 86 X FS 87	2-1	①	B2-3							1 0 0 0 0 1 2																									
9 Dee Strange-Gordon, L OBP: 0.291, SLG: 0.334	(1, 4) B SI 91 F FS 86 X FS 87	2-1	①	FC4-6							4 0 0 0 0 0 2																									
Inning Stats	R: 1 E: 0 K: 2 S: 13	H: 1 LOB: 1 BB: 1 P: 25	R: 0 E: 0 K: 0 S: 7	H: 0 LOB: 0 BB: 0 P: 10	R: 0 E: 0 K: 0 S: 13	H: 1 LOB: 2 BB: 1 P: 24	R: 0 E: 0 K: 0 S: 9	H: 0 LOB: 0 BB: 0 P: 13	R: 0 E: 0 K: 0 S: 4	H: 1 LOB: 0 BB: 0 P: 7	R: 0 E: 0 K: 0 S: 11	H: 1 LOB: 2 BB: 1 P: 19	R: 0 E: 0 K: 0 S: 8	H: 1 LOB: 1 BB: 0 P: 12	R: 2 E: 1 K: 1 S: 13	H: 2 LOB: 2 BB: 2 P: 26	R: 0 E: 0 K: 1 S: 10	H: 0 LOB: 0 BB: 0 P: 15	1B: 5 2B: 1 3B: 0 HR: 1	SF: 0 SAC: 0 DP: 1 HBP: 0	WP: 2 PB: 0 SB: 0 CS: 0	PA: 38														
PITCHER	IP	WLS	BF	H	R	ER	SO	BB	IBB	HBP	BLK	WP	HR	S	P	ERA	WHIP	PITCHER	IP	WLS	BF	H	R	ER	SO	BB	IBB	HBP	BLK	WP	HR	S	P	ERA	WHIP	
17 Alex Cobb, R ERA: 4.97	(1, 1) 6.0		24	4	1	1	2	3	0	0	0	1	0	17	29	6.75	3.000																			
51 Paul Fry, L ERA: 3.04	(7, 1) 1.1	H	8	3	2	1	0	1	0	0	0	1	0	17	29	6.75	3.000																			
60 Mychal Givens, R ERA: 4.64	(8, 1) 1.2	S	6	0	0	0	2	0	1	0	0	0	0	14	24	0.00	0.000																			

Baltimore Orioles @ Seattle Mariners  
Safeco Field, Seattle, WA  
Tue Sep 04 2018, 7:11 PM - 10:29 PM PDT  
Att: 11,265 - Clear - 71 F

AB 33  
R 3  
H 7  
RBI 2  
BB 5  
SO 4  
LOB 15



Batter	1	2	3	4	5	6	7	8	9	AB R H RBI BB SO LOB	TOP																															
3 Cedric Mullins, L (1.8) OBP: 0.344, SLG: 0.469	G4-3		HBP		2B				K	4 1 1 0 0 1 2	<p><b>Baltimore Orioles @ Seattle Mariners</b>  <b>Safeco Field, Seattle, WA</b>            Wed Sep 05 2018, 7:11 PM - 10:15 PM PDT            Att: 15,017 - Clear - 75 F</p>																															
2 Jonathan Villar, S (1.4) OBP: 0.320, SLG: 0.391	L8		1B		E3				K	5 1 1 0 0 1 2																																
16 Trey Mancini, R (1.3) OBP: 0.301, SLG: 0.415	L4		G6-3		F7				F9	5 0 0 0 0 0 3																																
10 Adam Jones, R (1.9) OBP: 0.317, SLG: 0.429		2B			E6					4 0 3 0 0 0 0																																
19 Chris Davis, L (1.10) OBP: 0.255, SLG: 0.316		K			E4				F8	4 0 1 0 0 1 3																																
39 Renato Núñez, R (1.5) OBP: 0.307, SLG: 0.360		G5-3			G5-3				K	4 0 0 0 0 2 6																																
1 Tim Beckham, R (1.6) OBP: 0.280, SLG: 0.367		K			F8				G1-3	4 0 0 0 0 1 3																																
23 Joey Rickard, R (1.7) OBP: 0.297, SLG: 0.411			G6-3	G2-3					K	4 0 1 0 0 1 2																																
36 Caleb Joseph, R (1.2) OBP: 0.244, SLG: 0.309		K			P4				F8	4 0 1 0 0 1 0																																
<b>Inning Stats</b>	R: 0 E: 0 K: 0 S: 4	H: 0 LOB: 0 BB: 0 P: 7	R: 0 E: 0 K: 2 S: 11	H: 1 LOB: 1 BB: 0 P: 14	R: 0 E: 0 K: 1 S: 11	H: 1 LOB: 2 BB: 0 P: 17	R: 0 E: 0 K: 1 S: 14	H: 2 LOB: 2 BB: 0 P: 20	R: 2 E: 3 K: 0 S: 18	H: 1 LOB: 2 BB: 0 P: 23	R: 0 E: 0 K: 0 S: 10	H: 2 LOB: 1 BB: 0 P: 15	R: 0 E: 0 K: 1 S: 10	H: 1 LOB: 1 BB: 0 P: 14	R: 0 E: 0 K: 1 S: 6	H: 0 LOB: 0 BB: 0 P: 8	R: 0 E: 0 K: 2 S: 8	H: 0 LOB: 0 BB: 0 P: 11	1B: 6 2B: 2 HR: 0	SF: 0 SAC: 0 HBP: 1	WP: 0 PB: 0 SB: 1 CS: 0	PA: 39																				
<b>PITCHER</b>	IP	WLS	BF	H	R	ER	SO	BB	IBB	HBP	BLK	WP	HR	S	P	ERA	WHIP																									
8 Mike Leake, R (1.1) ERA: 4.11	6.0	W	29	7	2	0	4	0	0	1	0	0	0	68	16	0.00	1.167																									
37 Shawn Armstrong, R (7.1) ERA:	1.0	H	4	1	0	0	1	0	0	0	0	0	0	10	14	0.00	1.000																									
48 Alex Colomé, R (8.1) ERA: 3.45	1.0	H	3	0	0	0	1	0	0	0	0	0	0	6	8	0.00	0.000																									
39 Edwin Díaz, R (9.1) ERA: 1.87	1.0	S	3	0	0	0	2	0	0	0	0	0	0	8	11	0.00	0.000																									

Batter	1	2	3	4	5	6	7	8	9	AB R H RBI BB SO LOB	BOTTOM																																	
17 Mitch Haniger, R (1.8) OBP: 0.365, SLG: 0.490	P3		HR	G6-3		BB			F8	4 1 1 1 1 0 2	<p><b>Baltimore Orioles @ Seattle Mariners</b>  <b>Safeco Field, Seattle, WA</b>            Wed Sep 05 2018, 7:11 PM - 10:15 PM PDT            Att: 15,017 - Clear - 75 F</p>																																	
2 Jean Segura, R (1.6) OBP: 0.345, SLG: 0.430	G5-3		G5-3		G6-3	G4-3			G6-3	5 0 1 0 0 0 3																																		
22 Robinson Canó, L (1.3) OBP: 0.369, SLG: 0.445	F9		2B		F7				G3-1	4 0 1 0 1 0 1																																		
23 Nelson Cruz, R (1.10) OBP: 0.353, SLG: 0.538	G5-3		BB		HR				G3	4 2 2 1 1 0 3																																		
4 Denard Span, L (1.7) OBP: 0.353, SLG: 0.449		1B		BB	HR				SH1-3	3 2 3 2 1 0 0																																		
15 Kyle Seager, L (1.5) OBP: 0.297, SLG: 0.393	F7		L8		G5-3				HBP	3 0 0 0 0 0 4																																		
16 Ben Gamel, L (1.9) ERA: 5.73	F9		L7		K				SH1-3	3 0 0 0 0 1 1																																		
5 Guillermo Heredia, R (7.8) OBP: 0.295, SLG: 0.308										0 0 0 1 0 0 0																																		
3 Mike Zunino, R (1.2) OBP: 0.246, SLG: 0.395	L7		F9		F9				K	4 0 0 0 0 1 2																																		
9 Dee Strange-Gordon, L (1.4) OBP: 0.293, SLG: 0.337	B5-3								G6-3	4 0 2 0 0 1 1																																		
<b>Inning Stats</b>	R: 0 E: 0 K: 0 S: 9	H: 1 LOB: 1 BB: 0 P: 16	R: 0 E: 0 K: 0 S: 16	H: 1 LOB: 0 BB: 0 P: 25	R: 1 E: 0 K: 0 S: 17	H: 2 LOB: 2 BB: 0 P: 31	R: 0 E: 0 K: 0 S: 10	H: 1 LOB: 1 BB: 0 P: 16	R: 2 E: 1 K: 2 S: 13	H: 2 LOB: 2 BB: 1 P: 19	R: 0 E: 0 K: 2 S: 10	H: 0 LOB: 1 BB: 1 P: 15	R: 2 E: 0 K: 1 S: 12	H: 2 LOB: 1 BB: 0 P: 21	R: 0 E: 0 K: 0 S: 8	H: 1 LOB: 2 BB: 1 P: 17	R: 0 E: 0 K: 1 S: 8	H: 0 LOB: 0 BB: 0 P: 11	1B: 4 2B: 3 HR: 3	SF: 0 SAC: 1 HBP: 1	WP: 1 PB: 0 SB: 1 CS: 0	PA: 40																						
<b>PITCHER</b>	IP	WLS	BF	H	R	ER	SO	BB	IBB	HBP	BLK	WP	HR	S	P	ERA	WHIP																											
54 Andrew Cashner, R (1.1) ERA: 4.89	4.2	L	23	7	3	3	0	2	0	0	0	0	0	10	13	0.00	0.000																											
66 Tanner Scott, L (5.1) ERA: 5.73	1.0		4	0	0	0	2	0	0	0	0	0	0	10	17	13.50	3.000																											
43 Mike Wright Jr., R (6.1) ERA: 5.71	0.2		4	1	1	1	0	1	0	0	0	0	0	3	5	∞	∞																											
63 Sean Gilmartin, L (7.1) ERA: 3.09	0.0		2	1	0	0	0	0	0	1	0	0	0	3	5	∞	∞																											
52 Ryan Meisinger, R (7.1) ERA: 6.0	0.2		2	0	1	1	1	0	0	0	0	0	0	5	9	13.50	0.000																											

AB 38  
R 2  
H 8  
RBI 0  
BB 0  
SO 8  
LOB 21

AB 34  
R 5  
H 10  
RBI 5  
BB 4  
SO 3  
LOB 17









Batter	1	2	3	4	5	6	7	8	9	AB	R	H	RBI	BB	SO	LOB	TOP																							
<b>22 Ramón Laureano, R</b> (1, 8) OBP: 0.355, SLG: 0.511										5	0	0	0	0	1	1																								
<b>26 Matt Chapman, R</b> (1, 5) OBP: 0.382, SLG: 0.521										4	1	1	1	0	1	0																								
<b>8 Jed Lowrie, S</b> (1, 4) OBP: 0.362, SLG: 0.464										2	1	1	0	2	1	0																								
<b>2 Khris Davis, R</b> (1, 10) OBP: 0.329, SLG: 0.545										4	0	2	1	0	2	1																								
<b>28 Matt Olson, L</b> (1, 3) OBP: 0.322, SLG: 0.444										4	0	0	0	0	3	5																								
<b>25 Stephen Piscotty, R</b> (1, 9) OBP: 0.328, SLG: 0.468										4	0	3	1	0	0	0																								
<b>10 Marcus Semien, R</b> (1, 6) OBP: 0.323, SLG: 0.385										4	0	0	0	0	0	5																								
<b>18 Chad Pinder, R</b> (1, 7) OBP: 0.329, SLG: 0.420										3	0	0	0	0	1	1																								
<b>23 Matt Joyce, L</b> (9, PH) OBP: 0.316, SLG: 0.358										1	0	0	0	0	0	0																								
<b>20 Mark Canha, R</b> (9, 7) OBP: 0.318, SLG: 0.437										0	0	0	0	0	0	0																								
<b>21 Jonathan Lucroy, R</b> (1, 2) OBP: 0.292, SLG: 0.323										3	1	0	0	1	0	0																								
<b>Inning Stats</b>	R: 0 E: 0 K: 2 S: 11	H: 1 LOB: 2 BB: 1 P: 21	R: 0 E: 0 K: 0 S: 5	H: 0 LOB: 0 BB: 0 P: 9	R: 3 E: 0 K: 1 S: 14	H: 3 LOB: 2 BB: 2 P: 30	R: 0 E: 0 K: 0 S: 10	H: 0 LOB: 0 BB: 0 P: 13	R: 0 E: 0 K: 2 S: 7	H: 1 LOB: 1 BB: 0 P: 19	R: 0 E: 0 K: 0 S: 5	H: 0 LOB: 0 BB: 0 P: 6	R: 0 E: 0 K: 2 S: 17	H: 2 LOB: 2 BB: 0 P: 22	R: 0 E: 0 K: 0 S: 4	H: 0 LOB: 0 BB: 0 P: 9	1B: 5 2B: 2 HR: 0	SF: 0 SAC: 0 DP: 0 HBP: 0	WP: 0 PB: 0 SB: 0 CS: 0	PA: 37																				
<b>PITCHER</b>	IP ERA WHIP	WLS LOB	BF H R ER SO	H R ER SO	BB IBB HBP BLK	WP HR S P	ERA WHIP	<b>PITCHER</b>																																
<b>17 Alex Cobb, R</b> (1, 1) ERA: 4.9	2.0		8	1	0	0	2	1	0	0	0	0	0	0	0	0	0	0	0	0	16	30	0.00	1.000																
<b>43 Mike Wright Jr., R</b> (3, 1) ERA: 5.79	3.0	L	14	3	3	3	3	2	0	0	0	0	0	0	0	31	56	9.00	1.667																					
<b>32 Yefry Ramírez, R</b> (6, 1) ERA: 5.94	2.0		7	1	0	0	2	0	0	0	0	0	0	0	0	19	25	0.00	0.500																					
<b>66 Tanner Scott, L</b> (8, 1) ERA: 5.67	1.0		5	2	0	0	2	0	0	0	0	0	0	0	17	22	0.00	2.000																						
<b>60 Mychal Givens, R</b> (9, 1) ERA: 4.5	1.0		3	0	0	0	0	0	0	0	0	0	0	0	4	9	0.00	0.000																						
<b>3 Cedric Mullins, L</b> (1, 8) OBP: 0.333, SLG: 0.417																				3	0	0	0	1	2	1														
<b>2 Jonathan Villar, S</b> (1, 6) OBP: 0.332, SLG: 0.405																				4	1	2	2	0	1	2														
<b>16 Trey Mancini, R</b> (1, 3) OBP: 0.297, SLG: 0.405																				4	0	0	0	0	2	1														
<b>10 Adam Jones, R</b> (1, 9) OBP: 0.319, SLG: 0.430																				4	0	2	0	0	0	0														
<b>19 Chris Davis, L</b> (1, 10) OBP: 0.249, SLG: 0.308																				4	0	0	0	0	3	2														
<b>23 Joey Rickard, R</b> (1, 7) OBP: 0.296, SLG: 0.418																				4	0	0	0	0	2	2														
<b>39 Renato Núñez, R</b> (1, 5) OBP: 0.306, SLG: 0.376																				3	0	0	0	0	0	1														
<b>28 Breyvic Valera, S</b> (1, 4) OBP: 0.265, SLG: 0.200																				3	1	1	0	0	0	0														
<b>36 Caleb Joseph, R</b> (1, 2) OBP: 0.254, SLG: 0.324																				2	0	1	0	0	1	0														
<b>64 Corban Joseph, L</b> (8, PH) OBP: 0.154, SLG: 0.083																				1	0	0	0	0	0	1														
<b>61 Austin Wynns, R</b> (9, 2) OBP: 0.286, SLG: 0.395																				0	0	0	0	0	0	0														
<b>Inning Stats</b>	R: 0 E: 0 K: 1 S: 9	H: 0 LOB: 0 BB: 0 P: 13	R: 0 E: 0 K: 1 S: 9	H: 1 LOB: 1 BB: 0 P: 15	R: 0 E: 0 K: 0 S: 8	H: 1 LOB: 1 BB: 1 P: 16	R: 0 E: 0 K: 2 S: 9	H: 1 LOB: 1 BB: 0 P: 13	R: 0 E: 0 K: 1 S: 9	H: 0 LOB: 0 BB: 0 P: 10	R: 1 E: 0 K: 2 S: 12	H: 1 LOB: 0 BB: 0 P: 17	R: 0 E: 0 K: 2 S: 10	H: 0 LOB: 0 BB: 0 P: 15	R: 1 E: 0 K: 1 S: 10	H: 2 LOB: 1 BB: 0 P: 14	R: 0 E: 0 K: 1 S: 8	H: 0 LOB: 0 BB: 0 P: 12	1B: 5 2B: 0 3B: 0 HR: 1	SF: 0 SAC: 0 DP: 1 HBP: 0	WP: 0 PB: 0 SB: 2 CS: 0	PA: 33																		
<b>PITCHER</b>	IP ERA WHIP	WLS LOB	BF H R ER SO	H R ER SO	BB IBB HBP BLK	WP HR S P	ERA WHIP	<b>PITCHER</b>																																
<b>50 Mike Fiers, R</b> (1, 1) ERA: 3.29	6.0	W	22	4	1	1	7	1	0	0	0	0	0	0	10	15	0.00	0.000																						
<b>56 Fernando Rodney, R</b> (7, 1) ERA: 3.2	1.0	H	3	0	0	0	2	0	0	0	0	0	0	0	10	14	9.00	2.000																						
<b>62 Lou Trivino, R</b> (8, 1) ERA: 2.18	1.0	H	5	2	1	1	1	0	0	0	0	0	0	0	8	12	0.00	0.000																						
<b>32 Jeury Familia, R</b> (9, 1) ERA: 2.71	1.0	S	3	0	0	0	1	0	0	0	0	0	0	0	8	12	0.00	0.000																						
<b>Oakland Athletics @ Baltimore Orioles</b>																	AB	R	H	RBI	BB	SO	LOB		WP: 0 PA: 37															
<b>Oakland Athletics @ Baltimore Orioles</b>																	AB	R	H	RBI	BB	SO	LOB		WP: 0 PA: 33															

Oakland Athletics @ Baltimore Orioles  
Oriole Park at Camden Yards, Baltimore, MD  
Tue Sep 11 2018, 7:11 PM - 9:55 PM EDT  
Att. 9,141 - Overcast - 73 F


livebaseballscores.com  
AB 34  
R 3  
H 7  
RBI 3  
BB 3  
SO 9  
LOB 13



WP: 0 PA: 37  
PB: 0  
SB: 0  
CS: 0

Oakland Athletics @ Baltimore Orioles  
Oriole Park at Camden Yards, Baltimore, MD  
Tue Sep 11 2018, 7:11 PM - 9:55 PM EDT  
Att. 9,141 - Overcast - 73 F

livebaseballscores.com  
AB 32  
R 2  
H 6  
RBI 2  
BB 1  
SO 11  
LOB 10



WP: 0 PA: 33  
PB: 0  
SB: 2  
CS: 0

Batter	1	2	3	4	5	6	7	8	9	AB	R	H	RBI	BB	SO	LOB	TOP							
22 Ramón Laureano, R OBP: 0.372, SLG: 0.545										5	1	3	0	1	1	2	<b>Oakland Athletics @ Baltimore Orioles</b> <b>Oriole Park at Camden Yards, Baltimore, MD</b> Wed Sep 12 2018, 7:08 PM - 9:47 PM EDT Att: 10,480 - Partly Cloudy - 83 F  <a href="http://livebaseballscorecards.com">livebaseballscorecards.com</a>  <b>AB 42</b> <b>R 10</b> <b>H 15</b> <b>RBI 10</b> <b>BB 4</b> <b>SO 8</b> <b>LOB 20</b>  							
26 Matt Chapman, R OBP: 0.383, SLG: 0.523										4	1	2	3	0	0	2								
18 Chad Pinder, R OBP: 0.328, SLG: 0.419										1	0	0	0	0	1	1								
8 Jed Lowrie, S OBP: 0.391, SLG: 0.463										4	1	1	1	0	1	4								
1 Franklin Barreto, R OBP: 0.265, SLG: 0.485										1	0	0	0	0	1	1								
2 Khris Davis, R OBP: 0.328, SLG: 0.542										4	1	1	1	0	1	4								
23 Matt Joyce, L OBP: 0.314, SLG: 0.356										1	0	0	0	0	0	0								
28 Matt Olson, L OBP: 0.323, SLG: 0.450										4	1	2	3	0	0	0								
20 Mark Canha, R OBP: 0.317, SLG: 0.436										1	0	0	0	0	0	0								
25 Stephen Piscotty, R OBP: 0.327, SLG: 0.498										4	1	1	0	0	1	1								
11 Dustin Fowler, L OBP: 0.295, SLG: 0.356										0	0	0	0	0	1	0								
10 Marcus Semien, R OBP: 0.324, SLG: 0.384										4	1	1	0	1	1	2								
Nick Martini, L OBP: 0.381, SLG: 0.377										4	2	2	0	1	0	1								
21 Jonathan Lucroy, R OBP: 0.294, SLG: 0.325										4	1	2	2	0	0	2								
46 Beau Taylor, L										1	0	0	0	0	1	0								
<b>Inning Stats</b>	R: 0 E: 0 K: 0 S: 10	H: 1 LOB: 1 BB: 0 P: 14	R: 0 E: 0 K: 1 S: 8	H: 0 LOB: 0 BB: 0 P: 13	R: 10 E: 0 K: 1 S: 34	H: 10 LOB: 2 BB: 2 P: 57	R: 0 E: 0 K: 1 S: 16	H: 1 LOB: 2 BB: 1 P: 25	R: 0 E: 0 K: 1 S: 10	H: 1 LOB: 1 BB: 0 P: 16	R: 0 E: 0 K: 2 S: 10	H: 1 LOB: 1 BB: 0 P: 15	R: 0 E: 0 K: 0 S: 8	H: 0 LOB: 1 BB: 1 P: 15	R: 0 E: 0 K: 2 S: 10	H: 0 LOB: 0 BB: 0 P: 12		1B: 11 2B: 2 3B: 1 HR: 1	SF: 0 SAC: 0 DP: 0 HBP: 0	WP: 2 PB: 0 SB: 1 CS: 0	PA: 46			
<b>PITCHER</b>	IP	WLS	BF	H	R	ER	SO	BB	IBB	HBP	BLK	WP	HR	S	P	ERA		WHIP						
54 Andrew Cashner, R ERA: 5.29	2.0	L	15	8	8	8	1	1	0	0	0	0	1	33	52	36.00		4.500						
49 Cody Carroll, R ERA: 8.1	1.0		7	3	2	2	1	1	0	0	0	1	0	19	32	18.00		4.000						
63 Sean Gilmartin, L ERA: 3.86	3.0		13	3	0	0	2	1	0	0	0	0	0	33	54	0.00		1.333						
52 Ryan Meisinger, R ERA: 6.28	2.0		8	1	0	0	2	1	0	0	0	1	0	18	30	0.00	1.000							
51 Paul Fry, L ERA: 3.86	1.0		3	0	0	0	2	0	0	0	0	0	0	10	12	0.00	0.000							
<b>Batter</b>	<b>1</b>	<b>2</b>	<b>3</b>	<b>4</b>	<b>5</b>	<b>6</b>	<b>7</b>	<b>8</b>	<b>9</b>	<b>AB</b>	<b>R</b>	<b>H</b>	<b>RBI</b>	<b>BB</b>	<b>SO</b>	<b>LOB</b>	<b>BOTTOM</b>							
3 Cedric Mullins, L OBP: 0.321, SLG: 0.400										4	0	0	0	0	0	1	<b>Oakland Athletics @ Baltimore Orioles</b> <b>Oriole Park at Camden Yards, Baltimore, MD</b> Wed Sep 12 2018, 7:08 PM - 9:47 PM EDT Att: 10,480 - Partly Cloudy - 83 F  <a href="http://livebaseballscorecards.com">livebaseballscorecards.com</a>  <b>AB 28</b> <b>R 0</b> <b>H 1</b> <b>RBI 0</b> <b>BB 1</b> <b>SO 5</b> <b>LOB 4</b>  							
2 Jonathan Villar, S OBP: 0.330, SLG: 0.401										3	0	0	0	0	1	1								
28 Brevic Valera, S OBP: 0.260, SLG: 0.196										1	0	0	0	0	1	0								
16 Trey Mancini, R OBP: 0.297, SLG: 0.408										2	0	1	0	0	0	0								
15 Chance Sisco, L OBP: 0.291, SLG: 0.272										1	0	0	0	0	1	0								
10 Adam Jones, R OBP: 0.318, SLG: 0.428										2	0	0	0	0	0	1								
34 John Andreoli, R OBP: 0.260, SLG: 0.239										1	0	0	0	0	0	0								
19 Chris Davis, L OBP: 0.247, SLG: 0.306										3	0	0	0	0	0	0								
64 Corban Joseph, L OBP: 0.154, SLG: 0.083										0	0	0	0	0	0	0								
1 Tim Beckham, R OBP: 0.277, SLG: 0.360										3	0	0	0	0	1	1								
39 Renato Núñez, R OBP: 0.306, SLG: 0.376										0	0	0	0	0	0	0								
62 DJ Stewart, L										3	0	0	0	0	0	0								
61 Austin Wynns, R OBP: 0.276, SLG: 0.381										3	0	0	0	0	1	0								
29 Jace Peterson, L OBP: 0.311, SLG: 0.324										2	0	0	0	1	0	0								
<b>Inning Stats</b>	R: 0 E: 0 K: 0 S: 8	H: 1 LOB: 1 BB: 0 P: 11	R: 0 E: 0 K: 0 S: 9	H: 0 LOB: 0 BB: 0 P: 13	R: 0 E: 0 K: 0 S: 9	H: 0 LOB: 1 BB: 1 P: 17	R: 0 E: 0 K: 0 S: 5	H: 0 LOB: 0 BB: 0 P: 7	R: 0 E: 0 K: 2 S: 7	H: 0 LOB: 0 BB: 0 P: 7	R: 0 E: 0 K: 1 S: 10	H: 0 LOB: 0 BB: 0 P: 12	R: 0 E: 0 K: 1 S: 7	H: 0 LOB: 0 BB: 0 P: 11	R: 0 E: 0 K: 0 S: 7	H: 0 LOB: 0 BB: 0 P: 9		R: 0 E: 0 K: 1 S: 9	H: 0 LOB: 0 BB: 0 P: 12	1B: 1 2B: 0 3B: 0 HR: 0	SF: 0 SAC: 0 DP: 1 HBP: 0	WP: 0 PB: 0 SB: 0 CS: 0	PA: 29	
<b>PITCHER</b>	IP	WLS	BF	H	R	ER	SO	BB	IBB	HBP	BLK	WP	HR	S	P	ERA		WHIP						
16 Liam Hendriks, R ERA: 5.94	1.0		4	1	0	0	0	0	0	0	0	0	0	8	11	0.00		1.000						
33 Daniel Mengden, R ERA: 4.09	5.0	W	16	0	0	0	3	1	0	0	0	0	0	40	56	0.00		0.200						
Ryan Dull, R ERA: 5.06	1.0		3	0	0	0	1	0	0	0	0	0	0	7	11	0.00		0.000						
57 J.B. Wendelken, R ERA: 0.84	1.0		3	0	0	0	0	0	0	0	0	0	0	7	9	0.00		0.000						
35 Aaron Brooks, R ERA:	1.0		3	0	0	0	1	0	0	0	0	0	0	9	12	0.00	0.000							

Batter	1	2	3	4	5	6	7	8	9	AB	R	H	RBI	BB	SO	LOB	TOP						
22 Ramón Laureano, R (1, 8) OBP: 0.364, SLG: 0.529										5	1	1	0	0	2	3							
26 Matt Chapman, R (1, 5) OBP: 0.382, SLG: 0.519										5	0	1	0	0	3	2							
8 Jed Lowrie, S (1, 4) OBP: 0.359, SLG: 0.459										4	0	0	0	0	1	2							
2 Khris Davis, R (1, 10) OBP: 0.329, SLG: 0.541										3	0	1	0	1	0	0							
28 Matt Olson, L (1, 3) OBP: 0.324, SLG: 0.449										3	0	1	1	1	0	0							
25 Stephen Piscotty, R (1, 9) OBP: 0.327, SLG: 0.490										4	1	1	1	0	2	5							
10 Marcus Semien, R (1, 6) OBP: 0.323, SLG: 0.384										4	1	1	0	0	0	3	AB 35 R 3 H 9 RBI 3 BB 3 SO 11 LOB 19						
Nick Martini, L (1, 7) OBP: 0.400, SLG: 0.404										3	0	3	1	1	0	0							
19 Josh Phegley, R (1, 2) OBP: 0.239, SLG: 0.350										2	0	0	0	0	2	2							
23 Matt Joyce, L (7, PH) OBP: 0.313, SLG: 0.354										1	0	0	0	0	0	1							
46 Beau Taylor, L (7, 2)										0	0	0	0	0	0	1							
11 Dustin Fowler, L (9, PH) OBP: 0.255, SLG: 0.354										1	0	0	0	0	0	1							
<b>Inning Stats</b>	R: 0 E: 0 K: 1 S: 7	H: 0 LOB: 0 BB: 0 P: 10	R: 1 E: 0 K: 0 S: 13	H: 1 LOB: 0 BB: 0 P: 20	R: 0 E: 0 K: 3 S: 16	H: 1 LOB: 1 BB: 0 P: 20	R: 0 E: 0 K: 0 S: 4	H: 0 LOB: 0 BB: 0 P: 6	R: 1 E: 0 K: 2 S: 12	H: 2 LOB: 1 BB: 0 P: 17	R: 0 E: 0 K: 2 S: 12	H: 2 LOB: 2 BB: 0 P: 17	R: 0 E: 0 K: 0 S: 8	H: 1 LOB: 0 BB: 0 P: 12	R: 1 E: 0 K: 2 S: 19	H: 2 LOB: 3 BB: 2 P: 33	R: 0 E: 0 K: 1 S: 9	H: 0 LOB: 1 BB: 1 P: 14	1B: 6 2B: 2 3B: 0 HR: 1	SF: 0 SAC: 0 DP: 1 HBP: 0	WP: 0 PB: 0 SB: 0 CS: 0	PA: 38	
<b>PITCHER</b>	IP	WLS	BF	H	R	ER	SO	BB	IBB	HBP	BLK	WP	HR	S	P	ERA	WHIP						
37 Dylan Bundy, R (1, 1) ERA: 5.48	6.0	W	24	6	2	2	8	0	0	0	0	0	1	64	90	3.00	1.000						
50 Miguel Castro, R (7, 1) ERA: 4.15	1.0	H	5	3	1	1	0	0	0	0	0	0	0	13	19	9.00	3.000						
51 Paul Fry, L (8, 1) ERA: 3.81	0.1	H	3	0	0	0	1	2	0	0	0	0	0	7	17	0.00	6.000						
60 Mychal Givens, R (8, 1) ERA: 4.39	1.2	S	6	0	0	0	2	1	0	0	0	0	0	16	23	0.00	0.600						
<b>Batter</b>	<b>1</b>	<b>2</b>	<b>3</b>	<b>4</b>	<b>5</b>	<b>6</b>	<b>7</b>	<b>8</b>	<b>9</b>	<b>AB</b>	<b>R</b>	<b>H</b>	<b>RBI</b>	<b>BB</b>	<b>SO</b>	<b>LOB</b>	<b>BOTTOM</b>						
3 Cedric Mullins, L (1, 8) OBP: 0.319, SLG: 0.394										4	1	1	0	0	1	2							
23 Joey Rickard, R (1, 9) OBP: 0.300, SLG: 0.420										4	0	2	0	0	0	1							
2 Jonathan Villar, S (1, 6) OBP: 0.329, SLG: 0.400										4	1	1	0	0	0	1							
16 Trey Mancini, R (1, 3) OBP: 0.299, SLG: 0.405										3	1	1	0	1	1	2							
1 Tim Beckham, R (1, 10) OBP: 0.279, SLG: 0.361										4	1	2	2	0	0	3							
39 Renato Núñez, R (1, 5) OBP: 0.306, SLG: 0.376										3	1	1	0	0	0	0							
29 Jace Peterson, L (8, 5) OBP: 0.314, SLG: 0.332										1	0	1	1	0	0	0							
34 John Andreoli, R (1, 7) OBP: 0.284, SLG: 0.245										3	0	1	1	0	1	0	AB 32 R 5 H 12 RBI 5 BB 2 SO 5 LOB 13						
62 DJ Stewart, L (8, PH) (9, 9)										1	0	0	0	0	1	1							
28 Breyvic Valera, S (1, 4) OBP: 0.302, SLG: 0.229										2	0	2	1	1	0	0							
36 Caleb Joseph, R (1, 2) OBP: 0.251, SLG: 0.320										3	0	0	0	0	1	3							
<b>Inning Stats</b>	R: 2 E: 0 K: 0 S: 14	H: 3 LOB: 1 BB: 0 P: 16	R: 0 E: 0 K: 2 S: 9	H: 0 LOB: 1 BB: 1 P: 16	R: 0 E: 0 K: 0 S: 8	H: 0 LOB: 0 BB: 0 P: 11	R: 2 E: 0 K: 0 S: 21	H: 4 LOB: 2 BB: 0 P: 28	R: 0 E: 0 K: 0 S: 8	H: 1 LOB: 1 BB: 1 P: 13	R: 0 E: 0 K: 0 S: 8	H: 1 LOB: 1 BB: 0 P: 9	R: 0 E: 0 K: 1 S: 11	H: 1 LOB: 0 BB: 0 P: 13	R: 1 E: 0 K: 2 S: 15	H: 2 LOB: 1 BB: 0 P: 24	R: 1 E: 0 K: 0 S: 9	H: 0 LOB: 1 BB: 1 P: 14	1B: 11 2B: 2 3B: 0 HR: 0	SF: 0 SAC: 0 DP: 1 HBP: 0	WP: 2 PB: 0 SB: 0 CS: 1	PA: 35	
<b>PITCHER</b>	IP	WLS	BF	H	R	ER	SO	BB	IBB	HBP	BLK	WP	HR	S	P	ERA	WHIP						
30 Brett Anderson, L (1, 1) ERA: 4.35	3.1	L	17	7	4	4	2	1	0	0	0	0	0	43	59	10.80	2.400						
31 Shawn Kelley, R (4, 1) ERA: 2.45	0.2		2	0	0	0	0	0	0	0	0	0	0	9	12	0.00	0.000						
61 Cory Gearrin, R (5, 1) ERA: 3.58	1.0		4	1	0	0	0	1	0	0	0	1	0	8	13	0.00	2.000						
Ryan Dull, R (6, 1) ERA: 4.84	1.0		3	1	0	0	0	0	0	0	0	0	0	8	9	0.00	1.000						
36 Yusmeiro Petit, R (7, 1) ERA: 3.1	1.0		3	1	0	0	1	0	0	0	0	0	0	11	13	0.00	1.000						
<b>PITCHER</b>	IP	WLS	BF	H	R	ER	SO	BB	IBB	HBP	BLK	WP	HR	S	P	ERA	WHIP						
32 Jeury Familia, R (8, 1) ERA: 2.81	1.0		5	2	1	1	2	0	0	0	0	0	0	15	24	9.00	2.000						

Oakland Athletics @ Baltimore Orioles  
 Oriole Park at Camden Yards, Baltimore, MD  
 Thu Sep 13 2018, 7:08 PM - 9:59 PM EDT  
 Att: 11,714 - Overcast - 79 F

AB	35
R	3
H	9
RBI	3
BB	3
SO	11
LOB	19



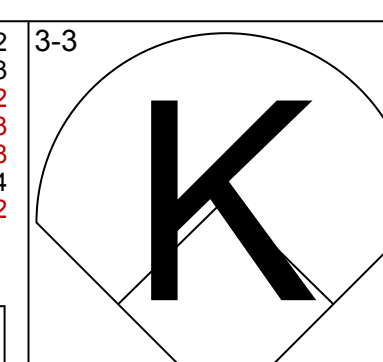
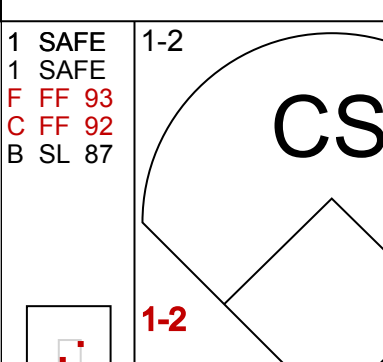
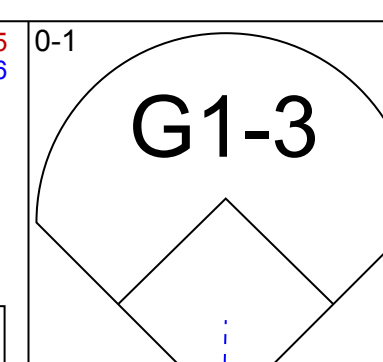
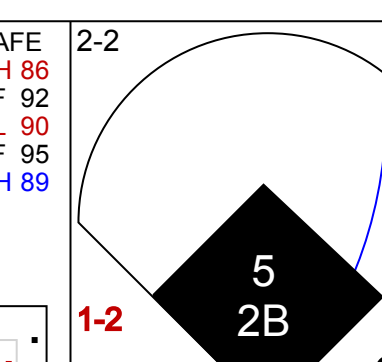
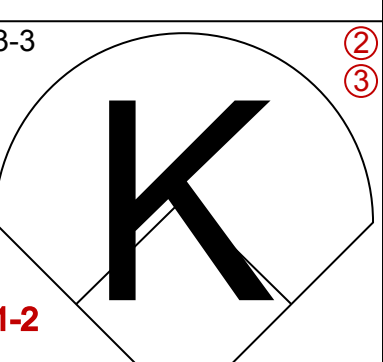
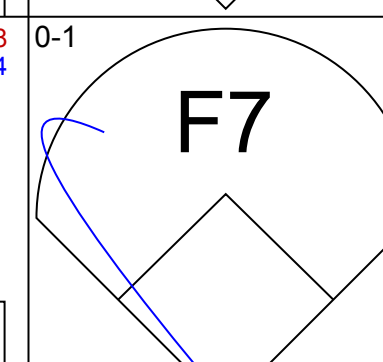
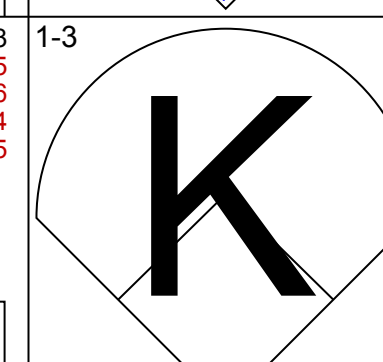
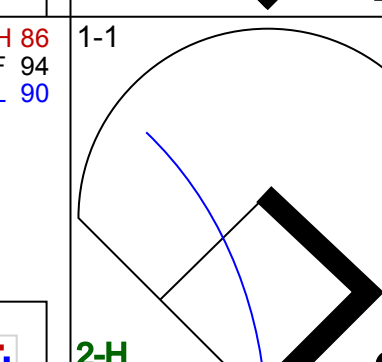
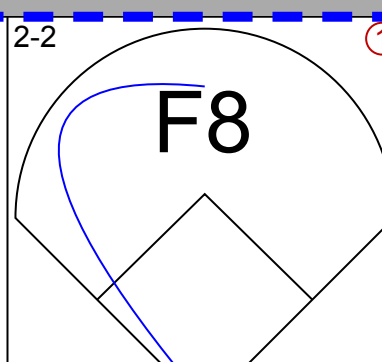
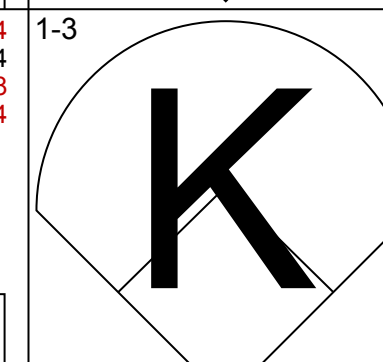
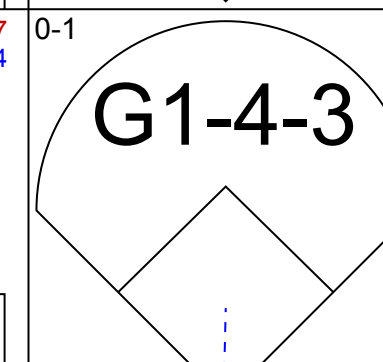
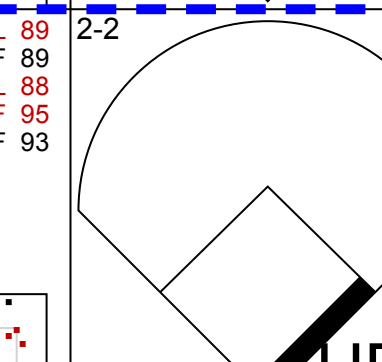
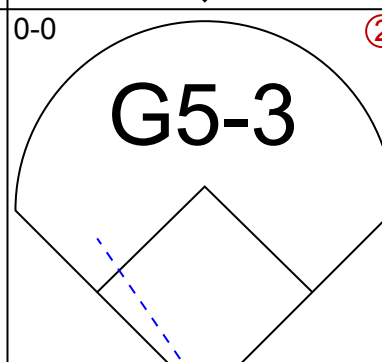
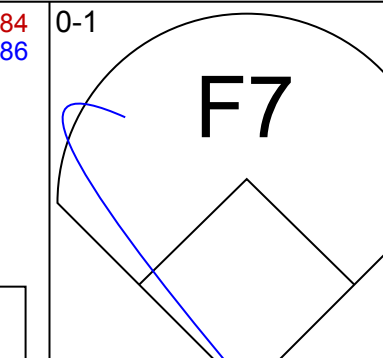
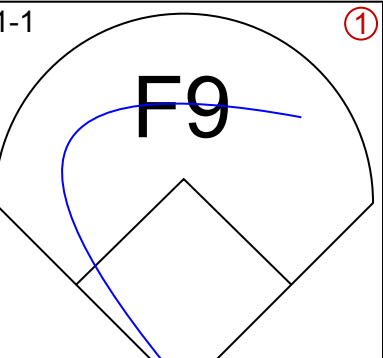
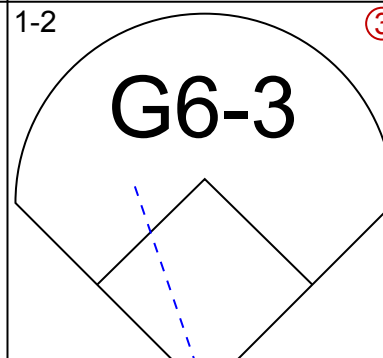
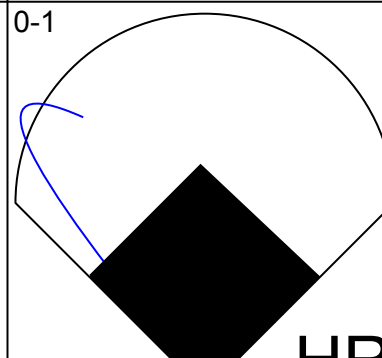
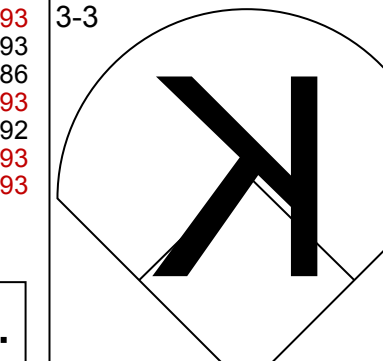
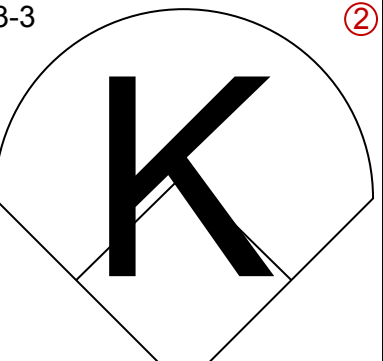
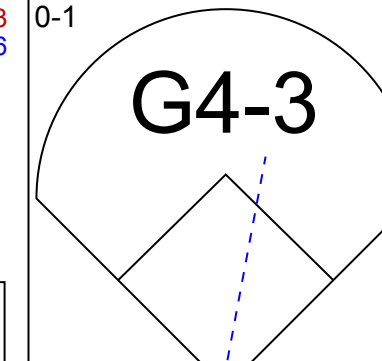
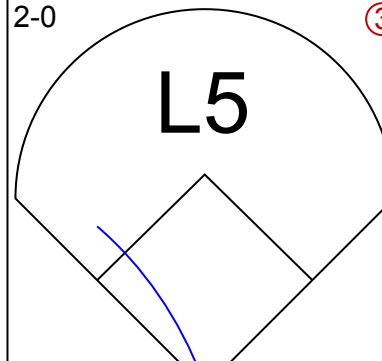
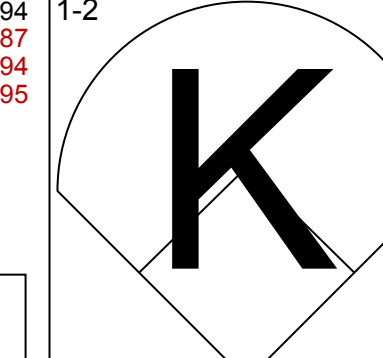
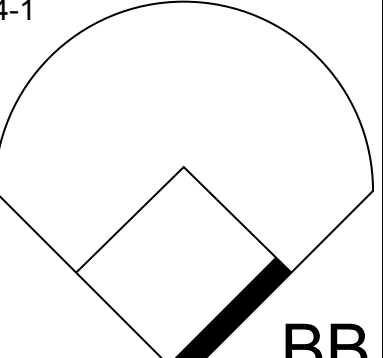
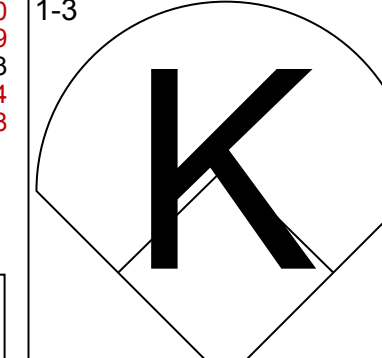
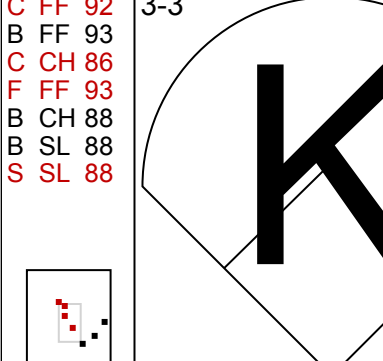
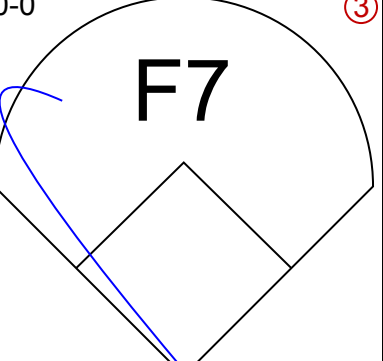
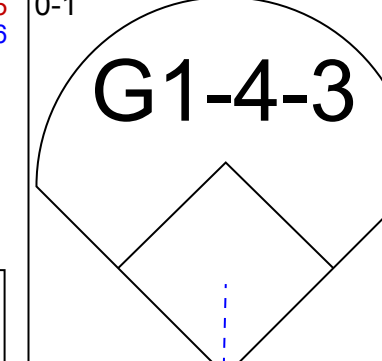
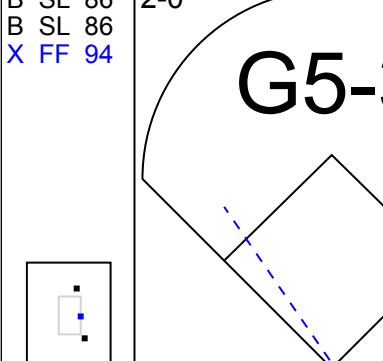
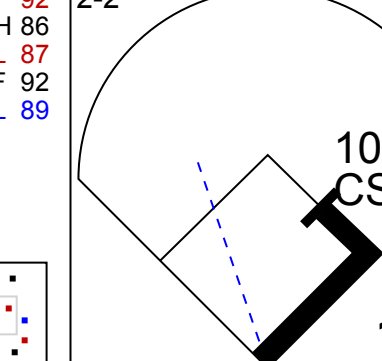
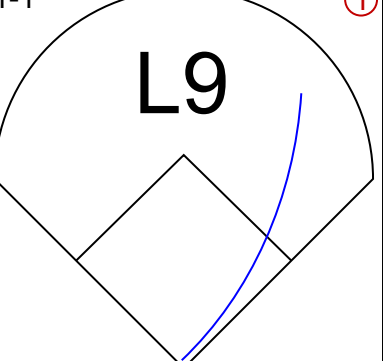
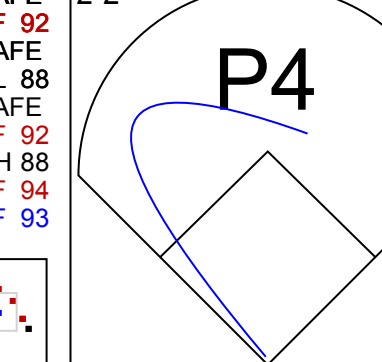
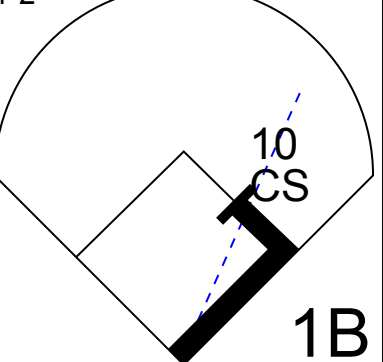
Oakland Athletics @ Baltimore Orioles  
 Oriole Park at Camden Yards, Baltimore, MD  
 Thu Sep 13 2018, 7:08 PM - 9:59 PM EDT  
 Att: 11,714 - Overcast - 79 F

AB	32
R	5
H	12
RBI	5
BB	2
SO	5
LOB	13




Batter	1	2	3	4	5	6	7	8	9	AB	R	H	RBI	BB	SO	LOB	TOP							
10 Yoán Moncada, S OBP: 0.308, SLG: 0.395	1-1 F8 18 1B	2-0 5 BB		2-1 5 G6-3		1-1 F9		4-1 5 G6-4-3 BB		4	1	3	1	1	0	0	<b>Chicago White Sox @ Baltimore Orioles</b> Oriole Park at Camden Yards, Baltimore, MD Fri Sep 14 2018, 7:10 PM - 10:45 PM EDT Att: 18,265 - Cloudy - 75 F							
5 Yolmer Sánchez, S OBP: 0.315, SLG: 0.375	0-1 G5-3	4-1 3-H		0-0 1-2		4-2 79 FC6-4 BB		1-2 SAFE G6-4-3		3	0	0	0	2	0	3								
79 José Abreu, R OBP: 0.325, SLG: 0.479	3-2 F8	1-2 L6			2-1 G6-3	1-2 FC6-4		1-3 K		5	0	0	0	0	1	4								
18 Daniel Palka, L OBP: 0.292, SLG: 0.473	3-2 26 FC4-6 1B		0-2 G3-1		2-1 26 HR	1-3 K		4-1 BB		4	1	2	1	1	1	1								
26 Avisail García, R OBP: 0.279, SLG: 0.450	0-1 FC4-6		4-1 38 HR BB		0-0 1-H HR		0-3 K2-3		0-1 L8	4	2	1	2	1	1	2								
15 Adam Engel, R OBP: 0.274, SLG: 0.341										0	0	0	0	0	0	0								
38 Omar Narváez, L OBP: 0.381, SLG: 0.420		2-2 G3	0-0 HR		3-2 30 BB HBP		2-3 K		0-1 L8	4	1	1	2	0	1	1								
7 Tim Anderson, R OBP: 0.288, SLG: 0.417		0-1 E5 30 3B	1-3 K		1-0 L5		3-3 K			4	1	0	0	0	2	1								
30 Nicky Delmonico, L OBP: 0.301, SLG: 0.390		1-0 10 1B	3-3 K		4-2 BB			1-0 P3		2	1	1	1	1	1	0								
25 Ryan LaMarre, R OBP: 0.321, SLG: 0.375		1-H 3B			1-2 BB					1	0	0	0	0	0	0								
49 Ryan Cordell, R OBP: 0.059, SLG: 0.250	1-0 G5-3		1-3 K		2-3 K			3-1 HR		4	1	1	1	0	2	3								
<b>Inning Stats</b>	R: 1 E: 0 K: 0 S: 14	H: 2 LOB: 1 BB: 0 P: 21	R: 2 E: 1 K: 0 S: 15	H: 2 LOB: 2 BB: 1 P: 26	R: 2 E: 0 K: 2 S: 11	H: 1 LOB: 0 BB: 1 P: 19	R: 0 E: 0 K: 1 S: 6	H: 1 LOB: 0 BB: 0 P: 9	R: 2 E: 0 K: 1 S: 13	H: 2 LOB: 2 BB: 1 P: 27	R: 0 E: 0 K: 1 S: 11	H: 0 LOB: 1 BB: 1 P: 18	R: 0 E: 0 K: 3 S: 9	H: 0 LOB: 0 BB: 0 P: 14	R: 1 E: 0 K: 0 S: 7	H: 1 LOB: 0 BB: 1 P: 16	R: 0 E: 0 K: 1 S: 8	H: 0 LOB: 1 BB: 1 P: 13	1B: 4 2B: 1 3B: 1 HR: 3	SF: 0 SAC: 0 DP: 2 HBP: 1	WP: 0 PB: 0 SB: 0 CS: 0	PA: 42		
<b>PITCHER</b>	IP WLS BF H R ER SO BB IBB HBP BLK WP HR S P ERA WHIP	IP WLS BF H R ER SO BB IBB HBP BLK WP HR S P ERA WHIP																						
59 Luis Ortiz, R ERA: 15.43	1.2	L	11	4	3	1	0	1	0	0	0	0	0	0	25	42	5.40	3.000						
31 Jimmy Yacobonis, R (2, 1)	3.0		14	4	4	4	3	1	0	1	0	0	0	2	29	49	12.00	1.667						
57 Donnie Hart, L (5, 1)	1.1		6	0	0	0	2	2	0	0	0	0	0	0	16	29	0.00	1.500						
52 Ryan Meisinger, R (7, 1)	1.0		3	0	0	0	3	0	0	0	0	0	0	9	14	0.00	0.000							
66 Tanner Scott, L (8, 1)	1.0		4	1	1	1	0	1	0	0	0	0	0	1	7	16	9.00	2.000						
50 Miguel Castro, R (9, 1)	1.0		4	0	0	0	1	0	0	0	0	0	0	8	13	0.00	1.000							
<b>Batter</b>	<b>1</b>	<b>2</b>	<b>3</b>	<b>4</b>	<b>5</b>	<b>6</b>	<b>7</b>	<b>8</b>	<b>9</b>	<b>AB</b>	<b>R</b>	<b>H</b>	<b>RBI</b>	<b>BB</b>	<b>SO</b>	<b>LOB</b>	<b>BOTTOM</b>							
3 Cedric Mullins, L OBP: 0.331, SLG: 0.407	0-2 G5-6-3 1B		2-3 K			4-2 BB		1-2 E4 10 SF9 2 BB		4	0	2	1	1	1	1	<b>Chicago White Sox @ Baltimore Orioles</b> Oriole Park at Camden Yards, Baltimore, MD Fri Sep 14 2018, 7:10 PM - 10:45 PM EDT Att: 18,265 - Cloudy - 75 F							
2 Jonathan Villar, S OBP: 0.327, SLG: 0.396	0-1 G5-6-3		0-3 K			4-2 P6		4-2 10 SF9 BB		4	0	0	0	1	2	3								
10 Adam Jones, R OBP: 0.315, SLG: 0.425	1-2 F9		1-3 K			1-2 F8		2-1 SF9		4	0	0	1	0	1	2								
16 Trey Mancini, R (1, 10)		3-2 HR	2-2 HR			3-3 K		3-3 K		4	2	2	2	0	2	3								
19 Chris Davis, L OBP: 0.248, SLG: 0.308		2-1 39 FC1-4-5 2B	0-3 K			1-3 K		0-2 G4-3		4	0	1	0	0	2	0								
39 Renato Núñez, R OBP: 0.305, SLG: 0.373		0-0 FC1-4-5	2-1 L9			1-2 F8		1-2 SF9		4	1	1	0	0	1	1								
28 Breyvic Valera, S OBP: 0.316, SLG: 0.235	0-2 F7					1-2 F7		0-2 62 BB 1B		3	1	1	0	1	0	1								
62 DJ Stewart, L (1, 7)	0-2 P4					3-2 G3		4-1 64 1B 3 BB		3	1	0	0	1	0	2								
61 Austin Wynns, R (1, 2)			2-2 G1-3			2-2 G6-3		3-2 62 BB 3 E 10 SF9 1B		2	0	0	0	0	0	0								
64 Corban Joseph, L (7, PH)										1	1	1	2	0	0	0								
36 Caleb Joseph, R OBP: 0.251, SLG: 0.320										0	0	0	0	0	0	0								
29 Jace Peterson, L (8, PH) OBP: 0.313, SLG: 0.330										1	0	0	0	0	1	0								
<b>Inning Stats</b>	R: 0 E: 0 K: 0 S: 8	H: 1 LOB: 0 BB: 0 P: 9	R: 1 E: 0 K: 0 S: 12	H: 2 LOB: 1 BB: 0 P: 17	R: 0 E: 0 K: 2 S: 10	H: 0 LOB: 0 BB: 0 P: 14	R: 1 E: 0 K: 2 S: 12	H: 1 LOB: 0 BB: 0 P: 17	R: 0 E: 0 K: 1 S: 11	H: 0 LOB: 0 BB: 0 P: 17	R: 0 E: 0 K: 1 S: 13	H: 0 LOB: 1 BB: 1 P: 22	R: 4 E: 1 K: 2 S: 26	H: 3 LOB: 2 BB: 2 P: 41	R: 0 E: 0 K: 1 S: 9	H: 0 LOB: 1 BB: 1 P: 16	R: 0 E: 0 K: 2 S: 14	H: 1 LOB: 1 BB: 0 P: 20	1B: 4 2B: 2 3B: 0 HR: 2	SF: 1 SAC: 0 DP: 1 HBP: 0	WP: 1 PB: 0 SB: 0 CS: 0	PA: 39		
<b>PITCHER</b>	IP WLS BF H R ER SO BB IBB HBP BLK WP HR S P ERA WHIP	IP WLS BF H R ER SO BB IBB HBP BLK WP HR S P ERA WHIP																						
33 James Shields, R (1, 1)	6.0	W	22	4	2	2	5	1	0	0	0	0	0	0	9	15	81.00	9.000						
39 Aaron Bummer, L (7, 1)	0.1		4	2	3	3	1	1	0	0	0	0	0	0	17	26	0.00	3.000						
63 Ian Hamilton, R ERA: 1.59	0.2	H	5	1	1	0	1	1	0	0	0	0	0	0	9	16	0.00	1.000						
57 Jace Fry, L ERA: 4.15	1.0	H	4	0	0	0	1	1	0	0	0	1	0	9	16	0.00	1.000							
65 Nate Jones, R ERA: 2.36	1.0	S	4	1	0	0	2	0	0	0	0	0	0	14	20	0.00	1.000							

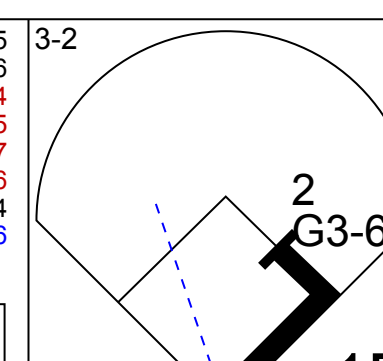
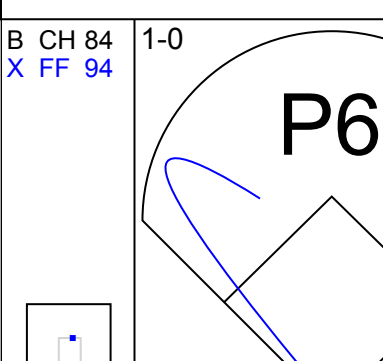
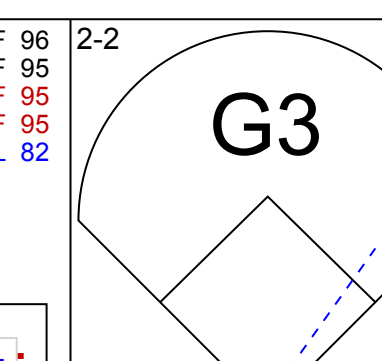
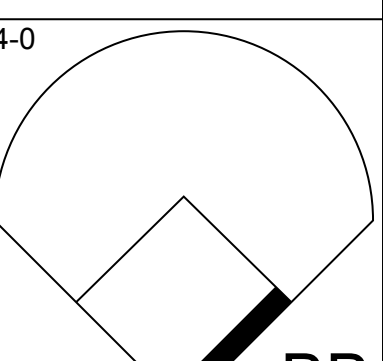
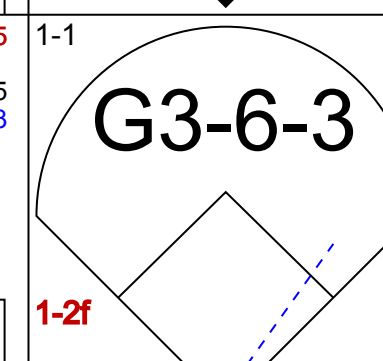
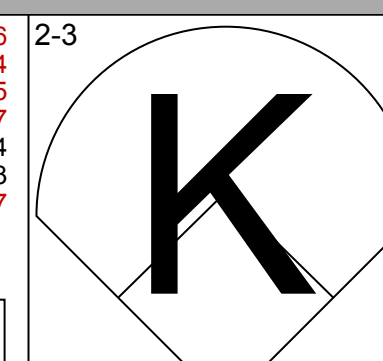
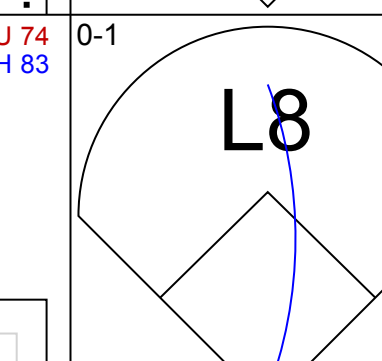
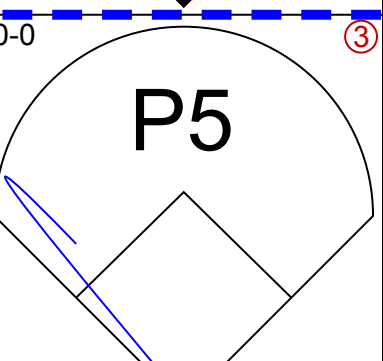
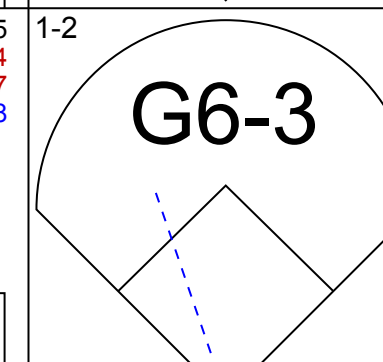
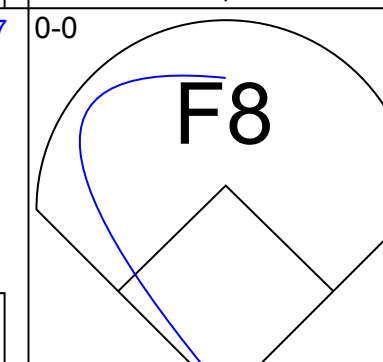
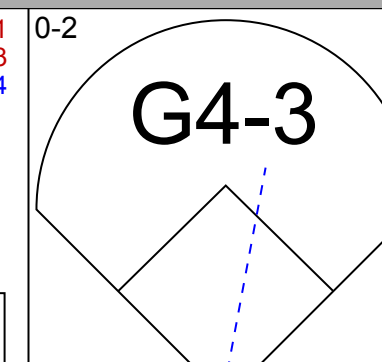
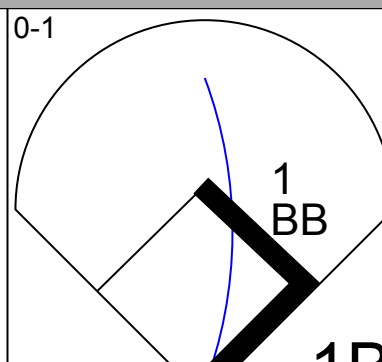
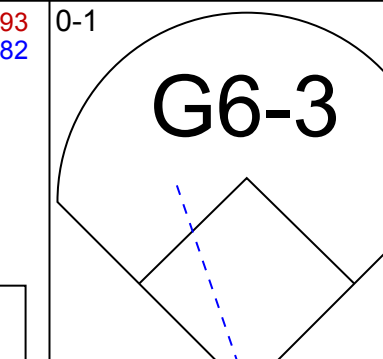
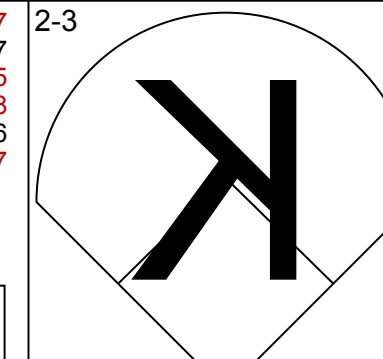
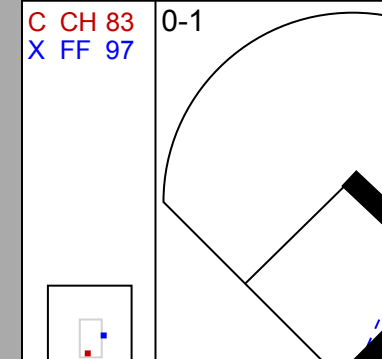
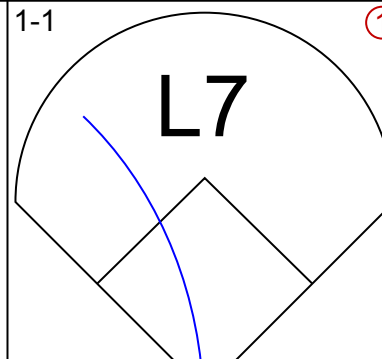
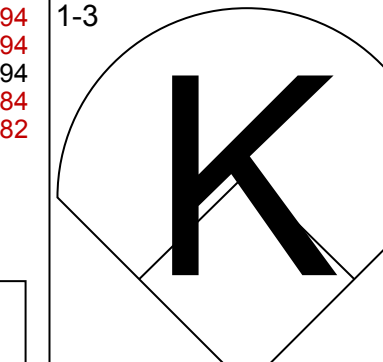
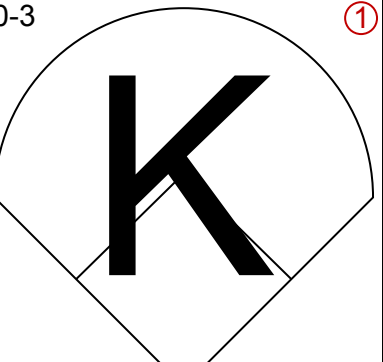

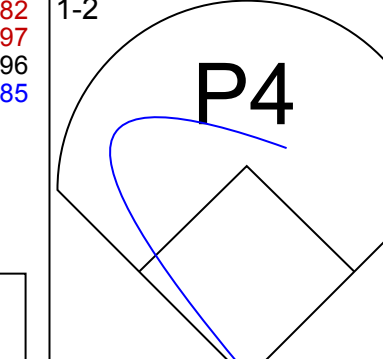
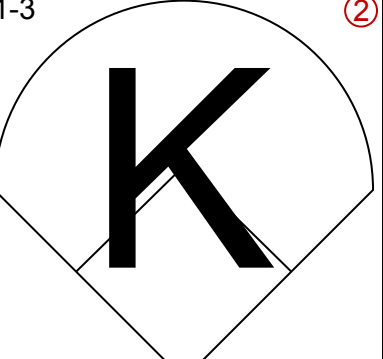
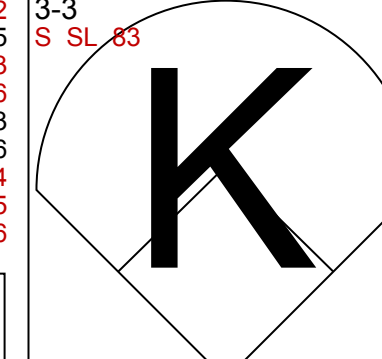

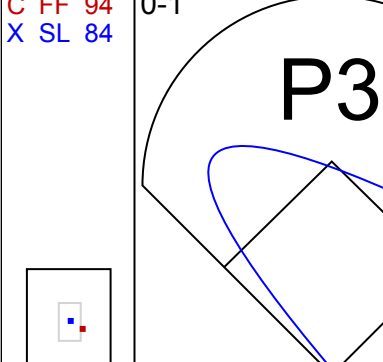
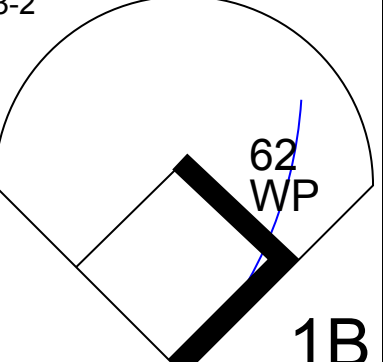
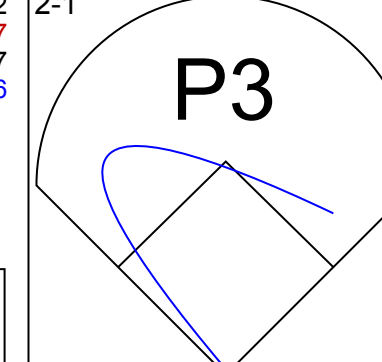
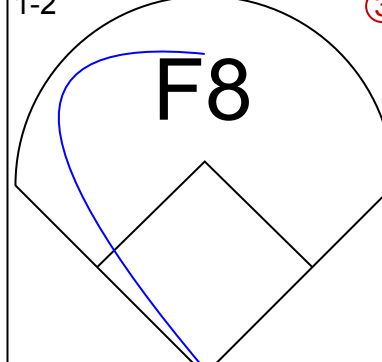

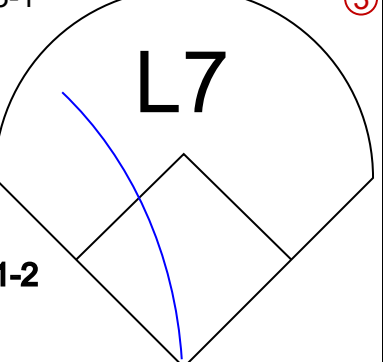
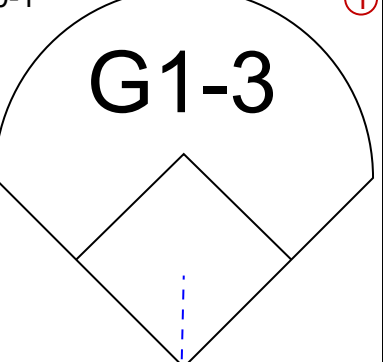

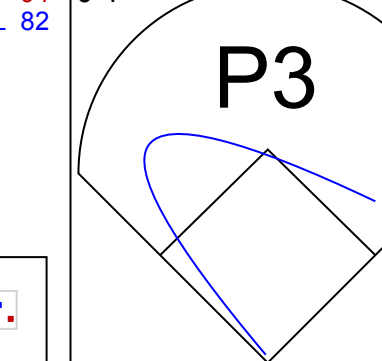
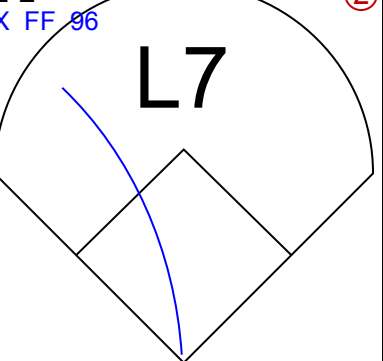


Batter	1	2	3	4	5	6	7	8	9	AB	R	H	RBI	BB	SO	LOB	TOP							
10 Yoán Moncada, S OBP: 0.308, SLG: 0.396										4	1	1	0	0	2	1								
5 Yolmer Sánchez, S OBP: 0.314, SLG: 0.376										4	0	1	1	0	1	0								
79 José Abreu, R OBP: 0.325, SLG: 0.476										3	0	0	0	0	1	0								
26 Avisail García, R OBP: 0.279, SLG: 0.457										4	1	1	1	0	0	2								
49 Ryan Cordell, R OBP: 0.099, SLG: 0.250										0	0	0	0	0	0	0								
30 Nicky Delmonico, L OBP: 0.297, SLG: 0.384										4	0	0	0	0	2	0								
25 Ryan LaMarre, R OBP: 0.321, SLG: 0.376										0	0	0	0	0	0	0								
21 Wellington Castillo, R OBP: 0.261, SLG: 0.403										2	0	0	0	1	2	0								
24 Matt Davidson, R OBP: 0.328, SLG: 0.448										3	0	0	0	0	1	1								
7 Tim Anderson, R OBP: 0.288, SLG: 0.416										3	0	1	0	0	0	0								
15 Adam Engel, R OBP: 0.277, SLG: 0.343										3	0	2	0	0	0	1								
<b>Inning Stats</b>	R: 0 K: 2 S: 9	H: 0 LOB: 0 BB: 0 P: 13	R: 0 K: 2 S: 9	H: 0 LOB: 0 BB: 0 P: 13	R: 0 K: 1 S: 8	H: 1 LOB: 0 BB: 0 P: 14	R: 0 K: 1 S: 8	H: 0 LOB: 0 BB: 0 P: 9	R: 0 K: 1 S: 7	H: 0 LOB: 1 BB: 1 P: 15	R: 1 K: 0 S: 19	H: 3 LOB: 2 BB: 0 P: 29	R: 0 K: 1 S: 8	H: 0 LOB: 0 BB: 0 P: 9	R: 0 K: 1 S: 9	H: 1 LOB: 0 BB: 0 P: 14	R: 1 K: 0 S: 8	H: 1 LOB: 0 BB: 0 P: 12	1B: 3 2B: 3 3B: 0 HR: 1	SF: 0 SAC: 0 DP: 1 HBP: 1	WP: 0 PB: 0 CS: 3	PA: 33		
<b>PITCHER</b>	IP WLS BF H R ER SO BB IBB HBP BLK WP HR S P ERA WHIP	5.2 L 20 4 1 1 7 1 0 0 0 0 0 53 83 1.59 0.882	2.1 8 1 0 0 2 0 0 1 0 0 0 24 33 0.00 0.429	1.0 4 1 1 1 0 0 0 0 0 0 1 8 12 9.00 1.000																				

Chicago White Sox @ Baltimore Orioles  
 Oriole Park at Camden Yards, Baltimore, MD  
 Sat Sep 15 2018, 7:10 PM - 10:01 PM EDT  
 Att: 23,266 - Cloudy - 79 F

AB 30  
 R 2  
 H 6  
 RBI 2  
 BB 1  
 SO 9  
 LOB 5



Batter	1	2	3	4	5	6	7	8	9	AB	R	H	RBI	BB	SO	LOB	BOTTOM						
3 Cedric Mullins, L OBP: 0.336, SLG: 0.405										3	0	1	0	1	0	1							
2 Jonathan Villar, S OBP: 0.325, SLG: 0.392										4	0	0	0	0	1	2							
10 Adam Jones, R OBP: 0.314, SLG: 0.423										4	0	1	0	0	0	0							
16 Trey Mancini, R OBP: 0.300, SLG: 0.416										4	0	1	0	0	1	1							
19 Chris Davis, L OBP: 0.248, SLG: 0.305										3	0	0	0	1	2	1							
1 Tim Beckham, R OBP: 0.279, SLG: 0.358										3	0	0	0	1	2	2							
39 Renato Núñez, R OBP: 0.304, SLG: 0.371										4	0	1	0	0	0	4							
62 DJ Stewart, L																							
23 Joey Rickard, R OBP: 0.299, SLG: 0.418										2	0	0	0	0	0	1							
36 Caleb Joseph, R OBP: 0.252, SLG: 0.320										3	0	1	0	0	0	0							
<b>Inning Stats</b>	R: 0 K: 0 S: 10	H: 1 LOB: 0 BB: 0 P: 15	R: 0 K: 1 S: 9	H: 0 LOB: 0 BB: 0 P: 11	R: 0 K: 0 S: 10	H: 1 LOB: 1 BB: 0 P: 12	R: 0 K: 2 S: 10	H: 0 LOB: 0 BB: 0 P: 14	R: 0 K: 0 S: 7	H: 0 LOB: 0 BB: 0 P: 9	R: 0 K: 1 S: 16	H: 1 LOB: 2 BB: 1 P: 25	R: 0 K: 0 S: 11	H: 0 LOB: 1 BB: 1 P: 17	R: 0 K: 0 S: 9	H: 1 LOB: 2 BB: 1 P: 15	1B: 5 2B: 0 3B: 0 HR: 0	SF: 0 SAC: 0 DP: 1 HBP: 0	WP: 1 PB: 0 CS: 0	PA: 34			
<b>PITCHER</b>	IP WLS BF H R ER SO BB IBB HBP BLK WP HR S P ERA WHIP	7.0 W 25 4 0 0 0 1 0 0 0 0 0 73 104 0.00 0.714	0.2 H 3 0 0 0 0 1 0 0 0 0 0 10 16 0.00 1.500	1.1 S 6 1 0 0 0 1 0 0 0 0 0 10 16 0.00 1.500																			

Chicago White Sox @ Baltimore Orioles  
 Oriole Park at Camden Yards, Baltimore, MD  
 Sat Sep 15 2018, 7:10 PM - 10:01 PM EDT  
 Att: 23,266 - Cloudy - 79 F

AB 31  
 R 0  
 H 5  
 RBI 0  
 BB 3  
 SO 6  
 LOB 12



Batter	1	2	3	4	5	6	7	8	9	AB	R	H	RBI	BB	SO	LOB	TOP						
10 Yoán Moncada, S (1.4) OBP: 0.306, SLG: 0.393										5	1	0	0	0	3	2							
5 Yolmer Sánchez, S (1.5) OBP: 0.315, SLG: 0.380										4	1	1	2	1	1	1							
79 José Abreu, R (1.10) OBP: 0.325, SLG: 0.473										3	0	0	0	1	2	2							
18 Daniel Palka, L (1.9) OBP: 0.294, SLG: 0.489										4	2	2	2	0	1	4							
25 Ryan LaMarre, R (8.9) OBP: 0.319, SLG: 0.373										4	2	2	2	0	1	4							
24 Matt Davidson, R (1.3) OBP: 0.329, SLG: 0.446										4	0	1	0	1	0	1							
30 Nicky Delmonico, L (1.7) OBP: 0.299, SLG: 0.382										4	0	1	0	1	1	2							
21 Wellington Castillo, R (1.2) OBP: 0.287, SLG: 0.405										4	0	2	0	0	1	2							
20 José Rondón, R (1.6) OBP: 0.303, SLG: 0.488										4	0	0	0	0	2	5							
15 Adam Engel, R (1.8) OBP: 0.279, SLG: 0.345										4	0	2	0	0	2	2							
<b>Inning Stats</b>	R: 0 H: 0 E: 0 K: 1 S: 6	H: 0 LOB: 0 BB: 0 P: 11	R: 1 H: 2 E: 0 K: 1 S: 11	H: 2 LOB: 1 BB: 1 P: 24	R: 0 H: 0 E: 1 K: 1 S: 17	H: 0 LOB: 2 BB: 0 P: 24	R: 0 H: 2 E: 0 K: 3 S: 19	H: 2 LOB: 2 BB: 0 P: 25	R: 3 H: 3 E: 1 K: 1 S: 24	H: 3 LOB: 2 BB: 1 P: 35	R: 0 H: 1 E: 0 K: 3 S: 12	H: 1 LOB: 0 BB: 0 P: 22	R: 0 H: 0 E: 0 K: 2 S: 10	H: 0 LOB: 0 BB: 0 P: 11	R: 0 H: 1 E: 0 K: 2 S: 10	H: 1 LOB: 1 BB: 0 P: 15	R: 0 H: 0 E: 0 K: 2 S: 9	H: 0 LOB: 1 BB: 1 P: 18	1B: 6 2B: 0 3B: 0 HR: 3	SF: 0 SAC: 0 DP: 1 HBP: 1	WP: 0 PB: 0 SB: 1 CS: 0	PA: 42	
<b>PITCHER</b>	IP WLS BF H R ER SO BB IBB HBP BLK WP HR S P ERA WHIP	4.1 0 22 6 4 3 7 1 0 1 0 0 3 68 104 6.23 1.615	0.2 W 4 1 0 0 0 1 0 0 0 0 0 9 15 0.00 3.000	1.0 H 5 1 0 0 3 1 0 0 0 0 0 12 22 0.00 2.000	1.1 H 5 1 0 0 0 0 0 0 0 0 0 10 16 0.00 0.750	1.2 S 6 0 0 0 4 1 0 0 0 0 0 0 16 28 0.00 0.600																	

Chicago White Sox @ Baltimore Orioles  
 Oriole Park at Camden Yards, Baltimore, MD  
 Sun Sep 16 2018, 1:09 PM - 4:35 PM EDT  
 Att: 19,104 - Partly Cloudy - 76 F

AB 37  
 R 4  
 H 9  
 RBI 4  
 BB 4  
 SO 14  
 LOB 22



Batter	1	2	3	4	5	6	7	8	9	AB	R	H	RBI	BB	SO	LOB	BOTTOM					
3 Cedric Mullins, L (1.8) OBP: 0.354, SLG: 0.431										5	1	4	1	0	0	0						
23 Joey Rickard, R (1.7) OBP: 0.297, SLG: 0.409										4	1	0	0	0	3							
2 Jonathan Villar, S (1.6) OBP: 0.328, SLG: 0.402										5	2	3	2	0	1	3						
10 Adam Jones, R (1.9) OBP: 0.317, SLG: 0.430										4	2	2	2	1	0	5						
16 Trey Mancini, R (1.3) OBP: 0.299, SLG: 0.414										3	0	0	0	1	2	3						
62 DJ Stewart, L (1.10) OBP: 0.288, SLG: 0.375										4	1	0	1	0	1	2						
39 Renato Núñez, R (1.5) OBP: 0.308, SLG: 0.375										3	0	1	0	0	0	1						
29 Jace Peterson, L (6. PR) OBP: 0.313, SLG: 0.330										0	1	0	0	0	0	0						
28 Breyvic Valera, S (1.4) OBP: 0.328, SLG: 0.245										2	0	1	1	1	0	0						
15 Chance Sisco, L (1.2) OBP: 0.288, SLG: 0.269										2	0	0	0	0	0	4						
61 Austin Wynns, R (4.2) OBP: 0.267, SLG: 0.368										1	0	0	0	0	0	0						
<b>Inning Stats</b>	R: 5 H: 3 E: 1 K: 1 S: 18	H: 3 LOB: 1 BB: 0 P: 26	R: 0 H: 2 E: 0 K: 0 S: 9	H: 2 LOB: 1 BB: 0 P: 15	R: 0 H: 1 E: 0 K: 0 S: 8	H: 1 LOB: 2 BB: 1 P: 15	R: 1 H: 2 E: 0 K: 0 S: 6	H: 2 LOB: 1 BB: 1 P: 15	R: 0 H: 0 E: 0 K: 0 S: 8	H: 0 LOB: 0 BB: 0 P: 10	R: 0 H: 0 E: 0 K: 0 S: 12	H: 0 LOB: 0 BB: 0 P: 17	R: 1 H: 1 E: 0 K: 2 S: 10	H: 1 LOB: 0 BB: 0 P: 15	R: 1 H: 2 E: 0 K: 1 S: 9	H: 2 LOB: 3 BB: 1 P: 19	R: 1 H: 2 E: 0 K: 1 S: 9	H: 2 LOB: 3 BB: 1 P: 19	1B: 7 2B: 2 3B: 0 HR: 2	SF: 1 SAC: 1 DP: 3 HBP: 2	WP: 0 PB: 0 SB: 2 CS: 0	PA: 40
<b>PITCHER</b>	IP WLS BF H R ER SO BB IBB HBP BLK WP HR S P ERA WHIP	6.0 L 29 8 6 4 1 2 0 0 0 0 0 1 10 15 9.00 1.000	1.0 4 1 1 1 2 0 0 0 0 0 1 10 15 9.00 1.000	0.1 5 2 1 1 0 1 0 1 0 0 0 5 13 27.00 9.000	0.2 2 0 0 0 1 0 0 0 0 0 0 4 6 0.00 0.000																	

Chicago White Sox @ Baltimore Orioles  
 Oriole Park at Camden Yards, Baltimore, MD  
 Sun Sep 16 2018, 1:09 PM - 4:35 PM EDT  
 Att: 19,104 - Partly Cloudy - 76 F

AB 33  
 R 8  
 H 11  
 RBI 7  
 BB 3  
 SO 4  
 LOB 21



Batter	1	2	3	4	5	6	7	8	9	AB	R	H	RBI	BB	SO	LOB	TOP								
<b>28 Billy McKinney, L</b> (1, 7) OBP: 0.340, SLG: 0.483										4	0	0	0	0	2	0	<b>Toronto Blue Jays @ Baltimore Orioles</b> Oriole Park at Camden Yards, Baltimore, MD Mon Sep 17 2018, 7:36 PM - 9:50 PM EDT Att: 8,198 - Cloudy - 76 F								
<b>13 Lourdes Gurriel Jr., R</b> (1, 6) OBP: 0.368, SLG: 0.420										4	0	1	0	0	2	0									
<b>8 Kendrys Morales, S</b> (1, 10) OBP: 0.336, SLG: 0.448										4	0	0	0	0	1	1									
<b>15 Randal Grichuk, R</b> (1, 9) OBP: 0.301, SLG: 0.492										4	0	0	0	0	0	1									
<b>26 Yangervis Solarte, S</b> (1, 5) OBP: 0.283, SLG: 0.388 <b>1 Aledmys Diaz, R</b> (7, 5) OBP: 0.234, SLG: 0.456										3	0	0	0	0	0	0									
<b>11 Kevin Pillar, R</b> (1, 8) OBP: 0.277, SLG: 0.421										4	2	2	1	0	1	0									
<b>68 Rowdy Tellez, L</b> (1, 3) OBP: 0.419, SLG: 0.733										3	1	1	1	0	2	0									
<b>9 Danny Jansen, R</b> (1, 2) OBP: 0.346, SLG: 0.433										3	1	1	2	0	0	0									
<b>7 Richard Urena, S</b> (1, 4) OBP: 0.292, SLG: 0.353										3	0	0	0	0	1	0									
<b>Inning Stats</b>	R: 0 H: 0 E: 0 K: 2 S: 10	H: 0 LOB: 0 BB: 0 P: 13	R: 3 H: 3 E: 0 K: 0 S: 7	H: 3 LOB: 0 BB: 0 P: 12	R: 0 H: 1 E: 0 K: 0 S: 10	H: 1 LOB: 1 BB: 0 P: 17	R: 0 H: 0 E: 0 K: 1 S: 8	H: 0 LOB: 0 BB: 0 P: 14	R: 0 H: 0 E: 0 K: 1 S: 9	H: 0 LOB: 0 BB: 0 P: 15	R: 0 H: 0 E: 0 K: 0 S: 4	H: 0 LOB: 0 BB: 0 P: 7	R: 1 H: 1 E: 0 K: 1 S: 10	H: 1 LOB: 0 BB: 0 P: 14	R: 0 H: 0 E: 0 K: 2 S: 9	H: 0 LOB: 0 BB: 0 P: 14	R: 1 H: 1 E: 0 K: 2 S: 12	H: 1 LOB: 0 BB: 0 P: 15	1B: 2 2B: 1 3B: 0 HR: 3	SF: 0 SAC: 0 DP: 0 HBP: 0	WP: 0 PB: 0 SB: 0 CS: 0	PA: 33			
<b>PITCHER</b>	IP	WLS	BF	H	R	ER	SO	BB	IBB	HBP	BLK	WP	HR	S	P	ERA	WHIP								
<b>58 Evan Phillips, R</b> (1, 1) ERA: 13.11	2.0	L	9	3	3	3	2	0	0	0	0	0	1	17	25	13.50	1.500								
<b>63 Sean Gilmartin, L</b> (3, 1) ERA: 3.43	4.2		16	2	1	1	3	0	0	0	0	0	1	40	66	1.93	0.429								
<b>49 Cody Carroll, R</b> (7, 1) ERA: 7.3	2.1		8	1	1	1	4	0	0	0	0	0	1	22	30	3.86	0.429								

Batter	1	2	3	4	5	6	7	8	9	AB	R	H	RBI	BB	SO	LOB	BOTTOM								
<b>3 Cedric Mullins, L</b> (1, 8) OBP: 0.351, SLG: 0.420										3	0	0	0	1	1	1	<b>Toronto Blue Jays @ Baltimore Orioles</b> Oriole Park at Camden Yards, Baltimore, MD Mon Sep 17 2018, 7:36 PM - 9:50 PM EDT Att: 8,198 - Cloudy - 76 F								
<b>2 Jonathan Villar, S</b> (1, 4) OBP: 0.327, SLG: 0.400										4	0	1	0	0	3	1									
<b>10 Adam Jones, R</b> (1, 10) OBP: 0.314, SLG: 0.426										4	0	0	0	0	2	2									
<b>16 Trey Mancini, R</b> (1, 7) OBP: 0.298, SLG: 0.412										3	0	0	0	0	1	1									
<b>19 Chris Davis, L</b> (1, 3) OBP: 0.246, SLG: 0.303										3	0	0	0	0	1	1									
<b>1 Tim Beckham, R</b> (1, 6) OBP: 0.276, SLG: 0.355										3	0	0	0	0	1	0									
<b>39 Renato Nunez, R</b> (1, 5) OBP: 0.308, SLG: 0.374										3	0	1	0	0	1	0									
<b>34 John Andreoli, R</b> (1, 9) OBP: 0.268, SLG: 0.250										3	0	1	0	0	0	0									
<b>61 Austin Wynns, R</b> (1, 2) OBP: 0.258, SLG: 0.356										3	0	0	0	0	2	2									
<b>Inning Stats</b>	R: 0 H: 0 E: 0 K: 1 S: 7	H: 0 LOB: 0 BB: 0 P: 12	R: 0 H: 0 E: 0 K: 1 S: 7	H: 0 LOB: 0 BB: 0 P: 10	R: 0 H: 2 E: 0 K: 0 S: 6	H: 2 LOB: 1 BB: 0 P: 9	R: 0 H: 1 E: 0 K: 2 S: 14	H: 1 LOB: 1 BB: 0 P: 19	R: 0 H: 0 E: 0 K: 1 S: 6	H: 0 LOB: 0 BB: 0 P: 10	R: 0 H: 0 E: 0 K: 1 S: 8	H: 0 LOB: 1 BB: 1 P: 16	R: 0 H: 0 E: 0 K: 0 S: 11	H: 0 LOB: 0 BB: 0 P: 14	R: 0 H: 0 E: 0 K: 1 S: 8	H: 0 LOB: 0 BB: 0 P: 15	R: 0 H: 0 E: 0 K: 3 S: 11	H: 0 LOB: 0 BB: 0 P: 13	1B: 3 2B: 0 3B: 0 HR: 0	SF: 0 SAC: 0 DP: 1 HBP: 0	WP: 0 PB: 0 SB: 2 CS: 0	PA: 30			
<b>PITCHER</b>	IP	WLS	BF	H	R	ER	SO	BB	IBB	HBP	BLK	WP	HR	S	P	ERA	WHIP								
<b>56 Ryan Borucki, L</b> (1, 1) ERA: 3.86	8.0	W	27	3	0	0	7	1	0	0	0	0	0	67	105	0.00	0.500								
<b>58 Tim Mayza, L</b> (9, 1) ERA: 3.55	1.0		3	0	0	0	3	0	0	0	0	0	0	11	13	0.00	0.000								

Batter	1	2	3	4	5	6	7	8	9	AB	R	H	RBI	BB	SO	LOB	TOP	
28 Billy McKinney, L (1, 9) OBP: 0.340, SLG: 0.478	F8		G4-3			G4-3	E5		P4	3	1	1	0	0	0	1	Toronto Blue Jays @ Baltimore Orioles Oriole Park at Camden Yards, Baltimore, MD Tue Sep 18 2018, 7:10 PM - 9:55 PM EDT Att: 9,096 - Clear - 84 F	
37 Teoscar Hernández, R (7, PH) OBP: 0.299, SLG: 0.469						14 WP 13 SH1-3 1B	13 1B			2	1	0	0	0	0	1		
11 Kevin Pillar, R (8, 7) OBP: 0.277, SLG: 0.421										0	0	0	0	0	0	0		
13 Lourdes Gurriel Jr., R (1, 6) OBP: 0.319, SLG: 0.453	K					15 CS 1B	14 BB 1B			3	0	2	2	0	1	0		
14 Justin Smoak, S (1, 10) OBP: 0.354, SLG: 0.463	F8					G4-3				3	0	0	1	1	1	1		
15 Randal Grichuk, R (8, 9) OBP: 0.299, SLG: 0.487										4	0	0	0	0	2	3		
68 Rowdy Tellez, L (1, 3) OBP: 0.400, SLG: 0.676	K					G3-1				4	1	1	0	0	1	0		
1 Aledmys Díaz, R (1, 5) OBP: 0.296, SLG: 0.459	F7					27 2B				4	1	2	0	0	0	0		
27 Dwight Smith Jr., L (1, 7) OBP: 0.333, SLG: 0.456										3	0	1	1	0	1	2		
67 Jonathan Davis, R (8, PH) OBP: 0.286, SLG: 0.286										1	0	1	0	0	0	0		
29 Devon Travis, R (1, 4) OBP: 0.280, SLG: 0.387										4	1	1	0	0	0	3		
70 Reese McGuire, L (1, 2) OBP: 0.333, SLG: 0.375	F8					G6-3				3	1	0	0	1	0	2		
										1B: 7	SF: 0	2B: 2	SAC: 1	3B: 0	DP: 0	HR: 0	WP: 1	PA: 38
										ER: 0	LOB: 0	BB: 0	HBP: 0	BLK: 0	CS: 1			
PITCHER	IP	WLS	BF	H	R	ER	SO	BB	IBB	HBP	BLK	WP	HR	S	P	ERA	WHIP	
37 Dylan Bundy, R (1, 1) ERA: 5.37	6.2	L	27	7	5	2	6	1	0	0	0	1	0	70	105	2.70	1.200	
51 Paul Fry, L (7, 1) ERA: 3.56	0.1	B	4	1	1	0	0	1	0	0	0	0	0	8	16	0.00	6.000	
57 Donnie Hart, L (8, 1) ERA: 4.96	1.0		3	1	0	0	0	0	0	0	0	0	0	9	12	0.00	1.000	
60 Mychal Givens, R (9, 1) ERA: 4.39	1.0		3	0	0	0	0	0	0	0	0	0	0	6	11	0.00	0.000	

Batter	1	2	3	4	5	6	7	8	9	AB	R	H	RBI	BB	SO	LOB	BOTTOM	
3 Cedric Mullins, L (1, 8) OBP: 0.348, SLG: 0.439	HR		F8			G6-3				4	1	1	1	0	0	1	Toronto Blue Jays @ Baltimore Orioles Oriole Park at Camden Yards, Baltimore, MD Tue Sep 18 2018, 7:10 PM - 9:55 PM EDT Att: 9,096 - Clear - 84 F	
2 Jonathan Villar, S (1, 6) OBP: 0.326, SLG: 0.398	G6-3					G3				3	0	0	0	1	0	0		
10 Adam Jones, R (1, 9) OBP: 0.316, SLG: 0.427	19 CS 1B		G5-3			16 G6-4-3 1B				4	0	2	0	0	0	1		
16 Trey Mancini, R (1, 3) OBP: 0.299, SLG: 0.416	L6					28 SF8 3B				4	1	2	0	0	0	2		
19 Chris Davis, L (1, 10) OBP: 0.246, SLG: 0.302	CS		K2-3			62 E HBP				3	1	0	0	0	2	1		
28 Brevyn Valera, S (1, 4) OBP: 0.308, SLG: 0.232			G4-3			SF8				3	0	0	1	0	2	1		
62 DJ Stewart, L (1, 7) OBP: 0.222, SLG: 0.067						E9 1B				2	1	1	0	1	0	0		
12 Stevie Wilkerson, S (1, 5) OBP: 0.273, SLG: 0.250										3	0	0	0	1	1	2		
36 Caleb Joseph, R (1, 2) OBP: 0.249, SLG: 0.316										3	0	0	0	0	0	1		
64 Corban Joseph, L (8, PH) OBP: 0.200, SLG: 0.143										1	0	0	0	0	0	0		
										1B: 4	SF: 1	2B: 0	SAC: 0	3B: 1	DP: 1	HR: 1	WP: 0	PA: 37
										ER: 0	LOB: 0	BB: 0	HBP: 0	BLK: 0	CS: 1			
PITCHER	IP	WLS	BF	H	R	ER	SO	BB	IBB	HBP	BLK	WP	HR	S	P	ERA	WHIP	
41 Aaron Sanchez, R (1, 1) ERA: 4.89	4.0		19	4	4	2	1	3	0	1	0	0	0	16	24	0.00	0.500	
39 Jake Petricka, R (5, 1) ERA: 4.89	2.0	W	7	1	0	0	3	0	0	1	0	0	0	4	7	0.00	0.000	
50 José Manuel Fernández, L (7, 1) ERA: 1.29	1.0	H	3	0	0	0	0	0	0	0	0	0	0	4	7	0.00	0.000	
36 Tyler Clippard, R (8, 1) ERA: 3.84	1.0	H	4	1	0	0	1	0	0	0	0	0	0	8	11	0.00	1.000	
51 Ken Giles, R (9, 1) ERA: 4.94	1.0	S	3	0	0	0	0	0	0	0	0	0	0	8	9	0.00	0.000	



Batter	1	2	3	4	5	6	7	8	9	AB	R	H	RBI	BB	SO	LOB	TOP										
28 Billy McKinney, L (1,7) OBP: 0.346, SLG: 0.511										4	1	2	1	0	1	0	<b>Toronto Blue Jays @ Baltimore Orioles</b> Oriole Park at Camden Yards, Baltimore, MD Wed Sep 19 2018, 7:09 PM - 9:42 PM EDT Att: 11,337 - Clear - 82 F										
13 Lourdes Gurriel Jr., R (1,6) OBP: 0.316, SLG: 0.424										4	0	2	0	0	0	0											
14 Justin Smoak, S (1,3) OBP: 0.355, SLG: 0.461										2	0	0	0	2	1	0											
8 Kendrys Morales, S (1,10) OBP: 0.333, SLG: 0.443										4	0	0	0	0	1	5											
11 Kevin Pillar, R (1,8) OBP: 0.277, SLG: 0.419										3	0	0	0	0	2	2											
1 Aledmys Díaz, R (1,5) OBP: 0.294, SLG: 0.456											3	0	0	0	0	1		3									
68 Rowdy Tellez, L (9,PH) OBP: 0.389, SLG: 0.657										1	0	0	0	0	0	0											
37 Teoscar Hernández, R (1,9) OBP: 0.297, SLG: 0.465										3	0	0	0	0	1	0											
29 Devon Travis, R (1,4) OBP: 0.277, SLG: 0.384										3	0	0	0	0	0	0											
21 Luke Maile, R (1,2) OBP: 0.336, SLG: 0.371										2	0	0	0	0	0	0											
26 Yangelis Solarte, S (8,PH) OBP: 0.232, SLG: 0.357										1	0	0	0	0	0	0											
9 Danny Jansen, R (8,2) OBP: 0.346, SLG: 0.433										0	0	0	0	0	0	0											
<b>Inning Stats</b>	R: 0 E: 0 K: 2 S: 7	H: 0 LOB: 0 BB: 0 P: 11	R: 0 E: 0 K: 2 S: 13	H: 0 LOB: 0 BB: 0 P: 21	R: 0 E: 0 K: 0 S: 9	H: 0 LOB: 0 BB: 0 P: 13	R: 0 E: 0 K: 0 S: 10	H: 2 LOB: 3 BB: 1 P: 19	R: 0 E: 0 K: 0 S: 8	H: 0 LOB: 0 BB: 0 P: 15	R: 0 E: 0 K: 2 S: 11	H: 1 LOB: 2 BB: 1 P: 20	R: 0 E: 0 K: 1 S: 7	H: 0 LOB: 0 BB: 0 P: 9	R: 1 E: 0 K: 0 S: 6	H: 1 LOB: 0 BB: 0 P: 6	R: 0 E: 0 K: 0 S: 6	H: 0 LOB: 0 BB: 0 P: 8	1B: 3 2B: 1 3B: 0 HR: 1	SF: 0 SAC: 0 DP: 1 HBP: 1	WP: 1 PB: 0 SB: 0 CS: 0	PA: 33					
<b>PITCHER</b>	IP	WLS	BF	H	R	ER	SO	BB	IBB	HBP	BLK	WP	HR	S	P	ERA	WHIP										
31 Jimmy Yacobonis, R (1,1) ERA: 6.34	4.0	2.0	15	2	0	0	4	1	0	1	0	1	0	39	64	0.00	0.750										
43 Mike Wright Jr., R (5,1) ERA: 5.47	2.0	W	8	1	0	0	2	1	0	0	0	0	0	19	35	0.00	1.000										
50 Miguel Castro, R (7,1) ERA: 4.06	1.2	H	6	1	1	1	1	0	0	0	0	0	1	12	14	5.40	0.600										
66 Tanner Scott, L (8,1) ERA: 5.99	0.1	H	1	0	0	0	0	0	0	0	0	0	0	1	1	0.00	0.000										
60 Mychal Givens, R (9,1) ERA: 4.33	1.0	S	3	0	0	0	0	0	0	0	0	0	0	6	8	0.00	0.000										

AB	30
R	1
H	4
RBI	1
BB	2
SO	7
LOB	10



Batter	1	2	3	4	5	6	7	8	9	AB	R	H	RBI	BB	SO	LOB	BOTTOM										
3 Cedric Mullins, L (1,8) OBP: 0.345, SLG: 0.433										4	0	1	1	0	0	2	<b>Toronto Blue Jays @ Baltimore Orioles</b> Oriole Park at Camden Yards, Baltimore, MD Wed Sep 19 2018, 7:09 PM - 9:42 PM EDT Att: 11,337 - Clear - 82 F										
23 Joey Rickard, R (1,7) OBP: 0.291, SLG: 0.401										4	0	0	0	0	2	3											
2 Jonathan Villar, S (1,4) OBP: 0.323, SLG: 0.394										4	0	0	0	0	2	1											
10 Adam Jones, R (1,9) OBP: 0.315, SLG: 0.426										4	0	1	0	0	0	0											
16 Trey Mancini, R (1,3) OBP: 0.297, SLG: 0.413										4	0	0	0	0	2	1											
1 Tim Beckham, R (1,6) OBP: 0.277, SLG: 0.353										2	0	0	0	1	0	2											
39 Renato Núñez, R (1,5) OBP: 0.304, SLG: 0.369										3	0	0	0	0	0	2											
29 Jace Peterson, L (8,5) OBP: 0.313, SLG: 0.330										0	0	0	0	0	0	0											
62 DJ Stewart, L (1,10) OBP: 0.286, SLG: 0.389										3	2	2	1	0	1	0											
61 Austin Wynns, R (1,2) OBP: 0.271, SLG: 0.366										3	0	2	0	0	0	1											
<b>Inning Stats</b>	R: 0 E: 0 K: 2 S: 9	H: 0 LOB: 0 BB: 0 P: 14	R: 0 E: 0 K: 0 S: 10	H: 0 LOB: 1 BB: 0 P: 13	R: 1 E: 0 K: 1 S: 16	H: 2 LOB: 1 BB: 0 P: 21	R: 0 E: 0 K: 0 S: 11	H: 0 LOB: 1 BB: 1 P: 18	R: 0 E: 0 K: 1 S: 10	H: 1 LOB: 1 BB: 0 P: 16	R: 0 E: 0 K: 1 S: 10	H: 1 LOB: 0 BB: 0 P: 16	R: 1 E: 0 K: 1 S: 20	H: 2 LOB: 1 BB: 0 P: 28	R: 0 E: 0 K: 1 S: 7	H: 0 LOB: 0 BB: 0 P: 14	1B: 4 2B: 1 3B: 0 HR: 1	SF: 0 SAC: 0 DP: 0 HBP: 0	WP: 0 PB: 0 SB: 0 CS: 0	PA: 32							
<b>PITCHER</b>	IP	WLS	BF	H	R	ER	SO	BB	IBB	HBP	BLK	WP	HR	S	P	ERA	WHIP										
25 Marco Estrada, R (1,1) ERA: 5.57	6.0	L	24	4	1	1	5	1	0	0	0	0	0	14	21	1.50	0.833										
24 Danny Barnes, R (7,1) ERA: 6.05	0.2		3	1	1	1	0	0	0	0	0	0	0	6	7	0.00	3.000										
58 Tim Mayza, L (7,1) ERA: 3.55	0.1		2	1	0	0	1	0	0	0	0	0	0	7	14	0.00	0.000										
52 Ryan Tepera, R (8,1) ERA: 3.77	1.0		3	0	0	0	1	0	0	0	0	0	0	7	14	0.00	0.000										

AB	31
R	2
H	6
RBI	2
BB	1
SO	7
LOB	12





Batter	1	2	3	4	5	6	7	8	9	10	11	AB	R	H	RBI	BB	SO	LOB	TOP			
3 Cedric Mullins, L OBP: 0.353, SLG: 0.431	F9		E2		62 1B		K		G6-3		1B	6	0	2	1	0	1	2				
62 DJ Stewart, L OBP: 0.307, SLG: 0.583			F7		10 FC5		G1-3			2B		4	0	2	1	1	0	1				
34 John Andreoli, R OBP: 0.263, SLG: 0.245	CS				10 FC5							1	0	0	0	0	1	1				
2 Jonathan Villar, S OBP: 0.327, SLG: 0.395					16 G6-3							4	0	2	0	1	2	1				
10 Adam Jones, R OBP: 0.312, SLG: 0.420												5	0	0	0	0	2	6				
16 Trey Mancini, R OBP: 0.299, SLG: 0.413												4	0	1	0	1	1	1				
19 Chris Davis, L OBP: 0.243, SLG: 0.296												5	0	0	0	0	3	5				
28 Breyvic Valera, S OBP: 0.300, SLG: 0.230												5	1	1	0	0	1	4				
12 Stevie Wilkerson, S OBP: 0.333, SLG: 0.333												4	0	2	0	1	1	0				
36 Caleb Joseph, R OBP: 0.313, SLG: 0.330												4	1	2	0	0	1	4				
29 Jace Peterson, L OBP: 0.267, SLG: 0.388												1	0	0	0	0	0	0				
61 Austin Wynns, R OBP: 0.267, SLG: 0.388												1	0	0	0	0	0	0				
<b>Inning Stats</b>	R: 0 E: 0 K: 1 S: 13	H: 0 LOB: 1 BB: 1 P: 22	R: 0 E: 0 K: 1 S: 7	H: 0 LOB: 0 BB: 0 P: 13	R: 1 E: 1 K: 1 S: 15	H: 2 LOB: 1 BB: 0 P: 21	R: 0 E: 0 K: 1 S: 9	H: 1 LOB: 1 BB: 0 P: 14	R: 1 E: 0 K: 1 S: 14	H: 4 LOB: 3 BB: 1 P: 23	R: 0 E: 0 K: 2 S: 11	H: 0 LOB: 0 BB: 0 P: 18	R: 0 E: 0 K: 3 S: 12	H: 0 LOB: 0 BB: 0 P: 19	R: 0 E: 0 K: 2 S: 13	H: 1 LOB: 2 BB: 0 P: 20	R: 0 E: 0 K: 1 S: 10	H: 1 LOB: 1 BB: 0 P: 17	1B: 9 2B: 4 3B: 0 HR: 0	SF: 0 SAC: 0 DP: 1 HBP: 0	WP: 0 PB: 1 SB: 2 CS: 1	PA: 47
<b>PITCHER</b>	IP: 5.0 ERA: 4.8	WLS: 22 BF: 5	H: 7 R: 2 ER: 1 SO: 4	BB: 2 IBB: 0 HBP: 0 BLK: 0	WP: 0 HR: 0 S: 11 P: 18	ERA: 1.800 WHIP: 2.000	IP: 1.0 ERA: 2.97	WLS: 4 BF: 1	H: 2 R: 0 ER: 0 SO: 1	BB: 0 IBB: 0 HBP: 0 BLK: 0	WP: 0 HR: 0 S: 14 P: 20	ERA: 0.00 WHIP: 1.000	IP: 1.0 ERA: 6.75	WLS: 4 BF: 1	H: 1 R: 0 ER: 0 SO: 1	BB: 0 IBB: 0 HBP: 0 BLK: 0	WP: 0 HR: 0 S: 10 P: 17	ERA: 0.00 WHIP: 1.000				
36 Lance Lynn, R	57 Chad Green, R	54 Aroldis Chapman, L	68 Delin Betances, R	53 Zack Britton, L	56 Jonathan Holder, R	48 Tommy Kahnle, R																

Baltimore Orioles @ New York Yankees  
Yankee Stadium, Bronx, NY  
Sat Sep 22 2018, 4:11 PM - 8:02 PM EDT  
Att: 40,185 - Cloudy - 71 F

livebaseballscorecards.com

AB 43  
R 2  
H 12  
RBI 2  
BB 4  
SO 13  
LOB 25



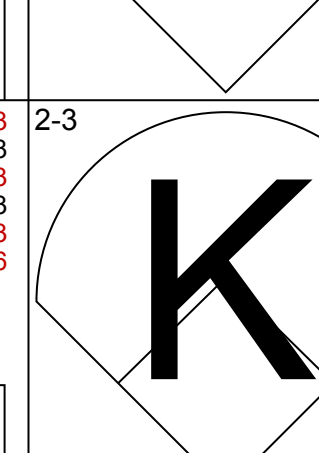
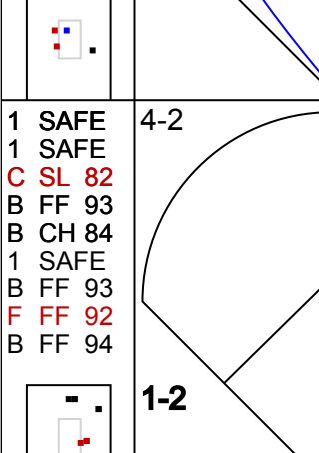
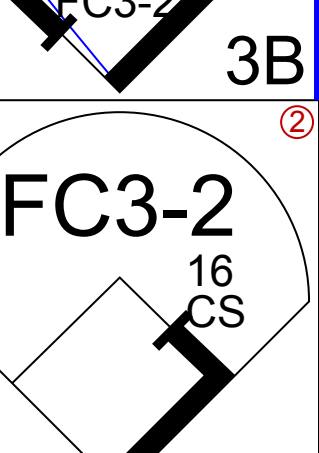
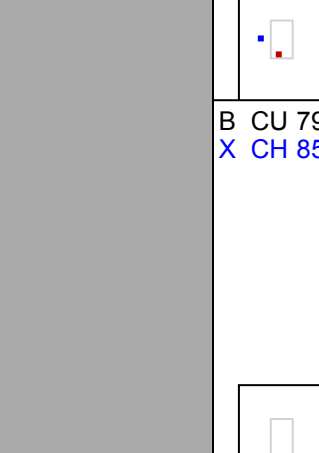


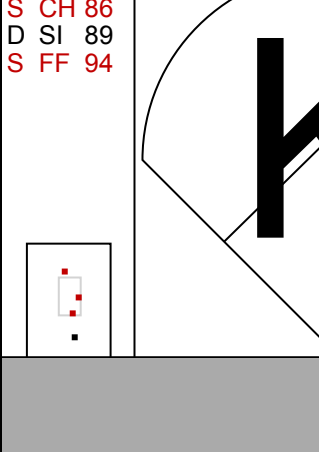
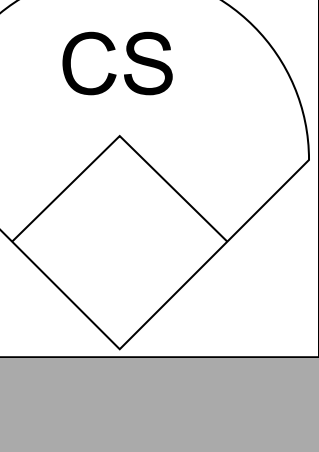
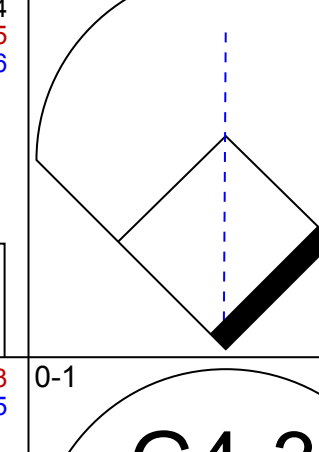
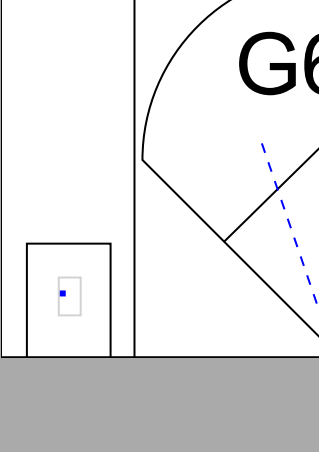



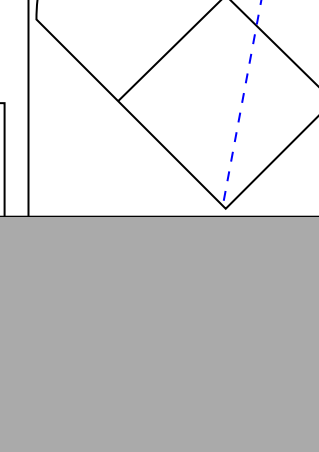







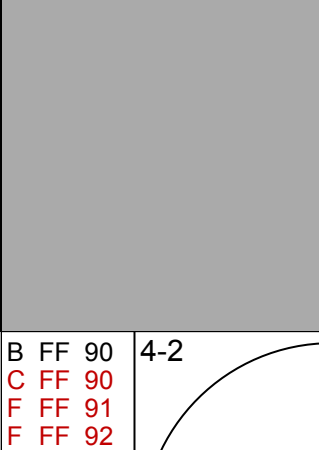

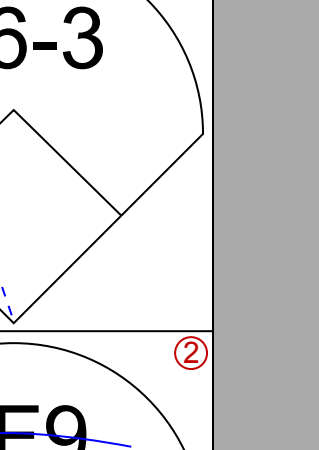
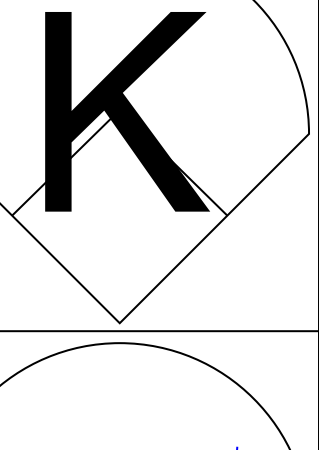

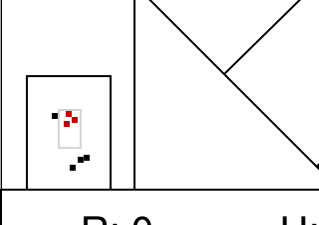



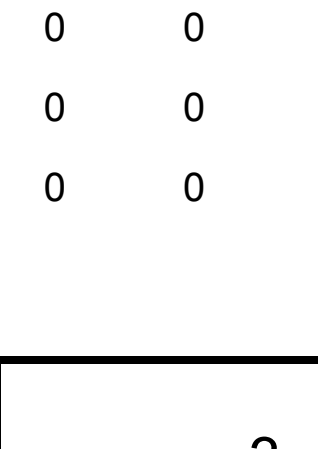


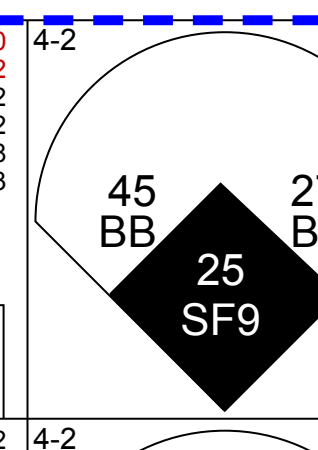

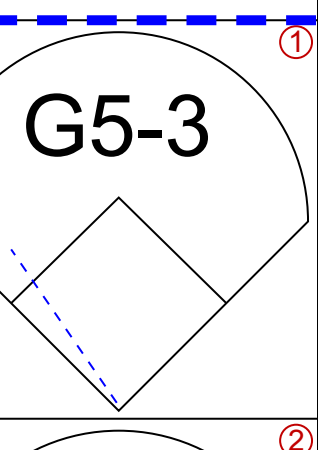
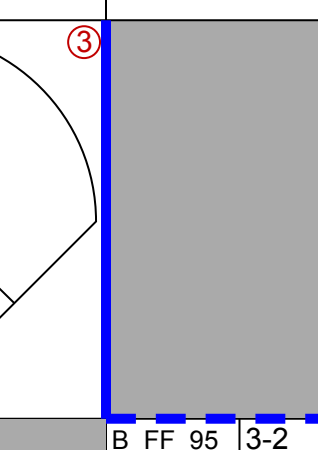
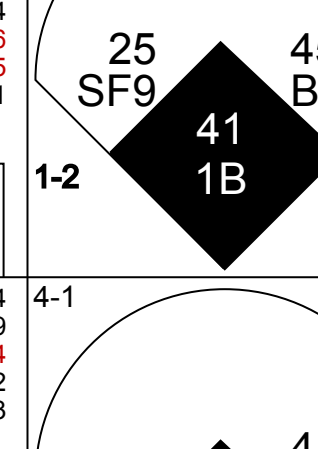
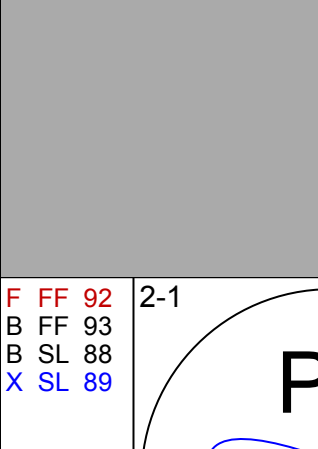
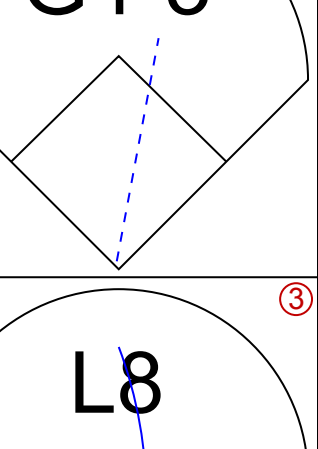

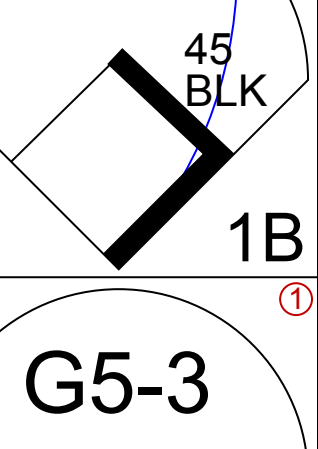
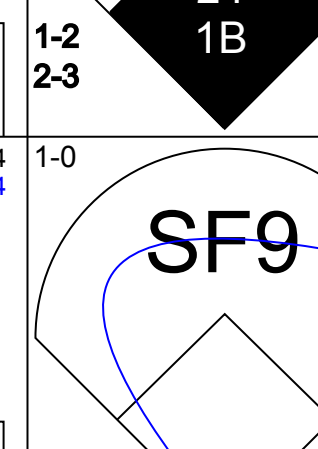
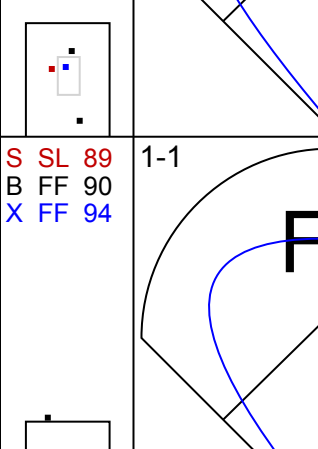
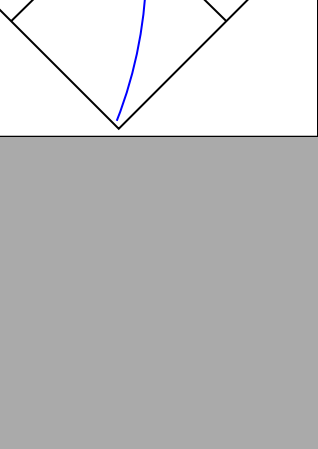
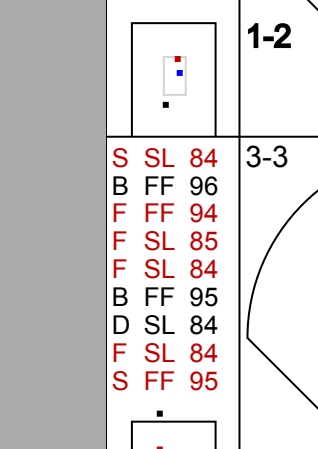
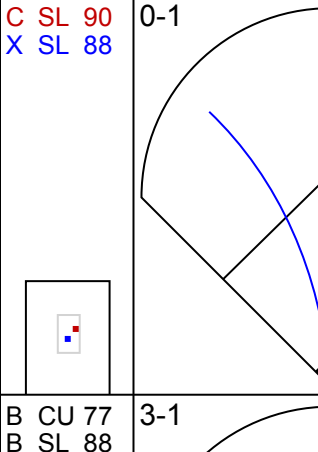

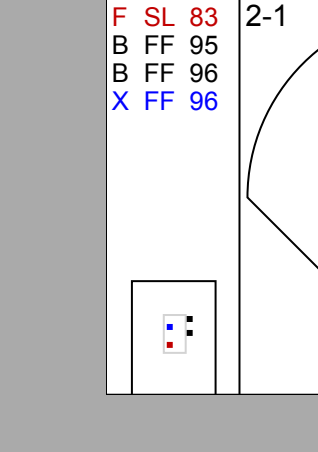
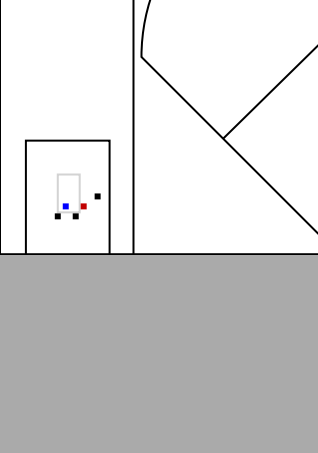

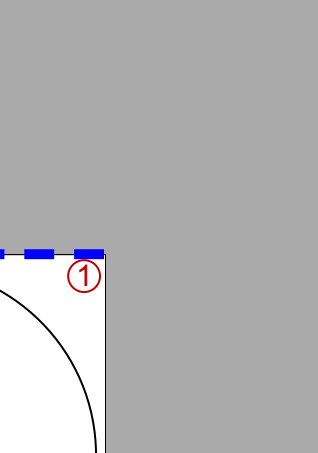
Batter	1	2	3	4	5	6	7	8	9	10	11	AB	R	H	RBI	BB	SO	LOB	BOTTOM			
26 Andrew McCutchen, R OBP: 0.364, SLG: 0.420	K		L8		99 BB		FC5-2			L8		4	0	0	0	1	1	1				
99 Aaron Judge, R OBP: 0.394, SLG: 0.532							G1-3					3	0	0	0	2	2	1				
18 Didi Gregorius, L OBP: 0.336, SLG: 0.498	P6						F7					4	1	1	0	1	0	3				
27 Giancarlo Stanton, R OBP: 0.336, SLG: 0.493	G1-3						F9					5	0	0	0	0	2	5				
31 Aaron Hicks, S OBP: 0.369, SLG: 0.468							P6					5	1	2	2	0	1	0				
41 Miguel Andujar, R OBP: 0.330, SLG: 0.521							F9					4	0	2	0	0	0	0				
45 Luke Voit, R OBP: 0.377, SLG: 0.629							F7					4	1	1	1	0	2	1				
24 Gary Sanchez, R OBP: 0.284, SLG: 0.393												4	0	0	0	0	2	1				
25 Gleyber Torres, R OBP: 0.344, SLG: 0.468												4	0	1	0	0	0	0				
<b>Inning Stats</b>	R: 0 E: 0 K: 1 S: 12	H: 0 LOB: 1 BB: 1 P: 23	R: 2 E: 0 K: 1 S: 13	H: 3 LOB: 0 BB: 0 P: 19	R: 0 E: 0 K: 1 S: 8	H: 0 LOB: 1 BB: 1 P: 17	R: 0 E: 0 K: 1 S: 9	H: 1 LOB: 1 BB: 0 P: 14	R: 0 E: 0 K: 1 S: 9	H: 0 LOB: 0 BB: 0 P: 16	R: 0 E: 0 K: 0 S: 9	H: 1 LOB: 1 BB: 0 P: 18	R: 0 E: 0 K: 1 S: 8	H: 0 LOB: 0 BB: 0 P: 12	R: 0 E: 0 K: 1 S: 10	H: 0 LOB: 0 BB: 0 P: 14	R: 1 E: 0 K: 1 S: 8	H: 2 LOB: 1 BB: 0 P: 13	1B: 2 2B: 3 3B: 0 HR: 2	SF: 0 SAC: 0 DP: 0 HBP: 0	WP: 0 PB: 1 SB: 0 CS: 0	PA: 41
<b>PITCHER</b>	IP: 5.0 ERA: 5.14	WLS: 7 BF: 1	H: 4 R: 2 ER: 2 SO: 1	BB: 4 IBB: 0 HBP: 0 BLK: 0	WP: 0 HR: 2 S: 52 P: 93	ERA: 3.600 WHIP: 1.600	IP: 2.0 ERA: 3.96	WLS: 1 BF: 3	H: 1 R: 0 ER: 0 SO: 1	BB: 0 IBB: 0 HBP: 0 BLK: 0	WP: 0 HR: 0 S: 16 P: 24	ERA: 0.000 WHIP: 0.000	IP: 2.0 ERA: 4.21	WLS: 6 BF: 2	H: 2 R: 1 ER: 1 SO: 1	BB: 0 IBB: 0 HBP: 0 BLK: 0	WP: 0 HR: 0 S: 8 P: 13	ERA: 27.000 WHIP: 6.000				
41 David Hess, R	50 Miguel Castro, R	66 Tanner Scott, L	60 Mychal Givens, R	51 Paul Fry, L																		

Baltimore Orioles @ New York Yankees  
Yankee Stadium, Bronx, NY  
Sat Sep 22 2018, 4:11 PM - 8:02 PM EDT  
Att: 40,185 - Cloudy - 71 F

livebaseballscorecards.com

AB 37  
R 3  
H 7  
RBI 3  
BB 4  
SO 10  
LOB 12

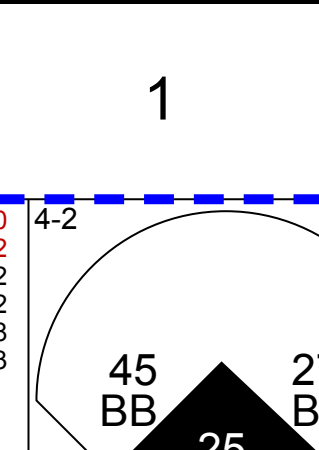
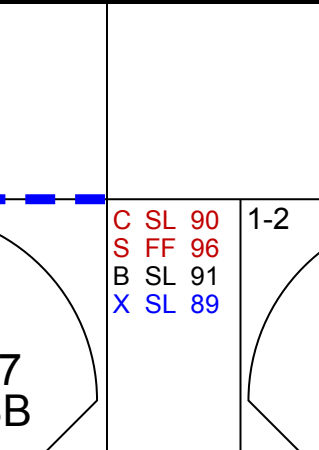
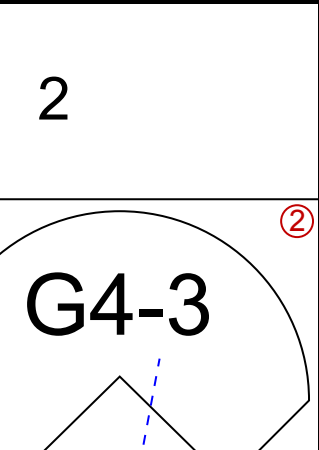
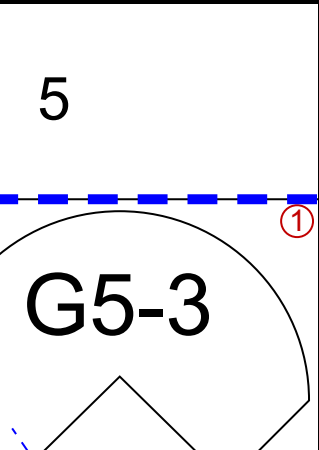
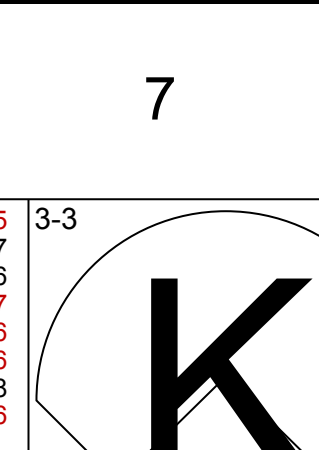
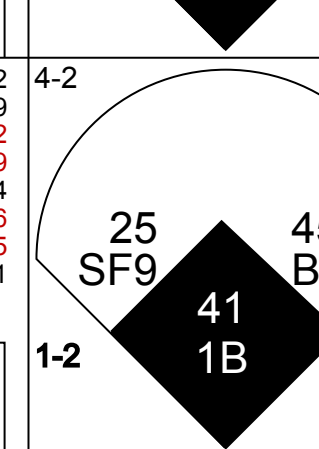
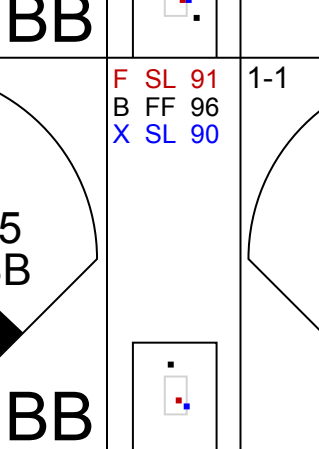
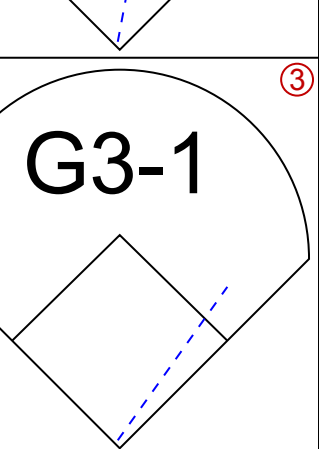
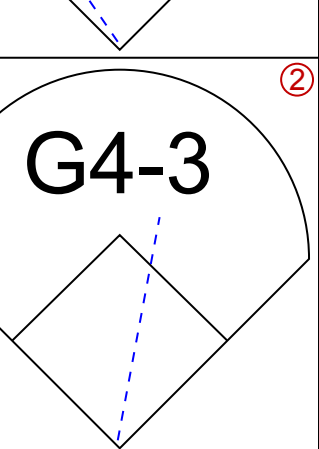

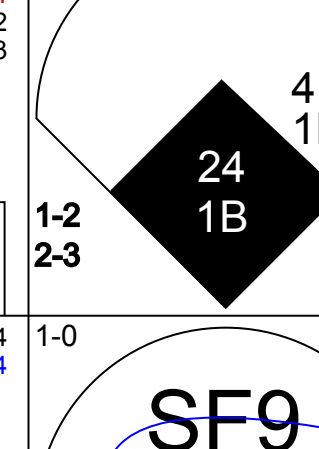
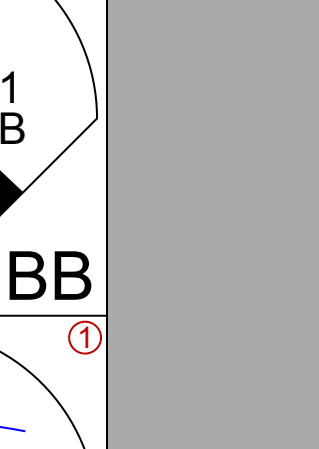

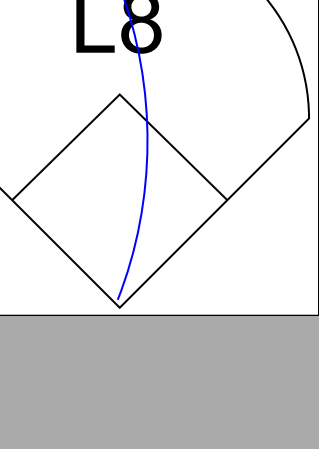

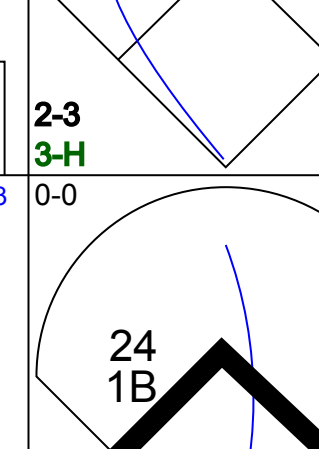
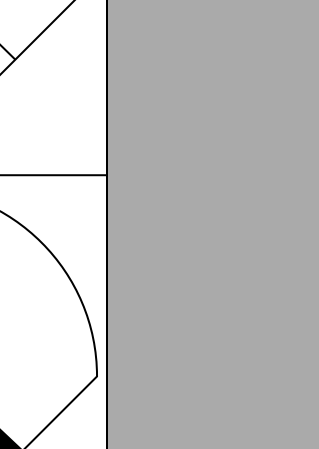



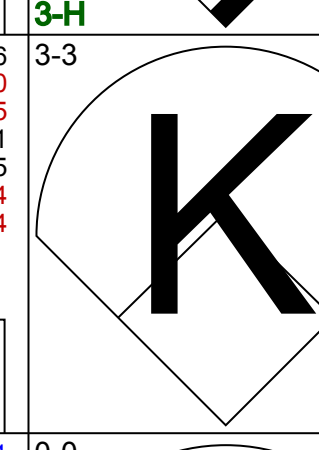
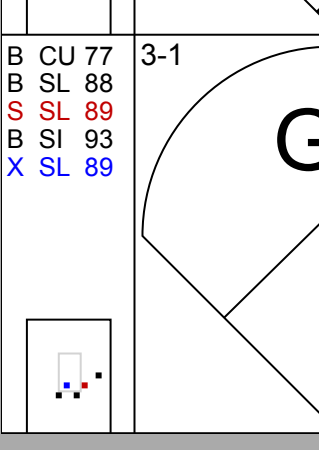


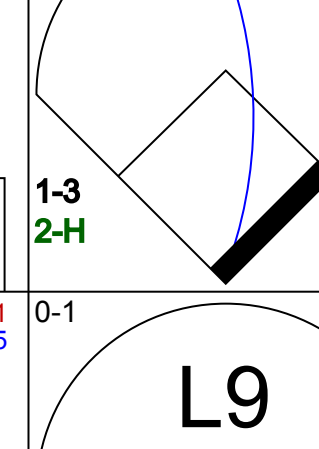
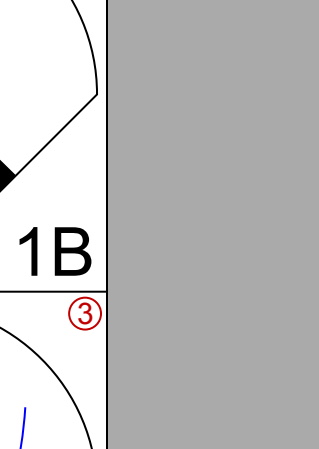


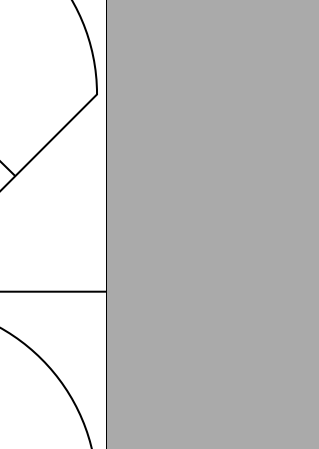
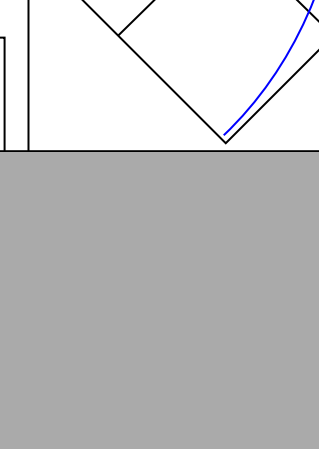


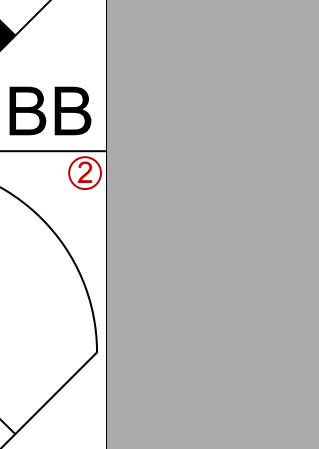
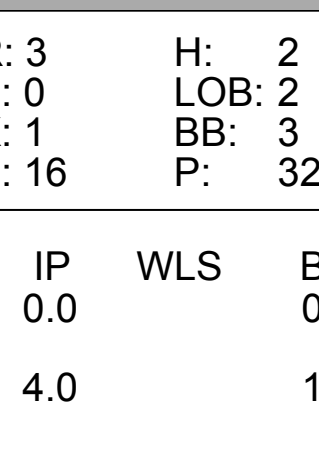
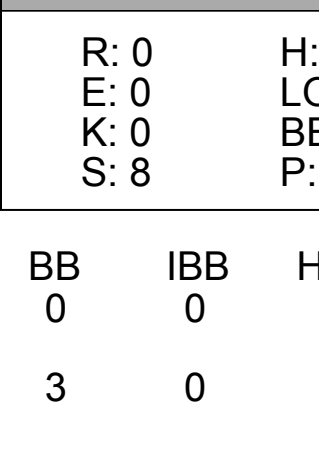
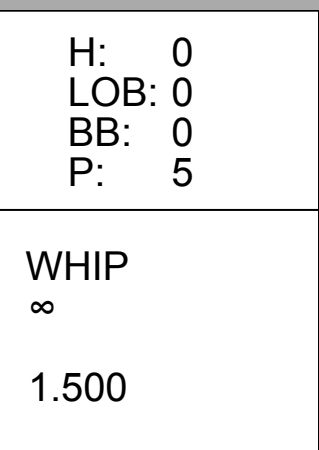
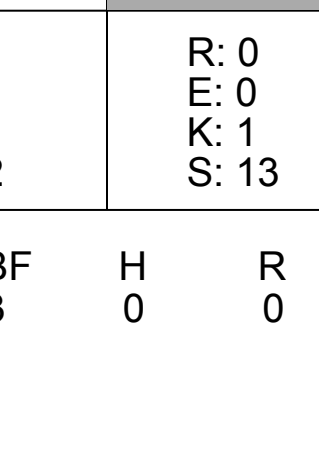
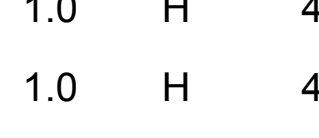





Batter	1	2	3	4	5	6	7	8	9	AB	R	H	RBI	BB	SO	LOB	TOP								
3 Cedric Mullins, L (1,8) OBP: 0.342, SLG: 0.415										5	0	0	0	0	2	2									
28 Bryce Valters, S (1,4) OBP: 0.301, SLG: 0.296										3	0	1	0	0	1	1									
12 Stevie Wilkerson, S (5,4) OBP: 0.310, SLG: 0.308										2	0	0	0	0	0	0									
2 Jonathan Villar, S (1,6) OBP: 0.326, SLG: 0.391										4	0	0	0	1	2	1									
16 Trey Mancini, R (1,3) OBP: 0.300, SLG: 0.415										5	1	2	0	0	1	2									
1 Tim Beckham, R (1,10) OBP: 0.281, SLG: 0.370										4	2	2	3	0	0	1									
39 Renato Núñez, R (1,5) OBP: 0.311, SLG: 0.407										4	1	2	1	0	1	0									
29 Jace Peterson, L (8,5) OBP: 0.313, SLG: 0.330										0	0	0	0	0	0	0									
23 Joey Rickard, R (1,7) OBP: 0.305, SLG: 0.419										4	2	3	0	0	1	1									
61 Austin Wynns, R (1,2) OBP: 0.267, SLG: 0.382										4	0	1	0	0	2	3									
34 John Andreoli, R (1,9) OBP: 0.271, SLG: 0.241										1	0	0	0	1	1	2									
62 DJ Stewart, L (6,PH) OBP: 0.367, SLG: 0.640										1	0	1	2	0	0	0									
<b>Inning Stats</b>	R: 0 E: 0 K: 3 S: 10	H: 0 LOB: 0 BB: 0 P: 16	R: 1 E: 0 K: 1 S: 18	H: 2 LOB: 1 BB: 0 P: 24	R: 0 E: 0 K: 1 S: 15	H: 0 LOB: 2 BB: 2 P: 28	R: 0 E: 0 K: 2 S: 12	H: 2 LOB: 2 BB: 0 P: 17	R: 0 E: 0 K: 0 S: 14	H: 1 LOB: 0 BB: 0 P: 22	R: 4 E: 0 K: 1 S: 23	H: 4 LOB: 1 BB: 0 P: 34	R: 0 E: 0 K: 0 S: 7	H: 1 LOB: 1 BB: 0 P: 10	R: 1 E: 0 K: 2 S: 11	H: 2 LOB: 1 BB: 0 P: 13	R: 0 E: 0 K: 1 S: 7	H: 0 LOB: 0 BB: 0 P: 10	1B: 3 2B: 5 HR: 3	SF: 1 SAC: 0 DP: 0 HBP: 0	WP: 0 PB: 0 SB: 0 CS: 1	PA: 41			
<b>PITCHER</b>	IP WLS BF H R ER SO BB IBB HBP BLK WP HR S P ERA WHIP	IP WLS BF H R ER SO BB IBB HBP BLK WP HR S P ERA WHIP	IP WLS BF H R ER SO BB IBB HBP BLK WP HR S P ERA WHIP	IP WLS BF H R ER SO BB IBB HBP BLK WP HR S P ERA WHIP	IP WLS BF H R ER SO BB IBB HBP BLK WP HR S P ERA WHIP	IP WLS BF H R ER SO BB IBB HBP BLK WP HR S P ERA WHIP	IP WLS BF H R ER SO BB IBB HBP BLK WP HR S P ERA WHIP	IP WLS BF H R ER SO BB IBB HBP BLK WP HR S P ERA WHIP	IP WLS BF H R ER SO BB IBB HBP BLK WP HR S P ERA WHIP	IP WLS BF H R ER SO BB IBB HBP BLK WP HR S P ERA WHIP	IP WLS BF H R ER SO BB IBB HBP BLK WP HR S P ERA WHIP	IP WLS BF H R ER SO BB IBB HBP BLK WP HR S P ERA WHIP	IP WLS BF H R ER SO BB IBB HBP BLK WP HR S P ERA WHIP	IP WLS BF H R ER SO BB IBB HBP BLK WP HR S P ERA WHIP	IP WLS BF H R ER SO BB IBB HBP BLK WP HR S P ERA WHIP	IP WLS BF H R ER SO BB IBB HBP BLK WP HR S P ERA WHIP	IP WLS BF H R ER SO BB IBB HBP BLK WP HR S P ERA WHIP	IP WLS BF H R ER SO BB IBB HBP BLK WP HR S P ERA WHIP	IP WLS BF H R ER SO BB IBB HBP BLK WP HR S P ERA WHIP	IP WLS BF H R ER SO BB IBB HBP BLK WP HR S P ERA WHIP	IP WLS BF H R ER SO BB IBB HBP BLK WP HR S P ERA WHIP	IP WLS BF H R ER SO BB IBB HBP BLK WP HR S P ERA WHIP	IP WLS BF H R ER SO BB IBB HBP BLK WP HR S P ERA WHIP	IP WLS BF H R ER SO BB IBB HBP BLK WP HR S P ERA WHIP	IP WLS BF H R ER SO BB IBB HBP BLK WP HR S P ERA WHIP

Baltimore Orioles @ New York Yankees  
Yankee Stadium, Bronx, NY  
Sun Sep 23 2018, 1:09 PM - 4:27 PM EDT  
Att: 43,606 - Cloudy - 64 F

AB 37  
R 6  
H 12  
RBI 6  
BB 2  
SO 11  
LOB 13



Batter	1	2	3	4	5	6	7	8	9	AB	R	H	RBI	BB	SO	LOB	BOTTOM								
26 Andrew McCutchen, R (1,7) OBP: 0.364, SLG: 0.418										3	1	0	0	1	1	1									
74 Ronald Torreyes, R (8,4) OBP: 0.303, SLG: 0.381										3	1	1	0	1	0	0									
27 Giancarlo Stanton, R (1,9) OBP: 0.337, SLG: 0.642										3	1	1	0	1	0	0									
45 Luke Voit, R (1,10) OBP: 0.373, SLG: 0.613										3	1	0	0	1	0	1									
25 Gleyber Torres, R (1,4) OBP: 0.341, SLG: 0.484										3	0	0	1	0	1	1									
41 Miquel Andujar, R (1,5) OBP: 0.331, SLG: 0.523										4	0	2	1	0	0	1									
14 Neil Walker, S (1,3) OBP: 0.306, SLG: 0.344										4	0	0	0	0	2	3									
24 Gary Sánchez, R (1,2) OBP: 0.283, SLG: 0.391										4	0	1	1	0	2	0									
29 Adeiny Hechavarría, R (1,6) OBP: 0.283, SLG: 0.345										2	0	0	0	0	1	2									
31 Aaron Hicks, S (7,PH) OBP: 0.389, SLG: 0.467										1	0	0	0	1	0	0									
11 Brett Gardner, L (1,8) OBP: 0.324, SLG: 0.364										2	0	0	0	0	1	0									
99 Aaron Judge, R (7,PH) OBP: 0.393, SLG: 0.531										1	0	0	0	0	1	1									
<b>Inning Stats</b>	R: 3 E: 0 K: 1 S: 16	H: 2 LOB: 2 BB: 3 P: 32	R: 0 E: 0 K: 1 S: 8	H: 0 LOB: 0 BB: 0 P: 12	R: 0 E: 0 K: 0 S: 8	H: 1 LOB: 1 BB: 0 P: 14	R: 0 E: 0 K: 2 S: 7	H: 0 LOB: 0 BB: 0 P: 11	R: 0 E: 0 K: 0 S: 5	H: 0 LOB: 0 BB: 0 P: 5	R: 0 E: 0 K: 1 S: 10	H: 0 LOB: 0 BB: 0 P: 18	R: 0 E: 0 K: 3 S: 13	H: 0 LOB: 1 BB: 1 P: 22	R: 0 E: 0 K: 1 S: 13	H: 1 LOB: 1 BB: 0 P: 22	R: 0 E: 0 K: 0 S: 7	H: 0 LOB: 0 BB: 0 P: 11	1B: 3 2B: 1 3B: 0 HR: 0	SF: 1 SAC: 0 DP: 0 HBP: 0	WP: 0 PB: 0 SB: 0 CS: 0	PA: 35			
<b>PITCHER</b>	IP WLS BF H R ER SO BB IBB HBP BLK WP HR S P ERA WHIP	IP WLS BF H R ER SO BB IBB HBP BLK WP HR S P ERA WHIP	IP WLS BF H R ER SO BB IBB HBP BLK WP HR S P ERA WHIP	IP WLS BF H R ER SO BB IBB HBP BLK WP HR S P ERA WHIP	IP WLS BF H R ER SO BB IBB HBP BLK WP HR S P ERA WHIP	IP WLS BF H R ER SO BB IBB HBP BLK WP HR S P ERA WHIP	IP WLS BF H R ER SO BB IBB HBP BLK WP HR S P ERA WHIP	IP WLS BF H R ER SO BB IBB HBP BLK WP HR S P ERA WHIP	IP WLS BF H R ER SO BB IBB HBP BLK WP HR S P ERA WHIP	IP WLS BF H R ER SO BB IBB HBP BLK WP HR S P ERA WHIP	IP WLS BF H R ER SO BB IBB HBP BLK WP HR S P ERA WHIP	IP WLS BF H R ER SO BB IBB HBP BLK WP HR S P ERA WHIP	IP WLS BF H R ER SO BB IBB HBP BLK WP HR S P ERA WHIP	IP WLS BF H R ER SO BB IBB HBP BLK WP HR S P ERA WHIP	IP WLS BF H R ER SO BB IBB HBP BLK WP HR S P ERA WHIP	IP WLS BF H R ER SO BB IBB HBP BLK WP HR S P ERA WHIP	IP WLS BF H R ER SO BB IBB HBP BLK WP HR S P ERA WHIP	IP WLS BF H R ER SO BB IBB HBP BLK WP HR S P ERA WHIP	IP WLS BF H R ER SO BB IBB HBP BLK WP HR S P ERA WHIP	IP WLS BF H R ER SO BB IBB HBP BLK WP HR S P ERA WHIP	IP WLS BF H R ER SO BB IBB HBP BLK WP HR S P ERA WHIP	IP WLS BF H R ER SO BB IBB HBP BLK WP HR S P ERA WHIP	IP WLS BF H R ER SO BB IBB HBP BLK WP HR S P ERA WHIP	IP WLS BF H R ER SO BB IBB HBP BLK WP HR S P ERA WHIP	IP WLS BF H R ER SO BB IBB HBP BLK WP HR S P ERA WHIP

Baltimore Orioles @ New York Yankees  
Yankee Stadium, Bronx, NY  
Sun Sep 23 2018, 1:09 PM - 4:27 PM EDT  
Att: 43,606 - Cloudy - 64 F

AB 30  
R 3  
H 4  
RBI 3  
BB 4  
SO 9  
LOB 10



Batter	1	2	3	4	5	6	7	8	9	AB	R	H	RBI	BB	SO	LOB	TOP								
3 Cedric Mullins, L OBP: 0.340, SLG: 0.407	G3-1		K		K			10 SF8 2 BB		3	0	0	0	1	2	1									
16 Trey Mancini, R OBP: 0.300, SLG: 0.414	10 FC6-4 1B		K			F9		K		4	0	1	0	0	2	2									
2 Jonathan Villar, S OBP: 0.325, SLG: 0.389	K			K		F8		4-1 BB		3	0	0	0	1	2	1									
10 Adam Jones, R OBP: 0.310, SLG: 0.418	FC6-4			L9		F8		SF8		3	0	0	1	0	0	1									
62 DJ Stewart, L OBP: 0.344, SLG: 0.593	K			K						2	0	0	0	0	2	0									
23 Joey Rickard, R OBP: 0.303, SLG: 0.417	K									1	0	0	0	0	0	0									
64 Corban Joseph, L OBP: 0.250, SLG: 0.200	K									1	0	1	0	0	0	0									
1 Tim Beckham, R OBP: 0.281, SLG: 0.369	K									4	1	1	0	0	2	1									
39 Renato Núñez, R OBP: 0.318, SLG: 0.413										4	0	3	0	0	0	0									
12 Stevie Wilkerson, S OBP: 0.281, SLG: 0.276	G4-3									3	0	0	0	0	2	3									
36 Caleb Joseph, R OBP: 0.254, SLG: 0.319	G6-3									3	1	1	0	0	1	1									
<b>Inning Stats</b>	R: 0 E: 0 K: 1 S: 8	H: 1 LOB: 1 BB: 0 P: 9	R: 0 E: 0 K: 2 S: 10	H: 1 LOB: 1 BB: 0 P: 14	R: 0 E: 0 K: 2 S: 11	H: 0 LOB: 0 BB: 0 P: 17	R: 0 E: 0 K: 2 S: 10	H: 0 LOB: 0 BB: 0 P: 16	R: 1 E: 0 K: 3 S: 19	H: 2 LOB: 1 BB: 0 P: 28	R: 0 E: 0 K: 0 S: 6	H: 0 LOB: 0 BB: 0 P: 8	R: 0 E: 0 K: 2 S: 9	H: 1 LOB: 1 BB: 0 P: 16	R: 1 E: 0 K: 1 S: 13	H: 1 LOB: 2 BB: 2 P: 23	R: 0 E: 0 K: 0 S: 6	H: 1 LOB: 0 BB: 0 P: 8	1B: 7 2B: 0 3B: 0 HR: 0	SF: 1 SAC: 0 DP: 1 HBP: 0	WP: 2 PB: 0 SB: 0 CS: 0	PA: 35			
<b>PITCHER</b>	IP	WLS	BF	H	R	ER	SO	BB	IBB	HBP	BLK	WP	HR	S	P	ERA	WHIP								
17 Nathan Eovaldi, R ERA: 3.88	5.0	W	19	4	1	1	10	0	0	0	0	2	0	58	84	1.80	0.800								
57 Eduardo Rodríguez, L ERA: 3.73	2.0		7	1	0	0	2	0	0	0	0	0	0	15	24	0.00	0.500								
56 Joe Kelly, R ERA: 4.5	0.1		4	1	1	1	1	2	0	0	0	0	0	8	16	27.00	9.000								
70 Ryan Brasier, R ERA: 1.71	0.2	H	1	0	0	0	0	0	0	0	0	0	0	5	7	0.00	0.000								
32 Matt Barnes, R ERA: 3.28	1.0		3	1	0	0	0	0	0	0	0	0	0	6	8	0.00	1.000								

**Baltimore Orioles @ Boston Red Sox**  
Fenway Park, Boston, MA  
Mon Sep 24 2018, 7:13 PM - 10:18 PM EDT  
Att: 35,619 - Cloudy - 56 F

AB 31  
R 2  
H 7  
RBI 1  
BB 2  
SO 13  
LOB 10



Batter	1	2	3	4	5	6	7	8	9	AB	R	H	RBI	BB	SO	LOB	BOTTOM								
50 Mookie Betts, R OBP: 0.434, SLG: 0.639	K	HR		16 1B 2 1B		P4		K		5	2	2	2	0	2	0									
16 Andrew Benintendi, L OBP: 0.363, SLG: 0.460	28 E 28 S BB			2 1B 11 BB		K		L8		4	0	2	1	1	1	0									
28 J.D. Martinez, R OBP: 0.402, SLG: 0.622	K			11 BB 2 1B						2	0	0	0	2	2	2									
2 Xander Bogaerts, R OBP: 0.357, SLG: 0.509	G5-3		G1-3							4	0	2	1	0	0	1									
11 Rafael Devers, L OBP: 0.294, SLG: 0.418	K		P6	FC1-2-5				G6-3		4	0	0	0	0	1	5									
25 Steve Pearce, R OBP: 0.382, SLG: 0.510	12 2B		BB		F9			G4-3		3	1	1	0	1	0	2									
12 Brock Holt, L OBP: 0.361, SLG: 0.401	7 1B					G3		G4-3		3	1	1	1	1	0	0									
7 Christian Vázquez, R OBP: 0.256, SLG: 0.291	50 HR		P3			G5-3		G6-3		4	1	1	1	0	0	2									
19 Jackie Bradley Jr., L OBP: 0.311, SLG: 0.400	K			50 1B		G4-3		L7		4	1	1	0	0	1	1									
<b>Inning Stats</b>	R: 0 E: 0 K: 2 S: 14	H: 0 LOB: 1 BB: 1 P: 25	R: 4 E: 0 K: 3 S: 22	H: 5 LOB: 1 BB: 0 P: 34	R: 0 E: 0 K: 0 S: 20	H: 0 LOB: 2 BB: 2 P: 31	R: 2 E: 0 K: 0 S: 18	H: 4 LOB: 2 BB: 1 P: 29	R: 0 E: 0 K: 0 S: 11	H: 0 LOB: 0 BB: 0 P: 18	R: 0 E: 0 K: 1 S: 11	H: 1 LOB: 2 BB: 1 P: 22	R: 0 E: 0 K: 0 S: 4	H: 0 LOB: 0 BB: 0 P: 4	R: 0 E: 0 K: 1 S: 6	H: 0 LOB: 0 BB: 0 P: 10	1B: 7 2B: 2 3B: 0 HR: 1	SF: 0 SAC: 0 DP: 1 HBP: 0	WP: 0 PB: 0 SB: 2 CS: 0	PA: 38					
<b>PITCHER</b>	IP	WLS	BF	H	R	ER	SO	BB	IBB	HBP	BLK	WP	HR	S	P	ERA	WHIP								
37 Dylan Bundy, R ERA: 5.49	3.0	L	17	4	4	4	0	3	0	0	0	0	1	56	90	12.00	2.667								
57 Donnie Hart, L ERA: 6.11	1.0		7	4	2	2	0	1	0	0	0	0	0	18	29	18.00	5.000								
63 Sean Gilmartin, L ERA: 2.88	4.0		14	1	0	0	2	1	0	0	0	0	0	32	54	0.00	0.500								

**Baltimore Orioles @ Boston Red Sox**  
Fenway Park, Boston, MA  
Mon Sep 24 2018, 7:13 PM - 10:18 PM EDT  
Att: 35,619 - Cloudy - 56 F

AB 33  
R 6  
H 10  
RBI 6  
BB 5  
SO 7  
LOB 13



Batter	1	2	3	4	5	6	7	8	9	AB	R	H	RBI	BB	SO	LOB	TOP			
3 Cedric Mullins, L (1.8) OBP: 0.335, SLG: 0.396										4	0	0	0	1	2	1				
2 Jonathan Villar, S (1.6) OBP: 0.325, SLG: 0.388										4	0	1	0	0	1	3				
29 Jace Peterson, L (7.4) OBP: 0.313, SLG: 0.330										0	0	0	0	0	0	0				
10 Adam Jones, R (1.7) OBP: 0.307, SLG: 0.415										4	0	0	0	0	0	4				
34 John Andreoli, R (7.9) OBP: 0.271, SLG: 0.241										0	0	0	0	0	0	0				
16 Trey Mancini, R (1.3) OBP: 0.299, SLG: 0.418										4	1	1	1	0	2	1				
36 Caleb Joseph, R (8.3) OBP: 0.254, SLG: 0.319										0	0	0	0	0	0	0				
1 Tim Beckham, R (1.10) OBP: 0.283, SLG: 0.369										3	1	1	0	1	0	1				
64 Corban Joseph, L (8.4) OBP: 0.250, SLG: 0.200										0	0	0	0	0	0	0				
39 Renato Núñez, R (1.5) OBP: 0.317, SLG: 0.423										4	1	1	2	0	2	1				
23 Joey Rickard, R (1.9) OBP: 0.308, SLG: 0.425										3	0	2	0	0	1	0				
62 DJ Stewart, L (9.7) OBP: 0.333, SLG: 0.571										1	0	0	0	0	0	0				
61 Austin Wynns, R (1.2) OBP: 0.275, SLG: 0.381										3	0	1	0	1	0	0				
12 Stevie Wilkerson, S (1.4) OBP: 0.278, SLG: 0.303										4	0	1	0	0	1	3				
<b>Inning Stats</b>	R: 0 E: 0 K: 1 S: 8	H: 0 LOB: 0 BB: 0 P: 12	R: 3 E: 0 K: 2 S: 21	H: 3 LOB: 3 BB: 3 P: 39	R: 0 E: 0 K: 1 S: 10	H: 2 LOB: 2 BB: 0 P: 13	R: 0 E: 0 K: 1 S: 6	H: 0 LOB: 0 BB: 0 P: 8	R: 0 E: 0 K: 1 S: 12	H: 1 LOB: 1 BB: 0 P: 16	R: 0 E: 0 K: 2 S: 11	H: 0 LOB: 0 BB: 0 P: 10	R: 0 E: 0 K: 1 S: 8	H: 0 LOB: 0 BB: 0 P: 11	R: 0 E: 0 K: 0 S: 8	H: 1 LOB: 1 BB: 0 P: 12	1B: 4 2B: 2 3B: 0 HR: 2	SF: 0 SAC: 0 DP: 0 HBP: 0	WP: 0 PB: 1 SB: 1 CS: 0	PA: 37
<b>PITCHER</b>	IP WLS BF H R ER SO BB IBB HBP BLK WP HR S P ERA WHIP	5.0 W 23 6 3 3 6 3 0 0 0 0 2 57 28 5.40 1.800	2.0 7 1 0 0 2 0 0 0 0 0 0 0 20 0.00 0.500	1.0 3 0 0 0 1 0 0 0 0 0 0 8 11 0.00 0.000	1.0 4 1 0 0 0 0 0 0 0 0 0 8 12 0.00 1.000	<b>PITCHER</b>														

**Baltimore Orioles @ Boston Red Sox**  
Fenway Park, Boston, MA  
Wed Sep 26 2018, 1:07 PM - 4:16 PM EDT  
Att: 33,577 - Partly Cloudy - 83 F

AB	34
R	3
H	8
RBI	3
BB	3
SO	9
LOB	14



Batter	1	2	3	4	5	6	7	8	9	AB	R	H	RBI	BB	SO	LOB	BOTTOM			
50 Mookie Betts, R (1.8) OBP: 0.437, SLG: 0.643										2	1	2	0	1	0	0				
30 Tzu-Wei Lin, L (5.7) OBP: 0.328, SLG: 0.386										6	2	3	2	0	0	2				
16 Andrew Benintendi, L (1.7) OBP: 0.364, SLG: 0.462										5	3	3	3	0	0	2				
28 J.D. Martinez, R (1.10) OBP: 0.492, SLG: 0.629										1	0	0	0	0	1	1				
7 Christian Vázquez, R (8.7) OBP: 0.255, SLG: 0.290										4	2	2	4	0	1	1				
2 Xander Bogaerts, R (1.6) OBP: 0.358, SLG: 0.517										1	0	0	0	0	1	1				
59 Sam Travis, R (7.7) OBP: 0.241, SLG: 0.370										4	2	2	0	1	1	0				
18 Mitch Moreland, L (1.3) OBP: 0.322, SLG: 0.433										4	2	2	0	1	1	0				
5 Ian Kinsler, R (1.4) OBP: 0.299, SLG: 0.383										5	2	2	1	0	0	1				
11 Rafael Devers, L (1.5) OBP: 0.359, SLG: 0.439										5	2	4	6	0	0	0				
44 Brandon Workman, R (9.1) OBP: 0.241, SLG: 0.370										0	0	0	0	0	0	0				
23 Blake Swihart, S (1.9) OBP: 0.289, SLG: 0.333										5	2	2	1	0	1	2				
3 Sandy León, S (1.2) OBP: 0.235, SLG: 0.284										5	1	1	0	0	2	2				
<b>Inning Stats</b>	R: 5 E: 0 K: 0 S: 16	H: 5 LOB: 1 BB: 1 P: 27	R: 0 E: 0 K: 0 S: 11	H: 0 LOB: 1 BB: 1 P: 19	R: 0 E: 0 K: 1 S: 8	H: 0 LOB: 0 BB: 0 P: 13	R: 3 E: 0 K: 2 S: 16	H: 3 LOB: 0 BB: 0 P: 26	R: 2 E: 0 K: 1 S: 15	H: 3 LOB: 1 BB: 0 P: 23	R: 2 E: 0 K: 0 S: 15	H: 2 LOB: 0 BB: 0 P: 20	R: 3 E: 0 K: 2 S: 19	H: 3 LOB: 1 BB: 1 P: 29	R: 4 E: 0 K: 1 S: 19	H: 6 LOB: 1 BB: 0 P: 30	1B: 8 2B: 9 3B: 0 HR: 5	SF: 0 SAC: 0 DP: 1 HBP: 0	WP: 0 PB: 1 SB: 1 CS: 0	PA: 48
<b>PITCHER</b>	IP WLS BF H R ER SO BB IBB HBP BLK WP HR S P ERA WHIP	0.1 L 6 4 5 5 0 1 0 0 0 0 0 16 25 0.00 1.200	3.1 6 5 5 4 0 0 0 0 0 0 0 1 43 66 13.50 1.800	1.2 7 1 0 0 0 1 0 0 0 0 3 30 45 27.00 3.600	1.0 8 6 4 4 1 0 0 0 0 0 1 19 30 36.00 6.000	<b>PITCHER</b>														

**Baltimore Orioles @ Boston Red Sox**  
Fenway Park, Boston, MA  
Wed Sep 26 2018, 1:07 PM - 4:16 PM EDT  
Att: 33,577 - Partly Cloudy - 83 F

AB	45
R	19
H	22
RBI	19
BB	3
SO	7
LOB	13









Batter	1	2	3	4	5	6	7	8	9	AB	R	H	RBI	BB	SO	LOB	TOP							
<b>4 George Springer, R</b> OBP: 0.347, SLG: 0.435	G3		F8			HR	BB		BB	3	2	1	2	2	0	0								
<b>1 Carlos Correa, R</b> OBP: 0.323, SLG: 0.405	G5-3		G6-3			HR			BB	5	1	2	2	0	1	2								
<b>22 Josh Reddick, L</b> OBP: 0.317, SLG: 0.400	1B			1B		1B		G4-3	G3-1	5	0	3	0	0	0	1								
<b>9 Marwin Gonzalez, S</b> OBP: 0.325, SLG: 0.412	K			L9		F8		1B	1B	4	0	1	0	0	1	3								
<b>13 Tyler White, R</b> OBP: 0.361, SLG: 0.544	K			L3		K		1B	1B	4	0	1	0	0	2	2								
<b>11 Evan Gattis, R</b> OBP: 0.286, SLG: 0.458	K					K		K		3	0	0	0	0	2	1								
<b>12 Max Stassi, R</b> OBP: 0.316, SLG: 0.397	K					P4		K		1	0	0	0	0	1	2								
<b>28 J.D. Davis, R</b> OBP: 0.252, SLG: 0.228	1B					K		L9	F9	4	0	1	0	0	1	2								
<b>15 Martin Maldonado, R</b> OBP: 0.276, SLG: 0.351	K			G5-3		F9		F9	G5-3	4	0	0	0	0	1	1								
<b>18 Tony Kemp, L</b> OBP: 0.354, SLG: 0.397	G3					HR	BB	BB	K	3	1	1	0	1	1	0								
<b>Inning Stats</b>	R: 0 H: 1 E: 0 K: 1 S: 12	H: 1 LOB: 1 BB: 0 P: 15	R: 0 H: 1 E: 0 K: 3 S: 16	H: 1 LOB: 0 BB: 0 P: 19	R: 0 H: 0 E: 0 K: 0 S: 8	H: 0 LOB: 0 BB: 0 P: 11	R: 0 H: 1 E: 0 K: 0 S: 4	H: 1 LOB: 0 BB: 0 P: 7	R: 0 H: 0 E: 0 K: 2 S: 11	H: 0 LOB: 0 BB: 0 P: 16	R: 3 H: 3 E: 0 K: 1 S: 17	H: 3 LOB: 1 BB: 1 P: 31	R: 0 H: 1 E: 0 K: 1 S: 8	H: 1 LOB: 2 BB: 1 P: 16	R: 0 H: 2 E: 0 K: 1 S: 10	H: 2 LOB: 2 BB: 0 P: 14	R: 1 H: 1 E: 0 K: 1 S: 15	H: 1 LOB: 1 BB: 1 P: 27	1B: 7 2B: 2 3B: 0 HR: 2	SF: 0 SAC: 0 DP: 1 HBP: 0	WP: 0 PB: 0 SB: 0 CS: 0	PA: 39		
<b>PITCHER</b>	IP	WLS	BF	H	R	ER	SO	BB	IBB	HBP	BLK	WP	HR	S	P	ERA	WHIP							
<b>37 Dylan Bundy, R</b> ERA: 5.45	6.0		24	6	3	3	7	1	0	0	0	0	2	68	99	4.50	1.167							
<b>49 Cody Carroll, R</b> ERA: 5.0	1.0		5	1	0	0	1	1	0	0	0	0	0	8	16	0.00	2.000							
<b>63 Sean Gilmartin, L</b> ERA: 3.0	2.0	L	10	3	1	1	2	1	0	0	0	0	0	25	41	4.50	2.000							

Houston Astros @ Baltimore Orioles  
 Oriole Park at Camden Yards, Baltimore, MD  
 Sat Sep 29 2018, 4:07 PM - 7:05 PM EDT  
 Partly Cloudy - 78 F

AB	36
R	4
H	10
RBI	4
BB	3
SO	10
LOB	14



Batter	1	2	3	4	5	6	7	8	9	AB	R	H	RBI	BB	SO	LOB	BOTTOM							
<b>3 Cedric Mullins, L</b> OBP: 0.320, SLG: 0.370	P2		G4-3			G6-3		F9		4	0	0	0	0	0	1								
<b>2 Jonathan Villar, S</b> OBP: 0.326, SLG: 0.382	K		F8			BB		G3-1		3	0	0	0	1	1	0								
<b>10 Adam Jones, R</b> OBP: 0.312, SLG: 0.421	K		WP			G5-3		G6-3		4	0	1	0	0	1	1								
<b>16 Trey Mancini, R</b> OBP: 0.299, SLG: 0.418	K					G6-3		G5-3	1B	4	0	1	0	0	2	1								
<b>34 John Andreoli, R</b> OBP: 0.296, SLG: 0.294	K					K		G5-3	1B	0	0	0	0	0	0	0								
<b>1 Tim Beckham, R</b> OBP: 0.285, SLG: 0.373	K					K		G6-3	1B	4	1	2	0	0	2	0								
<b>39 Renato Núñez, R</b> OBP: 0.316, SLG: 0.417	P4					HR		G5-3		3	1	1	0	1	0	2								
<b>62 DJ Stewart, L</b> OBP: 0.326, SLG: 0.568	K					1B		HR		4	1	1	3	0	2	3								
<b>23 Joey Rickard, R</b> OBP: 0.300, SLG: 0.413	K					K		HR		3	0	0	0	0	2	1								
<b>36 Caleb Joseph, R</b> OBP: 0.257, SLG: 0.324	K					G6-3		F9		3	0	1	0	0	1	0								
<b>Inning Stats</b>	R: 0 H: 0 E: 0 K: 2 S: 10	H: 0 LOB: 0 BB: 0 P: 16	R: 0 H: 0 E: 0 K: 2 S: 9	H: 0 LOB: 0 BB: 0 P: 13	R: 0 H: 0 E: 0 K: 3 S: 10	H: 0 LOB: 0 BB: 0 P: 12	R: 0 H: 1 E: 0 K: 1 S: 11	H: 1 LOB: 0 BB: 0 P: 16	R: 0 H: 1 E: 0 K: 0 S: 19	H: 1 LOB: 1 BB: 1 P: 29	R: 3 H: 2 E: 0 K: 0 S: 16	H: 2 LOB: 1 BB: 1 P: 24	R: 0 H: 0 E: 0 K: 0 S: 6	H: 0 LOB: 0 BB: 0 P: 11	R: 0 H: 2 E: 0 K: 1 S: 6	H: 2 LOB: 2 BB: 0 P: 11	1B: 4 2B: 3 3B: 0 HR: 1	SF: 0 SAC: 0 DP: 2 HBP: 0	WP: 1 PB: 0 SB: 0 CS: 0	PA: 34				
<b>PITCHER</b>	IP	WLS	BF	H	R	ER	SO	BB	IBB	HBP	BLK	WP	HR	S	P	ERA	WHIP							
<b>35 Justin Verlander, R</b> ERA: 2.55	6.0		21	3	0	0	10	1	0	0	0	0	1	68	99	0.00	0.667							
<b>38 Joe Smith, R</b> ERA: 3.74	1.0	B	6	2	3	3	0	1	0	0	0	0	1	16	24	27.00	3.000							
<b>36 Will Harris, R</b> ERA: 0.49	1.0	W	3	0	0	0	0	0	0	0	0	0	0	6	11	0.00	0.000							
<b>30 Héctor Rondón, R</b> ERA: 3.2	1.0	S	4	2	0	0	1	0	0	0	0	0	0	6	11	0.00	2.000							

Houston Astros @ Baltimore Orioles  
 Oriole Park at Camden Yards, Baltimore, MD  
 Sat Sep 29 2018, 4:07 PM - 7:05 PM EDT  
 Partly Cloudy - 78 F

AB	32
R	3
H	7
RBI	3
BB	2
SO	11
LOB	9




Batter	1	2	3	4	5	6	7	8	9	AB	R	H	RBI	BB	SO	LOB	TOP																			
27 Jose Altuve, R (1.4) OBP: 0.386, SLG: 0.451 28 J.D. Davis, R (7, PR) OBP: 0.250, SLG: 0.225										4	0	1	0	0	1	0																				
26 Myles Straw, R (1.7) OBP: 0.444, SLG: 0.750										4	1	1	1	1	0	0																				
2 Alex Bregman, R (1.6) OBP: 0.395, SLG: 0.534										3	1	0	0	2	1	2																				
10 Yuli Gurriel, R (1.5) OBP: 0.324, SLG: 0.430										5	0	2	0	0	1	3																				
13 Tyler White, R (1.3) OBP: 0.354, SLG: 0.533										4	0	0	0	0	1	3																				
11 Evan Gattis, R (1.10) OBP: 0.286, SLG: 0.455										4	0	1	0	0	0	0																				
16 Brian McCann, L (1.2) OBP: 0.301, SLG: 0.339										4	2	2	1	0	0	4																				
6 Jake Marisnick, R (1.8) OBP: 0.277, SLG: 0.403										3	1	1	3	1	1	1																				
3 Kyle Tucker, L (1.9) OBP: 0.243, SLG: 0.210										4	0	1	0	0	0	3																				
Inning Stats	R: 1 E: 0 K: 2 S: 13	H: 2 LOB: 1 BB: 0 P: 21	R: 0 E: 1 K: 0 S: 8	H: 0 LOB: 0 BB: 0 P: 16	R: 0 E: 0 K: 0 S: 7	H: 0 LOB: 0 BB: 0 P: 10	R: 1 E: 0 K: 1 S: 14	H: 2 LOB: 3 BB: 2 P: 24	R: 0 E: 0 K: 1 S: 12	H: 1 LOB: 0 BB: 1 P: 19	R: 0 E: 0 K: 0 S: 9	H: 1 LOB: 2 BB: 1 P: 17	R: 2 E: 0 K: 1 S: 16	H: 3 LOB: 1 BB: 0 P: 23	R: 0 E: 0 K: 1 S: 7	H: 0 LOB: 0 BB: 0 P: 10	1B: 5 2B: 1 3B: 0 HR: 3	SF: 0 SAC: 0 DP: 1 HBP: 0	WP: 0 PB: 0 SB: 0 CS: 0	PA: 40																
PITCHER	IP	WLS	BF	H	R	ER	SO	BB	IBB	HBP	BLK	WP	HR	S	P	ERA	WHIP	PITCHER		IP	WLS	BF	H	R	ER	SO	BB	IBB	HBP	BLK	WP	HR	S	P	ERA	WHIP
32 Yefry Ramirez, R (1.1) ERA: 5.92	6.0	L	26	5	3	3	4	3	0	0	0	0	2	63	107	4.50	1.333																			
43 Mike Wright Jr., R (7.1) ERA: 5.55	3.0		14	4	2	2	2	1	0	0	0	0	1	32	50	6.00	1.667																			

**Houston Astros @ Baltimore Orioles**  
 Oriole Park at Camden Yards, Baltimore, MD  
 Sat Sep 29 2018, 7:39 PM - 10:32 PM EDT  
 Att: 26,020 - Partly Cloudy - 74 F

**livebaseballscorecards.com**

AB 36  
 R 5  
 H 9  
 RBI 5  
 BB 4  
 SO 6  
 LOB 17




Batter	1	2	3	4	5	6	7	8	9	AB	R	H	RBI	BB	SO	LOB	BOTTOM																			
3 Cedric Mullins, L (1.8) OBP: 0.319, SLG: 0.367										4	0	1	0	0	1	2																				
2 Jonathan Villar, S (1.6) OBP: 0.324, SLG: 0.379										4	0	0	0	0	1	1																				
10 Adam Jones, R (1.9) OBP: 0.315, SLG: 0.422										3	0	2	0	1	0	0																				
16 Trey Mancini, R (1.3) OBP: 0.297, SLG: 0.415										4	0	0	0	0	0	3																				
1 Tim Beckham, R (1.10) OBP: 0.285, SLG: 0.372										4	1	1	0	0	0	0																				
39 Renato Nunez, R (1.5) OBP: 0.319, SLG: 0.414										2	1	0	0	2	1	1																				
34 John Andreoli, R (1.7) ERA: 3.74										2	0	1	0	1	0	0																				
62 DJ Stewart, L (9, PH) OBP: 0.318, SLG: 0.553										1	0	0	0	0	1	1																				
61 Austin Wynns, R (1.2) OBP: 0.287, SLG: 0.382										2	0	1	1	1	0	0																				
29 Jace Peterson, L (9, PH) ERA: 2.15										1	0	0	0	0	1	1																				
12 Stevie Wilkerson, S (1.4) OBP: 0.239, SLG: 0.256										2	0	0	0	0	1	1																				
64 Corban Joseph, L (7, PH) OBP: 0.263, SLG: 0.276										1	0	0	0	0	1	2																				
Inning Stats	R: 0 E: 0 K: 1 S: 10	H: 1 LOB: 1 BB: 0 P: 12	R: 1 E: 0 K: 1 S: 8	H: 2 LOB: 1 BB: 1 P: 15	R: 0 E: 0 K: 0 S: 9	H: 2 LOB: 1 BB: 0 P: 12	R: 0 E: 0 K: 1 S: 9	H: 0 LOB: 0 BB: 0 P: 14	R: 0 E: 0 K: 1 S: 6	H: 0 LOB: 0 BB: 1 P: 10	R: 1 E: 0 K: 1 S: 17	H: 1 LOB: 2 BB: 2 P: 27	R: 0 E: 0 K: 0 S: 6	H: 0 LOB: 0 BB: 0 P: 9	R: 0 E: 0 K: 2 S: 11	H: 0 LOB: 1 BB: 1 P: 21	1B: 6 2B: 0 3B: 0 HR: 0	SF: 0 SAC: 0 DP: 2 HBP: 0	WP: 1 PB: 0 SB: 0 CS: 0	PA: 35																
PITCHER	IP	WLS	BF	H	R	ER	SO	BB	IBB	HBP	BLK	WP	HR	S	P	ERA	WHIP	PITCHER		IP	WLS	BF	H	R	ER	SO	BB	IBB	HBP	BLK	WP	HR	S	P	ERA	WHIP
60 Dallas Keuchel, L (1.1) ERA: 3.74	3.0		13	5	1	1	2	1	0	0	0	0	0	9	14	0.00	0.000																			
41 Brad Peacock, R (4.1) ERA: 3.06	1.0	W	3	0	0	0	1	0	0	0	0	0	0	9	14	0.00	0.000																			
65 Framber Valdez, L (5.1) ERA: 2.15	2.1		10	1	1	1	1	3	0	0	0	0	0	24	44	3.86	1.714																			
43 Lance McCullers Jr., R (7.1) ERA: 3.88	0.2	H	2	0	0	0	1	0	0	0	0	0	0	6	7	0.00	0.000																			
47 Chris Devenski, R (8.1) ERA: 4.24	1.0	H	3	0	0	0	0	0	0	0	0	0	0	6	9	0.00	0.000																			

**Houston Astros @ Baltimore Orioles**  
 Oriole Park at Camden Yards, Baltimore, MD  
 Sat Sep 29 2018, 7:39 PM - 10:32 PM EDT  
 Att: 26,020 - Partly Cloudy - 74 F

**livebaseballscorecards.com**

AB 30  
 R 2  
 H 6  
 RBI 1  
 BB 5  
 SO 7  
 LOB 12



Batter	1	2	3	4	5	6	7	8	9	AB	R	H	RBI	BB	SO	LOB	TOP	
4 George Springer, R (1,8) OBP: 0.346, SLG: 0.434	X SI 93 0-0 G3		D SL 84 1-0 L9			B FF 90 2-2 G4-3 C SI 92 2-2 G4-3 S SL 84 2-2 G4-3 X FF 88		B FF 95 2-3 K C SI 94 2-3 K S SL 87 2-3 K X FF 85		2	0	0	0	0	0	1		
6 Jake Marisnick, R (6,PH) OBP: 0.275, SLG: 0.399										2	0	0	0	0	1	0		
27 Jose Altuve, R (1,4) OBP: 0.386, SLG: 0.451	X SI 93 0-0 G6-3		B SL 82 1-1 10 C SI 92 1-1 L7-6-4 X SI 93 1-1 2 BB			F SL 82 0-1 G4-3 X FF 88		T FF 94 1-3 K B FF 96 1-3 K S SL 87 1-3 K X FF 97		2	0	1	0	0	0	0		
3 Kyle Tucker, L (4,FR) OBP: 0.236, SLG: 0.203										2	0	0	0	0	1	0		
2 Alex Bregman, R (1,5) OBP: 0.394, SLG: 0.532	B SI 94 2-3 K C SI 94 2-3 K S SI 94 2-3 K		S SI 93 4-2 B SL 82 4-2 C SI 92 4-2 X SI 93 4-2			C SI 79 0-1 G6-3 X FF 89				2	0	0	0	1	1	0		
9 Marwin Gonzalez, S (1,6)		X SI 92 0-0 G4-3		F SI 93 1-2 BB C SI 92 1-2 BB S SI 93 1-2 BB		X FF 88 0-0 G5-3				3	0	0	0	0	0	2		
13 Tyler White, R (7,3)										0	0	0	0	0	0	0		
10 Yuli Gurriel, R (1,3) OBP: 0.323, SLG: 0.428	X SI 93 0-0 P3		B SI 92 3-2 L7-6-4 C SI 92 3-2 L7-6-4 S SI 93 3-2 L7-6-4			C SI 79 2-3 K B SI 82 2-3 K S SI 85 2-3 K X FF 81				2	0	0	0	0	0	2		
28 J.D. Davis, R (4,3) OBP: 0.248, SLG: 0.223										1	0	0	0	0	1	0		
11 Evan Gattis, R (1,10) OBP: 0.284, SLG: 0.452	C SI 94 0-2 P4 C SI 94 0-2 P4 X SI 93 0-2 P4 S SL 83 0-2 P4		C FF 89 0-1 P4 X FF 90			X FF 84 0-0 F7				3	0	0	0	0	0	0		
22 Josh Reddick, L (1,9) OBP: 0.316, SLG: 0.400			C SI 92 4-2 G1-6-3 C SI 92 4-2 G1-6-3 S SI 93 4-2 G1-6-3 X FF 84			C SI 79 3-2 L8 B SI 82 3-2 L8 S SI 85 3-2 L8 X FF 94				1	0	0	0	1	0	0		
26 Myles Straw, R (5,9) OBP: 0.400, SLG: 0.667										1	0	0	0	0	0	0		
12 Max Stassi, R (1,2) OBP: 0.316, SLG: 0.394			H SI 94 2-1 G1-6-3 H SI 94 2-1 G1-6-3			X FF 94 0-0 G6-3				2	0	0	0	0	1	0		
18 Tony Kemp, L (1,7) OBP: 0.351, SLG: 0.392			B SI 93 1-1 G1-6-3 X SI 93 1-1 G1-6-3			X FF 88 0-1 G4-3 X SL 82				3	0	0	0	0	0	2		
<b>Inning Stats</b>	R: 0 H: 0 E: 0 LOB: 0 K: 1 BB: 0 S: 5 P: 7	R: 0 H: 0 E: 0 LOB: 0 K: 0 BB: 0 S: 6 P: 6	R: 0 H: 0 E: 0 LOB: 1 K: 0 BB: 1 S: 7 P: 15	R: 0 H: 1 E: 0 LOB: 1 K: 0 BB: 0 S: 13 P: 22	R: 0 H: 0 E: 0 LOB: 0 K: 1 BB: 0 S: 7 P: 11	R: 0 H: 0 E: 0 LOB: 0 K: 0 BB: 0 S: 7 P: 9	R: 0 H: 0 E: 0 LOB: 0 K: 1 BB: 0 S: 6 P: 8	R: 0 H: 0 E: 0 LOB: 0 K: 0 BB: 0 S: 5 P: 8	R: 0 H: 0 E: 0 LOB: 0 K: 2 BB: 0 S: 8 P: 11	1B: 1 SF: 0 2B: 1 SAC: 0 3B: 0 DP: 2 HR: 0 HBP: 1	WP: 0 PA: 29 PB: 0 SB: 0 CS: 0							
<b>PITCHER</b>	IP WLS BF H R ER SO BB IBB HBP BLK WP HR S P ERA WHIP	IP WLS BF H R ER SO BB IBB HBP BLK WP HR S P ERA WHIP	IP WLS BF H R ER SO BB IBB HBP BLK WP HR S P ERA WHIP	IP WLS BF H R ER SO BB IBB HBP BLK WP HR S P ERA WHIP	IP WLS BF H R ER SO BB IBB HBP BLK WP HR S P ERA WHIP	IP WLS BF H R ER SO BB IBB HBP BLK WP HR S P ERA WHIP	IP WLS BF H R ER SO BB IBB HBP BLK WP HR S P ERA WHIP	IP WLS BF H R ER SO BB IBB HBP BLK WP HR S P ERA WHIP	IP WLS BF H R ER SO BB IBB HBP BLK WP HR S P ERA WHIP	IP WLS BF H R ER SO BB IBB HBP BLK WP HR S P ERA WHIP	IP WLS BF H R ER SO BB IBB HBP BLK WP HR S P ERA WHIP							
31 Jimmy Yacabis, R (1,1) ERA: 5.4	4.0	14	1	0	0	1	2	0	0	1	0	0	0	0	0	0	0.00	0.750
51 Paul Fry, L (5,1) ERA: 3.35	3.0	W 9	0	0	0	2	0	0	0	0	0	0	0	0	0	0	0.00	0.000
60 Mychal Givens, R (8,1) ERA: 3.99	2.0	6	0	0	0	2	0	0	0	0	0	0	0	0	0	0	0.00	0.000

Houston Astros @ Baltimore Orioles  
 Oriole Park at Camden Yards, Baltimore, MD  
 Sun Sep 30 2018, 3:09 PM - 5:32 PM EDT  
 Att: 24,916 - Sunny - 77 F

AB 26  
 R 0  
 H 1  
 RBI 0  
 BB 2  
 SO 5  
 LOB 7



Batter	1	2	3	4	5	6	7	8	9	AB	R	H	RBI	BB	SO	LOB	BOTTOM	
3 Cedric Mullins, L (1,7) OBP: 0.312, SLG: 0.359	X FF 93 0-0 L8		X FF 95 0-0 B5-3			X FF 95 0-0 F9		B FF 93 2-3 K S CU 76 2-3 K B CU 78 2-3 K S CU 77 2-3 K		4	0	0	0	0	1	0		
2 Jonathan Villar, S (1,6) OBP: 0.325, SLG: 0.384	C SI 93 3-3 K B SI 90 3-3 K F SI 94 3-3 K B CU 78 3-3 K B CU 79 3-3 K S FF 96		B KC 75 3-1 16 S B KC 78 3-1 16 S F FF 92 3-1 16 S B SI 92 3-1 16 S B CH 97 3-1 16 S X FF 90		S FF 90 3-2 G4-3 B KC 78 3-2 G4-3 B SI 92 3-2 G4-3 B CH 97 3-2 G4-3 X FF 96		C CU 77 2-2 K B FF 94 2-2 K B FF 92 2-2 K C FC 89 2-2 K X FF 94				4	1	2	0	0	1	0	
10 Adam Jones, R (1,8) OBP: 0.313, SLG: 0.419	C SI 95 1-3 K B SI 95 1-3 K F CU 80 1-3 K S FF 96		F FF 91 1-2 F8 B ST 83 1-2 F8 S ST 83 1-2 F8 X ST 82		C FF 97 0-3 K S CH 86 0-3 K S SL 86 0-3 K		S ST 81 0-2 G6-3 X ST 80				4	0	0	0	0	2	2	
23 Joey Rickard, R (9,9) OBP: 0.300, SLG: 0.413										0	0	0	0	0	0	0		
16 Trey Mancini, R (1,3) OBP: 0.299, SLG: 0.416		C FF 95 1-1 G5-3 X FF 95		F ST 82 0-2 1 X ST 83		B CH 84 2-0 F8 X FF 95		C KC 83 1-3 K S KC 85 1-3 K X SI 96		4	1	2	1	0	1	0		
1 Tim Beckham, R (1,10) OBP: 0.287, SLG: 0.374		B SI 94 4-0 39 B SI 95 4-0 39 D SI 96 4-0 39		X SI 92 0-0 1 2H		S CH 87 1-2 L6 S SI 96 1-2 L6 X FF 97		C KC 83 0-3 K S KC 84 0-3 K		3	1	1	1	1	1	0		
39 Renato Núñez, R (1,5) OBP: 0.322, SLG: 0.419		B CU 79 1-1 G5-3 C CU 78 1-1 G5-3 X SI 96		B FF 92 2-2 62 C SI 92 2-2 62 F SI 92 2-2 62 D ST 82 2-2 62 X SI 93		X FF 86 0-0 62 HBP		B SL 86 1-0 F7 X FF 96		4	1	2	1	0	0	2		
29 Jace Peterson, L (9,5) OBP: 0.310, SLG: 0.324										0	0	0	0	0	0	0		
62 DJ Stewart, L (1,9) OBP: 0.340, SLG: 0.550		B FF 96 2-0 G4-3 B FF 95 2-0 G4-3 X SI 95		X FF 92 0-0 12 S		C FF 93 1-1 HBP H SL 86				2	0	1	0	0	0	1		
12 Stevie Wilkerson, S (1,4) OBP: 0.224, SLG: 0.239			B CU 78 1-3 K S SI 95 1-3 K S FF 96		S CH 82 1-3 K B CH 84 1-3 K S CH 84 1-3 K		B CH 88 3-3 K S FF 96 3-3 K B CH 87 3-3 K C FC 97 3-3 K S CH 88			3	0	0	0	0	3	3		
36 Caleb Joseph, R (1,2) OBP: 0.254, SLG: 0.321			C SI 95 2-3 K S SI 95 2-3 K S CU 95		C SI 81 1-2 F8 C SI 81 1-2 F8 F FF 94 1-2 F8 X FF 96		X FF 92 0-0 G6-3			3	0	0	0	0	1	1		
<b>Inning Stats</b>	R: 0 H: 0 E: 0 LOB: 0 K: 2 BB: 0 S: 7 P: 11	R: 0 H: 1 E: 0 LOB: 1 K: 0 BB: 1 S: 5 P: 13	R: 0 H: 0 E: 0 LOB: 0 K: 2 BB: 0 S: 7 P: 10	R: 4 H: 5 E: 0 LOB: 1 K: 1 BB: 0 S: 24 P: 32	R: 0 H: 0 E: 0 LOB: 0 K: 1 BB: 0 S: 7 P: 10	R: 0 H: 1 E: 0 LOB: 2 K: 1 BB: 0 S: 10 P: 17	R: 0 H: 1 E: 0 LOB: 0 K: 1 BB: 0 S: 10 P: 14	R: 0 H: 0 E: 0 LOB: 0 K: 2 BB: 0 S: 7 P: 9	R: 0 H: 0 E: 0 LOB: 0 K: 0 BB: 0 S: 0 P: 9	1B: 4 SF: 0 2B: 4 SAC: 0 3B: 0 DP: 1 HR: 0 HBP: 1	WP: 1 PA: 33 PB: 0 SB: 3 CS: 0							
<b>PITCHER</b>	IP WLS BF H R ER SO BB IBB HBP BLK WP HR S P ERA WHIP	IP WLS BF H R ER SO BB IBB HBP BLK WP HR S P ERA WHIP	IP WLS BF H R ER SO BB IBB HBP BLK WP HR S P ERA WHIP	IP WLS BF H R ER SO BB IBB HBP BLK WP HR S P ERA WHIP	IP WLS BF H R ER SO BB IBB HBP BLK WP HR S P ERA WHIP	IP WLS BF H R ER SO BB IBB HBP BLK WP HR S P ERA WHIP	IP WLS BF H R ER SO BB IBB HBP BLK WP HR S P ERA WHIP	IP WLS BF H R ER SO BB IBB HBP BLK WP HR S P ERA WHIP	IP WLS BF H R ER SO BB IBB HBP BLK WP HR S P ERA WHIP	IP WLS BF H R ER SO BB IBB HBP BLK WP HR S P ERA WHIP	IP WLS BF H R ER SO BB IBB HBP BLK WP HR S P ERA WHIP							
50 Charlie Morton, R (1,1) ERA: 3.13	3.0	10	1	0	0	4	1	0	0	0	0	0	0	0	0	0	0.00	0.667
41 Brad Peacock, R (4,1) ERA: 3.46	0.1	L 6	5	4	3	0	0	0	0	0	0	0	0	0	0	0	81.00	15.000
47 Chris Devenski, R (4,1) ERA: 4.18	0.2	2	0	0	0	1	0	0	0	0	0	0	0	0	0	0	0.00	0.000
63 Josh James, R (5,1) ERA: 2.35	2.0	8	1	0	0	2	0	0	1	0	0	0	0	0	0	0	0.00	0.500
31 Collin McHugh, R (7,1) ERA: 1.99	1.0	4	1	0	0	1	0	0	0	0	0	0	0	0	0	0	0.00	1.000
<b>PITCHER</b>	IP WLS BF H R ER SO BB IBB HBP BLK WP HR S P ERA WHIP	IP WLS BF H R ER SO BB IBB HBP BLK WP HR S P ERA WHIP	IP WLS BF H R ER SO BB IBB HBP BLK WP HR S P ERA WHIP	IP WLS BF H R ER SO BB IBB HBP BLK WP HR S P ERA WHIP	IP WLS BF H R ER SO BB IBB HBP BLK WP HR S P ERA WHIP	IP WLS BF H R ER SO BB IBB HBP BLK WP HR S P ERA WHIP	IP WLS BF H R ER SO BB IBB HBP BLK WP HR S P ERA WHIP	IP WLS BF H R ER SO BB IBB HBP BLK WP HR S P ERA WHIP	IP WLS BF H R ER SO BB IBB HBP BLK WP HR S P ERA WHIP	IP WLS BF H R ER SO BB IBB HBP BLK WP HR S P ERA WHIP	IP WLS BF H R ER SO BB IBB HBP BLK WP HR S P ERA WHIP							
43 Lance McCullers Jr., R (8,1) ERA: 3.86	0.2	2	0	0	0	0	0	0	0	0	0	0	0	0	0	0	0.00	0.000
64 Reynir Guduan, L (8,1) ERA: 2.7	0.1	1	0	0	0	0	0	0	0	0	0	0	0	0	0	0	0.00	0.000

Houston Astros @ Baltimore Orioles  
 Oriole Park at Camden Yards, Baltimore, MD  
 Sun Sep 30 2018, 3:09 PM - 5:32 PM EDT  
 Att: 24,916 - Sunny - 77 F

AB 31  
 R 4  
 H 8  
 RBI 3  
 BB 1  
 SO 10  
 LOB 9

