


# Baltimore Orioles - 2021










Batter	1	2	3	4	5	6	7	8	9	AB	R	H	RBI	BB	SO	LOB	TOP
21 Austin Hays, R (1, 8) 65 Ryan McKenna, R (5, 8)	0-1 G5-3 1B		0-3 K		3-2 HR		4-0 41 SF BB			3	1	2	2	0	1	1	<p><b>Baltimore Orioles @ Atlanta Braves</b> CoolToday Park, North Port, FL Wed Mar 03, 2021, 1:07 PM - 3:20 PM EST Att. 1,707 - Partly Cloudy - 72 F</p> <p>livebaseballscorecards.com</p> <p>AB 30 R 8 H 9 RBI 5 BB 3 SO 7 LOB 15</p> 
14 Rio Ruiz, L (1, 5) 39 Ryan Bannon, R (5, 5)	0-0 L9		0-0 F7		0-0 F8		0-0 41 SF FC5			3	0	0	0	0	0	2	
6 Ryan Mountcastle, R (1, 7) 41 Tyler Nevin, R (5, 7)	0-1 G5-3		0-0 G6-3		0-0 G5-3		0-0 96 2B SF			3	0	0	0	0	0	2	
24 DJ Stewart, L (1, 9) 80 Seth Mejias-Brean, R (5, 9) (6, 3)	0-0 F9			0-0 HR	0-3 K		0-0 F8			3	1	1	1	0	1	1	
15 Chance Sisco, L (1, 2) 61 Austin Wynns, R (5, 2) OBP: 0.333, SLG: 0.500		0-3 K		0-0 1B		0-0 2B	0-0 F8			2	0	1	0	0	1	0	
96 Adley Rutschman, S (1, 10) OBP: 0.333, SLG: 0.400		0-2 K		0-3 K		0-0 P6	0-0 82 1B 83 None 2B			4	0	1	1	0	2	2	
11 Pat Valaika, R (1, 6) 82 Mason McCoy, R (6, 6) OBP: 0.667, SLG: 0.667		0-3 K		0-3 K		0-0 P3	0-0 2B			3	0	0	0	0	2	2	
26 Chris Shaw, L (1, 3) 83 Terrin Vavra, L (6, 9)				4-0 78 WP 78 E BB	0-0 G4-3		0-0 G4-3			2	1	0	0	1	0	2	
78 Jahmai Jones, R (1, 4) 85 Adam Hall, R (7, 4)				1-0 E5 1B		4-0 21 HR BB	0-0 65 BB 39 E 1B			0	0	0	0	0	0	0	
<b>Inning Stats</b>	R: 0 E: 0 K: 0 S: 6	H: 1 LOB: 1 BB: 0 P: 6	R: 0 E: 0 K: 3 S: 9	H: 0 LOB: 0 BB: 0 P: 9	R: 1 E: 1 K: 1 S: 6	H: 1 LOB: 1 BB: 1 P: 11	R: 1 E: 0 K: 2 S: 9	H: 2 LOB: 1 BB: 0 P: 9	R: 2 E: 0 K: 1 S: 8	H: 1 LOB: 0 BB: 1 P: 15	R: 0 E: 0 K: 0 S: 4	H: 1 LOB: 1 BB: 0 P: 4	R: 4 E: 2 K: 0 S: 7	H: 3 LOB: 2 BB: 1 P: 11	WP: 0 HR: 2	PA: 34	
<b>PITCHER</b>	IP WLS BF H R ER SO BB IBB HBP BLK WP HR S P ERA WHIP	2.0 7 1 0 0 3 0 0 0 0 0 0 0 15 0.00 0.500	1.0 L 5 1 1 1 1 1 0 0 0 0 1 0 6 11 9.00 2.000	1.0 5 2 1 1 2 0 0 0 0 0 0 1 9 9 9.00 2.000	1.0 5 1 2 2 1 1 0 0 0 0 0 1 8 15 18.00 2.000	1.0 4 1 0 0 0 0 0 0 0 0 0 0 4 4 0.00 1.000	7.1 1.0 9 3 4 1 0 1 0 0 0 0 0 0 9.00 4.000										

Batter	1	2	3	4	5	6	7	8	9	AB	R	H	RBI	BB	SO	LOB	BOTTOM
13 Ronald Acuña Jr., R (1, 9) 45 Travis D'Armentrout, R (5, 9)	0-0 P6		0-0 G5-4-3		0-3 K					2	0	0	0	0	0	1	<p><b>Baltimore Orioles @ Atlanta Braves</b> CoolToday Park, North Port, FL Wed Mar 03, 2021, 1:07 PM - 3:20 PM EST Att. 1,707 - Partly Cloudy - 72 F</p> <p>livebaseballscorecards.com</p> <p>AB 23 R 1 H 3 RBI 1 BB 2 SO 6 LOB 6</p> 
Ozzie Albies, S (1, 4) 8 Ryan Goins, L (5, 4)	0-0 G5-3			1-1 HR		0-0 G1-3				2	1	1	1	0	0	0	
20 Marcell Ozuna, R (1, 7) 89 Michael Harris II, L (5, 7) OBP: 0.250, SLG: 0.250	0-0 P4			0-3 K		0-0 G6-3				2	0	0	0	0	1	0	
24 Jake Lamb, L (1, 3) 53 Sean Kazmar Jr., R (6, 3) OBP: 0.500, SLG: 1.333		0-3 K		0-0 G6-3		0-0 G5-3				2	0	0	0	0	1	0	
7 Dansby Swanson, R (1, 6) 23 Ehire Adrianza, S (5, 6) OBP: 0.500, SLG: 0.500		0-0 G6-3		0-0 F8		4-0 38 G6-4-3 BB				2	0	0	0	0	0	0	
25 Cristian Pache, R (1, 8) 38 Guillermo Heredia, R (6, 8) OBP: 0.250, SLG: 0.250		0-0 1B			0-3 K		0-0 G6-4-3			2	0	1	0	0	1	0	
17 Johan Camargo, S (1, 5) 85 CJ Alexander, L (6, 5)		0-2 K			0-0 F8		0-3 K			2	0	0	0	0	1	1	
60 William Contreras, R (1, 2) 12 Alex Jackson, R (5, 2)				4-0 26 FC4-6 BB		0-0 E5 26 1B				0	0	0	0	1	0	0	
26 Phillip Ervin, R (1, 10) OBP: 0.600, SLG: 0.500				0-0 FC4-6 13 G5-4-3		0-0 1B				2	0	1	0	0	0	1	
<b>Inning Stats</b>	R: 0 E: 0 K: 0 S: 3	H: 0 LOB: 0 BB: 0 P: 3	R: 0 E: 0 K: 2 S: 8	H: 1 LOB: 1 BB: 0 P: 8	R: 0 E: 0 K: 0 S: 2	H: 0 LOB: 0 BB: 1 P: 6	R: 1 E: 0 K: 1 S: 7	H: 1 LOB: 0 BB: 0 P: 8	R: 0 E: 1 K: 2 S: 9	H: 1 LOB: 2 BB: 0 P: 9	R: 0 E: 0 K: 0 S: 3	H: 0 LOB: 0 BB: 0 P: 3	R: 0 E: 0 K: 1 S: 4	H: 0 LOB: 0 BB: 1 P: 8	WP: 0 HR: 1	PA: 25	
<b>PITCHER</b>	IP WLS BF H R ER SO BB IBB HBP BLK WP HR S P ERA WHIP	2.0 W 7 1 0 0 2 0 0 0 0 0 0 0 2 6 0.00 1.000	1.0 H 4 1 1 1 1 0 0 0 0 0 0 1 7 8 9.00 1.000	1.0 H 5 1 0 0 2 0 0 0 0 0 0 0 9 9 0.00 1.000	2.0 S 6 0 0 0 1 1 0 0 0 0 0 0 7 11 0.00 0.500												



Batter	1	2	3	4	5	6	7	8	9	AB	R	H	RBI	BB	SO	LOB	TOP				
3 Jonathan Araúz, S OBP: 0.364, SLG: 0.545										3	0	0	0	0	0	0	<b>Boston Red Sox @ Baltimore Orioles</b> Ed Smith Stadium, Sarasota, FL Thu Mar 04 2021, 1:07 PM - 3:21 PM EST Att: 1,702 - Sunny - 71 F				
93 Jarren Duran, L OBP: 0.545, SLG: 1.300										3	2	2	1	0	1	0					
39 Christian Arroyo, R OBP: 0.143, SLG: 0.143										3	0	1	0	0	1	1					
29 Bobby Dalbec, R OBP: 0.500, SLG: 1.300										2	1	0	0	1	2	1					
60 Yairo Muñoz, R OBP: 0.500, SLG: 0.818										2	0	0	0	1	1	1					
75 César Puello, R OBP: 0.500, SLG: 0.333										3	0	2	1	0	0	0					
88 Michael Gettys, R OBP: 0.364, SLG: 0.250										2	0	0	1	1	1	1					
80 Nick Yorke, R OBP: 0.500, SLG: 0.250										3	0	0	0	0	2	3					
47 Jeff Bandy, R OBP: 0.500, SLG: 0.250										2	0	0	0	0	0	0					
91 Roldani Baldwin, R (5, 2)										0	0	0	0	0	0	0					
<b>Inning Stats</b>	R: 2 E: 0 K: 1 S: 7	H: 2 LOB: 3 BB: 3 P: 19	R: 1 E: 0 K: 0 S: 4	H: 1 LOB: 0 BB: 0 P: 4	R: 0 E: 0 K: 3 S: 10	H: 1 LOB: 1 BB: 0 P: 10	R: 0 E: 0 K: 1 S: 5	H: 0 LOB: 0 BB: 0 P: 5	R: 0 E: 0 K: 2 S: 8	H: 1 LOB: 1 BB: 0 P: 8	R: 0 E: 0 K: 1 S: 5	H: 0 LOB: 0 BB: 0 P: 5									
<b>PITCHER</b>	IP	WLS	BF	H	R	ER	SO	BB	IBB	HBP	BLK	WP	HR	S	P	ERA	WHIP	<b>PITCHER</b>			
64 Dean Kremer, R ERA: 16.2	1.2		10	3	3	3	1	2	0	0	0	0	1	10	18	16.20	3.000	63 Eric Hanhold, R ERA: 4.5			
97 Spenser Watkins, R ERA: 16.2	0.1		2	0	0	0	0	1	0	0	0	0	0	1	5	0.00	3.000	IP			
64 Dean Kremer, R ERA: 16.2	1.2		10	3	3	3	1	2	0	0	0	0	1	10	18	16.20	3.000	WLS			
50 Bruce Zimmermann, L ERA: 16.2	2.0		7	1	0	0	4	0	0	0	0	0	0	15	15	0.00	0.500	BF			
70 Travis Lakins Sr., R ERA: 16.2	1.0	W	4	1	0	0	2	0	0	0	0	0	0	8	8	0.00	1.000	H			
																		R			
																		ER			
																		SO			
																		BB			
																		IBB			
																		HBP			
																		BLK			
																		WP			
																		HR			
																		S			
																		P			
																		ERA			
																		WHIP			
																		1B:			
																		2B:			
																		3B:			
																		HR:			
																		SF:			
																		SAC:			
																		DP:			
																		HBP:			
																		WP:			
																		PA:			

Batter	1	2	3	4	5	6	7	8	9	AB	R	H	RBI	BB	SO	LOB	BOTTOM				
31 Cedric Mullins, L OBP: 0.444, SLG: 0.778										3	1	1	1	0	1	2	<b>Boston Red Sox @ Baltimore Orioles</b> Ed Smith Stadium, Sarasota, FL Thu Mar 04 2021, 1:07 PM - 3:21 PM EST Att: 1,702 - Sunny - 71 F				
12 Stevie Wilkerson, S (5, 8)										1	0	0	0	0	0	1					
16 Trey Mancini, R OBP: 0.250, SLG: 0.167										2	0	0	0	1	0	0					
26 Chris Shaw, L (6, 3)										0	0	0	0	0	0	0					
25 Anthony Santander, S (1, 10)										1	0	0	1	2	0	0					
83 Terrin Vavra, L (5, PR)										0	1	0	0	0	0	0					
28 Pedro Severino, R (1, 2)										1	0	0	1	0	0	0					
37 Taylor Davis, R (5, 2)										0	1	0	0	1	0	0					
29 Ramón Uriás, R OBP: 0.250, SLG: 0.625										3	1	1	3	0	0	2					
82 Mason McCoy, R OBP: 0.667, SLG: 0.667										0	0	0	0	0	0	0					
23 Yusniel Díaz, R OBP: 0.222, SLG: 0.500										3	0	0	0	0	1	1					
13 Yolmer Sánchez, S OBP: 0.375, SLG: 0.167										3	0	1	0	0	1	0					
39 Rylan Bannon, R (1, 5)										1	1	0	0	2	1	0					
65 Ryan McKenna, R (1, 7)										1	1	0	0	2	1	2					
<b>Inning Stats</b>	R: 0 E: 0 K: 0 S: 3	H: 0 LOB: 0 BB: 0 P: 3	R: 0 E: 0 K: 1 S: 5	H: 0 LOB: 0 BB: 0 P: 5	R: 3 E: 0 K: 0 S: 4	H: 1 LOB: 2 BB: 4 P: 20	R: 0 E: 1 K: 2 S: 8	H: 1 LOB: 1 BB: 1 P: 12	R: 3 E: 1 K: 0 S: 5	H: 1 LOB: 1 BB: 2 P: 13	R: 0 E: 0 K: 2 S: 7	H: 0 LOB: 1 BB: 1 P: 11									
<b>PITCHER</b>	IP	WLS	BF	H	R	ER	SO	BB	IBB	HBP	BLK	WP	HR	S	P	ERA	WHIP	<b>PITCHER</b>			
35 Matt Andriese, R ERA: 40.5	2.0		6	0	0	0	1	0	0	0	0	0	0	8	8	0.00	0.000	63 Eric Hanhold, R ERA: 4.5			
89 Tanner Houck, R ERA: 40.5	0.2		9	2	3	3	0	5	0	0	0	0	0	4	24	40.50	10.500	IP			
98 Durbin Feltman, R ERA: 40.5	0.2	B	2	0	0	0	0	0	0	0	0	0	0	2	2	0.00	0.000	WLS			
89 Tanner Houck, R ERA: 40.5	0.2		9	2	3	3	0	5	0	0	0	0	0	4	24	40.50	10.500	BF			
78 Stephen Gonsalves, L ERA: 10.13	1.2	L	8	1	3	3	2	2	0	0	0	0	1	11	19	16.20	1.800	H			
																		R			
																		ER			
																		SO			
																		BB			
																		IBB			
																		HBP			
																		BLK			
																		WP			
																		HR			
																		S			
																		P			
																		ERA			
																		WHIP			
																		1B:			
																		2B:			
																		3B:			
																		HR:			
																		SF:			
																		SAC:			
																		DP:			
																		HBP:			
																		WP:			
																		PA:			







Batter	1	2	3	4	5	6	7	8	9	AB	R	H	RBI	BB	SO	LOB	TOP			
46 <b>Jeimer Candelario, S</b> OBP: 0.308, SLG: 0.333 85 <b>Daniel Pinero, R</b> OBP: 0.364, SLG: 0.500										3	0	1	0	0	0	0				
60 <b>Akil Baddoo, L</b> OBP: 0.583, SLG: 0.455										4	1	1	0	1	0	1				
28 <b>Niko Goodrum, S</b> OBP: 0.700, SLG: 0.714 59 <b>Zack Short, R</b> OBP: 0.714, SLG: 0.750										3	0	0	0	0	1	1				
19 <b>Isaac Paredes, R</b> OBP: 0.500, SLG: 0.400 72 <b>Kody Clemens, L</b> OBP: 0.500, SLG: 0.333										1	0	0	0	1	1	0				
73 <b>Spencer Torkelson, R</b> 75 <b>Aderin Rodriguez, R</b> OBP: 0.500, SLG: 0.333										2	1	0	0	1	1	3				
31 <b>Riley Greene, L</b> OBP: 0.500, SLG: 0.143 74 <b>Jacob Robson, L</b> OBP: 0.100, SLG: 0.222										1	1	0	0	2	1	0				
14 <b>Christin Stewart, L</b> OBP: 0.100, SLG: 0.222										2	0	1	1	0	0	0				
64 <b>Dustin Garneau, R</b> OBP: 0.200, SLG: 0.200 13 <b>Eric Haase, R</b> OBP: 0.429, SLG: 1.000										2	0	0	1	0	1	1				
54 <b>Derek Hill, R</b> OBP: 0.333, SLG: 0.143 80 <b>Danny Woodrow, L</b> OBP: 0.400, SLG: 0.400										3	0	0	0	0	1	1				
<b>Inning Stats</b>	R: 0 E: 0 K: 1 S: 5	H: 0 LOB: 0 BB: 5	R: 2 E: 0 K: 1 S: 6	H: 1 LOB: 1 BB: 2 P: 14	R: 0 E: 0 K: 1 S: 6	H: 1 LOB: 2 BB: 0 P: 7	R: 0 E: 0 K: 2 S: 7	H: 0 LOB: 0 BB: 0 P: 7	R: 0 E: 0 K: 1 S: 3	H: 0 LOB: 0 BB: 2 P: 13	R: 0 E: 0 K: 2 S: 7	H: 0 LOB: 0 BB: 0 P: 7	R: 0 E: 0 K: 1 S: 6	H: 2 LOB: 2 BB: 1 P: 22	R: 0 E: 0 K: 0 S: 4	H: 1 LOB: 2 BB: 1 P: 8	1B: 5 2B: 0 3B: 0 HR: 0	SF: 0 SAC: 0 DP: 0 HBP: 1	WP: 2 PB: 0 SB: 1 CS: 0	PA: 41
<b>PITCHER</b>	IP: 2.0 WLS: L BF: 9 H: 1 R: 2 ER: 2 SO: 2 BB: 2 IBB: 0 HBP: 0 BLK: 0 WP: 0 HR: 0 S: 11 P: 19 ERA: 9.00 WHIP: 1.500	IP: 3.0 WLS: L BF: 11 H: 1 R: 0 ER: 0 SO: 3 BB: 0 IBB: 0 HBP: 1 BLK: 0 WP: 0 HR: 0 S: 16 P: 17 ERA: 0.00 WHIP: 0.333	IP: 1.0 WLS: L BF: 5 H: 0 R: 0 ER: 0 SO: 1 BB: 2 IBB: 0 HBP: 0 BLK: 0 WP: 0 HR: 0 S: 5 P: 13 ERA: 0.00 WHIP: 2.000	IP: 1.0 WLS: L BF: 3 H: 0 R: 0 ER: 0 SO: 2 BB: 0 IBB: 0 HBP: 0 BLK: 0 WP: 0 HR: 0 S: 7 P: 7 ERA: 0.00 WHIP: 0.000	IP: 0.0 WLS: L BF: 3 H: 0 R: 3 ER: 3 SO: 0 BB: 3 IBB: 0 HBP: 0 BLK: 0 WP: 0 HR: 0 S: 0 P: 12 ERA: ∞ WHIP: ∞	IP: 1.0 WLS: L BF: 6 H: 2 R: 1 ER: 1 SO: 1 BB: 1 IBB: 0 HBP: 0 BLK: 0 WP: 2 HR: 0 S: 6 P: 10 ERA: 9.00 WHIP: 3.000	IP: 1.0 WLS: L BF: 5 H: 1 R: 0 ER: 0 SO: 0 BB: 1 IBB: 0 HBP: 0 BLK: 0 WP: 0 HR: 0 S: 4 P: 8 ERA: 0.00 WHIP: 2.000													

Detroit Tigers @ Baltimore Orioles  
 Ed Smith Stadium, Sarasota, FL  
 Sat Mar 06 2021, 6:09 PM - 9:11 PM EST  
 Att: 1,741 - Clear - 73 F

AB	31
R	6
H	5
RBI	5
BB	9
SO	9
LOB	16



Batter	1	2	3	4	5	6	7	8	9	AB	R	H	RBI	BB	SO	LOB	BOTTOM			
31 <b>Cedric Mullins, L</b> OBP: 0.333, SLG: 0.583 23 <b>Yusniel Diaz, R</b> OBP: 0.333, SLG: 0.636										3	0	0	0	0	0	1				
16 <b>Trey Mancini, R</b> OBP: 0.273, SLG: 0.222 26 <b>Chris Shaw, L</b>										3	0	1	0	0	0	1				
25 <b>Anthony Santander, S</b> OBP: 0.542, SLG: 0.187 12 <b>Stevie Wilkerson, S</b> OBP: 0.100, SLG: 0.100										3	0	1	0	0	1	1				
6 <b>Ryan Mountcastle, R</b> OBP: 0.091, SLG: 0.400 65 <b>Ryan McKenna, R</b> OBP: 0.778, SLG: 0.750										2	0	0	0	0	1	1				
14 <b>Rio Ruiz, L</b> OBP: 0.083, SLG: 0.083 95 <b>Jordan Westburg, R</b> OBP: 0.333, SLG: 0.500										3	0	0	0	0	0	1				
28 <b>Pedro Severino, R</b> 61 <b>Austin Wynns, R</b> OBP: 0.333, SLG: 0.500										2	0	0	0	0	1	0				
2 <b>Freddy Galvis, S</b> OBP: 0.288, SLG: 0.187 39 <b>Ryan Bannon, R</b> OBP: 0.500, SLG: 0.167										2	0	0	0	0	0	0				
96 <b>Adley Rutschman, S</b> OBP: 0.400, SLG: 0.375										3	0	1	0	1	2	0				
13 <b>Yolmer Sánchez, S</b> OBP: 0.400, SLG: 0.250 78 <b>Jahmai Jones, R</b> OBP: 0.500, SLG: 0.333										2	0	1	0	0	0	0				
<b>Inning Stats</b>	R: 0 E: 0 K: 0 S: 3	H: 1 LOB: 0 BB: 0 P: 3	R: 0 E: 0 K: 1 S: 5	H: 0 LOB: 0 BB: 0 P: 5	R: 0 E: 0 K: 1 S: 6	H: 1 LOB: 1 BB: 0 P: 6	R: 0 E: 0 K: 0 S: 3	H: 0 LOB: 0 BB: 0 P: 3	R: 0 E: 0 K: 1 S: 6	H: 1 LOB: 1 BB: 0 P: 6	R: 0 E: 0 K: 1 S: 4	H: 0 LOB: 0 BB: 1 P: 8	R: 3 E: 0 K: 0 S: 4	H: 2 LOB: 0 BB: 2 P: 12	R: 2 E: 0 K: 1 S: 9	H: 4 LOB: 2 BB: 0 P: 9	1B: 7 2B: 2 3B: 0 HR: 0	SF: 0 SAC: 0 DP: 2 HBP: 0	WP: 0 PB: 0 SB: 0 CS: 0	PA: 36
<b>PITCHER</b>	IP: 2.0 WLS: H BF: 7 H: 1 R: 0 ER: 0 SO: 2 BB: 0 IBB: 0 HBP: 0 BLK: 0 WP: 0 HR: 0 S: 11 P: 11 ERA: 0.00 WHIP: 0.500	IP: 1.0 WLS: H BF: 3 H: 0 R: 0 ER: 0 SO: 0 BB: 0 IBB: 0 HBP: 0 BLK: 0 WP: 0 HR: 0 S: 3 P: 3 ERA: 0.00 WHIP: 0.000	IP: 2.0 WLS: H BF: 7 H: 1 R: 0 ER: 0 SO: 2 BB: 1 IBB: 0 HBP: 0 BLK: 0 WP: 0 HR: 0 S: 10 P: 14 ERA: 0.00 WHIP: 1.000	IP: 1.0 WLS: H BF: 6 H: 2 R: 3 ER: 3 SO: 0 BB: 2 IBB: 0 HBP: 0 BLK: 0 WP: 0 HR: 0 S: 4 P: 12 ERA: 27.00 WHIP: 4.500	IP: 0.1 WLS: S BF: 2 H: 1 R: 0 ER: 0 SO: 0 BB: 0 IBB: 0 HBP: 0 BLK: 0 WP: 0 HR: 0 S: 2 P: 2 ERA: 0.00 WHIP: 3.000															

Detroit Tigers @ Baltimore Orioles  
 Ed Smith Stadium, Sarasota, FL  
 Sat Mar 06 2021, 6:09 PM - 9:11 PM EST  
 Att: 1,741 - Clear - 73 F


AB	33
R	5
H	9
RBI	5
BB	3
SO	6
LOB	13










Batter	1	2	3	4	5	6	7	8	9	AB	R	H	RBI	BB	SO	LOB	TOP	
31 Cedric Mullins, L (1, 8) 65 Ryan McKenna, R (6, FR) OBP: 0.389, SLG: 0.611 OBP: 0.778, SLG: 0.750	G2-3		G4-3			16 1B 2B				3	0	1	0	0	0	0	<p><b>Baltimore Orioles @ Minnesota Twins</b> Hammond Stadium, Fort Myers, FL Tue Mar 09 2021, 1:06 PM - 3:08 PM EST Att: 2,394 - Partly Cloudy - 76 F</p> <p>livebaseballscorecards.com</p> <p>AB 25 R 0 H 3 RBI 0 BB 0 SO 12 LOB 10</p> 	
16 Trey Mancini, R (1, 3) 95 Jordan Westburg, R (6, FR) OBP: 0.286, SLG: 0.250	K		K			6 WP 1B				3	0	1	0	0	2	0		
6 Ryan Mountcastle, R (1, 7) 23 Yusniel Diaz, R (6, 7) OBP: 0.371, SLG: 0.306 OBP: 0.333, SLG: 0.571	P3		K2-3			K				3	0	0	0	0	2	3		
28 Pedro Severino, R (1, 2) 61 Austin Wynns, R (6, 2) OBP: 0.308, SLG: 0.375	F9		K			G6-3				3	0	0	0	0	1	3		
21 Austin Hays, R (1, 9) 12 Steve Wilkerson, S (7, 9) OBP: 0.467, SLG: 0.615 OBP: 0.063, SLG: 0.053	13 E 1B		K			K				3	0	1	0	0	2	0		
11 Pat Valajka, R (1, 6) 26 Chris Shaw, L (7, 3) OBP: 0.297, SLG: 0.385	K		G1-3			K				3	0	0	0	0	2	1		
13 Yolmer Sánchez, S (1, 4) 83 Terrin Vavra, L (7, 4) OBP: 0.308, SLG: 0.182	E1		G4-3			K				3	0	0	0	0	1	1		
41 Tyler Nevin, R (1, 10)	G6-3		K			K				2	0	0	0	0	1	2		
39 Rylan Bannon, R (1, 5) OBP: 0.462, SLG: 0.125	K		K			P6				2	0	0	0	0	1	0		
<b>Inning Stats</b>	R: 0 E: 0 K: 1 S: 9	H: 0 LOB: 0 BB: 0 P: 12	R: 0 E: 1 K: 1 S: 13	H: 1 LOB: 2 BB: 0 P: 19	R: 0 E: 0 K: 2 S: 9	H: 0 LOB: 0 BB: 0 P: 10	R: 0 E: 0 K: 3 S: 11	H: 0 LOB: 0 BB: 0 P: 15	R: 0 E: 0 K: 1 S: 7	H: 0 LOB: 0 BB: 0 P: 12	R: 0 E: 0 K: 1 S: 11	H: 2 LOB: 3 BB: 0 P: 18	R: 0 E: 0 K: 3 S: 10	H: 0 LOB: 0 BB: 0 P: 17				
<b>PITCHER</b>	IP WLS BF H R ER SO BB IBB HBP BLK WP HR S P ERA WHIP											<b>PITCHER</b>	IP WLS BF H R ER SO BB IBB HBP BLK WP HR S P ERA WHIP					
18 Kenta Maeda, R (1, 1) ERA: 3.00	3.0		11	1	0	0	4	0	0	0	0	0	0	0	0	0	0.00	0.333
48 Alex Colomé, R (4, 1) ERA: 12.0	1.0		3	0	0	0	3	0	0	0	0	0	0	0	11	15	0.00	0.000
55 Taylor Rogers, L (5, 1) ERA: 6.0	1.0		3	0	0	0	1	0	0	0	0	0	0	7	12	0.00	0.000	
21 Tyler Duffey, R (6, 1) ERA: 10.13	1.0		5	2	0	0	1	0	0	0	0	1	0	11	18	0.00	2.000	
51 Luke Farrell, R (7, 1) ERA:	0.1		1	0	0	0	1	0	0	0	0	0	0	3	6	0.00	0.000	
<b>Inning Stats</b>	R: 0 E: 0 K: 1 S: 9	H: 1 LOB: 0 BB: 0 P: 12	R: 0 E: 0 K: 1 S: 13	H: 0 LOB: 0 BB: 0 P: 19	R: 0 E: 0 K: 2 S: 9	H: 0 LOB: 0 BB: 0 P: 10	R: 0 E: 0 K: 3 S: 11	H: 0 LOB: 0 BB: 0 P: 15	R: 0 E: 0 K: 1 S: 7	H: 0 LOB: 0 BB: 0 P: 12	R: 0 E: 0 K: 1 S: 11	H: 2 LOB: 3 BB: 0 P: 18	R: 0 E: 0 K: 3 S: 10	H: 0 LOB: 0 BB: 0 P: 17				
<b>PITCHER</b>	IP WLS BF H R ER SO BB IBB HBP BLK WP HR S P ERA WHIP											<b>PITCHER</b>	IP WLS BF H R ER SO BB IBB HBP BLK WP HR S P ERA WHIP					
58 Brandon Waddell, L (7, 1) ERA: 15.43	0.2		W	2	0	0	2	0	0	0	0	0	0	0	7	11	0.00	0.000

Batter	1	2	3	4	5	6	7	8	9	AB	R	H	RBI	BB	SO	LOB	BOTTOM
26 Max Kepler, L (1, 9) 50 Brent Rooker, R (7, 9) OBP: 0.167, SLG: 0.167 OBP: 0.375, SLG: 0.833	K		K			F8				3	0	0	0	0	2	0	<p><b>Baltimore Orioles @ Minnesota Twins</b> Hammond Stadium, Fort Myers, FL Tue Mar 09 2021, 1:06 PM - 3:08 PM EST Att: 2,394 - Partly Cloudy - 76 F</p> <p>livebaseballscorecards.com</p> <p>AB 23 R 1 H 3 RBI 1 BB 2 SO 7 LOB 8</p> 
20 Josh Donaldson, R (1, 5) 12 Andrew Romine, S (6, PH) OBP: 0.500, SLG: 1.250 OBP: 0.222, SLG: 0.222	11 WP 1B		K			F8				2	0	1	0	0	0	0	
23 Nelson Cruz, R (1, 10) OBP: 0.250, SLG: 0.625	F9		G6-3			P4				3	0	0	0	0	0	1	
11 Jorge Polanco, S (1, 4) 89 Drew Maggi, R (7, PR) OBP: 0.500, SLG: 0.222 OBP: 0.500, SLG: 0.333	F9		F9			22 2B 1B				3	0	1	1	0	0	0	
22 Miguel Sanó, R (1, 3) 71 Zander Wiel, R (7, PR) OBP: 0.182, SLG: 0.364	L4		P3			1 SAFE 1 SAFE 1-H 2B				3	0	1	1	0	0	0	
8 Mitch Garver, R (1, 2) 70 Ben Rortvedt, L (7, 2) OBP: 0.429, SLG: 0.833	F7		F7			K				2	0	0	0	0	0	0	
19 Alex Kirilloff, L (1, 7) 38 Rob Refsnyder, R (7, 7) OBP: 0.200, SLG: 0.214 OBP: 0.500, SLG: 0.250	K		BB			K				1	0	0	0	1	1	0	
16 Keon Broxton, R (1, 8) 79 Gilberto Celestino, R (7, 8) OBP: 0.636, SLG: 1.000 OBP: 0.333, SLG: 0.500	15 CS BB		K			K				1	0	0	0	1	1	1	
15 JT Riddle, L (1, 6) 1 Nick Gordon, L (7, 6) OBP: 0.333, SLG: 0.143	F7		K			K				2	0	0	0	0	1	1	
<b>Inning Stats</b>	R: 0 E: 0 K: 1 S: 11	H: 1 LOB: 1 BB: 0 P: 19	R: 0 E: 0 K: 1 S: 9	H: 0 LOB: 0 BB: 0 P: 14	R: 0 E: 0 K: 1 S: 7	H: 0 LOB: 0 BB: 1 P: 14	R: 0 E: 0 K: 0 S: 7	H: 0 LOB: 0 BB: 0 P: 10	R: 0 E: 0 K: 1 S: 11	H: 0 LOB: 1 BB: 1 P: 22	R: 0 E: 0 K: 1 S: 9	H: 0 LOB: 0 BB: 0 P: 12	R: 1 E: 0 K: 2 S: 12	H: 2 LOB: 2 BB: 0 P: 19			
<b>PITCHER</b>	IP WLS BF H R ER SO BB IBB HBP BLK WP HR S P ERA WHIP											<b>PITCHER</b>	IP WLS BF H R ER SO BB IBB HBP BLK WP HR S P ERA WHIP				
64 Dean Kremer, R (1, 1) ERA: 5.79	3.0		10	1	0	0	3	1	0	0	0	0	0	27	47	0.00	0.667
50 Bruce Zimmermann, L (4, 1) ERA:	3.0		10	0	0	0	2	1	0	0	0	0	0	27	44	0.00	0.333
71 Corner Greene, R (7, 1) ERA: 4.5	1.0	L	5	2	1	1	2	0	0	0	0	0	0	12	19	9.00	2.000
<b>Inning Stats</b>	R: 0 E: 0 K: 1 S: 11	H: 1 LOB: 1 BB: 0 P: 19	R: 0 E: 0 K: 1 S: 9	H: 0 LOB: 0 BB: 0 P: 14	R: 0 E: 0 K: 1 S: 7	H: 0 LOB: 0 BB: 1 P: 14	R: 0 E: 0 K: 0 S: 7	H: 0 LOB: 0 BB: 0 P: 10	R: 0 E: 0 K: 1 S: 11	H: 0 LOB: 1 BB: 1 P: 22	R: 0 E: 0 K: 1 S: 9	H: 0 LOB: 0 BB: 0 P: 12	R: 1 E: 0 K: 2 S: 12	H: 2 LOB: 2 BB: 0 P: 19			
<b>PITCHER</b>	IP WLS BF H R ER SO BB IBB HBP BLK WP HR S P ERA WHIP											<b>PITCHER</b>	IP WLS BF H R ER SO BB IBB HBP BLK WP HR S P ERA WHIP				



Batter	1	2	3	4	5	6	7	8	9	AB	R	H	RBI	BB	SO	LOB	TOP
3 Jonathan Davis, R OBP: 0.571, SLG: 0.545 96 Chavez Young, S OBP: 0.273, SLG: 0.200	4-0 BB 2 1B BB	0-0 BB		0-0 1-2 1B		0-3 K				2	1	2	0	1	0	0	<p>Toronto Blue Jays @ Baltimore Orioles</p> <p>Ed Smith Stadium, Sarasota, FL</p> <p>Wed Mar 10, 2021, 1:11 PM - 3:29 PM EST</p> <p>Att. 1,716 - Partly Cloudy - 76 F</p>
13 Lourdes Gurriel Jr., R OBP: 0.333, SLG: 0.533 82 Forrest Wall, L OBP: 0.417, SLG: 0.727	0-3 K	0-3 K		0-3 K		2-1 HR				3	0	0	0	0	3	5	
8 Cavan Biggio, L OBP: 0.333, SLG: 0.417 78 Kevin Smith, R OBP: 0.333, SLG: 0.667	0-0 G6-3	0-3 K		0-3 K		0-3 K				3	0	0	0	0	2	5	
44 Rowdy Tellez, L OBP: 0.400, SLG: 0.538 28 Tyler White, R OBP: 0.100, SLG: 0.100	4-0 BB 2 1B BB			4-0 BB		0-0 F9			0-0 F8	1	1	0	0	2	0	0	
9 Danny Jansen, R OBP: 0.294, SLG: 0.357 6 Richard Urena, S	4-0 BB 2 1B BB			0-0 F9		0-0 P6			4-0 BB 95 1B	2	0	0	0	1	0	1	
2 Jose Panik, L OBP: 0.333, SLG: 0.333 95 Orelvis Martinez, R OBP: 0.500, SLG: 0.500	0-0 BB 1-2 2-3 1B			0-0 F9		0-0 BB 5 1B			0-0 BB 1-2 1B	3	0	2	2	0	0	1	
74 Breyvic Valera, S OBP: 0.154, SLG: 0.154 5 Santiago Espinal, R OBP: 0.300, SLG: 0.333	0-0 G4-3			0-0 F6		0-0 BB 1-3 1B			0-3 K	2	0	0	0	0	0	3	
59 Joshua Palacios, L OBP: 0.400, SLG: 0.857 90 Cullen Lange, R OBP: 0.250, SLG: 1.000				4-0 BB 3 1B		0-0 F8			0-0 F8	3	2	0	0	1	1	2	
7 Reese McGuire, L OBP: 0.333, SLG: 0.111 50 Riley Adams, R OBP: 0.500, SLG: 1.000				0-0 F9		0-0 F8			0-0 F8	1	3	0	1	0	0	1	
<b>Inning Stats</b>	R: 2 E: 0 K: 1 S: 6	H: 1 LOB: 2 BB: 3 P: 18	R: 0 E: 0 K: 3 S: 11	H: 2 LOB: 2 BB: 0 P: 11	R: 0 E: 0 K: 0 S: 3	H: 0 LOB: 1 BB: 1 P: 7	R: 0 E: 0 K: 2 S: 8	H: 1 LOB: 2 BB: 1 P: 12	R: 0 E: 0 K: 0 S: 5	H: 2 LOB: 2 BB: 0 P: 5	R: 1 E: 0 K: 2 S: 9	H: 1 LOB: 0 BB: 0 P: 11	R: 0 E: 0 K: 1 S: 6	H: 1 LOB: 2 BB: 1 P: 10			
<b>PITCHER</b>	IP WLS BF H R ER SO BB IBB HBP BLK WP HR S P ERA WHIP	IP WLS BF H R ER SO BB IBB HBP BLK WP HR S P ERA WHIP	IP WLS BF H R ER SO BB IBB HBP BLK WP HR S P ERA WHIP	IP WLS BF H R ER SO BB IBB HBP BLK WP HR S P ERA WHIP	IP WLS BF H R ER SO BB IBB HBP BLK WP HR S P ERA WHIP	IP WLS BF H R ER SO BB IBB HBP BLK WP HR S P ERA WHIP	IP WLS BF H R ER SO BB IBB HBP BLK WP HR S P ERA WHIP	IP WLS BF H R ER SO BB IBB HBP BLK WP HR S P ERA WHIP	IP WLS BF H R ER SO BB IBB HBP BLK WP HR S P ERA WHIP	IP WLS BF H R ER SO BB IBB HBP BLK WP HR S P ERA WHIP	IP WLS BF H R ER SO BB IBB HBP BLK WP HR S P ERA WHIP	IP WLS BF H R ER SO BB IBB HBP BLK WP HR S P ERA WHIP	IP WLS BF H R ER SO BB IBB HBP BLK WP HR S P ERA WHIP	IP WLS BF H R ER SO BB IBB HBP BLK WP HR S P ERA WHIP	IP WLS BF H R ER SO BB IBB HBP BLK WP HR S P ERA WHIP	IP WLS BF H R ER SO BB IBB HBP BLK WP HR S P ERA WHIP	

AB	29
R	3
H	8
RBI	3
BB	6
SO	9
LOB	22



Batter	1	2	3	4	5	6	7	8	9	AB	R	H	RBI	BB	SO	LOB	BOTTOM
21 Austin Hays, R OBP: 0.389, SLG: 0.500 26 Chris Shaw, L	0-0 F8			0-0 G5-3		0-0 G6-3			0-0 G6-3	3	0	0	0	0	0	0	<p>Toronto Blue Jays @ Baltimore Orioles</p> <p>Ed Smith Stadium, Sarasota, FL</p> <p>Wed Mar 10, 2021, 1:11 PM - 3:29 PM EST</p> <p>Att. 1,716 - Partly Cloudy - 76 F</p>
25 Anthony Santander, S OBP: 0.571, SLG: 0.250 12 Stevie Wilkerson, S OBP: 0.077, SLG: 0.077	0-0 BB 2 1B BB			4-0 BB 2 1B BB		0-0 G5-3			0-0 G5-3	2	1	1	0	1	0	0	
16 Trey Mancini, R OBP: 0.313, SLG: 0.286 23 Yusniel Diaz, R OBP: 0.313, SLG: 0.533	0-3 K			0-0 BB 2 1B 1B		0-0 K			0-3 K	2	0	1	0	0	1	1	
2 Freddy Galvis, S OBP: 0.500, SLG: 0.444 95 Jordan Westburg, R	0-0 BB 1-3 1B			0-0 BB 1-3 2H 1B		0-0 BB 96 BB 41 E 1B			0-0 BB 41 BB 41 1B BB	3	1	3	1	0	0	0	
15 Chance Sisco, L OBP: 0.455, SLG: 0.333 96 Adley Rutschman, S OBP: 0.455, SLG: 0.375	0-3 K			0-0 FC1-5-2 29 2-6 1-1H 3-H		4-0 BB 41 BB 41 1B BB			4-0 BB 41 BB 41 1B BB	2	0	0	0	0	1	3	
29 Ramón Urias, R OBP: 0.294, SLG: 0.438				0-0 G4-3		0-0 F8			0-0 P3	3	0	0	0	0	0	2	
41 Tyler Nevin, R OBP: 0.357, SLG: 0.200				0-0 BB 65 FC4 1B		0-3 K			0-0 E3 1-1H 2-H 1B	3	0	2	1	0	1	0	
78 Jahmai Jones, R OBP: 0.286, SLG: 0.167				0-0 F8		0-3 K			0-0 F8	3	0	0	0	0	1	3	
65 Ryan McKenna, R OBP: 0.583, SLG: 0.429				0-0 FC4		0-3 K			0-3 K	3	0	0	0	0	2	1	
<b>Inning Stats</b>	R: 0 E: 0 K: 2 S: 9	H: 2 LOB: 2 BB: 0 P: 9	R: 0 E: 0 K: 0 S: 4	H: 1 LOB: 1 BB: 0 P: 4	R: 2 E: 0 K: 0 S: 4	H: 2 LOB: 1 BB: 1 P: 9	R: 0 E: 0 K: 2 S: 7	H: 0 LOB: 0 BB: 0 P: 7	R: 0 E: 0 K: 1 S: 5	H: 0 LOB: 0 BB: 0 P: 5	R: 2 E: 1 K: 1 S: 7	H: 2 LOB: 2 BB: 1 P: 11	R: 0 E: 0 K: 1 S: 5	H: 0 LOB: 0 BB: 0 P: 5			
<b>PITCHER</b>	IP WLS BF H R ER SO BB IBB HBP BLK WP HR S P ERA WHIP	IP WLS BF H R ER SO BB IBB HBP BLK WP HR S P ERA WHIP	IP WLS BF H R ER SO BB IBB HBP BLK WP HR S P ERA WHIP	IP WLS BF H R ER SO BB IBB HBP BLK WP HR S P ERA WHIP	IP WLS BF H R ER SO BB IBB HBP BLK WP HR S P ERA WHIP	IP WLS BF H R ER SO BB IBB HBP BLK WP HR S P ERA WHIP	IP WLS BF H R ER SO BB IBB HBP BLK WP HR S P ERA WHIP	IP WLS BF H R ER SO BB IBB HBP BLK WP HR S P ERA WHIP	IP WLS BF H R ER SO BB IBB HBP BLK WP HR S P ERA WHIP	IP WLS BF H R ER SO BB IBB HBP BLK WP HR S P ERA WHIP	IP WLS BF H R ER SO BB IBB HBP BLK WP HR S P ERA WHIP	IP WLS BF H R ER SO BB IBB HBP BLK WP HR S P ERA WHIP	IP WLS BF H R ER SO BB IBB HBP BLK WP HR S P ERA WHIP	IP WLS BF H R ER SO BB IBB HBP BLK WP HR S P ERA WHIP	IP WLS BF H R ER SO BB IBB HBP BLK WP HR S P ERA WHIP	IP WLS BF H R ER SO BB IBB HBP BLK WP HR S P ERA WHIP	

AB	27
R	4
H	7
RBI	2
BB	2
SO	7
LOB	10





Batter	1	2	3	4	5	6	7	8	9	AB	R	H	RBI	BB	SO	LOB	TOP								
31 Cedric Mullins, L OBP: 0.381, SLG: 0.619 39 Ryan Bannon, R OBP: 0.467, SLG: 0.111										3	1	1	0	0	0	2	<b>Baltimore Orioles @ Pittsburgh Pirates</b> LECOM Park, Bradenton, FL Thu Mar 11 2021, 1:07 PM - 4:00 PM EST Att: 1,623 - Partly Cloudy - 79 F								
13 Yolmer Sánchez, S OBP: 0.375, SLG: 0.286 82 Mason McCoy, R OBP: 0.500, SLG: 0.440 90 Maverick Handley, R OBP: 0.375, SLG: 0.140										3	1	2	1	0	1	0									
6 Ryan Mountcastle, R OBP: 0.188, SLG: 0.077 41 Tyler Nevin, R OBP: 0.333, SLG: 0.182										3	1	1	2	0	0	1									
28 Pedro Severino, R OBP: 0.188, SLG: 0.077 72 Nick Clifton, L OBP: 0.500, SLG: 0.500										3	0	0	0	0	0	1									
11 Pat Valaika, R OBP: 0.278, SLG: 0.438 26 Chris Shaw, L										3	1	1	1	0	2	0									
29 Ramón Uriás, R OBP: 0.350, SLG: 0.444 95 Jordan Westburg, R										2	0	1	1	1	0	0									
23 Yusniel Díaz, R OBP: 0.263, SLG: 0.444 65 Ryan McKenna, R OBP: 0.615, SLG: 0.500										3	0	0	0	0	3	2									
12 Stevie Wilkerson, S OBP: 0.125, SLG: 0.125										3	0	1	0	0	0	1									
93 Gunnar Henderson, L										1	0	0	0	0	1	1									
78 Jahmai Jones, R OBP: 0.294, SLG: 0.143 37 Taylor Davis, R										2	1	0	0	1	1	1									
<b>Inning Stats</b>	R: 1 E: 0 K: 0 S: 12	H: 2 LOB: 0 BB: 0 P: 18	R: 0 E: 0 K: 2 S: 16	H: 0 LOB: 1 BB: 1 P: 26	R: 4 E: 0 K: 1 S: 13	H: 4 LOB: 1 BB: 1 P: 25	R: 0 E: 0 K: 0 S: 5	H: 1 LOB: 0 BB: 0 P: 9	R: 0 E: 0 K: 1 S: 9	H: 0 LOB: 0 BB: 0 P: 14	R: 0 E: 0 K: 2 S: 8	H: 0 LOB: 1 BB: 1 P: 20	R: 0 E: 0 K: 1 S: 11	H: 1 LOB: 1 BB: 0 P: 17	R: 0 E: 0 K: 1 S: 10	H: 1 LOB: 2 BB: 1 P: 19	1B: 6 2B: 4 3B: 0 HR: 0	SF: 0 SAC: 0 DP: 2 HBP: 0	WP: 1 PB: 0 SB: 2 CS: 0	PA: 38					
<b>PITCHER</b>	IP WLS BF	H R ER SO	BB IBB HBP BLK	WP HR S P	ERA WHIP	<b>PITCHER</b>	IP WLS BF	H R ER SO	BB IBB HBP BLK	WP HR S P	ERA WHIP														
23 Mitch Keller, R ERA: 12.0 55 Chasen Shreve, L ERA: 6.75 29 Wil Crowe, R ERA: 59 Roansy Contreras, R ERA: 30 Kyle Crick, R ERA:	2.0 1.0 3.0 1.0 1.0	2 7 9 4 4	2 3 0 0 0	2 2 3 0 2	2 0 0 0 0	9.00 27.00 0.00 0.00 0.00	52 Clay Holmes, R ERA:	1.0	5	1	0	1	0	0	0	19	0.00 2.000								
<b>Batter</b>	<b>1</b>	<b>2</b>	<b>3</b>	<b>4</b>	<b>5</b>	<b>6</b>	<b>7</b>	<b>8</b>	<b>9</b>	<b>AB</b>	<b>R</b>	<b>H</b>	<b>RBI</b>	<b>BB</b>	<b>SO</b>	<b>LOB</b>	<b>BOTTOM</b>								
26 Adam Frazier, L OBP: 0.667, SLG: 0.750 81 Nick Gonzales, R										2	0	0	0	1	0	1	<b>Baltimore Orioles @ Pittsburgh Pirates</b> LECOM Park, Bradenton, FL Thu Mar 11 2021, 1:07 PM - 4:00 PM EST Att: 1,623 - Partly Cloudy - 79 F								
13 Ke'Bryan Hayes, R OBP: 0.474, SLG: 0.765 69 Troy Stokes Jr., R OBP: 0.273, SLG: 0.636										3	1	0	0	0	1	2									
10 Bryan Reynolds, S OBP: 0.369, SLG: 0.333 64 Rodolfo Castro, S OBP: 0.083, SLG: 0.167										3	1	1	0	0	0	2									
99 Todd Frazier, R OBP: 0.412, SLG: 0.786 35 Will Craig, R OBP: 0.100, SLG: 0.400										3	0	1	1	0	0	1									
24 Phillip Evans, R OBP: 0.412, SLG: 0.231										3	0	1	0	0	0	2									
80 Mason Martin, L OBP: 0.143, SLG: 0.143										0	1	0	0	0	0	0									
58 Jacob Stallings, R OBP: 0.482, SLG: 0.400 73 Arden Pabst, R OBP: 1.000, SLG: 2.000										2	0	1	1	1	1	0									
2 Erik González, R OBP: 0.500, SLG: 0.667 90 Ji Hwan Bae, L OBP: 0.273, SLG: 0.200										3	1	1	0	0	0	3									
6 Anthony Alford, R OBP: 0.462, SLG: 1.000 75 Travis Swagarty, L OBP: 0.308, SLG: 0.100										3	2	2	2	0	0	2									
63 Andrew Susac, R										3	0	0	0	0	1	1									
<b>Inning Stats</b>	R: 1 E: 1 K: 0 S: 13	H: 1 LOB: 1 BB: 0 P: 20	R: 2 E: 0 K: 1 S: 11	H: 2 LOB: 1 BB: 0 P: 18	R: 1 E: 0 K: 0 S: 10	H: 2 LOB: 1 BB: 0 P: 19	R: 1 E: 0 K: 1 S: 14	H: 1 LOB: 1 BB: 1 P: 24	R: 0 E: 0 K: 2 S: 10	H: 0 LOB: 2 BB: 1 P: 17	R: 0 E: 0 K: 2 S: 8	H: 0 LOB: 0 BB: 0 P: 14	R: 2 E: 0 K: 2 S: 14	H: 3 LOB: 2 BB: 0 P: 24	R: 0 E: 0 K: 1 S: 8	H: 0 LOB: 0 BB: 0 P: 12	1B: 4 2B: 3 3B: 0 HR: 2	SF: 0 SAC: 0 DP: 0 HBP: 2	WP: 2 PB: 0 SB: 0 CS: 0	PA: 38					
<b>PITCHER</b>	IP WLS BF	H R ER SO	BB IBB HBP BLK	WP HR S P	ERA WHIP	<b>PITCHER</b>	IP WLS BF	H R ER SO	BB IBB HBP BLK	WP HR S P	ERA WHIP														
34 Félix Hernández, R ERA: 9.64 86 Dusten Knight, R ERA: 48 Jorge López, R ERA: 3.38 74 Evan Phillips, R ERA: 9.0 55 Dillon Tate, R ERA: 12.0	2.2 0.1 3.0 1.0 1.0	15 1 13 6 3	4 0 1 3 0	3 0 1 2 0	3 0 1 0 1	10.12 0.00 3.00 18.00 0.000																			

AB 34  
R 5  
H 9  
RBI 5  
BB 4  
SO 10  
LOB 16



AB 34  
R 7  
H 9  
RBI 6  
BB 2  
SO 7  
LOB 18





Batter	1	2	3	4	5	6	7	8	9	AB	R	H	RBI	BB	SO	LOB	TOP							
24 Roman Quinn, S OBP: 0.375, SLG: 0.400 76 Matt Vierling, R OBP: 0.125, SLG: 0.125										3	0	0	0	0	2	2	<b>Philadelphia Phillies @ Baltimore Orioles</b> Ed Smith Stadium, Sarasota, FL Fri Mar 12 2021, 1:07 PM - 3:50 PM EST Att. 1,739 - Partly Cloudy - 80 F							
4 Scott Kingery, R OBP: 0.200, SLG: 0.368 98 Johan Rojas, R										3	0	0	0	2	2									
37 Odobel Herrera, L OBP: 0.235, SLG: 0.412 72 Edgar Cabral, R OBP: 0.400, SLG: 0.250										3	0	0	0	0	0									
28 Alec Bohm, R OBP: 0.350, SLG: 0.529 88 Darick Hall, L OBP: 0.296, SLG: 0.200										2	1	1	0	1	0									
30 C.J. Chatham, R OBP: 0.278, SLG: 0.294 73 Bryson Stott, L OBP: 0.100, SLG: 0.100										3	1	2	1	0	0									
9 Travis Jankowski, L OBP: 0.375, SLG: 0.467 16 Mickey Moniak, L OBP: 0.417, SLG: 1.167										3	1	1	0	0	0									
67 Nick Maton, L OBP: 0.222, SLG: 0.588 85 Luke Williams, R OBP: 0.294, SLG: 0.667										2	1	1	3	1	1									
8 Jeff Mathis, R OBP: 0.222, SLG: 0.389 44 Christian Bethancourt, R										3	0	0	0	0	1									
74 Ronald Torreyes, R OBP: 0.214, SLG: 0.083 94 Luis Garcia, S OBP: 0.400, SLG: 0.143										2	1	1	0	0	0									
<b>Inning Stats</b>	R: 0 E: 0 K: 1 S: 5	H: 0 LOB: 0 BB: 0 P: 5	R: 1 E: 0 K: 2 S: 8	H: 1 LOB: 1 BB: 1 P: 12	R: 0 E: 0 K: 1 S: 5	H: 0 LOB: 0 BB: 0 P: 5	R: 0 E: 0 K: 0 S: 4	H: 1 LOB: 1 BB: 0 P: 4	R: 0 E: 0 K: 2 S: 8	H: 3 LOB: 0 BB: 0 P: 12	R: 3 E: 0 K: 0 S: 6	H: 3 LOB: 0 BB: 0 P: 6	R: 2 E: 1 K: 1 S: 6	H: 1 LOB: 1 BB: 1 P: 11	R: 0 E: 0 K: 1 S: 5	H: 0 LOB: 1 BB: 1 P: 11		R: 0 E: 0 K: 2 S: 8	H: 1 LOB: 2 BB: 1 P: 12	1B: 5 2B: 2 HR: 1	SF: 1 SAC: 1 HBP: 1	WP: 0 PB: 0 SB: 1 CS: 1	PA: 41	
<b>PITCHER</b>	IP WLS BF H R ER SO BB IBB HBP BLK WP HR S P ERA WHIP	4.0 1.0 15 2 1 1 4 1 0 0 0 0 0 0 2.25 0.750	1.0 0.0 5 1 0 0 2 1 0 0 0 0 0 0 0.00 2.000	1.2 1.0 11 4 5 4 0 1 0 1 0 0 1 9 21.60 3.000	0.1 0.0 1 0 0 0 1 0 0 0 0 0 0 3 0.00 0.000	0.0 0.0 0 0 0 0 0 0 0 0 0 0 0 0 0.00 0.000	1.0 1.0 4 0 0 0 1 1 0 0 0 0 0 5 0.00 1.000	1.0 1.0 5 1 0 0 2 1 0 0 0 0 0 8 0.00 2.000	8.1 3.0 26 12 0 0 11 0 0 0 0 0 22 2.25 0.750	9.1 1.0 26 12 0 0 11 0 0 0 0 0 14 2.160 3.000														

Batter	1	2	3	4	5	6	7	8	9	AB	R	H	RBI	BB	SO	LOB	BOTTOM							
21 Austin Hays, R OBP: 0.381, SLG: 0.474 23 Yusniel Diaz, R OBP: 0.250, SLG: 0.421										3	0	1	1	0	1	0	<b>Philadelphia Phillies @ Baltimore Orioles</b> Ed Smith Stadium, Sarasota, FL Fri Mar 12 2021, 1:07 PM - 3:50 PM EST Att. 1,739 - Partly Cloudy - 80 F							
25 Anthony Santander, S OBP: 0.529, SLG: 0.200 93 Gunnar Henderson, L										2	0	0	0	1	1									
16 Trey Mancini, R OBP: 0.316, SLG: 0.294 41 Tyler Nevin, R OBP: 0.333, SLG: 0.182										3	0	1	0	0	0									
6 Ryan Mountcastle, R OBP: 0.100, SLG: 0.316 26 Chris Shaw, L										3	0	0	0	0	1									
2 Freddy Galvis, S OBP: 0.385, SLG: 0.333 82 Mason McCoy, R OBP: 0.500, SLG: 0.400										3	0	0	0	0	1									
15 Chance Sisco, L OBP: 0.385, SLG: 0.273 61 Austin Wynns, R OBP: 0.222, SLG: 0.333										2	0	0	0	0	1									
11 Pat Valaika, R OBP: 0.421 39 Rylan Bannon, R OBP: 0.467, SLG: 0.111										3	1	1	0	0	1									
13 Yolmer Sánchez, S OBP: 0.368, SLG: 0.294 78 Jahmai Jones, R OBP: 0.294, SLG: 0.143										3	1	1	0	0	1									
65 Ryan McKenna, R OBP: 0.500, SLG: 0.400										2	0	0	1	0	1									
<b>Inning Stats</b>	R: 0 E: 0 K: 0 S: 2	H: 0 LOB: 0 BB: 1 P: 6	R: 0 E: 0 K: 1 S: 5	H: 0 LOB: 0 BB: 0 P: 5	R: 2 E: 0 K: 1 S: 7	H: 3 LOB: 0 BB: 0 P: 8	R: 0 E: 0 K: 1 S: 5	H: 1 LOB: 0 BB: 0 P: 5	R: 0 E: 0 K: 1 S: 5	H: 0 LOB: 0 BB: 0 P: 5	R: 0 E: 0 K: 1 S: 5	H: 0 LOB: 0 BB: 0 P: 5	R: 0 E: 0 K: 2 S: 7	H: 0 LOB: 0 BB: 0 P: 7	R: 0 E: 0 K: 3 S: 9	H: 0 LOB: 0 BB: 0 P: 9		1B: 4 2B: 1 3B: 0 HR: 0	SF: 1 SAC: 0 DP: 2 HBP: 0	WP: 0 PB: 0 SB: 0 CS: 1	PA: 29			
<b>PITCHER</b>	IP WLS BF H R ER SO BB IBB HBP BLK WP HR S P ERA WHIP	4.0 1.0 14 4 2 2 3 1 0 0 0 0 0 5 4.50 1.250	1.0 0.0 3 0 0 0 1 0 0 0 0 0 0 5 0.00 0.000	1.0 0.0 3 0 0 0 1 0 0 0 0 0 0 5 0.00 0.000	1.0 0.0 3 0 0 0 1 0 0 0 0 0 0 5 0.00 0.000	1.0 0.0 3 0 0 0 2 0 0 0 0 0 0 7 0.00 0.000	1.0 1.0 3 0 0 0 3 0 0 0 0 0 9 4.50 1.250	0.0 0.0 0 0 0 0 0 0 0 0 0 0 0 0 0.00 0.000	0.0 0.0 0 0 0 0 0 0 0 0 0 0 0 0 0.00 0.000	0.0 0.0 0 0 0 0 0 0 0 0 0 0 0 0 0.00 0.000	0.0 0.0 0 0 0 0 0 0 0 0 0 0 0 0 0.00 0.000	0.0 0.0 0 0 0 0 0 0 0 0 0 0 0 0 0.00 0.000	0.0 0.0 0 0 0 0 0 0 0 0 0 0 0 0 0.00 0.000	0.0 0.0 0 0 0 0 0 0 0 0 0 0 0 0 0.00 0.000	0.0 0.0 0 0 0 0 0 0 0 0 0 0 0 0 0.00 0.000	0.0 0.0 0 0 0 0 0 0 0 0 0 0 0 0 0.00 0.000	0.0 0.0 0 0 0 0 0 0 0 0 0 0 0 0 0.00 0.000	0.0 0.0 0 0 0 0 0 0 0 0 0 0 0 0 0.00 0.000	0.0 0.0 0 0 0 0 0 0 0 0 0 0 0 0 0.00 0.000	0.0 0.0 0 0 0 0 0 0 0 0 0 0 0 0 0.00 0.000	0.0 0.0 0 0 0 0 0 0 0 0 0 0 0 0 0.00 0.000	0.0 0.0 0 0 0 0 0 0 0 0 0 0 0 0 0.00 0.000	0.0 0.0 0 0 0 0 0 0 0 0 0 0 0 0 0.00 0.000	0.0 0.0 0 0 0 0 0 0 0 0 0 0 0 0 0.00 0.000





Batter	1	2	3	4	5	6	7	8	9	AB	R	H	RBI	BB	SO	LOB	TOP										
31 Cedric Mullins, L OBP: 0.333, SLG: 0.542 26 Chris Shaw, L	G2-3			P5	K			K		3	0	0	0	0	1	2	<b>Baltimore Orioles @ Toronto Blue Jays</b> TD Ballpark, Dunedin, FL Sat Mar 13 2021, 1:07 PM - 3:40 PM EST Att: 965 - Sunny - 77 F										
21 Austin Hays, R OBP: 0.373, SLG: 0.429 80 Seth Mejias-Brean, R	G5-3			15 BB			K	K		2	0	0	0	1	1	0											
28 Pedro Severino, R OBP: 0.158, SLG: 0.063 82 Mason McCoy, R OBP: 0.500, SLG: 0.400	L6			F7			L9			3	0	0	0	0	0	1											
15 Chance Sisco, L OBP: 0.375, SLG: 0.231	G3						K			2	0	0	0	1	1	0											
41 Tyler Nevin, R OBP: 0.294, SLG: 0.154 65 Ryan McKenna, R OBP: 0.471, SLG: 0.364	K			K			K			2	0	0	0	0	2	2											
39 Ryan Bannon, R OBP: 0.444, SLG: 0.091	P5						K			2	0	0	0	1	1	0											
29 Ramón Urias, R OBP: 0.318, SLG: 0.490 96 Adley Rutschman, S OBP: 0.500, SLG: 0.556	P2			F8			2B			2	0	0	0	0	0	1											
23 Yusniel Díaz, R OBP: 0.273, SLG: 0.400 83 Terrin Vavra, L	F9						K			1	0	0	0	1	0	0											
78 Jahmai Jones, R OBP: 0.263, SLG: 0.125 12 Stevie Wilkerson, S OBP: 0.116, SLG: 0.115	K			K			K			2	0	0	0	0	2	2											
<b>Inning Stats</b>	R: 0 E: 0 K: 0 S: 4	H: 0 LOB: 0 BB: 5	R: 0 E: 0 K: 1 S: 9	H: 0 LOB: 0 BB: 13	R: 0 E: 0 K: 1 S: 7	H: 0 LOB: 0 BB: 10	R: 0 E: 0 K: 1 S: 10	H: 0 LOB: 2 BB: 2 P: 24	R: 0 E: 0 K: 2 S: 10	H: 0 LOB: 2 BB: 2 P: 24	R: 0 E: 0 K: 2 S: 9	H: 1 LOB: 1 BB: 0 P: 14	R: 0 E: 0 K: 3 S: 19	H: 0 LOB: 0 BB: 0 P: 29	R: 0 E: 0 K: 3 S: 11	H: 0 LOB: 0 BB: 0 P: 15		1B: 0 2B: 1 3B: 0 HR: 0	SF: 0 SAC: 0 DP: 0 HBP: 0	WP: 2 PB: 0 CS: 0	PA: 29						
<b>PITCHER</b>	IP	WLS	BF	H	R	ER	SO	BB	IBB	HBP	BLK	WP	HR	S	P	ERA	WHIP										
38 Robbie Ray, L ERA: 2.16	4.0	W	14	0	0	0	3	2	0	0	0	0	0	30	52	0.00	0.500										
45 Francisco Liriano, L ERA: 3.38	1.0	H	5	0	0	0	2	2	0	0	0	2	0	10	24	0.00	2.000										
41 Rafael Dolis, R ERA: 3.38	1.0		3	0	0	0	2	0	0	0	0	0	0	9	14	0.00	0.000										
42 Jordan Romano, R ERA: 2.25	1.0		4	1	0	0	3	0	0	0	0	0	0	19	29	0.00	1.000										
56 Ryan Borucki, L ERA: 2.25	1.0		3	0	0	0	3	0	0	0	0	0	0	11	15	0.00	0.000										

Batter	1	2	3	4	5	6	7	8	9	AB	R	H	RBI	BB	SO	LOB	BOTTOM										
4 George Springer, R OBP: 0.214, SLG: 0.462 82 Forrest Wall, L OBP: 0.357, SLG: 0.615	F8	FC6-4		SF9		P6				2	0	0	1	0	0	1	<b>Baltimore Orioles @ Toronto Blue Jays</b> TD Ballpark, Dunedin, FL Sat Mar 13 2021, 1:07 PM - 3:40 PM EST Att: 965 - Sunny - 77 F										
10 Marcus Semien, R OBP: 0.391, SLG: 0.278 92 Miguel Hiraldo, R	L5					K				1	0	0	0	2	0	0											
11 Bo Bichette, R OBP: 0.333, SLG: 0.143 78 Kevin Smith, R OBP: 0.286, SLG: 0.571	K			FC5-4						3	0	0	0	0	2	3											
37 Teoscar Hernández, R OBP: 0.500, SLG: 0.417 80 Logan Warmoth, R OBP: 0.556, SLG: 1.000	FC5-4									2	0	0	0	1	1	1											
44 Rowdy Tellez, L OBP: 0.292, SLG: 0.364 28 Tyler White, R OBP: 0.077, SLG: 0.077	F8			F9		K				3	0	0	0	0	1	2											
15 Randal Grichuk, R OBP: 0.357, SLG: 0.545 59 Joshua Palacios, L (5, PR) OBP: 0.389, SLG: 0.765				K						1	1	0	0	2	1	2											
8 Cavan Biggio, L OBP: 0.423, SLG: 0.688 5 Santiago Espinal, R OBP: 0.385, SLG: 0.455		2B								2	3	2	3	1	0	0											
30 Alejandro Kirk, R OBP: 0.538, SLG: 0.800 50 Riley Adams, R OBP: 0.429, SLG: 0.833		2B								3	0	2	1	0	1	1											
70 Gabriel Moreno, R (1, 10) 80 Austin Martin, R (6, PH) (7, 10)		1B								2	0	0	0	0	0	0											
<b>Inning Stats</b>	R: 0 E: 0 K: 1 S: 10	H: 2 LOB: 1 BB: 0 P: 15	R: 2 E: 0 K: 0 S: 16	H: 2 LOB: 1 BB: 1 P: 29	R: 0 E: 0 K: 1 S: 10	H: 0 LOB: 2 BB: 2 P: 22	R: 1 E: 0 K: 1 S: 13	H: 1 LOB: 2 BB: 2 P: 25	R: 2 E: 0 K: 3 S: 13	H: 1 LOB: 1 BB: 1 P: 23	R: 0 E: 0 K: 1 S: 7	H: 0 LOB: 0 BB: 0 P: 10	R: 0 E: 0 K: 1 S: 5	H: 0 LOB: 0 BB: 0 P: 8	R: 0 E: 1 K: 1 S: 10	H: 0 LOB: 1 BB: 0 P: 15		1B: 2 2B: 1 3B: 0 HR: 1	SF: 1 SAC: 0 DP: 0 HBP: 0	WP: 1 PB: 1 SB: 1 CS: 0	PA: 36						
<b>PITCHER</b>	IP	WLS	BF	H	R	ER	SO	BB	IBB	HBP	BLK	WP	HR	S	P	ERA	WHIP										
49 Wade LeBlanc, L ERA: 3.6	3.0	L	15	2	2	2	2	3	0	0	0	0	0	13	25	6.00	1.667										
66 Tanner Scott, L ERA: 3.0	1.0		6	1	1	1	1	2	0	0	0	0	0	13	25	9.00	3.000										
53 Ashton Goudeau, R ERA: 4.5	2.0		8	1	2	2	4	1	0	0	0	0	1	20	33	9.00	1.000										
63 Eric Hanhold, R ERA: 1.8	1.0		3	0	0	0	1	0	0	0	0	0	0	5	8	0.00	0.000										
71 Corner Greene, R ERA: 3.0	1.0		4	0	0	0	1	0	0	0	0	1	0	10	15	0.00	0.000										

AB	25
R	0
H	1
RBI	0
BB	4
SO	13
LOB	9



AB	29
R	5
H	4
RBI	5
BB	6
SO	9
LOB	15









Batter	1	2	3	4	5	6	7	8	9	AB	R	H	RBI	BB	SO	LOB	TOP											
26 Adam Frazier, L (1.4) OBP: 0.688, SLG: 0.933 64 Rodolfo Castro, S (6.5) OBP: 0.158, SLG: 0.526	G4-3		13 E 13 S 1B				FC6-4		L7	3	1	2	0	0	0	0	<b>Pittsburgh Pirates @ Baltimore Orioles</b> Ed Smith Stadium, Sarasota, FL Mon Mar 15 2021, 1:08 PM - 4:10 PM EDT Att. 1,741 - Partly Cloudy - 79 F											
13 Ke'Bryan Hayes, R (1.5) OBP: 0.482, SLG: 0.792 70 Joe Hudson, R (6.2) OBP: 0.444, SLG: 0.889	HR		10 1B				G6-3			3	1	2	2	0	0	1												
10 Bryan Reynolds, S (1.7) OBP: 0.417, SLG: 0.500 81 Nick Gonzales, R (6.4)	F9		58 S				G4-3			3	0	1	0	0	0	1												
25 Gregory Polanco, L (1.10) OBP: 0.500, SLG: 1.154 74 Christian Kelley, R (6. PR) OBP: 1.000, SLG: 2.000	3B		P5			58 F9 2 FC4-2 BB				2	0	1	0	1	0	2												
58 Jacob Stallings, R (1.2) OBP: 0.389, SLG: 0.533 91 Cal Mitchell, L (6.7)	G6-3		G6-3			58 F9 1-3 BB				3	0	0	0	0	0	4												
2 Enk González, R (1.6) OBP: 0.384, SLG: 0.476 61 Oneil Cruz, L (7.6) OBP: 0.136, SLG: 0.050						FC4-2 69 S				3	0	0	0	0	2	1												
69 Troy Stokes Jr., R (1.9) OBP: 0.278, SLG: 0.687 94 Hunter Owen, R (8.9) OBP: 0.333, SLG: 0.500						3-H 1-3 BB				3	0	0	0	0	2	2												
14 Jared Oliva, R (1.8) OBP: 0.286, SLG: 0.417 80 Mason Martin, L (7.3) OBP: 0.222, SLG: 0.444										3	0	0	0	0	2	0												
35 Will Craig, R (1.3) OBP: 0.313, SLG: 0.429 75 Travis Swaggerty, L (7. PR) OBP: 0.313, SLG: 0.251										3	0	1	0	0	1	0												
										1	0	0	1	0	0	0												
<b>Inning Stats</b>	R: 1 E: 0 K: 0 S: 6	H: 2 LOB: 1 BB: 0 P: 6	R: 0 E: 0 K: 2 S: 7	H: 0 LOB: 0 BB: 0 P: 7	R: 1 E: 0 K: 0 S: 7	H: 3 LOB: 2 BB: 0 P: 8	R: 0 E: 0 K: 2 S: 7	H: 0 LOB: 0 BB: 0 P: 7	R: 0 E: 0 K: 1 S: 5	H: 1 LOB: 1 BB: 1 P: 11	R: 0 E: 0 K: 2 S: 8	H: 1 LOB: 1 BB: 0 P: 8	R: 0 E: 0 K: 2 S: 8	H: 1 LOB: 1 BB: 0 P: 8	R: 1 E: 0 K: 1 S: 6	H: 1 LOB: 0 BB: 0 P: 6	1B: 4 2B: 1 3B: 3 HR: 1	SF: 0 SAC: 0 DP: 0 HBP: 0	WP: 1 PB: 0 SB: 3 CS: 0	PA: 37								
<b>PITCHER</b>	IP	WLS	BF	H	R	ER	SO	BB	IBB	HBP	BLK	WP	HR	S	P	ERA	WHIP											
32 Matt Harvey, R (1.1) ERA: 7.5	4.0		17	5	2	2	4	0	0	0	0	0	1	27	28	4.50	1.250											
43 Shawn Armstrong, R (5.1) ERA: 5.4	1.1	W	6	1	0	0	1	1	0	0	0	0	1	0	7	12	0.00	1.500										
58 Fernando Abad, L (6.1) ERA: 12.27	0.2	H	2	0	0	0	1	0	0	0	0	0	0	4	5	0.00	0.000											
45 Keegan Akin, L (7.1) ERA: 5.4	3.0	S	12	3	1	1	5	0	0	0	0	0	0	22	22	3.00	1.000											

Batter	1	2	3	4	5	6	7	8	9	AB	R	H	RBI	BB	SO	LOB	BOTTOM										
31 Cedric Mullins, L (1.8) OBP: 0.333, SLG: 0.500 39 Rylan Bannon, R (7.5) OBP: 0.381, SLG: 0.071	K	P5			16 BLK 25 S 2B		L5			2	1	0	0	1	1	1	<b>Pittsburgh Pirates @ Baltimore Orioles</b> Ed Smith Stadium, Sarasota, FL Mon Mar 15 2021, 1:08 PM - 4:10 PM EDT Att. 1,741 - Partly Cloudy - 79 F										
16 Trev Mancini, R (1.3) OBP: 0.318, SLG: 0.300 41 Tyler Nevin, R (7.3) OBP: 0.350, SLG: 0.250	FC6-4 1B		F9		P4					3	0	1	0	0	0	1											
25 Anthony Santander, S (1.9) OBP: 0.478, SLG: 0.913 65 Ryan McKenna, R (6. PR) OBP: 0.455, SLG: 0.333	K						E7			3	0	2	1	0	1	1											
28 Pedro Severino, R (1.10) OBP: 0.136, SLG: 0.053 93 Gunnar Henderson, L (7. PR) OBP: 0.333, SLG: 0.200	FC6-4				G5-3					3	0	0	0	0	1	3											
21 Austin Hays, R (1.7) OBP: 0.370, SLG: 0.542 26 Chris Shaw, L (7.7) OBP: 0.357, SLG: 0.100		HR			L8					3	1	1	1	0	0	2											
2 Freddy Galvis, S (1.6) OBP: 0.375, SLG: 0.533 78 Jahmai Jones, R (7.4) OBP: 0.273, SLG: 0.316		HR								3	1	1	1	0	2	0											
14 Rio Ruiz, L (1.5) OBP: 0.333, SLG: 0.333 23 Yusniel Diaz, R (7.9) OBP: 0.333, SLG: 0.429										2	1	1	1	1	0	0											
15 Chance Sisco, L (1.2) OBP: 0.368, SLG: 0.200 37 Taylor Davis, R (6. PR) (7.2)										2	0	0	0	1	1	2											
11 Pat Valaika, R (1.4) OBP: 0.222, SLG: 0.320 95 Jordan Westburg, R (7.6) OBP: 0.200, SLG: 0.200										3	0	0	0	0	2	3											
										1	1	1	0	0	0	0											
<b>Inning Stats</b>	R: 0 E: 0 K: 2 S: 8	H: 1 LOB: 1 BB: 0 P: 8	R: 2 E: 0 K: 1 S: 9	H: 3 LOB: 1 BB: 0 P: 13	R: 0 E: 0 K: 1 S: 6	H: 1 LOB: 1 BB: 0 P: 6	R: 0 E: 0 K: 3 S: 10	H: 1 LOB: 1 BB: 0 P: 10	R: 1 E: 0 K: 0 S: 4	H: 1 LOB: 1 BB: 1 P: 9	R: 0 E: 0 K: 1 S: 5	H: 0 LOB: 1 BB: 1 P: 9	R: 0 E: 1 K: 0 S: 10	H: 7 LOB: 1 BB: 2 P: 22	R: 1 E: 0 K: 1 S: 6	H: 1 LOB: 1 BB: 1 P: 10	1B: 9 2B: 3 3B: 0 HR: 3	SF: 0 SAC: 0 DP: 0 HBP: 0	WP: 2 PB: 0 SB: 1 CS: 0	PA: 44							
<b>PITCHER</b>	IP	WLS	BF	H	R	ER	SO	BB	IBB	HBP	BLK	WP	HR	S	P	ERA	WHIP										
31 Tyler Anderson, L (1.1) ERA: 8.0	4.0		18	6	2	2	7	0	0	0	0	0	0	3	37	4.50	1.500										
84 Quinn Priester, R (5.1) ERA: 13.5	0.2	L	4	1	1	1	0	1	0	0	1	0	0	3	8	13.50	3.000										
46 Chris Stratton, R (5.1) ERA:	1.1		5	0	0	0	1	1	0	0	0	0	0	6	10	0.00	0.750										
37 Edgar Santana, R (7.1) ERA: 16.2	0.1		7	5	6	6	0	1	0	0	0	0	1	6	12	162.00	18.000										
66 Shea Spitzbarth, R (7.1) ERA: 4.91	0.2		5	2	2	2	0	1	0	0	0	2	0	4	10	27.00	4.500										









Batter	1	2	3	4	5	6	7	8	9	AB	R	H	RBI	BB	SO	LOB	TOP		
13 Ronald Acuña Jr., R OBP: 0.276, SLG: 0.577 38 Guillermo Heredia, R OBP: 0.364, SLG: 0.222	G6-3			K		G3-1 27 16 E BB		84 PB 53 1B BB		2	0	0	0	1	1	0			
Ozzie Albies, S OBP: 0.400, SLG: 0.571 23 Ehire Adrianza, S OBP: 0.478, SLG: 0.529	F8			HR		F9		F9		3	1	1	1	0	0	1			
16 Travis d'Arnaud, R OBP: 0.294, SLG: 0.490 84 Terone Harris III, R OBP: 0.455, SLG: 0.556	K			1B		G3-1 27 BB		G5-3		2	0	1	0	1	1	0			
27 Austin Riley, R OBP: 0.333, SLG: 0.294 53 Sean Kazmar Jr., R OBP: 0.600, SLG: 1.305		K		G2-3		G3-1		1B		3	0	0	0	0	1	3			
17 Johan Camargo, S OBP: 0.200, SLG: 0.333 8 Ryan Goins, L OBP: 0.300, SLG: 0.316	G6-3			L1-6		G6-3		G6-3		3	0	0	0	0	0	3			
25 Cristian Pacheco, R OBP: 0.200, SLG: 0.222 45 Travis Demeritte, R OBP: 0.429, SLG: 0.260	K									3	0	0	0	0	3	0			
11 Ender Inciarte, L OBP: 0.412, SLG: 0.231 26 Phillip Ervin, R OBP: 0.391, SLG: 0.300			G4-3			G1-3		P6		2	0	0	0	1	0	0			
48 Pablo Sandoval, S OBP: 0.414, SLG: 0.400 82 Bryce Ball, L OBP: 0.353, SLG: 0.267			F7			1B		K		2	0	1	0	1	0	0			
12 Alex Jackson, R OBP: 0.167, SLG: 0.063	F9					K		F9		4	0	0	0	0	2	3			
<b>Inning Stats</b>	R: 0 E: 0 K: 1 S: 5	H: 0 LOB: 0 BB: 0 P: 6	R: 0 E: 0 K: 2 S: 7	H: 0 LOB: 0 BB: 0 P: 7	R: 0 E: 0 K: 0 S: 3	H: 0 LOB: 0 BB: 0 P: 3	R: 1 E: 0 K: 1 S: 8	H: 2 LOB: 1 BB: 0 P: 8	R: 0 E: 0 K: 2 S: 7	H: 0 LOB: 2 BB: 1 P: 11	R: 0 E: 0 K: 2 S: 3	H: 0 LOB: 1 BB: 1 P: 11	R: 1 E: 0 K: 1 S: 4	H: 1 LOB: 1 BB: 1 P: 9	R: 0 E: 0 K: 1 S: 5	H: 0 LOB: 1 BB: 1 P: 9	1B: 3 2B: 0 3B: 0 HR: 1	SF: 0 SAC: 0 DP: 0 HBP: 0	WP: 0 PA: 36 PB: 1 SB: 0 CS: 0
<b>PITCHER</b>	IP WLS BF H R ER SO BB IBB HBP BLK WP HR S P ERA WHIP	IP WLS BF H R ER SO BB IBB HBP BLK WP HR S P ERA WHIP	IP WLS BF H R ER SO BB IBB HBP BLK WP HR S P ERA WHIP	IP WLS BF H R ER SO BB IBB HBP BLK WP HR S P ERA WHIP	IP WLS BF H R ER SO BB IBB HBP BLK WP HR S P ERA WHIP	IP WLS BF H R ER SO BB IBB HBP BLK WP HR S P ERA WHIP	IP WLS BF H R ER SO BB IBB HBP BLK WP HR S P ERA WHIP	IP WLS BF H R ER SO BB IBB HBP BLK WP HR S P ERA WHIP	IP WLS BF H R ER SO BB IBB HBP BLK WP HR S P ERA WHIP	IP WLS BF H R ER SO BB IBB HBP BLK WP HR S P ERA WHIP	IP WLS BF H R ER SO BB IBB HBP BLK WP HR S P ERA WHIP	IP WLS BF H R ER SO BB IBB HBP BLK WP HR S P ERA WHIP	IP WLS BF H R ER SO BB IBB HBP BLK WP HR S P ERA WHIP	IP WLS BF H R ER SO BB IBB HBP BLK WP HR S P ERA WHIP	IP WLS BF H R ER SO BB IBB HBP BLK WP HR S P ERA WHIP	IP WLS BF H R ER SO BB IBB HBP BLK WP HR S P ERA WHIP	IP WLS BF H R ER SO BB IBB HBP BLK WP HR S P ERA WHIP	IP WLS BF H R ER SO BB IBB HBP BLK WP HR S P ERA WHIP	

Atlanta Braves @ Baltimore Orioles  
Ed Smith Stadium, Sarasota, FL  
Wed Mar 17 2021, 6:08 PM - 8:47 PM EDT  
Att. 1,774 - Clear - 79 F

AB 30  
R 2  
H 4  
RBI 2  
BB 6  
SO 9  
LOB 15



Batter	1	2	3	4	5	6	7	8	9	AB	R	H	RBI	BB	SO	LOB	BOTTOM		
31 Cedric Mullins, L OBP: 0.300, SLG: 0.464 11 Pat Valaika, R OBP: 0.214, SLG: 0.308	K		G3		SF8		F8			2	0	0	1	0	1	0			
16 Trev Mancini, R OBP: 0.398, SLG: 0.292 Tyler Nevin, R OBP: 0.348, SLG: 0.263	FC6-4 1B		K		K		K			4	0	1	0	0	3	1			
25 Anthony Santander, S OBP: 0.462, SLG: 0.315 80 Seth Mejias-Brean, R	F9					K2-3		G4-6-3		3	0	1	0	0	1	1			
6 Ryan Mountcastle, R OBP: 0.172, SLG: 0.429 26 Chris Shaw, L OBP: 0.333, SLG: 0.091	FC6-4			K		14 2B 2B		K		3	1	1	0	0	1	2			
14 Rio Ruiz, L OBP: 0.250, SLG: 0.400 12 Stevie Wilkerson, S OBP: 0.152, SLG: 0.143	P5			L8		2 1B 21 2B 2B		1B		3	1	1	1	0	0	1			
2 Freddy Galvis, S OBP: 0.398, SLG: 0.500 29 Ramón Urias, R OBP: 0.276, SLG: 0.370	F7			G3		21 2B 1B		K		3	0	1	0	0	0	1			
21 Austin Hays, R OBP: 0.433, SLG: 0.667 83 Terrin Vavra, L						13 PB 31 SF8 1B		K		3	1	3	2	0	0	0			
15 Chance Sisco, L OBP: 0.318, SLG: 0.167 61 Austin Wynns, R OBP: 0.333, SLG: 0.417						15 PB 2B		K		3	0	0	0	0	2	3			
13 Yolmer Sánchez, S OBP: 0.321, SLG: 0.208 Ryan McKenna, R OBP: 0.400, SLG: 0.278			F9			G3				2	0	0	0	1	0	2			
<b>Inning Stats</b>	R: 0 E: 0 K: 1 S: 6	H: 1 LOB: 1 BB: 0 P: 6	R: 0 E: 0 K: 1 S: 6	H: 1 LOB: 0 BB: 0 P: 6	R: 0 E: 0 K: 1 S: 5	H: 0 LOB: 0 BB: 0 P: 5	R: 0 E: 0 K: 1 S: 6	H: 1 LOB: 1 BB: 0 P: 6	R: 1 E: 0 K: 1 S: 6	H: 1 LOB: 1 BB: 1 P: 11	R: 4 E: 0 K: 2 S: 11	H: 4 LOB: 2 BB: 0 P: 12	R: 0 E: 0 K: 1 S: 5	H: 0 LOB: 1 BB: 0 P: 5	R: 0 E: 0 K: 3 S: 10	H: 1 LOB: 1 BB: 0 P: 10	1B: 5 2B: 4 3B: 0 HR: 0	SF: 1 SAC: 0 DP: 1 HBP: 0	WP: 1 PA: 34 PB: 2 SB: 0 CS: 0
<b>PITCHER</b>	IP WLS BF H R ER SO BB IBB HBP BLK WP HR S P ERA WHIP	IP WLS BF H R ER SO BB IBB HBP BLK WP HR S P ERA WHIP	IP WLS BF H R ER SO BB IBB HBP BLK WP HR S P ERA WHIP	IP WLS BF H R ER SO BB IBB HBP BLK WP HR S P ERA WHIP	IP WLS BF H R ER SO BB IBB HBP BLK WP HR S P ERA WHIP	IP WLS BF H R ER SO BB IBB HBP BLK WP HR S P ERA WHIP	IP WLS BF H R ER SO BB IBB HBP BLK WP HR S P ERA WHIP	IP WLS BF H R ER SO BB IBB HBP BLK WP HR S P ERA WHIP	IP WLS BF H R ER SO BB IBB HBP BLK WP HR S P ERA WHIP	IP WLS BF H R ER SO BB IBB HBP BLK WP HR S P ERA WHIP	IP WLS BF H R ER SO BB IBB HBP BLK WP HR S P ERA WHIP	IP WLS BF H R ER SO BB IBB HBP BLK WP HR S P ERA WHIP	IP WLS BF H R ER SO BB IBB HBP BLK WP HR S P ERA WHIP	IP WLS BF H R ER SO BB IBB HBP BLK WP HR S P ERA WHIP	IP WLS BF H R ER SO BB IBB HBP BLK WP HR S P ERA WHIP	IP WLS BF H R ER SO BB IBB HBP BLK WP HR S P ERA WHIP	IP WLS BF H R ER SO BB IBB HBP BLK WP HR S P ERA WHIP	IP WLS BF H R ER SO BB IBB HBP BLK WP HR S P ERA WHIP	

Atlanta Braves @ Baltimore Orioles  
Ed Smith Stadium, Sarasota, FL  
Wed Mar 17 2021, 6:08 PM - 8:47 PM EDT  
Att. 1,774 - Clear - 79 F

AB 32  
R 5  
H 9  
RBI 4  
BB 1  
SO 11  
LOB 14













Batter	1	2	3	4	5	6	7	8	9	AB	R	H	RBI	BB	SO	LOB	TOP					
2 Luis Arraez, L (1.5) OBP: 0.382, SLG: 0.433 12 Andrew Romine, S (6, PR) OBP: 0.227, SLG: 0.238	2-2 2B		4-2 30 HR BB	1-2 F8		2-1 3-H 1B		0-1 24 HR 1B	3-1 G3-1	3	1	2	1	1	0	0						
30 Kyle Garlick, R (1.9) OBP: 0.393, SLG: 0.917 24 Trevor Larnach, L (6.9) OBP: 0.250, SLG: 0.750	0-1 G1-3		1-0 1-H HR	0-1 1B		0-0 F9		2-2 1-H HR		4	1	2	2	0	0	2						
26 Max Kepler, L (1.8) OBP: 0.074, SLG: 0.074 89 Drew Maggi, R (6.6) OBP: 0.308, SLG: 0.500	2-1 F7		2-2 K	1-3 K		0-0 G4-3		2-2 87 E 87 1B		4	0	0	0	0	2	3						
11 Jorge Polanco, S (1.4) OBP: 0.448, SLG: 0.435 87 Jose Miranda, R (7.5) OBP: 0.300, SLG: 0.222	2-3 K		0-2 F7	2-2 P4			0-0 HR	2-2 1-3 1B		4	1	1	1	0	1	2						
27 Ryan Jeffers, R (1.2) OBP: 0.217, SLG: 0.238 96 Aaron Sabato, R (7.3) OBP: 0.182, SLG: 0.100		1-1 G1-3	0-1 60 1B 19 E		1-2 G6-3		0-0 G6-3	2-3 K		4	1	1	0	0	0	0						
60 Jake Cave, L (1.10) OBP: 0.318, SLG: 0.222 76 Tomás Telis, S (7, PH) OBP: 0.250, SLG: 0.182		4-2 BB	0-0 19 E 64 HR 1B		3-0 L9		0-2 K	0-0 P4		2	1	1	0	1	0	0						
19 Alex Kirilloff, L (1.7) OBP: 0.182, SLG: 0.258 90 Caleb Hamilton, R (7, PR) OBP: 0.400, SLG: 0.625		2-0 F8	0-2 E4 64 HR 1B		1-2 F7		1-0 HBP		1-0 HR	3	1	0	0	0	0	2						
64 Williams Astudillo, R (1.3) OBP: 0.407, SLG: 0.720		0-1 G4-3	0-0 1-H 2-H HR			3-0 15 G1-4-3 2 1B 2B	1-2 P4		0-0 G6-3	5	2	2	3	0	0	2						
15 JT Riddle, L (1.6) OBP: 0.304, SLG: 0.350 38 Rob Refsnyder, R (6.8) OBP: 0.333, SLG: 0.333						1-2 G1-4-3		0-1 G6-3	2-3 K	3	1	1	1	0	0	1						
<b>Inning Stats</b>	R: 0 E: 0 K: 1 S: 11	H: 1 LOB: 1 BB: 0 P: 17	R: 0 E: 0 K: 0 S: 8	H: 0 LOB: 1 BB: 1 P: 15	R: 7 E: 1 K: 1 S: 21	H: 5 LOB: 1 BB: 1 P: 28	R: 0 E: 0 K: 1 S: 14	H: 1 LOB: 1 BB: 0 P: 18	R: 0 E: 0 K: 0 S: 8	H: 0 LOB: 0 BB: 0 P: 13	R: 1 E: 0 K: 0 S: 8	H: 2 LOB: 1 BB: 0 P: 14	R: 1 E: 0 K: 1 S: 9	H: 1 LOB: 1 BB: 0 P: 11	R: 2 E: 2 K: 1 S: 17	H: 3 LOB: 2 BB: 0 P: 25	R: 1 E: 0 K: 1 S: 7	H: 1 LOB: 0 BB: 0 P: 13	1B: 6 2B: 2 3B: 0 HR: 6	SF: 0 SAC: 0 DP: 0 HBP: 1	WP: 0 PB: 0 SB: 0 CS: 0	PA: 46
<b>PITCHER</b>	IP WLS BF H R ER SO BB IBB HBP BLK WP HR S P ERA WHIP	3.2 L 21 7 7 0 3 2 0 0 0 0 3 50 72 7.36 2.455	4.1 0 1 0 0 0 0 0 0 0 0 0 4 6 0.00 0.000	5.1 2.0 8 2 1 1 0 0 0 0 0 0 16 27 4.50 1.000	7.1 1.0 5 1 1 1 1 0 0 1 9 11 9.00 1.000	8.1 1.0 7 3 2 2 1 0 0 0 0 1 17 25 18.00 3.000	<b>PITCHER</b>	IP WLS BF H R ER SO BB IBB HBP BLK WP HR S P ERA WHIP	1.0 4 4 1 1 1 1 0 0 0 0 0 1 7 13 9.00 1.000													

Minnesota Twins @ Baltimore Orioles  
Ed Smith Stadium, Sarasota, FL  
Sun Mar 21 2021, 1:09 PM - 3:52 PM EDT  
Att: 1,763 - Cloudy - 61 F

livebaseballscores.com

AB 43  
R 12  
H 14  
RBI 11  
BB 2  
SO 6  
LOB 16



Batter	1	2	3	4	5	6	7	8	9	AB	R	H	RBI	BB	SO	LOB	BOTTOM					
13 Yolmer Sánchez, S (1.6) OBP: 0.306, SLG: 0.219 95 Jordan Westburg, R (8.6) OBP: 0.167, SLG: 0.167	1-1 3 G5-4-3 1B		2-1 F9		0-2 G4-3		0-2 P6		1-2 G6-3	4	0	1	0	0	0	2						
3 Maikel Franco, R (1.5) OBP: 0.333, SLG: 0.667 29 Ramón Urias, R (6.5) OBP: 0.235, SLG: 0.313	1-1 G5-4-3		1-1 1-H 2B		2-3 K		0-1 F8			3	1	1	2	0	1	1						
6 Ryan Mountcastle, R (1.7) OBP: 0.243, SLG: 0.639 Yusniel Diaz, R (8.9) OBP: 0.333, SLG: 0.417	0-3 K		2-2 28 E 15 G4-3 2B		0-0 HR		2-1 L9			4	2	2	2	0	1	0						
28 Pedro Severino, R (1.2) OBP: 0.156, SLG: 0.241 72 Nick Ciuffo, L (7.2) OBP: 0.250, SLG: 0.250		2-0 HR	2-1 E5 15 G4-3 2B		1-2 F9			3-3 K		3	1	1	1	0	0	1						
15 Chance Sisco, L (1.10) OBP: 0.308, SLG: 0.143 61 Austin Wynns, R (6, PH) OBP: 0.333, SLG: 0.357		2-1 G6-3	1-2 G4-3		1-0 L5			2-0 HBP		2	0	0	1	0	0	1						
11 Pat Valaika, R (1.3) OBP: 0.278, SLG: 0.485 Tyler Nevin, R (7.3) OBP: 0.385, SLG: 0.286		3-3 K	1-0 L8		2-2 1 1B 2B			1-0 F9		3	1	1	0	0	1	1						
1 Richie Martin, R (1.4) OBP: 0.333, SLG: 0.333 78 Jahmai Jones, R (6, PR) OBP: 0.261, SLG: 0.300				0-2 G4-3		2-2 2-H 1B		0-2 F8		3	0	1	1	0	0	0						
12 Stevie Wilkerson, S (1.9) OBP: 0.192, SLG: 0.160 26 Chris Shaw, L (7.9) OBP: 0.294, SLG: 0.077			0-1 13 F9 3 2B 1B		1-3 K		0-2 G6-3		1-3 K	3	1	1	0	0	1	1						
Ryan McKenna, R (1.8) OBP: 0.379, SLG: 0.273 90 Maverick Handley, R (8, PH)			0-1 3 2B 1B		2-3 K		1-1 L8		1-3 K	3	1	1	0	0	1	1						
<b>Inning Stats</b>	R: 0 E: 0 K: 1 S: 7	H: 1 LOB: 0 BB: 0 P: 9	R: 1 E: 0 K: 1 S: 7	H: 1 LOB: 0 BB: 0 P: 14	R: 4 E: 1 K: 0 S: 17	H: 4 LOB: 1 BB: 0 P: 26	R: 0 E: 0 K: 2 S: 9	H: 0 LOB: 0 BB: 0 P: 12	R: 1 E: 0 K: 0 S: 12	H: 1 LOB: 0 BB: 0 P: 15	R: 1 E: 0 K: 0 S: 16	H: 2 LOB: 1 BB: 0 P: 22	R: 0 E: 0 K: 0 S: 7	H: 0 LOB: 0 BB: 0 P: 9	R: 0 E: 0 K: 1 S: 8	H: 0 LOB: 1 BB: 0 P: 14	R: 0 E: 0 K: 2 S: 10	H: 0 LOB: 0 BB: 0 P: 13	1B: 4 2B: 3 3B: 0 HR: 2	SF: 0 SAC: 0 DP: 1 HBP: 1	WP: 0 PB: 0 SB: 0 CS: 0	PA: 37
<b>PITCHER</b>	IP WLS BF H R ER SO BB IBB HBP BLK WP HR S P ERA WHIP	3.0 W 15 6 5 4 2 0 0 0 0 0 1 9 12 0.00 0.000	4.1 H 3 0 0 0 2 0 0 0 0 0 9 12 0.00 0.000	5.1 2.2 H 11 3 2 2 1 0 0 0 0 1 33 42 6.75 1.125	7.1 0.1 H 1 0 0 0 0 0 0 0 0 2 4 0.00 0.000	8.1 2.0 7 0 0 0 3 0 0 1 0 0 18 27 0.00 0.000	<b>PITCHER</b>	IP WLS BF H R ER SO BB IBB HBP BLK WP HR S P ERA WHIP	1.0 4 4 1 1 1 1 0 0 0 0 0 1 7 13 9.00 1.000													

Minnesota Twins @ Baltimore Orioles  
Ed Smith Stadium, Sarasota, FL  
Sun Mar 21 2021, 1:09 PM - 3:52 PM EDT  
Att: 1,763 - Cloudy - 61 F

livebaseballscores.com

AB 36  
R 7  
H 9  
RBI 7  
BB 0  
SO 8  
LOB 10





Batter	1	2	3	4	5	6	7	8	9	AB	R	H	RBI	BB	SO	LOB	TOP
31 Cedric Mullins, L Yusniel Diaz, R OBP: 0.333, SLG: 0.417	G4-3		F7				G3			4	0	1	1	0	0	0	<b>Baltimore Orioles @ Pittsburgh Pirates</b> LECOM Park, Bradenton, FL Mon Mar 22 2021, 1:09 PM - 3:47 PM EDT Att: 1,599 - Cloudy - 66 F
25 Anthony Santander, S	K						K			2	0	0	0	2	2	0	
16 Trey Mancini, R Tyler Nevin, R OBP: 0.385, SLG: 0.286	K						K			4	0	1	0	0	3	2	
6 Ryan Mountcastle, R 12 Steve Wilkerson, S OBP: 0.321, SLG: 0.444			F9							3	0	1	0	0	0	2	
14 Rio Ruiz, L OBP: 0.290, SLG: 0.379	K									4	0	1	1	0	1	1	
21 Austin Hays, R 26 Chris Shaw, L OBP: 0.278, SLG: 0.071										3	2	0	0	0	0	0	
2 Freddy Galvis, S 15 Chance Sisco, L OBP: 0.296, SLG: 0.136										3	1	2	2	0	0	0	
28 Pedro Severino, R 82 Mason McCoy, R OBP: 0.171, SLG: 0.281										3	1	1	1	0	1	1	
13 Yolmer Sánchez, S 78 Jahmai Jones, R OBP: 0.261, SLG: 0.300										3	0	0	0	0	1	1	
<b>Inning Stats</b>	R: 0 H: 0 E: 0 K: 2 S: 11	H: 0 LOB: 0 BB: 0 P: 15	R: 1 H: 3 E: 1 K: 1 S: 14	H: 3 LOB: 1 BB: 0 P: 18	R: 0 H: 1 E: 0 K: 0 S: 18	H: 1 LOB: 2 BB: 1 P: 24	R: 3 H: 4 E: 0 K: 2 S: 16	H: 4 LOB: 2 BB: 1 P: 32	R: 0 H: 0 E: 0 K: 1 S: 6	H: 0 LOB: 0 BB: 0 P: 8	R: 0 H: 0 E: 0 K: 1 S: 6	H: 0 LOB: 0 BB: 0 P: 13	R: 1 H: 2 E: 0 K: 1 S: 6	H: 2 LOB: 0 BB: 0 P: 7	1B: 6 2B: 5 3B: 0 HR: 0	SF: 0 SAC: 0 DP: 1 HBP: 0	
<b>PITCHER</b>	IP WLS BF H R ER SO BB IBB HBP BLK WP HR S P ERA WHIP																
23 Mitch Keller, R ERA: 16.2	3.1 17 7 4 3 3 1 0 0 0 0 0 0 50 71 8.10 2.400																
32 Geoff Hartlieb, R ERA:	0.2 4 1 0 0 2 1 0 0 0 0 0 0 9 18 0.00 3.000																
53 Trevor Cahill, R ERA:	2.0 W 6 0 0 0 1 0 0 0 0 0 0 0 12 17 0.00 0.000																
56 Duane Underwood Jr., R ERA:	1.0 H 3 0 0 0 2 0 0 0 0 0 0 0 9 13 0.00 0.000																
57 Luis Oviedo, R ERA: 9.0	1.0 S 4 2 1 1 1 0 0 0 0 0 0 0 6 7 9.00 2.000																

Batter	1	2	3	4	5	6	7	8	9	AB	R	H	RBI	BB	SO	LOB	BOTTOM
27 Kevin Newman, R OBP: 0.760, SLG: 0.850										4	3	3	0	0	0	2	<b>Baltimore Orioles @ Pittsburgh Pirates</b> LECOM Park, Bradenton, FL Mon Mar 22 2021, 1:09 PM - 3:47 PM EDT Att: 1,599 - Cloudy - 66 F
2 Enk González, R OBP: 0.438, SLG: 0.517										3	1	2	2	1	0	2	
24 Phillip Evans, R 94 Hunter Owen, R OBP: 0.267, SLG: 0.385										3	0	1	3	0	1	1	
19 Colin Moran, L OBP: 0.344, SLG: 0.429										4	0	1	0	0	1	2	
6 Anthony Alford, R OBP: 0.320, SLG: 0.565										4	0	0	0	0	0	3	
49 Dustin Fowler, L OBP: 0.320, SLG: 0.238										2	0	0	0	2	0	1	
14 Jared Oliva, R OBP: 0.217, SLG: 0.333										3	0	0	0	0	1	2	
5 Michael Pérez, L OBP: 0.217, SLG: 0.238										3	1	1	0	0	1	2	
93 Tony Wolters, L OBP: 0.259, SLG: 0.167										1	1	0	0	2	0	1	
<b>Inning Stats</b>	R: 1 H: 2 E: 1 K: 1 S: 23	H: 2 LOB: 1 BB: 0 P: 32	R: 0 H: 0 E: 0 K: 0 S: 4	H: 0 LOB: 0 BB: 1 P: 8	R: 2 H: 2 E: 0 K: 0 S: 17	H: 2 LOB: 1 BB: 1 P: 26	R: 0 H: 0 E: 0 K: 2 S: 15	H: 0 LOB: 2 BB: 2 P: 28	R: 1 H: 1 E: 0 K: 1 S: 11	H: 1 LOB: 1 BB: 1 P: 21	R: 2 H: 3 E: 0 K: 0 S: 17	H: 3 LOB: 1 BB: 0 P: 24	R: 0 H: 0 E: 0 K: 0 S: 7	H: 0 LOB: 0 BB: 0 P: 13	1B: 5 2B: 4 3B: 0 HR: 0	SF: 1 SAC: 0 DP: 1 HBP: 0	
<b>PITCHER</b>	IP WLS BF H R ER SO BB IBB HBP BLK WP HR S P ERA WHIP																
47 John Means, L ERA: 5.87	3.2 17 4 3 3 3 3 0 0 0 0 0 0 17 33 6.75 2.250																
94 Jay Flaa, R ERA: 3.39	1.1 B 7 1 1 1 1 2 0 0 0 0 1 0 17 33 6.75 2.250																
Isaac Mattson, R ERA: 6.23	2.0 L 9 3 2 2 0 0 0 0 0 0 0 0 24 37 9.00 1.500																



Batter	1	2	3	4	5	6	7	8	9	AB	R	H	RBI	BB	SO	LOB	TOP											
28 Francisco Mejia, S OBP: 0.308, SLG: 0.348 64 Joseph Odom, R OBP: 0.250, SLG: 0.182										3	1	1	0	0	1	0	<p>Tampa Bay Rays @ Baltimore Orioles</p> <p>Ed Smith Stadium, Sarasota, FL</p> <p>Tue Mar 23 2021, 1:08 PM - 3:41 PM EDT</p> <p>Att: 1,750 - Sunny - 73 F</p>											
25 Yoshi Tsutsugo, L OBP: 0.323, SLG: 0.240 76 Dalton Kelly, L OBP: 0.320, SLG: 0.500										3	0	1	0	0	1	1												
43 Mike Brosseau, R OBP: 0.394, SLG: 0.690 5 Wander Franco, S OBP: 0.214, SLG: 0.321										3	0	1	0	0	0	1												
18 Joey Wendle, L OBP: 0.318, SLG: 0.476 91 Greg Jones, S										3	1	2	1	0	0	1												
87 Ryan Boldt, L OBP: 0.345, SLG: 0.593 97 Chris Betts, L										3	1	1	1	0	0	2												
95 Tristan Gray, L OBP: 0.391, SLG: 0.714										4	0	1	0	0	1	0												
93 Moisés Gómez, R OBP: 0.353, SLG: 0.698 92 Garrett Whitley, R										3	0	0	1	0	2	1												
74 Brett Sullivan, L OBP: 0.370, SLG: 0.333										3	0	1	0	0	0	0												
65 Esteban Quiroz, L OBP: 0.158, SLG: 0.059										3	0	1	0	0	0	2												
<b>Inning Stats</b>	R: 1 E: 0 K: 0 S: 5	H: 3 LOB: 1 BB: 0 P: 5	R: 0 E: 0 K: 2 S: 7	H: 0 LOB: 0 BB: 0 P: 7	R: 0 E: 0 K: 1 S: 5	H: 0 LOB: 0 BB: 0 P: 5	R: 2 E: 0 K: 0 S: 7	H: 4 LOB: 2 BB: 0 P: 7	R: 0 E: 0 K: 1 S: 6	H: 1 LOB: 1 BB: 0 P: 6	R: 0 E: 0 K: 1 S: 5	H: 0 LOB: 0 BB: 0 P: 5	R: 0 E: 0 K: 1 S: 5	H: 1 LOB: 0 BB: 0 P: 6	R: 0 E: 0 K: 1 S: 5	H: 0 LOB: 0 BB: 0 P: 5		R: 0 E: 0 K: 1 S: 5	H: 0 LOB: 0 BB: 0 P: 5	1B: 7 2B: 3 3B: 0 HR: 0	SF: 0 SAC: 0 DP: 1 HBP: 0	WP: 0 PB: 0 SB: 0 CS: 1	PA: 35					
<b>PITCHER</b>	IP	WLS	BF	H	R	ER	SO	BB	IBB	HBP	BLK	WP	HR	S	P	ERA	WHIP											
62 César Valdez, R ERA: 1.8	3.0	W	11	3	1	1	3	0	0	0	0	0	0	0	17	17	3.00	1.000										
55 Dillon Tate, R ERA: 11.57	0.2	H	6	4	2	2	0	0	0	0	0	0	0	6	6	27.00	6.000											
74 Evan Phillips, R ERA: 0.31	0.1	H	1	0	0	0	0	0	0	0	0	0	0	1	1	0.00	0.000											
71 Conner Greene, R ERA: 1.13	3.0	H	10	2	0	0	3	0	0	0	0	0	0	16	17	0.00	0.667											
70 Travis Lakins Sr., R ERA: 7.11	2.0	S	6	0	0	0	2	0	0	0	0	0	0	10	10	0.00	0.000											

AB	34
R	3
H	9
RBI	3
BB	0
SO	8
LOB	9



Batter	1	2	3	4	5	6	7	8	9	AB	R	H	RBI	BB	SO	LOB	BOTTOM										
31 Cedric Mullins, L OBP: 0.267, SLG: 0.465 26 Chris Shaw, L OBP: 0.278, SLG: 0.071										4	0	0	0	0	0	1	<p>Tampa Bay Rays @ Baltimore Orioles</p> <p>Ed Smith Stadium, Sarasota, FL</p> <p>Tue Mar 23 2021, 1:08 PM - 3:41 PM EDT</p> <p>Att: 1,750 - Sunny - 73 F</p>										
16 Trev Mancini, R OBP: 0.350, SLG: 0.500 Tyler Nevin, R OBP: 0.370, SLG: 0.273										3	1	2	2	0	1	0											
25 Anthony Santander, S OBP: 0.497, SLG: 0.379 Yusniel Díaz, R OBP: 0.357, SLG: 0.520										2	1	1	0	1	0	1											
3 Maikel Franco, R OBP: 0.333, SLG: 1.000 Rylan Bannon, R OBP: 0.400, SLG: 0.278										3	1	1	2	0	2	2											
2 Freddy Galvis, S OBP: 0.290, SLG: 0.400 1 Richie Martin, R OBP: 0.250, SLG: 0.250										3	0	0	0	0	1	0											
21 Austin Hays, R OBP: 0.419, SLG: 0.600 Ryan McKenna, R OBP: 0.367, SLG: 0.261										3	0	1	0	0	1	0											
96 Adley Rutschman, S OBP: 0.399, SLG: 0.467 90 Maverick Handley, R										3	0	1	0	0	2	1											
11 Pat Valaika, R OBP: 0.282, SLG: 0.472										3	0	1	0	0	0	1											
29 Ramón Uriás, R OBP: 0.243, SLG: 0.314 78 Jahmai Jones, R OBP: 0.261, SLG: 0.300										3	1	1	0	0	1	0											
<b>Inning Stats</b>	R: 0 E: 0 K: 1 S: 6	H: 1 LOB: 1 BB: 0 P: 6	R: 0 E: 0 K: 0 S: 4	H: 2 LOB: 2 BB: 0 P: 4	R: 4 E: 0 K: 1 S: 10	H: 4 LOB: 0 BB: 0 P: 12	R: 0 E: 0 K: 1 S: 5	H: 0 LOB: 0 BB: 0 P: 5	R: 0 E: 0 K: 2 S: 7	H: 0 LOB: 1 BB: 1 P: 11	R: 0 E: 0 K: 2 S: 8	H: 1 LOB: 1 BB: 0 P: 8	R: 0 E: 0 K: 1 S: 5	H: 0 LOB: 0 BB: 0 P: 5	R: 0 E: 0 K: 0 S: 4	H: 1 LOB: 1 BB: 0 P: 4		1B: 5 2B: 1 3B: 1 HR: 2	SF: 0 SAC: 0 DP: 0 HBP: 0	WP: 0 PB: 0 SB: 0 CS: 0	PA: 33						
<b>PITCHER</b>	IP	WLS	BF	H	R	ER	SO	BB	IBB	HBP	BLK	WP	HR	S	P	ERA	WHIP										
34 Trevor Richards, R ERA: 9.82	4.1	L	19	7	4	4	3	1	0	0	0	0	0	6	10	0.00	1.500										
50 Chaz Roe, R ERA: 10.13	0.2		3	0	0	0	2	1	0	0	0	0	0	6	10	0.00	1.500										
31 Collin McHugh, R ERA: 7.2	2.0		7	1	0	0	3	0	0	0	0	0	0	13	13	0.00	0.500										
71 Ryan Sherriff, L ERA: 2.25	1.0		4	1	0	0	0	0	0	0	0	0	0	4	4	0.00	1.000										

AB	32
R	4
H	9
RBI	4
BB	1
SO	8
LOB	9





Batter	1	2	3	4	5	6	7	8	9	AB	R	H	RBI	BB	SO	LOB	TOP										
13 Yolmer Sánchez, S OBP: 0.279, SLG: 0.205										4	0	1	0	0	0	1	<p><b>Baltimore Orioles @ Boston Red Sox</b>  <b>JetBlue Park, Ft. Myers, FL</b>            Wed Mar 24, 2021, 6:07 PM - 8:34 PM EDT            Att: 1,912 - Partly Cloudy - 82 F</p>										
15 Chance Sisco, L OBP: 0.287, SLG: 0.120										3	0	0	0	0	0	1											
72 Nick Ciuffo, L OBP: 0.222, SLG: 0.222										1	0	0	0	0	0	0											
Tyler Nevin, R OBP: 0.355, SLG: 0.269										4	0	1	0	0	0	1											
14 Rio Ruiz, L OBP: 0.294, SLG: 0.375										3	0	1	0	0	1	0											
11 Pat Valaika, R OBP: 0.262, SLG: 0.436										3	0	0	0	0	2	2											
Ryan McKenna, R OBP: 0.367, SLG: 0.261										0	0	0	0	0	0	0											
29 Ramón Uriás, R OBP: 0.225, SLG: 0.289										3	0	0	0	0	1	0											
Yusniel Díaz, R OBP: 0.355, SLG: 0.481										2	0	0	0	1	0	0											
80 Seth Mejias-Brean, R										0	0	0	0	0	0	0											
12 Stevie Wilkerson, S OBP: 0.233, SLG: 0.207										3	0	1	0	0	1	1											
1 Richie Martin, R OBP: 0.143, SLG: 0.143										3	0	0	0	0	2	2											
95 Jordan Westburg, R OBP: 0.167, SLG: 0.167										0	0	0	0	0	0	0											
<b>Inning Stats</b>	R: 0 E: 0 K: 0 S: 3	H: 1 LOB: 0 BB: 0 P: 4	R: 0 E: 0 K: 2 S: 7	H: 0 LOB: 0 BB: 0 P: 7	R: 0 E: 0 K: 0 S: 3	H: 0 LOB: 1 BB: 1 P: 7	R: 0 E: 0 K: 0 S: 4	H: 2 LOB: 1 BB: 0 P: 4	R: 0 E: 0 K: 1 S: 6	H: 1 LOB: 1 BB: 0 P: 7	R: 0 E: 0 K: 0 S: 3	H: 0 LOB: 0 BB: 0 P: 3	R: 0 E: 0 K: 2 S: 7	H: 0 LOB: 0 BB: 0 P: 7	R: 0 E: 0 K: 0 S: 3	H: 0 LOB: 0 BB: 0 P: 3	1B: 4 2B: 0 3B: 0 HR: 0	SF: 0 SAC: 0 DP: 2 HBP: 0	WP: 1 PB: 0 SB: 0 CS: 0	PA: 30							
<b>PITCHER</b>	IP	WLS	BF	H	R	ER	SO	BB	IBB	HBP	BLK	WP	HR	S	P	ERA	WHIP										
17 Nathan Eovaldi, R ERA: 6.6	(1, 1)	5.2	W 20	4	0	0	3	1	0	0	0	1	0	25	31	0.00	0.882										
19 Hirokazu Sawamura, R ERA: 4.91	(6, 1)	1.1	H 4	0	0	0	2	0	0	0	0	0	0	8	8	0.00	0.000										
0 Adam Ottavino, R ERA:	(8, 1)	1.0	H 3	0	0	0	2	0	0	0	0	0	0	7	7	0.00	0.000										
38 Josh Taylor, L ERA: 1.69	(9, 1)	1.0	S 3	0	0	0	0	0	0	0	0	0	0	3	3	0.00	0.000										

Batter	1	2	3	4	5	6	7	8	9	AB	R	H	RBI	BB	SO	LOB	BOTTOM										
5 Enrique Hernández, R OBP: 0.468, SLG: 0.514										3	1	0	0	1	0	0	<p><b>Baltimore Orioles @ Boston Red Sox</b>  <b>JetBlue Park, Ft. Myers, FL</b>            Wed Mar 24, 2021, 6:07 PM - 8:34 PM EDT            Att: 1,912 - Partly Cloudy - 82 F</p>										
99 Alex Verdugo, L OBP: 0.342, SLG: 0.258										4	0	2	0	0	0	1											
10 Hunter Renfroe, R OBP: 0.304, SLG: 0.590										3	1	2	2	0	0	1											
75 César Puello, R OBP: 0.348, SLG: 0.211										1	0	0	0	0	1	0											
2 Xander Bogaerts, R OBP: 0.286, SLG: 0.440										2	0	0	0	1	1	2											
30 Christian Arroyo, R OBP: 0.328, SLG: 0.512										1	0	0	0	0	0	0											
11 Rafael Devers, L OBP: 0.244, SLG: 0.429										3	0	1	0	0	1	2											
18 Chris Herrmann, L OBP: 0.600, SLG: 1.333										1	0	0	0	0	0	0											
12 Marwin Gonzalez, S OBP: 0.348, SLG: 0.487										3	0	1	0	0	1	0											
20 Jeter Downs, R OBP: 0.500, SLG: 0.700										0	0	0	0	0	0	0											
Franchy Cordero, L OBP: 0.500, SLG: 0.429										3	0	1	0	0	0	3											
88 Michael Gettys, R OBP: 0.382, SLG: 0.444										0	0	0	0	0	0	0											
23 Michael Chavis, R OBP: 0.333, SLG: 0.702										3	0	0	0	0	2	4											
25 Kevin Plawecki, R OBP: 0.211, SLG: 0.211										3	0	0	0	0	0	1											
94 Triston Casas, L OBP: 0.182, SLG: 0.111										0	0	0	0	0	0	0											
<b>Inning Stats</b>	R: 0 E: 0 K: 2 S: 9	H: 2 LOB: 2 BB: 0 P: 9	R: 0 E: 0 K: 1 S: 6	H: 1 LOB: 0 BB: 0 P: 6	R: 2 E: 0 K: 0 S: 4	H: 1 LOB: 0 BB: 1 P: 10	R: 0 E: 0 K: 2 S: 7	H: 0 LOB: 0 BB: 0 P: 7	R: 0 E: 0 K: 0 S: 4	H: 1 LOB: 1 BB: 0 P: 4	R: 0 E: 0 K: 0 S: 4	H: 2 LOB: 3 BB: 1 P: 8	R: 0 E: 0 K: 0 S: 3	H: 0 LOB: 0 BB: 0 P: 3	R: 0 E: 0 K: 1 S: 5	H: 0 LOB: 0 BB: 0 P: 5	1B: 6 2B: 0 3B: 0 HR: 1	SF: 0 SAC: 0 DP: 1 HBP: 0	WP: 0 PB: 0 SB: 0 CS: 0	PA: 32							
<b>PITCHER</b>	IP	WLS	BF	H	R	ER	SO	BB	IBB	HBP	BLK	WP	HR	S	P	ERA	WHIP										
64 Dean Kremer, R ERA: 6.32	(1, 1)	4.2	L 20	5	2	2	5	1	0	0	1	1	0	29	35	3.86	1.286										
63 Eric Hanhold, R ERA: 10.13	(5, 1)	0.1	4	2	0	0	0	1	0	0	0	0	0	3	7	0.00	9.000										
Zac Lowther, L ERA:	(6, 1)	3.0	8	0	0	0	1	0	0	0	0	0	0	10	10	0.00	0.000										









Batter	1	2	3	4	5	6	7	8	9	AB	R	H	RBI	BB	SO	LOB	TOP			
31 Cedric Mullins, L (1,8) 12 Steve Wilkerson, S (8,8)	F FF 96 B KC 83 S SL 89 X CH 90 G3-1		C CH 89 B KC 83 S SL 89 X CH 90 F7			C KC 81 B SL 92 S FF 97 X CH 90 16 S 1B	B FF 92 B SL 92 S FF 97 X CH 90 16 G4-6-3 BB		X FF 95 0-0 G4	3 0 1 0 1 0 0 1 0 0 0 0 0 2										
16 Trey Mancini, R (1,10) 78 Jahmal Jones, R (9,PH) (9,10)	B KC 82 C SL 88 S SL 88 X CH 91 K		X FF 96 0-0 1B			C SL 87 B SL 83 S FF 97 X CH 90 1-2 K	B SL 83 S FF 97 X CH 90 G4-6-3 1-2		B FF 94 B SL 84 S FF 94 X CH 90 3-3 K	4 0 1 0 0 2 3 1 0 0 0 0 1 2										
6 Ryan Mountcastle, R (1,7) 26 Chris Shaw, L (8,7)	F FF 97 S SL 88 X CH 90 G4-3		B SL 87 S SL 88 X CH 90 L8			S KC 84 B SL 79 S FF 99 X SL 98 F9		C FF 95 B FF 95 S CU 84 X CU 83 G5-3	B FS 85 B SL 84 S FF 94 X CH 90 1-1 1B	4 0 0 0 0 0 2 1 0 1 1 0 0 0										
3 Maikel Franco, R (1,3) Tyler Nevin, R (8,PR) (8,3)		B FF 96 B CH 89 X SL 87 E6		S SL 86 B SL 86 X FF 96 P3				C CU 84 B CU 84 X FF 95 95 WP 29 BB 1B	B FS 85 B SL 84 S FF 94 X CH 90 1-3 K	4 0 1 0 0 1 1 1 0 0 0 0 1 2										
14 Rio Ruiz, L (1,5) 29 Ramón Urias, R (7,PR) (7,6)	S FF 96 X KC 82 E6		B KC 82 B SL 88 X FF 98 G4-3			B FF 98 B SL 88 S FF 98 X SL 85 21 WP 21 BB 1B		B FF 95 B CU 83 B FF 95 X SL 85 95 WP BB		3 0 1 0 0 0 1 0 1 0 0 1 0 0										
21 Austin Hays, R (1,9) Yusniel Diaz, R (8,PH) (8,9)	C FF 99 C FF 98 B SL 90 X KC 84 F7		B KC 83 B FF 97 X FF 96 L8			1 SAFE B FF 97 X SL 84 2 15 WP 1-H 1B		B FF 96 B CU 84 X FF 95 L9		3 1 1 1 0 0 2 1 0 0 0 0 0 2										
2 Freddy Galvis, S (1,6) 95 Jordan Westburg, R (7,PR) (7,5)	C FF 96 F FF 98 B SL 90 S SL 89 K			C FF 96 X CH 89 G3-1			B FF 100 1 SAFE B FF 98 S SL 89 X SL 86 15 WP 13 WP 2B		C FF 95 B CU 85 B FF 95 X SL 85 K	3 0 1 0 0 1 2 1 1 0 0 0 1 2										
15 Chance Sisco, L (1,2) 72 Nick Clifton, L (8,2)	F FF 98 X CH 90 F7			C FF 96 S SL 85 K			B FF 98 B FF 97 C SL 84 B SL 84 13 WP BB		X FF 94 0-0 26 BB 2B	2 0 0 0 1 1 2 1 1 1 0 0 0 0										
13 Yolmer Sánchez, S (1,4) 1 Richie Martin, R (7,4)			C FF 98 S CH 90 K			F FF 97 S KC 83 X KC 84 G1-3		B FS 86 B SL 85 S FF 95 B FS 86 26 BB BB		3 0 0 0 0 2 2 0 0 0 0 1 0 0										
<b>Inning Stats</b>	R: 0 E: 0 K: 1 S: 13	H: 0 LOB: 0 BB: 0 P: 17	R: 0 E: 2 K: 1 S: 12	H: 0 LOB: 2 BB: 0 P: 17	R: 0 E: 0 K: 1 S: 8	H: 1 LOB: 1 BB: 0 P: 11	R: 0 E: 0 K: 0 S: 4	H: 0 LOB: 0 BB: 0 P: 11	R: 0 E: 0 K: 2 S: 13	H: 1 LOB: 1 BB: 2 P: 19	R: 3 E: 0 K: 1 S: 16	H: 3 LOB: 2 BB: 2 P: 33	R: 0 E: 0 K: 1 S: 14	H: 1 LOB: 3 BB: 1 P: 25	R: 1 E: 0 K: 2 S: 12	H: 2 LOB: 2 BB: 1 P: 21	1B: 6 2B: 2 3B: 0 HR: 0	SF: 0 SAC: 0 DP: 1 HBP: 0	WP: 4 PB: 0 SB: 1 CS: 0	PA: 40
<b>PITCHER</b>	IP WLS BF H R ER SO BB IBB HBP BLK WP HR S P ERA WHIP																			
45 Gerrit Cole, R (1,1) ERA: 2.45	5.2 21 2 0 0 5 0 0 0 0 0 0 59 86 0.00 0.353																			
56 Darren O'Day, R (6,1) ERA: 2.08	0.1 1 0 0 0 1 0 0 0 0 0 0 3 5 0.00 0.000																			
54 Aroldis Chapman, L (7,1) ERA: 6.23	0.1 L 5 3 3 3 1 1 0 0 0 0 3 0 12 23 81.00 12.000																			
64 Nick Goody, R (7,1) ERA: 4.91	0.2 2 0 0 0 0 1 0 0 0 0 0 0 4 10 0.00 1.500																			
57 Chad Green, R (8,1) ERA: 5.09	1.0 5 1 0 0 1 1 0 0 0 0 1 0 14 25 0.00 2.000																			
45 Brooks Kriese, R (9,1) ERA: 3.6	1.0 6 2 1 1 2 1 0 0 0 0 0 0 12 21 9.00 3.000																			

Baltimore Orioles @ New York Yankees  
George M. Steinbrenner Field, Tampa, FL  
Fri Mar 26 2021, 6:39 PM - 9:43 PM EDT  
Att. 2,505 - Clear - 82 F

AB 36  
R 4  
H 8  
RBI 2  
BB 4  
SO 10  
LOB 25



Baltimore Orioles @ New York Yankees  
George M. Steinbrenner Field, Tampa, FL  
Fri Mar 26 2021, 6:39 PM - 9:43 PM EDT  
Att. 2,505 - Clear - 82 F

AB 31  
R 1  
H 3  
RBI 1  
BB 5  
SO 10  
LOB 13





Batter	1	2	3	4	5	6	7	8	9	AB	R	H	RBI	BB	SO	LOB	TOP					
11 Pat Valaika, R OBP: 0.271, SLG: 0.395 95 Jordan Westburg, R5, FR OBP: 0.222, SLG: 0.222										2	0	0	0	1	1	0	<p><b>Baltimore Orioles @ Atlanta Braves</b> CoolToday Park, North Port, FL Sat Mar 27 2021, 6:07 PM - 9:24 PM EDT Att: 2,126 - Partly Cloudy - 82 F</p>					
29 Ramón Urias, R OBP: 0.281, SLG: 0.286 83 Terrin Vavra, L OBP: 0.200, SLG: 0.200										4	0	1	1	0	2	1						
28 Pedro Severino, R OBP: 0.238, SLG: 0.342 61 Austin Wynns, R OBP: 0.276, SLG: 0.294										2	0	1	0	1	0	0						
14 Rio Ruiz, L OBP: 0.275, SLG: 0.342 93 Gumar Henderson, L OBP: 0.556, SLG: 0.333 77 Brett Cumberland, S OBP: 0.375, SLG: 0.289										3	0	0	0	0	1	1						
96 Adley Rutschman, S OBP: 0.333, SLG: 0.417										5	1	1	1	0	2	1						
Yusniel Díaz, R OBP: 0.381, SLG: 0.452										3	1	1	0	1	0	0						
Tyler Nevin, R OBP: 0.351, SLG: 0.375										4	1	2	3	0	0	1						
12 Stevie Wilkerson, S OBP: 0.229, SLG: 0.182										3	0	0	0	1	1	0						
Ryan McKenna, R OBP: 0.412, SLG: 0.308										3	1	2	0	1	1	0						
<b>Inning Stats</b>	R: 0 E: 0 K: 3 S: 9	H: 0 LOB: 1 BB: 1 P: 14	R: 0 E: 0 K: 1 S: 6	H: 2 LOB: 2 BB: 1 P: 10	R: 0 E: 0 K: 1 S: 5	H: 0 LOB: 0 BB: 0 P: 5	R: 0 E: 0 K: 0 S: 3	H: 0 LOB: 0 BB: 0 P: 3	R: 1 E: 0 K: 1 S: 6	H: 2 LOB: 2 BB: 2 P: 14	R: 0 E: 0 K: 1 S: 6	H: 1 LOB: 1 BB: 0 P: 6	R: 0 E: 0 K: 1 S: 6	H: 1 LOB: 1 BB: 0 P: 6	R: 4 E: 0 K: 1 S: 10	H: 4 LOB: 1 BB: 1 P: 18		R: 0 E: 0 K: 0 S: 5	H: 2 LOB: 1 BB: 0 P: 5	1B: 10 2B: 1 3B: 0 HR: 1	SF: 0 SAC: 0 DP: 1 HBP: 0	WP: 3 PB: 0 SB: 0 CS: 0
<b>PITCHER</b>	IP WLS BF H R ER SO BB IBB HBP BLK WP HR S P ERA WHIP	3.0 W 12 2 0 0 5 2 0 0 0 1 0 20 29 0.00 1.333	1.0 H 3 0 0 0 0 0 0 0 0 0 0 3 3 0.00 0.000	1.0 H 5 1 1 1 1 2 0 0 0 0 0 5 13 13.50 4.500	0.1 H 1 1 0 0 0 0 0 0 0 0 0 1 1 0.00 3.000	1.0 H 4 1 0 0 1 0 0 0 0 0 0 6 6 0.00 1.000	1.0 W 4 1 0 0 1 0 0 0 0 0 0 20 29 0.00 1.333	0.1 H 5 3 4 4 0 1 2 1 5 13 108.00 12.000	1.2 S 7 3 0 0 1 0 0 0 0 0 0 10 10 0.00 1.800	ERA WHIP	0.00 1.000	0.1 H 5 3 4 4 0 1 2 1 5 13 108.00 12.000	1.2 S 7 3 0 0 1 0 0 0 0 0 10 10 0.00 1.800	0.00 1.000	0.00 1.000							

Batter	1	2	3	4	5	6	7	8	9	AB	R	H	RBI	BB	SO	LOB	BOTTOM					
13 Ronald Acuña Jr., R OBP: 0.250, SLG: 0.575 11 Ender Inciarte, L OBP: 0.353, SLG: 0.241										3	1	1	1	0	1	1	<p><b>Baltimore Orioles @ Atlanta Braves</b> CoolToday Park, North Port, FL Sat Mar 27 2021, 6:07 PM - 9:24 PM EDT Att: 2,126 - Partly Cloudy - 82 F</p>					
Ozzie Albies, S OBP: 0.350, SLG: 0.412 53 Sean Kazmar Jr., R OBP: 0.600, SLG: 1.000										2	1	0	0	1	0	0						
5 Freddie Freeman, L OBP: 0.316, SLG: 0.194 48 Pablo Sandoval, S OBP: 0.465, SLG: 0.514										2	1	1	0	1	1	0						
20 Marcell Ozuna, R OBP: 0.372, SLG: 0.590 45 Travis Demeritte, R OBP: 0.353, SLG: 0.167										3	1	1	2	0	0	1						
16 Travis d'Arnaud, R OBP: 0.375, SLG: 0.370 60 William Contreras, R OBP: 0.470, SLG: 0.611										2	1	0	0	0	1	1						
7 Dansby Swanson, R OBP: 0.436, SLG: 0.559 23 Ehire Adrianza, S OBP: 0.524, SLG: 0.743										3	1	2	0	0	0	1						
27 Austin Riley, R OBP: 0.279, SLG: 0.441 77 Luke Jackson, R OBP: 0.353, SLG: 0.533 80 Connor Johnstone, R OBP: 0.250, SLG: 0.118										3	1	1	3	0	0	2						
25 Cristian Pache, R OBP: 0.250, SLG: 0.257 33 A.J. Minter, L OBP: 0.250, SLG: 0.118										0	0	0	0	0	0	0						
54 Max Fried, L OBP: 0.271, SLG: 0.395 32 Josh Tomlin, R OBP: 0.222, SLG: 0.222 12 Alex Jackson, R OBP: 0.276, SLG: 0.294 51 Will Smith, R OBP: 0.381, SLG: 0.452 78 Thomas Burrows, L OBP: 0.412, SLG: 0.308 17 Luke Jackson, R OBP: 0.412, SLG: 0.308										1	0	0	0	0	1	0						
<b>Inning Stats</b>	R: 1 E: 0 K: 1 S: 7	H: 1 LOB: 0 BB: 0 P: 7	R: 0 E: 0 K: 1 S: 6	H: 1 LOB: 0 BB: 0 P: 6	R: 0 E: 0 K: 1 S: 5	H: 0 LOB: 0 BB: 0 P: 5	R: 4 E: 0 K: 1 S: 8	H: 3 LOB: 1 BB: 2 P: 16	R: 2 E: 0 K: 0 S: 5	H: 2 LOB: 1 BB: 1 P: 9	R: 0 E: 0 K: 0 S: 3	H: 0 LOB: 0 BB: 0 P: 3	R: 1 E: 0 K: 1 S: 8	H: 3 LOB: 2 BB: 0 P: 9	R: 0 E: 0 K: 2 S: 7	H: 0 LOB: 2 BB: 1 P: 12		R: 0 E: 0 K: 0 S: 5	H: 2 LOB: 1 BB: 0 P: 5	1B: 5 2B: 4 3B: 0 HR: 1	SF: 1 SAC: 0 DP: 0 HBP: 1	WP: 1 PB: 0 SB: 1 CS: 0
<b>PITCHER</b>	IP WLS BF H R ER SO BB IBB HBP BLK WP HR S P ERA WHIP	3.2 L 17 4 5 5 3 2 0 0 0 0 0 8 12 18.00 4.000	1.0 H 7 3 2 2 1 1 0 0 0 0 0 4 4 0.00 0.000	1.1 H 4 0 0 0 0 0 0 0 0 0 0 8 9 9.00 3.000	1.0 H 5 0 0 0 2 1 0 1 0 0 0 7 12 0.00 1.000	1.0 W 4 1 0 0 1 0 0 0 0 0 0 20 29 0.00 1.333	0.1 H 5 3 4 4 0 1 2 1 5 13 108.00 12.000	1.2 S 7 3 0 0 1 0 0 0 0 0 0 10 10 0.00 1.800	0.00 1.000	0.00 1.000												

AB	36
R	5
H	12
RBI	5
BB	5
SO	9
LOB	6



AB	33
R	8
H	10
RBI	8
BB	4
SO	7
LOB	15





Batter	1	2	3	4	5	6	7	8	9	AB	R	H	RBI	BB	SO	LOB	TOP				
26 Adam Frazier, L (1,4) OBP: 0.575, SLG: 0.974 81 Nick Gonzales, R (8,4) OBP: 0.286, SLG: 0.538										4	1	2	1	0	0	0	<b>Pittsburgh Pirates @ Baltimore Orioles</b> Ed Smith Stadium, Sarasota, FL Sun Mar 28 2021, 1:09 PM - 4:04 PM EDT Att: 1,768 - Sunny - 82 F				
18 Brian Goodwin, L (1,7) OBP: 0.317, SLG: 0.371										3	0	1	0	1	1						
58 Jacob Stallings, R (1,2) OBP: 0.289, SLG: 0.281 82 Llover Pequero, R (8,6) OBP: 0.364, SLG: 0.400										3	0	0	0	1	0	2					
49 Dustin Fowler, L (1,8) OBP: 0.306, SLG: 0.226										3	0	0	0	1	2	3					
69 Troy Stokes Jr., R (1,9) OBP: 0.235, SLG: 0.424										4	0	1	1	0	0	2					
15 Wilmer Difo, S (1,5) OBP: 0.356, SLG: 0.325										4	0	1	0	0	1	2					
35 Will Craig, R (1,3) OBP: 0.333, SLG: 0.345										4	0	0	0	0	2	1					
Oniel Cruz, L (1,6) OBP: 0.200, SLG: 0.148 93 Tony Walters, L (8,2) OBP: 0.286, SLG: 0.194										2	1	1	0	1	0	0					
23 Mitch Keller, R 68 Jason Doney, R 71 Braeden Ogle, L 49 Michael Feliz, R 54 Sam Howard, L 82 Cesar Smith-Hughes, L 87 Luis Oviedo, R 84 Quinn Priester, R 79 Blake Weiman, L Nick Mears, R										8	0	0	0	0	0	1					
<b>Inning Stats</b>	R: 1 E: 0 K: 2 S: 9	H: 2 LOB: 2 BB: 1 P: 14	R: 1 E: 0 K: 0 S: 3	H: 1 LOB: 0 BB: 1 P: 7	R: 0 E: 0 K: 0 S: 4	H: 1 LOB: 1 BB: 0 P: 4	R: 0 E: 0 K: 0 S: 4	H: 0 LOB: 0 BB: 0 P: 5	R: 0 E: 0 K: 2 S: 8	H: 1 LOB: 1 BB: 0 P: 8	R: 0 E: 0 K: 0 S: 3	H: 0 LOB: 0 BB: 0 P: 3	R: 0 E: 0 K: 0 S: 2	H: 0 LOB: 1 BB: 2 P: 10	R: 0 E: 0 K: 1 S: 5	H: 0 LOB: 0 BB: 0 P: 5		1B: 4 2B: 2 3B: 0 HR: 0	SF: 0 SAC: 1 DP: 1 HBP: 0	WP: 0 PB: 0 SB: 0 CS: 1	PA: 36
<b>PITCHER</b>	IP WLS BF H R ER SO BB IBB HBP BLK WP HR S P ERA WHIP	5.0 L 21 5 2 2 3 2 0 0 0 0 0 0 25 34 3.60 1.400	6.1 2.0 7 1 0 0 2 0 0 0 0 0 0 11 11 0.00 0.500	8.1 1.0 4 0 0 0 0 2 0 0 0 0 0 0 2 10 0.00 2.000	9.1 1.0 3 0 0 0 1 0 0 0 0 0 0 0 5 5 0.00 0.000																

AB	30
R	2
H	6
RBI	2
BB	4
SO	6
LOB	12



Batter	1	2	3	4	5	6	7	8	9	AB	R	H	RBI	BB	SO	LOB	BOTTOM					
21 Austin Hays, R (1,8) OBP: 0.444, SLG: 0.694 Ryan McKenna, R (7, FR) OBP: 0.400, SLG: 0.296										2	0	0	0	1	0	3	<b>Pittsburgh Pirates @ Baltimore Orioles</b> Ed Smith Stadium, Sarasota, FL Sun Mar 28 2021, 1:09 PM - 4:04 PM EDT Att: 1,768 - Sunny - 82 F					
16 Trey Mancini, R (1,3) OBP: 0.371, SLG: 0.440 80 Seth Mejias-Brean, R (8,3)										4	0	1	0	0	0	2						
6 Ryan Mountcastle, R (1,7) OBP: 0.283, SLG: 0.592 26 Chris Shaw, L (8,7) OBP: 0.350, SLG: 0.133										3	0	0	0	0	2	2						
3 Maikel Franco, R (1,5) OBP: 0.222, SLG: 0.412										3	0	0	0	1	1	2						
14 Rio Ruiz, L (1,4) OBP: 0.256, SLG: 0.317 12 Stevie Wilkerson, S (8,4) OBP: 0.250, SLG: 0.152										3	0	0	0	0	2	3						
2 Freddy Galvis, S (1,6) OBP: 0.286, SLG: 0.359										3	0	0	0	1	0	2						
15 Chance Sisco, L (1,2) OBP: 0.278, SLG: 0.103 72 Nick Ciuffo, L (8,2) OBP: 0.364, SLG: 0.400										2	1	0	0	1	1	1						
Yusniel Diaz, R (1,9) OBP: 0.350, SLG: 0.457										4	0	1	0	0	2	4						
61 Austin Wynns, R (1,10) OBP: 0.273, SLG: 0.263										2	0	0	1	1	1	0						
<b>Inning Stats</b>	R: 0 E: 0 K: 1 S: 5	H: 0 LOB: 2 BB: 2 P: 13	R: 0 E: 0 K: 0 S: 4	H: 0 LOB: 2 BB: 2 P: 12	R: 0 E: 0 K: 1 S: 6	H: 1 LOB: 1 BB: 0 P: 6	R: 0 E: 0 K: 0 S: 4	H: 1 LOB: 1 BB: 1 P: 8	R: 0 E: 0 K: 2 S: 7	H: 0 LOB: 0 BB: 0 P: 7	R: 0 E: 0 K: 1 S: 5	H: 0 LOB: 1 BB: 0 P: 6	R: 0 E: 0 K: 1 S: 5	H: 0 LOB: 3 BB: 3 P: 17	R: 0 E: 0 K: 2 S: 7	H: 0 LOB: 0 BB: 0 P: 7		1B: 1 2B: 1 3B: 0 HR: 0	SF: 1 SAC: 0 DP: 0 HBP: 1	WP: 0 PB: 0 SB: 1 CS: 0	PA: 38	
<b>PITCHER</b>	IP WLS BF H R ER SO BB IBB HBP BLK WP HR S P ERA WHIP	3.0 W 14 1 0 0 2 4 0 0 0 0 0 0 4 8 9.00 2.000	4.1 1.0 H 5 1 1 1 0 1 0 0 0 0 0 0 4 8 9.00 2.000	5.1 1.0 H 3 0 0 0 2 0 0 0 0 0 0 0 7 7 0.00 0.000	6.1 1.0 H 3 0 0 0 2 0 0 0 0 0 0 0 7 7 0.00 0.000	7.1 1.0 H 4 0 0 0 1 0 0 0 1 0 0 0 5 6 0.00 0.000																

AB	28
R	1
H	2
RBI	1
BB	8
SO	10
LOB	19





Batter	1	2	3	4	5	6	7	8	9	AB	R	H	RBI	BB	SO	LOB	TOP	
25 Yoshi Tsutsugo, L (1, 10) 79 René Pinto, R (5, PH) OBP: 0.341, SLG: 0.333 (5, 10)										2	1	1	1	0	1	0	<b>Tampa Bay Rays @ Baltimore Orioles</b> Ed Smith Stadium, Sarasota, FL Mon Mar 29 2021, 1:08 PM - 3:13 PM EDT Att: 1,735 - Cloudy - 81 F	
56 Randy Arozarena, R (1, 9) 93 Moisés Gómez, R (5, PH) OBP: 0.283, SLG: 0.297 (5, 9)										2	0	0	0	0	0	0		
17 Austin Meadows, L (1, 7) 92 Garrett Whitley, R (5, PH) OBP: 0.311, SLG: 0.538 (5, 7)										2	0	0	0	0	1	0		
2 Yandy Díaz, R (1, 5) 90 Xavier Edwards, S (5, PH) OBP: 0.409, SLG: 0.571 (5, 5)										2	1	1	0	0	0	0		
28 Francisco Mejía, S (1, 2) 74 Brett Sullivan, L (5, PH) OBP: 0.303, SLG: 0.367 (5, 2)										2	0	1	1	0	1	0		
18 Joey Wendle, L (1, 4) 65 Esteban Quiroz, L (5, PH) OBP: 0.285, SLG: 0.485 (5, 4)										2	0	0	0	0	0	1		
1 Willy Adames, R (1, 6) 95 Tristan Gray, L (5, PH) OBP: 0.353, SLG: 0.677 (5, 6)										2	2	2	2	0	0	0		
39 Kevin Kiermaier, L (1, 8) 78 Miles Mastroianni, L (4, 8) OBP: 0.458, SLG: 0.696 (5, 8)										2	0	1	0	0	0	0		
43 Mike Brosseau, R (1, 3) 76 Dalton Kelly, L (5, PH) OBP: 0.349, SLG: 0.553 (5, 3)										2	0	0	0	0	0	1		
<b>Inning Stats</b>	R: 2 H: 3 E: 0 K: 1 S: 9	H: 3 LOB: 1 BB: 0 P: 9	R: 1 H: 1 E: 0 K: 1 S: 8	H: 1 LOB: 0 BB: 0 P: 9	R: 0 H: 0 E: 0 K: 0 S: 3	H: 0 LOB: 0 BB: 0 P: 3	R: 1 H: 2 E: 0 K: 1 S: 8	H: 1 LOB: 1 BB: 0 P: 8	R: 4 H: 5 E: 1 K: 2 S: 12	H: 5 LOB: 2 BB: 1 P: 16	R: 0 H: 0 E: 0 K: 1 S: 5	H: 0 LOB: 0 BB: 0 P: 5	R: 0 H: 1 E: 0 K: 1 S: 6	H: 1 LOB: 1 BB: 0 P: 6				
<b>PITCHER</b>	IP WLS BF H R ER SO BB IBB HBP BLK WP HR S P ERA WHIP	4.1 L 22 9 7 7 3 0 0 0 0 0 3 32 33 14.54 2.077	1.2 8 2 1 1 3 1 0 0 0 0 0 0 13 17 5.40 1.800	1.0 4 1 0 0 1 0 0 0 0 0 0 0 6 6 0.00 1.000														

AB	33
R	8
H	12
RBI	8
BB	1
SO	7
LOB	6



Batter	1	2	3	4	5	6	7	8	9	AB	R	H	RBI	BB	SO	LOB	BOTTOM	
21 Austin Hays, R (1, 9) Ryan McKenna, R (5, PH) OBP: 0.446, SLG: 0.745 (6, 8)										2	1	1	1	0	1	0	<b>Tampa Bay Rays @ Baltimore Orioles</b> Ed Smith Stadium, Sarasota, FL Mon Mar 29 2021, 1:08 PM - 3:13 PM EDT Att: 1,735 - Cloudy - 81 F	
16 Trev Mancini, R (1, 3) 11 Pat Valaika, R (3, PR) OBP: 0.352, SLG: 0.451 (4, 4)										1	1	1	0	1	0	0		
6 Ryan Mountcastle, R (1, 7) 12 Stevie Wilkerson, S (7, 5) OBP: 0.246, SLG: 0.569 (7, 5)										2	0	0	0	0	0	2		
3 Maikel Franco, R (4, 3) OBP: 0.238, SLG: 0.368 (7, 10)										2	0	0	0	1	0	1		
28 Pedro Severino, R (1, 2) 15 Chance Sisco, L (5, 2) OBP: 0.250, SLG: 0.350 (7, 3)										2	0	1	1	0	0	0		
2 Freddy Galvis, S (1, 6) 29 Ramón Urias, R (4, PR) OBP: 0.295, SLG: 0.366 (5, 6)										2	0	1	0	0	0	2		
14 Rio Ruiz, L (1, 4) Tyler Nevin, R (7, 7) OBP: 0.267, SLG: 0.395 (4, 5)										2	1	1	0	1	1	1		
96 Adley Rutschman, S (1, 10) OBP: 0.333, SLG: 0.385 (7, 2)										2	0	0	0	1	0	1		
31 Cedric Mullins, L (1, 8) Yusniel Díaz, R (5, PR) OBP: 0.309, SLG: 0.440 (6, 9)										1	0	0	0	0	1	0		
<b>Inning Stats</b>	R: 2 H: 3 E: 0 K: 0 S: 6	H: 3 LOB: 1 BB: 1 P: 12	R: 1 H: 1 E: 0 K: 2 S: 8	H: 1 LOB: 0 BB: 0 P: 8	R: 0 H: 0 E: 0 K: 0 S: 2	H: 0 LOB: 1 BB: 1 P: 6	R: 0 H: 1 E: 0 K: 1 S: 6	H: 1 LOB: 1 BB: 0 P: 6	R: 0 H: 0 E: 0 K: 1 S: 4	H: 0 LOB: 1 BB: 1 P: 5	R: 0 H: 0 E: 0 K: 1 S: 5	H: 0 LOB: 0 BB: 0 P: 5	R: 0 H: 0 E: 0 K: 1 S: 5	H: 0 LOB: 1 BB: 1 P: 9				
<b>PITCHER</b>	IP WLS BF H R ER SO BB IBB HBP BLK WP HR S P ERA WHIP	5.0 W 20 5 3 3 4 0 0 0 0 0 2 26 37 5.40 1.400	1.0 3 0 0 0 1 0 0 0 0 0 0 5 5 0.00 0.000	1.0 4 0 0 0 1 1 0 0 0 0 0 5 9 0.00 1.000														

AB	23
R	3
H	5
RBI	3
BB	3
SO	6
LOB	10





Batter	1	2	3	4	5	6	7	8	9	AB	R	H	RBI	BB	SO	LOB	TOP			
31 Cedric Mullins, L (1, 8) OBP: 0.500, SLG: 0.500										4	1	2	0	0	1	2	<p><b>Baltimore Orioles @ Boston Red Sox</b> Fenway Park, Boston, MA Fri Apr 02 2021, 2:13 PM - 5:23 PM EDT Att: 4,452 - Cloudy - 37 F</p> <p>livebaseballscorecards.com</p> <p>AB 34 R 3 H 9 RBI 3 BB 2 SO 7 LOB 16</p>			
16 Trey Mancini, R (1, 3) OBP: 0.500, SLG: 0.333										3	1	1	0	1	0	2				
25 Anthony Santander, S (1, 9) OBP: 0.250, SLG: 0.250										4	0	1	1	0	0	2				
6 Ryan Mountcastle, R (1, 10) OBP: 0.250, SLG: 0.500										4	0	1	2	0	1	1				
14 Rio Ruiz, L (1, 4) (9, 5)										3	0	0	0	1	1	3				
21 Austin Hays, R (1, 7)										4	0	0	0	0	3	3				
3 Maikel Franco, R (1, 5) 29 Ramón Uriás, R (9, 4)										4	0	1	0	0	0	0				
2 Freddy Galvis, S (1, 6) OBP: 0.250, SLG: 0.500										4	0	1	0	0	0	2				
28 Pedro Severino, R (1, 2) OBP: 0.500, SLG: 0.500										4	1	2	0	0	1	1				
<b>Inning Stats</b>	R: 0 K: 0 S: 7	H: 1 LOB: 0 BB: 11	R: 0 K: 1 S: 15	H: 1 LOB: 2 BB: 28	R: 0 K: 1 S: 12	H: 0 LOB: 0 BB: 19	R: 0 K: 1 S: 9	H: 0 LOB: 0 BB: 12	R: 2 K: 2 S: 15	H: 2 LOB: 2 P: 30	R: 0 K: 1 S: 7	H: 0 LOB: 0 BB: 9	R: 1 K: 0 S: 15	H: 3 LOB: 1 BB: 23	R: 0 K: 1 S: 13	H: 1 LOB: 1 BB: 21		1B: 7 2B: 2 3B: 0 HR: 0	SF: 0 SAC: 0 DP: 2 HBP: 0	WP: 0 PB: 0 CS: 0
<b>PITCHER</b>	IP WLS BF H R ER SO BB IBB HBP BLK WP HR S P ERA WHIP																			
17 Nathan Eovaldi, R (1, 1) ERA: 1.69	5.1 L 19 4 1 1 4 1 0 0 0 0 0 54 89 1.69 0.938																			
35 Matt Andriese, R (8, 1) ERA: 27.3	1.2 8 1 1 0 2 1 0 0 0 0 0 17 31 0.00 1.200																			
38 Josh Taylor, L (8, 1) ERA: 27.3	0.1 3 3 1 1 0 0 0 0 0 0 0 11 17 27.00 9.000																			
31 Austin Brice, R (8, 1) ERA:	0.2 2 0 0 0 0 0 0 0 0 0 0 4 6 0.00 0.000																			
19 Hirokazu Sawamura, R (9, 1) ERA:	1.0 4 1 0 0 1 0 0 0 0 0 0 13 21 0.00 1.000																			

Batter	1	2	3	4	5	6	7	8	9	AB	R	H	RBI	BB	SO	LOB	BOTTOM			
5 Enrique Hernández, R (1, 4) OBP: 0.250, SLG: 0.250										4	0	1	0	0	1	0	<p><b>Baltimore Orioles @ Boston Red Sox</b> Fenway Park, Boston, MA Fri Apr 02 2021, 2:13 PM - 5:23 PM EDT Att: 4,452 - Cloudy - 37 F</p> <p>livebaseballscorecards.com</p> <p>AB 29 R 0 H 2 RBI 0 BB 2 SO 8 LOB 10</p>			
99 Alex Verdugo, L (1, 8)										4	0	0	0	0	1	1				
28 J.D. Martinez, R (1, 10) OBP: 0.250, SLG: 0.500										4	0	1	0	0	1	1				
2 Xander Bogaerts, R (1, 6)										4	0	0	0	0	1	1				
11 Rafael Devers, L (1, 5)										2	0	0	0	1	0	1				
10 Hunter Renfroe, R (1, 9)										3	0	0	0	0	3	2				
12 Marwin Gonzalez, S (1, 7)										3	0	0	0	0	2	2				
7 Christian Vázquez, R (1, 2)										2	0	0	0	1	0	0				
29 Bobby Dalbec, R (1, 3)										3	0	0	0	0	2	2				
<b>Inning Stats</b>	R: 0 K: 0 S: 9	H: 1 LOB: 0 BB: 13	R: 0 K: 1 S: 13	H: 0 LOB: 1 BB: 18	R: 0 K: 1 S: 7	H: 0 LOB: 0 BB: 12	R: 0 K: 1 S: 8	H: 0 LOB: 0 BB: 14	R: 0 K: 1 S: 6	H: 0 LOB: 0 BB: 9	R: 0 K: 0 S: 8	H: 0 LOB: 0 BB: 11	R: 0 K: 2 S: 14	H: 0 LOB: 2 BB: 25	R: 0 K: 1 S: 10	H: 1 LOB: 1 BB: 14		1B: 1 2B: 1 3B: 0 HR: 0	SF: 0 SAC: 0 DP: 0 HBP: 0	WP: 0 PB: 1 CS: 0
<b>PITCHER</b>	IP WLS BF H R ER SO BB IBB HBP BLK WP HR S P ERA WHIP																			
47 John Means, L (1, 1) ERA:	7.0 W 22 7 0 0 0 2 2 0 0 0 0 65 97 0.00 0.143																			
66 Tanner Scott, L (8, 1) ERA:	1.0 H 5 0 0 0 2 2 0 0 0 0 0 14 25 0.00 2.000																			
62 César Valdez, R (9, 1) ERA:	1.0 S 4 1 0 0 1 0 0 0 0 0 0 10 14 0.00 1.000																			



Batter	1	2	3	4	5	6	7	8	9	AB	R	H	RBI	BB	SO	LOB	TOP								
31 Cedric Mullins, L OBP: 0.500, SLG: 0.500										4	0	2	0	0	0	2	<b>Baltimore Orioles @ Boston Red Sox</b> Fenway Park, Boston, MA Sat Apr 03 2021, 1:11 PM - 4:02 PM EDT Att.: 4,571 - Sunny - 46 F								
16 Trey Mancini, R OBP: 0.250, SLG: 0.167										3	0	0	1	0	1	3									
25 Anthony Santander, S OBP: 0.250, SLG: 0.250										4	0	1	1	0	2	2									
6 Ryan Mountcastle, R OBP: 0.125, SLG: 0.250										4	0	0	0	0	1	2									
14 Rio Ruiz, L (1,4) (9,5)										3	1	0	0	1	1	0									
21 Austin Hays, R OBP: 0.125, SLG: 0.125										4	1	1	0	0	1	0									
3 Maikel Franco, R OBP: 0.250, SLG: 0.250 29 Ramón Uriás, R (9,4)										4	0	1	2	0	1	0									
2 Freddy Galvis, S OBP: 0.250, SLG: 0.375										4	1	1	0	0	2	1									
28 Pedro Severino, R OBP: 0.500, SLG: 0.625										4	1	2	0	0	2	1									
<b>Inning Stats</b>	R: 0 H: 1 E: 0 K: 1 S: 8	H: 1 LOB: 1 BB: 0 P: 12	R: 0 H: 0 E: 0 K: 3 S: 9	H: 0 LOB: 0 BB: 0 P: 14	R: 0 H: 1 E: 0 K: 2 S: 12	H: 1 LOB: 1 BB: 0 P: 20	R: 2 H: 2 E: 1 K: 1 S: 14	H: 2 LOB: 1 BB: 1 P: 23	R: 1 H: 2 E: 0 K: 1 S: 11	H: 2 LOB: 1 BB: 0 P: 16	R: 0 H: 0 E: 0 K: 0 S: 8	H: 0 LOB: 0 BB: 0 P: 14	R: 1 H: 2 E: 0 K: 2 S: 11	H: 1 LOB: 1 BB: 0 P: 15	R: 0 H: 0 E: 0 K: 0 S: 6	H: 0 LOB: 0 BB: 0 P: 10		R: 0 H: 0 E: 0 K: 1 S: 7	H: 0 LOB: 0 BB: 0 P: 12	1B: 7 2B: 1 3B: 0 HR: 0	SF: 1 SAC: 0 DP: 0 HBP: 0	WP: 2 PB: 1 SB: 0 CS: 0	PA: 36		
<b>PITCHER</b>	IP WLS BF H R ER SO BB IBB HBP BLK WP HR S P ERA WHIP	IP WLS BF H R ER SO BB IBB HBP BLK WP HR S P ERA WHIP	IP WLS BF H R ER SO BB IBB HBP BLK WP HR S P ERA WHIP	IP WLS BF H R ER SO BB IBB HBP BLK WP HR S P ERA WHIP	IP WLS BF H R ER SO BB IBB HBP BLK WP HR S P ERA WHIP	IP WLS BF H R ER SO BB IBB HBP BLK WP HR S P ERA WHIP	IP WLS BF H R ER SO BB IBB HBP BLK WP HR S P ERA WHIP	IP WLS BF H R ER SO BB IBB HBP BLK WP HR S P ERA WHIP	IP WLS BF H R ER SO BB IBB HBP BLK WP HR S P ERA WHIP	IP WLS BF H R ER SO BB IBB HBP BLK WP HR S P ERA WHIP	IP WLS BF H R ER SO BB IBB HBP BLK WP HR S P ERA WHIP	IP WLS BF H R ER SO BB IBB HBP BLK WP HR S P ERA WHIP	IP WLS BF H R ER SO BB IBB HBP BLK WP HR S P ERA WHIP	IP WLS BF H R ER SO BB IBB HBP BLK WP HR S P ERA WHIP	IP WLS BF H R ER SO BB IBB HBP BLK WP HR S P ERA WHIP	IP WLS BF H R ER SO BB IBB HBP BLK WP HR S P ERA WHIP	IP WLS BF H R ER SO BB IBB HBP BLK WP HR S P ERA WHIP	IP WLS BF H R ER SO BB IBB HBP BLK WP HR S P ERA WHIP	IP WLS BF H R ER SO BB IBB HBP BLK WP HR S P ERA WHIP	IP WLS BF H R ER SO BB IBB HBP BLK WP HR S P ERA WHIP	IP WLS BF H R ER SO BB IBB HBP BLK WP HR S P ERA WHIP	IP WLS BF H R ER SO BB IBB HBP BLK WP HR S P ERA WHIP	IP WLS BF H R ER SO BB IBB HBP BLK WP HR S P ERA WHIP	IP WLS BF H R ER SO BB IBB HBP BLK WP HR S P ERA WHIP	IP WLS BF H R ER SO BB IBB HBP BLK WP HR S P ERA WHIP

AB	34
R	4
H	8
RBI	4
BB	1
SO	11
LOB	11



Batter	1	2	3	4	5	6	7	8	9	AB	R	H	RBI	BB	SO	LOB	BOTTOM								
5 Enrique Hernández, R OBP: 0.125, SLG: 0.125										4	0	0	0	1	0	2	<b>Baltimore Orioles @ Boston Red Sox</b> Fenway Park, Boston, MA Sat Apr 03 2021, 1:11 PM - 4:02 PM EDT Att.: 4,571 - Sunny - 46 F								
99 Alex Verdugo, L (1,9)										4	0	0	0	0	1	2									
28 J.D. Martinez, R OBP: 0.500, SLG: 0.750										4	1	3	1	0	1	0									
2 Xander Bogaerts, R OBP: 0.125, SLG: 0.125										4	0	1	0	0	0	3									
11 Rafael Devers, L (1,5)										4	0	0	0	0	1	2									
12 Marwin Gonzalez, S OBP: 0.429, SLG: 0.400										2	0	2	1	0	0	0									
29 Bobby Dalbec, R (1,3)										3	0	0	0	1	2	3									
16 Franchy Cordero, L (1,7)										4	0	0	0	0	2	4									
25 Kevin Plawecki, R OBP: 0.333, SLG: 0.333 7 Christian Vázquez, R (9,PH)										3	1	1	0	0	1	0									
<b>Inning Stats</b>	R: 0 H: 1 E: 0 K: 0 S: 13	H: 1 LOB: 1 BB: 0 P: 20	R: 0 H: 1 E: 0 K: 2 S: 11	H: 1 LOB: 1 BB: 0 P: 17	R: 0 H: 0 E: 0 K: 1 S: 9	H: 0 LOB: 0 BB: 0 P: 16	R: 1 H: 2 E: 0 K: 1 S: 12	H: 2 LOB: 1 BB: 0 P: 18	R: 1 H: 2 E: 0 K: 0 S: 8	H: 2 LOB: 2 BB: 1 P: 17	R: 0 H: 1 E: 0 K: 1 S: 10	H: 1 LOB: 0 BB: 0 P: 14	R: 0 H: 0 E: 0 K: 1 S: 10	H: 0 LOB: 0 BB: 0 P: 17	R: 0 H: 0 E: 0 K: 1 S: 9	H: 0 LOB: 0 BB: 0 P: 11		R: 0 H: 0 E: 0 K: 1 S: 13	H: 0 LOB: 2 BB: 1 P: 22	1B: 6 2B: 1 3B: 0 HR: 0	SF: 1 SAC: 0 DP: 0 HBP: 1	WP: 0 PB: 0 SB: 1 CS: 0	PA: 37		
<b>PITCHER</b>	IP WLS BF H R ER SO BB IBB HBP BLK WP HR S P ERA WHIP	IP WLS BF H R ER SO BB IBB HBP BLK WP HR S P ERA WHIP	IP WLS BF H R ER SO BB IBB HBP BLK WP HR S P ERA WHIP	IP WLS BF H R ER SO BB IBB HBP BLK WP HR S P ERA WHIP	IP WLS BF H R ER SO BB IBB HBP BLK WP HR S P ERA WHIP	IP WLS BF H R ER SO BB IBB HBP BLK WP HR S P ERA WHIP	IP WLS BF H R ER SO BB IBB HBP BLK WP HR S P ERA WHIP	IP WLS BF H R ER SO BB IBB HBP BLK WP HR S P ERA WHIP	IP WLS BF H R ER SO BB IBB HBP BLK WP HR S P ERA WHIP	IP WLS BF H R ER SO BB IBB HBP BLK WP HR S P ERA WHIP	IP WLS BF H R ER SO BB IBB HBP BLK WP HR S P ERA WHIP	IP WLS BF H R ER SO BB IBB HBP BLK WP HR S P ERA WHIP	IP WLS BF H R ER SO BB IBB HBP BLK WP HR S P ERA WHIP	IP WLS BF H R ER SO BB IBB HBP BLK WP HR S P ERA WHIP	IP WLS BF H R ER SO BB IBB HBP BLK WP HR S P ERA WHIP	IP WLS BF H R ER SO BB IBB HBP BLK WP HR S P ERA WHIP	IP WLS BF H R ER SO BB IBB HBP BLK WP HR S P ERA WHIP	IP WLS BF H R ER SO BB IBB HBP BLK WP HR S P ERA WHIP	IP WLS BF H R ER SO BB IBB HBP BLK WP HR S P ERA WHIP	IP WLS BF H R ER SO BB IBB HBP BLK WP HR S P ERA WHIP	IP WLS BF H R ER SO BB IBB HBP BLK WP HR S P ERA WHIP	IP WLS BF H R ER SO BB IBB HBP BLK WP HR S P ERA WHIP	IP WLS BF H R ER SO BB IBB HBP BLK WP HR S P ERA WHIP	IP WLS BF H R ER SO BB IBB HBP BLK WP HR S P ERA WHIP	IP WLS BF H R ER SO BB IBB HBP BLK WP HR S P ERA WHIP









Batter	1	2	3	4	5	6	7	8	9	AB	R	H	RBI	BB	SO	LOB	TOP										
31 Cedric Mullins, L (1.8) OBP: 0.611, SLG: 0.765	F7		K					FC4-6		4	0	1	0	0	1	2											
16 Trey Mancini, R (1.10) OBP: 0.222, SLG: 0.250	P6			K2-3				K		4	0	0	0	0	3	2											
6 Ryan Mountcastle, R (1.7) OBP: 0.222, SLG: 0.186	F8			G1-3				K		4	0	0	0	0	2	1											
3 Maikel Franco, R (1.5) OBP: 0.278, SLG: 0.250		G5-3		P5				F8		4	0	0	0	0	1	1											
28 Pedro Severino, R (1.2) OBP: 0.500, SLG: 0.545		K						K		3	0	1	0	1	2	0											
11 Pat Valaika, R (1.3) OBP: 0.143, SLG: 0.143	G6-3							L9		4	0	0	0	0	1	2											
2 Freddy Galvis, S (1.6) OBP: 0.294, SLG: 0.267				F7				G4-3		3	0	1	0	0	0	1											
29 Ramón Urias, R (1.4) OBP: 0.333, SLG: 0.333			K					K		3	0	1	0	0	2	1											
65 Ryan McKenna, R (1.9) OBP: 0.143, SLG: 0.143			K					FC6-4		2	0	0	0	1	1	3											
<b>Inning Stats</b>	R: 0 E: 0 K: 0 S: 9	H: 0 LOB: 0 BB: 0 P: 12	R: 0 E: 0 K: 1 S: 8	H: 0 LOB: 0 BB: 0 P: 10	R: 0 E: 0 K: 3 S: 11	H: 1 LOB: 1 BB: 0 P: 15	R: 0 E: 0 K: 1 S: 7	H: 0 LOB: 0 BB: 0 P: 9	R: 0 E: 0 K: 2 S: 9	H: 2 LOB: 2 BB: 0 P: 12	R: 0 E: 0 K: 2 S: 11	H: 1 LOB: 1 BB: 0 P: 15	R: 0 E: 0 K: 1 S: 7	H: 0 LOB: 0 BB: 0 P: 8	R: 0 E: 0 K: 2 S: 11	H: 0 LOB: 1 BB: 1 P: 20	R: 0 E: 0 K: 3 S: 13	H: 0 LOB: 1 BB: 1 P: 19	1B: 4 2B: 0 3B: 0 HR: 0	SF: 0 SAC: 0 DP: 0 HBP: 0	WP: 0 PB: 0 SB: 1 CS: 0	PA: 33					
<b>PITCHER</b>	IP	WLS	BF	H	R	ER	SO	BB	IBB	HBP	BLK	WP	HR	S	P	ERA	WHIP										
47 Jordan Montgomery, L (1.1) ERA: 7.71	6.0	W	22	4	0	0	7	0	0	0	0	0	0	55	73	0.00	0.667										
85 Luis Cessa, R (7.1) ERA: 54.0	2.0		7	0	0	0	3	1	0	0	0	0	0	18	28	0.00	0.500										
54 Aroldis Chapman, L (9.1) ERA: 54.0	1.0		4	0	0	0	3	1	0	0	0	0	0	13	19	0.00	1.000										

Baltimore Orioles @ New York Yankees  
Yankee Stadium, Bronx, NY  
Mon Apr 05 2021, 6:40 PM - 9:37 PM EDT  
Att: 9,008 - Clear - 65 F

AB 31  
R 0  
H 4  
RBI 0  
BB 2  
SO 13  
LOB 13



Batter	1	2	3	4	5	6	7	8	9	AB	R	H	RBI	BB	SO	LOB	BOTTOM										
26 DJ LeMahieu, R (1.4) OBP: 0.474, SLG: 0.286	G4-3		K							3	1	1	1	2	1	0											
99 Aaron Judge, R (1.9) OBP: 0.333, SLG: 0.471										3	2	2	1	1	1	3											
39 Mike Tauchman, L (8.7)										1	0	0	0	0	1	2											
31 Aaron Hicks, S (1.8) OBP: 0.222, SLG: 0.067	F7									3	1	0	1	1	0	4											
27 Giancarlo Stanton, R (1.10) OBP: 0.214, SLG: 0.333	K									4	1	1	4	0	1	1											
25 Gleyber Torres, R (1.6) OBP: 0.333, SLG: 0.313		K2-3								4	0	1	0	0	2	0											
14 Tyler Wade, L (9.6)										0	0	0	0	0	0	0											
24 Gary Sánchez, R (1.2) OBP: 0.250, SLG: 0.600	K									4	0	0	0	0	3	1											
30 Jay Bruce, L (1.3) OBP: 0.375, SLG: 0.167	G4-3									2	1	0	0	2	1	0											
29 Gio Urshela, R (1.5) OBP: 0.200, SLG: 0.200										4	1	1	0	0	0	1											
77 Clint Frazier, R (1.7) OBP: 0.533, SLG: 0.583	L4									3	0	1	0	1	0	1											
<b>Inning Stats</b>	R: 0 E: 0 K: 1 S: 9	H: 1 LOB: 1 BB: 0 P: 15	R: 0 E: 0 K: 2 S: 8	H: 0 LOB: 0 BB: 0 P: 11	R: 0 E: 0 K: 1 S: 6	H: 0 LOB: 0 BB: 0 P: 12	R: 1 E: 0 K: 1 S: 11	H: 2 LOB: 1 BB: 0 P: 17	R: 5 E: 0 K: 1 S: 15	H: 1 LOB: 0 BB: 4 P: 32	R: 1 E: 0 K: 1 S: 13	H: 3 LOB: 3 BB: 1 P: 27	R: 0 E: 0 K: 1 S: 9	H: 0 LOB: 0 BB: 0 P: 14	R: 0 E: 0 K: 2 S: 12	H: 0 LOB: 2 BB: 2 P: 25	1B: 5 2B: 0 3B: 0 HR: 2	SF: 0 SAC: 0 DP: 0 HBP: 0	WP: 1 PB: 0 SB: 0 CS: 0	PA: 38							
<b>PITCHER</b>	IP	WLS	BF	H	R	ER	SO	BB	IBB	HBP	BLK	WP	HR	S	P	ERA	WHIP										
48 Jorge López, R (1.1) ERA: 7.71	4.2	L	20	3	4	4	5	3	0	0	0	0	0	41	75	7.71	1.286										
43 Shawn Armstrong, R (5.1) ERA: 54.0	0.1		3	1	2	2	1	1	0	0	0	0	1	8	12	54.00	6.000										
51 Paul Fry, L (6.1) ERA: 27.0	0.1		5	3	1	1	0	1	0	0	0	0	0	8	18	27.00	12.000										
67 Mac Scerolar, R (6.1) ERA: 54.0	2.2		10	0	0	0	4	2	0	0	0	1	0	26	48	0.00	0.750										

Baltimore Orioles @ New York Yankees  
Yankee Stadium, Bronx, NY  
Mon Apr 05 2021, 6:40 PM - 9:37 PM EDT  
Att: 9,008 - Clear - 65 F

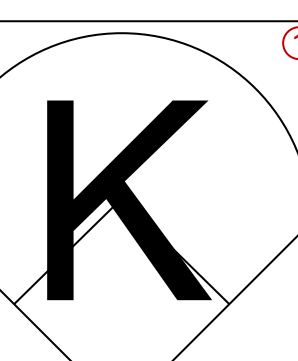
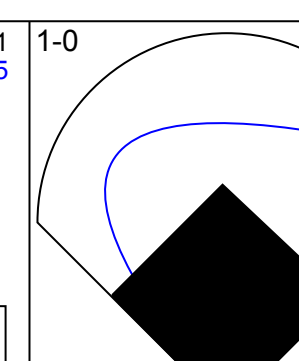
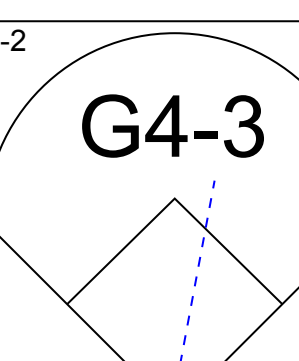
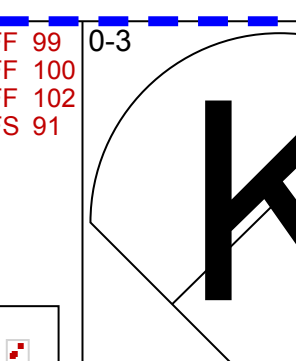
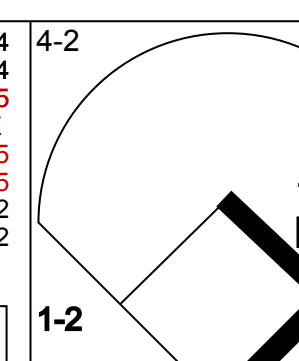
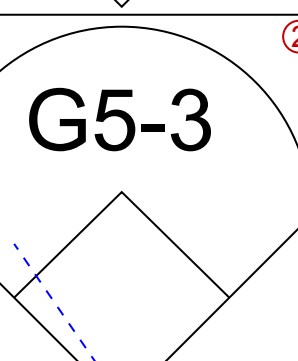
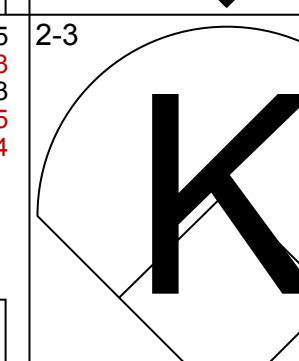
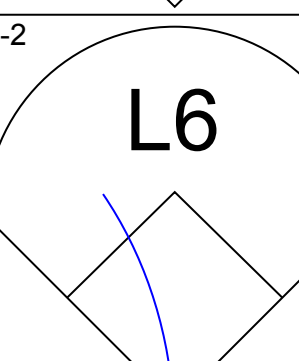
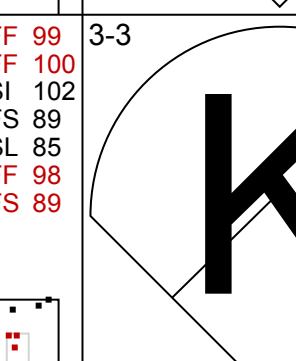
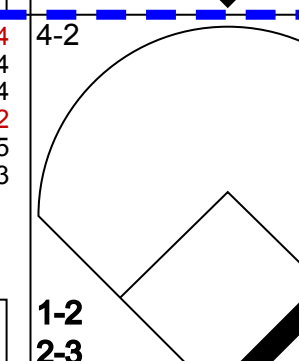
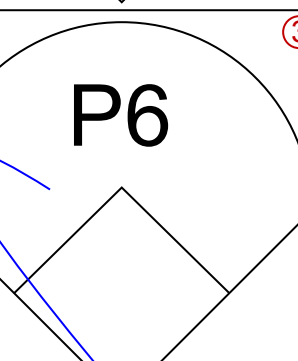
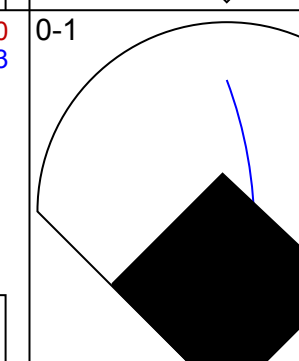
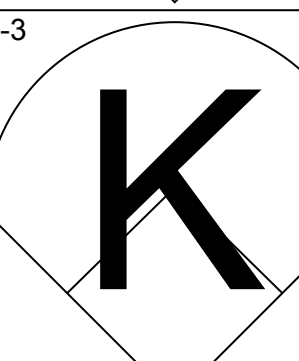
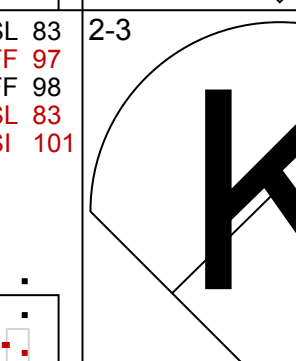
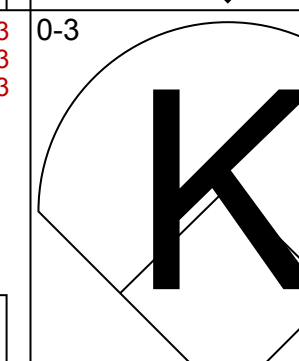
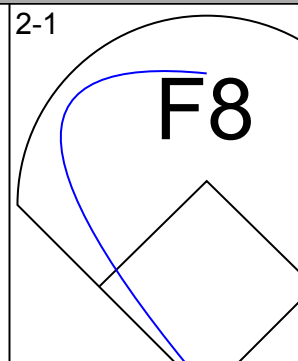
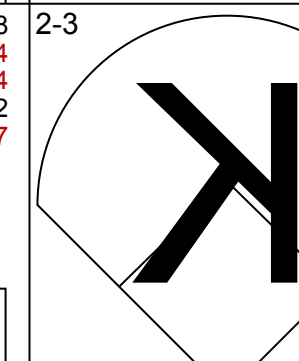
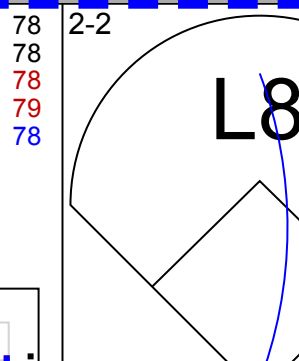
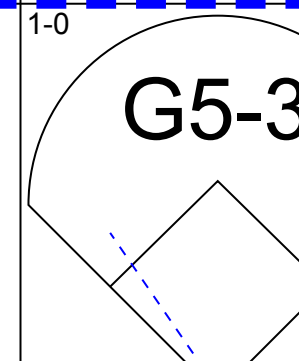
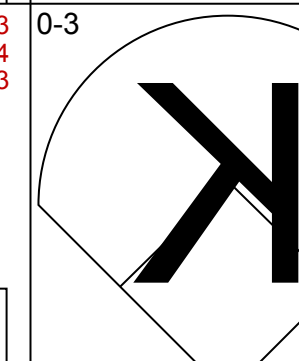
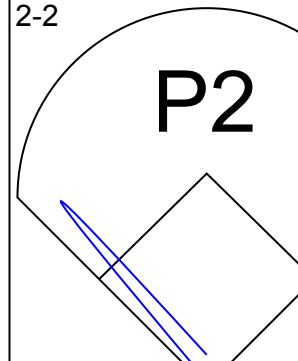
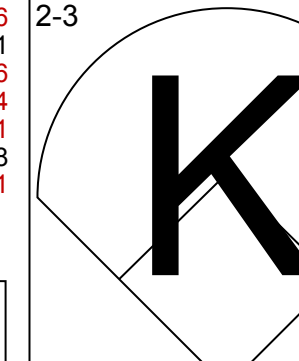
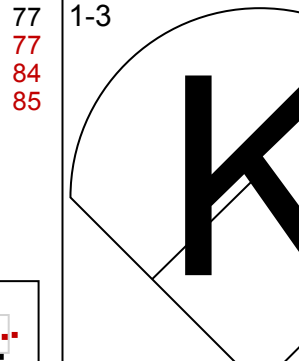
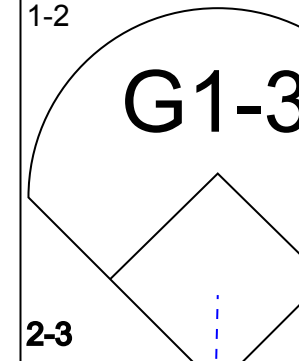
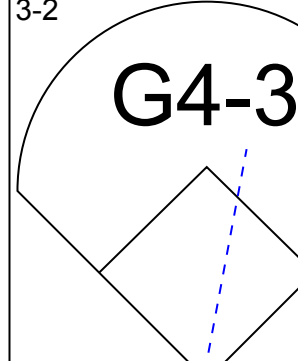

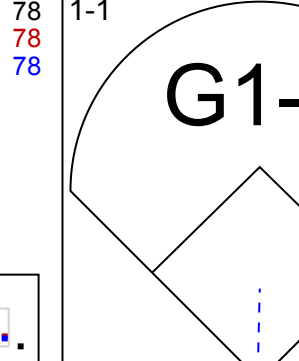
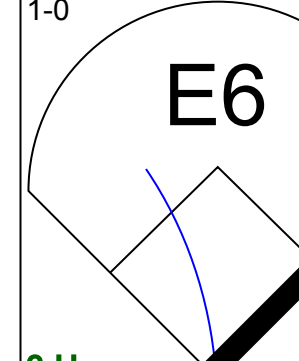
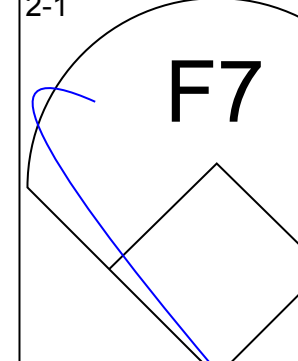
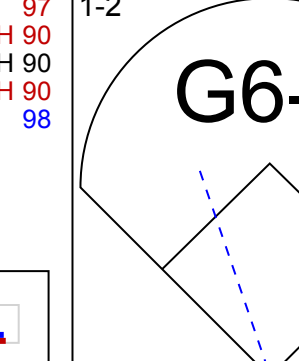
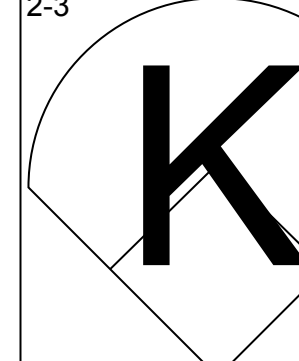
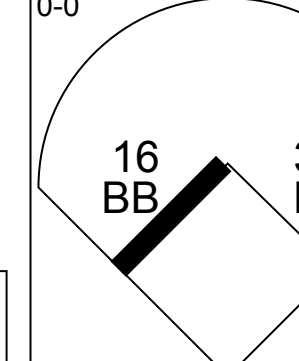
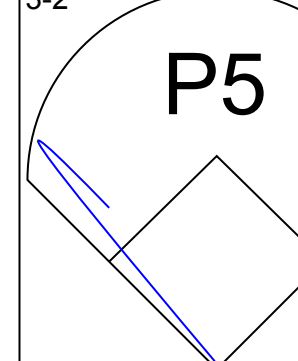
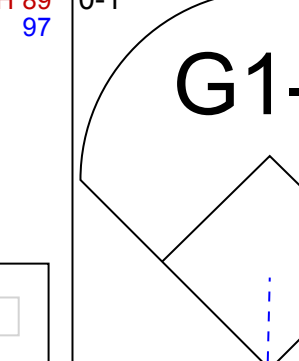
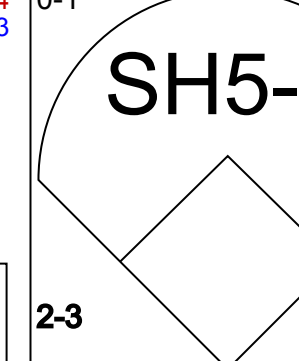
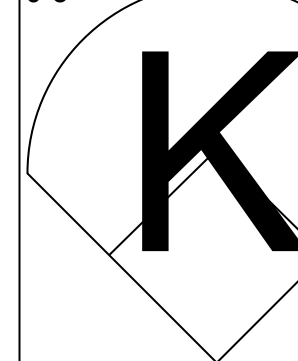
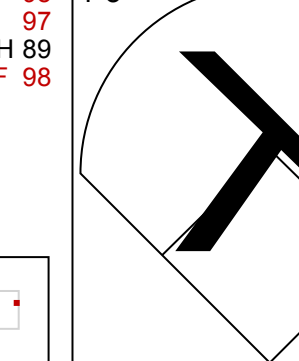

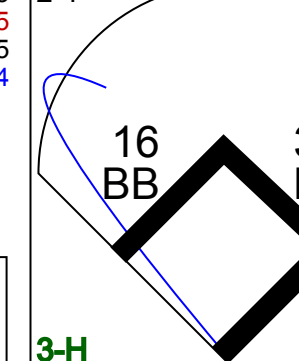
AB 31  
R 7  
H 7  
RBI 7  
BB 7  
SO 10  
LOB 13

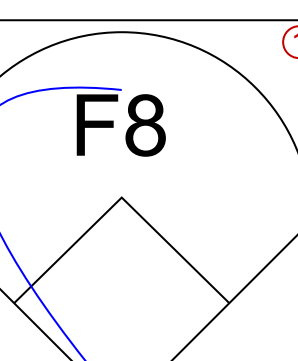
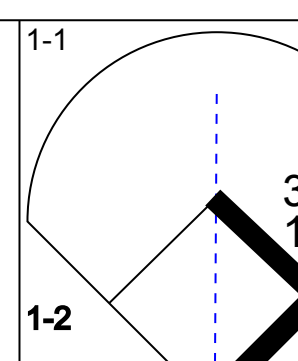
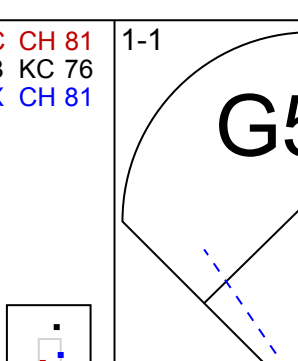
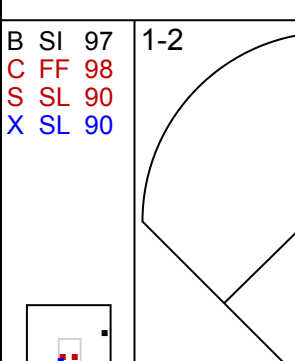
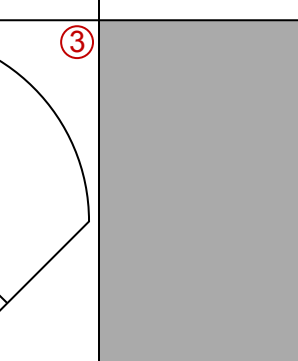
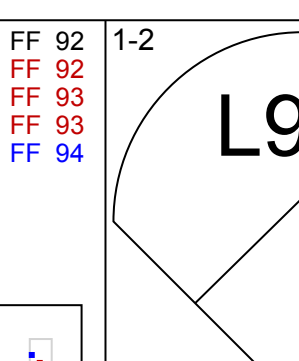
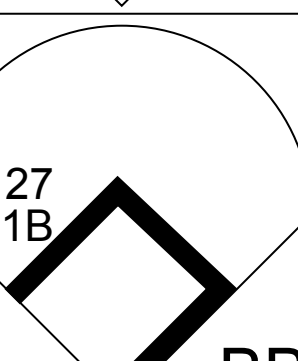
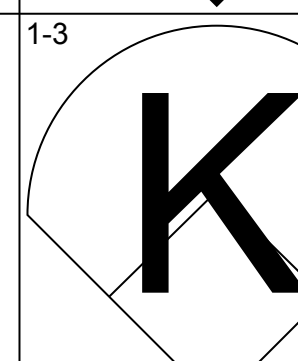
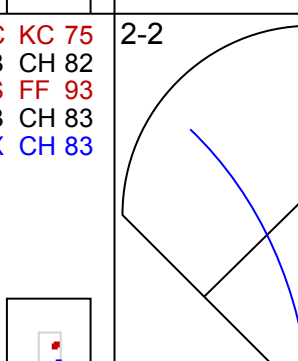
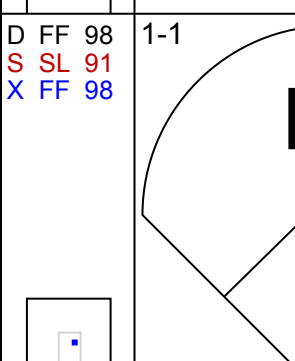
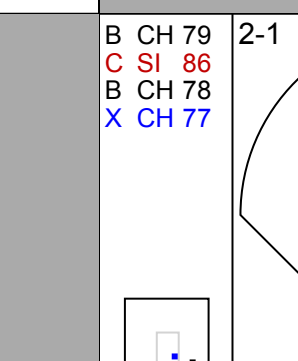
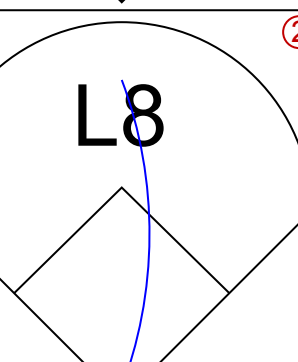
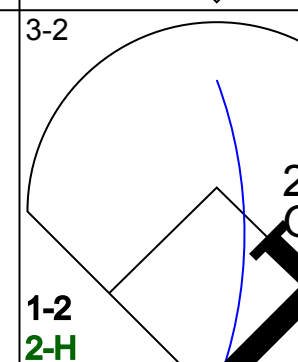
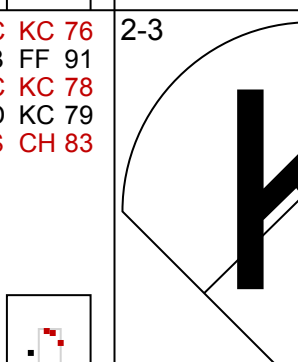
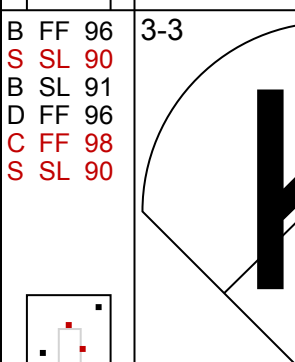
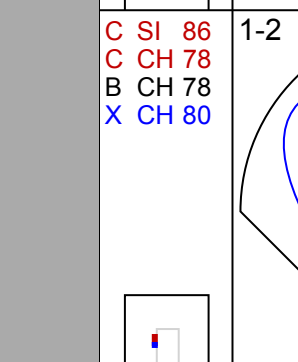
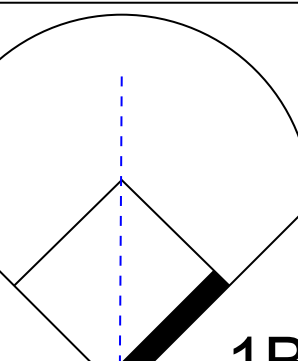
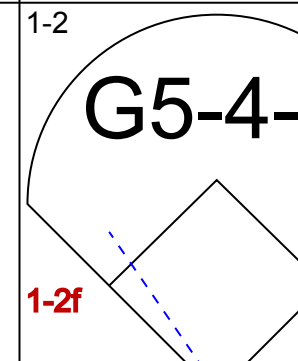
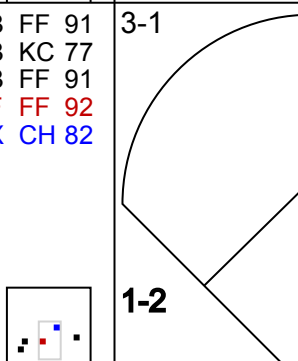
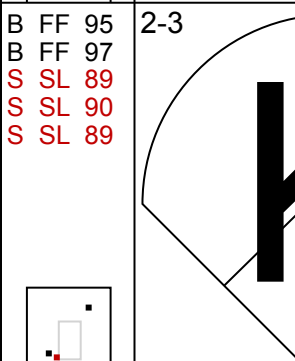
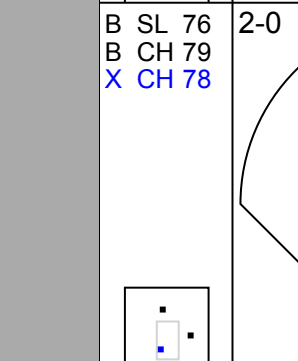

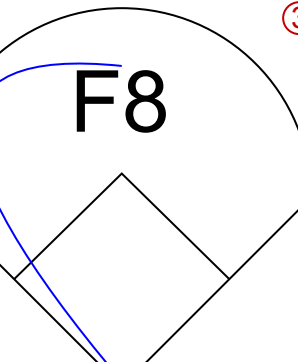

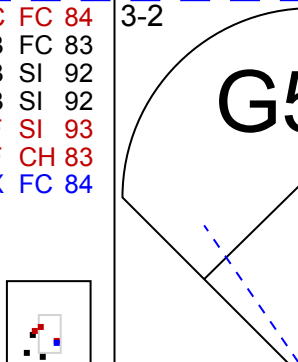

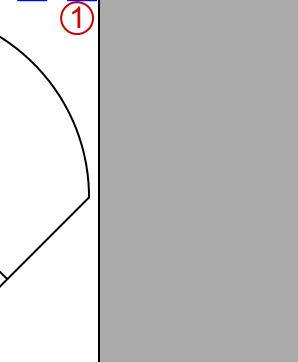




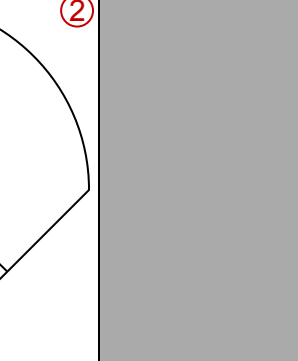




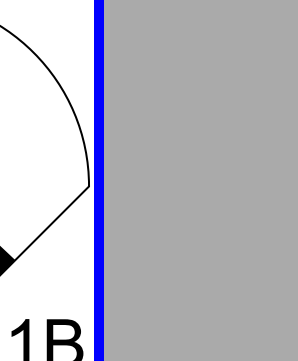





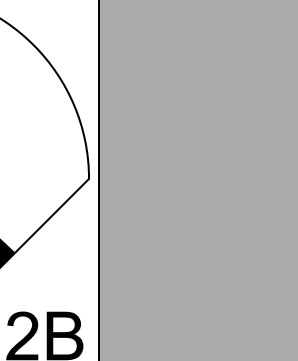
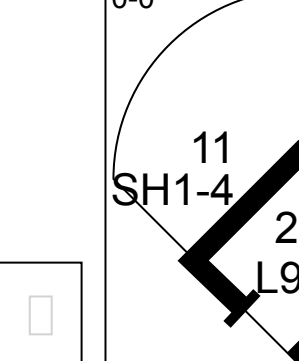

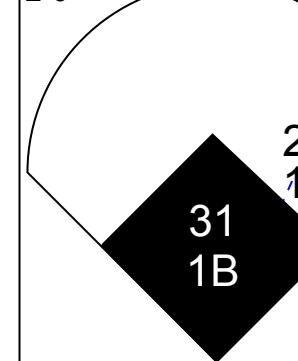


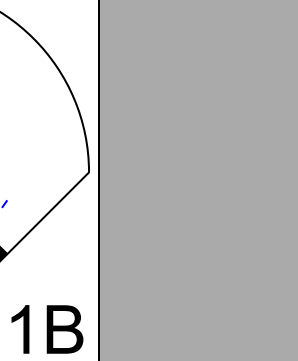








Batter	1	2	3	4	5	6	7	8	9	10	11	AB R H RBI BB SO LOB	TOP								
31 Cedric Mullins, L OBP: 0.519, SLG: 0.720												4 1 1 1 1 2 0	<b>Baltimore Orioles @ New York Yankees</b> Yankee Stadium, Bronx, NY Wed Apr 07 2021, 6:39 PM - 10:32 PM EDT Att: 10,254 - Clear - 67 F								
16 Tray Mancini, R OBP: 0.222, SLG: 0.250												4 0 0 0 1 2 0									
25 Anthony Santander, S OBP: 0.304, SLG: 0.409												5 2 1 1 0 3 3									
6 Ryan Mountcastle, R OBP: 0.231, SLG: 0.208 65 Ryan McKenna, R												4 0 0 0 0 1 0 1 0 0 0 0 1 3									
3 Maikel Franco, R OBP: 0.269, SLG: 0.292												4 0 0 0 0 2 0									
28 Pedro Severino, R OBP: 0.310, SLG: 0.333												4 0 0 0 0 1 0									
14 Rio Ruiz, L OBP: 0.273, SLG: 0.350												4 1 1 0 0 1 1									
2 Freddy Galvis, S OBP: 0.208, SLG: 0.182												3 0 0 0 0 1 1									
29 Ramón Urias, R OBP: 0.107, SLG: 0.167 15 Chance Sisco, L OBP: 0.222, SLG: 0.222 11 Pat Valaika, R OBP: 0.143, SLG: 0.143												3 0 0 0 0 3 1 1 0 1 1 0 0 0 0 0 0 0 0 0 0									
<b>Inning Stats</b>	R: 0 E: 0 K: 1 S: 7	H: 0 LOB: 0 K: 0 P: 13	R: 0 E: 0 K: 1 S: 9	H: 0 LOB: 0 K: 0 P: 16	R: 0 E: 0 K: 1 S: 8	H: 0 LOB: 0 K: 1 P: 13	R: 2 E: 0 K: 3 S: 14	H: 2 LOB: 0 K: 3 P: 21	R: 0 E: 0 K: 1 S: 10	H: 0 LOB: 0 K: 1 P: 14	R: 0 E: 0 K: 3 S: 11	H: 0 LOB: 0 K: 1 P: 16		R: 1 E: 1 K: 1 S: 9	H: 0 LOB: 1 K: 2 P: 14	R: 1 E: 0 K: 2 S: 15	H: 1 LOB: 3 K: 2 P: 25	1B: 2 2B: 0 3B: 0 HR: 2	SF: 0 SAC: 1 DP: 0 HBP: 0	WP: 0 PB: 0 SB: 0 CS: 0	PA: 40
<b>PITCHER</b>	50 Jameson Taillon, R ERA: 3.86 79 Nick Nelson, R ERA: 56 Darren O'Day, R ERA: 43 Jonathan Loaisiga, R ERA: 54 Aroldis Chapman, L ERA:	IP: 4.2 WLS: 17 BF: 17 H: 2 R: 2 ER: 7 SO: 7	BB: 0 IBB: 0 HBP: 0 BLK: 0	WP: 0 HR: 0 S: 13 P: 20	ERA: 3.86 WHIP: 0.643	57 Chad Green, R ERA: 85 Luis Cessa, R ERA:	IP: 1.1 WLS: 1 BF: 3 H: 0 R: 0 ER: 0 SO: 2	BB: 1 IBB: 0 HBP: 0 BLK: 0	WP: 0 HR: 0 S: 8 P: 12	ERA: 0.00 WHIP: 1.500											

Batter	1	2	3	4	5	6	7	8	9	10	11	AB R H RBI BB SO LOB	BOTTOM								
26 DJ LeMahieu, R OBP: 0.400, SLG: 0.280												6 0 2 0 0 0 3	<b>Baltimore Orioles @ New York Yankees</b> Yankee Stadium, Bronx, NY Wed Apr 07 2021, 6:39 PM - 10:32 PM EDT Att: 10,254 - Clear - 67 F								
25 Gleyber Torres, R OBP: 0.333, SLG: 0.292												4 0 1 0 1 1 3									
31 Aaron Hicks, S OBP: 0.217, SLG: 0.100												5 0 1 1 0 2 3									
27 Giancarlo Stanton, R OBP: 0.304, SLG: 0.429 14 Tyler Wade, L												5 0 2 0 0 1 3 0 1 0 0 0 0 0									
77 Clint Frazier, R OBP: 0.333, SLG: 0.333												5 0 0 0 0 2 4									
30 Jay Bruce, L OBP: 0.320, SLG: 0.300												5 0 0 0 0 2 0									
24 Gary Sánchez, R OBP: 0.350, SLG: 0.667 39 Mike Tauchman, L 66 Kyle Higashioka, R												3 0 2 0 1 0 0 0 1 0 0 0 0 0 1 0 1 1 0 0 0									
29 Gio Urshela, R OBP: 0.292, SLG: 0.304												5 0 2 1 0 1 2									
11 Brett Gardner, L OBP: 0.500, SLG: 0.500												4 1 2 0 0 1 3									
<b>Inning Stats</b>	R: 0 E: 0 K: 0 S: 15	H: 1 LOB: 2 K: 1 P: 23	R: 0 E: 0 K: 1 S: 9	H: 0 LOB: 0 K: 1 P: 12	R: 1 E: 0 K: 1 S: 12	H: 3 LOB: 1 K: 1 P: 20	R: 0 E: 0 K: 1 S: 12	H: 1 LOB: 2 K: 1 P: 20	R: 0 E: 0 K: 1 S: 14	H: 1 LOB: 1 K: 1 P: 18	R: 1 E: 0 K: 0 S: 6	H: 0 LOB: 0 K: 1 P: 11		R: 0 E: 0 K: 3 S: 10	H: 1 LOB: 1 K: 2 P: 15	R: 0 E: 0 K: 0 S: 6	H: 0 LOB: 0 K: 0 P: 7	1B: 11 2B: 3 3B: 0 HR: 0	SF: 0 SAC: 1 DP: 2 HBP: 0	WP: 0 PB: 0 SB: 0 CS: 0	PA: 46
<b>PITCHER</b>	47 John Means, L ERA: 0.77 55 Dillon Tate, R ERA: 66 Tanner Scott, L ERA: 43 Shawn Armstrong, R ERA: 27.0 62 César Valdez, R ERA:	IP: 4.2 WLS: 4 BF: 22 H: 7 R: 1 ER: 1 SO: 4	BB: 2 IBB: 0 HBP: 0 BLK: 0	WP: 0 HR: 0 S: 58 P: 93	ERA: 1.93 WHIP: 1.929	51 Paul Fry, L ERA: 6.75	IP: 1.0 WLS: 1 BF: 2 H: 0 R: 0 ER: 0 SO: 0	BB: 0 IBB: 0 HBP: 0 BLK: 0	WP: 0 HR: 0 S: 6 P: 7	ERA: 0.00 WHIP: 0.000											





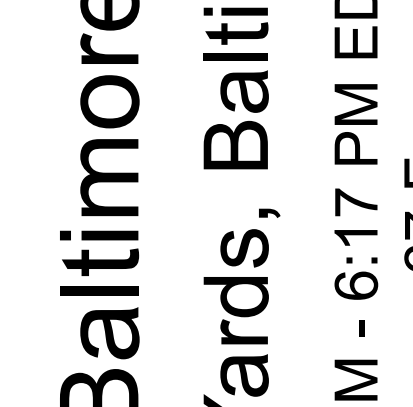
Batter	1	2	3	4	5	6	7	8	9	AB	R	H	RBI	BB	SO	LOB	TOP
5 Enrique Hernández, R OBP: 0.228, SLG: 0.321	G6-3	G5-3			F8	2-5-3	G5-3	HR		5	1	1	1	0	0	0	<b>Boston Red Sox @ Baltimore Orioles</b> Oriole Park at Camden Yards, Baltimore, MD Thu Apr 08 2021, 3:09 PM - 6:17 PM EDT Att: 10,150 - Sunny - 67°F
99 Alex Verdugo, L OBP: 0.259, SLG: 0.375	11 HR	2B	G6-3		G6-3		2B	K		5	2	2	0	0	1	0	
28 J.D. Martinez, R OBP: 0.469, SLG: 0.867	K		7 2B		K		12 1B		G1-3	5	1	2	1	0	2	1	
11 Rafael Devers, L OBP: 0.308, SLG: 0.318	2H	HR	K		K		12 1B		7 WP	3	2	2	2	1	1	1	
7 Christian Vázquez, R OBP: 0.500, SLG: 0.833	12 S	2B	K		K		F4		F7	5	1	3	0	0	0	3	
12 Marwin González, S OBP: 0.360, SLG: 0.211	39 S	BB	G3-1		G3-1		F9		K	3	0	1	1	2	1	3	
39 Christian Arroyo, R OBP: 0.176, SLG: 0.294	K		G4-3		G4-3		F9			4	0	0	1	0	1	6	
16 Franchy Cordero, L OBP: 0.313, SLG: 0.438	G3		K		K		E7		K	4	0	1	1	0	2	0	
29 Bobby Dalbec, R OBP: 0.158, SLG: 0.111	G4-3		F8		F8		K		K	4	0	0	0	0	2	2	
<b>Inning Stats</b>	R: 2 H: 3 E: 0 K: 2 S: 15	L: 3 LOB: 2 BB: 1 P: 25	R: 0 H: 0 E: 0 K: 0 S: 7	R: 0 H: 0 E: 0 K: 0 S: 7	R: 0 H: 2 E: 0 K: 1 S: 12	R: 0 H: 0 E: 0 K: 1 S: 5	R: 0 H: 0 E: 0 K: 1 S: 13	R: 2 H: 3 E: 1 K: 1 S: 15	R: 2 H: 3 E: 0 K: 3 S: 14	R: 1 H: 1 E: 0 K: 3 S: 14	R: 0 H: 0 E: 0 K: 1 S: 8	R: 0 H: 0 E: 0 K: 1 S: 15	1B: 5 2B: 5 3B: 0 HR: 2	SF: 0 SAC: 0 DP: 0 HBP: 1	WP: 1 PB: 0 SB: 2 CS: 0	PA: 42	
<b>PITCHER</b>	IP: 5.0 WLS: L BF: 23 ERA: 5.99	H: 7 R: 4 ER: 0 SO: 5	BB: 1 IBB: 0 HBP: 0 BLK: 0	WP: 0 HR: 1 S: 57 P: 84	ERA: 7.20 WHIP: 1.600	<b>PITCHER</b>	IP: 1.0 WLS: 4 BF: 4 ERA: 13.5	H: 0 R: 0 ER: 0 SO: 1	BB: 0 IBB: 0 HBP: 1 BLK: 0	WP: 1 HR: 0 S: 8 P: 15	ERA: 0.00 WHIP: 0.000						
32 Matt Harvey, R ERA: 5.99	51 Paul Fry, L ERA: 5.4	55 Dillon Tate, R ERA: 3.0	43 Shawn Armstrong, R ERA: 27.0	68 Tyler Wells, R ERA: 5.4	49 Wade LeBlanc, L ERA: 13.5												
31 Cedric Mullins, L OBP: 0.484, SLG: 0.655	16 FC5-4	G6-3			K		F8			4	0	1	0	0	1	1	<b>Boston Red Sox @ Baltimore Orioles</b> Oriole Park at Camden Yards, Baltimore, MD Thu Apr 08 2021, 3:09 PM - 6:17 PM EDT Att: 10,150 - Sunny - 67°F
16 Trev Mancini, R OBP: 0.226, SLG: 0.250	6 HR	1-2	K		G6-3		25 FC6		1B	4	1	1	0	0	1	1	
25 Anthony Santander, S OBP: 0.259, SLG: 0.346	K		K		K		G3		FC6	4	0	0	0	0	2	3	
6 Ryan Mountcastle, R OBP: 0.233, SLG: 0.321	1-H	HR	G4-3		K		K		K	4	1	1	2	0	2	2	
3 Maikel Franco, R OBP: 0.233, SLG: 0.250	E6	28 1B	F9		F7		K		K	4	0	0	0	0	1	0	
28 Pedro Severino, R OBP: 0.348, SLG: 0.500	1B		K		K		K		K	4	1	2	1	0	2	0	
2 Freddy Galvis, S OBP: 0.179, SLG: 0.154	K		P4		K		K		K	4	0	0	0	0	3	2	
14 Rio Ruiz, L OBP: 0.240, SLG: 0.304	K		K		K		L7			3	0	0	0	0	2	0	
11 Pat Valaika, R OBP: 0.200, SLG: 0.111	G4-3		L8		L8		25 FC6		16 1B	2	0	0	0	1	0	0	
<b>Inning Stats</b>	R: 2 H: 3 E: 1 K: 2 S: 21	L: 3 LOB: 0 BB: 0 P: 26	R: 0 H: 0 E: 0 K: 1 S: 8	R: 0 H: 0 E: 0 K: 2 S: 9	R: 1 H: 1 E: 0 K: 1 S: 10	R: 0 H: 0 E: 0 K: 1 S: 8	R: 0 H: 0 E: 0 K: 1 S: 6	R: 0 H: 0 E: 0 K: 2 S: 9	R: 0 H: 0 E: 0 K: 1 S: 15	R: 0 H: 1 E: 0 K: 3 S: 10	R: 0 H: 0 E: 0 K: 1 S: 10	R: 0 H: 0 E: 0 K: 3 S: 11	1B: 3 2B: 0 3B: 0 HR: 2	SF: 0 SAC: 0 DP: 0 HBP: 0	WP: 0 PB: 0 SB: 0 CS: 0	PA: 34	
<b>PITCHER</b>	IP: 5.0 WLS: W BF: 20 ERA: 5.4	H: 4 R: 3 ER: 0 SO: 3	BB: 0 IBB: 0 HBP: 0 BLK: 0	WP: 0 HR: 2 S: 56 P: 79	ERA: 5.40 WHIP: 0.800	<b>PITCHER</b>	IP: 2.0 WLS: H BF: 6 ERA: 3.6	H: 0 R: 0 ER: 0 SO: 1	BB: 0 IBB: 0 HBP: 0 BLK: 0	WP: 0 HR: 0 S: 10 P: 11	ERA: 0.00 WHIP: 0.000						
57 Eduardo Rodríguez, L ERA: 5.4	72 Garrett Whitlock, R ERA: 3.6	35 Matt Andriese, R ERA: 3.6	32 Matt Barnes, R ERA: 3.6														

AB 38  
R 7  
H 12  
RBI 7  
BB 3  
SO 10  
LOB 16



WP: 1  
PB: 0  
SB: 2  
CS: 0

AB 33  
R 3  
H 5  
RBI 3  
BB 1  
SO 14  
LOB 9



WP: 0  
PB: 0  
SB: 0  
CS: 0











Batter	1	2	3	4	5	6	7	8	9	AB	R	H	RBI	BB	SO	LOB	TOP		
17 Mitch Haniger, R OBP: 0.289, SLG: 0.488										4	1	1	1	0	0	1	<b>Seattle Mariners @ Baltimore Orioles</b> Oriole Park at Camden Yards, Baltimore, MD Tue Apr 13 2021, 4:05 PM - 6:30 PM EDT Cloudy - 61 F		
23 Ty France, R OBP: 0.422, SLG: 0.526										4	1	1	1	0	1	2			
15 Kyle Seager, L OBP: 0.419, SLG: 0.579										3	0	2	1	1	1	0			
22 Luis Torrens, R OBP: 0.286, SLG: 0.357										4	0	0	0	0	1	3			
25 Dylan Moore, R OBP: 0.229, SLG: 0.233										2	0	0	0	0	1	1			
26 José Marmolejos, L (6, PH) OBP: 0.294, SLG: 0.467										1	0	0	0	0	1	1			
5 Braden Bishop, R OBP: 0.250, SLG: 0.250										1	0	0	0	0	1	1			
2 Tom Murphy, R OBP: 0.250, SLG: 0.368										3	1	1	1	0	0	1			
20 Taylor Trammell, L OBP: 0.324, SLG: 0.400										3	0	0	0	0	2	0			
12 Evan White, R OBP: 0.185, SLG: 0.200										2	1	0	0	1	1	0			
3 J.P. Crawford, L OBP: 0.270, SLG: 0.250										3	0	2	0	0	1	0			
<b>Inning Stats</b>	R: 1 E: 0 K: 1 S: 12	H: 2 LOB: 1 BB: 0 P: 18	R: 2 E: 0 K: 0 S: 12	H: 3 LOB: 1 BB: 1 P: 23	R: 0 E: 0 K: 1 S: 10	H: 0 LOB: 0 BB: 0 P: 13	R: 0 E: 0 K: 2 S: 12	H: 0 LOB: 0 BB: 0 P: 14	R: 0 E: 0 K: 1 S: 10	H: 0 LOB: 0 BB: 1 P: 20	R: 0 E: 0 K: 1 S: 10	H: 1 LOB: 1 BB: 0 P: 13	R: 1 E: 0 K: 2 S: 10	H: 1 LOB: 1 BB: 0 P: 17			1B: 4 2B: 2 3B: 0 HR: 2		
<b>PITCHER</b>	IP WLS BF H R ER SO BB IBB HBP BLK WP HR S P ERA WHIP																		
47 John Means, L ERA: 2.16	(1, 1)	5.0	21	5	3	3	5	2	0	0	0	0	0	0	2	58	88	5.40	1.400
70 Travis Lakins Sr., R ERA: 2.45	(6, 1)	1.0	3	0	0	0	2	0	0	0	0	0	1	0	9	14	0.00	0.000	
51 Paul Fry, L ERA: 2.45	(7, 1)	1.0	4	1	0	0	1	0	0	0	0	0	0	0	10	13	0.00	1.000	
66 Tanner Scott, L ERA: 2.45	(8, 1)	1.0	L	4	1	1	0	2	0	0	0	0	0	0	10	17	0.00	1.000	

AB	30
R	4
H	7
RBI	4
BB	2
SO	10
LOB	10



Batter	1	2	3	4	5	6	7	8	9	AB	R	H	RBI	BB	SO	LOB	BOTTOM		
31 Cedric Mullins, L OBP: 0.511, SLG: 0.650										3	0	1	0	1	0	0	<b>Seattle Mariners @ Baltimore Orioles</b> Oriole Park at Camden Yards, Baltimore, MD Tue Apr 13 2021, 4:05 PM - 6:30 PM EDT Cloudy - 61 F		
16 Trev Mancini, R OBP: 0.222, SLG: 0.366										4	0	0	0	0	2				
25 Anthony Santander, S OBP: 0.243, SLG: 0.399										4	0	1	0	0	1	1			
3 Maikel Franco, R OBP: 0.302, SLG: 0.342										3	0	0	0	0	1	1			
28 Pedro Severino, R OBP: 0.290, SLG: 0.379										3	0	0	0	0	1	0			
6 Ryan Mountcastle, R OBP: 0.233, SLG: 0.341										3	1	1	0	0	1	0			
24 DJ Stewart, L ERA: 0.593, SLG: 0.500										2	1	1	1	1	1	0			
65 Ryan McKenna, R (7, PR) OBP: 0.375, SLG: 0.571										0	0	0	0	0	0	0			
29 Ramón Urias, R OBP: 0.300, SLG: 0.556										2	1	1	2	0	0	0			
14 Rio Ruiz, L OBP: 0.222, SLG: 0.219										0	0	0	0	1	0	0			
2 Freddy Galvis, S OBP: 0.211, SLG: 0.171										3	0	0	0	0	1	2			
<b>Inning Stats</b>	R: 0 E: 0 K: 0 S: 5	H: 1 LOB: 0 BB: 0 P: 9	R: 0 E: 0 K: 2 S: 7	H: 0 LOB: 0 BB: 0 P: 11	R: 0 E: 0 K: 1 S: 8	H: 0 LOB: 0 BB: 0 P: 11	R: 0 E: 0 K: 0 S: 8	H: 1 LOB: 1 BB: 1 P: 16	R: 2 E: 0 K: 1 S: 8	H: 1 LOB: 0 BB: 1 P: 16	R: 0 E: 0 K: 1 S: 9	H: 0 LOB: 0 BB: 0 P: 14	R: 1 E: 0 K: 1 S: 12	H: 2 LOB: 2 BB: 1 P: 21	R: 0 E: 0 K: 0 S: 8	H: 0 LOB: 1 BB: 0 P: 11	1B: 3 2B: 1 3B: 0 HR: 1		
<b>PITCHER</b>	IP WLS BF H R ER SO BB IBB HBP BLK WP HR S P ERA WHIP																		
33 Justus Sheffield, L ERA: 4.26	(1, 1)	6.0	21	3	2	2	5	2	0	0	0	0	0	0	1	45	77	3.00	0.833
47 Rafael Montero, R ERA: 4.26	(7, 1)	1.0	W	6	2	1	1	1	0	0	0	0	0	0	12	21	9.00	3.000	
49 Kendall Graveman, R ERA: 4.26	(8, 1)	1.0	S	3	0	0	0	0	0	0	0	0	0	0	8	11	0.00	0.000	

AB	27
R	3
H	5
RBI	3
BB	3
SO	6
LOB	6





Batter	1	2	3	4	5	6	7	8	9	AB R H RBI BB SO LOB	TOP								
17 Mitch Haniger, R (1, 10)	F9		26 HR		1B		15 FC3-6			4 1 3 0 0 0 0	<b>Seattle Mariners @ Baltimore Orioles</b> Oriole Park at Camden Yards, Baltimore, MD Tue Apr 13 2021, 7:16 PM - 9:54 PM EDT Att. 4,147 - Clear - 61 F								
23 Ty France, R (1, 4)	G6-3		26 HR		F7		K			3 1 0 0 1 1 2									
15 Kyle Seager, L (1, 5)	K		SF7		F8		FC3-6			3 0 0 1 0 1 2									
26 José Marmolejos, L (1, 3)		22 G4-3	2-H		K		G6-3			4 1 2 3 0 1 1									
22 Luis Torrens, R (1, 2)		G4-3	K		F9					3 0 0 0 0 1 1									
20 Taylor Trammell, L (1, 8)		K			K		BB			2 0 0 0 1 2 1									
25 Dylan Moore, R (1, 9)		G4-3			F9		G4-3			3 0 0 0 0 0 2									
3 J.P. Crawford, L (1, 6)			G6-3		P6		0 HR			3 1 1 0 0 0 0									
0 Sam Haggerty, S (1, 7)			17 2B		G3-1		1-H			3 2 2 2 0 0 0									
<b>Inning Stats</b>	R: 0 E: 0 K: 1 S: 6	H: 0 LOB: 0 BB: 0 P: 8	R: 0 E: 0 K: 1 S: 12	H: 1 LOB: 1 BB: 0 P: 16	R: 4 E: 0 K: 1 S: 16	H: 3 LOB: 0 BB: 1 P: 30	R: 0 E: 0 K: 1 S: 7	H: 0 LOB: 2 BB: 0 P: 11	R: 0 E: 0 K: 1 S: 10	H: 1 LOB: 1 BB: 0 P: 16	R: 0 E: 0 K: 1 S: 8	H: 0 LOB: 1 BB: 1 P: 13	R: 2 E: 0 K: 1 S: 12	H: 3 LOB: 1 BB: 0 P: 21	1B: 4 2B: 2 3B: 0 HR: 2	SF: 1 SAC: 0 DP: 0 HBP: 0	WP: 0 PB: 0 SB: 0 CS: 0	PA: 31	
<b>PITCHER</b>	IP WLS BF H R ER SO BB IBB HBP BLK WP HR S P ERA WHIP											IP WLS BF H R ER SO BB IBB HBP BLK WP HR S P ERA WHIP							
64 Dean Kremer, R (1, 1)	3.0		14	4	4	4	3	1	0	0	0	0	0	0	1	34	54	12.00	1.667
49 Wade LeBlanc, L (4, 1)	1.0		3	0	0	0	1	0	0	0	0	0	0	0	7	11	0.00	0.000	
35 Adam Plutko, R (5, 1)	2.0	B	10	3	2	2	1	1	0	0	0	0	0	1	21	36	9.00	2.000	
62 César Valdez, R (7, 1)	1.0	W	4	1	0	0	1	0	0	0	0	0	0	0	9	14	0.00	1.000	


Batter	1	2	3	4	5	6	7	8	9	AB R H RBI BB SO LOB	BOTTOM							
31 Cedric Mullins, L (1, 8)	F7		K		2B		24 CS			3 0 1 1 1 1 1	<b>Seattle Mariners @ Baltimore Orioles</b> Oriole Park at Camden Yards, Baltimore, MD Tue Apr 13 2021, 7:16 PM - 9:54 PM EDT Att. 4,147 - Clear - 61 F							
24 DJ Stewart, L (1, 10)	P6		E4		K		K			4 1 0 0 0 2 4								
25 Anthony Santander, S (1, 9)	16 FC6-4		3 HBP		SF7		P4			2 1 1 1 0 0 0								
16 Trey Mancini, R (1, 3)	FC6-4		3 HBP		K		G6-3			3 0 0 0 1 1 4								
3 Maikel Franco, R (1, 5)		F8	E2		FC6-4		29 WP			3 1 1 3 1 0 2								
14 Rio Ruiz, L (7, PR)			6 1B		FC6-4		29 1B			0 1 0 0 0 0 0								
6 Ryan Mountcastle, R (1, 7)			1-H		G4-3		E1			3 0 2 1 0 0 0								
65 Ryan McKenna, R (6, 7)			3 H		29 S		29 WP			1 0 0 0 0 0 1								
29 Ramón Urias, R (1, 4)		K	F7		F9		1B			4 0 1 1 0 1 2								
15 Chance Sisco, L (1, 2)		K			F7					3 1 1 0 0 1 1								
2 Freddy Galvis, S (1, 6)			24 E		31 WP		F7			2 2 1 0 1 0 0								
<b>Inning Stats</b>	R: 0 E: 0 K: 0 S: 4	H: 1 LOB: 1 BB: 0 P: 10	R: 0 E: 0 K: 2 S: 14	H: 1 LOB: 0 BB: 0 P: 19	R: 4 E: 0 K: 2 S: 19	H: 3 LOB: 1 BB: 0 P: 30	R: 2 E: 0 K: 1 S: 16	H: 2 LOB: 2 BB: 2 P: 30	R: 0 E: 0 K: 0 S: 5	H: 0 LOB: 0 BB: 0 P: 6	R: 0 E: 0 K: 1 S: 10	H: 0 LOB: 1 BB: 1 P: 14	R: 1 E: 1 K: 0 S: 16	H: 1 LOB: 3 BB: 1 P: 25	1B: 5 2B: 3 3B: 0 HR: 0	SF: 1 SAC: 0 DP: 0 HBP: 1	WP: 2 PB: 0 SB: 1 CS: 1	PA: 34
<b>PITCHER</b>	IP WLS BF H R ER SO BB IBB HBP BLK WP HR S P ERA WHIP											IP WLS BF H R ER SO BB IBB HBP BLK WP HR S P ERA WHIP						
52 Nick Margvicius, L (1, 1)	3.0		18	6	6	2	4	1	0	1	0	0	0	0	40	67	6.00	2.333
53 Will Vest, R (4, 1)	1.0		5	1	0	0	1	1	0	0	0	0	0	13	22	0.00	2.000	
42 Erik Swanson, R (5, 1)	2.0		6	0	0	0	1	1	0	0	0	0	0	15	20	0.00	0.500	
65 Casey Sadler, R (7, 1)	0.2	L	5	1	1	0	0	1	0	0	0	0	0	16	25	0.00	3.000	



Batter	1	2	3	4	5	6	7	8	9	AB	R	H	RBI	BB	SO	LOB	TOP		
17 Mitch Haniger, R OBP: 0.321, SLG: 0.571	L7		G4-3		1-H HR		G5-3			4	1	1	2	0	0	0	<b>Seattle Mariners @ Baltimore Orioles</b> Oriole Park at Camden Yards, Baltimore, MD Thu Apr 15 2021, 12:37 PM - 2:59 PM EDT Cloudy - 63 F		
23 Ty France, R OBP: 0.377, SLG: 0.444	F4			P3	E6		F9			4	0	0	0	0	0	0			
15 Kyle Seager, L OBP: 0.373, SLG: 0.500	L7			HBP	G3		F7			3	0	0	0	0	0	1			
26 José Marmolejos, L OBP: 0.333, SLG: 0.619		K			F8		BB			2	0	0	0	1	1	1			
5 Braden Bishop, R OBP: 0.250, SLG: 0.250						BB				0	1	0	0	0	0	0			
22 Luis Torrens, R OBP: 0.294, SLG: 0.333		1B								2	0	1	0	1	1	1			
20 Taylor Trammell, L OBP: 0.302, SLG: 0.343		FC1-5			G1-3					3	0	0	0	0	1	4			
25 Dylan Moore, R OBP: 0.220, SLG: 0.222										3	1	1	0	0	2	1			
3 J.P. Crawford, L OBP: 0.279, SLG: 0.286				P3						3	0	1	2	0	0	0			
0 Sam Haggerty, S OBP: 0.182, SLG: 0.318				G4-3						3	1	1	0	0	0	2			
12 Evan White, R OBP: 0.185, SLG: 0.200					HR		G6-3			0	0	0	0	0	0	0			
<b>Inning Stats</b>	R: 0 E: 0 K: 0 S: 6	H: 0 LOB: 0 BB: 0 P: 10	R: 0 E: 0 K: 2 S: 16	H: 1 LOB: 1 BB: 0 P: 24	R: 0 E: 0 K: 0 S: 5	H: 0 LOB: 0 BB: 0 P: 9	R: 0 E: 0 K: 0 S: 12	H: 0 LOB: 2 BB: 1 P: 23	R: 2 E: 1 K: 1 S: 18	H: 2 LOB: 1 BB: 0 P: 28	R: 2 E: 0 K: 2 S: 16	H: 2 LOB: 2 BB: 1 P: 30	R: 0 E: 0 K: 0 S: 8	H: 0 LOB: 0 BB: 0 P: 17					
<b>PITCHER</b>	IP WLS BF H R ER SO BB IBB HBP BLK WP HR S P ERA WHIP																		
32 Matt Harvey, R ERA: 5.02	4.2		20	3	2	2	3	1	0	1	0	0	0	0	0	19	34	3.86	0.857
66 Tanner Scott, L ERA: 3.35	1.0	L	6	2	2	2	2	1	0	0	0	0	0	0	1	1	1	0.00	0.000
51 Paul Fry, L ERA: 2.25	0.1		1	0	0	0	0	0	0	0	0	0	0	0	0	1	1	0.00	0.000
43 Shawn Armstrong, R ERA: 18.0	1.0		3	0	0	0	0	0	0	0	0	0	0	0	8	17	0.00	0.000	

Batter	1	2	3	4	5	6	7	8	9	AB	R	H	RBI	BB	SO	LOB	BOTTOM		
31 Cedric Mullins, L OBP: 0.481, SLG: 0.609	G3				F7					3	0	0	0	0	0	1	<b>Seattle Mariners @ Baltimore Orioles</b> Oriole Park at Camden Yards, Baltimore, MD Thu Apr 15 2021, 12:37 PM - 2:59 PM EDT Cloudy - 63 F		
25 Anthony Santander, S OBP: 0.250, SLG: 0.369		K								3	0	0	0	0	3	1			
3 Maikel Franco, R OBP: 0.340, SLG: 0.372					G5-3					2	1	1	0	1	0	0			
16 Trey Mancini, R OBP: 0.231, SLG: 0.404					G6-3					3	1	1	2	0	0	1			
28 Pedro Severino, R OBP: 0.294, SLG: 0.375										3	0	1	0	0	1	0			
6 Ryan Mountcastle, R OBP: 0.285, SLG: 0.383					P2					3	0	1	0	0	0	0			
29 Ramón Urias, R OBP: 0.250, SLG: 0.400										2	0	0	0	0	1	2			
24 DJ Stewart, L OBP: 0.412, SLG: 0.308										1	0	0	0	0	1	0			
2 Freddy Galvis, S OBP: 0.250, SLG: 0.179										2	0	0	0	1	0	0			
65 Ryan McKenna, R OBP: 0.273, SLG: 0.400										2	0	0	0	0	0	1			
<b>Inning Stats</b>	R: 2 E: 0 K: 1 S: 21	H: 3 LOB: 2 BB: 1 P: 34	R: 0 E: 0 K: 0 S: 5	H: 0 LOB: 0 BB: 0 P: 8	R: 0 E: 0 K: 1 S: 9	H: 0 LOB: 0 BB: 0 P: 12	R: 0 E: 0 K: 2 S: 9	H: 0 LOB: 0 BB: 0 P: 11	R: 0 E: 0 K: 1 S: 10	H: 0 LOB: 1 BB: 1 P: 18	R: 0 E: 0 K: 0 S: 8	H: 1 LOB: 0 BB: 0 P: 11	R: 0 E: 0 K: 1 S: 7	H: 0 LOB: 0 BB: 0 P: 9					
<b>PITCHER</b>	IP WLS BF H R ER SO BB IBB HBP BLK WP HR S P ERA WHIP																		
7 Marco Gonzales, L ERA: 8.22	5.0	W	20	3	2	2	5	2	0	0	0	0	0	0	1	54	83	3.60	1.000
47 Rafael Montero, R ERA: 3.68	1.0	H	3	1	0	0	0	0	0	0	0	0	0	8	11	0.00	1.000		
49 Kendall Graveman, R ERA:	1.0	S	3	0	0	0	1	0	0	0	0	0	0	7	9	0.00	0.000		

AB 27  
R 4  
H 5  
RBI 4  
BB 2  
SO 5  
LOB 10



WP: 0 PA: 30  
PB: 0  
SB: 2  
CS: 0

AB 24  
R 2  
H 4  
RBI 2  
BB 2  
SO 6  
LOB 6



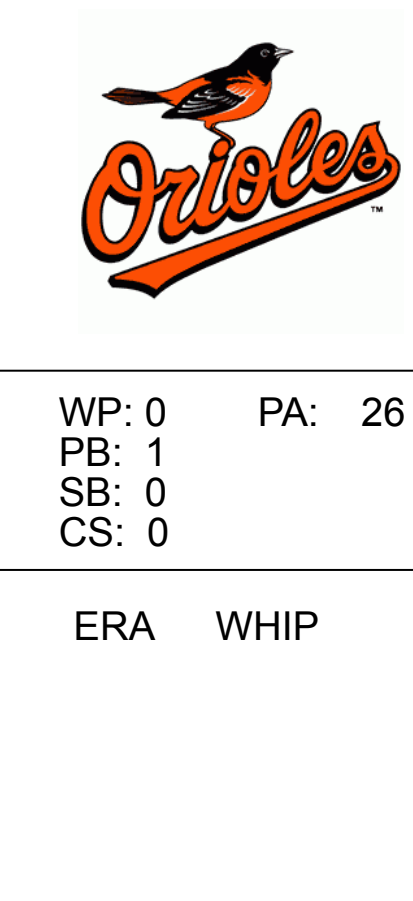
WP: 0 PA: 26  
PB: 0  
SB: 0  
CS: 0



Batter	1	2	3	4	5	6	7	8	9	AB	R	H	RBI	BB	SO	LOB	TOP				
17 Mitch Haniger, R OBP: 0.333, SLG: 0.623	1-1 L5		0-0 G5-4-3		1-1 HR		1-2 1B			4	1	2	1	0	0	1	<b>Seattle Mariners @ Baltimore Orioles</b> Oriole Park at Camden Yards, Baltimore, MD Thu Apr 15 2021, 3:47 PM - 5:48 PM EDT Att: 5,060 - Partly Cloudy - 64 F				
23 Ty France, R OBP: 0.386, SLG: 0.438	4-0 15 BB		2-1 L8		3-2 1B		1-3 K			3	0	1	0	1	1	1					
5 Braden Bishop, R OBP: 0.250, SLG: 0.250	1-1 G3				0-0 1B					3	0	1	0	0	1	1					
15 Kyle Seager, L OBP: 0.370, SLG: 0.489	3-1 G5-3				3-3 K					3	0	1	0	0	1	1					
22 Luis Torrens, R OBP: 0.297, SLG: 0.314	3-1 G5-3				4-2 2 PB BB		3-2 F9			2	0	0	0	1	0	3					
2 Tom Murphy, R OBP: 0.217, SLG: 0.318		3-2 F7			2-3 K					3	0	0	0	0	1	1					
12 Eyan White, R OBP: 0.233, SLG: 0.222		1-0 20 FC4-6 1B			4-0 BB		1-1 G5-3			2	0	1	0	1	0	0					
20 Taylor Trammell, L OBP: 0.283, SLG: 0.316			0-0 FC4-6 25 PO 1-2		0-1 L9		0-0 E3 25 CS			3	0	0	0	0	0	3					
25 Dylan Moore, R OBP: 0.227, SLG: 0.308		0-2 PO			0-0 HR		1-1 G6-3		0-1 CS	3	1	1	1	0	0	0					
3 J.P. Crawford, L OBP: 0.283, SLG: 0.289			2-2 G5-4-3 1B		2-1 G3-1		3-3 K			3	0	1	0	0	1	0					
<b>Inning Stats</b>	R: 0 E: 0 K: 0 S: 6	H: 0 LOB: 1 BB: 1 P: 15	R: 0 E: 0 K: 0 S: 7	H: 1 LOB: 0 BB: 0 P: 11	R: 1 E: 0 K: 0 S: 8	H: 2 LOB: 0 BB: 0 P: 12	R: 0 E: 0 K: 2 S: 13	H: 0 LOB: 2 BB: 2 P: 26	R: 1 E: 0 K: 0 S: 13	H: 3 LOB: 2 BB: 0 P: 23	R: 0 E: 0 K: 0 S: 6	H: 0 LOB: 0 BB: 0 P: 10	R: 0 E: 0 K: 2 S: 16	H: 1 LOB: 1 BB: 0 P: 22			1B: 5 2B: 0 3B: 0 HR: 2	SF: 0 SAC: 0 DP: 1 HBP: 0	WP: 0 PB: 1 SB: 0 CS: 1	PA: 31	
<b>PITCHER</b>	IP WLS BF H R ER SO BB IBB HBP BLK WP HR S P ERA WHIP	5.0 L 22 6 2 2 2 3 0 0 0 0 2 47 87 3.60 1.800	1.0 3 0 0 0 0 0 0 0 0 0 0 6 10 0.00 0.000	1.0 4 1 0 0 2 0 0 0 0 0 0 16 22 0.00 1.000													ERA WHIP				

Batter	1	2	3	4	5	6	7	8	9	AB	R	H	RBI	BB	SO	LOB	BOTTOM				
31 Cedric Mullins, L OBP: 0.455, SLG: 0.571	0-1 G4-3		1-3 K		2-3 K					3	0	0	0	0	2	0	<b>Seattle Mariners @ Baltimore Orioles</b> Oriole Park at Camden Yards, Baltimore, MD Thu Apr 15 2021, 3:47 PM - 5:48 PM EDT Att: 5,060 - Partly Cloudy - 64 F				
24 DJ Stewart, L OBP: 0.450, SLG: 0.333	0-0 G6-3		0-0 1B		4-1 25 L1-6 25 PB BB		1-2 L1-6		1-2 G4-3	2	0	1	0	1	0	0					
25 Anthony Santander, S OBP: 0.255, SLG: 0.349	4-2 BB		0-0 F7		1-2 HBP		3-0 G6-3		2-2 F9	2	0	0	0	1	0	2					
16 Trey Mancini, R OBP: 0.236, SLG: 0.388	0-2 F9				1-2 HBP		1-1 G4-3			2	0	0	0	0	0	1					
3 Maikel Franco, R OBP: 0.321, SLG: 0.348		0-2 G5-3			2-3 K		3-0 G6-3			3	0	0	0	0	1	1					
6 Ryan Mountcastle, R OBP: 0.250, SLG: 0.350		1-0 F8			0-3 K		2-2 F9			3	0	0	0	0	1	1					
14 Rio Ruiz, L OBP: 0.231, SLG: 0.229		2-3 K			1-3 K		1-2 1B			3	0	1	0	0	2	1					
65 Ryan McKenna, R OBP: 0.273, SLG: 0.400										0	0	0	0	0	0	0					
2 Freddy Galvis, S OBP: 0.255, SLG: 0.262			1-2 HR		1-0 F8		1-2 G1-3			3	1	1	1	0	0	1					
15 Chance Sisco, L OBP: 0.211, SLG: 0.167			0-2 F7		1-1 F8					2	0	0	0	0	0	0					
<b>Inning Stats</b>	R: 0 E: 0 K: 0 S: 9	H: 0 LOB: 1 BB: 1 P: 13	R: 0 E: 0 K: 1 S: 7	H: 0 LOB: 0 BB: 0 P: 10	R: 1 E: 0 K: 1 S: 11	H: 2 LOB: 1 BB: 0 P: 13	R: 0 E: 0 K: 3 S: 12	H: 0 LOB: 1 BB: 0 P: 16	R: 0 E: 0 K: 1 S: 7	H: 0 LOB: 0 BB: 1 P: 11	R: 0 E: 0 K: 0 S: 6	H: 0 LOB: 0 BB: 1 P: 12	R: 0 E: 0 K: 0 S: 10	H: 1 LOB: 1 BB: 0 P: 17			1B: 2 2B: 1 3B: 0 HR: 1	SF: 0 SAC: 0 DP: 1 HBP: 1	WP: 0 PB: 1 SB: 0 CS: 0	PA: 26	
<b>PITCHER</b>	IP WLS BF H R ER SO BB IBB HBP BLK WP HR S P ERA WHIP	5.0 W 20 2 1 1 1 2 0 0 0 0 5 7 0.00 0.000	1.0 H 2 0 0 0 0 0 0 0 0 0 10 17 0.00 1.000	1.0 S 4 1 0 0 0 0 0 0 0 0 10 17 0.00 1.000													ERA WHIP				

**Seattle Mariners @ Baltimore Orioles**  
 Oriole Park at Camden Yards, Baltimore, MD  
 Thu Apr 15 2021, 3:47 PM - 5:48 PM EDT  
 Att: 5,060 - Partly Cloudy - 64 F









Batter	1	2	3	4	5	6	7	8	9	AB	R	H	RBI	BB	SO	LOB	TOP					
31 Cedric Mullins, L OBP: 0.438, SLG: 0.552	F8		F8		K				K	5	0	1	1	0	2	4						
25 Anthony Santander, S OBP: 0.214, SLG: 0.294	G4-3			G3		G5-3	G5-3		K	5	0	0	0	0	1	2						
24 DJ Stewart, L OBP: 0.414, SLG: 0.458	F7			F7		G6-3				5	1	2	1	0	0	0						
65 Ryan McKenna, R OBP: 0.273, SLG: 0.400										0	1	0	0	0	0	0						
3 Maikel Franco, R OBP: 0.339, SLG: 0.436			K							5	2	3	2	0	1	0						
16 Trey Mancini, R OBP: 0.234, SLG: 0.379				G6-3	G5-3					5	0	2	1	0	1	2						
6 Ryan Mountcastle, R OBP: 0.217, SLG: 0.316										3	0	0	1	0	2	2						
14 Rio Ruiz, L OBP: 0.234, SLG: 0.286										4	0	0	0	0	2	1						
28 Pedro Severino, R OBP: 0.262, SLG: 0.325										4	0	1	0	0	0	1						
2 Freddy Galvis, S OBP: 0.333, SLG: 0.449										4	2	4	0	0	0	0						
<b>Inning Stats</b>	R: 0 E: 0 K: 0 S: 5	H: 0 LOB: 0 BB: 0 P: 10	R: 0 E: 0 K: 2 S: 8	H: 0 LOB: 0 BB: 0 P: 10	R: 0 E: 0 K: 2 S: 6	H: 1 LOB: 1 BB: 0 P: 7	R: 0 E: 0 K: 0 S: 9	H: 1 LOB: 1 BB: 0 P: 17	R: 0 E: 0 K: 2 S: 13	H: 2 LOB: 2 BB: 0 P: 18	R: 0 E: 1 K: 1 S: 12	H: 1 LOB: 2 BB: 0 P: 13	R: 1 E: 0 K: 0 S: 10	H: 2 LOB: 1 BB: 0 P: 15	R: 2 E: 0 K: 1 S: 15	H: 3 LOB: 1 BB: 0 P: 20	R: 3 E: 0 K: 3 S: 16	H: 3 LOB: 1 BB: 0 P: 24	1B: 9 2B: 3 HR: 1	SF: 1 SAC: 0 DP: 0 HBP: 0	WP: 0 PB: 0 SB: 0 CS: 0	PA: 41
<b>PITCHER</b>	IP	WLS	BF	H	R	ER	SO	BB	IBB	HBP	BLK	WP	HR	S	P	ERA	WHIP					
33 Dane Dunning, R ERA: 0.6	6.0		24	5	0	0	5	0	0	0	0	0	0	53	75	0.00	0.833					
52 Taylor Hearn, L ERA: 5.59	1.0	B	5	2	1	1	0	0	0	0	0	0	0	10	15	9.00	2.000					
57 Joely Rodríguez, L ERA: 27.0	0.2	L	5	3	2	2	1	0	0	0	0	0	0	12	17	27.00	4.500					
56 Brett de Geus, R ERA: 6.75	1.1		7	3	3	3	3	0	0	0	0	0	1	19	27	20.25	2.250					

Baltimore Orioles @ Texas Rangers  
 Globe Life Field, Arlington, TX  
 Sat Apr 17 2021, 6:07 PM - 9:12 PM CDT  
 Att: 29,338 - Roof Closed - 72 F

AB	40
R	6
H	13
RBI	6
BB	0
SO	9
LOB	12



Batter	1	2	3	4	5	6	7	8	9	AB	R	H	RBI	BB	SO	LOB	BOTTOM					
16 Brock Holt, L OBP: 0.450, SLG: 0.286	G6-5-3		K		G5-3					2	0	0	0	1	1	1						
9 Isiah Kiner-Faleola, R OBP: 0.291, SLG: 0.367										0	0	0	0	0	0	0						
30 Nathaniel Lowe, L OBP: 0.302, SLG: 0.456	F7									4	1	1	0	0	0	2						
13 Joey Gallo, L OBP: 0.453, SLG: 0.304	G6-5-3									3	0	0	0	1	1	2						
53 Adolis García, R OBP: 0.238, SLG: 0.476										4	0	1	0	0	2	2						
21 David Dahl, L OBP: 0.245, SLG: 0.353										4	0	2	1	0	0	0						
15 Nick Solak, R OBP: 0.344, SLG: 0.455										4	0	1	0	0	0	3						
5 Willie Calhoun, L OBP: 0.500, SLG: 0.500										4	0	2	0	0	0	2						
2 Charlie Culberson, R OBP: 0.321, SLG: 0.593										4	0	0	0	0	2	3						
2B Jonah Heim, S OBP: 0.263, SLG: 0.471										3	0	0	0	0	2	1						
<b>Inning Stats</b>	R: 0 E: 0 K: 0 S: 6	H: 0 LOB: 1 BB: 1 P: 11	R: 0 E: 0 K: 1 S: 10	H: 1 LOB: 1 BB: 0 P: 15	R: 0 E: 0 K: 2 S: 8	H: 0 LOB: 0 BB: 0 P: 12	R: 1 E: 0 K: 1 S: 15	H: 3 LOB: 1 BB: 0 P: 27	R: 0 E: 0 K: 2 S: 15	H: 1 LOB: 1 BB: 0 P: 21	R: 0 E: 0 K: 1 S: 6	H: 0 LOB: 0 BB: 0 P: 10	R: 0 E: 0 K: 1 S: 14	H: 1 LOB: 1 BB: 0 P: 21	R: 0 E: 0 K: 0 S: 12	H: 0 LOB: 2 BB: 1 P: 20	R: 0 E: 0 K: 0 S: 7	H: 1 LOB: 1 BB: 0 P: 9	1B: 7 2B: 0 3B: 0 HR: 0	SF: 0 SAC: 0 DP: 2 HBP: 1	WP: 0 PB: 0 SB: 0 CS: 0	PA: 35
<b>PITCHER</b>	IP	WLS	BF	H	R	ER	SO	BB	IBB	HBP	BLK	WP	HR	S	P	ERA	WHIP					
64 Dean Kremer, R ERA: 6.75	4.2		18	5	1	0	0	1	0	0	0	0	0	50	79	1.93	1.286					
49 Wade LeBlanc, L ERA: 5.4	1.1		5	1	0	0	1	0	0	0	0	0	0	14	24	0.00	0.750					
70 Travis Lakins Sr., R ERA:	1.0	W	3	0	0	0	1	0	0	0	0	0	0	10	14	0.00	0.000					
66 Tanner Scott, L ERA: 2.84	1.0	H	5	0	0	0	0	1	0	1	0	0	0	12	20	0.00	1.000					
43 Shawn Armstrong, R ERA: 13.5	1.0		4	1	0	0	0	0	0	0	0	0	0	7	9	0.00	1.000					

Baltimore Orioles @ Texas Rangers  
 Globe Life Field, Arlington, TX  
 Sat Apr 17 2021, 6:07 PM - 9:12 PM CDT  
 Att: 29,338 - Roof Closed - 72 F

AB	32
R	1
H	7
RBI	1
BB	2
SO	8
LOB	16





Batter	1	2	3	4	5	6	7	8	9	10	AB	R	H	RBI	BB	SO	LOB	TOP	
31 Cedric Mullins, L OBP: 0.412, SLG: 0.516	G5-3		FC4-6			G4-3		G3-1			4	0	0	0	0	0	2	<p><b>Baltimore Orioles @ Texas Rangers</b>            Globe Life Field, Arlington, TX            Sun Apr 18 2021, 1:38 PM - 4:37 PM CDT            Att: 24,267 - Partly Cloudy - 64 F</p>	
25 Anthony Santander, S OBP: 0.217, SLG: 0.309			L8			L8			K		4	0	1	0	0	1			
24 Dj Stewart, L OBP: 0.364, SLG: 0.393											4	0	0	0	0	2			
65 Ryan McKenna, R OBP: 0.273, SLG: 0.400									K		0	0	0	0	0	0			
3 Maikel Franco, R OBP: 0.333, SLG: 0.424											4	0	1	0	0	2			
6 Ryan Mountcastle, R OBP: 0.293, SLG: 0.256											4	0	0	0	0	0			
14 Rio Ruiz, L OBP: 0.220, SLG: 0.267											3	0	0	0	0	1			
16 Trey Mancini, R OBP: 0.246, SLG: 0.390											1	0	1	0	0	0			
2 Freddy Galvis, S OBP: 0.310, SLG: 0.415											4	0	0	0	0	1			
15 Chance Sisco, L OBP: 0.182, SLG: 0.143											3	0	0	0	0	3			
29 Ramón Urias, R OBP: 0.316, SLG: 0.500											3	0	2	0	0	0			
<b>Inning Stats</b>	R: 0 E: 0 K: 1 S: 11	H: 1 LOB: 1 BB: 0 P: 15	R: 0 E: 0 K: 0 S: 5	H: 0 LOB: 0 BB: 0 P: 6	R: 0 E: 0 K: 1 S: 10	H: 1 LOB: 1 BB: 0 P: 16	R: 0 E: 0 K: 1 S: 7	H: 0 LOB: 0 BB: 0 P: 10	R: 0 E: 0 K: 1 S: 8	H: 0 LOB: 0 BB: 0 P: 13	R: 0 E: 0 K: 1 S: 7	H: 1 LOB: 1 BB: 0 P: 9	R: 0 E: 0 K: 3 S: 9	H: 0 LOB: 0 BB: 0 P: 15	R: 0 E: 0 K: 1 S: 7	H: 1 LOB: 1 BB: 0 P: 10	1B: 3 2B: 2 3B: 0 HR: 0	SF: 0 SAC: 0 DP: 0 HBP: 0	WP: 0 PA: 34
<b>PITCHER</b>	IP WLS BF H R ER SO BB IBB HBP BLK WP HR S P ERA WHIP	8.0 28 4 0 0 6 0 0 0 0 0 0 0 9 15 0.00 0.500	1.0 3 0 0 0 3 0 0 0 0 0 0 0 7 10 0.00 1.000	1.0 3 1 0 0 1 0 0 0 0 0 0 0 7 10 0.00 1.000															

Batter	1	2	3	4	5	6	7	8	9	10	AB	R	H	RBI	BB	SO	LOB	BOTTOM	
9 Isiah Kiner-Falefa, R OBP: 0.265, SLG: 0.344	K										4	0	0	0	0	3	4	<p><b>Baltimore Orioles @ Texas Rangers</b>            Globe Life Field, Arlington, TX            Sun Apr 18 2021, 1:38 PM - 4:37 PM CDT            Att: 24,267 - Partly Cloudy - 64 F</p>	
15 Nick Solak, R OBP: 0.379, SLG: 0.466											3	0	2	0	2	0	0		
30 Nathaniel Lowe, L OBP: 0.309, SLG: 0.443											4	0	1	1	1	1	4		
53 Adolis García, R OBP: 0.200, SLG: 0.400											4	0	0	0	0	1	5		
21 David Dahl, L OBP: 0.228, SLG: 0.327											4	0	0	0	0	2	2		
23 Jose Trevino, R OBP: 0.356, SLG: 0.386											4	0	1	0	0	0	0		
2 Charlie Culberson, R OBP: 0.281, SLG: 0.516											4	0	0	0	0	2	1		
41 Eli White, R OBP: 0.250, SLG: 0.222											3	1	0	0	1	1	0		
3 Leody Taveras, S OBP: 0.140, SLG: 0.098											2	0	0	0	0	1	2		
5 Willie Calhoun, L OBP: 0.667, SLG: 0.600											1	0	1	0	1	0	0		
<b>Inning Stats</b>	R: 0 E: 0 K: 3 S: 12	H: 1 LOB: 1 BB: 0 P: 15	R: 0 E: 0 K: 2 S: 9	H: 0 LOB: 0 BB: 0 P: 11	R: 0 E: 0 K: 1 S: 6	H: 0 LOB: 0 BB: 0 P: 9	R: 0 E: 1 K: 0 S: 9	H: 0 LOB: 1 BB: 0 P: 13	R: 0 E: 0 K: 1 S: 14	H: 1 LOB: 2 BB: 1 P: 19	R: 0 E: 0 K: 2 S: 9	H: 0 LOB: 0 BB: 0 P: 14	R: 0 E: 0 K: 1 S: 8	H: 0 LOB: 0 BB: 0 P: 12	R: 1 E: 0 K: 1 S: 10	H: 1 LOB: 3 BB: 2 P: 23	1B: 4 2B: 1 3B: 0 HR: 0	SF: 0 SAC: 1 DP: 0 HBP: 0	WP: 2 PA: 39
<b>PITCHER</b>	IP WLS BF H R ER SO BB IBB HBP BLK WP HR S P ERA WHIP	7.0 26 3 1 0 0 0 2 0 0 0 0 0 4 9 0.00 6.000	1.0 3 0 0 0 1 0 0 0 0 0 0 0 5 9 0.00 0.000	0.2 2 0 0 0 0 0 0 0 0 0 0 0 8 9 0.00 0.000	0.2 5 1 1 0 1 2 0 0 0 0 2 0 10 23 0.00 4.500														





Batter	1	2	3	4	5	6	7	8	9	AB	R	H	RBI	BB	SO	LOB	TOP					
31 Cedric Mullins, L (1,8) OBP: 0.397, SLG: 0.485	F8	G4-3		F8		L4		21 PB IBB		4	0	0	0	1	0	0	<b>Baltimore Orioles @ Miami Marlins</b> loanDepot park, Miami, FL Tue Apr 20 2021, 6:42 PM - 10:06 PM EDT Att: 4,540 - Roof Closed - 74 F  <a href="http://livebaseballscorecards.com">livebaseballscorecards.com</a>					
25 Anthony Santander, S (1,9) 21 Austin Hays, R (1,PR) OBP: 0.214, SLG: 0.286	16 1B 24 BB 3 G6-3	F7		24 2B		K		K		1	0	1	0	0	0	0						
24 DJ Stewart, L (1,7) OBP: 0.368, SLG: 0.406	3 G6-3 14 2B 16 1B	K		1-H 2B		G6-3		P3		4	1	1	1	1	1	0						
16 Trey Mancini, R (1,3) OBP: 0.271, SLG: 0.444	3 G6-3 14 2B			HR		P4		P3		4	2	2	1	1	0	0						
3 Maikel Franco, R (1,5) OBP: 0.310, SLG: 0.391	G6-3					K		G6-3		5	0	0	1	0	1	4						
14 Rio Ruiz, L (1,4) OBP: 0.241, SLG: 0.327	15 HBP 2-H 3-H 2B			K		G4-3		2 S 2B		4	1	2	2	0	1	0						
2 Freddy Galvis, S (1,6) OBP: 0.339, SLG: 0.482	15 HBP BB			HR		P4		21 PB 31 E 2-H 1B		3	1	2	2	1	0	0						
15 Chance Sisco, L (1,2) OBP: 0.192, SLG: 0.125	1-2 2-3 HBP			F7		G4-1		B2		3	0	0	0	0	0	1						
32 Matt Harvey, R (1,1) 29 Ramon Urias, R (6,PH) 43 Shawn Armstrong, R (6,1) 35 Adam Plutko, R (6,1) 66 Tanner Scott, R (7,1) 6 Ryan Mountcastle, R (6,PH) 51 Paul Fry, L (6,1) 62 César Valdez, R (6,1)	G1-3			K		G5-3		F9		2	0	0	0	0	1	3						
<b>Inning Stats</b>	R: 3 E: 0 K: 0 S: 19	H: 3 LOB: 3 BB: 2 P: 30	R: 0 E: 0 K: 1 S: 9	H: 0 LOB: 0 BB: 0 P: 12	R: 2 E: 0 K: 1 S: 18	H: 2 LOB: 0 BB: 0 P: 28	R: 1 E: 0 K: 1 S: 12	H: 2 LOB: 2 BB: 0 P: 19	R: 0 E: 0 K: 1 S: 7	H: 0 LOB: 0 BB: 0 P: 12	R: 0 E: 0 K: 1 S: 8	H: 0 LOB: 0 BB: 0 P: 8	R: 1 E: 1 K: 1 S: 12	H: 2 LOB: 2 BB: 1 P: 18	R: 0 E: 0 K: 0 S: 7	H: 0 LOB: 0 BB: 0 P: 9		1B: 4 2B: 3 3B: 0 HR: 2	SF: 0 SAC: 0 DP: 0 HBP: 1	WP: 0 PB: 1 SB: 1 CS: 0	PA: 41	
<b>PITCHER</b>	IP WLS BF H R ER SO BB IBB HBP BLK WP HR S P ERA WHIP	29 Nick Neidert, R (1,1) ERA: 6.75	3.0 L 17 5 5 5 2 2 0 1 0 0 2 46 70 15.00 2.333	53 Paul Campbell, R (4,1) ERA: 7.71	2.0 9 2 1 1 1 1 0 0 0 0 0 19 31 4.50 1.500	35 Richard Bleier, L (6,1) ERA: 7.27	1.1 4 0 0 0 1 0 0 0 0 0 0 15 0.00 0.000	52 Anthony Bass, R (7,1) ERA: 9.82	0.2 2 0 0 0 1 0 0 0 0 0 5 5 0.00 0.000	54 Ross Detwiler, L (8,1) ERA: 1.17	0.1 3 2 1 1 0 0 0 0 0 0 6 9 27.00 6.000	<b>PITCHER</b>	IP WLS BF H R ER SO BB IBB HBP BLK WP HR S P ERA WHIP	90 Adam Cimber, R (8,1) ERA: 2.35	1.2 6 0 0 0 1 0 0 0 0 0 13 18 0.00 0.000							
Batter	1	2	3	4	5	6	7	8	9	AB	R	H	RBI	BB	SO	LOB	BOTTOM					
23 Corey Dickerson, L (1,7) OBP: 0.356, SLG: 0.382	L7	L7				24 F8 19 1B 14 G6-3		P3		5	1	1	0	0	1	5	<b>Baltimore Orioles @ Miami Marlins</b> loanDepot park, Miami, FL Tue Apr 20 2021, 6:42 PM - 10:06 PM EDT Att: 4,540 - Roof Closed - 74 F  <a href="http://livebaseballscorecards.com">livebaseballscorecards.com</a>					
19 Miguel Rojas, R (1,6) OBP: 0.403, SLG: 0.441	14 1B			24 FC5-4 1B		15 1B		1B		4	2	4	1	1	0	0						
24 Jesús Aguilar, R (1,3) OBP: 0.364, SLG: 0.357	K			1 SAFE S CU 76 C CU 81 F FF 96 B FF 94 X SL 86		F8		SF8		4	0	0	1	0	2	5						
14 Adam Duvall, R (1,9) OBP: 0.263, SLG: 0.537	3-H 1B			FC5		G5-3		K		5	0	1	2	0	2	4						
15 Brian Anderson, R (1,5) OBP: 0.286, SLG: 0.313	F9			K		26 FC6-4 1B		K		5	0	1	1	0	2	3						
2 Jazz Chisholm Jr., L (1,1) 31 Paul Campbell, R (6,PH) 26 Garrett Cooper, R (6,PH) 36 Ronald Blumel, R (6,1) 62 Anthony Bass, R (7,1) 34 Magneuris Sierra, L (6,PH) 84 Ryan O'Hara, R (6,PH) 80 Adam Cimber, R (6,PH) 49 Pablo López, L (6,1)	G4-3			K		FC6-4		G4-3		2	0	0	0	0	1	2						
38 Jorge Alfaro, R (1,2) 17 Chad Wallach, R (4,PR) OBP: 0.250, SLG: 0.269	29 FC2-5 25 1B			E4 25 1-3		5 BB 19 1B 25 BB		1B		2	0	1	0	0	0	0						
25 Lewis Brinson, R (1,8) OBP: 0.167, SLG: 0.091	29 FC2-5 1B			L1-3		19 1B 24 SF8 5 BB		G4-3		3	1	1	0	1	0	2						
29 Nick Neidert, R (1,1) 5 Jon Berti, R (4,4) OBP: 0.294, SLG: 0.276	FC2-5			K		24 SF8 19 1B		K		1	0	0	0	0	0	2						
<b>Inning Stats</b>	R: 1 E: 0 K: 1 S: 9	H: 2 LOB: 1 BB: 0 P: 16	R: 0 E: 0 K: 0 S: 7	H: 2 LOB: 2 BB: 0 P: 10	R: 0 E: 1 K: 2 S: 14	H: 1 LOB: 2 BB: 0 P: 22	R: 0 E: 0 K: 1 S: 6	H: 0 LOB: 1 BB: 0 P: 9	R: 2 E: 0 K: 0 S: 14	H: 3 LOB: 1 BB: 0 P: 25	R: 2 E: 0 K: 1 S: 22	H: 2 LOB: 2 BB: 2 P: 34	R: 0 E: 0 K: 1 S: 13	H: 1 LOB: 1 BB: 0 P: 16	R: 0 E: 0 K: 3 S: 10	H: 0 LOB: 1 BB: 1 P: 17		R: 0 E: 0 K: 2 S: 9	H: 0 LOB: 0 BB: 0 P: 12	1B: 10 2B: 1 3B: 1 HR: 0	SF: 1 SAC: 0 DP: 1 HBP: 0	WP: 0 PB: 0 SB: 0 CS: 0
<b>PITCHER</b>	IP WLS BF H R ER SO BB IBB HBP BLK WP HR S P ERA WHIP	32 Matt Harvey, R (1,1) ERA: 5.12	5.0 W 24 8 3 3 4 0 0 0 0 0 0 7 18 5.40 1.600	43 Shawn Armstrong, R (6,1) ERA: 15.0	0.0 3 1 2 2 0 2 0 0 0 0 0 7 18 0.00 0.750	35 Adam Plutko, R (6,1) ERA: 1.64	1.1 H 5 1 0 0 2 0 0 0 0 0 0 18 20 0.00 0.750	66 Tanner Scott, L (7,1) ERA: 2.57	0.2 H 3 1 0 0 0 0 0 0 0 0 0 10 12 0.00 1.500	51 Paul Fry, L (8,1) ERA: 1.23	0.2 H 3 0 0 0 2 1 0 0 0 0 0 7 13 0.00 1.500	<b>PITCHER</b>	IP WLS BF H R ER SO BB IBB HBP BLK WP HR S P ERA WHIP	62 César Valdez, R (8,1) ERA: 0.96	1.1 S 4 0 0 0 3 0 0 0 0 0 12 16 0.00 0.000							







Batter	1	2	3	4	5	6	7	8	9	AB	R	H	RBI	BB	SO	LOB	TOP			
22 Ramón Laureano, R (1.8) OBP: 0.284, SLG: 0.388										4	1	1	1	0	0	2	<b>Oakland Athletics @ Baltimore Orioles</b> Oriole Park at Camden Yards, Baltimore, MD Fri Apr 23 2021, 7:05 PM - 9:57 PM EDT Att: 7,574 - Partly Cloudy - 63 F			
8 Jed Lowrie, S (1.4) OBP: 0.376, SLG: 0.485										4	0	0	0	0	1	2				
28 Matt Olson, L (1.3) OBP: 0.400, SLG: 0.672										4	0	2	0	0	0	0				
26 Matt Chapman, R (1.5) OBP: 0.256, SLG: 0.366										4	0	0	0	0	1	2				
18 Mitch Moreland, L (1.10) OBP: 0.342, SLG: 0.395										3	1	0	0	1	1	1				
12 Sean Murphy, R (1.2) OBP: 0.256, SLG: 0.317										3	1	1	0	1	1	0				
15 Seth Brown, L (1.7) OBP: 0.342, SLG: 0.559										4	0	0	1	0	1	2				
25 Stephen Piscotty, R (1.9) OBP: 0.333, SLG: 0.475										4	0	2	1	0	0	1				
17 Elvis Andrus, R (1.6) OBP: 0.203, SLG: 0.194										4	0	1	0	0	1	2				
<b>Inning Stats</b>	R: 0 E: 0 K: 1 S: 13	H: 1 LOB: 1 BB: 0 P: 20	R: 2 E: 0 K: 0 S: 13	H: 2 LOB: 2 BB: 2 P: 26	R: 0 E: 0 K: 0 S: 10	H: 0 LOB: 0 BB: 0 P: 14	R: 0 E: 0 K: 0 S: 13	H: 1 LOB: 1 BB: 0 P: 18	R: 1 E: 0 K: 0 S: 18	H: 2 LOB: 1 BB: 0 P: 24	R: 0 E: 0 K: 0 S: 12	H: 1 LOB: 1 BB: 0 P: 18	R: 0 E: 0 K: 3 S: 10	H: 0 LOB: 0 BB: 0 P: 15	R: 0 E: 0 K: 2 S: 10	H: 0 LOB: 0 BB: 0 P: 11	1B: 6 2B: 0 3B: 0 HR: 1	SF: 0 SAC: 0 DP: 0 HBP: 0	WP: 1 PB: 0 SB: 0 CS: 0	PA: 36
<b>PITCHER</b>	IP WLS BF H R ER SO BB IBB HBP BLK WP HR S P ERA WHIP																			
48 Jorge López, R (1.1) ERA: 8.15	4.0 L 19 5 3 3 1 2 0 0 0 0 1 1 52 81 6.75 1.750																			
70 Travis Lakins Sr., R (5.1) ERA: 3.38	1.0 4 1 0 0 0 0 0 0 0 0 0 0 0 15 21 0.00 1.000																			
55 Dillon Tate, R (6.1) ERA: 3.38	1.0 4 1 0 0 0 0 0 0 0 0 0 0 0 12 18 0.00 1.000																			
54 Cole Sulser, R (7.1) ERA: 14.4	2.0 6 0 0 0 3 0 0 0 0 0 0 0 0 16 22 0.00 0.000																			
43 Shawn Armstrong, R (9.1) ERA: 14.4	1.0 3 0 0 0 2 0 0 0 0 0 0 0 0 8 11 0.00 0.000																			

AB	34
R	3
H	7
RBI	3
BB	2
SO	6
LOB	12



Batter	1	2	3	4	5	6	7	8	9	AB	R	H	RBI	BB	SO	LOB	BOTTOM					
31 Cedric Mullins, L (1.8) OBP: 0.392, SLG: 0.486										5	0	2	0	0	1	0	<b>Oakland Athletics @ Baltimore Orioles</b> Oriole Park at Camden Yards, Baltimore, MD Fri Apr 23 2021, 7:05 PM - 9:57 PM EDT Att: 7,574 - Partly Cloudy - 63 F					
21 Austin Hays, R (1.7) OBP: 0.174, SLG: 0.217										5	0	0	0	0	2	2						
16 Trey Mancini, R (1.3) OBP: 0.269, SLG: 0.423										4	1	2	0	0	1	1						
3 Maikel Franco, R (1.5) OBP: 0.329, SLG: 0.408										3	0	2	0	1	0	1						
24 DJ Stewart, L (1.9) OBP: 0.357, SLG: 0.389										4	0	1	0	0	2	3						
6 Ryan Mountcastle, R (1.10) OBP: 0.295, SLG: 0.275										4	0	1	0	0	1	3						
28 Pedro Severino, R (1.2) OBP: 0.286, SLG: 0.340										4	0	2	1	0	2	2						
2 Freddy Galvis, S (1.6) OBP: 0.319, SLG: 0.444										4	0	0	0	0	0	4						
29 Ramón Uriás, R (1.4) OBP: 0.222, SLG: 0.346										4	0	0	0	0	1	3						
<b>Inning Stats</b>	R: 0 E: 0 K: 2 S: 17	H: 1 LOB: 2 BB: 1 P: 25	R: 0 E: 0 K: 1 S: 8	H: 0 LOB: 0 BB: 0 P: 11	R: 0 E: 0 K: 1 S: 9	H: 0 LOB: 0 BB: 0 P: 11	R: 0 E: 1 K: 1 S: 14	H: 2 LOB: 2 BB: 0 P: 18	R: 0 E: 0 K: 0 S: 7	H: 1 LOB: 1 BB: 0 P: 8	R: 1 E: 0 K: 1 S: 17	H: 4 LOB: 3 BB: 0 P: 23	R: 0 E: 0 K: 2 S: 12	H: 1 LOB: 1 BB: 0 P: 18	R: 0 E: 0 K: 1 S: 6	H: 1 LOB: 0 BB: 0 P: 10	R: 0 E: 0 K: 1 S: 8	H: 0 LOB: 0 BB: 0 P: 9	1B: 9 2B: 1 3B: 0 HR: 0	SF: 0 SAC: 0 DP: 0 HBP: 0	WP: 0 PB: 0 SB: 0 CS: 0	PA: 38
<b>PITCHER</b>	IP WLS BF H R ER SO BB IBB HBP BLK WP HR S P ERA WHIP																					
19 Cole Irvin, L (1.1) ERA: 3.86	5.1 W 25 5 1 1 6 1 0 0 0 0 0 0 69 93 1.69 1.688																					
36 Yusmeiro Petit, R (6.1) ERA: 1.49	1.2 H 6 1 0 0 2 0 0 0 0 0 0 0 15 21 0.00 0.600																					
57 J.B. Wendelken, R (8.1) ERA: 2.79	1.0 H 4 1 0 0 1 0 0 0 0 0 0 0 6 10 0.00 1.000																					
35 Jake Diekmann, L (9.1) ERA: 2.89	1.0 S 3 0 0 0 1 0 0 0 0 0 0 0 8 9 0.00 0.000																					

AB	37
R	1
H	10
RBI	1
BB	1
SO	10
LOB	19









Batter	1	2	3	4	5	6	7	8	9	AB	R	H	RBI	BB	SO	LOB	TOP					
20 Mark Canha, R OBP: 0.406, SLG: 0.442										4	0	0	0	0	1	1						
8 Jed Lowrie, S OBP: 0.361, SLG: 0.493										4	0	1	0	0	1	0						
28 Matt Olson, L OBP: 0.392, SLG: 0.638										4	0	0	0	0	1	1						
22 Ramón Laureano, R (1, 8) OBP: 0.301, SLG: 0.427										4	1	1	1	0	0	1						
26 Matt Chapman, R OBP: 0.275, SLG: 0.342										2	0	0	0	2	2	1						
25 Stephen Piscotty, R OBP: 0.308, SLG: 0.426										2	0	1	0	0	0	1						
15 Seth Brown, L OBP: 0.333, SLG: 0.543										1	0	0	0	0	1	1						
17 Elvis Andrus, R OBP: 0.210, SLG: 0.203										3	0	0	0	0	2	2						
37 Aramis Garcia, R OBP: 0.188, SLG: 0.233										3	0	0	0	0	1	0						
Tony Kemp, L OBP: 0.246, SLG: 0.150										0	0	0	0	0	0	0						
39 Vimalael Machin, L OBP: 0.250, SLG: 0.143										1	0	0	0	1	0	0						
12 Sean Murphy, R OBP: 0.316, SLG: 0.283										1	0	0	0	0	1	0						
<b>Inning Stats</b>	R: 0 E: 0 K: 1 S: 7	H: 0 LOB: 0 BB: 0 P: 11	R: 0 E: 0 K: 2 S: 13	H: 1 LOB: 1 BB: 0 P: 17	R: 0 E: 0 K: 1 S: 7	H: 0 LOB: 0 BB: 1 P: 15	R: 1 E: 0 K: 0 S: 12	H: 1 LOB: 1 BB: 1 P: 17	R: 0 E: 0 K: 1 S: 11	H: 0 LOB: 0 BB: 0 P: 16	R: 0 E: 0 K: 1 S: 8	H: 0 LOB: 0 BB: 0 P: 15	R: 0 E: 0 K: 1 S: 9	H: 0 LOB: 1 BB: 1 P: 20	R: 0 E: 0 K: 2 S: 10	H: 0 LOB: 1 BB: 0 P: 14	R: 0 E: 0 K: 1 S: 12	H: 1 LOB: 1 BB: 0 P: 18	1B: 2 2B: 0 3B: 0 HR: 1	SF: 0 SAC: 0 DP: 1 HBP: 0	WP: 0 PB: 0 SB: 0 CS: 0	PA: 32
<b>PITCHER</b>	IP WLS BF H R ER SO BB IBB HBP BLK WP HR S P ERA WHIP																					
47 John Means, L ERA: 1.5	6.1 W 23 2 1 1 6 3 0 0 0 0 0 1 62 101 1.42 0.789																					
35 Adam Plutko, R ERA: 1.42	0.2 H 2 0 0 0 1 0 0 0 0 0 0 0 5 10 0.00 0.000																					
51 Paul Fry, L ERA: 1.08	1.0 H 3 0 0 0 2 0 0 0 0 0 0 0 10 14 0.00 0.000																					
59 Zac Lowther, L ERA:	1.0 4 1 0 0 1 0 0 0 0 0 0 0 12 18 0.00 1.000																					

Oakland Athletics @ Baltimore Orioles  
 Oriole Park at Camden Yards, Baltimore, MD  
 Sun Apr 25 2021, 1:05 PM - 4:01 PM EDT  
 Att: 8,107 - Partly Cloudy - 59 F

AB 29  
 R 1  
 H 3  
 RBI 1  
 BB 3  
 SO 10  
 LOB 8



Batter	1	2	3	4	5	6	7	8	9	AB	R	H	RBI	BB	SO	LOB	BOTTOM			
31 Cedric Mullins, L OBP: 0.404, SLG: 0.481										5	0	3	0	0	1	4				
16 Trev Mancini, R OBP: 0.276, SLG: 0.418										4	0	1	2	1	0	4				
3 Maikel Franco, R OBP: 0.330, SLG: 0.430										4	1	1	1	1	2	2				
28 Pedro Severino, R OBP: 0.276, SLG: 0.327										4	0	0	0	1	2	3				
6 Ryan Mountcastle, R OBP: 0.208, SLG: 0.264										3	2	0	0	1	1	1				
21 Austin Hays, R OBP: 0.290, SLG: 0.500										3	3	2	3	1	1	0				
2 Freddy Galvis, S OBP: 0.312, SLG: 0.437										4	0	1	0	0	1	2				
29 Ramón Urias, R OBP: 0.226, SLG: 0.310										3	1	0	0	1	1	1				
65 Ryan McKenna, R OBP: 0.294, SLG: 0.333										3	1	1	1	1	0	0				
<b>Inning Stats</b>	R: 0 E: 0 K: 1 S: 6	H: 1 LOB: 0 BB: 0 P: 8	R: 1 E: 0 K: 1 S: 7	H: 1 LOB: 0 BB: 0 P: 11	R: 0 E: 0 K: 1 S: 10	H: 1 LOB: 1 BB: 0 P: 14	R: 2 E: 0 K: 1 S: 10	H: 1 LOB: 0 BB: 1 P: 16	R: 0 E: 0 K: 2 S: 8	H: 0 LOB: 0 BB: 0 P: 14	R: 0 E: 0 K: 1 S: 13	H: 2 LOB: 2 BB: 0 P: 21	R: 0 E: 0 K: 1 S: 27	H: 2 LOB: 3 BB: 5 P: 50	R: 5 E: 1 K: 1 S: 27	H: 2 LOB: 3 BB: 5 P: 50	1B: 5 2B: 1 3B: 0 HR: 3	SF: 0 SAC: 0 DP: 0 HBP: 0	WP: 0 PB: 0 SB: 1 CS: 1	PA: 40
<b>PITCHER</b>	IP WLS BF H R ER SO BB IBB HBP BLK WP HR S P ERA WHIP																			
44 Jesús Luzardo, L ERA: 5.4	6.2 L 28 7 3 3 8 2 0 0 0 0 0 0 2 64 4.05 1.350																			
54 Sergio Romo, R ERA: 12.15	0.1 1 0 0 0 0 0 0 0 0 0 0 0 3 6 0.00 0.000																			
65 Deolis Guerra, R ERA: 3.38	0.2 7 1 5 2 0 4 0 0 0 0 0 1 19 38 27.00 7.500																			
21 Adam Kolarek, L ERA: 8.44	0.1 4 1 0 0 1 1 0 0 0 0 0 0 8 12 0.00 6.000																			

Oakland Athletics @ Baltimore Orioles  
 Oriole Park at Camden Yards, Baltimore, MD  
 Sun Apr 25 2021, 1:05 PM - 4:01 PM EDT  
 Att: 8,107 - Partly Cloudy - 59 F

AB 33  
 R 8  
 H 9  
 RBI 7  
 BB 7  
 SO 9  
 LOB 17









Batter	1	2	3	4	5	6	7	8	9	AB	R	H	RBI	BB	SO	LOB	TOP								
26 DJ LeMahieu, R OBP: 0.347, SLG: 0.357										4	2	2	0	1	0	2									
27 Giancarlo Stanton, R OBP: 0.271, SLG: 0.462										5	1	2	1	0	1	3									
99 Aaron Judge, R OBP: 0.385, SLG: 0.500										4	1	2	1	1	2	1									
11 Brett Gardner, L OBP: 0.310, SLG: 0.250										0	0	0	0	0	0	0									
29 Gio Urshela, R OBP: 0.309, SLG: 0.440										3	0	1	2	0	1	0									
25 Gleyber Torres, R OBP: 0.287, SLG: 0.259										4	0	2	0	0	1	1									
31 Aaron Hicks, S OBP: 0.247, SLG: 0.292										4	0	0	0	0	2	2									
77 Clint Frazier, R OBP: 0.292, SLG: 0.170										4	0	0	0	0	0	0									
66 Kyle Higashioka, R OBP: 0.414, SLG: 0.880										4	1	2	1	0	0	0									
18 Rougned Odor, L OBP: 0.250, SLG: 0.362										3	0	1	0	1	0	0									
<b>Inning Stats</b>	R: 1 E: 0 K: 0 S: 9	H: 2 LOB: 1 BB: 0 P: 11	R: 0 E: 0 K: 1 S: 14	H: 2 LOB: 2 BB: 0 P: 23	R: 1 E: 0 K: 2 S: 17	H: 2 LOB: 1 BB: 0 P: 23	R: 2 E: 0 K: 0 S: 10	H: 4 LOB: 2 BB: 1 P: 19	R: 0 E: 0 K: 0 S: 6	H: 0 LOB: 0 BB: 0 P: 9	R: 0 E: 0 K: 0 S: 6	H: 0 LOB: 0 BB: 0 P: 9	R: 1 E: 0 K: 2 S: 13	H: 1 LOB: 0 BB: 0 P: 16	R: 0 E: 0 K: 1 S: 8	H: 0 LOB: 0 BB: 0 P: 11	R: 0 E: 0 K: 1 S: 10	H: 0 LOB: 1 BB: 2 P: 20	1B: 7 2B: 2 3B: 0 HR: 3	SF: 1 SAC: 0 DP: 1 HBP: 0	WP: 0 PB: 0 SB: 0 CS: 1	PA: 39			
<b>PITCHER</b>	IP WLS BF H R ER SO BB IBB HBP BLK WP HR S P ERA WHIP	IP WLS BF H R ER SO BB IBB HBP BLK WP HR S P ERA WHIP	IP WLS BF H R ER SO BB IBB HBP BLK WP HR S P ERA WHIP	IP WLS BF H R ER SO BB IBB HBP BLK WP HR S P ERA WHIP	IP WLS BF H R ER SO BB IBB HBP BLK WP HR S P ERA WHIP	IP WLS BF H R ER SO BB IBB HBP BLK WP HR S P ERA WHIP	IP WLS BF H R ER SO BB IBB HBP BLK WP HR S P ERA WHIP	IP WLS BF H R ER SO BB IBB HBP BLK WP HR S P ERA WHIP	IP WLS BF H R ER SO BB IBB HBP BLK WP HR S P ERA WHIP	IP WLS BF H R ER SO BB IBB HBP BLK WP HR S P ERA WHIP	IP WLS BF H R ER SO BB IBB HBP BLK WP HR S P ERA WHIP	IP WLS BF H R ER SO BB IBB HBP BLK WP HR S P ERA WHIP	IP WLS BF H R ER SO BB IBB HBP BLK WP HR S P ERA WHIP	IP WLS BF H R ER SO BB IBB HBP BLK WP HR S P ERA WHIP	IP WLS BF H R ER SO BB IBB HBP BLK WP HR S P ERA WHIP	IP WLS BF H R ER SO BB IBB HBP BLK WP HR S P ERA WHIP	IP WLS BF H R ER SO BB IBB HBP BLK WP HR S P ERA WHIP	IP WLS BF H R ER SO BB IBB HBP BLK WP HR S P ERA WHIP	IP WLS BF H R ER SO BB IBB HBP BLK WP HR S P ERA WHIP	IP WLS BF H R ER SO BB IBB HBP BLK WP HR S P ERA WHIP	IP WLS BF H R ER SO BB IBB HBP BLK WP HR S P ERA WHIP	IP WLS BF H R ER SO BB IBB HBP BLK WP HR S P ERA WHIP	IP WLS BF H R ER SO BB IBB HBP BLK WP HR S P ERA WHIP	IP WLS BF H R ER SO BB IBB HBP BLK WP HR S P ERA WHIP	IP WLS BF H R ER SO BB IBB HBP BLK WP HR S P ERA WHIP

New York Yankees @ Baltimore Orioles  
 Oriole Park at Camden Yards, Baltimore, MD  
 Tue Apr 27 2021, 7:06 PM - 9:59 PM EDT  
 Att: 6,662 - Partly Cloudy - 82 F

AB 35  
 R 5  
 H 12  
 RBI 5  
 BB 3  
 SO 7  
 LOB 9



Batter	1	2	3	4	5	6	7	8	9	AB	R	H	RBI	BB	SO	LOB	BOTTOM								
31 Cedric Mullins, L OBP: 0.408, SLG: 0.556										5	0	1	0	0	1	1									
16 Trey Mancini, R OBP: 0.294, SLG: 0.412										3	1	1	0	1	1	2									
24 DJ Stewart, L OBP: 0.315, SLG: 0.319										3	0	0	0	1	0	2									
3 Maikel Franco, R OBP: 0.333, SLG: 0.437										4	0	2	1	0	1	1									
21 Austin Hays, R OBP: 0.308, SLG: 0.444										3	0	1	0	1	1	3									
15 Chance Sisco, L OBP: 0.235, SLG: 0.194										3	0	0	0	0	1	5									
6 Ryan Mountcastle, R OBP: 0.212, SLG: 0.275										4	0	1	0	0	1	4									
14 Rio Ruiz, L OBP: 0.231, SLG: 0.288										3	0	1	0	0	2	1									
29 Ramón Urias, R OBP: 0.200, SLG: 0.273										1	0	0	0	0	0	0									
11 Pat Valaika, R OBP: 0.143, SLG: 0.077										4	0	0	0	0	0	2									
<b>Inning Stats</b>	R: 0 E: 0 K: 1 S: 8	H: 0 LOB: 0 BB: 0 P: 10	R: 0 E: 0 K: 0 S: 6	H: 0 LOB: 1 BB: 1 P: 16	R: 0 E: 0 K: 2 S: 8	H: 0 LOB: 0 BB: 0 P: 9	R: 1 E: 0 K: 1 S: 12	H: 2 LOB: 1 BB: 0 P: 14	R: 0 E: 0 K: 0 S: 11	H: 1 LOB: 1 BB: 0 P: 17	R: 0 E: 0 K: 0 S: 6	H: 1 LOB: 2 BB: 1 P: 15	R: 0 E: 0 K: 1 S: 13	H: 2 LOB: 0 BB: 0 P: 19	R: 0 E: 0 K: 3 S: 16	H: 1 LOB: 2 BB: 1 P: 24	R: 0 E: 0 K: 0 S: 5	H: 0 LOB: 0 BB: 0 P: 6	1B: 6 2B: 1 3B: 0 HR: 0	SF: 0 SAC: 0 DP: 1 HBP: 1	WP: 0 PB: 0 SB: 0 CS: 0	PA: 37			
<b>PITCHER</b>	IP WLS BF H R ER SO BB IBB HBP BLK WP HR S P ERA WHIP	IP WLS BF H R ER SO BB IBB HBP BLK WP HR S P ERA WHIP	IP WLS BF H R ER SO BB IBB HBP BLK WP HR S P ERA WHIP	IP WLS BF H R ER SO BB IBB HBP BLK WP HR S P ERA WHIP	IP WLS BF H R ER SO BB IBB HBP BLK WP HR S P ERA WHIP	IP WLS BF H R ER SO BB IBB HBP BLK WP HR S P ERA WHIP	IP WLS BF H R ER SO BB IBB HBP BLK WP HR S P ERA WHIP	IP WLS BF H R ER SO BB IBB HBP BLK WP HR S P ERA WHIP	IP WLS BF H R ER SO BB IBB HBP BLK WP HR S P ERA WHIP	IP WLS BF H R ER SO BB IBB HBP BLK WP HR S P ERA WHIP	IP WLS BF H R ER SO BB IBB HBP BLK WP HR S P ERA WHIP	IP WLS BF H R ER SO BB IBB HBP BLK WP HR S P ERA WHIP	IP WLS BF H R ER SO BB IBB HBP BLK WP HR S P ERA WHIP	IP WLS BF H R ER SO BB IBB HBP BLK WP HR S P ERA WHIP	IP WLS BF H R ER SO BB IBB HBP BLK WP HR S P ERA WHIP	IP WLS BF H R ER SO BB IBB HBP BLK WP HR S P ERA WHIP	IP WLS BF H R ER SO BB IBB HBP BLK WP HR S P ERA WHIP	IP WLS BF H R ER SO BB IBB HBP BLK WP HR S P ERA WHIP	IP WLS BF H R ER SO BB IBB HBP BLK WP HR S P ERA WHIP	IP WLS BF H R ER SO BB IBB HBP BLK WP HR S P ERA WHIP	IP WLS BF H R ER SO BB IBB HBP BLK WP HR S P ERA WHIP	IP WLS BF H R ER SO BB IBB HBP BLK WP HR S P ERA WHIP	IP WLS BF H R ER SO BB IBB HBP BLK WP HR S P ERA WHIP	IP WLS BF H R ER SO BB IBB HBP BLK WP HR S P ERA WHIP	IP WLS BF H R ER SO BB IBB HBP BLK WP HR S P ERA WHIP

New York Yankees @ Baltimore Orioles  
 Oriole Park at Camden Yards, Baltimore, MD  
 Tue Apr 27 2021, 7:06 PM - 9:59 PM EDT  
 Att: 6,662 - Partly Cloudy - 82 F

AB 33  
 R 1  
 H 7  
 RBI 1  
 BB 3  
 SO 8  
 LOB 21





Batter	1	2	3	4	5	6	7	8	9	AB	R	H	RBI	BB	SO	LOB	TOP									
26 DJ LeMahieu, R OBP: 0.350, SLG: 0.360										5	1	2	0	0	0	1										
27 Giancarlo Stanton, R OBP: 0.269, SLG: 0.410										5	2	3	0	0	1	1										
25 Gleyber Torres, R OBP: 0.327, SLG: 0.279										5	1	2	1	0	0	2										
29 Gio Urshela, R OBP: 0.318, SLG: 0.481										4	1	2	3	0	1	1										
14 Tyler Wade, L OBP: 0.333, SLG: 0.333										0	0	0	0	0	0	0										
36 Mike Ford, L OBP: 0.286, SLG: 0.500										3	1	1	1	1	1	0										
31 Aaron Hicks, S OBP: 0.283, SLG: 0.280										3	0	0	1	0	0	0										
77 Clint Frazier, R OBP: 0.304, SLG: 0.263										4	1	2	1	0	1	2										
66 Kyle Higashioka, R OBP: 0.364, SLG: 0.759										4	0	0	0	0	2	1										
11 Brett Gardner, L OBP: 0.283, SLG: 0.225										4	0	0	0	0	1	1										
<b>Inning Stats</b>	R: 0 E: 0 K: 1 S: 12	H: 2 LOB: 1 BB: 0 P: 19	R: 1 E: 0 K: 2 S: 11	H: 1 LOB: 0 BB: 0 P: 19	R: 4 E: 0 K: 1 S: 19	H: 4 LOB: 0 BB: 0 P: 30	R: 0 E: 0 K: 0 S: 10	H: 1 LOB: 1 BB: 0 P: 13	R: 1 E: 0 K: 0 S: 9	H: 2 LOB: 2 BB: 1 P: 19	R: 0 E: 0 K: 1 S: 7	H: 0 LOB: 0 BB: 0 P: 10	R: 0 E: 0 K: 1 S: 9	H: 0 LOB: 0 BB: 0 P: 11	R: 1 E: 0 K: 1 S: 10	H: 1 LOB: 0 BB: 0 P: 18	R: 0 E: 0 K: 0 S: 8	H: 1 LOB: 1 BB: 0 P: 10	1B: 7 2B: 2 3B: 0 HR: 3	SF: 1 SAC: 0 DP: 1 HBP: 0	WP: 1 PB: 0 SB: 0 CS: 0	PA: 39				
<b>PITCHER</b>	IP WLS BF H R ER SO BB IBB HBP BLK WP HR S P ERA WHIP	IP WLS BF H R ER SO BB IBB HBP BLK WP HR S P ERA WHIP	IP WLS BF H R ER SO BB IBB HBP BLK WP HR S P ERA WHIP	IP WLS BF H R ER SO BB IBB HBP BLK WP HR S P ERA WHIP	IP WLS BF H R ER SO BB IBB HBP BLK WP HR S P ERA WHIP	IP WLS BF H R ER SO BB IBB HBP BLK WP HR S P ERA WHIP	IP WLS BF H R ER SO BB IBB HBP BLK WP HR S P ERA WHIP	IP WLS BF H R ER SO BB IBB HBP BLK WP HR S P ERA WHIP	IP WLS BF H R ER SO BB IBB HBP BLK WP HR S P ERA WHIP	IP WLS BF H R ER SO BB IBB HBP BLK WP HR S P ERA WHIP	IP WLS BF H R ER SO BB IBB HBP BLK WP HR S P ERA WHIP	IP WLS BF H R ER SO BB IBB HBP BLK WP HR S P ERA WHIP	IP WLS BF H R ER SO BB IBB HBP BLK WP HR S P ERA WHIP	IP WLS BF H R ER SO BB IBB HBP BLK WP HR S P ERA WHIP	IP WLS BF H R ER SO BB IBB HBP BLK WP HR S P ERA WHIP	IP WLS BF H R ER SO BB IBB HBP BLK WP HR S P ERA WHIP	IP WLS BF H R ER SO BB IBB HBP BLK WP HR S P ERA WHIP	IP WLS BF H R ER SO BB IBB HBP BLK WP HR S P ERA WHIP	IP WLS BF H R ER SO BB IBB HBP BLK WP HR S P ERA WHIP	IP WLS BF H R ER SO BB IBB HBP BLK WP HR S P ERA WHIP	IP WLS BF H R ER SO BB IBB HBP BLK WP HR S P ERA WHIP	IP WLS BF H R ER SO BB IBB HBP BLK WP HR S P ERA WHIP	IP WLS BF H R ER SO BB IBB HBP BLK WP HR S P ERA WHIP			
64 Dean Kremer, R ERA: 8.4	4.1 L 22 10 6 6 4 0 0 0 0 1 2 57 89 12.46 2.308	1.2 6 0 0 0 1 1 0 0 0 0 0 11 21 0.00 0.600	2.0 7 1 1 1 2 0 0 0 0 0 1 19 29 4.50 0.500	1.0 4 1 0 0 0 0 0 0 0 0 0 8 10 0.00 1.000																						
43 Shawn Armstrong, R ERA: 9.0																										
68 Tyler Wells, R ERA: 6.52																										
66 Tanner Scott, L ERA: 2.79																										
<b>Inning Stats</b>	R: 0 E: 0 K: 0 S: 7	H: 0 LOB: 0 BB: 0 P: 11	R: 0 E: 0 K: 0 S: 6	H: 0 LOB: 1 BB: 1 P: 10	R: 0 E: 0 K: 0 S: 7	H: 0 LOB: 0 BB: 0 P: 12	R: 0 E: 0 K: 2 S: 9	H: 0 LOB: 0 BB: 0 P: 14	R: 0 E: 0 K: 1 S: 13	H: 1 LOB: 1 BB: 0 P: 15	R: 0 E: 0 K: 1 S: 8	H: 0 LOB: 0 BB: 0 P: 13	R: 0 E: 0 K: 2 S: 13	H: 2 LOB: 2 BB: 0 P: 17	R: 0 E: 0 K: 1 S: 9	H: 0 LOB: 0 BB: 0 P: 17	R: 0 E: 0 K: 1 S: 9	H: 1 LOB: 0 BB: 0 P: 11	1B: 4 2B: 0 3B: 0 HR: 0	SF: 0 SAC: 0 DP: 1 HBP: 0	WP: 0 PB: 0 SB: 0 CS: 0	PA: 31				
<b>PITCHER</b>	IP WLS BF H R ER SO BB IBB HBP BLK WP HR S P ERA WHIP	IP WLS BF H R ER SO BB IBB HBP BLK WP HR S P ERA WHIP	IP WLS BF H R ER SO BB IBB HBP BLK WP HR S P ERA WHIP	IP WLS BF H R ER SO BB IBB HBP BLK WP HR S P ERA WHIP	IP WLS BF H R ER SO BB IBB HBP BLK WP HR S P ERA WHIP	IP WLS BF H R ER SO BB IBB HBP BLK WP HR S P ERA WHIP	IP WLS BF H R ER SO BB IBB HBP BLK WP HR S P ERA WHIP	IP WLS BF H R ER SO BB IBB HBP BLK WP HR S P ERA WHIP	IP WLS BF H R ER SO BB IBB HBP BLK WP HR S P ERA WHIP	IP WLS BF H R ER SO BB IBB HBP BLK WP HR S P ERA WHIP	IP WLS BF H R ER SO BB IBB HBP BLK WP HR S P ERA WHIP	IP WLS BF H R ER SO BB IBB HBP BLK WP HR S P ERA WHIP	IP WLS BF H R ER SO BB IBB HBP BLK WP HR S P ERA WHIP	IP WLS BF H R ER SO BB IBB HBP BLK WP HR S P ERA WHIP	IP WLS BF H R ER SO BB IBB HBP BLK WP HR S P ERA WHIP	IP WLS BF H R ER SO BB IBB HBP BLK WP HR S P ERA WHIP	IP WLS BF H R ER SO BB IBB HBP BLK WP HR S P ERA WHIP	IP WLS BF H R ER SO BB IBB HBP BLK WP HR S P ERA WHIP	IP WLS BF H R ER SO BB IBB HBP BLK WP HR S P ERA WHIP	IP WLS BF H R ER SO BB IBB HBP BLK WP HR S P ERA WHIP	IP WLS BF H R ER SO BB IBB HBP BLK WP HR S P ERA WHIP	IP WLS BF H R ER SO BB IBB HBP BLK WP HR S P ERA WHIP	IP WLS BF H R ER SO BB IBB HBP BLK WP HR S P ERA WHIP	IP WLS BF H R ER SO BB IBB HBP BLK WP HR S P ERA WHIP		
55 Domingo Germán, R ERA: 4.05	7.0 W 25 3 0 0 2 0 0 0 0 0 0 18 28 0.00 0.571	2.0 6 1 0 0 0 2 0 0 0 0 0 0 18 28 0.00 0.500																								
73 Michael King, R ERA:																										

New York Yankees @ Baltimore Orioles  
 Oriole Park at Camden Yards, Baltimore, MD  
 Wed Apr 28 2021, 7:07 PM - 9:38 PM EDT  
 Att: 7,338 - Partly Cloudy - 84 F

AB 37  
 R 7  
 H 12  
 RBI 7  
 BB 1  
 SO 7  
 LOB 9



New York Yankees @ Baltimore Orioles  
 Oriole Park at Camden Yards, Baltimore, MD  
 Wed Apr 28 2021, 7:07 PM - 9:38 PM EDT  
 Att: 7,338 - Partly Cloudy - 84 F

AB 30  
 R 0  
 H 4  
 RBI 0  
 BB 1  
 SO 8  
 LOB 8









Batter	1	2	3	4	5	6	7	8	9	AB	R	H	RBI	BB	SO	LOB	TOP										
31 Cedric Mullins, L (1, 8) OBP: 0.387, SLG: 0.545										4	1	1	2	0	2	1	<p><b>Baltimore Orioles @ Oakland Athletics</b> Oakland Coliseum, Oakland, CA Fri Apr 30 2021, 6:43 PM - 9:22 PM PDT Att: 5,777 - Overcast - 55 F</p> <p>livebaseballscorecards.com</p> <p>AB 33 R 3 H 8 RBI 3 BB 2 SO 8 LOB 10</p>										
21 Austin Hays, R (1, 7) OBP: 0.280, SLG: 0.468										4	1	1	1	0	1	1											
16 Trey Mancini, R (1, 10) OBP: 0.299, SLG: 0.443										4	0	0	0	0	1	1											
24 DJ Stewart, L (1, 9) OBP: 0.292, SLG: 0.268										3	0	0	0	1	1	0											
6 Ryan Mountcastle, R (1, 3) OBP: 0.229, SLG: 0.286										4	0	2	0	0	0	0											
14 Rio Ruiz, L (1, 5) OBP: 0.239, SLG: 0.277										3	0	1	0	1	0	3											
11 Pat Valaika, R (1, 4) OBP: 0.125, SLG: 0.087										4	0	1	0	0	0	3											
15 Chance Sisco, L (1, 2) OBP: 0.237, SLG: 0.200										4	1	1	0	0	2	1											
29 Ramón Uriás, R (1, 6) OBP: 0.214, SLG: 0.282										3	0	1	0	0	1	0											
<b>Inning Stats</b>	R: 0 E: 0 K: 1 S: 6	H: 0 LOB: 0 BB: 0 P: 9	R: 0 E: 0 K: 1 S: 10	H: 1 LOB: 1 BB: 0 P: 13	R: 2 E: 0 K: 1 S: 14	H: 2 LOB: 0 BB: 0 P: 17	R: 0 E: 0 K: 0 S: 8	H: 0 LOB: 1 BB: 1 P: 14	R: 1 E: 0 K: 0 S: 7	H: 2 LOB: 1 BB: 0 P: 11	R: 0 E: 0 K: 0 S: 9	H: 1 LOB: 1 BB: 1 P: 19	R: 0 E: 0 K: 2 S: 9	H: 0 LOB: 0 BB: 0 P: 13	R: 0 E: 0 K: 2 S: 7	H: 0 LOB: 0 BB: 0 P: 9	R: 0 E: 0 K: 1 S: 10	H: 2 LOB: 1 BB: 0 P: 15	1B: 5 2B: 1 3B: 0 HR: 2	SF: 0 SAC: 0 DP: 1 HBP: 0	WP: 0 PB: 0 SB: 0 CS: 0	PA: 35					
<b>PITCHER</b>	IP	WLS	BF	H	R	ER	SO	BB	IBB	HBP	BLK	WP	HR	S	P	ERA	WHIP										
50 Mike Fiers, R (1, 1) ERA: 4.5	6.0	L	25	6	3	3	3	2	0	0	0	0	2	54	83	4.50	1.333										
65 Deolis Guerra, R (7, 1) ERA: 2.7	1.0		3	0	0	0	2	0	0	0	0	0	0	9	13	0.00	0.000										
54 Sergio Romo, R (8, 1) ERA: 9.35	1.0		3	0	0	0	2	0	0	0	0	0	0	7	9	0.00	0.000										
36 Yusmeiro Petit, R (9, 1) ERA: 1.1	1.0		4	2	0	0	1	0	0	0	0	0	0	10	15	0.00	2.000										

Batter	1	2	3	4	5	6	7	8	9	AB	R	H	RBI	BB	SO	LOB	BOTTOM										
20 Mark Canha, R (1, 7) OBP: 0.379, SLG: 0.389										4	0	0	0	0	2	1	<p><b>Baltimore Orioles @ Oakland Athletics</b> Oakland Coliseum, Oakland, CA Fri Apr 30 2021, 6:43 PM - 9:22 PM PDT Att: 5,777 - Overcast - 55 F</p> <p>livebaseballscorecards.com</p> <p>AB 32 R 2 H 5 RBI 2 BB 3 SO 10 LOB 13</p>										
22 Ramón Laureano, R (1, 8) OBP: 0.291, SLG: 0.404										3	0	1	0	1	0	0											
8 Jed Lowrie, S (1, 10) OBP: 0.320, SLG: 0.411										4	0	0	0	0	1	3											
12 Sean Murphy, R (1, 2) OBP: 0.324, SLG: 0.444										4	1	2	1	0	0	0											
39 Vimal Machin, L (9, PR) OBP: 0.186, SLG: 0.071										0	0	0	0	0	0	0											
26 Matt Chapman, R (1, 5) OBP: 0.306, SLG: 0.389										3	0	1	0	1	2	0											
18 Mitch Moreland, L (1, 3) OBP: 0.319, SLG: 0.433										4	1	1	1	0	1	3											
25 Stephen Piscotty, R (1, 9) ERA: 1.7										3	0	0	0	0	2	1											
15 Seth Brown, L (9, PH) OBP: 0.304, SLG: 0.476										1	0	0	0	0	0	2											
17 Elvis Andrus, R (1, 6) OBP: 0.202, SLG: 0.186										4	0	0	0	0	1	3											
Tony Kemp, L (1, 4) OBP: 0.385, SLG: 0.233										2	0	0	0	1	1	0											
<b>Inning Stats</b>	R: 0 E: 0 K: 0 S: 5	H: 0 LOB: 0 BB: 0 P: 6	R: 1 E: 0 K: 2 S: 14	H: 1 LOB: 1 BB: 1 P: 24	R: 0 E: 0 K: 2 S: 10	H: 0 LOB: 0 BB: 0 P: 13	R: 0 E: 0 K: 2 S: 11	H: 0 LOB: 0 BB: 0 P: 15	R: 0 E: 0 K: 2 S: 7	H: 0 LOB: 0 BB: 0 P: 10	R: 0 E: 0 K: 0 S: 9	H: 1 LOB: 1 BB: 0 P: 14	R: 1 E: 0 K: 1 S: 7	H: 1 LOB: 0 BB: 0 P: 11	R: 0 E: 0 K: 1 S: 9	H: 0 LOB: 2 BB: 2 P: 19	R: 0 E: 0 K: 0 S: 14	H: 2 LOB: 2 BB: 0 P: 24	1B: 3 2B: 0 3B: 0 HR: 2	SF: 0 SAC: 0 DP: 0 HBP: 0	WP: 0 PB: 1 SB: 1 CS: 0	PA: 35					
<b>PITCHER</b>	IP	WLS	BF	H	R	ER	SO	BB	IBB	HBP	BLK	WP	HR	S	P	ERA	WHIP										
47 John Means, L (1, 1) ERA: 1.7	7.0		25	3	2	2	9	1	0	0	0	0	0	63	93	2.57	0.571										
51 Paul Fry, L (8, 1) ERA: 0.9	0.2	H	3	0	0	0	1	1	0	0	0	0	0	7	12	0.00	1.500										
70 Travis Lakins Sr., R (8, 1) ERA: 0.9	0.1	H	2	0	0	0	0	1	0	0	0	0	0	2	7	0.00	3.000										
62 César Valdez, R (9, 1) ERA: 1.42	1.0	S	5	2	0	0	0	0	0	0	0	0	0	14	24	0.00	2.000										



Batter	1	2	3	4	5	6	7	8	9	AB	R	H	RBI	BB	SO	LOB	TOP			
31 Cedric Mullins, L OBP: 0.397, SLG: 0.538										3	1	1	0	2	0	1	<p><b>Baltimore Orioles @ Oakland Athletics</b> Oakland Coliseum, Oakland, CA Sat May 01 2021, 1:09 PM - 4:18 PM PDT Att: 6,469 - Partly Cloudy - 70 F</p>			
21 Austin Hays, R OBP: 0.273, SLG: 0.442										5	1	1	2	0	0	2				
16 Trey Mancini, R OBP: 0.295, SLG: 0.431										5	1	1	1	0	1	1				
3 Maikel Franco, R OBP: 0.312, SLG: 0.394										4	1	1	0	1	1	1				
28 Pedro Severino, R OBP: 0.301, SLG: 0.333										4	0	1	0	0	0	3				
6 Ryan Mountcastle, R OBP: 0.230, SLG: 0.287										3	0	1	1	0	0	1				
2 Freddy Galvis, S ERA: 2.25										3	1	1	0	0	0	1				
11 Pat Valaika, R OBP: 0.160, SLG: 0.125										1	0	1	0	0	0	0				
24 DJ Stewart, L OBP: 0.290, SLG: 0.317										4	2	1	2	0	0	1				
29 Ramón Uriás, R OBP: 0.239, SLG: 0.286										3	1	1	0	1	1	0				
<b>Inning Stats</b>	R: 0 H: 0 E: 0 K: 1 S: 9	H: 0 LOB: 1 BB: 1 P: 19	R: 0 H: 1 E: 0 K: 0 S: 6	LOB: 0 BB: 10	R: 6 H: 4 E: 2 K: 0 S: 19	H: 4 LOB: 0 BB: 1 P: 35	R: 0 H: 0 E: 0 K: 1 S: 8	LOB: 0 BB: 0 P: 13	R: 0 H: 0 E: 0 K: 1 S: 12	H: 0 LOB: 1 BB: 1 P: 22	R: 2 H: 3 E: 0 K: 0 S: 17	H: 3 LOB: 1 BB: 0 P: 24	R: 0 H: 1 E: 0 K: 0 S: 11	LOB: 1 BB: 0 P: 12	R: 0 H: 1 E: 0 K: 0 S: 5	LOB: 1 BB: 1 P: 13	R: 0 H: 0 E: 0 K: 0 S: 7	LOB: 0 BB: 9 HR: 1	SF: 1 SAC: 0 DP: 2 HBP: 0	WP: 3 PA: 40 PB: 0 SB: 0 CS: 0
<b>PITCHER</b>	IP WLS BF H R ER SO BB IBB HBP BLK WP HR S P ERA WHIP																			
44 Jesús Luzardo, L ERA: 5.79	3.0 L 16 5 6 3 1 2 0 0 0 0 2 0 34 64 9.00 2.333																			
65 Deolis Guerra, R	4.1 2.0 7 0 0 0 2 1 0 0 0 0 0 20 35 0.00 0.500																			
57 J.B. Wendelken, R ERA: 4.38	6.1 1.0 6 3 2 2 0 0 0 0 0 0 1 17 24 18.00 3.000																			
61 Reymin Guduan, L ERA: 12.71	7.1 2.0 8 2 0 0 0 1 0 0 0 0 1 0 16 25 0.00 1.500																			
54 Sergio Romo, R ERA: 8.38	9.1 1.0 3 0 0 0 0 0 0 0 0 0 0 0 7 9 0.00 0.000																			

Batter	1	2	3	4	5	6	7	8	9	AB	R	H	RBI	BB	SO	LOB	BOTTOM				
20 Mark Canha, R OBP: 0.388, SLG: 0.424										4	1	2	1	1	0	1	<p><b>Baltimore Orioles @ Oakland Athletics</b> Oakland Coliseum, Oakland, CA Sat May 01 2021, 1:09 PM - 4:18 PM PDT Att: 6,469 - Partly Cloudy - 70 F</p>				
8 Jed Lowrie, S OBP: 0.314, SLG: 0.394										4	0	0	0	1	2	3					
22 Ramón Laureano, R OBP: 0.296, SLG: 0.429										4	1	1	1	1	1	2					
18 Mitch Moreland, L OBP: 0.297, SLG: 0.400										5	0	0	0	0	0	3					
26 Matt Chapman, R OBP: 0.313, SLG: 0.387										3	1	1	0	1	1	3					
15 Seth Brown, L OBP: 0.356, SLG: 0.489										3	1	1	1	0	0	1					
25 Stephen Piscotty, R OBP: 0.270, SLG: 0.362										1	0	0	0	0	0	0					
Tony Kemp, L OBP: 0.395, SLG: 0.242										3	0	1	1	1	0	1					
17 Elvis Andrus, R OBP: 0.204, SLG: 0.189										4	0	1	0	0	0	1					
37 Aramis Garcia, R OBP: 0.179, SLG: 0.216										4	0	1	0	0	2	3					
<b>Inning Stats</b>	R: 0 H: 1 E: 0 K: 0 S: 17	H: 0 LOB: 2 BB: 1 P: 24	R: 0 H: 0 E: 0 K: 0 S: 6	LOB: 0 BB: 0 P: 11	R: 0 H: 0 E: 0 K: 0 S: 7	H: 0 LOB: 1 BB: 1 P: 17	R: 0 H: 0 E: 0 K: 0 S: 8	LOB: 0 BB: 1 P: 13	R: 0 H: 1 E: 0 K: 1 S: 8	LOB: 1 BB: 0 P: 12	R: 2 H: 4 E: 0 K: 1 S: 15	H: 4 LOB: 2 BB: 0 P: 20	R: 1 H: 1 E: 0 K: 2 S: 15	H: 1 LOB: 1 BB: 1 P: 28	R: 0 H: 0 E: 0 K: 1 S: 12	LOB: 1 BB: 1 P: 22	R: 1 H: 1 E: 0 K: 1 S: 10	LOB: 0 BB: 0 P: 13	1B: 5 2B: 1 3B: 0 HR: 2	SF: 0 SAC: 0 DP: 0 HBP: 0	WP: 0 PA: 40 PB: 0 SB: 1 CS: 0
<b>PITCHER</b>	IP WLS BF H R ER SO BB IBB HBP BLK WP HR S P ERA WHIP																				
32 Matt Harvey, R ERA: 4.06	5.2 W 24 4 2 2 2 1 0 0 0 0 0 1 14 21 13.50 6.000																				
54 Cole Sulser, R ERA: 1.08	6.1 0.2 6 3 1 1 2 1 0 0 0 0 0 0 13 25 0.00 1.000																				
66 Tanner Scott, L ERA: 2.31	7.1 1.0 4 0 0 0 1 1 0 0 0 0 0 0 17 24 5.40 0.600																				
55 Dillon Tate, R ERA: 3.09	8.1 1.2 6 1 1 1 2 0 0 0 0 0 0 1 17 24 5.40 0.600																				

AB 35  
R 8  
H 10  
RBI 6  
BB 4  
SO 3  
LOB 11



AB 35  
R 4  
H 8  
RBI 4  
BB 5  
SO 6  
LOB 18





Batter	1	2	3	4	5	6	7	8	9	AB	R	H	RBI	BB	SO	LOB	TOP					
31 Cedric Mullins, L (1,8) OBP: 0.380, SLG: 0.514											5	0	0	0	0	1	3					
21 Austin Hays, R (1,7) OBP: 0.300, SLG: 0.500											4	2	2	1	1	0	2					
16 Trey Mancini, R (1,3) OBP: 0.299, SLG: 0.430											5	0	2	3	0	1	2					
3 Maikel Franco, R (1,5) OBP: 0.298, SLG: 0.375											5	0	0	0	0	2	5					
28 Pedro Severino, R (1,2) OBP: 0.299, SLG: 0.342											4	1	1	0	0	1	0					
6 Ryan Mountcastle, R (1,10) OBP: 0.240, SLG: 0.306											4	0	2	0	0	1	1					
2 Freddy Galvis, S (1,6) OBP: 0.318, SLG: 0.443											4	0	1	1	0	0	2					
24 DJ Stewart, L (1,9) OBP: 0.288, SLG: 0.313											4	1	1	0	0	1	2					
29 Ramón Uriás, R (1,4) OBP: 0.245, SLG: 0.273											2	1	0	0	1	0	1					
14 Río Ruiz, L (9,PH) OBP: 0.247, SLG: 0.303											1	0	1	0	0	0	0					
<b>Inning Stats</b>	R: 0 E: 0 K: 2 S: 10	H: 0 LOB: 0 BB: 0 P: 15	R: 1 E: 0 K: 2 S: 16	H: 2 LOB: 1 BB: 0 P: 23	R: 1 E: 0 K: 0 S: 11	H: 1 LOB: 0 BB: 0 P: 16	R: 0 E: 0 K: 1 S: 10	H: 1 LOB: 1 BB: 0 P: 15	R: 2 E: 0 K: 0 S: 15	H: 3 LOB: 1 BB: 0 P: 22	R: 0 E: 0 K: 0 S: 8	H: 0 LOB: 0 BB: 0 P: 14	R: 1 E: 1 K: 2 S: 11	H: 1 LOB: 2 BB: 1 P: 24	R: 0 E: 0 K: 0 S: 9	H: 1 LOB: 1 BB: 0 P: 12	R: 0 E: 0 K: 0 S: 9	H: 1 LOB: 2 BB: 1 P: 18	1B: 6 2B: 3 3B: 0 HR: 1	SF: 0 SAC: 0 DP: 0 HBP: 0	WP: 2 PB: 0 SB: 0 CS: 0	PA: 40
<b>PITCHER</b>	IP WLS BF H R ER SO BB IBB HBP BLK WP HR S P ERA WHIP	5.0 3 22 7 4 4 5 0 0 0 0 2 1 62 91 7.20 1.400	1.0 3 0 0 0 0 0 0 0 0 0 0 0 8 14 0.00 0.000	1.0 6 1 1 0 2 1 0 0 0 0 0 0 11 24 0.00 2.000	1.0 W 4 1 0 0 0 0 0 0 0 0 0 0 9 12 0.00 1.000	1.0 S 5 1 0 0 0 0 1 0 0 0 0 0 0 9 18 0.00 2.000	<b>PITCHER</b>															

Baltimore Orioles @ Oakland Athletics  
Oakland Coliseum, Oakland, CA  
Sun May 02 2021, 1:08 PM - 4:09 PM PDT  
Att.: 5,862 - Sunny - 72 F

AB 38  
R 5  
H 10  
RBI 5  
BB 2  
SO 7  
LOB 18



Batter	1	2	3	4	5	6	7	8	9	AB	R	H	RBI	BB	SO	LOB	BOTTOM	
20 Mark Canha, R (1,7) OBP: 0.389, SLG: 0.417											4	1	1	0	0	0	1	
22 Ramón Laureano, R (1,8) OBP: 0.301, SLG: 0.456											5	2	2	2	0	0	2	
12 Sean Murphy, R (1,2) OBP: 0.342, SLG: 0.431											2	1	0	0	2	1	2	
28 Matt Olson, L (1,3) OBP: 0.375, SLG: 0.628											5	2	3	2	0	1	2	
26 Matt Chapman, R (1,5) OBP: 0.319, SLG: 0.385											3	1	1	0	1	1	1	
8 Jed Lowrie, S (1,4) OBP: 0.330, SLG: 0.408											4	0	3	2	0	0	1	
18 Mitch Moreland, L (1,10) OBP: 0.295, SLG: 0.382											3	0	0	0	1	2	4	
25 Stephen Piscotty, R (1,9) OBP: 0.262, SLG: 0.350											2	0	0	0	0	0	1	
15 Seth Brown, L (5,PH) OBP: 0.294, SLG: 0.468																		



Batter	1	2	3	4	5	6	7	8	9	AB	R	H	RBI	BB	SO	LOB	TOP									
31 Cedric Mullins, L OBP: 0.389, SLG: 0.553	F7		21 BB 1B		F7			1-H HR	2B	5	1	3	2	0	0	1	<b>Baltimore Orioles @ Seattle Mariners</b> T-Mobile Park, Seattle, WA Mon May 03 2021, 7:12 PM - 10:05 PM PDT Att: 5,776 - Roof Closed - 55 F									
21 Austin Hays, R OBP: 0.308, SLG: 0.500	K		BB		K			16 F8 3 G6-3 2B	G5-3	4	1	1	0	1	2	2										
16 Trey Mancini, R OBP: 0.289, SLG: 0.414	F9		BB		K			F8		4	0	0	0	0	1	4										
3 Maikel Franco, R OBP: 0.297, SLG: 0.380	K				G6-3			G8-3		4	0	1	1	0	1	0										
6 Ryan Mountcastle, R OBP: 0.241, SLG: 0.297	G5-3		2B		G6-3			HR		3	1	0	0	1	1	1										
2 Freddy Galvis, S OBP: 0.315, SLG: 0.470	K				G6-3			HR		4	1	1	2	0	1	1										
28 Pedro Severino, R OBP: 0.284, SLG: 0.325			G5-3		P3			K		4	0	0	0	0	1	1										
14 Rio Ruiz, L OBP: 0.234, SLG: 0.286	F7				F8			F8		4	0	0	0	0	1	0										
11 Pat Valaika, R OBP: 0.241, SLG: 0.222	21 BB 31 BB 1B				2B			31 HR BB		3	1	2	0	1	1	0										
<b>Inning Stats</b>	R: 0 E: 0 K: 1 S: 9	H: 0 LOB: 0 BB: 0 P: 11	R: 0 E: 0 K: 2 S: 11	H: 0 LOB: 0 BB: 0 P: 16	R: 0 E: 0 K: 1 S: 12	H: 2 LOB: 3 BB: 1 P: 20	R: 0 E: 0 K: 0 S: 10	H: 1 LOB: 1 BB: 0 P: 15	R: 0 E: 0 K: 1 S: 10	H: 1 LOB: 1 BB: 0 P: 17	R: 0 E: 0 K: 1 S: 8	H: 0 LOB: 0 BB: 0 P: 13	R: 0 E: 0 K: 1 S: 7	H: 0 LOB: 0 BB: 0 P: 8	R: 5 E: 0 K: 1 S: 19	H: 3 LOB: 0 BB: 2 P: 30		R: 0 E: 0 K: 1 S: 11	H: 1 LOB: 1 BB: 0 P: 16	1B: 2 2B: 4 3B: 0 HR: 2	SF: 0 SAC: 0 DP: 0 HBP: 0	WP: 0 PB: 0 SB: 0 CS: 0	PA: 38			
<b>PITCHER</b>	IP	WLS	BF	H	R	ER	SO	BB	IBB	HBP	BLK	WP	HR	S	P	ERA	WHIP									
50 Erik Swanson, R ERA: 1.17	2.0	6	0	0	0	3	0	0	0	0	0	0	0	20	27	0.00	0.000									
45 Domingo Tapia, R ERA: 1.17	1.0	6	2	0	0	1	1	0	0	0	0	0	0	12	20	0.00	3.000									
53 Will Vest, R ERA: 3.46	1.1	4	0	0	0	2	0	0	0	0	0	0	0	12	18	0.00	0.000									
16 Drew Steckenrider, R ERA: 3.95	1.0	H	3	0	0	0	1	0	0	0	0	0	0	7	8	0.00	0.000									
38 Anthony Misiewicz, L ERA: 2.7	0.1	L	4	2	3	3	0	1	0	0	0	0	0	1	10	15	81.00	9.000								
40 Wyatt Mills, R ERA: 6.75	1.2	8	2	2	2	2	1	0	0	0	0	0	0	1	20	31	10.80	1.800								
<b>Batter</b>	<b>1</b>	<b>2</b>	<b>3</b>	<b>4</b>	<b>5</b>	<b>6</b>	<b>7</b>	<b>8</b>	<b>9</b>	<b>AB</b>	<b>R</b>	<b>H</b>	<b>RBI</b>	<b>BB</b>	<b>SO</b>	<b>LOB</b>	<b>BOTTOM</b>									
17 Mitch Haniger, R OBP: 0.309, SLG: 0.563	L9		P2		F7			HR		4	1	1	2	0	0	0	<b>Baltimore Orioles @ Seattle Mariners</b> T-Mobile Park, Seattle, WA Mon May 03 2021, 7:12 PM - 10:05 PM PDT Att: 5,776 - Roof Closed - 55 F									
23 Ty France, R OBP: 0.382, SLG: 0.417	F8		F7		P4			F8		4	0	0	0	0	0	0										
15 Kyle Seager, L OBP: 0.304, SLG: 0.447	1 BB BB		F8		P3			G6-3		3	0	0	0	1	0	0										
1 Kyle Lewis, R OBP: 0.244, SLG: 0.357	G5-3		G5-3		L7			F8		4	0	1	0	0	0	0										
26 José Marmolejos, L OBP: 0.279, SLG: 0.345	F8		BB		F8			K		3	0	0	0	1	1	2										
25 Dylan Moore, R OBP: 0.255, SLG: 0.263	P2		P5		K			K2-3		4	0	0	0	0	2	1										
3 J.P. Crawford, L OBP: 0.321, SLG: 0.309	K		K		L4					3	0	0	0	0	2	0										
2 Tom Murphy, R OBP: 0.207, SLG: 0.352	F8		HR		FC4-6 BB					2	1	1	1	1	0	0										
20 Taylor Trammell, L OBP: 0.261, SLG: 0.338	K2-3		K		FC4-6 17 HR BB					3	1	0	0	0	2	1										
<b>Inning Stats</b>	R: 0 E: 0 K: 0 S: 13	H: 1 LOB: 2 BB: 1 P: 22	R: 0 E: 0 K: 1 S: 8	H: 0 LOB: 0 BB: 0 P: 11	R: 0 E: 0 K: 1 S: 9	H: 0 LOB: 0 BB: 0 P: 12	R: 0 E: 0 K: 0 S: 9	H: 0 LOB: 1 BB: 1 P: 15	R: 1 E: 0 K: 2 S: 14	H: 1 LOB: 0 BB: 0 P: 22	R: 0 E: 0 K: 0 S: 8	H: 0 LOB: 0 BB: 0 P: 12	R: 0 E: 0 K: 1 S: 5	H: 0 LOB: 0 BB: 0 P: 8	R: 2 E: 0 K: 0 S: 8	H: 1 LOB: 0 BB: 1 P: 16		R: 0 E: 0 K: 2 S: 9	H: 0 LOB: 0 BB: 0 P: 10	1B: 1 2B: 0 3B: 0 HR: 2	SF: 0 SAC: 0 DP: 0 HBP: 0	WP: 0 PB: 0 SB: 0 CS: 0	PA: 33			
<b>PITCHER</b>	IP	WLS	BF	H	R	ER	SO	BB	IBB	HBP	BLK	WP	HR	S	P	ERA	WHIP									
64 Dean Kremer, R ERA: 6.43	6.0	22	2	1	1	4	0	0	0	0	0	0	0	5	8	0.00	0.000									
54 Cole Sulser, R ERA: 0.95	1.0	W	3	0	0	0	1	0	0	0	0	0	0	5	8	0.00	0.000									
43 Shawn Armstrong, R ERA: 10.8	0.1	3	1	2	2	0	1	0	0	0	0	0	1	5	12	54.00	6.000									
66 Tanner Scott, L ERA: 2.19	0.2	H	2	0	0	0	0	0	0	0	0	0	0	3	4	0.00	0.000									
62 César Valdez, R ERA: 1.32	1.0	S	3	0	0	0	2	0	0	0	0	0	0	9	10	0.00	0.000									
<b>Batter</b>	<b>1</b>	<b>2</b>	<b>3</b>	<b>4</b>	<b>5</b>	<b>6</b>	<b>7</b>	<b>8</b>	<b>9</b>	<b>AB</b>	<b>R</b>	<b>H</b>	<b>RBI</b>	<b>BB</b>	<b>SO</b>	<b>LOB</b>	<b>TOP</b>									
31 Cedric Mullins, L OBP: 0.389, SLG: 0.553	F7		21 BB 1B		F7			1-H HR	2B	5	1	3	2	0	0	1	<b>Baltimore Orioles @ Seattle Mariners</b> T-Mobile Park, Seattle, WA Mon May 03 2021, 7:12 PM - 10:05 PM PDT Att: 5,776 - Roof Closed - 55 F									
21 Austin Hays, R OBP: 0.308, SLG: 0.500	K		BB		K			16 F8 3 G6-3 2B	G5-3	4	1	1	0	1	2	2										
16 Trey Mancini, R OBP: 0.289, SLG: 0.414	F9		BB		K			F8		4	0	0	0	0	1	4										
3 Maikel Franco, R OBP: 0.297, SLG: 0.380	K				G6-3			G8-3		4	0	1	1	0	1	0										
6 Ryan Mountcastle, R OBP: 0.241, SLG: 0.297	G5-3		2B		G6-3			HR		3	1	0	0	1	1	1										
2 Freddy Galvis, S OBP: 0.315, SLG: 0.470	K				G6-3			HR		4	1	1	2	0	1	1										
28 Pedro Severino, R OBP: 0.284, SLG: 0.325			G5-3		P3			K		4	0	0	0	0	1	1										
14 Rio Ruiz, L OBP: 0.234, SLG: 0.286	F7				F8			F8		4	0	0	0	0	1	0										
11 Pat Valaika, R OBP: 0.241, SLG: 0.222	21 BB 31 BB 1B				2B			31 HR BB		3	1	2	0	1	1	0										
<b>Inning Stats</b>	R: 0 E: 0 K: 1 S: 9	H: 0 LOB: 0 BB: 0 P: 11	R: 0 E: 0 K: 2 S: 11	H: 0 LOB: 0 BB: 0 P: 16	R: 0 E: 0 K: 1 S: 12	H: 2 LOB: 3 BB: 1 P: 20	R: 0 E: 0 K: 0 S: 10	H: 1 LOB: 1 BB: 0 P: 15	R: 0 E: 0 K: 1 S: 10	H: 1 LOB: 1 BB: 0 P: 17	R: 0 E: 0 K: 1 S: 8	H: 0 LOB: 0 BB: 0 P: 13	R: 0 E: 0 K: 1 S: 7	H: 0 LOB: 0 BB: 0 P: 8	R: 5 E: 0 K: 1 S: 19	H: 3 LOB: 0 BB: 2 P: 30		R: 0 E: 0 K: 1 S: 11	H: 1 LOB: 1 BB: 0 P: 16	1B: 2 2B: 4 3B: 0 HR: 2	SF: 0 SAC: 0 DP: 0 HBP: 0	WP: 0 PB: 0 SB: 0 CS: 0	PA: 38			
<b>PITCHER</b>	IP	WLS	BF	H	R	ER	SO	BB	IBB	HBP	BLK	WP	HR	S	P	ERA	WHIP									
50 Erik Swanson, R ERA: 1.17	2.0	6	0	0	0	3	0	0	0	0	0	0	0	20	27	0.00	0.000									
45 Domingo Tapia, R ERA: 1.17	1.0	6	2	0	0	1	1	0	0	0	0	0	0	12	20	0.00	3.000									
53 Will Vest, R ERA: 3.46	1.1	4	0	0	0	2	0	0	0	0	0	0	0	12	18	0.00	0.000									
16 Drew Steckenrider, R ERA: 3.95	1.0	H	3	0	0	0	1	0	0	0	0	0	0	7	8	0.00	0.000									
38 Anthony Misiewicz, L ERA: 2.7	0.1	L	4	2	3	3	0	1	0	0	0	0	0	1	10	15	81.00	9.000								
40 Wyatt Mills, R ERA: 6.75	1.2	8	2	2	2	2	1	0	0	0	0	0	0	1	20	31	10.80	1.800								
<b>Batter</b>	<b>1</b>	<b>2</b>	<b>3</b>	<b>4</b>	<b>5</b>	<b>6</b>	<b>7</b>	<b>8</b>	<b>9</b>	<b>AB</b>	<b>R</b>	<b>H</b>	<b>RBI</b>	<b>BB</b>	<b>SO</b>	<b>LOB</b>	<b>BOTTOM</b>									
17 Mitch Haniger, R OBP: 0.309, SLG: 0.563	L9		P2		F7			HR		4	1	1	2	0	0	0	<b>Baltimore Orioles @ Seattle Mariners</b> T-Mobile Park, Seattle, WA Mon May 03 2021, 7:12 PM - 10:05 PM PDT Att: 5,776 - Roof Closed - 55 F									
23 Ty France, R OBP: 0.382, SLG: 0.417	F8		F7		P4			F8		4	0	0	0	0	0	0										
15 Kyle Seager, L OBP: 0.304, SLG: 0.447	1 BB BB		F8		P3			G6-3		3	0	0	0	1	0	0										
1 Kyle Lewis, R OBP: 0.244, SLG: 0.357	G5-3		G5-3		L7			F8		4	0	1	0	0	0	0										
26 José Marmolejos, L OBP: 0.279, SLG: 0.345	F8		BB		F8			K		3	0	0	0	1	1	2										
25 Dylan Moore, R OBP: 0.255, SLG: 0.263	P2		P5		K			K2-3		4	0	0	0	0	2	1										
3 J.P. Crawford, L OBP: 0.321, SLG: 0.309	K		K		L4					3	0	0	0	0	2	0										
2 Tom Murphy, R OBP: 0.207, SLG: 0.352	F8		HR		FC4-6 BB					2	1	1	1	1	0	0										
20 Taylor Trammell, L OBP: 0.261, SLG: 0.338	K2-3		K		FC4-6 17 HR BB					3	1	0	0	0	2	1										
<b>Inning Stats</b>	R: 0 E: 0 K: 0 S: 13	H: 1 LOB: 2 BB: 1 P: 22	R: 0 E: 0 K: 1 S: 8	H: 0 LOB: 0 BB: 0 P: 11	R: 0 E: 0 K: 1 S: 9	H: 0 LOB: 0 BB: 0 P: 12	R: 0 E: 0 K: 0 S: 9	H: 0 LOB: 1 BB: 1 P: 15	R: 1 E: 0 K: 2 S: 14	H: 1 LOB: 0 BB: 0 P: 22	R: 0 E: 0 K: 0 S: 8	H: 0 LOB: 0 BB: 0 P: 12	R: 0 E: 0 K: 1 S: 5	H: 0 LOB: 0 BB: 0 P: 8	R: 2 E: 0 K: 0 S: 8	H: 1 LOB: 0 BB: 1 P: 16		R: 0 E: 0 K: 2 S: 9	H: 0 LOB: 0 BB: 0 P: 10	1B: 1 2B: 0 3B: 0 HR: 2	SF: 0 SAC: 0 DP: 0 HBP: 0	WP: 0 PB: 0 SB: 0 CS: 0	PA: 33			
<b>PITCHER</b>	IP	WLS	BF	H	R	ER	SO	BB	IBB	HBP	BLK	WP	HR	S	P	ERA	WHIP									
64 Dean Kremer, R ERA: 6.43	6.0	22	2	1	1	4	0	0	0																	







Batter	1	2	3	4	5	6	7	8	9	AB	R	H	RBI	BB	SO	LOB	TOP					
31 Cedric Mullins, L OBP: 0.378, SLG: 0.525	P2		B2-3		K			16 HR		4	1	1	0	0	1	1						
21 Austin Hays, R OBP: 0.284, SLG: 0.449	G5-3		G4-3			G5-3		16 HR		4	1	1	0	0	0	0						
16 Trey Mancini, R OBP: 0.308, SLG: 0.445			G6-3			L8		HR		3	1	1	3	1	0	0						
28 Pedro Severino, R OBP: 0.271, SLG: 0.309	G1-3			G4-3		G5-3		P3		4	0	0	0	0	0	1						
3 Maikel Franco, R OBP: 0.286, SLG: 0.362				G4-3				G6-3		4	0	1	0	0	1	0						
14 Rio Ruiz, L OBP: 0.247, SLG: 0.329										0	0	0	0	0	0	0						
6 Ryan Mountcastle, R OBP: 0.233, SLG: 0.284		FC6-4			K					4	1	0	0	0	2	1						
11 Pat Valaika, R OBP: 0.294, SLG: 0.375			K							4	1	2	1	0	2	1						
24 DJ Stewart, L OBP: 0.293, SLG: 0.296										4	1	1	1	0	2	1						
29 Ramón Uriás, R OBP: 0.250, SLG: 0.277										3	0	1	1	0	1	1						
<b>Inning Stats</b>	R: 0 E: 0 K: 0 S: 5	H: 0 LOB: 1 BB: 1 P: 9	R: 2 E: 0 K: 1 S: 12	H: 3 LOB: 2 BB: 0 P: 17	R: 0 E: 0 K: 0 S: 7	H: 0 LOB: 0 BB: 0 P: 9	R: 0 E: 0 K: 1 S: 7	H: 0 LOB: 0 BB: 0 P: 10	R: 0 E: 0 K: 3 S: 15	H: 1 LOB: 1 BB: 0 P: 21	R: 0 E: 0 K: 0 S: 7	H: 0 LOB: 0 BB: 0 P: 11	R: 1 E: 0 K: 2 S: 8	H: 1 LOB: 0 BB: 0 P: 10	R: 3 E: 0 K: 0 S: 19	H: 3 LOB: 0 BB: 0 P: 27	R: 0 E: 0 K: 2 S: 16	H: 0 LOB: 0 BB: 0 P: 22	1B: 6 2B: 0 3B: 0 HR: 2	SF: 0 SAC: 0 DP: 0 HBP: 0	WP: 1 PB: 0 SB: 0 CS: 0	PA: 35
<b>PITCHER</b>	IP	WLS	BF	H	R	ER	SO	BB	IBB	HBP	BLK	WP	HR	S	P	ERA	WHIP					
18 Yusei Kikuchi, L ERA: 4.3	7.0	L	26	5	3	3	7	1	0	0	0	1	1	61	87	3.86	0.857					
41 Aaron Fletcher, L ERA: 27.0	1.0		6	3	3	3	0	0	0	0	0	0	1	19	27	27.00	3.000					
Ljay Newsome, R ERA: 6.59	1.0		3	0	0	0	2	0	0	0	0	0	0	16	22	0.00	0.000					

Baltimore Orioles @ Seattle Mariners  
T-Mobile Park, Seattle, WA  
Wed May 05 2021, 12:41 PM - 3:05 PM PDT  
Att: 6,742 - Cloudy - 64 F

AB 34  
R 6  
H 8  
RBI 6  
BB 1  
SO 9  
LOB 6



Batter	1	2	3	4	5	6	7	8	9	AB	R	H	RBI	BB	SO	LOB	BOTTOM					
17 Mitch Haniger, R OBP: 0.300, SLG: 0.534				P6						3	0	0	0	0	2	0						
23 Ty France, R OBP: 0.351, SLG: 0.395				P6						3	0	0	0	0	2	0						
15 Kyle Seager, L OBP: 0.295, SLG: 0.458					K					3	0	0	0	0	1	0						
1 Kyle Lewis, R OBP: 0.231, SLG: 0.388			L5			P3		F7		3	0	0	0	0	0	0						
2 Tom Murphy, R OBP: 0.197, SLG: 0.333				P6		L6		K		3	0	0	0	0	1	0						
12 Evan White, R OBP: 0.202, SLG: 0.205								K		3	0	0	0	0	3	0						
25 Dylan Moore, R OBP: 0.250, SLG: 0.247					L8					3	0	0	0	0	1	0						
0 Sam Haggerty, S OBP: 0.262, SLG: 0.328					K					3	0	0	0	0	2	0						
3 J.P. Crawford, L OBP: 0.313, SLG: 0.294										3	0	0	0	0	0	1						
<b>Inning Stats</b>	R: 0 E: 0 K: 2 S: 9	H: 0 LOB: 0 BB: 0 P: 12	R: 0 E: 0 K: 1 S: 9	H: 0 LOB: 0 BB: 0 P: 15	R: 0 E: 0 K: 1 S: 7	H: 0 LOB: 0 BB: 0 P: 11	R: 0 E: 0 K: 1 S: 7	H: 0 LOB: 0 BB: 0 P: 9	R: 0 E: 0 K: 1 S: 9	H: 0 LOB: 0 BB: 0 P: 11	R: 0 E: 0 K: 1 S: 7	H: 0 LOB: 0 BB: 0 P: 9	R: 0 E: 0 K: 2 S: 13	H: 0 LOB: 0 BB: 0 P: 18	R: 0 E: 0 K: 2 S: 10	H: 0 LOB: 0 BB: 0 P: 16	R: 0 E: 0 K: 1 S: 8	H: 0 LOB: 0 BB: 0 P: 12	1B: 0 2B: 0 3B: 0 HR: 0	SF: 0 SAC: 0 DP: 0 HBP: 0	WP: 1 PB: 0 SB: 0 CS: 1	PA: 27
<b>PITCHER</b>	IP	WLS	BF	H	R	ER	SO	BB	IBB	HBP	BLK	WP	HR	S	P	ERA	WHIP					
47 John Means, L ERA: 1.37	9.0	W	27	0	0	0	12	0	0	0	0	1	0	79	113	0.00	0.000					

Baltimore Orioles @ Seattle Mariners  
T-Mobile Park, Seattle, WA  
Wed May 05 2021, 12:41 PM - 3:05 PM PDT  
Att: 6,742 - Cloudy - 64 F

AB 27  
R 0  
H 0  
RBI 0  
BB 0  
SO 12  
LOB 1





Batter	1	2	3	4	5	6	7	8	9	AB	R	H	RBI	BB	SO	LOB	TOP					
12 Marwin Gonzalez, S (1, 4) OBP: 0.324, SLG: 0.308										4	0	1	1	0	0	0	<b>Boston Red Sox @ Baltimore Orioles</b> Oriole Park at Camden Yards, Baltimore, MD Fri May 07 2021, 8:45 PM - 12:08 AM EDT Att: 7,724 - Cloudy - 51 F <a href="http://livebaseballscorecards.com">livebaseballscorecards.com</a>					
99 Alex Verdugo, L (1, 8) OBP: 0.362, SLG: 0.487										5	0	0	0	0	0	3						
28 J.D. Martinez, R (1, 10) OBP: 0.423, SLG: 0.675										5	0	1	0	0	2	3						
2 Xander Bogaerts, R (1, 6) OBP: 0.389, SLG: 0.574										4	0	0	0	0	1	1						
11 Rafael Devers, L (1, 5) OBP: 0.375, SLG: 0.559										3	2	1	0	1	0	1						
7 Christian Vázquez, R (1, 2) OBP: 0.312, SLG: 0.352										4	0	1	1	0	0	3						
10 Hunter Renfroe, R (1, 9) OBP: 0.255, SLG: 0.349										4	1	1	1	0	1	3						
16 Franchy Cordero, L (1, 7) OBP: 0.236, SLG: 0.224										3	1	0	0	1	2	1						
29 Bobby Dalbec, R (1, 3) OBP: 0.250, SLG: 0.326										3	2	2	3	1	0	0						
<b>Inning Stats</b>	R: 0 E: 0 K: 1 S: 9	H: 0 LOB: 0 BB: 0 P: 14	R: 0 E: 0 K: 0 S: 21	H: 1 LOB: 1 BB: 0 P: 29	R: 0 E: 0 K: 2 S: 12	H: 1 LOB: 2 BB: 0 P: 24	R: 4 E: 1 K: 0 S: 13	H: 2 LOB: 0 BB: 1 P: 19	R: 0 E: 0 K: 1 S: 7	H: 0 LOB: 1 BB: 0 P: 10	R: 0 E: 0 K: 2 S: 9	H: 0 LOB: 1 BB: 1 P: 14	R: 0 E: 0 K: 0 S: 8	H: 0 LOB: 0 BB: 0 P: 13	R: 1 E: 0 K: 0 S: 8	H: 2 LOB: 1 BB: 0 P: 11	R: 1 E: 0 K: 0 S: 12	H: 1 LOB: 1 BB: 1 P: 20	1B: 3 2B: 3 3B: 0 HR: 1	SF: 0 SAC: 0 DP: 0 HBP: 1	WP: 0 PB: 0 SB: 3 CS: 0	PA: 39
<b>PITCHER</b>	IP WLS BF H R ER SO BB IBB HBP BLK WP HR S P ERA WHIP																					
32 Matt Harvey, R (1, 1) ERA: 3.6	4.0 L 19 4 4 0 3 1 0 1 0 0 0 1 55 86 0.00 1.250																					
68 Tyler Wells, R (5, 1) ERA: 5.73	1.1 5 0 0 0 1 1 0 0 0 0 0 0 9 16 0.00 0.750																					
54 Cole Sulser, R (6, 1) ERA: 0.82	1.2 5 0 0 0 2 0 0 0 0 0 0 0 15 21 0.00 0.000																					
55 Dillon Tate, R (8, 1) ERA: 3.46	1.1 6 2 1 1 0 0 0 0 0 0 0 0 9 13 6.75 1.500																					
60 Isaac Mattson, R (9, 1) ERA: 13.5	0.2 4 1 1 1 0 1 0 0 0 0 0 0 11 18 13.50 3.000																					

Batter	1	2	3	4	5	6	7	8	9	AB	R	H	RBI	BB	SO	LOB	BOTTOM					
31 Cedric Mullins, L (1, 8) OBP: 0.379, SLG: 0.524										4	1	1	0	1	0	1	<b>Boston Red Sox @ Baltimore Orioles</b> Oriole Park at Camden Yards, Baltimore, MD Fri May 07 2021, 8:45 PM - 12:08 AM EDT Att: 7,724 - Cloudy - 51 F <a href="http://livebaseballscorecards.com">livebaseballscorecards.com</a>					
21 Austin Hays, R (1, 9) OBP: 0.316, SLG: 0.479										4	0	3	0	1	0	0						
16 Trey Mancini, R (1, 10) OBP: 0.311, SLG: 0.439										4	0	1	1	1	1	4						
28 Pedro Severino, R (1, 2) OBP: 0.258, SLG: 0.294										4	0	0	0	0	1	5						
3 Maikel Franco, R (1, 5) OBP: 0.277, SLG: 0.350										4	0	0	0	0	0	2						
6 Ryan Mountcastle, R (1, 7) OBP: 0.250, SLG: 0.327										4	1	3	1	0	0	0						
2 Freddy Galvis, S (1, 6) OBP: 0.340, SLG: 0.483										4	0	2	0	0	1	1						
11 Pat Valaika, R (1, 3) OBP: 0.270, SLG: 0.343										3	0	0	0	0	1	2						
24 DJ Stewart, L (8, PH) OBP: 0.289, SLG: 0.292										1	0	0	0	0	1	0						
29 Ramón Uriás, R (1, 4) OBP: 0.255, SLG: 0.280										3	0	1	0	0	0	0						
14 Rio Ruiz, L (9, PH) OBP: 0.244, SLG: 0.324										1	0	0	0	0	1	0						
<b>Inning Stats</b>	R: 0 E: 0 K: 0 S: 6	H: 1 LOB: 1 BB: 1 P: 15	R: 0 E: 0 K: 1 S: 17	H: 1 LOB: 0 BB: 0 P: 24	R: 0 E: 0 K: 0 S: 16	H: 2 LOB: 1 BB: 1 P: 24	R: 0 E: 0 K: 0 S: 9	H: 1 LOB: 1 BB: 0 P: 9	R: 1 E: 0 K: 1 S: 13	H: 2 LOB: 2 BB: 1 P: 19	R: 1 E: 0 K: 0 S: 15	H: 1 LOB: 0 BB: 0 P: 23	R: 0 E: 0 K: 0 S: 7	H: 1 LOB: 0 BB: 0 P: 11	R: 0 E: 0 K: 0 S: 12	H: 2 LOB: 2 BB: 0 P: 16	R: 0 E: 1 K: 2 S: 13	H: 0 LOB: 1 BB: 0 P: 21	1B: 7 2B: 4 3B: 0 HR: 1	SF: 0 SAC: 0 DP: 2 HBP: 0	WP: 0 PB: 0 SB: 0 CS: 1	PA: 39
<b>PITCHER</b>	IP WLS BF H R ER SO BB IBB HBP BLK WP HR S P ERA WHIP																					
57 Eduardo Rodríguez, L (1, 1) ERA: 3.62	5.0 W 23 7 1 1 2 3 0 0 0 0 0 0 1 15 23 9.00 1.000																					
19 Hirokazu Sawamura, R (6, 1) ERA: 3.77	1.0 H 4 1 1 1 1 0 0 0 0 0 0 0 1 23 9.00 1.000																					
72 Garrett Whitlock, R (7, 1) ERA: 1.56	2.0 H 8 3 0 0 0 0 0 0 0 0 0 0 19 27 0.00 1.500																					
71 Phillips Valdez, R (9, 1) ERA: 3.65	1.0 4 0 0 0 2 0 0 0 0 0 0 0 13 21 0.00 0.000																					





Batter	1	2	3	4	5	6	7	8	9	AB	R	H	RBI	BB	SO	LOB	TOP
23 Michael Chavis, R OBP: 0.167, SLG: 0.667										6	1	1	2	0	2	3	
99 Alex Verdugo, L OBP: 0.366, SLG: 0.487										6	1	3	0	0	0	2	
28 J.D. Martinez, R OBP: 0.423, SLG: 0.661										4	2	1	0	1	2	2	
2 Xander Bogaerts, R OBP: 0.400, SLG: 0.603										4	2	3	2	0	0	1	
25 Kevin Plawecki, R OBP: 0.351, SLG: 0.394										0	0	0	0	1	0	0	
11 Rafael Devers, L OBP: 0.371, SLG: 0.544										3	1	0	1	1	1	2	
16 Franchy Cordero, L OBP: 0.247, SLG: 0.224										0	0	0	0	1	0	0	
7 Christian Vázquez, R OBP: 0.325, SLG: 0.396										4	2	2	2	1	2	2	
12 Marwin González, S OBP: 0.319, SLG: 0.313										4	2	2	2	1	2	2	
10 Hunter Renfroe, R OBP: 0.263, SLG: 0.352										5	1	1	0	0	2	6	
29 Bobby Dalbec, R OBP: 0.248, SLG: 0.319										5	1	1	0	0	2	6	
										5	1	2	1	0	1	4	
										5	0	1	2	0	1	3	
										5	0	1	2	0	1	3	
										5	0	1	2	0	1	3	
										5	0	1	2	0	1	3	
										5	0	1	2	0	1	3	
										5	0	1	2	0	1	3	
										5	0	1	2	0	1	3	
										5	0	1	2	0	1	3	
										5	0	1	2	0	1	3	
										5	0	1	2	0	1	3	
										5	0	1	2	0	1	3	
										5	0	1	2	0	1	3	
										5	0	1	2	0	1	3	
										5	0	1	2	0	1	3	
										5	0	1	2	0	1	3	
										5	0	1	2	0	1	3	
										5	0	1	2	0	1	3	
										5	0	1	2	0	1	3	
										5	0	1	2	0	1	3	
										5	0	1	2	0	1	3	
										5	0	1	2	0	1	3	
										5	0	1	2	0	1	3	
										5	0	1	2	0	1	3	
										5	0	1	2	0	1	3	
										5	0	1	2	0	1	3	
										5	0	1	2	0	1	3	
										5	0	1	2	0	1	3	
										5	0	1	2	0	1	3	
										5	0	1	2	0	1	3	
										5	0	1	2	0	1	3	
										5	0	1	2	0	1	3	



Batter	1	2	3	4	5	6	7	8	9	AB	R	H	RBI	BB	SO	LOB	TOP			
12 Marwin Gonzalez, S (1, 4) OBP: 0.331, SLG: 0.327										5	1	3	0	0	2	0	<b>Boston Red Sox @ Baltimore Orioles</b> Oriole Park at Camden Yards, Baltimore, MD Sun May 09 2021, 1:07 PM - 4:03 PM EDT Att: 10,274 - Cloudy - 57 F <a href="http://livebaseballscorecards.com">livebaseballscorecards.com</a>			
99 Alex Verdugo, L (1, 8) OBP: 0.362, SLG: 0.476										5	1	1	0	0	2	2				
28 J.D. Martinez, R (1, 10) OBP: 0.425, SLG: 0.651										2	0	0	0	2	0	0				
2 Xander Bogaerts, R (1, 6) OBP: 0.396, SLG: 0.589										3	0	0	0	1	1	6				
11 Rafael Devers, L (1, 5) OBP: 0.375, SLG: 0.576										4	1	2	3	0	1	1				
10 Hunter Renfroe, R (1, 9) OBP: 0.262, SLG: 0.379										4	1	1	1	0	0	2				
29 Bobby Dalbec, R (1, 3) OBP: 0.248, SLG: 0.327										4	0	1	0	0	0	2				
16 Franchy Cordero, L (1, 7) OBP: 0.234, SLG: 0.211										4	0	0	0	0	1	1				
25 Kevin Plawecki, R (1, 2) OBP: 0.317, SLG: 0.324										4	0	0	0	0	0	1				
7 Christian Vazquez, R (9, 2) OBP: 0.325, SLG: 0.396										0	0	0	0	0	0	0				
<b>Inning Stats</b>	R: 0 K: 2 S: 9	H: 0 LOB: 0 BB: 12	R: 1 E: 0 K: 0 S: 9	H: 1 LOB: 0 BB: 13	R: 0 E: 0 K: 0 S: 8	H: 1 LOB: 1 BB: 14	R: 0 E: 0 K: 1 S: 8	H: 0 LOB: 1 BB: 15	R: 0 E: 0 K: 1 S: 17	H: 1 LOB: 3 BB: 32	R: 0 E: 1 K: 0 S: 8	H: 1 LOB: 3 BB: 16	R: 1 E: 0 K: 1 S: 8	H: 1 LOB: 0 BB: 14	R: 0 E: 0 K: 2 S: 13	H: 0 LOB: 0 BB: 16	1B: 4 2B: 2 3B: 0 HR: 2	SF: 0 SAC: 0 DP: 0 HBP: 0	WP: 0 PB: 0 SB: 0 CS: 0	PA: 38
<b>PITCHER</b>	IP WLS BF H R ER SO BB IBB HBP BLK WP HR S P ERA WHIP																			
64 Dean Kremer, R (1, 1) ERA: 6.23	5.0 L 21 5 3 3 3 1 0 0 0 0 0 1 53 85 5.40 1.200																			
35 Adam Plutko, R (6, 1) ERA: 0.95	1.0 B 5 1 0 0 1 1 0 0 0 0 0 0 13 24 0.00 2.000																			
51 Paul Fry, L (7, 1) ERA: 1.35	1.1 7 1 0 0 0 1 0 0 0 0 0 0 9 17 0.00 1.500																			
54 Cole Sulser, R (8, 1) ERA: 1.42	1.2 6 1 1 1 3 0 0 0 0 0 0 1 20 29 5.40 0.600																			

Batter	1	2	3	4	5	6	7	8	9	AB	R	H	RBI	BB	SO	LOB	BOTTOM					
31 Cedric Mullins, L (1, 8) OBP: 0.376, SLG: 0.530										4	1	1	1	0	1	1	<b>Boston Red Sox @ Baltimore Orioles</b> Oriole Park at Camden Yards, Baltimore, MD Sun May 09 2021, 1:07 PM - 4:03 PM EDT Att: 10,274 - Cloudy - 57 F <a href="http://livebaseballscorecards.com">livebaseballscorecards.com</a>					
21 Austin Hays, R (1, 7) OBP: 0.318, SLG: 0.469										3	1	0	0	0	0	0						
16 Trey Mancini, R (1, 10) OBP: 0.306, SLG: 0.427										3	1	0	0	1	0	1						
24 DJ Stewart, L (1, 9) OBP: 0.322, SLG: 0.293										1	0	0	0	2	0	0						
65 Ryan McKenna, R (6, PR) OBP: 0.276, SLG: 0.313										1	0	0	0	0	0	1						
6 Ryan Mountcastle, R (1, 3) OBP: 0.250, SLG: 0.331										4	0	2	2	0	2	1						
2 Freddy Galvis, S (1, 6) OBP: 0.340, SLG: 0.505										4	0	1	0	0	0	5						
28 Pedro Severino, R (1, 2) OBP: 0.258, SLG: 0.284										3	0	0	0	1	0	1						
14 Rio Ruiz, L (1, 5) OBP: 0.244, SLG: 0.309										4	0	0	0	0	0	1						
11 Pat Valaika, R (1, 4) OBP: 0.268, SLG: 0.316										3	0	0	0	1	1	0						
<b>Inning Stats</b>	R: 1 E: 0 K: 0 S: 19	H: 1 LOB: 2 BB: 30	R: 0 E: 0 K: 0 S: 11	H: 0 LOB: 0 BB: 16	R: 0 E: 0 K: 0 S: 6	H: 0 LOB: 0 BB: 8	R: 0 E: 0 K: 1 S: 12	H: 1 LOB: 1 BB: 15	R: 1 E: 0 K: 0 S: 8	H: 1 LOB: 0 BB: 10	R: 0 E: 0 K: 1 S: 16	H: 0 LOB: 2 BB: 24	R: 0 E: 0 K: 1 S: 6	H: 0 LOB: 1 BB: 18	R: 1 E: 0 K: 0 S: 11	H: 1 LOB: 1 BB: 18	R: 0 E: 0 K: 1 S: 6	H: 0 LOB: 0 BB: 9	1B: 2 2B: 2 3B: 0 HR: 1	SF: 0 SAC: 0 DP: 1 HBP: 1	WP: 1 PB: 0 SB: 0 CS: 0	PA: 36
<b>PITCHER</b>	IP WLS BF H R ER SO BB IBB HBP BLK WP HR S P ERA WHIP																					
37 Nick Pivetta, R (1, 1) ERA: 3.19	6.0 W 24 2 2 2 2 3 0 0 0 0 0 0 6 18 3.00 1.000																					
38 Josh Taylor, L (7, 1) ERA: 6.59	1.0 H 4 0 0 0 1 2 0 0 0 0 0 0 6 18 0.00 2.000																					
0 Adam Ottavino, R (8, 1) ERA: 4.5	1.0 H 5 1 1 1 0 0 0 0 1 0 1 0 11 18 9.00 1.000																					
32 Matt Barnes, R (9, 1) ERA: 2.0	1.0 S 3 0 0 0 1 0 0 0 0 0 0 0 6 9 0.00 0.000																					



Batter	1	2	3	4	5	6	7	8	9	AB	R	H	RBI	BB	SO	LOB	TOP										
12 Marwin Gonzalez, S (1,4) OBP: 0.320, SLG: 0.314										4	0	0	0	0	0	3	1										
99 Alex Verdugo, L (1,8) OBP: 0.352, SLG: 0.461										4	0	0	0	0	0	0	0										
28 J.D. Martinez, R (1,10) OBP: 0.427, SLG: 0.646										4	1	2	0	0	1	0	1										
2 Xander Bogaerts, R (1,6) OBP: 0.399, SLG: 0.591										3	0	1	0	0	0	0	1										
11 Rafael Devers, L (1,5) OBP: 0.364, SLG: 0.562										3	0	0	1	0	0	3	1										
7 Christian Vázquez, R (1,2) OBP: 0.316, SLG: 0.365										3	0	0	0	0	2	1											
10 Hunter Renfroe, R (1,9) OBP: 0.264, SLG: 0.388										3	0	1	0	0	0	0	0										
16 Franchy Cordero, L (1,7) OBP: 0.225, SLG: 0.203										3	0	0	0	0	0	0	1										
29 Bobby Dalbec, R (1,3) OBP: 0.241, SLG: 0.317										3	0	0	0	0	2	1											
<b>Inning Stats</b>	R: 0 H: 1 E: 0 K: 1 S: 11	H: 1 LOB: 1 BB: 0 P: 15	R: 0 H: 0 E: 0 K: 2 S: 10	H: 0 LOB: 0 BB: 0 P: 12	R: 0 H: 0 E: 0 K: 0 S: 4	H: 0 LOB: 0 BB: 0 P: 6	R: 1 H: 1 E: 0 K: 0 S: 10	H: 1 LOB: 1 BB: 0 P: 16	R: 0 H: 1 E: 0 K: 1 S: 9	H: 1 LOB: 1 BB: 0 P: 12	R: 0 H: 0 E: 0 K: 1 S: 7	H: 0 LOB: 0 BB: 0 P: 11	R: 0 H: 0 E: 0 K: 2 S: 10	H: 0 LOB: 0 BB: 0 P: 16	R: 0 H: 0 E: 0 K: 2 S: 9	H: 0 LOB: 0 BB: 0 P: 10	1B: 2 2B: 2 3B: 0 HR: 0	SF: 1 SAC: 0 DP: 0 HBP: 1	WP: 2 PB: 0 SB: 0 CS: 0	PA: 32							
<b>PITCHER</b>	IP	WLS	BF	H	R	ER	SO	BB	IBB	HBP	BLK	WP	HR	S	P	ERA	WHIP										
48 Jorge López, R (1,1) ERA: 3.63	5.2		22	4	1	1	5	0	0	1	0	1	0	52	71	1.59	0.706										
66 Tanner Scott, L (6,1) ERA: 2.45	0.1	W	1	0	0	0	1	0	0	0	0	1	0	3	5	0.00	0.000										
70 Travis Lakins Sr., R (7,1) ERA: 4.22	1.0	H	3	0	0	0	1	0	0	0	0	0	0	7	11	0.00	0.000										
51 Paul Fry, L (8,1) ERA: 1.26	1.0	H	3	0	0	0	2	0	0	0	0	0	0	10	16	0.00	0.000										
62 César Valdez, R (9,1) ERA: 1.23	1.0	S	3	0	0	0	2	0	0	0	0	0	0	9	10	0.00	0.000										

Boston Red Sox @ Baltimore Orioles  
 Oriole Park at Camden Yards, Baltimore, MD  
 Mon May 10 2021, 7:05 PM - 9:50 PM EDT  
 Att: 6,826 - Clear - 65 F

AB 30  
 R 1  
 H 4  
 RBI 1  
 BB 0  
 SO 11  
 LOB 6



Batter	1	2	3	4	5	6	7	8	9	AB	R	H	RBI	BB	SO	LOB	BOTTOM										
31 Cedric Mullins, L (1,8) OBP: 0.373, SLG: 0.536										4	1	1	0	0	0	1											
21 Austin Hays, R (1,7) OBP: 0.315, SLG: 0.452										3	1	0	0	1	2	1											
16 Trey Mancini, R (1,3) OBP: 0.311, SLG: 0.452										4	1	2	2	0	0	0											
6 Ryan Mountcastle, R (1,10) OBP: 0.258, SLG: 0.360										4	1	2	1	0	1	2											
28 Pedro Severino, R (1,2) OBP: 0.278, SLG: 0.304										4	0	3	0	0	0	1											
2 Freddy Galvis, S (1,6) OBP: 0.327, SLG: 0.490										3	0	0	1	0	1	2											
3 Maikel Franco, R (1,5) OBP: 0.244, SLG: 0.309										3	0	0	0	1	0	3											
14 Rio Ruiz, L (9,5) OBP: 0.244, SLG: 0.309										0	0	0	0	0	0	0											
11 Pat Valaika, R (1,4) OBP: 0.250, SLG: 0.293										3	0	0	0	0	2	2											
65 Ryan McKenna, R (1,9) OBP: 0.286, SLG: 0.316										3	0	1	0	0	1	2											
<b>Inning Stats</b>	R: 0 H: 0 E: 0 K: 1 S: 8	H: 2 LOB: 2 BB: 1 P: 11	R: 1 H: 2 E: 0 K: 2 S: 19	H: 2 LOB: 1 BB: 1 P: 27	R: 0 H: 0 E: 0 K: 0 S: 4	H: 0 LOB: 0 BB: 0 P: 6	R: 0 H: 1 E: 0 K: 0 S: 10	H: 1 LOB: 1 BB: 0 P: 16	R: 0 H: 1 E: 0 K: 1 S: 12	H: 1 LOB: 1 BB: 0 P: 14	R: 1 H: 2 E: 0 K: 1 S: 12	H: 2 LOB: 0 BB: 0 P: 19	R: 0 H: 0 E: 0 K: 1 S: 9	H: 0 LOB: 0 BB: 0 P: 13	R: 2 H: 3 E: 0 K: 1 S: 17	H: 3 LOB: 2 BB: 1 P: 25	1B: 6 2B: 0 3B: 1 HR: 2	SF: 1 SAC: 0 DP: 1 HBP: 0	WP: 0 PB: 0 SB: 0 CS: 0	PA: 34							
<b>PITCHER</b>	IP	WLS	BF	H	R	ER	SO	BB	IBB	HBP	BLK	WP	HR	S	P	ERA	WHIP										
54 Martín Pérez, L (1,1) ERA: 4.01	5.0		20	4	1	1	4	1	0	0	0	0	1	53	74	1.80	1.000										
35 Matt Andriese, R (6,1) ERA: 4.07	2.0	L	10	4	3	3	2	1	0	0	0	0	1	27	44	13.50	2.500										
71 Phillips Valdez, R (8,1) ERA: 3.38	1.0		4	1	0	0	1	0	0	0	0	0	0	11	13	0.00	1.000										

Boston Red Sox @ Baltimore Orioles  
 Oriole Park at Camden Yards, Baltimore, MD  
 Mon May 10 2021, 7:05 PM - 9:50 PM EDT  
 Att: 6,826 - Clear - 65 F

AB 31  
 R 4  
 H 9  
 RBI 4  
 BB 2  
 SO 7  
 LOB 14





Batter	1	2	3	4	5	6	7	8	9	AB	R	H	RBI	BB	SO	LOB	TOP			
31 Cedric Mullins, L OBP: 0.367, SLG: 0.524										5	0	1	0	0	1	5				
21 Austin Hays, R OBP: 0.320, SLG: 0.472										5	1	2	0	0	0	2				
16 Trey Mancini, R OBP: 0.303, SLG: 0.439										4	0	0	0	0	3	3				
6 Ryan Mountcastle, R OBP: 0.250, SLG: 0.349										4	0	0	0	0	1	3				
65 Ryan McKenna, R OBP: 0.286, SLG: 0.316										0	0	0	0	0	0	0				
2 Freddy Galvis, S OBP: 0.333, SLG: 0.490										4	1	2	1	0	0	2				
3 Maikel Franco, R OBP: 0.288, SLG: 0.328										4	0	1	0	0	1	1				
66 Tanner Scott, R										0	0	0	0	0	0	0				
62 César Valdez, R										0	0	0	0	0	0	0				
14 Rio Ruiz, L OBP: 0.237, SLG: 0.298										3	0	0	0	0	1	0				
28 Pedro Severino, R OBP: 0.307, SLG: 0.312										1	0	1	0	3	0	0				
47 John Means, L																				
24 DJ Stewart, L OBP: 0.322, SLG: 0.293																				
11 Pat Valaika, R OBP: 0.244, SLG: 0.293																				
35 Adam Plutko, R																				
29 Ramón Urías, R OBP: 0.293, SLG: 0.308																				
<b>Inning Stats</b>	R: 0 E: 0 K: 0 S: 14	H: 2 LOB: 2 BB: 0 P: 21	R: 0 E: 0 K: 2 S: 10	H: 1 LOB: 1 BB: 0 P: 13	R: 0 E: 0 K: 1 S: 10	H: 0 LOB: 0 BB: 0 P: 15	R: 0 E: 0 K: 0 S: 7	H: 0 LOB: 0 BB: 0 P: 7	R: 0 E: 0 K: 1 S: 8	H: 0 LOB: 1 BB: 1 P: 16	R: 0 E: 0 K: 1 S: 12	H: 0 LOB: 2 BB: 1 P: 11	R: 1 E: 0 K: 2 S: 12	H: 2 LOB: 2 BB: 1 P: 15	R: 0 E: 0 K: 1 S: 13	H: 1 LOB: 2 BB: 1 P: 23	1B: 7 2B: 0 3B: 1 HR: 0	SF: 1 SAC: 1 DP: 0 HBP: 0	WP: 0 PB: 0 SB: 0 CS: 0	PA: 38
<b>PITCHER</b>	IP: 6.1 ERA: 1.99	WLS: 2 BF: 26	H: 5 R: 1 ER: 1 SO: 5	R: 0 LOB: 0 BB: 0 P: 0	R: 0 LOB: 0 BB: 0 P: 0	R: 0 LOB: 0 BB: 0 P: 0	R: 0 LOB: 0 BB: 0 P: 0	R: 0 LOB: 0 BB: 0 P: 0	R: 0 LOB: 0 BB: 0 P: 0	R: 0 LOB: 0 BB: 0 P: 0	R: 0 LOB: 0 BB: 0 P: 0	R: 0 LOB: 0 BB: 0 P: 0	R: 0 LOB: 0 BB: 0 P: 0	R: 0 LOB: 0 BB: 0 P: 0	R: 0 LOB: 0 BB: 0 P: 0	R: 0 LOB: 0 BB: 0 P: 0	WP: 0 HR: 0 S: 63 P: 90	ERA: 1.42 WHIP: 0.947		
32 Aaron Loup, L ERA: 0.96	7.1	0.2	2	0	0	0	0	0	0	0	0	6	8	0.00	0.000					
65 Trevor May, R ERA: 2.03	8.1	1.0	5	2	1	1	2	0	0	0	0	12	18	9.00	2.000					
27 Jeury Familia, R ERA: 0.77	9.1	1.0	W	5	1	0	0	1	1	0	0	0	0	0.00	2.000					

Baltimore Orioles @ New York Mets  
Citi Field, Flushing, NY  
Tue May 11 2021, 7:12 PM - 10:24 PM EDT  
Att. 7,930 - Partly Cloudy - 61 F

AB 33  
R 2  
H 8  
RBI 2  
BB 3  
SO 8  
LOB 18



Batter	1	2	3	4	5	6	7	8	9	AB	R	H	RBI	BB	SO	LOB	BOTTOM					
6 Jeff McNeil, L OBP: 0.333, SLG: 0.361										2	0	2	0	0	0	0						
18 José Peraza, R OBP: 0.300, SLG: 0.222										2	0	1	0	0	1	1						
12 Francisco Lindor, S ERA: 0.261, SLG: 0.269										2	0	1	0	1	0	0						
30 Michael Conforto, L OBP: 0.362, SLG: 0.349										4	0	1	1	0	0	3						
20 Pete Alonso, R OBP: 0.354, SLG: 0.450										4	0	1	0	0	0	5						
11 Kevin Pillar, R OBP: 0.288, SLG: 0.381										4	1	2	0	0	0	2						
1 Jonathan Villar, S OBP: 0.338, SLG: 0.391										3	1	1	0	1	0	2						
33 James McCann, R OBP: 0.261, SLG: 0.235										4	0	0	0	0	2	3						
4 Albert Almora Jr., R OBP: 0.091, SLG: 0.048										3	0	0	0	0	1	0						
2 Dominic Smith, L OBP: 0.292, SLG: 0.337										1	0	1	1	0	0	0						
0 Marcus Stroman, R OBP: 0.135, SLG: 0.143										2	0	0	0	0	1	0						
32 Aaron Loup, L										0	0	0	0	0	0	0						
65 Trevor May, R										0	0	0	0	0	0	0						
3 Tomás Nido, R OBP: 0.163, SLG: 0.099										0	1	0	0	1	0	0						
27 Jeury Familia, R OBP: 0.206, SLG: 0.333										1	0	0	1	0	0	1						
<b>Inning Stats</b>	R: 0 E: 0 K: 0 S: 8	H: 1 LOB: 1 BB: 0 P: 11	R: 0 E: 0 K: 0 S: 4	H: 0 LOB: 0 BB: 0 P: 7	R: 0 E: 0 K: 1 S: 7	H: 1 LOB: 1 BB: 0 P: 11	R: 0 E: 0 K: 0 S: 13	H: 2 LOB: 2 BB: 0 P: 18	R: 0 E: 0 K: 2 S: 9	H: 0 LOB: 0 BB: 0 P: 12	R: 0 E: 0 K: 0 S: 11	H: 2 LOB: 2 BB: 0 P: 15	R: 0 E: 0 K: 0 S: 3	H: 0 LOB: 0 BB: 1 P: 8	R: 1 E: 0 K: 1 S: 9	H: 1 LOB: 1 BB: 2 P: 17	R: 2 E: 1 K: 1 S: 17	H: 3 LOB: 2 BB: 0 P: 23	1B: 10 2B: 0 3B: 0 HR: 0	SF: 0 SAC: 1 DP: 2 HBP: 0	WP: 1 PB: 0 SB: 0 CS: 0	PA: 36
<b>PITCHER</b>	IP: 6.0 ERA: 1.21	WLS: 1 BF: 23	H: 6 R: 0 ER: 0 SO: 3	R: 0 LOB: 0 BB: 0 P: 0	R: 0 LOB: 0 BB: 0 P: 0	R: 0 LOB: 0 BB: 0 P: 0	R: 0 LOB: 0 BB: 0 P: 0	R: 0 LOB: 0 BB: 0 P: 0	R: 0 LOB: 0 BB: 0 P: 0	R: 0 LOB: 0 BB: 0 P: 0	R: 0 LOB: 0 BB: 0 P: 0	R: 0 LOB: 0 BB: 0 P: 0	R: 0 LOB: 0 BB: 0 P: 0	R: 0 LOB: 0 BB: 0 P: 0	R: 0 LOB: 0 BB: 0 P: 0	R: 0 LOB: 0 BB: 0 P: 0	WP: 0 HR: 0 S: 74 P: 74	ERA: 0.00 WHIP: 1.000				
47 John Means, L	7.1	1.1	H	5	0	1	1	1	2	0	0	0	0	0	0	0						
35 Adam Plutko, R	8.1	0.2	H	3	1	0	0	0	1	0	0	0	0	0	0	0						
66 Tanner Scott, L ERA: 2.35	9.1	0.1	L	5	3	2	2	1	0	0	0	0	0	0	0	0						
62 César Valdez, R ERA: 2.4																						

Baltimore Orioles @ New York Mets  
Citi Field, Flushing, NY  
Tue May 11 2021, 7:12 PM - 10:24 PM EDT  
Att. 7,930 - Partly Cloudy - 61 F

AB 32  
R 3  
H 10  
RBI 3  
BB 3  
SO 5  
LOB 17





Batter	1	2	3	4	5	6	7	8	9	AB	R	H	RBI	BB	SO	LOB	TOP			
31 Cedric Mullins, L OBP: 0.370, SLG: 0.521										3	0	1	0	1	1	0				
21 Austin Hays, R OBP: 0.317, SLG: 0.462										4	0	1	0	0	0	1				
16 Trey Mancini, R OBP: 0.308, SLG: 0.448										4	0	2	0	0	1	2				
6 Ryan Mountcastle, R OBP: 0.243, SLG: 0.338										4	0	0	0	0	0	5				
2 Freddy Galvis, S OBP: 0.339, SLG: 0.481										2	1	0	0	2	1	0				
3 Maikel Franco, R OBP: 0.267, SLG: 0.321										3	0	0	0	1	0	4				
14 Rio Ruiz, L OBP: 0.247, SLG: 0.299										3	0	1	0	1	0	0				
15 Chance Sisco, L OBP: 0.220, SLG: 0.174										4	0	0	1	0	0	3				
32 Matt Harvey, R 43 Shawn Armstrong, R 45 Keegan Akin, L 24 DJ Stewart, L 68 Tyler Wells, R 11 Pat Valaika, R										2	0	0	0	0	1	2				
<b>Inning Stats</b>	R: 0 E: 0 K: 1 S: 7	H: 1 LOB: 1 BB: 0 P: 11	R: 0 E: 0 K: 1 S: 10	H: 0 LOB: 2 BB: 2 P: 19	R: 0 E: 0 K: 1 S: 7	H: 0 LOB: 0 BB: 0 P: 11	R: 0 E: 0 K: 1 S: 9	H: 0 LOB: 0 BB: 0 P: 11	R: 0 E: 0 K: 0 S: 9	H: 2 LOB: 1 BB: 0 P: 10	R: 1 E: 0 K: 0 S: 12	H: 1 LOB: 1 BB: 1 P: 20	R: 0 E: 0 K: 0 S: 8	H: 1 LOB: 3 BB: 0 P: 20	R: 0 E: 0 K: 1 S: 8	H: 0 LOB: 0 BB: 0 P: 12	1B: 4 2B: 1 3B: 0 HR: 0	SF: 0 SAC: 0 DP: 1 HBP: 0	WP: 0 PB: 0 SB: 0 CS: 0	PA: 36
<b>PITCHER</b>	IP WLS BF H R ER SO BB IBB HBP BLK WP HR S P ERA WHIP																			
99 Taijuan Walker, R ERA: 2.56	7.0 W 27 4 1 1 4 3 0 0 0 0 0 0 63 97 1.29 1.000																			
44 Robert Gsellman, R ERA: 3.0	1.0 6 1 0 0 0 2 0 0 0 0 0 0 8 20 0.00 3.000																			
62 Drew Smith, R ERA:	1.0 3 0 0 0 1 0 0 0 0 0 0 0 8 12 0.00 0.000																			

Baltimore Orioles @ New York Mets  
Citi Field, Flushing, NY  
Wed May 12 2021, 12:12 PM - 2:49 PM EDT  
Att: 8,035 - Sunny - 59 F

AB 31  
R 1  
H 5  
RBI 1  
BB 5  
SO 5  
LOB 18



Batter	1	2	3	4	5	6	7	8	9	AB	R	H	RBI	BB	SO	LOB	BOTTOM			
1 Jonathan Villar, S OBP: 0.333, SLG: 0.384										4	1	1	0	0	2	1				
12 Francisco Lindor, S OBP: 0.319, SLG: 0.268										4	1	1	0	0	0	1				
30 Michael Conforto, L OBP: 0.359, SLG: 0.345										4	1	1	1	0	0	1				
20 Pete Alonso, R OBP: 0.366, SLG: 0.460										2	2	1	0	2	0	1				
2 Dominic Smith, L OBP: 0.308, SLG: 0.361										4	1	3	2	0	0	1				
11 Kevin Pillar, R OBP: 0.286, SLG: 0.403										4	1	1	2	0	1	4				
18 José Peraza, R OBP: 0.357, SLG: 0.308										4	0	2	2	0	1	0				
3 Tomás Nido, R OBP: 0.346, SLG: 0.455										4	0	0	0	0	1	3				
99 Taijuan Walker, R OBP: 0.056, SLG: 0.056										3	0	0	0	0	3	1				
44 Robert Gsellman, R ERA: 10.13										0	0	0	0	0	0	0				
76 Patrick Mazeika, L OBP: 0.250, SLG: 0.286										1	0	0	0	0	0	0				
62 Drew Smith, R ERA: 5.4										0	0	0	0	0	0	0				
<b>Inning Stats</b>	R: 0 E: 0 K: 0 S: 7	H: 0 LOB: 0 BB: 0 P: 13	R: 3 E: 0 K: 2 S: 16	H: 4 LOB: 1 BB: 0 P: 21	R: 1 E: 0 K: 0 S: 11	H: 2 LOB: 1 BB: 0 P: 18	R: 0 E: 0 K: 2 S: 8	H: 0 LOB: 0 BB: 0 P: 11	R: 3 E: 0 K: 2 S: 19	H: 4 LOB: 2 BB: 1 P: 29	R: 0 E: 0 K: 2 S: 8	H: 0 LOB: 0 BB: 0 P: 12	R: 0 E: 0 K: 0 S: 8	H: 0 LOB: 1 BB: 1 P: 15	R: 0 E: 0 K: 0 S: 6	H: 0 LOB: 0 BB: 0 P: 6	1B: 7 2B: 2 3B: 1 HR: 0	SF: 0 SAC: 0 DP: 0 HBP: 0	WP: 0 PB: 0 SB: 2 CS: 0	PA: 36
<b>PITCHER</b>	IP WLS BF H R ER SO BB IBB HBP BLK WP HR S P ERA WHIP																			
32 Matt Harvey, R ERA: 4.81	4.1 L 22 2 0 0 2 1 0 0 0 0 0 0 11 14 0.00 3.000																			
43 Shawn Armstrong, R ERA: 10.13	0.2 4 2 0 0 0 0 0 0 0 0 0 0 11 14 0.00 3.000																			
45 Keegan Akin, L ERA:	1.0 3 0 0 0 2 0 0 0 0 0 0 0 8 12 0.00 0.000																			
68 Tyler Wells, R ERA: 5.4	2.0 7 0 0 0 0 1 0 0 0 0 0 0 14 21 0.00 0.500																			

Baltimore Orioles @ New York Mets  
Citi Field, Flushing, NY  
Wed May 12 2021, 12:12 PM - 2:49 PM EDT  
Att: 8,035 - Sunny - 59 F

AB 34  
R 7  
H 10  
RBI 7  
BB 2  
SO 8  
LOB 13





Batter	1	2	3	4	5	6	7	8	9	AB	R	H	RBI	BB	SO	LOB	TOP																
26 DJ LeMahieu, R OBP: 0.356, SLG: 0.368										4	0	2	0	0	1	0	<b>New York Yankees @ Baltimore Orioles</b> Oriole Park at Camden Yards, Baltimore, MD Fri May 14 2021, 7:08 PM - 10:01 PM EDT Att: 10,809 - Partly Cloudy - 72 F																
59 Luke Voit, R OBP: 0.337, SLG: 0.363										4	0	0	0	0	2	2																	
99 Aaron Judge, R OBP: 0.382, SLG: 0.565										3	2	2	2	1	0	0																	
24 Gary Sánchez, R OBP: 0.337, SLG: 0.363										4	0	0	0	0	1	1																	
77 Clint Frazier, R OBP: 0.281, SLG: 0.281										4	0	1	0	0	1	0																	
11 Brett Gardner, L OBP: 0.288, SLG: 0.214										4	0	0	0	0	2	1																	
41 Miguel Andujar, R OBP: 0.059, SLG: 0.059										4	1	1	0	0	1	1																	
66 Kyle Higashioka, R OBP: 0.305, SLG: 0.549										3	1	0	0	1	1	0																	
14 Tyler Wade, L OBP: 0.294, SLG: 0.200										2	0	0	0	0	0	0																	
29 Gio Urshela, R OBP: 0.347, SLG: 0.482										1	1	1	3	0	0	0																	
<b>Inning Stats</b>	R: 1 H: 1 E: 0 K: 1 S: 13	H: 1 LOB: 0 BB: 0 P: 21	R: 0 H: 0 E: 0 K: 1 S: 7	H: 0 LOB: 0 BB: 0 P: 11	R: 0 H: 1 E: 0 K: 1 S: 9	H: 1 LOB: 1 BB: 0 P: 14	R: 1 H: 2 E: 0 K: 0 S: 12	H: 2 LOB: 1 BB: 0 P: 17	R: 0 H: 1 E: 0 K: 1 S: 9	H: 1 LOB: 0 BB: 0 P: 14	R: 0 H: 0 E: 0 K: 0 S: 10	H: 0 LOB: 0 BB: 1 P: 17	R: 3 H: 2 E: 0 K: 2 S: 21	H: 2 LOB: 0 BB: 1 P: 32	R: 0 H: 0 E: 0 K: 1 S: 9	H: 0 LOB: 0 BB: 0 P: 14	R: 0 H: 0 E: 0 K: 2 S: 8	H: 0 LOB: 0 BB: 0 P: 12	1B: 4 2B: 0 3B: 0 HR: 3	SF: 0 SAC: 0 DP: 1 HBP: 0	WP: 0 PB: 0 SB: 0 CS: 0	PA: 35											
<b>PITCHER</b>	IP WLS BF H R ER SO BB IBB HBP BLK WP HR S P ERA WHIP																																
64 Dean Kremer, R ERA: 5.81	5.0	20	5	2	2	4	0	0	0	0	0	0	2	50	77	3.60	1.000																
35 Adam Plutko, R ERA: 1.27	1.0	3	0	0	0	0	1	0	0	0	0	0	0	10	17	0.00	1.000																
54 Cole Sulser, R ERA: 2.77	0.1	3	1	2	2	1	1	0	0	0	0	0	7	14	54.00	6.000																	
70 Travis Lakins Sr., R ERA: 4.38	1.2	6	1	1	1	2	0	0	0	0	0	1	23	32	5.40	0.600																	
66 Tanner Scott, L ERA: 2.2	1.0	3	0	0	0	2	0	0	0	0	0	0	8	12	0.00	0.000																	

Batter	1	2	3	4	5	6	7	8	9	AB	R	H	RBI	BB	SO	LOB	BOTTOM																
31 Cedric Mullins, L OBP: 0.373, SLG: 0.520										4	0	2	0	0	1	1	<b>New York Yankees @ Baltimore Orioles</b> Oriole Park at Camden Yards, Baltimore, MD Fri May 14 2021, 7:08 PM - 10:01 PM EDT Att: 10,809 - Partly Cloudy - 72 F																
21 Austin Hays, R OBP: 0.324, SLG: 0.490										3	1	1	1	1	0	1																	
16 Trey Mancini, R OBP: 0.306, SLG: 0.449										4	0	1	1	0	1	0																	
2 Freddy Galvis, S OBP: 0.328, SLG: 0.463										4	0	0	0	0	1	0																	
6 Ryan Mountcastle, R OBP: 0.236, SLG: 0.328										4	0	0	0	0	3	0																	
24 DJ Stewart, L OBP: 0.347, SLG: 0.329										3	1	3	0	1	0	0																	
65 Ryan McKenna, R OBP: 0.286, SLG: 0.316										0	0	0	0	0	0	0																	
3 Maikel Franco, R OBP: 0.260, SLG: 0.312										4	0	0	0	0	0	4																	
28 Pedro Severino, R OBP: 0.305, SLG: 0.320										4	1	1	1	0	0	2																	
11 Pat Valaika, R OBP: 0.245, SLG: 0.289										3	1	1	1	0	1	0																	
<b>Inning Stats</b>	R: 1 H: 2 E: 0 K: 0 S: 8	H: 2 LOB: 0 BB: 0 P: 13	R: 0 H: 0 E: 0 K: 1 S: 6	H: 0 LOB: 1 BB: 1 P: 12	R: 0 H: 0 E: 0 K: 2 S: 9	H: 0 LOB: 0 BB: 0 P: 10	R: 0 H: 0 E: 0 K: 2 S: 10	H: 0 LOB: 0 BB: 0 P: 14	R: 3 H: 4 E: 0 K: 0 S: 13	H: 4 LOB: 2 BB: 1 P: 25	R: 0 H: 1 E: 0 K: 1 S: 10	H: 1 LOB: 1 BB: 0 P: 11	R: 0 H: 1 E: 0 K: 0 S: 11	H: 1 LOB: 0 BB: 0 P: 14	R: 0 H: 0 E: 0 K: 1 S: 7	H: 0 LOB: 0 BB: 0 P: 9	R: 0 H: 1 E: 0 K: 0 S: 7	H: 1 LOB: 0 BB: 0 P: 9	1B: 5 2B: 3 3B: 0 HR: 1	SF: 0 SAC: 0 DP: 1 HBP: 0	WP: 1 PB: 0 SB: 1 CS: 1	PA: 35											
<b>PITCHER</b>	IP WLS BF H R ER SO BB IBB HBP BLK WP HR S P ERA WHIP																																
28 Corey Kluber, R ERA: 3.48	6.0	25	7	4	4	6	2	0	0	0	0	1	0	11	14	0.00	1.000																
57 Chad Green, R ERA: 2.21	1.0	4	1	0	0	0	0	0	0	0	0	0	9	12	0.00	1.000																	
58 Wandy Peralta, L ERA: 3.55	1.0	4	1	0	0	1	0	0	0	0	0	0	5	6	0.00	0.000																	
43 Jonathan Loáisiga, R ERA: 2.49	1.0	2	0	0	0	0	0	0	0	0	0	0	5	6	0.00	0.000																	

AB	33
R	5
H	7
RBI	5
BB	2
SO	9
LOB	5



WP	0
PA	35

AB	33
R	4
H	9
RBI	4
BB	2
SO	7
LOB	8









Batter	1	2	3	4	5	6	7	8	9	AB	R	H	RBI	BB	SO	LOB	TOP															
26 DJ LeMahieu, R OBP: 0.364, SLG: 0.364										3	1	1	1	2	1	1																
59 Luke Voit, R OBP: 0.286, SLG: 0.211										5	0	2	0	0	0	2	3															
99 Aaron Judge, R OBP: 0.399, SLG: 0.611										3	2	2	1	1	0	1																
29 Gio Urshela, R OBP: 0.338, SLG: 0.463										4	0	0	0	0	0	4																
24 Gary Sánchez, R OBP: 0.336, SLG: 0.386										4	1	1	2	0	1	1																
77 Clint Frazier, R OBP: 0.287, SLG: 0.311										4	2	2	1	0	2	0																
41 Miguel Andujar, R OBP: 0.120, SLG: 0.120										4	0	1	0	0	1	0																
39 Ryan LaMarre, R										3	0	0	0	0	1	0																
11 Brett Gardner, L OBP: 0.231, SLG: 0.211										1	0	0	0	0	0	2																
14 Tyler Wade, L										3	0	1	0	0	1	0																
36 Mike Ford, L										1	0	0	0	0	1	2																
<b>Inning Stats</b>	R: 4 H: 4 E: 0 K: 0 S: 13	H: 4 LOB: 0 BB: 1 P: 24	R: 0 H: 0 E: 0 K: 0 S: 6	H: 0 LOB: 0 BB: 0 P: 9	R: 1 H: 1 E: 0 K: 0 S: 12	H: 1 LOB: 0 BB: 0 P: 20	R: 0 H: 0 E: 0 K: 2 S: 9	H: 0 LOB: 0 BB: 1 P: 14	R: 0 H: 0 E: 0 K: 1 S: 10	H: 0 LOB: 1 BB: 1 P: 15	R: 0 H: 1 E: 0 K: 2 S: 14	H: 1 LOB: 1 BB: 0 P: 17	R: 0 H: 1 E: 0 K: 1 S: 7	H: 1 LOB: 2 BB: 0 P: 13	R: 1 H: 3 E: 0 K: 2 S: 16	H: 3 LOB: 0 BB: 0 P: 22	1B: 7 2B: 0 3B: 0 HR: 3	SF: 0 SAC: 0 DP: 2 HBP: 0	WP: 0 PB: 0 SB: 0 CS: 0	PA: 38												
<b>PITCHER</b>	IP WLS BF H R ER SO BB IBB HBP BLK WP HR S P ERA WHIP																															
35 Adam Plutko, R ERA: 2.52	1.0	7	4	4	4	0	1	0	0	0	0	2	13	24	36.00	5.000																
50 Bruce Zimmermann, L ERA: 4.79	2.1	5	2	1	1	6	1	0	0	0	0	1	57	84	1.59	0.529																
66 Tanner Scott, L ERA: 2.16	7.1	0.1	H	3	1	0	0	1	1	0	0	0	5	10	0.00	6.000																
51 Paul Fry, L ERA: 1.17	8.1	1.0	H	2	0	0	0	1	0	0	0	0	5	7	0.00	0.000																
62 César Valdez, R ERA: 2.81	9.1	1.0	6	3	1	1	2	0	0	0	0	0	16	22	9.00	3.000																

New York Yankees @ Baltimore Orioles  
 Oriole Park at Camden Yards, Baltimore, MD  
 Sun May 16 2021, 1:07 PM - 4:18 PM EDT  
 Att: 11,070 - Partly Cloudy - 73 F

AB 35  
 R 6  
 H 10  
 RBI 5  
 BB 3  
 SO 10  
 LOB 14



Batter	1	2	3	4	5	6	7	8	9	AB	R	H	RBI	BB	SO	LOB	BOTTOM																
31 Cedric Mullins, L OBP: 0.374, SLG: 0.516										5	2	1	0	0	1	1																	
21 Austin Hays, R OBP: 0.235, SLG: 0.481										4	2	1	0	1	0	1																	
16 Trey Mancini, R OBP: 0.321, SLG: 0.454										2	2	1	1	3	0	0																	
6 Ryan Mountcastle, R OBP: 0.247, SLG: 0.345										4	1	2	4	0	0	1																	
28 Pedro Severino, R OBP: 0.307, SLG: 0.308										3	1	1	1	2	2	3																	
3 Maikel Franco, R OBP: 0.273, SLG: 0.352										4	2	3	3	0	0	1																	
2 Freddy Galvis, S OBP: 0.317, SLG: 0.443										4	0	1	1	0	1	3																	
11 Pat Valaika, R OBP: 0.214, SLG: 0.250										4	0	0	0	0	0	2																	
65 Ryan McKenna, R OBP: 0.269, SLG: 0.292										4	0	1	0	0	1	0																	
<b>Inning Stats</b>	R: 2 H: 3 E: 0 K: 1 S: 20	H: 3 LOB: 2 BB: 1 P: 33	R: 0 H: 0 E: 0 K: 2 S: 10	H: 0 LOB: 0 BB: 0 P: 14	R: 3 H: 3 E: 0 K: 1 S: 18	H: 3 LOB: 1 BB: 1 P: 29	R: 1 H: 2 E: 0 K: 0 S: 14	H: 2 LOB: 1 BB: 0 P: 21	R: 0 H: 0 E: 0 K: 0 S: 6	H: 0 LOB: 0 BB: 0 P: 11	R: 2 H: 1 E: 0 K: 0 S: 13	H: 1 LOB: 0 BB: 1 P: 25	R: 2 H: 2 E: 0 K: 1 S: 13	H: 2 LOB: 2 BB: 2 P: 24	1B: 5 2B: 5 3B: 0 HR: 1	SF: 1 SAC: 0 DP: 0 HBP: 0	WP: 3 PB: 0 SB: 1 CS: 0	PA: 41															
<b>PITCHER</b>	IP WLS BF H R ER SO BB IBB HBP BLK WP HR S P ERA WHIP																																
47 Jordan Montgomery, L ERA: 4.73	3.0	17	6	5	4	2	0	0	0	0	0	0	48	76	15.00	2.667																	
73 Michael King, R ERA: 2.16	4.1	2.0	L	9	2	1	1	0	1	0	0	1	0	21	33	4.50	1.500																
63 Lucas Luetge, L ERA: 2.95	6.1	1.0	3	0	0	0	0	0	0	0	0	0	6	11	0.00	0.000																	
58 Wendy Peralta, L ERA: 4.61	7.1	1.0	5	1	2	2	0	1	0	1	1	13	25	18.00	2.000																		
85 Luis Cessa, R ERA: 3.71	8.1	1.0	7	2	2	2	1	2	0	0	0	0	13	24	18.00	4.000																	

New York Yankees @ Baltimore Orioles  
 Oriole Park at Camden Yards, Baltimore, MD  
 Sun May 16 2021, 1:07 PM - 4:18 PM EDT  
 Att: 11,070 - Partly Cloudy - 73 F

AB 34  
 R 10  
 H 11  
 RBI 10  
 BB 6  
 SO 5  
 LOB 12







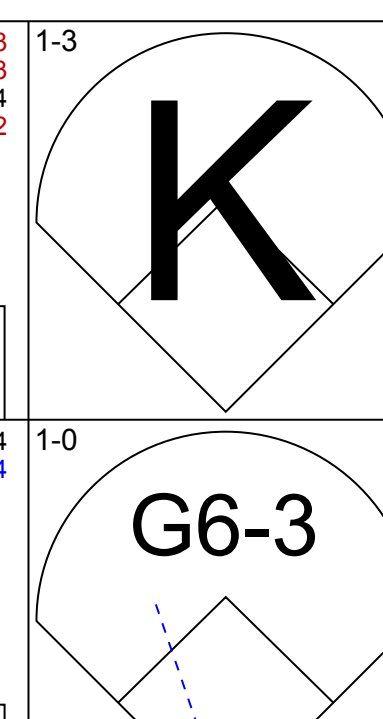
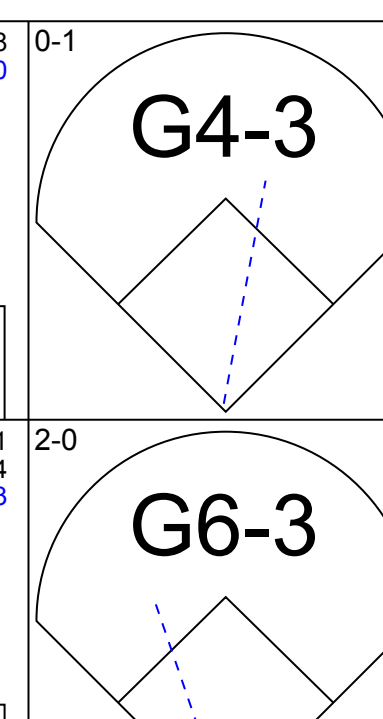
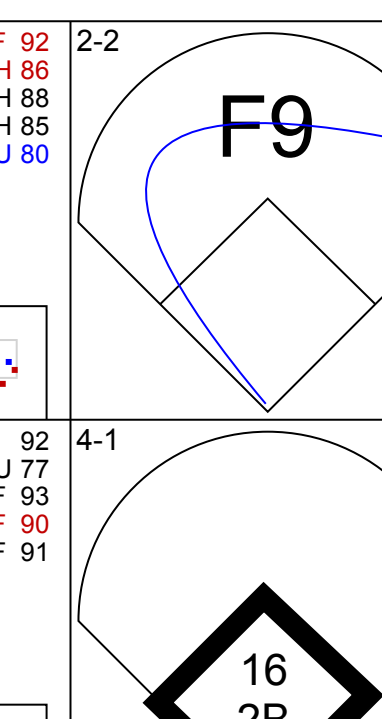
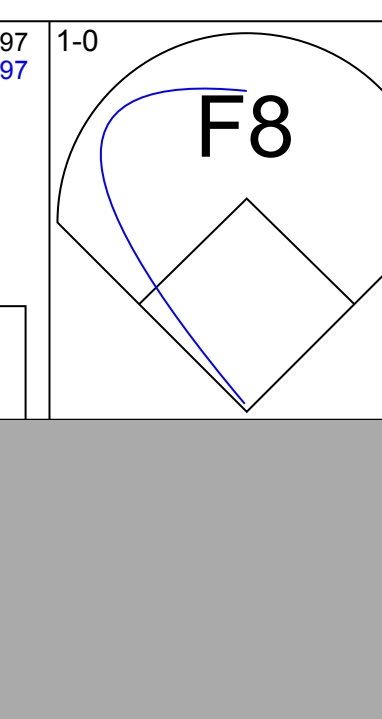
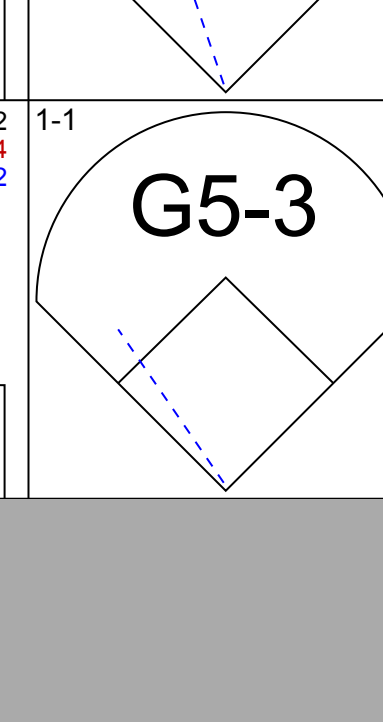
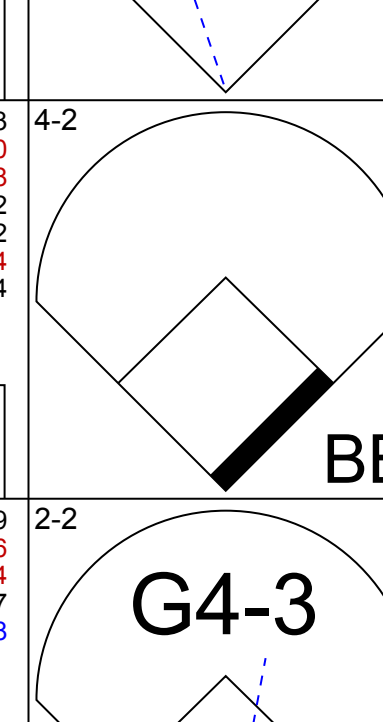
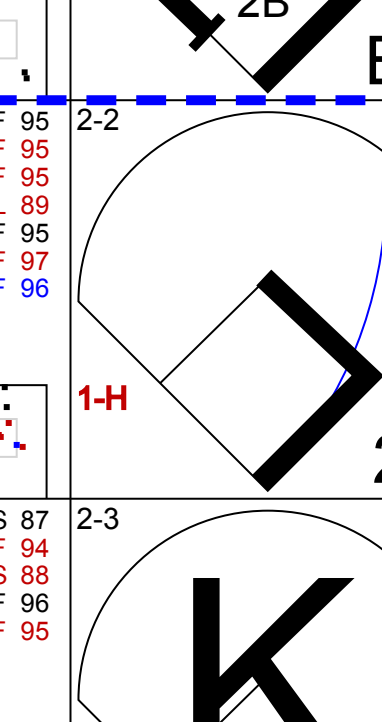





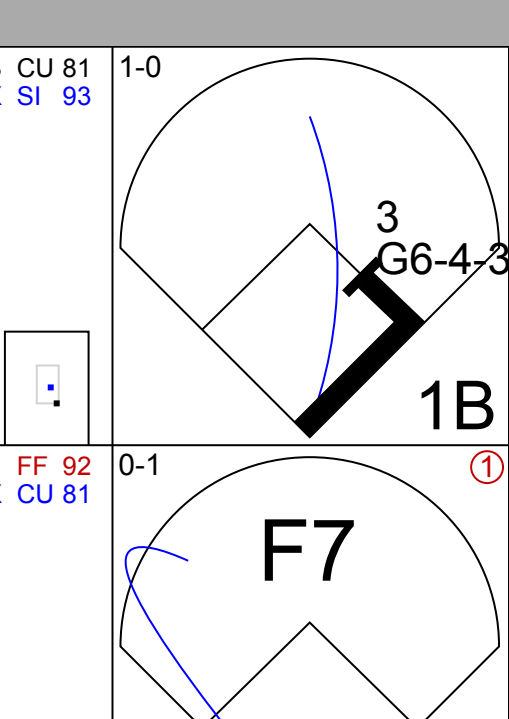





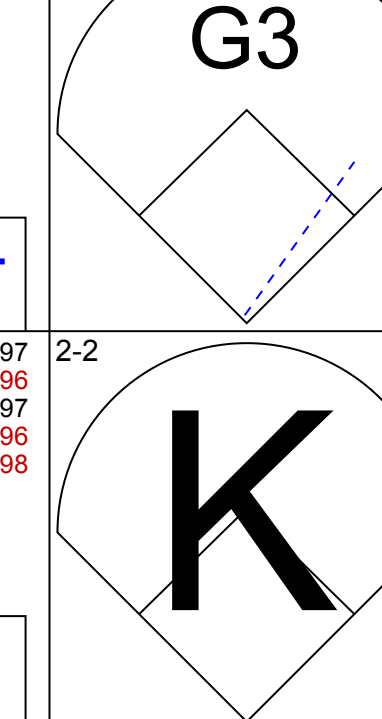

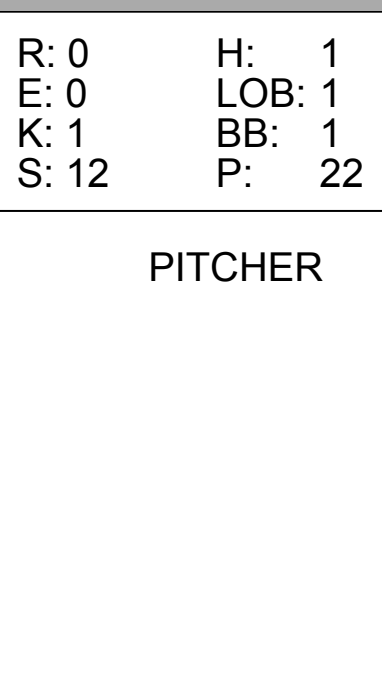
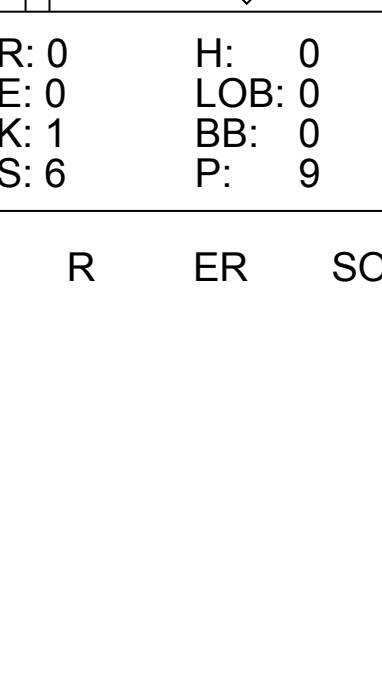
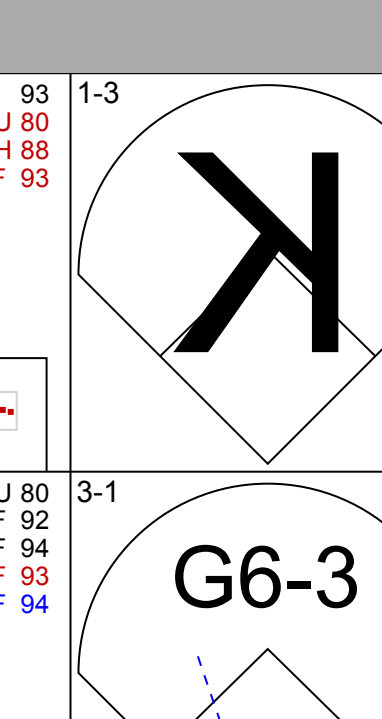
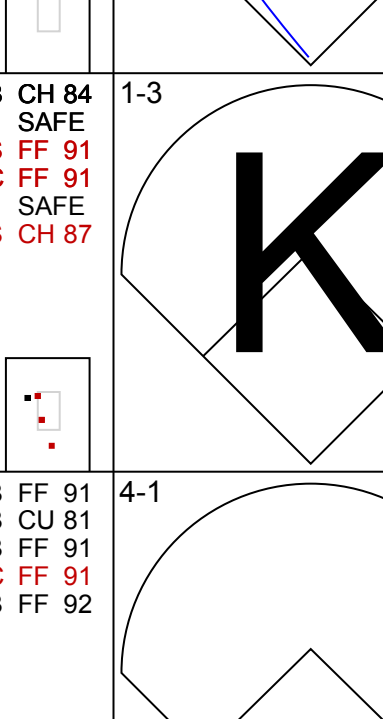
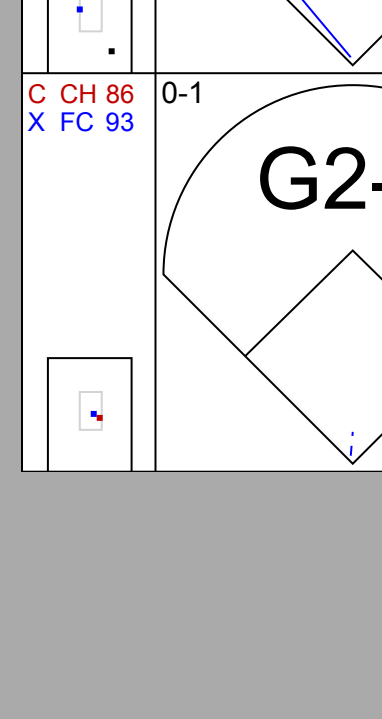
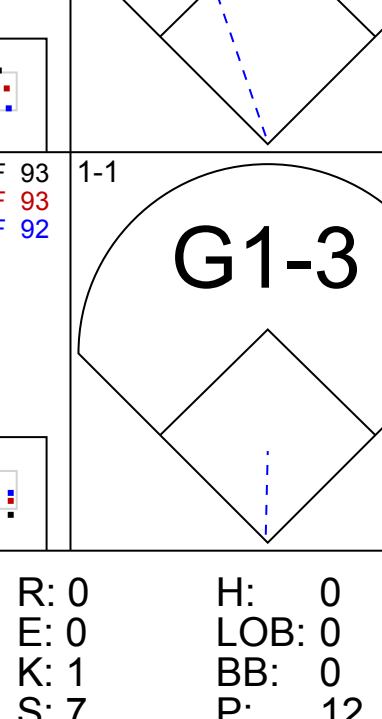
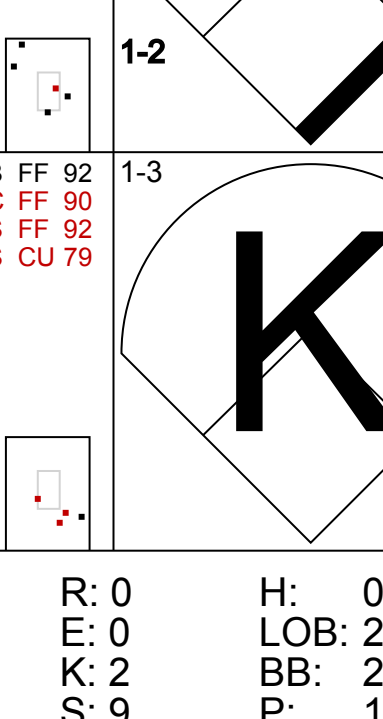
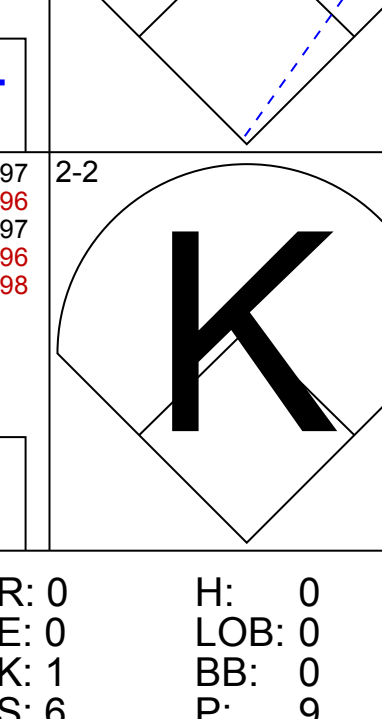
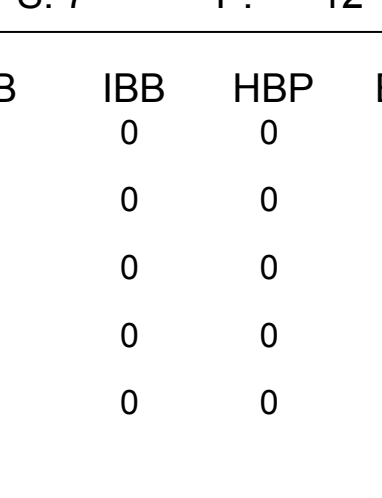











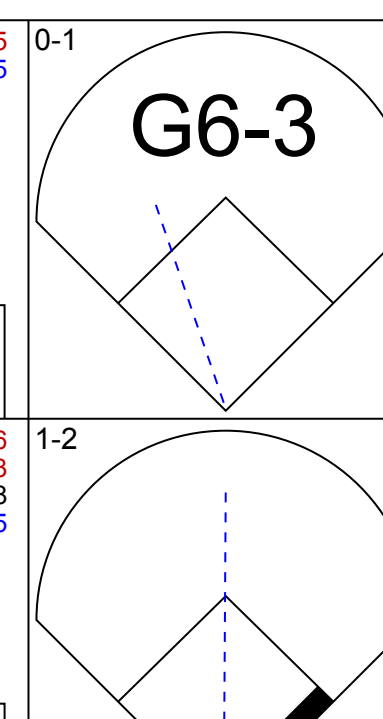
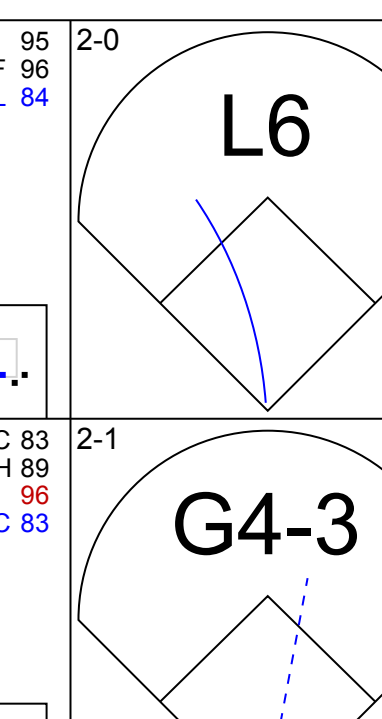
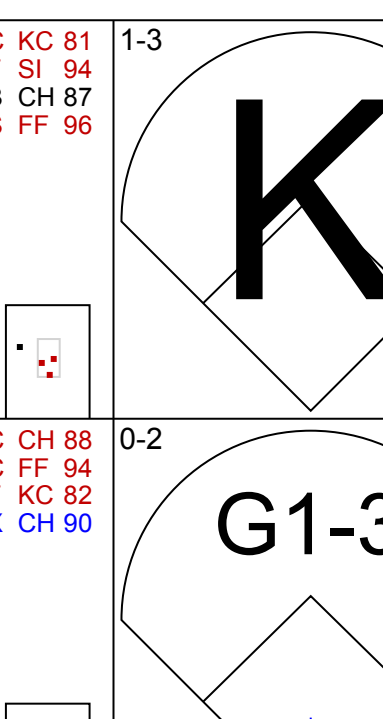
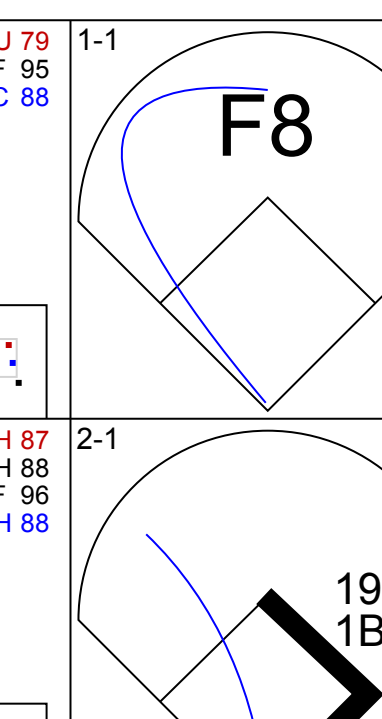
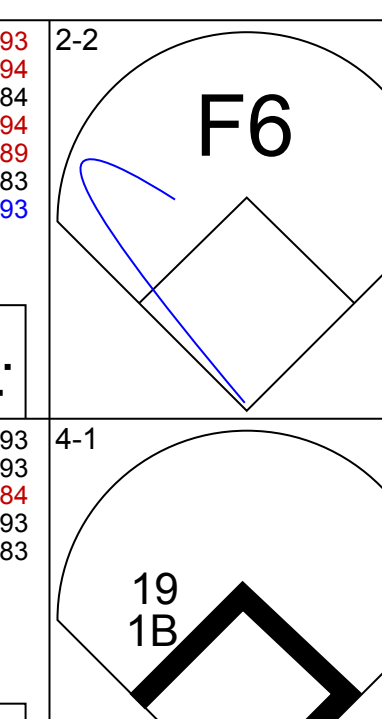
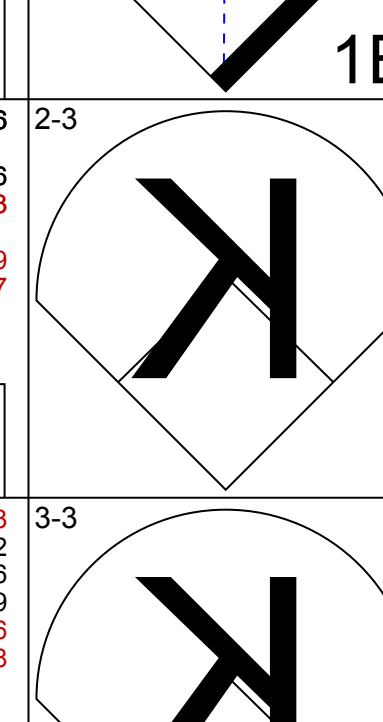
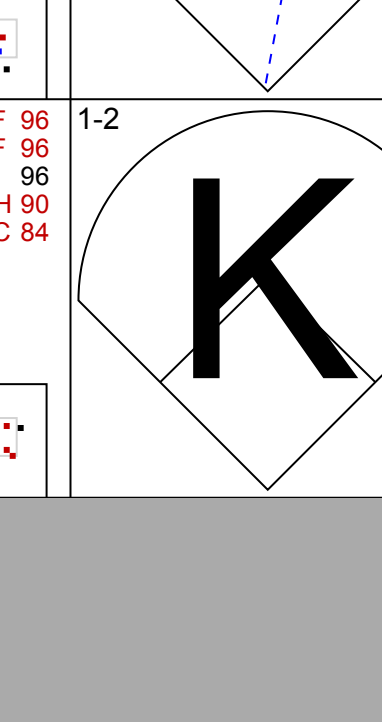
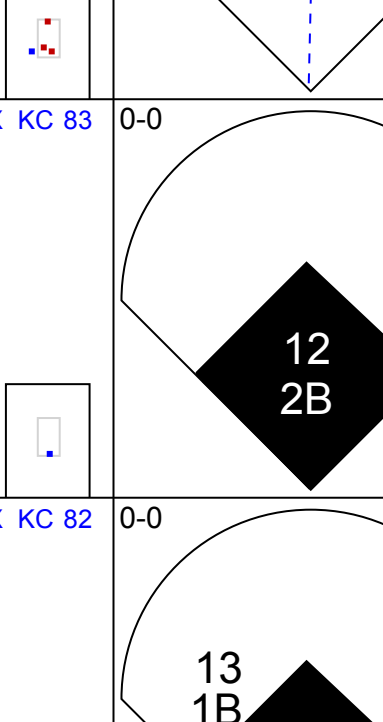
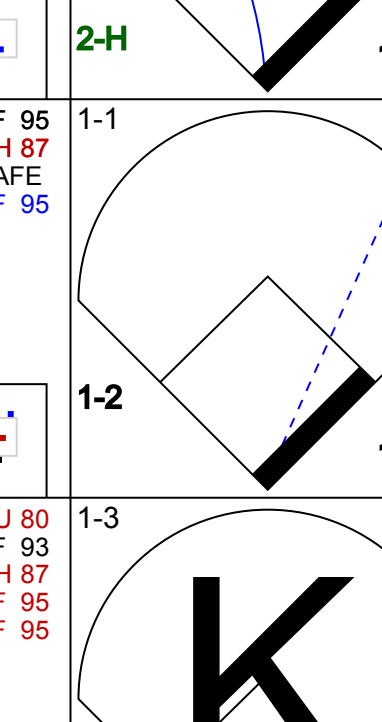
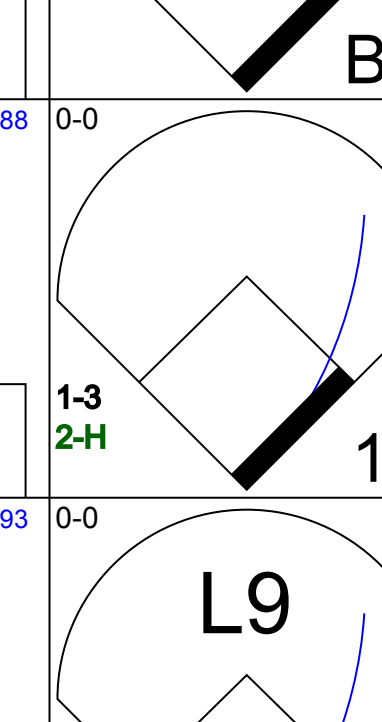


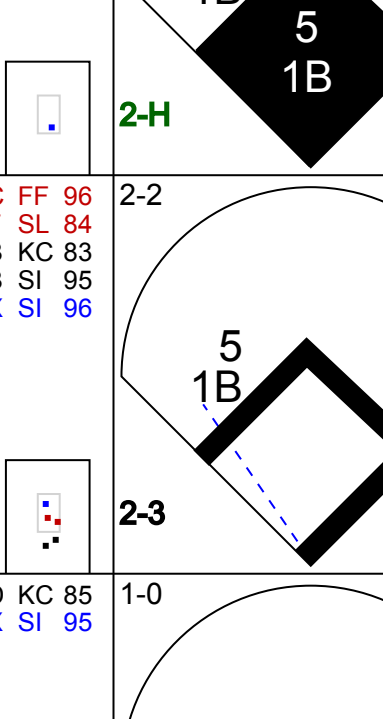



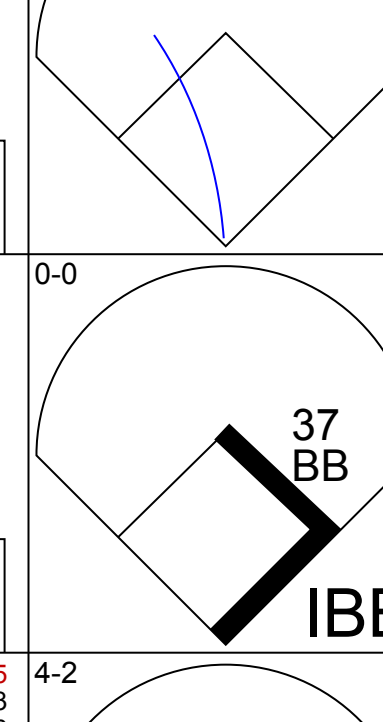
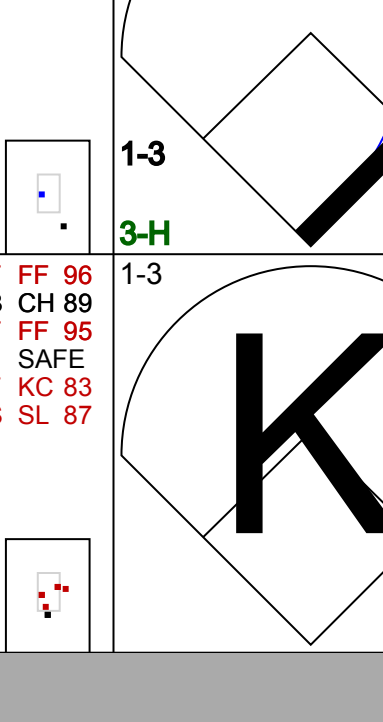


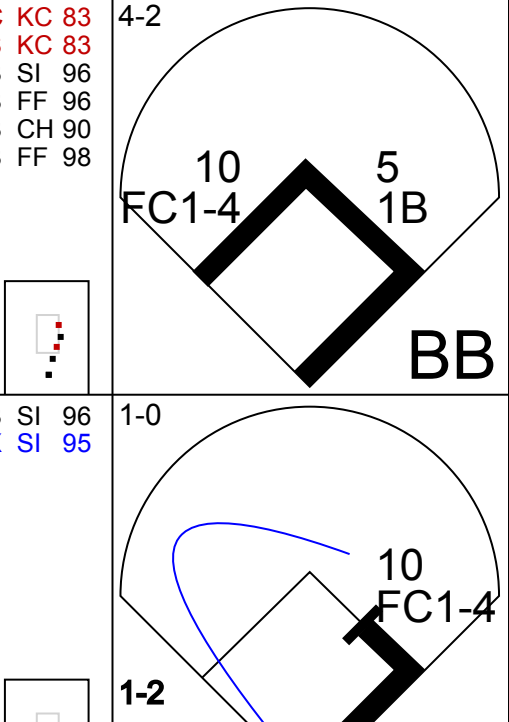
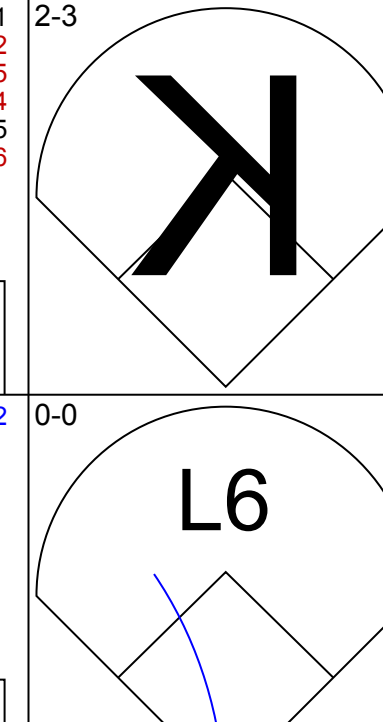
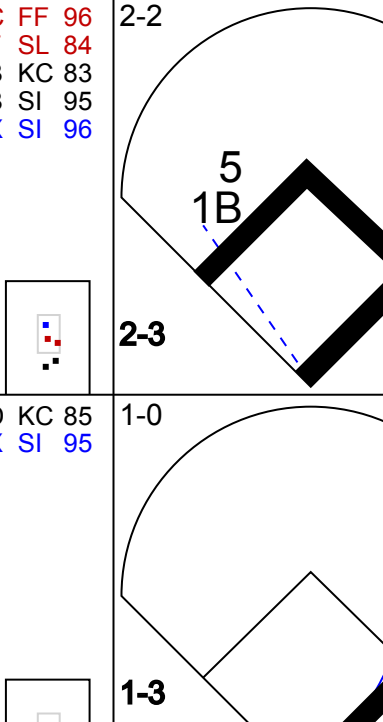
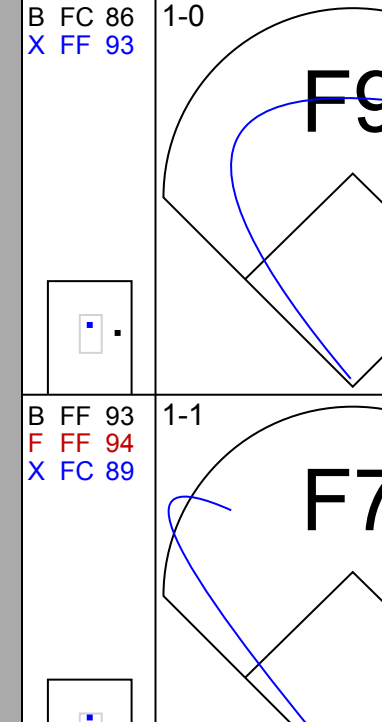
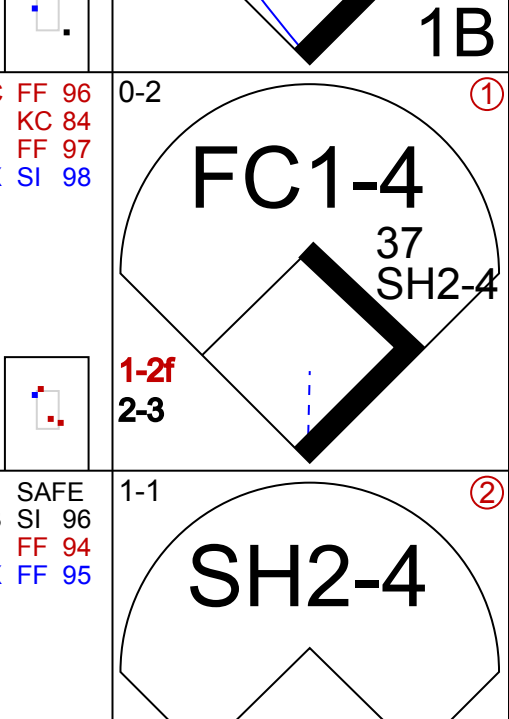
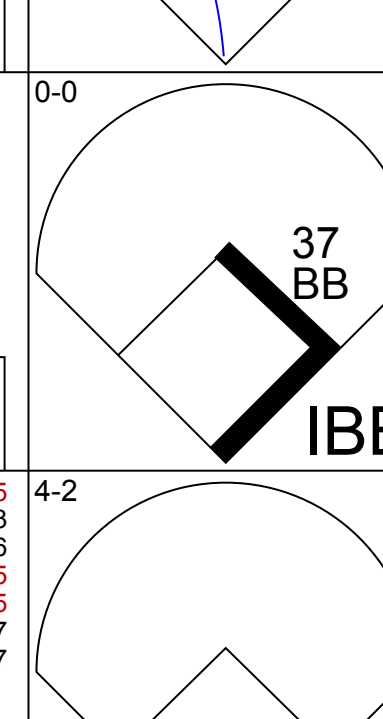
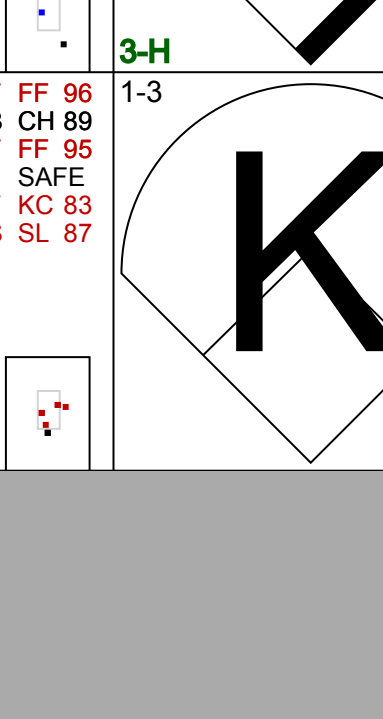
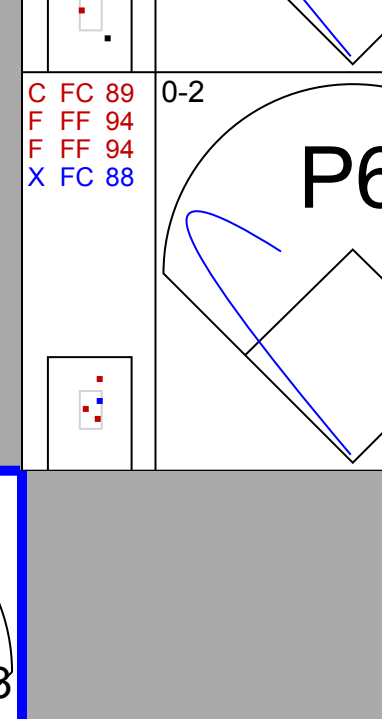
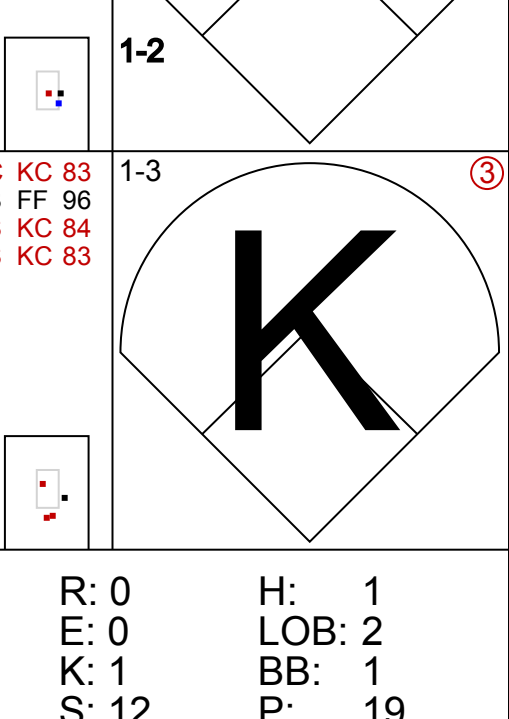
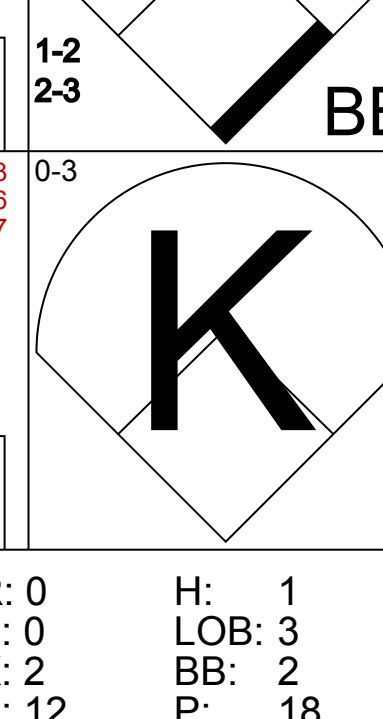




Batter	1	2	3	4	5	6	7	8	9	AB	R	H	RBI	BB	SO	LOB	TOP								
31 Cedric Mullins, L (1.8) OBP: 0.361, SLG: 0.480										4	0	0	0	0	1	0									
21 Austin Hays, R (1.7) OBP: 0.313, SLG: 0.454										3	0	0	0	1	0	0									
16 Trey Mancini, R (1.3) OBP: 0.349, SLG: 0.533										3	1	2	0	1	0	0									
25 Anthony Santander, S (1.9) OBP: 0.231, SLG: 0.317										4	0	1	0	0	1	3									
2 Freddy Galvis, S (1.6) OBP: 0.331, SLG: 0.472										3	1	1	2	1	1	1									
3 Maikel Franco, R (1.5) OBP: 0.244, SLG: 0.313										4	0	0	0	0	0	2									
12 Stevie Wilkerson, S (1.4) OBP: 0.250, SLG: 0.375										3	0	0	0	0	2	1	AB 29								
15 Chance Sisco, L (1.2) OBP: 0.279, SLG: 0.298										2	0	0	0	1	0	0	R 2								
48 Jorge López, R (1.1)										2	0	0	0	0	1	2	H 4								
68 Tyler Wells, R (6.1)										0	0	0	0	0	0	0	RBI 2								
24 DJ Stewart, L (8. PH) OBP: 0.336, SLG: 0.311										1	0	0	0	0	1	0	BB 4								
43 Shawn Armstrong, R (8.1)										0	0	0	0	0	0	0	SO 7								
<b>Inning Stats</b>	R: 0 E: 0 K: 1 S: 6	H: 0 LOB: 0 BB: 0 P: 9	R: 0 E: 0 K: 0 S: 4	H: 1 LOB: 0 BB: 0 P: 5	R: 0 E: 0 K: 1 S: 7	H: 0 LOB: 0 BB: 0 P: 12	R: 0 E: 0 K: 0 S: 9	H: 0 LOB: 1 BB: 1 P: 17	R: 0 E: 0 K: 2 S: 9	H: 0 LOB: 2 BB: 2 P: 19	R: 0 E: 0 K: 1 S: 12	H: 1 LOB: 1 BB: 1 P: 22	R: 0 E: 0 K: 1 S: 6	H: 0 LOB: 0 BB: 0 P: 9	R: 0 E: 0 K: 1 S: 6	H: 0 LOB: 0 BB: 0 P: 9	R: 2 E: 0 K: 0 S: 12	H: 2 LOB: 0 BB: 0 P: 21	1B: 1 2B: 2 3B: 0 HR: 1	SF: 0 SAC: 0 DP: 1 HBP: 0	WP: 0 PB: 0 SB: 0 CS: 0	PA: 33			
<b>PITCHER</b>	IP	WLS	BF	H	R	ER	SO	BB	IBB	HBP	BLK	WP	HR	S	P	ERA	WHIP								
37 Stephen Strasburg, R (1.1) ERA: 4.11	5.1	W	20	1	0	0	4	4	0	0	0	0	0	8	12	0.00	0.938								
67 Kyle Finnegan, R (6.1) ERA: 4.34	0.2	H	2	1	0	0	1	0	0	0	0	0	0	6	9	0.00	1.500								
51 Wander Suero, R (7.1) ERA: 2.61	1.0	H	3	0	0	0	1	0	0	0	0	0	0	6	9	0.00	0.000								
44 Daniel Hudson, R (8.1) ERA: 1.2	1.0	H	3	0	0	0	1	0	0	0	0	0	0	6	9	0.00	0.000								
52 Brad Hand, L (9.1) ERA: 4.11	1.0		5	2	2	2	0	0	0	0	0	0	1	12	21	18.00	2.000								

**Baltimore Orioles @ Washington Nationals**  
 Nationals Park, Washington, DC  
 Fri May 21 2021, 7:06 PM - 10:01 PM EDT  
 Att: 14,369 - Clear - 82 F


livebaseballscores.com



Batter	1	2	3	4	5	6	7	8	9	AB	R	H	RBI	BB	SO	LOB	BOTTOM									
7 Trea Turner, R (1.6) OBP: 0.361, SLG: 0.545										5	0	0	0	0	1	2										
22 Juan Soto, L (1.9) OBP: 0.400, SLG: 0.426										4	0	2	1	1	0	0										
19 Josh Bell, S (1.3) OBP: 0.258, SLG: 0.381										5	1	3	1	0	2	1										
12 Kyle Schwarber, L (1.7) OBP: 0.318, SLG: 0.446										5	1	2	1	0	2	5										
13 Starlin Castro, R (1.5) OBP: 0.326, SLG: 0.363										3	0	1	0	1	1	1										
5 Josh Harrison, R (1.4) OBP: 0.370, SLG: 0.421										4	0	2	1	0	0	1										
10 Yan Gomes, R (1.2) OBP: 0.298, SLG: 0.439										3	0	0	0	1	1	4										
37 Stephen Strasburg, R (1.1) ERA: 6.0	5.0	L	25	7	2	2	8	2	1	0	0	0	0	0	0	0										
68 Tyler Wells, R (6.1) ERA: 5.14	2.0		9	3	1	1	1	0	0	0	0	23	33	4.50	1.500											
43 Shawn Armstrong, R (8.1) ERA: 8.62	1.0		6	2	1	1	0	1	0	0	0	11	18	9.00	3.000											
<b>Inning Stats</b>	R: 0 E: 0 K: 2 S: 11	H: 1 LOB: 1 BB: 0 P: 17	R: 0 E: 0 K: 1 S: 12	H: 1 LOB: 2 BB: 1 P: 19	R: 0 E: 0 K: 1 S: 7	H: 0 LOB: 0 BB: 0 P: 12	R: 0 E: 0 K: 2 S: 12	H: 1 LOB: 3 BB: 2 P: 18	R: 2 E: 0 K: 2 S: 17	H: 4 LOB: 2 BB: 0 P: 22	R: 1 E: 0 K: 1 S: 16	H: 3 LOB: 0 BB: 0 P: 24	R: 0 E: 0 K: 0 S: 7	H: 0 LOB: 0 BB: 0 P: 9	R: 1 E: 0 K: 0 S: 11	H: 2 LOB: 2 BB: 1 P: 18	1B: 9 2B: 3 3B: 0 HR: 0	SF: 0 SAC: 2 DP: 0 HBP: 0	WP: 0 PB: 0 SB: 0 CS: 0	PA: 40						
<b>PITCHER</b>	IP	WLS	BF	H	R	ER	SO	BB	IBB	HBP	BLK	WP	HR	S	P	ERA	WHIP									
48 Jorge López, R (1.1) ERA: 6.0	5.0	L	25	7	2	2	8	2	1	0	0	0	0	0	0	0	3.60	1.800								
68 Tyler Wells, R (6.1) ERA: 5.14	2.0		9	3	1	1	1	0	0	0	0	23	33	4.50	1.500											
43 Shawn Armstrong, R (8.1) ERA: 8.62	1.0		6	2	1	1	0	1	0	0	0	11	18	9.00	3.000											

**Baltimore Orioles @ Washington Nationals**  
 Nationals Park, Washington, DC  
 Fri May 21 2021, 7:06 PM - 10:01 PM EDT  
 Att: 14,369 - Clear - 82 F

livebaseballscores.com













Batter	1	2	3	4	5	6	7	8	9	AB	R	H	RBI	BB	SO	LOB	TOP			
31 Cedric Mullins, L OBP: 0.366, SLG: 0.472										3	1	1	0	2	1	1	<p><b>Baltimore Orioles @ Minnesota Twins</b> Target Field, Minneapolis, MN Mon May 24 2021, 6:44 PM - 10:35 PM CDT Att: 8,530 - Partly Cloudy - 85 F</p>			
2 Freddy Galvis, S OBP: 0.333, SLG: 0.482										4	0	2	0	0	0	2				
16 Trey Mancini, R OBP: 0.350, SLG: 0.514										4	1	1	0	0	0	4				
25 Anthony Santander, S OBP: 0.291, SLG: 0.452										4	0	2	1	0	0	3				
6 Ryan Mountcastle, R OBP: 0.257, SLG: 0.358										4	0	1	0	0	2	3				
24 DJ Stewart, L OBP: 0.376, SLG: 0.337										4	1	1	2	0	1	2				
3 Maikel Franco, R OBP: 0.250, SLG: 0.324										4	0	0	0	0	1	2				
15 Chance Sisco, L OBP: 0.262, SLG: 0.193										4	0	0	0	0	0	1				
12 Stevie Wilkerson, S OBP: 0.333, SLG: 0.400										4	0	1	0	0	2	0				
<b>Inning Stats</b>	R: 1 E: 0 K: 0 S: 12	H: 1 LOB: 1 BB: 1 P: 20	R: 0 E: 0 K: 0 S: 7	H: 0 LOB: 0 BB: 0 P: 8	R: 0 E: 0 K: 0 S: 7	H: 1 LOB: 2 BB: 1 P: 16	R: 0 E: 0 K: 2 S: 18	H: 1 LOB: 1 BB: 0 P: 23	R: 0 E: 0 K: 1 S: 11	H: 1 LOB: 1 BB: 0 P: 17	R: 0 E: 0 K: 1 S: 12	H: 2 LOB: 2 BB: 0 P: 16	R: 2 E: 0 K: 1 S: 11	H: 2 LOB: 0 BB: 0 P: 14	R: 0 E: 0 K: 2 S: 8	H: 0 LOB: 0 BB: 0 P: 8		1B: 5 2B: 3 HR: 1	SF: 0 SAC: 0 DP: 0 HBP: 0	WP: 0 PB: 0 SB: 2 CS: 0
<b>PITCHER</b>	IP WLS BF H R ER SO BB IBB HBP BLK WP HR S P ERA WHIP	6.0 1.0 4 2 0 1 0 0 0 0 0 0 0 0 63 1.50 1.167	7.1 1.0 5 2 2 2 1 0 0 0 0 0 1 11 14 18.00 2.000	8.1 1.0 3 0 0 0 2 0 0 0 0 0 0 8 8 0.00 0.000																

Batter	1	2	3	4	5	6	7	8	9	AB	R	H	RBI	BB	SO	LOB	BOTTOM					
30 Kyle Garlick, R OBP: 0.276, SLG: 0.493										5	2	2	1	0	2	3	<p><b>Baltimore Orioles @ Minnesota Twins</b> Target Field, Minneapolis, MN Mon May 24 2021, 6:44 PM - 10:35 PM CDT Att: 8,530 - Partly Cloudy - 85 F</p>					
20 Josh Donaldson, R OBP: 0.343, SLG: 0.420										3	0	0	1	0	0	0						
19 Alex Kirilloff, L OBP: 0.258, SLG: 0.492										4	1	2	0	0	0	0						
8 Mitch Garver, R OBP: 0.299, SLG: 0.462										4	1	1	2	0	2	1						
22 Miguel Sanó, R OBP: 0.313, SLG: 0.435										4	1	1	1	0	1	1						
38 Rob Refsnyder, R OBP: 0.438, SLG: 0.536										4	1	2	0	0	0	0						
24 Trevor Larnach, L OBP: 0.327, SLG: 0.404										4	1	2	2	0	1	2						
9 Andrelton Simmons, R OBP: 0.328, SLG: 0.328										3	1	2	1	1	0	0						
1 Nick Gordon, L OBP: 0.400, SLG: 0.250										2	0	0	0	0	0	1						
23 Nelson Cruz, R OBP: 0.346, SLG: 0.531										1	0	0	0	1	1	1						
11 Jorge Polanco, S OBP: 0.306, SLG: 0.364										0	0	0	0	0	0	0						
<b>Inning Stats</b>	R: 0 E: 0 K: 1 S: 11	H: 0 LOB: 0 BB: 0 P: 15	R: 0 E: 0 K: 1 S: 7	H: 0 LOB: 0 BB: 0 P: 13	R: 1 E: 0 K: 0 S: 8	H: 2 LOB: 0 BB: 0 P: 10	R: 0 E: 0 K: 0 S: 8	H: 0 LOB: 0 BB: 0 P: 10	R: 0 E: 0 K: 2 S: 9	H: 1 LOB: 0 BB: 0 P: 14	R: 1 E: 0 K: 0 S: 9	H: 1 LOB: 0 BB: 0 P: 15	R: 0 E: 0 K: 1 S: 11	H: 2 LOB: 2 BB: 0 P: 18	R: 6 E: 1 K: 2 S: 31	H: 7 LOB: 3 BB: 2 P: 51	1B: 9 2B: 1 3B: 0 HR: 2	SF: 1 SAC: 0 DP: 1 HBP: 0	WP: 1 PB: 0 SB: 0 CS: 0	PA: 37		
<b>PITCHER</b>	IP WLS BF H R ER SO BB IBB HBP BLK WP HR S P ERA WHIP	7.0 0.1 0.1 0.1	7.0 L B	25 3 4 3	5 1 2 2	2 2 2 0	0 0 0 0	1 0 0 0	1 0 0 0	0 0 0 0	0 0 0 0	0 0 0 0	0 0 0 0	0 0 0 0	0 0 0 0	0 0 0 0	0 0 0 0	0 0 0 0	0 0 0 0	0 0 0 0	0 0 0 0	0 0 0 0

AB	35
R	3
H	9
RBI	3
BB	2
SO	7
LOB	18









Batter	1	2	3	4	5	6	7	8	9	AB	R	H	RBI	BB	SO	LOB	TOP										
31 Cedric Mullins, L OBP: 0.370, SLG: 0.473										3	0	1	0	1	1	0	<b>Baltimore Orioles @ Minnesota Twins</b> Target Field, Minneapolis, MN Wed May 26 2021, 12:13 PM - 2:52 PM CDT Att: 10,574 - Partly Cloudy - 56 F										
2 Freddy Galvis, S OBP: 0.315, SLG: 0.453										4	0	0	0	0	3	3											
16 Trey Mancini, R OBP: 0.349, SLG: 0.524										4	2	1	0	2	2												
25 Anthony Santander, S OBP: 0.284, SLG: 0.439										4	0	1	0	0	0	3											
24 DJ Stewart, L OBP: 0.322, SLG: 0.350										4	0	0	0	0	2												
3 Maikel Franco, R OBP: 0.254, SLG: 0.335										4	0	1	1	0	1	0											
65 Ryan McKenna, R OBP: 0.333, SLG: 0.286										0	0	0	0	0	0	0											
12 Stevie Wilkerson, S OBP: 0.349, SLG: 0.499										3	0	0	0	1	1	1											
11 Pat Valaika, R OBP: 0.211, SLG: 0.250										3	0	0	0	0	3	1											
15 Chance Sisco, L OBP: 0.265, SLG: 0.186										2	0	0	0	1	0	0											
<b>Inning Stats</b>	R: 1 E: 0 K: 1 S: 19	H: 3 LOB: 1 BB: 0 P: 22	R: 0 E: 0 K: 2 S: 9	H: 0 LOB: 0 BB: 0 P: 16	R: 0 E: 0 K: 1 S: 14	H: 0 LOB: 2 BB: 2 P: 25	R: 0 E: 0 K: 0 S: 8	H: 0 LOB: 0 BB: 0 P: 9	R: 0 E: 0 K: 2 S: 10	H: 0 LOB: 1 BB: 1 P: 14	R: 0 E: 0 K: 2 S: 10	H: 0 LOB: 0 BB: 0 P: 15	R: 0 E: 0 K: 1 S: 10	H: 0 LOB: 0 BB: 0 P: 16	R: 1 E: 0 K: 0 S: 14	H: 2 LOB: 1 BB: 0 P: 20	1B: 1 2B: 4 3B: 0 HR: 1	SF: 0 SAC: 0 DP: 1 HBP: 0	WP: 0 PB: 0 SB: 0 CS: 1	PA: 34							
<b>PITCHER</b>	IP	WLS	BF	H	R	ER	SO	BB	IBB	HBP	BLK	WP	HR	S	P	ERA	WHIP										
35 Michael Pineda, R ERA: 2.62	6.0	W	22	3	1	1	8	2	0	0	0	0	1	68	101	1.50	0.833										
21 Tyler Duffey, L ERA: 4.91	1.0	H	4	0	0	0	2	1	0	0	0	0	0	10	15	0.00	1.000										
56 Caleb Thielbar, L ERA: 4.34	1.0	H	3	0	0	0	1	0	0	0	0	0	0	10	16	0.00	0.000										
57 Hansel Robles, R ERA: 3.32	1.0	S	5	2	1	1	0	0	0	0	0	0	0	14	20	9.00	2.000										

AB	31
R	2
H	5
RBI	2
BB	3
SO	11
LOB	12



Batter	1	2	3	4	5	6	7	8	9	AB	R	H	RBI	BB	SO	LOB	BOTTOM										
26 Max Kepler, L OBP: 0.307, SLG: 0.431										4	1	1	0	0	0	0	<b>Baltimore Orioles @ Minnesota Twins</b> Target Field, Minneapolis, MN Wed May 26 2021, 12:13 PM - 2:52 PM CDT Att: 10,574 - Partly Cloudy - 56 F										
11 Jorge Polanco, S OBP: 0.298, SLG: 0.371										4	0	0	0	0	1	1											
23 Nelson Cruz, R OBP: 0.349, SLG: 0.524										2	1	0	0	2	0	0											
19 Alex Kirilloff, L OBP: 0.271, SLG: 0.500										3	0	0	0	1	1	2											
22 Miguel Sanó, R OBP: 0.304, SLG: 0.443										3	1	1	3	0	1	2											
24 Trevor Larnach, L OBP: 0.338, SLG: 0.404										2	0	1	0	1	1	0											
64 Willians Astudillo, R OBP: 0.292, SLG: 0.419										3	0	1	0	0	0	2											
38 Rob Refsnyder, R OBP: 0.436, SLG: 0.657										3	0	0	0	0	0	2											
9 Andrelton Simmons, R OBP: 0.326, SLG: 0.320										3	0	0	0	0	1	1											
<b>Inning Stats</b>	R: 0 E: 0 K: 1 S: 7	H: 1 LOB: 2 BB: 2 P: 16	R: 0 E: 0 K: 1 S: 10	H: 1 LOB: 0 BB: 0 P: 18	R: 0 E: 0 K: 0 S: 6	H: 0 LOB: 0 BB: 0 P: 8	R: 0 E: 0 K: 1 S: 8	H: 0 LOB: 0 BB: 0 P: 12	R: 0 E: 0 K: 0 S: 7	H: 1 LOB: 0 BB: 0 P: 12	R: 3 E: 0 K: 0 S: 13	H: 2 LOB: 1 BB: 2 P: 27	R: 0 E: 0 K: 0 S: 8	H: 0 LOB: 0 BB: 0 P: 13	R: 0 E: 0 K: 2 S: 7	H: 0 LOB: 0 BB: 0 P: 10		1B: 2 2B: 1 3B: 0 HR: 1	SF: 0 SAC: 0 DP: 1 HBP: 0	WP: 0 PB: 0 SB: 0 CS: 0	PA: 31						
<b>PITCHER</b>	IP	WLS	BF	H	R	ER	SO	BB	IBB	HBP	BLK	WP	HR	S	P	ERA	WHIP										
48 Jorge López, R ERA: 5.8	6.0	L	25	4	3	3	3	4	0	0	0	0	1	51	93	4.50	1.333										
43 Shawn Armstrong, R ERA: 7.64	1.0		3	0	0	0	0	0	0	0	0	0	0	8	13	0.00	0.000										
66 Tanner Scott, L ERA: 3.72	1.0		3	0	0	0	2	0	0	0	0	0	0	7	10	0.00	0.000										

AB	27
R	3
H	4
RBI	3
BB	4
SO	5
LOB	10







Batter	1	2	3	4	5	6	7	8	9	AB	R	H	RBI	BB	SO	LOB	TOP	
31 Cedric Mullins, L (1, 8) OBP: 0.367, SLG: 0.469										4	0	1	0	0	0	1	<p><b>Baltimore Orioles @ Chicago White Sox</b> Guaranteed Rate Field, Chicago, IL Thu May 27 2021, 7:30 PM - 10:47 PM CDT Att: 9,671 - Rain - 54 F</p>	
16 Trey Mancini, R (1, 3) OBP: 0.352, SLG: 0.524										0	0	0	0	0	0	0		<p>AB 32 R 1 H 5 RBI 1 BB 2 SO 16 LOB 20</p>
11 Pat Valaika, R (1, 3) OBP: 0.215, SLG: 0.243										2	0	0	0	1	2	1		
25 Anthony Santander, S (1, 10) OBP: 0.293, SLG: 0.453										4	0	2	0	0	1	3		
3 Maikel Franco, R (1, 5) OBP: 0.254, SLG: 0.333										4	0	1	0	0	1	3		
2 Freddy Galvis, S (1, 6) OBP: 0.314, SLG: 0.468										4	1	1	1	0	2	5		
24 DJ Stewart, L (1, 9) OBP: 0.320, SLG: 0.340										3	0	0	0	0	1	2		
12 Stevie Wilkerson, S (1, 4) OBP: 0.290, SLG: 0.346										4	0	0	0	0	2	3	<p>WP: 2 PA: 36 PB: 0 SB: 1 CS: 0</p>	
15 Chance Sisco, L (1, 2) OBP: 0.250, SLG: 0.175										4	0	0	0	0	4	1		
65 Ryan McKenna, R (1, 7) OBP: 0.324, SLG: 0.258										3	0	0	0	1	3	1		
<b>Inning Stats</b>	R: 0 E: 0 K: 1 S: 13	H: 1 LOB: 2 BB: 0 P: 21	R: 0 E: 0 K: 2 S: 9	H: 0 LOB: 0 BB: 0 P: 13	R: 0 E: 0 K: 2 S: 10	H: 0 LOB: 1 BB: 1 P: 22	R: 1 E: 0 K: 1 S: 10	H: 1 LOB: 0 BB: 0 P: 10	R: 0 E: 0 K: 2 S: 13	H: 2 LOB: 2 BB: 0 P: 19	R: 0 E: 0 K: 2 S: 11	H: 0 LOB: 0 BB: 0 P: 14	R: 0 E: 0 K: 2 S: 10	H: 1 LOB: 1 BB: 0 P: 17	R: 0 E: 0 K: 2 S: 8	H: 0 LOB: 1 BB: 0 P: 16		1B: 3 2B: 1 3B: 0 HR: 1
<b>PITCHER</b>	IP WLS BF H R ER SO BB IBB HBP BLK WP HR S P ERA WHIP	<p>84 Dylan Cease, R (1, 1) ERA: 2.98 43 Evan Marshall, R (7, 1) ERA: 5.79 39 Aaron Bummer, L (8, 1) ERA: 3.2 63 Matt Foster, R (9, 1) ERA: 6.14</p>																


Batter	1	2	3	4	5	6	7	8	9	AB	R	H	RBI	BB	SO	LOB	BOTTOM		
1 Nick Madrigal, R (1, 4) OBP: 0.353, SLG: 0.413										4	1	2	0	1	1	0	<p><b>Baltimore Orioles @ Chicago White Sox</b> Guaranteed Rate Field, Chicago, IL Thu May 27 2021, 7:30 PM - 10:47 PM CDT Att: 9,671 - Rain - 54 F</p>		
24 Yasmani Grandal, S (1, 2) OBP: 0.391, SLG: 0.359										4	0	1	0	1	2	4		<p>AB 35 R 5 H 12 RBI 5 BB 4 SO 9 LOB 19</p>	
10 Yoán Moncada, S (1, 5) OBP: 0.409, SLG: 0.396										4	1	0	0	1	2	4			
79 José Abreu, R (1, 3) OBP: 0.344, SLG: 0.488										4	1	1	1	0	0	2			
73 Yermin Mercedes, R (1, 10) OBP: 0.386, SLG: 0.525										4	1	2	3	0	0	0			
25 Andrew Vaughn, R (1, 7) OBP: 0.333, SLG: 0.427										4	1	2	0	0	1	0			
28 Leury Garcia, S (1, 9) OBP: 0.281, SLG: 0.294										3	0	2	0	1	0	2			
0 Billy Hamilton, S (1, 8) OBP: 0.231, SLG: 0.306										4	0	1	1	0	1	4			
20 Danny Mendick, R (1, 6) OBP: 0.339, SLG: 0.354										4	0	1	0	0	2	3	<p>WP: 0 PA: 39 PB: 0 SB: 0 CS: 0</p>		
<b>Inning Stats</b>	R: 0 E: 0 K: 2 S: 12	H: 1 LOB: 1 BB: 0 P: 18	R: 1 E: 0 K: 1 S: 10	H: 2 LOB: 1 BB: 0 P: 18	R: 0 E: 0 K: 2 S: 10	H: 1 LOB: 1 BB: 0 P: 19	R: 0 E: 0 K: 1 S: 12	H: 1 LOB: 1 BB: 0 P: 16	R: 0 E: 0 K: 0 S: 5	H: 1 LOB: 1 BB: 1 P: 11	R: 1 E: 0 K: 1 S: 13	H: 2 LOB: 2 BB: 1 P: 21	R: 3 E: 0 K: 2 S: 22	H: 4 LOB: 2 BB: 1 P: 36	R: 0 E: 0 K: 0 S: 6	H: 0 LOB: 1 BB: 1 P: 14		1B: 8 2B: 3 3B: 0 HR: 1	SF: 0 SAC: 0 DP: 1 HBP: 0
<b>PITCHER</b>	IP WLS BF H R ER SO BB IBB HBP BLK WP HR S P ERA WHIP	<p>50 Bruce Zimmermann, L (1, 1) ERA: 5.15 55 Dillon Tate, R (6, 1) ERA: 3.95 66 Tanner Scott, L (6, 1) ERA: 0.66 62 César Valdez, R (7, 1) ERA: 5.3 54 Cole Sulser, R (7, 1) ERA: 2.0</p>																	
<b>PITCHER</b>	IP WLS BF H R ER SO BB IBB HBP BLK WP HR S P ERA WHIP	<p>49 Brandon Waddell, L (8, 1) ERA: 9.0</p>																	




Batter	1	2	3	4	5	6	7	8	9	AB	R	H	RBI	BB	SO	LOB	TOP			
31 Cedric Mullins, L (1, 8) OBP: 0.365, SLG: 0.464	G3		G5-4-3 1B		G4-3		K			4	0	1	0	0	1	0	<p><b>Baltimore Orioles @ Chicago White Sox</b> Guaranteed Rate Field, Chicago, IL Sat May 29 2021, 1:12 PM - 3:55 PM CDT Sunny - 57 F</p> <p>livebaseballscores.com</p> <p>AB 28 R 4 H 8 RBI 4 BB 1 SO 6 LOB 6</p> 			
2 Freddy Galvis, S (1, 6) OBP: 0.318, SLG: 0.506	HR		G5-4-3 1-2		HR		P6			4	2	2	2	0	0	1				
25 Anthony Santander, S (1, 9) OBP: 0.293, SLG: 0.461	2B		G1-3		G4-3					3	0	1	0	0	0	0				
28 Pedro Severino, R (1, 2) OBP: 0.319, SLG: 0.306	G6-3			G6-3		1B				3	0	1	0	0	0	1				
3 Maikel Franco, R (1, 5) OBP: 0.255, SLG: 0.349	P4			HR		FC5-4				3	1	1	1	0	0	2				
6 Ryan Mountcastle, R (1, 10) OBP: 0.290, SLG: 0.365		K				K				3	1	1	0	0	2	0				
11 Pat Valaika, R (1, 4) 12 Stevie Wilkerson, S (6, PH) OBP: 0.286, SLG: 0.333	F8		G6-3		P5					2	0	0	1	0	0	0				
41 Tyler Nevin, R (1, 3) OBP: 0.667, SLG: 1.000	2B			BB		K				2	0	1	0	1	1	0				
65 Ryan McKenna, R (1, 7) 24 DJ Stewart, L (7, PH) OBP: 0.317, SLG: 0.336	K		F9			K				2	0	0	0	0	1	2				
<b>Inning Stats</b>	R: 1 E: 0 K: 0 S: 12	H: 2 LOB: 1 BB: 0 P: 16	R: 0 E: 0 K: 2 S: 11	H: 1 LOB: 1 BB: 0 P: 17	R: 0 E: 0 K: 0 S: 10	H: 1 LOB: 0 BB: 0 P: 15	R: 2 E: 0 K: 0 S: 14	H: 2 LOB: 1 BB: 0 P: 24	R: 1 E: 0 K: 0 S: 8	H: 2 LOB: 1 BB: 0 P: 15	R: 0 E: 0 K: 2 S: 9	H: 0 LOB: 0 BB: 0 P: 14	R: 0 E: 0 K: 2 S: 10	H: 0 LOB: 0 BB: 0 P: 14				1B: 2 2B: 2 HR: 3	SF: 0 SAC: 0 HBP: 0	WP: 0 PB: 0 SB: 0 CS: 0
<b>PITCHER</b>	IP WLS BF H R ER SO BB IBB HBP BLK WP HR S P ERA WHIP																			
60 Dallas Keuchel, L (1, 1) ERA: 4.53	5.0 W 23 8 4 4 2 1 0 0 0 0 0 3 55 87 7.20 1.800																			
43 Evan Marshall, R (6, 1) ERA: 5.49	1.0 H 3 0 0 0 2 0 0 0 0 0 0 0 9 14 0.00 0.000																			
31 Liam Hendriks, R (7, 1) ERA: 2.25	1.0 S 3 0 0 0 2 0 0 0 0 0 0 0 10 14 0.00 0.000																			

Batter	1	2	3	4	5	6	7	8	9	AB	R	H	RBI	BB	SO	LOB	BOTTOM			
7 Tim Anderson, R (1, 6) OBP: 0.325, SLG: 0.425	79 1B	F9		F9		10 HR				3	2	1	0	1	0	2	<p><b>Baltimore Orioles @ Chicago White Sox</b> Guaranteed Rate Field, Chicago, IL Sat May 29 2021, 1:12 PM - 3:55 PM CDT Sunny - 57 F</p> <p>livebaseballscores.com</p> <p>AB 27 R 7 H 8 RBI 7 BB 6 SO 10 LOB 20</p> 			
24 Yasmani Grandal, S (1, 2) OBP: 0.394, SLG: 0.351	K		79 WP 10 BB	E2		F9				2	1	0	0	2	1	2				
10 Yoán Moncada, S (1, 5) OBP: 0.415, SLG: 0.416	73 F9 79 1B		79 WP 10 BB	BB		HR				2	2	1	2	2	1	2				
79 José Abreu, R (1, 3) OBP: 0.352, SLG: 0.500	1B		23 HR	K		2B				4	1	3	3	0	1	2				
73 Yermín Mercedes, R (1, 10) OBP: 0.378, SLG: 0.512	F9		K		L8		K			4	0	0	0	0	2	4				
23 Jake Lamb, L (1, 9) 0 Billy Hamilton, S (5, FR) OBP: 0.226, SLG: 0.300	K		HR		28 WP 1B		P3			3	1	2	2	0	1	2				
25 Andrew Vaughn, R (1, 7) OBP: 0.333, SLG: 0.425	1B		K		K					3	0	1	0	0	2	1				
28 Leury Garcia, S (1, 8) (6, 9)	K		F7		BB					2	0	0	0	1	1	1				
1 Nick Madrigal, R (1, 4) OBP: 0.347, SLG: 0.405	K		E3 24 E 24 BB		G1-3					3	0	0	0	0	1	3				
<b>Inning Stats</b>	R: 1 E: 0 K: 2 S: 20	H: 2 LOB: 2 BB: 1 P: 33	R: 0 E: 0 K: 2 S: 13	H: 1 LOB: 0 BB: 0 P: 17	R: 4 E: 0 K: 2 S: 20	H: 2 LOB: 2 BB: 2 P: 36	R: 0 E: 2 K: 1 S: 15	H: 0 LOB: 2 BB: 1 P: 20	R: 0 E: 0 K: 1 S: 11	H: 1 LOB: 2 BB: 1 P: 22	R: 2 E: 0 K: 1 S: 17	H: 2 LOB: 1 BB: 1 P: 31	R: 0 E: 0 K: 1 S: 10	H: 0 LOB: 0 BB: 0 P: 14				1B: 4 2B: 2 3B: 0 HR: 2	SF: 0 SAC: 0 DP: 1 HBP: 0	WP: 2 PB: 0 SB: 1 CS: 0
<b>PITCHER</b>	IP WLS BF H R ER SO BB IBB HBP BLK WP HR S P ERA WHIP																			
32 Matt Harvey, R (1, 1) ERA: 6.84	3.0 L 18 5 5 5 0 3 0 0 0 0 0 0 16 22 0.00 2.667																			
70 Travis Lakins Sr, R (4, 1) ERA: 6.75	1.1 5 0 0 0 2 1 0 0 0 0 0 0 8 18 0.00 3.000																			
66 Tanner Scott, L (5, 1) ERA: 0.54	0.2 4 1 0 0 1 1 0 0 0 0 1 0 8 18 0.00 3.000																			
43 Shawn Armstrong, R (6, 1) ERA: 8.2	1.0 6 2 2 2 1 1 0 0 0 0 0 1 17 31 18.00 3.000																			



Batter	1	2	3	4	5	6	7	8	9	AB	R	H	RBI	BB	SO	LOB	TOP										
31 Cedric Mullins, L OBP: 0.360, SLG: 0.457	G6-3		CI		K		K			3	0	0	0	0	2	2	<p><b>Baltimore Orioles @ Chicago White Sox</b> Guaranteed Rate Field, Chicago, IL Sat May 29 2021, 4:38 PM - 6:49 PM CDT Att: 20,029 - Clear - 58 F</p> <p>livebaseballscores.com</p> <p>AB 25 R 1 H 4 RBI 1 BB 2 SO 11 LOB 14</p> 										
2 Freddy Galvis, S OBP: 0.216, SLG: 0.497	G5-3		K			BB	K			3	1	0	0	1	2	1											
25 Anthony Santander, S OBP: 0.290, SLG: 0.457	F9			G4-3		BB				3	0	1	0	0	0	0											
24 DJ Stewart, L OBP: 0.313, SLG: 0.330 11 Pat Valaika, R OBP: 0.220, SLG: 0.237	F7			K		BB				2	0	0	0	0	1	0											
3 Maikel Franco, R OBP: 0.256, SLG: 0.349		1B		G5-3			L8			3	0	1	0	0	0	3											
12 Stevie Wilkerson, S OBP: 0.290, SLG: 0.310	L5					HBP				2	0	0	1	0	1	1											
6 Ryan Mountcastle, R OBP: 0.255, SLG: 0.356							K			3	0	0	0	0	3	4											
15 Chance Sisco, L OBP: 0.253, SLG: 0.182			F8				G5-3			3	0	1	0	0	0	3											
65 Ryan McKenna, R OBP: 0.310, SLG: 0.278					2B					3	0	1	0	0	2	0											
<b>Inning Stats</b>	R: 0 E: 0 K: 0 S: 9	H: 0 LOB: 0 BB: 0 P: 15	R: 0 E: 0 K: 1 S: 10	H: 1 LOB: 1 BB: 0 P: 15	R: 0 E: 1 K: 2 S: 13	H: 0 LOB: 1 BB: 0 P: 19	R: 0 E: 0 K: 1 S: 7	H: 0 LOB: 0 BB: 0 P: 8	R: 0 E: 0 K: 3 S: 18	H: 2 LOB: 2 BB: 0 P: 25	R: 1 E: 0 K: 1 S: 14	H: 1 LOB: 3 BB: 2 P: 28	R: 0 E: 0 K: 3 S: 10	H: 0 LOB: 0 BB: 0 P: 17	1B: 3 2B: 1 3B: 0 HR: 0	SF: 0 SAC: 0 DP: 0 HBP: 1		WP: 0 PB: 0 CS: 1	PA: 29								
<b>PITCHER</b>	IP	WLS	BF	H	R	ER	SO	BB	IBB	HBP	BLK	WP	HR	S	P	ERA	WHIP										
33 Lance Lynn, R ERA: 1.2	5.0	W	19	3	0	0	7	0	0	0	0	0	0	57	82	0.00	0.600										
39 Aaron Bummer, L ERA: 3.95	0.0		3	1	1	1	0	2	0	0	0	0	0	4	13	∞	∞										
65 Codi Heuer, R ERA: 5.32	1.0	H	4	0	0	0	1	0	0	1	0	0	0	10	15	0.00	0.000										
31 Liam Hendriks, R ERA: 2.14	1.0	S	3	0	0	0	3	0	0	0	0	0	0	10	17	0.00	0.000										

Batter	1	2	3	4	5	6	7	8	9	AB	R	H	RBI	BB	SO	LOB	BOTTOM										
7 Tim Anderson, R OBP: 0.326, SLG: 0.423	K		1B		G4-3					3	0	1	0	0	1	0	<p><b>Baltimore Orioles @ Chicago White Sox</b> Guaranteed Rate Field, Chicago, IL Sat May 29 2021, 4:38 PM - 6:49 PM CDT Att: 20,029 - Clear - 58 F</p> <p>livebaseballscores.com</p> <p>AB 23 R 3 H 5 RBI 3 BB 2 SO 6 LOB 9</p> 										
24 Yasmani Grandal, S OBP: 0.393, SLG: 0.344	BB		P4		G4-3					2	0	0	0	1	0	1											
10 Yoán Moncada, S OBP: 0.419, SLG: 0.420	K		1B		HR					3	1	2	0	0	1	1											
79 José Abreu, R OBP: 0.357, SLG: 0.518	HBP		K		HR					2	1	1	2	0	1	2											
73 Yermín Mercedes, R OBP: 0.377, SLG: 0.506	BB		P4		F7					2	0	0	0	1	0	2											
25 Andrew Vaughn, R OBP: 0.327, SLG: 0.415	F9			F8		K				3	0	0	0	0	1	3											
1 Nick Madrigal, R OBP: 0.341, SLG: 0.398	G5-3			L9		G4-3				3	0	0	0	0	0	0											
0 Billy Hamilton, S OBP: 0.232, SLG: 0.358	K			HR		K				3	1	1	1	0	2	0											
20 Danny Mendick, R OBP: 0.328, SLG: 0.340	F9			G4-3						2	0	0	0	0	0	0											
<b>Inning Stats</b>	R: 0 E: 0 K: 2 S: 20	H: 0 LOB: 3 BB: 2 P: 35	R: 0 E: 0 K: 1 S: 7	H: 0 LOB: 0 BB: 0 P: 9	R: 0 E: 0 K: 1 S: 13	H: 2 LOB: 2 BB: 0 P: 15	R: 1 E: 0 K: 0 S: 8	H: 1 LOB: 0 BB: 0 P: 12	R: 2 E: 0 K: 0 S: 10	H: 2 LOB: 0 BB: 0 P: 15	R: 0 E: 0 K: 2 S: 8	H: 0 LOB: 0 BB: 0 P: 12	R: 0 E: 0 K: 2 S: 8	H: 0 LOB: 0 BB: 0 P: 12	1B: 3 2B: 0 3B: 0 HR: 2	SF: 0 SAC: 0 DP: 0 HBP: 1		WP: 0 PB: 0 CS: 0	PA: 26								
<b>PITCHER</b>	IP	WLS	BF	H	R	ER	SO	BB	IBB	HBP	BLK	WP	HR	S	P	ERA	WHIP										
47 John Means, L ERA: 2.05	5.0	L	23	5	3	3	4	2	0	1	0	0	0	58	86	5.40	1.400										
54 Cole Sulser, R ERA: 1.89	1.0		3	0	0	0	2	0	0	0	0	0	0	8	12	0.00	0.000										



Batter	1	2	3	4	5	6	7	8	9	AB	R	H	RBI	BB	SO	LOB	TOP										
31 Cedric Mullins, L (1, 8) OBP: 0.363, SLG: 0.468										4	0	2	0	0	1	0	<p><b>Baltimore Orioles @ Chicago White Sox</b> Guaranteed Rate Field, Chicago, IL Sun May 30 2021, 1:12 PM - 3:53 PM CDT Att: 21,067 - Sunny - 63 F</p> <p>livebaseballscorecards.com</p>										
2 Freddy Galvis, S (1, 6) OBP: 0.315, SLG: 0.488										3	0	0	0	1	1												
16 Trey Mancini, R (1, 10) OBP: 0.350, SLG: 0.516										3	0	0	0	1	1												
25 Anthony Santander, S (1, 9) OBP: 0.284, SLG: 0.438										4	0	0	0	0	3												
3 Maikel Franco, R (1, 5) OBP: 0.251, SLG: 0.342										4	0	0	0	0	3												
12 Steve Wilkerson, S (1, 4) OBP: 0.257, SLG: 0.273										4	0	0	0	0	2	0											
41 Tyler Nevin, R (1, 3) OBP: 0.333, SLG: 0.400										3	0	0	0	0	1	0											
24 DJ Stewart, L (1, 7) OBP: 0.321, SLG: 0.360										2	1	1	1	1	1	0											
28 Pedro Severino, R (1, 2) OBP: 0.312, SLG: 0.299										3	0	0	0	0	2	1											
<b>Inning Stats</b>	R: 0 E: 0 K: 2 S: 9	H: 0 LOB: 0 BB: 0 P: 13	R: 0 E: 0 K: 2 S: 7	H: 0 LOB: 0 BB: 0 P: 10	R: 1 E: 0 K: 1 S: 14	H: 2 LOB: 1 BB: 0 P: 19	R: 0 E: 0 K: 2 S: 8	H: 0 LOB: 0 BB: 0 P: 10	R: 0 E: 0 K: 3 S: 9	H: 0 LOB: 3 BB: 0 P: 15	R: 0 E: 0 K: 2 S: 13	H: 1 LOB: 3 BB: 2 P: 24	R: 0 E: 0 K: 0 S: 10	H: 0 LOB: 1 BB: 1 P: 17	R: 0 E: 0 K: 0 S: 6	H: 0 LOB: 0 BB: 0 P: 9		R: 0 E: 0 K: 0 S: 9	H: 0 LOB: 0 BB: 0 P: 13	1B: 1 2B: 0 3B: 1 HR: 1	SF: 0 SAC: 0 DP: 0 HBP: 0	WP: 1 PB: 0 SB: 1 CS: 0	PA: 33				
<b>PITCHER</b>	IP	WLS	BF	H	R	ER	SO	BB	IBB	HBP	BLK	WP	HR	S	P	ERA	WHIP										
27 Lucas Giolito, R (1, 1) ERA: 3.73	7.0	W	27	3	1	1	12	3	0	0	0	1	1	70	108	1.29	0.857										
45 Garrett Crochet, L (8, 1) ERA: 0.66	1.0	H	3	0	0	0	0	0	0	0	0	0	0	6	9	0.00	0.000										
31 Liam Hendriks, R (9, 1) ERA: 2.05	1.0	S	3	0	0	0	0	0	0	0	0	0	0	9	13	0.00	0.000										

Batter	1	2	3	4	5	6	7	8	9	AB	R	H	RBI	BB	SO	LOB	BOTTOM										
7 Tim Anderson, R (1, 6) OBP: 0.330, SLG: 0.425										4	1	2	0	0	0	0	<p><b>Baltimore Orioles @ Chicago White Sox</b> Guaranteed Rate Field, Chicago, IL Sun May 30 2021, 1:12 PM - 3:53 PM CDT Att: 21,067 - Sunny - 63 F</p> <p>livebaseballscorecards.com</p>										
1 Nick Madrigal, R (1, 4) OBP: 0.344, SLG: 0.412										4	1	2	1	0	0	0											
10 Yoán Moncada, S (1, 5) OBP: 0.421, SLG: 0.422										4	0	2	1	0	2	2											
79 José Abreu, R (1, 3) OBP: 0.360, SLG: 0.514										3	0	1	0	1	0	1											
73 Yermin Mercedes, R (1, 10) OBP: 0.369, SLG: 0.494										4	0	0	0	0	0	6											
25 Andrew Vaughn, R (1, 7) OBP: 0.325, SLG: 0.406										3	0	0	0	1	1	1											
28 Leury Garcia, S (1, 9) OBP: 0.281, SLG: 0.284										3	0	0	0	1	1	0											
21 Zack Collins, L (1, 2) OBP: 0.291, SLG: 0.324										3	0	0	0	1	3	2											
0 Billy Hamilton, S (1, 8) OBP: 0.233, SLG: 0.404										4	1	1	1	0	2	1											
<b>Inning Stats</b>	R: 0 E: 0 K: 1 S: 8	H: 0 LOB: 0 BB: 0 P: 11	R: 0 E: 0 K: 1 S: 13	H: 0 LOB: 2 BB: 2 P: 26	R: 1 E: 0 K: 0 S: 15	H: 3 LOB: 2 BB: 0 P: 26	R: 0 E: 0 K: 1 S: 11	H: 0 LOB: 0 BB: 0 P: 15	R: 0 E: 0 K: 3 S: 17	H: 2 LOB: 3 BB: 1 P: 25	R: 0 E: 0 K: 3 S: 11	H: 0 LOB: 1 BB: 1 P: 18	R: 2 E: 1 K: 0 S: 18	H: 3 LOB: 1 BB: 0 P: 23	R: 0 E: 0 K: 2 S: 8	H: 0 LOB: 0 BB: 0 P: 9		1B: 6 2B: 0 3B: 1 HR: 1	SF: 0 SAC: 0 DP: 0 HBP: 0	WP: 0 PB: 0 SB: 1 CS: 0	PA: 36						
<b>PITCHER</b>	IP	WLS	BF	H	R	ER	SO	BB	IBB	HBP	BLK	WP	HR	S	P	ERA	WHIP										
45 Keegan Akin, L (1, 1) ERA: 4.8	4.2		21	5	1	1	4	2	0	0	0	0	0	60	94	1.93	1.500										
35 Adam Plutko, R (5, 1) ERA: 4.44	0.2		3	0	0	0	1	1	0	0	0	0	0	7	15	0.00	1.500										
54 Cole Sulser, R (6, 1) ERA: 1.83	0.2		3	0	0	0	2	1	0	0	0	0	0	8	12	0.00	1.500										
55 Dillon Tate, R (7, 1) ERA: 4.91	1.0	L	6	3	2	2	0	0	0	0	0	0	0	18	23	18.00	3.000										
51 Paul Fry, L (8, 1) ERA: 2.37	1.0		3	0	0	0	2	0	0	0	0	0	0	8	9	0.00	0.000										



Batter	1	2	3	4	5	6	7	8	9	10	AB	R	H	RBI	BB	SO	LOB	TOP				
11 Jorge Polanco, S OBP: 0.306, SLG: 0.391											5	1	1	2	0	1	2					
20 Josh Donaldson, R OBP: 0.339, SLG: 0.418											4	0	3	0	1	0	1					
19 Alex Kiriloff, L OBP: 0.273, SLG: 0.446											5	0	0	0	0	2	4					
23 Nelson Cruz, R OBP: 0.339, SLG: 0.500											4	0	0	0	0	3	3					
8 Mitch Garver, R OBP: 0.336, SLG: 0.504											2	0	0	0	2	2	0					
22 Miguel Sanó, R OBP: 0.280, SLG: 0.395											4	0	0	0	0	3	3					
38 Rob Refsnyder, R OBP: 0.364, SLG: 0.500											4	1	0	0	0	2	0					
30 Kyle Garlick, R OBP: 0.277, SLG: 0.468											4	1	1	0	0	0	0					
9 Andrelton Simmons, R OBP: 0.325, SLG: 0.321											4	0	2	0	0	1	0					
<b>Inning Stats</b>	R: 0 E: 0 K: 2 S: 11	H: 1 LOB: 1 BB: 0 P: 14	R: 0 E: 0 K: 2 S: 12	H: 0 LOB: 0 BB: 0 P: 15	R: 1 E: 0 K: 0 S: 9	H: 2 LOB: 0 BB: 0 P: 12	R: 0 E: 0 K: 2 S: 11	H: 0 LOB: 1 BB: 1 P: 21	R: 0 E: 0 K: 1 S: 10	H: 1 LOB: 2 BB: 1 P: 17	R: 0 E: 0 K: 1 S: 7	H: 0 LOB: 0 BB: 0 P: 10	R: 0 E: 0 K: 2 S: 9	H: 0 LOB: 1 BB: 1 P: 16	R: 0 E: 0 K: 3 S: 11	H: 0 LOB: 0 BB: 0 P: 16	R: 2 E: 0 K: 1 S: 11	H: 2 LOB: 1 BB: 0 P: 19	1B: 4 2B: 2 3B: 0 HR: 1	SF: 0 SAC: 0 DP: 1 HBP: 0	WP: 1 PB: 0 SB: 1 CS: 0	PA: 39
<b>PITCHER</b>	IP WLS BF H R ER SO BB IBB HBP BLK WP HR S P ERA WHIP	48 Jorge López, R ERA: 5.29	62 César Valdez, R ERA: 5.03	66 Tanner Scott, L ERA: 3.38	51 Paul Fry, L ERA: 2.25	35 Adam Plutko, R ERA: 4.61	<b>PITCHER</b>	IP WLS BF H R ER SO BB IBB HBP BLK WP HR S P ERA WHIP														

Minnesota Twins @ Baltimore Orioles  
 Oriole Park at Camden Yards, Baltimore, MD  
 Mon May 31 2021, 1:09 PM - 4:02 PM EDT  
 Att. 11,010 - Sunny - 70 F

AB 36  
 R 3  
 H 7  
 RBI 2  
 BB 3  
 SO 14  
 LOB 13



Batter	1	2	3	4	5	6	7	8	9	10	AB	R	H	RBI	BB	SO	LOB	BOTTOM				
31 Cedric Mullins, L OBP: 0.361, SLG: 0.469											4	0	1	0	0	0	0					
16 Trey Mancini, R OBP: 0.353, SLG: 0.515											4	0	2	0	0	1	1					
65 Ryan McKenna, R OBP: 0.310, SLG: 0.278											0	0	0	0	0	0	0					
25 Anthony Santander, S OBP: 0.283, SLG: 0.430											4	0	1	0	0	1	2					
3 Maikel Franco, R OBP: 0.246, SLG: 0.335											4	1	0	0	0	0	4					
24 DJ Stewart, L OBP: 0.319, SLG: 0.365											4	0	1	1	0	0	0					
6 Ryan Mountcastle, R OBP: 0.255, SLG: 0.373											4	1	1	1	0	2	1					
12 Stevie Wilkerson, S OBP: 0.256, SLG: 0.250											3	0	0	0	1	2	0					
61 Austin Wynns, R OBP: 0.214, SLG: 0.231											4	0	0	0	0	1	2					
11 Pat Valaika, R OBP: 0.214, SLG: 0.231											2	0	0	0	0	1	0					
2 Freddy Galvis, S OBP: 0.311, SLG: 0.482											2	0	0	0	0	1	2					
<b>Inning Stats</b>	R: 0 E: 0 K: 1 S: 11	H: 1 LOB: 1 BB: 0 P: 16	R: 0 E: 0 K: 1 S: 7	H: 0 LOB: 0 BB: 0 P: 11	R: 0 E: 0 K: 1 S: 5	H: 0 LOB: 0 BB: 0 P: 9	R: 0 E: 0 K: 0 S: 5	H: 0 LOB: 0 BB: 0 P: 9	R: 1 E: 0 K: 1 S: 10	H: 1 LOB: 0 BB: 0 P: 15	R: 0 E: 0 K: 1 S: 8	H: 0 LOB: 0 BB: 0 P: 10	R: 0 E: 0 K: 1 S: 7	H: 1 LOB: 1 BB: 0 P: 11	R: 0 E: 0 K: 1 S: 7	H: 1 LOB: 0 BB: 0 P: 10	R: 1 E: 0 K: 2 S: 11	H: 1 LOB: 2 BB: 1 P: 16	1B: 3 2B: 2 3B: 0 HR: 1	SF: 0 SAC: 0 DP: 1 HBP: 0	WP: 1 PB: 0 SB: 0 CS: 0	PA: 36
<b>PITCHER</b>	IP WLS BF H R ER SO BB IBB HBP BLK WP HR S P ERA WHIP	17 José Berrios, R ERA: 3.36	55 Taylor Rogers, L ERA: 2.82	57 Hansel Robles, R ERA: 3.42	<b>PITCHER</b>	IP WLS BF H R ER SO BB IBB HBP BLK WP HR S P ERA WHIP																

Minnesota Twins @ Baltimore Orioles  
 Oriole Park at Camden Yards, Baltimore, MD  
 Mon May 31 2021, 1:09 PM - 4:02 PM EDT  
 Att. 11,010 - Sunny - 70 F

AB 35  
 R 2  
 H 6  
 RBI 2  
 BB 1  
 SO 9  
 LOB 12











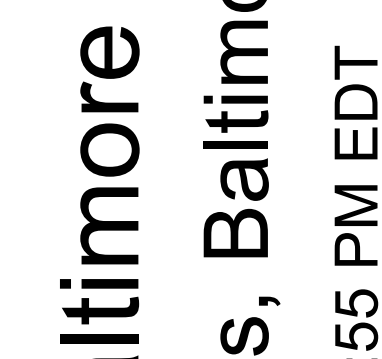


Batter	1	2	3	4	5	6	7	8	9	AB	R	H	RBI	BB	SO	LOB	TOP						
7 César Hernández, S (1.4) OBP: 0.300, SLG: 0.377	G4-3		1B		F4		K			4	0	1	0	0	1	1	<b>Cleveland Indians @ Baltimore Orioles</b> Oriole Park at Camden Yards, Baltimore, MD Fri Jun 04 2021, 7:06 PM - 9:55 PM EDT Att: 12,009 - Clear - 75 F						
1 Amed Rosario, R (1.6) OBP: 0.315, SLG: 0.370	F8		F8			F9		K2-3		4	0	0	0	0	1	1							
11 José Ramírez, S (1.5) OBP: 0.348, SLG: 0.536	K		40 FC5-4 1B			40 3B 1B		K		4	1	2	0	0	2	0							
40 Harold Ramírez, R (1.9) OBP: 0.305, SLG: 0.427		22 F8 6 1B BB	FC5-4			1-H 3B		K		3	0	1	1	1	1	2							
9 Eddie Rosario, L (1.7) OBP: 0.279, SLG: 0.339	L6				G3				22 FC5-4 1B	4	0	1	0	0	0	2							
6 Owen Miller, R (1.10) OBP: 0.162, SLG: 0.167					G5-3				K	4	0	1	0	0	2	2							
22 Josh Naylor, L (1.3) OBP: 0.298, SLG: 0.386	F8		L8						FC5-4 2 1B	4	0	0	0	0	0	3							
17 Austin Hedges, R (1.2) OBP: 0.198, SLG: 0.247										3	0	0	0	0	2	2							
2 Yu Chang, R (9, PH) OBP: 0.210, SLG: 0.237	K									1	0	1	0	0	0	0							
4 Bradley Zimmer, L (1.8) OBP: 0.400, SLG: 0.294										4	0	1	0	0	1	2							
<b>Inning Stats</b>	R: 0 E: 0 K: 1 S: 11	H: 0 LOB: 0 BB: 0 P: 16	R: 0 E: 0 K: 1 S: 18	H: 1 LOB: 2 BB: 1 P: 24	R: 0 E: 0 K: 1 S: 17	H: 2 LOB: 0 BB: 0 P: 25	R: 0 E: 0 K: 0 S: 11	H: 0 LOB: 0 BB: 0 P: 12	R: 0 E: 0 K: 1 S: 7	H: 0 LOB: 0 BB: 0 P: 9	R: 1 E: 0 K: 1 S: 10	H: 2 LOB: 1 BB: 0 P: 12	R: 0 E: 0 K: 1 S: 10	H: 1 LOB: 1 BB: 0 P: 13	R: 0 E: 0 K: 3 S: 9	H: 0 LOB: 0 BB: 0 P: 10	R: 0 E: 0 K: 1 S: 14	H: 2 LOB: 2 BB: 0 P: 17	1B: 7 2B: 0 3B: 1 HR: 0	SF: 0 SAC: 0 DP: 0 HBP: 0	WP: 0 PB: 0 SB: 1 CS: 0	PA: 36	
<b>PITCHER</b>	IP WLS BF H R ER SO BB IBB HBP BLK WP HR S P ERA WHIP	IP WLS BF H R ER SO BB IBB HBP BLK WP HR S P ERA WHIP	IP WLS BF H R ER SO BB IBB HBP BLK WP HR S P ERA WHIP	IP WLS BF H R ER SO BB IBB HBP BLK WP HR S P ERA WHIP	IP WLS BF H R ER SO BB IBB HBP BLK WP HR S P ERA WHIP	IP WLS BF H R ER SO BB IBB HBP BLK WP HR S P ERA WHIP	IP WLS BF H R ER SO BB IBB HBP BLK WP HR S P ERA WHIP	IP WLS BF H R ER SO BB IBB HBP BLK WP HR S P ERA WHIP	IP WLS BF H R ER SO BB IBB HBP BLK WP HR S P ERA WHIP	IP WLS BF H R ER SO BB IBB HBP BLK WP HR S P ERA WHIP	IP WLS BF H R ER SO BB IBB HBP BLK WP HR S P ERA WHIP	IP WLS BF H R ER SO BB IBB HBP BLK WP HR S P ERA WHIP	IP WLS BF H R ER SO BB IBB HBP BLK WP HR S P ERA WHIP	IP WLS BF H R ER SO BB IBB HBP BLK WP HR S P ERA WHIP	IP WLS BF H R ER SO BB IBB HBP BLK WP HR S P ERA WHIP	IP WLS BF H R ER SO BB IBB HBP BLK WP HR S P ERA WHIP	IP WLS BF H R ER SO BB IBB HBP BLK WP HR S P ERA WHIP						
45 Keegan Akin, L (1.1) ERA: 3.6	5.0	19	3	0	0	4	1	0	0	0	0	0	0	0	0	0	0	0	0	64	86	0.00	0.800
56 Hunter Harvey, R (6.1) ERA: 9.0	1.0	5	2	1	1	1	0	0	0	0	0	0	0	0	0	0	0	0	0	10	12	9.00	2.000
54 Cole Sulser, R (7.1) ERA: 1.66	1.0	W	4	1	0	0	1	0	0	0	0	0	0	0	0	0	0	0	0	10	13	0.00	1.000
66 Tanner Scott, L (8.1) ERA: 3.09	1.0	H	3	0	0	0	3	0	0	0	0	0	0	0	0	0	0	0	0	9	10	0.00	0.000
51 Paul Fry, L (9.1) ERA: 1.99	1.0	S	5	2	0	0	1	0	0	0	0	0	0	0	0	0	0	0	0	14	17	0.00	2.000
<b>PITCHER</b>	IP WLS BF H R ER SO BB IBB HBP BLK WP HR S P ERA WHIP	IP WLS BF H R ER SO BB IBB HBP BLK WP HR S P ERA WHIP	IP WLS BF H R ER SO BB IBB HBP BLK WP HR S P ERA WHIP	IP WLS BF H R ER SO BB IBB HBP BLK WP HR S P ERA WHIP	IP WLS BF H R ER SO BB IBB HBP BLK WP HR S P ERA WHIP	IP WLS BF H R ER SO BB IBB HBP BLK WP HR S P ERA WHIP	IP WLS BF H R ER SO BB IBB HBP BLK WP HR S P ERA WHIP	IP WLS BF H R ER SO BB IBB HBP BLK WP HR S P ERA WHIP	IP WLS BF H R ER SO BB IBB HBP BLK WP HR S P ERA WHIP	IP WLS BF H R ER SO BB IBB HBP BLK WP HR S P ERA WHIP	IP WLS BF H R ER SO BB IBB HBP BLK WP HR S P ERA WHIP	IP WLS BF H R ER SO BB IBB HBP BLK WP HR S P ERA WHIP	IP WLS BF H R ER SO BB IBB HBP BLK WP HR S P ERA WHIP	IP WLS BF H R ER SO BB IBB HBP BLK WP HR S P ERA WHIP	IP WLS BF H R ER SO BB IBB HBP BLK WP HR S P ERA WHIP	IP WLS BF H R ER SO BB IBB HBP BLK WP HR S P ERA WHIP	IP WLS BF H R ER SO BB IBB HBP BLK WP HR S P ERA WHIP						
31 Cedric Mullins, L (1.8) OBP: 0.366, SLG: 0.472	G3		16 G6-4-3 BB			G6-3		25 SF7 16 1B		3	0	1	0	1	0	0	<b>Cleveland Indians @ Baltimore Orioles</b> Oriole Park at Camden Yards, Baltimore, MD Fri Jun 04 2021, 7:06 PM - 9:55 PM EDT Att: 12,009 - Clear - 75 F						
16 Trev Mancini, R (1.3) OBP: 0.355, SLG: 0.507	L5		G6-4-3			K		25 SF7 1B		4	0	1	0	0	1	2							
25 Anthony Santander, S (1.9) OBP: 0.289, SLG: 0.413	G3-1				P6			2 FC5-6 BB		2	0	0	1	1	0	0							
2 Freddy Galvis, S (1.6) OBP: 0.313, SLG: 0.463	L7				G3-1			FC5-6 6 WP 6 HR		3	1	0	0	1	0	1							
6 Ryan Mountcastle, R (1.10) OBP: 0.265, SLG: 0.413	K				K			6 G5-4-3 IBB		4	1	1	2	0	2	3							
24 DJ Stewart, L (1.7) OBP: 0.336, SLG: 0.403										3	0	2	0	0	1	0							
65 Ryan McKenna, R (7, FR) OBP: 0.310, SLG: 0.278										0	0	0	0	0	0	0							
3 Maikel Franco, R (1.5) OBP: 0.248, SLG: 0.351	G6-3					F8				3	0	0	0	0	0	2							
12 Stevie Wilkerson, S (1.4) OBP: 0.280, SLG: 0.283						F8				3	0	1	0	0	1	1							
28 Pedro Severino, R (1.2) OBP: 0.311, SLG: 0.321										3	1	1	0	0	2	1							
<b>Inning Stats</b>	R: 0 E: 0 K: 0 S: 7	H: 0 LOB: 0 BB: 0 P: 9	R: 0 E: 0 K: 1 S: 14	H: 1 LOB: 1 BB: 0 P: 22	R: 0 E: 0 K: 1 S: 12	H: 1 LOB: 1 BB: 1 P: 19	R: 0 E: 0 K: 1 S: 10	H: 0 LOB: 0 BB: 0 P: 16	R: 0 E: 0 K: 2 S: 9	H: 0 LOB: 0 BB: 0 P: 14	R: 2 E: 1 K: 1 S: 16	H: 2 LOB: 1 BB: 1 P: 25	R: 1 E: 0 K: 0 S: 11	H: 3 LOB: 2 BB: 1 P: 14	1B: 5 2B: 1 3B: 0 HR: 1	SF: 1 SAC: 0 DP: 2 HBP: 0	WP: 1 PB: 0 SB: 0 CS: 0	PA: 32					
<b>PITCHER</b>	IP WLS BF H R ER SO BB IBB HBP BLK WP HR S P ERA WHIP	IP WLS BF H R ER SO BB IBB HBP BLK WP HR S P ERA WHIP	IP WLS BF H R ER SO BB IBB HBP BLK WP HR S P ERA WHIP	IP WLS BF H R ER SO BB IBB HBP BLK WP HR S P ERA WHIP	IP WLS BF H R ER SO BB IBB HBP BLK WP HR S P ERA WHIP	IP WLS BF H R ER SO BB IBB HBP BLK WP HR S P ERA WHIP	IP WLS BF H R ER SO BB IBB HBP BLK WP HR S P ERA WHIP	IP WLS BF H R ER SO BB IBB HBP BLK WP HR S P ERA WHIP	IP WLS BF H R ER SO BB IBB HBP BLK WP HR S P ERA WHIP	IP WLS BF H R ER SO BB IBB HBP BLK WP HR S P ERA WHIP	IP WLS BF H R ER SO BB IBB HBP BLK WP HR S P ERA WHIP	IP WLS BF H R ER SO BB IBB HBP BLK WP HR S P ERA WHIP	IP WLS BF H R ER SO BB IBB HBP BLK WP HR S P ERA WHIP	IP WLS BF H R ER SO BB IBB HBP BLK WP HR S P ERA WHIP	IP WLS BF H R ER SO BB IBB HBP BLK WP HR S P ERA WHIP	IP WLS BF H R ER SO BB IBB HBP BLK WP HR S P ERA WHIP	IP WLS BF H R ER SO BB IBB HBP BLK WP HR S P ERA WHIP						
36 J.C. Mejia, R (1.1) ERA: 6.05	3.0	11	2	0	0	2	1	0	0	0	0	0	0	0	0	0	0	0	0	17	26	0.00	0.000
52 Nick Sandlin, R (6.1) ERA: 3.0	1.0	H	3	0	0	0	2	0	0	0	0	0	0	0	0	0	0	0	0	9	14	0.00	0.000
27 Bryan Shaw, R (7.1) ERA: 1.99	1.0	L	6	2	2	2	1	1	0	0	0	1	1	16	25	18.00	3.000						
62 Nick Wittgren, R (8.1) ERA: 5.0	1.0	6	3	1	1	0	0	1	0	0	0	0	0	11	14	9.00	3.000						
<b>PITCHER</b>	IP WLS BF H R ER SO BB IBB HBP BLK WP HR S P ERA WHIP	IP WLS BF H R ER SO BB IBB HBP BLK WP HR S P ERA WHIP	IP WLS BF H R ER SO BB IBB HBP BLK WP HR S P ERA WHIP	IP WLS BF H R ER SO BB IBB HBP BLK WP HR S P ERA WHIP	IP WLS BF H R ER SO BB IBB HBP BLK WP HR S P ERA WHIP	IP WLS BF H R ER SO BB IBB HBP BLK WP HR S P ERA WHIP	IP WLS BF H R ER SO BB IBB HBP BLK WP HR S P ERA WHIP	IP WLS BF H R ER SO BB IBB HBP BLK WP HR S P ERA WHIP	IP WLS BF H R ER SO BB IBB HBP BLK WP HR S P ERA WHIP	IP WLS BF H R ER SO BB IBB HBP BLK WP HR S P ERA WHIP	IP WLS BF H R ER SO BB IBB HBP BLK WP HR S P ERA WHIP	IP WLS BF H R ER SO BB IBB HBP BLK WP HR S P ERA WHIP	IP WLS BF H R ER SO BB IBB HBP BLK WP HR S P ERA WHIP	IP WLS BF H R ER SO BB IBB HBP BLK WP HR S P ERA WHIP	IP WLS BF H R ER SO BB IBB HBP BLK WP HR S P ERA WHIP	IP WLS BF H R ER SO BB IBB HBP BLK WP HR S P ERA WHIP	IP WLS BF H R ER SO BB IBB HBP BLK WP HR S P ERA WHIP						

AB 35  
R 1  
H 8  
RBI 1  
BB 1  
SO 10  
LOB 15



AB 28  
R 3  
H 7  
RBI 3  
BB 3  
SO 7  
LOB 10





Batter	1	2	3	4	5	6	7	8	9	AB	R	H	RBI	BB	SO	LOB	TOP					
7 César Hernández, S (1, 10) OBP: 0.302, SLG: 0.392										5	1	2	2	0	0	1	<b>Cleveland Indians @ Baltimore Orioles</b> Oriole Park at Camden Yards, Baltimore, MD Sat Jun 05 2021, 4:09 PM - 7:34 PM EDT Att: 9,969 - Partly Cloudy - 91 F					
1 Amed Rosario, R (1, 6) OBP: 0.317, SLG: 0.371										5	1	2	1	0	0	1						
11 José Ramírez, S (1, 5) OBP: 0.345, SLG: 0.528										5	1	1	0	0	1	1						
40 Harold Ramírez, R (1, 9) OBP: 0.287, SLG: 0.468										5	3	3	2	0	0	0						
9 Eddie Rosario, L (1, 7) OBP: 0.287, SLG: 0.351										5	1	3	1	0	1	0						
6 Owen Miller, R (1, 4) OBP: 0.146, SLG: 0.150										4	0	0	0	0	3	4						
2 Yu Chang, R (1, 3) OBP: 0.274, SLG: 0.278										3	1	1	3	0	1	1						
44 Bobby Bradley, L (8, PH) OBP: 1.000, SLG: 2.000										1	1	1	0	0	0	0						
17 Austin Hedges, R (1, 2) OBP: 0.200, SLG: 0.258										4	1	1	0	0	1	1						
4 Bradley Zimmer, L (1, 8) OBP: 0.333, SLG: 0.238										4	0	0	0	0	4	2						
<b>Inning Stats</b>	R: 2 H: 3 E: 0 K: 1 S: 21	H: 3 LOB: 1 BB: 0 P: 32	R: 0 H: 0 E: 0 K: 2 S: 8	H: 0 LOB: 0 BB: 0 P: 12	R: 5 H: 5 E: 0 K: 2 S: 20	H: 5 LOB: 0 BB: 0 P: 32	R: 0 H: 0 E: 0 K: 1 S: 6	H: 0 LOB: 0 BB: 0 P: 9	R: 1 H: 2 E: 0 K: 1 S: 13	H: 2 LOB: 1 BB: 0 P: 27	R: 0 H: 0 E: 0 K: 1 S: 9	H: 0 LOB: 0 BB: 0 P: 10	R: 1 H: 2 E: 0 K: 1 S: 16	H: 2 LOB: 1 BB: 0 P: 26	R: 0 H: 0 E: 0 K: 1 S: 10	H: 0 LOB: 0 BB: 0 P: 15	1B: 8 2B: 3 3B: 0 HR: 3	SF: 0 SAC: 0 DP: 0 HBP: 0	WP: 0 PB: 1 SB: 0 CS: 0	PA: 41		
<b>PITCHER</b>	IP WLS BF H R ER SO BB IBB HBP BLK WP HR S P ERA WHIP	IP WLS BF H R ER SO BB IBB HBP BLK WP HR S P ERA WHIP	IP WLS BF H R ER SO BB IBB HBP BLK WP HR S P ERA WHIP	IP WLS BF H R ER SO BB IBB HBP BLK WP HR S P ERA WHIP	IP WLS BF H R ER SO BB IBB HBP BLK WP HR S P ERA WHIP	IP WLS BF H R ER SO BB IBB HBP BLK WP HR S P ERA WHIP	IP WLS BF H R ER SO BB IBB HBP BLK WP HR S P ERA WHIP	IP WLS BF H R ER SO BB IBB HBP BLK WP HR S P ERA WHIP	IP WLS BF H R ER SO BB IBB HBP BLK WP HR S P ERA WHIP	IP WLS BF H R ER SO BB IBB HBP BLK WP HR S P ERA WHIP	IP WLS BF H R ER SO BB IBB HBP BLK WP HR S P ERA WHIP	IP WLS BF H R ER SO BB IBB HBP BLK WP HR S P ERA WHIP	IP WLS BF H R ER SO BB IBB HBP BLK WP HR S P ERA WHIP	IP WLS BF H R ER SO BB IBB HBP BLK WP HR S P ERA WHIP	IP WLS BF H R ER SO BB IBB HBP BLK WP HR S P ERA WHIP	IP WLS BF H R ER SO BB IBB HBP BLK WP HR S P ERA WHIP	IP WLS BF H R ER SO BB IBB HBP BLK WP HR S P ERA WHIP	IP WLS BF H R ER SO BB IBB HBP BLK WP HR S P ERA WHIP	IP WLS BF H R ER SO BB IBB HBP BLK WP HR S P ERA WHIP	IP WLS BF H R ER SO BB IBB HBP BLK WP HR S P ERA WHIP	IP WLS BF H R ER SO BB IBB HBP BLK WP HR S P ERA WHIP	IP WLS BF H R ER SO BB IBB HBP BLK WP HR S P ERA WHIP
47 John Means, L (1, 1) ERA: 2.28	0.2	L	5	3	2	2	1	0	0	0	0	0	0	0	0	0	2	19	29	27.00	4.500	
35 Adam Plutko, R (1, 1) ERA: 5.83	2.0		11	5	5	5	3	0	0	0	0	0	0	0	0	0	1	26	41	22.50	2.500	
70 Travis Lakins Sr., R (3, 1) ERA: 6.0	2.0		8	2	1	0	3	0	0	0	0	0	0	0	0	0	0	25	37	0.00	1.000	
62 César Valdez, R (5, 1) ERA: 5.16	2.1		9	2	1	1	2	0	0	0	0	0	0	0	0	0	0	25	33	3.86	0.857	
55 Dillon Tate, R (8, 1) ERA: 5.98	2.0		8	2	1	1	2	0	0	0	0	0	0	0	0	0	0	26	41	4.50	1.000	
<b>Batter</b>	<b>1</b>	<b>2</b>	<b>3</b>	<b>4</b>	<b>5</b>	<b>6</b>	<b>7</b>	<b>8</b>	<b>9</b>	<b>AB</b>	<b>R</b>	<b>H</b>	<b>RBI</b>	<b>BB</b>	<b>SO</b>	<b>LOB</b>	<b>BOTTOM</b>					
31 Cedric Mullins, L (1, 8) OBP: 0.379, SLG: 0.511										5	3	5	2	0	0	0	<b>Cleveland Indians @ Baltimore Orioles</b> Oriole Park at Camden Yards, Baltimore, MD Sat Jun 05 2021, 4:09 PM - 7:34 PM EDT Att: 9,969 - Partly Cloudy - 91 F					
16 Trev Mancini, R (1, 3) OBP: 0.356, SLG: 0.500										5	0	1	0	0	1	2						
25 Anthony Santander, S (1, 9) OBP: 0.285, SLG: 0.494										5	0	1	0	0	1	3						
2 Freddy Galvis, S (1, 6) OBP: 0.317, SLG: 0.464										4	0	2	1	0	2	0						
6 Ryan Mountcastle, R (1, 10) OBP: 0.275, SLG: 0.438										3	1	2	1	0	0	2						
24 DJ Stewart, L (1, 7) OBP: 0.327, SLG: 0.391										4	0	0	0	0	1	6						
3 Maikel Franco, R (1, 5) OBP: 0.243, SLG: 0.344										4	0	0	0	0	1	4						
12 Stevie Wilkerson, S (1, 4) OBP: 0.259, SLG: 0.260										4	0	0	0	0	1	4						
28 Pedro Severino, R (1, 2) OBP: 0.303, SLG: 0.312										4	0	0	0	0	1	0						
<b>Inning Stats</b>	R: 1 H: 3 E: 0 K: 1 S: 16	H: 3 LOB: 2 BB: 0 P: 22	R: 0 H: 0 E: 0 K: 0 S: 9	H: 0 LOB: 0 BB: 0 P: 13	R: 1 H: 1 E: 0 K: 1 S: 12	H: 1 LOB: 0 BB: 0 P: 21	R: 0 H: 1 E: 0 K: 1 S: 14	H: 1 LOB: 0 BB: 0 P: 20	R: 1 H: 1 E: 0 K: 0 S: 7	H: 1 LOB: 0 BB: 0 P: 10	R: 0 H: 1 E: 0 K: 2 S: 9	H: 1 LOB: 1 BB: 0 P: 15	R: 0 H: 2 E: 0 K: 1 S: 14	H: 2 LOB: 3 BB: 0 P: 22	R: 0 H: 1 E: 0 K: 1 S: 11	H: 1 LOB: 1 BB: 0 P: 16		1B: 7 2B: 1 3B: 0 HR: 3	SF: 0 SAC: 0 DP: 0 HBP: 1	WP: 0 PB: 0 SB: 0 CS: 0	PA: 39	
<b>PITCHER</b>	IP WLS BF H R ER SO BB IBB HBP BLK WP HR S P ERA WHIP	IP WLS BF H R ER SO BB IBB HBP BLK WP HR S P ERA WHIP	IP WLS BF H R ER SO BB IBB HBP BLK WP HR S P ERA WHIP	IP WLS BF H R ER SO BB IBB HBP BLK WP HR S P ERA WHIP	IP WLS BF H R ER SO BB IBB HBP BLK WP HR S P ERA WHIP	IP WLS BF H R ER SO BB IBB HBP BLK WP HR S P ERA WHIP	IP WLS BF H R ER SO BB IBB HBP BLK WP HR S P ERA WHIP	IP WLS BF H R ER SO BB IBB HBP BLK WP HR S P ERA WHIP	IP WLS BF H R ER SO BB IBB HBP BLK WP HR S P ERA WHIP	IP WLS BF H R ER SO BB IBB HBP BLK WP HR S P ERA WHIP	IP WLS BF H R ER SO BB IBB HBP BLK WP HR S P ERA WHIP	IP WLS BF H R ER SO BB IBB HBP BLK WP HR S P ERA WHIP	IP WLS BF H R ER SO BB IBB HBP BLK WP HR S P ERA WHIP	IP WLS BF H R ER SO BB IBB HBP BLK WP HR S P ERA WHIP	IP WLS BF H R ER SO BB IBB HBP BLK WP HR S P ERA WHIP	IP WLS BF H R ER SO BB IBB HBP BLK WP HR S P ERA WHIP	IP WLS BF H R ER SO BB IBB HBP BLK WP HR S P ERA WHIP	IP WLS BF H R ER SO BB IBB HBP BLK WP HR S P ERA WHIP	IP WLS BF H R ER SO BB IBB HBP BLK WP HR S P ERA WHIP	IP WLS BF H R ER SO BB IBB HBP BLK WP HR S P ERA WHIP	IP WLS BF H R ER SO BB IBB HBP BLK WP HR S P ERA WHIP	
43 Aaron Civale, R (1, 1) ERA: 3.49	6.0	W	25	7	4	4	4	0	0	0	0	0	0	0	0	0	0	3	69	10	6.00	1.167
27 Bryan Shaw, R (7, 1) ERA: 1.9	1.0		4	1	0	0	2	0	0	0	0	0	0	0	0	0	0	9	15	0.00	1.000	
53 Blake Parker, R (8, 1) ERA:	0.2		5	2	0	0	1	0	0	1	0	0	0	0	0	0	0	11	19	0.00	3.000	
99 James Karinchak, R (8, 1) ERA: 2.88	0.1		1	0	0	0	0	0	0	0	0	0	0	0	0	0	0	3	3	0.00	0.000	
48 Emmanuel Clase, R (9, 1) ERA: 1.09	1.0		4	1	0	0	1	0	0	0	0	0	0	0	0	0	0	11	16	0.00	1.000	



Batter	1	2	3	4	5	6	7	8	9	AB	R	H	RBI	BB	SO	LOB	TOP										
7 César Hernández, S OBP: 0.298, SLG: 0.386 6 Owen Miller, R OBP: 0.140, SLG: 0.143			G1-3		G4-3		K		L1-3	3	0	0	0	1	2		Cleveland Indians @ Baltimore Orioles Oriole Park at Camden Yards, Baltimore, MD Sun Jun 06 2021, 1:06 PM - 4:14 PM EDT Att: 9,423 - Partly Cloudy - 91 F										
1 Amed Rosario, R OBP: 0.316, SLG: 0.386	F7		L8		HR		K			4	1	1	2	0	1	1											
11 José Ramírez, S OBP: 0.348, SLG: 0.525	K				L5					3	0	1	0	1	1	0											
9 Eddie Rosario, L OBP: 0.288, SLG: 0.347 4 Bradley Zimmer, L OBP: 0.320, SLG: 0.227		BB			F8		P5		FC4-6	2	0	0	0	1	0	1											
40 Harold Ramírez, R OBP: 0.327, SLG: 0.464		L4			HBP		1B		F8	3	0	1	0	0	0	2											
22 Josh Naylor, L OBP: 0.302, SLG: 0.391		G4-6-3					F9			3	1	1	0	1	0	2											
2 Yu Chang, R OBP: 0.216, SLG: 0.289					G6-4-3		L8		44 HR	4	1	1	0	0	1	5											
44 Bobby Bradley, L OBP: 0.600, SLG: 1.800					G1-3		G3-1			4	2	3	3	0	0	0											
46 René Rivera, R OBP: 0.276, SLG: 0.321					G6-3		L6		K	4	0	0	0	0	2	2											
<b>Inning Stats</b>	R: 0 E: 0 K: 2 S: 11	H: 0 LOB: 0 BB: 0 P: 18	R: 0 E: 0 K: 0 S: 5	H: 0 LOB: 0 BB: 1 P: 9	R: 1 E: 0 K: 0 S: 10	H: 2 LOB: 1 BB: 0 P: 15	R: 0 E: 0 K: 0 S: 9	H: 0 LOB: 2 BB: 2 P: 22	R: 2 E: 0 K: 0 S: 6	H: 2 LOB: 0 BB: 0 P: 10	R: 0 E: 0 K: 0 S: 8	H: 1 LOB: 1 BB: 0 P: 10	R: 0 E: 0 K: 2 S: 7	H: 0 LOB: 0 BB: 0 P: 9	R: 0 E: 0 K: 1 S: 10	H: 1 LOB: 1 BB: 0 P: 14	R: 2 E: 0 K: 2 S: 13	H: 2 LOB: 0 BB: 0 P: 20	1B: 3 2B: 3 HR: 2	SF: 0 SAC: 0 DP: 2 HBP: 1	WP: 1 PB: 0 SB: 0 CS: 0	PA: 37					
<b>PITCHER</b>	IP	WLS	BF	H	R	ER	SO	BB	IBB	HBP	BLK	WP	HR	S	P	ERA	WHIP										
48 Jorge López, R ERA: 5.3	5.0	W	21	4	3	3	2	3	0	1	0	1	1	41	74	5.40	1.400										
56 Hunter Harvey, R ERA: 4.5	1.0		4	1	0	0	0	0	0	0	0	0	0	8	10	0.00	1.000										
68 Tyler Wells, R ERA: 4.62	1.0		3	0	0	0	2	0	0	0	0	0	0	7	9	0.00	0.000										
59 Zac Lowther, L ERA: 15.19	2.0		9	3	2	2	3	0	0	0	0	0	1	23	34	9.00	1.500										

Batter	1	2	3	4	5	6	7	8	9	AB	R	H	RBI	BB	SO	LOB	BOTTOM										
31 Cedric Mullins, L OBP: 0.390, SLG: 0.533										4	2	3	2	2	0	0	Cleveland Indians @ Baltimore Orioles Oriole Park at Camden Yards, Baltimore, MD Sun Jun 06 2021, 1:06 PM - 4:14 PM EDT Att: 9,423 - Partly Cloudy - 91 F										
16 Trev Mancini, R OBP: 0.347, SLG: 0.486	K		FC1		K2-3		K		L8	6	2	0	0	0	3	4											
25 Anthony Santander, S OBP: 0.297, SLG: 0.420	F7				G6-5-3					5	2	3	3	0	0	1											
2 Freddy Galvis, S OBP: 0.319, SLG: 0.462 12 Stevie Wilkerson, S OBP: 0.259, SLG: 0.260	P3		G1-3				F7			5	1	2	1	0	0	1											
6 Ryan Mountcastle, R OBP: 0.262, SLG: 0.447							F8			5	3	3	2	0	1	1											
24 DJ Stewart, L OBP: 0.344, SLG: 0.405 65 Ryan McKenna, R OBP: 0.326, SLG: 0.297										3	2	3	1	1	0	0											
3 Maikel Franco, R OBP: 0.247, SLG: 0.346							F7			5	1	2	2	0	0	4											
29 Ramón Urias, R OBP: 0.328, SLG: 0.386										4	2	2	2	0	1	2											
61 Austin Wynns, R OBP: 0.154, SLG: 0.154										5	2	2	1	0	1	3											
<b>Inning Stats</b>	R: 1 E: 0 K: 1 S: 10	H: 1 LOB: 0 BB: 0 P: 15	R: 6 E: 1 K: 1 S: 33	H: 5 LOB: 1 BB: 0 P: 46	R: 0 E: 0 K: 1 S: 8	H: 2 LOB: 1 BB: 0 P: 13	R: 5 E: 0 K: 1 S: 21	H: 7 LOB: 1 BB: 0 P: 34	R: 0 E: 0 K: 1 S: 9	H: 0 LOB: 0 BB: 1 P: 17	R: 0 E: 0 K: 0 S: 7	H: 0 LOB: 1 BB: 1 P: 16	R: 5 E: 0 K: 0 S: 20	H: 5 LOB: 1 BB: 1 P: 28	R: 1 E: 0 K: 1 S: 8	H: 1 LOB: 0 BB: 0 P: 13	1B: 16 2B: 3 3B: 0 HR: 2	SF: 0 SAC: 0 DP: 2 HBP: 1	WP: 1 PB: 0 SB: 0 CS: 0	PA: 47							
<b>PITCHER</b>	IP	WLS	BF	H	R	ER	SO	BB	IBB	HBP	BLK	WP	HR	S	P	ERA	WHIP										
47 Cal Quantrill, R ERA: 3.41	1.1	L	11	5	7	5	1	0	0	0	0	0	0	13	44	33.75	3.750										
52 Nick Sandlin, R ERA: 2.94	0.2		3	1	0	0	1	0	0	0	0	0	0	1	17	0.00	1.500										
31 Sam Hentges, L ERA: 8.51	1.2		12	9	5	5	2	0	0	0	0	1	0	28	45	27.00	5.400										
37 Trevor Stephan, R ERA: 3.98	2.1		8	0	0	0	1	2	0	0	0	0	0	17	35	0.00	0.857										
30 Kyle Nelson, L ERA: 7.5	1.0		9	5	5	5	0	1	0	0	0	0	0	20	28	45.00	6.000										
62 Nick Wittgren, R ERA: 5.21	1.0		4	1	1	1	1	0	0	0	0	0	1	8	13	9.00	1.000										

AB 33  
R 5  
H 8  
RBI 5  
BB 3  
SO 7  
LOB 16

AB 43  
R 18  
H 21  
RBI 16  
BB 3  
SO 6  
LOB 16





Batter	1	2	3	4	5	6	7	8	9	AB	R	H	RBI	BB	SO	LOB	TOP			
1 Jonathan Villar, S OBP: 0.325, SLG: 0.414										4	0	0	0	0	2	0				
12 Francisco Lindor, S OBP: 0.334, SLG: 0.333										2	1	0	0	1	0	0				
73 Travis Blankenhorn, L OBP: 0.290, SLG: 0.286										4	0	1	0	0	1	1				
33 James McCann, R OBP: 0.286, SLG: 0.376										4	0	1	0	0	1	1				
20 Pete Alonso, R OBP: 0.339, SLG: 0.469										4	2	2	3	0	0	1				
2 Dominic Smith, L OBP: 0.373, SLG: 0.373										4	0	1	0	0	3	0				
11 Kevin Pillar, R OBP: 0.284, SLG: 0.350										2	0	0	0	1	0	1				
3 Tomás Nido, R OBP: 0.297, SLG: 0.435										3	0	0	0	0	1	1				
60 Billy McKinney, L OBP: 0.273, SLG: 0.409										2	0	0	0	0	2	0				
70 Mason Williams, L OBP: 0.276, SLG: 0.188										3	0	0	0	0	0	0				
18 José Peraza, R OBP: 0.276, SLG: 0.383										3	0	0	0	0	0	0				
<b>Inning Stats</b>	R: 2 E: 0 K: 1 S: 14	H: 2 LOB: 1 BB: 1 P: 25	R: 0 E: 0 K: 1 S: 8	H: 0 LOB: 0 BB: 0 P: 11	R: 0 E: 0 K: 1 S: 9	H: 0 LOB: 0 BB: 0 P: 14	R: 0 E: 0 K: 2 S: 17	H: 0 LOB: 0 BB: 1 P: 26	R: 0 E: 0 K: 0 S: 9	H: 1 LOB: 0 BB: 0 P: 14	R: 0 E: 0 K: 1 S: 7	H: 0 LOB: 0 BB: 0 P: 9	R: 0 E: 0 K: 0 S: 6	H: 0 LOB: 0 BB: 0 P: 8	R: 1 E: 0 K: 1 S: 7	H: 1 LOB: 0 BB: 0 P: 9	1B: 2 2B: 0 3B: 0 HR: 2	SF: 0 SAC: 0 DP: 1 HBP: 0	WP: 0 PB: 0 SB: 0 CS: 0	PA: 32
<b>PITCHER</b>	IP: 5.0 W: 1 L: 0 ERA: 4.83	WLS: 19 BF: 3 ERA: 3.0	H: 2 R: 0 ER: 0 SO: 7	R: 2 ER: 0 SO: 7	H: 2 R: 0 ER: 0 SO: 7	R: 2 ER: 0 SO: 7	H: 2 R: 0 ER: 0 SO: 7	R: 2 ER: 0 SO: 7	H: 2 R: 0 ER: 0 SO: 7	R: 2 ER: 0 SO: 7	H: 2 R: 0 ER: 0 SO: 7	R: 2 ER: 0 SO: 7	H: 2 R: 0 ER: 0 SO: 7	R: 2 ER: 0 SO: 7	H: 2 R: 0 ER: 0 SO: 7	R: 2 ER: 0 SO: 7	BB: 2 IBB: 0 HBP: 0 BLK: 0	WP: 0 HR: 0 S: 0 P: 0	ERA: 3.60 WHIP: 0.800	

**New York Mets @ Baltimore Orioles**  
 Oriole Park at Camden Yards, Baltimore, MD  
 Tue Jun 08 2021, 7:08 PM - 10:20 PM EDT  
 Att: 9,431 - Cloudy - 82 F

AB	30
R	3
H	4
RBI	3
BB	2
SO	9
LOB	4



Batter	1	2	3	4	5	6	7	8	9	AB	R	H	RBI	BB	SO	LOB	BOTTOM			
31 Cedric Mullins, L OBP: 0.394, SLG: 0.541										4	1	2	1	1	0	0				
16 Trey Mancini, R OBP: 0.348, SLG: 0.484										5	0	2	1	0	2	2				
25 Anthony Santander, S OBP: 0.358, SLG: 0.445										4	2	2	1	1	1	2				
12 Stevie Wilkerson, S OBP: 0.259, SLG: 0.260										0	0	0	0	0	0	0				
6 Ryan Mountcastle, R OBP: 0.280, SLG: 0.441										5	0	1	1	0	2	3				
2 Freddy Galvis, S OBP: 0.325, SLG: 0.471										5	2	3	0	0	0	2				
28 Pedro Severino, R OBP: 0.312, SLG: 0.317										4	2	2	0	1	1	2				
3 Maikel Franco, R OBP: 0.251, SLG: 0.367										4	2	2	3	0	1	4				
11 Pat Valaika, R OBP: 0.227, SLG: 0.268										4	1	2	3	0	1	0				
65 Ryan McKenna, R OBP: 0.298, SLG: 0.268										4	0	0	0	0	1	3				
<b>Inning Stats</b>	R: 0 E: 0 K: 0 S: 12	H: 1 LOB: 2 BB: 1 P: 20	R: 3 E: 0 K: 2 S: 19	H: 4 LOB: 1 BB: 0 P: 28	R: 1 E: 0 K: 2 S: 17	H: 3 LOB: 2 BB: 0 P: 26	R: 1 E: 0 K: 0 S: 5	H: 2 LOB: 0 BB: 0 P: 7	R: 3 E: 0 K: 1 S: 11	H: 2 LOB: 0 BB: 1 P: 19	R: 1 E: 0 K: 1 S: 24	H: 3 LOB: 2 BB: 0 P: 35	R: 0 E: 0 K: 1 S: 11	H: 0 LOB: 1 BB: 1 P: 19	R: 1 E: 0 K: 2 S: 14	H: 1 LOB: 0 BB: 0 P: 22	1B: 7 2B: 7 3B: 0 HR: 2	SF: 0 SAC: 0 DP: 1 HBP: 0	WP: 1 PB: 0 SB: 0 CS: 0	PA: 42
<b>PITCHER</b>	IP: 2.2 W: 1 L: 0 ERA: 6.32	WLS: 11 BF: 4 ERA: 3.65	H: 4 R: 4 ER: 4 SO: 1	R: 4 ER: 4 SO: 1	H: 4 R: 4 ER: 4 SO: 1	H: 4 R: 4 ER: 4 SO: 1	H: 4 R: 4 ER: 4 SO: 1	H: 4 R: 4 ER: 4 SO: 1	H: 4 R: 4 ER: 4 SO: 1	H: 4 R: 4 ER: 4 SO: 1	H: 4 R: 4 ER: 4 SO: 1	H: 4 R: 4 ER: 4 SO: 1	H: 4 R: 4 ER: 4 SO: 1	H: 4 R: 4 ER: 4 SO: 1	H: 4 R: 4 ER: 4 SO: 1	H: 4 R: 4 ER: 4 SO: 1	BB: 1 IBB: 0 HBP: 0 BLK: 0	WP: 0 HR: 0 S: 0 P: 0	ERA: 13.50 WHIP: 3.375	

**New York Mets @ Baltimore Orioles**  
 Oriole Park at Camden Yards, Baltimore, MD  
 Tue Jun 08 2021, 7:08 PM - 10:20 PM EDT  
 Att: 9,431 - Cloudy - 82 F

AB	39
R	10
H	16
RBI	10
BB	3
SO	9
LOB	18





Batter	1	2	3	4	5	6	7	8	9	AB R H RBI BB SO LOB	TOP												
1 Jonathan Villar, S OBP: 0.327, SLG: 0.427										5 2 2 0 0 0 1	<b>New York Mets @ Baltimore Orioles</b> Oriole Park at Camden Yards, Baltimore, MD Wed Jun 09 2021, 7:07 PM - 9:49 PM EDT Att: 9,584 - Partly Cloudy - 83 F												
12 Francisco Lindor, S OBP: 0.310, SLG: 0.333										3 1 1 0 1 1 2													
20 Pete Alonso, R OBP: 0.346, SLG: 0.497										5 3 3 3 0 0 2													
2 Dominic Smith, L OBP: 0.285, SLG: 0.363										5 0 0 0 0 1 4													
33 James McCann, R OBP: 0.295, SLG: 0.386										4 2 2 1 1 1 0													
60 Billy McKinney, L OBP: 0.285, SLG: 0.462										5 3 3 5 0 0 1													
11 Kevin Pillar, R OBP: 0.301, SLG: 0.421										4 2 3 4 0 1 0													
35 Brandon Drury, R OBP: 0.250, SLG: 0.382										1 0 0 0 0 1 0													
70 Mason Williams, L OBP: 0.318, SLG: 0.400										4 1 2 1 0 1 1													
18 José Peraza, R OBP: 0.264, SLG: 0.365										4 0 0 0 0 2 2													
<b>Inning Stats</b>	R: 2 E: 0 K: 0 S: 20	H: 2 LOB: 1 BB: 1 P: 31	R: 0 E: 0 K: 1 S: 5	H: 1 LOB: 0 BB: 0 P: 7	R: 5 E: 0 K: 1 S: 17	H: 5 LOB: 0 BB: 0 P: 23	R: 0 E: 0 K: 1 S: 11	H: 0 LOB: 1 BB: 0 P: 18	R: 1 E: 0 K: 2 S: 9	H: 1 LOB: 0 BB: 0 P: 16	R: 0 E: 0 K: 1 S: 5	H: 1 LOB: 0 BB: 0 P: 6	R: 0 E: 0 K: 0 S: 7	H: 1 LOB: 0 BB: 0 P: 10	R: 2 E: 0 K: 1 S: 14	H: 2 LOB: 0 BB: 0 P: 23	R: 4 E: 0 K: 1 S: 10	H: 3 LOB: 0 BB: 1 P: 17	1B: 6 2B: 4 3B: 0 HR: 6	SF: 0 SAC: 0 DP: 3 HBP: 1	WP: 0 PB: 0 SB: 0 CS: 0	PA: 43	
<b>PITCHER</b>	IP WLS BF H R ER SO BB IBB HBP BLK WP HR S P ERA WHIP											<b>PITCHER</b>	IP WLS BF H R ER SO BB IBB HBP BLK WP HR S P ERA WHIP										
32 Matt Harvey, R ERA: 7.41	(1, 1) 3.0 L 17 8 7 7 2 1 0 0 0 0 0 2 42 61 21.00 3.000																						
35 Adam Plutko, R ERA: 5.74	(4, 1) 2.0 8 1 1 1 3 0 0 1 0 0 1 20 34 4.50 0.500																						
55 Dillon Tate, R ERA: 4.82	(6, 1) 1.0 3 1 0 0 1 0 0 0 0 0 0 5 6 0.00 1.000																						
62 César Valdez, R ERA: 4.94	(7, 1) 1.0 3 1 0 0 0 0 0 0 0 0 0 7 10 0.00 1.000																						
67 Mac Scerifano, R ERA: 14.29	(8, 1) 2.0 12 5 6 6 2 1 0 0 0 0 0 3 24 40 27.00 3.000																						

Batter	1	2	3	4	5	6	7	8	9	AB R H RBI BB SO LOB	BOTTOM												
31 Cedric Mullins, L OBP: 0.392, SLG: 0.536										4 1 1 0 0 2 0	<b>New York Mets @ Baltimore Orioles</b> Oriole Park at Camden Yards, Baltimore, MD Wed Jun 09 2021, 7:07 PM - 9:49 PM EDT Att: 9,584 - Partly Cloudy - 83 F												
16 Trey Mancini, R OBP: 0.351, SLG: 0.482										3 0 1 0 1 1 0													
25 Anthony Santander, S OBP: 0.299, SLG: 0.441										4 0 0 0 0 1 3													
2 Freddy Galvis, S OBP: 0.321, SLG: 0.464										3 0 0 0 0 1 3													
11 Pat Valaika, R OBP: 0.236, SLG: 0.277										1 0 1 0 0 0 0													
6 Ryan Mountcastle, R OBP: 0.280, SLG: 0.437										4 0 1 1 0 0 1													
24 DJ Stewart, L OBP: 0.335, SLG: 0.393										4 0 0 0 0 2 3													
3 Maikel Franco, R OBP: 0.256, SLG: 0.375										3 0 2 0 0 0 0													
12 Stevie Wilkerson, S OBP: 0.246, SLG: 0.245										3 0 0 0 0 3 2													
61 Austin Wynns, R OBP: 0.125, SLG: 0.125										3 0 0 0 0 0 1													
<b>Inning Stats</b>	R: 1 E: 0 K: 2 S: 17	H: 3 LOB: 2 BB: 0 P: 22	R: 0 E: 0 K: 1 S: 8	H: 1 LOB: 0 BB: 0 P: 9	R: 0 E: 0 K: 1 S: 9	H: 0 LOB: 1 BB: 1 P: 17	R: 0 E: 0 K: 1 S: 6	H: 0 LOB: 0 BB: 0 P: 9	R: 0 E: 0 K: 2 S: 8	H: 0 LOB: 0 BB: 0 P: 10	R: 0 E: 0 K: 1 S: 6	H: 0 LOB: 0 BB: 0 P: 8	R: 0 E: 0 K: 0 S: 14	H: 1 LOB: 0 BB: 0 P: 18	R: 0 E: 0 K: 0 S: 8	H: 0 LOB: 0 BB: 0 P: 13	R: 0 E: 0 K: 1 S: 7	H: 1 LOB: 1 BB: 0 P: 9	1B: 5 2B: 1 3B: 0 HR: 0	SF: 0 SAC: 0 DP: 1 HBP: 0	WP: 0 PB: 1 SB: 0 CS: 0	PA: 33	
<b>PITCHER</b>	IP WLS BF H R ER SO BB IBB HBP BLK WP HR S P ERA WHIP											<b>PITCHER</b>	IP WLS BF H R ER SO BB IBB HBP BLK WP HR S P ERA WHIP										
99 Taijuan Walker, R ERA: 2.33	(1, 1) 7.0 W 26 5 1 1 9 1 0 0 0 0 0 0 8 93 1.29 0.857																						
27 Jeury Familia, R ERA: 1.8	(8, 1) 1.0 3 0 0 0 0 0 0 0 0 0 0 8 13 0.00 0.000																						
67 Seth Lugo, R ERA: 2.25	(9, 1) 1.0 4 1 0 0 1 0 0 0 0 0 0 7 9 0.00 1.000																						

AB	40
R	14
H	16
RBI	14
BB	2
SO	8
LOB	13



AB	32
R	1
H	6
RBI	1
BB	1
SO	10
LOB	13





Batter	1	2	3	4	5	6	7	8	9	AB	R	H	RBI	BB	SO	LOB	TOP										
31 Cedric Mullins, L OBP: 0.386, SLG: 0.527			L9		K			FC3-5 16 BB		4	0	0	0	0	2	3	<p><b>Baltimore Orioles @ Tampa Bay Rays</b> Tropicana Field, St. Petersburg, FL Fri Jun 11 2021, 7:11 PM - 10:04 PM EDT Att. 6,211 - Dome - 72 F</p> <p>AB 31 R 2 H 4 RBI 2 BB 2 SO 8 LOB 7</p>										
16 Trey Mancini, R OBP: 0.353, SLG: 0.493	L9		HR			G5-3		BB		3	1	1	2	1	0	0											
25 Anthony Santander, S OBP: 0.290, SLG: 0.443			L8			K		P4		4	0	1	0	0	1	2											
6 Ryan Mountcastle, R OBP: 0.275, SLG: 0.429	K				F9				G5-3	4	0	0	0	0	1	1											
21 Austin Hays, R OBP: 0.309, SLG: 0.441		K			G1-3				K	4	0	0	0	0	3	0											
2 Freddy Galvis, S OBP: 0.315, SLG: 0.454		F9			G1-3				G5-3	4	0	0	0	0	0	0											
3 Maikel Franco, R OBP: 0.253, SLG: 0.370						P4			F7	3	0	0	0	0	1	0											
28 Pedro Severino, R OBP: 0.313, SLG: 0.317						P4			G6-3	3	0	1	0	0	0	0											
11 Pat Valaika, R OBP: 0.250, SLG: 0.282						L6			31 FC3-5 BB	2	1	1	0	1	0	1											
<b>Inning Stats</b>	R: 0 E: 0 K: 2 S: 11	H: 1 LOB: 1 BB: 0 P: 13	R: 0 E: 0 K: 2 S: 12	H: 0 LOB: 0 BB: 0 P: 18	R: 2 E: 0 K: 0 S: 10	H: 2 LOB: 0 BB: 0 P: 15	R: 0 E: 0 K: 0 S: 7	H: 0 LOB: 0 BB: 0 P: 11	R: 0 E: 0 K: 1 S: 10	H: 1 LOB: 1 BB: 0 P: 13	R: 0 E: 0 K: 1 S: 6	H: 0 LOB: 0 BB: 0 P: 9	R: 0 E: 0 K: 1 S: 7	H: 0 LOB: 0 BB: 0 P: 8	R: 0 E: 0 K: 0 S: 11	H: 0 LOB: 2 BB: 2 P: 21	R: 0 E: 0 K: 1 S: 9	H: 0 LOB: 0 BB: 0 P: 10	1B: 2 2B: 1 3B: 0 HR: 1	SF: 0 SAC: 0 DP: 0 HBP: 0	WP: 0 PB: 0 SB: 0 CS: 0	PA: 33					
<b>PITCHER</b>	IP	WLS	BF	H	R	ER	SO	BB	IBB	HBP	BLK	WP	HR	S	P	ERA	WHIP										
48 Ryan Yarbrough, L ERA: 3.88	6.0	W	22	4	2	2	6	0	0	0	0	0	1	56	79	3.00	0.667										
36 Andrew Kittredge, R ERA: 1.48	1.0	H	3	0	0	0	1	0	0	0	0	0	0	7	8	0.00	0.000										
34 J.P. Feyereisen, R ERA: 2.48	1.0	H	5	0	0	0	0	2	0	0	0	0	0	11	21	0.00	2.000										
29 Pete Fairbanks, R ERA: 1.2	1.0	S	3	0	0	0	1	0	0	0	0	0	0	9	10	0.00	0.000										

Batter	1	2	3	4	5	6	7	8	9	AB	R	H	RBI	BB	SO	LOB	BOTTOM										
13 Manuel Margot, R OBP: 0.281, SLG: 0.387	BB		FC6-4		G5-3			G6-3 2 WP		3	0	1	2	1	0	1	<p><b>Baltimore Orioles @ Tampa Bay Rays</b> Tropicana Field, St. Petersburg, FL Fri Jun 11 2021, 7:11 PM - 10:04 PM EDT Att. 6,211 - Dome - 72 F</p> <p>AB 31 R 4 H 9 RBI 4 BB 4 SO 8 LOB 18</p>										
2 Yandy Diaz, R OBP: 0.395, SLG: 0.310	G6-4-3 BB		P5		K			G6-3		3	0	0	0	1	1	2											
17 Austin Meadows, L OBP: 0.337, SLG: 0.502	F4		F7		P5			K		4	0	0	0	0	1	4											
56 Randy Arozarena, R OBP: 0.343, SLG: 0.402	G6-4-3					G3		G6-3		4	1	1	0	0	0	3											
43 Mike Brosseau, R OBP: 0.265, SLG: 0.344	P4							K		4	0	2	0	0	1	0											
8 Brandon Lowe, L OBP: 0.305, SLG: 0.379	K							BB		3	1	2	2	1	1	0											
6 Taylor Walls, S OBP: 0.365, SLG: 0.365	F9							K		3	0	0	0	1	2	3											
10 Mike Zunino, R OBP: 0.301, SLG: 0.516								K		4	1	1	0	0	2	4											
39 Kevin Kiermaier, L OBP: 0.277, SLG: 0.300								BB		3	1	2	0	0	0	1											
<b>Inning Stats</b>	R: 0 E: 0 K: 0 S: 11	H: 0 LOB: 0 BB: 2 P: 22	R: 0 E: 0 K: 1 S: 11	H: 0 LOB: 0 BB: 0 P: 14	R: 1 E: 0 K: 0 S: 17	H: 2 LOB: 1 BB: 0 P: 26	R: 2 E: 0 K: 1 S: 18	H: 3 LOB: 1 BB: 1 P: 33	R: 0 E: 0 K: 2 S: 12	H: 2 LOB: 2 BB: 0 P: 14	R: 1 E: 0 K: 1 S: 13	H: 2 LOB: 1 BB: 0 P: 18	R: 0 E: 0 K: 2 S: 10	H: 0 LOB: 1 BB: 1 P: 18	1B: 7 2B: 1 3B: 0 HR: 1	SF: 0 SAC: 0 DP: 1 HBP: 0	WP: 2 PB: 0 SB: 1 CS: 0	PA: 35									
<b>PITCHER</b>	IP	WLS	BF	H	R	ER	SO	BB	IBB	HBP	BLK	WP	HR	S	P	ERA	WHIP										
45 Keegan Akin, L ERA: 4.13	4.0	L	18	5	3	3	2	3	0	0	0	0	0	20	27	0.00	1.000										
68 Tyler Wells, R ERA: 3.99	2.0		8	2	0	0	3	0	0	0	0	0	0	18	26	6.75	1.500										
54 Cole Sulser, R ERA: 1.96	1.1		6	2	1	1	2	0	0	0	0	1	0	5	10	0.00	1.500										
51 Paul Fry, L ERA: 1.93	0.2		3	0	0	0	1	1	0	0	0	0	0	5	10	0.00	1.500										



Batter	1	2	3	4	5	6	7	8	9	AB	R	H	RBI	BB	SO	LOB	TOP																
31 Cedric Mullins, L (1.8) OBP: 0.387, SLG: 0.527										4	0	2	0	0	1	0	<p><b>Baltimore Orioles @ Tampa Bay Rays</b> Tropicana Field, St. Petersburg, FL Sat Jun 12 2021, 4:11 PM - 7:10 PM EDT Att: 9,225 - Dome - 72 F</p> <p>livebaseballscorecards.com</p> <p>AB 31 R 4 H 6 RBI 4 BB 3 SO 11 LOB 8</p>																
16 Trey Mancini, R (1.3) OBP: 0.351, SLG: 0.487										3	0	0	0	1	0	2																	
25 Anthony Santander, S (1.10) OBP: 0.290, SLG: 0.430										4	0	0	0	0	2	1																	
6 Ryan Mountcastle, R (1.7) OBP: 0.274, SLG: 0.423										3	1	0	0	1	1	0																	
21 Austin Hays, R (1.9) OBP: 0.301, SLG: 0.427										4	0	0	0	0	2	1																	
2 Freddy Galvis, S (1.6) OBP: 0.318, SLG: 0.455										4	1	2	0	0	1	0																	
3 Maikel Franco, R (1.5) OBP: 0.249, SLG: 0.364										4	0	0	0	0	2	3																	
11 Pat Valaika, R (1.4) OBP: 0.263, SLG: 0.287										2	1	1	0	1	0	0																	
61 Austin Wynns, R (1.2) OBP: 0.158, SLG: 0.316										3	1	1	4	0	2	1																	
<b>Inning Stats</b>	R: 0 E: 0 K: 1 S: 7	H: 0 LOB: 0 BB: 1 P: 12	R: 0 E: 0 K: 0 S: 10	H: 0 LOB: 0 BB: 0 P: 15	R: 0 E: 0 K: 2 S: 7	H: 0 LOB: 0 BB: 0 P: 7	R: 0 E: 0 K: 0 S: 5	H: 1 LOB: 1 BB: 2 P: 9	R: 4 E: 0 K: 2 S: 17	H: 3 LOB: 1 BB: 2 P: 32	R: 0 E: 0 K: 3 S: 9	H: 0 LOB: 0 BB: 0 P: 11	R: 0 E: 0 K: 2 S: 11	H: 1 LOB: 1 BB: 0 P: 14	R: 0 E: 0 K: 1 S: 5	H: 0 LOB: 0 BB: 0 P: 9	R: 0 E: 0 K: 0 S: 11	H: 1 LOB: 0 BB: 0 P: 17	1B: 5 2B: 0 3B: 0 HR: 1	SF: 0 SAC: 0 DP: 2 HBP: 0	WP: 1 PB: 0 SB: 1 CS: 0	PA: 34											
<b>PITCHER</b>	IP WLS BF H R ER SO BB IBB HBP BLK WP HR S P ERA WHIP																																
14 Rich Hill, L (1.1) ERA: 3.38	4.2	19	4	4	4	5	3	0	0	0	0	1	1	42	70	7.71	1.500																
81 Ryan Thompson, R (5.1) ERA: 1.91	0.1	1	0	0	0	0	0	0	0	0	0	0	0	4	5	0.00	0.000																
31 Collin McHugh, R (6.1) ERA: 2.7	2.0	W	7	1	0	0	5	0	0	0	0	0	0	20	25	0.00	0.500																
29 Pete Fairbanks, R (8.1) ERA: 1.13	1.0	H	3	0	0	0	1	0	0	0	0	0	0	5	9	0.00	0.000																
63 Diego Castillo, R (9.1) ERA: 2.92	1.0	S	4	1	0	0	0	0	0	0	0	0	0	11	17	0.00	1.000																

Batter	1	2	3	4	5	6	7	8	9	AB	R	H	RBI	BB	SO	LOB	BOTTOM																
8 Brandon Lowe, L (1.4) OBP: 0.311, SLG: 0.386										4	1	2	2	1	2	1	<p><b>Baltimore Orioles @ Tampa Bay Rays</b> Tropicana Field, St. Petersburg, FL Sat Jun 12 2021, 4:11 PM - 7:10 PM EDT Att: 9,225 - Dome - 72 F</p> <p>livebaseballscorecards.com</p> <p>AB 33 R 5 H 9 RBI 5 BB 4 SO 12 LOB 23</p>																
2 Yandy Diaz, R (1.3) OBP: 0.395, SLG: 0.305										3	1	0	0	2	2	3																	
6 Taylor Walls, S (1.6) OBP: 0.343, SLG: 0.339										4	0	0	0	0	1	3																	
17 Austin Meadows, L (1.10) OBP: 0.336, SLG: 0.498										4	0	1	0	0	1	3																	
18 Joey Wendle, L (1.5) OBP: 0.353, SLG: 0.505										4	1	2	1	0	1	2																	
13 Manuel Margot, R (1.7) OBP: 0.281, SLG: 0.385										4	0	1	1	0	2	4																	
39 Kevin Kiermaier, L (1.8) OBP: 0.290, SLG: 0.313										4	0	3	1	0	1	2																	
10 Mike Zunino, R (1.2) OBP: 0.293, SLG: 0.500										4	1	0	0	0	2	4																	
35 Brett Phillips, L (1.9) OBP: 0.316, SLG: 0.342										2	1	0	0	1	0	1																	
<b>Inning Stats</b>	R: 3 E: 0 K: 1 S: 15	H: 4 LOB: 2 BB: 1 P: 33	R: 0 E: 0 K: 2 S: 9	H: 0 LOB: 0 BB: 0 P: 12	R: 0 E: 0 K: 1 S: 6	H: 0 LOB: 0 BB: 0 P: 7	R: 2 E: 0 K: 2 S: 16	H: 2 LOB: 1 BB: 0 P: 25	R: 0 E: 0 K: 3 S: 16	H: 2 LOB: 2 BB: 0 P: 23	R: 0 E: 0 K: 2 S: 7	H: 0 LOB: 0 BB: 1 P: 15	R: 0 E: 1 K: 0 S: 12	H: 0 LOB: 2 BB: 1 P: 20	R: 0 E: 0 K: 1 S: 10	H: 1 LOB: 2 BB: 1 P: 16	1B: 7 2B: 2 3B: 0 HR: 0	SF: 0 SAC: 0 DP: 0 HBP: 1	WP: 0 PB: 0 SB: 1 CS: 1	PA: 39													
<b>PITCHER</b>	IP WLS BF H R ER SO BB IBB HBP BLK WP HR S P ERA WHIP																																
48 Jorge López, R (1.1) ERA: 5.64	4.2	L	24	8	5	8	1	0	0	0	0	0	0	59	95	9.64	1.929																
66 Tanner Scott, L (5.1) ERA: 2.96	1.0		4	0	0	0	3	1	0	0	0	0	0	10	19	0.00	1.000																
56 Hunter Harvey, R (6.1) ERA: 2.08	1.1		5	0	0	0	0	1	0	0	0	0	0	12	21	0.00	0.750																
70 Travis Lakins Sr., R (8.1) ERA: 5.95	0.2		4	1	0	0	1	1	0	0	0	0	0	9	15	0.00	3.000																
55 Dillon Tate, R (8.1) ERA: 4.74	0.1		1	0	0	0	0	0	0	0	0	0	0	1	1	0.00	0.000																







Batter	1	2	3	4	5	6	7	8	9	AB	R	H	RBI	BB	SO	LOB	TOP					
31 Cedric Mullins, L (1, 8) OBP: 0.389, SLG: 0.524										3	0	1	0	1	1	1	<b>Baltimore Orioles @ Cleveland Indians</b> Progressive Field, Cleveland, OH Mon Jun 14 2021, 8:07 PM - 10:52 PM EDT Att: 11,181 - Partly Cloudy - 68 F					
16 Trey Mancini, R (1, 10) OBP: 0.352, SLG: 0.477										3	1	0	0	1	1	2						
25 Anthony Santander, S (1, 9) OBP: 0.281, SLG: 0.420										4	1	1	0	0	2	2						
24 DJ Stewart, L (1, 7) OBP: 0.331, SLG: 0.380										3	1	0	1	1	2	3						
2 Freddy Galvis, S (1, 6) OBP: 0.310, SLG: 0.442										4	0	0	1	0	1	1						
6 Ryan Mountcastle, R (1, 3) OBP: 0.270, SLG: 0.414										4	0	1	0	0	2	1						
28 Pedro Severino, R (1, 2) OBP: 0.311, SLG: 0.311										3	0	0	0	1	1	1						
12 Stevie Wilkerson, S (1, 4) OBP: 0.254, SLG: 0.255										2	0	1	0	0	0	0						
3 Maikel Franco, R (7, PH) OBP: 0.249, SLG: 0.362										1	0	1	1	0	0	0						
11 Pat Valaika, R (7, 4) OBP: 0.257, SLG: 0.280										3	0	0	0	0	1	3						
<b>Inning Stats</b>	R: 0 E: 0 K: 2 S: 12	H: 1 LOB: 1 BB: 0 P: 19	R: 0 E: 0 K: 0 S: 6	H: 1 LOB: 0 BB: 0 P: 10	R: 0 E: 0 K: 0 S: 7	H: 1 LOB: 0 BB: 0 P: 11	R: 2 E: 0 K: 1 S: 9	H: 1 LOB: 0 BB: 1 P: 15	R: 0 E: 0 K: 2 S: 9	H: 0 LOB: 0 BB: 0 P: 10	R: 0 E: 0 K: 1 S: 7	H: 0 LOB: 0 BB: 0 P: 14	R: 1 E: 0 K: 0 S: 18	H: 1 LOB: 2 BB: 2 P: 32	R: 0 E: 0 K: 3 S: 11	H: 0 LOB: 0 BB: 1 P: 20	R: 0 E: 0 K: 2 S: 11	H: 0 LOB: 0 BB: 0 P: 12	1B: 4 2B: 1 3B: 0 HR: 0	SF: 0 SAC: 0 DP: 2 HBP: 0	WP: 1 PB: 0 SB: 2 CS: 0	PA: 34
<b>PITCHER</b>	IP WLS BF H R ER SO BB IBB HBP BLK WP HR S P ERA WHIP																					
36 J.C. Mejia, R (1, 1) ERA: 4.26	4.0	15	4	2	2	3	1	0	0	0	0	1	0	34	55	4.50	1.250					
52 Nick Sandlin, R (5, 1) ERA: 2.16	1.2	5	0	0	0	3	0	0	0	0	0	0	0	15	22	0.00	0.000					
27 Bryan Shaw, R (6, 1) ERA: 2.0	1.0	6	1	1	1	0	2	0	0	0	0	0	0	16	31	9.00	3.000					
99 James Karinchak, R (7, 1) ERA: 2.54	1.1	5	0	0	0	3	1	0	0	0	0	0	0	14	23	0.00	0.750					
48 Emmanuel Clase, R (9, 1) ERA: 1.01	1.0	3	0	0	0	2	0	0	0	0	0	0	0	11	12	0.00	0.000					

Batter	1	2	3	4	5	6	7	8	9	AB	R	H	RBI	BB	SO	LOB	BOTTOM			
7 César Hernández, S (1, 4) OBP: 0.294, SLG: 0.383										4	2	1	0	0	1	0	<b>Baltimore Orioles @ Cleveland Indians</b> Progressive Field, Cleveland, OH Mon Jun 14 2021, 8:07 PM - 10:52 PM EDT Att: 11,181 - Partly Cloudy - 68 F			
1 Amed Rosario, R (1, 6) OBP: 0.333, SLG: 0.403										3	1	0	0	0	1					
11 José Ramírez, S (1, 5) OBP: 0.359, SLG: 0.538										3	1	2	2	0	0	0				
9 Eddie Rosario, L (1, 10) OBP: 0.295, SLG: 0.352										2	0	1	1	0	0	1				
44 Bobby Bradley, L (1, 3) OBP: 0.478, SLG: 0.810										3	0	1	1	0	1	2				
40 Harold Ramírez, R (1, 7) OBP: 0.315, SLG: 0.426										3	0	0	0	0	0	1				
22 Josh Naylor, L (1, 9) OBP: 0.288, SLG: 0.368										3	0	0	0	0	0	0				
46 René Rivera, R (1, 2) OBP: 0.263, SLG: 0.306										3	0	0	0	0	1	0				
4 Bradley Zimmer, L (1, 8) OBP: 0.341, SLG: 0.216										3	0	0	0	0	1	0				
<b>Inning Stats</b>	R: 3 E: 0 K: 0 S: 17	H: 3 LOB: 0 BB: 0 P: 27	R: 0 E: 0 K: 1 S: 6	H: 0 LOB: 0 BB: 0 P: 10	R: 0 E: 0 K: 1 S: 6	H: 0 LOB: 0 BB: 0 P: 9	R: 0 E: 0 K: 0 S: 9	H: 1 LOB: 0 BB: 0 P: 11	R: 0 E: 0 K: 0 S: 4	H: 0 LOB: 0 BB: 0 P: 6	R: 1 E: 0 K: 1 S: 17	H: 1 LOB: 1 BB: 0 P: 23	R: 0 E: 0 K: 1 S: 8	H: 0 LOB: 0 BB: 0 P: 12	R: 0 E: 0 K: 0 S: 6	H: 0 LOB: 0 BB: 0 P: 8		1B: 4 2B: 1 3B: 0 HR: 0	SF: 1 SAC: 0 DP: 2 HBP: 1	WP: 1 PB: 1 SB: 0 CS: 0
<b>PITCHER</b>	IP WLS BF H R ER SO BB IBB HBP BLK WP HR S P ERA WHIP																			
64 Dean Kremer, R (1, 1) ERA: 6.85	5.1	20	4	4	3	2	0	0	0	1	0	0	0	47	71	5.06	0.750			
68 Tyler Wells, R (6, 1) ERA: 3.77	1.2	6	1	0	0	2	0	0	0	0	0	0	0	20	27	0.00	0.600			
66 Tanner Scott, L (8, 1) ERA: 2.84	1.0	3	0	0	0	0	0	0	0	0	0	0	0	6	8	0.00	0.000			



Batter	1	2	3	4	5	6	7	8	9	AB	R	H	RBI	BB	SO	LOB	TOP					
31 Cedric Mullins, L OBP: 0.391, SLG: 0.522	F8		F9		16 2B		16 G4-6-3 BB			3	1	1	0	1	0	1	<b>Baltimore Orioles @ Cleveland Indians</b> Progressive Field, Cleveland, OH Tue Jun 15 2021, 7:10 PM - 10:31 PM EDT Att: 12,025 - Cloudy - 68 F					
16 Trey Mancini, R OBP: 0.351, SLG: 0.477	G5-3		FC5-4 25 1B		1B		G4-6-3			4	0	1	1	0	0	2						
25 Anthony Santander, S OBP: 0.280, SLG: 0.415	P4		1B		K					4	0	1	0	0	2	1						
24 DJ Stewart, L OBP: 0.329, SLG: 0.377		K	K							4	0	1	0	0	3	2						
21 Austin Hays, R OBP: 0.293, SLG: 0.409	G6-3			L8						4	0	0	0	0	2	1						
2 Freddy Galvis, S OBP: 0.313, SLG: 0.443	3 2B			K						4	1	2	0	0	1	0						
3 Maikel Franco, R OBP: 0.249, SLG: 0.364	1B			K						4	0	1	1	0	2	2						
12 Stevie Wilkerson, S OBP: 0.238, SLG: 0.237	G1-3									4	0	0	0	0	3	3						
61 Austin Wynns, R OBP: 0.120, SLG: 0.240			E6 16 FC5-4		P2					3	0	0	0	0	1	0						
<b>Inning Stats</b>	R: 0 E: 0 K: 0 S: 6	H: 0 LOB: 0 BB: 0 P: 8	R: 1 E: 0 K: 1 S: 11	H: 2 LOB: 1 BB: 0 P: 15	R: 0 E: 1 K: 1 S: 13	H: 1 LOB: 2 BB: 0 P: 23	R: 0 E: 0 K: 2 S: 11	H: 0 LOB: 0 BB: 0 P: 14	R: 1 E: 0 K: 2 S: 12	H: 2 LOB: 1 BB: 0 P: 19	R: 0 E: 0 K: 3 S: 15	H: 2 LOB: 2 BB: 0 P: 23	R: 0 E: 0 K: 1 S: 17	H: 0 LOB: 0 BB: 1 P: 26	R: 0 E: 0 K: 3 S: 12	H: 0 LOB: 0 BB: 0 P: 19		R: 0 E: 0 K: 1 S: 16	H: 0 LOB: 0 BB: 0 P: 19	1B: 5 2B: 2 3B: 0 HR: 0	SF: 0 SAC: 0 DP: 1 HBP: 0	WP: 0 PB: 0 SB: 0 CS: 0
<b>PITCHER</b>	IP WLS BF H R ER SO BB IBB HBP BLK WP HR S P ERA WHIP	IP WLS BF H R ER SO BB IBB HBP BLK WP HR S P ERA WHIP	IP WLS BF H R ER SO BB IBB HBP BLK WP HR S P ERA WHIP	IP WLS BF H R ER SO BB IBB HBP BLK WP HR S P ERA WHIP	IP WLS BF H R ER SO BB IBB HBP BLK WP HR S P ERA WHIP	IP WLS BF H R ER SO BB IBB HBP BLK WP HR S P ERA WHIP	IP WLS BF H R ER SO BB IBB HBP BLK WP HR S P ERA WHIP	IP WLS BF H R ER SO BB IBB HBP BLK WP HR S P ERA WHIP	IP WLS BF H R ER SO BB IBB HBP BLK WP HR S P ERA WHIP	47 Cal Quantrill, R ERA: 3.11	48 Emmanuel Clase, R (9, 1) ERA: 0.98	53 Blake Parker, R ERA: 3.95	88 Phil Maton, R ERA: 6.2	62 Nick Wittgren, R ERA: 4.71	99 James Karinchak, R ERA: 2.45							
Batter	1	2	3	4	5	6	7	8	9	AB	R	H	RBI	BB	SO	LOB	BOTTOM					
7 César Hernández, S OBP: 0.300, SLG: 0.382	9 E 11 G3 44 1B	G3		1B 9 2B		1B				3	2	1	0	2	1	1	<b>Baltimore Orioles @ Cleveland Indians</b> Progressive Field, Cleveland, OH Tue Jun 15 2021, 7:10 PM - 10:31 PM EDT Att: 12,025 - Cloudy - 68 F					
1 Amed Rosario, R OBP: 0.338, SLG: 0.408	K			44 S 9 2B						5	1	3	1	0	1	1						
11 José Ramírez, S OBP: 0.352, SLG: 0.526	G3		F7	P2		P3				5	0	0	0	0	0	7						
9 Eddie Rosario, L OBP: 0.293, SLG: 0.353	E4 44 1B		F8			K				5	0	1	2	0	1	5						
44 Bobby Bradley, L OBP: 0.481, SLG: 0.880	1B		K	F7						4	1	2	2	0	1	2						
22 Josh Naylor, L OBP: 0.288, SLG: 0.371	G4-3			28 E 2B						4	1	1	0	0	1	2						
28 Ernie Clement, R OBP: 0.200, SLG: 0.200	G6-3		E8 4 1B	G1-3						4	1	1	0	0	0	0						
4 Bradley Zimmer, L OBP: 0.354, SLG: 0.225	P4			7 BB 1B						3	1	1	1	1	1	0						
17 Austin Hedges, R OBP: 0.205, SLG: 0.240	E5		L9							4	0	0	0	0	0	2						
<b>Inning Stats</b>	R: 1 E: 1 K: 1 S: 14	H: 1 LOB: 2 BB: 1 P: 24	R: 0 E: 0 K: 0 S: 9	H: 0 LOB: 0 BB: 0 P: 16	R: 0 E: 0 K: 1 S: 12	H: 1 LOB: 1 BB: 0 P: 16	R: 5 E: 1 K: 0 S: 23	H: 5 LOB: 1 BB: 1 P: 36	R: 0 E: 0 K: 2 S: 8	H: 0 LOB: 0 BB: 0 P: 14	R: 0 E: 0 K: 1 S: 12	H: 2 LOB: 2 BB: 0 P: 19	R: 1 E: 0 K: 0 S: 11	H: 1 LOB: 1 BB: 1 P: 20	R: 0 E: 1 K: 1 S: 11	H: 0 LOB: 1 BB: 0 P: 11		1B: 7 2B: 2 3B: 0 HR: 1	SF: 0 SAC: 0 DP: 0 HBP: 0	WP: 0 PB: 0 SB: 1 CS: 0	PA: 40	
<b>PITCHER</b>	IP WLS BF H R ER SO BB IBB HBP BLK WP HR S P ERA WHIP	IP WLS BF H R ER SO BB IBB HBP BLK WP HR S P ERA WHIP	IP WLS BF H R ER SO BB IBB HBP BLK WP HR S P ERA WHIP	IP WLS BF H R ER SO BB IBB HBP BLK WP HR S P ERA WHIP	IP WLS BF H R ER SO BB IBB HBP BLK WP HR S P ERA WHIP	IP WLS BF H R ER SO BB IBB HBP BLK WP HR S P ERA WHIP	IP WLS BF H R ER SO BB IBB HBP BLK WP HR S P ERA WHIP	IP WLS BF H R ER SO BB IBB HBP BLK WP HR S P ERA WHIP	IP WLS BF H R ER SO BB IBB HBP BLK WP HR S P ERA WHIP	32 Matt Harvey, R ERA: 7.76	54 Cole Sulser, R ERA: 1.9	35 Adam Plutko, R ERA: 5.61	55 Dillon Tate, R ERA: 4.35									

AB 34  
R 2  
H 7  
RBI 2  
BB 1  
SO 14  
LOB 12



AB 37  
R 7  
H 10  
RBI 6  
BB 3  
SO 6  
LOB 20





Batter	1	2	3	4	5	6	7	8	9	AB	R	H	RBI	BB	SO	LOB	TOP					
31 Cedric Mullins, L (1, 8) OBP: 0.391, SLG: 0.522										4	1	1	0	0	1	1	<p><b>Baltimore Orioles @ Cleveland Indians</b>            Progressive Field, Cleveland, OH            Wed Jun 16 2021, 7:12 PM - 10:16 PM EDT            Att: 12,825 - Partly Cloudy - 70 F</p>					
16 Trey Mancini, R (1, 3) OBP: 0.355, SLG: 0.484										5	3	3	0	0	1	2						
2 Freddy Galvis, S (1, 6) OBP: 0.315, SLG: 0.442										5	1	2	1	0	1	2						
6 Ryan Mountcastle, R (1, 10) OBP: 0.277, SLG: 0.431										5	1	3	4	0	2	1						
24 DJ Stewart, L (1, 7) OBP: 0.326, SLG: 0.367										4	1	0	0	1	0	4						
21 Austin Hays, R (1, 9) OBP: 0.290, SLG: 0.401										5	0	1	1	0	0	3						
3 Maikel Franco, R (1, 5) OBP: 0.253, SLG: 0.366										4	0	2	1	0	1	0						
28 Pedro Severino, R (1, 2) OBP: 0.310, SLG: 0.305										3	0	0	0	1	2	3						
11 Pat Valaika, R (1, 4) OBP: 0.260, SLG: 0.274										2	0	0	0	1	0	2						
25 Anthony Santander, S (7, PH) OBP: 0.278, SLG: 0.412										1	0	0	0	0	1	2						
12 Stevie Wilkerson, S (7, 4) OBP: 0.238, SLG: 0.237										0	0	0	0	0	0	0						
<b>Inning Stats</b>	R: 2 E: 0 K: 0 S: 11	H: 4 LOB: 1 BB: 0 P: 18	R: 0 E: 0 K: 0 S: 9	H: 0 LOB: 1 BB: 1 P: 16	R: 1 E: 0 K: 0 S: 11	H: 2 LOB: 0 BB: 0 P: 18	R: 0 E: 0 K: 0 S: 10	H: 1 LOB: 1 BB: 0 P: 14	R: 2 E: 0 K: 2 S: 19	H: 2 LOB: 1 BB: 1 P: 30	R: 0 E: 0 K: 2 S: 10	H: 0 LOB: 2 BB: 1 P: 24	R: 2 E: 1 K: 3 S: 18	H: 3 LOB: 2 BB: 0 P: 27	R: 0 E: 0 K: 1 S: 5	H: 0 LOB: 0 BB: 0 P: 7	R: 0 E: 0 K: 1 S: 7	H: 0 LOB: 0 BB: 0 P: 12	1B: 9 2B: 2 3B: 0 HR: 1	SF: 0 SAC: 0 DP: 1 HBP: 1	WP: 0 PB: 1 SB: 0 CS: 1	PA: 43
<b>PITCHER</b>	IP WLS BF H R ER SO BB IBB HBP BLK WP HR S P ERA WHIP																					
43 Aaron Civale, R (1, 1) ERA: 3.48	5.0 W 24 9 5 5 2 2 0 0 0 0 0 1 60 96 9.00 2.200																					
52 Nick Sandlin, R (6, 1) ERA: 2.04	1.0 H 5 0 0 0 2 1 0 0 1 0 0 0 10 24 0.00 1.000																					
27 Bryan Shaw, R (7, 1) ERA: 2.25	1.0 H 7 3 2 1 3 0 0 0 0 0 0 0 18 27 9.00 3.000																					
99 James Karinchak, R (8, 1) ERA: 2.37	1.0 H 3 0 0 0 1 0 0 0 0 0 0 0 5 7 0.00 0.000																					
48 Emmanuel Clase, R (9, 1) ERA: 0.84	1.0 S 3 0 0 0 1 0 0 0 0 0 0 0 7 12 0.00 0.000																					

AB	38
R	7
H	12
RBI	7
BB	3
SO	9
LOB	20



Batter	1	2	3	4	5	6	7	8	9	AB	R	H	RBI	BB	SO	LOB	BOTTOM					
7 César Hernández, S (1, 4) OBP: 0.305, SLG: 0.390										3	1	1	2	1	1	0	<p><b>Baltimore Orioles @ Cleveland Indians</b>            Progressive Field, Cleveland, OH            Wed Jun 16 2021, 7:12 PM - 10:16 PM EDT            Att: 12,825 - Partly Cloudy - 70 F</p>					
1 Amed Rosario, R (1, 6) OBP: 0.326, SLG: 0.403										5	1	1	1	0	1	4						
11 José Ramírez, S (1, 5) OBP: 0.354, SLG: 0.538										4	2	2	3	0	0	0						
40 Harold Ramírez, R (1, 9) OBP: 0.313, SLG: 0.429										4	1	1	1	0	0	0						
9 Eddie Rosario, L (1, 7) OBP: 0.297, SLG: 0.360										4	0	2	1	0	0	0						
2 Yu Chang, R (1, 3) OBP: 0.206, SLG: 0.264										4	0	0	0	0	2	2						
22 Josh Naylor, L (9, 3) OBP: 0.288, SLG: 0.371										0	0	0	0	0	0	0						
44 Bobby Bradley, L (1, 10) OBP: 0.452, SLG: 0.786										3	0	0	0	1	2	1						
46 René Rivera, R (1, 2) OBP: 0.286, SLG: 0.289										2	1	0	0	1	2	3						
4 Bradley Zimmer, L (1, 8) OBP: 0.385, SLG: 0.256										3	2	2	0	1	1	0						
<b>Inning Stats</b>	R: 1 E: 0 K: 1 S: 10	H: 1 LOB: 0 BB: 0 P: 12	R: 0 E: 0 K: 1 S: 9	H: 1 LOB: 1 BB: 1 P: 13	R: 5 E: 1 K: 2 S: 24	H: 5 LOB: 1 BB: 1 P: 32	R: 0 E: 0 K: 1 S: 6	H: 0 LOB: 0 BB: 0 P: 8	R: 0 E: 0 K: 3 S: 11	H: 2 LOB: 1 BB: 1 P: 25	R: 0 E: 0 K: 0 S: 11	H: 0 LOB: 0 BB: 0 P: 15	R: 0 E: 0 K: 1 S: 13	H: 0 LOB: 3 BB: 1 P: 23	R: 0 E: 0 K: 1 S: 5	H: 0 LOB: 0 BB: 0 P: 7	R: 0 E: 0 K: 1 S: 7	H: 0 LOB: 0 BB: 0 P: 12	1B: 5 2B: 2 3B: 1 HR: 1	SF: 0 SAC: 0 DP: 0 HBP: 2	WP: 0 PB: 0 SB: 0 CS: 1	PA: 38
<b>PITCHER</b>	IP WLS BF H R ER SO BB IBB HBP BLK WP HR S P ERA WHIP																					
45 Keegan Akin, L (1, 1) ERA: 5.76	5.2 L 27 8 8 8 7 3 0 0 0 0 0 0 71 96 12.71 1.941																					
56 Hunter Harvey, R (6, 1) ERA: 1.59	1.1 5 1 0 0 1 0 0 0 0 0 0 0 16 21 0.00 0.750																					
51 Paul Fry, L (8, 1) ERA: 1.85	1.0 6 0 0 0 1 1 0 2 0 0 0 0 13 23 0.00 1.000																					

AB	32
R	8
H	9
RBI	8
BB	4
SO	9
LOB	10









Batter	1	2	3	4	5	6	7	8	9	AB	R	H	RBI	BB	SO	LOB	TOP										
10 Marcus Semien, R OBP: 0.354, SLG: 0.516	L6-3		K		K			K		4	0	0	0	0	3	2	<b>Toronto Blue Jays @ Baltimore Orioles</b> Oriole Park at Camden Yards, Baltimore, MD Fri Jun 18, 2021, 7:05 PM - 10:15 PM EDT Att: 13,284 - Partly Cloudy - 83 F										
11 Bo Bichette, R OBP: 0.326, SLG: 0.486	K			G5-3		G6-3		G3-1		4	0	0	0	0	1	0											
27 Vladimir Guerrero Jr., R (1, 3) OBP: 0.430, SLG: 0.664	G5-3			F7		F8			K	4	0	0	0	0	1	0											
15 Randal Grichuk, R OBP: 0.288, SLG: 0.462		P5		F8					G6-3	4	0	0	0	0	1	0											
8 Cavan Biggio, L OBP: 0.338, SLG: 0.397					G6-3					3	0	1	0	1	1	0											
13 Lourdes Gurriel Jr., R (1, 7) 28 Jared Hoying, L (9, PH)				F8		HR				3	1	1	1	0	1	1											
2 Joe Panik, L OBP: 0.309, SLG: 0.388										2	0	1	0	1	1	1											
5 Santiago Espinal, R OBP: 0.315, SLG: 0.357					G6-3					3	0	1	0	0	0	1											
50 Riley Adams, R OBP: 0.136, SLG: 0.143										2	0	0	0	0	0	2											
44 Rowdy Tellez, L (8, PH) 7 Reese McGuire, L OBP: 0.306, SLG: 0.368				G1-3		FC5-4		K		1	0	0	0	0	1	0											
										0	0	0	0	0	0	0											
<b>Inning Stats</b>	R: 0 E: 0 K: 1 S: 9	H: 0 LOB: 0 BB: 0 P: 11	R: 0 E: 0 K: 1 S: 8	H: 0 LOB: 1 BB: 1 P: 13	R: 0 E: 0 K: 1 S: 7	H: 0 LOB: 0 BB: 0 P: 9	R: 0 E: 0 K: 0 S: 6	H: 0 LOB: 0 BB: 0 P: 9	R: 1 E: 0 K: 1 S: 12	H: 3 LOB: 2 BB: 0 P: 20	R: 0 E: 0 K: 1 S: 10	H: 0 LOB: 0 BB: 0 P: 14	R: 0 E: 0 K: 2 S: 11	H: 0 LOB: 1 BB: 1 P: 20	R: 0 E: 0 K: 2 S: 12	H: 0 LOB: 0 BB: 0 P: 18	R: 0 E: 0 K: 1 S: 7	H: 1 LOB: 1 BB: 0 P: 14	1B: 3 2B: 0 3B: 0 HR: 1	SF: 0 SAC: 0 DP: 0 HBP: 0	WP: 1 PB: 0 SB: 0 CS: 0	PA: 33					
<b>PITCHER</b>	IP	WLS	BF	H	R	ER	SO	BB	IBB	HBP	BLK	WP	HR	S	P	ERA	WHIP										
73 Thomas Eshelman, R (1, 1) ERA: 1.93	4.2		18	3	1	1	3	1	0	0	0	0	1	39	57	1.93	0.857										
68 Tyler Wells, R (5, 1) ERA: 3.52	1.1	W	4	0	0	0	2	0	0	0	0	0	0	13	19	0.00	0.000										
66 Tanner Scott, L (7, 1) ERA: 2.73	1.0	H	4	0	0	0	2	1	0	0	0	1	0	11	20	0.00	1.000										
56 Hunter Harvey, R (8, 1) ERA: 1.35	1.0	H	3	0	0	0	2	0	0	0	0	0	0	12	18	0.00	0.000										
51 Paul Fry, L (9, 1) ERA: 1.78	1.0		4	1	0	0	1	0	0	0	0	0	0	7	14	0.00	1.000										

Batter	1	2	3	4	5	6	7	8	9	AB	R	H	RBI	BB	SO	LOB	BOTTOM										
31 Cedric Mullins, L OBP: 0.395, SLG: 0.540	HR	L8								4	2	3	4	0	0	2	<b>Toronto Blue Jays @ Baltimore Orioles</b> Oriole Park at Camden Yards, Baltimore, MD Fri Jun 18, 2021, 7:05 PM - 10:15 PM EDT Att: 13,284 - Partly Cloudy - 83 F										
16 Trey Mancini, R OBP: 0.353, SLG: 0.474	K		F9		F8		G4-3			4	0	0	0	0	1	3											
21 Austin Hays, R OBP: 0.299, SLG: 0.420										4	0	2	1	1	1	1											
6 Ryan Mountcastle, R OBP: 0.250, SLG: 0.428										4	1	1	0	0	2	4											
12 Stevie Wilkerson, S OBP: 0.238, SLG: 0.237	K		FC5-4		K					0	0	0	0	0	0	0											
25 Anthony Santander, S OBP: 0.271, SLG: 0.397	K									4	0	0	0	0	1	5											
2 Freddy Galvis, S OBP: 0.318, SLG: 0.443	F7				G4-3					4	1	2	1	0	0	0											
3 Maikel Franco, R OBP: 0.257, SLG: 0.376										3	1	1	1	1	0	1											
28 Pedro Severino, R OBP: 0.308, SLG: 0.303										4	1	1	0	0	3	2											
11 Pat Valaika, R OBP: 0.259, SLG: 0.272										4	1	2	0	0	1	3											
<b>Inning Stats</b>	R: 1 E: 0 K: 3 S: 15	H: 1 LOB: 1 BB: 1 P: 25	R: 0 E: 0 K: 1 S: 16	H: 1 LOB: 2 BB: 1 P: 25	R: 0 E: 0 K: 0 S: 12	H: 1 LOB: 1 BB: 0 P: 15	R: 0 E: 0 K: 1 S: 7	H: 0 LOB: 0 BB: 0 P: 15	R: 1 E: 0 K: 1 S: 33	H: 3 LOB: 2 BB: 0 P: 44	R: 0 E: 0 K: 2 S: 8	H: 1 LOB: 1 BB: 0 P: 13	R: 0 E: 0 K: 0 S: 8	H: 0 LOB: 0 BB: 0 P: 13	R: 5 E: 0 K: 1 S: 23	H: 5 LOB: 1 BB: 0 P: 36	R: 0 E: 0 K: 1 S: 7	H: 1 LOB: 1 BB: 0 P: 14	1B: 9 2B: 1 3B: 0 HR: 2	SF: 0 SAC: 0 DP: 1 HBP: 2	WP: 2 PB: 0 SB: 1 CS: 0	PA: 39					
<b>PITCHER</b>	IP	WLS	BF	H	R	ER	SO	BB	IBB	HBP	BLK	WP	HR	S	P	ERA	WHIP										
38 Robbie Ray, L ERA: 3.5	4.1	L	21	6	2	2	5	2	0	0	0	0	0	69	106	4.15	1.846										
57 Trent Thornton, R ERA: 3.2	1.2		6	1	0	0	3	0	0	0	0	0	0	22	31	0.00	0.600										
66 Patrick Murphy, R ERA: 11.57	1.1		7	3	3	3	0	0	0	1	0	1	0	19	27	20.25	2.250										
59 Jeremy Beasley, R ERA: 7.71	0.2		5	2	2	2	1	0	0	1	0	1	1	12	22	27.00	3.000										

AB	31
R	1
H	4
RBI	1
BB	2
SO	10
LOB	8



AB	35
R	7
H	12
RBI	7
BB	2
SO	9
LOB	21





Batter	1	2	3	4	5	6	7	8	9	AB	R	H	RBI	BB	SO	LOB	TOP	
10 Marcus Semien, R OBP: 0.358, SLG: 0.538										4	3	2	3	1	1	0	Toronto Blue Jays @ Baltimore Orioles Oriole Park at Camden Yards, Baltimore, MD Sat Jun 19 2021, 4:07 PM - 7:16 PM EDT Att: 10,721 - Cloudy - 83 F	
11 Bo Bichette, R OBP: 0.324, SLG: 0.481										5	1	1	2	0	1	0		
27 Vladimir Guerrero Jr., R (1, 3)										5	2	2	3	0	2	0		
15 Randal Grichuk, R (1, 8)										5	0	2	1	0	1	0		
8 Cavan Biggio, L (1, 9)										3	1	0	0	2	1	2		
2 Joe Panik, L (1, 4)										3	1	0	0	1	0	3		
5 Santiago Espinal, R (1, 5)										2	1	2	0	2	0	0		
28 Jared Hoying, L (1, 7)										2	0	0	0	0	1	3		
13 Lourdes Gurriel Jr., R (7, PH)										2	1	1	0	0	0	1		
7 Reese McGuire, L (1, 2)										3	0	0	0	0	2	1		
50 Riley Adams, R (9, PH)										1	0	0	0	0	1	3		
<b>Inning Stats</b>	R: 2 E: 0 K: 1 S: 12	H: 3 LOB: 1 BB: 0 P: 18	R: 0 E: 0 K: 1 S: 7	H: 0 LOB: 0 BB: 1 P: 14	R: 0 E: 0 K: 2 S: 10	H: 0 LOB: 2 BB: 2 P: 24	R: 0 E: 0 K: 0 S: 5	H: 0 LOB: 0 BB: 0 P: 8	R: 1 E: 0 K: 1 S: 8	H: 1 LOB: 1 BB: 1 P: 15	R: 1 E: 0 K: 1 S: 10	H: 1 LOB: 0 BB: 0 P: 14	R: 6 E: 0 K: 2 S: 25	H: 5 LOB: 1 BB: 2 P: 41	1B: 5 2B: 2 3B: 0 HR: 3	SF: 0 SAC: 0 DP: 1 HBP: 0	WP: 0 PB: 0 SB: 0 CS: 1	PA: 41
<b>PITCHER</b>	IP WLS BF H R ER SO BB IBB HBP BLK WP HR S P ERA WHIP	6.0 23 3 2 2 6 3 0 0 0 0 2 52 90 3.00 1.000	1.0 4 1 1 1 1 1 0 0 0 0 0 8 15 9.00 2.000	1.0 4 1 1 1 1 0 0 0 0 0 1 10 14 9.00 1.000	0.2 L 6 2 4 4 1 2 0 0 0 0 0 12 24 54.00 6.000	0.1 B 4 3 2 2 1 0 0 0 0 0 0 13 17 54.00 9.000												

Batter	1	2	3	4	5	6	7	8	9	AB	R	H	RBI	BB	SO	LOB	BOTTOM					
31 Cedric Mullins, L (1, 8)										5	2	2	2	0	3	1	Toronto Blue Jays @ Baltimore Orioles Oriole Park at Camden Yards, Baltimore, MD Sat Jun 19 2021, 4:07 PM - 7:16 PM EDT Att: 10,721 - Cloudy - 83 F					
2 Freddy Galvis, S (1, 6)										5	0	1	0	0	2	1						
16 Trey Mancini, R (1, 3)										4	1	0	0	1	1	2						
25 Anthony Santander, S (1, 9)										4	0	1	0	0	1	1						
6 Ryan Mountcastle, R (1, 10)										4	3	4	4	0	0	0						
24 DJ Stewart, L (1, 7)										4	1	1	1	0	1	2						
21 Austin Hays, R (8, FR)										0	0	0	0	0	0	0						
3 Maikel Franco, R (1, 5)										3	0	0	0	0	1	2						
12 Stevie Wilkerson, S (1, 4)										4	0	0	0	0	1	3						
61 Austin Wynns, R (1, 2)										3	0	0	0	0	2	1						
11 Pat Valaika, R (9, PH)										0	0	0	0	1	0	0						
<b>Inning Stats</b>	R: 0 E: 0 K: 3 S: 13	H: 0 LOB: 0 BB: 0 P: 18	R: 1 E: 0 K: 1 S: 15	H: 1 LOB: 0 BB: 0 P: 20	R: 1 E: 0 K: 1 S: 9	H: 1 LOB: 0 BB: 0 P: 17	R: 3 E: 0 K: 2 S: 12	H: 2 LOB: 1 BB: 1 P: 19	R: 0 E: 0 K: 1 S: 10	H: 0 LOB: 0 BB: 0 P: 16	R: 1 E: 0 K: 1 S: 9	H: 1 LOB: 1 BB: 0 P: 14	R: 1 E: 0 K: 0 S: 8	H: 2 LOB: 1 BB: 0 P: 13	R: 0 E: 0 K: 1 S: 11	H: 2 LOB: 2 BB: 0 P: 12	R: 0 E: 0 K: 2 S: 10	H: 0 LOB: 1 BB: 1 P: 16	1B: 3 2B: 0 3B: 0 HR: 6	SF: 0 SAC: 0 DP: 0 HBP: 1	WP: 0 PB: 0 SB: 0 CS: 0	PA: 39
<b>PITCHER</b>	IP WLS BF H R ER SO BB IBB HBP BLK WP HR S P ERA WHIP	3.1 13 3 2 2 3 0 0 0 0 0 2 30 43 5.40 0.900	0.1 1 0 0 0 0 0 0 0 0 0 0 2 5 0.00 0.000	2.0 W 9 2 0 0 3 1 0 0 0 0 0 21 28 0.00 1.500																		



Batter	1	2	3	4	5	6	7	8	9	AB	R	H	RBI	BB	SO	LOB	TOP				
10 Marcus Semien, R (1,4) OBP: 0.351, SLG: 0.527	G6-3	K			F8	G5-3		K	F8	6	0	0	0	0	2	5	<p>Toronto Blue Jays @ Baltimore Orioles</p> <p>Oriole Park at Camden Yards, Baltimore, MD</p> <p>Sun Jun 20 2021, 1:07 PM - 4:11 PM EDT</p> <p>Att: 14,917 - Cloudy - 87 F</p>				
11 Bo Bichette, R (1,6) OBP: 0.325, SLG: 0.479	F9		P5			G4-3				5	1	2	2	0	0						
27 Vladimir Guerrero Jr., R (1,3) OBP: 0.440, SLG: 0.671	15 BB 37 1B				37 2B 27 S	1B				3	1	1	0	2	2	0					
37 Teoscar Hernández, R (1,10) OBP: 0.342, SLG: 0.488	15 BB		G4-3		37 2B 15 1B	BB				5	1	2	1	0	0	2					
15 Randal Grichuk, R (1,8) OBP: 0.296, SLG: 0.465				G4-3	8 1B	1B		F9		4	1	2	1	1	0	0					
8 Cavan Biggio, L (1,9) OBP: 0.342, SLG: 0.386	K			L7	5 BB	1B		G6-3		4	0	1	1	1	1	3					
13 Lourdes Gurriel Jr., R (1,7) OBP: 0.327, SLG: 0.397	G6-3				5 WP	K				5	1	2	0	0	2	4					
5 Santiago Espinal, R (1,5) OBP: 0.337, SLG: 0.356	F9							P4	FC5-4 7 1B	4	0	0	0	1	1	4					
7 Reese McGuire, L (1,2) OBP: 0.329, SLG: 0.431										5	2	4	2	0	1	3					
Inning Stats	R: 0 H: 2 E: 0 K: 1 S: 17	H: 1 LOB: 3 BB: 1 P: 29	R: 0 H: 1 E: 0 K: 1 S: 9	H: 1 LOB: 1 BB: 0 P: 11	R: 0 H: 0 E: 0 K: 1 S: 6	H: 0 LOB: 0 BB: 0 P: 9	R: 0 H: 1 E: 0 K: 1 S: 10	H: 1 LOB: 1 BB: 0 P: 15	R: 4 H: 5 E: 0 K: 2 S: 20	H: 5 LOB: 3 BB: 2 P: 33	R: 0 H: 0 E: 0 K: 1 S: 13	H: 0 LOB: 0 BB: 0 P: 17	R: 0 H: 0 E: 0 K: 0 S: 7	H: 0 LOB: 0 BB: 0 P: 12	R: 2 H: 3 E: 0 K: 1 S: 17	H: 3 LOB: 2 BB: 1 P: 24		R: 1 H: 2 E: 0 K: 1 S: 10	H: 2 LOB: 2 BB: 1 P: 19	1B: 8 2B: 6 3B: 0 HR: 0	SF: 0 SAC: 0 DP: 0 HBP: 0
PITCHER	IP	WLS	BF	H	R	ER	SO	BB	IBB	HBP	BLK	WP	HR	S	P	ERA	WHIP				
32 Matt Harvey, R (1,1) ERA: 7.8	4.1	L	24	9	4	4	4	2	0	0	0	1	0	55	84	8.31	2.538				
35 Adam Plutko, R (5,1) ERA: 5.2	2.2		9	0	0	0	3	1	0	0	0	0	0	27	42	0.00	0.375				
62 César Valdez, R (8,1) ERA: 5.74	1.0		7	3	2	2	1	1	0	0	0	0	0	17	24	18.00	4.000				
55 Dillon Tate, R (9,1) ERA: 4.18	1.0		6	2	1	1	1	1	0	0	0	1	0	10	19	9.00	3.000				

AB	41
R	7
H	14
RBI	7
BB	5
SO	9
LOB	21



Batter	1	2	3	4	5	6	7	8	9	AB	R	H	RBI	BB	SO	LOB	BOTTOM				
31 Cedric Mullins, L (1,8) OBP: 0.389, SLG: 0.552	F8		G4-3			G4-3		K		4	0	0	0	0	1	1	<p>Toronto Blue Jays @ Baltimore Orioles</p> <p>Oriole Park at Camden Yards, Baltimore, MD</p> <p>Sun Jun 20 2021, 1:07 PM - 4:11 PM EDT</p> <p>Att: 14,917 - Cloudy - 87 F</p>				
16 Trey Mancini, R (1,3) OBP: 0.315, SLG: 0.490			G5-3			L8				4	2	2	3	0	0	0					
6 Ryan Mountcastle, R (1,7) OBP: 0.291, SLG: 0.473					L6					4	0	1	0	0	0	0					
25 Anthony Santander, S (1,10) OBP: 0.270, SLG: 0.387					K					3	0	0	0	1	1	1					
21 Austin Hays, R (1,9) OBP: 0.292, SLG: 0.409		G5-3			G5-3					4	0	0	0	0	0	1					
2 Freddy Galvis, S (1,6) OBP: 0.315, SLG: 0.435					K					4	0	1	0	0	1	1					
3 Maikel Franco, R (1,5) OBP: 0.253, SLG: 0.366					K					4	0	0	0	0	1	2					
28 Pedro Severino, R (1,2) OBP: 0.314, SLG: 0.325										2	1	1	1	1	1	1					
11 Pat Valaika, R (1,4) OBP: 0.267, SLG: 0.267										2	1	0	0	0	0	1					
Inning Stats	R: 1 H: 2 E: 0 K: 0 S: 10	H: 2 LOB: 0 BB: 0 P: 15	R: 0 H: 1 E: 0 K: 1 S: 12	H: 1 LOB: 0 BB: 0 P: 16	R: 0 H: 0 E: 0 K: 0 S: 7	H: 0 LOB: 0 BB: 0 P: 11	R: 0 H: 0 E: 0 K: 1 S: 8	H: 0 LOB: 0 BB: 0 P: 12	R: 0 H: 0 E: 0 K: 2 S: 10	H: 0 LOB: 1 BB: 1 P: 18	R: 0 H: 0 E: 0 K: 0 S: 10	H: 0 LOB: 0 BB: 0 P: 15	R: 0 H: 0 E: 0 K: 0 S: 10	H: 0 LOB: 0 BB: 0 P: 13	R: 3 H: 2 E: 0 K: 1 S: 9	H: 2 LOB: 0 BB: 0 P: 16		R: 0 H: 0 E: 0 K: 0 S: 9	H: 0 LOB: 1 BB: 1 P: 15	1B: 2 2B: 0 3B: 0 HR: 3	SF: 0 SAC: 0 DP: 1 HBP: 1
PITCHER	IP	WLS	BF	H	R	ER	SO	BB	IBB	HBP	BLK	WP	HR	S	P	ERA	WHIP				
99 Hyun Jin Ryu, L (1,1) ERA: 3.25	7.0	W	24	3	1	1	4	1	0	0	0	0	0	67	100	1.29	0.571				
57 Trent Thornton, R (8,1) ERA: 3.89	1.0		6	2	3	3	1	0	0	1	0	0	2	9	16	27.00	2.000				
34 Tyler Chatwood, R (9,1) ERA: 4.32	1.0	S	4	0	0	0	0	1	0	0	0	0	0	9	15	0.00	1.000				

AB	31
R	4
H	5
RBI	4
BB	2
SO	5
LOB	8













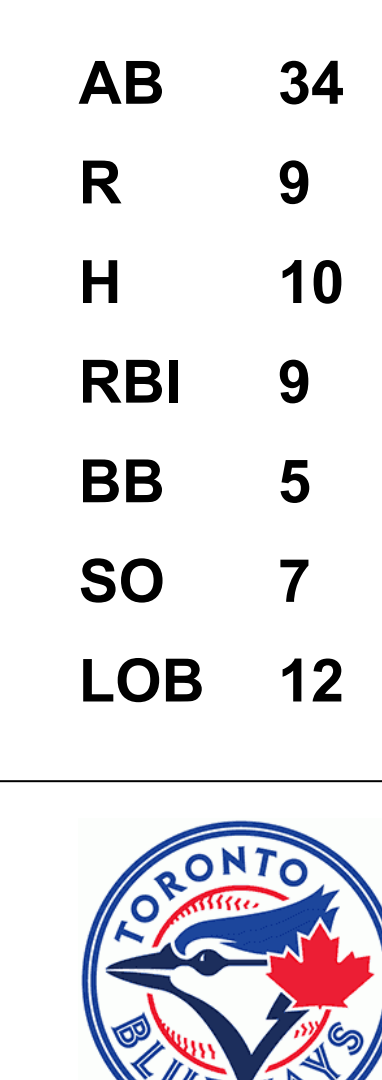




Batter	1	2	3	4	5	6	7	8	9	AB	R	H	RBI	BB	SO	LOB	TOP										
31 Cedric Mullins, L OBP: 0.379, SLG: 0.535										4	0	1	0	1	2	1	<b>Baltimore Orioles @ Toronto Blue Jays</b> Sahlen Field, Buffalo, NY Thu Jun 24 2021, 7:09 PM - 10:09 PM EDT Att: 6,264 - Partly Cloudy - 80 F										
16 Trey Mancini, R OBP: 0.342, SLG: 0.475										4	0	1	0	0	2	5											
6 Ryan Mountcastle, R OBP: 0.293, SLG: 0.459										2	0	1	0	2	0	1											
25 Anthony Santander, S OBP: 0.288, SLG: 0.374										4	0	0	0	0	2	5											
24 DJ Stewart, L OBP: 0.316, SLG: 0.366										0	0	0	0	0	0	0											
21 Austin Hays, R OBP: 0.289, SLG: 0.394										4	0	1	0	0	1	3											
2 Freddy Galvis, S OBP: 0.302, SLG: 0.414										4	0	0	0	0	1	3											
3 Maikel Franco, R OBP: 0.254, SLG: 0.370										4	0	1	0	0	0	2											
28 Pedro Severino, R OBP: 0.312, SLG: 0.323										4	0	2	0	0	1	0											
11 Pat Valaika, R OBP: 0.262, SLG: 0.270										4	0	0	0	0	1	3											
<b>Inning Stats</b>	R: 0 E: 0 K: 3 S: 13	H: 2 LOB: 2 BB: 0 P: 19	R: 0 E: 0 K: 3 S: 21	H: 2 LOB: 3 BB: 1 P: 32	R: 0 E: 0 K: 1 S: 8	H: 0 LOB: 1 BB: 1 P: 13	R: 0 E: 0 K: 0 S: 6	H: 0 LOB: 0 BB: 0 P: 9	R: 0 E: 0 K: 1 S: 14	H: 1 LOB: 1 BB: 0 P: 22	R: 0 E: 0 K: 0 S: 9	H: 0 LOB: 0 BB: 0 P: 15	R: 0 E: 0 K: 1 S: 6	H: 1 LOB: 1 BB: 0 P: 9	R: 0 E: 0 K: 0 S: 9	H: 1 LOB: 2 BB: 1 P: 16	R: 0 E: 0 K: 1 S: 9	H: 0 LOB: 0 BB: 0 P: 16	1B: 6 2B: 1 3B: 0 HR: 0	SF: 0 SAC: 0 DP: 0 HBP: 0	WP: 0 PB: 0 SB: 0 CS: 0	PA: 37					
<b>PITCHER</b>	IP	WLS	BF	H	R	ER	SO	BB	IBB	HBP	BLK	WP	HR	S	P	ERA	WHIP	<b>PITCHER</b>									
47 Anthony Kay, L ERA: 5.19	5.0	W	22	5	0	0	8	2	0	0	0	0	0	62	95	0.00	1.400										
63 Anthony Castro, R ERA: 4.75	1.0		3	0	0	0	0	0	0	0	0	0	0	9	15	0.00	0.000										
66 Patrick Murphy, R ERA: 8.1	1.0		4	1	0	0	1	0	0	0	0	0	0	6	9	0.00	1.000										
23 Jacob Barnes, R ERA: 5.95	1.0		5	1	0	0	0	1	0	0	0	0	0	9	16	0.00	2.000										
52 Tayler Saucedo, L ERA:	1.0		3	0	0	0	1	0	0	0	0	0	0	9	16	0.00	0.000										

Batter	1	2	3	4	5	6	7	8	9	AB	R	H	RBI	BB	SO	LOB	BOTTOM										
10 Marcus Semien, R OBP: 0.345, SLG: 0.517										4	2	1	1	1	2	3	<b>Baltimore Orioles @ Toronto Blue Jays</b> Sahlen Field, Buffalo, NY Thu Jun 24 2021, 7:09 PM - 10:09 PM EDT Att: 6,264 - Partly Cloudy - 80 F										
11 Bo Bichette, R OBP: 0.330, SLG: 0.477										3	1	1	1	1	1	0											
5 Santiago Espinal, R OBP: 0.343, SLG: 0.363										1	0	1	0	0	0	0											
27 Vladimir Guerrero Jr., R OBP: 0.441, SLG: 0.699										4	2	1	1	1	3	3											
37 Teoscar Hernández, R OBP: 0.346, SLG: 0.493										4	1	2	1	0	1	0											
15 Randal Grichuk, R OBP: 0.290, SLG: 0.454										4	0	0	1	0	0	3											
8 Cavan Biggio, L OBP: 0.342, SLG: 0.381										3	1	0	0	1	0	2											
13 Lourdes Gurriel Jr., R OBP: 0.274, SLG: 0.409										4	1	1	4	0	0	0											
2 Joe Panik, L OBP: 0.300, SLG: 0.360										3	0	0	0	1	0	0											
7 Reese McGuire, L OBP: 0.367, SLG: 0.459										4	1	3	0	0	0	1											
<b>Inning Stats</b>	R: 6 E: 0 K: 1 S: 21	H: 2 LOB: 1 BB: 5 P: 45	R: 1 E: 0 K: 0 S: 13	H: 2 LOB: 0 BB: 0 P: 17	R: 2 E: 0 K: 1 S: 17	H: 3 LOB: 1 BB: 0 P: 26	R: 0 E: 1 K: 0 S: 4	H: 0 LOB: 0 BB: 0 P: 7	R: 0 E: 0 K: 3 S: 10	H: 1 LOB: 1 BB: 0 P: 15	R: 0 E: 0 K: 0 S: 11	H: 0 LOB: 0 BB: 0 P: 16	R: 0 E: 0 K: 0 S: 3	H: 0 LOB: 0 BB: 0 P: 4	R: 0 E: 0 K: 2 S: 13	H: 2 LOB: 2 BB: 0 P: 23	R: 0 E: 0 K: 2 S: 13	H: 0 LOB: 0 BB: 0 P: 16	1B: 5 2B: 4 3B: 0 HR: 2	SF: 0 SAC: 0 DP: 1 HBP: 0	WP: 0 PB: 0 SB: 0 CS: 0	PA: 39					
<b>PITCHER</b>	IP	WLS	BF	H	R	ER	SO	BB	IBB	HBP	BLK	WP	HR	S	P	ERA	WHIP	<b>PITCHER</b>									
64 Dean Kremer, R ERA: 7.25	0.1	L	8	2	0	6	0	5	0	0	0	0	0	1	17	162.00	21.000										
35 Adam Plutko, R ERA: 5.54	2.2		13	5	3	3	2	0	0	0	0	0	1	34	49	10.12	1.875										
70 Travis Lakins Sr., R ERA: 5.81	4.0		13	1	0	0	3	0	0	0	0	0	0	28	42	0.00	0.250										
51 Paul Fry, L ERA: 3.0	1.0		5	2	0	0	2	0	0	0	0	0	0	13	23	0.00	2.000										

AB	34
R	0
H	7
RBI	0
BB	3
SO	10
LOB	23















Batter	1	2	3	4	5	6	7	8	9	AB R H RBI BB SO LOB	TOP											
65 Ryan McKenna, R (1, 8) OBP: 0.308, SLG: 0.283	F8		FC5						K	5 0 2 0 0 1 1	<p><b>Baltimore Orioles @ Toronto Blue Jays</b> Sahlen Field, Buffalo, NY Sun Jun 27 2021, 1:09 PM - 4:23 PM EDT Att: 6,044 - Cloudy - 81 F</p> <p>livebaseballscorecards.com</p> <p>AB 34 R 2 H 7 RBI 2 BB 3 SO 8 LOB 20</p> 											
25 Anthony Santander, S (1, 10) OBP: 0.269, SLG: 0.372	F7		L4							4 0 0 0 0 0 1 6												
6 Ryan Mountcastle, R (1, 3) OBP: 0.300, SLG: 0.464	HR		L9							3 1 1 1 1 0 0 4												
24 DJ Stewart, L (1, 7) OBP: 0.316, SLG: 0.365	G6-3									3 0 1 0 0 0 1 0												
16 Trey Mancini, R (7, PH) OBP: 0.331, SLG: 0.458										1 0 0 0 0 0 0 3												
21 Austin Hays, R (1, 9) OBP: 0.295, SLG: 0.395		G4-3								4 0 1 0 0 0 1 0												
75 Domingo Leyba, S (1, 4)		P6								4 0 0 0 0 0 2 2												
3 Maikel Franco, R (1, 5) OBP: 0.253, SLG: 0.359		G5-3								4 1 1 0 0 0 1 2												
29 Ramón Urias, R (1, 6) OBP: 0.338, SLG: 0.400										3 0 1 1 1 0 0 0												
61 Austin Wynns, R (1, 2) OBP: 0.184, SLG: 0.250										2 0 0 0 0 1 1 2												
31 Cedric Mullins, L (9, PH) OBP: 0.380, SLG: 0.536										1 0 0 0 0 0 0 0												
<b>Inning Stats</b>	R: 1 E: 0 K: 0 S: 12	H: 1 LOB: 0 BB: 0 P: 19	R: 0 E: 0 K: 0 S: 7	H: 0 LOB: 0 BB: 0 P: 12	R: 0 E: 1 K: 1 S: 16	H: 0 LOB: 2 BB: 1 P: 25	R: 0 E: 0 K: 1 S: 8	H: 0 LOB: 0 BB: 0 P: 12	R: 1 E: 0 K: 1 S: 13	H: 3 LOB: 2 BB: 0 P: 20	R: 0 E: 0 K: 1 S: 10	H: 2 LOB: 1 BB: 0 P: 13	R: 0 E: 0 K: 0 S: 16	H: 1 LOB: 3 BB: 2 P: 33	R: 0 E: 0 K: 3 S: 9	H: 0 LOB: 0 BB: 0 P: 15	R: 0 E: 0 K: 1 S: 12	H: 0 LOB: 0 BB: 0 P: 17	1B: 5 2B: 1 3B: 0 HR: 1	SF: 0 SAC: 0 DP: 1 HBP: 0	WP: 0 PB: 0 SB: 0 CS: 0	PA: 37
<b>PITCHER</b>	IP WLS BF H R ER SO BB IBB HBP BLK WP HR S P ERA WHIP											IP WLS BF H R ER SO BB IBB HBP BLK WP HR S P ERA WHIP										
48 Ross Stripling, R (1, 1) ERA: 4.27	5.0 W 23 6 2 2 3 1 0 0 0 0 0 1 61 95 3.60 1.400																					
66 Patrick Murphy, R (6, 1) ERA: 5.4	1.2 H 7 1 0 0 1 2 0 0 0 0 0 0 4 7 0.00 1.800																					
58 Tim Mayza, L (7, 1) ERA: 4.94	0.1 H 1 0 0 0 0 0 0 0 0 0 0 0 4 7 0.00 0.000																					
63 Anthony Castro, R (8, 1) ERA: 4.5	1.0 H 3 0 0 0 3 0 0 0 0 0 0 0 9 15 0.00 0.000																					
68 Jordan Romano, R (9, 1) ERA: 1.28	1.0 S 3 0 0 0 1 0 0 0 0 0 0 0 12 17 0.00 0.000																					

Batter	1	2	3	4	5	6	7	8	9	AB R H RBI BB SO LOB	BOTTOM									
10 Marcus Semien, R (1, 4) OBP: 0.346, SLG: 0.519	L8									4 1 2 0 0 0 1	<p><b>Baltimore Orioles @ Toronto Blue Jays</b> Sahlen Field, Buffalo, NY Sun Jun 27 2021, 1:09 PM - 4:23 PM EDT Att: 6,044 - Cloudy - 81 F</p> <p>livebaseballscorecards.com</p> <p>AB 32 R 5 H 12 RBI 4 BB 4 SO 8 LOB 16</p> 									
11 Bo Bichette, R (1, 6) OBP: 0.331, SLG: 0.476										4 0 1 0 0 0 4										
27 Vladimir Guerrero Jr., R (1, 3) OBP: 0.443, SLG: 0.694										4 1 2 2 0 0 3										
37 Teoscar Hernández, R (1, 7) OBP: 0.343, SLG: 0.498										4 2 2 0 0 2 1										
4 George Springer, R (1, 10) OBP: 0.316, SLG: 0.469										2 0 0 0 2 2 2										
8 Cavan Biggio, L (1, 9) OBP: 0.343, SLG: 0.383										3 0 2 2 1 1 0										
15 Randal Grichuk, R (1, 8) OBP: 0.297, SLG: 0.469										4 0 1 0 0 2 3										
2 Joe Panik, L (1, 5) OBP: 0.293, SLG: 0.351										3 0 0 0 0 0 2										
5 Santiago Espinal, R (7, 5) OBP: 0.346, SLG: 0.365										1 0 0 0 0 0 0										
7 Reese McGuire, L (1, 2) OBP: 0.374, SLG: 0.440										3 1 2 0 1 1 0										
<b>Inning Stats</b>	R: 0 E: 0 K: 0 S: 11	H: 1 LOB: 0 BB: 0 P: 18	R: 1 E: 0 K: 0 S: 9	H: 1 LOB: 1 BB: 2 P: 22	R: 2 E: 0 K: 1 S: 19	H: 3 LOB: 2 BB: 2 P: 31	R: 0 E: 0 K: 0 S: 8	H: 2 LOB: 1 BB: 0 P: 14	R: 2 E: 0 K: 2 S: 15	H: 3 LOB: 1 BB: 0 P: 19	R: 0 E: 0 K: 0 S: 9	H: 2 LOB: 2 BB: 0 P: 12	R: 0 E: 0 K: 3 S: 9	H: 0 LOB: 0 BB: 0 P: 15	R: 0 E: 0 K: 2 S: 9	H: 0 LOB: 0 BB: 0 P: 14	1B: 9 2B: 3 3B: 0 HR: 0	SF: 0 SAC: 0 DP: 3 HBP: 0	WP: 0 PB: 0 SB: 0 CS: 0	PA: 36
<b>PITCHER</b>	IP WLS BF H R ER SO BB IBB HBP BLK WP HR S P ERA WHIP											IP WLS BF H R ER SO BB IBB HBP BLK WP HR S P ERA WHIP								
48 Jorge López, R (1, 1) ERA: 5.92	4.2 L 24 10 2 0 5 2 4 0 0 0 0 0 0 59 100 9.64 3.000																			
68 Tyler Wells, R (5, 1) ERA: 3.99	1.1 6 2 0 0 1 0 0 0 0 0 0 0 12 16 0.00 1.500																			
55 Dillon Tate, R (7, 1) ERA: 3.99	2.0 6 0 0 0 5 0 0 0 0 0 0 0 18 29 0.00 0.000																			
















Batter	1	2	3	4	5	6	7	8	9	AB	R	H	RBI	BB	SO	LOB	TOP								
31 Cedric Mullins, L OBP: 0.386, SLG: 0.542	G5-3		F7	G6-3		FC4-6 21 BLK 2B		F7		5	1	0	0	0	0	3	<b>Baltimore Orioles @ Los Angeles Angels</b> Angel Stadium, Anaheim, CA Fri Jul 02 2021, 6:40 PM - 10:05 PM PDT Att: 23,561 - Partly Cloudy - 76 F								
21 Austin Hays, R OBP: 0.310, SLG: 0.438	P4		G4-3					F9		5	1	2	1	0	0	2									
16 Trey Mancini, R OBP: 0.331, SLG: 0.460	HR		G5-3		G1-3	G5-3			K	5	2	2	1	0	1	1									
6 Ryan Mountcastle, R OBP: 0.300, SLG: 0.461	F9		BB		G6-3			F8	K	4	1	0	0	1	1	0									
25 Anthony Santander, S OBP: 0.284, SLG: 0.391	F8		BB					P6	F8	4	1	1	3	1	0	0									
65 Ryan McKenna, R OBP: 0.290, SLG: 0.252			2B							0	0	0	0	0	0	0									
28 Pedro Severino, R OBP: 0.313, SLG: 0.324	G5-3		2B							3	0	1	1	1	1	0									
75 Domingo Leyba, S OBP: 0.196, SLG: 0.171	HR		BB							2	1	1	1	2	1	2									
29 Ramón Urias, R OBP: 0.337, SLG: 0.421	L7		FC6-4		G4-3					4	0	1	0	0	0	2									
11 Pat Valaika, R OBP: 0.255, SLG: 0.250	G6-3		G5-3					B2		3	0	0	0	1	0	2									
<b>Inning Stats</b>	R: 1 E: 0 K: 0 S: 10	H: 1 LOB: 0 BB: 0 P: 15	R: 1 E: 0 K: 0 S: 15	H: 1 LOB: 0 BB: 0 P: 22	R: 4 E: 0 K: 0 S: 16	H: 4 LOB: 2 BB: 2 P: 28	R: 0 E: 0 K: 0 S: 8	H: 0 LOB: 2 BB: 0 P: 11	R: 0 E: 0 K: 1 S: 13	H: 0 LOB: 2 BB: 2 P: 26	R: 1 E: 0 K: 0 S: 12	H: 1 LOB: 1 BB: 1 P: 22	R: 0 E: 0 K: 1 S: 7	H: 0 LOB: 0 BB: 0 P: 10	R: 0 E: 0 K: 0 S: 9	H: 1 LOB: 2 BB: 1 P: 17		R: 0 E: 0 K: 2 S: 9	H: 0 LOB: 0 BB: 0 P: 10	1B: 3 2B: 3 3B: 0 HR: 2	SF: 0 SAC: 0 DP: 0 HBP: 0	WP: 1 PB: 0 SB: 0 CS: 0	PA: 41		
<b>PITCHER</b>	IP	WLS	BF	H	R	ER	SO	BB	IBB	HBP	BLK	WP	HR	S	P	ERA	WHIP								
47 Griffin Canning, R ERA: 5.6	2.2		16	6	6	6	0	2	0	0	0	1	2	39	62	20.25	3.000								
57 Aaron Slegers, R ERA: 5.79	2.0		8	0	0	0	0	2	0	0	0	0	0	20	35	0.00	1.000								
62 Jose Quintana, L ERA: 6.92	1.0	H	4	0	1	1	1	1	0	0	0	0	0	12	22	9.00	1.000								
40 Steve Cishek, R ERA: 3.25	1.1	B	5	1	0	0	1	0	0	0	1	0	0	10	15	0.00	0.750								
21 Mike Mayers, R ERA: 4.38	0.1		3	1	0	0	0	1	0	0	0	0	0	4	10	0.00	6.000								
32 Raisel Iglesias, R ERA: 3.47	1.2	W	5	0	0	0	2	0	0	0	0	0	0	14	17	0.00	0.000								

Batter	1	2	3	4	5	6	7	8	9	AB	R	H	RBI	BB	SO	LOB	BOTTOM								
22 David Fletcher, R OBP: 0.317, SLG: 0.337	P3		HR			F8			L4	5	1	1	1	0	1	1	<b>Baltimore Orioles @ Los Angeles Angels</b> Angel Stadium, Anaheim, CA Fri Jul 02 2021, 6:40 PM - 10:05 PM PDT Att: 23,561 - Partly Cloudy - 76 F								
17 Shohel Ohtani, L OBP: 0.364, SLG: 0.705	F4		HR			G4-3			BB	4	3	2	3	1	0	0									
6 Anthony Rendon, R OBP: 0.328, SLG: 0.374	2B		BB							5	1	3	0	0	2	1									
20 Jared Walsh, L OBP: 0.343, SLG: 0.562	G3		K			F9				5	0	1	1	0	1	3									
13 Phil Gosselin, R OBP: 0.374, SLG: 0.473	F8		BB							3	0	0	0	1	2	1									
2 Luis Rengifo, S OBP: 0.180, SLG: 0.271										0	0	0	0	0	0	0									
33 Max Stassi, R OBP: 0.393, SLG: 0.485	HR		BB			G6-3				4	1	2	1	0	0	1									
4 Jose Iglesias, R OBP: 0.299, SLG: 0.398	HR		G6-4-3							3	1	1	2	0	0	2									
3 Taylor Ward, R OBP: 0.332, SLG: 0.436			BB			F9				4	1	2	0	0	0	1									
19 Juan Lagares, R OBP: 0.248, SLG: 0.353	K		G3			L4				4	0	0	0	0	1	2									
<b>Inning Stats</b>	R: 0 E: 0 K: 0 S: 7	H: 1 LOB: 1 BB: 0 P: 13	R: 2 E: 0 K: 2 S: 18	H: 3 LOB: 0 BB: 0 P: 22	R: 2 E: 0 K: 1 S: 18	H: 3 LOB: 1 BB: 1 P: 29	R: 3 E: 1 K: 1 S: 13	H: 3 LOB: 0 BB: 0 P: 18	R: 0 E: 0 K: 0 S: 6	H: 0 LOB: 1 BB: 0 P: 9	R: 0 E: 0 K: 1 S: 11	H: 1 LOB: 1 BB: 0 P: 16	R: 0 E: 0 K: 0 S: 6	H: 0 LOB: 0 BB: 0 P: 8	R: 1 E: 0 K: 1 S: 6	H: 1 LOB: 1 BB: 1 P: 12		1B: 8 2B: 1 3B: 0 HR: 3	SF: 0 SAC: 0 DP: 1 HBP: 1	WP: 1 PB: 0 SB: 1 CS: 0	PA: 40				
<b>PITCHER</b>	IP	WLS	BF	H	R	ER	SO	BB	IBB	HBP	BLK	WP	HR	S	P	ERA	WHIP								
45 Keegan Akin, L ERA: 7.46	3.0		16	7	4	4	3	1	0	0	0	1	1	20	29	16.20	1.800								
55 Dillon Tate, R ERA: 4.29	1.2		9	3	3	3	2	0	0	1	0	0	0	5	8	0.00	0.000								
80 Spenser Watkins, R ERA:	1.0		3	0	0	0	0	0	0	0	0	0	0	7	12	0.00	1.500								
66 Tanner Scott, L ERA: 2.87	0.2		3	1	0	0	0	0	0	0	0	0	0	14	18	0.00	0.000								
68 Tyler Wells, R ERA: 3.58	2.0		6	0	0	0	1	0	0	0	0	0	0	14	18	0.00	0.000								
51 Paul Fry, L ERA: 3.77	0.1	L	3	1	1	1	1	1	0	0	0	0	0	5	11	27.00	6.000								

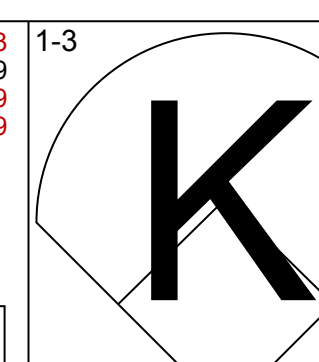
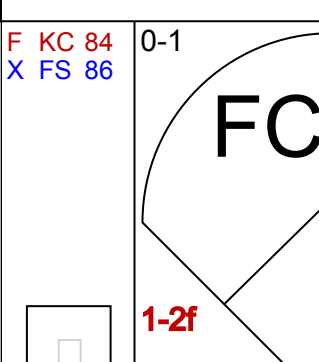
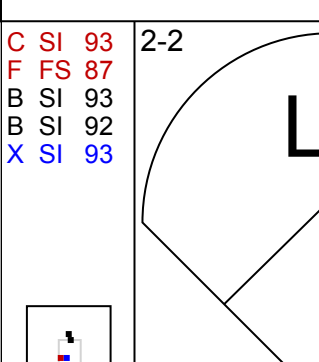
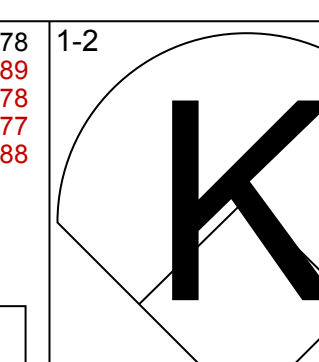
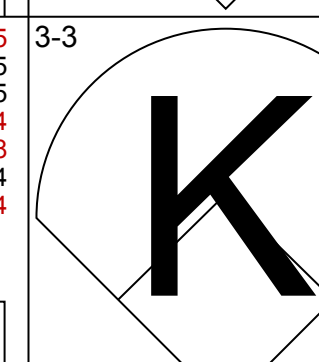
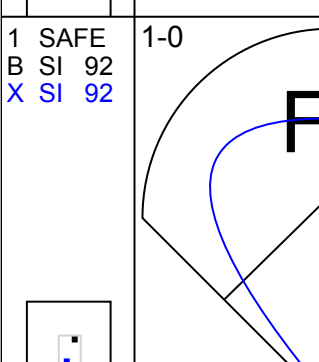
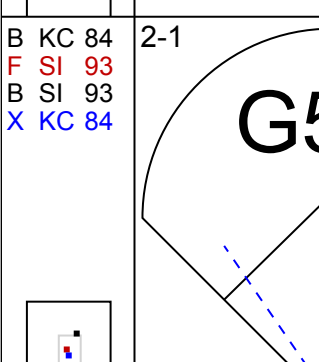

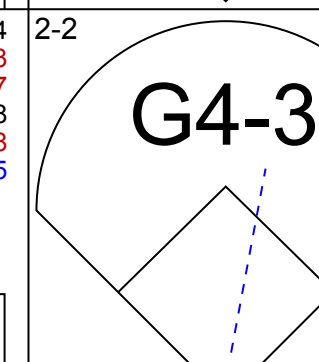
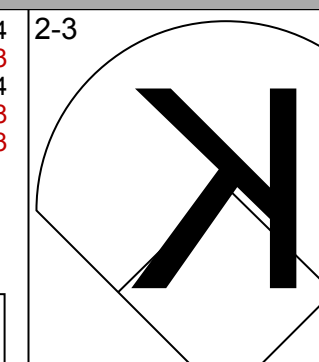
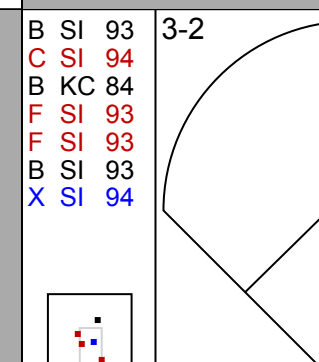
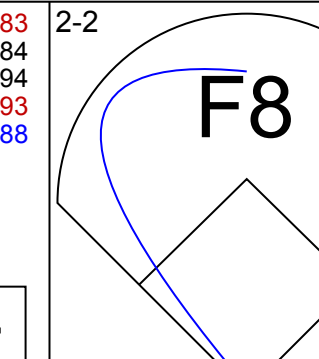
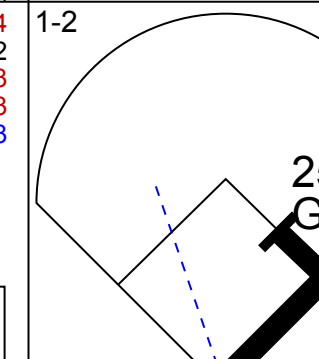
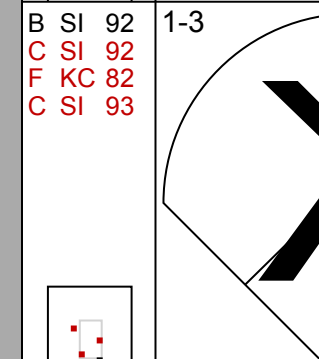
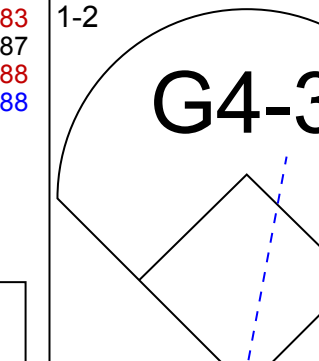
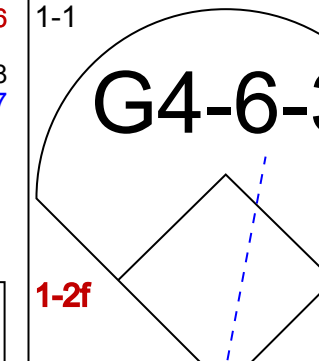
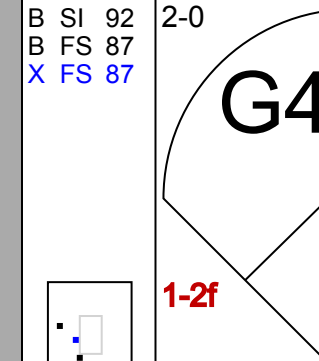
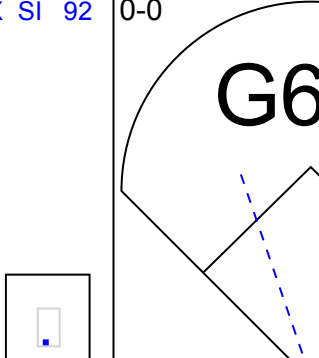
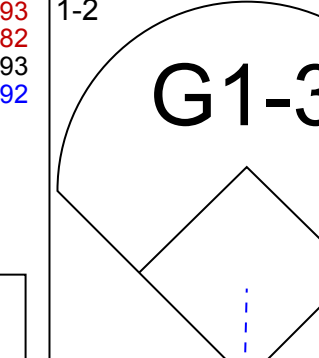
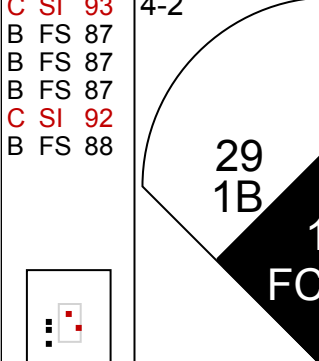
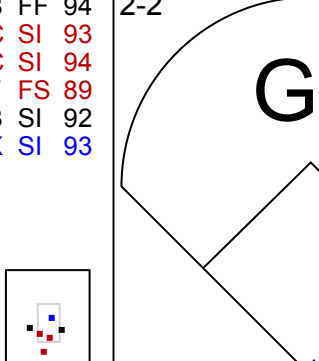
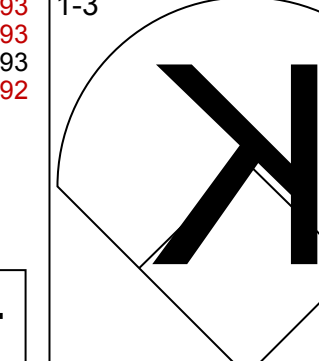
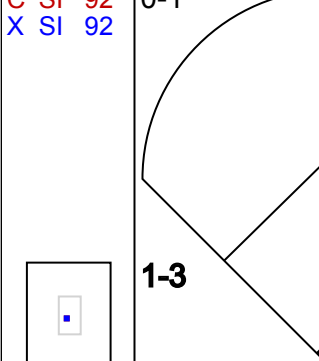
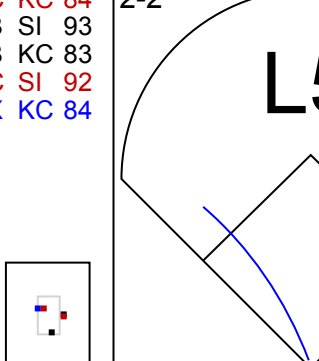
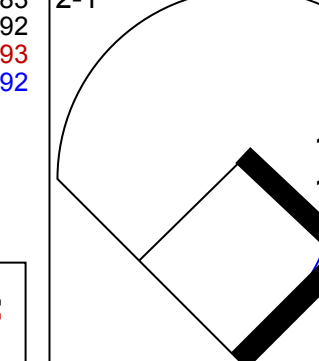
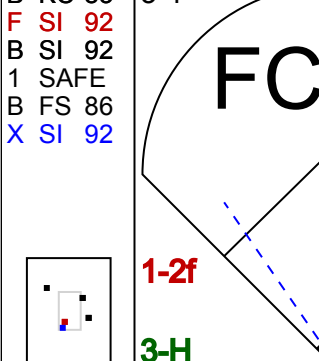

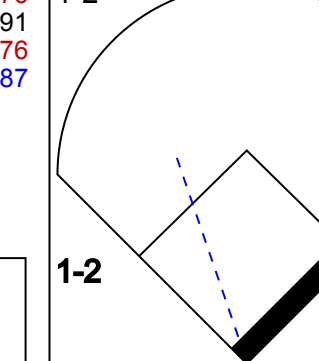
AB	35
R	7
H	8
RBI	7
BB	6
SO	4
LOB	12



AB	37
R	8
H	12
RBI	8
BB	2
SO	7
LOB	12





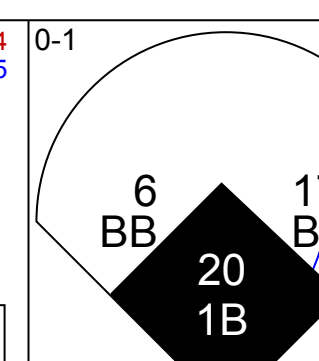
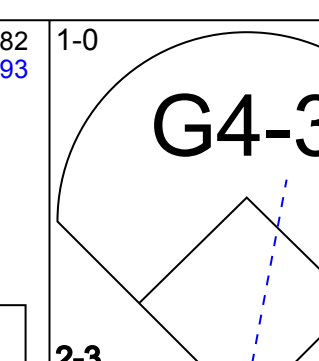
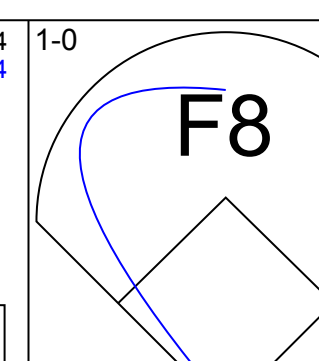
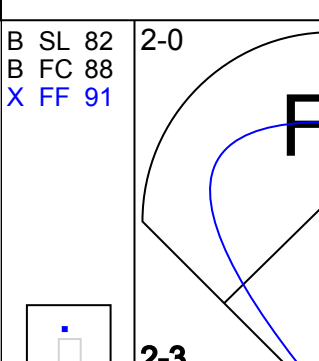
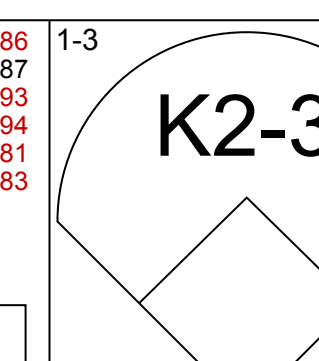
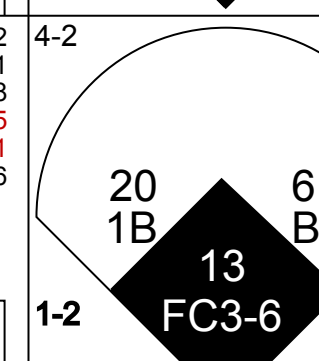
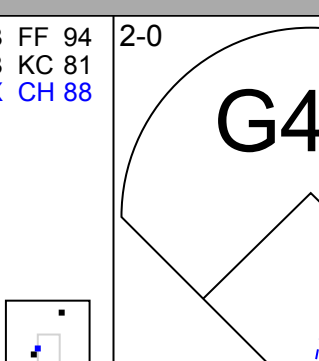
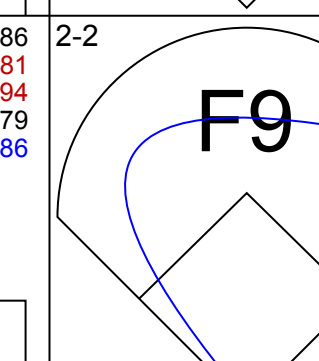
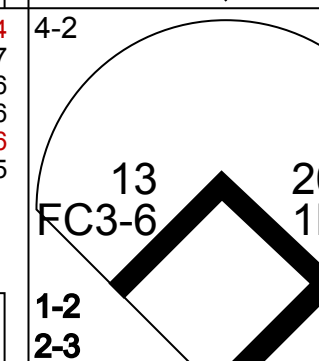
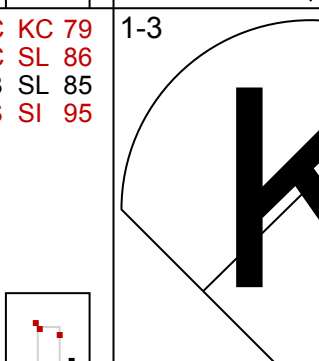
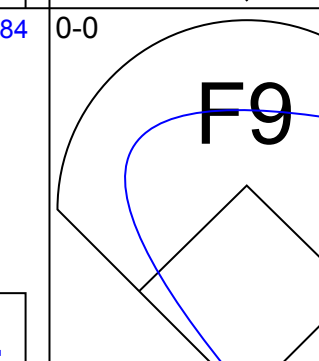
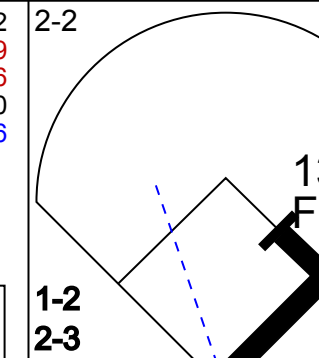
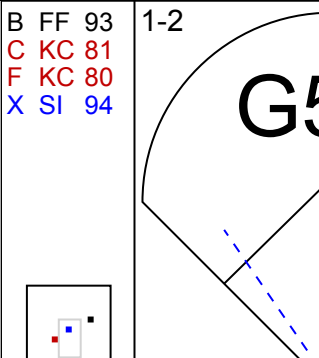
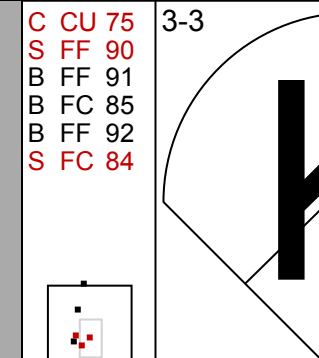
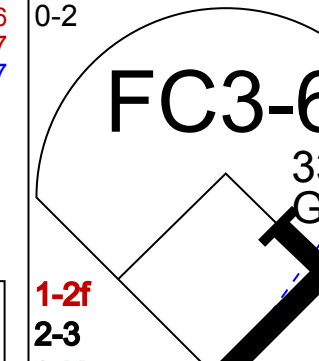
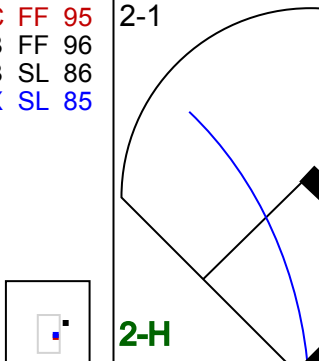

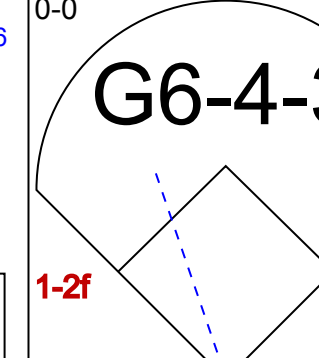
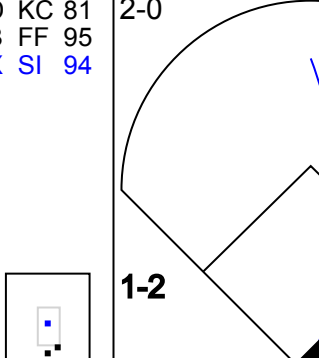


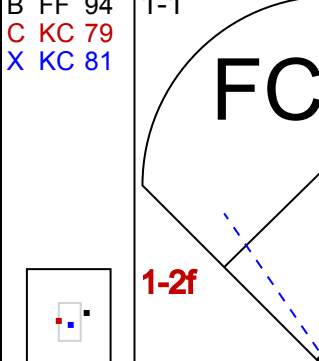
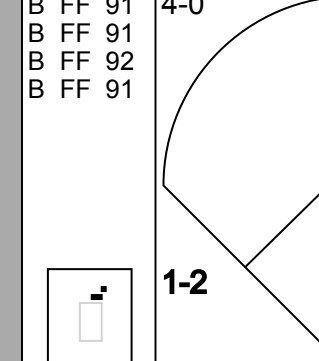
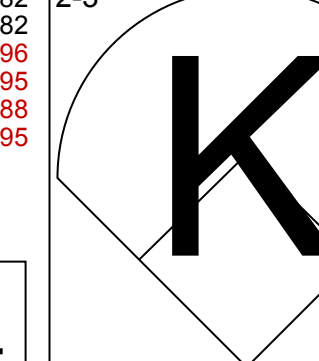



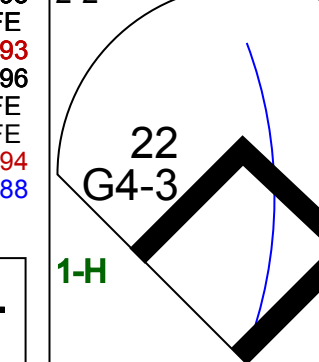
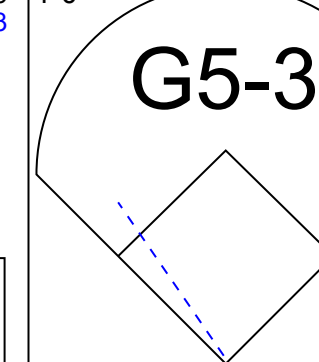
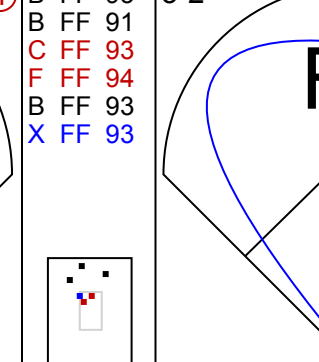
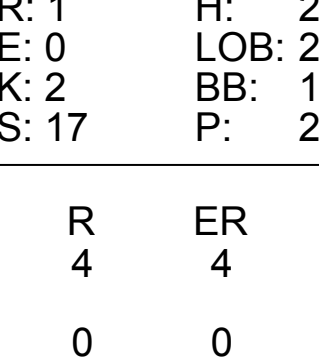
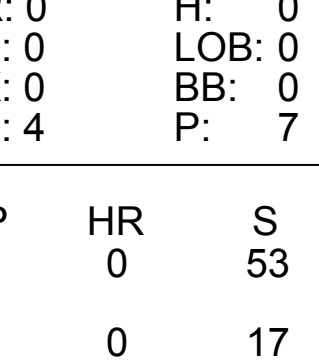
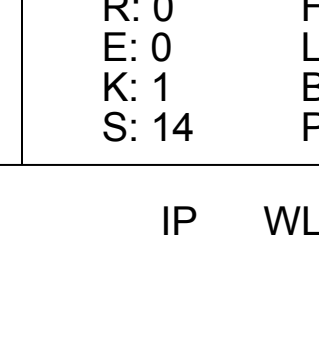
Batter	1	2	3	4	5	6	7	8	9	AB	R	H	RBI	BB	SO	LOB	TOP					
31 Cedric Mullins, L OBP: 0.381, SLG: 0.535										4	0	0	0	0	2	3						
21 Austin Hays, R OBP: 0.304, SLG: 0.429										4	0	0	0	0	2	1						
16 Trey Mancini, R OBP: 0.330, SLG: 0.457										4	0	1	0	0	2	0						
6 Ryan Mountcastle, R OBP: 0.300, SLG: 0.458										4	0	1	0	0	1	1						
25 Anthony Santander, S OBP: 0.280, SLG: 0.385										3	0	0	0	0	0	2						
28 Pedro Severino, R OBP: 0.308, SLG: 0.319										3	0	0	0	0	1	0						
75 Domingo Leyba, S OBP: 0.284, SLG: 0.163										2	1	0	0	1	1	0						
29 Ramón Urias, R OBP: 0.348, SLG: 0.430										3	0	2	0	0	0	0						
11 Pat Valaika, R OBP: 0.257, SLG: 0.252										3	0	1	1	0	0	1						
<b>Inning Stats</b>	R: 0 E: 0 K: 2 S: 11	H: 0 LOB: 0 BB: 0 P: 17	R: 0 E: 0 K: 1 S: 10	H: 0 LOB: 0 BB: 1 P: 15	R: 1 E: 0 K: 0 S: 9	H: 1 LOB: 1 BB: 1 P: 17	R: 0 E: 0 K: 1 S: 9	H: 1 LOB: 0 BB: 0 P: 13	R: 0 E: 0 K: 0 S: 8	H: 0 LOB: 0 BB: 0 P: 12	R: 0 E: 0 K: 0 S: 7	H: 0 LOB: 0 BB: 0 P: 12	R: 0 E: 0 K: 1 S: 8	H: 1 LOB: 0 BB: 0 P: 14	R: 0 E: 0 K: 2 S: 15	H: 2 LOB: 2 BB: 0 P: 21	R: 0 E: 0 K: 2 S: 8	H: 0 LOB: 0 BB: 0 P: 10	1B: 5 2B: 0 3B: 0 HR: 0	SF: 0 SAC: 0 DP: 2 HBP: 0	WP: 0 PB: 0 SB: 0 CS: 0	PA: 31
<b>PITCHER</b>	IP	WLS	BF	H	R	ER	SO	BB	IBB	HBP	BLK	WP	HR	S	P	ERA	WHIP					
38 Alex Cobb, R ERA: 4.6	7.2	W	26	4	1	1	6	1	0	0	0	0	0	70	112	1.17	0.652					
40 Steve Cishek, R ERA: 3.22	0.1	H	2	1	0	0	1	0	0	0	0	0	0	7	9	0.00	3.000					
32 Raisel Iglesias, R ERA: 3.38	1.0	S	3	0	0	0	2	0	0	0	0	0	0	8	10	0.00	0.000					

**Baltimore Orioles @ Los Angeles Angels**  
 Angel Stadium, Anaheim, CA  
 Sat Jul 03 2021, 7:09 PM - 10:00 PM PDT  
 Att: 28,160 - Clear - 75 F

livebaseballscorecards.com

AB 30  
R 1  
H 5  
RBI 1  
BB 1  
SO 9  
LOB 8



Batter	1	2	3	4	5	6	7	8	9	AB	R	H	RBI	BB	SO	LOB	BOTTOM					
22 David Fletcher, R OBP: 0.315, SLG: 0.334										5	1	1	0	0	1	2						
17 Shohai Ohtani, L OBP: 0.367, SLG: 0.700										2	1	0	0	3	0	0						
6 Anthony Rendon, R OBP: 0.325, SLG: 0.367										4	0	0	0	1	2	4						
20 Jared Walsh, L OBP: 0.345, SLG: 0.564										4	1	2	1	0	1	0						
13 Phil Gosselin, R OBP: 0.379, SLG: 0.468										3	0	1	2	1	0	2						
3 Taylor Ward, R OBP: 0.332, SLG: 0.436										0	0	0	0	0	0	0						
33 Max Stassi, R OBP: 0.374, SLG: 0.480										3	0	1	0	1	1	3						
4 Jose Iglesias, R OBP: 0.302, SLG: 0.397										3	1	1	0	1	0	3						
2 Luis Rengifo, S OBP: 0.200, SLG: 0.274										3	0	1	0	1	1	1						
19 Juan Lagares, R OBP: 0.248, SLG: 0.356										4	0	1	1	0	0	4						
<b>Inning Stats</b>	R: 2 E: 0 K: 0 S: 13	H: 2 LOB: 1 BB: 2 P: 23	R: 1 E: 0 K: 2 S: 17	H: 2 LOB: 2 BB: 1 P: 24	R: 0 E: 0 K: 1 S: 10	H: 0 LOB: 1 BB: 1 P: 18	R: 0 E: 0 K: 0 S: 4	H: 0 LOB: 0 BB: 0 P: 7	R: 1 E: 0 K: 1 S: 12	H: 3 LOB: 2 BB: 0 P: 20	R: 0 E: 0 K: 0 S: 7	H: 1 LOB: 2 BB: 1 P: 12	R: 0 E: 0 K: 1 S: 14	H: 0 LOB: 3 BB: 3 P: 33	R: 0 E: 0 K: 1 S: 9	H: 0 LOB: 0 BB: 0 P: 12	1B: 6 2B: 2 3B: 0 HR: 0	SF: 0 SAC: 0 DP: 1 HBP: 0	WP: 1 PB: 1 SB: 0 CS: 0	PA: 39		
<b>PITCHER</b>	IP	WLS	BF	H	R	ER	SO	BB	IBB	HBP	BLK	WP	HR	S	P	ERA	WHIP					
48 Jorge López, R ERA: 6.02	4.2	L	24	7	4	4	4	3	1	0	0	0	0	53	88	7.71	2.143					
35 Adam Plutko, R ERA: 4.95	2.0		10	1	0	0	1	2	1	0	0	1	0	17	35	0.00	1.500					
60 Isaac Mattson, R ERA: 4.5	1.1		5	0	0	0	1	1	0	0	0	0	0	16	26	0.00	0.750					

**Baltimore Orioles @ Los Angeles Angels**  
 Angel Stadium, Anaheim, CA  
 Sat Jul 03 2021, 7:09 PM - 10:00 PM PDT  
 Att: 28,160 - Clear - 75 F

livebaseballscorecards.com

AB 31  
R 4  
H 8  
RBI 4  
BB 8  
SO 6  
LOB 19





Batter	1	2	3	4	5	6	7	8	9	AB	R	H	RBI	BB	SO	LOB	TOP										
65 Ryan McKenna, R OBP: 0.284, SLG: 0.237										4	0	0	0	1	2	0	<b>Baltimore Orioles @ Los Angeles Angels</b> Angel Stadium, Anaheim, CA Sun Jul 04 2021, 1:12 PM - 4:12 PM PDT Att: 18,955 - Sunny - 79 F										
21 Austin Hays, R OBP: 0.303, SLG: 0.426										4	1	1	0	0	0	1											
16 Trey Mancini, R OBP: 0.329, SLG: 0.453										3	1	0	0	1	1	1											
6 Ryan Mountcastle, R OBP: 0.302, SLG: 0.455										2	0	0	0	2	1	2											
29 Ramón Urias, R OBP: 0.366, SLG: 0.451										3	1	2	1	1	1	1											
24 DJ Stewart, L OBP: 0.317, SLG: 0.366										3	1	1	2	0	2	4											
28 Pedro Severino, R OBP: 0.307, SLG: 0.317										1	0	0	0	0	0	1											
11 Pat Valaika, R OBP: 0.257, SLG: 0.246										3	0	0	0	1	1	2											
61 Austin Wynns, R OBP: 0.200, SLG: 0.326										2	0	0	0	0	1	1											
31 Cedric Mullins, L OBP: 0.365, SLG: 0.547									2	1	2	2	0	0	0	0											
75 Domingo Leyba, S OBP: 0.189, SLG: 0.149										4	0	0	0	0	1	1											
<b>Inning Stats</b>	R: 0 H: 0 E: 0 K: 1 S: 18	H: 0 LOB: 3 BB: 3 P: 35	R: 0 H: 0 E: 0 K: 1 S: 7	H: 0 LOB: 0 BB: 1 P: 13	R: 0 H: 0 E: 0 K: 2 S: 10	H: 1 LOB: 1 BB: 0 P: 13	R: 0 H: 0 E: 0 K: 0 S: 10	H: 0 LOB: 0 BB: 0 P: 13	R: 4 H: 4 E: 0 K: 0 S: 11	H: 4 LOB: 0 BB: 1 P: 20	R: 0 H: 0 E: 0 K: 2 S: 8	H: 0 LOB: 1 BB: 0 P: 14	R: 0 H: 0 E: 0 K: 1 S: 7	H: 0 LOB: 1 BB: 1 P: 13	R: 1 H: 1 E: 0 K: 0 S: 9	H: 1 LOB: 0 BB: 0 P: 14		1B: 3 2B: 2 3B: 0 HR: 1	SF: 0 SAC: 0 DP: 1 HBP: 0	WP: 1 PB: 0 SB: 0 CS: 1	PA: 38						
<b>PITCHER</b>	IP	WLS	BF	H	R	ER	SO	BB	IBB	HBP	BLK	WP	HR	S	P	ERA	WHIP	<b>PITCHER</b>									
43 Patrick Sandoval, L ERA: 3.88	5.0		21	2	2	2	7	5	0	0	0	1	0	60	101	3.60	1.400										
57 Aaron Stegers, R ERA: 6.46	0.1	H	3	2	1	1	0	0	0	0	0	0	0	3	4	27.00	6.000										
60 Andrew Wantz, R ERA:	1.2	B	5	1	1	1	2	0	0	0	0	0	0	13	23	5.40	0.600										
21 Mike Mayers, R ERA: 4.28	1.0		4	0	0	0	1	1	0	0	0	0	0	7	13	0.00	1.000										
32 Raisel Iglesias, R ERA: 3.56	1.0	W	4	1	1	1	0	0	0	0	0	0	1	9	14	9.00	1.000										
<b>Batter</b>	<b>1</b>	<b>2</b>	<b>3</b>	<b>4</b>	<b>5</b>	<b>6</b>	<b>7</b>	<b>8</b>	<b>9</b>	<b>AB</b>	<b>R</b>	<b>H</b>	<b>RBI</b>	<b>BB</b>	<b>SO</b>	<b>LOB</b>	<b>BOTTOM</b>										
22 David Fletcher, R OBP: 0.315, SLG: 0.337										4	1	1	0	0	0	1	<b>Baltimore Orioles @ Los Angeles Angels</b> Angel Stadium, Anaheim, CA Sun Jul 04 2021, 1:12 PM - 4:12 PM PDT Att: 18,955 - Sunny - 79 F										
17 Shohai Ohtani, L OBP: 0.366, SLG: 0.704										4	1	1	1	0	2	1											
20 Jared Walsh, L OBP: 0.343, SLG: 0.563										4	1	1	1	0	1	0											
6 Anthony Rendon, R OBP: 0.329, SLG: 0.382										2	1	1	1	1	0	1											
2 Luis Rengifo, S OBP: 0.197, SLG: 0.270										1	0	0	0	0	0	0											
13 Phil Gosselin, R OBP: 0.383, SLG: 0.469										4	0	2	1	0	1	1											
4 Jose Iglesias, R OBP: 0.301, SLG: 0.392									3	1	0	0	1	1	2												
24 Kurt Suzuki, R OBP: 0.296, SLG: 0.300										4	1	1	0	0	0	0											
3 Taylor Ward, R OBP: 0.333, SLG: 0.437										2	0	1	0	0	0	0											
18 Jose Rojas, L OBP: 0.250, SLG: 0.366									2	0	1	0	0	0	1	0											
19 Juan Lagares, R OBP: 0.249, SLG: 0.360									4	0	1	2	0	0	1												
<b>Inning Stats</b>	R: 2 H: 3 E: 0 K: 1 S: 14	H: 3 LOB: 1 BB: 0 P: 21	R: 0 H: 0 E: 0 K: 0 S: 8	H: 0 LOB: 0 BB: 0 P: 10	R: 2 H: 3 E: 0 K: 0 S: 11	H: 3 LOB: 1 BB: 0 P: 14	R: 0 H: 1 E: 0 K: 0 S: 8	H: 1 LOB: 1 BB: 0 P: 9	R: 0 H: 0 E: 0 K: 2 S: 11	H: 0 LOB: 0 BB: 1 P: 24	R: 0 H: 0 E: 0 K: 2 S: 15	H: 0 LOB: 0 BB: 0 P: 21	R: 0 H: 0 E: 0 K: 1 S: 9	H: 0 LOB: 0 BB: 0 P: 15	R: 2 H: 3 E: 0 K: 0 S: 10	H: 3 LOB: 2 BB: 1 P: 15	1B: 5 2B: 3 3B: 0 HR: 2	SF: 0 SAC: 0 DP: 0 HBP: 0	WP: 0 PB: 0 SB: 0 CS: 0	PA: 36							
<b>PITCHER</b>	IP	WLS	BF	H	R	ER	SO	BB	IBB	HBP	BLK	WP	HR	S	P	ERA	WHIP	<b>PITCHER</b>									
73 Thomas Eshelman, R, 1 ERA: 7.16	4.0		19	4	4	4	2	1	0	0	0	0	0	11	24	0.00	1.000										
59 Zac Lowther, L ERA: 12.78	1.0		4	0	0	0	2	1	0	0	0	0	0	15	21	0.00	0.000										
68 Tyler Wells, R ERA: 3.49	1.0		3	0	0	0	2	0	0	0	0	0	0	11	18	0.00	0.000										
66 Tanner Scott, L ERA: 2.73	1.2		5	0	0	0	0	0	0	0	0	0	0	11	18	0.00	0.000										
54 Cole Sulser, R ERA: 2.61	0.1	L	5	3	2	2	1	1	0	0	0	0	0	14	21	54.00	12.000										



Batter	1	2	3	4	5	6	7	8	9	AB	R	H	RBI	BB	SO	LOB	TOP					
10 Marcus Semien, R (1.4) OBP: 0.347, SLG: 0.535										4	1	0	0	1	1	1						
11 Bo Bichette, R (1.6) OBP: 0.341, SLG: 0.478										3	0	1	0	1	0	1						
27 Vladimir Guerrero Jr., R (1.3) OBP: 0.436, SLG: 0.678										3	1	1	2	0	1	1						
4 George Springer, R (1.8) OBP: 0.353, SLG: 0.509										4	0	1	0	0	2	1						
37 Teoscar Hernández, R (1.10) OBP: 0.333, SLG: 0.469										3	0	0	0	1	0	2						
8 Cavan Biggio, L (1.5) OBP: 0.335, SLG: 0.369											4	0	0	0	0	2						
15 Randal Grichuk, R (1.9) OBP: 0.294, SLG: 0.475											4	2	2	1	0	1						
13 Lourdes Gurriel Jr., R (1.7) OBP: 0.285, SLG: 0.431											4	1	3	2	0	0						
7 Reese McGuire, L (1.2) OBP: 0.324, SLG: 0.375											4	0	0	0	0	1						
<b>Inning Stats</b>	R: 1 E: 0 K: 0 S: 10	H: 1 LOB: 1 BB: 1 P: 18	R: 0 E: 0 K: 1 S: 11	H: 1 LOB: 1 BB: 0 P: 16	R: 0 E: 0 K: 1 S: 9	H: 0 LOB: 0 BB: 1 P: 17	R: 0 E: 0 K: 1 S: 12	H: 0 LOB: 1 BB: 1 P: 21	R: 0 E: 0 K: 1 S: 10	H: 1 LOB: 1 BB: 0 P: 17	R: 0 E: 0 K: 1 S: 10	H: 1 LOB: 0 BB: 0 P: 12	R: 1 E: 0 K: 1 S: 15	H: 1 LOB: 0 BB: 0 P: 17	R: 1 E: 0 K: 1 S: 10	H: 1 LOB: 0 BB: 0 P: 16	R: 2 E: 0 K: 1 S: 10	H: 2 LOB: 0 BB: 0 P: 11	1B: 5 2B: 0 3B: 0 HR: 3	SF: 1 SAC: 0 DP: 1 HBP: 0	WP: 0 PB: 0 SB: 0 CS: 0	PA: 37
<b>PITCHER</b>	IP WLS BF H R ER SO BB IBB HBP BLK WP HR S P ERA WHIP																					
80 Spenser Watkins, R (1.1) ERA: 1.5	5.0 W 20 3 1 1 2 3 0 0 0 0 0 0 52 89 1.80 1.200																					
55 Dillon Tate, L (6.1) ERA: 4.23	2.0 8 2 1 1 2 0 0 0 0 0 0 1 25 29 4.50 1.000																					
66 Tanner Scott, L (8.1) ERA: 2.91	1.0 4 1 1 1 1 0 0 0 0 0 0 1 10 16 9.00 1.000																					
68 Tyler Wells, R (9.1) ERA: 3.86	1.0 5 2 2 2 1 0 0 0 0 0 0 1 10 11 18.00 2.000																					

Toronto Blue Jays @ Baltimore Orioles  
 Oriole Park at Camden Yards, Baltimore, MD  
 Tue Jul 06 2021, 7:07 PM - 10:09 PM EDT  
 Att: 7,388 - Clear - 93 F

livebaseballscores.com

AB 33  
 R 5  
 H 8  
 RBI 5  
 BB 3  
 SO 6  
 LOB 11



Batter	1	2	3	4	5	6	7	8	9	AB	R	H	RBI	BB	SO	LOB	BOTTOM			
31 Cedric Mullins, L (1.8) OBP: 0.385, SLG: 0.553										4	1	1	2	1	1	2				
21 Austin Hays, R (1.7) OBP: 0.300, SLG: 0.425										5	0	1	0	0	3	3				
16 Trey Mancini, R (1.10) OBP: 0.330, SLG: 0.450										4	1	1	0	0	4					
6 Ryan Mountcastle, R (1.3) OBP: 0.302, SLG: 0.455										4	1	1	0	0	1	2				
25 Anthony Santander, S (1.9) OBP: 0.279, SLG: 0.397											4	1	1	2	0	1				
65 Ryan McKenna, R (9.7) OBP: 0.294, SLG: 0.237											4	1	2	0	0	0				
29 Ramón Urías, R (1.6) OBP: 0.371, SLG: 0.453											3	1	1	2	1	1				
28 Pedro Severino, R (1.2) OBP: 0.310, SLG: 0.333											4	0	2	0	0	1				
11 Pat Valaika, R (1.4) OBP: 0.263, SLG: 0.254										4	0	2	0	0	1					
75 Domingo Leyba, S (1.5) OBP: 0.193, SLG: 0.157										4	1	1	0	0	1	2				
<b>Inning Stats</b>	R: 0 E: 0 K: 0 S: 10	H: 1 LOB: 0 BB: 0 P: 15	R: 0 E: 0 K: 1 S: 11	H: 0 LOB: 0 BB: 0 P: 14	R: 0 E: 0 K: 2 S: 10	H: 2 LOB: 0 BB: 0 P: 15	R: 2 E: 0 K: 1 S: 14	H: 2 LOB: 0 BB: 0 P: 20	R: 5 E: 0 K: 1 S: 24	H: 5 LOB: 2 BB: 1 P: 43	R: 0 E: 0 K: 0 S: 8	H: 0 LOB: 1 BB: 0 P: 14	R: 0 E: 0 K: 2 S: 11	H: 1 LOB: 0 BB: 0 P: 19	R: 0 E: 0 K: 2 S: 9	H: 0 LOB: 1 BB: 1 P: 19	1B: 6 2B: 2 3B: 0 HR: 3	SF: 0 SAC: 0 DP: 0 HBP: 1	WP: 1 PB: 0 SB: 0 CS: 0	PA: 39
<b>PITCHER</b>	IP WLS BF H R ER SO BB IBB HBP BLK WP HR S P ERA WHIP																			
22 Steven Matz, L (1.1) ERA: 4.72	4.0 L 19 6 4 3 4 0 0 0 0 0 1 1 17 28 40.50 4.500																			
57 Trent Thornton, R (5.1) ERA: 4.79	0.2 5 3 3 3 1 0 0 0 0 0 0 0 7 16 0.00 3.000																			
52 Tayler Saucedo, L (5.1) ERA: 1.59	0.2 4 1 0 0 0 1 0 0 0 0 0 0 7 16 0.00 3.000																			
23 Jacob Barnes, R (6.1) ERA: 4.74	1.2 7 1 0 0 2 0 0 1 0 0 0 0 16 28 0.00 0.600																			
63 Anthony Castro, R (8.1) ERA: 4.5	1.0 4 0 0 0 2 1 0 0 0 0 0 0 9 19 0.00 1.000																			

Toronto Blue Jays @ Baltimore Orioles  
 Oriole Park at Camden Yards, Baltimore, MD  
 Tue Jul 06 2021, 7:07 PM - 10:09 PM EDT  
 Att: 7,388 - Clear - 93 F

livebaseballscores.com

AB 36  
 R 7  
 H 11  
 RBI 6  
 BB 2  
 SO 9  
 LOB 15





Batter	1	2	3	4	5	6	7	8	9	AB	R	H	RBI	BB	SO	LOB	TOP							
10 Marcus Semien, R OBP: 0.348, SLG: 0.532										4	2	1	0	1	2	4	<b>Toronto Blue Jays @ Baltimore Orioles</b> Oriole Park at Camden Yards, Baltimore, MD Wed Jul 07 2021, 7:07 PM - 10:29 PM EDT Att: 7,457 - Partly Cloudy - 89 F							
11 Bo Bichette, R OBP: 0.345, SLG: 0.488										5	2	3	3	0	0	0								
27 Vladimir Guerrero Jr., R (1,3) 5 Santiago Espinal, R (8,PH) OBP: 0.399, SLG: 0.679										4	1	3	2	0	1	0								
4 George Springer, R 3 Jonathan Davis, R OBP: 0.333, SLG: 0.475										4	0	0	0	0	0	5								
37 Teoscar Hernández, R OBP: 0.338, SLG: 0.479										5	1	3	1	0	0	0								
15 Randal Grichuk, R OBP: 0.336, SLG: 0.469										4	0	0	1	0	2	4								
8 Cavan Biggio, L OBP: 0.386, SLG: 0.381										4	1	2	2	0	0	1								
13 Lourdes Gurriel Jr., R (1,7)										4	1	1	1	1	0	2								
9 Danny Jansen, R OBP: 0.258, SLG: 0.281										4	1	1	0	0	1	1								
<b>Inning Stats</b>	R: 3 H: 4 E: 0 K: 0 S: 12	H: 4 LOB: 2 BB: 1 P: 21	R: 0 H: 0 E: 0 K: 1 S: 12	H: 0 LOB: 0 BB: 0 P: 18	R: 0 H: 1 E: 0 K: 0 S: 7	H: 1 LOB: 0 BB: 0 P: 9	R: 3 H: 5 E: 0 K: 2 S: 23	H: 5 LOB: 2 BB: 0 P: 34	R: 1 H: 1 E: 0 K: 0 S: 7	H: 1 LOB: 0 BB: 0 P: 15	R: 2 H: 2 E: 0 K: 1 S: 13	H: 2 LOB: 0 BB: 0 P: 16	R: 0 H: 0 E: 0 K: 1 S: 19	H: 0 LOB: 3 BB: 1 P: 34	R: 1 H: 2 E: 0 K: 1 S: 16	H: 2 LOB: 1 BB: 0 P: 27		R: 0 H: 0 E: 0 K: 0 S: 8	H: 0 LOB: 0 BB: 0 P: 13	1B: 10 2B: 5 3B: 0 HR: 1	SF: 1 SAC: 0 DP: 1 HBP: 2	WP: 0 PB: 0 SB: 0 CS: 0	PA: 45	
<b>PITCHER</b>	IP WLS BF H R ER SO BB IBB HBP BLK WP HR S P ERA WHIP	IP WLS BF H R ER SO BB IBB HBP BLK WP HR S P ERA WHIP	IP WLS BF H R ER SO BB IBB HBP BLK WP HR S P ERA WHIP	IP WLS BF H R ER SO BB IBB HBP BLK WP HR S P ERA WHIP	IP WLS BF H R ER SO BB IBB HBP BLK WP HR S P ERA WHIP	IP WLS BF H R ER SO BB IBB HBP BLK WP HR S P ERA WHIP	IP WLS BF H R ER SO BB IBB HBP BLK WP HR S P ERA WHIP	IP WLS BF H R ER SO BB IBB HBP BLK WP HR S P ERA WHIP	IP WLS BF H R ER SO BB IBB HBP BLK WP HR S P ERA WHIP	IP WLS BF H R ER SO BB IBB HBP BLK WP HR S P ERA WHIP	IP WLS BF H R ER SO BB IBB HBP BLK WP HR S P ERA WHIP	IP WLS BF H R ER SO BB IBB HBP BLK WP HR S P ERA WHIP	IP WLS BF H R ER SO BB IBB HBP BLK WP HR S P ERA WHIP	IP WLS BF H R ER SO BB IBB HBP BLK WP HR S P ERA WHIP	IP WLS BF H R ER SO BB IBB HBP BLK WP HR S P ERA WHIP	IP WLS BF H R ER SO BB IBB HBP BLK WP HR S P ERA WHIP	IP WLS BF H R ER SO BB IBB HBP BLK WP HR S P ERA WHIP	IP WLS BF H R ER SO BB IBB HBP BLK WP HR S P ERA WHIP	IP WLS BF H R ER SO BB IBB HBP BLK WP HR S P ERA WHIP	IP WLS BF H R ER SO BB IBB HBP BLK WP HR S P ERA WHIP	IP WLS BF H R ER SO BB IBB HBP BLK WP HR S P ERA WHIP	IP WLS BF H R ER SO BB IBB HBP BLK WP HR S P ERA WHIP	IP WLS BF H R ER SO BB IBB HBP BLK WP HR S P ERA WHIP	IP WLS BF H R ER SO BB IBB HBP BLK WP HR S P ERA WHIP
32 Matt Harvey, R ERA: 7.7	3.2 L 20 9 6 6 3 1 0 0 0 0 0 0 50 75 14.73 2.727	3.2 L 20 9 6 6 3 1 0 0 0 0 0 0 50 75 14.73 2.727	3.2 L 20 9 6 6 3 1 0 0 0 0 0 0 50 75 14.73 2.727	3.2 L 20 9 6 6 3 1 0 0 0 0 0 0 50 75 14.73 2.727	3.2 L 20 9 6 6 3 1 0 0 0 0 0 0 50 75 14.73 2.727	3.2 L 20 9 6 6 3 1 0 0 0 0 0 0 50 75 14.73 2.727	3.2 L 20 9 6 6 3 1 0 0 0 0 0 0 50 75 14.73 2.727	3.2 L 20 9 6 6 3 1 0 0 0 0 0 0 50 75 14.73 2.727	3.2 L 20 9 6 6 3 1 0 0 0 0 0 0 50 75 14.73 2.727	3.2 L 20 9 6 6 3 1 0 0 0 0 0 0 50 75 14.73 2.727	3.2 L 20 9 6 6 3 1 0 0 0 0 0 0 50 75 14.73 2.727	3.2 L 20 9 6 6 3 1 0 0 0 0 0 0 50 75 14.73 2.727	3.2 L 20 9 6 6 3 1 0 0 0 0 0 0 50 75 14.73 2.727	3.2 L 20 9 6 6 3 1 0 0 0 0 0 0 50 75 14.73 2.727	3.2 L 20 9 6 6 3 1 0 0 0 0 0 0 50 75 14.73 2.727	3.2 L 20 9 6 6 3 1 0 0 0 0 0 0 50 75 14.73 2.727	3.2 L 20 9 6 6 3 1 0 0 0 0 0 0 50 75 14.73 2.727	3.2 L 20 9 6 6 3 1 0 0 0 0 0 0 50 75 14.73 2.727	3.2 L 20 9 6 6 3 1 0 0 0 0 0 0 50 75 14.73 2.727	3.2 L 20 9 6 6 3 1 0 0 0 0 0 0 50 75 14.73 2.727	3.2 L 20 9 6 6 3 1 0 0 0 0 0 0 50 75 14.73 2.727	3.2 L 20 9 6 6 3 1 0 0 0 0 0 0 50 75 14.73 2.727	3.2 L 20 9 6 6 3 1 0 0 0 0 0 0 50 75 14.73 2.727	
35 Adam Plutko, R ERA: 5.0	1.1 6 2 1 1 0 0 0 0 0 0 0 11 22 6.75 1.500	1.1 6 2 1 1 0 0 0 0 0 0 0 11 22 6.75 1.500	1.1 6 2 1 1 0 0 0 0 0 0 0 11 22 6.75 1.500	1.1 6 2 1 1 0 0 0 0 0 0 0 11 22 6.75 1.500	1.1 6 2 1 1 0 0 0 0 0 0 0 11 22 6.75 1.500	1.1 6 2 1 1 0 0 0 0 0 0 0 11 22 6.75 1.500	1.1 6 2 1 1 0 0 0 0 0 0 0 11 22 6.75 1.500	1.1 6 2 1 1 0 0 0 0 0 0 0 11 22 6.75 1.500	1.1 6 2 1 1 0 0 0 0 0 0 0 11 22 6.75 1.500	1.1 6 2 1 1 0 0 0 0 0 0 0 11 22 6.75 1.500	1.1 6 2 1 1 0 0 0 0 0 0 0 11 22 6.75 1.500	1.1 6 2 1 1 0 0 0 0 0 0 0 11 22 6.75 1.500	1.1 6 2 1 1 0 0 0 0 0 0 0 11 22 6.75 1.500	1.1 6 2 1 1 0 0 0 0 0 0 0 11 22 6.75 1.500	1.1 6 2 1 1 0 0 0 0 0 0 0 11 22 6.75 1.500	1.1 6 2 1 1 0 0 0 0 0 0 0 11 22 6.75 1.500	1.1 6 2 1 1 0 0 0 0 0 0 0 11 22 6.75 1.500	1.1 6 2 1 1 0 0 0 0 0 0 0 11 22 6.75 1.500	1.1 6 2 1 1 0 0 0 0 0 0 0 11 22 6.75 1.500	1.1 6 2 1 1 0 0 0 0 0 0 0 11 22 6.75 1.500	1.1 6 2 1 1 0 0 0 0 0 0 0 11 22 6.75 1.500	1.1 6 2 1 1 0 0 0 0 0 0 0 11 22 6.75 1.500	1.1 6 2 1 1 0 0 0 0 0 0 0 11 22 6.75 1.500	
62 César Valdez, R ERA: 6.18	1.0 5 2 2 2 1 0 0 0 0 0 1 13 16 18.00 2.000	1.0 5 2 2 2 1 0 0 0 0 0 1 13 16 18.00 2.000	1.0 5 2 2 2 1 0 0 0 0 0 1 13 16 18.00 2.000	1.0 5 2 2 2 1 0 0 0 0 0 1 13 16 18.00 2.000	1.0 5 2 2 2 1 0 0 0 0 0 1 13 16 18.00 2.000	1.0 5 2 2 2 1 0 0 0 0 0 1 13 16 18.00 2.000	1.0 5 2 2 2 1 0 0 0 0 0 1 13 16 18.00 2.000	1.0 5 2 2 2 1 0 0 0 0 0 1 13 16 18.00 2.000	1.0 5 2 2 2 1 0 0 0 0 0 1 13 16 18.00 2.000	1.0 5 2 2 2 1 0 0 0 0 0 1 13 16 18.00 2.000	1.0 5 2 2 2 1 0 0 0 0 0 1 13 16 18.00 2.000	1.0 5 2 2 2 1 0 0 0 0 0 1 13 16 18.00 2.000	1.0 5 2 2 2 1 0 0 0 0 0 1 13 16 18.00 2.000	1.0 5 2 2 2 1 0 0 0 0 0 1 13 16 18.00 2.000	1.0 5 2 2 2 1 0 0 0 0 0 1 13 16 18.00 2.000	1.0 5 2 2 2 1 0 0 0 0 0 1 13 16 18.00 2.000	1.0 5 2 2 2 1 0 0 0 0 0 1 13 16 18.00 2.000	1.0 5 2 2 2 1 0 0 0 0 0 1 13 16 18.00 2.000	1.0 5 2 2 2 1 0 0 0 0 0 1 13 16 18.00 2.000	1.0 5 2 2 2 1 0 0 0 0 0 1 13 16 18.00 2.000	1.0 5 2 2 2 1 0 0 0 0 0 1 13 16 18.00 2.000	1.0 5 2 2 2 1 0 0 0 0 0 1 13 16 18.00 2.000	1.0 5 2 2 2 1 0 0 0 0 0 1 13 16 18.00 2.000	
59 Zac Lowther, L ERA: 10.8	2.0 11 2 1 1 2 1 0 2 0 0 0 35 61 4.50 1.500	2.0 11 2 1 1 2 1 0 2 0 0 0 35 61 4.50 1.500	2.0 11 2 1 1 2 1 0 2 0 0 0 35 61 4.50 1.500	2.0 11 2 1 1 2 1 0 2 0 0 0 35 61 4.50 1.500	2.0 11 2 1 1 2 1 0 2 0 0 0 35 61 4.50 1.500	2.0 11 2 1 1 2 1 0 2 0 0 0 35 61 4.50 1.500	2.0 11 2 1 1 2 1 0 2 0 0 0 35 61 4.50 1.500	2.0 11 2 1 1 2 1 0 2 0 0 0 35 61 4.50 1.500	2.0 11 2 1 1 2 1 0 2 0 0 0 35 61 4.50 1.500	2.0 11 2 1 1 2 1 0 2 0 0 0 35 61 4.50 1.500	2.0 11 2 1 1 2 1 0 2 0 0 0 35 61 4.50 1.500	2.0 11 2 1 1 2 1 0 2 0 0 0 35 61 4.50 1.500	2.0 11 2 1 1 2 1 0 2 0 0 0 35 61 4.50 1.500	2.0 11 2 1 1 2 1 0 2 0 0 0 35 61 4.50 1.500	2.0 11 2 1 1 2 1 0 2 0 0 0 35 61 4.50 1.500	2.0 11 2 1 1 2 1 0 2 0 0 0 35 61 4.50 1.500	2.0 11 2 1 1 2 1 0 2 0 0 0 35 61 4.50 1.500	2.0 11 2 1 1 2 1 0 2 0 0 0 35 61 4.50 1.500	2.0 11 2 1 1 2 1 0 2 0 0 0 35 61 4.50 1.500	2.0 11 2 1 1 2 1 0 2 0 0 0 35 61 4.50 1.500	2.0 11 2 1 1 2 1 0 2 0 0 0 35 61 4.50 1.500	2.0 11 2 1 1 2 1 0 2 0 0 0 35 61 4.50 1.500	2.0 11 2 1 1 2 1 0 2 0 0 0 35 61 4.50 1.500	
51 Paul Fry, L ERA: 3.66	1.0 3 0 0 0 0 0 0 0 0 0 0 8 13 0.00 0.000	1.0 3 0 0 0 0 0 0 0 0 0 0 8 13 0.00 0.000	1.0 3 0 0 0 0 0 0 0 0 0 0 8 13 0.00 0.000	1.0 3 0 0 0 0 0 0 0 0 0 0 8 13 0.00 0.000	1.0 3 0 0 0 0 0 0 0 0 0 0 8 13 0.00 0.000	1.0 3 0 0 0 0 0 0 0 0 0 0 8 13 0.00 0.000	1.0 3 0 0 0 0 0 0 0 0 0 0 8 13 0.00 0.000	1.0 3 0 0 0 0 0 0 0 0 0 0 8 13 0.00 0.000	1.0 3 0 0 0 0 0 0 0 0 0 0 8 13 0.00 0.000	1.0 3 0 0 0 0 0 0 0 0 0 0 8 13 0.00 0.000	1.0 3 0 0 0 0 0 0 0 0 0 0 8 13 0.00 0.000	1.0 3 0 0 0 0 0 0 0 0 0 0 8 13 0.00 0.000	1.0 3 0 0 0 0 0 0 0 0 0 0 8 13 0.00 0.000	1.0 3 0 0 0 0 0 0 0 0 0 0 8 13 0.00 0.000	1.0 3 0 0 0 0 0 0 0 0 0 0 8 13 0.00 0.000	1.0 3 0 0 0 0 0 0 0 0 0 0 8 13 0.00 0.000	1.0 3 0 0 0 0 0 0 0 0 0 0 8 13 0.00 0.000	1.0 3 0 0 0 0 0 0 0 0 0 0 8 13 0.00 0.000	1.0 3 0 0 0 0 0 0 0 0 0 0 8 13 0.00 0.000	1.0 3 0 0 0 0 0 0 0 0 0 0 8 13 0.00 0.000	1.0 3 0 0 0 0 0 0 0 0 0 0 8 13 0.00 0.000	1.0 3 0 0 0 0 0 0 0 0 0 0 8 13 0.00 0.000	1.0 3 0 0 0 0 0 0 0 0 0 0 8 13 0.00 0.000	1.0 3 0 0 0 0 0 0 0 0 0 0 8 13 0.00 0.000
<b>Batter</b>	<b>1</b>	<b>2</b>	<b>3</b>	<b>4</b>	<b>5</b>	<b>6</b>	<b>7</b>	<b>8</b>	<b>9</b>	<b>AB</b>	<b>R</b>	<b>H</b>	<b>RBI</b>	<b>BB</b>	<b>SO</b>	<b>LOB</b>	<b>BOTTOM</b>							
31 Cedric Mullins, L 82 Kelvin Gutiérrez, R OBP: 0.384, SLG: 0.549																								



















Batter	1	2	3	4	5	6	7	8	9	AB	R	H	RBI	BB	SO	LOB	TOP								
31 Cedric Mullins, L OBP: 0.384, SLG: 0.546	G4-3					G4-3				5	1	2	0	0	0	2	<p>Baltimore Orioles @ Kansas City Royals</p> <p>Kauffman Stadium, Kansas City, MO</p> <p>Sat Jul 17 2021, 6:11 PM - 9:13 PM CDT</p> <p>Att: 27,292 - Clear - 83 F</p>								
16 Trey Mancini, R OBP: 0.329, SLG: 0.459	G6-3					P4		G1-3		5	2	2	0	0	0	1									
6 Ryan Mountcastle, R OBP: 0.300, SLG: 0.439	K								P6	4	1	1	2	0	2	0									
24 DJ Stewart, L OBP: 0.315, SLG: 0.357										4	2	2	1	0	1	0									
21 Austin Hays, R OBP: 0.305, SLG: 0.428									K	1	0	0	0	0	1	0									
25 Anthony Santander, S OBP: 0.277, SLG: 0.379										3	2	1	1	2	1	0									
69 Ryan McKenna, R OBP: 0.303, SLG: 0.231										0	0	0	0	0	0	0									
29 Ramón Urias, R OBP: 0.352, SLG: 0.436										4	0	2	2	1	0	1									
75 Domingo Leyba, S OBP: 0.222, SLG: 0.185										4	0	0	1	0	1	4									
28 Pedro Severino, R OBP: 0.310, SLG: 0.348										3	0	1	1	1	0	1									
11 Pat Valaika, R OBP: 0.249, SLG: 0.239										4	0	0	0	0	1	4									
<b>Inning Stats</b>	R: 0 E: 0 K: 1 S: 9	H: 0 LOB: 0 BB: 0 P: 14	R: 2 E: 0 K: 0 S: 12	H: 2 LOB: 1 BB: 2 P: 23	R: 5 E: 0 K: 1 S: 24	H: 7 LOB: 2 BB: 0 P: 35	R: 1 E: 0 K: 2 S: 12	H: 1 LOB: 0 BB: 0 P: 17	R: 0 E: 0 K: 0 S: 8	H: 0 LOB: 1 BB: 1 P: 16	R: 0 E: 0 K: 1 S: 6	H: 0 LOB: 0 BB: 0 P: 7	R: 0 E: 0 K: 0 S: 5	H: 0 LOB: 1 BB: 1 P: 10	R: 0 E: 0 K: 1 S: 12	H: 1 LOB: 1 BB: 0 P: 16	R: 0 E: 0 K: 1 S: 9	H: 0 LOB: 1 BB: 1 P: 15	1B: 8 2B: 2 3B: 1 HR: 0	SF: 1 SAC: 0 DP: 0 HBP: 0	WP: 0 PB: 0 CS: 0	PA: 42			
<b>PITCHER</b>	IP WLS BF H R ER SO BB IBB HBP BLK WP HR S P ERA WHIP	IP WLS BF H R ER SO BB IBB HBP BLK WP HR S P ERA WHIP	IP WLS BF H R ER SO BB IBB HBP BLK WP HR S P ERA WHIP	IP WLS BF H R ER SO BB IBB HBP BLK WP HR S P ERA WHIP	IP WLS BF H R ER SO BB IBB HBP BLK WP HR S P ERA WHIP	IP WLS BF H R ER SO BB IBB HBP BLK WP HR S P ERA WHIP	IP WLS BF H R ER SO BB IBB HBP BLK WP HR S P ERA WHIP	IP WLS BF H R ER SO BB IBB HBP BLK WP HR S P ERA WHIP	IP WLS BF H R ER SO BB IBB HBP BLK WP HR S P ERA WHIP	IP WLS BF H R ER SO BB IBB HBP BLK WP HR S P ERA WHIP	IP WLS BF H R ER SO BB IBB HBP BLK WP HR S P ERA WHIP	IP WLS BF H R ER SO BB IBB HBP BLK WP HR S P ERA WHIP	IP WLS BF H R ER SO BB IBB HBP BLK WP HR S P ERA WHIP	IP WLS BF H R ER SO BB IBB HBP BLK WP HR S P ERA WHIP	IP WLS BF H R ER SO BB IBB HBP BLK WP HR S P ERA WHIP	IP WLS BF H R ER SO BB IBB HBP BLK WP HR S P ERA WHIP	IP WLS BF H R ER SO BB IBB HBP BLK WP HR S P ERA WHIP	IP WLS BF H R ER SO BB IBB HBP BLK WP HR S P ERA WHIP	IP WLS BF H R ER SO BB IBB HBP BLK WP HR S P ERA WHIP	IP WLS BF H R ER SO BB IBB HBP BLK WP HR S P ERA WHIP	IP WLS BF H R ER SO BB IBB HBP BLK WP HR S P ERA WHIP	IP WLS BF H R ER SO BB IBB HBP BLK WP HR S P ERA WHIP	IP WLS BF H R ER SO BB IBB HBP BLK WP HR S P ERA WHIP	IP WLS BF H R ER SO BB IBB HBP BLK WP HR S P ERA WHIP	IP WLS BF H R ER SO BB IBB HBP BLK WP HR S P ERA WHIP
51 Brady Singer, R ERA: 5.13	2.0	L	15	8	7	7	1	0	0	0	0	0	0	0	36	60	31.50	4.500							
55 Richard Lovelady, L ERA: 5.68	1.0		4	1	0	0	1	0	0	0	0	0	0	0	9	12	0.00	1.000							
50 Kris Bubic, L ERA: 5.03	6.0		23	2	1	1	5	3	0	0	0	0	0	0	52	81	1.50	0.833							

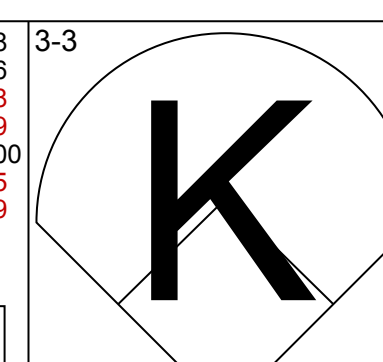
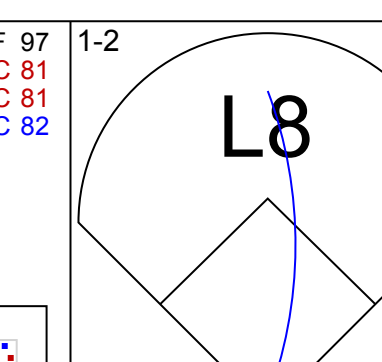
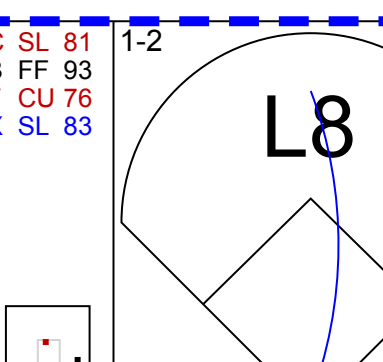
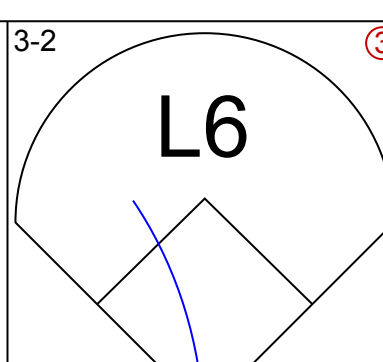
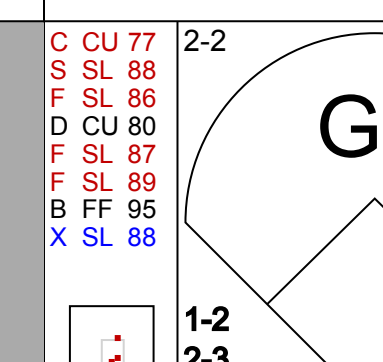
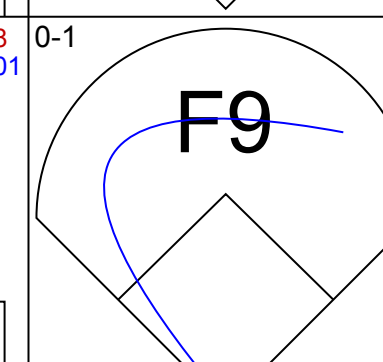
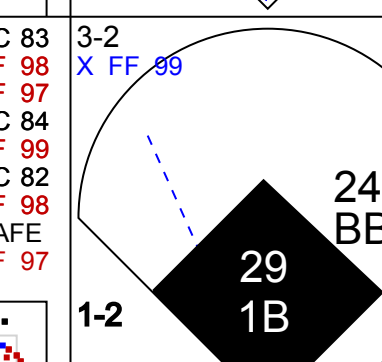
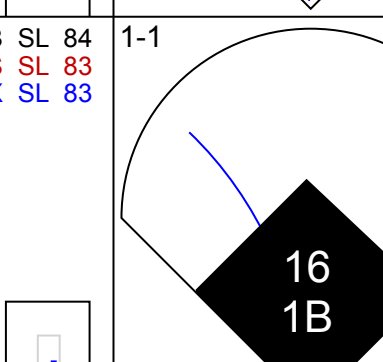
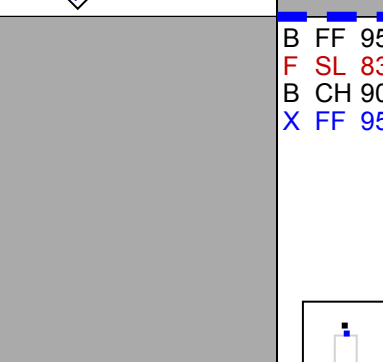
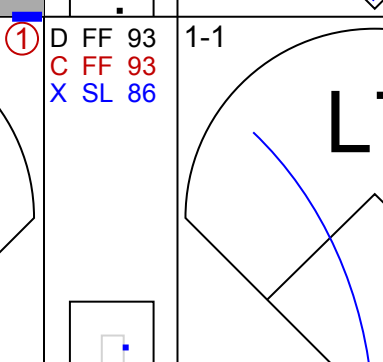
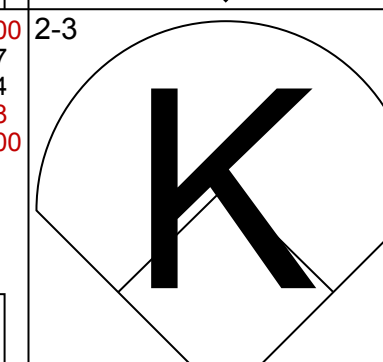
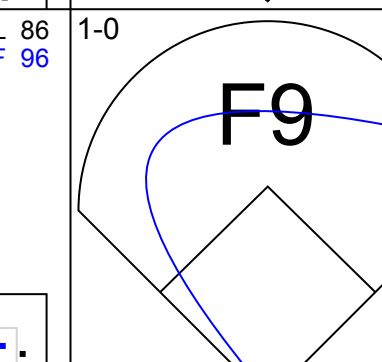
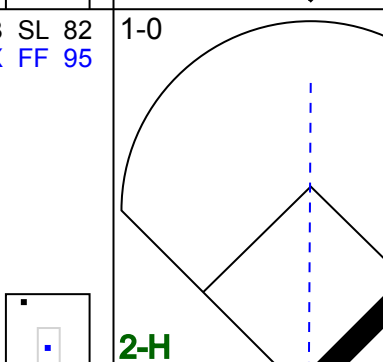

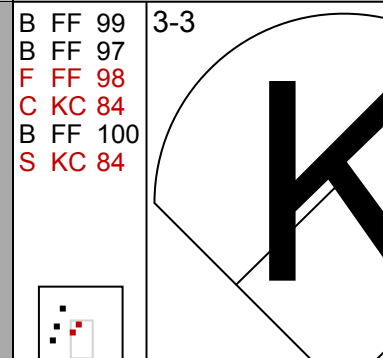
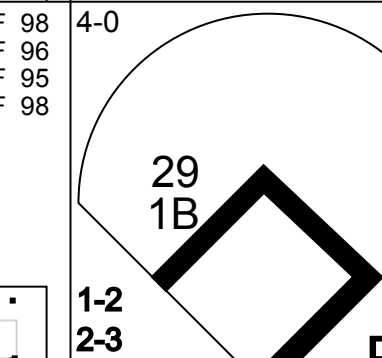
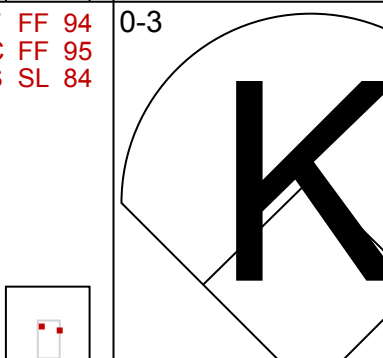
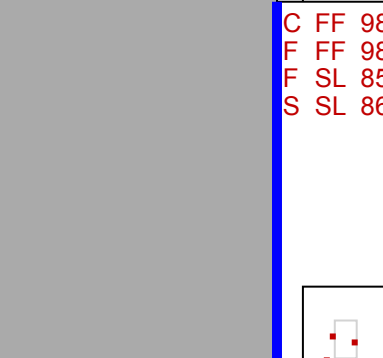
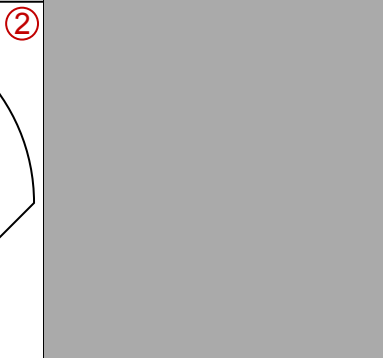
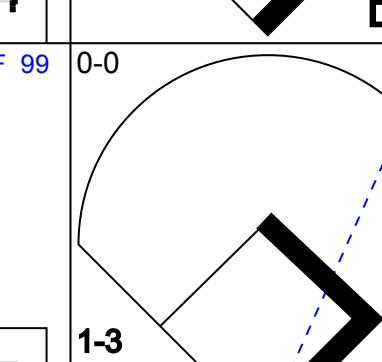
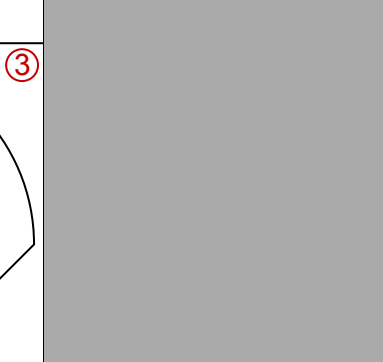
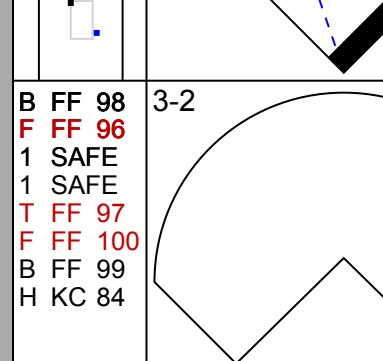
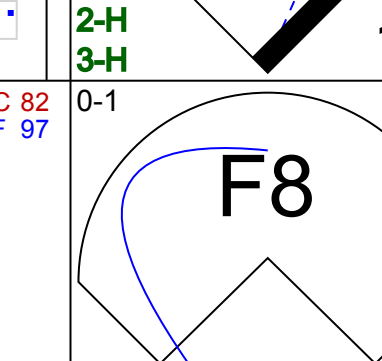
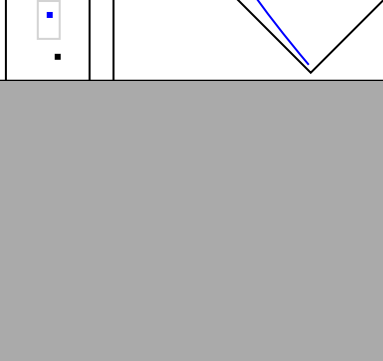
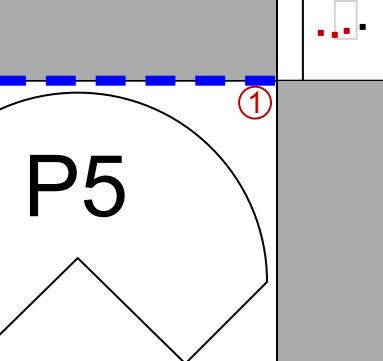
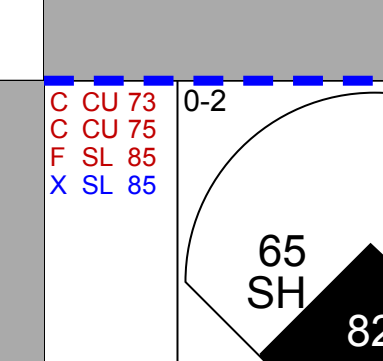
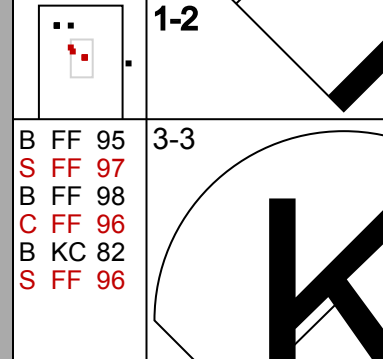
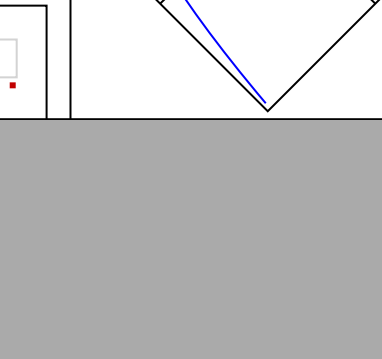

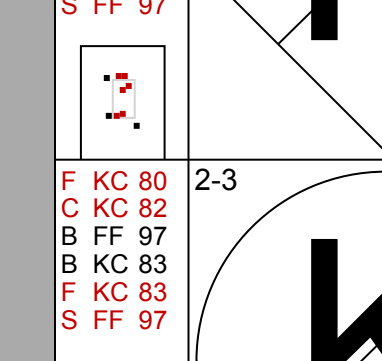
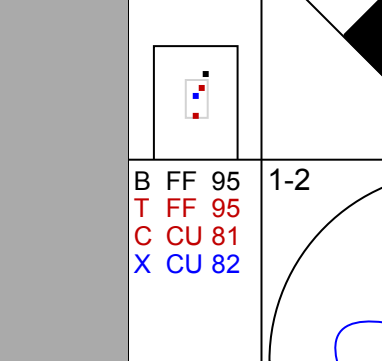
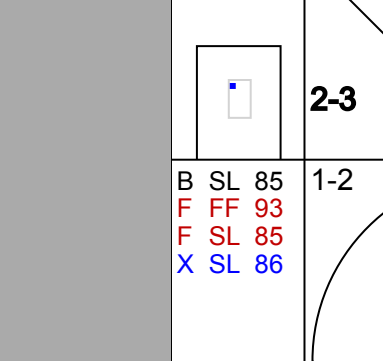
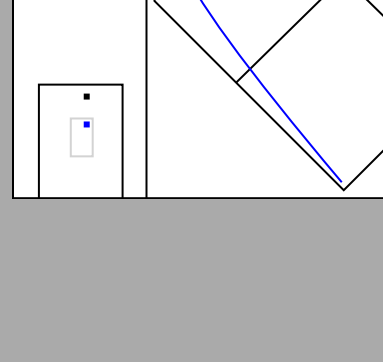
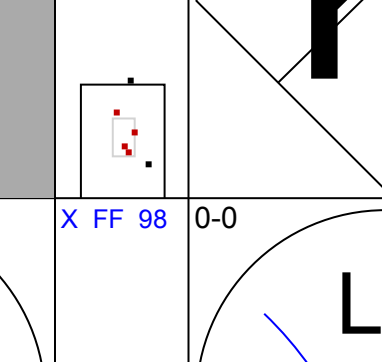
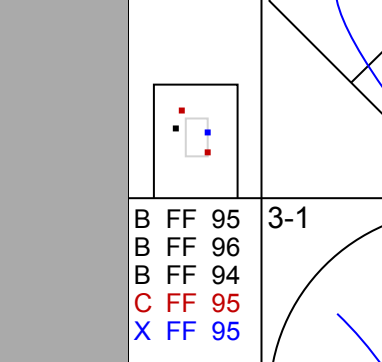
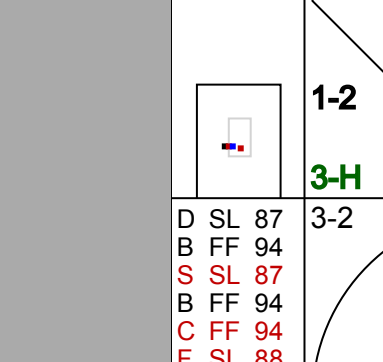
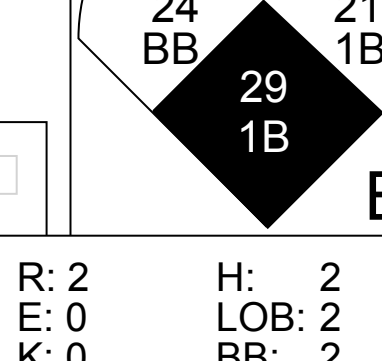

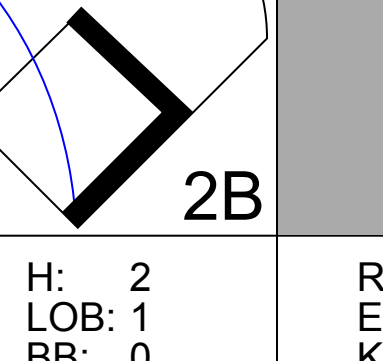
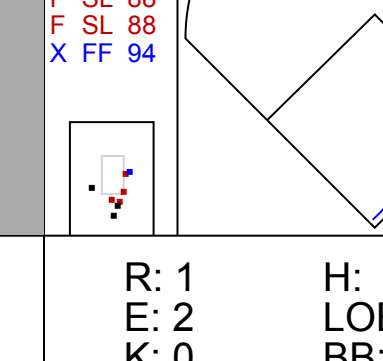
AB	37
R	8
H	11
RBI	8
BB	4
SO	7
LOB	13

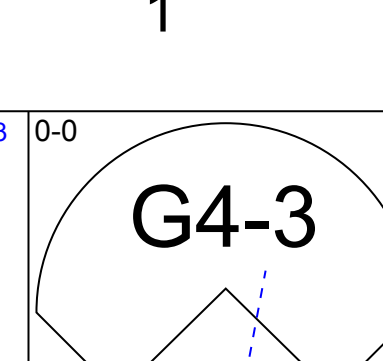
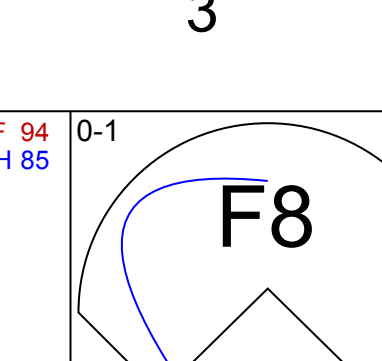
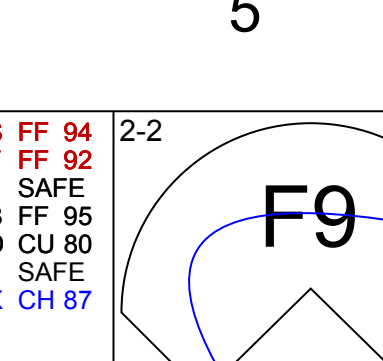
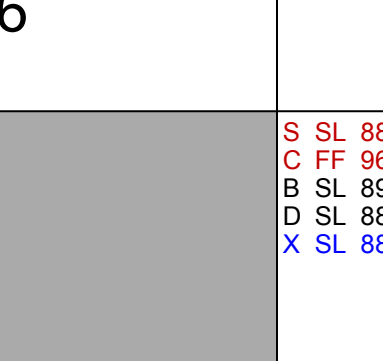
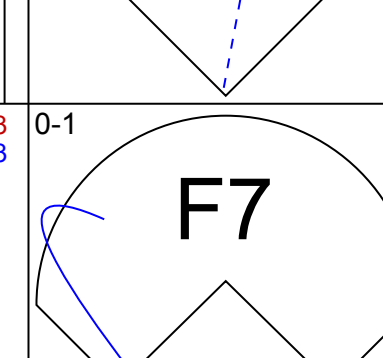
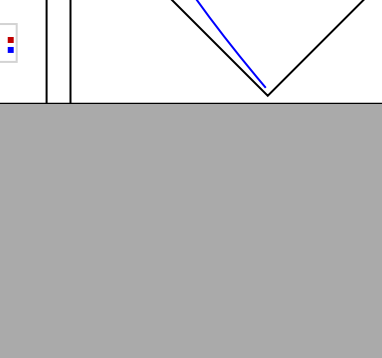
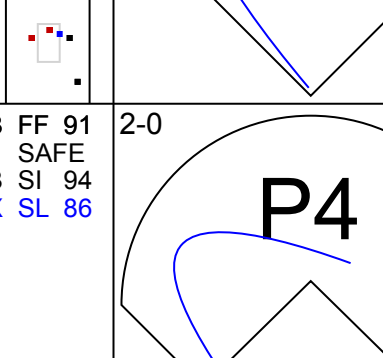
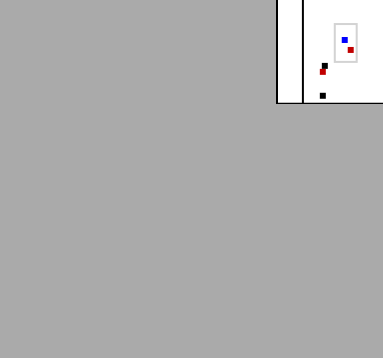
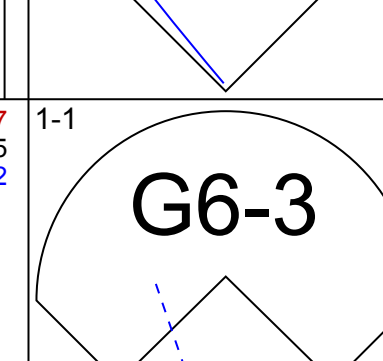

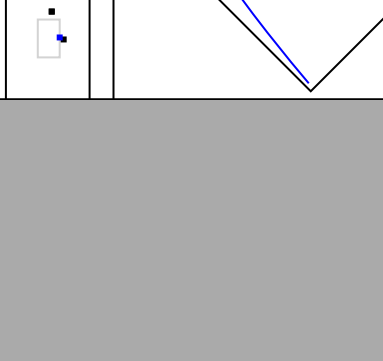
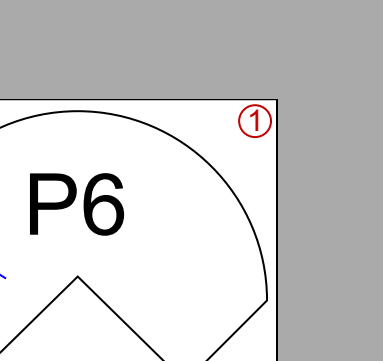
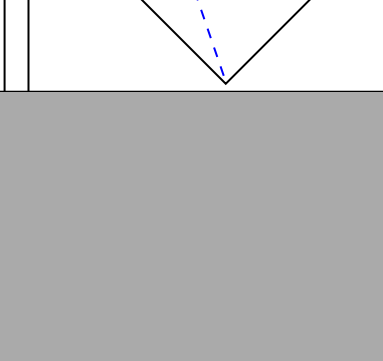


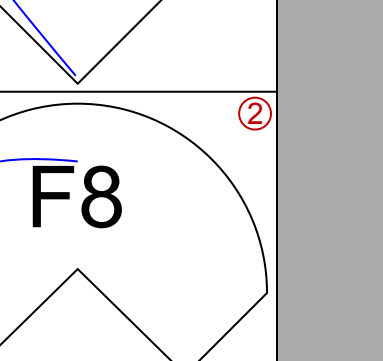



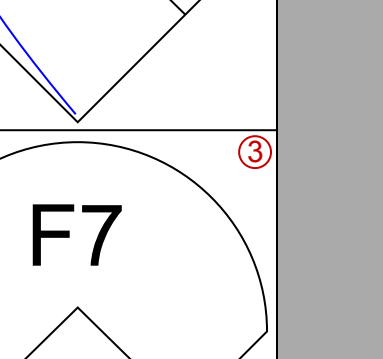



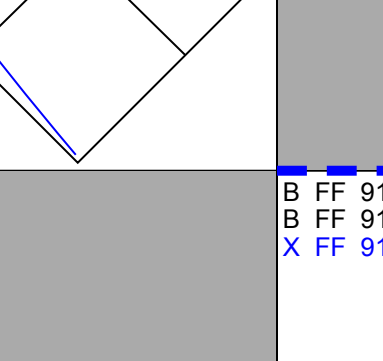
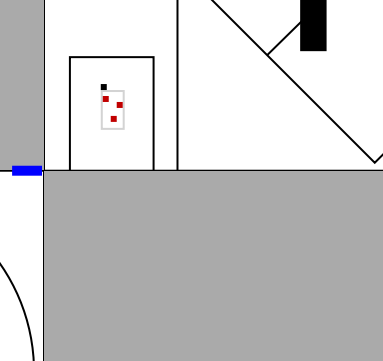
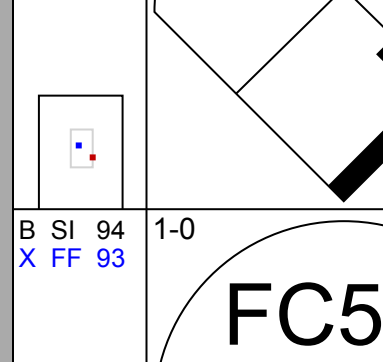


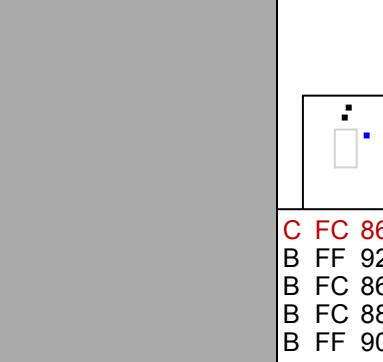
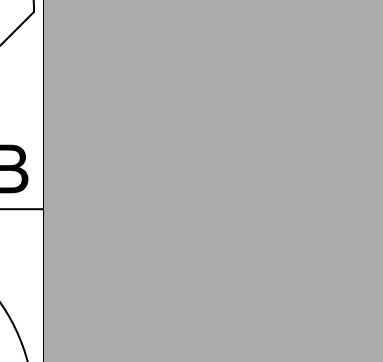
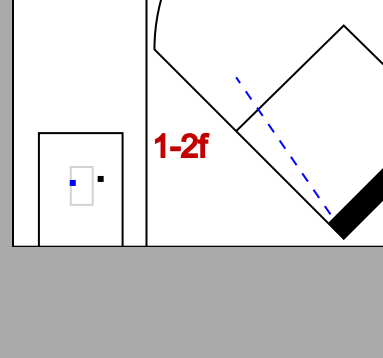

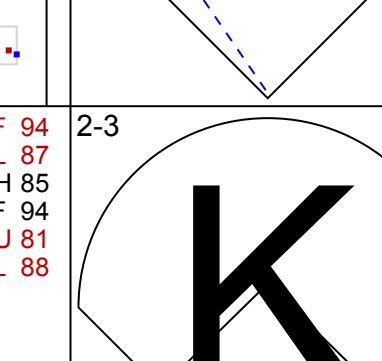
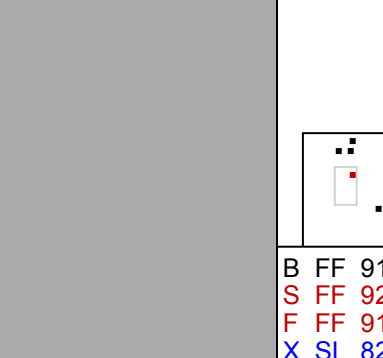

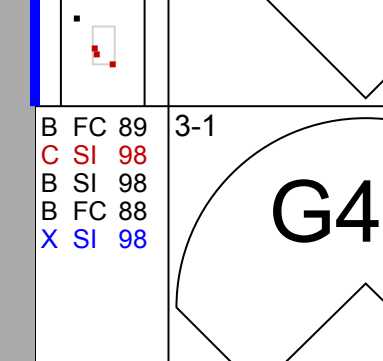
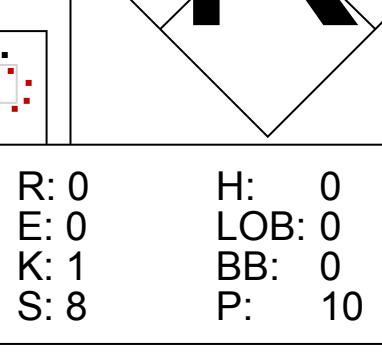
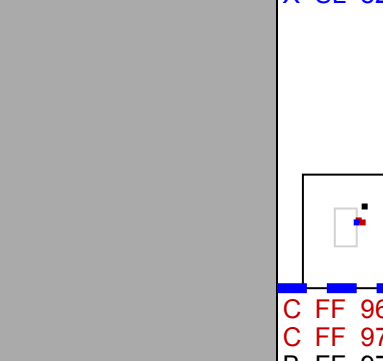
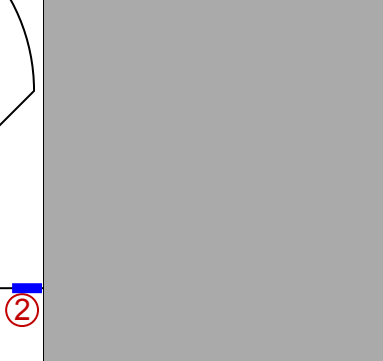
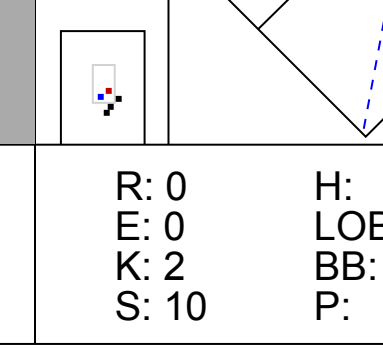
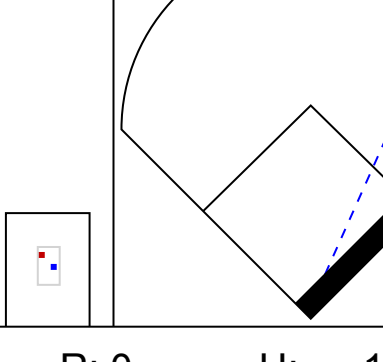
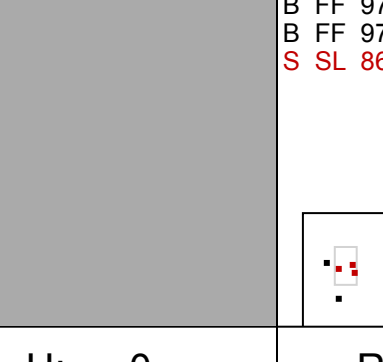
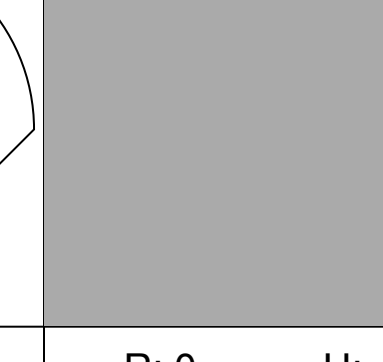


Batter	1	2	3	4	5	6	7	8	9	AB	R	H	RBI	BB	SO	LOB	BOTTOM								
15 Whit Merrifield, R OBP: 0.323, SLG: 0.411	K									4	0	0	1	0	2	3	<p>Baltimore Orioles @ Kansas City Royals</p> <p>Kauffman Stadium, Kansas City, MO</p> <p>Sat Jul 17 2021, 6:11 PM - 9:13 PM CDT</p> <p>Att: 27,292 - Clear - 83 F</p>								
41 Carlos Santana, S OBP: 0.307, SLG: 0.414	G3-1									5	0	1	1	0	1	3									
13 Salvador Perez, R OBP: 0.307, SLG: 0.503										3	0	2	1	1	0	1									
16 Andrew Benintendi, L OBP: 0.328, SLG: 0.437										4	0	1	0	0	0	2									
17 Hunter Dozier, R OBP: 0.248, SLG: 0.345										4	0	1	0	0	1	2									
12 Jorge Soler, R OBP: 0.276, SLG: 0.314										4	0	0	0	0	1	3									
Ryan O'Hearn, L OBP: 0.256, SLG: 0.382										4	1	1	0	0	2	2									
Michael Taylor, R OBP: 0.307, SLG: 0.367										3	1	1	0	0	0	0									
8 Nicky Lopez, L OBP: 0.358, SLG: 0.338										3	2	2	0	1	0	1									
<b>Inning Stats</b>	R: 0 E: 0 K: 1 S: 12	H: 1 LOB: 1 BB: 0 P: 16	R: 0 E: 0 K: 1 S: 6	H: 0 LOB: 0 BB: 0 P: 8	R: 1 E: 0 K: 1 S: 12	H: 2 LOB: 1 BB: 0 P: 16	R: 0 E: 0 K: 0 S: 8	H: 1 LOB: 0 BB: 0 P: 12	R: 3 E: 0 K: 1 S: 26	H: 3 LOB: 1 BB: 1 P: 36	R: 0 E: 0 K: 1 S: 9	H: 0 LOB: 0 BB: 0 P: 16	R: 0 E: 0 K: 0 S: 7	H: 0 LOB: 1 BB: 0 P: 11	R: 0 E: 0 K: 2 S: 12	H: 1 LOB: 2 BB: 1 P: 19		R: 0 E: 0 K: 0 S: 8	H: 1 LOB: 1 BB: 0 P: 13	1B: 8 2B: 1 3B: 0 HR: 0	SF: 1 SAC: 0 DP: 1 HBP: 1	WP: 1 PB: 0 CS: 0	PA: 38		
<b>PITCHER</b>	IP WLS BF H R ER SO BB IBB HBP BLK WP HR S P ERA WHIP	IP WLS BF H R ER SO BB IBB HBP BLK WP HR S P ERA WHIP	IP WLS BF H R ER SO BB IBB HBP BLK WP HR S P ERA WHIP	IP WLS BF H R ER SO BB IBB HBP BLK WP HR S P ERA WHIP	IP WLS BF H R ER SO BB IBB HBP BLK WP HR S P ERA WHIP	IP WLS BF H R ER SO BB IBB HBP BLK WP HR S P ERA WHIP	IP WLS BF H R ER SO BB IBB HBP BLK WP HR S P ERA WHIP	IP WLS BF H R ER SO BB IBB HBP BLK WP HR S P ERA WHIP	IP WLS BF H R ER SO BB IBB HBP BLK WP HR S P ERA WHIP	IP WLS BF H R ER SO BB IBB HBP BLK WP HR S P ERA WHIP	IP WLS BF H R ER SO BB IBB HBP BLK WP HR S P ERA WHIP	IP WLS BF H R ER SO BB IBB HBP BLK WP HR S P ERA WHIP	IP WLS BF H R ER SO BB IBB HBP BLK WP HR S P ERA WHIP	IP WLS BF H R ER SO BB IBB HBP BLK WP HR S P ERA WHIP	IP WLS BF H R ER SO BB IBB HBP BLK WP HR S P ERA WHIP	IP WLS BF H R ER SO BB IBB HBP BLK WP HR S P ERA WHIP		IP WLS BF H R ER SO BB IBB HBP BLK WP HR S P ERA WHIP	IP WLS BF H R ER SO BB IBB HBP BLK WP HR S P ERA WHIP	IP WLS BF H R ER SO BB IBB HBP BLK WP HR S P ERA WHIP	IP WLS BF H R ER SO BB IBB HBP BLK WP HR S P ERA WHIP	IP WLS BF H R ER SO BB IBB HBP BLK WP HR S P ERA WHIP	IP WLS BF H R ER SO BB IBB HBP BLK WP HR S P ERA WHIP	IP WLS BF H R ER SO BB IBB HBP BLK WP HR S P ERA WHIP	IP WLS BF H R ER SO BB IBB HBP BLK WP HR S P ERA WHIP
48 Jorge López, R ERA: 6.04	4.2	W	4	0	0	0	1	0	0	0	0	0	0	0	15	24	0.00	0.000							
51 Paul Fry, L ERA: 3.93	1.0		4	0	0	0	0	0	0	0	0	0	0	7	11	0.00	0.000								
55 Dillon Tate, R ERA: 4.5	1.0		5	1	0	0	2	1	0	0	0	0	0	12	19	0.00	2.000								
66 Tanner Scott, L ERA: 2.7	1.0		4	1	0	0	0	0	0	0	0	0	0	8	13	0.00	1.000								





Batter	1	2	3	4	5	6	7	8	9	AB	R	H	RBI	BB	SO	LOB	TOP			
31 Cedric Mullins, L (1, 8) OBP: 0.379, SLG: 0.538										5	0	0	0	0	1	4	<p><b>Baltimore Orioles @ Kansas City Royals</b> Kauffman Stadium, Kansas City, MO Sun Jul 18 2021, 1:12 PM - 4:16 PM CDT Att: 13,706 - Sunny - 81 F</p> <p>livebaseballscorecards.com</p>			
21 Austin Hays, R (1, 9) OBP: 0.306, SLG: 0.432										5	2	2	0	0	0	2				
16 Trey Mancini, R (1, 3) OBP: 0.330, SLG: 0.457										4	0	1	1	1	1	2				
24 DJ Stewart, L (1, 10) OBP: 0.315, SLG: 0.353										2	0	0	0	1	2	1				
6 Ryan Mountcastle, R (7, PH) OBP: 0.298, SLG: 0.436										2	0	0	0	0	1	1				
29 Ramón Uriás, R (1, 6) OBP: 0.304, SLG: 0.435										5	0	2	2	0	1	2				
75 Domingo Leyba, S (1, 4) OBP: 0.292, SLG: 0.206										3	1	1	0	0	0	2				
65 Ryan McKenna, R (1, 7) OBP: 0.304, SLG: 0.235										3	1	1	0	0	2	2				
82 Kelvin Gutiérrez, R (1, 5) OBP: 0.250, SLG: 0.283										4	0	0	1	0	1	4				
61 Austin Wynns, R (1, 2) OBP: 0.236, SLG: 0.346										3	1	1	1	1	0	2				
<b>Inning Stats</b>	R: 0 E: 0 K: 2 S: 9	H: 0 LOB: 0 BB: 0 P: 14	R: 0 E: 0 K: 2 S: 11	H: 1 LOB: 2 BB: 0 P: 22	R: 2 E: 0 K: 0 S: 13	H: 2 LOB: 2 BB: 2 P: 26	R: 0 E: 0 K: 2 S: 11	H: 0 LOB: 0 BB: 0 P: 16	R: 1 E: 0 K: 1 S: 10	H: 2 LOB: 1 BB: 0 P: 14	R: 0 E: 0 K: 2 S: 10	H: 0 LOB: 1 BB: 1 P: 17	R: 1 E: 2 K: 0 S: 21	H: 1 LOB: 2 BB: 0 P: 28	R: 0 E: 0 K: 0 S: 7	H: 0 LOB: 0 BB: 0 P: 9	1B: 5 2B: 3 3B: 0 HR: 0	SF: 0 SAC: 1 DP: 0 HBP: 1	WP: 0 PB: 0 SB: 0 CS: 0	PA: 41
<b>PITCHER</b>	IP WLS BF H R ER SO	IP WLS BF H R ER SO	IP WLS BF H R ER SO	IP WLS BF H R ER SO	IP WLS BF H R ER SO	IP WLS BF H R ER SO	IP WLS BF H R ER SO	IP WLS BF H R ER SO	IP WLS BF H R ER SO	IP WLS BF H R ER SO	IP WLS BF H R ER SO	IP WLS BF H R ER SO	IP WLS BF H R ER SO	IP WLS BF H R ER SO	IP WLS BF H R ER SO	IP WLS BF H R ER SO	ERA WHIP	ERA WHIP		
43 Carlos Hernández, R (1, 1) ERA: 4.91	4.0	L	18	3	2	2	6	2	0	0	0	0	0	0	0	0	0	4.50	1.250	
45 Kyle Zimmer, R (5, 1) ERA: 3.62	1.0		5	2	1	1	1	0	0	0	0	0	0	0	0	0	0	9.00	2.000	
63 Josh Staumont, R (6, 1) ERA: 3.68	1.0		5	2	1	1	0	0	0	0	0	0	0	0	0	0	0	9.00	2.000	
59 Jake Brentz, L (7, 1) ERA: 3.02	1.0		4	0	0	0	2	1	0	0	0	0	0	0	0	0	0	0.00	1.000	
35 Greg Holland, R (8, 1) ERA: 4.86	1.0		6	1	1	1	0	0	0	0	0	0	0	0	0	0	0	9.00	1.000	

Batter	1	2	3	4	5	6	7	8	9	AB	R	H	RBI	BB	SO	LOB	BOTTOM			
15 Whit Merrifield, R (1, 4) OBP: 0.320, SLG: 0.407										4	0	0	0	0	0	3	<p><b>Baltimore Orioles @ Kansas City Royals</b> Kauffman Stadium, Kansas City, MO Sun Jul 18 2021, 1:12 PM - 4:16 PM CDT Att: 13,706 - Sunny - 81 F</p> <p>livebaseballscorecards.com</p>			
16 Andrew Benintendi, L (1, 7) OBP: 0.349, SLG: 0.430										4	0	0	0	0	0	1				
13 Salvador Perez, R (1, 10) OBP: 0.307, SLG: 0.499										3	0	0	0	0	1	0				
41 Carlos Santana, S (1, 3) OBP: 0.362, SLG: 0.413										3	0	1	0	1	0	0				
Ryan O'Hearn, L (1, 9) OBP: 0.248, SLG: 0.370										4	0	0	0	0	2	3				
17 Hunter Dozier, R (1, 5) OBP: 0.259, SLG: 0.362										4	0	4	0	0	0	0				
Michael Taylor, R (1, 8) OBP: 0.306, SLG: 0.363										3	0	0	0	1	1	5				
36 Cam Gallagher, R (1, 2) OBP: 0.220, SLG: 0.218											3	0	0	0	0	2				
12 Jorge Soler, R (9, PH) OBP: 0.277, SLG: 0.313										1	0	0	0	0	1	1				
8 Nicky Lopez, L (1, 6) OBP: 0.356, SLG: 0.336										4	0	1	0	0	2	3				
<b>Inning Stats</b>	R: 0 E: 0 K: 0 S: 5	H: 0 LOB: 0 BB: 0 P: 6	R: 0 E: 0 K: 1 S: 8	H: 1 LOB: 0 BB: 0 P: 12	R: 0 E: 0 K: 1 S: 8	H: 0 LOB: 0 BB: 0 P: 10	R: 0 E: 0 K: 0 S: 13	H: 1 LOB: 3 BB: 1 P: 24	R: 0 E: 0 K: 0 S: 8	H: 0 LOB: 0 BB: 0 P: 12	R: 0 E: 0 K: 1 S: 11	H: 1 LOB: 2 BB: 1 P: 22	R: 0 E: 0 K: 2 S: 14	H: 1 LOB: 0 BB: 0 P: 22	R: 0 E: 0 K: 2 S: 10	H: 1 LOB: 0 BB: 0 P: 17	1B: 4 2B: 2 3B: 0 HR: 0	SF: 0 SAC: 0 DP: 0 HBP: 1	WP: 0 PB: 0 SB: 0 CS: 0	PA: 36
<b>PITCHER</b>	IP WLS BF H R ER SO	IP WLS BF H R ER SO	IP WLS BF H R ER SO	IP WLS BF H R ER SO	IP WLS BF H R ER SO	IP WLS BF H R ER SO	IP WLS BF H R ER SO	IP WLS BF H R ER SO	IP WLS BF H R ER SO	IP WLS BF H R ER SO	IP WLS BF H R ER SO	IP WLS BF H R ER SO	IP WLS BF H R ER SO	IP WLS BF H R ER SO	IP WLS BF H R ER SO	IP WLS BF H R ER SO	ERA WHIP	ERA WHIP		
32 Matt Harvey, R (1, 1) ERA: 7.13	6.0	W	23	3	0	0	0	1	0	0	0	0	0	0	0	0	0.00	0.667		
35 Adam Plutko, R (7, 1) ERA: 4.69	0.1		3	1	0	0	0	1	0	0	0	0	0	0	0	0	0.00	6.000		
66 Tanner Scott, L (7, 1) ERA: 2.65	0.2	H	2	0	0	0	1	0	0	0	0	0	0	0	0	0	0.00	0.000		
54 Cole Sulser, R (8, 1) ERA: 3.21	1.0		4	1	0	0	2	0	0	0	0	0	0	0	0	0	0.00	1.000		
55 Dillon Tate, R (9, 1) ERA: 4.38	1.0		4	1	0	0	2	0	0	0	0	0	0	0	0	0	0.00	1.000		



Batter	1	2	3	4	5	6	7	8	9	AB	R	H	RBI	BB	SO	LOB	TOP					
21 Austin Hays, R OBP: 0.312, SLG: 0.440										5	1	3	1	0	0	1	<p><b>Baltimore Orioles @ Tampa Bay Rays</b> Tropicana Field, St. Petersburg, FL Mon Jul 19 2021, 7:12 PM - 10:19 PM EDT Att: 9,922 - Dome - 72 F</p> <p>livebaseballscorecards.com</p> <p>AB 35 R 6 H 9 RBI 6 BB 3 SO 11 LOB 14</p>					
16 Trey Mancini, R OBP: 0.333, SLG: 0.457										4	1	2	0	1	2	2						
6 Ryan Mountcastle, R OBP: 0.297, SLG: 0.435										5	0	1	1	0	1	4						
25 Anthony Santander, S 31 Cedric Mullins, L OBP: 0.277, SLG: 0.376 OBP: 0.379, SLG: 0.538										2	1	0	1	1	2	1						
29 Ramón Uriás, R OBP: 0.351, SLG: 0.429										4	1	1	0	0	1	1						
28 Pedro Severino, R OBP: 0.305, SLG: 0.341										4	0	0	0	0	1	3						
65 Ryan McKenna, R OBP: 0.289, SLG: 0.222										4	0	0	0	0	2	2						
11 Pat Valaika, R OBP: 0.249, SLG: 0.239										4	1	1	2	0	1	0						
82 Kelvin Gutiérrez, R OBP: 0.296, SLG: 0.284										3	1	1	1	1	1	0						
<b>Inning Stats</b>	R: 2 E: 0 K: 0 S: 21	H: 3 LOB: 1 BB: 0 P: 32	R: 0 E: 0 K: 2 S: 10	H: 0 LOB: 0 BB: 0 P: 12	R: 0 E: 0 K: 1 S: 9	H: 1 LOB: 1 BB: 0 P: 13	R: 0 E: 0 K: 0 S: 5	H: 0 LOB: 0 BB: 0 P: 6	R: 0 E: 0 K: 1 S: 10	H: 1 LOB: 2 BB: 1 P: 15	R: 4 E: 0 K: 2 S: 26	H: 4 LOB: 1 BB: 1 P: 39	R: 0 E: 0 K: 3 S: 10	H: 0 LOB: 0 BB: 0 P: 12	R: 0 E: 0 K: 1 S: 7	H: 0 LOB: 0 BB: 0 P: 11	R: 0 E: 1 K: 1 S: 10	H: 0 LOB: 1 BB: 1 P: 16	1B: 7 2B: 2 3B: 0 HR: 0	SF: 1 SAC: 0 DP: 0 HBP: 0	WP: 0 PB: 0 SB: 1 CS: 0	PA: 39
<b>PITCHER</b>	IP WLS BF H R ER SO BB IBB HBP BLK WP HR S P ERA WHIP																					
48 Ryan Yarbrough, L ERA: 4.59	5.2 L 27 8 6 6 5 2 0 0 0 0 0 0 75 108 9.53 1.765																					
37 Matt Wisler, R ERA: 3.71	0.1 2 1 0 0 1 0 0 0 0 0 0 6 9 0.00 3.000																					
63 Diego Castillo, R ERA: 2.97	1.0 3 0 0 0 3 0 0 0 0 0 0 10 12 0.00 0.000																					
57 Drew Rasmussen, R ERA: 4.85	2.0 7 0 0 0 2 1 0 0 0 0 0 17 27 0.00 0.500																					

Batter	1	2	3	4	5	6	7	8	9	AB	R	H	RBI	BB	SO	LOB	BOTTOM					
8 Brandon Lowe, L OBP: 0.323, SLG: 0.458										2	0	0	0	1	0	1	<p><b>Baltimore Orioles @ Tampa Bay Rays</b> Tropicana Field, St. Petersburg, FL Mon Jul 19 2021, 7:12 PM - 10:19 PM EDT Att: 9,922 - Dome - 72 F</p> <p>livebaseballscorecards.com</p> <p>AB 30 R 1 H 5 RBI 1 BB 3 SO 10 LOB 13</p>					
26 Ji Man Choi, L OBP: 0.378, SLG: 0.398										3	0	1	0	1	0	1						
2 Yandy Díaz, R OBP: 0.372, SLG: 0.342										2	0	0	0	0	1	3						
7 Vidal Bruján, S OBP: 0.059, SLG: 0.059										2	0	0	0	0	1	1						
17 Austin Meadows, L OBP: 0.330, SLG: 0.463										3	1	0	0	1	2	2						
56 Randy Arozarena, R OBP: 0.330, SLG: 0.394										4	0	2	1	0	0	0						
18 Joey Wendle, L OBP: 0.337, SLG: 0.447										4	0	0	0	0	3	2						
10 Mike Zunino, R ERA: 3.12										1	0	0	0	0	0	0						
28 Francisco Mejía, S OBP: 0.313, SLG: 0.379										3	0	1	0	0	1	0						
39 Kevin Kiermaier, L OBP: 0.303, SLG: 0.343										3	0	1	0	0	1	1						
6 Taylor Walls, S OBP: 0.325, SLG: 0.346										3	0	0	0	0	1	2						
<b>Inning Stats</b>	R: 0 E: 0 K: 2 S: 8	H: 1 LOB: 1 BB: 0 P: 11	R: 0 E: 0 K: 0 S: 5	H: 0 LOB: 0 BB: 0 P: 9	R: 0 E: 0 K: 2 S: 15	H: 0 LOB: 2 BB: 1 P: 24	R: 0 E: 0 K: 1 S: 8	H: 1 LOB: 0 BB: 0 P: 11	R: 0 E: 0 K: 0 S: 8	H: 1 LOB: 1 BB: 0 P: 12	R: 1 E: 0 K: 2 S: 16	H: 1 LOB: 1 BB: 1 P: 25	R: 0 E: 0 K: 0 S: 7	H: 1 LOB: 0 BB: 0 P: 9	R: 0 E: 0 K: 1 S: 10	H: 0 LOB: 1 BB: 1 P: 18	R: 0 E: 0 K: 2 S: 11	H: 0 LOB: 0 BB: 0 P: 14	1B: 4 2B: 1 3B: 0 HR: 0	SF: 0 SAC: 0 DP: 1 HBP: 1	WP: 0 PB: 0 SB: 0 CS: 1	PA: 35
<b>PITCHER</b>	IP WLS BF H R ER SO BB IBB HBP BLK WP HR S P ERA WHIP																					
80 Spenser Watkins, R ERA: 1.65	6.0 W 24 4 1 1 7 2 0 0 0 0 0 60 92 1.50 1.000																					
54 Cole Sulser, R ERA: 3.12	1.0 4 1 0 0 0 1 0 0 0 0 0 9 15 0.00 2.000																					
51 Paul Fry, L ERA: 3.82	1.0 3 0 0 0 1 0 0 0 0 0 0 8 12 0.00 0.000																					
68 Tyler Wells, R ERA: 3.92	1.0 3 0 0 0 2 0 0 0 0 0 0 11 14 0.00 0.000																					















Batter	1	2	3	4	5	6	7	8	9	AB	R	H	RBI	BB	SO	LOB	TOP										
3 Alcides Escobar, R OBP: 0.329, SLG: 0.375	G5-3			G4-3		G3		K		4	0	0	0	0	1	3	<p>Washington Nationals @ Baltimore Orioles</p> <p>Oriole Park at Camden Yards, Baltimore, MD</p> <p>Sat Jul 24 2021, 6:37 PM - 9:16 PM EDT</p> <p>Att: 30,898 - Partly Cloudy - 81 F</p> <p>livebaseballscorecards.com</p>										
7 Trea Turner, R OBP: 0.367, SLG: 0.523	F8			G4-3	2B		L8			4	0	2	2	0	0	0											
22 Juan Soto, L OBP: 0.420, SLG: 0.510	G4-3			G4-3			HR			4	1	1	1	0	0	3											
19 Josh Bell, S OBP: 0.304, SLG: 0.457		G4-3			F7					4	0	0	0	0	1	1											
11 Ryan Zimmerman, R OBP: 0.264, SLG: 0.453						K				4	0	0	0	0	2	0											
5 Josh Harrison, R OBP: 0.356, SLG: 0.404						G6-3				4	1	2	0	0	0	0											
88 Gerardo Parra, L OBP: 0.297, SLG: 0.417						G6-3				2	0	0	0	0	0	0											
8 Carter Kieboom, R						G6-3				1	1	0	0	0	1	1											
38 Tres Barrera, R OBP: 0.325, SLG: 0.459						P3				2	0	0	0	0	0	0											
17 Andrew Stevenson, L OBP: 0.293, SLG: 0.315										2	0	0	0	0	2	0											
16 Victor Robles, R OBP: 0.355, SLG: 0.300										1	0	0	0	0	1	3											
<b>Inning Stats</b>	R: 0 E: 0 K: 0 S: 9	H: 0 LOB: 0 BB: 0 P: 13	R: 0 E: 0 K: 1 S: 7	H: 0 LOB: 0 BB: 0 P: 11	R: 0 E: 0 K: 1 S: 11	H: 0 LOB: 0 BB: 0 P: 14	R: 0 E: 0 K: 0 S: 6	H: 1 LOB: 1 BB: 0 P: 10	R: 0 E: 0 K: 1 S: 9	H: 0 LOB: 0 BB: 0 P: 15	R: 0 E: 0 K: 1 S: 13	H: 0 LOB: 0 BB: 0 P: 20	R: 1 E: 0 K: 0 S: 9	H: 1 LOB: 0 BB: 0 P: 12	R: 2 E: 0 K: 2 S: 15	H: 2 LOB: 2 BB: 0 P: 22	R: 0 E: 0 K: 2 S: 9	H: 1 LOB: 1 BB: 0 P: 12	1B: 2 2B: 2 3B: 0 HR: 1	SF: 0 SAC: 0 DP: 0 HBP: 2	WP: 0 PB: 0 CS: 0	PA: 34					
<b>PITCHER</b>	IP	WLS	BF	H	R	ER	SO	BB	IBB	HBP	BLK	WP	HR	S	P	ERA	WHIP										
32 Matt Harvey, R ERA: 6.65	6.0	W	19	1	0	0	4	0	0	0	0	0	0	55	83	0.00	0.167										
35 Adam Plutko, R ERA: 4.56	1.0		5	2	2	2	0	0	0	0	0	0	1	11	14	18.00	2.000										
66 Tanner Scott, L ERA: 3.12	1.0		6	1	1	1	2	0	0	2	0	0	0	13	20	9.00	1.000										
55 Dillon Tate, R ERA: 4.1	1.0	S	4	1	0	0	2	0	0	0	0	0	0	9	12	0.00	1.000										

Batter	1	2	3	4	5	6	7	8	9	AB	R	H	RBI	BB	SO	LOB	BOTTOM										
31 Cedric Mullins, L OBP: 0.378, SLG: 0.538	L7		L8							4	1	2	0	0	0	0	<p>Washington Nationals @ Baltimore Orioles</p> <p>Oriole Park at Camden Yards, Baltimore, MD</p> <p>Sat Jul 24 2021, 6:37 PM - 9:16 PM EDT</p> <p>Att: 30,898 - Partly Cloudy - 81 F</p> <p>livebaseballscorecards.com</p>										
21 Austin Hays, R OBP: 0.304, SLG: 0.434				L7						4	1	1	1	0	1	1											
16 Trey Mancini, R OBP: 0.335, SLG: 0.468					G5-3					4	2	2	1	0	0	0											
6 Ryan Mountcastle, R OBP: 0.300, SLG: 0.452					F9					3	1	2	1	1	0	0											
29 Ramón Uriás, R OBP: 0.340, SLG: 0.403										4	0	0	0	0	3	4											
28 Pedro Severino, R OBP: 0.308, SLG: 0.338					L5					3	0	1	1	1	1	1											
3 Maikel Franco, R OBP: 0.260, SLG: 0.369					F7					2	0	0	1	0	0	1											
65 Ryan McKenna, R OBP: 0.270, SLG: 0.205										3	0	0	0	0	1	3											
11 Pat Valaika, R OBP: 0.253, SLG: 0.292										3	0	0	0	0	0	1											
<b>Inning Stats</b>	R: 1 E: 0 K: 1 S: 10	H: 1 LOB: 0 BB: 0 P: 15	R: 0 E: 0 K: 1 S: 9	H: 0 LOB: 0 BB: 0 P: 13	R: 0 E: 0 K: 0 S: 5	H: 0 LOB: 0 BB: 0 P: 7	R: 1 E: 0 K: 0 S: 5	H: 1 LOB: 0 BB: 0 P: 12	R: 0 E: 0 K: 0 S: 10	H: 0 LOB: 1 BB: 1 P: 20	R: 3 E: 0 K: 2 S: 19	H: 4 LOB: 2 BB: 1 P: 30	R: 0 E: 0 K: 0 S: 6	H: 1 LOB: 0 BB: 0 P: 11	R: 0 E: 0 K: 2 S: 10	H: 1 LOB: 1 BB: 0 P: 17		1B: 3 2B: 3 3B: 0 HR: 2	SF: 1 SAC: 0 DP: 1 HBP: 0	WP: 0 PB: 0 CS: 0	PA: 33						
<b>PITCHER</b>	IP	WLS	BF	H	R	ER	SO	BB	IBB	HBP	BLK	WP	HR	S	P	ERA	WHIP										
34 Jon Lester, L ERA: 5.02	5.0	L	19	1	0	3	2	1	0	0	0	0	0	17	27	18.00	4.000										
50 Austin Voth, R ERA: 4.25	1.0		7	3	2	2	2	1	0	0	0	0	0	6	11	0.00	1.000										
49 Sam Clay, L ERA: 5.18	1.0		3	1	0	0	0	0	0	0	0	0	0	10	17	0.00	1.000										
44 Daniel Hudson, R ERA: 2.99	1.0		4	1	0	0	2	0	0	0	0	0	0	10	17	0.00	1.000										





Batter	1	2	3	4	5	6	7	8	9	AB	R	H	RBI	BB	SO	LOB	TOP					
3 Alcides Escobar, R (1, 4) OBP: 0.357, SLG: 0.400										3	2	2	0	0	0	0						
7 Trea Turner, R (1, 6) OBP: 0.367, SLG: 0.521										5	1	2	0	0	2	2						
22 Juan Soto, L (1, 9) OBP: 0.420, SLG: 0.505										3	0	0	0	2	1	2						
19 Josh Bell, S (1, 3) OBP: 0.305, SLG: 0.456										5	0	2	0	0	1	7						
11 Ryan Zimmerman, R (1, 10) OBP: 0.264, SLG: 0.466										4	1	1	4	0	1	4						
5 Josh Harrison, R (1, 7) OBP: 0.358, SLG: 0.401										2	0	0	0	1	0	2						
8 Carter Kieboom, R (1, 5)										3	0	0	0	1	0	1						
47 René Rivera, R (1, 2) OBP: 0.282, SLG: 0.364										3	0	0	0	0	1	0						
20 Yadiel Hernández, L (8, PH) OBP: 0.313, SLG: 0.333										1	0	0	0	0	0	3						
38 Tres Barrera, R (8, 2) OBP: 0.325, SLG: 0.459										0	0	0	0	0	0	0						
16 Víctor Robles, R (1, 8) OBP: 0.320, SLG: 0.294										4	0	0	0	0	0	0						
<b>Inning Stats</b>	R: 1 E: 0 K: 0 S: 7	H: 1 LOB: 2 BB: 1 P: 13	R: 0 E: 0 K: 0 S: 8	H: 0 LOB: 0 BB: 0 P: 13	R: 0 E: 0 K: 0 S: 5	H: 0 LOB: 0 BB: 0 P: 7	R: 0 E: 0 K: 0 S: 6	H: 1 LOB: 0 BB: 0 P: 12	R: 0 E: 0 K: 0 S: 4	H: 0 LOB: 0 BB: 0 P: 4	R: 3 E: 0 K: 1 S: 16	H: 2 LOB: 1 BB: 0 P: 26	R: 0 E: 0 K: 2 S: 13	H: 1 LOB: 1 BB: 0 P: 16	R: 0 E: 0 K: 2 S: 15	H: 1 LOB: 3 BB: 2 P: 30	R: 0 E: 0 K: 1 S: 13	H: 1 LOB: 2 BB: 1 P: 21	1B: 5 2B: 1 3B: 0 HR: 1	SF: 0 SAC: 0 DP: 1 HBP: 3	WP: 1 PB: 0 CS: 0	PA: 40
<b>PITCHER</b>	IP: 6.2 ERA: 2.94	WLS: 5 BF: 28	H: 5 R: 4 ER: 4 SO: 2	BB: 1 IBB: 0 HBP: 3 BLK: 0	WP: 0 HR: 1 S: 55 P: 87	ERA: 5.40 WHIP: 0.900	<b>PITCHER</b>	IP: 7.1 ERA: 3.45	WLS: 1 BF: 6	H: 1 R: 0 ER: 0 SO: 3	BB: 1 IBB: 0 HBP: 0 BLK: 0	WP: 0 HR: 0 S: 15 P: 23	ERA: 0.00 WHIP: 2.000	<b>PITCHER</b>	IP: 8.1 ERA: 5.71	WLS: 1 BF: 1	H: 0 R: 0 ER: 0 SO: 0	BB: 0 IBB: 0 HBP: 0 BLK: 0	WP: 0 HR: 0 S: 4 P: 6	ERA: 0.00 WHIP: 0.000		

Washington Nationals @ Baltimore Orioles  
 Oriole Park at Camden Yards, Baltimore, MD  
 Sun Jul 25 2021, 1:06 PM - 4:23 PM EDT  
 Att: 15,690 - Partly Cloudy - 88 F

AB	33
R	4
H	7
RBI	4
BB	4
SO	6
LOB	21



Batter	1	2	3	4	5	6	7	8	9	AB	R	H	RBI	BB	SO	LOB	BOTTOM			
31 Cedric Mullins, L (1, 8) OBP: 0.379, SLG: 0.538										4	0	2	0	0	1	1				
16 Trev Mancini, R (1, 10) OBP: 0.337, SLG: 0.476										4	1	2	1	0	1	1				
6 Ryan Mountcastle, R (1, 3) OBP: 0.297, SLG: 0.446										4	0	0	0	0	1	2				
24 DJ Stewart, L (1, 9) OBP: 0.311, SLG: 0.344										4	0	1	0	0	3	1				
3 Maikel Franco, R (1, 5) OBP: 0.263, SLG: 0.379										3	2	1	1	0	0	1				
65 Ryan McKenna, R (1, 7) OBP: 0.280, SLG: 0.256										4	2	2	1	0	1	0				
75 Domingo Leyba, S (1, 4) OBP: 0.229, SLG: 0.189										2	0	0	0	1	1	0				
21 Austin Hays, R (8, PH) OBP: 0.306, SLG: 0.434										0	0	0	0	1	0	0				
11 Pat Valaika, R (1, 6) OBP: 0.258, SLG: 0.295										2	0	1	1	1	1	1				
61 Austin Wynns, R (1, 2) OBP: 0.210, SLG: 0.305										3	0	0	0	0	1	3				
29 Ramón Urias, R (8, PH) OBP: 0.338, SLG: 0.400										1	0	0	1	0	0	1				
<b>Inning Stats</b>	R: 1 E: 0 K: 2 S: 12	H: 1 LOB: 0 BB: 0 P: 19	R: 1 E: 0 K: 0 S: 11	H: 2 LOB: 1 BB: 0 P: 16	R: 0 E: 0 K: 2 S: 11	H: 1 LOB: 0 BB: 0 P: 15	R: 1 E: 0 K: 2 S: 11	H: 1 LOB: 0 BB: 0 P: 16	R: 0 E: 0 K: 3 S: 14	H: 0 LOB: 1 BB: 1 P: 21	R: 0 E: 0 K: 1 S: 13	H: 2 LOB: 1 BB: 0 P: 21	R: 0 E: 0 K: 2 S: 10	H: 1 LOB: 2 BB: 1 P: 16	1B: 6 2B: 0 3B: 0 HR: 3	SF: 1 SAC: 0 DP: 2 HBP: 1	WP: 0 PB: 0 CS: 1	PA: 36		
<b>PITCHER</b>	IP: 5.0 ERA: 3.21	WLS: 7 BF: 19	H: 3 R: 3 ER: 3 SO: 3	BB: 1 IBB: 0 HBP: 0 BLK: 0	WP: 0 HR: 3 S: 51 P: 79	ERA: 5.40 WHIP: 1.200	<b>PITCHER</b>	IP: 6.1 ERA: 3.55	WLS: 1 BF: 5	H: 1 R: 0 ER: 0 SO: 2	BB: 0 IBB: 0 HBP: 0 BLK: 0	WP: 0 HR: 0 S: 16 P: 25	ERA: 0.00 WHIP: 1.500	<b>PITCHER</b>	IP: 9.1 ERA: 3.05	WLS: 5 BF: 1	H: 2 R: 2 ER: 2 SO: 0	BB: 1 IBB: 0 HBP: 1 BLK: 0	WP: 0 HR: 10 S: 10 P: 16	ERA: 54.00 WHIP: 6.000

Washington Nationals @ Baltimore Orioles  
 Oriole Park at Camden Yards, Baltimore, MD  
 Sun Jul 25 2021, 1:06 PM - 4:23 PM EDT  
 Att: 15,690 - Partly Cloudy - 88 F

AB	31
R	5
H	9
RBI	5
BB	3
SO	10
LOB	11









Batter	1	2	3	4	5	6	7	8	9	AB	R	H	RBI	BB	SO	LOB	TOP			
19 Miquel Rojas, R OBP: 0.329, SLG: 0.398										6	2	2	0	0	0	6				
1 Isan Díaz, L OBP: 0.296, SLG: 0.254										3	2	1	1	2	1	1				
24 Jesús Aguilar, R OBP: 0.330, SLG: 0.474										4	3	2	3	1	1	1				
14 Adam Duvall, R OBP: 0.279, SLG: 0.489										4	0	1	0	1	0	2				
15 Brian Anderson, R OBP: 0.344, SLG: 0.417										4	0	1	2	0	2	2				
68 Lewin Díaz, L OBP: 0.222, SLG: 0.520										3	0	0	1	2	1	3				
9 Deven Marrero, R OBP: 0.429, SLG: 0.857										0	0	0	0	0	0	0				
38 Jorge Alfaro, R OBP: 0.266, SLG: 0.309										5	0	3	0	0	1	2				
25 Lewis Brinson, R OBP: 0.267, SLG: 0.395										4	0	0	0	1	2	8				
34 Magneuris Sierra, L OBP: 0.298, SLG: 0.279										5	0	1	0	0	0	3				
<b>Inning Stats</b>	R: 2 H: 4 E: 0 K: 1 S: 19	WLS: 4 BF: 3 LOB: 3 P: 30	R: 3 H: 3 E: 0 K: 1 S: 16	WLS: 3 BF: 2 LOB: 1 P: 28	R: 0 H: 1 E: 0 K: 0 S: 5	WLS: 0 BF: 1 LOB: 1 P: 8	R: 2 H: 1 E: 0 K: 0 S: 6	WLS: 2 BF: 2 LOB: 2 P: 20	R: 0 H: 0 E: 0 K: 1 S: 10	WLS: 0 BF: 0 LOB: 0 P: 13	R: 0 H: 1 E: 0 K: 1 S: 18	WLS: 1 BF: 2 LOB: 2 P: 25	R: 0 H: 0 E: 0 K: 2 S: 9	WLS: 0 BF: 1 LOB: 1 P: 15	R: 0 H: 1 E: 0 K: 1 S: 8	WLS: 1 BF: 1 LOB: 3 P: 16	1B: 7 R: 2 H: 3 RBI: 0 BB: 0 SO: 4 HR: 1	SF: 0 SAC: 0 DP: 0 HBP: 1	WP: 1 PB: 0 SB: 0 CS: 0	PA: 46
<b>PITCHER</b>	IP: 2.0 WLS: 15 BF: 7 ER: 5 SO: 2 BB: 2 IBB: 0 HBP: 0 BLK: 0 WP: 1 HR: 1 S: 35 P: 58 ERA: 22.50 WHIP: 4.500	IP: 3.0 WLS: 14 BF: 2 ER: 2 SO: 2 BB: 2 IBB: 0 HBP: 1 BLK: 0 WP: 0 HR: 2 S: 41 P: 64 ERA: 6.00 WHIP: 1.333	IP: 2.0 WLS: 8 BF: 1 ER: 0 SO: 2 BB: 1 IBB: 0 HBP: 0 BLK: 0 WP: 0 HR: 25 S: 34 P: 41 ERA: 0.00 WHIP: 1.000	IP: 1.0 WLS: 4 BF: 0 ER: 0 SO: 2 BB: 1 IBB: 0 HBP: 0 BLK: 0 WP: 0 HR: 9 S: 15 P: 15 ERA: 0.00 WHIP: 1.000	IP: 0.1 WLS: 3 BF: 1 ER: 0 SO: 1 BB: 1 IBB: 0 HBP: 0 BLK: 0 WP: 0 HR: 4 S: 10 P: 10 ERA: 0.00 WHIP: 6.000	<b>PITCHER</b>	IP: 0.2 WLS: 2 BF: 0 ER: 0 SO: 0 BB: 0 IBB: 0 HBP: 0 BLK: 0 WP: 0 HR: 0 S: 4 P: 6 ERA: 0.00 WHIP: 0.000													

Miami Marlins @ Baltimore Orioles  
 Oriole Park at Camden Yards, Baltimore, MD  
 Wed Jul 28 2021, 7:06 PM - 10:37 PM EDT  
 Att: 8,363 - Partly Cloudy - 85 F

AB 38  
 R 7  
 H 11  
 RBI 7  
 BB 7  
 SO 8  
 LOB 28



Miami Marlins @ Baltimore Orioles  
 Oriole Park at Camden Yards, Baltimore, MD  
 Wed Jul 28 2021, 7:06 PM - 10:37 PM EDT  
 Att: 8,363 - Partly Cloudy - 85 F

AB 31  
 R 8  
 H 8  
 RBI 7  
 BB 9  
 SO 7  
 LOB 11









Batter	1	2	3	4	5	6	7	8	9	AB	R	H	RBI	BB	SO	LOB	TOP		
31 Cedric Mullins, L OBP: 0.383, SLG: 0.544	G3		BB		1B		P4			3	0	1	0	1	0	0	<p><b>Baltimore Orioles @ Detroit Tigers</b> Comerica Park, Detroit, MI Fri Jul 30 2021, 7:12 PM - 10:01 PM EDT Att: 18,861 - Partly Cloudy - 72 F</p> <p>livebaseballscorecards.com</p>		
21 Austin Hays, R OBP: 0.296, SLG: 0.424	F8		P6		G6-4-3			F9		4	0	0	0	0	0	3			
16 Trey Mancini, R OBP: 0.335, SLG: 0.483	K			K		2B		K		4	1	1	0	0	3	0			
6 Ryan Mountcastle, R OBP: 0.294, SLG: 0.445	L8		HR		L8			K		4	1	1	1	0	1	1			
25 Anthony Santander, S OBP: 0.280, SLG: 0.382	K		F7		L3			28 WP		3	0	0	0	1	1	1			
65 Ryan McKenna, R OBP: 0.303, SLG: 0.207	K							BB		0	0	0	0	0	0	0			
29 Ramón Uriás, R OBP: 0.348, SLG: 0.405	K		L7		1B			K		4	0	1	1	0	2	1			
28 Pedro Severino, R OBP: 0.313, SLG: 0.378			HR		HR			11 FC4		3	2	2	2	1	0	1			
3 Maikel Franco, R OBP: 0.263, SLG: 0.369	G6-3		F9		F9		G5-3	F3		4	0	0	0	0	0	2			
11 Pat Valaika, R OBP: 0.256, SLG: 0.292	G6-3				1B		F9	FC4		4	0	1	0	0	0	2			
<b>Inning Stats</b>	R: 0 H: 0 E: 0 K: 1 S: 10	H: 0 LOB: 0 BB: 0 P: 17	R: 0 H: 0 E: 0 K: 2 S: 9	H: 0 LOB: 0 BB: 0 P: 10	R: 1 H: 1 E: 0 K: 0 S: 10	H: 1 LOB: 1 BB: 1 P: 18	R: 1 H: 1 E: 0 K: 1 S: 13	H: 1 LOB: 0 BB: 0 P: 19	R: 1 H: 3 E: 0 K: 0 S: 6	H: 3 LOB: 1 BB: 0 P: 8	R: 1 H: 2 E: 0 K: 0 S: 12	H: 2 LOB: 1 BB: 0 P: 20	R: 0 H: 0 E: 0 K: 2 S: 8	H: 0 LOB: 0 BB: 0 P: 10	R: 0 H: 0 E: 0 K: 1 S: 6	H: 0 LOB: 2 BB: 2 P: 16	1B: 3 2B: 1 3B: 0 HR: 3	SF: 0 SAC: 0 DP: 1 HBP: 0	WP: 1 PA: 36 PB: 0 SB: 0 CS: 0
<b>PITCHER</b>	IP WLS BF H R ER SO BB IBB HBP BLK WP HR S P ERA WHIP	IP WLS BF H R ER SO BB IBB HBP BLK WP HR S P ERA WHIP	IP WLS BF H R ER SO BB IBB HBP BLK WP HR S P ERA WHIP	IP WLS BF H R ER SO BB IBB HBP BLK WP HR S P ERA WHIP	IP WLS BF H R ER SO BB IBB HBP BLK WP HR S P ERA WHIP	IP WLS BF H R ER SO BB IBB HBP BLK WP HR S P ERA WHIP	IP WLS BF H R ER SO BB IBB HBP BLK WP HR S P ERA WHIP	IP WLS BF H R ER SO BB IBB HBP BLK WP HR S P ERA WHIP	IP WLS BF H R ER SO BB IBB HBP BLK WP HR S P ERA WHIP	IP WLS BF H R ER SO BB IBB HBP BLK WP HR S P ERA WHIP	IP WLS BF H R ER SO BB IBB HBP BLK WP HR S P ERA WHIP	IP WLS BF H R ER SO BB IBB HBP BLK WP HR S P ERA WHIP	IP WLS BF H R ER SO BB IBB HBP BLK WP HR S P ERA WHIP	IP WLS BF H R ER SO BB IBB HBP BLK WP HR S P ERA WHIP	IP WLS BF H R ER SO BB IBB HBP BLK WP HR S P ERA WHIP	IP WLS BF H R ER SO BB IBB HBP BLK WP HR S P ERA WHIP	IP WLS BF H R ER SO BB IBB HBP BLK WP HR S P ERA WHIP		
29 Tark Skubal, L ERA: 4.53	5.2	L	24	7	4	4	4	1	0	0	0	0	0	0	0	0	6.35	1.412	
66 Erasmo Ramírez, R ERA: 4.91	1.1		4	0	0	0	0	0	0	0	0	0	0	0	10	14	0.00	0.000	
49 Derek Holland, L ERA: 8.06	1.0		3	0	0	0	2	0	0	0	0	0	0	8	11	0.00	0.000		
36 Kyle Funkhouser, R ERA: 3.29	1.0		5	0	0	0	1	2	0	0	0	1	0	6	16	0.00	2.000		

Batter	1	2	3	4	5	6	7	8	9	AB	R	H	RBI	BB	SO	LOB	BOTTOM				
60 Akil Badddoo, L OBP: 0.343, SLG: 0.483	K		FC4-6		F8			8 BB 24 SF8 7 HBP	F4	5	1	1	0	0	1	2	<p><b>Baltimore Orioles @ Detroit Tigers</b> Comerica Park, Detroit, MI Fri Jul 30 2021, 7:12 PM - 10:01 PM EDT Att: 18,861 - Partly Cloudy - 72 F</p> <p>livebaseballscorecards.com</p>				
7 Jonathan Schoop, R OBP: 0.281, SLG: 0.461	K		G4-3		F9			46 FC3-6 13 WP 8 BB		3	1	0	0	0	1	2					
8 Robbie Grossman, S OBP: 0.355, SLG: 0.404	G3-1				F9			46 FC3-6 BB		3	0	0	0	1	1	0					
24 Miguel Cabrera, R OBP: 0.306, SLG: 0.381	F8		2B				46 1B	SF8		3	0	2	1	0	0	0					
46 Jeimer Candelario, S OBP: 0.357, SLG: 0.409	K		F8					FC3-6 13 WP		4	0	1	0	0	1	3					
13 Eric Haase, R OBP: 0.303, SLG: 0.547	P3		K2-3		L8			BB		3	0	0	0	1	1	3					
30 Harold Castro, L OBP: 0.338, SLG: 0.333			60 FC4-6 54 1B		9 FC6-4			L6		2	0	2	0	0	0	0					
59 Zack Short, R OBP: 0.277, SLG: 0.366			1B		1B					2	0	0	0	0	0	4					
9 Willi Castro, S OBP: 0.272, SLG: 0.355			P6		FC6-4			G4-3		4	0	0	0	0	1	4					
54 Derek Hill, R OBP: 0.426, SLG: 0.353			60 FC4-6		G5-4-3			K		4	1	2	0	0	1	1					
<b>Inning Stats</b>	R: 0 H: 0 E: 0 K: 2 S: 8	H: 0 LOB: 0 BB: 0 P: 11	R: 0 H: 0 E: 0 K: 1 S: 8	H: 0 LOB: 0 BB: 0 P: 13	R: 0 H: 2 E: 0 K: 0 S: 7	H: 2 LOB: 0 BB: 0 P: 11	R: 0 H: 1 E: 0 K: 2 S: 15	H: 1 LOB: 0 BB: 0 P: 21	R: 0 H: 1 E: 0 K: 0 S: 8	H: 1 LOB: 0 BB: 0 P: 10	R: 0 H: 0 E: 0 K: 0 S: 6	H: 0 LOB: 0 BB: 0 P: 7	R: 0 H: 2 E: 0 K: 1 S: 12	H: 2 LOB: 2 BB: 0 P: 18	R: 3 H: 2 E: 0 K: 0 S: 18	H: 2 LOB: 2 BB: 2 P: 35	R: 0 H: 0 E: 0 K: 1 S: 10	H: 0 LOB: 0 BB: 0 P: 16	1B: 6 2B: 1 3B: 1 HR: 0	SF: 1 SAC: 0 DP: 1 HBP: 1	WP: 3 PA: 37 PB: 0 SB: 0 CS: 0
<b>PITCHER</b>	IP WLS BF H R ER SO BB IBB HBP BLK WP HR S P ERA WHIP	IP WLS BF H R ER SO BB IBB HBP BLK WP HR S P ERA WHIP	IP WLS BF H R ER SO BB IBB HBP BLK WP HR S P ERA WHIP	IP WLS BF H R ER SO BB IBB HBP BLK WP HR S P ERA WHIP	IP WLS BF H R ER SO BB IBB HBP BLK WP HR S P ERA WHIP	IP WLS BF H R ER SO BB IBB HBP BLK WP HR S P ERA WHIP	IP WLS BF H R ER SO BB IBB HBP BLK WP HR S P ERA WHIP	IP WLS BF H R ER SO BB IBB HBP BLK WP HR S P ERA WHIP	IP WLS BF H R ER SO BB IBB HBP BLK WP HR S P ERA WHIP	IP WLS BF H R ER SO BB IBB HBP BLK WP HR S P ERA WHIP	IP WLS BF H R ER SO BB IBB HBP BLK WP HR S P ERA WHIP	IP WLS BF H R ER SO BB IBB HBP BLK WP HR S P ERA WHIP	IP WLS BF H R ER SO BB IBB HBP BLK WP HR S P ERA WHIP	IP WLS BF H R ER SO BB IBB HBP BLK WP HR S P ERA WHIP	IP WLS BF H R ER SO BB IBB HBP BLK WP HR S P ERA WHIP	IP WLS BF H R ER SO BB IBB HBP BLK WP HR S P ERA WHIP	IP WLS BF H R ER SO BB IBB HBP BLK WP HR S P ERA WHIP				
32 Matt Harvey, R ERA: 6.2	6.1	W	24	6	0	0	0	0	0	0	0	0	0	0	0	0	0.00	0.947			
51 Paul Fry, L ERA: 3.43	0.2	H	2	0	0	0	1	0	0	0	0	6	10	0.00	0.000						
66 Tanner Scott, L ERA: 3.73	0.0		4	2	3	3	0	1	0	1	0	7	15	∞	∞						
55 Dillon Tate, R ERA: 3.98	1.0	H	4	0	0	0	0	1	0	0	0	11	20	0.00	1.000						
54 Cole Sulser, R ERA: 2.82	1.0	S	3	0	0	0	1	0	0	0	0	10	16	0.00	0.000						







Batter	1	2	3	4	5	6	7	8	9	AB	R	H	RBI	BB	SO	LOB	TOP	
21 Austin Hays, R OBP: 0.294, SLG: 0.422										4	1	1	0	0	0	0	<b>Baltimore Orioles @ Detroit Tigers</b> Comerica Park, Detroit, MI Sun Aug 01 2021, 1:11 PM - 4:06 PM EDT Att: 17,134 - Cloudy - 73 F	
16 Trey Mancini, R OBP: 0.330, SLG: 0.474										4	0	0	0	0	0	1		
6 Ryan Mountcastle, R OBP: 0.301, SLG: 0.451										4	1	2	1	0	0	0		
25 Anthony Santander, S OBP: 0.278, SLG: 0.380										4	0	2	1	0	1	1		
3 Maikel Franco, R OBP: 0.259, SLG: 0.372										4	0	0	0	0	1	2		
65 Ryan McKenna, R OBP: 0.301, SLG: 0.258										3	0	0	0	1	2	0		
11 Pat Valaika, R OBP: 0.256, SLG: 0.290											4	0	0	0	0	1		2
61 Austin Wynns, R OBP: 0.206, SLG: 0.281										2	0	0	0	1	0	0		
75 Domingo Leyba, S OBP: 0.198, SLG: 0.161										3	0	0	0	0	0	1		
<b>Inning Stats</b>	R: 2 E: 0 K: 1 S: 11	H: 3 LOB: 2 BB: 1 P: 18	R: 0 E: 0 K: 0 S: 7	H: 0 LOB: 0 BB: 0 P: 9	R: 0 E: 0 K: 0 S: 10	H: 1 LOB: 1 BB: 0 P: 15	R: 0 E: 0 K: 1 S: 15	H: 0 LOB: 1 BB: 1 P: 25	R: 0 E: 0 K: 1 S: 10	H: 0 LOB: 0 BB: 0 P: 15	R: 0 E: 0 K: 1 S: 10	H: 1 LOB: 1 BB: 0 P: 13	R: 0 E: 0 K: 0 S: 10	H: 0 LOB: 0 BB: 0 P: 14	1B: 2 2B: 3 3B: 0 HR: 0	SF: 0 SAC: 0 DP: 0 HBP: 0		WP: 1 PA: 34 PB: 0 SB: 0 CS: 0
<b>PITCHER</b>	IP WLS BF H R ER SO BB IBB HBP BLK WP HR S P ERA WHIP																	
70 Tyler Alexander, L ERA: 4.77	4.0	18	4	2	2	2	2	0	0	0	0	1	0	0	43	67	4.50	1.500
66 Erasmo Ramirez, R ERA: 4.32	2.0	W 6	0	0	0	1	0	0	0	0	0	0	0	14	20	0.00	0.000	
67 José Cisnero, R ERA: 2.98	1.0	H 3	0	0	0	1	0	0	0	0	0	0	0	10	15	0.00	0.000	
32 Michael Fulmer, R ERA: 3.77	1.0	4	1	0	0	1	0	0	0	0	0	0	0	9	13	0.00	1.000	
65 Gregory Soto, L ERA: 2.89	1.0	3	0	0	0	0	0	0	0	0	0	0	0	10	14	0.00	0.000	

Batter	1	2	3	4	5	6	7	8	9	AB	R	H	RBI	BB	SO	LOB	BOTTOM		
60 Akil Badtoo, L OBP: 0.341, SLG: 0.478										4	0	1	1	0	1	0	<b>Baltimore Orioles @ Detroit Tigers</b> Comerica Park, Detroit, MI Sun Aug 01 2021, 1:11 PM - 4:06 PM EDT Att: 17,134 - Cloudy - 73 F		
7 Jonathan Schoop, R OBP: 0.326, SLG: 0.457										4	0	1	0	0	0	0			
8 Robbie Grossman, S OBP: 0.355, SLG: 0.411										2	2	1	1	1	0	0			
24 Miguel Cabrera, R OBP: 0.308, SLG: 0.378										1	1	0	1	2	0	0			
22 Victor Reyes, S OBP: 0.211, SLG: 0.298										0	0	0	0	0	0	0			
46 Jeimer Candelario, S OBP: 0.360, SLG: 0.410										4	1	2	1	0	1	3			
13 Eric Haase, R OBP: 0.301, SLG: 0.555										4	0	1	2	0	0	1			
30 Harold Castro, L OBP: 0.337, SLG: 0.337										4	1	1	0	0	1	1			
17 Grayson Greiner, R OBP: 0.291, SLG: 0.333										3	1	1	0	1	0	0			
59 Zack Short, R OBP: 0.267, SLG: 0.340										4	0	0	0	0	2	3			
<b>Inning Stats</b>	R: 3 E: 0 K: 1 S: 16	H: 2 LOB: 1 BB: 2 P: 29	R: 0 E: 0 K: 1 S: 9	H: 0 LOB: 0 BB: 0 P: 13	R: 0 E: 0 K: 0 S: 7	H: 0 LOB: 0 BB: 0 P: 13	R: 0 E: 0 K: 1 S: 7	H: 0 LOB: 0 BB: 0 P: 8	R: 0 E: 0 K: 1 S: 9	H: 2 LOB: 1 BB: 0 P: 14	R: 1 E: 0 K: 0 S: 14	H: 2 LOB: 1 BB: 0 P: 21	R: 2 E: 0 K: 1 S: 19	H: 4 LOB: 3 BB: 1 P: 33	R: 0 E: 0 K: 0 S: 9	H: 0 LOB: 1 BB: 1 P: 17	1B: 5 2B: 2 3B: 1 HR: 0	SF: 2 SAC: 0 DP: 0 HBP: 0	WP: 0 PA: 36 PB: 0 SB: 0 CS: 0
<b>PITCHER</b>	IP WLS BF H R ER SO BB IBB HBP BLK WP HR S P ERA WHIP																		
80 Spenser Watkins, R ERA: 3.81	5.2	L 22	3	4	4	4	2	0	0	0	0	0	0	56	89	6.35	0.882		
71 Connor Greene, R ERA: 10.13	0.2	5	3	2	2	1	0	0	0	0	0	0	0	13	18	27.00	4.500		
45 Keegan Akin, L ERA: 8.14	0.1	3	2	0	0	0	0	0	0	0	0	0	0	7	13	0.00	6.000		
81 Shaun Anderson, R ERA: 7.84	1.1	6	0	0	0	0	2	0	0	0	0	0	0	14	28	0.00	1.500		



Batter	1	2	3	4	5	6	7	8	9	AB	R	H	RBI	BB	SO	LOB	TOP								
31 Cedric Mullins, L OBP: 0.385, SLG: 0.549	F7		HR		1B		F8		K	5	1	2	1	0	1	2									
21 Austin Hays, R OBP: 0.292, SLG: 0.429	P4		HR		K		G1-3		G6-4-3	5	1	1	1	0	1	3									
16 Trey Mancini, R OBP: 0.327, SLG: 0.469	K		F8		P3		K			4	0	0	0	0	2	1									
6 Ryan Mountcastle, R OBP: 0.305, SLG: 0.465		2B		HR	F9				1B	4	2	3	1	0	0	1									
25 Anthony Santander, S OBP: 0.281, SLG: 0.382	K		P3				1B		1B	4	1	2	0	0	1	1									
65 Ryan McKenna, R OBP: 0.301, SLG: 0.259										0	0	0	0	0	0	0									
29 Ramón Uriás, R OBP: 0.288, SLG: 0.426	F9		HR				BB		G5-4-3	3	2	1	1	1	0	2									
28 Pedro Severino, R OBP: 0.307, SLG: 0.376	G1-3		2B		SF7				K	3	0	1	1	0	1	2									
3 Maikel Franco, R OBP: 0.259, SLG: 0.375			L8		L7		SF8			3	0	1	1	0	0	1									
11 Pat Valaika, R OBP: 0.256, SLG: 0.286			K		K		P3		HBP	3	0	0	0	0	2	1									
<b>Inning Stats</b>	R: 0 E: 0 K: 1 S: 7	H: 0 LOB: 0 BB: 0 P: 9	R: 0 E: 0 K: 1 S: 15	H: 1 LOB: 1 BB: 0 P: 26	R: 2 E: 0 K: 1 S: 14	H: 2 LOB: 0 BB: 0 P: 22	R: 2 E: 0 K: 1 S: 16	H: 3 LOB: 1 BB: 0 P: 26	R: 0 E: 0 K: 1 S: 8	H: 1 LOB: 0 BB: 0 P: 13	R: 2 E: 0 K: 0 S: 11	H: 1 LOB: 0 BB: 1 P: 23	R: 0 E: 0 K: 1 S: 8	H: 0 LOB: 0 BB: 0 P: 13	R: 1 E: 0 K: 1 S: 9	H: 2 LOB: 1 BB: 0 P: 13	R: 0 E: 0 K: 1 S: 9	H: 1 LOB: 1 BB: 0 P: 13	1B: 4 2B: 3 3B: 0 HR: 4	SF: 2 SAC: 0 DP: 2 HBP: 1	WP: 1 PB: 0 SB: 2 CS: 0	PA: 38			
<b>PITCHER</b>	IP	WLS	BF	H	R	ER	SO	BB	IBB	HBP	BLK	WP	HR	S	P	ERA	WHIP								
38 Andrew Heaney, L ERA: 5.42	4.0	L	18	6	4	4	4	0	0	0	0	0	4	52	83	9.00	1.500								
30 Joey Rodríguez, L ERA: 6.07	2.0		9	2	2	2	1	1	0	0	1	1	0	19	36	9.00	1.500								
63 Lucas Luetge, L ERA: 2.88	1.0		3	0	0	0	1	0	0	0	0	0	0	8	13	0.00	0.000								
84 Albert Abreu, R ERA: 5.51	2.0		8	3	1	1	2	0	0	1	0	0	0	18	26	4.50	1.500								

**Baltimore Orioles @ New York Yankees**  
 Yankee Stadium, Bronx, NY  
 Mon Aug 02 2021, 7:09 PM - 10:20 PM EDT  
 Att: 28,879 - Partly Cloudy - 79 F

AB 34  
 R 7  
 H 11  
 RBI 6  
 BB 1  
 SO 8  
 LOB 14



Batter	1	2	3	4	5	6	7	8	9	AB	R	H	RBI	BB	SO	LOB	BOTTOM								
26 DJ LeMahieu, R OBP: 0.341, SLG: 0.353	G5-3	G4-3			L8		G6-4-3		L9	5	0	0	0	0	0	7									
48 Anthony Rizzo, L OBP: 0.356, SLG: 0.464			G4-3		SF7		K			2	0	0	1	0	1	1									
99 Aaron Judge, R OBP: 0.371, SLG: 0.504	G5-3		K		K				F8	4	0	0	0	0	2	2									
13 Joey Gallo, L OBP: 0.374, SLG: 0.480			K				2B		P6	3	0	1	0	1	1	0									
27 Giancarlo Stanton, R OBP: 0.351, SLG: 0.443	G5-3				G5-3		K		BB	3	0	0	0	1	1	3									
12 Rougned Odor, L OBP: 0.298, SLG: 0.431		G5-3		P4		P4			F8	4	0	0	0	0	2										
24 Gary Sánchez, R OBP: 0.323, SLG: 0.443			BB		G5-3		F9		G5-3	3	0	0	0	1	0	1									
25 Gleyber Torres, R OBP: 0.325, SLG: 0.334		F9							F9	3	1	1	0	1	0	1									
11 Brett Gardner, L OBP: 0.319, SLG: 0.307										1	0	1	0	3	0	0									
<b>Inning Stats</b>	R: 0 E: 0 K: 0 S: 10	H: 0 LOB: 2 BB: 1 P: 22	R: 0 E: 0 K: 0 S: 8	H: 0 LOB: 2 BB: 2 P: 18	R: 0 E: 0 K: 2 S: 11	H: 0 LOB: 0 BB: 0 P: 17	R: 0 E: 0 K: 0 S: 4	H: 0 LOB: 0 BB: 0 P: 7	R: 1 E: 0 K: 1 S: 10	H: 0 LOB: 1 BB: 2 P: 19	R: 0 E: 0 K: 1 S: 15	H: 1 LOB: 1 BB: 0 P: 23	R: 0 E: 0 K: 1 S: 7	H: 1 LOB: 1 BB: 1 P: 14	R: 0 E: 0 K: 0 S: 7	H: 0 LOB: 1 BB: 1 P: 14	R: 0 E: 0 K: 0 S: 13	H: 1 LOB: 0 BB: 0 P: 18	1B: 2 2B: 1 3B: 0 HR: 0	SF: 1 SAC: 0 DP: 1 HBP: 1	WP: 0 PB: 0 SB: 0 CS: 0	PA: 37			
<b>PITCHER</b>	IP	WLS	BF	H	R	ER	SO	BB	IBB	HBP	BLK	WP	HR	S	P	ERA	WHIP								
48 Jorge López, R ERA: 5.91	6.0	W	25	1	1	1	4	5	0	1	1	1	0	58	106	1.50	1.000								
62 César Valdez, R ERA: 5.3	0.2		3	1	0	0	0	1	0	0	0	0	0	3	9	0.00	3.000								
51 Paul Fry, L ERA: 3.24	1.1		5	0	0	0	1	1	0	0	0	0	0	11	19	0.00	0.750								
55 Dillon Tate, R ERA: 3.8	1.0		4	1	0	0	0	0	0	0	0	0	0	13	18	0.00	1.000								

**Baltimore Orioles @ New York Yankees**  
 Yankee Stadium, Bronx, NY  
 Mon Aug 02 2021, 7:09 PM - 10:20 PM EDT  
 Att: 28,879 - Partly Cloudy - 79 F

AB 28  
 R 1  
 H 3  
 RBI 1  
 BB 7  
 SO 5  
 LOB 17






Batter	1	2	3	4	5	6	7	8	9	AB	R	H	RBI	BB	SO	LOB	TOP				
31 Cedric Mullins, L (1, 8) OBP: 0.384, SLG: 0.546	F7		K			F9		G5-3 1B		4	1	1	0	0	1	0					
29 Ramón Urias, R (1, 6) OBP: 0.358, SLG: 0.424 1 Richie Martin, R (6, 6)	K			P3		25 BB 1B		G5-3		3	0	1	0	0	1	0					
6 Ryan Mountcastle, R (1, 3) OBP: 0.307, SLG: 0.466	1B			G5-3		K		G1-3 2B		4	0	2	1	0	1	1					
25 Anthony Santander, S (1, 9) OBP: 0.286, SLG: 0.383 65 Ryan McKenna, R (7, 7) OBP: 0.308, SLG: 0.258	F9			21 BB 1B				21 G1-3 BB		2	0	1	0	1	0	1					
21 Austin Hays, R (1, 7) OBP: 0.291, SLG: 0.427 (7, 9)	F8			1B		K		G1-3		4	0	1	0	0	1	4					
24 DJ Stewart, L (1, 10) OBP: 0.317, SLG: 0.341	P6			1B		F7		F7		4	0	0	0	0	1	4					
28 Pedro Severino, R (1, 2) OBP: 0.303, SLG: 0.369	K			G5-3						4	0	0	0	0	2	0					
3 Maikel Franco, R (1, 5) OBP: 0.262, SLG: 0.377			G6-3			P6				3	0	1	0	0	0	0					
11 Pat Valaika, R (1, 4) OBP: 0.251, SLG: 0.280	G4-3					K				4	0	0	0	0	2	2					
<b>Inning Stats</b>	R: 0 E: 0 K: 1 S: 9	H: 1 LOB: 1 BB: 0 P: 11	R: 0 E: 0 K: 1 S: 8	H: 0 LOB: 0 BB: 0 P: 10	R: 0 E: 0 K: 1 S: 8	H: 0 LOB: 0 BB: 0 P: 13	R: 0 E: 0 K: 0 S: 16	H: 2 LOB: 2 BB: 0 P: 24	R: 0 E: 0 K: 2 S: 13	H: 1 LOB: 1 BB: 1 P: 21	R: 0 E: 0 K: 3 S: 13	H: 1 LOB: 1 BB: 0 P: 16	R: 1 E: 0 K: 0 S: 11	H: 2 LOB: 2 BB: 2 P: 22	R: 0 E: 0 K: 0 S: 5	H: 0 LOB: 0 BB: 0 P: 12	1B: 5 2B: 2 HR: 0	SF: 0 SAC: 0 DP: 1 HBP: 1	WP: 0 PB: 0 SB: 0 CS: 0	PA: 36	
<b>PITCHER</b>	IP WLS BF H R ER SO BB IBB HBP BLK WP HR S P ERA WHIP	IP WLS BF H R ER SO BB IBB HBP BLK WP HR S P ERA WHIP	IP WLS BF H R ER SO BB IBB HBP BLK WP HR S P ERA WHIP	IP WLS BF H R ER SO BB IBB HBP BLK WP HR S P ERA WHIP	IP WLS BF H R ER SO BB IBB HBP BLK WP HR S P ERA WHIP	IP WLS BF H R ER SO BB IBB HBP BLK WP HR S P ERA WHIP	IP WLS BF H R ER SO BB IBB HBP BLK WP HR S P ERA WHIP	IP WLS BF H R ER SO BB IBB HBP BLK WP HR S P ERA WHIP	IP WLS BF H R ER SO BB IBB HBP BLK WP HR S P ERA WHIP	IP WLS BF H R ER SO BB IBB HBP BLK WP HR S P ERA WHIP	IP WLS BF H R ER SO BB IBB HBP BLK WP HR S P ERA WHIP	IP WLS BF H R ER SO BB IBB HBP BLK WP HR S P ERA WHIP	IP WLS BF H R ER SO BB IBB HBP BLK WP HR S P ERA WHIP	IP WLS BF H R ER SO BB IBB HBP BLK WP HR S P ERA WHIP	IP WLS BF H R ER SO BB IBB HBP BLK WP HR S P ERA WHIP	IP WLS BF H R ER SO BB IBB HBP BLK WP HR S P ERA WHIP	IP WLS BF H R ER SO BB IBB HBP BLK WP HR S P ERA WHIP	IP WLS BF H R ER SO BB IBB HBP BLK WP HR S P ERA WHIP	IP WLS BF H R ER SO BB IBB HBP BLK WP HR S P ERA WHIP	IP WLS BF H R ER SO BB IBB HBP BLK WP HR S P ERA WHIP	IP WLS BF H R ER SO BB IBB HBP BLK WP HR S P ERA WHIP
81 Luis Gil, R (1, 1) ERA: 4.5	6.0	W	23	4	0	0	6	1	0	0	0	0	0	0	62	88	0.00	0.833			
70 Stephen Ridings, R (7, 1) ERA: 4.5	1.0		4	1	0	0	3	0	0	0	0	0	0	0	13	16	0.00	1.000			
61 Brody Koerner, R (8, 1) ERA: 4.5	2.0		9	2	1	1	0	1	0	1	0	0	0	0	16	34	4.50	1.500			

**Baltimore Orioles @ New York Yankees**  
 Yankee Stadium, Bronx, NY  
 Tue Aug 03 2021, 7:08 PM - 10:11 PM EDT  
 Att: 30,815 - Partly Cloudy - 75 F

livebaseballscorecards.com

AB 33  
R 1  
H 7  
RBI 1  
BB 2  
SO 9  
LOB 13




Batter	1	2	3	4	5	6	7	8	9	AB	R	H	RBI	BB	SO	LOB	BOTTOM				
26 DJ LeMahieu, R (1, 4) OBP: 0.342, SLG: 0.359 14 Tyler Wade, L (7, 5) OBP: 0.286, SLG: 0.263	G6-3		48 E 2B	48 BB 27 HR 2B		F8		48 WP 48 G6-3 2B		4	2	2	1	0	0	1					
48 Anthony Rizzo, L (1, 3) OBP: 0.357, SLG: 0.463	F9		E8 99 BB 27 BB 1B	27 HR 1B		F7		G6-3		5	2	2	1	0	0	1					
99 Aaron Judge, R (1, 9) OBP: 0.372, SLG: 0.512	F9		27 BB 24 BB 1B	K		FC5-4		HR		5	2	2	1	0	1	3					
27 Giancarlo Stanton, R (1, 10) OBP: 0.352, SLG: 0.452	F8		24 BB 25 SF9 1B	HR		G1-3		F8		5	2	2	4	0	0	0					
13 Joey Gallo, L (1, 7) OBP: 0.371, SLG: 0.474	K		K	F7		L8				4	0	0	0	0	2	2					
24 Gary Sánchez, R (1, 2) OBP: 0.325, SLG: 0.448	25 BB 1B		25 SF9 1B			K		G5-3		4	1	2	1	0	1	0					
25 Gleyber Torres, R (1, 6) OBP: 0.326, SLG: 0.340			SF9			P4		22 BB 12 BB 1B		3	1	2	2	0	0	0					
12 Rougned Odor, L (1, 5) OBP: 0.298, SLG: 0.428 (7, 4)	G6-3		K			G4-3		14 BB 1B		4	1	1	0	0	1	2					
22 Greg Allen, S (1, 8) OBP: 0.417, SLG: 0.432			26 BB HBP			F9		F9		3	1	1	0	0	0	2					
<b>Inning Stats</b>	R: 0 E: 0 K: 0 S: 5	H: 0 LOB: 0 BB: 0 P: 9	R: 1 E: 0 K: 1 S: 17	H: 2 LOB: 1 BB: 0 P: 30	R: 5 E: 1 K: 2 S: 19	H: 5 LOB: 1 BB: 0 P: 32	R: 3 E: 0 K: 1 S: 19	H: 3 LOB: 0 BB: 0 P: 28	R: 0 E: 0 K: 1 S: 10	H: 0 LOB: 0 BB: 0 P: 12	R: 0 E: 0 K: 0 S: 10	H: 1 LOB: 1 BB: 0 P: 13	R: 0 E: 0 K: 0 S: 6	H: 0 LOB: 0 BB: 0 P: 10	R: 4 E: 0 K: 0 S: 17	H: 4 LOB: 0 BB: 0 P: 30	1B: 8 2B: 5 3B: 0 HR: 2	SF: 1 SAC: 0 DP: 0 HBP: 1	WP: 1 PB: 0 SB: 0 CS: 0	PA: 40	
<b>PITCHER</b>	IP WLS BF H R ER SO BB IBB HBP BLK WP HR S P ERA WHIP	IP WLS BF H R ER SO BB IBB HBP BLK WP HR S P ERA WHIP	IP WLS BF H R ER SO BB IBB HBP BLK WP HR S P ERA WHIP	IP WLS BF H R ER SO BB IBB HBP BLK WP HR S P ERA WHIP	IP WLS BF H R ER SO BB IBB HBP BLK WP HR S P ERA WHIP	IP WLS BF H R ER SO BB IBB HBP BLK WP HR S P ERA WHIP	IP WLS BF H R ER SO BB IBB HBP BLK WP HR S P ERA WHIP	IP WLS BF H R ER SO BB IBB HBP BLK WP HR S P ERA WHIP	IP WLS BF H R ER SO BB IBB HBP BLK WP HR S P ERA WHIP	IP WLS BF H R ER SO BB IBB HBP BLK WP HR S P ERA WHIP	IP WLS BF H R ER SO BB IBB HBP BLK WP HR S P ERA WHIP	IP WLS BF H R ER SO BB IBB HBP BLK WP HR S P ERA WHIP	IP WLS BF H R ER SO BB IBB HBP BLK WP HR S P ERA WHIP	IP WLS BF H R ER SO BB IBB HBP BLK WP HR S P ERA WHIP	IP WLS BF H R ER SO BB IBB HBP BLK WP HR S P ERA WHIP	IP WLS BF H R ER SO BB IBB HBP BLK WP HR S P ERA WHIP	IP WLS BF H R ER SO BB IBB HBP BLK WP HR S P ERA WHIP	IP WLS BF H R ER SO BB IBB HBP BLK WP HR S P ERA WHIP	IP WLS BF H R ER SO BB IBB HBP BLK WP HR S P ERA WHIP	IP WLS BF H R ER SO BB IBB HBP BLK WP HR S P ERA WHIP	IP WLS BF H R ER SO BB IBB HBP BLK WP HR S P ERA WHIP
52 Alex Wells, L (1, 1) ERA: 7.64	2.1	L	15	7	6	2	0	0	0	0	0	0	0	0	35	63	23.14	3.000			
35 Adam Plutko, R (3, 1) ERA: 5.53	1.2		8	3	3	3	2	0	0	0	0	0	0	1	25	36	16.20	1.800			
45 Keegan Akin, L (5, 1) ERA: 7.66	3.0		10	1	0	0	1	0	0	0	0	0	0	0	26	35	0.00	0.333			
81 Shaun Anderson, R (8, 1) ERA: 9.16	1.0		7	4	4	4	0	0	0	0	0	0	0	1	17	30	36.00	4.000			

**Baltimore Orioles @ New York Yankees**  
 Yankee Stadium, Bronx, NY  
 Tue Aug 03 2021, 7:08 PM - 10:11 PM EDT  
 Att: 30,815 - Partly Cloudy - 75 F

livebaseballscorecards.com

AB 38  
R 13  
H 15  
RBI 12  
BB 0  
SO 5  
LOB 11









Batter	1	2	3	4	5	6	7	8	9	AB	R	H	RBI	BB	SO	LOB	TOP								
<b>25 Jordan Luplow, R</b> <small>OBP: 0.341, SLG: 0.451</small> <b>28 Francisco Mejia, S</b> <small>OBP: 0.326, SLG: 0.432</small>	 23 G5-3 2B	 P3	 K	 K	 K	 23 HR 1B	 23 2B 5 1B BB	 K	 K	4	2	2	0	1	1	2									
<b>23 Nelson Cruz, R</b> <small>OBP: 0.356, SLG: 0.524</small>	 G5-3 2B	 P4	 K	 K	 K	 1-H HR	 1-2 2-3 BB	 5 1B 2B	 G5-3	6	2	2	5	0	1	3									
<b>5 Wander Franco, S</b> <small>OBP: 0.306, SLG: 0.394</small>	 FC6	 FC6	 13 E 13 1B	 FC6	 F7	 K	 8 2B 13 1B BB	 13 1B 1B	 FC6	5	1	2	2	0	1	1									
<b>2 Yandy Diaz, R</b> <small>OBP: 0.365, SLG: 0.365</small>	 F7	 F7	 F8	 F8	 G4-3 2B	 G6-3	 13 1B BB	 13 1B 1B	 FC6	4	0	1	0	1	0	3									
<b>8 Brandon Lowe, L</b> <small>OBP: 0.282, SLG: 0.457</small>	 G4-3	 G4-3	 F8	 F8	 G4-3 2B	 G4-3	 L1	 P6	 P6	5	0	0	0	0	0	6									
<b>13 Manuel Margot, R</b> <small>OBP: 0.359, SLG: 0.392</small>	 10 2B E	 E6	 E6	 E6	 BB	 BB	 F8	 F8	 F8	4	1	3	1	1	0	0									
<b>26 Ji Man Choi, L</b> <small>OBP: 0.245</small>	 K	 K	 K	 K	 K	 K	 L8	 K	 K	5	0	0	0	0	4	7									
<b>10 Mike Zunino, R</b> <small>OBP: 0.294, SLG: 0.516</small> <b>35 Brett Phillips, L</b> <small>OBP: 0.300, SLG: 0.360</small>	 39 E 2B	 39 E 2B	 F5	 F5	 F5	 K	 K	 F8	 F8	4	1	2	0	0	1	0									
<b>39 Kevin Kiermaier, L</b> <small>OBP: 0.298, SLG: 0.325</small>	 E1	 E1	 E1	 E1	 E1	 25 1B 23 HR BB	 25 1B 23 HR BB	 25 1B 23 HR BB	 K	3	2	2	1	2	1	0									
<b>Inning Stats</b>	R: 0 E: 0 K: 0 S: 9	H: 1 LOB: 2 BB: 0 P: 13	R: 2 E: 1 K: 1 S: 13	H: 3 LOB: 1 BB: 0 P: 21	R: 0 E: 0 K: 1 S: 12	H: 2 LOB: 2 BB: 0 P: 20	R: 0 E: 0 K: 2 S: 10	H: 1 LOB: 1 BB: 0 P: 18	R: 0 E: 0 K: 1 S: 11	H: 1 LOB: 2 BB: 1 P: 22	R: 3 E: 0 K: 2 S: 13	H: 2 LOB: 0 BB: 1 P: 22	R: 0 E: 0 K: 0 S: 8	H: 0 LOB: 0 BB: 0 P: 10	R: 5 E: 0 K: 1 S: 21	H: 4 LOB: 2 BB: 3 P: 42	R: 0 E: 0 K: 2 S: 8	H: 0 LOB: 0 BB: 0 P: 12	1B: 9 2B: 4 3B: 0 HR: 1	SF: 0 SAC: 0 DP: 0 HBP: 0	WP: 2 PB: 0 SB: 0 CS: 0	PA: 47			
<b>PITCHER</b>	IP WLS BF H R ER SO BB IBB HBP BLK WP HR S P ERA WHIP	5.0 B 6 2 0 1 5 1 0 0 0 0 0 55 94 1.80 1.800	6.1 B 6 2 3 3 2 1 0 0 0 0 1 13 22 27.00 3.000	7.1 L 3 1 3 3 0 2 0 0 0 1 0 8 10 0.00 0.000	8.1 L 3 1 3 3 0 2 0 0 0 1 0 5 13 ∞ ∞	8.1 L 5 3 2 2 0 1 0 0 0 1 0 10 19 54.00 12.000	8.1 L 1.2 5 0 0 0 3 0 0 0 0 0 14 22 0.00 0.000	8.1 L 1.2 5 0 0 0 3 0 0 0 0 0 14 22 0.00 0.000	8.1 L 1.2 5 0 0 0 3 0 0 0 0 0 14 22 0.00 0.000	8.1 L 1.2 5 0 0 0 3 0 0 0 0 0 14 22 0.00 0.000	8.1 L 1.2 5 0 0 0 3 0 0 0 0 0 14 22 0.00 0.000	8.1 L 1.2 5 0 0 0 3 0 0 0 0 0 14 22 0.00 0.000	8.1 L 1.2 5 0 0 0 3 0 0 0 0 0 14 22 0.00 0.000	8.1 L 1.2 5 0 0 0 3 0 0 0 0 0 14 22 0.00 0.000	8.1 L 1.2 5 0 0 0 3 0 0 0 0 0 14 22 0.00 0.000	8.1 L 1.2 5 0 0 0 3 0 0 0 0 0 14 22 0.00 0.000	8.1 L 1.2 5 0 0 0 3 0 0 0 0 0 14 22 0.00 0.000	8.1 L 1.2 5 0 0 0 3 0 0 0 0 0 14 22 0.00 0.000	8.1 L 1.2 5 0 0 0 3 0 0 0 0 0 14 22 0.00 0.000	8.1 L 1.2 5 0 0 0 3 0 0 0 0 0 14 22 0.00 0.000	8.1 L 1.2 5 0 0 0 3 0 0 0 0 0 14 22 0.00 0.000	8.1 L 1.2 5 0 0 0 3 0 0 0 0 0 14 22 0.00 0.000	8.1 L 1.2 5 0 0 0 3 0 0 0 0 0 14 22 0.00 0.000	8.1 L 1.2 5 0 0 0 3 0 0 0 0 0 14 22 0.00 0.000	
Batter	1	2	3	4	5	6	7	8	9	AB	R	H	RBI	BB	SO	LOB	BOTTOM								
<b>31 Cedric Mullins, L</b> <small>OBP: 0.383, SLG: 0.542</small>	 16 S 6 1B	 K	 K	 K	 P2	 P2	 G5-3	 G5-3	 F8	 F8	5	1	1	0	0	1	3								
<b>21 Austin Hays, R</b> <small>OBP: 0.289, SLG: 0.431</small>	 P3	 P3	 HR	 HR	 F4	 F4	 G6-3	 G6-3	 K	 K	5	1	1	1	0	1	3								
<b>16 Trey Mancini, R</b> <small>OBP: 0.327, SLG: 0.470</small>	 G6-3	 G6-3	 2B	 2B	 26 3B 2B	 26 3B 2B	 26 1B BB	 26 1B BB	 F8	 F8	4	1	2	0	1	0	1								
<b>6 Ryan Mountcastle, R</b> <small>OBP: 0.308, SLG: 0.477</small> <b>28 Jorge Mateo, R</b> <small>OBP: 0.260, SLG: 0.352</small>	 29 CS 1B	 29 CS 1B	 K	 K	 2H 3B	 2H 3B	 1B	 1B	 P3	 P3	4	0	2	1	0	1	1								
<b>29 Ramón Uriás, R</b> <small>OBP: 0.351, SLG: 0.413</small>	 CS	 G5-3	 K	 K	 F8	 F8	 G4-3	 G4-3	 25 DI 1B	 25 DI 1B	5	0	1	0	0	1	4								
<b>25 Anthony Santander, S</b> <small>OBP: 0.284, SLG: 0.378</small>	 K	 K	 F7	 F7	 F9	 F9	 F9	 F9	 3 1B 28 1B 1 SF9 1B	 3 1B 28 1B 1 SF9 1B	5	1	1	0	0	1	2								
<b>28 Pedro Severino, R</b> <small>OBP: 0.309, SLG: 0.387</small>	 HR	 HR	 HR	 HR	 F9	 F9	 1B	 1B	 31 F8 3 1B 1B	 31 F8 3 1B 1B	4	1	3	1	0	0	0								
<b>3 Maikel Franco, R</b> <small>OBP: 0.263, SLG: 0.378</small>	 1 2B 2B	 1 2B 2B	 1 2B 2B	 1 2B 2B	 P6	 P6	 L9	 L9	 1B	 1B	4	1	2	0	0	0	1								
<b>1 Richie Martin, R</b> <small>OBP: 0.125, SLG: 0.286</small>	 2H 2B	 2H 2B	 2H 2B	 2H 2B	 G3-1	 G3-1	 K	 K	 SF9	 SF9	3	0	1	2	0	1	1								
<b>Inning Stats</b>	R: 1 E: 0 K: 0 S: 8	H: 2 LOB: 0 BB: 0 P: 13	R: 2 E: 0 K: 2 S: 15	H: 3 LOB: 1 BB: 0 P: 21	R: 1 E: 0 K: 2 S: 18	H: 2 LOB: 1 BB: 0 P: 26	R: 0 E: 0 K: 0 S: 9	H: 0 LOB: 0 BB: 0 P: 17	R: 1 E: 0 K: 0 S: 14	H: 2 LOB: 1 BB: 0 P: 20	R: 0 E: 0 K: 1 S: 12	H: 1 LOB: 1 BB: 0 P: 16	R: 0 E: 0 K: 0 S: 8	H: 1 LOB: 2 BB: 1 P: 16	R: 1 E: 0 K: 1 S: 18	H: 3 LOB: 2 BB: 0 P: 28	R: 0 E: 0 K: 0 S: 8	H: 1 LOB: 1 BB: 0 P: 11	1B: 8 2B: 4 3B: 1 HR: 2	SF: 1 SAC: 0 DP: 0 HBP: 0	WP: 0 PB: 0 SB: 1 CS: 1	PA: 43			
<b>PITCHER</b>	IP WLS BF H R ER SO BB IBB HBP BLK WP HR S P ERA WHIP	5.0 W 13 5 1 1 1 1 0 0 0 0 0 34 53 3.86 2.571	2.1 H 2 0 0 0 0 0 0 0 0 0 0 4 7 0.00 0.000	1.0 H 1 0 0 0 0 0 0 0 0 0 0 8 11 0.00 1.000	1.1 H 1 0 0 0 0 0 0 0 0 0 0 8 11 0.00 1.000	1.1 H 1 0 0 0 0 0 0 0 0 0 0 8 11 0.00 1.000	1.1 H 1 0 0 0 0 0 0 0 0 0 0 8 11 0.00 1.000	1.1 H 1 0 0 0 0 0 0 0 0 0 0 8 11 0.00 1.000	1.1 H 1 0 0 0 0 0 0 0 0 0 0 8 11 0.00 1.000	1.1 H 1 0 0 0 0 0 0 0 0 0 0 8 11 0.00 1.000	1.1 H 1 0 0 0 0 0 0 0 0 0 0 8 11 0.00 1.000	1.1 H 1 0 0 0 0 0 0 0 0 0 0 8 11 0.00 1.000	1.1 H 1 0 0 0 0 0 0 0 0 0 0 8 11 0.00 1.000	1.1 H 1 0 0 0 0 0 0 0 0 0 0 8 11 0.00 1.000	1.1 H 1 0 0 0 0 0 0 0 0 0 0 8 11 0.00 1.000	1.1 H 1 0 0 0 0 0 0 0 0 0 0 8 11 0.00 1.000	1.1 H 1 0 0 0 0 0 0 0 0 0 0 8 11 0.00 1.000	1.1 H 1 0 0 0 0 0 0 0 0 0 0 8 11 0.00 1.000	1.1 H 1 0 0 0 0 0 0 0 0 0 0 8 11 0.00 1.000	1.1 H 1 0 0 0 0 0 0 0 0 0 0 8 11 0.00 1.000	1.1 H 1 0 0 0 0 0 0 0 0 0 0 8 11 0.00 1.000	1.1 H 1 0 0 0 0 0 0 0 0 0 0 8 11 0.00 1.000	1.1 H 1 0 0 0 0 0 0 0 0 0 0 8 11 0.00 1.000	1.1 H 1 0 0 0 0 0 0 0 0 0 0 8 11 0.00 1.000	1.1 H 1 0 0 0 0 0 0 0 0 0 0 8 11 0.00 1.000

Tampa Bay Rays @ Baltimore Orioles  
 Oriole Park at Camden Yards, Baltimore, MD  
 Fri Aug 06 2021, 7:06 PM - 10:53 PM EDT  
 Att: 11,320 - Cloudy - 85 F

AB	42
R	10
H	14
RBI	9
BB	5
SO	10
LOB	24



Tampa Bay Rays @ Baltimore Orioles  
 Oriole Park at Camden Yards, Baltimore, MD  
 Fri Aug 06 2021, 7:06 PM - 10:53 PM EDT  
 Att: 11,320 - Cloudy - 85 F

AB	40
R	6
H	15



Batter	1	2	3	4	5	6	7	8	9	AB	R	H	RBI	BB	SO	LOB	TOP					
8 Brandon Lowe, L OBP: 0.329, SLG: 0.467	G6-3	F8			23 HR 2B		K 17 WP 5 G3	HR	BB 25 WP	5	2	2	5	1	1	1	<p>Tampa Bay Rays @ Baltimore Orioles</p> <p>Oriole Park at Camden Yards, Baltimore, MD</p> <p>Sat Aug 07 2021, 7:33 PM - 10:34 PM EDT</p> <p>Att: 18,545 - Cloudy - 73 F</p>					
23 Nelson Cruz, R OBP: 0.357, SLG: 0.533	G4-3		K		2H HR		K	P4	K	5	1	2	2	0	2	1						
25 Jordan Luplow, R OBP: 0.339, SLG: 0.447	G4-3				HR		K		K	1	0	0	0	0	1	2						
5 Wander Franco, S OBP: 0.302, SLG: 0.409	G4-3		F9		G4-1		G3		HR	5	1	1	1	0	0	2						
17 Austin Meadows, L OBP: 0.327, SLG: 0.466	L8		F7		L4			G4-3		4	0	0	0	1	0	1						
2 Yandy Diaz, R OBP: 0.363, SLG: 0.372		HR			G5-3		G5-3		F9	5	1	1	1	0	1	2						
18 Joey Wendle, L OBP: 0.323, SLG: 0.441			13 2B 39 G3		L6		E6 13 G4-3 35 2B		10 1B 13 E 8 HR	5	4	3	0	0	0	0						
13 Manuel Margot, R OBP: 0.303, SLG: 0.399			39 G3				G4-3		FC4 10 1B 8 HR	5	2	3	0	0	0	2						
39 Kevin Kiermaier, L OBP: 0.297, SLG: 0.324			G3		K		10 WP		25 WP 8 BB	1	0	0	1	0	0	1						
35 Brett Phillips, L OBP: 0.304, SLG: 0.365							2H		25 WP 8 BB	3	0	1	1	1	2	3						
10 Mike Zunino, R OBP: 0.292, SLG: 0.509					G5-3		K		8 HR	5	1	1	0	0	3	5						
<b>Inning Stats</b>	R: 0 E: 0 K: 0 S: 12	H: 1 LOB: 1 BB: 0 P: 18	R: 2 E: 0 K: 1 S: 14	H: 3 LOB: 1 BB: 0 P: 19	R: 0 E: 0 K: 1 S: 8	H: 0 LOB: 0 BB: 0 P: 12	R: 0 E: 0 K: 1 S: 8	H: 1 LOB: 1 BB: 0 P: 14	R: 2 E: 0 K: 0 S: 10	H: 2 LOB: 1 BB: 0 P: 14	R: 1 E: 0 K: 1 S: 12	H: 1 LOB: 1 BB: 0 P: 20	R: 0 E: 0 K: 3 S: 11	H: 0 LOB: 2 BB: 1 P: 17	R: 5 E: 1 K: 1 S: 20	H: 4 LOB: 0 BB: 2 P: 29	R: 2 E: 0 K: 2 S: 17	H: 2 LOB: 2 BB: 2 P: 31	1B: 6 2B: 4 3B: 0 HR: 4	SF: 0 SAC: 0 DP: 0 HBP: 0	WP: 4 PB: 0 SB: 0 CS: 0	PA: 47
<b>PITCHER</b>	IP WLS BF H R ER SO BB IBB HBP BLK WP HR S P ERA WHIP	IP WLS BF H R ER SO BB IBB HBP BLK WP HR S P ERA WHIP	IP WLS BF H R ER SO BB IBB HBP BLK WP HR S P ERA WHIP	IP WLS BF H R ER SO BB IBB HBP BLK WP HR S P ERA WHIP	IP WLS BF H R ER SO BB IBB HBP BLK WP HR S P ERA WHIP	IP WLS BF H R ER SO BB IBB HBP BLK WP HR S P ERA WHIP	IP WLS BF H R ER SO BB IBB HBP BLK WP HR S P ERA WHIP	IP WLS BF H R ER SO BB IBB HBP BLK WP HR S P ERA WHIP	IP WLS BF H R ER SO BB IBB HBP BLK WP HR S P ERA WHIP	IP WLS BF H R ER SO BB IBB HBP BLK WP HR S P ERA WHIP	IP WLS BF H R ER SO BB IBB HBP BLK WP HR S P ERA WHIP	IP WLS BF H R ER SO BB IBB HBP BLK WP HR S P ERA WHIP	IP WLS BF H R ER SO BB IBB HBP BLK WP HR S P ERA WHIP	IP WLS BF H R ER SO BB IBB HBP BLK WP HR S P ERA WHIP	IP WLS BF H R ER SO BB IBB HBP BLK WP HR S P ERA WHIP	IP WLS BF H R ER SO BB IBB HBP BLK WP HR S P ERA WHIP	IP WLS BF H R ER SO BB IBB HBP BLK WP HR S P ERA WHIP					

AB	44
R	12
H	14
RBI	11
BB	3
SO	10
LOB	20



Batter	1	2	3	4	5	6	7	8	9	AB	R	H	RBI	BB	SO	LOB	BOTTOM			
31 Cedric Mullins, L OBP: 0.382, SLG: 0.546	K		1-H HR		K			K		4	1	1	2	0	3	0	<p>Tampa Bay Rays @ Baltimore Orioles</p> <p>Oriole Park at Camden Yards, Baltimore, MD</p> <p>Sat Aug 07 2021, 7:33 PM - 10:34 PM EDT</p> <p>Att: 18,545 - Cloudy - 73 F</p>			
21 Austin Hays, R OBP: 0.292, SLG: 0.432	F8		K		16 FC6-4 1B		16 G6-4-3 1B			4	0	2	0	0	1	0				
16 Trey Mancini, R OBP: 0.327, SLG: 0.468	L9		25 1B 1B		FC6-4		G6-4-3			4	0	1	0	0	0	2				
25 Anthony Santander, S OBP: 0.294, SLG: 0.377	L7		1-H HR		L6			F8		4	0	1	0	0	0	0				
28 Pedro Severino, R OBP: 0.307, SLG: 0.384	K		1B		F8					2	0	0	0	0	2	2				
61 Austin Wynns, R OBP: 0.214, SLG: 0.303	K		K							2	0	1	0	0	0	0				
3 Maikel Franco, R OBP: 0.260, SLG: 0.374	G6-3				G4-3		K			4	0	0	0	0	2	1				
65 Ryan McKenna, R OBP: 0.306, SLG: 0.250			K		G6-3		G6-3			3	0	0	0	1	1	0				
26 Jorge Mateo, R OBP: 0.260, SLG: 0.358			1 E 1B		G5-3		K			4	1	1	0	0	2	2				
1 Richie Martin, R OBP: 0.182, SLG: 0.222			2H 31 HR BB		F9		G6-3			2	1	0	0	1	0	0				
<b>Inning Stats</b>	R: 0 E: 0 K: 1 S: 7	H: 0 LOB: 0 BB: 0 P: 8	R: 0 E: 0 K: 1 S: 9	H: 0 LOB: 0 BB: 0 P: 13	R: 3 E: 0 K: 3 S: 18	H: 4 LOB: 2 BB: 1 P: 30	R: 0 E: 0 K: 0 S: 5	H: 0 LOB: 0 BB: 0 P: 9	R: 0 E: 0 K: 1 S: 9	H: 1 LOB: 1 BB: 0 P: 10	R: 0 E: 0 K: 1 S: 7	H: 0 LOB: 0 BB: 0 P: 11	R: 0 E: 0 K: 1 S: 8	H: 1 LOB: 0 BB: 0 P: 12	R: 0 E: 0 K: 2 S: 14	H: 1 LOB: 2 BB: 1 P: 21	1B: 4 2B: 2 3B: 0 HR: 1	SF: 0 SAC: 0 DP: 1 HBP: 0	WP: 0 PB: 0 SB: 1 CS: 0	PA: 35
<b>PITCHER</b>	IP WLS BF H R ER SO BB IBB HBP BLK WP HR S P ERA WHIP	IP WLS BF H R ER SO BB IBB HBP BLK WP HR S P ERA WHIP	IP WLS BF H R ER SO BB IBB HBP BLK WP HR S P ERA WHIP	IP WLS BF H R ER SO BB IBB HBP BLK WP HR S P ERA WHIP	IP WLS BF H R ER SO BB IBB HBP BLK WP HR S P ERA WHIP	IP WLS BF H R ER SO BB IBB HBP BLK WP HR S P ERA WHIP	IP WLS BF H R ER SO BB IBB HBP BLK WP HR S P ERA WHIP	IP WLS BF H R ER SO BB IBB HBP BLK WP HR S P ERA WHIP	IP WLS BF H R ER SO BB IBB HBP BLK WP HR S P ERA WHIP	IP WLS BF H R ER SO BB IBB HBP BLK WP HR S P ERA WHIP	IP WLS BF H R ER SO BB IBB HBP BLK WP HR S P ERA WHIP	IP WLS BF H R ER SO BB IBB HBP BLK WP HR S P ERA WHIP	IP WLS BF H R ER SO BB IBB HBP BLK WP HR S P ERA WHIP	IP WLS BF H R ER SO BB IBB HBP BLK WP HR S P ERA WHIP	IP WLS BF H R ER SO BB IBB HBP BLK WP HR S P ERA WHIP	IP WLS BF H R ER SO BB IBB HBP BLK WP HR S P ERA WHIP				

AB	33
R	3
H	7
RBI	2
BB	2
SO	11
LOB	7





Batter	1	2	3	4	5	6	7	8	9	AB	R	H	RBI	BB	SO	LOB	TOP					
8 Brandon Lowe, L OBP: 0.332, SLG: 0.467										4	1	2	1	1	1	1	<p>Tampa Bay Rays @ Baltimore Orioles Oriole Park at Camden Yards, Baltimore, MD Sun Aug 08 2021, 1:06 PM - 4:37 PM EDT Att: 10,576 - Sunny - 83 F</p> <p>livebaseballscorecards.com</p> <p>AB 33 R 9 H 8 RBI 9 BB 7 SO 7 LOB 14</p>					
26 Ji Man Choi, L OBP: 0.359, SLG: 0.420										2	0	0	0	1	0	2						
25 Jordan Luplow, R OBP: 0.341, SLG: 0.442										1	1	0	0	1	0	1						
23 Nelson Cruz, R OBP: 0.355, SLG: 0.527										4	1	0	0	1	3	3						
17 Austin Meadows, L OBP: 0.328, SLG: 0.475										5	1	2	1	0	1	4						
5 Wander Franco, S OBP: 0.299, SLG: 0.397										4	1	0	1	1	0	2						
18 Joey Wendle, L OBP: 0.333, SLG: 0.440										3	0	1	0	0	0	0						
2 Yandy Diaz, R OBP: 0.362, SLG: 0.372										0	0	0	1	0	0	0						
13 Manuel Margot, R OBP: 0.303, SLG: 0.395										3	1	0	0	1	0	1						
35 Brett Phillips, L OBP: 0.308, SLG: 0.399										4	2	2	5	0	1	0						
28 Francisco Mejia, S OBP: 0.330, SLG: 0.442										3	1	1	0	1	1	0						
<b>Inning Stats</b>	R: 0 H: 0 E: 0 K: 3 S: 10	H: 0 LOB: 1 BB: 1 P: 18	R: 0 H: 1 E: 0 K: 0 S: 7	H: 1 LOB: 0 BB: 0 P: 8	R: 1 H: 2 E: 0 K: 2 S: 12	H: 1 LOB: 1 BB: 0 P: 20	R: 1 H: 1 E: 0 K: 0 S: 12	H: 1 LOB: 0 BB: 0 P: 15	R: 0 H: 0 E: 0 K: 0 S: 18	H: 0 LOB: 1 BB: 1 P: 29	R: 0 H: 0 E: 0 K: 0 S: 6	H: 0 LOB: 0 BB: 0 P: 10	R: 1 H: 1 E: 0 K: 0 S: 10	H: 1 LOB: 0 BB: 0 P: 13	R: 6 H: 2 E: 0 K: 1 S: 22	H: 2 LOB: 0 BB: 4 P: 41	R: 0 H: 1 E: 0 K: 1 S: 16	H: 1 LOB: 2 BB: 1 P: 26	1B: 3 2B: 1 3B: 1 HR: 3	SF: 1 SAC: 0 DP: 1 HBP: 0	WP: 0 PB: 0 SB: 1 CS: 0	PA: 41
<b>PITCHER</b>	IP WLS BF H R ER SO BB IBB HBP BLK WP HR S P ERA WHIP	IP WLS BF H R ER SO BB IBB HBP BLK WP HR S P ERA WHIP	IP WLS BF H R ER SO BB IBB HBP BLK WP HR S P ERA WHIP	IP WLS BF H R ER SO BB IBB HBP BLK WP HR S P ERA WHIP	IP WLS BF H R ER SO BB IBB HBP BLK WP HR S P ERA WHIP	IP WLS BF H R ER SO BB IBB HBP BLK WP HR S P ERA WHIP	IP WLS BF H R ER SO BB IBB HBP BLK WP HR S P ERA WHIP	IP WLS BF H R ER SO BB IBB HBP BLK WP HR S P ERA WHIP	IP WLS BF H R ER SO BB IBB HBP BLK WP HR S P ERA WHIP	IP WLS BF H R ER SO BB IBB HBP BLK WP HR S P ERA WHIP	IP WLS BF H R ER SO BB IBB HBP BLK WP HR S P ERA WHIP	IP WLS BF H R ER SO BB IBB HBP BLK WP HR S P ERA WHIP	IP WLS BF H R ER SO BB IBB HBP BLK WP HR S P ERA WHIP	IP WLS BF H R ER SO BB IBB HBP BLK WP HR S P ERA WHIP	IP WLS BF H R ER SO BB IBB HBP BLK WP HR S P ERA WHIP	IP WLS BF H R ER SO BB IBB HBP BLK WP HR S P ERA WHIP	IP WLS BF H R ER SO BB IBB HBP BLK WP HR S P ERA WHIP					
48 Jorge López, R ERA: 5.75	6.0	23	4	2	2	5	2	0	0	0	0	0	0	0	1	65	100	3.00	1.000			
54 Cole Sulser, R ERA: 2.98	1.0	4	1	1	1	0	0	0	0	0	0	0	0	0	1	10	13	9.00	1.000			
51 Paul Fry, L ERA: 5.1	0.1	5	1	4	4	0	3	0	0	0	0	0	0	0	12	25	108.00	12.000				
55 Dillon Tate, R ERA: 4.82	0.2	4	1	2	2	1	1	0	0	0	0	0	0	1	10	16	27.00	3.000				
67 Dusten Knight, R ERA: 8.1	1.0	5	1	0	0	1	1	0	0	0	0	0	0	0	16	26	0.00	2.000				

Batter	1	2	3	4	5	6	7	8	9	AB	R	H	RBI	BB	SO	LOB	BOTTOM					
31 Cedric Mullins, L OBP: 0.384, SLG: 0.552										3	2	1	1	1	0	3	<p>Tampa Bay Rays @ Baltimore Orioles Oriole Park at Camden Yards, Baltimore, MD Sun Aug 08 2021, 1:06 PM - 4:37 PM EDT Att: 10,576 - Sunny - 83 F</p> <p>livebaseballscorecards.com</p> <p>AB 37 R 6 H 13 RBI 6 BB 2 SO 4 LOB 14</p>					
21 Austin Hays, R OBP: 0.294, SLG: 0.431										5	0	2	2	0	0	2						
16 Trey Mancini, R OBP: 0.325, SLG: 0.464										5	0	1	0	0	3	3						
25 Anthony Santander, S OBP: 0.289, SLG: 0.397										5	1	3	2	0	0	1						
3 Maikel Franco, R OBP: 0.262, SLG: 0.374										5	0	2	0	0	0	1						
24 DJ Stewart, L OBP: 0.316, SLG: 0.333										3	0	0	0	1	0	3						
26 Jorge Mateo, R OBP: 0.260, SLG: 0.347										3	1	0	0	0	0	1						
1 Richie Martin, R OBP: 0.267, SLG: 0.308										4	1	2	1	0	1	0						
61 Austin Wynns, R OBP: 0.230, SLG: 0.329										4	1	2	0	0	0	0						
<b>Inning Stats</b>	R: 1 H: 3 E: 1 K: 0 S: 12	H: 3 LOB: 2 BB: 0 P: 18	R: 2 H: 3 E: 0 K: 1 S: 11	H: 3 LOB: 1 BB: 0 P: 21	R: 1 H: 1 E: 0 K: 0 S: 13	H: 1 LOB: 0 BB: 0 P: 18	R: 1 H: 3 E: 0 K: 1 S: 17	H: 3 LOB: 1 BB: 0 P: 26	R: 0 H: 0 E: 0 K: 0 S: 9	H: 0 LOB: 1 BB: 1 P: 14	R: 0 H: 0 E: 0 K: 0 S: 12	H: 0 LOB: 1 BB: 1 P: 19	R: 0 H: 2 E: 0 K: 0 S: 7	H: 2 LOB: 0 BB: 0 P: 15	R: 0 H: 0 E: 0 K: 1 S: 10	H: 0 LOB: 0 BB: 0 P: 16	R: 1 H: 1 E: 0 K: 1 S: 10	H: 1 LOB: 1 BB: 0 P: 18	1B: 9 2B: 3 3B: 0 HR: 2	SF: 0 SAC: 0 DP: 2 HBP: 2	WP: 0 PB: 0 SB: 1 CS: 1	PA: 41
<b>PITCHER</b>	IP WLS BF H R ER SO BB IBB HBP BLK WP HR S P ERA WHIP	IP WLS BF H R ER SO BB IBB HBP BLK WP HR S P ERA WHIP	IP WLS BF H R ER SO BB IBB HBP BLK WP HR S P ERA WHIP	IP WLS BF H R ER SO BB IBB HBP BLK WP HR S P ERA WHIP	IP WLS BF H R ER SO BB IBB HBP BLK WP HR S P ERA WHIP	IP WLS BF H R ER SO BB IBB HBP BLK WP HR S P ERA WHIP	IP WLS BF H R ER SO BB IBB HBP BLK WP HR S P ERA WHIP	IP WLS BF H R ER SO BB IBB HBP BLK WP HR S P ERA WHIP	IP WLS BF H R ER SO BB IBB HBP BLK WP HR S P ERA WHIP	IP WLS BF H R ER SO BB IBB HBP BLK WP HR S P ERA WHIP	IP WLS BF H R ER SO BB IBB HBP BLK WP HR S P ERA WHIP	IP WLS BF H R ER SO BB IBB HBP BLK WP HR S P ERA WHIP	IP WLS BF H R ER SO BB IBB HBP BLK WP HR S P ERA WHIP	IP WLS BF H R ER SO BB IBB HBP BLK WP HR S P ERA WHIP	IP WLS BF H R ER SO BB IBB HBP BLK WP HR S P ERA WHIP	IP WLS BF H R ER SO BB IBB HBP BLK WP HR S P ERA WHIP						
52 Michael Wacha, R ERA: 5.49	5.0	25	10	5	5	2	1	0	0	0	0	0	0	0	0	0	9.00	2.200				
55 DJ Johnson, R ERA: 2.08	0.2	2	0	0	0	0	0	0	0	0	0	0	0	0	4	6	0.00	0.000				
84 JT Chargois, R ERA: 2.62	1.1	6	2	0	0	0	1	0	0	0	0	0	0	0	15	28	0.00	2.250				
37 Matt Wisler, R ERA: 3.74	1.0	3	0	0	0	1	0	0	0	0	0	0	0	10	16	0.00	0.000					
71 Ryan Sherriff, L ERA: 5.23	1.0	5	1	1	1	1	0	0	1	0	0	0	0	10	18	9.00	1.000					











Batter	1	2	3	4	5	6	7	8	9	AB R H RBI BB SO LOB	TOP											
8 Robbie Grossman, S (1, 9) OBP: 0.362, SLG: 0.427										5 1 2 1 0 1 1	<p><b>Detroit Tigers @ Baltimore Orioles</b>  Oriole Park at Camden Yards, Baltimore, MD  Thu Aug 12 2021, 4:07 PM - 7:05 PM EDT  Att: 8,382 - Sunny - 97 F</p>											
7 Jonathan Schoop, R (1, 10) OBP: 0.333, SLG: 0.463										4 1 0 0 1 2 1												
46 Jeimer Candelario, S (1, 5)										4 1 2 1 0 0 0												
13 Eric Haase, R (1, 7) OBP: 0.291, SLG: 0.504										3 0 0 0 1 0 1												
55 Renato Núñez, R (1, 3)										4 1 2 2 0 0 2												
9 Willi Castro, S (1, 4) OBP: 0.270, SLG: 0.351										4 1 2 0 0 0 2												
22 Victor Reyes, S (1, 8)										4 1 2 2 0 1 2												
17 Grayson Greiner, R (1, 2) 74 Jacob Robson, L (6, PH)										2 0 0 0 0 1 1 2 0 0 0 0 0 0												
59 Zack Short, R (1, 6)										3 0 0 0 1 0 1												
<b>Inning Stats</b>	R: 0 H: 0 E: 0 K: 1 S: 9	H: 0 LOB: 0 BB: 0 P: 12	R: 0 H: 0 E: 0 K: 0 S: 9	H: 0 LOB: 0 BB: 0 P: 14	R: 0 H: 2 E: 0 K: 0 S: 11	H: 2 LOB: 2 BB: 0 P: 14	R: 5 H: 4 E: 0 K: 1 S: 16	H: 4 LOB: 0 BB: 1 P: 28	R: 1 H: 2 E: 0 K: 1 S: 11	H: 2 LOB: 2 BB: 1 P: 23		R: 0 H: 0 E: 0 K: 1 S: 15	H: 0 LOB: 0 BB: 0 P: 21	R: 0 H: 0 E: 0 K: 0 S: 10	H: 0 LOB: 1 BB: 0 P: 15	R: 0 H: 2 E: 0 K: 0 S: 8	H: 2 LOB: 1 BB: 0 P: 12	R: 0 H: 0 E: 0 K: 1 S: 11	H: 0 LOB: 1 BB: 1 P: 18	1B: 5 2B: 1 3B: 1 HR: 3	SF: 0 SAC: 0 DP: 1 HBP: 0	WP: 0 PB: 0 SB: 0 CS: 0
<b>PITCHER</b>	IP WLS BF H R ER SO BB IBB HBP BLK WP HR S P ERA WHIP											IP WLS BF H R ER SO BB IBB HBP BLK WP HR S P ERA WHIP										
47 John Means, L (1, 1) ERA: 3.21	4.1 L 21 8 6 6 3 1 0 0 0 0 0 3 51 79 12.46 2.077																					
78 Marcos Diplán, R (5, 1) ERA:	1.2 6 0 0 0 1 1 0 0 0 0 0 0 20 33 0.00 0.600																					
66 Tanner Scott, L (7, 1) ERA: 3.86	1.0 3 0 0 0 0 0 0 0 0 0 0 0 10 15 0.00 0.000																					
54 Cole Sulser, R (8, 1) ERA: 2.91	1.0 4 2 0 0 0 0 0 0 0 0 0 0 8 12 0.00 2.000																					
68 Tyler Wells, R (9, 1) ERA: 3.83	1.0 4 0 0 0 1 1 0 0 0 0 0 0 0 11 18 0.00 1.000																					

Batter	1	2	3	4	5	6	7	8	9	AB R H RBI BB SO LOB	BOTTOM											
31 Cedric Mullins, L (1, 8) OBP: 0.387, SLG: 0.549										5 1 3 0 0 0 2	<p><b>Detroit Tigers @ Baltimore Orioles</b>  Oriole Park at Camden Yards, Baltimore, MD  Thu Aug 12 2021, 4:07 PM - 7:05 PM EDT  Att: 8,382 - Sunny - 97 F</p>											
21 Austin Hays, R (1, 7) OBP: 0.293, SLG: 0.424										5 0 1 1 0 0 4												
16 Trey Mancini, R (1, 3) OBP: 0.323, SLG: 0.457										4 0 1 0 0 0 3												
25 Anthony Santander, S (1, 10) OBP: 0.298, SLG: 0.433										3 0 0 0 0 0 4												
24 DJ Stewart, L (1, 9) OBP: 0.318, SLG: 0.376										4 2 2 2 0 0 2												
3 Maikel Franco, R (1, 5) OBP: 0.261, SLG: 0.370										4 0 1 0 0 0 1												
26 Jorge Mateo, R (1, 4) OBP: 0.259, SLG: 0.345										4 0 1 0 0 2 1												
61 Austin Wynns, R (1, 2) 65 Ryan McKenna, R (9, PH)										3 0 0 0 0 0 1 1 0 1 0 0 0 0												
1 Richie Martin, R (1, 6) OBP: 0.304, SLG: 0.263										3 1 1 0 1 0 1												
<b>Inning Stats</b>	R: 1 H: 2 E: 0 K: 0 S: 14	H: 1 LOB: 1 BB: 0 P: 19	R: 0 H: 1 E: 0 K: 0 S: 8	H: 1 LOB: 1 BB: 0 P: 11	R: 0 H: 2 E: 0 K: 0 S: 8	H: 2 LOB: 1 BB: 0 P: 10	R: 1 H: 1 E: 0 K: 1 S: 9	H: 1 LOB: 0 BB: 0 P: 14	R: 0 H: 0 E: 0 K: 0 S: 8	H: 0 LOB: 0 BB: 0 P: 13		R: 1 H: 2 E: 0 K: 1 S: 13	H: 2 LOB: 1 BB: 0 P: 16	R: 0 H: 1 E: 0 K: 0 S: 16	H: 1 LOB: 1 BB: 1 P: 27	R: 0 H: 0 E: 0 K: 0 S: 8	H: 0 LOB: 0 BB: 0 P: 14	R: 0 H: 2 E: 0 K: 0 S: 9	H: 2 LOB: 2 BB: 0 P: 12	1B: 9 2B: 0 3B: 0 HR: 2	SF: 0 SAC: 0 DP: 2 HBP: 1	WP: 0 PB: 0 SB: 3 CS: 0
<b>PITCHER</b>	IP WLS BF H R ER SO BB IBB HBP BLK WP HR S P ERA WHIP											IP WLS BF H R ER SO BB IBB HBP BLK WP HR S P ERA WHIP										
25 Matt Manning, R (1, 1) ERA: 6.1	6.0 W 25 8 3 3 2 0 0 0 0 0 0 2 60 83 4.50 1.333																					
36 Kyle Funkhouser, R (7, 1) ERA: 3.15	1.0 H 5 1 1 1 0 1 0 0 0 0 0 0 16 27 9.00 2.000																					
32 Michael Fulmer, R (8, 1) ERA: 3.4	2.0 S 8 2 0 0 0 0 0 0 1 0 0 0 0 17 26 0.00 1.000																					





















Batter	1	2	3	4	5	6	7	8	9	AB	R	H	RBI	BB	SO	LOB	TOP										
31 Cedric Mullins, L (1, 8) OBP: 0.379, SLG: 0.534	F7		K2-3			L8		K		4	0	0	0	0	2	2	Baltimore Orioles @ Tampa Bay Rays Tropicana Field, St. Petersburg, FL Tue Aug 17 2021, 7:12 PM - 10:05 PM EDT Att. 4,795 - Dome - 72 F										
29 Ramón Urias, R (1, 4) OBP: 0.341, SLG: 0.383	G3-1			G4-3		K		G6-3		4	0	0	0	0	1	1											
25 Anthony Santander, S (1, 9) OBP: 0.289, SLG: 0.413	L8			K		P5			K	4	0	0	0	0	2	1											
6 Ryan Mountcastle, R (1, 3) OBP: 0.310, SLG: 0.478		G5-3			BB		F9			3	0	1	0	1	0	0											
21 Austin Hays, R (1, 7) OBP: 0.291, SLG: 0.419		G5-3		L9					K	4	0	1	0	0	1	2											
24 DJ Stewart, L (1, 10) OBP: 0.316, SLG: 0.366			K						L8	3	0	0	0	1	1	1											
28 Pedro Severino, R (1, 2) OBP: 0.304, SLG: 0.373										3	0	0	0	0	1	2											
3 Maikel Franco, R (1, 5) OBP: 0.256, SLG: 0.359			G4-3		G5-3			K		3	0	0	0	0	1	2											
26 Jorge Mateo, R (1, 6) OBP: 0.281, SLG: 0.380									K	3	0	2	0	0	1	0											
<b>Inning Stats</b>	R: 0 E: 0 K: 0 S: 9	H: 0 LOB: 0 BB: 0 P: 12	R: 0 E: 0 K: 1 S: 9	H: 0 LOB: 0 BB: 0 P: 12	R: 0 E: 0 K: 1 S: 10	H: 1 LOB: 0 BB: 0 P: 14	R: 0 E: 0 K: 1 S: 10	H: 0 LOB: 1 BB: 1 P: 18	R: 0 E: 0 K: 1 S: 15	H: 0 LOB: 0 BB: 0 P: 24	R: 0 E: 0 K: 1 S: 9	H: 1 LOB: 0 BB: 0 P: 13	R: 0 E: 0 K: 2 S: 15	H: 1 LOB: 2 BB: 1 P: 22	R: 0 E: 0 K: 2 S: 9	H: 0 LOB: 0 BB: 0 P: 13	R: 0 E: 0 K: 2 S: 12	H: 1 LOB: 1 BB: 0 P: 14	1B: 3 2B: 1 3B: 0 HR: 0	SF: 0 SAC: 0 DP: 0 HBP: 0	WP: 1 PB: 0 SB: 0 CS: 0	PA: 33					
<b>PITCHER</b>	IP	WLS	BF	H	R	ER	SO	BB	IBB	HBP	BLK	WP	HR	S	P	ERA	WHIP										
57 Drew Rasmussen, R (1, 1) ERA: 3.64	4.0		14	1	0	0	3	1	0	0	0	0	0	38	56	0.00	0.500										
55 Adam Conley, L (5, 1) ERA:	1.0		3	0	0	0	0	0	0	0	0	0	0	15	24	0.00	0.000										
86 Chris Ellis, R (6, 1) ERA:	4.0	W	16	3	0	0	7	1	0	0	0	1	0	45	62	0.00	1.000										

Batter	1	2	3	4	5	6	7	8	9	AB	R	H	RBI	BB	SO	LOB	BOTTOM										
56 Randy Arozarena, R (1, 7) OBP: 0.355, SLG: 0.468								K		5	2	4	0	0	1	1	Baltimore Orioles @ Tampa Bay Rays Tropicana Field, St. Petersburg, FL Tue Aug 17 2021, 7:12 PM - 10:05 PM EDT Att. 4,795 - Dome - 72 F										
23 Nelson Cruz, R (1, 10) OBP: 0.347, SLG: 0.528								P2		4	2	2	5	0	2	2											
28 Francisco Mejia, S (8, PH) OBP: 0.322, SLG: 0.425										1	0	0	0	0	0	1											
5 Wander Franco, S (1, 6) OBP: 0.304, SLG: 0.423		P4								4	1	1	0	0	0	1											
2 Yandy Diaz, R (1, 5) OBP: 0.360, SLG: 0.374										4	0	0	0	0	1	3											
13 Manuel Margot, R (1, 9) OBP: 0.302, SLG: 0.387										4	2	1	1	0	1	1											
8 Brandon Lowe, L (1, 4) OBP: 0.338, SLG: 0.496		G3								4	1	1	1	0	0	1											
10 Mike Zunino, R (1, 2) OBP: 0.301, SLG: 0.567										4	1	1	2	0	1	0											
25 Jordan Luplow, R (1, 3) OBP: 0.317, SLG: 0.390										4	0	0	0	0	2	1											
39 Kevin Kiermaier, L (1, 8) OBP: 0.305, SLG: 0.355										3	1	1	0	0	2	0											
35 Brett Phillips, L (8, 8) OBP: 0.310, SLG: 0.424										0	0	0	0	1	0	0											
<b>Inning Stats</b>	R: 0 E: 0 K: 2 S: 17	H: 1 LOB: 1 BB: 0 P: 23	R: 0 E: 0 K: 2 S: 13	H: 0 LOB: 0 BB: 0 P: 18	R: 0 E: 0 K: 3 S: 18	H: 1 LOB: 1 BB: 0 P: 25	R: 3 E: 1 K: 0 S: 8	H: 2 LOB: 0 BB: 0 P: 14	R: 5 E: 1 K: 1 S: 21	H: 5 LOB: 1 BB: 0 P: 30	R: 2 E: 0 K: 1 S: 14	H: 2 LOB: 0 BB: 0 P: 22	R: 0 E: 0 K: 0 S: 9	H: 0 LOB: 0 BB: 0 P: 11	R: 0 E: 0 K: 1 S: 14	H: 0 LOB: 1 BB: 1 P: 20	1B: 5 2B: 3 3B: 0 HR: 3	SF: 0 SAC: 0 DP: 0 HBP: 0	WP: 1 PB: 0 SB: 0 CS: 0	PA: 38							
<b>PITCHER</b>	IP	WLS	BF	H	R	ER	SO	BB	IBB	HBP	BLK	WP	HR	S	P	ERA	WHIP										
47 John Means, L (1, 1) ERA: 3.44	4.0	L	21	8	7	4	7	0	0	0	0	0	0	64	92	9.00	2.000										
78 Marcos DiPlán, R (5, 1) ERA:	1.0		5	1	1	0	1	0	0	0	0	1	0	13	18	0.00	1.000										
66 Tanner Scott, L (6, 1) ERA: 4.15	0.2		4	2	2	2	1	0	0	0	0	0	1	12	20	27.00	3.000										
79 Konner Wade, R (6, 1) ERA: 10.13	1.2		6	0	0	0	0	1	0	0	0	0	0	17	23	0.00	0.600										
68 Tyler Wells, R (8, 1) ERA: 3.77	0.2		2	0	0	0	1	0	0	0	0	0	0	8	10	0.00	0.000										



Batter	1	2	3	4	5	6	7	8	9	AB	R	H	RBI	BB	SO	LOB	TOP	
31 Cedric Mullins, L OBP: 0.378, SLG: 0.538										4	1	1	1	0	0	3		
29 Ramón Urias, R OBP: 0.335, SLG: 0.374										4	0	0	0	0	2	0		
6 Ryan Mountcastle, R OBP: 0.310, SLG: 0.484										4	1	1	1	0	2	0		
21 Austin Hays, R OBP: 0.291, SLG: 0.417										4	1	1	0	0	0	0		
28 Pedro Severino, R OBP: 0.304, SLG: 0.371										4	0	1	1	0	2	0		
26 Jorge Mateo, R OBP: 0.281, SLG: 0.376										4	1	1	0	0	1	1		
3 Maikel Franco, R OBP: 0.258, SLG: 0.363										4	0	2	0	0	1	0		
61 Austin Wynns, R OBP: 0.217, SLG: 0.295										4	0	1	1	0	0	1		
1 Richie Martin, R OBP: 0.278, SLG: 0.344										2	0	0	0	0	0	1		
25 Anthony Santander, S OBP: 0.258, SLG: 0.411										1	0	0	0	0	0	2		
<b>Inning Stats</b>	R: 2 H: 3 E: 0 K: 3 S: 25	H: 3 R: 0 ER: 0 LOB: 1 BB: 0 P: 34	R: 0 H: 0 E: 0 K: 1 S: 11	H: 0 R: 0 ER: 0 LOB: 0 BB: 1 P: 15	R: 0 H: 0 E: 0 K: 1 S: 7	H: 0 R: 0 ER: 0 LOB: 0 BB: 0 P: 11	R: 0 H: 0 E: 0 K: 0 S: 7	H: 1 R: 0 ER: 0 LOB: 1 BB: 0 P: 20	R: 0 H: 0 E: 0 K: 1 S: 8	H: 0 R: 0 ER: 0 LOB: 2 BB: 0 P: 13	R: 1 H: 3 E: 0 K: 1 S: 14	H: 1 R: 0 ER: 0 LOB: 0 BB: 0 P: 16	R: 0 H: 0 E: 0 K: 0 S: 8	H: 0 R: 0 ER: 0 LOB: 0 BB: 0 P: 14	1B: 5 2B: 1 3B: 0 HR: 2	SF: 0 SAC: 0 DP: 0 HBP: 0	WP: 0 PB: 0 SB: 1 CS: 0	PA: 35
<b>PITCHER</b>	IP WLS BF H R ER SO BB IBB HBP BLK WP HR S P ERA WHIP	IP WLS BF H R ER SO BB IBB HBP BLK WP HR S P ERA WHIP																
58 Louis Head, R ERA: 2.49	(1, 1) 1.0 6 3 2 2 3 0 0 0 0 0 1 25 34 18.00 3.000																	
48 Ryan Yarbrough, L ERA: 4.57	(2, 1) 5.0 W 16 1 0 0 3 0 0 0 0 0 0 46 70 0.00 0.200																	
36 Andrew Kittredge, R ERA: 1.46	(7, 1) 1.0 6 3 1 1 1 0 0 0 0 0 0 14 22 9.00 3.000																	
46 Shawn Armstrong, R ERA: 8.18	(8, 1) 2.0 7 1 1 1 1 0 0 0 0 0 0 1 19 30 4.50 0.500																	

Baltimore Orioles @ Tampa Bay Rays  
Tropicana Field, St. Petersburg, FL  
Wed Aug 18 2021, 7:11 PM - 10:19 PM EDT  
Att: 6,673 - Dome - 72 F

AB	35
R	4
H	8
RBI	4
BB	0
SO	8
LOB	8



Batter	1	2	3	4	5	6	7	8	9	AB	R	H	RBI	BB	SO	LOB	BOTTOM	
8 Brandon Lowe, L OBP: 0.341, SLG: 0.495										3	2	1	1	2	0	1		
5 Wander Franco, S OBP: 0.317, SLG: 0.436										4	1	3	2	1	0	2		
23 Nelson Cruz, R OBP: 0.345, SLG: 0.525										4	1	1	1	0	1	3		
17 Austin Meadows, L OBP: 0.323, SLG: 0.460										4	0	1	2	0	1	2		
35 Brett Phillips, L OBP: 0.310, SLG: 0.424										0	0	0	0	0	0	0		
56 Randy Arozarena, R OBP: 0.357, SLG: 0.467										3	0	1	0	2	1	3		
26 Ji Man Choi, L OBP: 0.383, SLG: 0.419										4	0	2	2	0	0	2		
18 Joey Wendle, L OBP: 0.324, SLG: 0.430										4	1	1	0	0	1	2		
28 Francisco Mejia, S OBP: 0.321, SLG: 0.426										4	1	1	0	0	0	1		
39 Kevin Kiermaier, L OBP: 0.308, SLG: 0.359										3	2	1	0	1	1	2		
<b>Inning Stats</b>	R: 2 H: 3 E: 0 K: 1 S: 16	H: 1 R: 0 ER: 0 LOB: 1 BB: 1 P: 18	R: 0 H: 1 E: 0 K: 0 S: 9	H: 1 R: 0 ER: 0 LOB: 1 BB: 0 P: 17	R: 2 H: 3 E: 0 K: 0 S: 9	H: 3 R: 0 ER: 0 LOB: 1 BB: 0 P: 12	R: 0 H: 0 E: 0 K: 1 S: 9	H: 0 R: 3 ER: 1 LOB: 1 BB: 2 P: 32	R: 0 H: 1 E: 0 K: 0 S: 6	H: 1 R: 0 ER: 0 LOB: 0 BB: 0 P: 6	R: 1 H: 2 E: 0 K: 2 S: 12	H: 2 R: 0 ER: 0 LOB: 2 BB: 1 P: 20	1B: 7 2B: 5 3B: 0 HR: 0	SF: 2 SAC: 0 DP: 1 HBP: 0	WP: 1 PB: 0 SB: 1 CS: 0	PA: 41		
<b>PITCHER</b>	IP WLS BF H R ER SO BB IBB HBP BLK WP HR S P ERA WHIP	IP WLS BF H R ER SO BB IBB HBP BLK WP HR S P ERA WHIP																
80 Spenser Watkins, R ERA: 5.63	(1, 1) 4.0 L 21 4 0 0 0 1 1 0 0 0 1 0 9 17 9.00 2.500																	
66 Tanner Scott, L ERA: 4.06	(5, 1) 1.0 4 0 0 0 0 1 0 0 0 0 0 9 17 0.00 1.000																	
51 Paul Fry, L ERA: 5.64	(6, 1) 0.0 3 0 3 1 0 2 0 0 0 0 0 6 16 ∞ ∞																	
55 Dillon Tate, R ERA: 4.53	(6, 1) 1.0 4 1 0 0 0 0 0 0 0 0 0 10 16 0.00 1.000																	
62 César Valdez, R ERA: 5.76	(7, 1) 2.0 9 3 1 1 2 1 0 0 0 0 0 0 18 26 4.50 2.000																	

Baltimore Orioles @ Tampa Bay Rays  
Tropicana Field, St. Petersburg, FL  
Wed Aug 18 2021, 7:11 PM - 10:19 PM EDT  
Att: 6,673 - Dome - 72 F

AB	33
R	8
H	12
RBI	8
BB	6
SO	5
LOB	18









Batter	1	2	3	4	5	6	7	8	9	AB R H RBI BB SO LOB	TOP											
Ozzie Albies, S OBP: 0.319, SLG: 0.484	F9		K	F8			G3			5 0 1 0 0 1 0	<b>Atlanta Braves @ Baltimore Orioles</b> Oriole Park at Camden Yards, Baltimore, MD Fri Aug 20 2021, 7:06 PM - 9:34 PM EDT Att: 13,583 - Partly Cloudy - 82 F											
12 Jorge Soler, R OBP: 0.302, SLG: 0.385	FC3-6 BB		HR		L7		L7		1B	4 1 1 1 1 0 1												
5 Freddie Freeman, L OBP: 0.400, SLG: 0.518	FC3-6 FC6-4		F7		G4-3				2B	5 0 1 0 0 0 2												
27 Austin Riley, R OBP: 0.373, SLG: 0.528	FC6-4			1B	G2-3		L8			4 0 1 0 0 0 2												
7 Dansby Swanson, R OBP: 0.318, SLG: 0.487		1B		BB		E6 G1-3				3 1 1 0 1 0 0												
16 Travis d'Arnaud, R OBP: 0.291, SLG: 0.402		HR		1B		SAFE G1-3 BB				3 1 2 2 1 0 0												
14 Adam Duval, R OBP: 0.286, SLG: 0.483		K	F7			G1-3				3 0 0 0 1 1 5												
38 Guillermo Heredia, R OBP: 0.316, SLG: 0.376		K		G4-3		G6-3				4 0 0 0 0 1 3												
22 Joc Pederson, L OBP: 0.315, SLG: 0.419		G4-3		F8		G1-3				4 0 0 0 0 1 2												
<b>Inning Stats</b>	R: 0 E: 0 K: 0 S: 8	H: 0 LOB: 1 BB: 1 P: 15	R: 2 E: 0 K: 2 S: 15	H: 2 LOB: 0 BB: 0 P: 21	R: 1 E: 0 K: 1 S: 19	H: 3 LOB: 3 BB: 1 P: 31	R: 0 E: 0 K: 0 S: 7	H: 0 LOB: 0 BB: 0 P: 14	R: 0 E: 0 K: 0 S: 5	H: 0 LOB: 0 BB: 0 P: 8	R: 0 E: 0 K: 0 S: 15	H: 0 LOB: 2 BB: 1 P: 25	R: 0 E: 0 K: 0 S: 7	H: 1 LOB: 1 BB: 0 P: 11	R: 0 E: 0 K: 0 S: 7	H: 0 LOB: 1 BB: 1 P: 14	R: 0 E: 0 K: 1 S: 9	H: 1 LOB: 0 BB: 0 P: 13	1B: 4 2B: 1 3B: 0 HR: 2	SF: 0 SAC: 0 DP: 0 HBP: 0	WP: 1 PB: 0 SB: 0 CS: 0	PA: 39
<b>PITCHER</b>	IP WLS BF H R ER SO BB IBB HBP BLK WP HR S P ERA WHIP											IP WLS BF H R ER SO BB IBB HBP BLK WP HR S P ERA WHIP										
45 Keegan Akin, L ERA: 7.92	5.0 L 24 5 3 3 3 3 0 0 0 0 1 2 60 101 5.40 1.600																					
55 Dillon Tate, R ERA: 4.33	1.2 5 0 0 0 0 0 0 0 0 0 0 12 17 0.00 0.000																					
51 Paul Fry, L ERA: 5.48	1.1 6 1 0 0 0 1 0 0 0 0 0 0 12 21 0.00 1.500																					
66 Tanner Scott, L ERA: 3.97	1.0 4 1 0 0 1 0 0 0 0 0 0 9 13 0.00 1.000																					

AB 35  
R 3  
H 7  
RBI 3  
BB 4  
SO 4  
LOB 15



Batter	1	2	3	4	5	6	7	8	9	AB R H RBI BB SO LOB	BOTTOM											
31 Cedric Mullins, L OBP: 0.374, SLG: 0.531	P5			G5-3			F8			4 0 0 0 0 1 0	<b>Atlanta Braves @ Baltimore Orioles</b> Oriole Park at Camden Yards, Baltimore, MD Fri Aug 20 2021, 7:06 PM - 9:34 PM EDT Att: 13,583 - Partly Cloudy - 82 F											
6 Ryan Mountcastle, R OBP: 0.308, SLG: 0.479	G3-4 1B			G1-3			L8			4 0 1 0 0 0 0												
16 Trey Mancini, R OBP: 0.318, SLG: 0.456	G3-4-1									3 0 2 0 0 0 1												
21 Austin Hays, R OBP: 0.285, SLG: 0.409		L9		G3			L6			3 0 0 0 0 0 2												
28 Pedro Severino, R OBP: 0.303, SLG: 0.371		F7		G6-3			G6-4-3			3 0 0 0 0 0 1												
29 Ramón Urias, R OBP: 0.333, SLG: 0.392		G6-3					K			3 0 0 0 0 1 0												
26 Jorge Mateo, R OBP: 0.288, SLG: 0.386			K							3 0 1 0 0 2 0												
3 Maikel Franco, R OBP: 0.256, SLG: 0.360			F7				F8			3 0 0 0 0 0 1												
1 Richie Martin, R OBP: 0.262, SLG: 0.316			F8				B3			3 0 0 0 0 0 0												
<b>Inning Stats</b>	R: 0 E: 0 K: 0 S: 8	H: 1 LOB: 0 BB: 0 P: 10	R: 0 E: 0 K: 0 S: 5	H: 0 LOB: 0 BB: 0 P: 9	R: 0 E: 0 K: 1 S: 8	H: 0 LOB: 0 BB: 0 P: 10	R: 0 E: 0 K: 0 S: 8	H: 1 LOB: 0 BB: 0 P: 11	R: 0 E: 0 K: 0 S: 12	H: 1 LOB: 0 BB: 0 P: 18	R: 0 E: 0 K: 0 S: 4	H: 0 LOB: 0 BB: 0 P: 6	R: 0 E: 0 K: 0 S: 7	H: 1 LOB: 0 BB: 0 P: 9	R: 0 E: 0 K: 1 S: 8	H: 0 LOB: 0 BB: 0 P: 10	R: 0 E: 0 K: 1 S: 6	H: 0 LOB: 0 BB: 0 P: 7	1B: 3 2B: 1 3B: 0 HR: 0	SF: 0 SAC: 0 DP: 2 HBP: 0	WP: 0 PB: 0 SB: 0 CS: 0	PA: 29
<b>PITCHER</b>	IP WLS BF H R ER SO BB IBB HBP BLK WP HR S P ERA WHIP											IP WLS BF H R ER SO BB IBB HBP BLK WP HR S P ERA WHIP										
54 Max Fried, L ERA: 3.49	9.0 W 29 4 0 0 4 0 0 0 0 0 0 66 90 0.00 0.444																					

AB 29  
R 0  
H 4  
RBI 0  
BB 0  
SO 4  
LOB 5





















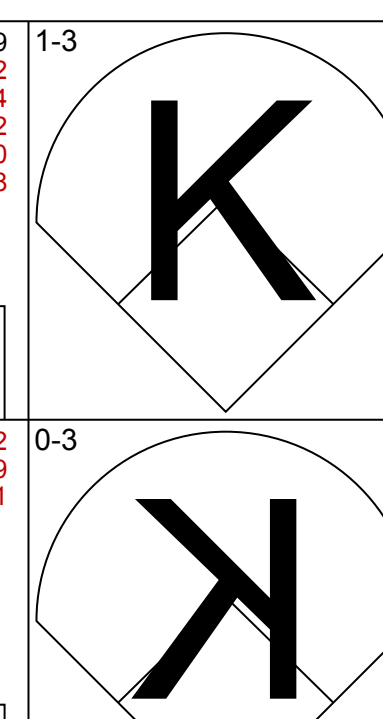
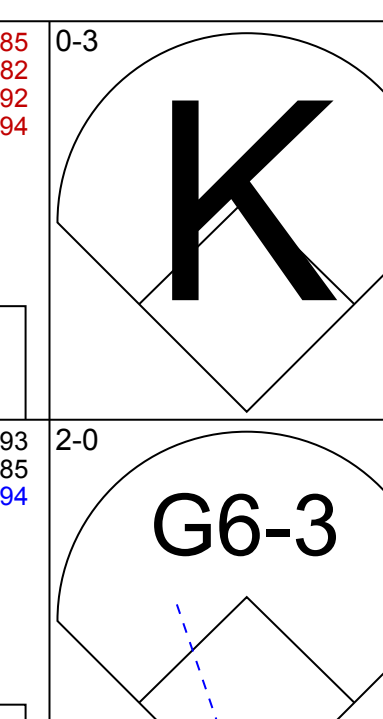
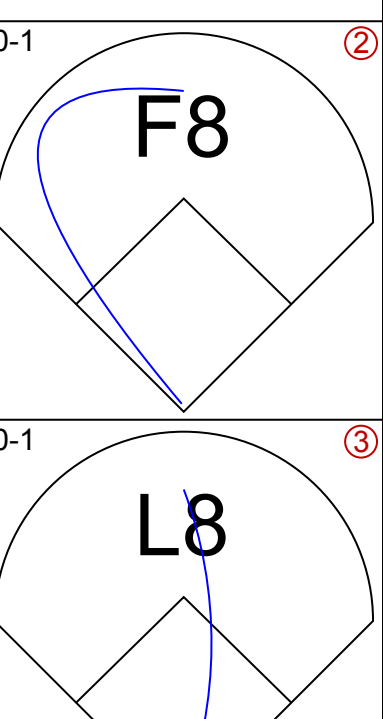
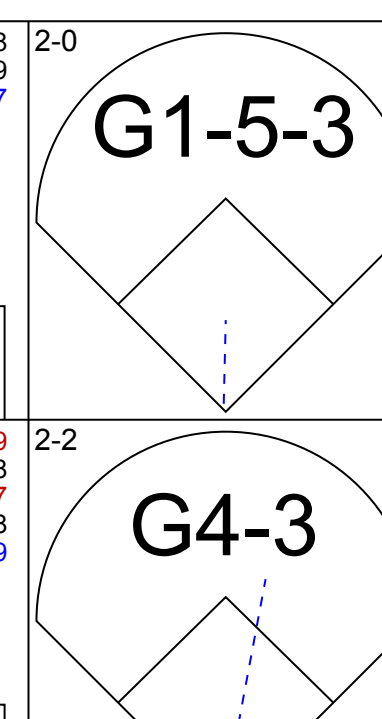
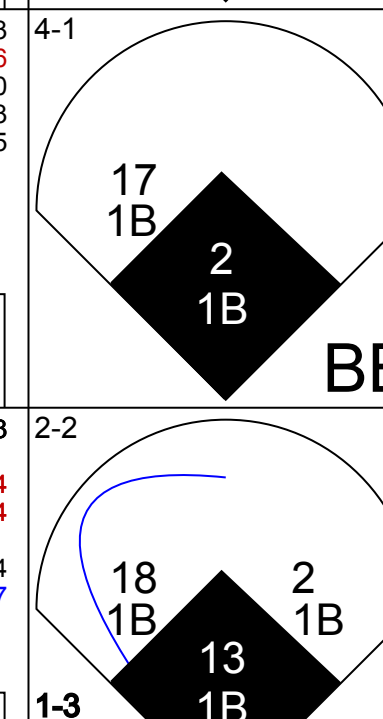



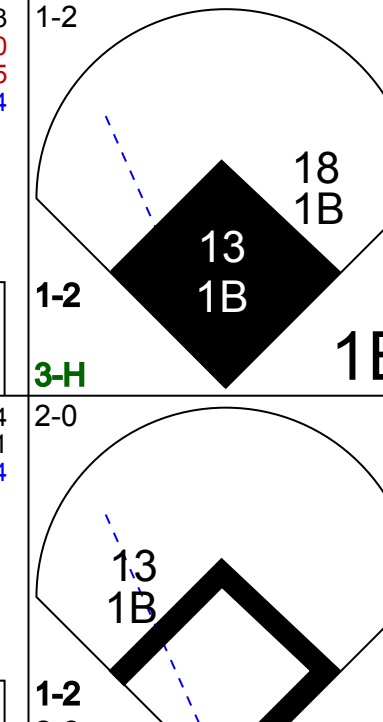
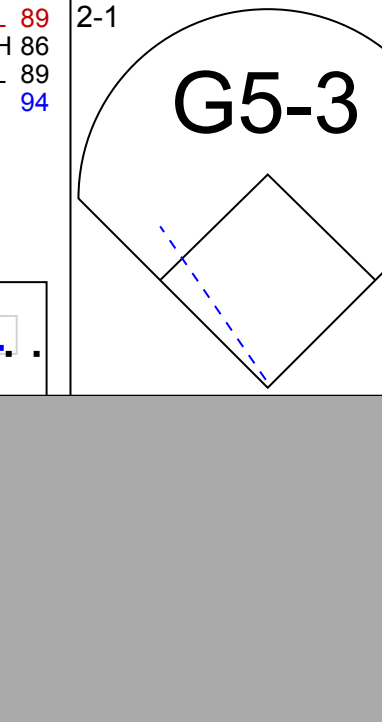
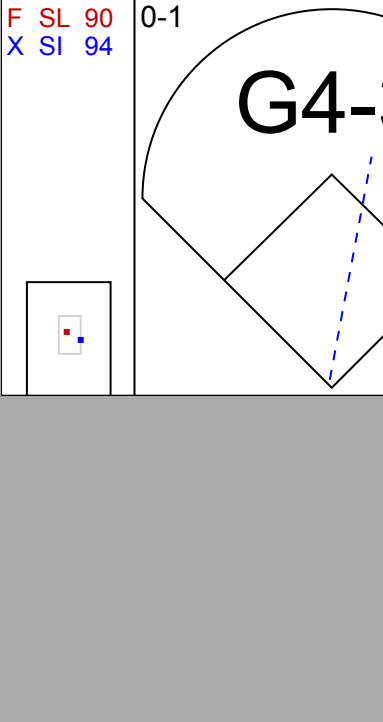
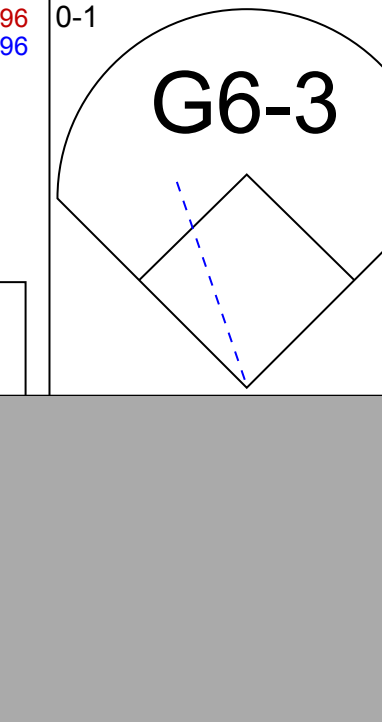
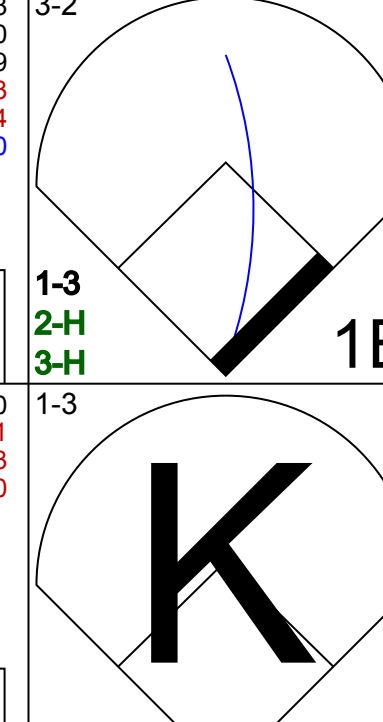







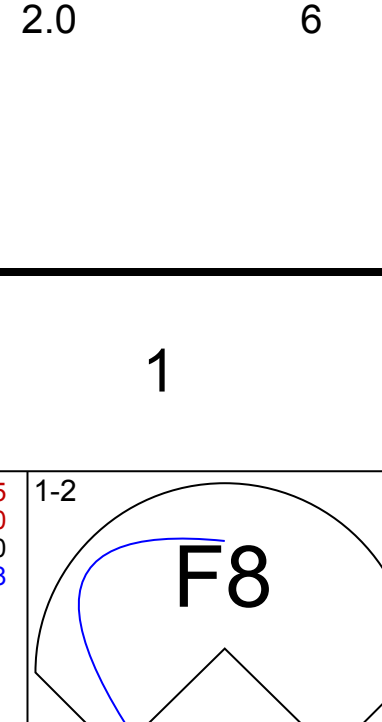
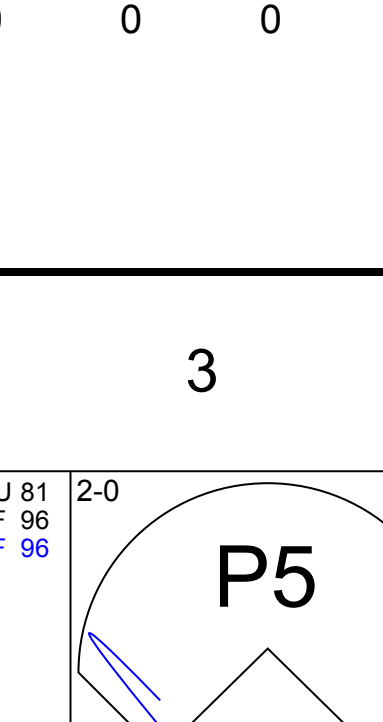
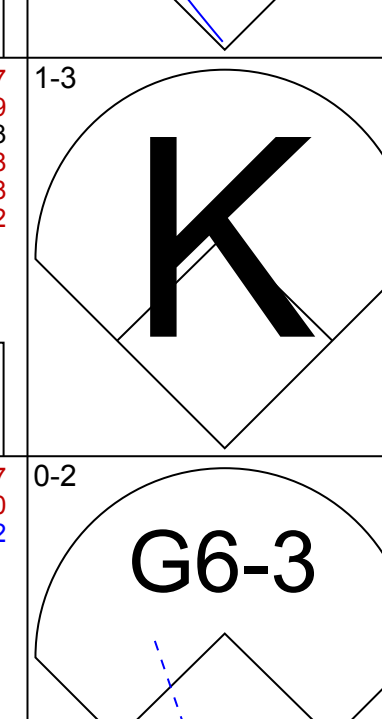
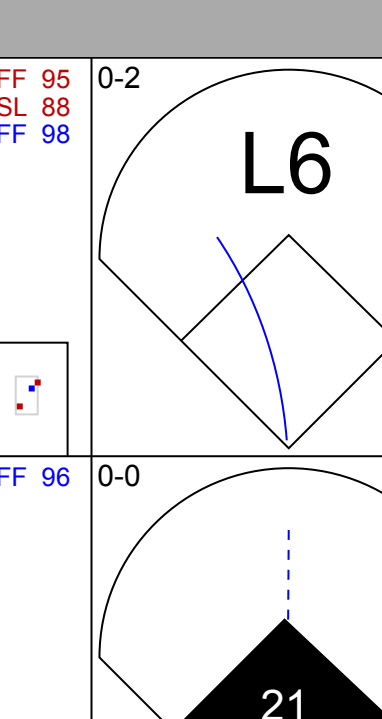
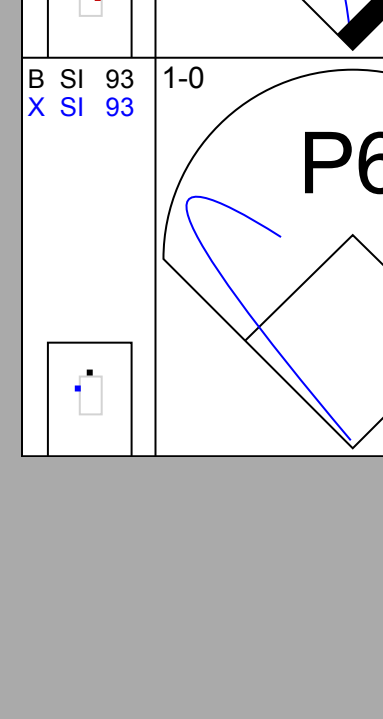
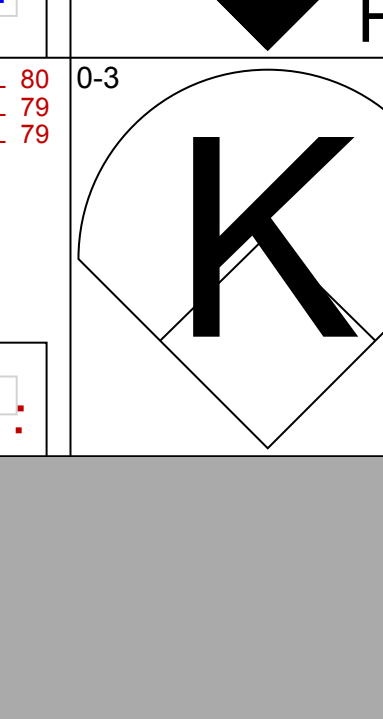

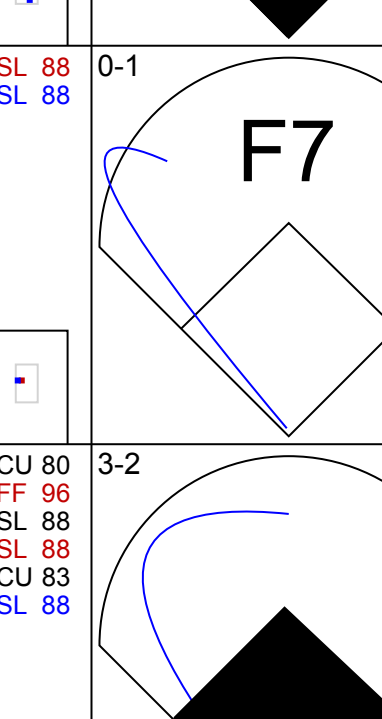



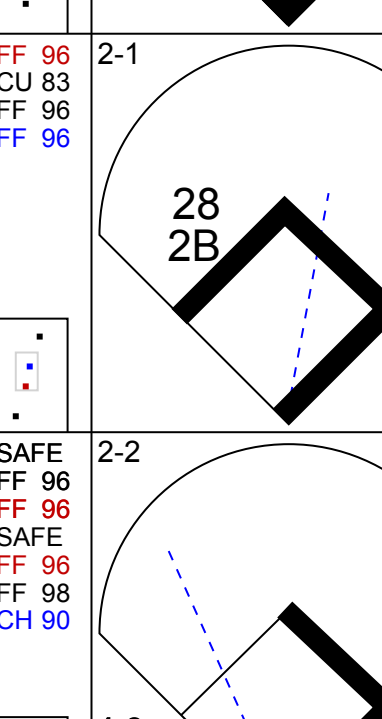



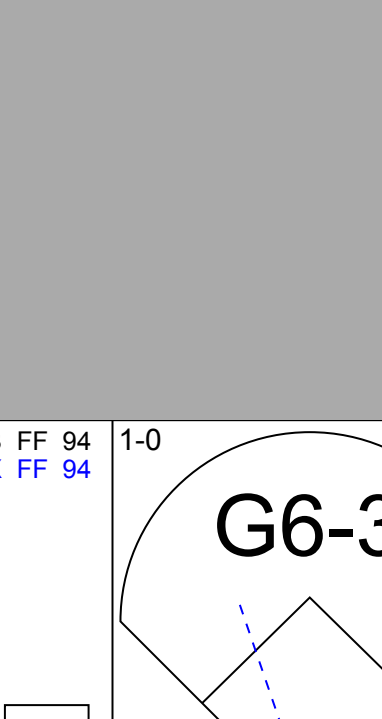
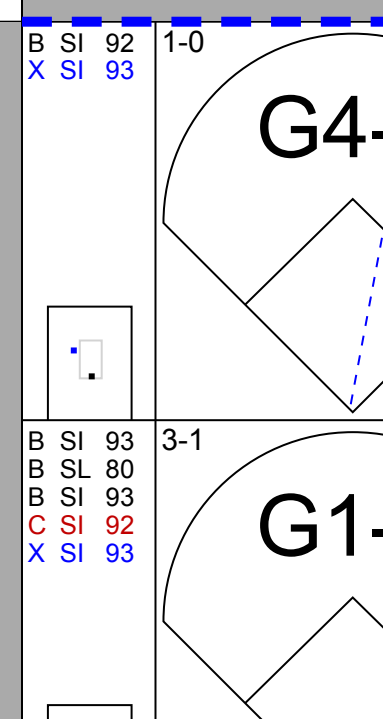
Batter	1	2	3	4	5	6	7	8	9	AB	R	H	RBI	BB	SO	LOB	TOP										
17 Shohei Ohtani, L (1, 10) OBP: 0.368, SLG: 0.634										2	1	1	1	2	0	1	<b>Los Angeles Angels @ Baltimore Orioles</b> Oriole Park at Camden Yards, Baltimore, MD Thu Aug 26 2021, 1:05 PM - 4:12 PM EDT Att: 10,211 - Sunny - 91 F										
22 David Fletcher, R (1, 4) OBP: 0.324, SLG: 0.361										3	0	0	0	0	2	1											
8 Kean Wong, L (6, 4)										4	0	0	0	0	1	2											
13 Phil Gosselin, R (1, 5) OBP: 0.325, SLG: 0.382										4	0	0	0	0	1	1											
20 Jared Walsh, L (1, 3) OBP: 0.327, SLG: 0.492										4	0	0	0	0	1	1											
24 Kurt Suzuki, R (1, 2) OBP: 0.294, SLG: 0.333										2	0	0	0	1	0	0											
7 Jo Adell, R (1, 7) OBP: 0.273, SLG: 0.337										4	0	1	0	0	1	1											
16 Brandon Marsh, L (1, 8) OBP: 0.331, SLG: 0.374										3	0	0	0	0	2	3											
9 Jack Mayfield, R (1, 6) OBP: 0.253, SLG: 0.385										3	0	0	0	0	2	3											
19 Juan Lagares, R (1, 9) OBP: 0.263, SLG: 0.357										3	0	1	0	0	2	2											
<b>Inning Stats</b>	R: 1 E: 0 K: 0 S: 8	H: 1 LOB: 0 BB: 0 P: 11	R: 0 E: 0 K: 3 S: 14	H: 1 LOB: 2 BB: 0 P: 22	R: 0 E: 0 K: 1 S: 10	H: 0 LOB: 1 BB: 1 P: 18	R: 0 E: 0 K: 2 S: 15	H: 0 LOB: 1 BB: 1 P: 21	R: 0 E: 0 K: 0 S: 6	H: 1 LOB: 0 BB: 0 P: 8	R: 0 E: 0 K: 0 S: 4	H: 0 LOB: 0 BB: 0 P: 6	R: 0 E: 0 K: 0 S: 5	H: 0 LOB: 0 BB: 0 P: 6	R: 0 E: 0 K: 3 S: 11	H: 0 LOB: 1 BB: 1 P: 20	R: 0 E: 0 K: 1 S: 6	H: 0 LOB: 0 BB: 0 P: 8	1B: 2 2B: 0 3B: 0 HR: 1	SF: 0 SAC: 0 DP: 0 HBP: 1	WP: 0 PB: 0 SB: 0 CS: 1	PA: 33					
<b>PITCHER</b>	IP	WLS	BF	H	R	ER	SO	BB	IBB	HBP	BLK	WP	HR	S	P	ERA	WHIP										
45 Keegan Akin, L (1, 1) ERA: 7.26	7.0	W	26	3	1	1	6	2	0	1	0	0	1	62	92	1.29	0.714										
48 Jorge López, R (8, 1) ERA: 6.19	2.0		7	0	0	0	4	1	0	0	0	0	0	17	28	0.00	0.500										

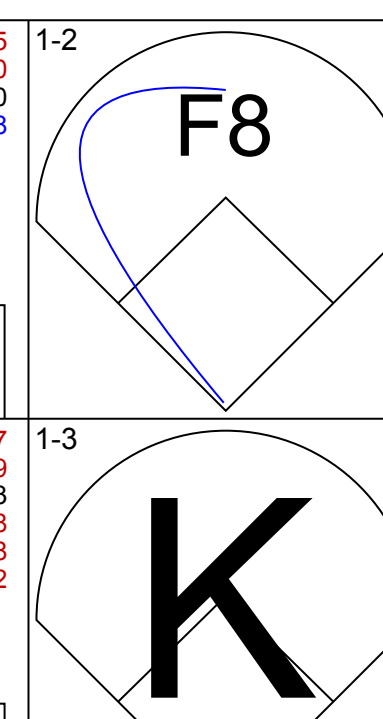
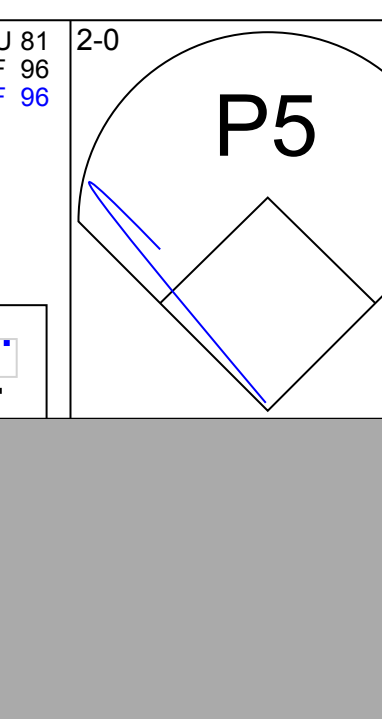
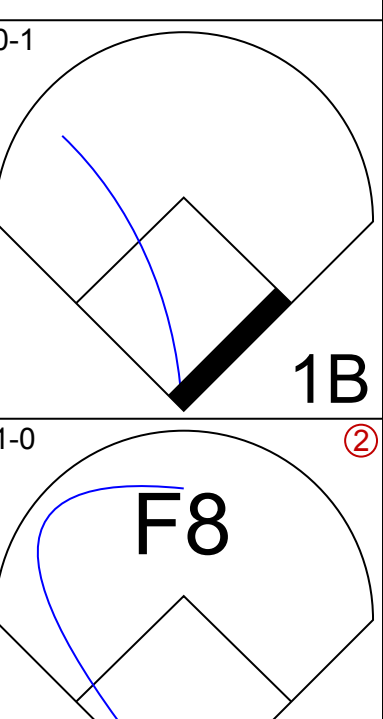
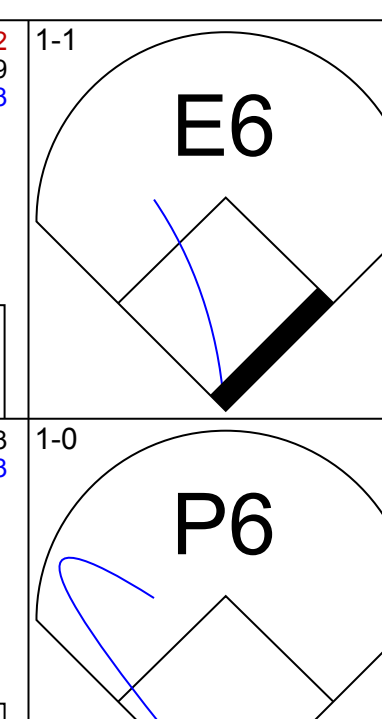
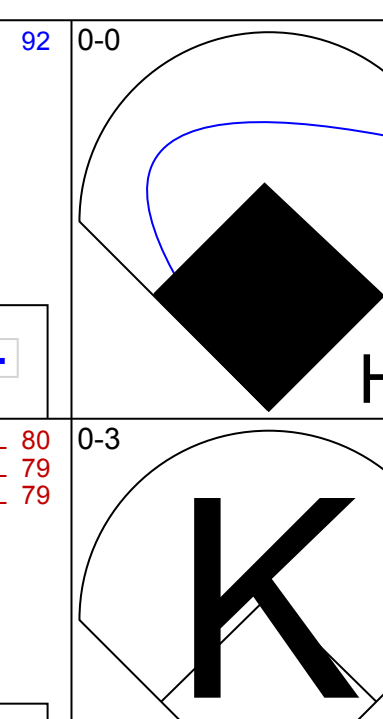
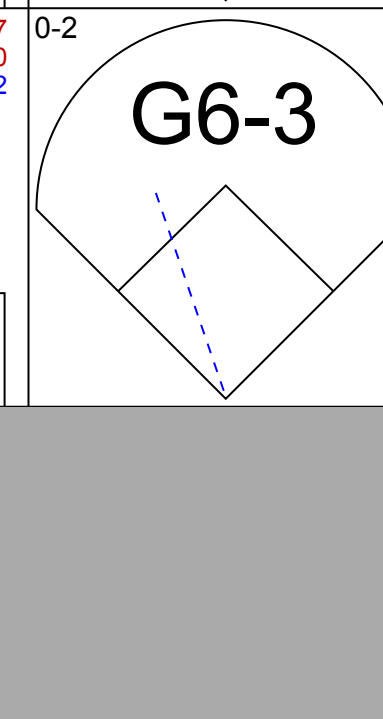
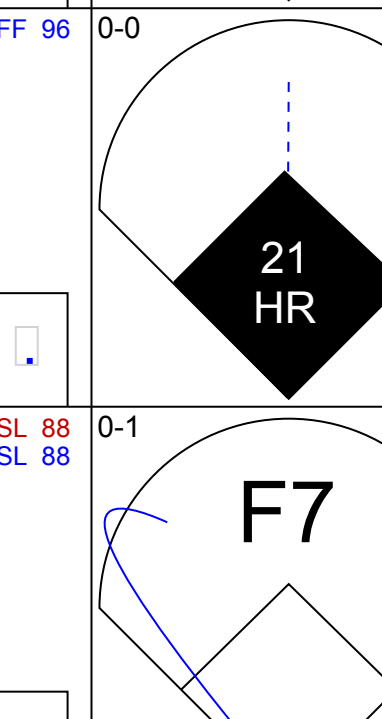
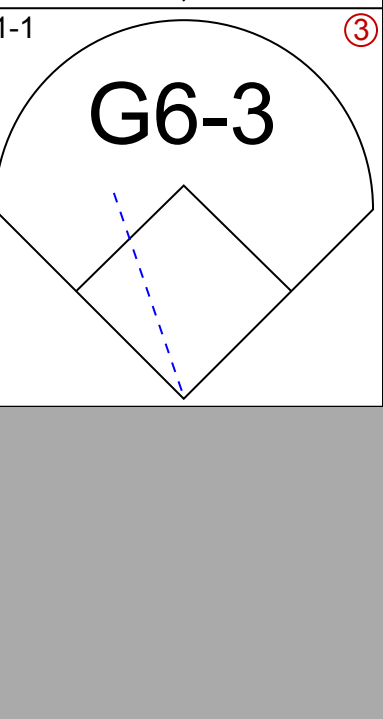



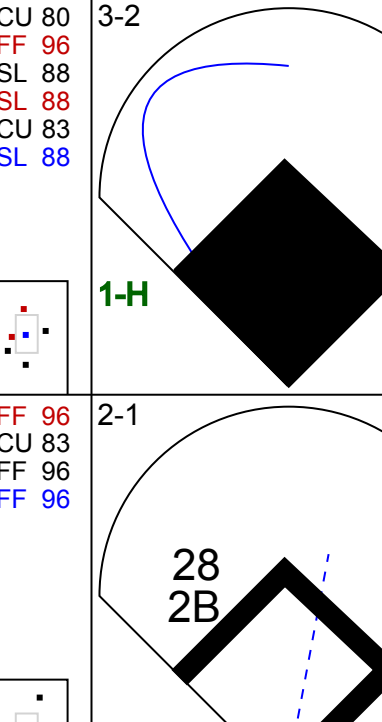

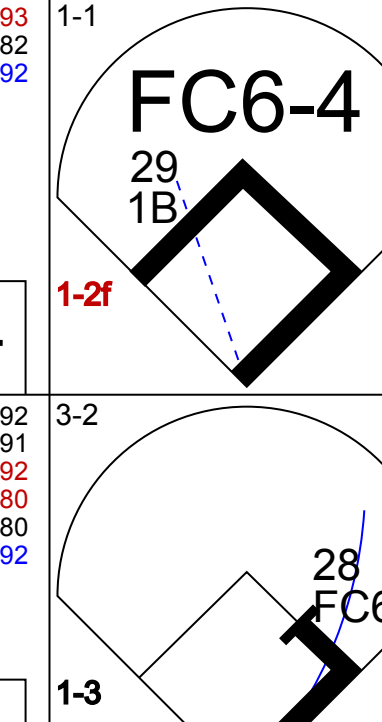
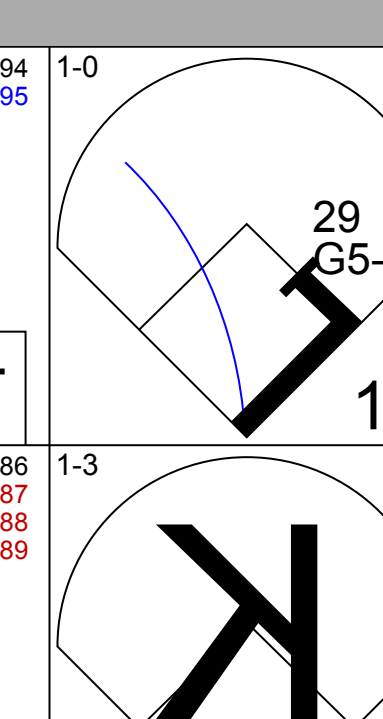
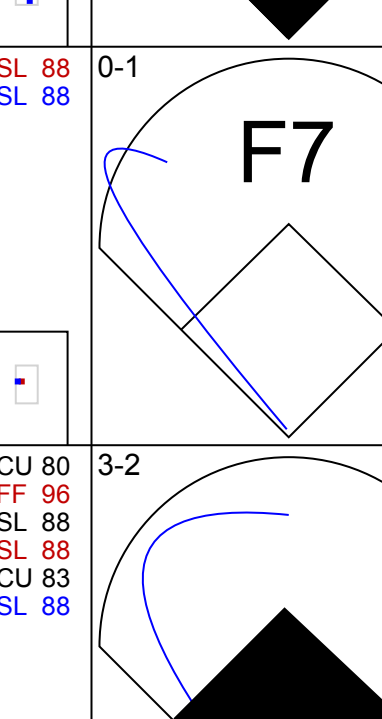
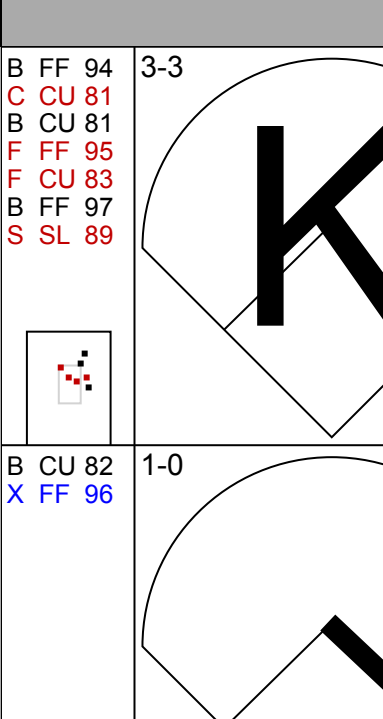
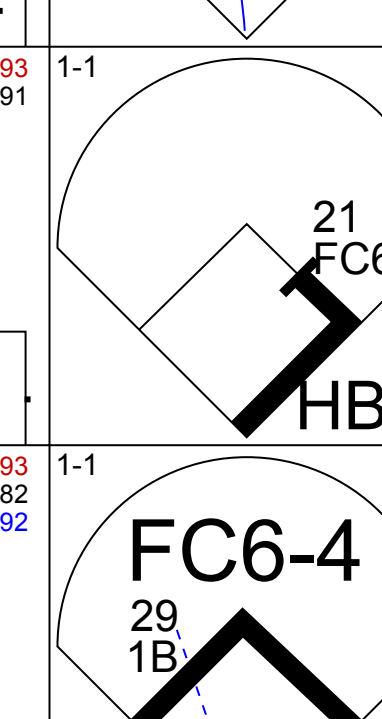
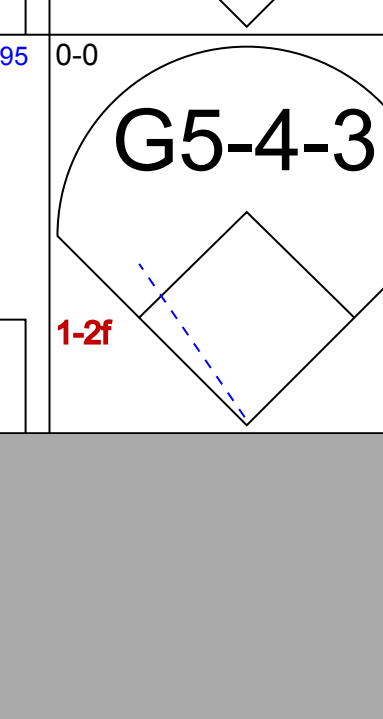
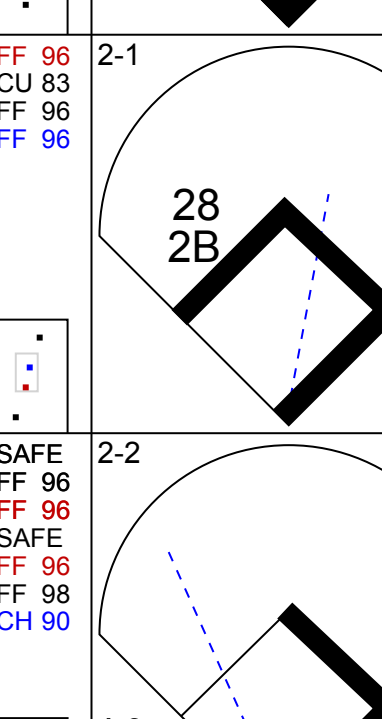

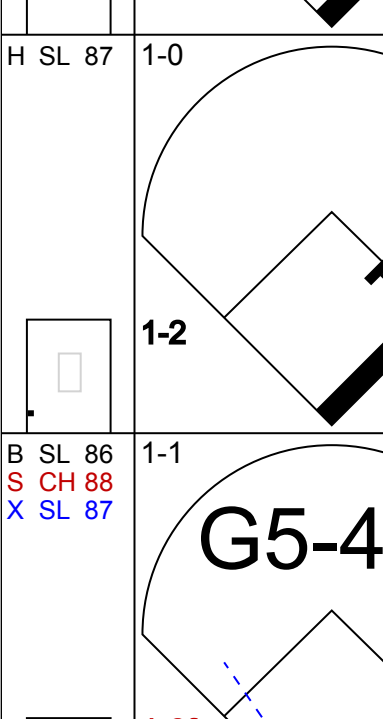
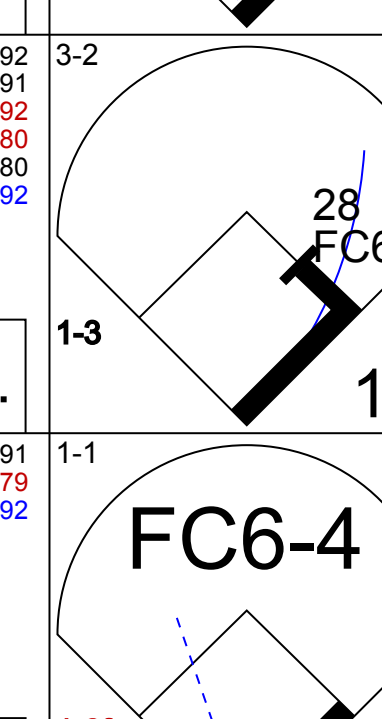

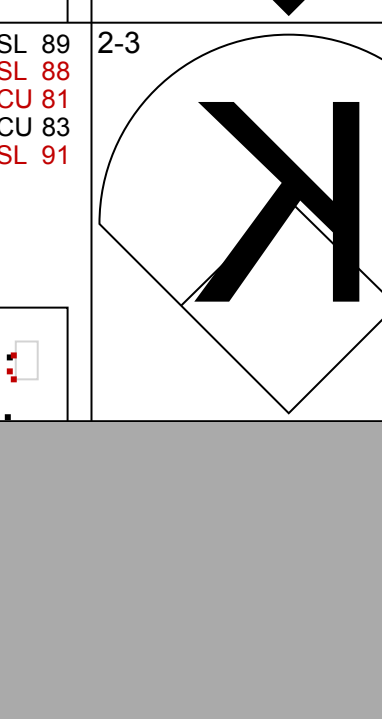
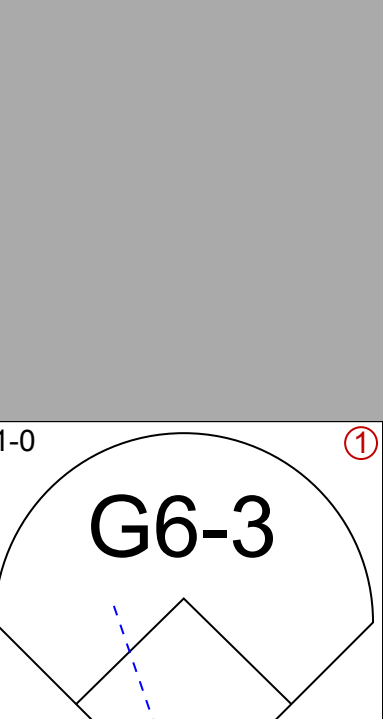


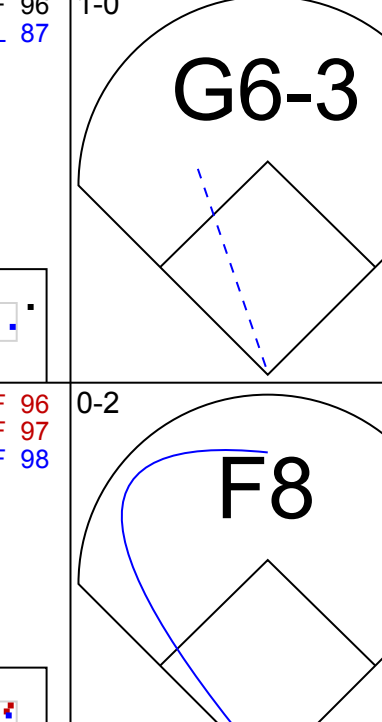
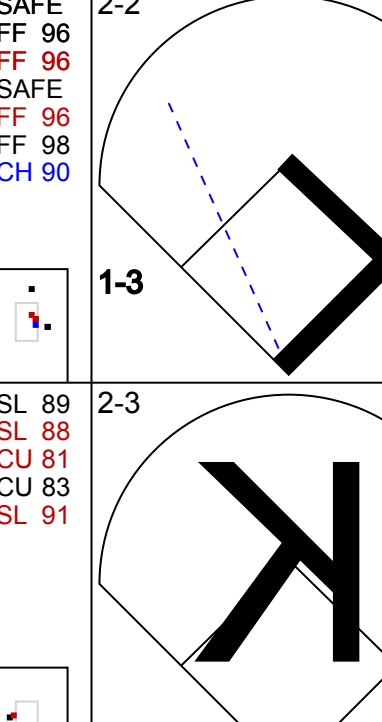

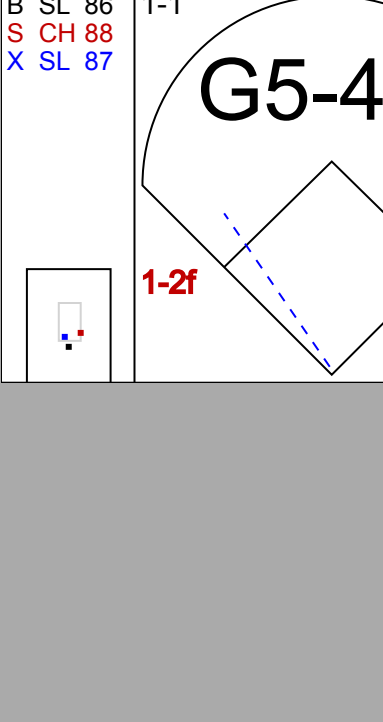
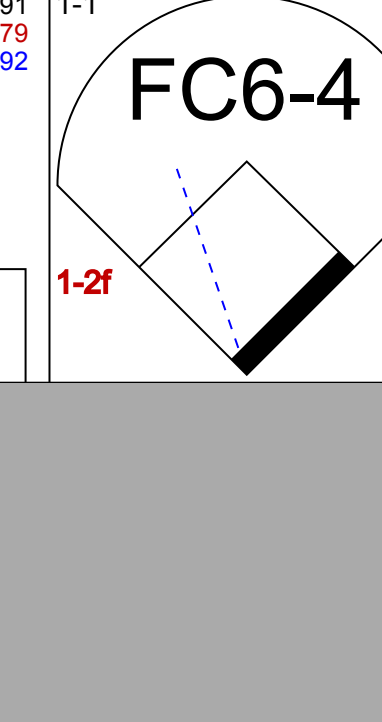
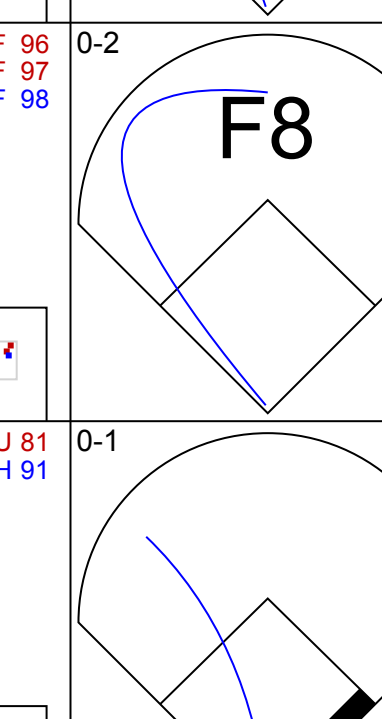
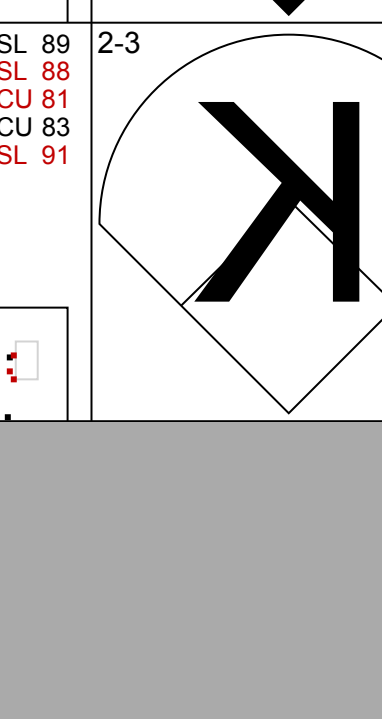
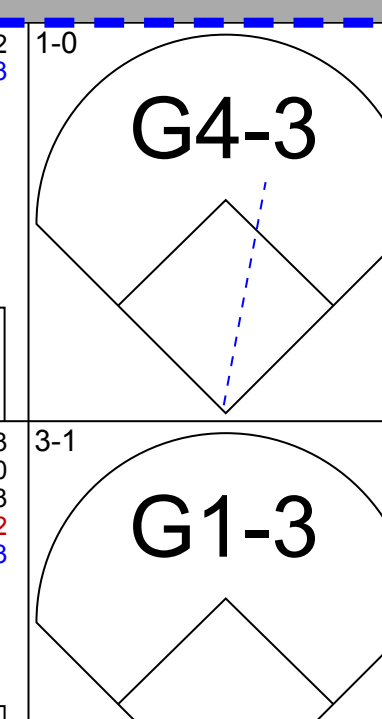
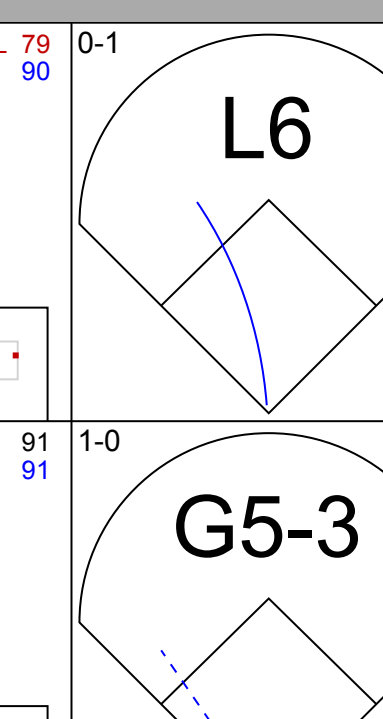
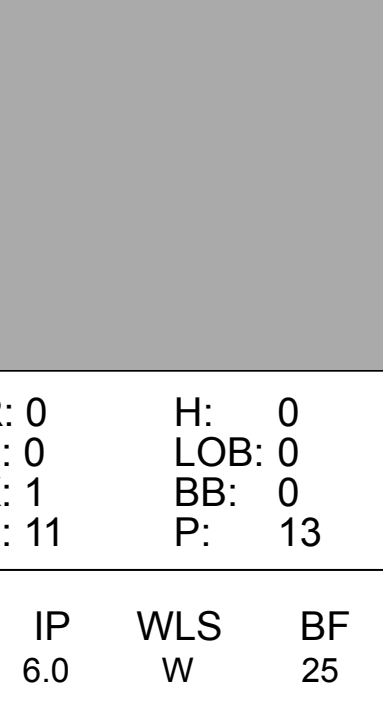
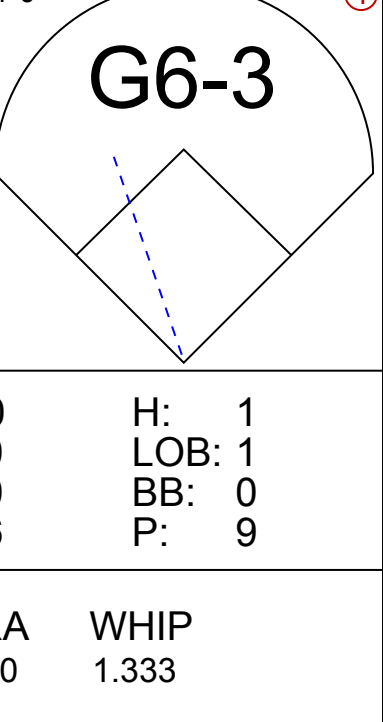
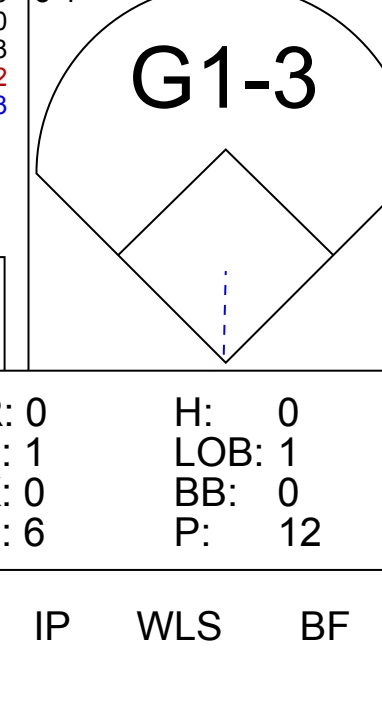
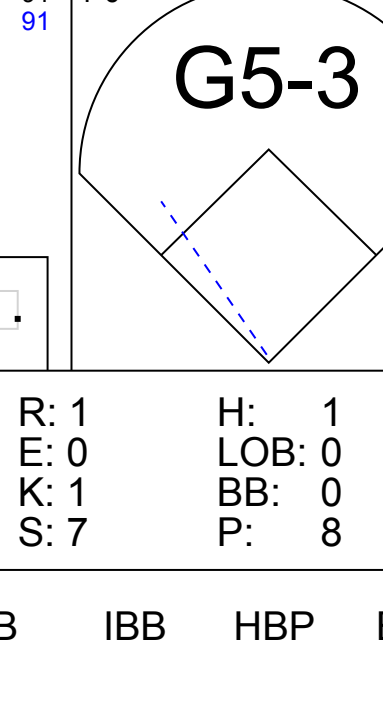
Batter	1	2	3	4	5	6	7	8	9	AB	R	H	RBI	BB	SO	LOB	BOTTOM										
31 Cedric Mullins, L (1, 8) OBP: 0.372, SLG: 0.529										4	2	2	0	1	0	0	<b>Los Angeles Angels @ Baltimore Orioles</b> Oriole Park at Camden Yards, Baltimore, MD Thu Aug 26 2021, 1:05 PM - 4:12 PM EDT Att: 10,211 - Sunny - 91 F										
6 Ryan Mountcastle, R (1, 3) OBP: 0.311, SLG: 0.463										4	2	2	2	1	1	1											
25 Anthony Santander, S (1, 9) OBP: 0.296, SLG: 0.457										5	0	0	0	0	1	5											
16 Trey Mancini, R (1, 10) OBP: 0.320, SLG: 0.451										5	1	2	1	0	2	1											
24 DJ Stewart, L (1, 7) OBP: 0.327, SLG: 0.384										1	1	1	1	2	0	0											
21 Austin Hays, R (7, 7) OBP: 0.288, SLG: 0.415										2	2	2	0	0	0	0											
29 Ramón Urias, R (1, 6) OBP: 0.353, SLG: 0.432										4	2	3	2	1	1	1											
28 Pedro Severino, R (1, 2) OBP: 0.302, SLG: 0.379										5	1	2	6	0	1	4											
61 Austin Wynns, R (9, 2) OBP: 0.216, SLG: 0.283										0	0	0	0	0	0	0											
37 Jahmai Jones, R (1, 4) OBP: 0.214, SLG: 0.231										5	1	1	0	0	1	4											
82 Kelvin Gutiérrez, R (1, 5) OBP: 0.298, SLG: 0.271										4	1	1	1	0	0	0											
<b>Inning Stats</b>	R: 0 E: 0 K: 0 S: 9	H: 0 LOB: 0 BB: 0 P: 11	R: 0 E: 0 K: 1 S: 8	H: 0 LOB: 1 BB: 1 P: 16	R: 1 E: 0 K: 1 S: 9	H: 3 LOB: 0 BB: 0 P: 14	R: 0 E: 0 K: 1 S: 10	H: 2 LOB: 2 BB: 1 P: 22	R: 6 E: 0 K: 0 S: 19	H: 3 LOB: 0 BB: 3 P: 34	R: 0 E: 0 K: 1 S: 11	H: 1 LOB: 1 BB: 0 P: 17	R: 1 E: 0 K: 1 S: 14	H: 2 LOB: 1 BB: 0 P: 21	R: 5 E: 1 K: 2 S: 20	H: 5 LOB: 1 BB: 0 P: 26	1B: 9 2B: 6 3B: 0 HR: 1	SF: 0 SAC: 0 DP: 0 HBP: 0	WP: 0 PB: 0 SB: 2 CS: 0	PA: 44							
<b>PITCHER</b>	IP	WLS	BF	H	R	ER	SO	BB	IBB	HBP	BLK	WP	HR	S	P	ERA	WHIP										
51 Jaime Barria, R (1, 1) ERA: 5.56	3.1		15	5	1	1	2	2	0	0	0	0	0	6	9	0.00	0.000										
60 Andrew Wantz, R (4, 1) ERA: 4.35	0.2	L	2	0	0	0	1	0	0	0	0	0	0	16	31	67.50	7.500										
59 Elvis Peguero, R (5, 1) ERA: 67.5	0.2		7	2	5	5	0	3	0	0	0	0	0	1	3	27.00	3.000										
52 Jake Petricka, R (5, 1) ERA: 45.0	0.1		2	1	1	1	0	0	0	0	0	0	0	25	38	4.50	1.500										
62 Jose Quintana, L (6, 1) ERA: 6.75	2.0		9	3	1	1	2	0	0	0	0	0	0	25	38	4.50	1.500										

AB 29  
R 1  
H 3  
RBI 1  
BB 3  
SO 10  
LOB 16

AB 39  
R 13  
H 16  
RBI 13  
BB 5  
SO 7  
LOB 16



Batter	1	2	3	4	5	6	7	8	9	AB	R	H	RBI	BB	SO	LOB	TOP			
8 Brandon Lowe, L (1,4) OBP: 0.337, SLG: 0.498										4	0	0	0	0	2	0	<b>Tampa Bay Rays @ Baltimore Orioles</b> Oriole Park at Camden Yards, Baltimore, MD Fri Aug 27 2021, 7:07 PM - 9:32 PM EDT Att: 7,155 - Partly Cloudy - 82 F			
23 Nelson Cruz, R (1,10) OBP: 0.344, SLG: 0.515										4	0	0	0	0	1	0				
5 Wander Franco, S (1,6) OBP: 0.321, SLG: 0.450										3	1	0	0	1	0	0				
17 Austin Meadows, L (1,7) OBP: 0.323, SLG: 0.453										4	1	1	0	0	0	0				
35 Brett Phillips, L (8,7)										0	0	0	0	0	0	0				
2 Yandy Diaz, R (1,3) OBP: 0.360, SLG: 0.370										4	1	1	1	0	0	0				
18 Joey Wendle, L (1,5) OBP: 0.321, SLG: 0.419										4	0	1	0	0	1	0				
13 Manuel Margot, R (1,9) OBP: 0.307, SLG: 0.395										3	1	1	2	0	0	0				
39 Kevin Kiermaier, L (1,8) OBP: 0.302, SLG: 0.353										3	1	0	0	1	1	2				
10 Mike Zunino, R (1,2) OBP: 0.296, SLG: 0.563										3	1	1	3	0	0	0				
<b>Inning Stats</b>	R: 3 H: 4 E: 0 K: 3 S: 22	H: 4 R: 2 ER: 1 LOB: 36	R: 0 H: 0 E: 0 K: 1 S: 7	H: 0 R: 0 ER: 0 LOB: 10	R: 0 H: 0 E: 0 K: 0 S: 7	H: 0 R: 0 ER: 0 LOB: 14	R: 0 H: 0 E: 0 K: 0 S: 6	H: 0 R: 0 ER: 0 LOB: 8	R: 0 H: 0 E: 0 K: 0 S: 7	H: 0 R: 0 ER: 0 LOB: 11	R: 3 H: 1 E: 0 K: 0 S: 13	H: 1 R: 0 ER: 0 LOB: 26	R: 0 H: 0 E: 0 K: 0 S: 7	H: 0 R: 0 ER: 0 LOB: 12	R: 0 H: 0 E: 0 K: 1 S: 9	H: 0 R: 0 ER: 0 LOB: 12	1B: 4 2B: 0 3B: 0 HR: 1	SF: 0 SAC: 0 DP: 0 HBP: 1	WP: 0 PB: 0 SB: 0 CS: 0	PA: 35
<b>PITCHER</b>	IP WLS BF H R ER SO BB IBB HBP BLK WP HR S P ERA WHIP																			
32 Matt Harvey, R (1,1) ERA: 6.18	6.0 L 23 4 3 3 4 1 0 0 0 0 0 55 87 4.50 0.833																			
66 Tanner Scott, L (7,1) ERA: 4.31	1.0 6 1 3 3 0 1 0 1 0 0 1 13 26 27.00 2.000																			
78 Marcos Diplán, R (8,1) ERA: 2.51	2.0 6 0 0 0 1 0 0 0 0 0 0 16 23 0.00 0.000																			

Batter	1	2	3	4	5	6	7	8	9	AB	R	H	RBI	BB	SO	LOB	BOTTOM			
31 Cedric Mullins, L (1,8) OBP: 0.372, SLG: 0.534										5	1	2	1	0	0	1	<b>Tampa Bay Rays @ Baltimore Orioles</b> Oriole Park at Camden Yards, Baltimore, MD Fri Aug 27 2021, 7:07 PM - 9:32 PM EDT Att: 7,155 - Partly Cloudy - 82 F			
6 Ryan Mountcastle, R (1,3) OBP: 0.307, SLG: 0.499										5	0	0	0	0	2	2				
16 Trey Mancini, R (1,10) OBP: 0.319, SLG: 0.450										4	1	1	0	0	0	1				
25 Anthony Santander, S (1,9) OBP: 0.298, SLG: 0.456										3	0	1	0	0	1	1				
21 Austin Hays, R (1,7) OBP: 0.290, SLG: 0.425										4	1	2	2	0	1	2				
29 Ramón Uriás, R (1,6) OBP: 0.360, SLG: 0.435										3	0	2	0	0	0	1				
28 Pedro Severino, R (1,2) OBP: 0.301, SLG: 0.380										4	0	1	0	0	0	4				
37 Jahmai Jones, R (1,4) OBP: 0.167, SLG: 0.176										4	0	0	0	0	1	2				
82 Kelvin Gutiérrez, R (1,5) OBP: 0.298, SLG: 0.271										4	0	1	0	0	0	0				
<b>Inning Stats</b>	R: 0 H: 0 E: 0 K: 1 S: 11	H: 1 R: 2 ER: 0 LOB: 13	R: 0 H: 1 E: 0 K: 1 S: 5	H: 1 R: 0 ER: 0 LOB: 7	R: 0 H: 1 E: 0 K: 0 S: 7	H: 1 R: 2 ER: 0 LOB: 10	R: 0 H: 1 E: 0 K: 0 S: 17	H: 1 R: 0 ER: 0 LOB: 26	R: 0 H: 1 E: 0 K: 1 S: 7	H: 1 R: 0 ER: 0 LOB: 13	R: 0 H: 0 E: 0 K: 0 S: 6	H: 0 R: 0 ER: 0 LOB: 12	R: 0 H: 1 E: 0 K: 0 S: 12	H: 1 R: 0 ER: 0 LOB: 19	R: 1 H: 1 E: 0 K: 1 S: 7	H: 1 R: 0 ER: 0 LOB: 8		1B: 7 2B: 1 3B: 0 HR: 2	SF: 0 SAC: 0 DP: 2 HBP: 2	WP: 0 PB: 0 SB: 0 CS: 0
<b>PITCHER</b>	IP WLS BF H R ER SO BB IBB HBP BLK WP HR S P ERA WHIP																			
62 Shane Bieber, L (1,1) ERA: 3.59	6.0 W 25 8 2 2 4 0 0 1 0 0 1 53 78 3.00 1.333																			
15 Chris Mazza, R (7,1) ERA: 4.97	3.0 S 13 2 1 1 1 0 0 1 0 0 1 25 39 3.00 0.667																			



















Batter	1	2	3	4	5	6	7	8	9	AB	R	H	RBI	BB	SO	LOB	TOP										
31 Cedric Mullins, L (1, 8) OBP: 0.370, SLG: 0.529	G3	BB		1B		P2			K	4	0	1	1	1	1	1	<b>Baltimore Orioles @ Toronto Blue Jays</b> Rogers Centre, Toronto, ON Wed Sep 01 2021, 7:08 PM - 10:12 PM EDT Att: 14,262 - Clear - 74 F										
6 Ryan Mountcastle, R (1, 10) OBP: 0.316, SLG: 0.502	1B	BB		K			BB		K	3	1	1	1	2	2												
21 Austin Hays, R (1, 7) OBP: 0.294, SLG: 0.426	FC5-4	G6-3					K			4	0	1	0	0	1												
16 Trey Mancini, R (1, 3) OBP: 0.316, SLG: 0.444	K		F9		F9					4	0	1	1	0	1												
29 Ramón Uriás, R (1, 5) OBP: 0.350, SLG: 0.418			G3		K		G4-3			4	1	1	0	0	1												
25 Anthony Santander, S (1, 9) OBP: 0.285, SLG: 0.441			K		F9			G6-3		4	1	1	0	0	1												
26 Jorge Mateo, R (1, 6) OBP: 0.305, SLG: 0.396	G1			G4-3		BB				3	1	1	0	1	0												
37 Jahmai Jones, R (1, 4) OBP: 0.179, SLG: 0.154				K		P3				3	0	0	0	1	1												
82 Kelvin Gutiérrez, R (8, 5) OBP: 0.263, SLG: 0.263	BB							G6-4-3		0	0	0	0	0	0												
61 Austin Wynns, R (1, 2) OBP: 0.231, SLG: 0.278								G6-3		2	0	1	1	1	0												
24 DJ Stewart, L (9, PH) OBP: 0.329, SLG: 0.381	F9			BB						1	0	0	0	0	0												
<b>Inning Stats</b>	R: 0 E: 0 K: 1 S: 14	H: 1 LOB: 0 BB: 0 P: 23	R: 2 E: 0 K: 0 S: 17	H: 2 LOB: 3 BB: 3 P: 33	R: 0 E: 0 K: 1 S: 8	H: 0 LOB: 0 BB: 0 P: 9	R: 0 E: 0 K: 2 S: 11	H: 1 LOB: 2 BB: 1 P: 18	R: 0 E: 0 K: 1 S: 13	H: 1 LOB: 1 BB: 0 P: 17	R: 1 E: 0 K: 0 S: 10	H: 2 LOB: 0 BB: 0 P: 16	R: 1 E: 0 K: 1 S: 9	H: 1 LOB: 1 BB: 1 P: 16	R: 0 E: 0 K: 0 S: 7	H: 0 LOB: 0 BB: 1 P: 15	R: 0 E: 0 K: 2 S: 12	H: 0 LOB: 0 BB: 0 P: 17	1B: 6 2B: 2 3B: 0 HR: 0	SF: 0 SAC: 0 DP: 1 HBP: 0	WP: 1 PB: 0 SB: 0 CS: 0	PA: 38					
<b>PITCHER</b>	IP	WLS	BF	H	R	ER	SO	BB	IBB	HBP	BLK	WP	HR	S	P	ERA	WHIP										
22 Steven Matz, L (1, 1) ERA: 3.8	5.0		24	5	2	2	5	4	0	0	0	1	0	63	100	3.60	1.800										
54 Tayler Saucedo, L (6, 1) ERA: 4.71	1.0	H	4	2	1	1	0	0	0	0	0	0	0	10	16	9.00	2.000										
28 Joakim Soria, R (7, 1) ERA: 3.97	1.0	B	4	1	1	1	1	1	0	0	0	0	0	9	16	9.00	2.000										
58 Tim Mayza, L (8, 1) ERA: 3.56	1.0	W	3	0	0	0	0	1	0	0	0	0	0	7	15	0.00	1.000										
68 Jordan Romano, R (9, 1) ERA: 2.16	1.0	S	3	0	0	0	2	0	0	0	0	0	0	12	17	0.00	0.000										

Batter	1	2	3	4	5	6	7	8	9	AB	R	H	RBI	BB	SO	LOB	BOTTOM										
4 George Springer, R (1, 10) OBP: 0.360, SLG: 0.589	P4		G6-3		K					4	0	1	0	0	1	<b>Baltimore Orioles @ Toronto Blue Jays</b> Rogers Centre, Toronto, ON Wed Sep 01 2021, 7:08 PM - 10:12 PM EDT Att: 14,262 - Clear - 74 F											
10 Marcus Semien, R (1, 4) OBP: 0.324, SLG: 0.527	HR		G5-3		BB		K			3	1	1	1	1	3												
27 Vladimir Guerrero Jr., R (1, 3) OBP: 0.405, SLG: 0.690	G6-3			L9			F9			4	0	1	0	0	3												
11 Bo Bichette, R (1, 6) OBP: 0.336, SLG: 0.455	F7		FC4-6	BB	K					4	2	1	0	0	1												
37 Teoscar Hernández, R (1, 8) OBP: 0.338, SLG: 0.498	F8			BB						3	1	1	1	0	1												
30 Alejandro Kirk, R (1, 2) OBP: 0.341, SLG: 0.434	BB			F9						3	0	1	0	1	3												
14 Corey Dickerson, L (1, 9) OBP: 0.325, SLG: 0.410		G6-4-3								3	1	1	0	0	2												
15 Randal Grichuk, R (7, 8) OBP: 0.279, SLG: 0.430						G4-6-3				0	0	0	1	0	0												
13 Lourdes Gurriel Jr., R (1, 7) OBP: 0.311, SLG: 0.432			G5-3							3	0	2	2	0	0												
1 Jarrod Dyson, L (9, 8) OBP: 0.281, SLG: 0.310										0	0	0	0	0	0												
74 Breyvic Valera, S (1, 5) OBP: 0.255, SLG: 0.286										3	0	1	0	0	2												
66 Kevin Smith, R (8, 5) OBP: 0.259, SLG: 0.261										0	0	0	0	0	0												
<b>Inning Stats</b>	R: 1 E: 0 K: 0 S: 8	H: 1 LOB: 0 BB: 0 P: 11	R: 0 E: 0 K: 0 S: 6	H: 0 LOB: 1 BB: 1 P: 13	R: 0 E: 0 K: 0 S: 7	H: 1 LOB: 0 BB: 0 P: 9	R: 3 E: 0 K: 0 S: 23	H: 4 LOB: 1 BB: 0 P: 38	R: 0 E: 0 K: 2 S: 10	H: 0 LOB: 1 BB: 1 P: 17	R: 0 E: 0 K: 1 S: 6	H: 1 LOB: 0 BB: 0 P: 11	R: 0 E: 0 K: 1 S: 17	H: 2 LOB: 0 BB: 0 P: 23	R: 1 E: 0 K: 0 S: 5	H: 1 LOB: 0 BB: 0 P: 8	R: 0 E: 0 K: 0 S: 5	H: 0 LOB: 0 BB: 0 P: 8	1B: 7 2B: 3 3B: 0 HR: 1	SF: 1 SAC: 0 DP: 3 HBP: 1	WP: 0 PB: 0 SB: 3 CS: 0	PA: 34					
<b>PITCHER</b>	IP	WLS	BF	H	R	ER	SO	BB	IBB	HBP	BLK	WP	HR	S	P	ERA	WHIP										
32 Matt Harvey, R (1, 1) ERA: 6.28	4.0		18	6	4	4	0	1	0	0	0	0	0	15	25	0.00	1.500										
81 Corner Greene, R (5, 1) ERA: 5.0	1.1		6	1	0	0	3	1	0	0	0	0	0	12	16	0.00	2.000										
66 Tanner Scott, L (6, 1) ERA: 4.14	1.0		4	2	0	0	0	0	0	0	0	0	0	6	10	0.00	0.000										
48 Jorge López, R (7, 1) ERA: 6.09	0.2	L	2	0	0	0	1	0	0	0	0	0	0	3	5	27.00	3.000										
55 Dillon Tate, R (8, 1) ERA: 4.72	0.1		3	1	1	1	0	0	0	1	0	0	0	3	5	27.00	3.000										

AB	32
R	4
H	8
RBI	4
BB	6
SO	8
LOB	19



AB	30
R	5
H	10
RBI	5
BB	2
SO	4
LOB	16





Batter	1	2	3	4	5	6	7	8	9	10	11	AB	R	H	RBI	BB	SO	LOB	TOP											
31 Cedric Mullins, L OBP: 0.367, SLG: 0.524	F7		K		G3-1			F7		K		5	0	0	0	0	2	1												
6 Ryan Mountcastle, R OBP: 0.319, SLG: 0.550	F8		K				G6-3			L6-4 1B		4	0	1	1	1	1	1												
21 Austin Hays, R OBP: 0.295, SLG: 0.426	K				F9		G4-6-3			BB		4	0	1	0	1	1	1												
16 Trey Mancini, R OBP: 0.319, SLG: 0.451		1B			K		HR			BB		4	1	2	1	1	1	2												
29 Ramón Urias, R OBP: 0.351, SLG: 0.415		P4			BB		K			BB		4	0	1	0	1	2	3												
25 Anthony Santander, S OBP: 0.284, SLG: 0.438		P2			1B							5	0	1	0	0	1	3												
26 Jorge Mateo, R OBP: 0.307, SLG: 0.411	K				G5-3							4	1	1	1	1	1	5												
37 Jahmai Jones, R OBP: 0.167, SLG: 0.143					K							2	0	0	0	0	2	0												
24 DJ Stewart, L OBP: 0.328, SLG: 0.380					K			G4-3				1	0	0	0	0	0	0												
82 Kelvin Gutierrez, R OBP: 0.260, SLG: 0.260					K							2	0	0	0	0	2	3												
61 Austin Wynns, R OBP: 0.231, SLG: 0.277					F7							4	0	1	0	0	1	1												
65 Ryan McKenna, R OBP: 0.310, SLG: 0.269												0	1	0	0	0	0	0												
28 Pedro Severino, R OBP: 0.259, SLG: 0.352					1B					6 1B		0	0	0	0	0	0	0												
<b>Inning Stats</b>	R: 0 E: 0 K: 1 S: 7	H: 0 LOB: 0 BB: 0 P: 10	R: 0 E: 0 K: 1 S: 13	H: 1 LOB: 1 BB: 0 P: 17	R: 0 E: 0 K: 3 S: 11	H: 1 LOB: 1 BB: 0 P: 14	R: 0 E: 0 K: 1 S: 10	H: 1 LOB: 2 BB: 1 P: 21	R: 0 E: 0 K: 1 S: 6	H: 0 LOB: 0 BB: 0 P: 9	R: 1 E: 0 K: 1 S: 14	H: 1 LOB: 0 BB: 1 P: 24	R: 1 E: 0 K: 0 S: 10	H: 1 LOB: 0 BB: 0 P: 13	R: 0 E: 0 K: 3 S: 9	H: 0 LOB: 1 BB: 1 P: 18	R: 1 E: 0 K: 1 S: 10	H: 1 LOB: 1 BB: 1 P: 17	R: 0 E: 1 K: 2 S: 12	H: 0 LOB: 2 BB: 0 P: 20	R: 0 E: 0 K: 2 S: 12	H: 0 LOB: 0 BB: 0 P: 18	R: 1 E: 0 K: 1 S: 7	H: 1 LOB: 1 BB: 1 P: 11	R: 1 E: 0 K: 0 S: 2	H: 1 LOB: 1 BB: 0 P: 4	1B: 5 2B: 2 3B: 0 HR: 2	SF: 0 SAC: 0 DP: 2 HBP: 0	WP: 0 PB: 0 SB: 0 CS: 0	PA: 44
<b>PITCHER</b>	IP 5.2	WLS 22	BF 4	H 4	R 1	ER 1	SO 7	BB 0	IBB 0	HBP 0	BLK 0	WP 0	HR 0	S 53	P 84	ERA 1.59	WHIP 1.059													
65 Nestor Cortes, L ERA: 2.67																														
43 Jonathan Loaisiga, R ERA: 2.25																														
57 Chad Green, R ERA: 3.13																														
54 Aníbal Chapman, L ERA: 3.6																														
58 Wandy Peraltá, L ERA: 3.66																														
<b>PITCHER</b>	IP 1.0	WLS 4	H 1	R 0	ER 0	SO 1	BB 0	IBB 0	HBP 0	BLK 0	WP 0	HR 0	S 13	P 13	ERA 0.00	WHIP 1.000														
35 Clay Holmes, R ERA: 4.14																														

Baltimore Orioles @ New York Yankees  
Yankee Stadium, Bronx, NY  
Fri Sep 03 2021, 7:08 PM - 10:56 PM EDT  
Att: 34,085 - Cloudy - 72 F

livebaseballscorecards.com

AB 39  
R 3  
H 8  
RBI 3  
BB 5  
SO 14  
LOB 20



Batter	1	2	3	4	5	6	7	8	9	10	11	AB	R	H	RBI	BB	SO	LOB	BOTTOM					
26 DJ LeMahieu, R OBP: 0.348, SLG: 0.367	G5-3		F8		SF9			G2-3		13 WP 1B		4	0	1	2	0	0	0						
13 Joey Gallo, L OBP: 0.357, SLG: 0.445					K		K			P5		4	0	0	0	1	3	2						
99 Aaron Judge, R OBP: 0.389, SLG: 0.546					F9			2B		G3		5	1	1	0	0	1	2						
27 Giancarlo Stanton, R OBP: 0.365, SLG: 0.502					HR			P6		L8		5	1	2	2	0	1	3						
48 Anthony Rizzo, L OBP: 0.345, SLG: 0.448					2B					K		3	0	1	0	1	1	1						
59 Luke Voit, R OBP: 0.338, SLG: 0.441					G1-3					K		4	0	0	0	0	3	3						
25 Gleyber Torres, R OBP: 0.325, SLG: 0.347					F8			F8		G5-3		4	0	0	0	0	2							
12 Rougned Odor, L OBP: 0.292, SLG: 0.395					G5-3					K		3	1	0	0	1	2	0						
14 Tyler Wade, L OBP: 0.366, SLG: 0.349					24 1B 26 SF9 BB					26 1B		0	1	0	0	0	0	0						
24 Gary Sánchez, R OBP: 0.319, SLG: 0.431					G5-3					K		4	0	1	0	0	1	0						
<b>Inning Stats</b>	R: 0 E: 0 K: 2 S: 13	H: 0 LOB: 1 BB: 1 P: 23	R: 0 E: 0 K: 1 S: 8	H: 0 LOB: 0 BB: 0 P: 12	R: 0 E: 0 K: 0 S: 11	H: 0 LOB: 0 BB: 0 P: 16	R: 1 E: 0 K: 1 S: 12	H: 2 LOB: 1 BB: 0 P: 18	R: 1 E: 0 K: 1 S: 14	H: 1 LOB: 1 BB: 1 P: 24	R: 0 E: 0 K: 1 S: 6	H: 0 LOB: 0 BB: 0 P: 11	R: 0 E: 1 K: 2 S: 12	H: 0 LOB: 1 BB: 0 P: 20	R: 0 E: 0 K: 2 S: 12	H: 0 LOB: 0 BB: 0 P: 18	R: 1 E: 0 K: 1 S: 7	H: 1 LOB: 1 BB: 1 P: 11	R: 1 E: 0 K: 0 S: 2	H: 1 LOB: 1 BB: 0 P: 4	1B: 3 2B: 2 3B: 0 HR: 1	SF: 1 SAC: 0 DP: 0 HBP: 0	WP: 1 PB: 0 SB: 0 CS: 0	PA: 40
<b>PITCHER</b>	IP 5.0	WLS 20	BF 5	H 3	R 2	ER 2	SO 5	BB 2	IBB 0	HBP 0	BLK 0	WP 0	HR 1	S 58	P 93	ERA 3.60	WHIP 1.000							
47 John Means, L ERA: 3.47																								
81 Conner Greene, R ERA: 5.54																								
48 Jorge López, R ERA: 5.54																								
68 Tyler Wells, R ERA: 3.42																								
54 Cole Sulser, R ERA: 3.06																								
<b>PITCHER</b>	IP 0.1	WLS L	BF 2	H 1	R 1	ER 0	SO 0	BB 0	IBB 0	HBP 0	BLK 0	WP 0	HR 0	S 4	P 7	ERA 0.00	WHIP 3.000							
55 Dillon Tate, R ERA: 4.69																								


Baltimore Orioles @ New York Yankees  
Yankee Stadium, Bronx, NY  
Fri Sep 03 2021, 7:08 PM - 10:56 PM EDT  
Att: 34,085 - Cloudy - 72 F


livebaseballscorecards.com

AB 36  
R 4  
H 6  
RBI 4  
BB 3  
SO 12  
LOB 13





Batter	1	2	3	4	5	6	7	8	9	AB	R	H	RBI	BB	SO	LOB	TOP					
31 Cedric Mullins, L OBP: 0.367, SLG: 0.525	G6-3		G4-3		G1-3		G6-3	L7		5	1	2	1	0	0	0	<p><b>Baltimore Orioles @ New York Yankees</b>  <b>Yankee Stadium, Bronx, NY</b>  Sat Sep 04 2021, 1:11 PM - 5:04 PM EDT  Att: 34,571 - Sunny - 75 F</p> <p>livebaseballscorecards.com</p> <p>AB 38 R 4 H 11 RBI 3 BB 4 SO 13 LOB 28</p> 					
6 Ryan Mountcastle, R OBP: 0.316, SLG: 0.464	K		G6-3		K		G6-3		K 16 BB 28 SF7 21 1B	5	1	0	0	0	3	3						
21 Austin Hays, R OBP: 0.296, SLG: 0.426	G3				K		G1-3			5	0	2	1	0	1	2						
16 Trey Mancini, R OBP: 0.325, SLG: 0.454										3	1	3	0	2	0	0						
29 Ramón Uriás, R OBP: 0.352, SLG: 0.413										4	0	1	0	1	2	7						
28 Pedro Severino, R OBP: 0.298, SLG: 0.383										4	0	1	1	0	2	5						
26 Jorge Mateo, R OBP: 0.304, SLG: 0.401										4	0	0	0	1	2	7						
65 Ryan McKenna, R OBP: 0.300, SLG: 0.259										4	0	0	0	0	2	4						
37 Jahmai Jones, R OBP: 0.206, SLG: 0.219										4	1	2	0	0	1	0						
82 Kelvin Gutiérrez, R OBP: 0.260, SLG: 0.260										0	0	0	0	0	0	0						
<b>Inning Stats</b>	R: 0 E: 0 K: 1 S: 8	H: 0 LOB: 0 BB: 0 P: 13	R: 0 E: 0 K: 0 S: 15	H: 2 LOB: 2 BB: 0 P: 21	R: 0 E: 0 K: 1 S: 10	H: 0 LOB: 0 BB: 0 P: 13	R: 1 E: 0 K: 2 S: 19	H: 2 LOB: 2 BB: 1 P: 29	R: 0 E: 0 K: 3 S: 16	H: 0 LOB: 0 BB: 0 P: 15	R: 2 E: 0 K: 1 S: 15	H: 4 LOB: 3 BB: 1 P: 24	R: 0 E: 0 K: 0 S: 11	H: 0 LOB: 0 BB: 0 P: 17	R: 1 E: 0 K: 3 S: 15	H: 1 LOB: 2 BB: 1 P: 28	1B: 8 2B: 3 3B: 0 HR: 0	SF: 1 SAC: 0 DP: 0 HBP: 0	WP: 2 PB: 0 SB: 0 CS: 0	PA: 43		
<b>PITCHER</b>	IP	WLS	BF	H	R	ER	SO	BB	IBB	HBP	BLK	WP	HR	S	P	ERA	WHIP					
47 Jordan Montgomery, L ERA: 3.47	4.2	22	6	1	1	5	2	0	0	0	0	1	0	65	97	1.93	1.714					
35 Clay Holmes, R ERA: 4.04	1.1	4	0	0	0	4	0	0	0	0	0	0	0	12	18	0.00	0.000					
58 Wandy Peralta, L ERA: 4.06	0.1	5	4	2	2	0	0	0	0	0	0	0	0	9	12	54.00	12.000					
63 Lucas Luetge, L ERA: 2.86	1.2	6	0	0	0	1	1	0	0	0	0	0	0	17	29	0.00	0.600					
54 Aroldis Chapman, L ERA: 3.72	1.0	L	6	1	1	1	3	1	0	0	0	1	0	15	28	9.00	2.000					

Batter	1	2	3	4	5	6	7	8	9	AB	R	H	RBI	BB	SO	LOB	BOTTOM					
26 DJ LeMahieu, R OBP: 0.348, SLG: 0.366	F9		G3		P4					4	1	1	0	0	0	2	<p><b>Baltimore Orioles @ New York Yankees</b>  <b>Yankee Stadium, Bronx, NY</b>  Sat Sep 04 2021, 1:11 PM - 5:04 PM EDT  Att: 34,571 - Sunny - 75 F</p> <p>livebaseballscorecards.com</p> <p>AB 31 R 3 H 4 RBI 3 BB 4 SO 7 LOB 9</p> 					
13 Joey Gallo, L OBP: 0.357, SLG: 0.451	G4-3		K				G4-3			4	1	1	2	0	1	0						
99 Aaron Judge, R OBP: 0.388, SLG: 0.545										4	0	1	0	0	2	0						
27 Giancarlo Stanton, R OBP: 0.362, SLG: 0.498										4	0	0	0	0	2	1						
48 Anthony Rizzo, L OBP: 0.342, SLG: 0.443										4	1	0	0	0	1	0						
11 Brett Gardner, L OBP: 0.329, SLG: 0.326										3	0	0	0	1	0	0						
66 Kyle Higashioka, R OBP: 0.259, SLG: 0.404										0	0	0	0	2	0	0						
24 Gary Sánchez, R OBP: 0.317, SLG: 0.428										2	0	0	0	0	0	2						
71 Andrew Velazquez, S OBP: 0.233, SLG: 0.373										2	0	0	0	0	0	2						
25 Gleyber Torres, R OBP: 0.326, SLG: 0.348										2	0	1	1	0	1	0						
14 Tyler Wade, L OBP: 0.368, SLG: 0.345										1	0	0	0	1	0	0						
59 Luke Voit, R OBP: 0.337, SLG: 0.439										1	0	0	0	0	0	2						
12 Rougned Odor, L OBP: 0.292, SLG: 0.395										0	0	0	0	0	0	0						
<b>Inning Stats</b>	R: 0 E: 0 K: 0 S: 11	H: 1 LOB: 1 BB: 0 P: 18	R: 0 E: 0 K: 1 S: 14	H: 0 LOB: 1 BB: 1 P: 25	R: 0 E: 0 K: 1 S: 8	H: 0 LOB: 0 BB: 0 P: 13	R: 0 E: 0 K: 0 S: 4	H: 0 LOB: 0 BB: 0 P: 6	R: 0 E: 0 K: 0 S: 16	H: 0 LOB: 0 BB: 2 P: 30	R: 0 E: 0 K: 2 S: 9	H: 0 LOB: 0 BB: 0 P: 13	R: 1 E: 1 K: 0 S: 13	H: 1 LOB: 1 BB: 1 P: 21	R: 2 E: 0 K: 2 S: 12	H: 2 LOB: 0 BB: 0 P: 19	R: 0 E: 0 K: 1 S: 8	H: 0 LOB: 0 BB: 0 P: 14	1B: 2 2B: 1 3B: 0 HR: 1	SF: 0 SAC: 0 DP: 1 HBP: 0	WP: 2 PB: 0 SB: 0 CS: 0	PA: 35
<b>PITCHER</b>	IP	WLS	BF	H	R	ER	SO	BB	IBB	HBP	BLK	WP	HR	S	P	ERA	WHIP					
75 Chris Ellis, R ERA: 2.16	5.0	19	5	0	1	0	2	1	0	0	0	0	0	14	22	0.00	1.000					
66 Tanner Scott, L ERA: 4.06	1.0	H	5	0	1	0	2	1	0	0	0	0	0	9	14	9.00	2.000					
78 Marcos Diplán, R ERA: 4.15	1.0	H	4	2	1	1	0	0	0	0	0	0	0	9	14	13.50	1.500					
48 Jorge López, R ERA: 6.08	0.2	B	3	1	1	1	2	0	0	0	0	0	1	9	14	13.50	1.500					
54 Cole Sulser, R ERA: 2.98	1.1	W	4	0	0	0	1	0	0	0	0	0	0	10	17	0.00	0.000					



Batter	1	2	3	4	5	6	7	8	9	AB	R	H	RBI	BB	SO	LOB	TOP					
31 Cedric Mullins, L (1.8) OBP: 0.369, SLG: 0.530											4	1	2	2	1	1	4	<p><b>Baltimore Orioles @ New York Yankees</b>            Yankee Stadium, Bronx, NY            Sun Sep 05 2021, 1:10 PM - 5:10 PM EDT            Att: 33,091 - Rain - 73 F</p> <p>livebaseballscores.com</p> <p>AB 36 R 8 H 11 RBI 8 BB 5 SO 10 LOB 19</p>				
25 Anthony Santander, S (1.9) OBP: 0.260, SLG: 0.451										5	0	0	0	0	1	4						
16 Trey Mancini, R (1.3) OBP: 0.328, SLG: 0.452										2	1	0	0	2	1	1						
24 DJ Stewart, L (1.10) OBP: 0.299, SLG: 0.378										4	1	1	0	1	2	3						
21 Austin Hays, R (1.7) OBP: 0.297, SLG: 0.433										5	2	2	1	0	1	2						
29 Ramón Uriás, R (1.6) OBP: 0.355, SLG: 0.413											2	1	1	0	1	0	2					
37 Jahmai Jones, R (6.4) OBP: 0.222, SLG: 0.265											2	1	1	0	1	0	2					
28 Pedro Severino, R (1.2) OBP: 0.296, SLG: 0.384											2	1	1	2	0	1	0					
26 Jorge Mateo, R (1.4) OBP: 0.302, SLG: 0.398											4	0	1	2	0	1	0					
82 Kelvin Gutiérrez, R (1.5) OBP: 0.270, SLG: 0.266										3	1	2	1	0	0	0						
<b>Inning Stats</b>	R: 0 E: 0 K: 3 S: 12	H: 0 LOB: 1 BB: 1 P: 20	R: 1 E: 0 K: 2 S: 11	H: 1 LOB: 0 BB: 1 P: 21	R: 0 E: 0 K: 0 S: 8	H: 1 LOB: 2 BB: 1 P: 15	R: 1 E: 0 K: 1 S: 18	H: 2 LOB: 2 BB: 0 P: 25	R: 0 E: 0 K: 0 S: 11	H: 0 LOB: 0 BB: 2 P: 21	R: 2 E: 0 K: 1 S: 16	H: 2 LOB: 0 BB: 0 P: 22	R: 4 E: 0 K: 0 S: 26	H: 5 LOB: 2 BB: 0 P: 36	R: 0 E: 0 K: 2 S: 12	H: 0 LOB: 0 BB: 0 P: 15	R: 0 E: 0 K: 1 S: 12	H: 0 LOB: 0 BB: 0 P: 14	1B: 7 2B: 3 HR: 2	SF: 1 SAC: 0 HBP: 2	WP: 0 PB: 0 SB: 1 CS: 1	PA: 44
<b>PITCHER</b>	IP: 3.2 ERA: 3.69	WLS: 0 BF: 18	H: 4 R: 2 ER: 2 SO: 5	R: 2 ER: 2 SO: 5	BB: 3 IBB: 0 HBP: 1 BLK: 0	WP: 0 HR: 1 S: 46 P: 78	ERA: 4.91 WHIP: 1.909	<b>PITCHER</b>	IP: 2.0 ERA: 3.04	WLS: 0 BF: 6	H: 0 R: 0 ER: 0 SO: 3	R: 0 ER: 0 SO: 3	BB: 0 IBB: 0 HBP: 0 BLK: 0	WP: 0 HR: 0 S: 24 P: 29	ERA: 0.00 WHIP: 0.000							
28 Corey Kluber, R (1.1) ERA: 3.69	IP: 3.2 WLS: 0 BF: 18	H: 4 R: 2 ER: 2 SO: 5	R: 2 ER: 2 SO: 5	BB: 3 IBB: 0 HBP: 1 BLK: 0	WP: 0 HR: 1 S: 46 P: 78	ERA: 4.91 WHIP: 1.909	57 Chad Green, R (8.1) ERA: 3.04	IP: 2.0 WLS: 0 BF: 6	H: 0 R: 0 ER: 0 SO: 3	R: 0 ER: 0 SO: 3	BB: 0 IBB: 0 HBP: 0 BLK: 0	WP: 0 HR: 0 S: 24 P: 29	ERA: 0.00 WHIP: 0.000									
30 Joey Rodríguez, L (4.1) ERA: 4.57	IP: 0.2 WLS: 0 BF: 4	H: 0 R: 0 ER: 0 SO: 1	R: 0 ER: 0 SO: 1	BB: 2 IBB: 0 HBP: 0 BLK: 0	WP: 0 HR: 0 S: 9 P: 18	ERA: 0.00 WHIP: 3.000																
84 Albert Abreu, R (5.1) ERA: 4.45	IP: 1.2 WLS: 0 BF: 7	H: 2 R: 2 ER: 2 SO: 1	R: 2 ER: 2 SO: 1	BB: 0 IBB: 0 HBP: 0 BLK: 0	WP: 0 HR: 1 S: 21 P: 28	ERA: 10.80 WHIP: 1.200																
38 Andrew Heaney, L (7.1) ERA: 5.8	IP: 0.1 WLS: 0 BF: 6	H: 4 R: 4 ER: 4 SO: 0	R: 4 ER: 4 SO: 0	BB: 0 IBB: 0 HBP: 1 BLK: 0	WP: 0 HR: 0 S: 21 P: 30	ERA: 108.00 WHIP: 12.000																
58 Wandy Peralta, L (7.1) ERA: 4.02	IP: 0.2 WLS: 0 BF: 3	H: 1 R: 0 ER: 0 SO: 0	R: 0 ER: 0 SO: 0	BB: 0 IBB: 0 HBP: 0 BLK: 0	WP: 0 HR: 0 S: 5 P: 6	ERA: 0.00 WHIP: 1.500																

Batter	1	2	3	4	5	6	7	8	9	AB	R	H	RBI	BB	SO	LOB	BOTTOM	
26 DJ LeMahieu, R (1.4) OBP: 0.350, SLG: 0.367										4	1	2	0	1	0	0	<p><b>Baltimore Orioles @ New York Yankees</b>            Yankee Stadium, Bronx, NY            Sun Sep 05 2021, 1:10 PM - 5:10 PM EDT            Att: 33,091 - Rain - 73 F</p> <p>livebaseballscores.com</p> <p>AB 34 R 7 H 7 RBI 7 BB 6 SO 8 LOB 16</p>	
13 Joey Gallo, L (1.7) OBP: 0.357, SLG: 0.448										3	0	0	0	2	2	2		
99 Aaron Judge, R (1.8) OBP: 0.384, SLG: 0.539											5	0	0	0	0	2		4
27 Giancarlo Stanton, R (1.9) OBP: 0.361, SLG: 0.493											4	0	0	0	1	2		3
48 Anthony Rizzo, L (1.3) OBP: 0.343, SLG: 0.441											4	0	1	1	1	0		0
59 Luke Voit, R (1.10) OBP: 0.335, SLG: 0.432										3	1	0	0	1	1	4		
25 Gleyber Torres, R (1.6) OBP: 0.328, SLG: 0.350										4	2	2	0	0	1	2		
12 Rougned Odor, L (1.5) OBP: 0.293, SLG: 0.393										2	1	0	0	0	0	1		
29 Gio Urshela, R (8. PH) OBP: 0.301, SLG: 0.419																		



Batter	1	2	3	4	5	6	7	8	9	AB R H RBI BB SO LOB	TOP																	
15 Whit Merrifield, R OBP: 0.322, SLG: 0.399										5 1 1 0 0 2 3	<b>Kansas City Royals @ Baltimore Orioles</b> Oriole Park at Camden Yards, Baltimore, MD Mon Sep 06 2021, 1:05 PM - 4:07 PM EDT Att: 11,973 - Partly Cloudy - 81 F																	
8 Nicky Lopez, L OBP: 0.361, SLG: 0.361										4 0 1 0 0 1 3																		
13 Salvador Perez, R OBP: 0.317, SLG: 0.548										4 1 1 1 0 0 2																		
14 Edward Olivares, R OBP: 0.258, SLG: 0.402										3 0 0 0 0 0 1																		
Ryan O'Hearn, L OBP: 0.254, SLG: 0.384										1 0 0 0 0 0 1																		
26 Emmanuel Rivera, R OBP: 0.316, SLG: 0.333										0 0 0 0 0 0 0																		
41 Carlos Santana, S OBP: 0.330, SLG: 0.369										4 0 1 0 0 0 0																		
16 Andrew Benintendi, L OBP: 0.300, SLG: 0.403										4 0 1 0 0 0 0																		
Michael Taylor, R OBP: 0.297, SLG: 0.353										3 0 2 1 1 0 0																		
49 Hanser Alberto, R OBP: 0.273, SLG: 0.388										4 0 1 0 0 1 4																		
17 Hunter Dozier, R OBP: 0.274, SLG: 0.345										4 1 1 1 0 0 2																		
27 Adalberto Mondesi, S OBP: 0.360, SLG: 0.755										1 0 0 0 2 0 1																		
<b>Inning Stats</b>	R: 0 E: 0 K: 0 S: 8	H: 1 LOB: 1 BB: 0 P: 9	R: 0 E: 0 K: 0 S: 12	H: 1 LOB: 1 BB: 0 P: 21	R: 0 E: 0 K: 2 S: 12	H: 0 LOB: 1 BB: 1 P: 22	R: 0 E: 0 K: 0 S: 10	H: 0 LOB: 1 BB: 1 P: 15	R: 1 E: 0 K: 0 S: 9	H: 1 LOB: 0 BB: 0 P: 15	R: 0 E: 0 K: 0 S: 5	H: 0 LOB: 0 BB: 0 P: 10	R: 0 E: 0 K: 0 S: 8	H: 1 LOB: 1 BB: 0 P: 11	R: 2 E: 0 K: 1 S: 11	H: 4 LOB: 2 BB: 0 P: 20	R: 0 E: 0 K: 1 S: 12	H: 0 LOB: 2 BB: 1 P: 21	1B: 5 2B: 2 3B: 0 HR: 1	SF: 0 SAC: 1 DP: 1 HBP: 1	WP: 0 PB: 0 SB: 2 CS: 0	PA: 38						
<b>PITCHER</b>	IP WLS BF H R ER SO BB IBB HBP BLK WP HR S P ERA WHIP											IP WLS BF H R ER SO BB IBB HBP BLK WP HR S P ERA WHIP																
59 Zac Louthier, L ERA: 6.91	6.0	23	3	1	1	2	2	0	1	0	0	0	0	1	56	92	1.50	0.833										
48 Jorge López, R ERA: 5.07	0.1	1	0	0	0	0	0	0	0	0	0	0	0	2	3	0.00	0.000											
81 Conner Greene, R ERA: 5.65	0.2	1	0	0	0	0	0	0	0	0	0	0	0	6	8	0.00	1.500											
54 Cole Sulser, R ERA: 3.27	1.0	7	4	2	2	1	0	0	0	0	0	0	0	11	20	18.00	4.000											
71 Zack Burdi, R ERA: 5.4	1.0	4	0	0	0	1	1	0	0	0	0	0	0	12	21	0.00	1.000											

Batter	1	2	3	4	5	6	7	8	9	AB R H RBI BB SO LOB	BOTTOM																	
31 Cedric Mullins, L OBP: 0.370, SLG: 0.538										4 1 2 1 0 0 1	<b>Kansas City Royals @ Baltimore Orioles</b> Oriole Park at Camden Yards, Baltimore, MD Mon Sep 06 2021, 1:05 PM - 4:07 PM EDT Att: 11,973 - Partly Cloudy - 81 F																	
6 Ryan Mountcastle, R OBP: 0.317, SLG: 0.403										3 0 1 0 1 1 1																		
21 Austin Hays, R OBP: 0.297, SLG: 0.431										4 0 1 1 0 0 2																		
25 Anthony Santander, S OBP: 0.287, SLG: 0.426										4 0 0 0 0 1 3																		
26 Jorge Mateo, R OBP: 0.301, SLG: 0.394										4 0 1 0 0 1 0																		
65 Ryan McKenna, R OBP: 0.293, SLG: 0.252										4 0 1 0 0 1 0																		
24 DJ Stewart, L OBP: 0.331, SLG: 0.380										3 0 0 0 0 2 1																		
37 Jahmai Jones, R OBP: 0.200, SLG: 0.237										1 0 1 0 0 0 0																		
82 Kelvin Gutiérrez, R OBP: 0.266, SLG: 0.262										4 0 0 0 0 1 1																		
61 Austin Wynns, R OBP: 0.234, SLG: 0.279										3 0 0 0 0 0 0																		
<b>Inning Stats</b>	R: 0 E: 0 K: 2 S: 11	H: 1 LOB: 1 BB: 0 P: 15	R: 0 E: 0 K: 1 S: 10	H: 1 LOB: 0 BB: 0 P: 14	R: 1 E: 0 K: 0 S: 21	H: 2 LOB: 1 BB: 1 P: 34	R: 0 E: 0 K: 1 S: 9	H: 0 LOB: 0 BB: 0 P: 14	R: 1 E: 0 K: 0 S: 6	H: 2 LOB: 1 BB: 0 P: 11	R: 0 E: 0 K: 1 S: 8	H: 0 LOB: 0 BB: 0 P: 12	R: 0 E: 0 K: 0 S: 4	H: 0 LOB: 0 BB: 0 P: 7	R: 0 E: 0 K: 0 S: 6	H: 0 LOB: 0 BB: 0 P: 9	R: 0 E: 0 K: 1 S: 11	H: 1 LOB: 1 BB: 0 P: 15	1B: 5 2B: 1 3B: 0 HR: 1	SF: 0 SAC: 0 DP: 0 HBP: 0	WP: 0 PB: 0 SB: 0 CS: 1	PA: 34						
<b>PITCHER</b>	IP WLS BF H R ER SO BB IBB HBP BLK WP HR S P ERA WHIP											IP WLS BF H R ER SO BB IBB HBP BLK WP HR S P ERA WHIP																
50 Kris Bubic, L ERA: 5.07	5.1	22	6	2	2	4	1	0	0	0	0	0	0	1	61	95	3.38	1.312										
31 Domingo Tapia, R ERA: 2.05	1.2	5	0	0	0	1	0	0	0	0	0	0	0	8	12	0.00	0.000											
59 Jake Brentz, L ERA: 3.32	1.0	3	0	0	0	0	0	0	0	0	0	0	0	6	9	0.00	0.000											
58 Scott Barlow, R ERA: 2.48	1.0	4	1	0	0	1	0	0	0	0	0	0	0	11	15	0.00	1.000											

AB 33  
R 3  
H 8  
RBI 3  
BB 3  
SO 4  
LOB 17



AB 33  
R 2  
H 7  
RBI 2  
BB 1  
SO 6  
LOB 9






Batter	1	2	3	4	5	6	7	8	9	AB	R	H	RBI	BB	SO	LOB	TOP								
15 Whit Merrifield, R OBP: 0.321, SLG: 0.399	F5		FC6-4 8 1B	L7			2B		P3	5	1	1	0	0	0	4									
8 Nicky Lopez, L OBP: 0.362, SLG: 0.362	13 G5-3 1B		1-H 1B		G4-3		G6-3		K	5	0	2	1	0	1	1									
13 Salvador Perez, R OBP: 0.316, SLG: 0.544	G5-3		P3		L7			14 1B 16 BB E 1B	F4	5	1	1	0	0	0	2									
27 Adalberto Mondesi, S OBP: 0.333, SLG: 0.698	K			G4-3	F8			L8		4	0	0	0	0	1	2									
41 Carlos Santana, S OBP: 0.329, SLG: 0.374		F9		HR		L4		F8		4	1	1	1	0	0	1									
16 Andrew Benintendi, L OBP: 0.299, SLG: 0.400		F9		K		G4-3		E 14 1B BB		3	0	0	0	1	1	0									
14 Edward Olivares, R OBP: 0.269, SLG: 0.407		G1-3		E 1B 1B		F8		E 1B 1B		4	0	2	0	0	0	0									
Michael Taylor, R OBP: 0.296, SLG: 0.352			L6	E8 17 BB 1B			G5-3	E5		4	0	1	0	0	0	2									
17 Hunter Dozier, R OBP: 0.276, SLG: 0.345										1	0	0	0	2	1	0									
Ryan O'Hearn, L OBP: 0.253, SLG: 0.382			15 FC6-4 BB				K	K		1	0	0	0	0	1	3									
<b>Inning Stats</b>	R: 0 E: 0 K: 1 S: 11	H: 1 LOB: 1 BB: 0 P: 14	R: 0 E: 0 K: 0 S: 7	H: 0 LOB: 0 BB: 0 P: 13	R: 1 E: 0 K: 0 S: 13	H: 1 LOB: 1 BB: 1 P: 25	R: 1 E: 0 K: 1 S: 17	H: 3 LOB: 3 BB: 0 P: 28	R: 0 E: 0 K: 0 S: 4	H: 0 LOB: 0 BB: 0 P: 6	R: 0 E: 0 K: 0 S: 8	H: 0 LOB: 0 BB: 0 P: 11	R: 0 E: 0 K: 0 S: 11	H: 1 LOB: 1 BB: 0 P: 15	R: 1 E: 1 K: 1 S: 14	H: 2 LOB: 3 BB: 1 P: 21	R: 0 E: 0 K: 1 S: 9	H: 0 LOB: 0 BB: 0 P: 12	1B: 6 2B: 1 3B: 0 HR: 1	SF: 0 SAC: 0 DP: 0 HBP: 0	WP: 0 PB: 0 SB: 1 CS: 0	PA: 39			
<b>PITCHER</b>	IP WLS BF H R ER SO BB IBB HBP BLK WP HR S P ERA WHIP	IP WLS BF H R ER SO BB IBB HBP BLK WP HR S P ERA WHIP	IP WLS BF H R ER SO BB IBB HBP BLK WP HR S P ERA WHIP	IP WLS BF H R ER SO BB IBB HBP BLK WP HR S P ERA WHIP	IP WLS BF H R ER SO BB IBB HBP BLK WP HR S P ERA WHIP	IP WLS BF H R ER SO BB IBB HBP BLK WP HR S P ERA WHIP	IP WLS BF H R ER SO BB IBB HBP BLK WP HR S P ERA WHIP	IP WLS BF H R ER SO BB IBB HBP BLK WP HR S P ERA WHIP	IP WLS BF H R ER SO BB IBB HBP BLK WP HR S P ERA WHIP	IP WLS BF H R ER SO BB IBB HBP BLK WP HR S P ERA WHIP	IP WLS BF H R ER SO BB IBB HBP BLK WP HR S P ERA WHIP	IP WLS BF H R ER SO BB IBB HBP BLK WP HR S P ERA WHIP	IP WLS BF H R ER SO BB IBB HBP BLK WP HR S P ERA WHIP	IP WLS BF H R ER SO BB IBB HBP BLK WP HR S P ERA WHIP	IP WLS BF H R ER SO BB IBB HBP BLK WP HR S P ERA WHIP	IP WLS BF H R ER SO BB IBB HBP BLK WP HR S P ERA WHIP	IP WLS BF H R ER SO BB IBB HBP BLK WP HR S P ERA WHIP	IP WLS BF H R ER SO BB IBB HBP BLK WP HR S P ERA WHIP	IP WLS BF H R ER SO BB IBB HBP BLK WP HR S P ERA WHIP	IP WLS BF H R ER SO BB IBB HBP BLK WP HR S P ERA WHIP	IP WLS BF H R ER SO BB IBB HBP BLK WP HR S P ERA WHIP	IP WLS BF H R ER SO BB IBB HBP BLK WP HR S P ERA WHIP	IP WLS BF H R ER SO BB IBB HBP BLK WP HR S P ERA WHIP	IP WLS BF H R ER SO BB IBB HBP BLK WP HR S P ERA WHIP	IP WLS BF H R ER SO BB IBB HBP BLK WP HR S P ERA WHIP

Kansas City Royals @ Baltimore Orioles  
 Oriole Park at Camden Yards, Baltimore, MD  
 Tue Sep 07 2021, 7:06 PM - 9:52 PM EDT  
 Att: 4,981 - Clear - 83 F

livebaseballscorecards.com

AB 36  
 R 3  
 H 8  
 RBI 2  
 BB 3  
 SO 5  
 LOB 15




Batter	1	2	3	4	5	6	7	8	9	AB	R	H	RBI	BB	SO	LOB	BOTTOM									
31 Cedric Mullins, L OBP: 0.371, SLG: 0.542	6 BB 25 1B BB		K		P5		HR			3	2	1	1	1	1	1										
6 Ryan Mountcastle, R OBP: 0.317, SLG: 0.400	25 1B 21 G6-3 BB		L3		F8		K		K	3	1	0	0	1	1	1										
25 Anthony Santander, S OBP: 0.289, SLG: 0.427	24 HR 21 G6-3 1B			21 HR 1B		F7		K		4	2	2	1	0	1	0										
21 Austin Hays, R OBP: 0.299, SLG: 0.438	G6-3			HR			G5-3			3	1	1	3	0	0	1										
28 Pedro Severino, R OBP: 0.293, SLG: 0.379	K		K		L8			G5-3		4	0	0	0	0	2	2										
24 DJ Stewart, L OBP: 0.330, SLG: 0.390	HR		K			P5		K		4	1	1	2	0	2	0										
26 Jorge Mateo, R OBP: 0.299, SLG: 0.388	G1-4-3		K			82 S BB		P5		3	0	0	0	1	1	0										
37 Jahmai Jones, R OBP: 0.209, SLG: 0.244				F9		L8				3	0	1	0	0	0	1										
82 Kelvin Gutiérrez, R OBP: 0.262, SLG: 0.258	K		G4-3			K				3	0	0	0	0	2	2										
<b>Inning Stats</b>	R: 4 E: 0 K: 1 S: 19	H: 2 LOB: 0 BB: 2 P: 31	R: 0 E: 0 K: 2 S: 9	H: 1 LOB: 1 BB: 0 P: 12	R: 2 E: 0 K: 3 S: 13	H: 2 LOB: 0 BB: 0 P: 18	R: 0 E: 0 K: 0 S: 7	H: 0 LOB: 0 BB: 0 P: 10	R: 0 E: 0 K: 0 S: 8	H: 0 LOB: 1 BB: 0 P: 16	R: 0 E: 0 K: 1 S: 10	H: 0 LOB: 1 BB: 1 P: 18	R: 1 E: 0 K: 2 S: 9	H: 1 LOB: 0 BB: 0 P: 17	R: 0 E: 0 K: 1 S: 8	H: 0 LOB: 0 BB: 0 P: 14	R: 0 E: 0 K: 1 S: 9	H: 0 LOB: 0 BB: 0 P: 12	1B: 3 2B: 0 3B: 0 HR: 3	SF: 0 SAC: 0 DP: 0 HBP: 1	WP: 1 PB: 0 SB: 1 CS: 0	PA: 34				
<b>PITCHER</b>	IP WLS BF H R ER SO BB IBB HBP BLK WP HR S P ERA WHIP	IP WLS BF H R ER SO BB IBB HBP BLK WP HR S P ERA WHIP	IP WLS BF H R ER SO BB IBB HBP BLK WP HR S P ERA WHIP	IP WLS BF H R ER SO BB IBB HBP BLK WP HR S P ERA WHIP	IP WLS BF H R ER SO BB IBB HBP BLK WP HR S P ERA WHIP	IP WLS BF H R ER SO BB IBB HBP BLK WP HR S P ERA WHIP	IP WLS BF H R ER SO BB IBB HBP BLK WP HR S P ERA WHIP	IP WLS BF H R ER SO BB IBB HBP BLK WP HR S P ERA WHIP	IP WLS BF H R ER SO BB IBB HBP BLK WP HR S P ERA WHIP	IP WLS BF H R ER SO BB IBB HBP BLK WP HR S P ERA WHIP	IP WLS BF H R ER SO BB IBB HBP BLK WP HR S P ERA WHIP	IP WLS BF H R ER SO BB IBB HBP BLK WP HR S P ERA WHIP	IP WLS BF H R ER SO BB IBB HBP BLK WP HR S P ERA WHIP	IP WLS BF H R ER SO BB IBB HBP BLK WP HR S P ERA WHIP	IP WLS BF H R ER SO BB IBB HBP BLK WP HR S P ERA WHIP	IP WLS BF H R ER SO BB IBB HBP BLK WP HR S P ERA WHIP	IP WLS BF H R ER SO BB IBB HBP BLK WP HR S P ERA WHIP	IP WLS BF H R ER SO BB IBB HBP BLK WP HR S P ERA WHIP	IP WLS BF H R ER SO BB IBB HBP BLK WP HR S P ERA WHIP	IP WLS BF H R ER SO BB IBB HBP BLK WP HR S P ERA WHIP	IP WLS BF H R ER SO BB IBB HBP BLK WP HR S P ERA WHIP	IP WLS BF H R ER SO BB IBB HBP BLK WP HR S P ERA WHIP	IP WLS BF H R ER SO BB IBB HBP BLK WP HR S P ERA WHIP	IP WLS BF H R ER SO BB IBB HBP BLK WP HR S P ERA WHIP	IP WLS BF H R ER SO BB IBB HBP BLK WP HR S P ERA WHIP	IP WLS BF H R ER SO BB IBB HBP BLK WP HR S P ERA WHIP

Kansas City Royals @ Baltimore Orioles  
 Oriole Park at Camden Yards, Baltimore, MD  
 Tue Sep 07 2021, 7:06 PM - 9:52 PM EDT  
 Att: 4,981 - Clear - 83 F

livebaseballscorecards.com

AB 30  
 R 7  
 H 6  
 RBI 7  
 BB 3  
 SO 10  
 LOB 8





Batter	1	2	3	4	5	6	7	8	9	AB	R	H	RBI	BB	SO	LOB	TOP										
15 Whit Merrifield, R OBP: 0.324, SLG: 0.402	G6-3		2B			1B			1B	5	3	3	0	0	1	1	<b>Kansas City Royals @ Baltimore Orioles</b> Oriole Park at Camden Yards, Baltimore, MD Wed Sep 08 2021, 7:05 PM - 10:37 PM EDT Att: 4,965 - Partly Cloudy - 83 F										
8 Nicky Lopez, L OBP: 0.362, SLG: 0.365	1B		G1-3			2B			1B	5	1	2	1	0	0	2											
13 Salvador Perez, R OBP: 0.316, SLG: 0.548	1B		G6-3			1B			G1-3	4	1	1	1	1	0	3											
16 Andrew Benintendi, L OBP: 0.305, SLG: 0.415	1B					1B			HR	5	1	4	5	0	0	0											
41 Carlos Santana, S OBP: 0.253, SLG: 0.370	2-6-3	L4				1B			G6-3	5	0	0	0	0	1	4											
27 Adalberto Mondesi, S OBP: 0.310, SLG: 0.689		K				1B			HR	4	0	0	0	0	2	4											
Ryan O'Hearn, L ERA: 6.27									F7	4	0	1	0	0	0	1											
17 Hunter Dozier, R OBP: 0.276, SLG: 0.345									F7	0	0	0	0	0	0	0											
Michael Taylor, R OBP: 0.298, SLG: 0.352									K	3	1	1	0	1	1	1											
14 Edward Olivares, R OBP: 0.281, SLG: 0.409									HR	2	1	1	0	0	0	1											
<b>Inning Stats</b>	R: 1 H: 2 E: 0 K: 0 S: 7	H: 2 LOB: 1 BB: 0 P: 11	R: 0 H: 1 E: 0 K: 1 S: 11	H: 1 LOB: 1 BB: 0 P: 14	R: 1 H: 2 E: 0 K: 0 S: 13	H: 2 LOB: 0 BB: 0 P: 22	R: 0 H: 1 E: 0 K: 1 S: 8	H: 1 LOB: 1 BB: 0 P: 9	R: 2 H: 4 E: 0 K: 1 S: 19	H: 4 LOB: 3 BB: 1 P: 30	R: 0 H: 0 E: 0 K: 1 S: 10	H: 0 LOB: 1 BB: 1 P: 19	R: 1 H: 1 E: 0 K: 0 S: 8	H: 1 LOB: 0 BB: 0 P: 12	R: 0 H: 0 E: 0 K: 1 S: 9	H: 0 LOB: 0 BB: 0 P: 12	R: 3 H: 2 E: 0 K: 0 S: 15	H: 2 LOB: 0 BB: 0 P: 17	1B: 8 2B: 3 3B: 0 HR: 2	SF: 0 SAC: 1 DP: 0 HBP: 1	WP: 0 PB: 0 SB: 1 CS: 1	PA: 41					
<b>PITCHER</b>	IP	WLS	BF	H	R	ER	SO	BB	IBB	HBP	BLK	WP	HR	S	P	ERA	WHIP										
32 Matt Harvey, R ERA: 6.27	4.1		22	9	4	3	2	0	1	0	0	0	0	51	74	6.23	2.077										
58 Fernando Abad, L ERA: 6.75	2.0		8	1	0	0	2	1	0	0	0	0	0	18	32	0.00	1.000										
78 Marcos Diplán, R ERA: 4.74	0.2		3	1	1	0	0	0	0	0	0	0	1	7	11	13.50	1.500										
84 Manny Barreda, R ERA: 5.08	1.0	W	3	0	0	0	1	0	0	0	0	0	0	9	12	0.00	0.000										
55 Dillon Tate, R ERA: 5.08	0.2		5	2	3	3	0	0	0	1	0	0	1	13	15	40.50	3.000										

Batter	1	2	3	4	5	6	7	8	9	AB	R	H	RBI	BB	SO	LOB	BOTTOM										
31 Cedric Mullins, L OBP: 0.369, SLG: 0.538	L7		FC3			FC5-4				4	2	0	0	1	0	3	<b>Kansas City Royals @ Baltimore Orioles</b> Oriole Park at Camden Yards, Baltimore, MD Wed Sep 08 2021, 7:05 PM - 10:37 PM EDT Att: 4,965 - Partly Cloudy - 83 F										
6 Ryan Mountcastle, R OBP: 0.318, SLG: 0.495	P4		K			F9				5	2	2	2	0	1	4											
21 Austin Hays, R OBP: 0.298, SLG: 0.438	G6-3		K			FC6-4				5	1	1	1	0	1	4											
28 Pedro Severino, R OBP: 0.295, SLG: 0.378	G6-3		1B			P6			BB	3	1	1	0	1	0	0											
25 Anthony Santander, S OBP: 0.289, SLG: 0.425	P4		F9			K			1B	4	1	1	1	0	1	1											
26 Jorge Mateo, R OBP: 0.295, SLG: 0.382	G6-3		F9			F9			F3	3	0	0	0	0	0	1											
24 DJ Stewart, L OBP: 0.329, SLG: 0.388										1	0	0	0	0	0	3											
55 Dillon Tate, R ERA: 5.08										0	0	0	0	0	0	0											
68 Tyler Wells, R ERA: 3.27										0	0	0	0	0	0	0											
65 Ryan McKenna, R OBP: 0.301, SLG: 0.283										3	0	2	0	0	1	0											
29 Ramón Urias, R OBP: 0.358, SLG: 0.416			1B			1B			1B	1	1	1	1	0	0	0											
37 Jahmai Jones, R OBP: 0.191, SLG: 0.222			FC6-4			F8			K	4	0	0	0	0	2	6											
82 Kelvin Gutiérrez, R OBP: 0.271, SLG: 0.268			1B			FC5-4			K	4	1	3	2	0	1	0											
<b>Inning Stats</b>	R: 0 H: 0 E: 0 K: 0 S: 4	H: 0 LOB: 0 BB: 0 P: 7	R: 0 H: 0 E: 0 K: 0 S: 8	H: 0 LOB: 0 BB: 0 P: 12	R: 0 H: 2 E: 1 K: 2 S: 17	H: 2 LOB: 3 BB: 0 P: 25	R: 0 H: 2 E: 0 K: 0 S: 13	H: 2 LOB: 2 BB: 0 P: 21	R: 0 H: 1 E: 0 K: 0 S: 8	H: 1 LOB: 1 BB: 0 P: 11	R: 0 H: 0 E: 0 K: 1 S: 10	H: 0 LOB: 0 BB: 0 P: 14	R: 0 H: 0 E: 0 K: 3 S: 11	H: 0 LOB: 0 BB: 0 P: 15	R: 9 H: 6 E: 1 K: 1 S: 45	H: 6 LOB: 2 BB: 2 P: 69	1B: 9 2B: 1 3B: 0 HR: 1	SF: 0 SAC: 0 DP: 0 HBP: 0	WP: 0 PB: 0 SB: 0 CS: 0	PA: 39							
<b>PITCHER</b>	IP	WLS	BF	H	R	ER	SO	BB	IBB	HBP	BLK	WP	HR	S	P	ERA	WHIP										
23 Mike Minor, L ERA: 5.05	6.0		24	5	0	0	3	0	0	0	0	0	0	60	90	0.00	0.833										
36 Joel Payamps, R ERA: 3.18	1.0		6	2	3	3	3	1	0	0	0	0	0	21	31	27.00	3.000										
63 Josh Staumont, R ERA: 3.44	0.1	L	4	2	0	0	0	1	0	0	0	0	0	16	25	0.00	9.000										
59 Jake Brentz, L ERA: 3.28	0.2	B	5	2	6	2	1	0	0	0	0	0	1	19	28	27.00	3.000										

AB	37
R	8
H	13
RBI	7
BB	2
SO	5
LOB	17



AB	37
R	9
H	11
RBI	7
BB	2
SO	7
LOB	22





Batter	1	2	3	4	5	6	7	8	9	AB	R	H	RBI	BB	SO	LOB	TOP										
15 Whit Merrifield, R OBP: 0.321, SLG: 0.399	G6-3		F8		FC6-4			L9	L9	5	0	0	0	0	0	2	<b>Kansas City Royals @ Baltimore Orioles</b> Oriole Park at Camden Yards, Baltimore, MD Thu Sep 09 2021, 7:06 PM - 9:49 PM EDT Att: 5,087 - Cloudy - 77 F										
8 Nicky Lopez, L OBP: 0.365, SLG: 0.375	HR		1B			K		1B	K	5	2	3	2	0	2	0											
13 Salvador Perez, R OBP: 0.316, SLG: 0.546	K		G5-4-3			L7		1B		4	1	1	0	0	1	1											
16 Andrew Benintendi, L OBP: 0.304, SLG: 0.413	K				L8			1B		4	0	1	1	0	1	0											
41 Carlos Santana, S OBP: 0.326, SLG: 0.369	L6		G5-3					G5-3		4	0	1	1	0	0	1											
27 Adalberto Mondesi, S OBP: 0.290, SLG: 0.697	P2		G6-3					K	K	4	0	0	0	0	2	2											
Michael Taylor, R OBP: 0.300, SLG: 0.353			F8							4	1	2	0	0	0	1											
49 Hanser Alberto, R OBP: 0.277, SLG: 0.384			BB						P4	2	0	0	0	2	0	2											
17 Hunter Dozier, R OBP: 0.278, SLG: 0.356	F8								HR	4	2	2	2	0	1	3											
<b>Inning Stats</b>	R: 1 H: 1 E: 0 K: 2 S: 10	H: 1 LOB: 0 BB: 0 P: 13	R: 0 H: 1 E: 0 K: 0 S: 12	H: 1 LOB: 2 BB: 1 P: 21	R: 0 H: 1 E: 0 K: 0 S: 5	H: 1 LOB: 0 BB: 0 P: 7	R: 0 H: 0 E: 0 K: 0 S: 4	H: 0 LOB: 0 BB: 0 P: 6	R: 0 H: 0 E: 0 K: 1 S: 8	H: 0 LOB: 1 BB: 1 P: 15	R: 0 H: 0 E: 0 K: 1 S: 6	H: 1 LOB: 1 BB: 0 P: 15	R: 3 H: 4 E: 0 K: 1 S: 18	H: 4 LOB: 1 BB: 2 P: 24	R: 2 H: 2 E: 0 K: 1 S: 8	H: 2 LOB: 0 BB: 0 P: 9		1B: 7 2B: 1 3B: 0 HR: 2	SF: 0 SAC: 0 DP: 1 HBP: 0	WP: 1 PB: 0 SB: 0 CS: 0	PA: 38						
<b>PITCHER</b>	IP	WLS	BF	H	R	ER	SO	BB	IBB	HBP	BLK	WP	HR	S	P	ERA	WHIP										
47 John Means, L ERA: 3.42	7.0	L	27	5	2	2	5	2	0	0	0	0	1	59	89	2.57	1.000										
66 Tanner Scott, L ERA: 4.19	1.0		6	3	2	2	1	0	0	0	0	1	0	16	21	18.00	3.000										
84 Manny Barreda, R ERA: 9.0	1.0		5	2	2	2	1	0	0	0	0	0	1	8	9	18.00	2.000										

Batter	1	2	3	4	5	6	7	8	9	AB	R	H	RBI	BB	SO	LOB	BOTTOM										
31 Cedric Mullins, L OBP: 0.369, SLG: 0.535	F8		BB		F8			G4-3		3	0	0	0	1	0	0	<b>Kansas City Royals @ Baltimore Orioles</b> Oriole Park at Camden Yards, Baltimore, MD Thu Sep 09 2021, 7:06 PM - 9:49 PM EDT Att: 5,087 - Cloudy - 77 F										
6 Ryan Mountcastle, R OBP: 0.315, SLG: 0.491	K		P4		F8			F7		4	0	0	0	0	1	1											
25 Anthony Santander, S OBP: 0.286, SLG: 0.420	F8		P5							4	0	0	0	0	1	1											
16 Trey Mancini, R OBP: 0.327, SLG: 0.450	L8									3	0	0	0	1	1	0											
24 DJ Stewart, L OBP: 0.328, SLG: 0.384	P5									3	0	0	0	1	0	1											
28 Pedro Severino, R OBP: 0.298, SLG: 0.378	1B									3	0	1	0	1	0	1											
26 Jorge Mateo, R OBP: 0.296, SLG: 0.381	1B									3	0	1	0	0	0	2											
37 Jahmai Jones, R OBP: 0.200, SLG: 0.229	1B									3	0	1	0	0	1	2											
82 Kelvin Gutiérrez, R OBP: 0.288, SLG: 0.264	G5-3									3	0	0	0	0	0	0											
<b>Inning Stats</b>	R: 0 H: 0 E: 0 K: 1 S: 9	H: 3 LOB: 2 BB: 0 P: 24	R: 0 H: 0 E: 0 K: 0 S: 8	H: 0 LOB: 1 BB: 1 P: 16	R: 0 H: 0 E: 0 K: 0 S: 10	H: 0 LOB: 2 BB: 2 P: 23	R: 0 H: 0 E: 0 K: 0 S: 7	H: 0 LOB: 0 BB: 0 P: 7	R: 0 H: 0 E: 0 K: 1 S: 6	H: 0 LOB: 0 BB: 0 P: 12	R: 0 H: 0 E: 0 K: 0 S: 8	H: 0 LOB: 0 BB: 0 P: 15	R: 0 H: 0 E: 0 K: 2 S: 10	H: 0 LOB: 1 BB: 1 P: 18	1B: 3 2B: 0 3B: 0 HR: 0	SF: 0 SAC: 0 DP: 0 HBP: 0		WP: 0 PB: 0 SB: 0 CS: 0	PA: 33								
<b>PITCHER</b>	IP	WLS	BF	H	R	ER	SO	BB	IBB	HBP	BLK	WP	HR	S	P	ERA	WHIP										
43 Carlos Hernández, R ERA: 3.29	6.0	W	23	3	0	0	0	3	0	0	0	0	0	55	89	0.00	1.000										
31 Domingo Tapia, R ERA: 1.88	2.0	H	6	0	0	0	1	0	0	0	0	0	0	14	27	0.00	0.000										
58 Scott Barlow, R ERA: 2.44	1.0		4	0	0	0	2	1	0	0	0	0	0	10	18	0.00	1.000										



Batter	1	2	3	4	5	6	7	8	9	AB	R	H	RBI	BB	SO	LOB	TOP					
4 George Springer, R (1, 10) OBP: 0.351, SLG: 0.559	F4		K		L7	G6-3				5	0	1	0	0	1	1	Toronto Blue Jays @ Baltimore Orioles Oriole Park at Camden Yards, Baltimore, MD Fri Sep 10 2021, 7:06 PM - 10:39 PM EDT Att: 11,751 - Clear - 75 F					
10 Marcus Semien, R (1, 4) OBP: 0.344, SLG: 0.548			F7			27 1B 11 1B BB		K		4	1	2	1	1	1	2						
27 Vladimir Guerrero Jr., R (1, 3) OBP: 0.497, SLG: 0.663	P4				L6	37 BB 11 1B		K		5	0	1	0	0	1	4						
11 Bo Bichette, R (1, 6) OBP: 0.340, SLG: 0.458					L8	13 BB 30 BB				5	0	2	1	0	1	1						
37 Teoscar Hernández, R (1, 9) OBP: 0.345, SLG: 0.505			F7			13 BB 30 BB		G5-3		4	0	0	0	1	1	1						
30 Alejandro Kirk, R (1, 2) OBP: 0.355, SLG: 0.489			G6-3					L7		4	0	0	0	1	1	1						
13 Lourdes Gurriel Jr., R (1, 7) OBP: 0.319, SLG: 0.452					G6-3			G5-3		3	0	1	0	2	0	3						
2 Jake Lamb, L (1, 5) OBP: 0.313, SLG: 0.355										4	1	2	0	1	1	2						
1 Jarrod Dyson, L (1, 8) OBP: 0.261, SLG: 0.302										4	0	0	0	0	0	5						
15 Randal Grichuk, R (6, PH) OBP: 0.283, SLG: 0.434			K							2	0	0	0	0	2	0						
										2	1	1	0	0	0	0						
<b>Inning Stats</b>	R: 0 H: 1 E: 0 K: 0 S: 11	H: 1 LOB: 1 BB: 0 P: 16	R: 0 H: 1 E: 0 K: 0 S: 7	H: 1 LOB: 1 BB: 0 P: 13	R: 0 H: 0 E: 0 K: 2 S: 8	H: 0 LOB: 0 BB: 0 P: 8	R: 0 H: 1 E: 0 K: 1 S: 15	H: 1 LOB: 3 BB: 2 P: 26	R: 1 H: 2 E: 0 K: 1 S: 16	H: 2 LOB: 3 BB: 2 P: 28	R: 2 H: 2 E: 1 K: 1 S: 8	H: 2 LOB: 1 BB: 0 P: 12	R: 0 H: 1 E: 0 K: 2 S: 19	H: 1 LOB: 1 BB: 0 P: 24	R: 0 H: 2 E: 0 K: 1 S: 15	H: 2 LOB: 2 BB: 1 P: 25	R: 0 H: 0 E: 0 K: 0 S: 8	H: 0 LOB: 1 BB: 1 P: 12	1B: 8 2B: 2 3B: 0 HR: 0	SF: 0 SAC: 0 DP: 0 HBP: 0	WP: 0 PB: 0 SB: 0 CS: 0	PA: 43
<b>PITCHER</b>	IP WLS BF H R ER SO BB IBB HBP BLK WP HR S P ERA WHIP	5.0 0 24 5 1 1 4 4 0 0 0 0 0 57 91 1.80 1.800	6.1 0.1 3 1 2 1 0 0 0 0 0 0 0 3 6 27.00 3.000	6.1 1.2 7 2 0 0 3 0 0 0 0 0 24 30 0.00 1.200	8.1 2.0 9 2 0 0 1 1 0 0 0 0 0 23 37 0.00 1.500	<b>PITCHER</b>										IP WLS BF H R ER SO BB IBB HBP BLK WP HR S P ERA WHIP	5.0 0 24 5 1 1 4 4 0 0 0 0 0 57 91 1.80 1.800					

AB	38
R	3
H	10
RBI	2
BB	5
SO	8
LOB	19



Batter	1	2	3	4	5	6	7	8	9	AB	R	H	RBI	BB	SO	LOB	BOTTOM			
31 Cedric Mullins, L (1, 8) OBP: 0.371, SLG: 0.541			K			G5-3		G5-3		4	2	2	1	1	1	3	Toronto Blue Jays @ Baltimore Orioles Oriole Park at Camden Yards, Baltimore, MD Fri Sep 10 2021, 7:06 PM - 10:39 PM EDT Att: 11,751 - Clear - 75 F			
6 Ryan Mountcastle, R (1, 3) OBP: 0.316, SLG: 0.469			K		F9					4	0	1	0	1	1	3				
21 Austin Hays, R (1, 9) OBP: 0.299, SLG: 0.442					CS					5	1	2	0	0	1	3				
16 Trey Mancini, R (1, 10) OBP: 0.330, SLG: 0.451			K							3	1	1	0	1	2	3				
65 Ryan McKenna, R (1, 7) OBP: 0.304, SLG: 0.292										2	1	1	2	0	1	1				
25 Anthony Santander, S (6, PH) OBP: 0.256, SLG: 0.429										3	1	1	3	0	0	5				
37 Jahmai Jones, R (1, 4) OBP: 0.222, SLG: 0.235										3	0	1	0	1	1	2				
26 Jorge Mateo, R (8, 4) OBP: 0.296, SLG: 0.381										0	0	0	0	0	0	0				
82 Kelvin Gutiérrez, R (1, 5) OBP: 0.272, SLG: 0.215										4	0	1	0	1	1	3				
61 Austin Wynns, R (1, 2) OBP: 0.235, SLG: 0.271										3	0	0	0	1	1	2				
1 Richie Martin, R (1, 6) OBP: 0.269, SLG: 0.313										4	0	1	0	0	1	2				
<b>Inning Stats</b>	R: 3 H: 3 E: 1 K: 2 S: 18	H: 3 LOB: 1 BB: 0 P: 29	R: 0 H: 1 E: 0 K: 2 S: 16	H: 1 LOB: 2 BB: 1 P: 25	R: 0 H: 1 E: 0 K: 2 S: 11	H: 1 LOB: 2 BB: 1 P: 19	R: 0 H: 1 E: 0 K: 1 S: 9	H: 1 LOB: 0 BB: 0 P: 13	R: 0 H: 2 E: 0 K: 2 S: 12	H: 2 LOB: 0 BB: 0 P: 18	R: 0 H: 0 E: 0 K: 1 S: 8	H: 0 LOB: 0 BB: 0 P: 9	R: 3 H: 3 E: 0 K: 0 S: 19	H: 3 LOB: 2 BB: 2 P: 35	R: 0 H: 0 E: 0 K: 0 S: 17	H: 0 LOB: 3 BB: 2 P: 31	1B: 5 2B: 1 3B: 2 HR: 3	SF: 0 SAC: 0 DP: 0 HBP: 1	WP: 1 PB: 0 SB: 4 CS: 1	PA: 43
<b>PITCHER</b>	IP WLS BF H R ER SO BB IBB HBP BLK WP HR S P ERA WHIP	4.1 23 5 0 0 0 2 2 0 0 0 0 2 15 0.00 0.000	5.1 1.2 7 2 0 0 3 0 0 0 0 0 24 30 0.00 1.200	6.1 1.2 7 2 0 0 3 0 0 0 0 0 24 30 0.00 1.200	8.1 2.0 9 2 0 0 1 1 0 0 0 0 23 37 0.00 1.500	<b>PITCHER</b>										IP WLS BF H R ER SO BB IBB HBP BLK WP HR S P ERA WHIP	4.1 23 5 0 0 0 2 2 0 0 0 0 2 15 0.00 0.000			

AB	35
R	6
H	11
RBI	6
BB	6
SO	10
LOB	27





Batter	1	2	3	4	5	6	7	8	9	AB	R	H	RBI	BB	SO	LOB	TOP			
4 George Springer, R (1, 10) OBP: 0.352, SLG: 0.569	G1-4-3	P3		F7		FC5-4 1B	HR			5	1	2	2	0	0	1	Toronto Blue Jays @ Baltimore Orioles Oriole Park at Camden Yards, Baltimore, MD Sat Sep 11 2021, 4:40 PM - 7:49 PM EDT Cloudy - 79 F			
10 Marcus Semien, R (1, 4) OBP: 0.343, SLG: 0.547	11 WP 2B		G1-3	F9		FC5-4 27 E 27 S 1-2	K			5	0	1	0	0	1	2				
27 Vladimir Guerrero Jr., R (1, 3) OBP: 0.406, SLG: 0.696	L9		HR			G5-3				4	1	1	1	0	0	2				
11 Bo Bichette, R (1, 6) OBP: 0.341, SLG: 0.457	F8					L3				3	1	1	0	1	0	2				
37 Teoscar Hernández, R (1, 9) (7, 7)			HR			BB				4	3	3	0	0	1	1				
14 Corey Dickerson, L (1, 8) OBP: 0.317, SLG: 0.398										3	1	0	0	1	1	4				
15 Randal Grichuk, R (7, 9) OBP: 0.283, SLG: 0.434	G5-3		K			P5				0	0	0	0	0	0	0				
13 Lourdes Gurriel Jr., R (1, 7) OBP: 0.332, SLG: 0.490										3	1	2	3	1	0	0				
1 Jarrod Dyson, L (7, PR) OBP: 0.261, SLG: 0.302						P2				0	1	0	0	0	0	0				
2 Jake Lamb, L (1, 5) OBP: 0.325, SLG: 0.373										2	1	2	3	1	0	0				
9 Danny Jansen, R (1, 2) OBP: 0.290, SLG: 0.424										4	1	1	2	0	0	4				
<b>Inning Stats</b>	R: 0 E: 0 K: 0 S: 8	H: 1 LOB: 1 BB: 0 P: 10	R: 2 E: 0 K: 0 S: 11	H: 3 LOB: 1 BB: 0 P: 18	R: 1 E: 0 K: 2 S: 16	H: 2 LOB: 1 BB: 0 P: 22	R: 2 E: 0 K: 0 S: 6	H: 1 LOB: 0 BB: 1 P: 16	R: 2 E: 0 K: 0 S: 9	H: 2 LOB: 2 BB: 2 P: 20	R: 0 E: 0 K: 0 S: 9	H: 1 LOB: 1 BB: 0 P: 15	R: 4 E: 0 K: 1 S: 21	H: 3 LOB: 1 BB: 1 P: 31			1B: 5 2B: 4 3B: 0 HR: 4	SF: 1 SAC: 0 DP: 0 HBP: 0	WP: 1 PB: 0 SB: 1 CS: 0	PA: 38
<b>PITCHER</b>	IP WLS BF H R ER SO BB IBB HBP BLK WP HR S P ERA WHIP																			
64 Dean Kremer, R (1, 1) ERA: 7.55	4.0	20	7	5	5	2	1	0	0	0	0	1	3	41	66	11.25	2.000			
Marcos Diplan, R (5, 1) ERA: 5.49	0.2	6	2	2	2	0	2	0	0	0	0	0	0	8	19	27.00	6.000			
55 Dillon Tate, R (5, 1) ERA: 4.99	1.0	8	1	0	0	0	0	0	0	0	0	0	7	12	0.00	1.000				
68 Tyler Wells, R (6, 1) ERA: 3.86	1.1	8	3	4	4	1	1	0	0	0	0	1	24	35	27.00	3.000				
<b>Batter</b>	1	2	3	4	5	6	7	8	9	AB	R	H	RBI	BB	SO	LOB	BOTTOM			
21 Austin Hays, R (1, 7) OBP: 0.300, SLG: 0.456	G4-3	HR		HR			F8			5	2	3	0	1	0					
6 Ryan Mountcastle, R (1, 10) OBP: 0.316, SLG: 0.492	K	P4		HR		K				5	1	1	1	0	2	0				
16 Trey Mancini, R (1, 3) OBP: 0.332, SLG: 0.453	25 HR 2B		28 1B 65 2B 25 1B BB	G4-3		28 WP 29 BB 1B	G4-3			4	2	2	0	1	0	1				
25 Anthony Santander, S (1, 9) OBP: 0.291, SLG: 0.440	HR		65 2B 1B	28 1B 1B		P4				4	3	3	2	0	0	1				
29 Ramón Uriás, R (1, 4) OBP: 0.360, SLG: 0.415	K		K	28 1B 1B		28 WP BB				3	0	1	0	1	2	2				
28 Pedro Severino, R (1, 2) OBP: 0.302, SLG: 0.383		82 2B 1B	65 2B 82 FC6-2 1B	1-2 2-3 1B		P3				4	1	3	1	0	0	2				
65 Ryan McKenna, R (1, 8) OBP: 0.305, SLG: 0.301										3	0	1	2	0	1	3				
31 Cedric Mullins, L (6, PH) OBP: 0.372, SLG: 0.541	K			L8		IBB				0	0	0	0	1	0	0				
82 Kelvin Gutiérrez, R (1, 5) OBP: 0.271, SLG: 0.279	G4-3	21 HR 2B	FC6-2 1B	F9		G4-3				4	1	1	0	0	0	7				
1 Richie Martin, R (1, 6) OBP: 0.255, SLG: 0.294										3	0	0	1	0	1	3				
24 DJ Stewart, L (7, PH) OBP: 0.327, SLG: 0.382	G4-3		K			L9				1	0	0	0	0	0	0				
<b>Inning Stats</b>	R: 2 E: 0 K: 2 S: 12	H: 2 LOB: 0 BB: 0 P: 20	R: 3 E: 0 K: 1 S: 15	H: 3 LOB: 0 BB: 0 P: 22	R: 2 E: 0 K: 2 S: 20	H: 3 LOB: 2 BB: 1 P: 37	R: 3 E: 0 K: 0 S: 21	H: 5 LOB: 2 BB: 0 P: 34	R: 0 E: 0 K: 2 S: 9	H: 0 LOB: 0 BB: 0 P: 12	R: 0 E: 0 K: 0 S: 11	H: 1 LOB: 3 BB: 2 P: 22	R: 0 E: 1 K: 0 S: 10	H: 0 LOB: 1 BB: 0 P: 15			1B: 7 2B: 3 3B: 0 HR: 4	SF: 0 SAC: 0 DP: 0 HBP: 0	WP: 1 PB: 0 SB: 0 CS: 0	PA: 39
<b>PITCHER</b>	IP WLS BF H R ER SO BB IBB HBP BLK WP HR S P ERA WHIP																			
99 Hyun Jin Ryu, L (1, 1) ERA: 4.11	2.1	16	8	7	7	4	1	0	0	0	0	0	2	41	69	27.00	3.857			
48 Ross Stripling, R (3, 1) ERA: 4.55	1.2	10	5	3	3	1	0	0	0	0	0	2	27	44	16.20	3.000				
Nate Pearson, R (5, 1) ERA: 7.36	2.0	9	1	0	0	2	1	1	0	0	1	0	20	34	0.00	1.000				
68 Jordan Romano, R (7, 1) ERA: 2.45	1.0	4	0	0	0	0	0	0	0	0	0	0	10	15	0.00	0.000				



Batter	1	2	3	4	5	6	7	8	9	AB	R	H	RBI	BB	SO	LOB	TOP										
4 George Springer, R (1.10) OBP: 0.354, SLG: 0.566										3	1	1	0	1	1	1	Toronto Blue Jays @ Baltimore Orioles Oriole Park at Camden Yards, Baltimore, MD Sat Sep 11 2021, 8:36 PM - 11:03 PM EDT Att: 10,219 - Clear - 73 F										
10 Marcus Semien, R (1.4) OBP: 0.342, SLG: 0.550										4	1	1	3	0	0	2											
27 Vladimir Guerrero Jr., R (1.3) OBP: 0.497, SLG: 0.696										4	2	2	0	0	0	1											
11 Bo Bichette, R (1.6) OBP: 0.342, SLG: 0.463										4	2	2	2	0	0	1											
37 Teoscar Hernández, R (1.9) OBP: 0.349, SLG: 0.518										4	2	2	3	0	0	0											
30 Alejandro Kirk, R (1.2) OBP: 0.358, SLG: 0.507										3	1	1	2	1	1	0											
13 Lourdes Gurriel Jr., R (1.7) 1 Jarrod Dyson, L (7. PR)										3	0	1	0	0	0	0											
15 Randal Grichuk, R (1.8) OBP: 0.287, SLG: 0.434										2	1	1	0	2	1	0											
74 Breyvic Valera, S (1.5) OBP: 0.277, SLG: 0.350										2	0	0	1	0	0	2											
<b>Inning Stats</b>	R: 0 E: 0 K: 0 S: 7	H: 0 LOB: 1 BB: 1 P: 14	R: 0 E: 0 K: 1 S: 6	H: 0 LOB: 0 BB: 0 P: 10	R: 0 E: 0 K: 2 S: 11	H: 0 LOB: 0 BB: 0 P: 17	R: 0 E: 0 K: 0 S: 9	H: 0 LOB: 0 BB: 0 P: 13	R: 0 E: 0 K: 0 S: 11	H: 0 LOB: 0 BB: 0 P: 14	R: 0 E: 0 K: 0 S: 8	H: 0 LOB: 1 BB: 1 P: 17	R: 11 E: 0 K: 0 S: 35	H: 11 LOB: 2 BB: 2 P: 61	1B: 7 2B: 0 3B: 0 HR: 4	SF: 1 SAC: 1 DP: 0 HBP: 0		WP: 0 PB: 0 SB: 0 CS: 0	PA: 36								
<b>PITCHER</b>	IP	WLS	BF	H	R	ER	SO	BB	IBB	HBP	BLK	WP	HR	S	P	ERA	WHIP										
45 Keegan Akin, L (1.1) ERA: 6.83	6.0	L	23	3	3	3	3	2	0	0	0	0	1	59	97	4.50	0.833										
66 Tanner Scott, L (7.1) ERA: 5.17	0.1		7	6	5	5	0	0	0	0	0	0	2	15	22	135.00	18.000										
84 Manny Barreda, R (7.1) ERA: 13.5	0.2		6	2	3	3	0	2	0	0	0	0	1	13	27	40.50	6.000										

Batter	1	2	3	4	5	6	7	8	9	AB	R	H	RBI	BB	SO	LOB	BOTTOM										
31 Cedric Mullins, L (1.8) OBP: 0.371, SLG: 0.544										4	1	1	1	0	0	0	Toronto Blue Jays @ Baltimore Orioles Oriole Park at Camden Yards, Baltimore, MD Sat Sep 11 2021, 8:36 PM - 11:03 PM EDT Att: 10,219 - Clear - 73 F										
16 Trev Mancini, R (1.3) OBP: 0.333, SLG: 0.451										2	0	0	0	1	1	1											
25 Anthony Santander, S (1.10) OBP: 0.291, SLG: 0.441										3	0	1	0	0	1	1											
21 Austin Hays, R (1.7) OBP: 0.298, SLG: 0.453										3	0	0	0	0	1	3											
24 DJ Stewart, L (1.9) 65 Ryan McKenna, R (7.7)										3	0	1	0	0	1	2											
26 Jorge Mateo, R (1.6) OBP: 0.291, SLG: 0.375										3	0	0	0	0	1	3											
37 Jahmai Jones, R (1.4) OBP: 0.214, SLG: 0.226										2	0	0	0	0	1	1											
1 Richie Martin, R (6.6) OBP: 0.268, SLG: 0.327										1	1	1	0	0	0	0											
82 Kelvin Gutiérrez, R (1.5) OBP: 0.272, SLG: 0.277										2	0	0	0	1	0	1											
61 Austin Wynns, R (1.2) OBP: 0.229, SLG: 0.264										3	0	0	0	0	1	3											
<b>Inning Stats</b>	R: 0 E: 0 K: 1 S: 10	H: 0 LOB: 1 BB: 0 P: 14	R: 0 E: 0 K: 0 S: 7	H: 1 LOB: 2 BB: 1 P: 14	R: 1 E: 0 K: 1 S: 15	H: 2 LOB: 2 BB: 1 P: 27	R: 0 E: 0 K: 1 S: 6	H: 0 LOB: 0 BB: 0 P: 8	R: 0 E: 0 K: 2 S: 10	H: 0 LOB: 0 BB: 0 P: 14	R: 1 E: 1 K: 1 S: 14	H: 1 LOB: 1 BB: 0 P: 22	1B: 1 2B: 2 3B: 0 HR: 1	SF: 0 SAC: 0 DP: 0 HBP: 1	WP: 1 PB: 0 SB: 0 CS: 0	PA: 29											
<b>PITCHER</b>	IP	WLS	BF	H	R	ER	SO	BB	IBB	HBP	BLK	WP	HR	S	P	ERA	WHIP										
31 Thomas Hatch, R (1.1) ERA: 4.7	4.0		18	3	1	1	3	2	0	0	0	0	0	7	12	0.00	0.000										
28 Joskim Soria, R (5.1) ERA: 4.71	1.0	W	3	0	0	0	1	0	0	0	0	0	0	10	14	0.00	0.000										
33 Trevor Richards, R (6.1) ERA: 3.3	1.0		3	0	0	0	2	0	0	0	0	0	0	14	22	0.00	1.000										
63 Anthony Castro, R (7.1) ERA: 5.06	1.0		5	1	1	0	1	0	0	0	0	0	0	14	22	0.00	1.000										

livebaseballscorecards.com

AB 30  
R 11  
H 11  
RBI 11  
BB 4  
SO 3  
LOB 8

livebaseballscorecards.com

AB 26  
R 2  
H 4  
RBI 1  
BB 2  
SO 7  
LOB 15



Batter	1	2	3	4	5	6	7	8	9	AB	R	H	RBI	BB	SO	LOB	TOP					
11 Bo Bichette, R (1,6) 14 Corey Dickerson, L (6,PH) OBP: 0.317, SLG: 0.397										4	2	2	0	0	1	0						
10 Marcus Semien, R (1,4) 1 Jarrod Dyson, L (6,6)										5	2	1	0	1	1	2						
27 Vladimir Guerrero Jr., R (1,10) 7 Reese McGuire, L (8,PH) OBP: 0.319, SLG: 0.358									3	3	1	1	2	0	2							
37 Teoscar Hernández, R (1,9) 1 Jarrod Dyson, L (6,8)									3	4	2	5	0	0	0							
13 Lourdes Gurriel Jr., R (1,7) 15 Randal Grichuk, R (6,9)										3	5	2	7	3	1	1						
9 Danny Jansen, R (1,2)										6	1	3	1	0	0	2						
74 Breyvic Valera, S (1,5)										6	0	2	3	0	2	4						
2 Jake Lamb, L (1,3)										5	2	1	1	1	3	3						
<b>Inning Stats</b>	R: 5 H: 3 E: 0 K: 2 S: 17	H: 3 LOB: 1 BB: 2 P: 30	R: 1 H: 1 E: 0 K: 2 S: 13	LOB: 1 BB: 0 P: 17	R: 10 H: 9 E: 0 K: 1 S: 24	LOB: 1 BB: 3 P: 48	R: 0 H: 0 E: 0 K: 0 S: 6	LOB: 0 BB: 0 P: 10	R: 2 H: 1 E: 0 K: 1 S: 15	LOB: 0 BB: 0 P: 24	R: 4 H: 4 E: 0 K: 0 S: 21	LOB: 2 BB: 2 P: 40	R: 0 H: 0 E: 0 K: 0 S: 6	LOB: 0 BB: 0 P: 8	R: 0 H: 0 E: 0 K: 1 S: 10	LOB: 1 BB: 1 P: 16	R: 0 H: 1 E: 0 K: 1 S: 10	LOB: 1 BB: 0 P: 20	1B: 9 2B: 5 3B: 0 HR: 5	SF: 0 SAC: 0 DP: 0 HBP: 2	WP: 0 PB: 0 SB: 0 CS: 0	PA: 55
<b>PITCHER</b>	IP WLS BF H R ER SO BB IBB HBP BLK WP HR S P ERA WHIP	IP WLS BF H R ER SO BB IBB HBP BLK WP HR S P ERA WHIP	IP WLS BF H R ER SO BB IBB HBP BLK WP HR S P ERA WHIP	IP WLS BF H R ER SO BB IBB HBP BLK WP HR S P ERA WHIP	IP WLS BF H R ER SO BB IBB HBP BLK WP HR S P ERA WHIP	IP WLS BF H R ER SO BB IBB HBP BLK WP HR S P ERA WHIP	IP WLS BF H R ER SO BB IBB HBP BLK WP HR S P ERA WHIP	IP WLS BF H R ER SO BB IBB HBP BLK WP HR S P ERA WHIP	IP WLS BF H R ER SO BB IBB HBP BLK WP HR S P ERA WHIP	59 Zac Louthier, L (1,1) ERA: 9.92	2.0 L 14 4 7 7 4 3 0 1 0 0 2 32 53 31.50 3.500	80 Spenser Watkins, R (3,1) ERA: 8.75	0.1 8 7 7 0 1 0 0 0 2 12 23 189.00 24.000	53 Mike Baumann, R (3,1) ERA: 8.1	3.0 16 4 6 6 2 2 0 0 0 1 0 0 0 2 37 67 18.00 2.000	63 Eric Hanhold, R (6,1) ERA: 10.8	1.2 9 3 2 2 0 1 0 0 0 0 21 34 10.80 2.400	81 Corner Greene, R (8,1) ERA: 4.79	1.0 4 0 0 0 1 1 0 0 0 0 0 10 16 0.00 1.000	58 Fernando Abad, L (9,1) ERA: 6.75	1.0 4 1 0 0 1 0 0 0 0 2 12 23 189.00 24.000	

Toronto Blue Jays @ Baltimore Orioles  
 Oriole Park at Camden Yards, Baltimore, MD  
 Sun Sep 12 2021, 1:06 PM - 4:31 PM EDT  
 Att: 8,474 - Sunny - 83 F

AB	45
R	22
H	19
RBI	22
BB	8
SO	8
LOB	16



Batter	1	2	3	4	5	6	7	8	9	AB	R	H	RBI	BB	SO	LOB	BOTTOM			
31 Cedric Mullins, L (1,8) 24 DJ Stewart, L (6,9) OBP: 0.369, SLG: 0.541 ERA: 3.92										3	0	0	0	0	1	1				
6 Ryan Mountcastle, R (1,3) 21 Austin Hays, R (1,9) OBP: 0.316, SLG: 0.468										5	1	2	1	0	1	1				
25 Anthony Santander, S (1,10) 29 Ramón Uriás, R (1,4) 37 Jahmal Jones, R (6,PH) OBP: 0.293, SLG: 0.449										3	2	1	1	1	1	1				
65 Ryan McKenna, R (1,7) 1 Richie Martin, R (6,PH) OBP: 0.297, SLG: 0.291										1	1	0	0	1	0	0				
26 Jorge Mateo, R (1,6) 82 Kelvin Gutiérrez, R (1,5) 61 Austin Wynns, R (1,2) OBP: 0.276, SLG: 0.333										2	0	0	0	0	1	1				
<b>Inning Stats</b>	R: 0 H: 0 E: 0 K: 1 S: 9	H: 2 LOB: 1 BB: 2 P: 25	R: 3 H: 2 E: 0 K: 1 S: 14	H: 1 LOB: 0 BB: 0 P: 16	R: 0 H: 0 E: 0 K: 2 S: 7	LOB: 0 BB: 0 P: 11	R: 0 H: 1 E: 0 K: 0 S: 10	LOB: 1 BB: 0 P: 14	R: 1 H: 2 E: 0 K: 2 S: 15	LOB: 1 BB: 0 P: 24	R: 2 H: 2 E: 0 K: 2 S: 22	LOB: 1 BB: 1 P: 33	R: 0 H: 0 E: 0 K: 2 S: 11	LOB: 0 BB: 0 P: 16	R: 0 H: 0 E: 0 K: 0 S: 9	LOB: 0 BB: 0 P: 12	1B: 4 2B: 1 3B: 0 HR: 3	SF: 0 SAC: 0 DP: 0 HBP: 0	WP: 0 PB: 0 SB: 0 CS: 0	PA: 38
<b>PITCHER</b>	IP WLS BF H R ER SO BB IBB HBP BLK WP HR S P ERA WHIP	IP WLS BF H R ER SO BB IBB HBP BLK WP HR S P ERA WHIP	IP WLS BF H R ER SO BB IBB HBP BLK WP HR S P ERA WHIP	IP WLS BF H R ER SO BB IBB HBP BLK WP HR S P ERA WHIP	IP WLS BF H R ER SO BB IBB HBP BLK WP HR S P ERA WHIP	IP WLS BF H R ER SO BB IBB HBP BLK WP HR S P ERA WHIP	IP WLS BF H R ER SO BB IBB HBP BLK WP HR S P ERA WHIP	IP WLS BF H R ER SO BB IBB HBP BLK WP HR S P ERA WHIP	IP WLS BF H R ER SO BB IBB HBP BLK WP HR S P ERA WHIP	22 Steven Matz, L (1,1) ERA: 3.97	6.0 W 26 6 5 5 6 2 0 0 0 0 2 67 103 7.50 1.333	57 Trent Thornton, R (7,1) ERA: 4.78	2.0 9 2 2 2 4 1 0 0 0 0 1 33 49 9.00 1.500	67 Julian Merryweather, R (9,1) ERA: 4.5	1.0 3 0 0 0 0 0 0 0 0 0 0 9 12 0.00 0.000					

Toronto Blue Jays @ Baltimore Orioles  
 Oriole Park at Camden Yards, Baltimore, MD  
 Sun Sep 12 2021, 1:06 PM - 4:31 PM EDT  
 Att: 8,474 - Sunny - 83 F

AB	35
R	7
H	8
RBI	7
BB	3
SO	10
LOB	10





Batter	1	2	3	4	5	6	7	8	9	AB	R	H	RBI	BB	SO	LOB	TOP							
26 DJ LeMahieu, R OBP: 0.350, SLG: 0.369										5	2	2	1	0	0	3								
99 Aaron Judge, R OBP: 0.376, SLG: 0.544										4	1	1	2	1	1	0								
48 Anthony Rizzo, L OBP: 0.348, SLG: 0.446										4	1	2	0	0	0	1								
27 Giancarlo Stanton, R OBP: 0.320, SLG: 0.497										3	1	2	2	1	1	1								
11 Brett Gardner, L OBP: 0.331, SLG: 0.352										1	0	0	0	0	0	1								
59 Luke Voit, R OBP: 0.329, SLG: 0.443										5	1	1	1	0	1	4								
13 Joey Gallo, L OBP: 0.251, SLG: 0.456										4	1	1	1	0	1	1								
25 Gleyber Torres, R OBP: 0.326, SLG: 0.348										4	0	1	0	0	0	0								
14 Tyler Wade, L OBP: 0.356, SLG: 0.328										0	0	0	0	0	0	0								
29 Gio Urshela, R OBP: 0.296, SLG: 0.403										3	0	2	0	1	0	0								
66 Kyle Higashioka, R OBP: 0.251, SLG: 0.402										4	0	1	0	0	0	3								
<b>Inning Stats</b>	R: 2 H: 3 E: 0 K: 1 S: 15	H: 3 LOB: 1 BB: 0 P: 22	R: 0 H: 1 E: 0 K: 0 S: 13	H: 1 LOB: 1 BB: 0 P: 20	R: 3 H: 3 E: 0 K: 1 S: 18	H: 3 LOB: 2 BB: 1 P: 31	R: 0 H: 0 E: 0 K: 0 S: 7	H: 0 LOB: 0 BB: 0 P: 12	R: 0 H: 1 E: 0 K: 0 S: 8	H: 1 LOB: 0 BB: 0 P: 10	R: 0 H: 2 E: 0 K: 0 S: 11	H: 1 LOB: 1 BB: 0 P: 17	R: 0 H: 0 E: 0 K: 1 S: 14	H: 0 LOB: 0 BB: 2 P: 24	R: 1 H: 1 E: 0 K: 0 S: 11	H: 1 LOB: 0 BB: 0 P: 14	R: 0 H: 2 E: 0 K: 0 S: 9	H: 2 LOB: 1 BB: 0 P: 16	1B: 8 HR: 5	SF: 0 SAC: 0 DP: 3 HBP: 1	WP: 0 PB: 0 SB: 1 CS: 0	PA: 41		
<b>PITCHER</b>	IP WLS BF H R ER SO BB IBB HBP BLK WP HR S P ERA WHIP	4.0 L 21 7 5 5 3 1 0 1 0 0 3 53 85 11.25 2.000	2.0 7 3 0 0 0 0 0 0 0 0 0 19 27 0.00 1.500	1.0 4 0 0 0 1 2 0 0 0 0 0 14 24 0.00 2.000	2.0 9 3 2 2 0 0 0 0 0 0 2 20 30 9.00 1.500																			

New York Yankees @ Baltimore Orioles  
 Oriole Park at Camden Yards, Baltimore, MD  
 Tue Sep 14 2021, 7:06 PM - 10:33 PM EDT  
 Att: 10,235 - Partly Cloudy - 83 F

AB 37  
 R 7  
 H 13  
 RBI 7  
 BB 3  
 SO 4  
 LOB 14



Batter	1	2	3	4	5	6	7	8	9	AB	R	H	RBI	BB	SO	LOB	BOTTOM						
31 Cedric Mullins, L OBP: 0.368, SLG: 0.540										5	0	1	0	0	2	3							
6 Ryan Mountcastle, R OBP: 0.314, SLG: 0.497										5	0	1	1	0	2	3							
25 Anthony Santander, S OBP: 0.293, SLG: 0.445										3	0	0	0	1	1	1							
16 Trey Mancini, R OBP: 0.335, SLG: 0.451										0	0	0	0	1	0	0							
24 DJ Stewart, L OBP: 0.325, SLG: 0.376										3	0	0	0	0	1	2							
21 Austin Hays, R OBP: 0.299, SLG: 0.451										2	0	0	0	2	2	0							
29 Ramón Uriás, R OBP: 0.359, SLG: 0.410										4	0	1	0	0	2	4							
28 Pedro Severino, R OBP: 0.300, SLG: 0.379										3	0	0	0	0	1	3							
61 Austin Wynns, R OBP: 0.244, SLG: 0.304										1	1	1	0	0	0	0							
11 Pat Valaika, R OBP: 0.256, SLG: 0.281										3	1	1	0	1	0	1							
82 Kelvin Gutiérrez, R OBP: 0.267, SLG: 0.271										4	0	1	1	0	1	1							
<b>Inning Stats</b>	R: 0 H: 1 E: 0 K: 1 S: 15	H: 0 LOB: 3 BB: 2 P: 29	R: 0 H: 0 E: 0 K: 1 S: 9	H: 0 LOB: 0 BB: 0 P: 13	R: 0 H: 0 E: 0 K: 1 S: 11	H: 0 LOB: 0 BB: 0 P: 20	R: 0 H: 1 E: 0 K: 2 S: 12	H: 1 LOB: 1 BB: 0 P: 19	R: 1 H: 2 E: 0 K: 2 S: 15	H: 2 LOB: 2 BB: 1 P: 27	R: 0 H: 0 E: 0 K: 0 S: 10	H: 0 LOB: 0 BB: 1 P: 19	R: 0 H: 0 E: 0 K: 1 S: 8	H: 0 LOB: 0 BB: 0 P: 10	R: 0 H: 0 E: 0 K: 1 S: 12	H: 0 LOB: 0 BB: 0 P: 18	R: 0 H: 2 E: 0 K: 3 S: 17	H: 2 LOB: 1 BB: 1 P: 27	1B: 4 HR: 0	SF: 0 SAC: 0 DP: 1 HBP: 0	WP: 1 PB: 0 SB: 0 CS: 0	PA: 38	
<b>PITCHER</b>	IP WLS BF H R ER SO BB IBB HBP BLK WP HR S P ERA WHIP	5.0 W 22 4 1 1 7 3 0 0 0 0 0 30 47 0.00 0.333	0.1 4 2 1 1 1 1 0 0 0 0 0 11 20 27.00 9.000	0.2 2 0 0 0 0 2 0 0 0 0 1 0 6 7 0.00 0.000																			

New York Yankees @ Baltimore Orioles  
 Oriole Park at Camden Yards, Baltimore, MD  
 Tue Sep 14 2021, 7:06 PM - 10:33 PM EDT  
 Att: 10,235 - Partly Cloudy - 83 F

AB 33  
 R 2  
 H 6  
 RBI 2  
 BB 5  
 SO 12  
 LOB 18





Batter	1	2	3	4	5	6	7	8	9	AB	R	H	RBI	BB	SO	LOB	TOP										
26 DJ LeMahieu, R OBP: 0.348, SLG: 0.366	F8		K		K		L9		FC4-2	5	0	0	0	0	2	3											
99 Aaron Judge, R OBP: 0.375, SLG: 0.538	K		G4-3		G6-3				G4-3	5	0	0	0	0	2	2											
48 Anthony Rizzo, L OBP: 0.345, SLG: 0.442	G3		F7			P6		G3		4	0	0	0	0	0	0											
27 Giancarlo Stanton, R OBP: 0.332, SLG: 0.494		L4				F9				4	0	1	0	0	0	0											
13 Joey Gallo, L OBP: 0.359, SLG: 0.456										0	0	0	0	0	0	0											
59 Luke Voit, R OBP: 0.332, SLG: 0.438		F9			F7					2	0	0	0	2	0	1											
14 Tyler Wade, L OBP: 0.356, SLG: 0.328										0	1	0	0	0	0	0											
25 Gleyber Torres, R OBP: 0.324, SLG: 0.350										3	1	2	0	1	1	1											
24 Gary Sánchez, R OBP: 0.309, SLG: 0.432										4	0	0	0	0	0	5											
11 Brett Gardner, L OBP: 0.335, SLG: 0.360										4	1	3	2	0	1	2											
29 Gio Urshela, R OBP: 0.296, SLG: 0.410										4	1	1	2	0	0	2											
Inning Stats	R: 0 E: 0 K: 1 S: 10	H: 0 LOB: 0 BB: 0 P: 15	R: 0 E: 0 K: 0 S: 10	H: 0 LOB: 1 BB: 1 P: 16	R: 2 E: 0 K: 1 S: 17	H: 2 LOB: 0 BB: 0 P: 27	R: 0 E: 0 K: 1 S: 14	H: 2 LOB: 2 BB: 0 P: 22	R: 0 E: 0 K: 1 S: 9	H: 0 LOB: 0 BB: 0 P: 14	R: 0 E: 0 K: 1 S: 8	H: 0 LOB: 1 BB: 0 P: 12	R: 0 E: 0 K: 1 S: 6	H: 0 LOB: 0 BB: 0 P: 9	R: 2 E: 1 K: 0 S: 19	H: 2 LOB: 2 BB: 1 P: 30	1B: 5 2B: 1 3B: 0 HR: 1	SF: 0 SAC: 0 DP: 0 HBP: 0	WP: 1 PB: 0 SB: 2 CS: 0	PA: 38							
PITCHER	IP	WLS	BF	H	R	ER	SO	BB	IBB	HBP	BLK	WP	HR	S	P	ERA	WHIP										
47 John Means, L ERA: 3.41	(1, 1)	5.2	23	4	2	2	4	2	0	0	0	0	1	65	103	3.18	1.059										
81 Conner Greene, R ERA: 4.42	(6, 1)	1.1	5	1	0	0	1	0	0	0	0	0	0	11	14	0.00	0.750										
54 Cole Sulser, R ERA: 3.09	(8, 1)	1.0	3	0	0	0	1	0	0	0	0	0	0	6	9	0.00	0.000										
68 Tyler Wells, R ERA: 4.17	(9, 1)	0.1	L	5	2	2	0	1	0	0	0	0	0	13	22	54.00	9.000										
55 Dillon Tate, R ERA: 4.94	(9, 1)	0.2	2	0	0	0	0	0	0	0	0	1	0	6	8	0.00	0.000										
31 Cedric Mullins, L OBP: 0.365, SLG: 0.536	F8		F9																	4	0	0	0	0	1	1	
6 Ryan Mountcastle, R OBP: 0.312, SLG: 0.403	K		P4																	4	0	0	0	0	3	1	
21 Austin Hays, R OBP: 0.301, SLG: 0.466	K																			4	2	2	3	0	2	0	
25 Anthony Santander, S OBP: 0.292, SLG: 0.443																				4	0	1	0	0	2	0	
29 Ramón Urías, R OBP: 0.358, SLG: 0.412																				4	0	1	0	0	2	1	
1 Richie Martin, R OBP: 0.276, SLG: 0.333																				0	0	0	0	0	0	0	
65 Ryan McKenna, R OBP: 0.295, SLG: 0.285																				3	0	0	0	1	1	1	
11 Pat Valaika, R OBP: 0.280, SLG: 0.281																				3	0	1	0	1	1	1	
82 Kelvin Gutiérrez, R OBP: 0.263, SLG: 0.266																				4	0	0	0	0	4	4	
61 Austin Wynns, R OBP: 0.246, SLG: 0.305																				3	1	1	0	0	0	1	
Inning Stats	R: 0 E: 0 K: 2 S: 8	H: 0 LOB: 0 BB: 0 P: 11	R: 0 E: 0 K: 3 S: 15	H: 1 LOB: 2 BB: 1 P: 25	R: 0 E: 0 K: 0 S: 5	H: 0 LOB: 0 BB: 0 P: 10	R: 0 E: 0 K: 3 S: 12	H: 0 LOB: 0 BB: 0 P: 16	R: 0 E: 0 K: 1 S: 9	H: 1 LOB: 0 BB: 0 P: 13	R: 1 E: 0 K: 2 S: 13	H: 1 LOB: 0 BB: 0 P: 16	R: 0 E: 0 K: 1 S: 7	H: 0 LOB: 1 BB: 1 P: 13	R: 2 E: 0 K: 2 S: 19	H: 3 LOB: 0 BB: 0 P: 30	R: 0 E: 0 K: 2 S: 7	H: 0 LOB: 0 BB: 0 P: 8	1B: 3 2B: 1 3B: 0 HR: 2	SF: 0 SAC: 0 DP: 0 HBP: 0	WP: 1 PB: 0 SB: 0 CS: 0	PA: 35					
PITCHER	IP	WLS	BF	H	R	ER	SO	BB	IBB	HBP	BLK	WP	HR	S	P	ERA	WHIP										
65 Nestor Cortes, L ERA: 2.6	(1, 1)	6.1	24	3	1	1	10	2	0	0	0	0	1	64	98	1.42	0.789										
57 Chad Green, R ERA: 3.46	(7, 1)	1.1	B	6	2	2	2	0	0	0	0	1	1	18	25	13.50	1.500										
58 Wandy Peralta, L ERA: 3.86	(8, 1)	0.1	W	2	1	0	0	0	0	0	0	0	0	6	11	0.00	3.000										
54 Aroldis Chapman, L ERA: 3.58	(9, 1)	1.0	S	3	0	0	2	0	0	0	0	0	0	7	8	0.00	0.000										

New York Yankees @ Baltimore Orioles  
 Oriole Park at Camden Yards, Baltimore, MD  
 Wed Sep 15 2021, 7:06 PM - 10:23 PM EDT  
 Att: 10,402 - Cloudy - 83 F

AB 35  
 R 4  
 H 7  
 RBI 4  
 BB 3  
 SO 6  
 LOB 16



New York Yankees @ Baltimore Orioles  
 Oriole Park at Camden Yards, Baltimore, MD  
 Wed Sep 15 2021, 7:06 PM - 10:23 PM EDT  
 Att: 10,402 - Cloudy - 83 F

AB 33  
 R 3  
 H 6  
 RBI 3  
 BB 2  
 SO 16  
 LOB 10





Batter	1	2	3	4	5	6	7	8	9	10	AB	R	H	RBI	BB	SO	LOB	TOP	
11 Brett Gardner, L OBP: 0.333, SLG: 0.355	(1,8) B FF 93 4-2 C FF 94 F FF 94 S FF 94 X SL 84	(1,1) B FF 84 1-1 C FF 84 F FF 84 S FF 84 X SL 84			(1,1) C FF 91 0-1 X CU 82		(2,2) S CH 86 2-2 B SI 95 B SI 95 F CH 86 F CH 86 X SL 96		(1,2) B CH 84 1-2 C FF 93 C FF 94 F CH 86 X CH 85			4	0	0	0	1	0	2	
27 Giancarlo Stanton, R OBP: 0.399, SLG: 0.493	(1,7) X FF 94 0-0 (8,1) P: 1	(0,2) P3	(0,2) G4-3		(0,1) C FF 93 0-1 X SL 97		(2,2) B FC 95 2-2 B SI 97 C CH 97 F CH 96 F CH 96 X SI 97		(2,3) B SL 86 2-3 C SL 85 F CH 83 F CH 83 F FF 95 S CH 84			5	0	2	0	0	1	3	
35 Clay Holmes, R 58 Wandy Peralta, L					(4,8) 48 2B 2B		(1,1) 99 FC5-4 1B					0	0	0	0	0	0	0	
99 Aaron Judge, R OBP: 0.371, SLG: 0.533	(1,10) 1 SAFE C SL 85 F FF 94 F CU 82 F SAFE F SL 87 S CH 88						(2,2) B SI 95 2-2 B SI 95 F CH 93 F CH 93 X SI 97		(2,0) B FF 83 2-0 C CH 83 X CH 85			5	0	0	0	0	2	3	
48 Anthony Rizzo, L OBP: 0.371, SLG: 0.443	(1,3) B FF 94 3-2 C SL 85 F FF 94 F CH 88 F SL 85 F CU 83 1 SAFE B CH 89				(4,1) B FF 93 4-1 B CU 82 B CH 82 F FF 92 B FF 91		(2,2) B SI 93 2-2 S FC 80 B SI 94 F SI 93 F SI 95 X FC 81					4	0	1	0	1	0	2	
25 Gleyber Torres, R OBP: 0.325, SLG: 0.349																			
13 Joey Gallo, L OBP: 0.354, SLG: 0.461	(1,9) B FF 94 3-2 C SL 85 F FF 94 F CH 88 F SL 85 F CU 83 1 SAFE B CH 89				(0,0) B SI 93 0-0 F SI 94 X KC 79							4	1	1	1	0	1	5	
24 Gary Sánchez, R OBP: 0.311, SLG: 0.430	(1,2) B SL 85 4-2 F FF 94 B SL 86 C SL 84 D SL 88				(0,1) C FF 92 0-1 X FF 92		(1,2) C SI 96 1-2 S SI 96 S SI 96 T FC 95					2	1	0	0	2	1	0	
14 Tyler Wade, L OBP: 0.360, SLG: 0.328	(1,6) B FF 94 4-1 B CH 89 B FF 93 B FF 93				(1,0) B CU 82 1-0 X SL 86		(2,2) C FC 85 2-2 B CU 87 C SI 95 F CH 88 F CH 88 X FF 96					3	0	1	0	1	1	1	
29 Gio Urshela, R OBP: 0.295, SLG: 0.411	(1,5) C FF 94 1-2 C SL 85 X SL 87				(2,0) B CU 81 2-0 X SI 91		(0,0) 1 SAFE X SI 95					4	0	1	1	0	1	1	
<b>Inning Stats</b>	R: 0 E: 0 K: 1 S: 14	H: 0 LOB: 1 BB: 1 P: 21	R: 2 E: 0 K: 1 S: 20	H: 2 LOB: 2 BB: 2 P: 35	R: 0 E: 0 K: 0 S: 4	H: 0 LOB: 1 BB: 1 P: 11	R: 0 E: 0 K: 1 S: 13	H: 2 LOB: 3 BB: 1 P: 18	R: 0 E: 0 K: 0 S: 10	H: 1 LOB: 0 BB: 0 P: 13	R: 0 E: 0 K: 0 S: 14	H: 1 LOB: 1 BB: 0 P: 21	R: 0 E: 0 K: 2 S: 12	H: 0 LOB: 0 BB: 0 P: 18	R: 0 E: 0 K: 0 S: 7	H: 0 LOB: 0 BB: 0 P: 12	1B: 4 2B: 2 3B: 0 HR: 1	SF: 0 SAC: 0 DP: 1 HBP: 0	WP: 0 PA: 41
<b>PITCHER</b>	IP ERA: 2.39	WLS BF	H R	ER SO	BB IBB	HBP BLK	WP HR	S P	ERA WHIP	<b>PITCHER</b>	IP WLS	BF H	R ER	SO BB	IBB HBP	BLK WP	HR S	P ERA	WHIP
75 Chris Ellis, R	(1,1) 4.2	3 21	3 2	2 3	4 0	0 0	0 0	1 49	84 3.86	1.500									
58 Fernando Abad, L	(5,1) 0.1	3 1	0 0	0 0	0 1	0 0	0 0	6 8	0.00	3.000									
55 Dillon Tate, R	(6,1) 2.0	7 2	0 0	1 0	0 0	0 0	0 0	24 34	0.00	1.000									
81 Conner Greene, R	(8,1) 1.0	4 1	0 0	2 1	0 0	0 0	0 0	12 19	0.00	2.000									
54 Cole Sulser, R	(9,1) 2.0	W 6	0 0	0 2	0 0	0 0	0 0	19 30	0.00	0.000									

New York Yankees @ Baltimore Orioles  
 Oriole Park at Camden Yards, Baltimore, MD  
 Thu Sep 16 2021, 5:08 PM - 9:10 PM EDT  
 Att: 20,164 - Cloudy - 81 F

AB 35  
 R 2  
 H 7  
 RBI 2  
 BB 6  
 SO 8  
 LOB 18



Batter	1	2	3	4	5	6	7	8	9	10	AB	R	H	RBI	BB	SO	LOB	BOTTOM			
31 Cedric Mullins, L OBP: 0.367, SLG: 0.536	(1,10) C SI 93 1-3 C CH 93 L SI 93				(0,1) F FC 88 0-1 X SI 92		(0,1) F CH 83 0-1 X FC 89					4	0	2	0	1	1	1			
6 Ryan Mountcastle, R OBP: 0.311, SLG: 0.496	(1,3) S SI 95 0-1 X FF 93				(2,3) S FF 93 2-3 S CH 93 D CU 82 F FF 92 S CH 93		(0,1) C CH 81 2-0 X SI 93					5	1	1	1	0	2	5			
21 Austin Hays, R OBP: 0.300, SLG: 0.463	(1,7) F SI 94 0-3 C SI 84 S CU 81				(2,2) C CU 86 2-2 D CU 82 B SI 94 X CH 84		(0,2) F FF 81 0-2 X FF 93					5	0	1	1	0	1	2			
25 Anthony Santander, S OBP: 0.292, SLG: 0.441																					
29 Ramón Urias, R OBP: 0.360, SLG: 0.411																					
65 Ryan McKenna, R OBP: 0.291, SLG: 0.280																					
24 DJ Stewart, L OBP: 0.326, SLG: 0.377																					
82 Kelvin Gutiérrez, R OBP: 0.263, SLG: 0.266																					
11 Pat Valaika, R OBP: 0.260, SLG: 0.281	(1,4) C FF 79 2-1 B FF 92 X CH 84				(0,3) F SI 94 0-3 S CU 81																
61 Austin Wynns, R OBP: 0.238, SLG: 0.295																					
37 Jahmai Jones, R OBP: 0.207, SLG: 0.218																					
1 Richie Martin, R OBP: 0.290, SLG: 0.345	(1,6) X SI 94 0-0																				
<b>Inning Stats</b>	R: 0 E: 0 K: 2 S: 8	H: 0 LOB: 0 BB: 0 P: 9	R: 0 E: 0 K: 2 S: 12	H: 1 LOB: 1 BB: 0 P: 20	R: 0 E: 0 K: 2 S: 13	H: 2 LOB: 2 BB: 0 P: 17	R: 0 E: 0 K: 2 S: 9	H: 1 LOB: 0 BB: 1 P: 11	R: 1 E: 0 K: 2 S: 14	H: 1 LOB: 1 BB: 0 P: 26	R: 0 E: 0 K: 1 S: 11	H: 1 LOB: 1 BB: 0 P: 20	R: 0 E: 0 K: 0 S: 9	H: 0 LOB: 0 BB: 0 P: 15	R: 1 E: 0 K: 2 S: 9	H: 1 LOB: 1 BB: 0 P: 13	R: 1 E: 0 K: 1 S: 7	H: 2 LOB: 3 BB: 1 P: 11	1B: 9 2B: 0 3B: 0 HR: 1	SF: 0 SAC: 0 DP: 0 HBP: 0	WP: 3 PA: 40
<b>PITCHER</b>	IP ERA: 3.63	WLS BF	H R	ER SO	BB IBB	HBP BLK	WP HR	S P	ERA WHIP	<b>PITCHER</b>	IP WLS	BF H	R ER	SO BB	IBB HBP	BLK WP	HR S	P ERA	WHIP		
47 Jordan Montgomery, L	(1,1) 5.2	23 4	1 1	1 12	1 0	0 0	2 1	67 99	1.59	1.235											
84 Albert Abreu, R	(8,1) 1.0	H 4	1 0	0 2	0 0	0 0	0 0	13 23	0.00	1.000											
30 Joely Rodríguez, L	(7,1) 0.1	H 1	0 0	0 0	0 0	0 0	0 0	3 0	0.00	0.000											
35 Clay Holmes, R	(8,1) 2.0	B 7	1 1	0 2	0 0	0 0	1 0	18 28	0.00	0.500											
35 Clay Holmes, R	(8,1) 2.0	B 7	1 1	0 2	0 0	0 0	1 0	18 28	0.00	0.500											

New York Yankees @ Baltimore Orioles  
 Oriole Park at Camden Yards, Baltimore, MD  
 Thu Sep 16 2021, 5:08 PM - 9:10 PM EDT  
 Att: 20,164 - Cloudy - 81 F

AB 37  
 R 3  
 H 10  
 RBI 2  
 BB 2  
 SO 17  
 LOB 18



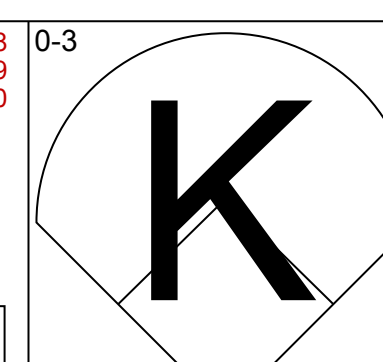
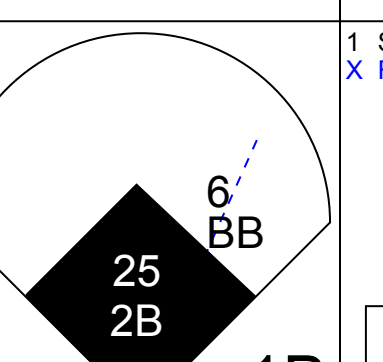
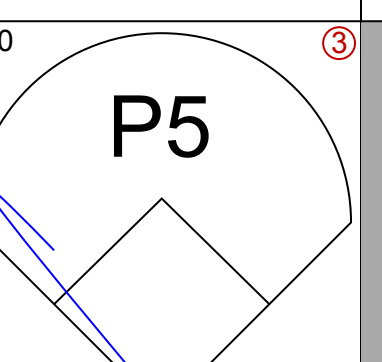
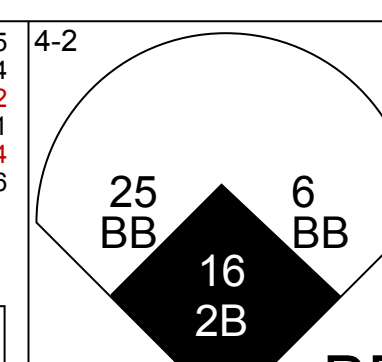
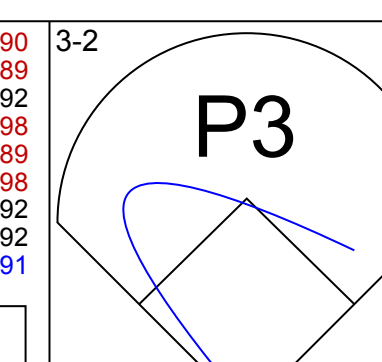
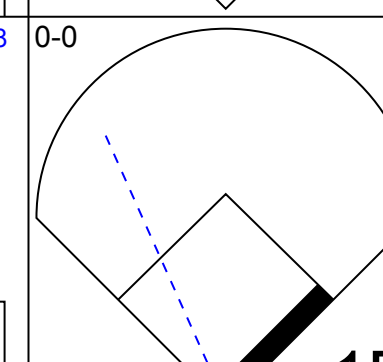
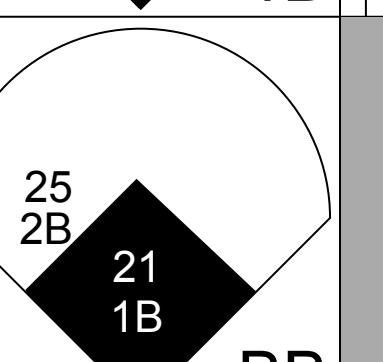
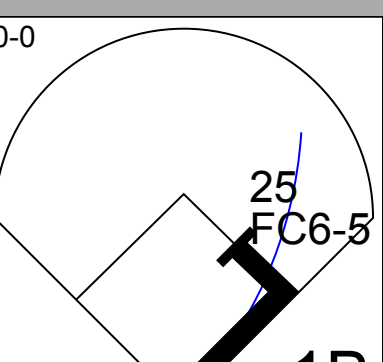
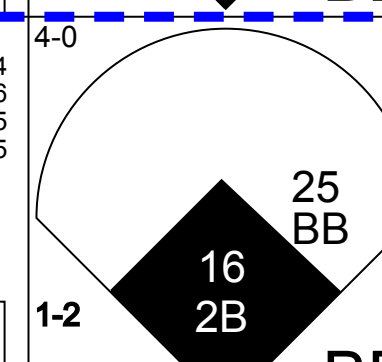
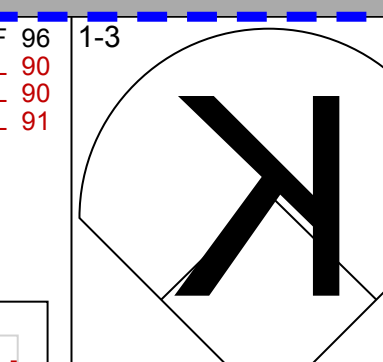
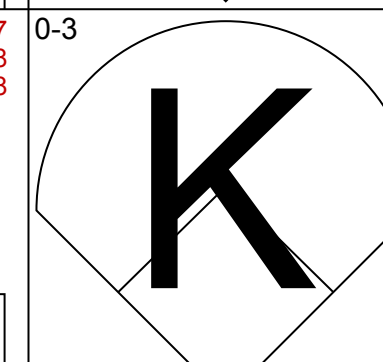
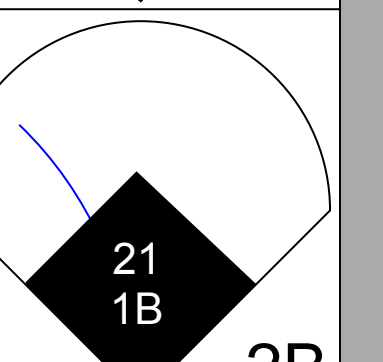
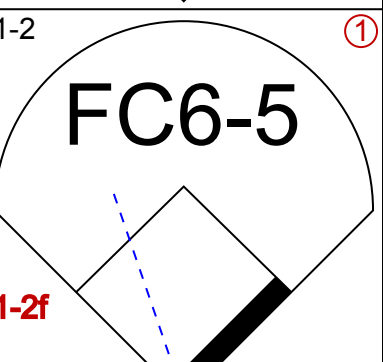
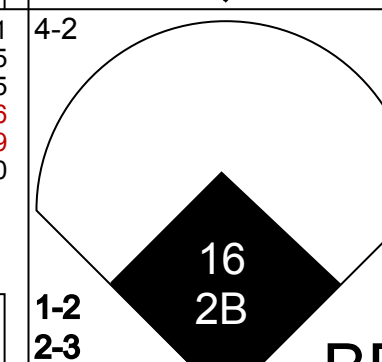
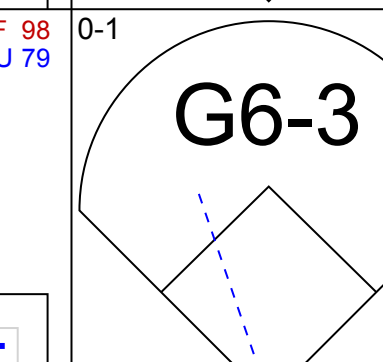
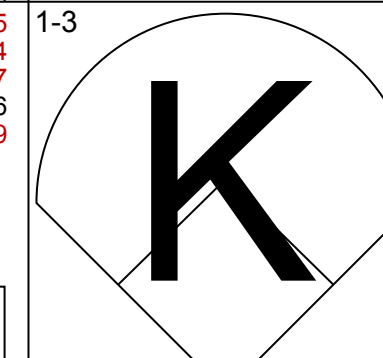
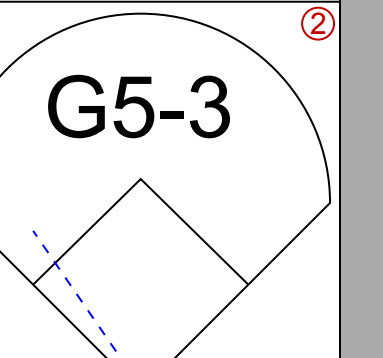
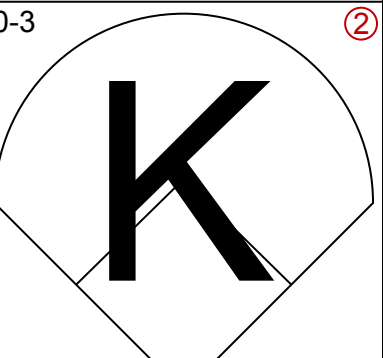
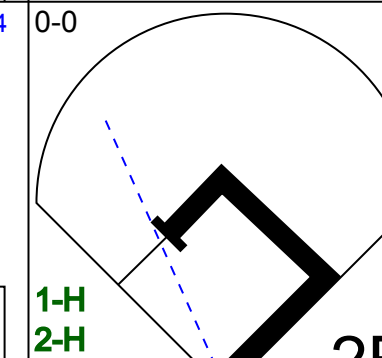
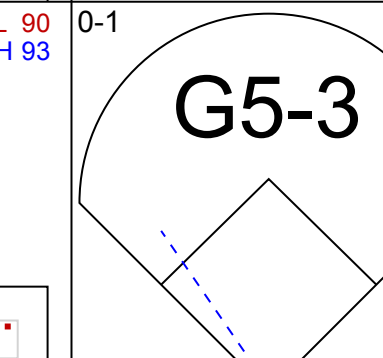
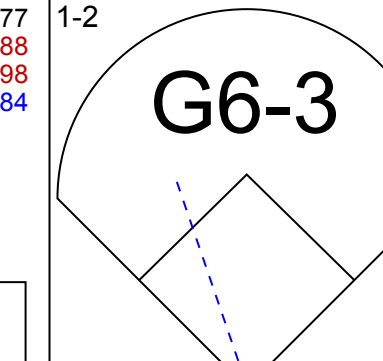
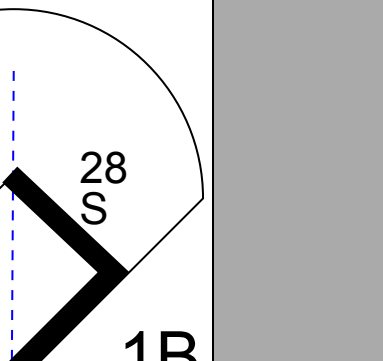
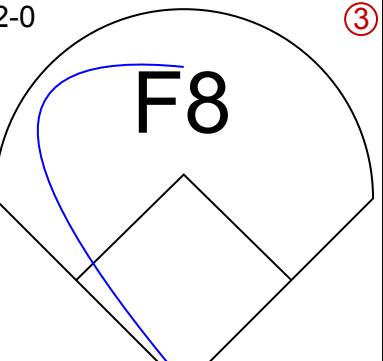
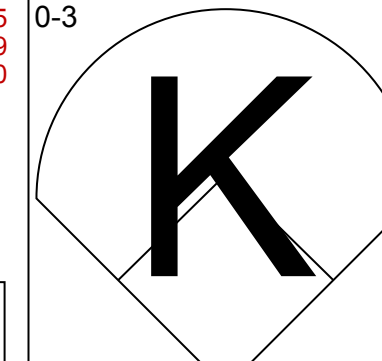
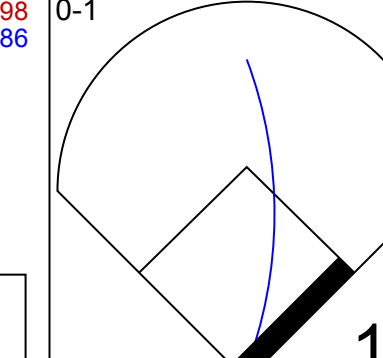
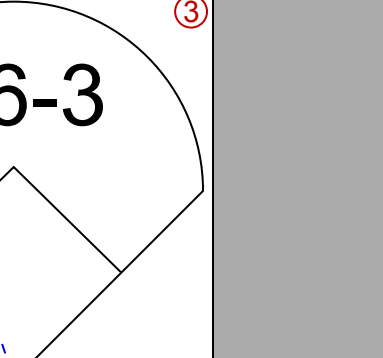
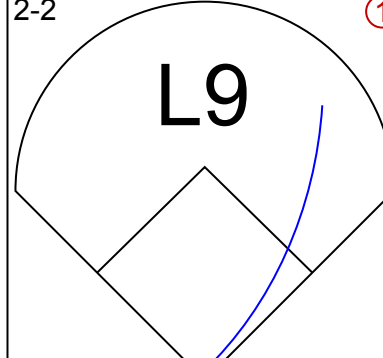

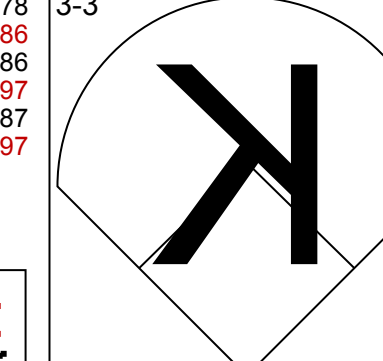
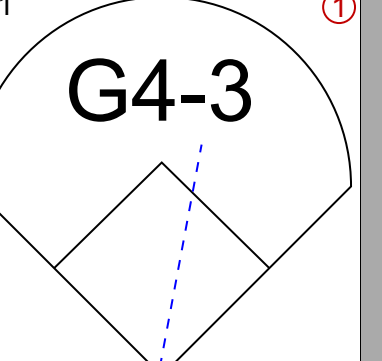
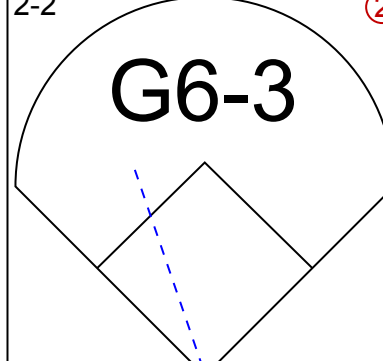
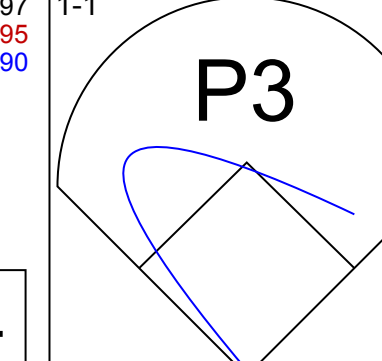
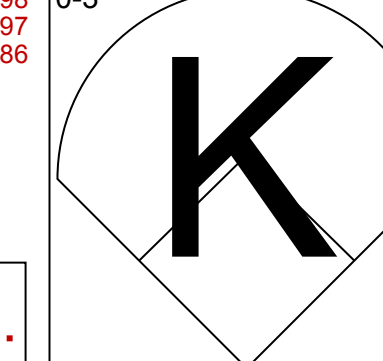

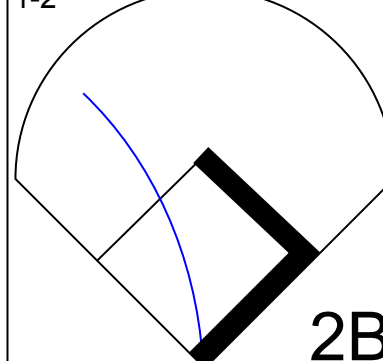
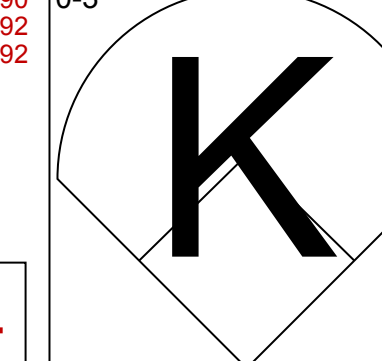
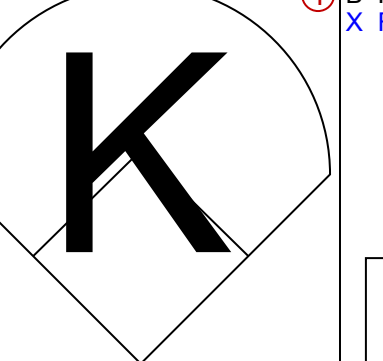

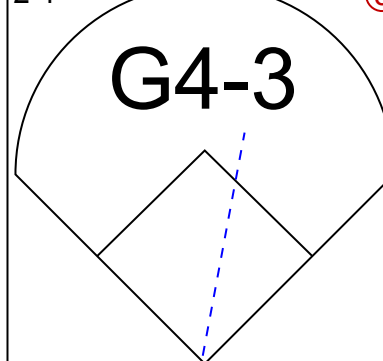
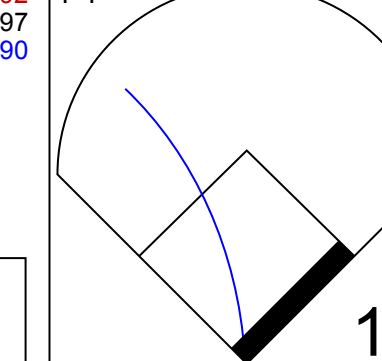


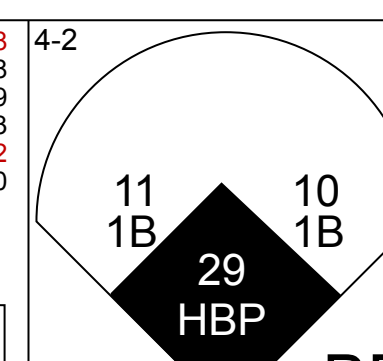
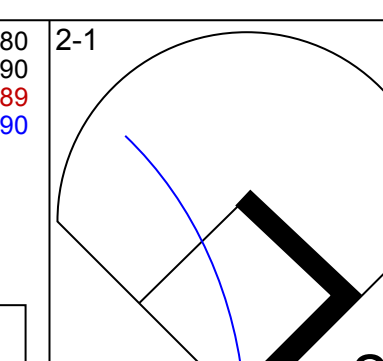
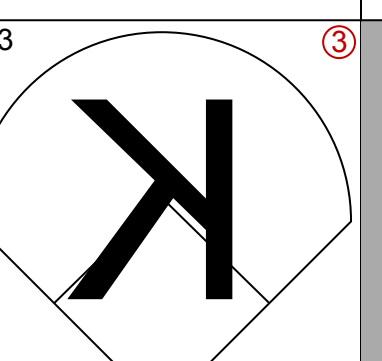
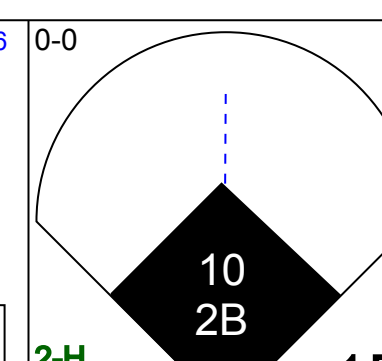
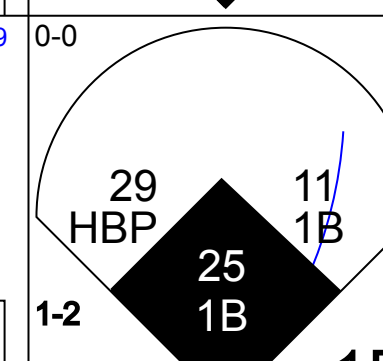
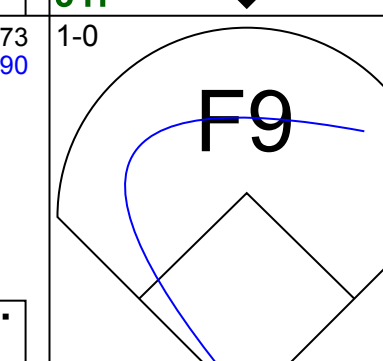

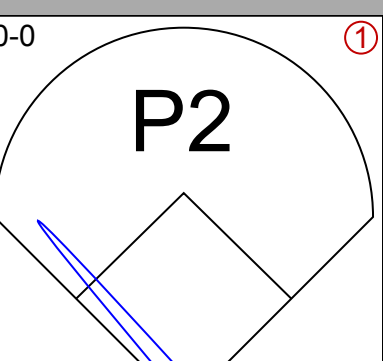
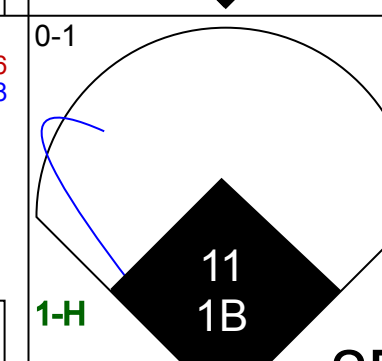

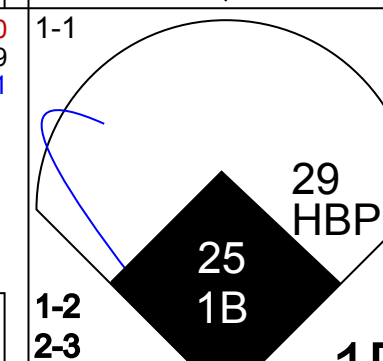
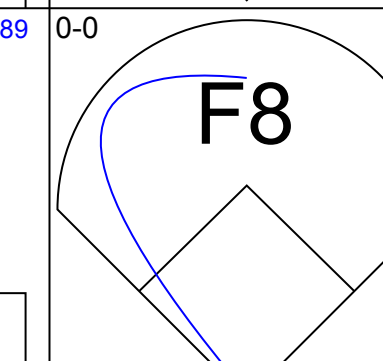

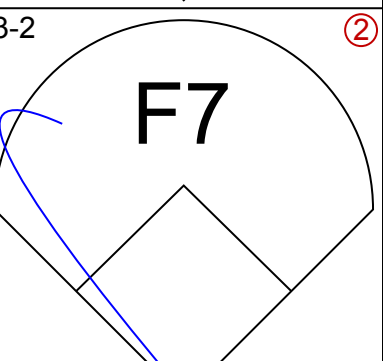
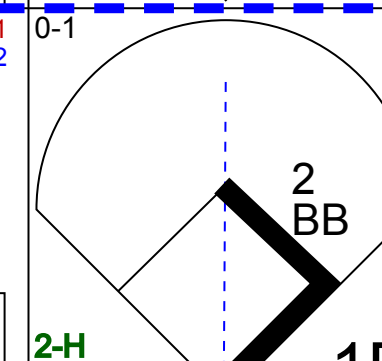

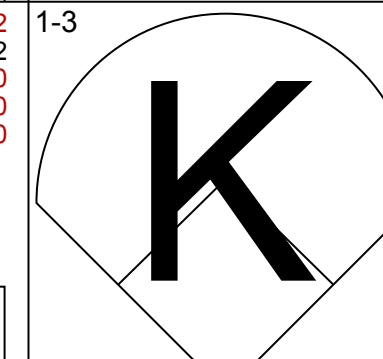
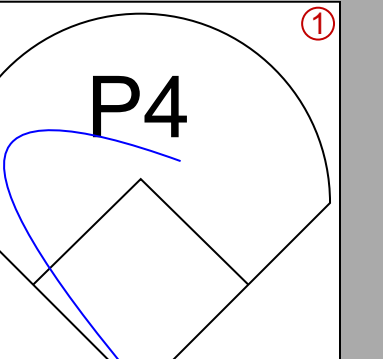
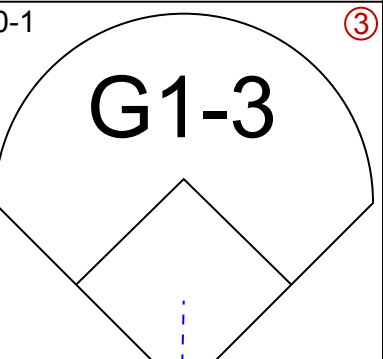
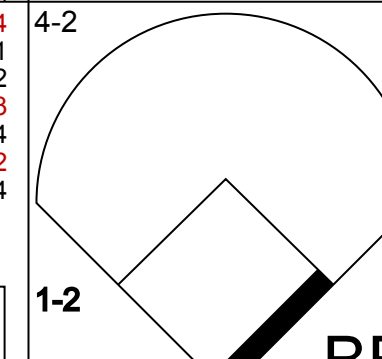

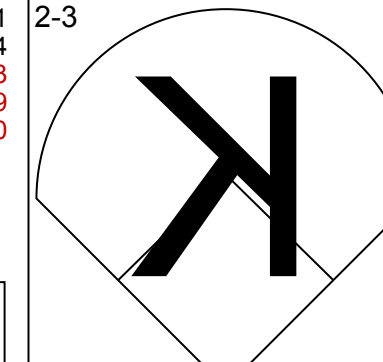
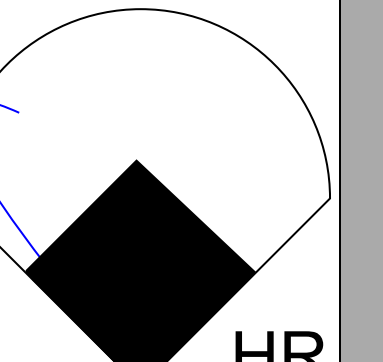
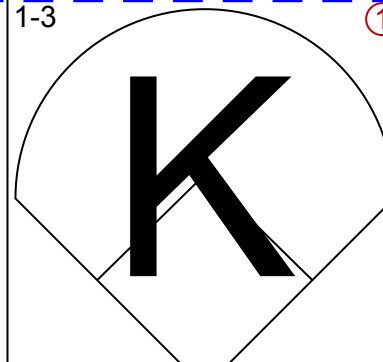

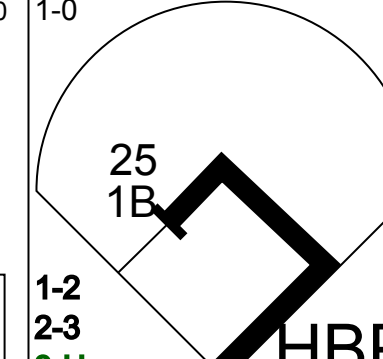

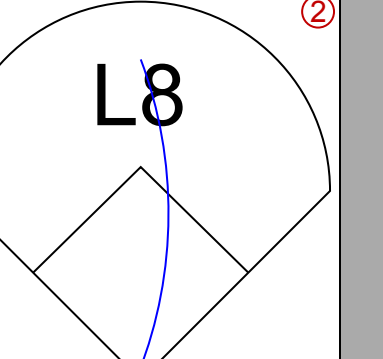

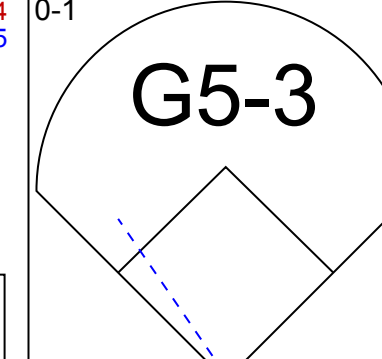
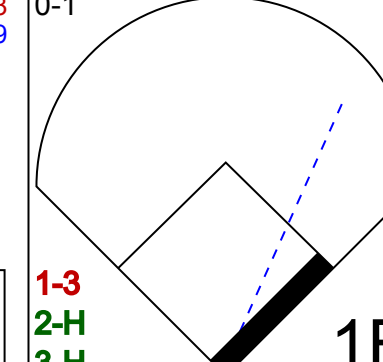
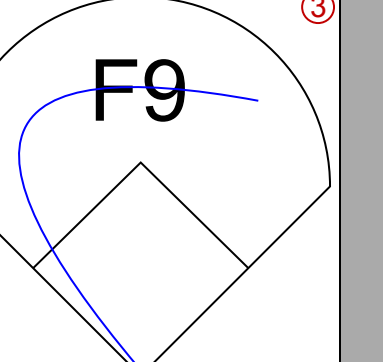
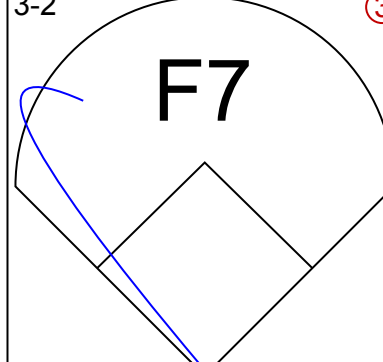
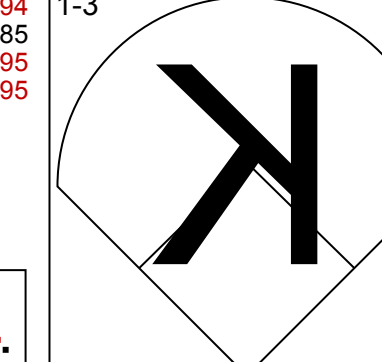
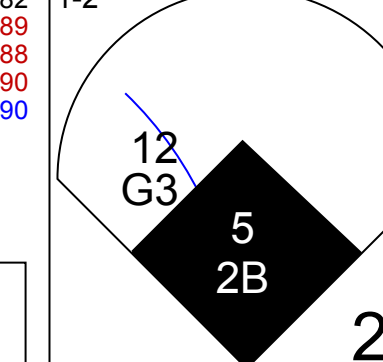
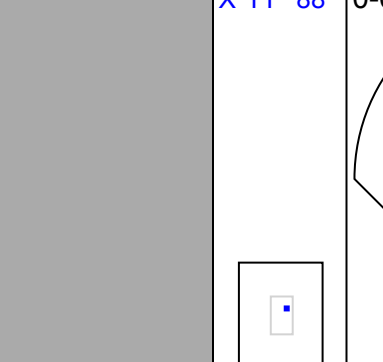

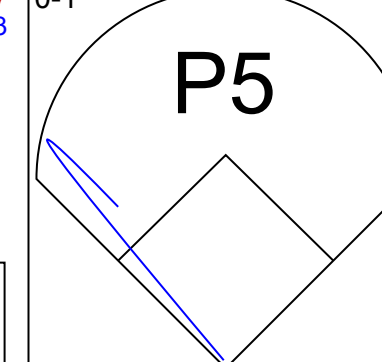

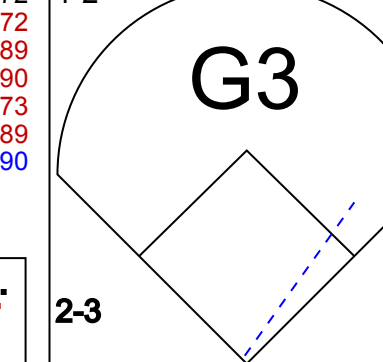
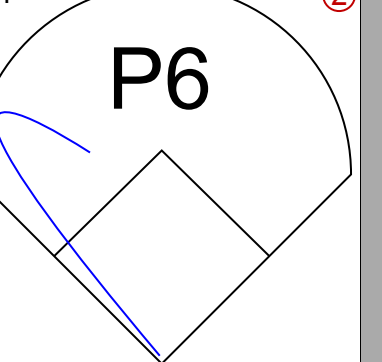
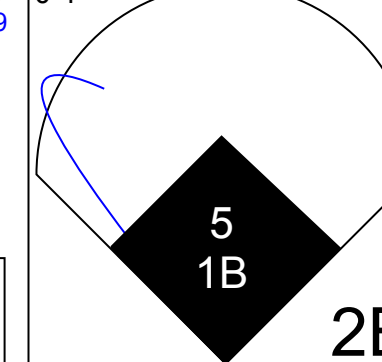









Batter	1	2	3	4	5	6	7	8	9	AB	R	H	RBI	BB	SO	LOB	TOP																																																																																																											
31 Cedric Mullins, L OBP: 0.368, SLG: 0.533										4	2	1	0	1	1	2	<p><b>Baltimore Orioles @ Boston Red Sox</b> Fenway Park, Boston, MA Sun Sep 19 2021, 1:11 PM - 4:06 PM EDT Att: 27,010 - Sunny - 70 F</p>																																																																																																											
6 Ryan Mountcastle, R OBP: 0.316, SLG: 0.499										3	2	2	0	2	1	0																																																																																																												
25 Anthony Santander, S OBP: 0.293, SLG: 0.440										4	2	1	1	1	1	2																																																																																																												
16 Trey Mancini, R OBP: 0.331, SLG: 0.447										5	0	1	3	0	2	4																																																																																																												
21 Austin Hays, R OBP: 0.301, SLG: 0.465									4	0	1	2	0	1	1																																																																																																													
28 Pedro Severino, R OBP: 0.297, SLG: 0.374										4	0	1	0	0	1	1																																																																																																												
11 Pat Valaika, R OBP: 0.248, SLG: 0.266										4	0	0	0	0	1	1																																																																																																												
82 Kelvin Gutiérrez, R OBP: 0.263, SLG: 0.271										4	0	1	0	0	3	1																																																																																																												
1 Richie Martin, R OBP: 0.296, SLG: 0.343										4	0	2	0	0	1	1																																																																																																												
<b>Inning Stats</b>	R: 0 E: 0 K: 3 S: 11	H: 1 LOB: 1 BB: 0 P: 12	R: 0 E: 0 K: 2 S: 11	H: 1 LOB: 1 BB: 0 P: 15	R: 3 E: 0 K: 1 S: 21	H: 3 LOB: 1 BB: 1 P: 31	R: 0 E: 0 K: 1 S: 7	H: 1 LOB: 1 BB: 0 P: 8	R: 0 E: 0 K: 1 S: 9	H: 1 LOB: 1 BB: 0 P: 12	R: 0 E: 0 K: 0 S: 14	H: 1 LOB: 1 BB: 0 P: 21	R: 3 E: 0 K: 2 S: 11	H: 1 LOB: 0 BB: 3 P: 26	R: 0 E: 0 K: 1 S: 13	H: 1 LOB: 1 BB: 0 P: 18	R: 0 E: 0 K: 1 S: 7	H: 0 LOB: 0 BB: 0 P: 8	1B: 7 2B: 3 3B: 0 HR: 0	SF: 0 SAC: 0 DP: 0 HBP: 0	WP: 0 PB: 0 SB: 1 CS: 0	PA: 40																																																																																																						
<b>PITCHER</b>	IP WLS BF H R ER SO BB IBB HBP BLK WP HR S P ERA WHIP	<table border="1"> <thead> <tr> <th>PITCHER</th> <th>IP</th> <th>WLS</th> <th>BF</th> <th>H</th> <th>R</th> <th>ER</th> <th>SO</th> <th>BB</th> <th>IBB</th> <th>HBP</th> <th>BLK</th> <th>WP</th> <th>HR</th> <th>S</th> <th>P</th> <th>ERA</th> <th>WHIP</th> </tr> </thead> <tbody> <tr> <td>17 Nathan Eovaldi, R</td> <td>(1, 1)</td> <td>5.0</td> <td></td> <td>23</td> <td>7</td> <td>3</td> <td>3</td> <td>8</td> <td>1</td> <td>0</td> <td>0</td> <td>0</td> <td>0</td> <td>59</td> <td>78</td> <td>5.40</td> <td>1.600</td> </tr> <tr> <td>72 Garrett Whitlock, R</td> <td>(6, 1)</td> <td>1.0</td> <td>H</td> <td>5</td> <td>1</td> <td>1</td> <td>1</td> <td>0</td> <td>0</td> <td>0</td> <td>0</td> <td>0</td> <td>0</td> <td>16</td> <td>27</td> <td>9.00</td> <td>2.000</td> </tr> <tr> <td>19 Hirokazu Sawamura, R</td> <td>(7, 1)</td> <td>1.0</td> <td>W</td> <td>5</td> <td>1</td> <td>2</td> <td>2</td> <td>2</td> <td>0</td> <td>0</td> <td>0</td> <td>0</td> <td>0</td> <td>9</td> <td>20</td> <td>18.00</td> <td>3.000</td> </tr> <tr> <td>56 Hansel Robles, R</td> <td>(8, 1)</td> <td>1.0</td> <td>H</td> <td>4</td> <td>1</td> <td>0</td> <td>0</td> <td>1</td> <td>0</td> <td>0</td> <td>0</td> <td>0</td> <td>0</td> <td>13</td> <td>18</td> <td>0.00</td> <td>1.000</td> </tr> <tr> <td>43 Garrett Richards, R</td> <td>(9, 1)</td> <td>1.0</td> <td>S</td> <td>3</td> <td>0</td> <td>0</td> <td>0</td> <td>1</td> <td>0</td> <td>0</td> <td>0</td> <td>0</td> <td>0</td> <td>7</td> <td>8</td> <td>0.00</td> <td>0.000</td> </tr> </tbody> </table>															PITCHER	IP	WLS	BF	H	R	ER	SO	BB	IBB	HBP	BLK	WP	HR	S	P	ERA	WHIP	17 Nathan Eovaldi, R	(1, 1)	5.0		23	7	3	3	8	1	0	0	0	0	59	78	5.40	1.600	72 Garrett Whitlock, R	(6, 1)	1.0	H	5	1	1	1	0	0	0	0	0	0	16	27	9.00	2.000	19 Hirokazu Sawamura, R	(7, 1)	1.0	W	5	1	2	2	2	0	0	0	0	0	9	20	18.00	3.000	56 Hansel Robles, R	(8, 1)	1.0	H	4	1	0	0	1	0	0	0	0	0	13	18	0.00	1.000	43 Garrett Richards, R	(9, 1)	1.0	S	3	0	0	0	1	0	0	0	0	0	7	8	0.00	0.000
PITCHER	IP	WLS	BF	H	R	ER	SO	BB	IBB	HBP	BLK	WP	HR	S	P	ERA	WHIP																																																																																																											
17 Nathan Eovaldi, R	(1, 1)	5.0		23	7	3	3	8	1	0	0	0	0	59	78	5.40	1.600																																																																																																											
72 Garrett Whitlock, R	(6, 1)	1.0	H	5	1	1	1	0	0	0	0	0	0	16	27	9.00	2.000																																																																																																											
19 Hirokazu Sawamura, R	(7, 1)	1.0	W	5	1	2	2	2	0	0	0	0	0	9	20	18.00	3.000																																																																																																											
56 Hansel Robles, R	(8, 1)	1.0	H	4	1	0	0	1	0	0	0	0	0	13	18	0.00	1.000																																																																																																											
43 Garrett Richards, R	(9, 1)	1.0	S	3	0	0	0	1	0	0	0	0	0	7	8	0.00	0.000																																																																																																											

Batter	1	2	3	4	5	6	7	8	9	AB	R	H	RBI	BB	SO	LOB	BOTTOM																																																																																																											
5 Enrique Hernández, R OBP: 0.335, SLG: 0.447										3	2	2	2	1	1	0	<p><b>Baltimore Orioles @ Boston Red Sox</b> Fenway Park, Boston, MA Sun Sep 19 2021, 1:11 PM - 4:06 PM EDT Att: 27,010 - Sunny - 70 F</p>																																																																																																											
10 Hunter Renfroe, R OBP: 0.318, SLG: 0.501										4	2	2	1	0	0	1																																																																																																												
11 Rafael Devers, L OBP: 0.352, SLG: 0.532										4	1	2	1	0	0	1																																																																																																												
2 Xander Bogaerts, R OBP: 0.370, SLG: 0.508										3	0	0	0	1	1	3																																																																																																												
28 J.D. Martinez, R OBP: 0.350, SLG: 0.521										4	1	1	1	0	2	5																																																																																																												
29 Bobby Dalbec, R OBP: 0.306, SLG: 0.497										3	0	0	1	0	0	2																																																																																																												
25 Kevin Plawecki, R OBP: 0.337, SLG: 0.367										4	0	1	2	0	1	0																																																																																																												
99 Alex Verdugo, L OBP: 0.358, SLG: 0.435										4	1	1	0	0	0	0																																																																																																												
12 Jose Iglesias, R OBP: 0.306, SLG: 0.389										4	1	1	0	0	0	1																																																																																																												
<b>Inning Stats</b>	R: 3 E: 0 K: 2 S: 14	H: 3 LOB: 3 BB: 1 P: 23	R: 1 E: 0 K: 0 S: 14	H: 2 LOB: 1 BB: 0 P: 19	R: 1 E: 0 K: 0 S: 12	H: 1 LOB: 0 BB: 0 P: 15	R: 0 E: 0 K: 1 S: 6	H: 0 LOB: 0 BB: 0 P: 9	R: 0 E: 0 K: 0 S: 8	H: 0 LOB: 0 BB: 0 P: 11	R: 0 E: 0 K: 1 S: 8	H: 0 LOB: 0 BB: 0 P: 12	R: 3 E: 0 K: 0 S: 16	H: 4 LOB: 2 BB: 1 P: 22	R: 0 E: 0 K: 1 S: 10	H: 0 LOB: 0 BB: 0 P: 13	R: 0 E: 0 K: 1 S: 7	H: 0 LOB: 0 BB: 0 P: 8	1B: 5 2B: 4 3B: 0 HR: 1	SF: 0 SAC: 0 DP: 0 HBP: 1	WP: 0 PB: 0 SB: 0 CS: 0	PA: 36																																																																																																						
<b>PITCHER</b>	IP WLS BF H R ER SO BB IBB HBP BLK WP HR S P ERA WHIP	<table border="1"> <thead> <tr> <th>PITCHER</th> <th>IP</th> <th>WLS</th> <th>BF</th> <th>H</th> <th>R</th> <th>ER</th> <th>SO</th> <th>BB</th> <th>IBB</th> <th>HBP</th> <th>BLK</th> <th>WP</th> <th>HR</th> <th>S</th> <th>P</th> <th>ERA</th> <th>WHIP</th> </tr> </thead> <tbody> <tr> <td>52 Alex Wells, L</td> <td>(1, 1)</td> <td>5.0</td> <td></td> <td>22</td> <td>6</td> <td>5</td> <td>3</td> <td>1</td> <td>0</td> <td>0</td> <td>0</td> <td>0</td> <td>0</td> <td>8</td> <td>12</td> <td>0.00</td> <td>0.000</td> </tr> <tr> <td>63 Eric Hanhold, R</td> <td>(6, 1)</td> <td>1.0</td> <td></td> <td>3</td> <td>0</td> <td>0</td> <td>0</td> <td>1</td> <td>0</td> <td>0</td> <td>0</td> <td>0</td> <td>0</td> <td>7</td> <td>7</td> <td>81.00</td> <td>9.000</td> </tr> <tr> <td>81 Conner Greene, R</td> <td>(7, 1)</td> <td>0.1</td> <td>L</td> <td>4</td> <td>3</td> <td>3</td> <td>3</td> <td>0</td> <td>0</td> <td>0</td> <td>0</td> <td>0</td> <td>0</td> <td>7</td> <td>13</td> <td>0.00</td> <td>6.000</td> </tr> <tr> <td>54 Cole Sulser, R</td> <td>(7, 1)</td> <td>0.1</td> <td></td> <td>3</td> <td>1</td> <td>0</td> <td>0</td> <td>0</td> <td>1</td> <td>0</td> <td>0</td> <td>0</td> <td>0</td> <td>7</td> <td>13</td> <td>0.00</td> <td>6.000</td> </tr> <tr> <td>55 Dillon Tate, R</td> <td>(7, 1)</td> <td>1.1</td> <td></td> <td>4</td> <td>0</td> <td>0</td> <td>0</td> <td>1</td> <td>0</td> <td>0</td> <td>0</td> <td>0</td> <td>0</td> <td>12</td> <td>15</td> <td>0.00</td> <td>0.000</td> </tr> </tbody> </table>															PITCHER	IP	WLS	BF	H	R	ER	SO	BB	IBB	HBP	BLK	WP	HR	S	P	ERA	WHIP	52 Alex Wells, L	(1, 1)	5.0		22	6	5	3	1	0	0	0	0	0	8	12	0.00	0.000	63 Eric Hanhold, R	(6, 1)	1.0		3	0	0	0	1	0	0	0	0	0	7	7	81.00	9.000	81 Conner Greene, R	(7, 1)	0.1	L	4	3	3	3	0	0	0	0	0	0	7	13	0.00	6.000	54 Cole Sulser, R	(7, 1)	0.1		3	1	0	0	0	1	0	0	0	0	7	13	0.00	6.000	55 Dillon Tate, R	(7, 1)	1.1		4	0	0	0	1	0	0	0	0	0	12	15	0.00	0.000
PITCHER	IP	WLS	BF	H	R	ER	SO	BB	IBB	HBP	BLK	WP	HR	S	P	ERA	WHIP																																																																																																											
52 Alex Wells, L	(1, 1)	5.0		22	6	5	3	1	0	0	0	0	0	8	12	0.00	0.000																																																																																																											
63 Eric Hanhold, R	(6, 1)	1.0		3	0	0	0	1	0	0	0	0	0	7	7	81.00	9.000																																																																																																											
81 Conner Greene, R	(7, 1)	0.1	L	4	3	3	3	0	0	0	0	0	0	7	13	0.00	6.000																																																																																																											
54 Cole Sulser, R	(7, 1)	0.1		3	1	0	0	0	1	0	0	0	0	7	13	0.00	6.000																																																																																																											
55 Dillon Tate, R	(7, 1)	1.1		4	0	0	0	1	0	0	0	0	0	12	15	0.00	0.000																																																																																																											

AB	36
R	6
H	10
RBI	6
BB	4
SO	12
LOB	13



AB	33
R	8
H	10
RBI	8
BB	2
SO	5
LOB	13





Batter	1	2	3	4	5	6	7	8	9	AB	R	H	RBI	BB	SO	LOB	TOP			
21 Austin Hays, R OBP: 0.303, SLG: 0.464										3	1	1	0	1	0	1	<b>Baltimore Orioles @ Philadelphia Phillies</b> Citizens Bank Park, Philadelphia, PA Mon Sep 20 2021, 7:09 PM - 9:58 PM EDT Att: 21,440 - Partly Cloudy - 71 F			
6 Ryan Mountcastle, R OBP: 0.314, SLG: 0.495										4	0	0	0	0	1	3				
25 Anthony Santander, S OBP: 0.292, SLG: 0.436										4	1	1	0	0	0	0				
28 Pedro Severino, R OBP: 0.299, SLG: 0.376										4	0	2	1	0	1	0				
65 Ryan McKenna, R OBP: 0.294, SLG: 0.273										4	0	1	1	0	0	1				
68 Tyler Wells, R										0	0	0	0	0	0	0				
11 Pat Valaika, R OBP: 0.248, SLG: 0.266										4	0	1	0	0	2	3				
1 Richie Martin, R OBP: 0.293, SLG: 0.338										4	0	1	0	0	1	3				
82 Kelvin Gutiérrez, R OBP: 0.263, SLG: 0.270										4	0	1	0	0	1	1				
47 John Means, L OBP: 0.200, SLG: 0.400										3	0	1	0	0	1	1				
54 Cole Sulser, R										0	0	0	0	0	0	0				
31 Cedric Mullins, L OBP: 0.368, SLG: 0.533										0	0	0	0	0	0	0				
<b>Inning Stats</b>	R: 2 E: 0 K: 2 S: 15	H: 4 LOB: 2 BB: 0 P: 23	R: 0 E: 0 K: 0 S: 10	H: 1 LOB: 1 BB: 1 P: 19	R: 0 E: 0 K: 1 S: 11	H: 1 LOB: 0 BB: 0 P: 18	R: 0 E: 0 K: 1 S: 8	H: 0 LOB: 0 BB: 0 P: 10	R: 0 E: 0 K: 0 S: 10	H: 1 LOB: 1 BB: 0 P: 17	R: 0 E: 0 K: 0 S: 8	H: 0 LOB: 0 BB: 0 P: 11	R: 0 E: 0 K: 1 S: 8	H: 1 LOB: 1 BB: 0 P: 15	R: 0 E: 0 K: 1 S: 12	H: 1 LOB: 1 BB: 0 P: 16	1B: 8 2B: 1 3B: 0 HR: 0	SF: 0 SAC: 0 DP: 1 HBP: 0	WP: 0 PB: 0 SB: 0 CS: 0	PA: 35
<b>PITCHER</b>	IP WLS BF H R ER SO BB IBB HBP BLK WP HR S P ERA WHIP																			
55 Ranger Suárez, L ERA: 1.6	6.0 L 25 7 2 2 5 1 0 0 0 0 0 0 66 102 3.00 1.333																			
Sam Coonrod, R ERA: 4.02	7.1 1.0 4 1 0 0 0 0 0 0 0 0 0 8 11 0.00 1.000																			
23 Archie Bradley, R ERA: 3.86	8.1 1.0 3 0 0 0 1 0 0 0 0 0 0 8 15 0.00 0.000																			
70 Bailey Falter, L ERA: 5.28	9.1 1.0 4 1 0 0 1 0 0 0 0 0 0 0 12 16 0.00 1.000																			

Batter	1	2	3	4	5	6	7	8	9	AB	R	H	RBI	BB	SO	LOB	BOTTOM			
37 Odúbel Herrera, L OBP: 0.311, SLG: 0.418										4	0	1	0	0	0	0	<b>Baltimore Orioles @ Philadelphia Phillies</b> Citizens Bank Park, Philadelphia, PA Mon Sep 20 2021, 7:09 PM - 9:58 PM EDT Att: 21,440 - Partly Cloudy - 71 F			
2 Jean Segura, R OBP: 0.397, SLG: 0.452										4	0	0	0	0	1					
3 Bryce Harper, L OBP: 0.427, SLG: 0.620										3	0	0	0	1	2	1				
10 J.T. Realmuto, R OBP: 0.347, SLG: 0.435										4	0	1	0	0	1	1				
22 Andrew McCutchen, R OBP: 0.331, SLG: 0.432										4	0	1	0	0	0	1				
19 Matt Vierling, R OBP: 0.375, SLG: 0.432										3	0	1	0	0	1	1				
18 Didi Gregorius, L OBP: 0.272, SLG: 0.369										3	0	0	0	0	1	3				
8 Freddy Galvis, S OBP: 0.314, SLG: 0.425										3	0	0	0	0	3					
55 Ranger Suárez, L OBP: 0.298, SLG: 0.385										1	0	0	0	0	0	0				
30 Luke Williams, R OBP: 0.321, SLG: 0.323										0	0	0	0	0	0	0				
Sam Coonrod, R										0	0	0	0	0	0	0				
23 Archie Bradley, R										0	0	0	0	0	0	0				
13 Brad Miller, L OBP: 0.330, SLG: 0.442										0	0	0	0	0	0	0				
70 Bailey Falter, R										0	0	0	0	0	0	0				
<b>Inning Stats</b>	R: 0 E: 0 K: 0 S: 11	H: 0 LOB: 1 BB: 1 P: 19	R: 0 E: 0 K: 2 S: 12	H: 1 LOB: 1 BB: 0 P: 16	R: 0 E: 0 K: 0 S: 7	H: 0 LOB: 0 BB: 0 P: 10	R: 0 E: 0 K: 2 S: 8	H: 0 LOB: 0 BB: 0 P: 14	R: 0 E: 0 K: 0 S: 8	H: 1 LOB: 1 BB: 0 P: 13	R: 0 E: 0 K: 2 S: 12	H: 2 LOB: 2 BB: 0 P: 16	R: 0 E: 0 K: 0 S: 8	H: 0 LOB: 0 BB: 0 P: 10	R: 0 E: 0 K: 0 S: 4	H: 0 LOB: 0 BB: 0 P: 7	1B: 4 2B: 0 3B: 0 HR: 0	SF: 0 SAC: 0 DP: 0 HBP: 0	WP: 0 PB: 0 SB: 0 CS: 0	PA: 32
<b>PITCHER</b>	IP WLS BF H R ER SO BB IBB HBP BLK WP HR S P ERA WHIP																			
47 John Means, L ERA: 3.25	6.2 W 25 4 0 0 0 0 1 0 0 0 0 0 65 105 0.00 0.750																			
54 Cole Sulser, R	7.1 1.1 H 4 0 0 0 0 0 0 0 0 0 9 12 0.00 0.000																			
68 Tyler Wells, R ERA: 4.09	9.1 1.0 S 3 0 0 0 0 0 0 0 0 0 4 7 0.00 0.000																			

AB 34  
R 2  
H 9  
RBI 2  
BB 1  
SO 7  
LOB 13



AB 31  
R 0  
H 4  
RBI 0  
BB 1  
SO 6  
LOB 11





Batter	1	2	3	4	5	6	7	8	9	10	AB	R	H	RBI	BB	SO	LOB	TOP								
31 Cedric Mullins, L OBP: 0.369, SLG: 0.534											5	0	2	0	0	0	2									
21 Austin Hays, R OBP: 0.304, SLG: 0.464											4	0	1	1	0	1	1									
25 Anthony Santander, S OBP: 0.289, SLG: 0.432											5	0	0	0	0	1	4									
16 Trey Mancini, R OBP: 0.330, SLG: 0.444											4	0	0	0	1	3	3									
28 Pedro Severino, R OBP: 0.268, SLG: 0.373											5	0	1	0	0	2	2									
62 César Valdez, R OBP: 0.282, SLG: 0.275											4	0	2	0	0	0	1									
1 Pat Valaika, R OBP: 0.291, SLG: 0.324											3	1	0	0	0	0	2									
82 Kelvin Gutiérrez, R OBP: 0.267, SLG: 0.268											2	1	0	0	2	0	1									
81 Conner Greene, R ERA: 5.06											0	0	0	0	0	0	0									
<b>Inning Stats</b>	R: 0 E: 0 K: 0 S: 7	H: 1 LOB: 1 BB: 0 P: 13	R: 0 E: 0 K: 10 S: 10	H: 1 LOB: 2 BB: 1 P: 16	R: 0 E: 0 K: 2 S: 13	H: 1 LOB: 1 BB: 0 P: 17	R: 1 E: 0 K: 1 S: 15	H: 1 LOB: 2 BB: 0 P: 27	R: 0 E: 0 K: 1 S: 8	H: 0 LOB: 0 BB: 0 P: 11	R: 0 E: 1 K: 1 S: 12	H: 1 LOB: 2 BB: 0 P: 18	R: 0 E: 0 K: 0 S: 5	H: 0 LOB: 0 BB: 0 P: 11	R: 0 E: 0 K: 1 S: 5	H: 1 LOB: 0 BB: 0 P: 6	R: 0 E: 0 K: 0 S: 7	H: 0 LOB: 0 BB: 0 P: 13	R: 1 E: 0 K: 1 S: 11	H: 1 LOB: 2 BB: 1 P: 17	1B: 4 2B: 3 3B: 0 HR: 0	SF: 0 SAC: 0 DP: 2 HBP: 2	WP: 0 PB: 0 SB: 0 CS: 0	PA: 41		
<b>PITCHER</b>	IP WLS BF H R ER SO BB IBB HBP BLK WP HR S P ERA WHIP	77 Adonis Medina, R ERA: 1.59	46 José Alvarado, L ERA: 3.91	23 Archie Bradley, R ERA: 3.78	50 Héctor Neris, R ERA: 3.41	31 Ian Kennedy, R ERA: 3.44	<b>PITCHER</b>	IP WLS BF H R ER SO BB IBB HBP BLK WP HR S P ERA WHIP	63 Eric Hanhold, R ERA: 3.18	68 Tyler Wells, R ERA: 4.02	62 César Valdez, R ERA: 5.87															

**Baltimore Orioles @ Philadelphia Phillies**  
Citizens Bank Park, Philadelphia, PA  
Tue Sep 21 2021, 7:09 PM - 10:48 PM EDT  
Att: 18,955 - Partly Cloudy - 75 F

livebaseballscorecards.com

AB 36  
R 2  
H 7  
RBI 2  
BB 3  
SO 7  
LOB 20

WP: 0 PA: 41  
PB: 0  
SB: 0  
CS: 0

Batter	1	2	3	4	5	6	7	8	9	10	AB	R	H	RBI	BB	SO	LOB	BOTTOM							
37 Odúbel Herrera, L OBP: 0.310, SLG: 0.415											5	0	1	0	0	1	1								
2 Jean Segura, R OBP: 0.355, SLG: 0.448											4	0	0	0	1	2	3								
3 Bryce Harper, L OBP: 0.429, SLG: 0.621											4	1	2	0	1	2	1								
10 J.T. Realmuto, R OBP: 0.349, SLG: 0.442											4	1	2	2	0	1	2								
13 Brad Miller, L OBP: 0.317, SLG: 0.458											3	0	0	0	0	2	3								
19 Matt Vierling, R OBP: 0.367, SLG: 0.422											4	0	2	1	0	0	1								
31 Ian Kennedy, R OBP: 0.344											4	0	2	1	0	0	1								
22 Andrew McCutchen, R OBP: 0.332, SLG: 0.435											4	0	2	1	0	0	1								
18 Didi Gregorius, L OBP: 0.276, SLG: 0.366											3	0	0	0	0	0	2								
50 Héctor Neris, R ERA: 7.5											0	0	0	0	0	0	0								
30 Luke Williams, R OBP: 0.318, SLG: 0.320											1	0	0	0	0	0	0								
8 Freddy Galvis, S OBP: 0.316, SLG: 0.426											4	0	2	0	0	0	1								
77 Adonis Medina, R ERA: 5.06											4	0	2	0	0	0	1								
46 José Alvarado, L OBP: 0.265, SLG: 0.222											1	0	0	0	0	1	1								
7 Matt Joyce, L ERA: 4.96											0	0	0	0	0	0	0								
23 Archie Bradley, R ERA: 7.5											1	0	0	0	0	0	0								
74 Ronald Torreyes, R OBP: 0.284, SLG: 0.344											1	1	0	0	0	1	0								
<b>Inning Stats</b>	R: 0 E: 0 K: 2 S: 15	H: 1 LOB: 2 BB: 0 P: 24	R: 0 E: 0 K: 1 S: 13	H: 1 LOB: 1 BB: 0 P: 17	R: 0 E: 0 K: 1 S: 10	H: 1 LOB: 1 BB: 1 P: 17	R: 0 E: 0 K: 0 S: 9	H: 1 LOB: 1 BB: 0 P: 13	R: 0 E: 0 K: 1 S: 9	H: 0 LOB: 0 BB: 0 P: 13	R: 1 E: 0 K: 2 S: 14	H: 2 LOB: 1 BB: 0 P: 18	R: 0 E: 0 K: 1 S: 9	H: 1 LOB: 1 BB: 0 P: 13	R: 0 E: 0 K: 0 S: 10	H: 1 LOB: 1 BB: 0 P: 11	R: 0 E: 0 K: 1 S: 12	H: 0 LOB: 0 BB: 0 P: 16	R: 2 E: 0 K: 1 S: 6	H: 1 LOB: 1 BB: 1 P: 9	1B: 5 2B: 3 3B: 1 HR: 0	SF: 0 SAC: 1 DP: 0 HBP: 1	WP: 2 PB: 0 SB: 1 CS: 0	PA: 40	
<b>PITCHER</b>	IP WLS BF H R ER SO BB IBB HBP BLK WP HR S P ERA WHIP	81 Conner Greene, R ERA: 5.06	78 Marcos Diplán, R ERA: 4.96	73 Thomas Eshelman, R ERA: 7.5	55 Dillon Tate, R ERA: 4.57	58 Fernando Abad, L ERA: 6.43	<b>PITCHER</b>	IP WLS BF H R ER SO BB IBB HBP BLK WP HR S P ERA WHIP	63 Eric Hanhold, R ERA: 3.18	68 Tyler Wells, R ERA: 4.02	62 César Valdez, R ERA: 5.87														



**Baltimore Orioles @ Philadelphia Phillies**  
Citizens Bank Park, Philadelphia, PA  
Tue Sep 21 2021, 7:09 PM - 10:48 PM EDT  
Att: 18,955 - Partly Cloudy - 75 F

livebaseballscorecards.com

AB 36  
R 3  
H 9  
RBI 3  
BB 2  
SO 10  
LOB 16

WP: 2 PA: 40  
PB: 0  
SB: 1  
CS: 0




Batter	1	2	3	4	5	6	7	8	9	AB	R	H	RBI	BB	SO	LOB	TOP										
31 Cedric Mullins, L (1.8) OBP: 0.369, SLG: 0.535	G2-3		3B			P5	G3		BB	4	0	1	0	1	0	1	<b>Baltimore Orioles @ Philadelphia Phillies</b> Citizens Bank Park, Philadelphia, PA Wed Sep 22 2021, 7:09 PM - 10:27 PM EDT Att: 18,133 - Partly Cloudy - 78 F										
6 Ryan Mountcastle, R (1.3) OBP: 0.312, SLG: 0.490	L9		K			BB		L3	F9	4	1	0	0	1	1	3											
21 Austin Hays, R (1.9) OBP: 0.306, SLG: 0.466	L9			K		BB		BB		3	1	1	1	1	1	0											
28 Pedro Severino, R (1.2) OBP: 0.297, SLG: 0.375	L4			K		BB		BB		4	0	1	1	0	2	1											
65 Ryan McKenna, R (1.7) OBP: 0.291, SLG: 0.266	BB			K		BB		BB		3	0	0	0	1	3	2											
11 Pat Valaika, R (1.4) OBP: 0.256, SLG: 0.279	BB							BB		4	0	2	0	0	1	0											
1 Richie Martin, R (1.6) OBP: 0.289, SLG: 0.321	BB							BB		4	1	1	0	0	1	2											
82 Kelvin Gutiérrez, R (1.5) OBP: 0.270, SLG: 0.269			G5-3			BB		BB		3	0	1	0	1	1	0											
45 Keegan Akin, L (1.1) 63 Eric Hanhold, R (6.1) 16 Trey Mancini, R (7.9) 81 Conner Greene, R (7.1) 86 Brooks Kriske, R (7.1) 58 Fernando Abad, L (8.1) 37 Jahmai Jones, R (9.9)						BB		BB		2	0	0	0	0	2	1											
<b>Inning Stats</b>	R: 0 E: 0 K: 0 S: 7	H: 0 LOB: 0 BB: 0 P: 10	R: 0 E: 0 K: 0 S: 11	H: 1 LOB: 1 BB: 1 P: 20	R: 0 E: 0 K: 2 S: 10	H: 1 LOB: 1 BB: 0 P: 15	R: 0 E: 0 K: 3 S: 10	H: 0 LOB: 0 BB: 0 P: 16	R: 0 E: 0 K: 2 S: 11	H: 1 LOB: 1 BB: 0 P: 17	R: 1 E: 0 K: 2 S: 14	H: 1 LOB: 1 BB: 1 P: 19	R: 1 E: 0 K: 1 S: 9	H: 1 LOB: 1 BB: 1 P: 17	R: 1 E: 0 K: 1 S: 12	H: 2 LOB: 2 BB: 1 P: 19			R: 0 E: 0 K: 1 S: 19	H: 0 LOB: 2 BB: 2 P: 32	1B: 4 2B: 2 3B: 1 HR: 0	SF: 0 SAC: 0 DP: 1 HBP: 0	WP: 1 PB: 1 CS: 0 SB: 0	PA: 38			
<b>PITCHER</b>	IP	WLS	BF	H	R	ER	SO	BB	IBB	HBP	BLK	WP	HR	S	P	ERA	WHIP										
45 Zack Wheeler, R (1.1) ERA: 2.79	6.0		23	4	1	1	9	2	0	0	0	0	0	63	97	1.50	1.000										
Sam Coonrod, R (7.1) ERA: 4.17	0.2	B	4	1	1	1	1	1	0	0	0	1	0	7	15	13.50	3.000										
46 José Alvarado, L (7.1) ERA: 3.88	0.1	W	1	0	0	0	0	0	0	0	0	0	0	2	2	0.00	0.000										
52 Cam Bedrosian, R (8.1) ERA: 4.56	1.0	H	5	2	1	1	1	1	0	0	0	0	0	12	19	9.00	3.000										
31 Ian Kennedy, R (9.1) ERA: 3.39	1.0	S	5	0	0	0	1	2	0	0	0	0	0	19	32	0.00	2.000										
<b>Batter</b>	<b>1</b>	<b>2</b>	<b>3</b>	<b>4</b>	<b>5</b>	<b>6</b>	<b>7</b>	<b>8</b>	<b>9</b>	<b>AB</b>	<b>R</b>	<b>H</b>	<b>RBI</b>	<b>BB</b>	<b>SO</b>	<b>LOB</b>	<b>BOTTOM</b>										
37 Odúbel Herrera, L (1.8) OBP: 0.307, SLG: 0.411	K	L6			K		F7			4	0	0	0	0	2	4	<b>Baltimore Orioles @ Philadelphia Phillies</b> Citizens Bank Park, Philadelphia, PA Wed Sep 22 2021, 7:09 PM - 10:27 PM EDT Att: 18,133 - Partly Cloudy - 78 F										
2 Jean Segura, R (1.4) OBP: 0.356, SLG: 0.450	BB		BB		BB		SF8			3	0	2	1	0	0	0											
3 Bryce Harper, L (1.9) OBP: 0.431, SLG: 0.621	BB		BB		BB		IBB			2	1	1	0	2	0	1											
10 J.T. Realmuto, R (1.2) OBP: 0.349, SLG: 0.440	K		K		K		BB			4	0	1	1	0	2	3											
22 Andrew McCutchen, R (1.7) OBP: 0.331, SLG: 0.440	FC5-4				K		HR			4	1	1	2	0	1	4											
30 Luke Williams, R (9.3) OBP: 0.319, SLG: 0.320	FC5-4				K		P2			0	0	0	0	0	0	0											
8 Freddy Galvis, S (1.5) OBP: 0.315, SLG: 0.424	G6-3		F9		F9		BB			4	0	1	0	0	0	0											
18 Didi Gregorius, L (1.6) OBP: 0.267, SLG: 0.362	G6-3		F8		F8		L8			4	0	0	0	0	0	1											
19 Matt Vierling, R (1.3) OBP: 0.377, SLG: 0.429										4	1	2	0	0	0	0											
31 Ian Kennedy, R (9.1) ERA: 3.39										0	0	0	0	0	0	0											
45 Zack Wheeler, L (1.1) 63 Eric Hanhold, R (6.1) 81 Conner Greene, R (7.1) 86 Brooks Kriske, R (7.1) 58 Fernando Abad, L (8.1) 9 Travis Jankowski, L (9.9)										2	0	1	0	0	1	0											
<b>Inning Stats</b>	R: 0 E: 0 K: 2 S: 15	H: 1 LOB: 2 BB: 1 P: 24	R: 0 E: 0 K: 0 S: 13	H: 2 LOB: 2 BB: 0 P: 16	R: 0 E: 0 K: 1 S: 8	H: 1 LOB: 0 BB: 0 P: 13	R: 0 E: 0 K: 1 S: 7	H: 0 LOB: 0 BB: 0 P: 11	R: 0 E: 0 K: 2 S: 12	H: 0 LOB: 0 BB: 0 P: 17	R: 2 E: 0 K: 0 S: 15	H: 3 LOB: 1 BB: 0 P: 24	R: 2 E: 0 K: 0 S: 15	H: 3 LOB: 2 BB: 1 P: 21	R: 0 E: 0 K: 0 S: 9	H: 0 LOB: 0 BB: 0 P: 16		1B: 8 2B: 1 3B: 0 HR: 1	SF: 1 SAC: 0 DP: 1 HBP: 0	WP: 0 PB: 0 SB: 0 CS: 0	PA: 35						
<b>PITCHER</b>	IP	WLS	BF	H	R	ER	SO	BB	IBB	HBP	BLK	WP	HR	S	P	ERA	WHIP										
45 Keegan Akin, L (1.1) ERA: 6.63	5.1		21	5	1	1	6	1	0	0	0	0	1	9	15	13.50	3.000										
63 Eric Hanhold, R (6.1) ERA: 4.29	0.2	B	4	2	1	1	0	0	0	0	0	0	1	9	15	13.50	3.000										
81 Conner Greene, R (7.1) ERA: 5.73	0.2	L	6	3	2	2	0	0	1	0	0	0	0	13	18	27.00	4.500										
86 Brooks Kriske, R (7.1) ERA: 14.63	0.1		1	0	0	0	0	0	0	0	0	0	0	2	3	0.00	0.000										
58 Fernando Abad, L (8.1) ERA: 6.0	1.0		3	0	0	0	0	0	0	0	0	0	0	9	16	0.00	0.000										



Batter	1	2	3	4	5	6	7	8	9	AB	R	H	RBI	BB	SO	LOB	TOP										
3 Leody Taveras, S OBP: 0.199, SLG: 0.289										4	0	0	0	0	2	3											
9 Isiah Kiner-Faleola, R OBP: 0.312, SLG: 0.358										4	0	1	0	0	1	0											
77 Andy Ibanez, R OBP: 0.311, SLG: 0.410										3	0	0	0	1	1	1											
53 Adolis Garcia, R OBP: 0.286, SLG: 0.458										4	0	0	0	0	2	2											
30 Nathaniel Lowe, L OBP: 0.354, SLG: 0.402										3	0	1	0	1	0	1											
15 Nick Solak, R OBP: 0.305, SLG: 0.358										3	0	1	0	1	0	1											
38 DJ Peters, R OBP: 0.249, SLG: 0.420										2	0	0	0	0	2	2											
5 Willie Calhoun, L OBP: 0.323, SLG: 0.379										2	0	1	0	0	0	1											
28 Jonah Heim, S OBP: 0.230, SLG: 0.345										3	0	0	0	1	1	3											
65 Yonny Hernandez, S OBP: 0.340, SLG: 0.279										3	0	1	0	0	0	4											
<b>Inning Stats</b>	R: 0 H: 1 E: 0 K: 3 S: 17	H: 1 LOB: 1 BB: 0 P: 23	R: 0 H: 1 E: 0 K: 2 S: 13	H: 1 LOB: 2 BB: 1 P: 21	R: 0 H: 0 E: 0 K: 1 S: 8	H: 0 LOB: 0 BB: 0 P: 14	R: 0 H: 0 E: 0 K: 0 S: 10	H: 1 LOB: 1 BB: 1 P: 18	R: 0 H: 0 E: 0 K: 0 S: 10	H: 0 LOB: 1 BB: 0 P: 17	R: 0 H: 1 E: 0 K: 0 S: 6	H: 1 LOB: 2 BB: 1 P: 15	R: 0 H: 0 E: 0 K: 2 S: 11	H: 0 LOB: 0 BB: 0 P: 16	R: 0 H: 1 E: 0 K: 0 S: 9	H: 1 LOB: 1 BB: 0 P: 12	1B: 5 2B: 0 3B: 0 HR: 0	SF: 0 SAC: 0 DP: 0 HBP: 0	WP: 1 PB: 0 SB: 1 CS: 0	PA: 35							
<b>PITCHER</b>	IP	WLS	BF	H	R	ER	SO	BB	IBB	HBP	BLK	WP	HR	S	P	ERA	WHIP										
59 Zac Louthier, L ERA: 7.66	5.0	W	20	3	0	0	7	2	0	0	0	1	0	58	94	0.00	1.000										
53 Mike Baumann, R ERA: 9.9	1.1	H	7	1	0	0	0	2	0	0	0	0	0	12	26	0.00	2.250										
54 Cole Sulser, R ERA: 2.82	1.2	H	5	0	0	0	2	0	0	0	0	0	0	15	22	0.00	0.000										
68 Tyler Wells, R ERA: 3.95	1.0	S	4	1	0	0	0	0	0	0	0	0	0	9	12	0.00	1.000										

Texas Rangers @ Baltimore Orioles  
 Oriole Park at Camden Yards, Baltimore, MD  
 Thu Sep 23 2021, 7:05 PM - 9:50 PM EDT  
 Att: 6,328 - Cloudy - 71 F


AB 31  
 R 0  
 H 5  
 RBI 0  
 BB 4  
 SO 9  
 LOB 18



Batter	1	2	3	4	5	6	7	8	9	AB	R	H	RBI	BB	SO	LOB	BOTTOM										
31 Cedric Mullins, L OBP: 0.368, SLG: 0.532										3	0	0	0	1	1	1											
6 Ryan Mountcastle, R OBP: 0.313, SLG: 0.496										4	1	2	1	0	1	0											
21 Austin Hays, R OBP: 0.307, SLG: 0.473										4	1	2	1	0	0	2											
16 Trey Mancini, R OBP: 0.327, SLG: 0.440										4	0	0	0	0	2	1											
65 Ryan McKenna, R OBP: 0.290, SLG: 0.272										4	1	1	0	0	1	0											
37 Jahmai Jones, R OBP: 0.226, SLG: 0.224										3	0	1	0	0	2	0											
11 Pat Valaika, R OBP: 0.256, SLG: 0.279										0	0	0	0	0	0	0											
1 Richie Martin, R OBP: 0.282, SLG: 0.313										2	0	0	1	0	1	0											
82 Kelvin Gutierrez, R OBP: 0.271, SLG: 0.274										3	0	1	0	0	1	1											
61 Austin Wynns, R OBP: 0.234, SLG: 0.310										3	0	0	0	0	1	1											
<b>Inning Stats</b>	R: 0 H: 1 E: 0 K: 3 S: 13	H: 0 LOB: 0 BB: 0 P: 13	R: 0 H: 1 E: 0 K: 0 S: 11	H: 1 LOB: 2 BB: 1 P: 17	R: 1 H: 2 E: 0 K: 1 S: 13	H: 2 LOB: 1 BB: 0 P: 17	R: 1 H: 1 E: 0 K: 1 S: 8	H: 1 LOB: 0 BB: 0 P: 12	R: 0 H: 0 E: 0 K: 2 S: 9	H: 0 LOB: 0 BB: 0 P: 13	R: 0 H: 1 E: 0 K: 1 S: 15	H: 1 LOB: 0 BB: 0 P: 21	R: 1 H: 1 E: 0 K: 0 S: 8	H: 1 LOB: 0 BB: 0 P: 15	1B: 3 2B: 2 3B: 0 HR: 2	SF: 0 SAC: 1 DP: 0 HBP: 0	WP: 0 PB: 0 SB: 0 CS: 0	PA: 32									
<b>PITCHER</b>	IP	WLS	BF	H	R	ER	SO	BB	IBB	HBP	BLK	WP	HR	S	P	ERA	WHIP										
49 Glenn Otto, R ERA: 8.02	5.0	L	21	5	2	2	7	1	0	0	0	0	0	56	81	3.60	1.200										
20 Mike Follyniewicz, R ERA: 5.47	2.0		7	1	0	0	3	0	0	0	0	0	0	24	34	0.00	0.500										
68 Joe Barlow, R ERA: 1.75	1.0		4	1	1	1	0	0	0	0	0	0	1	8	15	9.00	1.000										

Texas Rangers @ Baltimore Orioles  
 Oriole Park at Camden Yards, Baltimore, MD  
 Thu Sep 23 2021, 7:05 PM - 9:50 PM EDT  
 Att: 6,328 - Cloudy - 71 F

AB 30  
 R 3  
 H 7  
 RBI 3  
 BB 1  
 SO 10  
 LOB 6









Batter	1	2	3	4	5	6	7	8	9	AB	R	H	RBI	BB	SO	LOB	TOP			
5 Willie Calhoun, L (1,7) OBP: 0.320, SLG: 0.377										4	0	1	0	0	0	3	<p><b>Texas Rangers @ Baltimore Orioles</b>  <b>Oriole Park at Camden Yards, Baltimore, MD</b>            Sat Sep 25 2021, 7:05 PM - 9:59 PM EDT            Att: 10,645 - Cloudy - 73 F</p>			
9 Isiah Kiner-Faleola, R (1,6) OBP: 0.312, SLG: 0.357										4	0	0	0	0	1	1				
53 Adolis Garcia, R (1,10) OBP: 0.287, SLG: 0.458										4	0	0	0	0	2	1				
30 Nathaniel Lowe, L (1,3) OBP: 0.357, SLG: 0.416										4	1	2	1	0	1	1				
15 Nick Solak, R (1,4) OBP: 0.308, SLG: 0.360										3	0	0	0	1	0	0				
38 DJ Peters, R (1,9) OBP: 0.249, SLG: 0.423										4	0	0	0	0	3	2				
65 Yonny Hernández, S (1,5) OBP: 0.352, SLG: 0.276										1	0	0	0	3	0	0				
3 Leody Taveras, S (1,8) OBP: 0.201, SLG: 0.282										3	0	0	0	1	1	2				
23 Jose Trevino, R (1,2) OBP: 0.256, SLG: 0.325										3	1	3	1	0	0	0				
<b>Inning Stats</b>	R: 0 E: 0 K: 1 S: 10	H: 1 LOB: 1 BB: 0 P: 15	R: 0 E: 0 K: 1 S: 11	H: 0 LOB: 0 BB: 1 P: 21	R: 0 E: 0 K: 0 S: 7	H: 1 LOB: 0 BB: 0 P: 10	R: 0 E: 0 K: 2 S: 13	H: 1 LOB: 2 BB: 1 P: 19	R: 0 E: 0 K: 1 S: 9	H: 0 LOB: 1 BB: 0 P: 15	R: 0 E: 0 K: 2 S: 13	H: 0 LOB: 1 BB: 1 P: 20	R: 1 E: 0 K: 1 S: 11	H: 1 LOB: 0 BB: 0 P: 13	R: 1 E: 0 K: 0 S: 10	H: 1 LOB: 1 BB: 1 P: 17	1B: 3 2B: 1 3B: 0 HR: 2	SF: 0 SAC: 0 DP: 2 HBP: 0	WP: 0 PB: 0 SB: 1 CS: 1	PA: 36
<b>PITCHER</b>	IP WLS BF H R ER SO BB IBB HBP BLK WP HR S P ERA WHIP																			
75 Chris Ellis, R (1,1) ERA: 2.15	3.0 10 2 0 0 2 1 0 0 0 0 0 28 46 0.00 1.000																			
78 Marcos Diplán, R (4,1) ERA: 4.21	2.0 9 2 0 0 2 2 0 0 0 0 0 22 35 0.00 2.000																			
87 Joey Krehbiel, R (6,1) ERA:	1.2 6 0 0 0 2 1 0 0 0 0 0 19 30 0.00 0.600																			
86 Brooks Kriske, R (7,1) ERA: 14.0	1.0 W 4 1 1 1 1 0 0 0 0 0 1 11 13 9.00 1.000																			
55 Dillon Tate, R (8,1) ERA: 4.59	1.1 S 6 1 1 1 1 1 0 0 0 0 0 1 13 22 6.75 1.500																			

Batter	1	2	3	4	5	6	7	8	9	AB	R	H	RBI	BB	SO	LOB	BOTTOM			
65 Ryan McKenna, R (1,8) OBP: 0.294, SLG: 0.284										4	0	2	0	0	1	1	<p><b>Texas Rangers @ Baltimore Orioles</b>  <b>Oriole Park at Camden Yards, Baltimore, MD</b>            Sat Sep 25 2021, 7:05 PM - 9:59 PM EDT            Att: 10,645 - Cloudy - 73 F</p>			
6 Ryan Mountcastle, R (1,3) OBP: 0.314, SLG: 0.462										3	0	0	0	0	1	3				
21 Austin Hays, R (1,7) OBP: 0.306, SLG: 0.471										4	0	1	0	0	1	3				
25 Anthony Santander, S (1,9) OBP: 0.286, SLG: 0.428										4	0	0	0	0	0	3				
16 Trey Mancini, R (1,10) OBP: 0.327, SLG: 0.437										2	1	1	0	1	0	0				
11 Pat Valaika, R (1,6) OBP: 0.257, SLG: 0.283										3	1	1	1	0	1	1				
37 Jahmai Jones, R (1,4) OBP: 0.219, SLG: 0.217										2	0	0	0	0	0	0				
31 Cedric Mullins, L (7,PH) OBP: 0.369, SLG: 0.536										1	0	0	0	0	0	1				
1 Richie Martin, R (8,6) OBP: 0.270, SLG: 0.298										0	0	0	0	0	0	0				
82 Kelvin Gutiérrez, R (1,5) OBP: 0.279, SLG: 0.294										3	1	2	2	0	1	0				
72 Nick Ciuffo, L (1,2) OBP: 0.333, SLG: 0.667										3	0	1	0	0	1	1				
<b>Inning Stats</b>	R: 0 E: 0 K: 0 S: 7	H: 1 LOB: 0 BB: 0 P: 10	R: 0 E: 0 K: 0 S: 8	H: 1 LOB: 0 BB: 0 P: 11	R: 0 E: 0 K: 0 S: 13	H: 2 LOB: 1 BB: 0 P: 16	R: 0 E: 0 K: 0 S: 6	H: 0 LOB: 0 BB: 0 P: 8	R: 0 E: 0 K: 2 S: 11	H: 0 LOB: 0 BB: 0 P: 17	R: 0 E: 0 K: 2 S: 12	H: 1 LOB: 1 BB: 0 P: 17	R: 3 E: 0 K: 1 S: 18	H: 2 LOB: 0 BB: 1 P: 28	R: 0 E: 0 K: 1 S: 10	H: 1 LOB: 1 BB: 0 P: 16	1B: 3 2B: 5 3B: 0 HR: 1	SF: 0 SAC: 0 DP: 3 HBP: 1	WP: 0 PB: 0 SB: 0 CS: 0	PA: 31
<b>PITCHER</b>	IP WLS BF H R ER SO BB IBB HBP BLK WP HR S P ERA WHIP																			
24 Jordan Lyles, R (1,1) ERA: 5.31	6.2 L 26 7 3 3 4 1 0 0 0 0 0 70 102 4.05 1.200																			
56 Dennis Santana, R (7,1) ERA: 4.56	0.1 1 0 0 0 1 0 0 0 0 0 0 5 5 0.00 0.000																			
59 Brett Martin, L (8,1) ERA: 3.15	1.0 4 1 0 0 1 0 0 0 0 0 0 10 16 0.00 1.000																			









Batter	1	2	3	4	5	6	7	8	9	AB	R	H	RBI	BB	SO	LOB	TOP										
5 Enrique Hernández, R OBP: 0.337, SLG: 0.446										4	0	0	0	0	1	0	<p><b>Boston Red Sox @ Baltimore Orioles</b>  <b>Oriole Park at Camden Yards, Baltimore, MD</b>            Tue Sep 28 2021, 7:07 PM - 9:43 PM EDT            Att: 8,098 - Partly Cloudy - 75 F</p>										
10 Hunter Renfroe, R OBP: 0.320, SLG: 0.504 25 Kevin Plawecki, R OBP: 0.353, SLG: 0.395										4	1	2	1	0	0	0											
11 Rafael Devers, L OBP: 0.352, SLG: 0.529										3	0	0	0	1	1												
2 Xander Bogaerts, R OBP: 0.366, SLG: 0.501										4	0	0	0	0	2	1											
28 J.D. Martinez, R OBP: 0.346, SLG: 0.513										4	0	0	0	0	0	0											
18 Kyle Schwarber, L OBP: 0.367, SLG: 0.561										2	1	1	1	1	1	0											
29 Bobby Dalbec, R OBP: 0.301, SLG: 0.494										3	0	0	0	0	0	1											
12 Jose Iglesias, R OBP: 0.307, SLG: 0.391										3	0	0	0	0	1	0											
7 Christian Vázquez, R OBP: 0.309, SLG: 0.350 99 Alex Verdugo, L OBP: 0.367, SLG: 0.429										2	0	0	0	0	0	0											
										1	0	0	0	0	0	0											
<b>Inning Stats</b>	R: 0 E: 0 K: 1 S: 10	H: 0 LOB: 1 BB: 1 P: 17	R: 1 E: 0 K: 1 S: 12	H: 1 LOB: 0 BB: 0 P: 18	R: 0 E: 0 K: 0 S: 10	H: 1 LOB: 1 BB: 0 P: 16	R: 0 E: 0 K: 0 S: 13	H: 0 LOB: 1 BB: 1 P: 19	R: 0 E: 0 K: 1 S: 8	H: 0 LOB: 0 BB: 0 P: 10	R: 1 E: 0 K: 2 S: 10	H: 1 LOB: 0 BB: 0 P: 12	R: 0 E: 0 K: 1 S: 6	H: 0 LOB: 0 BB: 0 P: 8	R: 0 E: 0 K: 0 S: 4	H: 0 LOB: 0 BB: 0 P: 4	R: 0 E: 0 K: 0 S: 7	H: 0 LOB: 0 BB: 0 P: 12	1B: 1 2B: 0 3B: 0 HR: 2	SF: 0 SAC: 0 DP: 0 HBP: 0	WP: 0 PB: 0 SB: 0 CS: 0	PA: 32					
<b>PITCHER</b>	IP	WLS	BF	H	R	ER	SO	BB	IBB	HBP	BLK	WP	HR	S	P	ERA	WHIP										
50 Bruce Zimmermann, L ERA: 4.66	(1, 1)	4.0	16	2	1	1	2	2	0	0	0	0	1	45	70	2.25	1.000										
78 Marcos Diplán, R ERA: 4.23	(5, 1)	2.0	W	7	1	1	1	3	0	0	0	0	1	18	22	4.50	0.500										
87 Joey Krehbiel, R ERA:	(7, 1)	2.0	H	6	0	0	1	0	0	0	0	0	0	10	12	0.00	0.000										
54 Cole Sulser, R ERA: 2.74	(9, 1)	1.0	S	3	0	0	0	0	0	0	0	0	0	7	12	0.00	0.000										

AB	30
R	2
H	3
RBI	2
BB	2
SO	6
LOB	3



Batter	1	2	3	4	5	6	7	8	9	AB	R	H	RBI	BB	SO	LOB	BOTTOM											
31 Cedric Mullins, L OBP: 0.367, SLG: 0.531										4	0	0	0	0	2	3	<p><b>Boston Red Sox @ Baltimore Orioles</b>  <b>Oriole Park at Camden Yards, Baltimore, MD</b>            Tue Sep 28 2021, 7:07 PM - 9:43 PM EDT            Att: 8,098 - Partly Cloudy - 75 F</p>											
6 Ryan Mountcastle, R OBP: 0.311, SLG: 0.462										4	1	1	2	0	3	0												
21 Austin Hays, R OBP: 0.305, SLG: 0.466										4	1	1	0	0	1	0												
16 Trey Mancini, R OBP: 0.327, SLG: 0.436										4	1	2	0	0	0	0												
28 Pedro Severino, R OBP: 0.308, SLG: 0.387										4	0	3	1	0	0	1												
65 Ryan McKenna, R OBP: 0.301, SLG: 0.260										4	0	1	1	0	0	3												
11 Pat Valaika, R OBP: 0.249, SLG: 0.274										4	0	0	0	0	1	3												
37 Jahmai Jones, R OBP: 0.221, SLG: 0.206 1 Richie Martin, R OBP: 0.275, SLG: 0.294										3	0	0	0	0	2	0												
82 Kelvin Gutiérrez, R OBP: 0.296, SLG: 0.296										1	1	1	0	2	0	0												
										4	0	0	0	0	1	3												
<b>Inning Stats</b>	R: 0 E: 0 K: 2 S: 8	H: 0 LOB: 0 BB: 0 P: 11	R: 0 E: 0 K: 0 S: 10	H: 1 LOB: 0 BB: 0 P: 13	R: 0 E: 0 K: 1 S: 12	H: 0 LOB: 0 BB: 1 P: 21	R: 0 E: 1 K: 2 S: 8	H: 0 LOB: 1 BB: 0 P: 14	R: 0 E: 0 K: 1 S: 6	H: 0 LOB: 0 BB: 0 P: 10	R: 3 E: 0 K: 0 S: 13	H: 5 LOB: 1 BB: 0 P: 21	R: 0 E: 0 K: 2 S: 12	H: 0 LOB: 1 BB: 1 P: 19	R: 1 E: 1 K: 1 S: 15	H: 3 LOB: 2 BB: 0 P: 22	1B: 8 2B: 1 3B: 0 HR: 1	SF: 0 SAC: 0 DP: 2 HBP: 0	WP: 0 PB: 0 SB: 0 CS: 0	PA: 34								
<b>PITCHER</b>	IP	WLS	BF	H	R	ER	SO	BB	IBB	HBP	BLK	WP	HR	S	P	ERA	WHIP											
41 Chris Sale, L ERA: 2.9	(1, 1)	5.1	L	21	4	3	3	6	1	0	0	0	0	1	54	8	5.06	0.938										
56 Hansel Robles, R ERA: 4.64	(6, 1)	0.2	3	2	0	0	0	0	0	0	0	0	0	3	5	0.00	3.000											
89 Tanner Houck, R ERA: 3.8	(7, 1)	2.0	10	3	1	1	3	1	0	0	0	0	0	27	41	4.50	2.000											

AB	32
R	4
H	9
RBI	4
BB	2
SO	9
LOB	10





Batter	1	2	3	4	5	6	7	8	9	AB	R	H	RBI	BB	SO	LOB	TOP										
5 Enrique Hernández, R (1.8) OBP: 0.336, SLG: 0.443	E6 FC4 10		1B 1B		G5-3 1-2 2-3F		F3		F9	5	0	1	0	0	0	2											
10 Hunter Renfroe, R (1.9) OBP: 0.319, SLG: 0.507	FC4 11 G6-3		L5-4		F8		G5-3		HR	5	1	1	1	0	0	4											
11 Rafael Devers, L (1.5) OBP: 0.352, SLG: 0.528	G6-3		1B FC5-4						K	5	1	2	0	0	2	1											
2 Xander Bogaerts, R (1.6) OBP: 0.365, SLG: 0.499		F8	FC5-4							4	2	1	0	0	0	3											
28 J.D. Martinez, R (1.10) OBP: 0.349, SLG: 0.522		HR			K					4	2	3	3	0	1	0											
29 Bobby Dalbec, R (1.3) OBP: 0.259, SLG: 0.450 18 Kyle Schwarber, L (8. PH) OBP: 0.389, SLG: 0.559 7 Christian Vázquez, R (8.2) OBP: 0.309, SLG: 0.350		K			F8		K		K	3	0	0	0	0	2	1											
25 Kevin Plawecki, R (1.2) OBP: 0.353, SLG: 0.394 23 Travis Shaw, L (8. PH) OBP: 0.288, SLG: 0.377		1B					K			3	0	1	0	0	2	1											
99 Alex Verdugo, L (1.7) OBP: 0.354, SLG: 0.429		K								4	0	2	2	0	1	2											
12 Jose Iglesias, R (1.4) OBP: 0.309, SLG: 0.392			1B 10 L5-4 5 1B						G6-3	4	0	2	0	0	1	0											
Inning Stats	R: 0 H: 0 K: 0 S: 7	H: 0 LOB: 0 BB: 0 P: 10	R: 1 H: 2 E: 0 K: 2 S: 12	H: 2 LOB: 1 BB: 0 P: 19	R: 0 H: 3 E: 0 K: 0 S: 9	H: 3 LOB: 2 BB: 0 P: 12	R: 0 H: 0 E: 0 K: 2 S: 8	H: 0 LOB: 0 BB: 0 P: 10	R: 0 H: 2 E: 0 K: 0 S: 10	H: 2 LOB: 1 BB: 0 P: 17	R: 2 H: 2 E: 1 K: 2 S: 16	H: 2 LOB: 1 BB: 0 P: 27	R: 0 H: 0 E: 0 K: 1 S: 11	H: 0 LOB: 0 BB: 0 P: 19	R: 2 H: 3 E: 0 K: 2 S: 16	H: 3 LOB: 3 BB: 1 P: 26	R: 1 H: 1 E: 0 K: 1 S: 13	H: 1 LOB: 0 BB: 0 P: 20	1B: 10 2B: 2 HR: 2	SF: 0 SAC: 0 DP: 3 HBP: 0	WP: 1 PA: 39 PB: 0 SB: 0 CS: 0						
PITCHER	IP	WLS	BF	H	R	ER	SO	BB	IBB	HBP	BLK	WP	HR	S	P	ERA	WHIP	PITCHER									
59 Zac Louthier, L (1.1) ERA: 6.67	5.0	L	21	8	2	1	4	0	0	0	0	0	1	49	73	1.80	1.600										
63 Eric Hanhold, R (6.1) ERA: 3.95	1.0		5	1	1	0	2	0	0	0	0	1	0	13	22	0.00	1.000										
86 Brooks Kriske, R (7.1) ERA: 12.6	1.0		3	0	0	0	1	0	0	0	0	0	0	11	19	0.00	0.000										
79 Konner Wade, R (8.1) ERA: 12.1	1.0		6	3	2	2	2	1	0	0	0	0	0	16	26	18.00	4.000										
80 Spenser Watkins, R (9.1) ERA: 8.43	1.0		4	1	1	1	1	0	0	0	0	0	1	13	20	9.00	1.000										
Batter	1	2	3	4	5	6	7	8	9	AB	R	H	RBI	BB	SO	LOB	BOTTOM										
31 Cedric Mullins, L (1.8) OBP: 0.366, SLG: 0.531	K		G4-3			2B		K		4	0	1	0	0	2	1											
6 Ryan Mountcastle, R (1.3) OBP: 0.311, SLG: 0.469	K		P3			BB		F9		3	0	0	0	1	1	1											
21 Austin Hays, R (1.9) OBP: 0.305, SLG: 0.466	2B		G4-3		F8			P4		4	0	1	0	0	0	2											
16 Trey Mancini, R (1.10) OBP: 0.325, SLG: 0.433	F9		F9		K			K2-3		4	0	0	0	0	2	3											
28 Pedro Severino, R (1.2) OBP: 0.308, SLG: 0.386		K			1B			E6		4	0	1	0	0	1	2											
65 Ryan McKenna, R (1.7) OBP: 0.300, SLG: 0.274		K			K			L7		3	0	0	0	1	2	2											
11 Pat Valaika, R (1.4) OBP: 0.245, SLG: 0.269	K		G6-3		G6-3		K	P3		4	0	0	0	0	2	2											
82 Kelvin Gutiérrez, R (1.5) OBP: 0.287, SLG: 0.301			G4-3		G4-3		G5-3			3	0	1	0	0	0	1											
1 Richie Martin, R (1.6) OBP: 0.266, SLG: 0.284	L6		G5-3		G5-3		K			3	0	0	0	1	2												
Inning Stats	R: 0 H: 1 K: 2 S: 9	H: 0 LOB: 0 BB: 0 P: 12	R: 0 H: 0 E: 0 K: 3 S: 12	H: 0 LOB: 0 BB: 0 P: 13	R: 0 H: 1 E: 0 K: 0 S: 10	H: 1 LOB: 1 BB: 0 P: 16	R: 0 H: 1 E: 0 K: 1 S: 9	H: 1 LOB: 0 BB: 0 P: 11	R: 0 H: 0 E: 0 K: 1 S: 10	H: 0 LOB: 2 BB: 1 P: 15	R: 0 H: 1 E: 0 K: 1 S: 12	H: 1 LOB: 1 BB: 1 P: 23	R: 0 H: 0 E: 0 K: 2 S: 14	H: 0 LOB: 1 BB: 1 P: 22	R: 0 H: 0 E: 0 K: 1 S: 7	H: 0 LOB: 0 BB: 0 P: 10	R: 0 H: 0 E: 1 K: 1 S: 6	H: 0 LOB: 1 BB: 0 P: 9	1B: 1 2B: 3 HR: 0	SF: 0 SAC: 0 DP: 0 HBP: 0	WP: 0 PA: 34 PB: 0 SB: 0 CS: 0						
PITCHER	IP	WLS	BF	H	R	ER	SO	BB	IBB	HBP	BLK	WP	HR	S	P	ERA	WHIP	PITCHER									
17 Nathan Eovaldi, R (1.1) ERA: 3.75	6.0	W	23	4	0	0	7	1	0	0	0	0	0	14	22	0.00	1.000										
70 Ryan Brasier, R (7.1) ERA: 1.95	1.0	H	4	0	0	0	2	1	0	0	0	0	0	7	10	0.00	0.000										
56 Hansel Robles, R (8.1) ERA: 4.57	1.0		3	0	0	0	1	0	0	0	0	0	0	6	9	0.00	0.000										
32 Matt Barnes, R (9.1) ERA: 3.74	1.0		4	0	0	0	1	0	0	0	0	0	0	6	9	0.00	0.000										

Boston Red Sox @ Baltimore Orioles  
 Oriole Park at Camden Yards, Baltimore, MD  
 Wed Sep 29 2021, 7:07 PM - 10:07 PM EDT  
 Att. 8,732 - Clear - 68 F

AB 38  
 R 6  
 H 13  
 RBI 6  
 BB 1  
 SO 10  
 LOB 16



Boston Red Sox @ Baltimore Orioles  
 Oriole Park at Camden Yards, Baltimore, MD  
 Wed Sep 29 2021, 7:07 PM - 10:07 PM EDT  
 Att. 8,732 - Clear - 68 F

AB 32  
 R 0  
 H 4  
 RBI 0  
 BB 2  
 SO 11  
 LOB 16





Batter	1	2	3	4	5	6	7	8	9	AB	R	H	RBI	BB	SO	LOB	TOP							
5 Enrique Hernández, R OBP: 0.444, SLG: 0.448										4	1	1	1	0	1	0	<b>Boston Red Sox @ Baltimore Orioles</b> Oriole Park at Camden Yards, Baltimore, MD Thu Sep 30 2021, 7:05 PM - 9:45 PM EDT Att: 13,012 - Partly Cloudy - 69 F							
18 Kyle Schwarber, L OBP: 0.370, SLG: 0.559										2	0	1	0	2	0	0								
2 Xander Bogaerts, R OBP: 0.364, SLG: 0.496										3	0	0	0	1	0	3								
11 Rafael Devers, L OBP: 0.351, SLG: 0.526										4	0	1	0	0	0	1								
28 J.D. Martinez, R OBP: 0.348, SLG: 0.521										4	1	1	0	0	0	2								
10 Hunter Renfroe, R OBP: 0.320, SLG: 0.506										3	0	1	0	1	0	2								
99 Alex Verdugo, L OBP: 0.351, SLG: 0.426										4	0	0	0	0	1	3								
25 Kevin Plawecki, R OBP: 0.349, SLG: 0.389										2	0	0	0	0	0	0								
23 Travis Shaw, L OBP: 0.287, SLG: 0.375										2	0	0	0	0	1	1								
7 Christian Vázquez, R OBP: 0.359, SLG: 0.350										0	0	0	0	0	0	0								
12 Jose Iglesias, R OBP: 0.307, SLG: 0.390										3	0	0	0	0	0	1								
<b>Inning Stats</b>	R: 1 H: 2 E: 0 K: 0 S: 11	H: 2 LOB: 2 BB: 1 P: 20	R: 0 H: 0 E: 0 K: 1 S: 11	H: 0 LOB: 0 BB: 0 P: 13	R: 0 H: 1 E: 0 K: 1 S: 10	H: 0 LOB: 0 BB: 0 P: 16	R: 0 H: 0 E: 0 K: 0 S: 9	H: 0 LOB: 0 BB: 0 P: 13	R: 0 H: 0 E: 0 K: 0 S: 6	H: 0 LOB: 1 BB: 0 P: 8	R: 0 H: 0 E: 0 K: 0 S: 5	H: 0 LOB: 1 BB: 1 P: 10	R: 1 H: 1 E: 0 K: 1 S: 8	H: 1 LOB: 1 BB: 1 P: 16	R: 0 H: 0 E: 0 K: 0 S: 5	H: 0 LOB: 0 BB: 0 P: 11		R: 0 H: 1 E: 0 K: 0 S: 5	H: 1 LOB: 1 BB: 0 P: 10	1B: 3 2B: 1 3B: 0 HR: 1	SF: 0 SAC: 0 DP: 2 HBP: 0	WP: 1 PB: 0 SB: 0 CS: 0	PA: 34	
<b>PITCHER</b>	IP WLS BF H R ER SO BB IBB HBP BLK WP HR S P ERA WHIP	IP WLS BF H R ER SO BB IBB HBP BLK WP HR S P ERA WHIP	IP WLS BF H R ER SO BB IBB HBP BLK WP HR S P ERA WHIP	IP WLS BF H R ER SO BB IBB HBP BLK WP HR S P ERA WHIP	IP WLS BF H R ER SO BB IBB HBP BLK WP HR S P ERA WHIP	IP WLS BF H R ER SO BB IBB HBP BLK WP HR S P ERA WHIP	IP WLS BF H R ER SO BB IBB HBP BLK WP HR S P ERA WHIP	IP WLS BF H R ER SO BB IBB HBP BLK WP HR S P ERA WHIP	IP WLS BF H R ER SO BB IBB HBP BLK WP HR S P ERA WHIP	IP WLS BF H R ER SO BB IBB HBP BLK WP HR S P ERA WHIP	IP WLS BF H R ER SO BB IBB HBP BLK WP HR S P ERA WHIP	IP WLS BF H R ER SO BB IBB HBP BLK WP HR S P ERA WHIP	IP WLS BF H R ER SO BB IBB HBP BLK WP HR S P ERA WHIP	IP WLS BF H R ER SO BB IBB HBP BLK WP HR S P ERA WHIP	IP WLS BF H R ER SO BB IBB HBP BLK WP HR S P ERA WHIP	IP WLS BF H R ER SO BB IBB HBP BLK WP HR S P ERA WHIP	IP WLS BF H R ER SO BB IBB HBP BLK WP HR S P ERA WHIP	IP WLS BF H R ER SO BB IBB HBP BLK WP HR S P ERA WHIP	IP WLS BF H R ER SO BB IBB HBP BLK WP HR S P ERA WHIP	IP WLS BF H R ER SO BB IBB HBP BLK WP HR S P ERA WHIP	IP WLS BF H R ER SO BB IBB HBP BLK WP HR S P ERA WHIP	IP WLS BF H R ER SO BB IBB HBP BLK WP HR S P ERA WHIP	IP WLS BF H R ER SO BB IBB HBP BLK WP HR S P ERA WHIP	IP WLS BF H R ER SO BB IBB HBP BLK WP HR S P ERA WHIP

AB	30
R	2
H	5
RBI	1
BB	4
SO	3
LOB	13



Batter	1	2	3	4	5	6	7	8	9	AB	R	H	RBI	BB	SO	LOB	BOTTOM							
31 Cedric Mullins, L OBP: 0.364, SLG: 0.527										4	0	0	0	0	3	3	<b>Boston Red Sox @ Baltimore Orioles</b> Oriole Park at Camden Yards, Baltimore, MD Thu Sep 30 2021, 7:05 PM - 9:45 PM EDT Att: 13,012 - Partly Cloudy - 69 F							
6 Ryan Mountcastle, R OBP: 0.312, SLG: 0.494										3	1	1	3	1	2	0								
21 Austin Hays, R OBP: 0.304, SLG: 0.464										4	0	1	0	0	1	2								
16 Trey Mancini, R OBP: 0.325, SLG: 0.431										4	1	1	0	0	0	0								
28 Pedro Severino, R OBP: 0.307, SLG: 0.384										4	0	1	0	0	2	1								
82 Kelvin Gutiérrez, R OBP: 0.290, SLG: 0.304										4	1	2	0	0	1	1								
41 Tyler Nevin, R OBP: 0.444, SLG: 0.429										2	1	1	2	1	0	1								
65 Ryan McKenna, R OBP: 0.298, SLG: 0.273										1	1	0	0	0	0	1								
11 Pat Valaika, R OBP: 0.250, SLG: 0.279										2	1	2	1	0	0	0								
37 Jahmai Jones, R OBP: 0.211, SLG: 0.197										3	0	0	0	0	2	4								
1 Richie Martin, R OBP: 0.266, SLG: 0.284										0	0	0	0	0	0	0								
<b>Inning Stats</b>	R: 0 H: 0 E: 0 K: 3 S: 11	H: 0 LOB: 0 BB: 0 P: 15	R: 0 H: 0 E: 0 K: 1 S: 9	H: 0 LOB: 0 BB: 0 P: 15	R: 3 H: 2 E: 0 K: 2 S: 14	H: 2 LOB: 1 BB: 1 P: 25	R: 0 H: 1 E: 0 K: 1 S: 10	H: 1 LOB: 0 BB: 0 P: 17	R: 0 H: 1 E: 0 K: 1 S: 11	H: 1 LOB: 2 BB: 1 P: 19	R: 3 H: 3 E: 1 K: 1 S: 13	H: 3 LOB: 1 BB: 0 P: 17	R: 0 H: 1 E: 0 K: 1 S: 9	H: 1 LOB: 1 BB: 0 P: 17	R: 0 H: 1 E: 0 K: 1 S: 10	H: 1 LOB: 1 BB: 0 P: 17		1B: 7 2B: 1 3B: 0 HR: 1	SF: 1 SAC: 0 DP: 0 HBP: 0	WP: 4 PB: 0 SB: 0 CS: 1	PA: 35			
<b>PITCHER</b>	IP WLS BF H R ER SO BB IBB HBP BLK WP HR S P ERA WHIP	IP WLS BF H R ER SO BB IBB HBP BLK WP HR S P ERA WHIP	IP WLS BF H R ER SO BB IBB HBP BLK WP HR S P ERA WHIP	IP WLS BF H R ER SO BB IBB HBP BLK WP HR S P ERA WHIP	IP WLS BF H R ER SO BB IBB HBP BLK WP HR S P ERA WHIP	IP WLS BF H R ER SO BB IBB HBP BLK WP HR S P ERA WHIP	IP WLS BF H R ER SO BB IBB HBP BLK WP HR S P ERA WHIP	IP WLS BF H R ER SO BB IBB HBP BLK WP HR S P ERA WHIP	IP WLS BF H R ER SO BB IBB HBP BLK WP HR S P ERA WHIP	IP WLS BF H R ER SO BB IBB HBP BLK WP HR S P ERA WHIP	IP WLS BF H R ER SO BB IBB HBP BLK WP HR S P ERA WHIP	IP WLS BF H R ER SO BB IBB HBP BLK WP HR S P ERA WHIP	IP WLS BF H R ER SO BB IBB HBP BLK WP HR S P ERA WHIP	IP WLS BF H R ER SO BB IBB HBP BLK WP HR S P ERA WHIP	IP WLS BF H R ER SO BB IBB HBP BLK WP HR S P ERA WHIP	IP WLS BF H R ER SO BB IBB HBP BLK WP HR S P ERA WHIP	IP WLS BF H R ER SO BB IBB HBP BLK WP HR S P ERA WHIP	IP WLS BF H R ER SO BB IBB HBP BLK WP HR S P ERA WHIP	IP WLS BF H R ER SO BB IBB HBP BLK WP HR S P ERA WHIP	IP WLS BF H R ER SO BB IBB HBP BLK WP HR S P ERA WHIP	IP WLS BF H R ER SO BB IBB HBP BLK WP HR S P ERA WHIP	IP WLS BF H R ER SO BB IBB HBP BLK WP HR S P ERA WHIP	IP WLS BF H R ER SO BB IBB HBP BLK WP HR S P ERA WHIP	IP WLS BF H R ER SO BB IBB HBP BLK WP HR S P ERA WHIP





Batter	1	2	3	4	5	6	7	8	9	AB	R	H	RBI	BB	SO	LOB	TOP			
31 Cedric Mullins, L (1,8) OBP: 0.363, SLG: 0.524	G1-3		L5-3			K		FC6-4 1B		3	1	0	0	0	1	1	<p>Baltimore Orioles @ Toronto Blue Jays</p> <p>Rogers Centre, Toronto, ON</p> <p>Fri Oct 01 2021, 7:07 PM - 10:02 PM EDT</p> <p>Att: 28,855 - Clear - 62 F</p>			
6 Ryan Mountcastle, R (1,3) OBP: 0.311, SLG: 0.462	L5			K		G5-3		1B		4	0	1	0	0	1	0				
21 Austin Hays, R (1,9) OBP: 0.306, SLG: 0.465							G5-3	FC6-4 1B		4	0	2	0	0	0	2				
16 Trey Mancini, R (1,10) OBP: 0.324, SLG: 0.430									FC6-4 1B	4	0	1	1	0	0	2				
28 Pedro Severino, R (1,2) OBP: 0.309, SLG: 0.384		G1-3								3	0	1	0	1	1	0				
37 Jahmai Jones, R (8,PR) OBP: 0.211, SLG: 0.197										0	0	0	0	0	0	0				
61 Austin Wynns, R (8,2) OBP: 0.234, SLG: 0.310										0	0	0	0	0	0	0				
82 Kelvin Gutiérrez, R (1,5) OBP: 0.269, SLG: 0.314										4	1	1	1	0	1	4				
41 Tyler Nevin, R (1,7) OBP: 0.462, SLG: 0.500										3	1	1	0	1	2	0				
11 Pat Valaika, R (1,4) OBP: 0.250, SLG: 0.291										4	1	1	2	0	1	1				
1 Richie Martin, R (1,6) OBP: 0.268, SLG: 0.286										3	0	1	0	0	0	0				
65 Ryan McKenna, R (9,PH) OBP: 0.297, SLG: 0.271										1	0	0	0	0	1	0				
<b>Inning Stats</b>	R: 0 E: 0 K: 0 S: 6	H: 1 LOB: 1 BB: 0 P: 10	R: 0 E: 0 K: 2 S: 12	H: 0 LOB: 0 BB: 0 P: 16	R: 0 E: 0 K: 2 S: 11	H: 1 LOB: 0 BB: 0 P: 13	R: 0 E: 0 K: 1 S: 9	H: 2 LOB: 1 BB: 0 P: 12	R: 0 E: 0 K: 1 S: 6	H: 0 LOB: 0 BB: 0 P: 9	R: 0 E: 0 K: 1 S: 9	H: 0 LOB: 0 BB: 0 P: 13	R: 4 E: 0 K: 0 S: 26	H: 4 LOB: 3 BB: 2 P: 40	R: 0 E: 0 K: 3 S: 10	H: 0 LOB: 0 BB: 0 P: 14	1B: 6 2B: 2 3B: 0 HR: 2	SF: 0 SAC: 0 DP: 3 HBP: 1	WP: 1 PB: 0 SB: 0 CS: 0	PA: 36
<b>PITCHER</b>	IP WLS BF H R ER SO BB IBB HBP BLK WP HR S P ERA WHIP	7.0 W 25 6 2 2 5 1 0 0 0 0 1 63 88 2.57 1.000	0.1 S 4 2 1 1 0 0 0 1 0 0 1 10 13 27.00 6.000	1.2 S 7 1 1 1 3 1 0 0 0 1 0 22 32 5.40 1.200	<b>PITCHER</b>										IP WLS BF H R ER SO BB IBB HBP BLK WP HR S P ERA WHIP					

AB	33
R	4
H	9
RBI	4
BB	2
SO	8
LOB	10



Batter	1	2	3	4	5	6	7	8	9	AB	R	H	RBI	BB	SO	LOB	BOTTOM			
4 George Springer, R (1,8) OBP: 0.338, SLG: 0.514	F7		P3			F9		G6-3		5	0	1	1	0	0	2	<p>Baltimore Orioles @ Toronto Blue Jays</p> <p>Rogers Centre, Toronto, ON</p> <p>Fri Oct 01 2021, 7:07 PM - 10:02 PM EDT</p> <p>Att: 28,855 - Clear - 62 F</p>			
10 Marcus Semien, R (1,4) OBP: 0.336, SLG: 0.539	G6-3		F8			F9				4	0	1	0	0	0	2				
27 Vladimir Guerrero Jr., R (1,10) OBP: 0.400, SLG: 0.592	F7		L9			F9-2				4	0	0	0	0	0	3				
11 Bo Bichette, R (1,6) OBP: 0.342, SLG: 0.479		L4				K2-3		F9		4	0	1	0	0	1	0				
37 Teoscar Hernández, R (1,9) OBP: 0.345, SLG: 0.519		F9				K		14 1B		3	0	0	0	1	2	1				
14 Corey Dickerson, L (1,7) OBP: 0.329, SLG: 0.411										4	1	2	1	0	0	1				
1 Jarrod Dyson, L (8,8) OBP: 0.260, SLG: 0.289		P5				G4-3				0	0	0	0	0	0	0				
5 Santiago Espinal, R (1,5) OBP: 0.363, SLG: 0.594								FC6-4		3	2	2	0	1	0	2				
9 Danny Jansen, R (1,2) OBP: 0.296, SLG: 0.458										4	2	2	3	0	0	2				
8 Cavan Biggio, L (1,3) OBP: 0.322, SLG: 0.356										4	1	3	1	0	0	0				
<b>Inning Stats</b>	R: 0 E: 0 K: 0 S: 7	H: 0 LOB: 0 BB: 0 P: 9	R: 0 E: 0 K: 0 S: 5	H: 0 LOB: 0 BB: 0 P: 7	R: 2 E: 0 K: 0 S: 11	H: 3 LOB: 1 BB: 0 P: 18	R: 0 E: 0 K: 1 S: 8	H: 1 LOB: 2 BB: 1 P: 17	R: 0 E: 0 K: 0 S: 8	H: 2 LOB: 1 BB: 0 P: 12	R: 4 E: 0 K: 2 S: 15	H: 5 LOB: 1 BB: 0 P: 20	R: 0 E: 0 K: 0 S: 7	H: 1 LOB: 2 BB: 1 P: 14	R: 0 E: 0 K: 0 S: 8	H: 0 LOB: 0 BB: 0 P: 15	1B: 7 2B: 4 3B: 0 HR: 2	SF: 0 SAC: 0 DP: 1 HBP: 0	WP: 0 PB: 0 SB: 0 CS: 0	PA: 37
<b>PITCHER</b>	IP WLS BF H R ER SO BB IBB HBP BLK WP HR S P ERA WHIP	2.2 L 11 3 2 2 0 0 0 0 0 0 1 21 32 6.75 1.125	1.1 S 6 1 0 0 1 1 0 0 0 0 0 10 19 0.00 1.500	0.1 S 3 2 0 0 0 0 0 0 0 0 0 7 11 0.00 6.000	1.1 S 7 4 4 4 2 0 0 0 0 0 0 1 14 19 27.00 3.000	1.1 S 7 2 0 0 0 1 0 0 0 0 0 9 16 0.00 2.250	<b>PITCHER</b>										IP WLS BF H R ER SO BB IBB HBP BLK WP HR S P ERA WHIP			





Batter	1	2	3	4	5	6	7	8	9	AB	R	H	RBI	BB	SO	LOB	TOP										
31 Cedric Mullins, L (1,8) OBP: 0.361, SLG: 0.521 41 Tyler Nevin, R (8,7) OBP: 0.462, SLG: 0.500										4	0	0	0	0	0	2											
6 Ryan Mountcastle, R (1,3) OBP: 0.310, SLG: 0.490 37 Jahmai Jones, R (8,4) OBP: 0.208, SLG: 0.194										3	0	0	0	0	2	1											
21 Austin Hays, R (1,9) OBP: 0.306, SLG: 0.462										3	0	0	0	0	1	0											
16 Trey Mancini, R (1,10) OBP: 0.324, SLG: 0.431 61 Austin Wynns, R (9,PH) OBP: 0.232, SLG: 0.398										3	1	1	0	0	1	1											
82 Kelvin Gutiérrez, R (1,5) OBP: 0.286, SLG: 0.311										3	0	0	0	0	2	2											
65 Ryan McKenna, R (1,7) OBP: 0.292, SLG: 0.266										3	0	0	1	0	2	1											
11 Pat Valaika, R (1,4) OBP: 0.247, SLG: 0.287										3	0	0	0	0	0	0											
72 Nick Ciuffo, L (1,2) OBP: 0.333, SLG: 0.400										2	0	0	0	1	0	0											
1 Richie Martin, R (1,6) OBP: 0.270, SLG: 0.287										3	0	1	0	0	2	1											
<b>Inning Stats</b>	R: 0 E: 0 K: 2 S: 8	H: 0 LOB: 0 BB: 0 P: 10	R: 1 E: 0 K: 0 S: 8	H: 1 LOB: 1 BB: 0 P: 11	R: 0 E: 0 K: 1 S: 8	H: 0 LOB: 1 BB: 1 P: 17	R: 0 E: 0 K: 3 S: 10	H: 0 LOB: 1 BB: 0 P: 14	R: 0 E: 0 K: 1 S: 11	H: 0 LOB: 0 BB: 0 P: 16	R: 0 E: 0 K: 1 S: 6	H: 0 LOB: 0 BB: 0 P: 7	R: 0 E: 0 K: 2 S: 9	H: 0 LOB: 0 BB: 0 P: 14	R: 0 E: 0 K: 0 S: 8	H: 1 LOB: 1 BB: 0 P: 11	R: 0 E: 0 K: 0 S: 9	H: 0 LOB: 0 BB: 0 P: 11	1B: 1 2B: 1 3B: 0 HR: 0	SF: 0 SAC: 0 DP: 0 HBP: 1	WP: 0 PB: 0 SB: 0 CS: 0	PA: 31					
<b>PITCHER</b>	IP	WLS	BF	H	R	ER	SO	BB	IBB	HBP	BLK	WP	HR	S	P	ERA	WHIP										
6 Alek Manoah, R (1,1) ERA: 3.22 48 Ross Stripling, R (8,1) ERA: 4.8	7.0	W	24	1	1	1	10	1	0	1	0	0	0	60	89	1.29	0.286										

Baltimore Orioles @ Toronto Blue Jays  
Rogers Centre, Toronto, ON  
Sat Oct 02 2021, 3:08 PM - 5:54 PM EDT  
Att: 29,916 - Sunny - 73 F

AB	29
R	1
H	2
RBI	1
BB	1
SO	10
LOB	8



Batter	1	2	3	4	5	6	7	8	9	AB	R	H	RBI	BB	SO	LOB	BOTTOM										
4 George Springer, R (1,8) OBP: 0.345, SLG: 0.532 8 Cavan Biggio, L (9,3) OBP: 0.322, SLG: 0.356										5	2	4	3	0	1	0											
10 Marcus Semien, R (1,4) OBP: 0.334, SLG: 0.535										5	0	0	0	0	2	3											
27 Vladimir Guerrero Jr., R (1,3) OBP: 0.400, SLG: 0.597 1 Jarrod Dyson, L (9,8) OBP: 0.260, SLG: 0.289										5	1	2	2	0	0	2											
11 Bo Bichette, R (1,6) OBP: 0.343, SLG: 0.483										4	1	2	1	0	1	0											
37 Teoscar Hernández, R (1,7) OBP: 0.344, SLG: 0.523										4	1	1	1	0	1	2											
13 Lourdes Gurriel Jr., R (1,10) OBP: 0.321, SLG: 0.470										4	1	0	0	0	0	0											
5 Santiago Espinal, R (1,5) OBP: 0.369, SLG: 0.405										4	2	3	1	0	0	0											
9 Danny Jansen, R (1,2) OBP: 0.300, SLG: 0.481										4	2	2	2	0	0	1											
15 Randal Grichuk, R (1,9) OBP: 0.281, SLG: 0.424										4	0	0	0	0	1	2											
<b>Inning Stats</b>	R: 3 E: 0 K: 0 S: 13	H: 3 LOB: 0 BB: 0 P: 16	R: 3 E: 0 K: 0 S: 13	H: 3 LOB: 0 BB: 0 P: 21	R: 1 E: 1 K: 2 S: 13	H: 1 LOB: 1 BB: 0 P: 20	R: 0 E: 0 K: 1 S: 7	H: 1 LOB: 1 BB: 0 P: 13	R: 3 E: 0 K: 0 S: 13	H: 3 LOB: 0 BB: 0 P: 23	R: 0 E: 0 K: 2 S: 17	H: 2 LOB: 2 BB: 0 P: 26	R: 0 E: 0 K: 0 S: 7	H: 0 LOB: 0 BB: 0 P: 11	R: 0 E: 0 K: 1 S: 6	H: 1 LOB: 1 BB: 0 P: 10	1B: 5 2B: 4 3B: 0 HR: 5	SF: 0 SAC: 0 DP: 0 HBP: 0	WP: 1 PB: 0 SB: 0 CS: 0	PA: 39							
<b>PITCHER</b>	IP	WLS	BF	H	R	ER	SO	BB	IBB	HBP	BLK	WP	HR	S	P	ERA	WHIP										
47 John Means, L (1,1) ERA: 3.62 79 Konner Wade, R (4,1) ERA: 11.68 80 Spenser Watkins, R (6,1) ERA: 8.07	2.2	14	6	3	3	3	0	0	0	0	0	0	2	34	59	10.12	2.250										

Baltimore Orioles @ Toronto Blue Jays  
Rogers Centre, Toronto, ON  
Sat Oct 02 2021, 3:08 PM - 5:54 PM EDT  
Att: 29,916 - Sunny - 73 F

AB	39
R	10
H	14
RBI	10
BB	0
SO	6
LOB	10





Batter	1	2	3	4	5	6	7	8	9	AB	R	H	RBI	BB	SO	LOB	TOP					
31 Cedric Mullins, L (1,8) 65 Ryan McKenna, R (8,8) OBP: 0.360, SLG: 0.518 OBP: 0.292, SLG: 0.266	G6-3		G6-3			G4-3		FC4		5	1	1	0	0	0	4	<p>Baltimore Orioles @ Toronto Blue Jays</p> <p>Rogers Centre, Toronto, ON</p> <p>Sun Oct 03 2021, 3:08 PM - 6:29 PM EDT</p> <p>Att: 29,942 - Roof Closed - 68 F</p>					
6 Ryan Mountcastle, R (1,3) OBP: 0.309, SLG: 0.497	K		G5-3			FC6-4		L6		5	0	1	0	0	1	2						
21 Austin Hays, R (1,9) OBP: 0.308, SLG: 0.461	K					K		L6		3	1	1	1	0	2	0						
16 Trey Mancini, R (1,10) OBP: 0.326, SLG: 0.432	K					K		K		4	0	2	0	1	2	2						
28 Pedro Severino, R (1,2) OBP: 0.308, SLG: 0.383	K					L9		SF8		4	0	1	1	0	1	3						
82 Kelvin Gutiérrez, R (1,5) OBP: 0.292, SLG: 0.316	F9					K		K		5	0	3	0	0	1	2						
41 Tyler Nevin, R (1,7) OBP: 0.444, SLG: 0.643						K		K		4	1	1	1	1	1	5						
11 Pat Valaika, R (1,4) OBP: 0.250, SLG: 0.290						K		K		5	0	2	0	0	1	3						
1 Richie Martin, R (1,6) OBP: 0.269, SLG: 0.286	B3					K		K		4	1	1	0	0	2	4						
<b>Inning Stats</b>	R: 0 E: 0 K: 2 S: 8	H: 0 LOB: 0 BB: 0 P: 9	R: 0 E: 0 K: 2 S: 9	H: 0 LOB: 0 BB: 0 P: 12	R: 1 E: 0 K: 0 S: 10	H: 2 LOB: 1 BB: 0 P: 11	R: 0 E: 0 K: 2 S: 15	H: 2 LOB: 2 BB: 0 P: 21	R: 1 E: 0 K: 1 S: 16	H: 2 LOB: 3 BB: 1 P: 24	R: 0 E: 0 K: 1 S: 12	H: 1 LOB: 2 BB: 1 P: 21	R: 1 E: 0 K: 0 S: 15	H: 3 LOB: 2 BB: 0 P: 22	R: 0 E: 0 K: 1 S: 8	H: 1 LOB: 1 BB: 0 P: 11	1B: 12 2B: 0 3B: 0 HR: 1	SF: 1 SAC: 0 DP: 0 HBP: 2	WP: 1 PB: 0 SB: 0 CS: 0	PA: 44		
<b>PITCHER</b>	IP WLS BF H R ER SO BB IBB HBP BLK WP HR S P ERA WHIP	IP WLS BF H R ER SO BB IBB HBP BLK WP HR S P ERA WHIP	IP WLS BF H R ER SO BB IBB HBP BLK WP HR S P ERA WHIP	IP WLS BF H R ER SO BB IBB HBP BLK WP HR S P ERA WHIP	IP WLS BF H R ER SO BB IBB HBP BLK WP HR S P ERA WHIP	IP WLS BF H R ER SO BB IBB HBP BLK WP HR S P ERA WHIP	IP WLS BF H R ER SO BB IBB HBP BLK WP HR S P ERA WHIP	IP WLS BF H R ER SO BB IBB HBP BLK WP HR S P ERA WHIP	IP WLS BF H R ER SO BB IBB HBP BLK WP HR S P ERA WHIP	IP WLS BF H R ER SO BB IBB HBP BLK WP HR S P ERA WHIP	IP WLS BF H R ER SO BB IBB HBP BLK WP HR S P ERA WHIP	IP WLS BF H R ER SO BB IBB HBP BLK WP HR S P ERA WHIP	IP WLS BF H R ER SO BB IBB HBP BLK WP HR S P ERA WHIP	IP WLS BF H R ER SO BB IBB HBP BLK WP HR S P ERA WHIP	IP WLS BF H R ER SO BB IBB HBP BLK WP HR S P ERA WHIP	IP WLS BF H R ER SO BB IBB HBP BLK WP HR S P ERA WHIP	IP WLS BF H R ER SO BB IBB HBP BLK WP HR S P ERA WHIP	IP WLS BF H R ER SO BB IBB HBP BLK WP HR S P ERA WHIP	IP WLS BF H R ER SO BB IBB HBP BLK WP HR S P ERA WHIP	IP WLS BF H R ER SO BB IBB HBP BLK WP HR S P ERA WHIP	IP WLS BF H R ER SO BB IBB HBP BLK WP HR S P ERA WHIP	IP WLS BF H R ER SO BB IBB HBP BLK WP HR S P ERA WHIP

AB	39
R	4
H	13
RBI	3
BB	2
SO	11
LOB	25



Batter	1	2	3	4	5	6	7	8	9	AB	R	H	RBI	BB	SO	LOB	BOTTOM					
4 George Springer, R (1,8) OBP: 0.352, SLG: 0.555	HR		HR			K		27 HBP		4	3	3	5	1	1	0	<p>Baltimore Orioles @ Toronto Blue Jays</p> <p>Rogers Centre, Toronto, ON</p> <p>Sun Oct 03 2021, 3:08 PM - 6:29 PM EDT</p> <p>Att: 29,942 - Roof Closed - 68 F</p>					
10 Marcus Semien, R (1,4) OBP: 0.334, SLG: 0.538	11 B3	L6	G5-3			K		K		5	2	2	1	0	1	2						
27 Vladimir Guerrero Jr., R (1,3) OBP: 0.491, SLG: 0.691	K					K		K		3	2	1	2	1	1	1						
11 Bo Bichette, R (1,6) OBP: 0.343, SLG: 0.484	37 B3	G1-3				L8		F7		5	2	2	0	0	0	2						
37 Teoscar Hernández, R (1,7) OBP: 0.346, SLG: 0.524	5 B3					G5-3		G1-3		5	1	3	3	0	0	2						
13 Lourdes Gurriel Jr., R (1,10) OBP: 0.319, SLG: 0.466	L6		F9			F7				4	0	0	0	0	0	4						
5 Santiago Espinal, R (1,5) OBP: 0.376, SLG: 0.465						P6				2	1	1	1	2	0	0						
9 Danny Jansen, R (1,2) OBP: 0.299, SLG: 0.473	K					G5-3		G5-3		3	1	0	0	0	1	3						
15 Randal Grichuk, R (1,9) OBP: 0.281, SLG: 0.423	F7					G1-3				1	0	0	0	0	0	0						
14 Corey Dickerson, L (3,PH) OBP: 0.326, SLG: 0.408	F7					G4-3				3	0	0	0	0	0	3						
<b>Inning Stats</b>	R: 3 E: 0 K: 2 S: 20	H: 5 LOB: 2 BB: 0 P: 33	R: 2 E: 0 K: 0 S: 13	H: 1 LOB: 0 BB: 1 P: 22	R: 4 E: 0 K: 0 S: 15	H: 2 LOB: 0 BB: 1 P: 30	R: 2 E: 0 K: 0 S: 9	H: 2 LOB: 1 BB: 2 P: 21	R: 1 E: 0 K: 1 S: 17	H: 1 LOB: 0 BB: 0 P: 25	R: 0 E: 0 K: 0 S: 6	H: 0 LOB: 0 BB: 0 P: 8	R: 0 E: 0 K: 0 S: 7	H: 0 LOB: 0 BB: 0 P: 10	R: 0 E: 0 K: 1 S: 13	H: 1 LOB: 2 BB: 0 P: 19	1B: 7 2B: 1 3B: 0 HR: 4	SF: 0 SAC: 0 DP: 1 HBP: 2	WP: 1 PB: 0 SB: 1 CS: 0	PA: 41		
<b>PITCHER</b>	IP WLS BF H R ER SO BB IBB HBP BLK WP HR S P ERA WHIP	IP WLS BF H R ER SO BB IBB HBP BLK WP HR S P ERA WHIP	IP WLS BF H R ER SO BB IBB HBP BLK WP HR S P ERA WHIP	IP WLS BF H R ER SO BB IBB HBP BLK WP HR S P ERA WHIP	IP WLS BF H R ER SO BB IBB HBP BLK WP HR S P ERA WHIP	IP WLS BF H R ER SO BB IBB HBP BLK WP HR S P ERA WHIP	IP WLS BF H R ER SO BB IBB HBP BLK WP HR S P ERA WHIP	IP WLS BF H R ER SO BB IBB HBP BLK WP HR S P ERA WHIP	IP WLS BF H R ER SO BB IBB HBP BLK WP HR S P ERA WHIP	IP WLS BF H R ER SO BB IBB HBP BLK WP HR S P ERA WHIP	IP WLS BF H R ER SO BB IBB HBP BLK WP HR S P ERA WHIP	IP WLS BF H R ER SO BB IBB HBP BLK WP HR S P ERA WHIP	IP WLS BF H R ER SO BB IBB HBP BLK WP HR S P ERA WHIP	IP WLS BF H R ER SO BB IBB HBP BLK WP HR S P ERA WHIP	IP WLS BF H R ER SO BB IBB HBP BLK WP HR S P ERA WHIP	IP WLS BF H R ER SO BB IBB HBP BLK WP HR S P ERA WHIP	IP WLS BF H R ER SO BB IBB HBP BLK WP HR S P ERA WHIP	IP WLS BF H R ER SO BB IBB HBP BLK WP HR S P ERA WHIP	IP WLS BF H R ER SO BB IBB HBP BLK WP HR S P ERA WHIP	IP WLS BF H R ER SO BB IBB HBP BLK WP HR S P ERA WHIP	IP WLS BF H R ER SO BB IBB HBP BLK WP HR S P ERA WHIP	IP WLS BF H R ER SO BB IBB HBP BLK WP HR S P ERA WHIP

AB	35
R	12
H	12
RBI	12
BB	4
SO	4
LOB	17

