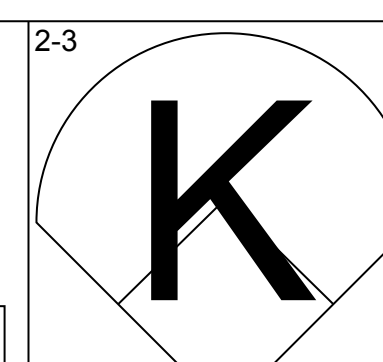
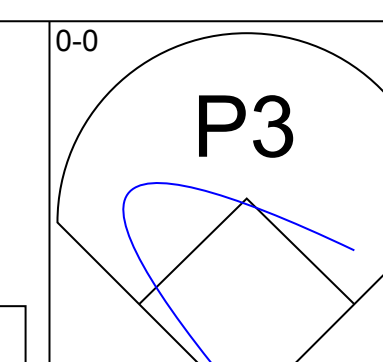
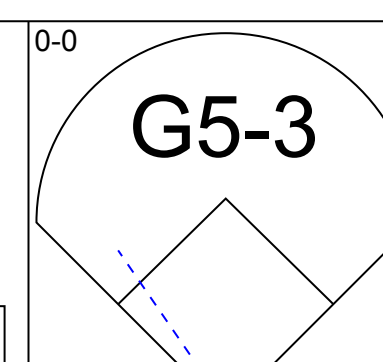
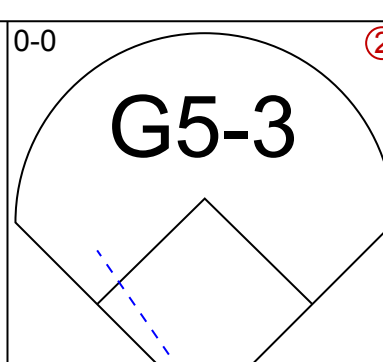
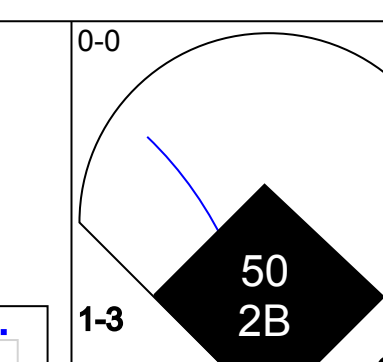
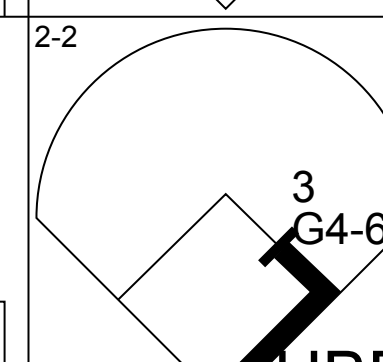
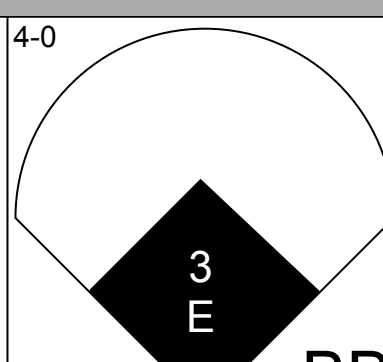
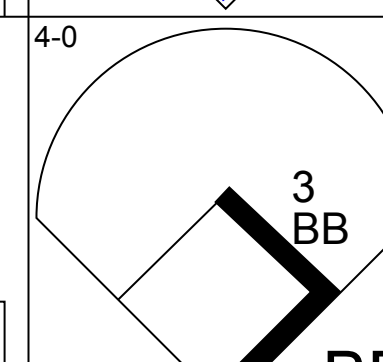
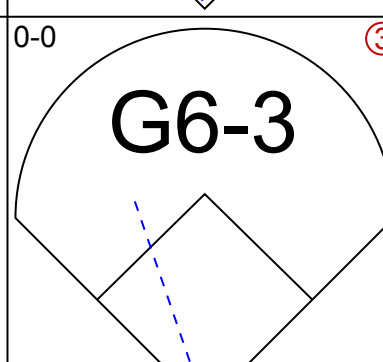
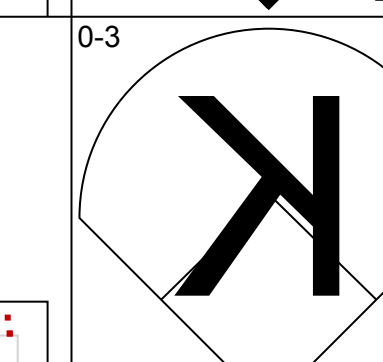
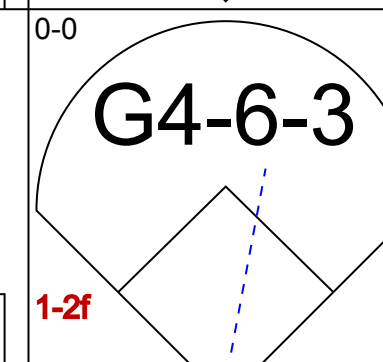
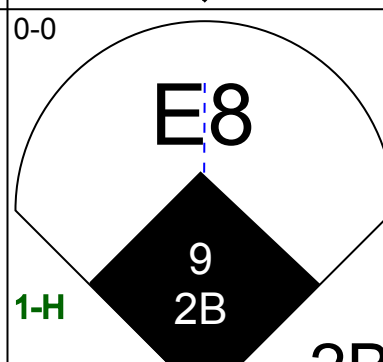
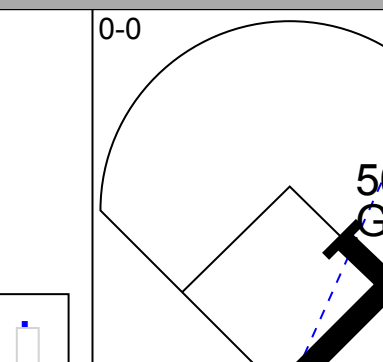
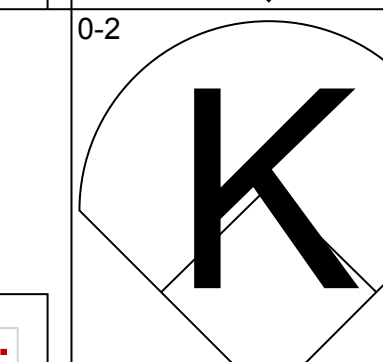
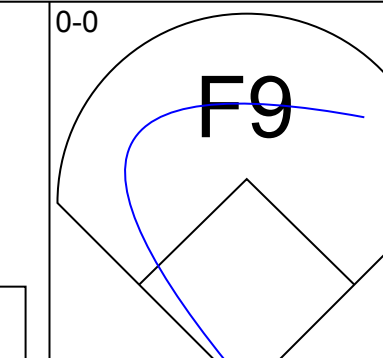
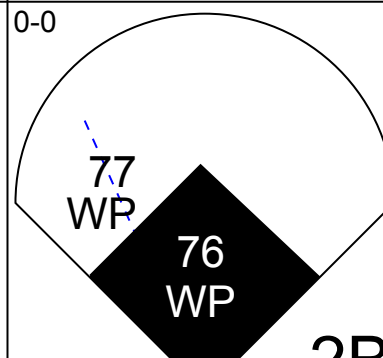
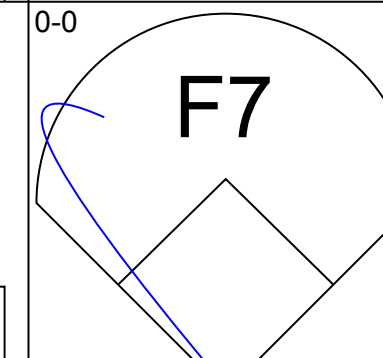
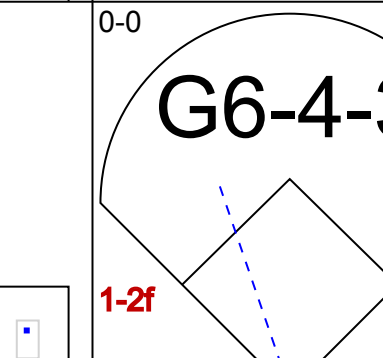
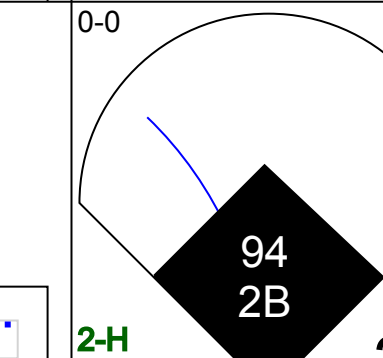
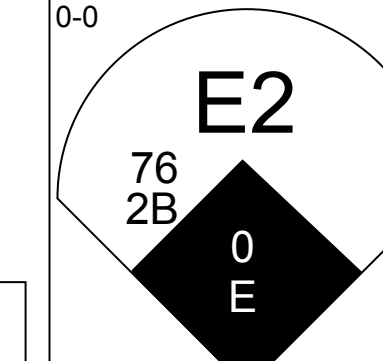
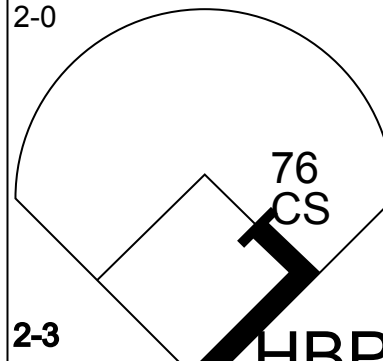
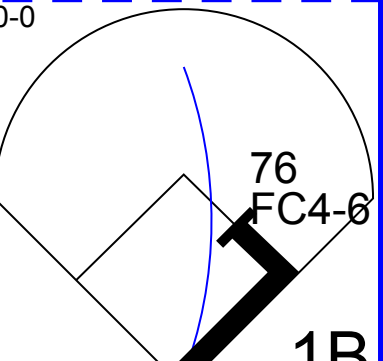
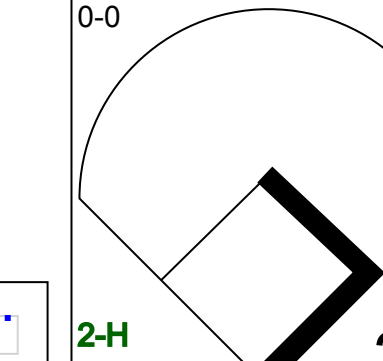

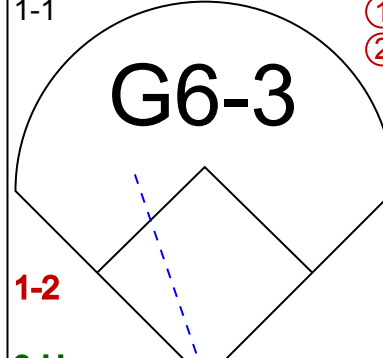
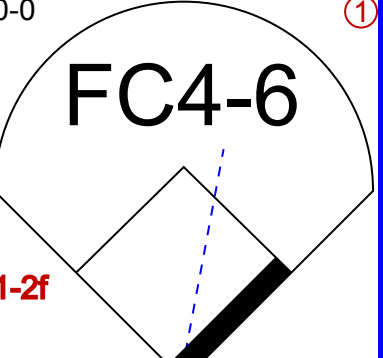
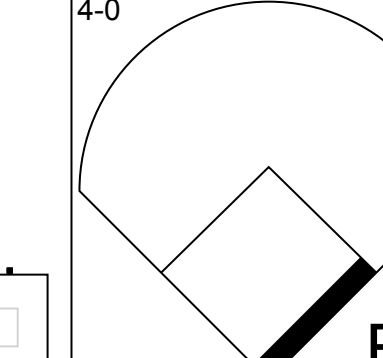

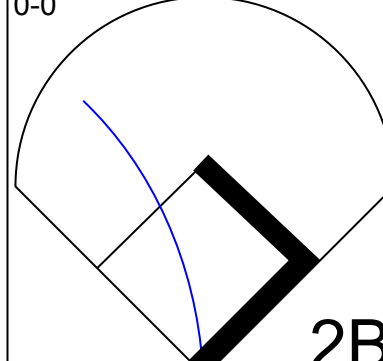
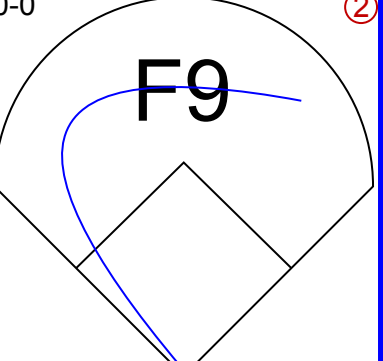
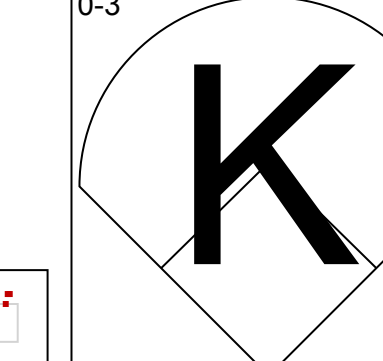

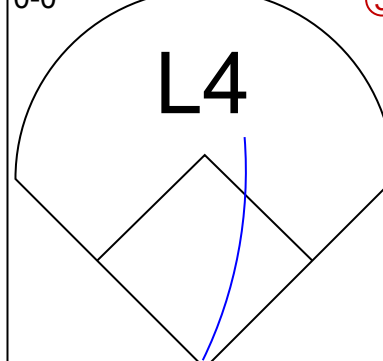
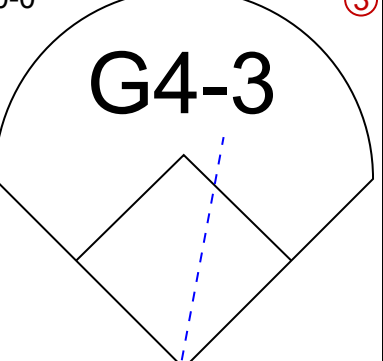


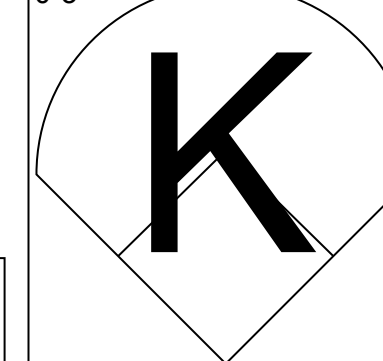
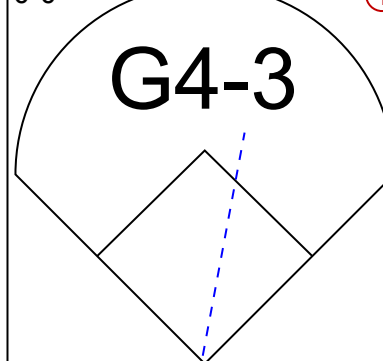
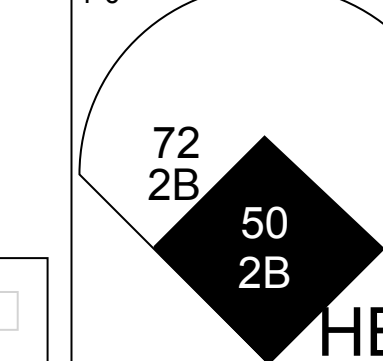
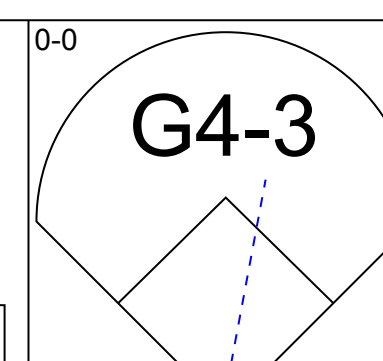
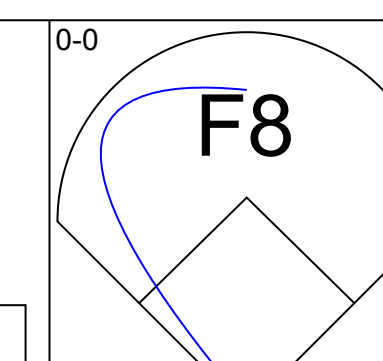
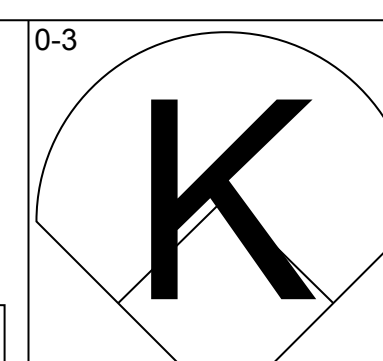
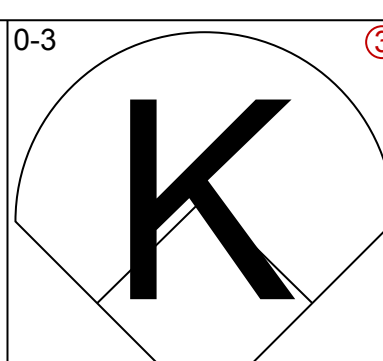
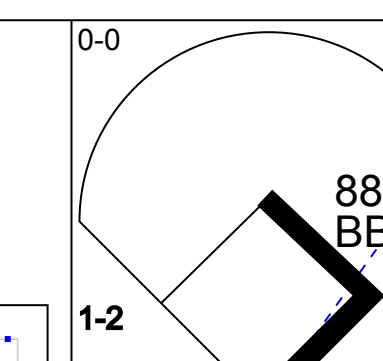
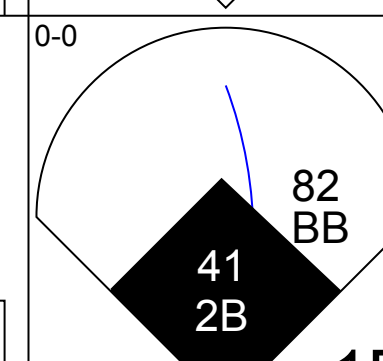
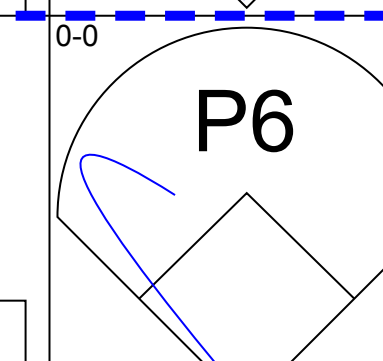
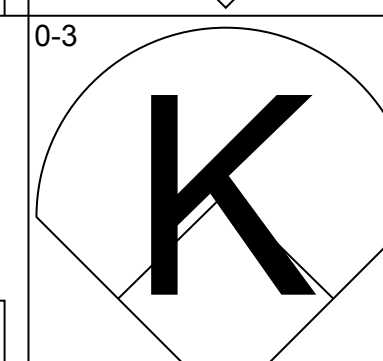
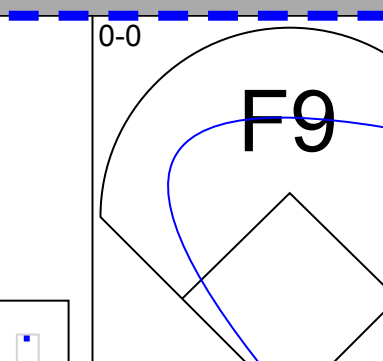
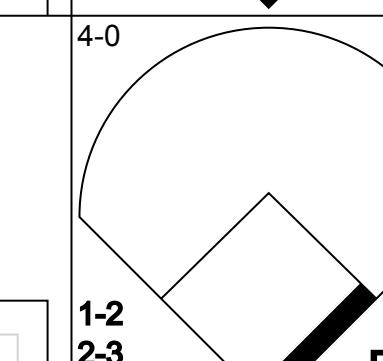
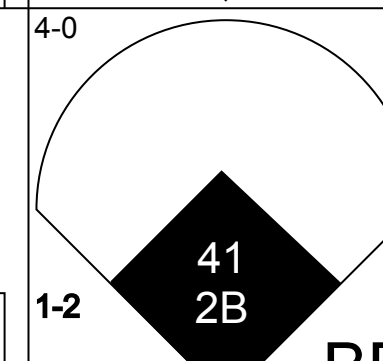
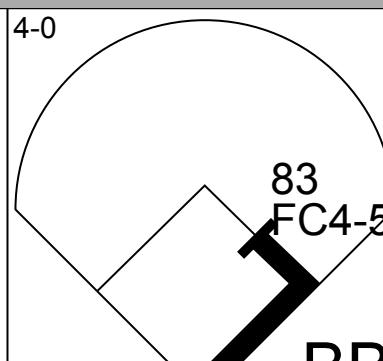
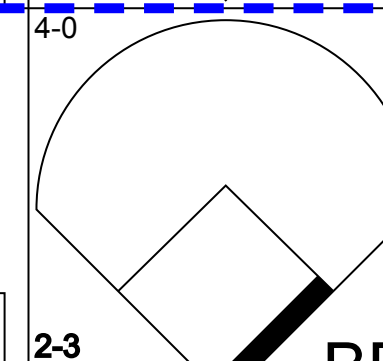
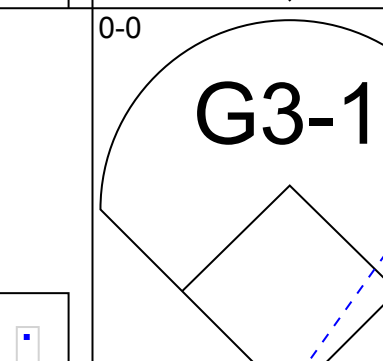
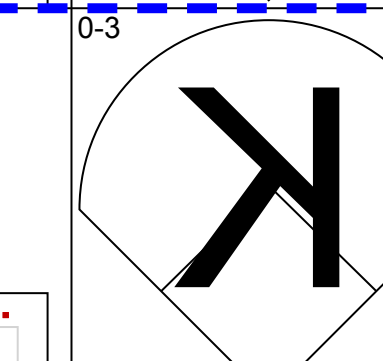
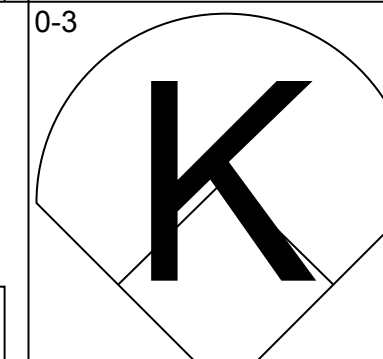
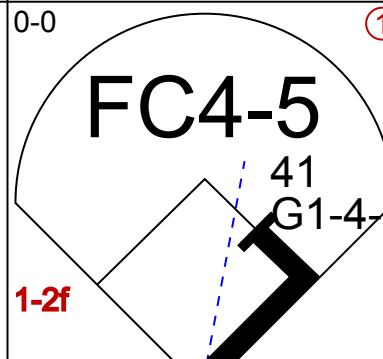
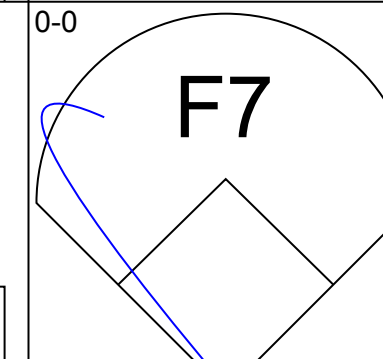
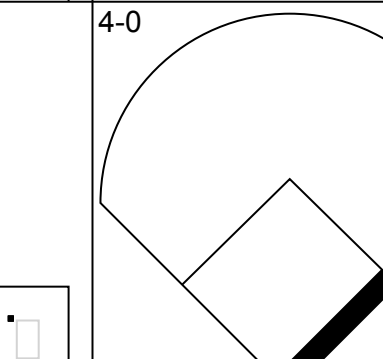
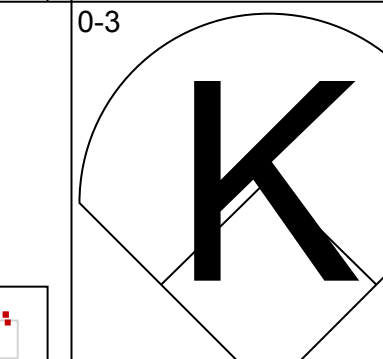
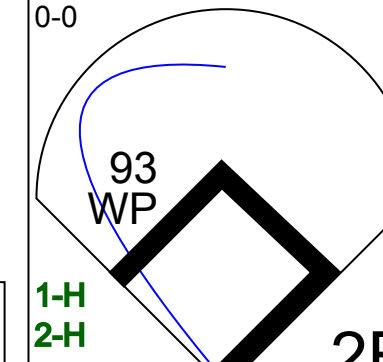
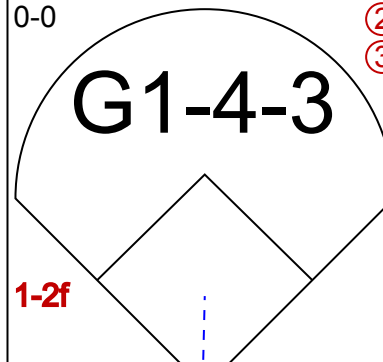
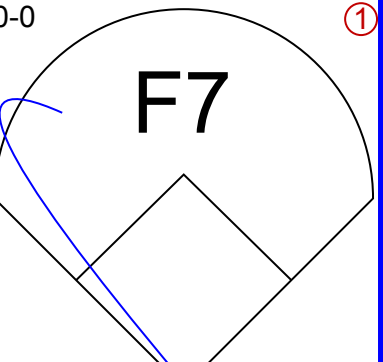
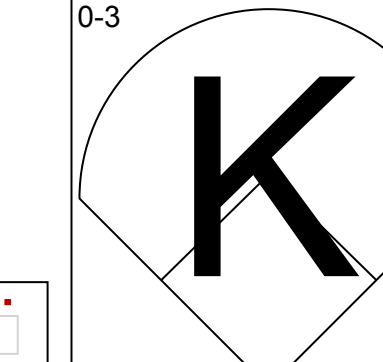
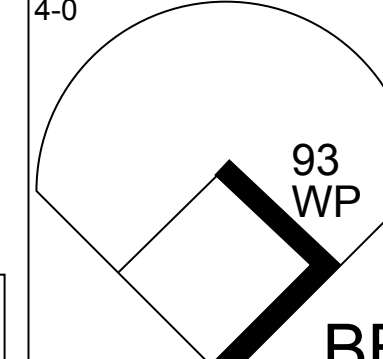

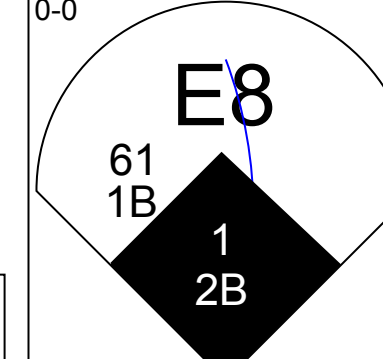
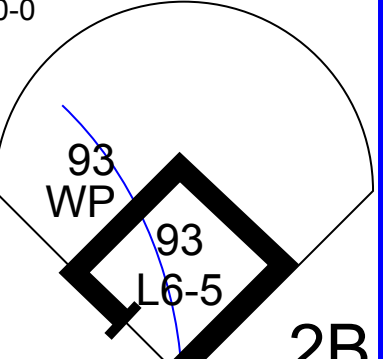

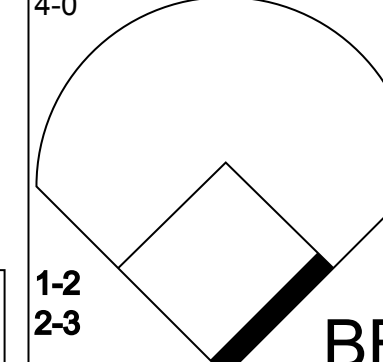

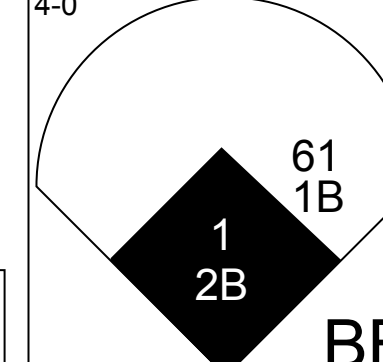
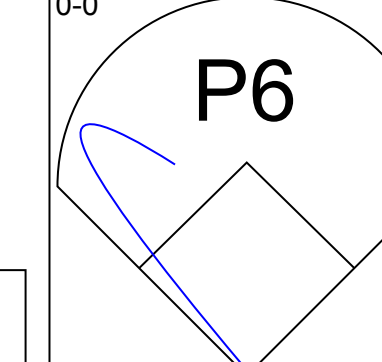

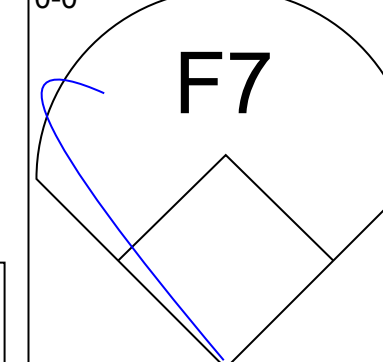

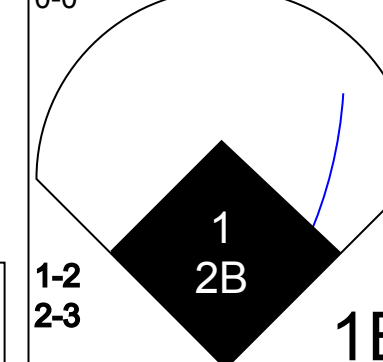
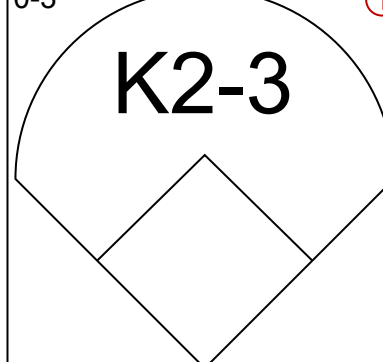
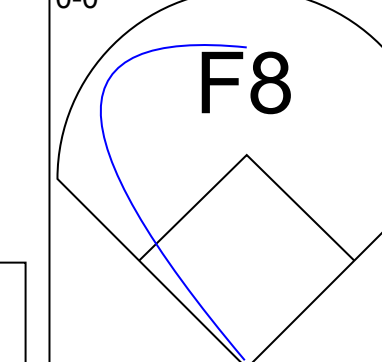


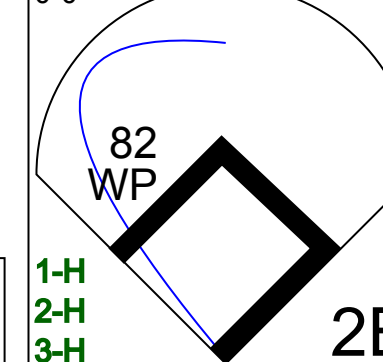
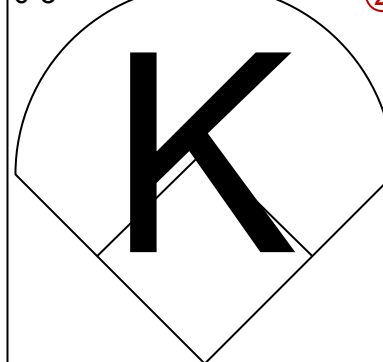
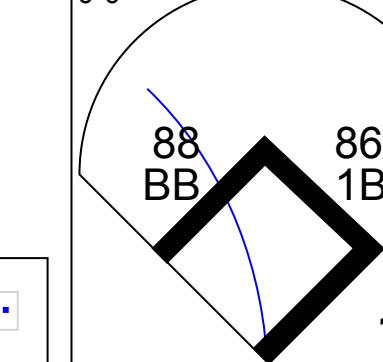



Baltimore Orioles - 2022


Batter	1	2	3	4	5	6	7	8	9	AB	R	H	RBI	BB	SO	LOB	TOP			
5 Santiago Espinal, R 72 Vinny Capra, R OBP: 0.500, SLG: 1.000										3	0	0	0	0	1	1	Toronto Blue Jays @ Baltimore Orioles Ed Smith Stadium, Sarasota, FL Fri Mar 18 2022, 1:09 PM - 5:54 PM EDT Att.: 5,096 - Sunny - 85 F			
11 Bo Bichette, R 79 Orelvis Martinez, R										0	1	0	0	2	0	0				
3 Greg Bird, L 98 Spencer Horwitz, L OBP: 0.333, SLG: 1.000										2	1	1	1	0	1	2				
9 Danny Jansen, R 50 Tyler Heineman, S OBP: 0.333, SLG: 0.667										3	1	1	1	0	0	2				
77 Joshua Palacios, L 94 Logan Warmoth, R OBP: 0.500, SLG: 1.000										2	1	1	0	0	0	0				
76 Jordan Groshans, R 75 Gosuke Katoh, L										3	1	1	0	0	0	2				
0 Mallex Smith, L 83 Chavez Young, S										3	1	1	0	0	0	2				
72 Otto Lopez, R										4	0	0	0	0	0	4				
81 Nathan Lukes, L 66 Cullen Large, S										2	0	1	1	0	1	0				
Inning Stats	R: 0 E: 0 K: 1 S: 7	H: 0 LOB: 0 BB: 0 P: 11	R: 3 E: 3 K: 0 S: 7	H: 2 LOB: 1 BB: 0 P: 7	R: 3 E: 1 K: 0 S: 6	H: 3 LOB: 1 BB: 1 P: 13	R: 0 E: 0 K: 1 S: 5	H: 0 LOB: 1 BB: 0 P: 4	R: 0 E: 0 K: 0 S: 3	H: 0 LOB: 0 BB: 0 P: 3	R: 0 E: 0 K: 0 S: 3	H: 0 LOB: 0 BB: 0 P: 3	R: 0 E: 0 K: 0 S: 3	R: 3 E: 0 K: 3 S: 12	H: 3 LOB: 2 BB: 1 P: 17	1B: 3 2B: 7 3B: 0 HR: 0		SF: 0 SAC: 0 DP: 2 HBP: 3	WP: 2 PB: 0 SB: 0 CS: 1	PA: 43
PITCHER	IP WLS BF H R ER SO BB IBB HBP BLK WP HR S P ERA WHIP	2.2 L 15 4 6 3 0 1 0 0 2 0 0 0 18 29 10.12 1.875	0.1 W 2 1 0 0 0 0 0 0 0 0 0 0 5 13 0.00 3.000	1.0 W 5 0 0 0 1 2 0 0 0 0 0 0 5 13 0.00 2.000	3.0 L 10 2 0 0 0 0 0 0 0 0 0 0 10 10 0.00 0.667	1.0 L 3 0 0 0 0 0 0 0 0 0 0 0 3 3 0.00 0.000	0.2 L 6 3 3 3 2 0 0 0 1 0 0 0 9 10 40.50 4.500	0.1 L 2 0 0 0 0 1 1 0 0 0 0 0 0 3 7 0.00 3.000	PITCHER	IP WLS BF H R ER SO BB IBB HBP BLK WP HR S P ERA WHIP	0.2 L 6 3 3 3 2 0 0 0 1 0 0 0 9 10 40.50 4.500	0.1 L 2 0 0 0 0 1 1 0 0 0 0 0 3 7 0.00 3.000								

Batter	1	2	3	4	5	6	7	8	9	AB	R	H	RBI	BB	SO	LOB	BOTTOM		
65 Ryan McKenna, R 86 Jordan Westburg, R OBP: 0.500, SLG: 0.500										3	0	0	0	0	1	1	Toronto Blue Jays @ Baltimore Orioles Ed Smith Stadium, Sarasota, FL Fri Mar 18 2022, 1:09 PM - 5:54 PM EDT Att.: 5,096 - Sunny - 85 F		
24 DJ Stewart, L 88 Rylan Bannon, R										2	1	1	0	0	0	0			
82 Kelvin Gutierrez, R 89 Patrick Dorrian, L										0	1	0	0	3	0	0			
83 Kyle Stowers, L 81 Colton Cowser, L										3	0	0	0	0	1	6			
41 Tyler Nevin, R J.D. Mundy, L										3	0	1	2	0	0	1			
37 Jahmai Jones, R 90 Robert Neustrom, L										2	1	1	0	1	0	0			
93 Yusniel Diaz, R 80 Hudson Haskin, R										1	1	0	0	2	0	1			
61 Anthony Bemboom, L 77 Brett Cumberland, S										2	1	1	0	0	0	3			
1 Richie Martin, R 85 Joey Ortiz, R OBP: 0.500, SLG: 0.500										2	0	1	3	0	0	0			
Inning Stats	R: 2 E: 0 K: 1 S: 7	H: 2 LOB: 3 BB: 3 P: 19	R: 0 E: 0 K: 0 S: 3	H: 0 LOB: 0 BB: 0 P: 3	R: 0 E: 0 K: 0 S: 2	H: 0 LOB: 1 BB: 1 P: 6	R: 3 E: 1 K: 2 S: 10	H: 2 LOB: 3 BB: 2 P: 18	R: 0 E: 0 K: 3 S: 9	H: 0 LOB: 0 BB: 0 P: 9	R: 0 E: 0 K: 1 S: 5	H: 0 LOB: 0 BB: 0 P: 5	R: 0 E: 0 K: 1 S: 5	R: 0 E: 0 K: 3 S: 11	H: 2 LOB: 3 BB: 1 P: 15	1B: 4 2B: 4 3B: 0 HR: 0		SF: 0 SAC: 0 DP: 2 HBP: 0	WP: 3 PB: 0 SB: 0 CS: 0
PITCHER	IP WLS BF H R ER SO BB IBB HBP BLK WP HR S P ERA WHIP	1.1 W 7 2 2 2 1 1 0 0 0 0 0 1 9 0.00 6.000	0.1 W 3 0 0 0 0 2 0 0 0 0 0 0 1 9 0.00 6.000	1.1 W 7 2 2 2 1 1 0 0 0 0 0 0 8 12 13.50 2.250	2.0 L 10 2 3 2 2 2 0 0 0 0 0 0 12 20 9.00 2.000	2.1 H 8 1 0 0 3 1 0 0 0 2 0 13 18 0.00 0.857	1.0 H 4 2 0 0 1 1 0 0 0 0 0 0 7 11 0.00 3.000	1.0 S 3 0 0 0 3 0 0 0 0 0 0 0 9 9 0.00 0.000	PITCHER	IP WLS BF H R ER SO BB IBB HBP BLK WP HR S P ERA WHIP	1.0 H 4 2 0 0 1 1 0 0 0 0 0 0 7 11 0.00 3.000	1.0 S 3 0 0 0 3 0 0 0 0 0 0 9 9 0.00 0.000							

Batter	1	2	3	4	5	6	7	8	9	AB	R	H	RBI	BB	SO	LOB	TOP																
54 Derek Hill, R OBP: 0.263, SLG: 0.529 68 Parker Meadows, L (7, PR) OBP: 1.000, SLG: 1.333										3	0	1	0	1	1	2	<p>Detroit Tigers @ Baltimore Orioles Ed Smith Stadium, Sarasota, FL Sun Mar 27 2022, 1:09 PM - 4:07 PM EDT Att: 5,500 - Sunny - 78 F</p> <p>livebaseballscorecards.com</p> <p>AB 38 R 4 H 12 RBI 4 BB 2 SO 13 LOB 24</p>																
22 Victor Reyes, S OBP: 0.294, SLG: 0.267 93 Eric De La Rosa, R (7, PR)										4	0	1	1	0	1	1																	
9 Willi Castro, S OBP: 0.412, SLG: 0.690 41 Daz Cameron, R OBP: 0.353, SLG: 0.467										3	1	1	0	0	1	1																	
46 Jeimer Candelario, S OBP: 0.412, SLG: 0.412 72 Ryan Kneidler, R OBP: 0.308, SLG: 0.455										3	0	2	1	0	1	0																	
13 Eric Haase, R OBP: 0.500, SLG: 0.769 20 Spencer Torkelson, R OBP: 0.381, SLG: 0.444										2	0	0	0	0	1	3																	
15 Tucker Barnhart, L OBP: 0.067, SLG: 0.067 64 Dustin Garneau, R OBP: 0.273, SLG: 0.545										2	0	0	0	0	1	5																	
30 Harold Castro, L OBP: 0.222, SLG: 0.412 49 Ryan Lavamway, R OBP: 0.111, SLG: 0.111										3	0	2	1	0	1	2																	
19 Isaac Paredes, R OBP: 0.308, SLG: 0.455 99 Gage Workman, L										2	0	0	0	0	1	2																	
75 Jack López, R OBP: 0.727, SLG: 1.200										4	1	2	0	0	1	3																	
Inning Stats	R: 1 E: 0 K: 2 S: 9	H: 2 LOB: 1 BB: 0 P: 10	R: 0 E: 0 K: 1 S: 7	H: 2 LOB: 2 BB: 0 P: 7	R: 0 E: 0 K: 1 S: 5	H: 0 LOB: 0 BB: 0 P: 5	R: 1 E: 0 K: 0 S: 5	H: 2 LOB: 1 BB: 0 P: 5	R: 0 E: 0 K: 2 S: 9	H: 2 LOB: 3 BB: 0 P: 10	R: 1 E: 0 K: 3 S: 11	H: 2 LOB: 3 BB: 1 P: 15	R: 1 E: 0 K: 1 S: 7	H: 2 LOB: 1 BB: 0 P: 7	R: 0 E: 0 K: 1 S: 5	H: 0 LOB: 0 BB: 0 P: 5		1B: 8 2B: 4 3B: 0 HR: 0	SF: 0 SAC: 0 DP: 1 HBP: 1	WP: 1 PB: 0 SB: 3 CS: 0	PA: 41												
PITCHER	IP WLS BF H R ER SO BB IBB HBP BLK WP HR S P ERA WHIP																																
47 John Means, L ERA: 6.75	3.0	13	4	1	1	4	0	0	0	0	0	0	21	22	3.00	1.333																	
28 Jordan Lyles, R ERA: 3.0	3.0	14	4	1	1	4	1	0	1	0	0	0	21	27	3.00	1.667																	
51 Paul Fry, L ERA: 3.0	1.0	H	6	2	1	3	1	0	0	0	1	0	11	15	9.00	3.000																	
54 Cole Sulser, R ERA: 5.4	1.0	W	5	2	1	1	0	0	0	0	0	7	7	9.00	2.000																		
96 Bryan Baker, R ERA:	1.0	S	3	0	0	1	0	0	0	0	0	5	5	0.00	0.000																		

Batter	1	2	3	4	5	6	7	8	9	AB	R	H	RBI	BB	SO	LOB	BOTTOM																
21 Austin Hays, R OBP: 0.267, SLG: 0.286 81 Colton Cowser, L OBP: 0.556, SLG: 0.333										3	0	0	1	0	0	3	<p>Detroit Tigers @ Baltimore Orioles Ed Smith Stadium, Sarasota, FL Sun Mar 27 2022, 1:09 PM - 4:07 PM EDT Att: 5,500 - Sunny - 78 F</p> <p>livebaseballscorecards.com</p> <p>AB 32 R 5 H 7 RBI 4 BB 5 SO 5 LOB 22</p>																
16 Trev Mancini, R OBP: 0.313, SLG: 0.267 89 Patrick Dorman, L OBP: 0.182, SLG: 0.182										2	0	0	0	1	1	1																	
25 Anthony Santander, S OBP: 0.214, SLG: 0.462 83 Kyle Stowers, L OBP: 0.263, SLG: 0.313										3	0	0	0	0	1	3																	
12 Rougned Odor, L OBP: 0.167, SLG: 0.091 Jahmat Jones, R OBP: 0.412, SLG: 0.533										3	0	0	0	0	0	3																	
29 Ramón Urías, R OBP: 0.538, SLG: 1.333 1 Richie Martin, R OBP: 0.583, SLG: 1.200										2	1	1	1	0	0	0																	
23 Robinson Chirinos, R OBP: 0.250, SLG: 0.571 13 Jacob Nottingham, R OBP: 0.455, SLG: 0.500										2	1	1	1	0	0	0																	
41 Tyler Nevin, R OBP: 0.250, SLG: 0.250 93 Yusniel Díaz, R OBP: 0.500, SLG: 0.750										2	1	1	0	1	0	0																	
65 Ryan McKenna, R OBP: 0.222, SLG: 0.375 90 Robert Neustrom, L OBP: 0.153, SLG: 0.071										2	1	0	0	1	0	1																	
82 Kelvin Gutiérrez, R OBP: 0.529, SLG: 0.615 Rylan Bannon, R OBP: 0.529, SLG: 0.692										3	0	2	0	0	0	1																	
Inning Stats	R: 0 E: 0 K: 1 S: 5	H: 0 LOB: 0 BB: 0 P: 5	R: 0 E: 0 K: 0 S: 3	H: 0 LOB: 0 BB: 0 P: 3	R: 1 E: 1 K: 1 S: 7	H: 1 LOB: 3 BB: 2 P: 15	R: 3 E: 0 K: 0 S: 7	H: 3 LOB: 1 BB: 1 P: 16	R: 0 E: 0 K: 0 S: 3	H: 0 LOB: 0 BB: 0 P: 3	R: 0 E: 1 K: 3 S: 10	H: 1 LOB: 2 BB: 1 P: 14	R: 1 E: 0 K: 0 S: 5	H: 2 LOB: 2 BB: 1 P: 9	R: 0 E: 0 K: 1 S: 5	H: 0 LOB: 0 BB: 0 P: 5		1B: 3 2B: 2 3B: 0 HR: 2	SF: 0 SAC: 0 DP: 0 HBP: 0	WP: 0 PB: 0 SB: 0 CS: 0	PA: 37												
PITCHER	IP WLS BF H R ER SO BB IBB HBP BLK WP HR S P ERA WHIP																																
70 Tyler Alexander, L ERA: 1.93	2.2	12	1	1	1	2	2	0	0	0	0	2	8	17	20.25	3.000																	
58 Miguel Díaz, R ERA: 7.39	1.1	8	3	3	3	0	1	0	0	0	0	2	8	17	20.25	3.000																	
67 José Cisneros, R ERA:	1.0	3	0	0	0	0	0	0	0	0	0	3	3	0.00	0.000																		
40 Drew Hutchison, R ERA: 6.75	2.0	8	1	0	0	3	1	0	0	0	0	13	17	0.00	1.000																		
33 Bryan García, R ERA: 4.15	1.0	L	6	2	1	1	0	0	0	0	0	5	9	9.00	3.000																		

Batter	1	2	3	4	5	6	7	8	9	AB	R	H	RBI	BB	SO	LOB	TOP						
31 Cedric Mullins, L (1,8) 81 Colton Cowser, L (6,8) OBP: 0.176, SLG: 0.067 OBP: 0.500, SLG: 0.286	L6		K			K			K	3	0	0	0	0	2	0	<p>Baltimore Orioles @ Philadelphia Phillies BayCare Ballpark, Clearwater, FL Mon Mar 28 2022, 1:07 PM - 4:01 PM EDT Att: 4,663 - Sunny - 77 F</p> <p>livebaseballscorecards.com</p> <p>AB 29 R 1 H 2 RBI 1 BB 1 SO 14 LOB 4</p> 						
26 Jorge Mateo, R (1,6) 85 Joey Ortiz, R (6,4) OBP: 0.190, SLG: 0.467 OBP: 0.286, SLG: 0.286	G6-3		G4-3			K			K	3	0	0	0	0	1	0							
6 Ryan Mountcastle, R (1,3) 86 Jordan Westburg, R (7,4) OBP: 0.471, SLG: 0.615 OBP: 0.500, SLG: 0.400					G5-3				K	2	0	0	0	1	1	0							
83 Kyle Stowers, L (1,9) Yusniel Diaz, R (7,9) OBP: 0.227, SLG: 0.263 OBP: 0.500, SLG: 0.750					F7				K	3	0	0	0	0	2	1							
11 Chris Owings, R (1,4) 88 Coby Mayo, R (7,3) OBP: 0.267, SLG: 0.667					K				G6-3	3	0	1	0	0	1	0							
41 Tyler Nevin, R (1,5) 83 Gunnar Henderson, L (8,5) OBP: 0.318, SLG: 0.421																							
65 Ryan McKenna, R (1,7) 88 John Rhodes, R (8,7) OBP: 1.000, SLG: 2.500																							
13 Jacob Nottingham, R (1,10) OBP: 0.357, SLG: 0.385																							
61 Anthony Bembboom, L (1,2) 49 Beau Taylor, L (6,2) OBP: 0.400, SLG: 0.375 OBP: 0.429, SLG: 0.250																							
Inning Stats	R: 0 E: 0 K: 1 S: 11	H: 0 LOB: 1 BB: 1 P: 16	R: 0 E: 0 K: 0 S: 11	H: 1 LOB: 1 BB: 0 P: 15	R: 0 E: 0 K: 2 S: 9	H: 0 LOB: 0 BB: 0 P: 13	R: 0 E: 0 K: 1 S: 9	H: 0 LOB: 0 BB: 0 P: 11	R: 0 E: 0 K: 2 S: 9	H: 0 LOB: 0 BB: 0 P: 13	R: 0 E: 0 K: 2 S: 10	H: 0 LOB: 0 BB: 0 P: 14	R: 0 E: 0 K: 2 S: 8	H: 0 LOB: 0 BB: 0 P: 15	R: 1 E: 0 K: 1 S: 8	H: 1 LOB: 0 BB: 0 P: 13		R: 0 E: 0 K: 3 S: 10	H: 0 LOB: 0 BB: 0 P: 16	1B: 0 2B: 1 HR: 1	SF: 0 SAC: 0 HBP: 0	WP: 0 PB: 0 SB: 0 CS: 0	PA: 30
PITCHER	IP WLS BF H R ER SO BB IBB HBP BLK WP HR S P ERA WHIP	<p>61 Cristopher Sánchez, L (1,1) 3.0 W 11 1 0 0 3 1 0 0 0 0 0 0 31 44 0.00 0.667</p> <p>23 Corey Knebel, R (4,1) 1.0 H 3 0 0 0 1 0 0 0 0 0 0 9 11 0.00 0.000</p> <p>60 Ryan Sherriff, L (5,1) 1.0 H 3 0 0 0 2 0 0 0 0 0 0 9 13 0.00 0.000</p> <p>52 Brad Hand, L (6,1) 1.0 H 3 0 0 0 2 0 0 0 0 0 0 10 14 0.00 0.000</p> <p>31 Jeury Familia, R (7,1) 1.0 H 3 0 0 0 2 0 0 0 0 0 0 8 15 0.00 0.000</p>																					

Batter	1	2	3	4	5	6	7	8	9	AB	R	H	RBI	BB	SO	LOB	BOTTOM						
12 Kyle Schwarber, L (1,7) 57 John Andreoli, R (7,8) OBP: 0.231, SLG: 0.364 OBP: 0.400, SLG: 0.250	K					K				3	1	1	1	1	2	1	<p>Baltimore Orioles @ Philadelphia Phillies BayCare Ballpark, Clearwater, FL Mon Mar 28 2022, 1:07 PM - 4:01 PM EDT Att: 4,663 - Sunny - 77 F</p> <p>livebaseballscorecards.com</p> <p>AB 36 R 7 H 11 RBI 7 BB 4 SO 12 LOB 16</p> 						
10 J.T. Realmuto, R (1,2) 21 Garrett Stubbs, L (8,2) OBP: 0.394, SLG: 0.619 OBP: 0.125, SLG: 0.500	K					K				4	0	1	0	0	3	4							
3 Bryce Harper, L (1,9) 16 Mickey Moniak, L (7,7) OBP: 0.190, SLG: 0.667 OBP: 0.263, SLG: 0.842										3	1	1	0	0	2	1							
8 Nick Castellanos, R (1,10) Adam Hasselbein, L (7,PH) OBP: 0.667, SLG: 1.400 OBP: 0.111, SLG: 0.111										3	1	2	2	0	0	1							
17 Rhys Hoskins, R (1,3) 29 Nick Maton, L (7,4) OBP: 0.381, SLG: 0.647 OBP: 0.357, SLG: 0.462										2	0	0	0	1	2	1							
7 Johan Camargo, S (1,4) 74 Ronald Torreyes, R (7,6) OBP: 0.316, SLG: 0.389										3	0	0	0	0	1	2							
28 Alec Bohm, R (1,5) 41 Yairo Muñoz, R (7,5) OBP: 0.182, SLG: 0.158 OBP: 0.182, SLG: 0.182										3	0	0	0	0	0	2							
73 Bryson Stott, L (1,6) 76 Josh Ockimey, L (7,3) OBP: 0.650, SLG: 0.800 OBP: 0.333, SLG: 0.200										3	0	3	0	0	0	0							
19 Matt Vierling, R (1,8) 10 Matt Kroon, R (7,9) OBP: 0.318, SLG: 0.450 OBP: 0.286, SLG: 1.143										3	0	0	0	0	0	3							
Inning Stats	R: 2 E: 0 K: 3 S: 15	H: 2 LOB: 0 BB: 0 P: 21	R: 0 E: 0 K: 0 S: 12	H: 1 LOB: 1 BB: 0 P: 21	R: 1 E: 0 K: 2 S: 12	H: 2 LOB: 1 BB: 0 P: 18	R: 0 E: 1 K: 1 S: 16	H: 1 LOB: 3 BB: 1 P: 24	R: 0 E: 0 K: 2 S: 16	H: 1 LOB: 2 BB: 1 P: 28	R: 0 E: 0 K: 2 S: 11	H: 1 LOB: 1 BB: 0 P: 15	R: 0 E: 0 K: 2 S: 9	H: 0 LOB: 0 BB: 0 P: 15	R: 4 E: 0 K: 0 S: 18	H: 3 LOB: 1 BB: 2 P: 31		R: 4 E: 0 K: 0 S: 18	H: 3 LOB: 1 BB: 2 P: 31	1B: 3 2B: 4 HR: 4	SF: 0 SAC: 0 HBP: 0	WP: 0 PB: 0 SB: 0 CS: 0	PA: 40
PITCHER	IP WLS BF H R ER SO BB IBB HBP BLK WP HR S P ERA WHIP	<p>64 Dean Kremer, R (1,1) 3.0 L 14 5 3 3 3 2 0 0 0 0 0 0 32 52 0.00 2.000</p> <p>Kyle Bradish, R (4,1) 2.0 11 2 0 0 3 2 0 0 0 0 0 0 32 52 0.00 2.000</p> <p>58 Cionel Pérez, L (6,1) 1.0 4 1 0 0 2 0 0 0 0 0 0 0 11 15 0.00 1.000</p> <p>DL Hall, L (7,1) 1.0 3 0 0 0 2 0 0 0 0 0 0 9 15 0.00 0.000</p> <p>43 Conner Greene, R (8,1) 0.2 7 3 4 4 0 2 0 0 0 0 0 2 16 26 54.00 7.500</p>																					

Batter	1	2	3	4	5	6	7	8	9	AB	R	H	RBI	BB	SO	LOB	TOP				
15 Josh Lowe, L (1, 9) OBP: 0.217, SLG: 0.190 20 Niko Hulsizer, R (6, 9) OBP: 0.250, SLG: 0.429										3	0	0	0	0	1	0	Tampa Bay Rays @ Baltimore Orioles Ed Smith Stadium, Sarasota, FL Wed Mar 30 2022, 1:09 PM - 4:05 PM EDT Att: 2,734 - Sunny - 83 F				
43 Harold Ramirez, R (1, 7) 62 Jordan Qsar, L (6, 7) OBP: 0.375, SLG: 0.286										3	0	0	0	0	0	0					
55 Luke Raley, L (1, 8) 33 Grant Witherspoon, L (6, 8) OBP: 0.111, SLG: 0.125										3	1	1	0	0	2	0					
45 Ryon Healy, R (1, 3) 50 Ruben Cardenas, R (6, 3) OBP: 0.545, SLG: 1.000										2	0	0	0	1	0	1					
21 Francisco Mejia, S (1, 2) 63 Joe Hudson, R (6, 2) OBP: 0.545, SLG: 0.500										3	0	0	0	0	0	2					
6 Taylor Walls, S (1, 6) 23 Tristan Gray, L (8, PH) OBP: 0.286, SLG: 0.385										3	2	1	1	0	1	1					
96 Curtis Mead, R (1, 5) 9 Ryan Spikes, R (8, PH) OBP: 1.000, SLG: 2.000										3	1	2	2	0	0	0					
10 Miles Mastrobuoni, L (1, 4) 16 Tyler Frank, L (8, PH) OBP: 0.400, SLG: 0.750										3	1	1	2	0	1	2					
88 Diego Infante, R (1, 10) 52 Hill Alexander, R (9, PH) OBP: 0.125, SLG: 0.125										3	0	0	0	0	0	0					
52 Hill Alexander, R (9, 10) OBP: 0.125, SLG: 0.125										1	0	0	0	0	1	0					
Inning Stats	R: 0 E: 0 K: 1 S: 6	H: 0 LOB: 0 BB: 0 P: 6	R: 1 E: 1 K: 0 S: 5	H: 1 LOB: 1 BB: 0 P: 5	R: 0 E: 0 K: 1 S: 5	H: 0 LOB: 0 BB: 0 P: 5	R: 0 E: 0 K: 2 S: 7	H: 0 LOB: 1 BB: 1 P: 11	R: 2 E: 1 K: 0 S: 5	H: 3 LOB: 1 BB: 0 P: 7	R: 2 E: 0 K: 1 S: 8	H: 1 LOB: 1 BB: 0 P: 6	R: 1 E: 0 K: 2 S: 8	H: 1 LOB: 1 BB: 1 P: 12	R: 0 E: 0 K: 3 S: 9	H: 0 LOB: 0 BB: 0 P: 9	1B: 2 2B: 4 3B: 0 HR: 1	SF: 0 SAC: 0 DP: 0 HBP: 0	WP: 0 PB: 0 SB: 0 CS: 0	PA: 38	
PITCHER	IP WLS BF H R ER SO BB IBB HBP BLK WP HR S P ERA WHIP	50 Bruce Zimmermann, L (1, 1) ERA: 5.4	3.0 11 1 1 0 2 0 0 0 0 0 0 16 16 0.00 0.333	74 Felix Bautista, R (4, 1) ERA: 13.5	1.0 H 4 0 0 0 2 1 0 0 0 0 0 0 7 11 0.00 1.000	39 Chris Ellis, R (5, 1) ERA: 13.5	3.0 B 15 5 4 3 2 0 0 0 0 0 0 1 19 21 9.00 1.667	48 Jorge López, R (8, 1) ERA: 8.44	1.0 5 1 1 1 2 1 0 0 0 0 0 0 8 12 9.00 2.000	87 Joey Krehbiel, R (9, 1) ERA: 10.8	1.0 W 3 0 0 0 3 0 0 0 0 0 0 0 9 9 0.00 0.000										

Batter	1	2	3	4	5	6	7	8	9	AB	R	H	RBI	BB	SO	LOB	BOTTOM			
31 Cedric Mullins, L (1, 8) OBP: 0.200, SLG: 0.278 65 Ryan McKenna, R (6, 8) OBP: 0.174, SLG: 0.286										3	1	1	1	0	1	1	Tampa Bay Rays @ Baltimore Orioles Ed Smith Stadium, Sarasota, FL Wed Mar 30 2022, 1:09 PM - 4:05 PM EDT Att: 2,734 - Sunny - 83 F			
6 Ryan Mountcastle, R (1, 3) OBP: 0.476, SLG: 0.698 41 Tyler Nevin, R (7, PR) OBP: 0.349, SLG: 0.450										4	0	2	0	0	1	0				
25 Anthony Santander, S (1, 9) OBP: 0.236, SLG: 0.590 83 Kyle Stowers, L (6, 9) OBP: 0.208, SLG: 0.238										3	1	1	0	0	1	1				
16 Trey Mancini, R (1, 10) OBP: 0.350, SLG: 0.421 85 AJ Gaffanino, L (9, PH)										4	0	2	1	0	0	2				
21 Austin Hays, R (1, 7) OBP: 0.211, SLG: 0.222 89 Andrew Daschbach, R (9, 3)										4	0	0	0	0	0	3				
12 Rowned Odor, L (1, 4) OBP: 0.133, SLG: 0.071 11 Chris Owings, R (7, 6) OBP: 0.353, SLG: 0.688										3	0	0	0	0	1	0				
29 Ramón Urias, R (1, 5) OBP: 0.500, SLG: 1.143 82 Kelvin Gutiérrez, R (6, PR) OBP: 0.526, SLG: 0.667										2	0	0	0	1	0	0				
26 Jorge Mateo, R (1, 6) OBP: 0.368, SLG: 0.667 1 Richie Martin, R (7, 4) OBP: 0.615, SLG: 1.182										3	1	2	1	0	0	1				
23 Robinson Chirinos, R (1, 2) OBP: 0.300, SLG: 0.500 13 Jacob Nottingham, R (6, 2) OBP: 0.375, SLG: 0.400										1	0	0	0	1	0	1				
										2	0	1	1	0	1	1				
Inning Stats	R: 1 E: 0 K: 1 S: 7	H: 2 LOB: 1 BB: 0 P: 8	R: 0 E: 0 K: 1 S: 6	H: 1 LOB: 1 BB: 0 P: 6	R: 1 E: 0 K: 0 S: 7	H: 2 LOB: 1 BB: 0 P: 10	R: 1 E: 0 K: 1 S: 7	H: 1 LOB: 1 BB: 1 P: 12	R: 0 E: 0 K: 1 S: 6	H: 0 LOB: 1 BB: 1 P: 9	R: 0 E: 0 K: 1 S: 6	H: 1 LOB: 1 BB: 0 P: 6	R: 1 E: 1 K: 0 S: 6	H: 3 LOB: 2 BB: 0 P: 6	R: 3 E: 0 K: 1 S: 6	H: 2 LOB: 1 BB: 2 P: 14	1B: 7 2B: 4 3B: 0 HR: 2	SF: 0 SAC: 0 DP: 0 HBP: 0	WP: 1 PB: 0 SB: 0 CS: 0	PA: 43
PITCHER	IP WLS BF H R ER SO BB IBB HBP BLK WP HR S P ERA WHIP	19 Josh Fleming, L (1, 1) ERA: 3.0	2.0 5 2 1 1 0 0 0 0 0 0 0 1 7 10 9.00 2.000	59 Jeffrey Springs, L (3, 1)	1.0 5 2 1 1 0 0 0 0 0 0 0 1 7 10 9.00 2.000	46 Luke Bard, R (4, 1) ERA: 9.0	1.0 5 1 1 1 1 1 0 0 0 0 0 1 7 12 9.00 2.000	38 Colin Poche, L (5, 1) ERA: 9.0	1.0 4 1 0 0 1 0 0 0 0 0 0 0 6 6 0.00 1.000	68 Jalen Beeks, L (6, 1) ERA: 3.0	1.0 H 4 0 0 0 1 1 0 0 0 0 0 0 5 9 0.00 1.000									
PITCHER	IP WLS BF H R ER SO BB IBB HBP BLK WP HR S P ERA WHIP	36 Andrew Kittredge, R (7, 1) ERA: 10.8	1.0 H 4 1 0 0 0 0 0 0 0 0 0 0 6 6 0.00 1.000	54 Joel Pequero, R (8, 1) ERA: 10.8	1.0 H 6 3 1 1 0 0 0 0 0 0 0 0 6 6 9.00 3.000	13 Cristofer Ogando, R (9, 1) ERA: 9.0	0.2 L 6 2 3 3 1 2 0 0 0 0 0 0 0 6 14 40.50 6.000													



Batter	1	2	3	4	5	6	7	8	9	AB	R	H	RBI	BB	SO	LOB	TOP										
73 Bryson Stott, L (1,4) OBP: 0.607, SLG: 0.739 74 Ronald Torreyes, R (7,4) OBP: 0.182, SLG: 0.100	F8		G3-1			G6-4-3 1B		G5-3		3	0	1	0	0	0	0											
28 Alec Bohm, R (1,5) OBP: 0.286, SLG: 0.360 41 Yairo Muñoz, R (7,5) OBP: 0.200, SLG: 0.200	HR				17 1B 7 1B	G6-4-3 1-2		G5-3		3	2	2	1	0	0	1											
8 Nick Castellanos, R (1,7) OBP: 0.400, SLG: 0.643 62 Jared Carr, L (7,7)	P5				K	F9		G1-6-3		3	0	0	0	0	1	1											
17 Rhys Hoskins, R (1,10) OBP: 0.333, SLG: 0.500 53 Carlos De La Cruz, R (9, PH)	L9				7 1B 1-3	L4		BB		3	0	1	0	0	0	0											
7 Johan Camargo, S (1,3) OBP: 0.296, SLG: 0.346 3 McCarthy Tatum, R (7,3) OBP: 0.500, SLG: 0.500	F8				19 G5-4-3 1B	P3		K		3	0	1	1	0	0	0											
19 Matt Vierling, R (1,8) OBP: 0.258, SLG: 0.379 18 Nicolas Torres, R (7,8)	P2				3-H G5-4-3 1B	K				3	0	0	0	0	1	2											
21 Garrett Stubbs, L (1,2) OBP: 0.333, SLG: 0.333 10 D.J. Stewart, R (8,5)	G4-3				K	F9				3	0	0	0	0	1	0											
16 Mickey Moniak, L (1,9) OBP: 0.269, SLG: 0.731 22 Colby Fitch, L (8,2)			G1-3		G3	K				3	0	0	0	0	1	0											
29 Nick Maton, L (1,6) OBP: 0.350, SLG: 0.389 22 Baron Radcliff, L (8,9)			G3		G3			BB		2	0	0	0	1	0	0											
Inning Stats	R: 1 E: 0 K: 0 S: 5	H: 1 LOB: 0 BB: 0 P: 8	R: 0 E: 0 K: 0 S: 3	H: 0 LOB: 0 BB: 0 P: 3	R: 0 E: 0 K: 0 S: 3	H: 0 LOB: 0 BB: 0 P: 3	R: 1 E: 0 K: 1 S: 7	H: 3 LOB: 1 BB: 0 P: 7	R: 0 E: 0 K: 1 S: 5	H: 0 LOB: 0 BB: 0 P: 5	R: 0 E: 0 K: 0 S: 3	H: 1 LOB: 0 BB: 0 P: 3	R: 0 E: 0 K: 1 S: 5	H: 0 LOB: 1 BB: 1 P: 9	R: 0 E: 0 K: 1 S: 5	H: 0 LOB: 1 BB: 1 P: 9	1B: 4 2B: 0 3B: 0 HR: 1	SF: 0 SAC: 0 DP: 2 HBP: 0	WP: 0 PB: 0 SB: 0 CS: 0	PA: 32							
PITCHER	IP	WLS	BF	H	R	ER	SO	BB	IBB	HBP	BLK	WP	HR	S	P	ERA	WHIP										
28 Jordan Lyles, R (1,1) ERA: 3.38	5.0	W	18	4	2	2	2	0	0	0	0	0	1	23	26	3.60	0.800										
48 Jorge López, R (6,1) ERA: 7.11	1.0	H	3	1	0	0	0	0	0	0	0	0	0	3	3	0.00	1.000										
66 Tanner Scott, L (7,1) ERA: 7.38	1.0	H	3	0	0	0	1	0	0	0	0	0	0	5	5	0.00	0.000										
87 Joey Krehbiel, R (8,1) ERA: 8.31	1.0	H	4	0	0	0	1	1	0	0	0	0	0	5	9	0.00	1.000										
70 Travis Lakins Sr., R (9,1) ERA: 1.5	1.0	S	4	0	0	0	1	1	0	0	0	0	0	5	9	0.00	1.000										

Philadelphia Phillies @ Baltimore Orioles
Ed Smith Stadium, Sarasota, FL
Fri Apr 01 2022, 1:05 PM - 3:23 PM EDT
Att: 2,866 - Cloudy - 82 F

AB 30
R 2
H 5
RBI 2
BB 2
SO 5
LOB 6





Batter	1	2	3	4	5	6	7	8	9	AB	R	H	RBI	BB	SO	LOB	BOTTOM										
31 Cedric Mullins, L (1,10) OBP: 0.231, SLG: 0.304 49 Beau Taylor, L (5, FR) OBP: 0.333, SLG: 0.167	K		K			G6-4-3 HBP		G3		2	0	0	0	0	2	0											
26 Jorge Mateo, R (1,6) OBP: 0.408, SLG: 0.800 1 Richie Martin, R (8,6) OBP: 0.563, SLG: 1.000	6 HR BB		HR			G6-4-3 1-2		F7		2	2	1	1	1	0	1											
6 Ryan Mountcastle, R (1,3) OBP: 0.458, SLG: 0.700 85 Joey Ortiz, R (8,4) OBP: 0.250, SLG: 0.250	HR		G6-3			E6 F8 16		G3		3	1	1	2	0	0	0											
16 Trey Mancini, R (1,9) OBP: 0.394, SLG: 0.364 89 Andrew Daschbach, R (8,3)	K		L1-3			F8		K		3	0	0	0	0	1	1											
12 Rougned Odor, L (1,4) OBP: 0.111, SLG: 0.059 90 Mason Janvrin, R (8,9)	K					P5		K		3	0	0	0	0	2	1											
13 Jacob Nottingham, R (1,2) OBP: 0.389, SLG: 0.412 61 Anthony Bembom, L (6,2) OBP: 0.364, SLG: 0.333			86 G1-3 1B			P3		F8		2	0	1	0	0	0	0											
86 Jordan Westburg, R (1,5) OBP: 0.556, SLG: 0.625			G1-3					81 S 1B		3	0	2	0	0	0	1											
81 Colton Cowser, L (1,8) OBP: 0.462, SLG: 0.222			88 G1-4-3 BB			G3		K		2	0	0	0	1	1	2											
88 John Rhodes, R (1,7) OBP: 0.400, SLG: 1.000			G1-4-3			F8		F9		3	0	0	0	0	0	3											
Inning Stats	R: 2 E: 0 K: 3 S: 11	H: 1 LOB: 1 BB: 1 P: 16	R: 0 E: 0 K: 0 S: 3	H: 1 LOB: 1 BB: 1 P: 7	R: 1 E: 0 K: 1 S: 6	H: 1 LOB: 0 BB: 0 P: 8	R: 0 E: 0 K: 0 S: 4	H: 1 LOB: 1 BB: 0 P: 4	R: 0 E: 1 K: 1 S: 6	H: 0 LOB: 1 BB: 0 P: 6	R: 0 E: 0 K: 1 S: 6	H: 1 LOB: 0 BB: 0 P: 6	R: 0 E: 0 K: 1 S: 5	H: 0 LOB: 0 BB: 0 P: 5	1B: 2 2B: 1 3B: 0 HR: 2	SF: 0 SAC: 0 DP: 2 HBP: 1	WP: 0 PB: 0 SB: 1 CS: 0	PA: 31									
PITCHER	IP	WLS	BF	H	R	ER	SO	BB	IBB	HBP	BLK	WP	HR	S	P	ERA	WHIP										
55 Ranger Suárez, L (1,1) ERA: 9.0	2.0	L	9	2	2	2	3	2	0	0	0	0	1	14	23	9.00	2.000										
23 Corey Knebel, R (3,1) ERA: 1.5	1.0		4	1	1	1	1	0	0	0	0	0	1	6	8	9.00	1.000										
70 Bailey Falter, L (4,1) ERA: 1.29	3.0		11	1	0	0	1	0	0	1	0	0	0	12	13	0.00	0.333										
57 Nick Nelson, R (7,1) ERA: 1.29	2.0		7	1	0	0	2	0	0	0	0	0	0	11	11	0.00	0.500										

Philadelphia Phillies @ Baltimore Orioles
Ed Smith Stadium, Sarasota, FL
Fri Apr 01 2022, 1:05 PM - 3:23 PM EDT
Att: 2,866 - Cloudy - 82 F

AB 28
R 3
H 5
RBI 3
BB 2
SO 7
LOB 11



Batter	1	2	3	4	5	6	7	8	9	AB	R	H	RBI	BB	SO	LOB	TOP	
31 Cedric Mullins, L (1.8) 13 Jacob Nottingham, R (6.3)	G1-3			K		F9		F9		3	0	1	0	0	1	0	<p>Baltimore Orioles @ Minnesota Twins Hammond Stadium, Fort Myers, FL Sun Apr 03 2022, 1:09 PM - 3:57 PM EDT Att. 3,936 - Overcast - 77 F</p> <p>livebaseballscorecards.com</p> <p>AB 30 R 2 H 3 RBI 2 BB 1 SO 10 LOB 5</p> 	
6 Ryan Mountcastle, R (1.3) 88 Zach Jarrett, R (6.9)	F8			G1-3		F8		G4-3		3	0	0	0	0	1	0		
25 Anthony Santander, S (1.10)	K			G4-3				G4-3		4	0	0	0	0	2	0		
23 Robinson Chirinos, R (1.2) 85 AJ Graftano, L (7.4)			K		BB			P6		2	0	0	0	1	1	0		
12 Rougned Odor, L (1.4) 86 Willy Yahn, R (7.5)			K		P6			G6-3		3	0	0	0	0	1	1		
82 Kelvin Gutiérrez, R (1.5) 61 Anthony Bemboom, L (7.2)			F8		K			65 HR		2	0	0	0	0	1	1		
41 Tyler Nevin, R (1.7) 84 Dylan Harris, L (8.7)			K		G1-3			L9		3	0	0	0	0	1	2		
65 Ryan McKenna, R (1.9) 90 Mason Janvrin, R (8.8)			F7		L8			HR		3	1	1	2	0	0	0		
1 Richie Martin, R (1.6)			K		K			K		3	0	0	0	0	3	0		
Inning Stats	R: 0 E: 0 K: 1 S: 9	H: 0 LOB: 0 BB: 0 P: 14	R: 0 E: 0 K: 2 S: 8	H: 0 LOB: 0 BB: 0 P: 9	R: 0 E: 0 K: 2 S: 10	H: 0 LOB: 0 BB: 0 P: 16	R: 0 E: 0 K: 1 S: 8	H: 1 LOB: 1 BB: 1 P: 9	R: 0 E: 0 K: 1 S: 14	H: 0 LOB: 0 BB: 0 P: 12	R: 2 E: 0 K: 1 S: 12	H: 2 LOB: 0 BB: 0 P: 21	R: 0 E: 0 K: 0 S: 7	H: 0 LOB: 0 BB: 0 P: 15	1B: 2 2B: 0 3B: 0 HR: 1	SF: 0 SAC: 0 DP: 0 HBP: 0		WP: 0 PB: 0 SB: 0 CS: 0
PITCHER	IP WLS BF H R ER SO BB IBB HBP BLK WP HR S P ERA WHIP																	
54 Sonny Gray, R (1.1) ERA: 0.00	4.0 W 12 0 0 0 6 0 0 0 0 0 0 0 35 48 0.00 0.000																	
36 Joe Smith, R (5.1) ERA: 0.00	1.0 4 0 0 0 1 1 0 0 0 0 0 0 11 16 0.00 1.000																	
57 Jake Faria, R (6.1) ERA: 3.38	3.0 H 12 3 2 2 3 0 0 0 0 0 1 33 54 6.00 1.000																	
70 Austin Schuller, R (9.1) ERA: 7.71	1.0 3 0 0 0 0 0 0 0 0 0 0 0 7 15 0.00 0.000																	

Batter	1	2	3	4	5	6	7	8	9	AB	R	H	RBI	BB	SO	LOB	BOTTOM			
25 Byron Buxton, R (1.8) 89 Will Holland, R (7.4)	G5-4-3			F9		F9		K		3	2	2	1	1	0	0	<p>Baltimore Orioles @ Minnesota Twins Hammond Stadium, Fort Myers, FL Sun Apr 03 2022, 1:09 PM - 3:57 PM EDT Att. 3,936 - Overcast - 77 F</p> <p>livebaseballscorecards.com</p> <p>AB 33 R 8 H 10 RBI 7 BB 8 SO 8 LOB 18</p> 			
11 Jorge Polanco, S (1.4) 86 DaShawn Keirse Jr., L (7.8)	G5-4-3		K		F9			G4-3		3	0	0	0	1	1	2				
4 Carlos Correa, R (1.6) 89 Noah Miller, S (7.6)	G5-4-3		K		K			G6-3		4	0	1	1	0	2	3				
2 Luis Arraez, L (1.10) 18 Michael Helman, R (9.10)	BB				26 WP			K		1	2	1	0	3	0	0				
22 Miguel Sanó, R (1.3) 12 Brent Rooker, R (8.7)	BB				26 1B			G5-3		3	1	2	3	1	0	1				
26 Max Kepler, L (1.9) 86 Matt Wallner, L (8.9)	L9				27 S			BB		3	0	1	1	1	0	2				
15 Gio Urshela, R (1.5) 88 Christian Encarnacion-Stepp, R (1.000, SLG: 2.000)					27 1B			P3		4	1	2	0	0	1	4				
27 Ryan Jeffers, R (1.2) 88 Jair Camargo, R (9.2)	G4-3				F8			G5-3		4	0	0	0	0	1	3				
1 Nick Gordon, L (1.7) 4 Andrew Bechtold, R (8.3)					K			BB		3	1	1	1	1	1	1				
Inning Stats	R: 1 E: 1 K: 0 S: 11	H: 1 LOB: 2 BB: 3 P: 24	R: 2 E: 0 K: 2 S: 12	H: 3 LOB: 1 BB: 0 P: 16	R: 2 E: 0 K: 1 S: 12	H: 3 LOB: 1 BB: 0 P: 16	R: 0 E: 0 K: 1 S: 7	H: 0 LOB: 0 BB: 0 P: 9	R: 1 E: 0 K: 1 S: 10	H: 1 LOB: 1 BB: 1 P: 18	R: 2 E: 0 K: 1 S: 16	H: 2 LOB: 3 BB: 3 P: 30	R: 0 E: 0 K: 1 S: 8	H: 0 LOB: 1 BB: 1 P: 15	R: 0 E: 0 K: 1 S: 12	H: 0 LOB: 0 BB: 0 P: 17		1B: 4 2B: 5 3B: 0 HR: 1	SF: 0 SAC: 0 DP: 1 HBP: 0	WP: 1 PB: 0 SB: 2 CS: 0
PITCHER	IP WLS BF H R ER SO BB IBB HBP BLK WP HR S P ERA WHIP																			
64 Dean Kremer, R (1.1) ERA: 8.0	4.0 L 21 7 5 4 4 1 0 0 0 0 1 0 10 18 9.00 2.500																			
96 Bryan Baker, R (5.1) ERA: 2.25	1.0 5 1 1 1 1 1 0 0 0 0 1 0 10 18 9.00 2.000																			
74 Félix Bautista, R (6.1) ERA: 4.91	0.2 7 2 2 2 1 3 0 0 0 0 0 0 14 27 27.00 7.500																			
53 Mike Baumann, R (6.1) ERA: 8.31	2.1 8 0 0 0 2 1 0 0 0 0 0 0 22 35 0.00 0.429																			

Batter	1	2	3	4	5	6	7	8	9	AB	R	H	RBI	BB	SO	LOB	TOP										
3 Cole Tucker, S OBP: 0.342, SLG: 0.543 (1, 7)	F7		G6-3						F9	4	1	2	0	0	0	0	Pittsburgh Pirates @ Baltimore Orioles Ed Smith Stadium, Sarasota, FL Mon Apr 04 2022, 1:07 PM - 4:10 PM EDT Att: 2,418 - Cloudy - 81 F										
70 Taylor Davis, R OBP: 0.214, SLG: 0.083 (8, 2)										1	0	0	0	0	0												
10 Bryan Reynolds, S OBP: 0.343, SLG: 0.758 91 Bligh Madris, L OBP: 0.429, SLG: 0.947 (1, 8) (6, 7)	G2-3			SF7					F9	3	2	2	4	0	0												
27 Kevin Newman, R OBP: 0.375, SLG: 0.545 74 Hunter Owen, R OBP: 0.241, SLG: 0.519 (1, 6) (7, 5)	K		E5	F8						4	1	1	0	0	1	2											
19 Daniel Vogelbach, L OBP: 0.360, SLG: 0.333 74 Tsung-Cheng L OBP: 0.500, SLG: 1.500 (1, 3) (7, 6)		G5-3	K							4	0	0	0	0	3	1											
64 Diego Castillo, R OBP: 0.429, SLG: 0.969 77 Sergio Campana, R(7, PR) (7, 9)										4	2	4	2	0	0												
18 Ben Gamel, L OBP: 0.318, SLG: 0.667 Jacob Gonzalez, R (7, PH) (7, 10)										2	0	0	0	1	0												
44 Hoy Park, L OBP: 0.318, SLG: 0.609 6 Jase Bowen, R (8, 4)										3	1	1	0	1	1												
5 Michael Pérez, L OBP: 0.250, SLG: 0.313 15 Luke Brown, L (1, 2) (8, 7)										1	1	0	1	2	1												
26 Josh VanMeter, L OBP: 0.150, SLG: 0.105 2 Michael Chavis, R OBP: 0.214, SLG: 0.333 (1, 5) (6, 5) (7, 3)										2	0	0	0	1	1	3											
										1	0	0	0	0	0												
Inning Stats	R: 0 E: 0 K: 1 S: 5	H: 0 LOB: 0 BB: 0 P: 5	R: 1 E: 0 K: 1 S: 7	H: 2 LOB: 2 BB: 1 P: 11	R: 3 E: 1 K: 1 S: 9	H: 3 LOB: 0 BB: 0 P: 10	R: 1 E: 0 K: 0 S: 4	H: 1 LOB: 2 BB: 3 P: 16	R: 0 E: 0 K: 1 S: 5	H: 1 LOB: 0 BB: 0 P: 5	R: 3 E: 0 K: 0 S: 5	H: 2 LOB: 0 BB: 1 P: 12	R: 0 E: 0 K: 1 S: 5	H: 1 LOB: 1 BB: 0 P: 6	R: 0 E: 0 K: 2 S: 7	H: 0 LOB: 0 BB: 0 P: 7		R: 1 E: 0 K: 0 S: 4	H: 1 LOB: 0 BB: 0 P: 4	1B: 7 2B: 1 3B: 0 HR: 3	SF: 2 SAC: 0 DP: 1 HBP: 0	WP: 0 PB: 0 SB: 0 CS: 1	PA: 40				
PITCHER	IP	WLS	BF	H	R	ER	SO	BB	IBB	HBP	BLK	WP	HR	S	P	ERA		WHIP									
50 Bruce Zimmermann, L ERA: 7.88 59 Zac Lowther, L ERA: 8.31 87 Joey Krehbiel, R ERA: 7.2 59 Zac Lowther, L ERA: 8.31 80 Spenser Watkins, R ERA: 9.38 (1, 1) (4, 1) (4, 1) (5, 1) (7, 1)	3.0	L	15	5	4	4	3	1	0	0	0	0	1	21	26	12.00	2.000										


Batter	1	2	3	4	5	6	7	8	9	AB	R	H	RBI	BB	SO	LOB	BOTTOM											
31 Cedric Mullins, L OBP: 0.242, SLG: 0.300 88 Zach Jarrett, R OBP: 0.333, SLG: 0.333 (1, 8) (8, 8)	K									4	0	1	0	0	2	1	Pittsburgh Pirates @ Baltimore Orioles Ed Smith Stadium, Sarasota, FL Mon Apr 04 2022, 1:07 PM - 4:10 PM EDT Att: 2,418 - Cloudy - 81 F											
6 Ryan Mountcastle, R OBP: 0.356, SLG: 0.519 93 J.C. Escarra, L (1, 3) (8, 3)										4	0	0	0	0	3	2												
16 Trey Mancini, R OBP: 0.310, SLG: 0.308 41 Tyler Nevin, R OBP: 0.353, SLG: 0.379 (1, 7) (7, 7)										2	0	0	0	1	0													
12 Rougned Odor, L OBP: 0.167, SLG: 0.174 1 Richie Martin, R OBP: 0.476, SLG: 0.750 (1, 4) (7, 6)										3	0	2	0	0	0	3												
29 Ramón Uriás, R OBP: 0.440, SLG: 0.870 86 Willy Yahn, R OBP: 0.500, SLG: 1.000 (1, 5) (8, 5)										2	0	0	0	0	1	2												
24 DJ Stewart, L OBP: 0.231, SLG: 0.231 90 Mason Janvrin, R OBP: 1.000, SLG: 1.000 (1, 9) (7, 9)										3	0	1	0	0	1	2												
23 Robinson Chirinos, R OBP: 0.333, SLG: 0.350 13 Jacob Nottingham, R OBP: 0.333, SLG: 0.350 (1, 2) (5, 2)										2	1	1	2	0	1	1												
11 Chris Owings, R OBP: 0.269, SLG: 0.480 85 AJ Gaffanino, L (1, 6) (7, 4)										3	0	0	0	0	2	1												
61 Anthony Bemboom, L OBP: 0.500, SLG: 0.455 49 Beau Taylor, L OBP: 0.231, SLG: 0.100 (1, 10) (6, PH) (7, 10)										1	0	1	0	1	0	0												
										2	0	0	0	0	1	1												
Inning Stats	R: 0 E: 0 K: 2 S: 7	H: 0 LOB: 0 BB: 0 P: 7	R: 0 E: 1 K: 1 S: 6	H: 1 LOB: 1 BB: 0 P: 6	R: 0 E: 0 K: 2 S: 8	H: 1 LOB: 3 BB: 2 P: 16	R: 2 E: 0 K: 3 S: 13	H: 3 LOB: 1 BB: 0 P: 13	R: 0 E: 0 K: 1 S: 7	H: 1 LOB: 1 BB: 0 P: 7	R: 0 E: 0 K: 0 S: 4	H: 1 LOB: 1 BB: 0 P: 4	R: 0 E: 0 K: 3 S: 11	H: 2 LOB: 2 BB: 0 P: 11	R: 1 E: 0 K: 1 S: 7	H: 2 LOB: 2 BB: 1 P: 11		1B: 8 2B: 2 3B: 0 HR: 1	SF: 0 SAC: 0 DP: 0 HBP: 0	WP: 0 PB: 0 SB: 0 CS: 0	PA: 41							
PITCHER	IP	WLS	BF	H	R	ER	SO	BB	IBB	HBP	BLK	WP	HR	S	P	ERA		WHIP										
32 Bryce Wilson, R ERA: 8.84 29 Wil Crowe, R ERA: 3.0 53 Heath Hembree, R ERA: 56 Duane Underwood Jr., R ERA: 66 Blake Weiman, L ERA: 7.71 (1, 1) (4, 1) (7, 1) (8, 1) (9, 1)	3.2	W	18	5	2	2	7	2	0	0	0	0	0	14	14	0.00		0.857										


AB 33
R 9
H 11
RBI 8
BB 5
SO 7
LOB 8



AB 38
R 3
H 11
RBI 3
BB 3
SO 13
LOB 22



Batter	1	2	3	4	5	6	7	8	9	AB R H RBI BB SO LOB	TOP																								
												<p>Baltimore Orioles @ Detroit Tigers Publix Field at Joker Marchant Stadium, Lakeland, FL Wed Apr 06 2022, 1:05 PM EDT</p> <p>livebaseballscorecards.com</p> <p>AB 0 R 0 H 0 RBI 0 BB 0 SO 0 LOB 0</p> 																							
Inning Stats											1B: 0 SF: 0 WP: 0 PA: 0 2B: 0 SAC: 0 FB: 0 3B: 0 DP: 0 SB: 0 HR: 0 HBP: 0 CS: 0																								
PITCHER	IP	WLS	BF	H	R	ER	SO	BB	IBB	HBP	BLK	WP	HR	S	P	ERA	WHIP	PITCHER	IP	WLS	BF	H	R	ER	SO	BB	IBB	HBP	BLK	WP	HR	S	P	ERA	WHIP

Batter	1	2	3	4	5	6	7	8	9	AB R H RBI BB SO LOB	BOTTOM																								
												<p>Baltimore Orioles @ Detroit Tigers Publix Field at Joker Marchant Stadium, Lakeland, FL Wed Apr 06 2022, 1:05 PM EDT</p> <p>livebaseballscorecards.com</p> <p>AB 0 R 0 H 0 RBI 0 BB 0 SO 0 LOB 0</p> 																							
Inning Stats											1B: 0 SF: 0 WP: 0 PA: 0 2B: 0 SAC: 0 FB: 0 3B: 0 DP: 0 SB: 0 HR: 0 HBP: 0 CS: 0																								
PITCHER	IP	WLS	BF	H	R	ER	SO	BB	IBB	HBP	BLK	WP	HR	S	P	ERA	WHIP	PITCHER	IP	WLS	BF	H	R	ER	SO	BB	IBB	HBP	BLK	WP	HR	S	P	ERA	WHIP

Batter	1	2	3	4	5	6	7	8	9	AB	R	H	RBI	BB	SO	LOB	TOP				
31 Cedric Mullins, L (1, 8) OBP: 0.400, SLG: 0.250										4	0	1	0	0	3	2	<p>Baltimore Orioles @ Tampa Bay Rays Tropicana Field, St. Petersburg, FL Fri Apr 08, 2022, 3:10 PM - 6:24 PM EDT Att: 25,029 - Dome - 72 F</p> <p>livebaseballscorecards.com</p> <p>AB 33 R 1 H 7 RBI 1 BB 3 SO 14 LOB 19</p>				
6 Ryan Mountcastle, R (1, 3) OBP: 0.250, SLG: 0.250										4	0	1	0	0	1	1					
16 Trey Mancini, R (1, 10) OBP: 0.250, SLG: 0.500										4	0	1	0	0	2	3					
21 Austin Hays, R (1, 9)										3	0	0	0	1	2	1					
25 Anthony Santander, S (1, 7) OBP: 0.500, SLG: 1.333										3	1	1	1	1	1	3					
29 Ramón Uriás, R (1, 4) OBP: 0.250, SLG: 0.500										4	0	1	0	0	0	5					
3 Jorge Mateo, R (1, 6) OBP: 0.500, SLG: 0.333										3	0	1	0	1	1	0					
23 Robinson Chirinos, R (1, 2) 24 DJ Stewart, L (9, PH)										3	0	0	0	0	2	3					
82 Kelvin Gutiérrez, R (1, 5) 12 Rougned Odor, L (9, PH) 11 Chris Owings, R (9, PH)										3	0	0	0	0	2	1					
Inning Stats	R: 0 E: 0 K: 1 S: 13	H: 1 LOB: 3 BB: 1 P: 22	R: 0 E: 0 K: 2 S: 12	H: 1 LOB: 1 BB: 0 P: 19	R: 0 E: 0 K: 3 S: 10	H: 0 LOB: 0 BB: 0 P: 13	R: 0 E: 0 K: 0 S: 5	H: 1 LOB: 1 BB: 1 P: 9	R: 0 E: 0 K: 0 S: 5	H: 0 LOB: 0 BB: 0 P: 16	R: 0 E: 0 K: 1 S: 11	H: 0 LOB: 0 BB: 0 P: 16	R: 0 E: 0 K: 1 S: 12	H: 1 LOB: 2 BB: 1 P: 20	R: 0 E: 0 K: 2 S: 12	H: 1 LOB: 1 BB: 0 P: 21		1B: 4 2B: 2 3B: 0 HR: 1	SF: 0 SAC: 0 DP: 1 HBP: 1	WP: 0 PB: 0 SB: 0 CS: 0	PA: 37
PITCHER	IP WLS BF H R ER SO	IP WLS BF H R ER SO	IP WLS BF H R ER SO	IP WLS BF H R ER SO	IP WLS BF H R ER SO	IP WLS BF H R ER SO	IP WLS BF H R ER SO	IP WLS BF H R ER SO	IP WLS BF H R ER SO	IP WLS BF H R ER SO	IP WLS BF H R ER SO	IP WLS BF H R ER SO	IP WLS BF H R ER SO	IP WLS BF H R ER SO	IP WLS BF H R ER SO	IP WLS BF H R ER SO	ERA WHIP	ERA WHIP	ERA WHIP		
18 Shane Bieber, L (1, 1) 84 JT Chargois, R (5, 1) 37 Matt Wisler, R (6, 1) 59 Jeffrey Springs, L (7, 1) 36 Andrew Kittredge, R (8, 1)	4.1 0.2 1.0 1.0 1.0	19 2 4 0 0	4 0 0 0 0	0 0 0 0 0	7 1 0 0 0	2 0 0 0 0	0 0 0 0 0	0 0 0 0 0	0 0 0 0 0	0 0 0 0 0	0 0 0 0 0	0 0 0 0 0	0 0 0 0 0	0 0 0 0 0	0 0 0 0 0	0 0 0 0 0	0.00 1.385	0.00 1.000	0.00 0.000	0.00 0.000	0.00 2.000
34 J.P. Feyerherzen, R (9, 1) 30 Brooks Raley, L (9, 1)	0.2 0.1	3 1	0 0	0 0	1 1	0 0	0 0	0 0	0 0	0 0	0 0	0 0	0 0	0 0	0 0	0 0	0.00 0.000	1.500	0.000	0.000	

Batter	1	2	3	4	5	6	7	8	9	AB	R	H	RBI	BB	SO	LOB	BOTTOM			
2 Yandy Diaz, R (1, 5) OBP: 0.250, SLG: 0.250										4	1	1	0	0	0	1	<p>Baltimore Orioles @ Tampa Bay Rays Tropicana Field, St. Petersburg, FL Fri Apr 08, 2022, 3:10 PM - 6:24 PM EDT Att: 25,029 - Dome - 72 F</p> <p>livebaseballscorecards.com</p> <p>AB 30 R 2 H 8 RBI 2 BB 3 SO 9 LOB 16</p>			
5 Wander Franco, S (1, 6) OBP: 0.750, SLG: 0.750										4	0	3	0	0	0	0				
43 Harold Ramirez, R (1, 3) 26 Ji Man Choi, L (9, PH)										3	0	0	0	0	1	3				
56 Randy Arozarena, R (1, 7) OBP: 0.500, SLG: 0.500										4	0	2	0	0	2	1				
8 Brandon Lowe, L (1, 4)										3	0	0	1	0	0	3				
10 Mike Zunino, R (1, 2) 21 Francisco Mejia, S (9, PH)										3	0	0	0	0	3	2				
15 Josh Lowe, L (1, 10)										2	0	0	0	2	1	0				
13 Manuel Margot, R (1, 9) 35 Brett Phillips, L (7, PH)										2	0	2	0	0	0	0				
39 Kevin Kiermaier, L (1, 8)										2	0	0	0	0	1	3				
Inning Stats	R: 0 E: 0 K: 1 S: 11	H: 1 LOB: 0 BB: 0 P: 17	R: 0 E: 0 K: 2 S: 18	H: 1 LOB: 1 BB: 1 P: 27	R: 1 E: 0 K: 2 S: 17	H: 3 LOB: 2 BB: 0 P: 25	R: 0 E: 0 K: 0 S: 10	H: 1 LOB: 1 BB: 0 P: 15	R: 0 E: 0 K: 1 S: 7	H: 0 LOB: 0 BB: 0 P: 11	R: 0 E: 0 K: 2 S: 8	H: 0 LOB: 0 BB: 0 P: 13	R: 0 E: 0 K: 1 S: 7	H: 0 LOB: 0 BB: 0 P: 7	R: 1 E: 0 K: 0 S: 19	H: 2 LOB: 3 BB: 2 P: 31		1B: 8 2B: 0 3B: 0 HR: 0	SF: 2 SAC: 0 DP: 0 HBP: 0	WP: 0 PB: 0 SB: 0 CS: 0
PITCHER	IP WLS BF H R ER SO	IP WLS BF H R ER SO	IP WLS BF H R ER SO	IP WLS BF H R ER SO	IP WLS BF H R ER SO	IP WLS BF H R ER SO	IP WLS BF H R ER SO	IP WLS BF H R ER SO	IP WLS BF H R ER SO	IP WLS BF H R ER SO	IP WLS BF H R ER SO	IP WLS BF H R ER SO	IP WLS BF H R ER SO	IP WLS BF H R ER SO	IP WLS BF H R ER SO	IP WLS BF H R ER SO	ERA WHIP	ERA WHIP	ERA WHIP	
47 John Means, L (1, 1) 43 Bryan Baker, R (5, 1) 58 Cionel Pérez, L (6, 1) 55 Dillon Tate, R (7, 1) 48 Jorge López, R (8, 1)	4.0 1.0 1.0 1.0 0.2	225 3 0 4 5	19 0 0 1 0	1 0 0 1 0	1 0 0 1 0	1 0 0 1 0	0 0 0 0 0	0 0 0 0 0	0 0 0 0 0	0 0 0 0 0	0 0 0 0 0	0 0 0 0 0	0 0 0 0 0	0 0 0 0 0	0 0 0 0 0	0 0 0 0 0	0.00 0.000	0.00 0.000	0.00 1.000	0.00 4.500
51 Paul Fry, L (8, 1)	0.1	1	0	0	0	0	0	0	0	0	0	0	0	0	0	0	0.00 0.000	0.000	0.000	0.000

Batter	1	2	3	4	5	6	7	8	9	AB	R	H	RBI	BB	SO	LOB	TOP	
31 Cedric Mullins, L OBP: 0.308, SLG: 0.182 24 DJ Stewart, L (9, PH)										3	0	1	0	1	2	2	<p>Baltimore Orioles @ Tampa Bay Rays Tropicana Field, St. Petersburg, FL Sun Apr 10 2022, 1:11 PM - 4:20 PM EDT Att: 14,100 - Dome - 72 F</p>	
6 Ryan Mountcastle, R OBP: 0.417, SLG: 0.667										4	0	2	0	0	0	3		
25 Anthony Santander, S OBP: 0.543, SLG: 0.750 26 Ryan McKenna, R (8, PH)										2	0	0	0	1	0	3		
16 Trey Mancini, R OBP: 0.333, SLG: 0.455										3	0	1	0	1	1	2		
29 Ramón Urias, R OBP: 0.273, SLG: 0.455 82 Kelvin Gutiérrez, R (8, PH)										3	0	0	0	0	2	3		
12 Ransford Odor, L OBP: 0.111, SLG: 0.111										4	0	0	0	0	1	2		
21 Austin Hays, R OBP: 0.250, SLG: 0.200										3	0	1	0	1	0	1		
3 Jorge Mateo, R OBP: 0.417, SLG: 0.333										3	0	0	0	1	2	1		
37 Anthony Bemboom, L OBP: 0.143, SLG: 0.143 11 Chris Owings, R (7, PH) 23 Robinson Chirinos, R (7, 2)										2	0	0	0	0	1	0		
Inning Stats	R: 0 H: 1 E: 0 K: 2 S: 18	H: 1 LOB: 2 BB: 1 P: 26	R: 0 H: 0 E: 0 K: 1 S: 7	H: 0 LOB: 0 BB: 1 P: 15	R: 0 H: 1 E: 0 K: 0 S: 10	H: 1 LOB: 1 BB: 0 P: 13	R: 0 H: 0 E: 0 K: 1 S: 8	H: 0 LOB: 1 BB: 1 P: 14	R: 0 H: 1 E: 0 K: 1 S: 14	H: 2 LOB: 2 BB: 1 P: 27	R: 0 H: 1 E: 0 K: 3 S: 12	H: 1 LOB: 1 BB: 0 P: 17	R: 0 H: 1 E: 0 K: 2 S: 12	H: 1 LOB: 1 BB: 0 P: 17	1B: 4 2B: 2 3B: 0 HR: 0	SF: 0 SAC: 0 DP: 0 HBP: 0		WP: 0 PB: 0 SB: 1 CS: 1
PITCHER	IP WLS BF H R ER SO BB IBB HBP BLK WP HR S P ERA WHIP	IP WLS BF H R ER SO BB IBB HBP BLK WP HR S P ERA WHIP	IP WLS BF H R ER SO BB IBB HBP BLK WP HR S P ERA WHIP	IP WLS BF H R ER SO BB IBB HBP BLK WP HR S P ERA WHIP	IP WLS BF H R ER SO BB IBB HBP BLK WP HR S P ERA WHIP	IP WLS BF H R ER SO BB IBB HBP BLK WP HR S P ERA WHIP	IP WLS BF H R ER SO BB IBB HBP BLK WP HR S P ERA WHIP	IP WLS BF H R ER SO BB IBB HBP BLK WP HR S P ERA WHIP	IP WLS BF H R ER SO BB IBB HBP BLK WP HR S P ERA WHIP	IP WLS BF H R ER SO BB IBB HBP BLK WP HR S P ERA WHIP	IP WLS BF H R ER SO BB IBB HBP BLK WP HR S P ERA WHIP	IP WLS BF H R ER SO BB IBB HBP BLK WP HR S P ERA WHIP	IP WLS BF H R ER SO BB IBB HBP BLK WP HR S P ERA WHIP	IP WLS BF H R ER SO BB IBB HBP BLK WP HR S P ERA WHIP	IP WLS BF H R ER SO BB IBB HBP BLK WP HR S P ERA WHIP	IP WLS BF H R ER SO BB IBB HBP BLK WP HR S P ERA WHIP	IP WLS BF H R ER SO BB IBB HBP BLK WP HR S P ERA WHIP	

Batter	1	2	3	4	5	6	7	8	9	AB	R	H	RBI	BB	SO	LOB	BOTTOM
8 Brandon Lowe, L OBP: 0.231, SLG: 0.455										5	2	2	2	0	2	1	<p>Baltimore Orioles @ Tampa Bay Rays Tropicana Field, St. Petersburg, FL Sun Apr 10 2022, 1:11 PM - 4:20 PM EDT Att: 14,100 - Dome - 72 F</p>
5 Wander Franco, S OBP: 0.500, SLG: 0.636 6 Taylor Walls, S (8, 6)										4	1	3	2	0	1	0	
56 Randy Arozarena, R OBP: 0.250, SLG: 0.250										4	0	0	0	0	2	3	
26 Ji Man Choi, L OBP: 0.667, SLG: 0.667										3	1	2	1	1	0	1	
2 Yandy Diaz, R OBP: 0.375, SLG: 0.167										2	1	0	0	2	0	3	
15 Josh Lowe, L OBP: 0.417, SLG: 0.444										3	1	0	0	1	1	3	
43 Harold Ramirez, R OBP: 0.429, SLG: 0.571										4	1	3	1	0	0	0	
10 Mike Zunino, R										3	0	0	1	0	2	3	
13 Manuel Margot, R OBP: 0.667, SLG: 0.600										3	1	1	1	1	0	2	
Inning Stats	R: 0 H: 1 E: 0 K: 2 S: 13	H: 2 LOB: 0 BB: 2 P: 37	R: 0 H: 1 E: 0 K: 1 S: 9	H: 1 LOB: 1 BB: 0 P: 11	R: 0 H: 1 E: 0 K: 1 S: 8	H: 1 LOB: 0 BB: 0 P: 12	R: 0 H: 0 E: 0 K: 2 S: 9	H: 0 LOB: 2 BB: 1 P: 12	R: 4 H: 5 E: 0 K: 0 S: 21	H: 5 LOB: 2 BB: 1 P: 30	R: 0 H: 0 E: 0 K: 1 S: 8	H: 0 LOB: 0 BB: 1 P: 15	1B: 7 2B: 3 3B: 0 HR: 1	SF: 1 SAC: 0 DP: 1 HBP: 0	WP: 0 PB: 1 SB: 1 CS: 1	PA: 38	
PITCHER	IP WLS BF H R ER SO BB IBB HBP BLK WP HR S P ERA WHIP	IP WLS BF H R ER SO BB IBB HBP BLK WP HR S P ERA WHIP	IP WLS BF H R ER SO BB IBB HBP BLK WP HR S P ERA WHIP	IP WLS BF H R ER SO BB IBB HBP BLK WP HR S P ERA WHIP	IP WLS BF H R ER SO BB IBB HBP BLK WP HR S P ERA WHIP	IP WLS BF H R ER SO BB IBB HBP BLK WP HR S P ERA WHIP	IP WLS BF H R ER SO BB IBB HBP BLK WP HR S P ERA WHIP	IP WLS BF H R ER SO BB IBB HBP BLK WP HR S P ERA WHIP	IP WLS BF H R ER SO BB IBB HBP BLK WP HR S P ERA WHIP	IP WLS BF H R ER SO BB IBB HBP BLK WP HR S P ERA WHIP	IP WLS BF H R ER SO BB IBB HBP BLK WP HR S P ERA WHIP	IP WLS BF H R ER SO BB IBB HBP BLK WP HR S P ERA WHIP	IP WLS BF H R ER SO BB IBB HBP BLK WP HR S P ERA WHIP	IP WLS BF H R ER SO BB IBB HBP BLK WP HR S P ERA WHIP	IP WLS BF H R ER SO BB IBB HBP BLK WP HR S P ERA WHIP	IP WLS BF H R ER SO BB IBB HBP BLK WP HR S P ERA WHIP	



Batter	1	2	3	4	5	6	7	8	9	AB	R	H	RBI	BB	SO	LOB	TOP	
24 Andrew McCutchen, R OBP: 0.294, SLG: 0.375	G5-3		2B		K		F8			4	0	1	0	0	1	3	Milwaukee Brewers @ Baltimore Orioles Oriole Park at Camden Yards, Baltimore, MD Mon Apr 11 2022, 3:10 PM - 6:34 PM EDT Att: 44,461 - Partly Cloudy - 55 F	
27 Willy Adames, R OBP: 0.353, SLG: 0.533	K		BB		FC6-4		L6			3	0	0	0	1	1	3		
22 Christian Yelich, L OBP: 0.529, SLG: 0.455	G3		BB		K		G6-4-3			3	0	1	0	1	1	1		
12 Hunter Renfroe, R OBP: 0.188, SLG: 0.071	K		FC5		P4		K			4	0	0	0	0	2	4		
18 Keston Hiura, R OBP: 0.333, SLG: 0.200	G5-3				K		G6-4-3			2	0	1	0	0	0	0		
11 Rowdy Tellez, L OBP: 0.444, SLG: 0.750										1	0	0	0	0	1	0		
6 Lorenzo Cain, R OBP: 0.111, SLG: 0.250										1	0	0	0	0	0	1		
15 Tyrone Taylor, R OBP: 0.222, SLG: 0.250	2B				F8		F9			4	0	1	0	0	1	1		
16 Kolten Wong, L OBP: 0.250, SLG: 0.200	K				L8					3	0	1	0	1	1	2		
20 Mike Brosseau, R OBP: 0.222, SLG: 0.500					K		F8			2	0	0	0	0	1	1		
14 Jace Peterson, L OBP: 0.375, SLG: 0.429					F7					2	0	0	0	0	0	2		
7 Victor Caratini, S OBP: 0.375, SLG: 0.429					P4					3	0	1	0	1	0	1		
Inning Stats	R: 0 E: 0 K: 1 S: 5	H: 0 LOB: 0 BB: 0 P: 9	R: 0 E: 0 K: 2 S: 13	H: 1 LOB: 1 BB: 0 P: 21	R: 0 E: 0 K: 1 S: 14	H: 1 LOB: 3 BB: 2 P: 24	R: 0 E: 0 K: 0 S: 10	H: 1 LOB: 1 BB: 0 P: 12	R: 0 E: 0 K: 1 S: 12	H: 0 LOB: 0 BB: 0 P: 9	R: 0 E: 0 K: 1 S: 7	H: 1 LOB: 0 BB: 0 P: 9	R: 0 E: 0 K: 1 S: 9	H: 0 LOB: 1 BB: 1 P: 15	1B: 4 2B: 2 HR: 0	SF: 0 SAC: 0 HBP: 0	WP: 0 PB: 0 SB: 1 CS: 0	PA: 36
PITCHER	IP WLS BF H R ER SO BB IBB HBP BLK WP HR S P ERA WHIP																	
50 Bruce Zimmermann, L ERA: 5.4	4.0	17	3	0	0	4	2	0	0	0	0	0	0	0	42	67	0.00	1.250
53 Mike Baumann, R ERA: 5.4	2.1	9	1	0	0	3	1	0	0	0	0	0	0	9	14	0.00	0.857	
55 Dillon Tate, R ERA: 5.4	0.2	3	1	0	0	0	0	0	0	0	0	0	0	7	9	0.00	1.000	
58 Cionel Pérez, L ERA: 5.4	1.0	3	1	0	0	1	0	0	0	0	0	0	0	9	15	0.00	1.000	
48 Jorge López, R ERA: 5.4	1.0	4	0	0	0	1	1	0	0	0	0	0	0	9	15	0.00	1.000	

AB	32
R	0
H	6
RBI	0
BB	4
SO	9
LOB	19



Batter	1	2	3	4	5	6	7	8	9	AB	R	H	RBI	BB	SO	LOB	BOTTOM			
31 Cedric Mullins, L OBP: 0.278, SLG: 0.188	K				K		L1			5	0	1	2	0	2	5	Milwaukee Brewers @ Baltimore Orioles Oriole Park at Camden Yards, Baltimore, MD Mon Apr 11 2022, 3:10 PM - 6:34 PM EDT Att: 44,461 - Partly Cloudy - 55 F			
6 Ryan Mountcastle, R OBP: 0.375, SLG: 0.533	G5-3		P3				G4-3			3	0	0	0	1	0	2				
25 Anthony Santander, S OBP: 0.587, SLG: 0.900										2	0	2	0	2	0	0				
26 Ryan McKenna, R OBP: 0.375, SLG: 0.533										0	0	0	0	0	0	0				
16 Trey Mancini, R OBP: 0.250, SLG: 0.333	F8				L9		L6			4	0	0	0	0	1	5				
29 Ramón Uriás, R OBP: 0.267, SLG: 0.400					G4-6-3		K			4	1	1	0	0	1	4				
12 Rougned Odor, L OBP: 0.154, SLG: 0.154	G1-3				K					4	0	1	0	0	1	2				
21 Austin Hays, R OBP: 0.188, SLG: 0.143	L8				L1		K			4	0	0	0	0	1	2				
3 Jorge Mateo, R OBP: 0.438, SLG: 0.333							K			3	1	1	0	1	1	2				
23 Robinson Chirinos, R OBP: 0.273, SLG: 0.111					F9		E5			2	0	0	0	2	0	2				
Inning Stats	R: 0 E: 0 K: 1 S: 9	H: 2 LOB: 1 BB: 1 P: 16	R: 2 E: 0 K: 0 S: 15	H: 2 LOB: 2 BB: 2 P: 30	R: 0 E: 0 K: 2 S: 12	H: 1 LOB: 1 BB: 0 P: 21	R: 0 E: 0 K: 1 S: 14	H: 1 LOB: 1 BB: 0 P: 17	R: 0 E: 0 K: 0 S: 7	H: 0 LOB: 2 BB: 2 P: 16	R: 0 E: 1 K: 2 S: 17	H: 1 LOB: 2 BB: 0 P: 23	R: 0 E: 0 K: 1 S: 12	H: 1 LOB: 1 BB: 0 P: 21	R: 0 E: 1 K: 0 S: 10	H: 0 LOB: 2 BB: 1 P: 18	1B: 5 2B: 1 3B: 0 HR: 0	SF: 0 SAC: 0 HBP: 0	WP: 0 PB: 0 SB: 1 CS: 0	PA: 37
PITCHER	IP WLS BF H R ER SO BB IBB HBP BLK WP HR S P ERA WHIP																			
37 Adrian Houser, R ERA: 4.91	3.2	18	4	2	2	3	3	0	0	0	0	0	0	43	76	0.00	1.200			
26 Aaron Ashby, L ERA: 1.5	3.1	14	2	0	0	4	2	0	0	0	0	0	0	43	68	0.00	1.200			
31 Jandel Gustave, R ERA: 10.8	0.2	4	0	0	0	0	1	0	0	0	0	0	0	8	14	0.00	1.500			
55 Hoby Milner, L ERA: 1.5	0.1	1	0	0	0	0	0	0	0	0	0	0	0	2	4	0.00	0.000			

AB	31
R	2
H	6
RBI	2
BB	6
SO	7
LOB	24



Batter	1	2	3	4	5	6	7	8	9	AB	R	H	RBI	BB	SO	LOB	TOP						
24 Andrew McCutchen, R (1, 10) OBP: 0.308, SLG: 0.375	F FF 91 B KC 78 X CH 92	1-1	L7	S CH 83 F FF 92 B KC 78 X KC 77	1-2	F8	B SI 94 B SI 93 X SI 93	2-0	G6-3	B SL 83 1 SAFE B FF 97 F FF 98 B FS 86 F FF 97 B FF 98	4-2	G4-6-3	C SL 85 B CH 82 B KC 84 X FF 93	2-2	FC4-6	4	0	0	0	1	0	3	
27 Willy Adames, R (1, 6) OBP: 0.348, SLG: 0.478	B KC 76 F FF 91 B FF 91 X FF 92	2-1	P3	C KC 76 X FF 92	0-1	G6-3	S ST 81 X SI 94	0-1	G4-3	F FF 98 X FF 99	0-1	G4-6-3	F FF 98 X FF 99	1-2†		4	0	0	0	0	0	2	
22 Christian Yelich, L (1, 7) OBP: 0.423, SLG: 0.386	B SL 85 C SL 84 B FF 92 X SL 86	3-1	L6	B FF 92 C KC 77 X KC 78	1-1	G4-3	C ST 81 B CH 84 C SI 84 S CH 85	1-3	K	X SI 98	0-0	F7				4	0	0	0	0	1	0	
12 Hunter Renfroe, R (1, 9) OBP: 0.250, SLG: 0.190	X FF 92	0-0	P3	B CH 82 F FF 91 B FF 91 F FF 92 F FF 92 F CH 84 X CH 84	3-3	K	B SI 94 X CH 84	0-2	G5-3	S SI 97 B SI 98 B SI 98 B SI 98 X SI 100	2-2	16 3B	1B		4	1	1	0	0	1	0		
18 Keston Hiura, R (1, 4) OBP: 0.444, SLG: 0.286	C FF 92 B CH 83 B CH 84 C CH 83 B FF 92	4-2	11 2B	B FF 91 B CH 82 X FF 91	2-1	G6-3	B SI 94	0-0	15 FC5-4	X SI 94	0-0	11 2B	3B		2	1	1	0	1	0	0		
16 Kolten Wong, L (7, 4) OBP: 0.227, SLG: 0.286	B KC 76 S CH 83 F FF 92 X FF 92	1-2	P4	X CH 82	0-0	G5-3	B SI 91 1 SAFE X SI 92	1-0	FC5-4	B SI 99 S SI 98 S SI 98	1-3	K		4	0	0	0	0	1	3			
15 Tyrone Taylor, R (1, 8) OBP: 0.154, SLG: 0.167	B KC 76 S CH 83 F FF 92 X FF 92	1-2	P4	X CH 82	0-0	G5-3	B SI 91 1 SAFE X SI 92	1-0	FC5-4	B SI 99 S SI 98 S SI 98	1-3	K		4	0	0	0	0	1	3			
11 Rowdy Tellez, L (1, 3) OBP: 0.353, SLG: 0.625	X SL 85	0-0	20 1B	B FF 92 X CH 83	2-0	G3-1	B CH 83 X SI 93	1-0	G6-3	B CH 91 B CH 91 B CH 90 D CH 90 D CH 90 F SI 98 X SI 98	3-2	7 BB	2B		4	1	2	2	0	0	1		
20 Mike Brosseau, R (1, 5) OBP: 0.273, SLG: 0.500	B KC 76 X CH 83	1-0	2B	B FC 86 F FC 84 B CH 83 X FF 93	2-2	G4-3	B SI 91 1 SAFE X SI 92	1-0	G6-3	F FF 95 F FF 95 S FS 88	0-3	K		2	0	1	1	0	0	0	0		
14 Jace Peterson, L (8, PH) (8, 5)	X CH 83	2-H	1B	B FC 86 F FC 84 B CH 83 X FF 93	2-2	G4-3	B SI 91 1 SAFE X SI 92	1-0	G6-3	F FF 95 F FF 95 S FS 88	0-3	K		1	0	0	0	1	1	0	0		
7 Victor Caratini, S (1, 2) OBP: 0.417, SLG: 0.400	C CH 82 F FF 91 S CH 82	0-3	K	C CH 82 F FF 91 S CH 82	0-1	G1-3	B SI 91 1 SAFE X SI 92	1-0	G6-3	B SI 91 1 SAFE X SI 92	2-2	24 BB	1B		3	0	1	0	1	1	1		
Inning Stats	R: 0 E: 0 K: 0 S: 6	H: 0 LOB: 0 BB: 0 P: 12	R: 2 E: 0 K: 1 S: 12	H: 2 LOB: 1 BB: 1 P: 18	R: 0 E: 0 K: 1 S: 7	H: 0 LOB: 0 BB: 0 P: 9	R: 0 E: 0 K: 1 S: 7	H: 0 LOB: 0 BB: 0 P: 12	R: 0 E: 0 K: 1 S: 6	H: 0 LOB: 0 BB: 0 P: 10	R: 0 E: 0 K: 1 S: 6	H: 1 LOB: 1 BB: 0 P: 8	R: 0 E: 0 K: 1 S: 10	H: 1 LOB: 1 BB: 1 P: 16	R: 2 E: 0 K: 1 S: 22	H: 3 LOB: 3 BB: 2 P: 39	1B: 4 2B: 2 3B: 1 HR: 0	SF: 0 SAC: 0 DP: 1 HBP: 0	WP: 0 PA: 37	ERA: 0.00 WHIP: 3.000			
PITCHER	IP WLS BF H R ER SO BB IBB HBP BLK WP HR S P ERA WHIP																						
47 John Means, L (1, 1) ERA: 3.38	4.0	15	2	2	2	2	1	0	0	0	0	0	0	0	0	32	51	4.50	0.750				
34 Joey Krehbiel, R (5, 1) ERA:	1.0	3	0	0	0	0	0	0	0	0	0	0	0	0	6	10	0.00	0.000					
55 Dillon Tate, R (6, 1) ERA: 2.45	2.0	7	1	0	0	1	0	0	0	0	0	0	0	0	12	17	0.00	0.500					
74 Félix Bautista, R (8, 1) ERA: 3.0	1.0	4	1	0	0	1	1	0	0	0	0	0	0	10	16	0.00	2.000						
48 Jorge López, R (9, 1) ERA: 7.71	0.2	L 6	3	2	2	1	1	0	0	0	0	0	0	0	18	29	27.00	6.000					

Milwaukee Brewers @ Baltimore Orioles
 Oriole Park at Camden Yards, Baltimore, MD
 Wed Apr 13 2022, 7:05 PM - 10:10 PM EDT
 Att: 12,704 - Clear - 86 F

AB 33
 R 4
 H 7
 RBI 4
 BB 4
 SO 5
 LOB 10



Batter	1	2	3	4	5	6	7	8	9	AB	R	H	RBI	BB	SO	LOB	BOTTOM						
31 Cedric Mullins, L (1, 8) OBP: 0.259, SLG: 0.360	B FC 96 B FC 94 X FC 96	2-0	G4-3	D CU 83 P FC 94 B FC 96 B FC 94 X FC 96	2-2	F8	B CH 88 B CH 88 X FC 93	1-1	L8	C FF 92 B FF 92 S CH 84	1-3	K		4	0	0	0	1	3				
6 Ryan Mountcastle, R (1, 3) OBP: 0.260, SLG: 0.417	S FC 96 S FC 94 B FC 94 B FC 94 X FC 96	2-2	G1-3	S CU 82 B FC 96 B FC 94 T FC 95	2-2	K	C SL 88 X FC 93	0-1	F8	B CH 86 X CH 84	1-0	25 HBP	1B		4	0	1	1	0	1			
25 Anthony Santander, S (1, 9) OBP: 0.659, SLG: 0.867	B FC 96 B FC 95 B FC 95 D FC 96	4-1	BB	F FC 93 X CU 82	0-1	G4-3	C FC 93 X CH 89	0-1	1B	B FF 93 B CH 85 B FF 94 B FF 94 S CH 83 F FF 92 F CH 84 H FF 95	4-2	1B		2	0	1	0	1	0	0			
16 Trey Mancini, R (1, 10) OBP: 0.240, SLG: 0.348	X FC 94	0-0	G1-3	B SI 96 B SI 96 S CU 81	2-3	K	S FC 94 B SI 96 S CU 82 D CU 83 X FC 94	3-2	G5-3	C FF 94 X CH 81	0-1	SF8		3	0	0	1	0	1	2			
29 Ramón Urías, R (1, 5) OBP: 0.250, SLG: 0.304	B FC 91 X FC 94	1-0	F8	C SI 96 B CU 81 B FC 94 X FC 94	3-2	L6	S FC 92 B CU 81 S CH 90	1-1	F6	C FF 94 B FF 94 B FF 94 S CH 84	1-3	K		4	0	0	0	0	1	2			
12 Rougned Adair, L (1, 4) OBP: 0.250, SLG: 0.267	B CU 81 C FC 96 B FC 94 B CH 91 S FC 95	2-3	K	B CU 80 B FC 92 B FC 94 X FC 94	3-1	2B	B FC 94 S CH 90 H FC 94	2-1	21 L9-3	B FC 94 S CH 90 H FC 94	2-1	3 FC3-6	BB		2	0	1	0	0	1	0		
82 Kelvin Gutiérrez, R (9, PH)	B CU 81 C FC 96 B FC 94 B CH 91 S FC 95	2-3	K	B CU 80 B FC 92 B FC 94 X FC 94	3-1	2B	B FC 94 S CH 90 H FC 94	2-1	21 L9-3	B FC 94 S CH 90 H FC 94	2-1	3 FC3-6	BB		2	0	1	0	0	1	0		
21 Austin Hays, R (1, 7) OBP: 0.240, SLG: 0.143	C CU 90 S SL 90 B FC 96 S CU 82	1-3	K2-3	B FC 93 B CU 81 S CU 82	2-3	K	B FC 93 B CU 81 S CU 82	2-3	K	C FC 93 X FC 94	0-1	L9-3		4	0	0	0	0	2	3			
3 Jorge Mateo, R (1, 6) OBP: 0.364, SLG: 0.278	B FC 96 B FC 94 B FC 96	1-3	K	D SI 96 B FC 94 F FC 94	1-3	K	D SI 96 B FC 94 F FC 94	1-3	K	C FF 94 B FF 94 F CH 82 X CH 82	1-2	37 BB	1B		4	1	1	0	0	2	2		
37 Anthony Bemboom, L (1, 2) OBP: 0.450, SLG: 0.250	B FC 96 B FC 94 X FC 96	1-1	K	B FC 95 B FC 94 S CU 82 C FC 94	2-3	K	B FC 95 B FC 94 S CU 82 C FC 94	2-3	K	B CH 83 B FF 94 D CH 83 C FC 92 F FF 93 F FF 93 F CH 83 1 SAFE	4-2	6 BB	1B		2	0	1	0	1	1	1		
26 Devin McKenna, R (8, PR)	B FC 96 B FC 94 X FC 96	1-1	K	B FC 95 B FC 94 S CU 82 C FC 94	2-3	K	B FC 95 B FC 94 S CU 82 C FC 94	2-3	K	B CH 83 B FF 94 D CH 83 C FC 92 F FF 93 F FF 93 F CH 83 1 SAFE	4-2	6 BB	1B		2	0	1	0	0	0	0		
23 Robinson Chirinos, R (9, 2) OBP: 0.287, SLG: 0.083	B FC 96 B FC 94 X FC 96	1-1	K	B FC 95 B FC 94 S CU 82 C FC 94	2-3	K	B FC 95 B FC 94 S CU 82 C FC 94	2-3	K	B CH 83 B FF 94 D CH 83 C FC 92 F FF 93 F FF 93 F CH 83 1 SAFE	4-2	6 BB	1B		2	0	1	0	0	0	0		
Inning Stats	R: 0 E: 0 K: 0 S: 7	H: 0 LOB: 1 BB: 1 P: 15	R: 0 E: 0 K: 2 S: 8	H: 0 LOB: 0 BB: 0 P: 12	R: 0 E: 0 K: 2 S: 11	H: 1 LOB: 1 BB: 0 P: 17	R: 0 E: 0 K: 1 S: 8	H: 0 LOB: 0 BB: 0 P: 13	R: 0 E: 0 K: 3 S: 11	H: 1 LOB: 0 BB: 0 P: 19	R: 0 E: 0 K: 0 S: 9	H: 1 LOB: 1 BB: 0 P: 13	R: 0 E: 0 K: 0 S: 5	H: 0 LOB: 0 BB: 0 P: 8	R: 2 E: 0 K: 2 S: 24	H: 2 LOB: 2 BB: 1 P: 36	1B: 4 2B: 2 3B: 0 HR: 0	SF: 1 SAC: 0 DP: 1 HBP: 2	WP: 1 PA: 36	ERA: 0.00 WHIP: 1.000			
PITCHER	IP WLS BF H R ER SO BB IBB HBP BLK WP HR S P ERA WHIP																						
39 Corbin Burnes, R (1, 1) ERA: 2.25	7.0	25	3	2	2	1	1	0	0	0	0	0	0	0	17	28	54.00	9.000					
38 Devin Williams, R (8, 1) ERA:	0.1	H 5	2	2	2	1	1	0	0	0	0	0	0	7	8	0.00	0.000						
45 Brad Boxberger, R (8, 1) ERA:	0.2	W 2	0	0	0	1	0	0	0	0	0	0	0	7	8	0.00	0.000						
71 Josh Hader, L (9, 1) ERA:	1.0	S 4	0	0	0	0	1	0	0	0	0	0	0	6	12	0.00	1.000						

Milwaukee Brewers @ Baltimore Orioles
 Oriole Park at Camden Yards, Baltimore, MD
 Wed Apr 13 2022, 7:05 PM - 10:10 PM EDT
 Att: 12,704 - Clear - 86 F

AB 30
 R 2
 H 5
 RBI 2
 BB 3
 SO 10
 LOB 15



Batter	1	2	3	4	5	6	7	8	9	10	11	AB	R	H	RBI	BB	SO	LOB	TOP						
48 Anthony Rizzo, L OBP: 0.389, SLG: 0.571	(1, 3) F FF 94 F FF 94 F FF 94 H ST 84		X CH 88 0-0		C SI 92 0-1		B CH 77 2-2		C SI 94 0-2			4	0	0	0	0	1	1							
27 Giancarlo Stanton, R OBP: 0.290, SLG: 0.550	S ST 83 0-1		B SI 92 1-0		S SI 91 0-3		C SI 97 3-3		B FC 84 1-1			5	0	3	1	0	2	0							
28 Josh Donaldson, R OBP: 0.235, SLG: 0.219	C ST 83 0-1		C CU 80 2-3		B ST 81 2-0		S FF 96 0-1		S FC 84 1-3			5	0	1	0	0	2	4							
13 Joey Gallo, L OBP: 0.310, SLG: 0.167	B CH 88 1-2		S ST 82 0-1		B ST 80 0-1		B CH 84 3-3		B CH 81 2-1			5	0	1	0	0	2	4							
26 DJ LeMahieu, R OBP: 0.379, SLG: 0.480	C SI 93 0-1		D ST 83 2-2		F SI 90 0-1		F FF 93 1-3		B CH 81 2-1			4	0	1	0	0	1	4							
25 Gleyber Torres, R OBP: 0.296, SLG: 0.435												3	0	0	0	1	1	0							
31 Aaron Hicks, S OBP: 0.417, SLG: 0.450												3	0	0	0	1	0	3							
12 Isiah Kiner-Falefa, R OBP: 0.268, SLG: 0.281												3	0	0	0	0	2	1							
99 Aaron Judge, R OBP: 0.344, SLG: 0.483												1	0	0	0	0	0	0							
39 Jose Trevino, R OBP: 0.500, SLG: 0.500												0	0	0	0	0	0	0							
66 Kyle Higashioka, R OBP: 0.379, SLG: 0.480												3	1	1	0	0	1	0							
14 Marwin Gonzalez, B, PH (10, 6)												1	0	0	0	0	1	0							
Inning Stats	R: 0 E: 0 K: 0 S: 7	H: 1 LOB: 2 BB: 0 P: 14	R: 0 E: 0 K: 0 S: 10	H: 0 LOB: 1 BB: 1 P: 16	R: 1 E: 0 K: 1 S: 14	H: 3 LOB: 0 BB: 0 P: 21	R: 0 E: 0 K: 1 S: 10	H: 0 LOB: 0 BB: 0 P: 16	R: 0 E: 0 K: 1 S: 8	H: 0 LOB: 0 BB: 0 P: 10	R: 0 E: 0 K: 2 S: 11	H: 0 LOB: 0 BB: 0 P: 17	R: 0 E: 0 K: 2 S: 11	H: 0 LOB: 0 BB: 0 P: 17	R: 0 E: 0 K: 2 S: 8	H: 0 LOB: 0 BB: 0 P: 12	R: 0 E: 0 K: 2 S: 10	H: 0 LOB: 0 BB: 0 P: 15	R: 0 E: 0 K: 1 S: 6	H: 1 LOB: 1 BB: 0 P: 8	1B: 6 2B: 1 3B: 0 HR: 0	SF: 0 SAC: 0 DP: 2 HBP: 1	WP: 0 PB: 0 SB: 0 CS: 0	PA: 40	
PITCHER	IP: 5.1 ERA: 5.23	WLS: 2 BF: 24	H: 6 R: 1 ER: 1 SO: 4	BB: 2 IBB: 0 HBP: 0 BLK: 0	WP: 0 HR: 0 S: 60 P: 91	ERA: 1.69 WHIP: 1.500	PITCHER	IP: 1.0 WLS: 3	H: 1 R: 0 ER: 0 SO: 1	BB: 0 IBB: 0 HBP: 0 BLK: 0	WP: 0 HR: 0 S: 6 P: 8	ERA: 0.00 WHIP: 1.000													
28 Jordan Lytes, R ERA: 5.23	(1, 1)																								
55 Dillon Tate, R ERA: 1.69	(6, 1)																								
46 Jorge López, R ERA: 5.4	(8, 1)																								
43 Bryan Baker, R ERA: 1.93	(9, 1)																								
58 Cionel Pérez, L ERA:	(10, 1)																								

New York Yankees @ Baltimore Orioles
 Oriole Park at Camden Yards, Baltimore, MD
 Fri Apr 15 2022, 7:07 PM - 11:22 PM EDT
 Att. 32,197 - Clear - 65 F

livebaseballscores.com

AB 37
 R 1
 H 7
 RBI 1
 BB 2
 SO 13
 LOB 17





Batter	1	2	3	4	5	6	7	8	9	10	11	AB	R	H	RBI	BB	SO	LOB	BOTTOM							
31 Cedric Mullins, L OBP: 0.219, SLG: 0.300	(1, 8) F SI 90 0-1		D CH 80 1-0		F SI 90 0-3		D SI 98 3-3		B ST 78 2-1		C FF 93 0-3	5	0	0	0	0	3	8								
29 Ramón Urias, R OBP: 0.233, SLG: 0.250	(1, 5) B CH 81 2-2		B FF 90 3-1		C SI 91 3-1		C SI 91 3-3		1 SAFE 1-0		C FF 96 4-2	5	0	0	1	1	1	6								
6 Ryan Mountcastle, R OBP: 0.300, SLG: 0.357	(1, 3) C CU 78 0-1		S CH 81 0-3		B CH 86 1-1		B SI 96 4-1		B SI 96 2-2		F ST 85 2-3	4	0	0	0	1	1	1								
16 Trey Mancini, R OBP: 0.233, SLG: 0.321	(1, 10) B SI 91 2-2		C CU 77 1-1		C FF 96 1-1		B SI 97 2-3		B SI 97 2-3		X ST 85 0-0	5	0	1	0	0	1	1								
25 Anthony Santander, S OBP: 0.536, SLG: 0.526	(1, 9) X CH 80 0-0		F FF 93 1-1		X SI 95 0-0		B SI 96 3-3		S SI 96 1-3			4	0	0	0	1	1	2								
21 Austin Hays, R OBP: 0.300, SLG: 0.240	(1, 7) D SI 91 2-0		B CU 79 1-0		X SI 93 0-0		B SI 94 4-1		B SI 94 1-1		C SI 94 3-3	4	2	2	0	1	0	2								
3 Jorge Mateo, R OBP: 0.333, SLG: 0.261	(1, 6) X CU 78 0-0		C CU 77 2-2		C SI 91 4-2		B CH 92 3-1		B SI 96 2-3		L SI 94 0-2	5	0	1	1	0	1	4								
23 Robinson Chirinos, R OBP: 0.368, SLG: 0.269	(1, 2) B FF 91 1-0		S CU 79 1-1		S SI 91 4-2		B CH 92 4-2		B FC 88 3-2		B FF 96 4-2	3	0	2	0	1	0	2								
26 Ryan McKenna, R OBP: 0.500, SLG: 0.250	(9, PR) X CH 81 1-0		B CH 82 0-0		C SI 91 4-2		B CH 92 4-2		B FC 88 3-2		B SI 96 4-2	0	0	0	0	0	0	0								
37 Anthony Benbow, L OBP: 0.500, SLG: 0.250	(10, 2) X CU 78 0-0		S CH 81 0-3		B CH 86 1-1		B SI 96 4-1		B SI 96 2-2		B SI 96 2-3	0	0	0	0	1	0	0								
11 Chris Owings, R OBP: 0.333, SLG: 0.261	(1, 6) X CU 78 0-0		C CU 77 2-2		C SI 91 4-2		B CH 92 3-1		B SI 96 2-3		L SI 94 0-2	5	0	1	1	0	1	4								
12 Rougned Odor, L OBP: 0.294, SLG: 0.287	(7, PH) F FF 92 0-0		S CU 79 1-1		S SI 91 4-2		B CH 92 4-2		B FC 88 3-2		B SI 96 4-2	0	0	0	0	2	0	0								
82 Kelvin Gutiérrez, R OBP: 0.500, SLG: 0.250	(9, PH) X CH 81 1-0		B CH 82 0-0		C SI 91 4-2		B CH 92 4-2		B FC 88 3-2		B SI 96 4-2	1	0	0	0	1	1	1								
Inning Stats	R: 0 E: 0 K: 0 S: 7	H: 0 LOB: 0 BB: 0 P: 9	R: 0 E: 0 K: 0 S: 7	H: 2 LOB: 2 BB: 0 P: 12	R: 0 E: 0 K: 1 S: 9	H: 0 LOB: 1 BB: 1 P: 17	R: 0 E: 0 K: 0 S: 5	H: 0 LOB: 0 BB: 0 P: 8	R: 0 E: 0 K: 1 S: 15	H: 1 LOB: 1 BB: 1 P: 25	R: 0 E: 0 K: 0 S: 5	H: 0 LOB: 0 BB: 0 P: 7	R: 1 E: 0 K: 2 S: 17	H: 2 LOB: 2 BB: 2 P: 34	R: 0 E: 0 K: 3 S: 12	H: 0 LOB: 2 BB: 2 P: 25	R: 0 E: 0 K: 1 S: 9	H: 1 LOB: 1 BB: 0 P: 17	R: 0 E: 0 K: 0 S: 6	H: 0 LOB: 2 BB: 1 P: 9	R: 1 E: 0 K: 1 S: 15	H: 0 LOB: 3 BB: 3 P: 27	1B: 5 2B: 1 3B: 0 HR: 0	SF: 0 SAC: 1 DP: 0 HBP: 0	WP: 0 PB: 2 SB: 0 CS: 0	PA: 47
PITCHER	IP: 5.0 ERA: 3.24	WLS: 2 BF: 20	H: 3 R: 2 ER: 0 SO: 2	BB: 2 IBB: 0 HBP: 0 BLK: 0	WP: 0 HR: 0 S: 43 P: 71	ERA: 0.00 WHIP: 1.000	PITCHER	IP: 1.1 WLS: 7	H: 0 R: 0 ER: 0 SO: 1	BB: 2 IBB: 0 HBP: 0 BLK: 0	WP: 0 HR: 0 S: 6 P: 10	ERA: 0.00 WHIP: 1.500														
47 Jordan Montgomery, L ERA: 3.24	(1, 1)																									
58 Wandy Peralta, L ERA: 4.5	(6, 1)																									
43 Jonathan Loaisiga, R ERA: 2.08	(7, 1)																									
30 Miguel Castro, R ERA:	(8, 1)																									
63 Lucas Luetge, L ERA:	(9, 1)																									

New York Yankees @ Baltimore Orioles
 Oriole Park at Camden Yards, Baltimore, MD
 Fri Apr 15 2022, 7:07 PM - 11:22 PM EDT
 Att. 32,197 - Clear - 65 F

livebaseballscores.com

AB 36
 R 2
 H 6
 RBI 2
 BB 10
 SO 9
 LOB 27



Batter	1	2	3	4	5	6	7	8	9	AB R H RBI BB SO LOB	TOP											
31 Aaron Hicks, S OBP: 0.464, SLG: 0.478	0-2 C FF 94 D CH 88 X CH 88 1B		2-1 D CH 88 D CH 87 X FC 87 SH5-3		4-1 B FF 96 B FC 84 B KC 82 B FF 97 48 BB 1B	0-2 C SL 84 X FC 92 FC6-2		0-2 C FF 89 1 SAFE C CU 73 F FF 90 X SL 82 1B		3 1 2 0 1 0 2	<p>New York Yankees @ Baltimore Orioles Oriole Park at Camden Yards, Baltimore, MD Sat Apr 16 2022, 7:32 PM - 11:46 PM EDT Att: 28,179 - Cloudy - 73 F</p> <p>livebaseballscorecards.com</p> <p>AB 35 R 5 H 11 RBI 4 BB 5 SO 7 LOB 22</p> 											
99 Aaron Judge, R OBP: 0.391, SLG: 0.469	3-2 C FF 86 D SAFE C FC 87 B FC 86 1 SAFE F FF 96 B FC 88 X FC 88 1B		0-0 X FF 83 F9		4-2 C CU 81 F FC 92 1 SAFE F FC 83 B FC 84 1 SAFE F FC 90 B FC 82 48 BB 27 BB 1B	1-1 D SL 84 F SL 84 CI		1-3 B CU 72 C FF 88 F CH 83 F FF 89 S CU 73 K		3 1 1 0 1 1 3												
48 Anthony Rizzo, L OBP: 0.390, SLG: 0.531	0-1 C FF 95 X CH 88 G4-3		1-2 C CH 88 S FF 94 F CH 88 H CU 79 28 FC5 27 BB HBP		1-2 B CU 82 C FC 93 S FC 92 X CU 82 27 BB 1B	2-1 C SL 84 B CH 92 B FF 94 X SL 85 G3-1		0-2 C FF 90 F SL 81 X SL 83 G4-3		4 0 1 1 0 0 6												
27 Giancarlo Stanton, R OBP: 0.306, SLG: 0.500	2-2 B FF 85 D CH 89 T CH 88 X FF 96 F9		4-2 D FC 89 F CH 87 B FF 94 FF FF 94 1 SAFE B FC 88 B FF 94 4-2 S FC 93 X FC 92		2-2 S FC 93 B FF 96 B FC 84 C FC 93 X FC 92 28 HR 2B		0-3 C FF 92 S FF 93 K		0-0 X FF 86 F9	4 1 1 1 1 1 1												
28 Josh Donaldson, R OBP: 0.282, SLG: 0.361		4-2 F FF 94 B FC 87 F CH 88 B FF 96 B FC 89 B FF 95 B FC 87 13 G4-3 BB	0-0 X FF 94 FC5		1-0 B CU 81 X FC 92 2H HR		0-2 C FF 93 F SL 84 X FF 92 L9		0-1 C CU 71 X FF 88 13 G3 2B	4 1 2 2 1 0 3												
13 Joey Gallo, L OBP: 0.294, SLG: 0.143	0-1 F FF 84 X CH 87 G4-3		2-2 B CH 87 B FF 94 S FF 93 T CH 87 K		0-0 X FC 94 F8		4-1 C SL 84 B SL 84 B SL 84 B SL 84 25 FC4-6 BB		1-1 F CU 73 B SL 83 X SL 83 G3	4 0 0 0 1 1 2												
25 Gleyber Torres, R OBP: 0.250, SLG: 0.357	0-3 C FC 86 F FC 87 F FC 88 S CH 88 K		0-2 C CU 75 C FC 87 X FF 94 L8		0-2 F FF 93 F SL 85 X SL 85 G6-3		0-1 F FF 91 X SL 84 FC4-6		0-3 C CH 84 F FC 73 F FF 89 C CU 74 K	5 0 0 0 0 2 3												
12 Isiah Kiner-Falefa, R OBP: 0.294, SLG: 0.296	0-0 X FC 87 G5-3		3-2 C FF 94 B FF 93 B FF 94 B ST 78 FC 86 K		2-2 C CU 79 B FF 94 B FF 94 X FC 91 39 BB 31 FC6-2 1B		1-2 C CU 71 C FF 89 X CH 83 31 BB 1B			4 0 2 0 0 1 1												
39 Jose Trevino, R OBP: 0.500, SLG: 0.600			0-0 X FF 92 99 F9 31 SH5-3 1B		1-2 B SL 89 F FF 96 X KC 84 G1-3	1-2 B SL 84 C CU 80 1 SAFE F CH 87 X SL 85 31 FC6-2 48 WP 2B		0-3 F CU 72 C FF 89 S SL 83 K		4 1 2 0 0 1 1												
Inning Stats	R: 0 E: 0 K: 0 S: 12	H: 2 LOB: 1 BB: 0 P: 17	R: 0 E: 0 K: 1 S: 11	H: 0 LOB: 1 BB: 1 P: 15	R: 0 E: 0 K: 0 S: 11	H: 1 LOB: 3 BB: 1 P: 18	R: 0 E: 0 K: 2 S: 9	H: 0 LOB: 0 BB: 0 P: 14	R: 4 E: 0 K: 0 S: 17	H: 3 LOB: 2 BB: 2 P: 30	R: 1 E: 1 K: 0 S: 15	H: 2 LOB: 2 BB: 0 P: 21	R: 0 E: 0 K: 1 S: 10	H: 0 LOB: 1 BB: 1 P: 14	R: 0 E: 0 K: 2 S: 19	H: 2 LOB: 2 BB: 0 P: 21	R: 0 E: 0 K: 1 S: 10	H: 1 LOB: 1 BB: 0 P: 11	1B: 7 2B: 3 3B: 0 HR: 1	SF: 0 SAC: 1 DP: 0 HBP: 1	WP: 1 PB: 0 SB: 0 CS: 2	PA: 43
PITCHER	IP WLS BF H R ER SO BB IBB HBP BLK WP HR S P ERA WHIP											PITCHER	IP WLS BF H R ER SO BB IBB HBP BLK WP HR S P ERA WHIP									
68 Tyler Wells, R ERA: 6.35	(1, 1) 4.0 17 3 0 0 3 2 0 1 0 0 0 0 43 64 0.00 1.250																					
53 Mike Baumann, R ERA: 3.38	(5, 1) 0.1 2 0 1 1 0 0 1 0 0 0 0 0 4 9 27.00 3.000																					
54 Travis Lakins Sr., R ERA: 36.0	(5, 1) 1.0 L 8 5 4 4 0 1 0 0 0 0 1 22 33 36.00 6.000																					
51 Paul Fry, L ERA: 6.23	(6, 1) 1.2 7 0 0 0 1 1 0 0 0 0 1 0 16 23 0.00 0.600																					
52 Alex Wells, L ERA:	(8, 1) 2.0 9 3 0 0 3 0 0 0 0 0 0 0 29 32 0.00 1.500																					
31 Cedric Mullins, L OBP: 0.243, SLG: 0.382	1-2 C FF 92 B FC 81 X CU 80 G4-3		3-0 B FC 89 B FC 88 X FF 93 HR		4-1 B FF 94 B CU 79 2 SAFE F FF 95 B CU 82 1-2 2-3 BB		1-2 C SL 86 C CU 80 B FC 84 X CH 86 F9		0-1 C SL 97 X SL 98 G4-3	4 1 1 2 1 0 0	<p>New York Yankees @ Baltimore Orioles Oriole Park at Camden Yards, Baltimore, MD Sat Apr 16 2022, 7:32 PM - 11:46 PM EDT Att: 28,179 - Cloudy - 73 F</p> <p>livebaseballscorecards.com</p> <p>AB 33 R 2 H 7 RBI 2 BB 3 SO 7 LOB 15</p> 											
29 Ramon Urias, R OBP: 0.236, SLG: 0.219	0-0 X FF 83 G5-3		1-2 C SL 86 C CU 80 B FC 84 X SL 95 G2-3		1-1 B FF 96 C CH 84 X CH 86 F9		1-3 B ST 82 C CH 84 S FF 97 K			4 0 0 0 0 1 3												
25 Anthony Santander, S OBP: 0.500, SLG: 0.478	3-2 C FF 93 B FC 80 B FC 80 F FF 94 X FF 94 G4-3		0-0 X CH 88 P3		1-1 B FF 92 C FF 93 X CU 81 16 BB 1B		1-2 C SL 86 B CH 88 F FF 96 F CH 88 F FF 96 X SL 96 G1-3			4 0 1 0 0 0 0												
6 Ryan Mountcastle, R OBP: 0.294, SLG: 0.344	1-2 S SL 91 B SL 85 X CU 81 G5-3		3-3 B FF 94 F SL 94 B SL 86 S SL 85 K		0-0 X CH 83 F9		0-0 X ST 83 16 BB 1B			4 0 1 0 0 1 1												
16 Trey Mancini, R OBP: 0.265, SLG: 0.344	2-2 C SL 84 B CU 80 B SL 86 X SL 94 G5-3		1-3 C CU 80 C FF 94 G1-3		0-1 C CU 82 X FF 94 21 BB 1B		1-2 C SL 84 F FF 96 X FF 96 1B			4 0 2 0 0 1 0												
12 Rougned Odor, L OBP: 0.238, SLG: 0.211	2-1 B FF 93 C FF 94 X FC 88 P6		0-1 C CU 79 X FF 93 F8		1-2 C FF 81 B CU 81 T FF 94 K		2-3 B FF 96 C CH 85 D CH 88 C CH 88 K			4 0 0 0 0 2 4												
21 Austin Hays, R OBP: 0.353, SLG: 0.286			1-1 C CU 78 B CU 80 X FF 93 37 G4-3 3 SH1-3 31 HR 1B		0-1 C CU 79 X SL 84 31 BB 1B		1-2 B ST 82 B SL 95 B ST 82 B SL 84 1B		0-1 C SL 97 X SL 98 G5-3	3 1 2 0 1 0 2												
3 Jorge Mateo, R OBP: 0.300, SLG: 0.231			1-0 1 SAFE B SL 92 X SL 84 SH1-3		2-1 D SL 94 B SL 93 X SL 84 F8		1-3 B SL 96 S ST 83 S ST 83 K		0-3 C SL 96 S SL 98 K	3 0 0 0 0 2 4												
37 Anthony Bernboom, L OBP: 0.400, SLG: 0.143	1-2 C FF 94 B CU 79 C CU 80 F FF 93 X CU 80 G4-3		1-2 B FF 94 B CU 81 B FF 94 31 BB 1B		4-0 B FF 94 B FF 94 31 BB 1B		3-2 S ST 83 B SL 96 B CH 89 B FF 98 X SL 97 G1-3		0-1 C SL 97 X SL 98 G4-3	3 0 0 0 1 0 1												
Inning Stats	R: 0 E: 0 K: 0 S: 8	H: 0 LOB: 0 BB: 0 P: 12	R: 0 E: 0 K: 0 S: 9	H: 0 LOB: 0 BB: 0 P: 14	R: 2 E: 0 K: 0 S: 13	H: 2 LOB: 0 BB: 0 P: 20	R: 0 E: 0 K: 2 S: 7	H: 0 LOB: 0 BB: 0 P: 11	R: 0 E: 0 K: 0 S: 9	H: 1 LOB: 3 BB: 2 P: 20	R: 0 E: 0 K: 2 S: 11	H: 2 LOB: 3 BB: 1 P: 18	R: 0 E: 0 K: 1 S: 10	H: 0 LOB: 0 BB: 0 P: 15	R: 0 E: 0 K: 1 S: 17	H: 2 LOB: 2 BB: 0 P: 21	R: 0 E: 0 K: 1 S: 7	H: 0 LOB: 0 BB: 0 P: 7	1B: 6 2B: 0 3B: 0 HR: 1	SF: 0 SAC: 1 DP: 0 HBP: 0	WP: 0 PB: 0 SB: 0 CS: 0	PA: 37
PITCHER	IP WLS BF H R ER SO BB IBB HBP BLK WP HR S P ERA WHIP											PITCHER	IP WLS BF H R ER SO BB IBB HBP BLK WP HR S P ERA WHIP									
50 Jameson Taillon, R ERA: 3.72	(1, 1) 4.2 18 3 2 0 1 1 0 0 0 0 0 11 18 0.00 3.000																					
92 JP Sears, L ERA:	(5, 1) 1.0 W 6 2 0 0 1 1 0 0 0 0 0 0 11 18 0.00 3.000																					
34 Michael King, R ERA: 1.17	(6, 1) 2.0 H 9 2 0 0 3 1 0 0 0 0 0 0 28 42 0.00 1.500																					
35 Clay Holmes, R ERA: 1.69	(8, 1) 1.1 S 4 0 0 0 1 0 0 0 0 0 0 0 9 9 0.00 0.000																					

Batter	1	2	3	4	5	6	7	8	9	AB	R	H	RBI	BB	SO	LOB	TOP										
31 Aaron Hicks, S OBP: 0.438, SLG: 0.444										4	0	1	0	0	0	0	New York Yankees @ Baltimore Orioles Oriole Park at Camden Yards, Baltimore, MD Sun Apr 17 2022, 1:07 PM - 4:23 PM EDT Att: 25,938 - Partly Cloudy - 52 F										
99 Aaron Judge, R OBP: 0.350, SLG: 0.429										3	0	0	0	1	2	2											
28 Josh Donaldson, R OBP: 0.256, SLG: 0.325										4	0	0	0	0	2	3											
27 Giancarlo Stanton, R OBP: 0.275, SLG: 0.447										4	0	0	0	0	2	2											
26 DJ LeMahieu, R OBP: 0.424, SLG: 0.500										3	0	2	0	1	0	0											
25 Gleyber Torres, R OBP: 0.229, SLG: 0.323										3	0	0	0	0	1	2											
66 Kyle Higashioka, R OBP: 0.120, SLG: 0.160										4	0	1	0	0	1	2											
12 Isiah Kiner-Falefa, R OBP: 0.287, SLG: 0.286										1	0	0	0	1	0	2											
48 Anthony Rizzo, L OBP: 0.381, SLG: 0.515										1	0	0	0	0	1	0											
33 Tim Lincecum, R OBP: 0.286, SLG: 0.138										2	0	0	0	0	1	2											
Inning Stats	R: 0 E: 0 K: 1 S: 10	H: 0 LOB: 1 BB: 1 P: 17	R: 0 E: 0 K: 1 S: 11	H: 1 LOB: 2 BB: 1 P: 17	R: 0 E: 0 K: 2 S: 10	H: 0 LOB: 1 BB: 0 P: 14	R: 0 E: 0 K: 0 S: 10	H: 2 LOB: 1 BB: 0 P: 12	R: 0 E: 0 K: 2 S: 11	H: 0 LOB: 1 BB: 0 P: 15	R: 0 E: 0 K: 1 S: 13	H: 0 LOB: 0 BB: 0 P: 20	R: 0 E: 0 K: 1 S: 7	H: 0 LOB: 0 BB: 0 P: 11	R: 0 E: 0 K: 2 S: 9	H: 0 LOB: 0 BB: 0 P: 10	R: 0 E: 0 K: 0 S: 7	H: 0 LOB: 0 BB: 0 P: 11	1B: 4 2B: 0 3B: 0 HR: 0	SF: 0 SAC: 1 DP: 1 HBP: 0	WP: 0 PB: 0 SB: 0 CS: 0	PA: 34					
PITCHER	IP	WLS	BF	H	R	ER	SO	BB	IBB	HBP	BLK	WP	HR	S	P	ERA	WHIP										
50 Bruce Zimmermann, L	5.0		21	4	0	0	6	2	0	0	0	0	0	52	75	0.00	1.200										
74 Félix Bautista, R	1.0		4	0	0	0	1	1	0	0	0	0	0	13	20	0.00	1.000										
55 Dillon Tate, R	1.0		3	0	0	0	1	0	0	0	0	0	0	7	11	0.00	0.000										
48 Jorge López, R	2.0	W	6	0	0	0	2	0	0	0	0	0	0	16	21	0.00	0.000										
48 Jorge López, R	2.0	W	6	0	0	0	2	0	0	0	0	0	0	16	21	0.00	0.000										

AB	30
R	0
H	4
RBI	0
BB	3
SO	10
LOB	15



Batter	1	2	3	4	5	6	7	8	9	AB	R	H	RBI	BB	SO	LOB	BOTTOM										
21 Austin Hays, R OBP: 0.333, SLG: 0.273										5	0	1	0	0	3	4	New York Yankees @ Baltimore Orioles Oriole Park at Camden Yards, Baltimore, MD Sun Apr 17 2022, 1:07 PM - 4:23 PM EDT Att: 25,938 - Partly Cloudy - 52 F										
6 Ryan Mountcastle, R OBP: 0.316, SLG: 0.361										4	1	2	0	0	1	2											
16 Trey Mancini, R OBP: 0.289, SLG: 0.324										2	1	0	0	2	1	2											
48 Jorge López, R										0	0	0	0	0	0	0											
25 Anthony Santander, S OBP: 0.472, SLG: 0.423										3	0	0	0	1	2	4											
26 Ryan McKenna, R										2	0	0	0	0	1	2											
31 Cedric Mullins, L OBP: 0.231, SLG: 0.361										2	0	0	0	0	1	4											
23 Robinson Chirinos, R OBP: 0.348, SLG: 0.167										3	1	0	0	1	2	0											
11 Chris Owings, R										3	0	0	0	0	3	0											
12 Rougned Odor, L OBP: 0.273, SLG: 0.250										1	1	1	2	0	0	0											
82 Kelvin Gutiérrez, R OBP: 0.333, SLG: 0.300										4	1	2	2	0	1	0											
3 Jorge Mateo, R OBP: 0.353, SLG: 0.300										4	0	3	1	0	1	0											
Inning Stats	R: 0 E: 0 K: 2 S: 12	H: 1 LOB: 2 BB: 1 P: 21	R: 0 E: 0 K: 3 S: 10	H: 0 LOB: 0 BB: 0 P: 13	R: 0 E: 0 K: 2 S: 13	H: 1 LOB: 0 BB: 0 P: 20	R: 0 E: 0 K: 3 S: 9	H: 0 LOB: 0 BB: 0 P: 9	R: 0 E: 0 K: 2 S: 13	H: 0 LOB: 0 BB: 0 P: 19	R: 0 E: 0 K: 1 S: 14	H: 1 LOB: 2 BB: 1 P: 21	R: 0 E: 0 K: 2 S: 10	H: 2 LOB: 2 BB: 0 P: 13	R: 5 E: 0 K: 1 S: 25	H: 4 LOB: 1 BB: 2 P: 38	1B: 8 2B: 1 3B: 0 HR: 0	SF: 0 SAC: 0 DP: 0 HBP: 0	WP: 0 PB: 0 SB: 1 CS: 0	PA: 37							
PITCHER	IP	WLS	BF	H	R	ER	SO	BB	IBB	HBP	BLK	WP	HR	S	P	ERA	WHIP										
65 Nestor Cortes, L	5.0		19	3	0	0	12	1	0	0	0	0	0	62	88	0.00	0.800										
57 Chad Green, R	1.2		8	2	0	0	2	1	0	0	0	0	0	16	24	0.00	1.800										
43 Jonathan Loáisiga, R	1.0	L	7	2	4	4	1	2	0	0	0	0	0	19	29	36.00	4.000										
63 Lucas Luetge, L	0.1		3	2	1	1	1	0	0	0	0	0	0	9	13	27.00	6.000										

AB	33
R	5
H	9
RBI	5
BB	4
SO	16
LOB	18



Batter	1	2	3	4	5	6	7	8	9	AB	R	H	RBI	BB	SO	LOB	TOP					
31 Cedric Mullins, L (1, 8) OBP: 0.269, SLG: 0.383										3	0	1	0	0	0	2	<p>Baltimore Orioles @ Oakland Athletics Oakland Coliseum, Oakland, CA Wed Apr 20 2022, 3:08 PM - 6:09 PM PDT Att: 2,703 - Partly Cloudy - 66 F</p> <p>livebaseballscores.com</p> <p>AB 31 R 1 H 5 RBI 0 BB 1 SO 7 LOB 15</p>					
25 Anthony Santander, S (1, 7) OBP: 0.469, SLG: 0.432										4	0	2	0	0	0	2						
16 Trey Mancini, R (1, 3) OBP: 0.300, SLG: 0.311										4	0	0	0	0	1	4						
6 Ryan Mountcastle, R (1, 10) OBP: 0.260, SLG: 0.313										4	0	0	0	0	2	3						
12 Rougned Odor, L (1, 4) OBP: 0.233, SLG: 0.185										4	0	0	0	0	1	0						
23 Robinson Chirinos, R (1, 2) OBP: 0.397, SLG: 0.162										0	0	0	0	0	0	0						
37 Anthony Bembom, L (2, PR) OBP: 0.250, SLG: 0.077										3	0	0	0	0	0	0						
26 Ryan McKenna, R (1, 9) OBP: 0.200, SLG: 0.222										3	1	1	0	1	2	1						
82 Kelvin Gutiérrez, R (1, 5) OBP: 0.222, SLG: 0.188										3	0	0	0	0	0	2						
11 Chris Owings, R (1, 6) OBP: 0.308, SLG: 0.100										3	0	1	0	0	1	1						
Inning Stats	R: 0 E: 0 K: 2 S: 13	H: 1 LOB: 1 BB: 0 P: 22	R: 0 E: 0 K: 2 S: 10	H: 0 LOB: 1 BB: 0 P: 18	R: 0 E: 0 K: 0 S: 7	H: 1 LOB: 0 BB: 0 P: 9	R: 0 E: 0 K: 1 S: 9	H: 0 LOB: 0 BB: 0 P: 15	R: 1 E: 1 K: 0 S: 8	H: 1 LOB: 1 BB: 0 P: 9	R: 0 E: 0 K: 0 S: 7	H: 0 LOB: 0 BB: 0 P: 10	R: 0 E: 0 K: 0 S: 6	H: 0 LOB: 0 BB: 0 P: 11	R: 0 E: 0 K: 1 S: 12	H: 2 LOB: 2 BB: 0 P: 23	R: 0 E: 0 K: 1 S: 5	H: 0 LOB: 0 BB: 0 P: 10	1B: 3 2B: 2 HR: 0	SF: 0 SAC: 0 DP: 1 HBP: 2	WP: 1 PB: 0 SB: 0 CS: 1	PA: 34
PITCHER	IP WLS BF H R ER SO BB IBB HBP BLK WP HR S P ERA WHIP	IP WLS BF H R ER SO BB IBB HBP BLK WP HR S P ERA WHIP	IP WLS BF H R ER SO BB IBB HBP BLK WP HR S P ERA WHIP	IP WLS BF H R ER SO BB IBB HBP BLK WP HR S P ERA WHIP	IP WLS BF H R ER SO BB IBB HBP BLK WP HR S P ERA WHIP	IP WLS BF H R ER SO BB IBB HBP BLK WP HR S P ERA WHIP	IP WLS BF H R ER SO BB IBB HBP BLK WP HR S P ERA WHIP	IP WLS BF H R ER SO BB IBB HBP BLK WP HR S P ERA WHIP	IP WLS BF H R ER SO BB IBB HBP BLK WP HR S P ERA WHIP	IP WLS BF H R ER SO BB IBB HBP BLK WP HR S P ERA WHIP	IP WLS BF H R ER SO BB IBB HBP BLK WP HR S P ERA WHIP	IP WLS BF H R ER SO BB IBB HBP BLK WP HR S P ERA WHIP	IP WLS BF H R ER SO BB IBB HBP BLK WP HR S P ERA WHIP	IP WLS BF H R ER SO BB IBB HBP BLK WP HR S P ERA WHIP	IP WLS BF H R ER SO BB IBB HBP BLK WP HR S P ERA WHIP	IP WLS BF H R ER SO BB IBB HBP BLK WP HR S P ERA WHIP						
66 Daulton Jefferies, R (1, 1) ERA: 1.17	6.0	L	23	3	1	0	5	0	0	2	0	1	0	54	83	0.00	0.500					
33 A.J. Puk, L (7, 1) ERA: 1.69	1.1		6	2	0	0	1	0	0	0	0	0	0	14	25	0.00	2.250					
71 Jacob Lemoine, R (8, 1) ERA: 2.45	0.2		2	0	0	0	0	0	0	0	0	0	0	4	9	0.00	0.000					
57 Adam Kolarek, L (9, 1) ERA: 2.7	1.0		3	0	0	0	1	0	0	0	0	0	0	5	10	0.00	0.000					

Batter	1	2	3	4	5	6	7	8	9	AB	R	H	RBI	BB	SO	LOB	BOTTOM					
5 Tony Kemp, L (1, 4) OBP: 0.408, SLG: 0.293										3	0	2	0	1	0	0	<p>Baltimore Orioles @ Oakland Athletics Oakland Coliseum, Oakland, CA Wed Apr 20 2022, 3:08 PM - 6:09 PM PDT Att: 2,703 - Partly Cloudy - 66 F</p> <p>livebaseballscores.com</p> <p>AB 33 R 0 H 7 RBI 0 BB 1 SO 11 LOB 15</p>					
26 Sheldon Neuse, R (1, 5) OBP: 0.395, SLG: 0.412										4	0	2	0	0	1	1						
12 Sean Murphy, R (1, 10) OBP: 0.273, SLG: 0.480										3	0	0	0	0	2	4						
28 Billy McKinney, L (1, 9) OBP: 0.212, SLG: 0.233										2	0	1	0	0	0	1						
49 Christian Lopes, R (6, PH) (7, 9)										2	0	0	0	0	1	2						
15 Seth Brown, L (1, 7) OBP: 0.283, SLG: 0.400 (8, 3)										4	0	1	0	0	2	3						
23 Christian Bethancourt, R (1, 2) OBP: 0.288, SLG: 0.300										4	0	1	0	0	1	1						
17 Elvis Andrus, R (1, 6) OBP: 0.340, SLG: 0.395										4	0	0	0	0	1	3						
21 Stephen Vogt, L (1, 3) OBP: 0.133, SLG: 0.286										3	0	0	0	0	1	0						
37 Drew Jackson, R (8, 7) 79 Mickey McDonald, L (9, PH)										0	0	0	0	0	0	0						
20 Cristian Pache, R (1, 8) OBP: 0.205, SLG: 0.295										3	0	0	0	0	1	0						
Inning Stats	R: 0 E: 0 K: 1 S: 8	H: 2 LOB: 1 BB: 0 P: 12	R: 0 E: 0 K: 1 S: 19	H: 2 LOB: 1 BB: 0 P: 28	R: 0 E: 0 K: 1 S: 15	H: 0 LOB: 1 BB: 1 P: 22	R: 0 E: 0 K: 1 S: 9	H: 1 LOB: 2 BB: 0 P: 14	R: 0 E: 0 K: 2 S: 10	H: 2 LOB: 2 BB: 0 P: 13	R: 0 E: 0 K: 1 S: 9	H: 0 LOB: 0 BB: 0 P: 11	R: 0 E: 0 K: 0 S: 6	H: 0 LOB: 0 BB: 0 P: 8	R: 0 E: 0 K: 2 S: 16	H: 2 LOB: 2 BB: 0 P: 26	R: 0 E: 0 K: 2 S: 8	H: 0 LOB: 0 BB: 0 P: 9	1B: 6 2B: 1 3B: 0 HR: 0	SF: 0 SAC: 0 DP: 0 HBP: 1	WP: 1 PB: 0 SB: 0 CS: 0	PA: 35
PITCHER	IP WLS BF H R ER SO BB IBB HBP BLK WP HR S P ERA WHIP	IP WLS BF H R ER SO BB IBB HBP BLK WP HR S P ERA WHIP	IP WLS BF H R ER SO BB IBB HBP BLK WP HR S P ERA WHIP	IP WLS BF H R ER SO BB IBB HBP BLK WP HR S P ERA WHIP	IP WLS BF H R ER SO BB IBB HBP BLK WP HR S P ERA WHIP	IP WLS BF H R ER SO BB IBB HBP BLK WP HR S P ERA WHIP	IP WLS BF H R ER SO BB IBB HBP BLK WP HR S P ERA WHIP	IP WLS BF H R ER SO BB IBB HBP BLK WP HR S P ERA WHIP	IP WLS BF H R ER SO BB IBB HBP BLK WP HR S P ERA WHIP	IP WLS BF H R ER SO BB IBB HBP BLK WP HR S P ERA WHIP	IP WLS BF H R ER SO BB IBB HBP BLK WP HR S P ERA WHIP	IP WLS BF H R ER SO BB IBB HBP BLK WP HR S P ERA WHIP	IP WLS BF H R ER SO BB IBB HBP BLK WP HR S P ERA WHIP	IP WLS BF H R ER SO BB IBB HBP BLK WP HR S P ERA WHIP	IP WLS BF H R ER SO BB IBB HBP BLK WP HR S P ERA WHIP	IP WLS BF H R ER SO BB IBB HBP BLK WP HR S P ERA WHIP						
28 Jordan Lyles, R (1, 1) ERA: 3.52	5.0	W	21	5	0	0	6	1	0	1	0	0	0	0	0	0	1.200					
51 Paul Fry, L (6, 1) ERA: 5.06	1.0	H	3	0	0	0	1	0	0	0	0	0	0	9	11	0.00	0.000					
55 Dillon Tate, R (7, 1) ERA: 1.23	1.0	H	3	0	0	0	0	0	0	0	0	0	0	6	8	0.00	0.000					
43 Bryan Baker, R (8, 1) ERA: 1.8	0.1	H	3	2	0	0	1	0	0	0	0	0	0	9	16	0.00	6.000					
48 Jorge López, R (8, 1) ERA: 2.57	1.2	S	5	0	0	0	3	0	0	0	0	1	0	15	19	0.00	0.000					

Batter	1	2	3	4	5	6	7	8	9	AB	R	H	RBI	BB	SO	LOB	TOP								
31 Cedric Mullins, L (1, 8) OBP: 0.268, SLG: 0.392	G4-3			L8		G1-5-3		25 WP 26 SF7 2B		4	1	1	0	0	0	0	<p>Baltimore Orioles @ Oakland Athletics</p> <p>Oakland Coliseum, Oakland, CA</p> <p>Thu Apr 21 2022, 12:38 PM - 3:27 PM PDT</p> <p>Att: 4,429 - Cloudy - 61 F</p>								
25 Anthony Santander, S (1, 7) OBP: 0.453, SLG: 0.460	G5-3			K			26 CS BB	K		3	0	0	0	1	2	1									
16 Trey Mancini, R (1, 10) 26 Ryan McKenna, R (6, PH) OBP: 0.250, SLG: 0.300 (6, 10)	F9			E4		CS	6 HBP 12 1B	SF7		2	0	0	0	0	0	0									
6 Ryan Mountcastle, R (1, 3) OBP: 0.278, SLG: 0.314		K					12 1B 21 1B HBP	K		3	2	1	0	0	2	0									
12 Rougned Odor, L (1, 4) OBP: 0.235, SLG: 0.194	G3-1					F8			K	4	0	1	1	0	1	1									
21 Austin Hays, R (1, 9) OBP: 0.333, SLG: 0.333	F7					2B			F7	4	0	2	2	0	0	0									
29 Ramón Urias, R (1, 5) OBP: 0.239, SLG: 0.233										4	0	1	0	0	2	3									
37 Anthony Bemboom, L (1, 2) OBP: 0.211, SLG: 0.063										3	0	0	0	0	0	4									
3 Jorge Mateo, R (1, 6) OBP: 0.318, SLG: 0.300										3	0	0	0	0	2	2									
Inning Stats	R: 0 H: 0 E: 0 K: 0 S: 6	H: 0 LOB: 0 BB: 0 P: 10	R: 0 H: 0 E: 0 K: 1 S: 9	H: 0 LOB: 0 BB: 0 P: 14	R: 0 H: 1 E: 0 K: 1 S: 8	H: 1 LOB: 0 BB: 0 P: 14	R: 0 H: 0 E: 1 K: 1 S: 8	H: 0 LOB: 1 BB: 0 P: 11	R: 1 H: 2 E: 0 K: 1 S: 9	H: 2 LOB: 1 BB: 0 P: 13	R: 0 H: 0 E: 0 K: 1 S: 9	H: 0 LOB: 0 BB: 1 P: 17	R: 2 H: 3 E: 0 K: 0 S: 14	H: 3 LOB: 2 BB: 0 P: 20	R: 1 H: 1 E: 0 K: 2 S: 15	H: 1 LOB: 0 BB: 0 P: 23	R: 0 H: 0 E: 0 K: 2 S: 9	H: 0 LOB: 0 BB: 0 P: 11	1B: 5 2B: 2 HR: 0	SF: 1 SAC: 0 DP: 1 HBP: 1	WP: 1 PB: 0 SB: 0 CS: 1	PA: 35			
PITCHER	IP	WLS	BF	H	R	ER	SO	BB	IBB	HBP	BLK	WP	HR	S	P	ERA	WHIP								
58 Paul Blackburn, R (1, 1) ERA: 1.8	5.0	W	17	3	1	1	4	0	0	0	0	0	0	40	62	1.80	0.600								
60 Sam Moll, L (6, 1) ERA:	0.2	H	3	0	0	0	1	1	0	0	0	0	0	7	13	0.00	1.500								
46 Justin Grimm, R (6, 1) ERA: 6.23	0.1	H	4	3	2	2	0	0	0	1	0	0	0	8	11	54.00	9.000								
68 Domingo Acevedo, R (7, 1) ERA: 5.14	1.0	H	3	0	0	0	0	0	0	0	0	0	0	8	13	0.00	0.000								
61 Zach Jackson, R (8, 1) ERA: 5.4	1.0	H	4	1	1	1	2	0	0	0	0	1	0	15	23	9.00	1.000								
56 Dany Jiménez, R (9, 1) ERA:	1.0	S	3	0	0	0	2	0	0	0	0	0	0	9	11	0.00	0.000								

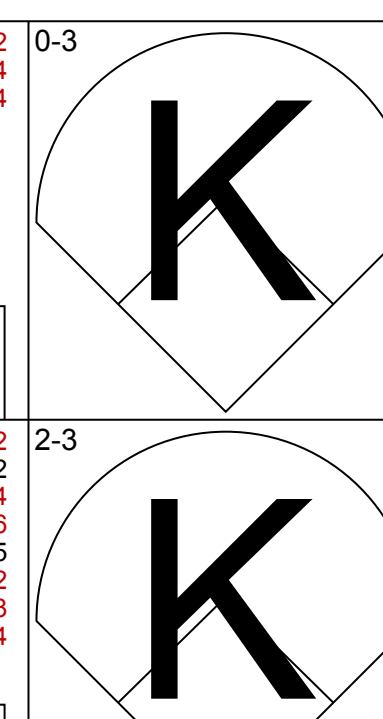
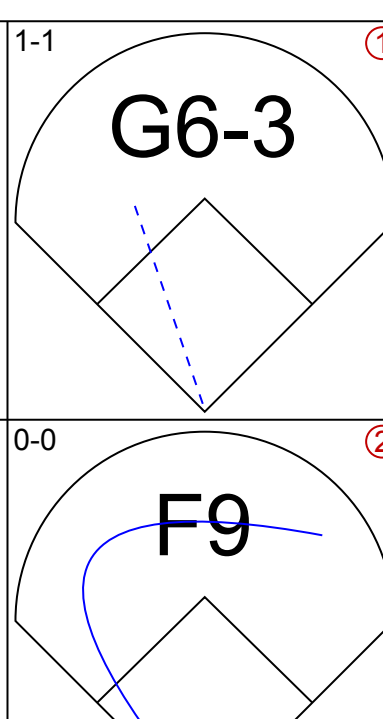
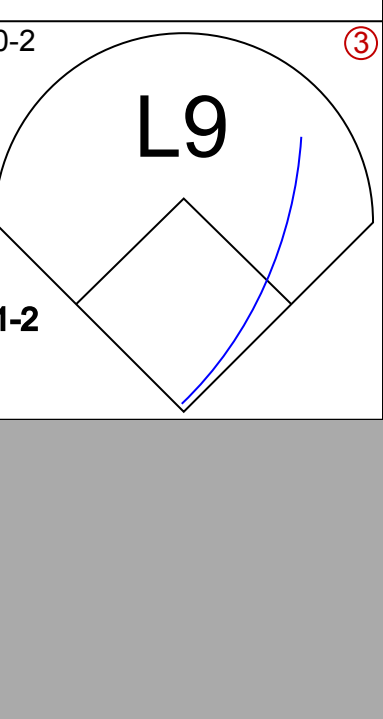
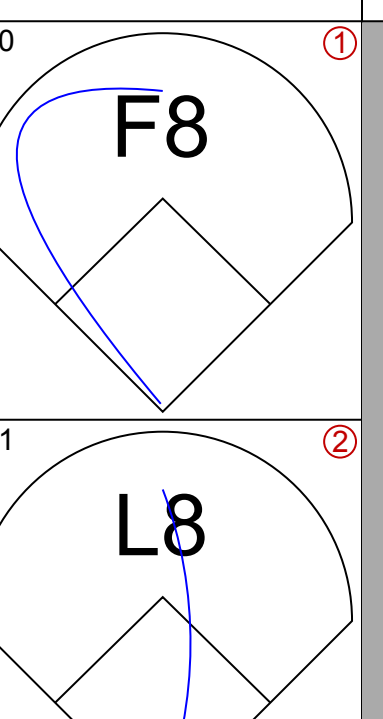
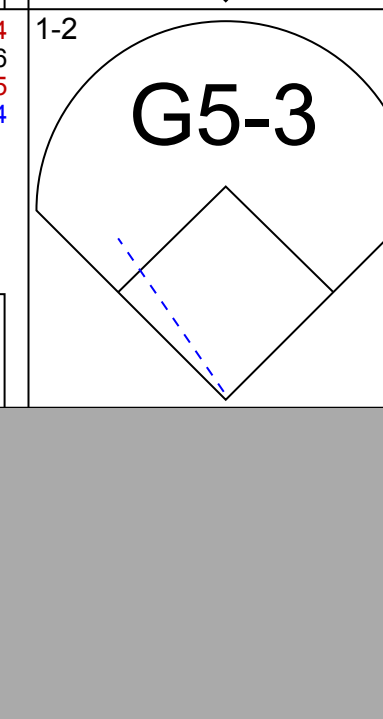

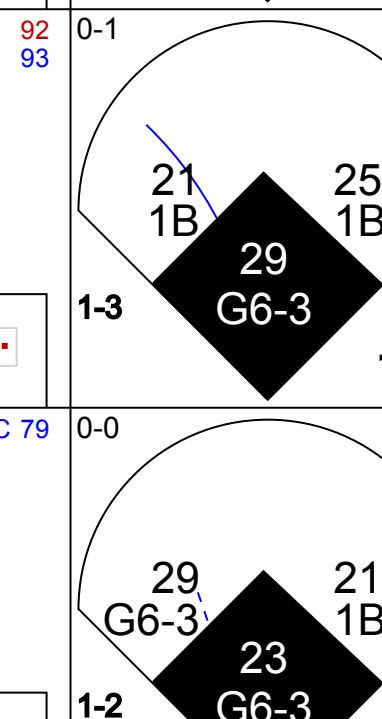



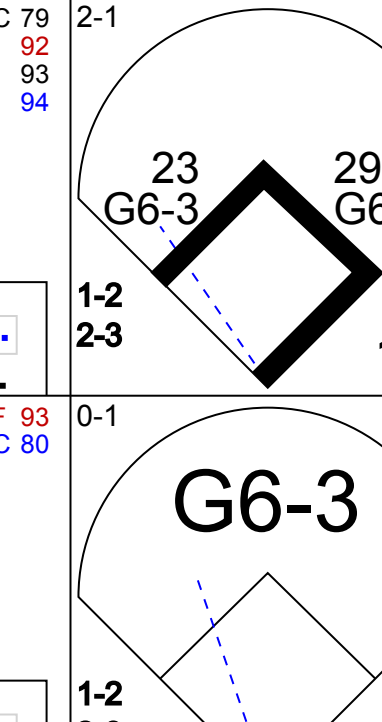

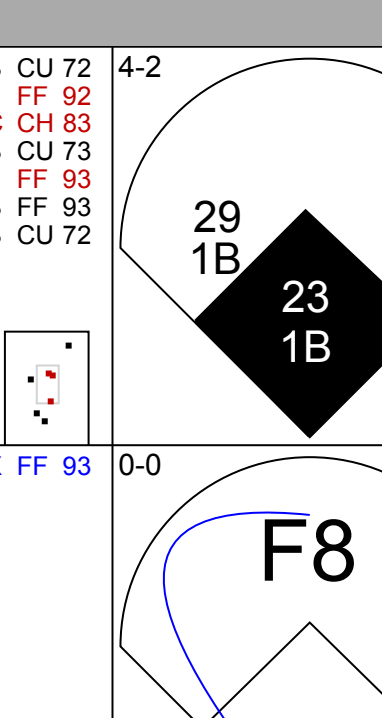
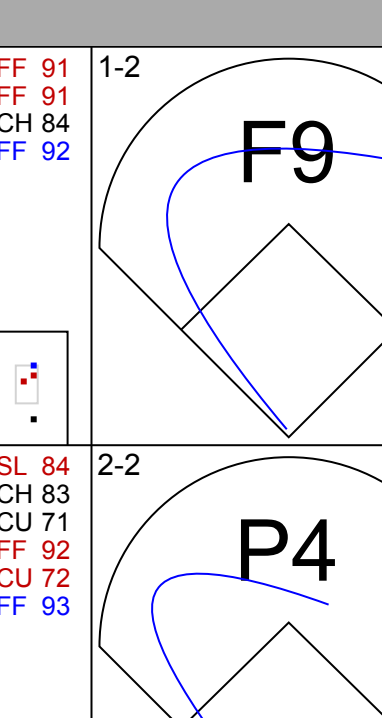
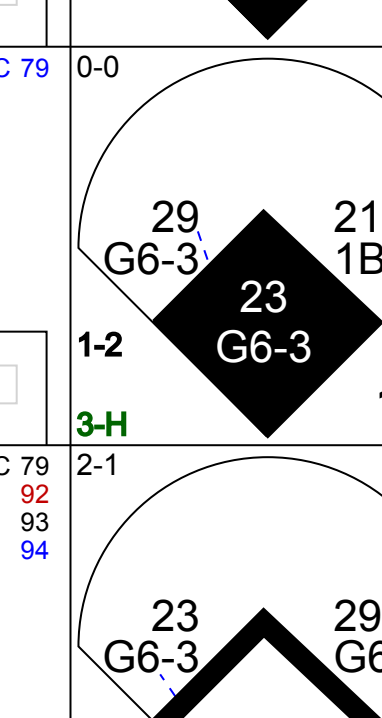
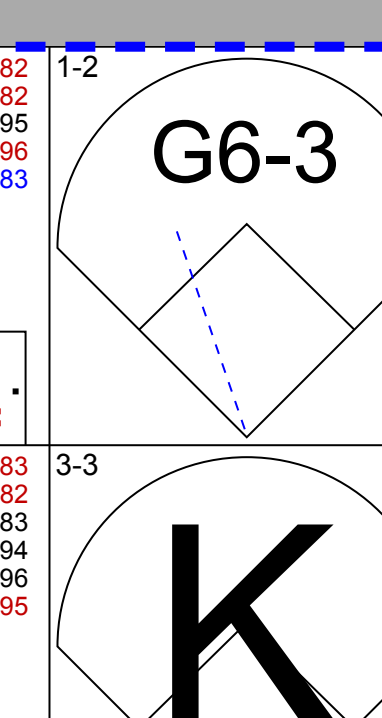
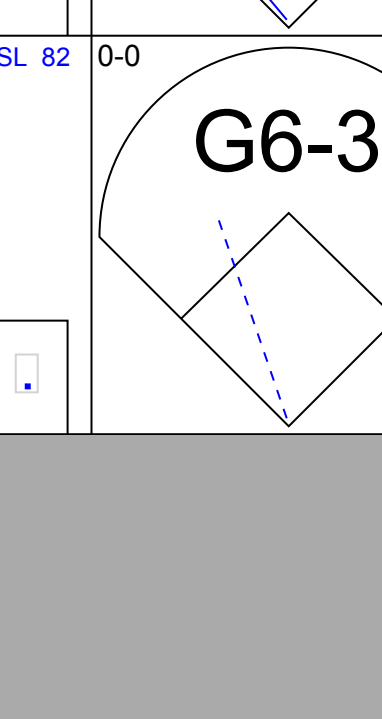
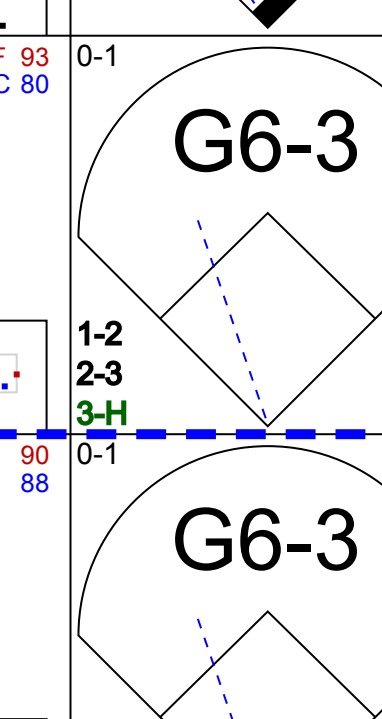
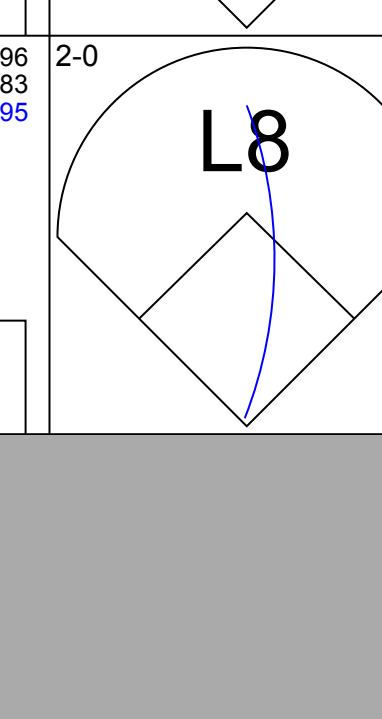
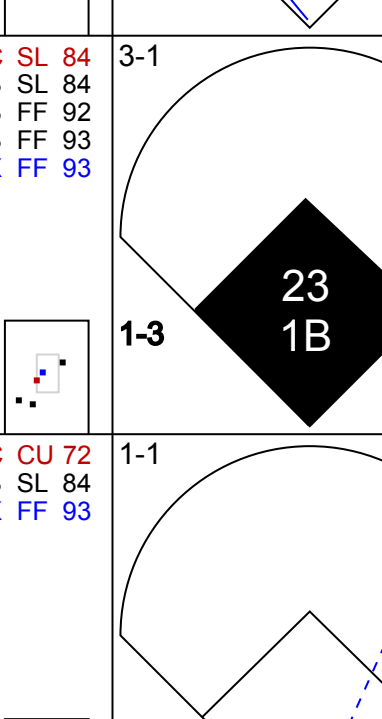
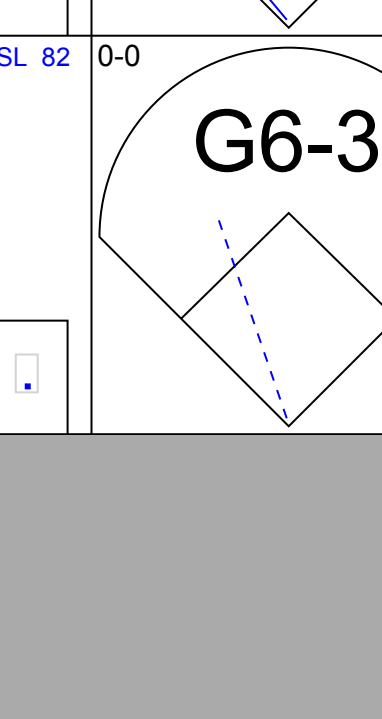
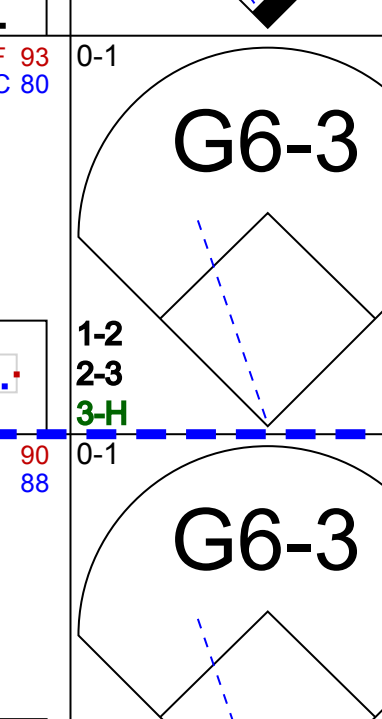
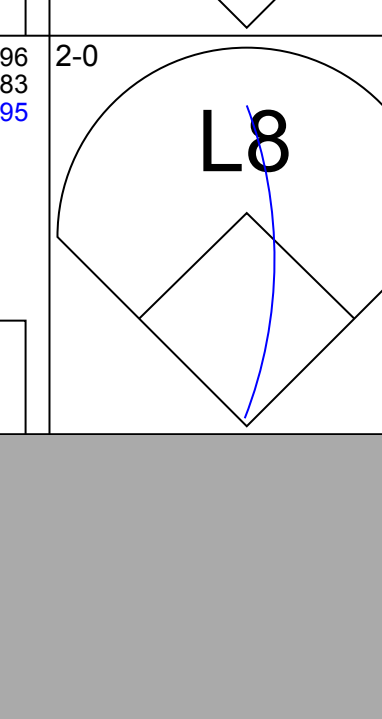
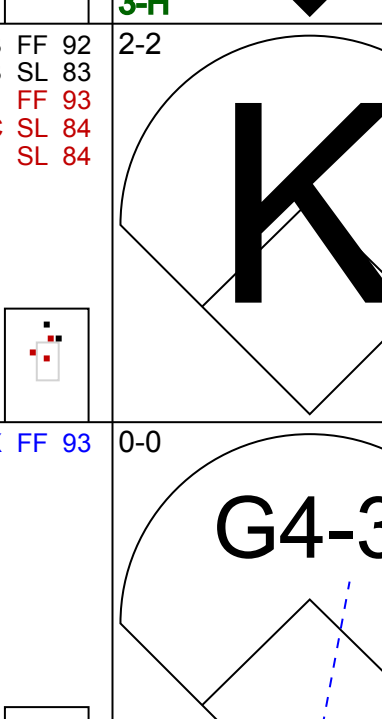

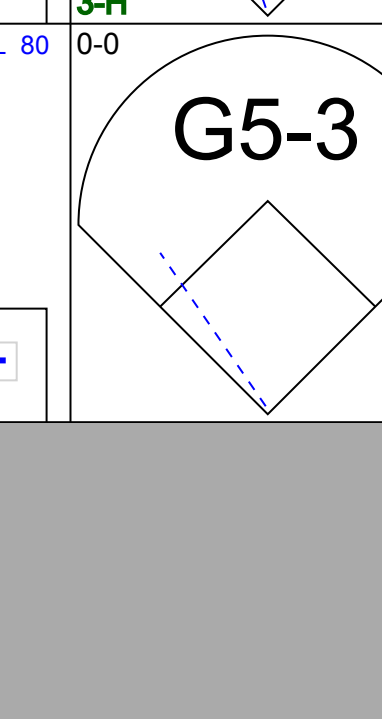

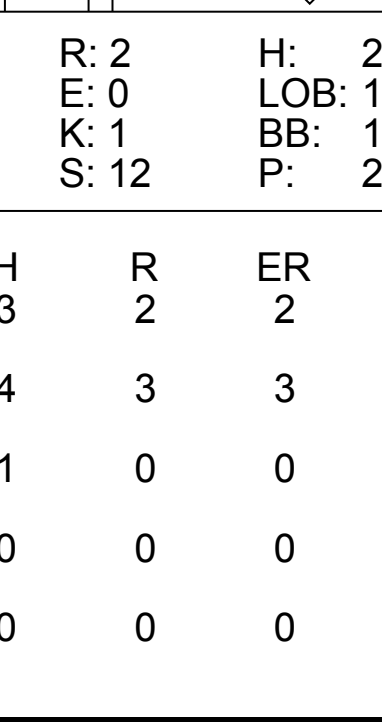
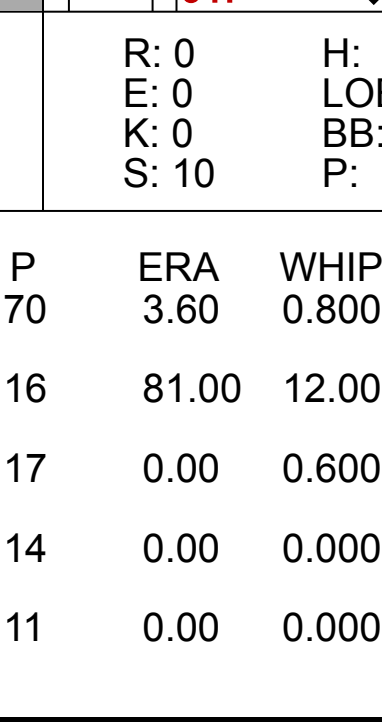
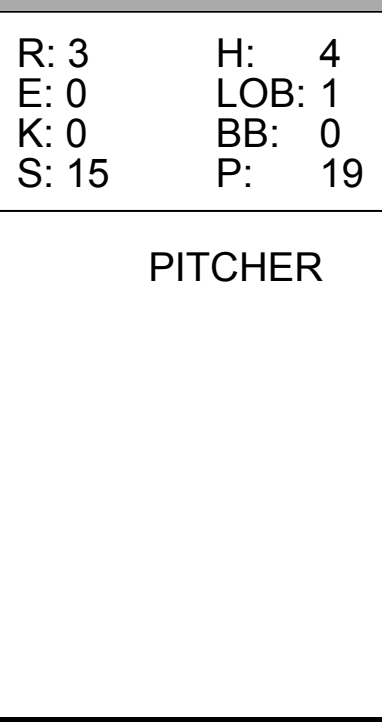
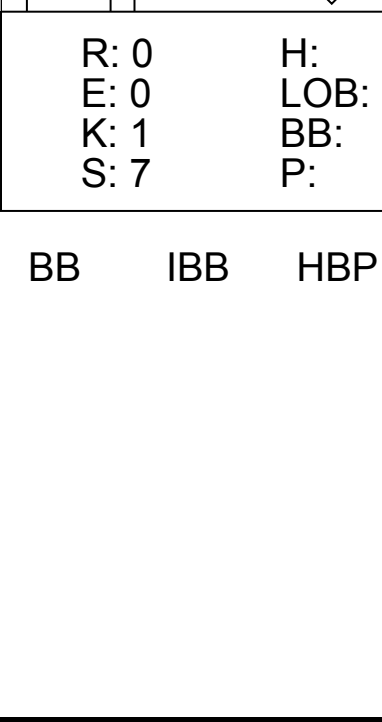

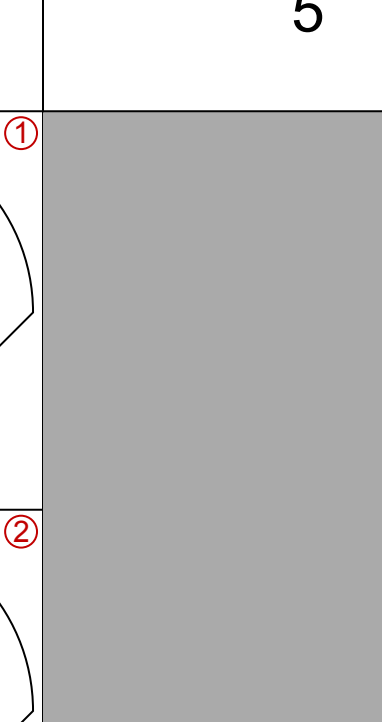
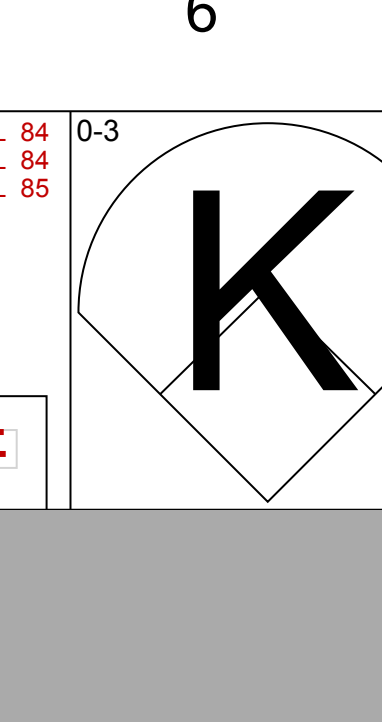
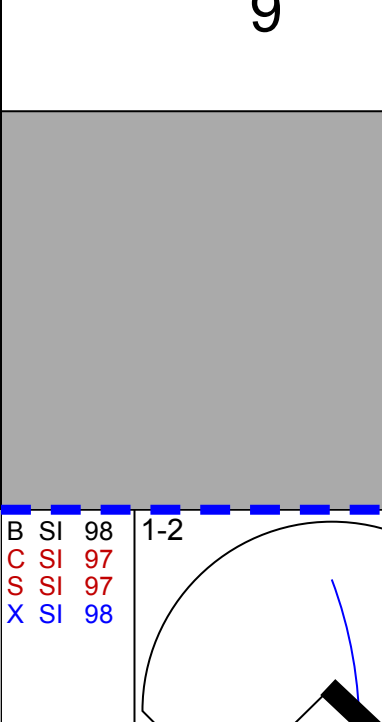
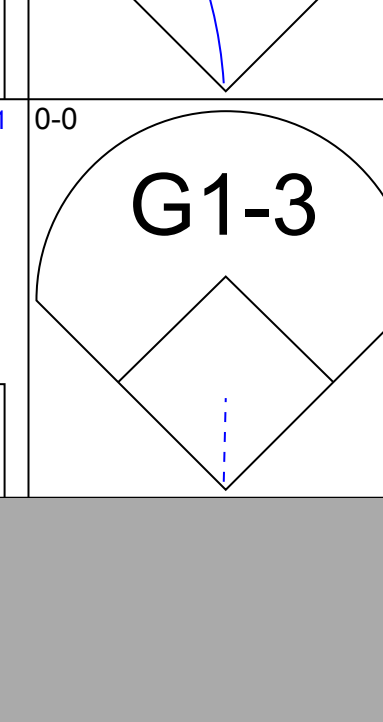
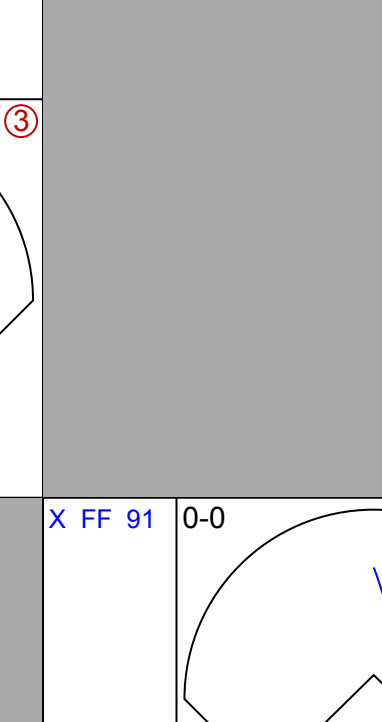
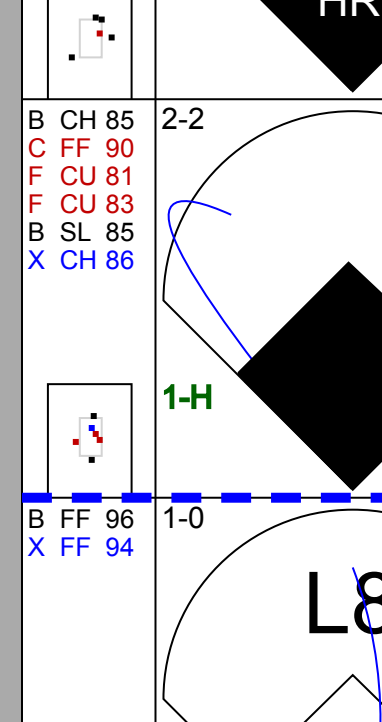
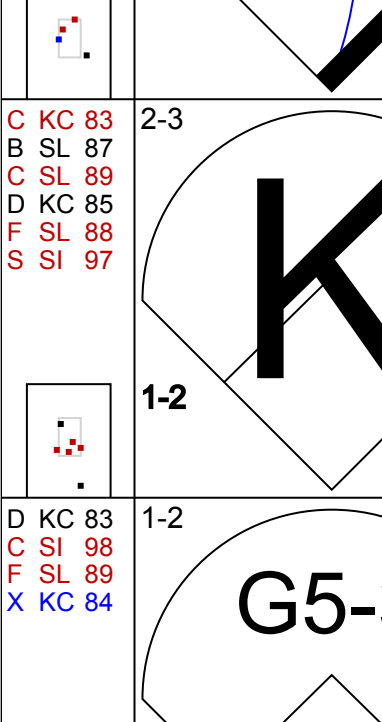
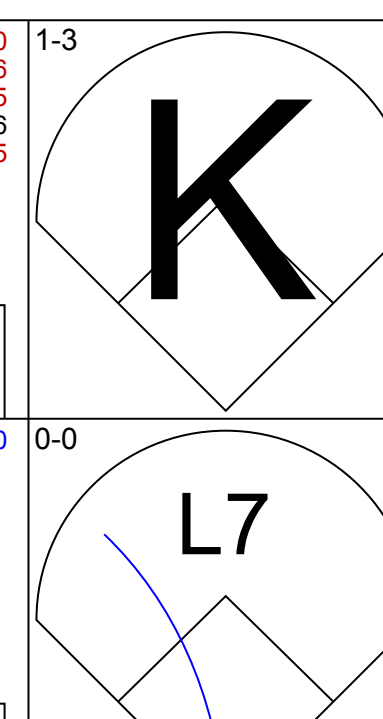
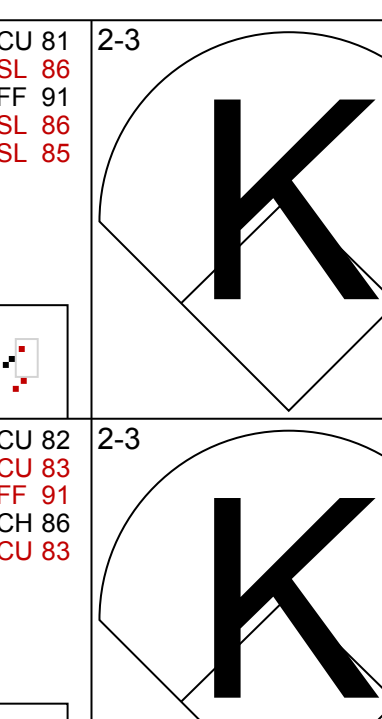
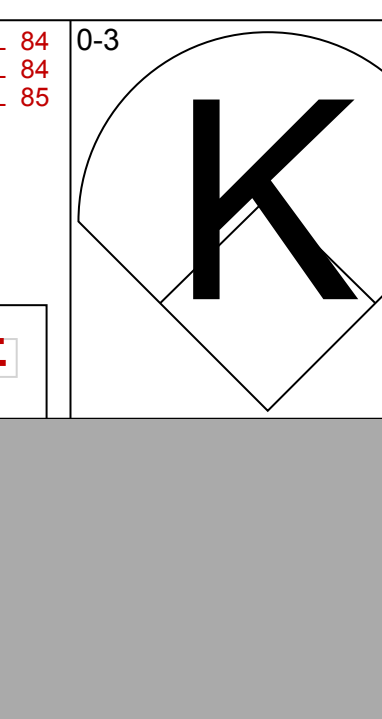
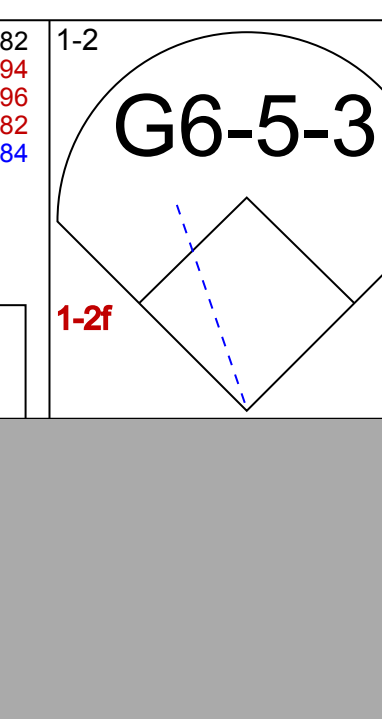
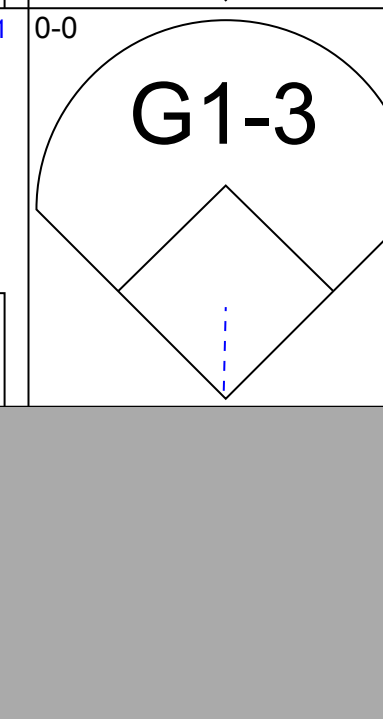
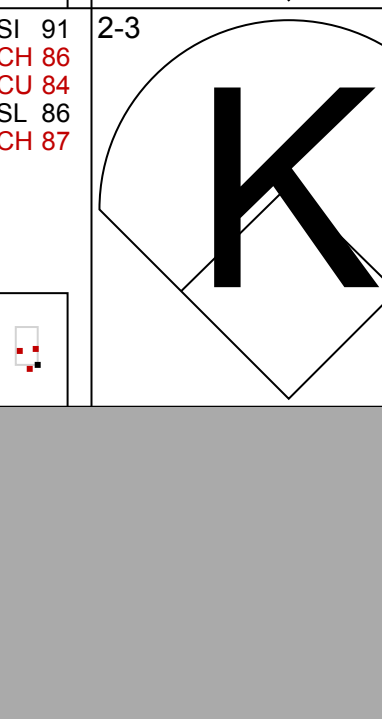
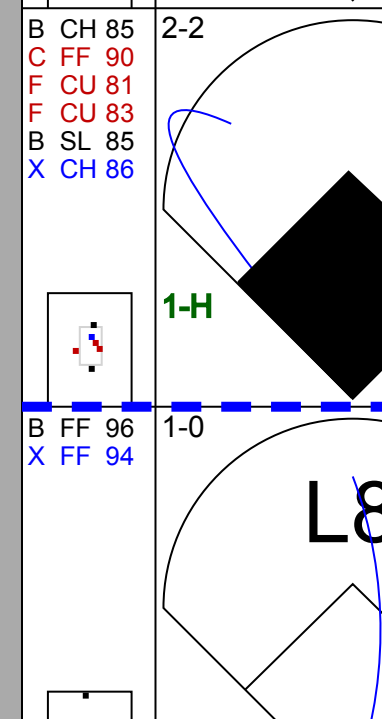
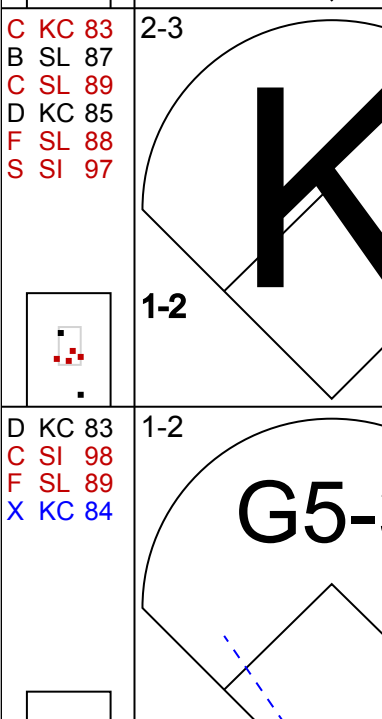


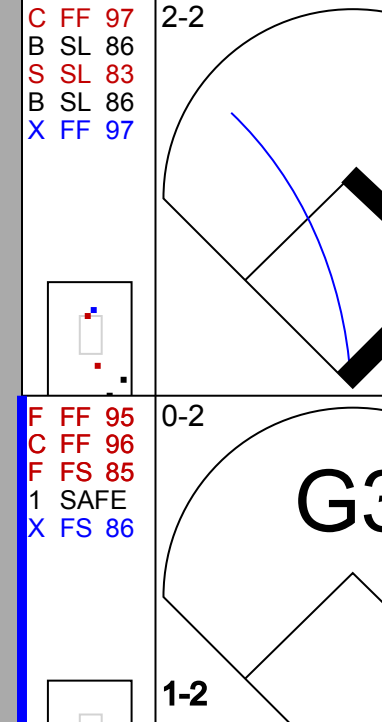
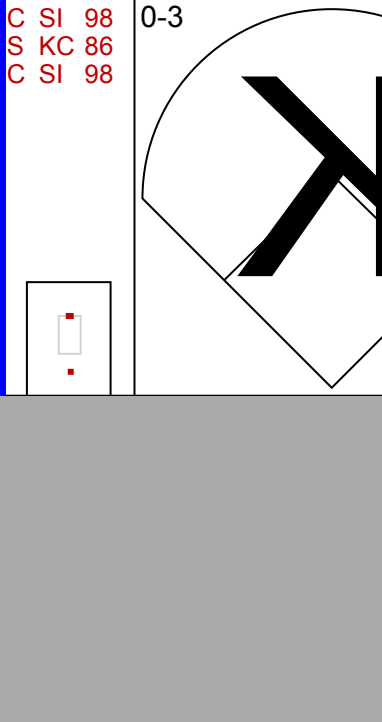
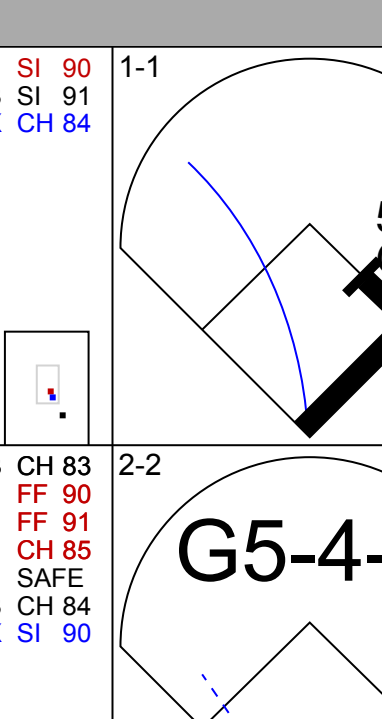



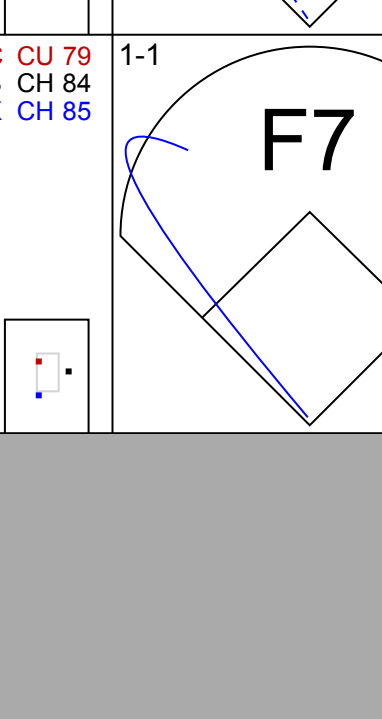

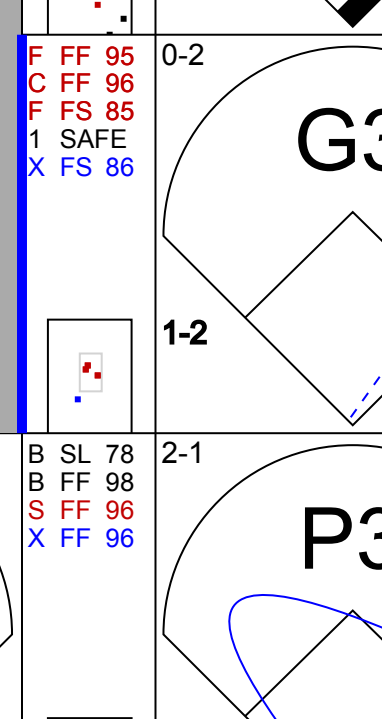



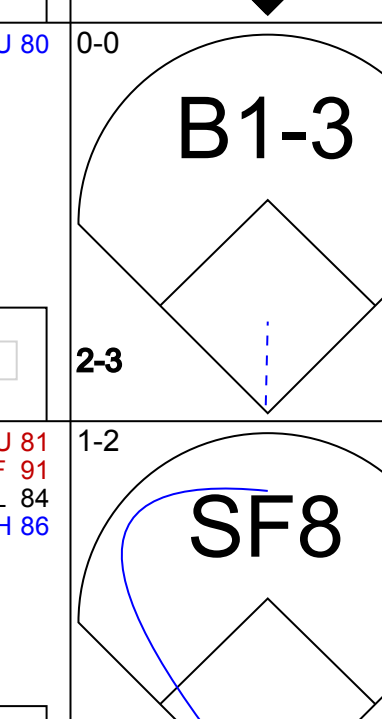

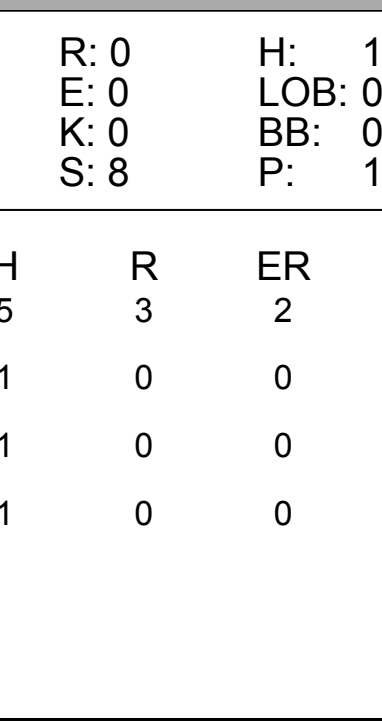
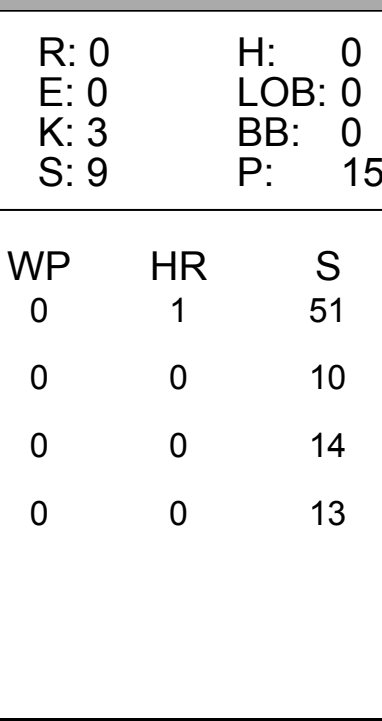
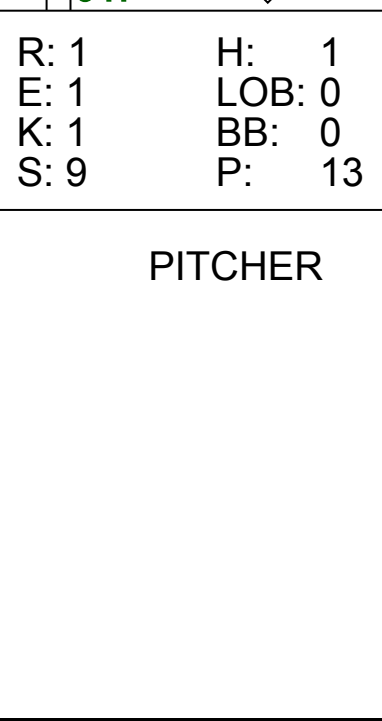
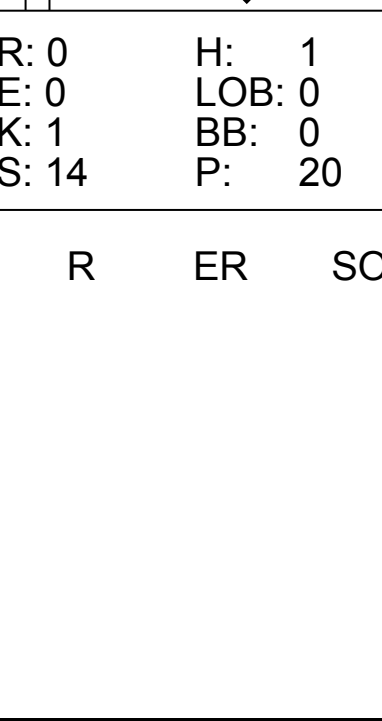
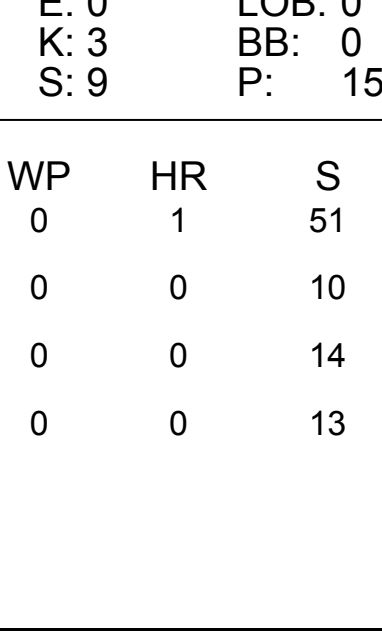


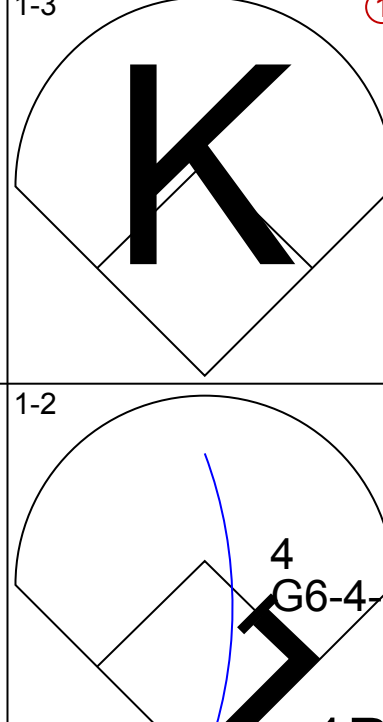
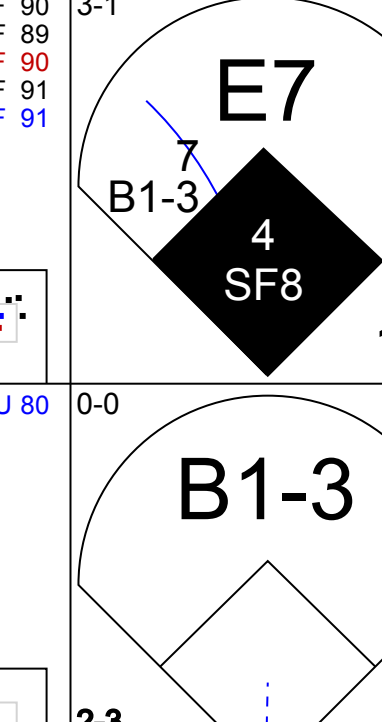

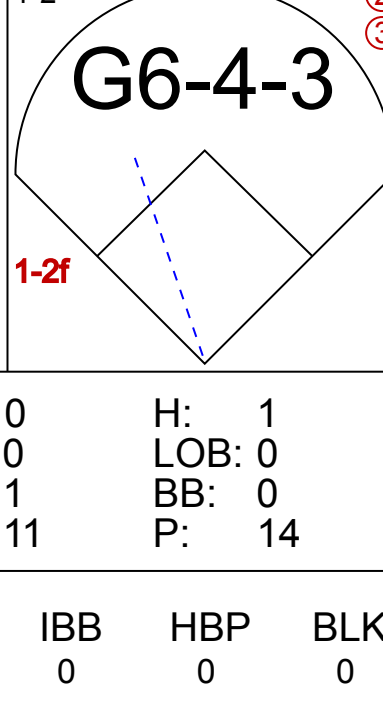
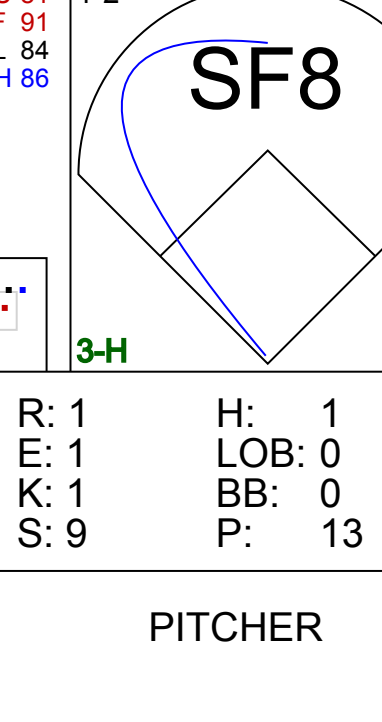
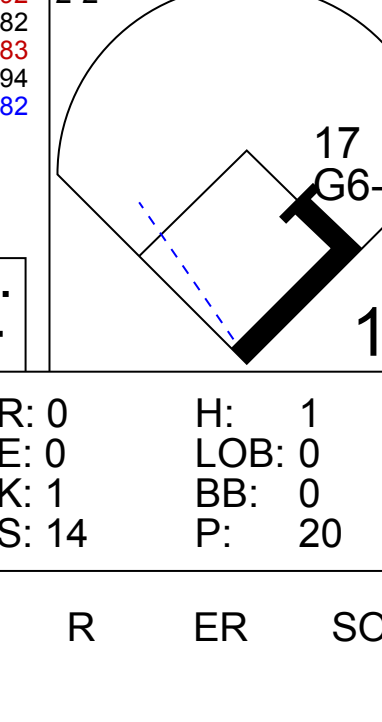



Batter	1	2	3	4	5	6	7	8	9	AB	R	H	RBI	BB	SO	LOB	BOTTOM								
5 Tony Kemp, L (1, 7) OBP: 0.415, SLG: 0.333	P5									4	2	2	0	0	0	1	<p>Baltimore Orioles @ Oakland Athletics</p> <p>Oakland Coliseum, Oakland, CA</p> <p>Thu Apr 21 2022, 12:38 PM - 3:27 PM PDT</p> <p>Att: 4,429 - Cloudy - 61 F</p>								
26 Sheldon Neuse, R (1, 5) OBP: 0.429, SLG: 0.474										4	1	3	2	0	1	1									
12 Sean Murphy, R (1, 2) OBP: 0.305, SLG: 0.574	2B									4	1	3	3	0	0	1									
15 Seth Brown, L (1, 3) OBP: 0.260, SLG: 0.364	F7									4	0	0	0	0	0	4									
23 Christian Bethancourt, R (10) OBP: 0.240, SLG: 0.250	G3-1									4	0	0	0	0	0	2									
28 Billy McKinney, L (1, 9) OBP: 0.189, SLG: 0.206	P3									4	0	0	0	0	0	2									
17 Elvis Andrus, R (1, 6) OBP: 0.333, SLG: 0.383	G4-3									4	0	0	0	0	0	2									
20 Cristian Pache, R (1, 8) OBP: 0.208, SLG: 0.354	K									4	0	0	0	0	2	0									
2 Nick Allen, R (1, 4) OBP: 0.167, SLG: 0.333	F7									4	0	1	0	0	2	0									
68 Tyler Wells, R (1, 1) ERA: 6.75	IP	WLS	BF	H	R	ER	SO	BB	IBB	HBP	BLK	WP	HR	S	P	ERA	WHIP								
34 Joey Krehbiel, R (3, 1) ERA:	1.2	L	12	5	2	2	1	0	0	0	0	0	0	17	21	0.00	0.000								
45 Keegan Akin, L (5, 1) ERA: 1.86	2.0		8	2	2	2	2	0	0	0	0	0	1	21	25	9.00	1.000								
55 Dillon Tate, R (7, 1) ERA: 3.24	1.0		6	3	2	2	1	0	0	0	0	0	0	14	17	18.00	3.000								
54 Travis Lakins Sr., R (8, 1) ERA: 19.0	1.0		4	1	0	0	1	0	0	0	0	0	0	8	10	0.00	1.000								
Inning Stats	R: 0 H: 1 E: 0 K: 0 S: 10	H: 1 LOB: 1 BB: 0 P: 12	R: 0 H: 0 E: 0 K: 1 S: 7	H: 0 LOB: 0 BB: 0 P: 11	R: 2 H: 4 E: 0 K: 0 S: 23	H: 4 LOB: 2 BB: 0 P: 35	R: 0 H: 0 E: 0 K: 2 S: 14	H: 0 LOB: 0 BB: 0 P: 17	R: 2 H: 2 E: 0 K: 1 S: 13	H: 2 LOB: 0 BB: 0 P: 14	R: 0 H: 0 E: 0 K: 1 S: 8	H: 0 LOB: 0 BB: 0 P: 11	R: 2 H: 3 E: 0 K: 1 S: 14	H: 3 LOB: 1 BB: 0 P: 17	R: 0 H: 1 E: 0 K: 1 S: 8	H: 1 LOB: 0 BB: 0 P: 10	1B: 5 2B: 4 3B: 0 HR: 2	SF: 0 SAC: 0 DP: 0 HBP: 0	WP: 0 PB: 0 SB: 0 CS: 0	PA: 35					
PITCHER	IP	WLS	BF	H	R	ER	SO	BB	IBB	HBP	BLK	WP	HR	S	P	ERA	WHIP								
58 Paul Blackburn, R (1, 1) ERA: 1.8	5.0	W	17	3	1	1	4	0	0	0	0	0	0	40	62	1.80	0.600								
60 Sam Moll, L (6, 1) ERA:	0.2	H	3	0	0	0	1	1	0	0	0	0	0	7	13	0.00	1.500								
46 Justin Grimm, R (6, 1) ERA: 6.23	0.1	H	4	3	2	2	0	0	0	1	0	0	0	8	11	54.00	9.000								
68 Domingo Acevedo, R (7, 1) ERA: 5.14	1.0	H	3	0	0	0	0	0	0	0	0	0	0	8	13	0.00	0.000								
61 Zach Jackson, R (8, 1) ERA: 5.4	1.0	H	4	1	1	1	2	0	0	0	0	1	0	15	23	9.00	1.000								
56 Dany Jiménez, R (9, 1) ERA:	1.0	S	3	0	0	0	2	0	0	0	0	0	0	9	11	0.00	0.000								

AB 31
R 4
H 7
RBI 4
BB 1
SO 9
LOB 11



AB 35
R 6
H 11
RBI 6
BB 0
SO 7
LOB 10



Batter	1	2	3	4	5	6	7	8	9	AB	R	H	RBI	BB	SO	LOB	TOP											
31 Cedric Mullins, L (1, 8) OBP: 0.250, SLG: 0.364										4	0	0	0	0	1	2												
16 Trey Mancini, R (1, 10) OBP: 0.296, SLG: 0.294										4	1	1	0	0	1	1												
6 Ryan Mountcastle, R (1, 3) OBP: 0.276, SLG: 0.309										4	1	1	0	0	2	1												
25 Anthony Santander, S (1, 7) OBP: 0.456, SLG: 0.395										3	2	1	1	1	0	0												
26 Ryan McKenna, R (9, 7) OBP: 0.250, SLG: 0.300										0	0	0	0	0	0	0												
21 Austin Hays, R (1, 9) OBP: 0.327, SLG: 0.327										4	0	1	0	0	1	1												
29 Ramón Uriás, R (1, 4) OBP: 0.240, SLG: 0.234										4	1	1	1	0	0	2												
23 Robinson Chirinos, R (1, 2) OBP: 0.375, SLG: 0.269										4	0	2	3	0	1	1												
82 Kelvin Gutiérrez, R (1, 5) OBP: 0.182, SLG: 0.150										4	0	0	0	0	1	3												
3 Jorge Mateo, R (1, 6) OBP: 0.313, SLG: 0.295										4	0	1	0	0	0	2												
Inning Stats	R: 0 E: 0 K: 2 S: 12	H: 0 LOB: 0 BB: 0 P: 15	R: 2 E: 0 K: 1 S: 12	H: 2 LOB: 1 BB: 1 P: 22	R: 0 E: 0 K: 1 S: 6	H: 0 LOB: 0 BB: 0 P: 9	R: 0 E: 0 K: 0 S: 8	H: 0 LOB: 0 BB: 0 P: 11	R: 0 E: 0 K: 0 S: 10	H: 1 LOB: 1 BB: 0 P: 13	R: 3 E: 0 K: 0 S: 15	H: 4 LOB: 1 BB: 0 P: 19	R: 0 E: 0 K: 1 S: 12	H: 0 LOB: 0 BB: 0 P: 14	R: 0 E: 0 K: 1 S: 8	H: 0 LOB: 0 BB: 0 P: 11	1B: 7 2B: 1 3B: 0 HR: 0	SF: 0 SAC: 0 DP: 0 HBP: 0	WP: 0 PB: 0 SB: 2 CS: 0	PA: 36								
PITCHER	IP	WLS	BF	H	R	ER	SO	BB	IBB	HBP	BLK	WP	HR	S	P	ERA	WHIP											
48 Reid Detmers, L (1, 1) ERA: 6.57	5.0	L	19	3	2	2	4	1	0	0	0	0	0	48	70	3.60	0.800											
23 Archie Bradley, R (6, 1) ERA: 11.12	0.1		5	4	3	3	0	0	0	0	0	0	0	12	16	81.00	12.000											
46 Jimmy Herget, R (6, 1) ERA: 6.43	1.2		6	1	0	0	1	0	0	0	0	0	0	15	17	0.00	0.600											
62 Oliver Ortega, R (8, 1) ERA: 2.0	1.0		3	0	0	0	1	0	0	0	0	0	0	8	14	0.00	0.000											
61 Austin Warren, R (9, 1) ERA: 3.18	1.0		3	0	0	0	1	0	0	0	0	0	0	7	11	0.00	0.000											
Batter	1	2	3	4	5	6	7	8	9	AB	R	H	RBI	BB	SO	LOB	BOTTOM											
17 Shohei Ohtani, L (1, 10) OBP: 0.270, SLG: 0.424										4	0	0	0	0	3	1												
27 Mike Trout, R (1, 8) OBP: 0.415, SLG: 0.545										3	1	1	0	1	1	0												
6 Anthony Rendon, R (1, 5) OBP: 0.319, SLG: 0.359										4	1	1	2	0	2	1												
3 Taylor Ward, R (1, 9) OBP: 0.464, SLG: 0.522										4	0	2	0	0	0	1												
5 Matt Duffy, R (1, 3) OBP: 0.448, SLG: 0.400										3	0	1	0	0	0	2												
16 Brandon Marsh, L (9, PH) OBP: 0.415, SLG: 0.500										1	0	0	0	0	1	1												
9 Jack Mayfield, R (1, 4) OBP: 0.400, SLG: 0.556										2	0	0	0	0	0	1												
20 Jared Walsh, L (7, PH) OBP: 0.326, SLG: 0.425										1	0	0	0	0	0	1												
33 Max Stassi, R (1, 2) OBP: 0.314, SLG: 0.452										3	1	1	0	0	1	1												
7 Jo Adell, R (1, 7) OBP: 0.255, SLG: 0.435										3	0	1	0	0	1	1												
4 Andrew Velazquez, S (1, 6) OBP: 0.257, SLG: 0.200										2	0	1	1	0	0	1												
Inning Stats	R: 0 E: 0 K: 1 S: 6	H: 0 LOB: 0 BB: 0 P: 7	R: 0 E: 0 K: 0 S: 8	H: 1 LOB: 0 BB: 0 P: 12	R: 0 E: 0 K: 1 S: 11	H: 1 LOB: 0 BB: 0 P: 14	R: 0 E: 0 K: 3 S: 9	H: 0 LOB: 0 BB: 0 P: 15	R: 0 E: 0 K: 0 S: 3	H: 1 LOB: 0 BB: 0 P: 4	R: 1 E: 1 K: 1 S: 9	H: 1 LOB: 1 BB: 0 P: 13	R: 2 E: 0 K: 0 S: 15	H: 2 LOB: 1 BB: 1 P: 26	R: 0 E: 0 K: 1 S: 14	H: 1 LOB: 0 BB: 0 P: 20	R: 0 E: 0 K: 2 S: 13	H: 1 LOB: 1 BB: 0 P: 17	1B: 7 2B: 0 3B: 0 HR: 1	SF: 1 SAC: 0 DP: 4 HBP: 0	WP: 0 PB: 1 SB: 0 CS: 0	PA: 32						
PITCHER	IP	WLS	BF	H	R	ER	SO	BB	IBB	HBP	BLK	WP	HR	S	P	ERA	WHIP											
50 Bruce Zimmermann, L (1, 1) ERA: 1.2	6.0	W	21	5	3	2	6	1	0	0	0	0	0	1	51	76	3.00	1.000										
74 Félix Bautista, R (7, 1) ERA: 1.5	1.0	H	4	1	0	0	0	0	0	0	0	0	0	10	15	0.00	1.000											
58 Clonel Pérez, L (8, 1) ERA:	1.0	H	3	1	0	0	1	0	0	0	0	0	0	14	20	0.00	1.000											
48 Jorge López, R (9, 1) ERA: 2.25	1.0	S	4	1	0	0	2	0	0	0	0	0	0	13	17	0.00	1.000											

Baltimore Orioles @ Los Angeles Angels
 Angel Stadium, Anaheim, CA
 Fri Apr 22 2022, 6:39 PM - 9:34 PM PDT
 Att: 31,679 - Partly Cloudy - 64 F


AB 35
 R 5
 H 8
 RBI 5
 BB 1
 SO 7
 LOB 13




Baltimore Orioles @ Los Angeles Angels
 Angel Stadium, Anaheim, CA
 Fri Apr 22 2022, 6:39 PM - 9:34 PM PDT
 Att: 31,679 - Partly Cloudy - 64 F

AB 30
 R 3
 H 8
 RBI 3
 BB 1
 SO 9
 LOB 11



Batter	1	2	3	4	5	6	7	8	9	AB R H RBI BB SO LOB	TOP										
31 Cedric Mullins, L OBP: 0.320, SLG: 0.385	F7			G4-3		25 HR BB		16 1B G1-3	P3	4 2 1 0 1 0 1	<p>Baltimore Orioles @ New York Yankees Yankee Stadium, Bronx, NY Tue Apr 26 2022, 7:20 PM - 10:36 PM EDT Att: 28,596 - Drizzlie - 56 F</p> <p>livebaseballscorecards.com</p> <p>AB 34 R 8 H 7 RBI 8 BB 4 SO 8 LOB 10</p> 										
25 Anthony Santander, S OBP: 0.431, SLG: 0.389	K			G1-3		HR		G1-3	BB	4 1 1 3 1 1 1											
16 Trey Mancini, R OBP: 0.282, SLG: 0.328	G5-3			K		L8		12 HBP 21 HR 1B	K	5 1 1 1 0 2 2											
6 Ryan Mountcastle, R OBP: 0.264, SLG: 0.290		G2-3			G1-3	K		P3		4 0 0 0 0 1 1											
12 Rougned Odor, L OBP: 0.267, SLG: 0.211		L8								3 2 1 0 0 0 0											
21 Austin Hays, R OBP: 0.338, SLG: 0.417										3 1 1 3 1 1 1											
29 Ramón Urias, R OBP: 0.224, SLG: 0.218				G4-3		L4				4 0 1 1 0 0 1											
23 Robinson Chirinos, R OBP: 0.350, SLG: 0.273				K						3 0 0 0 1 1 1											
3 Jorge Mateo, R OBP: 0.283, SLG: 0.286				K		25 HR 31 BB 1B		FC6-4	K	4 1 1 0 0 2 2											
Inning Stats	R: 0 H: 0 E: 0 K: 1 S: 8	H: 0 LOB: 0 BB: 0 P: 12	R: 0 H: 0 E: 0 K: 0 S: 7	H: 0 LOB: 0 BB: 0 P: 10	R: 0 H: 0 E: 0 K: 2 S: 8	H: 0 LOB: 0 BB: 0 P: 13	R: 0 H: 0 E: 0 K: 1 S: 7	H: 0 LOB: 0 BB: 0 P: 11	R: 0 H: 0 E: 0 K: 1 S: 9	H: 0 LOB: 1 BB: 1 P: 15	R: 3 H: 2 E: 0 K: 1 S: 10	H: 2 LOB: 0 BB: 0 P: 15	R: 1 H: 2 E: 0 K: 1 S: 16	H: 2 LOB: 1 BB: 0 P: 19	R: 4 H: 3 E: 0 K: 0 S: 12	H: 3 LOB: 0 BB: 0 P: 20	R: 0 H: 0 E: 0 K: 2 S: 13	H: 0 LOB: 2 BB: 2 P: 24	1B: 4 2B: 1 3B: 0 HR: 2	SF: 0 SAC: 0 DP: 0 HBP: 1	WP: 0 PA: 39 PB: 0 SB: 0 CS: 0
PITCHER	IP WLS BF H R ER SO BB IBB HBP BLK WP HR S P ERA WHIP											IP WLS BF H R ER SO BB IBB HBP BLK WP HR S P ERA WHIP									
40 Luis Severino, R ERA: 3.32	6.0 W 23 3 4 4 5 2 0 0 0 0 1 50 77 6.00 0.833																				
35 Clay Holmes, R ERA: 1.04	1.0 H 4 1 0 0 1 0 0 0 0 0 0 0 15 18 0.00 1.000																				
63 Lucas Luetge, L ERA: 6.0	0.2 5 2 3 3 0 0 0 0 1 0 0 0 9 15 40.50 3.000																				
43 Jonathan Loáisiga, R ERA: 8.1	0.1 2 1 1 1 0 0 0 0 0 0 0 1 3 5 27.00 3.000																				
54 Aroldis Chapman, L ERA:	1.0 5 0 0 0 2 2 0 0 0 0 0 0 13 24 0.00 2.000																				

Batter	1	2	3	4	5	6	7	8	9	AB R H RBI BB SO LOB	BOTTOM								
26 DJ LeMahieu, R OBP: 0.413, SLG: 0.500	G6-3							P4		5 2 2 0 0 0 2	<p>Baltimore Orioles @ New York Yankees Yankee Stadium, Bronx, NY Tue Apr 26 2022, 7:20 PM - 10:36 PM EDT Att: 28,596 - Drizzlie - 56 F</p> <p>livebaseballscorecards.com</p> <p>AB 38 R 12 H 13 RBI 12 BB 2 SO 9 LOB 16</p> 								
99 Aaron Judge, R OBP: 0.357, SLG: 0.548	G6-3							HR		5 2 2 1 0 2 3									
48 Anthony Rizzo, L OBP: 0.411, SLG: 0.733	G3							HR		4 4 3 6 1 0 0									
27 Giancarlo Stanton, R OBP: 0.291, SLG: 0.333										4 0 2 1 0 0 0									
33 Tim Lincecum, R OBP: 0.200, SLG: 0.800										1 1 0 0 0 1 0									
28 Josh Donaldson, R OBP: 0.304, SLG: 0.356	E4									4 0 1 0 0 1 4									
25 Cleyber Torres, R OBP: 0.283, SLG: 0.396	F9									4 0 1 3 0 0 2									
13 Joey Gallo, L OBP: 0.254, SLG: 0.231	G3									4 1 1 1 0 1 3									
12 Isiah Kiner-Falefa, R OBP: 0.328, SLG: 0.370										4 1 1 0 0 1 2									
66 Kyle Higashioka, R OBP: 0.154, SLG: 0.139										3 1 0 0 1 3 0									
Inning Stats	R: 0 H: 0 E: 0 K: 0 S: 7	H: 0 LOB: 0 BB: 0 P: 8	R: 0 H: 0 E: 1 K: 0 S: 10	H: 0 LOB: 1 BB: 0 P: 14	R: 3 H: 3 E: 0 K: 1 S: 18	H: 3 LOB: 1 BB: 1 P: 35	R: 1 H: 1 E: 0 K: 1 S: 10	H: 1 LOB: 0 BB: 0 P: 15	R: 2 H: 3 E: 0 K: 1 S: 19	H: 3 LOB: 1 BB: 1 P: 25	R: 0 H: 0 E: 0 K: 2 S: 7	H: 0 LOB: 0 BB: 0 P: 12	R: 4 H: 4 E: 0 K: 2 S: 20	H: 4 LOB: 2 BB: 1 P: 34	R: 2 H: 2 E: 0 K: 2 S: 14	H: 2 LOB: 0 BB: 0 P: 23	1B: 6 2B: 1 3B: 1 HR: 5	SF: 0 SAC: 0 DP: 0 HBP: 0	WP: 0 PA: 40 PB: 0 SB: 0 CS: 0
PITCHER	IP WLS BF H R ER SO BB IBB HBP BLK WP HR S P ERA WHIP											IP WLS BF H R ER SO BB IBB HBP BLK WP HR S P ERA WHIP							
28 Jordan Lyles, R ERA: 5.4	4.2 L 23 7 6 6 3 1 0 0 0 0 0 0 3 61 11.57 1.714																		
43 Bryan Baker, R ERA: 8.14	1.1 6 2 2 2 2 0 0 0 0 0 0 0 15 23 13.50 1.500																		
51 Paul Fry, L ERA: 7.94	0.1 4 2 2 2 1 1 0 0 0 0 0 0 8 16 54.00 9.000																		
Alex Wells, L ERA: 4.91	1.2 7 2 2 2 3 0 0 0 0 0 0 2 21 34 10.80 1.200																		

Batter	1	2	3	4	5	6	7	8	9	AB	R	H	RBI	BB	SO	LOB	TOP										
31 Cedric Mullins, L (1, 8) OBP: 0.316, SLG: 0.377	G5-3		F8			16 HR G4-3		G5-3		4	1	1	0	0	0	2	<p>Baltimore Orioles @ New York Yankees Yankee Stadium, Bronx, NY Wed Apr 27 2022, 7:09 PM - 10:07 PM EDT Att: 31,122 - Partly Cloudy - 49 F</p>										
16 Trey Mancini, R (1, 3) OBP: 0.290, SLG: 0.313	K		F8			G4-3		BB		3	0	0	0	1	1	3											
25 Anthony Santander, S (1, 10) OBP: 0.421, SLG: 0.431	G5-3			K		HR		K		4	1	1	2	0	2	1											
21 Austin Hays, R (1, 7) OBP: 0.333, SLG: 0.397		G5-3		F9		29 1B HBP		G1-3		3	0	0	0	0	0	1											
29 Ramón Uriás, R (1, 5) OBP: 0.242, SLG: 0.237			G1-3					K		4	0	2	0	0	1	0											
23 Robinson Chirinos, R (1, 2) OBP: 0.318, SLG: 0.243		1B		G1-3						4	0	0	0	0	1	3											
11 Chris Owings, R (1, 4) 12 Rougned Odor, L (7, PH) OBP: 0.255, SLG: 0.200			K					K		2	0	0	0	0	1	1											
3 Jorge Mateo, R (1, 6) OBP: 0.286, SLG: 0.305				B2				P2		3	0	1	0	0	0	0											
26 Ryan McKenna, R (1, 9) OBP: 0.267, SLG: 0.250						G6-3		G5-3		2	0	0	0	0	0	0											
Inning Stats	R: 0 E: 0 K: 1 S: 10	H: 0 LOB: 0 BB: 0 P: 13	R: 0 E: 0 K: 1 S: 8	H: 1 LOB: 1 BB: 0 P: 12	R: 0 E: 0 K: 0 S: 10	H: 1 LOB: 1 BB: 0 P: 12	R: 0 E: 0 K: 1 S: 8	H: 0 LOB: 0 BB: 0 P: 12	R: 0 E: 0 K: 1 S: 5	H: 0 LOB: 0 BB: 0 P: 8	R: 2 E: 0 K: 0 S: 13	H: 3 LOB: 2 BB: 0 P: 19	R: 0 E: 0 K: 1 S: 7	H: 0 LOB: 0 BB: 0 P: 10	R: 0 E: 0 K: 1 S: 10	H: 0 LOB: 1 BB: 1 P: 19		R: 0 E: 0 K: 2 S: 12	H: 0 LOB: 0 BB: 0 P: 19	1B: 3 2B: 1 3B: 0 HR: 1	SF: 0 SAC: 0 DP: 0 HBP: 2	WP: 0 PB: 0 SB: 0 CS: 2	PA: 34				
PITCHER	IP	WLS	BF	H	R	ER	SO	BB	IBB	HBP	BLK	WP	HR	S	P	ERA	WHIP										
47 Jordan Montgomery, L (1, 1) ERA: 2.7	5.2		22	4	2	2	4	0	0	2	0	0	1	50	71	3.18	0.706										
34 Michael King, R (6, 1) ERA: 0.69	2.1	W	9	1	0	0	2	1	0	0	0	0	0	21	34	0.00	0.857										
35 Clay Holmes, R (9, 1) ERA: 0.93	1.0	S	3	0	0	0	2	0	0	0	0	0	0	12	19	0.00	0.000										

Batter	1	2	3	4	5	6	7	8	9	AB	R	H	RBI	BB	SO	LOB	BOTTOM										
26 DJ LeMahieu, R (1, 5) OBP: 0.403, SLG: 0.475	F9		G2-3			48 1B 27 SF8 BB		G3		3	1	0	0	1	0	1	<p>Baltimore Orioles @ New York Yankees Yankee Stadium, Bronx, NY Wed Apr 27 2022, 7:09 PM - 10:07 PM EDT Att: 31,122 - Partly Cloudy - 49 F</p>										
99 Aaron Judge, R (1, 8) OBP: 0.365, SLG: 0.545						K		K		4	1	2	0	0	2	1											
48 Anthony Rizzo, L (1, 3) OBP: 0.403, SLG: 0.703										4	0	1	0	0	0	2											
27 Giancarlo Stanton, R (1, 9) OBP: 0.246, SLG: 0.394										3	1	2	3	0	1	0											
33 Tim Lincecum, R (8, PR) OBP: 0.200, SLG: 0.800										0	0	0	0	0	0	0											
28 Josh Donaldson, R (1, 10) OBP: 0.315, SLG: 0.355										3	0	1	0	1	1	0											
25 Cleyber Torres, R (1, 4) OBP: 0.283, SLG: 0.365										4	0	0	0	0	2	4											
13 Joey Gallo, L (1, 7) OBP: 0.254, SLG: 0.286										4	1	1	1	1	0	3											
12 Isiah Kiner-Falefa, R (1, 6) OBP: 0.328, SLG: 0.368										3	1	1	0	0	0	0											
39 Jose Trevino, R (1, 2) OBP: 0.273, SLG: 0.286										3	0	0	0	0	0	1											
Inning Stats	R: 2 E: 0 K: 0 S: 11	H: 2 LOB: 0 BB: 0 P: 18	R: 0 E: 0 K: 1 S: 8	H: 0 LOB: 0 BB: 0 P: 12	R: 0 E: 0 K: 0 S: 9	H: 1 LOB: 1 BB: 0 P: 15	R: 0 E: 0 K: 2 S: 9	H: 0 LOB: 0 BB: 0 P: 17	R: 0 E: 0 K: 1 S: 7	H: 0 LOB: 0 BB: 0 P: 10	R: 1 E: 0 K: 2 S: 12	H: 2 LOB: 2 BB: 1 P: 19	R: 2 E: 0 K: 1 S: 16	H: 2 LOB: 0 BB: 0 P: 22	R: 0 E: 0 K: 2 S: 12	H: 1 LOB: 2 BB: 1 P: 21	1B: 6 2B: 0 3B: 0 HR: 2	SF: 1 SAC: 0 DP: 0 HBP: 0	WP: 1 PB: 0 SB: 1 CS: 0	PA: 34							
PITCHER	IP	WLS	BF	H	R	ER	SO	BB	IBB	HBP	BLK	WP	HR	S	P	ERA	WHIP										
68 Tyler Wells, R (1, 1) ERA: 5.54	5.0		18	3	2	2	4	0	0	0	0	0	1	44	72	3.60	0.600										
34 Joey Krehbiel, R (6, 1) ERA: 1.04	0.1	L	3	1	1	1	1	1	0	0	0	0	0	6	12	27.00	6.000										
74 Felix Bautista, R (6, 1) ERA: 0.38	0.2		5	3	2	2	1	0	0	0	0	0	1	13	17	27.00	4.500										
55 Dillon Tate, R (7, 1) ERA: 2.61	1.0		3	0	0	0	1	0	0	0	0	1	0	9	12	0.00	0.000										
54 Travis Lakins Sr., R (8, 1) ERA: 7.5	1.0		5	1	0	0	2	1	0	0	0	0	0	12	21	0.00	2.000										

AB 31
R 2
H 5
RBI 2
BB 1
SO 8
LOB 11



AB 31
R 5
H 8
RBI 4
BB 2
SO 9
LOB 11



Batter	1	2	3	4	5	6	7	8	9	AB	R	H	RBI	BB	SO	LOB	TOP			
31 Cedric Mullins, L OBP: 0.310, SLG: 0.356										4	1	0	0	0	0	3	<p>Baltimore Orioles @ New York Yankees Yankee Stadium, Bronx, NY Thu Apr 28 2022, 1:08 PM - 4:59 PM EDT Att: 29,268 - Sunny - 52 F</p>			
25 Anthony Santander, S OBP: 0.356, SLG: 0.397										5	0	0	0	0	1	2				
16 Trey Mancini, R OBP: 0.288, SLG: 0.333										5	1	2	1	0	1	2				
21 Austin Hays, R OBP: 0.364, SLG: 0.471										5	1	4	1	0	0	0				
12 Rougned Odor, L OBP: 0.288, SLG: 0.289										5	1	3	1	0	2	3				
3 Jorge Mateo, R OBP: 0.294, SLG: 0.302										4	0	1	0	1	2	2				
26 Ryan McKenna, R OBP: 0.350, SLG: 0.375										4	1	2	1	1	2	4				
37 Anthony Bemboom, L OBP: 0.231, SLG: 0.174										3	0	0	0	0	2	1				
29 Ramón Urias, R OBP: 0.254, SLG: 0.237										0	0	0	0	1	0	0				
82 Kelvin Gutiérrez, R OBP: 0.284, SLG: 0.185										5	0	2	1	0	2	4				
Inning Stats	R: 0 E: 0 K: 1 S: 9	H: 2 LOB: 2 BB: 0 P: 13	R: 1 E: 0 K: 1 S: 10	H: 2 LOB: 2 BB: 1 P: 13	R: 1 E: 0 K: 1 S: 13	H: 1 LOB: 1 BB: 0 P: 20	R: 0 E: 0 K: 1 S: 13	H: 1 LOB: 2 BB: 1 P: 19	R: 0 E: 0 K: 1 S: 16	H: 1 LOB: 2 BB: 1 P: 28	R: 0 E: 0 K: 2 S: 9	H: 1 LOB: 1 BB: 0 P: 13	R: 0 E: 0 K: 2 S: 11	H: 0 LOB: 0 BB: 0 P: 15	R: 3 E: 0 K: 2 S: 24	H: 4 LOB: 2 BB: 1 P: 38	1B: 7 2B: 7 3B: 0 HR: 0	SF: 0 SAC: 1 DP: 0 HBP: 1	WP: 3 PB: 0 SB: 0 CS: 0	PA: 45
PITCHER	IP WLS BF H R ER SO	IP WLS BF H R ER SO	IP WLS BF H R ER SO	IP WLS BF H R ER SO	IP WLS BF H R ER SO	IP WLS BF H R ER SO	IP WLS BF H R ER SO	IP WLS BF H R ER SO	IP WLS BF H R ER SO	IP WLS BF H R ER SO	IP WLS BF H R ER SO	IP WLS BF H R ER SO	IP WLS BF H R ER SO	IP WLS BF H R ER SO	IP WLS BF H R ER SO	IP WLS BF H R ER SO	ERA WHIP	ERA WHIP	ERA WHIP	
50 James Taillon, R ERA: 3.26	4.2	22	7	2	2	4	1	0	1	0	0	2	0	55	83	3.86	1.714			
30 Miguel Castro, R ERA: 2.45	0.1	W	3	1	0	0	1	0	0	0	0	0	0	6	10	0.00	6.000			
58 Wandy Peralta, L ERA: 2.45	0.2	H	4	1	0	0	0	0	0	0	0	0	0	6	10	0.00	1.500			
43 Jonathan Loáisiga, R ERA: 6.75	1.1	H	5	1	0	0	3	0	0	0	0	0	0	12	19	0.00	0.750			
57 Chad Green, R ERA: 4.32	1.0		3	0	0	0	2	0	0	0	0	0	0	11	15	0.00	0.000			
97 Ron Marinaccio, R ERA: 11.25	0.2		6	4	3	2	0	0	0	0	0	0	0	0	0	0	40.50	6.000		
63 Lucas Luetge, L ERA: 5.66	0.1		2	0	0	0	0	1	0	0	0	0	0	3	7	0.00	3.000			

Batter	1	2	3	4	5	6	7	8	9	AB	R	H	RBI	BB	SO	LOB	BOTTOM			
26 DJ LeMahieu, R OBP: 0.389, SLG: 0.469										5	3	1	0	0	0	4	<p>Baltimore Orioles @ New York Yankees Yankee Stadium, Bronx, NY Thu Apr 28 2022, 1:08 PM - 4:59 PM EDT Att: 29,268 - Sunny - 52 F</p>			
99 Aaron Judge, R OBP: 0.397, SLG: 0.577										5	2	2	4	0	1	1				
48 Anthony Rizzo, L OBP: 0.402, SLG: 0.696										5	0	2	1	0	1	1				
27 Giancarlo Stanton, R OBP: 0.270, SLG: 0.400										4	0	2	1	1	2	1				
28 Josh Donaldson, R OBP: 0.312, SLG: 0.348										4	0	1	1	0	1	3				
13 Joey Gallo, L OBP: 0.254, SLG: 0.271										3	1	0	0	1	3	3				
33 Tim Lincecum, R OBP: 0.556, SLG: 0.857										2	2	2	0	2	0	0				
14 Marwin Gonzalez, S OBP: 0.300, SLG: 0.375										3	1	1	2	0	1	2				
66 Kyle Higashioka, R OBP: 0.186, SLG: 0.154										3	1	1	0	0	0	2				
Inning Stats	R: 0 E: 0 K: 1 S: 7	H: 1 LOB: 1 BB: 0 P: 12	R: 0 E: 0 K: 2 S: 10	H: 0 LOB: 1 BB: 1 P: 19	R: 0 E: 0 K: 1 S: 8	H: 1 LOB: 0 BB: 0 P: 12	R: 0 E: 0 K: 1 S: 13	H: 1 LOB: 1 BB: 0 P: 17	R: 4 E: 1 K: 0 S: 14	H: 5 LOB: 1 BB: 0 P: 23	R: 1 E: 0 K: 0 S: 16	H: 1 LOB: 0 BB: 1 P: 27	R: 1 E: 0 K: 1 S: 17	H: 2 LOB: 2 BB: 1 P: 25	R: 4 E: 1 K: 3 S: 17	H: 1 LOB: 0 BB: 1 P: 32		1B: 8 2B: 3 3B: 0 HR: 1	SF: 1 SAC: 0 DP: 2 HBP: 1	WP: 2 PB: 0 SB: 1 CS: 1
PITCHER	IP WLS BF H R ER SO	IP WLS BF H R ER SO	IP WLS BF H R ER SO	IP WLS BF H R ER SO	IP WLS BF H R ER SO	IP WLS BF H R ER SO	IP WLS BF H R ER SO	IP WLS BF H R ER SO	IP WLS BF H R ER SO	IP WLS BF H R ER SO	IP WLS BF H R ER SO	IP WLS BF H R ER SO	IP WLS BF H R ER SO	IP WLS BF H R ER SO	IP WLS BF H R ER SO	IP WLS BF H R ER SO	ERA WHIP	ERA WHIP	ERA WHIP	
50 Bruce Zimmermann, L ERA: 2.33	4.1	L	21	7	4	3	5	1	0	0	0	0	0	0	0	0	6.23	1.846		
43 Bryan Baker, R ERA: 5.63	0.2		2	1	0	0	0	0	0	0	0	0	0	3	7	0.00	1.500			
53 Mike Baumann, R ERA: 0.14	1.2		9	3	2	1	0	2	0	0	0	1	0	30	47	5.40	3.000			
51 Paul Fry, L ERA: 10.29	1.1		8	1	4	3	4	1	0	1	0	1	1	20	37	20.25	1.500			

AB	40
R	5
H	14
RBI	5
BB	3
SO	12
LOB	21



AB	34
R	10
H	12
RBI	9
BB	4
SO	9
LOB	17



Batter	1	2	3	4	5	6	7	8	9	AB	R	H	RBI	BB	SO	LOB	TOP											
10 Trevor Story, R OBP: 0.290, SLG: 0.274										4	0	0	0	0	1	0	Boston Red Sox @ Baltimore Orioles Oriole Park at Camden Yards, Baltimore, MD Fri Apr 29 2022, 7:08 PM - 10:04 PM EDT Att: 15,685 - Clear - 63 F											
99 Alex Verdugo, L OBP: 0.282, SLG: 0.387										4	0	0	0	0	0	1												
2 Xander Bogaerts, R OBP: 0.407, SLG: 0.506										3	0	0	0	1	1													
11 Rafael Devers, L OBP: 0.303, SLG: 0.471										4	0	2	0	0	0	1												
5 Enrique Hernández, R OBP: 0.267, SLG: 0.338										4	1	1	0	0	0	2												
16 Franchy Cordero, L OBP: 0.211, SLG: 0.246										4	0	0	0	0	0	2												
29 Bobby Dalbec, R OBP: 0.211, SLG: 0.246										0	0	0	0	0	0	0												
39 Christian Arroyo, R OBP: 0.220, SLG: 0.262										3	1	1	2	1	1	0												
19 Jackie Bradley Jr., L OBP: 0.254, SLG: 0.233										4	1	1	0	0	1	2												
7 Christian Vázquez, R OBP: 0.240, SLG: 0.283										3	0	1	0	0	0	0												
Inning Stats	R: 0 E: 0 K: 1 S: 11	H: 0 LOB: 1 BB: 1 P: 20	R: 3 E: 1 K: 0 S: 12	H: 4 LOB: 0 BB: 0 P: 18	R: 0 E: 0 K: 0 S: 10	H: 1 LOB: 1 BB: 0 P: 13	R: 0 E: 0 K: 1 S: 7	H: 0 LOB: 0 BB: 0 P: 11	R: 0 E: 0 K: 0 S: 8	H: 0 LOB: 0 BB: 0 P: 12	R: 0 E: 0 K: 0 S: 4	H: 0 LOB: 0 BB: 0 P: 7	R: 0 E: 0 K: 1 S: 10	H: 0 LOB: 0 BB: 0 P: 12	R: 0 E: 1 K: 1 S: 11	H: 1 LOB: 2 BB: 1 P: 23	1B: 4 2B: 1 3B: 0 HR: 1	SF: 0 SAC: 0 DP: 1 HBP: 0	WP: 1 PB: 0 SB: 0 CS: 0	PA: 35								
PITCHER	IP WLS BF H R ER SO BB IBB HBP BLK WP HR S P ERA WHIP	6.0 L 23 5 3 2 2 1 0 0 0 1 1 52 81 3.00 1.000	2.2 10 1 0 0 2 0 0 0 0 0 0 0 31 37 0.00 0.375	0.1 2 0 0 0 0 1 0 0 0 0 0 0 5 10 0.00 3.000											IP WLS BF H R ER SO BB IBB HBP BLK WP HR S P ERA WHIP													
56 Kyle Bradish, R ERA: 3.0											6.0	L	23	5	3	2	2	1	0	0	0	0	1	1	52	81	3.00	1.000
45 Keegan Akin, L ERA: 1.25											2.2	10	1	0	0	2	0	0	0	0	0	0	0	0	31	37	0.00	0.375
48 Jorge López, R ERA: 1.93											0.1	2	0	0	0	0	1	0	0	0	0	0	0	5	10	0.00	3.000	

Batter	1	2	3	4	5	6	7	8	9	AB	R	H	RBI	BB	SO	LOB	BOTTOM											
31 Cedric Mullins, L OBP: 0.295, SLG: 0.338										4	0	0	0	0	2	0	Boston Red Sox @ Baltimore Orioles Oriole Park at Camden Yards, Baltimore, MD Fri Apr 29 2022, 7:08 PM - 10:04 PM EDT Att: 15,685 - Clear - 63 F											
16 Trey Mancini, R OBP: 0.274, SLG: 0.316										4	0	0	0	0	0	0												
6 Ryan Mountcastle, R OBP: 0.276, SLG: 0.342										4	1	2	1	0	0	0												
21 Austin Hays, R OBP: 0.383, SLG: 0.479										3	0	2	0	1	0	0												
29 Ramón Uriás, R OBP: 0.254, SLG: 0.238										4	0	1	0	0	0	3												
41 Tyler Nevin, R										4	0	0	0	0	1	5												
23 Robinson Chirinos, R OBP: 0.336, SLG: 0.237											1	0	0	0	1	1		0										
25 Anthony Santander, S OBP: 0.410, SLG: 0.397											0	0	0	0	2	0		0										
3 Jorge Mateo, R OBP: 0.286, SLG: 0.292											2	0	0	0	2	2												
12 Rounold Odor, L OBP: 0.293, SLG: 0.283											1	0	0	0	1	3												
11 Chris Owings, R OBP: 0.278, SLG: 0.133											1	0	0	0	1	2												
26 Ryan McKenna, R OBP: 0.318, SLG: 0.333											2	0	0	0	1	0												
37 Anthony Bembboom, L OBP: 0.222, SLG: 0.167											1	0	0	0	1	0												
Inning Stats	R: 0 E: 0 K: 1 S: 8	H: 0 LOB: 0 BB: 0 P: 11	R: 0 E: 0 K: 0 S: 8	H: 0 LOB: 0 BB: 0 P: 12	R: 0 E: 0 K: 2 S: 8	H: 0 LOB: 0 BB: 0 P: 11	R: 0 E: 0 K: 1 S: 8	H: 0 LOB: 0 BB: 0 P: 12	R: 0 E: 0 K: 1 S: 11	H: 2 LOB: 2 BB: 1 P: 19	R: 0 E: 0 K: 1 S: 5	H: 0 LOB: 0 BB: 0 P: 5	R: 0 E: 0 K: 2 S: 14	H: 1 LOB: 3 BB: 2 P: 24	R: 0 E: 0 K: 1 S: 12	H: 0 LOB: 0 BB: 0 P: 17	R: 1 E: 0 K: 1 S: 18	H: 2 LOB: 2 BB: 1 P: 32	1B: 4 2B: 0 3B: 0 HR: 1	SF: 0 SAC: 0 DP: 1 HBP: 0	WP: 0 PB: 0 SB: 0 CS: 0	PA: 35						
PITCHER	IP WLS BF H R ER SO BB IBB HBP BLK WP HR S P ERA WHIP	4.0 W 13 2 0 0 4 3 0 0 0 0 0 27 44 0.00 1.667	1.0 H 3 0 0 0 1 0 0 0 0 0 0 12 17 0.00 0.000	0.2 H 4 2 1 1 0 0 0 0 1 0 1 14 23 13.50 3.000	0.1 S 2 0 0 0 1 1 0 0 0 0 0 4 9 0.00 3.000											IP WLS BF H R ER SO BB IBB HBP BLK WP HR S P ERA WHIP												
44 Rich Hill, L ERA: 3.71											4.0	W	13	2	0	0	4	3	0	0	0	0	0	0	27	44	0.00	1.667
89 Tanner Houck, R ERA: 2.41											1.0	H	3	0	0	0	1	0	0	0	0	0	0	0	12	17	0.00	0.000
57 Hansel Robles, R ERA: 0.93											0.2	H	4	2	1	1	0	0	0	0	1	0	1	14	23	13.50	3.000	
55 Matt Strahm, L ERA: 3.52											0.1	S	2	0	0	0	1	1	0	0	0	0	0	4	9	0.00	3.000	

AB 33
R 3
H 6
RBI 2
BB 2
SO 4
LOB 9



AB 31
R 1
H 5
RBI 1
BB 4
SO 10
LOB 15



Batter	1	2	3	4	5	6	7	8	9	10	AB	R	H	RBI	BB	SO	LOB	TOP
10 Trevor Story, R OBP: 0.297, SLG: 0.299											5	1	2	0	0	1	2	
11 Rafael Devers, L OBP: 0.309, SLG: 0.467											5	0	2	0	0	0	1	
2 Xander Bogaerts, R OBP: 0.419, SLG: 0.500											3	0	1	1	2	0	2	
99 Alex Verdugo, L OBP: 0.278, SLG: 0.375											5	0	1	0	0	0	5	
5 Enrique Hernández, R OBP: 0.295, SLG: 0.325											3	0	0	0	1	1		
39 Christian Arroyo, R OBP: 0.200, SLG: 0.256											4	0	0	0	0	2		
19 Jackie Bradley Jr., L OBP: 0.239, SLG: 0.219											4	0	0	0	0	1	0	
29 Bobby Dalbec, R OBP: 0.213, SLG: 0.235											3	0	0	0	0	2	0	
25 Kevin Plawecki, R OBP: 0.182, SLG: 0.150											4	0	1	0	0	1		
43 Jaylin Davis, R OBP: 0.240, SLG: 0.293											0	0	0	0	0	0	0	
7 Christian Vázquez, R OBP: 0.240, SLG: 0.293											0	0	0	0	0	0	0	
Inning Stats	R: 1 E: 0 K: 0 S: 11	H: 2 LOB: 2 BB: 1 P: 18	R: 0 E: 0 K: 2 S: 9	H: 0 LOB: 1 BB: 0 P: 14	R: 0 E: 0 K: 0 S: 11	H: 1 LOB: 0 BB: 0 P: 14	R: 0 E: 0 K: 1 S: 8	H: 0 LOB: 0 BB: 0 P: 12	R: 0 E: 0 K: 0 S: 7	H: 2 LOB: 2 BB: 0 P: 25	R: 0 E: 0 K: 0 S: 6	H: 0 LOB: 0 BB: 0 P: 7	R: 0 E: 0 K: 0 S: 5	H: 0 LOB: 0 BB: 0 P: 11	1B: 6 2B: 1 3B: 0 HR: 0	SF: 0 SAC: 0 DP: 1 HBP: 1	WP: 0 PA: 40	
PITCHER	IP 4.2	WLS 0.1	BF 20	H 5	R 1	ER 1	SO 3	BB 1	IBB 0	HBP 1	BLK 0	WP 0	HR 0	S 47	P 69	ERA 1.93	WHIP 1.286	
80 Spenser Watkins, R ERA: 2.55																		
74 Félix Bautista, R ERA: 3.24																		
43 Bryan Baker, R ERA: 5.0																		
34 Joey Krehbiel, R ERA: 0.96																		
56 Clonel Pérez, L ERA:																		
PITCHER	IP 0.2	WLS W	BF 7	H 0	R 0	ER 0	SO 1	BB 1	IBB 0	HBP 0	BLK 0	WP 0	HR 0	S 4	P 5	ERA 0.00	WHIP 0.000	
55 Dillon Tate, R ERA: 2.45																		
48 Jorge López, R ERA: 1.59																		

Boston Red Sox @ Baltimore Orioles
 Oriole Park at Camden Yards, Baltimore, MD
 Sat Apr 30 2022, 7:06 PM - 10:14 PM EDT
 Att. 19,927 - Partly Cloudy - 65 F

AB 36
 R 1
 H 7
 RBI 1
 BB 3
 SO 6
 LOB 14

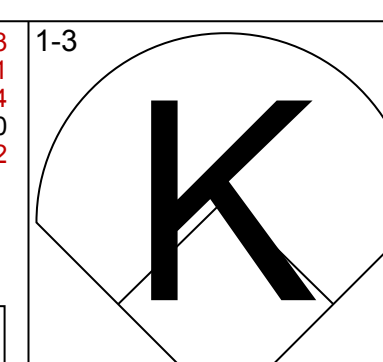
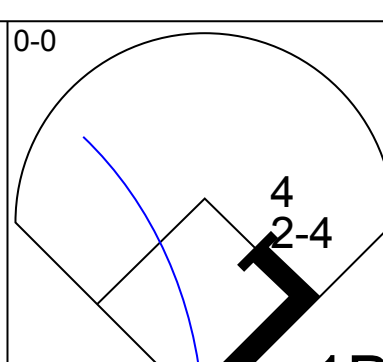
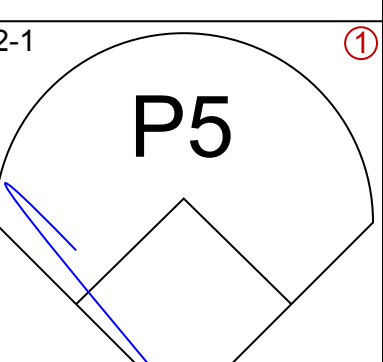
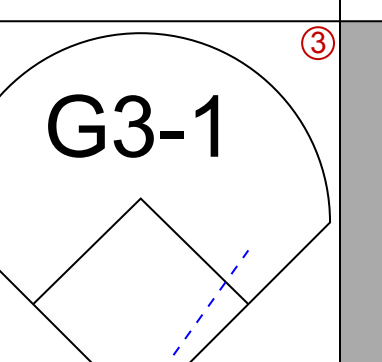
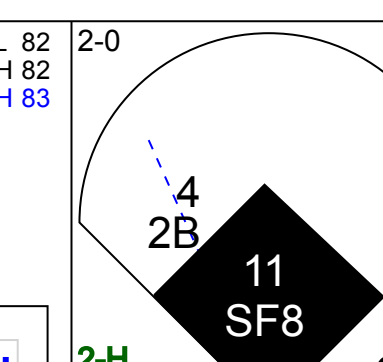
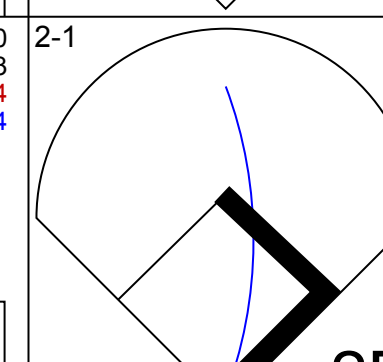
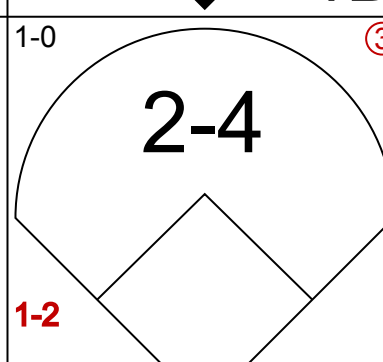
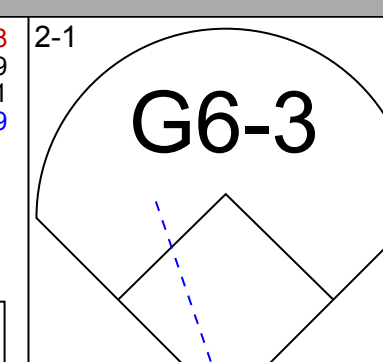
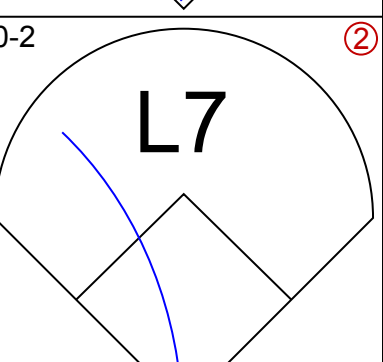
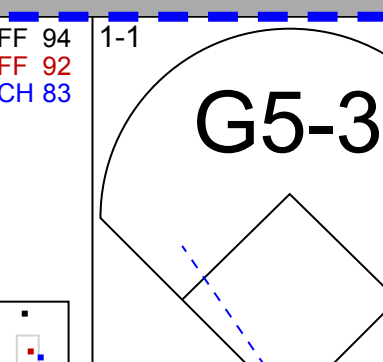
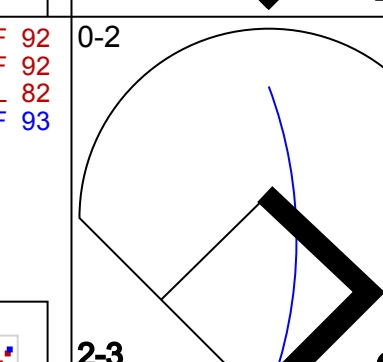
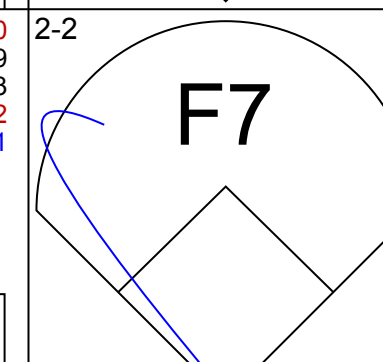
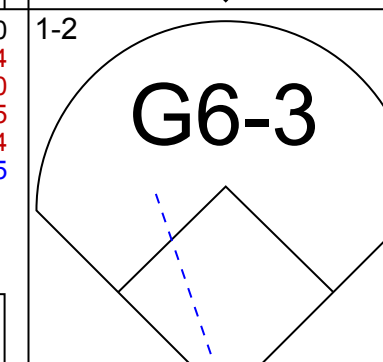
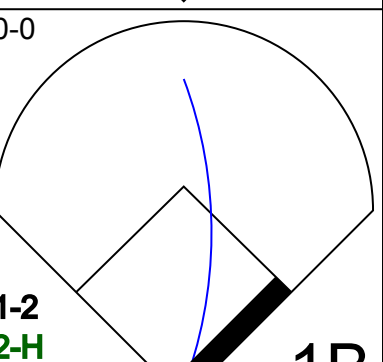
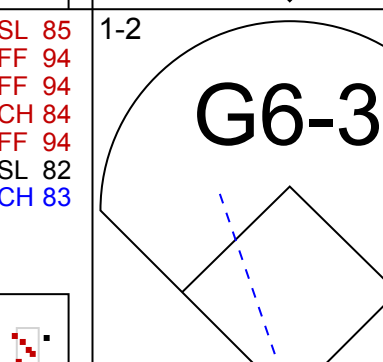
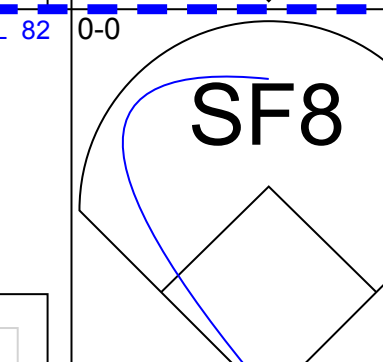
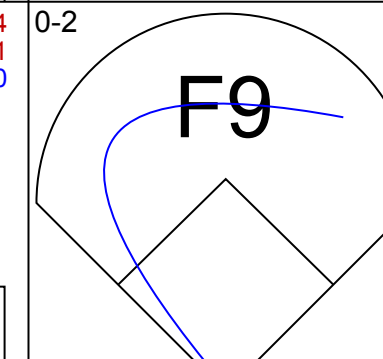
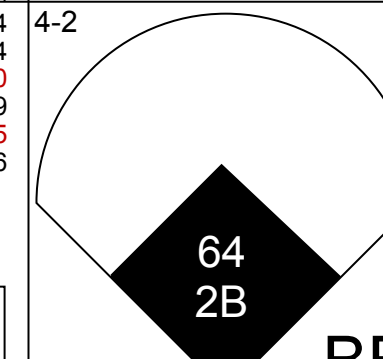
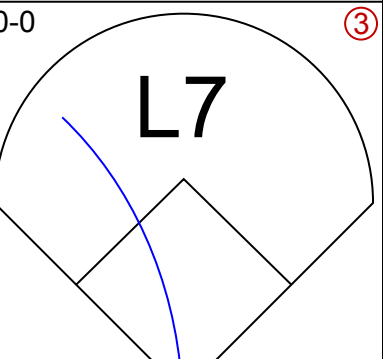
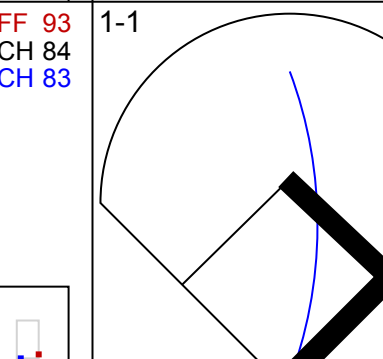
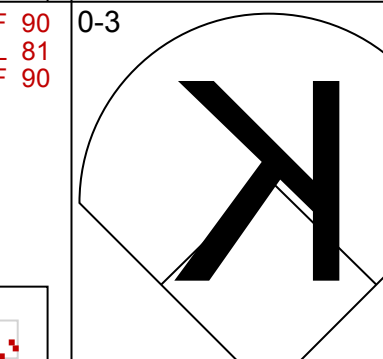

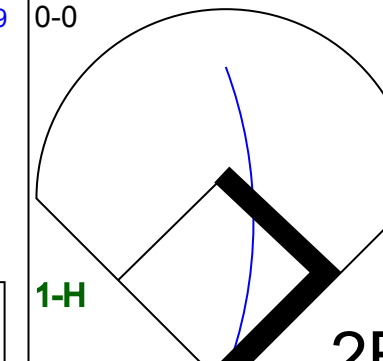
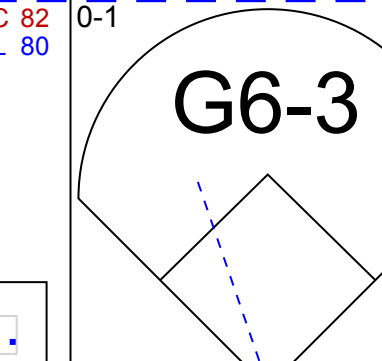
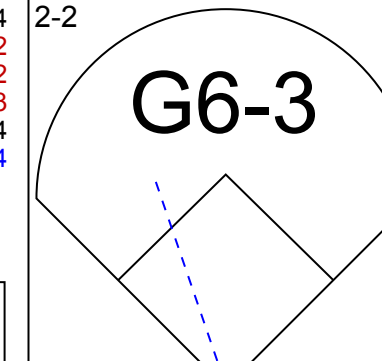
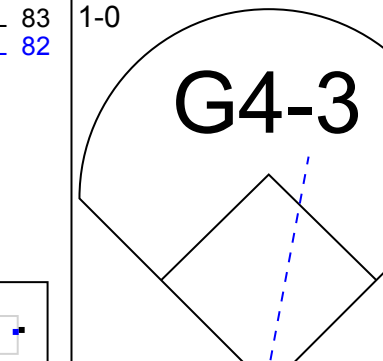

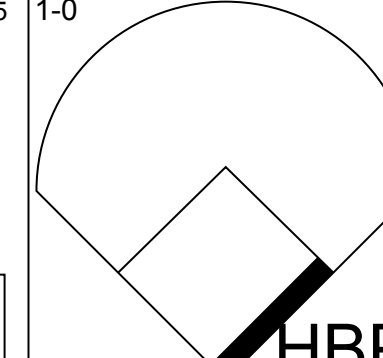
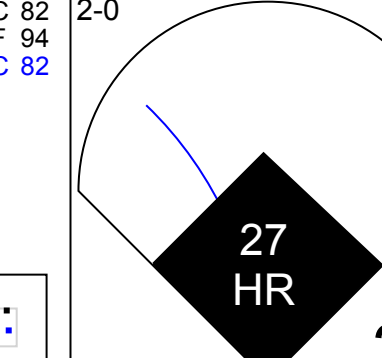
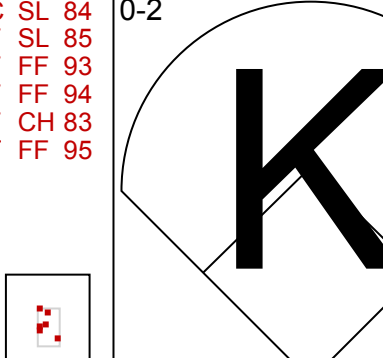

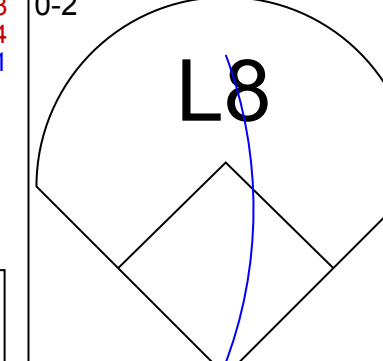
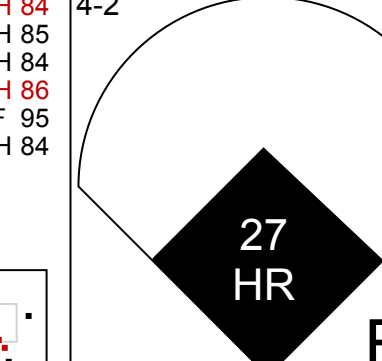
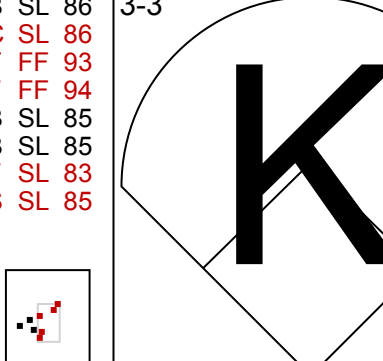

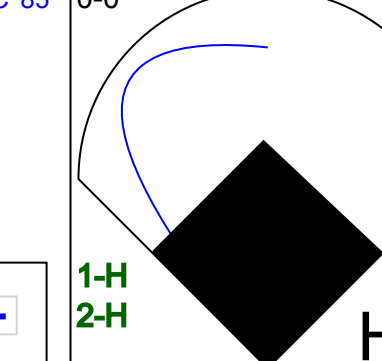
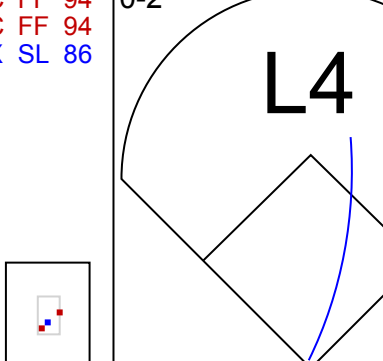
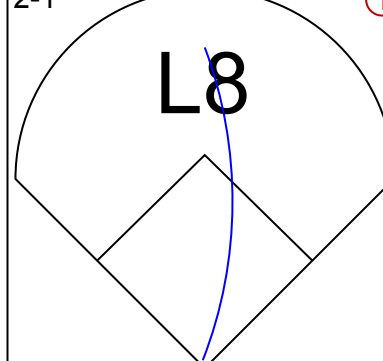
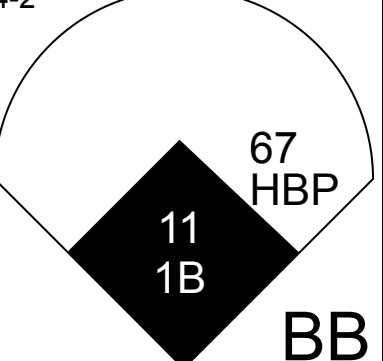
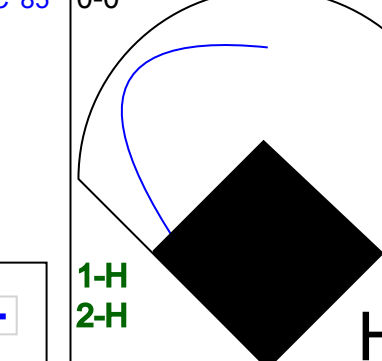
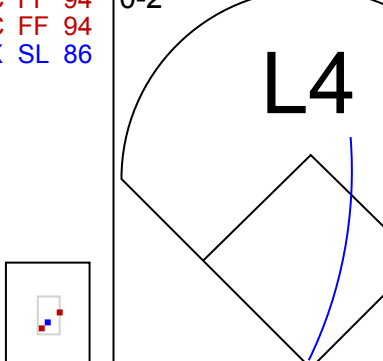

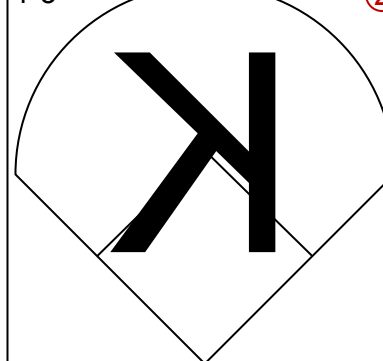
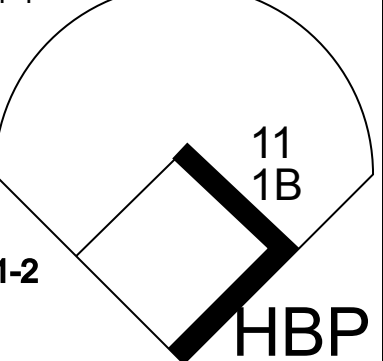
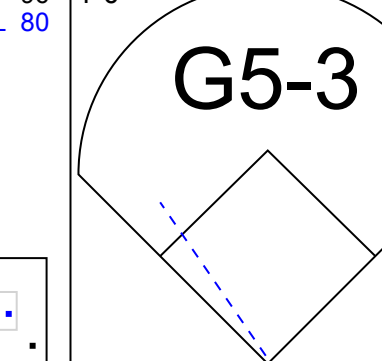
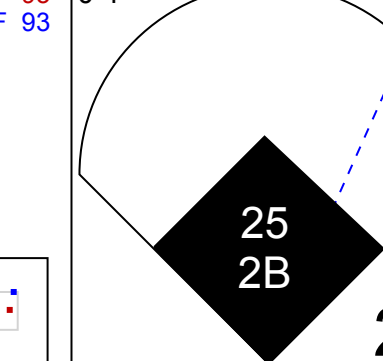


Batter	1	2	3	4	5	6	7	8	9	10	AB	R	H	RBI	BB	SO	LOB	BOTTOM
31 Cedric Mullins, L OBP: 0.304, SLG: 0.370											4	1	2	0	0	1	0	
25 Anthony Santander, S OBP: 0.402, SLG: 0.388											4	0	1	1	0	2	1	
6 Ryan Mountcastle, R OBP: 0.275, SLG: 0.338											4	0	1	0	0	1	1	
21 Austin Hays, R OBP: 0.376, SLG: 0.467											4	0	1	0	0	0	0	
12 Rowned Odor, L OBP: 0.263, SLG: 0.260											4	0	0	0	0	0	3	
29 Ramón Urias, R OBP: 0.239, SLG: 0.224											4	0	0	0	0	2	3	
3 Jorge Mateo, R OBP: 0.286, SLG: 0.292											0	1	0	0	0	0	0	
41 Tyler Nevin, R OBP: 0.348, SLG: 0.333											3	0	0	0	0	1	3	
26 Ryan McKenna, R (10, PH)											0	0	0	0	1	0	0	
23 Robinson Chirinos, R OBP: 0.300, SLG: 0.214											4	0	0	0	0	1	0	
11 Chris Owings, R OBP: 0.238, SLG: 0.111											3	0	0	0	0	1	0	
Inning Stats	R: 0 E: 0 K: 3 S: 11	H: 0 LOB: 0 BB: 0 P: 16	R: 0 E: 1 K: 0 S: 8	H: 0 LOB: 1 BB: 0 P: 13	R: 0 E: 0 K: 1 S: 8	H: 0 LOB: 0 BB: 0 P: 10	R: 0 E: 0 K: 1 S: 12	H: 0 LOB: 0 BB: 0 P: 15	R: 0 E: 0 K: 1 S: 6	H: 2 LOB: 2 BB: 0 P: 16	R: 1 E: 0 K: 1 S: 12	H: 0 LOB: 1 BB: 0 P: 18	R: 0 E: 0 K: 1 S: 9	H: 0 LOB: 0 BB: 0 P: 16	1B: 3 2B: 2 3B: 0 HR: 0	SF: 0 SAC: 0 DP: 0 HBP: 0	WP: 1 PA: 35	
PITCHER	IP 7.0	WLS B	BF 25	H 3	R 0	ER 1	SO 8	BB 0	IBB 0	HBP 0	BLK 0	WP 0	HR 0	S 67	P 95	ERA 0.000	WHIP 0.429	
17 Nathan Eovaldi, R ERA: 2.51																		
32 Matt Barnes, R ERA: 5.87																		
70 Ryan Brasier, R ERA: 2.97																		
18 Hirokazu Sawamura, R ERA: 2.57																		

Boston Red Sox @ Baltimore Orioles
 Oriole Park at Camden Yards, Baltimore, MD
 Sat Apr 30 2022, 7:06 PM - 10:14 PM EDT
 Att. 19,927 - Partly Cloudy - 65 F

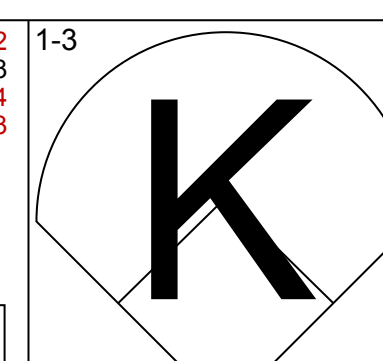
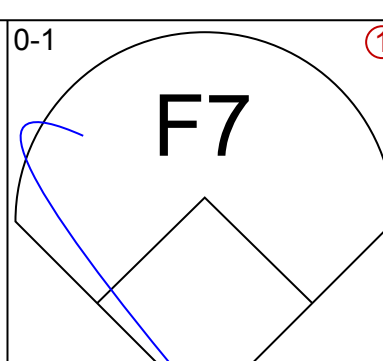
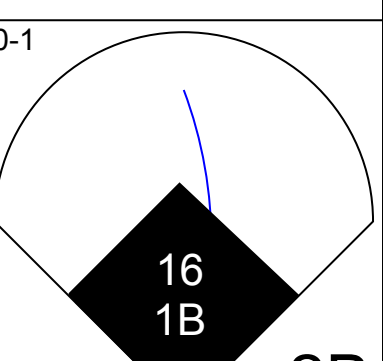
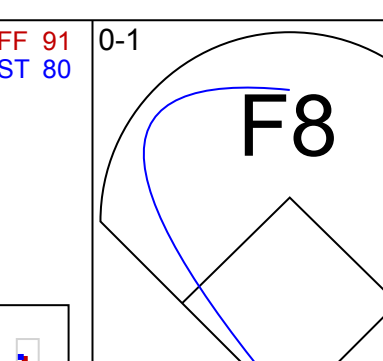
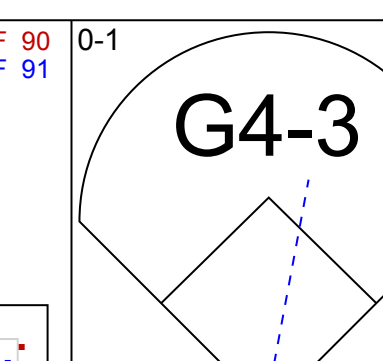
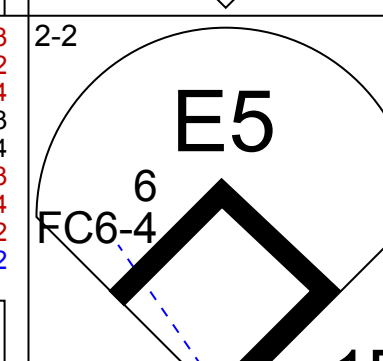
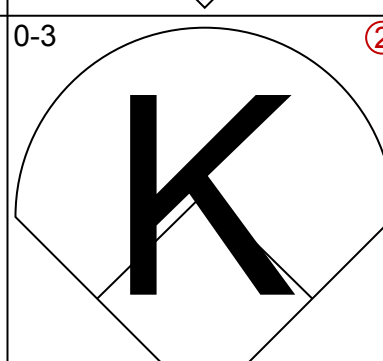
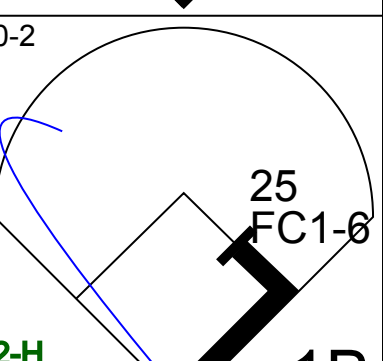
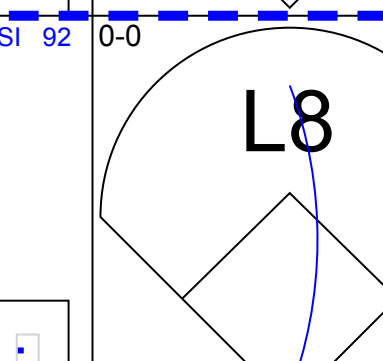
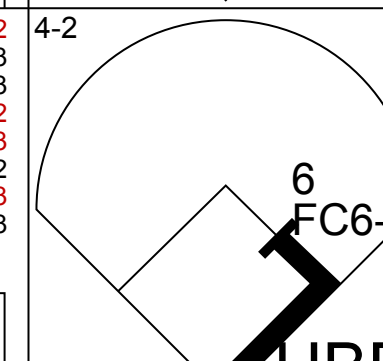
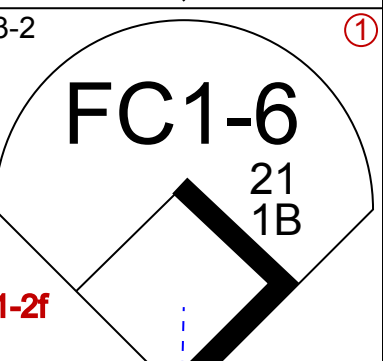
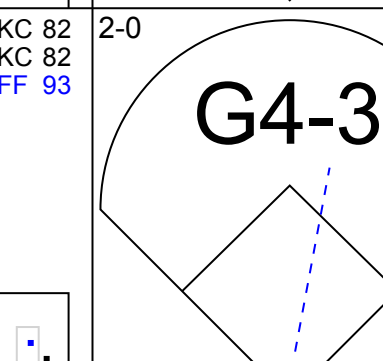
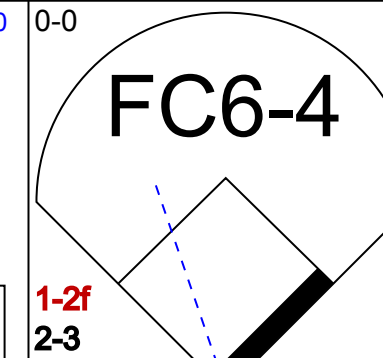
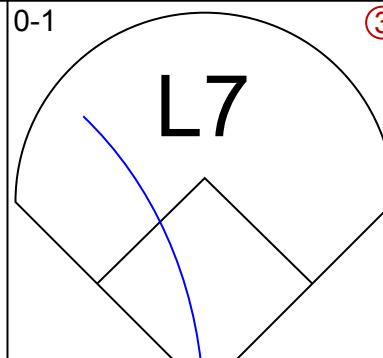
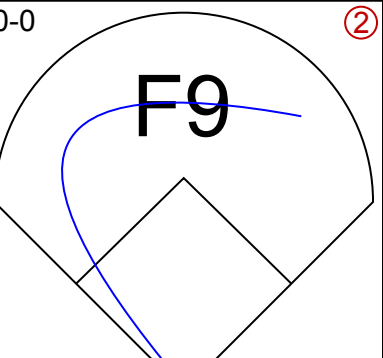
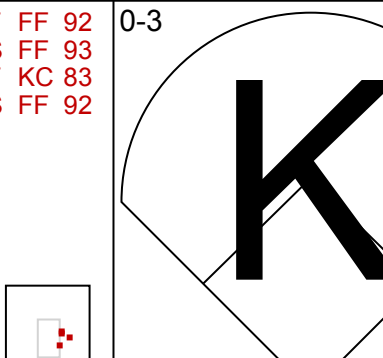
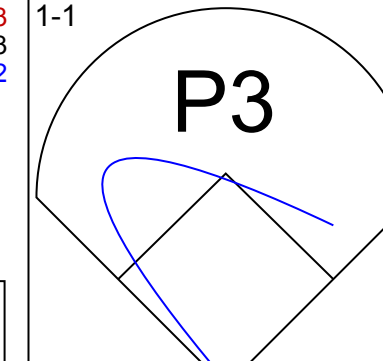
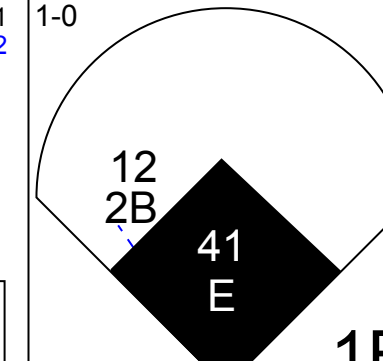
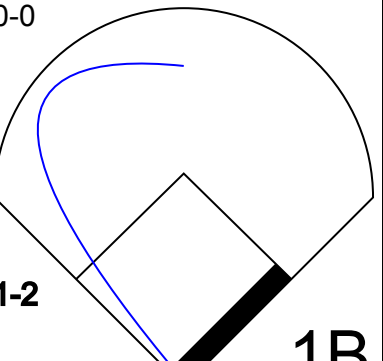
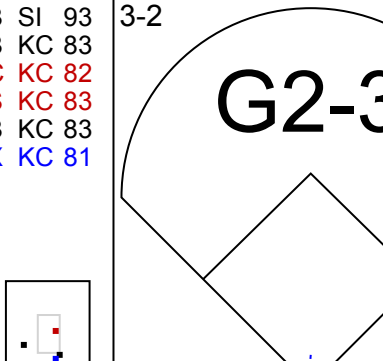

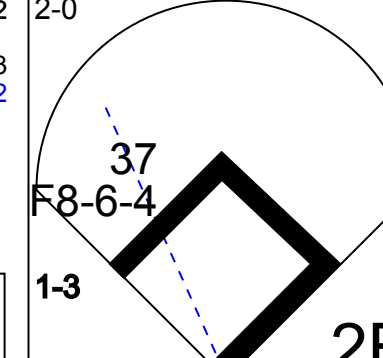
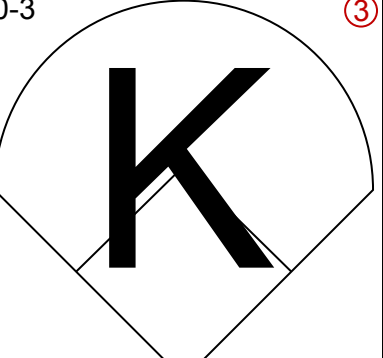
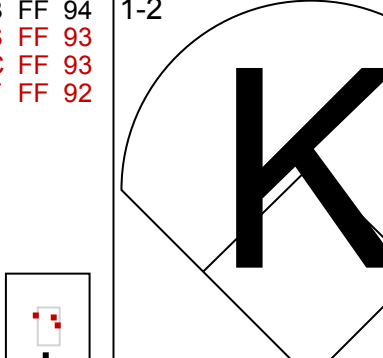
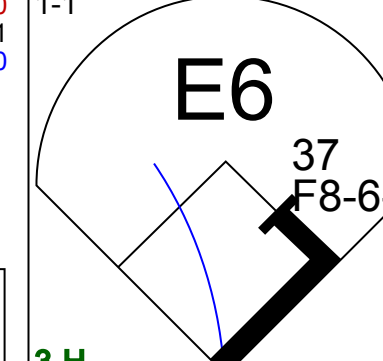
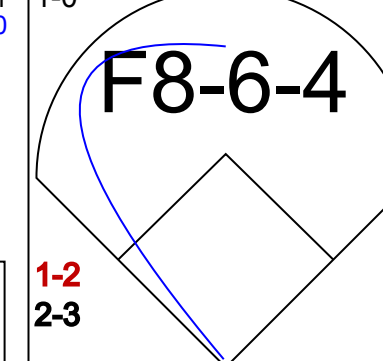
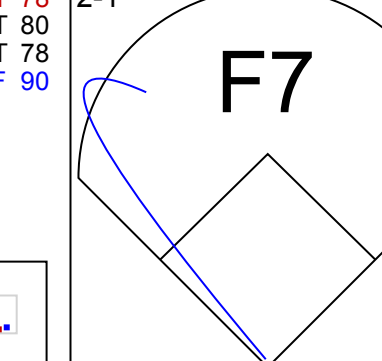

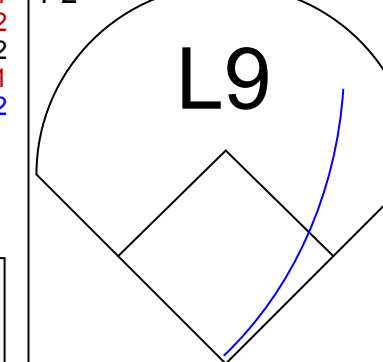
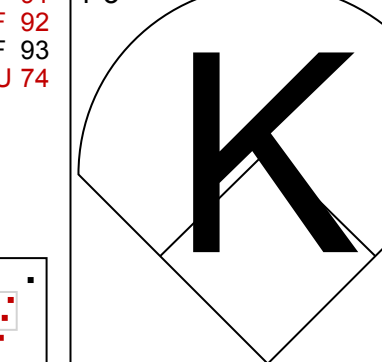

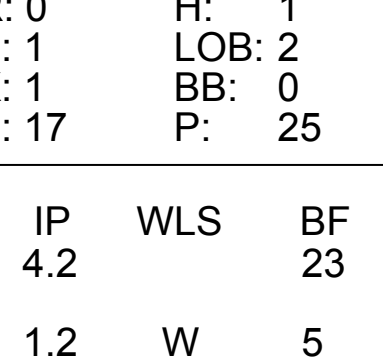
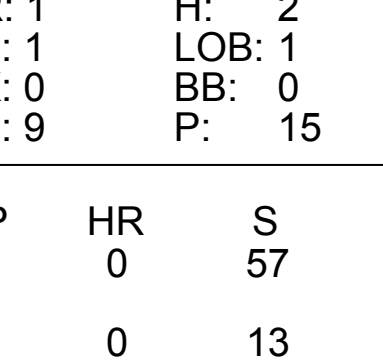
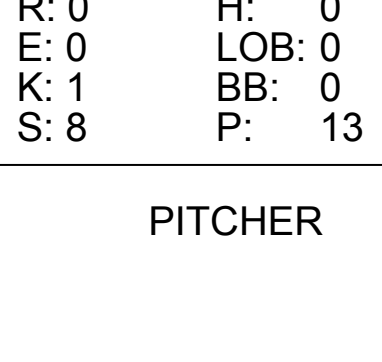
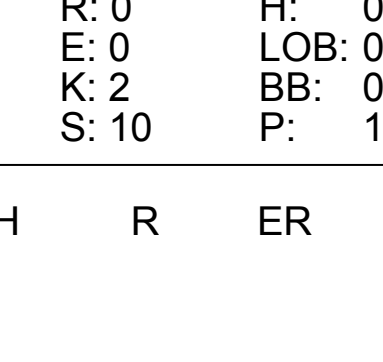
AB 34
 R 2
 H 5
 RBI 1
 BB 1
 SO 9
 LOB 11



Batter	1	2	3	4	5	6	7	8	9	AB	R	H	RBI	BB	SO	LOB	TOP				
25 Byron Buxton, R OBP: 0.343, SLG: 0.710										5	1	2	1	0	1	2	Minnesota Twins @ Baltimore Orioles Oriole Park at Camden Yards, Baltimore, MD Tue May 03 2022, 7:08 PM - 10:07 PM EDT Att: 6,678 - Partly Cloudy - 67 F				
4 Carlos Correa, R OBP: 0.326, SLG: 0.356									5	0	2	0	0	0	2						
11 Jorge Polanco, S OBP: 0.303, SLG: 0.337									4	0	1	2	0	0	1						
15 Gio Urshela, R OBP: 0.329, SLG: 0.314									4	1	1	0	1	1	4						
64 Jose Miranda, R OBP: 0.111, SLG: 0.222									5	0	1	1	0	0	2						
24 Gary Sánchez, R OBP: 0.283, SLG: 0.358									3	1	1	0	0	2	0						
26 Max Kepler, L OBP: 0.360, SLG: 0.480									2	0	0	0	0	1	2						
13 Trevor Larnach, L OBP: 0.339, SLG: 0.429									1	1	0	0	1	1	0						
27 Ryan Jeffers, R OBP: 0.302, SLG: 0.456									3	2	1	3	1	0	0						
67 Gilberto Celestino, R OBP: 0.367, SLG: 0.346									3	1	1	0	0	1	0						
Inning Stats	R: 0 H: 1 E: 0 K: 1 S: 12	H: 1 LOB: 1 BB: 0 P: 17	R: 0 H: 0 E: 0 K: 2 S: 11	H: 0 LOB: 0 BB: 0 P: 16	R: 0 H: 1 E: 0 K: 1 S: 6	H: 1 LOB: 1 BB: 0 P: 10	R: 1 H: 1 E: 0 K: 0 S: 13	H: 1 LOB: 2 BB: 1 P: 21	R: 3 H: 2 E: 0 K: 0 S: 10	H: 2 LOB: 0 BB: 1 P: 19	R: 0 H: 1 E: 0 K: 0 S: 14	H: 1 LOB: 1 BB: 0 P: 19	R: 0 H: 0 E: 0 K: 2 S: 14	H: 0 LOB: 0 BB: 0 P: 17	R: 2 H: 3 E: 0 K: 1 S: 12	H: 3 LOB: 1 BB: 0 P: 15	1B: 2 2B: 7 3B: 0 HR: 1	SF: 1 SAC: 0 DP: 0 HBP: 2	WP: 0 PB: 0 SB: 0 CS: 0	PA: 41	
PITCHER	IP WLS BF H R ER SO BB IBB HBP BLK WP HR S P ERA WHIP	IP WLS BF H R ER SO BB IBB HBP BLK WP HR S P ERA WHIP	IP WLS BF H R ER SO BB IBB HBP BLK WP HR S P ERA WHIP	IP WLS BF H R ER SO BB IBB HBP BLK WP HR S P ERA WHIP	IP WLS BF H R ER SO BB IBB HBP BLK WP HR S P ERA WHIP	IP WLS BF H R ER SO BB IBB HBP BLK WP HR S P ERA WHIP	IP WLS BF H R ER SO BB IBB HBP BLK WP HR S P ERA WHIP	IP WLS BF H R ER SO BB IBB HBP BLK WP HR S P ERA WHIP	IP WLS BF H R ER SO BB IBB HBP BLK WP HR S P ERA WHIP	IP WLS BF H R ER SO BB IBB HBP BLK WP HR S P ERA WHIP	IP WLS BF H R ER SO BB IBB HBP BLK WP HR S P ERA WHIP	IP WLS BF H R ER SO BB IBB HBP BLK WP HR S P ERA WHIP	IP WLS BF H R ER SO BB IBB HBP BLK WP HR S P ERA WHIP	IP WLS BF H R ER SO BB IBB HBP BLK WP HR S P ERA WHIP	IP WLS BF H R ER SO BB IBB HBP BLK WP HR S P ERA WHIP	IP WLS BF H R ER SO BB IBB HBP BLK WP HR S P ERA WHIP	IP WLS BF H R ER SO BB IBB HBP BLK WP HR S P ERA WHIP	IP WLS BF H R ER SO BB IBB HBP BLK WP HR S P ERA WHIP	IP WLS BF H R ER SO BB IBB HBP BLK WP HR S P ERA WHIP	IP WLS BF H R ER SO BB IBB HBP BLK WP HR S P ERA WHIP	IP WLS BF H R ER SO BB IBB HBP BLK WP HR S P ERA WHIP

AB	35
R	7
H	10
RBI	7
BB	3
SO	7
LOB	13



Batter	1	2	3	4	5	6	7	8	9	AB	R	H	RBI	BB	SO	LOB	BOTTOM				
31 Cedric Mullins, L OBP: 0.302, SLG: 0.368										5	1	1	0	0	1	1	Minnesota Twins @ Baltimore Orioles Oriole Park at Camden Yards, Baltimore, MD Tue May 03 2022, 7:08 PM - 10:07 PM EDT Att: 6,678 - Partly Cloudy - 67 F				
16 Trey Mancini, R OBP: 0.294, SLG: 0.325										4	0	2	1	0	1	0					
25 Anthony Santander, S OBP: 0.404, SLG: 0.362										2	0	0	0	1	0	1					
6 Ryan Mountcastle, R OBP: 0.261, SLG: 0.307										4	0	0	0	0	1	4					
21 Austin Hays, R OBP: 0.357, SLG: 0.425										4	1	2	0	0	0	2					
12 Rougned Odor, L OBP: 0.275, SLG: 0.371										4	0	1	0	0	2	2					
41 Tyler Nevin, R OBP: 0.294, SLG: 0.143										1	0	0	1	0	0	1					
29 Ramón Urias, R OBP: 0.250, SLG: 0.243										2	0	1	0	0	0	0					
37 Anthony Bemboom, L OBP: 0.229, SLG: 0.161										4	0	0	0	0	2	4					
3 Jorge Mateo, R OBP: 0.272, SLG: 0.289										4	0	0	0	0	1	3					
Inning Stats	R: 0 H: 1 E: 1 K: 1 S: 17	H: 0 LOB: 2 BB: 0 P: 25	R: 0 H: 0 E: 0 K: 1 S: 8	H: 0 LOB: 1 BB: 0 P: 11	R: 0 H: 0 E: 0 K: 1 S: 9	H: 0 LOB: 1 BB: 1 P: 13	R: 1 H: 2 E: 1 K: 0 S: 9	H: 2 LOB: 1 BB: 0 P: 15	R: 1 H: 3 E: 0 K: 1 S: 17	H: 3 LOB: 2 BB: 0 P: 20	R: 0 H: 0 E: 0 K: 1 S: 8	H: 0 LOB: 0 BB: 0 P: 13	R: 0 H: 0 E: 0 K: 2 S: 10	H: 0 LOB: 0 BB: 0 P: 14	R: 0 H: 1 E: 0 K: 1 S: 8	H: 1 LOB: 1 BB: 0 P: 11	1B: 5 2B: 3 3B: 0 HR: 0	SF: 0 SAC: 0 DP: 1 HBP: 2	WP: 0 PB: 0 SB: 0 CS: 0	PA: 37	
PITCHER	IP WLS BF H R ER SO BB IBB HBP BLK WP HR S P ERA WHIP	IP WLS BF H R ER SO BB IBB HBP BLK WP HR S P ERA WHIP	IP WLS BF H R ER SO BB IBB HBP BLK WP HR S P ERA WHIP	IP WLS BF H R ER SO BB IBB HBP BLK WP HR S P ERA WHIP	IP WLS BF H R ER SO BB IBB HBP BLK WP HR S P ERA WHIP	IP WLS BF H R ER SO BB IBB HBP BLK WP HR S P ERA WHIP	IP WLS BF H R ER SO BB IBB HBP BLK WP HR S P ERA WHIP	IP WLS BF H R ER SO BB IBB HBP BLK WP HR S P ERA WHIP	IP WLS BF H R ER SO BB IBB HBP BLK WP HR S P ERA WHIP	IP WLS BF H R ER SO BB IBB HBP BLK WP HR S P ERA WHIP	IP WLS BF H R ER SO BB IBB HBP BLK WP HR S P ERA WHIP	IP WLS BF H R ER SO BB IBB HBP BLK WP HR S P ERA WHIP	IP WLS BF H R ER SO BB IBB HBP BLK WP HR S P ERA WHIP	IP WLS BF H R ER SO BB IBB HBP BLK WP HR S P ERA WHIP	IP WLS BF H R ER SO BB IBB HBP BLK WP HR S P ERA WHIP	IP WLS BF H R ER SO BB IBB HBP BLK WP HR S P ERA WHIP	IP WLS BF H R ER SO BB IBB HBP BLK WP HR S P ERA WHIP	IP WLS BF H R ER SO BB IBB HBP BLK WP HR S P ERA WHIP	IP WLS BF H R ER SO BB IBB HBP BLK WP HR S P ERA WHIP	IP WLS BF H R ER SO BB IBB HBP BLK WP HR S P ERA WHIP	IP WLS BF H R ER SO BB IBB HBP BLK WP HR S P ERA WHIP

AB	34
R	2
H	7
RBI	2
BB	1
SO	8
LOB	18



Batter	1	2	3	4	5	6	7	8	9	AB	R	H	RBI	BB	SO	LOB	TOP				
2 Luis Arraez, L OBP: 0.378, SLG: 0.370										2	1	1	0	2	1	0	Minnesota Twins @ Baltimore Orioles Oriole Park at Camden Yards, Baltimore, MD Wed May 04 2022, 7:07 PM - 9:49 PM EDT Att. 7,466 - Clear - 68 F				
4 Carlos Correa, R OBP: 0.323, SLG: 0.385									4	1	1	2	0	1	2						
11 Jorge Polanco, S OBP: 0.311, SLG: 0.337									3	1	1	0	1	1	0						
13 Trevor Larnach, L OBP: 0.348, SLG: 0.433									4	1	2	0	0	1	1						
64 Jose Miranda, R OBP: 0.077, SLG: 0.154									4	0	0	0	0	0	3						
1 Nick Gordon, L OBP: 0.295, SLG: 0.317									4	0	1	1	0	2	0						
24 Gary Sánchez, R OBP: 0.279, SLG: 0.357									3	0	1	0	0	0	0						
15 Gio Urshela, R OBP: 0.329, SLG: 0.310									1	0	0	1	1	0	1						
67 Gilberto Celestino, R OBP: 0.364, SLG: 0.345									3	0	1	0	0	0	1						
Inning Stats	R: 0 E: 0 K: 1 S: 6	H: 1 LOB: 0 BB: 0 P: 12	R: 0 E: 0 K: 2 S: 8	H: 0 LOB: 0 BB: 0 P: 11	R: 0 E: 0 K: 0 S: 7	H: 1 LOB: 0 BB: 0 P: 12	R: 4 E: 0 K: 0 S: 17	H: 4 LOB: 2 BB: 2 P: 35	R: 0 E: 0 K: 1 S: 5	H: 1 LOB: 0 BB: 0 P: 10	R: 0 E: 0 K: 0 S: 10	H: 0 LOB: 0 BB: 1 P: 16	R: 0 E: 0 K: 2 S: 11	H: 1 LOB: 1 BB: 0 P: 16	R: 0 E: 0 K: 0 S: 9	H: 0 LOB: 0 BB: 0 P: 12	1B: 7 2B: 1 3B: 0 HR: 1	SF: 1 SAC: 0 DP: 5 HBP: 1	WP: 0 PB: 0 SB: 0 CS: 0	PA: 34	
PITCHER	IP WLS BF H R ER SO BB IBB HBP BLK WP HR S P ERA WHIP	IP WLS BF H R ER SO BB IBB HBP BLK WP HR S P ERA WHIP	IP WLS BF H R ER SO BB IBB HBP BLK WP HR S P ERA WHIP	IP WLS BF H R ER SO BB IBB HBP BLK WP HR S P ERA WHIP	IP WLS BF H R ER SO BB IBB HBP BLK WP HR S P ERA WHIP	IP WLS BF H R ER SO BB IBB HBP BLK WP HR S P ERA WHIP	IP WLS BF H R ER SO BB IBB HBP BLK WP HR S P ERA WHIP	IP WLS BF H R ER SO BB IBB HBP BLK WP HR S P ERA WHIP	IP WLS BF H R ER SO BB IBB HBP BLK WP HR S P ERA WHIP	IP WLS BF H R ER SO BB IBB HBP BLK WP HR S P ERA WHIP	IP WLS BF H R ER SO BB IBB HBP BLK WP HR S P ERA WHIP	IP WLS BF H R ER SO BB IBB HBP BLK WP HR S P ERA WHIP	IP WLS BF H R ER SO BB IBB HBP BLK WP HR S P ERA WHIP	IP WLS BF H R ER SO BB IBB HBP BLK WP HR S P ERA WHIP	IP WLS BF H R ER SO BB IBB HBP BLK WP HR S P ERA WHIP	IP WLS BF H R ER SO BB IBB HBP BLK WP HR S P ERA WHIP	IP WLS BF H R ER SO BB IBB HBP BLK WP HR S P ERA WHIP	IP WLS BF H R ER SO BB IBB HBP BLK WP HR S P ERA WHIP	IP WLS BF H R ER SO BB IBB HBP BLK WP HR S P ERA WHIP	IP WLS BF H R ER SO BB IBB HBP BLK WP HR S P ERA WHIP	IP WLS BF H R ER SO BB IBB HBP BLK WP HR S P ERA WHIP
56 Kyle Bradish, R ERA: 5.4	4.0	18	6	4	4	3	2	0	1	0	0	0	0	0	11	36	9.00	2.000			
58 Cionel Pérez, L ERA:	2.0	W 6	1	0	0	1	1	0	0	0	0	0	0	0	21	32	0.00	1.000			
55 Dillon Tate, R ERA: 2.08	2.0	7	1	0	0	2	1	0	0	0	0	0	0	9	12	0.00	0.000				
48 Jorge López, R ERA: 1.46	1.0	3	0	0	0	0	0	0	0	0	0	0	0	0	0	0.00	0.000				

AB 28
R 4
H 8
RBI 4
BB 4
SO 6
LOB 8



Batter	1	2	3	4	5	6	7	8	9	AB	R	H	RBI	BB	SO	LOB	BOTTOM				
31 Cedric Mullins, L OBP: 0.306, SLG: 0.400										5	2	2	2	0	1	0	Minnesota Twins @ Baltimore Orioles Oriole Park at Camden Yards, Baltimore, MD Wed May 04 2022, 7:07 PM - 9:49 PM EDT Att. 7,466 - Clear - 68 F				
16 Trey Mancini, R OBP: 0.315, SLG: 0.349									3	2	3	0	1	0	0						
25 Anthony Santander, S OBP: 0.409, SLG: 0.390									3	2	1	1	1	0	2						
21 Austin Hays, R OBP: 0.353, SLG: 0.422									3	0	1	2	0	1	2						
6 Ryan Mountcastle, R OBP: 0.271, SLG: 0.326									4	0	2	1	0	1	2						
12 Rougned Odor, L OBP: 0.274, SLG: 0.364									4	1	1	1	0	1	2						
29 Ramón Urias, R OBP: 0.250, SLG: 0.282									4	1	1	2	0	1	1						
23 Robinson Chirinos, R OBP: 0.281, SLG: 0.188									4	0	0	0	0	2	1						
3 Jorge Mateo, R OBP: 0.271, SLG: 0.300									4	1	1	0	0	1	0						
Inning Stats	R: 0 E: 1 K: 0 S: 11	H: 1 LOB: 1 BB: 0 P: 12	R: 0 E: 0 K: 2 S: 11	H: 1 LOB: 0 BB: 0 P: 13	R: 6 E: 0 K: 0 S: 18	H: 5 LOB: 0 BB: 2 P: 30	R: 3 E: 1 K: 1 S: 18	H: 4 LOB: 1 BB: 0 P: 23	R: 0 E: 0 K: 0 S: 7	H: 0 LOB: 0 BB: 0 P: 8	R: 0 E: 0 K: 1 S: 10	H: 1 LOB: 1 BB: 0 P: 14	R: 0 E: 0 K: 2 S: 10	H: 0 LOB: 0 BB: 0 P: 13	R: 0 E: 0 K: 2 S: 7	H: 0 LOB: 0 BB: 0 P: 12	1B: 8 2B: 2 3B: 0 HR: 2	SF: 1 SAC: 0 DP: 1 HBP: 0	WP: 0 PB: 0 SB: 0 CS: 0	PA: 37	
PITCHER	IP WLS BF H R ER SO BB IBB HBP BLK WP HR S P ERA WHIP	IP WLS BF H R ER SO BB IBB HBP BLK WP HR S P ERA WHIP	IP WLS BF H R ER SO BB IBB HBP BLK WP HR S P ERA WHIP	IP WLS BF H R ER SO BB IBB HBP BLK WP HR S P ERA WHIP	IP WLS BF H R ER SO BB IBB HBP BLK WP HR S P ERA WHIP	IP WLS BF H R ER SO BB IBB HBP BLK WP HR S P ERA WHIP	IP WLS BF H R ER SO BB IBB HBP BLK WP HR S P ERA WHIP	IP WLS BF H R ER SO BB IBB HBP BLK WP HR S P ERA WHIP	IP WLS BF H R ER SO BB IBB HBP BLK WP HR S P ERA WHIP	IP WLS BF H R ER SO BB IBB HBP BLK WP HR S P ERA WHIP	IP WLS BF H R ER SO BB IBB HBP BLK WP HR S P ERA WHIP	IP WLS BF H R ER SO BB IBB HBP BLK WP HR S P ERA WHIP	IP WLS BF H R ER SO BB IBB HBP BLK WP HR S P ERA WHIP	IP WLS BF H R ER SO BB IBB HBP BLK WP HR S P ERA WHIP	IP WLS BF H R ER SO BB IBB HBP BLK WP HR S P ERA WHIP	IP WLS BF H R ER SO BB IBB HBP BLK WP HR S P ERA WHIP	IP WLS BF H R ER SO BB IBB HBP BLK WP HR S P ERA WHIP	IP WLS BF H R ER SO BB IBB HBP BLK WP HR S P ERA WHIP	IP WLS BF H R ER SO BB IBB HBP BLK WP HR S P ERA WHIP	IP WLS BF H R ER SO BB IBB HBP BLK WP HR S P ERA WHIP	IP WLS BF H R ER SO BB IBB HBP BLK WP HR S P ERA WHIP
37 Dylan Bundy, R ERA: 5.76	3.2	L 23	11	9	3	0	2	0	0	0	0	0	0	0	0	22.09	3.545				
53 Danny Coulombe, L ERA: 0.93	2.1	8	1	0	0	1	0	0	0	0	0	0	0	0	20	26	0.00	0.429			
71 Jovani Moran, L ERA:	2.0	6	0	0	0	4	0	0	0	0	0	0	0	0	17	25	0.00	0.000			

AB 34
R 9
H 12
RBI 9
BB 2
SO 8
LOB 10



Batter	1	2	3	4	5	6	7	8	9	AB	R	H	RBI	BB	SO	LOB	TOP											
25 Byron Buxton, R OBP: 0.333, SLG: 0.716	F8		FC5-4-3-2		1-H HR		F9		K	5	1	1	3	0	1	3	Minnesota Twins @ Baltimore Orioles Oriole Park at Camden Yards, Baltimore, MD Thu May 05 2022, 7:06 PM - 10:09 PM EDT Att: 8,652 - Cloudy - 67 F											
4 Carlos Correa, R OBP: 0.320, SLG: 0.372 1 Nick Gordon, L OBP: 0.295, SLG: 0.317	G5-3		G6-3		11 1B HBP		G1-3			3	0	0	0	0	0	2												
11 Jorge Polanco, S OBP: 0.308, SLG: 0.333	G4-3			G6-3			G6-3			4	0	1	0	0	0	1												
26 Max Kepler, L OBP: 0.376, SLG: 0.494		13 CS 1B		24 2B 1B			G3-1		15 G5-4-3 1B	4	0	3	0	0	0	2												
15 Gio Urshela, R OBP: 0.314, SLG: 0.293	P6			L7			K		G5-4-3	4	0	0	0	0	1	3												
24 Gary Sánchez, R OBP: 0.308, SLG: 0.390	F9			1-H 2B			BB		1B	3	0	2	0	1	0	1												
13 Trevor Larnach, L OBP: 0.357, SLG: 0.429	CS		64 E 25 FC5-4-3-2 1B		25 HR BB		K		P5	3	2	1	0	1	1	2												
64 Jose Miranda, R OBP: 0.118, SLG: 0.176			E5 25 FC5-4-3-2 1B		K		P4		F9	4	0	1	0	0	1	2												
27 Ryan Jeffers, R OBP: 0.313, SLG: 0.441			25 FC5-4-3-2 BB		K		G1-3		G5-3	2	0	0	0	2	1	1												
Inning Stats	R: 0 E: 0 K: 0 S: 5	H: 0 LOB: 0 BB: 0 P: 7	R: 0 E: 0 K: 0 S: 9	H: 1 LOB: 0 BB: 0 P: 17	R: 1 E: 1 K: 0 S: 11	H: 2 LOB: 1 BB: 1 P: 19	R: 0 E: 0 K: 0 S: 7	H: 2 LOB: 2 BB: 0 P: 11	R: 2 E: 0 K: 2 S: 10	H: 2 LOB: 2 BB: 1 P: 24	R: 0 E: 0 K: 2 S: 9	H: 0 LOB: 1 BB: 1 P: 17	R: 0 E: 0 K: 0 S: 10	H: 0 LOB: 1 BB: 1 P: 14	R: 0 E: 0 K: 0 S: 7	H: 2 LOB: 1 BB: 0 P: 10	R: 0 E: 0 K: 1 S: 10	H: 0 LOB: 0 BB: 0 P: 13	1B: 7 2B: 1 3B: 0 HR: 1	SF: 0 SAC: 0 DP: 1 HBP: 1	WP: 0 PB: 0 SB: 0 CS: 1	PA: 38						
PITCHER	IP	WLS	BF	H	R	ER	SO	BB	IBB	HBP	BLK	WP	HR	S	P	ERA	WHIP											
80 Spenser Watkins, R ERA: 3.22	4.2		21	7	3	3	2	2	0	1	0	0	0	1	41	76	5.79	1.929										
74 Félix Bautista, R ERA: 2.39	1.1		5	0	0	0	2	1	0	0	0	0	0	10	19	0.00	0.750											
43 Bryan Baker, R ERA: 5.4	0.2		3	0	0	0	0	1	0	0	0	0	0	8	12	0.00	1.500											
51 Paul Fry, L ERA: 7.2	1.0		3	1	0	0	0	0	0	0	0	0	0	5	6	0.00	1.000											
48 Jorge López, R ERA: 1.32	1.1	W	5	1	0	0	1	0	0	0	0	0	0	14	19	0.00	0.750											

Batter	1	2	3	4	5	6	7	8	9	AB	R	H	RBI	BB	SO	LOB	BOTTOM											
31 Cedric Mullins, L OBP: 0.322, SLG: 0.447	2B		HR		K		HBP			3	1	2	1	0	1	0	Minnesota Twins @ Baltimore Orioles Oriole Park at Camden Yards, Baltimore, MD Thu May 05 2022, 7:06 PM - 10:09 PM EDT Att: 8,652 - Cloudy - 67 F											
16 Trev Mancini, R OBP: 0.302, SLG: 0.333	K		F6		K		G5-3			4	0	0	0	0	2	3												
25 Anthony Santander, S OBP: 0.492, SLG: 0.373	F8		21 FC5-4 1B		K				G4-3	4	0	1	0	0	1	1												
21 Austin Hays, R OBP: 0.358, SLG: 0.457	K		FC5-4		6 G6-4-3 1B				HR	4	1	2	1	0	1	2												
6 Ryan Mountcastle, R OBP: 0.280, SLG: 0.396	HR			K		G6-4-3			HR	4	2	2	2	0	1	1												
12 Rougned Odor, L OBP: 0.273, SLG: 0.357	G4-3			K		K			1B	4	0	1	0	0	2	0												
29 Ramón Urias, R OBP: 0.250, SLG: 0.280	K			1B					K	4	0	1	0	0	2	1												
23 Robinson Chirinos, R OBP: 0.262, SLG: 0.173	G4-3			K					F7	4	0	0	0	0	2	2												
3 Jorge Mateo, R OBP: 0.284, SLG: 0.373			G6-3		HR				3B	3	1	2	1	0	0	0												
Inning Stats	R: 0 E: 0 K: 2 S: 14	H: 1 LOB: 1 BB: 0 P: 22	R: 1 E: 0 K: 1 S: 9	H: 1 LOB: 0 BB: 0 P: 16	R: 1 E: 0 K: 0 S: 12	H: 2 LOB: 1 BB: 0 P: 15	R: 0 E: 0 K: 3 S: 17	H: 1 LOB: 1 BB: 0 P: 23	R: 1 E: 0 K: 3 S: 15	H: 1 LOB: 0 BB: 0 P: 18	R: 0 E: 0 K: 1 S: 7	H: 1 LOB: 0 BB: 0 P: 9	R: 0 E: 0 K: 1 S: 9	H: 1 LOB: 2 BB: 0 P: 12	R: 2 E: 0 K: 1 S: 14	H: 3 LOB: 1 BB: 0 P: 23	1B: 4 2B: 1 3B: 1 HR: 5	SF: 0 SAC: 0 DP: 1 HBP: 1	WP: 0 PB: 0 SB: 0 CS: 0	PA: 35								
PITCHER	IP	WLS	BF	H	R	ER	SO	BB	IBB	HBP	BLK	WP	HR	S	P	ERA	WHIP											
17 Chris Archer, R ERA: 3.26	4.0		17	5	2	2	6	0	0	0	0	0	0	1	15	18	4.50	1.250										
56 Caleb Thielbar, L ERA: 10.0	1.0		4	1	1	1	3	0	0	0	0	0	0	1	15	18	9.00	1.000										
65 Griffin Jax, R ERA: 1.54	1.2		6	2	0	0	2	0	0	0	0	0	0	15	19	0.00	1.200											
59 Jhoan Duran, R ERA: 4.26	0.2	L	5	2	2	2	0	0	0	1	0	0	0	2	9	15	27.00	3.000										
71 Jovani Moran, L ERA	0.2		3	1	0	0	1	0	0	0	0	0	0	6	10	0.00	1.500											

AB	32
R	3
H	9
RBI	3
BB	4
SO	5
LOB	17



AB	34
R	5
H	11
RBI	5
BB	0
SO	12
LOB	10



Batter	1	2	3	4	5	6	7	8	9	AB	R	H	RBI	BB	SO	LOB	TOP			
7 Bobby Witt Jr. R OBP: 0.263, SLG: 0.341										4	0	0	0	0	1	0	Kansas City Royals @ Baltimore Orioles Oriole Park at Camden Yards, Baltimore, MD Sun May 08 2022, 5:45 PM - 8:28 PM EDT Att: 19,893 - Overcast - 57 F			
16 Andrew Benintendi L OBP: 0.350, SLG: 0.422										4	0	0	0	0	2	0				
13 Salvador Perez R OBP: 0.231, SLG: 0.394										4	1	2	0	0	0	0				
8 Nicky Lopez L OBP: 0.326, SLG: 0.257										4	1	2	1	0	1	1				
17 Hunter Dozier R OBP: 0.291, SLG: 0.463										3	0	0	1	0	2					
15 Whit Merrifield R OBP: 0.183, SLG: 0.170										3	0	0	1	0	2					
26 Emmanuel Rivera R OBP: 0.250, SLG: 0.182										4	0	2	0	0	1	1				
1 MJ Melendez L OBP: 0.400, SLG: 0.444										3	0	1	0	0	1	2				
2 Michael Taylor R OBP: 0.316, SLG: 0.309										3	0	0	0	0	0	3				
28 Kyle Isbel L OBP: 0.273, SLG: 0.286										3	0	0	0	0	3	1				
Inning Stats	R: 0 E: 0 K: 0 S: 5	H: 0 LOB: 0 BB: 7	R: 1 E: 0 K: 1 S: 12	H: 2 LOB: 1 BB: 0	R: 0 E: 0 K: 2 S: 8	H: 0 LOB: 0 BB: 0	R: 0 E: 0 K: 0 S: 7	H: 1 LOB: 1 BB: 0	R: 0 E: 0 K: 1 S: 9	H: 2 LOB: 1 BB: 24	R: 0 E: 0 K: 0 S: 3	H: 1 LOB: 0 BB: 6	R: 0 E: 0 K: 2 S: 7	H: 0 LOB: 0 BB: 9	R: 0 E: 0 K: 2 S: 9	H: 1 LOB: 0 BB: 10	1B: 4 2B: 2 3B: 1 HR: 0	SF: 1 SAC: 0 DP: 1 HBP: 0	WP: 0 PB: 0 SB: 0 CS: 0	PA: 33
PITCHER	IP WLS BF H R ER SO BB IBB HBP BLK WP HR S P ERA WHIP																			
50 Bruce Zimmermann L ERA: 2.67	6.0 W 23 5 2 2 5 0 0 0 0 0 0 0 56 85 3.00 0.833																			
45 Keegan Akin L ERA: 1.96	2.0 H 6 1 0 0 2 0 0 0 0 0 0 0 10 15 0.00 0.500																			
55 Dillon Tate R ERA: 1.93	1.0 S 4 1 0 0 2 0 0 0 0 0 0 0 9 10 0.00 1.000																			

Batter	1	2	3	4	5	6	7	8	9	AB	R	H	RBI	BB	SO	LOB	BOTTOM			
31 Cedric Mullins L OBP: 0.320, SLG: 0.442										5	1	1	0	0	0	3	Kansas City Royals @ Baltimore Orioles Oriole Park at Camden Yards, Baltimore, MD Sun May 08 2022, 5:45 PM - 8:28 PM EDT Att: 19,893 - Overcast - 57 F			
16 Trey Mancini R OBP: 0.395, SLG: 0.333										4	1	1	0	0	0	3				
21 Austin Hays R OBP: 0.391, SLG: 0.485										3	1	1	0	1	0	1				
6 Ryan Mountcastle R OBP: 0.330, SLG: 0.419										4	0	1	1	0	2	3				
29 Ramón Uriás R OBP: 0.250, SLG: 0.292										3	1	1	1	0	2	1				
41 Tyler Nevin R OBP: 0.333, SLG: 0.176										3	0	1	1	1	0	1				
25 Anthony Santander S OBP: 0.384, SLG: 0.352										0	0	0	0	0	0	0				
3 Jorge Mateo R OBP: 0.281, SLG: 0.363										4	0	1	0	0	1	3				
23 Robinson Chirinos R OBP: 0.262, SLG: 0.179										4	0	1	0	0	2	2				
11 Chris Owings R OBP: 0.320, SLG: 0.105										1	0	0	0	3	0	1				
Inning Stats	R: 3 E: 0 K: 1 S: 16	H: 3 LOB: 1 BB: 1 P: 26	R: 0 E: 0 K: 1 S: 18	H: 0 LOB: 1 BB: 1 P: 27	R: 0 E: 0 K: 2 S: 16	H: 1 LOB: 2 BB: 1 P: 25	R: 0 E: 0 K: 1 S: 15	H: 0 LOB: 1 BB: 1 P: 22	R: 1 E: 0 K: 0 S: 14	H: 3 LOB: 2 BB: 0 P: 20	R: 0 E: 0 K: 1 S: 13	H: 0 LOB: 2 BB: 1 P: 20	R: 0 E: 0 K: 1 S: 5	H: 0 LOB: 0 BB: 7	R: 0 E: 0 K: 0 S: 6	H: 1 LOB: 0 BB: 0 P: 8	1B: 6 2B: 2 3B: 0 HR: 0	SF: 1 SAC: 0 DP: 1 HBP: 0	WP: 0 PB: 1 SB: 2 CS: 0	PA: 37
PITCHER	IP WLS BF H R ER SO BB IBB HBP BLK WP HR S P ERA WHIP																			
52 Daniel Lynch IV L ERA: 4.01	3.2 L 19 4 3 3 2 5 4 0 0 0 0 0 0 17 25 6.75 2.250																			
36 Joel Payamps R ERA: 2.7	1.1 7 3 1 1 0 0 0 0 0 0 0 0 13 20 0.00 1.000																			
65 Dylan Coleman R ERA: 2.61	1.0 5 0 0 0 1 1 0 0 0 0 0 0 11 15 0.00 0.500																			
67 Gabe Speier L ERA:	2.0 6 1 0 0 1 0 0 0 0 0 0 0 11 15 0.00 0.500																			

Batter	1	2	3	4	5	6	7	8	9	AB	R	H	RBI	BB	SO	LOB	TOP
7 Bobby Witt Jr. R OBP: 0.260, SLG: 0.333										5	1	1	0	0	0	4	Kansas City Royals @ Baltimore Orioles Oriole Park at Camden Yards, Baltimore, MD Mon May 09 2022, 12:07 PM - 2:59 PM EDT Att: 9,438 - Sunny - 63 F
16 Andrew Benintendi L OBP: 0.375, SLG: 0.464										4	0	0	0	0	1	2	
13 Salvador Perez R OBP: 0.241, SLG: 0.408										4	0	2	0	0	0	1	
Ryan O'Hearn L OBP: 0.217, SLG: 0.105										3	0	1	1	0	2	1	
26 Emmanuel Rivera R, PH OBP: 0.308, SLG: 0.182										0	0	0	0	1	0	0	
17 Hunter Dozier R OBP: 0.278, SLG: 0.442										4	0	0	0	0	1	5	
15 Whit Merrifield R OBP: 0.177, SLG: 0.163										4	0	0	0	0	1	0	
1 MJ Melendez L OBP: 0.429, SLG: 0.417										3	0	1	0	1	1	0	
2 Michael Taylor R OBP: 0.313, SLG: 0.296										3	0	0	0	1	1	1	
8 Nicky Lopez L OBP: 0.333, SLG: 0.260										3	0	1	0	0	0	3	
Inning Stats	R: 1 H: 2 E: 0 K: 1 S: 13	L: 0 H: 1 E: 0 K: 0 S: 10	R: 0 H: 0 E: 0 K: 0 S: 5	R: 0 H: 0 E: 0 K: 1 S: 9	R: 0 H: 1 E: 0 K: 0 S: 8	R: 0 H: 1 E: 0 K: 1 S: 9	R: 0 H: 0 E: 0 K: 2 S: 12	R: 0 H: 1 E: 0 K: 1 S: 21	R: 0 H: 0 E: 0 K: 1 S: 16	1B: 5 2B: 1 3B: 0 HR: 0	SF: 0 SAC: 0 DP: 0 HBP: 1	WP: 0 PB: 0 SB: 1 CS: 0	PA: 37				
PITCHER	IP WLS BF H R ER SO BB IBB HBP BLK WP HR S P ERA WHIP	IP WLS BF H R ER SO BB IBB HBP BLK WP HR S P ERA WHIP	IP WLS BF H R ER SO BB IBB HBP BLK WP HR S P ERA WHIP	IP WLS BF H R ER SO BB IBB HBP BLK WP HR S P ERA WHIP	IP WLS BF H R ER SO BB IBB HBP BLK WP HR S P ERA WHIP	IP WLS BF H R ER SO BB IBB HBP BLK WP HR S P ERA WHIP	IP WLS BF H R ER SO BB IBB HBP BLK WP HR S P ERA WHIP	IP WLS BF H R ER SO BB IBB HBP BLK WP HR S P ERA WHIP	IP WLS BF H R ER SO BB IBB HBP BLK WP HR S P ERA WHIP	68 Tyler Wells R ERA: 3.75	74 Félix Bautista R ERA: 2.19	51 Paul Fry L ERA: 6.75	34 Joey Krehbiel R ERA: 3.18	48 Jorge López R ERA: 1.13			
Batter	1	2	3	4	5	6	7	8	9	AB	R	H	RBI	BB	SO	LOB	BOTTOM
31 Cedric Mullins L OBP: 0.310, SLG: 0.427										4	0	0	0	0	1	1	Kansas City Royals @ Baltimore Orioles Oriole Park at Camden Yards, Baltimore, MD Mon May 09 2022, 12:07 PM - 2:59 PM EDT Att: 9,438 - Sunny - 63 F
16 Trev Mancini R OBP: 0.321, SLG: 0.350										4	1	3	1	0	0	0	
25 Anthony Santander S OBP: 0.389, SLG: 0.352										3	1	1	0	1	1	1	
21 Austin Hays R OBP: 0.403, SLG: 0.500										3	1	2	0	0	0	2	
6 Ryan Mountcastle R OBP: 0.301, SLG: 0.413										4	0	1	2	0	0	5	
12 Rougned Odor L OBP: 0.296, SLG: 0.342										4	0	0	0	0	0	2	
41 Tyler Nevin R OBP: 0.320, SLG: 0.150										3	1	0	0	1	1	0	
37 Anthony Bemboom L OBP: 0.233, SLG: 0.184										3	1	1	0	1	1	0	
3 Jorge Mateo R OBP: 0.280, SLG: 0.358										4	1	1	1	0	1	1	
Inning Stats	R: 0 H: 0 E: 0 K: 1 S: 8	R: 0 H: 1 E: 0 K: 0 S: 5	R: 0 H: 0 E: 0 K: 0 S: 9	R: 0 H: 2 E: 0 K: 0 S: 10	R: 6 H: 4 E: 0 K: 1 S: 22	R: 0 H: 0 E: 0 K: 2 S: 9	R: 0 H: 2 E: 0 K: 0 S: 12	R: 0 H: 0 E: 0 K: 1 S: 9	R: 0 H: 0 E: 0 K: 1 S: 16	1B: 7 2B: 2 3B: 0 HR: 0	SF: 0 SAC: 0 DP: 1 HBP: 1	WP: 2 PB: 0 SB: 1 CS: 0	PA: 36				
PITCHER	IP WLS BF H R ER SO BB IBB HBP BLK WP HR S P ERA WHIP	IP WLS BF H R ER SO BB IBB HBP BLK WP HR S P ERA WHIP	IP WLS BF H R ER SO BB IBB HBP BLK WP HR S P ERA WHIP	IP WLS BF H R ER SO BB IBB HBP BLK WP HR S P ERA WHIP	IP WLS BF H R ER SO BB IBB HBP BLK WP HR S P ERA WHIP	IP WLS BF H R ER SO BB IBB HBP BLK WP HR S P ERA WHIP	IP WLS BF H R ER SO BB IBB HBP BLK WP HR S P ERA WHIP	IP WLS BF H R ER SO BB IBB HBP BLK WP HR S P ERA WHIP	IP WLS BF H R ER SO BB IBB HBP BLK WP HR S P ERA WHIP	43 Carlos Hernández R ERA: 7.15	24 Amir Garrett L ERA: 3.38	57 Ronald Bojano R ERA: 3.0					

Batter	1	2	3	4	5	6	7	8	9	AB R H RBI BB SO LOB	TOP									
31 Cedric Mullins, L (1, 8) OBP: 0.328, SLG: 0.467	P5		HR		16 HBP 25 2B	16 1B			21 1B	5 2 4 2 0 0 0	Baltimore Orioles @ St. Louis Cardinals Busch Stadium, St. Louis, MO Tue May 10 2022, 6:48 PM - 9:40 PM CDT Att: 33,649 - Clear - 90 F									
16 Trey Mancini, R (1, 10) OBP: 0.325, SLG: 0.346	F7		K		25 2B HBP	1B		25 FC5-6 1B	K	4 0 1 1 0 2 1										
25 Anthony Santander, S (1, 7) OBP: 0.397, SLG: 0.375	1B		1B		1B		FC5-6	L9	L9	5 0 3 1 0 0 3										
21 Austin Hays, R (1, 9) OBP: 0.387, SLG: 0.477	L8		F9		2B		G6-3	G6-3	G6-3	5 0 0 0 0 1 5										
6 Ryan Mountcastle, R (1, 3) OBP: 0.299, SLG: 0.402	G6-3		F9		BB		K	K	K	3 0 0 0 1 1 0										
41 Tyler Nevin, R (1, 5) OBP: 0.310, SLG: 0.292	K		K		HR		G4-3	G4-3	G4-3	4 1 1 1 0 2 3										
3 Jorge Mateo, R (1, 6) OBP: 0.279, SLG: 0.364	G5-3		G6-3		G6-3		11 FC1-5 2B	G1-3	G1-3	4 0 1 0 0 0 0										
23 Robinson Chirinos, R (1, 2) OBP: 0.261, SLG: 0.169	G4-3		G4-3		G4-3		11 FC1-5 HBP	P3	P3	3 0 0 0 0 0 0										
11 Chris Owings, R (1, 4) OBP: 0.310, SLG: 0.174	31 HR 2B		K		K		FC1-5-6 1B 16 1B	G5-3	G5-3	4 2 1 0 0 1 2										
Inning Stats	R: 0 E: 0 K: 0 S: 9	H: 1 LOB: 1 BB: 0 P: 13	R: 0 E: 0 K: 1 S: 12	H: 0 LOB: 0 BB: 0 P: 17	R: 2 E: 0 K: 1 S: 14	H: 3 LOB: 1 BB: 0 P: 19	R: 1 E: 0 K: 0 S: 7	H: 1 LOB: 0 BB: 0 P: 13	R: 1 E: 0 K: 3 S: 19	H: 2 LOB: 3 BB: 1 P: 35		R: 0 E: 0 K: 1 S: 10	H: 0 LOB: 0 BB: 0 P: 14	R: 0 E: 0 K: 0 S: 6	H: 0 LOB: 0 BB: 0 P: 7	R: 0 E: 0 K: 1 S: 7	H: 1 LOB: 1 BB: 0 P: 9	1B: 6 2B: 4 3B: 0 HR: 2	SF: 0 SAC: 0 DP: 1 HBP: 2	WP: 0 PB: 0 SB: 1 CS: 0
PITCHER	IP WLS BF H R ER SO BB IBB HBP BLK WP HR S P ERA WHIP	PITCHER										IP WLS BF H R ER SO BB IBB HBP BLK WP HR S P ERA WHIP								
70 Packy Naughton, L (1, 1) ERA: 4.26	3.1 L 15 5 3 3 2 0 0 0 0 0 2 39 57 8.10 1.500																			
38 Kodi Whitley, R (4, 1) ERA: 4.5	1.1 8 2 1 1 2 1 0 1 0 0 0 19 36 6.75 2.250																			
30 Nick Wittgren, R (5, 1) ERA: 3.09	1.1 7 3 1 1 2 0 0 1 0 0 0 15 20 6.75 2.250																			
53 Andre Pallante, R (7, 1) ERA: 1.2	1.0 3 0 0 0 1 0 0 0 0 0 0 10 14 0.00 0.000																			
62 T.J. McFarland, L (8, 1) ERA: 4.35	2.0 7 1 0 0 1 0 0 0 0 0 0 13 16 0.00 0.500																			
19 Tommy Edman, S (1, 4) OBP: 0.388, SLG: 0.450	K		K		K		K		36 WP 1B	4 0 1 0 0 3 0	Baltimore Orioles @ St. Louis Cardinals Busch Stadium, St. Louis, MO Tue May 10 2022, 6:48 PM - 9:40 PM CDT Att: 33,649 - Clear - 90 F									
46 Paul Goldschmidt, R (1, 3) OBP: 0.377, SLG: 0.606	28 G5-4 1B		G1-3		G1-3		K		F7	4 0 1 0 0 1 1										
28 Nolan Arenado, R (1, 5) OBP: 0.387, SLG: 0.598	G5-4-3 1-2		K		K		K		L9	4 0 0 0 0 2 2										
36 Juan Ypez, R (1, 10) OBP: 0.500, SLG: 0.727	3 G6-3 1B		G6-3		K		F8		F8	3 0 1 0 0 1 0										
35 Kramer Robertson, R (9, PR)									HBP	0 0 0 0 0 0 0										
27 Tyler O'Neill, R (1, 7) OBP: 0.267, SLG: 0.317	K		K		F9		K		K	4 0 0 0 0 3 3										
3 Dylan Carlson, S (1, 9) OBP: 0.274, SLG: 0.330	G6-3		G6-3		K		K		G6-4-3 1B	3 0 1 0 0 1 1										
4 Yadier Molina, R (1, 2) OBP: 0.234, SLG: 0.313	L3		L3		48 IHR 2B		G6-4-3		G6-4-3	3 1 1 0 0 0 1										
48 Harrison Bader, R (1, 8) OBP: 0.318, SLG: 0.379	L8		L8		IHR		F7		F7	3 1 1 2 0 0 0										
33 Brendan Donovan, L (1, 6) OBP: 0.235, SLG: 0.375	G4-3		G4-3		K		K		HR	3 1 1 1 0 1 0										
Inning Stats	R: 0 E: 0 K: 1 S: 8	H: 1 LOB: 0 BB: 0 P: 13	R: 0 E: 0 K: 1 S: 8	H: 1 LOB: 0 BB: 0 P: 14	R: 0 E: 0 K: 0 S: 6	H: 0 LOB: 0 BB: 0 P: 7	R: 0 E: 0 K: 2 S: 10	H: 0 LOB: 0 BB: 0 P: 13	R: 0 E: 0 K: 3 S: 15	H: 2 LOB: 0 BB: 0 P: 20	R: 0 E: 0 K: 2 S: 9	H: 0 LOB: 0 BB: 0 P: 12	R: 0 E: 0 K: 0 S: 10	H: 1 LOB: 0 BB: 0 P: 14	R: 1 E: 0 K: 1 S: 13	H: 2 LOB: 2 BB: 0 P: 19	1B: 4 2B: 1 3B: 0 HR: 2	SF: 0 SAC: 0 DP: 3 HBP: 1	WP: 1 PB: 0 SB: 0 CS: 0	PA: 32
PITCHER	IP WLS BF H R ER SO BB IBB HBP BLK WP HR S P ERA WHIP	PITCHER										IP WLS BF H R ER SO BB IBB HBP BLK WP HR S P ERA WHIP								
56 Kyle Bradish, R (1, 1) ERA: 4.24	7.0 W 23 4 2 2 11 0 0 0 0 0 0 64 90 2.57 0.571																			
34 Joey Krehbiel, R (8, 1) ERA: 2.92	1.0 H 3 1 0 0 0 0 0 0 0 0 0 10 14 0.00 1.000																			
55 Dillon Tate, R (9, 1) ERA: 2.45	0.2 H 5 2 1 1 0 0 0 1 0 1 1 9 14 13.50 3.000																			
74 Félix Bautista, R (9, 1) ERA: 2.13	0.1 S 1 0 0 0 1 0 0 0 0 0 0 4 5 0.00 0.000																			

AB	37
R	5
H	11
RBI	5
BB	1
SO	7
LOB	14



AB	31
R	3
H	7
RBI	3
BB	0
SO	12
LOB	8



Batter	1	2	3	4	5	6	7	8	9	AB	R	H	RBI	BB	SO	LOB	TOP														
31 Cedric Mullins, L (1, 10) OBP: 0.333, SLG: 0.464	G3-1			1B 25 F9 16 G6-3		BB 16 G4-6-3		K		3	0	1	0	1	1	0	Baltimore Orioles @ St. Louis Cardinals Busch Stadium, St. Louis, MO Wed May 11 2022, 6:47 PM - 9:44 PM CDT Att: 34,533 - Partly Cloudy - 92 F														
16 Trey Mancini, R (1, 3) OBP: 0.322, SLG: 0.343	K			G6-3		G4-6-3		1B 12 E	4	0	1	0	0	1	2																
25 Anthony Santander, S (1, 9) OBP: 0.359, SLG: 0.374 37 Anthony Bembom, L (9, PH) OBP: 0.227, SLG: 0.179	K			F9		1B		K	3	0	1	0	0	1	1																
21 Austin Hays, R (1, 8) OBP: 0.375, SLG: 0.460		G4-3		G5-3		G1-3		F9	4	0	0	0	0	0	3																
12 Rougned Odor, L (1, 4) OBP: 0.244, SLG: 0.325		G4-3			F9		F8		E6	4	0	0	0	0	1																
3 Jorge Mateo, R (1, 6) OBP: 0.278, SLG: 0.359		G3-1			1B 23 2B		G6-3		K	4	1	1	0	0	1																
41 Tyler Nevin, R (1, 7) OBP: 0.281, SLG: 0.259				K	F8		G3-1			3	0	0	0	0	1																
23 Robinson Chirinos, R (1, 2) OBP: 0.264, SLG: 0.194				G6-3	2B 1-H		F8			3	0	1	1	0	0																
11 Chris Owings, R (1, 5) OBP: 0.281, SLG: 0.154				G5-3	G1-3		K			3	0	0	0	0	1																
Inning Stats	R: 0 E: 0 K: 2 S: 14	H: 0 LOB: 0 BB: 0 P: 19	R: 0 E: 0 K: 0 S: 10	H: 0 LOB: 0 BB: 0 P: 12	R: 0 E: 0 K: 1 S: 10	H: 0 LOB: 1 BB: 0 P: 14	R: 0 E: 0 K: 0 S: 9	H: 1 LOB: 1 BB: 0 P: 13	R: 1 E: 0 K: 0 S: 10	H: 2 LOB: 1 BB: 0 P: 14	R: 0 E: 0 K: 0 S: 7	H: 0 LOB: 0 BB: 0 P: 13	R: 0 E: 0 K: 2 S: 9	H: 0 LOB: 2 BB: 0 P: 12	R: 0 E: 1 K: 2 S: 15	H: 1 LOB: 2 BB: 0 P: 22	1B: 4 2B: 1 3B: 0 HR: 0	SF: 0 SAC: 0 DP: 1 HBP: 0	WP: 0 PB: 0 SB: 0 CS: 0	PA: 33											
PITCHER	IP WLS BF	W L	ER SO	BB IBB	HBP BLK	WP HR	S P	ERA WHIP	PITCHER								IP WLS BF	H R ER SO	BB IBB	HBP BLK	WP HR	S P	ERA WHIP								
39 Miles Mikolas, R (1, 1) ERA: 1.49	7.0	W	25	4	1	1	3	1	0	0	0	0	0	0	0	0	0	0	0	69	98	1.29	0.714								
61 Jake Walsh, R (8, 1) ERA:	2.0		8	1	0	0	4	0	0	0	0	0	0	0	0	0	0	0	0	24	34	0.00	0.500								


Batter	1	2	3	4	5	6	7	8	9	AB	R	H	RBI	BB	SO	LOB	BOTTOM															
19 Tommy Edman, S (1, 4) OBP: 0.380, SLG: 0.438	G3-1	L8		1B 46 2B 1-3 2-H		G2-3		G3-1		5	1	1	2	0	0	3	Baltimore Orioles @ St. Louis Cardinals Busch Stadium, St. Louis, MO Wed May 11 2022, 6:47 PM - 9:44 PM CDT Att: 34,533 - Partly Cloudy - 92 F															
46 Paul Goldschmidt, R (1, 3) OBP: 0.389, SLG: 0.422 35 Kramer Robertson, R (8, PH) OBP: 0.281, SLG: 0.154	K			2B 28 2B 2-H		1B 28 FC5-4 2-H		G4-3		3	1	2	3	1	1	0																
28 Nolan Arenado, R (1, 5) OBP: 0.392, SLG: 0.595 7 Andrew Knizner, R (6, PH) OBP: 0.320, SLG: 0.326	K			P5		FC5-4				4	0	1	1	0	1	2																
36 Juan Yezzer, R (1, 7) OBP: 0.483, SLG: 0.778		HR		F7		G4-3		K		5	1	2	1	0	1	3																
3 Dylan Carlson, S (1, 9) OBP: 0.274, SLG: 0.336	FC1-6 4 2B			F8		G5-3		F9		4	0	1	0	0	0	2																
4 Yadier Molina, R (1, 2) OBP: 0.221, SLG: 0.294	FC1-6 25 2B 33 2B			K		G6-3		F7		4	1	0	0	0	1	2																
48 Harrison Bader, R (1, 8) OBP: 0.315, SLG: 0.374	L8			1B 19 E 25 F9		K		K		4	1	1	0	0	2	2																
25 Corey Dickerson, L (1, 10) OBP: 0.236, SLG: 0.235 5 Albert Pujols, R (6, PH) OBP: 0.327, SLG: 0.381				F9		G1-4-3		BB 33 2B 19 G3-1		2	1	1	0	0	0	1																
33 Brendan Donovan, L (1, 6) OBP: 0.381, SLG: 0.556				1B 19 E 46 2B		BB 19 G2-3 46 1B		2B 19 G3-1 35 G4-3		2	3	2	2	2	0	0																
Inning Stats	R: 0 E: 0 K: 2 S: 9	H: 0 LOB: 0 BB: 0 P: 12	R: 3 E: 0 K: 0 S: 18	H: 4 LOB: 1 BB: 0 P: 24	R: 0 E: 0 K: 0 S: 11	H: 0 LOB: 1 BB: 1 P: 19	R: 4 E: 1 K: 1 S: 21	H: 4 LOB: 1 BB: 1 P: 27	R: 0 E: 0 K: 1 S: 8	H: 0 LOB: 0 BB: 0 P: 13	R: 1 E: 0 K: 0 S: 12	H: 1 LOB: 1 BB: 1 P: 20	R: 0 E: 0 K: 1 S: 15	H: 1 LOB: 1 BB: 0 P: 23	R: 2 E: 0 K: 1 S: 16	H: 1 LOB: 1 BB: 2 P: 31	1B: 4 2B: 6 3B: 0 HR: 1	SF: 0 SAC: 0 DP: 0 HBP: 0	WP: 1 PB: 0 SB: 0 CS: 0	PA: 40												
PITCHER	IP WLS BF	W L	ER SO	BB IBB	HBP BLK	WP HR	S P	ERA WHIP	PITCHER								IP WLS BF	H R ER SO	BB IBB	HBP BLK	WP HR	S P	ERA WHIP									
80 Spenser Watkins, R (1, 1) ERA: 5.18	3.2	L	21	4	0	0	1	2	0	0	0	0	0	0	0	0	0	0	0	9	14	0.00	0.000									
51 Paul Fry, L (4, 1) ERA: 6.0	1.1		4	0	0	0	1	0	0	0	0	0	0	0	0	0	0	0	0	12	20	9.00	2.000									
61 Logan Allen, L (6, 1) ERA: 5.14	1.0		5	1	1	1	0	1	0	0	0	0	0	0	0	0	0	0	1	0	31	54	9.00	2.000								
54 Travis Lakins Sr., R (7, 1) ERA: 9.58	2.0		10	2	2	2	2	2	0	0	0	0	0	0	0	0	0	0	0	0	0	0	0									



Batter	1	2	3	4	5	6	7	8	9	AB	R	H	RBI	BB	SO	LOB	TOP
31 Cedric Mullins, L (1, 8) OBP: 0.333, SLG: 0.455										5	0	2	0	0	1	6	
3 Jorge Mateo, R (1, 6) OBP: 0.292, SLG: 0.378										4	0	1	0	0	1	3	
16 Trey Mancini, R (1, 10) OBP: 0.339, SLG: 0.374										3	1	1	1	1	0	2	
21 Austin Hays, R (9, PR) OBP: 0.364, SLG: 0.444										0	0	0	0	0	0	0	
25 Anthony Santander, S (1, 9) OBP: 0.376, SLG: 0.380										5	1	1	1	0	1	5	
41 Tyler Nevin, R (1, 3) OBP: 0.293, SLG: 0.235										3	0	0	0	2	1	2	
12 Rougned Odor, L (1, 4) OBP: 0.245, SLG: 0.322										4	0	1	0	0	0	1	
29 Ramón Uriás, R (9, PH) OBP: 0.247, SLG: 0.289										1	0	0	0	0	1	3	
65 Rylan Bannon, R (1, 5) OBP: 0.222, SLG: 0.222										5	0	1	0	0	1	5	
23 Robinson Chirinos, R (1, 2) OBP: 0.276, SLG: 0.188										2	0	0	0	2	2	3	
11 Chris Owings, R (1, 7) OBP: 0.333, SLG: 0.194										2	0	1	0	2	0	2	
Inning Stats	R: 0 H: 2 E: 0 K: 0 S: 20	H: 1 LOB: 2 BB: 1 P: 26	R: 0 H: 1 E: 0 K: 1 S: 13	H: 1 LOB: 2 BB: 1 P: 21	R: 0 H: 0 E: 0 K: 0 S: 7	H: 0 LOB: 1 BB: 0 P: 8	R: 0 H: 1 E: 0 K: 2 S: 9	H: 1 LOB: 0 BB: 0 P: 7	R: 0 H: 0 E: 0 K: 0 S: 7	H: 0 LOB: 0 BB: 1 P: 12	R: 0 H: 1 E: 0 K: 1 S: 17	H: 2 LOB: 3 BB: 2 P: 31	R: 0 H: 0 E: 0 K: 3 S: 15	H: 0 LOB: 3 BB: 1 P: 26	1B: 6 2B: 0 3B: 0 HR: 2	SF: 0 SAC: 0 DP: 2 HBP: 2	WP: 0 PA: 43 PB: 0 SB: 2 CS: 0
PITCHER	IP: 6.2 WLS: 3.72 BF: 27 ERA: 3.0	IP: 0.1 WLS: 0 BF: 3 ERA: 2.25	IP: 1.0 WLS: 0 BF: 5 ERA: 2.13	IP: 0.1 WLS: 0 BF: 4 ERA: 3.86	IP: 0.2 WLS: 0 BF: 2 ERA: 1.17	IP: 0.2 WLS: 0 BF: 2 ERA: 1.17	IP: 0.2 WLS: 0 BF: 2 ERA: 1.17	IP: 0.2 WLS: 0 BF: 2 ERA: 1.17	IP: 0.2 WLS: 0 BF: 2 ERA: 1.17	IP: 0.2 WLS: 0 BF: 2 ERA: 1.17	IP: 0.2 WLS: 0 BF: 2 ERA: 1.17	IP: 0.2 WLS: 0 BF: 2 ERA: 1.17	IP: 0.2 WLS: 0 BF: 2 ERA: 1.17	IP: 0.2 WLS: 0 BF: 2 ERA: 1.17	IP: 0.2 WLS: 0 BF: 2 ERA: 1.17	IP: 0.2 WLS: 0 BF: 2 ERA: 1.17	IP: 0.2 WLS: 0 BF: 2 ERA: 1.17
57 Eduardo Rodríguez, L (1, 1) ERA: 3.72	37 Andrew Chafin, L (7, 1) ERA: 3.0	50 Jacob Barnes, R (8, 1) ERA: 2.25	55 Alex Lange, R (8, 1) ERA: 2.13	65 Gregory Soto, L (9, 1) ERA: 3.86	19 Will Vest, R (9, 1) ERA: 1.17	19 Will Vest, R (9, 1) ERA: 1.17	19 Will Vest, R (9, 1) ERA: 1.17	19 Will Vest, R (9, 1) ERA: 1.17	19 Will Vest, R (9, 1) ERA: 1.17	19 Will Vest, R (9, 1) ERA: 1.17	19 Will Vest, R (9, 1) ERA: 1.17	19 Will Vest, R (9, 1) ERA: 1.17	19 Will Vest, R (9, 1) ERA: 1.17	19 Will Vest, R (9, 1) ERA: 1.17	19 Will Vest, R (9, 1) ERA: 1.17	19 Will Vest, R (9, 1) ERA: 1.17	19 Will Vest, R (9, 1) ERA: 1.17
8 Robbie Grossman, S (1, 9) OBP: 0.350, SLG: 0.258										2	0	0	0	2	2	0	
28 Javier Báez, R (1, 6) OBP: 0.323, SLG: 0.330										4	1	0	0	0	1	2	
24 Miguel Cabrera, L (1, 10) OBP: 0.325, SLG: 0.381										4	1	2	2	0	1	0	
46 Jeimer Candelario, S (1, 5) OBP: 0.262, SLG: 0.325										3	0	0	0	1	2	1	
7 Jonathan Schoop, R (1, 4) OBP: 0.190, SLG: 0.225										4	1	1	0	0	0	1	
9 Willi Castro, S (1, 7) OBP: 0.370, SLG: 0.395										3	1	1	1	0	0	1	
20 Spencer Torkelson, R (1, 3) OBP: 0.287, SLG: 0.272										3	0	2	1	0	0	0	
15 Tucker Barnhart, L (1, 2) OBP: 0.320, SLG: 0.314										3	0	0	0	0	2	3	
54 Derek Hill, R (1, 8) OBP: 0.279, SLG: 0.300										3	0	0	0	0	0	0	
Inning Stats	R: 0 H: 0 E: 0 K: 1 S: 7	H: 1 LOB: 1 BB: 1 P: 12	R: 1 H: 1 E: 0 K: 1 S: 10	H: 1 LOB: 1 BB: 1 P: 15	R: 0 H: 0 E: 0 K: 0 S: 6	H: 0 LOB: 0 BB: 0 P: 10	R: 0 H: 0 E: 0 K: 2 S: 10	H: 0 LOB: 0 BB: 0 P: 12	R: 3 H: 4 E: 0 K: 1 S: 12	H: 4 LOB: 1 BB: 0 P: 23	R: 0 H: 0 E: 0 K: 2 S: 12	H: 0 LOB: 0 BB: 0 P: 15	R: 0 H: 0 E: 0 K: 0 S: 9	H: 0 LOB: 0 BB: 0 P: 9	1B: 3 2B: 2 3B: 0 HR: 1	SF: 0 SAC: 0 DP: 1 HBP: 0	WP: 0 PA: 32 PB: 0 SB: 0 CS: 0
PITCHER	IP: 5.2 WLS: 5 BF: 25 ERA: 4.38	IP: 0.1 WLS: 0 BF: 1 ERA: 4.51	IP: 2.0 WLS: 6 BF: 0 ERA: 0.00	IP: 0.0 WLS: 0 BF: 0 ERA: 0.00	IP: 0.0 WLS: 0 BF: 0 ERA: 0.00	IP: 0.0 WLS: 0 BF: 0 ERA: 0.00	IP: 0.0 WLS: 0 BF: 0 ERA: 0.00	IP: 0.0 WLS: 0 BF: 0 ERA: 0.00	IP: 0.0 WLS: 0 BF: 0 ERA: 0.00	IP: 0.0 WLS: 0 BF: 0 ERA: 0.00	IP: 0.0 WLS: 0 BF: 0 ERA: 0.00	IP: 0.0 WLS: 0 BF: 0 ERA: 0.00	IP: 0.0 WLS: 0 BF: 0 ERA: 0.00	IP: 0.0 WLS: 0 BF: 0 ERA: 0.00	IP: 0.0 WLS: 0 BF: 0 ERA: 0.00	IP: 0.0 WLS: 0 BF: 0 ERA: 0.00	IP: 0.0 WLS: 0 BF: 0 ERA: 0.00
28 Jordan Lyles, R (1, 1) ERA: 4.38	61 Logan Allen, L (6, 1) ERA: 4.51	81 Denyi Reyes, R (7, 1) ERA: 0.00															


Baltimore Orioles @ Detroit Tigers
Comerica Park, Detroit, MI
Fri May 13 2022, 7:15 PM - 10:21 PM EDT
Att: 23,941 - Clear - 82 F

AB 34
R 2
H 8
RBI 2
BB 7
SO 8
LOB 32



Baltimore Orioles @ Detroit Tigers
Comerica Park, Detroit, MI
Fri May 13 2022, 7:15 PM - 10:21 PM EDT
Att: 23,941 - Clear - 82 F

AB 29
R 4
H 6
RBI 4
BB 3
SO 8
LOB 8



livebaseballscorecards.com

Batter	1	2	3	4	5	6	7	8	9	AB	R	H	RBI	BB	SO	LOB	TOP																			
31 Cedric Mullins, L (1, 8) OBP: 0.331, SLG: 0.449	L4		G3-6-1					FC6		4	0	1	0	0	0	2	<p>Baltimore Orioles @ Detroit Tigers Comerica Park, Detroit, MI Sat May 14 2022, 4:11 PM - 6:39 PM EDT Att: 28,016 - Sunny - 82 F</p>																			
16 Trey Mancini, R (1, 10) OBP: 0.344, SLG: 0.373	F9			BB		F9				3	0	1	0	1	0	1																				
25 Anthony Santander, S (1, 9) OBP: 0.365, SLG: 0.366	P5			G4-5-3			F8			4	0	0	0	0	2																					
29 Ramón Urias, R (1, 5)	L1-4-3			G6-3						4	0	1	0	0	1	0																				
12 Rougned Odor, L (1, 4) OBP: 0.237, SLG: 0.311	P3					K				3	0	0	0	0	1	1																				
41 Tyler Nevin, R (1, 3) OBP: 0.295, SLG: 0.243	E6									3	0	1	0	0	1	1																				
26 Ryan McKenna, R (1, 7) OBP: 0.333, SLG: 0.318	K					G1-4-3				3	0	0	0	0	1	2																				
37 Anthony Bemboom, L (1, 2) OBP: 0.235, SLG: 0.244								E5		2	0	0	0	1	1	1																				
11 Chris Owings, R (1, 6) OBP: 0.310, SLG: 0.176			F9			G1-3				3	0	0	0	0	1	2																				
Inning Stats	R: 0 E: 0 K: 0 S: 9	H: 0 LOB: 0 BB: 0 P: 12	R: 0 E: 1 K: 1 S: 16	H: 0 LOB: 1 BB: 0 P: 22	R: 0 E: 0 K: 0 S: 5	H: 0 LOB: 0 BB: 1 P: 9	R: 0 E: 0 K: 0 S: 7	H: 0 LOB: 0 BB: 1 P: 14	R: 0 E: 0 K: 1 S: 10	H: 1 LOB: 0 BB: 0 P: 12	R: 0 E: 0 K: 0 S: 10	H: 1 LOB: 1 BB: 0 P: 14	R: 0 E: 1 K: 2 S: 12	H: 0 LOB: 1 BB: 0 P: 17	R: 0 E: 0 K: 1 S: 14	H: 1 LOB: 0 BB: 0 P: 21	1B: 3 2B: 1 3B: 0 HR: 0	SF: 0 SAC: 0 DP: 4 HBP: 0	WP: 0 PB: 0 SB: 0 CS: 0	PA: 31																
PITCHER	IP	WLS	BF	H	R	ER	SO	BB	IBB	HBP	BLK	WP	HR	S	P	ERA	WHIP	PITCHER		IP	WLS	BF	H	R	ER	SO	BB	IBB	HBP	BLK	WP	HR	S	P	ERA	WHIP
38 Michael Pineda, R (1, 1) ERA: 3.22	1.1		4	0	0	0	0	0	0	0	0	0	0	14	20	0.00	0.000	65 Gregory Soto, L (9, 1) ERA: 3.48		1.0	S	3	1	0	0	1	0	0	0	0	0	0	14	21	0.00	1.000
58 Willy Peralta, R (2, 1) ERA: 0.59	2.2	W	9	0	0	0	1	2	0	0	0	0	0	23	37	0.00	0.750																			
68 Jason Foley, R (5, 1) ERA: 2.35	2.0	H	7	2	0	0	1	0	0	0	0	0	0	20	26	0.00	1.000																			
77 Joe Jiménez, R (7, 1) ERA: 3.77	1.0	H	4	1	0	0	1	0	0	0	0	0	0	10	12	0.00	1.000																			
37 Andrew Chafin, L (8, 1) ERA: 2.57	1.0	H	4	0	0	0	2	0	0	0	0	0	0	12	17	0.00	0.000																			

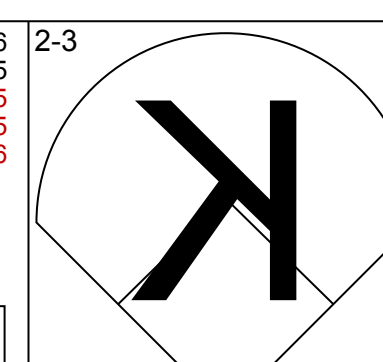
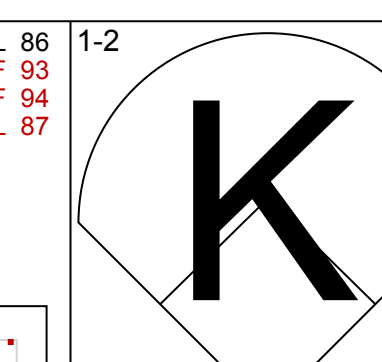
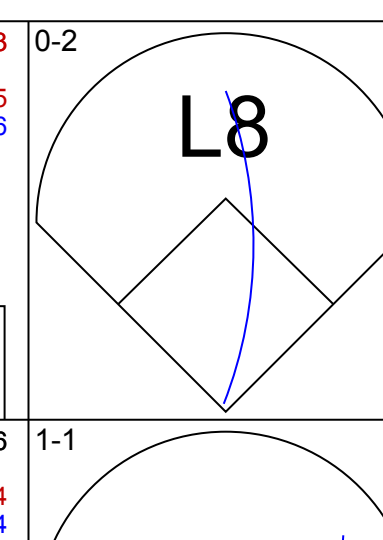
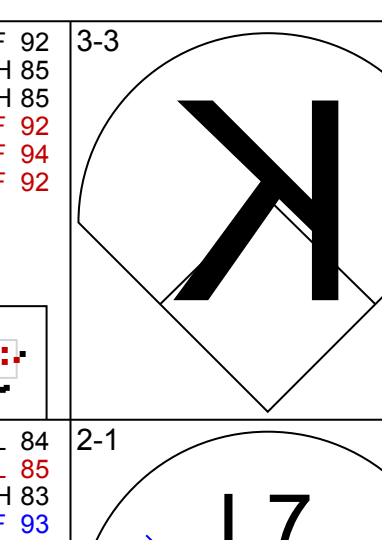
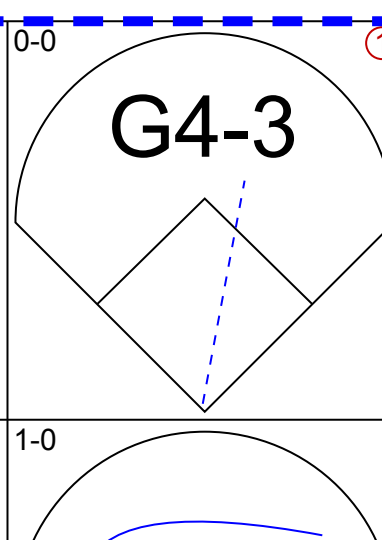
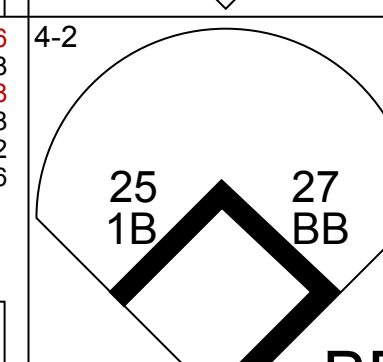
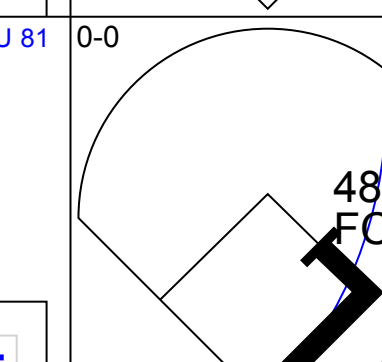
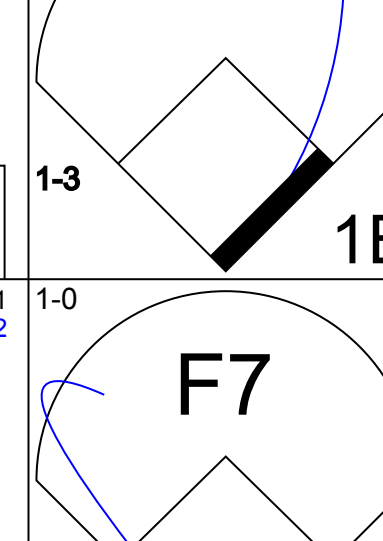
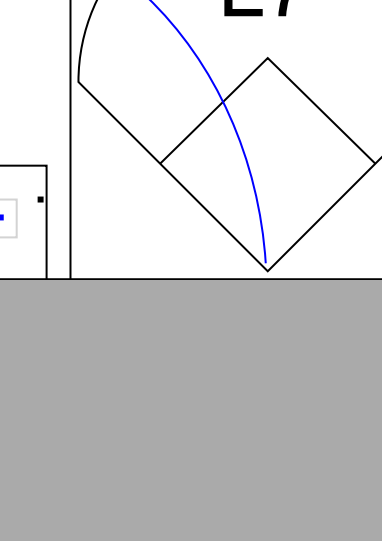
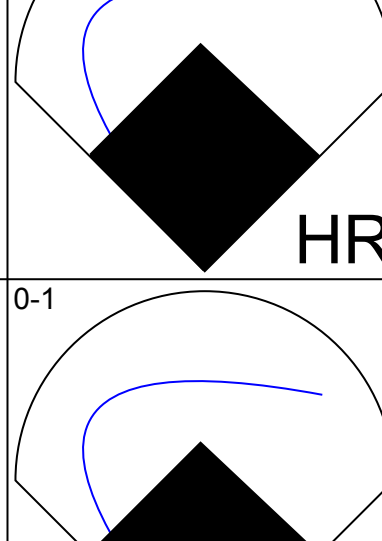
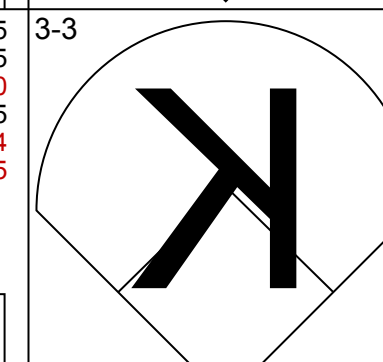
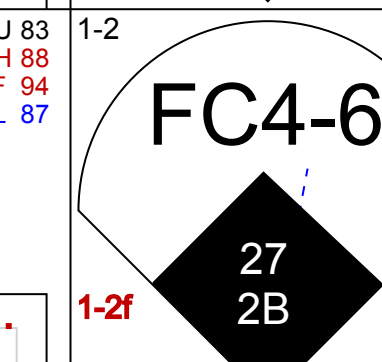
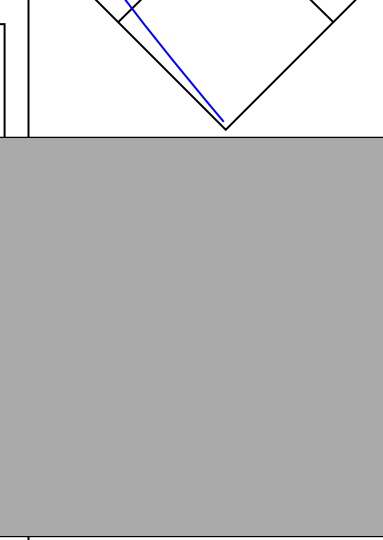
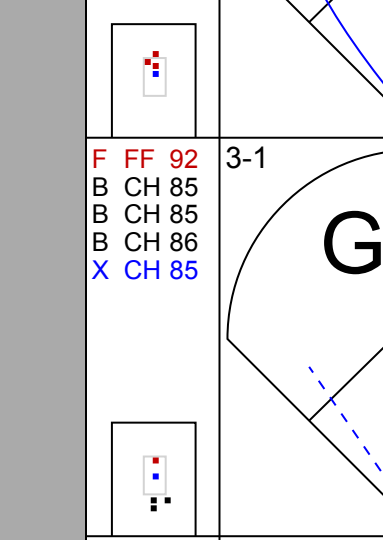
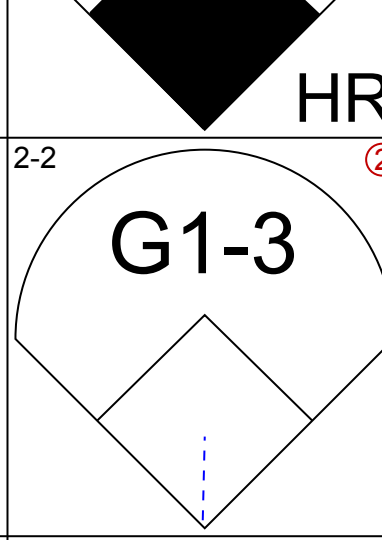
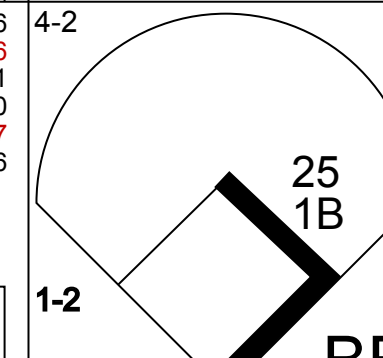
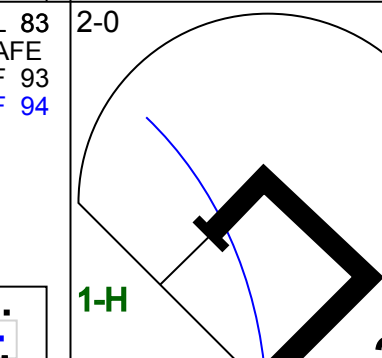
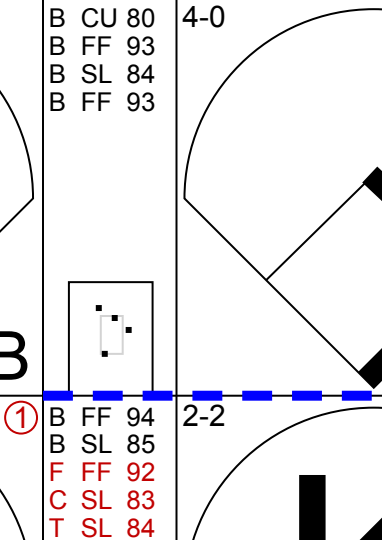
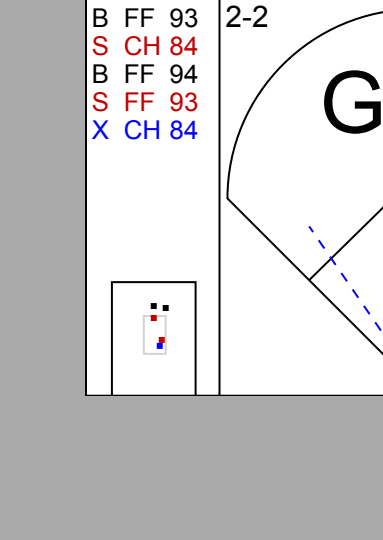
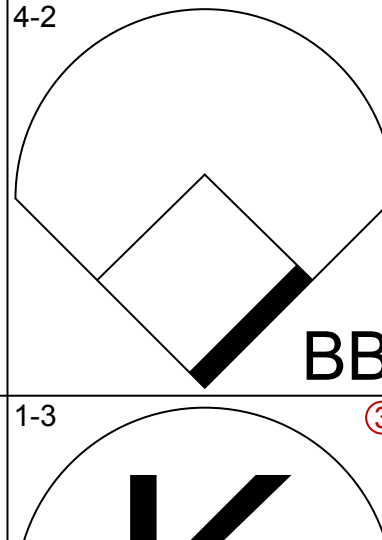
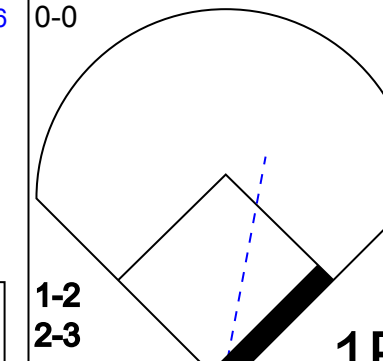

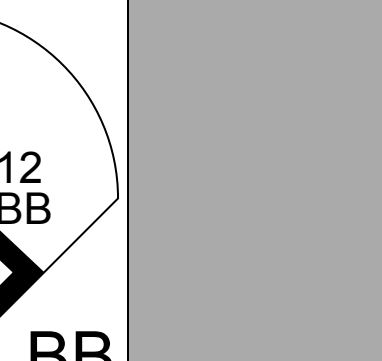
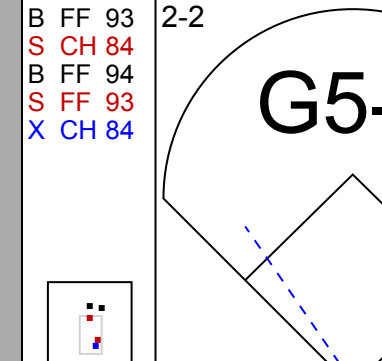

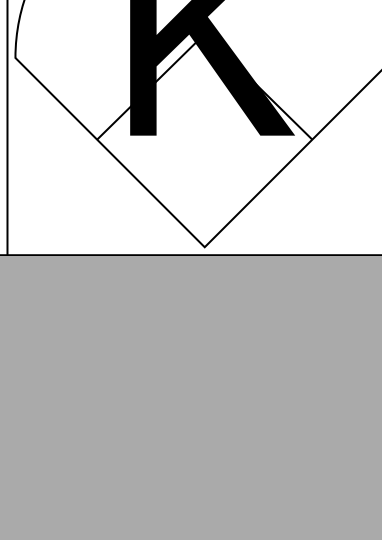

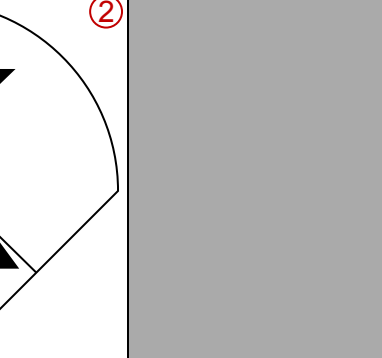
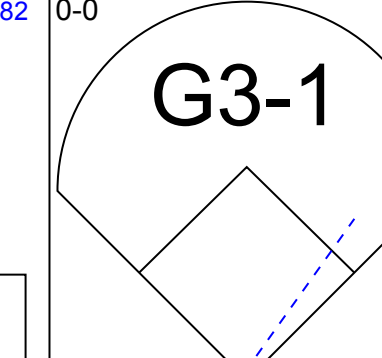
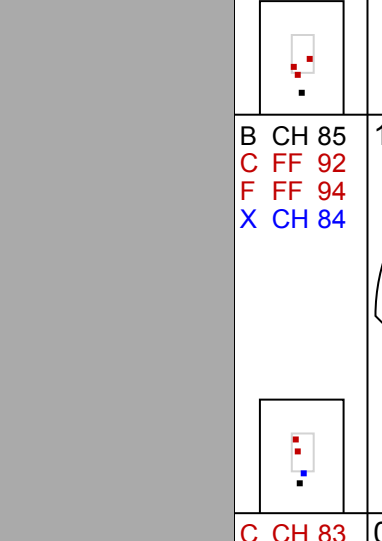

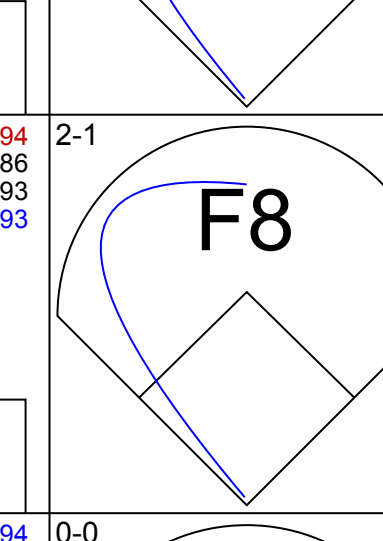
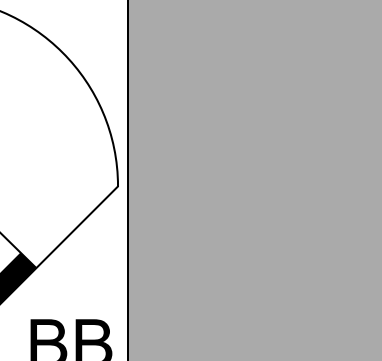
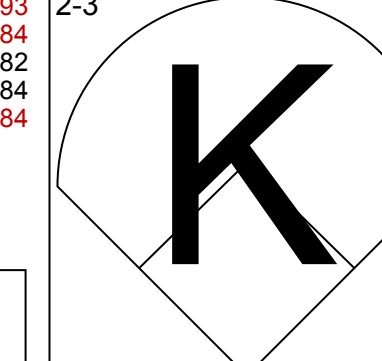
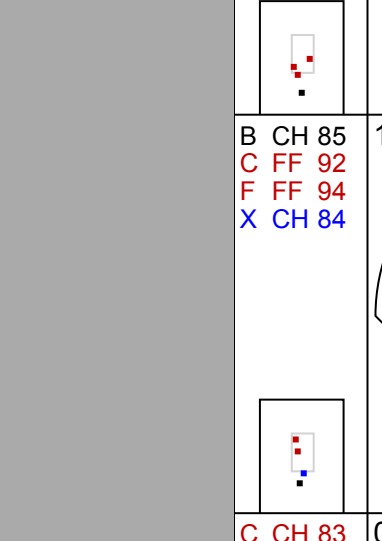
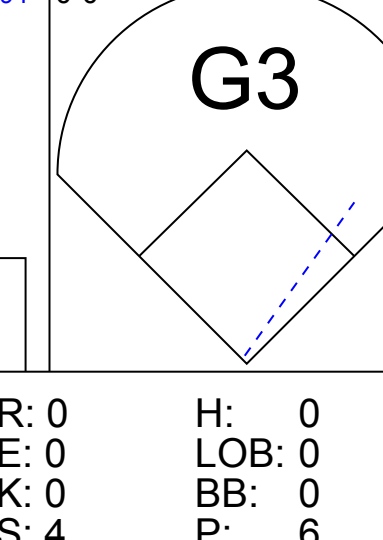
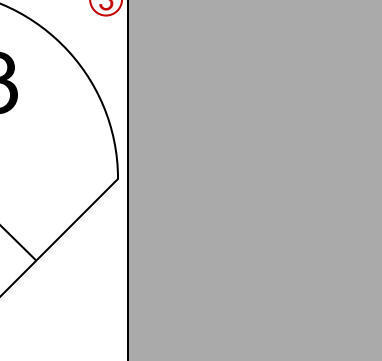
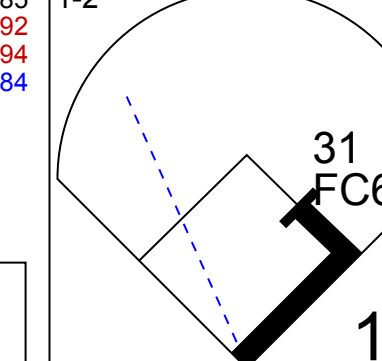
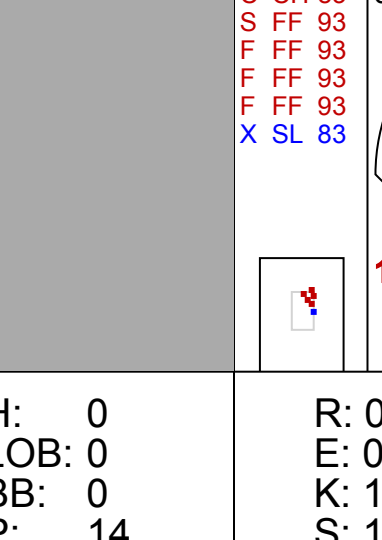
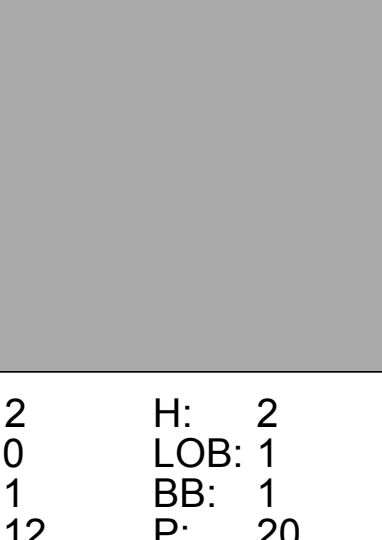
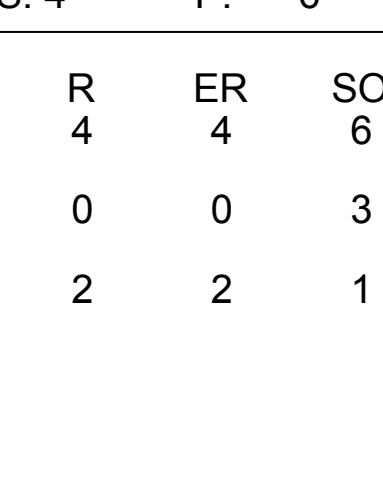
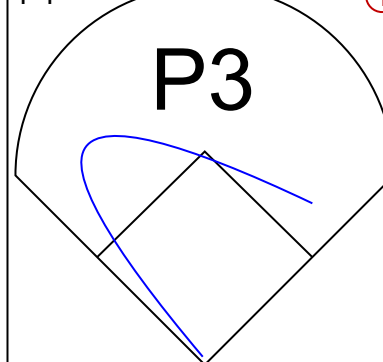
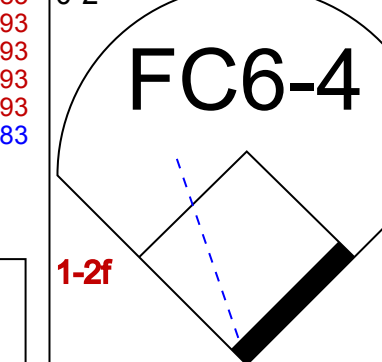
AB	29
R	0
H	4
RBI	0
BB	2
SO	6
LOB	12



Batter	1	2	3	4	5	6	7	8	9	AB	R	H	RBI	BB	SO	LOB	BOTTOM																			
8 Robbie Grossman, S (1, 9) OBP: 0.339, SLG: 0.248	F8					F8				4	0	0	0	0	2	0	<p>Baltimore Orioles @ Detroit Tigers Comerica Park, Detroit, MI Sat May 14 2022, 4:11 PM - 6:39 PM EDT Att: 28,016 - Sunny - 82 F</p>																			
28 Javier Báez, R (1, 6) OBP: 0.252, SLG: 0.327	K		G5-3					G6-3		4	0	1	0	0	1	0																				
24 Miguel Cabrera, R (1, 10) OBP: 0.339, SLG: 0.389										3	0	2	0	1	0	0																				
46 Jeimer Candelario, S (1, 5) OBP: 0.256, SLG: 0.317	P4									3	0	0	0	0	4	4																				
7 Jonathan Schoop, R (1, 4) OBP: 0.194, SLG: 0.236										3	1	1	0	0	0	3																				
9 Willi Castro, S (1, 7) OBP: 0.367, SLG: 0.467										2	1	1	2	0	0	0																				
13 Eric Haase, R (1, 2) OBP: 0.241, SLG: 0.302										3	1	2	1	0	0	0																				
20 Spencer Torkelson, R (1, 3) OBP: 0.279, SLG: 0.263										3	0	0	0	0	1	1																				
54 Derek Hill, R (1, 8) OBP: 0.261, SLG: 0.279										3	0	0	0	0	0	0																				
Inning Stats	R: 0 E: 0 K: 1 S: 9	H: 1 LOB: 1 BB: 0 P: 12	R: 1 E: 1 K: 0 S: 6	H: 2 LOB: 0 BB: 0 P: 8	R: 0 E: 0 K: 1 S: 9	H: 0 LOB: 0 BB: 0 P: 13	R: 0 E: 0 K: 0 S: 6	H: 0 LOB: 0 BB: 1 P: 13	R: 1 E: 0 K: 0 S: 9	H: 1 LOB: 0 BB: 0 P: 13	R: 0 E: 0 K: 0 S: 12	H: 2 LOB: 2 BB: 0 P: 20	R: 1 E: 0 K: 1 S: 8	H: 1 LOB: 0 BB: 0 P: 10	R: 0 E: 0 K: 1 S: 6	H: 0 LOB: 0 BB: 0 P: 10	1B: 4 2B: 1 3B: 0 HR: 2	SF: 1 SAC: 0 DP: 2 HBP: 0	WP: 0 PB: 0 SB: 0 CS: 0	PA: 30																
PITCHER	IP	WLS	BF	H	R	ER	SO	BB	IBB	HBP	BLK	WP	HR	S	P	ERA	WHIP	PITCHER		IP	WLS	BF	H	R	ER	SO	BB	IBB	HBP	BLK	WP	HR	S	P	ERA	WHIP
50 Bruce Zimmermann, L (1, 1) ERA: 2.72	6.0	L	24	7	3	2	2	1	0	0	0	0	2	52	80	3.00	1.333	65 Gregory Soto, L (9, 1) ERA: 3.48		1.0	S	3	1	0	0	1	0	0	0	0	14	21	0.00	1.000		
55 Dillon Tate, R (7, 1) ERA: 2.16	1.0		3	0	0	0	1	0	0	0	0	0	0	7	9	0.00	0.000																			
48 Jorge López, R (8, 1) ERA: 1.06	1.0		3	0	0	0	1	0	0	0	0	0	0	6	10	0.00	0.000																			

AB	28
R	3
H	7
RBI	3
BB	1
SO	4
LOB	8

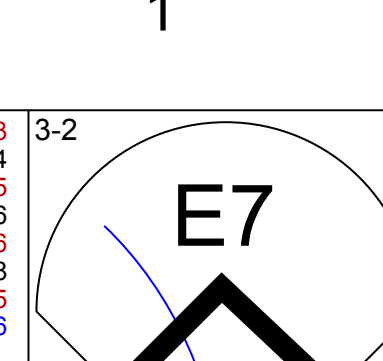
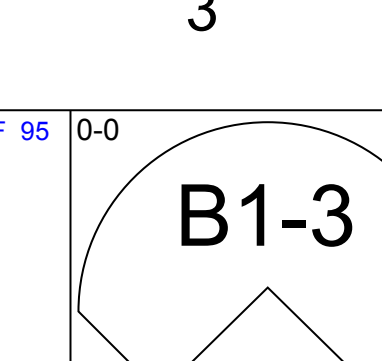
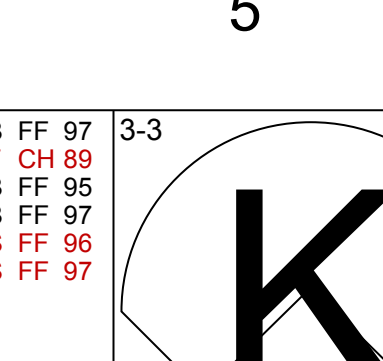
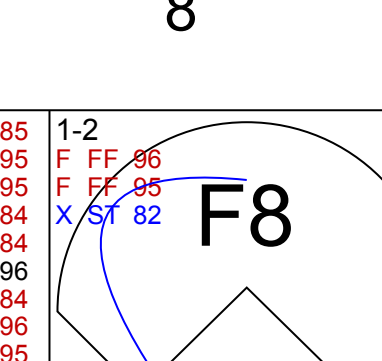
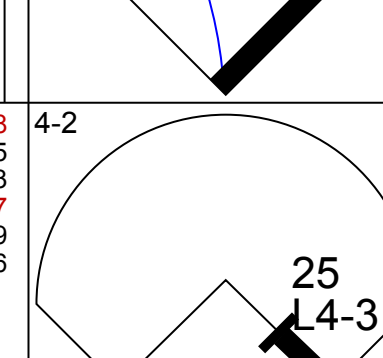
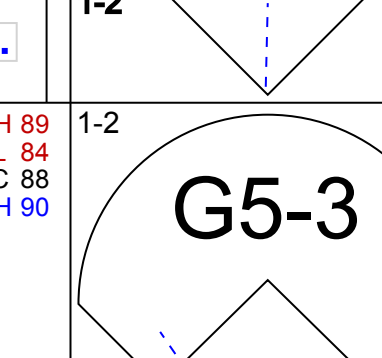
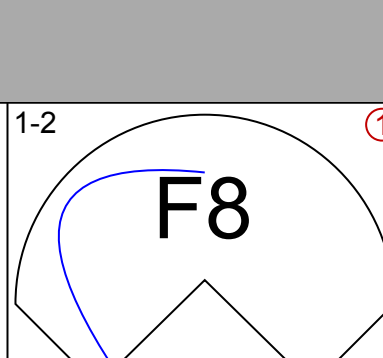
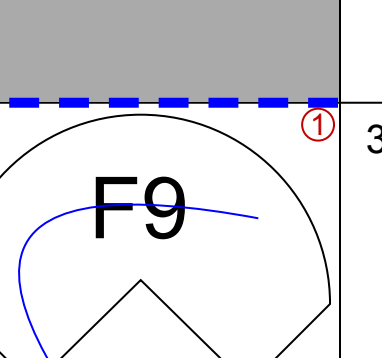
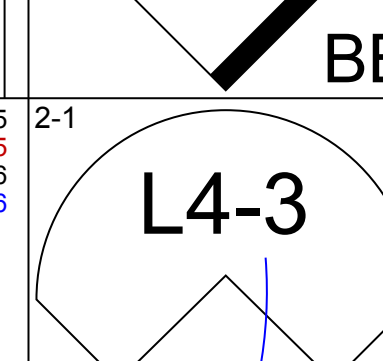
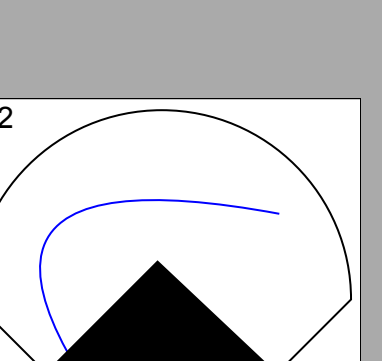
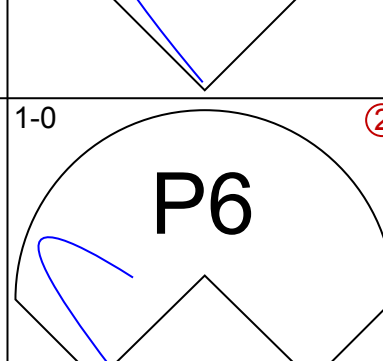
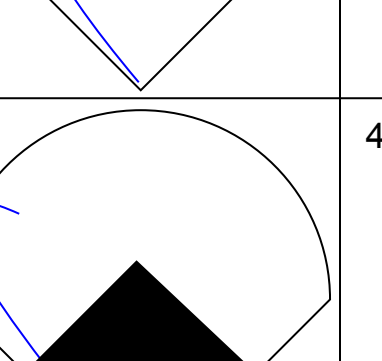
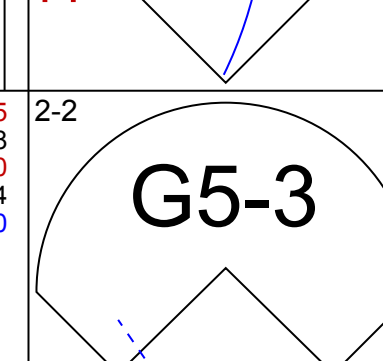
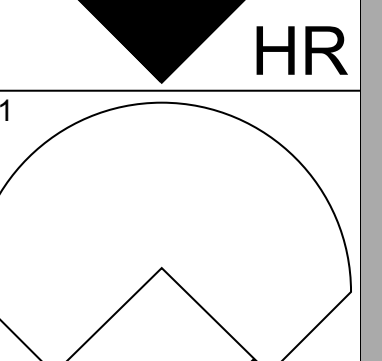
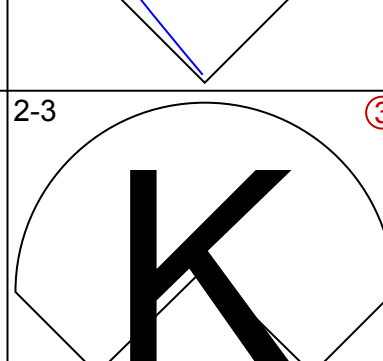

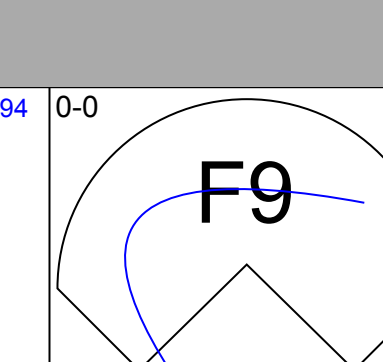
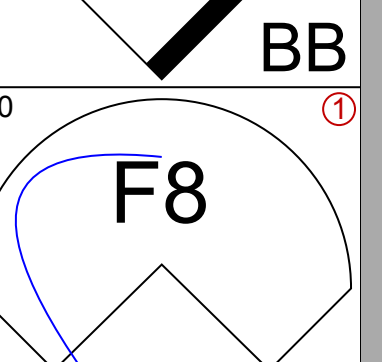
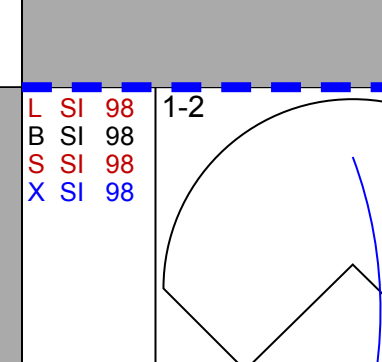

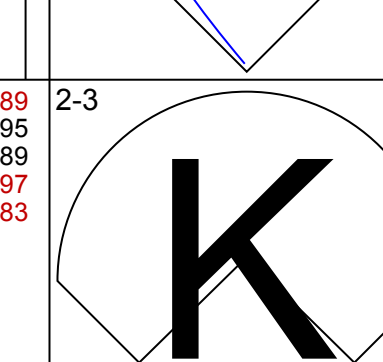
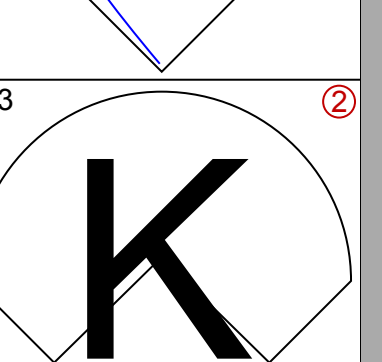
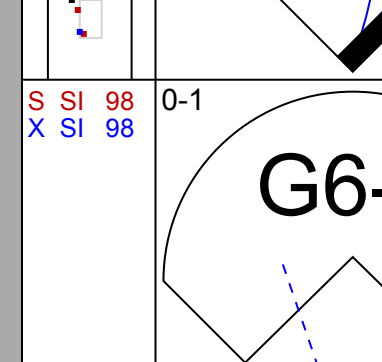
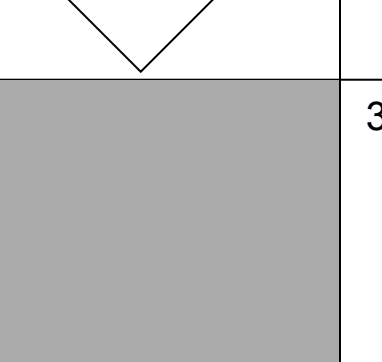
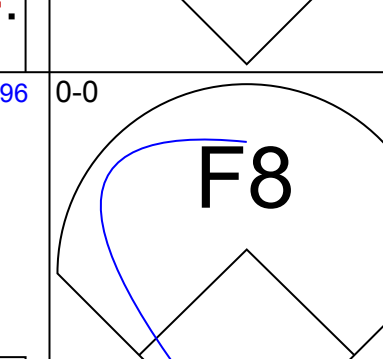
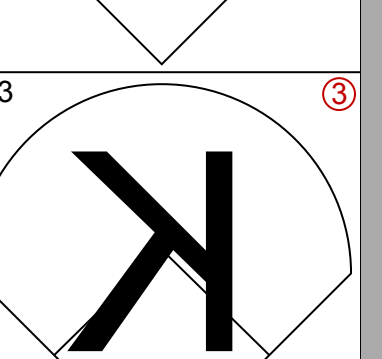
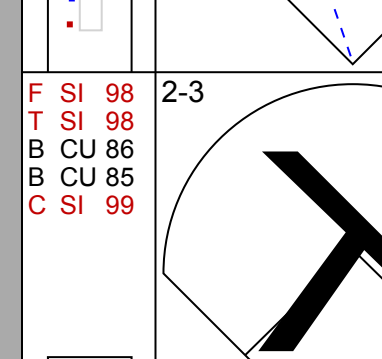
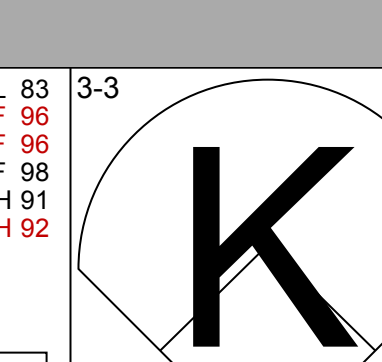
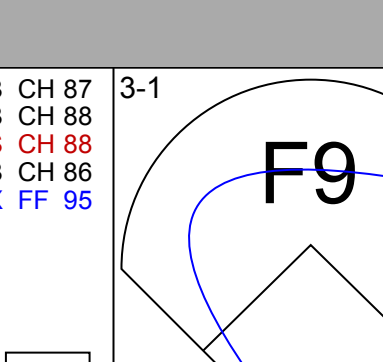
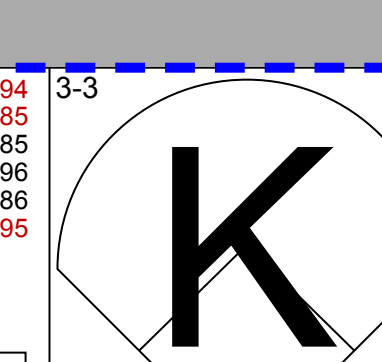
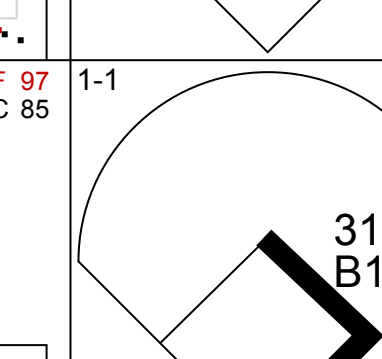
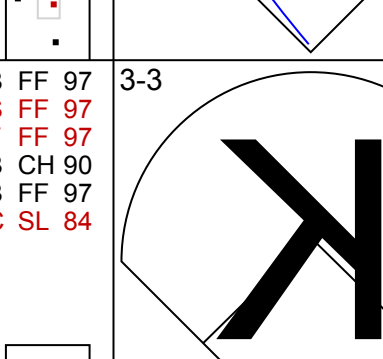
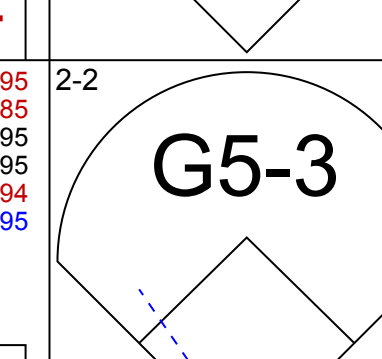


Batter	1	2	3	4	5	6	7	8	9	AB	R	H	RBI	BB	SO	LOB	TOP					
26 DJ LeMahieu, R OBP: 0.343, SLG: 0.385										5	0	0	0	0	3	1						
28 Josh Donaldson, R OBP: 0.358, SLG: 0.439										4	1	3	1	1	0	0						
48 Anthony Rizzo, L OBP: 0.336, SLG: 0.520										5	2	1	1	1	0	1	4					
27 Giancarlo Stanton, R OBP: 0.329, SLG: 0.547										4	0	1	1	1	1	0						
25 Gleyber Torres, R OBP: 0.292, SLG: 0.437										3	1	2	0	2	0	0						
13 Joey Gallo, L OBP: 0.303, SLG: 0.362										5	0	0	0	0	4	6						
12 Isiah Kiner-Falefa, R OBP: 0.329, SLG: 0.337										3	1	1	0	1	1	0						
39 Jose Trevino, R OBP: 0.255, SLG: 0.275										4	1	2	3	0	0	2						
31 Aaron Hicks, S OBP: 0.355, SLG: 0.258										4	0	1	0	0	0	1						
Inning Stats	R: 0 H: 1 E: 0 K: 3 S: 14	H: 0 LOB: 3 BB: 2 P: 30	R: 0 H: 0 E: 0 K: 0 S: 4	H: 0 LOB: 0 BB: 0 P: 6	R: 1 H: 2 E: 0 K: 1 S: 8	H: 2 LOB: 1 BB: 0 P: 12	R: 3 H: 5 E: 0 K: 1 S: 19	H: 5 LOB: 2 BB: 0 P: 27	R: 0 H: 0 E: 0 K: 2 S: 11	H: 0 LOB: 2 BB: 2 P: 24	R: 0 H: 0 E: 0 K: 1 S: 7	H: 0 LOB: 0 BB: 0 P: 13	R: 0 H: 0 E: 0 K: 0 S: 9	H: 0 LOB: 0 BB: 0 P: 14	R: 0 H: 1 E: 0 K: 1 S: 13	H: 1 LOB: 1 BB: 0 P: 16	R: 2 H: 2 E: 0 K: 1 S: 12	H: 2 LOB: 1 BB: 1 P: 20	1B: 7 2B: 1 3B: 0 HR: 3	SF: 0 SAC: 0 DP: 0 HBP: 0	WP: 0 PB: 0 SB: 0 CS: 0	PA: 42
PITCHER	IP	WLS	BF	H	R	ER	SO	BB	IBB	HBP	BLK	WP	HR	S	P	ERA	WHIP					
56 Kyle Bradish, R ERA: 5.06	4.1	L	23	8	4	4	6	3	0	0	0	0	1	48	84	8.31	2.538					
45 Keegan Akin, L ERA: 1.46	3.2		13	1	0	0	3	1	0	0	0	0	0	37	58	0.00	0.545					
74 Félix Bautista, R ERA: 3.0	1.0		6	2	2	2	1	1	0	0	0	0	2	12	20	18.00	3.000					

New York Yankees @ Baltimore Orioles
 Oriole Park at Camden Yards, Baltimore, MD
 Mon May 16 2022, 7:07 PM - 10:05 PM EDT
 Att: 12,228 - Cloudy - 75 F

AB 37
 R 6
 H 11
 RBI 6
 BB 5
 SO 10
 LOB 14



Batter	1	2	3	4	5	6	7	8	9	AB	R	H	RBI	BB	SO	LOB	BOTTOM					
31 Cedric Mullins, L OBP: 0.314, SLG: 0.425										4	0	0	0	0	1	1						
16 Trey Mancini, R OBP: 0.345, SLG: 0.387										3	0	0	0	1	0	1						
25 Anthony Santander, S OBP: 0.359, SLG: 0.495										4	2	2	2	0	0	2						
29 Ramón Urias, R OBP: 0.257, SLG: 0.290										3	0	0	0	1	2	1						
12 Rougned Odor, L OBP: 0.238, SLG: 0.309										4	0	1	0	0	1	1						
41 Tyler Nevin, R OBP: 0.275, SLG: 0.227										3	0	0	0	0	2	2						
26 Ryan McKenna, R OBP: 0.303, SLG: 0.286										3	0	0	0	0	2	1						
23 Robinson Chirinos, R OBP: 0.256, SLG: 0.171										3	0	0	0	0	2	0						
65 Rylan Bannon, R OBP: 0.200, SLG: 0.143										2	0	0	0	0	1	0						
Inning Stats	R: 0 H: 0 E: 0 K: 0 S: 12	H: 0 LOB: 1 BB: 1 P: 23	R: 0 H: 0 E: 0 K: 1 S: 5	H: 0 LOB: 0 BB: 0 P: 7	R: 0 H: 0 E: 0 K: 1 S: 8	H: 0 LOB: 1 BB: 0 P: 13	R: 1 H: 1 E: 0 K: 2 S: 15	H: 1 LOB: 1 BB: 1 P: 24	R: 0 H: 0 E: 0 K: 2 S: 8	H: 0 LOB: 0 BB: 0 P: 17	R: 0 H: 0 E: 0 K: 1 S: 7	H: 0 LOB: 0 BB: 0 P: 11	R: 0 H: 1 E: 0 K: 1 S: 8	H: 1 LOB: 0 BB: 0 P: 11	R: 0 H: 0 E: 0 K: 1 S: 18	H: 0 LOB: 0 BB: 0 P: 24	R: 1 H: 1 E: 0 K: 2 S: 13	H: 1 LOB: 0 BB: 0 P: 17	1B: 1 2B: 1 3B: 0 HR: 2	SF: 0 SAC: 0 DP: 2 HBP: 1	WP: 0 PB: 0 SB: 0 CS: 0	PA: 32
PITCHER	IP	WLS	BF	H	R	ER	SO	BB	IBB	HBP	BLK	WP	HR	S	P	ERA	WHIP					
40 Luis Severino, R ERA: 3.63	6.0	W	22	1	1	1	7	2	0	1	0	0	0	8	11	0.00	1.000					
43 Jonathan Loaisiga, R ERA: 5.52	1.0	H	3	1	0	0	1	0	0	0	0	0	0	18	24	0.00	0.000					
57 Chad Green, R ERA: 0.14	1.0	H	3	0	0	0	1	0	0	0	0	0	1	13	17	9.00	1.000					
54 Aroldis Chapman, L ERA: 2.13	1.0		4	1	1	1	2	0	0	0	0	0	1	13	17	9.00	1.000					

New York Yankees @ Baltimore Orioles
 Oriole Park at Camden Yards, Baltimore, MD
 Mon May 16 2022, 7:07 PM - 10:05 PM EDT
 Att: 12,228 - Cloudy - 75 F

AB 29
 R 2
 H 3
 RBI 2
 SO 11
 LOB 9



Batter	1	2	3	4	5	6	7	8	9	AB	R	H	RBI	BB	SO	LOB	TOP				
26 DJ LeMahieu, R OBP: 0.345, SLG: 0.381										4	1	1	1	0	0	3	New York Yankees @ Baltimore Orioles Oriole Park at Camden Yards, Baltimore, MD Tue May 17 2022, 7:08 PM - 10:11 PM EDT Att: 12,635 - Clear - 81 F				
99 Aaron Judge, R OBP: 0.394, SLG: 0.692										5	2	4	3	0	0	2					
48 Anthony Rizzo, L OBP: 0.338, SLG: 0.519										4	0	1	0	1	0	2					
27 Giancarlo Stanton, R OBP: 0.331, SLG: 0.538										4	0	1	0	1	0	1					
31 Aaron Hicks, S OBP: 0.355, SLG: 0.258										4	1	1	0	1	0	3					
28 Josh Donaldson, R OBP: 0.360, SLG: 0.441										5	1	2	0	0	0	4					
25 Gleyber Torres, R OBP: 0.297, SLG: 0.444										5	0	0	0	0	0	4					
13 Joey Gallo, L OBP: 0.289, SLG: 0.343										5	0	0	0	0	1	3					
12 Isiah Kiner-Falefa, R OBP: 0.227, SLG: 0.327										3	0	0	0	0	1	0					
66 Kyle Higashioka, R OBP: 0.227, SLG: 0.220										3	0	1	0	1	1	0					
Inning Stats	R: 1 H: 1 E: 0 K: 0 S: 13	H: 1 LOB: 2 BB: 2 P: 25	R: 0 H: 0 E: 0 K: 0 S: 6	H: 0 LOB: 0 BB: 0 P: 7	R: 1 H: 2 E: 0 K: 0 S: 15	H: 2 LOB: 2 BB: 1 P: 27	R: 0 H: 1 E: 0 K: 1 S: 10	H: 1 LOB: 1 BB: 0 P: 14	R: 1 H: 1 E: 0 K: 0 S: 9	H: 1 LOB: 2 BB: 0 P: 16	R: 1 H: 1 E: 1 K: 1 S: 11	H: 1 LOB: 1 BB: 0 P: 18	R: 0 H: 2 E: 0 K: 1 S: 11	H: 2 LOB: 2 BB: 0 P: 16	R: 0 H: 1 E: 0 K: 0 S: 10	H: 1 LOB: 1 BB: 0 P: 13	1B: 5 2B: 4 3B: 0 HR: 2	SF: 0 SAC: 0 DP: 1 HBP: 2	WP: 0 PA: 43 PB: 0 SB: 0 CS: 0		
PITCHER	IP WLS BF H R ER SO BB IBB HBP BLK WP HR S P ERA WHIP																				
80 Spenser Watkins, R ERA: 5.1	4.0	19	4	2	2	1	3	0	0	0	0	0	0	1	44	73	4.50	1.750			
34 Joey Krehbiel, R ERA: 3.39	1.0	4	2	1	1	0	0	0	0	0	0	0	0	1	6	9	9.00	2.000			
55 Dillon Tate, R ERA: 2.45	1.2	L 10	2	2	1	0	1	0	0	0	0	0	0	0	16	28	5.40	1.800			
58 Cionel Pérez, L ERA: 0.84	0.1	1	0	0	0	0	0	0	0	0	0	0	0	4	6	0.00	0.000				
71 Logan Gillaspie, R ERA:	2.0	9	3	0	0	1	0	0	0	0	0	0	0	21	29	0.00	1.500				
Batter	1	2	3	4	5	6	7	8	9	AB	R	H	RBI	BB	SO	LOB	BOTTOM				
31 Cedric Mullins, L OBP: 0.317, SLG: 0.420										4	0	1	0	1	0	2	New York Yankees @ Baltimore Orioles Oriole Park at Camden Yards, Baltimore, MD Tue May 17 2022, 7:08 PM - 10:11 PM EDT Att: 12,635 - Clear - 81 F				
21 Austin Hays, R OBP: 0.353, SLG: 0.430										4	0	0	0	0	2						
25 Anthony Santander, S OBP: 0.349, SLG: 0.395										4	0	0	0	0	2						
16 Trey Mancini, R OBP: 0.350, SLG: 0.398										4	1	2	0	0	1						
12 Rougned Odor, L OBP: 0.240, SLG: 0.320										3	1	1	0	0	1						
11 Chris Owings, R OBP: 0.283, SLG: 0.158										1	0	0	0	0	1						
29 Ramón Uriás, R OBP: 0.257, SLG: 0.317										4	1	1	2	0	1						
41 Tyler Nevin, R OBP: 0.291, SLG: 0.255										3	1	2	1	0	1						
37 Anthony Bemboom, L OBP: 0.222, SLG: 0.229										3	0	0	0	0	1						
23 Robinson Chirinos, R OBP: 0.265, SLG: 0.183										1	0	1	0	0	0						
26 Ryan McKenna, R OBP: 0.297, SLG: 0.313										4	0	1	1	0	1						
Inning Stats	R: 0 H: 0 E: 0 K: 1 S: 7	H: 0 LOB: 1 BB: 0 P: 14	R: 1 H: 2 E: 0 K: 0 S: 15	H: 2 LOB: 1 BB: 0 P: 24	R: 0 H: 1 E: 0 K: 0 S: 9	H: 1 LOB: 1 BB: 0 P: 15	R: 2 H: 2 E: 1 K: 1 S: 12	H: 2 LOB: 1 BB: 0 P: 14	R: 0 H: 0 E: 0 K: 0 S: 6	H: 0 LOB: 0 BB: 0 P: 10	R: 0 H: 1 E: 0 K: 3 S: 13	H: 1 LOB: 1 BB: 0 P: 19	R: 0 H: 0 E: 0 K: 1 S: 8	H: 0 LOB: 0 BB: 0 P: 12	R: 0 H: 0 E: 0 K: 2 S: 9	H: 0 LOB: 0 BB: 0 P: 12	R: 1 H: 3 E: 0 K: 1 S: 11	H: 3 LOB: 2 BB: 0 P: 18	1B: 5 2B: 3 3B: 0 HR: 1	SF: 1 SAC: 0 DP: 1 HBP: 0	WP: 0 PA: 37 PB: 0 SB: 1 CS: 0
PITCHER	IP WLS BF H R ER SO BB IBB HBP BLK WP HR S P ERA WHIP																				
50 Jameson Taillon, R ERA: 3.28	5.0	W 22	6	3	3	2	1	0	0	0	0	0	0	0	27	82	5.40	1.400			
34 Michael King, R ERA: 1.4	3.0	H 9	0	0	0	6	0	0	0	0	0	0	0	27	38	0.00	0.000				
54 Aroldis Chapman, L ERA: 2.63	1.0	S 6	3	1	1	1	0	0	0	0	0	0	0	11	18	9.00	3.000				

Batter	1	2	3	4	5	6	7	8	9	AB	R	H	RBI	BB	SO	LOB	TOP					
31 Aaron Hicks, S OBP: 0.342, SLG: 0.247	G4-3	P5			K			K		4	0	0	0	0	2	2	New York Yankees @ Baltimore Orioles Oriole Park at Camden Yards, Baltimore, MD Wed May 18 2022, 7:06 PM - 9:39 PM EDT Att: 13,850 - Cloudy - 67 F					
99 Aaron Judge, R OBP: 0.373, SLG: 0.672	G5-3		K		F8			G6-3		4	0	0	0	0	1							
48 Anthony Rizzo, L OBP: 0.335, SLG: 0.511	2B 25 2B		K		K			K		4	1	1	0	0	3	1						
28 Josh Donaldson, R OBP: 0.364, SLG: 0.443	1B 25 2B 13 WP				G6-3			G6-3		4	1	2	0	0	0	0						
25 Gleyber Torres, R OBP: 0.295, SLG: 0.446	1B 13 E				FC6-4			F9		4	1	1	1	0	0	1						
13 Joey Gallo, L OBP: 0.288, SLG: 0.333	2B 13 E				FC6-4			F7		3	0	0	0	0	1	3						
12 Isiah Kiner-Falefa, R OBP: 0.315, SLG: 0.315			K		K			12 FC4 BB		4	0	0	0	0	1	1						
14 Marwin Gonzalez, S OBP: 0.267, SLG: 0.333					G6-3			FC4		3	0	1	0	0	0	0						
39 Jose Trevino, R OBP: 0.259, SLG: 0.296					F5			G4-3		3	0	1	0	0	0	0						
										3	0	1	0	0	0	1						
Inning Stats	R: 3 H: 3 E: 0 K: 1 S: 15	H: 3 LOB: 0 BB: 0 P: 22	R: 0 H: 1 E: 0 K: 1 S: 10	H: 1 LOB: 1 BB: 0 P: 16	R: 0 H: 1 E: 0 K: 2 S: 10	H: 1 LOB: 0 BB: 0 P: 16	R: 0 H: 0 E: 0 K: 1 S: 11	H: 0 LOB: 0 BB: 0 P: 13	R: 0 H: 0 E: 0 K: 1 S: 7	H: 0 LOB: 0 BB: 0 P: 13	R: 0 H: 0 E: 0 K: 1 S: 6	H: 1 LOB: 1 BB: 0 P: 18	R: 0 H: 0 E: 0 K: 0 S: 7	H: 0 LOB: 1 BB: 1 P: 15	1B: 4 2B: 2 3B: 0 HR: 0	SF: 0 SAC: 0 DP: 0 HBP: 0	WP: 1 PB: 0 SB: 0 CS: 0	PA: 34				
PITCHER	IP WLS BF H R ER SO BB IBB HBP BLK WP HR S P ERA WHIP	IP WLS BF H R ER SO BB IBB HBP BLK WP HR S P ERA WHIP	IP WLS BF H R ER SO BB IBB HBP BLK WP HR S P ERA WHIP	IP WLS BF H R ER SO BB IBB HBP BLK WP HR S P ERA WHIP	IP WLS BF H R ER SO BB IBB HBP BLK WP HR S P ERA WHIP	IP WLS BF H R ER SO BB IBB HBP BLK WP HR S P ERA WHIP	IP WLS BF H R ER SO BB IBB HBP BLK WP HR S P ERA WHIP	IP WLS BF H R ER SO BB IBB HBP BLK WP HR S P ERA WHIP	IP WLS BF H R ER SO BB IBB HBP BLK WP HR S P ERA WHIP	IP WLS BF H R ER SO BB IBB HBP BLK WP HR S P ERA WHIP	IP WLS BF H R ER SO BB IBB HBP BLK WP HR S P ERA WHIP	IP WLS BF H R ER SO BB IBB HBP BLK WP HR S P ERA WHIP	IP WLS BF H R ER SO BB IBB HBP BLK WP HR S P ERA WHIP	IP WLS BF H R ER SO BB IBB HBP BLK WP HR S P ERA WHIP	IP WLS BF H R ER SO BB IBB HBP BLK WP HR S P ERA WHIP	IP WLS BF H R ER SO BB IBB HBP BLK WP HR S P ERA WHIP	IP WLS BF H R ER SO BB IBB HBP BLK WP HR S P ERA WHIP					
28 Jordan Lyles, R ERA: 4.11	7.0	L	26	5	3	2	8	0	0	0	0	0	0	0	0	0	1	0	70	106	2.57	0.714
74 Félix Bautista, R ERA: 2.97	0.2		3	1	0	0	1	0	0	0	0	0	0	0	0	0	0	0	7	11	0.00	1.500
58 Cionel Pérez, L ERA: 0.82	0.1		1	0	0	0	1	0	0	0	0	0	0	0	0	0	0	0	4	7	0.00	0.000
48 Jorge López, R ERA: 1.0	1.0		4	0	0	0	0	1	0	0	0	0	0	0	0	0	0	0	7	15	0.00	1.000

AB	33
R	3
H	6
RBI	1
BB	1
SO	10
LOB	7



Batter	1	2	3	4	5	6	7	8	9	AB	R	H	RBI	BB	SO	LOB	BOTTOM					
31 Cedric Mullins, L OBP: 0.315, SLG: 0.416	L9		G3			2B 21 2B		G6-3		4	1	1	0	0	0	0	New York Yankees @ Baltimore Orioles Oriole Park at Camden Yards, Baltimore, MD Wed May 18 2022, 7:06 PM - 9:39 PM EDT Att: 13,850 - Cloudy - 67 F					
21 Austin Hays, R OBP: 0.364, SLG: 0.456	2B 16 1B		G5-3			2B 25 G4-3 16 FC3		2B 25 L3		4	1	3	1	0	0	0						
25 Anthony Santander, S OBP: 0.340, SLG: 0.393	P4				K			G4-3		4	0	0	0	0	1	3						
16 Trey Mancini, R OBP: 0.347, SLG: 0.394					K			FC3		4	0	1	1	0	2	0						
29 Ramón Uriás, R OBP: 0.248, SLG: 0.306	L9				K			F8		4	0	0	0	0	1	3						
12 Rougned Odor, L OBP: 0.241, SLG: 0.317	1B 41 G6-4-3				K			P5		4	0	1	0	0	1	1						
3 Jorge Mateo, R OBP: 0.273, SLG: 0.365	L9				K			G2		3	0	0	0	0	1	1						
41 Tyler Nevin, R OBP: 0.293, SLG: 0.260	G6-4-3				K			G5-3		3	0	1	0	0	0	1						
37 Anthony Benmoun, L OBP: 0.211, SLG: 0.216					F7			P5		3	0	0	0	0	0	1						
Inning Stats	R: 0 H: 2 E: 0 K: 0 S: 16	H: 1 LOB: 0 BB: 0 P: 11	R: 0 H: 0 E: 0 K: 0 S: 7	H: 0 LOB: 0 BB: 0 P: 9	R: 0 H: 0 E: 0 K: 3 S: 12	H: 0 LOB: 0 BB: 0 P: 17	R: 0 H: 1 E: 0 K: 2 S: 11	H: 1 LOB: 1 BB: 0 P: 13	R: 2 H: 2 E: 0 K: 0 S: 13	H: 2 LOB: 1 BB: 0 P: 14	R: 0 H: 0 E: 0 K: 0 S: 5	H: 0 LOB: 0 BB: 0 P: 9	R: 0 H: 1 E: 0 K: 0 S: 5	H: 1 LOB: 0 BB: 0 P: 8	R: 0 H: 0 E: 0 K: 1 S: 12	H: 0 LOB: 0 BB: 0 P: 15	1B: 5 2B: 3 3B: 0 HR: 0	SF: 0 SAC: 0 DP: 2 HBP: 0	WP: 0 PB: 0 SB: 0 CS: 0	PA: 33		
PITCHER	IP WLS BF H R ER SO BB IBB HBP BLK WP HR S P ERA WHIP	IP WLS BF H R ER SO BB IBB HBP BLK WP HR S P ERA WHIP	IP WLS BF H R ER SO BB IBB HBP BLK WP HR S P ERA WHIP	IP WLS BF H R ER SO BB IBB HBP BLK WP HR S P ERA WHIP	IP WLS BF H R ER SO BB IBB HBP BLK WP HR S P ERA WHIP	IP WLS BF H R ER SO BB IBB HBP BLK WP HR S P ERA WHIP	IP WLS BF H R ER SO BB IBB HBP BLK WP HR S P ERA WHIP	IP WLS BF H R ER SO BB IBB HBP BLK WP HR S P ERA WHIP	IP WLS BF H R ER SO BB IBB HBP BLK WP HR S P ERA WHIP	IP WLS BF H R ER SO BB IBB HBP BLK WP HR S P ERA WHIP	IP WLS BF H R ER SO BB IBB HBP BLK WP HR S P ERA WHIP	IP WLS BF H R ER SO BB IBB HBP BLK WP HR S P ERA WHIP	IP WLS BF H R ER SO BB IBB HBP BLK WP HR S P ERA WHIP	IP WLS BF H R ER SO BB IBB HBP BLK WP HR S P ERA WHIP	IP WLS BF H R ER SO BB IBB HBP BLK WP HR S P ERA WHIP	IP WLS BF H R ER SO BB IBB HBP BLK WP HR S P ERA WHIP	IP WLS BF H R ER SO BB IBB HBP BLK WP HR S P ERA WHIP					
45 Gerrit Cole, R ERA: 2.89	7.0	W	27	6	2	2	5	0	0	0	0	0	0	0	0	0	0	0	70	97	2.57	0.857
35 Clay Holmes, R ERA: 0.44	2.0	S	6	1	0	0	1	0	0	0	0	0	0	0	0	0	0	0	17	23	0.00	0.500

AB	33
R	2
H	7
RBI	2
BB	0
SO	6
LOB	10



Batter	1	2	3	4	5	6	7	8	9	AB	R	H	RBI	BB	SO	LOB	TOP								
26 DJ LeMahieu, R OBP: 0.347, SLG: 0.382										5	0	2	1	0	0	1	New York Yankees @ Baltimore Orioles Oriole Park at Camden Yards, Baltimore, MD Thu May 19 2022, 12:39 PM - 4:39 PM EDT Att: 23,819 - Partly Cloudy - 75 F								
99 Aaron Judge, R OBP: 0.391, SLG: 0.664									3	2	1	0	2	1	2										
48 Anthony Rizzo, L OBP: 0.340, SLG: 0.518									4	2	2	0	0	1	1										
13 Joey Gallo, L OBP: 0.294, SLG: 0.333									0	0	0	0	1	0	0										
27 Giancarlo Stanton, R OBP: 0.347, SLG: 0.563									3	1	2	3	2	0	3										
25 Gleyber Torres, R OBP: 0.286, SLG: 0.431									4	0	0	0	0	1	5										
31 Aaron Hicks, S OBP: 0.331, SLG: 0.237									4	0	0	0	0	3	5										
12 Isiah Kiner-Falefa, R OBP: 0.329, SLG: 0.325									3	1	2	2	1	0	0										
66 Kyle Higashioka, R OBP: 0.217, SLG: 0.210									3	0	0	0	0	0	3										
28 Josh Donaldson, R OBP: 0.351, SLG: 0.439									1	0	0	0	0	1	1										
14 Marwin Gonzalez, S OBP: 0.265, SLG: 0.323									4	0	1	0	0	1	2										
39 Jose Trevino, R OBP: 0.259, SLG: 0.296									0	0	0	0	0	0	0										
Inning Stats	R: 2 H: 2 E: 0 K: 1 S: 12	H: 2 BB: 1 P: 21	R: 0 H: 1 E: 0 K: 0 S: 4	H: 1 LOB: 0 BB: 5 P: 5	R: 0 H: 1 E: 0 K: 1 S: 8	H: 1 LOB: 0 BB: 10 P: 10	R: 1 H: 1 E: 0 K: 0 S: 11	H: 1 LOB: 0 BB: 14 P: 14	R: 0 H: 0 E: 0 K: 0 S: 11	H: 0 LOB: 0 BB: 19 P: 19	R: 2 H: 3 E: 0 K: 2 S: 19	H: 3 LOB: 2 BB: 31 P: 31	R: 0 H: 1 E: 0 K: 0 S: 6	H: 1 LOB: 0 BB: 10 P: 10	R: 0 H: 0 E: 0 K: 2 S: 11	H: 0 LOB: 1 BB: 22 P: 22	R: 1 H: 1 E: 1 K: 2 S: 19	H: 3 LOB: 3 BB: 35 P: 35	1B: 8 2B: 1 3B: 0 HR: 1	SF: 0 SAC: 0 DP: 3 HBP: 0	WP: 0 PB: 0 SB: 1 CS: 1	PA: 40			
PITCHER	IP WLS BF H R ER SO BB IBB HBP BLK WP HR S P ERA WHIP	IP WLS BF H R ER SO BB IBB HBP BLK WP HR S P ERA WHIP	IP WLS BF H R ER SO BB IBB HBP BLK WP HR S P ERA WHIP	IP WLS BF H R ER SO BB IBB HBP BLK WP HR S P ERA WHIP	IP WLS BF H R ER SO BB IBB HBP BLK WP HR S P ERA WHIP	IP WLS BF H R ER SO BB IBB HBP BLK WP HR S P ERA WHIP	IP WLS BF H R ER SO BB IBB HBP BLK WP HR S P ERA WHIP	IP WLS BF H R ER SO BB IBB HBP BLK WP HR S P ERA WHIP	IP WLS BF H R ER SO BB IBB HBP BLK WP HR S P ERA WHIP	IP WLS BF H R ER SO BB IBB HBP BLK WP HR S P ERA WHIP	IP WLS BF H R ER SO BB IBB HBP BLK WP HR S P ERA WHIP	IP WLS BF H R ER SO BB IBB HBP BLK WP HR S P ERA WHIP	IP WLS BF H R ER SO BB IBB HBP BLK WP HR S P ERA WHIP	IP WLS BF H R ER SO BB IBB HBP BLK WP HR S P ERA WHIP	IP WLS BF H R ER SO BB IBB HBP BLK WP HR S P ERA WHIP	IP WLS BF H R ER SO BB IBB HBP BLK WP HR S P ERA WHIP	IP WLS BF H R ER SO BB IBB HBP BLK WP HR S P ERA WHIP	IP WLS BF H R ER SO BB IBB HBP BLK WP HR S P ERA WHIP	IP WLS BF H R ER SO BB IBB HBP BLK WP HR S P ERA WHIP	IP WLS BF H R ER SO BB IBB HBP BLK WP HR S P ERA WHIP	IP WLS BF H R ER SO BB IBB HBP BLK WP HR S P ERA WHIP	IP WLS BF H R ER SO BB IBB HBP BLK WP HR S P ERA WHIP	IP WLS BF H R ER SO BB IBB HBP BLK WP HR S P ERA WHIP	IP WLS BF H R ER SO BB IBB HBP BLK WP HR S P ERA WHIP	IP WLS BF H R ER SO BB IBB HBP BLK WP HR S P ERA WHIP

AB	34
R	6
H	10
RBI	6
BB	6
SO	8
LOB	23



Batter	1	2	3	4	5	6	7	8	9	AB	R	H	RBI	BB	SO	LOB	BOTTOM								
21 Austin Hays, R OBP: 0.359, SLG: 0.442										4	1	0	0	1	1	0	New York Yankees @ Baltimore Orioles Oriole Park at Camden Yards, Baltimore, MD Thu May 19 2022, 12:39 PM - 4:39 PM EDT Att: 23,819 - Partly Cloudy - 75 F								
29 Ramón Urias, R OBP: 0.246, SLG: 0.295										4	0	0	0	1	1										
16 Trey Mancini, R OBP: 0.349, SLG: 0.394										5	1	2	0	0	1	3									
25 Anthony Santander, S OBP: 0.354, SLG: 0.432										4	3	3	3	1	0	0									
3 Jorge Mateo, R OBP: 0.274, SLG: 0.364										3	1	1	1	0	2	2									
41 Tyler Nevin, R OBP: 0.306, SLG: 0.278										4	2	2	1	0	0	1									
23 Robinson Chirinos, R OBP: 0.264, SLG: 0.227										4	1	1	2	0	2	2									
26 Ryan McKenna, R OBP: 0.308, SLG: 0.324										2	0	1	0	0	0	0									
31 Cedric Mullins, L OBP: 0.312, SLG: 0.413										1	0	0	1	0	0	0									
11 Chris Owings, R OBP: 0.271, SLG: 0.150										2	0	0	0	0	0	1									
12 Rougned Odor, L OBP: 0.245, SLG: 0.320										2	0	1	1	0	1	0									
Inning Stats	R: 0 H: 2 E: 0 K: 2 S: 11	H: 2 LOB: 2 BB: 0 P: 14	R: 2 H: 2 E: 0 K: 0 S: 11	H: 2 LOB: 0 BB: 0 P: 16	R: 1 H: 2 E: 0 K: 0 S: 13	H: 2 LOB: 1 BB: 0 P: 26	R: 0 H: 1 E: 0 K: 1 S: 9	H: 1 LOB: 0 BB: 0 P: 13	R: 0 H: 0 E: 0 K: 0 S: 5	H: 0 LOB: 0 BB: 7 P: 7	R: 3 H: 2 E: 1 K: 2 S: 27	H: 2 LOB: 3 BB: 42 P: 42	R: 0 H: 0 E: 0 K: 1 S: 10	H: 0 LOB: 0 BB: 0 P: 15	R: 0 H: 0 E: 0 K: 1 S: 12	H: 0 LOB: 0 BB: 0 P: 14	R: 3 H: 2 E: 1 K: 1 S: 14	H: 2 LOB: 0 BB: 19 P: 19	1B: 7 2B: 2 3B: 0 HR: 2	SF: 1 SAC: 0 DP: 1 HBP: 0	WP: 0 PB: 0 SB: 1 CS: 0	PA: 40			
PITCHER	IP WLS BF H R ER SO BB IBB HBP BLK WP HR S P ERA WHIP	IP WLS BF H R ER SO BB IBB HBP BLK WP HR S P ERA WHIP	IP WLS BF H R ER SO BB IBB HBP BLK WP HR S P ERA WHIP	IP WLS BF H R ER SO BB IBB HBP BLK WP HR S P ERA WHIP	IP WLS BF H R ER SO BB IBB HBP BLK WP HR S P ERA WHIP	IP WLS BF H R ER SO BB IBB HBP BLK WP HR S P ERA WHIP	IP WLS BF H R ER SO BB IBB HBP BLK WP HR S P ERA WHIP	IP WLS BF H R ER SO BB IBB HBP BLK WP HR S P ERA WHIP	IP WLS BF H R ER SO BB IBB HBP BLK WP HR S P ERA WHIP	IP WLS BF H R ER SO BB IBB HBP BLK WP HR S P ERA WHIP	IP WLS BF H R ER SO BB IBB HBP BLK WP HR S P ERA WHIP	IP WLS BF H R ER SO BB IBB HBP BLK WP HR S P ERA WHIP	IP WLS BF H R ER SO BB IBB HBP BLK WP HR S P ERA WHIP	IP WLS BF H R ER SO BB IBB HBP BLK WP HR S P ERA WHIP	IP WLS BF H R ER SO BB IBB HBP BLK WP HR S P ERA WHIP	IP WLS BF H R ER SO BB IBB HBP BLK WP HR S P ERA WHIP	IP WLS BF H R ER SO BB IBB HBP BLK WP HR S P ERA WHIP	IP WLS BF H R ER SO BB IBB HBP BLK WP HR S P ERA WHIP	IP WLS BF H R ER SO BB IBB HBP BLK WP HR S P ERA WHIP	IP WLS BF H R ER SO BB IBB HBP BLK WP HR S P ERA WHIP	IP WLS BF H R ER SO BB IBB HBP BLK WP HR S P ERA WHIP	IP WLS BF H R ER SO BB IBB HBP BLK WP HR S P ERA WHIP	IP WLS BF H R ER SO BB IBB HBP BLK WP HR S P ERA WHIP	IP WLS BF H R ER SO BB IBB HBP BLK WP HR S P ERA WHIP	IP WLS BF H R ER SO BB IBB HBP BLK WP HR S P ERA WHIP



Batter	1	2	3	4	5	6	7	8	9	10	11	12	13	AB	R	H	RBI	BB	SO	LOB	TOP	
2 Yandy Diaz, R OBP: 0.401, SLG: 0.386	F9		P2		G6-3			E6		G3-1		G6-3		6	0	1	1	0	0	0		
5 Wander Franco, S OBP: 0.296, SLG: 0.421		BB		G3		F7		G1-3		G3-1		G5-3		5	0	0	0	1	0	2		
43 Harold Ramirez, R OBP: 0.352, SLG: 0.349	F8			P3		G6-3		G1-3		G5-3				5	0	0	0	0	0	3		
7 Vidal Bruján, S OBP: 0.194, SLG: 0.179				P2		F9		G1-3						1	1	0	0	0	1	0		
26 Ji Man Choi, L OBP: 0.360, SLG: 0.405	G5-3													6	0	0	0	0	2	1		
56 Randy Arozarena, R (1, 7) OBP: 0.291, SLG: 0.367			G6-3		E6									5	1	4	0	1	0	0		
39 Kevin Kiermaier, L (1, 8) OBP: 0.265, SLG: 0.396					K									6	0	3	1	0	2	2		
17 Isaac Paredes, R (1, 4) OBP: 0.286, SLG: 0.519														2	1	0	0	1	0	1		
6 Taylor Walls, S (7, 4) OBP: 0.274, SLG: 0.250	F6													2	1	0	0	0	0	3		
10 Mike Zunino, R (1, 2) OBP: 0.202, SLG: 0.337														3	1	1	3	0	1	1		
21 Francisco Mejía, S (10, PH) OBP: 0.277, SLG: 0.457	F9													2	0	0	0	0	0	2		
35 Brett Phillips, L (1, 9) OBP: 0.253, SLG: 0.382														5	1	1	1	0	3	0		
Inning Stats	R: 0 E: 0 K: 0 S: 5	H: 0 LOB: 1 BB: 1 P: 13	R: 0 E: 0 K: 1 S: 13	H: 0 LOB: 0 BB: 0 P: 18	R: 0 E: 0 K: 1 S: 8	H: 0 LOB: 0 BB: 0 P: 15	R: 0 E: 0 K: 2 S: 12	H: 0 LOB: 0 BB: 0 P: 9	R: 0 E: 0 K: 0 S: 6	H: 2 LOB: 1 BB: 0 P: 17	R: 0 E: 1 K: 0 S: 7	H: 0 LOB: 1 BB: 0 P: 10	R: 0 E: 0 K: 1 S: 10	H: 2 LOB: 2 BB: 0 P: 10	R: 0 E: 0 K: 1 S: 7	H: 0 LOB: 0 BB: 0 P: 10	R: 0 E: 0 K: 2 S: 10	H: 1 LOB: 2 BB: 1 P: 14	1B: 7 2B: 2 3B: 0 HR: 1	SF: 0 SAC: 0 DP: 0 HBP: 0	WP: 1 PB: 0 SB: 0 CS: 0	PA: 51
PITCHER	IP 4.2	WLS 18	BF 2	H 3	R 3	ER 3	SO 4	BB 2	IBB 0	HBP 0	BLK 0	WP 0	HR 1	ER 44	P 79	ERA 5.79	WHIP 0.857					
68 Tyler Wells, R (1, 1) ERA: 4.41	4.2	18	2	3	3	3	4	2	0	0	0	0	1	44	79	5.79	0.857					
71 Logan Gillaspie, R (5, 1) ERA: 2.1	1.2	5	1	0	0	0	0	0	0	0	0	0	0	11	16	0.00	0.600					
45 Keegan Akin, L (7, 1) ERA: 1.33	2.1	10	2	0	0	2	0	0	0	0	1	0	22	33	0.00	0.857						
43 Bryan Baker, R (8, 1) ERA: 4.6	0.2	4	2	2	1	0	0	0	0	0	0	0	7	11	13.50	3.000						
55 Dillon Tate, R (10, 1) ERA: 2.21	1.0	4	1	0	0	0	0	0	0	0	0	0	6	8	0.00	1.000						
PITCHER	IP 0.2	WLS 3	BF 1	H 1	R 0	ER 0	SO 0	BB 0	IBB 0	HBP 0	BLK 0	WP 0	HR 0	ER 0	P 6	ERA 0.00	WHIP 1.500					
58 Cionel Pérez, L (11, 1) ERA: 0.77	0.2	3	1	0	0	0	0	0	0	0	0	0	6	6	0.00	1.500						
79 Nick Vespi, L (12, 1) ERA: 2.0	2.0	7	1	0	0	3	0	0	0	0	0	17	24	0.00	0.500							

Tampa Bay Rays @ Baltimore Orioles
 Oriole Park at Camden Yards, Baltimore, MD
 Fri May 20 2022, 7:06 PM - 11:28 PM EDT
 Att: 15,127 - Partly Cloudy - 85 F

AB	48
R	6
H	10
RBI	6
SO	9
LOB	15



Batter	1	2	3	4	5	6	7	8	9	10	11	12	13	AB	R	H	RBI	BB	SO	LOB	BOTTOM					
31 Cedric Mullins, L (1, 8) OBP: 0.316, SLG: 0.413	G4-3													5	1	2	0	1	1	2						
21 Austin Hays, R (1, 7) OBP: 0.356, SLG: 0.433	F7		G1-3											5	1	1	1	1	1	3						
16 Trey Mancini, R (1, 10) OBP: 0.397, SLG: 0.397														4	0	2	1	1	0	0						
26 Ryan McKenna, R (10, PR) OBP: 0.300, SLG: 0.314	G3													1	0	0	0	0	2							
25 Anthony Santander, S (1, 9) OBP: 0.354, SLG: 0.423														5	0	1	2	1	0	4						
3 Jorge Mateo, R (1, 6) OBP: 0.262, SLG: 0.347														6	0	0	0	0	2	5						
41 Tyler Nevin, R (1, 3) OBP: 0.309, SLG: 0.300														6	2	2	0	0	1	4						
29 Ramón Urias, R (1, 5) OBP: 0.244, SLG: 0.291														5	2	1	0	0	2	3						
23 Robinson Chirinos, R (1, 2) OBP: 0.288, SLG: 0.215														4	1	0	0	0	1	0						
12 Rougned Odor, L (11, PH) OBP: 0.280, SLG: 0.352														2	1	1	2	0	1	0						
11 Chris Owings, R (1, 4) OBP: 0.288, SLG: 0.186														3	0	1	0	0	2	0						
37 Anthony Bernabeo, L (PH) OBP: 0.207, SLG: 0.212														1	0	0	0	0	0	0						
Inning Stats	R: 0 E: 0 K: 0 S: 7	H: 0 LOB: 0 BB: 0 P: 8	R: 0 E: 0 K: 1 S: 6	H: 1 LOB: 1 BB: 1 P: 11	R: 0 E: 0 K: 1 S: 11	H: 1 LOB: 1 BB: 0 P: 12	R: 0 E: 0 K: 1 S: 11	H: 2 LOB: 2 BB: 0 P: 12	R: 0 E: 0 K: 0 S: 9	H: 0 LOB: 0 BB: 0 P: 14	R: 3 E: 1 K: 1 S: 12	H: 3 LOB: 2 BB: 0 P: 19	R: 0 E: 0 K: 1 S: 9	H: 0 LOB: 0 BB: 0 P: 11	R: 0 E: 0 K: 2 S: 8	H: 1 LOB: 2 BB: 2 P: 21	R: 1 E: 0 K: 1 S: 9	H: 1 LOB: 2 BB: 1 P: 14	R: 0 E: 0 K: 1 S: 9	H: 0 LOB: 0 BB: 0 P: 13	R: 2 E: 0 K: 0 S: 3	H: 1 LOB: 0 BB: 0 P: 4	1B: 8 2B: 2 3B: 0 HR: 1	SF: 0 SAC: 1 DP: 1 HBP: 1	WP: 1 PB: 0 SB: 0 CS: 0	PA: 53
PITCHER	IP 2.0	WLS 7	BF 1	H 0	R 0	ER 0	SO 1	BB 1	IBB 0	HBP 0	BLK 0	WP 0	HR 0	ER 13	P 19	ERA 0.00	WHIP 1.000									
68 Jalen Beeks, L (1, 1) ERA: 1.53	2.0	7	1	0	0	0	1	1	0	0	0	0	0	13	19	0.00	1.000									
48 Ryan Yarbrough, L (3, 1) ERA: 4.2	4.0	18	6	2	1	4	0	0	0	0	0	0	0	43	56	2.25	1.500									
30 Brooks Raley, L (7, 1) ERA: 2.61	0.1	1	0	0	0	0	0	0	0	0	0	0	0	3	6	0.00	0.000									
34 J.P. Feyereisen, R (7, 1) ERA: 2.61	0.2	3	1	1	0	0	0	0	0	0	0	0	6	10	0.00	1.500										
47 Jason Adam, R (8, 1) ERA: 1.1	1.0	3	0	0	0	0	1	0	0	0	0	0	9	11	0.00	0.000										
PITCHER	IP 1.0	WLS 3	BF 0	H 0	R 0	ER 0	SO 2	BB 0	IBB 0	HBP 0	BLK 0	WP 0	HR 0	ER 8	P 11	ERA 0.00	WHIP 0.000									
38 Colin Poche, L (9, 1) ERA: 1.5	1.0	3	0	0	0	2	0	0	0	0	0	0	8	11	0.00	0.000										
37 Matt Wieler, R (10, 1) ERA: 2.61	1.0	6	1	2	1	0	2	0	0	0	0	0	8	21	9.00	3.000										
81 Ryan Thompson, R (11, 1) ERA: 4.4	2.0	8	1	1	0	2	0	1	0	0	0	18	27	0.00	0.500											
61 Raigh Garza Jr., R (13, 1) ERA: 5.4	0.1	2	1	2	1	0	0	0	0	0	1	3	4	27.00	3.000											

Tampa Bay Rays @ Baltimore Orioles
 Oriole Park at Camden Yards, Baltimore, MD
 Fri May 20 2022, 7:06 PM - 11:28 PM EDT
 Att: 15,127 - Partly Cloudy - 85 F

AB	47
R	8
H	11
RBI	6
SO	11
LOB	23



Batter	1	2	3	4	5	6	7	8	9	AB	R	H	RBI	BB	SO	LOB	TOP									
39 Kevin Kiermaier, L (1, 8) OBP: 0.283, SLG: 0.440										4	2	3	1	0	1	0	<p>Tampa Bay Rays @ Baltimore Orioles</p> <p>Oriole Park at Camden Yards, Baltimore, MD</p> <p>Sat May 21 2022, 7:07 PM - 9:59 PM EDT</p> <p>Att: 17,573 - Clear - 87 F</p>									
2 Yandy Diaz, R (1, 5) OBP: 0.400, SLG: 0.385										3	1	1	0	0	1	1										
17 Isaac Paredes, R (6, 5) OBP: 0.276, SLG: 0.500										1	0	0	0	0	0	0										
26 Ji Man Choi, L (1, 3) OBP: 0.356, SLG: 0.395										2	1	0	1	1	1	0										
56 Randy Arozarena, R (1, 7) OBP: 0.309, SLG: 0.420										3	2	3	3	1	0	0										
43 Harold Ramirez, R (1, 10) OBP: 0.347, SLG: 0.345										4	0	1	1	0	0	1										
7 Vidal Bruján, S (1, 4) OBP: 0.171, SLG: 0.156										4	0	0	0	0	1	3										
35 Brett Phillips, L (1, 9) OBP: 0.253, SLG: 0.375										4	0	1	0	0	1	0	<p>livebaseballscorecards.com</p> <p>AB 33</p> <p>R 6</p> <p>H 9</p> <p>RBI 6</p> <p>BB 2</p> <p>SO 7</p> <p>LOB 7</p>									
21 Francisco Mejia, S (1, 2) OBP: 0.255, SLG: 0.420										4	0	0	0	0	2	1										
6 Taylor Walls, S (1, 6) OBP: 0.264, SLG: 0.240										4	0	0	0	0	0	1										
Inning Stats	R: 2 H: 1 E: 0 K: 2 S: 13	H: 1 LOB: 0 BB: 1 P: 18	R: 0 H: 0 E: 0 K: 1 S: 9	H: 0 LOB: 0 BB: 0 P: 15	R: 0 H: 1 E: 0 K: 0 S: 6	H: 1 LOB: 0 BB: 0 P: 9	R: 1 H: 1 E: 0 K: 1 S: 10	H: 1 LOB: 0 BB: 0 P: 18	R: 0 H: 0 E: 0 K: 1 S: 12	H: 0 LOB: 0 BB: 0 P: 15	R: 2 H: 2 E: 0 K: 1 S: 11	H: 2 LOB: 1 BB: 1 P: 23	R: 0 H: 1 E: 0 K: 1 S: 11	H: 1 LOB: 0 BB: 0 P: 15	R: 1 H: 3 E: 0 K: 0 S: 10	H: 3 LOB: 2 BB: 0 P: 15		R: 0 H: 0 E: 0 K: 0 S: 10	H: 0 LOB: 0 BB: 0 P: 14	1B: 6 2B: 0 3B: 0 HR: 3	SF: 1 SAC: 0 DP: 2 HBP: 0	WP: 1 PB: 0 SB: 0 CS: 0	PA: 36			
PITCHER	IP	WLS	BF	H	R	ER	SO	BB	IBB	HBP	BLK	WP	HR	S	P	ERA		WHIP								
56 Kyle Bradish, R (1, 1) ERA: 5.74	5.1	L	22	5	5	5	5	2	0	0	0	1	2	57	91	8.44		1.312								
53 Mike Baumann, R (6, 1) ERA: 4.91	3.2		14	4	1	1	2	0	0	0	0	0	1	35	51	2.46	1.091									

Batter	1	2	3	4	5	6	7	8	9	AB	R	H	RBI	BB	SO	LOB	BOTTOM									
31 Cedric Mullins, L (1, 8) OBP: 0.317, SLG: 0.405										3	0	0	0	1	1	0	<p>Tampa Bay Rays @ Baltimore Orioles</p> <p>Oriole Park at Camden Yards, Baltimore, MD</p> <p>Sat May 21 2022, 7:07 PM - 9:59 PM EDT</p> <p>Att: 17,573 - Clear - 87 F</p>									
21 Austin Hays, R (1, 7) OBP: 0.355, SLG: 0.428										4	1	1	0	0	2	1										
25 Anthony Santander, S (1, 9) OBP: 0.397, SLG: 0.421										3	0	1	0	1	0	0										
16 Trey Mancini, R (1, 3) OBP: 0.360, SLG: 0.400										4	0	2	1	0	1	2										
6 Ryan Mountcastle, R (1, 10) OBP: 0.289, SLG: 0.388										4	0	0	0	0	1	3										
35 Adley Rutschman, S (1, 2) OBP: 0.500, SLG: 1.000										3	0	1	0	1	1	1										
41 Tyler Nevin, R (1, 5) OBP: 0.306, SLG: 0.286										3	0	0	0	1	2	2	<p>livebaseballscorecards.com</p> <p>AB 32</p> <p>R 1</p> <p>H 6</p> <p>RBI 1</p> <p>BB 4</p> <p>SO 11</p> <p>LOB 14</p>									
12 Rougned Odor, L (1, 4) OBP: 0.250, SLG: 0.367										4	0	1	0	0	1	4										
3 Jorge Mateo, R (1, 6) OBP: 0.254, SLG: 0.336										4	0	0	0	0	2	1										
Inning Stats	R: 0 H: 0 E: 0 K: 2 S: 9	H: 1 LOB: 2 BB: 1 P: 21	R: 0 H: 0 E: 0 K: 1 S: 15	H: 0 LOB: 0 BB: 0 P: 6	R: 0 H: 0 E: 0 K: 1 S: 10	H: 0 LOB: 0 BB: 0 P: 14	R: 0 H: 0 E: 0 K: 1 S: 5	H: 0 LOB: 0 BB: 1 P: 9	R: 0 H: 0 E: 0 K: 1 S: 7	H: 0 LOB: 2 BB: 2 P: 18	R: 0 H: 1 E: 0 K: 2 S: 14	H: 1 LOB: 1 BB: 0 P: 19	R: 1 H: 3 E: 0 K: 1 S: 10	H: 3 LOB: 2 BB: 0 P: 13	R: 0 H: 1 E: 0 K: 1 S: 12	H: 1 LOB: 1 BB: 0 P: 18		1B: 4 2B: 0 3B: 2 HR: 0	SF: 0 SAC: 0 DP: 1 HBP: 0	WP: 0 PB: 0 SB: 0 CS: 0	PA: 36					
PITCHER	IP	WLS	BF	H	R	ER	SO	BB	IBB	HBP	BLK	WP	HR	S	P	ERA		WHIP								
59 Jeffrey Springs, L (1, 1) ERA: 1.32	5.2	W	21	1	0	0	0	4	0	0	0	0	0	50	80	0.00		0.882								
47 Jason Adam, R (6, 1) ERA: 1.08	0.1		1	0	0	0	0	0	0	0	0	0	0	2	2	0.00	0.000									
61 Ralph Garza Jr., R (7, 1) ERA: 5.23	2.0		10	4	1	1	3	0	0	0	0	0	0	24	32	4.50	2.000									
38 Colin Poche, L (9, 1) ERA: 1.38	1.0		4	1	0	0	1	0	0	0	0	0	0	12	18	0.00	1.000									

Batter	1	2	3	4	5	6	7	8	9	10	11	AB	R	H	RBI	BB	SO	LOB	TOP				
39 Kevin Kiermaier, L OBP: 0.286, SLG: 0.434												6	2	2	1	0	1	0					
56 Randy Arozarena, R OBP: 0.315, SLG: 0.419												5	0	2	1	1	2	1					
26 Ji Man Choi, L OBP: 0.375, SLG: 0.420												5	1	3	1	1	2	1					
43 Harold Ramirez, R OBP: 0.327, SLG: 0.323												6	0	0	0	0	0	8					
7 Vidal Brujan, S OBP: 0.175, SLG: 0.162												5	1	1	0	0	0	4					
17 Isaac Paredes, R OBP: 0.295, SLG: 0.545												5	1	1	3	0	1	3					
35 Brett Phillips, L OBP: 0.286, SLG: 0.422												3	1	3	0	1	0	0					
5 Wander Franco, S OBP: 0.296, SLG: 0.418												1	0	0	0	0	1	2					
10 Mike Zunino, R OBP: 0.191, SLG: 0.318												5	0	0	0	0	3	6					
6 Taylor Walls, S OBP: 0.252, SLG: 0.228												5	0	0	0	0	2	3					
Inning Stats	R: 4 E: 0 K: 1 S: 19	H: 5 LOB: 1 BB: 0 P: 31	R: 0 E: 0 K: 1 S: 8	H: 0 LOB: 0 BB: 0 P: 13	R: 0 E: 0 K: 0 S: 8	H: 1 LOB: 0 BB: 0 P: 11	R: 1 E: 0 K: 2 S: 11	H: 1 LOB: 1 BB: 1 P: 20	R: 0 E: 0 K: 1 S: 7	H: 0 LOB: 0 BB: 0 P: 13	R: 0 E: 0 K: 1 S: 13	H: 1 LOB: 1 BB: 0 P: 24	R: 0 E: 0 K: 1 S: 13	H: 1 LOB: 1 BB: 0 P: 20	R: 0 E: 0 K: 2 S: 8	H: 1 LOB: 2 BB: 0 P: 13	R: 0 E: 0 K: 1 S: 7	H: 0 LOB: 3 BB: 2 P: 11	1B: 8 2B: 3 3B: 0 HR: 1	SF: 0 SAC: 0 DP: 0 HBP: 0	WP: 0 PB: 0 SB: 3 CS: 0	PA: 49	
PITCHER	IP: 0.0 ERA: 6.0	WLS: 3 ERA: 3.2	BF: 3 ERA: 4.5	H: 3 ERA: 2.01	R: 3 ERA: 2.85	ER: 3 ERA: 2.85	SO: 0 ERA: 2.85	BB: 0 ERA: 2.85	IBB: 0 ERA: 2.85	HBP: 0 ERA: 2.85	BLK: 0 ERA: 2.85	WP: 0 ERA: 2.85	HR: 0 ERA: 2.85	S: 13 ERA: 2.85	P: 13 ERA: 2.85	ERA: 2.85 WHIP: 1.000							
80 Spenser Watkins, R ERA: 6.0	48 Jorge López, R ERA: 1.35	34 Joey Krehbiel, R ERA: 3.2	43 Bryan Baker, R ERA: 4.5	55 Dillon Tate, R ERA: 2.01	74 Félix Bautista, R ERA: 2.85	58 Cionel Pérez, L ERA: 0.66																	

Tampa Bay Rays @ Baltimore Orioles
 Oriole Park at Camden Yards, Baltimore, MD
 Sun May 22, 2022, 1:38 PM - 6:59 PM EDT
 Att: 23,778 - Party Cloudy - 87 F

AB 46
 R 6
 H 12
 RBI 6
 BB 3
 SO 12
 LOB 28



Batter	1	2	3	4	5	6	7	8	9	10	11	AB	R	H	RBI	BB	SO	LOB	BOTTOM				
31 Cedric Mullins, L OBP: 0.312, SLG: 0.396												6	0	1	0	0	1	3					
58 Cionel Pérez, R OBP: 0.365, SLG: 0.392												3	0	0	0	3	0	0					
16 Tray Mancini, R OBP: 0.302, SLG: 0.417												6	1	1	0	0	4	4					
25 Anthony Santander, S OBP: 0.351, SLG: 0.411												4	2	2	1	1	1	2					
6 Ryan Mountcastle, R OBP: 0.302, SLG: 0.417												4	1	1	0	0	0	5					
26 Ryan McKenna, R OBP: 0.293, SLG: 0.336												4	1	2	1	1	0	4					
35 Adley Rutschman, S OBP: 0.400, SLG: 0.500												5	1	1	0	0	0	5					
29 Ramón Urias, R OBP: 0.258, SLG: 0.298												4	1	2	1	1	0	4					
11 Chris Owings, R OBP: 0.288, SLG: 0.186												0	1	0	0	0	0	0					
12 Rougned Odor, L OBP: 0.254, SLG: 0.383												6	0	2	2	0	0	4					
23 Robinson Chirinos, R OBP: 0.302, SLG: 0.295												4	0	0	0	0	1	5					
21 Austin Hays, R OBP: 0.359, SLG: 0.432												1	0	1	2	0	0	0					
3 Jorge Mateo, R OBP: 0.252, SLG: 0.326												4	0	0	0	1	0	5					
Inning Stats	R: 0 E: 0 K: 1 S: 16	H: 1 LOB: 3 BB: 1 P: 26	R: 0 E: 0 K: 1 S: 13	H: 1 LOB: 1 BB: 0 P: 20	R: 2 E: 0 K: 0 S: 16	H: 3 LOB: 2 BB: 1 P: 27	R: 0 E: 0 K: 2 S: 12	H: 0 LOB: 1 BB: 1 P: 20	R: 1 E: 1 K: 0 S: 14	H: 2 LOB: 2 BB: 0 P: 23	R: 0 E: 0 K: 1 S: 10	H: 0 LOB: 0 BB: 0 P: 12	R: 2 E: 0 K: 0 S: 17	H: 2 LOB: 2 BB: 2 P: 32	R: 0 E: 0 K: 1 S: 10	H: 0 LOB: 2 BB: 1 P: 17	R: 1 E: 0 K: 0 S: 4	H: 0 LOB: 1 BB: 0 P: 6	1B: 7 2B: 2 3B: 0 HR: 1	SF: 0 SAC: 1 DP: 0 HBP: 1	WP: 1 PB: 1 SB: 1 CS: 0	PA: 52	
PITCHER	IP: 3.0 ERA: 4.42	WLS: 4 ERA: 1.02	BF: 17 ERA: 3.0	H: 5 ERA: 2.25	R: 2 ERA: 2.25	ER: 2 ERA: 2.25	SO: 2 ERA: 2.25	BB: 2 ERA: 2.25	IBB: 0 ERA: 2.25	HBP: 1 ERA: 2.25	BLK: 0 ERA: 2.25	WP: 0 ERA: 2.25	HR: 0 ERA: 2.25	S: 45 ERA: 2.25	P: 73 ERA: 2.25	ERA: 2.25 WHIP: 0.000							
28 Corey Kluber, R ERA: 4.42	68 Jalen Beeks, L ERA: 1.45	47 Jason Adam, R ERA: 1.02	37 Matt Wisler, R ERA: 3.0	30 Brooks Raley, L ERA: 2.25	34 J.P. Feyereisen, R ERA: 2.45	81 Ryan Thompson, R ERA: 5.4	61 Ralph Garza Jr., R ERA: 5.06	76 Dusten Knight, R ERA: 2.45															

Tampa Bay Rays @ Baltimore Orioles
 Oriole Park at Camden Yards, Baltimore, MD
 Sun May 22, 2022, 1:38 PM - 6:59 PM EDT
 Att: 23,778 - Party Cloudy - 87 F

AB 44
 R 7
 H 10
 RBI 6
 BB 6
 SO 7
 LOB 33




Batter	1	2	3	4	5	6	7	8	9	10	11	AB	R	H	RBI	BB	SO	LOB	TOP							
31 Cedric Mullins, L (1,8) OBP: 0.301, SLG: 0.380	L5		L6			K	F9			F7		5	0	0	0	0	1	1								
16 Tray Mancini, R (1,10) OBP: 0.293, SLG: 0.382	G5-3			K		F8		K		F8		5	0	0	0	0	2	0								
26 Ryan McKenna, R (11, PR) OBP: 0.293, SLG: 0.306											25 G6-3 21 G5-6-3	5	0	0	0	0	0	0								
25 Anthony Santander, S (1,9) OBP: 0.341, SLG: 0.397	F7		G5-3			K		G1-3				5	0	0	0	0	1	0								
21 Austin Hays, R (1,7) OBP: 0.388, SLG: 0.446		G5-3		L9								5	1	1	2	0	1	0								
6 Ryan Mountcastle, R (1,3) OBP: 0.290, SLG: 0.403		F8										5	1	2	0	0	0	0								
35 Adley Rutschman, S (1,2) OBP: 0.278, SLG: 0.313						29 2B 12 G4-3 1B						4	1	1	0	0	2	2								
29 Ramón Urias, R (1,5) OBP: 0.279, SLG: 0.352			P2									3	1	1	0	1	0	1								
12 Rougned Odor, L (1,4) OBP: 0.282, SLG: 0.398		G3-1										4	1	1	4	0	0	2								
3 Jorge Mateo, R (1,6) OBP: 0.292, SLG: 0.324												4	0	1	0	0	1	1								
Inning Stats	R: 0 E: 0 K: 0 S: 8	H: 0 LOB: 0 BB: 0 P: 15	R: 0 E: 0 K: 1 S: 10	H: 0 LOB: 0 BB: 0 P: 16	R: 0 E: 0 K: 1 S: 8	H: 1 LOB: 1 BB: 1 P: 15	R: 0 E: 0 K: 1 S: 8	H: 0 LOB: 0 BB: 0 P: 11	R: 1 E: 0 K: 1 S: 12	H: 2 LOB: 1 BB: 0 P: 17	R: 0 E: 0 K: 2 S: 8	H: 0 LOB: 0 BB: 0 P: 10	R: 4 E: 0 K: 0 S: 16	H: 3 LOB: 0 BB: 1 P: 29	R: 0 E: 0 K: 2 S: 9	H: 0 LOB: 0 BB: 0 P: 10	R: 0 E: 0 K: 0 S: 6	H: 1 LOB: 1 BB: 0 P: 7	R: 0 E: 0 K: 1 S: 7	H: 0 LOB: 0 BB: 0 P: 14	R: 1 E: 0 K: 0 S: 7	H: 0 LOB: 0 BB: 0 P: 9	1B: 4 2B: 1 3B: 0 HR: 2	SF: 0 SAC: 0 DP: 0 HBP: 0	WP: 0 PB: 0 SB: 1 CS: 0	PA: 41
PITCHER	47 Jordan Montgomery, L (1,1) ERA: 3.3	IP: 6.0 WLS: 22 BF: 22 H: 4 R: 2 ER: 2 SO: 5	BB: 0 IBB: 0 HBP: 0 BLK: 0	WP: 0 HR: 1 S: 57 P: 88	ERA: 3.00 WHIP: 0.667	86 Clarke Schmidt, R (10, 1) ERA: 0.69	IP: 2.0 WLS: 2 BF: 6 H: 0 R: 1 ER: 0 SO: 1	BB: 0 IBB: 0 HBP: 0 BLK: 0	WP: 0 HR: 0 S: 14 P: 23	ERA: 0.00 WHIP: 0.000																
34 Michael King, R (7,1) ERA: 2.95	0.2	B	5	2	3	3	0	1	0	0	0	0	1	11	21	40.50	4.500									
63 Lucas Luetge, L (7,1) ERA: 5.56	0.1		1	0	0	0	0	0	0	0	0	0	0	2	4	0.00	0.000									
35 Clay Holmes, R (8,1) ERA: 0.4	1.0		3	0	0	0	2	0	0	0	0	0	0	9	10	0.00	0.000									
58 Wandy Peralta, L (9,1) ERA: 1.5	1.0		4	1	0	0	0	0	0	0	0	0	0	6	7	0.00	1.000									

Baltimore Orioles @ New York Yankees
 Yankee Stadium, Bronx, NY
 Tue May 24 2022, 7:11 PM - 10:45 PM EDT
 Att: 32,289 - Cloudy - 65 F

livebaseballscores.com

AB 40
R 6
H 7
RBI 6
BB 1
SO 8
LOB 7




Batter	1	2	3	4	5	6	7	8	9	10	11	AB	R	H	RBI	BB	SO	LOB	BOTTOM					
31 Aaron Hicks, S (1,8) OBP: 0.348, SLG: 0.252	G5-4-3 1B		G6-3			G5-4-3 1B	K			K		5	0	2	0	0	2	4						
99 Aaron Judge, R (1,9) OBP: 0.366, SLG: 0.692	G5-4-3			K		G5-4-3				F9		5	0	0	0	0	2	2						
48 Anthony Rizzo, L (1,3) OBP: 0.350, SLG: 0.517				K		G4-3						3	1	1	1	2	1	0						
27 Giancarlo Stanton, R (1,10) OBP: 0.339, SLG: 0.523												2	0	0	0	0	1	0						
90 Estevan Floriani, L (7, PR) (8,10)	G5-3			K			G3			K		3	0	0	0	0	1	3						
25 Gleyber Torres, R (1,4) OBP: 0.285, SLG: 0.451			K							F9		5	3	2	2	0	2	3						
41 Miguel Andujar, R (1,7) OBP: 0.200, SLG: 0.200		F7				G6-3						5	0	0	0	0	1	0						
12 Isiah Kiner-Falefa, R (1,6) OBP: 0.311, SLG: 0.306			G6-3									5	2	2	1	0	1	0						
14 Marwin Gonzalez, S (1,5) OBP: 0.265, SLG: 0.273												3	0	1	0	1	0	0						
39 Jose Trevino, R (1,2) OBP: 0.300, SLG: 0.369												4	1	3	3	1	1	0						
Inning Stats	R: 1 E: 0 K: 0 S: 9	H: 2 LOB: 0 BB: 0 P: 15	R: 0 E: 0 K: 1 S: 10	H: 0 LOB: 0 BB: 0 P: 10	R: 1 E: 0 K: 1 S: 10	H: 1 LOB: 1 BB: 1 P: 13	R: 1 E: 0 K: 2 S: 12	H: 1 LOB: 1 BB: 0 P: 18	R: 0 E: 0 K: 0 S: 9	H: 0 LOB: 0 BB: 0 P: 9	R: 2 E: 0 K: 1 S: 16	H: 3 LOB: 2 BB: 0 P: 24	R: 0 E: 0 K: 2 S: 9	H: 0 LOB: 1 BB: 1 P: 17	R: 0 E: 0 K: 3 S: 10	H: 0 LOB: 2 BB: 2 P: 18	R: 0 E: 0 K: 1 S: 6	H: 0 LOB: 2 BB: 1 P: 10	R: 2 E: 0 K: 0 S: 12	H: 3 LOB: 2 BB: 0 P: 16	1B: 7 2B: 0 3B: 0 HR: 4	SF: 0 SAC: 0 DP: 2 HBP: 1	WP: 0 PB: 0 SB: 0 CS: 0	PA: 45
PITCHER	50 Bruce Zimmermann, L (1,1) ERA: 3.78	IP: 6.1 WLS: 6 BF: 23 H: 6 R: 4 ER: 4 SO: 5	BB: 0 IBB: 0 HBP: 0 BLK: 0	WP: 0 HR: 4 S: 65 P: 85	ERA: 5.68 WHIP: 0.947	71 Logan Gillaspie, R (7,1) ERA: 2.25	IP: 0.1 WLS: 1 BF: 2 H: 2 R: 1 ER: 1 SO: 0	BB: 0 IBB: 0 HBP: 0 BLK: 0	WP: 0 HR: 0 S: 13 P: 27	ERA: 6.000														
45 Keegan Akin, L (7,1) ERA: 1.23	2.1		10	0	0	0	6	3	0	0	0	0	0	22	39	0.00	1.286							
55 Dillon Tate, R (10,1) ERA: 1.93	1.0		4	0	0	0	1	0	0	0	0	0	0	6	10	0.00	0.000							
43 Bryan Baker, R (11,1) ERA: 5.0	0.1	L	4	3	2	1	0	0	0	0	0	0	0	12	16	27.00	9.000							

Baltimore Orioles @ New York Yankees
 Yankee Stadium, Bronx, NY
 Tue May 24 2022, 7:11 PM - 10:45 PM EDT
 Att: 32,289 - Cloudy - 65 F

livebaseballscores.com

AB 40
R 7
H 11
RBI 7
BB 4
SO 12
LOB 12



Batter	1	2	3	4	5	6	7	8	9	AB	R	H	RBI	BB	SO	LOB	TOP			
31 Cedric Mullins, L (1, 8) OBP: 0.305, SLG: 0.379										3	0	1	0	1	1	2	<p>Baltimore Orioles @ New York Yankees Yankee Stadium, Bronx, NY Wed May 25 2022, 7:11 PM - 10:16 PM EDT Att: 39,154 - Clear - 63 F</p>			
16 Trey Mancini, R (1, 3) OBP: 0.356, SLG: 0.375										3	0	0	0	1	0	2				
25 Anthony Santander, S (1, 9) OBP: 0.333, SLG: 0.387										4	0	0	0	0	2	4				
21 Austin Hays, R (1, 7) OBP: 0.355, SLG: 0.441										4	0	1	0	0	1	3				
6 Ryan Mountcastle, R (1, 10) OBP: 0.288, SLG: 0.391										4	0	0	0	0	2	3				
35 Adley Rutschman, S (1, 2) OBP: 0.318, SLG: 0.350										4	0	2	0	0	0	0				
29 Ramón Urias, R (1, 5) OBP: 0.271, SLG: 0.341										4	0	0	0	0	1	2				
12 Rougned Odor, L (1, 4) OBP: 0.261, SLG: 0.397										3	0	1	0	1	1	0				
26 Ryan McKenna, R (9, PR) OBP: 0.293, SLG: 0.395										0	0	0	0	0	0	0				
3 Jorge Mateo, R (1, 6) OBP: 0.245, SLG: 0.314										4	0	0	0	0	3	4				
Inning Stats	R: 0 E: 1 K: 2 S: 12	H: 0 LOB: 2 BB: 1 P: 21	R: 0 E: 0 K: 2 S: 19	H: 1 LOB: 2 BB: 1 P: 29	R: 0 E: 0 K: 0 S: 10	H: 1 LOB: 1 BB: 0 P: 13	R: 0 E: 0 K: 0 S: 4	H: 0 LOB: 0 BB: 0 P: 4	R: 0 E: 0 K: 1 S: 12	H: 1 LOB: 1 BB: 0 P: 17	R: 0 E: 0 K: 1 S: 11	H: 0 LOB: 0 BB: 0 P: 18	R: 0 E: 0 K: 2 S: 14	H: 0 LOB: 0 BB: 0 P: 10	R: 0 E: 0 K: 2 S: 14	H: 2 LOB: 2 BB: 0 P: 15	1B: 5 2B: 0 3B: 0 HR: 0	SF: 0 SAC: 0 DP: 0 HBP: 0	WP: 0 PB: 0 SB: 1 CS: 0	PA: 36
PITCHER	IP WLS BF H R ER SO BB IBB HBP BLK WP HR S P ERA WHIP																ERA WHIP			
92 JP Sears, L (1, 1) ERA: 6.75	5.0 W 21 3 0 0 5 2 0 0 0 0 0 0 57 84 0.00 1.000																			
97 Ron Marinaccio, R (8, 1) ERA: 5.25	2.0 H 6 0 0 0 3 0 0 0 0 0 0 0 18 28 0.00 0.000																			
63 Lucas Luetge, L (8, 1) ERA: 3.29	0.2 H 3 0 0 0 1 1 0 0 0 0 0 0 10 17 0.00 1.500																			
30 Miguel Castro, R (9, 1) ERA: 0.38	0.1 H 1 0 0 0 1 0 0 0 0 0 0 0 4 6 0.00 0.000																			
35 Clay Holmes, R (9, 1)	1.0 S 5 2 0 0 1 0 0 0 0 0 0 0 14 15 0.00 2.000																			

Batter	1	2	3	4	5	6	7	8	9	AB	R	H	RBI	BB	SO	LOB	BOTTOM			
31 Aaron Hicks, S (1, 8) OBP: 0.338, SLG: 0.243										4	0	0	0	0	1	1	<p>Baltimore Orioles @ New York Yankees Yankee Stadium, Bronx, NY Wed May 25 2022, 7:11 PM - 10:16 PM EDT Att: 39,154 - Clear - 63 F</p>			
99 Aaron Judge, R (1, 9) OBP: 0.383, SLG: 0.688										4	1	1	0	0	0	1				
48 Anthony Rizzo, L (1, 3) OBP: 0.342, SLG: 0.503										4	0	0	0	0	1	1				
25 Gleyber Torres, R (1, 4) OBP: 0.286, SLG: 0.449										3	1	1	0	0	1	0				
41 Miguel Andujar, R (1, 7) OBP: 0.308, SLG: 0.308										3	0	2	1	0	1	0				
13 Joey Gallo, L (1, 10) OBP: 0.287, SLG: 0.324										3	0	0	0	0	0	2				
12 Isiah Kiner-Falefa, R (1, 6) OBP: 0.305, SLG: 0.299										3	0	0	0	0	0	2				
14 Marwin Gonzalez, S (1, 5) OBP: 0.269, SLG: 0.277										3	0	1	0	0	1	0				
66 Kyle Higashioka, R (1, 2) OBP: 0.224, SLG: 0.206										3	0	1	0	0	0	1				
Inning Stats	R: 0 E: 0 K: 0 S: 8	H: 0 LOB: 0 BB: 0 P: 11	R: 0 E: 0 K: 1 S: 12	H: 1 LOB: 1 BB: 0 P: 15	R: 0 E: 0 K: 1 S: 10	H: 0 LOB: 0 BB: 0 P: 13	R: 2 E: 0 K: 0 S: 20	H: 3 LOB: 1 BB: 0 P: 27	R: 0 E: 0 K: 0 S: 9	H: 1 LOB: 1 BB: 0 P: 11	R: 0 E: 0 K: 1 S: 7	H: 0 LOB: 0 BB: 0 P: 12	R: 0 E: 0 K: 0 S: 12	H: 1 LOB: 1 BB: 0 P: 19	R: 0 E: 0 K: 2 S: 9	H: 0 LOB: 0 BB: 0 P: 16		1B: 5 2B: 1 3B: 0 HR: 0	SF: 0 SAC: 0 DP: 0 HBP: 0	WP: 0 PB: 0 SB: 1 CS: 0
PITCHER	IP WLS BF H R ER SO BB IBB HBP BLK WP HR S P ERA WHIP																ERA WHIP			
68 Tyler Wells, R (1, 1) ERA: 4.3	5.0 L 20 5 2 2 2 2 0 0 0 0 0 0 7 12 3.60 1.000																			
34 Joey Krehbiel, R (6, 1) ERA: 3.05	1.0 3 0 0 0 1 0 0 0 0 0 0 0 7 12 0.00 0.000																			
71 Logan Gillaspie, R (7, 1) ERA: 1.8	1.0 4 1 0 0 0 0 0 0 0 0 0 0 12 19 0.00 1.000																			
78 Marcos Diplán, R (8, 1) ERA:	1.0 3 0 0 0 2 0 0 0 0 0 0 0 9 16 0.00 0.000																			

Batter	1	2	3	4	5	6	7	8	9	AB	R	H	RBI	BB	SO	LOB	TOP			
31 Cedric Mullins, L OBP: 0.307, SLG: 0.380	P5			P2	1B		F9		16 1B 25 1B	5	1	2	0	0	0	0	Baltimore Orioles @ Boston Red Sox Fenway Park, Boston, MA Fri May 27 2022, 7:15 PM - 10:53 PM EDT Att: 29,251 - Cloudy - 75 F			
16 Trey Mancini, R OBP: 0.397, SLG: 0.372 26 Ryan McKenna, R (9, FR) OBP: 0.293, SLG: 0.306	K			25 HR BB	L7		L8		25 1B 35 FC4-2	4	1	1	0	1	1	1				
25 Anthony Santander, S OBP: 0.340, SLG: 0.409 48 Jorge López, R	F9			HR		G3		21 HR BB	35 FC4-2 6 WP	4	3	2	3	1	0	0				
21 Austin Hays, R OBP: 0.362, SLG: 0.462	G5-3			35 FC6-5 1B		G1-3		HR	6 WP 6 SF8	4	2	2	2	1	0	0				
35 Adley Rutschman, S OBP: 0.259, SLG: 0.280	G6-3			6 1B FC6-5		F9		K	12 1B 6 WP	5	1	0	0	0	1	4				
6 Ryan Mountcastle, R OBP: 0.295, SLG: 0.387	K			1B			P4	G6-3	SF8	4	0	1	1	0	1	0				
12 Rougned Odor, L OBP: 0.273, SLG: 0.412			L9	K					29 1B 3 HR	5	2	3	1	0	1	2				
29 Ramón Urias, R OBP: 0.289, SLG: 0.353			G4-3					E5	3 HR BB	4	1	3	0	1	0	0				
3 Jorge Mateo, R OBP: 0.243, SLG: 0.331	K		G6-4-3					K	G1-4-3	5	1	1	3	0	2	4				
Inning Stats	R: 0 H: 0 E: 0 K: 1 S: 11	H: 0 LOB: 0 BB: 0 P: 15	R: 0 H: 0 E: 0 K: 1 S: 9	H: 0 LOB: 0 BB: 0 P: 11	R: 0 H: 0 E: 0 K: 1 S: 8	H: 0 LOB: 0 BB: 0 P: 10	R: 2 H: 3 E: 0 K: 1 S: 13	H: 3 LOB: 2 BB: 1 P: 24	R: 0 H: 2 E: 0 K: 0 S: 9	H: 0 LOB: 0 BB: 0 P: 11	R: 3 H: 2 E: 0 K: 0 S: 14	H: 2 LOB: 1 BB: 1 P: 21	R: 3 H: 3 E: 1 K: 2 S: 15	H: 3 LOB: 1 BB: 1 P: 24	R: 4 H: 5 E: 0 K: 0 S: 19	H: 5 LOB: 2 BB: 1 P: 29		1B: 11 2B: 1 3B: 0 HR: 3	SF: 1 SAC: 0 DP: 1 HBP: 0	WP: 1 PB: 0 SB: 0 CS: 0
PITCHER	IP WLS BF H R ER SO	IP WLS BF H R ER SO	IP WLS BF H R ER SO	IP WLS BF H R ER SO	IP WLS BF H R ER SO	IP WLS BF H R ER SO	IP WLS BF H R ER SO	IP WLS BF H R ER SO	IP WLS BF H R ER SO	IP WLS BF H R ER SO	IP WLS BF H R ER SO	IP WLS BF H R ER SO	IP WLS BF H R ER SO	IP WLS BF H R ER SO	IP WLS BF H R ER SO	IP WLS BF H R ER SO	ERA WHIP	ERA WHIP	ERA WHIP	
72 Garrett Whitlock, R ERA: 3.49	6.0	23	5	2	2	4	1	0	0	0	0	0	0	0	1	56	84	3.00	1.000	
31 Jake Diekmann, L ERA: 3.86	1.0	6	2	3	3	0	1	0	0	0	0	0	0	0	1	14	21	27.00	3.000	
46 John Schreiber, R ERA: 1.42	0.2	H	4	1	2	2	1	0	0	0	0	0	0	0	1	10	18	27.00	3.000	
55 Matt Strahm, L ERA: 3.68	0.1	L	6	5	4	3	1	0	0	0	0	0	0	0	11	15	81.00	15.000		
18 Hirokazu Sawamura, R ERA: 3.6	1.0	6	2	1	1	0	1	0	0	0	0	0	0	1	0	13	20	9.00	3.000	

Batter	1	2	3	4	5	6	7	8	9	AB	R	H	RBI	BB	SO	LOB	BOTTOM			
5 Enrique Hernández, R OBP: 0.270, SLG: 0.331	11 1B E	G6-3	G1		P3				G4-3	5	1	1	0	1	0	3	Baltimore Orioles @ Boston Red Sox Fenway Park, Boston, MA Fri May 27 2022, 7:15 PM - 10:53 PM EDT Att: 29,251 - Cloudy - 75 F			
11 Rafael Devers, L OBP: 0.372, SLG: 0.605	E7 2 HR	2 HBP 28 BB 99 2B		28 2B	G4-3		L7			5	3	3	0	0	0	3				
28 J.D. Martinez, R OBP: 0.436, SLG: 0.600	2 HR HBP	2 HBP 99 2B		99 G3 2B	L4		G6-3			3	2	1	1	1	0	2				
2 Xander Bogaerts, R OBP: 0.395, SLG: 0.467	HR	99 2B HBP		P4		P3		99 FC6-4 1B		4	1	2	3	0	0	1				
99 Alex Verdugo, L OBP: 0.276, SLG: 0.356	10 E 1B	G3		G3		K		FC6-4 10 HBP		5	0	2	2	0	1	2				
10 Trevor Story, R OBP: 0.315, SLG: 0.455	L6	G2-3		G5-3						3	0	0	0	1	0	4				
16 Franchy Cordero, L OBP: 0.350, SLG: 0.415 39 Christian Arroyo, R OBP: 0.224, SLG: 0.302	K			G4-6-3 1B		G5-3		P4		4	1	2	0	0	1	2				
7 Christian Vázquez, R OBP: 0.325, SLG: 0.367	K			G4-6-3		G5-3		K		5	0	1	1	0	2	2				
19 Jackie Bradley Jr., L OBP: 0.280, SLG: 0.341		G2-3				G3-1		G6-3		5	0	2	0	0	0	0				
Inning Stats	R: 4 H: 4 E: 2 K: 2 S: 21	H: 4 LOB: 1 BB: 0 P: 40	R: 2 H: 2 E: 0 K: 0 S: 14	H: 2 LOB: 2 BB: 1 P: 26	R: 0 H: 2 E: 0 K: 0 S: 6	H: 2 LOB: 1 BB: 0 P: 6	R: 1 H: 2 E: 0 K: 0 S: 14	H: 2 LOB: 1 BB: 0 P: 22	R: 1 H: 3 E: 0 K: 0 S: 12	H: 3 LOB: 2 BB: 0 P: 16	R: 0 H: 0 E: 0 K: 1 S: 10	H: 0 LOB: 0 BB: 1 P: 16	R: 0 H: 0 E: 0 K: 0 S: 9	H: 1 LOB: 2 BB: 0 P: 13	R: 0 H: 0 E: 0 K: 1 S: 8	H: 0 LOB: 0 BB: 0 P: 12		1B: 8 2B: 5 3B: 0 HR: 1	SF: 0 SAC: 0 DP: 1 HBP: 3	WP: 0 PB: 0 SB: 0 CS: 0
PITCHER	IP WLS BF H R ER SO	IP WLS BF H R ER SO	IP WLS BF H R ER SO	IP WLS BF H R ER SO	IP WLS BF H R ER SO	IP WLS BF H R ER SO	IP WLS BF H R ER SO	IP WLS BF H R ER SO	IP WLS BF H R ER SO	IP WLS BF H R ER SO	IP WLS BF H R ER SO	IP WLS BF H R ER SO	IP WLS BF H R ER SO	IP WLS BF H R ER SO	IP WLS BF H R ER SO	IP WLS BF H R ER SO	ERA WHIP	ERA WHIP	ERA WHIP	
56 Kyle Bradish, R ERA: 7.31	1.2	14	6	6	6	2	1	0	0	0	0	0	0	0	0	0	33	62	32.40	4.200
67 Beau Sulser, R ERA: 4.29	3.0	15	7	2	2	0	0	0	0	0	0	0	0	0	0	31	43	6.00	2.333	
78 Marcos Diplán, R ERA: 1.89	2.0	8	0	0	0	1	2	0	0	0	0	0	0	0	0	20	35	0.00	1.000	
71 Logan Gillaspie, R ERA: 1.89	0.1	1	0	0	0	0	0	0	0	0	0	0	0	0	2	3	0.00	0.000		
55 Dillon Tate, R ERA: 1.88	0.2	4	1	0	0	0	0	0	0	0	0	0	0	0	8	12	0.00	1.500		
58 Cionel Pérez, L ERA: 0.64	0.1	1	0	0	0	0	0	0	0	0	0	0	0	0	0	0	1	1	0.00	0.000
48 Jorge López, R ERA: 1.23	1.0	3	0	0	0	0	0	0	0	0	0	0	0	0	8	12	0.00	0.000		

AB	40
R	12
H	15
RBI	10
BB	4
SO	6
LOB	11



AB	40
R	8
H	14
RBI	7
BB	3
SO	4
LOB	21



Batter	1	2	3	4	5	6	7	8	9	AB	R	H	RBI	BB	SO	LOB	TOP			
31 Cedric Mullins, L OBP: 0.306, SLG: 0.377										4	1	1	0	0	0	1	Baltimore Orioles @ Boston Red Sox Fenway Park, Boston, MA Sat May 28 2022, 12:11 PM - 3:08 PM EDT Att: 26,912 - Cloudy - 72 F			
16 Trey Mancini, R OBP: 0.354, SLG: 0.369										4	0	1	0	0	1	2				
25 Anthony Santander, S OBP: 0.339, SLG: 0.405										4	0	1	1	0	0	2				
21 Austin Hays, R OBP: 0.360, SLG: 0.456										4	0	1	0	0	0	2				
6 Ryan Mountcastle, R OBP: 0.284, SLG: 0.383										4	0	1	0	0	2	3				
12 Rouven Odor, L OBP: 0.286, SLG: 0.400										4	0	0	0	0	1	2				
29 Ramón Urias, R OBP: 0.289, SLG: 0.360										3	1	1	0	0	1	0				
23 Robinson Chirinos, R OBP: 0.245, SLG: 0.258										3	1	1	2	0	0	0				
11 Chris Owings, R OBP: 0.271, SLG: 0.163										2	0	0	0	1	1	0				
Inning Stats	R: 1 E: 1 K: 0 S: 9	H: 2 LOB: 1 BB: 0 P: 13	R: 0 E: 0 K: 0 S: 7	H: 0 LOB: 1 BB: 0 P: 9	R: 0 E: 0 K: 1 S: 12	H: 1 LOB: 1 BB: 0 P: 17	R: 0 E: 0 K: 2 S: 11	H: 0 LOB: 0 BB: 0 P: 16	R: 2 E: 0 K: 1 S: 11	H: 2 LOB: 1 BB: 1 P: 17	R: 0 E: 0 K: 0 S: 7	H: 1 LOB: 0 BB: 0 P: 8	R: 0 E: 0 K: 1 S: 7	H: 0 LOB: 0 BB: 0 P: 13	R: 0 E: 0 K: 1 S: 6	H: 1 LOB: 0 BB: 0 P: 7	1B: 5 2B: 1 3B: 0 HR: 1	SF: 0 SAC: 0 DP: 3 HBP: 0	WP: 0 PB: 0 SB: 1 CS: 0	PA: 33
PITCHER 17 Nathan Eovaldi, R ERA: 3.77	IP: 9.0 WLS: W BF: 33	H: 7 R: 3 ER: 2 SO: 6	BB: 1 IBB: 0 HBP: 0 BLK: 0	WP: 0 HR: 1 S: 75 P: 108	ERA: 2.00 WHIP: 0.889	PITCHER										IP: WLS: BF: H: R: ER: SO: BB: IBB: HBP: BLK: WP: HR: S: P: ERA: WHIP				

AB	32
R	3
H	7
RBI	3
BB	1
SO	6
LOB	12



Batter	1	2	3	4	5	6	7	8	9	AB	R	H	RBI	BB	SO	LOB	BOTTOM			
5 Enrique Hernández, R OBP: 0.289, SLG: 0.328										5	0	1	2	0	0	2	Baltimore Orioles @ Boston Red Sox Fenway Park, Boston, MA Sat May 28 2022, 12:11 PM - 3:08 PM EDT Att: 26,912 - Cloudy - 72 F			
11 Rafael Devers, L OBP: 0.382, SLG: 0.615										5	0	4	0	0	1	0				
28 J.D. Martinez, R OBP: 0.435, SLG: 0.591										4	1	1	0	1	2	5				
2 Xander Bogaerts, R OBP: 0.392, SLG: 0.468										4	0	1	0	0	2	3				
99 Alex Verdugo, L OBP: 0.275, SLG: 0.354										4	0	1	0	0	0	4				
39 Christian Arroyo, R OBP: 0.239, SLG: 0.268										4	1	2	1	0	0	2				
16 Franchy Cordero, L OBP: 0.324, SLG: 0.415										2	0	1	0	0	0	1				
29 Bobby Dalbec, R OBP: 0.258, SLG: 0.265										2	1	1	1	0	0	2				
25 Kevin Plawecki, R OBP: 0.226, SLG: 0.250										2	1	0	0	2	0	1				
19 Jackie Bradley Jr., L OBP: 0.279, SLG: 0.346										4	1	1	1	0	0	2				
Inning Stats	R: 0 E: 0 K: 1 S: 7	H: 1 LOB: 1 BB: 0 P: 12	R: 3 E: 0 K: 1 S: 21	H: 5 LOB: 2 BB: 1 P: 39	R: 0 E: 0 K: 0 S: 5	H: 0 LOB: 0 BB: 0 P: 8	R: 0 E: 0 K: 0 S: 10	H: 1 LOB: 1 BB: 0 P: 17	R: 0 E: 0 K: 1 S: 17	H: 2 LOB: 2 BB: 0 P: 23	R: 1 E: 0 K: 0 S: 11	H: 1 LOB: 0 BB: 0 P: 16	R: 1 E: 0 K: 1 S: 21	H: 2 LOB: 1 BB: 1 P: 36	R: 0 E: 0 K: 1 S: 10	H: 1 LOB: 2 BB: 1 P: 19	1B: 8 2B: 4 3B: 0 HR: 1	SF: 0 SAC: 0 DP: 0 HBP: 0	WP: 0 PB: 0 SB: 0 CS: 0	PA: 39
PITCHER 28 Jordan Lyles, R ERA: 4.26	IP: 4.1 WLS: L	BF: 22	H: 9 R: 3 ER: 3 SO: 3	BB: 1 IBB: 0 HBP: 0 BLK: 0	WP: 0 HR: 0 S: 55 P: 93	ERA: 6.23 WHIP: 2.308	PITCHER										IP: WLS: BF: H: R: ER: SO: BB: IBB: HBP: BLK: WP: HR: S: P: ERA: WHIP			
45 Keegan Akin, L ERA: 1.71	IP: 2.1	WLS: L	BF: 10	H: 2 R: 2 ER: 2 SO: 1	BB: 1 IBB: 0 HBP: 0 BLK: 0	WP: 0 HR: 1 S: 30 P: 46	ERA: 7.71 WHIP: 1.286													
43 Bryan Baker, R ERA: 4.66	IP: 1.1	WLS: W	BF: 7	H: 2 R: 0 ER: 0 SO: 1	BB: 1 IBB: 0 HBP: 0 BLK: 0	WP: 0 HR: 0 S: 17 P: 31	ERA: 0.00 WHIP: 2.250													

AB	36
R	5
H	13
RBI	5
BB	3
SO	5
LOB	22



Batter	1	2	3	4	5	6	7	8	9	AB	R	H	RBI	BB	SO	LOB	TOP			
31 Cedric Mullins, L (1, 8) OBP: 0.303, SLG: 0.372	G3-1		K		16 1B		G4-6-3			4	1	1	0	0	1	2	Baltimore Orioles @ Boston Red Sox Fenway Park, Boston, MA Sun May 29 2022, 1:37 PM - 5:03 PM EDT Att: 35,715 - Sunny - 71 F			
16 Trey Mancini, R (1, 7) OBP: 0.368, SLG: 0.386	2B		25 BB		1B			6 G4-6-3 1B		3	0	3	1	1	0	0				
25 Anthony Santander, S (1, 9) OBP: 0.335, SLG: 0.391	L8				G6-3			L8		3	0	0	0	1	0	3				
6 Ryan Mountcastle, R (1, 3) OBP: 0.282, SLG: 0.372	G6-3				L9			G4-6-3		4	0	1	0	0	0	5				
35 Adley Rutschman, S (1, 10) OBP: 0.286, SLG: 0.233	F8				29 G5-4-3 BB			26 HBP BB		2	1	0	0	2	1	1				
12 Rovedo Odor, L (1, 4) OBP: 0.280, SLG: 0.408	K				P5			11 FC4-6 HBP		3	0	0	0	0	1	2				
26 Ryan McKenna, R (9, PH) OBP: 0.326, SLG: 0.325	K				F7					0	0	0	0	0	0	0				
29 Ramón Urias, R (1, 5) OBP: 0.281, SLG: 0.347	F8				G5-4-3			P2		4	0	0	0	0	1	4				
23 Robinson Chirinos, R (1, 2) OBP: 0.238, SLG: 0.250	K				K			P4		3	0	0	0	0	2	0				
11 Chris Owings, R (9, PH) OBP: 0.267, SLG: 0.160	K				K			FC4-6 3 WP		1	0	0	0	0	0	1				
3 Jorge Mateo, R (1, 6) OBP: 0.250, SLG: 0.346	25 BB 2B				G6-3			31 G4-6-3 1B		4	0	2	0	0	1	1				
Inning Stats	R: 0 H: 1 E: 0 K: 0 S: 11	L: 1 LOB: 1 BB: 0 P: 16	R: 0 H: 0 E: 0 K: 1 S: 7	L: 0 LOB: 0 BB: 0 P: 12	R: 0 H: 1 E: 0 K: 2 S: 15	L: 1 LOB: 3 BB: 2 P: 26	R: 0 H: 0 E: 0 K: 0 S: 7	L: 0 LOB: 0 BB: 1 P: 13	R: 1 H: 2 E: 0 K: 1 S: 12	L: 1 LOB: 1 BB: 0 P: 21	R: 0 H: 1 E: 0 K: 0 S: 6	L: 1 LOB: 0 BB: 0 P: 7	R: 0 H: 1 E: 0 K: 0 S: 5	L: 1 LOB: 0 BB: 0 P: 7	R: 1 H: 0 E: 1 K: 2 S: 9	L: 0 LOB: 1 BB: 1 P: 19	1B: 4 2B: 3 3B: 0 HR: 0	SF: 0 SAC: 0 DP: 3 HBP: 1	WP: 1 PB: 0 SB: 0 CS: 0	PA: 36
PITCHER	IP WLS BF H R ER SO BB IBB HBP BLK WP HR S P ERA WHIP	6.0 W 25 5 1 1 5 3 0 0 0 0 0 64 106 1.50 1.333	2.0 6 2 0 0 0 0 0 0 0 0 0 0 11 14 0.00 1.000	1.0 5 0 1 1 2 1 0 1 0 1 0 0 9 19 9.00 1.000	PITCHER										IP WLS BF H R ER SO BB IBB HBP BLK WP HR S P ERA WHIP					

AB	31
R	2
H	7
RBI	1
BB	4
SO	7
LOB	19



Batter	1	2	3	4	5	6	7	8	9	AB	R	H	RBI	BB	SO	LOB	BOTTOM			
5 Enrique Hernández, R (1, 8) OBP: 0.270, SLG: 0.347	L8	G5-3		HR		G5-3		K		5	1	1	1	0	1	2	Baltimore Orioles @ Boston Red Sox Fenway Park, Boston, MA Sun May 29 2022, 1:37 PM - 5:03 PM EDT Att: 35,715 - Sunny - 71 F			
11 Rafael Devers, L (1, 5) OBP: 0.376, SLG: 0.611	G3		HR	K		F8		28 BB 2B		4	2	1	1	1	1	0				
28 J.D. Martinez, R (1, 10) OBP: 0.439, SLG: 0.588	1B		K		G2-3			2 BB 2B		4	0	2	1	1	1	0				
2 Xander Bogaerts, R (1, 6) OBP: 0.395, SLG: 0.480	F7		10 WP 2B		7 E 1B		F7			5	1	3	2	0	0	2				
10 Trevor Story, R (1, 4) OBP: 0.310, SLG: 0.444	F8		7 G4-6-3 BB		K		F8			4	0	0	0	1	2	4				
7 Christian Vázquez, R (1, 2) OBP: 0.346, SLG: 0.414					E4					3	1	2	1	0	0	2				
25 Kevin Plawecki, R (8, 2) OBP: 0.295, SLG: 0.250	29 HR 2B				1-H 2B					0	1	0	0	2	0	0				
29 Bobby Dalbec, R (1, 3) OBP: 0.283, SLG: 0.295	2-H HR				F8			G6-3		5	2	2	2	0	1	4				
39 Christian Arroyo, R (1, 9) ERA: 4.53	G5-3				HR					3	1	1	1	0	1	0				
19 Jackie Bradley Jr., L (7, 9) OBP: 0.283, SLG: 0.348					HR			16 2B 28 BB 1B		1	1	1	0	0	0	0				
16 Franchy Cordero, L (1, 7) OBP: 0.346, SLG: 0.479	HR				L8			28 BB 2 2B 2B		4	2	2	3	0	1	0				
Inning Stats	R: 0 H: 1 E: 0 K: 0 S: 9	L: 3 LOB: 1 BB: 0 P: 15	R: 3 H: 3 E: 0 K: 0 S: 19	L: 3 LOB: 0 BB: 0 P: 26	R: 1 H: 2 E: 0 K: 1 S: 14	L: 2 LOB: 1 BB: 1 P: 25	R: 2 H: 2 E: 0 K: 1 S: 10	L: 2 LOB: 0 BB: 0 P: 16	R: 1 H: 2 E: 1 K: 1 S: 19	L: 2 LOB: 1 BB: 0 P: 25	R: 0 H: 0 E: 0 K: 2 S: 7	L: 0 LOB: 0 BB: 0 P: 11	R: 0 H: 1 E: 0 K: 0 S: 8	L: 1 LOB: 1 BB: 0 P: 11	R: 5 H: 4 E: 0 K: 3 S: 32	L: 4 LOB: 3 BB: 4 P: 62	1B: 5 2B: 5 3B: 0 HR: 5	SF: 0 SAC: 0 DP: 1 HBP: 0	WP: 1 PB: 0 SB: 0 CS: 0	PA: 43
PITCHER	IP WLS BF H R ER SO BB IBB HBP BLK WP HR S P ERA WHIP	4.0 L 20 6 6 6 2 1 0 0 0 0 5 52 82 13.50 2.250	3.0 6 5 5 3 1 0 0 0 0 0 0 46 71 15.00 2.333	1.0 7 1 1 1 3 3 0 0 0 0 0 20 38 9.00 4.000	PITCHER										IP WLS BF H R ER SO BB IBB HBP BLK WP HR S P ERA WHIP					



Batter	1	2	3	4	5	6	7	8	9	AB	R	H	RBI	BB	SO	LOB	TOP							
21 Austin Hays, R OBP: 0.362, SLG: 0.456										4	2	1	0	0	1	2	<p>Baltimore Orioles @ Boston Red Sox Fenway Park, Boston, MA Mon May 30 2022, 7:11 PM - 10:15 PM EDT Att: 24,809 - Clear - 86 F</p>							
16 Trey Mancini, R OBP: 0.379, SLG: 0.406										4	2	3	1	1	0	0								
6 Ryan Mountcastle, R OBP: 0.299, SLG: 0.472										5	4	4	1	0	0	1								
25 Anthony Santander, S OBP: 0.352, SLG: 0.405										4	1	1	4	0	0	1								
29 Ramón Uriás, R OBP: 0.279, SLG: 0.362										5	1	1	3	0	0	0								
35 Adley Rutschman, S OBP: 0.300, SLG: 0.286										5	0	2	0	0	1	0								
3 Jorge Mateo, R OBP: 0.300, SLG: 0.363										4	0	2	0	0	1	1								
26 Ryan McKenna, R OBP: 0.300, SLG: 0.295										4	0	0	0	0	4	3								
11 Chris Owings, R OBP: 0.266, SLG: 0.151										3	0	0	0	1	1	2								
Inning Stats	R: 2 H: 2 E: 0 K: 0 S: 11	H: 2 LOB: 0 BB: 0 P: 19	R: 0 H: 1 E: 0 K: 2 S: 13	H: 1 LOB: 2 BB: 1 P: 21	R: 2 H: 3 E: 0 K: 1 S: 18	H: 3 LOB: 1 BB: 0 P: 26	R: 0 H: 0 E: 0 K: 2 S: 8	H: 0 LOB: 0 BB: 0 P: 11	R: 2 H: 1 E: 0 K: 0 S: 14	H: 1 LOB: 0 BB: 0 P: 22	R: 0 H: 0 E: 0 K: 1 S: 11	H: 0 LOB: 0 BB: 0 P: 16	R: 1 H: 2 E: 0 K: 0 S: 10	H: 2 LOB: 0 BB: 0 P: 13	R: 0 H: 2 E: 0 K: 1 S: 9	H: 2 LOB: 2 BB: 0 P: 14	R: 3 H: 3 E: 0 K: 1 S: 15	H: 3 LOB: 0 BB: 0 P: 20	1B: 6 2B: 3 HR: 3	SF: 1 SAC: 0 DP: 1 HBP: 1	WP: 0 PB: 0 SB: 0 CS: 0	PA: 42		
PITCHER	IP WLS BF H R ER SO BB IBB HBP BLK WP HR S P ERA WHIP	IP WLS BF H R ER SO BB IBB HBP BLK WP HR S P ERA WHIP	IP WLS BF H R ER SO BB IBB HBP BLK WP HR S P ERA WHIP	IP WLS BF H R ER SO BB IBB HBP BLK WP HR S P ERA WHIP	IP WLS BF H R ER SO BB IBB HBP BLK WP HR S P ERA WHIP	IP WLS BF H R ER SO BB IBB HBP BLK WP HR S P ERA WHIP	IP WLS BF H R ER SO BB IBB HBP BLK WP HR S P ERA WHIP	IP WLS BF H R ER SO BB IBB HBP BLK WP HR S P ERA WHIP	IP WLS BF H R ER SO BB IBB HBP BLK WP HR S P ERA WHIP	IP WLS BF H R ER SO BB IBB HBP BLK WP HR S P ERA WHIP	IP WLS BF H R ER SO BB IBB HBP BLK WP HR S P ERA WHIP	IP WLS BF H R ER SO BB IBB HBP BLK WP HR S P ERA WHIP	IP WLS BF H R ER SO BB IBB HBP BLK WP HR S P ERA WHIP	IP WLS BF H R ER SO BB IBB HBP BLK WP HR S P ERA WHIP	IP WLS BF H R ER SO BB IBB HBP BLK WP HR S P ERA WHIP	IP WLS BF H R ER SO BB IBB HBP BLK WP HR S P ERA WHIP	IP WLS BF H R ER SO BB IBB HBP BLK WP HR S P ERA WHIP	IP WLS BF H R ER SO BB IBB HBP BLK WP HR S P ERA WHIP	IP WLS BF H R ER SO BB IBB HBP BLK WP HR S P ERA WHIP	IP WLS BF H R ER SO BB IBB HBP BLK WP HR S P ERA WHIP	IP WLS BF H R ER SO BB IBB HBP BLK WP HR S P ERA WHIP	IP WLS BF H R ER SO BB IBB HBP BLK WP HR S P ERA WHIP	IP WLS BF H R ER SO BB IBB HBP BLK WP HR S P ERA WHIP	IP WLS BF H R ER SO BB IBB HBP BLK WP HR S P ERA WHIP

AB	38
R	10
H	14
RBI	9
BB	2
SO	8
LOB	10



Batter	1	2	3	4	5	6	7	8	9	AB	R	H	RBI	BB	SO	LOB	BOTTOM						
5 Enrique Hernández, R OBP: 0.265, SLG: 0.340										4	0	0	0	0	0	1	<p>Baltimore Orioles @ Boston Red Sox Fenway Park, Boston, MA Mon May 30 2022, 7:11 PM - 10:15 PM EDT Att: 24,809 - Clear - 86 F</p>						
11 Rafael Devers, L OBP: 0.370, SLG: 0.602										3	0	0	0	0	0	0							
29 Bobby Dalbec, R OBP: 0.268, SLG: 0.301										1	0	1	0	0	0	0							
28 J.D. Martinez, R OBP: 0.429, SLG: 0.573										4	0	0	0	0	1	1							
2 Xander Bogaerts, R OBP: 0.394, SLG: 0.463										3	0	1	0	0	1	0							
30 Christian Arroyo, R OBP: 0.228, SLG: 0.347										1	0	0	0	0	0	1							
99 Alex Verdugo, L OBP: 0.263, SLG: 0.337										4	0	0	0	0	0	2							
10 Trevor Story, R OBP: 0.316, SLG: 0.445										2	0	1	0	1	1	0							
16 Franchy Cordero, L OBP: 0.333, SLG: 0.459										3	0	0	0	0	1	2							
7 Christian Vázquez, R OBP: 0.346, SLG: 0.420										3	0	1	0	0	1	1							
19 Jackie Bradley Jr., L OBP: 0.277, SLG: 0.340										3	0	0	0	0	0	2							
Inning Stats	R: 0 H: 0 E: 0 K: 0 S: 11	H: 0 LOB: 0 BB: 0 P: 11	R: 0 H: 1 E: 0 K: 0 S: 9	H: 1 LOB: 0 BB: 0 P: 15	R: 0 H: 0 E: 0 K: 0 S: 8	H: 0 LOB: 0 BB: 0 P: 11	R: 0 H: 1 E: 0 K: 1 S: 14	H: 1 LOB: 0 BB: 0 P: 19	R: 0 H: 0 E: 0 K: 2 S: 13	H: 0 LOB: 0 BB: 0 P: 13	R: 0 H: 0 E: 0 K: 2 S: 8	H: 0 LOB: 0 BB: 0 P: 12	R: 0 H: 1 E: 0 K: 0 S: 7	H: 1 LOB: 1 BB: 0 P: 8	R: 0 H: 1 E: 0 K: 0 S: 10	H: 1 LOB: 1 BB: 0 P: 15	1B: 2 2B: 2 HR: 0	SF: 0 SAC: 0 DP: 0 HBP: 0	WP: 0 PB: 0 SB: 0 CS: 0	PA: 32			
PITCHER	IP WLS BF H R ER SO BB IBB HBP BLK WP HR S P ERA WHIP	IP WLS BF H R ER SO BB IBB HBP BLK WP HR S P ERA WHIP	IP WLS BF H R ER SO BB IBB HBP BLK WP HR S P ERA WHIP	IP WLS BF H R ER SO BB IBB HBP BLK WP HR S P ERA WHIP	IP WLS BF H R ER SO BB IBB HBP BLK WP HR S P ERA WHIP	IP WLS BF H R ER SO BB IBB HBP BLK WP HR S P ERA WHIP	IP WLS BF H R ER SO BB IBB HBP BLK WP HR S P ERA WHIP	IP WLS BF H R ER SO BB IBB HBP BLK WP HR S P ERA WHIP	IP WLS BF H R ER SO BB IBB HBP BLK WP HR S P ERA WHIP	IP WLS BF H R ER SO BB IBB HBP BLK WP HR S P ERA WHIP	IP WLS BF H R ER SO BB IBB HBP BLK WP HR S P ERA WHIP	IP WLS BF H R ER SO BB IBB HBP BLK WP HR S P ERA WHIP	IP WLS BF H R ER SO BB IBB HBP BLK WP HR S P ERA WHIP	IP WLS BF H R ER SO BB IBB HBP BLK WP HR S P ERA WHIP	IP WLS BF H R ER SO BB IBB HBP BLK WP HR S P ERA WHIP	IP WLS BF H R ER SO BB IBB HBP BLK WP HR S P ERA WHIP	IP WLS BF H R ER SO BB IBB HBP BLK WP HR S P ERA WHIP	IP WLS BF H R ER SO BB IBB HBP BLK WP HR S P ERA WHIP	IP WLS BF H R ER SO BB IBB HBP BLK WP HR S P ERA WHIP	IP WLS BF H R ER SO BB IBB HBP BLK WP HR S P ERA WHIP	IP WLS BF H R ER SO BB IBB HBP BLK WP HR S P ERA WHIP	IP WLS BF H R ER SO BB IBB HBP BLK WP HR S P ERA WHIP	IP WLS BF H R ER SO BB IBB HBP BLK WP HR S P ERA WHIP

AB	31
R	0
H	4
RBI	0
BB	1
SO	5
LOB	10




Batter	1	2	3	4	5	6	7	8	9	AB	R	H	RBI	BB	SO	LOB	TOP								
27 Jesse Winker, L OBP: 0.312, SLG: 0.287	F8		E5					K		4	0	1	1	1	1	1	Seattle Mariners @ Baltimore Orioles Oriole Park at Camden Yards, Baltimore, MD Tue May 31 2022, 7:08 PM - 9:57 PM EDT Att: 8,074 - Partly Cloudy - 92 F								
23 Ty France, R OBP: 0.420, SLG: 0.508										3	1	2	1	1	0	1									
70 Mike Ford, L OBP: 0.368, SLG: 0.233										1	0	1	0	0	0	0									
44 Julio Rodríguez, R OBP: 0.316, SLG: 0.421										5	0	1	1	0	1	6									
22 Luis Torrens, R OBP: 0.271, SLG: 0.211										0	0	0	0	0	0	0									
3 J.P. Crawford, L OBP: 0.391, SLG: 0.439										4	0	0	0	0	1	2									
0 Sam Haggerty, S										1	0	0	0	0	0	1									
28 Eugenio Suárez, R OBP: 0.308, SLG: 0.441										4	2	1	0	1	1	0									
26 Adam Frazier, L OBP: 0.325, SLG: 0.358										5	2	2	0	0	0	1									
25 Dylan Moore, R OBP: 0.311, SLG: 0.360										3	3	1	0	0	0	1									
20 Taylor Trammell, L OBP: 0.429, SLG: 0.706										4	1	3	4	0	0	0									
29 Cal Raleigh, S OBP: 0.216, SLG: 0.333										4	1	1	3	0	0	2									
Inning Stats	R: 1 E: 0 K: 0 S: 8	H: 1 LOB: 0 BB: 1 P: 16	R: 3 E: 0 K: 1 S: 19	H: 4 LOB: 2 BB: 0 P: 27	R: 4 E: 1 K: 1 S: 22	H: 3 LOB: 2 BB: 1 P: 34	R: 0 E: 0 K: 0 S: 6	H: 0 LOB: 0 BB: 0 P: 12	R: 0 E: 0 K: 0 S: 8	H: 0 LOB: 0 BB: 0 P: 11	R: 0 E: 0 K: 0 S: 5	H: 0 LOB: 1 BB: 1 P: 13	R: 1 E: 0 K: 0 S: 10	H: 2 LOB: 1 BB: 0 P: 17	R: 0 E: 0 K: 2 S: 12	H: 1 LOB: 1 BB: 0 P: 17	R: 1 E: 0 K: 0 S: 8	H: 2 LOB: 1 BB: 0 P: 10	1B: 7 2B: 5 3B: 1 HR: 0	SF: 2 SAC: 0 DP: 0 HBP: 2	WP: 0 PB: 0 SB: 0 CS: 0	PA: 46			
PITCHER	IP WLS BF H R ER SO BB IBB HBP BLK WP HR S P ERA WHIP	IP WLS BF H R ER SO BB IBB HBP BLK WP HR S P ERA WHIP	IP WLS BF H R ER SO BB IBB HBP BLK WP HR S P ERA WHIP	IP WLS BF H R ER SO BB IBB HBP BLK WP HR S P ERA WHIP	IP WLS BF H R ER SO BB IBB HBP BLK WP HR S P ERA WHIP	IP WLS BF H R ER SO BB IBB HBP BLK WP HR S P ERA WHIP	IP WLS BF H R ER SO BB IBB HBP BLK WP HR S P ERA WHIP	IP WLS BF H R ER SO BB IBB HBP BLK WP HR S P ERA WHIP	IP WLS BF H R ER SO BB IBB HBP BLK WP HR S P ERA WHIP	IP WLS BF H R ER SO BB IBB HBP BLK WP HR S P ERA WHIP	IP WLS BF H R ER SO BB IBB HBP BLK WP HR S P ERA WHIP	IP WLS BF H R ER SO BB IBB HBP BLK WP HR S P ERA WHIP	IP WLS BF H R ER SO BB IBB HBP BLK WP HR S P ERA WHIP	IP WLS BF H R ER SO BB IBB HBP BLK WP HR S P ERA WHIP	IP WLS BF H R ER SO BB IBB HBP BLK WP HR S P ERA WHIP	IP WLS BF H R ER SO BB IBB HBP BLK WP HR S P ERA WHIP	IP WLS BF H R ER SO BB IBB HBP BLK WP HR S P ERA WHIP	IP WLS BF H R ER SO BB IBB HBP BLK WP HR S P ERA WHIP	IP WLS BF H R ER SO BB IBB HBP BLK WP HR S P ERA WHIP	IP WLS BF H R ER SO BB IBB HBP BLK WP HR S P ERA WHIP	IP WLS BF H R ER SO BB IBB HBP BLK WP HR S P ERA WHIP	IP WLS BF H R ER SO BB IBB HBP BLK WP HR S P ERA WHIP	IP WLS BF H R ER SO BB IBB HBP BLK WP HR S P ERA WHIP	IP WLS BF H R ER SO BB IBB HBP BLK WP HR S P ERA WHIP	
43 Bryan Baker, R ERA: 5.66	1.1	L	7	2	3	3	1	1	0	0	0	0	0	0	17	29	20.25	2.250							
59 Zac Lowther, R ERA: 8.44	5.1		28	8	6	5	1	2	0	0	1	0	0	0	60	100	8.44	1.875							
78 Marcos Diplán, R ERA: 1.59	1.1		5	1	0	0	2	0	0	0	0	0	0	0	13	18	0.00	0.750							
11 Chris Owings, R ERA: 9.0	1.0		5	2	1	1	0	0	0	0	0	0	0	0	8	10	9.00	2.000							
Batter	1	2	3	4	5	6	7	8	9	AB	R	H	RBI	BB	SO	LOB	BOTTOM								
31 Cedric Mullins, L OBP: 0.297, SLG: 0.365	F9		F8					L8		4	0	0	0	0	1	2	Seattle Mariners @ Baltimore Orioles Oriole Park at Camden Yards, Baltimore, MD Tue May 31 2022, 7:08 PM - 9:57 PM EDT Att: 8,074 - Partly Cloudy - 92 F								
16 Trey Mancini, R OBP: 0.376, SLG: 0.399										3	0	0	0	0	0	1									
25 Anthony Santander, S OBP: 0.335, SLG: 0.497										4	0	2	0	0	0	1									
21 Austin Hays, R OBP: 0.365, SLG: 0.453										3	0	1	0	1	1	2									
35 Adley Rutschman, S OBP: 0.273, SLG: 0.256										4	0	0	0	0	3	5									
6 Ryan Mountcastle, R OBP: 0.291, SLG: 0.401										4	0	0	0	0	1	2									
12 Rougned Odor, L OBP: 0.255, SLG: 0.400										3	0	0	0	0	3	0									
29 Ramón Urias, R OBP: 0.280, SLG: 0.368										3	0	1	0	0	1	0									
3 Jorge Mateo, R OBP: 0.257, SLG: 0.363										3	0	1	0	0	2	1									
Inning Stats	R: 0 E: 0 K: 1 S: 11	H: 0 LOB: 2 BB: 1 P: 23	R: 0 E: 0 K: 2 S: 9	H: 0 LOB: 0 BB: 0 P: 11	R: 0 E: 0 K: 0 S: 5	H: 1 LOB: 0 BB: 0 P: 8	R: 0 E: 0 K: 1 S: 9	H: 1 LOB: 1 BB: 0 P: 11	R: 0 E: 0 K: 3 S: 12	H: 1 LOB: 1 BB: 0 P: 19	R: 0 E: 0 K: 1 S: 16	H: 1 LOB: 1 BB: 0 P: 22	R: 0 E: 0 K: 2 S: 8	H: 0 LOB: 0 BB: 0 P: 11	R: 0 E: 0 K: 1 S: 9	H: 0 LOB: 0 BB: 0 P: 11		R: 0 E: 0 K: 1 S: 12	H: 1 LOB: 1 BB: 0 P: 13	1B: 4 2B: 1 3B: 0 HR: 0	SF: 0 SAC: 0 DP: 1 HBP: 1	WP: 0 PB: 0 SB: 0 CS: 0	PA: 33		
PITCHER	IP WLS BF H R ER SO BB IBB HBP BLK WP HR S P ERA WHIP	IP WLS BF H R ER SO BB IBB HBP BLK WP HR S P ERA WHIP	IP WLS BF H R ER SO BB IBB HBP BLK WP HR S P ERA WHIP	IP WLS BF H R ER SO BB IBB HBP BLK WP HR S P ERA WHIP	IP WLS BF H R ER SO BB IBB HBP BLK WP HR S P ERA WHIP	IP WLS BF H R ER SO BB IBB HBP BLK WP HR S P ERA WHIP	IP WLS BF H R ER SO BB IBB HBP BLK WP HR S P ERA WHIP	IP WLS BF H R ER SO BB IBB HBP BLK WP HR S P ERA WHIP	IP WLS BF H R ER SO BB IBB HBP BLK WP HR S P ERA WHIP	IP WLS BF H R ER SO BB IBB HBP BLK WP HR S P ERA WHIP	IP WLS BF H R ER SO BB IBB HBP BLK WP HR S P ERA WHIP	IP WLS BF H R ER SO BB IBB HBP BLK WP HR S P ERA WHIP	IP WLS BF H R ER SO BB IBB HBP BLK WP HR S P ERA WHIP	IP WLS BF H R ER SO BB IBB HBP BLK WP HR S P ERA WHIP	IP WLS BF H R ER SO BB IBB HBP BLK WP HR S P ERA WHIP	IP WLS BF H R ER SO BB IBB HBP BLK WP HR S P ERA WHIP	IP WLS BF H R ER SO BB IBB HBP BLK WP HR S P ERA WHIP	IP WLS BF H R ER SO BB IBB HBP BLK WP HR S P ERA WHIP	IP WLS BF H R ER SO BB IBB HBP BLK WP HR S P ERA WHIP	IP WLS BF H R ER SO BB IBB HBP BLK WP HR S P ERA WHIP	IP WLS BF H R ER SO BB IBB HBP BLK WP HR S P ERA WHIP	IP WLS BF H R ER SO BB IBB HBP BLK WP HR S P ERA WHIP	IP WLS BF H R ER SO BB IBB HBP BLK WP HR S P ERA WHIP	IP WLS BF H R ER SO BB IBB HBP BLK WP HR S P ERA WHIP	IP WLS BF H R ER SO BB IBB HBP BLK WP HR S P ERA WHIP
68 George Kirby, R ERA: 3.46	6.0	W	23	4	0	0	8	1	0	0	0	0	0	0	62	94	0.00	0.833							
67 Matt Festa, R ERA: 3.94	1.0		3	0	0	0	2	0	0	0	0	0	0	8	11	0.00	0.000								
55 Roenis Elias, L ERA: 3.0	2.0		7	1	0	0	2	0	0	0	0	0	0	21	24	0.00	0.500								

Batter	1	2	3	4	5	6	7	8	9	10	AB	R	H	RBI	BB	SO	LOB	TOP																	
27 Jesse Winker, L OBP: 0.321, SLG: 0.302											5	0	3	1	1	0	2	Seattle Mariners @ Baltimore Orioles Oriole Park at Camden Yards, Baltimore, MD Thu Jun 02 2022, 7:08 PM - 11:06 PM EDT Att: 8,817 - Partly Cloudy - 75 F																	
23 Ty France, R OBP: 0.417, SLG: 0.500											5	0	0	0	0	1	6																		
44 Julio Rodríguez, R OBP: 0.322, SLG: 0.424											5	1	2	0	0	0	5																		
3 J.P. Crawford, L OBP: 0.388, SLG: 0.448											4	1	1	0	1	1	1																		
28 Eugenio Suárez, R OBP: 0.320, SLG: 0.430											5	2	1	1	0	2	2																		
26 Adam Frazier, L OBP: 0.312, SLG: 0.343											4	0	0	1	0	1	0																		
13 Abraham Toro, S OBP: 0.246, SLG: 0.380											4	1	1	1	1	1	1																		
20 Taylor Trammell, L OBP: 0.444, SLG: 0.727											1	1	1	0	1	0	0																		
25 Dylan Moore, R OBP: 0.323, SLG: 0.360											0	0	0	0	1	0	0																		
70 Mike Ford, L OBP: 0.366, SLG: 0.219											1	0	0	0	0	0	0																		
0 Sam Haggerty, S OBP: 0.289, SLG: 0.235											0	0	0	0	0	0	0																		
Inning Stats	R: 0 E: 0 K: 1 S: 10	H: 2 LOB: 1 BB: 0 P: 16	R: 0 E: 0 K: 1 S: 7	H: 0 LOB: 0 BB: 0 P: 10	R: 2 E: 0 K: 1 S: 12	H: 3 LOB: 2 BB: 1 P: 22	R: 0 E: 0 K: 0 S: 8	H: 0 LOB: 0 BB: 1 P: 17	R: 0 E: 0 K: 0 S: 5	H: 1 LOB: 0 BB: 0 P: 9	R: 4 E: 0 K: 1 S: 21	H: 4 LOB: 3 BB: 3 P: 39	R: 0 E: 1 K: 1 S: 13	H: 0 LOB: 1 BB: 0 P: 17	R: 0 E: 0 K: 1 S: 8	H: 0 LOB: 0 BB: 0 P: 7	R: 1 E: 0 K: 1 S: 14	H: 1 LOB: 2 BB: 0 P: 18	1B: 7 2B: 4 3B: 1 HR: 0	SF: 1 SAC: 0 DP: 0 HBP: 1	WP: 1 PB: 0 SB: 2 CS: 1	PA: 47													
PITCHER	IP 5.0	WLS 23	BF 9	H 5	R 4	ER 3	SO 3	BB 2	IBB 0	HBP 0	BLK 0	WP 1	HR 0	S 48	P 83	ERA 7.20	WHIP 2.200	PITCHER	IP 2.1	WLS 9	BF 1	H 1	R 1	ER 0	SO 2	BB 0	IBB 0	HBP 1	BLK 0	WP 0	HR 0	S 21	P 26	ERA 0.00	WHIP 0.429
28 Jordan Lyles, R ERA: 4.5	58 Cionel Pérez, L ERA: 1.08	34 Joey Krehbiel, R ERA: 2.74	43 Bryan Baker, R ERA: 5.48	55 Dillon Tate, R ERA: 1.89	48 Jorge López, R ERA: 1.05																														

Seattle Mariners @ Baltimore Orioles
 Oriole Park at Camden Yards, Baltimore, MD
 Thu Jun 02 2022, 7:08 PM - 11:06 PM EDT
 Att: 8,817 - Partly Cloudy - 75 F

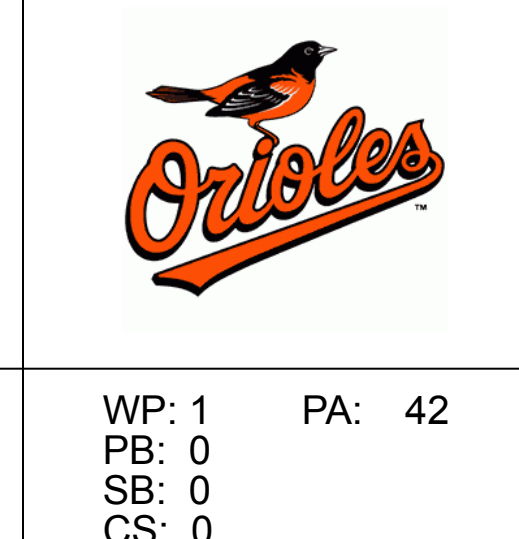
AB	39
R	7
H	12
RBI	6
BB	5
SO	8
LOB	19



Batter	1	2	3	4	5	6	7	8	9	10	AB	R	H	RBI	BB	SO	LOB	BOTTOM																	
31 Cedric Mullins, L OBP: 0.306, SLG: 0.382											4	1	2	2	1	0	0	Seattle Mariners @ Baltimore Orioles Oriole Park at Camden Yards, Baltimore, MD Thu Jun 02 2022, 7:08 PM - 11:06 PM EDT Att: 8,817 - Partly Cloudy - 75 F																	
16 Trey Mancini, R OBP: 0.374, SLG: 0.422											5	1	1	0	0	1	3																		
25 Anthony Santander, S OBP: 0.336, SLG: 0.405											5	0	1	0	0	2	2																		
26 Ryan McKenna, R OBP: 0.300, SLG: 0.295											0	0	0	0	0	0	0																		
21 Austin Hays, R OBP: 0.373, SLG: 0.453											5	1	2	2	0	1	1																		
6 Ryan Mountcastle, R OBP: 0.305, SLG: 0.423											4	0	1	1	1	1	2																		
35 Adley Rutschman, S OBP: 0.265, SLG: 0.233											4	1	0	0	0	1	4																		
29 Ramón Urias, R OBP: 0.278, SLG: 0.387											4	1	1	1	0	0	0																		
12 Rougned Odor, L OBP: 0.261, SLG: 0.411											3	1	0	0	0	1	0																		
11 Chris Owings, R OBP: 0.254, SLG: 0.143											3	0	0	0	0	0	2																		
3 Jorge Mateo, R OBP: 0.250, SLG: 0.352											1	0	0	0	0	1	0																		
Inning Stats	R: 2 E: 0 K: 0 S: 12	H: 3 LOB: 1 BB: 0 P: 22	R: 0 E: 0 K: 1 S: 5	H: 0 LOB: 0 BB: 0 P: 6	R: 1 E: 0 K: 1 S: 12	H: 3 LOB: 2 BB: 0 P: 18	R: 0 E: 0 K: 0 S: 4	H: 0 LOB: 0 BB: 0 P: 7	R: 0 E: 0 K: 1 S: 14	H: 0 LOB: 1 BB: 1 P: 23	R: 3 E: 0 K: 0 S: 17	H: 2 LOB: 1 BB: 0 P: 27	R: 0 E: 0 K: 1 S: 12	H: 0 LOB: 1 BB: 0 P: 20	R: 0 E: 0 K: 1 S: 13	H: 0 LOB: 0 BB: 0 P: 19	R: 0 E: 0 K: 1 S: 8	H: 0 LOB: 0 BB: 0 P: 12	R: 0 E: 0 K: 2 S: 9	H: 0 LOB: 0 BB: 0 P: 14	1B: 3 2B: 5 3B: 0 HR: 0	SF: 0 SAC: 0 DP: 0 HBP: 2	WP: 1 PB: 0 SB: 0 CS: 0	PA: 42											
PITCHER	IP 5.0	WLS 22	BF 6	H 3	R 3	ER 3	SO 3	BB 1	IBB 0	HBP 0	BLK 0	WP 1	HR 0	S 47	P 76	ERA 5.40	WHIP 1.400	PITCHER	IP 2.1	WLS 9	BF 1	H 1	R 1	ER 0	SO 2	BB 0	IBB 0	HBP 1	BLK 0	WP 0	HR 0	S 21	P 26	ERA 0.00	WHIP 0.429
77 Chris Flexen, R ERA: 4.55	67 Matt Festa, R ERA: 5.51	37 Paul Sewald, R ERA: 2.45	Andrés Muñoz, R ERA: 4.96	63 Diego Castillo, R ERA: 6.5	48 Jorge López, R ERA: 1.05																														

Seattle Mariners @ Baltimore Orioles
 Oriole Park at Camden Yards, Baltimore, MD
 Thu Jun 02 2022, 7:08 PM - 11:06 PM EDT
 Att: 8,817 - Partly Cloudy - 75 F

AB	38
R	6
H	8
RBI	6
BB	2
SO	8
LOB	14



Batter	1	2	3	4	5	6	7	8	9	AB	R	H	RBI	BB	SO	LOB	TOP				
7 Myles Straw, R OBP: 0.338, SLG: 0.299	F9		11 1B 6 1B			L8		F8-4-3		5	1	2	0	0	0	3					
1 Amed Rosario, R OBP: 0.282, SLG: 0.304	11 2B 6 2B		P3		G6-3			G3		5	1	1	0	0	0	2					
11 José Ramírez, S OBP: 0.393, SLG: 0.631	6 2B		6 1B		G4-3		L5			5	2	2	0	0	0	0					
6 Owen Miller, R OBP: 0.337, SLG: 0.459	22 G4-3 2H 3-H		22 1B		G4-3		22 2B			5	2	3	4	0	0	0					
22 Josh Naylor, L OBP: 0.345, SLG: 0.509	G4-3		39 1B		G3		39 1B			4	0	2	2	0	0	1					
39 Oscar Gonzalez, R OBP: 0.379, SLG: 0.483	G6-3		F8				17 E 17 1B			4	0	2	0	0	0	2					
28 Ernie Clement, R OBP: 0.275, SLG: 0.257		K2-3	F8				F8			4	0	0	0	0	1	4					
35 Oscar Mercado, R OBP: 0.219, SLG: 0.370	F7		F8				F7			4	0	0	0	0	0	1					
17 Austin Hedges, R OBP: 0.233, SLG: 0.290	F8		P6				E5			4	0	2	0	0	0	0					
12 Luke Maile, R OBP: 0.371, SLG: 0.467							7 F8-4-3 1B			0	0	0	0	0	0	0					
Inning Stats	R: 2 H: 3 E: 0 K: 0 S: 10	H: 3 LOB: 1 BB: 0 P: 13	R: 0 H: 0 E: 0 K: 1 S: 12	H: 0 LOB: 0 BB: 0 P: 17	R: 3 H: 4 E: 0 K: 0 S: 17	H: 4 LOB: 1 BB: 0 P: 22	R: 0 H: 1 E: 0 K: 0 S: 12	H: 1 LOB: 1 BB: 0 P: 18	R: 0 H: 2 E: 1 K: 0 S: 10	H: 2 LOB: 2 BB: 0 P: 14	R: 1 H: 3 E: 0 K: 0 S: 14	H: 3 LOB: 2 BB: 0 P: 23	R: 0 H: 1 E: 0 K: 0 S: 7	H: 1 LOB: 0 BB: 0 P: 9	R: 0 H: 0 E: 0 K: 0 S: 6	H: 0 LOB: 0 BB: 0 P: 9	1B: 11 2B: 4 3B: 0 HR: 0	SF: 0 SAC: 0 DP: 1 HBP: 0	WP: 0 PB: 0 SB: 0 CS: 0	PA: 40	
PITCHER	IP WLS BF H R ER SO BB IBB HBP BLK WP HR S P ERA WHIP	IP WLS BF H R ER SO BB IBB HBP BLK WP HR S P ERA WHIP	IP WLS BF H R ER SO BB IBB HBP BLK WP HR S P ERA WHIP	IP WLS BF H R ER SO BB IBB HBP BLK WP HR S P ERA WHIP	IP WLS BF H R ER SO BB IBB HBP BLK WP HR S P ERA WHIP	IP WLS BF H R ER SO BB IBB HBP BLK WP HR S P ERA WHIP	IP WLS BF H R ER SO BB IBB HBP BLK WP HR S P ERA WHIP	IP WLS BF H R ER SO BB IBB HBP BLK WP HR S P ERA WHIP	IP WLS BF H R ER SO BB IBB HBP BLK WP HR S P ERA WHIP	IP WLS BF H R ER SO BB IBB HBP BLK WP HR S P ERA WHIP	IP WLS BF H R ER SO BB IBB HBP BLK WP HR S P ERA WHIP	IP WLS BF H R ER SO BB IBB HBP BLK WP HR S P ERA WHIP	IP WLS BF H R ER SO BB IBB HBP BLK WP HR S P ERA WHIP	IP WLS BF H R ER SO BB IBB HBP BLK WP HR S P ERA WHIP	IP WLS BF H R ER SO BB IBB HBP BLK WP HR S P ERA WHIP	IP WLS BF H R ER SO BB IBB HBP BLK WP HR S P ERA WHIP	IP WLS BF H R ER SO BB IBB HBP BLK WP HR S P ERA WHIP	IP WLS BF H R ER SO BB IBB HBP BLK WP HR S P ERA WHIP	IP WLS BF H R ER SO BB IBB HBP BLK WP HR S P ERA WHIP	IP WLS BF H R ER SO BB IBB HBP BLK WP HR S P ERA WHIP	IP WLS BF H R ER SO BB IBB HBP BLK WP HR S P ERA WHIP

Cleveland Guardians @ Baltimore Orioles
 Oriole Park at Camden Yards, Baltimore, MD
 Fri Jun 03 2022, 7:07 PM - 9:59 PM EDT
 Att: 15,456 - Clear - 79 F

AB 40
 R 6
 H 14
 RBI 6
 BB 0
 SO 1
 LOB 13



Batter	1	2	3	4	5	6	7	8	9	AB	R	H	RBI	BB	SO	LOB	BOTTOM				
31 Cedric Mullins, L OBP: 0.301, SLG: 0.375	K		P5			K		F8		4	0	0	0	0	2	2					
16 Trey Mancini, R OBP: 0.377, SLG: 0.429	F9		K			1B		25 1B 2B		4	1	2	2	0	1	0					
25 Anthony Santander, S OBP: 0.330, SLG: 0.497	BB					K		2H 3-H		3	0	1	1	1	2	1					
21 Austin Hays, R OBP: 0.366, SLG: 0.443	P5		K			K		2H 1B		4	0	0	0	0	3	2					
6 Ryan Mountcastle, R OBP: 0.303, SLG: 0.416		41 FC6-4 BB				L9				3	0	0	0	1	0	0					
35 Adley Rutschman, S OBP: 0.245, SLG: 0.213	K		K			L7		K		4	0	0	0	0	3	1					
12 Rougned Odor, L OBP: 0.261, SLG: 0.406	F8					P6		31 WP 16 2B 41 1B		4	1	1	0	0	1	1					
41 Tyler Nevin, R OBP: 0.307, SLG: 0.288	FC6-4		K			K		31 WP 16 2B 1B		3	1	1	0	0	1	1					
3 Jorge Mateo, R OBP: 0.246, SLG: 0.345	G3					K		K		3	0	0	0	0	2	2					
Inning Stats	R: 0 H: 0 E: 0 K: 1 S: 9	H: 0 LOB: 1 BB: 1 P: 13	R: 0 H: 0 E: 0 K: 1 S: 6	H: 0 LOB: 1 BB: 1 P: 11	R: 0 H: 0 E: 0 K: 1 S: 11	H: 0 LOB: 0 BB: 0 P: 15	R: 0 H: 0 E: 0 K: 2 S: 9	H: 0 LOB: 0 BB: 0 P: 13	R: 0 H: 1 E: 0 K: 3 S: 11	H: 1 LOB: 1 BB: 0 P: 13	R: 0 H: 0 E: 0 K: 2 S: 8	H: 0 LOB: 0 BB: 0 P: 11	R: 3 H: 4 E: 0 K: 2 S: 19	H: 4 LOB: 1 BB: 0 P: 28	R: 0 H: 0 E: 0 K: 2 S: 10	H: 0 LOB: 0 BB: 0 P: 14	1B: 4 2B: 1 3B: 0 HR: 0	SF: 0 SAC: 0 DP: 0 HBP: 0	WP: 1 PB: 0 SB: 0 CS: 0	PA: 34	
PITCHER	IP WLS BF H R ER SO BB IBB HBP BLK WP HR S P ERA WHIP	IP WLS BF H R ER SO BB IBB HBP BLK WP HR S P ERA WHIP	IP WLS BF H R ER SO BB IBB HBP BLK WP HR S P ERA WHIP	IP WLS BF H R ER SO BB IBB HBP BLK WP HR S P ERA WHIP	IP WLS BF H R ER SO BB IBB HBP BLK WP HR S P ERA WHIP	IP WLS BF H R ER SO BB IBB HBP BLK WP HR S P ERA WHIP	IP WLS BF H R ER SO BB IBB HBP BLK WP HR S P ERA WHIP	IP WLS BF H R ER SO BB IBB HBP BLK WP HR S P ERA WHIP	IP WLS BF H R ER SO BB IBB HBP BLK WP HR S P ERA WHIP	IP WLS BF H R ER SO BB IBB HBP BLK WP HR S P ERA WHIP	IP WLS BF H R ER SO BB IBB HBP BLK WP HR S P ERA WHIP	IP WLS BF H R ER SO BB IBB HBP BLK WP HR S P ERA WHIP	IP WLS BF H R ER SO BB IBB HBP BLK WP HR S P ERA WHIP	IP WLS BF H R ER SO BB IBB HBP BLK WP HR S P ERA WHIP	IP WLS BF H R ER SO BB IBB HBP BLK WP HR S P ERA WHIP	IP WLS BF H R ER SO BB IBB HBP BLK WP HR S P ERA WHIP	IP WLS BF H R ER SO BB IBB HBP BLK WP HR S P ERA WHIP	IP WLS BF H R ER SO BB IBB HBP BLK WP HR S P ERA WHIP	IP WLS BF H R ER SO BB IBB HBP BLK WP HR S P ERA WHIP	IP WLS BF H R ER SO BB IBB HBP BLK WP HR S P ERA WHIP	IP WLS BF H R ER SO BB IBB HBP BLK WP HR S P ERA WHIP

Cleveland Guardians @ Baltimore Orioles
 Oriole Park at Camden Yards, Baltimore, MD
 Fri Jun 03 2022, 7:07 PM - 9:59 PM EDT
 Att: 15,456 - Clear - 79 F

AB 32
 R 3
 H 5
 RBI 3
 BB 2
 SO 15
 LOB 10



Batter	1	2	3	4	5	6	7	8	9	AB	R	H	RBI	BB	SO	LOB	TOP				
5 Christopher Morel, R OBP: 0.581, SLG: 0.524										5	1	2	2	0	1	2	Chicago Cubs @ Baltimore Orioles Oriole Park at Camden Yards, Baltimore, MD Tue Jun 07 2022, 7:07 PM - 9:59 PM EDT Att: 11,509 - Overcast - 71 F				
40 Wilson Contreras, R OBP: 0.403, SLG: 0.630										3	1	1	1	1	0	1					
48 P.J. Higgins, R OBP: 0.400, SLG: 0.571										0	0	0	0	1	0	0					
8 Ian Happ, S OBP: 0.373, SLG: 0.445										4	0	1	0	1	1	1					
18 Frank Schwindel, R OBP: 0.286, SLG: 0.408										5	0	1	0	0	2	3					
16 Patrick Wisdom, R OBP: 0.305, SLG: 0.476										3	0	0	0	2	1	4					
66 Rafael Ortega, L OBP: 0.359, SLG: 0.368										3	0	0	0	0	1	5					
77 Clint Frazier, R OBP: 0.356, SLG: 0.297										1	0	0	0	0	0	0					
2 Nico Hoerner, R OBP: 0.322, SLG: 0.407										4	0	1	0	0	0	0					
22 Jason Heyward, L OBP: 0.301, SLG: 0.272										2	1	1	0	2	0	1					
1 Nick Madrigal, R OBP: 0.257, SLG: 0.243										4	0	0	0	0	0	4					
Inning Stats	R: 1 E: 0 K: 2 S: 15	H: 2 LOB: 2 BB: 1 P: 26	R: 0 E: 0 K: 0 S: 10	H: 1 LOB: 1 BB: 0 P: 18	R: 0 E: 0 K: 2 S: 16	H: 0 LOB: 2 BB: 2 P: 30	R: 0 E: 0 K: 0 S: 8	H: 0 LOB: 1 BB: 1 P: 14	R: 1 E: 0 K: 1 S: 13	H: 1 LOB: 1 BB: 1 P: 21	R: 0 E: 0 K: 0 S: 12	H: 0 LOB: 0 BB: 0 P: 7	R: 0 E: 0 K: 0 S: 8	H: 1 LOB: 1 BB: 0 P: 10	R: 0 E: 0 K: 1 S: 11	H: 1 LOB: 2 BB: 1 P: 25	1B: 4 2B: 0 3B: 1 HR: 2	SF: 0 SAC: 0 DP: 0 HBP: 0	WP: 0 PB: 0 SB: 0 CS: 0	PA: 41	
PITCHER	IP WLS BF H R ER SO BB IBB HBP BLK WP HR S P ERA WHIP	IP WLS BF H R ER SO BB IBB HBP BLK WP HR S P ERA WHIP	IP WLS BF H R ER SO BB IBB HBP BLK WP HR S P ERA WHIP	IP WLS BF H R ER SO BB IBB HBP BLK WP HR S P ERA WHIP	IP WLS BF H R ER SO BB IBB HBP BLK WP HR S P ERA WHIP	IP WLS BF H R ER SO BB IBB HBP BLK WP HR S P ERA WHIP	IP WLS BF H R ER SO BB IBB HBP BLK WP HR S P ERA WHIP	IP WLS BF H R ER SO BB IBB HBP BLK WP HR S P ERA WHIP	IP WLS BF H R ER SO BB IBB HBP BLK WP HR S P ERA WHIP	IP WLS BF H R ER SO BB IBB HBP BLK WP HR S P ERA WHIP	IP WLS BF H R ER SO BB IBB HBP BLK WP HR S P ERA WHIP	IP WLS BF H R ER SO BB IBB HBP BLK WP HR S P ERA WHIP	IP WLS BF H R ER SO BB IBB HBP BLK WP HR S P ERA WHIP	IP WLS BF H R ER SO BB IBB HBP BLK WP HR S P ERA WHIP	IP WLS BF H R ER SO BB IBB HBP BLK WP HR S P ERA WHIP	IP WLS BF H R ER SO BB IBB HBP BLK WP HR S P ERA WHIP	IP WLS BF H R ER SO BB IBB HBP BLK WP HR S P ERA WHIP	IP WLS BF H R ER SO BB IBB HBP BLK WP HR S P ERA WHIP	IP WLS BF H R ER SO BB IBB HBP BLK WP HR S P ERA WHIP	IP WLS BF H R ER SO BB IBB HBP BLK WP HR S P ERA WHIP	IP WLS BF H R ER SO BB IBB HBP BLK WP HR S P ERA WHIP

AB	34
R	3
H	7
RBI	3
BB	7
SO	6
LOB	21



Batter	1	2	3	4	5	6	7	8	9	AB	R	H	RBI	BB	SO	LOB	BOTTOM				
31 Cedric Mullins, L OBP: 0.298, SLG: 0.379										4	1	1	1	0	0	0	Chicago Cubs @ Baltimore Orioles Oriole Park at Camden Yards, Baltimore, MD Tue Jun 07 2022, 7:07 PM - 9:59 PM EDT Att: 11,509 - Overcast - 71 F				
16 Trev Mancini, R OBP: 0.374, SLG: 0.448										4	1	1	1	0	1	0					
25 Anthony Santander, S OBP: 0.330, SLG: 0.397										2	1	1	0	2	0	0					
21 Austin Hays, R OBP: 0.359, SLG: 0.467										4	2	2	2	0	0	2					
6 Ryan Mountcastle, R OBP: 0.302, SLG: 0.429										3	0	1	1	0	1	1					
35 Adley Rutschman, S OBP: 0.230, SLG: 0.200										4	0	1	0	0	0	1					
12 Rougned Odor, L OBP: 0.273, SLG: 0.417										3	1	0	0	0	2	1					
29 Ramón Urias, R OBP: 0.273, SLG: 0.387										3	2	1	1	0	2	1					
3 Jorge Mateo, R OBP: 0.240, SLG: 0.352										3	1	1	3	0	1	0					
Inning Stats	R: 2 E: 0 K: 0 S: 10	H: 2 LOB: 0 BB: 1 P: 15	R: 3 E: 0 K: 0 S: 10	H: 1 LOB: 0 BB: 0 P: 20	R: 2 E: 0 K: 1 S: 13	H: 2 LOB: 0 BB: 0 P: 15	R: 0 E: 0 K: 1 S: 10	H: 0 LOB: 0 BB: 0 P: 15	R: 1 E: 0 K: 1 S: 14	H: 2 LOB: 1 BB: 0 P: 22	R: 1 E: 0 K: 1 S: 10	H: 1 LOB: 0 BB: 0 P: 12	R: 0 E: 0 K: 0 S: 4	H: 0 LOB: 0 BB: 1 P: 8	R: 0 E: 0 K: 3 S: 12	H: 1 LOB: 1 BB: 0 P: 16		1B: 2 2B: 2 3B: 0 HR: 5	SF: 1 SAC: 0 DP: 2 HBP: 2	WP: 0 PB: 0 SB: 0 CS: 0	PA: 35
PITCHER	IP WLS BF H R ER SO BB IBB HBP BLK WP HR S P ERA WHIP	IP WLS BF H R ER SO BB IBB HBP BLK WP HR S P ERA WHIP	IP WLS BF H R ER SO BB IBB HBP BLK WP HR S P ERA WHIP	IP WLS BF H R ER SO BB IBB HBP BLK WP HR S P ERA WHIP	IP WLS BF H R ER SO BB IBB HBP BLK WP HR S P ERA WHIP	IP WLS BF H R ER SO BB IBB HBP BLK WP HR S P ERA WHIP	IP WLS BF H R ER SO BB IBB HBP BLK WP HR S P ERA WHIP	IP WLS BF H R ER SO BB IBB HBP BLK WP HR S P ERA WHIP	IP WLS BF H R ER SO BB IBB HBP BLK WP HR S P ERA WHIP	IP WLS BF H R ER SO BB IBB HBP BLK WP HR S P ERA WHIP	IP WLS BF H R ER SO BB IBB HBP BLK WP HR S P ERA WHIP	IP WLS BF H R ER SO BB IBB HBP BLK WP HR S P ERA WHIP	IP WLS BF H R ER SO BB IBB HBP BLK WP HR S P ERA WHIP	IP WLS BF H R ER SO BB IBB HBP BLK WP HR S P ERA WHIP	IP WLS BF H R ER SO BB IBB HBP BLK WP HR S P ERA WHIP	IP WLS BF H R ER SO BB IBB HBP BLK WP HR S P ERA WHIP	IP WLS BF H R ER SO BB IBB HBP BLK WP HR S P ERA WHIP	IP WLS BF H R ER SO BB IBB HBP BLK WP HR S P ERA WHIP	IP WLS BF H R ER SO BB IBB HBP BLK WP HR S P ERA WHIP	IP WLS BF H R ER SO BB IBB HBP BLK WP HR S P ERA WHIP	IP WLS BF H R ER SO BB IBB HBP BLK WP HR S P ERA WHIP

AB	30
R	9
H	9
RBI	9
BB	2
SO	7
LOB	6



Batter	1	2	3	4	5	6	7	8	9	AB	R	H	RBI	BB	SO	LOB	TOP										
31 Cedric Mullins, L (1,8) OBP: 0.299, SLG: 0.384										3	0	0	0	1	0	0	<p>Baltimore Orioles @ Kansas City Royals Kauffman Stadium, Kansas City, MO Fri Jun 10, 2022, 7:11 PM - 10:04 PM CDT Att: 17,650 - Partly Cloudy - 82 F</p> <p>livebaseballscorecards.com</p>										
16 Trey Mancini, R (1,3) OBP: 0.373, SLG: 0.438										4	0	0	0	0	1	3											
25 Anthony Santander, S (1,7) OBP: 0.337, SLG: 0.409										4	1	2	1	0	2	1											
21 Austin Hays, R (1,9) 26 Ryan McKenna, R (7,9) OBP: 0.356, SLG: 0.458 OBP: 0.345, SLG: 0.354										3	0	0	0	0	0	2											
6 Ryan Mountcastle, R (1,10) OBP: 0.293, SLG: 0.418										4	0	0	0	0	3	2											
12 Rovedo Odor, L (1,4) OBP: 0.270, SLG: 0.400										4	0	0	0	0	1	1											
35 Adley Rutschman, S (1,2) OBP: 0.231, SLG: 0.220										3	0	1	0	0	0	0											
41 Tyler Nevin, R (1,5) OBP: 0.325, SLG: 0.292										2	0	0	0	1	1	0											
3 Jorge Mateo, R (1,6) OBP: 0.238, SLG: 0.346										3	0	0	0	0	1	2											
Inning Stats	R: 0 E: 0 K: 0 S: 9	H: 1 LOB: 1 BB: 0 P: 13	R: 0 E: 0 K: 1 S: 6	H: 0 LOB: 0 BB: 0 P: 10	R: 0 E: 0 K: 1 S: 10	H: 0 LOB: 0 BB: 0 P: 13	R: 0 E: 1 K: 1 S: 13	H: 0 LOB: 1 BB: 0 P: 20	R: 0 E: 0 K: 1 S: 7	H: 0 LOB: 0 BB: 0 P: 10	R: 0 E: 0 K: 2 S: 10	H: 0 LOB: 0 BB: 0 P: 15	R: 0 E: 0 K: 2 S: 9	H: 1 LOB: 3 BB: 0 P: 12	R: 0 E: 0 K: 1 S: 22	H: 1 LOB: 3 BB: 2 P: 36		R: 1 E: 0 K: 1 S: 10	H: 2 LOB: 0 BB: 0 P: 14	1B: 2 2B: 1 3B: 0 HR: 1	SF: 0 SAC: 0 DP: 1 HBP: 0	WP: 1 PB: 0 SB: 0 CS: 0	PA: 33				
PITCHER	IP	WLS	BF	H	R	ER	SO	BB	IBB	HBP	BLK	WP	HR	S	P	ERA	WHIP										
49 Jonathan Heasley, R (1,1) ERA: 3.62	7.0	W	23	1	0	0	7	0	0	0	0	1	0	64	93	0.00	0.143										
45 Taylor Clarke, R (8,1) ERA: 5.82	0.2		5	1	0	0	1	2	0	0	0	0	0	17	29	0.00	4.500										
38 Joel Payamps, R (8,1) ERA: 2.55	0.1		1	0	0	0	0	0	0	0	0	0	0	5	7	0.00	0.000										
69 Albert Abreu, R (9,1) ERA: 3.86	1.0		4	2	1	1	1	0	0	0	0	0	1	10	14	9.00	2.000										

Batter	1	2	3	4	5	6	7	8	9	AB	R	H	RBI	BB	SO	LOB	BOTTOM										
15 Whit Merrifield, R (1,4) OBP: 0.263, SLG: 0.318										5	1	1	0	0	2	1	<p>Baltimore Orioles @ Kansas City Royals Kauffman Stadium, Kansas City, MO Fri Jun 10, 2022, 7:11 PM - 10:04 PM CDT Att: 17,650 - Partly Cloudy - 82 F</p> <p>livebaseballscorecards.com</p>										
16 Andrew Benintendi, L (1,7) OBP: 0.360, SLG: 0.411										4	2	2	1	0	1	0											
7 Bobby Witt Jr., R (1,6) OBP: 0.282, SLG: 0.438										3	2	2	0	1	0	1											
13 Salvador Perez, R (1,2) 28 Kyle Isbel, L (9,9) OBP: 0.246, SLG: 0.425 OBP: 0.273, SLG: 0.311										4	1	2	3	0	0	3											
1 MJ Melendez, L (1,9) OBP: 0.344, SLG: 0.500										4	1	2	3	0	1	1											
17 Hunter Dozier, R (1,10) OBP: 0.319, SLG: 0.412										4	0	1	0	0	1	2											
41 Carlos Santana, S (1,3) OBP: 0.315, SLG: 0.298										4	0	0	0	0	0	2											
26 Emmanuel Rivera, R (1,5) OBP: 0.267, SLG: 0.396										4	0	0	0	0	1	1											
2 Michael Taylor, R (1,8) OBP: 0.371, SLG: 0.387										4	1	2	1	0	1	0											
Inning Stats	R: 3 E: 0 K: 1 S: 21	H: 4 LOB: 1 BB: 0 P: 29	R: 0 E: 0 K: 1 S: 5	H: 0 LOB: 0 BB: 0 P: 8	R: 1 E: 0 K: 0 S: 11	H: 2 LOB: 1 BB: 0 P: 15	R: 0 E: 0 K: 0 S: 8	H: 1 LOB: 1 BB: 0 P: 12	R: 3 E: 1 K: 0 S: 9	H: 3 LOB: 1 BB: 0 P: 13	R: 1 E: 0 K: 2 S: 12	H: 1 LOB: 1 BB: 1 P: 21	R: 0 E: 0 K: 1 S: 14	H: 1 LOB: 0 BB: 0 P: 20	R: 0 E: 0 K: 2 S: 7	H: 0 LOB: 0 BB: 0 P: 10		1B: 4 2B: 5 3B: 1 HR: 3	SF: 0 SAC: 0 DP: 1 HBP: 0	WP: 0 PB: 0 SB: 0 CS: 0	PA: 37						
PITCHER	IP	WLS	BF	H	R	ER	SO	BB	IBB	HBP	BLK	WP	HR	S	P	ERA	WHIP										
50 Bruce Zimmermann, L (1,1) ERA: 5.52	4.2	L	25	10	7	7	2	0	0	0	0	0	2	53	76	13.50	2.143										
51 Austin Voith, R (5,1) ERA: 9.9	1.1		6	1	1	1	2	1	0	0	0	0	1	13	22	6.75	1.500										
55 Dillon Tate, R (7,1) ERA: 1.59	1.0		3	1	0	0	1	0	0	0	0	0	0	14	20	0.00	1.000										
48 Jorge López, R (8,1) ERA: 0.96	1.0		3	0	0	0	2	0	0	0	0	0	0	7	10	0.00	0.000										

Batter	1	2	3	4	5	6	7	8	9	AB	R	H	RBI	BB	SO	LOB	TOP					
31 Cedric Mullins, L (1.8) OBP: 0.301, SLG: 0.381										4	1	1	1	1	1	0	<p>Baltimore Orioles @ Kansas City Royals Kauffman Stadium, Kansas City, MO Sat Jun 11 2022, 3:11 PM - 6:13 PM CDT Att: 15,134 - Sunny - 84 F</p> <p>livebaseballscores.com</p> <p>AB 35 R 6 H 10 RBI 5 BB 3 SO 11 LOB 8</p>					
16 Trey Mancini, R (1.7) OBP: 0.371, SLG: 0.434										4	0	1	0	0	2	2						
26 Ryan McKenna, R (7.7) OBP: 0.339, SLG: 0.347										1	0	0	0	0	1	0						
21 Austin Hays, R (1.9) OBP: 0.354, SLG: 0.454										4	0	1	1	0	2	1						
6 Ryan Mountcastle, R (1.3) OBP: 0.292, SLG: 0.415										4	1	1	0	0	1	1						
35 Adley Rutschman, S (1.10) OBP: 0.261, SLG: 0.286										4	2	3	0	0	0	0						
41 Tyler Nevin, R (1.5) OBP: 0.322, SLG: 0.329										4	1	1	3	0	1	2						
23 Robinson Chirinos, R (1.2) OBP: 0.242, SLG: 0.231										3	0	1	0	1	0	0						
3 Jorge Mateo, R (1.6) OBP: 0.238, SLG: 0.341										3	1	0	0	1	2	2						
1 Richie Martin, R (1.4) OBP: 0.250, SLG: 0.250										4	0	1	0	0	1	0						
Inning Stats	R: 0 E: 0 K: 2 S: 8	H: 1 LOB: 1 BB: 0 P: 10	R: 0 E: 0 K: 2 S: 10	H: 1 LOB: 1 BB: 0 P: 13	R: 0 E: 0 K: 1 S: 10	H: 0 LOB: 0 BB: 0 P: 15	R: 0 E: 0 K: 1 S: 13	H: 1 LOB: 1 BB: 0 P: 17	R: 1 E: 0 K: 1 S: 8	H: 2 LOB: 1 BB: 1 P: 15	R: 3 E: 0 K: 1 S: 12	H: 3 LOB: 0 BB: 0 P: 18	R: 1 E: 0 K: 1 S: 13	H: 1 LOB: 0 BB: 1 P: 22	R: 1 E: 0 K: 1 S: 14	H: 1 LOB: 1 BB: 1 P: 24	R: 0 E: 0 K: 1 S: 7	H: 0 LOB: 0 BB: 0 P: 9	1B: 7 2B: 2 3B: 0 HR: 1	SF: 0 SAC: 0 DP: 0 HBP: 0	WP: 1 PB: 0 SB: 1 CS: 1	PA: 39
PITCHER	IP WLS BF H R ER SO BB IBB HBP BLK WP HR S P ERA WHIP	5.1 L 24 8 4 4 7 1 0 0 0 0 1 56 83 6.75 1.688	1.2 6 1 1 1 2 1 0 0 0 0 0 0 18 27 5.40 1.200	1.0 5 1 1 1 1 1 0 0 0 0 0 0 14 24 9.00 2.000	1.0 3 0 0 0 1 0 0 0 0 0 0 0 7 9 0.00 0.000	PITCHER										IP WLS BF H R ER SO BB IBB HBP BLK WP HR S P ERA WHIP						
52 Daniel Lynch IV, L (1.1) ERA: 5.5											5.1 L 24 8 4 4 7 1 0 0 0 0 1 56 83 6.75 1.688											
74 Jose Cuas, R (6.1) ERA: 1.5											1.2 6 1 1 1 2 1 0 0 0 0 0 0 18 27 5.40 1.200											
65 Dylan Coleman, R (8.1) ERA: 3.8											1.0 5 1 1 1 1 1 0 0 0 0 0 0 14 24 9.00 2.000											
68 Arodys Vizcaino, R (9.1) ERA: 3.86											1.0 3 0 0 0 1 0 0 0 0 0 0 0 7 9 0.00 0.000											
Batter	1	2	3	4	5	6	7	8	9	AB	R	H	RBI	BB	SO	LOB	BOTTOM					
15 Whit Merrifield, R (1.4) OBP: 0.269, SLG: 0.321										4	1	2	0	1	0	2	<p>Baltimore Orioles @ Kansas City Royals Kauffman Stadium, Kansas City, MO Sat Jun 11 2022, 3:11 PM - 6:13 PM CDT Att: 15,134 - Sunny - 84 F</p> <p>livebaseballscores.com</p> <p>AB 35 R 4 H 10 RBI 4 BB 2 SO 5 LOB 13</p>					
16 Andrew Benintendi, L (1.7) OBP: 0.372, SLG: 0.462										5	0	0	0	0	0	4						
13 Salvador Perez, R (1.10) OBP: 0.256, SLG: 0.434										3	1	2	1	1	1	0						
1 MJ Melendez, L (1.2) OBP: 0.341, SLG: 0.491										4	0	1	0	0	1	3						
17 Hunter Dozier, R (1.3) OBP: 0.317, SLG: 0.408										4	0	1	0	0	0	1						
2 Michael Taylor, R (1.8) OBP: 0.285, SLG: 0.385										3	1	1	1	0	0	0						
28 Kyle Isbel, L (1.9) OBP: 0.272, SLG: 0.333										4	1	1	1	0	1	2						
26 Emmanuel Rivera, R (1.5) OBP: 0.268, SLG: 0.395										3	0	1	1	0	2	0						
Ryan O'Hearn, L (9. PH) OBP: 0.259, SLG: 0.265										1	0	0	0	0	0	0						
8 Nicky Lopez, L (1.6) OBP: 0.285, SLG: 0.249										2	0	0	0	0	0	1						
7 Bobby Witt Jr., R (7. PH) OBP: 0.284, SLG: 0.439										2	0	1	0	0	0	0						
Inning Stats	R: 1 E: 0 K: 1 S: 12	H: 2 LOB: 1 BB: 0 P: 13	R: 0 E: 0 K: 2 S: 9	H: 0 LOB: 0 BB: 0 P: 12	R: 0 E: 0 K: 0 S: 12	H: 0 LOB: 2 BB: 2 P: 22	R: 2 E: 0 K: 0 S: 13	H: 3 LOB: 1 BB: 0 P: 17	R: 0 E: 0 K: 1 S: 8	H: 0 LOB: 0 BB: 0 P: 13	R: 0 E: 0 K: 0 S: 6	H: 0 LOB: 0 BB: 0 P: 7	R: 0 E: 0 K: 1 S: 11	H: 1 LOB: 1 BB: 0 P: 16	R: 1 E: 0 K: 0 S: 15	H: 3 LOB: 1 BB: 0 P: 22	R: 0 E: 0 K: 0 S: 9	H: 1 LOB: 1 BB: 0 P: 11	1B: 8 2B: 1 3B: 1 HR: 0	SF: 1 SAC: 0 DP: 1 HBP: 0	WP: 0 PB: 0 SB: 0 CS: 0	PA: 38
PITCHER	IP WLS BF H R ER SO BB IBB HBP BLK WP HR S P ERA WHIP	6.0 W 25 5 3 3 4 2 0 0 0 0 0 9 84 4.50 1.167	0.2 H 3 1 0 0 1 0 0 0 0 0 0 9 12 0.00 1.500	0.1 H 1 0 0 0 0 0 0 0 0 0 0 2 4 0.00 0.000	1.0 H 5 3 1 1 0 0 0 0 0 0 0 15 22 9.00 3.000	1.0 S 4 1 0 0 0 0 0 0 0 0 0 9 11 0.00 1.000	PITCHER										IP WLS BF H R ER SO BB IBB HBP BLK WP HR S P ERA WHIP					
68 Tyler Wells, R (1.1) ERA: 3.86											6.0 W 25 5 3 3 4 2 0 0 0 0 0 9 84 4.50 1.167											
74 Félix Bautista, R (7.1) ERA: 1.92											0.2 H 3 1 0 0 1 0 0 0 0 0 0 9 12 0.00 1.500											
58 Cionel Pérez, L (7.1) ERA: 0.98											0.1 H 1 0 0 0 0 0 0 0 0 0 0 2 4 0.00 0.000											
55 Dillon Tate, R (8.1) ERA: 1.84											1.0 H 5 3 1 1 0 0 0 0 0 0 0 15 22 9.00 3.000											
48 Jorge López, R (9.1) ERA: 0.93											1.0 S 4 1 0 0 0 0 0 0 0 0 0 9 11 0.00 1.000											

Batter	1	2	3	4	5	6	7	8	9	AB	R	H	RBI	BB	SO	LOB	TOP										
31 Cedric Mullins, L (1, 8) OBP: 0.306, SLG: 0.384										3	0	0	0	0	0	2	<p>Baltimore Orioles @ Toronto Blue Jays Rogers Centre, Toronto, ON Mon Jun 13 2022, 7:11 PM - 10:27 PM EDT Att: 19,716 - Clear - 67 F</p>										
16 Trey Mancini, R (1, 10) OBP: 0.373, SLG: 0.424 1 Richie Martin, R (8, PH) OBP: 0.400, SLG: 0.800 (8, 10)										2	0	0	0	0	1	2											
21 Austin Hays, R (1, 9) OBP: 0.354, SLG: 0.456 26 Ryan McKenna, R (8, PH) OBP: 0.333, SLG: 0.340 (8, 9)										3	0	0	0	0	1	3											
12 Rougned Odor, L (1, 4) OBP: 0.273, SLG: 0.407										3	0	0	0	1	0	2											
6 Ryan Mountcastle, R (1, 3) OBP: 0.294, SLG: 0.431										4	0	1	0	0	2	2											
35 Adley Rutschman, S (1, 2) OBP: 0.256, SLG: 0.268										4	1	1	0	0	0	1											
41 Tyler Nevin, R (1, 5) OBP: 0.313, SLG: 0.301										4	0	0	0	0	2	1											
83 Kyle Stowers, L (1, 7) OBP: 0.500, SLG: 0.667										3	0	1	1	0	1	0											
3 Jorge Mateo, R (1, 6) OBP: 0.244, SLG: 0.344										4	0	2	0	0	2	2											
Inning Stats	R: 0 H: 0 E: 0 K: 2 S: 12	H: 0 LOB: 2 BB: 1 P: 21	R: 0 H: 0 E: 0 K: 2 S: 9	H: 0 LOB: 0 BB: 0 P: 10	R: 0 H: 1 E: 2 K: 0 S: 10	LOB: 2 BB: 0 P: 17	R: 0 H: 0 E: 0 K: 1 S: 8	H: 0 LOB: 0 BB: 0 P: 14	R: 0 H: 0 E: 0 K: 1 S: 10	H: 0 LOB: 0 BB: 0 P: 12	R: 0 H: 3 E: 0 K: 1 S: 11	H: 3 LOB: 2 BB: 0 P: 13	R: 0 H: 0 E: 0 K: 1 S: 8	H: 0 LOB: 0 BB: 0 P: 10	R: 0 H: 1 E: 1 K: 1 S: 10	H: 1 LOB: 2 BB: 0 P: 17	1B: 4 2B: 1 3B: 0 HR: 0	SF: 0 SAC: 0 DP: 1 HBP: 2	WP: 0 PB: 0 SB: 0 CS: 2	PA: 36							
PITCHER	IP	WLS	BF	H	R	ER	SO	BB	IBB	HBP	BLK	WP	HR	S	P	ERA	WHIP										
6 Alex Manoh, R (1, 1) ERA: 1.67	6.0	W	22	1	0	0	7	1	0	1	0	0	0	57	86	0.00	0.333										
67 Julian Merryweather, R (7, 1) ERA: 6.38	0.2		4	2	1	1	1	0	0	0	0	0	0	9	11	13.50	3.000										
90 Adam Cimber, R (7, 1) ERA: 2.45	1.0		4	1	0	0	1	0	0	0	0	0	0	7	9	0.00	1.000										
91 Matt Gage, L (8, 1) ERA:	1.1		6	1	0	0	1	0	0	1	0	0	0	13	20	0.00	0.750										

Batter	1	2	3	4	5	6	7	8	9	AB	R	H	RBI	BB	SO	LOB	BOTTOM										
4 George Springer, R (1, 8) OBP: 0.350, SLG: 0.526 7 Bradley Zimmer, L (7, 8) OBP: 0.203, SLG: 0.197										4	2	2	0	0	0	2	<p>Baltimore Orioles @ Toronto Blue Jays Rogers Centre, Toronto, ON Mon Jun 13 2022, 7:11 PM - 10:27 PM EDT Att: 19,716 - Clear - 67 F</p>										
11 Bo Bichette, R (1, 6) OBP: 0.316, SLG: 0.448										5	1	2	0	0	1	3											
27 Vladimir Guerrero Jr., R (1, 3) OBP: 0.341, SLG: 0.493										5	2	3	3	0	1	2											
30 Alejandro Kirk, R (1, 2) OBP: 0.396, SLG: 0.463										5	1	1	1	0	0	4											
37 Teoscar Hernández, R (1, 9) OBP: 0.307, SLG: 0.391										5	1	3	1	0	0	1											
5 Santiago Espinal, R (1, 5) OBP: 0.265, SLG: 0.443										5	1	2	3	0	2	2											
13 Lourdes Gurriel Jr., R (1, 10) OBP: 0.336, SLG: 0.397										4	1	3	0	0	0	2											
15 Raimel Tapia, L (1, 7) OBP: 0.279, SLG: 0.341										4	1	2	2	0	0	2											
8 Cavan Biggio, L (1, 4) OBP: 0.372, SLG: 0.323										3	1	1	1	1	0	1											
Inning Stats	R: 1 H: 3 E: 0 K: 2 S: 16	H: 3 LOB: 2 BB: 0 P: 29	R: 0 H: 1 E: 0 K: 0 S: 7	H: 1 LOB: 0 BB: 0 P: 14	R: 1 H: 2 E: 0 K: 0 S: 11	H: 2 LOB: 1 BB: 0 P: 14	R: 0 H: 1 E: 0 K: 1 S: 9	H: 1 LOB: 0 BB: 0 P: 12	R: 7 H: 7 E: 0 K: 0 S: 24	H: 7 LOB: 1 BB: 1 P: 43	R: 1 H: 3 E: 0 K: 1 S: 18	H: 3 LOB: 2 BB: 0 P: 28	R: 0 H: 1 E: 0 K: 1 S: 14	H: 1 LOB: 1 BB: 0 P: 21	R: 1 H: 1 E: 0 K: 0 S: 4	H: 1 LOB: 0 BB: 0 P: 5	1B: 13 2B: 4 3B: 1 HR: 1	SF: 0 SAC: 0 DP: 2 HBP: 0	WP: 0 PB: 0 SB: 0 CS: 0	PA: 42							
PITCHER	IP	WLS	BF	H	R	ER	SO	BB	IBB	HBP	BLK	WP	HR	S	P	ERA	WHIP										
56 Kyle Bradish, R (1, 1) ERA: 6.86	4.1	L	21	9	5	5	3	1	0	0	0	0	0	11	90	10.38	2.308										
71 Logan Gillaspie, R (5, 1) ERA: 4.35	0.1		6	5	4	4	0	0	0	0	0	0	0	11	17	108.00	15.000										
51 Austin Voth, R (5, 1) ERA: 9.7	1.1		7	3	1	1	1	0	0	0	0	0	0	20	33	6.75	2.250										
63 Rico Garcia, R (7, 1) ERA: 4.5	2.0		8	2	1	1	1	0	0	0	0	0	1	18	26	4.50	1.000										

Batter	1	2	3	4	5	6	7	8	9	10	AB	R	H	RBI	BB	SO	LOB	TOP						
31 Cedric Mullins, L (1,10) OBP: 0.302, SLG: 0.380	G4-3			G4-3		G3-1		2B		P5	5	1	1	0	0	0	1							
21 Austin Hays, R (1,9) OBP: 0.354, SLG: 0.466	F9			35 HR		F7		2B			3	2	1	1	0	0	0							
6 Ryan Mountcastle, R (1,3) OBP: 0.305, SLG: 0.490	K			F9				HR		HR	4	2	2	3	0	1	1							
35 Adley Rutschman, S (1,2) OBP: 0.267, SLG: 0.321	G1-3			HR				G4-3			4	1	2	2	0	0	0							
12 Rashed Adair, L (1,4) OBP: 0.288, SLG: 0.388	F7			K							4	0	0	0	0	1	1							
41 Tyler Nevin, R (1,5) OBP: 0.238, SLG: 0.281	P5										4	0	0	0	0	2	1							
83 Kyle Stowers, L (1,7) OBP: 0.250, SLG: 0.286				K							4	0	0	0	0	3	1							
3 Jorge Mateo, R (1,6) OBP: 0.245, SLG: 0.338	K			K							3	0	0	0	0	2	0							
26 Ryan McKenna, R (1,8) OBP: 0.292, SLG: 0.293	F9										4	0	0	0	0	2	1							
Inning Stats	R: 0 E: 0 K: 1 S: 9	H: 0 LOB: 0 BB: 0 P: 10	R: 0 E: 0 K: 0 S: 8	H: 0 LOB: 0 BB: 0 P: 13	R: 0 E: 0 K: 2 S: 8	H: 0 LOB: 0 BB: 0 P: 9	R: 2 E: 0 K: 1 S: 9	H: 1 LOB: 0 BB: 0 P: 14	R: 0 E: 0 K: 2 S: 9	H: 0 LOB: 0 BB: 0 P: 13	R: 0 E: 0 K: 1 S: 7	H: 0 LOB: 0 BB: 0 P: 8	R: 1 E: 0 K: 1 S: 14	H: 2 LOB: 1 BB: 0 P: 19	R: 3 E: 0 K: 1 S: 15	H: 3 LOB: 0 BB: 0 P: 24	R: 0 E: 0 K: 1 S: 7	H: 0 LOB: 0 BB: 0 P: 10	R: 0 E: 0 K: 1 S: 7	H: 0 LOB: 1 BB: 0 P: 8	1B: 0 2B: 3 3B: 0 HR: 3	SF: 0 SAC: 1 DP: 0 HBP: 1	WP: 0 PB: 0 SB: 0 CS: 0	PA: 37
PITCHER	IP 7.0	WLS 25	BF 3	H 3	R 3	ER 3	SO 8	BB 0	IBB 0	HBP 1	BLK 0	WP 0	HR 2	S 64	P 86	ERA 3.86	WHIP 0.429							
17 José Berríos, R (1,1) ERA: 4.65	0.2	B	5	3	3	3	1	0	0	0	0	0	0	1	12	18	40.50	4.500						
93 Yimi García, R (8,1) ERA: 3.75	0.1		1	0	0	0	0	0	0	0	0	0	0	0	3	6	0.00	0.000						
58 Tim Lincecum, L (8,1) ERA: 1.8	1.0		3	0	0	0	1	0	0	0	0	0	0	7	10	0.00	0.000							
68 Jordan Romano, R (9,1) ERA: 2.7	1.0	W	3	0	0	0	1	0	0	0	0	0	0	7	8	0.00	0.000							
90 Adam Cimber, R (10,1) ERA: 2.36																								
PITCHER	IP 7.0	WLS 25	BF 3	H 3	R 3	ER 3	SO 8	BB 0	IBB 0	HBP 1	BLK 0	WP 0	HR 2	S 64	P 86	ERA 3.86	WHIP 0.429							
4 George Springer, R (1,8) OBP: 0.340, SLG: 0.505	P3			K							5	0	0	0	0	3	2							
11 Bo Bichette, R (1,6) OBP: 0.305, SLG: 0.431	F8			G5-3		G5-3					5	1	0	0	0	0	0							
27 Vladimir Guerrero Jr., R (1,3) OBP: 0.355, SLG: 0.511	30 2B			37 HR							5	3	4	2	0	1	0							
30 Alejandro Kirk, R (1,2) OBP: 0.391, SLG: 0.461	2B			P4		P4					4	0	1	1	0	0	1							
37 Teoscar Hernández, R (1,10) OBP: 0.306, SLG: 0.408	P3			HR		G6-3					4	1	2	2	0	0	1							
5 Santiago Espinal, R (1,4) OBP: 0.250, SLG: 0.451	L8			26 HR							4	1	2	0	0	0	1							
26 Matt Chapman, R (1,5) OBP: 0.307, SLG: 0.401	F9			HR		P6					4	1	1	2	0	0	2							
13 Lourdes Gurriel Jr., R (1,7) OBP: 0.338, SLG: 0.451	15 1B			1B							4	0	2	0	0	1	1							
15 Raimel Tapia, L (1,9) OBP: 0.279, SLG: 0.345	1B			G6-3		G6-3					4	0	1	0	0	1	0							
Inning Stats	R: 1 E: 0 K: 0 S: 12	H: 2 LOB: 1 BB: 0 P: 19	R: 0 E: 0 K: 1 S: 10	H: 2 LOB: 2 BB: 0 P: 15	R: 4 E: 0 K: 0 S: 14	H: 5 LOB: 1 BB: 0 P: 20	R: 0 E: 0 K: 1 S: 7	H: 0 LOB: 0 BB: 0 P: 9	R: 1 E: 0 K: 0 S: 13	H: 2 LOB: 1 BB: 0 P: 22	R: 0 E: 0 K: 1 S: 11	H: 0 LOB: 0 BB: 0 P: 14	R: 0 E: 0 K: 1 S: 6	H: 0 LOB: 0 BB: 0 P: 10	R: 0 E: 0 K: 0 S: 7	H: 1 LOB: 1 BB: 0 P: 9	R: 0 E: 0 K: 2 S: 8	H: 0 LOB: 0 BB: 0 P: 11	R: 1 E: 0 K: 0 S: 1	H: 1 LOB: 1 BB: 0 P: 2	1B: 9 2B: 1 3B: 0 HR: 3	SF: 0 SAC: 0 DP: 0 HBP: 0	WP: 0 PB: 0 SB: 1 CS: 0	PA: 39
PITCHER	IP 4.2	WLS 24	BF 7	H 6	R 6	ER 2	SO 6	BB 0	IBB 0	HBP 0	BLK 0	WP 0	HR 3	S 54	P 80	ERA 11.57	WHIP 2.357							
50 Bruce Zimmermann, L (1,1) ERA: 5.94	2.1		0	0	0	2	0	0	0	0	0	0	0	19	29	0.00	0.000							
43 Bryan Baker, R (8,1) ERA: 5.47	1.0		4	1	0	0	0	0	0	0	0	0	0	7	9	0.00	1.000							
55 Dillon Tate, R (8,1) ERA: 1.72	1.0		3	0	0	0	2	0	0	0	0	0	0	8	11	0.00	0.000							
48 Jorge López, R (8,1) ERA: 0.85	0.0	L	1	1	1	0	0	0	0	0	0	0	0	1	2									
74 Félix Bautista, R (10,1) ERA: 1.73																								
PITCHER	IP 4.2	WLS 24	BF 7	H 6	R 6	ER 2	SO 6	BB 0	IBB 0	HBP 0	BLK 0	WP 0	HR 3	S 54	P 80	ERA 11.57	WHIP 2.357							

Baltimore Orioles @ Toronto Blue Jays
Rogers Centre, Toronto, ON
Wed Jun 15 2022, 7:09 PM - 10:01 PM EDT
Att: 19,961 - Clear - 72 F

AB 35
R 6
H 6
RBI 6
BB 0
SO 11
LOB 6



Baltimore Orioles @ Toronto Blue Jays
Rogers Centre, Toronto, ON
Wed Jun 15 2022, 7:09 PM - 10:01 PM EDT
Att: 19,961 - Clear - 72 F

AB 39
R 7
H 13
RBI 7
BB 0
SO 6
LOB 8




Batter	1	2	3	4	5	6	7	8	9	AB	R	H	RBI	BB	SO	LOB	TOP			
31 Cedric Mullins, L OBP: 0.307, SLG: 0.385										5	2	3	0	0	1	0	Baltimore Orioles @ Toronto Blue Jays Rogers Centre, Toronto, ON Thu Jun 16 2022, 3:09 PM - 6:06 PM EDT Att: 36,832 - Roof Closed - 68 F			
21 Austin Hays, R OBP: 0.351, SLG: 0.474										5	2	1	1	0	1	4				
6 Ryan Mountcastle, R OBP: 0.307, SLG: 0.486										5	1	2	2	0	1	0				
35 Adley Rutschman, S OBP: 0.275, SLG: 0.329										4	2	1	1	1	0	1				
12 Rougned Odor, L OBP: 0.272, SLG: 0.413										3	1	2	2	0	0	1				
1 Richie Martin, R OBP: 0.400, SLG: 0.615										1	0	0	0	0	0	0				
41 Tyler Nevin, R OBP: 0.294, SLG: 0.290										4	1	1	2	0	1	1				
26 Ryan McKenna, R OBP: 0.300, SLG: 0.317										5	1	2	1	0	2	0				
23 Robinson Chirinos, R OBP: 0.250, SLG: 0.252										3	0	0	0	1	1	2				
3 Jorge Mateo, R OBP: 0.245, SLG: 0.337										4	0	1	1	0	1	2				
Inning Stats	R: 1 H: 2 E: 0 K: 1 S: 12	H: 2 R: 0 ER: 0 LOB: 1 BB: 0 P: 16	R: 0 H: 0 E: 0 K: 2 S: 12	H: 0 R: 0 ER: 0 LOB: 1 BB: 1 P: 20	R: 6 H: 7 E: 1 K: 0 S: 16	H: 7 R: 1 ER: 0 LOB: 2 BB: 0 P: 27	R: 0 H: 1 E: 0 K: 0 S: 7	H: 1 R: 0 ER: 0 LOB: 0 BB: 0 P: 11	R: 0 H: 0 E: 0 K: 2 S: 9	H: 0 R: 0 ER: 0 LOB: 1 BB: 0 P: 13	R: 2 H: 2 E: 0 K: 2 S: 17	H: 2 R: 0 ER: 0 LOB: 1 BB: 1 P: 26	R: 1 H: 1 E: 0 K: 0 S: 6	H: 1 R: 0 ER: 0 LOB: 0 BB: 0 P: 10	R: 0 H: 0 E: 0 K: 0 S: 6	H: 0 R: 0 ER: 0 LOB: 0 BB: 0 P: 8	1B: 8 2B: 3 3B: 1 HR: 1	SF: 2 SAC: 0 DP: 0 HBP: 0	WP: 0 PB: 0 SB: 1 CS: 0	PA: 43
PITCHER	IP WLS BF H R ER SO BB IBB HBP BLK WP HR S P ERA WHIP																			
34 Kevin Gausman, R ERA: 3.21	2.1 L 16 7 7 5 3 1 0 0 0 0 0 35 53 19.29 3.429																			
35 David Phelps, R ERA: 2.22	3.1 1.2 8 3 0 0 0 0 0 0 0 0 12 21 0.00 1.800																			
38 Jeremy Beasley, R ERA: 6.43	5.1 3.0 12 2 2 5 1 0 0 0 0 0 33 48 6.00 1.000																			
91 Matt Gage, L ERA: 1.8	8.1 2.0 7 1 1 1 0 0 0 0 0 0 1 12 18 4.50 0.500																			


Batter	1	2	3	4	5	6	7	8	9	AB	R	H	RBI	BB	SO	LOB	BOTTOM			
5 Santiago Espinal, R OBP: 0.344, SLG: 0.443										4	0	0	0	0	1	1	Baltimore Orioles @ Toronto Blue Jays Rogers Centre, Toronto, ON Thu Jun 16 2022, 3:09 PM - 6:06 PM EDT Att: 36,832 - Roof Closed - 68 F			
11 Bo Bichette, R OBP: 0.305, SLG: 0.430										3	0	1	0	0	0	0				
7 Bradley Zimmer, L OBP: 0.214, SLG: 0.226										1	1	1	0	0	0	0				
27 Vladimir Guerrero Jr., R OBP: 0.353, SLG: 0.511										4	0	1	0	0	1	2				
30 Alejandro Kirk, R OBP: 0.398, SLG: 0.465										3	0	2	1	1	0	0				
37 Teoscar Hernández, R OBP: 0.307, SLG: 0.424										4	1	1	1	0	1	5				
15 Raimel Tapia, L OBP: 0.279, SLG: 0.343										4	0	1	0	0	0	2				
13 Lourdes Gurriel Jr., R OBP: 0.332, SLG: 0.393										4	0	0	0	0	0	1				
55 Gabriel Moreno, R OBP: 0.375, SLG: 0.333										4	0	1	0	0	0	1				
8 Cavan Biggio, L OBP: 0.341, SLG: 0.290										4	0	0	0	0	2	2				
Inning Stats	R: 0 H: 1 E: 0 K: 2 S: 15	H: 1 R: 0 ER: 0 LOB: 0 BB: 0 P: 7	R: 0 H: 0 E: 0 K: 1 S: 7	H: 0 R: 0 ER: 0 LOB: 0 BB: 0 P: 10	R: 1 H: 1 E: 0 K: 0 S: 13	H: 1 R: 0 ER: 0 LOB: 0 BB: 0 P: 21	R: 0 H: 2 E: 0 K: 0 S: 11	H: 2 R: 0 ER: 0 LOB: 2 BB: 0 P: 17	R: 0 H: 0 E: 0 K: 1 S: 9	H: 0 R: 0 ER: 0 LOB: 0 BB: 0 P: 11	R: 1 H: 2 E: 0 K: 1 S: 10	H: 2 R: 0 ER: 0 LOB: 1 BB: 0 P: 19	R: 0 H: 1 E: 0 K: 0 S: 10	H: 1 R: 0 ER: 0 LOB: 1 BB: 0 P: 15	R: 0 H: 0 E: 0 K: 0 S: 10	H: 0 R: 0 ER: 0 LOB: 0 BB: 0 P: 8	1B: 5 2B: 2 3B: 0 HR: 1	SF: 0 SAC: 0 DP: 0 HBP: 0	WP: 1 PB: 0 SB: 0 CS: 0	PA: 36
PITCHER	IP WLS BF H R ER SO BB IBB HBP BLK WP HR S P ERA WHIP																			
68 Tyler Wells, R ERA: 3.62	6.0 W 24 5 1 1 1 2 0 0 0 0 0 1 59 86 1.50 1.000																			
79 Nick Vespi, L ERA: 1.29	7.1 1.1 5 1 1 1 2 0 0 0 0 0 13 18 6.75 0.750																			
51 Austin Voth, R ERA: 9.41	8.1 0.2 3 1 0 0 0 0 0 0 0 1 0 6 12 0.00 1.500																			
63 Rico Garcia, R ERA: 3.0	9.1 1.0 4 1 0 0 0 0 0 0 0 0 0 10 15 0.00 1.000																			





Batter	1	2	3	4	5	6	7	8	9	AB	R	H	RBI	BB	SO	LOB	TOP			
1 César Hernández, S OBP: 0.314, SLG: 0.334										5	1	1	1	0	1	3	<p>Washington Nationals @ Baltimore Orioles Oriole Park at Camden Yards, Baltimore, MD Tue Jun 21 2022, 7:06 PM - 9:52 PM EDT Att: 15,197 - Partly Cloudy - 79 F</p> <p>livebaseballscorecards.com</p> <p>AB 34 R 3 H 6 RBI 3 BB 3 SO 7 LOB 21</p>			
22 Juan Soto, L OBP: 0.365, SLG: 0.435										3	0	0	0	1	0	5				
19 Josh Bell, S OBP: 0.377, SLG: 0.472										4	0	1	0	0	1	5				
23 Nelson Cruz, R OBP: 0.332, SLG: 0.383										4	0	1	1	0	2	2				
2 Luis García Jr., L OBP: 0.354, SLG: 0.481										4	0	0	0	0	1	3				
20 Keibert Ruiz, S OBP: 0.314, SLG: 0.348										4	1	1	0	0	0	0				
29 Yadiel Hernández, L OBP: 0.314, SLG: 0.354 16 Víctor Robles, R OBP: 0.303, SLG: 0.314										2	0	0	0	1	0	0				
7 Maikel Franco, R OBP: 0.280, SLG: 0.380										3	0	0	0	1	0	0				
28 Lane Thomas, R OBP: 0.298, SLG: 0.418										4	1	2	1	0	2	3				
Inning Stats	R: 1 E: 0 K: 0 S: 7	H: 2 LOB: 1 BB: 9	R: 1 E: 1 K: 1 S: 14	H: 1 LOB: 3 BB: 25	R: 0 E: 0 K: 1 S: 8	H: 0 LOB: 0 BB: 14	R: 0 E: 0 K: 1 S: 7	H: 0 LOB: 0 BB: 10	R: 0 E: 0 K: 1 S: 10	H: 1 LOB: 2 BB: 1	R: 0 E: 0 K: 1 S: 11	H: 1 LOB: 1 BB: 15	R: 0 E: 0 K: 1 S: 9	H: 0 LOB: 0 BB: 11	R: 1 E: 0 K: 1 S: 8	H: 1 LOB: 0 BB: 14	1B: 2 2B: 3 3B: 0 HR: 1	SF: 0 SAC: 0 DP: 0 HBP: 0	WP: 1 PB: 0 CS: 0	PA: 37
PITCHER	IP WLS BF H R ER SO BB IBB HBP BLK WP HR S P ERA WHIP	6.1 L 28 5 2 2 4 3 0 0 0 0 1 0 54 92 2.84 1.263	2.2 9 1 1 1 3 0 0 0 0 0 0 1 25 36 3.38 0.375																	

Batter	1	2	3	4	5	6	7	8	9	AB	R	H	RBI	BB	SO	LOB	BOTTOM					
31 Cedric Mullins, L OBP: 0.303, SLG: 0.377										4	0	0	0	0	1	1	<p>Washington Nationals @ Baltimore Orioles Oriole Park at Camden Yards, Baltimore, MD Tue Jun 21 2022, 7:06 PM - 9:52 PM EDT Att: 15,197 - Partly Cloudy - 79 F</p> <p>livebaseballscorecards.com</p> <p>AB 32 R 0 H 4 RBI 0 SO 10 LOB 9</p>					
16 Trey Mancini, R OBP: 0.383, SLG: 0.413										4	0	1	0	0	0	2						
25 Anthony Santander, S OBP: 0.340, SLG: 0.425										4	0	0	0	0	1	1						
21 Austin Hays, R OBP: 0.337, SLG: 0.449										4	0	0	0	0	4	1						
6 Ryan Mountcastle, R OBP: 0.310, SLG: 0.460										4	0	2	0	0	1	0						
35 Adley Rutschman, S OBP: 0.277, SLG: 0.337										4	0	1	0	0	0	2						
12 Rougned Odor, L OBP: 0.258, SLG: 0.390										3	0	0	0	0	1	1						
41 Tyler Nevin, R OBP: 0.293, SLG: 0.269										2	0	0	0	1	0	0						
3 Jorge Mateo, R OBP: 0.235, SLG: 0.318										3	0	0	0	0	2	1						
Inning Stats	R: 0 E: 0 K: 1 S: 9	H: 1 LOB: 1 BB: 0 P: 14	R: 0 E: 0 K: 0 S: 9	H: 0 LOB: 0 BB: 0 P: 17	R: 0 E: 0 K: 1 S: 11	H: 0 LOB: 1 BB: 1 P: 20	R: 0 E: 0 K: 1 S: 10	H: 1 LOB: 0 BB: 0 P: 15	R: 0 E: 0 K: 0 S: 11	H: 0 LOB: 0 BB: 0 P: 19	R: 0 E: 0 K: 1 S: 9	H: 0 LOB: 0 BB: 0 P: 12	R: 0 E: 0 K: 3 S: 14	H: 1 LOB: 1 BB: 0 P: 21	R: 0 E: 1 K: 1 S: 8	H: 0 LOB: 1 BB: 0 P: 13	R: 0 E: 0 K: 2 S: 9	H: 1 LOB: 1 BB: 0 P: 12	1B: 3 2B: 1 3B: 0 HR: 0	SF: 0 SAC: 0 DP: 0 HBP: 0	WP: 0 PB: 0 CS: 0	PA: 33
PITCHER	IP WLS BF H R ER SO BB IBB HBP BLK WP HR S P ERA WHIP	6.0 W 21 2 0 0 4 1 0 0 0 0 0 0 14 21 0.00 0.500	1.0 H 4 1 0 0 3 0 0 0 0 0 0 0 8 13 0.00 0.000	1.0 S 4 1 0 0 2 0 0 0 0 0 0 0 9 12 0.00 1.000																		

Batter	1	2	3	4	5	6	7	8	9	AB	R	H	RBI	BB	SO	LOB	TOP
1 César Hernández, S (1,4) OBP: 0.314, SLG: 0.334	L4		1B							3	0	1	0	0	0	0	<p>Washington Nationals @ Baltimore Orioles</p> <p>Oriole Park at Camden Yards, Baltimore, MD</p> <p>Wed Jun 22 2022, 7:07 PM - 10:22 PM EDT</p> <p>Att: 12,630 - Cloudy - 75 F</p> <p>livebaseballscorecards.com</p>
22 Juan Soto, L (1,9) OBP: 0.365, SLG: 0.431	E6		F9							2	0	0	0	1	0	<p>AB 20</p> <p>R 0</p> <p>H 3</p> <p>RBI 0</p> <p>BB 5</p> <p>SO 4</p> <p>LOB 12</p> 	
19 Josh Bell, S (1,3) OBP: 0.380, SLG: 0.472										2	0	1	0	1	0		
23 Nelson Cruz, R (1,10) OBP: 0.332, SLG: 0.380	K									2	0	0	0	1	2		
2 Luis García Jr., L (1,6) OBP: 0.341, SLG: 0.463		G4-3	K							3	0	0	0	1	3		
28 Lane Thomas, R (1,8) OBP: 0.303, SLG: 0.415										1	0	0	0	2	0		
29 Yadiel Hernández, L (1,7) OBP: 0.314, SLG: 0.393		F4								3	0	1	0	0	2		
15 Riley Adams, R (1,2) OBP: 0.288, SLG: 0.347										2	0	0	0	0	2		
5 Ehire Adrianza, S (1,5) OBP: 0.194, SLG: 0.200										2	0	0	0	0	1		
Inning Stats	R: 0 H: 1 E: 1 K: 1 S: 9	H: 1 LOB: 1 BB: 0 P: 13	R: 0 H: 0 E: 0 K: 0 S: 10	H: 0 LOB: 1 BB: 1 P: 19	R: 0 H: 1 E: 0 K: 1 S: 12	H: 1 LOB: 3 BB: 2 P: 23	R: 0 H: 1 E: 0 K: 1 S: 10	H: 1 LOB: 1 BB: 0 P: 16	R: 0 H: 0 E: 0 K: 1 S: 14	H: 0 LOB: 1 BB: 1 P: 24	R: 0 H: 0 E: 0 K: 0 S: 8	H: 0 LOB: 0 BB: 0 P: 12	1B: 3 2B: 0 3B: 0 HR: 0	SF: 0 SAC: 0 DP: 1 HBP: 0	WP: 0 PB: 0 CS: 0		
PITCHER	IP WLS BF H R ER SO BB IBB HBP BLK WP HR S P ERA WHIP																
68 Tyler Wells, R (1,1) ERA: 3.34	5.0 W 22 3 0 0 4 4 0 0 0 0 0 55 95 0.00 1.400																
79 Nick Vespi, L (6,1) ERA: 0.87	1.0 S 3 0 0 0 0 1 0 0 0 0 0 8 12 0.00 1.000																

Batter	1	2	3	4	5	6	7	8	9	AB	R	H	RBI	BB	SO	LOB	BOTTOM
21 Austin Hays, R (1,8) OBP: 0.347, SLG: 0.482	1B									4	3	4	3	0	0	0	<p>Washington Nationals @ Baltimore Orioles</p> <p>Oriole Park at Camden Yards, Baltimore, MD</p> <p>Wed Jun 22 2022, 7:07 PM - 10:22 PM EDT</p> <p>Att: 12,630 - Cloudy - 75 F</p> <p>livebaseballscorecards.com</p>
16 Trev Mancini, R (1,9) OBP: 0.395, SLG: 0.427	1B		G3-1	K2-3						4	1	2	2	0	1	<p>AB 29</p> <p>R 7</p> <p>H 11</p> <p>RBI 7</p> <p>BB 2</p> <p>SO 8</p> <p>LOB 13</p> 	
25 Anthony Santander, S (1,7) OBP: 0.342, SLG: 0.440	K									4	1	2	1	0	1		
6 Ryan Mountcastle, R (1,3) OBP: 0.309, SLG: 0.481	2B		F8							4	0	1	1	0	0		
35 Adley Rutschman, S (1,10) OBP: 0.279, SLG: 0.347	K									3	0	1	0	0	1		
41 Tyler Nevin, R (1,5) OBP: 0.302, SLG: 0.274	K									2	1	1	0	1	1		
23 Robinson Chirinos, R (1,2) OBP: 0.299, SLG: 0.290	K		G3							3	0	0	0	0	2		
3 Jorge Mateo, R (1,6) OBP: 0.237, SLG: 0.315	F7									2	1	0	0	1	1		
1 Richie Martin, R (1,4) OBP: 0.316, SLG: 0.471	F8									2	0	0	0	0	0		
12 Rougned Odor, L (6,PH) OBP: 0.257, SLG: 0.388										1	0	0	0	0	1		
Inning Stats	R: 1 H: 3 E: 0 K: 3 S: 25	H: 3 LOB: 2 BB: 0 P: 31	R: 0 H: 0 E: 0 K: 1 S: 10	H: 0 LOB: 0 BB: 0 P: 12	R: 2 H: 3 E: 0 K: 0 S: 20	H: 3 LOB: 2 BB: 1 P: 30	R: 0 H: 1 E: 0 K: 2 S: 8	H: 1 LOB: 1 BB: 0 P: 10	R: 0 H: 0 E: 0 K: 0 S: 8	H: 0 LOB: 0 BB: 0 P: 12	R: 4 H: 4 E: 0 K: 2 S: 24	H: 4 LOB: 1 BB: 1 P: 36	1B: 4 2B: 3 3B: 1 HR: 3	SF: 0 SAC: 0 DP: 0 HBP: 0	WP: 0 PB: 0 CS: 0	PA: 31	
PITCHER	IP WLS BF H R ER SO BB IBB HBP BLK WP HR S P ERA WHIP																
46 Patrick Corbin, L (1,1) ERA: 6.6	4.0 L 20 7 3 3 6 1 0 0 0 0 0 2 63 83 6.75 2.000																
61 Erasmo Ramírez, R (6,1) ERA: 4.41	1.0 3 0 0 0 0 0 0 0 0 0 0 8 12 0.00 0.000																
33 Steve Cishek, R (6,1) ERA: 5.22	0.2 7 4 4 4 2 1 0 0 0 0 1 20 31 54.00 7.500																
57 Andrés Machado, R (6,1) ERA: 5.18	0.1 1 0 0 0 0 0 0 0 0 0 0 4 5 0.00 0.000																

Batter	1	2	3	4	5	6	7	8	9	AB	R	H	RBI	BB	SO	LOB	TOP			
31 Cedric Mullins, L OBP: 0.305, SLG: 0.378	G3-1		16 2B			F8	L7		1-2 2-H	5	0	2	1	0	0	0	<p>Baltimore Orioles @ Chicago White Sox Guaranteed Rate Field, Chicago, IL Thu Jun 23 2022, 7:12 PM - 10:22 PM CDT Att: 22,431 - Clear - 77 F</p> <p>livebaseballscorecards.com</p> <p>AB 36 R 4 H 10 RBI 4 BB 2 SO 11 LOB 12</p> 			
16 Trey Mancini, R OBP: 0.392, SLG: 0.427	K		1-H			K	G5-3		1-2 2-H	5	0	1	0	0	3	2				
25 Anthony Santander, S OBP: 0.337, SLG: 0.432	G4-3		G4-3			F8			G4-3	4	0	0	0	0	0	1				
21 Austin Hays, R OBP: 0.345, SLG: 0.482		K			F9	6 1B 35 2B			L9	4	1	1	0	0	1	0				
6 Ryan Mountcastle, R OBP: 0.316, SLG: 0.494		2B			E8 35 HR	35 2B			K	4	1	3	0	0	1	0				
35 Adley Rutschman, S OBP: 0.287, SLG: 0.394		F8			HR	1B			F9	4	1	2	3	0	0	1				
41 Tyler Nevin, R OBP: 0.308, SLG: 0.269		BB			K	2B			3 1B 31 1B	2	1	0	0	2	2	2				
3 Jorge Mateo, R OBP: 0.237, SLG: 0.313		K			F8				31 1B	4	0	1	0	0	1	4				
1 Richie Martin, R OBP: 0.261, SLG: 0.381					K				F8	4	0	0	0	0	3	2				
Inning Stats	R: 0 H: 0 E: 0 K: 1 S: 9	H: 0 LOB: 0 BB: 0 P: 14	R: 0 H: 1 E: 0 K: 2 S: 16	H: 1 LOB: 2 BB: 1 P: 25	R: 0 H: 2 E: 0 K: 1 S: 10	H: 2 LOB: 1 BB: 0 P: 17	R: 2 H: 2 E: 1 K: 1 S: 13	H: 2 LOB: 0 BB: 0 P: 21	R: 0 H: 0 E: 0 K: 2 S: 9	H: 0 LOB: 0 BB: 0 P: 15	R: 1 H: 3 E: 0 K: 1 S: 16	H: 3 LOB: 2 BB: 0 P: 23	R: 0 H: 0 E: 0 K: 1 S: 8	H: 0 LOB: 0 BB: 0 P: 13	R: 1 H: 2 E: 0 K: 1 S: 12	H: 2 LOB: 2 BB: 1 P: 24	1B: 4 2B: 5 3B: 0 HR: 1	SF: 0 SAC: 0 DP: 0 HBP: 0	WP: 0 PB: 0 CS: 0	PA: 38
PITCHER	IP WLS BF H R ER SO BB IBB HBP BLK WP HR S P ERA WHIP																			
47 Johnny Cueto, R ERA: 3.19	5.1 L 23 7 3 3 7 1 0 0 0 0 0 1 66 104 5.06 1.500																			
40 Reynaldo López, R ERA: 3.0	1.2 6 1 0 0 2 0 0 0 0 0 0 0 16 23 0.00 0.600																			
66 José Ruiz, R ERA: 4.78	1.0 3 0 0 0 1 0 0 0 0 0 0 0 8 13 0.00 0.000																			
58 Jimmy Lambert, R ERA: 3.68	1.0 6 2 1 1 1 1 0 0 0 0 0 0 12 24 9.00 3.000																			

Batter	1	2	3	4	5	6	7	8	9	AB	R	H	RBI	BB	SO	LOB	BOTTOM					
7 Tim Anderson, R OBP: 0.392, SLG: 0.489	F7		1B			F8			1-2 2-H	5	0	1	0	0	2	4	<p>Baltimore Orioles @ Chicago White Sox Guaranteed Rate Field, Chicago, IL Thu Jun 23 2022, 7:12 PM - 10:22 PM CDT Att: 22,431 - Clear - 77 F</p> <p>livebaseballscorecards.com</p> <p>AB 34 R 0 H 9 RBI 0 BB 3 SO 10 LOB 23</p> 					
25 Andrew Vaughn, R OBP: 0.378, SLG: 0.497	79 1B		F8			G4-6-3			K	5	0	1	0	0	1	5						
18 AJ Pollock, R OBP: 0.288, SLG: 0.389	F9		F8			G5-3			K	4	0	0	0	0	1	2						
79 José Abreu, R OBP: 0.365, SLG: 0.433	1B		K			F8			1B	4	0	2	0	0	1	1						
30 Jake Burger, R OBP: 0.312, SLG: 0.478	G1-3					F6			L9	4	0	1	0	0	0	3						
32 Gavin Sheets, L OBP: 0.275, SLG: 0.336	P6		28 1B			2B			L8	3	0	1	0	1	0	1						
44 Seby Zavala, R OBP: 0.333, SLG: 0.560	2B		K			K			2B	4	0	2	0	0	2	3						
28 Leury García, S OBP: 0.207, SLG: 0.257	K		K			2H			L9	3	0	1	0	1	1	2						
Josh Harrison, R OBP: 0.292, SLG: 0.319	K					25 G4-6-3			BB	1	0	0	0	0	1	1						
50 Lenyn Sosa, R ERA: 0.77						HBP			BB	1	0	0	0	1	1	1						
Inning Stats	R: 0 H: 2 E: 0 K: 0 S: 9	H: 1 LOB: 1 BB: 0 P: 13	R: 0 H: 1 E: 0 K: 2 S: 14	H: 1 LOB: 0 BB: 0 P: 21	R: 0 H: 1 E: 0 K: 1 S: 10	H: 1 LOB: 1 BB: 0 P: 15	R: 0 H: 2 E: 0 K: 1 S: 13	H: 2 LOB: 2 BB: 0 P: 19	R: 0 H: 0 E: 0 K: 0 S: 3	H: 0 LOB: 0 BB: 0 P: 5	R: 0 H: 1 E: 0 K: 1 S: 14	H: 1 LOB: 2 BB: 1 P: 25	R: 0 H: 0 E: 0 K: 2 S: 14	H: 0 LOB: 1 BB: 1 P: 20	R: 0 H: 1 E: 0 K: 1 S: 11	H: 1 LOB: 1 BB: 0 P: 14	R: 0 H: 1 E: 0 K: 2 S: 18	H: 1 LOB: 2 BB: 1 P: 25	1B: 5 2B: 4 3B: 0 HR: 0	SF: 0 SAC: 0 DP: 1 HBP: 1	WP: 0 PB: 0 CS: 0	PA: 38
PITCHER	IP WLS BF H R ER SO BB IBB HBP BLK WP HR S P ERA WHIP																					
64 Dean Kremer, R ERA: 1.71	5.2 W 24 7 0 0 4 1 0 0 0 0 0 0 17 25 0.00 0.750																					
74 Félix Bautista, R ERA: 1.52	1.1 H 5 0 0 0 3 1 0 0 0 0 0 0 23 32 0.00 2.250																					
55 Dillon Tate, R ERA: 1.87	1.1 H 7 2 0 0 1 1 0 0 0 0 0 0 6 7 0.00 0.000																					
48 Jorge López, R ERA: 0.77	0.2 S 2 0 0 0 2 0 0 0 0 0 0 0 6 7 0.00 0.000																					

Batter	1	2	3	4	5	6	7	8	9	AB	R	H	RBI	BB	SO	LOB	TOP					
31 Cedric Mullins, L (1, 8) OBP: 0.304, SLG: 0.376										4	1	1	0	0	2	2	<p>Baltimore Orioles @ Chicago White Sox Guaranteed Rate Field, Chicago, IL Fri Jun 24, 2022, 7:11 PM - 10:06 PM CDT Att: 27,943 - Clear - 83 F</p> <p>livebaseballscorecards.com</p>					
16 Trey Mancini, R (1, 10) OBP: 0.304, SLG: 0.430										3	1	1	0	1	0	1						
25 Anthony Santander, S (1, 7) OBP: 0.336, SLG: 0.427										3	0	0	0	1	2	2						
26 Ryan McKenna, R (9, 7) OBP: 0.307, SLG: 0.324										4	0	1	1	0	0	2						
21 Austin Hays, R (1, 9) OBP: 0.344, SLG: 0.482										4	0	0	0	0	1	2						
6 Ryan Mountcastle, R (1, 3) OBP: 0.311, SLG: 0.485										4	0	0	0	0	1	2						
35 Adley Rutschman, S (1, 2) OBP: 0.286, SLG: 0.398										4	1	1	0	0	0	1						
41 Tyler Nevin, R (1, 5) OBP: 0.306, SLG: 0.261										3	0	0	0	1	0	1						
3 Jorge Mateo, R (1, 6) OBP: 0.241, SLG: 0.311										2	1	0	0	1	1	1						
1 Richie Martin, R (1, 4) OBP: 0.259, SLG: 0.360										4	0	1	1	0	0	2						
Inning Stats	R: 1 E: 0 K: 0 S: 9	H: 1 LOB: 1 BB: 1 P: 17	R: 1 E: 0 K: 0 S: 12	H: 1 LOB: 1 BB: 0 P: 19	R: 0 E: 0 K: 0 S: 4	H: 0 LOB: 0 BB: 1 P: 9	R: 1 E: 0 K: 0 S: 9	H: 1 LOB: 1 BB: 1 P: 21	R: 0 E: 0 K: 2 S: 9	H: 0 LOB: 0 BB: 0 P: 10	R: 0 E: 0 K: 0 S: 5	H: 0 LOB: 0 BB: 0 P: 9	R: 0 E: 0 K: 2 S: 14	H: 0 LOB: 1 BB: 1 P: 24	R: 1 E: 0 K: 2 S: 14	H: 2 LOB: 1 BB: 0 P: 21	R: 0 E: 0 K: 0 S: 8	H: 0 LOB: 0 BB: 0 P: 14	1B: 2 2B: 3 HR: 0	SF: 0 SAC: 0 DP: 1 HBP: 1	WP: 1 PB: 0 SB: 5 CS: 0	PA: 36
PITCHER	IP WLS BF H R ER SO BB IBB HBP BLK WP HR S P ERA WHIP	6.0 L 25 3 3 3 2 4 0 0 1 1 1 0 50 91 4.50 1.167	2.0 8 2 1 1 4 0 0 0 0 0 0 0 0 26 39 4.50 1.000	1.0 3 0 0 0 0 0 0 0 0 0 0 0 0 8 14 0.00 0.000	PITCHER										IP WLS BF H R ER SO BB IBB HBP BLK WP HR S P ERA WHIP							

Batter	1	2	3	4	5	6	7	8	9	AB	R	H	RBI	BB	SO	LOB	BOTTOM					
7 Tim Anderson, R (1, 6) OBP: 0.383, SLG: 0.478										4	0	0	0	0	1	0	<p>Baltimore Orioles @ Chicago White Sox Guaranteed Rate Field, Chicago, IL Fri Jun 24, 2022, 7:11 PM - 10:06 PM CDT Att: 27,943 - Clear - 83 F</p> <p>livebaseballscorecards.com</p>					
25 Andrew Vaughn, R (1, 10) OBP: 0.376, SLG: 0.490										3	0	0	0	1	0	0						
88 Luis Robert Jr., R (1, 8) OBP: 0.326, SLG: 0.423										4	0	0	0	0	2	1						
79 José Abreu, R (1, 3) OBP: 0.361, SLG: 0.427										3	0	0	0	0	1	0						
18 AJ Pollock, R (1, 7) OBP: 0.288, SLG: 0.385										2	1	0	0	1	0	0						
32 Gavin Sheets, L (1, 9) OBP: 0.289, SLG: 0.329										3	0	0	0	0	2	1						
30 Jake Burger, R (1, 5) OBP: 0.312, SLG: 0.481										3	0	0	0	0	0	1						
28 Leury García, S (1, 4) OBP: 0.203, SLG: 0.253										2	0	0	0	0	0	0						
21 Reese McGuire, L (1, 2) OBP: 0.277, SLG: 0.292										1	0	0	0	0	1	0						
44 Seby Zavala, R (8, PH) OBP: 0.321, SLG: 0.538										1	0	0	0	0	1	0						
Inning Stats	R: 0 E: 0 K: 1 S: 8	H: 0 LOB: 0 BB: 0 P: 12	R: 1 E: 0 K: 1 S: 9	H: 1 LOB: 1 BB: 1 P: 20	R: 0 E: 0 K: 1 S: 9	H: 0 LOB: 1 BB: 1 P: 15	R: 0 E: 0 K: 1 S: 7	H: 0 LOB: 0 BB: 0 P: 11	R: 0 E: 0 K: 1 S: 8	H: 0 LOB: 0 BB: 0 P: 11	R: 0 E: 0 K: 1 S: 9	H: 0 LOB: 0 BB: 0 P: 14	R: 0 E: 0 K: 1 S: 7	H: 0 LOB: 0 BB: 0 P: 10	R: 0 E: 0 K: 1 S: 8	H: 0 LOB: 0 BB: 0 P: 10	R: 0 E: 0 K: 0 S: 8	H: 0 LOB: 0 BB: 0 P: 8	1B: 0 2B: 1 HR: 0	SF: 0 SAC: 0 DP: 0 HBP: 0	WP: 0 PB: 0 SB: 0 CS: 0	PA: 30
PITCHER	IP WLS BF H R ER SO BB IBB HBP BLK WP HR S P ERA WHIP	3.0 3 7 0 0 0 3 2 0 0 0 0 0 0 20 30 0.00 0.000	1.1 H 4 0 0 0 1 0 0 0 0 0 0 0 9 14 0.00 0.000	1.1 H 4 0 0 0 1 0 0 0 0 0 0 0 10 12 0.00 0.000	1.0 S 3 0 0 0 0 0 0 0 0 0 0 0 8 8 0.00 0.000	PITCHER										IP WLS BF H R ER SO BB IBB HBP BLK WP HR S P ERA WHIP						

AB	31
R	4
H	5
RBI	2
BB	4
SO	6
LOB	14

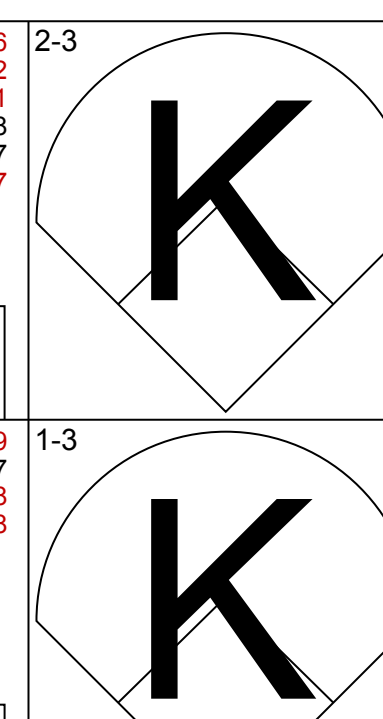
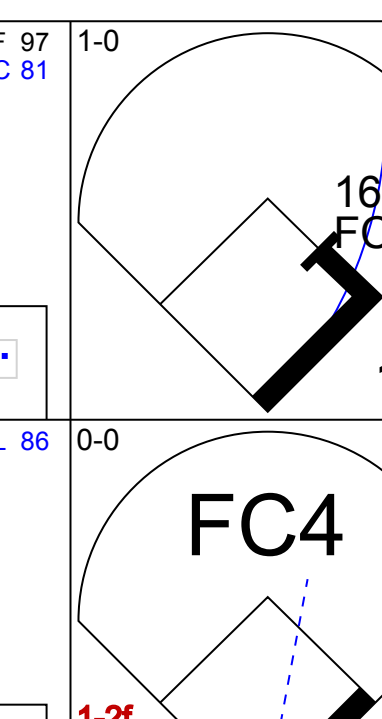
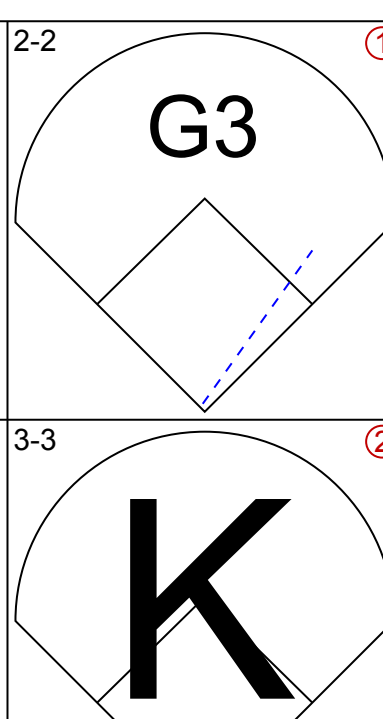
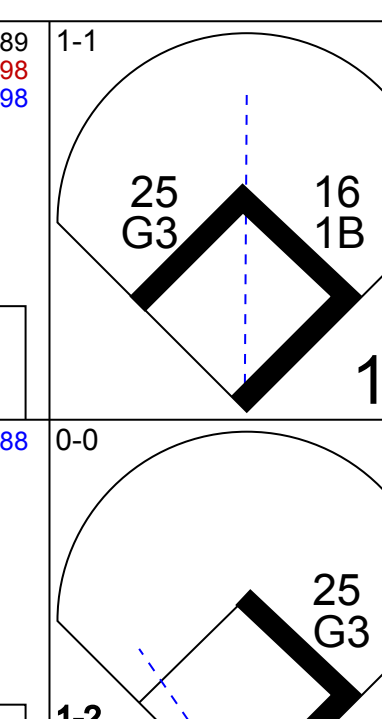
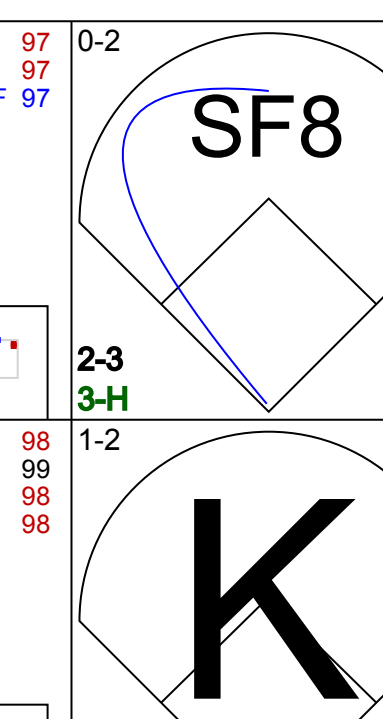
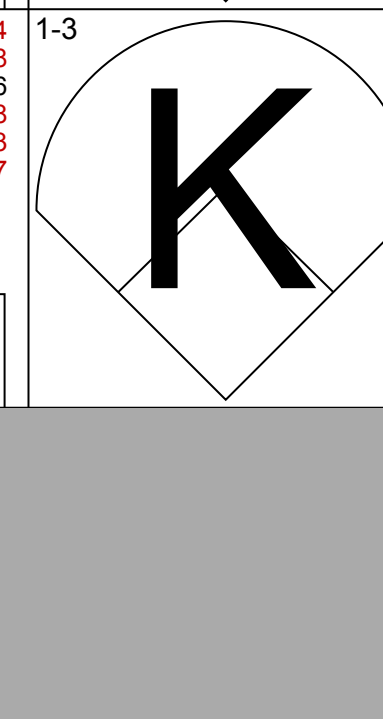

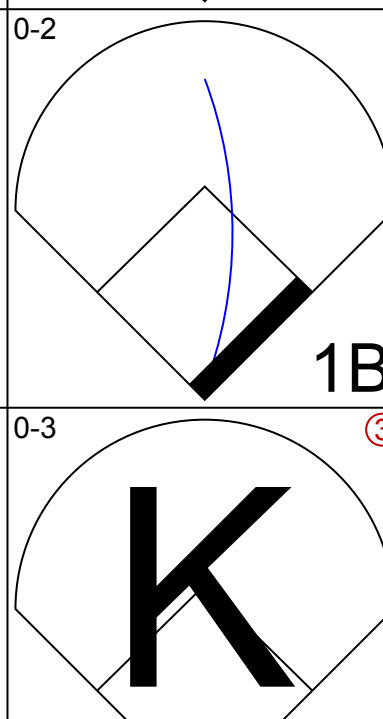
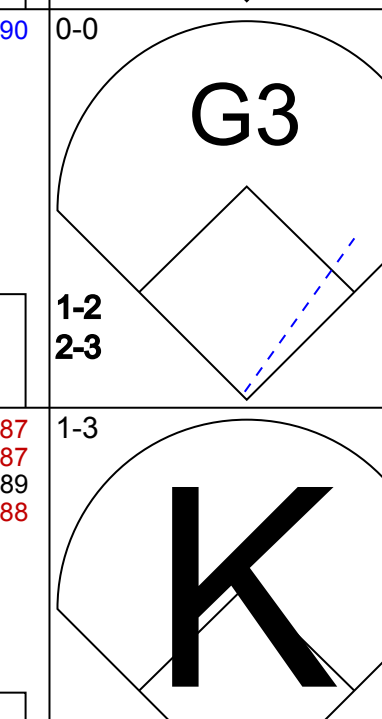


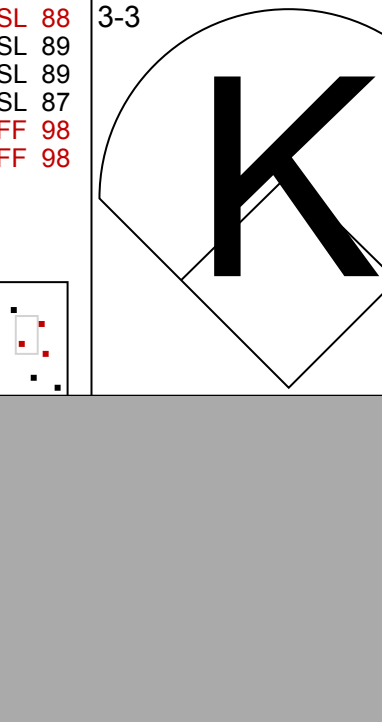


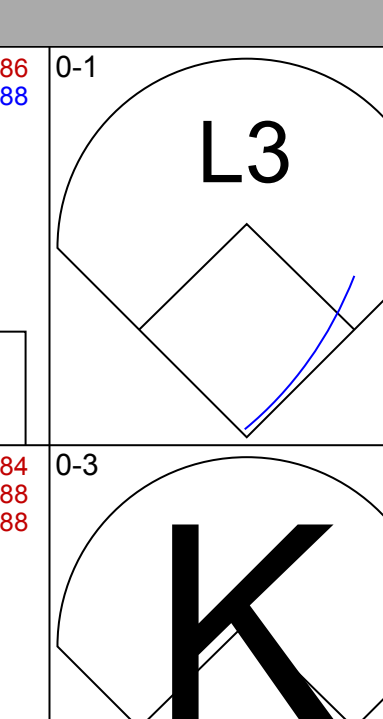
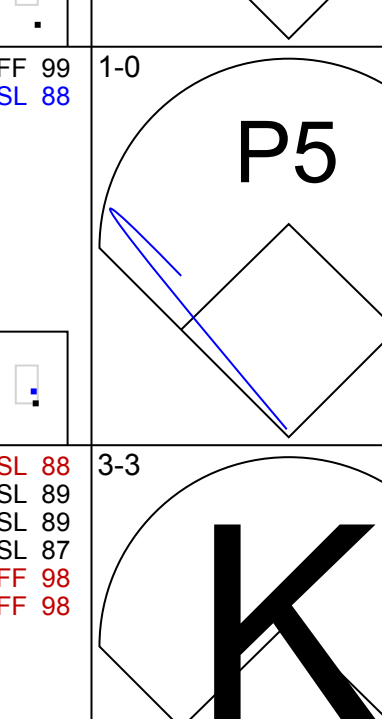

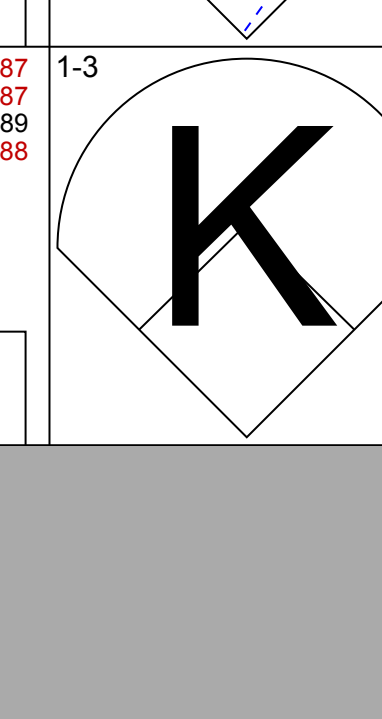


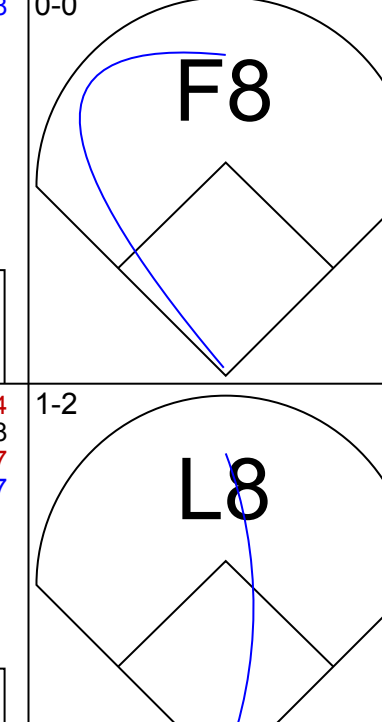

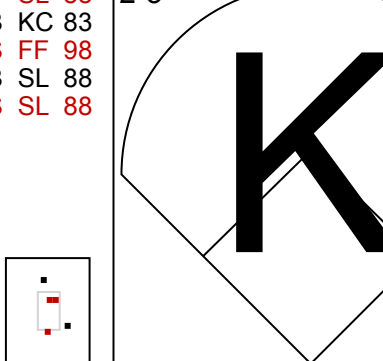

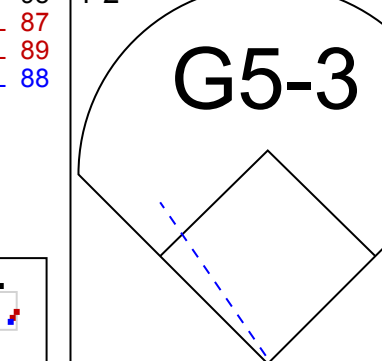
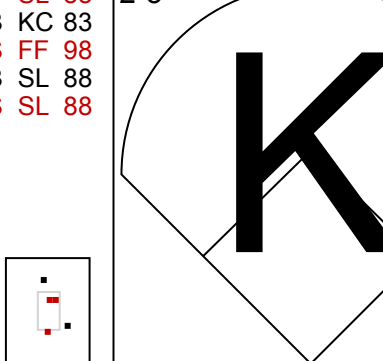

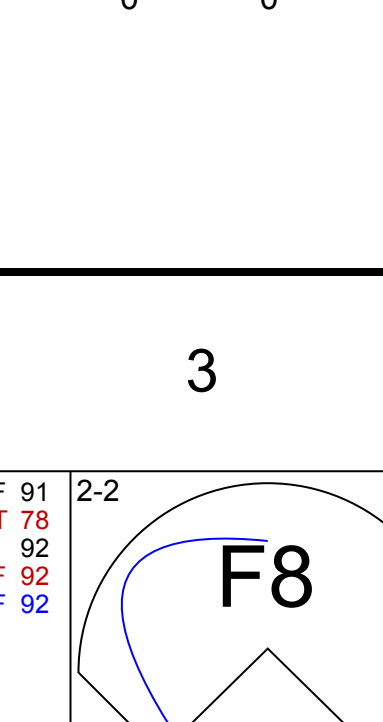
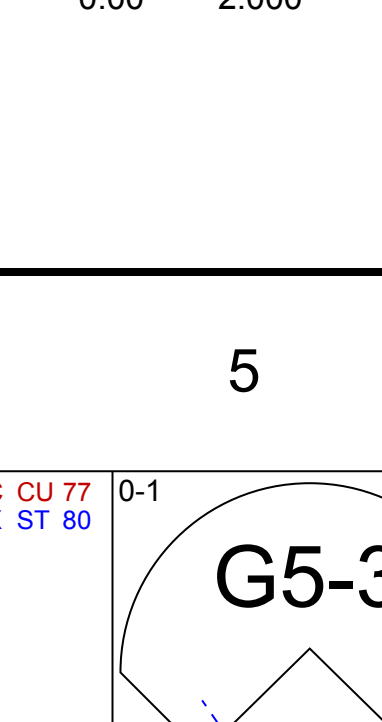
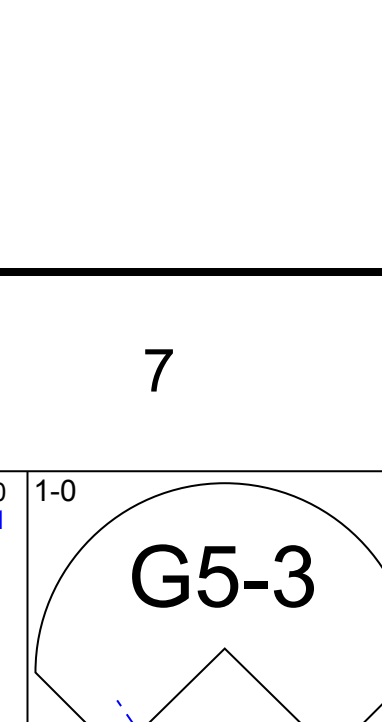
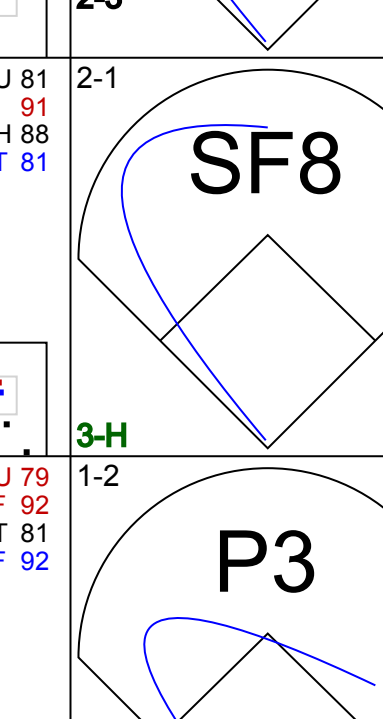
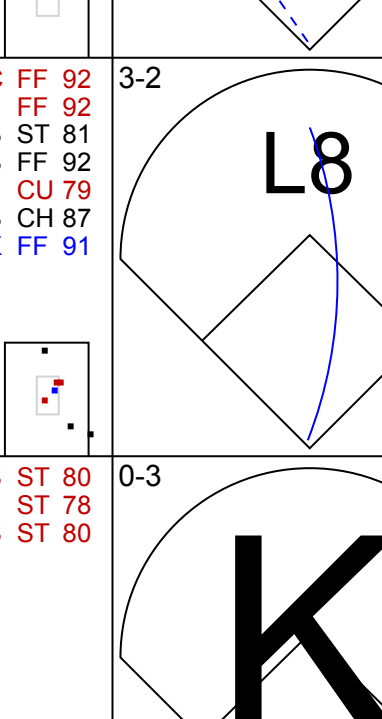
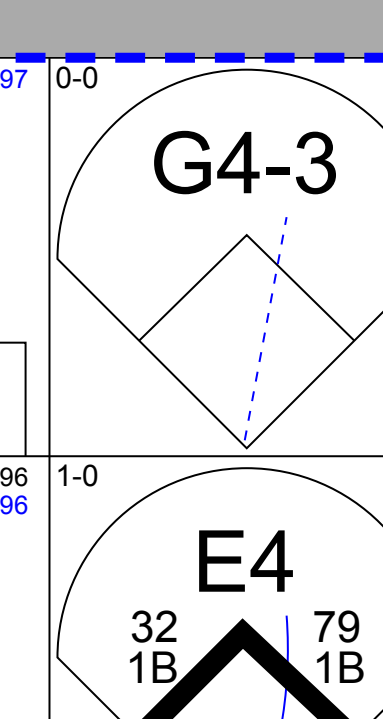





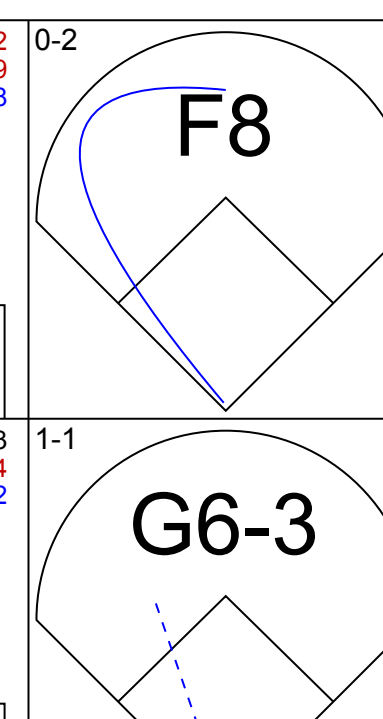
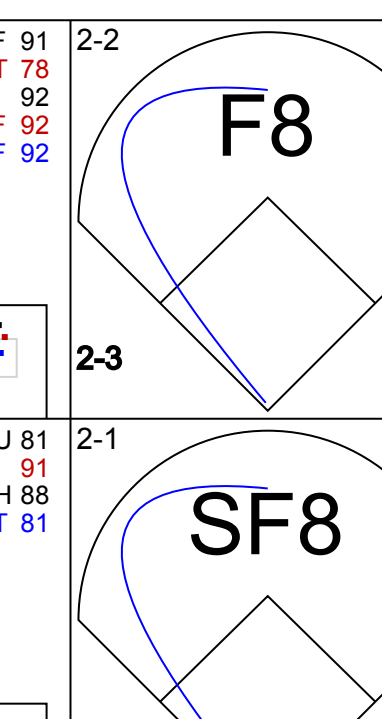
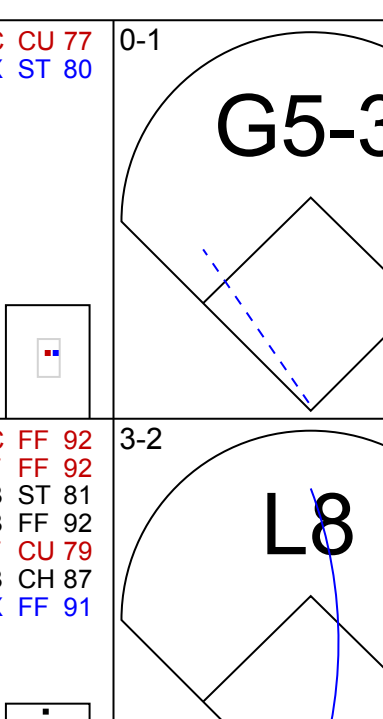
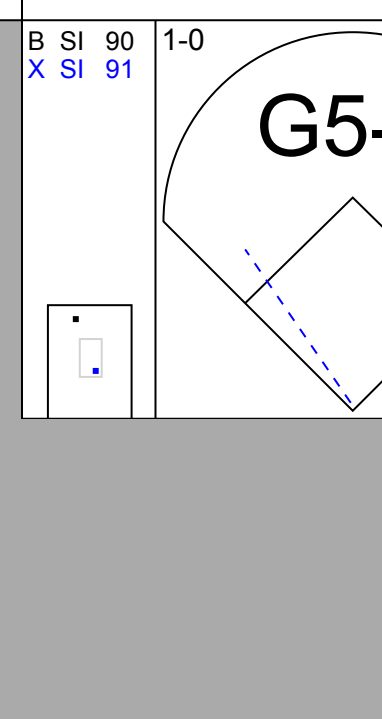
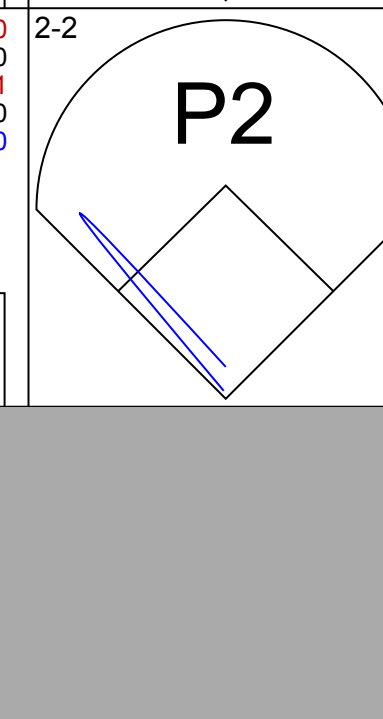
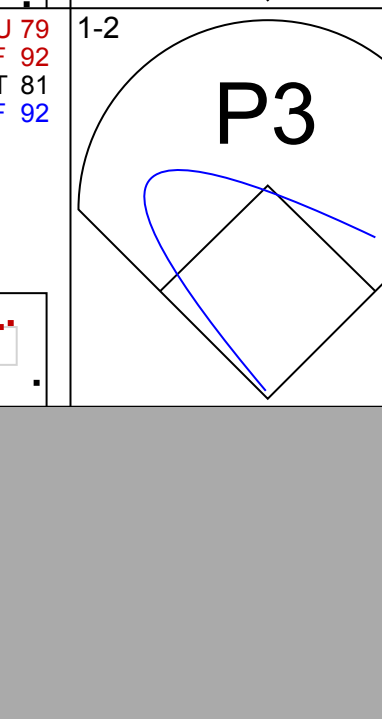
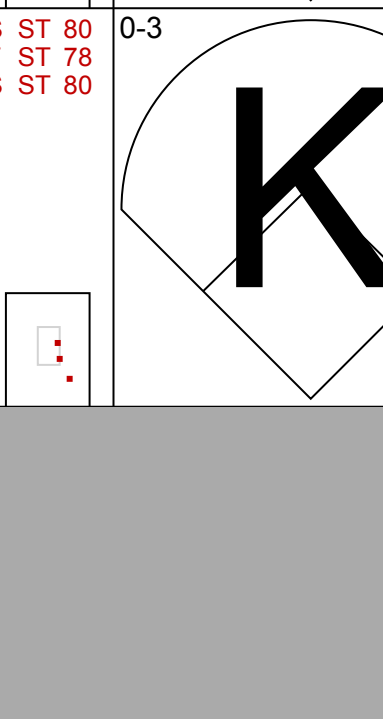
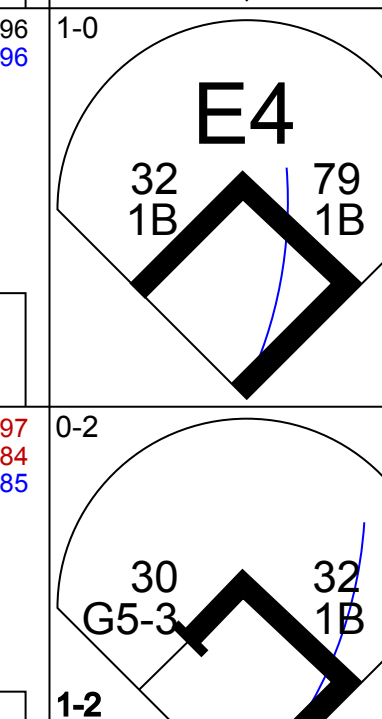



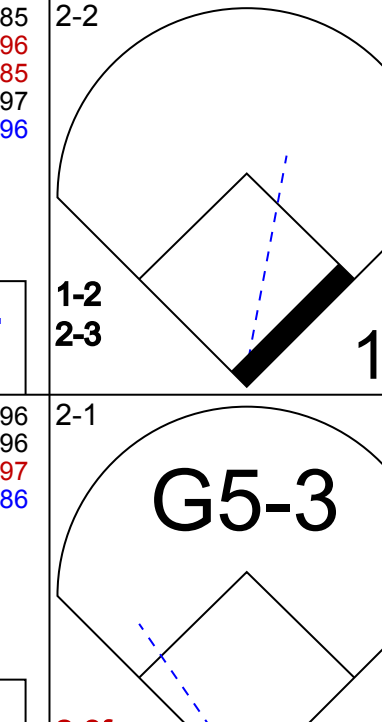
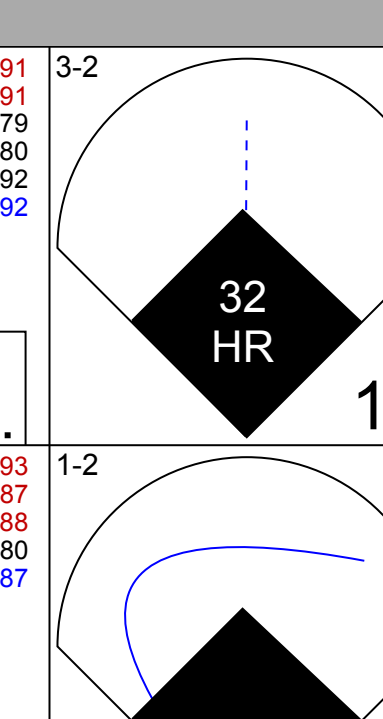
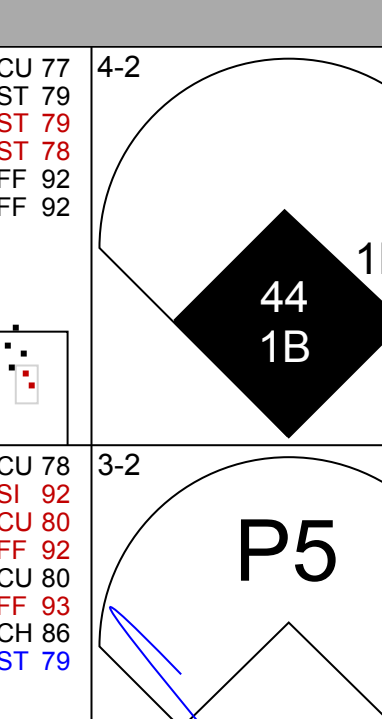
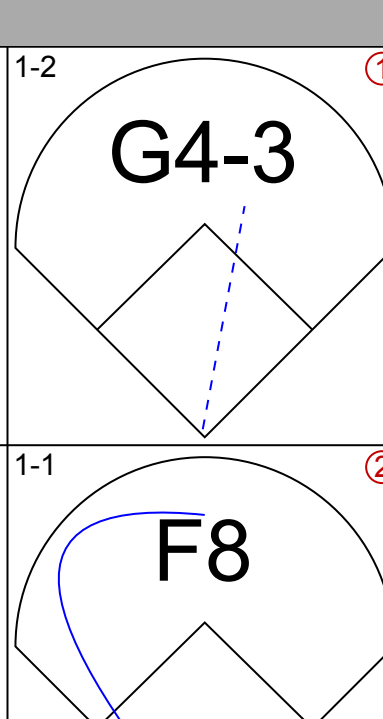
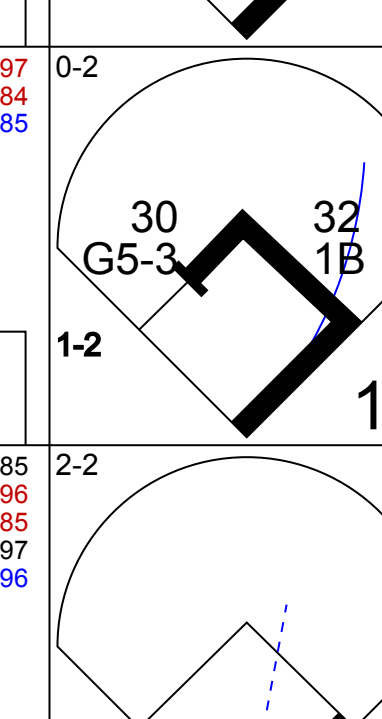


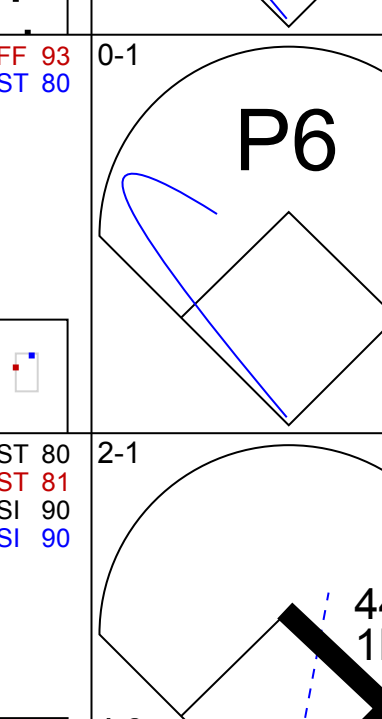
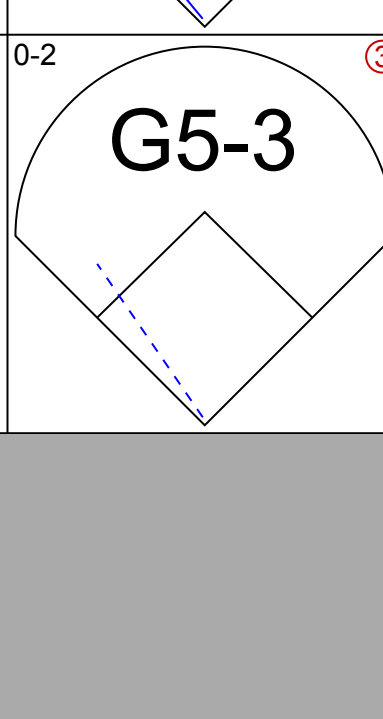
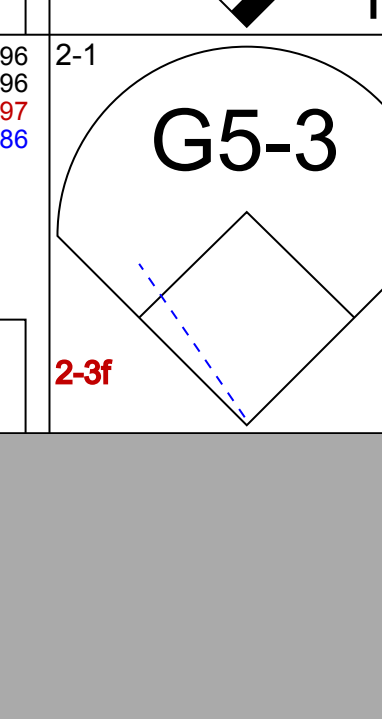

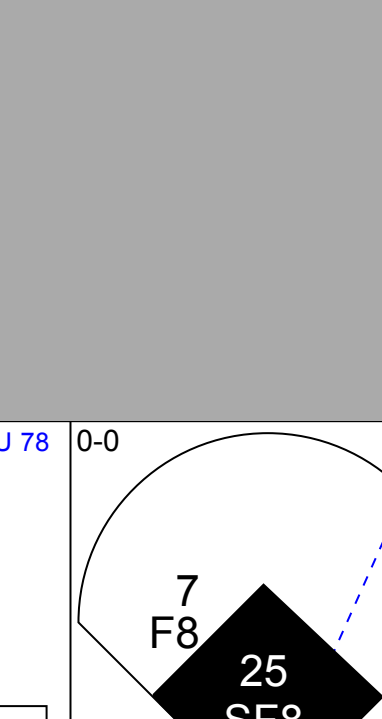
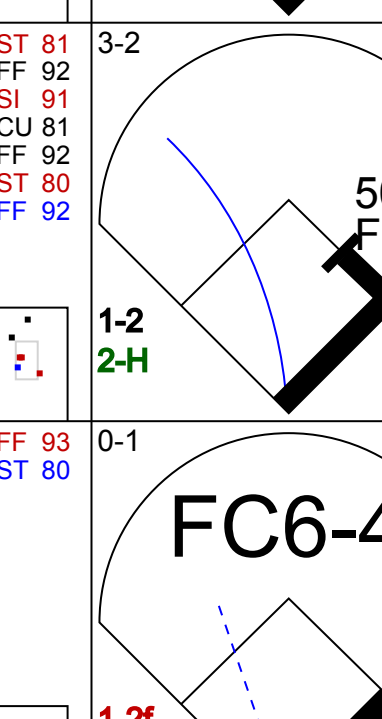


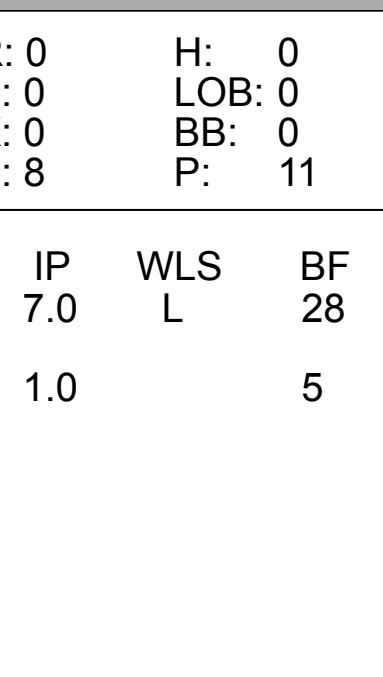
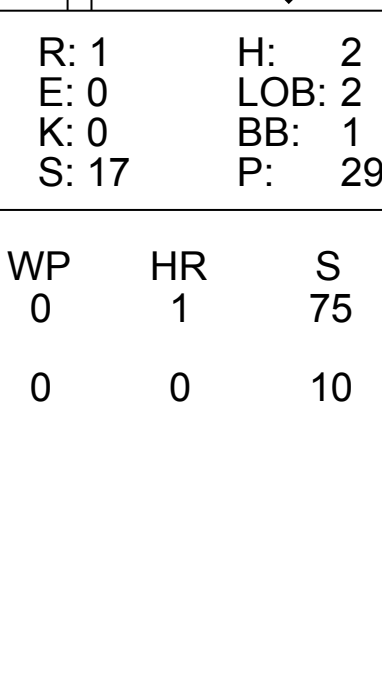
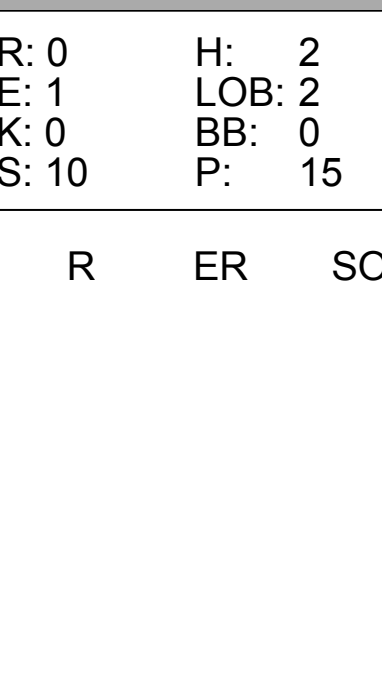
AB	28
R	1
H	1
RBI	1
BB	2
SO	8
LOB	3



Batter	1	2	3	4	5	6	7	8	9	AB	R	H	RBI	BB	SO	LOB	TOP										
31 Cedric Mullins, L OBP: 0.305, SLG: 0.376										5	1	2	0	0	1	0	<p>Baltimore Orioles @ Chicago White Sox Guaranteed Rate Field, Chicago, IL Sat Jun 25 2022, 2:32 PM - 5:20 PM CDT Att: 29,282 - Cloudy - 68 F</p> <p>livebaseballscorecards.com</p> <p>AB 36 R 6 H 9 RBI 5 BB 2 SO 12 LOB 11</p>										
16 Trey Mancini, R OBP: 0.394, SLG: 0.427										4	1	1	1	0	1	1											
21 Austin Hays, R OBP: 0.346, SLG: 0.485										5	0	2	3	0	1	2											
6 Ryan Mountcastle, R OBP: 0.313, SLG: 0.481										4	0	1	0	1	1	1											
26 Ryan McKenna, R OBP: 0.291, SLG: 0.306										4	0	0	0	0	4	3											
41 Tyler Nevin, R OBP: 0.297, SLG: 0.252										4	0	0	0	0	2	1											
23 Robinson Chirinos, R OBP: 0.269, SLG: 0.281										3	1	1	0	0	1	0											
76 Jonathan Araúz, S OBP: 0.297, SLG: 0.252										4	0	0	0	0	1	2											
3 Jorge Mateo, R OBP: 0.250, SLG: 0.333										3	3	2	1	1	0	1											
Inning Stats	R: 0 H: 0 E: 0 K: 2 S: 12	H: 0 LOB: 0 BB: 0 P: 15	R: 0 H: 0 E: 0 K: 1 S: 8	H: 0 LOB: 0 BB: 0 P: 11	R: 1 H: 3 E: 0 K: 0 S: 14	H: 3 LOB: 2 BB: 0 P: 20	R: 0 H: 1 E: 0 K: 2 S: 8	H: 1 LOB: 1 BB: 0 P: 13	R: 1 H: 1 E: 1 K: 1 S: 11	H: 1 LOB: 1 BB: 0 P: 16	R: 0 H: 0 E: 0 K: 2 S: 7	H: 0 LOB: 0 BB: 0 P: 11	R: 4 H: 2 E: 0 K: 1 S: 18	H: 2 LOB: 2 BB: 2 P: 34	R: 0 H: 1 E: 0 K: 2 S: 12	H: 1 LOB: 1 BB: 0 P: 17	R: 0 H: 1 E: 0 K: 1 S: 9	H: 1 LOB: 1 BB: 0 P: 13	1B: 6 2B: 3 3B: 0 HR: 1	SF: 0 SAC: 0 DP: 1 HBP: 2	WP: 1 PB: 0 SB: 0 CS: 1	PA: 40					
PITCHER	IP	WLS	BF	H	R	ER	SO	BB	IBB	HBP	BLK	WP	HR	S	P	ERA	WHIP										
33 Lance Lynn, R ERA: 6.19	6.2	L	29	6	6	5	8	1	0	2	0	0	1	72	109	6.75	1.050										
66 José Ruiz, R ERA: 4.55	1.1		7	2	0	0	3	1	0	0	0	1	0	18	28	0.00	2.250										
57 Tanner Banks, L ERA: 3.56	1.0		4	1	0	0	1	0	0	0	0	0	0	9	13	0.00	1.000										

Batter	1	2	3	4	5	6	7	8	9	AB	R	H	RBI	BB	SO	LOB	BOTTOM										
50 Lenyn Sosa, R OBP: 0.305, SLG: 0.376										5	1	0	0	0	1	2	<p>Baltimore Orioles @ Chicago White Sox Guaranteed Rate Field, Chicago, IL Sat Jun 25 2022, 2:32 PM - 5:20 PM CDT Att: 29,282 - Cloudy - 68 F</p> <p>livebaseballscorecards.com</p> <p>AB 33 R 2 H 6 RBI 1 BB 2 SO 7 LOB 17</p>										
25 Andrew Vaughn, R OBP: 0.394, SLG: 0.427										3	0	0	0	1	2	1											
88 Luis Robert Jr., R OBP: 0.329, SLG: 0.429										4	0	2	0	0	0	1											
79 José Abreu, R OBP: 0.360, SLG: 0.429										4	0	1	0	0	0	2											
18 AJ Pollock, R OBP: 0.283, SLG: 0.377										4	0	0	0	0	2	3											
32 Gavin Sheets, L OBP: 0.281, SLG: 0.336										3	1	2	0	0	0	0											
30 Jake Burger, R OBP: 0.311, SLG: 0.472										3	0	0	0	0	2	2											
28 Leury Garcia, S OBP: 0.210, SLG: 0.254										3	0	1	0	1	0	2											
21 Reese McGuire, L OBP: 0.273, SLG: 0.287										2	0	0	0	0	0	2											
44 Seby Zavala, R OBP: 0.300, SLG: 0.500										2	0	0	1	0	0	2											
Inning Stats	R: 0 H: 1 E: 0 K: 1 S: 11	H: 1 LOB: 2 BB: 1 P: 21	R: 0 H: 1 E: 0 K: 1 S: 6	H: 1 LOB: 0 BB: 0 P: 10	R: 1 H: 1 E: 0 K: 0 S: 14	H: 1 LOB: 1 BB: 0 P: 20	R: 0 H: 2 E: 0 K: 1 S: 12	H: 2 LOB: 2 BB: 0 P: 19	R: 0 H: 0 E: 0 K: 1 S: 6	H: 0 LOB: 0 BB: 0 P: 8	R: 0 H: 0 E: 0 K: 0 S: 8	H: 0 LOB: 0 BB: 0 P: 13	R: 0 H: 0 E: 0 K: 2 S: 9	H: 0 LOB: 1 BB: 1 P: 19	R: 0 H: 1 E: 0 K: 1 S: 11	H: 1 LOB: 1 BB: 0 P: 13	R: 0 H: 0 E: 0 K: 0 S: 9	H: 0 LOB: 1 BB: 0 P: 15	1B: 4 2B: 2 3B: 0 HR: 0	SF: 0 SAC: 0 DP: 0 HBP: 2	WP: 0 PB: 0 SB: 0 CS: 0	PA: 37					
PITCHER	IP	WLS	BF	H	R	ER	SO	BB	IBB	HBP	BLK	WP	HR	S	P	ERA	WHIP										
80 Spenser Watkins, R ERA: 5.14	5.0	W	21	5	1	0	4	1	0	0	0	0	0	49	78	0.00	1.200										
43 Bryan Baker, R ERA: 5.16	1.0	H	3	0	0	0	0	0	0	0	0	0	0	8	13	0.00	0.000										
79 Nick Vespi, L ERA: 0.79	1.0		4	0	0	0	2	1	0	0	0	0	0	9	19	0.00	1.000										
55 Dillon Tate, R ERA: 2.02	2.0		9	1	1	1	1	0	0	2	0	0	0	20	28	4.50	0.500										

Batter	1	2	3	4	5	6	7	8	9	AB	R	H	RBI	BB	SO	LOB	TOP					
31 Cedric Mullins, L (1, 8) OBP: 0.307, SLG: 0.378										4	0	2	1	0	1	0	<p>Baltimore Orioles @ Chicago White Sox Guaranteed Rate Field, Chicago, IL Sun Jun 26 2022, 1:13 PM - 3:46 PM CDT Att: 29,191 - Sunny - 79 F</p>					
16 Trey Mancini, R (1, 10) OBP: 0.391, SLG: 0.422										5	0	1	0	0	3	3						
25 Anthony Santander, S (1, 7) OBP: 0.335, SLG: 0.424										4	0	1	0	0	2	2						
21 Austin Hays, R (1, 9) OBP: 0.340, SLG: 0.477										4	0	0	0	0	2	3						
6 Ryan Mountcastle, R (1, 3) OBP: 0.308, SLG: 0.474										4	1	0	0	0	2	0						
35 Adley Rutschman, S (1, 2) OBP: 0.293, SLG: 0.406										3	1	1	0	1	1	1						
3 Jorge Mateo, R (1, 6) OBP: 0.250, SLG: 0.329										3	0	0	0	1	2	2						
76 Jonathan Araúz, S (1, 5) OBP: 0.105, SLG: 0.278										4	1	2	2	0	1	2						
1 Richie Martin, R (1, 4) OBP: 0.233, SLG: 0.321										3	0	0	0	0	1	1						
12 Rougned Odor, L (9, PH) OBP: 0.256, SLG: 0.386										1	0	0	0	0	1	3						
Inning Stats	R: 0 E: 0 K: 3 S: 12	H: 0 LOB: 0 BB: 0 P: 16	R: 0 E: 0 K: 2 S: 8	H: 0 LOB: 0 BB: 0 P: 11	R: 1 E: 0 K: 1 S: 11	H: 2 LOB: 1 BB: 0 P: 15	R: 0 E: 0 K: 2 S: 9	H: 0 LOB: 0 BB: 0 P: 16	R: 0 E: 0 K: 3 S: 9	H: 1 LOB: 1 BB: 0 P: 19	R: 0 E: 0 K: 2 S: 12	H: 1 LOB: 1 BB: 0 P: 17	R: 0 E: 0 K: 0 S: 6	H: 1 LOB: 1 BB: 0 P: 7	R: 0 E: 0 K: 1 S: 8	H: 2 LOB: 2 BB: 1 P: 24	R: 2 E: 2 K: 2 S: 15	H: 1 LOB: 2 BB: 1 P: 24	1B: 5 2B: 1 3B: 0 HR: 1	SF: 1 SAC: 0 DP: 0 HBP: 0	WP: 0 PB: 0 SB: 0 CS: 0	PA: 38
PITCHER	IP WLS BF H R ER SO BB IBB HBP BLK WP HR S P ERA WHIP																					
84 Dylan Cease, R (1, 1) ERA: 2.98	7.0 W 26 4 1 1 13 1 0 0 0 0 1 67 101 1.29 0.714																					
17 Joe Kelly, R (8, 1) ERA: 8.31	1.0 H 5 2 0 0 1 0 0 0 0 0 0 8 11 0.00 2.000																					
49 Kendall Graveman, R (9, 1) ERA: 2.27	1.0 S 7 1 2 0 2 1 0 0 0 0 0 0 15 24 0.00 2.000																					

Batter	1	2	3	4	5	6	7	8	9	AB	R	H	RBI	BB	SO	LOB	BOTTOM					
7 Tim Anderson, R (1, 6) OBP: 0.376, SLG: 0.468										4	0	0	0	0	0	2	<p>Baltimore Orioles @ Chicago White Sox Guaranteed Rate Field, Chicago, IL Sun Jun 26 2022, 1:13 PM - 3:46 PM CDT Att: 29,191 - Sunny - 79 F</p>					
25 Andrew Vaughn, R (1, 10) OBP: 0.287, SLG: 0.476										3	0	0	1	0	0	0						
88 Luis Robert Jr., R (1, 8) OBP: 0.324, SLG: 0.421										4	0	0	0	0	1	0						
79 José Abreu, R (1, 3) OBP: 0.365, SLG: 0.431										3	2	2	0	1	0	0						
32 Gavin Sheets, L (1, 9) OBP: 0.287, SLG: 0.360										4	1	2	2	0	0	1						
30 Jake Burger, R (1, 5) OBP: 0.304, SLG: 0.461										4	0	0	0	0	1	4						
Josh Harrison, R (1, 7) OBP: 0.299, SLG: 0.327										3	0	2	0	0	0	0						
18 AJ Pollock, R (8, 7) OBP: 0.283, SLG: 0.377										0	0	0	0	0	0	0						
44 Seby Zavala, R (1, 2) OBP: 0.303, SLG: 0.484										3	0	1	1	0	1	1						
50 Lenyn Sosa, R (1, 4) OBP: 0.200, SLG: 0.222										3	1	1	0	0	1	3						
Inning Stats	R: 0 E: 0 K: 0 S: 8	H: 0 LOB: 0 BB: 0 P: 11	R: 2 E: 0 K: 1 S: 14	H: 2 LOB: 0 BB: 0 P: 21	R: 1 E: 0 K: 0 S: 9	H: 1 LOB: 0 BB: 0 P: 14	R: 1 E: 0 K: 0 S: 17	H: 2 LOB: 2 BB: 1 P: 29	R: 0 E: 0 K: 0 S: 9	H: 0 LOB: 0 BB: 0 P: 12	R: 0 E: 0 K: 0 S: 8	H: 0 LOB: 0 BB: 0 P: 10	R: 0 E: 0 K: 2 S: 10	H: 1 LOB: 1 BB: 0 P: 14	R: 0 E: 1 K: 0 S: 10	H: 2 LOB: 2 BB: 0 P: 15	R: 0 E: 1 K: 0 S: 10	H: 2 LOB: 2 BB: 0 P: 15	1B: 6 2B: 1 3B: 0 HR: 1	SF: 1 SAC: 0 DP: 1 HBP: 0	WP: 0 PB: 0 SB: 0 CS: 0	PA: 33
PITCHER	IP WLS BF H R ER SO BB IBB HBP BLK WP HR S P ERA WHIP																					
28 Jordan Lyles, R (1, 1) ERA: 4.94	7.0 L 28 6 4 4 4 1 0 0 0 0 1 75 111 5.14 1.000																					
58 Cionel Pérez, L (8, 1) ERA: 1.17	1.0 5 2 0 0 0 0 0 0 0 0 0 0 10 15 0.00 2.000																					

AB	35
R	3
H	7
RBI	3
BB	2
SO	16
LOB	17



AB	31
R	4
H	8
RBI	4
BB	1
SO	4
LOB	11



Batter	1	2	3	4	5	6	7	8	9	AB	R	H	RBI	BB	SO	LOB	TOP										
31 Cedric Mullins, L (1,8) OBP: 0.314, SLG: 0.386										4	0	1	1	0	1	1	<p>Baltimore Orioles @ Minnesota Twins Target Field, Minneapolis, MN Fri Jul 01 2022, 7:14 PM - 9:53 PM CDT Att: 25,540 - Partly Cloudy - 81 F</p>										
21 Austin Hays, R (1,9) OBP: 0.331, SLG: 0.468										4	0	0	0	0	0	2											
25 Anthony Santander, S (1,10) OBP: 0.324, SLG: 0.417										4	0	0	0	0	0	0											
6 Ryan Mountcastle, R (1,3) OBP: 0.315, SLG: 0.489										4	0	2	0	0	1	0											
35 Adley Rutschman, S (1,2) OBP: 0.278, SLG: 0.393										4	0	0	0	0	1	2											
12 Rowned Odor, L (1,4) OBP: 0.292, SLG: 0.374										4	0	0	0	0	2	2											
26 Ryan McKenna, R (1,7) OBP: 0.293, SLG: 0.320										3	1	1	0	0	1	0											
76 Jonathan Araúz, S (1,5) OBP: 0.103, SLG: 0.214										2	0	0	0	0	1	0											
16 Trey Mancini, R (8,PH) OBP: 0.355, SLG: 0.420										1	0	0	0	0	0	1											
41 Tyler Nevin, R (8,5) OBP: 0.298, SLG: 0.248										0	0	0	0	0	0	0											
3 Jorge Mateo, R (1,6) OBP: 0.248, SLG: 0.332										2	1	0	1	1	1	0											
Inning Stats	R: 0 H: 0 E: 0 K: 1 S: 11	H: 0 LOB: 0 BB: 0 P: 15	R: 0 H: 0 E: 0 K: 1 S: 8	H: 0 LOB: 0 BB: 0 P: 10	R: 1 H: 1 E: 0 K: 0 S: 11	H: 1 LOB: 1 BB: 1 P: 17	R: 0 H: 1 E: 0 K: 0 S: 8	H: 1 LOB: 1 BB: 0 P: 12	R: 0 H: 0 E: 0 K: 3 S: 11	H: 0 LOB: 0 BB: 0 P: 13	R: 0 H: 0 E: 0 K: 0 S: 8	H: 0 LOB: 0 BB: 0 P: 11	R: 0 H: 0 E: 0 K: 2 S: 7	H: 0 LOB: 0 BB: 0 P: 11	R: 1 H: 1 E: 1 K: 0 S: 13	H: 1 LOB: 1 BB: 0 P: 18	R: 0 H: 1 E: 0 K: 1 S: 16	H: 1 LOB: 0 BB: 0 P: 21	1B: 1 2B: 3 3B: 0 HR: 0	SF: 0 SAC: 0 DP: 0 HBP: 0	WP: 1 PB: 0 SB: 0 CS: 0	PA: 33					
PITCHER	IP	WLS	BF	H	R	ER	SO	BB	IBB	HBP	BLK	WP	HR	S	P	ERA	WHIP										
41 Joe Ryan, R (1,1) ERA: 3.0	7.0		24	2	1	1	7	1	0	0	0	0	0	64	89	1.29	0.429										
56 Caleb Thielbar, L (8,1) ERA: 5.65	0.2		4	1	1	1	0	0	0	0	0	0	0	10	12	13.50	1.500										
49 Juan Minaya, R (8,1) ERA: 7.04	1.1	W	5	1	0	0	1	0	0	0	0	1	0	19	27	0.00	0.750										

AB	32
R	2
H	4
RBI	2
BB	1
SO	8
LOB	8



Batter	1	2	3	4	5	6	7	8	9	AB	R	H	RBI	BB	SO	LOB	BOTTOM										
2 Luis Arraez, L (1,10) OBP: 0.421, SLG: 0.437										4	1	2	0	0	1	0	<p>Baltimore Orioles @ Minnesota Twins Target Field, Minneapolis, MN Fri Jul 01 2022, 7:14 PM - 9:53 PM CDT Att: 25,540 - Partly Cloudy - 81 F</p>										
1 Nick Gordon, L (9,FR) OBP: 0.301, SLG: 0.387										4	1	1	2	0	2	1											
25 Byron Buxton, R (1,8) OBP: 0.308, SLG: 0.579										4	1	1	2	0	2	1											
4 Carlos Correa, R (1,6) OBP: 0.366, SLG: 0.477										3	0	1	0	0	1	0											
26 Max Kepler, L (1,9) OBP: 0.348, SLG: 0.399										2	0	0	0	1	0	0											
11 Jorge Polanco, S (1,4) OBP: 0.335, SLG: 0.390										3	0	0	0	0	1	3											
64 Jose Miranda, R (1,3) OBP: 0.276, SLG: 0.416										3	0	1	1	0	0	0											
19 Alex Kirilloff, L (1,7) OBP: 0.288, SLG: 0.342										3	0	0	0	0	0	0											
15 Gio Urshela, R (1,5) OBP: 0.305, SLG: 0.398										3	0	0	0	0	1	0											
27 Ryan Jeffers, R (1,2) OBP: 0.282, SLG: 0.339										1	0	0	0	0	0	0											
24 Gary Sánchez, R (5,PH) OBP: 0.279, SLG: 0.420										2	0	0	0	0	1	0											
Inning Stats	R: 1 H: 3 E: 0 K: 2 S: 16	H: 3 LOB: 2 BB: 1 P: 29	R: 0 H: 0 E: 0 K: 0 S: 4	H: 0 LOB: 0 BB: 0 P: 6	R: 0 H: 0 E: 0 K: 2 S: 8	H: 0 LOB: 0 BB: 0 P: 11	R: 0 H: 0 E: 0 K: 0 S: 7	H: 0 LOB: 0 BB: 0 P: 12	R: 0 H: 0 E: 0 K: 0 S: 5	H: 0 LOB: 0 BB: 0 P: 6	R: 0 H: 0 E: 0 K: 1 S: 12	H: 0 LOB: 0 BB: 0 P: 15	R: 0 H: 0 E: 0 K: 0 S: 9	H: 0 LOB: 0 BB: 0 P: 13	R: 0 H: 0 E: 0 K: 2 S: 7	H: 0 LOB: 0 BB: 0 P: 12	R: 2 H: 2 E: 0 K: 0 S: 9	H: 2 LOB: 1 BB: 0 P: 13	1B: 3 2B: 1 3B: 0 HR: 1	SF: 0 SAC: 0 DP: 0 HBP: 0	WP: 0 PB: 0 SB: 0 CS: 0	PA: 29					
PITCHER	IP	WLS	BF	H	R	ER	SO	BB	IBB	HBP	BLK	WP	HR	S	P	ERA	WHIP										
80 Spenser Watkins, R (1,1) ERA: 4.61	6.0		21	3	1	1	5	1	0	0	0	0	0	52	79	1.50	0.667										
58 Cionel Pérez, L (7,1) ERA: 1.08	1.1		4	0	0	0	0	0	0	0	0	0	0	10	15	0.00	0.000										
74 Félix Bautista, R (8,1) ERA: 1.47	0.2	H	2	0	0	0	2	0	0	0	0	0	0	6	10	0.00	0.000										
48 Jorge López, R (9,1) ERA: 1.22	0.0	L	2	2	2	2	0	0	0	0	0	0	1	9	13	∞	∞										



Batter	1	2	3	4	5	6	7	8	9	AB	R	H	RBI	BB	SO	LOB	TOP				
31 Cedric Mullins, L (1.8) OBP: 0.316, SLG: 0.384	F8	L7		16 HBP BB		16 CS 1B			G6-3	4	0	1	0	1	0	2					
16 Trey Mancini, R (1.9) OBP: 0.397, SLG: 0.419			G5-3							3	0	1	0	0	0	0					
26 Ryan McKenna, R (7.7) OBP: 0.293, SLG: 0.320										0	0	0	0	0	0	0					
25 Anthony Santander, S (1.7) OBP: 0.323, SLG: 0.426	F7									4	1	1	1	0	0	4					
21 Austin Hays, R (1.10) OBP: 0.330, SLG: 0.465	K									4	0	1	0	0	2	1					
6 Ryan Mountcastle, R (1.3) OBP: 0.318, SLG: 0.491										3	1	1	0	1	1	1					
12 Rougned Odor, L (1.4) OBP: 0.292, SLG: 0.377										4	1	1	0	0	3	3					
23 Robinson Chirinos, R (1.2) OBP: 0.262, SLG: 0.270										3	0	0	0	0	0	3					
41 Tyler Nevin, R (1.5) OBP: 0.303, SLG: 0.258										3	0	1	1	1	1	0					
3 Jorge Mateo, R (1.6) OBP: 0.248, SLG: 0.329										2	0	0	1	1	1	0					
Inning Stats	R: 0 E: 0 K: 1 S: 9	H: 1 LOB: 0 BB: 0 P: 13	R: 1 E: 0 K: 1 S: 13	H: 2 LOB: 2 BB: 1 P: 21	R: 1 E: 0 K: 2 S: 12	H: 1 LOB: 0 BB: 0 P: 19	R: 1 E: 0 K: 0 S: 11	H: 1 LOB: 3 BB: 2 P: 23	R: 0 E: 0 K: 1 S: 8	H: 1 LOB: 1 BB: 0 P: 11	R: 0 E: 0 K: 0 S: 7	H: 1 LOB: 0 BB: 0 P: 11	R: 0 E: 0 K: 1 S: 11	H: 0 LOB: 0 BB: 0 P: 19	R: 0 E: 0 K: 2 S: 8	H: 0 LOB: 0 BB: 0 P: 10	1B: 3 2B: 3 3B: 0 HR: 1	SF: 1 SAC: 1 DP: 1 HBP: 1	WP: 0 PB: 0 SB: 0 CS: 1	PA: 38	
PITCHER	IP WLS BF H R ER SO BB IBB HBP BLK WP HR S P ERA WHIP	5.0 25 6 3 3 5 3 0 1 0 0 1 53 87 5.40 1.800	3.0 9 1 0 0 1 1 0 0 0 0 0 22 38 0.00 0.667	1.0 W 3 0 0 0 2 0 0 0 0 0 8 10 0.00 0.000																	

Baltimore Orioles @ Minnesota Twins
Target Field, Minneapolis, MN
Sat Jul 02 2022, 2:17 PM - 5:17 PM CDT
Att: 20,618 - Overcast - 67 F

AB 30
R 3
H 7
RBI 3
BB 4
SO 8
LOB 14



Batter	1	2	3	4	5	6	7	8	9	AB	R	H	RBI	BB	SO	LOB	BOTTOM					
2 Luis Arraez, L (1.3) OBP: 0.422, SLG: 0.446	G3									4	0	2	0	0	0	0						
25 Byron Buxton, R (1.10) OBP: 0.303, SLG: 0.569	L5									4	0	0	0	0	1	5						
4 Carlos Correa, R (1.6) OBP: 0.360, SLG: 0.471	G5-3									3	0	0	1	0	1	2						
26 Max Kepler, L (1.9) OBP: 0.346, SLG: 0.394										3	0	0	0	1	2	4						
11 Jorge Polanco, S (1.4) OBP: 0.333, SLG: 0.401										4	1	1	1	0	2	1						
1 Nick Gordon, L (1.8) OBP: 0.305, SLG: 0.407										4	1	2	1	0	1	0						
19 Alex Kirilloff, L (1.7) OBP: 0.287, SLG: 0.350										4	1	1	0	0	1	2						
24 Gary Sánchez, R (1.2) OBP: 0.279, SLG: 0.417										4	0	1	0	0	1	2						
15 Gio Urshela, R (1.5) OBP: 0.309, SLG: 0.402										3	0	2	0	0	1	0						
67 Gilberto Celestino, R (8.PR) OBP: 0.347, SLG: 0.345										0	1	0	0	0	0	0						
64 Jose Miranda, R (9.5) OBP: 0.280, SLG: 0.420										1	0	1	1	0	0	0						
Inning Stats	R: 0 E: 0 K: 0 S: 9	H: 0 LOB: 0 BB: 0 P: 16	R: 0 E: 0 K: 2 S: 14	H: 1 LOB: 2 BB: 1 P: 22	R: 0 E: 0 K: 2 S: 12	H: 2 LOB: 2 BB: 0 P: 21	R: 0 E: 0 K: 0 S: 7	H: 0 LOB: 0 BB: 0 P: 9	R: 0 E: 0 K: 2 S: 7	H: 0 LOB: 0 BB: 0 P: 10	R: 0 E: 0 K: 0 S: 7	H: 0 LOB: 0 BB: 0 P: 9	R: 1 E: 0 K: 1 S: 10	H: 1 LOB: 0 BB: 0 P: 18	R: 1 E: 0 K: 2 S: 15	H: 2 LOB: 2 BB: 0 P: 20	R: 2 E: 0 K: 1 S: 13	H: 4 LOB: 2 BB: 0 P: 17	1B: 5 2B: 3 3B: 0 HR: 2	SF: 1 SAC: 0 DP: 0 HBP: 0	WP: 0 PB: 0 SB: 0 CS: 0	PA: 36
PITCHER	IP WLS BF H R ER SO BB IBB HBP BLK WP HR S P ERA WHIP	6.1 4 24 4 1 1 0 0 0 0 0 0 10 16 13.50 3.000	0.2 H 4 2 1 1 0 0 0 0 0 0 7 9 0.00 0.000	1.0 L 5 4 2 2 1 0 0 0 0 0 1 13 54.00 12.000																		

Baltimore Orioles @ Minnesota Twins
Target Field, Minneapolis, MN
Sat Jul 02 2022, 2:17 PM - 5:17 PM CDT
Att: 20,618 - Overcast - 67 F

AB 34
R 4
H 10
RBI 4
BB 1
SO 10
LOB 16



Batter	1	2	3	4	5	6	7	8	9	AB	R	H	RBI	BB	SO	LOB	TOP					
21 Austin Hays, R OBP: 0.326, SLG: 0.458 (1, 7)	F4		F8		L7		K			4	0	0	0	0	1	2						
16 Trey Mancini, R OBP: 0.355, SLG: 0.428 (1, 10)	E8		G5-3			HR		K		4	1	1	1	0	1	0						
6 Ryan Mountcastle, R OBP: 0.321, SLG: 0.596 (1, 3)				F4		HR		K		4	1	2	1	0	1	0						
25 Anthony Santander, S OBP: 0.352, SLG: 0.423 31 Cedric Mullins, L OBP: 0.316, SLG: 0.384 (1, 9)	P2				F9			F8		4	0	1	0	0	0	2						
35 Adley Rutschman, S OBP: 0.270, SLG: 0.381 (1, 2)	G5-3			G6-3		L3		K		4	0	0	0	0	1	3						
41 Tyler Nevin, R OBP: 0.322, SLG: 0.258 (1, 5)			K			G3			F7	4	0	1	0	0	1	0						
12 Rougned Odor, L OBP: 0.256, SLG: 0.390 3 Jorge Mateo, R OBP: 0.248, SLG: 0.329 (1, 4)			K			HR				3	1	1	1	1	1	0						
26 Ryan McKenna, R OBP: 0.291, SLG: 0.316 (1, 8)					F7				BB	4	0	1	0	0	1	1						
1 Richie Martin, R OBP: 0.242, SLG: 0.300 (1, 6)									K	2	0	0	0	1	1	1						
Inning Stats	R: 0 H: 1 E: 0 K: 0 S: 6	H: 1 LOB: 2 BB: 0 P: 10	R: 0 H: 0 E: 0 K: 2 S: 9	H: 0 LOB: 0 BB: 0 P: 14	R: 0 H: 0 E: 0 K: 1 S: 6	H: 0 LOB: 0 BB: 0 P: 10	R: 0 H: 2 E: 0 K: 0 S: 9	H: 2 LOB: 2 BB: 0 P: 13	R: 1 H: 1 E: 0 K: 0 S: 13	H: 1 LOB: 0 BB: 1 P: 24	R: 2 H: 2 E: 0 K: 0 S: 11	H: 2 LOB: 0 BB: 0 P: 14	R: 0 H: 1 E: 0 K: 1 S: 8	H: 1 LOB: 1 BB: 0 P: 8	R: 0 H: 0 E: 0 K: 2 S: 12	H: 0 LOB: 0 BB: 0 P: 18	R: 0 H: 0 E: 0 K: 2 S: 10	H: 0 LOB: 1 BB: 1 P: 18	1B: 3 2B: 1 3B: 0 HR: 3	SF: 0 SAC: 0 DP: 0 HBP: 0	WP: 1 PB: 0 SB: 0 CS: 1	PA: 35
PITCHER	IP	WLS	BF	H	R	ER	SO	BB	IBB	HBP	BLK	WP	HR	S	P	ERA	WHIP					
31 Devin Smeltzer, L ERA: 3.04 (1, 1)	6.0	L	24	6	3	3	3	1	0	0	0	1	3	54	85	4.50	1.167					
49 Juan Minaya, R ERA: 5.59 (7, 1)	2.0		7	1	0	0	3	0	0	0	0	0	0	20	26	0.00	0.500					
71 Jovani Moran, L ERA: 1.23 (9, 1)	1.0		4	0	0	0	2	1	0	0	0	0	0	10	18	0.00	1.000					

Baltimore Orioles @ Minnesota Twins
Target Field, Minneapolis, MN
Sun Jul 03 2022, 1:11 PM - 3:59 PM CDT
Att: 24,424 - Cloudy - 77 F

AB 33
R 3
H 7
RBI 3
BB 2
SO 8
LOB 9



Batter	1	2	3	4	5	6	7	8	9	AB	R	H	RBI	BB	SO	LOB	BOTTOM					
2 Luis Arraez, L OBP: 0.419, SLG: 0.443 (1, 10)	K		L7					L7		4	0	1	0	0	1	0						
4 Carlos Correa, R OBP: 0.358, SLG: 0.465 (1, 6)	L7			F8		G6-4-3			BB	3	0	0	0	1	0	2						
11 Jorge Polanco, S OBP: 0.332, SLG: 0.398 (1, 4)	E4				K			FC4-5		4	0	1	1	0	1	1						
64 Jose Miranda, R OBP: 0.273, SLG: 0.409 (1, 5)	K			P4		F7		G4-3		4	0	0	0	0	1	3						
26 Max Kepler, L OBP: 0.342, SLG: 0.388 (1, 9)			K		K			L9		4	0	0	0	0	2	0						
1 Nick Gordon, L OBP: 0.307, SLG: 0.414 30 Kyle Garlick, R OBP: 0.337, SLG: 0.533 (7, PH)			K			24 F7			K	2	0	1	0	0	1	0						
24 Gary Sánchez, R OBP: 0.275, SLG: 0.410 (1, 2)				G3		F7		L7		4	0	0	0	0	1	2						
19 Alex Kirilloff, L OBP: 0.270, SLG: 0.341 (1, 3)			K			F8			BB	2	0	0	0	1	1	1						
67 Gilberto Celestino, R OBP: 0.347, SLG: 0.343 (1, 8)				G6-3				G6-3		2	1	0	0	1	0	2						
Inning Stats	R: 0 H: 0 E: 1 K: 2 S: 12	H: 0 LOB: 0 BB: 0 P: 20	R: 0 H: 0 E: 0 K: 2 S: 8	H: 0 LOB: 0 BB: 0 P: 14	R: 0 H: 0 E: 0 K: 1 S: 9	H: 0 LOB: 0 BB: 0 P: 11	R: 0 H: 0 E: 0 K: 1 S: 7	H: 0 LOB: 0 BB: 0 P: 10	R: 0 H: 1 E: 0 K: 1 S: 9	H: 1 LOB: 1 BB: 0 P: 12	R: 1 H: 2 E: 0 K: 0 S: 12	H: 2 LOB: 1 BB: 1 P: 23	R: 0 H: 1 E: 0 K: 0 S: 9	H: 1 LOB: 2 BB: 1 P: 19	R: 0 H: 0 E: 0 K: 0 S: 8	H: 0 LOB: 1 BB: 1 P: 16	R: 0 H: 0 E: 0 K: 2 S: 10	H: 0 LOB: 0 BB: 0 P: 15	1B: 3 2B: 1 3B: 0 HR: 0	SF: 0 SAC: 0 DP: 1 HBP: 0	WP: 0 PB: 0 SB: 0 CS: 0	PA: 34
PITCHER	IP	WLS	BF	H	R	ER	SO	BB	IBB	HBP	BLK	WP	HR	S	P	ERA	WHIP					
68 Tyler Wells, R ERA: 3.09 (1, 1)	6.0	W	22	3	1	1	7	1	0	0	0	0	0	7	15	0.00	3.000					
45 Keegan Akin, L ERA: 2.31 (7, 1)	0.2	H	4	1	0	0	0	1	0	0	0	0	0	10	20	0.00	0.750					
34 Joey Krehbiel, R ERA: 2.57 (9, 1)	1.1	H	5	0	0	0	0	1	0	0	0	0	0	10	15	0.00	0.000					

Baltimore Orioles @ Minnesota Twins
Target Field, Minneapolis, MN
Sun Jul 03 2022, 1:11 PM - 3:59 PM CDT
Att: 24,424 - Cloudy - 77 F


AB 31
R 1
H 4
RBI 1
BB 3
SO 9
LOB 11



Batter	1	2	3	4	5	6	7	8	9	AB	R	H	RBI	BB	SO	LOB	TOP										
2 Marcus Semien, R OBP: 0.293, SLG: 0.378	G4-3		G5-3		F9			K		4	0	0	0	0	1	1	Texas Rangers @ Baltimore Orioles Oriole Park at Camden Yards, Baltimore, MD Wed Jul 06 2022, 7:06 PM - 9:47 PM EDT Att. 7,648 - Overcast - 87 F										
5 Corey Seager, L OBP: 0.303, SLG: 0.421	G3-1			G4-3		F8		F7		4	0	0	0	0	0	0											
18 Mitch Garver, R OBP: 0.292, SLG: 0.419	G6-3			L7		P3		G5-3		4	0	0	0	0	0	0											
30 Nathaniel Lowe, L OBP: 0.337, SLG: 0.459		G4-3				K2-3		G6-3		4	0	2	0	0	1	0											
28 Jonah Heim, S OBP: 0.312, SLG: 0.480		G4-3								4	0	1	0	0	0	2											
9 Steven Duggar, L OBP: 0.269, SLG: 0.277					F8					0	0	0	0	0	0	0											
56 Kole Calhoun, L OBP: 0.287, SLG: 0.411		G4-3								3	1	1	0	1	1	2											
13 Brad Miller, L OBP: 0.261, SLG: 0.347										4	0	0	0	0	2	4											
3 Leody Taveras, S OBP: 0.309, SLG: 0.434										3	0	2	1	0	1	0											
11 Charlie Culberson, R OBP: 0.284, SLG: 0.257										3	0	0	0	0	0	3											
Inning Stats	R: 0 E: 0 K: 0 S: 7	H: 0 LOB: 0 BB: 0 P: 9	R: 0 E: 0 K: 1 S: 12	H: 1 LOB: 1 BB: 0 P: 17	R: 0 E: 0 K: 1 S: 8	H: 0 LOB: 0 BB: 0 P: 9	R: 0 E: 0 K: 0 S: 7	H: 1 LOB: 1 BB: 0 P: 9	R: 1 E: 0 K: 0 S: 8	H: 2 LOB: 1 BB: 0 P: 13	R: 0 E: 0 K: 1 S: 9	H: 0 LOB: 0 BB: 0 P: 11	R: 0 E: 0 K: 0 S: 15	H: 1 LOB: 2 BB: 1 P: 24	R: 0 E: 0 K: 1 S: 9	H: 0 LOB: 0 BB: 0 P: 12		R: 0 E: 0 K: 2 S: 11	H: 1 LOB: 1 BB: 0 P: 14	1B: 3 2B: 3 3B: 0 HR: 0	SF: 0 SAC: 0 DP: 0 HBP: 0	WP: 0 PB: 0 SB: 0 CS: 0	PA: 34				
PITCHER	IP	WLS	BF	H	R	ER	SO	BB	IBB	HBP	BLK	WP	HR	S	P	ERA	WHIP										
80 Spenser Watkins, R ERA: 4.15	6.2	W	25	4	1	1	3	1	0	0	0	0	0	61	84	1.35	0.750										
43 Bryan Baker, R ERA: 4.5	0.2	H	3	1	0	0	1	0	0	0	0	0	0	9	14	0.00	1.500										
58 Cionel Pérez, L ERA: 1.0	0.2	H	2	0	0	0	0	0	0	0	0	0	0	5	6	0.00	0.000										
48 Jorge López, R ERA: 1.83	1.0	S	4	1	0	0	2	0	0	0	0	0	0	11	14	0.00	1.000										

Batter	1	2	3	4	5	6	7	8	9	AB	R	H	RBI	BB	SO	LOB	BOTTOM										
31 Cedric Mullins, L OBP: 0.325, SLG: 0.404	FC5-4		F7		F9			P4		3	0	0	0	1	0	0	Texas Rangers @ Baltimore Orioles Oriole Park at Camden Yards, Baltimore, MD Wed Jul 06 2022, 7:06 PM - 9:47 PM EDT Att. 7,648 - Overcast - 87 F										
16 Trey Mancini, R OBP: 0.355, SLG: 0.426	FC5-4		K		K					4	0	1	0	0	2	1											
25 Anthony Santander, S OBP: 0.321, SLG: 0.420	G5-6-3		G4-3				K			4	0	0	0	0	2	2											
21 Austin Hays, R OBP: 0.323, SLG: 0.453		K			P3		F7			4	0	0	0	0	1	1											
35 Adley Rutschman, S OBP: 0.287, SLG: 0.382							F8			2	1	1	0	1	0	0											
29 Ramón Urias, R OBP: 0.284, SLG: 0.387										2	1	1	0	1	0	0											
12 Rougned Odor, L OBP: 0.263, SLG: 0.404		P3			F8					2	0	0	0	1	0	4											
26 Ryan McKenna, R OBP: 0.309, SLG: 0.360		E6			K					3	0	1	1	0	2	3											
3 Jorge Mateo, R OBP: 0.249, SLG: 0.321										3	0	0	0	0	1	2											
Inning Stats	R: 0 E: 0 K: 0 S: 10	H: 0 LOB: 0 BB: 1 P: 17	R: 2 E: 1 K: 2 S: 16	H: 1 LOB: 1 BB: 2 P: 31	R: 0 E: 0 K: 1 S: 7	H: 0 LOB: 0 BB: 0 P: 10	R: 0 E: 0 K: 1 S: 14	H: 2 LOB: 2 BB: 0 P: 20	R: 0 E: 0 K: 1 S: 11	H: 0 LOB: 0 BB: 0 P: 13	R: 0 E: 0 K: 1 S: 11	H: 0 LOB: 0 BB: 0 P: 15	R: 0 E: 0 K: 1 S: 9	H: 0 LOB: 1 BB: 1 P: 17	R: 0 E: 0 K: 1 S: 8	H: 1 LOB: 1 BB: 0 P: 12		1B: 4 2B: 0 3B: 0 HR: 0	SF: 0 SAC: 0 DP: 1 HBP: 0	WP: 1 PB: 0 SB: 0 CS: 0	PA: 31						
PITCHER	IP	WLS	BF	H	R	ER	SO	BB	IBB	HBP	BLK	WP	HR	S	P	ERA		WHIP									
49 Glenn Otto, R ERA: 5.26	5.0	L	20	3	2	1	5	3	0	0	0	1	0	58	91	1.80	1.200										
46 Brock Burke, L ERA: 1.09	1.0		3	0	0	0	1	0	0	0	0	0	0	11	15	0.00	0.000										
25 José Leclerc, R ERA: 6.43	2.0		8	1	0	0	2	1	0	0	0	0	0	17	29	0.00	1.000										

AB	33
R	1
H	6
RBI	1
BB	1
SO	6
LOB	12



Batter	1	2	3	4	5	6	7	8	9	AB	R	H	RBI	BB	SO	LOB	TOP											
Jonathan Villar, S OBP: 0.273, SLG: 0.320		B1-3								4	0	2	0	0	1	1	Los Angeles Angels @ Baltimore Orioles Oriole Park at Camden Yards, Baltimore, MD Thu Jul 07 2022, 7:07 PM - 10:06 PM EDT Att: 13,088 - Cloudy - 81 F											
27 Mike Trout, R OBP: 0.370, SLG: 0.604			P4							4	0	0	0	0	0	2												
17 Shohel Ohtani, L OBP: 0.343, SLG: 0.490			G6-3							3	0	0	0	1	1	1												
3 Taylor Ward, R OBP: 0.095, SLG: 0.537										4	0	1	0	0	2	2												
20 Jared Walsh, L OBP: 0.290, SLG: 0.435			K2-3							3	0	0	0	1	1	1												
2 Luis Rengifo, S OBP: 0.283, SLG: 0.388										4	0	1	0	0	1	3												
38 Michael Stefanić, R OBP: 0.364, SLG: 0.455										4	1	1	0	0	0	1												
16 Brandon Marsh, L OBP: 0.275, SLG: 0.340										4	0	1	0	0	1	2												
24 Kurt Suzuki, R OBP: 0.287, SLG: 0.305										2	0	0	1	0	1	1												
Inning Stats	R: 0 E: 0 K: 0 S: 9	H: 1 LOB: 3 BB: 2 P: 22	R: 0 E: 0 K: 1 S: 10	H: 1 LOB: 1 BB: 0 P: 15	R: 0 E: 0 K: 1 S: 19	H: 1 LOB: 1 BB: 0 P: 30	R: 0 E: 0 K: 0 S: 5	H: 0 LOB: 0 BB: 0 P: 8	R: 0 E: 0 K: 2 S: 9	H: 0 LOB: 0 BB: 0 P: 15	R: 0 E: 0 K: 1 S: 12	H: 1 LOB: 0 BB: 0 P: 16	R: 0 E: 0 K: 2 S: 8	H: 0 LOB: 0 BB: 0 P: 9	R: 0 E: 0 K: 1 S: 10	H: 1 LOB: 1 BB: 0 P: 17		1B: 4 2B: 2 3B: 0 HR: 0	SF: 1 SAC: 0 DP: 0 HBP: 0	WP: 1 PB: 0 SB: 1 CS: 0	PA: 35							
PITCHER	IP WLS BF H R ER SO BB IBB HBP BLK WP HR S P ERA WHIP	6.0 W 25 5 1 1 4 2 0 0 0 1 0 61 104 1.50 1.167	7.1 1.0 3 0 0 0 1 0 0 0 0 0 0 10 12 0.00 0.000	8.1 1.0 H 3 0 0 0 2 0 0 0 0 0 8 9 0.00 0.000	9.1 1.0 S 4 1 0 0 1 0 0 0 0 0 0 10 17 0.00 1.000	PITCHER										IP WLS BF H R ER SO BB IBB HBP BLK WP HR S P ERA WHIP												
28 Jordan Lyles, R ERA: 4.5											6.0	W	25	5	1	1	4	2	0	0	0	0	1	0	61	104	1.50	1.167
34 Joey Krehbiel, R ERA: 2.4											7.1	1.0	3	0	0	0	1	0	0	0	0	0	0	0	10	12	0.00	0.000
58 Cionel Pérez, L ERA: 0.96											8.1	1.0	H	3	0	0	0	2	0	0	0	0	0	8	9	0.00	0.000	
48 Jorge López, R ERA: 1.79											9.1	1.0	S	4	1	0	0	1	0	0	0	0	0	10	17	0.00	1.000	
31 Cedric Mullins, L OBP: 0.323, SLG: 0.401			G3							5	1	1	0	0	0	3	Los Angeles Angels @ Baltimore Orioles Oriole Park at Camden Yards, Baltimore, MD Thu Jul 07 2022, 7:07 PM - 10:06 PM EDT Att: 13,088 - Cloudy - 81 F											
16 Trev Mancini, R OBP: 0.354, SLG: 0.423			F9							4	0	1	1	0	2	0												
25 Anthony Santander, S OBP: 0.309, SLG: 0.360										4	1	2	0	0	0	2												
6 Ryan Mountcastle, R OBP: 0.316, SLG: 0.498										2	0	1	2	1	1	1												
21 Austin Hays, R OBP: 0.322, SLG: 0.448										3	0	0	0	1	0	2												
35 Adley Rutschman, S OBP: 0.286, SLG: 0.400										4	1	1	1	0	0	2												
12 Rougned Odor, L OBP: 0.263, SLG: 0.399										3	0	0	0	1	0	1												
76 Jonathan Araúz, S OBP: 0.143, SLG: 0.212										2	0	0	0	1	0	1												
29 Ramón Urias, R OBP: 0.286, SLG: 0.390										1	0	1	0	0	0	0												
3 Jorge Mateo, R OBP: 0.249, SLG: 0.320										4	1	1	0	0	2	4												
Inning Stats	R: 0 E: 0 K: 2 S: 9	H: 1 LOB: 1 BB: 0 P: 12	R: 1 E: 0 K: 0 S: 14	H: 1 LOB: 1 BB: 1 P: 20	R: 1 E: 0 K: 0 S: 10	H: 2 LOB: 1 BB: 0 P: 17	R: 0 E: 0 K: 0 S: 12	H: 0 LOB: 0 BB: 0 P: 19	R: 2 E: 0 K: 0 S: 18	H: 3 LOB: 2 BB: 1 P: 32	R: 0 E: 0 K: 1 S: 8	H: 0 LOB: 1 BB: 1 P: 17	R: 0 E: 0 K: 1 S: 11	H: 0 LOB: 1 BB: 1 P: 15	R: 0 E: 1 K: 1 S: 12	H: 1 LOB: 2 BB: 0 P: 20	1B: 5 2B: 2 3B: 0 HR: 1	SF: 1 SAC: 0 DP: 0 HBP: 0	WP: 0 PB: 0 SB: 2 CS: 0	PA: 37								
PITCHER	IP WLS BF H R ER SO BB IBB HBP BLK WP HR S P ERA WHIP	4.0 L 19 6 4 4 0 1 0 0 0 0 0 14 25 0.00 2.000	5.1 1.0 5 1 0 0 0 1 0 0 0 0 0 14 25 0.00 2.000	6.1 1.2 7 0 0 0 2 2 0 0 0 0 0 16 29 0.00 1.200	7.1 0.1 1 0 0 0 0 0 0 0 0 0 3 3 0.00 0.000	8.1 1.0 5 1 0 0 1 0 0 0 0 0 0 12 20 0.00 1.000	PITCHER										IP WLS BF H R ER SO BB IBB HBP BLK WP HR S P ERA WHIP											
63 Chase Silseth, R ERA: 5.84											4.0	L	19	6	4	4	0	1	0	0	0	0	0	14	25	0.00	2.000	
60 Andrew Wantz, R ERA: 3.6											5.1	1.0	5	1	0	0	0	1	0	0	0	0	0	14	25	0.00	2.000	
68 José Marte, R ERA:											6.1	1.2	7	0	0	0	2	2	0	0	0	0	0	16	29	0.00	1.200	
59 Elvis Peguero, R ERA: 6.52											7.1	0.1	1	0	0	0	0	0	0	0	0	0	0	3	3	0.00	0.000	
28 Aaron Loup, L ERA: 4.5											8.1	1.0	5	1	0	0	1	0	0	0	0	0	12	20	0.00	1.000		

Batter	1	2	3	4	5	6	7	8	9	AB	R	H	RBI	BB	SO	LOB	TOP										
Jonathan Villar, S OBP: 0.271, SLG: 0.316										5	1	1	0	0	2	1											
27 Mike Trout, R OBP: 0.373, SLG: 0.615										5	1	3	3	0	1	0											
17 Shohet Ohtani, L OBP: 0.347, SLG: 0.502										5	1	3	1	0	0	2											
3 Taylor Ward, R OBP: 0.395, SLG: 0.532										4	0	1	0	1	2	2											
20 Jared Walsh, L OBP: 0.290, SLG: 0.432											4	0	1	0	0	0	3										
38 Michael Stefani, R OBP: 0.286, SLG: 0.357											3	0	0	0	0	0	5										
4 Andrew Velazquez, S OBP: 0.266, SLG: 0.262										1	0	0	0	0	1	0											
2 Luis Rengifo, S OBP: 0.283, SLG: 0.385											4	0	1	0	0	1	1										
33 Max Stassi, R OBP: 0.320, SLG: 0.323										3	1	1	0	1	0	0											
16 Brandon Marsh, L OBP: 0.275, SLG: 0.339										4	0	1	0	0	2	3											
Inning Stats	R: 0 H: 1 E: 0 K: 1 S: 10	H: 1 LOB: 0 BB: 0 P: 15	R: 0 H: 1 E: 0 K: 0 S: 10	H: 1 LOB: 1 BB: 0 P: 12	R: 3 H: 3 E: 0 K: 1 S: 18	H: 3 LOB: 2 BB: 2 P: 36	R: 0 H: 1 E: 0 K: 1 S: 11	H: 1 LOB: 1 BB: 0 P: 18	R: 0 H: 2 E: 0 K: 1 S: 12	H: 2 LOB: 2 BB: 0 P: 21	R: 0 H: 0 E: 0 K: 2 S: 7	H: 0 LOB: 0 BB: 0 P: 13	R: 0 H: 1 E: 0 K: 2 S: 11	H: 1 LOB: 1 BB: 0 P: 15	R: 0 H: 2 E: 0 K: 1 S: 13	H: 2 LOB: 2 BB: 0 P: 20	R: 1 H: 1 E: 0 K: 0 S: 7	H: 1 LOB: 0 BB: 0 P: 10	1B: 10 2B: 0 3B: 0 HR: 2	SF: 0 SAC: 0 DP: 0 HBP: 0	WP: 0 PA: 41 PB: 0 SB: 2 CS: 1						
PITCHER	IP	WLS	BF	H	R	ER	SO	BB	IBB	HBP	BLK	WP	HR	S	P	ERA	WHIP										
68 Tyler Wells, R ERA: 3.28	4.0		19	6	3	3	3	2	0	0	0	0	1	49	81	6.75	2.000										
43 Bryan Baker, R ERA: 4.37	1.0		5	2	0	0	1	0	0	0	0	0	0	12	21	0.00	2.000										
45 Keegan Akin, L ERA: 2.31	1.2		6	1	0	0	3	0	0	0	0	0	0	15	24	0.00	0.600										
67 Beau Sulser, R ERA: 3.96	1.1		6	2	0	0	2	0	0	0	0	0	0	16	24	0.00	1.500										
55 Dillon Tate, R ERA: 2.69	1.0	W	4	1	1	1	0	0	0	0	0	0	1	7	10	9.00	1.000										

Los Angeles Angels @ Baltimore Orioles
 Oriole Park at Camden Yards, Baltimore, MD
 Fri Jul 08 2022, 7:08 PM - 10:36 PM EDT
 Att: 27,814 - Overcast - 83 F

AB	38
R	4
H	12
RBI	4
BB	2
SO	9
LOB	17

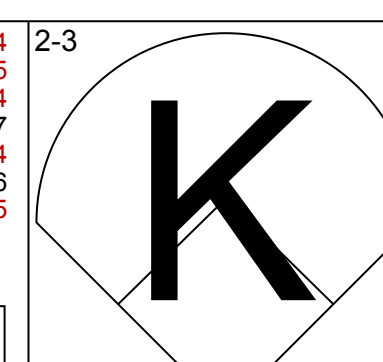
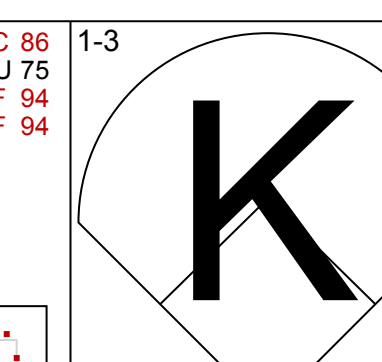
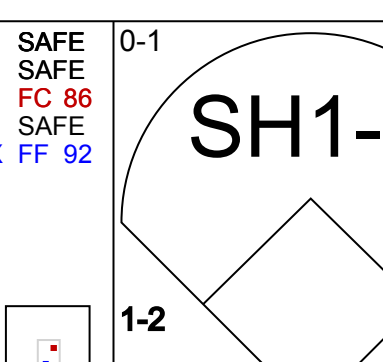
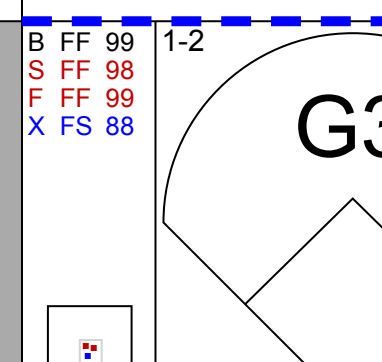
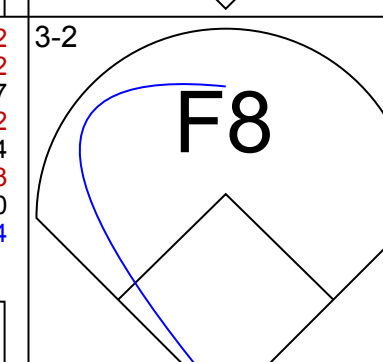
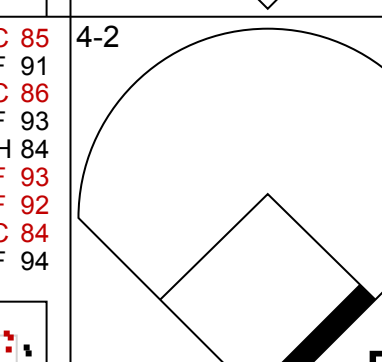
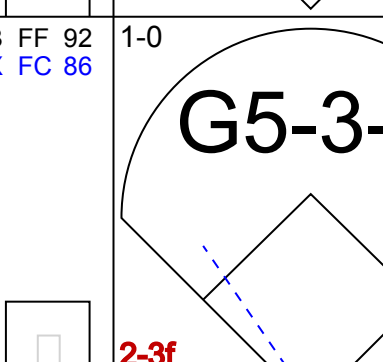
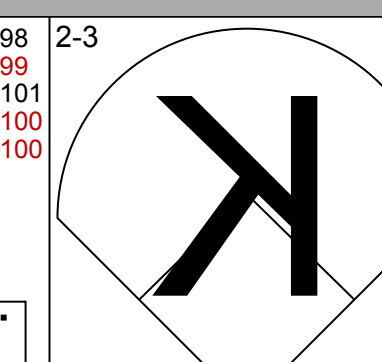
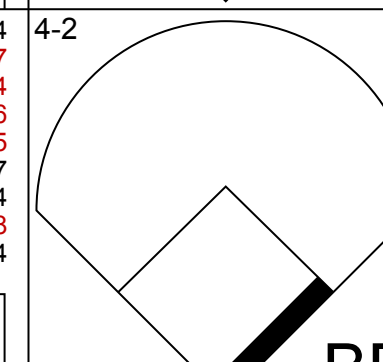
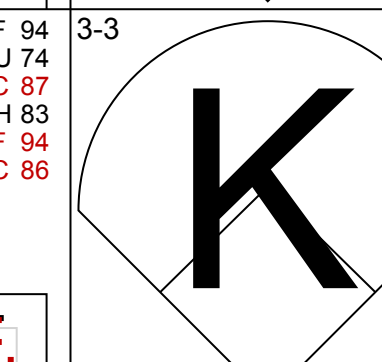
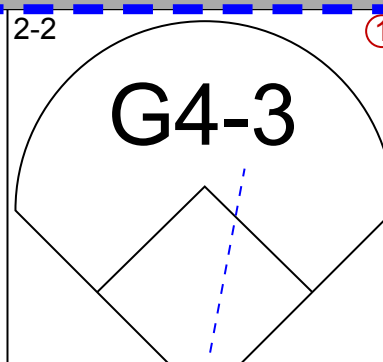
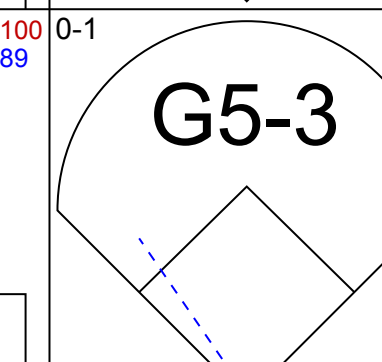
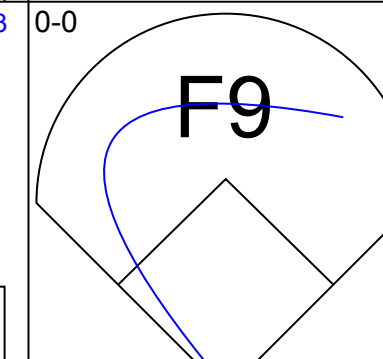
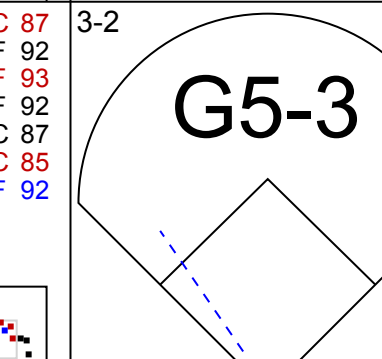
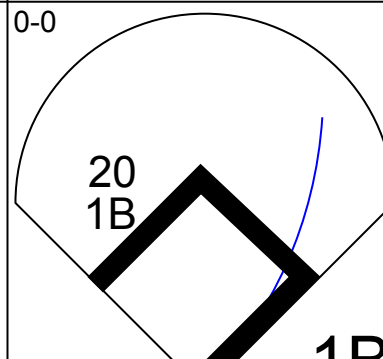
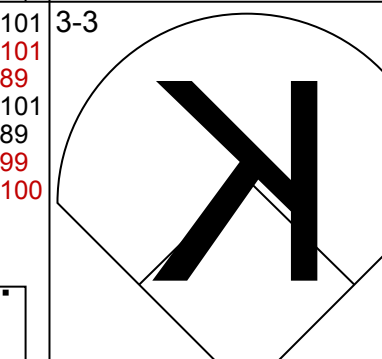

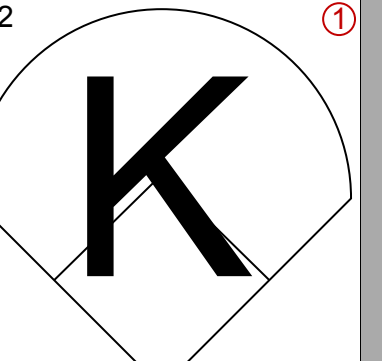
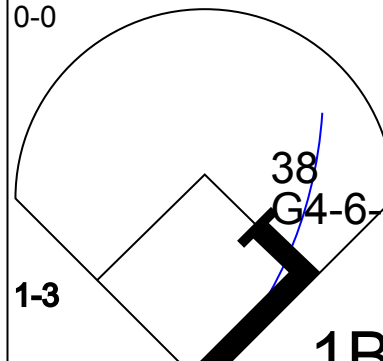
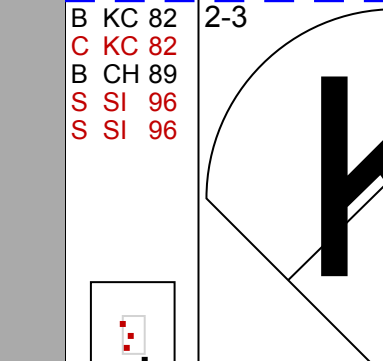
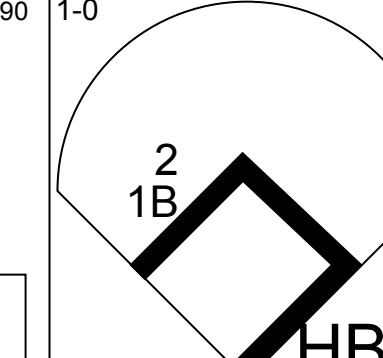
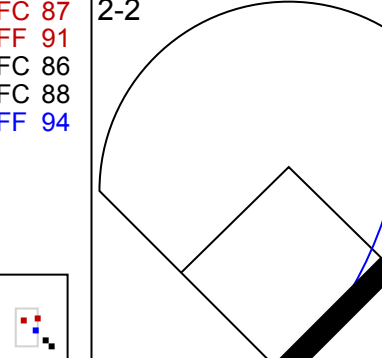
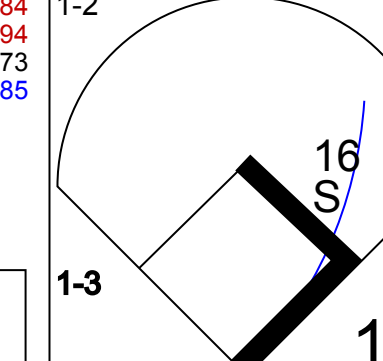
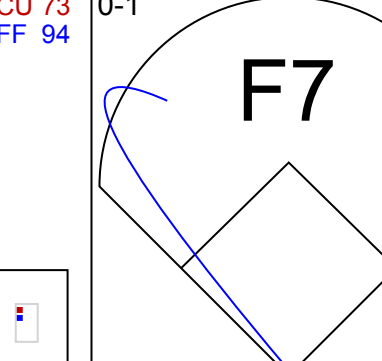
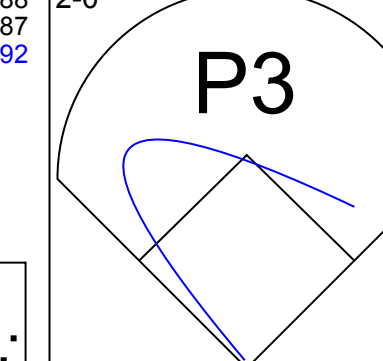
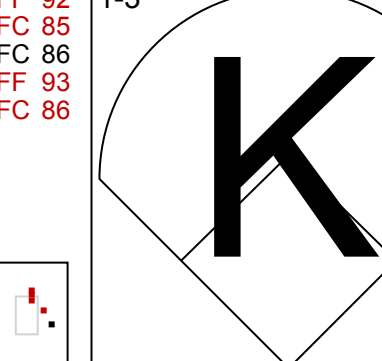
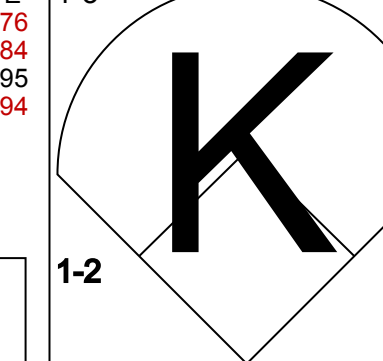

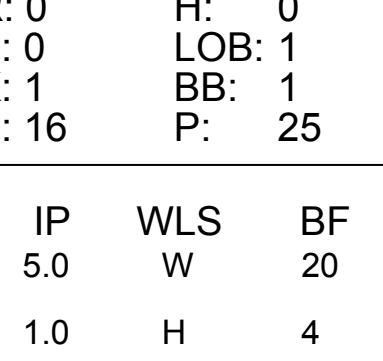
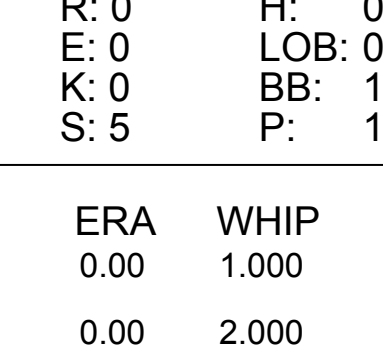


Batter	1	2	3	4	5	6	7	8	9	AB	R	H	RBI	BB	SO	LOB	BOTTOM										
31 Cedric Mullins, L OBP: 0.324, SLG: 0.404										5	2	2	1	0	2	0											
16 Trev Mancini, R OBP: 0.355, SLG: 0.423										5	0	2	1	0	1	1											
6 Ryan Mountcastle, R OBP: 0.316, SLG: 0.495										4	0	1	1	0	1	1											
21 Austin Hays, R OBP: 0.321, SLG: 0.446										4	1	1	0	0	2	2											
25 Anthony Santander, S OBP: 0.325, SLG: 0.422										2	0	0	0	2	1	1											
29 Ramón Urias, R OBP: 0.287, SLG: 0.387									4	0	1	1	0	0	1												
41 Tyler Nevin, R OBP: 0.296, SLG: 0.252										3	0	0	0	0	2	3											
76 Jonathan Araúz, S OBP: 0.139, SLG: 0.206										1	0	0	0	0	1	0											
23 Robinson Chirinos, R OBP: 0.261, SLG: 0.269										3	0	1	0	0	2	3											
12 Rougned Odor, L OBP: 0.266, SLG: 0.402										1	1	1	0	0	0	0											
3 Jorge Mateo, R OBP: 0.247, SLG: 0.318										2	0	0	0	0	0	1											
35 Adley Rutschman, S OBP: 0.288, SLG: 0.408										2	1	1	1	0	1	2											
Inning Stats	R: 0 H: 1 E: 0 K: 2 S: 15	H: 0 LOB: 1 BB: 1 P: 17	R: 0 H: 0 E: 0 K: 1 S: 8	H: 0 LOB: 0 BB: 0 P: 13	R: 0 H: 0 E: 0 K: 0 S: 6	H: 0 LOB: 0 BB: 0 P: 8	R: 0 H: 1 E: 0 K: 0 S: 11	H: 1 LOB: 1 BB: 0 P: 15	R: 0 H: 0 E: 0 K: 2 S: 12	H: 0 LOB: 0 BB: 0 P: 17	R: 1 H: 2 E: 0 K: 3 S: 17	H: 2 LOB: 1 BB: 0 P: 28	R: 1 H: 2 E: 0 K: 2 S: 13	H: 2 LOB: 1 BB: 0 P: 20	R: 3 H: 4 E: 0 K: 1 S: 21	H: 4 LOB: 1 BB: 0 P: 33	1B: 8 2B: 2 3B: 0 HR: 0	SF: 0 SAC: 0 DP: 0 HBP: 0	WP: 1 PA: 38 PB: 0 SB: 1 CS: 0								
PITCHER	IP	WLS	BF	H	R	ER	SO	BB	IBB	HBP	BLK	WP	HR	S	P	ERA	WHIP										
48 Reid Detmers, L ERA: 4.22	6.0		21	2	0	0	7	1	0	0	0	0	0	17	28	9.00	3.000										
65 José Cujada, L ERA: 2.53	1.0	H	6	2	1	1	3	1	0	0	0	0	0	13	20	9.00	2.000										
52 Ryan Tepera, R ERA: 4.19	1.0	H	5	2	1	1	2	0	0	0	0	0	0	13	20	9.00	2.000										
32 Raisel Iglesias, R ERA: 4.5	0.2	L	6	4	3	3	1	0	0	0	0	1	0	21	33	40.50	6.000										

Los Angeles Angels @ Baltimore Orioles
 Oriole Park at Camden Yards, Baltimore, MD
 Fri Jul 08 2022, 7:08 PM - 10:36 PM EDT
 Att: 27,814 - Overcast - 83 F


AB	36
R	5
H	10
RBI	5
BB	2
SO	13
LOB	15

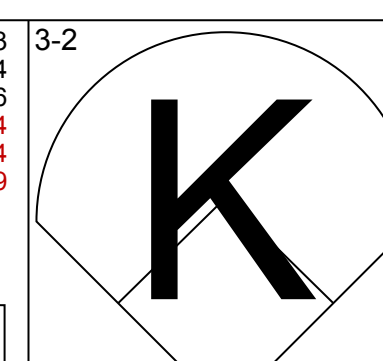
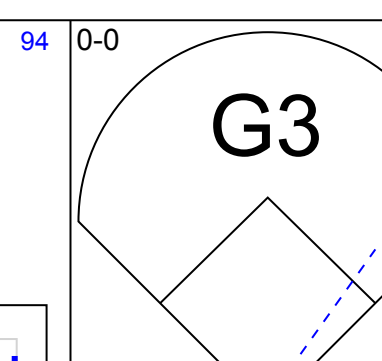
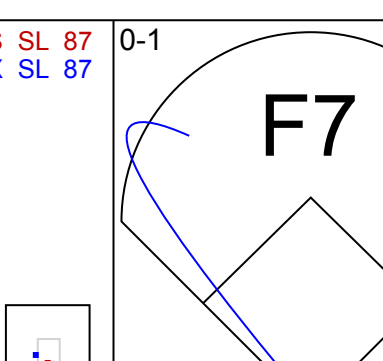
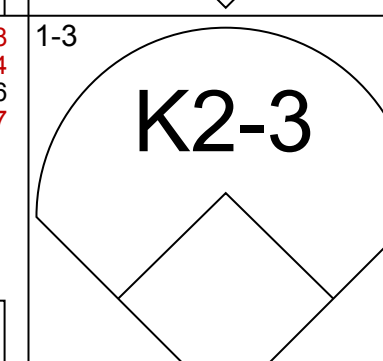
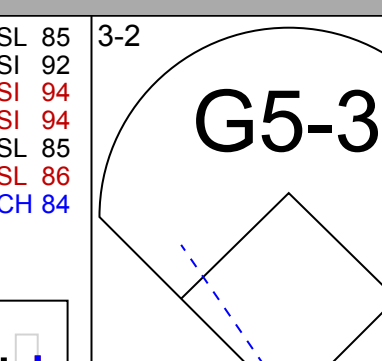
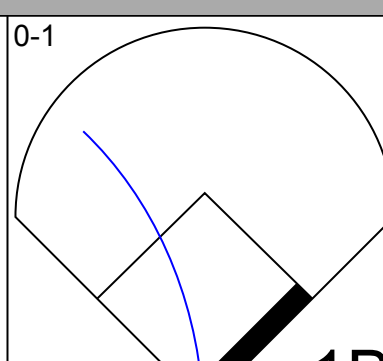
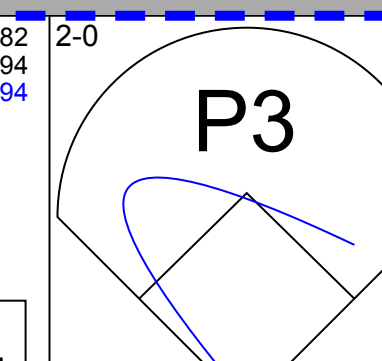
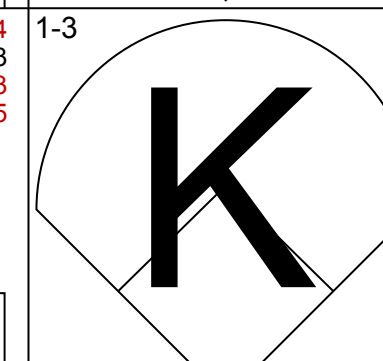
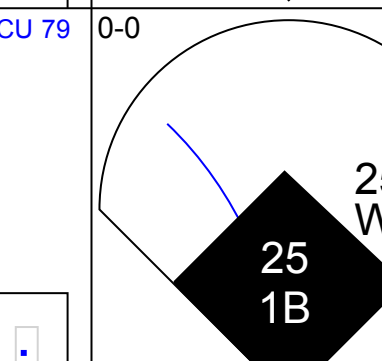
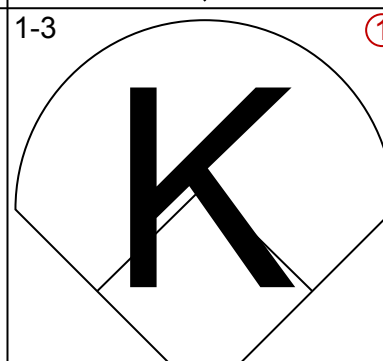
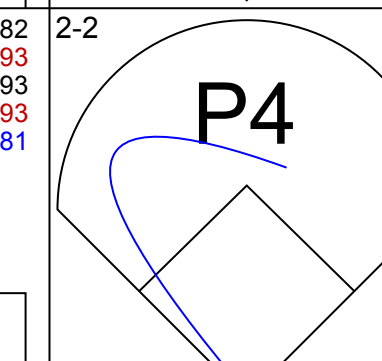
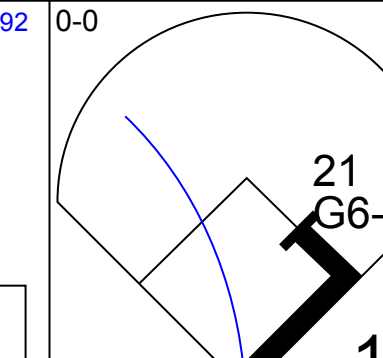
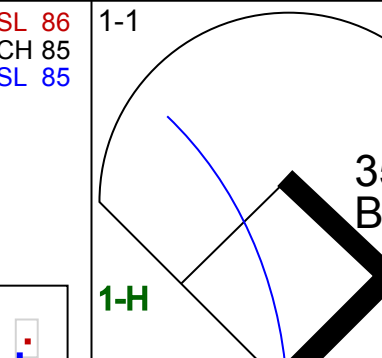
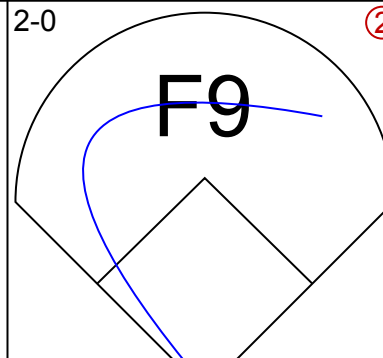
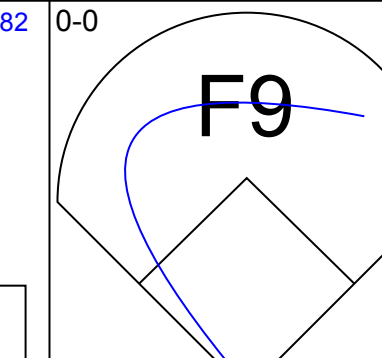
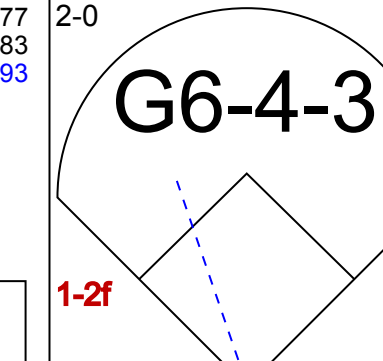
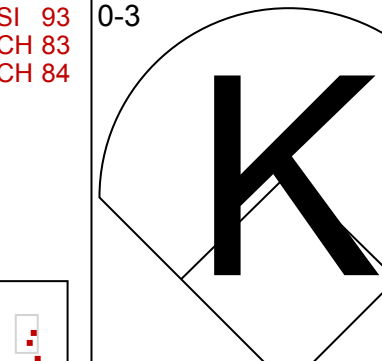
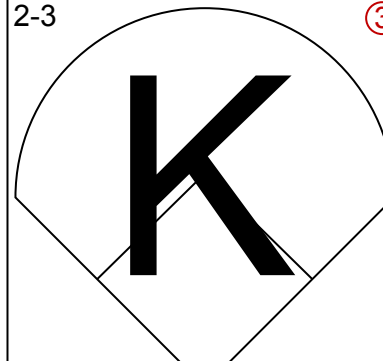
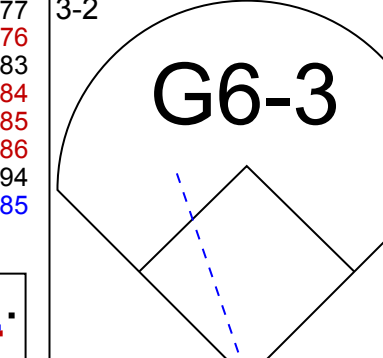
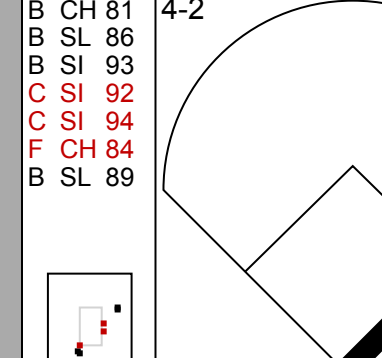
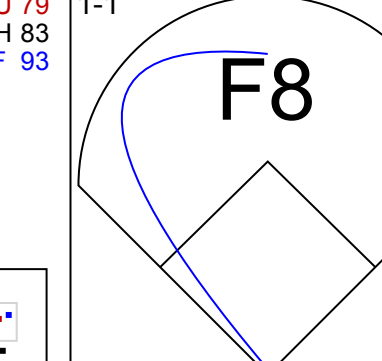

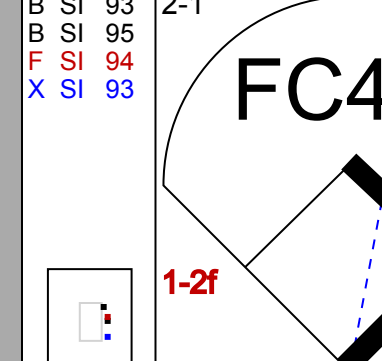

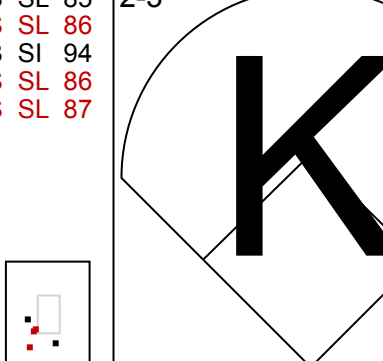
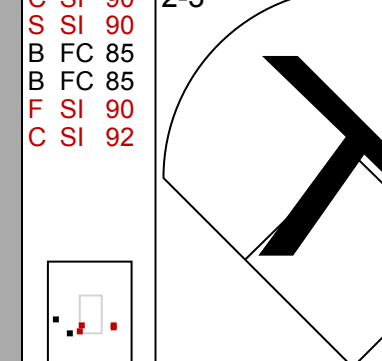


Batter	1	2	3	4	5	6	7	8	9	AB	R	H	RBI	BB	SO	LOB	TOP	
Jonathan Villar, S OBP: 0.267, SLG: 0.311										3	0	0	0	0	2	1		
27 Mike Trout, R OBP: 0.372, SLG: 0.609										3	0	0	0	1	1	1		
17 Shohel Ohtani, L OBP: 0.346, SLG: 0.497										3	0	0	0	1	1	1		
3 Taylor Ward, R OBP: 0.393, SLG: 0.527										4	0	1	0	0	1	2		
20 Jared Walsh, L OBP: 0.289, SLG: 0.430										4	0	1	0	0	3	0		
38 Michael Stefanić, R OBP: 0.389, SLG: 0.375										2	0	1	0	0	0	2		
4 Andrew Velazquez, S OBP: 0.206, SLG: 0.262										0	0	0	0	0	0	0		
2 Luis Rengifo, S OBP: 0.287, SLG: 0.393										4	0	2	0	0	1	2		
24 Kurt Suzuki, R OBP: 0.276, SLG: 0.291										4	0	0	0	0	1	5		
16 Brandon Marsh, L OBP: 0.276, SLG: 0.336										2	0	0	0	1	2	3		
Inning Stats	R: 0 E: 0 K: 1 S: 16	H: 0 LOB: 1 BB: 1 P: 25	R: 0 E: 0 K: 2 S: 10	H: 1 LOB: 2 BB: 0 P: 18	R: 0 E: 0 K: 2 S: 15	H: 0 LOB: 1 BB: 1 P: 26	R: 0 E: 0 K: 0 S: 5	H: 2 LOB: 1 BB: 0 P: 11	R: 0 E: 0 K: 1 S: 14	H: 1 LOB: 1 BB: 0 P: 19	R: 0 E: 0 K: 2 S: 9	H: 0 LOB: 0 BB: 0 P: 14	R: 0 E: 0 K: 2 S: 9	H: 0 LOB: 2 BB: 0 P: 16	1B: 4 2B: 2 HR: 0	SF: 0 SAC: 1 HBP: 2	WP: 0 PB: 0 CS: 0	PA: 35
PITCHER	IP WLS BF H R ER SO BB IBB HBP BLK WP HR S P ERA WHIP																	
64 Dean Kremer, R ERA: 2.15	5.0 W 20 2 0 0 7 3 0 0 0 0 0 0 58 95 0.00 1.000																	
Bruce Zimmermann, L ERA: 5.85	1.0 H 4 2 0 0 0 0 0 0 0 0 0 0 8 11 0.00 2.000																	
34 Joey Krehbiel, R ERA: 2.95	0.2 H 3 1 0 0 1 0 0 0 0 0 0 0 11 15 0.00 1.500																	
74 Félix Bautista, R ERA: 1.82	1.1 H 4 0 0 0 2 0 0 0 0 0 0 0 12 18 0.00 0.000																	
48 Jorge López, R ERA: 1.74	1.0 S 4 0 0 0 2 0 0 0 1 0 0 0 9 16 0.00 0.000																	

Los Angeles Angels @ Baltimore Orioles
 Oriole Park at Camden Yards, Baltimore, MD
 Sat Jul 09 2022, 4:09 PM - 7:06 PM EDT
 Att: 32,286 - Overcast - 71 F

AB	29
R	0
H	5
RBI	0
BB	3
SO	12
LOB	17



Batter	1	2	3	4	5	6	7	8	9	AB	R	H	RBI	BB	SO	LOB	BOTTOM			
31 Cedric Mullins, L OBP: 0.321, SLG: 0.399										4	0	0	0	0	2	3				
16 Trey Mancini, R OBP: 0.353, SLG: 0.420										4	0	1	0	0	1	0				
6 Ryan Mountcastle, R OBP: 0.315, SLG: 0.491										4	1	1	0	0	2	1				
25 Anthony Santander, S OBP: 0.327, SLG: 0.423										4	0	2	1	0	0	1				
26 Ryan McKenna, R OBP: 0.309, SLG: 0.360										0	0	0	0	0	0	0				
21 Austin Hays, R OBP: 0.318, SLG: 0.441										3	0	0	0	0	2	3				
35 Adley Rutschman, S OBP: 0.296, SLG: 0.406										1	0	0	0	2	0	0				
29 Ramón Urias, R OBP: 0.283, SLG: 0.381										3	0	0	0	0	1	3				
12 Rougned Odor, L OBP: 0.263, SLG: 0.397										3	0	0	0	0	3	1				
41 Tyler Nevin, R OBP: 0.303, SLG: 0.256										2	0	1	0	1	1	0				
3 Jorge Mateo, R OBP: 0.247, SLG: 0.318										0	0	0	0	0	0	0				
Inning Stats	R: 0 E: 0 K: 3 S: 9	H: 0 LOB: 0 BB: 0 P: 14	R: 0 E: 0 K: 0 S: 7	H: 1 LOB: 0 BB: 0 P: 12	R: 0 E: 0 K: 1 S: 9	H: 1 LOB: 0 BB: 0 P: 12	R: 1 E: 0 K: 2 S: 13	H: 2 LOB: 2 BB: 1 P: 21	R: 0 E: 0 K: 2 S: 8	H: 0 LOB: 0 BB: 0 P: 10	R: 0 E: 0 K: 2 S: 10	H: 1 LOB: 1 BB: 0 P: 15	R: 0 E: 0 K: 2 S: 14	H: 0 LOB: 2 BB: 2 P: 27	R: 0 E: 0 K: 0 S: 5	H: 0 LOB: 0 BB: 0 P: 9	1B: 5 2B: 0 3B: 0 HR: 0	SF: 0 SAC: 0 DP: 1 HBP: 0	WP: 1 PB: 0 SB: 0 CS: 0	PA: 31
PITCHER	IP WLS BF H R ER SO BB IBB HBP BLK WP HR S P ERA WHIP																			
43 Patrick Sandoval, L ERA: 2.95	6.1 L 25 5 1 1 10 2 0 0 0 0 0 0 9 16 0.00 1.500																			
28 Aaron Loup, L ERA: 4.4	0.2 3 0 0 0 2 1 0 0 0 0 0 0 9 16 0.00 1.500																			
60 Andrew Wantz, R ERA: 3.43	1.0 3 0 0 0 0 0 0 0 0 0 0 0 5 9 0.00 0.000																			

Los Angeles Angels @ Baltimore Orioles
 Oriole Park at Camden Yards, Baltimore, MD
 Sat Jul 09 2022, 4:09 PM - 7:06 PM EDT
 Att: 32,286 - Overcast - 71 F

AB	28
R	1
H	5
RBI	1
BB	3
SO	12
LOB	12





Batter	1	2	3	4	5	6	7	8	9	AB	R	H	RBI	BB	SO	LOB	TOP											
3 Taylor Ward, R OBP: 0.387, SLG: 0.517	F7		F8		G6-3		K			4	0	0	0	0	1	4	Los Angeles Angels @ Baltimore Orioles Oriole Park at Camden Yards, Baltimore, MD Sun Jul 10 2022, 12:09 PM - 2:56 PM EDT Att: 19,521 - Partly Cloudy - 76 F											
27 Mike Trout, R OBP: 0.370, SLG: 0.604	K		P4		G5-3		G3-4-3			4	1	1	0	0	1	0												
17 Shohel Ohtani, L OBP: 0.342, SLG: 0.491	K		K		G6-3		G3-4-3			4	0	0	0	0	2	1												
33 Max Stassi, R OBP: 0.318, SLG: 0.339	G5-3		P4		K		K			4	1	1	2	0	1	0												
2 Luis Rengifo, S OBP: 0.286, SLG: 0.390	G4-3		K		K		K			4	1	1	0	0	1	0												
Jonathan Villar, S OBP: 0.316, SLG: 0.304	K		K		G4-3		L7		G3	4	0	0	0	0	1	1												
38 Michael Stefanić, R OBP: 0.500, SLG: 0.444			13 HR		13 WP		13 BB		13 G4-6-3	2	1	2	0	2	0	0												
39 David MacKinnon, R (1, 3) OBP: 0.294, SLG: 0.179	F8		F8		13 WP		K		K	4	0	1	0	0	2	4												
13 Monte Harrison, R (1, 7) OBP: 0.385, SLG: 0.500	1-H HR		K		K		K		G4-6-3	4	1	2	3	0	1	3												
Inning Stats	R: 0 E: 0 K: 2 S: 10	H: 0 LOB: 0 BB: 0 P: 13	R: 0 E: 0 K: 1 S: 8	H: 0 LOB: 0 BB: 0 P: 14	R: 2 E: 0 K: 0 S: 9	H: 2 LOB: 0 BB: 0 P: 13	R: 0 E: 0 K: 2 S: 11	H: 0 LOB: 0 BB: 0 P: 17	R: 0 E: 0 K: 1 S: 12	H: 2 LOB: 2 BB: 0 P: 19	R: 0 E: 0 K: 1 S: 7	H: 0 LOB: 0 BB: 0 P: 12	R: 1 E: 0 K: 2 S: 13	H: 2 LOB: 2 BB: 1 P: 20	R: 2 E: 0 K: 0 S: 14	H: 2 LOB: 0 BB: 0 P: 22		R: 0 E: 0 K: 1 S: 6	H: 0 LOB: 0 BB: 1 P: 12	1B: 6 2B: 0 3B: 0 HR: 2	SF: 0 SAC: 0 DP: 1 HBP: 0	WP: 1 PB: 0 SB: 0 CS: 0	PA: 36					
PITCHER	IP	WLS	BF	H	R	ER	SO	BB	IBB	HBP	BLK	WP	HR	S	P	ERA		WHIP										
51 Austin Voth, R ERA: 6.75	5.0	W	19	4	2	2	6	0	0	0	0	1	1	50	76	3.60		0.800										
55 Dillon Tate, R ERA: 2.61	1.0		3	0	0	0	1	0	0	0	0	0	0	7	12	0.00		0.000										
43 Bryan Baker, R ERA: 4.5	1.0		6	2	1	1	2	1	0	0	0	0	0	13	20	9.00	3.000											
63 Rico Garcia, R ERA: 6.75	1.0		5	2	2	2	0	0	0	0	0	0	1	14	22	18.00	2.000											
74 Félix Bautista, R ERA: 1.77	1.0		3	0	0	0	1	1	0	0	0	0	0	6	12	0.00	1.000											
Batter	1	2	3	4	5	6	7	8	9	AB	R	H	RBI	BB	SO	LOB	BOTTOM											
31 Cedric Mullins, L OBP: 0.316, SLG: 0.393	L8		P2		G3		F9		K	5	0	0	0	0	1	2	Los Angeles Angels @ Baltimore Orioles Oriole Park at Camden Yards, Baltimore, MD Sun Jul 10 2022, 12:09 PM - 2:56 PM EDT Att: 19,521 - Partly Cloudy - 76 F											
16 Trev Mancini, R OBP: 0.357, SLG: 0.421	G5-3		6 BB		25 BB		1B		K	4	2	2	1	0	1	1												
6 Ryan Mountcastle, R OBP: 0.317, SLG: 0.495	F9		35 BB		25 BB		F8		K	4	2	2	1	0	0	1												
25 Anthony Santander, S OBP: 0.329, SLG: 0.425	L8		29 BB		35 BB		35 WP		L7	3	2	1	1	1	0	0												
35 Adley Rutschman, S (1, 2) OBP: 0.307, SLG: 0.407	G6-3		12 BB		29 BB		29 BLK		26 FC5-4	2	2	1	0	2	0	0												
29 Ramón Urias, R OBP: 0.287, SLG: 0.383	F8		12 BB		26 G5-4-3		1B		P3	4	0	2	3	0	0	1												
26 Ryan McKenna, R OBP: 0.296, SLG: 0.344	F4		K		G5-4-3		FC5-4		FC5-4	4	0	0	0	0	1	4												
12 Rougned Odor, L OBP: 0.262, SLG: 0.394	G3		1B		L6		G4-3		G4-3	4	0	1	1	0	0	0												
3 Jorge Mateo, R OBP: 0.251, SLG: 0.332	F9		K		K		3B		K	4	1	2	0	0	1	2												
Inning Stats	R: 0 E: 0 K: 0 S: 6	H: 0 LOB: 0 BB: 0 P: 9	R: 0 E: 0 K: 0 S: 7	H: 0 LOB: 0 BB: 0 P: 8	R: 0 E: 0 K: 0 S: 7	H: 0 LOB: 0 BB: 0 P: 7	R: 4 E: 0 K: 2 S: 18	H: 3 LOB: 2 BB: 2 P: 33	R: 4 E: 0 K: 0 S: 17	H: 5 LOB: 0 BB: 0 P: 26	R: 1 E: 0 K: 0 S: 9	H: 2 LOB: 1 BB: 0 P: 11	R: 0 E: 0 K: 0 S: 8	H: 0 LOB: 1 BB: 1 P: 13	R: 0 E: 0 K: 2 S: 9	H: 1 LOB: 1 BB: 0 P: 11		1B: 7 2B: 3 3B: 1 HR: 0	SF: 0 SAC: 0 DP: 1 HBP: 1	WP: 1 PB: 1 SB: 0 CS: 0	PA: 38							
PITCHER	IP	WLS	BF	H	R	ER	SO	BB	IBB	HBP	BLK	WP	HR	S	P	ERA		WHIP										
54 José Suarez, L ERA: 4.79	3.2	L	17	3	4	4	1	0	0	1	0	1	0	34	52	9.82		1.364										
59 Elvis Peguero, R ERA: 9.59	0.2		7	5	4	4	1	0	0	0	1	1	0	19	27	54.00		7.500										
51 Jaime Barria, R ERA: 3.07	2.2		10	2	1	1	0	1	0	0	0	0	0	19	28	3.38	1.125											
68 José Marte, R ERA:	1.0		4	1	0	0	2	0	0	0	0	0	0	9	11	0.00	1.000											

Batter	1	2	3	4	5	6	7	8	9	AB	R	H	RBI	BB	SO	LOB	TOP								
31 Cedric Mullins, L (1, 8) OBP: 0.320, SLG: 0.394										4	1	2	0	0	0	1	<p>Baltimore Orioles @ Chicago Cubs Wrigley Field, Chicago, IL Tue Jul 12 2022, 7:06 PM - 9:59 PM CDT Att: 31,079 - Clear - 77 F</p>								
16 Trey Mancini, R (1, 10) OBP: 0.358, SLG: 0.417										3	0	0	0	2	0	2									
25 Anthony Santander, S (1, 7) OBP: 0.351, SLG: 0.423										4	0	1	1	0	0	2									
26 Ryan McKenna, R (7, 7) OBP: 0.303, SLG: 0.344										0	0	0	0	1	0	0									
6 Ryan Mountcastle, R (1, 3) OBP: 0.312, SLG: 0.486										5	0	0	0	0	3	6									
21 Austin Hays, R (1, 9) OBP: 0.315, SLG: 0.435										4	0	0	0	0	1	0									
35 Adley Rutschman, S (1, 2) OBP: 0.355, SLG: 0.399										3	1	0	0	1	1	1									
29 Ramón Urias, R (1, 5) OBP: 0.296, SLG: 0.406										4	1	3	2	0	0	0									
12 Rougned Odor, L (1, 4) OBP: 0.262, SLG: 0.389										3	0	0	0	1	0	3									
3 Jorge Mateo, R (1, 6) OBP: 0.254, SLG: 0.346										4	1	2	1	0	0	1									
Inning Stats	R: 0 H: 0 E: 0 K: 1 S: 9	H: 0 LOB: 1 BB: 1 P: 13	R: 0 H: 1 E: 0 K: 0 S: 14	H: 1 LOB: 1 BB: 0 P: 20	R: 1 H: 2 E: 0 K: 1 S: 13	H: 2 LOB: 1 BB: 0 P: 19	R: 2 H: 2 E: 0 K: 0 S: 10	H: 2 LOB: 1 BB: 1 P: 17	R: 0 H: 0 E: 0 K: 0 S: 11	H: 0 LOB: 0 BB: 0 P: 16	R: 0 H: 1 E: 1 K: 1 S: 8	H: 1 LOB: 1 BB: 0 P: 10	R: 1 H: 1 E: 0 K: 0 S: 7	H: 1 LOB: 1 BB: 0 P: 11	R: 0 H: 0 E: 0 K: 1 S: 7	H: 0 LOB: 0 BB: 0 P: 12	R: 0 H: 1 E: 0 K: 1 S: 16	H: 1 LOB: 3 BB: 3 P: 30	1B: 6 2B: 0 3B: 0 HR: 2	SF: 0 SAC: 0 DP: 2 HBP: 1	WP: 0 PB: 0 SB: 3 CS: 0	PA: 40			
PITCHER	IP WLS BF H R ER SO BB IBB HBP BLK WP HR S P ERA WHIP	IP WLS BF H R ER SO BB IBB HBP BLK WP HR S P ERA WHIP	IP WLS BF H R ER SO BB IBB HBP BLK WP HR S P ERA WHIP	IP WLS BF H R ER SO BB IBB HBP BLK WP HR S P ERA WHIP	IP WLS BF H R ER SO BB IBB HBP BLK WP HR S P ERA WHIP	IP WLS BF H R ER SO BB IBB HBP BLK WP HR S P ERA WHIP	IP WLS BF H R ER SO BB IBB HBP BLK WP HR S P ERA WHIP	IP WLS BF H R ER SO BB IBB HBP BLK WP HR S P ERA WHIP	IP WLS BF H R ER SO BB IBB HBP BLK WP HR S P ERA WHIP	IP WLS BF H R ER SO BB IBB HBP BLK WP HR S P ERA WHIP	IP WLS BF H R ER SO BB IBB HBP BLK WP HR S P ERA WHIP	IP WLS BF H R ER SO BB IBB HBP BLK WP HR S P ERA WHIP	IP WLS BF H R ER SO BB IBB HBP BLK WP HR S P ERA WHIP	IP WLS BF H R ER SO BB IBB HBP BLK WP HR S P ERA WHIP	IP WLS BF H R ER SO BB IBB HBP BLK WP HR S P ERA WHIP	IP WLS BF H R ER SO BB IBB HBP BLK WP HR S P ERA WHIP	IP WLS BF H R ER SO BB IBB HBP BLK WP HR S P ERA WHIP	IP WLS BF H R ER SO BB IBB HBP BLK WP HR S P ERA WHIP	IP WLS BF H R ER SO BB IBB HBP BLK WP HR S P ERA WHIP	IP WLS BF H R ER SO BB IBB HBP BLK WP HR S P ERA WHIP	IP WLS BF H R ER SO BB IBB HBP BLK WP HR S P ERA WHIP	IP WLS BF H R ER SO BB IBB HBP BLK WP HR S P ERA WHIP	IP WLS BF H R ER SO BB IBB HBP BLK WP HR S P ERA WHIP	IP WLS BF H R ER SO BB IBB HBP BLK WP HR S P ERA WHIP	IP WLS BF H R ER SO BB IBB HBP BLK WP HR S P ERA WHIP
Adrian Sampson, R (1, 1) ERA: 3.33	5.1	L	25	6	3	3	3	2	0	0	1	0	0	0	0	0	1	5	8	13.50	1.500				
47 Brandon Hughes, L (7, 1) ERA: 3.91	0.2		3	1	1	1	0	0	0	0	1	0	0	0	0	0	1	5	7	0.00	0.000				
57 Scott Effross, R (7, 1) ERA: 3.03	1.0		3	0	0	0	0	0	0	0	0	0	0	0	0	0	0	5	7	0.00	0.000				
60 Mychal Givens, R (8, 1) ERA: 3.06	1.0		3	0	0	0	1	0	0	0	0	0	0	0	0	0	0	7	12	0.00	0.000				
67 Matt Swarmer, R (9, 1) ERA: 5.03	1.0		6	1	0	0	1	2	1	0	0	0	0	0	0	0	0	16	30	0.00	3.000				

Batter	1	2	3	4	5	6	7	8	9	AB	R	H	RBI	BB	SO	LOB	BOTTOM							
66 Rafael Ortega, L (1, 8) OBP: 0.347, SLG: 0.382										3	0	0	0	0	0	1	<p>Baltimore Orioles @ Chicago Cubs Wrigley Field, Chicago, IL Tue Jul 12 2022, 7:06 PM - 9:59 PM CDT Att: 31,079 - Clear - 77 F</p>							
48 P.J. Higgins, R (8, PH) ERA: 0.00, SLG: 0.506										1	0	0	0	0	0	0								
4 Nelson Velázquez, R (9, 8) OBP: 0.281, SLG: 0.415										0	0	0	0	0	0	0								
40 Wilson Contreras, R (1, 10) OBP: 0.362, SLG: 0.480										4	0	1	0	0	0	0								
8 Ian Happ, S (1, 7) OBP: 0.369, SLG: 0.455										4	1	1	1	0	0	1								
27 Seiya Suzuki, R (1, 9) OBP: 0.347, SLG: 0.457										4	0	1	0	0	1	1								
16 Patrick Wisdom, R (1, 5) OBP: 0.322, SLG: 0.458										3	0	1	0	1	1	0								
2 Nico Hoerner, R (1, 6) OBP: 0.339, SLG: 0.430										4	1	1	0	0	0	3								
36 Alfonso Rivas III, L (1, 3) OBP: 0.320, SLG: 0.331										3	0	1	1	0	2	1								
7 Yan Gomes, R (1, 2) OBP: 0.217, SLG: 0.299										3	0	0	0	0	0	2								
13 David Bote, R (1, 4) OBP: 0.394, SLG: 0.464										3	0	1	0	0	2	1								
Inning Stats	R: 1 H: 1 E: 0 K: 1 S: 9	H: 2 LOB: 1 BB: 0 P: 15	R: 0 H: 1 E: 0 K: 0 S: 7	H: 1 LOB: 1 BB: 0 P: 12	R: 0 H: 1 E: 0 K: 1 S: 10	H: 1 LOB: 1 BB: 0 P: 15	R: 0 H: 1 E: 0 K: 0 S: 6	H: 1 LOB: 0 BB: 0 P: 10	R: 0 H: 0 E: 0 K: 2 S: 7	H: 0 LOB: 0 BB: 0 P: 12	R: 0 H: 0 E: 0 K: 0 S: 6	H: 0 LOB: 0 BB: 0 P: 9	R: 0 H: 0 E: 0 K: 1 S: 9	H: 0 LOB: 0 BB: 0 P: 12	R: 0 H: 0 E: 0 K: 1 S: 9	H: 0 LOB: 0 BB: 0 P: 12	R: 0 H: 0 E: 0 K: 1 S: 16	H: 0 LOB: 3 BB: 3 P: 30	1B: 5 2B: 2 3B: 0 HR: 1	SF: 0 SAC: 0 DP: 2 HBP: 0	WP: 0 PB: 0 SB: 2 CS: 0	PA: 33		
PITCHER	IP WLS BF H R ER SO BB IBB HBP BLK WP HR S P ERA WHIP	IP WLS BF H R ER SO BB IBB HBP BLK WP HR S P ERA WHIP	IP WLS BF H R ER SO BB IBB HBP BLK WP HR S P ERA WHIP	IP WLS BF H R ER SO BB IBB HBP BLK WP HR S P ERA WHIP	IP WLS BF H R ER SO BB IBB HBP BLK WP HR S P ERA WHIP	IP WLS BF H R ER SO BB IBB HBP BLK WP HR S P ERA WHIP	IP WLS BF H R ER SO BB IBB HBP BLK WP HR S P ERA WHIP	IP WLS BF H R ER SO BB IBB HBP BLK WP HR S P ERA WHIP	IP WLS BF H R ER SO BB IBB HBP BLK WP HR S P ERA WHIP	IP WLS BF H R ER SO BB IBB HBP BLK WP HR S P ERA WHIP	IP WLS BF H R ER SO BB IBB HBP BLK WP HR S P ERA WHIP	IP WLS BF H R ER SO BB IBB HBP BLK WP HR S P ERA WHIP	IP WLS BF H R ER SO BB IBB HBP BLK WP HR S P ERA WHIP	IP WLS BF H R ER SO BB IBB HBP BLK WP HR S P ERA WHIP	IP WLS BF H R ER SO BB IBB HBP BLK WP HR S P ERA WHIP	IP WLS BF H R ER SO BB IBB HBP BLK WP HR S P ERA WHIP	IP WLS BF H R ER SO BB IBB HBP BLK WP HR S P ERA WHIP	IP WLS BF H R ER SO BB IBB HBP BLK WP HR S P ERA WHIP	IP WLS BF H R ER SO BB IBB HBP BLK WP HR S P ERA WHIP	IP WLS BF H R ER SO BB IBB HBP BLK WP HR S P ERA WHIP	IP WLS BF H R ER SO BB IBB HBP BLK WP HR S P ERA WHIP	IP WLS BF H R ER SO BB IBB HBP BLK WP HR S P ERA WHIP	IP WLS BF H R ER SO BB IBB HBP BLK WP HR S P ERA WHIP	IP WLS BF H R ER SO BB IBB HBP BLK WP HR S P ERA WHIP
28 Jordan Lyles, R (1, 1) ERA: 4.37	7.0	W	27	7	2	2	5	1	0	0	0	0	0	0	0	0	1	65	101	2.57	1.143			
58 Cionel Pérez, L (8, 1) ERA: 0.53	1.0	H	3	0	0	0	0	0	0	0	0	0	0	0	0	0	0	6	9	0.00	0.000			
4B Jorge López, R (9, 1) ERA: 1.7	1.0	S	3	0	0	0	1	0	0	0	0	0	0	0	0	0	0	9	12	0.00	0.000			



Batter	1	2	3	4	5	6	7	8	9	10	11	AB R H RBI BB SO LOB	TOP							
31 Cedric Mullins, L OBP: 0.321, SLG: 0.388	G6-3		K			L3		G5-3			6 S BB	4 1 0 0 1 1 1	<p>Baltimore Orioles @ Tampa Bay Rays Tropicana Field, St. Petersburg, FL</p> <p>Sat Jul 16 2022, 4:10 PM - 8:01 PM EDT Att. 19,886 - Dome - 72 F</p> <p>livebaseballscorecards.com</p> <p>AB 37 R 6 H 8 RBI 6 BB 1 SO 8 LOB 9</p> 							
16 Trey Mancini, R OBP: 0.354, SLG: 0.423	P4		K			F8			K		P3	5 0 0 0 0 2 2								
6 Ryan Mountcastle, R OBP: 0.311, SLG: 0.479	L4				G5-3	G5-3			F7		1B	5 0 1 2 0 0 0								
25 Anthony Santander, S OBP: 0.324, SLG: 0.418							F9				G6-3	4 1 1 0 0 0 1								
26 Ryan McKenna, R OBP: 0.310, SLG: 0.332												0 0 0 0 0 0 0								
21 Austin Hays, R OBP: 0.323, SLG: 0.444			G5-3			K			K		2B	4 1 0 0 0 2 2								
29 Ramón Urias, R OBP: 0.354, SLG: 0.442												4 1 2 1 0 0 0								
41 Tyler Nevin, R OBP: 0.306, SLG: 0.260												2 0 1 1 0 0 1								
35 Adley Rutschman, S OBP: 0.298, SLG: 0.411	G6-3										HR	1 1 1 2 0 0 0								
23 Robinson Chirinos, R OBP: 0.268, SLG: 0.265												2 0 0 0 0 1 2								
12 Rowned Odor, L OBP: 0.260, SLG: 0.379												2 0 0 0 0 1 0								
3 Jorge Mateo, R OBP: 0.298, SLG: 0.350												4 1 2 0 0 1 0								
Inning Stats	R: 0 E: 0 K: 0 S: 6	H: 0 LOB: 0 BB: 0 P: 7	R: 1 E: 0 K: 1 S: 13	H: 2 LOB: 1 BB: 0 P: 24	R: 0 E: 0 K: 2 S: 7	H: 1 LOB: 0 BB: 0 P: 13	R: 0 E: 0 K: 1 S: 9	H: 0 LOB: 0 BB: 0 P: 11	R: 1 E: 0 K: 0 S: 7	H: 2 LOB: 0 BB: 0 P: 9	R: 0 E: 0 K: 2 S: 6	H: 0 LOB: 1 BB: 0 P: 9	R: 1 E: 0 K: 1 S: 9	H: 0 LOB: 0 BB: 0 P: 11	R: 2 E: 0 K: 0 S: 15	H: 2 LOB: 1 BB: 1 P: 25	1B: 3 2B: 3 3B: 1 HR: 1	SF: 1 SAC: 0 DP: 1 HBP: 1	WP: 0 PB: 0 SB: 1 CS: 2	PA: 40
48 Ryan Yarbrough, L ERA: 5.49	IP: 5.1	WLS: 19	BF: 5	H: 5	R: 2	ER: 2	SO: 4	BB: 0	IBB: 0	HBP: 0	BLK: 0	WP: 0	HR: 0	S: 43	P: 65	ERA: 3.38	WHIP: 0.938			
37 Matt Wisler, R ERA: 2.36	1.2	H: 5	5	0	0	0	0	0	0	0	0	0	0	10	16	0.00	0.000			
47 Jason Adam, R ERA: 1.45	1.0	B: 4	1	1	1	1	0	0	0	0	0	0	1	8	14	9.00	1.000			
81 Ryan Thompson, R ERA: 4.26	1.0		4	0	0	1	2	0	0	1	0	0	0	7	9	0.00	0.000			
38 Colin Poche, L ERA: 2.35	1.0		3	0	1	0	1	0	0	0	0	0	0	9	11	0.00	0.000			

Batter	1	2	3	4	5	6	7	8	9	10	11	AB R H RBI BB SO LOB	BOTTOM							
2 Yandy Diaz, R OBP: 0.407, SLG: 0.390	G6-3	G5-4-3		F9			F8					4 0 0 0 0 0 2	<p>Baltimore Orioles @ Tampa Bay Rays Tropicana Field, St. Petersburg, FL</p> <p>Sat Jul 16 2022, 4:10 PM - 8:01 PM EDT Att. 19,886 - Dome - 72 F</p> <p>livebaseballscorecards.com</p> <p>AB 38 R 4 H 10 RBI 2 BB 4 SO 8 LOB 21</p> 							
8 Brandon Lowe, L OBP: 0.304, SLG: 0.418	43 1B		26 44-6-3	43 HBP			F7		HBP		35 SH2-4	4 3 2 0 1 1 1								
43 Harold Ramirez, R OBP: 0.376, SLG: 0.446	56 1B		26 44-6-3	56 HBP			G5-3				SH2-4	3 0 1 0 0 0 1								
35 Brett Phillips, L OBP: 0.213, SLG: 0.240	56 1B						G4-3					0 0 0 0 0 0 0								
26 Ji Man Choi, L OBP: 0.385, SLG: 0.449	K		G4-6-3			F9					56 66-4-3	5 0 1 1 0 1 5								
56 Randy Arozarena, R OBP: 0.311, SLG: 0.421							G6-3				17 CS	4 1 2 1 1 0 2								
15 Josh Lowe, L OBP: 0.258, SLG: 0.333	K											4 0 1 0 1 2 2								
17 Isaac Paredes, R OBP: 0.303, SLG: 0.519							G3-1					4 0 1 0 1 1 3								
6 Taylor Walls, S OBP: 0.254, SLG: 0.290												4 0 0 0 0 2 3								
14 Christian Bethancourt, R OBP: 0.220, SLG: 0.059												1 0 0 0 0 0 1								
Inning Stats	R: 1 E: 0 K: 2 S: 20	H: 3 LOB: 2 BB: 0 P: 32	R: 0 E: 0 K: 0 S: 10	H: 2 LOB: 1 BB: 0 P: 15	R: 2 E: 0 K: 0 S: 11	H: 3 LOB: 1 BB: 0 P: 19	R: 0 E: 0 K: 0 S: 11	H: 0 LOB: 0 BB: 0 P: 13	R: 0 E: 0 K: 0 S: 7	H: 0 LOB: 0 BB: 0 P: 12	R: 0 E: 0 K: 0 S: 10	H: 0 LOB: 1 BB: 0 P: 19		R: 0 E: 0 K: 3 S: 11	H: 0 LOB: 1 BB: 0 P: 15	R: 1 E: 0 K: 0 S: 5	H: 1 LOB: 0 BB: 0 P: 8	1B: 7 2B: 2 3B: 0 HR: 1	SF: 0 SAC: 1 DP: 3 HBP: 2	WP: 2 PB: 0 SB: 1 CS: 2
64 Dean Kremer, R ERA: 2.59	IP: 4.0	WLS: 3	BF: 19	H: 8	R: 3	ER: 3	SO: 2	BB: 0	IBB: 0	HBP: 0	BLK: 0	WP: 2	HR: 1	S: 52	P: 79	ERA: 6.75	WHIP: 2.000			
51 Austin Voth, R ERA: 6.38	2.1	9	1	0	0	2	1	0	0	0	0	0	0	24	41	0.00	0.857			
45 Keegan Akin, L ERA: 2.25	1.0	3	0	0	0	0	0	0	0	0	0	0	0	6	9	0.00	0.000			
55 Dillon Tate, R ERA: 2.51	0.2	3	0	0	0	0	0	2	0	0	0	0	0	8	17	0.00	3.000			
48 Jorge López, R ERA: 1.62	2.0	W: 7	1	1	0	3	0	0	1	0	0	0	0	16	23	0.00	0.500			
58 Cionel Pérez, L ERA: 1.45	IP: 0.2	WLS: 3	BF: 0	H: 0	R: 0	ER: 0	SO: 1	BB: 1	IBB: 0	HBP: 0	BLK: 0	WP: 0	HR: 0	S: 8	P: 17	ERA: 0.00	WHIP: 1.500			
34 Joey Krehbiel, R ERA: 2.25	0.1	S: 1	0	0	0	0	0	0	0	0	0	0	0	3	5	0.00	0.000			

Batter	1	2	3	4	5	6	7	8	9	AB	R	H	RBI	BB	SO	LOB	TOP										
31 Cedric Mullins, L OBP: 0.317, SLG: 0.383	G3		P5	P5			F9		G6-3	5	0	0	0	0	0	4	<p>Baltimore Orioles @ Tampa Bay Rays Tropicana Field, St. Petersburg, FL Sun Jul 17 2022, 1:41 PM - 4:38 PM EDT Att: 13,813 - Dome - 72 F</p>										
16 Trey Mancini, R OBP: 0.352, SLG: 0.417	K		F7		K		BB		K	4	0	0	0	1	3	1											
25 Anthony Santander, S OBP: 0.329, SLG: 0.420	2B				BB		K		G6-3	3	1	1	0	1	1	1											
6 Ryan Mountcastle, R OBP: 0.310, SLG: 0.476	F9				G5-4-3		FC6-4			4	1	1	0	0	0	3											
21 Austin Hays, R OBP: 0.325, SLG: 0.454	G6-3									4	2	2	1	0	1	2											
35 Adley Rutschman, S OBP: 0.302, SLG: 0.420	L6								HR	4	0	2	1	0	0	1											
29 Ramón Urias, R OBP: 0.301, SLG: 0.439	F7								2B	4	0	1	1	0	1	2											
12 Rougned Odor, L OBP: 0.263, SLG: 0.393									F8	4	1	2	2	0	0	1											
3 Jorge Mateo, R OBP: 0.258, SLG: 0.353										4	0	1	0	0	1	4											
Inning Stats	R: 0 H: 1 E: 0 K: 1 S: 14	H: 1 LOB: 1 BB: 0 P: 19	R: 0 H: 0 E: 0 K: 0 S: 7	H: 0 LOB: 0 BB: 0 P: 9	R: 0 H: 1 E: 0 K: 0 S: 6	H: 1 LOB: 1 BB: 0 P: 9	R: 2 H: 4 E: 0 K: 1 S: 16	H: 4 LOB: 3 BB: 0 P: 20	R: 0 H: 0 E: 0 K: 1 S: 6	H: 0 LOB: 0 BB: 1 P: 12	R: 2 H: 2 E: 0 K: 0 S: 9	H: 2 LOB: 0 BB: 0 P: 14	R: 0 H: 0 E: 0 K: 1 S: 9	H: 0 LOB: 1 BB: 1 P: 15	R: 1 H: 2 E: 0 K: 2 S: 10	H: 2 LOB: 1 BB: 0 P: 15	R: 0 H: 0 E: 0 K: 1 S: 8	H: 0 LOB: 0 BB: 0 P: 12	1B: 5 2B: 3 3B: 0 HR: 2	SF: 0 SAC: 0 DP: 1 HBP: 1	WP: 0 PB: 0 SB: 0 CS: 0	PA: 39					
PITCHER	IP	WLS	BF	H	R	ER	SO	BB	IBB	HBP	BLK	WP	HR	S	P	ERA	WHIP										
28 Corey Kluber, R ERA: 3.73	6.0	W	27	8	4	4	3	1	0	1	0	0	1	58	83	6.00	1.500										
30 Brooks Raley, L ERA: 2.79	0.2	H	3	0	0	0	1	1	0	0	0	0	0	7	12	0.00	1.500										
81 Ryan Thompson, R ERA: 4.22	0.1	H	1	0	0	0	0	0	0	0	0	0	0	2	3	0.00	0.000										
29 Pete Fairbanks, R ERA: 9.0	1.0	H	5	2	1	1	2	0	0	0	0	0	1	10	15	9.00	2.000										
47 Jason Adam, R ERA: 1.41	1.0	S	3	0	0	0	1	0	0	0	0	0	0	8	12	0.00	0.000										

Batter	1	2	3	4	5	6	7	8	9	AB	R	H	RBI	BB	SO	LOB	BOTTOM										
15 Josh Lowe, L OBP: 0.258, SLG: 0.338	F7									4	0	1	1	0	2	0	<p>Baltimore Orioles @ Tampa Bay Rays Tropicana Field, St. Petersburg, FL Sun Jul 17 2022, 1:41 PM - 4:38 PM EDT Att: 13,813 - Dome - 72 F</p>										
43 Harold Ramirez, R OBP: 0.379, SLG: 0.446										0	1	0	0	0	0	0											
55 Luke Raley, L OBP: 0.174, SLG: 0.050										3	0	0	0	0	2	1											
56 Randy Arozarena, R OBP: 0.314, SLG: 0.431	HR									4	1	2	2	0	1	0											
8 Brandon Lowe, L OBP: 0.324, SLG: 0.452	2B									4	1	4	0	0	0	0											
17 Isaac Paredes, R OBP: 0.297, SLG: 0.506	K									4	0	0	0	0	1	4											
6 Taylor Walls, S OBP: 0.257, SLG: 0.295	K									3	1	1	0	1	1	2											
35 Brett Phillips, L OBP: 0.219, SLG: 0.259										3	2	1	3	1	1	2											
21 Francisco Mejia, S OBP: 0.249, SLG: 0.412										4	1	1	1	0	2	1											
9 Yu Chang, R OBP: 0.253, SLG: 0.264	K									4	0	0	0	0	4	1											
Inning Stats	R: 2 H: 2 E: 0 K: 2 S: 17	H: 2 LOB: 1 BB: 0 P: 27	R: 1 H: 1 E: 0 K: 3 S: 15	H: 1 LOB: 1 BB: 1 P: 25	R: 3 H: 3 E: 0 K: 1 S: 12	H: 3 LOB: 0 BB: 1 P: 24	R: 0 H: 0 E: 0 K: 3 S: 9	H: 0 LOB: 0 BB: 0 P: 15	R: 0 H: 2 E: 0 K: 1 S: 13	H: 2 LOB: 2 BB: 0 P: 15	R: 1 H: 1 E: 0 K: 2 S: 15	H: 1 LOB: 0 BB: 0 P: 17	R: 0 H: 1 E: 0 K: 0 S: 11	H: 1 LOB: 1 BB: 0 P: 15	R: 0 H: 0 E: 0 K: 2 S: 10	H: 0 LOB: 0 BB: 0 P: 12	R: 0 H: 0 E: 0 K: 2 S: 10	H: 0 LOB: 0 BB: 0 P: 12	1B: 3 2B: 4 3B: 0 HR: 3	SF: 0 SAC: 0 DP: 0 HBP: 1	WP: 0 PB: 0 SB: 0 CS: 0	PA: 36					
PITCHER	IP	WLS	BF	H	R	ER	SO	BB	IBB	HBP	BLK	WP	HR	S	P	ERA	WHIP										
28 Jordan Lyles, R ERA: 4.76	2.2	L	16	6	6	6	5	2	0	1	0	0	2	40	70	20.25	3.000										
43 Bryan Baker, R ERA: 4.08	1.2		5	0	0	0	5	0	0	0	0	0	0	16	24	0.00	0.000										
45 Keegan Akin, L ERA: 2.36	1.2		8	3	1	1	2	0	0	0	0	0	1	25	29	5.40	1.800										
55 Dillon Tate, R ERA: 2.45	1.0		4	1	0	0	0	0	0	0	0	0	0	11	15	0.00	1.000										
34 Joey Krehbiel, R ERA: 2.18	1.0		3	0	0	0	2	0	0	0	0	0	0	10	12	0.00	0.000										

AB 36
R 5
H 10
RBI 5
BB 2
SO 7
LOB 19



AB 33
R 7
H 10
RBI 7
BB 2
SO 14
LOB 11



Batter	1	2	3	4	5	6	7	8	9	AB R H RBI BB SO LOB	TOP											
26 DJ LeMahieu, R OBP: 0.390, SLG: 0.413										3 1 1 0 2 1 0												
99 Aaron Judge, R OBP: 0.365, SLG: 0.635										4 2 2 4 0 1 2												
48 Anthony Rizzo, L OBP: 0.341, SLG: 0.490										4 0 1 0 0 1 1												
27 Giancarlo Stanton, R OBP: 0.310, SLG: 0.500										4 0 0 0 0 3 2												
28 Josh Donaldson, R OBP: 0.315, SLG: 0.401										4 2 2 0 0 1 0												
39 Jose Trevino, R OBP: 0.293, SLG: 0.410										4 0 1 1 0 2 1												
12 Isiah Kiner-Falefa, R OBP: 0.319, SLG: 0.325										4 0 1 1 0 1 1												
33 Tim Lincecum, R OBP: 0.321, SLG: 0.480										3 0 0 0 0 0 1												
31 Aaron Hicks, S OBP: 0.350, SLG: 0.350										1 0 0 0 0 1 0												
13 Joey Gallo, L OBP: 0.291, SLG: 0.351										3 2 1 1 1 1 0												
Inning Stats	R: 0 E: 0 K: 1 S: 9	H: 0 LOB: 1 BB: 1 P: 19	R: 0 E: 0 K: 2 S: 8	H: 0 LOB: 0 BB: 0 P: 10	R: 3 E: 0 K: 0 S: 12	H: 2 LOB: 1 BB: 1 P: 21	R: 1 E: 0 K: 1 S: 11	H: 2 LOB: 1 BB: 0 P: 15	R: 1 E: 0 K: 1 S: 10	H: 1 LOB: 0 BB: 0 P: 16	R: 1 E: 0 K: 1 S: 11	H: 2 LOB: 0 BB: 1 P: 15	R: 1 E: 0 K: 1 S: 14	H: 2 LOB: 2 BB: 1 P: 25	R: 0 E: 0 K: 3 S: 9	H: 0 LOB: 0 BB: 0 P: 12	R: 0 E: 0 K: 3 S: 12	H: 0 LOB: 0 BB: 0 P: 18	1B: 3 2B: 4 3B: 0 HR: 3	SF: 0 SAC: 0 DP: 1 HBP: 0	WP: 0 PB: 0 SB: 0 CS: 2	PA: 38
PITCHER	IP WLS BF H R ER SO BB IBB HBP BLK WP HR S P ERA WHIP	5.0 L 21 5 5 5 4 2 0 0 0 0 2 50 81 9.00 1.400	6.1 1.1 7 3 2 2 1 1 0 0 0 0 1 17 26 13.50 3.000	7.1 0.2 3 1 0 0 1 0 0 0 0 0 8 14 0.00 1.500	8.1 1.0 3 0 0 0 3 0 0 0 0 0 9 12 0.00 0.000	9.1 1.0 3 0 0 0 3 0 0 0 0 0 12 18 0.00 0.000											IP WLS BF H R ER SO BB IBB HBP BLK WP HR S P ERA WHIP					
68 Tyler Wells, R ERA: 3.69											5.0 L 21 5 5 5 4 2 0 0 0 0 2 50 81 9.00 1.400											
34 Joey Krehbiel, R ERA: 2.62											6.1 1.1 7 3 2 2 1 1 0 0 0 0 1 17 26 13.50 3.000											
43 Bryan Baker, R ERA: 4.02											7.1 0.2 3 1 0 0 1 0 0 0 0 0 8 14 0.00 1.500											
74 Félix Bautista, R ERA: 1.67											8.1 1.0 3 0 0 0 3 0 0 0 0 0 9 12 0.00 0.000											
55 Dillon Tate, R ERA: 2.4											9.1 1.0 3 0 0 0 3 0 0 0 0 0 12 18 0.00 0.000											

New York Yankees @ Baltimore Orioles
 Oriole Park at Camden Yards, Baltimore, MD
 Fri Jul 22 2022, 7:10 PM - 10:55 PM EDT
 Att: 28,468 - Partly Cloudy - 93 F

AB	34
R	7
H	9
RBI	7
BB	3
SO	12
LOB	8



Batter	1	2	3	4	5	6	7	8	9	AB R H RBI BB SO LOB	BOTTOM											
31 Cedric Mullins, L OBP: 0.320, SLG: 0.384										4 1 2 1 1 1 0												
35 Adley Rutschman, S OBP: 0.310, SLG: 0.428										4 0 2 0 1 2 2												
26 Ryan McKenna, R OBP: 0.310, SLG: 0.352										0 0 0 0 0 0 0												
16 Trey Mancini, R OBP: 0.350, SLG: 0.412										4 1 0 0 1 2 5												
25 Anthony Santander, S OBP: 0.329, SLG: 0.429										5 1 2 3 0 1 3												
6 Ryan Mountcastle, R OBP: 0.310, SLG: 0.471										3 0 0 0 1 1 0												
21 Austin Hays, R OBP: 0.324, SLG: 0.450										3 1 0 0 1 0 3												
12 Rougned Odor, L OBP: 0.263, SLG: 0.395										4 0 1 0 0 0 0												
29 Ramón Urias, R OBP: 0.300, SLG: 0.435										4 1 1 1 0 2 1												
3 Jorge Mateo, R OBP: 0.257, SLG: 0.355										4 1 1 1 0 0 1												
Inning Stats	R: 0 E: 0 K: 0 S: 11	H: 0 LOB: 2 BB: 2 P: 22	R: 0 E: 0 K: 1 S: 6	H: 0 LOB: 0 BB: 0 P: 9	R: 2 E: 0 K: 1 S: 23	H: 4 LOB: 3 BB: 1 P: 39	R: 0 E: 0 K: 1 S: 12	H: 0 LOB: 0 BB: 0 P: 16	R: 0 E: 0 K: 2 S: 11	H: 1 LOB: 1 BB: 0 P: 18	R: 1 E: 0 K: 0 S: 9	H: 1 LOB: 1 BB: 1 P: 14	R: 3 E: 0 K: 1 S: 17	H: 2 LOB: 0 BB: 1 P: 27	R: 0 E: 0 K: 1 S: 9	H: 0 LOB: 0 BB: 0 P: 12	R: 0 E: 0 K: 2 S: 10	H: 1 LOB: 1 BB: 0 P: 16	1B: 5 2B: 3 3B: 0 HR: 1	SF: 0 SAC: 0 DP: 1 HBP: 0	WP: 2 PB: 0 SB: 0 CS: 0	PA: 40
PITCHER	IP WLS BF H R ER SO BB IBB HBP BLK WP HR S P ERA WHIP	2.2 14 4 2 2 2 3 0 0 0 0 0 0 25 37 0.00 0.429	3.1 0 0 0 0 0 0 0 0 0 0 0 0 9 14 9.00 2.000	4.1 2 3 3 1 1 0 0 0 0 2 1 12 20 81.00 2.000	5.1 0 0 0 0 0 0 0 0 0 0 0 10 14 0.00 0.000											IP WLS BF H R ER SO BB IBB HBP BLK WP HR S P ERA WHIP						
50 Jameson Taillon, R ERA: 3.93											2.2 14 4 2 2 2 3 0 0 0 0 0 0 25 37 0.00 0.429											
63 Lucas Luetge, L ERA: 2.88											3.1 0 0 0 0 0 0 0 0 0 0 0 9 14 9.00 2.000											
43 Jonathan Loáisiga, R ERA: 7.50											4.1 2 3 3 1 1 0 0 0 0 2 1 12 20 81.00 2.000											
54 Aroldis Chapman, L ERA: 5.75											5.1 0 0 0 0 0 0 0 0 0 0 0 10 14 0.00 0.000											
34 Michael King, R ERA: 2.25											6.1 1.0 H 3 0 0 0 0 0 0 0 0 0 0 10 14 0.00 0.000											

New York Yankees @ Baltimore Orioles
 Oriole Park at Camden Yards, Baltimore, MD
 Fri Jul 22 2022, 7:10 PM - 10:55 PM EDT
 Att: 28,468 - Partly Cloudy - 93 F

AB	35
R	6
H	9
RBI	6
BB	5
SO	9
LOB	15



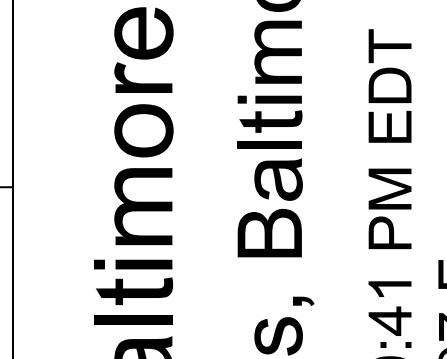
Batter	1	2	3	4	5	6	7	8	9	AB	R	H	RBI	BB	SO	LOB	TOP			
26 DJ LeMahieu, R OBP: 0.390, SLG: 0.413										5	1	2	0	0	1	2	<p>New York Yankees @ Baltimore Orioles Oriole Park at Camden Yards, Baltimore, MD Sat Jul 23 2022, 7:07 PM - 10:41 PM EDT Att: 36,361 - Clear - 97 F</p>			
99 Aaron Judge, R OBP: 0.373, SLG: 0.643										5	0	4	2	0	0	1				
48 Anthony Rizzo, L OBP: 0.339, SLG: 0.489										5	0	1	0	0	0	6				
25 Gleyber Torres, R OBP: 0.320, SLG: 0.480										4	0	0	0	1	0	6				
28 Josh Donaldson, R OBP: 0.313, SLG: 0.395										4	0	0	0	1	3	5				
24 Matt Carpenter, L OBP: 0.450, SLG: 0.854										3	1	1	1	1	0	1				
13 Joey Gallo, L OBP: 0.291, SLG: 0.351										0	0	0	0	0	0	0				
31 Aaron Hicks, S OBP: 0.358, SLG: 0.344										4	0	0	0	0	0	3				
12 Isiah Kiner-Falefa, R OBP: 0.318, SLG: 0.324										4	1	1	0	0	1	0				
66 Kyle Higashioka, R OBP: 0.238, SLG: 0.326										3	0	2	0	0	0	1				
27 Giancarlo Stanton, R OBP: 0.309, SLG: 0.499										1	0	0	0	0	1	0				
39 Jose Trevino, R OBP: 0.293, SLG: 0.410										0	0	0	0	0	0	0				
Inning Stats	R: 1 E: 0 K: 1 S: 11	H: 2 LOB: 1 BB: 0 P: 19	R: 1 E: 0 K: 0 S: 14	H: 2 LOB: 1 BB: 0 P: 19	R: 0 E: 0 K: 0 S: 9	H: 1 LOB: 3 BB: 2 P: 23	R: 1 E: 0 K: 0 S: 18	H: 3 LOB: 2 BB: 0 P: 27	R: 0 E: 0 K: 1 S: 10	H: 1 LOB: 1 BB: 0 P: 14	R: 0 E: 0 K: 0 S: 7	H: 1 LOB: 1 BB: 1 P: 18	R: 0 E: 0 K: 2 S: 8	H: 0 LOB: 0 BB: 0 P: 10	R: 0 E: 1 K: 1 S: 14	H: 1 LOB: 2 BB: 0 P: 19	1B: 7 2B: 3 3B: 0 HR: 1	SF: 0 SAC: 0 DP: 1 HBP: 0	WP: 0 PB: 0 SB: 1 CS: 0	PA: 41
PITCHER	IP WLS BF H R ER SO BB IBB HBP BLK WP HR S P ERA WHIP																			
28 Jordan Lyles, R ERA: 4.79	(1, 1) 5.0 0 25 8 3 3 2 2 0 0 0 0 0 1 59 99 5.40 2.000																			
43 Bryan Baker, R ERA: 3.92	(6, 1) 1.0 0 4 1 0 0 1 0 0 0 0 0 0 0 10 14 0.00 1.000																			
58 Cionel Pérez, L ERA: 1.41	(7, 1) 1.0 W 4 1 0 0 0 1 0 0 0 0 0 0 0 7 18 0.00 2.000																			
74 Félix Bautista, R ERA: 1.63	(8, 1) 1.0 H 3 0 0 0 2 0 0 0 0 0 0 0 8 10 0.00 0.000																			
48 Jorge López, R ERA: 1.59	(9, 1) 1.0 S 5 1 0 0 1 0 0 0 0 0 0 0 14 19 0.00 1.000																			

Batter	1	2	3	4	5	6	7	8	9	AB	R	H	RBI	BB	SO	LOB	BOTTOM			
31 Cedric Mullins, L OBP: 0.322, SLG: 0.386										3	1	2	2	0	0	0	<p>New York Yankees @ Baltimore Orioles Oriole Park at Camden Yards, Baltimore, MD Sat Jul 23 2022, 7:07 PM - 10:41 PM EDT Att: 36,361 - Clear - 97 F</p>			
35 Adley Rutschman, S OBP: 0.314, SLG: 0.432										3	0	1	1	1	1	1				
16 Trey Mancini, R OBP: 0.349, SLG: 0.409										3	0	0	0	1	1	2				
25 Anthony Santander, S OBP: 0.328, SLG: 0.427										4	0	1	0	0	2	2				
26 Ryan McKenna, R OBP: 0.310, SLG: 0.352										0	0	0	0	0	0	0				
6 Ryan Mountcastle, R OBP: 0.309, SLG: 0.467										3	0	0	0	1	2	1				
21 Austin Hays, R OBP: 0.323, SLG: 0.450										4	0	1	0	0	1	1				
12 Rougned Odor, L OBP: 0.283, SLG: 0.390										3	1	0	0	1	0	2				
29 Ramón Urias, R OBP: 0.308, SLG: 0.459										4	2	3	2	0	1	0				
3 Jorge Mateo, R OBP: 0.281, SLG: 0.357										4	2	2	1	0	0	2				
Inning Stats	R: 0 E: 0 K: 1 S: 13	H: 1 LOB: 1 BB: 1 P: 21	R: 0 E: 1 K: 0 S: 10	H: 1 LOB: 2 BB: 1 P: 19	R: 0 E: 0 K: 1 S: 16	H: 0 LOB: 0 BB: 0 P: 20	R: 0 E: 0 K: 1 S: 9	H: 1 LOB: 0 BB: 0 P: 11	R: 2 E: 0 K: 2 S: 16	H: 3 LOB: 1 BB: 0 P: 20	R: 0 E: 0 K: 1 S: 9	H: 1 LOB: 1 BB: 0 P: 11	R: 2 E: 1 K: 1 S: 20	H: 2 LOB: 1 BB: 1 P: 32	R: 2 E: 0 K: 1 S: 13	H: 1 LOB: 0 BB: 1 P: 24	1B: 6 2B: 3 3B: 0 HR: 1	SF: 1 SAC: 0 DP: 1 HBP: 0	WP: 0 PB: 0 SB: 2 CS: 1	PA: 36
PITCHER	IP WLS BF H R ER SO BB IBB HBP BLK WP HR S P ERA WHIP																			
45 Gerrit Cole, R ERA: 3.09	(1, 1) 6.0 L 27 9 4 3 3 6 2 0 0 0 0 0 0 80 112 4.50 1.833																			
84 Albert Abreu, R ERA: 2.05	(7, 1) 1.0 0 4 0 0 0 1 1 0 0 0 0 0 0 13 22 0.00 1.000																			
61 Shane Greene, R ERA: 6.0	(8, 1) 1.0 0 5 1 2 2 1 1 0 0 0 0 0 1 13 24 18.00 2.000																			


AB 38
R 3
H 11
RBI 3
BB 3
SO 6
LOB 25




AB 31
R 6
H 10
RBI 6
BB 4
SO 8
LOB 11



WP: 0
PB: 0
SB: 2
CS: 1

Batter	1	2	3	4	5	6	7	8	9	AB	R	H	RBI	BB	SO	LOB	TOP										
2 Yandy Diaz, R OBP: 0.403, SLG: 0.395	G6-3		F7	G3		FC5-4			FC5-4	5	0	0	0	0	0	5	<p>Tampa Bay Rays @ Baltimore Orioles Oriole Park at Camden Yards, Baltimore, MD</p> <p>Tue Jul 26 2022, 7:07 PM - 9:50 PM EDT Att: 11,307 - Overcast - 79 F</p> <p>livebaseballscores.com</p> <p>AB 38 R 3 H 12 RBI 3 BB 1 SO 7 LOB 20</p> 										
8 Brandon Lowe, L OBP: 0.315, SLG: 0.445	G6-3		56 1B		G5-3		L8		FC4-5	5	0	1	0	0	0	1											
56 Randy Arozarena, R (1, 7)	1B		1B		K		F9		G4-3	5	0	2	1	0	1	1											
26 Ji Man Choi, L OBP: 0.369, SLG: 0.425	K		F7				K			4	0	1	0	0	2	2											
17 Isaac Paredes, R OBP: 0.303, SLG: 0.506		55 G3				FC5-4				3	1	2	1	1	0	1											
6 Taylor Walls, S OBP: 0.284, SLG: 0.282		1B			HR				BB	0	0	0	0	0	0	0											
55 Luke Raley, L OBP: 0.282, SLG: 0.219	G3					K			F9	4	1	1	0	0	1	2											
14 Christian Bethancourt, R (1, 2)	F7		L5			25 1B			F9	4	0	1	0	0	0	3											
25 Roman Quinn, S OBP: 0.265, SLG: 0.304	K								K	4	0	2	1	0	2	2											
9 Yu Chang, R OBP: 0.247, SLG: 0.256										3	1	1	0	0	1	3											
15 Josh Lowe, L OBP: 0.260, SLG: 0.327			8 1B		F8				2 FC5-4	1	0	1	0	0	0	0											
Inning Stats	R: 0 E: 0 K: 1 S: 13	H: 1 LOB: 1 BB: 0 P: 16	R: 0 E: 0 K: 1 S: 11	H: 1 LOB: 1 BB: 0 P: 18	R: 1 E: 0 K: 0 S: 7	H: 3 LOB: 1 BB: 0 P: 10	R: 2 E: 1 K: 0 S: 11	H: 3 LOB: 1 BB: 0 P: 16	R: 0 E: 0 K: 1 S: 12	H: 1 LOB: 1 BB: 0 P: 19	R: 0 E: 0 K: 2 S: 16	H: 2 LOB: 2 BB: 0 P: 22	R: 0 E: 0 K: 1 S: 11	H: 0 LOB: 0 BB: 0 P: 15	R: 0 E: 0 K: 1 S: 8	H: 0 LOB: 1 BB: 1 P: 15	R: 0 E: 0 K: 0 S: 12	H: 1 LOB: 1 BB: 0 P: 16	1B: 10 2B: 1 3B: 0 HR: 1	SF: 0 SAC: 0 DP: 0 HBP: 0	WP: 0 PB: 0 SB: 0 CS: 0	PA: 39					
PITCHER	IP	WLS	BF	H	R	ER	SO	BB	IBB	HBP	BLK	WP	HR	S	P	ERA	WHIP										
80 Spenser Watkins, R (1, 1)	5.1		25	10	3	3	4	0	0	0	0	0	1	61	88	5.06	1.875										
34 Joey Krehbiel, R (6, 1)	2.1		9	1	0	0	2	1	0	0	0	0	0	25	40	0.00	0.857										
45 Keegan Akin, L (8, 1)	0.1	W	1	0	0	0	1	0	0	0	0	0	0	3	3	0.00	0.000										
48 Jorge López, R (9, 1)	1.0	S	4	1	0	0	0	0	0	0	0	0	0	12	16	0.00	1.000										

Batter	1	2	3	4	5	6	7	8	9	AB	R	H	RBI	BB	SO	LOB	BOTTOM										
31 Cedric Mullins, L OBP: 0.326, SLG: 0.392	HR		K			G4-3				3	1	1	1	1	1	0	<p>Tampa Bay Rays @ Baltimore Orioles Oriole Park at Camden Yards, Baltimore, MD</p> <p>Tue Jul 26 2022, 7:07 PM - 9:50 PM EDT Att: 11,307 - Overcast - 79 F</p> <p>livebaseballscores.com</p> <p>AB 27 R 5 H 5 RBI 5 BB 2 SO 7 LOB 2</p> 										
16 Trey Mancini, R OBP: 0.341, SLG: 0.400	G3				F9	G6-3			SF9	3	0	0	1	0	0	0											
6 Ryan Mountcastle, R OBP: 0.301, SLG: 0.453	F9				K				G4-3	4	0	0	0	0	1	1											
25 Anthony Santander, S OBP: 0.327, SLG: 0.433	F9									3	1	1	1	0	0	0											
26 Ryan McKenna, R OBP: 0.311, SLG: 0.351					HR					0	0	0	0	0	0	0											
21 Austin Hays, R OBP: 0.322, SLG: 0.444			K		K					3	0	0	0	0	2	0											
35 Adley Rutschman, S OBP: 0.332, SLG: 0.438					F8					2	1	1	0	1	0	0											
29 Ramón Urias, R OBP: 0.310, SLG: 0.468					L6					3	1	1	2	0	0	1											
12 Rougned Odor, L OBP: 0.260, SLG: 0.383	2-6		L3			K				3	0	0	0	0	1	0											
3 Jorge Mateo, R OBP: 0.261, SLG: 0.358					K					3	1	1	0	0	2	0											
Inning Stats	R: 1 E: 0 K: 0 S: 10	H: 1 LOB: 0 BB: 0 P: 11	R: 0 E: 0 K: 1 S: 9	H: 0 LOB: 1 BB: 1 P: 15	R: 0 E: 0 K: 2 S: 8	H: 0 LOB: 0 BB: 0 P: 11	R: 1 E: 0 K: 2 S: 11	H: 1 LOB: 0 BB: 0 P: 19	R: 0 E: 0 K: 1 S: 6	H: 0 LOB: 0 BB: 0 P: 8	R: 0 E: 0 K: 1 S: 7	H: 0 LOB: 0 BB: 0 P: 7	R: 0 E: 0 K: 0 S: 5	H: 0 LOB: 0 BB: 0 P: 10	R: 3 E: 0 K: 0 S: 14	H: 3 LOB: 1 BB: 1 P: 23	R: 0 E: 0 K: 0 S: 12	H: 1 LOB: 1 BB: 0 P: 16	1B: 1 2B: 1 3B: 0 HR: 3	SF: 1 SAC: 0 DP: 0 HBP: 0	WP: 0 PB: 0 SB: 2 CS: 0	PA: 30					
PITCHER	IP	WLS	BF	H	R	ER	SO	BB	IBB	HBP	BLK	WP	HR	S	P	ERA	WHIP										
18 Shane Bieber, L (1, 1)	7.0		24	2	2	2	7	1	0	0	0	0	0	0	0	2.57	0.429										
38 Colin Poche, L (8, 1)	0.1	L	5	3	3	3	0	1	0	0	0	0	1	10	17	81.00	12.000										
64 Shawn Armstrong, R (8, 1)	0.2		2	0	0	0	0	0	0	0	0	0	0	4	6	0.00	0.000										

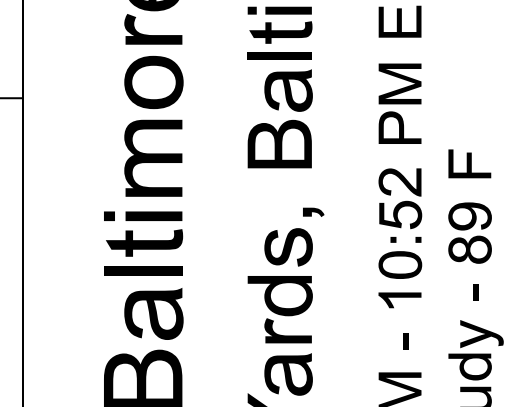
Batter	1	2	3	4	5	6	7	8	9	10	AB	R	H	RBI	BB	SO	LOB	TOP								
2 Yandy Diaz, R OBP: 0.405, SLG: 0.402 25 Roman Quinn, S OBP: 0.255, SLG: 0.354 (10, 8)											5	0	3	1	0	1	1	Tampa Bay Rays @ Baltimore Orioles Oriole Park at Camden Yards, Baltimore, MD Wed Jul 27 2022, 7:07 PM - 10:52 PM EDT Att: 13,592 - Cloudy - 89 F								
8 Brandon Lowe, L OBP: 0.311, SLG: 0.433											4	0	0	0	1	2	3									
56 Randy Arozarena, R OBP: 0.316, SLG: 0.430											5	1	2	2	0	1	1									
26 Ji Man Choi, L OBP: 0.309, SLG: 0.435											4	1	1	2	1	1	0									
17 Isaac Paredes, R OBP: 0.300, SLG: 0.457											5	0	1	0	0	3	3									
55 Luke Raley, L OBP: 0.302, SLG: 0.333 50 René Pinto, R OBP: 0.214, SLG: 0.309												4	1	2	1	0	0		1							
14 Christian Bethancourt, R OBP: 0.291, SLG: 0.379 35 Brett Phillips, L OBP: 0.227, SLG: 0.253												4	0	1	0	0	2		2							
9 Yu Chang, R OBP: 0.247, SLG: 0.256												4	1	1	0	0	2		1							
15 Josh Lowe, L OBP: 0.259, SLG: 0.331												3	1	0	0	1	1		2							
6 Taylor Walls, S OBP: 0.253, SLG: 0.279																										
Inning Stats	R: 2 E: 0 K: 1 S: 14	H: 3 LOB: 0 BB: 0 P: 20	R: 1 E: 0 K: 2 S: 11	H: 1 LOB: 0 BB: 0 P: 16	R: 0 E: 0 K: 1 S: 8	H: 0 LOB: 0 BB: 0 P: 11	R: 0 E: 0 K: 3 S: 10	H: 1 LOB: 1 BB: 0 P: 15	R: 1 E: 0 K: 3 S: 12	H: 2 LOB: 1 BB: 0 P: 19	R: 0 E: 0 K: 2 S: 16	H: 1 LOB: 1 BB: 0 P: 21	R: 0 E: 0 K: 1 S: 8	H: 0 LOB: 1 BB: 1 P: 18	R: 0 E: 0 K: 2 S: 7	H: 0 LOB: 0 BB: 0 P: 9	R: 0 E: 0 K: 1 S: 8	H: 1 LOB: 1 BB: 0 P: 8	R: 2 E: 0 K: 0 S: 14	H: 2 LOB: 3 BB: 2 P: 26	1B: 6 2B: 4 3B: 0 HR: 2	SF: 0 SAC: 0 DP: 2 HBP: 0	WP: 0 PB: 0 SB: 0 CS: 0	PA: 42		
PITCHER	IP WLS BF H R ER SO BB IBB HBP BLK WP HR S P ERA WHIP	4.1 1.1 5 6 1 0 3 0 0 0 0 0 19 28 8.31 1.385	5.1 1.1 6 1 0 0 2 1 0 0 0 0 13 24 0.00 1.500	6.1 1.0 3 0 0 0 2 0 0 0 0 0 7 9 0.00 0.000	8.1 1.55 4 1 0 0 1 0 0 0 0 0 8 8 0.00 1.000	4.8 1.71 1.0 L 6 2 2 1 0 0 0 14 26 9.00 3.000																				
68 Tyler Wells, R ERA: 3.9 55 Dillon Tate, R ERA: 2.28 79 Nick Vespi, L ERA: 4.41 74 Félix Bautista, R ERA: 1.55 45 Keegan Akin, L ERA: 2.4																										
PITCHER	IP WLS BF H R ER SO BB IBB HBP BLK WP HR S P ERA WHIP	4.1 1.1 5 6 1 0 3 0 0 0 0 0 19 28 8.31 1.385	5.1 1.1 6 1 0 0 2 1 0 0 0 0 13 24 0.00 1.500	6.1 1.0 3 0 0 0 2 0 0 0 0 0 7 9 0.00 0.000	8.1 1.55 4 1 0 0 1 0 0 0 0 0 8 8 0.00 1.000	4.8 1.71 1.0 L 6 2 2 1 0 0 0 14 26 9.00 3.000																				
31 Cedric Mullins, L OBP: 0.322, SLG: 0.387											5	0	0	0	0	2	1	Tampa Bay Rays @ Baltimore Orioles Oriole Park at Camden Yards, Baltimore, MD Wed Jul 27 2022, 7:07 PM - 10:52 PM EDT Att: 13,592 - Cloudy - 89 F								
35 Adley Rutschman, S OBP: 0.338, SLG: 0.456 26 Ryan McKenna, R OBP: 0.311, SLG: 0.351 23 Robinson Chirinos, R OBP: 0.255, SLG: 0.251											3	2	1	0	1	0	1									
16 Trey Mancini, R OBP: 0.345, SLG: 0.401											4	0	2	0	1	1	1									
25 Anthony Santander, S OBP: 0.328, SLG: 0.431												4	1	1	0	0	1		4							
6 Ryan Mountcastle, R OBP: 0.300, SLG: 0.446												5	0	1	0	0	1		3							
21 Austin Hays, R OBP: 0.320, SLG: 0.439												4	0	0	0	1	3									
12 Rougned Odor, L OBP: 0.262, SLG: 0.383												5	0	2	1	0	1		2							
29 Ramón Urias, R OBP: 0.308, SLG: 0.460												4	0	0	0	1	3									
3 Jorge Mateo, R OBP: 0.264, SLG: 0.370												4	1	2	1	0	2		2							
Inning Stats	R: 0 E: 0 K: 2 S: 9	H: 0 LOB: 0 BB: 0 P: 11	R: 1 E: 0 K: 1 S: 11	H: 3 LOB: 2 BB: 0 P: 15	R: 1 E: 0 K: 0 S: 12	H: 1 LOB: 1 BB: 1 P: 20	R: 0 E: 0 K: 0 S: 8	H: 1 LOB: 0 BB: 0 P: 12	R: 1 E: 0 K: 1 S: 11	H: 1 LOB: 1 BB: 0 P: 18	R: 0 E: 0 K: 1 S: 6	H: 0 LOB: 0 BB: 0 P: 6	R: 0 E: 0 K: 0 S: 8	H: 1 LOB: 1 BB: 0 P: 12	R: 0 E: 0 K: 2 S: 9	H: 0 LOB: 1 BB: 0 P: 13	R: 0 E: 0 K: 2 S: 17		H: 2 LOB: 2 BB: 1 P: 28	R: 0 E: 0 K: 1 S: 9	H: 0 LOB: 1 BB: 0 P: 11	1B: 8 2B: 1 3B: 0 HR: 1	SF: 0 SAC: 0 DP: 1 HBP: 3	WP: 1 PB: 0 SB: 0 CS: 0	PA: 43	
PITCHER	IP WLS BF H R ER SO BB IBB HBP BLK WP HR S P ERA WHIP	4.2 1.1 4 0 0 0 1 0 0 0 0 0 5 7 0.00 0.000	0.2 H 3 1 0 0 0 0 0 0 0 0 5 7 0.00 1.500	1.1 H 5 0 0 0 2 0 0 1 0 0 12 18 0.00 0.000	1.0 W 6 2 1 1 2 1 0 0 0 0 1 17 28 9.00 3.000	1.0 S 7 0 0 0 1 0 0 0 9 11 0.00 0.000																				
57 Drew Rasmussen, R ERA: 3.17 81 Ryan Thompson, R ERA: 3.86 30 Brooks Raley, L ERA: 2.84 47 Jason Adam, R ERA: 1.36 36 Colin Poche, L ERA: 3.27																										
PITCHER	IP WLS BF H R ER SO BB IBB HBP BLK WP HR S P ERA WHIP	4.2 1.1 4 0 0 0 1 0 0 0 0 0 5 7 0.00 0.000	0.2 H 3 1 0 0 0 0 0 0 0 0 5 7 0.00 1.500	1.1 H 5 0 0 0 2 0 0 1 0 0 12 18 0.00 0.000	1.0 W 6 2 1 1 2 1 0 0 0 0 1 17 28 9.00 3.000	1.0 S 7 0 0 0 1 0 0 0 9 11 0.00 0.000																				

AB	39
R	6
H	11
RBI	6
BB	3
SO	13
LOB	17



WP	0
PA	42
PB	0
SB	0
CS	0

AB	38
R	4
H	9
RBI	2
BB	2
SO	10
LOB	20



WP	1
PA	43
PB	0
SB	0
CS	0

Batter	1	2	3	4	5	6	7	8	9	AB	R	H	RBI	BB	SO	LOB	TOP										
8 Brandon Lowe, L (1,4) OBP: 0.314, SLG: 0.429	F7		FC4 BB		F5		1B		G2-3	4	0	1	0	1	0	2	Tampa Bay Rays @ Baltimore Orioles Oriole Park at Camden Yards, Baltimore, MD Thu Jul 28 2022, 12:37 PM - 3:30 PM EDT Att: 16,784 - Cloudy - 89 F										
26 Ji Man Choi, L (1,3) OBP: 0.367, SLG: 0.432	55 1B		L7		G6-3		G1-3			4	0	1	0	0	0	4											
17 Isaac Paredes, R (1,5) OBP: 0.294, SLG: 0.486	F4		FC4				G6-3		L4	4	0	0	0	0	0	2											
55 Luke Raley, L (1,10) OBP: 0.319, SLG: 0.333	1B				G4-3		G4-3		25 G3-1 15 BB HBP	3	0	1	0	0	0	0											
15 Josh Lowe, L (1,9) OBP: 0.265, SLG: 0.331	K				G1-3		25 BB 1B		25 G3-1 BB	3	0	1	0	1	1	2											
25 Roman Quinn, S (1,7) (6,8)	F8				K				G3-1	3	0	0	0	1	1	2											
35 Brett Phillips, L (1,8) 56 Randy Arozarena, R (6,PH) OBP: 0.315, SLG: 0.427	F9				K				K	2	0	0	0	0	1	0											
6 Taylor Walls, S (1,6) OBP: 0.253, SLG: 0.276	L5								K	2	0	0	0	0	2	4											
50 René Pinto, R (1,2) OBP: 0.217, SLG: 0.293					K				K	3	0	0	0	1	2	0											
									K	3	0	0	0	1	2	0											
Inning Stats	R: 0 H: 2 E: 0 K: 1 S: 15	H: 2 LOB: 2 BB: 0 P: 24	R: 0 H: 0 E: 0 K: 0 S: 6	H: 0 LOB: 0 BB: 0 P: 10	R: 0 H: 0 E: 0 K: 1 S: 10	H: 0 LOB: 1 BB: 1 P: 17	R: 0 H: 0 E: 0 K: 1 S: 9	H: 0 LOB: 0 BB: 0 P: 14	R: 0 H: 0 E: 0 K: 1 S: 9	H: 0 LOB: 2 BB: 2 P: 25	R: 0 H: 1 E: 0 K: 1 S: 13	H: 1 LOB: 2 BB: 1 P: 23	R: 0 H: 1 E: 0 K: 1 S: 10	H: 0 LOB: 1 BB: 0 P: 17	R: 0 H: 0 E: 0 K: 1 S: 13	H: 0 LOB: 2 BB: 1 P: 22	R: 0 H: 0 E: 0 K: 2 S: 7	H: 0 LOB: 0 BB: 0 P: 10	1B: 4 2B: 0 3B: 0 HR: 0	SF: 0 SAC: 0 DP: 0 HBP: 1	WP: 0 PB: 0 SB: 0 CS: 0	PA: 37					
PITCHER	IP	WLS	BF	H	R	ER	SO	BB	IBB	HBP	BLK	WP	HR	S	P	ERA	WHIP										
28 Jordan Lyles, R (1,1) ERA: 4.96	5.2	W	24	3	0	0	4	4	0	0	0	0	0	58	106	0.00	1.235										
58 Cionel Pérez, L (6,1) ERA: 1.3	1.1	H	5	1	0	0	2	0	0	0	0	0	0	14	24	0.00	0.750										
43 Bryan Baker, R (8,1) ERA: 3.77	0.2	H	4	0	0	0	0	1	0	1	0	0	0	10	19	0.00	1.500										
74 Félix Bautista, R (8,1) ERA: 1.5	1.1	S	4	0	0	0	3	0	0	0	0	0	0	10	13	0.00	0.000										

Batter	1	2	3	4	5	6	7	8	9	AB	R	H	RBI	BB	SO	LOB	BOTTOM										
21 Austin Hays, R (1,7) OBP: 0.322, SLG: 0.441	G6-3		25 S 2B HBP		K					3	2	1	0	0	1	0	Tampa Bay Rays @ Baltimore Orioles Oriole Park at Camden Yards, Baltimore, MD Thu Jul 28 2022, 12:37 PM - 3:30 PM EDT Att: 16,784 - Cloudy - 89 F										
16 Trev Mancini, R (1,10) OBP: 0.346, SLG: 0.411	1B		K				G5-3		16 IHR 2B	4	1	2	2	0	1	1											
25 Anthony Santander, S (1,9) OBP: 0.330, SLG: 0.435	K								2H IHR	4	0	2	1	0	1	1											
31 Cedric Mullins, L (9,8)	K								P5	0	0	0	0	0	0	0											
6 Ryan Mountcastle, R (1,3) OBP: 0.296, SLG: 0.444	K				F4		1B		K	4	0	0	0	0	3	3											
29 Ramón Uriás, R (1,4) (8,5)	F8				K				F8	3	0	0	0	0	1	1											
41 Tyler Nevin, R (1,5) OBP: 0.313, SLG: 0.270										2	0	1	0	0	0	0											
12 Rougned Odor, L (7,PH) OBP: 0.262, SLG: 0.382	1B				F9				F8	1	0	0	0	0	0	0											
3 Jorge Mateo, R (1,6) OBP: 0.282, SLG: 0.367	K				F4				K	3	0	0	0	0	2	1											
26 Ryan McKenna, R (1,8) (9,9)	K								F8	3	0	0	0	0	1	1											
23 Robinson Chirinos, R (1,2) OBP: 0.247, SLG: 0.252	G6-3								F8	3	0	0	0	0	1	0											
Inning Stats	R: 0 H: 1 E: 0 K: 2 S: 10	H: 1 LOB: 1 BB: 0 P: 12	R: 0 H: 1 E: 0 K: 2 S: 10	H: 1 LOB: 0 BB: 0 P: 13	R: 1 H: 1 E: 0 K: 1 S: 17	H: 1 LOB: 1 BB: 0 P: 24	R: 0 H: 0 E: 0 K: 1 S: 8	H: 0 LOB: 0 BB: 0 P: 11	R: 0 H: 0 E: 0 K: 1 S: 9	H: 0 LOB: 0 BB: 0 P: 11	R: 0 H: 1 E: 0 K: 1 S: 9	H: 1 LOB: 1 BB: 0 P: 12	R: 0 H: 0 E: 0 K: 1 S: 5	H: 0 LOB: 0 BB: 0 P: 5	R: 2 H: 2 E: 0 K: 2 S: 12	H: 2 LOB: 0 BB: 0 P: 14	1B: 3 2B: 2 3B: 0 HR: 1	SF: 0 SAC: 0 DP: 0 HBP: 1	WP: 0 PB: 0 SB: 1 CS: 0	PA: 31							
PITCHER	IP	WLS	BF	H	R	ER	SO	BB	IBB	HBP	BLK	WP	HR	S	P	ERA	WHIP										
48 Ryan Yarbrough, L (1,1) ERA: 5.11	6.0	L	23	4	1	1	8	0	0	1	0	0	0	63	83	1.50	0.667										
64 Shawn Armstrong, R (7,1) ERA: 5.23	2.0		8	2	2	2	3	0	0	0	0	0	0	17	19	9.00	1.000										



Batter	1	2	3	4	5	6	7	8	9	AB	R	H	RBI	BB	SO	LOB	TOP				
31 Cedric Mullins, L (1, 8) OBP: 0.318, SLG: 0.381	F7	K			G3			G4-3		4	0	0	0	0	1	1					
35 Adley Rutschman, S (1, 2) OBP: 0.343, SLG: 0.433	1B		L8			K			1B	4	1	2	0	0	1	0					
16 Trey Mancini, R (1, 3) OBP: 0.351, SLG: 0.410	1B		G4-3			K			K	4	1	1	0	0	2	1					
25 Anthony Santander, S (1, 9) OBP: 0.335, SLG: 0.445	1B		P2			G4-3			G6-5-3	4	0	1	1	0	0	1					
21 Austin Hays, R (1, 7) OBP: 0.318, SLG: 0.434	K				G5-3			K		3	0	0	0	0	2	1					
12 Rounge Odor, L (1, 4) OBP: 0.299, SLG: 0.379	G4-3				K			K		3	0	0	0	0	2	1					
29 Ramón Urias, R (1, 6)					K			G4-3		3	0	1	0	0	1	0					
77 Terrin Vavra, L (1, 10)						G2-3		F7		3	0	0	0	0	0	1					
41 Tyler Nevin, R (1, 5)					K			K		3	0	1	0	0	2	0					
Inning Stats	R: 2 H: 3 E: 0 K: 1 S: 20	H: 3 LOB: 1 BB: 0 P: 27	R: 0 H: 2 E: 0 K: 1 S: 12	H: 2 LOB: 1 BB: 0 P: 17	R: 0 H: 0 E: 0 K: 0 S: 7	H: 0 LOB: 0 BB: 0 P: 11	R: 0 H: 0 E: 0 K: 2 S: 9	H: 0 LOB: 0 BB: 0 P: 14	R: 0 H: 0 E: 0 K: 1 S: 8	H: 0 LOB: 0 BB: 0 P: 13	R: 0 H: 0 E: 0 K: 2 S: 11	H: 0 LOB: 0 BB: 0 P: 16	R: 0 H: 0 E: 0 K: 2 S: 9	H: 0 LOB: 0 BB: 0 P: 12	R: 0 H: 1 E: 0 K: 1 S: 9	H: 0 LOB: 0 BB: 0 P: 14	1B: 6 2B: 0 3B: 0 HR: 0	SF: 0 SAC: 0 DP: 2 HBP: 0	WP: 0 PB: 0 SB: 0 CS: 0	PA: 31	
PITCHER	IP WLS BF H R ER SO BB IBB HBP BLK WP HR S P ERA WHIP	IP WLS BF H R ER SO BB IBB HBP BLK WP HR S P ERA WHIP	IP WLS BF H R ER SO BB IBB HBP BLK WP HR S P ERA WHIP	IP WLS BF H R ER SO BB IBB HBP BLK WP HR S P ERA WHIP	IP WLS BF H R ER SO BB IBB HBP BLK WP HR S P ERA WHIP	IP WLS BF H R ER SO BB IBB HBP BLK WP HR S P ERA WHIP	IP WLS BF H R ER SO BB IBB HBP BLK WP HR S P ERA WHIP	IP WLS BF H R ER SO BB IBB HBP BLK WP HR S P ERA WHIP	IP WLS BF H R ER SO BB IBB HBP BLK WP HR S P ERA WHIP	IP WLS BF H R ER SO BB IBB HBP BLK WP HR S P ERA WHIP	IP WLS BF H R ER SO BB IBB HBP BLK WP HR S P ERA WHIP	IP WLS BF H R ER SO BB IBB HBP BLK WP HR S P ERA WHIP	IP WLS BF H R ER SO BB IBB HBP BLK WP HR S P ERA WHIP	IP WLS BF H R ER SO BB IBB HBP BLK WP HR S P ERA WHIP	IP WLS BF H R ER SO BB IBB HBP BLK WP HR S P ERA WHIP	IP WLS BF H R ER SO BB IBB HBP BLK WP HR S P ERA WHIP	IP WLS BF H R ER SO BB IBB HBP BLK WP HR S P ERA WHIP	IP WLS BF H R ER SO BB IBB HBP BLK WP HR S P ERA WHIP	IP WLS BF H R ER SO BB IBB HBP BLK WP HR S P ERA WHIP	IP WLS BF H R ER SO BB IBB HBP BLK WP HR S P ERA WHIP	IP WLS BF H R ER SO BB IBB HBP BLK WP HR S P ERA WHIP
30 Tyler Mahle, R (1, 1) ERA: 4.4	6.0	W	22	5	2	2	7	0	0	0	0	1	0	0	67	98	3.00	0.833			
52 Reiver Sanmartin, L (7, 1) ERA: 7.2	1.0		3	0	0	0	2	0	0	0	0	0	0	0	9	12	0.00	0.000			
75 Ross Detwiler, L (8, 1) ERA: 3.94	1.0		3	0	0	0	1	0	0	0	0	0	0	8	12	0.00	0.000				
68 Ryan Hendrix, R (9, 1) ERA: 4.26	1.0		3	1	0	0	1	0	0	0	0	0	0	9	14	0.00	1.000				

Baltimore Orioles @ Cincinnati Reds
Great American Ball Park, Cincinnati, OH
Sat Jul 30 2022, 6:42 PM - 9:35 PM EDT
Att: 29,104 - Cloudy - 81 F

AB 31
R 2
H 6
RBI 1
BB 0
SO 11
LOB 6



Batter	1	2	3	4	5	6	7	8	9	AB	R	H	RBI	BB	SO	LOB	BOTTOM				
6 Jonathan India, R (1, 4) OBP: 0.312, SLG: 0.410	F9-2			HR		2B		P3		5	2	3	2	0	0	2					
22 Brandon Drury, R (1, 5) OBP: 0.332, SLG: 0.513	F9		G6-3	2B		1B		K		5	0	2	1	0	1	1					
28 Tommy Pham, R (1, 7) OBP: 0.321, SLG: 0.377	K		K	G4-3		F8				4	0	0	0	0	2	3					
19 Joey Votto, L (1, 3) OBP: 0.327, SLG: 0.397	E4				HR	G4-3				2	1	1	1	2	0	1					
9 Mike Moustakas, L (1, 10) OBP: 0.293, SLG: 0.339	F8		K		P2	G4-3				4	0	0	0	0	1	5					
17 Kyle Farmer, R (1, 6) OBP: 0.327, SLG: 0.381	1B				F8	HR		G6-3		4	2	2	0	0	0	0					
15 Nick Senzel, R (1, 8) OBP: 0.307, SLG: 0.321	F8			2B	L3			L7		4	1	1	0	0	0	2					
27 Jake Fraley, L (1, 9) OBP: 0.250, SLG: 0.340	1B			1B	HR			P4		4	2	3	3	0	0	0					
26 Michael Papierski, S (1, 2) OBP: 0.279, SLG: 0.170	1B				L9	K		K		4	0	1	1	0	2	1					
Inning Stats	R: 0 H: 1 E: 1 K: 1 S: 15	H: 3 LOB: 2 BB: 0 P: 24	R: 1 H: 3 E: 0 K: 0 S: 12	H: 3 LOB: 0 BB: 0 P: 19	R: 0 H: 0 E: 0 K: 2 S: 10	H: 0 LOB: 1 BB: 1 P: 15	R: 3 H: 4 E: 0 K: 0 S: 16	H: 4 LOB: 1 BB: 0 P: 20	R: 3 H: 3 E: 0 K: 1 S: 12	H: 3 LOB: 0 BB: 0 P: 20	R: 1 H: 2 E: 0 K: 0 S: 9	H: 2 LOB: 1 BB: 1 P: 16	R: 0 H: 0 E: 0 K: 0 S: 9	H: 0 LOB: 0 BB: 0 P: 14	R: 0 H: 0 E: 0 K: 2 S: 8	H: 0 LOB: 0 BB: 0 P: 13	1B: 7 2B: 4 3B: 0 HR: 3	SF: 0 SAC: 0 DP: 2 HBP: 0	WP: 0 PB: 0 SB: 0 CS: 0	PA: 38	
PITCHER	IP WLS BF H R ER SO BB IBB HBP BLK WP HR S P ERA WHIP	IP WLS BF H R ER SO BB IBB HBP BLK WP HR S P ERA WHIP	IP WLS BF H R ER SO BB IBB HBP BLK WP HR S P ERA WHIP	IP WLS BF H R ER SO BB IBB HBP BLK WP HR S P ERA WHIP	IP WLS BF H R ER SO BB IBB HBP BLK WP HR S P ERA WHIP	IP WLS BF H R ER SO BB IBB HBP BLK WP HR S P ERA WHIP	IP WLS BF H R ER SO BB IBB HBP BLK WP HR S P ERA WHIP	IP WLS BF H R ER SO BB IBB HBP BLK WP HR S P ERA WHIP	IP WLS BF H R ER SO BB IBB HBP BLK WP HR S P ERA WHIP	IP WLS BF H R ER SO BB IBB HBP BLK WP HR S P ERA WHIP	IP WLS BF H R ER SO BB IBB HBP BLK WP HR S P ERA WHIP	IP WLS BF H R ER SO BB IBB HBP BLK WP HR S P ERA WHIP	IP WLS BF H R ER SO BB IBB HBP BLK WP HR S P ERA WHIP	IP WLS BF H R ER SO BB IBB HBP BLK WP HR S P ERA WHIP	IP WLS BF H R ER SO BB IBB HBP BLK WP HR S P ERA WHIP	IP WLS BF H R ER SO BB IBB HBP BLK WP HR S P ERA WHIP	IP WLS BF H R ER SO BB IBB HBP BLK WP HR S P ERA WHIP	IP WLS BF H R ER SO BB IBB HBP BLK WP HR S P ERA WHIP	IP WLS BF H R ER SO BB IBB HBP BLK WP HR S P ERA WHIP	IP WLS BF H R ER SO BB IBB HBP BLK WP HR S P ERA WHIP	IP WLS BF H R ER SO BB IBB HBP BLK WP HR S P ERA WHIP
64 Dean Kremer, R (1, 1) ERA: 3.86	4.1	L	24	10	6	6	3	1	0	0	0	0	0	0	60	88	12.46	2.538			
67 Beau Sulser, R (5, 1) ERA: 4.09	3.2		14	3	2	2	3	1	0	0	0	0	0	1	31	53	4.91	1.091			

Baltimore Orioles @ Cincinnati Reds
Great American Ball Park, Cincinnati, OH
Sat Jul 30 2022, 6:42 PM - 9:35 PM EDT
Att: 29,104 - Cloudy - 81 F

AB 36
R 8
H 13
RBI 8
BB 2
SO 6
LOB 15



Batter	1	2	3	4	5	6	7	8	9	AB	R	H	RBI	BB	SO	LOB	TOP				
Trey Mancini, R OBP: 0.347, SLG: 0.404 (1, 9)	G5-3		L7			K	K		G5-3	5	0	0	0	0	2	2					
35 Adley Rutschman, S OBP: 0.336, SLG: 0.424 (7, 2)	G4-3			K		G4-3		F8		4	0	0	0	0	1	0					
25 Anthony Santander, S OBP: 0.339, SLG: 0.457 (1, 7)	P4			21 BB 1B		21 BB 1B		HR		4	1	3	1	0	0	0					
21 Austin Hays, R OBP: 0.320, SLG: 0.433 (1, 8)		K						L6		3	0	1	0	1	1	0					
29 Ramón Uriás, R OBP: 0.305, SLG: 0.443 (7, 5)	G5-3			F4						3	0	0	0	1	1	4					
6 Ryan Mountcastle, R OBP: 0.295, SLG: 0.438 (1, 3)	E6 1B			F9						3	1	1	0	1	1	3					
41 Tyler Nevin, R OBP: 0.244, SLG: 0.268 (7, PH)										2	0	0	0	0	1	1					
12 Rougned Odor, L OBP: 0.260, SLG: 0.380 (7, 4)	K									2	0	1	0	0	0	0					
3 Jorge Mateo, R OBP: 0.258, SLG: 0.367 (1, 6)			K							4	0	0	0	0	2	2					
23 Robinson Chirinos, R OBP: 0.244, SLG: 0.248 (7, PH)										2	0	0	0	0	1	0					
31 Cedric Mullins, L ERA: 5.74 (7, 1)										0	0	0	1	0	0	0					
34 Joey Krehbiel, R (7, 1)										0	0	0	0	0	0	0					
74 Félix Bautista, R (7, 1)										0	0	0	0	0	0	0					
77 Terrin Vavra, L (9, PH)										0	0	0	0	1	0	0					
Inning Stats	R: 0 E: 0 K: 0 S: 7	H: 0 LOB: 0 BB: 0 P: 9	R: 0 E: 1 K: 2 S: 8	H: 1 LOB: 1 BB: 0 P: 11	R: 0 E: 0 K: 2 S: 13	H: 0 LOB: 0 BB: 0 P: 17	R: 0 E: 0 K: 1 S: 10	H: 1 LOB: 2 BB: 1 P: 20	R: 0 E: 0 K: 0 S: 8	H: 2 LOB: 2 BB: 0 P: 15	R: 0 E: 0 K: 2 S: 12	H: 1 LOB: 1 BB: 1 P: 23	R: 1 E: 0 K: 1 S: 12	H: 1 LOB: 1 BB: 1 P: 21	R: 0 E: 0 K: 1 S: 11	H: 0 LOB: 1 BB: 1 P: 16	1B: 5 2B: 0 3B: 0 HR: 1	SF: 1 SAC: 0 DP: 0 HBP: 0	WP: 1 PB: 0 SB: 0 CS: 0	PA: 37	
PITCHER	IP	WLS	BF	H	R	ER	SO	BB	IBB	HBP	BLK	WP	HR	S	P	ERA	WHIP				
40 Nick Lodolo, L ERA: 4.23 (1, 1)	6.0		24	4	1	1	7	2	0	0	0	0	0	62	98	1.50	1.000				
66 Joel Kuhnel, R ERA: 5.74 (7, 1)	0.2	H	3	1	0	0	0	0	0	0	0	0	0	7	8	0.00	1.500				
43 Alexis Diaz, R ERA: 2.08 (7, 1)	1.1	W	6	1	1	1	2	1	0	0	0	1	1	16	28	6.75	1.500				
46 Buck Farmer, R ERA: 5.91 (9, 1)	1.0	S	4	0	0	0	1	1	0	0	0	0	0	11	16	0.00	1.000				

Baltimore Orioles @ Cincinnati Reds
Great American Ball Park, Cincinnati, OH
Sun Jul 31 2022, 1:43 PM - 5:04 PM EDT
Att: 20,496 - Overcast - 76 F

AB 32
R 2
H 6
RBI 2
BB 4
SO 10
LOB 12



Batter	1	2	3	4	5	6	7	8	9	AB	R	H	RBI	BB	SO	LOB	BOTTOM				
6 Jonathan India, R OBP: 0.321, SLG: 0.419 (1, 4)			K			L9 19 BB 7 BB				3	1	2	0	1	1	0					
7 Donovan Solano, R OBP: 0.367, SLG: 0.455 (1, 5)	K		F7			22 BB 17 SF8 19 BB		G5-3		3	1	0	0	1	1	2					
Tommy Pham, R OBP: 0.320, SLG: 0.374 (1, 7)	K			G6-3		L9				3	0	0	0	1	1	3					
19 Joey Votto, L OBP: 0.329, SLG: 0.399 (1, 10)	G4-3					17 SF8 22 BB				4	0	2	1	0	1	2					
9 Mike Moustakas, L OBP: 0.291, SLG: 0.336 (1, 3)		P5								2	0	0	0	0	0	1					
22 Brandon Drury, R OBP: 0.336, SLG: 0.523 (6, PH) (7, 3)				G2-6-3						1	1	1	1	1	0	0					
17 Kyle Farmer, R OBP: 0.324, SLG: 0.377 (1, 6)	K									3	0	0	1	0	1	0					
15 Nick Senzel, R OBP: 0.307, SLG: 0.321 (1, 8)										3	0	1	0	0	2	2					
27 Jake Freley, L OBP: 0.255, SLG: 0.340 (1, 9)	K									3	0	1	0	0	1	1					
26 Michael Papierski, S OBP: 0.286, SLG: 0.161 (1, 2)		P5								3	0	0	0	0	0	1					
Inning Stats	R: 0 E: 0 K: 2 S: 10	H: 1 LOB: 1 BB: 0 P: 13	R: 0 E: 0 K: 2 S: 15	H: 1 LOB: 0 BB: 0 P: 23	R: 0 E: 0 K: 1 S: 9	H: 0 LOB: 0 BB: 0 P: 13	R: 0 E: 0 K: 0 S: 8	H: 1 LOB: 2 BB: 3 P: 10	R: 0 E: 0 K: 0 S: 11	H: 1 LOB: 1 BB: 0 P: 18	R: 2 E: 0 K: 1 S: 17	H: 1 LOB: 2 BB: 0 P: 37	R: 0 E: 0 K: 0 S: 7	H: 1 LOB: 1 BB: 0 P: 13	R: 1 E: 0 K: 1 S: 8	H: 1 LOB: 0 BB: 1 P: 16	1B: 5 2B: 1 3B: 0 HR: 1	SF: 1 SAC: 0 DP: 1 HBP: 0	WP: 0 PB: 0 SB: 0 CS: 1	PA: 33	
PITCHER	IP	WLS	BF	H	R	ER	SO	BB	IBB	HBP	BLK	WP	HR	S	P	ERA	WHIP				
51 Austin Voth, R ERA: 5.54 (1, 1)	5.0		18	4	0	0	6	2	0	0	0	0	0	7	18	54.00	6.000				
43 Bryan Baker, R ERA: 4.15 (6, 1)	0.1		3	0	2	2	0	2	0	0	0	0	0	7	14	0.00	6.000				
58 Cionel Pérez, L ERA: 1.25 (6, 1)	0.1		3	1	0	0	0	1	0	0	0	0	0	9	16	0.00	1.000				
34 Joey Krehbiel, R ERA: 2.35 (7, 1)	1.0		4	1	0	0	1	0	0	0	0	0	0	9	16	0.00	1.000				

Baltimore Orioles @ Cincinnati Reds
Great American Ball Park, Cincinnati, OH
Sun Jul 31 2022, 1:43 PM - 5:04 PM EDT
Att: 20,496 - Overcast - 76 F

AB 28
R 3
H 7
RBI 3
BB 4
SO 8
LOB 12



Batter	1	2	3	4	5	6	7	8	9	AB	R	H	RBI	BB	SO	LOB	TOP					
31 Cedric Mullins, L OBP: 0.320, SLG: 0.389	1-1 HR	2-1 1B		4-2 BB	3-0 F8		0-0 L4			4	3	2	2	1	0	2						
35 Adley Rutschman, S OBP: 0.347, SLG: 0.441	2-0 1B	4-1 BB		1-1 2B		0-2 2B		0-1 F8		4	1	3	1	1	0	0						
25 Anthony Santander, S OBP: 0.340, SLG: 0.455	2-2 HBP	1-2 1B		1-0 G4-3		2-1 G5-3		1-0 G6-3		4	0	1	1	0	0	2						
6 Ryan Mountcastle, R OBP: 0.296, SLG: 0.440	2-3 K	1-2 1B		2-2 2B		2-3 K		3-2 L3		5	0	2	2	0	2	3						
12 Rougned Odor, L OBP: 0.256, SLG: 0.374	1-3 K	0-0 F3		1-0 G4-3		1-0 G3		0-1 L8		5	0	0	0	0	1	7						
29 Ramón Urias, R OBP: 0.297, SLG: 0.434	1-1 F7	0-1 FC6-4		3-3 K		0-1 G6-3		1-3 K		5	0	0	0	0	2	6						
77 Terrin Vavra, L OBP: 0.333, SLG: 0.143		3-2 1B		1-2 L8		0-3 K		4-0 BB		4	1	1	0	1	1	0						
26 Ryan McKenna, R OBP: 0.297, SLG: 0.333		0-3 K		0-0 G6-3		1-1 L7		1-2 L7		5	1	1	0	0	1	2						
3 Jorge Mateo, R OBP: 0.261, SLG: 0.372		1-1 FC4		0-0 P4		1-0 1B		2-2 2B		4	1	2	1	0	0	1						
Inning Stats	R: 1 E: 0 K: 2 S: 13	H: 2 LOB: 2 BB: 0 P: 22	R: 3 E: 1 K: 1 S: 22	H: 4 LOB: 3 BB: 1 P: 34	R: 0 E: 0 K: 0 S: 5	H: 0 LOB: 0 BB: 0 P: 6	R: 2 E: 0 K: 1 S: 14	H: 2 LOB: 1 BB: 1 P: 26	R: 0 E: 0 K: 0 S: 6	H: 1 LOB: 1 BB: 0 P: 14	R: 0 E: 0 K: 1 S: 11	H: 1 LOB: 1 BB: 0 P: 15	R: 1 E: 0 K: 1 S: 10	H: 2 LOB: 1 BB: 0 P: 12	R: 0 E: 0 K: 0 S: 10	H: 0 LOB: 0 BB: 0 P: 14	R: 0 E: 0 K: 1 S: 8	H: 0 LOB: 1 BB: 1 P: 14	1B: 7 2B: 4 3B: 0 HR: 1	SF: 0 SAC: 0 DP: 0 HBP: 1	WP: 0 PB: 0 SB: 1 CS: 0	PA: 44
PITCHER	IP WLS BF H R ER SO BB IBB HBP BLK WP HR S P ERA WHIP	IP WLS BF H R ER SO BB IBB HBP BLK WP HR S P ERA WHIP	IP WLS BF H R ER SO BB IBB HBP BLK WP HR S P ERA WHIP	IP WLS BF H R ER SO BB IBB HBP BLK WP HR S P ERA WHIP	IP WLS BF H R ER SO BB IBB HBP BLK WP HR S P ERA WHIP	IP WLS BF H R ER SO BB IBB HBP BLK WP HR S P ERA WHIP	IP WLS BF H R ER SO BB IBB HBP BLK WP HR S P ERA WHIP	IP WLS BF H R ER SO BB IBB HBP BLK WP HR S P ERA WHIP	IP WLS BF H R ER SO BB IBB HBP BLK WP HR S P ERA WHIP	IP WLS BF H R ER SO BB IBB HBP BLK WP HR S P ERA WHIP	IP WLS BF H R ER SO BB IBB HBP BLK WP HR S P ERA WHIP	IP WLS BF H R ER SO BB IBB HBP BLK WP HR S P ERA WHIP	IP WLS BF H R ER SO BB IBB HBP BLK WP HR S P ERA WHIP	IP WLS BF H R ER SO BB IBB HBP BLK WP HR S P ERA WHIP	IP WLS BF H R ER SO BB IBB HBP BLK WP HR S P ERA WHIP	IP WLS BF H R ER SO BB IBB HBP BLK WP HR S P ERA WHIP	IP WLS BF H R ER SO BB IBB HBP BLK WP HR S P ERA WHIP	IP WLS BF H R ER SO BB IBB HBP BLK WP HR S P ERA WHIP	IP WLS BF H R ER SO BB IBB HBP BLK WP HR S P ERA WHIP			
22 Jon Gray, R ERA: 3.83	1.1 L	11 4	4 4	3 3	3 0	1 0	1 0	0 0	0 0	0 1	26 45	20.25	3.750									
25 José Leclerc, R ERA: 4.05	1.2 7	2 2	0 0	0 0	0 0	0 0	0 0	0 0	0 0	0 14	17	0.00	1.200									
43 Garrett Richards, R ERA: 5.4	3.0 14	4 2	2 2	2 2	1 0	0 0	0 0	0 0	0 0	0 31	55	6.00	1.667									
59 Brett Martin, L ERA: 4.25	2.0 8	2 2	1 1	1 1	0 0	0 0	0 0	0 0	0 0	0 20	26	4.50	1.000									
19 Dennis Santana, R ERA: 4.75	1.0 4	0 0	0 0	0 1	1 0	0 0	0 0	0 0	0 0	0 8	14	0.00	1.000									
PITCHER	IP WLS BF H R ER SO BB IBB HBP BLK WP HR S P ERA WHIP	IP WLS BF H R ER SO BB IBB HBP BLK WP HR S P ERA WHIP	IP WLS BF H R ER SO BB IBB HBP BLK WP HR S P ERA WHIP	IP WLS BF H R ER SO BB IBB HBP BLK WP HR S P ERA WHIP	IP WLS BF H R ER SO BB IBB HBP BLK WP HR S P ERA WHIP	IP WLS BF H R ER SO BB IBB HBP BLK WP HR S P ERA WHIP	IP WLS BF H R ER SO BB IBB HBP BLK WP HR S P ERA WHIP	IP WLS BF H R ER SO BB IBB HBP BLK WP HR S P ERA WHIP	IP WLS BF H R ER SO BB IBB HBP BLK WP HR S P ERA WHIP	IP WLS BF H R ER SO BB IBB HBP BLK WP HR S P ERA WHIP	IP WLS BF H R ER SO BB IBB HBP BLK WP HR S P ERA WHIP	IP WLS BF H R ER SO BB IBB HBP BLK WP HR S P ERA WHIP	IP WLS BF H R ER SO BB IBB HBP BLK WP HR S P ERA WHIP	IP WLS BF H R ER SO BB IBB HBP BLK WP HR S P ERA WHIP	IP WLS BF H R ER SO BB IBB HBP BLK WP HR S P ERA WHIP	IP WLS BF H R ER SO BB IBB HBP BLK WP HR S P ERA WHIP	IP WLS BF H R ER SO BB IBB HBP BLK WP HR S P ERA WHIP	IP WLS BF H R ER SO BB IBB HBP BLK WP HR S P ERA WHIP	IP WLS BF H R ER SO BB IBB HBP BLK WP HR S P ERA WHIP			
2 Marcus Semien, R OBP: 0.298, SLG: 0.400	3-2 P5		3-1 G5-3		3-2 P3		1-3 K			4	0	0	0	0	1	0						
5 Corey Seager, L OBP: 0.324, SLG: 0.480	2-2 G6-3			1-1 G4-3		0-0 HR		0-1 G6-3		4	1	1	1	0	0	0						
28 Jonah Heim, S OBP: 0.322, SLG: 0.452	0-3 K			0-0 G5-3		0-0 F7		0-1 G6-3		4	0	0	0	0	1	0						
30 Nathaniel Lowe, L OBP: 0.326, SLG: 0.457		3-3 K		2-0 1B		0-0 1B		2-2 1B		4	0	3	0	0	1	0						
53 Adolis Garcia, R OBP: 0.292, SLG: 0.455		3-2 K2-3		3-2 F8		2-3 K		2-2 G5-4-3		4	0	0	0	0	2	3						
3 Leody Taveras, S OBP: 0.385, SLG: 0.480		2-1 1B		2-2 F8		1-2 G4-3		0-0 G5-3		4	0	1	0	0	0	0						
56 Kole Calhoun, L OBP: 0.271, SLG: 0.367		0-0 G4-3		0-0 F7		1-3 K				3	0	0	0	0	1	1						
70 Ezequiel Duran, R OBP: 0.287, SLG: 0.382			0-1 P3		1-2 1B		1-3 K			3	0	1	0	0	1	0						
47 Josh Smith, L OBP: 0.328, SLG: 0.278			3-3 K		0-0 1B					2	0	0	0	0	1	1						
15 Nick Solak, R OBP: 0.301, SLG: 0.351								2-2 HR		1	1	1	1	0	0	0						
Inning Stats	R: 0 E: 0 K: 1 S: 10	H: 0 LOB: 0 BB: 0 P: 15	R: 0 E: 0 K: 2 S: 9	H: 1 LOB: 1 BB: 0 P: 17	R: 0 E: 0 K: 1 S: 10	H: 0 LOB: 0 BB: 0 P: 16	R: 0 E: 0 K: 0 S: 9	H: 1 LOB: 1 BB: 0 P: 15	R: 0 E: 0 K: 1 S: 9	H: 2 LOB: 1 BB: 0 P: 14	R: 0 E: 0 K: 2 S: 9	H: 0 LOB: 0 BB: 0 P: 12	R: 1 E: 0 K: 1 S: 12	H: 1 LOB: 0 BB: 0 P: 15	R: 0 E: 0 K: 0 S: 8	H: 1 LOB: 0 BB: 0 P: 12	1B: 5 2B: 0 3B: 0 HR: 2	SF: 0 SAC: 0 DP: 1 HBP: 0	WP: 0 PB: 0 SB: 0 CS: 0	PA: 33		
PITCHER	IP WLS BF H R ER SO BB IBB HBP BLK WP HR S P ERA WHIP	IP WLS BF H R ER SO BB IBB HBP BLK WP HR S P ERA WHIP	IP WLS BF H R ER SO BB IBB HBP BLK WP HR S P ERA WHIP	IP WLS BF H R ER SO BB IBB HBP BLK WP HR S P ERA WHIP	IP WLS BF H R ER SO BB IBB HBP BLK WP HR S P ERA WHIP	IP WLS BF H R ER SO BB IBB HBP BLK WP HR S P ERA WHIP	IP WLS BF H R ER SO BB IBB HBP BLK WP HR S P ERA WHIP	IP WLS BF H R ER SO BB IBB HBP BLK WP HR S P ERA WHIP	IP WLS BF H R ER SO BB IBB HBP BLK WP HR S P ERA WHIP	IP WLS BF H R ER SO BB IBB HBP BLK WP HR S P ERA WHIP	IP WLS BF H R ER SO BB IBB HBP BLK WP HR S P ERA WHIP	IP WLS BF H R ER SO BB IBB HBP BLK WP HR S P ERA WHIP	IP WLS BF H R ER SO BB IBB HBP BLK WP HR S P ERA WHIP	IP WLS BF H R ER SO BB IBB HBP BLK WP HR S P ERA WHIP	IP WLS BF H R ER SO BB IBB HBP BLK WP HR S P ERA WHIP	IP WLS BF H R ER SO BB IBB HBP BLK WP HR S P ERA WHIP	IP WLS BF H R ER SO BB IBB HBP BLK WP HR S P ERA WHIP	IP WLS BF H R ER SO BB IBB HBP BLK WP HR S P ERA WHIP	IP WLS BF H R ER SO BB IBB HBP BLK WP HR S P ERA WHIP			
80 Spenser Watkins, R ERA: 3.8	6.0 W	23 5	1 1	1 3	0 0	0 0	0 0	0 0	0 0	0 1	29 39	3.00	0.667									
45 Keegan Akin, L ERA: 2.43	3.0 S	10 2	1 1	1 3	0 0	0 0	0 0	0 0	0 0	0 1	29 39	3.00	0.667									

Baltimore Orioles @ Texas Rangers
Globe Life Field, Arlington, TX
Mon Aug 01 2022, 7:09 PM - 10:03 PM CDT
Att. 19,161 - Roof Closed - 75 F

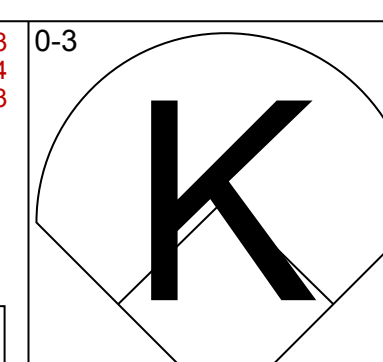
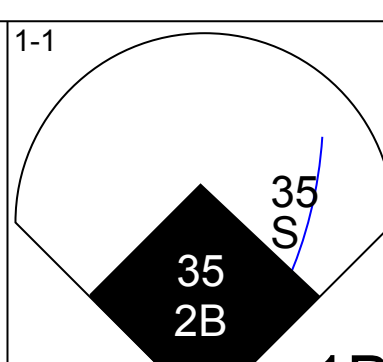
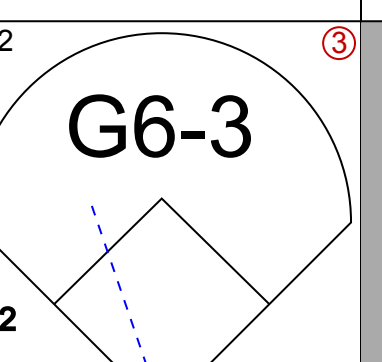
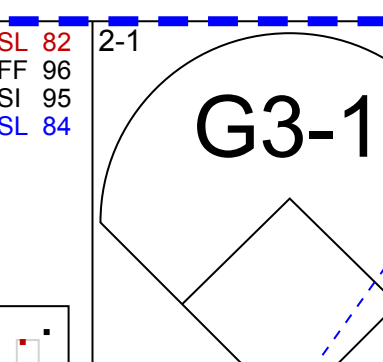
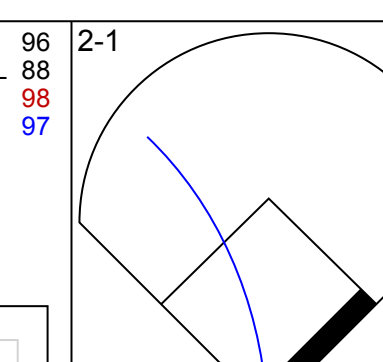
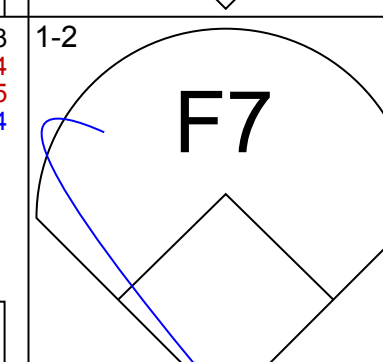
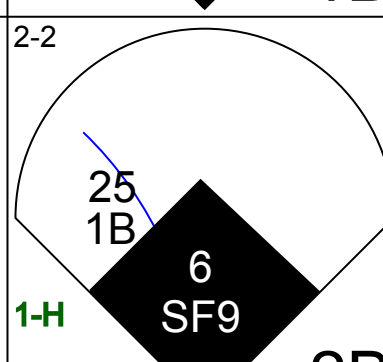
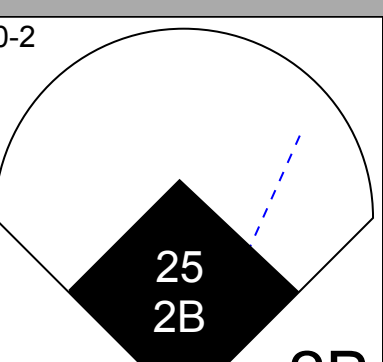
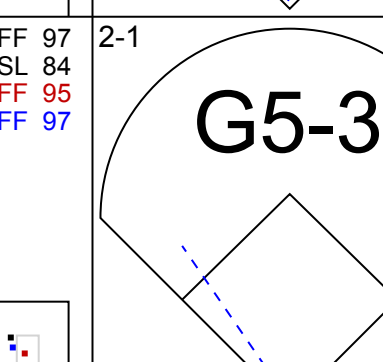
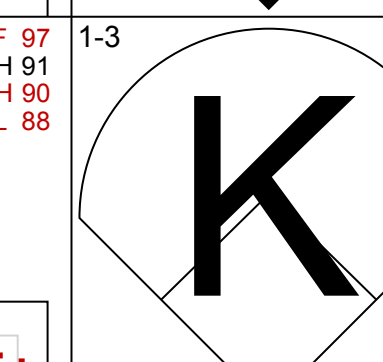
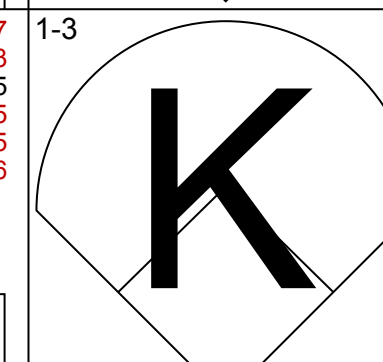
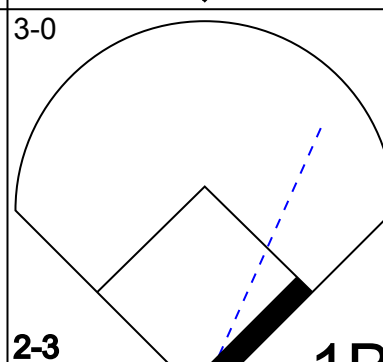
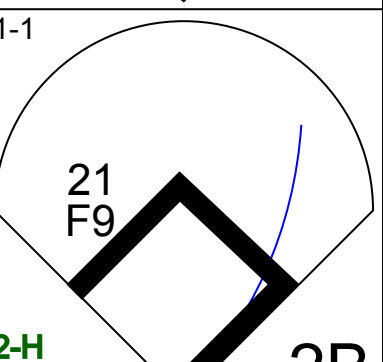
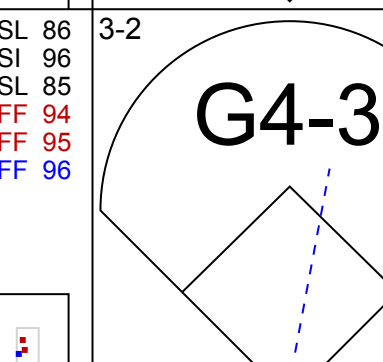
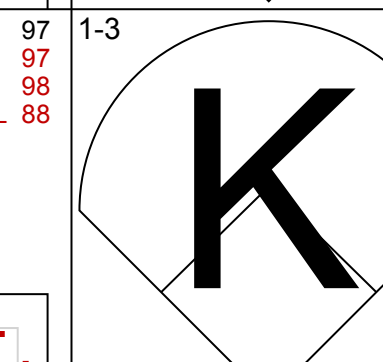
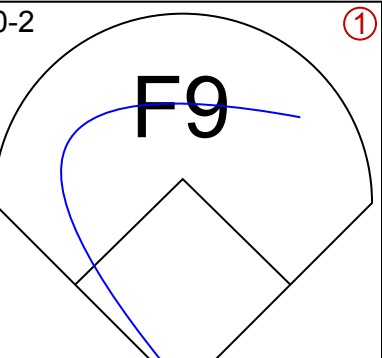
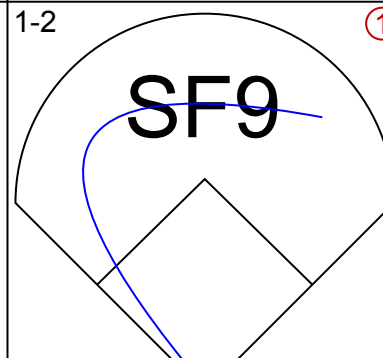
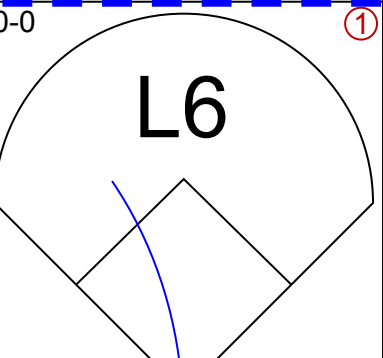
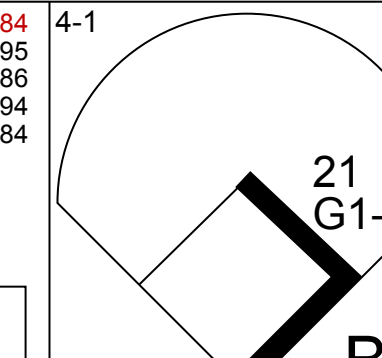
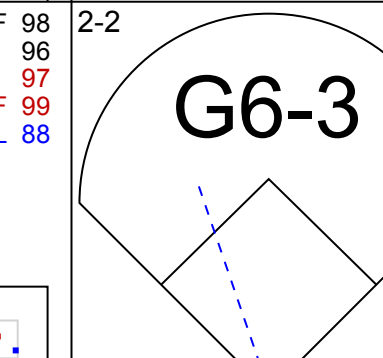

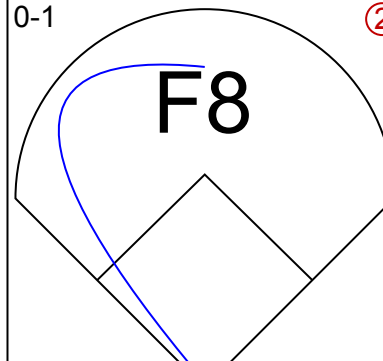
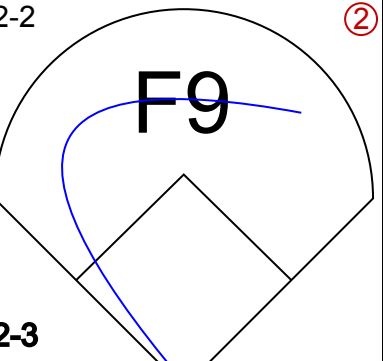
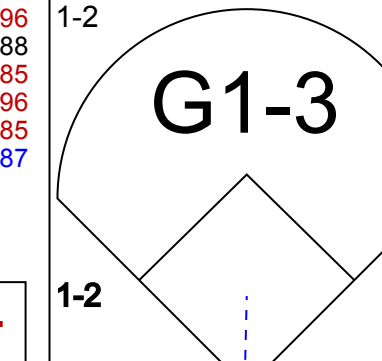

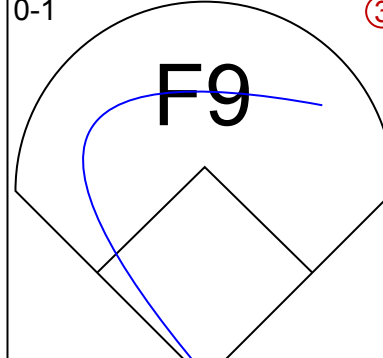
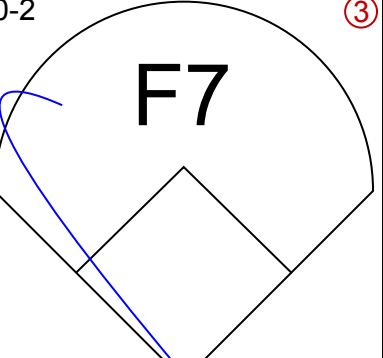
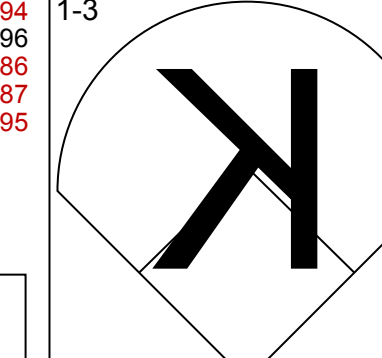
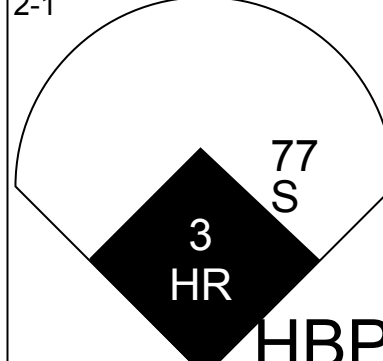
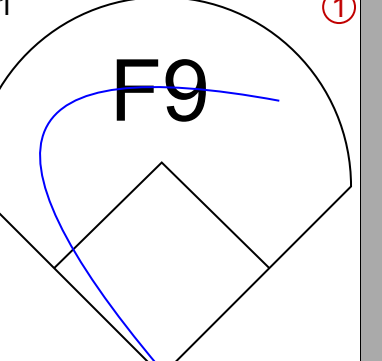

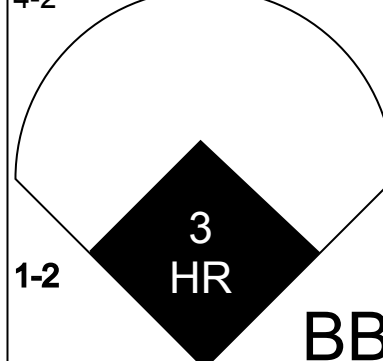
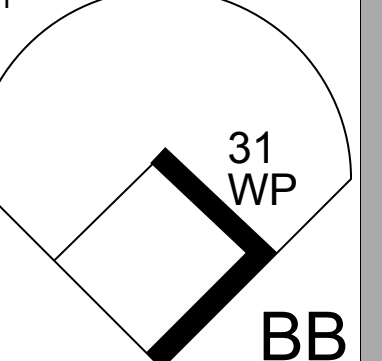

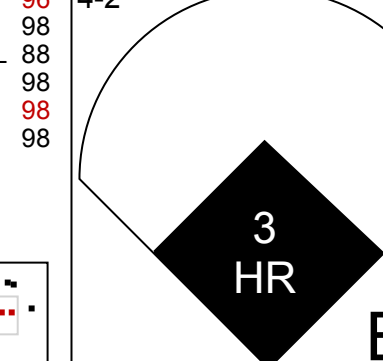
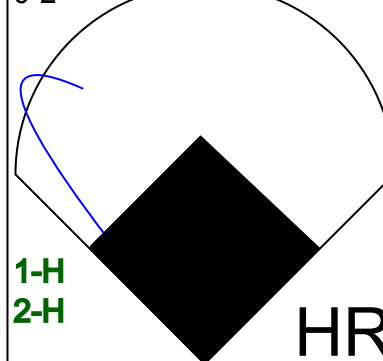
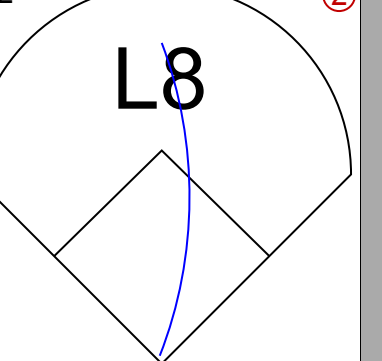

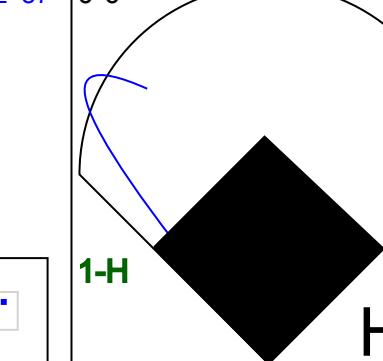
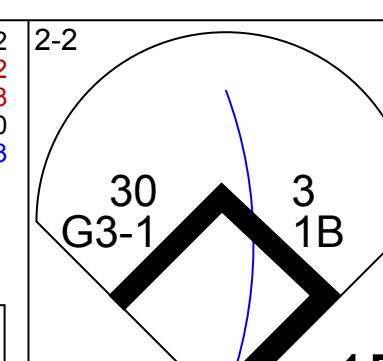
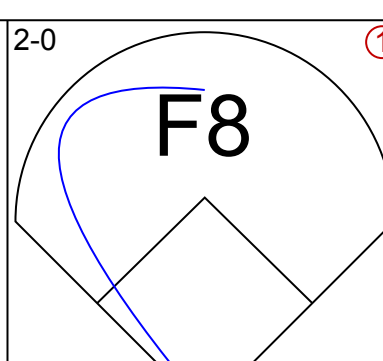
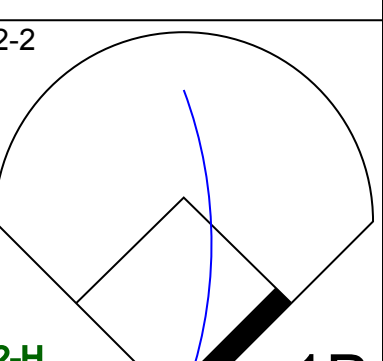
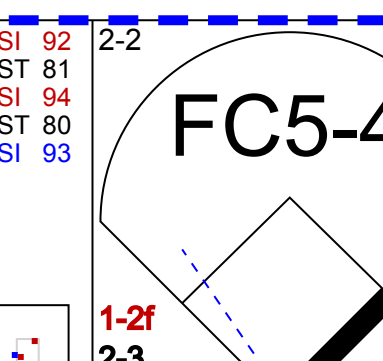
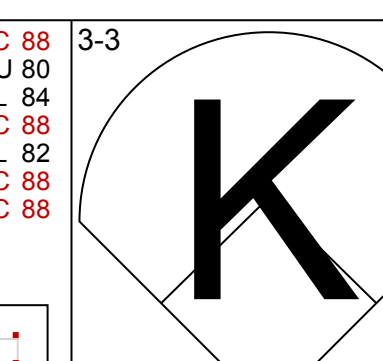
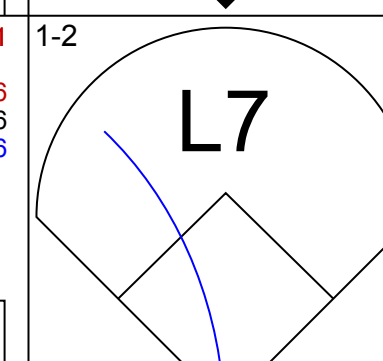
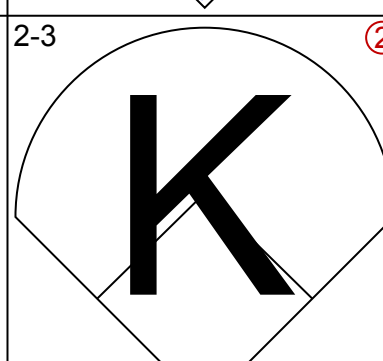
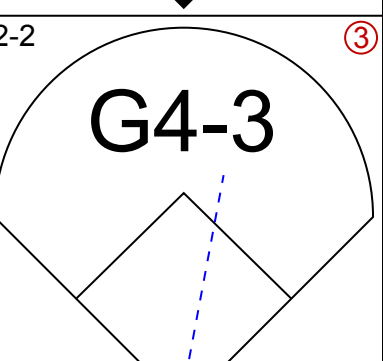
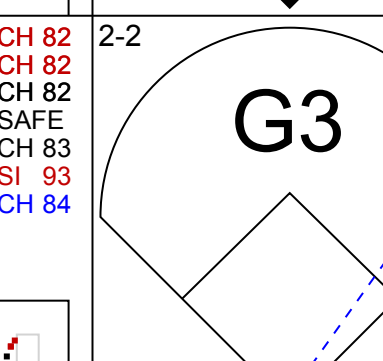
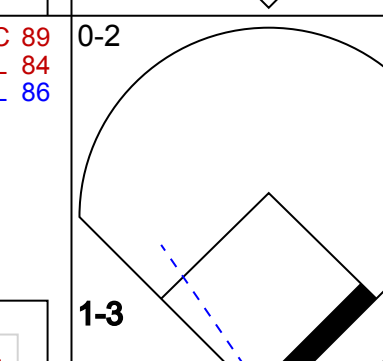
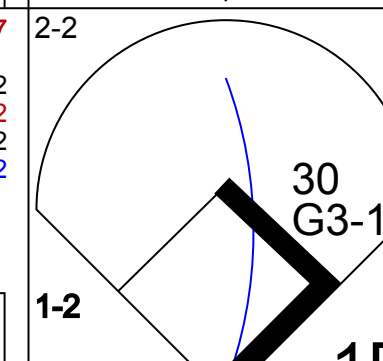
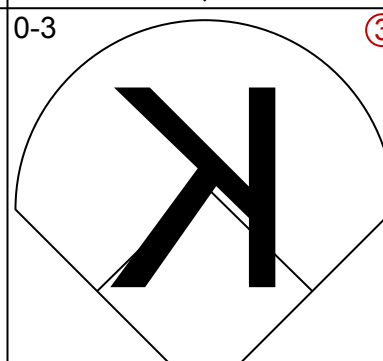

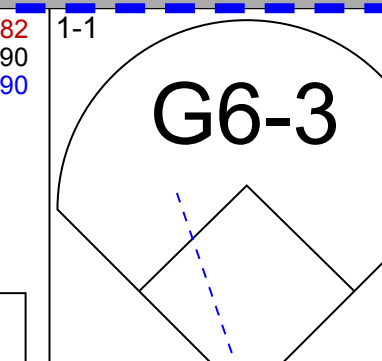
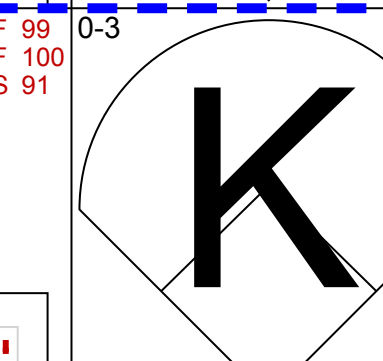
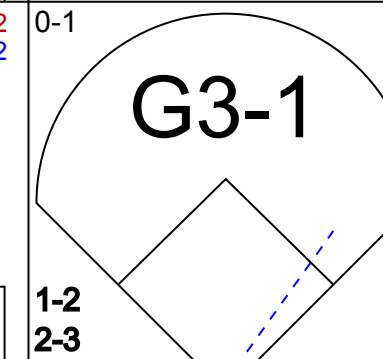



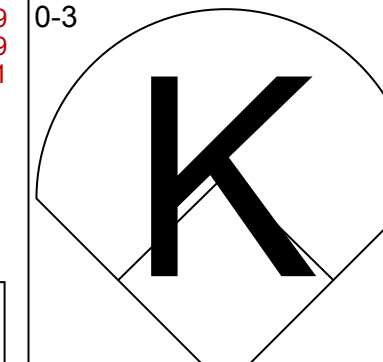




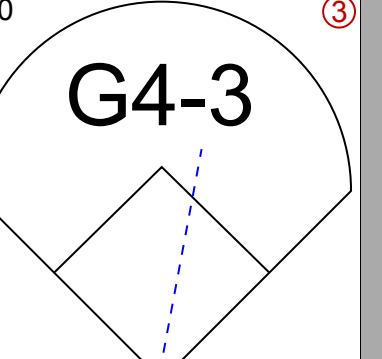




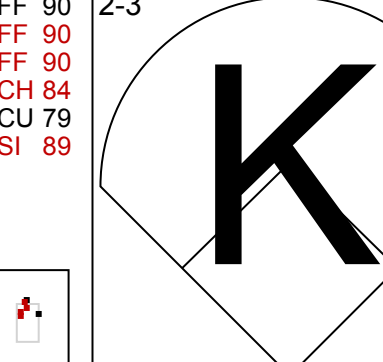
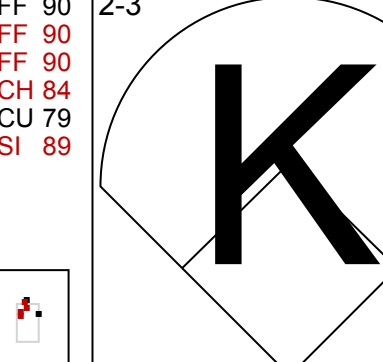
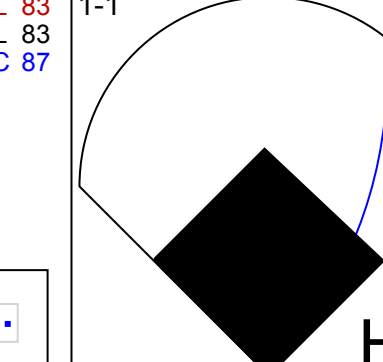

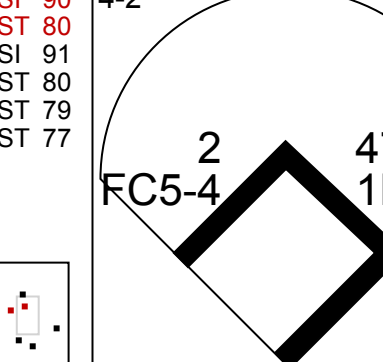
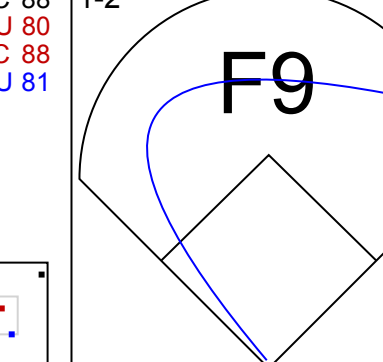
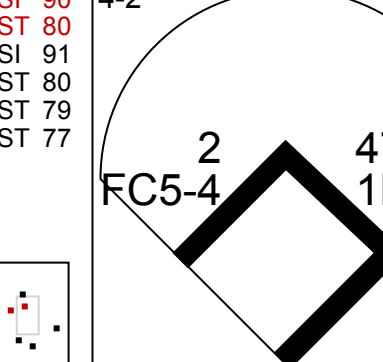
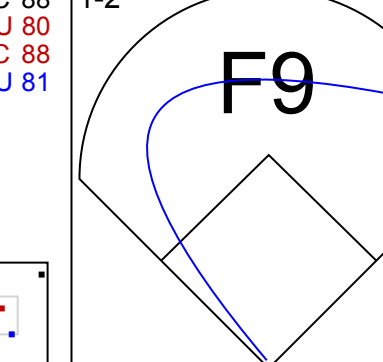
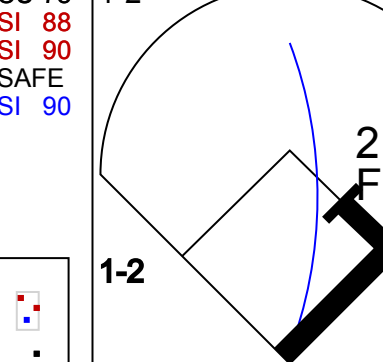
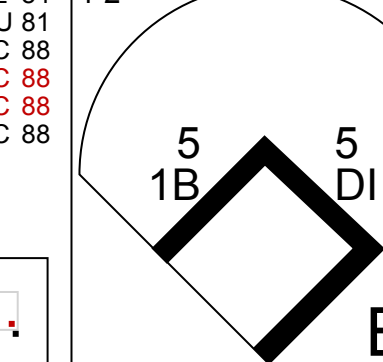
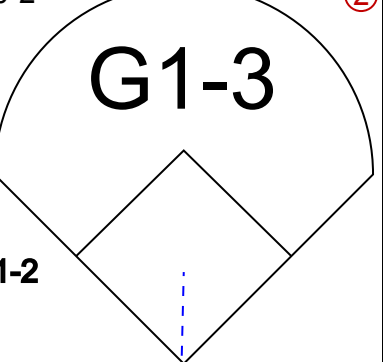
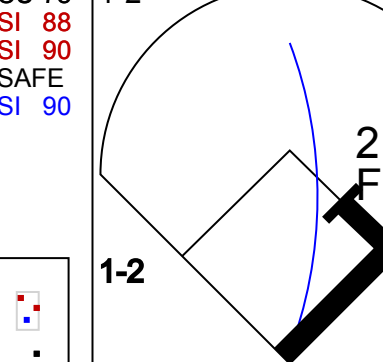
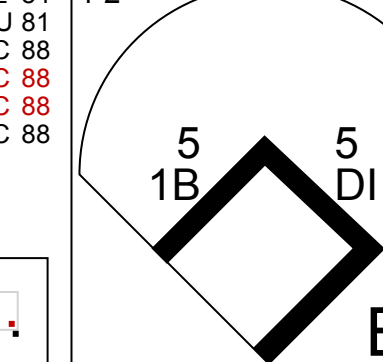
AB 40
R 7
H 12
RBI 7
BB 3
SO 7
LOB 23



Baltimore Orioles @ Texas Rangers
Globe Life Field, Arlington, TX
Mon Aug 01 2022, 7:09 PM - 10:03 PM CDT
Att. 19,161 - Roof Closed - 75 F

AB 33
R 2
H 7
RBI 2
BB 0
SO 8
LOB 5



Batter	1	2	3	4	5	6	7	8	9	AB	R	H	RBI	BB	SO	LOB	TOP							
31 Cedric Mullins, L (1,8) OBP: 0.321, SLG: 0.390										5	1	2	0	0	1	1								
35 Adley Rutschman, S (1,2) OBP: 0.348, SLG: 0.450										5	2	2	1	0	1	1								
25 Anthony Santander, S (1,7) OBP: 0.342, SLG: 0.458 84 Yussniel Diaz, R (9,PH) (9,9)										4	0	2	1	0	1	0								
6 Ryan Mountcastle, R (1,3) OBP: 0.295, SLG: 0.436										3	0	0	1	1	0	2								
21 Austin Hays, R (1,9) OBP: 0.317, SLG: 0.429 26 Ryan McKenna, R (9,7) OBP: 0.297, SLG: 0.333										4	0	0	0	0	1	3								
12 Rowned Odor, L (1,4) OBP: 0.253, SLG: 0.369										4	0	0	0	0	1	3								
29 Ramón Urias, R (1,5) OBP: 0.298, SLG: 0.429										3	1	0	0	0	1	1								
77 Terrin Vavra, L (1,10) OBP: 0.538, SLG: 0.250										1	2	1	0	3	0	0								
3 Jorge Mateo, R (1,6) OBP: 0.264, SLG: 0.392										4	2	2	5	0	1	2								
Inning Stats	R: 0 E: 0 K: 2 S: 11	H: 0 LOB: 0 BB: 0 P: 13	R: 0 E: 0 K: 1 S: 9	H: 0 LOB: 0 BB: 0 P: 12	R: 5 E: 0 K: 0 S: 22	H: 4 LOB: 1 BB: 1 P: 35	R: 0 E: 0 K: 0 S: 9	H: 0 LOB: 1 BB: 1 P: 15	R: 1 E: 0 K: 0 S: 15	H: 2 LOB: 1 BB: 0 P: 18	R: 0 E: 0 K: 2 S: 8	H: 1 LOB: 0 BB: 0 P: 11	R: 0 E: 0 K: 0 S: 7	H: 0 LOB: 1 BB: 0 P: 14	R: 0 E: 0 K: 1 S: 12	H: 0 LOB: 1 BB: 1 P: 19	R: 2 E: 0 K: 2 S: 14	H: 2 LOB: 1 BB: 1 P: 24	1B: 4 2B: 3 3B: 0 HR: 2	SF: 1 SAC: 0 DP: 0 HBP: 0	WP: 1 PB: 0 SB: 2 CS: 1	PA: 40		
PITCHER	IP WLS BF H R ER SO BB IBB HBP BLK WP HR S P ERA WHIP	IP WLS BF H R ER SO BB IBB HBP BLK WP HR S P ERA WHIP	IP WLS BF H R ER SO BB IBB HBP BLK WP HR S P ERA WHIP	IP WLS BF H R ER SO BB IBB HBP BLK WP HR S P ERA WHIP	IP WLS BF H R ER SO BB IBB HBP BLK WP HR S P ERA WHIP	IP WLS BF H R ER SO BB IBB HBP BLK WP HR S P ERA WHIP	IP WLS BF H R ER SO BB IBB HBP BLK WP HR S P ERA WHIP	IP WLS BF H R ER SO BB IBB HBP BLK WP HR S P ERA WHIP	IP WLS BF H R ER SO BB IBB HBP BLK WP HR S P ERA WHIP	IP WLS BF H R ER SO BB IBB HBP BLK WP HR S P ERA WHIP	IP WLS BF H R ER SO BB IBB HBP BLK WP HR S P ERA WHIP	IP WLS BF H R ER SO BB IBB HBP BLK WP HR S P ERA WHIP	IP WLS BF H R ER SO BB IBB HBP BLK WP HR S P ERA WHIP	IP WLS BF H R ER SO BB IBB HBP BLK WP HR S P ERA WHIP	IP WLS BF H R ER SO BB IBB HBP BLK WP HR S P ERA WHIP	IP WLS BF H R ER SO BB IBB HBP BLK WP HR S P ERA WHIP	IP WLS BF H R ER SO BB IBB HBP BLK WP HR S P ERA WHIP	IP WLS BF H R ER SO BB IBB HBP BLK WP HR S P ERA WHIP	IP WLS BF H R ER SO BB IBB HBP BLK WP HR S P ERA WHIP	IP WLS BF H R ER SO BB IBB HBP BLK WP HR S P ERA WHIP	IP WLS BF H R ER SO BB IBB HBP BLK WP HR S P ERA WHIP	IP WLS BF H R ER SO BB IBB HBP BLK WP HR S P ERA WHIP	IP WLS BF H R ER SO BB IBB HBP BLK WP HR S P ERA WHIP	IP WLS BF H R ER SO BB IBB HBP BLK WP HR S P ERA WHIP
31 Spencer Howard, R (1,1) ERA: 6.82	4.0	L	21	6	6	6	3	2	0	0	1	0	0	0	0	0	1	1	56	81	13.50	2.000		
66 Josh Sborz, R (5,1) ERA: 6.75	2.0		6	1	0	0	2	0	0	0	0	0	0	0	0	0	0	0	18	23	0.00	0.500		
52 Taylor Hearn, L (7,1) ERA: 5.35	2.0		7	0	0	0	1	1	0	0	0	0	0	0	0	0	0	0	19	33	0.00	0.500		
19 Dennis Santana, R (9,1) ERA: 5.09	1.0		6	2	2	2	2	1	0	0	0	0	0	0	0	0	0	1	14	24	18.00	3.000		
Batter	1	2	3	4	5	6	7	8	9	AB	R	H	RBI	BB	SO	LOB	BOTTOM							
2 Marcus Semien, R (1,6) OBP: 0.299, SLG: 0.400										5	0	2	1	0	1	3								
5 Corey Seager, L (1,10) OBP: 0.322, SLG: 0.476										5	0	1	0	0	1	4								
3 Leody Taveras, S (1,8) OBP: 0.359, SLG: 0.470										5	0	1	0	0	3	2								
30 Nathaniel Lowe, L (1,3) OBP: 0.327, SLG: 0.457										4	0	2	0	0	0	2								
70 Ezequiel Duran, R (1,4) OBP: 0.277, SLG: 0.368										4	0	0	0	0	1	4								
56 Kole Calhoun, L (1,9) OBP: 0.289, SLG: 0.363 53 Adolis Garcia, R (8,PH) (9,9)										3	0	0	0	0	1	1								
20 Meibrys Viloria, L (1,2) OBP: 0.382, SLG: 0.500										4	2	3	1	0	1	0								
15 Nick Solak, R (1,7) OBP: 0.299, SLG: 0.338										3	0	0	0	1	0	2								
47 Josh Smith, L (1,5) OBP: 0.333, SLG: 0.280										3	0	1	0	1	1	2								
Inning Stats	R: 0 E: 0 K: 1 S: 14	H: 2 LOB: 2 BB: 0 P: 19	R: 0 E: 0 K: 2 S: 12	H: 1 LOB: 1 BB: 0 P: 20	R: 0 E: 0 K: 2 S: 7	H: 0 LOB: 0 BB: 0 P: 11	R: 0 E: 0 K: 0 S: 5	H: 0 LOB: 0 BB: 0 P: 5	R: 1 E: 0 K: 0 S: 16	H: 2 LOB: 1 BB: 0 P: 22	R: 0 E: 0 K: 1 S: 10	H: 1 LOB: 1 BB: 0 P: 17	R: 0 E: 0 K: 1 S: 16	H: 1 LOB: 2 BB: 1 P: 27	R: 0 E: 0 K: 1 S: 10	H: 1 LOB: 0 BB: 0 P: 12	R: 1 E: 0 K: 2 S: 17	H: 2 LOB: 2 BB: 1 P: 26	1B: 8 2B: 1 3B: 0 HR: 1	SF: 0 SAC: 0 DP: 0 HBP: 0	WP: 0 PB: 0 SB: 0 CS: 0	PA: 39		
PITCHER	IP WLS BF H R ER SO BB IBB HBP BLK WP HR S P ERA WHIP	IP WLS BF H R ER SO BB IBB HBP BLK WP HR S P ERA WHIP	IP WLS BF H R ER SO BB IBB HBP BLK WP HR S P ERA WHIP	IP WLS BF H R ER SO BB IBB HBP BLK WP HR S P ERA WHIP	IP WLS BF H R ER SO BB IBB HBP BLK WP HR S P ERA WHIP	IP WLS BF H R ER SO BB IBB HBP BLK WP HR S P ERA WHIP	IP WLS BF H R ER SO BB IBB HBP BLK WP HR S P ERA WHIP	IP WLS BF H R ER SO BB IBB HBP BLK WP HR S P ERA WHIP	IP WLS BF H R ER SO BB IBB HBP BLK WP HR S P ERA WHIP	IP WLS BF H R ER SO BB IBB HBP BLK WP HR S P ERA WHIP	IP WLS BF H R ER SO BB IBB HBP BLK WP HR S P ERA WHIP	IP WLS BF H R ER SO BB IBB HBP BLK WP HR S P ERA WHIP	IP WLS BF H R ER SO BB IBB HBP BLK WP HR S P ERA WHIP	IP WLS BF H R ER SO BB IBB HBP BLK WP HR S P ERA WHIP	IP WLS BF H R ER SO BB IBB HBP BLK WP HR S P ERA WHIP	IP WLS BF H R ER SO BB IBB HBP BLK WP HR S P ERA WHIP	IP WLS BF H R ER SO BB IBB HBP BLK WP HR S P ERA WHIP	IP WLS BF H R ER SO BB IBB HBP BLK WP HR S P ERA WHIP	IP WLS BF H R ER SO BB IBB HBP BLK WP HR S P ERA WHIP	IP WLS BF H R ER SO BB IBB HBP BLK WP HR S P ERA WHIP	IP WLS BF H R ER SO BB IBB HBP BLK WP HR S P ERA WHIP	IP WLS BF H R ER SO BB IBB HBP BLK WP HR S P ERA WHIP	IP WLS BF H R ER SO BB IBB HBP BLK WP HR S P ERA WHIP	IP WLS BF H R ER SO BB IBB HBP BLK WP HR S P ERA WHIP
28 Jordan Lyles, R (1,1) ERA: 4.4	6.1	W	27	7	1	1	7	1	0	0	0	0	0	0	0	0	0	0	73	110	1.42	1.263		
55 Dillon Tate, R (7,1) ERA: 2.19	0.2		2	0	0	0	0	0	0	0	0	0	0	0	0	0	0	0	7	11	0.00	0.000		
79 Nick Vespi, L (8,1) ERA: 4.5	1.2		9	3	1	1	2	1	0	0	0	0	0	0	0	0	0	1	24	35	5.40	2.400		
74 Félix Bautista, R (9,1) ERA: 1.65	0.1		1	0	0	0	1	0	0	0	0	0	0	0	0	0	0	0	3	3	0.00	0.000		

Baltimore Orioles @ Texas Rangers
Globe Life Field, Arlington, TX
Tue Aug 02 2022, 7:09 PM - 10:26 PM CDT
Att: 21,622 - Roof Closed - 75 F

AB 34
R 8
H 9
RBI 8
BB 4
SO 8
LOB 14



Baltimore Orioles @ Texas Rangers
Globe Life Field, Arlington, TX
Tue Aug 02 2022, 7:09 PM - 10:26 PM CDT
Att: 21,622 - Roof Closed - 75 F

AB 37
R 2
H 10
RBI 2
BB 2
SO 10
LOB 21



Batter	1	2	3	4	5	6	7	8	9	AB	R	H	RBI	BB	SO	LOB	TOP										
30 Tucupita Marcano, L (1, 7)	G3		F7			F9		K		4	0	0	0	0	1	1	Pittsburgh Pirates @ Baltimore Orioles Oriole Park at Camden Yards, Baltimore, MD Fri Aug 05 2022, 8:54 PM - 11:36 PM EDT Att: 25,613 - Overcast - 75 F										
10 Bryan Reynolds, S (1, 8)	1B		F9			G2-3		G4-3		4	0	1	0	0	0	0											
18 Ben Gamel, L (1, 10)	K			L7			P5		1B	4	0	1	0	0	1	1											
13 Ke'Bryan Hayes, R (1, 5)	F3			G4-3			2B		BB	3	0	1	0	1	0	1											
15 Oneil Cruz, L (1, 6)	K			G4-3			K		K	4	0	0	0	0	3	3											
27 Kevin Newman, R (1, 4)	1B			G4-3			G5-3		K	4	0	1	0	0	1	3											
66 Bligh Madris, L (1, 3)	1B			F7			F8			2	0	1	0	0	0	0											
2 Michael Chavis, R (8, PH)	1B			F8			F8			1	0	0	0	0	0	0											
31 Cal Mitchell, L (1, 9)	G5-4-3			F8						2	0	0	0	0	0	2											
24 Greg Allen, S (8, PH)										1	0	0	0	0	0	0											
61 Jason Delany, R (1, 2)				F9			F7			3	0	1	0	0	0	0											
Inning Stats	R: 0 E: 0 K: 1 S: 9	H: 1 LOB: 1 BB: 0 P: 13	R: 0 E: 0 K: 1 S: 18	H: 2 LOB: 1 BB: 0 P: 21	R: 0 E: 0 K: 0 S: 6	H: 0 LOB: 0 BB: 0 P: 11	R: 0 E: 0 K: 0 S: 7	H: 0 LOB: 0 BB: 0 P: 8	R: 0 E: 0 K: 0 S: 6	H: 0 LOB: 0 BB: 0 P: 8	R: 0 E: 0 K: 1 S: 9	H: 1 LOB: 1 BB: 0 P: 13	R: 0 E: 0 K: 1 S: 12	H: 1 LOB: 1 BB: 0 P: 18	R: 0 E: 0 K: 1 S: 9	H: 1 LOB: 2 BB: 1 P: 25	1B: 5 2B: 1 3B: 0 HR: 0	SF: 0 SAC: 0 DP: 1 HBP: 0	WP: 0 PB: 0 SB: 2 CS: 0	PA: 33							
PITCHER	IP	WLS	BF	H	R	ER	SO	BB	IBB	HBP	BLK	WP	HR	S	P	ERA	WHIP										
64 Dean Kremer, R (1, 1)	6.1	W	22	4	0	0	2	0	0	0	0	0	0	61	83	0.00	0.632										
58 Cionel Pérez, L (7, 1)	1.2	H	6	1	0	0	2	0	0	0	0	0	0	15	20	0.00	0.600										
74 Félix Bautista, R (9, 1)	1.0	S	5	1	0	0	2	1	0	0	0	0	0	17	25	0.00	2.000										

Batter	1	2	3	4	5	6	7	8	9	AB	R	H	RBI	BB	SO	LOB	BOTTOM										
31 Cedric Mullins, L (1, 8)	2B		G5-3					K		4	0	2	0	0	1	1	Pittsburgh Pirates @ Baltimore Orioles Oriole Park at Camden Yards, Baltimore, MD Fri Aug 05 2022, 8:54 PM - 11:36 PM EDT Att: 25,613 - Overcast - 75 F										
35 Adley Rutschman, S (1, 2)	BB		G4-3							2	0	0	0	2	0	2											
25 Anthony Santander, S (1, 9)	F8									4	1	1	0	0	0	4											
26 Ryan McKenna, R (9, 9)			G3							0	0	0	0	0	0	0											
6 Ryan Mountcastle, R (1, 3)	L6-5									4	0	2	0	0	0	3											
77 Terrin Vavra, L (1, 10)	1B									4	0	3	0	0	0	1											
29 Ramón Urias, R (1, 5)	F9									3	0	1	1	0	0	3											
12 Rougned Odor, L (1, 4)	L8									3	0	0	0	1	0	4											
3 Jorge Mateo, R (1, 6)	P4									4	0	0	0	0	0	6											
66 Brett Phillips, L (1, 7)	2B									4	0	1	0	0	2	3											
Inning Stats	R: 0 E: 0 K: 0 S: 6	H: 1 LOB: 1 BB: 1 P: 12	R: 0 E: 0 K: 0 S: 7	H: 1 LOB: 0 BB: 0 P: 13	R: 0 E: 0 K: 0 S: 8	H: 1 LOB: 1 BB: 0 P: 12	R: 0 E: 0 K: 0 S: 13	H: 1 LOB: 0 BB: 0 P: 19	R: 0 E: 0 K: 1 S: 9	H: 1 LOB: 1 BB: 0 P: 13	R: 1 E: 0 K: 0 S: 11	H: 3 LOB: 2 BB: 0 P: 18	R: 0 E: 0 K: 2 S: 10	H: 0 LOB: 1 BB: 1 P: 18	R: 0 E: 0 K: 0 S: 5	H: 2 LOB: 3 BB: 1 P: 10	1B: 6 2B: 5 3B: 0 HR: 0	SF: 0 SAC: 1 DP: 2 HBP: 0	WP: 0 PB: 0 SB: 2 CS: 0	PA: 36							
PITCHER	IP	WLS	BF	H	R	ER	SO	BB	IBB	HBP	BLK	WP	HR	S	P	ERA	WHIP										
23 Mitch Keller, R (1, 1)	6.0	L	26	8	1	1	1	1	0	0	0	0	0	12	23	0.00	3.000										
53 Manny Bañuelos, L (7, 1)	1.0		6	2	0	0	2	1	0	0	0	0	0	3	5	0.00	0.000										
46 Yohan Ramirez, R (8, 1)	1.0		4	0	0	0	0	0	1	0	0	0	0	3	5	0.00	0.000										



Batter	1	2	3	4	5	6	7	8	9	AB	R	H	RBI	BB	SO	LOB	TOP					
27 Kevin Newman, R OBP: 0.322, SLG: 0.394										4	0	1	0	0	0	0						
10 Bryan Reynolds, S OBP: 0.339, SLG: 0.453										3	0	0	0	0	0	1						
18 Ben Gamel, L OBP: 0.338, SLG: 0.372										3	2	2	0	1	0	1						
13 Ke'Bryan Hayes, R OBP: 0.320, SLG: 0.351										4	0	1	1	0	1	4						
15 Oneil Cruz, L OBP: 0.253, SLG: 0.448										4	1	1	2	0	2	2						
30 Tucupiti Marcano, L OBP: 0.293, SLG: 0.372										4	0	0	0	0	1	1						
24 Greg Allen, S OBP: 0.194, SLG: 0.206										3	0	1	0	1	0	1						
26 Josh VanMeter, L OBP: 0.264, SLG: 0.292										2	0	0	0	0	1	2						
2 Michael Chavis, R OBP: 0.292, SLG: 0.410										2	0	0	0	0	1	0						
61 Jason Delany, R OBP: 0.339, SLG: 0.404										2	0	0	0	0	2	0						
66 Bligh Madris, L OBP: 0.235, SLG: 0.299										1	0	0	0	0	0	0						
70 José Godoy, L										0	0	0	0	0	0	0						
Inning Stats	R: 0 E: 0 K: 0 S: 7	H: 1 LOB: 1 BB: 0 P: 12	R: 0 E: 0 K: 1 S: 12	H: 1 LOB: 1 BB: 0 P: 19	R: 0 E: 0 K: 1 S: 7	H: 0 LOB: 0 BB: 0 P: 8	R: 2 E: 0 K: 2 S: 12	H: 2 LOB: 1 BB: 1 P: 21	R: 0 E: 0 K: 1 S: 9	H: 0 LOB: 0 BB: 0 P: 11	R: 1 E: 0 K: 1 S: 8	H: 2 LOB: 1 BB: 0 P: 10	R: 0 E: 0 K: 0 S: 12	H: 0 LOB: 1 BB: 0 P: 18	R: 0 E: 0 K: 1 S: 8	H: 0 LOB: 1 BB: 1 P: 15	R: 0 E: 0 K: 1 S: 13	H: 0 LOB: 0 BB: 0 P: 16	1B: 2 2B: 3 HR: 1	SF: 0 SAC: 0 DP: 1 HBP: 1	WP: 0 PB: 0 SB: 0 CS: 0	PA: 35
PITCHER	IP WLS BF H R ER SO BB IBB HBP BLK WP HR S P ERA WHIP																					
51 Austin Voth, R ERA: 5.53	(1, 1) 5.0 W 22 6 3 3 5 1 0 0 0 0 0 1 49 75 5.40 1.400																					
45 Keegan Akin, L ERA: 2.39	(6, 1) 1.0 H 3 0 0 0 1 0 0 0 0 0 0 0 6 7 0.00 0.000																					
34 Joey Krehbiel, R ERA: 2.29	(7, 1) 1.0 H 4 0 0 0 0 0 0 0 1 0 0 0 14 22 0.00 0.000																					
79 Nick Vespi, L ERA: 4.19	(8, 1) 1.1 H 4 0 0 0 1 1 0 0 0 0 0 0 12 19 0.00 0.750																					
55 Dillon Tate, R ERA: 2.29	(9, 1) 0.2 2 0 0 0 1 0 0 0 0 0 0 0 7 8 0.00 0.000																					

Pittsburgh Pirates @ Baltimore Orioles
 Oriole Park at Camden Yards, Baltimore, MD
 Sat Aug 06 2022, 5:11 PM - 8:28 PM EDT
 Att: 41,086 - Partly Cloudy - 89 F


AB 32
 R 3
 H 6
 RBI 3
 BB 2
 SO 8
 LOB 12



Batter	1	2	3	4	5	6	7	8	9	AB	R	H	RBI	BB	SO	LOB	BOTTOM			
31 Cedric Mullins, L OBP: 0.322, SLG: 0.393										4	0	1	1	0	2	2				
35 Adley Rutschman, S OBP: 0.385, SLG: 0.444										3	1	2	0	2	0	1				
25 Anthony Santander, S OBP: 0.337, SLG: 0.457										5	0	1	0	0	1	6				
6 Ryan Mountcastle, R OBP: 0.297, SLG: 0.430										4	0	1	0	1	2	4				
77 Terrin Vavra, L OBP: 0.522, SLG: 0.444										5	0	1	1	0	1	2				
29 Ramón Uriás, R OBP: 0.295, SLG: 0.423										5	1	1	0	0	2	4				
12 Rougned Odor, L OBP: 0.259, SLG: 0.369										2	2	1	0	2	0	1				
3 Jorge Mateo, R OBP: 0.266, SLG: 0.385										2	2	1	1	1	0	1				
66 Brett Phillips, L OBP: 0.226, SLG: 0.260										2	0	1	1	0	1	0				
26 Ryan McKenna, R OBP: 0.313, SLG: 0.381										1	0	1	2	0	0	0				
Inning Stats	R: 1 E: 0 K: 2 S: 14	H: 3 LOB: 2 BB: 0 P: 16	R: 2 E: 0 K: 2 S: 18	H: 3 LOB: 2 BB: 1 P: 32	R: 0 E: 0 K: 0 S: 11	H: 0 LOB: 1 BB: 1 P: 18	R: 0 E: 0 K: 2 S: 15	H: 2 LOB: 2 BB: 0 P: 22	R: 2 E: 0 K: 0 S: 14	H: 2 LOB: 1 BB: 0 P: 19	R: 0 E: 0 K: 1 S: 16	H: 1 LOB: 2 BB: 1 P: 24	R: 1 E: 0 K: 1 S: 7	H: 0 LOB: 2 BB: 3 P: 21	R: 0 E: 0 K: 1 S: 8	H: 0 LOB: 0 BB: 0 P: 11	1B: 6 2B: 5 3B: 0 HR: 0	SF: 1 SAC: 1 DP: 0 HBP: 1	WP: 2 PB: 0 SB: 1 CS: 0	PA: 42
PITCHER	IP WLS BF H R ER SO BB IBB HBP BLK WP HR S P ERA WHIP																			
34 JT Brubaker, R ERA: 4.48	(1, 1) 4.0 L 22 8 3 3 0 2 0 0 0 0 0 0 14 19 6.75 2.500																			
52 Eric Stout, L ERA: 4.5	(5, 1) 1.0 6 2 2 2 0 0 0 0 1 0 0 0 14 19 18.00 2.000																			
56 Duane Underwood Jr., R ERA: 0.66	(6, 1) 1.0 5 1 0 0 1 1 0 0 0 0 0 0 16 24 0.00 2.000																			
37 Chase De Jong, R ERA: 2.08	(7, 1) 2.0 9 0 1 1 2 3 0 0 0 0 1 0 15 32 4.50 1.500																			

Pittsburgh Pirates @ Baltimore Orioles
 Oriole Park at Camden Yards, Baltimore, MD
 Sat Aug 06 2022, 5:11 PM - 8:28 PM EDT
 Att: 41,086 - Partly Cloudy - 89 F

AB 33
 R 6
 H 11
 RBI 6
 BB 6
 SO 9
 LOB 21



Batter	1	2	3	4	5	6	7	8	9	AB	R	H	RBI	BB	SO	LOB	TOP										
13 Lourdes Gurriel Jr., R (1.7) OBP: 0.361, SLG: 0.421			G4-6-3			L9	CI		K	4	0	0	0	0	2	2											
27 Vladimir Guerrero Jr., R (1.10) OBP: 0.359, SLG: 0.554	G4-3		P3			L9	L9		L4	5	1	1	0	0	0	2											
30 Alejandro Kirk, R (1.2) OBP: 0.388, SLG: 0.461	G6-3					E4				4	1	3	1	0	0	0											
26 Matt Chapman, R (1.5) OBP: 0.322, SLG: 0.474		K				L8				3	1	1	0	1	1	1											
11 Bo Bichette, R (1.6) OBP: 0.304, SLG: 0.436						G5-4-3				4	2	2	4	0	0	3											
15 Raimel Tapia, L (1.9) OBP: 0.297, SLG: 0.392						G1-3				4	0	0	0	0	1	2											
1 Whit Merrifield, R (1.8) OBP: 0.292, SLG: 0.349						F8				2	0	0	0	1	1	0											
7 Bradley Zimmer, L (6.8) OBP: 0.212, SLG: 0.240						K				0	0	0	0	0	0	0											
37 Teoscar Hernández, R (8. PH) OBP: 0.325, SLG: 0.494						K				1	0	0	0	0	1	2											
25 Jackie Bradley Jr., L (8.8) OBP: 0.297, SLG: 0.321						K				0	0	0	0	0	0	0											
8 Cavan Biggio, L (1.3) OBP: 0.338, SLG: 0.367						G3				3	0	0	0	1	1	1											
5 Santiago Espinal, R (1.4) OBP: 0.313, SLG: 0.378										4	0	2	0	0	1	1											
Inning Stats	R: 0 H: 0 E: 0 K: 1 S: 9	H: 0 LOB: 0 BB: 0 P: 13	R: 1 H: 1 E: 0 K: 1 S: 12	H: 1 LOB: 1 BB: 0 P: 22	R: 0 H: 1 E: 0 K: 0 S: 7	H: 1 LOB: 0 BB: 0 P: 8	R: 0 H: 1 E: 0 K: 0 S: 6	H: 1 LOB: 1 BB: 0 P: 21	R: 0 H: 0 E: 1 K: 2 S: 11	H: 0 LOB: 0 BB: 1 P: 24	R: 4 H: 3 E: 1 K: 0 S: 15	H: 3 LOB: 0 BB: 0 P: 24	R: 0 H: 0 E: 1 K: 1 S: 6	H: 0 LOB: 1 BB: 0 P: 8	R: 0 H: 2 E: 0 K: 2 S: 12	H: 2 LOB: 2 BB: 0 P: 16	R: 0 H: 1 E: 1 K: 1 S: 11	H: 1 LOB: 1 BB: 0 P: 13	1B: 7 2B: 0 3B: 0 HR: 2	SF: 0 SAC: 0 DP: 2 HBP: 0	WP: 1 PB: 0 SB: 0 CS: 0	PA: 38					
PITCHER	IP	WLS	BF	H	R	ER	SO	BB	IBB	HBP	BLK	WP	HR	S	P	ERA	WHIP										
56 Kyle Bradish, R (1.1) ERA: 6.42	5.1		21	5	3	3	4	2	0	0	0	1	1	49	80	5.06	1.312										
43 Bryan Baker, R (6.1) ERA: 4.4	0.2	B	4	1	2	2	0	1	0	0	0	0	1	11	16	27.00	3.000										
60 Louis Head, R (7.1) ERA: 6.84	1.1		7	2	0	0	1	0	0	0	0	0	0	12	17	0.00	1.500										
79 Nick Vespi, L (8.1) ERA: 4.05	0.2	W	2	0	0	0	2	0	0	0	0	0	0	6	7	0.00	0.000										
74 Félix Bautista, R (9.1) ERA: 1.69	1.0	S	4	1	0	0	1	0	0	0	0	0	0	11	13	0.00	1.000										

Toronto Blue Jays @ Baltimore Orioles
 Oriole Park at Camden Yards, Baltimore, MD
 Tue Aug 09 2022, 7:08 PM - 11:27 PM EDT
 Att: 11,080 - Partly Cloudy - 93 F

AB	34
R	5
H	9
RBI	5
BB	3
SO	8
LOB	14



Batter	1	2	3	4	5	6	7	8	9	AB	R	H	RBI	BB	SO	LOB	BOTTOM										
31 Cedric Mullins, L (1.8) OBP: 0.321, SLG: 0.390										4	1	2	0	1	2	1											
35 Adley Rutschman, S (1.2) OBP: 0.386, SLG: 0.433										4	2	1	0	1	1	3											
25 Anthony Santander, S (1.9) OBP: 0.342, SLG: 0.463										3	1	2	0	0	0	1											
6 Ryan Mountcastle, R (1.3) OBP: 0.300, SLG: 0.441										4	0	2	1	0	0	3											
77 Terrin Vavra, L (1.10) OBP: 0.448, SLG: 0.391										3	0	1	2	0	0	2											
21 Austin Hays, R (1.7) OBP: 0.318, SLG: 0.435										4	1	1	0	0	2	3											
12 Rougned Odor, L (1.4) OBP: 0.259, SLG: 0.376										4	1	2	2	0	0	0											
29 Ramón Urias, R (1.5) OBP: 0.292, SLG: 0.426										4	0	1	0	0	1	0											
3 Jorge Mateo, R (1.6) OBP: 0.267, SLG: 0.391										4	0	0	0	0	2	2											
Inning Stats	R: 2 H: 3 E: 0 K: 1 S: 12	H: 3 LOB: 1 BB: 1 P: 22	R: 0 H: 0 E: 1 K: 2 S: 11	H: 0 LOB: 0 BB: 0 P: 14	R: 1 H: 1 E: 0 K: 1 S: 14	H: 1 LOB: 1 BB: 0 P: 19	R: 0 H: 3 E: 0 K: 1 S: 10	H: 3 LOB: 2 BB: 0 P: 15	R: 0 H: 0 E: 0 K: 1 S: 7	H: 0 LOB: 0 BB: 0 P: 7	R: 0 H: 0 E: 0 K: 1 S: 7	H: 0 LOB: 0 BB: 0 P: 10	R: 1 H: 1 E: 0 K: 1 S: 12	H: 1 LOB: 1 BB: 1 P: 19	R: 2 H: 3 E: 0 K: 1 S: 18	H: 3 LOB: 1 BB: 0 P: 24	R: 0 H: 1 E: 1 K: 1 S: 11	H: 1 LOB: 1 BB: 0 P: 13	1B: 8 2B: 3 3B: 0 HR: 1	SF: 1 SAC: 0 DP: 1 HBP: 1	WP: 0 PB: 0 SB: 0 CS: 0	PA: 38					
PITCHER	IP	WLS	BF	H	R	ER	SO	BB	IBB	HBP	BLK	WP	HR	S	P	ERA	WHIP										
6 Alek Manoah, R (1.1) ERA: 2.56	5.0		24	8	3	3	5	1	0	1	0	0	0	54	77	5.40	1.800										
56 Zach Pop, R (6.1) ERA: 3.27	0.0		0	0	0	0	0	0	0	0	0	0	0	0	0	∞	∞										
52 Anthony Bass, R (6.1) ERA: 1.49	1.0	H	3	0	0	0	1	0	0	0	0	0	0	7	10	0.00	0.000										
90 Adam Cimber, R (7.1) ERA: 3.28	1.0	H	5	1	1	1	1	1	0	0	0	0	0	12	19	9.00	2.000										
93 Yimi García, R (8.1) ERA: 2.97	1.0	L	6	3	2	2	1	0	0	0	0	0	1	18	24	18.00	3.000										

Toronto Blue Jays @ Baltimore Orioles
 Oriole Park at Camden Yards, Baltimore, MD
 Tue Aug 09 2022, 7:08 PM - 11:27 PM EDT
 Att: 11,080 - Partly Cloudy - 93 F

AB	34
R	6
H	12
RBI	5
BB	2
SO	8
LOB	15



Batter	1	2	3	4	5	6	7	8	9	AB	R	H	RBI	BB	SO	LOB	TOP																					
31 Cedric Mullins, L (1, 8) OBP: 0.324, SLG: 0.399	G3	G3																																				
35 Adley Rutschman, S (1, 2) OBP: 0.365, SLG: 0.439	HR		G4-3		SF9	K											6 1 3 2 0 0 4																					
6 Ryan Mountcastle, R (1, 3) OBP: 0.299, SLG: 0.435	G6-3		P4		F9												3 1 1 2 1 1 1																					
25 Anthony Santander, S (1, 10) OBP: 0.342, SLG: 0.463	K																5 0 0 0 0 0 2																					
77 Terrin Vavra, L (1, 7) OBP: 0.417, SLG: 0.433		G6-3															5 2 3 0 0 1 1																					
66 Brett Phillips, L (6, 9) OBP: 0.221, SLG: 0.254			K														3 0 0 0 0 1 2																					
21 Austin Hays, R (1, 9) OBP: 0.320, SLG: 0.437		K			G6-3												2 0 0 0 0 1 1																					
12 Rougned Odor, L (1, 4) OBP: 0.264, SLG: 0.378																	4 2 2 0 1 1 0																					
29 Ramón Urias, R (1, 5) OBP: 0.290, SLG: 0.423																	5 2 4 2 0 1 0																					
3 Jorge Mateo, R (1, 6) OBP: 0.277, SLG: 0.404																	3 0 1 2 0 0 2																					
Inning Stats	R: 1 H: 1 E: 0 K: 1 S: 10	H: 1 LOB: 0 BB: 0 P: 15	R: 1 H: 3 E: 0 K: 1 S: 14	H: 3 LOB: 2 BB: 0 P: 18	R: 0 H: 1 E: 0 K: 1 S: 9	H: 1 LOB: 1 BB: 0 P: 13	R: 0 H: 0 E: 0 K: 1 S: 9	H: 0 LOB: 0 BB: 0 P: 14	R: 1 H: 2 E: 0 K: 0 S: 10	H: 2 LOB: 0 BB: 0 P: 13	R: 4 H: 4 E: 0 K: 1 S: 15	H: 4 LOB: 1 BB: 1 P: 26	R: 1 H: 3 E: 0 K: 1 S: 14	H: 3 LOB: 2 BB: 0 P: 17	R: 1 H: 2 E: 0 K: 0 S: 7	H: 2 LOB: 1 BB: 1 P: 14	R: 1 H: 3 E: 0 K: 0 S: 10	H: 3 LOB: 2 BB: 0 P: 14	1B: 13 2B: 4 3B: 0 HR: 2	SF: 3 2B: 4 3B: 0 HBP: 0	WP: 0 PB: 0 SB: 0 CS: 2	PA: 46																
PITCHER	IP	WLS	BF	H	R	ER	SO	BB	IBB	HBP	BLK	WP	HR	S	P	ERA	WHIP	PITCHER				IP	WLS	BF	H	R	ER	SO	BB	IBB	HBP	BLK	WP	HR	S	P	ERA	WHIP
28 Corey Kluber, R (1, 1) ERA: 4.4	5.2	L	27	10	7	7	4	1	0	0	0	0	1	61	88	11.12	1.941																					
64 Shawn Armstrong, R (6, 1) ERA: 5.15	1.1		8	4	1	1	2	0	0	0	0	0	0	20	28	6.75	3.000																					
46 Jimmy Yacabonis, R (8, 1) ERA: 8.25	1.0		5	2	1	1	0	1	0	0	0	0	1	7	14	9.00	3.000																					
9 Yu Chang, R (9, 1) ERA: 13.5	1.0		6	3	1	1	0	0	0	0	0	0	0	10	14	9.00	3.000																					
Batter	1	2	3	4	5	6	7	8	9	AB	R	H	RBI	BB	SO	LOB	BOTTOM																					
56 Randy Arozarena, R (1, 9) OBP: 0.315, SLG: 0.428	K																4 1 1 2 0 2 1																					
6 David Peraltá, L (1, 7) OBP: 0.314, SLG: 0.446	F7																3 0 0 0 1 1 0																					
2 Yandy Díaz, R (1, 5) OBP: 0.389, SLG: 0.388	K																4 0 1 0 0 2 1																					
8 Brandon Lowe, L (1, 10) OBP: 0.309, SLG: 0.429																	4 0 0 0 0 2 2																					
17 Isaac Paredes, R (9, 4) OBP: 0.289, SLG: 0.456																	0 0 0 0 0 0 0																					
9 Yu Chang, R (9, 1) OBP: 0.288, SLG: 0.337																	4 0 0 0 0 1 1																					
26 Ji Man Choi, L (1, 3) OBP: 0.347, SLG: 0.392																	4 0 0 0 0 1 0																					
14 Christian Bethancourt, R (1, 2) OBP: 0.283, SLG: 0.366																	4 1 1 0 0 1 0																					
0 Taylor Walls, S (1, 6) OBP: 0.258, SLG: 0.280																	3 0 1 1 0 1 1																					
22 Jose Siri, R (1, 8) OBP: 0.233, SLG: 0.290																	3 1 1 0 0 0 1																					
Inning Stats	R: 0 H: 0 E: 0 K: 2 S: 11	H: 0 LOB: 0 BB: 0 P: 17	R: 0 H: 0 E: 0 K: 1 S: 7	H: 0 LOB: 0 BB: 0 P: 11	R: 0 H: 0 E: 0 K: 1 S: 7	H: 0 LOB: 0 BB: 0 P: 10	R: 0 H: 0 E: 0 K: 1 S: 6	H: 0 LOB: 1 BB: 1 P: 10	R: 0 H: 0 E: 0 K: 0 S: 8	H: 0 LOB: 1 BB: 0 P: 11	R: 2 H: 3 E: 0 K: 1 S: 18	H: 3 LOB: 1 BB: 0 P: 28	R: 1 H: 2 E: 0 K: 2 S: 18	H: 2 LOB: 1 BB: 0 P: 27	R: 0 H: 0 E: 0 K: 2 S: 8	H: 0 LOB: 0 BB: 0 P: 15	R: 0 H: 0 E: 0 K: 1 S: 9	H: 0 LOB: 0 BB: 0 P: 12	1B: 3 2B: 1 3B: 0 HR: 1	SF: 0 2B: 1 3B: 0 HBP: 0	WP: 0 PB: 0 SB: 0 CS: 0	PA: 34																
PITCHER	IP	WLS	BF	H	R	ER	SO	BB	IBB	HBP	BLK	WP	HR	S	P	ERA	WHIP	PITCHER				IP	WLS	BF	H	R	ER	SO	BB	IBB	HBP	BLK	WP	HR	S	P	ERA	WHIP
51 Austin Voth, R (1, 1) ERA: 5.34	1.0	W	21	3	2	2	5	1	0	0	0	0	0	9	15	0.00	0.000																					
45 Keegan Akin, L (6, 1) ERA: 2.71	0.2		4	2	1	1	1	0	0	0	0	0	0	13	19	13.50	3.000																					
34 Joey Krehbiel, R (7, 1) ERA: 2.45	1.0		3	0	0	0	2	0	0	0	0	0	0	8	15	0.00	0.000																					
58 Cionel Pérez, L (8, 1) ERA: 1.12	1.0		3	0	0	0	2	0	0	0	0	0	0	9	12	0.00	0.000																					
60 Louis Head, R (9, 1) ERA: 6.58	1.0		3	0	0	0	1	0	0	0	0	0	0	9	12	0.00	0.000																					

Baltimore Orioles @ Tampa Bay Rays
Tropicana Field, St. Petersburg, FL
Fri Aug 12 2022, 7:12 PM - 10:17 PM EDT
Att: 12,380 - Dome - 72 F

AB 41
R 10
H 19
RBI 10
BB 2
SO 6
LOB 13



Baltimore Orioles @ Tampa Bay Rays
Tropicana Field, St. Petersburg, FL
Fri Aug 12 2022, 7:12 PM - 10:17 PM EDT
Att: 12,380 - Dome - 72 F

AB 33
R 3
H 5
RBI 3
SO 11
LOB 7



Batter	1	2	3	4	5	6	7	8	9	AB	R	H	RBI	BB	SO	LOB	TOP				
26 Ryan McKenna, R (1, 8) OBP: 0.309, SLG: 0.372 77 Terrin Vavra, L (9, FH) OBP: 0.405, SLG: 0.419	G5-3	L8				K			K	4	0	1	0	0	1	4					
25 Anthony Santander, S (1, 7) OBP: 0.362, SLG: 0.461	FC6-4	BB				G4-3			L9	4	0	1	0	1	0	2					
6 Ryan Mountcastle, R (1, 3) OBP: 0.299, SLG: 0.430	FC6-4	L6				G6-3			L7	4	0	0	0	0	0	4					
35 Adley Rutschman, S (1, 10) OBP: 0.362, SLG: 0.439	K					G4-3			L7	5	0	1	0	0	2	2					
29 Ramón Uriás, R (1, 5) OBP: 0.289, SLG: 0.424						G6-3			G6-3	4	1	1	0	0	1	1					
21 Austin Hays, R (1, 9) OBP: 0.317, SLG: 0.432						G5-3			P4	4	0	0	0	0	0	1					
3 Jorge Mateo, R (1, 6) OBP: 0.280, SLG: 0.403									K	3	1	1	0	1	1	0					
12 Rougned Odor, L (1, 4) OBP: 0.269, SLG: 0.381										3	0	2	1	1	0	1					
23 Robinson Chirinos, R (1, 2) OBP: 0.289, SLG: 0.290									K	4	0	2	1	0	2	2					
Inning Stats	R: 0 H: 0 E: 0 K: 1 S: 12	H: 0 LOB: 1 BB: 1 P: 20	R: 2 H: 5 E: 0 K: 0 S: 16	H: 5 LOB: 3 BB: 0 P: 24	R: 0 H: 0 E: 0 K: 0 S: 7	H: 0 LOB: 0 BB: 0 P: 7	R: 0 H: 1 E: 0 K: 1 S: 10	H: 1 LOB: 2 BB: 1 P: 16	R: 0 H: 0 E: 0 K: 1 S: 6	H: 0 LOB: 0 BB: 0 P: 11	R: 0 H: 1 E: 0 K: 1 S: 14	H: 1 LOB: 1 BB: 0 P: 22	R: 0 H: 1 E: 0 K: 2 S: 11	H: 1 LOB: 1 BB: 0 P: 16	R: 0 H: 0 E: 0 K: 2 S: 10	H: 0 LOB: 1 BB: 0 P: 19	1B: 7 2B: 2 3B: 0 HR: 0	SF: 0 SAC: 0 DP: 0 HBP: 1	WP: 0 PB: 0 SB: 1 CS: 0	PA: 40	
PITCHER	IP WLS BF H R ER SO BB IBB HBP BLK WP HR S P ERA WHIP	IP WLS BF H R ER SO BB IBB HBP BLK WP HR S P ERA WHIP	IP WLS BF H R ER SO BB IBB HBP BLK WP HR S P ERA WHIP	IP WLS BF H R ER SO BB IBB HBP BLK WP HR S P ERA WHIP	IP WLS BF H R ER SO BB IBB HBP BLK WP HR S P ERA WHIP	IP WLS BF H R ER SO BB IBB HBP BLK WP HR S P ERA WHIP	IP WLS BF H R ER SO BB IBB HBP BLK WP HR S P ERA WHIP	IP WLS BF H R ER SO BB IBB HBP BLK WP HR S P ERA WHIP	IP WLS BF H R ER SO BB IBB HBP BLK WP HR S P ERA WHIP	IP WLS BF H R ER SO BB IBB HBP BLK WP HR S P ERA WHIP	IP WLS BF H R ER SO BB IBB HBP BLK WP HR S P ERA WHIP	IP WLS BF H R ER SO BB IBB HBP BLK WP HR S P ERA WHIP	IP WLS BF H R ER SO BB IBB HBP BLK WP HR S P ERA WHIP	IP WLS BF H R ER SO BB IBB HBP BLK WP HR S P ERA WHIP	IP WLS BF H R ER SO BB IBB HBP BLK WP HR S P ERA WHIP	IP WLS BF H R ER SO BB IBB HBP BLK WP HR S P ERA WHIP	IP WLS BF H R ER SO BB IBB HBP BLK WP HR S P ERA WHIP	IP WLS BF H R ER SO BB IBB HBP BLK WP HR S P ERA WHIP	IP WLS BF H R ER SO BB IBB HBP BLK WP HR S P ERA WHIP	IP WLS BF H R ER SO BB IBB HBP BLK WP HR S P ERA WHIP	IP WLS BF H R ER SO BB IBB HBP BLK WP HR S P ERA WHIP

Baltimore Orioles @ Tampa Bay Rays
Tropicana Field, St. Petersburg, FL
Sat Aug 13 2022, 4:11 PM - 7:32 PM EDT
Att: 16,823 - Dome - 72 F

AB	36
R	2
H	9
RBI	2
BB	3
SO	8
LOB	17



Batter	1	2	3	4	5	6	7	8	9	AB	R	H	RBI	BB	SO	LOB	BOTTOM				
9 Yu Chang, R (1, 4) OBP: 0.293, SLG: 0.337	56 BB					SF9			G5-3	3	1	1	2	1	1	1					
2 Yandy Diaz, R (1, 10) OBP: 0.386, SLG: 0.385	F8					K			P4	5	1	1	0	0	1	4					
56 Randy Arozarena, R (1, 7) OBP: 0.321, SLG: 0.432	17 BB					K			BB	3	1	2	1	2	1	0					
17 Isaac Paredes, R (1, 5) OBP: 0.287, SLG: 0.455	G5-3					P4			L7	5	1	1	2	0	0	4					
21 Francisco Mejia, S (1, 2) OBP: 0.277, SLG: 0.423	F8					BB			P4	4	0	2	1	0	0	2					
14 Christian Bethancourt, R (1, 3) OBP: 0.278, SLG: 0.359	K					K			L6	4	0	2	1	0	0	2					
22 Jose Siri, R (1, 8) OBP: 0.244, SLG: 0.301	K					SF9			L9	4	0	0	0	0	2	3					
25 Roman Quinn, S (1, 9) OBP: 0.289, SLG: 0.279	K					K			L9	4	0	0	0	0	3	3					
0 Taylor Walls, S (1, 6) OBP: 0.264, SLG: 0.292						BB			F7	2	1	1	2	2	0	1					
Inning Stats	R: 1 H: 1 E: 0 K: 0 S: 12	H: 1 LOB: 1 BB: 1 P: 22	R: 0 H: 0 E: 0 K: 3 S: 9	H: 0 LOB: 0 BB: 0 P: 12	R: 3 H: 3 E: 0 K: 2 S: 16	H: 3 LOB: 1 BB: 1 P: 26	R: 1 H: 1 E: 0 K: 2 S: 13	H: 1 LOB: 1 BB: 1 P: 20	R: 0 H: 1 E: 0 K: 1 S: 9	H: 1 LOB: 0 BB: 0 P: 14	R: 1 H: 2 E: 0 K: 0 S: 10	H: 2 LOB: 1 BB: 0 P: 12	R: 0 H: 0 E: 0 K: 0 S: 13	H: 0 LOB: 1 BB: 1 P: 21	R: 2 H: 3 E: 0 K: 1 S: 16	H: 3 LOB: 2 BB: 1 P: 26	1B: 8 2B: 2 3B: 0 HR: 1	SF: 1 SAC: 0 DP: 0 HBP: 0	WP: 0 PB: 0 SB: 2 CS: 0	PA: 40	
PITCHER	IP WLS BF H R ER SO BB IBB HBP BLK WP HR S P ERA WHIP	IP WLS BF H R ER SO BB IBB HBP BLK WP HR S P ERA WHIP	IP WLS BF H R ER SO BB IBB HBP BLK WP HR S P ERA WHIP	IP WLS BF H R ER SO BB IBB HBP BLK WP HR S P ERA WHIP	IP WLS BF H R ER SO BB IBB HBP BLK WP HR S P ERA WHIP	IP WLS BF H R ER SO BB IBB HBP BLK WP HR S P ERA WHIP	IP WLS BF H R ER SO BB IBB HBP BLK WP HR S P ERA WHIP	IP WLS BF H R ER SO BB IBB HBP BLK WP HR S P ERA WHIP	IP WLS BF H R ER SO BB IBB HBP BLK WP HR S P ERA WHIP	IP WLS BF H R ER SO BB IBB HBP BLK WP HR S P ERA WHIP	IP WLS BF H R ER SO BB IBB HBP BLK WP HR S P ERA WHIP	IP WLS BF H R ER SO BB IBB HBP BLK WP HR S P ERA WHIP	IP WLS BF H R ER SO BB IBB HBP BLK WP HR S P ERA WHIP	IP WLS BF H R ER SO BB IBB HBP BLK WP HR S P ERA WHIP	IP WLS BF H R ER SO BB IBB HBP BLK WP HR S P ERA WHIP	IP WLS BF H R ER SO BB IBB HBP BLK WP HR S P ERA WHIP	IP WLS BF H R ER SO BB IBB HBP BLK WP HR S P ERA WHIP	IP WLS BF H R ER SO BB IBB HBP BLK WP HR S P ERA WHIP	IP WLS BF H R ER SO BB IBB HBP BLK WP HR S P ERA WHIP	IP WLS BF H R ER SO BB IBB HBP BLK WP HR S P ERA WHIP	IP WLS BF H R ER SO BB IBB HBP BLK WP HR S P ERA WHIP

Baltimore Orioles @ Tampa Bay Rays
Tropicana Field, St. Petersburg, FL
Sat Aug 13 2022, 4:11 PM - 7:32 PM EDT
Att: 16,823 - Dome - 72 F

AB	34
R	8
H	11
RBI	8
BB	5
SO	9
LOB	18



Batter	1	2	3	4	5	6	7	8	9	AB R H RBI BB SO LOB	TOP									
31 Cedric Mullins, L (1, 8) OBP: 0.322, SLG: 0.395										4 0 0 0 0 3 1	<p>Baltimore Orioles @ Tampa Bay Rays Tropicana Field, St. Petersburg, FL Sun Aug 14 2022, 1:41 PM - 4:17 PM EDT Att: 18,093 - Dome - 72 F</p> <p>livebaseballscores.com</p> <p>AB 29 R 1 H 1 RBI 0 BB 0 SO 9 LOB 3</p>									
35 Adley Rutschman, S (1, 2) OBP: 0.356, SLG: 0.431									4 0 0 0 0 1 1											
25 Anthony Santander, S (1, 10) OBP: 0.340, SLG: 0.457									3 0 0 0 0 1 0											
29 Ramón Urias, R (1, 5) OBP: 0.287, SLG: 0.419										3 0 0 0 0 0 0										
12 Rougned Odor, L (1, 4) OBP: 0.267, SLG: 0.377										3 0 0 0 0 2 0										
21 Austin Hays, R (1, 7) OBP: 0.315, SLG: 0.429										3 0 0 0 0 1 0										
3 Jorge Mateo, R (1, 6) OBP: 0.280, SLG: 0.406									3 1 1 0 0 0 0											
41 Tyler Nevin, R (1, 3) OBP: 0.303, SLG: 0.268									2 0 0 0 0 0 0											
77 Terrin Vavra, L (9, PH) OBP: 0.395, SLG: 0.406									1 0 0 0 0 0 1											
66 Brett Phillips, L (1, 9) OBP: 0.218, SLG: 0.250									3 0 0 0 0 1 0											
Inning Stats	R: 0 E: 0 K: 1 S: 8	H: 0 LOB: 0 BB: 0 P: 10	R: 0 E: 0 K: 1 S: 6	H: 0 LOB: 0 BB: 0 P: 12	R: 0 E: 0 K: 0 S: 5	H: 0 LOB: 0 BB: 0 P: 6	R: 0 E: 0 K: 2 S: 7	H: 0 LOB: 0 BB: 0 P: 10	R: 0 E: 0 K: 0 S: 5	H: 0 LOB: 0 BB: 0 P: 6	R: 0 E: 0 K: 0 S: 6	H: 0 LOB: 0 BB: 0 P: 9	R: 0 E: 0 K: 1 S: 11	H: 0 LOB: 0 BB: 0 P: 16	R: 1 E: 0 K: 3 S: 13	H: 1 LOB: 1 BB: 0 P: 16	1B: 0 2B: 1 3B: 0 HR: 0	SF: 0 SAC: 0 DP: 0 HBP: 0	WP: 2 PB: 0 SB: 0 CS: 0	PA: 29
PITCHER	IP WLS BF H R ER SO BB IBB HBP BLK WP HR S P ERA WHIP	8.1 W 27 1 1 1 7 0 0 0 0 1 0 62 87 1.08 0.120	0.2 S 2 0 0 0 2 0 0 0 0 0 0 0 7 8 0.00 0.000																	

Batter	1	2	3	4	5	6	7	8	9	AB R H RBI BB SO LOB	BOTTOM									
26 Ji Man Choi, L (1, 3) OBP: 0.343, SLG: 0.386										4 0 0 0 0 3 3	<p>Baltimore Orioles @ Tampa Bay Rays Tropicana Field, St. Petersburg, FL Sun Aug 14 2022, 1:41 PM - 4:17 PM EDT Att: 18,093 - Dome - 72 F</p> <p>livebaseballscores.com</p> <p>AB 31 R 4 H 8 RBI 4 BB 2 SO 11 LOB 18</p>									
2 Yandy Diaz, R (1, 5) OBP: 0.385, SLG: 0.382										3 0 0 0 1 0 2										
56 Randy Arozarena, R (1, 10) OBP: 0.320, SLG: 0.437										4 1 1 3 0 1 2										
6 David Peraltá, L (1, 7) OBP: 0.316, SLG: 0.445									3 0 1 1 1 1 0											
21 Francisco Mejía, S (1, 2) OBP: 0.282, SLG: 0.430									4 0 2 0 0 1 3											
9 Yu Chang, R (1, 4) OBP: 0.283, SLG: 0.324									4 0 0 0 0 2 3											
55 Luke Raley, L (1, 9) OBP: 0.306, SLG: 0.279										3 0 1 0 0 2 2										
22 Jose Siri, R (1, 8) OBP: 0.246, SLG: 0.302										3 1 1 0 0 1 2										
0 Taylor Walls, S (1, 6) OBP: 0.268, SLG: 0.299										3 2 2 0 0 0 1										
Inning Stats	R: 0 E: 0 K: 2 S: 8	H: 0 LOB: 0 BB: 0 P: 11	R: 0 E: 0 K: 3 S: 12	H: 0 LOB: 1 BB: 1 P: 20	R: 3 E: 0 K: 1 S: 14	H: 3 LOB: 0 BB: 0 P: 21	R: 0 E: 0 K: 2 S: 11	H: 1 LOB: 1 BB: 0 P: 17	R: 1 E: 0 K: 1 S: 16	H: 2 LOB: 2 BB: 1 P: 28	R: 0 E: 0 K: 1 S: 14	H: 1 LOB: 0 BB: 0 P: 18	R: 0 E: 0 K: 0 S: 6	H: 0 LOB: 0 BB: 0 P: 11	R: 0 E: 0 K: 1 S: 9	H: 1 LOB: 0 BB: 0 P: 11	1B: 5 2B: 3 3B: 0 HR: 1	SF: 0 SAC: 0 DP: 1 HBP: 0	WP: 0 PB: 0 SB: 0 CS: 0	PA: 33
PITCHER	IP WLS BF H R ER SO BB IBB HBP BLK WP HR S P ERA WHIP	4.1 L 20 5 4 4 9 2 0 0 0 0 0 0 12 17 0.00 1.000	1.0 4 1 0 0 0 0 0 0 0 0 0 0 12 17 0.00 1.000	2.0 7 1 0 0 2 0 0 0 0 0 0 0 18 26 0.00 0.500	0.2 2 1 0 0 0 0 0 0 0 0 0 0 6 7 0.00 1.500															

Batter	1	2	3	4	5	6	7	8	9	AB	R	H	RBI	BB	SO	LOB	TOP						
26 Ryan McKenna, R (1, 8) OBP: 0.320, SLG: 0.398 (9, 7)										5	1	3	1	0	0	0							
35 Adley Rutschman, S (1, 2) OBP: 0.354, SLG: 0.425										4	0	1	1	0	2	1							
25 Anthony Santander, S (1, 9) OBP: 0.343, SLG: 0.456 31 Cedric Mullins, L (9, 8)										3	1	1	1	2	1	3							
6 Ryan Mountcastle, R (1, 3) OBP: 0.301, SLG: 0.437										3	2	1	2	2	2	2							
29 Ramón Uriás, R (1, 5) OBP: 0.286, SLG: 0.417										4	0	1	0	0	1	2							
21 Austin Hays, R (1, 7) OBP: 0.312, SLG: 0.425 (9, 9)										4	0	0	0	0	1	4							
3 Jorge Mateo, R (1, 6) OBP: 0.282, SLG: 0.405										3	1	1	0	1	0	0							
77 Terrin Vavra, L (1, 4) OBP: 0.381, SLG: 0.382										2	1	0	1	1	0	1							
41 Tyler Nevin, R (1, 10) OBP: 0.299, SLG: 0.265 66 Brett Phillips, L (4, PR) OBP: 0.217, SLG: 0.249 (4, 10)										2	0	0	1	0	0	1							
12 Rougned Odor, L (8, PH) OBP: 0.266, SLG: 0.376 (8, 10)										1	1	0	0	0	1	0							
12 Rougned Odor, L (8, PH) OBP: 0.266, SLG: 0.376 (8, 10)										1	0	0	0	0	1	0							
Inning Stats	R: 1 E: 0 K: 1 S: 16	H: 2 LOB: 2 BB: 1 P: 23	R: 0 E: 0 K: 0 S: 10	H: 0 LOB: 0 BB: 0 P: 13	R: 2 E: 0 K: 1 S: 8	H: 1 LOB: 0 BB: 1 P: 16	R: 3 E: 2 K: 2 S: 21	H: 1 LOB: 1 BB: 2 P: 38	R: 1 E: 0 K: 0 S: 14	H: 0 LOB: 0 BB: 0 P: 9	R: 0 E: 0 K: 2 S: 7	H: 0 LOB: 0 BB: 1 P: 15	R: 0 E: 0 K: 0 S: 9	H: 1 LOB: 1 BB: 0 P: 15	R: 0 E: 0 K: 1 S: 9	H: 2 LOB: 1 BB: 0 P: 13	1B: 5 2B: 4 3B: 0 HR: 1	SF: 2 SAC: 0 DP: 3 HBP: 0	WP: 0 PB: 0 CS: 0	PA: 40			
PITCHER	IP WLS BF H R ER SO BB IBB HBP BLK WP HR S P ERA WHIP	IP WLS BF H R ER SO BB IBB HBP BLK WP HR S P ERA WHIP	IP WLS BF H R ER SO BB IBB HBP BLK WP HR S P ERA WHIP	IP WLS BF H R ER SO BB IBB HBP BLK WP HR S P ERA WHIP	IP WLS BF H R ER SO BB IBB HBP BLK WP HR S P ERA WHIP	IP WLS BF H R ER SO BB IBB HBP BLK WP HR S P ERA WHIP	IP WLS BF H R ER SO BB IBB HBP BLK WP HR S P ERA WHIP	IP WLS BF H R ER SO BB IBB HBP BLK WP HR S P ERA WHIP	IP WLS BF H R ER SO BB IBB HBP BLK WP HR S P ERA WHIP	IP WLS BF H R ER SO BB IBB HBP BLK WP HR S P ERA WHIP	IP WLS BF H R ER SO BB IBB HBP BLK WP HR S P ERA WHIP	IP WLS BF H R ER SO BB IBB HBP BLK WP HR S P ERA WHIP	IP WLS BF H R ER SO BB IBB HBP BLK WP HR S P ERA WHIP	IP WLS BF H R ER SO BB IBB HBP BLK WP HR S P ERA WHIP	IP WLS BF H R ER SO BB IBB HBP BLK WP HR S P ERA WHIP	IP WLS BF H R ER SO BB IBB HBP BLK WP HR S P ERA WHIP	IP WLS BF H R ER SO BB IBB HBP BLK WP HR S P ERA WHIP	IP WLS BF H R ER SO BB IBB HBP BLK WP HR S P ERA WHIP	IP WLS BF H R ER SO BB IBB HBP BLK WP HR S P ERA WHIP	IP WLS BF H R ER SO BB IBB HBP BLK WP HR S P ERA WHIP	IP WLS BF H R ER SO BB IBB HBP BLK WP HR S P ERA WHIP		
16 Yusei Kikuchi, L (1, 1) ERA: 5.25	3.1 L 19 4 6 3 3	1.2 7 1 1 1 1	2.0 6 0 0 0 3	1.0 4 1 0 0 0	1.0 4 2 0 0 1	1.0 4 2 0 0 1	1.0 4 2 0 0 1	1.0 4 2 0 0 1	1.0 4 2 0 0 1	1.0 4 2 0 0 1	1.0 4 2 0 0 1	1.0 4 2 0 0 1	1.0 4 2 0 0 1	1.0 4 2 0 0 1	1.0 4 2 0 0 1	1.0 4 2 0 0 1	1.0 4 2 0 0 1	1.0 4 2 0 0 1	1.0 4 2 0 0 1	1.0 4 2 0 0 1	1.0 4 2 0 0 1	1.0 4 2 0 0 1	
33 Trevor Richards, R (4, 1) ERA: 5.05	2.0 6 0 0 0 3	1.0 4 1 0 0 0	1.0 4 2 0 0 1	1.0 4 2 0 0 1	1.0 4 2 0 0 1	1.0 4 2 0 0 1	1.0 4 2 0 0 1	1.0 4 2 0 0 1	1.0 4 2 0 0 1	1.0 4 2 0 0 1	1.0 4 2 0 0 1	1.0 4 2 0 0 1	1.0 4 2 0 0 1	1.0 4 2 0 0 1	1.0 4 2 0 0 1	1.0 4 2 0 0 1	1.0 4 2 0 0 1	1.0 4 2 0 0 1	1.0 4 2 0 0 1	1.0 4 2 0 0 1	1.0 4 2 0 0 1	1.0 4 2 0 0 1	
57 Trent Thornton, R (6, 1) ERA: 4.3	1.0 4 1 0 0 0	1.0 4 2 0 0 1	1.0 4 2 0 0 1	1.0 4 2 0 0 1	1.0 4 2 0 0 1	1.0 4 2 0 0 1	1.0 4 2 0 0 1	1.0 4 2 0 0 1	1.0 4 2 0 0 1	1.0 4 2 0 0 1	1.0 4 2 0 0 1	1.0 4 2 0 0 1	1.0 4 2 0 0 1	1.0 4 2 0 0 1	1.0 4 2 0 0 1	1.0 4 2 0 0 1	1.0 4 2 0 0 1	1.0 4 2 0 0 1	1.0 4 2 0 0 1	1.0 4 2 0 0 1	1.0 4 2 0 0 1	1.0 4 2 0 0 1	1.0 4 2 0 0 1
56 Zach Pop, R (8, 1) ERA: 2.92	1.0 4 2 0 0 1	1.0 4 2 0 0 1	1.0 4 2 0 0 1	1.0 4 2 0 0 1	1.0 4 2 0 0 1	1.0 4 2 0 0 1	1.0 4 2 0 0 1	1.0 4 2 0 0 1	1.0 4 2 0 0 1	1.0 4 2 0 0 1	1.0 4 2 0 0 1	1.0 4 2 0 0 1	1.0 4 2 0 0 1	1.0 4 2 0 0 1	1.0 4 2 0 0 1	1.0 4 2 0 0 1	1.0 4 2 0 0 1	1.0 4 2 0 0 1	1.0 4 2 0 0 1	1.0 4 2 0 0 1	1.0 4 2 0 0 1	1.0 4 2 0 0 1	1.0 4 2 0 0 1
90 Adam Cimber, R (9, 1) ERA: 3.1	1.0 4 2 0 0 1	1.0 4 2 0 0 1	1.0 4 2 0 0 1	1.0 4 2 0 0 1	1.0 4 2 0 0 1	1.0 4 2 0 0 1	1.0 4 2 0 0 1	1.0 4 2 0 0 1	1.0 4 2 0 0 1	1.0 4 2 0 0 1	1.0 4 2 0 0 1	1.0 4 2 0 0 1	1.0 4 2 0 0 1	1.0 4 2 0 0 1	1.0 4 2 0 0 1	1.0 4 2 0 0 1	1.0 4 2 0 0 1	1.0 4 2 0 0 1	1.0 4 2 0 0 1	1.0 4 2 0 0 1	1.0 4 2 0 0 1	1.0 4 2 0 0 1	1.0 4 2 0 0 1
Inning Stats	R: 0 E: 0 K: 0 S: 7	H: 0 LOB: 0 BB: 0 P: 12	R: 0 E: 0 K: 2 S: 12	H: 1 LOB: 1 BB: 1 P: 20	R: 2 E: 1 K: 1 S: 11	H: 2 LOB: 1 BB: 2 P: 23	R: 0 E: 0 K: 1 S: 9	H: 0 LOB: 1 BB: 1 P: 15	R: 1 E: 0 K: 1 S: 16	H: 3 LOB: 2 BB: 0 P: 27	R: 0 E: 0 K: 2 S: 10	H: 0 LOB: 0 BB: 0 P: 15	R: 0 E: 0 K: 1 S: 11	H: 1 LOB: 0 BB: 0 P: 13	R: 0 E: 0 K: 1 S: 6	H: 0 LOB: 0 BB: 0 P: 8	R: 0 E: 0 K: 0 S: 6	H: 1 LOB: 1 BB: 1 P: 12	1B: 6 2B: 1 3B: 0 HR: 1	SF: 0 SAC: 0 DP: 2 HBP: 0	WP: 0 PB: 0 CS: 0	PA: 38	
PITCHER	IP WLS BF H R ER SO BB IBB HBP BLK WP HR S P ERA WHIP	IP WLS BF H R ER SO BB IBB HBP BLK WP HR S P ERA WHIP	IP WLS BF H R ER SO BB IBB HBP BLK WP HR S P ERA WHIP	IP WLS BF H R ER SO BB IBB HBP BLK WP HR S P ERA WHIP	IP WLS BF H R ER SO BB IBB HBP BLK WP HR S P ERA WHIP	IP WLS BF H R ER SO BB IBB HBP BLK WP HR S P ERA WHIP	IP WLS BF H R ER SO BB IBB HBP BLK WP HR S P ERA WHIP	IP WLS BF H R ER SO BB IBB HBP BLK WP HR S P ERA WHIP	IP WLS BF H R ER SO BB IBB HBP BLK WP HR S P ERA WHIP	IP WLS BF H R ER SO BB IBB HBP BLK WP HR S P ERA WHIP	IP WLS BF H R ER SO BB IBB HBP BLK WP HR S P ERA WHIP	IP WLS BF H R ER SO BB IBB HBP BLK WP HR S P ERA WHIP	IP WLS BF H R ER SO BB IBB HBP BLK WP HR S P ERA WHIP	IP WLS BF H R ER SO BB IBB HBP BLK WP HR S P ERA WHIP	IP WLS BF H R ER SO BB IBB HBP BLK WP HR S P ERA WHIP	IP WLS BF H R ER SO BB IBB HBP BLK WP HR S P ERA WHIP	IP WLS BF H R ER SO BB IBB HBP BLK WP HR S P ERA WHIP	IP WLS BF H R ER SO BB IBB HBP BLK WP HR S P ERA WHIP	IP WLS BF H R ER SO BB IBB HBP BLK WP HR S P ERA WHIP	IP WLS BF H R ER SO BB IBB HBP BLK WP HR S P ERA WHIP	IP WLS BF H R ER SO BB IBB HBP BLK WP HR S P ERA WHIP	IP WLS BF H R ER SO BB IBB HBP BLK WP HR S P ERA WHIP	
4 George Springer, R (1, 10) OBP: 0.334, SLG: 0.468										4	1	2	0	1	1	0							
27 Vladimir Guerrero Jr., R (1, 3) OBP: 0.355, SLG: 0.503										4	1	1	1	1	1	3							
13 Lourdes Gurriel Jr., R (1, 7) OBP: 0.360, SLG: 0.420										4	0	2	2	0	0	1							
37 Teoscar Hernández, R (1, 9) OBP: 0.321, SLG: 0.493										4	0	0	0	0	2	4							
11 Bo Bichette, R (1, 6) OBP: 0.301, SLG: 0.430										3	0	1	0	1	1	2							
26 Matt Chapman, R (1, 5) OBP: 0.318, SLG: 0.471										4	0	1	0	0	0	2							
15 Raimel Tapia, L (1, 8) OBP: 0.297, SLG: 0.390 5 Santiago Espinal, R (8, PH) OBP: 0.314, SLG: 0.378 (9, 4)										2	0	0	0	1	1	2							
1 Whit Merrifield, R (1, 4) OBP: 0.289, SLG: 0.345 (9, 8)						</																	

Batter	1	2	3	4	5	6	7	8	9	AB	R	H	RBI	BB	SO	LOB	TOP					
31 Cedric Mullins, L (1, 8) OBP: 0.320, SLG: 0.400	F8		E3			P4			FC4-5	5	1	1	1	0	0	3	Baltimore Orioles @ Toronto Blue Jays Rogers Centre, Toronto, ON Tue Aug 16 2022, 7:09 PM - 10:03 PM EDT Att: 37,940 - Partly Cloudy - 76 F					
35 Adley Rutschman, S (1, 2) OBP: 0.358, SLG: 0.442	K							G6-3	FC7-5	4	1	2	1	1	1	0						
25 Anthony Santander, S (1, 10) OBP: 0.341, SLG: 0.452	FC5-4		K			F7			FC7-5	4	0	0	0	1	2	4						
6 Ryan Mountcastle, R (1, 3) OBP: 0.298, SLG: 0.432	FC5-4					L4			F9	5	0	0	0	0	1	3						
77 Terrin Vavra, L (1, 7) OBP: 0.378, SLG: 0.361	L7									2	1	0	0	0	1	0						
21 Austin Hays, R (6, 9) OBP: 0.311, SLG: 0.423										1	0	0	0	0	0	0						
12 Rowned Odor, L (1, 4) OBP: 0.286, SLG: 0.374	K					G4-3			F8	4	0	1	0	0	1	1						
29 Ramón Urias, R (1, 5) OBP: 0.289, SLG: 0.418	G4-3					E8				4	1	2	1	0	1	1						
3 Jorge Mateo, R (1, 6) OBP: 0.282, SLG: 0.402			K			F9			P4	3	0	0	0	1	1	1						
26 Ryan McKenna, R (1, 9) OBP: 0.326, SLG: 0.397	L8					F8			E9	3	0	1	1	1	0	0						
Inning Stats	R: 0 H: 0 E: 0 K: 1 S: 9	H: 0 LOB: 1 BB: 1 P: 14	R: 0 H: 0 E: 0 K: 1 S: 9	H: 0 LOB: 0 BB: 0 P: 13	R: 0 H: 0 E: 1 K: 2 S: 16	H: 0 LOB: 2 BB: 1 P: 26	R: 0 H: 1 E: 0 K: 3 S: 12	H: 1 LOB: 1 BB: 0 P: 17	R: 2 H: 2 E: 0 K: 0 S: 10	H: 2 LOB: 0 BB: 0 P: 13	R: 2 H: 2 E: 2 K: 0 S: 15	H: 2 LOB: 2 BB: 2 P: 28	R: 0 H: 0 E: 0 K: 1 S: 5	H: 0 LOB: 0 BB: 0 P: 8	R: 0 H: 1 E: 0 K: 0 S: 9	H: 1 LOB: 1 BB: 0 P: 11	R: 0 H: 1 E: 0 K: 0 S: 9	H: 1 LOB: 2 BB: 1 P: 17	1B: 5 2B: 0 3B: 0 HR: 2	SF: 0 SAC: 0 DP: 0 HBP: 0	WP: 0 PB: 0 SB: 1 CS: 0	PA: 40
PITCHER	IP WLS BF H R ER SO BB IBB HBP BLK WP HR S P ERA WHIP	5.2 L 26 4 4 4 7 4 0 0 0 0 2 67 107 6.35 1.412	1.1 5 1 0 0 1 0 0 0 0 0 0 9 12 0.00 0.750	1.0 4 1 0 0 0 0 0 0 0 0 0 9 11 0.00 1.000	1.0 5 1 0 0 0 1 0 0 0 0 0 9 17 0.00 2.000	PITCHER										IP WLS BF H R ER SO BB IBB HBP BLK WP HR S P ERA WHIP						

AB	35
R	4
H	7
RBI	4
BB	5
SO	8
LOB	13



Batter	1	2	3	4	5	6	7	8	9	AB	R	H	RBI	BB	SO	LOB	BOTTOM					
4 George Springer, R (1, 10) OBP: 0.333, SLG: 0.465	HR		P3		G4-3			G6-3		4	1	1	0	0	0	0	Baltimore Orioles @ Toronto Blue Jays Rogers Centre, Toronto, ON Tue Aug 16 2022, 7:09 PM - 10:03 PM EDT Att: 37,940 - Partly Cloudy - 76 F					
27 Vladimir Guerrero Jr., R (1, 3) OBP: 0.396, SLG: 0.910	HR		13		K			G4-3		4	1	2	2	0	1	0						
13 Lourdes Gurriel Jr., R (1, 7) OBP: 0.359, SLG: 0.421	K				K			G6-3		4	0	1	0	0	2	0						
30 Alejandro Kirk, R (1, 2) OBP: 0.379, SLG: 0.446	G6-3				G6-3			G6-3		3	0	0	0	1	0	0						
26 Matt Chapman, R (1, 5) OBP: 0.315, SLG: 0.466	K		G6-4-3		K			K		4	0	0	0	0	3	3						
37 Teoscar Hernández, R (1, 9) OBP: 0.317, SLG: 0.457	K				G6-3			G6-3		4	0	0	0	0	2	0						
11 Bo Bichette, R (1, 6) OBP: 0.300, SLG: 0.427	G4-3				G1			G6-3		3	0	0	0	0	0	0						
5 Santiago Espinal, R (1, 4) OBP: 0.319, SLG: 0.383					E6					3	0	3	0	0	0	0						
25 Jackie Bradley Jr., L (1, 8) OBP: 0.256, SLG: 0.319										2	0	0	0	0	0	2						
15 Raimel Tapia, L (7, PH) OBP: 0.256, SLG: 0.389	P4				G2-3			G4-3		1	0	0	0	0	0	1						
Inning Stats	R: 2 H: 2 E: 0 K: 2 S: 11	H: 2 LOB: 0 BB: 0 P: 14	R: 0 H: 1 E: 0 K: 1 S: 12	H: 1 LOB: 0 BB: 0 P: 20	R: 0 H: 2 E: 0 K: 0 S: 11	H: 2 LOB: 2 BB: 1 P: 17	R: 0 H: 1 E: 1 K: 0 S: 8	H: 1 LOB: 1 BB: 0 P: 13	R: 0 H: 0 E: 0 K: 2 S: 7	H: 0 LOB: 0 BB: 0 P: 10	R: 0 H: 0 E: 0 K: 1 S: 5	H: 0 LOB: 0 BB: 0 P: 6	R: 0 H: 1 E: 0 K: 0 S: 11	H: 1 LOB: 0 BB: 0 P: 18	R: 0 H: 0 E: 0 K: 0 S: 8	H: 0 LOB: 0 BB: 0 P: 12	R: 0 H: 0 E: 0 K: 2 S: 9	H: 0 LOB: 0 BB: 0 P: 11	1B: 5 2B: 1 3B: 0 HR: 1	SF: 0 SAC: 0 DP: 1 HBP: 0	WP: 0 PB: 0 SB: 0 CS: 1	PA: 33
PITCHER	IP WLS BF H R ER SO BB IBB HBP BLK WP HR S P ERA WHIP	7.0 W 27 7 2 2 6 1 0 0 0 0 1 65 9 2.57 1.143	1.0 H 3 0 0 0 0 0 0 0 0 0 8 12 0.00 0.000	1.0 S 3 0 0 0 2 0 0 0 0 0 9 11 0.00 0.000	PITCHER										IP WLS BF H R ER SO BB IBB HBP BLK WP HR S P ERA WHIP							

AB	32
R	2
H	7
RBI	2
BB	1
SO	8
LOB	6





Batter	1	2	3	4	5	6	7	8	9	AB	R	H	RBI	BB	SO	LOB	TOP						
31 Cedric Mullins, L (1, 8) OBP: 0.320, SLG: 0.399										4	0	1	0	0	2	2	<p>Baltimore Orioles @ Toronto Blue Jays Rogers Centre, Toronto, ON Wed Aug 17 2022, 3:09 PM - 5:55 PM EDT Att. 40,141 - Roof Closed - 68 F</p> <p>livebaseballscores.com</p> <p>AB 31 R 1 H 4 RBI 1 BB 0 SO 10 LOB 7</p>						
25 Anthony Santander, S (1, 10) OBP: 0.338, SLG: 0.447										4	0	0	0	0	0	1							
6 Ryan Mountcastle, R (1, 3) OBP: 0.295, SLG: 0.426										4	0	0	0	0	2	1							
21 Austin Hays, R (1, 9) OBP: 0.309, SLG: 0.419										4	0	0	0	0	3	1							
29 Ramón Uriás, R (1, 5) OBP: 0.286, SLG: 0.414										3	0	0	0	0	0	0							
26 Ryan McKenna, R (1, 7) OBP: 0.321, SLG: 0.390										2	0	0	0	0	1	0							
77 Terrin Vavra, L (8, PH) OBP: 0.391, SLG: 0.378										1	1	1	0	0	0	0							
12 Rouged Odor, L (1, 4) OBP: 0.267, SLG: 0.374										3	0	1	0	0	1	0							
3 Jorge Mateo, R (1, 6) OBP: 0.280, SLG: 0.398										3	0	0	0	0	1	2							
23 Robinson Chirinos, R (1, 2) OBP: 0.270, SLG: 0.291										3	0	1	1	0	0	0							
Inning Stats	R: 0 E: 0 K: 1 S: 5	H: 0 LOB: 0 BB: 0 P: 6	R: 0 E: 0 K: 2 S: 13	H: 0 LOB: 0 BB: 0 P: 16	R: 0 E: 0 K: 1 S: 7	H: 1 LOB: 0 BB: 0 P: 8	R: 0 E: 0 K: 2 S: 9	H: 0 LOB: 0 BB: 0 P: 15	R: 0 E: 0 K: 0 S: 6	H: 0 LOB: 0 BB: 0 P: 9	R: 0 E: 0 K: 1 S: 8	H: 1 LOB: 1 BB: 0 P: 13	R: 0 E: 0 K: 1 S: 11	H: 3 LOB: 2 BB: 0 P: 14	R: 0 E: 0 K: 2 S: 13	H: 0 LOB: 0 BB: 0 P: 8	1B: 4 2B: 0 3B: 0 HR: 0	SF: 0 SAC: 0 DP: 0 HBP: 0	WP: 0 PB: 0 CS: 0	PA: 31			
PITCHER	IP WLS BF H R ER SO BB IBB HBP BLK WP HR S P ERA WHIP																						
48 Ross Stripling, R (1, 1) ERA: 2.93	6.1		20	1	0	0	7	0	0	0	0	0	0	0	0	0	0	0	0	52	72	0.00	0.158
93 Yimi García, R (7, 1) ERA: 2.89	0.2	W	2	0	0	0	1	0	0	0	0	0	0	0	0	0	0	0	0	7	9	0.00	0.000
56 Zach Pop, R (8, 1) ERA: 3.16	1.0		6	3	1	1	0	0	0	0	0	0	0	0	0	0	0	0	0	13	16	9.00	3.000
35 David Phelps, R (9, 1) ERA: 2.47	1.0		3	0	0	0	2	0	0	0	0	0	0	0	0	0	0	0	0	7	8	0.00	0.000

Batter	1	2	3	4	5	6	7	8	9	AB	R	H	RBI	BB	SO	LOB	BOTTOM						
26 Matt Chapman, R (1, 5) OBP: 0.315, SLG: 0.462										3	1	0	0	0	1	1	<p>Baltimore Orioles @ Toronto Blue Jays Rogers Centre, Toronto, ON Wed Aug 17 2022, 3:09 PM - 5:55 PM EDT Att. 40,141 - Roof Closed - 68 F</p> <p>livebaseballscores.com</p> <p>AB 32 R 6 H 8 RBI 6 BB 3 SO 4 LOB 11</p>						
27 Vladimir Guerrero Jr., R (1, 3) OBP: 0.353, SLG: 0.566										4	1	0	0	0	0	3							
13 Lourdes Gurriel Jr., R (1, 7) OBP: 0.359, SLG: 0.416										3	0	0	1	1	0	0							
30 Alejandro Kirk, R (1, 10) OBP: 0.380, SLG: 0.448										3	0	1	2	1	0	0							
37 Teoscar Hernández, R (1, 9) OBP: 0.316, SLG: 0.484										4	1	1	0	0	1	3							
11 Bo Bichette, R (1, 6) OBP: 0.301, SLG: 0.429										4	1	2	0	0	1	0							
15 Raimel Tapia, L (1, 8) OBP: 0.294, SLG: 0.386										2	0	0	0	0	0	1							
4 George Springer, R (7, PH) OBP: 0.335, SLG: 0.467										1	1	1	1	0	0	0							
25 Jackie Bradley Jr., L (8, 8) OBP: 0.255, SLG: 0.318										1	0	0	0	0	0	0							
5 Santiago Espinal, R (1, 4) OBP: 0.321, SLG: 0.387										4	0	2	2	0	0	1							
9 Danny Jansen, R (1, 2) OBP: 0.275, SLG: 0.448										3	1	1	0	1	1	2							
Inning Stats	R: 0 E: 0 K: 1 S: 9	H: 0 LOB: 0 BB: 0 P: 16	R: 0 E: 0 K: 2 S: 10	H: 0 LOB: 0 BB: 0 P: 16	R: 0 E: 0 K: 0 S: 10	H: 1 LOB: 1 BB: 0 P: 15	R: 0 E: 0 K: 0 S: 6	H: 0 LOB: 1 BB: 1 P: 12	R: 0 E: 0 K: 0 S: 10	H: 1 LOB: 1 BB: 0 P: 13	R: 0 E: 0 K: 0 S: 10	H: 0 LOB: 0 BB: 0 P: 14	R: 6 E: 0 K: 0 S: 21	H: 5 LOB: 2 BB: 2 P: 45	R: 0 E: 0 K: 1 S: 7	H: 1 LOB: 1 BB: 0 P: 10	1B: 5 2B: 3 3B: 0 HR: 0	SF: 0 SAC: 0 DP: 0 HBP: 1	WP: 0 PB: 0 CS: 0	PA: 36			
PITCHER	IP WLS BF H R ER SO BB IBB HBP BLK WP HR S P ERA WHIP																						
51 Austin Voth, R (1, 1) ERA: 4.86	6.0		21	2	0	0	3	1	0	0	0	0	0	0	0	0	0	0	8	13	54.00	6.000	
34 Joey Krehbiel, R (7, 1) ERA: 2.91	0.1	L	3	2	2	2	0	0	0	0	0	0	0	0	0	0	0	0	4	9	∞	∞	
58 Cionel Pérez, L (7, 1) ERA: 1.77	0.0		3	2	1	1	0	1	0	0	0	0	0	0	0	0	0	0	0	9	23	40.50	3.000
60 Louis Head, R (7, 1) ERA: 6.67	0.2		5	1	3	3	0	1	0	1	0	0	0	0	0	0	0	0	0	7	10	0.00	1.000
71 Logan Gillaspie, R (8, 1) ERA: 3.75	1.0		4	1	0	0	1	0	0	0	0	0	0	0	0	0	0	0	0	7	10	0.00	1.000

Batter	1	2	3	4	5	6	7	8	9	AB	R	H	RBI	BB	SO	LOB	TOP										
1 Nick Madrigal, R OBP: 0.295, SLG: 0.271	G5-3		F8			G4-3		L9		4	0	0	0	0	0	0	Chicago Cubs @ Baltimore Orioles Oriole Park at Camden Yards, Baltimore, MD Thu Aug 18 2022, 3:07 PM - 6:09 PM EDT Att: 19,454 - Sunny - 85 F										
40 Wilson Contreras, R OBP: 0.358, SLG: 0.472	G6-3		F8			HR		HR		4	2	2	2	0	0	0											
8 Ian Happ, S OBP: 0.357, SLG: 0.452	F7							F9		4	0	2	0	0	0	0											
32 Franmil Reyes, R OBP: 0.268, SLG: 0.391			G5-3			F8				4	0	2	0	0	0	2											
2 Nico Hoerner, R OBP: 0.348, SLG: 0.424	FC6		F7			F9		F7		4	0	0	0	0	0	4											
4 Nelson Velázquez, R OBP: 0.311, SLG: 0.459	P4									4	0	1	0	0	0	1											
48 P.J. Higgins, R OBP: 0.344, SLG: 0.509	F7					G5-3		F7		4	0	0	0	0	0	2											
6 Zach McKinstry, L OBP: 0.224, SLG: 0.259	G4-3		G4-3			P5		G5-3		4	0	0	0	0	1	1											
5 Christopher Morel, R OBP: 0.322, SLG: 0.451	G5-3							HR		2	0	0	0	0	1	1											
66 Rafael Ortega, L OBP: 0.320, SLG: 0.350										1	1	1	1	0	0	0											
Inning Stats	R: 0 H: 0 E: 0 K: 0 S: 8	H: 0 LOB: 0 BB: 0 P: 11	R: 0 H: 1 E: 0 K: 0 S: 10	H: 1 LOB: 1 BB: 0 P: 15	R: 0 H: 0 E: 0 K: 0 S: 6	H: 0 LOB: 0 BB: 0 P: 8	R: 0 H: 1 E: 0 K: 0 S: 13	H: 1 LOB: 1 BB: 0 P: 17	R: 0 H: 1 E: 1 K: 2 S: 11	H: 1 LOB: 1 BB: 0 P: 19	R: 1 H: 2 E: 0 K: 0 S: 8	H: 2 LOB: 1 BB: 0 P: 12	R: 0 H: 0 E: 0 K: 0 S: 5	H: 0 LOB: 0 BB: 0 P: 9	R: 2 H: 3 E: 0 K: 0 S: 12	H: 3 LOB: 1 BB: 0 P: 21	R: 0 H: 0 E: 0 K: 0 S: 7	H: 0 LOB: 0 BB: 0 P: 13	1B: 4 2B: 1 3B: 0 HR: 3	SF: 0 SAC: 0 DP: 0 HBP: 0	WP: 0 PB: 0 SB: 1 CS: 0	PA: 35					
PITCHER	IP	WLS	BF	H	R	ER	SO	BB	IBB	HBP	BLK	WP	HR	S	P	ERA	WHIP										
80 Spenser Watkins, R ERA: 4.04	5.2	L	22	5	1	1	2	0	0	0	0	0	1	55	80	1.59	0.882										
34 Joey Krehbiel, R ERA: 3.09	2.0		9	3	2	2	0	0	0	0	0	0	2	15	28	9.00	1.500										
43 Bryan Baker, R ERA: 3.99	1.1		4	0	0	0	0	0	0	0	0	0	0	10	17	0.00	0.000										

Batter	1	2	3	4	5	6	7	8	9	AB	R	H	RBI	BB	SO	LOB	BOTTOM										
31 Cedric Mullins, L OBP: 0.321, SLG: 0.402	K					P5				4	1	1	0	1	1	4	Chicago Cubs @ Baltimore Orioles Oriole Park at Camden Yards, Baltimore, MD Thu Aug 18 2022, 3:07 PM - 6:09 PM EDT Att: 19,454 - Sunny - 85 F										
35 Adley Rutschman, S OBP: 0.380, SLG: 0.435			F7			F7				2	1	0	0	2	0	1											
6 Ryan Mountcastle, R OBP: 0.297, SLG: 0.427	K					G4-3				3	0	1	1	1	1	1											
25 Anthony Santander, S OBP: 0.335, SLG: 0.444	K					G6-3		F8		3	0	0	1	0	1	2											
29 Ramón Uriás, R OBP: 0.286, SLG: 0.412	G6-3					F8				4	0	1	0	0	0	1											
77 Terin Vavra, L OBP: 0.375, SLG: 0.359	K					K				2	0	0	0	0	2	0											
26 Ryan McKenna, R OBP: 0.316, SLG: 0.384	K					K		K		2	0	0	0	0	2	3											
21 Austin Hays, R OBP: 0.308, SLG: 0.420	K									4	0	1	0	0	1	0											
12 Rougned Odor, L OBP: 0.266, SLG: 0.372	G4-3									4	0	1	0	0	0	1											
3 Jorge Mateo, R OBP: 0.279, SLG: 0.397	G6-3					FC1-2		F8		4	0	1	0	0	0	2											
Inning Stats	R: 0 H: 0 E: 0 K: 3 S: 11	H: 0 LOB: 1 BB: 1 P: 21	R: 0 H: 0 E: 0 K: 2 S: 7	H: 0 LOB: 0 BB: 0 P: 9	R: 0 H: 1 E: 0 K: 0 S: 10	H: 1 LOB: 1 BB: 0 P: 16	R: 0 H: 0 E: 0 K: 0 S: 4	H: 0 LOB: 0 BB: 0 P: 9	R: 0 H: 2 E: 0 K: 1 S: 15	H: 2 LOB: 2 BB: 0 P: 19	R: 0 H: 1 E: 0 K: 1 S: 9	H: 1 LOB: 1 BB: 1 P: 18	R: 0 H: 0 E: 0 K: 0 S: 10	H: 0 LOB: 0 BB: 0 P: 15	R: 2 H: 1 E: 1 K: 1 S: 15	H: 1 LOB: 1 BB: 2 P: 31	R: 0 H: 1 E: 1 K: 0 S: 6	H: 1 LOB: 1 BB: 0 P: 10	1B: 4 2B: 2 3B: 1 HR: 0	SF: 1 SAC: 0 DP: 1 HBP: 0	WP: 0 PB: 1 SB: 0 CS: 0	PA: 37					
PITCHER	IP	WLS	BF	H	R	ER	SO	BB	IBB	HBP	BLK	WP	HR	S	P	ERA	WHIP										
Adrian Sampson, R ERA: 3.51	5.2	W	23	4	0	0	6	2	0	0	0	0	0	15	31	6.75	1.059										
15 Sean Newcomb, L ERA: 7.79	1.1	H	6	0	2	1	1	2	0	0	0	0	0	13	21	0.00	1.000										
46 Erich Uelmen, R ERA: 3.09	1.0	H	4	1	0	0	1	0	0	0	0	0	0	6	10	0.00	1.000										
47 Brandon Hughes, L ERA: 3.03	1.0	S	4	1	0	0	0	0	0	0	0	0	0	6	10	0.00	1.000										

Batter	1	2	3	4	5	6	7	8	9	AB R H RBI BB SO LOB	TOP											
39 Christian Arroyo, R OBP: 0.335, SLG: 0.434	L8		99 1B		99 1B		K		2B	5 0 3 1 0 1 0	<p>Boston Red Sox @ Baltimore Orioles Oriole Park at Camden Yards, Baltimore, MD Sat Aug 20 2022, 4:06 PM - 7:10 PM EDT Att: 34,939 - Sunny - 87 F</p> <p>livebaseballscores.com</p> <p>AB 38 R 4 H 12 RBI 4 BB 0 SO 10 LOB 18</p> 											
99 Alex Verdugo, L OBP: 0.330, SLG: 0.400	F9		2 G6-4-3		1B		L8		L6	5 0 2 1 0 0 2												
2 Xander Bogaerts, R OBP: 0.371, SLG: 0.436	G6-3		G6-4-3		F7		G4-3		G6-3	5 0 0 0 0 0 6												
11 Rafael Devers, L OBP: 0.352, SLG: 0.558		G3-1			K		L8			4 0 1 0 0 1 2												
28 J.D. Martinez, R OBP: 0.345, SLG: 0.432					K		5 HR 1B		K	4 1 2 0 0 2 1												
35 Eric Hosmer, L OBP: 0.333, SLG: 0.381 29 Bobby Dalbec, R OBP: 0.279, SLG: 0.367					G1-3		K		K	1 0 0 0 0 0 1 2 0 0 0 0 2 1												
5 Enrique Hernández, R OBP: 0.270, SLG: 0.349					HBP				K	4 1 1 2 0 2 3												
40 Jarren Duran, L OBP: 0.286, SLG: 0.365					K		F8		K	4 1 1 0 0 2 2												
25 Kevin Plawecki, R OBP: 0.262, SLG: 0.240					G6-3		F8		25 1B 39 2B 1B	4 1 2 0 0 0 0												
Inning Stats	R: 0 E: 0 K: 0 S: 5	H: 0 LOB: 0 BB: 0 P: 7	R: 0 E: 0 K: 1 S: 10	H: 1 LOB: 2 BB: 0 P: 19	R: 0 E: 0 K: 0 S: 11	H: 2 LOB: 1 BB: 0 P: 19	R: 0 E: 0 K: 2 S: 11	H: 1 LOB: 1 BB: 0 P: 16	R: 1 E: 0 K: 1 S: 14	H: 3 LOB: 2 BB: 0 P: 20	R: 2 E: 0 K: 2 S: 12	H: 2 LOB: 0 BB: 0 P: 22	R: 0 E: 0 K: 1 S: 8	H: 0 LOB: 0 BB: 0 P: 13	R: 0 E: 0 K: 2 S: 9	H: 0 LOB: 0 BB: 0 P: 11	R: 1 E: 0 K: 1 S: 10	H: 3 LOB: 2 BB: 0 P: 15	1B: 9 2B: 2 3B: 0 HR: 1	SF: 0 SAC: 0 DP: 1 HBP: 1	WP: 0 PB: 0 SB: 0 CS: 0	PA: 39
PITCHER	IP WLS BF H R ER SO BB IBB HBP BLK WP HR S P ERA WHIP											IP WLS BF H R ER SO BB IBB HBP BLK WP HR S P ERA WHIP										
56 Kyle Bradish, R ERA: 6.25	5.2 L 26 9 3 3 6 0 0 1 0 0 1 60 98 4.76 1.588																					
34 Joey Krehbiel, R ERA: 3.0	1.1 4 0 0 0 1 0 0 0 0 0 0 11 18 0.00 0.000																					
43 Bryan Baker, R ERA: 4.01	2.0 9 3 1 1 3 0 0 0 0 0 0 19 26 4.50 1.500																					

Batter	1	2	3	4	5	6	7	8	9	AB R H RBI BB SO LOB	BOTTOM									
21 Austin Hays, R OBP: 0.313, SLG: 0.426	K		G1-3			25 BB 1B		G5-3		4 0 1 0 0 1 0	<p>Boston Red Sox @ Baltimore Orioles Oriole Park at Camden Yards, Baltimore, MD Sat Aug 20 2022, 4:06 PM - 7:10 PM EDT Att: 34,939 - Sunny - 87 F</p> <p>livebaseballscores.com</p> <p>AB 34 R 3 H 8 RBI 2 BB 1 SO 8 LOB 12</p> 									
35 Adley Rutschman, S OBP: 0.366, SLG: 0.458	1B				F9	P2		1B		4 0 2 0 0 0 1										
25 Anthony Santander, S OBP: 0.330, SLG: 0.452	L9				L8			K		3 0 0 0 1 1 2										
6 Ryan Mountcastle, R OBP: 0.298, SLG: 0.432	K				1B		BB		F9	4 0 1 0 0 2 4										
29 Ramón Uriás, R OBP: 0.293, SLG: 0.424					G5-3				K	4 1 2 0 0 1 1										
3 Jorge Mateo, R OBP: 0.281, SLG: 0.409									E9 83 G4-3 23 WP 1B	4 2 2 0 0 1 1										
26 Ryan McKenna, R OBP: 0.312, SLG: 0.378 83 Kyle Stowers, L OBP: 0.267, SLG: 0.286									K	2 0 0 0 0 1 1 2 0 0 2 0 0 1										
41 Tyler Nevin, R OBP: 0.296, SLG: 0.261 12 Rougned Odor, L OBP: 0.291, SLG: 0.366									G3-1	2 0 0 0 0 0 0 2 0 0 0 0 0 1										
23 Robinson Chirinos, R OBP: 0.285, SLG: 0.286									L8	3 0 0 0 0 1 0										
Inning Stats	R: 0 E: 0 K: 2 S: 11	H: 1 LOB: 1 BB: 0 P: 16	R: 0 E: 0 K: 0 S: 6	H: 1 LOB: 0 BB: 0 P: 8	R: 0 E: 0 K: 0 S: 9	H: 0 LOB: 0 BB: 0 P: 13	R: 0 E: 0 K: 0 S: 8	H: 1 LOB: 1 BB: 0 P: 12	R: 0 E: 0 K: 1 S: 13	H: 0 LOB: 0 BB: 1 P: 20	R: 2 E: 1 K: 1 S: 13	H: 2 LOB: 0 BB: 0 P: 16	R: 0 E: 0 K: 1 S: 9	H: 1 LOB: 0 BB: 0 P: 12	R: 1 E: 0 K: 1 S: 9	H: 1 LOB: 0 BB: 0 P: 13	1B: 7 2B: 0 3B: 1 HR: 0	SF: 0 SAC: 0 DP: 1 HBP: 0	WP: 1 PB: 0 SB: 0 CS: 0	PA: 35
PITCHER	IP WLS BF H R ER SO BB IBB HBP BLK WP HR S P ERA WHIP											IP WLS BF H R ER SO BB IBB HBP BLK WP HR S P ERA WHIP								
52 Michael Wacha, R ERA: 2.28	5.2 W 21 4 0 0 4 1 0 0 0 0 1 0 52 79 0.00 0.882																			
46 John Schreiber, R ERA: 2.02	1.1 H 6 2 2 1 2 0 0 0 0 0 1 0 16 19 6.75 1.500																			
72 Garrett Whitlock, R ERA: 3.63	2.0 S 8 2 1 1 2 0 0 0 0 0 0 0 18 25 4.50 1.000																			

Batter	1	2	3	4	5	6	7	8	9	AB	R	H	RBI	BB	SO	LOB	TOP											
22 Tommy Pham, R OBP: 0.317, SLG: 0.397 3 Reese McGuire, L OBP: 0.282, SLG: 0.306			G6-4-3					G3-1		3	0	1	0	1	0	1	Boston Red Sox @ Baltimore Orioles Muncy Bank Ballpark, Williamsport, PA Sun Aug 21 2022, 7:13 PM - 10:36 PM EDT Att: 2,467 - Partly Cloudy - 70 F											
99 Alex Verdugo, L OBP: 0.327, SLG: 0.396		F8	F9			F7		F7		4	0	0	0	0	0	2												
2 Xander Bogaerts, R OBP: 0.370, SLG: 0.441		L5		P3		F8				4	1	1	1	0	0	2												
11 Rafael Devers, L OBP: 0.352, SLG: 0.555			G6-3			G3				4	1	1	0	0	1	1												
28 J.D. Martinez, R OBP: 0.347, SLG: 0.434										3	0	1	0	1	1	0												
39 Christian Arroyo, R OBP: 0.329, SLG: 0.425										4	0	0	0	0	1	3												
5 Enrique Hernández, R OBP: 0.270, SLG: 0.349										3	0	1	1	0	0	0												
29 Bobby Dalbec, R OBP: 0.278, SLG: 0.365 16 Franchy Cordero, L OBP: 0.300, SLG: 0.390										2	0	0	0	0	2	1												
25 Kevin Plawecki, R OBP: 0.255, SLG: 0.244 40 Jarren Duran, L OBP: 0.299, SLG: 0.365 30 Rob Refsnyder, R OBP: 0.405, SLG: 0.535										1	1	1	1	0	0	0												
										2	0	1	0	0	1	0												
										0	0	0	0	0	0	0												
										1	0	0	0	0	1	0												
Inning Stats	R: 0 E: 0 K: 10 S: 10	H: 1 LOB: 0 BB: 0 P: 13	R: 1 E: 0 K: 14 S: 14	H: 2 LOB: 1 BB: 1 P: 20	R: 0 E: 0 K: 7 S: 7	H: 1 LOB: 0 BB: 0 P: 12	R: 0 E: 0 K: 11 S: 10	H: 1 LOB: 1 BB: 0 P: 11	R: 0 E: 0 K: 2 S: 9	H: 0 LOB: 0 BB: 0 P: 13	R: 0 E: 0 K: 11 S: 11	H: 0 LOB: 1 BB: 1 P: 20	R: 0 E: 0 K: 1 S: 8	H: 0 LOB: 0 BB: 0 P: 9	R: 1 E: 0 K: 14 S: 14	H: 1 LOB: 0 BB: 0 P: 25	R: 1 E: 0 K: 7 S: 7	H: 1 LOB: 0 BB: 0 P: 11	1B: 3 2B: 3 3B: 0 HR: 2	SF: 0 SAC: 0 DP: 3 HBP: 0	WP: 0 PB: 0 SB: 0 CS: 0	PA: 33						
PITCHER	IP	WLS	BF	H	R	ER	SO	BB	IBB	HBP	BLK	WP	HR	S	P	ERA	WHIP											
64 Dean Kremer, R ERA: 3.45	(1, 1)	5.1		20	5	1	1	4	2	0	0	0	0	55	80	1.69	1.312											
55 Dillon Tate, R ERA: 2.43	(6, 1)	1.2	B	6	1	1	1	1	0	0	0	0	0	1	16	23	5.40	0.600										
58 Cionel Pérez, L ERA: 1.67	(8, 1)	1.0	W	3	0	0	0	1	0	0	0	0	0	0	12	20	0.00	0.000										
74 Félix Bautista, R ERA: 1.73	(9, 1)	1.0	S	4	1	1	1	1	0	0	0	0	0	1	7	11	9.00	1.000										

Batter	1	2	3	4	5	6	7	8	9	AB	R	H	RBI	BB	SO	LOB	BOTTOM											
31 Cedric Mullins, L OBP: 0.324, SLG: 0.406				FC4-6						5	1	1	0	0	3	3	Boston Red Sox @ Baltimore Orioles Muncy Bank Ballpark, Williamsport, PA Sun Aug 21 2022, 7:13 PM - 10:36 PM EDT Att: 2,467 - Partly Cloudy - 70 F											
35 Adley Rutschman, S OBP: 0.386, SLG: 0.455										4	1	1	0	1	2	0												
25 Anthony Santander, S OBP: 0.340, SLG: 0.456										5	0	3	1	0	0	2												
6 Ryan Mountcastle, R OBP: 0.295, SLG: 0.428										4	0	0	0	0	1	4												
83 Kyle Stowers, L OBP: 0.211, SLG: 0.222 41 Tyler Nevin, R OBP: 0.296, SLG: 0.261										4	0	0	0	0	4	3												
										0	0	0	0	0	0	0												
29 Ramón Uriás, R OBP: 0.295, SLG: 0.423 26 Ryan McKenna, R OBP: 0.312, SLG: 0.378										3	0	1	1	1	1	0												
										0	1	0	0	0	0	0												
21 Austin Hays, R OBP: 0.315, SLG: 0.424										2	1	0	0	1	0	2												
12 Rougned Odor, L OBP: 0.267, SLG: 0.365										1	1	0	0	2	1	0												
3 Jorge Mateo, R OBP: 0.283, SLG: 0.412										4	0	2	3	0	1	2												
Inning Stats	R: 2 E: 0 K: 1 S: 17	H: 4 LOB: 2 BB: 0 P: 25	R: 0 E: 0 K: 3 S: 13	H: 0 LOB: 0 BB: 0 P: 19	R: 0 E: 0 K: 1 S: 11	H: 1 LOB: 1 BB: 0 P: 18	R: 0 E: 0 K: 0 S: 8	H: 1 LOB: 2 BB: 0 P: 14	R: 0 E: 0 K: 2 S: 11	H: 0 LOB: 0 BB: 0 P: 13	R: 0 E: 0 K: 2 S: 14	H: 0 LOB: 2 BB: 2 P: 26	R: 0 E: 0 K: 2 S: 13	H: 1 LOB: 1 BB: 0 P: 18	R: 3 E: 0 K: 15 S: 15	H: 1 LOB: 3 BB: 3 P: 34	R: 3 E: 0 K: 12 S: 12	H: 1 LOB: 2 BB: 3 P: 34	1B: 6 2B: 2 3B: 0 HR: 0	SF: 0 SAC: 0 DP: 0 HBP: 2	WP: 1 PB: 0 SB: 0 CS: 0	PA: 39						
PITCHER	IP	WLS	BF	H	R	ER	SO	BB	IBB	HBP	BLK	WP	HR	S	P	ERA	WHIP											
37 Nick Pivetta, R ERA: 4.24	(1, 1)	5.2		25	6	2	2	9	1	0	0	0	0	67	103	3.18	1.235											
55 Matt Strahm, L ERA: 3.39	(6, 1)	0.2		3	0	0	0	1	1	0	0	0	0	10	15	0.00	1.500											
32 Matt Barnes, R ERA: 6.29	(7, 1)	1.0	L	5	1	1	1	2	1	0	0	0	1	0	16	26	9.00	2.000										
46 John Schreiber, R ERA: 2.39	(8, 1)	0.0		3	1	2	2	0	1	0	1	0	0	0	2	9	∞	∞										
56 Austin Davis, L ERA: 5.22	(8, 1)	0.2		3	0	0	0	1	1	0	0	0	0	7	14	0.00	1.500											



Batter	1	2	3	4	5	6	7	8	9	AB	R	H	RBI	BB	SO	LOB	TOP			
18 AJ Pollock, R OBP: 0.287, SLG: 0.359			L5	G5-3		FC6-4		WP		5	1	2	0	0	0	3	Chicago White Sox @ Baltimore Orioles Oriole Park at Camden Yards, Baltimore, MD Tue Aug 23 2022, 7:07 PM - 10:42 PM EDT Att: 12,954 - Partly Cloudy - 87 F			
88 Luis Robert Jr., R OBP: 0.340, SLG: 0.460	L7		BB					K		5	1	3	0	0	1	3				
Eloy Jiménez, R OBP: 0.372, SLG: 0.465 15 Adam Engel, R OBP: 0.284, SLG: 0.333	HR									2	1	1	2	2	0	1				
79 José Abreu, R OBP: 0.385, SLG: 0.463	G4-3		K					K		5	0	0	0	0	2	8				
10 Yoán Moncada, S OBP: 0.268, SLG: 0.314	K		G3-1							4	0	0	0	1	1	4				
32 Gavin Sheets, L OBP: 0.296, SLG: 0.404 25 Andrew Vaughn, R OBP: 0.343, SLG: 0.458				BB						3	0	2	0	0	0	2				
1 Elvis Andrus, R OBP: 0.295, SLG: 0.367	P4		K					G6-3		5	0	0	0	0	1	4				
Josh Harrison, R OBP: 0.311, SLG: 0.371	P6		F7					L8		4	0	0	0	0	0	2				
44 Seby Zavala, R OBP: 0.342, SLG: 0.403	F9									3	0	2	0	1	0	1				
Inning Stats	R: 2 H: 2 E: 0 K: 1 S: 10	H: 2 LOB: 0 BB: 0 P: 13	R: 0 H: 1 E: 0 K: 0 S: 12	H: 1 LOB: 1 BB: 0 P: 17	R: 0 H: 1 E: 0 K: 1 S: 11	H: 1 LOB: 2 BB: 1 P: 18	R: 0 H: 1 E: 0 K: 0 S: 10	H: 1 LOB: 2 BB: 1 P: 18	R: 0 H: 1 E: 0 K: 0 S: 15	H: 1 LOB: 2 BB: 0 P: 22	R: 1 H: 2 E: 0 K: 0 S: 18	H: 2 LOB: 2 BB: 1 P: 26	R: 0 H: 2 E: 0 K: 2 S: 17	H: 2 LOB: 3 BB: 0 P: 29	R: 0 H: 0 E: 0 K: 1 S: 9	H: 0 LOB: 0 BB: 0 P: 13		1B: 7 2B: 3 3B: 0 HR: 1	SF: 0 SAC: 0 DP: 0 HBP: 1	WP: 1 PB: 0 SB: 0 CS: 0
PITCHER	IP WLS BF H R ER SO BB IBB HBP BLK WP HR S P ERA WHIP	51 Austin Voth, R ERA: 4.73	(1, 1) 5.2 W 27 7 2 2 3 3 0 0 0 0 1 59 93 3.18 1.765	43 Bryan Baker, R ERA: 3.98	(6, 1) 0.1 H 1 0 0 0 0 0 0 0 0 0 4 6 0.00 0.000	55 Dillon Tate, R ERA: 2.61	(7, 1) 0.2 H 3 1 1 1 0 0 0 0 0 0 8 11 13.50 1.500	58 Cionel Pérez, L ERA: 1.66	(7, 1) 0.1 H 3 1 0 0 0 1 0 0 0 0 10 15 0.00 6.000	34 Joey Krehbiel, R ERA: 2.99	(8, 1) 0.1 H 3 2 0 0 0 0 0 0 0 0 8 15 0.00 6.000	PITCHER	IP WLS BF H R ER SO BB IBB HBP BLK WP HR S P ERA WHIP	74 Félix Bautista, R ERA: 1.68	(8, 1) 1.2 S 6 0 0 0 3 0 0 1 0 0 1 0 18 27 0.00 0.000					

Batter	1	2	3	4	5	6	7	8	9	AB	R	H	RBI	BB	SO	LOB	BOTTOM			
31 Cedric Mullins, L OBP: 0.326, SLG: 0.405			F9							3	2	1	0	1	1	1	Chicago White Sox @ Baltimore Orioles Oriole Park at Camden Yards, Baltimore, MD Tue Aug 23 2022, 7:07 PM - 10:42 PM EDT Att: 12,954 - Partly Cloudy - 87 F			
35 Adley Rutschman, S OBP: 0.388, SLG: 0.451	BB							G6-3		2	1	0	0	2	0	1				
25 Anthony Santander, S OBP: 0.340, SLG: 0.495	F9		L3					K		4	0	1	1	0	1	3				
6 Ryan Mountcastle, R OBP: 0.295, SLG: 0.433	HR							G6-3		4	1	1	3	0	1	1				
77 Terrin Vavra, L OBP: 0.353, SLG: 0.333 29 Ramón Urias, R OBP: 0.295, SLG: 0.423	G6-3									3	0	0	0	0	0	1				
83 Kyle Stowers, L OBP: 0.190, SLG: 0.200 26 Ryan McKenna, R OBP: 0.309, SLG: 0.375	G3-1									2	0	0	0	0	1	0				
21 Austin Hays, R OBP: 0.315, SLG: 0.426	L8									3	1	1	0	0	0	0				
12 Rougned Odor, L OBP: 0.265, SLG: 0.362	K									3	0	0	0	0	1	1				
3 Jorge Mateo, R OBP: 0.283, SLG: 0.412	K									3	0	1	1	0	1	0				
Inning Stats	R: 3 H: 2 E: 0 K: 0 S: 14	H: 0 LOB: 0 BB: 1 P: 28	R: 0 H: 0 E: 0 K: 2 S: 10	H: 0 LOB: 0 BB: 0 P: 17	R: 0 H: 0 E: 0 K: 0 S: 7	H: 0 LOB: 0 BB: 1 P: 15	R: 0 H: 0 E: 0 K: 2 S: 8	H: 0 LOB: 0 BB: 0 P: 12	R: 0 H: 0 E: 0 K: 0 S: 6	H: 0 LOB: 0 BB: 0 P: 8	R: 1 H: 1 E: 1 K: 0 S: 14	H: 1 LOB: 1 BB: 1 P: 27	R: 1 H: 2 E: 0 K: 2 S: 12	H: 2 LOB: 1 BB: 0 P: 21	R: 0 H: 0 E: 0 K: 1 S: 10	H: 0 LOB: 0 BB: 0 P: 11		1B: 3 2B: 2 3B: 0 HR: 1	SF: 0 SAC: 0 DP: 1 HBP: 0	WP: 1 PB: 0 SB: 1 CS: 0
PITCHER	IP WLS BF H R ER SO BB IBB HBP BLK WP HR S P ERA WHIP	84 Dylan Cease, R ERA: 2.27	(1, 1) 5.1 L 21 3 4 4 4 3 0 0 0 0 1 50 93 6.75 1.125	40 Reynaldo López, R ERA: 3.14	(6, 1) 0.2 2 0 0 0 0 0 0 0 0 0 1 9 14 0.00 0.000	55 Jake Diekman, L ERA: 4.3	(7, 1) 0.2 3 1 1 1 1 0 0 0 0 0 0 8 15 13.50 1.500	58 Jimmy Lambert, R ERA: 2.73	(7, 1) 0.1 2 1 0 0 1 0 0 0 0 0 0 4 6 0.00 3.000	57 Tanner Banks, L ERA: 3.09	(8, 1) 1.0 3 0 0 0 1 0 0 0 0 0 10 11 0.00 0.000	PITCHER	IP WLS BF H R ER SO BB IBB HBP BLK WP HR S P ERA WHIP							

Batter	1	2	3	4	5	6	7	8	9	AB	R	H	RBI	BB	SO	LOB	TOP					
18 AJ Pollock, R OBP: 0.285, SLG: 0.356	L7	B1-3		K			K	79 1B	FC5-4	6	0	1	1	0	2	5	Chicago White Sox @ Baltimore Orioles Oriole Park at Camden Yards, Baltimore, MD Wed Aug 24 2022, 7:07 PM - 10:31 PM EDT Att. 12,565 - Clear - 87 F					
25 Andrew Vaughn, R OBP: 0.344, SLG: 0.456	79 1B 32 1B 88 BB	L8			G6-3		32 1B 88 1B	L8		4	1	1	0	1	0	3						
88 Luis Robert Jr., R OBP: 0.340, SLG: 0.457	79 1B 32 1B BB		G6-3		F8		32 1B	K		4	1	1	0	1	1	2						
79 José Abreu, R OBP: 0.388, SLG: 0.464	10 G3 32 1B		K			32 WP	K			4	0	2	0	0	2	3						
32 Gavin Sheets, L OBP: 0.301, SLG: 0.407	10 G3				G4-3			L9		5	0	3	3	0	0	4						
15 Adam Engel, R OBP: 0.284, SLG: 0.333	10 G3									0	0	0	0	0	0	0						
10 Yván Moncada, S OBP: 0.284, SLG: 0.308	G3		K			G6-3	G5-3	G3		5	0	0	0	0	1	6						
1 Elvis Andrus, R OBP: 0.297, SLG: 0.365	K			P3		G6-3		12 1B 44 WP	44 BB	4	1	1	0	1	1	2						
12 Romy Gonzalez, R OBP: 0.308, SLG: 0.364		18 B1-3 1B		G1-3		G4-3		44 1B 18 WP 18 1B	F9	5	1	2	0	0	0	1						
44 Seby Zavala, R OBP: 0.357, SLG: 0.404		K					88 1B 32 1B 25 BB	79 1B 18 1B	18 FC5-4 BB	2	1	1	0	3	1	1						
Inning Stats	R: 2 H: 3 E: 0 K: 1 S: 17	H: 3 LOB: 2 BB: 1 P: 25	R: 0 H: 1 E: 0 K: 1 S: 6	H: 1 LOB: 1 BB: 0 P: 9	R: 0 H: 1 E: 0 K: 2 S: 10	H: 1 LOB: 1 BB: 0 P: 15	R: 0 H: 0 E: 0 K: 1 S: 13	H: 0 LOB: 1 BB: 1 P: 18	R: 0 H: 0 E: 0 K: 0 S: 7	H: 0 LOB: 0 BB: 0 P: 12	R: 0 H: 0 E: 0 K: 0 S: 6	H: 0 LOB: 3 BB: 2 P: 35	R: 1 H: 2 E: 0 K: 2 S: 21	H: 2 LOB: 3 BB: 2 P: 35	R: 2 H: 5 E: 0 K: 1 S: 20	H: 5 LOB: 3 BB: 2 P: 28	R: 0 H: 0 E: 0 K: 0 S: 13	H: 0 LOB: 2 BB: 2 P: 22	1B: 12 2B: 0 3B: 0 HR: 0	SF: 0 SAC: 0 DP: 0 HBP: 1	WP: 2 PB: 0 SB: 0 CS: 0	PA: 46
PITCHER	IP WLS BF H R ER SO BB IBB HBP BLK WP HR S P ERA WHIP	IP WLS BF H R ER SO BB IBB HBP BLK WP HR S P ERA WHIP															IP WLS BF H R ER SO BB IBB HBP BLK WP HR S P ERA WHIP					
80 Spenser Watkins, R ERA: 3.96	(1, 1) 6.0 L 26 5 2 2 5 2 0 0 0 0 1 0 59 88 3.00 1.167																					
43 Bryan Baker, R ERA: 4.1	(7, 1) 0.2 5 1 1 1 2 2 0 0 0 0 0 0 15 26 13.50 4.500																					
45 Keegan Akin, L ERA: 2.86	(7, 1) 0.1 4 3 2 2 0 0 0 0 0 0 0 0 11 18 54.00 9.000																					
60 Louis Head, R ERA: 6.28	(8, 1) 1.2 10 3 0 0 1 2 0 0 0 1 0 25 38 0.00 3.000																					
79 Nick Vespi, L ERA: 4.15	(9, 1) 0.1 1 0 0 0 0 0 0 0 0 0 0 0 3 3 0.00 0.000																					
Batter	1	2	3	4	5	6	7	8	9	AB	R	H	RBI	BB	SO	LOB	BOTTOM					
31 Cedric Mullins, L OBP: 0.327, SLG: 0.408	35 P6-3 1B		G6-3			35 G6-3 2B		G3		4	0	2	0	0	0	1	Chicago White Sox @ Baltimore Orioles Oriole Park at Camden Yards, Baltimore, MD Wed Aug 24 2022, 7:07 PM - 10:31 PM EDT Att. 12,565 - Clear - 87 F					
35 Adley Rutschman, S OBP: 0.387, SLG: 0.452	P6-3			25 F8 6 G6-3 2B		G6-3		G5-3		4	1	1	0	0	0	2						
25 Anthony Santander, S OBP: 0.337, SLG: 0.450	K			F8		P6		K		4	0	0	0	0	2	2						
6 Ryan Mountcastle, R OBP: 0.296, SLG: 0.434		K		G6-3		G6-3		21 FC3-6 1B		4	1	2	1	0	1	0						
21 Austin Hays, R OBP: 0.314, SLG: 0.432		K		G5-3			FC3-6 12 BB 29 BB	HR		4	1	1	2	0	1	1						
29 Ramón Urias, R OBP: 0.295, SLG: 0.419			L9		G6-3		3 G5-3 12 BB	K		3	0	0	0	1	1	0						
12 Rougned Odor, L OBP: 0.284, SLG: 0.358			G4-3		L6			P5		3	0	0	0	1	0	0						
3 Jorge Mateo, R OBP: 0.281, SLG: 0.408			F8		F9		G5-3			3	0	0	0	0	0	3						
23 Robinson Chirinos, R OBP: 0.286, SLG: 0.282					G4-3			K		2	0	0	0	1	1	0						
Inning Stats	R: 0 H: 1 E: 0 K: 1 S: 8	H: 0 LOB: 0 BB: 0 P: 14	R: 0 H: 0 E: 0 K: 2 S: 8	H: 0 LOB: 0 BB: 0 P: 11	R: 0 H: 0 E: 0 K: 0 S: 12	H: 0 LOB: 1 BB: 1 P: 19	R: 1 H: 1 E: 0 K: 0 S: 6	H: 1 LOB: 0 BB: 0 P: 12	R: 0 H: 0 E: 0 K: 0 S: 9	H: 0 LOB: 0 BB: 0 P: 10	R: 0 H: 1 E: 0 K: 0 S: 9	H: 1 LOB: 1 BB: 0 P: 13	R: 0 H: 1 E: 0 K: 0 S: 7	H: 1 LOB: 2 BB: 2 P: 19	R: 0 H: 0 E: 0 K: 1 S: 9	H: 0 LOB: 0 BB: 0 P: 16		R: 2 H: 2 E: 0 K: 2 S: 13	H: 2 LOB: 0 BB: 0 P: 22	1B: 3 2B: 3 3B: 0 HR: 1	SF: 0 SAC: 0 DP: 2 HBP: 0	WP: 0 PB: 0 SB: 0 CS: 0
PITCHER	IP WLS BF H R ER SO BB IBB HBP BLK WP HR S P ERA WHIP	IP WLS BF H R ER SO BB IBB HBP BLK WP HR S P ERA WHIP															IP WLS BF H R ER SO BB IBB HBP BLK WP HR S P ERA WHIP					
27 Lucas Giolito, R ERA: 5.14	(1, 1) 6.1 W 24 4 1 1 3 2 0 0 0 0 0 0 0 58 93 1.42 0.947																					
49 Kendall Graveman, R ERA: 2.58	(7, 1) 1.2 H 5 0 0 0 1 1 0 0 0 0 0 0 10 21 0.00 0.600																					
31 Liam Hendriks, R ERA: 3.27	(9, 1) 1.0 5 2 2 2 2 0 0 0 0 0 0 1 13 22 18.00 2.000																					

Batter	1	2	3	4	5	6	7	8	9	AB	R	H	RBI	BB	SO	LOB	TOP																
31 Cedric Mullins, L (1, 8) OBP: 0.328, SLG: 0.405										4	0	1	0	1	1	0	<p>Baltimore Orioles @ Houston Astros Minute Maid Park, Houston, TX Fri Aug 26 2022, 7:12 PM - 10:09 PM CDT Att: 31,035 - Roof Closed - 73 F</p> <p>livebaseballscores.com</p> <p>AB 33 R 2 H 7 RBI 2 BB 4 SO 7 LOB 16</p>																
35 Adley Rutschman, S (1, 2) OBP: 0.383, SLG: 0.442										3	0	0	0	1	0	1																	
25 Anthony Santander, S (1, 10) OBP: 0.333, SLG: 0.452										4	0	0	0	0	1	3																	
6 Ryan Mountcastle, R (1, 3) OBP: 0.296, SLG: 0.429										4	0	0	0	0	3	2																	
21 Austin Hays, R (1, 9)										4	0	1	0	0	0	0																	
83 Kyle Stowers, L (1, 7) OBP: 0.276, SLG: 0.370										3	1	2	0	1	0	0																	
26 Ryan McKenna, R (8, 7)										0	0	0	0	0	0	0																	
29 Ramón Urias, R (1, 5)										4	1	2	2	0	0	3																	
12 Rougned Odor, L (1, 4) OBP: 0.269, SLG: 0.363										3	0	1	0	1	0	2																	
3 Jorge Mateo, R (1, 6) OBP: 0.276, SLG: 0.400										4	0	0	0	0	2	5																	
Inning Stats	R: 0 E: 0 K: 1 S: 10	H: 1 LOB: 1 BB: 0 P: 17	R: 0 E: 0 K: 0 S: 12	H: 1 LOB: 2 BB: 1 P: 24	R: 0 E: 0 K: 0 S: 11	H: 0 LOB: 1 BB: 2 P: 22	R: 0 E: 0 K: 1 S: 10	H: 2 LOB: 2 BB: 0 P: 17	R: 0 E: 0 K: 1 S: 7	H: 0 LOB: 0 BB: 0 P: 10	R: 2 E: 0 K: 2 S: 16	H: 2 LOB: 1 BB: 1 P: 26	R: 0 E: 0 K: 1 S: 7	H: 0 LOB: 0 BB: 0 P: 9	R: 0 E: 0 K: 1 S: 8	H: 1 LOB: 1 BB: 0 P: 11	R: 0 E: 0 K: 1 S: 5	H: 0 LOB: 0 BB: 0 P: 8	1B: 5 2B: 1 3B: 0 HR: 1	SF: 0 SAC: 0 DP: 1 HBP: 0	WP: 0 PB: 0 SB: 1 CS: 0	PA: 37											
PITCHER	IP WLS BF H R ER SO BB IBB HBP BLK WP HR S P ERA WHIP																																
43 Lance McCullers Jr., R (1, 1) ERA: 1.69	5.0	21	4	0	0	2	3	0	0	0	0	0	0	50	90	0.00	1.400																
53 Cristian Javier, R (8, 1) ERA: 2.97	3.0	L	13	3	2	2	4	1	0	0	0	0	1	31	46	6.00	1.333																
51 Will Smith, L (8, 1) ERA: 4.21	1.0		3	0	0	0	1	0	0	0	0	0	0	5	8	0.00	0.000																

Batter	1	2	3	4	5	6	7	8	9	AB	R	H	RBI	BB	SO	LOB	BOTTOM															
27 Jose Altuve, R (1, 4) OBP: 0.371, SLG: 0.505										4	0	0	0	0	2	0	<p>Baltimore Orioles @ Houston Astros Minute Maid Park, Houston, TX Fri Aug 26 2022, 7:12 PM - 10:09 PM CDT Att: 31,035 - Roof Closed - 73 F</p> <p>livebaseballscores.com</p> <p>AB 30 R 0 H 4 RBI 0 BB 2 SO 7 LOB 12</p>															
10 Yuli Gurriel, R (1, 3) OBP: 0.296, SLG: 0.376										3	0	0	0	0	0	0																
44 Yordan Alvarez, L (1, 7) OBP: 0.399, SLG: 0.599										3	0	1	0	1	0	1																
2 Alex Bregman, R (1, 5) OBP: 0.371, SLG: 0.477										4	0	2	0	0	0	1																
30 Kyle Tucker, L (1, 9) OBP: 0.338, SLG: 0.475										4	0	1	0	0	1	3																
Trey Mancini, R (1, 10) OBP: 0.333, SLG: 0.424										3	0	0	0	1	2	5																
3 Jeremy Peña, R (1, 6) OBP: 0.285, SLG: 0.413										3	0	0	0	0	0	2																
6 Jake Meyers, R (1, 8) OBP: 0.255, SLG: 0.302										2	0	0	0	0	2	0																
14 Mauricio Dubón, R (8, PH) OBP: 0.259, SLG: 0.317										1	0	0	0	0	0	0																
15 Martín Maldonado, R (1, 2) OBP: 0.241, SLG: 0.347										2	0	0	0	0	0	0																
9 Christian Vázquez, R (8, PH) OBP: 0.334, SLG: 0.454										1	0	0	0	0	0	0																
Inning Stats	R: 0 E: 0 K: 0 S: 4	H: 0 LOB: 0 BB: 0 P: 6	R: 0 E: 0 K: 0 S: 6	H: 0 LOB: 1 BB: 1 P: 14	R: 0 E: 0 K: 2 S: 12	H: 0 LOB: 0 BB: 0 P: 16	R: 0 E: 0 K: 1 S: 13	H: 1 LOB: 2 BB: 1 P: 18	R: 0 E: 0 K: 1 S: 8	H: 0 LOB: 0 BB: 0 P: 11	R: 0 E: 0 K: 1 S: 8	H: 0 LOB: 0 BB: 0 P: 10	R: 0 E: 0 K: 1 S: 8	H: 1 LOB: 1 BB: 0 P: 10	R: 0 E: 0 K: 0 S: 8	H: 0 LOB: 0 BB: 0 P: 11	R: 0 E: 0 K: 1 S: 13	H: 2 LOB: 2 BB: 0 P: 17	1B: 4 2B: 1 3B: 0 HR: 0	SF: 0 SAC: 0 DP: 1 HBP: 1	WP: 0 PB: 0 SB: 0 CS: 0	PA: 33										
PITCHER	IP WLS BF H R ER SO BB IBB HBP BLK WP HR S P ERA WHIP																															
56 Kyle Bradish, R (1, 1) ERA: 5.63	8.0	W	28	2	0	1	0	0	0	0	0	0	10	14	0.00	3.000																
58 Cionel Pérez, L (8, 1) ERA: 1.64	0.2	H	4	2	0	0	0	0	0	0	0	0	3	3	0.00	0.000																
55 Dillon Tate, R (8, 1) ERA: 2.7	0.1	S	1	0	0	0	1	0	0	0	0	0	3	3	0.00	0.000																

Batter	1	2	3	4	5	6	7	8	9	AB	R	H	RBI	BB	SO	LOB	TOP										
31 Cedric Mullins, L (1, 10) OBP: 0.328, SLG: 0.404										4	0	1	0	0	1	2											
35 Adley Rutschman, S (1, 2) OBP: 0.384, SLG: 0.445										3	1	1	0	1	0	1											
25 Anthony Santander, S (1, 7) OBP: 0.336, SLG: 0.458										3	1	1	2	1	0	1											
6 Ryan Mountcastle, R (1, 3) OBP: 0.293, SLG: 0.425										4	0	0	0	0	2	3											
21 Austin Hays, R (1, 9) OBP: 0.313, SLG: 0.434										4	1	2	1	0	1	3											
29 Ramón Uriás, R (1, 5) OBP: 0.269, SLG: 0.420										3	0	0	0	1	2	1											
26 Ryan McKenna, R (1, 8) OBP: 0.308, SLG: 0.366										3	0	0	0	1	2	1	AB 30										
12 Rougned Odor, L (1, 4) OBP: 0.269, SLG: 0.360										3	0	0	0	1	1	2	R 3										
3 Jorge Mateo, R (1, 6) OBP: 0.276, SLG: 0.399										3	0	1	0	0	1	2	H 6										
Inning Stats	R: 0 E: 0 K: 1 S: 21	H: 1 LOB: 2 BB: 1 P: 31	R: 0 E: 0 K: 2 S: 8	H: 0 LOB: 1 BB: 1 P: 15	R: 3 E: 0 K: 0 S: 18	H: 3 LOB: 0 BB: 0 P: 23	R: 0 E: 0 K: 2 S: 15	H: 0 LOB: 1 BB: 1 P: 20	R: 0 E: 0 K: 1 S: 7	H: 1 LOB: 0 BB: 0 P: 11	R: 0 E: 0 K: 1 S: 9	H: 1 LOB: 0 BB: 0 P: 12	R: 0 E: 0 K: 2 S: 10	H: 0 LOB: 1 BB: 1 P: 17	R: 0 E: 0 K: 1 S: 8	H: 0 LOB: 0 BB: 1 P: 15	1B: 3 2B: 2 3B: 0 HR: 2	SF: 0 SAC: 0 DP: 2 HBP: 0	WP: 0 PB: 0 SB: 2 CS: 2	PA: 35							
PITCHER	IP	WLS	BF	H	R	ER	SO	BB	IBB	HBP	BLK	WP	HR	S	P	ERA	WHIP										
65 José Uquidy, R (1, 1) ERA: 3.69	5.0	L	22	4	3	3	5	3	0	0	0	0	2	73	102	5.40	1.400										
61 Seth Martinez, R (6, 1) ERA: 2.38	1.1		5	2	0	0	1	0	0	0	0	0	0	11	16	0.00	1.500										
88 Phil Maton, R (7, 1) ERA: 4.24	1.2		5	0	0	0	3	1	0	0	0	0	0	15	24	0.00	0.600										
52 Bryan Abreu, R (9, 1) ERA: 2.17	1.0		3	0	0	0	1	1	0	0	0	0	0	8	15	0.00	1.000										

Baltimore Orioles @ Houston Astros
Minute Maid Park, Houston, TX
Sat Aug 27 2022, 6:11 PM - 9:05 PM CDT
Att: 34,526 - Roof Closed - 73 F

AB 30
R 3
H 6
RBI 3
BB 5
SO 10
LOB 16



Batter	1	2	3	4	5	6	7	8	9	AB	R	H	RBI	BB	SO	LOB	BOTTOM										
27 Jose Altuve, R (1, 4) OBP: 0.372, SLG: 0.507										4	1	2	0	0	0	0											
10 Yuli Gurriel, R (1, 3) OBP: 0.293, SLG: 0.372										4	0	0	0	0	2	2											
44 Yordan Alvarez, L (1, 10) OBP: 0.398, SLG: 0.597										3	0	1	1	0	0	0											
2 Alex Bregman, R (1, 5) OBP: 0.369, SLG: 0.474										3	0	0	0	0	1	1											
30 Kyle Tucker, L (1, 9) OBP: 0.335, SLG: 0.472										3	0	0	0	0	0	0											
9 Christian Vázquez, R (1, 2) OBP: 0.331, SLG: 0.420										3	0	0	0	0	0	0											
Trey Mancini, R (1, 7) OBP: 0.333, SLG: 0.424										3	0	1	0	0	1	0	AB 29										
17 David Hensley, R (1, 6) OBP: 0.335, SLG: 0.472										3	0	0	0	0	1	1	R 1										
14 Mauricio Dubón, R (1, 8) OBP: 0.256, SLG: 0.314										2	0	0	0	0	0	0	H 4										
3 Jeremy Peña, R (9, PH) OBP: 0.284, SLG: 0.412										1	0	0	0	0	1	0	RBI 1										
Inning Stats	R: 0 E: 0 K: 1 S: 10	H: 0 LOB: 0 BB: 0 P: 17	R: 0 E: 0 K: 0 S: 7	H: 0 LOB: 0 BB: 0 P: 14	R: 0 E: 0 K: 0 S: 6	H: 0 LOB: 0 BB: 0 P: 8	R: 0 E: 0 K: 0 S: 8	H: 1 LOB: 0 BB: 0 P: 15	R: 0 E: 0 K: 1 S: 6	H: 0 LOB: 0 BB: 0 P: 10	R: 0 E: 0 K: 1 S: 7	H: 0 LOB: 0 BB: 0 P: 10	R: 1 E: 0 K: 0 S: 8	H: 2 LOB: 0 BB: 0 P: 9	R: 0 E: 1 K: 1 S: 13	H: 1 LOB: 1 BB: 0 P: 17	R: 0 E: 0 K: 2 S: 10	H: 0 LOB: 0 BB: 0 P: 11	1B: 3 2B: 1 3B: 0 HR: 0	SF: 0 SAC: 0 DP: 2 HBP: 0	WP: 0 PB: 0 SB: 0 CS: 0	PA: 29					
PITCHER	IP	WLS	BF	H	R	ER	SO	BB	IBB	HBP	BLK	WP	HR	S	P	ERA	WHIP										
64 Dean Kremer, R (1, 1) ERA: 3.24	7.2	W	25	4	1	1	3	0	0	0	0	0	0	62	96	1.17	0.522										
74 Félix Bautista, R (8, 1) ERA: 1.98	1.1	S	4	0	0	0	3	0	0	0	0	0	0	13	15	0.00	0.000										

Baltimore Orioles @ Houston Astros
Minute Maid Park, Houston, TX
Sat Aug 27 2022, 6:11 PM - 9:05 PM CDT
Att: 34,526 - Roof Closed - 73 F

AB 29
R 1
H 4
RBI 1
BB 0
SO 6
LOB 4



Batter	1	2	3	4	5	6	7	8	9	AB	R	H	RBI	BB	SO	LOB	TOP						
31 Cedric Mullins, L (1, 8) OBP: 0.329, SLG: 0.404										3	0	1	0	1	1	1							
35 Adley Rutschman, S (1, 10) OBP: 0.383, SLG: 0.442										4	0	1	0	0	2	2							
25 Anthony Santander, S (1, 7) OBP: 0.335, SLG: 0.459										4	1	1	0	0	1	4							
6 Ryan Mountcastle, R (1, 3) OBP: 0.291, SLG: 0.421										4	0	0	0	0	2	3							
21 Austin Hays, R (1, 9) OBP: 0.312, SLG: 0.432										4	0	1	1	0	1	2							
29 Ramón Uriás, R (1, 5) OBP: 0.291, SLG: 0.416										3	0	0	0	0	2	0							
83 Kyle Stowers, L (9, PH) OBP: 0.300, SLG: 0.393										1	0	1	0	0	0	0							
12 Rougned Odor, L (1, 4) OBP: 0.266, SLG: 0.356										4	0	0	0	0	2	2							
3 Jorge Mateo, R (1, 6) OBP: 0.277, SLG: 0.402										3	0	1	0	0	2	0							
23 Robinson Chirinos, R (1, 2) OBP: 0.273, SLG: 0.285										2	0	1	0	1	0	0							
Inning Stats	R: 0 E: 0 K: 3 S: 20	H: 2 LOB: 2 BB: 0 P: 28	R: 0 E: 0 K: 2 S: 10	H: 0 LOB: 0 BB: 0 P: 16	R: 0 E: 0 K: 1 S: 9	H: 1 LOB: 1 BB: 1 P: 16	R: 0 E: 0 K: 1 S: 10	H: 0 LOB: 0 BB: 0 P: 15	R: 0 E: 0 K: 0 S: 8	H: 1 LOB: 1 BB: 1 P: 17	R: 0 E: 0 K: 1 S: 8	H: 0 LOB: 0 BB: 0 P: 10	R: 0 E: 0 K: 1 S: 8	H: 0 LOB: 0 BB: 0 P: 11	R: 0 E: 0 K: 2 S: 8	H: 0 LOB: 0 BB: 0 P: 10	R: 1 E: 0 K: 2 S: 16	H: 3 LOB: 2 BB: 0 P: 24	1B: 5 2B: 3 3B: 0 HR: 0	SF: 0 SAC: 0 DP: 1 HBP: 0	WP: 0 PB: 0 SB: 2 CS: 0	PA: 34	
PITCHER	IP WLS BF H R ER SO BB IBB HBP BLK WP HR S P ERA WHIP	IP WLS BF H R ER SO BB IBB HBP BLK WP HR S P ERA WHIP	IP WLS BF H R ER SO BB IBB HBP BLK WP HR S P ERA WHIP	IP WLS BF H R ER SO BB IBB HBP BLK WP HR S P ERA WHIP	IP WLS BF H R ER SO BB IBB HBP BLK WP HR S P ERA WHIP	IP WLS BF H R ER SO BB IBB HBP BLK WP HR S P ERA WHIP	IP WLS BF H R ER SO BB IBB HBP BLK WP HR S P ERA WHIP	IP WLS BF H R ER SO BB IBB HBP BLK WP HR S P ERA WHIP	IP WLS BF H R ER SO BB IBB HBP BLK WP HR S P ERA WHIP	IP WLS BF H R ER SO BB IBB HBP BLK WP HR S P ERA WHIP	IP WLS BF H R ER SO BB IBB HBP BLK WP HR S P ERA WHIP	IP WLS BF H R ER SO BB IBB HBP BLK WP HR S P ERA WHIP	IP WLS BF H R ER SO BB IBB HBP BLK WP HR S P ERA WHIP	IP WLS BF H R ER SO BB IBB HBP BLK WP HR S P ERA WHIP	IP WLS BF H R ER SO BB IBB HBP BLK WP HR S P ERA WHIP	IP WLS BF H R ER SO BB IBB HBP BLK WP HR S P ERA WHIP	IP WLS BF H R ER SO BB IBB HBP BLK WP HR S P ERA WHIP	IP WLS BF H R ER SO BB IBB HBP BLK WP HR S P ERA WHIP	IP WLS BF H R ER SO BB IBB HBP BLK WP HR S P ERA WHIP	IP WLS BF H R ER SO BB IBB HBP BLK WP HR S P ERA WHIP	IP WLS BF H R ER SO BB IBB HBP BLK WP HR S P ERA WHIP	IP WLS BF H R ER SO BB IBB HBP BLK WP HR S P ERA WHIP	IP WLS BF H R ER SO BB IBB HBP BLK WP HR S P ERA WHIP

Baltimore Orioles @ Houston Astros
Minute Maid Park, Houston, TX
Sun Aug 28 2022, 1:14 PM - 4:19 PM CDT
Att: 31,559 - Roof Closed - 73 F

AB 32
R 1
H 7
RBI 1
BB 2
SO 13
LOB 14

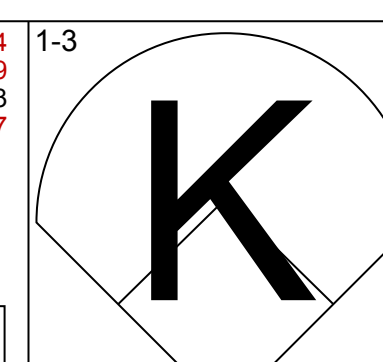
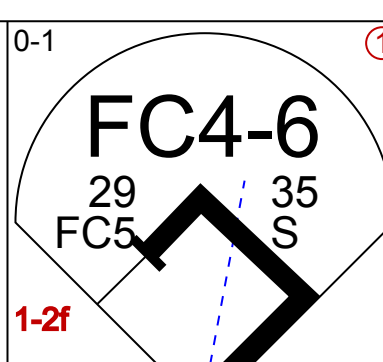
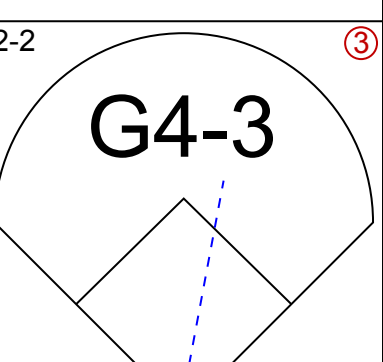
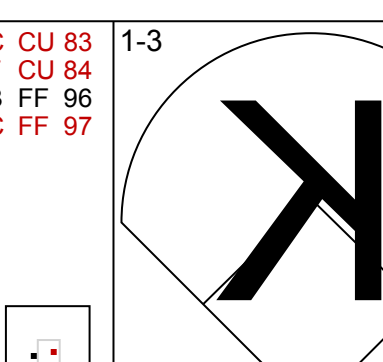
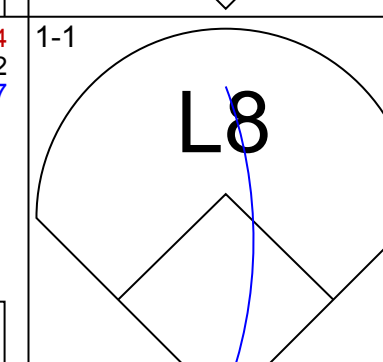
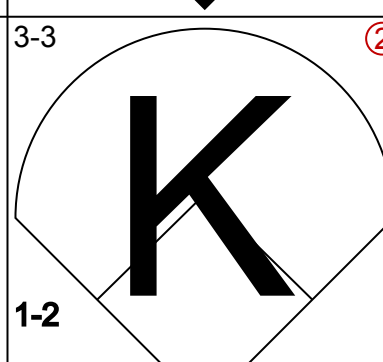
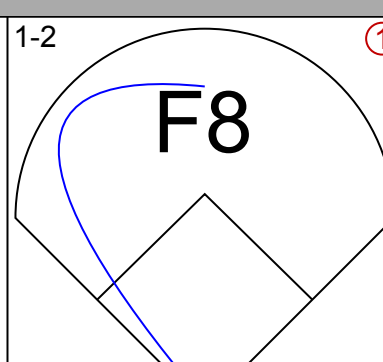
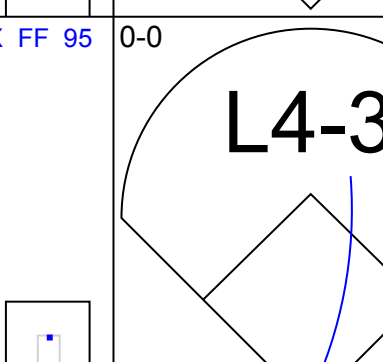
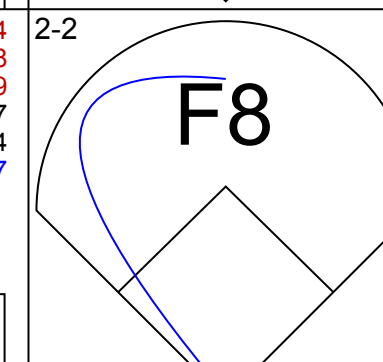
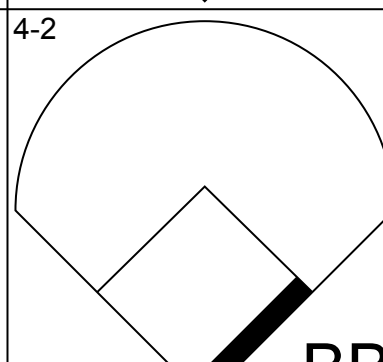
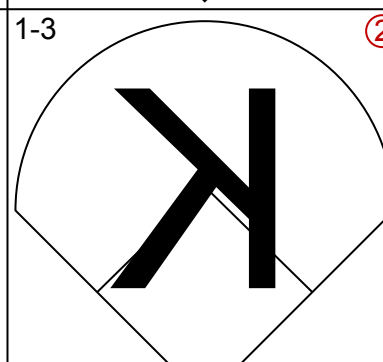
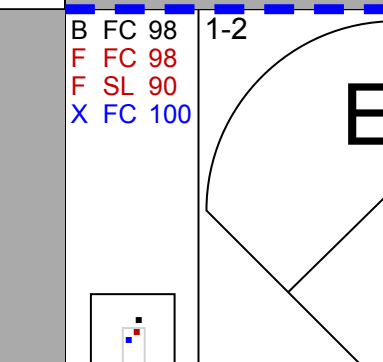
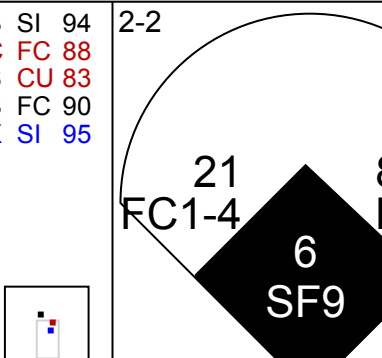
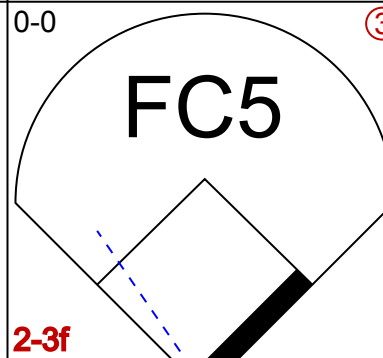
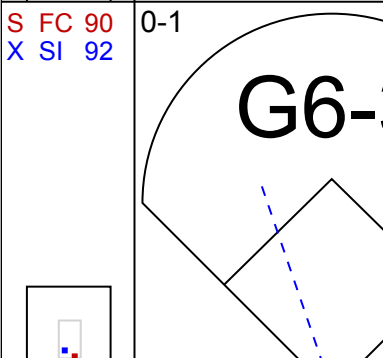
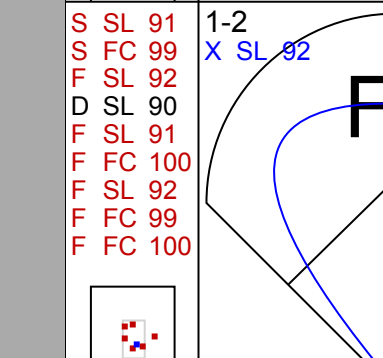
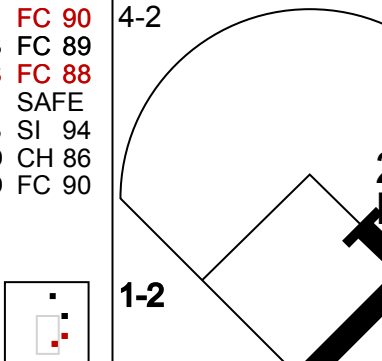
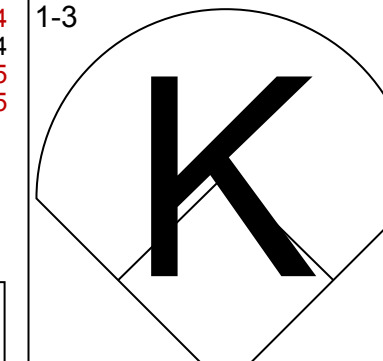
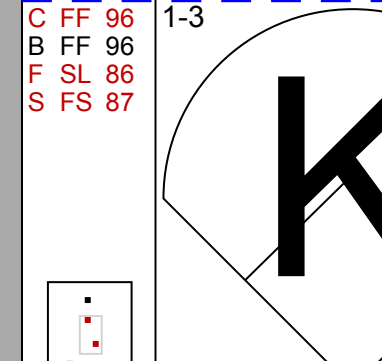
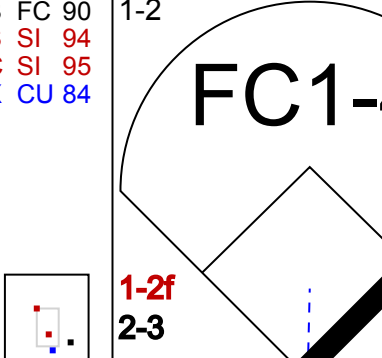
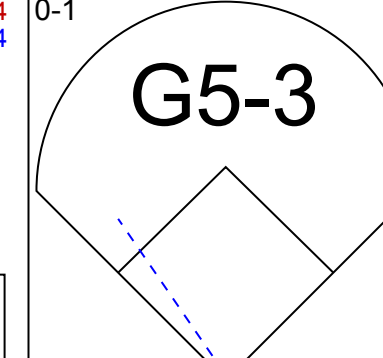
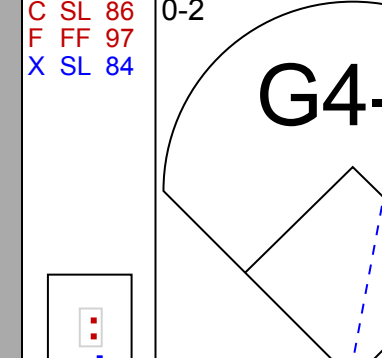
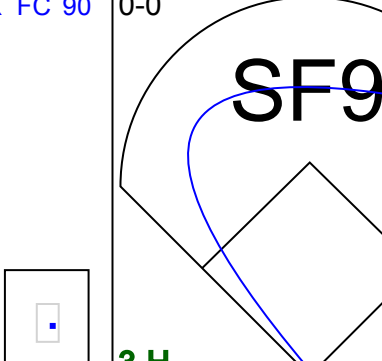
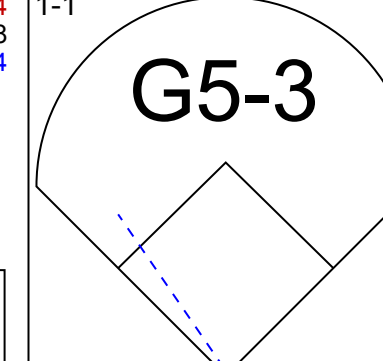
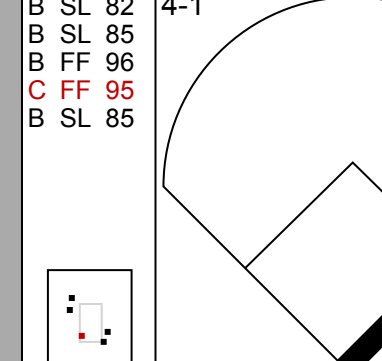
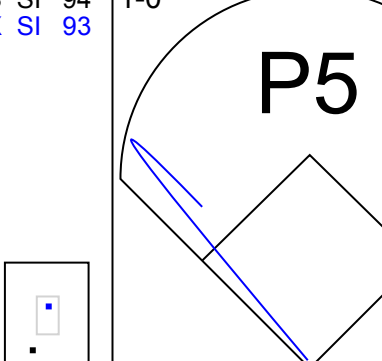
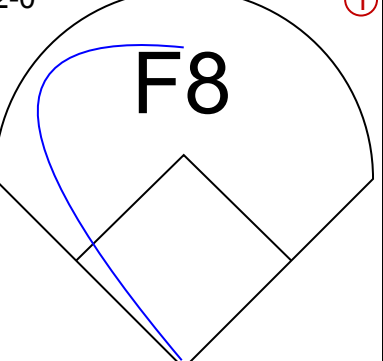
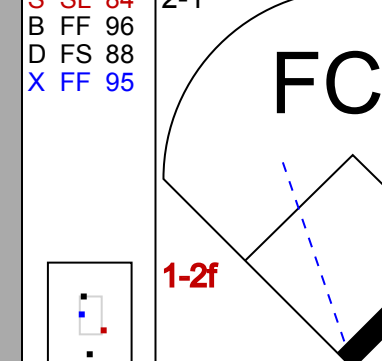
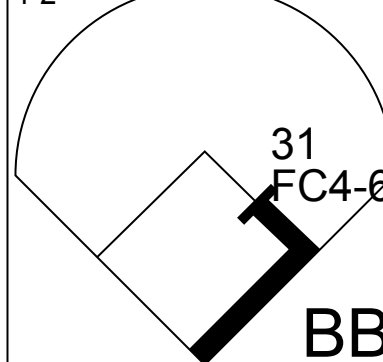
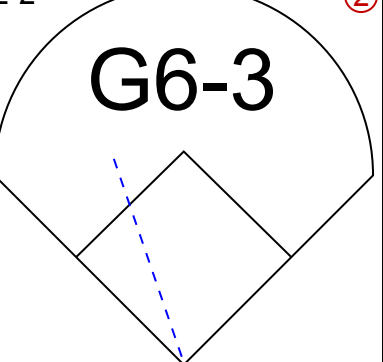
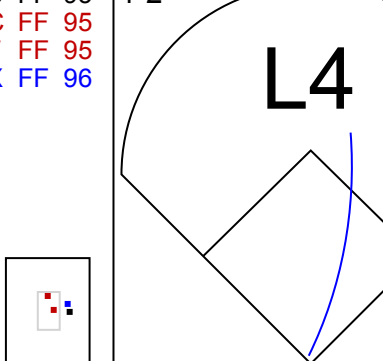


Batter	1	2	3	4	5	6	7	8	9	AB	R	H	RBI	BB	SO	LOB	BOTTOM						
27 Jose Altuve, R (1, 4) OBP: 0.369, SLG: 0.502										4	0	0	0	0	2	5							
3 Jeremy Peña, R (1, 6) OBP: 0.282, SLG: 0.408										4	0	0	0	0	2								
2 Alex Bregman, R (1, 5) OBP: 0.371, SLG: 0.481										2	2	1	1	2	0	0							
30 Kyle Tucker, L (1, 9) OBP: 0.338, SLG: 0.478										3	1	2	0	0	1								
Trey Mancini, R (1, 7) OBP: 0.331, SLG: 0.420										3	1	2	0	0	1								
6 Jake Meyers, R (9, 8) OBP: 0.255, SLG: 0.302										4	0	0	0	0	2	4							
10 Yuli Gurriel, R (1, 3) OBP: 0.293, SLG: 0.371										0	0	0	0	0	0	0							
17 David Hensley, R (1, 10) OBP: 0.167, SLG: 0.333										4	0	1	2	0	2								
14 Mauricio Dubón, R (1, 8) OBP: 0.257, SLG: 0.314										3	0	1	0	0	1	1							
15 Martín Maldonado, R (1, 2) OBP: 0.245, SLG: 0.346										3	0	1	0	0	1	1							
Inning Stats	R: 0 E: 0 K: 0 S: 7	H: 0 LOB: 0 BB: 0 P: 13	R: 0 E: 1 K: 1 S: 7	H: 0 LOB: 0 BB: 0 P: 8	R: 0 E: 0 K: 1 S: 15	H: 1 LOB: 2 BB: 1 P: 26	R: 0 E: 0 K: 0 S: 4	H: 0 LOB: 0 BB: 1 P: 10	R: 0 E: 0 K: 1 S: 10	H: 0 LOB: 0 BB: 0 P: 14	R: 0 E: 0 K: 1 S: 10	H: 0 LOB: 0 BB: 0 P: 15	R: 2 E: 0 K: 2 S: 20	H: 3 LOB: 3 BB: 1 P: 34	R: 1 E: 0 K: 0 S: 12	H: 2 LOB: 1 BB: 0 P: 18	1B: 2 2B: 3 3B: 0 HR: 1	SF: 0 SAC: 0 DP: 2 HBP: 1	WP: 0 PB: 0 SB: 0 CS: 0	PA: 33			
PITCHER	IP WLS BF H R ER SO BB IBB HBP BLK WP HR S P ERA WHIP	IP WLS BF H R ER SO BB IBB HBP BLK WP HR S P ERA WHIP	IP WLS BF H R ER SO BB IBB HBP BLK WP HR S P ERA WHIP	IP WLS BF H R ER SO BB IBB HBP BLK WP HR S P ERA WHIP	IP WLS BF H R ER SO BB IBB HBP BLK WP HR S P ERA WHIP	IP WLS BF H R ER SO BB IBB HBP BLK WP HR S P ERA WHIP	IP WLS BF H R ER SO BB IBB HBP BLK WP HR S P ERA WHIP	IP WLS BF H R ER SO BB IBB HBP BLK WP HR S P ERA WHIP	IP WLS BF H R ER SO BB IBB HBP BLK WP HR S P ERA WHIP	IP WLS BF H R ER SO BB IBB HBP BLK WP HR S P ERA WHIP	IP WLS BF H R ER SO BB IBB HBP BLK WP HR S P ERA WHIP	IP WLS BF H R ER SO BB IBB HBP BLK WP HR S P ERA WHIP	IP WLS BF H R ER SO BB IBB HBP BLK WP HR S P ERA WHIP	IP WLS BF H R ER SO BB IBB HBP BLK WP HR S P ERA WHIP	IP WLS BF H R ER SO BB IBB HBP BLK WP HR S P ERA WHIP	IP WLS BF H R ER SO BB IBB HBP BLK WP HR S P ERA WHIP	IP WLS BF H R ER SO BB IBB HBP BLK WP HR S P ERA WHIP	IP WLS BF H R ER SO BB IBB HBP BLK WP HR S P ERA WHIP	IP WLS BF H R ER SO BB IBB HBP BLK WP HR S P ERA WHIP	IP WLS BF H R ER SO BB IBB HBP BLK WP HR S P ERA WHIP	IP WLS BF H R ER SO BB IBB HBP BLK WP HR S P ERA WHIP	IP WLS BF H R ER SO BB IBB HBP BLK WP HR S P ERA WHIP	IP WLS BF H R ER SO BB IBB HBP BLK WP HR S P ERA WHIP

Baltimore Orioles @ Houston Astros
Minute Maid Park, Houston, TX
Sun Aug 28 2022, 1:14 PM - 4:19 PM CDT
Att: 31,559 - Roof Closed - 73 F

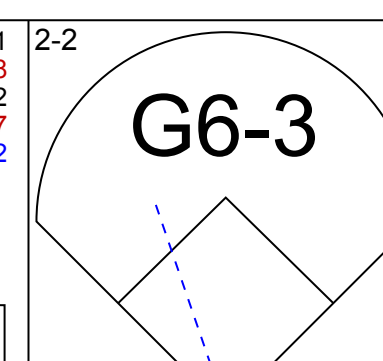
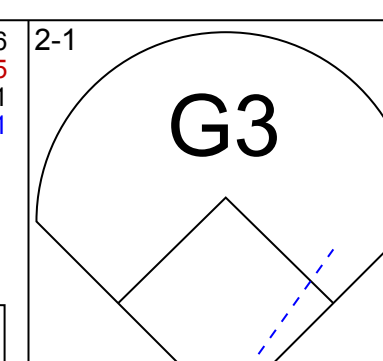
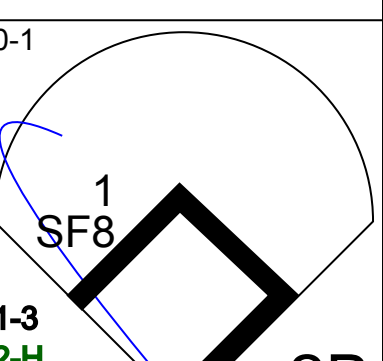
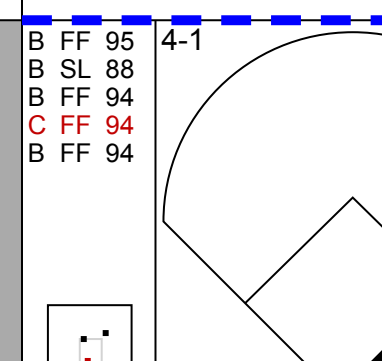
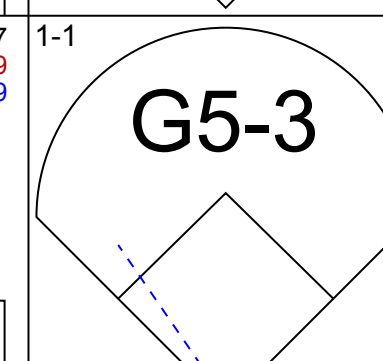
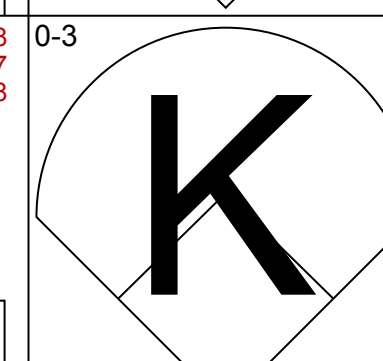
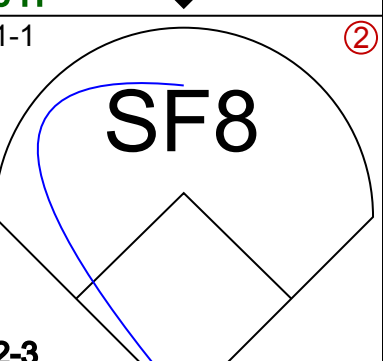
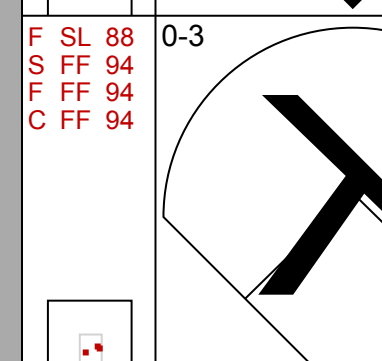
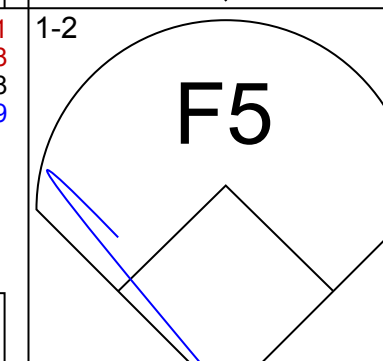
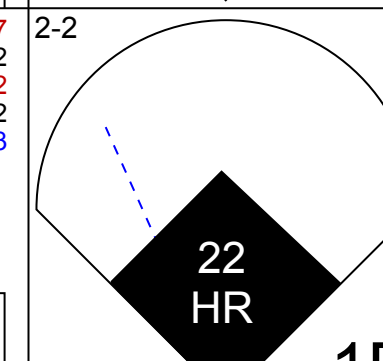
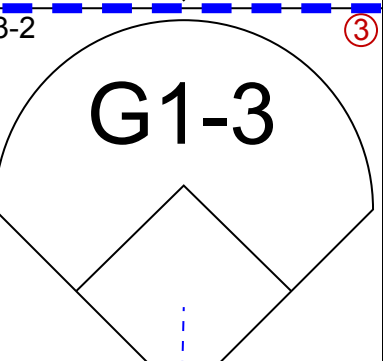
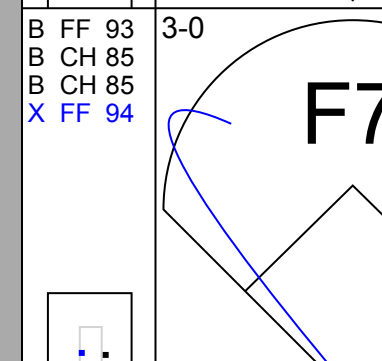
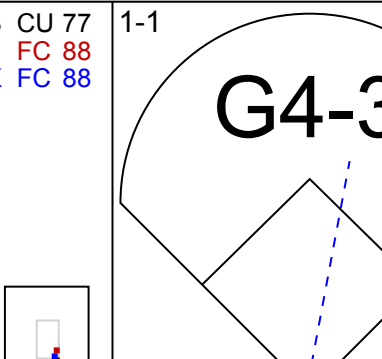
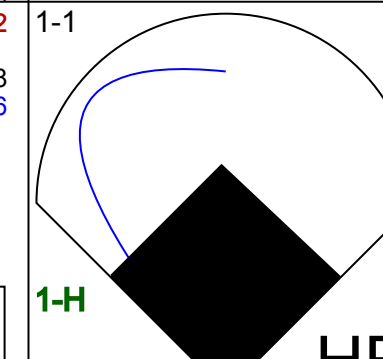
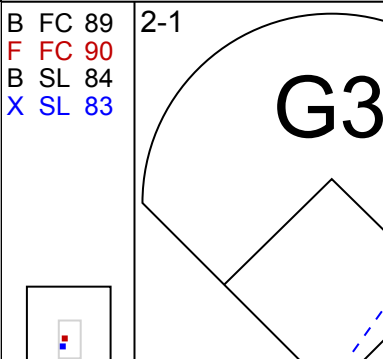

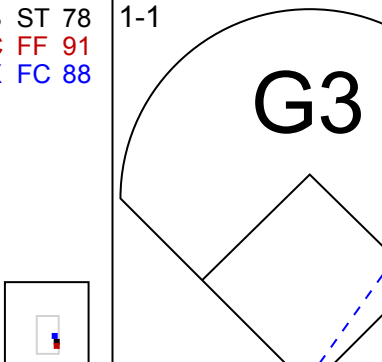
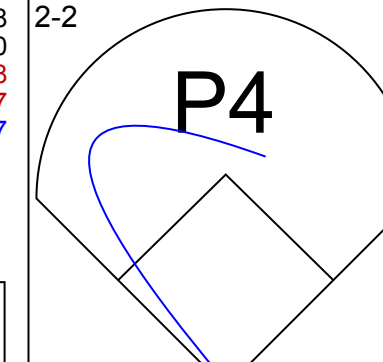
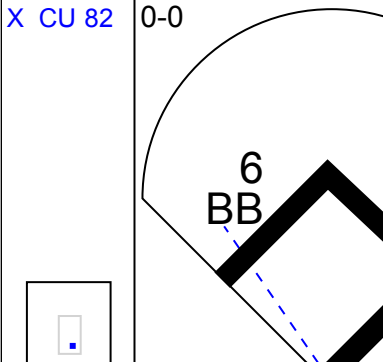
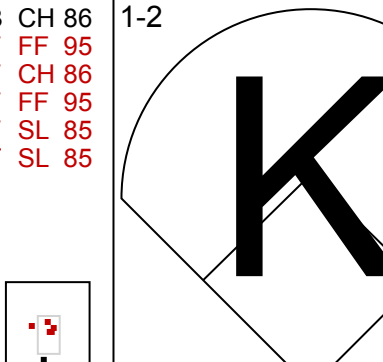

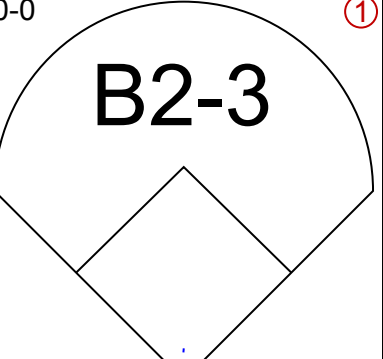
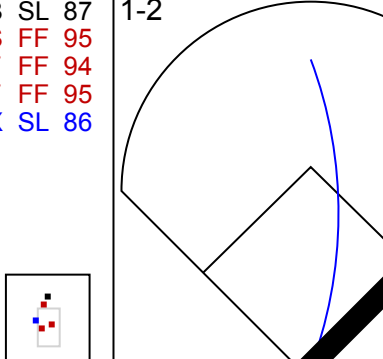
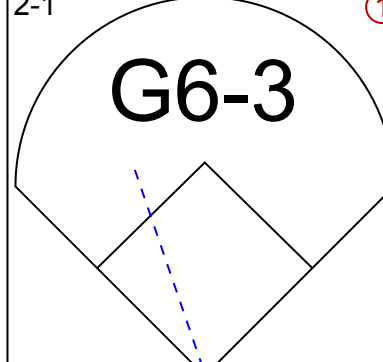
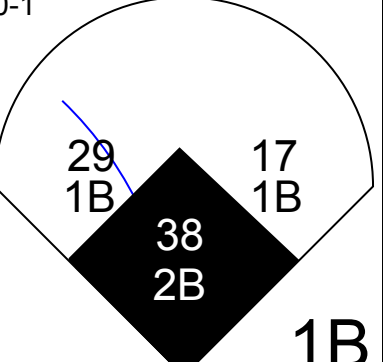
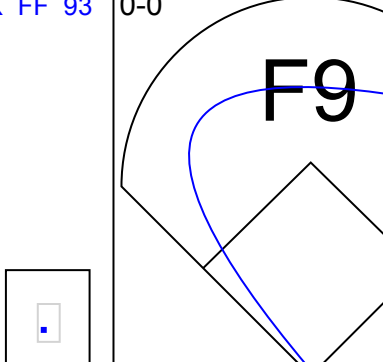
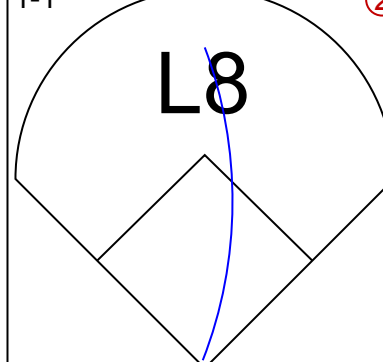
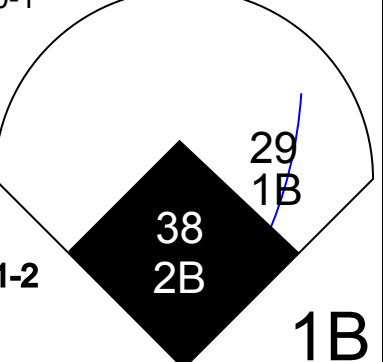
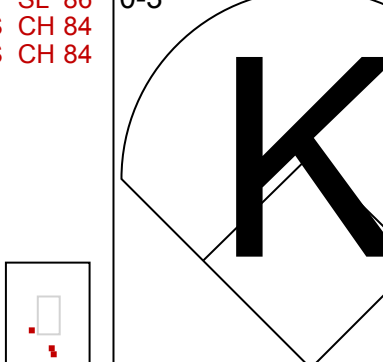
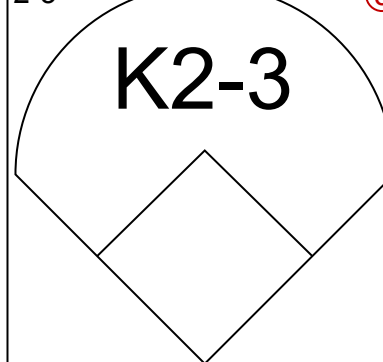
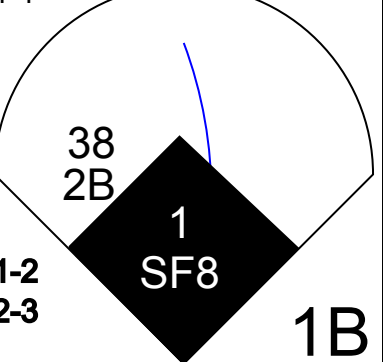

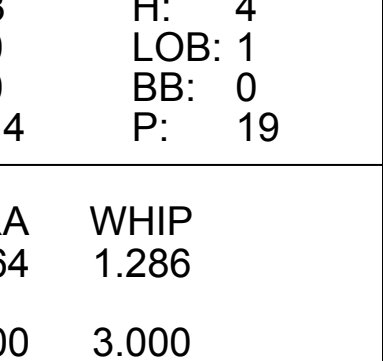
AB 28
R 3
H 6
RBI 3
BB 3
SO 6
LOB 16



Batter	1	2	3	4	5	6	7	8	9	AB	R	H	RBI	BB	SO	LOB	TOP				
31 Cedric Mullins, L (1, 8) OBP: 0.327, SLG: 0.400										4	0	0	0	0	2	1	<p>Baltimore Orioles @ Cleveland Guardians Progressive Field, Cleveland, OH Tue Aug 30 2022, 6:11 PM - 8:48 PM EDT Att: 12,492 - Partly Cloudy - 78 F</p>				
35 Adley Rutschman, S (1, 2) OBP: 0.358, SLG: 0.435										4	0	0	0	0	1	1					
25 Anthony Santander, S (1, 10) OBP: 0.335, SLG: 0.456										3	0	0	0	1	1	0					
29 Ramón Urias, R (1, 5) OBP: 0.290, SLG: 0.414										4	1	1	0	0	0	3					
83 Kyle Stowers, L (1, 7) OBP: 0.294, SLG: 0.355										3	0	0	0	1	2	1					
21 Austin Hays, R (1, 9) OBP: 0.310, SLG: 0.429										3	0	0	0	0	0	2					
6 Ryan Mountcastle, R (1, 3) OBP: 0.291, SLG: 0.420										1	0	0	1	1	0	0					
12 Rougned Odor, L (1, 4) OBP: 0.264, SLG: 0.353										3	0	0	0	0	0	2					
3 Jorge Mateo, R (1, 6) OBP: 0.277, SLG: 0.399										2	0	0	0	1	0	0					
Inning Stats	R: 0 E: 0 K: 1 S: 9	H: 0 LOB: 0 BB: 0 P: 13	R: 1 E: 0 K: 0 S: 10	H: 1 LOB: 1 BB: 1 P: 18	R: 0 E: 0 K: 1 S: 13	H: 0 LOB: 2 BB: 2 P: 24	R: 0 E: 0 K: 1 S: 7	H: 0 LOB: 0 BB: 0 P: 9	R: 0 E: 0 K: 1 S: 12	H: 0 LOB: 0 BB: 0 P: 14	R: 0 E: 0 K: 1 S: 9	H: 0 LOB: 1 BB: 1 P: 16	R: 0 E: 0 K: 1 S: 7	H: 0 LOB: 0 BB: 0 P: 9	R: 0 E: 1 K: 0 S: 14	H: 0 LOB: 0 BB: 0 P: 16		1B: 1 2B: 0 3B: 0 HR: 0	SF: 1 SAC: 0 DP: 1 HBP: 0	WP: 0 PB: 0 SB: 1 CS: 0	PA: 32
PITCHER	IP WLS BF H R ER SO BB IBB HBP BLK WP HR S P ERA WHIP	IP WLS BF H R ER SO BB IBB HBP BLK WP HR S P ERA WHIP	IP WLS BF H R ER SO BB IBB HBP BLK WP HR S P ERA WHIP	IP WLS BF H R ER SO BB IBB HBP BLK WP HR S P ERA WHIP	IP WLS BF H R ER SO BB IBB HBP BLK WP HR S P ERA WHIP	IP WLS BF H R ER SO BB IBB HBP BLK WP HR S P ERA WHIP	IP WLS BF H R ER SO BB IBB HBP BLK WP HR S P ERA WHIP	IP WLS BF H R ER SO BB IBB HBP BLK WP HR S P ERA WHIP	IP WLS BF H R ER SO BB IBB HBP BLK WP HR S P ERA WHIP	IP WLS BF H R ER SO BB IBB HBP BLK WP HR S P ERA WHIP	IP WLS BF H R ER SO BB IBB HBP BLK WP HR S P ERA WHIP	IP WLS BF H R ER SO BB IBB HBP BLK WP HR S P ERA WHIP	IP WLS BF H R ER SO BB IBB HBP BLK WP HR S P ERA WHIP	IP WLS BF H R ER SO BB IBB HBP BLK WP HR S P ERA WHIP	IP WLS BF H R ER SO BB IBB HBP BLK WP HR S P ERA WHIP	IP WLS BF H R ER SO BB IBB HBP BLK WP HR S P ERA WHIP	IP WLS BF H R ER SO BB IBB HBP BLK WP HR S P ERA WHIP	IP WLS BF H R ER SO BB IBB HBP BLK WP HR S P ERA WHIP	IP WLS BF H R ER SO BB IBB HBP BLK WP HR S P ERA WHIP	IP WLS BF H R ER SO BB IBB HBP BLK WP HR S P ERA WHIP	IP WLS BF H R ER SO BB IBB HBP BLK WP HR S P ERA WHIP

AB	27
R	1
H	1
RBI	1
BB	4
SO	6
LOB	10



Batter	1	2	3	4	5	6	7	8	9	AB	R	H	RBI	BB	SO	LOB	BOTTOM				
38 Steven Kwan, L (1, 7) OBP: 0.373, SLG: 0.392										3	0	1	2	1	0	0	<p>Baltimore Orioles @ Cleveland Guardians Progressive Field, Cleveland, OH Tue Aug 30 2022, 6:11 PM - 8:48 PM EDT Att: 12,492 - Partly Cloudy - 78 F</p>				
1 Amed Rosario, R (1, 6) OBP: 0.316, SLG: 0.402										3	0	0	1	0	2	1					
11 José Ramírez, S (1, 5) OBP: 0.352, SLG: 0.546										4	1	1	0	0	0	2					
22 Josh Naylor, L (1, 3) OBP: 0.315, SLG: 0.459										4	1	1	2	0	0	1					
39 Oscar Gonzalez, R (1, 9) OBP: 0.317, SLG: 0.452										4	0	1	0	0	1	0					
0 Andrés Giménez, L (1, 4) OBP: 0.367, SLG: 0.492										4	0	2	0	0	1	0					
6 Owen Miller, R (1, 10) OBP: 0.298, SLG: 0.355										3	1	1	0	1	0	1					
17 Austin Hedges, R (1, 2) OBP: 0.263, SLG: 0.276										4	1	1	0	0	1	4					
29 Will Benson, L (1, 8) OBP: 0.222, SLG: 0.152										3	1	1	0	0	1	3					
7 Myles Straw, R (7, 8) OBP: 0.274, SLG: 0.251										0	0	0	0	0	0	0					
Inning Stats	R: 0 E: 0 K: 0 S: 8	H: 0 LOB: 0 BB: 0 P: 12	R: 0 E: 0 K: 1 S: 9	H: 0 LOB: 0 BB: 0 P: 13	R: 0 E: 0 K: 1 S: 7	H: 0 LOB: 0 BB: 0 P: 12	R: 2 E: 0 K: 1 S: 13	H: 2 LOB: 0 BB: 0 P: 20	R: 3 E: 0 K: 0 S: 14	H: 4 LOB: 1 BB: 0 P: 19	R: 0 E: 0 K: 0 S: 17	H: 2 LOB: 3 BB: 1 P: 26	R: 0 E: 0 K: 1 S: 9	H: 0 LOB: 1 BB: 1 P: 17	R: 0 E: 0 K: 2 S: 13	H: 1 LOB: 1 BB: 0 P: 15	1B: 7 2B: 1 3B: 0 HR: 1	SF: 1 SAC: 0 DP: 0 HBP: 0	WP: 0 PB: 0 SB: 0 CS: 0	PA: 35	
PITCHER	IP WLS BF H R ER SO BB IBB HBP BLK WP HR S P ERA WHIP	IP WLS BF H R ER SO BB IBB HBP BLK WP HR S P ERA WHIP	IP WLS BF H R ER SO BB IBB HBP BLK WP HR S P ERA WHIP	IP WLS BF H R ER SO BB IBB HBP BLK WP HR S P ERA WHIP	IP WLS BF H R ER SO BB IBB HBP BLK WP HR S P ERA WHIP	IP WLS BF H R ER SO BB IBB HBP BLK WP HR S P ERA WHIP	IP WLS BF H R ER SO BB IBB HBP BLK WP HR S P ERA WHIP	IP WLS BF H R ER SO BB IBB HBP BLK WP HR S P ERA WHIP	IP WLS BF H R ER SO BB IBB HBP BLK WP HR S P ERA WHIP	IP WLS BF H R ER SO BB IBB HBP BLK WP HR S P ERA WHIP	IP WLS BF H R ER SO BB IBB HBP BLK WP HR S P ERA WHIP	IP WLS BF H R ER SO BB IBB HBP BLK WP HR S P ERA WHIP	IP WLS BF H R ER SO BB IBB HBP BLK WP HR S P ERA WHIP	IP WLS BF H R ER SO BB IBB HBP BLK WP HR S P ERA WHIP	IP WLS BF H R ER SO BB IBB HBP BLK WP HR S P ERA WHIP	IP WLS BF H R ER SO BB IBB HBP BLK WP HR S P ERA WHIP	IP WLS BF H R ER SO BB IBB HBP BLK WP HR S P ERA WHIP	IP WLS BF H R ER SO BB IBB HBP BLK WP HR S P ERA WHIP	IP WLS BF H R ER SO BB IBB HBP BLK WP HR S P ERA WHIP	IP WLS BF H R ER SO BB IBB HBP BLK WP HR S P ERA WHIP	IP WLS BF H R ER SO BB IBB HBP BLK WP HR S P ERA WHIP



Batter	1	2	3	4	5	6	7	8	9	AB	R	H	RBI	BB	SO	LOB	TOP										
31 Cedric Mullins, L (1, 8) OBP: 0.325, SLG: 0.398										5	0	1	0	0	2	2	<p>Baltimore Orioles @ Cleveland Guardians Progressive Field, Cleveland, OH Wed Aug 31 2022, 6:13 PM - 9:04 PM EDT Att: 12,221 - Clear - 79 F</p>										
35 Adley Rutschman, S (1, 2) OBP: 0.397, SLG: 0.431										3	1	0	0	1	1	2											
25 Anthony Santander, S (1, 9) 26 Ryan McKenna, R (8, 7)										3	0	1	0	1	2	1											
29 Ramón Urias, R (1, 10) OBP: 0.293, SLG: 0.422										0	0	0	0	0	0	0											
6 Ryan Mountcastle, R (1, 3) OBP: 0.290, SLG: 0.419										4	0	1	0	0	0	3											
2 Gunnar Henderson, L (1, 5) OBP: 0.500, SLG: 1.250										4	1	2	1	0	0	1											
21 Austin Hays, R (1, 7) (8, 9)										4	0	0	0	0	2	1											
12 Rougned Odor, L (1, 4) OBP: 0.266, SLG: 0.354										4	1	2	0	0	2	0											
3 Jorge Mateo, R (1, 6) OBP: 0.274, SLG: 0.396										4	0	0	0	0	1	3											
Inning Stats	R: 0 H: 1 E: 0 K: 2 S: 15	H: 1 LOB: 1 BB: 0 P: 23	R: 0 H: 1 E: 0 K: 1 S: 7	H: 1 LOB: 0 BB: 0 P: 10	R: 1 H: 2 E: 0 K: 1 S: 18	H: 2 LOB: 3 BB: 2 P: 31	R: 1 H: 1 E: 0 K: 2 S: 17	H: 1 LOB: 0 BB: 0 P: 22	R: 0 H: 0 E: 0 K: 1 S: 7	H: 0 LOB: 0 BB: 0 P: 11	R: 0 H: 0 E: 0 K: 1 S: 6	H: 0 LOB: 0 BB: 0 P: 8	R: 0 H: 0 E: 0 K: 2 S: 7	H: 0 LOB: 0 BB: 0 P: 12	R: 2 H: 1 E: 0 K: 1 S: 13	H: 1 LOB: 0 BB: 1 P: 21	R: 0 H: 2 E: 0 K: 1 S: 10	H: 2 LOB: 2 BB: 0 P: 17	1B: 6 2B: 1 3B: 0 HR: 2	SF: 0 SAC: 0 DP: 1 HBP: 0	WP: 0 PB: 0 SB: 0 CS: 0	PA: 37					
PITCHER	IP	WLS	BF	H	R	ER	SO	BB	IBB	HBP	BLK	WP	HR	S	P	ERA	WHIP										
24 Triston McKenzie, R (1, 1) ERA: 3.18	5.0	L	21	5	2	2	7	2	0	0	0	0	1	64	97	3.60	1.400										
52 Nick Sandlin, R (8, 1) ERA: 2.06	1.1		4	0	0	0	1	0	0	0	0	0	0	7	11	0.00	0.000										
31 Sam Hentges, L (7, 1) ERA: 3.09	1.0		4	0	1	1	2	1	0	0	0	0	0	9	17	9.00	1.000										
49 Eli Morgan, R (8, 1) ERA: 4.21	0.2		3	1	1	1	1	0	0	0	0	0	1	10	14	13.50	1.500										
27 Bryan Shaw, R (9, 1) ERA: 5.01	1.0		5	2	0	0	1	0	0	0	0	0	0	10	17	0.00	2.000										

AB	34
R	4
H	8
RBI	4
BB	3
SO	12
LOB	14



Batter	1	2	3	4	5	6	7	8	9	AB	R	H	RBI	BB	SO	LOB	BOTTOM										
38 Steven Kwan, L (1, 7) OBP: 0.370, SLG: 0.389										4	0	0	0	0	0	0	<p>Baltimore Orioles @ Cleveland Guardians Progressive Field, Cleveland, OH Wed Aug 31 2022, 6:13 PM - 9:04 PM EDT Att: 12,221 - Clear - 79 F</p>										
1 Amed Rosario, R (1, 6) OBP: 0.317, SLG: 0.403										4	0	2	0	0	0	0											
11 José Ramírez, S (1, 5) OBP: 0.353, SLG: 0.547										4	0	2	0	0	1	2											
22 Josh Naylor, L (1, 3) OBP: 0.315, SLG: 0.455										3	0	0	0	1	0	2											
39 Oscar Gonzalez, R (1, 9) OBP: 0.312, SLG: 0.443										4	0	0	0	0	1	4											
0 Andrés Giménez, L (1, 4) OBP: 0.386, SLG: 0.488										3	0	0	0	1	1	0											
9 Richie Palacios, L (1, 10) OBP: 0.302, SLG: 0.292										3	0	1	0	1	0	0											
12 Luke Maile, R (1, 2) OBP: 0.321, SLG: 0.348										3	0	0	0	0	0	4											
29 Will Benson, L (1, 8) OBP: 0.211, SLG: 0.143 7 Myles Straw, R (7, PH) (8, 8)										2	0	0	0	0	0	0											
Inning Stats	R: 0 H: 1 E: 0 K: 0 S: 13	H: 0 LOB: 0 BB: 0 P: 22	R: 0 H: 0 E: 0 K: 1 S: 7	H: 0 LOB: 0 BB: 0 P: 10	R: 0 H: 0 E: 0 K: 0 S: 9	H: 1 LOB: 3 BB: 3 P: 23	R: 0 H: 1 E: 0 K: 0 S: 11	H: 1 LOB: 0 BB: 0 P: 17	R: 0 H: 0 E: 0 K: 1 S: 6	H: 0 LOB: 0 BB: 0 P: 9	R: 0 H: 1 E: 0 K: 0 S: 5	H: 1 LOB: 0 BB: 0 P: 5	R: 0 H: 1 E: 0 K: 1 S: 10	H: 1 LOB: 1 BB: 0 P: 12	R: 0 H: 0 E: 0 K: 0 S: 6	H: 0 LOB: 0 BB: 0 P: 6	1B: 4 2B: 1 3B: 0 HR: 0	SF: 0 SAC: 0 DP: 2 HBP: 0	WP: 0 PB: 0 SB: 0 CS: 0	PA: 34							
PITCHER	IP	WLS	BF	H	R	ER	SO	BB	IBB	HBP	BLK	WP	HR	S	P	ERA	WHIP										
28 Jordan Lyles, R (1, 1) ERA: 4.25	6.2	W	26	4	0	0	2	3	0	0	0	0	0	57	96	0.00	1.050										
56 Cionel Pérez, L (7, 1) ERA: 1.59	1.1	H	5	1	0	0	1	0	0	0	0	0	0	11	13	0.00	0.750										
74 Félix Bautista, R (9, 1) ERA: 1.55	1.0		3	0	0	0	0	0	0	0	0	0	0	6	6	0.00	0.000										

AB	31
R	0
H	5
RBI	0
BB	3
SO	3
LOB	12



Batter	1	2	3	4	5	6	7	8	9	AB	R	H	RBI	BB	SO	LOB	TOP					
5 Tony Kemp, L OBP: 0.300, SLG: 0.307	G3		L8		1B			P6		4	0	1	2	0	0	1						
12 Sean Murphy, R OBP: 0.336, SLG: 0.445	K			G5-3	FC6-4			G5-3		4	0	0	0	0	1	2						
15 Seth Brown, L OBP: 0.290, SLG: 0.415	K			K			F9			4	0	1	0	0	2	0						
23 Shea Langeliers, R (1, 10) OBP: 0.226, SLG: 0.483		F9		L8			K			4	0	0	0	0	2	1						
31 Vimal Machin, L OBP: 0.298, SLG: 0.275	K				2B		F8			4	1	1	0	0	1	1						
Dermis Garcia, R OBP: 0.390, SLG: 0.556	K				1B					3	1	1	0	0	1	0						
77 Jonah Bride, R OBP: 0.318, SLG: 0.285				L5			G5-3			3	0	1	0	0	0	2						
2 Nick Allen, R OBP: 0.260, SLG: 0.292				P2			G5-3			3	0	1	0	0	0	2						
37 Cal Stevenson, L OBP: 0.281, SLG: 0.236	L1-3				1B					2	0	0	0	1	1	2						
Inning Stats	R: 0 E: 0 K: 2 S: 12	H: 0 LOB: 0 BB: 0 P: 18	R: 0 E: 0 K: 2 S: 8	H: 0 LOB: 0 BB: 0 P: 10	R: 0 E: 0 K: 0 S: 9	H: 2 LOB: 1 BB: 0 P: 11	R: 0 E: 0 K: 1 S: 8	H: 0 LOB: 0 BB: 0 P: 14	R: 2 E: 0 K: 0 S: 16	H: 3 LOB: 2 BB: 1 P: 26	R: 0 E: 0 K: 1 S: 10	H: 0 LOB: 0 BB: 0 P: 15	R: 0 E: 0 K: 0 S: 6	H: 0 LOB: 0 BB: 0 P: 9	R: 0 E: 0 K: 1 S: 5	H: 0 LOB: 0 BB: 0 P: 8	R: 0 E: 0 K: 1 S: 10	H: 1 LOB: 0 BB: 0 P: 13	1B: 5 2B: 2 3B: 0 HR: 0	SF: 0 SAC: 0 DP: 2 HBP: 0	WP: 0 PB: 0 SB: 0 CS: 0	PA: 32
PITCHER	IP	WLS	BF	H	R	ER	SO	BB	IBB	HBP	BLK	WP	HR	S	P	ERA	WHIP					
64 Dean Kremer, R ERA: 3.22	6.0		23	5	2	2	6	1	0	0	0	0	0	63	94	3.00	1.000					
43 Bryan Baker, R ERA: 4.09	1.2		5	0	0	0	1	0	0	0	0	0	0	10	14	0.00	0.000					
55 Dillon Tate, R ERA: 2.64	1.1	W	4	1	0	0	1	0	0	0	0	0	0	11	16	0.00	0.750					
55 Dillon Tate, R ERA: 2.64	1.1	W	4	1	0	0	1	0	0	0	0	0	0	11	16	0.00	0.750					

Oakland Athletics @ Baltimore Orioles
 Oriole Park at Camden Yards, Baltimore, MD
 Fri Sep 02 2022, 7:08 PM - 9:54 PM EDT
 Att: 13,568 - Partly Cloudy - 85 F

AB	31
R	2
H	6
RBI	2
BB	1
SO	8
LOB	11



Batter	1	2	3	4	5	6	7	8	9	AB	R	H	RBI	BB	SO	LOB	BOTTOM					
26 Ryan McKenna, R OBP: 0.306, SLG: 0.363	G5-3				K					4	0	1	0	0	2	2						
25 Anthony Santander, S OBP: 0.336, SLG: 0.457	K		G4-3			F7				3	1	0	0	1	1	2						
6 Ryan Mountcastle, R OBP: 0.294, SLG: 0.426	F9					2B				3	1	2	1	1	0	1						
29 Ramón Urias, R OBP: 0.295, SLG: 0.424	K		P3							3	0	1	0	0	1	2						
99 Jesús Aguilar, R OBP: 0.282, SLG: 0.382	F7									3	0	0	0	0	0	2						
31 Cedric Mullins, L (8, PH) OBP: 0.326, SLG: 0.403										0	1	0	0	1	0	0						
21 Austin Hays, R OBP: 0.308, SLG: 0.424										3	0	1	0	0	1	2						
35 Adley Rutschman, S (8, PH) OBP: 0.355, SLG: 0.425										0	0	0	1	1	0	0						
55 Dillon Tate, R OBP: 0.281, SLG: 0.236										0	0	0	0	0	0	0						
3 Jorge Mateo, R OBP: 0.274, SLG: 0.394	G4-6-3				G5-3					4	0	1	2	0	1	1						
2 Gunnar Henderson, L OBP: 0.417, SLG: 0.833										4	1	2	0	0	1	2						
23 Robinson Chirinos, R OBP: 0.272, SLG: 0.290										4	1	1	1	0	0	3						
Inning Stats	R: 0 E: 0 K: 2 S: 9	H: 1 LOB: 1 BB: 0 P: 13	R: 0 E: 0 K: 0 S: 5	H: 1 LOB: 0 BB: 0 P: 7	R: 2 E: 0 K: 0 S: 14	H: 3 LOB: 1 BB: 0 P: 21	R: 0 E: 0 K: 1 S: 8	H: 0 LOB: 0 BB: 0 P: 12	R: 0 E: 0 K: 2 S: 9	H: 0 LOB: 0 BB: 0 P: 10	R: 0 E: 0 K: 0 S: 10	H: 1 LOB: 2 BB: 1 P: 18	R: 0 E: 0 K: 2 S: 11	H: 1 LOB: 1 BB: 0 P: 15	R: 3 E: 0 K: 0 S: 9	H: 2 LOB: 2 BB: 3 P: 21	1B: 5 2B: 4 3B: 0 HR: 0	SF: 0 SAC: 1 DP: 1 HBP: 0	WP: 0 PB: 0 SB: 0 CS: 0	PA: 36		
PITCHER	IP	WLS	BF	H	R	ER	SO	BB	IBB	HBP	BLK	WP	HR	S	P	ERA	WHIP					
38 JP Sears, L ERA: 2.37	6.0		24	6	2	2	5	1	0	0	0	0	0	55	81	3.00	1.167					
54 Kirby Sneed, L ERA: 5.91	1.0		4	1	0	0	2	0	0	0	0	0	0	11	15	0.00	1.000					
68 Domingo Acevedo, R (8, PH) ERA: 3.64	0.1	L	6	2	3	3	0	2	1	0	0	0	0	6	15	81.00	12.000					
63 Norge Ruiz, R ERA: 12.27	0.2		2	0	0	0	0	0	0	0	0	0	0	3	6	0.00	0.000					

Oakland Athletics @ Baltimore Orioles
 Oriole Park at Camden Yards, Baltimore, MD
 Fri Sep 02 2022, 7:08 PM - 9:54 PM EDT
 Att: 13,568 - Partly Cloudy - 85 F

AB	31
R	5
H	9
RBI	5
BB	4
SO	7
LOB	17



Batter	1	2	3	4	5	6	7	8	9	AB	R	H	RBI	BB	SO	LOB	TOP										
5 Tony Kemp, L OBP: 0.299, SLG: 0.306	B4-3	G4-3		G4-3			G5-4-3		F6	5	0	1	0	0	0	2	<p>Oakland Athletics @ Baltimore Orioles Oriole Park at Camden Yards, Baltimore, MD</p> <p>Sun Sep 04 2022, 1:37 PM - 4:36 PM EDT Att: 19,863 - Partly Cloudy - 89 F</p> <p>livebaseballscorecards.com</p>										
31 Vimal Machin, L OBP: 0.301, SLG: 0.276	G4-3		21 2B 23 1B BB	F7			K		L8	4	1	0	0	1	1												
12 Sean Murphy, R OBP: 0.333, SLG: 0.440				F8		G5-3	G5-4-3			4	0	1	0	0	2												
21 Stephen Vogt, L OBP: 0.257, SLG: 0.331	L8					F9			K	3	1	1	0	0	0	1											
10 Chad Pinder, R OBP: 0.256, SLG: 0.376				23 1B 2B						1	0	0	0	0	1	0											
23 Shea Langeliers, R OBP: 0.292, SLG: 0.456		G5-3		48 1B		L7		G6-3		4	0	1	2	0	0	0											
15 Seth Brown, L OBP: 0.257, SLG: 0.430				48 1B	F7					4	3	3	2	0	0	1											
48 Cody Thomas, L OBP: 0.700, SLG: 0.667				26 1B			HR		HR																		
20 Cristian Pacheco, R OBP: 0.214, SLG: 0.233	G6-3			26 1B	FC6		G3			4	0	3	0	0	0	0											
26 Sheldon Neuse, R OBP: 0.277, SLG: 0.292										0	0	0	0	0	0	0											
2 Nick Allen, R OBP: 0.260, SLG: 0.292				37 1B	FC6		G5-3		F9	4	0	1	1	0	0	3											
37 Cal Stevenson, L OBP: 0.261, SLG: 0.217		G6-3					G3-1			0	0	0	0	0	0	2											
Inning Stats	R: 0 E: 0 K: 0 S: 7	H: 1 LOB: 1 BB: 0 P: 10	R: 1 E: 0 K: 0 S: 10	H: 3 LOB: 2 BB: 0 P: 14	R: 2 E: 0 K: 0 S: 13	H: 3 LOB: 2 BB: 1 P: 21	R: 0 E: 0 K: 0 S: 7	H: 0 LOB: 0 BB: 0 P: 11	R: 0 E: 0 K: 0 S: 6	H: 0 LOB: 0 BB: 0 P: 8	R: 1 E: 0 K: 0 S: 5	H: 1 LOB: 0 BB: 0 P: 8	R: 0 E: 0 K: 1 S: 7	H: 1 LOB: 0 BB: 0 P: 11	R: 1 E: 0 K: 1 S: 14	H: 2 LOB: 1 BB: 0 P: 21	R: 0 E: 0 K: 0 S: 7	H: 0 LOB: 0 BB: 0 P: 13	1B: 8 2B: 1 3B: 0 HR: 2	SF: 0 SAC: 0 DP: 1 HBP: 0	WP: 0 PB: 0 SB: 0 CS: 0	PA: 38					
PITCHER	IP	WLS	BF	H	R	ER	SO	BB	IBB	HBP	BLK	WP	HR	S	P	ERA	WHIP										
80 Spenser Watkins, R ERA: 4.37	6.0	L	28	9	4	4	0	1	0	0	0	0	1	50	74	6.00	1.667										
79 Nick Vespi, L ERA: 3.95	1.2		6	2	1	1	2	0	0	0	0	0	1	16	26	5.40	1.200										
63 Rico Garcia, R ERA: 4.5	1.1		4	0	0	0	0	0	0	0	0	0	0	10	17	0.00	0.000										
63 Rico Garcia, R ERA: 4.5	1.1		4	0	0	0	0	0	0	0	0	0	0	10	17	0.00	0.000										

Batter	1	2	3	4	5	6	7	8	9	AB	R	H	RBI	BB	SO	LOB	BOTTOM										
31 Cedric Mullins, L OBP: 0.326, SLG: 0.409	L7		G6-3			K				4	0	1	0	0	1	0	<p>Oakland Athletics @ Baltimore Orioles Oriole Park at Camden Yards, Baltimore, MD</p> <p>Sun Sep 04 2022, 1:37 PM - 4:36 PM EDT Att: 19,863 - Partly Cloudy - 89 F</p> <p>livebaseballscorecards.com</p>										
35 Adley Rutschman, S OBP: 0.317, SLG: 0.434			25 2B 6 FC6-2 1B			K2-3			F8	3	0	1	0	1	1												
25 Anthony Santander, S OBP: 0.336, SLG: 0.464						P2				4	0	2	0	0	0	1											
6 Ryan Mountcastle, R OBP: 0.293, SLG: 0.436						F9				4	0	0	0	0	1	3											
2 Gunnar Henderson, L OBP: 0.350, SLG: 0.579										4	0	0	0	0	1	3											
29 Ramón Uriás, R OBP: 0.300, SLG: 0.426						G6-3				3	0	2	0	1	0	0											
21 Austin Hays, R OBP: 0.307, SLG: 0.422						F9			FC6-4	4	0	0	0	0	1	4											
3 Jorge Mateo, R OBP: 0.277, SLG: 0.396										2	0	0	0	1	0	1											
23 Robinson Chirinos, R OBP: 0.289, SLG: 0.287										2	0	0	0	0	1	1											
77 Terrin Vavra, L OBP: 0.310, SLG: 0.296										1	0	0	0	0	0	0											
63 Rico Garcia, R										0	0	0	0	0	0	0											
Inning Stats	R: 0 E: 0 K: 0 S: 15	H: 2 LOB: 2 BB: 0 P: 21	R: 0 E: 0 K: 0 S: 9	H: 1 LOB: 0 BB: 0 P: 11	R: 0 E: 0 K: 2 S: 8	H: 0 LOB: 0 BB: 0 P: 15	R: 0 E: 0 K: 1 S: 7	H: 0 LOB: 0 BB: 0 P: 10	R: 0 E: 0 K: 0 S: 9	H: 0 LOB: 0 BB: 1 P: 16	R: 0 E: 0 K: 1 S: 8	H: 0 LOB: 0 BB: 1 P: 16	R: 0 E: 0 K: 0 S: 9	H: 1 LOB: 1 BB: 0 P: 14	R: 0 E: 0 K: 0 S: 8	H: 1 LOB: 2 BB: 0 P: 13	R: 0 E: 0 K: 2 S: 20	H: 1 LOB: 2 BB: 1 P: 28	1B: 4 2B: 2 3B: 0 HR: 0	SF: 0 SAC: 0 DP: 2 HBP: 0	WP: 0 PB: 0 SB: 1 CS: 0	PA: 34					
PITCHER	IP	WLS	BF	H	R	ER	SO	BB	IBB	HBP	BLK	WP	HR	S	P	ERA	WHIP										
55 Adrián Martínez, R ERA: 4.37	6.0	W	21	3	0	0	4	2	0	0	0	0	0	9	14	0.00	1.000										
30 Joel Payamps, R ERA: 2.85	1.0		4	1	0	0	0	0	0	0	0	0	0	8	13	0.00	1.000										
68 Domingo Acevedo, R ERA: 3.58	1.0		4	1	0	0	0	0	0	0	0	0	0	20	28	0.00	2.000										
33 A.J. Puk, L ERA: 2.43	1.0		5	1	0	0	2	1	0	0	0	0	0	20	28	0.00	2.000										

AB 37
R 5
H 11
RBI 5
BB 1
SO 2
LOB 12



AB 31
R 0
H 6
RBI 0
BB 3
SO 6
LOB 14



Batter	1	2	3	4	5	6	7	8	9	AB	R	H	RBI	BB	SO	LOB	TOP											
4 George Springer, R (1.8) OBP: 0.345, SLG: 0.467 7 Bradley Zimmer, L (8.9) OBP: 0.216, SLG: 0.250	G6-3		11 1B 30 FC6-4		27 1B 11 G4-3		G4-3		27 1B 11 1B	5	3	3	1	0	0	1												
27 Vladimir Guerrero Jr., R (1.3) OBP: 0.349, SLG: 0.463	P6		L7		11 G4-3		11 S IBB		30 BB 25 BB 11 1B G6-2-3	4	0	2	1	1	0	1												
11 Bo Bichette, R (1.6) OBP: 0.312, SLG: 0.433	1B		30 FC6-4		G4-3		K		25 BB 30 BB G6-2-3	5	0	3	2	0	1	3												
30 Alejandro Kirk, R (1.2) OBP: 0.378, SLG: 0.435	G6-3		FC6-4		L9				25 G6-2-3	4	0	0	1	1	0	3												
37 Teoscar Hernández, R (1.9) OBP: 0.317, SLG: 0.477 25 Jackie Bradley Jr., L (8.9) OBP: 0.253, SLG: 0.307	F9		K		G6-3				25 G6-2-3	4	1	1	1	0	1	1												
26 Matt Chapman, R (1.10) OBP: 0.322, SLG: 0.456	8 1B				F7		P3		K	5	1	1	0	0	2	2												
8 Cavan Biggio, L (1.4) OBP: 0.339, SLG: 0.391 1 Whit Merrifield, R (8. PH) OBP: 0.288, SLG: 0.341	13 1B				K		F9			3	0	1	1	0	1	0												
13 Lourdes Gurriel Jr., R (1.7) OBP: 0.343, SLG: 0.401	5 G6-4-3		G6-3						5 WP 4 1B	4	1	3	0	0	0	0												
5 Santiago Espinal, R (1.5) OBP: 0.319, SLG: 0.373	G6-4-3		G4-3		G4-3		G6-3		4 1B 27 1B BB	3	1	0	0	1	0	3												
Inning Stats	R: 0 E: 0 K: 0 S: 8	H: 1 LOB: 1 BB: 0 P: 9	R: 1 E: 0 K: 0 S: 11	H: 3 LOB: 1 BB: 0 P: 14	R: 1 E: 0 K: 1 S: 10	H: 2 LOB: 1 BB: 0 P: 18	R: 0 E: 0 K: 1 S: 10	H: 0 LOB: 0 BB: 0 P: 17	R: 1 E: 0 K: 0 S: 15	H: 2 LOB: 1 BB: 0 P: 20	R: 0 E: 0 K: 0 S: 8	H: 0 LOB: 2 BB: 1 P: 11	R: 0 E: 0 K: 1 S: 11	H: 1 LOB: 2 BB: 1 P: 17	R: 1 E: 0 K: 1 S: 9	H: 1 LOB: 0 BB: 0 P: 13	R: 3 E: 0 K: 1 S: 23	H: 4 LOB: 2 BB: 2 P: 35	1B: 11 2B: 2 3B: 0 HR: 1	SF: 0 SAC: 0 DP: 2 HBP: 0	WP: 1 PB: 0 SB: 1 CS: 0	PA: 42						
PITCHER	IP	WLS	BF	H	R	ER	SO	BB	IBB	HBP	BLK	WP	HR	S	P	ERA	WHIP											
53 Mike Baumann, R (1.1) ERA: 4.76	5.0	L	22	8	3	3	2	0	0	0	0	0	0	54	78	5.40	1.600											
34 Joey Krehbiel, R (6.1) ERA: 2.89	1.1		5	1	0	0	0	0	0	0	0	0	0	14	18	0.00	0.750											
43 Bryan Baker, R (7.1) ERA: 4.15	1.1		6	1	1	1	2	0	1	0	0	0	1	12	21	6.75	0.750											
49 DL Hall, L (8.1) ERA: 14.4	0.1		6	4	3	3	0	1	0	0	0	1	0	18	24	81.00	15.000											
67 Beau Sulser, R (9.1) ERA: 3.86	1.0		3	0	0	0	1	1	0	0	0	0	0	7	13	0.00	1.000											
Batter	1	2	3	4	5	6	7	8	9	AB	R	H	RBI	BB	SO	LOB	BOTTOM											
31 Cedric Mullins, L (1.8) OBP: 0.324, SLG: 0.406	P6		L8		G4-3		G6-3			4	0	0	0	0	0	3												
35 Adley Rutschman, S (1.2) OBP: 0.399, SLG: 0.495	P5		25 BLK 1B		6 2B 1B		P3		K	4	1	2	0	0	1	0												
25 Anthony Santander, S (1.9) OBP: 0.339, SLG: 0.477	HR		K		P3		K		HR	4	2	2	2	0	1	2												
6 Ryan Mountcastle, R (1.3) OBP: 0.293, SLG: 0.436	L9		K		K		2B		K	4	0	1	1	0	2	1												
29 Ramón Uriás, R (1.5) OBP: 0.298, SLG: 0.422 83 Kyle Stowers, L (8. PH) OBP: 0.289, SLG: 0.343 77 Terrin Vavra, L (9.4) OBP: 0.310, SLG: 0.286	G5-3		K		K		K		G1-3	3	0	0	0	0	2	2												
2 Gunnar Henderson, L (1.4) OBP: 0.333, SLG: 0.522	P5				99 1B 1B		G4-3		K	4	0	1	0	0	1	1												
99 Jesús Aguilar, R (1.10) OBP: 0.281, SLG: 0.379	K				1B		G6-3		L8	4	0	1	0	0	1	0												
21 Austin Hays, R (1.7) OBP: 0.306, SLG: 0.421			K		F3				G6-3	4	0	1	0	0	1	2												
3 Jorge Mateo, R (1.6) OBP: 0.275, SLG: 0.393	P3				F9		F8			3	0	0	0	0	0	3												
Inning Stats	R: 1 E: 0 K: 0 S: 11	H: 1 LOB: 0 BB: 0 P: 18	R: 0 E: 0 K: 1 S: 6	H: 0 LOB: 0 BB: 0 P: 7	R: 0 E: 0 K: 1 S: 7	H: 0 LOB: 0 BB: 0 P: 12	R: 0 E: 0 K: 3 S: 12	H: 1 LOB: 1 BB: 0 P: 16	R: 0 E: 0 K: 0 S: 9	H: 2 LOB: 2 BB: 0 P: 16	R: 1 E: 0 K: 1 S: 14	H: 2 LOB: 1 BB: 0 P: 17	R: 0 E: 0 K: 0 S: 8	H: 1 LOB: 1 BB: 0 P: 10	R: 1 E: 0 K: 2 S: 14	H: 1 LOB: 0 BB: 0 P: 21	R: 0 E: 0 K: 1 S: 8	H: 0 LOB: 0 BB: 0 P: 11	1B: 5 2B: 1 3B: 0 HR: 2	SF: 0 SAC: 0 DP: 0 HBP: 0	WP: 0 PB: 0 SB: 0 CS: 0	PA: 35						
PITCHER	IP	WLS	BF	H	R	ER	SO	BB	IBB	HBP	BLK	WP	HR	S	P	ERA	WHIP											
34 Kevin Gausman, R (1.1) ERA: 3.12	6.2	W	27	7	2	2	6	0	0	0	0	0	0	1	65	93	2.70	1.050										
58 Tim Lincecum, L (7.1) ERA: 3.05	0.2	H	3	1	1	1	1	0	0	0	0	0	0	10	16	13.50	1.500											
90 Adam Cimber, R (8.1) ERA: 3.24	0.2	H	2	0	0	0	1	0	0	0	0	0	0	6	8	0.00	0.000											
56 Zach Pop, R (9.1) ERA: 3.25	1.0		3	0	0	0	1	0	0	0	0	0	0	8	11	0.00	0.000											

Toronto Blue Jays @ Baltimore Orioles
 Oriole Park at Camden Yards, Baltimore, MD
 Mon Sep 05 2022, 1:09 PM - 4:26 PM EDT
 Cloudy - 83 F

livebaseballscorecards.com

AB 39
 R 7
 H 14
 RBI 7
 BB 3
 SO 5
 LOB 17



Toronto Blue Jays @ Baltimore Orioles
 Oriole Park at Camden Yards, Baltimore, MD
 Mon Sep 05 2022, 1:09 PM - 4:26 PM EDT
 Cloudy - 83 F

livebaseballscorecards.com

AB 35
 R 3
 H 8
 RBI 3
 BB 0
 SO 9
 LOB 14



Batter	1	2	3	4	5	6	7	8	9	AB	R	H	RBI	BB	SO	LOB	TOP							
4 George Springer, R (1, 10) OBP: 0.340, SLG: 0.458										5	0	0	0	0	1	6								
27 Vladimir Guerrero Jr., R (1, 3) OBP: 0.342, SLG: 0.461										5	0	1	1	0	1	1								
11 Bo Bichette, R (1, 6)										4	1	0	0	1	2	1								
30 Alejandro Kirk, R (1, 2) OBP: 0.385, SLG: 0.444										5	1	3	1	0	0	1								
26 Matt Chapman, R (1, 5) OBP: 0.322, SLG: 0.452											2	0	0	0	2	0	1							
15 Raimel Tapia, L (1, 9) (2, 7) OBP: 0.284, SLG: 0.365										4	0	2	0	0	0	2								
13 Lourdes Gurriel Jr., R (1, 7) 1 Whit Merrifield, R (2, PR) OBP: 0.284, SLG: 0.336											1	0	0	1	0	0	2							
7 Bradley Zimmer, L (8, 8) OBP: 0.216, SLG: 0.250										0	0	0	0	0	0	0								
5 Santiago Espinal, R (1, 4) OBP: 0.322, SLG: 0.373										3	1	2	0	1	0	1								
25 Jackie Bradley Jr., L (1, 8) (8, 9) OBP: 0.259, SLG: 0.318										4	1	1	0	0	2	5								
Inning Stats	R: 0 E: 0 K: 0 S: 3	H: 0 LOB: 0 BB: 0 P: 4	R: 1 E: 0 K: 1 S: 17	H: 2 LOB: 3 BB: 2 P: 30	R: 0 E: 0 K: 1 S: 15	H: 0 LOB: 0 BB: 0 P: 19	R: 0 E: 0 K: 0 S: 9	H: 0 LOB: 0 BB: 0 P: 12	R: 3 E: 1 K: 0 S: 18	H: 3 LOB: 2 BB: 2 P: 29	R: 0 E: 0 K: 1 S: 10	H: 1 LOB: 1 BB: 0 P: 0	R: 0 E: 0 K: 1 S: 8	H: 1 LOB: 1 BB: 0 P: 9	R: 0 E: 0 K: 0 S: 12	H: 1 LOB: 1 BB: 0 P: 15	R: 0 E: 0 K: 2 S: 12	H: 1 LOB: 1 BB: 0 P: 17	1B: 9 2B: 0 3B: 0 HR: 0	SF: 0 SAC: 0 DP: 0 HBP: 0	WP: 0 PB: 0 SB: 1 CS: 0	PA: 40		
PITCHER	IP WLS BF H R ER SO BB IBB HBP BLK WP HR S P ERA WHIP	IP WLS BF H R ER SO BB IBB HBP BLK WP HR S P ERA WHIP	IP WLS BF H R ER SO BB IBB HBP BLK WP HR S P ERA WHIP	IP WLS BF H R ER SO BB IBB HBP BLK WP HR S P ERA WHIP	IP WLS BF H R ER SO BB IBB HBP BLK WP HR S P ERA WHIP	IP WLS BF H R ER SO BB IBB HBP BLK WP HR S P ERA WHIP	IP WLS BF H R ER SO BB IBB HBP BLK WP HR S P ERA WHIP	IP WLS BF H R ER SO BB IBB HBP BLK WP HR S P ERA WHIP	IP WLS BF H R ER SO BB IBB HBP BLK WP HR S P ERA WHIP	IP WLS BF H R ER SO BB IBB HBP BLK WP HR S P ERA WHIP	IP WLS BF H R ER SO BB IBB HBP BLK WP HR S P ERA WHIP	IP WLS BF H R ER SO BB IBB HBP BLK WP HR S P ERA WHIP	IP WLS BF H R ER SO BB IBB HBP BLK WP HR S P ERA WHIP	IP WLS BF H R ER SO BB IBB HBP BLK WP HR S P ERA WHIP	IP WLS BF H R ER SO BB IBB HBP BLK WP HR S P ERA WHIP	IP WLS BF H R ER SO BB IBB HBP BLK WP HR S P ERA WHIP	IP WLS BF H R ER SO BB IBB HBP BLK WP HR S P ERA WHIP	IP WLS BF H R ER SO BB IBB HBP BLK WP HR S P ERA WHIP	IP WLS BF H R ER SO BB IBB HBP BLK WP HR S P ERA WHIP	IP WLS BF H R ER SO BB IBB HBP BLK WP HR S P ERA WHIP	IP WLS BF H R ER SO BB IBB HBP BLK WP HR S P ERA WHIP	IP WLS BF H R ER SO BB IBB HBP BLK WP HR S P ERA WHIP	IP WLS BF H R ER SO BB IBB HBP BLK WP HR S P ERA WHIP	IP WLS BF H R ER SO BB IBB HBP BLK WP HR S P ERA WHIP
68 Tyler Wells, R (1, 1) ERA: 3.91	2.0	L	10	2	1	1	1	2	0	0	0	0	0	0	0	0	0	0	0	20	34	4.50	2.000	
64 Dean Kremer, R (3, 1) ERA: 3.23	5.1	L	24	6	3	2	3	2	0	0	0	0	0	0	0	0	0	0	0	70	92	3.38	1.500	
34 Joey Krehbiel, R (8, 1) ERA: 2.84	0.2		2	0	0	0	0	0	0	0	0	0	0	0	0	0	0	0	0	2	2	0.00	0.000	
61 Jake Reed, R (9, 1) ERA: 6.75	1.0		4	1	0	0	2	0	0	0	0	0	0	0	0	0	0	0	0	12	17	0.00	1.000	

Toronto Blue Jays @ Baltimore Orioles
 Oriole Park at Camden Yards, Baltimore, MD
 Wed Sep 07 2022, 7:07 PM - 10:14 PM EDT
 Att: 11,488 - Overcast - 71 F

AB	36
R	4
H	9
RBI	3
BB	4
SO	6
LOB	21



Batter	1	2	3	4	5	6	7	8	9	AB	R	H	RBI	BB	SO	LOB	BOTTOM						
31 Cedric Mullins, L (1, 8) OBP: 0.322, SLG: 0.400										4	0	0	0	0	0	0							
35 Adley Rutschman, S (1, 2) OBP: 0.384, SLG: 0.453										4	0	1	0	0	2	0							
25 Anthony Santander, S (1, 9) OBP: 0.333, SLG: 0.466										4	1	1	0	0	0	1							
6 Ryan Mountcastle, R (1, 3) OBP: 0.293, SLG: 0.434										4	0	1	1	0	2	1							
2 Gunnar Henderson, L (1, 10) OBP: 0.314, SLG: 0.424										2	0	0	0	1	0	0							
83 Kyle Stowers, L (1, 7) OBP: 0.289, SLG: 0.333										3	0	0	0	0	0	2							
29 Ramón Urias, R (1, 5) OBP: 0.299, SLG: 0.418										3	0	0	0	0	2	0							
12 Rougned Odor, L (1, 4) OBP: 0.268, SLG: 0.360										3	0	0	0	0	0	0							
3 Jorge Mateo, R (1, 6) OBP: 0.275, SLG: 0.394										3	0	0	0	0	1	0							
Inning Stats	R: 1 E: 0 K: 1 S: 11	H: 2 LOB: 2 BB: 1 P: 19	R: 0 E: 0 K: 1 S: 8	H: 0 LOB: 0 BB: 0 P: 11	R: 0 E: 0 K: 0 S: 6	H: 0 LOB: 0 BB: 0 P: 9	R: 0 E: 0 K: 0 S: 7	H: 0 LOB: 0 BB: 0 P: 11	R: 0 E: 0 K: 1 S: 9	H: 0 LOB: 0 BB: 0 P: 12	R: 0 E: 0 K: 1 S: 11	H: 1 LOB: 1 BB: 0 P: 16	R: 0 E: 0 K: 1 S: 9	H: 0 LOB: 0 BB: 0 P: 12	R: 0 E: 0 K: 0 S: 5	H: 0 LOB: 0 BB: 0 P: 5	R: 0 E: 0 K: 2 S: 12	H: 0 LOB: 0 BB: 0 P: 16	1B: 1 2B: 2 3B: 0 HR: 0	SF: 0 SAC: 0 DP: 0 HBP: 0	WP: 0 PB: 0 SB: 0 CS: 0	PA: 31	
PITCHER	IP WLS BF H R ER SO BB IBB HBP BLK WP HR S P ERA WHIP	IP WLS BF H R ER SO BB IBB HBP BLK WP HR S P ERA WHIP	IP WLS BF H R ER SO BB IBB HBP BLK WP HR S P ERA WHIP	IP WLS BF H R ER SO BB IBB HBP BLK WP HR S P ERA WHIP	IP WLS BF H R ER SO BB IBB HBP BLK WP HR S P ERA WHIP	IP WLS BF H R ER SO BB IBB HBP BLK WP HR S P ERA WHIP	IP WLS BF H R ER SO BB IBB HBP BLK WP HR S P ERA WHIP	IP WLS BF H R ER SO BB IBB HBP BLK WP HR S P ERA WHIP	IP WLS BF H R ER SO BB IBB HBP BLK WP HR S P ERA WHIP	IP WLS BF H R ER SO BB IBB HBP BLK WP HR S P ERA WHIP	IP WLS BF H R ER SO BB IBB HBP BLK WP HR S P ERA WHIP	IP WLS BF H R ER SO BB IBB HBP BLK WP HR S P ERA WHIP	IP WLS BF H R ER SO BB IBB HBP BLK WP HR S P ERA WHIP	IP WLS BF H R ER SO BB IBB HBP BLK WP HR S P ERA WHIP	IP WLS BF H R ER SO BB IBB HBP BLK WP HR S P ERA WHIP	IP WLS BF H R ER SO BB IBB HBP BLK WP HR S P ERA WHIP	IP WLS BF H R ER SO BB IBB HBP BLK WP HR S P ERA WHIP	IP WLS BF H R ER SO BB IBB HBP BLK WP HR S P ERA WHIP	IP WLS BF H R ER SO BB IBB HBP BLK WP HR S P ERA WHIP	IP WLS BF H R ER SO BB IBB HBP BLK WP HR S P ERA WHIP	IP WLS BF H R ER SO BB IBB HBP BLK WP HR S P ERA WHIP	IP WLS BF H R ER SO BB IBB HBP BLK WP HR S P ERA WHIP	IP WLS BF H R ER SO BB IBB HBP BLK WP HR S P ERA WHIP
6 Alek Manoah, R (1, 1) ERA: 2.42	8.0	W	28	3	1	1	5	1	0	0	0	0	0	0	0	0	0	0	0	66	95	1.12	0.500
68 Jordan Romano, R (9, 1) ERA: 2.03	1.0	S	3	0	0	0	2	0	0	0	0	0	0	0	0	0	0	0	0	12	16	0.00	0.000

Toronto Blue Jays @ Baltimore Orioles
 Oriole Park at Camden Yards, Baltimore, MD
 Wed Sep 07 2022, 7:07 PM - 10:14 PM EDT
 Att: 11,488 - Overcast - 71 F

AB	30
R	1
H	3
RBI	1
BB	1
SO	7
LOB	4



Batter	1	2	3	4	5	6	7	8	9	AB	R	H	RBI	BB	SO	LOB	TOP												
31 Cedric Mullins, L OBP: 0.324, SLG: 0.405										4	0	0	0	0	1	3													
35 Adley Rutschman, S OBP: 0.381, SLG: 0.445										4	1	2	0	1	0	0													
25 Anthony Santander, S OBP: 0.329, SLG: 0.456										5	0	0	0	0	1	5													
6 Ryan Mountcastle, R OBP: 0.297, SLG: 0.436										3	1	2	1	2	0	0													
2 Gunnar Henderson, L OBP: 0.360, SLG: 0.457										5	1	2	1	0	2	2													
29 Ramón Uriás, R OBP: 0.302, SLG: 0.412										3	0	1	0	1	1	3													
83 Kyle Stowers, L OBP: 0.286, SLG: 0.333										4	0	1	0	0	2	4	AB 36												
26 Ryan McKenna, R OBP: 0.303, SLG: 0.353										0	0	0	0	0	0	0	R 4												
21 Austin Hays, R OBP: 0.305, SLG: 0.415										4	1	2	1	0	0	2	H 11												
3 Jorge Mateo, R OBP: 0.270, SLG: 0.387										4	0	1	0	0	2	4	RBI 3												
																	BB 4												
																	SO 9												
																	LOB 23												
Inning Stats	R: 1 H: 2 E: 0 K: 1 S: 16	WLS: 2 BF: 2 LOB: 1 P: 26	R: 0 H: 1 E: 0 K: 1 S: 8	H: 1 R: 0 ER: 0 LOB: 3 BB: 1 P: 20	R: 0 H: 0 E: 0 K: 1 S: 11	H: 0 R: 0 ER: 0 LOB: 1 BB: 1 P: 18	R: 1 H: 3 E: 1 K: 0 S: 12	H: 3 R: 0 ER: 0 LOB: 0 BB: 0 P: 15	R: 2 H: 4 E: 0 K: 2 S: 17	H: 1 R: 0 ER: 0 LOB: 1 BB: 0 P: 22	R: 0 H: 0 E: 0 K: 2 S: 8	H: 0 R: 0 ER: 0 LOB: 0 BB: 0 P: 11	R: 0 H: 0 E: 0 K: 1 S: 6	H: 0 R: 0 ER: 0 LOB: 0 BB: 1 P: 13	1B: 6 2B: 4 3B: 0 HR: 1	SF: 0 SAC: 0 DP: 1 HBP: 2	WP: 2 PB: 1 CS: 1	PA: 42											
PITCHER	IP: 3.0 WLS: 0 BF: 18 H: 5 R: 2 ER: 2 SO: 3	77 Cory Abbott, R ERA: 4.37	73 Hunter Harvey, R ERA: 3.25	57 Andrés Machado, R ERA: 4.13	51 Jordan Weems, R ERA: 6.18	33 Steve Cishek, R ERA: 4.63	IP: 1.0 WLS: 1 BF: 8 H: 2 R: 0 ER: 0 SO: 1	71 Mason Thompson, R ERA: 0.6	58 Carl Edwards Jr., R ERA: 2.83	IP: 1.0 WLS: 0 BF: 3 H: 0 R: 0 ER: 0 SO: 1	IP: 1.0 WLS: 0 BF: 3 H: 0 R: 0 ER: 0 SO: 1	IP: 1.0 WLS: 0 BF: 3 H: 0 R: 0 ER: 0 SO: 1	IP: 1.0 WLS: 0 BF: 3 H: 0 R: 0 ER: 0 SO: 1	IP: 1.0 WLS: 0 BF: 3 H: 0 R: 0 ER: 0 SO: 1	IP: 1.0 WLS: 0 BF: 3 H: 0 R: 0 ER: 0 SO: 1	IP: 1.0 WLS: 0 BF: 3 H: 0 R: 0 ER: 0 SO: 1	IP: 1.0 WLS: 0 BF: 3 H: 0 R: 0 ER: 0 SO: 1	ERA: 0.00	WHIP: 0.000	ERA: 0.00	WHIP: 0.000	ERA: 0.00	WHIP: 0.000	ERA: 0.00	WHIP: 0.000	ERA: 0.00	WHIP: 0.000	ERA: 0.00	WHIP: 0.000
Batter	1	2	3	4	5	6	7	8	9	AB	R	H	RBI	BB	SO	LOB	BOTTOM												
28 Lane Thomas, R OBP: 0.308, SLG: 0.424										5	1	1	0	0	1	3													
45 Joey Meneses, R OBP: 0.350, SLG: 0.557										5	1	2	0	0	1	5													
34 Luke Voit, R OBP: 0.320, SLG: 0.413										5	0	1	1	0	1	3													
2 Luis García Jr., L OBP: 0.301, SLG: 0.428										4	0	1	2	0	0	2													
23 Nelson Cruz, R OBP: 0.313, SLG: 0.337										1	0	0	0	0	0	1													
68 Joshua Palacios, L OBP: 0.216, SLG: 0.222										0	0	0	0	1	0	0													
15 Riley Adams, R OBP: 0.259, SLG: 0.294										1	0	0	0	0	1	0													
62 Alex Call, R OBP: 0.319, SLG: 0.422										4	0	0	0	0	0	4													
5 C.J. Abrams, L OBP: 0.277, SLG: 0.310										4	0	1	0	0	0	0													
43 Israel Pineda, R OBP: 0.319, SLG: 0.422										4	0	0	0	0	1	1													
14 Ildemaro Vargas, S OBP: 0.338, SLG: 0.450										3	1	2	0	1	0	1													
																	AB 36												
																	R 3												
																	H 8												
																	RBI 3												
																	BB 2												
																	SO 5												
																	LOB 20												
Inning Stats	R: 1 H: 2 E: 0 K: 0 S: 12	WLS: 2 BF: 25 LOB: 0 P: 17	R: 0 H: 0 E: 0 K: 1 S: 11	H: 0 R: 0 ER: 0 LOB: 0 BB: 0 P: 14	R: 2 H: 3 E: 1 K: 0 S: 13	H: 3 R: 0 ER: 0 LOB: 2 BB: 0 P: 20	R: 0 H: 1 E: 0 K: 0 S: 7	H: 1 R: 0 ER: 0 LOB: 0 BB: 1 P: 10	R: 0 H: 1 E: 0 K: 1 S: 9	H: 1 R: 0 ER: 0 LOB: 2 BB: 0 P: 14	R: 0 H: 0 E: 0 K: 1 S: 7	H: 0 R: 0 ER: 0 LOB: 0 BB: 0 P: 9	R: 0 H: 0 E: 0 K: 0 S: 4	H: 0 R: 0 ER: 0 LOB: 1 BB: 1 P: 6	R: 0 H: 0 E: 0 K: 2 S: 11	H: 0 R: 0 ER: 0 LOB: 1 BB: 1 P: 15	1B: 4 2B: 4 3B: 0 HR: 0	SF: 0 SAC: 0 DP: 0 HBP: 0	WP: 0 PB: 0 CS: 0	PA: 39									
PITCHER	IP: 5.0 WLS: 1 BF: 25 H: 8 R: 0 ER: 0 SO: 3	64 Dean Kremer, R ERA: 3.34	55 Dillon Tate, R ERA: 2.59	58 Cionel Pérez, L ERA: 1.41	74 Félix Bautista, R ERA: 1.6	IP: 1.0 WLS: 0 BF: 8 H: 0 R: 0 ER: 0 SO: 1	IP: 1.0 WLS: 0 BF: 8 H: 0 R: 0 ER: 0 SO: 1	IP: 1.0 WLS: 0 BF: 8 H: 0 R: 0 ER: 0 SO: 1	IP: 1.0 WLS: 0 BF: 8 H: 0 R: 0 ER: 0 SO: 1	IP: 1.0 WLS: 0 BF: 8 H: 0 R: 0 ER: 0 SO: 1	IP: 1.0 WLS: 0 BF: 8 H: 0 R: 0 ER: 0 SO: 1	IP: 1.0 WLS: 0 BF: 8 H: 0 R: 0 ER: 0 SO: 1	IP: 1.0 WLS: 0 BF: 8 H: 0 R: 0 ER: 0 SO: 1	IP: 1.0 WLS: 0 BF: 8 H: 0 R: 0 ER: 0 SO: 1	IP: 1.0 WLS: 0 BF: 8 H: 0 R: 0 ER: 0 SO: 1	IP: 1.0 WLS: 0 BF: 8 H: 0 R: 0 ER: 0 SO: 1	IP: 1.0 WLS: 0 BF: 8 H: 0 R: 0 ER: 0 SO: 1	ERA: 0.00	WHIP: 0.000	ERA: 0.00	WHIP: 0.000	ERA: 0.00	WHIP: 0.000	ERA: 0.00	WHIP: 0.000	ERA: 0.00	WHIP: 0.000		

Batter	1	2	3	4	5	6	7	8	9	AB	R	H	RBI	BB	SO	LOB	TOP								
21 Austin Hays, R OBP: 0.304, SLG: 0.415	G5-3		G1-3			2B	G6-3	K		5	0	1	0	0	1	2									
35 Adley Rutschman, S OBP: 0.399, SLG: 0.440	G6-3		G3			K2-3	G4-3	L9		4	0	0	0	1	1	1									
6 Ryan Mountcastle, R OBP: 0.290, SLG: 0.432	K2-3		K			HBP	G4-3	G6-3		4	0	0	0	0	2	1									
25 Anthony Santander, S OBP: 0.329, SLG: 0.455		FC1-2		F8		F8		G3		4	0	1	0	1	0	2									
29 Ramón Uriás, R OBP: 0.301, SLG: 0.411		FC1-2		F9		G1		L5		4	1	1	0	0	0	4									
99 Jesús Aguilar, R OBP: 0.280, SLG: 0.376																									
77 Terrin Vavra, L OBP: 0.333, SLG: 0.314																									
26 Ryan McKenna, R OBP: 0.327, SLG: 0.407		FC1-2																							
31 Cedric Mullins, L OBP: 0.327, SLG: 0.407																									
2 Gunnar Henderson, L OBP: 0.370, SLG: 0.520																									
3 Jorge Mateo, R OBP: 0.270, SLG: 0.392																									
Inning Stats	R: 0 E: 0 K: 1 S: 8	H: 0 LOB: 0 BB: 0 P: 9	R: 1 E: 0 K: 1 S: 17	H: 3 LOB: 2 BB: 0 P: 29	R: 0 E: 0 K: 1 S: 9	H: 0 LOB: 0 BB: 0 P: 14	R: 0 E: 0 K: 0 S: 8	H: 0 LOB: 0 BB: 0 P: 10	R: 0 E: 0 K: 0 S: 5	H: 0 LOB: 0 BB: 0 P: 7	R: 0 E: 0 K: 1 S: 13	H: 1 LOB: 2 BB: 0 P: 23	R: 4 E: 1 K: 0 S: 17	H: 4 LOB: 2 BB: 2 P: 31	R: 1 E: 0 K: 2 S: 12	H: 3 LOB: 1 BB: 0 P: 17	R: 0 E: 0 K: 0 S: 6	H: 0 LOB: 0 BB: 0 P: 12	1B: 7 2B: 2 3B: 1 HR: 1	SF: 0 SAC: 0 DP: 0 HBP: 1	WP: 0 PB: 0 SB: 0 CS: 0	PA: 40			
PITCHER	IP	WLS	BF	H	R	ER	SO	BB	IBB	HBP	BLK	WP	HR	S	P	ERA	WHIP								
46 Patrick Corbin, L ERA: 6.11	6.0		23	4	1	1	4	0	0	1	0	0	0	60	92	1.50	0.667								
71 Mason Thompson, R ERA: 2.93	0.1	L	6	4	4	4	0	1	0	0	0	0	1	10	19	108.00	15.000								
57 Andrés Machado, R ERA: 4.07	0.2		3	0	0	0	0	1	0	0	0	0	0	7	12	0.00	1.500								
30 Paolo Espino, R ERA: 4.28	1.0		5	3	1	1	2	0	0	0	0	0	0	12	17	9.00	3.000								
67 Kyle Finnegan, R ERA: 3.9	1.0		3	0	0	0	0	0	0	0	0	0	0	6	12	0.00	0.000								

Baltimore Orioles @ Washington Nationals
Nationals Park, Washington, DC
Wed Sep 14, 2022, 7:05 PM - 9:58 PM EDT
Att: 32,497 - Clear - 77 F

AB 37
R 6
H 11
RBI 5
BB 2
SO 6
LOB 18



Batter	1	2	3	4	5	6	7	8	9	AB	R	H	RBI	BB	SO	LOB	BOTTOM								
28 Lane Thomas, R OBP: 0.305, SLG: 0.420	K		K			G5-3		F7		4	0	0	0	0	2	1									
45 Joey Meneses, R OBP: 0.348, SLG: 0.546	K					G6-3	2B	K		3	0	0	0	1	2	1									
2 Luis García Jr., L OBP: 0.300, SLG: 0.423	G4-3					G3		F7		3	0	0	0	1	0	1									
34 Luke Voit, R OBP: 0.320, SLG: 0.418		F9				F8		G6-3		4	1	1	1	0	0	2									
1 César Hernández, S OBP: 0.314, SLG: 0.323		K				G6-3		K		4	0	1	0	0	2	0									
5 CJ Abrams, L OBP: 0.272, SLG: 0.305		F8				P4		G4-3		4	0	0	0	0	0	1									
62 Alex Coli, R OBP: 0.307, SLG: 0.403						K		G1-3		3	0	0	0	0	1	1									
14 Ildemaro Vargas, S OBP: 0.331, SLG: 0.441						L8		G6-3		3	0	0	0	0	0	1									
15 Riley Adams, R OBP: 0.270, SLG: 0.343						G6-3				3	1	2	1	0	0	0									
Inning Stats	R: 0 E: 0 K: 2 S: 9	H: 0 LOB: 0 BB: 0 P: 14	R: 0 E: 0 K: 1 S: 6	H: 0 LOB: 0 BB: 0 P: 10	R: 1 E: 0 K: 1 S: 11	H: 1 LOB: 0 BB: 0 P: 16	R: 1 E: 0 K: 0 S: 7	H: 1 LOB: 0 BB: 0 P: 10	R: 0 E: 0 K: 0 S: 8	H: 0 LOB: 2 BB: 2 P: 17	R: 0 E: 0 K: 0 S: 9	H: 1 LOB: 1 BB: 0 P: 11	R: 0 E: 0 K: 1 S: 10	H: 1 LOB: 1 BB: 0 P: 14	R: 0 E: 0 K: 1 S: 9	H: 0 LOB: 0 BB: 0 P: 11	1B: 1 2B: 1 3B: 0 HR: 2	SF: 0 SAC: 0 DP: 0 HBP: 0	WP: 1 PB: 0 SB: 0 CS: 0	PA: 33					
PITCHER	IP	WLS	BF	H	R	ER	SO	BB	IBB	HBP	BLK	WP	HR	S	P	ERA	WHIP								
68 Tyler Wells, R ERA: 3.93	4.0		14	2	2	2	4	0	0	0	0	0	0	8	50	4.50	0.500								
49 DJ Hill, L ERA: 9.82	1.0		3	0	0	0	1	0	0	0	0	0	0	8	12	0.00	0.000								
51 Austin Voth, R ERA: 4.36	1.0	W	5	0	0	0	0	2	0	0	0	1	0	8	17	0.00	2.000								
58 Cionel Pérez, L ERA: 1.38	1.0	H	4	1	0	0	0	0	0	0	0	0	0	9	11	0.00	1.000								
61 Jake Reed, R ERA: 5.65	1.0		4	1	0	0	1	0	0	0	0	0	0	10	14	0.00	1.000								
43 Bryan Baker, R ERA: 4.05	1.0		3	0	0	0	1	0	0	0	0	0	0	9	11	0.00	0.000								

Baltimore Orioles @ Washington Nationals
Nationals Park, Washington, DC
Wed Sep 14, 2022, 7:05 PM - 9:58 PM EDT
Att: 32,497 - Clear - 77 F

AB 31
R 2
H 4
RBI 2
BB 2
SO 7
LOB 8



Batter	1	2	3	4	5	6	7	8	9	AB	R	H	RBI	BB	SO	LOB	TOP										
31 Riley Greene, L OBP: 0.314, SLG: 0.366	G4-3		G5-3		G6-3		F7			4	0	0	0	0	0	2											
9 Willi Castro, S OBP: 0.291, SLG: 0.355	F8		P6		P2			F7		4	0	0	0	0	0	1											
28 Javier Báez, R OBP: 0.283, SLG: 0.392	K					G6-3		K		4	0	1	0	0	2	0											
30 Harold Castro, L OBP: 0.291, SLG: 0.368		G4-3	F7			F7		L9		3	0	0	0	0	0	1											
7 Jonathan Schoop, R OBP: 0.233, SLG: 0.318										1	0	0	0	0	0	0											
20 Spencer Torkelson, R OBP: 0.297, SLG: 0.321		1B		K		G5-3		G6-3		4	0	1	0	0	1	0											
48 Kerry Carpenter, L OBP: 0.320, SLG: 0.500	K									3	1	1	1	0	1	1											
32 Ryan Kreydler, R OBP: 0.250, SLG: 0.267				F8			HR			1	0	0	0	0	0	0											
13 Eric Haase, R OBP: 0.297, SLG: 0.431				L9			P6			4	0	1	0	0	0	1											
46 Jeimer Candelario, S OBP: 0.266, SLG: 0.359										4	1	4	0	0	0	0											
60 Akil Baddoo, L OBP: 0.274, SLG: 0.268										4	1	2	2	0	1	3											
Inning Stats	R: 0 E: 0 K: 1 S: 7	H: 0 LOB: 0 BB: 7	R: 0 E: 0 K: 1 S: 12	H: 1 LOB: 1 BB: 0 P: 16	R: 2 E: 0 K: 0 S: 13	H: 3 LOB: 1 BB: 0 P: 20	R: 0 E: 0 K: 1 S: 7	H: 0 LOB: 0 BB: 0 P: 9	R: 0 E: 0 K: 0 S: 7	H: 2 LOB: 1 BB: 0 P: 10	R: 0 E: 0 K: 0 S: 7	H: 0 LOB: 0 BB: 0 P: 10	R: 1 E: 0 K: 1 S: 8	H: 2 LOB: 1 BB: 0 P: 11	R: 0 E: 0 K: 1 S: 7	H: 0 LOB: 0 BB: 0 P: 10	R: 0 E: 0 K: 0 S: 9	H: 2 LOB: 2 BB: 0 P: 16	1B: 5 2B: 3 HR: 2	SF: 0 SAC: 0 DP: 0 HBP: 0	WP: 1 PB: 0 SB: 0 CS: 0	PA: 36					
PITCHER	IP	WLS	BF	H	R	ER	SO	BB	IBB	HBP	BLK	WP	HR	S	P	ERA	WHIP										
51 Austin Voth, R ERA: 4.32	5.0	L	20	6	2	2	3	0	0	0	0	0	1	46	62	3.60	1.200										
34 Joey Krehbiel, R ERA: 3.05	2.0		8	2	1	1	1	0	0	0	0	1	1	15	21	4.50	1.000										
58 Cionel Pérez, L ERA: 1.36	1.0		3	0	0	0	1	0	0	0	0	0	0	7	10	0.00	0.000										
43 Bryan Baker, R ERA: 3.92	1.0		5	2	0	0	0	0	0	0	0	0	0	9	16	0.00	2.000										

Detroit Tigers @ Baltimore Orioles
 Oriole Park at Camden Yards, Baltimore, MD
 Tue Sep 20 2022, 7:07 PM - 10:04 PM EDT
 Att: 9,562 - Clear - 81 F

AB	36
R	3
H	10
RBI	3
BB	0
SO	5
LOB	9



Batter	1	2	3	4	5	6	7	8	9	AB	R	H	RBI	BB	SO	LOB	BOTTOM										
2 Gunnar Henderson, L OBP: 0.373, SLG: 0.565	G6-3				G1-3				G5-3	5	1	2	2	0	0	1											
6 Ryan Mountcastle, R OBP: 0.296, SLG: 0.427	F8								F9	5	0	1	0	0	2	2											
25 Anthony Santander, S OBP: 0.326, SLG: 0.446	K									2	0	0	0	2	1	0											
35 Adley Rutschman, S OBP: 0.364, SLG: 0.446		F7		P3						4	0	1	0	0	1	3											
99 Jesús Aguilar, R OBP: 0.278, SLG: 0.378										3	0	1	0	1	1	1											
83 Kyle Stowers, L OBP: 0.293, SLG: 0.321										0	0	0	0	0	0	0											
29 Ramón Uriás, R OBP: 0.295, SLG: 0.397										4	0	0	0	0	1	4											
21 Austin Hays, R OBP: 0.309, SLG: 0.412										2	1	1	0	2	0	0											
26 Ryan McKenna, R OBP: 0.295, SLG: 0.343										2	0	0	0	0	0	1											
31 Cedric Mullins, L OBP: 0.323, SLG: 0.402										2	0	0	0	0	1	2											
3 Jorge Mateo, R OBP: 0.267, SLG: 0.388										4	0	0	0	0	1	2											
Inning Stats	R: 0 E: 0 K: 1 S: 9	H: 0 LOB: 0 BB: 0 P: 12	R: 0 E: 0 K: 1 S: 5	H: 0 LOB: 0 BB: 0 P: 9	R: 0 E: 0 K: 1 S: 11	H: 1 LOB: 2 BB: 0 P: 18	R: 0 E: 0 K: 0 S: 10	H: 0 LOB: 1 BB: 1 P: 17	R: 0 E: 0 K: 0 S: 10	H: 0 LOB: 1 BB: 1 P: 19	R: 0 E: 0 K: 2 S: 14	H: 1 LOB: 2 BB: 1 P: 23	R: 2 E: 0 K: 2 S: 16	H: 3 LOB: 2 BB: 1 P: 25	R: 0 E: 0 K: 0 S: 10	H: 1 LOB: 1 BB: 1 P: 15	R: 0 E: 0 K: 1 S: 6	H: 0 LOB: 0 BB: 0 P: 10	1B: 5 2B: 0 3B: 0 HR: 1	SF: 0 SAC: 0 DP: 1 HBP: 0	WP: 1 PB: 0 SB: 0 CS: 0	PA: 38					
PITCHER	IP	WLS	BF	H	R	ER	SO	BB	IBB	HBP	BLK	WP	HR	S	P	ERA	WHIP										
43 Joey Wentz, L ERA: 3.13	5.2	W	22	2	0	0	0	1	0	0	0	1	0	6	12	0.00	3.000										
55 Alex Lange, R ERA: 3.81	0.1	H	2	0	0	0	1	1	0	0	0	1	0	6	12	0.00	3.000										
77 Joe Jiménez, R ERA: 3.49	0.2	H	5	3	2	2	1	0	0	0	0	0	1	11	14	27.00	4.500										
37 Andrew Chafin, L ERA: 2.98	1.1	H	6	1	0	0	1	2	0	0	0	0	0	15	26	0.00	2.250										
65 Gregory Soto, L ERA: 3.44	1.0	S	3	0	0	0	1	0	0	0	0	0	0	6	10	0.00	0.000										

Detroit Tigers @ Baltimore Orioles
 Oriole Park at Camden Yards, Baltimore, MD
 Tue Sep 20 2022, 7:07 PM - 10:04 PM EDT
 Att: 9,562 - Clear - 81 F

AB	33
R	2
H	6
RBI	2
BB	5
SO	8
LOB	16



Batter	1	2	3	4	5	6	7	8	9	AB	R	H	RBI	BB	SO	LOB	TOP					
31 Riley Greene, L (1, 8) OBP: 0.310, SLG: 0.361	G3-1		G3-1			K			G3-1	4	0	0	0	0	1	0	<p>Detroit Tigers @ Baltimore Orioles Oriole Park at Camden Yards, Baltimore, MD Wed Sep 21, 2022, 7:05 PM - 9:32 PM EDT Att: 9,314 - Partly Cloudy - 81 F</p>					
28 Javier Báez, R (1, 6) OBP: 0.281, SLG: 0.390	K			F7			G6-3		L9	3	0	0	0	0	1	0						
9 Willi Castro, S (8, 6) OBP: 0.280, SLG: 0.354					G6-3					1	0	0	0	0	0	0						
48 Kerry Carpenter, L (1, 9) OBP: 0.330, SLG: 0.538										3	1	2	1	0	0	0						
24 Miguel Cabrera, R (1, 10) OBP: 0.305, SLG: 0.316										3	0	0	0	0	0	1						
20 Spencer Torkelson, R (1, 3) OBP: 0.295, SLG: 0.318										3	0	0	0	0	1	0						
30 Harold Castro, L (1, 4) OBP: 0.291, SLG: 0.368										3	0	1	0	0	0	0						
46 Jeimer Candelario, S (1, 5) OBP: 0.264, SLG: 0.357										3	0	0	0	0	1	1						
15 Tucker Barnhart, L (1, 2) OBP: 0.277, SLG: 0.260										3	0	0	0	0	1	0						
60 Akil Baddoo, L (1, 7) OBP: 0.270, SLG: 0.263										3	0	0	0	0	1	0						
Inning Stats	R: 0 H: 1 E: 0 K: 1 S: 9	H: 1 LOB: 1 BB: 0 P: 11	R: 0 H: 0 E: 0 K: 0 S: 8	H: 1 LOB: 0 BB: 0 P: 11	R: 0 H: 0 E: 0 K: 2 S: 12	H: 0 LOB: 0 BB: 0 P: 15	R: 0 H: 0 E: 0 K: 0 S: 6	H: 0 LOB: 0 BB: 0 P: 9	R: 0 H: 0 E: 0 K: 0 S: 7	H: 0 LOB: 0 BB: 0 P: 11	R: 0 H: 0 E: 0 K: 1 S: 8	H: 0 LOB: 0 BB: 0 P: 10	R: 1 H: 1 E: 0 K: 1 S: 12	H: 1 LOB: 0 BB: 0 P: 13	R: 0 H: 0 E: 0 K: 1 S: 6	H: 0 LOB: 0 BB: 0 P: 7	R: 0 H: 0 E: 0 K: 0 S: 4	H: 0 LOB: 0 BB: 0 P: 7	1B: 2 2B: 0 3B: 0 HR: 1	SF: 0 SAC: 0 DP: 1 HBP: 0	WP: 0 PB: 0 SB: 0 CS: 0	PA: 29
PITCHER 28 Jordan Lyles, R (1, 1) ERA: 4.5	IP: 9.0 WLS: W BF: 29 H: 3 R: 1 ER: 1 SO: 6 BB: 0 IBB: 0 HBP: 0 BLK: 0 WP: 0 HR: 1 S: 72 P: 94 ERA: 1.00 WHIP: 0.333															PITCHER						

Batter	1	2	3	4	5	6	7	8	9	AB	R	H	RBI	BB	SO	LOB	BOTTOM			
31 Cedric Mullins, L (1, 8) OBP: 0.322, SLG: 0.400	K					F7			K	5	1	1	0	0	2	4	<p>Detroit Tigers @ Baltimore Orioles Oriole Park at Camden Yards, Baltimore, MD Wed Sep 21, 2022, 7:05 PM - 9:32 PM EDT Att: 9,314 - Partly Cloudy - 81 F</p>			
35 Adley Rutschman, S (1, 10) OBP: 0.382, SLG: 0.443	G4-3		FC4		K		F9			5	1	1	2	0	1	1				
2 Gunnar Henderson, L (1, 6) OBP: 0.375, SLG: 0.554										5	0	2	1	0	1	2				
6 Ryan Mountcastle, R (1, 3) OBP: 0.295, SLG: 0.424										3	0	0	1	0	1	1				
77 Terrin Vavra, L (1, 4) OBP: 0.370, SLG: 0.344										2	1	1	0	2	0	0				
3 Jorge Mateo, R (8, PR) OBP: 0.267, SLG: 0.388										0	1	0	0	0	0	0				
21 Austin Hays, R (1, 7) OBP: 0.308, SLG: 0.410										4	1	1	0	0	1	3				
83 Kyle Stowers, L (1, 9) OBP: 0.306, SLG: 0.386										4	2	2	3	0	0	0				
29 Ramón Urias, R (1, 5) OBP: 0.299, SLG: 0.396										1	1	0	0	3	0	2				
23 Robinson Chirinos, R (1, 2) OBP: 0.286, SLG: 0.277										4	0	1	1	0	2	3				
Inning Stats	R: 0 H: 1 E: 0 K: 1 S: 9	H: 0 LOB: 0 BB: 0 P: 14	R: 0 H: 0 E: 0 K: 0 S: 8	H: 0 LOB: 0 BB: 0 P: 11	R: 3 H: 2 E: 1 K: 2 S: 15	H: 2 LOB: 2 BB: 2 P: 26	R: 0 H: 0 E: 0 K: 0 S: 11	H: 0 LOB: 1 BB: 1 P: 19	R: 0 H: 0 E: 0 K: 1 S: 7	H: 0 LOB: 0 BB: 0 P: 13	R: 2 H: 1 E: 0 K: 1 S: 12	H: 1 LOB: 1 BB: 2 P: 27	R: 0 H: 0 E: 0 K: 2 S: 9	H: 0 LOB: 0 BB: 0 P: 14	R: 3 H: 5 E: 0 K: 1 S: 19	H: 5 LOB: 2 BB: 0 P: 28	1B: 8 2B: 0 3B: 0 HR: 1	SF: 1 SAC: 0 DP: 0 HBP: 0	WP: 0 PB: 0 SB: 1 CS: 0	PA: 39
PITCHER 25 Matt Manning, R (1, 1) ERA: 3.43	IP: 5.1 WLS: L BF: 26 H: 4 R: 5 ER: 3 SO: 4 BB: 5 IBB: 0 HBP: 0 BLK: 0 WP: 0 HR: 1 S: 102 P: 102 ERA: 5.06 WHIP: 1.688															PITCHER				
44 Daniel Norris, L (6, 1) ERA: 5.77	IP: 1.2 WLS: 0 BF: 5 H: 0 R: 0 ER: 0 SO: 3 BB: 0 IBB: 0 HBP: 0 BLK: 0 WP: 0 HR: 0 S: 13 P: 22 ERA: 0.00 WHIP: 0.000																			
6B Jason Foley, R (8, 1) ERA: 3.65	IP: 1.0 WLS: 0 BF: 8 H: 5 R: 3 ER: 3 SO: 1 BB: 0 IBB: 0 HBP: 0 BLK: 0 WP: 0 HR: 0 S: 19 P: 28 ERA: 27.00 WHIP: 5.000																			

Detroit Tigers @ Baltimore Orioles
Oriole Park at Camden Yards, Baltimore, MD
 Wed Sep 21, 2022, 7:05 PM - 9:32 PM EDT
 Att: 9,314 - Partly Cloudy - 81 F

AB 29
 R 1
 H 3
 RBI 1
 BB 0
 SO 6
 LOB 2



Detroit Tigers @ Baltimore Orioles
Oriole Park at Camden Yards, Baltimore, MD
 Wed Sep 21, 2022, 7:05 PM - 9:32 PM EDT
 Att: 9,314 - Partly Cloudy - 81 F

AB 33
 R 8
 H 9
 RBI 8
 BB 5
 SO 8
 LOB 16



Batter	1	2	3	4	5	6	7	8	9	AB	R	H	RBI	BB	SO	LOB	TOP										
3 Jeremy Peña, R OBP: 0.287, SLG: 0.409										4	0	1	0	0	0	1											
16 Aledmys Díaz, R OBP: 0.302, SLG: 0.428										4	0	0	0	0	2	1											
44 Yordan Alvarez, L OBP: 0.402, SLG: 0.618										3	0	0	0	0	0	0											
2 Alex Bregman, R OBP: 0.372, SLG: 0.464										3	0	0	0	0	0	0											
30 Kyle Tucker, L OBP: 0.332, SLG: 0.487										3	0	0	0	0	1	0											
Trey Mancini, R OBP: 0.327, SLG: 0.402										3	0	0	0	0	2	0											
9 Christian Vázquez, R OBP: 0.314, SLG: 0.390										3	0	0	0	0	2	0											
63 Yainer Díaz, R OBP: 0.250, SLG: 0.286										3	0	0	0	0	2	0											
14 Mauricio Dubón, R OBP: 0.257, SLG: 0.317										3	0	1	0	0	2	0											
Inning Stats	R: 0 E: 0 K: 1 S: 7	H: 0 LOB: 0 BB: 0 P: 13	R: 0 E: 0 K: 2 S: 8	H: 0 LOB: 0 BB: 0 P: 13	R: 0 E: 0 K: 3 S: 12	H: 0 LOB: 0 BB: 0 P: 17	R: 0 E: 0 K: 0 S: 8	H: 0 LOB: 0 BB: 0 P: 10	R: 0 E: 0 K: 0 S: 5	H: 1 LOB: 1 BB: 0 P: 7	R: 0 E: 0 K: 1 S: 7	H: 0 LOB: 0 BB: 0 P: 10	R: 0 E: 0 K: 1 S: 8	H: 0 LOB: 0 BB: 0 P: 10	R: 0 E: 0 K: 3 S: 13	H: 1 LOB: 1 BB: 0 P: 18	1B: 2 2B: 0 3B: 0 HR: 0	SF: 0 SAC: 0 DP: 0 HBP: 0	WP: 0 PB: 0 SB: 0 CS: 0	PA: 29							
PITCHER	IP	WLS	BF	H	R	ER	SO	BB	IBB	HBP	BLK	WP	HR	S	P	ERA	WHIP										
56 Kyle Bradish, R ERA: 4.65	8.2	W	28	2	0	0	10	0	0	0	0	0	0	70	100	0.00	0.231										
74 Félix Bautista, R ERA: 1.71	0.1	S	1	0	0	0	1	0	0	0	0	0	0	5	6	0.00	0.000										

Houston Astros @ Baltimore Orioles
 Oriole Park at Camden Yards, Baltimore, MD
 Thu Sep 22 2022, 7:07 PM - 9:43 PM EDT
 Att: 16,417 - Partly Cloudy - 70 F

AB	29
R	0
H	2
RBI	0
BB	0
SO	11
LOB	2



Batter	1	2	3	4	5	6	7	8	9	AB	R	H	RBI	BB	SO	LOB	BOTTOM										
31 Cedric Mullins, L OBP: 0.323, SLG: 0.403										4	0	2	0	0	1	0											
35 Adley Rutschman, S OBP: 0.395, SLG: 0.435										4	0	0	0	0	1	1											
2 Gunnar Henderson, L OBP: 0.361, SLG: 0.532										3	0	0	0	0	1	0											
25 Anthony Santander, S OBP: 0.324, SLG: 0.443										3	0	0	0	0	0	0											
6 Ryan Mountcastle, R OBP: 0.297, SLG: 0.425										3	1	2	0	0	0	0											
77 Terin Vavra, L OBP: 0.368, SLG: 0.344										3	1	1	0	0	0	1											
21 Austin Hays, R OBP: 0.308, SLG: 0.410										0	0	0	0	0	0	0											
83 Kyle Stowers, L OBP: 0.308, SLG: 0.383										3	0	1	0	0	1	3											
26 Ryan McKenna, R OBP: 0.295, SLG: 0.343										0	0	0	0	0	0	0											
12 Rougned Odor, L OBP: 0.265, SLG: 0.348										3	0	1	2	0	0	1											
3 Jorge Mateo, R OBP: 0.265, SLG: 0.385										3	0	0	0	0	1	1											
Inning Stats	R: 0 E: 0 K: 0 S: 13	H: 1 LOB: 0 BB: 0 P: 16	R: 2 E: 0 K: 0 S: 18	H: 3 LOB: 1 BB: 0 P: 24	R: 0 E: 0 K: 2 S: 9	H: 0 LOB: 0 BB: 0 P: 14	R: 0 E: 0 K: 1 S: 16	H: 1 LOB: 1 BB: 0 P: 19	R: 0 E: 0 K: 0 S: 5	H: 1 LOB: 1 BB: 0 P: 8	R: 0 E: 0 K: 1 S: 9	H: 0 LOB: 0 BB: 0 P: 12	R: 0 E: 0 K: 0 S: 12	H: 1 LOB: 1 BB: 0 P: 14	R: 0 E: 0 K: 1 S: 13	H: 0 LOB: 0 BB: 0 P: 17	1B: 6 2B: 1 3B: 0 HR: 0	SF: 0 SAC: 0 DP: 1 HBP: 0	WP: 0 PB: 0 SB: 0 CS: 0	PA: 29							
PITCHER	IP	WLS	BF	H	R	ER	SO	BB	IBB	HBP	BLK	WP	HR	S	P	ERA	WHIP										
35 Justin Verlander, R ERA: 1.82	6.0	L	22	6	2	2	4	0	0	0	0	0	0	70	93	3.00	1.000										
45 Ryne Stanek, R ERA: 1.05	1.0		4	1	0	0	0	0	0	0	0	0	0	12	14	0.00	1.000										
51 Will Smith, L ERA: 0.74	1.0		3	0	0	0	1	0	0	0	0	0	0	13	17	0.00	0.000										


Houston Astros @ Baltimore Orioles
 Oriole Park at Camden Yards, Baltimore, MD
 Thu Sep 22 2022, 7:07 PM - 9:43 PM EDT
 Att: 16,417 - Partly Cloudy - 70 F

AB	29
R	2
H	7
RBI	2
BB	0
SO	5
LOB	7




Batter	1	2	3	4	5	6	7	8	9	AB	R	H	RBI	BB	SO	LOB	TOP					
27 Jose Altuve, R OBP: 0.384, SLG: 0.515										4	0	2	0	0	0	1	Houston Astros @ Baltimore Orioles Oriole Park at Camden Yards, Baltimore, MD Fri Sep 23 2022, 7:09 PM - 9:48 PM EDT Att: 22,833 - Clear - 67 F					
3 Jeremy Peña, R OBP: 0.285, SLG: 0.406										4	0	0	0	0	1	1						
44 Yordan Alvarez, L OBP: 0.405, SLG: 0.617										2	0	1	0	2	1	1						
2 Alex Bregman, R OBP: 0.370, SLG: 0.460										4	0	0	0	0	0	4						
10 Yuli Gurriel, R OBP: 0.285, SLG: 0.358										3	0	0	0	0	0	2						
16 Aledmys Díaz, R OBP: 0.299, SLG: 0.423										3	0	0	0	0	1	1						
Trey Mancini, R OBP: 0.325, SLG: 0.400										3	0	0	0	0	1	0						
20 Chas McCormick, R OBP: 0.320, SLG: 0.398										3	0	1	0	0	1	0						
15 Martín Maldonado, R OBP: 0.252, SLG: 0.353										3	0	0	0	0	1	1						
Inning Stats	R: 0 E: 0 K: 0 S: 9	H: 1 LOB: 1 BB: 1 P: 16	R: 0 E: 0 K: 0 S: 6	H: 0 LOB: 0 BB: 0 P: 7	R: 0 E: 0 K: 1 S: 7	H: 1 LOB: 0 BB: 0 P: 8	R: 0 E: 0 K: 1 S: 10	H: 0 LOB: 1 BB: 1 P: 20	R: 0 E: 0 K: 3 S: 9	H: 0 LOB: 0 BB: 0 P: 11	R: 0 E: 0 K: 0 S: 4	H: 0 LOB: 0 BB: 0 P: 6	R: 0 E: 0 K: 0 S: 6	H: 1 LOB: 1 BB: 0 P: 13	R: 0 E: 0 K: 0 S: 6	H: 0 LOB: 0 BB: 0 P: 7		R: 0 E: 0 K: 1 S: 13	H: 1 LOB: 1 BB: 0 P: 18	1B: 3 2B: 1 3B: 0 HR: 0	SF: 0 SAC: 0 DP: 1 HBP: 0	WP: 0 PB: 1 SB: 0 CS: 0
PITCHER 64 Dean Kremer, R ERA: 3.07	IP: 9.0 WLS: W BF: 31	H: 4 R: 0 ER: 0 SO: 6	BB: 2 IBB: 0 HBP: 0 BLK: 0	WP: 0 HR: 0 S: 70 P: 106	ERA: 0.00 WHIP: 0.667	PITCHER										IP: 9.0 WLS: W BF: 31	H: 4 R: 0 ER: 0 SO: 6	BB: 2 IBB: 0 HBP: 0 BLK: 0	WP: 0 HR: 0 S: 70 P: 106	ERA: 0.00 WHIP: 0.667		

AB	29
R	0
H	4
RBI	0
BB	2
SO	6
LOB	11



Batter	1	2	3	4	5	6	7	8	9	AB	R	H	RBI	BB	SO	LOB	BOTTOM					
31 Cedric Mullins, L OBP: 0.323, SLG: 0.402										4	1	1	2	0	2	1	Houston Astros @ Baltimore Orioles Oriole Park at Camden Yards, Baltimore, MD Fri Sep 23 2022, 7:09 PM - 9:48 PM EDT Att: 22,833 - Clear - 67 F					
35 Adley Rutschman, S OBP: 0.385, SLG: 0.454										3	2	3	2	1	0	0						
6 Ryan Mountcastle, R OBP: 0.299, SLG: 0.425										3	0	1	1	1	0	1						
25 Anthony Santander, S OBP: 0.322, SLG: 0.440										4	0	0	0	0	2	5						
26 Ryan McKenna, R OBP: 0.295, SLG: 0.343										4	0	0	0	0	1	4						
2 Gunnar Henderson, L OBP: 0.345, SLG: 0.506										4	0	0	0	0	1	4						
99 Jesús Aguilar, R OBP: 0.280, SLG: 0.377										3	0	1	0	0	1	0						
83 Kyle Stowers, L OBP: 0.303, SLG: 0.377										4	1	1	0	0	0	0						
21 Austin Hays, R OBP: 0.308, SLG: 0.409										4	1	1	0	0	0	0						
77 Terrin Vavra, L OBP: 0.363, SLG: 0.338										4	1	1	1	0	0	0						
3 Jorge Mateo, R OBP: 0.266, SLG: 0.385										2	0	1	0	0	1	0						
Inning Stats	R: 0 E: 0 K: 2 S: 10	H: 1 LOB: 0 BB: 0 P: 17	R: 0 E: 0 K: 0 S: 9	H: 0 LOB: 0 BB: 0 P: 13	R: 0 E: 0 K: 2 S: 9	H: 0 LOB: 0 BB: 0 P: 13	R: 1 E: 0 K: 1 S: 13	H: 1 LOB: 0 BB: 0 P: 20	R: 0 E: 0 K: 1 S: 9	H: 0 LOB: 0 BB: 0 P: 12	R: 0 E: 0 K: 1 S: 16	H: 1 LOB: 3 BB: 2 P: 33	R: 5 E: 1 K: 0 S: 16	H: 6 LOB: 1 BB: 0 P: 25	R: 0 E: 0 K: 1 S: 6	H: 0 LOB: 0 BB: 0 P: 8	R: 0 E: 0 K: 1 S: 6	H: 0 LOB: 0 BB: 0 P: 8	1B: 7 2B: 1 3B: 0 HR: 1	SF: 0 SAC: 1 DP: 0 HBP: 0	WP: 0 PB: 0 SB: 3 CS: 2	PA: 35
PITCHER 65 José Urquidy, R ERA: 3.88	IP: 5.1 WLS: L	H: 20 R: 1 ER: 1 SO: 6	BB: 1 IBB: 0 HBP: 0 BLK: 0	WP: 0 HR: 1 S: 60 P: 94	ERA: 1.69 WHIP: 0.750	PITCHER										IP: 5.1 WLS: L	H: 20 R: 1 ER: 1 SO: 6	BB: 1 IBB: 0 HBP: 0 BLK: 0	WP: 0 HR: 1 S: 60 P: 94	ERA: 1.69 WHIP: 0.750		
52 Bryan Abreu, R ERA: 2.03	0.2	3	0	0	0	1	0	0	0	0	0	6	14	0.00	1.500							
50 Héctor Neris, R ERA: 3.88	0.0	5	4	5	5	0	0	0	0	0	0	9	14	∞	∞							
51 Will Smith, L ERA: 3.83	1.0	4	2	0	0	0	0	0	0	0	0	7	11	0.00	2.000							
88 Phil Maton, R ERA: 3.62	1.0	3	0	0	0	1	0	0	0	0	0	6	8	0.00	0.000							

AB	32
R	6
H	9
RBI	6
BB	2
SO	8
LOB	11



Batter	1	2	3	4	5	6	7	8	9	10	11	AB	R	H	RBI	BB	SO	LOB	TOP									
27 Jose Altuve, R OBP: 0.384, SLG: 0.516	F8		K			L4		L7		2-5	BB	4	1	0	0	1	1	1										
16 Aledmys Diaz, R OBP: 0.302, SLG: 0.427	F8			FC4-5 1B		44 1B		F8			BB	5	1	3	0	0	0	0										
44 Yordan Alvarez, L OBP: 0.407, SLG: 0.614	K			FC4-5		2B		F7			SF8	4	0	1	1	0	1	1										
2 Alex Bregman, R OBP: 0.370, SLG: 0.457		1B		F7		BB		G6-3			BB	3	1	1	0	1	0	1										
30 Kyle Tucker, L OBP: 0.332, SLG: 0.485	K			G4-3		K		G1-3			BB	4	0	0	1	1	2	4										
10 Yuli Gurriel, R OBP: 0.263, SLG: 0.357	K							G6-3			K	5	1	0	0	0	3	3										
9 Christian Vázquez, R OBP: 0.316, SLG: 0.384				P4		K		K			K	5	1	2	2	0	1	0										
20 Chas McCormick, R OBP: 0.322, SLG: 0.394				K		K					BB	4	0	1	0	1	1	3										
14 Mauricio Dubón, R OBP: 0.294, SLG: 0.313				SF9		G4-3		F9			BB	2	0	0	1	0	0	1										
Trey Mancini, R OBP: 0.326, SLG: 0.403												1	0	1	0	0	0	0										
3 Jeremy Peña, R OBP: 0.285, SLG: 0.408												0	1	0	0	0	0	0										
Inning Stats	R: 0 E: 0 K: 1 S: 7	H: 0 LOB: 0 BB: 0 P: 11	R: 0 E: 0 K: 2 S: 13	H: 1 LOB: 0 BB: 0 P: 22	R: 1 E: 0 K: 1 S: 12	H: 2 LOB: 0 BB: 0 P: 18	R: 0 E: 0 K: 0 S: 11	H: 1 LOB: 1 BB: 0 P: 17	R: 0 E: 0 K: 2 S: 12	H: 0 LOB: 0 BB: 0 P: 15	R: 0 E: 0 K: 0 S: 10	H: 2 LOB: 3 BB: 1 P: 20	R: 0 E: 0 K: 1 S: 10	H: 0 LOB: 1 BB: 1 P: 16	R: 0 E: 0 K: 0 S: 8	H: 0 LOB: 0 BB: 0 P: 11	R: 0 E: 0 K: 0 S: 5	H: 0 LOB: 0 BB: 0 P: 6	R: 1 E: 0 K: 0 S: 11	H: 1 LOB: 1 BB: 0 P: 16	R: 4 E: 0 K: 1 S: 26	H: 2 LOB: 2 BB: 2 P: 40	1B: 6 2B: 3 3B: 0 HR: 0	SF: 2 SAC: 0 DP: 0 HBP: 1	WP: 1 PB: 0 SB: 0 CS: 1	PA: 44		
PITCHER	IP: 5.0 ERA: 4.19	WLS: 3 BF: 17	H: 4 R: 1 ER: 1 SO: 6	R: 1 ER: 1 SO: 6	BB: 0 IBB: 0 HBP: 0 BLK: 0	WP: 0 HR: 0 S: 55 P: 83	ERA: 1.80 WHIP: 0.800	PITCHER	IP: 1.1 ERA: 2.7	WLS: 0 BF: 5	H: 1 R: 1 ER: 0 SO: 0	BB: 0 IBB: 0 HBP: 0 BLK: 0	WP: 0 HR: 0 S: 13 P: 18	ERA: 0.00 WHIP: 0.750	PITCHER	IP: 0.1 ERA: 3.4	WLS: 0 BF: 1	H: 2 R: 1 ER: 0 SO: 0	BB: 2 IBB: 0 HBP: 1 BLK: 0	WP: 0 HR: 0 S: 17 P: 27	ERA: 27.00 WHIP: 9.000	PITCHER	IP: 0.2 ERA: 3.83	WLS: 0 BF: 3	H: 1 R: 2 ER: 2 SO: 1	BB: 0 IBB: 0 HBP: 0 BLK: 0	WP: 0 HR: 0 S: 9 P: 13	ERA: 27.00 WHIP: 1.500
51 Austin Voth, R ERA: 4.19	61 Jake Reed, R ERA: 5.94	48 DJ Hall, L ERA: 8.35	43 Bryan Baker, R ERA: 3.76	58 Cionel Pérez, L ERA: 1.32	55 Dillon Tate, R ERA: 2.7	45 Keegan Akin, L ERA: 3.4	34 Joey Krehbiel, R ERA: 3.83																					

Houston Astros @ Baltimore Orioles
 Oriole Park at Camden Yards, Baltimore, MD
 Sun Sep 25 2022, 1:07 PM - 5:54 PM EDT
 Att: 24,449 - Party Cloudy - 69 F

livebaseballscores.com

AB 37
 R 6
 H 9
 RBI 5
 BB 4
 SO 9
 LOB 14



Batter	1	2	3	4	5	6	7	8	9	10	11	AB	R	H	RBI	BB	SO	LOB	BOTTOM		
31 Cedric Mullins, L OBP: 0.321, SLG: 0.403	K			P5		L7		K			BB	5	0	1	1	0	2	3			
35 Adley Rutschman, S OBP: 0.361, SLG: 0.447	G5-3			L7		G4-3		K			G1-5-3	5	0	0	0	0	1	1			
2 Gunnar Henderson, L OBP: 0.330, SLG: 0.471	K			K		K		BB			K	4	0	0	0	1	4	0			
25 Anthony Santander, S OBP: 0.322, SLG: 0.449		F7		G4-3		K		G4-6-3			BB	4	0	0	0	0	1	1			
26 Ryan McKenna, R OBP: 0.293, SLG: 0.340												0	1	0	0	0	0	0			
6 Ryan Mountcastle, R OBP: 0.303, SLG: 0.429	K			G1-6-3 1B		BB		K			K	4	1	2	0	0	2	0			
77 Terin Vavra, L OBP: 0.354, SLG: 0.329												2	0	0	0	0	1	1			
21 Austin Hays, R OBP: 0.310, SLG: 0.409	K			G1-6-3				F9			BB	2	0	1	0	0	0	1			
12 Rougned Odor, L OBP: 0.271, SLG: 0.360				K		P4		BB			BB	4	0	2	2	0	1	0			
83 Kyle Stowers, L OBP: 0.296, SLG: 0.364				F7		K		BB			K	4	0	1	0	0	2	2			
3 Jorge Mateo, R OBP: 0.265, SLG: 0.382				K		P3		BB			G6-3	4	1	1	0	0	1	2			
Inning Stats	R: 0 E: 0 K: 2 S: 10	H: 0 LOB: 0 BB: 0 P: 14	R: 0 E: 0 K: 2 S: 13	H: 0 LOB: 0 BB: 0 P: 16	R: 0 E: 0 K: 2 S: 11	H: 0 LOB: 0 BB: 0 P: 13	R: 0 E: 0 K: 1 S: 10	H: 0 LOB: 0 BB: 0 P: 13	R: 0 E: 0 K: 2 S: 20	H: 4 LOB: 3 BB: 0 P: 31	R: 0 E: 0 K: 1 S: 7	H: 0 LOB: 0 BB: 0 P: 15	R: 1 E: 0 K: 2 S: 11	H: 2 LOB: 2 BB: 0 P: 15	R: 1 E: 0 K: 1 S: 9	H: 1 LOB: 0 BB: 0 P: 14	1B: 7 2B: 1 3B: 0 HR: 0	SF: 0 SAC: 0 DP: 3 HBP: 0	WP: 1 PB: 0 SB: 0 CS: 0	PA: 39	
PITCHER	IP: 6.0 ERA: 2.65	WLS: 1 BF: 18	H: 0 R: 0 ER: 0 SO: 8	R: 0 ER: 0 SO: 8	BB: 0 IBB: 0 HBP: 0 BLK: 0	WP: 0 HR: 0 S: 59 P: 76	ERA: 0.00 WHIP: 0.167	PITCHER	IP: 1.0 ERA: 3.82	WLS: 0 BF: 3	H: 2 R: 1 ER: 0 SO: 2	BB: 0 IBB: 0 HBP: 0 BLK: 0	WP: 0 HR: 0 S: 11 P: 15	ERA: 0.00 WHIP: 2.000	PITCHER	IP: 1.0 ERA: 2.51	WLS: 0 BF: 5	H: 1 R: 0 ER: 0 SO: 1	BB: 0 IBB: 0 HBP: 0 BLK: 0	WP: 0 HR: 0 S: 9 P: 14	ERA: 0.00 WHIP: 1.000
53 Cristian Javier, R ERA: 2.65	51 Will Smith, L ERA: 3.77	45 Ryne Stanek, R ERA: 1.21	52 Bryan Abreu, R ERA: 2.02	55 Ryan Pressly, R ERA: 2.36	50 Héctor Neris, R ERA: 3.82	47 Rafael Montero, R ERA: 2.51															

Houston Astros @ Baltimore Orioles
 Oriole Park at Camden Yards, Baltimore, MD
 Sun Sep 25 2022, 1:07 PM - 5:54 PM EDT
 Att: 24,449 - Party Cloudy - 69 F

livebaseballscores.com

AB 38
 R 3
 H 8
 RBI 3
 BB 1
 SO 15
 LOB 11



Batter	1	2	3	4	5	6	7	8	9	AB	R	H	RBI	BB	SO	LOB	TOP				
31 Cedric Mullins, L (1, 8) OBP: 0.320, SLG: 0.410	F7		F7	F7		F9		F8		5	1	1	1	0	0	1	<p>Baltimore Orioles @ Boston Red Sox Fenway Park, Boston, MA Tue Sep 27 2022, 7:12 PM - 11:08 PM EDT Att: 30,765 - Clear - 68 F</p>				
35 Adley Rutschman, S (1, 2) OBP: 0.399, SLG: 0.446	K		G6-3	G6-3		G5-3		K		5	1	1	1	0	2						
25 Anthony Santander, S (1, 7) OBP: 0.325, SLG: 0.473	6 3B		HR	HR		P2		L8		5	3	3	3	0	0	1					
6 Ryan Mountcastle, R (1, 3) OBP: 0.306, SLG: 0.431	2B		HR	HR		G4-3		1B		5	0	2	1	0	2	0					
2 Gunnar Henderson, L (1, 6) OBP: 0.346, SLG: 0.484	L8		G6-3	G4-3		G4-3		1B		4	0	0	0	1	1	1					
29 Ramón Uriás, R (1, 5) OBP: 0.305, SLG: 0.414	FC5-2		HR	HR		12 G3		12 1B		3	1	3	1	0	0	0					
3 Jorge Mateo, R (5, PR) OBP: 0.267, SLG: 0.386	3B		HR	HR		12 G3		12 1B		2	1	1	0	0	1	2					
12 Rougned Odor, L (1, 4) OBP: 0.278, SLG: 0.366	G4-3		1B	1B		2B		1B		3	1	2	1	1	0	1					
21 Austin Hays, R (1, 9) OBP: 0.309, SLG: 0.417	FC5-2		1B	1B		G3		G6-3		5	1	1	1	0	1	7					
83 Kyle Stowers, L (1, 10) OBP: 0.308, SLG: 0.397	G6-3		1B	1B		F7		1B		2	0	0	0	0	1	2					
99 Jesús Aguilar, R (5, PH) OBP: 0.280, SLG: 0.378	G6-3		1B	1B		F7		1B		2	0	1	0	0	0	2					
Inning Stats	R: 1 E: 0 K: 1 S: 11	H: 2 LOB: 1 BB: 0 P: 15	R: 0 E: 0 K: 0 S: 12	H: 1 LOB: 1 BB: 0 P: 19	R: 2 E: 0 K: 1 S: 14	H: 2 LOB: 0 BB: 0 P: 22	R: 5 E: 0 K: 1 S: 19	H: 5 LOB: 0 BB: 0 P: 30	R: 0 E: 0 K: 0 S: 7	H: 0 LOB: 0 BB: 0 P: 9	R: 1 E: 0 K: 3 S: 15	H: 2 LOB: 1 BB: 0 P: 24	R: 0 E: 0 K: 1 S: 11	H: 1 LOB: 1 BB: 0 P: 16	R: 0 E: 0 K: 1 S: 11	H: 1 LOB: 2 BB: 2 P: 23	1B: 6 2B: 2 3B: 3 HR: 4	SF: 0 SAC: 0 DP: 1 HBP: 1	WP: 1 PB: 0 SB: 2 CS: 0	PA: 44	
PITCHER	IP WLS BF H R ER SO BB IBB HBP BLK WP HR S P ERA WHIP	IP WLS BF H R ER SO BB IBB HBP BLK WP HR S P ERA WHIP	IP WLS BF H R ER SO BB IBB HBP BLK WP HR S P ERA WHIP	IP WLS BF H R ER SO BB IBB HBP BLK WP HR S P ERA WHIP	IP WLS BF H R ER SO BB IBB HBP BLK WP HR S P ERA WHIP	IP WLS BF H R ER SO BB IBB HBP BLK WP HR S P ERA WHIP	IP WLS BF H R ER SO BB IBB HBP BLK WP HR S P ERA WHIP	IP WLS BF H R ER SO BB IBB HBP BLK WP HR S P ERA WHIP	IP WLS BF H R ER SO BB IBB HBP BLK WP HR S P ERA WHIP	IP WLS BF H R ER SO BB IBB HBP BLK WP HR S P ERA WHIP	IP WLS BF H R ER SO BB IBB HBP BLK WP HR S P ERA WHIP	IP WLS BF H R ER SO BB IBB HBP BLK WP HR S P ERA WHIP	IP WLS BF H R ER SO BB IBB HBP BLK WP HR S P ERA WHIP	IP WLS BF H R ER SO BB IBB HBP BLK WP HR S P ERA WHIP	IP WLS BF H R ER SO BB IBB HBP BLK WP HR S P ERA WHIP	IP WLS BF H R ER SO BB IBB HBP BLK WP HR S P ERA WHIP	ERA WHIP	ERA WHIP			
52 Michael Wacha, R (1, 1) ERA: 3.06	3.1	18	8	6	6	3	0	0	0	0	0	0	0	0	0	1	3	45	70	16.20	2.400
55 Matt Strahm, L (4, 1) ERA: 3.3	1.2	9	3	2	2	0	0	0	0	0	0	0	0	0	0	1	21	34	10.80	1.800	
76 Zack Kelly, R (6, 1) ERA: 2.31	1.0	3	0	0	0	0	0	0	0	0	0	0	0	0	0	0	7	9	0.00	0.000	
46 John Schreiber, R (7, 1) ERA: 2.29	1.0	5	2	1	1	3	0	0	0	0	0	0	0	0	0	0	15	24	9.00	2.000	
70 Ryan Brasier, R (8, 1) ERA: 5.92	1.0	4	1	0	0	1	0	0	0	0	0	0	0	0	0	0	11	16	0.00	1.000	

Batter	1	2	3	4	5	6	7	8	9	AB	R	H	RBI	BB	SO	LOB	BOTTOM			
22 Tommy Pham, R (1, 7) OBP: 0.321, SLG: 0.385	G6-3		11 WP	11 1B		11 G5-3		G6-4-3		3	2	1	3	2	0	1	<p>Baltimore Orioles @ Boston Red Sox Fenway Park, Boston, MA Tue Sep 27 2022, 7:12 PM - 11:08 PM EDT Att: 30,765 - Clear - 68 F</p>			
11 Rafael Devers, L (1, 5) OBP: 0.355, SLG: 0.523	1B		2 FC4	2 IBB		G5-3		G5-3		4	0	2	2	1	1	3				
2 Xander Bogaerts, R (1, 6) OBP: 0.380, SLG: 0.459	K		FC4	FC6-4		G5-3		G5-3		4	0	0	1	1	1	5				
99 Alex Verdugo, L (1, 9) OBP: 0.331, SLG: 0.406	G2-3		36 HR	36 HR		36 G6-4-3		36 28 1B		3	1	1	1	1	1	2				
28 J.D. Martinez, R (1, 10) OBP: 0.341, SLG: 0.433	36 HR		36 HR	36 HR		36 G6-4-3		36 G6-4-3		4	1	2	0	1	0	3				
36 Triston Casas, L (1, 3) OBP: 0.343, SLG: 0.446	HR		5 FC5-2	5 30 HBP		5 1B		5 30 1B		4	3	3	2	1	0	2				
30 Rob Refsnyder, R (1, 8) OBP: 0.387, SLG: 0.507	K		74 BB	74 BB		74 E		74 E		4	2	1	1	0	3	2				
5 Enrique Hernández, R (1, 4) OBP: 0.294, SLG: 0.346	E6		74 BB	74 BB		74 E		74 E		5	2	1	0	0	1	4				
74 Connor Wong, R (1, 2) OBP: 0.295, SLG: 0.342	L8		22 1B	22 1B		22 1B		22 G6-4-3		3	2	0	2	1	0	4				
Inning Stats	R: 0 E: 0 K: 1 S: 14	H: 1 LOB: 1 BB: 0 P: 24	R: 2 E: 1 K: 2 S: 21	H: 2 LOB: 3 BB: 1 P: 36	R: 6 E: 0 K: 0 S: 19	H: 2 LOB: 2 BB: 5 P: 43	R: 5 E: 0 K: 1 S: 30	H: 4 LOB: 1 BB: 0 P: 43	R: 0 E: 0 K: 2 S: 10	H: 1 LOB: 0 BB: 1 P: 16	R: 0 E: 0 K: 1 S: 11	H: 1 LOB: 1 BB: 0 P: 18	R: 0 E: 0 K: 0 S: 4	H: 0 LOB: 0 BB: 0 P: 8	1B: 9 2B: 1 3B: 0 HR: 1	SF: 1 SAC: 0 DP: 3 HBP: 3		WP: 1 PB: 0 SB: 0 CS: 0	PA: 46	
PITCHER	IP WLS BF H R ER SO BB IBB HBP BLK WP HR S P ERA WHIP	IP WLS BF H R ER SO BB IBB HBP BLK WP HR S P ERA WHIP	IP WLS BF H R ER SO BB IBB HBP BLK WP HR S P ERA WHIP	IP WLS BF H R ER SO BB IBB HBP BLK WP HR S P ERA WHIP	IP WLS BF H R ER SO BB IBB HBP BLK WP HR S P ERA WHIP	IP WLS BF H R ER SO BB IBB HBP BLK WP HR S P ERA WHIP	IP WLS BF H R ER SO BB IBB HBP BLK WP HR S P ERA WHIP	IP WLS BF H R ER SO BB IBB HBP BLK WP HR S P ERA WHIP	IP WLS BF H R ER SO BB IBB HBP BLK WP HR S P ERA WHIP	IP WLS BF H R ER SO BB IBB HBP BLK WP HR S P ERA WHIP	IP WLS BF H R ER SO BB IBB HBP BLK WP HR S P ERA WHIP	IP WLS BF H R ER SO BB IBB HBP BLK WP HR S P ERA WHIP	IP WLS BF H R ER SO BB IBB HBP BLK WP HR S P ERA WHIP	IP WLS BF H R ER SO BB IBB HBP BLK WP HR S P ERA WHIP	IP WLS BF H R ER SO BB IBB HBP BLK WP HR S P ERA WHIP	IP WLS BF H R ER SO BB IBB HBP BLK WP HR S P ERA WHIP	ERA WHIP	ERA WHIP		
56 Kyle Bradish, R (1, 1) ERA: 5.11	2.1	18	4	7	7	3	4	0	0	0	0	0	0	0	0	1	12	21	27.00	4.500
34 Joey Krehbiel, R (3, 1) ERA: 3.9	0.2	6	2	2	2	0	1	1	0	0	0	0	0	0	0	0	13	22	∞	∞
61 Jake Reed, R (4, 1) ERA: 7.02	0.0	4	2	1	1	0	0	0	0	0	0	0	0	0	0	0	26	34	4.50	1.000
49 DL Hall, L (4, 1) ERA: 6.94	2.0	8	2	3	1	3	0	0	0	0	0	0	0	0	0	0	10	16	0.00	1.000
43 Bryan Baker, R (6, 1) ERA: 3.7	1.0	3	0	0	0	0	1	0	0	0	0	0	0	0	0	0	4	8	0.00	0.000



Batter	1	2	3	4	5	6	7	8	9	AB	R	H	RBI	BB	SO	LOB	TOP			
31 Cedric Mullins, L (1, 8) OBP: 0.320, SLG: 0.409										5	0	2	0	0	1	2	<p>Baltimore Orioles @ Boston Red Sox Fenway Park, Boston, MA Thu Sep 29 2022, 1:37 PM - 4:37 PM EDT Att: 29,779 - Cloudy - 63 F</p>			
35 Adley Rutschman, S (1, 2) OBP: 0.399, SLG: 0.445										4	0	1	1	1	0	3				
25 Anthony Santander, S (1, 10) OBP: 0.321, SLG: 0.466										4	0	0	0	0	0	2				
6 Ryan Mountcastle, R (1, 3) OBP: 0.302, SLG: 0.425										4	0	0	0	0	2	2				
2 Gunnar Henderson, L (1, 5) OBP: 0.355, SLG: 0.490										4	0	2	0	0	1	0				
21 Austin Hays, R (1, 9) OBP: 0.309, SLG: 0.414										4	0	1	0	0	1	2				
12 Rougned Odor, L (1, 4) OBP: 0.275, SLG: 0.362										4	0	0	0	0	0	4				
83 Kyle Stowers, L (1, 7) OBP: 0.313, SLG: 0.436										4	2	2	1	0	1	1				
3 Jorge Mateo, R (1, 6) OBP: 0.266, SLG: 0.383										3	1	1	0	0	2	0				
77 Terrin Vavra, L (9, PH) OBP: 0.349, SLG: 0.324										1	0	0	0	0	0	0				
Inning Stats	R: 0 H: 1 E: 0 K: 1 S: 11	H: 1 LOB: 0 BB: 0 P: 14	R: 0 H: 1 E: 0 K: 0 S: 10	H: 1 LOB: 0 BB: 0 P: 16	R: 2 H: 2 E: 1 K: 0 S: 13	H: 2 LOB: 1 BB: 0 P: 16	R: 0 H: 0 E: 0 K: 1 S: 10	H: 0 LOB: 1 BB: 0 P: 18	R: 0 H: 0 E: 0 K: 2 S: 10	H: 0 LOB: 0 BB: 0 P: 14	R: 1 H: 2 E: 0 K: 1 S: 15	H: 2 LOB: 0 BB: 0 P: 22	R: 0 H: 1 E: 1 K: 1 S: 13	H: 1 LOB: 2 BB: 0 P: 19	R: 0 H: 1 E: 0 K: 1 S: 12	H: 1 LOB: 1 BB: 0 P: 20	1B: 6 2B: 3 3B: 0 HR: 1	SF: 0 SAC: 0 DP: 1 HBP: 0	WP: 0 PB: 0 SB: 0 CS: 0	PA: 38
PITCHER	IP WLS BF H R ER SO BB IBB HBP BLK WP HR S P ERA WHIP	4.2 19 5 2 1 3 0 0 0 0 0 0 51 72 1.93 1.071	1.1 5 0 0 0 2 1 0 0 0 0 0 12 22 0.00 0.750	7.1 1.0 B 5 2 1 1 2 0 0 0 0 0 1 15 22 9.00 2.000	8.1 1.0 W 5 1 0 0 1 0 0 0 0 0 0 0 13 19 0.00 1.000	9.1 1.0 S 4 1 0 0 1 0 0 0 0 0 0 0 12 20 0.00 1.000	PITCHER													
17 Nathan Eovaldi, R (1, 1) ERA: 4.05																				
83 Eduard Bazarzo, R (7, 1) ERA: 3.39																				
55 Matt Strahm, L (8, 1) ERA: 3.92																				
76 Zack Kelly, R (8, 1) ERA: 2.13																				
61 Caleb Ort, R (9, 1) ERA: 6.29																				
Batter	1	2	3	4	5	6	7	8	9	AB	R	H	RBI	BB	SO	LOB	BOTTOM			
22 Tommy Pham, R (1, 7) OBP: 0.318, SLG: 0.383										4	0	0	0	0	0	0	<p>Baltimore Orioles @ Boston Red Sox Fenway Park, Boston, MA Thu Sep 29 2022, 1:37 PM - 4:37 PM EDT Att: 29,779 - Cloudy - 63 F</p>			
11 Rafael Devers, L (1, 5) OBP: 0.353, SLG: 0.520										4	0	0	0	0	1	0				
2 Xander Bogaerts, R (1, 6) OBP: 0.380, SLG: 0.456										3	0	1	0	1	0	0				
99 Alex Verdugo, L (1, 9) OBP: 0.333, SLG: 0.414										4	2	2	0	0	0	1				
28 J.D. Martinez, R (1, 10) OBP: 0.341, SLG: 0.442										4	2	2	2	0	1	3				
36 Triston Casas, L (1, 3) OBP: 0.385, SLG: 0.475										3	1	2	1	1	0	0				
39 Christian Arroyo, R (1, 4) OBP: 0.304, SLG: 0.415										4	0	1	1	0	1	3				
12 Yu Chang, R (9, 4) OBP: 0.293, SLG: 0.325										0	0	0	0	0	0	0				
5 Enrique Hernández, R (1, 8) OBP: 0.292, SLG: 0.342										4	0	1	1	0	0	3				
74 Connor Wong, R (1, 2) OBP: 0.283, SLG: 0.325										2	0	0	0	0	1	2				
48 Abraham Almonte, S (7, PH) OBP: 0.394, SLG: 0.524										1	0	0	0	0	1	0				
3 Reese McGuire, L (8, 2) OBP: 0.307, SLG: 0.368										0	0	0	0	0	0	0				
Inning Stats	R: 0 H: 2 E: 0 K: 0 S: 14	H: 1 LOB: 1 BB: 0 P: 22	R: 0 H: 1 E: 0 K: 0 S: 10	H: 1 LOB: 0 BB: 0 P: 15	R: 0 H: 0 E: 0 K: 0 S: 10	H: 0 LOB: 0 BB: 0 P: 14	R: 2 H: 3 E: 0 K: 2 S: 16	H: 3 LOB: 1 BB: 0 P: 23	R: 0 H: 0 E: 0 K: 0 S: 10	H: 0 LOB: 0 BB: 0 P: 13	R: 1 H: 2 E: 0 K: 1 S: 19	H: 2 LOB: 1 BB: 0 P: 26	R: 0 H: 0 E: 0 K: 2 S: 9	H: 0 LOB: 0 BB: 0 P: 14	R: 2 H: 1 E: 0 K: 0 S: 13	H: 1 LOB: 1 BB: 2 P: 22	1B: 4 2B: 4 3B: 0 HR: 1	SF: 0 SAC: 0 DP: 0 HBP: 0	WP: 1 PB: 0 SB: 0 CS: 0	PA: 35
PITCHER	IP WLS BF H R ER SO BB IBB HBP BLK WP HR S P ERA WHIP	4.0 18 6 2 2 2 0 0 0 0 0 0 50 74 4.50 1.500	1.0 3 0 0 0 0 0 0 0 0 0 0 10 13 0.00 0.000	1.0 5 2 1 1 1 0 0 0 0 1 0 19 26 9.00 2.000	1.0 3 0 0 0 2 0 0 0 0 0 0 9 14 0.00 0.000	1.0 L 6 1 2 2 0 2 0 0 0 0 0 1 13 22 18.00 3.000	PITCHER													
53 Mike Baumann, R (1, 1) ERA: 4.34																				
43 Bryan Baker, R (5, 1) ERA: 3.65																				
58 Cionel Pérez, L (6, 1) ERA: 1.43																				
71 Logan Gillaspie, R (7, 1) ERA: 3.45																				
55 Dillon Tate, R (8, 1) ERA: 2.88																				
AB	R	H	RBI	BB	SO	LOB	AB	R	H	RBI	BB	SO	LOB	AB	R	H	RBI	BB	SO	LOB
37	3	9	2	1	8	16	37	3	9	2	1	8	16	33	5	9	5	2	5	12

Batter	1	2	3	4	5	6	7	8	9	AB	R	H	RBI	BB	SO	LOB	TOP																		
2 Gunnar Henderson, L OBP: 0.347, SLG: 0.467										4	0	0	0	0	4	0	<p>Baltimore Orioles @ New York Yankees Yankee Stadium, Bronx, NY Sat Oct 01 2022, 1:33 PM - 4:10 PM EDT Att: 45,428 - Overcast - 57 F</p> <p>livebaseballscorecards.com</p> <p>AB 29 R 0 H 3 RBI 0 BB 2 SO 14 LOB 10</p>																		
6 Ryan Mountcastle, R OBP: 0.303, SLG: 0.423										3	0	1	0	1	2	0																			
35 Adley Rutschman, S(1), 10 OBP: 0.356, SLG: 0.444										4	0	1	0	0	2	1																			
21 Austin Hays, R OBP: 0.308, SLG: 0.413										4	0	0	0	0	1	3																			
26 Ryan McKenna, R OBP: 0.299, SLG: 0.347										4	0	0	0	0	1	2																			
31 Cedric Mullins, L OBP: 0.320, SLG: 0.405										3	0	0	0	0	3	0																			
3 Jorge Mateo, R OBP: 0.288, SLG: 0.383										2	0	1	0	1	0	0																			
12 Rougned Odor, L OBP: 0.277, SLG: 0.362										2	0	0	0	0	1	2																			
23 Robinson Chirinos, R OBP: 0.264, SLG: 0.286										3	0	0	0	0	0	2																			
Inning Stats	R: 0 E: 0 K: 3 S: 11	H: 0 LOB: 0 BB: 0 P: 15	R: 0 E: 0 K: 2 S: 7	H: 0 LOB: 0 BB: 0 P: 10	R: 0 E: 0 K: 1 S: 6	H: 0 LOB: 0 BB: 1 P: 11	R: 0 E: 0 K: 1 S: 11	H: 0 LOB: 1 BB: 1 P: 20	R: 0 E: 0 K: 2 S: 9	H: 0 LOB: 0 BB: 0 P: 12	R: 0 E: 0 K: 1 S: 8	H: 0 LOB: 0 BB: 0 P: 12	R: 0 E: 0 K: 1 S: 10	H: 0 LOB: 1 BB: 0 P: 15	R: 0 E: 0 K: 2 S: 10	H: 2 LOB: 2 BB: 0 P: 14	1B: 2 2B: 1 3B: 0 HR: 0	SF: 0 SAC: 0 DP: 1 HBP: 1	WP: 0 PB: 0 SB: 0 CS: 0	PA: 32															
PITCHER	IP 7.1	WLS W	BF 24	H 1	R 0	ER 0	SO 12	BB 2	IBB 0	HBP 0	BLK 0	WP 0	HR 0	S 62	P 93	ERA 0.00	WHIP 0.409	PITCHER	IP 1.2	WLS 8	BF 2	H 2	R 0	ER 0	SO 2	BB 0	IBB 0	HBP 1	BLK 0	WP 0	HR 0	S 17	P 25	ERA 0.00	WHIP 1.200

Batter	1	2	3	4	5	6	7	8	9	AB	R	H	RBI	BB	SO	LOB	BOTTOM																		
99 Aaron Judge, R OBP: 0.428, SLG: 0.692										2	1	0	0	2	2	0	<p>Baltimore Orioles @ New York Yankees Yankee Stadium, Bronx, NY Sat Oct 01 2022, 1:33 PM - 4:10 PM EDT Att: 45,428 - Overcast - 57 F</p> <p>livebaseballscorecards.com</p> <p>AB 33 R 8 H 14 RBI 7 BB 3 SO 5 LOB 15</p>																		
14 Marwin Gonzalez, S OBP: 0.255, SLG: 0.308										0	0	0	0	0	0	0																			
48 Anthony Rizzo, L OBP: 0.341, SLG: 0.490										4	2	2	0	0	1	1																			
25 Gleyber Torres, R OBP: 0.310, SLG: 0.451										5	2	2	2	0	1	4																			
28 Josh Donaldson, R OBP: 0.315, SLG: 0.387										2	1	2	2	1	0	0																			
27 Giancarlo Stanton, R OBP: 0.291, SLG: 0.448										4	1	2	1	0	0	2																			
95 Oswaldo Cabrera, S OBP: 0.305, SLG: 0.421										4	0	0	0	0	1	4																			
22 Harrison Bader, R OBP: 0.299, SLG: 0.361										4	0	2	1	0	0	1																			
66 Kyle Higashioka, R OBP: 0.255, SLG: 0.374										4	1	3	1	0	0	1																			
91 Oswald Peraza, R OBP: 0.390, SLG: 0.389										4	0	1	0	0	0	2																			
Inning Stats	R: 3 E: 0 K: 0 S: 6	H: 2 LOB: 0 BB: 0 P: 10	R: 1 E: 0 K: 0 S: 14	H: 2 LOB: 2 BB: 1 P: 23	R: 0 E: 0 K: 0 S: 5	H: 1 LOB: 1 BB: 0 P: 9	R: 0 E: 0 K: 1 S: 8	H: 1 LOB: 0 BB: 0 P: 11	R: 0 E: 0 K: 2 S: 16	H: 1 LOB: 2 BB: 1 P: 24	R: 0 E: 0 K: 0 S: 7	H: 2 LOB: 0 BB: 0 P: 11	R: 4 E: 0 K: 1 S: 15	H: 4 LOB: 1 BB: 1 P: 24	R: 0 E: 0 K: 1 S: 8	H: 1 LOB: 1 BB: 0 P: 12	1B: 9 2B: 4 3B: 0 HR: 2	SF: 1 SAC: 0 DP: 3 HBP: 2	WP: 0 PB: 0 SB: 0 CS: 1	PA: 39															
PITCHER	IP 5.0	WLS L	BF 24	H 7	R 4	ER 4	SO 2	BB 1	IBB 0	HBP 0	BLK 0	WP 0	HR 0	S 30	P 47	ERA 12.00	WHIP 2.667	PITCHER	IP 3.0	WLS 15	BF 7	H 4	R 4	ER 4	SO 2	BB 0	IBB 0	HBP 0	BLK 0	WP 0	HR 2	S 30	P 47	ERA 12.00	WHIP 2.667

Batter	1	2	3	4	5	6	7	8	9	AB	R	H	RBI	BB	SO	LOB	TOP				
31 Cedric Mullins, L (1,8) OBP: 0.320, SLG: 0.407										5	1	2	0	0	1	1	<p>Baltimore Orioles @ New York Yankees Yankee Stadium, Bronx, NY Sun Oct 02 2022, 1:40 PM - 5:14 PM EDT Att. 44,332 - Overcast - 57 F</p> <p>livebaseballscores.com</p> <p>AB 32 R 3 H 7 RBI 3 BB 8 SO 6 LOB 22</p>				
35 Adley Rutschman, S (1,2) OBP: 0.381, SLG: 0.445										3	2	2	0	2	1	1					
25 Anthony Santander, S (1,9) OBP: 0.331, SLG: 0.491										3	0	0	0	2	1	3					
26 Ryan McKenna, R (9,7)										0	0	0	0	0	0	0					
6 Ryan Mountcastle, R (1,3) OBP: 0.304, SLG: 0.423										4	0	1	1	1	1	4					
2 Gunnar Henderson, L (1,5) OBP: 0.341, SLG: 0.450											4	0	0	1	1	1		3			
21 Austin Hays, R (1,7) OBP: 0.307, SLG: 0.413											4	0	1	1	0	1		3			
77 Terrin Vavra, L (1,4) OBP: 0.348, SLG: 0.308											2	0	0	0	2	0		2			
83 Kyle Stowers, L (1,10) OBP: 0.319, SLG: 0.429											3	0	1	0	0	0		1			
3 Jorge Mateo, R (1,6) OBP: 0.266, SLG: 0.379											4	0	0	0	0	4					
Inning Stats	R: 1 H: 2 E: 0 K: 3 S: 14	H: 2 LOB: 2 BB: 1 P: 22	R: 0 H: 0 E: 0 K: 0 S: 7	H: 0 LOB: 0 BB: 12 P: 12	R: 0 H: 1 E: 0 K: 0 S: 9	H: 1 LOB: 1 BB: 0 P: 11	R: 0 H: 0 E: 0 K: 0 S: 6	H: 0 LOB: 0 BB: 8 P: 8	R: 0 H: 1 E: 0 K: 1 S: 14	H: 1 LOB: 3 BB: 1 P: 19	R: 2 H: 1 E: 0 K: 1 S: 14	H: 1 LOB: 2 BB: 3 P: 30	R: 0 H: 1 E: 0 K: 1 S: 13	H: 1 LOB: 1 BB: 0 P: 21	R: 0 H: 0 E: 0 K: 0 S: 9	H: 0 LOB: 1 BB: 1 P: 17	1B: 2 2B: 5 3B: 0 HR: 0	SF: 1 SAC: 0 DP: 1 HBP: 1	WP: 0 PA: 42 PB: 0 SB: 0 CS: 0		
PITCHER	IP WLS BF H R ER SO BB IBB HBP BLK WP HR S P ERA WHIP	IP WLS BF H R ER SO BB IBB HBP BLK WP HR S P ERA WHIP	IP WLS BF H R ER SO BB IBB HBP BLK WP HR S P ERA WHIP	IP WLS BF H R ER SO BB IBB HBP BLK WP HR S P ERA WHIP	IP WLS BF H R ER SO BB IBB HBP BLK WP HR S P ERA WHIP	IP WLS BF H R ER SO BB IBB HBP BLK WP HR S P ERA WHIP	IP WLS BF H R ER SO BB IBB HBP BLK WP HR S P ERA WHIP	IP WLS BF H R ER SO BB IBB HBP BLK WP HR S P ERA WHIP	IP WLS BF H R ER SO BB IBB HBP BLK WP HR S P ERA WHIP	IP WLS BF H R ER SO BB IBB HBP BLK WP HR S P ERA WHIP	IP WLS BF H R ER SO BB IBB HBP BLK WP HR S P ERA WHIP	IP WLS BF H R ER SO BB IBB HBP BLK WP HR S P ERA WHIP	IP WLS BF H R ER SO BB IBB HBP BLK WP HR S P ERA WHIP	IP WLS BF H R ER SO BB IBB HBP BLK WP HR S P ERA WHIP	IP WLS BF H R ER SO BB IBB HBP BLK WP HR S P ERA WHIP	IP WLS BF H R ER SO BB IBB HBP BLK WP HR S P ERA WHIP	IP WLS BF H R ER SO BB IBB HBP BLK WP HR S P ERA WHIP	IP WLS BF H R ER SO BB IBB HBP BLK WP HR S P ERA WHIP	IP WLS BF H R ER SO BB IBB HBP BLK WP HR S P ERA WHIP		
70 Chi Chi González, R (1,1) ERA: 5.87	4.2	20	4	1	1	3	3	0	0	0	0	0	0	45	73	1.93	1.500				
63 Lucas Luetge, L (5,1) ERA: 2.72	1.1	7	1	0	0	1	1	0	1	0	0	0	0	14	27	0.00	1.500				
54 Aroldis Chapman, L (7,1) ERA: 4.58	0.1	L	5	1	2	2	1	3	0	0	0	0	0	12	26	54.00	12.000				
97 Ron Marinaccio, R (7,1) ERA: 2.05	1.0	3	0	0	0	0	0	0	0	0	0	0	0	5	9	0.00	0.000				
43 Jonathan Loáisiga, R (8,1) ERA: 4.21	0.2	3	1	0	0	1	0	0	0	0	0	0	0	10	16	0.00	1.500				
86 Clarke Schmidt, R (9,1) ERA: 3.23	1.0	4	0	0	0	0	1	0	0	0	0	0	0	9	17	0.00	1.000				
Batter	1	2	3	4	5	6	7	8	9	AB	R	H	RBI	BB	SO	LOB	BOTTOM				
99 Aaron Judge, R (1,10) OBP: 0.427, SLG: 0.689											3	0	0	0	1	3	3	<p>Baltimore Orioles @ New York Yankees Yankee Stadium, Bronx, NY Sun Oct 02 2022, 1:40 PM - 5:14 PM EDT Att. 44,332 - Overcast - 57 F</p> <p>livebaseballscores.com</p> <p>AB 30 R 1 H 4 RBI 0 BB 5 SO 11 LOB 18</p>			
48 Anthony Rizzo, L (1,3) OBP: 0.335, SLG: 0.486										4	0	0	0	0	1	2					
26 DJ LeMahieu, R (1,4) OBP: 0.357, SLG: 0.379										3	0	1	0	1	0	1					
28 Josh Donaldson, R (1,5) OBP: 0.313, SLG: 0.383											4	0	0	0	2	3					
95 Oswaldo Cabrera, S (1,9) OBP: 0.310, SLG: 0.420											3	0	1	0	1	1					
22 Harrison Bader, R (1,8) OBP: 0.298, SLG: 0.363											4	0	1	0	0	1					
12 Isiah Kiner-Falefa, R (1,6) OBP: 0.315, SLG: 0.351											4	0	1	0	0	2					
39 Jose Trevino, R (1,2) OBP: 0.281, SLG: 0.381												3	0	0	1	1	2				
31 Aaron Hicks, S (1,7) OBP: 0.334, SLG: 0.323											2	1	0	0	1	2	3				
Inning Stats	R: 0 H: 0 E: 0 K: 1 S: 13	H: 2 LOB: 3 BB: 1 P: 24	R: 0 H: 2 E: 0 K: 2 S: 12	H: 2 LOB: 1 BB: 1 P: 22	R: 0 H: 1 E: 0 K: 2 S: 15	H: 1 LOB: 1 BB: 0 P: 19	R: 0 H: 0 E: 0 K: 0 S: 6	H: 0 LOB: 0 BB: 0 P: 7	R: 1 H: 0 E: 0 K: 0 S: 9	H: 0 LOB: 2 BB: 2 P: 20	R: 0 H: 1 E: 0 K: 0 S: 11	H: 1 LOB: 1 BB: 1 P: 17	R: 0 H: 0 E: 0 K: 3 S: 11	H: 0 LOB: 0 BB: 0 P: 14	R: 0 H: 0 E: 0 K: 2 S: 7	H: 0 LOB: 0 BB: 0 P: 9	R: 0 H: 0 E: 0 K: 1 S: 9		H: 0 LOB: 0 BB: 0 P: 15	1B: 3 2B: 2 3B: 0 HR: 0	SF: 0 SAC: 0 DP: 1 HBP: 0
PITCHER	IP WLS BF H R ER SO BB IBB HBP BLK WP HR S P ERA WHIP	IP WLS BF H R ER SO BB IBB HBP BLK WP HR S P ERA WHIP	IP WLS BF H R ER SO BB IBB HBP BLK WP HR S P ERA WHIP	IP WLS BF H R ER SO BB IBB HBP BLK WP HR S P ERA WHIP	IP WLS BF H R ER SO BB IBB HBP BLK WP HR S P ERA WHIP	IP WLS BF H R ER SO BB IBB HBP BLK WP HR S P ERA WHIP	IP WLS BF H R ER SO BB IBB HBP BLK WP HR S P ERA WHIP	IP WLS BF H R ER SO BB IBB HBP BLK WP HR S P ERA WHIP	IP WLS BF H R ER SO BB IBB HBP BLK WP HR S P ERA WHIP	IP WLS BF H R ER SO BB IBB HBP BLK WP HR S P ERA WHIP	IP WLS BF H R ER SO BB IBB HBP BLK WP HR S P ERA WHIP	IP WLS BF H R ER SO BB IBB HBP BLK WP HR S P ERA WHIP	IP WLS BF H R ER SO BB IBB HBP BLK WP HR S P ERA WHIP	IP WLS BF H R ER SO BB IBB HBP BLK WP HR S P ERA WHIP	IP WLS BF H R ER SO BB IBB HBP BLK WP HR S P ERA WHIP	IP WLS BF H R ER SO BB IBB HBP BLK WP HR S P ERA WHIP	IP WLS BF H R ER SO BB IBB HBP BLK WP HR S P ERA WHIP	IP WLS BF H R ER SO BB IBB HBP BLK WP HR S P ERA WHIP	IP WLS BF H R ER SO BB IBB HBP BLK WP HR S P ERA WHIP		
56 Kyle Bradish, R (1,1) ERA: 4.9	5.0	23	3	1	0	5	5	0	0	0	0	0	0	1	8	9.00	1.600				
71 Logan Gillaspie, R (6,1) ERA: 3.24	1.0	W	3	1	0	0	0	0	0	0	0	0	0	1	8	10	0.00	1.000			
43 Bryan Baker, R (7,1) ERA: 3.54	2.0	H	6	0	0	5	0	0	0	0	0	0	0	18	23	0.00	0.000				
55 Dillon Tate, R (9,1) ERA: 2.84	1.0	S	3	0	0	1	0	0	0	0	0	0	0	9	15	0.00	0.000				

Batter	1	2	3	4	5	6	7	8	9	AB	R	H	RBI	BB	SO	LOB	TOP								
1 Whit Merrifield, R OBP: 0.299, SLG: 0.376										5	0	1	0	0	0	2	Toronto Blue Jays @ Baltimore Orioles Oriole Park at Camden Yards, Baltimore, MD Wed Oct 05 2022, 12:37 PM - 3:23 PM EDT Overcast - 59 F								
15 Raimel Tapia, L OBP: 0.292, SLG: 0.380										5	0	1	0	0	2	3									
27 Vladimir Guerrero Jr., R (1, 3) OBP: 0.339, SLG: 0.480										4	1	2	0	1	1	0									
9 Danny Jansen, R (1, 10) OBP: 0.341, SLG: 0.521										5	0	1	0	0	3	3									
8 Cavan Biggio, L (1, 5) OBP: 0.315, SLG: 0.350										4	1	1	0	0	0	2									
55 Gabriel Moreno, R (1, 2) OBP: 0.333, SLG: 0.364										4	2	2	3	0	0	3									
25 Jackie Bradley Jr., L (1, 9) OBP: 0.255, SLG: 0.314										4	0	2	0	0	1	0									
51 Otto Lopez, R (1, 6) OBP: 1.000, SLG: 1.000										3	0	3	1	1	0	0									
7 Bradley Zimmer, L (1, 8) OBP: 0.205, SLG: 0.228										4	0	0	0	0	4	5									
Inning Stats	R: 0 E: 0 K: 0 S: 7	H: 1 LOB: 0 BB: 0 P: 11	R: 1 E: 0 K: 1 S: 12	H: 3 LOB: 2 BB: 0 P: 22	R: 0 E: 0 K: 0 S: 7	H: 2 LOB: 0 BB: 1 P: 10	R: 0 E: 0 K: 0 S: 9	H: 0 LOB: 0 BB: 1 P: 15	R: 0 E: 0 K: 2 S: 9	H: 0 LOB: 0 BB: 0 P: 12	R: 3 E: 0 K: 3 S: 20	H: 4 LOB: 1 BB: 2 P: 28	R: 0 E: 0 K: 1 S: 19	H: 1 LOB: 3 BB: 1 P: 28	R: 0 E: 0 K: 2 S: 15	H: 2 LOB: 2 BB: 0 P: 19	R: 0 E: 0 K: 2 S: 7	H: 0 LOB: 0 BB: 0 P: 10	1B: 11 2B: 1 3B: 0 HR: 1	SF: 0 SAC: 0 DP: 1 HBP: 1	WP: 0 PB: 0 SB: 0 CS: 1	PA: 42			
PITCHER	IP	WLS	BF	H	R	ER	SO	BB	IBB	HBP	BLK	WP	HR	S	P	ERA	WHIP								
53 Mike Baumann, R (1, 1) ERA: 4.72	5.1		24	9	4	4	4	1	0	0	0	0	1	52	84	6.75	1.875								
45 Keegan Akin, L (6, 1) ERA: 3.2	1.0		5	2	0	0	2	0	0	0	0	0	0	18	22	0.00	2.000								
71 Logan Gillaspie, R (7, 1) ERA: 3.12	0.2		4	0	0	0	1	1	0	1	0	0	0	11	20	0.00	1.500								
49 DL Hall, L (8, 1) ERA: 5.93	1.0	W	5	2	0	0	2	0	0	0	0	0	0	15	19	0.00	2.000								
43 Bryan Baker, R (9, 1) ERA: 3.49	1.0	S	3	0	0	0	2	0	0	0	0	0	0	7	10	0.00	0.000								
Batter	1	2	3	4	5	6	7	8	9	AB	R	H	RBI	BB	SO	LOB	BOTTOM								
31 Cedric Mullins, L (1, 8) OBP: 0.318, SLG: 0.403										4	0	0	0	0	0	1	Toronto Blue Jays @ Baltimore Orioles Oriole Park at Camden Yards, Baltimore, MD Wed Oct 05 2022, 12:37 PM - 3:23 PM EDT Overcast - 59 F								
35 Adley Rutschman, S (1, 2) OBP: 0.382, SLG: 0.445										4	0	0	0	0	1	1									
6 Ryan Mountcastle, R (1, 3) OBP: 0.305, SLG: 0.423										4	0	3	0	0	0	0									
25 Anthony Santander, S (1, 10) OBP: 0.319, SLG: 0.457										3	2	0	0	1	1	3									
2 Gunnar Henderson, L (1, 5) OBP: 0.346, SLG: 0.443										3	2	2	0	1	1	0									
21 Austin Hays, R (1, 9) OBP: 0.306, SLG: 0.414										4	0	1	2	0	1	4									
77 Terrin Vavra, L (1, 4) OBP: 0.354, SLG: 0.353										4	1	2	3	0	0	3									
26 Ryan McKenna, R (1, 7) OBP: 0.298, SLG: 0.344										4	0	1	0	0	1	1									
3 Jorge Mateo, R (1, 6) OBP: 0.267, SLG: 0.381										3	0	1	0	0	1	0									
Inning Stats	R: 0 E: 0 K: 0 S: 9	H: 1 LOB: 1 BB: 0 P: 14	R: 0 E: 0 K: 1 S: 6	H: 1 LOB: 1 BB: 0 P: 10	R: 0 E: 0 K: 0 S: 8	H: 0 LOB: 0 BB: 0 P: 10	R: 0 E: 0 K: 1 S: 10	H: 1 LOB: 2 BB: 1 P: 15	R: 0 E: 0 K: 1 S: 5	H: 0 LOB: 0 BB: 0 P: 6	R: 2 E: 0 K: 1 S: 15	H: 3 LOB: 1 BB: 0 P: 23	R: 0 E: 1 K: 1 S: 12	H: 1 LOB: 1 BB: 0 P: 18	R: 3 E: 0 K: 1 S: 12	H: 3 LOB: 0 BB: 1 P: 26	R: 0 E: 0 K: 1 S: 7	H: 0 LOB: 0 BB: 0 P: 10	1B: 7 2B: 2 3B: 0 HR: 1	SF: 0 SAC: 0 DP: 0 HBP: 0	WP: 0 PB: 0 SB: 0 CS: 1	PA: 36			
PITCHER	IP	WLS	BF	H	R	ER	SO	BB	IBB	HBP	BLK	WP	HR	S	P	ERA	WHIP								
33 Trevor Richards, R (1, 1) ERA: 5.34	1.0		4	1	0	0	1	0	0	0	0	0	0	6	10	0.00	1.000								
90 Adam Cimber, R (2, 1) ERA: 2.8	1.0		4	1	0	0	1	0	0	0	0	0	0	8	10	0.00	0.000								
93 Yimi Garcia, R (3, 1) ERA: 3.1	1.0	H	3	0	0	0	0	0	0	0	0	0	0	10	15	0.00	2.000								
68 Jordan Romano, R (4, 1) ERA: 2.11	1.0	H	5	1	0	0	1	1	0	0	0	0	0	10	15	0.00	2.000								
Mitch White, R (5, 1) ERA: 5.45	4.0	L	19	7	5	5	4	1	0	0	0	0	1	44	73	11.25	2.000								
AB																38									
R																4									
H																13									
RBI																4									
BB																2									
SO																11									
LOB																18									

