


**Boston College Eagles**

Batter	1	2	3	4	5	6	7	8	9	AB R H RBI BB SO LOB	TOP																								
												<b>Boston College Eagles @ Boston Red Sox</b> City of Palms Park, Ft. Myers, FL Fri Mar 01 2002, 7:05 PM EST  <a href="http://livebaseballscorecards.com">livebaseballscorecards.com</a>																							
		<b>AB 0</b> <b>R 0</b> <b>H 0</b> <b>RBI 0</b> <b>BB 0</b> <b>SO 0</b> <b>LOB 0</b>																																	
																																			
Inning Stats		1B: 0 SF: 0 2B: 0 SAC: 0 3B: 0 DP: 0 HR: 0 HBP: 0	WP: 0 PA: 0 PB: 0 SB: 0 CS: 0																																
PITCHER	IP	WLS	BF	H	R	ER	SO	BB	IBB	HBP	BLK	WP	HR	S	P	ERA	WHIP	PITCHER	IP	WLS	BF	H	R	ER	SO	BB	IBB	HBP	BLK	WP	HR	S	P	ERA	WHIP

Batter	1	2	3	4	5	6	7	8	9	AB R H RBI BB SO LOB	BOTTOM
--------	---	---	---	---	---	---	---	---	---	----------------------	--------


**Boston College Eagles @ Boston Red Sox**  
 City of Palms Park, Ft. Myers, FL  
 Fri Mar 01 2002, 7:05 PM EST

[livebaseballscorecards.com](http://livebaseballscorecards.com)

**AB 0**  
**R 0**  
**H 0**  
**RBI 0**  
**BB 0**  
**SO 0**  
**LOB 0**



1B: 0	SF: 0	WP: 0	PA: 0
2B: 0	SAC: 0	PB: 0	
3B: 0	DP: 0	SB: 0	
HR: 0	HBP: 0	CS: 0	


PITCHER	IP	WLS	BF	H	R	ER	SO	BB	IBB	HBP	BLK	WP	HR	S	P	ERA	WHIP
---------	----	-----	----	---	---	----	----	----	-----	-----	-----	----	----	---	---	-----	------

PITCHER	IP	WLS	BF	H	R	ER	SO	BB	IBB	HBP	BLK	WP	HR	S	P	ERA	WHIP
---------	----	-----	----	---	---	----	----	----	-----	-----	-----	----	----	---	---	-----	------








Batter	1	2	3	4	5	6	7	8	9	AB R H RBI BB SO LOB	TOP																								
												<b>Boston College Eagles @ Boston Red Sox</b> City of Palms Park, Ft. Myers, FL Fri Mar 05 2004, 1:05 PM EST  <a href="http://livebaseballscorecards.com">livebaseballscorecards.com</a>																							
											<b>AB 0</b> <b>R 0</b> <b>H 0</b> <b>RBI 0</b> <b>BB 0</b> <b>SO 0</b> <b>LOB 0</b>																								
																																			
Inning Stats											1B: 0 SF: 0 2B: 0 SAC: 0 3B: 0 DP: 0 HR: 0 HBP: 0 WP: 0 PA: 0 PB: 0 SB: 0 CS: 0																								
PITCHER	IP	WLS	BF	H	R	ER	SO	BB	IBB	HBP	BLK	WP	HR	S	P	ERA	WHIP	PITCHER	IP	WLS	BF	H	R	ER	SO	BB	IBB	HBP	BLK	WP	HR	S	P	ERA	WHIP



Batter	1	2	3	4	5	6	7	8	9	AB R H RBI BB SO LOB	TOP																								
												<p><b>Boston College Eagles @ Boston Red Sox</b>  City of Palms Park, Ft. Myers, FL  Fri Mar 03 2006, 1:05 PM EST</p> <p><a href="http://livebaseballscorecards.com">livebaseballscorecards.com</a></p> <p><b>AB 0</b>  <b>R 0</b>  <b>H 0</b>  <b>RBI 0</b>  <b>BB 0</b>  <b>SO 0</b>  <b>LOB 0</b></p> 																							
<b>Inning Stats</b>										1B: 0 SF: 0 2B: 0 SAC: 0 3B: 0 DP: 0 HR: 0 HBP: 0	WP: 0 PA: 0 PB: 0 SB: 0 CS: 0																								
PITCHER	IP	WLS	BF	H	R	ER	SO	BB	IBB	HBP	BLK	WP	HR	S	P	ERA	WHIP	PITCHER	IP	WLS	BF	H	R	ER	SO	BB	IBB	HBP	BLK	WP	HR	S	P	ERA	WHIP



Batter	1	2	3	4	5	6	7	8	9	AB R H RBI BB SO LOB	TOP		
Johnny Ayers, S 35 Robert Anston, L 42 Sam Shaughnessy, L	0-0 G2-3 2B		0-0 G4-3		0-3 K					1 0 1 0 0 0 0 1 0 0 0 0 0 0 1 0 0 0 0 0 1 0	<b>Boston College Eagles @ Boston Red Sox</b> City of Palms Park, Ft. Myers, FL Fri Mar 02 2007, 6:05 PM EST Att: 7,534 - Cloudy - 78 F		
Ryan Hutchinson, R Mark Ortega, R	0-0 G2-3 2-3			2-2 G4-3		0-0 P2				2 0 0 0 0 0 1 1 0 0 0 0 0 0			
Jared McGuire, R 14 Brandon Ziemann, R	0-3 K			0-0 1B		0-0 HR				2 0 1 0 0 1 1 1 1 1 1 0 0 0			
Pete Frates, L 38 John Spatola, L	0-3 K			1-3 K		0-0 G6-3				2 0 0 0 0 2 2 1 0 0 0 0 0 0			
Joseph Ayers, R 16 Barry Butera, L		3-2 G4-3		0-0 HBP 1B		1-3 K				2 0 1 0 0 0 0 1 0 0 0 0 1 0			
Jeff Schomaker, R 26 Tony Sanchez, R		1-3 K		2-0 18 FC6-4 HBP		2-1 28 L1-3 HBP				1 0 0 0 0 1 0 0 0 0 0 0 0 0			
Jett Ruiz, R 18 Harry Darling, R 8 Mike Sudol, L		1-2 P4		0-0 FC6-4		0-3 K				1 0 0 0 0 0 0 1 0 0 0 0 0 3 1 0 0 0 0 1 1			
29 Ryan Akel, R Dan Houston, R 28 Chris Kowalski, R			0-3 K2-3		0-3 K		0-0 L1-3			1 0 0 0 0 1 0 1 0 0 0 0 1 0 1 0 0 0 0 0 1			
Eric Campbell, R 39 Mike Augustine, L 28 Rafael Lopez, L			0-0 G6-3		0-3 K					1 0 0 0 0 0 0 1 0 0 0 0 1 0 0 0 0 0 0 0 0			
<b>Inning Stats</b>	R: 0 H: 1 E: 0 LOB: 1 K: 2 BB: 0 S: 8 P: 8	R: 0 H: 0 E: 0 LOB: 0 K: 1 BB: 0 S: 9 P: 14	R: 0 H: 0 E: 0 LOB: 0 K: 1 BB: 0 S: 5 P: 5	R: 0 H: 2 E: 0 LOB: 3 K: 1 BB: 0 S: 9 P: 14	R: 0 H: 0 E: 0 LOB: 0 K: 3 BB: 0 S: 9 P: 9	R: 1 H: 1 E: 0 LOB: 0 K: 1 BB: 0 S: 6 P: 7	R: 0 H: 0 E: 0 LOB: 0 K: 1 BB: 0 S: 5 P: 7			1B: 2 SF: 0 2B: 2 SAC: 0 3B: 0 DP: 1 HR: 1 HBP: 2		WP: 0 PA: 26 PB: 0 SB: 1 CS: 0	
<b>PITCHER</b>	IP WLS BF H R ER SO BB IBB HBP BLK WP HR S P ERA WHIP											<b>PITCHER</b>	IP WLS BF H R ER SO BB IBB HBP BLK WP HR S P ERA WHIP
18 Daisuke Matsuzaka, R 83 Kyle Jackson, R Nick DeBarr, R Tommy Hottovy, L Christopher Jones, R	(1, 1) 2.0 W 7 1 0 0 3 0 0 0 0 0 0 0 17 22 0.00 0.500 (3, 1) 1.0 H 3 0 0 0 1 0 0 0 0 0 0 0 5 5 0.00 0.000 (4, 1) 2.0 H 9 2 0 0 4 0 0 1 0 0 0 0 18 23 0.00 1.000 (6, 1) 1.0 4 1 1 1 1 0 0 0 0 0 1 6 7 9.00 1.000 (7, 1) 1.0 3 0 0 0 1 0 0 1 0 0 0 5 7 0.00 0.000												

livebaseballscorecards.com

<b>AB</b>	24
<b>R</b>	1
<b>H</b>	4
<b>RBI</b>	1
<b>BB</b>	0
<b>SO</b>	10
<b>LOB</b>	9





Batter	1	2	3	4	5	6	7	8	9
82 Jacoby Ellsbury, L (1, 8) OBP: 0.250, SLG: 1.000	0-0 F7	1-0 3B		0-3 K	2-2 SF8				
15 Dustin Pedroia, R (1, 4) OBP: 0.667, SLG: 1.000	0-0 1B	2-0 P4			72 BB				
76 Zach Borowiak, R (5, PR) OBP: 0.500, SLG: 0.333	0-0 2B				G4-3				
Jason Varitek, S (1, 2) OBP: 1.000, SLG: 1.000	0-0 1B				0-0 1B 60 BB	1-3			
72 George Kottaras, L (5, 2) OBP: 0.500, SLG: 0.500	2-3 1B				1-2 1B				
Wily Mo Peña, R (1, 10) OBP: 1.000, SLG: 2.000	0-3				1-0 60 BB 71 PB	2-2			
Bubba Bell, L (5, PH) OBP: 1.000, SLG: 2.000	0-3				1-3 2-H				
12 Eric Hinske, L (1, 5) OBP: 1.000, SLG: 2.000	0-3				1-1 F8	4-1			
Iggy Suarez, R (4, 5)	0-3								
71 Jeff Bailey, R (1, 3) OBP: 1.000, SLG: 2.500					0-0 1B	2-1			
60 David Murphy, L (1, 7) OBP: 0.750, SLG: 1.000					1-2 BB	1-2 HBP			
75 Brandon Moss, L (1, 9) OBP: 0.750, SLG: 1.000					0-0 1B	4-2			
Mickey Hall, L (5, 9)					1-2 2-3 3-H	3-2			
77 Ed Rogers, R (1, 6) OBP: 0.750, SLG: 1.000					0-0 F8	4-1			
Jed Lowrie, S (5, 6)					1-2 2-3 3-H	4-1			
					0-0 E5	1-3			
					1-2 2-3 3-H	1-3			

Inning Stats	R: 0	H: 2	E: 0	K: 2	S: 9	R: 2	H: 3	E: 0	K: 1	S: 14	R: 0	H: 0	E: 0	K: 1	S: 7	R: 1	H: 2	E: 1	K: 1	S: 7	R: 5	H: 2	E: 0	K: 0	S: 19	R: 1	H: 1	E: 0	K: 2	S: 17

PITCHER	IP	WLS	BF	H	R	ER	SO	BB	IBB	HBP	BLK	WP	HR	S	P	ERA	WHIP
11 Ted Ratliff, R (1, 1) ERA: 18.0	1.0		5	2	0	0	2	0	0	0	0	0	0	9	9	0.00	2.000
12 James MacDonald, R (2, 1) ERA: 18.0	1.0	L	6	3	2	2	1	0	0	0	0	0	1	14	26	18.00	3.000
37 Kurt Hayer, R (3, 1) ERA: 18.0	1.0		3	0	0	0	1	1	0	0	0	0	0	7	17	0.00	1.000
31 Trent Kavanagh, R (4, 1) ERA: 135.0	1.0		5	2	1	0	1	0	0	0	0	0	0	7	7	0.00	2.000
22 Geoff Oxley, R (5, 1) ERA: 135.0	0.1		7	2	5	5	0	4	0	0	0	0	0	11	29	135.00	18.000

**BOTTOM**

AB R H RBI BB SO LOB

3	0	1	2	0	1	1
2	0	1	0	1	0	1
1	1	0	0	0	0	2
1	0	1	0	1	0	0
2	1	1	0	0	1	0
2	0	0	0	0	1	3
2	2	2	1	0	0	0
2	0	0	0	0	2	2
1	0	0	0	1	0	2
2	2	2	1	1	0	0
2	3	2	2	1	0	0
2	0	0	0	0	0	2
0	0	0	1	2	0	0
2	0	0	0	0	1	1
1	0	0	1	1	1	3

AB 25  
R 9  
H 10  
RBI 8  
BB 8  
SO 7  
LOB 17



WP: 0 PA: 36  
PB: 1  
SB: 1  
CS: 0

**Boston College Eagles @ Boston Red Sox**  
City of Palms Park, Ft. Myers, FL  
Fri Mar 02 2007, 6:05 PM EST  
Att. 7,534 - Cloudy - 78 F

livebaseballscorecards.com

Batter	1	2	3	4	5	6	7	8	9	AB R H RBI BB SO LOB	TOP		
29 Ryan Akel, R (1, 7) 38 John Spatola, L (4, 9) 36 David Hasebroock, R (6, 9)	0-3 K			0-0 F7		0-3 K				2 0 0 0 0 1 0 1 0 0 0 0 1 0 0 0 0 0 0 0 0	<b>Boston College Eagles @ Boston Red Sox</b> City of Palms Park, Ft. Myers, FL Thu Feb 28 2008, 1:05 PM EST Att. 7,230 - Sunny - 58 F <a href="http://livebaseballscorecards.com">livebaseballscorecards.com</a>		
18 Harry Darling, R (1, 2) 26 Tony Sanchez, R (5, 2)	0-0 G6-3			0-0 P4			0-3 K			2 0 0 0 0 0 0 1 0 0 0 0 1 0			
14 Brandon Ziemann, R (1, 9) 42 Sam Shaughnessy, L (4, 7)	0-3 K			0-0 G6-3			0-3 K			2 0 0 0 0 1 0 1 0 0 0 0 1 0			
Eric Campbell, R (1, 5) OBP: 0.500, SLG: 0.500 (6, 6) 5 Andrew Lawrence, L (7, PH)		0-0 F8			0-0 FC5-4 1B		0-0 P5			2 0 1 0 0 0 0 1 0 0 0 0 0 0			
39 Mike Augustine, L (1, 10) 31 Dave Laufer, R (5, PH) (5, 10)		0-3 K			0-3 K					1 0 0 0 0 1 0 1 0 0 0 0 1 1			
8 Mike Sudol, L (1, 8) 35 Robert Anston, L (3, 8) Marc Perdios, R (6, 8)		0-3 K			0-0 FC5-4 1-2f					1 0 0 0 0 1 0 1 0 0 0 0 0 1 0 0 0 0 0 0 0			
24 Mike Belfiore, R (1, 3) 28 Chris Kowalski, R (3, 3)			0-3 K		0-0 G6-3					1 0 0 0 0 1 0 1 0 0 0 0 0 1			
4 Garret Smith, R (1, 6) 16 Barry Butera, L (2, 6) (6, 4)			0-0 F8			0-0 F7				0 0 0 0 0 0 0 2 0 0 0 0 0 0			
6 Matt Hamlet, R (1, 4) 17 Mickey Wiswall, L (6, PH) (6, 5)			0-0 G3-1			0-3 K				1 0 0 0 0 0 0 1 0 0 0 0 1 0			
<b>Inning Stats</b>	R: 0 H: 0 E: 0 LOB: 0 K: 2 BB: 0 S: 7 P: 7	R: 0 H: 0 E: 0 LOB: 0 K: 2 BB: 0 S: 7 P: 7	R: 0 H: 0 E: 0 LOB: 0 K: 1 BB: 0 S: 5 P: 5	R: 0 H: 0 E: 0 LOB: 0 K: 0 BB: 0 S: 3 P: 3	R: 0 H: 1 E: 1 LOB: 1 K: 1 BB: 0 S: 6 P: 6	R: 0 H: 0 E: 0 LOB: 0 K: 2 BB: 0 S: 7 P: 7	R: 0 H: 0 E: 0 LOB: 0 K: 2 BB: 0 S: 7 P: 7			1B: 1 SF: 0 2B: 0 SAC: 0 3B: 0 DP: 0 HR: 0 HBP: 0		WP: 0 PA: 22 PB: 0 SB: 0 CS: 0	
<b>PITCHER</b>	IP WLS BF H R ER SO BB IBB HBP BLK WP HR S P ERA WHIP											<b>PITCHER</b>	IP WLS BF H R ER SO BB IBB HBP BLK WP HR S P ERA WHIP
19 Josh Beckett, R (1, 1) ERA:	2.0 W 6 0 0 0 4 0 0 0 0 0 0 0 14 14 0.00 0.000												
39 Kyle Snyder, R (3, 1) ERA:	2.0 6 0 0 0 1 0 0 0 0 0 0 0 8 8 0.00 0.000												
48 Javier López, L (5, 1) ERA:	1.0 4 1 0 0 1 0 0 0 0 0 0 0 6 6 0.00 1.000												
17 Manny Delcarmen, R (6, 1) ERA:	1.0 3 0 0 0 2 0 0 0 0 0 0 0 7 7 0.00 0.000												
Bryan Corey, R (7, 1) ERA:	1.0 3 0 0 0 2 0 0 0 0 0 0 0 7 7 0.00 0.000												

**Boston College Eagles @ Boston Red Sox**  
 City of Palms Park, Ft. Myers, FL  
 Thu Feb 28 2008, 1:05 PM EST  
 Att. 7,230 - Sunny - 58 F

<b>AB</b>	22
<b>R</b>	0
<b>H</b>	1
<b>RBI</b>	0
<b>BB</b>	0
<b>SO</b>	10
<b>LOB</b>	3







Batter	1	2	3	4	5	6	7	8	9	AB	R	H	RBI	BB	SO	LOB	TOP		
12 James MacDonald, L (1, 10) 33 Spenser Payne, R (4, PH) 14 Andrew Lawrence, L (6, PH)	0-0 G4-3			0-3 K		0-0 F8				1	0	0	0	0	0	0			
18 Harry Darling, R (1, 2) 7 Rob Moir, L (4, 9) OBP: 1.000, SLG: 1.000	0-0 L1			4-0 25 1B BB		0-0 FC5-4 1B				1	1	0	0	1	0	0			
25 Mike Augustine, L (1, 3) 2 Brad Zepenas, R (4, 4)	0-0 G6-3			0-0 24 1B 1B		0-0 FC5-4 1-2f				2	0	1	0	0	0	0			
42 Sam Shaughnessy, L (1, 7) 38 John Spatola, L (4, PH)		0-3 K		0-0 F7		0-3 K				1	0	0	0	0	1	0			
16 Barry Butera, L (1, 9) 24 Mike Belfiore, R (4, PH)		0-0 P6		0-0 1-3 2-H 1B		0-0 26 1B				1	0	0	0	0	0	0			
5 Robert Anston, L (1, 8) 3 Mike Sudol, L (4, 8)		0-3 K		0-3 K		0-3 K				1	0	0	0	0	1	0			
6 Matt Hamlet, R (1, 4) 26 Tony Sanchez, R (4, 2) OBP: 0.500, SLG: 0.500			0-0 G6-3		0-0 F9		0-0 11 FC5-4 1B			1	0	0	0	0	0	0			
4 Garret Smith, R (1, 6) 27 Kyle Prohovich, R (7, PH)			0-0 G4-3		0-0 G4-3		0-3 K			2	0	0	0	0	0	0			
17 Mickey Wiswall, L (1, 5) 11 Anthony Melchionda, R (5, PH)			0-3 K		0-0 G1-3		0-0 FC5-4			1	0	0	0	0	1	0			
<b>Inning Stats</b>	R: 0 E: 0 K: 0 S: 3	H: 0 LOB: 0 BB: 0 P: 3	R: 0 E: 0 K: 2 S: 7	H: 0 LOB: 0 BB: 0 P: 7	R: 0 E: 0 K: 1 S: 5	H: 0 LOB: 0 BB: 0 P: 5	R: 1 E: 0 K: 2 S: 9	H: 2 LOB: 2 BB: 1 P: 13	R: 0 E: 0 K: 0 S: 3	H: 0 LOB: 0 BB: 0 P: 3	R: 0 E: 0 K: 1 S: 6	H: 1 LOB: 1 BB: 0 P: 6	R: 0 E: 0 K: 2 S: 9	H: 2 LOB: 2 BB: 0 P: 9					
<b>PITCHER</b>	IP	WLS	BF	H	R	ER	SO	BB	IBB	HBP	BLK	WP	HR	S	P	ERA	WHIP		
19 Josh Beckett, R (1, 1) ERA:	2.0		6	0	0	0	2	0	0	0	0	0	0	10	10	0.00	0.000		
61 Clay Buchholz, R (3, 1) ERA:	1.0		3	0	0	0	1	0	0	0	0	0	0	5	5	0.00	0.000		
83 Kris Johnson, L (4, 1) ERA: 9.0	1.0		6	2	1	1	2	1	0	0	0	0	0	9	13	9.00	3.000		
63 Junichi Tazawa, R (5, 1) ERA:	1.0	W	3	0	0	0	0	0	0	0	0	0	0	3	3	0.00	0.000		
73 Felix Doubront, L (6, 1) ERA:	1.0		4	1	0	0	1	0	0	0	0	0	0	6	6	0.00	1.000		
<b>PITCHER</b>	IP	WLS	BF	H	R	ER	SO	BB	IBB	HBP	BLK	WP	HR	S	P	ERA	WHIP		
72 Daniel Bard, R (7, 1) ERA:	1.0		5	2	0	0	2	0	0	0	0	0	0	9	9	0.00	2.000		
	1B: 5	SF: 0	2B: 0	SAC: 0	3B: 0	DP: 0	HR: 0	HBP: 0	WP: 0	PA: 27									

**Boston College Eagles @ Boston Red Sox**  
City of Palms Park, Ft. Myers, FL

Wed Feb 25 2009, 1:05 PM EST  
Att. 5,707 - Sunny - 75 F

**AB 26**  
**R 1**  
**H 5**  
**RBI 1**  
**BB 1**  
**SO 8**  
**LOB 11**





Batter	1	2	3	4	5	6	7	8	9	AB	R	H	RBI	BB	SO	LOB
23 Julio Lugo, R (1, 6) 87 Yamaico Navarro, R (4, 6) OBP: 1.000, SLG: 3.000	4-0 BB 34 G3		0-0 G5-3		0-0 84 BB 54 2B 2-H	0-0 HR				1	0	0	0	1	0	0
5 Rocco Baldelli, R (1, 7) Bryan Pritz, R (6, 9)	0-3 K		0-0 L4		0-3 K	0-3 K				3	0	0	0	0	2	2
34 David Ortiz, L (1, 10) Ino Guerrero, R (5, PH) 82 Jeff Corsaletti, L (5, PR) (6, 10)	0-0 G3 1-2		0-0 F8		4-0 84 BB 54 2B BB	0-0 G4-3				2	0	0	0	0	0	1
7 J.D. Drew, L (1, 9) 84 Bubba Bell, L (4, PH) (5, 9) (6, 8)	4-0 BB			0-0 G4-3	4-0 54 2B BB 1-2 2-3					0	0	0	0	1	0	0
54 Chris Carter, L (1, 3)	0-0 G4-3			4-0 16 G4-3 BB	0-0 81 1B 1-H 2-H 3-H					2	0	1	3	1	0	2
16 George Kottaras, L (1, 2) 81 Mark Wagner, R (5, PH) OBP: 1.000, SLG: 1.000 (6, 2)		0-0 G3		0-0 G4-3 1-2f	0-0 2-3 1B					2	0	0	0	0	0	1
60 Jonathan Van Every, L (1, 8) 99 Kristopher Negrón, R (6, 7)		0-0 G4-3			0-0 22 1B 71 2B 1B K					3	1	1	0	0	1	2
22 Nick Green, R (1, 4) 88 Jeff Natale, R (5, PH) (6, 4)		0-0 2B			0-0 71 2B 1B F7					2	1	2	0	0	0	0
71 Angel Chavez, R (1, 5) OBP: 0.333, SLG: 0.667		0-0 G5-3			0-0 87 2B 1-H 2-H 2B P4					3	1	1	2	0	0	1

Inning Stats	R: 0	H: 0	E: 0	K: 5	S: 5	LOB: 2	BB: 2	P: 13	R: 0	H: 1	E: 0	K: 0	S: 4	LOB: 1	BB: 0	P: 4	R: 0	H: 0	E: 0	K: 0	S: 3	LOB: 0	BB: 0	P: 3	R: 0	H: 0	E: 0	K: 0	S: 2	LOB: 0	BB: 1	P: 6	R: 6	H: 6	E: 0	K: 2	S: 13	LOB: 2	BB: 2	P: 21	R: 1	H: 1	E: 0	K: 1	S: 6	LOB: 0	BB: 0	P: 6
--------------	------	------	------	------	------	--------	-------	-------	------	------	------	------	------	--------	-------	------	------	------	------	------	------	--------	-------	------	------	------	------	------	------	--------	-------	------	------	------	------	------	-------	--------	-------	-------	------	------	------	------	------	--------	-------	------


PITCHER										PITCHER																																																															
22 Geoff Oxley, R (1, 1) ERA:	IP	WLS	BF	H	R	ER	SO	BB	IBB	HBP	BLK	WP	HR	S	P	ERA	WHIP	28 Chris Kowalski, R (5, 1) ERA:	IP	WLS	BF	H	R	ER	SO	BB	IBB	HBP	BLK	WP	HR	S	P	ERA	WHIP	30 Matt O'Brien, L (2, 1) ERA:	1.0	4	1	0	0	0	0	0	0	0	0	0	0	0	4	4	0.00	1.000	31 Dave Laufer, R (6, 1) ERA: 9.0	1.0	4	1	1	1	1	0	0	0	0	0	0	0	1	6	6	9.00	1.000
32 Dane Clemens, R (3, 1) ERA:	1.0	3	0	0	0	0	0	0	0	0	0	0	0	0	0	0.00	0.000	36 Tim O'Keefe, R (4, 1) ERA:	1.0	3	0	0	0	0	0	1	0	0	0	0	0	2	6	0.00	1.000	27 Kyle Prohovich, R (5, 1) ERA: 162.0	0.1	L	7	4	6	6	1	2	0	0	0	0	0	0	7	15	162.00	18.000																			

**BOTTOM**

**Boston College Eagles @ Boston Red Sox**  
City of Palms Park, Ft. Myers, FL


Wed Feb 25 2009, 1:05 PM EST  
Att. 5,707 - Sunny - 75 F

AB	25
R	7
H	8
RBI	7
BB	5
SO	4
LOB	11



1B: 3	SF: 0	WP: 0	PA: 30
2B: 4	SAC: 0	PB: 0	
3B: 0	DP: 1	SB: 0	
HR: 1	HBP: 0	CS: 0	

IP	WLS	BF	H	R	ER	SO	BB	IBB	HBP	BLK	WP	HR	S	P	ERA	WHIP
0.2		4	2	0	0	1	0	0	0	0	0	0	6	6	0.00	3.000

Batter	1	2	3	4	5	6	7	8	9	AB R H RBI BB SO LOB	TOP																								
												<p><b>Boston College Eagles @ Boston Red Sox</b>  City of Palms Park, Ft. Myers, FL  Wed Mar 03 2010, 6:05 PM EST  Att. 4,577 - Overcast - 56 F</p> <p><a href="http://livebaseballscorecards.com">livebaseballscorecards.com</a></p> <p><b>AB 0</b>  <b>R 0</b>  <b>H 0</b>  <b>RBI 0</b>  <b>BB 0</b>  <b>SO 0</b>  <b>LOB 0</b></p> 																							
Inning Stats										1B: 0 SF: 0 2B: 0 SAC: 0 3B: 0 DP: 0 HR: 0 HBP: 0	WP: 0 PA: 0 PB: 0 SB: 0 CS: 0																								
PITCHER	IP	WLS	BF	H	R	ER	SO	BB	IBB	HBP	BLK	WP	HR	S	P	ERA	WHIP	PITCHER	IP	WLS	BF	H	R	ER	SO	BB	IBB	HBP	BLK	WP	HR	S	P	ERA	WHIP



Batter	1	2	3	4	5	6	7	8	9	AB R H RBI BB SO LOB	TOP		
8 Thomas Bourdon, L (1, 8) OBP: 1.000, SLG: 1.500 18 Matt McGovern, L (5, PH) (5, 8)	0-0 1B		0-0 14 G3-1 1-3 2B		0-0 14 G4-3 1-3 E6		0-0 G6-3			2 0 2 0 0 0 0 2 0 0 0 0 0 1	<b>Boston College Eagles @ Boston Red Sox</b> JetBlue Park, Ft. Myers, FL Sat Mar 03 2012, 7:08 PM - 9:00 PM EST Att. 8,038 - Partly Cloudy - 77 F		
14 Andrew Lawrence, L (1, 7) (5, 9)	0-0 G3		0-0 G3-1		0-0 G4-3		0-0 G3			4 0 0 2 0 0 2			
11 Anthony Melchionda, R (1, 6) S S S	0-3 K2-3		0-0 G5-3		0-0 G6-3					3 0 0 0 0 1 2			
8 Matt Paré, L (1, 2) 31 Geoffrey Murphy, R (3, 2) 15 Nate LaPointe, R (4, 2) OBP: 1.000, SLG: 1.000		0-0 G5-3		0-0 G4-3		0-0 1B				1 0 0 0 0 0 0 1 0 0 0 0 0 0 1 0 1 0 0 0 0			
33 Spenser Payne, R (1, 3) (5, 5)		0-0 F8		4-0 16 1B BB		0-3 K				2 0 0 0 1 1 2			
9 Marc Perdios, R (1, 9) (5, 7)		0-0 G6-3		0-0 F9		0-0 G6-3				3 0 0 0 0 0 1			
16 Rob Moir, L (1, 10) OBP: 1.000, SLG: 1.000 27 Kyle Prohovich, R (6, PH) (6, 10)			0-0 10 S 10 1B 1B		0-0 1-3 1B		0-3 K			2 1 2 0 0 0 0 1 0 0 0 0 1 0			
10 John Hennessy, L (1, 5) OBP: 0.500, SLG: 0.500 22 Tyler Hinchliffe, L (5, 3)			1-0 8 2B 14 G3-1 1-H 1B		0-0 F7		0-0 L7			2 1 1 1 0 0 2 1 0 0 0 0 0 0			
3 Blake Butera, R (1, 4) 8 Travis Ferrick, R (5, PH) (5, 4)			0-3 K		1-0 18 E 14 G4-3 HBP		0-3 K			1 0 0 0 0 1 1 1 1 0 0 0 1 0			
<b>Inning Stats</b>	R: 0 H: 1 E: 0 LOB: 0 K: 1 BB: 0 S: 5 P: 5	R: 0 H: 0 E: 0 LOB: 0 K: 0 BB: 0 S: 3 P: 3	R: 2 H: 3 E: 0 LOB: 1 K: 1 BB: 0 S: 8 P: 9	R: 0 H: 1 E: 0 LOB: 2 K: 0 BB: 1 S: 4 P: 8	R: 1 H: 1 E: 1 LOB: 2 K: 1 BB: 0 S: 7 P: 8	R: 0 H: 0 E: 0 LOB: 0 K: 1 BB: 0 S: 5 P: 5	R: 0 H: 0 E: 0 LOB: 0 K: 1 BB: 0 S: 5 P: 5			1B: 5 SF: 0 2B: 1 SAC: 0 3B: 0 DP: 0 HR: 0 HBP: 1		WP: 0 PA: 29 PB: 0 SB: 1 CS: 0	
<b>PITCHER</b>	IP WLS BF H R ER SO BB IBB HBP BLK WP HR S P ERA WHIP											<b>PITCHER</b>	IP WLS BF H R ER SO BB IBB HBP BLK WP HR S P ERA WHIP
61 Felix Doubront, L (1, 1) ERA:	2.0 W 6 1 0 0 1 0 0 0 0 0 0 0 8 8 0.00 0.500												
63 Junichi Tazawa, R (3, 1) ERA: 9.0	2.0 11 4 2 2 1 1 0 0 0 0 0 0 12 17 9.00 2.500												
70 Doug Mathis, R (5, 1) ERA:	2.0 9 1 1 0 2 0 0 0 1 0 0 0 12 13 0.00 0.500												
80 Chorye Spoons, R (7, 1) ERA:	1.0 S 3 0 0 0 1 0 0 0 0 0 0 0 5 5 0.00 0.000												

livebaseballscorecards.com

**AB** 27  
**R** 3  
**H** 6  
**RBI** 3  
**BB** 1  
**SO** 5  
**LOB** 11





Batter	1	2	3	4	5	6	7	8	9
<b>3 Mike Aviles, R</b> (1, 6) <small>OBP: 0.667, SLG: 1.333</small> <b>77 Pedro Ciriaco, R</b> (4, PR) <small>OBP: 1.000, SLG: 1.000</small> (5, 6)	0-0 G4-3	0-0 G6-3 20 PB 2B		0-0 86 S 86 1B 2B		0-0 86 S 1B			
<b>85 Che-Hsuan Lin, R</b> (1, 8) <b>86 J.C. Linares, R</b> (2, 8) <small>OBP: 0.333, SLG: 0.333</small>	0-3 K	0-0 G6-3		1-0 20 FC6-4 1B		0-3 K			
<b>20 Kevin Youkilis, R</b> (1, 5) <b>71 Nate Spears, L</b> (4, PR) <small>OBP: 1.000, SLG: 1.000</small> (5, 5)	4-0 34 BB BB	4-0 3-H BB		0-0 FC6-4 34 CS 1-2f					
<b>34 David Ortiz, L</b> (1, 3) <b>62 Lars Anderson, L</b> (5, 3)	4-0 1-2 BB	0-0 F9		1-0 F7 1-2					
<b>5 Nick Punto, S</b> (1, 4) <b>84 Oscar Tejeda, R</b> (6, 4)	0-0 G6-3		0-0 F7		0-3 K				
<b>60 Ryan Lavarnway, R</b> (1, 2) <small>OBP: 1.000, SLG: 1.500</small> <b>92 Luis Exposito, R</b> (5, 2) <b>80 Chorye Spooone, R</b> (7, 1)		0-0 82 BB 73 BB 3 2B 1B	0-0 82 1B 2B		0-0 G6-3				
<b>73 Josh Kroeger, L</b> (1, 9)		4-0 82 BB 3 2B BB 1-2	0-0 F8		0-0 L5				
<b>82 Alex Hassan, R</b> (1, 10) <small>OBP: 1.000, SLG: 1.000</small> <b>81 Dan Butler, R</b> (6, PH) <small>OBP: 1.000, SLG: 1.000</small> (7, 2)		4-0 3 2B 86 G6-3 BB 1-2 2-3	0-0 2-H 1B		0-3 K				
<b>16 Jason Repko, R</b> (1, 7)		0-3 K	0-3 K		0-0 P4				

AB	R	H	RBI	BB	SO	LOB
3	1	2	2	0	0	0
1	1	1	0	0	0	0
1	0	0	0	0	1	0
3	0	1	2	0	1	2
1	0	0	0	2	0	2
0	0	0	0	0	0	0
2	0	0	0	1	0	3
0	0	0	0	0	0	0
3	0	0	0	0	1	2
0	0	0	0	0	0	0
2	2	2	0	0	0	0
1	0	0	0	0	0	0
0	0	0	0	0	0	0
2	1	0	0	1	0	1
1	1	1	1	1	0	0
1	0	0	0	0	1	0
3	0	0	0	0	2	4

**BOTTOM**

**Boston College Eagles @ Boston Red Sox**  
**JetBlue Park, Ft. Myers, FL**  
 Sat Mar 03 2012, 7:08 PM - 9:00 PM EST  
 Att: 8,038 - Party Cloudy - 77 F

[livebaseballscorecards.com](http://livebaseballscorecards.com)

<b>AB</b>	<b>24</b>
<b>R</b>	<b>6</b>
<b>H</b>	<b>7</b>
<b>RBI</b>	<b>5</b>
<b>BB</b>	<b>5</b>
<b>SO</b>	<b>6</b>
<b>LOB</b>	<b>14</b>



1B: 4	SF: 0
2B: 3	SAC: 0
3B: 0	DP: 0
HR: 0	HBP: 0

WP: 0	PA: 29
PB: 1	
SB: 2	
CS: 1	

Inning Stats	R	H	E	K	S	R	H	E	K	S	R	H	E	K	S	R	H	E	K	S	R	H	E	K	S	R	H	E	K	S	R	H	E	K	S
	0	0	0	1	5	4	2	0	1	7	1	2	0	1	7	1	2	0	1	7	1	2	0	1	7	1	2	0	1	7	1	2	0	1	7
	0	0	0	1	5	4	2	0	1	7	1	2	0	1	7	1	2	0	1	7	1	2	0	1	7	1	2	0	1	7	1	2	0	1	7
	0	0	0	1	5	4	2	0	1	7	1	2	0	1	7	1	2	0	1	7	1	2	0	1	7	1	2	0	1	7	1	2	0	1	7
	0	0	0	1	5	4	2	0	1	7	1	2	0	1	7	1	2	0	1	7	1	2	0	1	7	1	2	0	1	7	1	2	0	1	7
	0	0	0	1	5	4	2	0	1	7	1	2	0	1	7	1	2	0	1	7	1	2	0	1	7	1	2	0	1	7	1	2	0	1	7
	0	0	0	1	5	4	2	0	1	7	1	2	0	1	7	1	2	0	1	7	1	2	0	1	7	1	2	0	1	7	1	2	0	1	7
	0	0	0	1	5	4	2	0	1	7	1	2	0	1	7	1	2	0	1	7	1	2	0	1	7	1	2	0	1	7	1	2	0	1	7
	0	0	0	1	5	4	2	0	1	7	1	2	0	1	7	1	2	0	1	7	1	2	0	1	7	1	2	0	1	7	1	2	0	1	7
	0	0	0	1	5	4	2	0	1	7	1	2	0	1	7	1	2	0	1	7	1	2	0	1	7	1	2	0	1	7	1	2	0	1	7
	0	0	0	1	5	4	2	0	1	7	1	2	0	1	7	1	2	0	1	7	1	2	0	1	7	1	2	0	1	7	1	2	0	1	7
	0	0	0	1	5	4	2	0	1	7	1	2	0	1	7	1	2	0	1	7	1	2	0	1	7	1	2	0	1	7	1	2	0	1	7
	0	0	0	1	5	4	2	0	1	7	1	2	0	1	7	1	2	0	1	7	1	2	0	1	7	1	2	0	1	7	1	2	0	1	7
	0	0	0	1	5	4	2	0	1	7	1	2	0	1	7	1	2	0	1	7	1	2	0	1	7	1	2	0	1	7	1	2	0	1	7
	0	0	0	1	5	4	2	0	1	7	1	2	0	1	7	1	2	0	1	7	1	2	0	1	7	1	2	0	1	7	1	2	0	1	7
	0	0	0	1	5	4	2	0	1	7	1	2	0	1	7	1	2	0	1	7	1	2	0	1	7	1	2	0	1	7	1	2	0	1	7
	0	0	0	1	5	4	2	0	1	7	1	2	0	1	7	1	2	0	1	7	1	2	0	1	7	1	2	0	1	7	1	2	0	1	7
	0	0	0	1	5	4	2	0	1	7	1	2	0	1	7	1	2	0	1	7	1	2	0	1	7	1	2	0	1	7	1	2	0	1	7
	0	0	0	1	5	4	2	0	1	7	1	2	0	1	7	1	2	0	1	7	1	2	0	1	7	1	2	0	1	7	1	2	0	1	7
	0	0	0	1	5	4	2	0	1	7	1	2	0	1	7	1	2	0	1	7	1	2	0	1	7	1	2	0	1	7	1	2	0	1	7
	0	0	0	1	5	4	2	0	1	7	1	2	0	1	7	1	2	0	1	7	1	2	0	1	7	1	2	0	1	7	1	2	0	1	7
	0	0	0	1	5	4	2	0	1	7	1	2	0	1	7	1	2	0	1	7	1	2	0	1	7	1	2	0	1	7	1	2	0	1	7
	0	0	0	1	5	4	2	0	1	7	1	2	0	1	7	1	2	0	1	7	1	2	0	1	7	1	2	0	1	7	1	2	0	1	7
	0	0	0	1	5	4	2	0	1	7	1	2	0	1	7	1	2	0	1	7	1	2	0	1	7	1	2	0	1	7	1	2	0	1	7
	0	0	0	1	5	4	2	0	1	7	1	2	0	1	7	1	2	0	1	7	1	2	0	1	7	1	2	0	1	7	1	2	0	1	7
	0	0	0	1	5	4	2	0	1	7	1	2	0	1	7	1	2	0	1	7	1	2	0	1	7	1	2	0	1	7	1	2	0	1	7
	0	0	0	1	5	4	2	0	1	7	1	2	0	1	7	1	2	0	1	7	1	2	0	1	7	1	2	0	1	7	1	2	0	1	7
	0	0	0	1	5	4	2	0	1	7	1	2	0	1	7	1	2	0	1	7	1	2	0	1	7	1	2	0	1	7	1	2	0	1	7
	0	0	0	1	5	4	2	0	1	7	1	2	0	1	7	1	2	0	1	7	1	2	0	1	7	1	2	0	1	7	1	2	0	1	7
	0	0	0	1	5	4	2	0	1	7	1	2	0	1	7	1	2	0	1	7	1	2	0	1	7	1	2	0	1	7	1	2	0	1	7
	0	0	0	1	5	4	2	0	1	7	1	2	0	1	7	1	2	0	1	7	1	2	0	1	7	1	2	0	1	7	1	2	0	1	7
	0	0	0	1	5	4	2	0	1	7	1	2	0	1	7	1	2	0	1	7	1	2	0	1	7	1	2	0	1	7	1	2	0	1	7
	0	0	0	1	5	4	2	0	1	7	1	2	0	1	7	1	2	0	1	7	1	2	0	1	7	1	2	0	1	7	1	2	0	1	7
	0	0	0	1	5	4	2	0	1	7	1	2	0	1	7	1	2	0	1	7	1	2	0	1	7	1	2	0	1	7	1	2	0	1	7
	0	0	0	1	5	4	2	0	1	7	1	2	0	1	7	1	2	0	1	7	1	2	0	1	7	1	2	0							

Batter	1	2	3	4	5	6	7	8	9	AB R H RBI BB SO LOB	TOP								
3 Blake Butera, R (1, 4) 10 Michael Strem, R (4, 4)	0-3 K		0-0 G6-3			4-0 BB 25 G6-4-3				2 0 0 0 0 1 0 0 0 0 0 1 0 0	<b>Boston College Eagles @ Boston Red Sox</b> <b>JetBlue Park, Ft. Myers, FL</b> Thu Feb 27 2014, 4:08 PM - 5:45 PM EST Att. 7,789 - Overcast - 73 F								
4 Joe Cronin, R (1, 6) 25 Johnny Adams, R (4, 6)	0-0 G5-3			0-3 K		0-0 G6-4-3 1-2f				2 0 0 0 0 1 0 1 0 0 0 0 0 1									
24 Chris Shaw, L (1, 9) Logan Hoggarth, R (4, 9) OBP: 1.000, SLG: 1.000	1-0 HBP			0-0 G5-3			0-0 10 2B 8 G6-3 1B			1 0 0 0 0 0 0 1 1 1 0 0 0 0									
10 John Hennessy, L (1, 3) OBP: 0.333, SLG: 0.667 (4, 5)	0-3 K2-3			0-0 G4-3			0-0 31 E 1-3 2B			3 1 1 0 0 1 1									
8 Thomas Bourdon, L (1, 8) OBP: 0.333, SLG: 0.333		0-0 8 G5-4-3 1B			0-0 G4-3		0-0 G6-3			3 0 1 1 0 0 1									
31 Geoffrey Murphy, R (1, 10) OBP: 0.667, SLG: 0.500		0-0 F9			4-0 BB		0-0 E9 7 1B 1B			2 0 1 1 1 0 1									
8 Travis Ferrick, R (1, 7) 2 Nick Colucci, R (4, 7)		0-0 G5-4-3 1-2f			0-3 K		0-3 K			1 0 0 0 0 0 1 2 0 0 0 0 2 2									
Stephen Sauter, S (1, 2) 7 Nick Sciortino, R (4, 2) OBP: 0.500, SLG: 0.500			0-3 K		0-0 G5-3		0-0 K 2-H 1B			1 0 0 0 0 1 0 2 0 1 0 0 0 1									
Gabriel Hernandez, S (1, 5) 22 Tyler Hinchliffe, L (4, 3)			0-0 P5			0-0 G4-3				1 0 0 0 0 0 0 1 0 0 0 0 0 0									
<b>Inning Stats</b>	R: 0 E: 0 K: 2 S: 7	H: 0 LOB: 1 BB: 0 P: 8	R: 0 E: 0 K: 0 S: 3	H: 1 LOB: 0 BB: 0 P: 3	R: 0 E: 0 K: 1 S: 5	H: 0 LOB: 0 BB: 0 P: 5	R: 0 E: 0 K: 1 S: 5	H: 0 LOB: 1 BB: 1 P: 9	R: 0 E: 0 K: 0 S: 2	H: 0 LOB: 0 BB: 1 P: 6		R: 2 E: 1 K: 1 S: 8	H: 4 LOB: 2 BB: 0 P: 8	1B: 4 2B: 1 3B: 0 HR: 0	SF: 0 SAC: 0 DP: 2 HBP: 1	WP: 0 PB: 0 SB: 0 CS: 0	PA: 26		
<b>PITCHER</b>	IP WLS BF H R ER SO BB IBB HBP BLK WP HR S P ERA WHIP	IP WLS BF H R ER SO BB IBB HBP BLK WP HR S P ERA WHIP	IP WLS BF H R ER SO BB IBB HBP BLK WP HR S P ERA WHIP	IP WLS BF H R ER SO BB IBB HBP BLK WP HR S P ERA WHIP	IP WLS BF H R ER SO BB IBB HBP BLK WP HR S P ERA WHIP	IP WLS BF H R ER SO BB IBB HBP BLK WP HR S P ERA WHIP	IP WLS BF H R ER SO BB IBB HBP BLK WP HR S P ERA WHIP	IP WLS BF H R ER SO BB IBB HBP BLK WP HR S P ERA WHIP	IP WLS BF H R ER SO BB IBB HBP BLK WP HR S P ERA WHIP	IP WLS BF H R ER SO BB IBB HBP BLK WP HR S P ERA WHIP	IP WLS BF H R ER SO BB IBB HBP BLK WP HR S P ERA WHIP	IP WLS BF H R ER SO BB IBB HBP BLK WP HR S P ERA WHIP	IP WLS BF H R ER SO BB IBB HBP BLK WP HR S P ERA WHIP	IP WLS BF H R ER SO BB IBB HBP BLK WP HR S P ERA WHIP	IP WLS BF H R ER SO BB IBB HBP BLK WP HR S P ERA WHIP	IP WLS BF H R ER SO BB IBB HBP BLK WP HR S P ERA WHIP	IP WLS BF H R ER SO BB IBB HBP BLK WP HR S P ERA WHIP		
62 Rubby De La Rosa, R (1, 1) ERA:	2.0 W 7 1 0 0 2 0 0 0 0 0 0 0 10 11 0.00 0.500																		
71 Matt Barnes, R (3, 1) ERA:	1.0 H 3 0 0 0 1 0 0 0 0 0 0 0 5 5 0.00 0.000																		
63 Alex Wilson, R (4, 1) ERA:	1.0 H 3 0 0 0 1 0 0 0 0 0 0 0 5 5 0.00 0.000																		
59 Tommy Layne, L (5, 1) ERA:	1.0 H 4 0 0 0 1 1 0 0 0 0 0 0 5 9 0.00 1.000																		
75 Miguel Celestino, R (6, 1) ERA:	1.0 3 0 0 0 0 0 1 0 0 0 0 0 0 2 6 0.00 1.000																		
<b>PITCHER</b>	IP WLS BF H R ER SO BB IBB HBP BLK WP HR S P ERA WHIP	IP WLS BF H R ER SO BB IBB HBP BLK WP HR S P ERA WHIP	IP WLS BF H R ER SO BB IBB HBP BLK WP HR S P ERA WHIP	IP WLS BF H R ER SO BB IBB HBP BLK WP HR S P ERA WHIP	IP WLS BF H R ER SO BB IBB HBP BLK WP HR S P ERA WHIP	IP WLS BF H R ER SO BB IBB HBP BLK WP HR S P ERA WHIP	IP WLS BF H R ER SO BB IBB HBP BLK WP HR S P ERA WHIP	IP WLS BF H R ER SO BB IBB HBP BLK WP HR S P ERA WHIP	IP WLS BF H R ER SO BB IBB HBP BLK WP HR S P ERA WHIP	IP WLS BF H R ER SO BB IBB HBP BLK WP HR S P ERA WHIP	IP WLS BF H R ER SO BB IBB HBP BLK WP HR S P ERA WHIP	IP WLS BF H R ER SO BB IBB HBP BLK WP HR S P ERA WHIP	IP WLS BF H R ER SO BB IBB HBP BLK WP HR S P ERA WHIP	IP WLS BF H R ER SO BB IBB HBP BLK WP HR S P ERA WHIP	IP WLS BF H R ER SO BB IBB HBP BLK WP HR S P ERA WHIP	IP WLS BF H R ER SO BB IBB HBP BLK WP HR S P ERA WHIP	IP WLS BF H R ER SO BB IBB HBP BLK WP HR S P ERA WHIP		
60 Austin Maddox, R (7, 1) ERA: 18.0	1.0 W 6 4 2 2 1 0 0 0 0 0 0 0 4 8 18.00 4.000																		

livebaseballscorecards.com

<b>AB</b>	<b>23</b>
<b>R</b>	<b>2</b>
<b>H</b>	<b>5</b>
<b>RBI</b>	<b>2</b>
<b>BB</b>	<b>2</b>
<b>SO</b>	<b>6</b>
<b>LOB</b>	<b>8</b>





Batter	1	2	3	4	5	6	7	8	9	AB	R	H	RBI	BB	SO	LOB
26 Brock Holt, L 5 Mike Miller, R	4-0 70 G4-6-3 23 2B 68 BB BB	0-0 G1-3		0-0 G4-3		4-0 76 PC 46 G3 BB				2	1	0	0	2	0	2
68 Alex Hassan, R 46 Keury De La Cruz, L	4-0 70 G4-6-3 1-2 BB		0-0 G5-3		0-0 F7	0-0 G3				2	0	0	0	1	0	0
70 Garin Cecchini, L 76 Ryan Dent, R	0-0 G4-6-3 1-2f 2-3		0-0 82 G1-3 23 S 1B		0-0 82 1B 77 2B 1B	0-0 PO				3	1	2	0	0	0	2
23 Brandon Snyder, R 11 Mookie Betts, R	0-0 3-H 2B		4-0 82 G1-3 1-2 BB		0-0 82 1B 77 2B 1B					1	0	1	1	1	0	0
72 Corey Brown, L 82 Matty Johnson, S	0-3 K		1-2 G1-3		0-0 77 2B 1B					1	0	0	0	0	1	1
73 Bryce Brentz, R 30 Henry Ramos, S		0-0 G6-3	0-0 F9		0-3 K					3	0	0	0	0	1	5
77 Travis Shaw, L 20 David Chester, R		0-0 81 2B 55 FC3-2 1B		4-0 81 G6-4-3 BB	0-0 1-H 2-H 3-H 2B					2	0	2	3	1	0	0
81 Heiker Meneses, R 16 Sean Coyle, R		0-0 55 FC3-2 1-3 2B		0-0 G6-4-3 1-2f	0-0 P4					3	0	1	0	0	0	2
55 Christian Vázquez, R 80 Blake Swihart, S		0-0 FC3-2 2-3 3-H		0-0 HR		0-3 K				2	1	1	1	0	0	2

Inning Stats	R: 1	H: 1	E: 0	K: 1	S: 5	H: 1	LOB: 1	BB: 2	P: 13	R: 0	H: 2	E: 0	K: 0	S: 5	R: 0	H: 1	E: 0	K: 0	S: 6	R: 1	H: 1	E: 0	K: 0	S: 3	R: 3	H: 4	E: 0	K: 1	S: 9	R: 0	H: 0	E: 0	K: 1	S: 4


PITCHER	IP	WLS	BF	H	R	ER	SO	BB	IBB	HBP	BLK	WP	HR	S	P	ERA	WHIP
22 Eric Stevens, R ERA: 9.0	(1, 1)	1.0	L	5	1	1	1	1	2	0	0	0	0	5	13	9.00	3.000
20 Steve Green, L ERA:	(2, 1)	2.0		10	3	0	0	1	0	0	0	0	0	11	16	0.00	2.000
21 Eric Stone, R ERA: 9.0	(4, 1)	1.0		4	1	1	0	1	0	0	0	0	1	3	7	9.00	2.000
26 Bobby Skogsbergh, R ERA: 27.0	(5, 1)	1.0		7	4	3	1	0	0	0	0	0	0	9	9	27.00	4.000
34 Michael King, R ERA:	(6, 1)	1.0		3	0	0	1	1	0	0	0	0	0	4	8	0.00	1.000

**BOTTOM**

**Boston College Eagles @ Boston Red Sox**  
**JetBlue Park, Ft. Myers, FL**  
 Thu Feb 27 2014, 4:08 PM - 5:45 PM EST  
 Att. 7,789 - Overcast - 73 F

livebaseballscorecards.com

<b>AB</b>	<b>24</b>
<b>R</b>	<b>5</b>
<b>H</b>	<b>9</b>
<b>RBI</b>	<b>5</b>
<b>BB</b>	<b>5</b>
<b>SO</b>	<b>3</b>
<b>LOB</b>	<b>17</b>



WP: 0	PA: 30
PB: 0	
SB: 1	
CS: 0	





Batter	1	2	3	4	5	6	7	8	9
38 Rusney Castillo, R (1, 8) OBP: 0.333, SLG: 0.333 52 Quintin Berry, L (6, 9) (7, 8)	0-0 G5-3 30 G3-1 1B		0-0 G1-6-3		0-0 FC6-4 1-2f				
30 Jemile Weeks, S (1, 4) OBP: 0.667, SLG: 1.667 89 Carlos Asuaje, L (7, 4)	0-0 G3-1 1-2			0-0 2B		0-0 71 1B 3B			
29 Daniel Nava, S (1, 7) 76 Blake Tekotte, L (7, 7)	4-0 BB		0-3 K		0-0 G1-3				
5 Allen Craig, R (1, 3) 87 David Chester, R (6, PR) (7, 3)	0-0 G5-3 2-3f		0-0 BB	4-0 70 G1-6-3 BB		4-0 71 1B BB			
70 Garin Cecchini, L (1, 5)		0-0 G4-3		0-0 G1-6-3 1-2f		0-3 K			
10 Ryan Hanigan, R (1, 2) 71 Blake Swihart, S (5, 2)		0-3 K			0-0 F8	0-0 1B			
77 Travis Shaw, L (1, 10)		0-0 G3			0-0 25 FC4-6 1B	0-0 F8			
25 Jackie Bradley Jr., L (1, 9) (6, 8) 75 Kevin Heller, R (7, 9)		0-3 K			0-0 FC4-6 64 1B				
64 Deven Marrero, R (1, 6) OBP: 0.500, SLG: 0.500 82 Mike Miller, R (6, 6) 66 Reed Gragnani, S (7, 6)			0-0 P6		0-0 38 FC6-4 1B				


Inning Stats	R: 0 E: 0 K: 0 S: 3	H: 1 LOB: 1 BB: 1 P: 7	R: 0 E: 0 K: 1 S: 5	H: 0 LOB: 0 BB: 0 P: 5	R: 0 E: 0 K: 1 S: 5	H: 1 LOB: 1 BB: 1 P: 9	R: 0 E: 0 K: 0 S: 5	H: 2 LOB: 2 BB: 0 P: 5	R: 1 E: 0 K: 1 S: 7	H: 2 LOB: 2 BB: 1 P: 11
--------------	------------------------------	---------------------------------	------------------------------	---------------------------------	------------------------------	---------------------------------	------------------------------	---------------------------------	------------------------------	----------------------------------

PITCHER	IP	WLS	BF	H	R	ER	SO	BB	IBB	HBP	BLK	WP	HR	S	P	ERA	WHIP
21 Eric Stone, R (1, 1) ERA: 1.0	1.0		4	1	0	0	0	1	0	0	0	0	0	3	7	0.00	2.000
22 Tyler Hinchliffe, L (2, 1) ERA: 1.0	1.0		3	0	0	0	1	0	0	0	0	0	0	5	5	0.00	0.000
27 Brian Rapp, R (3, 1) ERA: 1.0	1.0		3	0	0	0	1	0	0	0	0	0	0	5	5	0.00	0.000
14 Carmen Giampetruzzi, L (4, 1) ERA: 2.0	2.0		9	3	0	0	1	1	0	0	0	0	0	10	14	0.00	2.000
31 Geoffrey Murphy, R (6, 1) ERA: 9.0	1.0	L	6	2	1	1	1	1	0	0	0	0	0	7	11	9.00	3.000

**BOTTOM**

**Boston College Eagles @ Boston Red Sox**  
**JetBlue Park, Ft. Myers, FL**  
 Tue Mar 03 2015, 6:28 PM - 6:30 PM EST  
 Att. 7,821 - Sunny - 86 F

AB	22
R	1
H	6
RBI	1
BB	3
SO	4
LOB	14



1B	2B	3B	HR	SF	SAC	DP	HBP	WP	PA
4	1	1	0	0	0	2	0	0	25

Batter	1	2	3	4	5	6	7	8	9	AB R H RBI BB SO LOB	TOP							
Jake Palomaki, S (1, 4) 1 Jake Alu, L (4, 4) Anthony Maselli, L (5, 4) OBP: 1.000, SLG: 1.000	0-3 K		0-3 K			0-0 1B				2 0 0 0 0 2 0 0 0 0 0 0 0 0 1 0 1 0 0 0 0	<b>Boston College Eagles @ Boston Red Sox</b> JetBlue Park, Ft. Myers, FL Mon Feb 29 2016, 1:06 PM - 3:17 PM EST Att. 1 - Sunny - 77 F							
25 Johnny Adams, R (1, 6) 43 Dominic Hardaway, R (5, 9)	0-3 K			0-3 K		0-3 K				2 0 0 0 0 2 0 1 0 0 0 0 1 1								
Stephen Sauter, S (1, 2) 2 Gian Martellini, R (5, 2)	0-3 K			0-0 F8			0-0 G6-3			2 0 0 0 0 1 0 1 0 0 0 0 0 0								
4 Joe Cronin, R (1, 3) OBP: 0.667, SLG: 0.667 (4, 5) (6, 6) Luke Fernandes, R (7, PR)		0-0 30 G6-4-3 1B		0-0 L9			0-0 G1-6-3 1B			3 0 2 0 0 0 0 0 0 0 0 0 0 0								
30 Donovan Casey, R (1, 9) Mitch Bigras, L (4, 3)		0-0 G6-4-3 1-2f			0-3 K		0-0 G1-6-3 1-2f			1 0 0 0 0 0 1 2 0 0 0 0 1 1								
Michael Strem, R (1, 8) OBP: 1.000, SLG: 1.000 Scott Braren, L (4, 7)		0-0 1B			0-3 K					1 0 1 0 0 0 0 1 0 0 0 0 1 0								
Logan Hoggarth, R (1, 7) (4, 8)		1 SAFE 0-3 K			0-3 K					2 0 0 0 0 2 1								
24 Chris Balogh, L (1, 10) 33 Connor Bacon, L (6, PH) (6, 10)			0-0 G3			0-0 L7				1 0 0 0 0 0 0 1 0 0 0 0 0 0								
Gabriel Hernandez, S (1, 5) (4, 9) (5, 6) (6, 5)			0-0 P4			0-0 F8				2 0 0 0 0 0 0								
<b>Inning Stats</b>	R: 0 E: 0 K: 3 S: 9	H: 0 LOB: 0 BB: 0 P: 9	R: 0 E: 0 K: 1 S: 6	H: 2 LOB: 1 BB: 0 P: 6	R: 0 E: 0 K: 1 S: 5	H: 0 LOB: 0 BB: 0 P: 5	R: 0 E: 0 K: 1 S: 5	H: 0 LOB: 0 BB: 0 P: 5	R: 0 E: 0 K: 3 S: 9	H: 0 LOB: 0 BB: 0 P: 9		R: 0 E: 0 K: 1 S: 6	H: 1 LOB: 1 BB: 0 P: 6	R: 0 E: 0 K: 0 S: 3	H: 1 LOB: 1 BB: 0 P: 3	1B: 4 2B: 0 3B: 0 HR: 0	SF: 0 SAC: 0 DP: 2 HBP: 0	WP: 0 PB: 0 SB: 0 CS: 0
<b>PITCHER</b> 35 Steven Wright, R (1, 1) ERA: 68 Matt Barnes, R (3, 1) ERA: 76 Williams Jerez, L (4, 1) ERA: 72 Roman Mendez, R (5, 1) ERA: 78 Pat Light, R (6, 1) ERA:	IP: 2.0 WLS: BF: 7 H: 2 R: 0 ER: 0 SO: 4 BB: 0 IBB: 0 HBP: 0 BLK: 0 WP: 0 HR: 0 S: 15 P: 15 ERA: 0.00 WHIP: 1.000								<b>PITCHER</b> 57 Robby Scott, L (7, 1) ERA:	IP: 1.0 WLS: BF: 3 H: 1 R: 0 ER: 0 SO: 0 BB: 0 IBB: 0 HBP: 0 BLK: 0 WP: 0 HR: 0 S: 3 P: 3 ERA: 0.00 WHIP: 1.000								

livebaseballscorecards.com





Batter	1	2	3	4	5	6	7	8	9
50 Mookie Betts, R OBP: 0.333, SLG: 1.333 5 Mike Miller, R (5, 5)	0-0 F7	0-0 P3		0-0 HR	0-0 G5-3				
15 Dustin Pedroia, R OBP: 0.500, SLG: 0.500 80 Sean Coyle, R OBP: 0.500, SLG: 0.500 (4, 4)	13 E 13 1B		0-0 F9	K		74 2B 80 SF7 1B			
2 Xander Bogaerts, R OBP: 0.500, SLG: 0.500 79 Marco Hernández, L (4, 6)	0-0 F9		0-0 13 2B 1B	G5-3		0-0 F8			
13 Hanley Ramirez, R OBP: 1.000, SLG: 1.500 74 Sam Travis, R OBP: 1.000, SLG: 2.000 (4, 3)	0-0 E4 1-3 1B		0-0 1-3 2B		80 1B 41 SF7 2B	0-0 1-3 2B			
Pablo Sandoval, S (1, 5) 80 Henry Ramos, S OBP: 0.500, SLG: 1.000 (5, 9)	0-0 L7		0-3 K		5 BB 35 BB 77 S 1B	0-0 SF7			
30 Chris Young, R (1, 7) 41 Cole Sturgeon, L (5, 7)		0-0 F9	0-0 P6		0-0 SF7	0-0 BB			
23 Blake Swihart, S OBP: 0.500, SLG: 0.500 77 Dan Butler, R (5, 2)		0-0 5 G3 1B		0-0 P5	35 BB 5 BB BB	0-3 K			
5 Allen Craig, R (1, 10)		0-0 G3		4-0 25 BB 50 HR BB	4-0 5 G5-3 35 BB BB				
25 Jackie Bradley Jr., L (1, 8) 35 Forrestt Allday, L (5, 8)		4-0 BB		4-0 50 HR BB	4-0 1-2 2-3 3-H BB				


Inning Stats	R: 0 E: 1 K: 0 S: 5	H: 2 LOB: 2 BB: 0 P: 5	R: 0 E: 0 K: 0 S: 4	H: 1 LOB: 2 BB: 1 P: 8	R: 0 E: 0 K: 1 S: 7	H: 2 LOB: 3 BB: 0 P: 7	R: 3 E: 0 K: 1 S: 6	H: 1 LOB: 0 BB: 2 P: 14	R: 2 E: 0 K: 0 S: 4	H: 2 LOB: 2 BB: 3 P: 16	R: 1 E: 0 K: 1 S: 7	H: 2 LOB: 2 BB: 1 P: 11
--------------	------------------------------	---------------------------------	------------------------------	---------------------------------	------------------------------	---------------------------------	------------------------------	----------------------------------	------------------------------	----------------------------------	------------------------------	----------------------------------

PITCHER	IP	WLS	BF	H	R	ER	SO	BB	IBB	HBP	BLK	WP	HR	S	P	ERA	WHIP
19 Justin Dunn, R ERA: 2.00	(1, 1)	1.0	5	2	0	0	0	0	0	0	0	0	0	5	5	0.00	2.000
Carmen Giampetruzzi, L ERA: 2.00	(2, 1)	1.0	5	1	0	0	0	1	0	0	0	0	0	4	8	0.00	2.000
Bobby Skogsbergh, R ERA: 2.00	(3, 1)	1.0	5	2	0	0	1	0	0	0	0	0	0	7	7	0.00	2.000
Brian Rapp, R ERA: 27.0	(4, 1)	1.0	L 6	1	3	3	1	2	0	0	0	0	1	6	14	27.00	3.000
29 Sean Hughes, R ERA: 54.0	(5, 1)	0.1	5	2	2	2	0	2	0	0	0	0	0	3	11	54.00	12.000

**BOTTOM**

AB	R	H	RBI	BB	SO	LOB
3	1	1	3	0	0	2
1	0	0	0	0	0	3
2	0	1	0	0	0	0
2	1	1	0	0	1	0
2	0	1	0	0	0	1
2	0	0	0	0	0	1
2	0	2	0	0	0	0
2	1	2	0	0	0	0
2	0	0	0	0	1	5
1	1	1	1	0	0	0
2	0	0	0	0	0	3
0	0	0	1	1	0	0
2	0	1	0	0	0	0
1	0	0	0	1	1	2
1	1	0	0	2	0	1
0	1	0	0	2	0	0
0	0	0	1	1	0	0

**AB 25**  
**R 6**  
**H 10**  
**RBI 6**  
**BB 7**  
**SO 3**  
**LOB 18**



PITCHER	IP	WLS	BF	H	R	ER	SO	BB	IBB	HBP	BLK	WP	HR	S	P	ERA	WHIP
40 Zach Stromberg, L ERA: 9.0	(5, 1)	0.2	2	0	0	0	0	1	0	0	0	0	0	1	5	0.00	1.500
37 Jack Nelson, R ERA: 9.0	(6, 1)	1.0	6	2	1	1	1	1	0	0	0	0	0	7	11	9.00	3.000

**Boston College Eagles @ Boston Red Sox**  
**JetBlue Park, Ft. Myers, FL**  
 Mon Feb 29 2016, 1:06 PM - 3:17 PM EST  
 Att: 1 - Sunny - 77 F

livebaseballscorecards.com

Batter	1	2	3	4	5	6	7	8	9	AB R H RBI BB SO LOB	TOP		
11 Jake Palomaki, S (1, 6) 38 Brandon Stone, L (6, PH) (6, 5)	0-3 K		0-3 K			0-3 K				2 0 0 0 0 2 0 1 0 0 0 0 1 0	<b>Boston College Eagles @ Boston Red Sox</b> JetBlue Park, Ft. Myers, FL Thu Feb 22 2018, 4:11 PM - 6:23 PM EST Att: 7,031 - Cloudy - 85 F <a href="http://livebaseballscorecards.com">livebaseballscorecards.com</a>		
6 Brian Dempsey, R (1, 4) 1 Jake Alu, L (6, PH) (6, 4)	0-0 G6-3			0-0 G6-3		0-0 G3				2 0 0 0 0 0 0 1 0 0 0 0 0 0			
4 Mitch Bigras, L (1, 3) 33 Reyce Cumane, L (6, 3)	0-0 F8			0-0 G4-3			1-0 HBP			2 0 0 0 0 0 0 0 1 0 0 0 0 0			
12 Scott Braren, L (1, 10) OBP: 0.667, SLG: 1.000		0-0 G4-3		0-0 2B		3-0 BB				2 1 1 0 1 0 0			
2 Gian Martellini, R (1, 2) 28 Aaron Soucy, R (3, 2) 32 Jake Goodreau, L (6, 2)		0-0 G4-3		0-0 G6-3		0-0 G1				1 0 0 0 0 0 0 1 0 0 0 0 0 1 1 0 0 1 0 0 1			
26 Dante Baldelli, R (1, 8) OBP: 1.000, SLG: 1.000 17 Chris Galland, R (5, PH) (5, 8) OBP: 0.500, SLG: 0.500		0-0 1B		0-0 L5		0-0 1B				1 0 1 0 0 0 0 2 0 1 0 0 0 0			
9 Jack Cunningham, L (1, 9) 30 Joe Suozzi, R (5, 9)		0-0 G6-3		0-3 K		0-2 K				2 0 0 0 0 1 1 1 0 0 0 0 1 1			
19 Jacob Yish, R (1, 7) 23 Connor Bacon, L (5, PH) (5, 7)			0-0 G3-1		0-3 K		0-3 K			1 0 0 0 0 0 0 2 0 0 0 0 2 1			
15 Anthony Maselli, L (1, 5) (6, 6)			0-0 G4-3			0-0 F9				2 0 0 0 0 0 0			
<b>Inning Stats</b>	R: 0 H: 0 E: 0 LOB: 0 K: 1 BB: 0 S: 5 P: 5	R: 0 H: 1 E: 0 LOB: 1 K: 0 BB: 0 S: 4 P: 4	R: 0 H: 0 E: 0 LOB: 0 K: 1 BB: 0 S: 5 P: 5	R: 0 H: 1 E: 0 LOB: 1 K: 0 BB: 0 S: 4 P: 4	R: 0 H: 0 E: 0 LOB: 0 K: 2 BB: 0 S: 7 P: 7	R: 0 H: 0 E: 0 LOB: 0 K: 1 BB: 0 S: 5 P: 5	R: 2 H: 1 E: 0 LOB: 1 K: 2 BB: 1 S: 7 P: 11			1B: 2 SF: 0 2B: 1 SAC: 0 3B: 0 DP: 0 HR: 0 HBP: 1		WP: 1 PA: 26 PB: 0 SB: 2 CS: 0	
<b>PITCHER</b>	IP WLS BF H R ER SO BB IBB HBP BLK WP HR S P ERA WHIP											<b>PITCHER</b>	IP WLS BF H R ER SO BB IBB HBP BLK WP HR S P ERA WHIP
67 Chandler Shepherd, R (1, 1) ERA:	2.0 W 7 1 0 0 1 0 0 0 0 0 0 0 9 9 0.00 0.500												
81 Bobby Poyner, L (3, 1) ERA:	1.0 H 3 0 0 0 1 0 0 0 0 0 0 0 5 5 0.00 0.000												
72 Kyle Martin, R (4, 1) ERA:	1.0 H 4 1 0 0 0 0 0 0 0 0 0 0 4 4 0.00 1.000												
51 Teddy Stankiewicz, R (5, 1) ERA:	2.0 6 0 0 0 3 0 0 0 0 0 0 0 12 12 0.00 0.000												
55 Kevin McAvoy, R (7, 1) ERA: 18.0	1.0 6 1 2 2 2 1 0 1 0 1 0 1 0 7 11 18.00 2.000												





Batter	1	2	3	4	5	6	7	8	9
38 Rusney Castillo, R (1, 9) 32 Ryan Scott, L (6, PH) (7, 9)	4-0 59 2B BB	0-0 F9		0-0 F9		0-0 G5-3			
3 Sandy León, S (1, 2) 70 Dan Butler, R (3, 2) 20 Nick Sciortino, R (5, 2)	4-0 59 2B 65 G4-3 BB		1-0 59 G4-6-3 HBP		0-0 G1-3				
59 Sam Travis, R (1, 3) 30 Jerry Downs, L (5, 3)	0-0 65 G4-3 2B		0-0 G4-6-3		4-0 BB				
75 Jeremy Barfield, R (1, 7) 40 Tyler Hill, R (6, 7)	0-0 P4		0-0 G3		0-0 F8				
65 Esteban Quiroz, L (1, 4) 10 Santiago Espinal, R (5, 4)	0-0 G4-3			4-0 5 2B 77 FC5-4 BB	0-3 K				
5 Tzu-Wei Lin, L (1, 6) 80 Chad De La Guerra, L (5, 6)	0-0 G4-3			0-0 77 FC5-4 2B	0-3 K				
55 Iván De Jesús Jr., R (1, 5) 11 Jeremy Rivera, S (6, 5)		0-0 G6-3		0-3 K	0-3 K				
83 Aneury Tavárez, L (1, 8) 3 Chris Madera, R (6, 8)		0-0 1B		4-0 77 FC5-4 BB	0-0 77 2B 1B				
77 Óscar Hernández, R (1, 10) OBP: 0.333, SLG: 0.667		0-0 F9		0-0 FC5-4	0-0 1-2f 2-H 3-H 2B				

Inning Stats	R: 2 E: 0 K: 0 S: 4	H: 1 LOB: 1 BB: 2 P: 12	R: 0 E: 0 K: 0 S: 4	H: 1 LOB: 1 BB: 0 P: 4	R: 0 E: 0 K: 0 S: 2	H: 0 LOB: 0 BB: 0 P: 3	R: 2 E: 0 K: 1 S: 6	H: 1 LOB: 1 BB: 2 P: 14	R: 0 E: 0 K: 1 S: 5	H: 0 LOB: 1 BB: 1 P: 9	R: 0 E: 0 K: 2 S: 9	H: 2 LOB: 2 BB: 0 P: 9
--------------	------------------------------	----------------------------------	------------------------------	---------------------------------	------------------------------	---------------------------------	------------------------------	----------------------------------	------------------------------	---------------------------------	------------------------------	---------------------------------

PITCHER	IP	WLS	BF	H	R	ER	SO	BB	IBB	HBP	BLK	WP	HR	S	P	ERA	WHIP
21 Jack Nelson, R (1, 1) ERA: 18.0	1.0	L	6	1	2	2	0	2	0	0	0	0	0	4	12	18.00	3.000
25 Will Hesslink, L (2, 1) ERA:	1.0		4	1	0	0	0	0	0	0	0	0	0	4	4	0.00	1.000
37 Michael Marzonie, R (3, 1) ERA: 6.0	3.0		13	1	2	2	2	3	0	1	0	0	0	13	26	6.00	1.333
34 Matt Gill, R (6, 1) ERA:	1.0		5	2	0	0	2	0	0	0	0	0	0	9	9	0.00	2.000

AB R H RBI BB SO LOB

2 1 0 0 1 0 2  
1 0 0 0 0 0 2

0 1 0 0 1 0 0  
0 0 0 0 0 0 0  
1 0 0 0 0 0 0

2 0 1 1 0 0 1  
0 0 0 0 1 0 0

3 0 0 0 0 0 3  
0 0 0 0 0 0 0

1 1 0 1 1 0 1  
1 0 0 0 0 1 1

2 1 1 0 0 0 1  
1 0 0 0 0 1 0

2 0 0 0 0 1 2  
1 0 0 0 0 1 0

1 0 1 0 1 0 0  
1 0 1 0 0 0 0

3 0 1 1 0 0 2

AB	R	H	RBI	BB	SO	LOB
22	4	5	3	5	4	15



**Boston College Eagles @ Boston Red Sox**  
**JetBlue Park, Ft. Myers, FL**  
 Thu Feb 22 2018, 4:11 PM - 6:23 PM EST  
 Att. 7,031 - Cloudy - 85 F

livebaseballscorecards.com

AB	22
R	4
H	5
RBI	3
BB	5
SO	4
LOB	15

WP	PA
0	28

WP	HR	S	P	ERA	WHIP
0	0	0	0	0	0