



# Boston Red Sox - 1950





Batter	1	2	3	4	5	6	7	8	9	AB	R	H	RBI	BB	SO	LOB	TOP																	
<a href="#">Phil Rizzuto, R</a> (1, 6)											0	0	0	0	0	0	0	<b>New York Yankees @ Boston Red Sox</b> Fenway Park, Boston, MA Wed Apr 19 1950, 3:33 AM EST Att: 25,425 - Unknown <a href="http://livebaseballscorecards.com">livebaseballscorecards.com</a>																
<a href="#">Tommy Henrich, L</a> (1, 3) OBP: 0.333, SLG: 1.000											0	0	0	0	0	0	0																	
<a href="#">Gene Woodling, L</a> (1, 7)											0	0	0	0	0	0	0																	
<a href="#">Joe DiMaggio, R</a> (1, 8) OBP: 0.500, SLG: 1.000											0	0	0	0	0	0	0																	
<a href="#">Yogi Berra, L</a> (1, 2) OBP: 0.667, SLG: 0.600											0	0	0	0	0	0	0																	
<a href="#">Bobby Brown, L</a> (1, 5)											0	0	0	0	0	0	0																	
<a href="#">Cliff Mapes, L</a> (1, 9)											0	0	0	0	0	0	0																	
<a href="#">Jerry Coleman, R</a> (1, 4)											0	0	0	0	0	0	0																	
<a href="#">Vic Raschi, R</a> (1, 1)											0	0	0	0	0	0	0																	
<b>Inning Stats</b>											1B: 0	SF: 0	WP: 0	PA: 0	2B: 0	SAC: 0	FB: 0		3B: 0	DP: 0	SB: 0	CS: 0	HR: 0	HBP: 0										
<b>PITCHER</b> <a href="#">Joe Dobson, R</a> (1, 1) ERA: ∞	IP	WLS	BF	H	R	ER	SO	BB	IBB	HBP	BLK	WP	HR	S	P	ERA	WHIP																	
<b>PITCHER</b>																		IP	WLS	BF	H	R	ER	SO	BB	IBB	HBP	BLK	WP	HR	S	P	ERA	WHIP

Batter	1	2	3	4	5	6	7	8	9	AB	R	H	RBI	BB	SO	LOB	BOTTOM																	
<a href="#">Dom DiMaggio, R</a> (1, 8) OBP: 0.500, SLG: 0.400											0	0	0	0	0	0	0	<b>New York Yankees @ Boston Red Sox</b> Fenway Park, Boston, MA Wed Apr 19 1950, 3:33 AM EST Att: 25,425 - Unknown <a href="http://livebaseballscorecards.com">livebaseballscorecards.com</a>																
<a href="#">6 Johnny Pesky, L</a> (1, 5) OBP: 0.500, SLG: 0.400											0	0	0	0	0	0	0																	
<a href="#">Ted Williams, L</a> (1, 7) OBP: 0.833, SLG: 1.000											0	0	0	0	0	0	0																	
<a href="#">Vern Stephens, R</a> (1, 6) OBP: 0.500, SLG: 0.667											0	0	0	0	0	0	0																	
<a href="#">Al Zarilla, L</a> (1, 9) OBP: 0.500, SLG: 0.400											0	0	0	0	0	0	0																	
<a href="#">Bobby Doerr, R</a> (1, 4) OBP: 0.800, SLG: 0.750											0	0	0	0	0	0	0																	
<a href="#">Billy Goodman, L</a> (1, 3) OBP: 0.400, SLG: 1.000											0	0	0	0	0	0	0																	
<a href="#">Matt Batts, R</a> (1, 2)											0	0	0	0	0	0	0																	
<a href="#">Joe Dobson, R</a> (1, 1)											0	0	0	0	0	0	0																	
<b>Inning Stats</b>											1B: 0	SF: 0	WP: 0	PA: 0	2B: 0	SAC: 0	FB: 0		3B: 0	DP: 0	SB: 0	CS: 0	HR: 0	HBP: 0										
<b>PITCHER</b> <a href="#">Vic Raschi, R</a> (1, 1) ERA: ∞	IP	WLS	BF	H	R	ER	SO	BB	IBB	HBP	BLK	WP	HR	S	P	ERA	WHIP																	
<b>PITCHER</b>																		IP	WLS	BF	H	R	ER	SO	BB	IBB	HBP	BLK	WP	HR	S	P	ERA	WHIP



Batter	1	2	3	4	5	6	7	8	9	AB	R	H	RBI	BB	SO	LOB	TOP								
Phil Rizzuto, R (1, 6)	0-0 6-3		0-3 K		0-0 SH5-3	4-0 BB BB	4-0 BB	4-0 BB 1B 2B BB		2	1	0	1	3	1	2	<b>New York Yankees @ Boston Red Sox</b> Fenway Park, Boston, MA Wed Apr 19 1950, 3:38 AM EST Att: 32,860 - Unknown								
Gene Woodling, L (1, 7) Johnny Lindell, R (7, PH) Hank Bauer, R (7, 7) OBP: 0.444, SLG: 0.167 OBP: 0.667, SLG: 0.333 OBP: 0.400, SLG: 0.400	4-0 BB		0-3 K		4-0 1B BB	0-0 F7	0-0 1-3	0-0 BB 2B 1B		2	0	0	0	2	1	5									
Tommy Henrich, L (1, 3) Joe Collins, L (8, 3)	0-0 F9		0-0 HR		0-0 1B 1B	4-0 BB		0-0 BB 1B		4	2	3	6	2	0	1									
Joe DiMaggio, R (1, 8) OBP: 0.375, SLG: 0.625	0-0 F2		0-0 F8		0-0 1B	0-0 F6		0-0 BB 1B		6	1	3	3	0	0	4									
Yogi Berra, L (1, 2) OBP: 0.338, SLG: 0.467		0-0 G3		0-0 4-3		0-0 2B 1B	0-0 6-3	0-0 F8		6	1	1	0	0	0	4									
Bobby Brown, L (1, 5) Billy Johnson, R (7, 5) OBP: 0.714, SLG: 0.750	0-0 F9		0-0 F7		0-0 F4	4-0 1B BB	4-0 BB 4-3 BB	0-0		3	1	0	0	1	0	1									
Cliff Mapes, L (1, 9) OBP: 0.333, SLG: 0.444	0-3 K		0-3 K		0-0 E	0-0 BB 1B	0-0 4-3	0-0 BB 1B		5	1	2	1	0	2	2									
Jerry Coleman, R (1, 4) OBP: 0.556, SLG: 0.571			0-0 1B HR 1B		0-0 SH5-3 1B 2B	4-0 E BB 1BB	0-0 BB 1B	4-0 BB BB 1B 1BB		3	4	3	1	2	0	0									
Ed Lopat, L (1, 1) Joe Page, L (7, 1)			0-0 HR 1B		4-0 1B SH5-3 BB	0-0 E9 BB 1B	0-0 K	4-0 1B BB BB		3	2	2	2	1	1	2									
<b>Inning Stats</b>	R: 0 E: 0 K: 0 S: 3	H: 0 LOB: 1 BB: 1 P: 7	R: 0 E: 0 K: 1 S: 5	H: 0 LOB: 0 BB: 0 P: 5	R: 3 E: 0 K: 2 S: 10	H: 3 LOB: 0 BB: 0 P: 10	R: 0 E: 0 K: 1 S: 5	H: 0 LOB: 0 BB: 0 P: 5	R: 2 E: 0 K: 0 S: 4	H: 3 LOB: 2 BB: 2 P: 12	R: 3 E: 1 K: 0 S: 6	H: 3 LOB: 3 BB: 3 P: 18	R: 1 E: 0 K: 1 S: 7	H: 2 LOB: 2 BB: 2 P: 15	R: 7 E: 0 K: 0 S: 7	H: 4 LOB: 2 BB: 5 P: 27		R: 0 E: 0 K: 0 S: 0	H: 0 LOB: 0 BB: 0 P: 0	1B: 11 2B: 3 3B: 0 HR: 1	SF: 0 SAC: 1 DP: 0 HBP: 0	WP: 0 PB: 0 SB: 0 CS: 0	PA: 51		
<b>PITCHER</b>	IP WLS BF H R ER SO BB IBB HBP BLK WP HR S P ERA WHIP	5.1 L 27 9 8 8 4 3 1 0 0 0 1 31 47 13.50 2.250	1.0 8 2 1 1 0 0 3 0 0 0 0 0 5 17 9.00 5.000	1.1 10 2 5 5 1 3 1 0 0 0 0 0 8 24 33.75 3.750	0.1 6 2 2 2 0 2 0 0 0 0 0 0 3 11 54.00 12.000																				

AB	37
R	16
H	15
RBI	16
BB	13
SO	5
LOB	24



Batter	1	2	3	4	5	6	7	8	9	AB	R	H	RBI	BB	SO	LOB	BOTTOM							
Dom DiMaggio, R (1, 8) OBP: 0.438, SLG: 0.357	0-0 6 1B F8	0-0 5-3			0-0 F6		4-0 BB 6 BB 1B	0-0 1B		4	2	2	0	1	0	0	<b>New York Yankees @ Boston Red Sox</b> Fenway Park, Boston, MA Wed Apr 19 1950, 3:38 AM EST Att: 32,860 - Unknown							
6 Johnny Pesky, L (1, 5) OBP: 0.688, SLG: 0.545	0-0 1-3 3B 1B		0-0 F9		0-0 1B 1B		4-0 1B BB BB	0-0 F9		4	3	2	0	1	0	1								
Ted Williams, L (1, 7) OBP: 0.800, SLG: 1.143	0-0 F8		4-0 BB		0-0 1B 1B		4-0 G6-4-3 1B BB			2	1	1	1	2	0	1								
Vern Stephens, R (1, 6) OBP: 0.467, SLG: 0.500	0-0 F5		0-0 F5		0-0 F2		0-0 G6-4-3 1B BB			4	0	1	1	0	0	4								
Bobby Doerr, R (1, 4) OBP: 0.538, SLG: 0.667	0-0 1-3 1B 3B		0-0 F6		0-0 1-3 2-H 1B		0-0 G6-4-3			4	1	2	2	0	0	3								
Billy Goodman, L (1, 3) OBP: 0.385, SLG: 0.583	0-0 3-H 1B				0-0 1-3 F8		0-0 3-H 1B			4	0	2	2	0	0	2								
Al Zarilla, L (1, 9) Ken Keltner, R (7, PH) Tommy O'Brien, R (8, 9)	0-3 K			1-0 HBP		0-0 G3	0-3 K			2	0	0	0	0	1	1								
Matt Batts, R (1, 2) OBP: 0.154, SLG: 0.154		0-0 F9		0-0 F2		0-0 5-3		0-0 6-3		4	0	0	0	0	0	1								
Ellis Kinder, R (1, 1) Gordie Mueller, R (6, 1) Earl Johnson, L (7, 1) Charley Schanz, R (8, 1) Lou Stringer, R (8, PH)		0-0 L4		0-0 5-3		0-0 6-3		0-0 F9		2	0	0	0	0	0	1								
<b>Inning Stats</b>	R: 3 E: 0 K: 1 S: 9	H: 4 LOB: 1 BB: 0 P: 9	R: 0 E: 0 K: 0 S: 3	H: 0 LOB: 0 BB: 0 P: 3	R: 0 E: 0 K: 0 S: 3	H: 0 LOB: 1 BB: 1 P: 7	R: 0 E: 0 K: 0 S: 3	H: 0 LOB: 0 BB: 0 P: 4	R: 1 E: 0 K: 0 S: 6	H: 3 LOB: 2 BB: 0 P: 6	R: 0 E: 0 K: 0 S: 3	H: 0 LOB: 0 BB: 0 P: 3	R: 3 E: 0 K: 1 S: 6	H: 2 LOB: 1 BB: 3 P: 18	R: 0 E: 0 K: 0 S: 4	H: 1 LOB: 1 BB: 0 P: 4		R: 0 E: 0 K: 0 S: 0	H: 0 LOB: 0 BB: 0 P: 0	1B: 9 2B: 0 3B: 1 HR: 0	SF: 0 SAC: 0 DP: 1 HBP: 1	WP: 0 PB: 0 SB: 0 CS: 0	PA: 38	
<b>PITCHER</b>	IP WLS BF H R ER SO BB IBB HBP BLK WP HR S P ERA WHIP	6.0 W 30 7 7 7 1 4 0 1 0 0 0 10 10 0.00 1.500	2.0 S 8 3 0 0 1 0 0 0 0 0 0 10 10 0.00 1.500																					





Batter	1	2	3	4	5	6	7	8	9	AB	R	H	RBI	BB	SO	LOB	TOP							
Dom DiMaggio, R (1, 8) OBP: 0.428, SLG: 0.368	K		FC6 FC4-6		1B		1-3		BB WP HR	5	1	2	0	0	1	1								
6 Johnny Pesky, L (1, 5) OBP: 0.571, SLG: 0.400	F7		FC4-6		F8		F8		BB HR BB	4	1	0	1	1	0	2								
Billy Goodman, L (1, 3) OBP: 0.333, SLG: 0.438	K		F8		F8		F8		BB HR BB	4	1	0	0	1	1	2								
Vern Stephens, R (1, 6) OBP: 0.500, SLG: 0.647		FC3-5 1B BB	4-3		K			6-3 2B BB	BB HR	3	2	1	4	2	1	2								
Bobby Doerr, R (1, 4) OBP: 0.500, SLG: 0.563		FC3-5 1B 1B		F3		F7		6-3 1B BB		4	1	1	0	1	0	1								
Tommy O'Brien, R (1, 7) OBP: 0.400, SLG: 0.600		FC3-5 1B		G3 1B		K			P4	5	0	2	1	0	1	3								
Al Zarilla, L (1, 9) OBP: 0.368, SLG: 0.353		G1-6-3 1B		G3 1B		2B		F7 2B	F8	5	1	3	1	0	0	2								
Matt Batts, R (1, 2) OBP: 0.176, SLG: 0.235		G1-6-3		G3				K		4	0	1	1	0	1	5								
Mickey McDermott, L (1, 1)			E FC6 FC4-6 BB	5-3		L7			1-3	3	1	0	0	1	0	3								
<b>Inning Stats</b>	R: 0 E: 0 K: 2 S: 7	H: 0 LOB: 0 BB: 0 P: 7	R: 1 E: 0 K: 0 S: 4	H: 2 LOB: 1 BB: 1 P: 8	R: 1 E: 1 K: 0 S: 4	H: 0 LOB: 1 BB: 1 P: 8	R: 0 E: 0 K: 0 S: 5	H: 2 LOB: 2 BB: 0 P: 5	R: 0 E: 0 K: 1 S: 6	H: 1 LOB: 1 BB: 0 P: 6	R: 1 E: 0 K: 1 S: 7	H: 2 LOB: 1 BB: 0 P: 7	R: 0 E: 0 K: 0 S: 3	H: 0 LOB: 0 BB: 0 P: 3	R: 1 E: 0 K: 1 S: 6	H: 1 LOB: 1 BB: 1 P: 10	R: 4 E: 0 K: 0 S: 5	H: 2 LOB: 1 BB: 3 P: 17	1B: 6 2B: 3 3B: 0 HR: 1	SF: 0 SAC: 0 DP: 1 HBP: 0	WP: 1 PB: 0 SB: 1 CS: 0	PA: 43		
<b>PITCHER</b>	IP	WLS	BF	H	R	ER	SO	BB	IBB	HBP	BLK	WP	HR	S	P	ERA	WHIP							
Lou Brissie, L (1, 1) ERA: 3.38	8.0	L	35	8	4	3	5	3	0	0	0	0	0	42	54	3.38	1.375							
Harry Byrd, R (9, 1) ERA: 108.0	0.1		6	2	4	4	0	3	0	0	0	1	1	3	15	108.00	15.000							
Carl Scheib, R (9, 1) ERA: 54.0	0.2		2	0	0	0	0	0	0	0	0	0	0	2	2	0.00	0.000							

**Boston Red Sox @ Philadelphia Athletics**  
 Shibe Park, Philadelphia, PA  
 Fri Apr 21 1950, 3:33 AM EST  
 Att. 8,184 - Overcast - 50 F

AB 37  
 R 8  
 H 10  
 RBI 8  
 BB 6  
 SO 5  
 LOB 21



Batter	1	2	3	4	5	6	7	8	9	AB	R	H	RBI	BB	SO	LOB	BOTTOM							
Eddie Joost, R (1, 6) OBP: 0.397, SLG: 0.545	5-3		FC6-4 BB			L5				2	0	0	0	2	0	0								
Barney McCosky, L (1, 7) OBP: 0.538, SLG: 0.444	F6		FC6-4			FC6-4 BB		F7		3	0	0	0	1	0	3								
Elmer Valo, L (1, 9) OBP: 0.143, SLG: 0.143	F7		G3			K		F9		4	0	0	0	0	1	4								
Sam Chapman, R (1, 8) OBP: 0.308, SLG: 0.182		F7		F3 1B BB		FC6-4		F8		3	0	0	0	1	0	1								
Bob Dillinger, R (1, 5) OBP: 0.815, SLG: 0.900		1B BLK BB		PO 1B			G3-6 1B	WP F9 1B		3	2	3	0	1	0	0								
Fems Fain, L (1, 3) OBP: 0.397, SLG: 0.250		BLK 1B		F3		G3-6		WP		4	0	2	0	0	0	3								
Pete Suder, R (1, 4) OBP: 0.231, SLG: 0.364		F2		PO	K		F5	F9		4	0	0	1	0	1	2								
Mike Guerra, R (1, 2) OBP: 0.400, SLG: 0.250		F3						K	F8	2	0	1	0	0	0	1								
Billy Hitchcock, R (8, PH) OBP: 0.500, SLG: 1.500										1	0	0	0	0	1	0								
Joe Tipton, R (9, 2) OBP: 0.167, SLG: 0.167										1	0	0	0	0	0	1								
Lou Brissie, L (1, 1)										2	0	0	0	0	0	1								
Kermit Wahl, R (8, PH) OBP: 1.000, SLG: 1.000										1	0	1	0	0	0	0								
Harry Byrd, R (9, 1)										0	0	0	0	0	0	0								
Carl Scheib, R (9, 1)										0	0	0	0	0	0	0								
<b>Inning Stats</b>	R: 0 E: 0 K: 0 S: 3	H: 0 LOB: 0 BB: 0 P: 3	R: 1 E: 0 K: 0 S: 4	H: 1 LOB: 1 BB: 1 P: 8	R: 0 E: 0 K: 0 S: 3	H: 0 LOB: 1 BB: 1 P: 7	R: 0 E: 0 K: 0 S: 2	H: 1 LOB: 0 BB: 1 P: 6	R: 0 E: 0 K: 1 S: 5	H: 1 LOB: 0 BB: 0 P: 5	R: 0 E: 0 K: 1 S: 5	H: 0 LOB: 1 BB: 1 P: 9	R: 0 E: 0 K: 0 S: 3	H: 1 LOB: 2 BB: 1 P: 3	R: 1 E: 0 K: 0 S: 6	H: 2 LOB: 1 BB: 0 P: 10	R: 4 E: 0 K: 0 S: 5	H: 2 LOB: 1 BB: 0 P: 5	1B: 7 2B: 0 3B: 0 HR: 0	SF: 0 SAC: 0 DP: 2 HBP: 0	WP: 1 PB: 0 SB: 0 CS: 0	PA: 36		
<b>PITCHER</b>	IP	WLS	BF	H	R	ER	SO	BB	IBB	HBP	BLK	WP	HR	S	P	ERA	WHIP							
Mickey McDermott, L (1, 1) ERA: 2.0	9.0	W	35	7	2	2	3	5	0	0	1	1	0	36	56	2.00	1.333							

**Boston Red Sox @ Philadelphia Athletics**  
 Shibe Park, Philadelphia, PA  
 Fri Apr 21 1950, 3:33 AM EST  
 Att. 8,184 - Overcast - 50 F

AB 30  
 R 2  
 H 7  
 RBI 1  
 BB 5  
 SO 3  
 LOB 16





Batter	1	2	3	4	5	6	7	8	9	10	11	12	13	14	15	AB	R	H	RBI	BB	SO	LOB	TOP												
Dom DiMaggio, R OBP: 0.383, SLG: 0.320 (1.8)																6	1	1	0	1	0	3													
6 Johnny Pesky, L OBP: 0.500, SLG: 0.333 (1.9)																	6	1	1	0	1	1	2												
Billy Goodman, L OBP: 0.320, SLG: 0.391 (1.3)																	7	1	2	0	0	0	3												
Vern Stephens, R OBP: 0.481, SLG: 0.609 (1.6)																		6	2	2	1	0	2												
Bobby Doerr, R OBP: 0.400, SLG: 0.409 (1.4)																		6	0	0	0	1	0	3											
Tommy O'Brien, R OBP: 0.500, SLG: 0.500 (1.7)																		5	0	2	1	2	1	2											
Al Zarilla, L OBP: 0.385, SLG: 0.391 (1.9)																		6	0	2	1	1	1	4											
Matt Batts, R OBP: 0.268, SLG: 0.217 (1.2)																	6	0	1	0	1	2	6												
Chuck Stobbs, L OBP: 0.250, SLG: 0.250 Walt Masterson, R Lou Stringer, R Ellis Kinder, R																	4	0	1	0	0	2	3												
<b>Inning Stats</b>	R: 3 E: 0 K: 1 S: 7	H: 2 LOB: 2 BB: 3 P: 19	R: 0 E: 0 K: 1 S: 8	H: 1 LOB: 1 BB: 0 P: 6	R: 1 E: 0 K: 1 S: 5	H: 2 LOB: 1 BB: 0 P: 5	R: 0 E: 0 K: 1 S: 5	H: 0 LOB: 0 BB: 0 P: 5	R: 0 E: 0 K: 0 S: 3	H: 0 LOB: 0 BB: 0 P: 3	R: 0 E: 0 K: 2 S: 8	H: 1 LOB: 2 BB: 1 P: 12	R: 1 E: 0 K: 0 S: 4	H: 2 LOB: 2 BB: 0 P: 12	R: 0 E: 0 K: 0 S: 2	H: 0 LOB: 0 BB: 1 P: 6	R: 0 E: 0 K: 0 S: 4	H: 1 LOB: 1 BB: 0 P: 4	R: 0 E: 0 K: 1 S: 5	H: 0 LOB: 0 BB: 0 P: 3	R: 0 E: 0 K: 1 S: 3	H: 0 LOB: 0 BB: 0 P: 3	R: 0 E: 0 K: 0 S: 5	H: 0 LOB: 0 BB: 0 P: 5	R: 0 E: 0 K: 0 S: 3	H: 0 LOB: 0 BB: 0 P: 3	R: 0 E: 0 K: 1 S: 4	H: 1 LOB: 1 BB: 0 P: 4	R: 0 E: 0 K: 1 S: 7	H: 2 LOB: 2 BB: 0 P: 7	1B: 10 2B: 2 3B: 0 HR: 0	SF: 0 SAC: 0 DP: 2 HBP: 0	WP: 1 PB: 0 SB: 0 CS: 0	PA: 63	
<b>PITCHER</b>	IP: 15.0 WLS: 7 BF: 63 H: 12 R: 5 ER: 5 SO: 8 BB: 8 IBB: 0 HBP: 0 BLK: 0 WP: 1 HR: 0 S: 71 P: 103 ERA: 3.00 WHIP: 1.353																																		

Batter	1	2	3	4	5	6	7	8	9	10	11	12	13	14	15	AB	R	H	RBI	BB	SO	LOB	BOTTOM						
Eddie Joost, R OBP: 0.476, SLG: 0.563 (1.6)																5	0	3	2	2	1	0							
Barney McCosky, L OBP: 0.400, SLG: 0.267 Wally Moses, L																6	0	0	0	1	1	7							
Ferris Fain, L OBP: 0.429, SLG: 0.471 (1.3)																		5	1	2	1	2	0	3					
Sam Chapman, R OBP: 0.350, SLG: 0.188 (1.8)																		5	1	1	0	2	1	3					
Bob Dillinger, R OBP: 0.626, SLG: 0.750 (1.5)																		6	1	2	0	0	0	3					
Elmer Valo, L OBP: 0.143, SLG: 0.100 (1.9)																		6	0	0	1	1	0	2					
Pete Suder, R OBP: 0.250, SLG: 0.294 (1.4)																		6	1	1	1	1	0	0					
Mike Guerra, R OBP: 0.333, SLG: 0.364 (1.2)																		7	1	2	0	0	1	4					
Alex Kellner, R OBP: 0.333, SLG: 0.333 Paul Lehner, L																		6	0	2	0	0	3	1					
<b>Inning Stats</b>	R: 0 E: 0 K: 1 S: 6	H: 1 LOB: 1 BB: 0 P: 6	R: 0 E: 0 K: 0 S: 3	H: 0 LOB: 0 BB: 0 P: 3	R: 0 E: 0 K: 1 S: 5	H: 0 LOB: 2 BB: 2 P: 13	R: 0 E: 0 K: 0 S: 5	H: 0 LOB: 0 BB: 0 P: 7	R: 0 E: 0 K: 2 S: 7	H: 0 LOB: 0 BB: 0 P: 4	R: 0 E: 0 K: 0 S: 5	H: 0 LOB: 0 BB: 0 P: 7	R: 0 E: 0 K: 1 S: 3	H: 1 LOB: 1 BB: 1 P: 7	R: 0 E: 0 K: 0 S: 4	H: 1 LOB: 2 BB: 3 P: 15	R: 0 E: 0 K: 0 S: 3	H: 0 LOB: 0 BB: 0 P: 15	R: 1 E: 0 K: 0 S: 1	H: 1 LOB: 0 BB: 0 P: 1	1B: 10 2B: 2 3B: 0 HR: 2	SF: 0 SAC: 1 DP: 1 HBP: 0	WP: 0 PB: 0 SB: 0 CS: 1	PA: 63					
<b>PITCHER</b>	IP: 7.2 WLS: 36 BF: 10 H: 5 R: 5 ER: 5 SO: 5 BB: 3 IBB: 0 HBP: 0 BLK: 0 WP: 0 HR: 1 S: 43 P: 55 ERA: 5.87 WHIP: 1.696																												

**Boston Red Sox @ Philadelphia Athletics**  
 Shibe Park, Philadelphia, PA  
 Sat Apr 22 1950, 3:33 AM EST  
 Att: 6,977 - Unknown

AB: 55  
 R: 5  
 H: 12  
 RBI: 4  
 BB: 8  
 SO: 8  
 LOB: 31

**Boston Red Sox @ Philadelphia Athletics**  
 Shibe Park, Philadelphia, PA  
 Sat Apr 22 1950, 3:33 AM EST  
 Att: 6,977 - Unknown

AB: 53  
 R: 6  
 H: 14  
 RBI: 6  
 BB: 9  
 SO: 8  
 LOB: 23








Batter	1	2	3	4	5	6	7	8	9	AB	R	H	RBI	BB	SO	LOB	TOP				
Dom DiMaggio, R OBP: 0.421, SLG: 0.333	1-3	6 BB		4-3	K	E				4	0	1	1	1	1	3	<b>Boston Red Sox @ Philadelphia Athletics</b> Shibe Park, Philadelphia, PA Sun Apr 23 1950, 3:38 AM EST Att: 14,135 - Unknown <a href="http://livebaseballscorecards.com">livebaseballscorecards.com</a>				
6 Johnny Pesky, L OBP: 0.579, SLG: 0.444	2B	FC5-4		F8	1B	F6				4	1	2	1	1	0	2					
Al Zarilla, L OBP: 0.417, SLG: 0.452	E	F4		1B	1B	E6				5	2	3	2	0	0	3					
Vern Stephens, R OBP: 0.432, SLG: 0.576	E6	FC5-4		1B	K	G6-4-3				5	1	1	1	0	1	8					
Bobby Doerr, R OBP: 0.294, SLG: 0.290	FC			1-3	F9					4	1	0	1	0	0	5					
Billy Goodman, L OBP: 0.412, SLG: 0.452	G1			BB	1B	1B				3	2	2	1	1	0	1					
Tom Wright, L OBP: 0.800, SLG: 0.800	E2			BB	HBP	1B				4	2	3	1	0	0	1					
Matt Batts, R OBP: 0.276, SLG: 0.231	4-3			BB	1B	1B				2	2	1	0	2	0	1					
Mel Parnell, L OBP: 0.500, SLG: 0.200		F6		G3-6-3	1B	1B				3	1	1	3	0	0	3					
<b>Inning Stats</b>	R: 4 E: 2 K: 0 S: 8	H: 3 LOB: 1 BB: 0 P: 8	R: 0 E: 0 K: 0 S: 3	H: 0 LOB: 2 BB: 2 P: 11	R: 0 E: 1 K: 0 S: 4	H: 1 LOB: 2 BB: 1 P: 8	R: 1 E: 0 K: 0 S: 5	H: 2 LOB: 1 BB: 0 P: 5	R: 3 E: 0 K: 2 S: 10	H: 3 LOB: 3 BB: 2 P: 19	R: 4 E: 1 K: 0 S: 8	H: 5 LOB: 1 BB: 0 P: 8						1B: 12 2B: 2 3B: 0 HR: 0	SF: 0 SAC: 0 DP: 2 HBP: 1	WP: 1 PB: 0 SB: 0 CS: 0	PA: 40
<b>PITCHER</b>	IP	WLS	BF	H	R	ER	SO	BB	IBB	HBP	BLK	WP	HR	S	P	ERA	WHIP				
Hank Wyse, R ERA: 5.4	(1, 1)	4.0	L	27	7	8	5	0	5	0	1	0	0	21	42	11.25	3.000				
Les McCrabb, R ERA: 36.0	(5, 1)	1.0		10	7	4	4	2	0	0	0	1	0	14	14	36.00	7.000				
Harry Byrd, R ERA: 27.0	(6, 1)	1.0		3	0	0	0	0	0	0	0	0	0	3	3	0.00	0.000				


Batter	1	2	3	4	5	6	7	8	9	AB	R	H	RBI	BB	SO	LOB	BOTTOM				
Eddie Joost, R OBP: 0.464, SLG: 0.500	E		FC1-6		K					2	0	1	0	1	1	0	<b>Boston Red Sox @ Philadelphia Athletics</b> Shibe Park, Philadelphia, PA Sun Apr 23 1950, 3:38 AM EST Att: 14,135 - Unknown <a href="http://livebaseballscorecards.com">livebaseballscorecards.com</a>				
Pete Suder, R OBP: 0.259, SLG: 0.304	F8		K		F9					3	0	0	0	0	1	2					
Ferris Fain, L OBP: 0.483, SLG: 0.625	E9	FC6-4	FC1-6	FC6-4	G3					3	0	1	0	0	0	1					
Sam Chapman, R OBP: 0.393, SLG: 0.375	P4		FC6-4			G6-4-3				3	0	1	0	0	0	3					
Bob Dillinger, R OBP: 0.481, SLG: 0.625	FC6-4			E	G6-4-3					3	1	1	0	0	0	3					
Bob Wellman, R OBP: 0.333, SLG: 1.333		HR		L4	6-3					3	1	1	1	0	0	1					
Ben Guintini, R		1-3		F2						2	0	0	0	0	0	1					
Joe Tipton, R OBP: 0.250, SLG: 0.250		1-3								2	0	1	1	0	0	0					
Hank Wyse, R		F9			1-3					2	0	0	0	0	0	1					
Les McCrabb, R										0	0	0	0	0	0	0					
Harry Byrd, R										0	0	0	0	0	0	0					
<b>Inning Stats</b>	R: 0 E: 1 K: 0 S: 4	H: 1 LOB: 2 BB: 1 P: 8	R: 1 E: 0 K: 0 S: 4	H: 1 LOB: 0 BB: 0 P: 4	R: 0 E: 0 K: 1 S: 6	H: 1 LOB: 1 BB: 0 P: 6	R: 1 E: 1 K: 0 S: 5	H: 2 LOB: 1 BB: 0 P: 5	R: 0 E: 0 K: 1 S: 5	H: 0 LOB: 0 BB: 0 P: 5	R: 0 E: 0 K: 0 S: 3	H: 1 LOB: 0 BB: 0 P: 3					1B: 5 2B: 0 3B: 0 HR: 1	SF: 0 SAC: 0 DP: 1 HBP: 0	WP: 0 PB: 0 SB: 0 CS: 0	PA: 24	
<b>PITCHER</b>	IP	WLS	BF	H	R	ER	SO	BB	IBB	HBP	BLK	WP	HR	S	P	ERA	WHIP				
Mel Parnell, L ERA: 6.08	(1, 1)	6.0	W	24	6	2	1	2	1	0	0	0	1	27	31	1.50	1.167				







Batter	1	2	3	4	5	6	7	8	9	AB	R	H	RBI	BB	SO	LOB	TOP										
Billy Goodman, L (1,3)	G3		HR		FC1-5 WP BB	1B			F8	4	2	2	1	1	0	0	<b>Boston Red Sox @ New York Yankees</b> Yankee Stadium, Bronx, NY Thu Apr 27 1950, 3:33 AM EST Att: 19,696 - Unknown  <b>AB 30</b> <b>R 7</b> <b>H 6</b> <b>RBI 6</b> <b>BB 8</b> <b>SO 5</b> <b>LOB 12</b> 										
6 Johnny Pesky, L (1,5)	BB 1B		K		FC1-5 BB WP	F9			F6	4	1	0	1	1	1	3											
Al Zarilla, L (1,9)	BB 1B		G6-4-3 BB		BLK BB 1B BB	F8			4-3	3	1	1	0	2	0	1											
Vern Stephens, R (1,6)	BB 1B		G6-4-3		BLK BB 1B BB				4-3	2	1	0	1	2	0	1											
Bobby Doerr, R (1,4)	BB 1B		1-3		K				4-3	3	0	0	0	1	1	2											
Tom Wright, L (1,7)	K		F7		1B				4-3	4	0	1	2	0	1	3											
Tommy O'Brien, R (1,8)			F8		F9				L5	4	0	0	0	0	1	1											
Birdie Tebbetts, R (1,2)	G6-4-3 1B				E BB	1B SH3-4 F9 1B			F9	3	2	2	0	1	0	0											
Ellis Kinder, R (1,1)	G6-4-3				E3 FC1-5 BB	SH3-4			K	3	0	0	1	0	1	1											
<b>Inning Stats</b>	R: 0 E: 0 K: 1 S: 5	H: 1 LOB: 3 BB: 3 P: 17	R: 0 E: 0 K: 1 S: 5	H: 1 LOB: 0 BB: 0 P: 5	R: 1 E: 0 K: 1 S: 5	H: 1 LOB: 0 BB: 1 P: 9	R: 0 E: 0 K: 0 S: 3	H: 0 LOB: 0 BB: 0 P: 3	R: 5 E: 2 K: 1 S: 7	H: 1 LOB: 1 BB: 4 P: 23	R: 1 E: 0 K: 0 S: 5	H: 2 LOB: 1 BB: 0 P: 5	R: 0 E: 0 K: 0 S: 3	H: 0 LOB: 0 BB: 0 P: 3	R: 0 E: 0 K: 0 S: 3	H: 0 LOB: 0 BB: 0 P: 3	1B: 5 2B: 0 3B: 0 HR: 1	SF: 0 SAC: 1 DP: 2 HBP: 0	WP: 1 PB: 0 SB: 0 CS: 0	PA: 39							
<b>PITCHER</b>	IP	WLS	BF	H	R	ER	SO	BB	IBB	HBP	BLK	WP	HR	S	P	ERA	WHIP										
Tommy Byrne, L (1,1)	5.0	L	25	4	6	2	4	8	0	0	1	1	1	25	57	3.60	2.400										
Bob Porterfield, R (6,1)	3.0		11	2	1	1	1	0	0	0	0	0	0	13	13	3.00	0.667										
Don Johnson, R (9,1)	1.0		3	0	0	0	0	0	0	0	0	0	0	3	3	0.00	0.000										


Batter	1	2	3	4	5	6	7	8	9	AB	R	H	RBI	BB	SO	LOB	BOTTOM										
Phil Rizzuto, R (1,6)	FC3-6 BB		P3		FC1-2 BB 1B		2-3 BB 1B	1B		3	0	2	0	2	0	0	<b>Boston Red Sox @ New York Yankees</b> Yankee Stadium, Bronx, NY Thu Apr 27 1950, 3:33 AM EST Att: 19,696 - Unknown  <b>AB 35</b> <b>R 2</b> <b>H 8</b> <b>RBI 2</b> <b>BB 7</b> <b>SO 3</b> <b>LOB 28</b> 										
Joe Collins, L (1,3)	K		HR		FC1-2 BB		2-3 BB	1B		3	1	2	1	2	1	1											
Gene Woodling, L (1,7)	FC3-6 FC6 1B		6-3		FC1-2		2-3	4-3		5	0	0	0	0	9												
Joe DiMaggio, R (1,8)	1B		P3		P5		P6	6-3		5	0	1	0	0	5												
Yogi Berra, L (1,2)	FC6				P6		F8	4-3		5	0	0	0	0	7												
Bobby Brown, L (1,5)	G3		1-3		F7		1-3	4-3		5	0	0	0	0	0												
Cliff Mapes, L (1,9)	BB				1B		HR			3	1	3	1	1	0	0											
Jerry Coleman, R (1,4)					F9		1B BB			3	0	0	0	0	1	3											
Dick Wakefield, L (8,PH)	K		F2							0	0	0	0	1	0	0											
Snuffy Stirrweiss, R (9,4)										0	0	0	0	0	0	0											
Tommy Byrne, L (1,1)					1B					1	0	0	0	0	1	1											
Billy Martin, R (5,PH)	K									0	0	0	0	1	0	0											
Bob Porterfield, R (6,1)										1	0	0	0	0	0	1											
Johnny Mize, L (8,PH)										1	0	0	0	0	0	1											
Don Johnson, R (9,1)										0	0	0	0	0	0	0											
<b>Inning Stats</b>	R: 0 E: 0 K: 1 S: 6	H: 1 LOB: 2 BB: 1 P: 10	R: 0 E: 0 K: 2 S: 7	H: 0 LOB: 1 BB: 1 P: 11	R: 1 E: 0 K: 0 S: 4	H: 1 LOB: 0 BB: 0 P: 4	R: 0 E: 0 K: 0 S: 4	H: 1 LOB: 1 BB: 0 P: 4	R: 0 E: 0 K: 0 S: 4	H: 1 LOB: 3 BB: 2 P: 12	R: 0 E: 0 K: 0 S: 4	H: 1 LOB: 2 BB: 0 P: 4	R: 0 E: 0 K: 0 S: 4	H: 1 LOB: 1 BB: 1 P: 8	R: 1 E: 0 K: 0 S: 5	H: 2 LOB: 3 BB: 2 P: 13	R: 0 E: 0 K: 0 S: 3	H: 0 LOB: 0 BB: 0 P: 3	1B: 5 2B: 0 3B: 1 HR: 2	SF: 0 SAC: 0 DP: 0 HBP: 0	WP: 0 PB: 0 SB: 0 CS: 0	PA: 42					
<b>PITCHER</b>	IP	WLS	BF	H	R	ER	SO	BB	IBB	HBP	BLK	WP	HR	S	P	ERA	WHIP										
Ellis Kinder, R (1,1)	9.0	W	42	8	2	2	3	7	0	0	0	0	2	41	69	2.00	1.667										



Batter	1	2	3	4	5	6	7	8	9	AB	R	H	RBI	BB	SO	LOB	TOP			
<b>Eddie Joost, R</b> OBP: 0.472, SLG: 0.500 (1,6)	0-0 SH1-3 1B		4-0 FC4-6 BB		0-0 1-3 2B		0-0 5-3			3	1	2	0	1	0	0				
<b>Barney McCosky, L</b> OBP: 0.376, SLG: 0.300 (1,7)	0-0 SH1-3		0-0 FC4-6		0-0 1-3		0-0 F8			3	0	0	0	0	0	3				
<b>Ferns Fain, L</b> OBP: 0.426, SLG: 0.526 (1,3)	0-0 3-1		0-0 F8		0-0 F7			0-3 K		4	0	0	0	0	1	4				
<b>Bob Dillinger, R</b> OBP: 0.432, SLG: 0.512 (1,5)	0-0 2H 1B			0-0 5-3		0-0 4-3		0-0 5-3		4	0	1	1	0	0	0				
<b>Sam Chapman, R</b> OBP: 0.348, SLG: 0.282 (1,8)	0-0 F8			4-0 FC5-4 BB		0-0 4-3		0-0 F9		3	0	0	0	1	0	1				
<b>Bob Wellman, R</b> OBP: 0.444, SLG: 0.778 (1,9)		0-0 5-3		0-3 K		0-0 1B		0-0 G6-3 1B		4	0	2	0	0	1	1				
<b>Pete Suder, R</b> OBP: 0.225, SLG: 0.250 (1,4)		0-0 G5-4-3 1B		0-0 FC5-4		0-0 1-3 1B		0-0 G6-3		4	0	2	0	0	0	2				
<b>Joe Tipton, R</b> OBP: 0.125, SLG: 0.125 (1,2)		0-0 G5-4-3			0-0 F5		0-0 F7		0-0 F8	4	0	0	0	0	0	3				
<b>Alex Kellner, R</b> OBP: 0.333, SLG: 0.333 (1,1)			0-0 6-3		0-0 2B		0-0 1-3			3	0	1	0	0	0	0				
<b>Inning Stats</b>	R: 1 E: 0 K: 0 S: 5	H: 2 LOB: 1 BB: 0 P: 5	R: 0 E: 0 K: 0 S: 3	H: 1 LOB: 0 BB: 0 P: 3	R: 0 E: 0 K: 1 S: 3	H: 0 LOB: 1 BB: 1 P: 7	R: 0 E: 0 K: 1 S: 5	H: 0 LOB: 1 BB: 0 P: 9	R: 0 E: 0 K: 0 S: 5	H: 2 LOB: 2 BB: 0 P: 5	R: 0 E: 0 K: 0 S: 3	H: 0 LOB: 0 BB: 0 P: 3	R: 0 E: 0 K: 1 S: 5	H: 0 LOB: 0 BB: 0 P: 5	R: 0 E: 0 K: 0 S: 3	H: 1 LOB: 0 BB: 0 P: 3	1B: 7 2B: 1 3B: 0 HR: 0	SF: 0 SAC: 1 DP: 2 HBP: 0	WP: 0 PB: 0 SB: 0 CS: 0	PA: 35
<b>PITCHER</b> <b>Mel Parnell, L</b> ERA: 4.03 (1,1)	IP: 9.0 WLS: W BF: 35 H: 8 R: 1 ER: 1 SO: 2 BB: 2 IBB: 0 HBP: 0 BLK: 0 WP: 0 HR: 0 S: 37 P: 45 ERA: 1.00 WHIP: 1.111															<b>PITCHER</b>				

Philadelphia Athletics @ Boston Red Sox  
Fenway Park, Boston, MA  
Fri Apr 28 1950, 3:33 AM EST  
Att: 5,333 - Unknown

AB 32  
R 1  
H 8  
RBI 1  
BB 2  
SO 2  
LOB 14



Batter	1	2	3	4	5	6	7	8	9	AB	R	H	RBI	BB	SO	LOB	BOTTOM			
<b>Billy Goodman, L</b> OBP: 0.400, SLG: 0.467 (1,3)	0-0 F6	0-0 FC3-6		0-0 6-3		0-0 4-3				4	0	0	0	0	0	2				
<b>6 Johnny Pesky, L</b> OBP: 0.509, SLG: 0.390 (1,5)	4-0 BB 1B BB	0-0 F9		0-0 2B			0-0 G1-6-3 1B			3	1	2	1	1	0	1				
<b>Al Zarilla, L</b> OBP: 0.453, SLG: 0.511 (1,9)	4-0 1-2 1B BB		0-0 G3	0-0 F9		0-0 G1-6-3	0-0 1-2			3	1	0	0	1	0	2				
<b>Vern Stephens, R</b> OBP: 0.358, SLG: 0.447 (1,6)	0-3 K		0-0 2B		0-0 F4		0-0 6-3			4	0	1	0	0	1	2				
<b>Bobby Doerr, R</b> OBP: 0.306, SLG: 0.318 (1,4)	4-0 1-2 2-3 BB		0-0 F9		0-0 1B		0-0 F7 3B			3	1	2	0	1	0	1				
<b>Tom Wright, L</b> OBP: 0.436, SLG: 0.400 (1,7)	0-0 1-2 2H 3H 1B		4-0 BB		0-0 F8		0-3 K			3	0	1	2	1	1	2				
<b>Tommy O'Brien, R</b> OBP: 0.200, SLG: 0.179 (1,8)	0-0 L6		0-0 1-3		0-3 K		0-0 F7			4	0	0	1	0	1	5				
<b>Birdie Tebbetts, R</b> OBP: 0.455, SLG: 0.500 (1,2)		0-0 F8		0-0 6-3 6 2B		0-0 F8		0-0 6-3		4	1	1	0	0	0	0				
<b>Mel Parnell, L</b> OBP: 0.455, SLG: 0.250 (1,1)		0-0 FC3-6 1B		0-0 1-3		0-0 3-1				3	0	1	0	0	0	1				
<b>Inning Stats</b>	R: 2 E: 0 K: 1 S: 6	H: 1 LOB: 2 BB: 3 P: 18	R: 0 E: 0 K: 0 S: 4	H: 1 LOB: 0 BB: 0 P: 4	R: 0 E: 0 K: 0 S: 4	H: 1 LOB: 2 BB: 1 P: 8	R: 1 E: 0 K: 0 S: 5	H: 2 LOB: 1 BB: 0 P: 5	R: 0 E: 0 K: 1 S: 6	H: 1 LOB: 1 BB: 0 P: 6	R: 0 E: 0 K: 0 S: 3	H: 0 LOB: 0 BB: 0 P: 3	R: 0 E: 0 K: 0 S: 3	H: 1 LOB: 0 BB: 0 P: 3	R: 1 E: 0 K: 1 S: 6	H: 1 LOB: 0 BB: 0 P: 6	1B: 4 2B: 3 3B: 1 HR: 0	SF: 0 SAC: 0 DP: 1 HBP: 0	WP: 0 PB: 0 SB: 0 CS: 0	PA: 35
<b>PITCHER</b> <b>Alex Kellner, L</b> ERA: 3.38 (1,1)	IP: 8.0 WLS: L BF: 35 H: 8 R: 4 ER: 4 SO: 3 BB: 4 IBB: 0 HBP: 0 BLK: 0 WP: 0 HR: 0 S: 37 P: 53 ERA: 4.50 WHIP: 1.500															<b>PITCHER</b>				

Philadelphia Athletics @ Boston Red Sox  
Fenway Park, Boston, MA  
Fri Apr 28 1950, 3:33 AM EST  
Att: 5,333 - Unknown

AB 31  
R 4  
H 8  
RBI 4  
BB 4  
SO 3  
LOB 16






Batter	1	2	3	4	5	6	7	8	9	AB	R	H	RBI	BB	SO	LOB	TOP				
<b>Eddie Joost, R</b> OBP: 0.474, SLG: 0.483 <b>Billy Hitchcock, R</b> OBP: 0.250, SLG: 0.750	F9		BB	BB		1-3		5-3		1	0	0	0	1	0	0	<b>Philadelphia Athletics @ Boston Red Sox</b> Fenway Park, Boston, MA Sun Apr 30 1950, 3:33 AM EDT Unknown				
<b>Paul Lehner, L</b> OBP: 0.500, SLG: 0.643	4-3		G3			F8		P3		4	0	0	0	0	0	1					
<b>Bob Dillinger, R</b> OBP: 0.417, SLG: 0.489				6-3		F9		P5		4	0	1	0	0	0	0					
<b>Feris Fain, L</b> OBP: 0.412, SLG: 0.500	4-3			F8		BB 1B		F7		4	0	1	0	0	0	1					
<b>Elmer Valo, L</b> OBP: 0.194, SLG: 0.138		F7		1B		1B		4-3		4	0	2	0	0	0	0					
<b>Sam Chapman, R</b> OBP: 0.367, SLG: 0.293		K		1B		1B				2	0	1	0	1	1	0					
<b>Pete Suder, R</b> OBP: 0.209, SLG: 0.231		K		1B		1B		F9		3	0	0	0	0	1	3					
<b>Mike Guerra, R</b> OBP: 0.333, SLG: 0.286			5-3		6-3			G5-4-3		3	0	0	0	0	0	3					
<b>Dick Fowler, R</b> <b>Ben Guintini, R</b> <b>Harry Byrd, R</b> <b>Joe Coleman, R</b> <b>Bobby Shantz, R</b>			P5		P6			6-3		0	0	0	0	0	0	0					
<b>Inning Stats</b>	R: 0 E: 0 K: 0 S: 4	H: 1 LOB: 1 BB: 0 P: 4	R: 0 E: 0 K: 2 S: 7	H: 0 LOB: 0 BB: 0 P: 7	R: 0 E: 0 K: 0 S: 3	H: 0 LOB: 1 BB: 1 P: 7	R: 0 E: 0 K: 0 S: 4	H: 2 LOB: 2 BB: 0 P: 4	R: 0 E: 0 K: 0 S: 3	H: 0 LOB: 0 BB: 0 P: 3	R: 0 E: 0 K: 0 S: 4	H: 2 LOB: 2 BB: 1 P: 8	R: 0 E: 0 K: 0 S: 3	H: 0 LOB: 0 BB: 0 P: 3	R: 0 E: 0 K: 0 S: 3	H: 0 LOB: 0 BB: 0 P: 3		1B: 5 2B: 0 3B: 0 HR: 0	SF: 0 SAC: 0 DP: 1 HBP: 0	WP: 0 PB: 0 SB: 0 CS: 0	PA: 32
<b>PITCHER</b> <b>Joe Dobson, R</b> ERA: 3.38	IP: 9.0 WLS: W BF: 32 H: 5 R: 0 ER: 0 SO: 2 BB: 2 IBB: 0 HBP: 0 BLK: 0 WP: 0 HR: 0 S: 34 P: 42 ERA: 0.00 WHIP: 0.778																				

Batter	1	2	3	4	5	6	7	8	9	AB	R	H	RBI	BB	SO	LOB	BOTTOM				
<b>Dom DiMaggio, R</b> OBP: 0.476, SLG: 0.405	6 3B	6 BB		HR				6 4-3		3	5	2	2	3	1	2	<b>Philadelphia Athletics @ Boston Red Sox</b> Fenway Park, Boston, MA Sun Apr 30 1950, 3:33 AM EDT Unknown				
<b>6 Johnny Pesky, L</b> OBP: 0.541, SLG: 0.467	1B	HR		HR		FC4-6		4-3		4	4	3	2	2	0	1					
<b>Ted Williams, L</b> OBP: 0.640, SLG: 1.063	HR	HR		HR		FC4-6		P5		5	3	3	7	1	0	2					
<b>Vern Stephens, R</b> OBP: 0.356, SLG: 0.481	HR	F2		HR		F8		E6		5	2	1	2	1	0	2					
<b>Bobby Doerr, R</b> OBP: 0.291, SLG: 0.360	F7		P6	HR		FC5-4		K		6	1	1	2	0	1	4					
<b>Al Zarilla, L</b> OBP: 0.466, SLG: 0.520	3-1		F8	1B		FC4-6		FC5-4		5	1	3	0	0	0	0					
<b>Billy Goodman, L</b> OBP: 0.400, SLG: 0.480	F7		2B	1B		FC4-6		P5		5	1	2	0	0	0	2					
<b>Birdie Tebbetts, R</b> OBP: 0.375, SLG: 0.400		5-3		SH1-4		K		4-3		5	1	1	1	0	1	3					
<b>Joe Dobson, R</b> OBP: 0.444, SLG: 0.429	K			SH1-4		FC5				3	1	1	0	1	1	1					
<b>Inning Stats</b>	R: 4 E: 0 K: 0 S: 6	H: 3 LOB: 0 BB: 1 P: 10	R: 3 E: 0 K: 1 S: 6	H: 1 LOB: 0 BB: 2 P: 14	R: 0 E: 0 K: 0 S: 4	H: 1 LOB: 1 BB: 0 P: 4	R: 11 E: 1 K: 0 S: 11	H: 8 LOB: 1 BB: 4 P: 27	R: 0 E: 0 K: 2 S: 8	H: 1 LOB: 2 BB: 1 P: 12	R: 0 E: 0 K: 0 S: 4	H: 1 LOB: 1 BB: 0 P: 4	R: 0 E: 0 K: 1 S: 7	H: 1 LOB: 1 BB: 0 P: 7	R: 1 E: 1 K: 1 S: 7	H: 1 LOB: 1 BB: 0 P: 7		1B: 9 2B: 3 3B: 1 HR: 4	SF: 0 SAC: 1 DP: 1 HBP: 0	WP: 1 PB: 0 SB: 0 CS: 0	PA: 50
<b>PITCHER</b> <b>Dick Fowler, R</b> ERA: 31.5 <b>Harry Byrd, R</b> ERA: 38.57 <b>Joe Coleman, R</b> ERA: 81.0 <b>Bobby Shantz, L</b> ERA: 4.82	IP: 2.0 WLS: L BF: 13 H: 4 R: 7 ER: 13 SO: 7 BB: 4 IBB: 0 HBP: 0 BLK: 0 WP: 1 HR: 2 S: 12 P: 24 ERA: 31.50 WHIP: 3.500																				

AB	30
R	0
H	5
RBI	0
BB	2
SO	2
LOB	8




AB	41
R	19
H	17
RBI	16
BB	8
SO	4
LOB	17





Batter	1	2	3	4	5	6	7	8	9	AB	R	H	RBI	BB	SO	LOB	TOP								
<b>Eddie Joost, R</b> OBP: 0.465, SLG: 0.455 (1, 6)										4	0	1	1	1	0	3	<b>Philadelphia Athletics @ Boston Red Sox</b> Fenway Park, Boston, MA Sun Apr 30 1950, 3:38 AM EDT Att: 34,697 - Unknown								
<b>Paul Lehner, L</b> OBP: 0.450, SLG: 0.611 (1, 7)										4	0	1	2	0	1	3									
<b>Bob Dillinger, R</b> OBP: 0.404, SLG: 0.490 (1, 5)										4	1	1	0	0	0	1									
<b>Feris Fain, L</b> OBP: 0.382, SLG: 0.457 (1, 3)										4	0	0	1	0	1	0									
<b>Elmer Valo, L</b> OBP: 0.200, SLG: 0.152 (1, 9)										4	0	1	0	0	0	0									
<b>Sam Chapman, R</b> OBP: 0.358, SLG: 0.289 (1, 8)										4	1	1	0	0	2	1									
<b>Pete Suder, R</b> OBP: 0.255, SLG: 0.302 (1, 4)										4	2	3	0	0	0	0									
<b>Joe Tipton, R</b> OBP: 0.158, SLG: 0.211 (1, 2)										3	0	1	0	0	0	3									
<b>Bob Weisman, R</b> OBP: 0.444, SLG: 0.778 (9, PH)										0	0	0	0	0	0	0									
<b>Wally Moses, L</b> OBP: 0.222, SLG: 0.125 (9, PH)										1	0	0	0	0	0	1									
<b>Hank Wyse, R</b> OBP: 0.390, SLG: 0.530 (4, 1)										1	0	0	0	0	0	1									
<b>Carl Scheib, R</b> OBP: 0.368, SLG: 0.290 (9, PH)										2	1	1	1	0	0	1									
<b>Barney McCosky, L</b> OBP: 0.368, SLG: 0.290 (9, PH)										1	0	0	0	0	0	1									
<b>Inning Stats</b>	R: 0 E: 0 K: 0 S: 3	H: 0 LOB: 0 BB: 0 P: 3	R: 0 E: 0 K: 1 S: 5	H: 1 LOB: 0 BB: 0 P: 5	R: 0 E: 0 K: 1 S: 6	H: 1 LOB: 2 BB: 1 P: 10	R: 0 E: 0 K: 0 S: 3	H: 0 LOB: 0 BB: 0 P: 3	R: 3 E: 0 K: 0 S: 7	H: 4 LOB: 1 BB: 0 P: 7	R: 0 E: 0 K: 1 S: 5	H: 0 LOB: 0 BB: 0 P: 5	R: 1 E: 0 K: 0 S: 5	H: 2 LOB: 1 BB: 0 P: 5	R: 1 E: 0 K: 1 S: 6	H: 1 LOB: 1 BB: 0 P: 6	R: 0 E: 0 K: 0 S: 4	H: 1 LOB: 1 BB: 0 P: 4	1B: 6 2B: 4 3B: 0 HR: 0	SF: 0 SAC: 0 DP: 1 HBP: 0	WP: 0 PB: 1 SB: 0 CS: 0	PA: 37			
<b>PITCHER</b>	IP	WLS	BF	H	R	ER	SO	BB	IBB	HBP	BLK	WP	HR	S	P	ERA	WHIP								
<b>Chuck Stobbs, L</b> ERA: 5.74 (1, 1)	8.0	W	34	10	5	5	4	1	0	0	0	0	0	41	45	5.62	1.375								
<b>Al Papai, R</b> ERA: 1.0 (9, 1)	1.0	S	3	0	0	0	0	0	0	0	0	0	0	3	3	0.00	0.000								

AB	36
R	5
H	10
RBI	5
BB	1
SO	4
LOB	15



Batter	1	2	3	4	5	6	7	8	9	AB	R	H	RBI	BB	SO	LOB	BOTTOM								
<b>Dom DiMaggio, R</b> OBP: 0.471, SLG: 0.405 (1, 8)										5	0	2	0	0	1	3	<b>Philadelphia Athletics @ Boston Red Sox</b> Fenway Park, Boston, MA Sun Apr 30 1950, 3:38 AM EDT Att: 34,697 - Unknown								
<b>6 Johnny Pesky, L</b> OBP: 0.515, SLG: 0.440 (1, 5)										5	0	1	1	0	0	3									
<b>Ted Williams, L</b> OBP: 0.633, SLG: 1.000 (1, 7)										4	2	2	0	1	0	3									
<b>Vern Stephens, R</b> OBP: 0.375, SLG: 0.463 (1, 6)										2	0	0	1	3	1	3									
<b>Bobby Doerr, R</b> OBP: 0.317, SLG: 0.358 (1, 4)										3	2	1	1	2	0	4									
<b>Al Zarilla, L</b> OBP: 0.452, SLG: 0.519 (1, 9)										4	0	1	2	0	0	6									
<b>Billy Goodman, L</b> OBP: 0.390, SLG: 0.463 (1, 3)										4	0	1	0	0	1	1									
<b>Ken Keltner, R</b> OBP: 0.333, SLG: 0.333 (7, PR) (8, 3)										0	0	0	0	0	0	0									
<b>Matt Batts, R</b> OBP: 0.300, SLG: 0.250 (1, 2)										4	1	2	0	0	0	2									
<b>Chuck Stobbs, L</b> OBP: 0.429, SLG: 0.429 (1, 1)										3	1	2	1	0	0	0									
<b>Al Papai, R</b> ERA: 1.0 (9, 1)										0	0	0	0	0	0	0									
<b>Inning Stats</b>	R: 1 E: 0 K: 0 S: 5	H: 2 LOB: 2 BB: 1 P: 9	R: 0 E: 0 K: 1 S: 6	H: 2 LOB: 0 BB: 0 P: 6	R: 2 E: 0 K: 1 S: 7	H: 2 LOB: 1 BB: 1 P: 11	R: 2 E: 1 K: 0 S: 6	H: 2 LOB: 3 BB: 2 P: 14	R: 0 E: 0 K: 0 S: 3	H: 0 LOB: 0 BB: 0 P: 3	R: 0 E: 1 K: 1 S: 6	H: 1 LOB: 2 BB: 0 P: 6	R: 1 E: 0 K: 0 S: 5	H: 2 LOB: 2 BB: 1 P: 9	R: 0 E: 0 K: 0 S: 3	H: 1 LOB: 1 BB: 1 P: 7	1B: 10 2B: 3 3B: 0 HR: 0	SF: 0 SAC: 1 DP: 2 HBP: 0	WP: 0 PB: 1 SB: 0 CS: 1	PA: 41					
<b>PITCHER</b>	IP	WLS	BF	H	R	ER	SO	BB	IBB	HBP	BLK	WP	HR	S	P	ERA	WHIP								
<b>Hank Wyse, R</b> ERA: 6.91 (1, 1)	3.1	L	22	8	5	4	2	4	0	0	0	0	0	22	38	10.80	3.600								
<b>Carl Scheib, R</b> ERA: 4.05 (4, 1)	4.2		19	4	1	1	1	2	0	0	0	0	0	19	27	1.93	1.286								





Batter	1	2	3	4	5	6	7	8	9	AB	R	H	RBI	BB	SO	LOB	TOP			
Dale Mitchell, L (1,7) OBP: 0.432, SLG: 0.559	5-3		K			BB		BB		2	0	0	0	2	1	1	<b>Cleveland Indians @ Boston Red Sox</b> Fenway Park, Boston, MA Tue May 02 1950, 3:33 AM EDT Att: 11,591 - Unknown			
Lou Boudreau, R (1,6) OBP: 0.250, SLG: 0.233	F9			6-3		F9		F8		4	0	0	0	0	3					
Joe Gordon, R (1,4) OBP: 0.200, SLG: 0.222	K			F6		F9			HR	4	1	1	1	0	1					
Larry Doby, L (1,8) OBP: 0.516, SLG: 0.615		BB		K			G5-4-3 1B		E9 3-1 1B	3	0	2	0	1	1					
Bob Kennedy, R (1,9) OBP: 0.286, SLG: 0.231	K				F5		F8		F9	4	0	0	0	0	1					
Al Rosen, R (1,5) OBP: 0.382, SLG: 0.423	K				1-3		G5-4-3 1-2			3	0	0	0	1	2					
Mickey Vernon, L (1,3) OBP: 0.257, SLG: 0.188			E3 FC6-5 BLK					F7	3-1 1-2 2-3	3	0	0	0	1	2					
Jim Hegan, R (1,2) OBP: 0.360, SLG: 0.478			FC6-5		K2-3			E1 FC1-5 1B	F6	4	0	1	0	0	1					
Mike Garcia, R (1,1) Bobby Avila, R (6,PH) Gene Bearden, L (6,PH) Ray Boone, R (8,PH) Al Benton, R (8,1)			K			K		FC1-5-4 BB 2-3		1	0	0	0	0	1					
										1	0	0	0	0	1					
										0	0	0	0	0	0					
										0	0	0	0	0	1					
										0	0	0	0	0	0					
<b>Inning Stats</b>	R: 0 E: 0 K: 1 S: 5	H: 0 LOB: 0 BB: 0 P: 5	R: 0 E: 0 K: 2 S: 6	H: 0 LOB: 0 BB: 1 P: 10	R: 0 E: 1 K: 2 S: 8	H: 0 LOB: 1 BB: 0 P: 8	R: 0 E: 0 K: 1 S: 5	H: 0 LOB: 0 BB: 0 P: 5	R: 0 E: 0 K: 1 S: 5	H: 0 LOB: 1 BB: 1 P: 9	R: 0 E: 0 K: 0 S: 3	H: 1 LOB: 0 BB: 0 P: 3	R: 0 E: 1 K: 0 S: 4	H: 1 LOB: 2 BB: 1 P: 8	R: 1 E: 1 K: 0 S: 5	H: 2 LOB: 2 BB: 1 P: 9	1B: 3 2B: 0 3B: 0 HR: 1	SF: 0 SAC: 0 DP: 1 HBP: 0	WP: 0 PB: 0 SB: 0 CS: 0	PA: 35
<b>PITCHER</b> Mickey McDermott, L (1,1) ERA: 3.72	IP: 9.0 WLS: W BF: 35 H: 4 R: 1 ER: 1 SO: 8 BB: 5 IBB: 0 HBP: 0 BLK: 1 WP: 0 HR: 1 S: 46 P: 66 ERA: 1.00 WHIP: 1.000																			

Batter	1	2	3	4	5	6	7	8	9	AB	R	H	RBI	BB	SO	LOB	BOTTOM			
Dom DiMaggio, R (1,8) OBP: 0.464, SLG: 0.391	F9 2B	L8		F8		BB 6 L3 BB		9-3		4	1	1	1	1	0	5	<b>Cleveland Indians @ Boston Red Sox</b> Fenway Park, Boston, MA Tue May 02 1950, 3:33 AM EDT Att: 11,591 - Unknown			
6 Johnny Pesky, L (1,5) OBP: 0.514, SLG: 0.481	BB 1-3 2B	F9			1B 1B 2B	L3				4	1	2	0	0	3					
Ted Williams, L (1,7) OBP: 0.588, SLG: 1.000	K		F8		F2		HR			4	1	1	1	0	1					
Vern Stephens, R (1,6) OBP: 0.397, SLG: 0.474	F9		FC4-6 1B		BB 2-3 1B 1B	BB G6-4-3				3	1	2	1	1	0					
Bobby Doerr, R (1,4) OBP: 0.297, SLG: 0.333	6-3		F7		F2	G6-4-3 1-2				4	0	0	0	0	5					
Al Zarilla, L (1,9) OBP: 0.452, SLG: 0.519			1-3		FC4-6 1-2 3B 1B	4-3				0	0	0	0	0	0					
Tom Wright, L (2,9) OBP: 0.400, SLG: 0.368										4	1	1	1	0	0					
Walt Dropo, R (1,3) OBP: 1.000, SLG: 2.000		BB BB L8 BB		FC3-5 SH5-3 1B	BB 1-2 2H 3B	BB 1B				2	1	2	2	2	0					
Birdie Tebbetts, R (1,2) OBP: 0.421, SLG: 0.412		BB 1-2 BB		SH5-3	6-3			BB 9-3 1B		2	0	1	0	1	0					
Mickey McDermott, L (1,1) OBP: 0.375, SLG: 0.167		BB 1-2 2-3 BB		FC3-5		BB 1B		F8		3	0	1	0	1	3					
<b>Inning Stats</b>	R: 1 E: 0 K: 1 S: 7	H: 2 LOB: 1 BB: 0 P: 7	R: 1 E: 0 K: 0 S: 3	H: 0 LOB: 3 BB: 3 P: 15	R: 0 E: 0 K: 0 S: 4	H: 1 LOB: 1 BB: 0 P: 4	R: 0 E: 0 K: 0 S: 4	H: 1 LOB: 1 BB: 0 P: 4	R: 3 E: 0 K: 0 S: 7	H: 4 LOB: 1 BB: 0 P: 7	R: 0 E: 0 K: 0 S: 2	H: 1 LOB: 0 BB: 1 P: 6	R: 1 E: 0 K: 0 S: 3	H: 1 LOB: 1 BB: 1 P: 7	R: 0 E: 0 K: 0 S: 3	H: 1 LOB: 1 BB: 1 P: 7	1B: 7 2B: 4 3B: 1 HR: 1	SF: 0 SAC: 1 DP: 3 HBP: 0	WP: 0 PB: 0 SB: 0 CS: 0	PA: 37
<b>PITCHER</b> Mike Garcia, R (1,1) ERA: 9.0 Gene Bearden, L (6,1) ERA: 4.5 Al Benton, R (8,1) ERA:	IP: 5.0 WLS: L BF: 26 H: 8 R: 5 ER: 5 SO: 1 BB: 3 IBB: 0 HBP: 0 BLK: 0 WP: 0 HR: 0 S: 25 P: 37 ERA: 9.00 WHIP: 2.200																			



Batter	1	2	3	4	5	6	7	8	9	AB	R	H	RBI	BB	SO	LOB	TOP			
Dale Mitchell, L (1.7)										5	0	2	0	0	0	4	<b>Cleveland Indians @ Boston Red Sox</b> Fenway Park, Boston, MA Wed May 03 1950, 3:33 AM EDT Att: 14,582 - Unknown			
Lou Boudreau, R (1.6)										5	0	2	0	0	1	5				
Luke Easter, L (1.9)										4	0	0	0	0	4					
Larry Doby, L (1.8)										4	0	0	0	0	1	3				
Joe Gordon, R (1.4)										4	2	2	1	0	0	2				
Al Rosen, R (1.5)										3	0	0	0	1	1					
Mickey Vernon, L (1.3)										4	0	0	1	0	0	1				
Jim Hegan, R (1.2)										2	0	1	0	2	0	0				
Bob Feller, R (1.1)										2	0	0	0	0	0	1				
Gene Bearden, L (6.1)										0	0	0	0	0	0	0				
Thurman Tucker, L (7, PH)										0	0	0	0	1	0	0				
Jesse Flores, R (7.1)										0	0	0	0	0	0	0				
Herb Conyers, L (9, PH)										0	0	0	0	1	0	0				
<b>Inning Stats</b>	R: 0 E: 0 K: 0 S: 5	H: 2 LOB: 2 BB: 0 P: 5	R: 0 E: 0 K: 1 S: 5	H: 0 LOB: 1 BB: 1 P: 9	R: 0 E: 0 K: 2 S: 8	H: 1 LOB: 1 BB: 0 P: 8	R: 1 E: 0 K: 0 S: 4	H: 1 LOB: 0 BB: 0 P: 4	R: 0 E: 0 K: 0 S: 3	H: 0 LOB: 1 BB: 1 P: 7	R: 0 E: 0 K: 0 S: 3	H: 1 LOB: 1 BB: 1 P: 7	R: 1 E: 0 K: 0 S: 4	H: 1 LOB: 0 BB: 0 P: 4	R: 0 E: 0 K: 0 S: 3	H: 0 LOB: 2 BB: 2 P: 11	1B: 5 2B: 1 3B: 0 HR: 1	SF: 0 SAC: 0 DP: 1 HBP: 0	WP: 0 PB: 0 SB: 0 CS: 0	PA: 38
<b>PITCHER</b> Ellis Kinder, R (1.1) ERA: 4.13	IP: 9.0 WLS: W BF: 38 H: 7 R: 2 ER: 2 SO: 3 BB: 5 IBB: 0 HBP: 0 BLK: 0 WP: 0 HR: 1 S: 39 P: 59 ERA: 2.00 WHIP: 1.333															<b>PITCHER</b>				

AB 33  
R 2  
H 7  
RBI 2  
BB 5  
SO 3  
LOB 21



Batter	1	2	3	4	5	6	7	8	9	AB	R	H	RBI	BB	SO	LOB	BOTTOM	
Dom DiMaggio, R (1.8)										4	1	1	0	0	0	0	<b>Cleveland Indians @ Boston Red Sox</b> Fenway Park, Boston, MA Wed May 03 1950, 3:33 AM EDT Att: 14,582 - Unknown	
Johnny Pesky, L (1.5)										2	0	0	0	1	0	0		
Ted Williams, L (1.7)										4	1	1	0	0	0	2		
Vern Stephens, R (1.6)										4	1	2	1	0	0	1		
Bobby Doerr, R (1.4)										3	1	1	1	1	0	1		
Tom Wright, L (1.9)										4	2	2	1	0	0	1		
Walt Dropo, R (1.3)										2	1	2	3	2	0	0		
Birdie Tebbetts, R (1.2)										4	0	1	1	0	0	3		
Ellis Kinder, R (1.1)										4	0	0	0	0	1	4		
<b>Inning Stats</b>	R: 0 E: 0 K: 0 S: 3	H: 0 LOB: 0 BB: 0 P: 3	R: 0 E: 0 K: 0 S: 2	H: 0 LOB: 0 BB: 1 P: 6	R: 1 E: 0 K: 0 S: 5	H: 2 LOB: 1 BB: 0 P: 5	R: 2 E: 0 K: 0 S: 8	H: 2 LOB: 0 BB: 0 P: 5	R: 4 E: 0 K: 0 S: 8	H: 6 LOB: 1 BB: 0 P: 8	R: 0 E: 0 K: 0 S: 3	H: 0 LOB: 1 BB: 1 P: 7	R: 0 E: 0 K: 1 S: 5	H: 0 LOB: 2 BB: 2 P: 13	1B: 8 2B: 1 3B: 0 HR: 1	SF: 0 SAC: 1 DP: 2 HBP: 0		WP: 0 PB: 0 SB: 1 CS: 0
<b>PITCHER</b> Bob Feller, R (1.1) ERA: 3.47	IP: 5.1 WLS: L BF: 25 H: 9 R: 7 ER: 7 SO: 7 BB: 1 IBB: 0 HBP: 0 BLK: 0 WP: 0 HR: 1 S: 24 P: 28 ERA: 11.81 WHIP: 1.875															<b>PITCHER</b>		
<b>PITCHER</b> Gene Bearden, L (6.1) ERA: 3.39	IP: 0.2 WLS: L BF: 2 H: 1 R: 0 ER: 0 SO: 0 BB: 0 IBB: 0 HBP: 0 BLK: 0 WP: 0 HR: 0 S: 2 P: 2 ERA: 0.00 WHIP: 1.500															<b>PITCHER</b>		
<b>PITCHER</b> Jesse Flores, R (7.1) ERA:	IP: 2.0 WLS: L BF: 9 H: 0 R: 0 ER: 0 SO: 1 BB: 3 IBB: 0 HBP: 0 BLK: 0 WP: 0 HR: 0 S: 8 P: 20 ERA: 0.00 WHIP: 1.500															<b>PITCHER</b>		

AB 31  
R 7  
H 10  
RBI 7  
BB 4  
SO 1  
LOB 12





Batter	1	2	3	4	5	6	7	8	9	AB	R	H	RBI	BB	SO	LOB	TOP			
Dale Mitchell, L OBP: 0.404, SLG: 0.500 (1, 7)	0-0 4-3		0-0 6-3	0-0 G4-6-3 1B			0-0 5-3		0-0 F7	5	0	1	3	0	0	0				
Lou Boudreau, R OBP: 0.250, SLG: 0.237 Ray Boone, R OBP: 0.143, SLG: 0.143 (7, PH) (7, 6)	0-3 K		0-0 6-3	0-0 G4-6-3 1-2 3H			0-0 F4		0-0 F2	3	0	0	0	0	1	2				
Luke Easter, L OBP: 0.231, SLG: 0.231 Bob Kennedy, R OBP: 0.286, SLG: 0.231 (1, 9) (8, 9)	1-0 HBP		4-0 2B BB		0-0 4-3				0-3 K	2	1	0	0	1	1	0				
Larry Doby, L OBP: 0.462, SLG: 0.588 (1, 8)	0-0 F7		0-0 1-H 2B		0-0 5-3				0-0 1B 2B	4	1	2	1	0	0	1				
Joe Gordon, R OBP: 0.263, SLG: 0.382 (1, 4)		4-0 FC4-6 BB	0-0 F6		0-0 F7				0-0 FC6-4 1B	3	0	1	1	1	0	1				
Al Rosen, R OBP: 0.357, SLG: 0.364 (1, 5)	0-0 L5		0-0 2B 1B			0-3 K			0-0 FC6-4 1-2 2H	4	1	1	0	0	1	2				
Mickey Vernon, L OBP: 0.209, SLG: 0.150 (1, 3)	0-0 FC4-6 1B		0-0 F8		0-0 6-3				0-0 F9	4	0	0	0	0	0	3				
Jim Hegan, R OBP: 0.455, SLG: 0.586 (1, 2)	0-0 1-2 1B		0-0 1-3 1B 2B		0-0 F6				0-0 SH1-4 F7 2B	4	2	3	0	0	0	0				
Bob Lemon, L OBP: 0.357, SLG: 0.500 (1, 1)	0-0 4-3		4-0 1B BB			0-3 K			0-0 SH1-4 2-3	2	0	0	0	1	1	2				
<b>Inning Stats</b>	R: 0 E: 0 K: 1 S: 5	H: 0 LOB: 1 BB: 0 P: 6	R: 0 E: 0 K: 0 S: 4	H: 1 LOB: 2 BB: 1 P: 8	R: 1 E: 0 K: 0 S: 4	H: 1 LOB: 1 BB: 1 P: 8	R: 2 E: 0 K: 0 S: 5	H: 3 LOB: 1 BB: 0 P: 9	R: 0 E: 0 K: 1 S: 5	H: 0 LOB: 0 BB: 0 P: 5	R: 0 E: 0 K: 1 S: 5	H: 0 LOB: 0 BB: 0 P: 5	R: 0 E: 0 K: 1 S: 7	H: 2 LOB: 1 BB: 0 P: 7	R: 1 E: 0 K: 0 S: 4	H: 1 LOB: 0 BB: 0 P: 4	1B: 4 2B: 4 3B: 0 HR: 0	SF: 0 SAC: 1 DP: 1 HBP: 1	WP: 0 PB: 0 SB: 0 CS: 0	PA: 38
<b>PITCHER</b> Mel Parnell, L ERA: 4.31 (1, 1)	IP: 9.0 WLS: L BF: 38 H: 8 R: 5 ER: 5 SO: 4 BB: 3 IBB: 0 HBP: 1 BLK: 0 WP: 0 HR: 0 S: 42 P: 55 ERA: 5.00 WHIP: 1.222																			

Cleveland Indians @ Boston Red Sox  
Fenway Park, Boston, MA  
Thu May 04 1950, 3:33 AM EDT  
Att: 13,138 - Unknown

AB 33  
R 5  
H 8  
RBI 5  
BB 3  
SO 4  
LOB 11



Batter	1	2	3	4	5	6	7	8	9	AB	R	H	RBI	BB	SO	LOB	BOTTOM			
Dom DiMaggio, R OBP: 0.462, SLG: 0.389 (1, 8)	0-0 6 2B 4-3 1B	0-0 F2			4-0 BB	0-0 FC5			0-0 6 G6-3 1B	4	1	2	0	1	0	3				
6 Johnny Pesky, L OBP: 0.500, SLG: 0.475 (1, 5)	0-0 4-3 1B 2B	0-3 K			0-0 F9		0-0 1B 1B		0-0 G6-3 1-2 1B	5	1	2	0	0	1	2				
Ted Williams, L OBP: 0.512, SLG: 0.788 (1, 7)	0-0 4-3		0-0 L8		0-0 G3		0-0 F7		0-0 FC5-4 1B	5	0	1	1	0	0	3				
Vern Stephens, R OBP: 0.403, SLG: 0.485 (1, 6)	0-0 6-3		0-0 F6			0-0 1B BB 1B	0-0 FC4-6 1B		0-0 FC5-4 1-2 1B	5	1	2	0	0	2					
Bobby Doerr, R OBP: 0.306, SLG: 0.317 (1, 4)	4-0 1B BB		0-0 6-3			0-3 K	0-0 FC4-6 FC6-4			3	1	0	0	1	1	3				
Tom Wright, L OBP: 0.393, SLG: 0.370 (1, 9)	0-0 1B		0-0 F8		0-0 F8	0-3 K	0-0 FC6-4			4	0	1	1	0	1	3				
Walt Dropo, R OBP: 0.833, SLG: 1.375 (1, 3)	0-0 1-3 2H 1B		0-0 F8		0-0 F8	0-0 BB 1B 1B		0-0 F8		4	0	2	1	0	0	0				
Birdie Tebbetts, R OBP: 0.370, SLG: 0.360 (1, 2)	0-3 K		0-3 K		0-0 K	0-0 FC5 BB 1B		0-0 1-3		4	0	1	0	0	2	2				
Mel Parnell, L OBP: 0.400, SLG: 0.182 (1, 1)		0-0 1-3			0-0 1-3	4-0 1-2 2-3 3H BB		0-0 3-1		3	0	0	1	1	0	0				
<b>Inning Stats</b>	R: 3 E: 0 K: 1 S: 9	H: 4 LOB: 2 BB: 1 P: 13	R: 0 E: 0 K: 1 S: 5	H: 0 LOB: 0 BB: 0 P: 5	R: 0 E: 0 K: 1 S: 3	H: 0 LOB: 0 BB: 0 P: 3	R: 0 E: 0 K: 1 S: 5	H: 0 LOB: 0 BB: 0 P: 5	R: 0 E: 0 K: 2 S: 10	H: 3 LOB: 3 BB: 1 P: 14	R: 0 E: 0 K: 0 S: 5	H: 2 LOB: 2 BB: 0 P: 5	R: 0 E: 0 K: 0 S: 3	H: 0 LOB: 0 BB: 0 P: 3	R: 0 E: 0 K: 0 S: 4	H: 2 LOB: 1 BB: 0 P: 4	1B: 10 2B: 1 3B: 0 HR: 0	SF: 0 SAC: 0 DP: 1 HBP: 0	WP: 0 PB: 0 SB: 0 CS: 0	PA: 40
<b>PITCHER</b> Bob Lemon, R ERA: 4.94 (1, 1)	IP: 9.0 WLS: W BF: 40 H: 11 R: 4 ER: 4 SO: 5 BB: 3 IBB: 0 HBP: 0 BLK: 0 WP: 0 HR: 0 S: 47 P: 59 ERA: 4.00 WHIP: 1.556																			

Cleveland Indians @ Boston Red Sox  
Fenway Park, Boston, MA  
Thu May 04 1950, 3:33 AM EDT  
Att: 13,138 - Unknown

AB 37  
R 4  
H 11  
RBI 4  
BB 3  
SO 5  
LOB 18






Batter	1	2	3	4	5	6	7	8	9	AB	R	H	RBI	BB	SO	LOB	TOP					
Jim Busby, R OBP: 0.267, SLG: 0.267 (1, 8)	0-0 6-3		0-0 F8			0-0 F7		0-0 5-3		4	0	0	0	0	0	0						
Dave Philley, S OBP: 0.370, SLG: 0.444 (1, 9)	0-0 F5			0-0 F9		0-0 1-6-3 1B			0-0 F5	4	0	1	0	0	0	0						
Luke Appling, R OBP: 0.316, SLG: 0.361 (1, 3)	0-0 6-3			0-0 F8		0-0 1-6-3			0-0 FC5 1B	4	0	1	0	0	0	1						
Cass Michaels, R OBP: 0.435, SLG: 0.487 (1, 4)		0-0 5-3		0-0 6-3		0-0 6-3			0-0 FC5 1B	4	0	1	0	0	0	1						
Gus Zernial, R OBP: 0.256, SLG: 0.316 (1, 7)		0-0 6-3			0-0 G6-4-3 1B		0-0 F8		0-0 FC5 FC6-4	4	0	1	0	0	0	2						
Hank Majeski, R OBP: 0.439, SLG: 0.684 (1, 5)					0-0 G6-4-3 1B		0-0 CS 1B		0-0 FC6-4	4	0	2	0	0	0	3						
Phil Masi, R OBP: 0.375, SLG: 0.381 (1, 2)				0-0 F8		0-0 HR 1B		0-0 F6		3	1	1	0	0	0	2						
Chico Carrasquel, R OBP: 0.241, SLG: 0.321 (1, 6)			0-0 5-3		0-0 1-H HR			0-0 F7		3	1	1	2	0	0	0						
Billy Pierce, L OBP: 0.250, SLG: 0.250 (8, PH)			0-3 K		0-3 K			0-0 F8		2	0	0	0	0	2	0						
Eddie Malone, R OBP: 0.333, SLG: 0.357 (8, 1)										1	0	0	0	0	0	0						
Howie Judson, R (8, 1)										0	0	0	0	0	0	0						
Bob Kuzava, S (8, 1)										0	0	0	0	0	0	0						
<b>Inning Stats</b>	R: 0 E: 0 K: 0 S: 3	H: 0 LOB: 0 BB: 0 P: 3	R: 0 E: 0 K: 0 S: 4	H: 1 LOB: 1 BB: 0 P: 4	R: 0 E: 0 K: 1 S: 5	H: 0 LOB: 0 BB: 0 P: 5	R: 0 E: 0 K: 0 S: 3	H: 0 LOB: 0 BB: 0 P: 3	R: 2 E: 0 K: 1 S: 7	H: 3 LOB: 0 BB: 0 P: 7	R: 0 E: 0 K: 0 S: 4	H: 1 LOB: 1 BB: 0 P: 4	R: 0 E: 0 K: 0 S: 3	H: 1 LOB: 0 BB: 0 P: 3	R: 0 E: 0 K: 0 S: 3	H: 0 LOB: 0 BB: 0 P: 3	R: 0 E: 0 K: 0 S: 5	H: 2 LOB: 2 BB: 0 P: 5	1B: 7 2B: 0 3B: 0 HR: 1	SF: 0 SAC: 0 DP: 1 HBP: 0	WP: 0 PB: 0 SB: 0 CS: 1	PA: 33
<b>PITCHER</b> Joe Dobson, R ERA: 3.0 (1, 1)	IP: 9.0 WLS: W BF: 33 H: 8 R: 2 ER: 2 SO: 2 BB: 0 IBB: 0 HBP: 0 BLK: 0 WP: 0 HR: 1 S: 37 P: 37 ERA: 2.00 WHIP: 0.889															<b>PITCHER</b>	IP: 9.0 WLS: W BF: 33 H: 8 R: 2 ER: 2 SO: 2 BB: 0 IBB: 0 HBP: 0 BLK: 0 WP: 0 HR: 1 S: 37 P: 37 ERA: 2.00 WHIP: 0.889					

Chicago White Sox @ Boston Red Sox  
Fenway Park, Boston, MA  
Fri May 05 1950, 3:33 AM EDT  
Att: 3,415 - Unknown


AB	33
R	2
H	8
RBI	2
BB	0
SO	2
LOB	9



Batter	1	2	3	4	5	6	7	8	9	AB	R	H	RBI	BB	SO	LOB	BOTTOM	
Dom DiMaggio, R OBP: 0.497, SLG: 0.368 (1, 8)	4-0 BB 1B	0-0 F9		4-0 1-2 2-3 BB		0-3 K		0-0 FC6-2 BB E		3	1	0	0	2	1	4		
6 Johnny Pesky, L OBP: 0.506, SLG: 0.460 (1, 5)	4-0 BB 1B		0-3 K	0-3 K			4-0 HR BB	4-0 BB BB		2	1	0	0	3	2	3		
Ted Williams, L OBP: 0.521, SLG: 0.833 (1, 7)	4-0 1-2 2-3 BB		0-3 K	0-0 F5			0-0 HR BB	4-0 BB BB		3	1	1	2	2	1	3		
Vern Stephens, R OBP: 0.402, SLG: 0.521 (1, 6)	0-0 FC4-6 1B		0-0 HR		0-0 F7		0-0 F4	0-0 FC5-4		5	1	2	2	0	0	3		
Bobby Doerr, R OBP: 0.329, SLG: 0.333 (1, 4)	0-3 K		0-0 1B		4-0 G5-4-3 BB		0-0 CS 1B			3	0	2	0	1	1	2		
Walt Dropo, R OBP: 0.525, SLG: 0.917 (1, 3)	0-0 FC4-6		0-0 1-3		0-0 G5-4-3		0-3 K			4	0	0	0	0	1	5		
Tommy O'Brien, R OBP: 0.206, SLG: 0.161 (1, 9)		0-0 F9		0-0 F7		0-0 6-3		4-0 SH2-4 FC6-2 BB		3	0	0	0	1	0	0		
Birdie Tebbetts, R OBP: 0.452, SLG: 0.423 (1, 2)		4-0 BB		0-0 BB 2B		4-0 BB		4-0 FC6-2 SH2-4 BB		1	1	1	0	3	0	0		
Joe Dobson, R OBP: 0.417, SLG: 0.333 (1, 1)		0-3 K		4-0 BB BB		0-3 K		0-0 SH2-4		2	0	0	0	1	2	2		
<b>Inning Stats</b>	R: 1 E: 0 K: 1 S: 5	H: 1 LOB: 2 BB: 3 P: 17	R: 0 E: 0 K: 1 S: 5	H: 0 LOB: 1 BB: 1 P: 9	R: 1 E: 0 K: 2 S: 9	H: 2 LOB: 1 BB: 0 P: 9	R: 0 E: 0 K: 1 S: 6	H: 1 LOB: 2 BB: 2 P: 14	R: 0 E: 0 K: 2 S: 7	H: 0 LOB: 1 BB: 1 P: 11	R: 2 E: 0 K: 1 S: 6	H: 2 LOB: 1 BB: 1 P: 10	R: 1 E: 1 K: 0 S: 3	H: 0 LOB: 3 BB: 4 P: 19	1B: 3 2B: 2 3B: 0 HR: 2	SF: 0 SAC: 1 DP: 2 HBP: 0	WP: 0 PB: 0 SB: 0 CS: 1	PA: 40
<b>PITCHER</b> Billy Pierce, L ERA: 2.92 Howie Judson, R ERA: Bob Kuzava, L ERA: 8.31	IP: 7.0 WLS: L BF: 33 H: 6 R: 4 ER: 4 SO: 8 BB: 9 IBB: 0 HBP: 0 BLK: 0 WP: 0 HR: 2 S: 40 P: 76 ERA: 5.14 WHIP: 2.143															<b>PITCHER</b>	IP: 0.2 WLS: L BF: 5 H: 0 R: 1 ER: 0 SO: 0 BB: 3 IBB: 0 HBP: 0 BLK: 0 WP: 0 HR: 0 S: 2 P: 14 ERA: 0.00 WHIP: 4.500	
	IP: 0.1 WLS: L BF: 2 H: 0 R: 0 ER: 0 SO: 0 BB: 1 IBB: 0 HBP: 0 BLK: 0 WP: 0 HR: 0 S: 1 P: 5 ERA: 0.00 WHIP: 3.000															<b>PITCHER</b>	IP: 0.1 WLS: L BF: 2 H: 0 R: 0 ER: 0 SO: 0 BB: 1 IBB: 0 HBP: 0 BLK: 0 WP: 0 HR: 0 S: 1 P: 5 ERA: 0.00 WHIP: 3.000	

Chicago White Sox @ Boston Red Sox  
Fenway Park, Boston, MA  
Fri May 05 1950, 3:33 AM EDT  
Att: 3,415 - Unknown

AB	26
R	5
H	6
RBI	4
BB	13
SO	8
LOB	22





Batter	1	2	3	4	5	6	7	8	9	AB	R	H	RBI	BB	SO	LOB	TOP			
Jim Busby, R OBP: 0.211, SLG: 0.211 (1.8)	0-0 4-1	0-0 F8			0-0 1-3		0-0 5-3			4	0	0	0	0	0	3				
Dave Philley, S OBP: 0.340, SLG: 0.408 (1.9)	0-0 F3		0-3 K		0-0 F8			0-0 E3 G5-4-3 BB		4	0	0	0	0	1	0				
Luke Appling, R OBP: 0.333, SLG: 0.359 (1.3)	0-0 F7		0-0 F2		0-0 1B			4-0 G5-4-3 BB 1-2		3	0	1	0	1	0	0				
Gus Zernial, R OBP: 0.256, SLG: 0.381 (1.7)		0-0 HR	0-0 F8		0-3 K			0-0 G5-4-3 1-2 2-3		4	1	1	1	0	1	3				
Hank Majeski, R OBP: 0.422, SLG: 0.634 (1.5)		4-0 BB 1B BB		0-0 4-3		0-0 5-3		0-0 F1		3	0	0	0	1	0	1				
Cass Michaels, R OBP: 0.440, SLG: 0.512 (1.4)		0-0 BB 1B		0-0 BB 2B		0-0 F3			0-0 F9	4	0	2	0	0	0	0				
Eddie Malone, R OBP: 0.316, SLG: 0.294 (1.2)		0-0 F4		4-0 BB BB		0-0 6-3			0-0 F4	3	0	0	0	1	0	2				
Chico Carrasquel, R OBP: 0.273, SLG: 0.300 (1.6)		4-0 1-2 2-3 BB		4-0 G6-4-3 BB		0-0 6-3			0-0 F8	2	0	0	0	2	0	0				
Ken Holcombe, R (1.1) Luis Aloma, R (2.1) Johnny Ostrowski, R (4. FH) John Perkovich, R (4.1)		0-3 K		0-0 G6-4-3 1-2		0-3 K				1	0	0	0	0	1	3				
										0	0	0	0	0	0	0				
										1	0	0	0	0	3					
										1	0	0	0	0	1	0				
<b>Inning Stats</b>	R: 0 E: 0 K: 0 S: 3	H: 0 LOB: 0 BB: 0 P: 3	R: 1 E: 0 K: 1 S: 7	H: 2 LOB: 2 BB: 2 P: 15	R: 0 E: 0 K: 1 S: 5	H: 0 LOB: 0 BB: 0 P: 5	R: 0 E: 0 K: 0 S: 3	H: 1 LOB: 1 BB: 0 P: 11	R: 0 E: 0 K: 1 S: 6	H: 0 LOB: 0 BB: 0 P: 3	R: 0 E: 0 K: 1 S: 5	H: 0 LOB: 0 BB: 0 P: 5	R: 0 E: 1 K: 0 S: 3	H: 0 LOB: 1 BB: 1 P: 7	R: 0 E: 0 K: 0 S: 3	H: 0 LOB: 0 BB: 0 P: 3	1B: 2 2B: 1 3B: 0 HR: 1	SF: 0 SAC: 0 DP: 2 HBP: 0	WP: 0 PB: 0 SB: 0 CS: 0	PA: 35
<b>PITCHER</b> Chuck Stobbs, L ERA: 4.01 (1.1)	IP: 9.0 WLS: W BF: 35 H: 4 R: 1 ER: 1 SO: 4 BB: 5 IBB: 0 HBP: 0 BLK: 0 WP: 0 HR: 1 S: 38 P: 58 ERA: 1.00 WHIP: 1.000																			

Chicago White Sox @ Boston Red Sox  
Fenway Park, Boston, MA  
Sat May 06 1950, 3:33 AM EDT  
Att: 12,776 - Unknown

AB	30
R	1
H	4
RBI	1
BB	5
SO	4
LOB	15



Batter	1	2	3	4	5	6	7	8	9	AB	R	H	RBI	BB	SO	LOB	BOTTOM
Dom DiMaggio, R OBP: 0.453, SLG: 0.419 (1.8)	0-0 6 BB HR	0-0 F7		0-0 F8		0-0 F9		0-0 1-H HR		5	2	2	2	0	0	1	
6 Johnny Pesky, L OBP: 0.500, SLG: 0.448 (1.5)	4-0 HR BB	0-0 G3-6-3 1B		0-3 K		0-0 F9		0-3 K		4	1	1	0	1	2	0	
Ted Williams, L OBP: 0.509, SLG: 0.854 (1.7)	0-0 1-H 2-H HR	0-0 G3-6-3 1-2		0-0 FC6-4 1B		0-0 F3		0-0 F8		5	1	2	3	0	0	2	
Vern Stephens, R OBP: 0.402, SLG: 0.553 (1.6)	0-0 FC4-6 1B		0-0 F9	0-0 FC6-4 1-2		0-0 F8		0-0 HR		5	1	2	1	0	0	1	
Bobby Doerr, R OBP: 0.321, SLG: 0.366 (1.4)	0-0 F8		0-0 5-3		0-0 HR		0-0 F7	0-0 6-3		5	1	1	1	0	0	1	
Tom Wright, L OBP: 0.375, SLG: 0.355 (1.9)	0-0 FC4-6 1-2		0-0 E4 BB HR		0-0 F3		0-0 1B 1B			4	1	1	0	0	0	1	
Walt Dropo, R OBP: 0.600, SLG: 0.800 (1.3)	0-0 FC6-4 1-2		4-0 HR BB		0-0 5-3		0-0 1B 1B			3	1	1	0	1	0	1	
Birdie Tebbetts, R OBP: 0.486, SLG: 0.655 (1.2)		0-0 HR	0-0 HR		4-0 BB		0-0 F9			3	2	2	4	1	0	2	
Chuck Stobbs, L OBP: 0.455, SLG: 0.400 (1.1)		4-0 6 BB 1B	0-3 K		0-3 K			0-0 HR 1B		3	1	1	0	1	2	1	
										1B: 7 2B: 0 3B: 0 HR: 6	SF: 0 SAC: 0 DP: 1 HBP: 0	WP: 0 PB: 0 SB: 0 CS: 0	PA: 41				
<b>PITCHER</b> Ken Holcombe, R ERA: 13.5 (1.1) Luis Aloma, R ERA: 7.36 (2.1) John Perkovich, R ERA: 7.2 (4.1)	IP: 11 WLS: L BF: 11 H: 5 R: 4 ER: 4 SO: 4 BB: 2 IBB: 0 HBP: 0 BLK: 0 WP: 0 HR: 2 S: 9 P: 17 ERA: 27.00 WHIP: 5.250																
<b>PITCHER</b>	IP: 1.2 WLS: 7 BF: 7 H: 1 R: 3 ER: 0 SO: 1 BB: 1 IBB: 0 HBP: 0 BLK: 0 WP: 0 HR: 1 S: 8 P: 12 ERA: 0.00 WHIP: 1.200																
<b>PITCHER</b>	IP: 5.0 WLS: 23 BF: 7 H: 4 R: 4 ER: 4 SO: 3 BB: 1 IBB: 0 HBP: 0 BLK: 0 WP: 0 HR: 3 S: 28 P: 32 ERA: 7.20 WHIP: 1.600																

Chicago White Sox @ Boston Red Sox  
Fenway Park, Boston, MA  
Sat May 06 1950, 3:33 AM EDT  
Att: 12,776 - Unknown

AB	37
R	11
H	13
RBI	11
BB	4
SO	4
LOB	10





Batter	1	2	3	4	5	6	7	8	9	AB	R	H	RBI	BB	SO	LOB	TOP										
<b>Billy DeMars, R</b> OBP: 0.378, SLG: 0.290 (1, 6)	F9	FC6-4 1B		BB 2B 1B		F4		4-3	F9	6	1	2	1	0	0	1	<b>St. Louis Browns @ Boston Red Sox</b> Fenway Park, Boston, MA Sun May 07 1950, 3:33 AM EDT Unknown										
<b>Leo Thomas, R</b> OBP: 0.391, SLG: 0.188 (1, 5)	BB	F9		F5		5-3		BB 1B BB		3	0	0	1	2	0	4											
<b>Don Lenhardt, R</b> OBP: 0.424, SLG: 0.593 (1, 7)	F3	FC6-4		2B BB		HR		BB 1B		4	1	2	1	1	0	3											
<b>Ken Wood, R</b> OBP: 0.426, SLG: 0.809 (1, 9)	5-3			BB BB		WP BB		K		3	0	1	2	2	1	3											
<b>Roy Sievers, R</b> OBP: 0.279, SLG: 0.139 <b>Ray Coleman, L</b> OBP: 0.250, SLG: 0.400 (8, PH) (8, 8)		BB BB BB		BB BB		WP BB		BB		1	1	0	0	3	1	2											
<b>Hank Ault, L</b> OBP: 0.480, SLG: 0.500 (1, 3)		BB BB BB		BB		F8		F9		3	1	0	0	2	0	7											
<b>Les Moss, R</b> OBP: 0.308, SLG: 0.182 <b>Frankie Gustine, R</b> OBP: 0.250, SLG: 0.222 (9, PR) (9, PH)		K		K		1-3 1B		1B		5	0	2	0	0	2	4											
<b>Owen Friend, R</b> OBP: 0.318, SLG: 0.308 <b>Dick Kokos, L</b> OBP: 0.320, SLG: 0.385 (9, PH) (9, PH)		1B BB BB		K		4-3		K		3	1	0	0	1	1	3											
<b>Ned Garver, R</b> OBP: 0.273, SLG: 0.200 <b>Sid Schacht, R</b> (3, 1)								F5		0	0	0	1	1	0	0											
<b>Tommy Fine, S</b> OBP: 0.250, SLG: 0.500 <b>Al Widmar, R</b> (7, 1)		1B		BB BB		K				2	0	0	0	0	1	0											
<b>Sherm Lollar, R</b> OBP: 0.410, SLG: 0.706 (9, PH)		1-2 2-3 3-H		BB BB						1	0	0	0	0	0	1											
<b>Inning Stats</b>	R: 0 E: 0 K: 0 S: 3	H: 0 LOB: 1 BB: 1 P: 7	R: 3 E: 0 K: 1 S: 6	H: 1 LOB: 2 BB: 4 P: 22	R: 0 E: 0 K: 2 S: 6	H: 0 LOB: 2 BB: 3 P: 18	R: 2 E: 0 K: 1 S: 7	H: 2 LOB: 2 BB: 2 P: 15	R: 0 E: 0 K: 1 S: 5	H: 1 LOB: 0 BB: 0 P: 5	R: 1 E: 0 K: 0 S: 4	H: 1 LOB: 2 BB: 2 P: 12	R: 0 E: 0 K: 0 S: 3	H: 0 LOB: 0 BB: 0 P: 3	R: 0 E: 0 K: 1 S: 6	H: 1 LOB: 3 BB: 2 P: 14		R: 0 E: 0 K: 1 S: 6	H: 1 LOB: 1 BB: 0 P: 6	1B: 5 2B: 2 3B: 0 HR: 1	SF: 0 SAC: 0 DP: 1 HBP: 0	WP: 2 PB: 0 SB: 0 CS: 0	PA: 46				
<b>PITCHER</b>	IP	WLS	BF	H	R	ER	SO	BB	IBB	HBP	BLK	WP	HR	S	P	ERA	WHIP										
<b>Mickey McDermott, L</b> ERA: 5.18	(1, 1)	3.1		22	3	5	5	3	10	0	0	0	0	18	58	13.50	3.900										
<b>Charley Schanz, R</b> ERA: 7.5	(4, 1)	4.1	W	19	3	1	1	3	4	0	0	0	2	1	21	2.08	1.615										
<b>Walt Masterson, R</b> ERA: 7.94	(8, 1)	1.1	S	5	1	0	0	1	0	0	0	0	0	7	7	0.00	0.750										

Batter	1	2	3	4	5	6	7	8	9	AB	R	H	RBI	BB	SO	LOB	BOTTOM											
<b>Dom DiMaggio, R</b> OBP: 0.475, SLG: 0.478 (1, 8)	G3-6-3 1B		6 F9 3B	6 1B 1B		4-3				5	1	4	1	0	0	0	<b>St. Louis Browns @ Boston Red Sox</b> Fenway Park, Boston, MA Sun May 07 1950, 3:33 AM EDT Unknown											
<b>6 Johnny Pesky, L</b> OBP: 0.495, SLG: 0.444 (1, 5)	G3-6-3 1-2		F9	1-3 2-H 1B		F5		CS 1B		5	0	2	2	0	3													
<b>Ted Williams, L</b> OBP: 0.500, SLG: 0.867 (1, 7)	BB BB		HR	F7		K		F4		4	2	1	1	1	1	3												
<b>Vern Stephens, R</b> OBP: 0.413, SLG: 0.550 (1, 6)	BB BB		BB	F6		E7 4-3 1B 1B		F4		4	2	2	0	1	0	2												
<b>Bobby Doerr, R</b> OBP: 0.337, SLG: 0.392 (1, 4)				FC3-6 BB		4-3		K		3	0	1	2	2	1	1												
<b>Tom Wright, L</b> OBP: 0.361, SLG: 0.343 (1, 9)	1-H 2-H 3B		BB	F8		FC3-6 BB		E 1B 1B		4	1	1	1	0	0	4												
<b>Walt Dropo, R</b> OBP: 0.542, SLG: 0.684 (1, 3)			K	6-3		E5 1B 1B		1B 1B		4	1	1	0	0	1	4												
<b>Birdie Tebbetts, R</b> OBP: 0.513, SLG: 0.645 (1, 2)			K	6 1B BB		1B BB		1B 1B		2	1	1	1	2	1	1												
<b>Mickey McDermott, L</b> OBP: 0.333, SLG: 0.143 <b>Charley Schanz, R</b> ERA: 4.5 <b>Walt Masterson, R</b> (8, 1)			G5-4-3 1-2	K		1-3		K		1	0	0	0	0	0	1												
<b>Inning Stats</b>	R: 2 E: 0 K: 0 S: 4	H: 2 LOB: 1 BB: 2 P: 12	R: 0 E: 0 K: 1 S: 5	H: 1 LOB: 0 BB: 0 P: 5	R: 2 E: 0 K: 1 S: 8	H: 3 LOB: 2 BB: 1 P: 12	R: 1 E: 0 K: 1 S: 7	H: 2 LOB: 2 BB: 1 P: 11	R: 0 E: 1 K: 0 S: 3	H: 0 LOB: 2 BB: 2 P: 11	R: 0 E: 0 K: 1 S: 5	H: 1 LOB: 1 BB: 0 P: 5	R: 3 E: 3 K: 1 S: 10	H: 4 LOB: 2 BB: 0 P: 10	R: 0 E: 0 K: 1 S: 5	H: 0 LOB: 0 BB: 0 P: 5		1B: 10 2B: 1 3B: 2 HR: 1	SF: 0 SAC: 0 DP: 3 HBP: 0	WP: 0 PB: 0 SB: 0 CS: 1	PA: 41							
<b>PITCHER</b>	IP	WLS	BF	H	R	ER	SO	BB	IBB	HBP	BLK	WP	HR	S	P	ERA		WHIP										
<b>Ned Garver, R</b> ERA: 6.0	(1, 1)	2.1		12	5	4	4	1	2	0	0	0	0	10	18	9.00		5.000										
<b>Sid Schacht, R</b> ERA: 4.5	(3, 1)	1.0		8	3	1	1	2	2	0	0	0	0	19	27	5.40	2.100											
<b>Tommy Fine, R</b> ERA: 4.35	(4, 1)	3.1	L	17	5	3	2	2	2	0	0	0	0	6	6	0.00	0.000											
<b>Al Widmar, R</b> ERA: 7.71	(7, 1)	1.1		4	0	0	0	1	0	0	0	0	0	6	6	0.00	0.000											



Batter	1	2	3	4	5	6	7	8	9	AB	R	H	RBI	BB	SO	LOB	TOP					
Billy DeMars, R OBP: 0.366, SLG: 0.314 (1, 6)										4	1	1	0	0	0	1	<b>St. Louis Browns @ Boston Red Sox</b> Fenway Park, Boston, MA Sun May 07 1950, 3:38 AM EDT Att: 34,523 - Unknown					
Leo Thomas, R OBP: 0.400, SLG: 0.300 (1, 5)										4	0	2	0	0	0	1						
Ray Coleman, L OBP: 0.200, SLG: 0.316 (1, 8)										4	0	0	1	0	0	2						
Ken Wood, R OBP: 0.397, SLG: 0.745 (1, 9)										4	0	0	0	0	0	1						
Don Lenhardt, R OBP: 0.405, SLG: 0.581 (1, 7)										4	0	1	0	0	1	0						
Hank Arft, L OBP: 0.483, SLG: 0.522 (1, 3)										3	1	1	0	1	0	1						
Sherm Lollar, R OBP: 0.419, SLG: 0.711 (1, 2)										4	0	2	1	0	0	1						
Owen Friend, R OBP: 0.326, SLG: 0.300 (1, 4)										1	0	0	0	1	0	1						
Dick Kokos, L OBP: 0.314, SLG: 0.375 (7, PH)										1	0	0	0	0	0	1						
Bill Sommers, R (7, 4)										1	0	0	0	0	1	2						
Cliff Fannin, L (1, 1)										2	0	0	0	0	1	1						
Dick Starr, R (7, 1)										0	0	0	0	0	0	0						
Tom Upton, R OBP: 0.310, SLG: 0.167 (8, PH)										1	0	0	0	0	0	0						
Tom Ferrick, R (8, 1)										0	0	0	0	0	0	0						
<b>Inning Stats</b>	R: 1 E: 1 K: 0 S: 4	H: 1 LOB: 0 BB: 0 P: 4	R: 1 E: 0 K: 0 S: 4	H: 2 LOB: 0 BB: 0 P: 4	R: 0 E: 0 K: 1 S: 6	H: 1 LOB: 1 BB: 0 P: 6	R: 0 E: 0 K: 1 S: 5	H: 0 LOB: 0 BB: 0 P: 5	R: 0 E: 0 K: 0 S: 3	H: 0 LOB: 1 BB: 1 P: 7	R: 0 E: 0 K: 0 S: 3	H: 0 LOB: 0 BB: 0 P: 3	R: 0 E: 0 K: 0 S: 4	H: 1 LOB: 1 BB: 0 P: 4	R: 0 E: 0 K: 0 S: 4	H: 1 LOB: 1 BB: 0 P: 4	R: 0 E: 0 K: 1 S: 6	H: 1 LOB: 2 BB: 1 P: 10	1B: 2 2B: 5 3B: 0 HR: 0	SF: 0 SAC: 0 DP: 2 HBP: 0	WP: 0 PB: 0 SB: 0 CS: 0	PA: 35
<b>PITCHER</b> A Papai, R ERA: 1.5 (1, 1)	IP: 9.0 WLS: W BF: 35 H: 7 R: 2 ER: 2 SO: 3 BB: 2 IBB: 0 HBP: 0 BLK: 0 WP: 0 HR: 0 S: 39 P: 47 ERA: 2.00 WHIP: 1.000															<b>PITCHER</b>						

Batter	1	2	3	4	5	6	7	8	9	AB	R	H	RBI	BB	SO	LOB	BOTTOM					
Dom DiMaggio, R OBP: 0.482, SLG: 0.486 (1, 8)										5	2	3	0	0	1	2	<b>St. Louis Browns @ Boston Red Sox</b> Fenway Park, Boston, MA Sun May 07 1950, 3:38 AM EDT Att: 34,523 - Unknown					
6 Johnny Pesky, L OBP: 0.495, SLG: 0.432 (1, 5)									2	1	0	0	2	0	2							
Ted Williams, L OBP: 0.500, SLG: 0.833 (1, 7)									3	1	1	1	1	0	2							
Vern Stephens, R OBP: 0.417, SLG: 0.560 (1, 6)									4	1	2	2	0	1	2							
Bobby Doerr, R OBP: 0.333, SLG: 0.385 (1, 4)									4	0	1	2	0	0	2							
Tom Wright, L OBP: 0.350, SLG: 0.359 (1, 9)									4	0	1	1	0	0	1							
Walt Dropo, R OBP: 0.500, SLG: 0.609 (1, 3)										4	0	1	0	0	2							
Matt Batts, R OBP: 0.318, SLG: 0.282 (1, 2)										3	0	1	0	1	0	1						
A Papai, R (1, 1)										4	1	0	0	0	1	2						
<b>Inning Stats</b>	R: 0 E: 0 K: 0 S: 3	H: 1 LOB: 0 BB: 0 P: 3	R: 0 E: 0 K: 0 S: 3	H: 0 LOB: 0 BB: 0 P: 3	R: 0 E: 0 K: 1 S: 5	H: 0 LOB: 0 BB: 0 P: 5	R: 2 E: 0 K: 0 S: 6	H: 3 LOB: 2 BB: 1 P: 10	R: 1 E: 0 K: 2 S: 8	H: 1 LOB: 2 BB: 2 P: 16	R: 0 E: 0 K: 0 S: 4	H: 1 LOB: 1 BB: 0 P: 4	R: 3 E: 0 K: 0 S: 6	H: 3 LOB: 1 BB: 1 P: 10	R: 0 E: 0 K: 0 S: 4	H: 1 LOB: 1 BB: 0 P: 4		R: 0 E: 0 K: 1 S: 6	H: 1 LOB: 1 BB: 0 P: 10	1B: 7 2B: 3 3B: 0 HR: 0	SF: 0 SAC: 0 DP: 1 HBP: 0	WP: 1 PB: 0 SB: 0 CS: 0
<b>PITCHER</b> Cliff Fannin, R ERA: 8.31 (1, 1)	IP: 6.2 WLS: L BF: 31 H: 8 R: 6 ER: 6 SO: 3 BB: 4 IBB: 0 HBP: 0 BLK: 0 WP: 1 HR: 0 S: 33 P: 49 ERA: 8.10 WHIP: 1.800															<b>PITCHER</b>						
Dick Starr, R ERA: 5.19 (7, 1)	0.1	2	1	0	0	0	0	0	0	0	0	2	2	0.00	3.000							
Tom Ferrick, R ERA: (8, 1)	1.0	4	1	0	0	0	0	0	0	0	0	4	4	0.00	1.000							



Batter	1	2	3	4	5	6	7	8	9	AB	R	H	RBI	BB	SO	LOB	TOP					
Johnny Lipon, R OBP: 0.397, SLG: 0.393	4-0 FC4-6 BB		1-4-3		6-3		K		BB 1B	4	0	1	0	1	1	3						
Jerry Priddy, R OBP: 0.333, SLG: 0.343	0-0 F8			1-3		K2-3	6-3		K	5	0	0	1	0	2	3						
George Kell, R OBP: 0.405, SLG: 0.406	0-3 K			6-3		FC6-4 1B	6-3		BB 1-2 BB	4	0	1	0	1	1	2						
Vic Wertz, L OBP: 0.373, SLG: 0.569	0-0 FC4-6 1-2			1B 1B		FC6-4 1B		F5	F9	5	0	2	0	0	0	3						
Hoot Evers, R OBP: 0.429, SLG: 0.688		0-0 6-3		1-2 1B		FC6-4 BB		2B BB		3	0	1	0	1	0	2						
Johnny Groth, R OBP: 0.377, SLG: 0.459		0-0 5-3		5-3		1-2 BB		F5		3	0	0	0	1	0	3						
Dick Kryhoski, L OBP: 0.288, SLG: 0.393		0-0 F5			0-0 2B	1-4-3		1-3 2B		4	0	2	0	0	0	3						
Aaron Robinson, L OBP: 0.500, SLG: 0.824			0-3 K		0-0 F8			F8		3	0	1	0	0	1	1						
Joe Ginsberg, L OBP: 0.291, SLG: 0.200						2B 6-3 2B				1	1	0	0	0	0	2						
Virgil Trucks, R OBP: 0.133, SLG: 0.200			0-0 5-3		0-0 1-3					2	0	0	0	0	0	1						
Saul Rogovin, R										0	0	0	0	0	0	0						
Don Kolloway, R OBP: 0.500, SLG: 0.667										1	0	1	0	0	0	0						
Hal White, R										0	0	0	0	0	0	0						
Pat Mullin, L OBP: 0.289, SLG: 0.219										1	0	0	0	0	0	0						
<b>Inning Stats</b>	R: 0 E: 0 K: 1 S: 5	H: 0 LOB: 1 BB: 1 P: 9	R: 0 E: 0 K: 0 S: 3	H: 0 LOB: 0 BB: 0 P: 3	R: 0 E: 0 K: 1 S: 5	H: 0 LOB: 0 BB: 0 P: 5	R: 0 E: 0 K: 0 S: 5	H: 2 LOB: 2 BB: 0 P: 5	R: 0 E: 0 K: 0 S: 4	H: 1 LOB: 1 BB: 0 P: 4	R: 0 E: 0 K: 1 S: 7	H: 2 LOB: 3 BB: 1 P: 11	R: 1 E: 0 K: 1 S: 7	H: 2 LOB: 1 BB: 0 P: 7	R: 0 E: 0 K: 0 S: 4	H: 1 LOB: 2 BB: 1 P: 8	R: 0 E: 0 K: 1 S: 6	H: 1 LOB: 2 BB: 1 P: 10	1B: 5 2B: 4 3B: 0 HR: 0	SF: 0 SAC: 0 DP: 0 HBP: 0	WP: 0 PB: 0 SB: 0 CS: 0	PA: 40
<b>PITCHER</b> Mel Parnell, L ERA: 3.57	IP: 9.0 WLS: W BF: 40 H: 9 R: 1 ER: 1 SO: 5 BB: 4 IBB: 0 HBP: 0 BLK: 0 WP: 0 HR: 0 S: 46 P: 62 ERA: 1.00 WHIP: 1.444															<b>PITCHER</b>	IP: 9.0 WLS: W BF: 40 H: 9 R: 1 ER: 1 SO: 5 BB: 4 IBB: 0 HBP: 0 BLK: 0 WP: 0 HR: 0 S: 46 P: 62 ERA: 1.00 WHIP: 1.444					

**Detroit Tigers @ Boston Red Sox**  
Fenway Park, Boston, MA  
Tue May 09 1950, 3:33 AM EDT  
Att: 15,291 - Unknown

AB	36
R	1
H	9
RBI	1
BB	4
SO	5
LOB	23



Batter	1	2	3	4	5	6	7	8	9	AB	R	H	RBI	BB	SO	LOB	BOTTOM			
Dom DiMaggio, R OBP: 0.472, SLG: 0.474	0-0 F8		0-0 1B		0-0 F8		G6-4-3			4	0	1	1	0	0	1				
6 Johnny Pesky, L OBP: 0.495, SLG: 0.449	0-0 F7		0-3 K			F9 2B	2B			4	2	2	0	0	1	0				
Ted Williams, L OBP: 0.485, SLG: 0.808	0-0 F7			0-0 F5		F9 2B	1B			4	0	1	1	0	0	1				
Vern Stephens, R OBP: 0.410, SLG: 0.557		0-3 K		1-3		1B 1B 2B	F7			4	1	1	1	0	1	1				
Bobby Doerr, R OBP: 0.340, SLG: 0.427		0-0 HR			0-0 1B	F9		4-3		4	1	2	1	0	0	1				
Tom Wright, L OBP: 0.364, SLG: 0.357		0-0 L7		0-3 K		1B 1B		1B BB		3	0	1	0	1	1	1				
Walt Dropo, R OBP: 0.531, SLG: 0.741		0-0 6-3			0-0 HR	1-3 1B		G6-4-3 1B		4	1	3	2	0	0	0				
Birdie Tebbetts, R OBP: 0.488, SLG: 0.629			0-0 1B 2B		0-0 6-3	1-3 1B		G6-4-3		4	1	1	0	0	0	4				
Mel Parnell, L OBP: 0.389, SLG: 0.214			0-0 B2		0-0 F9			G6-4-3 1B		3	0	1	0	0	0	1				
<b>Inning Stats</b>	R: 0 E: 0 K: 0 S: 3	H: 0 LOB: 0 BB: 0 P: 3	R: 1 E: 0 K: 1 S: 6	H: 1 LOB: 0 BB: 0 P: 6	R: 1 E: 0 K: 1 S: 6	H: 2 LOB: 0 BB: 0 P: 6	R: 0 E: 0 K: 1 S: 6	H: 1 LOB: 1 BB: 0 P: 6	R: 1 E: 0 K: 0 S: 4	H: 1 LOB: 0 BB: 0 P: 4	R: 2 E: 0 K: 0 S: 7	H: 4 LOB: 2 BB: 0 P: 7	R: 1 E: 0 K: 0 S: 5	H: 3 LOB: 1 BB: 0 P: 5	R: 0 E: 0 K: 0 S: 3	H: 1 LOB: 1 BB: 1 P: 7	1B: 7 2B: 4 3B: 0 HR: 2	SF: 0 SAC: 0 DP: 2 HBP: 0	WP: 0 PB: 0 SB: 0 CS: 0	PA: 35
<b>PITCHER</b> Virgil Trucks, R ERA: 4.41	IP: 5.2 WLS: L BF: 24 H: 8 R: 5 ER: 5 SO: 3 BB: 0 IBB: 0 HBP: 0 BLK: 0 WP: 0 HR: 2 S: 30 P: 30 ERA: 7.94 WHIP: 1.412															<b>PITCHER</b>	IP: 5.2 WLS: L BF: 24 H: 8 R: 5 ER: 5 SO: 3 BB: 0 IBB: 0 HBP: 0 BLK: 0 WP: 0 HR: 2 S: 30 P: 30 ERA: 7.94 WHIP: 1.412			
Saul Rogovin, R ERA: 6.75	0.1	2	1	0	0	0	0	0	0	0	0	2	2	0.00	3.000					
Hal White, R ERA: 8.22	2.0	9	4	1	1	0	1	0	0	0	0	8	12	4.50	2.500					

**Detroit Tigers @ Boston Red Sox**  
Fenway Park, Boston, MA  
Tue May 09 1950, 3:33 AM EDT  
Att: 15,291 - Unknown

AB	34
R	6
H	13
RBI	6
BB	1
SO	3
LOB	10





Batter	1	2	3	4	5	6	7	8	9	AB	R	H	RBI	BB	SO	LOB	TOP					
Johnny Lipon, R OBP: 0.418, SLG: 0.381 (1, 6)	F9		BB 1B	FC5-4			SH2-3 BB	FC4 BB		2	2	0	2	4	0	1						
Jerry Priddy, R OBP: 0.336, SLG: 0.329 (1, 4)	4-3		BB 1B				SH2-3 BB	FC4		3	1	0	0	2	0	6						
George Kell, R OBP: 0.400, SLG: 0.414 (1, 5)	F7		BB 1B	FC4				F8	L6	6	2	2	2	0	0	1						
Vic Wertz, L OBP: 0.407, SLG: 0.592 (1, 9)		FC6-4 E	FC4					4-3		4	3	3	1	2	0	0						
Hoot Evers, R OBP: 0.439, SLG: 0.730 (1, 7)		FC6-4 BB	FC4					F6		5	2	2	4	1	0	2						
Johnny Groth, R OBP: 0.392, SLG: 0.477 (1, 8)		FC6-4 E	F3					HR		4	3	2	1	1	0	3						
Dick Kryhoski, L OBP: 0.282, SLG: 0.394 (1, 3)		FC2-5		6-3				F4		5	0	1	1	0	0	3						
Aaron Robinson, L OBP: 0.480, SLG: 0.714 (1, 2)		4-3		4-3				F7		4	0	1	0	1	0	2						
Fred Hutchinson, L OBP: 0.500, SLG: 0.333 (1, 1)			F8					F4		2	0	0	0	3	0	1						
<b>Inning Stats</b>	R: 0 E: 0 K: 0 S: 3	H: 0 LOB: 0 BB: 0 P: 3	R: 1 E: 1 K: 0 S: 4	H: 1 LOB: 1 BB: 1 P: 8	R: 3 E: 1 K: 0 S: 5	H: 2 LOB: 1 BB: 2 P: 13	R: 0 E: 0 K: 0 S: 3	H: 0 LOB: 1 BB: 1 P: 7	R: 0 E: 0 K: 0 S: 2	H: 0 LOB: 1 BB: 2 P: 10	R: 1 E: 1 K: 0 S: 4	H: 2 LOB: 0 BB: 0 P: 4	R: 5 E: 0 K: 0 S: 7	H: 4 LOB: 3 BB: 4 P: 23	R: 3 E: 0 K: 0 S: 5	H: 2 LOB: 2 BB: 4 P: 21	R: 0 E: 0 K: 0 S: 3	H: 0 LOB: 0 BB: 0 P: 3	1B: 6 2B: 4 3B: 0 HR: 1	SF: 0 SAC: 1 DP: 2 HBP: 0	WP: 0 PB: 0 SB: 0 CS: 0	PA: 50
<b>PITCHER</b>	IP	WLS	BF	H	R	ER	SO	BB	IBB	HBP	BLK	WP	HR	S	P	ERA	WHIP					
Joe Dobson, R ERA: 3.66 (1, 1)	6.1	L	30	6	7	5	0	7	0	0	0	0	0	23	51	7.11	2.053					
Gordie Mueller, R ERA: 10.38 (7, 1)	0.1		7	3	3	3	0	3	0	0	0	0	0	4	16	81.00	18.000					
Bob Gillespie, R ERA: 20.25 (7, 1)	1.1		10	2	3	3	0	4	0	0	0	0	1	6	22	20.25	4.500					
Earl Johnson, L ERA: 23.14 (9, 1)	1.0		3	0	0	0	0	0	0	0	0	0	0	3	3	0.00	0.000					

**Detroit Tigers @ Boston Red Sox**  
Fenway Park, Boston, MA  
Thu May 11 1950, 3:33 AM EDT  
Unknown


AB 35  
R 13  
H 11  
RBI 11  
BB 14  
SO 0  
LOB 19



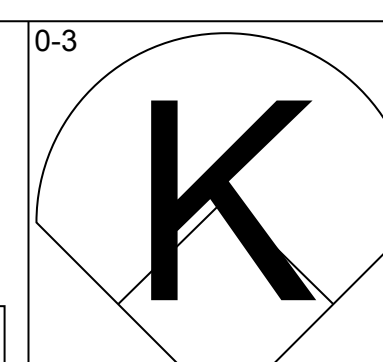
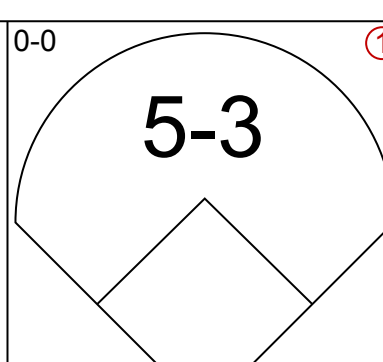
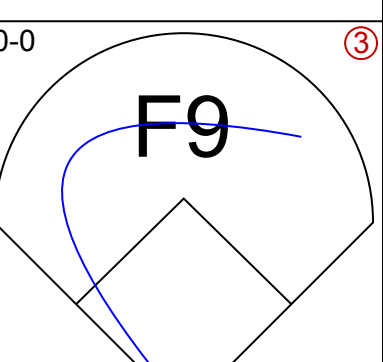
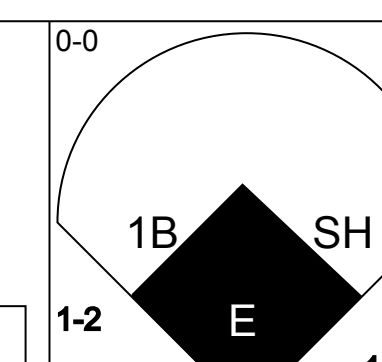
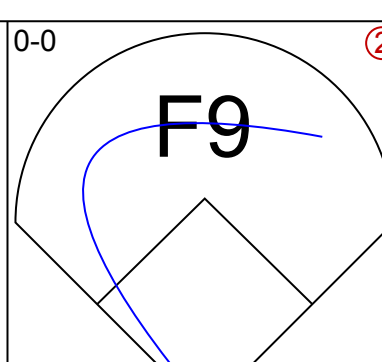

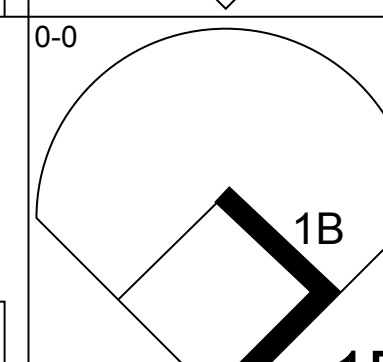
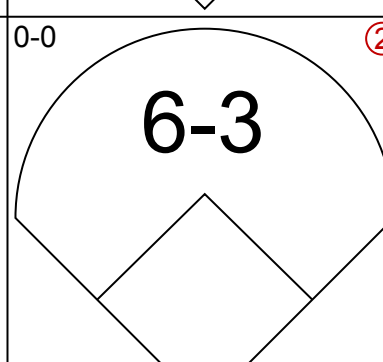
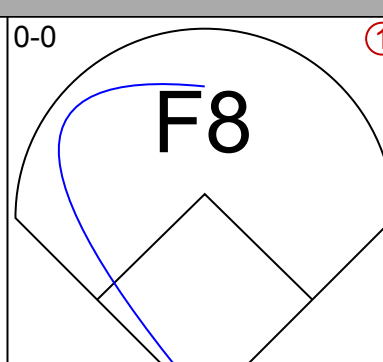
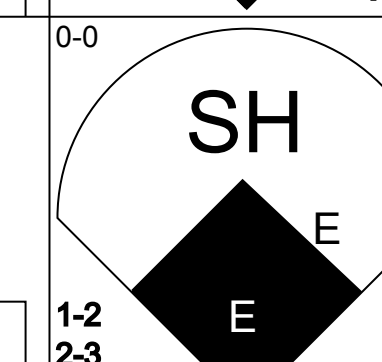
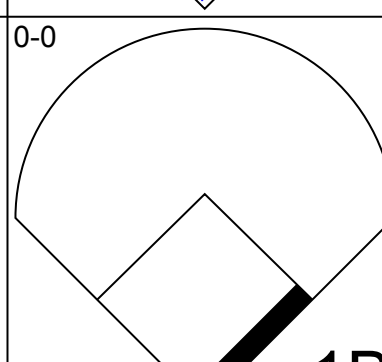
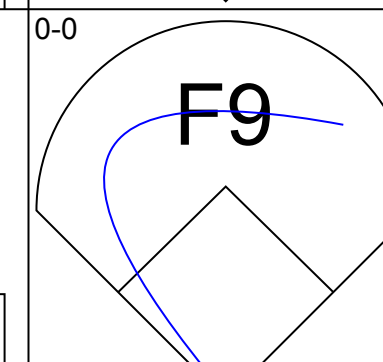
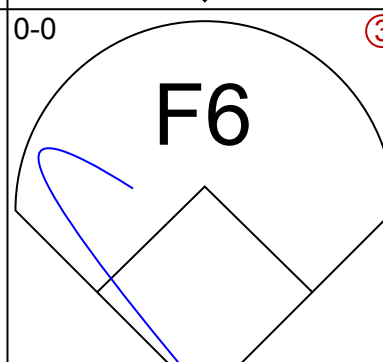
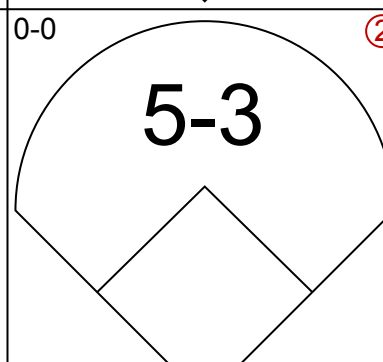
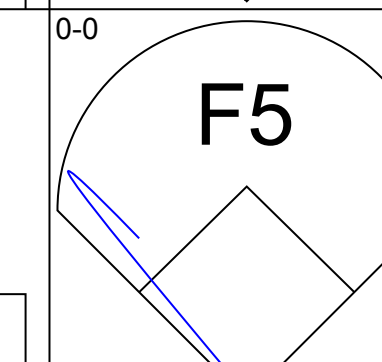
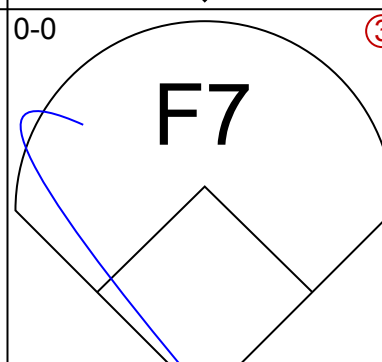
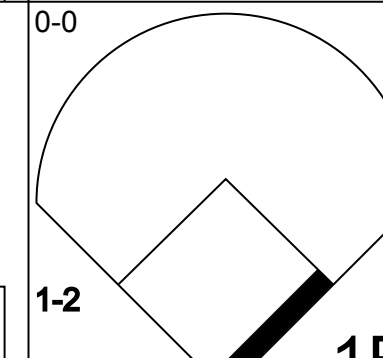
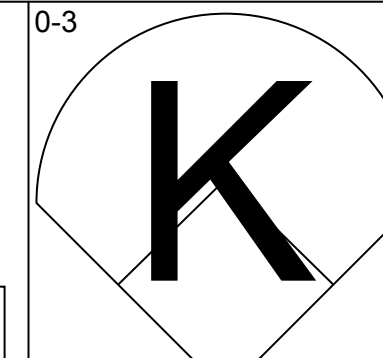
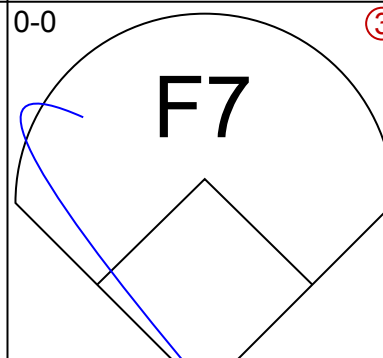
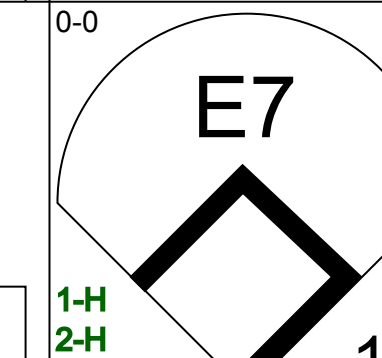
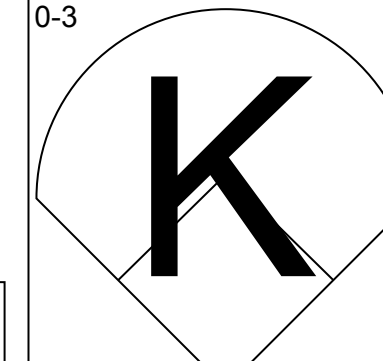
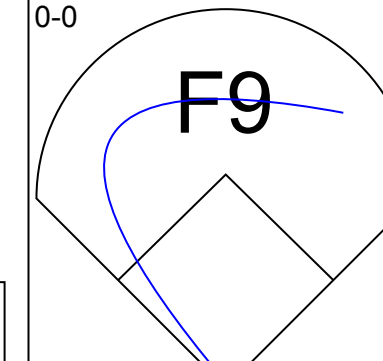
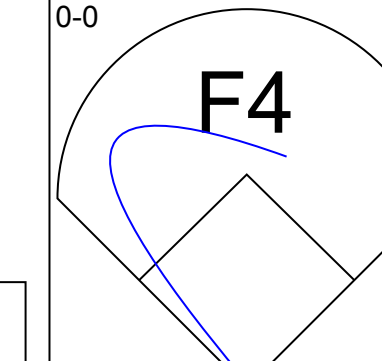
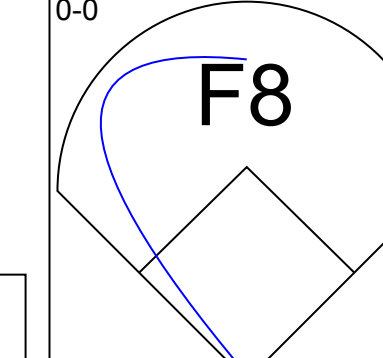
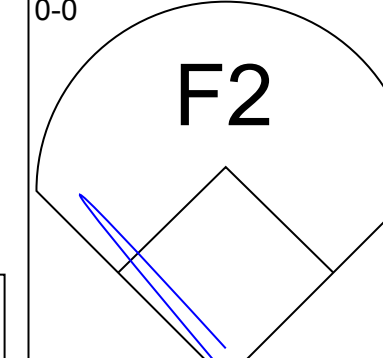
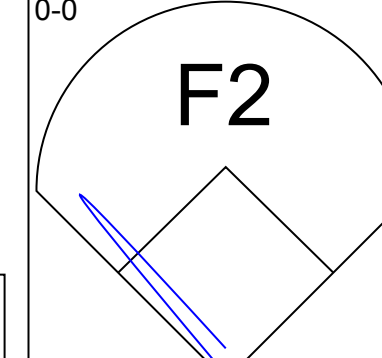
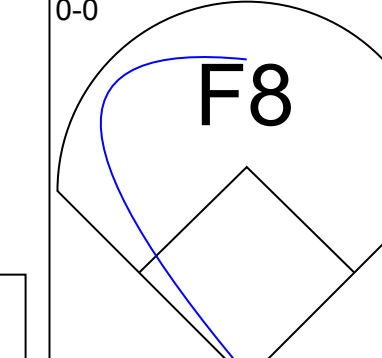
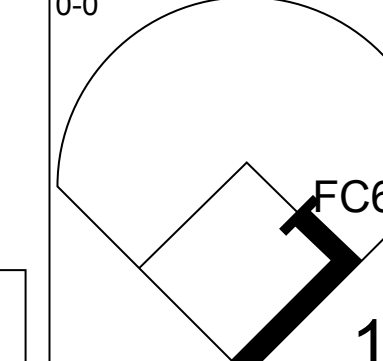
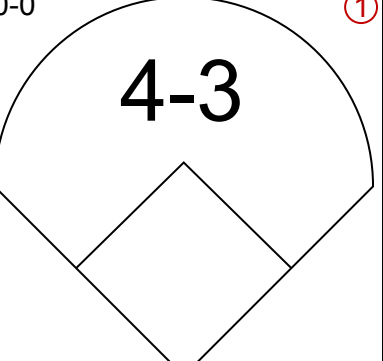
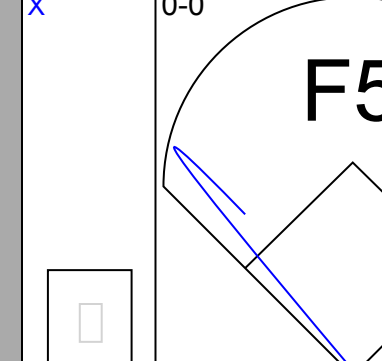
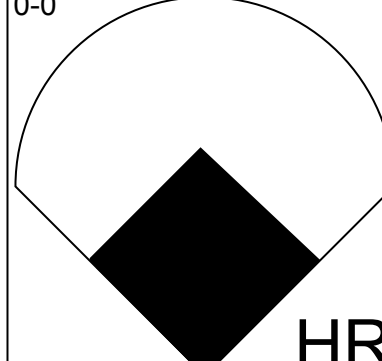
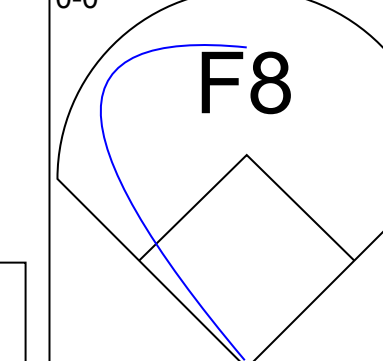
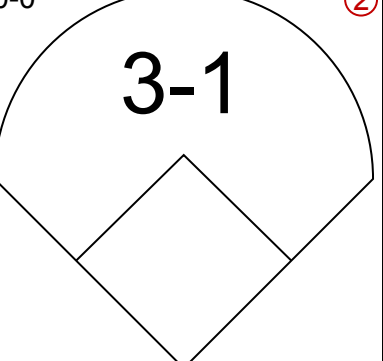
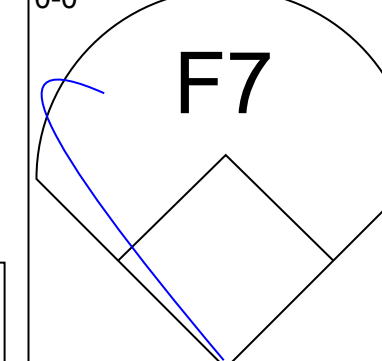
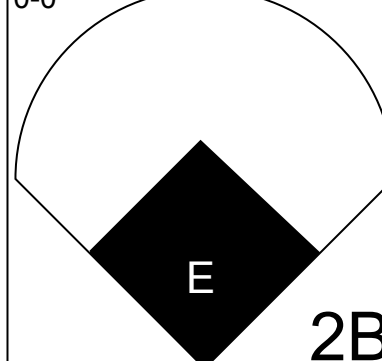
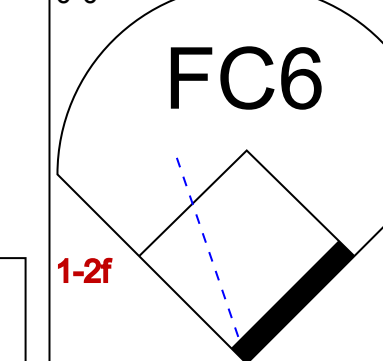
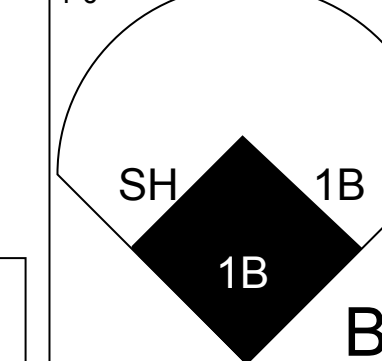
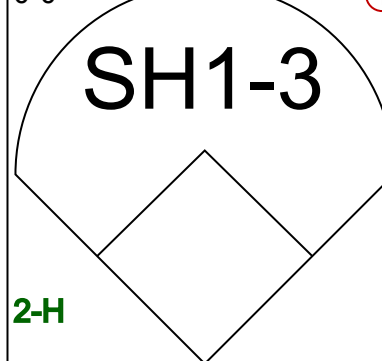
Batter	1	2	3	4	5	6	7	8	9	AB	R	H	RBI	BB	SO	LOB	BOTTOM				
Dom DiMaggio, R OBP: 0.464, SLG: 0.474 (1, 8)	G4-6-3 BB		G6-4-3 1B					HR	F3	2	1	1	0	2	0	0					
Earl Johnson, L (9, 1)										0	0	0	0	0	0	0					
Lou Stringer, R OBP: 0.200, SLG: 0.200 (9, PH)										1	0	0	0	0	0	2					
6 Johnny Pesky, L OBP: 0.490, SLG: 0.438 (1, 5)	G4-6-3 BB		G6-4-3 1B					HR		2	0	0	0	1	0	2					
Ken Keltner, R OBP: 0.500, SLG: 0.333 (8, 5)										0	1	0	0	1	0	0					
Ted Williams, L OBP: 0.471, SLG: 0.821 (1, 7)	G4-6-3			F9				F3	HR	4	1	1	4	0	0	2					
Vern Stephens, R OBP: 0.404, SLG: 0.538 (1, 6)	5-3			F7				6-3		3	0	0	0	1	0	1					
Bobby Doerr, R OBP: 0.327, SLG: 0.407 (1, 4)				F8				F7		4	0	0	0	0	0	1					
Tom Wright, L OBP: 0.354, SLG: 0.348 (1, 9)					F8					4	0	1	0	0	0	0					
Walt Dropo, R OBP: 0.500, SLG: 0.677 (1, 3)	F4				4-3					4	0	1	0	0	1	2					
Birdie Tebbetts, R OBP: 0.489, SLG: 0.622 (1, 2)										2	0	1	0	0	0	0					
Buddy Rosar, R OBP: 0.500, SLG: 0.500 (8, 2)			1B SH3-4					F8		2	0	1	0	0	0	0					
Joe Dobson, R OBP: 0.385, SLG: 0.300 (1, 1)			SH3-4							1	0	0	0	0	1	0					
Gordie Mueller, R (7, 1)										0	0	0	0	0	0	0					
Bob Gillespie, R (7, 1)										0	0	0	0	0	0	0					
Clyde Vollmer, R OBP: 0.389, SLG: 0.375 (8, PH)								HR		2	1	1	0	0	0	2					
<b>Inning Stats</b>	R: 0 E: 0 K: 0 S: 2	H: 0 LOB: 1 BB: 2 P: 10	R: 0 E: 0 K: 0 S: 3	H: 0 LOB: 0 BB: 0 P: 3	R: 0 E: 0 K: 0 S: 4	H: 2 LOB: 1 BB: 0 P: 4	R: 0 E: 0 K: 0 S: 3	H: 0 LOB: 0 BB: 0 P: 3	R: 0 E: 0 K: 1 S: 6	H: 1 LOB: 2 BB: 1 P: 10	R: 4 E: 0 K: 0 S: 5	H: 2 LOB: 2 BB: 2 P: 13	R: 0 E: 0 K: 0 S: 5	H: 2 LOB: 2 BB: 0 P: 5	1B: 5 2B: 1 3B: 0 HR: 1	SF: 0 SAC: 1 DP: 2 HBP: 0	WP: 0 PB: 0 SB: 0 CS: 0	PA: 37			
<b>PITCHER</b>	IP	WLS	BF	H	R	ER	SO	BB	IBB	HBP	BLK	WP	HR	S	P	ERA	WHIP				
Fred Hutchinson, R ERA: 4.4 (1, 1)	9.0	W	37	7	4	4	2	5	0	0	0	0	1	36	56	4.00	1.333				

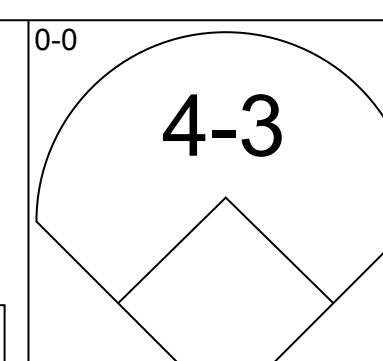
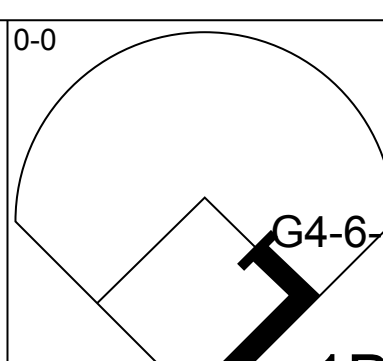
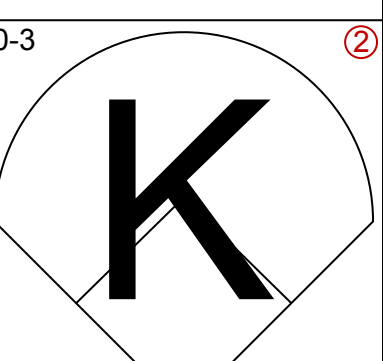
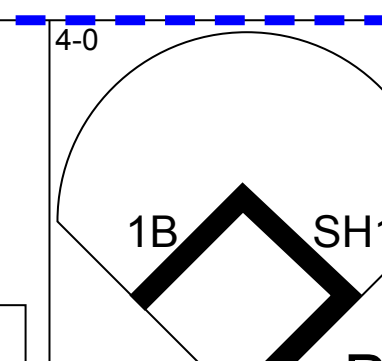
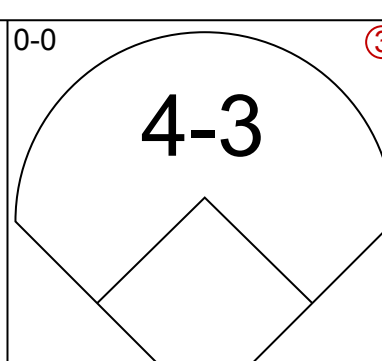

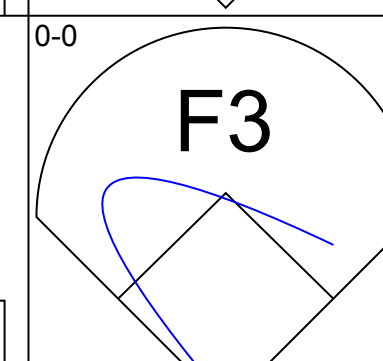
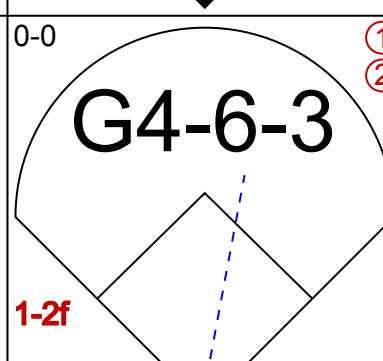
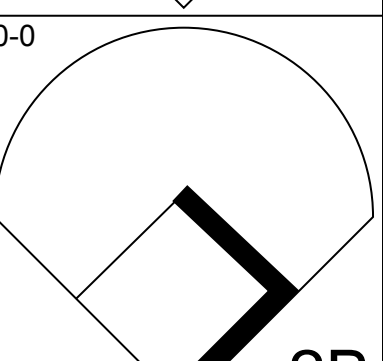
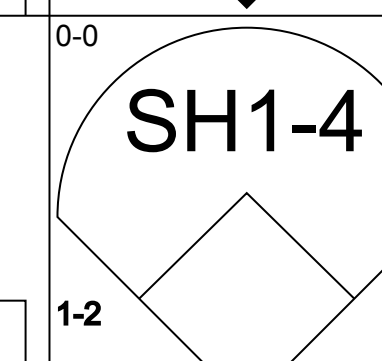
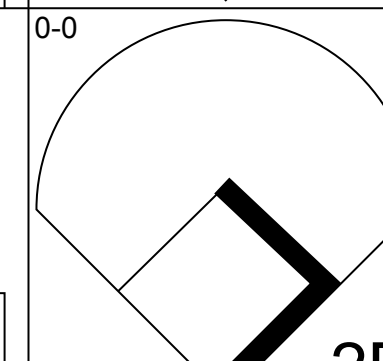
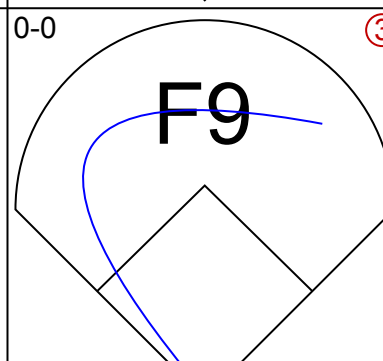
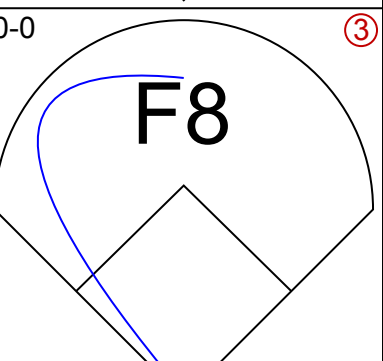
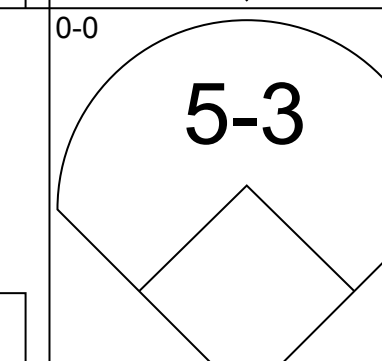
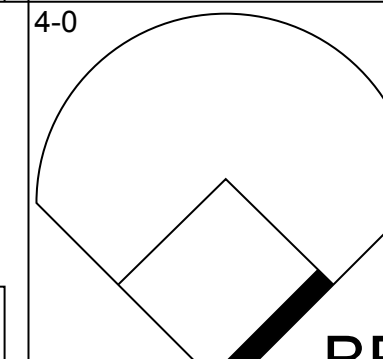
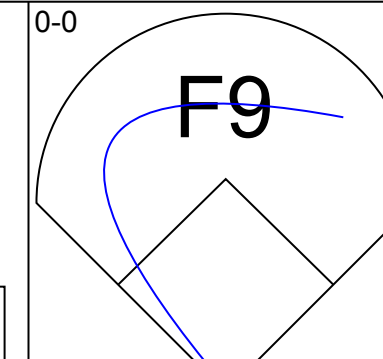
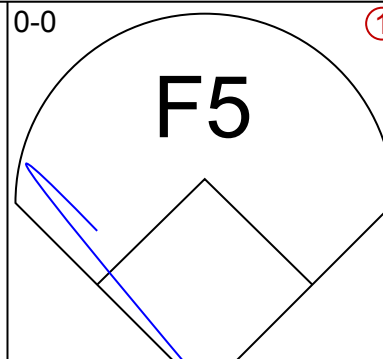
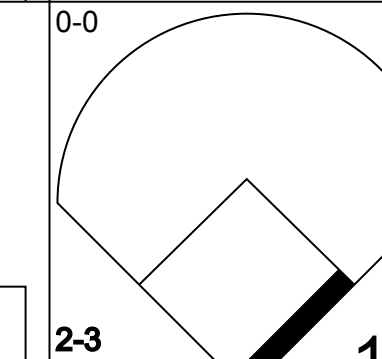
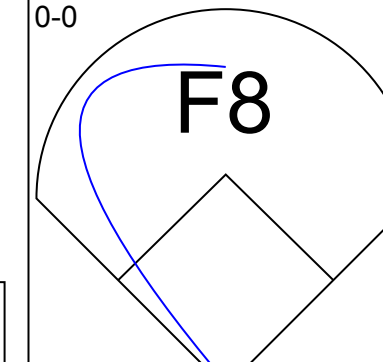
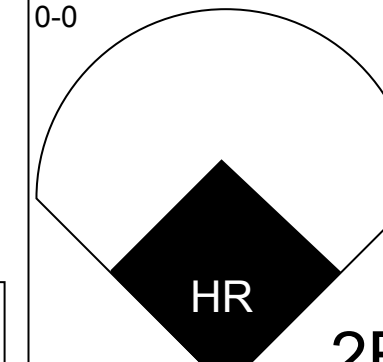
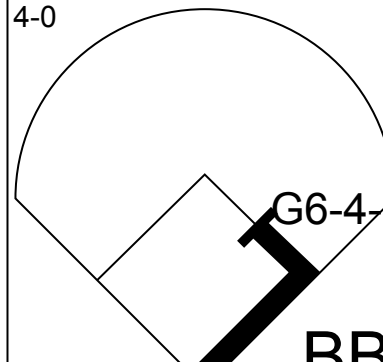
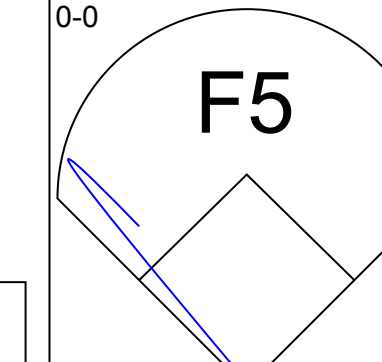
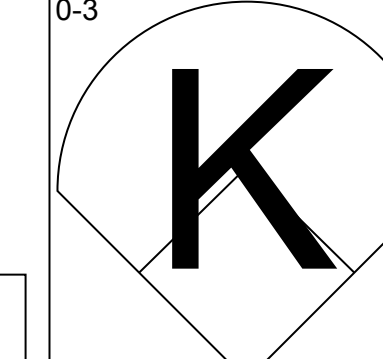
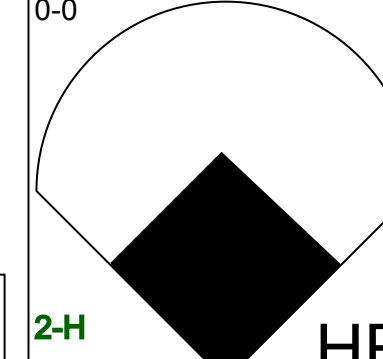
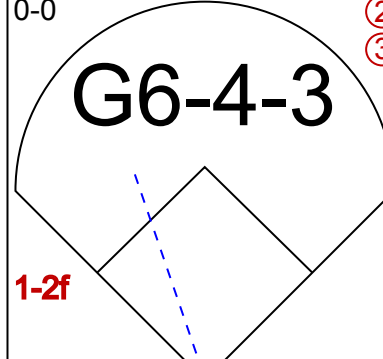
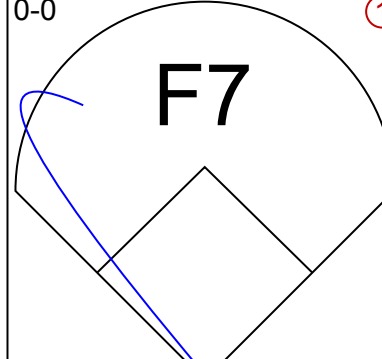
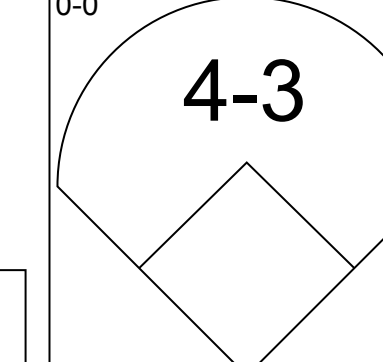
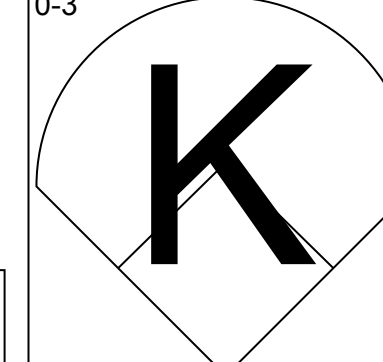
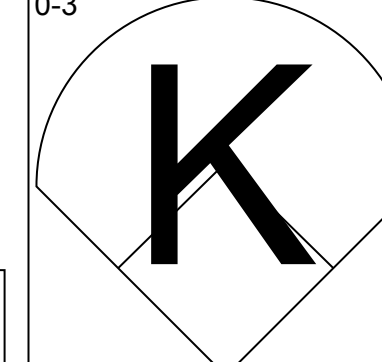
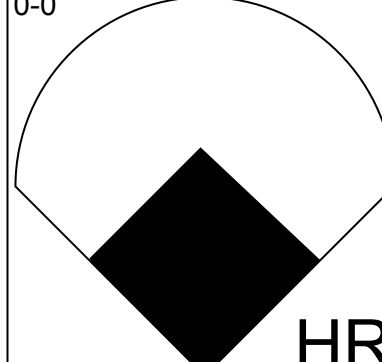
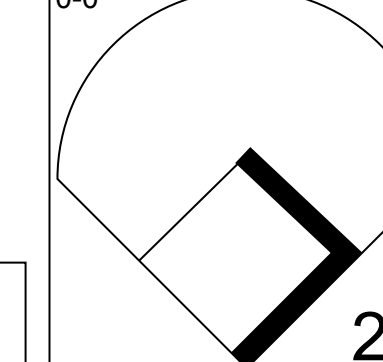
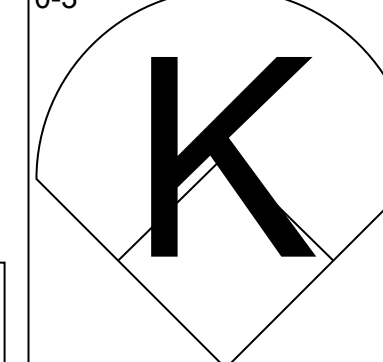
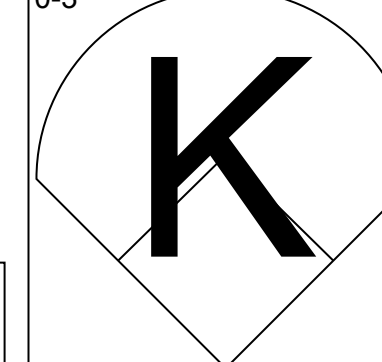
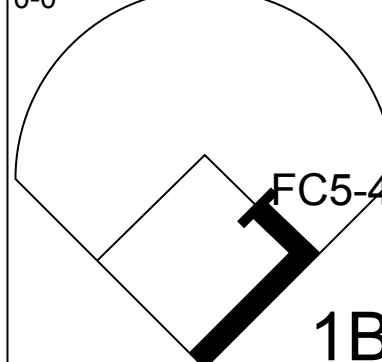
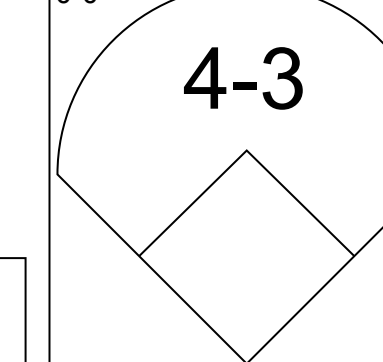
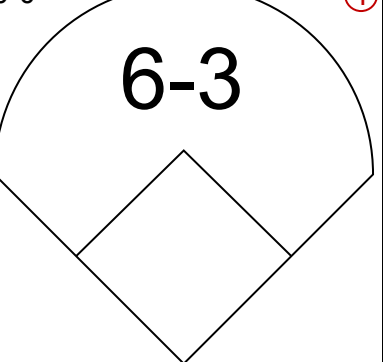
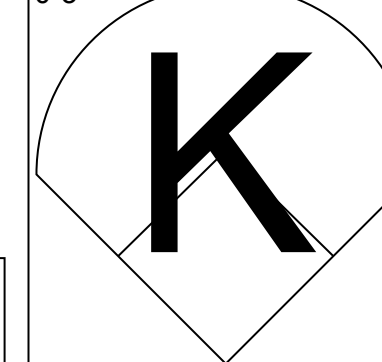
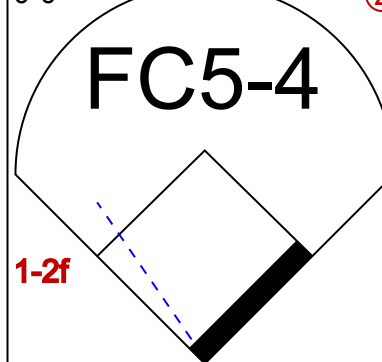
**Detroit Tigers @ Boston Red Sox**  
Fenway Park, Boston, MA  
Thu May 11 1950, 3:33 AM EDT  
Unknown

AB 31  
R 4  
H 7  
RBI 4  
BB 5  
SO 2  
LOB 12





Batter	1	2	3	4	5	6	7	8	9	AB	R	H	RBI	BB	SO	LOB	TOP					
Johnny Lipon, R (1, 6) OBP: 0.405, SLG: 0.368										5	1	1	0	0	1	2	<p><b>Detroit Tigers @ Boston Red Sox</b> Fenway Park, Boston, MA Thu May 11 1950, 3:38 AM EDT Att: 27,758 - Unknown</p> <p>livebaseballscores.com</p> <p>AB 36 R 5 H 10 RBI 2 BB 1 SO 3 LOB 19</p> 					
Jerry Priddy, R (1, 4) OBP: 0.345, SLG: 0.338										4	1	2	0	0	0	0						
George Kell, R (1, 5) OBP: 0.376, SLG: 0.387										5	0	0	0	0	0	6						
Vic Wertz, L (1, 9) OBP: 0.412, SLG: 0.588										4	0	2	1	0	1	0						
Hoot Evers, R (1, 7) OBP: 0.422, SLG: 0.707										4	0	1	0	0	1	4						
Johnny Groth, R (1, 8) OBP: 0.372, SLG: 0.449										4	0	0	0	0	0	3						
Dick Kryhoski, L (1, 3) OBP: 0.293, SLG: 0.443										4	1	2	1	0	0	1						
Aaron Robinson, L (1, 2) OBP: 0.448, SLG: 0.680										4	0	1	0	0	0	2						
Paul Campbell, L (9, PR)										0	1	0	0	0	0	0						
Bob Swift, R (9, 2)										0	0	0	0	0	0	0						
Ted Gray, S (1, 1) OBP: 0.300, SLG: 0.300										2	0	1	0	0	0	1						
Charlie Keller, L (8, PH)										0	0	0	0	1	0	0						
Neil Berry, R (8, PR)										0	1	0	0	0	0	0						
Art Houtteman, R (8, 1) OBP: 0.154, SLG: 0.231										0	0	0	0	0	0	0						
<b>Inning Stats</b>	R: 0 E: 0 K: 2 S: 9	H: 2 LOB: 2 BB: 0 P: 9	R: 0 E: 0 K: 0 S: 4	H: 1 LOB: 1 BB: 0 P: 4	R: 0 E: 0 K: 0 S: 3	H: 0 LOB: 0 BB: 0 P: 3	R: 0 E: 0 K: 1 S: 5	H: 0 LOB: 0 BB: 0 P: 5	R: 0 E: 0 K: 0 S: 4	H: 1 LOB: 1 BB: 0 P: 4	R: 0 E: 0 K: 0 S: 3	H: 0 LOB: 0 BB: 0 P: 3	R: 0 E: 0 K: 0 S: 4	H: 1 LOB: 1 BB: 0 P: 4	R: 0 E: 0 K: 0 S: 6	H: 2 LOB: 2 BB: 1 P: 10	R: 2 E: 1 K: 0 S: 6	H: 3 LOB: 2 BB: 0 P: 6	1B: 7 2B: 2 3B: 0 HR: 1	SF: 0 SAC: 2 DP: 0 HBP: 0	WP: 0 PB: 0 SB: 0 CS: 0	PA: 39
<b>PITCHER</b>	IP WLS BF H R ER SO BB IBB HBP BLK WP HR S P ERA WHIP																					
Ellis Kinder, R (1, 1) ERA: 3.86	9.0 L 39 10 5 3 3 1 0 0 0 0 1 44 48 3.00 1.222																					


Batter	1	2	3	4	5	6	7	8	9	AB	R	H	RBI	BB	SO	LOB	BOTTOM						
Dom DiMaggio, R (1, 8) OBP: 0.480, SLG: 0.463										4	0	1	0	1	1	1	<p><b>Detroit Tigers @ Boston Red Sox</b> Fenway Park, Boston, MA Thu May 11 1950, 3:38 AM EDT Att: 27,758 - Unknown</p> <p>livebaseballscores.com</p> <p>AB 33 R 3 H 9 RBI 3 BB 3 SO 7 LOB 11</p> 						
Ken Keltner, R (1, 5) OBP: 0.425, SLG: 0.500										3	0	1	0	0	0	1							
Ted Williams, L (1, 7) OBP: 0.459, SLG: 0.800										4	0	1	0	0	0	2							
Vern Stephens, R (1, 6) OBP: 0.407, SLG: 0.532										3	0	1	0	1	0	0							
Bobby Doerr, R (1, 4) OBP: 0.333, SLG: 0.416										3	1	1	0	1	0	4							
Clyde Vollmer, R (1, 9) OBP: 0.381, SLG: 0.526										3	1	1	2	0	1	1							
Tom Wright, L (9, 9) OBP: 0.347, SLG: 0.340										1	0	0	0	0	0	0							
Walt Dropo, R (1, 3) OBP: 0.475, SLG: 0.714										4	1	1	1	0	2	0							
Matt Batts, R (1, 2) OBP: 0.333, SLG: 0.326										4	0	2	0	0	2	0							
Ellis Kinder, R (1, 1)										3	0	0	0	0	1	1							
Lou Stringer, R (9, PH) OBP: 0.167, SLG: 0.167										1	0	0	0	0	0	1							
<b>Inning Stats</b>	R: 0 E: 0 K: 0 S: 4	H: 1 LOB: 2 BB: 1 P: 8	R: 0 E: 0 K: 1 S: 6	H: 1 LOB: 1 BB: 0 P: 6	R: 0 E: 0 K: 0 S: 3	H: 1 LOB: 0 BB: 0 P: 3	R: 2 E: 0 K: 2 S: 9	H: 2 LOB: 0 BB: 0 P: 9	R: 0 E: 0 K: 1 S: 6	H: 1 LOB: 1 BB: 0 P: 6	R: 0 E: 0 K: 0 S: 2	H: 0 LOB: 0 BB: 1 P: 6	R: 0 E: 0 K: 3 S: 9	H: 0 LOB: 0 BB: 0 P: 9	R: 0 E: 0 K: 0 S: 4	H: 1 LOB: 2 BB: 1 P: 8		R: 1 E: 0 K: 0 S: 5	H: 2 LOB: 1 BB: 0 P: 5	1B: 3 2B: 4 3B: 0 HR: 2	SF: 0 SAC: 1 DP: 2 HBP: 0	WP: 0 PB: 0 SB: 0 CS: 0	PA: 37
<b>PITCHER</b>	IP WLS BF H R ER SO BB IBB HBP BLK WP HR S P ERA WHIP																						
Ted Gray, L (1, 1) ERA: 3.49	7.0 W 27 6 2 2 7 2 0 0 0 0 1 39 47 2.57 1.143																						
Art Houtteman, R (8, 1) ERA: 2.11	2.0 S 10 3 1 1 0 1 0 0 0 0 0 1 9 13 4.50 2.000																						




Batter	1	2	3	4	5	6	7	8	9	AB	R	H	RBI	BB	SO	LOB	TOP										
<b>Eddie Yost, R</b> OBP: 0.448, SLG: 0.473 (1, 5)										4	0	2	0	1	0	3	<b>Washington Senators @ Boston Red Sox</b> Fenway Park, Boston, MA Sat May 13 1950, 3:33 AM EDT Att: 15,724 - Unknown										
<b>Sam Dente, R</b> OBP: 0.297, SLG: 0.277 (1, 4) (7, 6)										4	0	1	1	1	0	2											
<b>Tommy O'Brien, R</b> OBP: 0.205, SLG: 0.150 <b>Gil Coan, L</b> OBP: 0.371, SLG: 0.607 (1, 7) (7, PH) (7, 7)										0	0	0	0	0	0	0											
<b>Eddie Robinson, L</b> OBP: 0.349, SLG: 0.265 (1, 3)										3	1	0	0	1	0	3											
<b>Sam Mele, R</b> OBP: 0.441, SLG: 0.393 (1, 8)										4	0	2	0	0	0	1											
<b>Roberto Ortiz, R</b> OBP: 0.300, SLG: 0.421 (1, 9)										4	1	1	0	0	0	3											
<b>Al Evans, R</b> OBP: 0.327, SLG: 0.380 (1, 2)										3	1	0	0	1	0	2											
<b>Merl Combs, L</b> OBP: 0.471, SLG: 0.308 <b>Al Kozar, R</b> OBP: 0.289, SLG: 0.225 (1, 6) (7, PH) (7, 4)										0	0	0	0	0	0	0											
<b>Sid Hudson, R</b> OBP: 0.286, SLG: 0.286 <b>Bud Stewart, L</b> OBP: 0.434, SLG: 0.521 (1, 1) (9, PH)										3	0	2	2	0	0	1											
<b>Inning Stats</b>	R: 0 E: 0 K: 0 S: 3	H: 1 LOB: 0 BB: 0 P: 3	R: 0 E: 0 K: 0 S: 3	H: 1 LOB: 0 BB: 0 P: 3	R: 0 E: 0 K: 0 S: 3	H: 1 LOB: 1 BB: 1 P: 7	R: 0 E: 0 K: 0 S: 3	H: 0 LOB: 0 BB: 0 P: 3	R: 0 E: 0 K: 0 S: 4	H: 2 LOB: 1 BB: 0 P: 4	R: 4 E: 1 K: 1 S: 9	H: 3 LOB: 2 BB: 2 P: 18	R: 0 E: 0 K: 0 S: 3	H: 1 LOB: 1 BB: 1 P: 7	R: 0 E: 0 K: 1 S: 6	H: 1 LOB: 3 BB: 2 P: 14		1B: 10 2B: 0 3B: 0 HR: 0	SF: 0 SAC: 0 DP: 3 HBP: 1	WP: 0 PB: 0 SB: 0 CS: 1	PA: 40						
<b>PITCHER</b>	IP	WLS	BF	H	R	ER	SO	BB	IBB	HBP	BLK	WP	HR	S	P	ERA	WHIP										
<b>Chuck Stobbs, L</b> ERA: 3.16 <b>Walt Masterson, R</b> ERA: 6.43 <b>Joe Dobson, R</b> ERA: 3.57	(1, 1) (7, 1) (9, 1)	6.2 1.1 1.0	27 9 4	7 3 0	4 0 0	0 0 0	0 1 0	2 3 1	0 0 0	1 0 0	0 0 0	0 0 0	0 8 5	24 8 9	33 20 9	0.00 0.00 0.00	1.350 4.500 1.000										

Batter	1	2	3	4	5	6	7	8	9	AB	R	H	RBI	BB	SO	LOB	BOTTOM											
<b>Dom DiMaggio, R</b> OBP: 0.467, SLG: 0.444 (1, 8)										4	1	1	0	1	0	4	<b>Washington Senators @ Boston Red Sox</b> Fenway Park, Boston, MA Sat May 13 1950, 3:33 AM EDT Att: 15,724 - Unknown											
<b>Al Zarilla, L</b> OBP: 0.414, SLG: 0.468 (1, 9)										4	0	1	0	0	0	2												
<b>Ted Williams, L</b> OBP: 0.451, SLG: 0.788 (1, 7)										3	2	1	2	1	0	1												
<b>Vern Stephens, R</b> OBP: 0.388, SLG: 0.510 (1, 6)										4	0	0	0	0	1	3												
<b>Bobby Doerr, R</b> OBP: 0.345, SLG: 0.443 (1, 4)										4	1	2	1	0	0	0												
<b>Walt Dropo, R</b> OBP: 0.478, SLG: 0.744 (1, 3)										4	1	1	1	0	1	3												
<b>Ken Keltner, R</b> OBP: 0.500, SLG: 0.455 (1, 5)										2	0	1	0	2	0	1												
<b>Birdie Tebbetts, R</b> OBP: 0.481, SLG: 0.614 (1, 2)										4	0	2	1	0	0	2												
<b>Chuck Stobbs, L</b> OBP: 0.500, SLG: 0.400 <b>Walt Masterson, R</b> <b>Joe Dobson, R</b> OBP: 0.385, SLG: 0.300 (1, 1) (7, 1) (9, 1)										0	0	0	0	1	0	0												
<b>Inning Stats</b>	R: 2 E: 0 K: 0 S: 6	H: 3 LOB: 1 BB: 0 P: 6	R: 0 E: 0 K: 0 S: 3	H: 1 LOB: 1 BB: 1 P: 7	R: 0 E: 0 K: 0 S: 3	H: 1 LOB: 0 BB: 0 P: 3	R: 0 E: 0 K: 0 S: 3	H: 1 LOB: 1 BB: 0 P: 3	R: 0 E: 0 K: 1 S: 7	H: 2 LOB: 1 BB: 1 P: 11	R: 0 E: 0 K: 0 S: 3	H: 0 LOB: 2 BB: 2 P: 11	R: 1 E: 1 K: 1 S: 7	H: 1 LOB: 2 BB: 1 P: 11	1B: 7 2B: 0 3B: 0 HR: 2	SF: 0 SAC: 1 DP: 2 HBP: 0		WP: 0 PB: 0 SB: 0 CS: 0	PA: 37									
<b>PITCHER</b>	IP	WLS	BF	H	R	ER	SO	BB	IBB	HBP	BLK	WP	HR	S	P	ERA	WHIP											
<b>Sid Hudson, R</b> ERA: 3.6	(1, 1)	8.0	L	37	9	5	4	2	5	0	0	0	0	2	36	56	4.50	1.750										

AB	29
R	4
H	9
RBI	3
BB	5
SO	2
LOB	23



AB	31
R	5
H	9
RBI	5
BB	5
SO	2
LOB	18



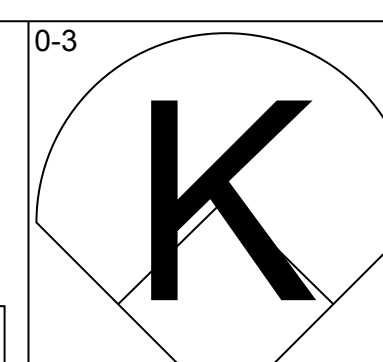
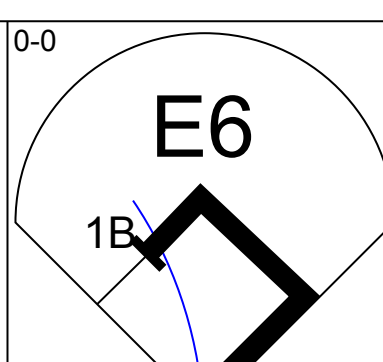
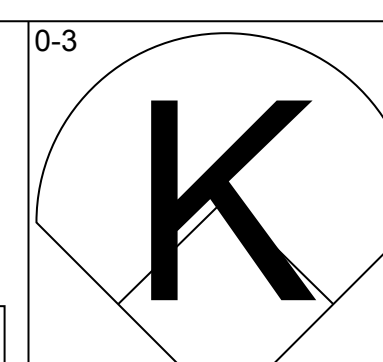
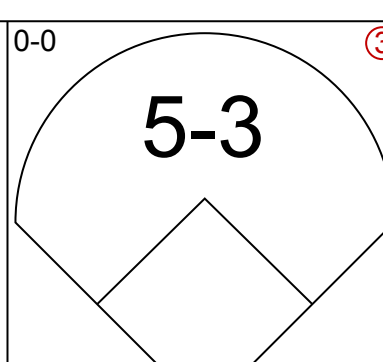
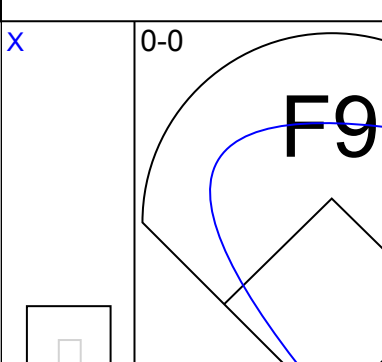
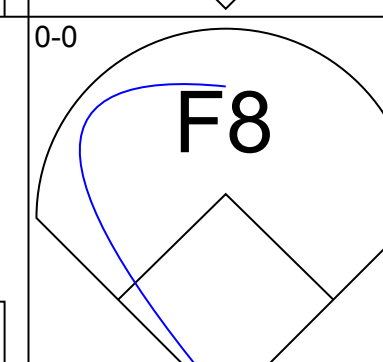
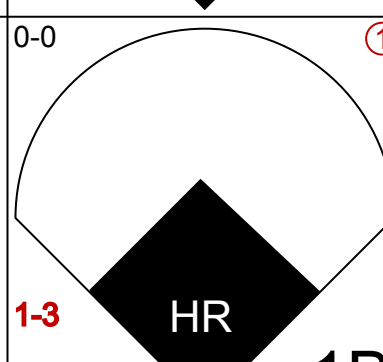
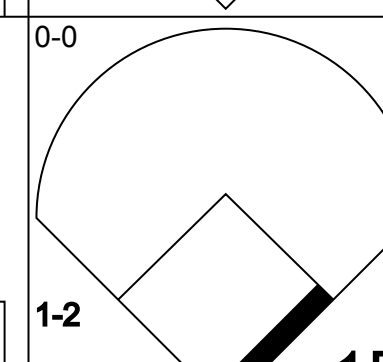
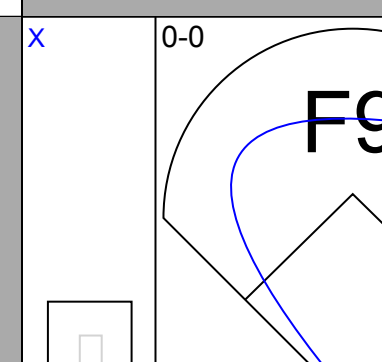
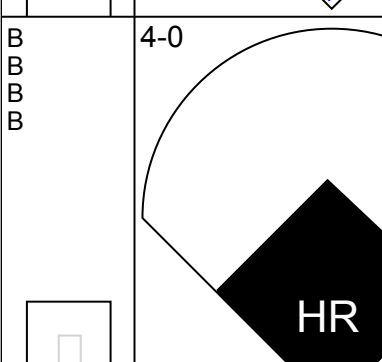
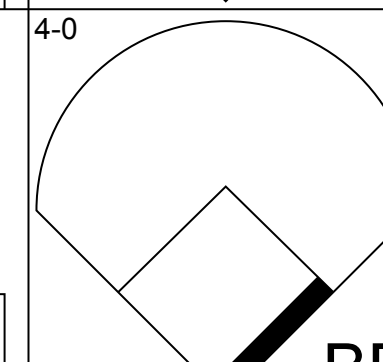
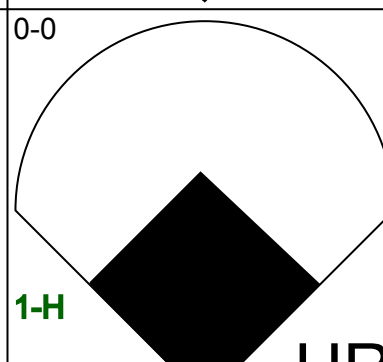
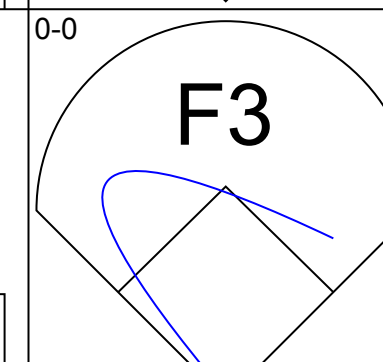
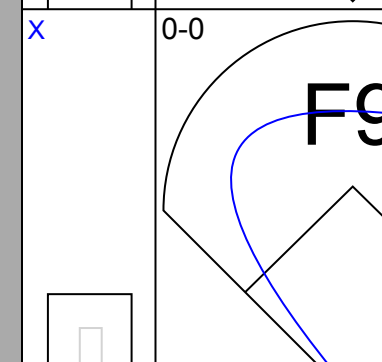
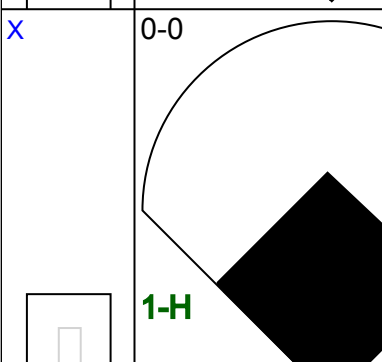
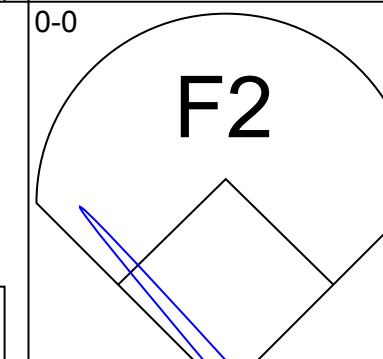
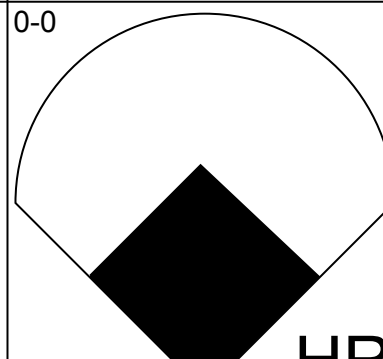
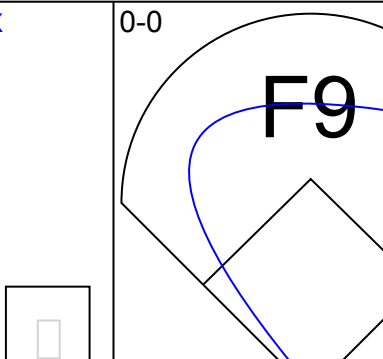
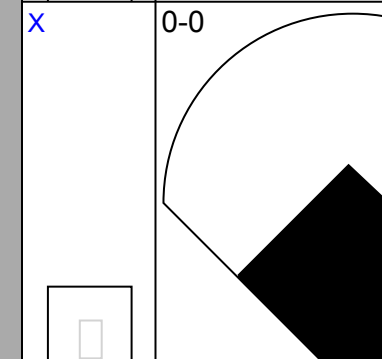
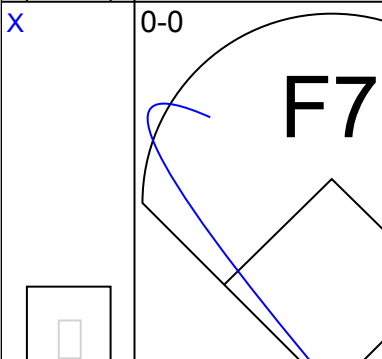
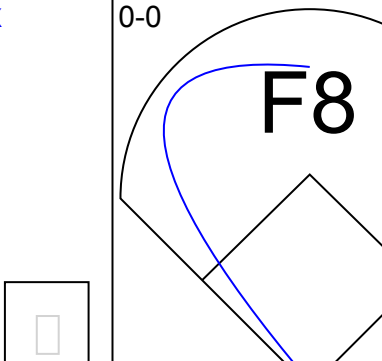
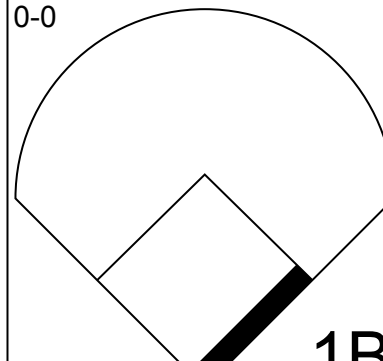
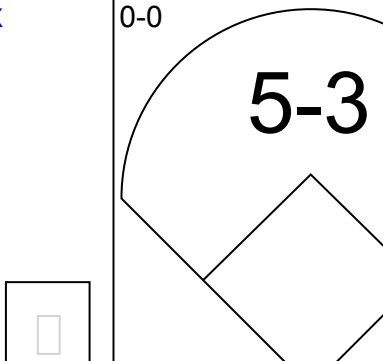
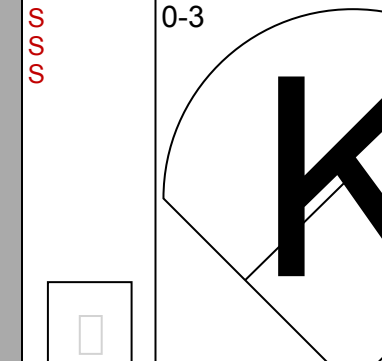
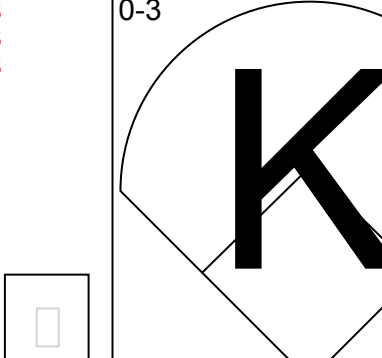
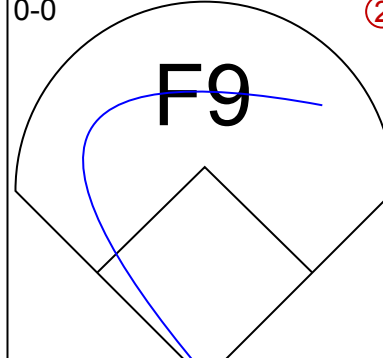
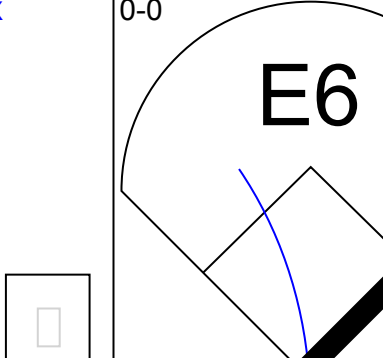
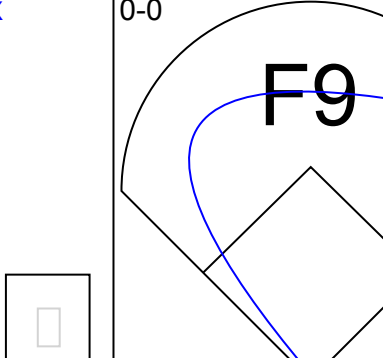
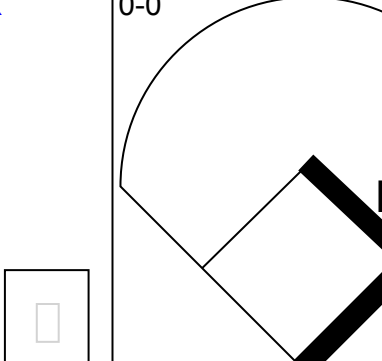
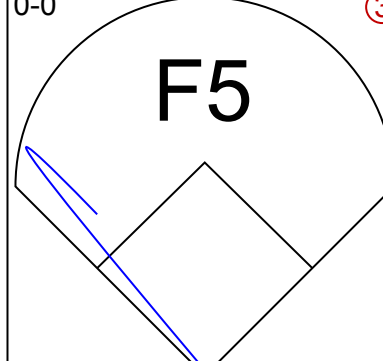
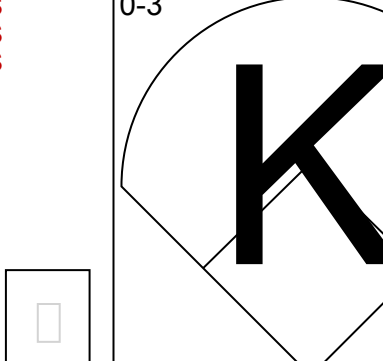
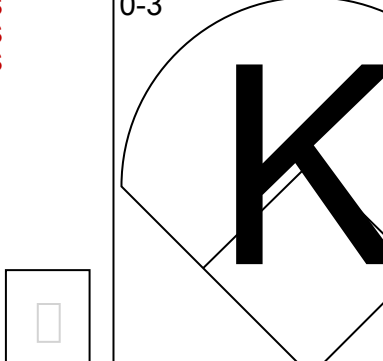
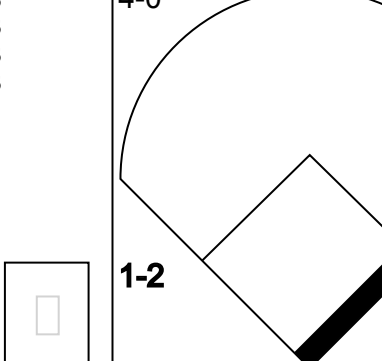
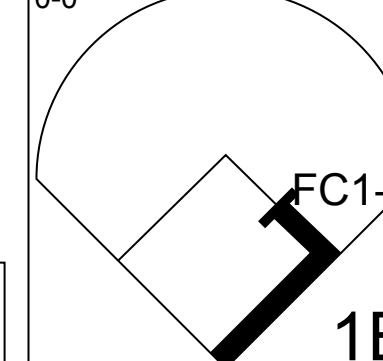
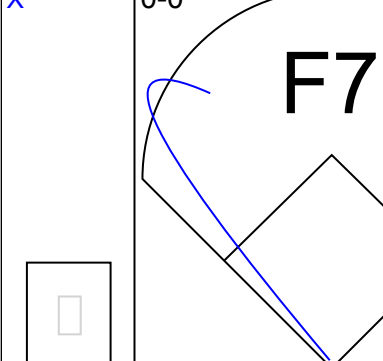
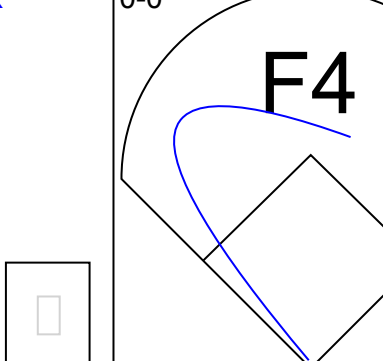
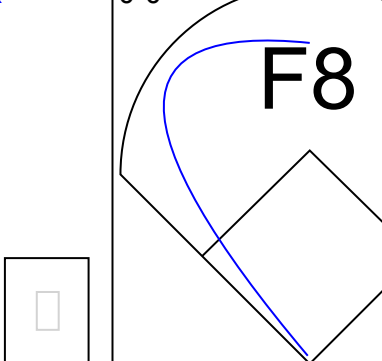
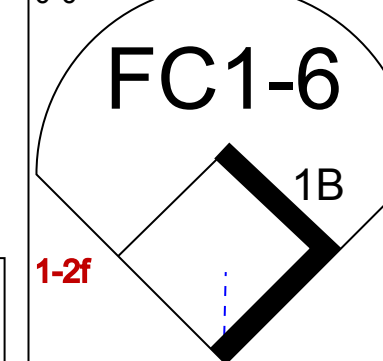
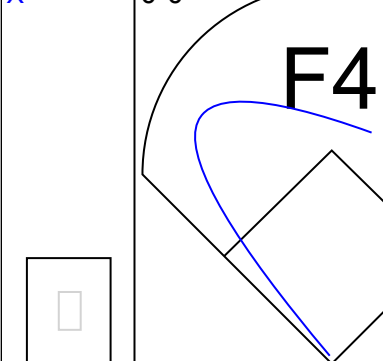
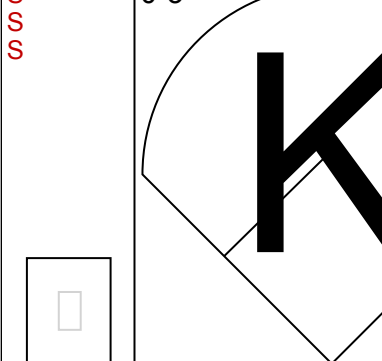








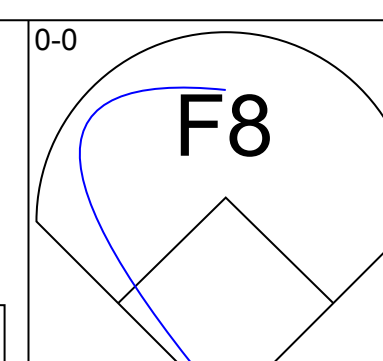
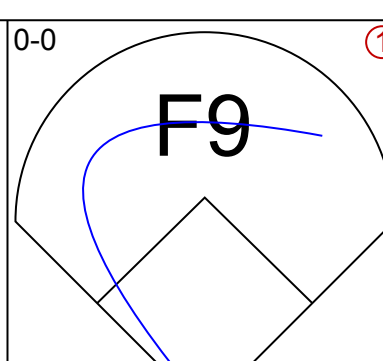
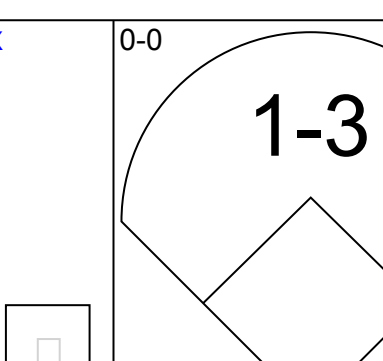
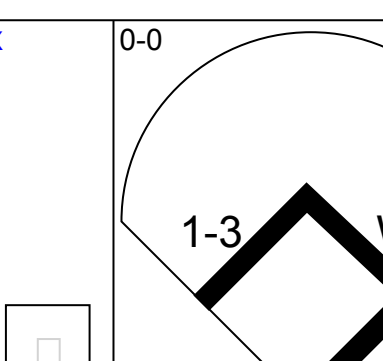
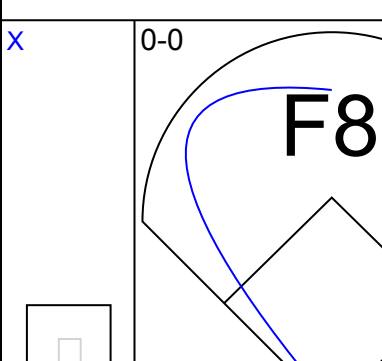
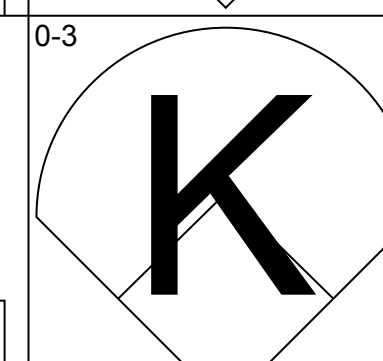
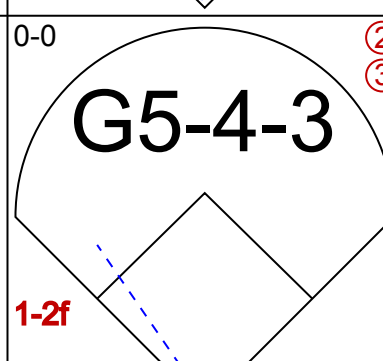
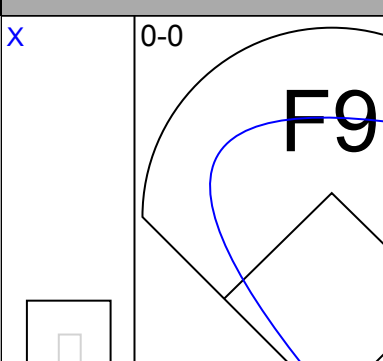
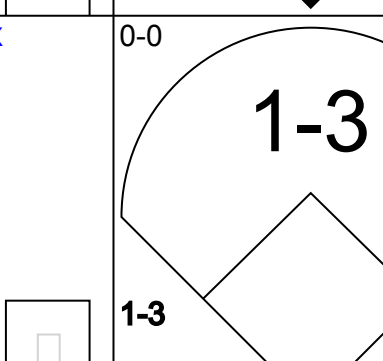
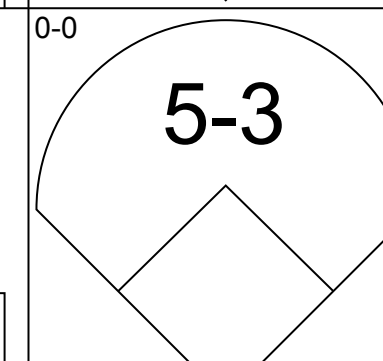
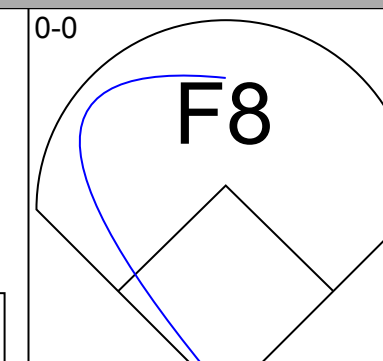
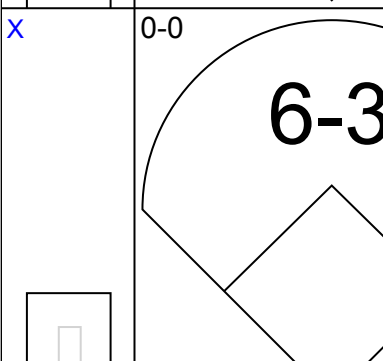
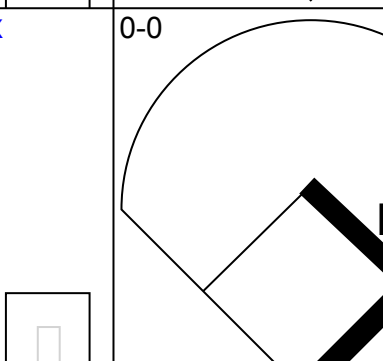
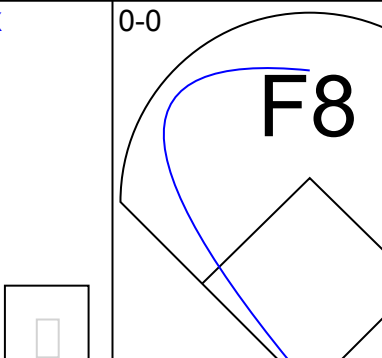
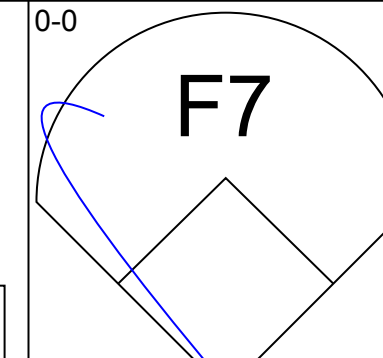
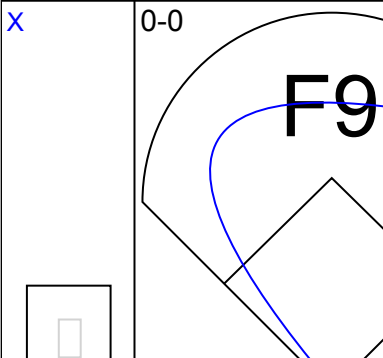
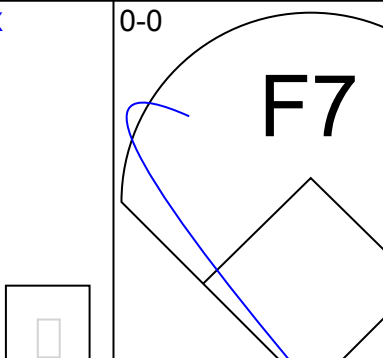
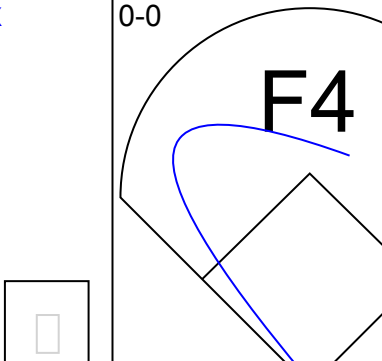
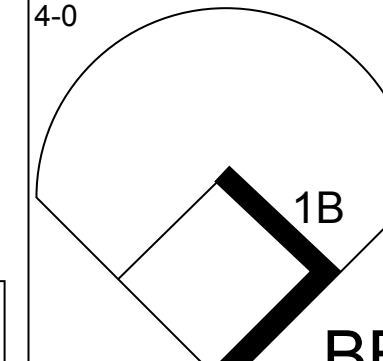

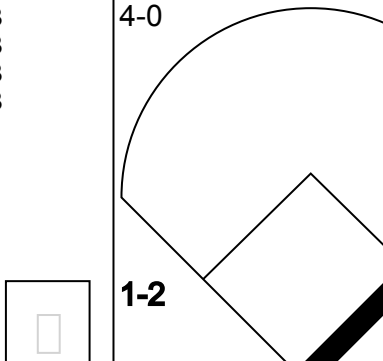
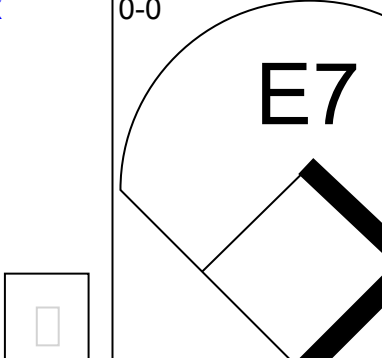
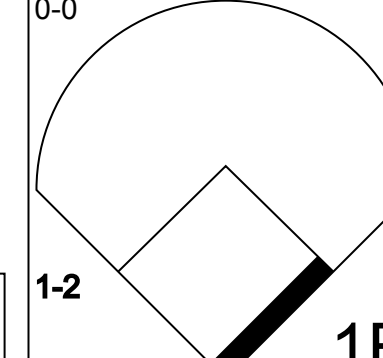

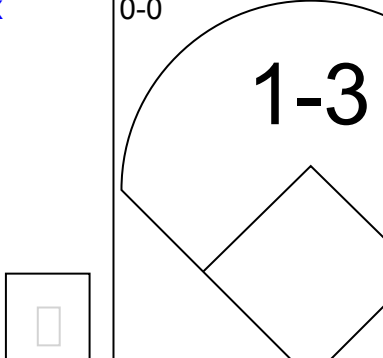
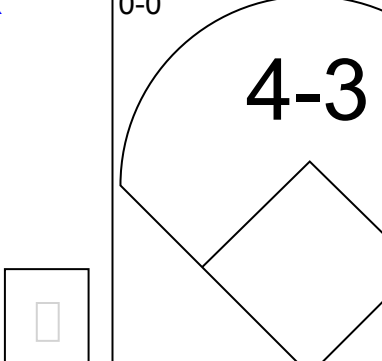
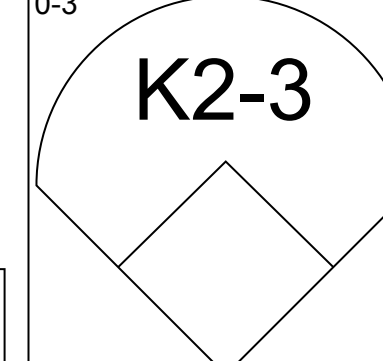

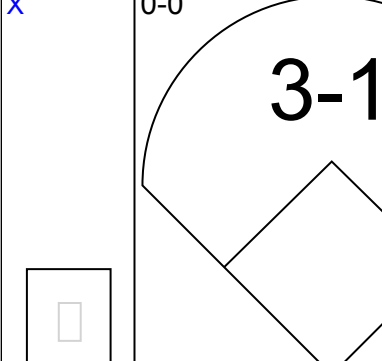
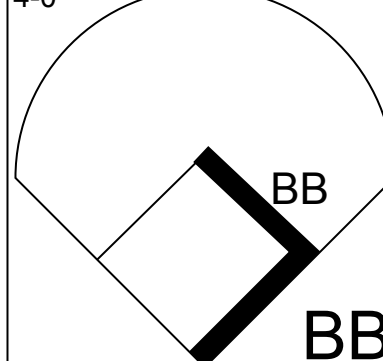
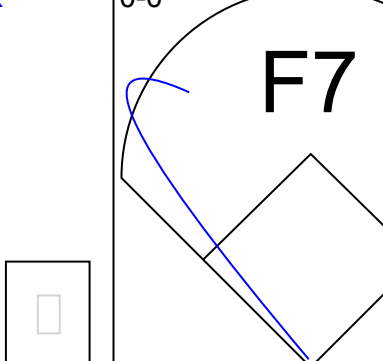
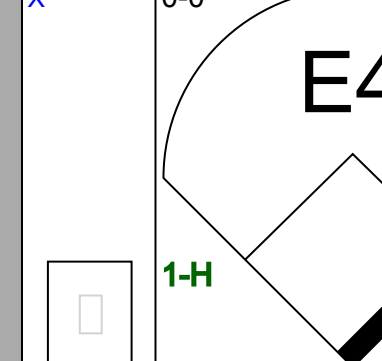
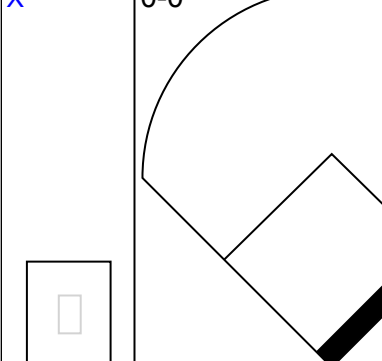
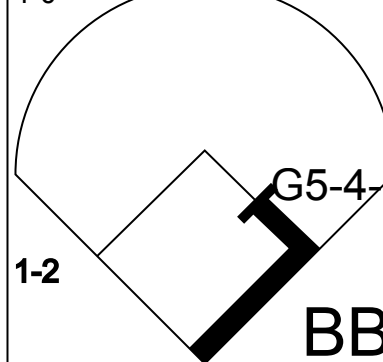
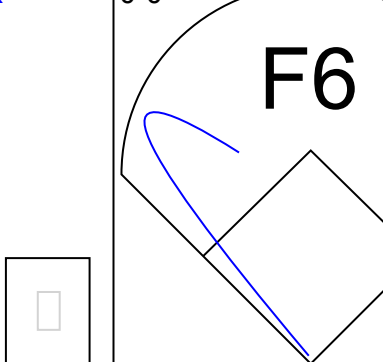
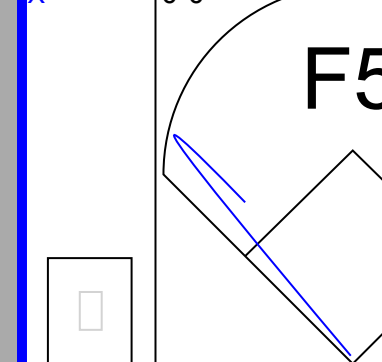
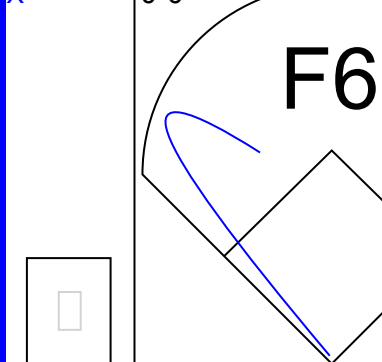
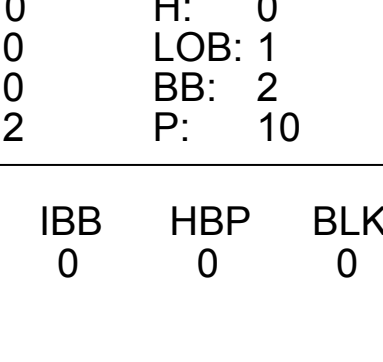



Batter	1	2	3	4	5	6	7	8	9	AB	R	H	RBI	BB	SO	LOB	TOP			
<b>Dom DiMaggio, R</b> OBP: 0.455, SLG: 0.422 (1, 8)										5	0	0	0	0	2	1				
<b>Al Zarilla, L</b> OBP: 0.405, SLG: 0.432 (1, 9)										4	2	2	0	1	0	0				
<b>Ted Williams, L</b> OBP: 0.458, SLG: 0.818 (1, 7)										4	2	2	4	1	0	2				
<b>Vern Stephens, R</b> OBP: 0.392, SLG: 0.557 (1, 6)										5	2	2	2	0	0	1				
<b>Bobby Doerr, R</b> OBP: 0.344, SLG: 0.415 (1, 4)										4	0	1	0	0	1	0				
<b>Walt Dropo, R</b> OBP: 0.433, SLG: 0.741 (1, 3)										4	0	0	0	0	1	1				
<b>Ken Keltner, R</b> OBP: 0.462, SLG: 0.478 (1, 5)										4	0	1	0	0	2	2				
<b>Birdie Tebbetts, R</b> OBP: 0.467, SLG: 0.560 (1, 2)										3	0	1	0	1	0	0				
<b>Joe Dobson, R</b> OBP: 0.294, SLG: 0.214 (1, 1)										4	0	0	0	0	1	3				
<b>Inning Stats</b>	R: 0 E: 0 K: 1 S: 5	H: 0 LOB: 1 BB: 1 P: 9	R: 0 E: 0 K: 1 S: 6	H: 1 LOB: 2 BB: 1 P: 10	R: 3 E: 1 K: 0 S: 7	H: 4 LOB: 1 BB: 0 P: 7	R: 0 E: 0 K: 1 S: 7	H: 2 LOB: 2 BB: 0 P: 7	R: 0 E: 1 K: 0 S: 6	H: 0 LOB: 1 BB: 0 P: 6	R: 1 E: 0 K: 1 S: 6	H: 1 LOB: 0 BB: 0 P: 6	R: 0 E: 0 K: 1 S: 5	H: 0 LOB: 0 BB: 1 P: 5	R: 2 E: 0 K: 1 S: 6	H: 1 LOB: 0 BB: 1 P: 10	1B: 5 2B: 0 3B: 0 HR: 4	SF: 0 SAC: 0 DP: 0 HBP: 0	WP: 0 PB: 0 SB: 0 CS: 0	PA: 40
<b>PITCHER</b>	IP	WLS	BF	H	R	ER	SO	BB	IBB	HBP	BLK	WP	HR	S	P	ERA	WHIP			
<b>Art Houtteman, R</b> ERA: 2.58 (1, 1)	7.0	L	32	8	4	4	5	2	0	0	0	0	3	40	48	5.14	1.429			
<b>Hal White, R</b> ERA: 6.94 (8, 1)	2.0		8	1	2	2	2	1	0	0	0	0	1	11	15	9.00	1.000			

**Boston Red Sox @ Detroit Tigers**  
Briggs Stadium, Detroit, MI  
Tue May 16 1950, 4:33 AM EDT  
Att: 20,369 - Unknown

AB 37  
R 6  
H 9  
RBI 6  
BB 3  
SO 7  
LOB 10



Batter	1	2	3	4	5	6	7	8	9	AB	R	H	RBI	BB	SO	LOB	BOTTOM					
<b>Johnny Lipon, R</b> OBP: 0.388, SLG: 0.338 (1, 6)										5	0	1	0	0	0	3						
<b>Jerry Priddy, R</b> OBP: 0.330, SLG: 0.314 (1, 4)										4	0	0	0	0	1	3						
<b>George Kell, R</b> OBP: 0.367, SLG: 0.360 (1, 5)										4	0	1	0	0	0	0						
<b>Vic Wertz, L</b> OBP: 0.388, SLG: 0.565 (1, 9)										4	0	0	0	0	0	2						
<b>Hoot Evers, R</b> OBP: 0.421, SLG: 0.647 (1, 7)										2	0	0	0	2	0	0						
<b>Johnny Groth, R</b> OBP: 0.367, SLG: 0.463 (1, 8)										3	1	2	0	1	0	3						
<b>Dick Kryhoski, L</b> OBP: 0.256, SLG: 0.383 (1, 3)										4	0	0	0	0	1	4						
<b>Aaron Robinson, L</b> OBP: 0.425, SLG: 0.559 Neil Berry, R (9, PR)										3	0	2	0	1	0	0						
<b>Art Houtteman, R</b> OBP: 0.200, SLG: 0.214 Charlie Keller, L (7, PH)										1	0	0	0	1	0	0						
<b>Hal White, R</b> (8, 1)										0	0	0	0	0	0	0						
<b>Pat Mullin, L</b> OBP: 0.275, SLG: 0.206 (8, PH)										1	0	0	0	0	0	1						
<b>Inning Stats</b>	R: 0 E: 0 K: 1 S: 5	H: 0 LOB: 0 BB: 0 P: 5	R: 0 E: 1 K: 0 S: 4	H: 1 LOB: 1 BB: 0 P: 4	R: 0 E: 0 K: 0 S: 2	H: 0 LOB: 1 BB: 2 P: 10	R: 0 E: 0 K: 1 S: 6	H: 1 LOB: 2 BB: 1 P: 10	R: 0 E: 0 K: 0 S: 3	H: 0 LOB: 0 BB: 0 P: 3	R: 0 E: 0 K: 0 S: 3	H: 0 LOB: 0 BB: 0 P: 3	R: 1 E: 1 K: 0 S: 4	H: 1 LOB: 1 BB: 1 P: 8	R: 0 E: 0 K: 0 S: 5	H: 2 LOB: 3 BB: 1 P: 9	R: 0 E: 0 K: 0 S: 4	H: 1 LOB: 1 BB: 0 P: 4	1B: 6 2B: 0 3B: 0 HR: 0	SF: 0 SAC: 0 DP: 1 HBP: 0	WP: 1 PB: 0 SB: 0 CS: 0	PA: 37
<b>PITCHER</b>	IP	WLS	BF	H	R	ER	SO	BB	IBB	HBP	BLK	WP	HR	S	P	ERA	WHIP					
<b>Joe Dobson, R</b> ERA: 2.92 (1, 1)	9.0	W	37	6	1	0	2	5	0	0	0	1	0	36	56	0.00	1.222					

**Boston Red Sox @ Detroit Tigers**  
Briggs Stadium, Detroit, MI  
Tue May 16 1950, 4:33 AM EDT  
Att: 20,369 - Unknown

AB 32  
R 1  
H 6  
RBI 0  
BB 5  
SO 2  
LOB 17





Batter	1	2	3	4	5	6	7	8	9	AB	R	H	RBI	BB	SO	LOB	TOP			
Dom DiMaggio, R OBP: 0.448, SLG: 0.415	F9		F9		F9			G3-6-3 1B		4	0	1	0	0	0	1	<b>Boston Red Sox @ Detroit Tigers</b> Briggs Stadium, Detroit, MI Wed May 17 1950, 4:33 AM EDT Att: 11,963 - Unknown			
Al Zarilla, L OBP: 0.409, SLG: 0.436	4-3					FC6-4 1B		F8		4	0	2	0	0	0	1				
Ted Williams, L OBP: 0.450, SLG: 0.788			F9			F9		G3-6-3 1-2		3	0	0	0	1	0	4				
Vern Stephens, R OBP: 0.396, SLG: 0.551	F9			F6		FC6-4 1-2 1B			4-0 HR BB	3	1	1	0	1	0	1				
Bobby Doerr, R OBP: 0.341, SLG: 0.409				F8		FC6-4 1-2 2-3		F3		4	0	1	0	0	0	3				
Walt Dropo, R OBP: 0.438, SLG: 0.828			K			F9				4	2	2	3	0	1	3				
Ken Keltner, R OBP: 0.400, SLG: 0.407			K		6-3 HR					4	0	0	0	0	1	0				
Birdie Tebbetts, R OBP: 0.469, SLG: 0.556							1-3			4	0	2	0	0	1	0				
Ellis Kinder, R Lou Stringer, R (7, PH) Walt Masterson, R (7, 1)			1B SH3-4 1B					G5-4-3 1B		1	0	0	0	0	1	0				
			SH3-4					G5-4-3 1-2		1	0	0	0	0	0	1				
										0	0	0	0	0	0	0				
<b>Inning Stats</b>	R: 0 E: 0 K: 0 S: 3	H: 0 LOB: 1 BB: 1 P: 7	R: 0 E: 0 K: 2 S: 7	H: 1 LOB: 0 BB: 0 P: 7	R: 0 E: 0 K: 0 S: 5	H: 2 LOB: 2 BB: 0 P: 5	R: 1 E: 0 K: 0 S: 4	H: 1 LOB: 0 BB: 0 P: 4	R: 0 E: 0 K: 0 S: 5	H: 0 LOB: 0 BB: 0 P: 7	R: 0 E: 0 K: 0 S: 3	H: 1 LOB: 0 BB: 0 P: 3	R: 0 E: 0 K: 0 S: 3	H: 1 LOB: 0 BB: 0 P: 8	R: 2 E: 0 K: 0 S: 4	H: 1 LOB: 0 BB: 1 P: 8	1B: 7 2B: 0 3B: 0 HR: 2	SF: 0 SAC: 1 DP: 2 HBP: 0	WP: 0 PB: 0 SB: 0 CS: 1	PA: 35
<b>PITCHER</b> Ted Gray, L ERA: 3.38	IP: 9.0 WLS: W BF: 35 H: 9 R: 3 ER: 3 SO: 4 BB: 2 IBB: 0 HBP: 0 BLK: 0 WP: 0 HR: 2 S: 41 P: 49 ERA: 3.00 WHIP: 1.222															<b>PITCHER</b>				


Batter	1	2	3	4	5	6	7	8	9	AB	R	H	RBI	BB	SO	LOB	BOTTOM			
Johnny Lipon, R OBP: 0.376, SLG: 0.325	F8		K	FC6-4			SH1-3			3	0	0	0	0	1	1	<b>Boston Red Sox @ Detroit Tigers</b> Briggs Stadium, Detroit, MI Wed May 17 1950, 4:33 AM EDT Att: 11,963 - Unknown			
Jerry Priddy, R OBP: 0.327, SLG: 0.311	F9		BB 2B 1B	K		FC5-2-6 3B				4	2	1	0	0	1	2				
George Kell, R OBP: 0.373, SLG: 0.382	F8		2B BB			K		WP 3B		3	2	1	1	1	1	0				
Vic Wertz, L		F4		F6		F7				4	0	1	2	0	0	0				
Hoot Evers, R OBP: 0.393, SLG: 0.600		K	F2			F3		5-3		4	0	0	0	0	1	1				
Johnny Groth, R OBP: 0.372, SLG: 0.464		1B 1B		F7		F8		FC1-6 1B		4	0	2	0	0	0	0				
Aaron Robinson, L OBP: 0.432, SLG: 0.541				HR BB		4-3		FC1-6 1-2		3	1	1	0	1	0	1				
Dick Kryhoski, L OBP: 0.256, SLG: 0.412		4-3				4-3		E3		4	1	1	2	0	0	3				
Ted Gray, S			4-3				SH1-3 FC5-2-6 2B	K		4	0	2	0	0	1	2				
<b>Inning Stats</b>	R: 0 E: 0 K: 0 S: 3	H: 0 LOB: 0 BB: 0 P: 3	R: 0 E: 0 K: 1 S: 7	H: 2 LOB: 0 BB: 0 P: 7	R: 2 E: 0 K: 1 S: 7	H: 2 LOB: 1 BB: 1 P: 11	R: 2 E: 0 K: 1 S: 7	H: 2 LOB: 1 BB: 1 P: 11	R: 0 E: 0 K: 0 S: 5	H: 0 LOB: 0 BB: 0 P: 5	R: 0 E: 0 K: 0 S: 3	H: 0 LOB: 0 BB: 0 P: 3	R: 2 E: 1 K: 1 S: 7	H: 2 LOB: 2 BB: 0 P: 7	R: 0 E: 0 K: 0 S: 3	H: 1 LOB: 0 BB: 0 P: 7	1B: 5 2B: 2 3B: 1 HR: 1	SF: 0 SAC: 1 DP: 0 HBP: 0	WP: 1 PB: 0 SB: 0 CS: 0	PA: 36
<b>PITCHER</b> Ellis Kinder, R ERA: 4.06 Walt Masterson, R ERA: 7.0	IP: 6.0 WLS: L BF: 26 H: 6 R: 4 ER: 4 SO: 4 BB: 2 IBB: 0 HBP: 0 BLK: 0 WP: 1 HR: 1 S: 32 P: 40 ERA: 6.00 WHIP: 1.333															<b>PITCHER</b>				










Batter	1	2	3	4	5	6	7	8	9	AB	R	H	RBI	BB	SO	LOB	TOP										
Dom DiMaggio, R OBP: 0.444, SLG: 0.398 (1.8)	4-3		FC 1B		6-3			1-3		4	1	0	0	0	0	1	<b>Boston Red Sox @ Cleveland Indians</b> Cleveland Municipal Stadium, Cleveland, OH Fri May 19 1950, 3:33 AM EDT Att: 34,892 - Unknown  <b>AB 34</b> <b>R 1</b> <b>H 7</b> <b>RBI 1</b> <b>BB 0</b> <b>SO 3</b> <b>LOB 13</b> 										
6 Johnny Pesky, L OBP: 0.496, SLG: 0.462 (1.5)	6-3		1B				3-1 2B	6-3		4	0	2	0	0	0	0											
Ted Williams, L OBP: 0.464, SLG: 0.756 (1.7)	F5		FC5-4 1B				3-1	F8		4	0	1	1	0	0	1											
Vern Stephens, R OBP: 0.375, SLG: 0.531 (1.6)		F3	FC5-4 1B				K	F7		4	0	0	0	0	1	3											
Walt Dropo, R OBP: 0.425, SLG: 0.776 (1.3)				K			5-3			4	0	2	0	0	1	1											
Al Zarilla, L OBP: 0.392, SLG: 0.414 (1.9)	6-3			1-3				F9		4	0	1	0	0	0	2											
Bobby Doerr, R OBP: 0.326, SLG: 0.387 (1.4)	1-6-3			F9				FC1-6 1B		4	0	0	0	0	0	3											
Matt Batts, R OBP: 0.309, SLG: 0.300 (1.2)			6-3					F8		3	0	0	0	0	0	1											
Mel Parnell, L OBP: 0.360, SLG: 0.286 (1.1)			FC 1B		K			6-3		3	0	1	0	0	1	1											
<b>Inning Stats</b>	R: 0 E: 0 K: 0 S: 3	H: 0 LOB: 0 BB: 0 P: 3	R: 0 E: 0 K: 0 S: 4	H: 1 LOB: 1 BB: 0 P: 4	R: 1 E: 0 K: 0 S: 6	H: 3 LOB: 2 BB: 0 P: 6	R: 0 E: 0 K: 1 S: 5	H: 0 LOB: 0 BB: 0 P: 5	R: 0 E: 0 K: 1 S: 5	H: 1 LOB: 1 BB: 0 P: 6	R: 0 E: 0 K: 0 S: 4	H: 1 LOB: 1 BB: 0 P: 4	R: 0 E: 0 K: 0 S: 3	H: 0 LOB: 0 BB: 0 P: 3	R: 0 E: 0 K: 0 S: 4	H: 1 LOB: 1 BB: 0 P: 4		1B: 5 2B: 2 3B: 0 HR: 0	SF: 0 SAC: 0 DP: 0 HBP: 0	WP: 0 PB: 0 SB: 0 CS: 0	PA: 34						
<b>PITCHER</b>	IP	WLS	BF	H	R	ER	SO	BB	IBB	HBP	BLK	WP	HR	S	P	ERA	WHIP										
Mike Garcia, R ERA: 3.67 (1.1)	2.0		7	1	0	0	0	0	0	0	0	0	0	7	7	0.00	0.500										
Sam Zoldak, L ERA: 7.43 (3.1)	7.0	W	27	6	1	1	3	0	0	0	0	0	0	33	33	1.29	0.857										

Batter	1	2	3	4	5	6	7	8	9	AB	R	H	RBI	BB	SO	LOB	BOTTOM										
Dale Mitchell, L OBP: 0.374, SLG: 0.425 (1.7)	K		1-3					F9		4	0	1	0	0	1	1	<b>Boston Red Sox @ Cleveland Indians</b> Cleveland Municipal Stadium, Cleveland, OH Fri May 19 1950, 3:33 AM EDT Att: 34,892 - Unknown  <b>AB 30</b> <b>R 4</b> <b>H 6</b> <b>RBI 4</b> <b>BB 1</b> <b>SO 3</b> <b>LOB 9</b> 										
Bob Kennedy, R OBP: 0.345, SLG: 0.529 (1.9)	HR		L4		F4		F9			4	1	1	1	0	0	2											
Luke Easter, L OBP: 0.404, SLG: 0.405 (1.3)	4-3			1-3	F5			4-3		4	0	0	0	0	0	1											
Larry Doby, L OBP: 0.456, SLG: 0.580 (1.8)	1-4-3			WP 1B			F7	4-3		4	1	1	0	0	0	0											
Al Rosen, R OBP: 0.400, SLG: 0.637 (1.5)		E1 G3 1B		K			5-3	K		4	0	1	0	0	2	1											
Joe Gordon, R OBP: 0.284, SLG: 0.318 (1.4)		G3		PB 1B			F8			2	1	0	0	1	0	1											
Ray Boone, R OBP: 0.455, SLG: 0.361 (1.6)		F4		BB				E6 SH1-4 1B		3	1	1	2	0	0	1											
Ray Murray, R OBP: 0.375, SLG: 0.467 (1.2)		6-3		FC6-4 1B			SH1-4			2	0	0	0	0	0	2											
Mike Garcia, R OBP: 0.111, SLG: 0.111 (1.1)										0	0	0	0	0	0	0											
Sam Zoldak, L OBP: 0.400, SLG: 0.400 (3.1)			5-3		F8					3	0	1	1	0	0	0											
<b>Inning Stats</b>	R: 1 E: 0 K: 1 S: 6	H: 1 LOB: 0 BB: 0 P: 6	R: 0 E: 1 K: 0 S: 4	H: 1 LOB: 1 BB: 0 P: 4	R: 0 E: 0 K: 0 S: 3	H: 0 LOB: 0 BB: 0 P: 3	R: 2 E: 0 K: 1 S: 7	H: 2 LOB: 1 BB: 1 P: 11	R: 0 E: 0 K: 0 S: 4	H: 1 LOB: 1 BB: 0 P: 4	R: 0 E: 0 K: 0 S: 3	H: 0 LOB: 0 BB: 0 P: 3	R: 1 E: 1 K: 0 S: 5	H: 1 LOB: 1 BB: 0 P: 5	R: 0 E: 0 K: 1 S: 5	H: 0 LOB: 0 BB: 0 P: 5	1B: 5 2B: 0 3B: 0 HR: 1	SF: 0 SAC: 1 DP: 0 HBP: 0	WP: 1 PB: 1 SB: 1 CS: 0	PA: 32							
<b>PITCHER</b>	IP	WLS	BF	H	R	ER	SO	BB	IBB	HBP	BLK	WP	HR	S	P	ERA	WHIP										
Mel Parnell, L ERA: 2.98 (1.1)	8.0	L	32	6	4	2	3	1	0	0	0	1	1	37	41	2.25	0.875										



Batter	1	2	3	4	5	6	7	8	9	AB	R	H	RBI	BB	SO	LOB	TOP		
Dom DiMaggio, R OBP: 0.436, SLG: 0.390	4-3	K		F5			6-3		G7 F9 1B	5	1	1	0	0	1	1	<b>Boston Red Sox @ Cleveland Indians</b> Cleveland Municipal Stadium, Cleveland, OH Sat May 20 1950, 3:33 AM EDT Att: 21,528 - Unknown <a href="http://livebaseballscorecards.com">livebaseballscorecards.com</a>		
6 Johnny Pesky, L OBP: 0.483, SLG: 0.448	4-3		F9	6-3			1B 5-3 1B		F9 1-2	5	1	1	0	0	0	1			
Ted Williams, L OBP: 0.461, SLG: 0.730	BB BB		BB 1B BB		F9		5-3 1-2		G7 2-H	3	1	0	1	2	0	1			
Vern Stephens, R OBP: 0.396, SLG: 0.538	BB BB		BB 1B BB		BB		1B 2-H 1B		FC5-4 1B	2	1	2	1	3	0	0			
Walt Dropo, R OBP: 0.410, SLG: 0.736	6-3		F4		K		1B 1-2		FC5-4 1-2	5	0	1	0	0	1	6			
Al Zarilla, L OBP: 0.386, SLG: 0.407		1-3	1B 1-2 2-H		F7		F8			4	0	1	1	0	0	3			
Bobby Doerr, R OBP: 0.324, SLG: 0.382		F9	1B 1-2 2-H			4-3		5-3		4	0	1	1	0	0	0			
Birdie Tebbetts, R OBP: 0.452, SLG: 0.565			K HR		F5		6-3			4	1	1	1	0	1	2			
Chuck Stobbs, L OBP: 0.400, SLG: 0.308		E1			F5			4-3		3	0	0	0	0	0	0			
Charley Schanz, R OBP: 0.333, SLG: 0.327						F7				0	0	0	0	0	0	0			
Tom Wright, L OBP: 0.333, SLG: 0.327										1	0	0	0	0	0	0			
Jim Suचेcki, R OBP: 0.333, SLG: 0.327										0	0	0	0	0	0	0			
<b>Inning Stats</b>	R: 0 E: 0 K: 0 S: 3	H: 0 LOB: 2 BB: 2 P: 11	R: 1 E: 1 K: 1 S: 7	H: 1 LOB: 1 BB: 0 P: 7	R: 2 E: 0 K: 1 S: 7	H: 2 LOB: 2 BB: 2 P: 15	R: 0 E: 0 K: 0 S: 3	H: 0 LOB: 0 BB: 0 P: 3	R: 0 E: 0 K: 1 S: 5	H: 0 LOB: 1 BB: 1 P: 9	R: 1 E: 0 K: 0 S: 6	H: 3 LOB: 2 BB: 0 P: 6	R: 0 E: 0 K: 0 S: 3	H: 0 LOB: 0 BB: 0 P: 3	R: 1 E: 0 K: 0 S: 5	H: 2 LOB: 1 BB: 0 P: 5	1B: 7 2B: 0 3B: 0 HR: 1	SF: 0 SAC: 0 DP: 0 HBP: 0	WP: 0 PA: 41 PB: 0 SB: 0 CS: 0
<b>PITCHER</b> Bob Lemon, R ERA: 5.15	IP: 9.0 WLS: W BF: 41 H: 8 R: 5 ER: 5 SO: 3 BB: 5 IBB: 0 HBP: 0 BLK: 0 WP: 0 HR: 1 S: 42 P: 62 ERA: 5.00 WHIP: 1.444															<b>PITCHER</b>			

Batter	1	2	3	4	5	6	7	8	9	AB	R	H	RBI	BB	SO	LOB	BOTTOM		
Dale Mitchell, L OBP: 0.392, SLG: 0.445	SH3-4 1B 1B	CS BB			FC6-5 2B		SH BB 1B	K		4	2	3	0	1	1	0	<b>Boston Red Sox @ Cleveland Indians</b> Cleveland Municipal Stadium, Cleveland, OH Sat May 20 1950, 3:33 AM EDT Att: 21,528 - Unknown <a href="http://livebaseballscorecards.com">livebaseballscorecards.com</a>		
Bob Kennedy, R OBP: 0.387, SLG: 0.519	SH3-4 1B 1-2	CS	3-1		FC6-5 HR		SH BB 1B	CS BB BB		3	3	1	0	2	0	1			
Luke Easter, L OBP: 0.423, SLG: 0.453	SH3-4 1-2 2-3		1B BB		HR		SH 1B FC5-2	BB		1	1	1	2	2	0	0			
Larry Doby, L OBP: 0.464, SLG: 0.581					F8		FC5-2 1B 1B	K		5	1	3	4	0	1	2			
Al Rosen, R OBP: 0.385, SLG: 0.611	F8		K		F7		FC5-2 1B 1B			4	0	0	0	0	1	4			
Joe Gordon, R OBP: 0.303, SLG: 0.364	BB				HR		F8			3	1	2	1	1	0	2			
Ray Boone, R OBP: 0.438, SLG: 0.350	5-3				5-3		F7	BB 1B		4	0	1	1	0	0	3			
Ray Murray, R OBP: 0.361, SLG: 0.424		5-3			G3		F6	BB 1B		3	0	0	0	1	0	1			
Bob Lemon, L OBP: 0.357, SLG: 0.480		1-3			F9		6-3	K		4	0	0	0	0	1	4			
<b>Inning Stats</b>	R: 2 E: 0 K: 0 S: 6	H: 3 LOB: 2 BB: 1 P: 10	R: 0 E: 0 K: 0 S: 2	H: 0 LOB: 0 BB: 1 P: 6	R: 0 E: 0 K: 1 S: 5	H: 1 LOB: 1 BB: 1 P: 9	R: 1 E: 0 K: 0 S: 4	H: 1 LOB: 0 BB: 0 P: 4	R: 2 E: 0 K: 0 S: 5	H: 2 LOB: 0 BB: 0 P: 5	R: 0 E: 0 K: 0 S: 4	H: 1 LOB: 1 BB: 0 P: 4	R: 3 E: 1 K: 1 S: 9	H: 3 LOB: 3 BB: 2 P: 17	R: 0 E: 0 K: 2 S: 6	H: 0 LOB: 2 BB: 2 P: 14	1B: 8 2B: 2 3B: 0 HR: 2	SF: 0 SAC: 2 DP: 1 HBP: 0	WP: 0 PA: 41 PB: 1 SB: 1 CS: 2
<b>PITCHER</b> Chuck Stobbs, L ERA: 4.58	IP: 6.0 WLS: L BF: 31 H: 10 R: 8 ER: 8 SO: 1 BB: 4 IBB: 0 HBP: 0 BLK: 0 WP: 0 HR: 2 S: 29 P: 45 ERA: 12.00 WHIP: 2.333															<b>PITCHER</b>			
Charley Schanz, R ERA: 9.82	IP: 1.0 WLS: 5 BF: 1 H: 0 R: 0 ER: 0 SO: 1 BB: 1 IBB: 0 HBP: 0 BLK: 0 WP: 0 HR: 0 S: 6 P: 10 ERA: 0.00 WHIP: 2.000																		
Jim Suचेcki, R ERA:	IP: 1.0 WLS: 4 BF: 0 H: 0 R: 0 ER: 0 SO: 2 BB: 2 IBB: 0 HBP: 0 BLK: 0 WP: 0 HR: 0 S: 6 P: 14 ERA: 0.00 WHIP: 2.000																		



Batter	1	2	3	4	5	6	7	8	9	AB	R	H	RBI	BB	SO	LOB	TOP			
Dom DiMaggio, R OBP: 0.426, SLG: 0.377	5-3	F8			K		4-3		BB BB BB BB BB	4	0	0	0	1	1	1				
6 Johnny Pesky, L OBP: 0.486, SLG: 0.444	4-3			G6-3 BB		4-3		F8 1B	BB BB BB BB BB	3	1	1	0	2	0	0				
Ted Williams, L OBP: 0.450, SLG: 0.702	G3		G6-3 1-2		4-3			BB 1B	BB BB BB BB BB	5	0	1	0	0	0	3				
Vern Stephens, R OBP: 0.399, SLG: 0.534		SH5-3 BB 1B	HR 1B			6-3		F8	BB BB BB BB BB	3	2	1	0	1	0	2				
Walt Dropo, R OBP: 0.415, SLG: 0.760		SH5-3 BB 1B	HR 1B			K		F8	BB BB BB BB BB	3	2	1	3	1	1	1				
Al Zarilla, L OBP: 0.385, SLG: 0.398		SH5-3 1-2 2-3	F7			F9		FC6-4 BB	BB BB BB BB BB	2	0	0	0	1	0	0				
Bobby Doerr, R OBP: 0.322, SLG: 0.373		1B IBB			5-3		1-3	FC6-4 1-2	BB BB BB BB BB	3	0	0	0	1	0	2				
Birdie Tebbetts, R OBP: 0.455, SLG: 0.606		1B 1-3 2-H 3-H	F8				HR	F7	BB BB BB BB BB	4	2	2	3	0	0	0				
Ellis Kinder, R OBP: 0.053, SLG: 0.053		2-H 1B	K2-3				F9	G3	BB BB BB BB BB	4	0	1	1	0	1	0				
<b>Inning Stats</b>	R: 0 E: 0 K: 0 S: 3	H: 0 LOB: 0 BB: 0 P: 3	R: 3 E: 0 K: 0 S: 4	H: 2 LOB: 1 BB: 3 P: 16	R: 2 E: 0 K: 0 S: 4	H: 2 LOB: 0 BB: 1 P: 8	R: 0 E: 0 K: 1 S: 5	H: 0 LOB: 0 BB: 0 P: 5	R: 0 E: 0 K: 1 S: 5	H: 0 LOB: 0 BB: 0 P: 5	R: 1 E: 0 K: 0 S: 4	H: 1 LOB: 0 BB: 0 P: 4	R: 1 E: 0 K: 0 S: 5	H: 2 LOB: 2 BB: 1 P: 9	R: 0 E: 0 K: 0 S: 3	H: 0 LOB: 2 BB: 2 P: 11	1B: 5 2B: 0 3B: 0 HR: 2	SF: 0 SAC: 1 DP: 1 HBP: 0	WP: 0 PB: 0 SB: 0 CS: 0	PA: 39
<b>PITCHER</b> Bill Wight, L ERA: 4.47	IP: 9.0 WLS: L BF: 39	H: 7 R: 7 ER: 7 SO: 3	BB: 6 IBB: 1 HBP: 0 BLK: 0	WP: 0 HR: 2 S: 38 P: 66	ERA: 7.00 WHIP: 1.444															

**Boston Red Sox @ Chicago White Sox**  
Comiskey Park, Chicago, IL  
Sun May 21 1950, 4:33 AM EDT  
Unknown

AB 31  
R 7  
H 7  
RBI 7  
BB 7  
SO 3  
LOB 9



Batter	1	2	3	4	5	6	7	8	9	AB	R	H	RBI	BB	SO	LOB	BOTTOM			
Herb Adams, L OBP: 0.295, SLG: 0.291			P6					L6		4	0	2	0	0	0	0				
Nellie Fox, L OBP: 0.231, SLG: 0.091	1B		E6 G3		2B			FC4-6 BB	BB BB BB BB BB	3	0	0	0	1	0	2				
Dave Philley, S OBP: 0.307, SLG: 0.344	F7		G3			B5-3		FC4-6 1-2	BB BB BB BB BB	4	0	0	0	0	0	3				
Hank Majeski, R OBP: 0.374, SLG: 0.439	F5		F7				PB 1B	4-3	BB BB BB BB BB	4	0	1	0	0	1	3				
Johnny Ostrowski, R OBP: 0.365, SLG: 0.442					F8			F8	BB BB BB BB BB	4	0	0	0	0	1	1				
Phil Masi, R OBP: 0.343, SLG: 0.333		FC5-4 BB			6-3			4-3	BB BB BB BB BB	3	0	0	0	1	0	1				
Chico Carrasquel, R OBP: 0.329, SLG: 0.399		FC5-4 1B 1-2			L5			K	BB BB BB BB BB	4	0	0	0	0	1	1				
Gordon Goldsberry, L OBP: 0.391, SLG: 0.278					F8			G3	BB BB BB BB BB	3	0	1	0	0	0	0				
Bill Wight, L					6-3			K	BB BB BB BB BB	3	0	0	0	0	1	2				
<b>Inning Stats</b>	R: 0 E: 0 K: 1 S: 6	H: 1 LOB: 1 BB: 0 P: 6	R: 0 E: 0 K: 0 S: 4	H: 1 LOB: 2 BB: 1 P: 8	R: 0 E: 1 K: 0 S: 4	H: 0 LOB: 1 BB: 0 P: 4	R: 0 E: 0 K: 0 S: 3	H: 0 LOB: 0 BB: 0 P: 3	R: 0 E: 0 K: 0 S: 4	H: 1 LOB: 1 BB: 0 P: 4	R: 0 E: 0 K: 2 S: 7	H: 0 LOB: 0 BB: 0 P: 7	R: 0 E: 0 K: 0 S: 3	H: 0 LOB: 1 BB: 1 P: 7	R: 0 E: 0 K: 1 S: 5	H: 0 LOB: 0 BB: 0 P: 5	1B: 3 2B: 1 3B: 0 HR: 0	SF: 0 SAC: 0 DP: 0 HBP: 0	WP: 0 PB: 1 SB: 0 CS: 0	PA: 34
<b>PITCHER</b> Ellis Kinder, R ERA: 3.38	IP: 9.0 WLS: W BF: 34	H: 4 R: 0 ER: 0 SO: 4	BB: 2 IBB: 0 HBP: 0 BLK: 0	WP: 0 HR: 0 S: 40 P: 48	ERA: 0.00 WHIP: 0.667															

**Boston Red Sox @ Chicago White Sox**  
Comiskey Park, Chicago, IL  
Sun May 21 1950, 4:33 AM EDT  
Unknown

AB 32  
R 0  
H 4  
RBI 0  
BB 2  
SO 4  
LOB 13





Batter	1	2	3	4	5	6	7	8	9	AB	R	H	RBI	BB	SO	LOB	TOP	
Dom DiMaggio, R OBP: 0.415, SLG: 0.362	F9	4-3		4-3		FC		K		5	0	0	1	0	1	4		
6 Johnny Pesky, L OBP: 0.492, SLG: 0.447	S BB BB 1B			BB 1B		P6		4-3		4	1	2	0	1	0	1		
Ted Williams, L OBP: 0.456, SLG: 0.711	BB S 1-2 BB		F7		3B			7-4 BB		3	0	1	0	2	0	2		
Vern Stephens, R OBP: 0.386, SLG: 0.514	K		K		F7			7-4 BB		5	0	0	0	0	2	6		
Walt Dropo, R OBP: 0.414, SLG: 0.731	BB BB		BB		6-3			5-3		3	0	0	0	2	1	2		
Al Zarilla, L OBP: 0.389, SLG: 0.396	1-2 2-3 3-H BB		K			1B 1-3 1B		F7		3	1	1	1	1	1	2		
Bobby Doerr, R OBP: 0.327, SLG: 0.377	P3				F8			E8		4	1	2	0	0	0	3		
Buddy Rosar, R OBP: 0.167, SLG: 0.167		6-3		K		1-3 1B		F8		4	0	0	1	0	1	2		
Joe Dobson, R OBP: 0.350, SLG: 0.250 (8, PH)						1-2 3-H BB				2	0	1	0	0	1	0		
Birdie Tebbetts, R OBP: 0.462, SLG: 0.606 (8, PR)		K				SH FC				0	0	0	0	1	0	0		
Lou Stringer, R OBP: 0.143, SLG: 0.143 (8, PR)						2-3 BB				0	0	0	0	0	0	0		
Walt Masterson, R (8, 1)										0	0	0	0	0	0	0		
<b>Inning Stats</b>	R: 1 E: 0 K: 1 S: 6	H: 1 LOB: 3 BB: 3 P: 18	R: 0 E: 0 K: 1 S: 5	H: 0 LOB: 0 BB: 0 P: 5	R: 0 E: 0 K: 2 S: 8	H: 1 LOB: 2 BB: 1 P: 12	R: 0 E: 0 K: 1 S: 6	H: 1 LOB: 1 BB: 0 P: 6	R: 0 E: 0 K: 0 S: 4	H: 0 LOB: 0 BB: 1 P: 6	R: 0 E: 1 K: 1 S: 6	H: 1 LOB: 2 BB: 1 P: 10	R: 0 E: 0 K: 1 S: 5	H: 0 LOB: 1 BB: 1 P: 9	1B: 6 2B: 1 3B: 1 HR: 0	SF: 0 SAC: 1 DP: 1 HBP: 0	WP: 0 PB: 0 SB: 2 CS: 0	PA: 41
<b>PITCHER</b> Billy Pierce, L ERA: 4.35	IP: 9.0 WLS: W BF: 41 H: 7 R: 3 ER: 3 SO: 7 BB: 7 IBB: 0 HBP: 0 BLK: 0 WP: 0 HR: 0 S: 48 P: 76 ERA: 3.00 WHIP: 1.556																	

Boston Red Sox @ Chicago White Sox  
Comiskey Park, Chicago, IL  
Sun May 21 1950, 4:38 AM EDT  
Att: 27,592 - Unknown

AB 33  
R 3  
H 7  
RBI 3  
BB 7  
SO 7  
LOB 22



Batter	1	2	3	4	5	6	7	8	9	AB	R	H	RBI	BB	SO	LOB	BOTTOM			
Herb Adams, L OBP: 0.303, SLG: 0.333			FC 3B	F7		F8		1-3		5	1	2	0	0	0	4				
Dave Philley, S OBP: 0.305, SLG: 0.333	P5		FC G6-4-3		4-3			SH3-4 2B BB		3	1	0	1	1	0	1				
Cass Michaels, R OBP: 0.364, SLG: 0.443	F8		G6-4-3		1B BB			SH3-4 1-2		2	0	0	0	1	0	2				
Hank Majeski, R OBP: 0.378, SLG: 0.451	G3		P5		1B G6-4-3			3B 2B		4	1	2	1	0	0	1				
Gus Zernial, R OBP: 0.253, SLG: 0.348		5-3		F9	G6-4-3			5-3		4	0	0	0	0	0	3				
Gordon Goldsberry, L OBP: 0.420, SLG: 0.575				FC 1B		P4		3B		4	1	3	1	0	0	0				
Eddie Malone, R OBP: 0.310, SLG: 0.243				FC 1B						2	0	1	0	1	0	1				
Jim Busby, R OBP: 0.233, SLG: 0.214 (6, PR)		FC BB		FC 1B				F8		0	0	0	0	0	0	0				
Phil Masi, R OBP: 0.338, SLG: 0.328 (7, 2)		1-2 BB		FC 1B						1	0	0	0	0	0	1				
Chico Carrasquel, R OBP: 0.333, SLG: 0.310				FC 1B				F9		3	0	1	0	1	0	2				
Billy Pierce, L OBP: 0.167, SLG: 0.167		4-3		1-2 2-3 3-H 1B		K		1-3		4	0	1	1	0	1	4				
<b>Inning Stats</b>	R: 0 E: 0 K: 0 S: 4	H: 1 LOB: 1 BB: 0 P: 4	R: 0 E: 0 K: 0 S: 4	H: 1 LOB: 2 BB: 1 P: 8	R: 1 E: 0 K: 0 S: 4	H: 1 LOB: 0 BB: 0 P: 4	R: 0 E: 0 K: 0 S: 6	H: 3 LOB: 2 BB: 0 P: 6	R: 0 E: 0 K: 1 S: 3	H: 1 LOB: 1 BB: 1 P: 7	R: 0 E: 0 K: 1 S: 6	H: 1 LOB: 2 BB: 1 P: 10	R: 2 E: 0 K: 0 S: 5	H: 2 LOB: 1 BB: 1 P: 9	R: 0 E: 0 K: 0 S: 3	H: 0 LOB: 0 BB: 0 P: 3	1B: 7 2B: 1 3B: 2 HR: 0	SF: 0 SAC: 1 DP: 2 HBP: 0	WP: 0 PB: 0 SB: 0 CS: 0	PA: 37
<b>PITCHER</b> Joe Dobson, R ERA: 3.41 Walt Masterson, R ERA: 6.3	IP: 7.0 WLS: L BF: 34 H: 10 R: 4 ER: 4 SO: 1 BB: 4 IBB: 0 HBP: 0 BLK: 0 WP: 0 HR: 0 S: 32 P: 48 ERA: 5.14 WHIP: 2.000																			

Boston Red Sox @ Chicago White Sox  
Comiskey Park, Chicago, IL  
Sun May 21 1950, 4:38 AM EDT  
Att: 27,592 - Unknown

AB 32  
R 4  
H 10  
RBI 4  
BB 4  
SO 1  
LOB 19









Batter	1	2	3	4	5	6	7	8	9	AB	R	H	RBI	BB	SO	LOB	TOP					
<b>Dom DiMaggio, R</b> OBP: 0.416, SLG: 0.372 (1, 8)	5-3	6-3		K		F9		1B		5	0	1	0	0	1	1						
<b>6 Johnny Pesky, L</b> OBP: 0.466, SLG: 0.411 (1, 5)	BB 2B BB	5-3		F3		F8		F8		4	1	0	0	1	0	1						
<b>Ted Williams, L</b> OBP: 0.456, SLG: 0.689 (1, 7)	BB 2B BB	F9		F2					4-3	4	1	1	0	1	0	0						
<b>Vern Stephens, R</b> OBP: 0.391, SLG: 0.547 (1, 6)	2B G3 BB		1B 3B 1B		F2		F8		5-3	4	2	1	0	1	0	1						
<b>Walt Dropo, R</b> OBP: 0.418, SLG: 0.705 (1, 3)	G3		1B 3B 1B		F8		F5		6-3	5	1	2	2	0	0	1						
<b>Al Zarilla, L</b> OBP: 0.398, SLG: 0.433 (1, 9)	G3 BB		1B 3B 1B		4-3					3	1	2	2	1	0	0						
<b>Billy Goodman, L</b> OBP: 0.391, SLG: 0.492 (1, 4)	G3		4-3		4-3					4	1	1	2	0	0	3						
<b>Matt Batts, R</b> OBP: 0.322, SLG: 0.302 (1, 2)	1-2 2-3 3-H		FC6-2-5		F3					3	0	1	1	1	0	1						
<b>Mel Parnell, L</b> OBP: 0.345, SLG: 0.280 (1, 1)	G3		3-H K						G4-3	4	0	1	0	0	1	5						
<b>Inning Stats</b>	R: 3 E: 0 K: 0 S: 4	H: 1 LOB: 3 BB: 5 P: 24	R: 0 E: 0 K: 0 S: 3	H: 0 LOB: 0 BB: 0 P: 3	R: 2 E: 0 K: 1 S: 8	H: 3 LOB: 1 BB: 0 P: 8	R: 0 E: 0 K: 1 S: 5	H: 0 LOB: 0 BB: 0 P: 5	R: 0 E: 0 K: 0 S: 3	H: 0 LOB: 0 BB: 0 P: 3	R: 0 E: 0 K: 0 S: 4	H: 1 LOB: 1 BB: 0 P: 4	R: 0 E: 0 K: 0 S: 4	H: 1 LOB: 1 BB: 0 P: 4	R: 2 E: 0 K: 0 S: 6	H: 4 LOB: 1 BB: 0 P: 6	R: 0 E: 0 K: 0 S: 3	H: 0 LOB: 0 BB: 0 P: 3	1B: 5 2B: 3 3B: 2 HR: 0	SF: 0 SAC: 0 DP: 1 HBP: 0	WP: 0 PB: 0 SB: 0 CS: 0	PA: 41
<b>PITCHER</b>	IP	WLS	BF	H	R	ER	SO	BB	IBB	HBP	BLK	WP	HR	S	P	ERA	WHIP					
<b>Lou Kretlow, R</b> ERA: 81.0 (1, 1)	0.1	L	6	1	3	3	0	4	0	0	0	0	0	2	18	81.00	15.000					
<b>Harry Dorish, R</b> ERA: 7.99 (1, 1)	6.2		29	8	4	4	2	0	1	0	0	0	0	32	36	5.40	1.200					
<b>Tom Ferrick, R</b> ERA: 3.14 (8, 1)	2.0		6	1	0	0	0	0	0	0	0	0	0	6	6	0.00	0.500					

**Boston Red Sox @ St. Louis Browns**  
Sportsman's Park, St. Louis, MO  
Wed May 24 1950, 4:33 AM EDT  
Att: 6,796 - Unknown - 86 F

AB 36  
R 7  
H 10  
RBI 7  
BB 5  
SO 2  
LOB 13



Batter	1	2	3	4	5	6	7	8	9	AB	R	H	RBI	BB	SO	LOB	BOTTOM					
<b>Billy DeMars, R</b> OBP: 0.344, SLG: 0.280 (1, 6)	5-3		1B	SH1-4		F7			6-3	4	1	1	0	0	0	2						
<b>Dick Kokos, L</b> OBP: 0.387, SLG: 0.375 (1, 9)	BB 1B		F8	FC4-2			K			4	0	1	0	1	1	2						
<b>Sherm Lollar, R</b> OBP: 0.386, SLG: 0.620 (1, 2)	BB		FC6	F4		F9			6-3	4	0	0	0	1	0	3						
<b>Don Lenhardt, R</b> OBP: 0.328, SLG: 0.473 (1, 7)	G6-4-3		FC5-2	F8		F8				3	1	1	1	1	0	0						
<b>Leo Thomas, R</b> OBP: 0.333, SLG: 0.306 (1, 5)	G6-4-3		FC5-2	6-3				5-3		4	1	0	0	0	0	5						
<b>Roy Sievers, R</b> OBP: 0.267, SLG: 0.203 (1, 8)		K		F4				K		4	0	1	2	0	2	0						
<b>Hank Arft, L</b> OBP: 0.387, SLG: 0.419 (1, 3)		K	5-3			SH1-4		K		3	0	0	0	1	2	1						
<b>Owen Friend, R</b> OBP: 0.361, SLG: 0.400 (1, 4)				SH1-4		SH1-4			1-3	2	1	1	0	1	0	0						
<b>Lou Kretlow, R</b> OBP: 0.250, SLG: 0.250 (1, 1)				SH1-4		5-3				0	0	0	0	0	0	0						
<b>Harry Dorish, R</b> OBP: 0.500, SLG: 0.500 (1, 1)		F2		WP						3	0	1	0	0	0	2						
<b>Tom Ferrick, R</b> OBP: 0.500, SLG: 0.500 (8, 1)				WP						0	0	0	0	0	0	0						
<b>Les Moss, R</b> OBP: 0.304, SLG: 0.158 (8, PH)				FC4-2						0	0	0	0	1	0	0						
<b>Tommy Fine, S</b> OBP: 0.250, SLG: 0.500 (8, PR)										0	1	0	0	0	0	0						
<b>Inning Stats</b>	R: 0 E: 0 K: 0 S: 3	H: 1 LOB: 2 BB: 2 P: 11	R: 0 E: 0 K: 2 S: 7	H: 0 LOB: 1 BB: 1 P: 11	R: 3 E: 1 K: 0 S: 7	H: 3 LOB: 1 BB: 0 P: 7	R: 1 E: 0 K: 0 S: 5	H: 2 LOB: 1 BB: 0 P: 5	R: 0 E: 0 K: 0 S: 3	H: 0 LOB: 0 BB: 0 P: 3	R: 0 E: 0 K: 0 S: 3	H: 0 LOB: 0 BB: 1 P: 7	R: 0 E: 0 K: 1 S: 5	H: 0 LOB: 0 BB: 0 P: 5	R: 0 E: 0 K: 2 S: 7	H: 0 LOB: 1 BB: 2 P: 7	R: 1 E: 0 K: 0 S: 3	H: 0 LOB: 1 BB: 2 P: 11	1B: 5 2B: 1 3B: 0 HR: 0	SF: 0 SAC: 2 DP: 1 HBP: 0	WP: 1 PB: 1 SB: 1 CS: 0	PA: 39
<b>PITCHER</b>	IP	WLS	BF	H	R	ER	SO	BB	IBB	HBP	BLK	WP	HR	S	P	ERA	WHIP					
<b>Mel Parnell, L</b> ERA: 2.71 (1, 1)	9.0	W	39	6	5	1	5	6	0	0	0	1	0	43	67	1.00	1.333					

**Boston Red Sox @ St. Louis Browns**  
Sportsman's Park, St. Louis, MO  
Wed May 24 1950, 4:33 AM EDT  
Att: 6,796 - Unknown - 86 F

AB 31  
R 5  
H 6  
RBI 3  
BB 6  
SO 5  
LOB 15





Batter	1	2	3	4	5	6	7	8	9	AB	R	H	RBI	BB	SO	LOB	TOP		
Dom DiMaggio, R OBP: 0.419, SLG: 0.373	6-3		HR	FC3-4			E	F3	9-4-5	5	2	2	0	1	0	1			
6 Johnny Pesky, L OBP: 0.483, SLG: 0.441	BB		HR				F7	BB	1B	6	2	5	1	0	0	1			
Ted Williams, L OBP: 0.451, SLG: 0.667	G6-4-3		F7				F5	BB	9-4-5	5	1	1	2	1	0	6			
Vern Stephens, R OBP: 0.391, SLG: 0.559	G6-4-3		HR				F8	HR		4	3	1	3	1	0	4			
Walt Dropo, R OBP: 0.417, SLG: 0.720			F7				F9			5	1	2	6	0	0	1			
Al Zarilla, L OBP: 0.398, SLG: 0.459	F7			HR			F8	F8		5	1	2	1	0	0	1			
Billy Goodman, L OBP: 0.406, SLG: 0.516	4-3			2B			FC6-4	HR		5	2	3	0	0	0	1			
Birdie Tebbetts, R OBP: 0.443, SLG: 0.579			6	5-3			K	F4	6-3	5	1	1	0	0	1	4			
Ellis Kinder, R Ken Kistner, R Jim Sucheckki, R Earl Johnson, L Charley Schanz, R Clyde Volmer, R Al Papali, R	F5		F5	FC6-5-6			FC6-4	HR	6	0	0	0	0	0	0	0			
<b>Inning Stats</b>	R: 0 E: 0 K: 0 S: 3	H: 1 LOB: 1 BB: 1 P: 7	R: 0 E: 0 K: 0 S: 3	H: 0 LOB: 0 BB: 0 P: 3	R: 4 E: 0 K: 0 S: 7	H: 4 LOB: 0 BB: 0 P: 7	R: 1 E: 0 K: 0 S: 5	H: 2 LOB: 1 BB: 0 P: 6	R: 0 E: 0 K: 1 S: 6	H: 1 LOB: 1 BB: 0 P: 6	R: 2 E: 1 K: 0 S: 6	H: 2 LOB: 1 BB: 1 P: 6	R: 6 E: 0 K: 0 S: 8	H: 5 LOB: 0 BB: 1 P: 12	R: 2 E: 0 K: 0 S: 5	H: 3 LOB: 1 BB: 1 P: 9	1B: 13 2B: 3 3B: 0 HR: 4	SF: 0 SAC: 0 DP: 2 HBP: 0	WP: 0 PA: 48
<b>PITCHER</b>	IP WLS BF H R ER SO BB IBB HBP BLK WP HR S P ERA WHIP																		
Ned Garver, R ERA: 4.05	3.0																		
Stubby Overmire, L ERA: 6.57	4.2	L	27	11	9	7	1	1	0	0	0	0	3	28	32	13.50	2.571		
Tommy Fine, R ERA: 7.02	1.1		7	3	2	2	0	1	0	0	0	0	0	6	10	13.50	3.000		

**Boston Red Sox @ St. Louis Browns**  
Sportsman's Park, St. Louis, MO  
Thu May 25 1950, 4:33 AM EDT  
Att: 2,008 - Unknown

AB	45
R	15
H	19
RBI	15
BB	3
SO	1
LOB	22



Batter	1	2	3	4	5	6	7	8	9	AB	R	H	RBI	BB	SO	LOB	BOTTOM				
Billy DeMars, R OBP: 0.343, SLG: 0.295	F2	4-3	K			K	FC6-4		1B	6	0	2	1	0	2	5					
Ray Coleman, L OBP: 0.170, SLG: 0.333	1-3	4-3				FC6-5	FC6-4			2	0	0	0	1	0	1					
Don Lenhardt, R OBP: 0.328, SLG: 0.483		2-3		FC1-6		FC6-5	FC6-4		K	3	0	1	1	0	1	4					
Sherm Lollar, R OBP: 0.376, SLG: 0.607	5-3	F7		FC1-6		FC6-5		4-3		5	1	1	0	0	0	3					
Dick Kokos, L OBP: 0.378, SLG: 0.355		F9	1B	G4-6-3			1-3	4-3		4	1	0	0	1	0	2					
Leo Thomas, R OBP: 0.355, SLG: 0.323		SH5-3	SH5-3				6-3			3	2	2	1	1	0	0					
Hank Aft, L OBP: 0.400, SLG: 0.433	E1						2B	G4-6-3		5	3	3	0	0	0	2					
Roy Stevers, R OBP: 0.297, SLG: 0.234		2B					G6-4-3			3	2	2	1	2	0	1					
Owen Friend, R OBP: 0.386, SLG: 0.425		1B					1B	G4-3		3	2	2	4	1	0	1					
Ned Garver, R Ken Kistner, R Stubby Overmire, R Tommy Fine, R Les Moss, R Harry Dorish, R	2B	F7				SH1-4	FC6-4		1B	1	1	1	2	0	0	0					
<b>Inning Stats</b>	R: 0 E: 0 K: 0 S: 3	H: 0 LOB: 0 BB: 0 P: 3	R: 5 E: 1 K: 0 S: 7	H: 3 LOB: 1 BB: 2 P: 15	R: 2 E: 0 K: 1 S: 7	H: 2 LOB: 2 BB: 2 P: 15	R: 0 E: 0 K: 0 S: 2	H: 0 LOB: 0 BB: 1 P: 6	R: 0 E: 0 K: 0 S: 3	H: 1 LOB: 0 BB: 0 P: 3	R: 1 E: 0 K: 1 S: 6	H: 1 LOB: 1 BB: 0 P: 7	R: 3 E: 0 K: 0 S: 7	H: 4 LOB: 2 BB: 1 P: 11	R: 1 E: 0 K: 0 S: 4	H: 2 LOB: 2 BB: 1 P: 4	R: 0 E: 0 K: 1 S: 6	H: 2 LOB: 1 BB: 1 P: 10	1B: 10 2B: 5 3B: 0 HR: 0	SF: 0 SAC: 2 DP: 4 HBP: 1	WP: 0 PA: 47
<b>PITCHER</b>	IP WLS BF H R ER SO BB IBB HBP BLK WP HR S P ERA WHIP																				
Ellis Kinder, R ERA: 3.9																					
Jim Sucheckki, R ERA: 13.5	0.1		5	2	2	2	0	2	0	0	0	0	3	11	54.00	12.000					
Earl Johnson, L ERA: 10.38	4.0		19	6	4	4	2	2	0	1	0	0	0	20	29	9.00	2.000				
Charley Schanz, R ERA: 8.64	0.2	W	2	0	0	0	0	0	0	0	0	0	2	2	0.00	0.000					
Al Papali, R ERA: 4.6	2.0	S	9	4	1	1	1	1	0	0	0	0	0	10	14	4.50	2.500				

**Boston Red Sox @ St. Louis Browns**  
Sportsman's Park, St. Louis, MO  
Thu May 25 1950, 4:33 AM EDT  
Att: 2,008 - Unknown

AB	37
R	12
H	15
RBI	12
BB	7
SO	3
LOB	21





Batter	1	2	3	4	5	6	7	8	9	10	AB	R	H	RBI	BB	SO	LOB	TOP				
Dom DiMaggio, R OBP: 0.428, SLG: 0.377 (1, 8)	F8		FC4-6 WP 6 4-3 2B 1B	FC4-6 WP 6 4-3 2B 1B		FC4-6 BB 6 4-3 2B 1B		FC6-4 IBB 6 4-3 2B 1B		FC6-4 1B 6 4-3 2B 1B	4	1	2	0	2	0	1					
6 Johnny Pesky, L OBP: 0.471, SLG: 0.427 (1, 5)	F6		4-3	K WP		FC4-6		FC6-4		FC6-4 1B 6 4-3 2B 1B	6	0	1	1	0	1	6					
Ted Williams, L OBP: 0.453, SLG: 0.667 (1, 7)	FC5 1B		1B 2B	3-1				8-4 1B		1-3 F2 6 4-3 2B 1B	6	0	3	1	0	0	4					
Vern Stephens, R OBP: 0.389, SLG: 0.551 (1, 6)	1B		L4			F6		8-4		F7 6 4-3 2B 1B	6	0	2	0	0	0	4					
Walt Dropo, R OBP: 0.417, SLG: 0.714 (1, 3)	FC5 2-3f		1B			F3		2B		K 5 0-0 1-2 3	5	0	2	0	0	1	3					
Al Zarilla, L OBP: 0.397, SLG: 0.455 (1, 9)			1B G6-4-3 1B			F7		L9		1B 1-2	3	1	1	0	0	0	2					
Clyde Vollmer, R OBP: 0.440, SLG: 0.739 (7, PH) (7, 9)			1B G6-4-3 1B							1B 1-2	2	0	1	0	0	0	1					
Billy Goodman, L OBP: 0.405, SLG: 0.507 (1, 4)			1B G6-4-3 1B			E4 FC1-5 5-3 1B		K		4-3 6 4-3 2B 1B	5	1	2	0	0	1	2					
Birdie Tebbetts, R OBP: 0.435, SLG: 0.563 (1, 2)			1B G6-4-3 1B			L4		5-3		F7 6 4-3 2B 1B	4	0	1	0	0	0	3					
Lou Stringer, R OBP: 0.143, SLG: 0.143 (8, PR)			1B G6-4-3 1B			1B		K S 1B		F7 6 4-3 2B 1B	0	0	0	0	0	0	0					
Matt Batts, R OBP: 0.317, SLG: 0.296 (8, 2)			1B G6-4-3 1B			1B		K S 1B		F7 6 4-3 2B 1B	1	0	0	0	0	0	0					
Joe Dobson, R OBP: 0.320, SLG: 0.238 (1, 1)			1B G6-4-3 1B			F4		FC1-5 BB 2-3		E5 1B 6 1B	5	1	1	1	0	1	2					
<b>Inning Stats</b>	R: 0 E: 0 K: 0 S: 5	H: 2 LOB: 2 BB: 0 P: 5	R: 1 E: 0 K: 0 S: 4	H: 2 LOB: 0 BB: 0 P: 4	R: 1 E: 0 K: 0 S: 6	H: 3 LOB: 2 BB: 0 P: 6	R: 1 E: 1 K: 0 S: 8	H: 2 LOB: 2 BB: 0 P: 8	R: 0 E: 0 K: 0 S: 4	H: 0 LOB: 0 BB: 0 P: 3	R: 0 E: 1 K: 0 S: 4	H: 0 LOB: 2 BB: 1 P: 8	R: 0 E: 0 K: 2 S: 8	H: 1 LOB: 2 BB: 1 P: 12	R: 0 E: 0 K: 1 S: 7	H: 2 LOB: 2 BB: 0 P: 7	R: 1 E: 1 K: 0 S: 6	H: 2 LOB: 2 BB: 0 P: 6	1B: 14 2B: 3 3B: 0 HR: 0	SF: 0 SAC: 0 DP: 2 HBP: 0	WP: 2 PB: 0 SB: 1 CS: 0	PA: 49
<b>PITCHER</b>	IP 3.2	WLS L	BF 20	H 9	R 3	ER 3	SO 1	BB 0	IBB 0	HBP 0	BLK 0	WP 1	HR 0	S 22	P 22	ERA 7.36	WHIP 2.455					
Connie Marrero, R ERA: 2.88 (1, 1)																						
Lloyd Hittle, L ERA: 3.03 (4, 1)																						

**Boston Red Sox @ Washington Senators**  
Griffith Stadium, Washington, DC  
Sat May 27 1950, 3:33 AM EDT  
Unknown

AB	47
R	4
H	16
RBI	3
BB	2
SO	4
LOB	28



Batter	1	2	3	4	5	6	7	8	9	10	AB	R	H	RBI	BB	SO	LOB	BOTTOM				
Eddie Yost, R OBP: 0.435, SLG: 0.496 (1, 5)	1-3		1B 1B		1B 2B		F3		F5		5	0	2	1	0	0	1					
Gil Coan, L OBP: 0.337, SLG: 0.511 (1, 7)	F9		1B 1B		1B		G3		IBB		4	0	2	0	1	0	0					
Bud Stewart, L OBP: 0.357, SLG: 0.394 (1, 9)	F7		K				K		K		2	0	0	0	0	1	2					
Irv Noren, L OBP: 0.380, SLG: 0.433 (4, 8)	F7		K				K		K		3	0	0	0	0	3	2					
Eddie Robinson, L OBP: 0.357, SLG: 0.325 (1, 3)			F7		F8		1B 3B		SH1-3 2B		5	1	3	0	0	0	0					
Al Kozar, R OBP: 0.292, SLG: 0.233 (10, PR)			F7		F8		1B 3B		SH1-3 2B		0	0	0	0	0	0	0					
Sam Mele, R OBP: 0.480, SLG: 0.571 (1, 8) (4, 9)			6-3		F7		1B BB 1B		SH5-4 1B		3	1	1	1	0	0	0					
Sam Dente, R OBP: 0.280, SLG: 0.261 (1, 6)			1B		6-3		F9		6-3		5	0	1	0	0	0	4					
Shery Robertson, L OBP: 0.387, SLG: 0.280 (1, 4)			F5		6-3		FC4-6 1B		F8		4	0	1	0	1	0	4					
Mickey Grasso, R OBP: 0.308, SLG: 0.306 (1, 2)			K		FC4-6 2B		FC4-6 1B		FC5-4 1B		4	1	2	1	0	1	1					
Connie Marrero, R OBP: 0.231, SLG: 0.250 (1, 1)			K		K		K		SH3-4 1B		1	0	0	0	0	1	0					
Lloyd Hittle, R OBP: 0.111, SLG: 0.111 (4, 1)			K		K		K		SH3-4		2	0	0	0	0	1	3					
<b>Inning Stats</b>	R: 0 E: 0 K: 0 S: 3	H: 0 LOB: 0 BB: 0 P: 3	R: 0 E: 0 K: 0 S: 4	H: 1 LOB: 1 BB: 0 P: 4	R: 0 E: 0 K: 3 S: 11	H: 2 LOB: 2 BB: 0 P: 11	R: 0 E: 0 K: 0 S: 3	H: 0 LOB: 0 BB: 0 P: 3	R: 1 E: 0 K: 1 S: 7	H: 3 LOB: 2 BB: 0 P: 7	R: 2 E: 0 K: 1 S: 8	H: 3 LOB: 3 BB: 1 P: 12	R: 0 E: 0 K: 0 S: 4	H: 1 LOB: 1 BB: 0 P: 4	R: 0 E: 0 K: 1 S: 6	H: 1 LOB: 2 BB: 0 P: 10	R: 0 E: 0 K: 0 S: 4	H: 1 LOB: 2 BB: 0 P: 4	1B: 9 2B: 2 3B: 1 HR: 0	SF: 0 SAC: 3 DP: 0 HBP: 0	WP: 0 PB: 0 SB: 0 CS: 0	PA: 43
<b>PITCHER</b>	IP 10.0	WLS W	BF 43	H 12	R 3	ER 3	SO 7	BB 1	IBB 3	HBP 0	BLK 0	WP 0	HR 0	S 55	P 63	ERA 2.70	WHIP 1.300					
Joe Dobson, R ERA: 3.31 (1, 1)																						

**Boston Red Sox @ Washington Senators**  
Griffith Stadium, Washington, DC  
Sat May 27 1950, 3:33 AM EDT  
Unknown

AB	38
R	3
H	12
RBI	3
BB	2
SO	7
LOB	17





Batter	1	2	3	4	5	6	7	8	9	AB	R	H	RBI	BB	SO	LOB	TOP										
<b>Dom DiMaggio, R</b> OBP: 0.421, SLG: 0.371 (1, 8)										5	1	1	0	0	1	2											
<b>6 Johnny Pesky, L</b> OBP: 0.462, SLG: 0.419 (1, 5)										5	1	1	1	0	0	0											
<b>Ted Williams, L</b> OBP: 0.458, SLG: 0.667 (1, 7)										3	1	1	0	2	1	0											
<b>Vern Stephens, R</b> OBP: 0.378, SLG: 0.534 (1, 6)										5	0	0	0	0	0	4											
<b>Walt Dropo, R</b> OBP: 0.402, SLG: 0.686 (1, 3)										4	0	0	1	0	0	1											
<b>Tom Wright, L</b> OBP: 0.345, SLG: 0.327 (1, 9)										3	2	1	0	1	1	0											
<b>Billy Goodman, L</b> OBP: 0.423, SLG: 0.542 (1, 4)										3	1	2	2	0	0	0											
<b>Matt Batts, R</b> OBP: 0.328, SLG: 0.328 (1, 2)										4	0	2	2	0	0	1											
<b>Chuck Stobbs, L</b> OBP: 0.368, SLG: 0.250 (1, 1)										3	0	0	0	1	3	3											
<b>Inning Stats</b>	R: 5 E: 0 K: 1 S: 9	H: 4 LOB: 1 BB: 2 P: 17	R: 0 E: 0 K: 0 S: 4	H: 1 LOB: 1 BB: 0 P: 4	R: 1 E: 0 K: 0 S: 5	H: 2 LOB: 2 BB: 1 P: 9	R: 0 E: 0 K: 1 S: 5	H: 0 LOB: 0 BB: 0 P: 5	R: 0 E: 0 K: 2 S: 8	H: 1 LOB: 2 BB: 0 P: 9	R: 0 E: 0 K: 0 S: 3	H: 0 LOB: 0 BB: 0 P: 3	R: 0 E: 0 K: 1 S: 5	H: 0 LOB: 0 BB: 0 P: 5	R: 0 E: 0 K: 0 S: 3	H: 0 LOB: 0 BB: 0 P: 3	1B: 5 2B: 2 3B: 1 HR: 0	SF: 0 SAC: 0 DP: 0 HBP: 1	WP: 0 PB: 0 SB: 1 CS: 0	PA: 40							
<b>PITCHER</b>	IP	WLS	BF	H	R	ER	SO	BB	IBB	HBP	BLK	WP	HR	S	P	ERA	WHIP										
<b>Ray Scarborough, R</b> ERA: 4.01 (1, 1)	7.0	L	34	8	6	6	5	4	0	1	0	0	0	39	56	7.71	1.714										
<b>Jim Pearce, R</b> ERA: 7.36 (8, 1)	2.0		6	0	0	0	1	0	0	0	0	0	0	8	8	0.00	0.000										

**Boston Red Sox @ Washington Senators**  
Griffith Stadium, Washington, DC  
Sat May 27 1950, 3:38 AM EDT  
Att: 29,069 - Unknown

AB 35  
R 6  
H 8  
RBI 6  
BB 4  
SO 6  
LOB 11



Batter	1	2	3	4	5	6	7	8	9	AB	R	H	RBI	BB	SO	LOB	BOTTOM										
<b>Eddie Yost, R</b> OBP: 0.430, SLG: 0.484 (1, 5)										3	1	0	0	1	1	0											
<b>Sam Dente, R</b> OBP: 0.289, SLG: 0.268 (1, 6)										4	1	1	1	0	1	0											
<b>Roberto Ortiz, R</b> OBP: 0.333, SLG: 0.342 (1, 9)										3	0	2	1	1	1	0											
<b>Eddie Robinson, L</b> OBP: 0.361, SLG: 0.319 (1, 3)										2	0	0	0	2	1	1											
<b>Sam Mele, R</b> OBP: 0.466, SLG: 0.541 (1, 8)										4	0	0	0	0	1	4											
<b>Al Kozar, R</b> OBP: 0.269, SLG: 0.213 (1, 4)										4	0	0	0	0	3	0											
<b>Al Evans, R</b> OBP: 0.297, SLG: 0.345 (1, 2)										3	0	0	0	1	0	0											
<b>Gil Coan, L</b> OBP: 0.333, SLG: 0.495 (1, 7)										3	0	0	0	1	0	0											
<b>Ray Scarborough, R</b> OBP: 0.143, SLG: 0.150 (1, 1)										2	0	0	0	0	1	2											
<b>Mickey Grasso, R</b> OBP: 0.300, SLG: 0.297 (7, PH)										1	0	0	0	0	1	0											
<b>Jim Pearce, R</b> OBP: 1.000, SLG: 1.000 (8, 1)										0	0	0	0	0	0	0											
<b>Inning Stats</b>	R: 0 E: 0 K: 1 S: 5	H: 0 LOB: 2 BB: 2 P: 13	R: 0 E: 0 K: 1 S: 4	H: 0 LOB: 2 BB: 2 P: 12	R: 0 E: 0 K: 1 S: 6	H: 1 LOB: 1 BB: 0 P: 6	R: 0 E: 0 K: 1 S: 5	H: 0 LOB: 0 BB: 0 P: 5	R: 2 E: 0 K: 1 S: 7	H: 2 LOB: 2 BB: 2 P: 15	R: 0 E: 0 K: 2 S: 7	H: 0 LOB: 0 BB: 0 P: 7	R: 0 E: 0 K: 2 S: 7	H: 0 LOB: 0 BB: 0 P: 7	R: 0 E: 0 K: 0 S: 3	H: 0 LOB: 0 BB: 0 P: 3	1B: 2 2B: 1 3B: 0 HR: 0	SF: 0 SAC: 0 DP: 1 HBP: 0	WP: 0 PB: 0 SB: 0 CS: 0	PA: 35							
<b>PITCHER</b>	IP	WLS	BF	H	R	ER	SO	BB	IBB	HBP	BLK	WP	HR	S	P	ERA	WHIP										
<b>Chuck Stobbs, L</b> ERA: 4.08 (1, 1)	9.0	W	35	3	2	2	10	6	0	0	0	0	0	49	73	2.00	1.000										

**Boston Red Sox @ Washington Senators**  
Griffith Stadium, Washington, DC  
Sat May 27 1950, 3:38 AM EDT  
Att: 29,069 - Unknown

AB 29  
R 2  
H 3  
RBI 2  
BB 6  
SO 10  
LOB 7





Batter	1	2	3	4	5	6	7	8	9	AB	R	H	RBI	BB	SO	LOB	TOP								
Dom DiMaggio, R OBP: 0.432, SLG: 0.417 (1, 8)										5	3	4	2	0	0	0	<b>Boston Red Sox @ Washington Senators</b> Griffith Stadium, Washington, DC Sun May 28 1950, 3:33 AM EDT Att: 12,288 - Unknown <a href="http://livebaseballscorecards.com">livebaseballscorecards.com</a>								
6 Johnny Pesky, L OBP: 0.466, SLG: 0.417 (1, 5)										3	0	1	3	2	0	0									
Ted Williams, L OBP: 0.443, SLG: 0.640 (1, 7)										5	0	0	0	0	0	4									
Vern Stephens, R OBP: 0.379, SLG: 0.542 (1, 6)										5	1	2	0	0	0	3									
Walt Dropo, R OBP: 0.405, SLG: 0.679 (1, 3)										4	0	2	1	0	0	2									
Tom Wright, L OBP: 0.328, SLG: 0.309 (1, 9)										3	0	0	0	0	0	1									
Billy Goodman, L OBP: 0.415, SLG: 0.526 (1, 4)										4	0	1	0	0	1	1									
Matt Batts, R OBP: 0.324, SLG: 0.311 (1, 2)										3	0	0	0	1	0	1									
Mickey McDermott, L OBP: 0.375, SLG: 0.308 Charley Schanz, R (4, 1) Clyde Vollmer, R OBP: 0.423, SLG: 0.708 (9, PH)										1	1	1	0	0	0	0									
										2	1	0	0	0	0	2									
										1	0	0	0	0	0	0									
<b>Inning Stats</b>	R: 1 E: 1 K: 0 S: 5	H: 3 LOB: 1 BB: 0 P: 5	R: 0 E: 0 K: 1 S: 5	H: 0 LOB: 0 BB: 0 P: 5	R: 2 E: 0 K: 0 S: 5	H: 2 LOB: 0 BB: 0 P: 5	R: 0 E: 0 K: 0 S: 3	H: 0 LOB: 0 BB: 0 P: 3	R: 2 E: 1 K: 0 S: 5	H: 1 LOB: 0 BB: 1 P: 5	R: 1 E: 0 K: 0 S: 5	H: 2 LOB: 2 BB: 1 P: 9	R: 0 E: 0 K: 0 S: 3	H: 0 LOB: 1 BB: 1 P: 7	R: 0 E: 0 K: 0 S: 4	H: 2 LOB: 1 BB: 0 P: 4	R: 0 E: 0 K: 0 S: 4	H: 1 LOB: 2 BB: 1 P: 8	1B: 7 2B: 3 3B: 3 HR: 0	SF: 0 SAC: 1 DP: 2 HBP: 0	WP: 0 PB: 0 SB: 0 CS: 0	PA: 40			
<b>PITCHER</b>	IP	WLS	BF	H	R	ER	SO	BB	IBB	HBP	BLK	WP	HR	S	P	ERA	WHIP								
Sid Hudson, R ERA: 3.39 (1, 1)	8.1	W	38	11	6	4	1	2	1	0	0	0	0	37	49	4.32	1.560								
Mickey Harris, L ERA: 3.39 (9, 1)	0.2	S	2	0	0	0	0	0	0	0	0	0	0	2	2	0.00	0.000								

Batter	1	2	3	4	5	6	7	8	9	AB	R	H	RBI	BB	SO	LOB	BOTTOM								
Eddie Yost, R OBP: 0.432, SLG: 0.476 (1, 5)										2	0	0	1	2	0	1	<b>Boston Red Sox @ Washington Senators</b> Griffith Stadium, Washington, DC Sun May 28 1950, 3:33 AM EDT Att: 12,288 - Unknown <a href="http://livebaseballscorecards.com">livebaseballscorecards.com</a>								
Sam Dente, R OBP: 0.288, SLG: 0.262 (1, 6)										3	1	0	0	1	0	3									
Bud Stewart, L OBP: 0.396, SLG: 0.396 (1, 7) (6, 9)										2	2	1	0	2	0	1									
Eddie Robinson, L OBP: 0.358, SLG: 0.311 (1, 3)										3	1	0	0	1	0	2									
Sam Mele, R OBP: 0.467, SLG: 0.564 (1, 8)										4	1	2	4	0	1	1									
Roberto Ortiz, R OBP: 0.318, SLG: 0.325 Gil Coan, L OBP: 0.337, SLG: 0.489 (5, PH) (6, 7)										2	0	0	1	0	0	1									
										1	0	0	0	1	1										
Al Kozar, R OBP: 0.268, SLG: 0.216 (1, 4)										4	1	1	0	0	1	0									
Al Evans, R OBP: 0.305, SLG: 0.337 (1, 2)										2	1	0	0	2	1	0									
Sid Hudson, R OBP: 0.269, SLG: 0.346 Mickey Harris, L OBP: 0.333, SLG: 0.200 (1, 1) (9, 1)										4	0	1	0	0	1	1									
										0	0	0	0	0	0	0									
<b>Inning Stats</b>	R: 4 E: 0 K: 0 S: 4	H: 1 LOB: 0 BB: 3 P: 16	R: 0 E: 0 K: 1 S: 5	H: 0 LOB: 1 BB: 1 P: 9	R: 0 E: 0 K: 1 S: 5	H: 0 LOB: 1 BB: 1 P: 9	R: 2 E: 0 K: 0 S: 4	H: 2 LOB: 2 BB: 2 P: 12	R: 0 E: 0 K: 0 S: 2	H: 0 LOB: 0 BB: 1 P: 6	R: 0 E: 0 K: 0 S: 3	H: 0 LOB: 1 BB: 1 P: 7	R: 1 E: 0 K: 1 S: 7	H: 2 LOB: 1 BB: 0 P: 7	R: 0 E: 0 K: 2 S: 7	H: 0 LOB: 0 BB: 0 P: 7	1B: 4 2B: 0 3B: 1 HR: 0	SF: 0 SAC: 0 DP: 1 HBP: 0	WP: 0 PB: 0 SB: 0 CS: 1	PA: 37					
<b>PITCHER</b>	IP	WLS	BF	H	R	ER	SO	BB	IBB	HBP	BLK	WP	HR	S	P	ERA	WHIP								
Mickey McDermott, L ERA: 6.08 (1, 1)	3.0	L	18	3	6	6	2	6	0	0	0	0	0	16	40	18.00	3.000								
Charley Schanz, R ERA: 6.08 (4, 1)	5.0	L	18	2	1	1	3	3	0	0	0	0	0	21	33	1.80	1.000								



Batter	1	2	3	4	5	6	7	8	9	AB	R	H	RBI	BB	SO	LOB	TOP			
Dom DiMaggio, R (1, 8) OBP: 0.441, SLG: 0.425	1-0 6 2B HBP		0-0 E 1B		0-0 5-3	0-0 1-2 1B		0-0 BB 6 1B		4	2	3	0	0	0	0				
6 Johnny Pesky, L (1, 5) OBP: 0.470, SLG: 0.431	0-0 1-H 2B		0-0 F8		0-0 1B HR	0-0 4-3		0-0 BB 1B		5	1	3	1	0	0	3				
Ted Williams, L (1, 7) OBP: 0.442, SLG: 0.628	0-0 F7		0-0 F8		0-0 1-2 HR 1B		0-0 3-1	4-0 1-2 2-3 BB 1B		4	1	1	1	1	0	2				
Vern Stephens, R (1, 6) OBP: 0.374, SLG: 0.549	0-3 K		0-0 E8 1-H		0-0 1-2 HR 1B		0-0 5-3	4-0 1-2 2-3 3-H BB		5	1	1	3	0	1	4				
Walt Dropo, R (1, 3) OBP: 0.405, SLG: 0.676	0-3 K		0-0 5-3		0-0 F9		0-0 2B	0-0 BB 1B		5	1	2	0	0	1	2				
Bobby Doerr, R (1, 4) OBP: 0.325, SLG: 0.362		0-0 F3		0-0 F8	0-3 K		0-0 F8	4-0 L6-4 1B 1-2 BB		4	0	0	0	1	1	1				
Clyde Vollmer, R (1, 9) OBP: 0.452, SLG: 0.667		4-0 BB		4-0 BB		0-3 K		0-0 P5 1-2 2-H 1B		3	0	1	1	2	1	0				
Birdie Tebbetts, R (1, 2) OBP: 0.412, SLG: 0.529		0-0 F7		0-0 P4		0-0 6-3		0-0 F8 L6-4 2-3		5	0	0	0	0	0	4				
Mel Parnell, L (1, 1) OBP: 0.345, SLG: 0.280		0-3 K		0-3 K		4-0 1B		0-0 F7		0	0	0	0	0	0	0				
Walt Masterson, R (1, 1) OBP: 0.250, SLG: 0.250								0-0 6 1B BB 1B		2	0	0	0	1	2	2				
Lou Stringer, R (8, PH) OBP: 0.154, SLG: 0.083										1	1	1	0	0	0	0				
Al Papai, R (8, 1) OBP: 0.154, SLG: 0.083										0	0	0	0	0	0	0				
Billy Goodman, L (9, PH) OBP: 0.410, SLG: 0.519										1	0	0	0	0	0	1				
<b>Inning Stats</b>	R: 1 E: 0 K: 2 S: 8	H: 1 LOB: 1 BB: 0 P: 9	R: 0 E: 0 K: 1 S: 5	H: 0 LOB: 1 BB: 1 P: 9	R: 1 E: 1 K: 0 S: 5	H: 1 LOB: 1 BB: 0 P: 5	R: 0 E: 0 K: 1 S: 5	H: 0 LOB: 1 BB: 1 P: 9	R: 3 E: 0 K: 1 S: 6	H: 3 LOB: 0 BB: 0 P: 8	R: 0 E: 0 K: 0 S: 4	H: 1 LOB: 2 BB: 1 P: 10	R: 0 E: 0 K: 0 S: 4	H: 1 LOB: 3 BB: 1 P: 10	R: 1 E: 0 K: 0 S: 4	H: 2 LOB: 1 BB: 1 P: 8	1B: 9 2B: 3 3B: 0 HR: 1	SF: 0 SAC: 0 DP: 1 HBP: 1	WP: 0 PB: 0 SB: 0 CS: 0	PA: 45
<b>PITCHER</b>	IP WLS BF H R ER SO BB IBB HBP BLK WP HR S P ERA WHIP																			
Tommy Byrne, L (1, 1) ERA: 3.88	7.2 W 39 10 6 5 6 4 0 1 0 0 0 1 46 63 5.87 1.826																			
Joe Page, L (8, 1) ERA: 3.51	1.1 S 6 2 1 1 0 1 0 0 0 0 0 0 5 9 6.75 2.250																			

**Boston Red Sox @ New York Yankees**  
Yankee Stadium, Bronx, NY  
Tue May 30 1950, 3:33 AM EDT  
Unknown

AB 39  
R 7  
H 12  
RBI 6  
BB 5  
SO 6  
LOB 19



Batter	1	2	3	4	5	6	7	8	9	AB	R	H	RBI	BB	SO	LOB	BOTTOM			
Phil Rizzuto, R (1, 6) OBP: 0.451, SLG: 0.464	0-0 1B BB		0-0 F9		4-0 FC5-4 BB		0-0 SH1-4 1B			3	1	2	2	2	0	1				
Hank Bauer, R (1, 7) OBP: 0.344, SLG: 0.433			0-0 3-H G1-6-3		0-0 FC5-4		0-0 SH1-4			1	1	1	0	0	0	0				
Gene Woodling, L (1, PH) OBP: 0.423, SLG: 0.420			0-0 1-2 1B		0-0 FC5-4		0-0 SH1-4			3	0	0	0	0	0	5				
Tommy Henrich, L (1, 3) OBP: 0.494, SLG: 0.785	0-0 1-3 2-H F9 2B	0-0 F7 3B		0-0 F8		0-0 1-3	0-0 F9			5	2	2	1	0	0	1				
Joe DiMaggio, R (1, 8) OBP: 0.395, SLG: 0.512	4-0 F9 1B F8 IBB	4-0 BB BB		0-0 P4		4-0 1B BB E BB	0-0 F8			2	2	0	0	3	0	1				
Yogi Berra, L (1, 2) OBP: 0.401, SLG: 0.493	0-0 1-2 2-3 2-H 1B 1B	0-0 F7		4-0 BB		4-0 1B BB		0-0 3-1		3	2	1	2	2	0	1				
Billy Johnson, R (1, 5) OBP: 0.438, SLG: 0.470	0-0 F9	4-0 G1-6-3 BB		0-3 K		0-0 E1 5-3 1B		0-0 1-3		4	0	1	1	1	1	3				
Cliff Mapes, L (1, 9) OBP: 0.398, SLG: 0.527	0-0 F8	0-0 G1-6-3		0-0 E9 SH3 F8 1B		0-0 5-3		0-0 F8		5	1	1	1	0	0	4				
Jerry Coleman, R (1, 4) OBP: 0.331, SLG: 0.341	4-0 BB 1B 1-2 BB		0-0 E5 1B F9		0-0 SH3		0-0 F7			2	1	0	0	1	0	1				
Tommy Byrne, L (1, 1) OBP: 0.429, SLG: 0.526	0-0 BB		0-0 G1-6-3		0-0 F8		0-0 S 1B 1B			4	1	3	2	0	0	0				
Joe Page, L (8, 1) ERA: 3.51	1-2 2-H 1B		1-3 1B		3-H					0	0	0	0	0	0	0				
<b>Inning Stats</b>	R: 5 E: 0 K: 0 S: 8	H: 5 LOB: 3 BB: 3 P: 20	R: 1 E: 0 K: 0 S: 3	H: 1 LOB: 1 BB: 2 P: 11	R: 1 E: 1 K: 0 S: 4	H: 1 LOB: 0 BB: 0 P: 4	R: 0 E: 0 K: 1 S: 5	H: 0 LOB: 1 BB: 1 P: 9	R: 1 E: 1 K: 0 S: 4	H: 1 LOB: 1 BB: 1 P: 8	R: 2 E: 1 K: 0 S: 4	H: 1 LOB: 1 BB: 2 P: 12	R: 1 E: 0 K: 0 S: 5	H: 2 LOB: 1 BB: 0 P: 5	R: 0 E: 0 K: 0 S: 3	H: 0 LOB: 0 BB: 0 P: 3	1B: 9 2B: 1 3B: 1 HR: 0	SF: 0 SAC: 2 DP: 2 HBP: 0	WP: 0 PB: 0 SB: 1 CS: 0	PA: 43
<b>PITCHER</b>	IP WLS BF H R ER SO BB IBB HBP BLK WP HR S P ERA WHIP																			
Mel Parnell, L (1, 1) ERA: 3.36	0.2 L 9 5 5 5 0 0 1 0 0 0 0 0 7 15 67.50 9.000																			
Walt Masterson, R (1, 1) ERA: 6.75	6.1 31 6 6 4 1 7 0 0 0 0 0 0 26 54 5.68 2.053																			
Al Papai, R (8, 1) ERA: 4.45	1.0 3 0 0 0 0 0 0 0 0 0 0 0 3 3 0.00 0.000																			

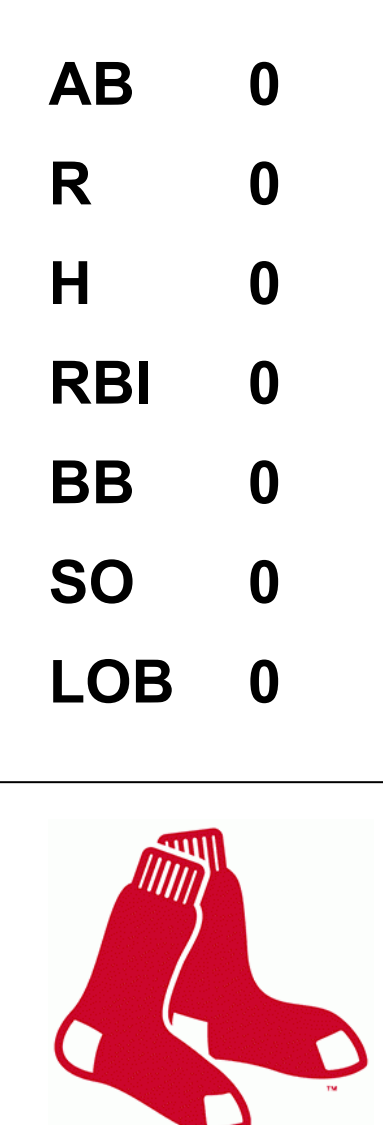
**Boston Red Sox @ New York Yankees**  
Yankee Stadium, Bronx, NY  
Tue May 30 1950, 3:33 AM EDT  
Unknown

AB 32  
R 11  
H 11  
RBI 9  
BB 9  
SO 1  
LOB 17





Batter	1	2	3	4	5	6	7	8	9	AB	R	H	RBI	BB	SO	LOB	TOP																		
<a href="#">Dom DiMaggio, R</a> (1, 8) OBP: 0.441, SLG: 0.425											0	0	0	0	0	0	0	<b>Boston Red Sox @ New York Yankees</b> Yankee Stadium, Bronx, NY Tue May 30 1950, 3:38 AM EDT Att: 73,728 - Unknown <a href="http://livebaseballscorecards.com">livebaseballscorecards.com</a>																	
<a href="#">6 Johnny Pesky, L</a> (1, 5) OBP: 0.470, SLG: 0.431											0	0	0	0	0	0	0																		
<a href="#">Ted Williams, L</a> (1, 7) OBP: 0.442, SLG: 0.628											0	0	0	0	0	0	0																		
<a href="#">Vern Stephens, R</a> (1, 6) OBP: 0.374, SLG: 0.549											0	0	0	0	0	0	0																		
<a href="#">Walt Dropo, R</a> (1, 3) OBP: 0.405, SLG: 0.676											0	0	0	0	0	0	0																		
<a href="#">Bobby Doerr, R</a> (1, 4) OBP: 0.325, SLG: 0.362											0	0	0	0	0	0	0																		
<a href="#">Clyde Vollmer, R</a> (1, 9) OBP: 0.452, SLG: 0.667											0	0	0	0	0	0	0																		
<a href="#">Matt Batts, R</a> (1, 2) OBP: 0.324, SLG: 0.311											0	0	0	0	0	0	0																		
<a href="#">Ellis Kinder, R</a> (1, 1) OBP: 0.053, SLG: 0.053											0	0	0	0	0	0	0																		
<b>Inning Stats</b>											1B: 0	SF: 0	WP: 0	PA: 0	2B: 0	SAC: 0	FB: 0		3B: 0	DP: 0	SB: 0	CS: 0	HR: 0	HBP: 0											
<b>PITCHER</b> <a href="#">Ed Lopat, L</a> (1, 1) ERA: 4.73	IP	WLS	BF	H	R	ER	SO	BB	IBB	HBP	BLK	WP	HR	S	P	ERA	WHIP	<b>PITCHER</b>	IP	WLS	BF	H	R	ER	SO	BB	IBB	HBP	BLK	WP	HR	S	P	ERA	WHIP



Batter	1	2	3	4	5	6	7	8	9	AB	R	H	RBI	BB	SO	LOB	BOTTOM																		
<a href="#">Phil Rizzuto, R</a> (1, 6) OBP: 0.451, SLG: 0.464											0	0	0	0	0	0	0	<b>Boston Red Sox @ New York Yankees</b> Yankee Stadium, Bronx, NY Tue May 30 1950, 3:38 AM EDT Att: 73,728 - Unknown <a href="http://livebaseballscorecards.com">livebaseballscorecards.com</a>																	
<a href="#">Cliff Mapes, L</a> (1, 9) OBP: 0.398, SLG: 0.527											0	0	0	0	0	0	0																		
<a href="#">Joe Collins, L</a> (1, 3) OBP: 0.377, SLG: 0.424											0	0	0	0	0	0	0																		
<a href="#">Joe DiMaggio, R</a> (1, 8) OBP: 0.395, SLG: 0.512											0	0	0	0	0	0	0																		
<a href="#">Yogi Berra, L</a> (1, 2) OBP: 0.401, SLG: 0.493											0	0	0	0	0	0	0																		
<a href="#">Gene Woodling, L</a> (1, 7) OBP: 0.423, SLG: 0.420											0	0	0	0	0	0	0																		
<a href="#">Billy Johnson, R</a> (1, 5) OBP: 0.438, SLG: 0.470											0	0	0	0	0	0	0																		
<a href="#">Jerry Coleman, R</a> (1, 4) OBP: 0.331, SLG: 0.341											0	0	0	0	0	0	0																		
<a href="#">Ed Lopat, L</a> (1, 1) OBP: 0.391, SLG: 0.350											0	0	0	0	0	0	0																		
<b>Inning Stats</b>											1B: 0	SF: 0	WP: 0	PA: 0	2B: 0	SAC: 0	FB: 0		3B: 0	DP: 0	SB: 0	CS: 0	HR: 0	HBP: 0											
<b>PITCHER</b> <a href="#">Ellis Kinder, R</a> (1, 1) ERA: 3.9	IP	WLS	BF	H	R	ER	SO	BB	IBB	HBP	BLK	WP	HR	S	P	ERA	WHIP	<b>PITCHER</b>	IP	WLS	BF	H	R	ER	SO	BB	IBB	HBP	BLK	WP	HR	S	P	ERA	WHIP



Batter	1	2	3	4	5	6	7	8	9	AB	R	H	RBI	BB	SO	LOB	TOP					
Dale Mitchell, L OBP: 0.392, SLG: 0.420 (1, 7)	0-0 6-3 1-3 1B		0-0 F5		0-0 FC4-6 1-2 1B		0-0 HR 1B	0-0 L6		5	1	3	1	0	0	3						
Bob Kennedy, R OBP: 0.377, SLG: 0.510 (1, 9)	0-0 1-3 1-2		0-0 1-3		0-0 FC4-6 1-2 2-H 1B		0-0 F8		0-0 G3	5	0	1	1	0	0	3						
Luke Easter, L OBP: 0.388, SLG: 0.435 (1, 3)	0-0 6-3 2-3		0-3 K		0-0 FC4-6 1-2 2-3		0-0 HR		0-0 G3	5	1	1	2	0	1	4						
Larry Doby, L OBP: 0.477, SLG: 0.589 (1, 8)	4-0 FC5-4 BB				0-0 F4		0-0 F7		0-0 G5-4-3 1B	4	0	1	0	1	0	2						
Al Rosen, R OBP: 0.356, SLG: 0.567 (1, 5)	0-0 FC5-4 1-2				0-0 HR		0-0 F7		0-0 G5-4-3	4	1	1	1	0	0	3						
Lou Boudreau, R OBP: 0.314, SLG: 0.274 (1, 6)		0-0 5-3			0-0 F8		0-0 5-3		4-0 FC5-4 BB	3	0	0	0	1	0	0						
Joe Gordon, R OBP: 0.293, SLG: 0.377 (1, 4)		0-0 6-3			0-0 6-3				0-0 F7	4	0	1	0	0	0	1						
Jim Hegan, R OBP: 0.350, SLG: 0.398 (1, 2)		0-0 F7			0-0 1B		0-3 K2-3		0-0 FC5-4 1B	4	0	1	0	0	1	2						
Bob Feller, R Al Benton, R Thurman Lockery, L Dick Rozek, L Allie Clark, R Sam Zoldak, L Bob Lemon, R Marino Pieretti, R (1, 1) (1, 1) (5, Ph) (5, Ph) (7, Ph) (7, 1) (8, Ph) (8, 1)			0-0 1-3 1B		0-0 1B		0-0 1B		0-0 1-2 1B	0	0	0	0	0	0	0						
<b>Inning Stats</b>	R: 0 E: 0 K: 0 S: 4	H: 1 LOB: 2 BB: 1 P: 8	R: 0 E: 0 K: 0 S: 3	H: 0 LOB: 0 BB: 0 P: 3	R: 0 E: 0 K: 1 S: 6	H: 1 LOB: 1 BB: 0 P: 6	R: 1 E: 0 K: 0 S: 4	H: 1 LOB: 0 BB: 0 P: 4	R: 1 E: 0 K: 0 S: 6	H: 4 LOB: 2 BB: 0 P: 6	R: 0 E: 0 K: 1 S: 6	H: 1 LOB: 1 BB: 0 P: 6	R: 3 E: 0 K: 0 S: 6	H: 4 LOB: 0 BB: 0 P: 6	R: 0 E: 0 K: 0 S: 4	H: 1 LOB: 2 BB: 1 P: 8	R: 0 E: 0 K: 0 S: 3	H: 0 LOB: 0 BB: 0 P: 3	1B: 10 2B: 1 3B: 0 HR: 2	SF: 0 SAC: 0 DP: 1 HBP: 0	WP: 0 PB: 0 SB: 0 CS: 0	PA: 40
<b>PITCHER</b> Joe Dobson, R ERA: 3.51 (1, 1)	IP: 9.0 WLS: W BF: 40 H: 13 R: 5 ER: 5 SO: 2 BB: 2 IBB: 0 HBP: 0 BLK: 0 WP: 0 HR: 2 S: 42 P: 50 ERA: 5.00 WHIP: 1.667															<b>PITCHER</b>						

Cleveland Indians @ Boston Red Sox  
Fenway Park, Boston, MA  
Fri Jun 02 1950, 3:33 AM EDT  
Att: 35,473 - Unknown

AB	38
R	5
H	13
RBI	5
BB	2
SO	2
LOB	18



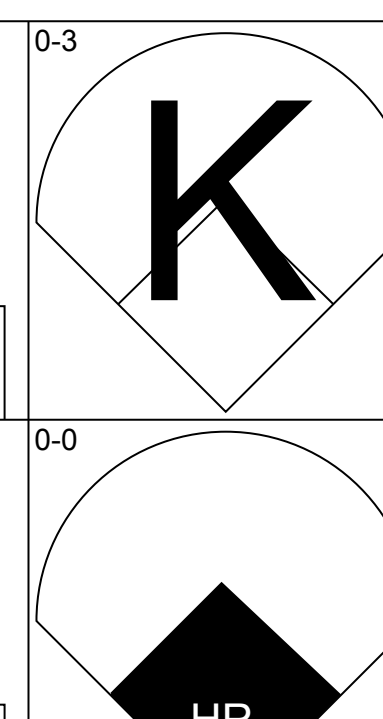
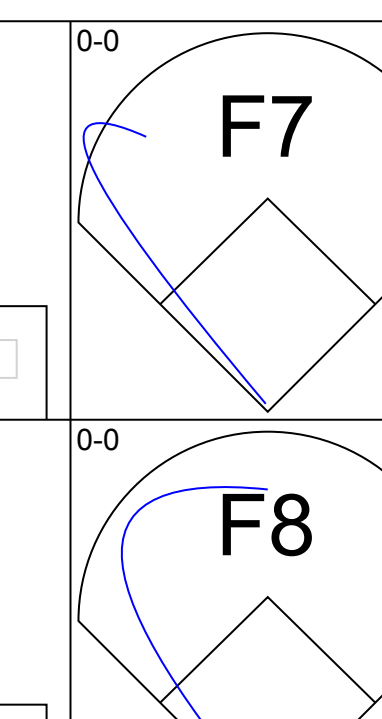
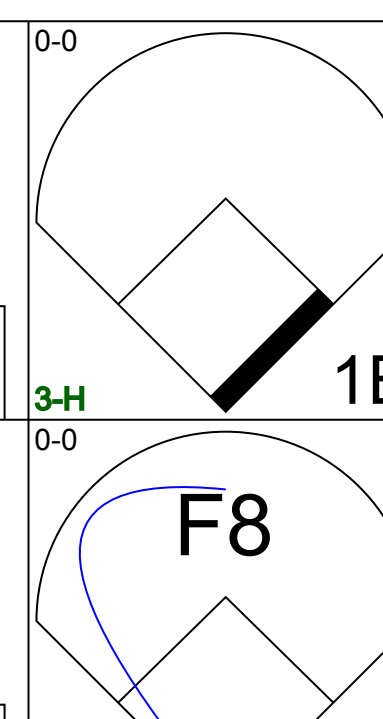
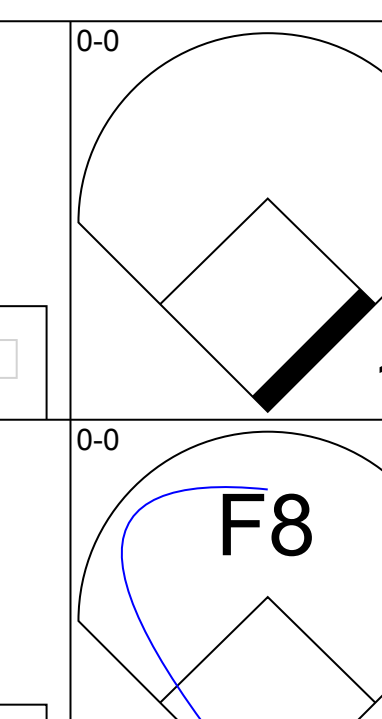
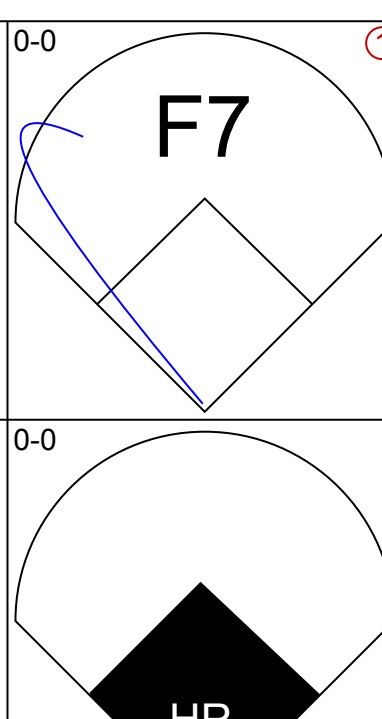
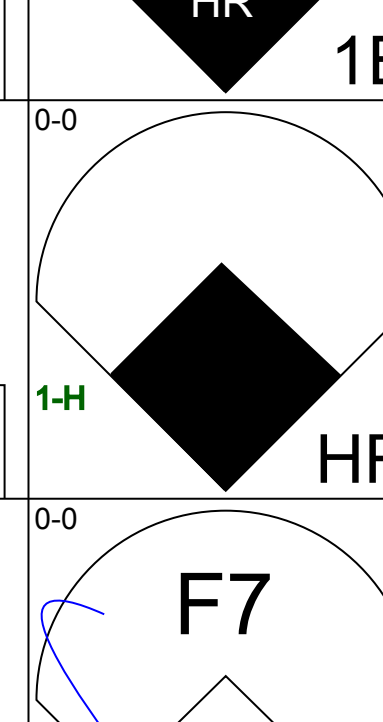

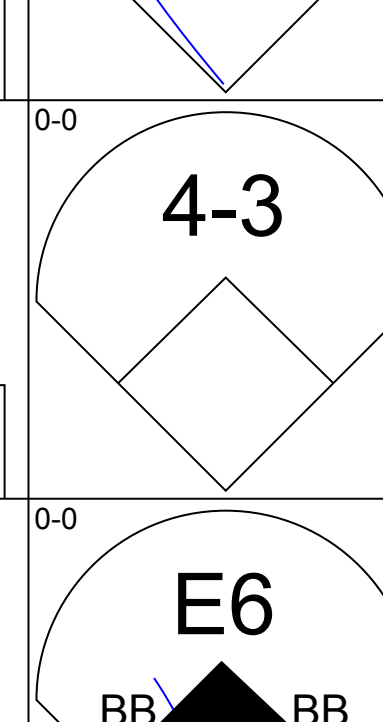
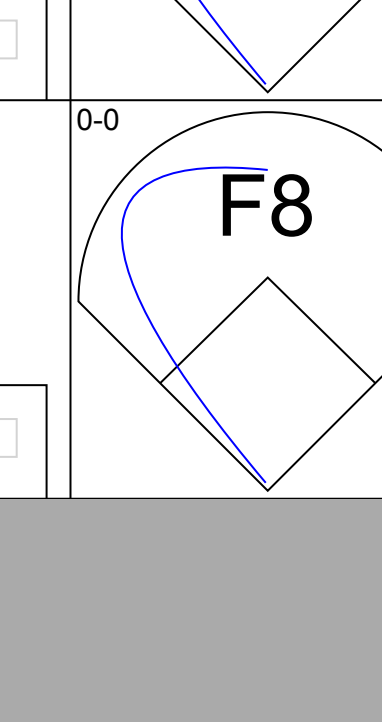
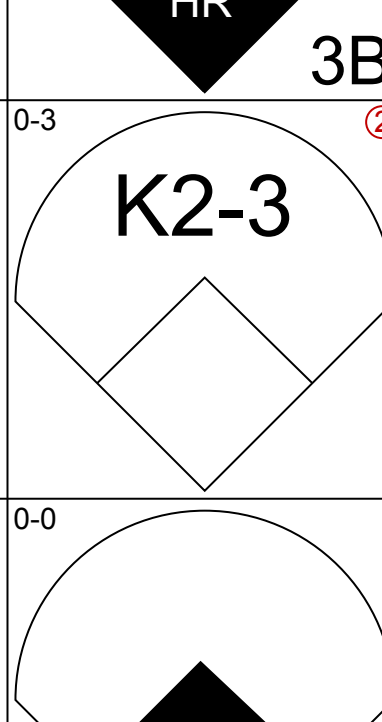
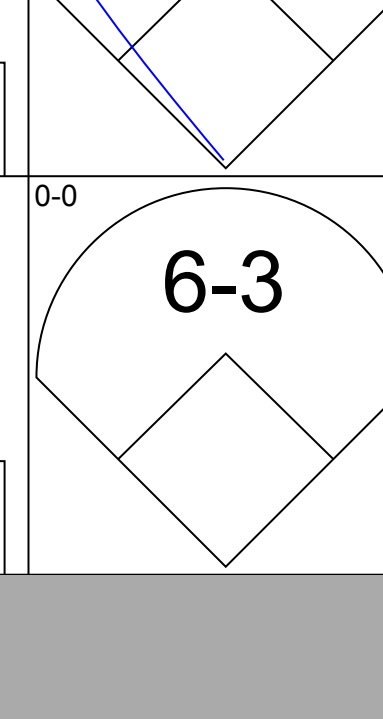
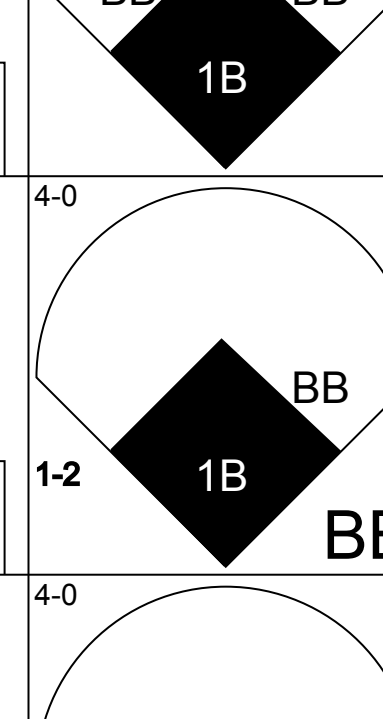
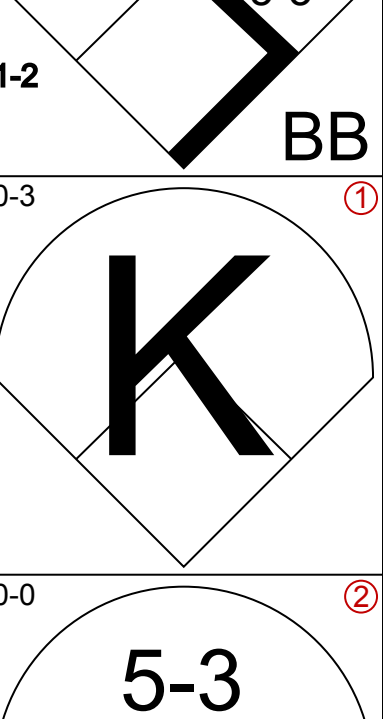

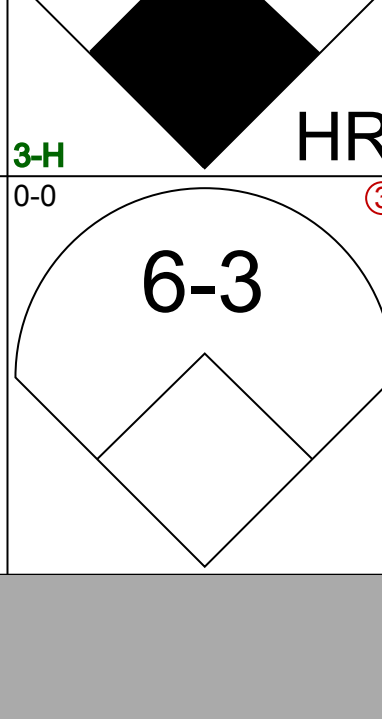

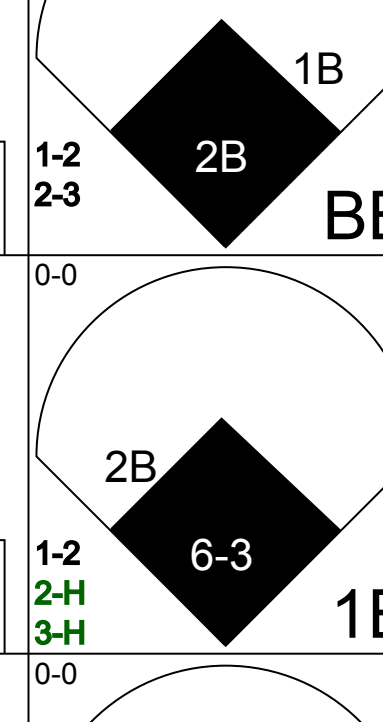
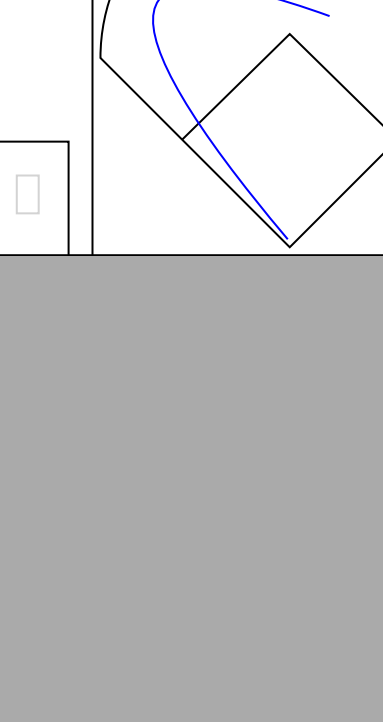
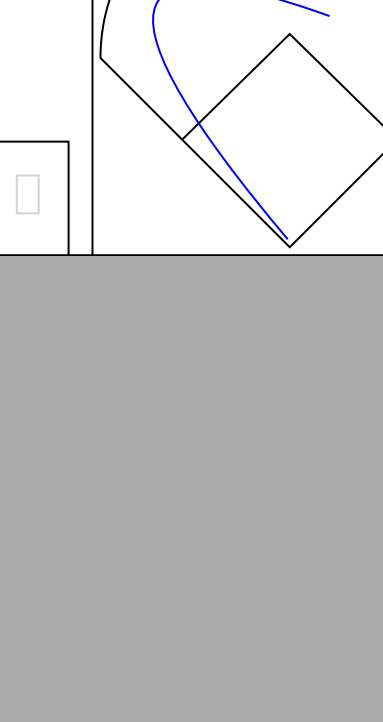


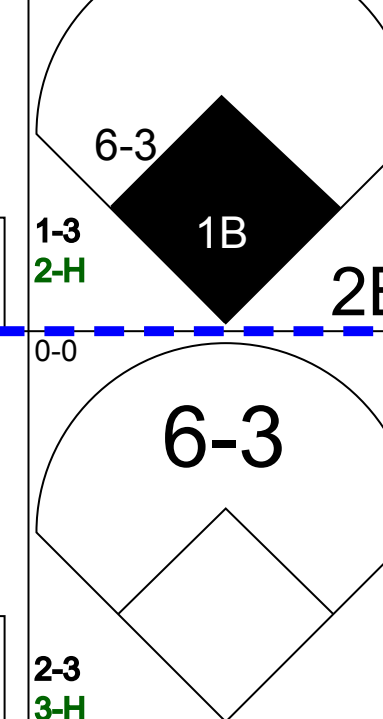



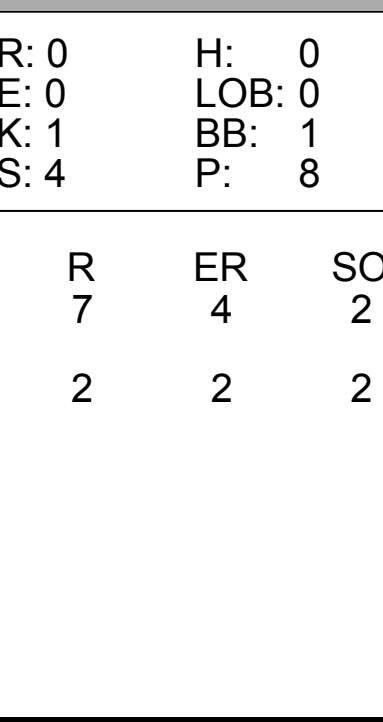

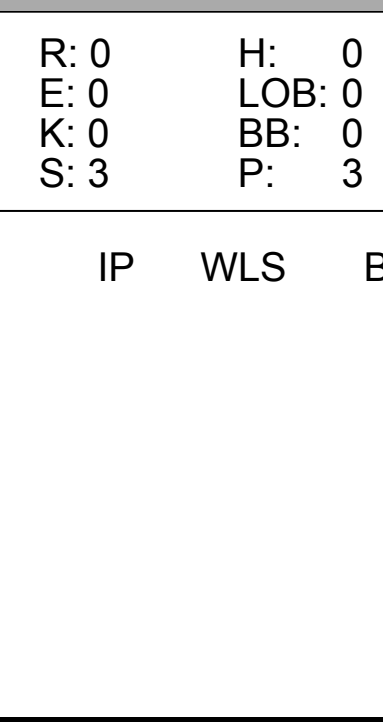
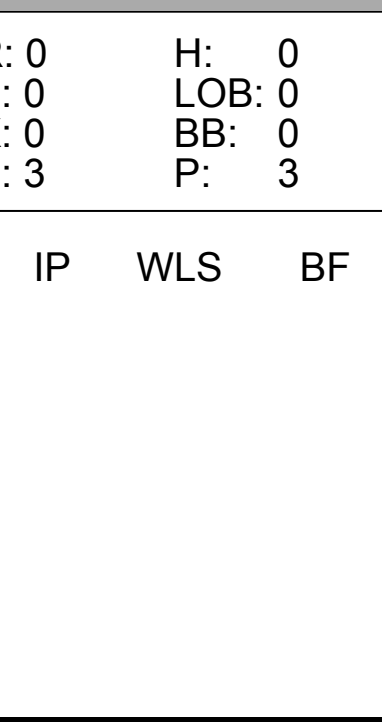
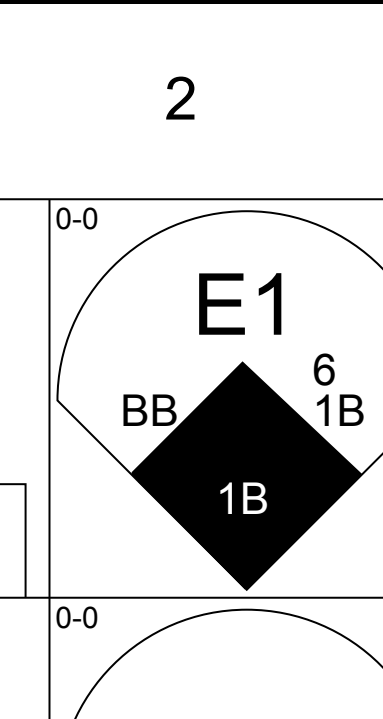


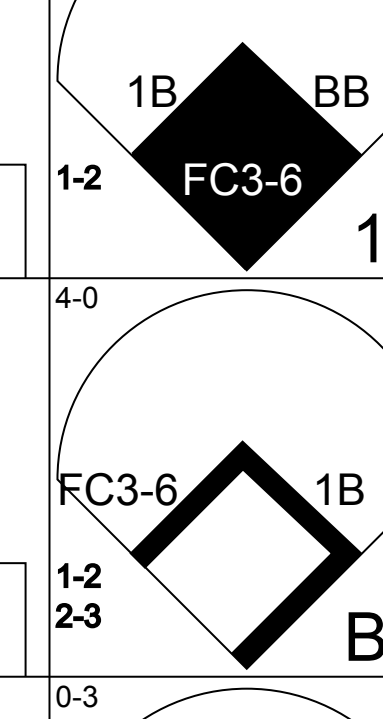

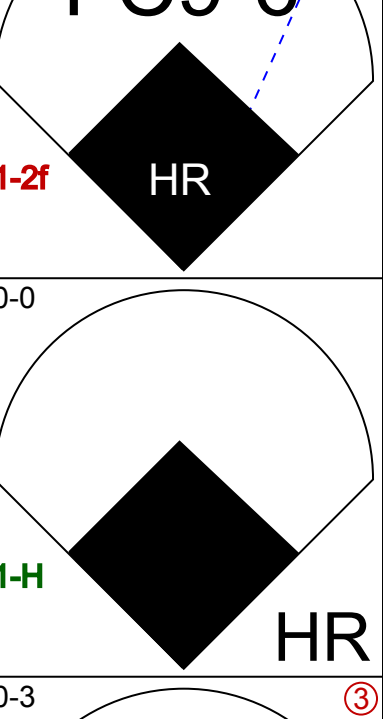

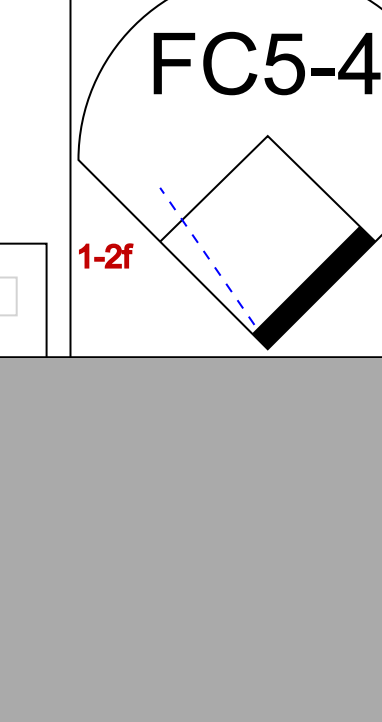
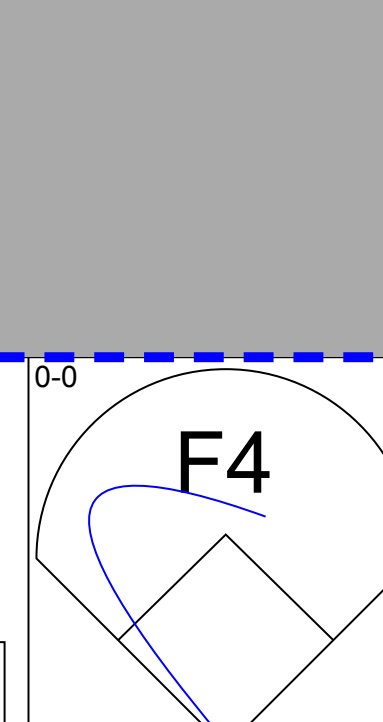
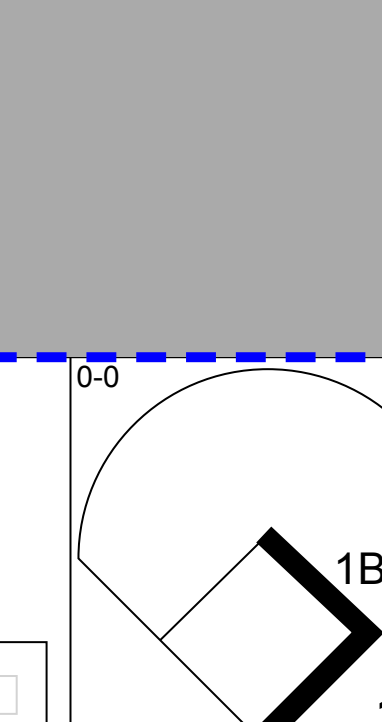
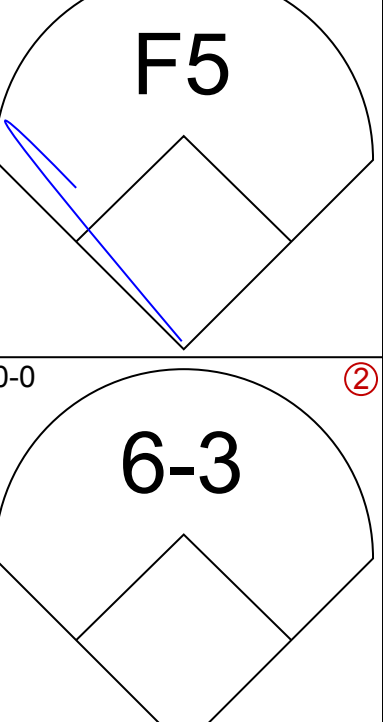
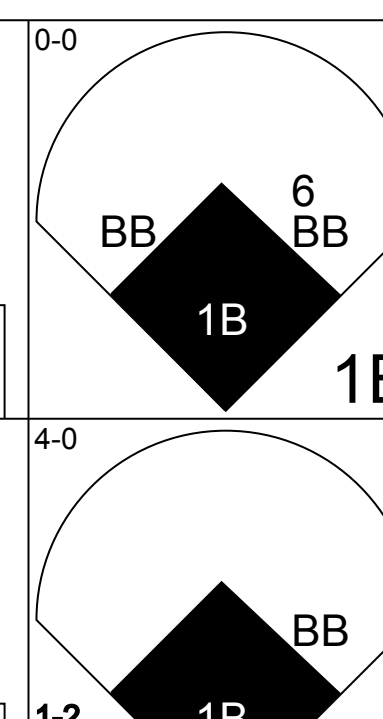
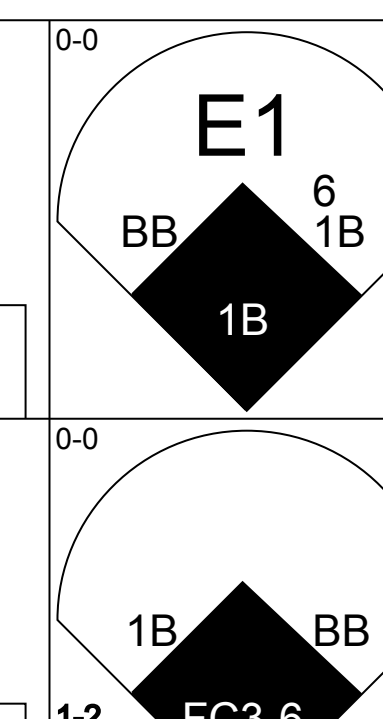
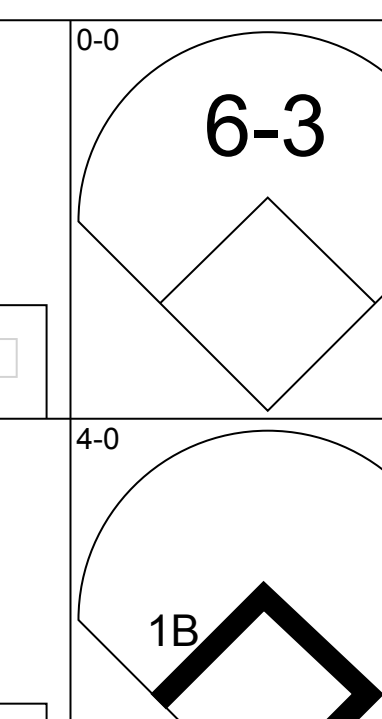
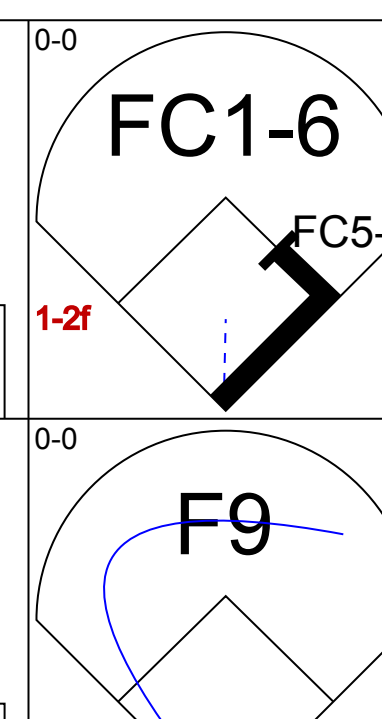
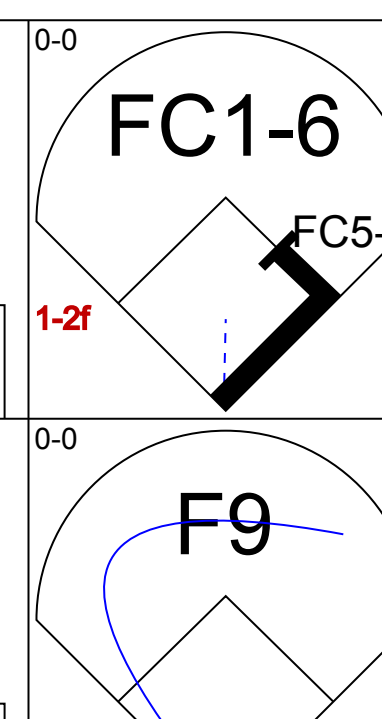
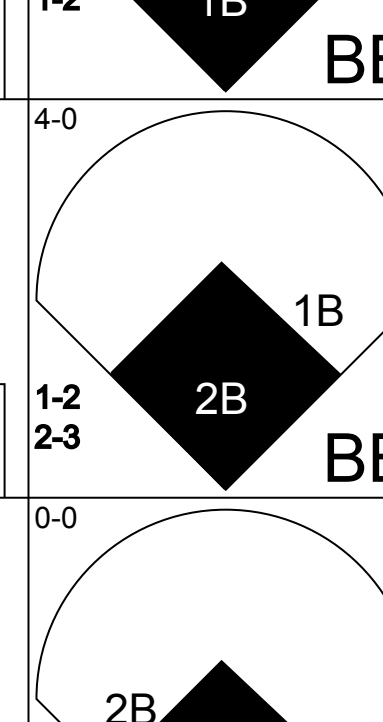
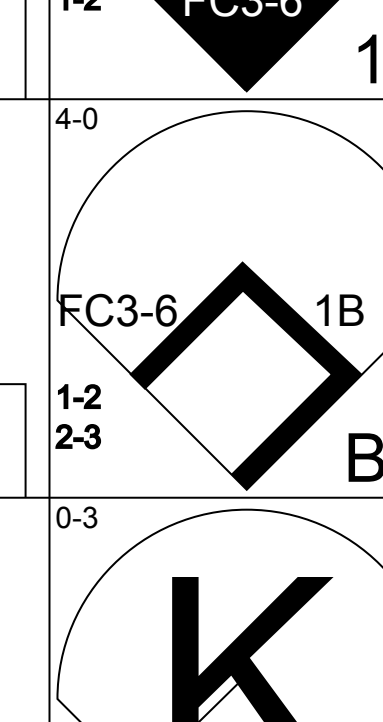
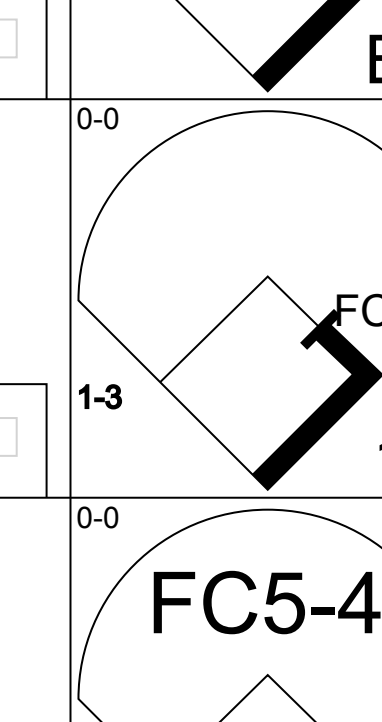
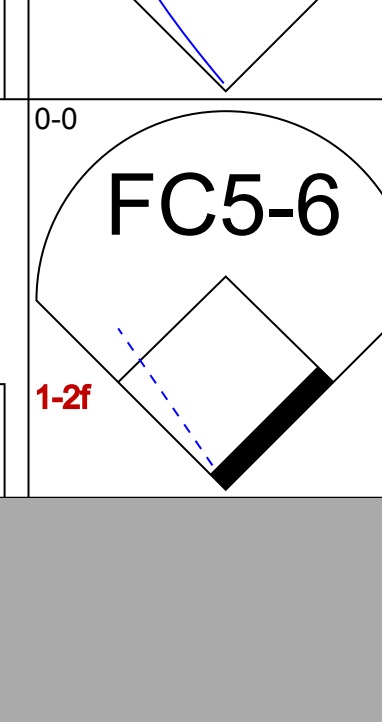
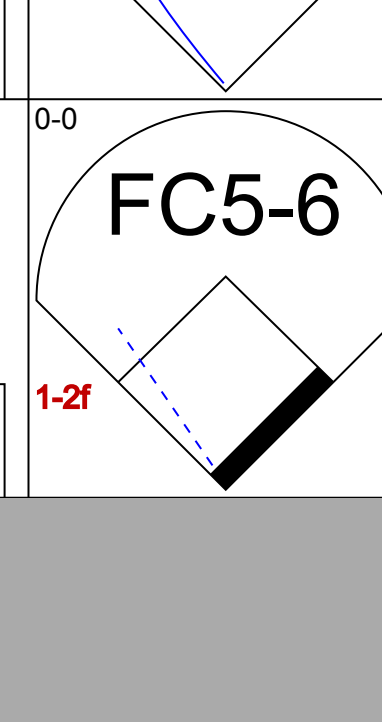
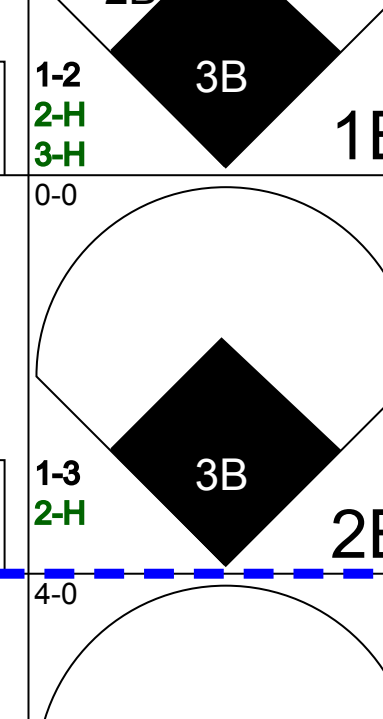
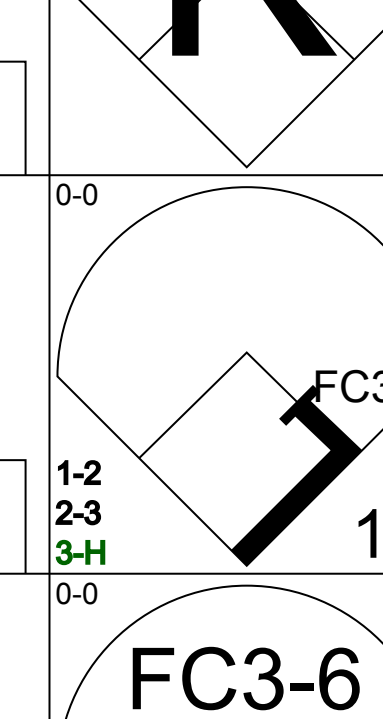



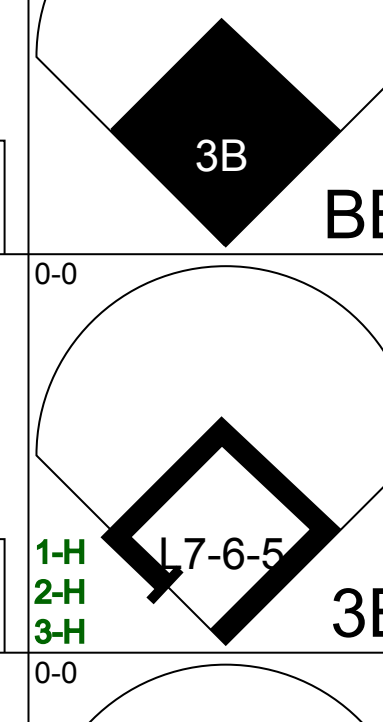
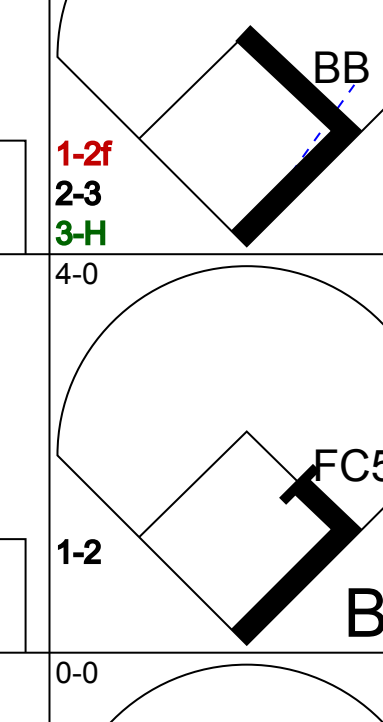

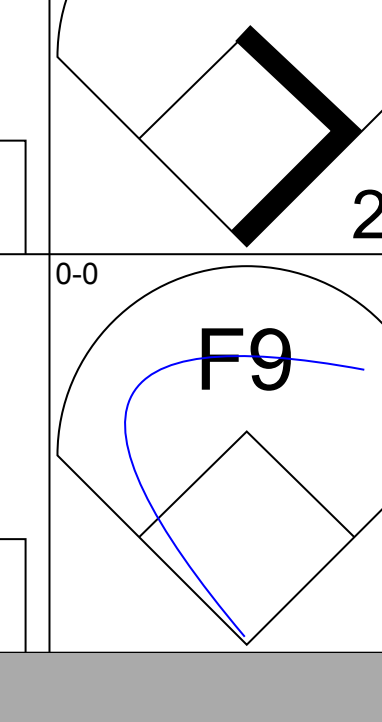
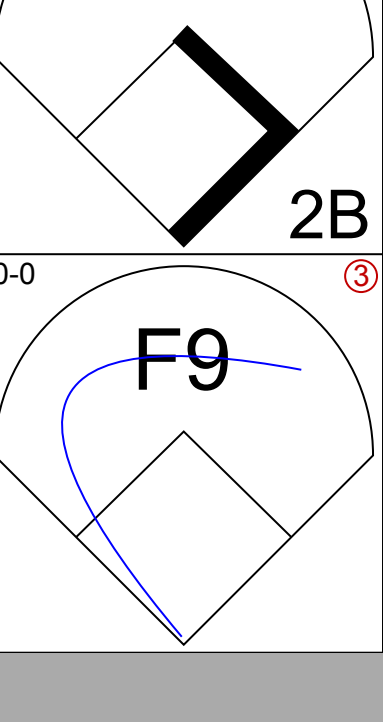
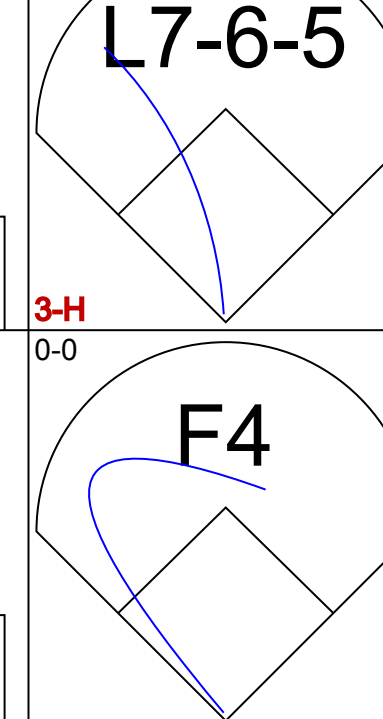
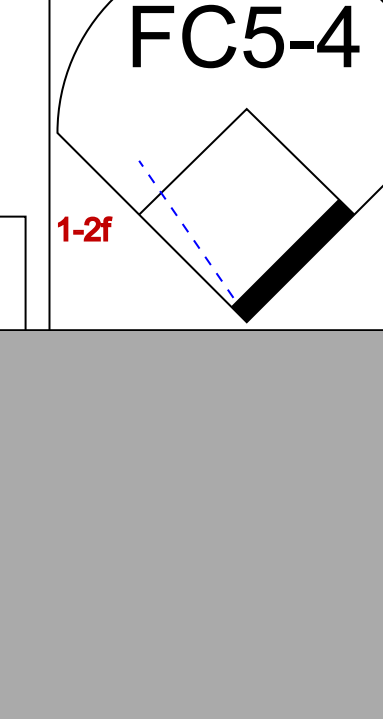
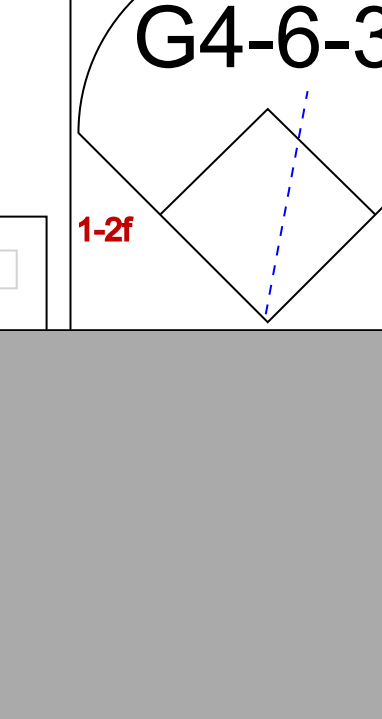
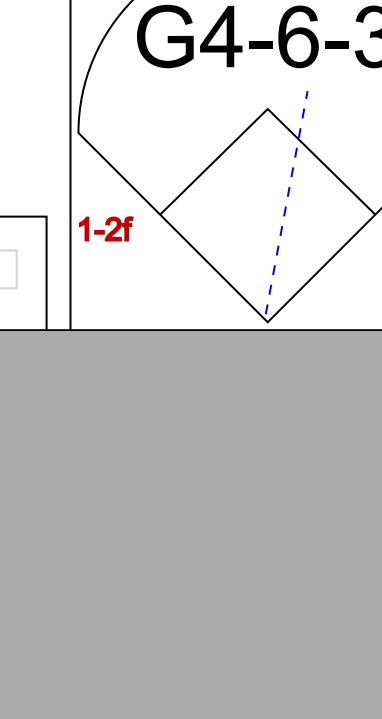

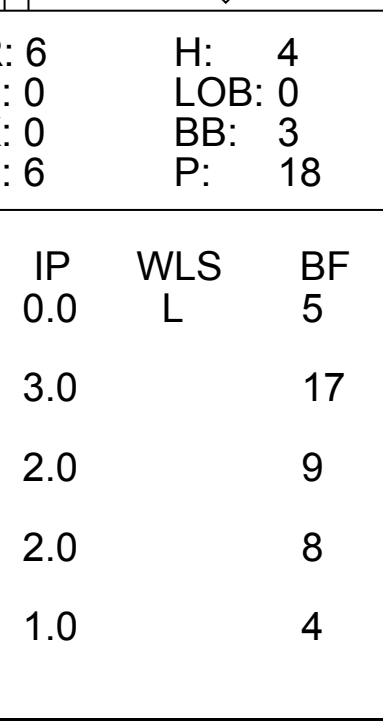
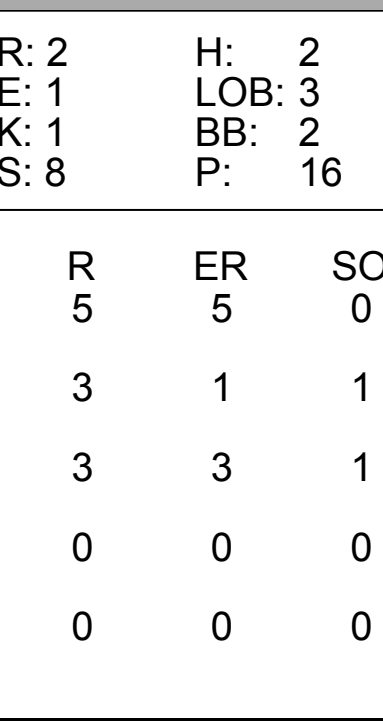
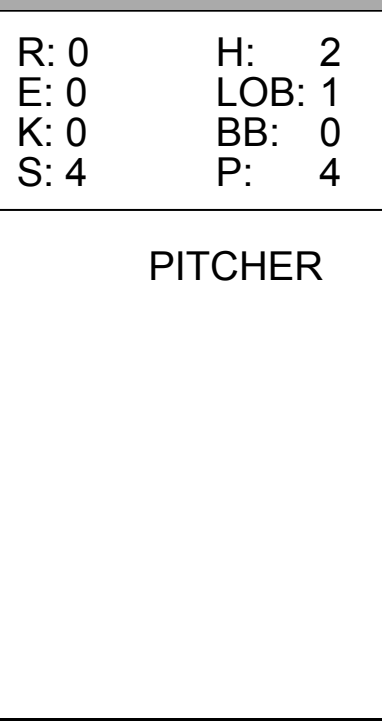
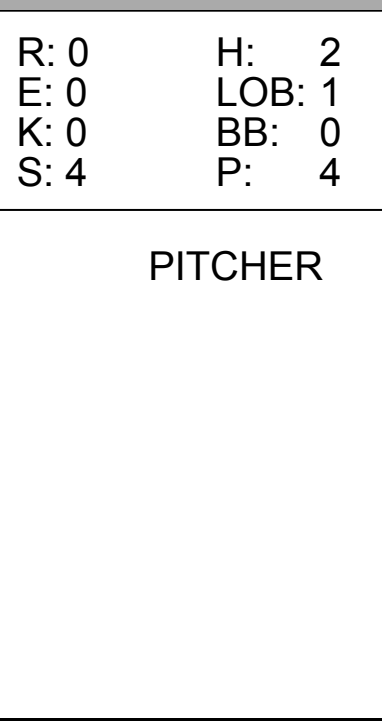
Batter	1	2	3	4	5	6	7	8	9	AB	R	H	RBI	BB	SO	LOB	BOTTOM			
Dom DiMaggio, R OBP: 0.444, SLG: 0.423 (1, 8)			0-3 K		0-0 F3		0-0 F2			4	1	1	2	1	1	3				
6 Johnny Pesky, L OBP: 0.466, SLG: 0.421 (1, 5)					0-0 HR 1B		0-0 4-3		0-0 F9	4	2	1	0	1	0	5				
Ted Williams, L OBP: 0.445, SLG: 0.642 (1, 7)	4-0 2B BB	0-0 HR			0-0 F9		0-0 G5-4-3 1B		0-3 K	4	2	2	1	1	1	2				
Vern Stephens, R OBP: 0.361, SLG: 0.530 (1, 6)	0-0 F5	0-3 K			0-0 F5		0-0 G5-4-3		0-0 F5	5	0	0	0	0	1	5				
Walt Dropo, R OBP: 0.408, SLG: 0.683 (1, 3)	0-0 E5 2B BB	0-0 F9			0-0 HR		0-0 1B 1B		0-0 FC5 BB 1B	5	3	3	3	0	0	1				
Al Zarilla, L OBP: 0.412, SLG: 0.470 (1, 9)	0-0 BB 1B	4-0 BB			0-0 4-3		0-0 1B 1B		4-0 FC5 BB	3	2	2	1	2	0	0				
Bobby Doerr, R OBP: 0.325, SLG: 0.356 (1, 4)	4-0 BB 1B IBB	0-0 F2			0-0 F2		0-0 1B		0-0 FC5	4	1	1	2	1	0	3				
Birdie Tebbetts, R OBP: 0.408, SLG: 0.516 (1, 2)	0-3 K		0-0 K 1B		0-0 BB 1B		0-0 F9		0-0 F7	5	0	2	0	0	1	6				
Joe Dobson, R OBP: 0.379, SLG: 0.227 (1, 1)	4-0 1-2 2-3 3-H BB		0-3 K		4-0 1-2 BB		4-0 BB		4-0 BB	1	0	0	1	3	1	1				
<b>Inning Stats</b>	R: 6 E: 1 K: 1 S: 8	H: 2 LOB: 5 BB: 5 P: 28	R: 1 E: 0 K: 1 S: 6	H: 1 LOB: 1 BB: 1 P: 10	R: 0 E: 0 K: 2 S: 7	H: 1 LOB: 0 BB: 0 P: 7	R: 2 E: 0 K: 0 S: 5	H: 2 LOB: 0 BB: 0 P: 5	R: 0 E: 0 K: 0 S: 4	H: 1 LOB: 2 BB: 1 P: 8	R: 2 E: 0 K: 0 S: 6	H: 4 LOB: 1 BB: 0 P: 6	R: 0 E: 0 K: 1 S: 5	H: 0 LOB: 1 BB: 1 P: 9	R: 0 E: 0 K: 0 S: 4	H: 1 LOB: 2 BB: 1 P: 8	1B: 9 2B: 1 3B: 0 HR: 2	SF: 0 SAC: 0 DP: 1 HBP: 0	WP: 0 PB: 0 SB: 0 CS: 0	PA: 44
<b>PITCHER</b> Bob Feller, R Al Benton, R Dick Rozek, L Sam Zoldak, L Marino Pieretti, R (1, 1) (1, 1) (5, 1) (7, 1) (8, 1)	IP: 0.2 WLS: L BF: 10 H: 2 R: 6 ER: 3 SO: 1 BB: 4 IBB: 0 HBP: 0 BLK: 0 WP: 0 HR: 0 S: 7 P: 27 ERA: 40.50 WHIP: 9.000															<b>PITCHER</b>				

Cleveland Indians @ Boston Red Sox  
Fenway Park, Boston, MA  
Fri Jun 02 1950, 3:33 AM EDT  
Att: 35,473 - Unknown

AB	35
R	11
H	12
RBI	10
BB	9
SO	5
LOB	26





Batter	1	2	3	4	5	6	7	8	9	AB	R	H	RBI	BB	SO	LOB	TOP			
Dale Mitchell, L OBP: 0.392, SLG: 0.419										5	0	2	1	0	1	0	<b>Cleveland Indians @ Boston Red Sox</b> Fenway Park, Boston, MA Sat Jun 03 1950, 3:33 AM EDT Att: 23,612 - Unknown			
Bob Kennedy, R OBP: 0.378, SLG: 0.523										5	2	2	0	0	0	2				
Luke Easter, L OBP: 0.388, SLG: 0.464										5	1	2	2	0	1	2				
Larry Doby, L OBP: 0.474, SLG: 0.603										4	2	1	2	1	0	0				
Al Rosen, R OBP: 0.352, SLG: 0.552										4	1	0	0	1	1	2				
Lou Boudreau, R OBP: 0.321, SLG: 0.268										2	1	0	0	2	0	2				
Joe Gordon, R OBP: 0.299, SLG: 0.376										3	1	1	2	1	1	1				
Jim Hegan, R OBP: 0.346, SLG: 0.402										4	1	1	1	0	0	4				
Mike Garcia, R OBP: 0.071, SLG: 0.071										0	0	0	0	0	0	0				
Gene Bearden, L OBP: 0.252, SLG: 0.349										1	0	0	1	0	0	1				
Alie Clark, R OBP: 0.252, SLG: 0.349										0	0	0	0	0	0	0				
Jesse Flores, R ERA: 5.01										0	0	0	0	0	0	0				
Thurman Tucker, L OBP: 0.349, SLG: 0.294										0	0	0	0	0	0	0				
Al Benton, R OBP: 1.000, SLG: 1.000										0	0	0	0	0	0	0				
Bob Lemon, R OBP: 0.333, SLG: 0.472										1	0	0	0	0	0	0				
Sam Zoidak, L OBP: 0.400, SLG: 0.400										0	0	0	0	0	0	0				
<b>Inning Stats</b>	R: 2 E: 0 K: 1 S: 7	H: 2 LOB: 0 BB: 0 P: 7	R: 0 E: 0 K: 1 S: 4	H: 0 LOB: 0 BB: 1 P: 8	R: 0 E: 0 K: 0 S: 3	H: 0 LOB: 0 BB: 0 P: 3	R: 5 E: 1 K: 0 S: 7	H: 3 LOB: 1 BB: 2 P: 15	R: 0 E: 0 K: 1 S: 6	H: 1 LOB: 3 BB: 2 P: 14	R: 0 E: 0 K: 0 S: 3	H: 0 LOB: 0 BB: 0 P: 3	R: 0 E: 0 K: 0 S: 3	H: 0 LOB: 0 BB: 0 P: 3	R: 2 E: 0 K: 1 S: 7	H: 2 LOB: 0 BB: 0 P: 7	1B: 5 2B: 1 3B: 1 HR: 2	SF: 0 SAC: 0 DP: 1 HBP: 0	WP: 0 PB: 0 SB: 0 CS: 0	PA: 41
<b>PITCHER</b>	IP WLS BF H R ER SO BB IBB HBP BLK WP HR S P ERA WHIP	IP WLS BF H R ER SO BB IBB HBP BLK WP HR S P ERA WHIP																		
Mel Parnell, L ERA: 3.71	(1, 1) 3.1 17 4 7 4 2 3 0 0 0 0 1 18 30 10.80 2.100																			
Al Papai, R ERA: 4.28	(4, 1) 5.2 W 24 5 2 2 2 1 1 0 0 0 1 26 34 3.18 1.059																			
Batter	1	2	3	4	5	6	7	8	9	AB	R	H	RBI	BB	SO	LOB	BOTTOM			
Dom DiMaggio, R OBP: 0.438, SLG: 0.416										5	2	1	0	0	0	2	<b>Cleveland Indians @ Boston Red Sox</b> Fenway Park, Boston, MA Sat Jun 03 1950, 3:33 AM EDT Att: 23,612 - Unknown			
6 Johnny Pesky, L OBP: 0.470, SLG: 0.419										3	3	1	0	2	0	2				
Ted Williams, L OBP: 0.495, SLG: 0.664										3	2	2	2	2	0	1				
Vern Stephens, R OBP: 0.357, SLG: 0.521										5	1	1	2	0	2	5				
Walt Dropo, R OBP: 0.415, SLG: 0.688										5	1	3	2	0	0	0				
Al Zarilla, L OBP: 0.419, SLG: 0.479										4	1	2	1	1	0	3				
Bobby Doerr, R OBP: 0.333, SLG: 0.373										4	0	2	3	1	0	2				
Birdie Tebbetts, R OBP: 0.402, SLG: 0.537										4	1	1	1	0	0	6				
Mel Parnell, L OBP: 0.323, SLG: 0.259										2	0	0	0	0	0	0				
Al Papai, R OBP: 0.267, SLG: 0.083										0	0	0	0	2	0	0				
<b>Inning Stats</b>	R: 6 E: 0 K: 0 S: 6	H: 4 LOB: 3 BB: 3 P: 18	R: 2 E: 1 K: 1 S: 8	H: 2 LOB: 2 BB: 2 P: 16	R: 0 E: 0 K: 0 S: 4	H: 1 LOB: 2 BB: 1 P: 8	R: 0 E: 0 K: 0 S: 3	H: 1 LOB: 0 BB: 0 P: 3	R: 3 E: 0 K: 1 S: 7	H: 2 LOB: 1 BB: 1 P: 11	R: 0 E: 0 K: 0 S: 4	H: 2 LOB: 1 BB: 0 P: 4	R: 0 E: 0 K: 0 S: 3	H: 0 LOB: 1 BB: 1 P: 7	R: 0 E: 0 K: 0 S: 4	H: 1 LOB: 1 BB: 0 P: 4	1B: 8 2B: 3 3B: 1 HR: 2	SF: 0 SAC: 0 DP: 3 HBP: 0	WP: 0 PB: 0 SB: 0 CS: 0	PA: 43
<b>PITCHER</b>	IP WLS BF H R ER SO BB IBB HBP BLK WP HR S P ERA WHIP	IP WLS BF H R ER SO BB IBB HBP BLK WP HR S P ERA WHIP																		
Mike Garcia, R ERA: 4.64	(1, 1) 3.0 17 4 3 1 1 4 0 0 0 0 0 15 31 3.00 2.667																			
Gene Bearden, L ERA: 3.66	(1, 1) 3.0 17 4 3 1 1 4 0 0 0 0 0 15 31 3.00 2.667																			
Jesse Flores, R ERA: 5.01	(4, 1) 2.0 9 3 3 3 1 1 0 0 0 0 2 10 14 13.50 2.000																			
Al Benton, R ERA: 5.88	(6, 1) 2.0 8 2 0 0 0 1 0 0 0 0 0 7 11 0.00 1.500																			
Sam Zoidak, L ERA: 9.0	(8, 1) 1.0 4 1 0 0 0 0 0 0 0 0 0 4 4 0.00 1.000																			



Batter	1	2	3	4	5	6	7	8	9	AB	R	H	RBI	BB	SO	LOB	TOP																			
<b>Herb Adams, L</b> OBP: 0.308, SLG: 0.306 (1, 8)	0-0 6-3		4-0 1B BB		0-0 1B 1B	0-3 K		4-0 BB		3	1	1	0	2	1	0	<b>Chicago White Sox @ Boston Red Sox</b> Fenway Park, Boston, MA Sun Jun 04 1950, 3:33 AM EDT Att: 21,251 - Unknown																			
<b>Chico Carrasquel, R</b> OBP: 0.368, SLG: 0.340 (1, 6)	0-0 F9		0-0 1B		0-0 1B 1B	0-0 1B		0-0 F8		5	1	3	2	0	0	1																				
<b>Dave Philley, S</b> OBP: 0.328, SLG: 0.355 (1, 9)	0-0 F9		0-0 F9		0-0 BB 1B	1-3			0-0 4-3	5	0	1	1	0	0	2																				
<b>Eddie Robinson, L</b> OBP: 0.378, SLG: 0.353 (1, 3)		0-0 F8	0-0 F3		0-0 BB 1B			0-0 F3	4-0 BB FC1-2 BB	4	0	1	1	1	0	2																				
<b>Hank Majeski, R</b> OBP: 0.374, SLG: 0.426 (1, 5)	0-0 6-3			0-0 E6	0-0 F6			0-0 6-3	0-0 FC1-2 BB 1B	5	1	1	0	0	0	2																				
<b>Phil Masi, R</b> OBP: 0.393, SLG: 0.396 (6, 2)	0-0 5-3			0-0 F9	4-0 BB			4-0 BB	4-0 BB FC1-2 BB	2	0	0	0	1	0	1																				
<b>Eddie Malone, R</b> OBP: 0.328, SLG: 0.254 (6, 2)				0-0 F9	1-2 2-3 BB				1-2 2-3 BB	0	0	0	0	2	0	0																				
<b>Mary Rickert, L</b> OBP: 0.212, SLG: 0.163 (5, PH)			4-0 SH5-4 1B BB	0-3 K	0-3 K			0-0 F6	0-0 FC1-2 BB	1	1	0	0	1	1	1																				
<b>Gus Zernial, R</b> OBP: 0.331, SLG: 0.476 (5, 7)				0-0 K					1-2 2-3 3-H	1	0	0	0	1	3																					
<b>Floyd Baker, L</b> OBP: 0.583, SLG: 0.556 (5, 7)				0-0 FC1-4-6					1-2 2-3 3-H	2	0	0	0	0	4																					
<b>Nellie Fox, L</b> OBP: 0.353, SLG: 0.250 (1, 4)			0-0 1B 1B	0-0 FC1-4-6		1-0 HR HBP		0-0 5-3	4-0 BB	3	2	1	1	1	0	1																				
<b>Mickey Haefner, L</b> OBP: 0.333, SLG: 0.167 (5, 1)			0-0 SH5-4		0-0 F9	0-0 HR		0-0 5-3	0-0 F3	1	0	0	0	0	0	0																				
<b>Luis Aloma, R</b> OBP: 0.442, SLG: 0.354 (6, PH)			1-2 2-3							0	0	0	0	0	0	0																				
<b>Gordon Goldsberry, L</b> OBP: 0.342, SLG: 0.184 (6, PH)										1	1	1	2	0	0	0																				
<b>Randy Gumpert, R</b> OBP: 0.335, SLG: 0.184 (6, PH)										0	0	0	0	0	0	0																				
<b>Bob Cain, L</b> OBP: 0.323, SLG: 0.323 (8, PH)										0	0	0	0	0	0	0																				
<b>Howie Judson, R</b> OBP: 0.200, SLG: 0.400 (8, 1)										0	0	0	0	0	0	0																				
<b>Luke Appling, R</b> OBP: 0.298, SLG: 0.297 (9, PH)										1	0	0	0	0	0	3																				
<b>Inning Stats</b>	R: 0 E: 0 K: 0 S: 3	H: 0 LOB: 0 BB: 0 P: 3	R: 0 E: 0 K: 0 S: 3	H: 0 LOB: 0 BB: 0 P: 3	R: 2 E: 0 K: 0 S: 5	H: 2 LOB: 2 BB: 2 P: 13	R: 0 E: 1 K: 1 S: 6	H: 0 LOB: 1 BB: 0 P: 6	R: 2 E: 0 K: 1 S: 9	H: 4 LOB: 3 BB: 1 P: 13	R: 2 E: 0 K: 1 S: 6	H: 2 LOB: 0 BB: 0 P: 7	R: 0 E: 0 K: 0 S: 3	H: 0 LOB: 1 BB: 1 P: 7	R: 0 E: 0 K: 0 S: 3	H: 0 LOB: 1 BB: 1 P: 7	R: 1 E: 0 K: 0 S: 4	H: 1 LOB: 3 BB: 3 P: 16	1B: 8 2B: 0 3B: 0 HR: 1	SF: 0 SAC: 1 DP: 0 HBP: 1	WP: 0 PB: 0 SB: 0 CS: 0	PA: 45														
<b>PITCHER</b>	IP	WLS	BF	H	R	ER	SO	BB	IBB	HBP	BLK	WP	HR	S	P	ERA	WHIP	<b>PITCHER</b>		IP	WLS	BF	H	R	ER	SO	BB	IBB	HBP	BLK	WP	HR	S	P	ERA	WHIP
<b>Chuck Stobbs, L</b> ERA: 4.41 (1, 1)	4.2		24	6	4	4	1	3	0	0	0	0	0	23	35	7.71	1.929																			
<b>Charley Schanz, R</b> ERA: 6.11 (5, 1)	4.1	W	21	3	3	3	2	5	0	1	0	0	1	19	40	6.23	1.846																			

AB	35
R	7
H	9
RBI	7
BB	8
SO	3
LOB	20



Batter	1	2	3	4	5	6	7	8	9	AB	R	H	RBI	BB	SO	LOB	BOTTOM																			
<b>Dom DiMaggio, R</b> OBP: 0.437, SLG: 0.420 (1, 8)	0-0 5-3			0-0 1B 2B	0-0 1B 1-3	0-0 F8		4-0 1B BB 3-1		3	0	1	0	0	0	2	<b>Chicago White Sox @ Boston Red Sox</b> Fenway Park, Boston, MA Sun Jun 04 1950, 3:33 AM EDT Att: 21,251 - Unknown																			
<b>Clyde Vollmer, R</b> OBP: 0.447, SLG: 0.606 (4, FR) (5, 8)		0-0 F8			0-0 1B 1-3	0-0 F8		0-0 BB		2	3	1	1	1	0	3																				
<b>6 Johnny Pesky, L</b> OBP: 0.460, SLG: 0.409 (1, 5)	0-0 1-3		0-0 4-3	0-0 F8	0-0 1B 1-3	0-0 4-3		0-0 3-1		6	0	1	1	0	0	6																				
<b>Ted Williams, L</b> OBP: 0.462, SLG: 0.662 (1, 7)	0-0 4-3		0-0 1B 3B	0-0 BB 1B	0-0 1-3			4-0 BB 1B BB		5	3	3	2	1	0	1																				
<b>Vern Stephens, R</b> OBP: 0.366, SLG: 0.518 (1, 6)		0-0 1B 2B 1B	0-0 F4	4-0 BB 1B	4-0 BB BB			0-0 F8		3	2	1	0	3	0	4																				
<b>Walt Dropo, R</b> OBP: 0.418, SLG: 0.687 (1, 3)		0-0 F2	0-0 3B 1B	0-0 F7	0-3 K			0-0 BB		6	3	3	3	0	1	5																				
<b>Al Zarilla, L</b> OBP: 0.437, SLG: 0.516 (1, 9)		0-0 2B 1B	0-0 3B		0-0 1B 2B	0-0 5-3		4-0 1B BB		5	3	4	4	1	0	0																				
<b>Bobby Doerr, R</b> OBP: 0.339, SLG: 0.374 (1, 4)		0-0 F9	4-0 BB		0-0 E6 1B	0-0 1B 1B		0-0 1B	0-0 FC6-4 G4-6-3	5	1	2	2	1	0	4																				
<b>Birdie Tebbetts, R</b> OBP: 0.416, SLG: 0.554 (1, 2)		0-0 2B	0-0 F8		0-0 1B 1B	0-0 1B		0-0 1B		6	1	4	4	0	0	3																				
<b>Chuck Stobbs, L</b> OBP: 0.381, SLG: 0.235 (1, 1)		4-0 BB		0-0 F9	0-3 K			0-0 K		1	0	0	0	1	0	0																				
<b>Charley Schanz, R</b> OBP: 0.222, SLG: 0.125 (5, 1)				0-0 F9	1-2 2-3 1B			0-0 K		3	1	1	0	1	2	4																				
<b>Inning Stats</b>	R: 0 E: 0 K: 0 S: 3	H: 0 LOB: 0 BB: 0 P: 3	R: 2 E: 0 K: 0 S: 6	H: 3 LOB: 2 BB: 1 P: 10	R: 2 E: 0 K: 0 S: 6	H: 3 LOB: 2 BB: 1 P: 10	R: 1 E: 0 K: 0 S: 5	H: 2 LOB: 2 BB: 1 P: 9	R: 4 E: 1 K: 2 S: 12	H: 4 LOB: 2 BB: 1 P: 16	R: 0 E: 0 K: 0 S: 6	H: 3 LOB: 0 BB: 0 P: 6	R: 3 E: 0 K: 0 S: 5	H: 3 LOB: 0 BB: 1 P: 9	R: 5 E: 0 K: 1 S: 8	H: 3 LOB: 2 BB: 4 P: 24		1B: 16 2B: 4 3B: 1 HR: 0	SF: 0 SAC: 0 DP: 1 HBP: 0	WP: 0 PB: 0 SB: 0 CS: 0	PA: 54															
<b>PITCHER</b>	IP	WLS	BF	H	R	ER	SO	BB	IBB	HBP	BLK	WP	HR	S	P	ERA	WHIP	<b>PITCHER</b>		IP	WLS	BF	H	R	ER	SO	BB	IBB	HBP	BLK	WP	HR	S	P	ERA	WHIP
<b>Mickey Haefner, L</b> ERA: 5.98 (1, 1)	4.0	L	24	9	6	6	0	3	0	0	0	0	0	21	33	13.50	3.000																			
<b>Luis Aloma, R</b> ERA: 6.84 (5, 1)	1.0		8	3	3	3	2	1	0	0	0	0	0	11	15	27.00	4.000																			
<b>Randy Gumpert, R</b> ERA: 6.99 (6, 1)	2.0		12	6	3	3	0	1	0	0	0	0	0	11	15	13.50	3.500																			
<b>Howie Judson, R</b> ERA: 4.09 (8, 1)	1.0		10	3	5	5	1	4	0	0	0	0	0	8	24	45.00	7.000																			

AB	45
R	17
H	21
RBI	17
BB	9
SO	3
LOB	32





Batter	1	2	3	4	5	6	7	8	9	AB	R	H	RBI	BB	SO	LOB	TOP																			
<b>Herb Adams, L</b> OBP: 0.304, SLG: 0.294 (1, 8)	F9	FC1-6		1B		1-3			F8	4	0	0	0	1	0	2	<b>Chicago White Sox @ Boston Red Sox</b> Fenway Park, Boston, MA Mon Jun 05 1950, 3:33 AM EDT Att: 29,372 - Unknown																			
<b>Nelle Fox, L</b> OBP: 0.359, SLG: 0.250 (1, 4)	BB	F7		BB		F8			F8	4	0	1	0	1	0	2																				
<b>Dave Philley, S</b> OBP: 0.330, SLG: 0.349 (1, 9)	BB			FC3-6		6-3			L6	3	0	0	0	2	0	2																				
<b>Eddie Robinson, L</b> OBP: 0.370, SLG: 0.344 (1, 3)	F4		FC3-6			L4			F7	4	0	0	0	0	0	3																				
<b>Mary Rickert, L</b> OBP: 0.214, SLG: 0.154 (1, 7)	BB		K			K			F8	3	0	0	0	1	2	1																				
<b>Phil Masi, R</b> OBP: 0.400, SLG: 0.413 <b>Eddie Malone, R</b> OBP: 0.338, SLG: 0.267 (1, 2) (5, 2)	K		FC6			BB				3	0	2	0	0	1	3																				
<b>Floyd Baker, L</b> OBP: 0.500, SLG: 0.417 (1, 5)			FC6			BB			L5	3	0	0	0	1	0	2																				
<b>Chico Carrasquel, R</b> OBP: 0.371, SLG: 0.336 (1, 6)	FC1-6			4-3					1-3	2	0	0	0	2	0	0																				
<b>Billy Pierce, L</b> OBP: 0.316, SLG: 0.250 <b>Randy Gumpert, R</b> OBP: 0.288, SLG: 0.167 <b>Guillermo, R</b> OBP: 0.328, SLG: 0.473 <b>Luis Aloma, R</b> OBP: 0.372, SLG: 0.423 <b>Hank Majeski, R</b> OBP: 0.300, SLG: 0.400 (1, 1) (4, 1) (5, PH) (5, 1) (8, PH) (8, 1)	FC1-6			K		K			K	1	0	0	0	1	1	0																				
<b>Inning Stats</b>	R: 0 E: 0 K: 1 S: 5	H: 0 LOB: 3 BB: 3 P: 17	R: 0 E: 0 K: 0 S: 3	H: 0 LOB: 2 BB: 2 P: 11	R: 0 E: 0 K: 1 S: 6	H: 1 LOB: 2 BB: 1 P: 10	R: 0 E: 0 K: 1 S: 6	H: 1 LOB: 3 BB: 2 P: 10	R: 0 E: 0 K: 0 S: 3	H: 0 LOB: 0 BB: 0 P: 3	R: 0 E: 0 K: 0 S: 3	H: 1 LOB: 1 BB: 0 P: 3	R: 0 E: 0 K: 1 S: 5	H: 0 LOB: 0 BB: 0 P: 5	R: 0 E: 0 K: 0 S: 3	H: 0 LOB: 0 BB: 0 P: 3	1B: 3 2B: 1 3B: 0 HR: 0	SF: 0 SAC: 0 DP: 0 HBP: 0	WP: 0 PA: 39 PB: 0 SB: 1 CS: 0																	
<b>PITCHER</b>	IP	WLS	BF	H	R	ER	SO	BB	IBB	HBP	BLK	WP	HR	S	P	ERA	WHIP	<b>PITCHER</b>		IP	WLS	BF	H	R	ER	SO	BB	IBB	HBP	BLK	WP	HR	S	P	ERA	WHIP
<b>Elis Kinder, R</b> ERA: 3.96 (1, 1)	0.1		3	0	0	0	0	2	0	0	0	0	0	1	9	0.00	6.000			0.1		3	0	0	0	0	2	0	0	0	0	0	1	9	0.00	6.000
<b>Mickey McDermott, L</b> ERA: 5.36 (1, 1)	8.2	W	36	4	0	0	6	7	0	0	0	0	0	41	69	0.00	1.269			8.2	W	36	4	0	0	6	7	0	0	0	0	41	69	0.00	1.269	

AB	30
R	0
H	4
RBI	0
BB	9
SO	6
LOB	18



Batter	1	2	3	4	5	6	7	8	9	AB	R	H	RBI	BB	SO	LOB	BOTTOM																			
<b>Clyde Vollmer, R</b> OBP: 0.442, SLG: 0.579 (1, 8)	K	F8		FC6-4						5	2	2	0	0	2	2	<b>Chicago White Sox @ Boston Red Sox</b> Fenway Park, Boston, MA Mon Jun 05 1950, 3:33 AM EDT Att: 29,372 - Unknown																			
<b>6 Johnny Pesky, L</b> OBP: 0.456, SLG: 0.405 (1, 5)	HR	E3		SH1-3		6-3			6-3	4	1	1	1	0	0	1																				
<b>Ted Williams, L</b> OBP: 0.466, SLG: 0.664 (1, 7)	HR	F8		1B		4-3				4	3	2	2	1	0	1																				
<b>Vern Stephens, R</b> OBP: 0.371, SLG: 0.538 (1, 6)	HR	F9		1B		6-3				4	2	2	4	1	0	1																				
<b>Walt Dropo, R</b> OBP: 0.418, SLG: 0.674 (1, 3)	1-3			K		E6				4	1	1	1	1	1	0																				
<b>Al Zarilla, L</b> OBP: 0.435, SLG: 0.504 (1, 9)	E3			BB		F8			F7	3	1	0	1	2	0	3																				
<b>Bobby Doerr, R</b> OBP: 0.335, SLG: 0.369 (1, 4)	F7			F9		F2			G6-4-3	5	0	1	1	0	0	5																				
<b>Birdie Tebbetts, R</b> OBP: 0.410, SLG: 0.552 (1, 2)		1B		F9		FC6-4				4	1	1	0	0	0	5																				
<b>Elis Kinder, R</b> OBP: 0.091, SLG: 0.091 <b>Mickey McDermott, L</b> OBP: 0.400, SLG: 0.313 (1, 1) (1, 1)		5-3				K				0	0	0	0	0	0	0																				
<b>Inning Stats</b>	R: 3 E: 1 K: 1 S: 8	H: 2 LOB: 1 BB: 1 P: 12	R: 2 E: 1 K: 0 S: 6	H: 2 LOB: 1 BB: 0 P: 6	R: 0 E: 0 K: 1 S: 5	H: 0 LOB: 1 BB: 1 P: 9	R: 6 E: 0 K: 0 S: 8	H: 5 LOB: 3 BB: 3 P: 20	R: 0 E: 0 K: 0 S: 3	H: 0 LOB: 0 BB: 0 P: 3	R: 0 E: 1 K: 2 S: 4	H: 0 LOB: 1 BB: 0 P: 4	R: 0 E: 0 K: 0 S: 7	H: 0 LOB: 0 BB: 0 P: 7	R: 1 E: 0 K: 0 S: 4	H: 2 LOB: 1 BB: 1 P: 8	1B: 7 2B: 3 3B: 0 HR: 1	SF: 0 SAC: 1 DP: 1 HBP: 0	WP: 1 PA: 43 PB: 1 SB: 0 CS: 0																	
<b>PITCHER</b>	IP	WLS	BF	H	R	ER	SO	BB	IBB	HBP	BLK	WP	HR	S	P	ERA	WHIP	<b>PITCHER</b>		IP	WLS	BF	H	R	ER	SO	BB	IBB	HBP	BLK	WP	HR	S	P	ERA	WHIP
<b>Billy Pierce, L</b> ERA: 5.33 (1, 1)	3.1	L	24	7	1	10	2	4	1	0	0	0	0	4	4	0.00	3.000			3.1	L	24	7	1	10	2	4	1	0	0	0	4	4	0.00	3.000	
<b>Randy Gumpert, R</b> ERA: 6.83 (4, 1)	0.2		4	2	0	0	0	0	0	0	0	0	0	4	4	0.00	3.000			0.2		4	2	0	0	0	0	0	0	0	4	4	0.00	3.000		
<b>Luis Aloma, R</b> ERA: 5.52 (5, 1)	3.0		10	0	0	0	2	0	0	0	0	0	0	14	14	0.00	0.000			3.0		10	0	0	0	2	0	0	0	0	14	14	0.00	0.000		
<b>Howie Judson, R</b> ERA: 4.3 (8, 1)	1.0		5	2	1	1	0	1	0	0	0	0	0	4	8	9.00	3.000			1.0		5	2	1	1	0	1	0	0	0	4	8	9.00	3.000		





Batter	1	2	3	4	5	6	7	8	9	AB	R	H	RBI	BB	SO	LOB	TOP					
Chico Carrasquel, R OBP: 0.384, SLG: 0.347	0-0 2B F9 1B		4-0 G1-6-3 BB		0-0 FC4 1B		0-0 1B		0-0 6-3	4	1	3	1	1	0	0	<b>Chicago White Sox @ Boston Red Sox</b> Fenway Park, Boston, MA Tue Jun 06 1950, 3:33 AM EDT Att: 12,755 - Unknown					
Nellie Fox, L OBP: 0.341, SLG: 0.270	0-0 1B 2B		0-0 G1-6-3		0-0 F5		0-0 4-3		0-0 F7	5	1	1	0	0	0	3						
Dave Philley, S OBP: 0.323, SLG: 0.341	0-0 F9		0-3 K		0-0 FC4				0-0 6-3	4	0	0	1	0	1	2						
Gus Zernial, R OBP: 0.333, SLG: 0.513	0-0 1-3				0-0 HR				0-3 K	4	2	2	2	0	1	1						
Eddie Robinson, L OBP: 0.378, SLG: 0.373	0-0 2H 1B				0-0 F9				0-0 G4-6-3 1B	4	1	3	2	0	0	0						
Hank Majeski, R OBP: 0.599, SLG: 0.416 Gordon Goldsberry, L OBP: 0.448, SLG: 0.466 Floyd Baker, L OBP: 0.500, SLG: 0.417	0-0 4-3				0-0 1-3				0-0 F5	3	0	0	0	0	0	2						
Phil Masi, R OBP: 0.395, SLG: 0.435					0-0 1-3				0-0 G4-6-3	1	1	1	0	0	0	0						
Herb Adams, L OBP: 0.303, SLG: 0.292					0-0 F8				0-0 G4-6-3	4	1	1	2	0	0	1						
Ken Holcombe, R OBP: 0.200, SLG: 0.400					0-0 G4-6-3				0-0 1-3	4	1	1	0	0	0	1						
<b>Inning Stats</b>	R: 2 E: 0 K: 0 S: 6	H: 3 LOB: 1 BB: 0 P: 6	R: 0 E: 0 K: 0 S: 3	H: 1 LOB: 0 BB: 0 P: 3	R: 0 E: 0 K: 1 S: 4	H: 0 LOB: 0 BB: 1 P: 8	R: 1 E: 0 K: 0 S: 4	H: 1 LOB: 0 BB: 0 P: 4	R: 1 E: 0 K: 0 S: 5	H: 2 LOB: 1 BB: 0 P: 5	R: 1 E: 0 K: 0 S: 4	H: 2 LOB: 0 BB: 0 P: 4	R: 0 E: 0 K: 0 S: 4	H: 1 LOB: 1 BB: 0 P: 4	R: 3 E: 0 K: 1 S: 8	H: 3 LOB: 0 BB: 0 P: 8		R: 0 E: 0 K: 0 S: 3	H: 0 LOB: 0 BB: 0 P: 3	1B: 7 2B: 2 3B: 0 HR: 4	SF: 0 SAC: 0 DP: 3 HBP: 0	WP: 0 PB: 0 SB: 0 CS: 0
<b>PITCHER</b>	IP WLS BF H R ER SO BB IBB HBP BLK WP HR S P ERA WHIP	6.0 L 25 9 5 5 1 1 0 0 0 0 2 26 30 7.50 1.667	3.0 13 4 3 3 1 0 0 0 0 0 2 15 15 9.00 1.333	<b>PITCHER</b>										IP WLS BF H R ER SO BB IBB HBP BLK WP HR S P ERA WHIP								
Mel Parnell, L ERA: 4.01											7.06											
Walt Masterson, R ERA: 7.06																						

AB	37
R	8
H	13
RBI	8
BB	1
SO	2
LOB	10



Batter	1	2	3	4	5	6	7	8	9	AB	R	H	RBI	BB	SO	LOB	BOTTOM					
Clyde Vollmer, R OBP: 0.438, SLG: 0.548	0-0 BB FC5-2 1B	4-0 6 BB		0-3 K			0-0 6-3		0-0 F7	4	0	1	0	1	1	0	<b>Chicago White Sox @ Boston Red Sox</b> Fenway Park, Boston, MA Tue Jun 06 1950, 3:33 AM EDT Att: 12,755 - Unknown					
6 Johnny Pesky, L OBP: 0.449, SLG: 0.399	0-0 FC5-2 3B 1B	0-0 F9			0-0 5-3		0-0 6-3		0-3 K	5	1	1	0	0	1	1						
Ted Williams, L OBP: 0.472, SLG: 0.682	4-0 1-2 2-3 3B BB	4-0 BB BB			0-0 F6		0-0 HR			2	2	1	1	2	0	0						
Vern Stephens, R OBP: 0.364, SLG: 0.528	0-0 FC5-2 3B	0-0 F5			0-0 5-3		0-0 F9			4	1	0	0	0	0	5						
Walt Dropo, R OBP: 0.420, SLG: 0.676	0-0 F2				0-0 FC4-6 1B		0-0 SH1-3 2B		0-0 F2	4	0	2	0	0	0	3						
Al Zarilla, L OBP: 0.437, SLG: 0.515	0-0 1H 2H 3H 3B				0-0 FC4-6 G1-6-3		4-0 SH1-3 BB		0-0 F9	3	0	1	3	1	0	1						
Bobby Doerr, R OBP: 0.341, SLG: 0.370	4-0 BB				0-0 G1-6-3		0-0 SH1-3		0-0 FC6-4 1B	2	0	1	0	1	0	1						
Matt Batts, R OBP: 0.303, SLG: 0.333	0-0 1-3				0-0 F8		0-0 F2		0-0 FC6-4	4	0	0	0	0	0	5						
Mel Parnell, L OBP: 0.303, SLG: 0.241 Billy Goodman, L OBP: 0.405, SLG: 0.513 Walt Masterson, R OBP: 0.407, SLG: 0.547	0-0 F9				0-0 3-1		0-0 5-3		0-0 6-3	2	0	0	0	0	0	0						
Birdie Tebbetts, R OBP: 0.407, SLG: 0.547					0-0 F9				0-0 6-3	1	0	0	0	0	0	0						
<b>Inning Stats</b>	R: 3 E: 0 K: 0 S: 6	H: 3 LOB: 2 BB: 2 P: 14	R: 0 E: 0 K: 0 S: 3	H: 0 LOB: 2 BB: 2 P: 11	R: 0 E: 0 K: 1 S: 5	H: 1 LOB: 0 BB: 0 P: 3	R: 0 E: 0 K: 1 S: 5	H: 0 LOB: 0 BB: 0 P: 5	R: 0 E: 0 K: 0 S: 3	H: 0 LOB: 0 BB: 0 P: 3	R: 0 E: 0 K: 0 S: 4	H: 1 LOB: 2 BB: 1 P: 8	R: 1 E: 0 K: 0 S: 4	H: 1 LOB: 0 BB: 0 P: 4	R: 0 E: 0 K: 0 S: 4	H: 1 LOB: 1 BB: 0 P: 4	R: 0 E: 0 K: 1 S: 5	H: 0 LOB: 0 BB: 0 P: 5	1B: 4 2B: 1 3B: 1 HR: 1	SF: 0 SAC: 1 DP: 1 HBP: 0	WP: 0 PB: 0 SB: 1 CS: 0	PA: 38
<b>PITCHER</b>	IP WLS BF H R ER SO BB IBB HBP BLK WP HR S P ERA WHIP	9.0 W 38 7 4 4 2 5 0 0 0 0 1 37 57 4.00 1.333	<b>PITCHER</b>										IP WLS BF H R ER SO BB IBB HBP BLK WP HR S P ERA WHIP									
Ken Holcombe, R ERA: 8.04																						

AB	32
R	4
H	7
RBI	4
BB	5
SO	2
LOB	18





Batter	1	2	3	4	5	6	7	8	9	AB	R	H	RBI	BB	SO	LOB	TOP					
Don Lenhardt, R (1,7) X OBP: 0.365, SLG: 0.514	0-0 4-3 3B	0-0 6-3			0-0 G1-6-3 1B		0-0 F9		0-0 1B	5	1	3	0	0	0	3						
Dick Kokos, L (1,9) X OBP: 0.378, SLG: 0.456	0-0 4-3		0-0 FC6-4 1B		0-0 G1-6-3 1-2		0-0 F3		0-0 F9	5	0	1	1	0	0	3						
Sherm Lollar, R (1,2) X OBP: 0.362, SLG: 0.512	0-0 F8		0-0 FC6-4 2B			0-0 BB 1B			0-0 F5	3	1	1	0	0	0	1						
Les Moss, R (6,PH) X OBP: 0.279, SLG: 0.139	0-0 F8		0-0 FC6-4 2B			0-0 BB 1B			0-0 F5	1	0	0	0	0	0	0						
Roy Sievers, R (1,8) X OBP: 0.336, SLG: 0.376	0-0 HR		0-0 1-H 2B			0-0 F5			0-0 1B	4	1	3	2	0	0	1						
Hank Arft, L (1,3) X OBP: 0.401, SLG: 0.420	0-0 F3		0-0 F7			0-0 F5			0-0 F9	4	0	0	0	0	0	2						
Owen Friend, R (1,4) X OBP: 0.365, SLG: 0.376		0-3 K			0-0 F7				0-3 K	3	0	0	0	1	2	1						
Tom Upton, R (1,6) X OBP: 0.321, SLG: 0.214			0-0 BB 1B		0-0 1-3				0-0 FC5-4 1-2	4	0	1	0	0	0	2						
Leo Thomas, R (1,5) X OBP: 0.313, SLG: 0.284			0-0 F7		0-0 5-3				0-0 BB HR	3	1	1	1	1	0	1						
Harry Dorish, R (1,1) X OBP: 0.538, SLG: 0.600		4-0 BB BB			0-3 K				0-3 K2-3	0	0	0	0	1	0	0						
Tommy Fine, S (3,1) X OBP: 0.250, SLG: 0.375										0	0	0	0	0	0	0						
Ned Garver, R (5,PH) X OBP: 0.320, SLG: 0.261										1	0	0	0	0	1	0						
Lou Kretlow, R (5,1) X OBP: 0.348, SLG: 0.557										1	0	0	0	0	1	0						
Ken Wood, R (9,PH) X OBP: 0.348, SLG: 0.557										1	0	0	0	0	1	0						
<b>Inning Stats</b>	R: 2 E: 0 K: 0 S: 5	H: 2 LOB: 0 BB: 0 P: 5	R: 0 E: 0 K: 1 S: 6	H: 1 LOB: 2 BB: 1 P: 10	R: 1 E: 0 K: 0 S: 4	H: 2 LOB: 0 BB: 0 P: 4	R: 0 E: 0 K: 0 S: 3	H: 0 LOB: 0 BB: 0 P: 3	R: 0 E: 0 K: 1 S: 5	H: 1 LOB: 0 BB: 0 P: 5	R: 0 E: 0 K: 0 S: 4	H: 1 LOB: 2 BB: 1 P: 8	R: 0 E: 0 K: 0 S: 3	H: 0 LOB: 1 BB: 1 P: 7	R: 0 E: 0 K: 1 S: 6	H: 1 LOB: 1 BB: 0 P: 6	R: 1 E: 0 K: 1 S: 7	H: 2 LOB: 1 BB: 1 P: 7	1B: 6 2B: 1 3B: 1 HR: 2	SF: 0 SAC: 0 DP: 1 HBP: 0	WP: 0 PB: 0 SB: 0 CS: 0	PA: 38
<b>PITCHER</b> Joe Dobson, R (1,1) ERA: 3.56	IP: 9.0 WLS: W BF: 38 H: 10 R: 4 ER: 4 SO: 4 BB: 3 IBB: 0 HBP: 0 BLK: 0 WP: 0 HR: 2 S: 43 P: 55 ERA: 4.00 WHIP: 1.444															<b>PITCHER</b>	IP: 9.0 WLS: W BF: 38 H: 10 R: 4 ER: 4 SO: 4 BB: 3 IBB: 0 HBP: 0 BLK: 0 WP: 0 HR: 2 S: 43 P: 55 ERA: 4.00 WHIP: 1.444					

St. Louis Browns @ Boston Red Sox  
Fenway Park, Boston, MA  
Wed Jun 07 1950, 3:33 AM EDT  
Att: 6,659 - Unknown


AB 35  
R 4  
H 10  
RBI 4  
BB 3  
SO 4  
LOB 15



Batter	1	2	3	4	5	6	7	8	9	AB	R	H	RBI	BB	SO	LOB	BOTTOM			
Clyde Vollmer, R (1,8) X OBP: 0.463, SLG: 0.681	0-0 HR	0-0 6-3	0-0 1-H 2-H HR		4-0 G4-6-3 BB	0-0 6 1B	0-3 K			5	3	3	5	1	1	1				
6 Johnny Pesky, L (1,5) X OBP: 0.456, SLG: 0.408	0-0 F3		0-0 HR 1B		0-0 G4-6-3 1-2	0-0 1-2 2-3 1B			0-0 2B 1B	6	3	4	0	0	0	1				
Ted Williams, L (1,7) X OBP: 0.477, SLG: 0.686	0-0 4-3		0-0 HR 1B		0-0 F5	4-0 BB			0-0 PB 1-H 6-3 2B	5	2	3	3	1	0	0				
Vern Stephens, R (1,6) X OBP: 0.372, SLG: 0.561	0-0 2B 1B		0-0 1-H 2-H HR		0-0 K	0-3 K			0-3 K	6	3	4	5	0	2	2				
Walt Dropo, R (1,3) X OBP: 0.417, SLG: 0.690	0-0 1-H 1B 2B		0-0 5-3		0-0 5-3				0-0 6-3	6	2	2	3	0	1	2				
Al Zarilla, L (1,9) X OBP: 0.452, SLG: 0.522	0-0 2-H 1B		0-0 BB 1B		4-0 BB 2B	0-3 K			0-0 3-H 1B	4	3	3	1	2	1	0				
Bobby Doerr, R (1,4) X OBP: 0.351, SLG: 0.389	0-0 1-3		4-0 FC1-5 1B		0-0 1-H 2B	0-0 BB 1B			0-0 F8	5	1	3	1	1	0	2				
Birdie Tebbetts, R (1,2) X OBP: 0.415, SLG: 0.541		0-0 F7	0-0 1-2 2-H HR		4-0 FC1-5 HR	4-0 6 1B 1B			0-3 K	3	2	1	1	2	1	2				
Joe Dobson, R (1,1) X OBP: 0.324, SLG: 0.185	0-0 F9		0-0 1-2 2-3 HR		0-0 4-3	0-3 K			0-0 5-3	5	1	0	1	0	1	7				
<b>Inning Stats</b>	R: 3 E: 0 K: 0 S: 7	H: 4 LOB: 1 BB: 0 P: 7	R: 0 E: 0 K: 0 S: 3	H: 0 LOB: 0 BB: 0 P: 3	R: 7 E: 0 K: 0 S: 9	H: 7 LOB: 0 BB: 1 P: 13	R: 2 E: 0 K: 0 S: 5	H: 2 LOB: 2 BB: 2 P: 13	R: 0 E: 0 K: 1 S: 4	H: 0 LOB: 1 BB: 2 P: 12	R: 5 E: 0 K: 3 S: 15	H: 6 LOB: 2 BB: 1 P: 19	R: 1 E: 0 K: 2 S: 8	H: 1 LOB: 1 BB: 1 P: 12	R: 2 E: 0 K: 1 S: 8	H: 3 LOB: 1 BB: 0 P: 8	1B: 14 2B: 4 3B: 0 HR: 5	SF: 0 SAC: 0 DP: 1 HBP: 0	WP: 0 PB: 1 SB: 0 CS: 0	PA: 53
<b>PITCHER</b> Harry Dorish, R (1,1) ERA: 7.53	IP: 2.1 WLS: L BF: 17 H: 9 R: 9 ER: 9 SO: 0 BB: 1 IBB: 0 HBP: 0 BLK: 0 WP: 0 HR: 2 S: 16 P: 20 ERA: 34.71 WHIP: 4.286															<b>PITCHER</b>	IP: 2.1 WLS: L BF: 17 H: 9 R: 9 ER: 9 SO: 0 BB: 1 IBB: 0 HBP: 0 BLK: 0 WP: 0 HR: 2 S: 16 P: 20 ERA: 34.71 WHIP: 4.286			
<b>PITCHER</b> Tommy Fine, R (3,1) ERA: 6.91	IP: 1.2 WLS: L BF: 10 H: 4 R: 3 ER: 3 SO: 0 BB: 2 IBB: 0 HBP: 0 BLK: 0 WP: 0 HR: 2 S: 8 P: 16 ERA: 16.20 WHIP: 3.600															<b>PITCHER</b>	IP: 1.2 WLS: L BF: 10 H: 4 R: 3 ER: 3 SO: 0 BB: 2 IBB: 0 HBP: 0 BLK: 0 WP: 0 HR: 2 S: 8 P: 16 ERA: 16.20 WHIP: 3.600			
<b>PITCHER</b> Lou Kretlow, R (5,1) ERA: 15.3	IP: 4.0 WLS: L BF: 25 H: 10 R: 8 ER: 8 SO: 7 BB: 4 IBB: 0 HBP: 0 BLK: 0 WP: 0 HR: 1 S: 35 P: 51 ERA: 18.00 WHIP: 3.500															<b>PITCHER</b>	IP: 4.0 WLS: L BF: 25 H: 10 R: 8 ER: 8 SO: 7 BB: 4 IBB: 0 HBP: 0 BLK: 0 WP: 0 HR: 1 S: 35 P: 51 ERA: 18.00 WHIP: 3.500			

St. Louis Browns @ Boston Red Sox  
Fenway Park, Boston, MA  
Wed Jun 07 1950, 3:33 AM EDT  
Att: 6,659 - Unknown

AB 45  
R 20  
H 23  
RBI 20  
BB 7  
SO 7  
LOB 17






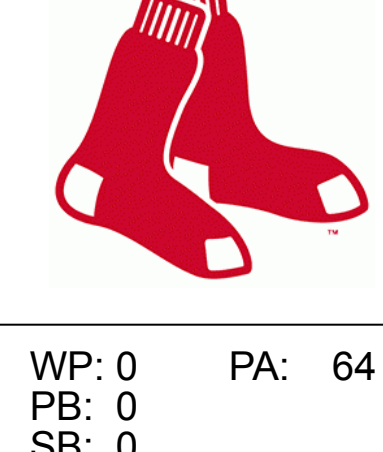
Batter	1	2	3	4	5	6	7	8	9	AB	R	H	RBI	BB	SO	LOB	TOP			
Don Lenhardt, R (1.7)	F7		1B				F2		1B	4	2	2	0	1	0	0	<b>St. Louis Browns @ Boston Red Sox</b> Fenway Park, Boston, MA Thu Jun 08 1950, 3:33 AM EDT Att: 5,105 - Unknown			
Dick Kokos, L (1.9)	K		1B			FC3-6	HBP		1B	4	1	2	1	1	1	1				
Sherm Lollar, R (1.2)	F8		F9				HBP		F6	3	0	1	0	0	0	2				
Les Moss, R (6.2)			1B				HBP		F6	1	0	0	0	1	0	2				
Roy Sievers, R (1.8)		FC5-4	2B			F6	F8		F8	4	0	1	2	1	0	5				
Hank Arft, L (1.3)		FC5-4	1B			F6			F7	3	0	1	1	1	0	3				
Owen Friend, R (1.4)	FC5-4		K							4	0	1	0	0	2	7				
Tom Upton, R (1.6)	3				F8				F7	3	0	0	0	1	0	2				
Leo Thomas, R (1.5)			1B		F8					3	1	0	0	1	0	2				
Cliff Fannin, L (1.1)			K		K					0	0	0	0	0	0	0				
Ned Garver, R (3. PH)						G4-6-3				1	0	0	0	0	1	1				
Cuddles Marshall, R (3.1)									6-3	1	0	0	0	0	1	0				
Sid Schacht, R (4.1)										2	0	0	0	0	0	2				
Tom Ferrick, R (8.1)										0	0	0	0	0	0	0				
<b>Inning Stats</b>	R: 0 E: 0 K: 1 S: 5	H: 0 LOB: 0 BB: 0 P: 5	R: 0 E: 0 K: 0 S: 2	H: 0 LOB: 1 BB: 2 P: 10	R: 3 E: 0 K: 2 S: 10	H: 3 LOB: 2 BB: 2 P: 18	R: 0 E: 0 K: 1 S: 5	H: 0 LOB: 0 BB: 0 P: 5	R: 0 E: 0 K: 0 S: 3	H: 2 LOB: 2 BB: 1 P: 7	R: 0 E: 0 K: 1 S: 5	H: 0 LOB: 3 BB: 2 P: 14	R: 0 E: 0 K: 0 S: 3	H: 0 LOB: 0 BB: 0 P: 3	R: 1 E: 0 K: 0 S: 5	H: 2 LOB: 1 BB: 0 P: 5	1B: 7 2B: 2 3B: 0 HR: 0	SF: 0 SAC: 0 DP: 2 HBP: 1	WP: 0 PB: 0 SB: 0 CS: 0	PA: 41
<b>PITCHER</b> Chuck Stobbs, L (1.1) ERA: 4.35	IP: 9.0 WLS: W BF: 41 H: 8 R: 4 ER: 4 SO: 5 BB: 7 IBB: 0 HBP: 1 BLK: 0 WP: 0 HR: 0 S: 43 P: 72 ERA: 4.00 WHIP: 1.667															<b>PITCHER</b>				

Batter	1	2	3	4	5	6	7	8	9	AB	R	H	RBI	BB	SO	LOB	BOTTOM			
Clyde Vollmer, R (1.8)	6-3	F8	FC6-4	2B	5-3		F4	6-3		7	1	1	2	1	0	8	<b>St. Louis Browns @ Boston Red Sox</b> Fenway Park, Boston, MA Thu Jun 08 1950, 3:33 AM EDT Att: 5,105 - Unknown			
6 Johnny Pesky, L (1.5)	BB	F9	FC6-4	1B		FC5-4		HR		7	3	5	2	0	0	4				
Ted Williams, L (1.7)	FC6-4	HR	1B			F8		HR		5	3	2	5	2	0	3				
Vern Stephens, R (1.6)	F7	HR	1B		F5	F5		HR		6	4	3	3	1	0	3				
Walt Dropo, R (1.3)	FC6-4	HR	F7	1B	HR	1B	F9	HR		6	5	4	7	1	0	3				
Al Zarilla, L (1.9)		2B	2B		F6	1B	HR	F8		7	4	5	0	0	0	1				
Bobby Doerr, R (1.4)		BB	F7	HR	F9		HR	HR		6	4	4	8	1	0	2				
Matt Batts, R (1.2)		2B	F7	BB	E9	2B	K	5-3		6	2	2	2	1	1	1				
Chuck Stobbs, L (1.1)	HR		BB	2B	2B	1B	K			3	3	2	0	4	1	0				
<b>Inning Stats</b>	R: 0 E: 0 K: 0 S: 4	H: 1 LOB: 2 BB: 1 P: 8	R: 8 E: 0 K: 0 S: 9	H: 6 LOB: 3 BB: 3 P: 21	R: 5 E: 0 K: 0 S: 6	H: 3 LOB: 5 BB: 5 P: 26	R: 7 E: 1 K: 0 S: 10	H: 6 LOB: 1 BB: 1 P: 14	R: 2 E: 0 K: 0 S: 6	H: 3 LOB: 2 BB: 1 P: 10	R: 0 E: 0 K: 2 S: 9	H: 1 LOB: 1 BB: 0 P: 4	R: 2 E: 0 K: 2 S: 9	H: 2 LOB: 0 BB: 0 P: 9	R: 5 E: 0 K: 0 S: 9	H: 6 LOB: 1 BB: 0 P: 9		1B: 11 2B: 9 3B: 1 HR: 7	SF: 0 SAC: 0 DP: 0 HBP: 0	WP: 0 PB: 0 SB: 0 CS: 0
<b>PITCHER</b> Cliff Fannin, R (1.1) ERA: 10.80 Cuddles Marshall, R (3.1) ERA: 17.05 Sid Schacht, R (4.1) ERA: 19.53 Tom Ferrick, R (8.1) ERA: 4.29	IP: 2.0 WLS: L BF: 17 H: 7 R: 8 ER: 8 SO: 8 BB: 4 IBB: 0 HBP: 0 BLK: 0 WP: 0 HR: 1 S: 13 P: 29 ERA: 36.00 WHIP: 5.500	IP: 1.2 WLS: 17 BF: 7 H: 9 R: 9 ER: 9 SO: 0 BB: 5 IBB: 0 HBP: 0 BLK: 0 WP: 0 HR: 1 S: 12 P: 32 ERA: 48.60 WHIP: 7.200	IP: 3.2 WLS: 27 BF: 13 H: 12 R: 9 ER: 9 SO: 2 BB: 2 IBB: 0 HBP: 0 BLK: 0 WP: 0 HR: 4 S: 29 P: 37 ERA: 22.09 WHIP: 4.091	IP: 0.2 WLS: 3 BF: 1 H: 0 R: 0 ER: 0 SO: 0 BB: 0 IBB: 0 HBP: 0 BLK: 0 WP: 0 HR: 0 S: 3 P: 3 ERA: 0.00 WHIP: 1.500															<b>PITCHER</b>	

AB 33  
R 4  
H 8  
RBI 4  
BB 7  
SO 5  
LOB 27



AB 53  
R 29  
H 28  
RBI 29  
BB 11  
SO 2  
LOB 25





Batter	1	2	3	4	5	6	7	8	9	AB	R	H	RBI	BB	SO	LOB	TOP					
<b>Don Lenhardt, R</b> (1, 7) OBP: 0.380, SLG: 0.534	4-0 FC4-6 BB		0-0 F4		0-3 K	0-0 HR		0-0 FC6-4 2B	0-0 1B	5	2	4	1	1	2		<b>St. Louis Browns @ Boston Red Sox</b> Fenway Park, Boston, MA Fri Jun 09 1950, 3:33 AM EDT Att: 4,756 - Unknown					
<b>Dick Kokos, L</b> (1, 9) OBP: 0.383, SLG: 0.444	0-0 FC4-6 BB		0-0 F5		4-0 BB	0-0 F5		4-0 2B	0-0 F8	4	1	0	0	2	0	2						
<b>Sherm Lollar, R</b> (1, 2) OBP: 0.362, SLG: 0.507	4-0 BB		0-0 F8		0-0 F3		0-3 K	0-0 2B		4	0	1	3	1	1	1						
<b>Roy Sievers, R</b> (1, 8) OBP: 0.325, SLG: 0.355	0-0 6-3			0-0 1-3	0-0 F9		0-3 K	0-0 4-3		5	0	0	0	0	1	3						
<b>Hank Arft, L</b> (1, 3) OBP: 0.408, SLG: 0.416		4-0 G4-6-3 BB		4-0 BB 1B		0-0 4-3	0-0 E1		0-3 K	3	1	0	0	2	1	0						
<b>Owen Friend, R</b> (1, 4) OBP: 0.369, SLG: 0.371		4-0 G4-6-3 BB		0-0 BB 1B		0-0 F7	0-0 6-3		4-0 3B BB	3	1	1	0	2	0	1						
<b>Tom Upton, R</b> (1, 6) OBP: 0.333, SLG: 0.247		0-0 G4-6-3		4-0 BB		0-0 BB HR 1B		0-3 K	0-0 3B	4	2	2	1	1	1	2						
<b>Leo Thomas, R</b> (1, 5) OBP: 0.312, SLG: 0.273		0-3 K2-3		0-0 F8		4-0 BB HR BB		0-0 FC6-4 2B	0-0 PB 3B	2	1	0	1	1	1	3						
<b>Bill Sommers, R</b> (8, PH) OBP: 0.625, SLG: 0.833				0-3 3-H		4-0 HR BB		0-0 FC6-4 2B	0-0 3B	2	2	2	1	0	0	0						
<b>Ned Garver, R</b> (1, 1) OBP: 0.345, SLG: 0.385				0-0 HR		4-0 HR BB		4-0 FC6-4 BB	0-0 K	2	2	1	1	1	1	2						
<b>Ken Wood, R</b> (8, PH) OBP: 0.355, SLG: 0.557										0	0	0	0	1	0	0						
<b>Al Widmar, R</b> (8, 1) OBP: 0.200, SLG: 0.143										1	0	0	0	0	1	0						
<b>Inning Stats</b>	R: 0 E: 0 K: 0 S: 2	H: 0 LOB: 1 BB: 2 P: 10	R: 0 E: 0 K: 1 S: 4	H: 0 LOB: 1 BB: 2 P: 12	R: 1 E: 0 K: 0 S: 4	H: 1 LOB: 0 BB: 0 P: 4	R: 1 E: 0 K: 1 S: 6	H: 1 LOB: 2 BB: 2 P: 14	R: 0 E: 0 K: 1 S: 5	H: 0 LOB: 1 BB: 1 P: 9	R: 4 E: 0 K: 0 S: 5	H: 2 LOB: 0 BB: 2 P: 13	R: 0 E: 1 K: 2 S: 8	H: 0 LOB: 1 BB: 0 P: 8	R: 3 E: 0 K: 1 S: 7	H: 2 LOB: 1 BB: 2 P: 15	R: 3 E: 0 K: 2 S: 10	H: 3 LOB: 1 BB: 1 P: 14	1B: 4 2B: 1 3B: 2 HR: 2	SF: 0 SAC: 0 DP: 1 HBP: 0	WP: 0 PB: 1 SB: 0 CS: 0	PA: 47
<b>PITCHER</b>	IP	WLS	BF	H	R	ER	SO	BB	IBB	HBP	BLK	WP	HR	S	P	ERA	WHIP					
<b>Mickey McDermott, L</b> (1, 1) ERA: 5.3	4.0		18	2	2	2	2	6	0	0	0	0	1	16	40	4.50	2.000					
<b>Charley Schanz, R</b> (5, 1) ERA: 7.1	3.1	L	18	3	6	6	4	4	0	0	0	0	1	22	38	16.20	2.100					
<b>Al Papai, R</b> (8, 1) ERA: 5.08	1.0		8	3	4	4	1	2	0	0	0	0	0	8	16	36.00	5.000					
<b>Jim Suchecki, R</b> (9, 1) ERA: 9.0	0.2		3	1	0	0	1	0	0	0	0	0	0	5	5	0.00	1.500					

AB	35
R	12
H	9
RBI	11
BB	12
SO	8
LOB	16



Batter	1	2	3	4	5	6	7	8	9	AB	R	H	RBI	BB	SO	LOB	BOTTOM					
<b>Clyde Vollmer, R</b> (1, 8) OBP: 0.418, SLG: 0.586	0-0 F3		0-0 F8		0-0 1-3		0-0 F6			4	0	0	0	1	0	1	<b>St. Louis Browns @ Boston Red Sox</b> Fenway Park, Boston, MA Fri Jun 09 1950, 3:33 AM EDT Att: 4,756 - Unknown					
<b>Billy Goodman, L</b> (1, 5) OBP: 0.416, SLG: 0.524	0-0 HR		4-0 BB		0-0 4-3		0-0 6-3		0-0 8-5 2B	4	1	2	0	1	0	3						
<b>Ted Williams, L</b> (1, 7) OBP: 0.479, SLG: 0.729	0-0 1-H HR		0-0 6-3		0-0 FC4-6 2B		0-0 F9		0-0 8-5	5	1	2	2	0	0	3						
<b>Vern Stephens, R</b> (1, 6) OBP: 0.387, SLG: 0.591	0-0 2B		0-0 4-3 1B 2B		4-0 FC4-6 BB		0-0 6-3		0-0 2B	4	1	3	0	1	0	0						
<b>Walt Dropo, R</b> (1, 3) OBP: 0.423, SLG: 0.710	0-0 F8		0-0 F4		0-0 F7		1-0 1B HBP		0-0 5-3	4	1	0	0	0	0	5						
<b>Al Zarilla, L</b> (1, 9) OBP: 0.497, SLG: 0.556	4-0 BB		0-0 4-3		0-0 FC4-6		0-0 HR		4-0 G6-3 BB	3	1	1	0	2	0	3						
<b>Bobby Doerr, R</b> (1, 4) OBP: 0.365, SLG: 0.463	0-0 F2		1-0 1B HBP		0-0 F8		0-0 1-H 2-H HR		0-0 F2	4	2	1	3	0	0	5						
<b>Birdie Tebbetts, R</b> (1, 2) OBP: 0.406, SLG: 0.522		0-0 6-3		4-0 1B BB		0-0 1-3-1		0-0 4-3		4	0	0	0	1	0	1						
<b>Mickey McDermott, L</b> (1, 1) OBP: 0.455, SLG: 0.389										2	0	2	2	0	0	0						
<b>Charley Schanz, R</b> (5, 1) OBP: 0.152, SLG: 0.100										2	0	0	0	0	0	0						
<b>Al Papai, R</b> (8, 1) OBP: 0.287, SLG: 0.083										0	0	0	0	0	0	0						
<b>Jim Suchecki, R</b> (9, 1) ERA: 4.54										0	0	0	0	0	0	0						
<b>Inning Stats</b>	R: 2 E: 0 K: 0 S: 6	H: 3 LOB: 2 BB: 1 P: 10	R: 0 E: 0 K: 0 S: 4	H: 1 LOB: 2 BB: 1 P: 8	R: 2 E: 0 K: 0 S: 5	H: 2 LOB: 3 BB: 2 P: 14	R: 0 E: 0 K: 0 S: 4	H: 1 LOB: 2 BB: 1 P: 8	R: 0 E: 0 K: 0 S: 3	H: 0 LOB: 0 BB: 0 P: 3	R: 0 E: 0 K: 0 S: 3	H: 0 LOB: 0 BB: 0 P: 3	R: 3 E: 0 K: 0 S: 5	H: 2 LOB: 0 BB: 0 P: 6	R: 0 E: 0 K: 0 S: 4	H: 2 LOB: 1 BB: 0 P: 4	R: 0 E: 0 K: 0 S: 2	H: 0 LOB: 0 BB: 1 P: 6	1B: 4 2B: 6 3B: 0 HR: 2	SF: 0 SAC: 0 DP: 2 HBP: 2	WP: 0 PB: 0 SB: 0 CS: 0	PA: 44
<b>PITCHER</b>	IP	WLS	BF	H	R	ER	SO	BB	IBB	HBP	BLK	WP	HR	S	P	ERA	WHIP					
<b>Ned Garver, R</b> (1, 1) ERA: 4.15	7.0		37	9	7	7	0	5	0	2	0	0	0	2	30	9.00	2.000					
<b>Al Widmar, R</b> (8, 1) ERA: 4.54	2.0	S	7	2	0	0	0	1	0	0	0	0	0	6	10	0.00	1.500					









Batter	1	2	3	4	5	6	7	8	9	AB	R	H	RBI	BB	SO	LOB	TOP					
Johnny Lipon, R OBP: 0.419, SLG: 0.413 (1, 6)	F8		F5		F6		F9		2B	5	1	1	1	0	0	2	<b>Detroit Tigers @ Boston Red Sox</b> Fenway Park, Boston, MA Sun Jun 11 1950, 3:33 AM EDT Unknown <a href="http://livebaseballscores.com">livebaseballscores.com</a>					
Jerry Priddy, R OBP: 0.361, SLG: 0.354 (1, 4)	5-3			F4		BB		G4-6-3 BB	FC5 1H 2H	3	1	1	2	2	0	0						
George Kell, R OBP: 0.453, SLG: 0.565 (1, 5)	PO				BB		K	G4-6-3 BB	FC5 2-3	3	0	1	0	2	1	2						
Vic Wertz, L OBP: 0.362, SLG: 0.515 (1, 9)	PO	4-3		K		F9		G4-6-3 BB		4	0	0	0	0	1	4						
Hoot Evers, R OBP: 0.424, SLG: 0.629 (1, 7)		6-3		K		K2-3				4	0	1	1	0	2	2						
Johnny Groth, R OBP: 0.406, SLG: 0.530 (1, 8)							K		SH3-4 FC3-2-5	4	1	3	0	0	1	0						
Don Kolloway, R OBP: 0.291, SLG: 0.365 (1, 3)	FC6-4				G3		5-3		SH3-4	3	0	1	0	0	0	1						
Aaron Robinson, L OBP: 0.429, SLG: 0.526 (1, 2)			F9		G3				1B BB	3	2	1	2	1	0	1						
Hal Newhouser, L OBP: 0.238, SLG: 0.158 (1, 1)			F8		F9				FC3-2-5 1B 2B	3	1	0	0	1	0	3						
<b>Inning Stats</b>	R: 0 E: 0 K: 0 S: 3	H: 1 LOB: 0 BB: 0 P: 3	R: 0 E: 0 K: 0 S: 4	H: 1 LOB: 0 BB: 0 P: 4	R: 0 E: 0 K: 0 S: 3	H: 0 LOB: 0 BB: 0 P: 3	R: 0 E: 0 K: 2 S: 7	H: 0 LOB: 1 BB: 1 P: 11	R: 1 E: 0 K: 0 S: 5	H: 2 LOB: 1 BB: 0 P: 5	R: 0 E: 0 K: 2 S: 7	H: 0 LOB: 1 BB: 1 P: 11	R: 1 E: 0 K: 1 S: 6	H: 1 LOB: 1 BB: 1 P: 10	R: 1 E: 0 K: 0 S: 2	H: 1 LOB: 1 BB: 2 P: 10	R: 3 E: 0 K: 0 S: 6	H: 3 LOB: 1 BB: 1 P: 10	1B: 5 2B: 3 3B: 0 HR: 1	SF: 0 SAC: 1 DP: 1 HBP: 0	WP: 0 PB: 0 SB: 0 CS: 0	PA: 40
<b>PITCHER</b> Joe Dobson, R ERA: 3.79 (1, 1)	IP: 9.0 WLS: L BF: 39 H: 9 R: 6 ER: 6 SO: 5 BB: 6 IBB: 0 HBP: 0 BLK: 0 WP: 0 HR: 1 S: 43 P: 67 ERA: 6.00 WHIP: 1.667															<b>PITCHER</b>						


Batter	1	2	3	4	5	6	7	8	9	AB	R	H	RBI	BB	SO	LOB	BOTTOM			
Clyde Vollmer, R OBP: 0.403, SLG: 0.559 (1, 8)	FC4-6 1B			F4		FC6-4 1-2		F7		5	0	2	0	0	0	2	<b>Detroit Tigers @ Boston Red Sox</b> Fenway Park, Boston, MA Sun Jun 11 1950, 3:33 AM EDT Unknown <a href="http://livebaseballscores.com">livebaseballscores.com</a>			
6 Johnny Pesky, L OBP: 0.454, SLG: 0.420 (1, 6)	FC4-6 1-2	2-3 1B			1-3		3-1		K	5	0	0	0	0	2	3				
Ted Williams, L OBP: 0.484, SLG: 0.740 (1, 7)	FC4-6 BB 1B				BB		1B BB		F9	3	2	0	0	2	1	3				
Walt Dropo, R OBP: 0.433, SLG: 0.707 (1, 3)	BB 1B				K		K		6-3	5	0	2	0	0	2	2				
Al Zarilla, L OBP: 0.461, SLG: 0.546 (1, 9)	BB			FC6 1B		F4		1B		3	0	1	0	1	0	2				
Bobby Doerr, R OBP: 0.374, SLG: 0.473 (1, 4)	BB				G4-6-3 1B		FC4-6 1B	1-3 2H	1B	3	0	3	2	1	0	0				
Billy Goodman, L OBP: 0.392, SLG: 0.500 (1, 5)	F7						FC4-6 1B	F7		3	0	0	0	0	0	6				
Vern Stephens, R OBP: 0.385, SLG: 0.588 (7, PH) Lou Stringer, R OBP: 0.250, SLG: 0.250 (8, 5)			G4-6-3							1	0	0	0	0	0	2				
Birdie Tebbetts, R OBP: 0.397, SLG: 0.504 (1, 2)		1B SH1-4 1B		4-3		F8		F7		4	0	1	0	0	0	1				
Joe Dobson, R OBP: 0.324, SLG: 0.200 (1, 1)		SH1-4		K		FC6-4 1B		F3		3	0	1	0	0	1	0				
<b>Inning Stats</b>	R: 1 E: 0 K: 0 S: 5	H: 2 LOB: 3 BB: 2 P: 13	R: 0 E: 0 K: 2 S: 9	H: 2 LOB: 0 BB: 0 P: 9	R: 0 E: 0 K: 1 S: 5	H: 2 LOB: 1 BB: 0 P: 4	R: 0 E: 0 K: 1 S: 5	H: 0 LOB: 0 BB: 0 P: 5	R: 0 E: 0 K: 0 S: 5	H: 0 LOB: 2 BB: 0 P: 5	R: 1 E: 0 K: 1 S: 7	H: 2 LOB: 2 BB: 1 P: 11	R: 0 E: 0 K: 0 S: 3	H: 0 LOB: 0 BB: 0 P: 3	R: 0 E: 0 K: 1 S: 5	H: 0 LOB: 0 BB: 0 P: 5	1B: 10 2B: 0 3B: 0 HR: 0	SF: 0 SAC: 1 DP: 1 HBP: 0	WP: 0 PB: 0 SB: 0 CS: 0	PA: 40
<b>PITCHER</b> Hal Newhouser, L ERA: 2.78 (1, 1)	IP: 9.0 WLS: W BF: 40 H: 10 R: 2 ER: 2 SO: 6 BB: 4 IBB: 0 HBP: 0 BLK: 0 WP: 0 HR: 0 S: 48 P: 64 ERA: 2.00 WHIP: 1.556															<b>PITCHER</b>				



Batter	1	2	3	4	5	6	7	8	9	10	11	12	13	14	AB	R	H	RBI	BB	SO	LOB	TOP		
Johnny Ligon, R OBP: 0.424, SLG: 0.418 (1, 6)															7	3	4	1	0	0	2			
Jerry Priddy, R OBP: 0.364, SLG: 0.359 (1, 4)															6	0	3	0	0	1	2			
George Kell, R OBP: 0.448, SLG: 0.553 (1, 5)															6	1	1	2	1	0	3			
Vic Wertz, L OBP: 0.355, SLG: 0.517 (1, 9)															7	1	1	3	0	0	4			
Hoot Evers, R OBP: 0.435, SLG: 0.656 (1, 7)															6	2	4	1	1	0	0			
Johnny Groth, R OBP: 0.462, SLG: 0.519 (1, 8)															6	1	1	0	1	0	3			
Don Kolloway, R OBP: 0.290, SLG: 0.356 (1, 3)															7	1	2	1	0	1	2			
Bob Swift, R OBP: 0.262, SLG: 0.167 (1, 2)															4	0	1	0	1	0	0			
Pat Mullin, L OBP: 0.244, SLG: 0.179 (11, PR)															2	0	0	0	0	0	0			
Aaron Robinson, L OBP: 0.421, SLG: 0.515 (11, 2)															2	0	0	0	0	0	2			
Fred Hutchinson, L OBP: 0.429, SLG: 0.459 (6, PH)															2	0	0	0	0	0	0			
Eddie Lake, R OBP: 0.250, SLG: 0.259 (6, 1)															1	0	0	1	0	0	2			
Ted Gray, S OBP: 0.250, SLG: 0.259 (6, 1)															3	0	0	0	0	0	1			
<b>Inning Stats</b>	R: 1 E: 0 K: 0 S: 4	H: 2 LOB: 0 BB: 0 P: 4	R: 0 E: 0 K: 0 S: 2	H: 0 LOB: 0 BB: 1 P: 6	R: 0 E: 0 K: 0 S: 5	H: 2 LOB: 2 BB: 0 P: 5	R: 0 E: 0 K: 1 S: 6	H: 3 LOB: 1 BB: 0 P: 6	R: 1 E: 0 K: 0 S: 4	H: 1 LOB: 0 BB: 0 P: 4	R: 0 E: 0 K: 0 S: 3	H: 0 LOB: 0 BB: 0 P: 3	R: 0 E: 0 K: 1 S: 5	H: 1 LOB: 1 BB: 0 P: 4	R: 0 E: 0 K: 0 S: 4	H: 1 LOB: 1 BB: 0 P: 4	R: 0 E: 0 K: 0 S: 3	H: 0 LOB: 0 BB: 0 P: 3	R: 3 E: 0 K: 0 S: 6	H: 3 LOB: 2 BB: 2 P: 14	1B: 14 2B: 1 3B: 0 HR: 2	SF: 0 SAC: 1 DP: 2 HBP: 0	WP: 0 PB: 0 SB: 0 CS: 0	PA: 62
<b>PITCHER</b> Mel Parnell, L ERA: 4.28 (1, 1)	IP: 14.0 WLS: 14 BF: 62 H: 17 R: 9 ER: 9 SO: 2 BB: 4 IBB: 0 HBP: 0 BLK: 0 WP: 0 HR: 2 S: 62 P: 78 ERA: 5.79 WHIP: 1.500	<b>PITCHER</b>																						

**Detroit Tigers @ Boston Red Sox**  
Fenway Park, Boston, MA  
Sun Jun 11 1950, 3:38 AM EDT  
Att. 34,906 - Unknown


AB: 57  
R: 9  
H: 17  
RBI: 9  
BB: 4  
SO: 2  
LOB: 21



Batter	1	2	3	4	5	6	7	8	9	10	11	12	13	14	AB	R	H	RBI	BB	SO	LOB	BOTTOM		
Clyde Volmer, R OBP: 0.393, SLG: 0.533 (1, 8)															7	1	2	0	0	0	0			
6 Johnny Pesky, L OBP: 0.457, SLG: 0.435 (1, 6)															5	3	2	2	2	0	0			
Ted Williams, L OBP: 0.474, SLG: 0.722 (1, 7)															7	0	1	1	0	2	4			
Walt Dropo, R OBP: 0.432, SLG: 0.704 (1, 3)															5	1	1	1	2	1	3			
Al Zarilla, L OBP: 0.454, SLG: 0.532 (1, 9)															6	0	1	2	1	2	4			
Bobby Doerr, R OBP: 0.382, SLG: 0.476 (1, 4)															5	0	3	0	1	0	1			
Billy Goodman, L OBP: 0.380, SLG: 0.484 (1, 5)															3	0	0	0	0	0	4			
Vern Stephens, R OBP: 0.384, SLG: 0.585 (7, PH)															1	0	0	0	0	0	3			
Lou Stringer, R OBP: 0.214, SLG: 0.214 (8, 5)															2	0	0	0	0	2	2			
Matt Batts, R OBP: 0.303, SLG: 0.333 (1, 2)															6	0	1	0	0	0	3			
Mel Parnell, L OBP: 0.282, SLG: 0.229 (1, 1)															6	1	1	0	0	0	0			
<b>Inning Stats</b>	R: 2 E: 0 K: 2 S: 10	H: 3 LOB: 2 BB: 1 P: 14	R: 0 E: 0 K: 0 S: 3	H: 0 LOB: 0 BB: 0 P: 3	R: 2 E: 0 K: 0 S: 5	H: 2 LOB: 1 BB: 1 P: 9	R: 0 E: 0 K: 0 S: 5	H: 1 LOB: 0 BB: 0 P: 3	R: 0 E: 0 K: 0 S: 3	H: 0 LOB: 0 BB: 0 P: 3	R: 1 E: 0 K: 0 S: 5	H: 1 LOB: 3 BB: 1 P: 13	R: 0 E: 0 K: 0 S: 3	H: 0 LOB: 0 BB: 0 P: 3	R: 0 E: 0 K: 3 S: 10	H: 1 LOB: 2 BB: 1 P: 14	R: 0 E: 0 K: 0 S: 3	H: 0 LOB: 0 BB: 0 P: 3	R: 0 E: 0 K: 1 S: 5	H: 1 LOB: 1 BB: 0 P: 3	1B: 9 2B: 1 3B: 1 HR: 1	SF: 0 SAC: 0 DP: 1 HBP: 0	WP: 0 PB: 0 SB: 0 CS: 0	PA: 59
<b>PITCHER</b> Fred Hutchinson, R ERA: 5.33 (1, 1)	IP: 5.0 WLS: 5 BF: 25 H: 8 R: 5 ER: 5 SO: 2 BB: 3 IBB: 0 HBP: 0 BLK: 0 WP: 0 HR: 1 S: 26 P: 38 ERA: 9.00 WHIP: 2.200	<b>PITCHER</b>																						
Ted Gray, L ERA: 3.84 (6, 1)	IP: 9.0 WLS: 9 BF: 34 H: 4 R: 1 ER: 0 SO: 5 BB: 3 IBB: 0 HBP: 0 BLK: 0 WP: 0 HR: 0 S: 41 P: 53 ERA: 0.00 WHIP: 0.778																							

**Detroit Tigers @ Boston Red Sox**  
Fenway Park, Boston, MA  
Sun Jun 11 1950, 3:38 AM EDT  
Att. 34,906 - Unknown

AB: 53  
R: 6  
H: 12  
RBI: 6  
BB: 6  
SO: 7  
LOB: 24









Batter	1	2	3	4	5	6	7	8	9	AB	R	H	RBI	BB	SO	LOB	TOP			
Dom DiMaggio, R OBP: 0.428, SLG: 0.411	4-3		F8		4-3			K		4	0	0	0	0	1	1	<b>Boston Red Sox @ Cleveland Indians</b> Cleveland Municipal Stadium, Cleveland, OH Wed Jun 14 1950, 3:33 AM EDT Att: 28,368 - Unknown			
6 Johnny Pesky, L OBP: 0.457, SLG: 0.440	G3		HR			3-1		F8		3	1	0	0	1	0	1				
Ted Williams, L OBP: 0.473, SLG: 0.722	4-3		HR			F8		G3		4	1	1	2	0	0	1				
Vern Stephens, R OBP: 0.382, SLG: 0.588		HR	F8			F5		F9		4	1	1	1	0	0	0				
Walt Dropo, R OBP: 0.418, SLG: 0.674	5-3			5-3			6-3	F8		4	0	0	0	0	0	0				
Al Zarilla, L OBP: 0.448, SLG: 0.515				K			6-3	FC5-4		3	0	1	0	1	1	0				
Bobby Doerr, R OBP: 0.394, SLG: 0.523	F2			F5				FC5-4		4	0	1	0	0	0	2				
Matt Batts, R OBP: 0.278, SLG: 0.303	F9				3-1			1B		3	0	0	0	0	0	2				
Ellis Kinder, R OBP: 0.077, SLG: 0.077			K							2	0	0	0	0	2	0				
Billy Goodman, L OBP: 0.388, SLG: 0.489				K						1	0	1	0	0	0	0				
Earl Johnson, L OBP: 0.388, SLG: 0.489								1B		0	0	0	0	0	0	0				
<b>Inning Stats</b>	R: 0 E: 0 K: 0 S: 3	H: 0 LOB: 0 BB: 0 P: 3	R: 1 E: 0 K: 0 S: 5	H: 2 LOB: 1 BB: 0 P: 5	R: 2 E: 0 K: 1 S: 6	H: 1 LOB: 0 BB: 1 P: 10	R: 0 E: 0 K: 1 S: 5	H: 0 LOB: 0 BB: 0 P: 5	R: 0 E: 0 K: 0 S: 3	H: 0 LOB: 0 BB: 0 P: 3	R: 0 E: 0 K: 0 S: 4	H: 1 LOB: 1 BB: 0 P: 4	R: 0 E: 0 K: 1 S: 6	H: 1 LOB: 1 BB: 0 P: 6	R: 0 E: 0 K: 0 S: 3	H: 0 LOB: 1 BB: 1 P: 7	1B: 3 2B: 0 3B: 0 HR: 2	SF: 0 SAC: 0 DP: 0 HBP: 0	WP: 0 PB: 0 SB: 0 CS: 0	PA: 34
<b>PITCHER</b> Mike Garcia, R ERA: 3.88	IP: 9.0 WLS: W BF: 34 H: 5 R: 3 ER: 3 SO: 4 BB: 2 IBB: 0 HBP: 0 BLK: 0 WP: 0 HR: 2 S: 40 P: 48 ERA: 3.00 WHIP: 0.778																			

Batter	1	2	3	4	5	6	7	8	9	AB	R	H	RBI	BB	SO	LOB	BOTTOM			
Dale Mitchell, L OBP: 0.376, SLG: 0.384	F7		SH1-3 HR	1-3			L6			4	1	1	0	0	0	1	<b>Boston Red Sox @ Cleveland Indians</b> Cleveland Municipal Stadium, Cleveland, OH Wed Jun 14 1950, 3:33 AM EDT Att: 28,368 - Unknown			
Bob Kennedy, R OBP: 0.374, SLG: 0.516	1-3		SH1-3			FC5-4	F7			3	0	1	0	0	0	0				
Luke Easter, L OBP: 0.393, SLG: 0.483	K2-3		1-3		L6			K		4	0	0	0	0	2	2				
Larry Doby, L OBP: 0.459, SLG: 0.558		E	HR		FC5-4	CS		1B		3	3	2	2	1	0	1				
Al Rosen, R OBP: 0.376, SLG: 0.613		E9	HR		CS	5-3		1B		4	2	3	1	0	0	0				
Lou Boudreau, R OBP: 0.351, SLG: 0.358		1B	HR		1-2		HR	1B		4	1	3	2	0	0	0				
Joe Gordon, R OBP: 0.289, SLG: 0.364	F7			5-3		K		G5-4-3		4	0	0	0	0	1	4				
Jim Hegan, R OBP: 0.312, SLG: 0.391		1B	SH1-3		SH1-3	F4				3	0	2	1	0	0	0				
Mike Garcia, R OBP: 0.200, SLG: 0.280	K		SH1-3		SH1-3	6-3				2	0	0	0	0	1	1				
<b>Inning Stats</b>	R: 0 E: 0 K: 1 S: 5	H: 4 LOB: 1 BB: 0 P: 8	R: 3 E: 0 K: 0 S: 6	H: 3 LOB: 0 BB: 0 P: 6	R: 0 E: 0 K: 0 S: 4	H: 1 LOB: 1 BB: 0 P: 4	R: 0 E: 0 K: 0 S: 3	H: 1 LOB: 0 BB: 0 P: 3	R: 1 E: 0 K: 1 S: 6	H: 1 LOB: 0 BB: 0 P: 6	R: 0 E: 0 K: 0 S: 3	H: 0 LOB: 0 BB: 0 P: 3	R: 1 E: 0 K: 1 S: 6	H: 2 LOB: 1 BB: 1 P: 10	R: 0 E: 0 K: 0 S: 3	H: 0 LOB: 1 BB: 1 P: 7		1B: 8 2B: 1 3B: 0 HR: 3	SF: 0 SAC: 2 DP: 1 HBP: 0	WP: 0 PB: 0 SB: 0 CS: 1
<b>PITCHER</b> Ellis Kinder, R ERA: 5.05	IP: 7.0 WLS: L BF: 29 H: 10 R: 6 ER: 6 SO: 3 BB: 0 IBB: 0 HBP: 0 BLK: 0 WP: 0 HR: 3 S: 35 P: 35 ERA: 7.71 WHIP: 1.429																			
Earl Johnson, L ERA: 9.29	IP: 1.0 WLS: 5 BF: 2 H: 1 R: 1 ER: 1 SO: 1 BB: 0 IBB: 0 HBP: 0 BLK: 0 WP: 0 HR: 0 S: 6 P: 10 ERA: 9.00 WHIP: 3.000																			



Batter	1	2	3	4	5	6	7	8	9	AB	R	H	RBI	BB	SO	LOB	TOP			
<b>Dom DiMaggio, R</b> (1, 8) OBP: 0.425, SLG: 0.404	4-0 BB BB		1-3			1-3		4-3		3	0	0	0	1	0	0	<b>Boston Red Sox @ Cleveland Indians</b> Cleveland Municipal Stadium, Cleveland, OH Thu Jun 15 1950, 3:33 AM EDT Att: 12,684 - Unknown <a href="http://livebaseballscorecards.com">livebaseballscorecards.com</a>			
<b>6 Johnny Pesky, L</b> (1, 5) OBP: 0.456, SLG: 0.436	0-3 K		4-0 BB			F9		1B BB		2	0	0	0	2	1	1				
<b>Ted Williams, L</b> (1, 7) OBP: 0.469, SLG: 0.712	0-0 F7		4-3			F9		FC6-4 1B		4	0	1	0	0	0	2				
<b>Vern Stephens, R</b> (1, 6) OBP: 0.380, SLG: 0.581	4-0 PO BB					F8		1-2 FC6-4		3	0	0	0	1	1	2				
<b>Walt Dropo, R</b> (1, 3) OBP: 0.419, SLG: 0.676	0-0 PO 1-2		F7			4-3		E1 1B		4	0	2	0	0	0	0				
<b>Al Zarilla, L</b> (1, 9) OBP: 0.444, SLG: 0.515			1B 2B			4-3		E1 G6-4-3 1-2		4	1	1	0	0	0	2				
<b>Bobby Doerr, R</b> (1, 4) OBP: 0.396, SLG: 0.520			2H 1B			6-3		G6-4-3 1-2		3	0	1	1	1	0	1				
<b>Birdie Tebbetts, R</b> (1, 2) OBP: 0.388, SLG: 0.492			F4 1-2			6-3		BB		3	0	0	0	0	0	3				
<b>Walt Masterson, R</b> (1, 1) <b>Billy Goodman, L</b> (8, PH) <b>Earl Johnson, L</b> (8, 1)			F4			5-3		F7		2	0	0	0	0	0	0				
<b>Inning Stats</b>	R: 0 E: 0 K: 1 S: 4	H: 0 LOB: 1 BB: 2 P: 12	R: 1 E: 0 K: 0 S: 4	H: 2 LOB: 0 BB: 0 P: 4	R: 0 E: 0 K: 0 S: 3	H: 0 LOB: 1 BB: 1 P: 7	R: 0 E: 0 K: 0 S: 3	H: 0 LOB: 0 BB: 0 P: 3	R: 0 E: 0 K: 0 S: 3	H: 0 LOB: 0 BB: 0 P: 3	R: 0 E: 0 K: 1 S: 6	H: 1 LOB: 2 BB: 1 P: 10	R: 0 E: 0 K: 0 S: 4	H: 1 LOB: 2 BB: 1 P: 8	R: 0 E: 1 K: 0 S: 3	H: 1 LOB: 0 BB: 0 P: 3		1B: 3 2B: 2 3B: 0 HR: 0	SF: 0 SAC: 0 DP: 1 HBP: 0	WP: 0 PB: 0 SB: 0 CS: 1
<b>PITCHER</b> <b>Bob Lemon, R</b> (1, 1) ERA: 4.17	IP: 9.0 WLS: W BF: 34 H: 5 R: 1 ER: 1 SO: 2 BB: 5 IBB: 0 HBP: 0 BLK: 0 WP: 0 HR: 0 S: 33 P: 53 ERA: 1.00 WHIP: 1.111															<b>PITCHER</b>				

Batter	1	2	3	4	5	6	7	8	9	AB	R	H	RBI	BB	SO	LOB	BOTTOM			
<b>Dale Mitchell, L</b> (1, 7) OBP: 0.369, SLG: 0.376	0-0 L8		4-3			4-3		F7		4	0	0	0	0	0	0	<b>Boston Red Sox @ Cleveland Indians</b> Cleveland Municipal Stadium, Cleveland, OH Thu Jun 15 1950, 3:33 AM EDT Att: 12,684 - Unknown <a href="http://livebaseballscorecards.com">livebaseballscorecards.com</a>			
<b>Bob Kennedy, R</b> (1, 9) OBP: 0.371, SLG: 0.509	0-0 4-3		CS 1B			6-3		6-3		4	0	1	0	0	0	0				
<b>Luke Easter, L</b> (1, 3) OBP: 0.384, SLG: 0.469	0-0 4-3		1-2 K			G3		F8		4	0	0	0	0	1	1				
<b>Larry Doby, L</b> (1, 8) OBP: 0.455, SLG: 0.556			F7			L9		HR 2B		4	1	1	0	0	0	0				
<b>Al Rosen, R</b> (1, 5) OBP: 0.380, SLG: 0.628			BB 1B BB			F4		2H HR		2	1	1	2	1	0	0				
<b>Lou Boudreau, R</b> (1, 6) OBP: 0.357, SLG: 0.365			BB 1B			1B		F9		3	0	2	0	0	0	0				
<b>Joe Gordon, R</b> (1, 4) OBP: 0.290, SLG: 0.359			1-2 2-3 BB			F7		K		2	0	0	0	1	1	1				
<b>Jim Hegan, R</b> (1, 2) OBP: 0.306, SLG: 0.382			K			F4		F9		3	0	0	0	0	1	3				
<b>Bob Lemon, L</b> (1, 1) OBP: 0.373, SLG: 0.511			F7			HR		F5		3	1	1	1	0	0	3				
<b>Inning Stats</b>	R: 0 E: 0 K: 0 S: 3	H: 0 LOB: 0 BB: 0 P: 3	R: 0 E: 0 K: 1 S: 6	H: 1 LOB: 3 BB: 2 P: 14	R: 0 E: 0 K: 1 S: 5	H: 1 LOB: 1 BB: 0 P: 5	R: 0 E: 0 K: 0 S: 4	H: 1 LOB: 0 BB: 0 P: 4	R: 1 E: 0 K: 0 S: 4	H: 1 LOB: 0 BB: 0 P: 4	R: 2 E: 0 K: 1 S: 7	H: 2 LOB: 0 BB: 0 P: 7	R: 0 E: 0 K: 0 S: 3	H: 0 LOB: 0 BB: 0 P: 3	R: 0 E: 0 K: 0 S: 3	H: 0 LOB: 0 BB: 0 P: 3		1B: 3 2B: 2 3B: 0 HR: 2	SF: 0 SAC: 0 DP: 1 HBP: 0	WP: 0 PB: 0 SB: 0 CS: 1
<b>PITCHER</b> <b>Walt Masterson, R</b> (1, 1) ERA: 7.92 <b>Earl Johnson, L</b> (8, 1) ERA: 8.49	IP: 7.0 WLS: L BF: 28 H: 6 R: 3 ER: 3 SO: 3 BB: 2 IBB: 0 HBP: 0 BLK: 0 WP: 0 HR: 2 S: 32 P: 40 ERA: 3.86 WHIP: 1.143															<b>PITCHER</b>				











Batter	1	2	3	4	5	6	7	8	9	AB	R	H	RBI	BB	SO	LOB	TOP		
Dom DiMaggio, R OBP: 0.418, SLG: 0.406	0-3 K		0-0 1B		0-0 FC5		0-0 5-3		0-0 1-3	5	0	1	0	0	1	4			
6 Johnny Pesky, L OBP: 0.442, SLG: 0.415	0-0 4-3		0-0 4-3		0-0 E4				0-0 4-3	4	0	0	0	0	0	3			
Ted Williams, L OBP: 0.470, SLG: 0.707	4-0 FC5-4 BB			0-0 HR		0-0 FC6			0-0 F8	3	1	1	1	1	0	3			
Vern Stephens, R OBP: 0.374, SLG: 0.577	0-0 FC5-4			0-0 5-3					0-0 HR	4	1	1	1	0	0	1			
Walt Dropo, R OBP: 0.414, SLG: 0.655		0-0 P5		0-0 6-3					0-3 K	4	0	1	0	0	1	0			
Al Zarilla, L OBP: 0.429, SLG: 0.497		0-0 F7		0-3 K					0-0 F9	4	0	0	0	0	1	1			
Bobby Doerr, R OBP: 0.394, SLG: 0.510		0-0 F7			0-0 F9		0-0 F7		0-0 P4	4	0	0	0	0	0	1			
Birdie Tebbetts, R OBP: 0.390, SLG: 0.481			0-0 6-3		4-0 FC5 1B BB		0-0 1-3		0-0 1B	3	0	1	0	1	0	0			
Chuck Stobbs, L OBP: 0.515, SLG: 0.304			0-3 K		0-0 FC5 1B		0-0 G3		0-0 1B	1	0	0	0	0	1	0			
Al Papai, R OBP: 0.313, SLG: 0.154					6 E FC5 1B					1	0	1	0	0	0	0			
Billy Goodman, L OBP: 0.378, SLG: 0.479										1	0	0	0	0	0	0			
Jim Suchecki, R OBP: 0.350, SLG: 0.351										1	0	1	0	0	0	0			
<b>Inning Stats</b>	R: 0 E: 0 K: 1 S: 5	H: 0 LOB: 1 BB: 1 P: 9	R: 0 E: 0 K: 0 S: 3	H: 0 LOB: 0 BB: 0 P: 3	R: 0 E: 0 K: 1 S: 6	H: 1 LOB: 1 BB: 0 P: 6	R: 1 E: 0 K: 1 S: 6	H: 1 LOB: 0 BB: 0 P: 6	R: 0 E: 1 K: 0 S: 4	H: 1 LOB: 3 BB: 1 P: 9	R: 0 E: 0 K: 0 S: 3	H: 0 LOB: 0 BB: 0 P: 3	R: 1 E: 0 K: 1 S: 6	H: 1 LOB: 0 BB: 0 P: 6	R: 0 E: 0 K: 0 S: 5	H: 2 LOB: 2 BB: 0 P: 5	1B: 5 2B: 0 3B: 0 HR: 2	SF: 0 SAC: 0 DP: 0 HBP: 0	WP: 0 PA: 37 PB: 0 SB: 0 CS: 0
<b>PITCHER</b> Art Houtteman, R ERA: 3.28	IP: 9.0 WLS: W BF: 37 H: 7 R: 2 ER: 2 SO: 4 BB: 2 IBB: 0 HBP: 0 BLK: 0 WP: 0 HR: 2 S: 43 P: 51 ERA: 2.00 WHIP: 1.000															<b>PITCHER</b>			

**Boston Red Sox @ Detroit Tigers**  
Briggs Stadium, Detroit, MI  
Sun Jun 18 1950, 4:33 AM EDT  
Att: 36,714 - Unknown

AB 35  
R 2  
H 7  
RBI 2  
BB 2  
SO 4  
LOB 13



Batter	1	2	3	4	5	6	7	8	9	AB	R	H	RBI	BB	SO	LOB	BOTTOM		
Johnny Lipon, R OBP: 0.411, SLG: 0.402	0-0 HR 1B	0-0 FC5 2B	0-0 5-3		0-0 P3		0-0 5-3			5	2	1	0	0	0	2			
Jerry Priddy, R OBP: 0.357, SLG: 0.344	4-0 HR BB	0-0 1B 2B		0-0 F8		0-0 F8	0-0 F8			4	1	1	1	1	0	0			
George Kell, R OBP: 0.453, SLG: 0.557	0-0 1B HR	0-0 6-3		0-0 1B		0-0 P5		0-0 5-3		5	1	2	3	0	0	1			
Vic Wertz, L OBP: 0.362, SLG: 0.493	0-0 F8		4-0 1B BB	0-0 F7		4-0 HR BB		0-0 F8		3	2	0	0	2	0	1			
Hoot Evers, R OBP: 0.426, SLG: 0.663	0-0 6-3		0-0 P3	0-0 1B		0-0 HR		0-0 P3		5	1	2	2	0	0	1			
Johnny Groth, R OBP: 0.394, SLG: 0.490	4-0 BB		4-0 1B HR BB	0-0 P2		0-0 1B				2	1	1	0	2	0	2			
Don Kolloway, R OBP: 0.303, SLG: 0.397	0-0 F8		0-0 HR 1B		0-0 P3		0-0 1B			4	1	2	1	0	0	1			
Aaron Robinson, L OBP: 0.446, SLG: 0.545		0-0 FC5 SH1-4 1B	0-0 HR		0-0 1B		0-3 K			4	1	3	3	0	1	2			
Art Houtteman, R OBP: 0.297, SLG: 0.273		0-0 SH1-4	0-0 K		0-3 K		0-0 P6			3	0	0	0	0	2	1			
<b>Inning Stats</b>	R: 3 E: 0 K: 0 S: 5	H: 2 LOB: 1 BB: 2 P: 13	R: 1 E: 0 K: 0 S: 5	H: 2 LOB: 1 BB: 0 P: 5	R: 4 E: 0 K: 1 S: 7	H: 2 LOB: 0 BB: 2 P: 15	R: 0 E: 0 K: 0 S: 5	H: 2 LOB: 2 BB: 0 P: 5	R: 0 E: 0 K: 1 S: 6	H: 1 LOB: 1 BB: 0 P: 6	R: 2 E: 0 K: 1 S: 8	H: 3 LOB: 2 BB: 1 P: 12	R: 0 E: 0 K: 0 S: 3	H: 0 LOB: 0 BB: 0 P: 3	R: 0 E: 0 K: 0 S: 3	H: 0 LOB: 0 BB: 0 P: 3	1B: 8 2B: 1 3B: 0 HR: 3	SF: 0 SAC: 1 DP: 0 HBP: 0	WP: 0 PA: 41 PB: 0 SB: 0 CS: 0
<b>PITCHER</b> Chuck Stobbs, L ERA: 4.79	IP: 2.1 WLS: L BF: 17 H: 6 R: 8 ER: 8 SO: 8 BB: 4 IBB: 0 HBP: 0 BLK: 0 WP: 0 HR: 2 S: 13 P: 29 ERA: 30.86 WHIP: 4.286															<b>PITCHER</b>			
Al Papai, R ERA: 5.96	3.2 18 6 2 2 3 1 0 0 0 0 1 23 27 4.91 1.909																		
Jim Suchecki, R ERA: 4.5	2.0 6 0 0 0 0 0 0 0 0 0 0 6 6 0.00 0.000																		

**Boston Red Sox @ Detroit Tigers**  
Briggs Stadium, Detroit, MI  
Sun Jun 18 1950, 4:33 AM EDT  
Att: 36,714 - Unknown

AB 35  
R 10  
H 12  
RBI 10  
BB 5  
SO 3  
LOB 11









Batter	1	2	3	4	5	6	7	8	9	AB	R	H	RBI	BB	SO	LOB	TOP			
Dom DiMaggio, R OBP: 0.416, SLG: 0.400 (1, 8)	6-3		S 1B		G3-4-3 1B		SH5-3		F9	4	0	2	0	0	0	0				
Billy Goodman, L OBP: 0.370, SLG: 0.460 (1, 5)	4-3		F5		K		F9		FC5-4 BB	4	0	0	0	1	1	5				
Ted Williams, L OBP: 0.464, SLG: 0.689 (1, 7)	E4 BB		K		G3-4-3 1-2				K	4	0	0	0	1	2	3				
Vern Stephens, R OBP: 0.371, SLG: 0.564 (1, 6)	1-2 BB		F9				F7		FC5-4	4	0	0	0	1	0	5				
Walt Dropo, R OBP: 0.408, SLG: 0.652 (1, 3)	K				F9-5-6 BB 2B		4-3		K	3	1	0	0	1	2	2				
Bobby Doerr, R OBP: 0.394, SLG: 0.500 (1, 4)			K		F9-5-6 BB				1B	2	0	1	0	2	1	0				
Al Zarilla, L OBP: 0.422, SLG: 0.487 (1, 9)			F4		F9-5-6 1-2 2-3		F2		1B	4	0	1	0	0	0	3				
Birdie Tebbetts, R OBP: 0.399, SLG: 0.500 (7, PR)									F8	3	0	3	1	0	0	0				
Lou Stringer, R OBP: 0.214, SLG: 0.214 (7, 2)			FC6-4 1B				SH5-3 BB 1B			0	0	0	0	0	0	0				
Matt Batts, R OBP: 0.272, SLG: 0.316 (7, 2)					3-H 0-3				K	1	0	0	0	0	0	2				
Joe Dobson, R OBP: 0.286, SLG: 0.171 (7, PH)			FC6-4				SH5-3 BB			2	0	0	0	0	1	2				
Clyde Volmer, R OBP: 0.295, SLG: 0.309 (7, 1)										0	0	0	0	0	0	0				
Mickey Vernon, L OBP: 0.426, SLG: 0.389 (7, 1)										0	0	0	0	0	0	0				
Earl Johnson, L OBP: 0.193, SLG: 0.143 (8, PH)										1	0	0	0	0	1	2				
Buddy Rosar, R OBP: 0.193, SLG: 0.143 (8, 1)										0	0	0	0	0	0	0				
Al Pappal, R OBP: 0.133, SLG: 0.154 (8, 1)										0	0	0	0	0	0	0				
<b>Inning Stats</b>	R: 0 E: 1 K: 1 S: 6	H: 0 LOB: 2 BB: 1 P: 10	R: 0 E: 0 K: 1 S: 6	H: 1 LOB: 1 BB: 0 P: 6	R: 0 E: 0 K: 1 S: 6	H: 1 LOB: 1 BB: 0 P: 6	R: 1 E: 0 K: 1 S: 5	H: 1 LOB: 1 BB: 2 P: 13	R: 0 E: 0 K: 0 S: 3	H: 0 LOB: 1 BB: 1 P: 7	R: 0 E: 0 K: 0 S: 4	H: 1 LOB: 3 BB: 2 P: 12	R: 0 E: 0 K: 2 S: 9	H: 2 LOB: 2 BB: 0 P: 9	R: 0 E: 0 K: 1 S: 5	H: 0 LOB: 1 BB: 1 P: 9	1B: 6 2B: 2 3B: 0 HR: 0	SF: 0 SAC: 1 DP: 2 HBP: 0	WP: 0 PB: 0 SB: 1 CS: 0	PA: 40
<b>PITCHER</b> Billy Pierce, L ERA: 4.88 (1, 1)	IP: 9.0 WLS: W BF: 40	H: 7 R: 1 ER: 1 SO: 8	BB: 7 IBB: 0 HBP: 0 BLK: 0	WP: 0 HR: 0 S: 49 P: 77	ERA: 1.00 WHIP: 1.556															

**Boston Red Sox @ Chicago White Sox**  
Comiskey Park, Chicago, IL  
Wed Jun 21 1950, 4:33 AM EDT  
Att: 7,336 - Unknown

AB 32  
R 1  
H 7  
RBI 1  
BB 7  
SO 8  
LOB 24



Batter	1	2	3	4	5	6	7	8	9	AB	R	H	RBI	BB	SO	LOB	BOTTOM			
Chico Carrasquel, R OBP: 0.377, SLG: 0.370 (1, 6)	4-3		F5		BB		4-3			3	0	0	0	1	0	2				
Dave Philley, S OBP: 0.324, SLG: 0.378 (1, 9) (8, 8)	E4 1B		E5 G4-3		5-3				4-3	4	1	1	0	0	0	1				
Nellie Fox, L OBP: 0.326, SLG: 0.349 (1, 4)	1B F8 2-H		G4-3				FC1-6 1B		F6	4	1	2	1	0	0	1				
Mary Rickert, L OBP: 0.241, SLG: 0.297 (1, 7) (8, 9)					G1-6-3 1B		FC1-6 L4-3		4-3	4	0	2	0	0	0	1				
Eddie Robinson, L OBP: 0.380, SLG: 0.389 (1, 3)			F8		G1-6-3 1-2		L4-3			3	0	0	1	0	0	3				
Hank Majeski, R OBP: 0.361, SLG: 0.406 (1, 5)			5-3		F9				FC5-6 BB	2	0	0	0	1	0	1				
Phil Masi, R OBP: 0.396, SLG: 0.430 (1, 2)			F8				FC5-6 SH1-4 BB			3	1	1	1	0	0	1				
Jerry Scala, L OBP: 0.194, SLG: 0.138 (7, PH)			L5						SH1-4 BB	2	0	0	0	0	0	0				
Gus Zernial, R OBP: 0.337, SLG: 0.479 (8, 7)										0	0	0	0	1	0	0				
Billy Pierce, L OBP: 0.286, SLG: 0.231 (1, 1)			K				SH1-4			2	0	0	0	0	1	0				
<b>Inning Stats</b>	R: 2 E: 1 K: 0 S: 6	H: 3 LOB: 1 BB: 0 P: 6	R: 0 E: 0 K: 1 S: 5	H: 0 LOB: 0 BB: 0 P: 5	R: 0 E: 1 K: 0 S: 3	H: 0 LOB: 0 BB: 0 P: 3	R: 0 E: 0 K: 0 S: 3	H: 1 LOB: 0 BB: 0 P: 3	R: 1 E: 0 K: 0 S: 4	H: 1 LOB: 1 BB: 1 P: 8	R: 0 E: 0 K: 0 S: 3	H: 1 LOB: 0 BB: 2 P: 3	R: 0 E: 0 K: 0 S: 3	H: 0 LOB: 2 BB: 0 P: 11	R: 0 E: 0 K: 0 S: 3	H: 0 LOB: 0 BB: 0 P: 3	1B: 5 2B: 1 3B: 0 HR: 1	SF: 0 SAC: 1 DP: 3 HBP: 0	WP: 0 PB: 0 SB: 0 CS: 0	PA: 31
<b>PITCHER</b> Joe Dobson, R ERA: 3.98 (1, 1)	IP: 6.0 WLS: L BF: 23	H: 6 R: 3 ER: 3 SO: 1	BB: 1 IBB: 0 HBP: 0 BLK: 0	WP: 0 HR: 0 S: 24 P: 28	ERA: 4.50 WHIP: 1.167															
Mickey McDermott, L ERA: 5.27 (7, 1)	0.1	3	0	0	0	0	0	0	0	1	9	0.00	6.000							
Earl Johnson, L ERA: 6.03 (7, 1)	0.2	2	0	0	0	0	0	0	0	2	2	0.00	0.000							
Al Pappal, R ERA: 4.95 (8, 1)	1.0	3	0	0	0	0	0	0	0	3	3	0.00	0.000							

**Boston Red Sox @ Chicago White Sox**  
Comiskey Park, Chicago, IL  
Wed Jun 21 1950, 4:33 AM EDT  
Att: 7,336 - Unknown

AB 27  
R 3  
H 6  
RBI 3  
BB 3  
SO 1  
LOB 10







Batter	1	2	3	4	5	6	7	8	9	AB	R	H	RBI	BB	SO	LOB	TOP					
Dom DiMaggio, R (1, 8) OBP: 0.413, SLG: 0.411	F7		F4			HR		F4		4	1	1	1	0	0	1	<b>Boston Red Sox @ Chicago White Sox</b> Comiskey Park, Chicago, IL Thu Jun 22 1950, 4:33 AM EDT Att: 7,807 - Unknown					
Billy Goodman, L (1, 5) OBP: 0.357, SLG: 0.442	4-3			4-3		F9		F9		4	0	0	0	0	0	1						
Ted Williams, L (1, 7) OBP: 0.461, SLG: 0.686	K			3-1		4-3			E 1B 2B	4	1	1	0	0	1	0						
Vern Stephens, R (1, 6) OBP: 0.373, SLG: 0.561		BB		E5 FC6-4			FC5-4 1B		E6 1B	3	0	1	0	1	0	1						
Walt Dropo, R (1, 3) OBP: 0.401, SLG: 0.639	F8			FC6-4 1-2		FC5-4 1-2		F4		4	0	0	0	0	0	5						
Al Zarilla, L (1, 9) OBP: 0.419, SLG: 0.482	F2				K		K			4	0	1	1	0	2	2						
Bobby Doerr, R (1, 4) OBP: 0.387, SLG: 0.491	K				K		6-3		1B	4	0	0	0	0	2	4						
Birdie Tebbetts, R (1, 2) OBP: 0.397, SLG: 0.493			5-3		F7					2	0	0	0	1	0	0						
Lou Stringer, R (8, PR) OBP: 0.514, SLG: 0.214										0	0	0	0	0	0	0						
Matt Batts, R (8, 2) OBP: 0.272, SLG: 0.316										0	0	0	0	0	0	0						
Tom Wright, L (9, PH) OBP: 0.344, SLG: 0.345										1	0	0	0	0	1	2						
Mel Parnell, L (1, 1) OBP: 0.267, SLG: 0.220			4-3			K		F9		3	0	0	0	0	1	1						
<b>Inning Stats</b>	R: 0 E: 0 K: 1 S: 5	H: 0 LOB: 0 BB: 0 P: 5	R: 0 E: 0 K: 1 S: 5	H: 0 LOB: 1 BB: 1 P: 9	R: 0 E: 0 K: 0 S: 3	H: 0 LOB: 0 BB: 0 P: 3	R: 0 E: 1 K: 0 S: 4	H: 0 LOB: 1 BB: 0 P: 4	R: 0 E: 0 K: 2 S: 7	H: 0 LOB: 0 BB: 0 P: 7	R: 1 E: 0 K: 1 S: 6	H: 1 LOB: 0 BB: 0 P: 6	R: 0 E: 0 K: 1 S: 6	H: 1 LOB: 1 BB: 0 P: 6	R: 0 E: 0 K: 0 S: 3	H: 0 LOB: 1 BB: 1 P: 7	R: 1 E: 1 K: 1 S: 8	H: 2 LOB: 2 BB: 0 P: 8	1B: 2 2B: 1 3B: 0 HR: 1	SF: 0 SAC: 0 DP: 0 HBP: 0	WP: 0 PB: 0 SB: 0 CS: 0	PA: 35
<b>PITCHER</b> Ray Scarborough, R (1, 1) ERA: 3.39	IP: 9.0 WLS: W BF: 35 H: 4 R: 2 ER: 2 SO: 7 BB: 2 IBB: 0 HBP: 0 BLK: 0 WP: 0 HR: 1 S: 47 P: 55 ERA: 2.00 WHIP: 0.667															<b>PITCHER</b>						

Batter	1	2	3	4	5	6	7	8	9	AB	R	H	RBI	BB	SO	LOB	BOTTOM			
Chico Carrasquel, R (1, 6) OBP: 0.379, SLG: 0.373	G5-4-3 HR 1B	K			F9			1-2 1B		4	1	2	0	0	1	1	<b>Boston Red Sox @ Chicago White Sox</b> Comiskey Park, Chicago, IL Thu Jun 22 1950, 4:33 AM EDT Att: 7,807 - Unknown			
Dave Philley, S (1, 8) OBP: 0.323, SLG: 0.376	G5-4-3 1-2 1B		5-3		F6		F9			4	0	1	0	0	0	3				
Phil Masi, R (1, 2) OBP: 0.399, SLG: 0.428	G5-4-3 1-2 2-3		F9			CS BB		E 1B 1B		3	1	1	0	1	0	2				
Gus Zernial, R (1, 7) OBP: 0.340, SLG: 0.477	HR BB		1-3			K	1-2	E7 1B		3	1	1	0	1	1	1				
Eddie Robinson, L (1, 3) OBP: 0.386, SLG: 0.411	HR			5-3		FC5-4 1B		1B 1B		4	1	3	4	0	0	0				
Hank Majeski, R (1, 5) OBP: 0.363, SLG: 0.407	1B			F9		FC5-4 1-2		1B 1B		4	0	2	0	0	0	1				
Mary Rickert, L (1, 9) OBP: 0.229, SLG: 0.282	K			1-3				F8		4	0	0	0	0	2	2				
Nellie Fox, L (1, 4) OBP: 0.327, SLG: 0.348		4-3				SH5-4 1B		6-3		3	0	1	0	0	0	0				
Ray Scarborough, R (1, 1) OBP: 0.189, SLG: 0.194	G3				SH5-4 1-2			1B 1B		2	0	1	0	0	0	0				
<b>Inning Stats</b>	R: 3 E: 0 K: 1 S: 8	H: 4 LOB: 1 BB: 1 P: 12	R: 0 E: 0 K: 1 S: 5	H: 0 LOB: 0 BB: 0 P: 5	R: 0 E: 0 K: 0 S: 3	H: 0 LOB: 0 BB: 0 P: 3	R: 0 E: 0 K: 0 S: 3	H: 0 LOB: 0 BB: 0 P: 3	R: 0 E: 0 K: 1 S: 5	H: 1 LOB: 1 BB: 0 P: 4	R: 0 E: 0 K: 1 S: 5	H: 1 LOB: 1 BB: 1 P: 9	R: 0 E: 0 K: 0 S: 5	H: 2 LOB: 2 BB: 0 P: 5	R: 1 E: 1 K: 1 S: 7	H: 4 LOB: 1 BB: 0 P: 7		1B: 11 2B: 1 3B: 0 HR: 1	SF: 0 SAC: 1 DP: 2 HBP: 0	WP: 0 PB: 0 SB: 0 CS: 1
<b>PITCHER</b> Mel Parnell, L (1, 1) ERA: 4.11	IP: 8.0 WLS: L BF: 34 H: 12 R: 4 ER: 4 SO: 4 BB: 2 IBB: 0 HBP: 0 BLK: 0 WP: 0 HR: 1 S: 40 P: 48 ERA: 4.50 WHIP: 1.750															<b>PITCHER</b>				



Batter	1	2	3	4	5	6	7	8	9	AB	R	H	RBI	BB	SO	LOB	TOP																		
<a href="#">Dom DiMaggio, R</a> (1, 8) OBP: 0.413, SLG: 0.411											0	0	0	0	0	0	0	<b>Boston Red Sox @ St. Louis Browns</b> Sportsman's Park, St. Louis, MO Fri Jun 23 1950, 4:33 AM EDT Att: 5,415 - Unknown <a href="http://livebaseballscorecards.com">livebaseballscorecards.com</a>																	
<a href="#">Billy Goodman, L</a> (1, 5) OBP: 0.357, SLG: 0.442											0	0	0	0	0	0	0																		
<a href="#">Ted Williams, L</a> (1, 7) OBP: 0.461, SLG: 0.686											0	0	0	0	0	0	0																		
<a href="#">Vern Stephens, R</a> (1, 6) OBP: 0.373, SLG: 0.561											0	0	0	0	0	0	0																		
<a href="#">Walt Dropo, R</a> (1, 3) OBP: 0.401, SLG: 0.639											0	0	0	0	0	0	0																		
<a href="#">Al Zarilla, L</a> (1, 9) OBP: 0.419, SLG: 0.482											0	0	0	0	0	0	0																		
<a href="#">Bobby Doerr, R</a> (1, 4) OBP: 0.387, SLG: 0.491											0	0	0	0	0	0	0																		
<a href="#">Matt Batts, R</a> (1, 2) OBP: 0.272, SLG: 0.316											0	0	0	0	0	0	0																		
<a href="#">Chuck Stobbs, L</a> (1, 1) OBP: 0.515, SLG: 0.304											0	0	0	0	0	0	0																		
<b>Inning Stats</b>											1B: 0	SF: 0	2B: 0	SAC: 0	3B: 0	DP: 0	HR: 0	HBP: 0	WP: 0	PA: 0	FB: 0	SB: 0	CS: 0												
<b>PITCHER</b> <a href="#">Harry Dorish, R</a> (1, 1) ERA: 5.44	IP	WLS	BF	H	R	ER	SO	BB	IBB	HBP	BLK	WP	HR	S	P	ERA	WHIP	<b>PITCHER</b>	IP	WLS	BF	H	R	ER	SO	BB	IBB	HBP	BLK	WP	HR	S	P	ERA	WHIP

Batter	1	2	3	4	5	6	7	8	9	AB	R	H	RBI	BB	SO	LOB	BOTTOM																		
<a href="#">Snuffy Stirrweiss, R</a> (1, 5) OBP: 0.308, SLG: 0.333											0	0	0	0	0	0	0	<b>Boston Red Sox @ St. Louis Browns</b> Sportsman's Park, St. Louis, MO Fri Jun 23 1950, 4:33 AM EDT Att: 5,415 - Unknown <a href="http://livebaseballscorecards.com">livebaseballscorecards.com</a>																	
<a href="#">Dick Kokos, L</a> (1, 9) OBP: 0.412, SLG: 0.497											0	0	0	0	0	0	0																		
<a href="#">Sherm Lollar, R</a> (1, 2) OBP: 0.378, SLG: 0.532											0	0	0	0	0	0	0																		
<a href="#">Don Lenhardt, R</a> (1, 3) OBP: 0.388, SLG: 0.524											0	0	0	0	0	0	0																		
<a href="#">Ken Wood, R</a> (1, 7) OBP: 0.353, SLG: 0.545											0	0	0	0	0	0	0																		
<a href="#">Owen Friend, R</a> (1, 4) OBP: 0.359, SLG: 0.374											0	0	0	0	0	0	0																		
<a href="#">Roy Sievers, R</a> (1, 8) OBP: 0.286, SLG: 0.307											0	0	0	0	0	0	0																		
<a href="#">Tom Upton, R</a> (1, 6) OBP: 0.317, SLG: 0.262											0	0	0	0	0	0	0																		
<a href="#">Harry Dorish, R</a> (1, 1) OBP: 0.409, SLG: 0.353											0	0	0	0	0	0	0																		
<b>Inning Stats</b>											1B: 0	SF: 0	2B: 0	SAC: 0	3B: 0	DP: 0	HR: 0	HBP: 0	WP: 0	PA: 0	FB: 0	SB: 0	CS: 0												
<b>PITCHER</b> <a href="#">Chuck Stobbs, L</a> (1, 1) ERA: 4.79	IP	WLS	BF	H	R	ER	SO	BB	IBB	HBP	BLK	WP	HR	S	P	ERA	WHIP	<b>PITCHER</b>	IP	WLS	BF	H	R	ER	SO	BB	IBB	HBP	BLK	WP	HR	S	P	ERA	WHIP



Batter	1	2	3	4	5	6	7	8	9	AB	R	H	RBI	BB	SO	LOB	TOP																	
<a href="#">Dom DiMaggio, R</a> (1, 8) OBP: 0.411, SLG: 0.414											0	0	0	0	0	0	0	<b>Boston Red Sox @ St. Louis Browns</b> Sportsman's Park, St. Louis, MO Sat Jun 24 1950, 4:33 AM EDT Att: 2,486 - Unknown <a href="http://livebaseballscorecards.com">livebaseballscorecards.com</a>																
<a href="#">Billy Goodman, L</a> (1, 5) OBP: 0.373, SLG: 0.455											0	0	0	0	0	0	0																	
<a href="#">Ted Williams, L</a> (1, 7) OBP: 0.465, SLG: 0.687											0	0	0	0	0	0	0																	
<a href="#">Vern Stephens, R</a> (1, 6) OBP: 0.369, SLG: 0.552											0	0	0	0	0	0	0																	
<a href="#">Walt Dropo, R</a> (1, 3) OBP: 0.410, SLG: 0.643											0	0	0	0	0	0	0																	
<a href="#">Al Zarilla, L</a> (1, 9) OBP: 0.414, SLG: 0.472											0	0	0	0	0	0	0																	
<a href="#">Bobby Doerr, R</a> (1, 4) OBP: 0.384, SLG: 0.489											0	0	0	0	0	0	0																	
<a href="#">Birdie Tebbetts, R</a> (1, 2) OBP: 0.397, SLG: 0.493											0	0	0	0	0	0	0																	
<a href="#">Ellis Kinder, R</a> (1, 1) OBP: 0.167, SLG: 0.200											0	0	0	0	0	0	0																	
<a href="#">Inning Stats</a>											1B: 0	SF: 0	2B: 0	SAC: 0	3B: 0	DP: 0	HR: 0		HBP: 0	WP: 0	PA: 0	<b>AB</b> 0 <b>R</b> 0 <b>H</b> 0 <b>RBI</b> 0 <b>BB</b> 0 <b>SO</b> 0 <b>LOB</b> 0												
<b>PITCHER</b> <a href="#">Cliff Fannin, R</a> (1, 1) ERA: 9.27	IP	WLS	BF	H	R	ER	SO	BB	IBB	HBP	BLK	WP	HR	S	P	ERA	WHIP																	
<b>PITCHER</b>																		IP	WLS	BF	H	R	ER	SO	BB	IBB	HBP	BLK	WP	HR	S	P	ERA	WHIP

Batter	1	2	3	4	5	6	7	8	9	AB	R	H	RBI	BB	SO	LOB	BOTTOM																	
<a href="#">Snuffy Stirrweiss, R</a> (1, 4) OBP: 0.387, SLG: 0.375											0	0	0	0	0	0	0	<b>Boston Red Sox @ St. Louis Browns</b> Sportsman's Park, St. Louis, MO Sat Jun 24 1950, 4:33 AM EDT Att: 2,486 - Unknown <a href="http://livebaseballscorecards.com">livebaseballscorecards.com</a>																
<a href="#">Dick Kokos, L</a> (1, 9) OBP: 0.407, SLG: 0.505											0	0	0	0	0	0	0																	
<a href="#">Sherm Lollar, R</a> (1, 2) OBP: 0.374, SLG: 0.521											0	0	0	0	0	0	0																	
<a href="#">Jim Delsing, L</a> (1, 8) OBP: 0.400, SLG: 0.318											0	0	0	0	0	0	0																	
<a href="#">Don Lenhardt, R</a> (1, 3) OBP: 0.398, SLG: 0.534											0	0	0	0	0	0	0																	
<a href="#">Ray Coleman, L</a> (1, 7) OBP: 0.324, SLG: 0.430											0	0	0	0	0	0	0																	
<a href="#">Bill Sommers, R</a> (1, 5) OBP: 0.356, SLG: 0.308											0	0	0	0	0	0	0																	
<a href="#">Tom Upton, R</a> (1, 6) OBP: 0.309, SLG: 0.254											0	0	0	0	0	0	0																	
<a href="#">Cliff Fannin, L</a> (1, 1) OBP: 0.133, SLG: 0.200											0	0	0	0	0	0	0																	
<a href="#">Inning Stats</a>											1B: 0	SF: 0	2B: 0	SAC: 0	3B: 0	DP: 0	HR: 0		HBP: 0	WP: 0	PA: 0	<b>AB</b> 0 <b>R</b> 0 <b>H</b> 0 <b>RBI</b> 0 <b>BB</b> 0 <b>SO</b> 0 <b>LOB</b> 0												
<b>PITCHER</b> <a href="#">Ellis Kinder, R</a> (1, 1) ERA: 4.89	IP	WLS	BF	H	R	ER	SO	BB	IBB	HBP	BLK	WP	HR	S	P	ERA	WHIP																	
<b>PITCHER</b>																		IP	WLS	BF	H	R	ER	SO	BB	IBB	HBP	BLK	WP	HR	S	P	ERA	WHIP



Batter	1	2	3	4	5	6	7	8	9	AB	R	H	RBI	BB	SO	LOB	TOP				
<b>Dom DiMaggio, R</b> OBP: 0.403, SLG: 0.406 (1.8)	F8		F9	FC6-4			6-3		1B WP	5	1	1	1	0	0	1	<b>Boston Red Sox @ St. Louis Browns</b> Sportsman's Park, St. Louis, MO Sun Jun 25 1950, 4:33 AM EDT Unknown				
<b>Billy Goodman, L</b> OBP: 0.387, SLG: 0.462 (1.5)	6-3			F8	F9		4-3		WP F9	5	1	1	1	0	0	0					
<b>Ted Williams, L</b> OBP: 0.466, SLG: 0.691 (1.7)	4-1			BB 1B	HR		F8		1-3 3-H 4-0 BB	4	2	2	0	1	0	0					
<b>Vern Stephens, R</b> OBP: 0.373, SLG: 0.558 (1.6)		FC4-6 1B		BB 1B 2B	F8			F5	F9	4	1	1	1	1	0	2					
<b>Walt Dropo, R</b> OBP: 0.397, SLG: 0.631 (1.3)	F9			F8	HR			5-3	F3	5	1	1	2	0	0	4					
<b>Al Zarilla, L</b> OBP: 0.419, SLG: 0.480 (1.9)	F7			BB 2B	G3			F4		4	1	1	1	0	0	1					
<b>Bobby Doerr, R</b> OBP: 0.390, SLG: 0.504 (1.4)	FC4-6 1-2			BB 2B		F8			F9	3	1	0	0	1	0	1					
<b>Birdie Tebbetts, R</b> OBP: 0.400, SLG: 0.490 (1.2)			F8			F9				4	1	2	3	0	0	0					
<b>Lou Stringer, R</b> OBP: 0.214, SLG: 0.214 (0. PR)				1B					1B	0	1	0	0	0	0	0					
<b>Matt Batts, R</b> OBP: 0.269, SLG: 0.320 (0. PR)				1B 2B					1B	0	0	0	0	0	0	0					
<b>Joe Dobson, R</b> OBP: 0.289, SLG: 0.184 (1.1)									1B	3	0	1	1	0	2	0					
<b>Al Papai, R</b> OBP: 0.313, SLG: 0.154 (0. PR)										0	0	0	0	0	0	0					
<b>Mickey McDermott, L</b> OBP: 0.500, SLG: 0.500 (0. PR)										0	0	0	0	0	0	0					
<b>Mel Parnell, L</b> OBP: 0.283, SLG: 0.238 (0. PR)				FC6-4 1B					2B 1B	1	1	1	0	0	0	0					
<b>Inning Stats</b>	R: 0 E: 0 K: 0 S: 3	H: 0 LOB: 0 BB: 0 P: 3	R: 0 E: 0 K: 0 S: 4	H: 1 LOB: 1 BB: 0 P: 4	R: 0 E: 0 K: 1 S: 5	H: 0 LOB: 0 BB: 0 P: 5	R: 5 E: 0 K: 0 S: 7	H: 4 LOB: 1 BB: 2 P: 15	R: 2 E: 0 K: 0 S: 5	H: 2 LOB: 0 BB: 0 P: 5	R: 0 E: 0 K: 0 S: 3	H: 0 LOB: 0 BB: 0 P: 3	R: 0 E: 0 K: 0 S: 3	H: 0 LOB: 0 BB: 0 P: 3	R: 4 E: 0 K: 0 S: 7	H: 4 LOB: 1 BB: 1 P: 11	1B: 8 2B: 2 3B: 0 HR: 1	SF: 0 SAC: 0 DP: 0 HBP: 0	WP: 2 PB: 0 SB: 0 CS: 0	PA: 41	
<b>PITCHER</b>	IP	WLS	BF	H	R	ER	SO	BB	IBB	HBP	BLK	WP	HR	S	P	ERA	WHIP				
<b>Ned Garver, R</b> ERA: 3.92 (1.1)	8.0	L	33	7	7	7	2	2	0	0	0	0	1	35	43	7.88	1.125				
<b>Duane Pillette, R</b> ERA: 6.08 (0. PR)	0.1		5	4	4	4	0	0	0	0	0	0	0	5	5	108.00	12.000				
<b>Cuddles Marshall, R</b> ERA: 12.94 (0. PR)	0.2		3	0	0	0	0	1	0	0	0	1	0	2	6	0.00	1.500				


AB	38
R	11
H	11
RBI	10
BB	3
SO	2
LOB	9




Batter	1	2	3	4	5	6	7	8	9	AB	R	H	RBI	BB	SO	LOB	BOTTOM					
<b>Ray Coleman, L</b> OBP: 0.319, SLG: 0.421 (1.7)	6-3				G4-6-3					3	0	1	0	1	0	1	<b>Boston Red Sox @ St. Louis Browns</b> Sportsman's Park, St. Louis, MO Sun Jun 25 1950, 4:33 AM EDT Unknown					
<b>Les Moss, R</b> OBP: 0.377, SLG: 0.190 (0. PH)										1	0	1	1	0	0	0						
<b>Tommy Fine, S</b> OBP: 0.333, SLG: 0.500 (0. PR)										0	0	0	0	0	0	0						
<b>Duane Pillette, R</b> OBP: 0.500, SLG: 0.500 (0. PR)										0	0	0	0	0	0	0						
<b>Cuddles Marshall, R</b> OBP: 0.500, SLG: 0.500 (0. PR)										0	0	0	0	0	0	0						
<b>Snuffy Stirrweiss, R</b> OBP: 0.390, SLG: 0.323 (1.4)	F8		G6-4-3		6-3			1-5		4	0	0	0	1	0	3						
<b>Sherm Lollar, R</b> OBP: 0.375, SLG: 0.513 (1.2)			5-3			F6	FC6-4	6-3		5	0	1	0	0	0	3						
<b>Dick Kokos, L</b> OBP: 0.411, SLG: 0.505 (1.9)				G3		1B		BB 1B	F8	4	1	2	0	1	0	0						
<b>Don Lenhardt, R</b> OBP: 0.400, SLG: 0.525 (1.3)	F7			1B		F7		BB 1B	G6-4-3	3	1	1	0	2	0	3						
<b>Jim Deising, L</b> OBP: 0.426, SLG: 0.333 (1.8)			F2		FC6-4		FC6-4	1B	G6-4-3	4	1	2	0	1	0	1						
<b>Bill Sommers, R</b> OBP: 0.340, SLG: 0.283 (1.5)					F7		FC6-4			3	1	1	1	1	0	4						
<b>Tom Upton, R</b> OBP: 0.318, SLG: 0.263 (1.6)										3	1	1	1	1	0	2						
<b>Ned Garver, R</b> ERA: 3.88 (1.1)										3	0	1	0	0	0	2						
<b>Ken Wood, R</b> OBP: 0.352, SLG: 0.543 (0. PH)			G6-4-3							1	0	1	2	0	0	0						
<b>Inning Stats</b>	R: 0 E: 0 K: 0 S: 4	H: 1 LOB: 2 BB: 1 P: 8	R: 0 E: 0 K: 0 S: 3	H: 1 LOB: 1 BB: 1 P: 7	R: 0 E: 0 K: 0 S: 2	H: 0 LOB: 0 BB: 1 P: 6	R: 0 E: 0 K: 0 S: 4	H: 1 LOB: 2 BB: 1 P: 8	R: 0 E: 0 K: 0 S: 3	H: 1 LOB: 0 BB: 0 P: 3	R: 0 E: 0 K: 0 S: 5	H: 2 LOB: 2 BB: 0 P: 5	R: 0 E: 0 K: 0 S: 4	H: 1 LOB: 2 BB: 1 P: 8	R: 5 E: 0 K: 0 S: 7	H: 5 LOB: 1 BB: 2 P: 15	R: 0 E: 0 K: 0 S: 2	H: 0 LOB: 0 BB: 1 P: 6	1B: 10 2B: 3 3B: 0 HR: 0	SF: 0 SAC: 0 DP: 5 HBP: 0	WP: 0 PB: 0 SB: 0 CS: 0	PA: 42
<b>PITCHER</b>	IP	WLS	BF	H	R	ER	SO	BB	IBB	HBP	BLK	WP	HR	S	P	ERA	WHIP					
<b>Joe Dobson, R</b> ERA: 3.88 (1.1)	7.0	W	33	9	3	3	0	6	0	0	0	0	0	1	5	3.86	2.143					
<b>Al Papai, R</b> ERA: 5.36 (0. PR)	0.0		2	1	0	0	0	1	0	0	0	0	0	1	5	∞	∞					
<b>Mickey McDermott, L</b> ERA: 4.94 (0. PR)	0.0		2	2	2	2	0	0	0	0	0	0	0	2	2	∞	∞					
<b>Mel Parnell, L</b> ERA: 4.03 (0. PR)	2.0	S	5	0	0	0	0	1	0	0	0	0	0	4	8	0.00	0.500					





Batter	1	2	3	4	5	6	7	8	9	AB	R	H	RBI	BB	SO	LOB	TOP																		
<a href="#">Dom DiMaggio, R</a> (1, 8) OBP: 0.405, SLG: 0.406											0	0	0	0	0	0	0	<b>Boston Red Sox @ St. Louis Browns</b> Sportsman's Park, St. Louis, MO Sun Jun 25 1950, 4:38 AM EDT Att: 7,415 - Unknown <a href="http://livebaseballscorecards.com">livebaseballscorecards.com</a>																	
<a href="#">Billy Goodman, L</a> (1, 5) OBP: 0.397, SLG: 0.462											0	0	0	0	0	0	0																		
<a href="#">Ted Williams, L</a> (1, 7) OBP: 0.466, SLG: 0.691											0	0	0	0	0	0	0																		
<a href="#">Vern Stephens, R</a> (1, 6) OBP: 0.373, SLG: 0.558											0	0	0	0	0	0	0																		
<a href="#">Walt Dropo, R</a> (1, 3) OBP: 0.397, SLG: 0.631											0	0	0	0	0	0	0																		
<a href="#">Bobby Doerr, R</a> (1, 4) OBP: 0.390, SLG: 0.504											0	0	0	0	0	0	0																		
<a href="#">Al Zarilla, L</a> (1, 9) OBP: 0.419, SLG: 0.480											0	0	0	0	0	0	0																		
<a href="#">Matt Batts, R</a> (1, 2) OBP: 0.269, SLG: 0.320											0	0	0	0	0	0	0																		
<a href="#">Walt Masterson, R</a> (1, 1)											0	0	0	0	0	0	0																		
<b>Inning Stats</b>											1B: 0	SF: 0	WP: 0	PA: 0	2B: 0	SAC: 0	FB: 0	3B: 0	DP: 0	SB: 0	CS: 0	HR: 0	HBP: 0												
<b>PITCHER</b> <a href="#">Stubby Overmire, L</a> (1, 1) ERA: 6.99	IP	WLS	BF	H	R	ER	SO	BB	IBB	HBP	BLK	WP	HR	S	P	ERA	WHIP																		
																		<b>PITCHER</b>	IP	WLS	BF	H	R	ER	SO	BB	IBB	HBP	BLK	WP	HR	S	P	ERA	WHIP

Batter	1	2	3	4	5	6	7	8	9	AB	R	H	RBI	BB	SO	LOB	BOTTOM																		
<a href="#">Snuffy Stirnweiss, R</a> (1, 4) OBP: 0.390, SLG: 0.323											0	0	0	0	0	0	0	<b>Boston Red Sox @ St. Louis Browns</b> Sportsman's Park, St. Louis, MO Sun Jun 25 1950, 4:38 AM EDT Att: 7,415 - Unknown <a href="http://livebaseballscorecards.com">livebaseballscorecards.com</a>																	
<a href="#">Jim Delsing, L</a> (1, 8) OBP: 0.429, SLG: 0.333											0	0	0	0	0	0	0																		
<a href="#">Don Lenhardt, R</a> (1, 3) OBP: 0.400, SLG: 0.525											0	0	0	0	0	0	0																		
<a href="#">Dick Kokos, L</a> (1, 9) OBP: 0.411, SLG: 0.505											0	0	0	0	0	0	0																		
<a href="#">Ken Wood, R</a> (1, 7) OBP: 0.352, SLG: 0.543											0	0	0	0	0	0	0																		
<a href="#">Les Moss, R</a> (1, 2) OBP: 0.327, SLG: 0.190											0	0	0	0	0	0	0																		
<a href="#">Bill Sommers, R</a> (1, 5) OBP: 0.340, SLG: 0.283											0	0	0	0	0	0	0																		
<a href="#">Tom Upton, R</a> (1, 6) OBP: 0.318, SLG: 0.263											0	0	0	0	0	0	0																		
<a href="#">Stubby Overmire, R</a> (1, 1) OBP: 0.529, SLG: 0.200											0	0	0	0	0	0	0																		
<b>Inning Stats</b>											1B: 0	SF: 0	WP: 0	PA: 0	2B: 0	SAC: 0	FB: 0	3B: 0	DP: 0	SB: 0	CS: 0	HR: 0	HBP: 0												
<b>PITCHER</b> <a href="#">Walt Masterson, R</a> (1, 1) ERA: 7.92	IP	WLS	BF	H	R	ER	SO	BB	IBB	HBP	BLK	WP	HR	S	P	ERA	WHIP																		
																		<b>PITCHER</b>	IP	WLS	BF	H	R	ER	SO	BB	IBB	HBP	BLK	WP	HR	S	P	ERA	WHIP



Batter	1	2	3	4	5	6	7	8	9	10	11	AB	R	H	RBI	BB	SO	LOB	TOP							
Dom DiMaggio, R OBP: 0.389, SLG: 0.390 (1.8)	F3	K2-3		K2-3		F9		F8		G4-6-3	L5	7	0	0	0	0	2	9								
Billy Goodman, L OBP: 0.374, SLG: 0.462 (1.5)	1-3		HR	2B	1B	G3		F2		6-3		6	1	2	1	0	0	3								
Ted Williams, L OBP: 0.466, SLG: 0.700 (1.7)	2B		HR	2B			G5-4-3 BB		F5		G3	5	1	3	2	1	0	0								
Vern Stephens, R OBP: 0.370, SLG: 0.543 (1.6)	F9		F6	6-3			G5-4-3 1-2f		L7		1B BB	5	1	0	0	1	0	4								
Walt Dropo, R OBP: 0.399, SLG: 0.632 (1.3)		6-3	F8		1-3		FC6-4 1B		1B 1B		F9	6	0	2	0	0	0	1								
Bobby Doerr, R OBP: 0.390, SLG: 0.496 (1.4)		BB 2B	BB	BB		F7	FC6-4 1-2f		1B		BB 1B HBP	4	2	2	0	2	0	1								
Al Zarilla, L OBP: 0.427, SLG: 0.486 (1.9)		2B BB	F7		1-3			FC4-6 HBP	1-2 2-3	1B	HBP BB 1B	4	1	2	1	1	0	1								
Birdie Tebbetts, R OBP: 0.404, SLG: 0.487 (1.2)	K			SH3 1B			SH1-4 1B	FC4-6 E 1-2f	4-3		HBP BB 1B	5	1	2	0	1	1	6								
Mel Parnell, L OBP: 0.213, SLG: 0.295 Joe Dobson, R OBP: 0.319, SLG: 0.205 (9.1)		2B		SH3		SH1-4		E9		G4-6-3	HBP	2	0	2	2	0	0	0								
		1-H 2-H		1-2		1-2		1-3			1-2 2-3 3-H	1	0	1	1	0	0	0								
<b>Inning Stats</b>	R: 0 E: 0 K: 0 S: 4	H: 1 LOB: 1 BB: 0 P: 4	R: 2 E: 0 K: 2 S: 8	H: 1 LOB: 1 BB: 2 P: 16	R: 2 E: 0 K: 1 S: 5	H: 2 LOB: 1 BB: 1 P: 9	R: 1 E: 0 K: 1 S: 8	H: 3 LOB: 2 BB: 0 P: 8	R: 0 E: 0 K: 0 S: 3	H: 0 LOB: 0 BB: 0 P: 3	R: 0 E: 0 K: 0 S: 4	H: 1 LOB: 1 BB: 0 P: 4	R: 0 E: 0 K: 0 S: 3	H: 1 LOB: 1 BB: 1 P: 7	R: 0 E: 1 K: 0 S: 4	H: 3 LOB: 2 BB: 0 P: 5	R: 0 E: 0 K: 0 S: 6	H: 3 LOB: 3 BB: 0 P: 6	R: 0 E: 0 K: 0 S: 3	H: 1 LOB: 0 BB: 0 P: 3	R: 2 E: 0 K: 0 S: 5	H: 2 LOB: 3 BB: 2 P: 14	1B: 12 2B: 3 3B: 0 HR: 1	SF: 0 SAC: 2 DP: 2 HBP: 2	WP: 0 PB: 0 SB: 0 CS: 0	PA: 55
<b>PITCHER</b>	IP 9.0	WLS L	BF 44	H 13	R 5	ER 5	SO 3	BB 4	IBB 0	HBP 1	BLK 0	WP 0	HR 1	S 45	P 62	ERA 5.00	WHIP 1.889									
Bobby Shantz, L ERA: 4.45 Hank Wyse, R ERA: 7.44 (10.1)	2.0	L	11	3	2	2	0	2	0	1	0	0	0	8	17	9.00	2.500									

**Boston Red Sox @ Philadelphia Athletics**  
Shibe Park, Philadelphia, PA  
Tue Jun 27 1950, 3:33 AM EDT  
Att: 7,419 - Unknown

AB 45  
R 7  
H 16  
RBI 7  
BB 6  
SO 3  
LOB 25



Batter	1	2	3	4	5	6	7	8	9	10	11	AB	R	H	RBI	BB	SO	LOB	BOTTOM						
Bob Dillinger, R OBP: 0.364, SLG: 0.453 (1.5)	G1-6-3 1B		G6-4-3 1-2f		FC3-6 1B		G4-6-3 1-2f			4-3		5	0	2	2	0	0	2							
Wally Moses, L OBP: 0.360, SLG: 0.412 (1.9)	G1-6-3 1-2f			FC4-6 BB	FC3-6 1B			K		F5		4	0	0	0	1	1	2							
Elmer Valo, L OBP: 0.378, SLG: 0.391 (1.7)	F7			FC4-6 1-2f	FC6-4 1B			K2-3		K		5	0	1	0	0	2	1							
Sam Chapman, R OBP: 0.349, SLG: 0.495 (1.8)		F8 3B		5-3	FC6-4 1-2f			K			K	5	1	1	0	0	2	3							
Ferris Fain, L OBP: 0.429, SLG: 0.440 (1.3)		G6-4-3 BB		F7		K			SH1-4 3B		BB	2	1	0	0	3	1	1							
Eddie Joost, R OBP: 0.408, SLG: 0.429 (1.6)		F8			1B BB				SH1-4 BB		BB	3	1	2	1	1	0	1							
Billy Hitchcock, R OBP: 0.400, SLG: 0.479 Pete Suder, R OBP: 0.266, SLG: 0.360 (9. PR) (10.4)		G6-4-3 1-2f			SH2-3 1B 1B		L5				F7	4	1	2	1	0	0	1							
Mike Guerra, R OBP: 0.322, SLG: 0.346 (1.2)			6-3		SH2-3 1B 1B						L5	5	1	1	1	0	0	3							
Bobby Shantz, R OBP: 0.270, SLG: 0.235 Paul Lehner, L OBP: 0.364, SLG: 0.443 Hank Wyse, R OBP: 0.111, SLG: 0.111 (10.1)					SH2-3						1-3	2	0	2	0	0	0	0							
					1-2 2-3						G4-6-3	1	0	0	0	0	0	0							
<b>Inning Stats</b>	R: 0 E: 0 K: 0 S: 3	H: 1 LOB: 0 BB: 0 P: 3	R: 1 E: 0 K: 0 S: 3	H: 1 LOB: 0 BB: 1 P: 7	R: 0 E: 0 K: 0 S: 3	H: 1 LOB: 0 BB: 3 P: 3	R: 0 E: 0 K: 0 S: 3	H: 0 LOB: 1 BB: 1 P: 7	R: 3 E: 0 K: 0 S: 7	H: 4 LOB: 2 BB: 1 P: 11	R: 0 E: 0 K: 1 S: 5	H: 1 LOB: 0 BB: 0 P: 5	R: 0 E: 0 K: 0 S: 9	H: 0 LOB: 0 BB: 0 P: 9	R: 1 E: 0 K: 0 S: 4	H: 1 LOB: 1 BB: 1 P: 8	R: 0 E: 0 K: 1 S: 5	H: 0 LOB: 0 BB: 0 P: 5	R: 0 E: 0 K: 1 S: 6	H: 1 LOB: 2 BB: 1 P: 10	1B: 9 2B: 0 3B: 2 HR: 0	SF: 0 SAC: 2 DP: 4 HBP: 0	WP: 0 PB: 0 SB: 0 CS: 0	PA: 44	
<b>PITCHER</b>	IP 8.1	WLS W	BF 34	H 10	R 5	ER 5	SO 4	BB 4	IBB 0	HBP 0	BLK 0	WP 0	HR 0	S 38	P 54	ERA 5.40	WHIP 1.680								
Mel Parnell, L ERA: 4.13 Joe Dobson, R ERA: 3.79 (9.1)	2.2	W	10	1	0	0	2	1	0	0	0	0	0	13	17	0.00	0.750								

**Boston Red Sox @ Philadelphia Athletics**  
Shibe Park, Philadelphia, PA  
Tue Jun 27 1950, 3:33 AM EDT  
Att: 7,419 - Unknown

AB 37  
R 5  
H 11  
RBI 5  
BB 5  
SO 6  
LOB 17






Batter	1	2	3	4	5	6	7	8	9	AB	R	H	RBI	BB	SO	LOB	TOP					
Dom DiMaggio, R OBP: 0.388, SLG: 0.402	G3		1-H HR		F7			F7	1B	5	1	2	3	0	0	0						
Billy Goodman, L OBP: 0.368, SLG: 0.452	K		F8			G3		HR	F7	5	1	1	0	0	1	1						
Ted Williams, L OBP: 0.466, SLG: 0.708	6-3			1B BB		F9		HR		3	1	1	2	1	0	0						
Vern Stephens, R OBP: 0.371, SLG: 0.554		F8		1B BB		K		HR		4	1	2	1	0	1	0						
Walt Dropo, R OBP: 0.393, SLG: 0.621	K		F9	1B				HR		4	0	0	0	0	2	2						
Bobby Doerr, R OBP: 0.384, SLG: 0.488	F2				F2					4	0	0	0	0	0	2						
Al Zarilla, L OBP: 0.432, SLG: 0.486			HR BB		F9			1B BB	SH1-3 BB	2	2	1	0	2	0	2						
Birdie Tebbetts, R OBP: 0.400, SLG: 0.481			K		F8			1B	F2	4	0	1	0	0	1	2						
Ellis Kinder, R OBP: 0.184, SLG: 0.189			F9		6-3			1-2	SH1-3	3	0	0	0	0	0	3						
<b>Inning Stats</b>	R: 0 E: 0 K: 1 S: 5	H: 0 LOB: 0 BB: 0 P: 5	R: 0 E: 0 K: 1 S: 5	H: 0 LOB: 0 BB: 0 P: 5	R: 2 E: 0 K: 1 S: 6	H: 1 LOB: 0 BB: 1 P: 10	R: 0 E: 0 K: 0 S: 4	H: 1 LOB: 2 BB: 0 P: 8	R: 0 E: 0 K: 0 S: 3	H: 0 LOB: 0 BB: 0 P: 3	R: 0 E: 0 K: 0 S: 5	H: 0 LOB: 0 BB: 0 P: 5	R: 0 E: 0 K: 0 S: 5	H: 2 LOB: 2 BB: 0 P: 5	R: 3 E: 0 K: 1 S: 8	H: 3 LOB: 0 BB: 1 P: 8	R: 1 E: 0 K: 0 S: 4	H: 1 LOB: 1 BB: 1 P: 8	1B: 5 2B: 0 3B: 0 HR: 3	SF: 0 SAC: 1 DP: 0 HBP: 0	WP: 0 PB: 0 SB: 0 CS: 0	PA: 38
<b>PITCHER</b> Lou Brissie, L ERA: 4.71	IP: 9.0 WLS: L BF: 38 H: 8 R: 6 ER: 6 SO: 5 BB: 3 IBB: 0 HBP: 0 BLK: 0 WP: 0 HR: 3 S: 45 P: 57 ERA: 6.00 WHIP: 1.222															<b>PITCHER</b>	IP: 9.0 WLS: W BF: 39 H: 11 R: 2 ER: 2 SO: 1 BB: 3 IBB: 0 HBP: 0 BLK: 0 WP: 0 HR: 0 S: 38 P: 50 ERA: 2.00 WHIP: 1.556					

**Boston Red Sox @ Philadelphia Athletics**  
 Shibe Park, Philadelphia, PA  
 Wed Jun 28 1950, 3:33 AM EDT  
 Att: 6,774 - Unknown


**AB 34**  
**R 6**  
**H 8**  
**RBI 6**  
**BB 3**  
**SO 5**  
**LOB 12**



Batter	1	2	3	4	5	6	7	8	9	AB	R	H	RBI	BB	SO	LOB	BOTTOM					
Bob Dillinger, R OBP: 0.364, SLG: 0.450	F8	1-2 BB			F3				1B DI 1B	4	0	1	0	1	0	0						
Wally Moses, L OBP: 0.389, SLG: 0.421	BB 1B	F8			1B				1-3 1B	5	1	3	0	0	0	2						
Elmer Valo, L OBP: 0.383, SLG: 0.394	F9		1B BB		S 1B			FC6-4 1B	F8	4	0	2	0	1	0	3						
Sam Chapman, R OBP: 0.352, SLG: 0.493	1B BB		G6-4-3 1B		F9			FC6-4		3	0	1	0	1	0	2						
Fernis Fain, L OBP: 0.430, SLG: 0.441	1-2 2-H 1B		F8		2B 1B			F3		4	1	2	1	0	0	2						
Eddie Joest, R OBP: 0.406, SLG: 0.431	F6		G6-4-3		G3 2B			6-3		4	0	1	1	0	0	4						
Billy Hitchcock, R OBP: 0.393, SLG: 0.468			1-2 BB 1B		F4			F9		4	0	1	0	0	0	1						
Mike Guerra, R OBP: 0.315, SLG: 0.338			K		F7			F8		3	0	0	0	0	1	2						
Paul Lehner, L OBP: 0.362, SLG: 0.441					G3			F8		1	0	0	0	0	0	0						
Lou Brissie, L OBP: 0.103, SLG: 0.054			F8		4-3			F6		3	0	0	0	0	0	2						
Kermit Wahl, R OBP: 0.333, SLG: 0.259										1	0	0	0	0	0	0						
<b>Inning Stats</b>	R: 1 E: 0 K: 0 S: 5	H: 2 LOB: 2 BB: 1 P: 9	R: 0 E: 0 K: 1 S: 6	H: 1 LOB: 2 BB: 1 P: 10	R: 0 E: 0 K: 0 S: 3	H: 1 LOB: 1 BB: 1 P: 7	R: 0 E: 0 K: 0 S: 3	H: 0 LOB: 0 BB: 0 P: 3	R: 0 E: 0 K: 0 S: 4	H: 2 LOB: 1 BB: 0 P: 4	R: 1 E: 0 K: 0 S: 5	H: 2 LOB: 1 BB: 0 P: 5	R: 0 E: 0 K: 0 S: 4	H: 1 LOB: 1 BB: 0 P: 4	R: 0 E: 0 K: 0 S: 3	H: 0 LOB: 0 BB: 0 P: 3	R: 0 E: 0 K: 0 S: 5	H: 2 LOB: 2 BB: 0 P: 5	1B: 10 2B: 1 3B: 0 HR: 0	SF: 0 SAC: 0 DP: 1 HBP: 0	WP: 0 PB: 0 SB: 1 CS: 0	PA: 39
<b>PITCHER</b> Ellis Kinder, R ERA: 4.47	IP: 9.0 WLS: W BF: 39 H: 11 R: 2 ER: 2 SO: 1 BB: 3 IBB: 0 HBP: 0 BLK: 0 WP: 0 HR: 0 S: 38 P: 50 ERA: 2.00 WHIP: 1.556															<b>PITCHER</b>	IP: 9.0 WLS: W BF: 39 H: 11 R: 2 ER: 2 SO: 1 BB: 3 IBB: 0 HBP: 0 BLK: 0 WP: 0 HR: 0 S: 38 P: 50 ERA: 2.00 WHIP: 1.556					

**Boston Red Sox @ Philadelphia Athletics**  
 Shibe Park, Philadelphia, PA  
 Wed Jun 28 1950, 3:33 AM EDT  
 Att: 6,774 - Unknown

**AB 36**  
**R 2**  
**H 11**  
**RBI 2**  
**BB 3**  
**SO 1**  
**LOB 18**






Batter	1	2	3	4	5	6	7	8	9	AB	R	H	RBI	BB	SO	LOB	TOP					
<b>Dom DiMaggio, R</b> OBP: 0.401, SLG: 0.403										2	4	1	0	4	1	0	<b>Boston Red Sox @ Philadelphia Athletics</b> Shibe Park, Philadelphia, PA Thu Jun 29 1950, 3:33 AM EDT Att: 2,808 - Unknown					
<b>Billy Goodman, L</b> OBP: 0.377, SLG: 0.461										6	3	3	1	1	1	6						
<b>Ted Williams, L</b> OBP: 0.466, SLG: 0.715										6	2	2	6	1	0	5						
<b>Vern Stephens, R</b> OBP: 0.370, SLG: 0.545										6	2	1	1	1	0	3						
<b>Walt Dropo, R</b> OBP: 0.394, SLG: 0.623										7	2	3	2	0	0	6						
<b>Al Zarilla, L</b> OBP: 0.435, SLG: 0.486										2	2	1	2	1	0	1						
<b>Tom Wright, L</b> OBP: 0.354, SLG: 0.371										4	2	2	0	0	1	2						
<b>Bobby Doerr, R</b> OBP: 0.390, SLG: 0.488										4	2	2	3	2	0	1						
<b>Matt Batts, R</b> OBP: 0.271, SLG: 0.321										5	2	2	4	1	0	3						
<b>Chuck Stobbs, L</b> OBP: 0.514, SLG: 0.333										1	0	1	2	0	0	0						
<b>Al Papai, R</b> OBP: 0.198, SLG: 0.198										3	1	1	0	0	1	0						
<b>Charley Schanz, R</b> OBP: 0.197, SLG: 0.091										1	0	0	0	0	1	2						
<b>Mickey McDermott, L</b> OBP: 0.500, SLG: 0.500										0	0	0	0	0	0	0						
<b>Inning Stats</b>	R: 6 E: 1 K: 1 S: 8	H: 2 LOB: 3 BB: 6 P: 32	R: 8 E: 2 K: 0 S: 11	H: 6 LOB: 1 BB: 1 P: 15	R: 0 E: 0 K: 0 S: 3	H: 0 LOB: 0 BB: 0 P: 3	R: 1 E: 0 K: 0 S: 4	H: 1 LOB: 1 BB: 1 P: 8	R: 1 E: 0 K: 0 S: 4	H: 2 LOB: 2 BB: 1 P: 9	R: 2 E: 0 K: 0 S: 6	H: 3 LOB: 0 BB: 0 P: 6	R: 2 E: 0 K: 2 S: 9	H: 2 LOB: 0 BB: 0 P: 9	R: 0 E: 0 K: 1 S: 7	H: 2 LOB: 2 BB: 0 P: 7	R: 2 E: 0 K: 1 S: 6	H: 1 LOB: 1 BB: 2 P: 14	1B: 13 2B: 4 3B: 1 HR: 1	SF: 0 SAC: 1 DP: 1 HBP: 1	WP: 0 PB: 0 SB: 1 CS: 0	PA: 60
<b>PITCHER</b>	IP	WLS	BF	H	R	ER	SO	BB	IBB	HBP	BLK	WP	HR	S	P	ERA	WHIP					
<b>Bob Hooper, R</b>	(1, 1)	0.2	L	10	2	6	5	1	6	0	0	0	0	0	6	30	67.50	12.000				
<b>Carl Scheib, R</b>	(1, 1)	0.1		6	3	4	4	0	0	0	0	0	0	6	6	108.00	9.000					
<b>Dick Fowler, R</b>	(2, 1)	5.0		28	9	8	6	0	3	0	1	0	0	24	37	10.80	2.400					
<b>Moe Burtuschy, R</b>	(7, 1)	2.0		10	4	2	2	3	0	0	0	0	1	16	16	9.00	2.000					
<b>Joe Coleman, R</b>	(9, 1)	1.0		6	1	2	2	1	2	0	0	0	0	6	14	18.00	3.000					

AB	47
R	22
H	19
RBI	21
BB	11
SO	5
LOB	29



Batter	1	2	3	4	5	6	7	8	9	AB	R	H	RBI	BB	SO	LOB	BOTTOM					
<b>Bob Dillinger, R</b> OBP: 0.374, SLG: 0.465										6	3	5	3	0	0	0	<b>Boston Red Sox @ Philadelphia Athletics</b> Shibe Park, Philadelphia, PA Thu Jun 29 1950, 3:33 AM EDT Att: 2,808 - Unknown					
<b>Wally Moses, L</b> OBP: 0.402, SLG: 0.455										5	2	3	1	1	1	2						
<b>Elmer Valo, L</b> OBP: 0.382, SLG: 0.402										6	1	2	3	0	0	5						
<b>Sam Chapman, R</b> OBP: 0.351, SLG: 0.485										4	0	0	0	2	0	6						
<b>Fernis Fain, L</b> OBP: 0.428, SLG: 0.433										4	2	0	1	2	0	6						
<b>Eddie Joest, R</b> OBP: 0.408, SLG: 0.427										4	3	1	1	2	0	3						
<b>Billy Hitchcock, R</b> OBP: 0.315, SLG: 0.487										1	0	1	3	0	0	0						
<b>Pete Suder, R</b> OBP: 0.289, SLG: 0.368										5	1	2	1	0	0	2						
<b>Mike Guerra, R</b> OBP: 0.315, SLG: 0.338										0	0	0	0	0	0	0						
<b>Joe Astroth, R</b> OBP: 0.358, SLG: 0.311										3	1	1	1	2	0	1						
<b>Bob Hooper, R</b>	(1, 1)									0	0	0	0	0	0	0						
<b>Carl Scheib, R</b>	(1, 1)									0	0	0	0	0	0	0						
<b>Dick Fowler, R</b>	(2, 1)									3	0	0	0	0	0	2						
<b>Moe Burtuschy, R</b>	(7, 1)									0	1	0	0	1	0	0						
<b>Kermit Wahl, R</b>	(8, PH)									1	0	0	0	0	0	2						
<b>Joe Coleman, R</b>	(9, 1)									0	0	0	0	0	0	0						
<b>Inning Stats</b>	R: 4 E: 0 K: 0 S: 5	H: 2 LOB: 1 BB: 3 P: 17	R: 3 E: 0 K: 0 S: 6	H: 3 LOB: 1 BB: 1 P: 10	R: 0 E: 0 K: 0 S: 3	H: 0 LOB: 0 BB: 0 P: 3	R: 0 E: 0 K: 0 S: 3	H: 0 LOB: 0 BB: 0 P: 3	R: 1 E: 0 K: 0 S: 5	H: 2 LOB: 2 BB: 1 P: 9	R: 1 E: 0 K: 0 S: 5	H: 2 LOB: 1 BB: 0 P: 5	R: 3 E: 0 K: 0 S: 7	H: 4 LOB: 3 BB: 2 P: 15	R: 2 E: 0 K: 1 S: 7	H: 2 LOB: 2 BB: 2 P: 15	R: 0 E: 0 K: 0 S: 3	H: 0 LOB: 1 BB: 1 P: 7	1B: 8 2B: 5 3B: 2 HR: 0	SF: 0 SAC: 0 DP: 0 HBP: 0	WP: 0 PB: 0 SB: 0 CS: 0	PA: 52
<b>PITCHER</b>	IP	WLS	BF	H	R	ER	SO	BB	IBB	HBP	BLK	WP	HR	S	P	ERA	WHIP					
<b>Chuck Stobbs, L</b>	(1, 1)	0.2		2	4	4	0	4	0	0	0	0	0	27	43	12.71	2.471					
<b>Al Papai, R</b>	(1, 1)	5.2	W	31	10	8	8	0	4	0	0	0	0	4	8	27.00	4.500					
<b>Charley Schanz, R</b>	(7, 1)	0.2		5	2	2	2	0	1	0	0	0	0	4	8	0.00	1.500					
<b>Mickey McDermott, L</b>	(8, 1)	2.0	S	9	1	0	0	1	2	0	0	0	0	9	17	0.00	1.500					

AB	42
R	14
H	15
RBI	14
BB	10
SO	1
LOB	29









Batter	1	2	3	4	5	6	7	8	9	AB	R	H	RBI	BB	SO	LOB	TOP			
Phil Rizzuto, R (1, 6) OBP: 0.414, SLG: 0.431	4-0 BB G4-6-3	4-0 BB 1-2			0-0 6-3		0-3 K		4-0 BB	2	0	0	0	3	1	0	<b>New York Yankees @ Boston Red Sox</b> Fenway Park, Boston, MA Fri Jun 30 1950, 3:38 AM EDT Att: 32,539 - Unknown			
Gene Woodling, L (1, 7) OBP: 0.411, SLG: 0.446	0-0 G4-6-3	0-0 F3			0-0 F8		0-0 F7		0-0 F7	5	0	0	0	0	0	3				
Hank Bauer, R (1, 9) OBP: 0.360, SLG: 0.521	0-0 1B			0-0 F8		0-3 K		0-0 F8		4	1	1	0	0	1	0				
Joe DiMaggio, R (1, 8) OBP: 0.372, SLG: 0.548	0-0 BB			0-0 F5		0-0 6-3		0-0 HR		4	1	2	1	0	0	0				
Yogi Berra, L (1, 2) OBP: 0.368, SLG: 0.456	0-0 BB			0-0 1B		0-0 1-3		0-0 FC6-4		4	0	3	1	0	0	0				
Bobby Brown, L (1, 5) OBP: 0.316, SLG: 0.323	4-0 3-H			0-0 1B		0-0 E7		0-0 F7		3	0	1	0	1	0	2				
Billy Johnson, R (1, 3) OBP: 0.377, SLG: 0.417	0-3 K			0-0 F5		4-0 BB		0-0 FC6-4		3	0	0	0	1	1	4				
Jerry Coleman, R (1, 4) OBP: 0.342, SLG: 0.378			0-3 K		0-0 F9		0-0 1-4-3		0-0 4-3	4	0	0	0	0	1	2				
Ed Lopat, L (1, 1) OBP: 0.409, SLG: 0.361			4-0 BB		0-0 F9		0-3 K		0-0 5-3	1	0	0	0	1	0	0				
Joe Ostrowski, L (6, 1) OBP: 0.400, SLG: 0.400					0-0 F9					0	0	0	0	0	0	0				
Joe Collins, L (7, PH) OBP: 0.309, SLG: 0.450										1	0	0	0	0	1	0				
Tom Ferrick, R (7, 1) OBP: 0.167, SLG: 0.167										0	0	0	0	0	0	0				
Jackie Jensen, R (9, PH) OBP: 0.276, SLG: 0.250										1	0	0	0	0	0	0				
<b>Inning Stats</b>	R: 1 E: 0 K: 1 S: 7	H: 3 LOB: 3 BB: 2 P: 15	R: 0 E: 0 K: 1 S: 4	H: 0 LOB: 1 BB: 2 P: 12	R: 0 E: 0 K: 0 S: 4	H: 1 LOB: 1 BB: 0 P: 4	R: 0 E: 0 K: 0 S: 3	H: 0 LOB: 0 BB: 0 P: 3	R: 0 E: 0 K: 1 S: 5	H: 1 LOB: 2 BB: 1 P: 8	R: 0 E: 0 K: 2 S: 7	H: 0 LOB: 0 BB: 0 P: 7	R: 1 E: 0 K: 0 S: 5	H: 2 LOB: 1 BB: 0 P: 5	R: 0 E: 0 K: 0 S: 3	H: 0 LOB: 1 BB: 1 P: 7	1B: 6 2B: 0 3B: 0 HR: 1	SF: 0 SAC: 0 DP: 1 HBP: 0	WP: 0 PB: 0 SB: 0 CS: 0	PA: 38
<b>PITCHER</b> Walt Masterson, R (1, 1) ERA: 5.73	IP: 9.0 WLS: W BF: 38 H: 7 R: 2 ER: 2 SO: 5 BB: 6 IBB: 0 HBP: 0 BLK: 0 WP: 0 HR: 1 S: 42 P: 66 ERA: 2.00 WHIP: 1.444															<b>PITCHER</b>				


Batter	1	2	3	4	5	6	7	8	9	AB	R	H	RBI	BB	SO	LOB	BOTTOM			
Dom DiMaggio, R (1, 8) OBP: 0.404, SLG: 0.417	0-0 6-3		0-0 F7	0-0 E8		0-0 HR	4-0 BB			4	1	2	2	1	0	0	<b>New York Yankees @ Boston Red Sox</b> Fenway Park, Boston, MA Fri Jun 30 1950, 3:38 AM EDT Att: 32,539 - Unknown			
Billy Goodman, L (1, 5) OBP: 0.391, SLG: 0.463	4-0 FC5		0-0 2B	4-0 1B		0-0 F8	0-0 F7			3	1	1	0	2	0	1				
Ted Williams, L (1, 7) OBP: 0.465, SLG: 0.711	0-0 F7		0-0 F9	0-0 F4		0-0 F7	4-0 BB			4	0	1	0	1	0	3				
Vern Stephens, R (1, 6) OBP: 0.375, SLG: 0.543	4-0 1-2		0-0 F9		4-0 2B	0-0 HR	0-0 G3			3	2	1	1	2	0	3				
Walt Dropo, R (1, 3) OBP: 0.396, SLG: 0.633	0-0 FC5		0-0 6-3		0-0 5-3	0-0 HR		0-0 FC6-4		5	1	2	2	0	0	4				
Bobby Doerr, R (1, 4) OBP: 0.382, SLG: 0.479		0-0 5-3		0-0 F7	0-0 1B	0-0 F9	0-0 FC6-4			5	1	1	1	0	0	1				
Al Zarilla, L (1, 9) OBP: 0.435, SLG: 0.487		0-0 E4		0-0 E	0-0 2B	0-0 6-3	4-0 HR	0-0 G6-4-3		4	2	2	1	1	0	1				
Matt Batts, R (1, 2) OBP: 0.279, SLG: 0.354		0-0 1B		0-0 E6	0-0 E	0-0 6-3	0-0 HR			4	2	2	2	0	0	1				
Walt Masterson, R (1, 1) OBP: 0.111, SLG: 0.118		0-3 K		0-0 F8		0-3 K	0-0 L4			4	0	0	0	0	2	3				
<b>Inning Stats</b>	R: 0 E: 0 K: 0 S: 3	H: 0 LOB: 2 BB: 2 P: 11	R: 0 E: 1 K: 1 S: 6	H: 1 LOB: 1 BB: 0 P: 6	R: 1 E: 0 K: 0 S: 5	H: 2 LOB: 1 BB: 0 P: 5	R: 2 E: 2 K: 0 S: 6	H: 2 LOB: 2 BB: 1 P: 10	R: 2 E: 0 K: 1 S: 7	H: 2 LOB: 1 BB: 1 P: 11	R: 3 E: 0 K: 0 S: 6	H: 3 LOB: 0 BB: 0 P: 6	R: 2 E: 0 K: 0 S: 4	H: 1 LOB: 2 BB: 3 P: 16	R: 0 E: 0 K: 0 S: 3	H: 1 LOB: 0 BB: 0 P: 3		1B: 6 2B: 3 3B: 0 HR: 3	SF: 0 SAC: 0 DP: 1 HBP: 0	WP: 0 PB: 0 SB: 0 CS: 0
<b>PITCHER</b> Ed Lopat, L (1, 1) ERA: 4.11	IP: 5.0 WLS: L BF: 27 H: 7 R: 5 ER: 3 SO: 2 BB: 4 IBB: 0 HBP: 0 BLK: 0 WP: 0 HR: 0 S: 27 P: 43 ERA: 5.40 WHIP: 2.200															<b>PITCHER</b>				
Joe Ostrowski, L (6, 1) ERA: 3.53	1.0 6 3 3 3 0 0 0 0 0 0 2 6 6 27.00 3.000																			
Tom Ferrick, R (7, 1) ERA: 5.18	2.0 10 2 2 2 0 3 0 0 0 0 1 7 19 9.00 2.500																			



Batter	1	2	3	4	5	6	7	8	9	AB	R	H	RBI	BB	SO	LOB	TOP			
Phil Rizzuto, R OBP: 0.414, SLG: 0.434	0-0 1B G4-6-3		0-0 F9		0-0 5-3			0-0 1B	0-0 FC1-2 BB	5	2	2	0	0	0	3				
Jerry Coleman, R OBP: 0.355, SLG: 0.380	0-0 1B G4-6-3		4-0 BB		4-0 BB			4-0 1B BB	4-0 1B BB	1	1	1	1	4	0	0				
Tommy Henrich, L OBP: 0.425, SLG: 0.695 Johnny Mize, L OBP: 0.323, SLG: 0.464	0-0 G4-6-3		0-0 4-3		0-0 F9			0-0 1B	0-0 F8	3	0	0	0	0	0	3				
Joe DiMaggio, R OBP: 0.370, SLG: 0.543	0-0 L6				0-0 6-3			0-0 1B G4-6-3	0-0 F7	4	0	1	1	0	0	1				
Yogi Berra, L OBP: 0.367, SLG: 0.459 Ralph Houk, R OBP: 0.333, SLG: 0.667		0-0 4-3 2B			0-0 F8			0-0 G4-6-3	0-0 F3	3	0	1	0	0	0	2				
Hank Bauer, R OBP: 0.370, SLG: 0.527		0-0 6-3			0-0 1B			0-0 1B G6-4-3	0-0 1B FC1-2	4	0	3	0	0	0	1				
Billy Johnson, R OBP: 0.380, SLG: 0.419		0-0 4-3			0-0 1B			0-0 F8	0-0 1B FC1-2	4	0	2	0	0	0	2				
Cliff Mapes, L OBP: 0.378, SLG: 0.473 Jackie Jensen, R OBP: 0.238, SLG: 0.211		0-0 1-3			0-0 F8			0-0 G6-4-3	0-0 FC1-2 1B	1	0	0	0	0	0	1				
Tommy Byrne, L OBP: 0.326, SLG: 0.525 Whitey Ford, L OBP: 0.385, SLG: 0.381 Billy Martin, R OBP: 0.500, SLG: 0.556			0-0 6-3		0-0 G3			0-0 6-3	0-0 BB FC1-2 1B	0	0	0	0	0	0	0				
<b>Inning Stats</b>	R: 1 E: 0 K: 0 S: 4	H: 2 LOB: 0 BB: 0 P: 4	R: 0 E: 0 K: 0 S: 4	H: 1 LOB: 1 BB: 0 P: 4	R: 0 E: 0 K: 0 S: 3	H: 0 LOB: 1 BB: 1 P: 7	R: 0 E: 0 K: 0 S: 4	H: 2 LOB: 2 BB: 0 P: 4	R: 0 E: 0 K: 0 S: 3	H: 1 LOB: 0 BB: 1 P: 7	R: 0 E: 0 K: 0 S: 3	H: 1 LOB: 0 BB: 0 P: 3	R: 0 E: 0 K: 0 S: 5	H: 2 LOB: 1 BB: 1 P: 9	R: 1 E: 0 K: 0 S: 6	H: 3 LOB: 3 BB: 1 P: 10	1B: 10 2B: 2 3B: 0 HR: 0	SF: 0 SAC: 0 DP: 3 HBP: 0	WP: 0 PB: 0 SB: 0 CS: 0	PA: 39
<b>PITCHER</b> Mel Parnell, L ERA: 4.12	IP: 9.0 WLS: W BF: 39 H: 12 R: 4 ER: 4 SO: 0 BB: 4 IBB: 0 HBP: 0 BLK: 0 WP: 0 HR: 0 S: 35 P: 51 ERA: 4.00 WHIP: 1.778															<b>PITCHER</b>				

New York Yankees @ Boston Red Sox  
Fenway Park, Boston, MA  
Sat Jul 01 1950, 3:33 AM EDT  
Att: 31,081 - Unknown

AB 35  
R 4  
H 12  
RBI 3  
BB 4  
SO 0  
LOB 20



Batter	1	2	3	4	5	6	7	8	9	AB	R	H	RBI	BB	SO	LOB	BOTTOM			
Dom DiMaggio, R OBP: 0.416, SLG: 0.421	4-0 1B HR	4-0 BB SH1-3 1B	4-0 BB		4-0 BB S	0-0 1B 2B		0-0 1B	4-0 G4-6-3 1B	2	4	2	0	4	0	0				
Billy Goodman, L OBP: 0.392, SLG: 0.458	0-0 1-3 HR	0-0 SH1-3	0-0 4-3		4-0 BB BB	0-0 F8		0-0 F4	0-0 F8	4	2	1	0	1	0	3				
Ted Williams, L OBP: 0.466, SLG: 0.704	0-3 1-2 K	4-0 BB 1B	0-0 F8		4-0 WP F8 BB	0-0 2B 1B		0-0 G4-6-3	0-0 1-2 2-3 3-H	4	2	1	0	2	1	4				
Vern Stephens, R OBP: 0.384, SLG: 0.549	4-0 HR	4-0 PB 1B BB			0-0 FC1-6 1B	4-0 1B WP BB		0-0 1B 2B	4-0 1-2 2-3 3-H	2	3	2	2	3	0	0				
Walt Dropo, R OBP: 0.399, SLG: 0.643	0-0 1-1 2-H 3-H HR	0-0 PB 1B 1B			4-0 FC1-6 BB	0-0 F8		0-0 F3	4-0 1-2 2-H 3-H	4	2	2	7	1	0	3				
Bobby Doerr, R OBP: 0.385, SLG: 0.485	0-0 2B	0-0 1B			0-0 F9	0-0 1B		0-0 6-3	0-0 2-3 1B	5	0	3	2	0	0	2				
Al Zarilla, L OBP: 0.431, SLG: 0.480	0-0 F6	0-0 F4			0-0 FC1-6	0-0 1B		0-0 4-3	0-0 1-2 2-3 3-H	5	0	1	1	0	0	4				
Matt Batts, R OBP: 0.283, SLG: 0.350	4-0 BB	0-3 K			0-0 F2	0-0 K		0-0 1B	0-0 K	4	0	1	0	1	2	5				
Mel Parnell, L OBP: 0.283, SLG: 0.265	0-3 K		0-3 K		0-0 L4	0-0 L6		0-3 K	0-0 K	5	0	0	0	0	3	3				
<b>Inning Stats</b>	R: 4 E: 0 K: 2 S: 10	H: 3 LOB: 3 BB: 3 P: 22	R: 4 E: 0 K: 1 S: 7	H: 2 LOB: 1 BB: 3 P: 19	R: 0 E: 0 K: 1 S: 5	H: 0 LOB: 1 BB: 1 P: 9	R: 0 E: 0 K: 0 S: 4	H: 1 LOB: 2 BB: 1 P: 8	R: 4 E: 0 K: 1 S: 7	H: 2 LOB: 4 BB: 2 P: 23	R: 1 E: 0 K: 0 S: 6	H: 3 LOB: 0 BB: 0 P: 6	R: 0 E: 0 K: 1 S: 6	H: 1 LOB: 1 BB: 0 P: 6	R: 0 E: 0 K: 0 S: 3	H: 1 LOB: 0 BB: 0 P: 3	1B: 10 2B: 2 3B: 0 HR: 1	SF: 0 SAC: 1 DP: 1 HBP: 0	WP: 1 PB: 1 SB: 2 CS: 0	PA: 48
<b>PITCHER</b> Tommy Byrne, L ERA: 4.72 Whitey Ford, L ERA: 5.64 Joe Ostrowski, L ERA: 3.44	IP: 1.1 WLS: L BF: 14 H: 4 R: 8 ER: 8 SO: 2 BB: 6 IBB: 0 HBP: 0 BLK: 0 WP: 1 HR: 1 S: 12 P: 36 ERA: 54.00 WHIP: 7.500															<b>PITCHER</b>				

New York Yankees @ Boston Red Sox  
Fenway Park, Boston, MA  
Sat Jul 01 1950, 3:33 AM EDT  
Att: 31,081 - Unknown

AB 35  
R 13  
H 13  
RBI 12  
BB 12  
SO 6  
LOB 24













Batter	1	2	3	4	5	6	7	8	9	AB	R	H	RBI	BB	SO	LOB	TOP					
Dom DiMaggio, R (1, 8) OBP: 0.426, SLG: 0.421	0-3 K		4-0 BB		0-0 4-3			4-0 HR BB		2	1	0	0	2	1	0	<b>Boston Red Sox @ New York Yankees</b> Yankee Stadium, Bronx, NY Fri Jul 07 1950, 3:33 AM EDT Att: 58,375 - Unknown					
6 Johnny Pesky, L (1, 5) OBP: 0.430, SLG: 0.400	0-0 6-3		0-0 F9			0-0 3-1		0-0 F8		4	0	0	0	0	0	2						
Ted Williams, L (1, 7) OBP: 0.471, SLG: 0.705	4-0 1B BB		0-0 4-3			4-0 BB		0-0 HR		2	1	1	2	2	0	1						
Vern Stephens, R (1, 6) OBP: 0.378, SLG: 0.536	0-0 1-2 1B			0-0 6-3		0-0 P5		0-0 6-3		4	0	1	0	0	0	1						
Walt Dropo, R (1, 3) OBP: 0.402, SLG: 0.646	0-0 P4			0-0 P4		0-0 F9		0-0 6-3		4	0	0	0	0	0	3						
Bobby Doerr, R (1, 4) OBP: 0.379, SLG: 0.476		0-0 F7			0-0 1B			0-0 2-3		4	0	2	0	0	0	0						
Al Zarilla, L (1, 9) OBP: 0.429, SLG: 0.477		0-0 4-3		0-0 P4			0-0 1-3		0-0 F8	4	0	0	0	0	0	2						
Matt Batts, R (1, 2) OBP: 0.291, SLG: 0.355 Clyde Vollmer, R (9, PH) OBP: 0.379, SLG: 0.488		0-0 4-3			0-0 F7			0-3 K	0-0 1B	3	0	1	0	0	0	0						
Dick Littlefield, L (1, 1) Ellis Kinder, R (6, 1) Billy Goodman, L (7, PH) Willard Nixon, L (7, 1) Tom Wright, L (9, PH) OBP: 0.343, SLG: 0.359			0-3 K			0-3 K		0-0 F7		2	0	0	0	0	2	0						
<b>Inning Stats</b>	R: 0 E: 0 K: 1 S: 6	H: 1 LOB: 2 BB: 1 P: 10	R: 0 E: 0 K: 0 S: 3	H: 0 LOB: 0 BB: 0 P: 3	R: 0 E: 0 K: 1 S: 5	H: 0 LOB: 1 BB: 1 P: 9	R: 0 E: 0 K: 0 S: 4	H: 1 LOB: 1 BB: 0 P: 4	R: 0 E: 0 K: 1 S: 5	H: 0 LOB: 0 BB: 1 P: 5	R: 0 E: 0 K: 0 S: 3	H: 0 LOB: 1 BB: 1 P: 7	R: 0 E: 0 K: 0 S: 4	H: 1 LOB: 1 BB: 0 P: 4	R: 2 E: 0 K: 0 S: 4	H: 1 LOB: 0 BB: 1 P: 8		R: 0 E: 0 K: 1 S: 6	H: 1 LOB: 1 BB: 0 P: 6	1B: 4 2B: 0 3B: 0 HR: 1	SF: 0 SAC: 0 DP: 0 HBP: 0	WP: 0 PB: 0 SB: 0 CS: 0
<b>PITCHER</b> Allie Reynolds, R (1, 1) ERA: 3.52	IP: 9.0 WLS: W BF: 36 H: 5 R: 2 ER: 2 SO: 4 BB: 4 IBB: 0 HBP: 0 BLK: 0 WP: 0 HR: 1 S: 40 P: 56 ERA: 2.00 WHIP: 1.000															<b>PITCHER</b>	IP: 9.0 WLS: W BF: 36 H: 5 R: 2 ER: 2 SO: 4 BB: 4 IBB: 0 HBP: 0 BLK: 0 WP: 0 HR: 1 S: 40 P: 56 ERA: 2.00 WHIP: 1.000					

AB	32
R	2
H	5
RBI	2
BB	4
SO	4
LOB	12



Batter	1	2	3	4	5	6	7	8	9	AB	R	H	RBI	BB	SO	LOB	BOTTOM					
Phil Rizzuto, R (1, 6) OBP: 0.416, SLG: 0.426	4-0 HR BB		0-3 K		0-3 K	0-0 CS	0-0 1-3	4-0 BB		3	1	0	0	2	2	3	<b>Boston Red Sox @ New York Yankees</b> Yankee Stadium, Bronx, NY Fri Jul 07 1950, 3:33 AM EDT Att: 58,375 - Unknown					
Gene Woodling, L (1, 7) OBP: 0.411, SLG: 0.449	0-0 1-H HR		0-0 1-3		0-3 K		0-0 P4	0-0 F7		5	1	1	2	0	1	3						
Yogi Berra, L (1, 2) OBP: 0.375, SLG: 0.473	0-3 K		0-3 K		0-0 P5		4-0 1B BB			3	0	0	0	1	2	1						
Joe DiMaggio, R (1, 8) OBP: 0.369, SLG: 0.545	0-0 5-3		0-0 6-3			0-0 F9	0-0 1-2 1B			4	0	1	0	0	0	0						
Billy Johnson, R (1, 5) OBP: 0.393, SLG: 0.430	0-0 F8			0-0 F8		0-0 F7	0-0 4-3			4	0	0	0	0	0	2						
Johnny Mize, L (1, 3) OBP: 0.386, SLG: 0.469 Joe Collins, L (7, 3) OBP: 0.311, SLG: 0.447		0-0 G3		0-0 F7		4-0 HR BB		4-0 SH3-4 1B BB		2	1	0	0	1	0	0						
Cliff Mapes, L (1, 9) OBP: 0.382, SLG: 0.487		0-0 4-3		4-0 BB		0-0 HR		0-0 SH3-4		2	1	1	2	1	0	0						
Jerry Coleman, R (1, 4) OBP: 0.375, SLG: 0.390		4-0 1B BB		0-0 F8		0-0 CS BB	0-0 1B	0-0 1B		3	0	2	1	1	0	1						
Allie Reynolds, R (1, 1) OBP: 0.327, SLG: 0.279		0-0 E7 1-3 1B			4-0 BB	4-0 BB		0-0 BB		2	0	2	0	2	0	0						
<b>Inning Stats</b>	R: 2 E: 0 K: 1 S: 6	H: 1 LOB: 0 BB: 1 P: 10	R: 0 E: 1 K: 1 S: 6	H: 1 LOB: 2 BB: 1 P: 10	R: 0 E: 0 K: 1 S: 5	H: 0 LOB: 0 BB: 0 P: 5	R: 0 E: 0 K: 0 S: 3	H: 0 LOB: 1 BB: 1 P: 7	R: 0 E: 0 K: 2 S: 7	H: 0 LOB: 1 BB: 1 P: 11	R: 2 E: 0 K: 0 S: 4	H: 2 LOB: 1 BB: 2 P: 12	R: 0 E: 0 K: 0 S: 4	H: 1 LOB: 2 BB: 1 P: 8	R: 1 E: 0 K: 0 S: 4	H: 2 LOB: 2 BB: 2 P: 12		R: 0 E: 0 K: 0 S: 6	H: 1 LOB: 2 BB: 2 P: 10	1B: 5 2B: 0 3B: 0 HR: 2	SF: 0 SAC: 1 DP: 0 HBP: 0	WP: 0 PB: 0 SB: 0 CS: 1
<b>PITCHER</b> Dick Littlefield, L (1, 1) ERA: 6.35 Ellis Kinder, R (6, 1) ERA: 4.91 Willard Nixon, R (7, 1) ERA: 4.5	IP: 5.2 WLS: L BF: 27 H: 4 R: 4 ER: 4 SO: 5 BB: 4 IBB: 0 HBP: 0 BLK: 0 WP: 0 HR: 2 S: 31 P: 55 ERA: 6.35 WHIP: 1.765															<b>PITCHER</b>	IP: 5.2 WLS: L BF: 27 H: 4 R: 4 ER: 4 SO: 5 BB: 4 IBB: 0 HBP: 0 BLK: 0 WP: 0 HR: 2 S: 31 P: 55 ERA: 6.35 WHIP: 1.765					

AB	28
R	5
H	7
RBI	5
BB	9
SO	5
LOB	10





Batter	1	2	3	4	5	6	7	8	9	AB	R	H	RBI	BB	SO	LOB	TOP					
Dom DiMaggio, R OBP: 0.424, SLG: 0.419	0-0 WP 5-3 1B	0-0 5-3			0-3 K		0-3 K			4	1	1	0	0	2	0	<b>Boston Red Sox @ New York Yankees</b> Yankee Stadium, Bronx, NY Sat Jul 08 1950, 3:33 AM EDT Att: 41,579 - Unknown					
6 Johnny Pesky, L OBP: 0.427, SLG: 0.395	4-0 5-3 WP E BB		0-0 P4		0-0 G3		0-0 P2			3	1	0	0	1	0	0						
Ted Williams, L OBP: 0.472, SLG: 0.701	4-0 5-3 1-2 2-3 BB		0-0 P4		0-0 HR 1B		0-0 G3			3	1	1	0	1	0	0						
Vern Stephens, R OBP: 0.377, SLG: 0.542	0-0 F8		0-0 F8		0-0 HR 1B		0-0 P4			4	1	1	2	0	0	3						
Walt Dropo, R OBP: 0.397, SLG: 0.637	0-0 5-3			0-0 6-3		0-0 P4		0-0 5-3		4	0	0	1	0	0	2						
Bobby Doerr, R OBP: 0.374, SLG: 0.470	0-0 E6			0-0 6-3		0-0 1-3			0-0 1-3	4	0	0	0	0	0	1						
Al Zarilla, L OBP: 0.430, SLG: 0.482	0-0 P6								0-0 P2	4	0	2	0	0	0	2						
Birdie Tebbetts, R OBP: 0.404, SLG: 0.494			0-3 K		0-3 K				0-0 P2	4	0	2	0	0	0	2						
Walt Masterson, R OBP: 0.095, SLG: 0.100					0-3 K				0-0 6-3	4	0	0	0	0	2	2						
<b>Inning Stats</b>	R: 2 E: 1 K: 0 S: 5	H: 1 LOB: 2 BB: 2 P: 13	R: 0 E: 0 K: 0 S: 7	H: 0 LOB: 0 BB: 0 P: 7	R: 0 E: 0 K: 1 S: 3	H: 0 LOB: 0 BB: 0 P: 3	R: 0 E: 0 K: 1 S: 6	H: 1 LOB: 1 BB: 0 P: 6	R: 0 E: 0 K: 2 S: 7	H: 0 LOB: 0 BB: 0 P: 7	R: 2 E: 0 K: 0 S: 6	H: 3 LOB: 1 BB: 0 P: 6	R: 0 E: 0 K: 0 S: 7	H: 0 LOB: 0 BB: 0 P: 7	R: 0 E: 0 K: 0 S: 3	H: 0 LOB: 0 BB: 0 P: 3	R: 0 E: 0 K: 0 S: 3	H: 0 LOB: 0 BB: 0 P: 3	1B: 3 2B: 1 3B: 0 HR: 1	SF: 0 SAC: 0 DP: 0 HBP: 0	WP: 1 PB: 0 SB: 1 CS: 0	PA: 35
<b>PITCHER</b> Vic Raschi, R ERA: 4.29	IP: 9.0 WLS: L BF: 35	H: 5 R: 4 ER: 3 SO: 7	BB: 2 IBB: 0 HBP: 0 BLK: 0	WP: 1 HR: 1 S: 47 P: 55	ERA: 3.00 WHIP: 0.778	<b>PITCHER</b>										ERA: 3.00 WHIP: 0.778						

AB 33  
R 4  
H 5  
RBI 3  
BB 2  
SO 7  
LOB 10



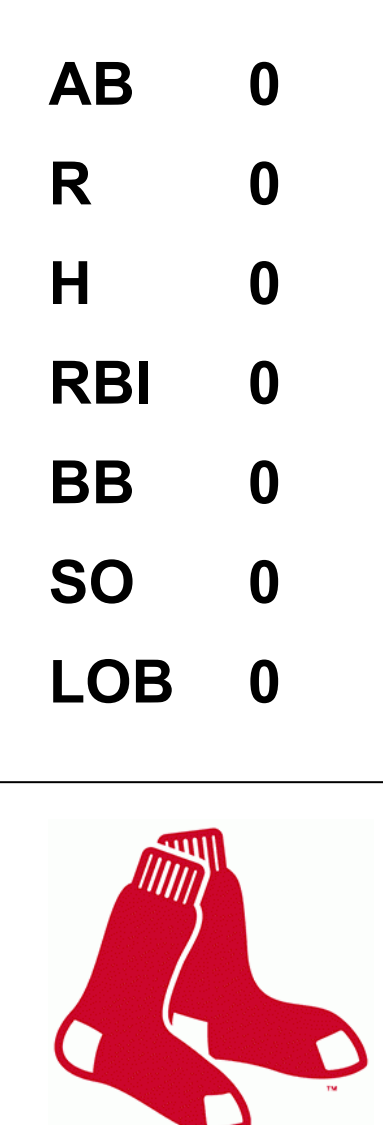
Batter	1	2	3	4	5	6	7	8	9	AB	R	H	RBI	BB	SO	LOB	BOTTOM					
Phil Rizzuto, R OBP: 0.418, SLG: 0.427	0-0 F7		4-0 1-2 BB		0-0 CS 1B		0-0 F7		0-0 1B	4	0	2	0	1	0	1	<b>Boston Red Sox @ New York Yankees</b> Yankee Stadium, Bronx, NY Sat Jul 08 1950, 3:33 AM EDT Att: 41,579 - Unknown					
Gene Woodling, L OBP: 0.420, SLG: 0.449	4-0 BB		0-0 P6		4-0 1-2 BB		4-0 1-2 BB		0-0 1-2 BB	2	0	1	0	3	0	2						
Cliff Mapes, L OBP: 0.378, SLG: 0.478	0-0 F8		0-3 K		4-0 1-2 BB		0-0 F8		0-0 F7	4	0	0	0	1	1	7						
Joe DiMaggio, R OBP: 0.371, SLG: 0.543	0-3 K			0-0 BB 1B	0-0 G6-4-3 BB				4-0 BB	3	1	1	0	1	1	3						
Yogi Berra, L OBP: 0.373, SLG: 0.468		0-0 4-3		4-0 1B G1-6-3 BB		0-0 F9		0-0 P4		3	1	0	0	1	0	1						
Johnny Mize, L OBP: 0.377, SLG: 0.453		0-0 P6		0-0 G1-6-3 1B		0-0 F9		0-0 F9		4	0	1	1	0	0	1						
Billy Johnson, R OBP: 0.385, SLG: 0.420		0-0 5-3		0-0 G1-6-3 1-2 3-H		0-0 P5		0-0 P2		4	0	0	0	0	0	2						
Jerry Coleman, R OBP: 0.378, SLG: 0.393			0-0 BB		0-0 FC4-6 1B		0-3 K		0-0 F9	3	0	2	0	0	1	0						
Bobby Brown, L OBP: 0.315, SLG: 0.319			0-0 BB 1B		0-0 FC4-6 1B				0-0 F9	1	0	0	0	0	0	0						
Vic Raschi, R OBP: 0.267, SLG: 0.214			0-3 K		0-0 FC4-6 1-2		4-0 BB		0-0 F8	2	0	0	0	1	1	2						
Tommy Henrich, L OBP: 0.421, SLG: 0.688									0-0 F8	1	0	0	0	0	0	0						
<b>Inning Stats</b>	R: 0 E: 0 K: 1 S: 5	H: 0 LOB: 1 BB: 1 P: 9	R: 0 E: 0 K: 0 S: 3	H: 0 LOB: 0 BB: 0 P: 3	R: 0 E: 0 K: 2 S: 8	H: 1 LOB: 2 BB: 1 P: 12	R: 2 E: 0 K: 0 S: 5	H: 3 LOB: 1 BB: 1 P: 9	R: 0 E: 0 K: 0 S: 2	H: 1 LOB: 1 BB: 2 P: 10	R: 0 E: 0 K: 0 S: 3	H: 0 LOB: 0 BB: 0 P: 3	R: 0 E: 0 K: 1 S: 5	H: 0 LOB: 2 BB: 2 P: 13	R: 0 E: 0 K: 0 S: 3	H: 0 LOB: 1 BB: 1 P: 7	R: 0 E: 0 K: 0 S: 5	H: 2 LOB: 2 BB: 0 P: 5	1B: 7 2B: 0 3B: 0 HR: 0	SF: 0 SAC: 0 DP: 2 HBP: 0	WP: 0 PB: 0 SB: 0 CS: 1	PA: 39
<b>PITCHER</b> Walt Masterson, R ERA: 5.15	IP: 9.0 WLS: W BF: 39	H: 7 R: 2 ER: 2 SO: 4	BB: 8 IBB: 0 HBP: 0 BLK: 0	WP: 0 HR: 0 S: 39 P: 71	ERA: 2.00 WHIP: 1.667	<b>PITCHER</b>										ERA: 2.00 WHIP: 1.667						

AB 31  
R 2  
H 7  
RBI 1  
BB 8  
SO 4  
LOB 19





Batter	1	2	3	4	5	6	7	8	9	AB	R	H	RBI	BB	SO	LOB	TOP																		
<a href="#">Dom DiMaggio, R</a> (1, 8) OBP: 0.424, SLG: 0.419											0	0	0	0	0	0	0	<b>Boston Red Sox @ New York Yankees</b> Yankee Stadium, Bronx, NY Sun Jul 09 1950, 3:33 AM EDT Att: 53,097 - Unknown <a href="http://livebaseballscorecards.com">livebaseballscorecards.com</a>																	
<a href="#">6 Johnny Pesky, L</a> (1, 5) OBP: 0.427, SLG: 0.395											0	0	0	0	0	0	0																		
<a href="#">Ted Williams, L</a> (1, 7) OBP: 0.472, SLG: 0.701											0	0	0	0	0	0	0																		
<a href="#">Vern Stephens, R</a> (1, 6) OBP: 0.377, SLG: 0.542											0	0	0	0	0	0	0																		
<a href="#">Walt Dropo, R</a> (1, 3) OBP: 0.397, SLG: 0.637											0	0	0	0	0	0	0																		
<a href="#">Bobby Doerr, R</a> (1, 4) OBP: 0.374, SLG: 0.470											0	0	0	0	0	0	0																		
<a href="#">Clyde Vollmer, R</a> (1, 9) OBP: 0.379, SLG: 0.488											0	0	0	0	0	0	0																		
<a href="#">Birdie Tebbetts, R</a> (1, 2) OBP: 0.404, SLG: 0.494											0	0	0	0	0	0	0																		
<a href="#">Joe Dobson, R</a> (1, 1) OBP: 0.319, SLG: 0.205											0	0	0	0	0	0	0																		
<b>Inning Stats</b>											1B: 0	SF: 0	WP: 0	PA: 0	2B: 0	SAC: 0	FB: 0		3B: 0	DP: 0	SB: 0	HR: 0	HBP: 0	CS: 0											
<b>PITCHER</b> <a href="#">Ed Lopat, L</a> (1, 1) ERA: 3.95	IP	WLS	BF	H	R	ER	SO	BB	IBB	HBP	BLK	WP	HR	S	P	ERA	WHIP	<b>PITCHER</b>	IP	WLS	BF	H	R	ER	SO	BB	IBB	HBP	BLK	WP	HR	S	P	ERA	WHIP



Batter	1	2	3	4	5	6	7	8	9	AB	R	H	RBI	BB	SO	LOB	BOTTOM																		
<a href="#">Phil Rizzuto, R</a> (1, 6) OBP: 0.418, SLG: 0.427											0	0	0	0	0	0	0	<b>Boston Red Sox @ New York Yankees</b> Yankee Stadium, Bronx, NY Sun Jul 09 1950, 3:33 AM EDT Att: 53,097 - Unknown <a href="http://livebaseballscorecards.com">livebaseballscorecards.com</a>																	
<a href="#">Gene Woodling, L</a> (1, 7) OBP: 0.420, SLG: 0.449											0	0	0	0	0	0	0																		
<a href="#">Yogi Berra, L</a> (1, 2) OBP: 0.373, SLG: 0.468											0	0	0	0	0	0	0																		
<a href="#">Joe DiMaggio, R</a> (1, 8) OBP: 0.371, SLG: 0.543											0	0	0	0	0	0	0																		
<a href="#">Johnny Mize, L</a> (1, 3) OBP: 0.377, SLG: 0.453											0	0	0	0	0	0	0																		
<a href="#">Cliff Mapes, L</a> (1, 9) OBP: 0.378, SLG: 0.478											0	0	0	0	0	0	0																		
<a href="#">Billy Johnson, R</a> (1, 5) OBP: 0.385, SLG: 0.420											0	0	0	0	0	0	0																		
<a href="#">Jerry Coleman, R</a> (1, 4) OBP: 0.378, SLG: 0.393											0	0	0	0	0	0	0																		
<a href="#">Ed Lopat, L</a> (1, 1) OBP: 0.417, SLG: 0.359											0	0	0	0	0	0	0																		
<b>Inning Stats</b>											1B: 0	SF: 0	WP: 0	PA: 0	2B: 0	SAC: 0	FB: 0		3B: 0	DP: 0	SB: 0	HR: 0	HBP: 0	CS: 0											
<b>PITCHER</b> <a href="#">Joe Dobson, R</a> (1, 1) ERA: 3.97	IP	WLS	BF	H	R	ER	SO	BB	IBB	HBP	BLK	WP	HR	S	P	ERA	WHIP	<b>PITCHER</b>	IP	WLS	BF	H	R	ER	SO	BB	IBB	HBP	BLK	WP	HR	S	P	ERA	WHIP





Batter	1	2	3	4	5	6	7	8	9	AB	R	H	RBI	BB	SO	LOB	TOP
Chico Carrasquel, R OBP: 0.381, SLG: 0.360 (1, 6)	0-0 BB 1B	0-0 F8		4-0 1-2 BB		0-0 FC6-4 1-2		4-0 FC5 1B BB		3	1	1	0	2	0	1	<b>Chicago White Sox @ Boston Red Sox</b> Fenway Park, Boston, MA Thu Jul 13 1950, 3:33 AM EDT Att: 23,751 - Unknown
Many Rickert, L OBP: 0.288, SLG: 0.311 (1, 9)	0-3 K	0-0 4-3		0-0 F8			4-0 E BB	0-0 1-2 2-H 3-H 1B		4	1	1	2	1	1	3	
Billy Pierce, L OBP: 0.300, SLG: 0.243 (8, FR)										0	0	0	0	0	0	0	
Randy Gumpert, R OBP: 0.133, SLG: 0.071 (8, 1)										0	0	0	0	0	0	0	
Eddie Robinson, L OBP: 0.389, SLG: 0.420 (1, 3)	4-0 1B 1-2 FC6-4 BB		0-0 1B	0-0 1B	0-0 F3		0-0 E8 F8 1B	0-0 F2		4	2	2	0	1	0	4	
Gus Zernial, R OBP: 0.353, SLG: 0.498 (1, 7)	0-0 FC6-4 1-3 2-H 1B		0-3 K		0-0 F3		4-0 G6-4-3 BB	0-0 FC5 2-3		4	0	1	1	1	1	3	
Dave Philley, S OBP: 0.305, SLG: 0.366 (1, 8)	0-0 FC6-4 HBP 1-2 3-H 1B		0-0 1B	0-0 1B	0-3 K		0-0 F8			4	1	1	2	0	1	2	
Hank Majeski, R OBP: 0.365, SLG: 0.394 (1, 5)	1-0 1B 1-2 HBP		0-3 K		0-0 L8		0-0 G6-4-3 1-2			3	0	0	0	0	1	3	
Phil Masi, R OBP: 0.391, SLG: 0.437 (1, 2)	0-0 1-3 2-H 1B		0-3 K		0-0 F5			0-0 WP S 1B		4	1	2	1	0	1	2	
Nellie Fox, L OBP: 0.330, SLG: 0.327 (1, 4)	0-3 K		0-0 F5		0-0 FC1-6 1B		0-0 1B BB	4-0 BB 1B BB		3	1	1	0	1	1	2	
Ray Scarborough, R OBP: 0.196, SLG: 0.163 (1, 1)		0-0 L3		4-0 F8 BB BB		0-0 FC1-6 FC6-4 1-2		0-3 K		0	0	0	0	0	0	0	
Howie Judson, R OBP: 0.227, SLG: 0.250 (8, PH)										1	0	0	0	0	0	1	
Floyd Baker, R OBP: 0.416, SLG: 0.371 (8, 1)										0	0	0	0	0	0	0	
Luis Aloma, R OBP: 0.133, SLG: 0.071 (8, 1)										0	0	0	0	0	0	0	
Gordon Goldsberry, L OBP: 0.447, SLG: 0.646 (8, 9)										1	0	0	0	0	1	2	
<b>Inning Stats</b>	R: 3 E: 0 K: 2 S: 10	H: 3 LOB: 2 BB: 1 P: 15	R: 0 E: 0 K: 0 S: 3	H: 0 LOB: 0 BB: 0 P: 3	R: 0 E: 0 K: 3 S: 11	H: 2 LOB: 2 BB: 0 P: 11	R: 0 E: 0 K: 0 S: 3	H: 0 LOB: 2 BB: 2 P: 11	R: 0 E: 0 K: 1 S: 5	H: 1 LOB: 1 BB: 0 P: 4	R: 2 E: 1 K: 0 S: 3	H: 1 LOB: 0 BB: 2 P: 11	R: 2 E: 0 K: 1 S: 7	H: 2 LOB: 2 BB: 2 P: 15			
<b>PITCHER</b>	IP WLS BF H R ER SO BB IBB HBP BLK WP HR S P ERA WHIP	IP WLS BF H R ER SO BB IBB HBP BLK WP HR S P ERA WHIP	IP WLS BF H R ER SO BB IBB HBP BLK WP HR S P ERA WHIP	IP WLS BF H R ER SO BB IBB HBP BLK WP HR S P ERA WHIP	IP WLS BF H R ER SO BB IBB HBP BLK WP HR S P ERA WHIP	IP WLS BF H R ER SO BB IBB HBP BLK WP HR S P ERA WHIP	IP WLS BF H R ER SO BB IBB HBP BLK WP HR S P ERA WHIP	IP WLS BF H R ER SO BB IBB HBP BLK WP HR S P ERA WHIP	IP WLS BF H R ER SO BB IBB HBP BLK WP HR S P ERA WHIP	IP WLS BF H R ER SO BB IBB HBP BLK WP HR S P ERA WHIP	IP WLS BF H R ER SO BB IBB HBP BLK WP HR S P ERA WHIP	IP WLS BF H R ER SO BB IBB HBP BLK WP HR S P ERA WHIP	IP WLS BF H R ER SO BB IBB HBP BLK WP HR S P ERA WHIP	IP WLS BF H R ER SO BB IBB HBP BLK WP HR S P ERA WHIP	IP WLS BF H R ER SO BB IBB HBP BLK WP HR S P ERA WHIP	IP WLS BF H R ER SO BB IBB HBP BLK WP HR S P ERA WHIP	WP: 1 PA: 40 FB: 0 SB: 1 CS: 0 1B: 9 2B: 0 3B: 0 HR: 0 SF: 0 SAC: 0 DP: 1 HBP: 1

AB	32
R	7
H	9
RBI	6
BB	7
SO	7
LOB	23



Batter	1	2	3	4	5	6	7	8	9	AB	R	H	RBI	BB	SO	LOB	BOTTOM
Dom DiMaggio, R OBP: 0.421, SLG: 0.414 (1, 8)	0-0 F9	0-0 6-3			0-0 6-3	4-0 BB BB	0-0 F8			4	0	0	0	1	0	3	<b>Chicago White Sox @ Boston Red Sox</b> Fenway Park, Boston, MA Thu Jul 13 1950, 3:33 AM EDT Att: 23,751 - Unknown
6 Johnny Pesky, L OBP: 0.420, SLG: 0.392 (1, 5)	0-0 2B	0-0 F5			0-0 5-3	0-0 F9	0-0 1-3			5	1	1	0	0	0	5	
Clyde Vollmer, R OBP: 0.388, SLG: 0.538 (1, 7)	0-0 HR 2B	0-0 6-3			0-0 HR	4-0 1-2 2-3 BB		0-0 1B 2B		4	2	3	2	1	0	0	
Vern Stephens, R OBP: 0.378, SLG: 0.555 (1, 6)	0-0 HR		0-0 5-3		0-0 1B 2B	0-0 L7		0-0 2-3 1B		5	2	3	2	0	0	3	
Walt Dropo, R OBP: 0.396, SLG: 0.628 (1, 3)	0-0 L5		0-0 F7		4-0 1B IBB		0-0 2B 1B			3	1	1	0	1	0	0	
Bobby Doerr, R OBP: 0.372, SLG: 0.463 (1, 4)	4-0 1B BB		0-0 F2		0-0 1-2 2-H 1B		0-0 F6			3	1	1	1	1	0	1	
Al Zarilla, L OBP: 0.431, SLG: 0.486 (1, 9)	0-0 1B E 1B			0-0 P4	0-0 L8		0-0 BB 2B			4	1	2	0	0	0	2	
Matt Batts, R OBP: 0.297, SLG: 0.354 (1, 2)	0-0 1B			0-0 F3		0-3 K	4-0 BB IBB			3	0	1	1	1	1	0	
Willard Nixon, L OBP: 0.333, SLG: 0.333 (1, 1)	0-0 K		0-3 K		0-0 BB BB 1B		4-0 1-2 2-3 3-H BB			3	0	1	0	0	2	1	
Joe Dobson, R OBP: 0.320, SLG: 0.195 (7, 1)										0	0	0	1	1	0	0	
Mickey McDermott, L OBP: 0.500, SLG: 0.500 (8, 1)										0	0	0	0	0	0	0	
<b>Inning Stats</b>	R: 5 E: 1 K: 1 S: 10	H: 5 LOB: 1 BB: 1 P: 14	R: 0 E: 0 K: 0 S: 3	H: 0 LOB: 0 BB: 0 P: 3	R: 0 E: 0 K: 1 S: 5	H: 0 LOB: 0 BB: 0 P: 5	R: 2 E: 0 K: 0 S: 6	H: 3 LOB: 2 BB: 1 P: 10	R: 0 E: 0 K: 1 S: 6	H: 1 LOB: 3 BB: 2 P: 14	R: 1 E: 0 K: 0 S: 5	H: 2 LOB: 3 BB: 2 P: 13	R: 0 E: 0 K: 0 S: 2	H: 2 LOB: 2 BB: 0 P: 2			
<b>PITCHER</b>	IP WLS BF H R ER SO BB IBB HBP BLK WP HR S P ERA WHIP	IP WLS BF H R ER SO BB IBB HBP BLK WP HR S P ERA WHIP	IP WLS BF H R ER SO BB IBB HBP BLK WP HR S P ERA WHIP	IP WLS BF H R ER SO BB IBB HBP BLK WP HR S P ERA WHIP	IP WLS BF H R ER SO BB IBB HBP BLK WP HR S P ERA WHIP	IP WLS BF H R ER SO BB IBB HBP BLK WP HR S P ERA WHIP	IP WLS BF H R ER SO BB IBB HBP BLK WP HR S P ERA WHIP	IP WLS BF H R ER SO BB IBB HBP BLK WP HR S P ERA WHIP	IP WLS BF H R ER SO BB IBB HBP BLK WP HR S P ERA WHIP	IP WLS BF H R ER SO BB IBB HBP BLK WP HR S P ERA WHIP	IP WLS BF H R ER SO BB IBB HBP BLK WP HR S P ERA WHIP	IP WLS BF H R ER SO BB IBB HBP BLK WP HR S P ERA WHIP	IP WLS BF H R ER SO BB IBB HBP BLK WP HR S P ERA WHIP	IP WLS BF H R ER SO BB IBB HBP BLK WP HR S P ERA WHIP	IP WLS BF H R ER SO BB IBB HBP BLK WP HR S P ERA WHIP	IP WLS BF H R ER SO BB IBB HBP BLK WP HR S P ERA WHIP	WP: 0 PA: 40 FB: 0 SB: 0 CS: 0 1B: 6 2B: 5 3B: 0 HR: 2 SF: 0 SAC: 0 DP: 0 HBP: 0

AB	34
R	8
H	13
RBI	7
BB	6
SO	3
LOB	15





Batter	1	2	3	4	5	6	7	8	9	AB	R	H	RBI	BB	SO	LOB	TOP									
<b>Chico Carrasquel, R</b> OBP: 0.385, SLG: 0.361 (1, 6)										2	0	1	0	2	0	0	<b>Chicago White Sox @ Boston Red Sox</b> Fenway Park, Boston, MA Fri Jul 14 1950, 3:33 AM EDT Att: 8,730 - Unknown <a href="http://livebaseballscorecards.com">livebaseballscorecards.com</a>									
<b>Dave Philley, S</b> OBP: 0.304, SLG: 0.368 (1, 8)										4	0	1	1	0	1	2										
<b>Mary Rickert, L</b> OBP: 0.281, SLG: 0.303 (1, 9)										4	0	0	0	0	1	3										
<b>Gus Zernial, R</b> OBP: 0.348, SLG: 0.491 (1, 7)										4	0	0	0	0	2											
<b>Eddie Robinson, L</b> OBP: 0.391, SLG: 0.419 (1, 3)										3	0	1	0	1	0	0										
<b>Hank Majeski, R</b> OBP: 0.360, SLG: 0.388 (1, 5)										4	0	0	0	0	1	2										
<b>Phil Masi, R</b> OBP: 0.388, SLG: 0.433 <b>Gus Niarhos, R</b> OBP: 0.478, SLG: 0.450 (1, 2) (4, 2)										2	0	0	0	0	0	1										
<b>Nellie Fox, L</b> OBP: 0.330, SLG: 0.328 (1, 4)										3	0	1	0	0	0	0										
<b>Ken Holcombe, R</b> OBP: 0.333, SLG: 0.400 <b>Luis Aloma, R</b> (3, 1)										1	1	1	0	0	0	0										
<b>Floyd Baker, L</b> OBP: 0.405, SLG: 0.361 <b>Mickey Haefner, L</b> OBP: 0.304, SLG: 0.200 (8, PH) (8, 1)										1	0	0	0	0	0	1										
<b>Inning Stats</b>	R: 0 E: 0 K: 0 S: 2	H: 0 LOB: 0 BB: 1 P: 6	R: 0 E: 0 K: 1 S: 6	H: 1 LOB: 1 BB: 0 P: 6	R: 1 E: 0 K: 0 S: 6	H: 3 LOB: 2 BB: 0 P: 6	R: 0 E: 0 K: 0 S: 3	H: 0 LOB: 0 BB: 0 P: 3	R: 0 E: 0 K: 2 S: 7	H: 0 LOB: 0 BB: 0 P: 7	R: 0 E: 0 K: 0 S: 3	H: 0 LOB: 0 BB: 0 P: 3	R: 0 E: 0 K: 0 S: 3	H: 0 LOB: 1 BB: 1 P: 7	R: 0 E: 0 K: 0 S: 3	H: 0 LOB: 1 BB: 1 P: 7	1B: 4 2B: 1 3B: 0 HR: 0	SF: 0 SAC: 0 DP: 2 HBP: 0	WP: 0 PB: 0 SB: 0 CS: 0	PA: 33						
<b>PITCHER</b> <b>Ellis Kinder, R</b> ERA: 4.56 (1, 1)	IP: 9.0 WLS: W BF: 33	H: 5 R: 1 ER: 1 SO: 3	BB: 3 IBB: 0 HBP: 0 BLK: 0	WP: 0 HR: 0 S: 36 P: 48	ERA: 1.00 WHIP: 0.889											ERA: 1.00 WHIP: 0.889										

Batter	1	2	3	4	5	6	7	8	9	AB	R	H	RBI	BB	SO	LOB	BOTTOM									
<b>Dom DiMaggio, R</b> OBP: 0.424, SLG: 0.421 (1, 8)										5	1	3	0	0	0	0	<b>Chicago White Sox @ Boston Red Sox</b> Fenway Park, Boston, MA Fri Jul 14 1950, 3:33 AM EDT Att: 8,730 - Unknown <a href="http://livebaseballscorecards.com">livebaseballscorecards.com</a>									
<b>6 Johnny Pesky, L</b> OBP: 0.420, SLG: 0.390 (1, 5)										4	2	1	0	1	0	2										
<b>Clyde Vollmer, R</b> OBP: 0.389, SLG: 0.531 (1, 7)										5	2	2	0	0	2	3										
<b>Vern Stephens, R</b> OBP: 0.376, SLG: 0.558 (1, 6)										5	2	1	3	0	0	4										
<b>Walt Dropo, R</b> OBP: 0.399, SLG: 0.629 (1, 3)										4	2	2	0	1	1	1										
<b>Bobby Doerr, R</b> OBP: 0.377, SLG: 0.472 (1, 4)										3	2	2	2	1	0	0										
<b>Al Zarilla, L</b> OBP: 0.428, SLG: 0.482 (1, 9)										4	1	1	1	0	0	3										
<b>Birdie Tebbetts, R</b> OBP: 0.413, SLG: 0.517 (1, 2)										5	1	2	3	0	1	1										
<b>Ellis Kinder, R</b> OBP: 0.186, SLG: 0.238 (1, 1)										4	0	0	0	0	3	1										
<b>Inning Stats</b>	R: 0 E: 0 K: 1 S: 6	H: 1 LOB: 1 BB: 0 P: 6	R: 1 E: 0 K: 0 S: 5	H: 2 LOB: 1 BB: 0 P: 5	R: 11 E: 2 K: 1 S: 15	H: 7 LOB: 2 BB: 3 P: 27	R: 0 E: 0 K: 2 S: 7	H: 0 LOB: 0 BB: 0 P: 7	R: 0 E: 0 K: 1 S: 4	H: 1 LOB: 1 BB: 0 P: 4	R: 1 E: 0 K: 1 S: 6	H: 1 LOB: 0 BB: 0 P: 6	R: 0 E: 0 K: 1 S: 6	H: 1 LOB: 1 BB: 0 P: 6	R: 0 E: 0 K: 1 S: 6	H: 1 LOB: 1 BB: 0 P: 6		1B: 9 2B: 2 3B: 1 HR: 2	SF: 0 SAC: 2 DP: 0 HBP: 0	WP: 0 PB: 0 SB: 0 CS: 0	PA: 44					
<b>PITCHER</b> <b>Ken Holcombe, R</b> ERA: 7.35 <b>Luis Aloma, R</b> ERA: 4.15 <b>Mickey Haefner, L</b> ERA: 5.89 (1, 1) (3, 1) (8, 1)	IP: 2.0 WLS: L BF: 17	H: 5 R: 4 ER: 1 SO: 5	BB: 1 IBB: 0 HBP: 0 BLK: 0	WP: 0 HR: 1 S: 18 P: 22	ERA: 31.50 WHIP: 4.500											ERA: 1.80 WHIP: 1.400										







Batter	1	2	3	4	5	6	7	8	9	AB	R	H	RBI	BB	SO	LOB	TOP					
Ray Boone, R OBP: 0.440, SLG: 0.497										6	1	3	0	0	1	3	<b>Cleveland Indians @ Boston Red Sox</b> Fenway Park, Boston, MA Sun Jul 16 1950, 3:33 AM EDT Unknown					
Joe Gordon, R OBP: 0.318, SLG: 0.374										5	1	2	3	0	1	3						
Luke Easter, L OBP: 0.408, SLG: 0.562										4	2	1	1	1	2	2						
Al Rosen, R OBP: 0.399, SLG: 0.618										4	0	0	0	1	1	4						
Larry Doby, L OBP: 0.474, SLG: 0.532										4	1	2	1	1	0	2						
Allie Clark, R OBP: 0.263, SLG: 0.404										5	2	2	3	0	0	2						
Bob Kennedy, R OBP: 0.365, SLG: 0.465										5	1	2	2	0	0	2						
Jim Hegan, R OBP: 0.328, SLG: 0.480										4	0	0	0	0	0	2						
Thurman Tucker, L OBP: 0.333, SLG: 0.256										1	0	0	0	0	0	0						
Bobby Avila, R OBP: 0.404, SLG: 0.354										0	0	0	0	0	0	0						
Mike Garcia, R OBP: 0.226, SLG: 0.306										0	0	0	0	0	0	0						
Gene Bearden, L OBP: 0.267, SLG: 0.386										3	2	2	0	0	0	1						
Al Benton, R OBP: 0.250, SLG: 0.333										0	0	0	0	0	0	0						
Bob Lemon, R OBP: 0.256, SLG: 0.479										1	0	1	0	0	0	0						
Marino Pieretti, R OBP: 0.261, SLG: 0.230										0	0	0	0	0	0	0						
Dale Mitchell, L OBP: 0.372, SLG: 0.370										1	0	0	0	0	0	1						
<b>Inning Stats</b>	R: 5 E: 0 K: 0 S: 7	H: 4 LOB: 0 BB: 1 P: 11	R: 1 E: 0 K: 0 S: 4	H: 1 LOB: 2 BB: 2 P: 12	R: 0 E: 0 K: 0 S: 4	H: 1 LOB: 1 BB: 0 P: 4	R: 0 E: 0 K: 1 S: 6	H: 1 LOB: 1 BB: 0 P: 6	R: 0 E: 0 K: 0 S: 4	H: 1 LOB: 1 BB: 0 P: 4	R: 1 E: 0 K: 3 S: 11	H: 2 LOB: 1 BB: 0 P: 11	R: 2 E: 0 K: 1 S: 9	H: 4 LOB: 2 BB: 0 P: 9	R: 1 E: 1 K: 0 S: 5	H: 1 LOB: 1 BB: 0 P: 5	R: 0 E: 1 K: 0 S: 3	H: 0 LOB: 1 BB: 0 P: 3	1B: 5 2B: 7 3B: 2 HR: 2	SF: 0 SAC: 0 DP: 1 HBP: 0	WP: 0 PB: 0 SB: 0 CS: 0	PA: 46
<b>PITCHER</b>	IP WLS BF H R ER SO BB IBB HBP BLK WP HR S P ERA WHIP																					
Mel Parnell, L ERA: 4.46	(1, 1) 0.1 6 4 5 5 0 1 0 0 0 0 0 1 5 9 135.00 15.000																					
Phil Marchildon, R ERA: 6.75	(1, 1) 1.1 7 1 1 1 1 0 2 0 0 0 0 0 0 5 13 6.75 2.250																					
Willard Nixon, R ERA: 5.54	(2, 1) 5.0 W 24 9 3 3 4 0 0 0 0 0 0 1 32 5.40 1.800																					
Ellis Kinder, R ERA: 4.85	(7, 1) 2.1 S 9 1 1 1 1 0 0 0 0 0 0 0 0 11 3.86 0.429																					

AB 43  
R 10  
H 15  
RBI 10  
BB 3  
SO 5  
LOB 22



Batter	1	2	3	4	5	6	7	8	9	AB	R	H	RBI	BB	SO	LOB	BOTTOM					
Dom DiMaggio, R OBP: 0.427, SLG: 0.432										4	3	3	1	1	0	0	<b>Cleveland Indians @ Boston Red Sox</b> Fenway Park, Boston, MA Sun Jul 16 1950, 3:33 AM EDT Unknown					
6 Johnny Pesky, L OBP: 0.424, SLG: 0.397										3	1	1	2	2	0	3						
Clyde Vollmer, R OBP: 0.376, SLG: 0.510										4	1	0	0	1	3	5						
Vern Stephens, R OBP: 0.378, SLG: 0.562										3	2	1	2	2	0	1						
Walt Dropo, R OBP: 0.404, SLG: 0.650										4	3	3	4	1	1	3						
Bobby Doerr, R OBP: 0.373, SLG: 0.468										5	2	1	2	0	0	1						
Al Zarilla, L OBP: 0.423, SLG: 0.473										4	0	1	1	1	0	0						
Matt Batts, R OBP: 0.308, SLG: 0.371										5	1	3	1	0	0	0						
Mel Parnell, L OBP: 0.283, SLG: 0.265										0	0	0	0	0	0	0						
Phil Marchildon, R ERA: 4.45	(1, 1) 5.1 L 27 7 7 7 3 4 0 0 0 0 0 1 29 45 11.81 2.062																					
Willard Nixon, L OBP: 0.286, SLG: 0.286	(2, 1) 4 3 1 1 0 0 0 0 0 0 0 0 4 4 27.00 9.000																					
Ellis Kinder, R ERA: 4.55	(7, 1) 2.0 9 1 1 1 0 3 0 0 0 0 0 0 6 18 4.50 2.000																					
<b>Inning Stats</b>	R: 4 E: 0 K: 1 S: 8	H: 3 LOB: 0 BB: 1 P: 12	R: 2 E: 1 K: 1 S: 8	H: 3 LOB: 1 BB: 0 P: 8	R: 1 E: 0 K: 0 S: 4	H: 1 LOB: 0 BB: 0 P: 4	R: 0 E: 0 K: 2 S: 8	H: 1 LOB: 2 BB: 2 P: 16	R: 0 E: 0 K: 0 S: 3	H: 0 LOB: 0 BB: 0 P: 3	R: 5 E: 1 K: 0 S: 8	H: 5 LOB: 2 BB: 2 P: 16	R: 0 E: 0 K: 0 S: 2	H: 0 LOB: 0 BB: 1 P: 6	R: 1 E: 0 K: 0 S: 4	H: 1 LOB: 2 BB: 2 P: 12	R: 0 E: 0 K: 0 S: 2	H: 0 LOB: 0 BB: 0 P: 6	1B: 6 2B: 4 3B: 0 HR: 4	SF: 0 SAC: 0 DP: 1 HBP: 0	WP: 0 PB: 0 SB: 0 CS: 0	PA: 45
<b>PITCHER</b>	IP WLS BF H R ER SO BB IBB HBP BLK WP HR S P ERA WHIP																					
Mike Garcia, R ERA: 4.45	(1, 1) 0.1 6 4 5 5 0 1 0 0 0 0 0 1 5 9 135.00 15.000																					
Gene Bearden, L ERA: 5.82	(1, 1) 5.1 L 27 7 7 7 3 4 0 0 0 0 0 1 29 45 11.81 2.062																					
Al Benton, R ERA: 4.55	(6, 1) 0.1 4 3 1 1 0 0 0 0 0 0 0 0 4 4 27.00 9.000																					
Marino Pieretti, R ERA: 3.52	(7, 1) 2.0 9 1 1 1 0 3 0 0 0 0 0 0 6 18 4.50 2.000																					

AB 37  
R 13  
H 14  
RBI 13  
BB 8  
SO 4  
LOB 18





Batter	1	2	3	4	5	6	7	8	9	AB	R	H	RBI	BB	SO	LOB	TOP			
Dale Mitchell, L (1, 7) OBP: 0.373, SLG: 0.371	F7		F8 1B	F8 1B			F8	4-3		5	0	2	2	0	0	1				
Bob Kennedy, R (1, 9) OBP: 0.366, SLG: 0.463	5-3		F8 1B	F5			F8		FC1-5 1B	5	0	2	0	0	0	2				
Luke Easter, L (1, 3) OBP: 0.402, SLG: 0.551	F4		F8		F5		L4		E4 1B	5	1	0	0	0	0	3				
Al Rosen, R (1, 5) OBP: 0.402, SLG: 0.620			F9						FC1-5 1B	4	2	2	0	1	0	4				
Larry Doby, L (1, 8) OBP: 0.473, SLG: 0.530	K				FC4-6 1B				4-3 1B	5	2	2	1	0	1	3				
Ray Boone, R (1, 6) OBP: 0.434, SLG: 0.488	F8			K	F4				1-4-3 1B	5	0	1	2	0	1	4				
Joe Gordon, R (1, 4) OBP: 0.320, SLG: 0.377	L6			FC1-2 2B		F3			FC5-4 1B	4	1	1	1	1	0	2				
Ray Murray, R (1, 2) OBP: 0.371, SLG: 0.444										3	2	1	0	1	0	2				
Jim Hegan, R (8, 2) OBP: 0.326, SLG: 0.480			4-3 1B WP	FC1-2 1B	FC1-2 1B	6-3		F4		0	0	0	0	0	0	0				
Steve Gromek, S (1, 1) OBP: 0.185, SLG: 0.154										3	0	0	0	0	0	3				
Bob Lemon, L (8, PH) OBP: 0.366, SLG: 0.500			4-3 1B	FC1-2 1B		F7				1	0	1	2	0	0	0				
<b>Inning Stats</b>	R: 0 E: 0 K: 0 S: 3	H: 0 LOB: 0 BB: 0 P: 3	R: 0 E: 0 K: 1 S: 6	H: 1 LOB: 1 BB: 0 P: 6	R: 1 E: 0 K: 0 S: 6	H: 3 LOB: 2 BB: 0 P: 6	R: 2 E: 0 K: 1 S: 8	H: 3 LOB: 2 BB: 1 P: 12	R: 0 E: 0 K: 0 S: 3	H: 0 LOB: 0 BB: 0 P: 3	R: 0 E: 0 K: 0 S: 3	H: 0 LOB: 0 BB: 0 P: 3	R: 3 E: 0 K: 0 S: 6	H: 3 LOB: 1 BB: 0 P: 10	R: 2 E: 2 K: 0 S: 6	H: 2 LOB: 1 BB: 0 P: 6	1B: 9 2B: 3 3B: 0 HR: 0	SF: 0 SAC: 0 DP: 0 HBP: 0	WP: 1 PB: 0 SB: 0 CS: 0	PA: 43
<b>PITCHER</b>	IP WLS BF H R ER SO BB IBB HBP BLK WP HR S P ERA WHIP																			
Walt Masterson, R (1, 1) ERA: 5.35	8.0 L 37 10 6 6 2 2 2 1 0 0 1 0 38 50 6.75 1.500																			
Mel Parnell, L (9, 1) ERA: 4.43	1.0 6 2 2 0 0 0 0 0 0 0 0 0 6 6 0.00 2.000																			

Cleveland Indians @ Boston Red Sox  
Fenway Park, Boston, MA  
Sun Jul 16 1950, 3:38 AM EDT  
Att: 33,009 - Unknown

AB	40
R	8
H	12
RBI	8
BB	3
SO	2
LOB	24



Batter	1	2	3	4	5	6	7	8	9	AB	R	H	RBI	BB	SO	LOB	BOTTOM					
Billy Goodman, L (1, 7) OBP: 0.385, SLG: 0.442	F8		FC3-6			F8		G4-6-3		4	0	0	0	0	0	2						
6 Johnny Pesky, L (1, 5) OBP: 0.418, SLG: 0.390	F5			4-3		F8		6-3		4	0	0	0	0	0	0						
Dom DiMaggio, R (1, 8) OBP: 0.428, SLG: 0.433	K			1-4-3 1B		F8			1B HR	4	1	2	0	0	1	0						
Vern Stephens, R (1, 6) OBP: 0.376, SLG: 0.558		5-3		L4-3			K		1B HR	4	1	1	0	0	1	1						
Walt Dropo, R (1, 3) OBP: 0.405, SLG: 0.662		K				4-3 1B 2B		3-1		4	2	2	3	0	1	0						
Bobby Doerr, R (1, 4) OBP: 0.374, SLG: 0.468	F2				F7		1B		G1-4-3 1B	4	0	2	0	0	0	1						
Al Zarilla, L (1, 9) OBP: 0.421, SLG: 0.470			F8		4-3				F8	4	0	1	0	0	0	2						
Birdie Tebbetts, R (1, 2) OBP: 0.409, SLG: 0.508			5-3						G1-4-3	4	0	1	1	0	0	3						
Walt Masterson, R (1, 1) OBP: 0.130, SLG: 0.136										2	0	1	0	0	1	1						
Tom Wright, L (8, PH) OBP: 0.353, SLG: 0.369										1	0	1	0	0	0	0						
Mel Parnell, L (9, 1) OBP: 0.283, SLG: 0.265			FC3-6 1B						G4-6-3 1B	0	0	0	0	0	0	0						
<b>Inning Stats</b>	R: 0 E: 0 K: 1 S: 5	H: 0 LOB: 0 BB: 0 P: 5	R: 0 E: 0 K: 1 S: 5	H: 0 LOB: 0 BB: 0 P: 5	R: 0 E: 0 K: 0 S: 4	H: 1 LOB: 1 BB: 0 P: 4	R: 0 E: 0 K: 0 S: 3	H: 1 LOB: 0 BB: 0 P: 3	R: 1 E: 0 K: 1 S: 7	H: 2 LOB: 1 BB: 0 P: 7	R: 0 E: 0 K: 0 S: 3	H: 0 LOB: 0 BB: 0 P: 3	R: 0 E: 0 K: 1 S: 7	H: 2 LOB: 2 BB: 0 P: 7	R: 0 E: 0 K: 0 S: 3	H: 1 LOB: 0 BB: 0 P: 3	R: 3 E: 0 K: 0 S: 6	H: 4 LOB: 0 BB: 0 P: 6	1B: 9 2B: 2 3B: 0 HR: 1	SF: 0 SAC: 0 DP: 3 HBP: 0	WP: 0 PB: 0 SB: 0 CS: 0	PA: 35
<b>PITCHER</b>	IP WLS BF H R ER SO BB IBB HBP BLK WP HR S P ERA WHIP																					
Steve Gromek, R (1, 1) ERA: 4.06	7.0 W 26 6 1 1 4 0 0 0 0 0 0 1 9 9 1.29 0.857																					
Bob Lemon, R (8, 1) ERA: 4.11	2.0 S 9 5 3 3 0 0 0 0 0 0 0 1 9 9 13.50 2.500																					

Cleveland Indians @ Boston Red Sox  
Fenway Park, Boston, MA  
Sun Jul 16 1950, 3:38 AM EDT  
Att: 33,009 - Unknown

AB	35
R	4
H	11
RBI	4
BB	0
SO	4
LOB	10





Batter	1	2	3	4	5	6	7	8	9	AB R H RBI BB SO LOB	TOP									
Dale Mitchell, L (1.7) OBP: 0.369, SLG: 0.367	0-0 1B HR	0-0 E1 F9		0-0 F5	0-0 F7		0-0 5-3		0-0 F2	6 1 1 1 0 0 3	<b>Cleveland Indians @ Boston Red Sox</b> Fenway Park, Boston, MA Mon Jul 17 1950, 3:33 AM EDT Att: 12,438 - Unknown									
Lou Boudreau, R (1.6) OBP: 0.331, SLG: 0.336	0-0 F8	0-0 F9		0-0 F8	0-0 F8		0-0 5-3			5 0 0 0 0 0 4										
Luke Easter, L (1.3) OBP: 0.405, SLG: 0.549	0-0 1-2 HR	0-0 4-3			4-0 1B BB	4-0 1B BB	0-3 K			3 3 1 0 2 1 1										
Al Rosen, R (1.5) OBP: 0.405, SLG: 0.628	0-0 1-2 2H HR		0-0 F6		4-0 1B 1B BB	0-0 1-3 1B		0-0 F7		4 2 2 3 1 0 0										
Larry Doby, L (1.8) OBP: 0.472, SLG: 0.526	0-0 4-3		0-0 1B S BB		0-0 F8	0-0 1B HR 1B		0-0 G3		4 1 1 1 1 0 2										
Bob Kennedy, R (1.9) OBP: 0.369, SLG: 0.464	4-0 1B BB		0-0 F5		0-0 1-3 2H 1B	0-0 1-3 HR 1B		0-0 F3		4 2 2 1 1 0 1										
Joe Gordon, R (1.4) OBP: 0.333, SLG: 0.405	0-0 1-2 FC5-4 1B		0-0 2-3 1B		0-0 1-3 3H 1B	0-0 1-3 3H HR		0-0 SH1-4 1B		5 2 5 4 0 0 0										
Jim Hegan, R (1.2) OBP: 0.325, SLG: 0.472	0-0 1-2 FC5-4		0-0 F8		0-0 1-2 BB	0-3 K		0-0 F7		4 0 0 0 1 1 5										
Early Wynn, S (1.1) OBP: 0.389, SLG: 0.483		0-0 L6		0-3 K	4-0 1-2 2-3 3H BB	0-3 K		0-0 SH1-4		1 0 0 0 0 0 0										
Dick Weik, R (2.1) OBP: 0.125, SLG: 0.125										1 0 0 0 0 1 0										
Bobby Avila, R (5. PH) OBP: 0.411, SLG: 0.354										0 0 0 1 1 0 0										
Dick Rozek, L (5.1) OBP: 0.400, SLG: 0.250										0 0 0 0 0 0 0										
Al Benton, R (5.1) OBP: 0.400, SLG: 0.250										1 0 0 0 0 1 0										
<b>Inning Stats</b>	R: 3 E: 0 K: 0 S: 7	H: 4 LOB: 2 BB: 1 P: 11	R: 0 E: 1 K: 0 S: 4	H: 0 LOB: 1 BB: 0 P: 4	R: 0 E: 0 K: 0 S: 4	H: 1 LOB: 2 BB: 1 P: 8	R: 0 E: 0 K: 1 S: 5	H: 0 LOB: 0 BB: 0 P: 5	R: 4 E: 0 K: 0 S: 5	H: 2 LOB: 2 BB: 4 P: 21	R: 4 E: 0 K: 2 S: 10	H: 4 LOB: 0 BB: 1 P: 14	R: 0 E: 0 K: 0 S: 3	H: 0 LOB: 0 BB: 0 P: 3	R: 0 E: 0 K: 0 S: 4	H: 1 LOB: 1 BB: 0 P: 4	1B: 10 2B: 0 3B: 0 HR: 2	SF: 0 SAC: 1 DP: 0 HBP: 0	WP: 0 PB: 0 SB: 1 CS: 0	PA: 46
<b>PITCHER</b>	IP WLS BF H R ER SO BB IBB HBP BLK WP HR S P ERA WHIP											IP WLS BF H R ER SO BB IBB HBP BLK WP HR S P ERA WHIP								
Joe Dobson, R (1.1) ERA: 4.42	4.1 L 25 7 7 7 1 4 0 0 0 0 0 1 23 39 14.54 2.538																			
Dick Littlefield, L (5.1) ERA: 8.68	0.0 2 0 0 0 0 2 0 0 0 0 0 0 0 8 = =																			
Chuck Stobbs, L (5.1) ERA: 6.32	4.2 19 5 4 4 3 1 0 0 0 0 0 1 24 28 7.71 1.286																			

AB 38  
R 11  
H 12  
RBI 11  
BB 7  
SO 4  
LOB 16



Batter	1	2	3	4	5	6	7	8	9	AB R H RBI BB SO LOB	BOTTOM									
Dom DiMaggio, R (1.8) OBP: 0.425, SLG: 0.432	0-0 5-3	0-0 6 2B		0-0 F9		0-3 K		0-0 5-3		5 1 1 1 0 1 0	<b>Cleveland Indians @ Boston Red Sox</b> Fenway Park, Boston, MA Mon Jul 17 1950, 3:33 AM EDT Att: 12,438 - Unknown									
6 Johnny Pesky, L (1.5) OBP: 0.425, SLG: 0.400	0-0 HR 1B	0-0 2B		4-0 BB		0-0 FC6-4 1B		0-0 F8		4 1 3 2 1 0 0										
Clyde Vollmer, R (1.7) OBP: 0.361, SLG: 0.486	0-3 K	0-0 F2		0-3 K		0-0 FC6-4		0-0 5-3		5 0 0 0 0 2 4										
Vern Stephens, R (1.6) OBP: 0.377, SLG: 0.564	0-0 1-2 HR	0-0 F4		0-0 2B 1B		0-0 5-3		0-0 F4		5 1 2 2 0 0 1										
Walt Dropo, R (1.3) OBP: 0.403, SLG: 0.656	0-0 1B		0-3 K		0-0 F4		0-0 5-3			4 0 1 0 0 1 2										
Bobby Doerr, R (1.4) OBP: 0.379, SLG: 0.479	0-0 1-3		0-0 G6-4-3 1B		0-0 1-3 2B		0-0 2B			4 0 3 0 0 0 1										
Al Zarilla, L (1.9) OBP: 0.422, SLG: 0.466		1-0 1B E HBP		0-0 F7		4-0 G5-4-3 BB		0-0 6-3		2 1 0 0 1 0 2										
Birdie Tebbetts, R (1.2) OBP: 0.406, SLG: 0.503		0-0 E8 2B 1B		0-0 G6-4-3		0-0 G5-4-3		0-0 1-3		4 1 1 0 0 0 4										
Joe Dobson, R (1.1) OBP: 0.308, SLG: 0.186		0-0 E2 2B 6 2B		0-3 K		0-0 F2		0-0 F9		2 1 0 0 0 1 1										
Dick Littlefield, L (5.1) ERA: 4.76										0 0 0 0 0 0 0										
Chuck Stobbs, L (5.1) OBP: 0.465, SLG: 0.303										2 0 0 0 0 0 0										
<b>Inning Stats</b>	R: 2 E: 0 K: 1 S: 8	H: 3 LOB: 1 BB: 0 P: 8	R: 4 E: 2 K: 1 S: 9	H: 3 LOB: 1 BB: 0 P: 10	R: 0 E: 0 K: 0 S: 3	H: 1 LOB: 0 BB: 0 P: 3	R: 0 E: 0 K: 2 S: 7	H: 0 LOB: 1 BB: 1 P: 11	R: 0 E: 0 K: 1 S: 6	H: 1 LOB: 1 BB: 0 P: 6	R: 0 E: 0 K: 0 S: 4	H: 1 LOB: 1 BB: 0 P: 4	R: 0 E: 0 K: 0 S: 3	H: 0 LOB: 0 BB: 0 P: 3	R: 0 E: 0 K: 0 S: 3	H: 0 LOB: 0 BB: 0 P: 3	1B: 6 2B: 4 3B: 0 HR: 1	SF: 0 SAC: 0 DP: 2 HBP: 1	WP: 0 PB: 0 SB: 0 CS: 0	PA: 40
<b>PITCHER</b>	IP WLS BF H R ER SO BB IBB HBP BLK WP HR S P ERA WHIP											IP WLS BF H R ER SO BB IBB HBP BLK WP HR S P ERA WHIP								
Early Wynn, R (1.1) ERA: 4.07	1.0 11 6 6 5 1 0 0 0 0 0 0 0 15 19 0.00 0.667																			
Dick Weik, R (2.1) ERA: 4.76	3.0 10 1 0 0 3 1 0 0 0 0 0 0 12 13 0.00 0.667																			
Dick Rozek, L (5.1) ERA: 4.38	0.1 4 2 0 0 0 1 0 0 0 0 0 0 3 7 0.00 9.000																			
Al Benton, R (5.1) ERA: 3.93	4.2 W 15 2 0 0 1 0 0 0 0 0 0 0 17 17 0.00 0.429																			

AB 37  
R 6  
H 11  
RBI 5  
BB 2  
SO 5  
LOB 15





Batter	1	2	3	4	5	6	7	8	9	AB	R	H	RBI	BB	SO	LOB	TOP										
<b>Lou Boudreau, R</b> OBP: 0.345, SLG: 0.362 (1, 6)	4-0 K2-5 HBP BB		4-0 FC5 WP BB	0-0 FC4-6		0-0 1B 2B		0-0 3B		3	1	2	2	2	0	2											
<b>Joe Gordon, R</b> OBP: 0.331, SLG: 0.400 (1, 4)	0-3 K		0-3 K	0-0 L5		0-0 1B		0-0 6-3		5	0	1	1	0	2	5											
<b>Luke Easter, L</b> OBP: 0.408, SLG: 0.547 (1, 3)	1-0 HBP		4-0 BB FC5 BB	0-0 4-3		0-0 F8			0-0 1B	3	0	1	0	1	0	3											
<b>Al Rosen, R</b> OBP: 0.402, SLG: 0.620 (1, 5)	0-3 K2-5		0-0 FC5 BB		4-0 5-3 BB		0-0 F7		0-3 K	4	0	0	0	1	2	5											
<b>Larry Doby, L</b> OBP: 0.474, SLG: 0.527 (1, 8)		4-0 PB 2B BB	4-0 1-2 2-3 BB		0-3 K		0-0 1B 2B		0-0 F7	3	2	1	0	2	1	2											
<b>Allie Clark, R</b> OBP: 0.280, SLG: 0.394 (1, 7)		0-0 F2	0-0 F3		0-0 5-3		0-0 G4-6-3 1B		0-0 F8	5	0	1	1	0	0	6											
<b>Bob Kennedy, R</b> OBP: 0.375, SLG: 0.468 (1, 9)		0-0 1-H 2B		4-0 BB FC4-6 BB		4-0 5-3 2B BB		0-0 G4-6-3 1B		2	2	1	1	2	0	1											
<b>Jim Hegan, R</b> OBP: 0.324, SLG: 0.468 (1, 2)		0-0 F9		0-0 FC4-6 BB 1B		0-0 F7		0-0 F3		4	0	1	0	0	0	2											
<b>Mike Garcia, R</b> OBP: 0.290, SLG: 0.306 (1, 1)		0-0 5-3		4-0 1-2 2-3 BB		0-0 5-3		0-0 F4		0	0	0	0	0	0	0											
<b>Inning Stats</b>	R: 0 E: 0 K: 2 S: 6	H: 0 LOB: 2 BB: 1 P: 11	R: 1 E: 0 K: 0 S: 4	H: 1 LOB: 1 BB: 1 P: 8	R: 0 E: 0 K: 1 S: 5	H: 0 LOB: 3 BB: 3 P: 17	R: 1 E: 0 K: 0 S: 4	H: 1 LOB: 0 BB: 1 P: 12	R: 0 E: 0 K: 1 S: 5	H: 0 LOB: 0 BB: 1 P: 8	R: 2 E: 0 K: 0 S: 5	H: 2 LOB: 1 BB: 1 P: 9	R: 1 E: 0 K: 0 S: 4	H: 2 LOB: 0 BB: 0 P: 4	R: 0 E: 0 K: 0 S: 4	H: 1 LOB: 1 BB: 0 P: 4	R: 0 E: 0 K: 1 S: 6	H: 1 LOB: 1 BB: 0 P: 6	1B: 4 2B: 4 3B: 1 HR: 0	SF: 0 SAC: 0 DP: 2 HBP: 1	WP: 1 PB: 1 SB: 0 CS: 0	PA: 42					
<b>PITCHER</b>	IP	WLS	BF	H	R	ER	SO	BB	IBB	HBP	BLK	WP	HR	S	P	ERA	WHIP										
<b>Mickey McDermott, L</b> ERA: 5.15	(1, 1)	6.1	33	6	5	5	4	9	0	1	0	1	0	31	68	7.11	2.368										
<b>Joe Dobson, R</b> ERA: 4.34	(7, 1)	2.2	W	9	2	0	0	1	0	0	0	0	0	11	11	0.00	0.750										

Cleveland Indians @ Boston Red Sox  
Fenway Park, Boston, MA  
Mon Jul 17 1950, 3:38 AM EDT  
Att: 24,966 - Unknown

AB 32  
R 5  
H 8  
RBI 5  
BB 9  
SO 5  
LOB 28




Batter	1	2	3	4	5	6	7	8	9	AB	R	H	RBI	BB	SO	LOB	BOTTOM											
<b>Billy Goodman, L</b> OBP: 0.386, SLG: 0.450 (1, 7)	0-3 3B			0-3 K		4-0 1-2 BB		0-0 4-3		4	1	1	0	1	1	3												
<b>6 Johnny Pesky, L</b> OBP: 0.426, SLG: 0.399 (1, 5)	4-0 1B BB	0-0 5-3		0-0 FC5-4 1B		0-0 F9				3	1	1	0	1	0	2												
<b>Dom DiMaggio, R</b> OBP: 0.420, SLG: 0.426 (1, 8)	0-0 F8	0-0 1-3		0-0 FC5-4		0-0 F7				4	0	0	1	0	0	3												
<b>Vern Stephens, R</b> OBP: 0.375, SLG: 0.561 (1, 6)	0-0 F5	0-0 F2			0-0 G5-4-3 1B		0-0 1-3			4	0	1	0	0	0	1												
<b>Walt Dropo, R</b> OBP: 0.404, SLG: 0.664 (1, 3)	0-0 1B 2B 1B		0-0 F8		0-3 K		0-0 HR			4	2	2	1	0	1	1												
<b>Bobby Doerr, R</b> OBP: 0.377, SLG: 0.476 (1, 4)	0-0 2B 1B		0-0 F7		0-0 G5-4-3		0-0 6-3			4	1	1	1	0	0	1												
<b>Al Zarilla, L</b> OBP: 0.423, SLG: 0.470 (1, 9)	0-0 1B 2B		0-0 3-1			0-0 CS 1B		0-0 F7		4	1	2	2	0	0	0												
<b>Matt Batts, R</b> OBP: 0.320, SLG: 0.396 (1, 2)	4-0 1B IBB			4-0 FC5-6 BB		0-0 F9		0-0 HR		2	1	1	1	2	0	1												
<b>Mickey McDermott, L</b> OBP: 0.483, SLG: 0.480 ERA: 5.15	(1, 1)	0.2	7	4	5	5	0	1	0	0	0	0	0	0	0	0												
<b>Joe Dobson, R</b> OBP: 0.302, SLG: 0.182 ERA: 4.34	(7, 1)	4.1	17	3	0	0	2	1	1	0	0	0	0	19	27	0.00	0.923											
<b>Marino Pieretti, R</b> ERA: 3.58	(6, 1)	2.0	L	9	2	1	1	0	1	0	0	0	0	1	8	12	4.50	1.500										
<b>Early Wynn, R</b> ERA: 4.13	(8, 1)	1.0	4	1	1	1	1	0	0	0	0	0	0	1	6	6	9.00	1.000										
<b>Inning Stats</b>	R: 5 E: 0 K: 0 S: 8	H: 5 LOB: 2 BB: 2 P: 16	R: 0 E: 0 K: 0 S: 3	H: 0 LOB: 0 BB: 0 P: 3	R: 0 E: 0 K: 1 S: 6	H: 1 LOB: 1 BB: 1 P: 10	R: 0 E: 0 K: 1 S: 5	H: 1 LOB: 0 BB: 0 P: 5	R: 0 E: 2 K: 0 S: 4	H: 1 LOB: 2 BB: 1 P: 8	R: 1 E: 0 K: 0 S: 4	H: 1 LOB: 0 BB: 0 P: 4	R: 1 E: 0 K: 1 S: 6	H: 1 LOB: 0 BB: 0 P: 6	R: 0 E: 0 K: 1 S: 6	H: 1 LOB: 0 BB: 0 P: 6	1B: 6 2B: 1 3B: 1 HR: 2	SF: 0 SAC: 0 DP: 1 HBP: 0	WP: 0 PB: 0 SB: 0 CS: 1	PA: 37								
<b>PITCHER</b>	IP	WLS	BF	H	R	ER	SO	BB	IBB	HBP	BLK	WP	HR	S	P	ERA	WHIP											
<b>Mike Garcia, R</b> ERA: 4.88	(1, 1)	0.2	7	4	5	5	0	1	0	0	0	0	0	0	0	0	67.50	7.500										
<b>Sam Zoldak, L</b> ERA: 6.02	(1, 1)	4.1	17	3	0	0	2	1	1	0	0	0	0	19	27	0.00	0.923											


Cleveland Indians @ Boston Red Sox  
Fenway Park, Boston, MA  
Mon Jul 17 1950, 3:38 AM EDT  
Att: 24,966 - Unknown

AB 33  
R 7  
H 10  
RBI 7  
BB 4  
SO 3  
LOB 13






Batter	1	2	3	4	5	6	7	8	9	AB	R	H	RBI	BB	SO	LOB	TOP										
<a href="#">Johnny Lipon, R</a> (1, 6) OBP: 0.383, SLG: 0.375											0	0	0	0	0	0	0	<b>Detroit Tigers @ Boston Red Sox</b> Fenway Park, Boston, MA Tue Jul 18 1950, 3:33 AM EDT Att: 31,802 - Unknown <a href="http://livebaseballscorecards.com">livebaseballscorecards.com</a>									
<a href="#">Jerry Priddy, R</a> (1, 4) OBP: 0.375, SLG: 0.399											0	0	0	0	0	0	0										
<a href="#">George Kell, R</a> (1, 5) OBP: 0.426, SLG: 0.509											0	0	0	0	0	0	0										
<a href="#">Vic Wertz, L</a> (1, 9) OBP: 0.369, SLG: 0.494											0	0	0	0	0	0	0										
<a href="#">Hoot Evers, R</a> (1, 7) OBP: 0.406, SLG: 0.636											0	0	0	0	0	0	0										
<a href="#">Johnny Groth, R</a> (1, 8) OBP: 0.390, SLG: 0.456											0	0	0	0	0	0	0										
<a href="#">Aaron Robinson, L</a> (1, 2) OBP: 0.432, SLG: 0.433											0	0	0	0	0	0	0										
<a href="#">Don Kolloway, R</a> (1, 3) OBP: 0.298, SLG: 0.417											0	0	0	0	0	0	0										
<a href="#">Fred Hutchinson, L</a> (1, 1) OBP: 0.371, SLG: 0.393											0	0	0	0	0	0	0										
<b>Inning Stats</b>											1B: 0	SF: 0	WP: 0	PA: 0	2B: 0	SAC: 0	FB: 0		3B: 0	DP: 0	SB: 0	CS: 0	HR: 0	HBP: 0			
<b>PITCHER</b> <a href="#">Ellis Kinder, R</a> (1, 1) ERA: 4.55	IP	WLS	BF	H	R	ER	SO	BB	IBB	HBP	BLK	WP	HR	S	P	ERA	WHIP	<b>PITCHER</b>									
	0.0	W	0	0	0	0	0	0	0	0	0	0	0	0	0	∞	∞										


Batter	1	2	3	4	5	6	7	8	9	AB	R	H	RBI	BB	SO	LOB	BOTTOM										
<a href="#">Billy Goodman, L</a> (1, 7) OBP: 0.386, SLG: 0.450											0	0	0	0	0	0	0	<b>Detroit Tigers @ Boston Red Sox</b> Fenway Park, Boston, MA Tue Jul 18 1950, 3:33 AM EDT Att: 31,802 - Unknown <a href="http://livebaseballscorecards.com">livebaseballscorecards.com</a>									
<a href="#">6 Johnny Pesky, L</a> (1, 5) OBP: 0.426, SLG: 0.399											0	0	0	0	0	0	0										
<a href="#">Dom DiMaggio, R</a> (1, 8) OBP: 0.420, SLG: 0.426											0	0	0	0	0	0	0										
<a href="#">Vern Stephens, R</a> (1, 6) OBP: 0.375, SLG: 0.561											0	0	0	0	0	0	0										
<a href="#">Walt Dropo, R</a> (1, 3) OBP: 0.404, SLG: 0.664											0	0	0	0	0	0	0										
<a href="#">Bobby Doerr, R</a> (1, 4) OBP: 0.377, SLG: 0.476											0	0	0	0	0	0	0										
<a href="#">Al Zarilla, L</a> (1, 9) OBP: 0.423, SLG: 0.470											0	0	0	0	0	0	0										
<a href="#">Matt Batts, R</a> (1, 2) OBP: 0.320, SLG: 0.396											0	0	0	0	0	0	0										
<a href="#">Ellis Kinder, R</a> (1, 1) OBP: 0.182, SLG: 0.233											0	0	0	0	0	0	0										
<b>Inning Stats</b>											1B: 0	SF: 0	WP: 0	PA: 0	2B: 0	SAC: 0	FB: 0		3B: 0	DP: 0	SB: 0	CS: 0	HR: 0	HBP: 0			
<b>PITCHER</b> <a href="#">Fred Hutchinson, R</a> (1, 1) ERA: 4.59	IP	WLS	BF	H	R	ER	SO	BB	IBB	HBP	BLK	WP	HR	S	P	ERA	WHIP	<b>PITCHER</b>									
	0.0	L	0	0	0	0	0	0	0	0	0	0	0	0	0	∞	∞										







Batter	1	2	3	4	5	6	7	8	9	AB	R	H	RBI	BB	SO	LOB	TOP										
<a href="#">Johnny Lipon, R</a> (1, 6) OBP: 0.384, SLG: 0.377											0	0	0	0	0	0	0	<b>Detroit Tigers @ Boston Red Sox</b> Fenway Park, Boston, MA Thu Jul 20 1950, 3:33 AM EDT Att: 9,584 - Unknown  <a href="http://livebaseballscorecards.com">livebaseballscorecards.com</a>									
<a href="#">Jerry Priddy, R</a> (1, 4) OBP: 0.371, SLG: 0.394											0	0	0	0	0	0	0										
<a href="#">George Kell, R</a> (1, 5) OBP: 0.426, SLG: 0.512											0	0	0	0	0	0	0										
<a href="#">Pat Mullin, L</a> (1, 9) OBP: 0.236, SLG: 0.204											0	0	0	0	0	0	0										
<a href="#">Hoot Evers, R</a> (1, 7) OBP: 0.415, SLG: 0.651											0	0	0	0	0	0	0										
<a href="#">Johnny Groth, R</a> (1, 8) OBP: 0.394, SLG: 0.453											0	0	0	0	0	0	0										
<a href="#">Aaron Robinson, L</a> (1, 2) OBP: 0.436, SLG: 0.429											0	0	0	0	0	0	0										
<a href="#">Don Kolloway, R</a> (1, 3) OBP: 0.309, SLG: 0.432											0	0	0	0	0	0	0										
<a href="#">Art Houtteman, R</a> (1, 1) OBP: 0.222, SLG: 0.200											0	0	0	0	0	0	0										
<b>Inning Stats</b>											1B: 0	SF: 0	2B: 0	SAC: 0	3B: 0	DP: 0	HR: 0		HBP: 0	WP: 0	PA: 0	FB: 0	SB: 0	CS: 0			
<b>PITCHER</b> <a href="#">Walt Masterson, R</a> (1, 1) ERA: 5.61	IP	WLS	BF	H	R	ER	SO	BB	IBB	HBP	BLK	WP	HR	S	P	ERA	WHIP	<b>PITCHER</b>									
	0.0		0	0	0	0	0	0	0	0	0	0	0	0	0	∞	∞										

Batter	1	2	3	4	5	6	7	8	9	AB	R	H	RBI	BB	SO	LOB	BOTTOM										
<a href="#">Billy Goodman, L</a> (1, 7) OBP: 0.400, SLG: 0.461											0	0	0	0	0	0	0	<b>Detroit Tigers @ Boston Red Sox</b> Fenway Park, Boston, MA Thu Jul 20 1950, 3:33 AM EDT Att: 9,584 - Unknown  <a href="http://livebaseballscorecards.com">livebaseballscorecards.com</a>									
<a href="#">6 Johnny Pesky, L</a> (1, 5) OBP: 0.435, SLG: 0.404											0	0	0	0	0	0	0										
<a href="#">Dom DiMaggio, R</a> (1, 8) OBP: 0.414, SLG: 0.419											0	0	0	0	0	0	0										
<a href="#">Vern Stephens, R</a> (1, 6) OBP: 0.371, SLG: 0.559											0	0	0	0	0	0	0										
<a href="#">Walt Dropo, R</a> (1, 3) OBP: 0.407, SLG: 0.658											0	0	0	0	0	0	0										
<a href="#">Bobby Doerr, R</a> (1, 4) OBP: 0.378, SLG: 0.495											0	0	0	0	0	0	0										
<a href="#">Al Zarilla, L</a> (1, 9) OBP: 0.421, SLG: 0.466											0	0	0	0	0	0	0										
<a href="#">Matt Batts, R</a> (1, 2) OBP: 0.316, SLG: 0.388											0	0	0	0	0	0	0										
<a href="#">Walt Masterson, R</a> (1, 1) OBP: 0.125, SLG: 0.130											0	0	0	0	0	0	0										
<b>Inning Stats</b>											1B: 0	SF: 0	2B: 0	SAC: 0	3B: 0	DP: 0	HR: 0		HBP: 0	WP: 0	PA: 0	FB: 0	SB: 0	CS: 0			
<b>PITCHER</b> <a href="#">Art Houtteman, R</a> (1, 1) ERA: 3.33	IP	WLS	BF	H	R	ER	SO	BB	IBB	HBP	BLK	WP	HR	S	P	ERA	WHIP	<b>PITCHER</b>									
	0.0	L	0	0	0	0	0	0	0	0	0	0	0	0	0	∞	∞										











Batter	1	2	3	4	5	6	7	8	9	AB	R	H	RBI	BB	SO	LOB	TOP					
Don Lenhardt, R (1, 3) OBP: 0.386, SLG: 0.497										5	1	3	1	0	2	2	<b>St. Louis Browns @ Boston Red Sox</b> Fenway Park, Boston, MA Sun Jul 23 1950, 3:33 AM EDT Att: 19,452 - Unknown					
Ray Coleman, L (1, 7) OBP: 0.342, SLG: 0.431										4	0	1	0	0	0	2						
Ken Wood, R (1, 9) OBP: 0.286, SLG: 0.391										4	0	1	0	0	1	1						
Roy Sievers, R (1, 8) OBP: 0.301, SLG: 0.368										4	0	0	0	0	1	3						
Les Moss, R (1, 2) OBP: 0.316, SLG: 0.388										4	1	1	1	0	1	3						
Snuffy Stirrweiss, R (1, 5) OBP: 0.352, SLG: 0.282										3	0	1	0	1	0	0						
Owen Friend, R (1, 4) OBP: 0.314, SLG: 0.336										3	0	1	0	0	1	1						
Jim Delsing, L (9, PH) OBP: 0.310, SLG: 0.280										1	0	0	0	0	0	1						
Tom Upton, R (1, 6) OBP: 0.331, SLG: 0.268										4	0	1	0	0	0	2						
Don Johnson, R (1, 1) OBP: 0.083, SLG: 0.083										0	0	0	0	0	0	0						
Cuddles Marshall, R (2, 1) OBP: 0.400, SLG: 0.400										2	0	0	0	0	1	1						
Sherm Lollar, R (7, PH) OBP: 0.389, SLG: 0.496										1	0	0	0	0	0	2						
Harry Dorish, R (7, 1) OBP: 0.273, SLG: 0.214										0	0	0	0	0	0	0						
Dick Kokos, L (9, PH) OBP: 0.391, SLG: 0.451										1	0	1	0	0	0	0						
<b>Inning Stats</b>	R: 1 E: 0 K: 1 S: 6	H: 1 LOB: 0 BB: 0 P: 6	R: 0 E: 0 K: 2 S: 7	H: 0 LOB: 0 BB: 0 P: 7	R: 0 E: 0 K: 1 S: 6	H: 1 LOB: 1 BB: 0 P: 6	R: 0 E: 1 K: 0 S: 3	H: 0 LOB: 0 BB: 0 P: 3	R: 0 E: 0 K: 0 S: 4	H: 1 LOB: 1 BB: 0 P: 4	R: 0 E: 0 K: 1 S: 7	H: 2 LOB: 2 BB: 0 P: 7	R: 0 E: 0 K: 0 S: 3	H: 1 LOB: 1 BB: 1 P: 7	R: 0 E: 0 K: 1 S: 6	H: 1 LOB: 1 BB: 0 P: 6	R: 1 E: 0 K: 1 S: 8	H: 3 LOB: 2 BB: 0 P: 8	1B: 7 2B: 1 3B: 0 HR: 2	SF: 0 SAC: 0 DP: 2 HBP: 0	WP: 0 PB: 0 SB: 0 CS: 0	PA: 37
<b>PITCHER</b> Ellis Kinder, R (1, 1) ERA: 4.49	IP: 9.0 WLS: W BF: 37 H: 10 R: 2 ER: 2 SO: 7 BB: 1 IBB: 0 HBP: 0 BLK: 0 WP: 0 HR: 2 S: 50 P: 54 ERA: 2.00 WHIP: 1.222															<b>PITCHER</b>						

Batter	1	2	3	4	5	6	7	8	9	AB	R	H	RBI	BB	SO	LOB	BOTTOM			
Billy Goodman, L (1, 7) OBP: 0.426, SLG: 0.487										3	2	2	0	1	0	0	<b>St. Louis Browns @ Boston Red Sox</b> Fenway Park, Boston, MA Sun Jul 23 1950, 3:33 AM EDT Att: 19,452 - Unknown			
6 Johnny Pesky, L (1, 5) OBP: 0.440, SLG: 0.409										3	2	2	0	1	0	0				
Dom DiMaggio, R (1, 8) OBP: 0.414, SLG: 0.434										4	0	1	3	0	1	2				
Vern Stephens, R (1, 6) OBP: 0.371, SLG: 0.546										3	1	1	0	1	1	1				
Walt Dropo, R (1, 3) OBP: 0.394, SLG: 0.637										4	0	0	0	0	0	4				
Bobby Doerr, R (1, 4) OBP: 0.384, SLG: 0.522										4	1	2	3	0	0	0				
Tom Wright, L (1, 9) OBP: 0.363, SLG: 0.368										4	0	1	0	0	0	1				
Birdie Tebbetts, R (1, 2) OBP: 0.404, SLG: 0.508										3	0	1	0	0	0	1				
Ellis Kinder, R (1, 1) OBP: 0.176, SLG: 0.220										3	0	0	0	0	0	1				
<b>Inning Stats</b>	R: 4 E: 0 K: 0 S: 7	H: 4 LOB: 1 BB: 1 P: 11	R: 2 E: 0 K: 0 S: 4	H: 2 LOB: 2 BB: 2 P: 12	R: 0 E: 0 K: 0 S: 3	H: 1 LOB: 0 BB: 0 P: 3	R: 0 E: 0 K: 0 S: 3	H: 0 LOB: 0 BB: 0 P: 3	R: 0 E: 0 K: 0 S: 4	H: 1 LOB: 1 BB: 0 P: 4	R: 0 E: 0 K: 2 S: 8	H: 2 LOB: 1 BB: 0 P: 8	R: 0 E: 0 K: 0 S: 3	H: 0 LOB: 0 BB: 0 P: 3	R: 0 E: 0 K: 1 S: 3	H: 0 LOB: 0 BB: 0 P: 3		1B: 7 2B: 1 3B: 1 HR: 1	SF: 0 SAC: 0 DP: 2 HBP: 0	WP: 0 PB: 0 SB: 0 CS: 1
<b>PITCHER</b> Don Johnson, R (1, 1) ERA: 9.75 Cuddles Marshall, R (2, 1) ERA: 7.3 Harry Dorish, R (7, 1) ERA: 6.0	IP: 1.1 WLS: L BF: 11 H: 3 R: 0 ER: 0 SO: 6 BB: 2 IBB: 0 HBP: 0 BLK: 0 WP: 0 HR: 1 S: 9 P: 17 ERA: 40.50 WHIP: 5.250															<b>PITCHER</b>				



Batter	1	2	3	4	5	6	7	8	9	AB	R	H	RBI	BB	SO	LOB	TOP			
<b>Billy Goodman, L</b> OBP: 0.430, SLG: 0.492 (1, 7)										4	0	2	2	1	0	1	<b>Boston Red Sox @ Detroit Tigers</b> Briggs Stadium, Detroit, MI Tue Jul 25 1950, 4:33 AM EDT Att: 54,194 - Unknown			
<b>6 Johnny Pesky, L</b> OBP: 0.442, SLG: 0.410 (1, 5)										4	0	2	0	1	0	1				
<b>Dom DiMaggio, R</b> OBP: 0.411, SLG: 0.437 (1, 8)										5	1	1	1	0	1	6				
<b>Vern Stephens, R</b> OBP: 0.371, SLG: 0.551 (1, 6)										4	1	1	2	1	0	2				
<b>Walt Dropo, R</b> OBP: 0.388, SLG: 0.627 (1, 3)										5	0	0	0	0	3	3				
<b>Bobby Doerr, R</b> OBP: 0.386, SLG: 0.522 (1, 4)										4	1	2	0	1	0	0				
<b>Al Zarilla, L</b> OBP: 0.424, SLG: 0.469 (1, 9)										3	2	0	0	2	0	2				
<b>Birdie Tebbetts, R</b> OBP: 0.403, SLG: 0.505 <b>Matt Batts, R</b> OBP: 0.315, SLG: 0.383 (9, 2)										3	1	1	0	0	1	0				
<b>Willard Nixon, L</b> OBP: 0.333, SLG: 0.333 <b>Walt Masterson, R</b> OBP: 0.320, SLG: 0.125 <b>Chuck Stobbs, L</b> OBP: 0.467, SLG: 0.294 <b>Tom Wright, L</b> OBP: 0.370, SLG: 0.377 <b>Mickey McDermott, L</b> OBP: 0.471, SLG: 0.445 (8, 1)										2	0	0	0	0	2	2				
<b>Inning Stats</b>	R: 2 E: 0 K: 1 S: 7	H: 2 LOB: 0 BB: 0 P: 7	R: 2 E: 1 K: 1 S: 8	H: 3 LOB: 2 BB: 1 P: 12	R: 0 E: 0 K: 0 S: 4	H: 1 LOB: 1 BB: 0 P: 4	R: 0 E: 1 K: 0 S: 4	H: 0 LOB: 0 BB: 0 P: 4	R: 0 E: 0 K: 1 S: 5	H: 0 LOB: 0 BB: 0 P: 5	R: 0 E: 0 K: 3 S: 10	H: 1 LOB: 3 BB: 2 P: 18	R: 3 E: 0 K: 0 S: 5	H: 2 LOB: 2 BB: 3 P: 17	R: 0 E: 0 K: 1 S: 5	H: 1 LOB: 0 BB: 0 P: 5		1B: 7 2B: 1 3B: 1 HR: 1	SF: 0 SAC: 2 DP: 0 HBP: 0	WP: 0 PB: 0 SB: 0 CS: 0
<b>PITCHER</b>	IP WLS BF H R ER SO BB IBB HBP BLK WP HR S P ERA WHIP																			
<b>Ted Gray, L</b> ERA: 4.3 <b>Hal White, R</b> ERA: 5.04 <b>Marlin Stuart, R</b> ERA: 7.56 <b>Fred Hutchinson, R</b> ERA: 4.95 (1, 1) (2, 1) (8, 1) (9, 1)	1.2 L 25 5 4 3 2 1 0 0 0 0 1 14 18 16.20 3.600																			

Batter	1	2	3	4	5	6	7	8	9	AB	R	H	RBI	BB	SO	LOB	BOTTOM			
<b>Johnny Groth, R</b> OBP: 0.402, SLG: 0.461 (1, 8)										4	2	2	0	1	0	0	<b>Boston Red Sox @ Detroit Tigers</b> Briggs Stadium, Detroit, MI Tue Jul 25 1950, 4:33 AM EDT Att: 54,194 - Unknown			
<b>Johnny Lipon, R</b> OBP: 0.387, SLG: 0.376 (1, 6)										3	1	0	1	2	0	1				
<b>George Kell, R</b> OBP: 0.422, SLG: 0.518 (1, 5)										3	2	2	3	2	0	0				
<b>Vic Wertz, L</b> OBP: 0.368, SLG: 0.501 (1, 9)										4	1	0	0	1	0	3				
<b>Hoot Evers, R</b> OBP: 0.415, SLG: 0.630 (1, 7)										4	0	2	0	1	1	1				
<b>Jerry Priddy, R</b> OBP: 0.377, SLG: 0.390 (1, 4)										3	0	2	0	2	1	1				
<b>Aaron Robinson, L</b> OBP: 0.299, SLG: 0.405 <b>Pat Mullin, L</b> OBP: 0.237, SLG: 0.235 <b>Bob Swift, R</b> OBP: 0.333, SLG: 0.295 (1, 2) (7, PH) (8, 2)										3	0	0	0	0	1	4				
<b>Don Kolloway, R</b> OBP: 0.324, SLG: 0.441 (1, 3)										4	0	1	0	1	0	2				
<b>Ted Gray, S</b> ERA: 6.18 <b>Hal White, R</b> ERA: 6.01 <b>Marlin Stuart, R</b> ERA: 7.56 <b>Neil Berry, R</b> ERA: 4.68 <b>Fred Hutchinson, L</b> ERA: 4.68 <b>Eddie Lake, R</b> (1, 1) (2, 1) (8, 1) (9, 1) (9, PH)										0	0	0	0	0	0	0				
<b>Inning Stats</b>	R: 0 E: 0 K: 0 S: 3	H: 0 LOB: 0 BB: 0 P: 3	R: 0 E: 0 K: 0 S: 4	H: 2 LOB: 1 BB: 0 P: 4	R: 0 E: 0 K: 1 S: 6	H: 1 LOB: 1 BB: 0 P: 6	R: 0 E: 0 K: 0 S: 4	H: 1 LOB: 2 BB: 1 P: 8	R: 3 E: 0 K: 2 S: 8	H: 1 LOB: 2 BB: 1 P: 12	R: 3 E: 0 K: 0 S: 5	H: 2 LOB: 3 BB: 3 P: 17	R: 0 E: 0 K: 0 S: 3	H: 0 LOB: 2 BB: 2 P: 11	R: 0 E: 0 K: 2 S: 8	H: 1 LOB: 1 BB: 1 P: 12		1B: 6 2B: 1 3B: 1 HR: 1	SF: 0 SAC: 0 DP: 0 HBP: 0	WP: 3 PB: 0 SB: 1 CS: 1
<b>PITCHER</b>	IP WLS BF H R ER SO BB IBB HBP BLK WP HR S P ERA WHIP																			
<b>Willard Nixon, R</b> ERA: 6.18 <b>Walt Masterson, R</b> ERA: 6.01 <b>Chuck Stobbs, L</b> ERA: 5.9 <b>Mickey McDermott, L</b> ERA: 4.68 (1, 1) (7, 1) (7, 1) (8, 1)	6.1 31 0 0 0 0 4 1 0 0 0 1 0 0 4 8.53 1.895																			

AB 35  
R 7  
H 10  
RBI 6  
BB 6  
SO 7  
LOB 17





Batter	1	2	3	4	5	6	7	8	9	AB	R	H	RBI	BB	SO	LOB	TOP			
<b>Billy Goodman, L</b> (1, 7) OBP: 0.434, SLG: 0.493	0-0 4-3		0-0 G4-3 1B		0-0 FC4-6 1B		4-0 BB		0-0 F7	4	0	2	0	1	0	0	<b>Boston Red Sox @ Detroit Tigers</b> Briggs Stadium, Detroit, MI Wed Jul 26 1950, 4:33 AM EDT Att: 21,792 - Unknown  livebaseballscorecards.com			
<b>6 Johnny Pesky, L</b> (1, 5) OBP: 0.440, SLG: 0.408	0-0 BB 1B		0-0 G4-3 1-2		0-0 FC4-6 1-2 2-3		0-0 F9			4	0	1	0	0	0	5				
<b>Dom DiMaggio, R</b> (1, 8) OBP: 0.410, SLG: 0.433	4-0 1-2 BB		0-0 F9		0-0 F7		0-3 K			3	0	0	0	1	1	4				
<b>Vern Stephens, R</b> (1, 6) OBP: 0.368, SLG: 0.545	0-0 F2			0-0 F8		0-0 5-3		0-0 5-3		4	0	0	0	0	0	2				
<b>Walt Dropo, R</b> (1, 3) OBP: 0.387, SLG: 0.622	0-0 F7			0-0 1-3		4-0 FC5-6-4 BB		0-0 P4		3	0	0	0	1	0	2				
<b>Bobby Doerr, R</b> (1, 4) OBP: 0.390, SLG: 0.531		0-0 HR		4-0 BB		0-0 FC5-6-4 1-2		4-0 BB		2	1	1	1	2	0	1				
<b>Al Zarilla, L</b> (1, 9) OBP: 0.419, SLG: 0.463		0-0 P4		0-0 1-3		0-0 4-3		0-0 G3		4	0	0	0	0	0	3				
<b>Matt Batts, R</b> (1, 2) OBP: 0.319, SLG: 0.386		0-0 F8			0-0 FC3-6 1B		0-0 SH1-4 1B		0-0 P6	4	0	2	0	0	0	0				
<b>Mel Parnell, L</b> (1, 1) OBP: 0.268, SLG: 0.250		0-3 K		0-0 FC3-6 FC4-6 1B		0-0 SH1-4 1-2		0-0 F7	3	0	0	0	0	1	1					
<b>Inning Stats</b>	R: 0 E: 0 K: 0 S: 4	H: 1 LOB: 2 BB: 1 P: 8	R: 1 E: 0 K: 1 S: 6	H: 1 LOB: 0 BB: 0 P: 6	R: 0 E: 0 K: 0 S: 3	H: 1 LOB: 0 BB: 0 P: 3	R: 0 E: 0 K: 0 S: 3	H: 0 LOB: 1 BB: 1 P: 7	R: 0 E: 0 K: 0 S: 5	H: 2 LOB: 2 BB: 0 P: 5	R: 0 E: 0 K: 0 S: 3	H: 0 LOB: 1 BB: 1 P: 7	R: 0 E: 0 K: 1 S: 6	H: 1 LOB: 2 BB: 1 P: 10	R: 0 E: 0 K: 0 S: 3	H: 0 LOB: 0 BB: 0 P: 3		1B: 5 2B: 0 3B: 0 HR: 1	SF: 0 SAC: 1 DP: 1 HBP: 0	WP: 0 PB: 0 SB: 0 CS: 0
<b>PITCHER</b> <b>Art Houtteman, R</b> (1, 1) ERA: 3.29	IP: 9.0 WLS: L BF: 37	H: 6 R: 1 ER: 1 SO: 2	BB: 5 IBB: 0 HBP: 0 BLK: 0	WP: 0 HR: 1 S: 36 P: 56	ERA: 1.00 WHIP: 1.222											ERA: 1.00 WHIP: 1.222				

Batter	1	2	3	4	5	6	7	8	9	AB	R	H	RBI	BB	SO	LOB	BOTTOM					
<b>Johnny Groth, R</b> (1, 8) OBP: 0.397, SLG: 0.455	0-0 1-3			0-0 5-3		0-0 F7		0-0 FC1-6-5 1B		4	0	0	0	0	0	2	<b>Boston Red Sox @ Detroit Tigers</b> Briggs Stadium, Detroit, MI Wed Jul 26 1950, 4:33 AM EDT Att: 21,792 - Unknown  livebaseballscorecards.com					
<b>Johnny Lipon, R</b> (1, 6) OBP: 0.391, SLG: 0.376	4-0 L3 BB			0-0 F8		4-0 BB		0-0 1B		2	0	1	0	2	0	0						
<b>George Kell, R</b> (1, 5) OBP: 0.420, SLG: 0.515	0-0 L3 1-2			0-0 1B		0-0 F9		0-0 6-3		4	0	1	0	0	0	4						
<b>Vic Wertz, L</b> (1, 9) OBP: 0.364, SLG: 0.496		0-0 5-3		0-0 G3		0-0 4-3		0-0 P5		4	0	0	0	0	0	1						
<b>Hoot Evers, R</b> (1, 7) OBP: 0.416, SLG: 0.628		0-0 F7			0-3 K		0-0 1B		0-0 FC5-4 1B	4	0	2	0	0	1	0						
<b>Jerry Priddy, R</b> (1, 4) OBP: 0.376, SLG: 0.394		0-0 F2			0-0 3B		0-0 F8		0-0 F7	4	0	1	0	0	0	2						
<b>Don Kolloway, R</b> (1, 3) OBP: 0.323, SLG: 0.435			0-0 F2		4-0 G4-6-3 BB		0-0 4-3		0-0 FC5-4 1-2	3	0	0	0	1	0	2						
<b>Bob Swift, R</b> (1, 2) OBP: 0.333, SLG: 0.286			0-0 6-3		0-0 G4-6-3			4-0 FC1-6-5 SH1-4 BB		2	0	0	0	1	0	2						
<b>Neil Berry, R</b> (8, PR)										0	0	0	0	0	0	0						
<b>Aaron Robinson, L</b> (9, 2) OBP: 0.419, SLG: 0.405					0-0 G4-6-3					0	0	0	0	0	0	0						
<b>Art Houtteman, R</b> (1, 1) OBP: 0.200, SLG: 0.179			0-0 1-3			0-0 B5-3		0-0 SH1-4 1-2		2	0	0	0	0	0	0						
<b>Inning Stats</b>	R: 0 E: 0 K: 0 S: 2	H: 0 LOB: 0 BB: 1 P: 6	R: 0 E: 0 K: 0 S: 3	H: 0 LOB: 0 BB: 0 P: 3	R: 0 E: 0 K: 0 S: 3	H: 0 LOB: 0 BB: 0 P: 3	R: 0 E: 0 K: 0 S: 4	H: 1 LOB: 1 BB: 0 P: 4	R: 0 E: 0 K: 1 S: 5	H: 1 LOB: 1 BB: 1 P: 9	R: 0 E: 0 K: 0 S: 3	H: 0 LOB: 1 BB: 1 P: 7	R: 0 E: 0 K: 0 S: 4	H: 1 LOB: 1 BB: 0 P: 4	R: 0 E: 0 K: 0 S: 4	H: 1 LOB: 2 BB: 1 P: 8	R: 0 E: 0 K: 0 S: 4	H: 1 LOB: 1 BB: 0 P: 4	1B: 4 2B: 1 3B: 1 HR: 0	SF: 0 SAC: 1 DP: 2 HBP: 0	WP: 0 PB: 0 SB: 0 CS: 0	PA: 34
<b>PITCHER</b> <b>Mel Parnell, L</b> (1, 1) ERA: 4.14	IP: 9.0 WLS: W BF: 34	H: 5 R: 0 ER: 0 SO: 1	BB: 4 IBB: 0 HBP: 0 BLK: 0	WP: 0 HR: 0 S: 32 P: 48	ERA: 0.00 WHIP: 1.000											ERA: 0.00 WHIP: 1.000						



Batter	1	2	3	4	5	6	7	8	9	AB	R	H	RBI	BB	SO	LOB	TOP			
Billy Goodman, L OBP: 0.426, SLG: 0.483 (1, 7)	0-0 4-3		0-0 4-3		0-0 F7			0-0 6-3		4	0	0	0	0	0	2	<b>Boston Red Sox @ Detroit Tigers</b> Briggs Stadium, Detroit, MI Thu Jul 27 1950, 4:33 AM EDT Att: 16,059 - Unknown			
6 Johnny Pesky, L OBP: 0.441, SLG: 0.416 (1, 5)	0-0 G4-6-3 1B			0-0 1B 3B	0-0 P4			0-0 G3		4	1	2	0	0	0	1				
Dom DiMaggio, R OBP: 0.411, SLG: 0.434 (1, 8)	0-0 G4-6-3 1-2			0-0 1B 1B	0-0 G6-4-3 1B			0-0 F5		4	0	2	1	0	0	1				
Vern Stephens, R OBP: 0.367, SLG: 0.542 (1, 6)		0-0 G6-4-3 1B		0-0 F7	0-0 G6-4-3 1-2			0-0 6-3		4	0	1	0	0	0	2				
Walt Dropo, R OBP: 0.388, SLG: 0.620 (1, 3)		0-0		0-0	0-0 6-3			0-0		4	0	2	0	0	0	1				
Bobby Doerr, R OBP: 0.389, SLG: 0.528 (1, 4)	0-0 G6-4-3 1-2			0-3 K	0-0 G6-3 1B			0-0 5-3		4	0	1	0	0	1	4				
Al Zarilla, L OBP: 0.415, SLG: 0.458 (1, 9)			0-0 1-6-3	0-0 L1			0-0 G6-3 1-2			3	0	0	0	0	0	3				
Matt Batts, R OBP: 0.314, SLG: 0.378 (1, 2)			0-0 6-3		0-0 F3			0-0 F8		3	0	0	0	0	0	0				
Ellis Kinder, R OBP: 0.189, SLG: 0.231 Jim McDonald, R (8, PH)			0-3 K		0-0 1B			0-0 F8		2	0	1	0	0	1	0				
Tom Wright, L OBP: 0.366, SLG: 0.372 Dick Littlefield, L (8, 1)										0	0	0	0	0	0	0				
<b>Inning Stats</b>	R: 0 E: 0 K: 0 S: 3	H: 1 LOB: 0 BB: 0 P: 3	R: 0 E: 0 K: 0 S: 3	H: 1 LOB: 0 BB: 0 P: 3	R: 0 E: 1 K: 1 S: 6	H: 0 LOB: 1 BB: 0 P: 6	R: 1 E: 0 K: 1 S: 8	H: 3 LOB: 2 BB: 0 P: 8	R: 0 E: 0 K: 0 S: 4	H: 1 LOB: 0 BB: 0 P: 4	R: 0 E: 0 K: 0 S: 3	H: 1 LOB: 0 BB: 0 P: 3	R: 0 E: 0 K: 0 S: 3	H: 0 LOB: 0 BB: 0 P: 3	R: 0 E: 0 K: 0 S: 4	H: 1 LOB: 1 BB: 0 P: 4	1B: 8 2B: 0 3B: 1 HR: 0	SF: 0 SAC: 0 DP: 4 HBP: 0	WP: 0 PB: 0 SB: 0 CS: 0	PA: 33
<b>PITCHER</b> Dizzy Trout, R ERA: 4.88 (1, 1)	IP: 9.0 WLS: W BF: 33 H: 9 R: 1 ER: 1 SO: 2 BB: 0 IBB: 0 HBP: 0 BLK: 0 WP: 0 HR: 0 S: 37 P: 37 ERA: 1.00 WHIP: 1.000															<b>PITCHER</b>				

Batter	1	2	3	4	5	6	7	8	9	AB	R	H	RBI	BB	SO	LOB	BOTTOM			
Johnny Lipon, R OBP: 0.386, SLG: 0.371 (1, 6)	0-0 F7	0-0 F5		0-0 F3		0-0 B1-3		0-0 G5-4-3 1-2		5	0	0	0	0	0	4	<b>Boston Red Sox @ Detroit Tigers</b> Briggs Stadium, Detroit, MI Thu Jul 27 1950, 4:33 AM EDT Att: 16,059 - Unknown			
Jerry Priddy, R OBP: 0.380, SLG: 0.394 (1, 4)	4-0 WP 1B BB	0-3 K		0-0 SH1-3 HR 1B	0-0 SH1-3 HR 1B	4-0 PO BB				2	2	1	0	2	1	1				
George Kell, R OBP: 0.417, SLG: 0.511 (1, 5)	0-0 P5		0-0 F7	0-0 SH1-3 1-2	0-0 SH1-3 1-2	0-0 PO 1-2	0-0 F2			3	0	0	0	0	0	1				
Vic Wertz, L OBP: 0.368, SLG: 0.506 (1, 9)	0-0 1B 1-2		0-3 K	0-0 HR	0-0 HR	4-0 BB	0-0 BB			3	2	2	3	1	1	0				
Hoot Evers, R OBP: 0.420, SLG: 0.627 (1, 7)	0-0 1B 1-2		0-0 5-3	1-0 1B F7 HBP	1-0 1B F7 HBP	4-0 BB	0-0 BB			2	1	1	0	1	0	0				
Johnny Groth, R OBP: 0.401, SLG: 0.457 (1, 8)	0-0 1-3 2H			4-0 1B BB	0-0 1-3 1B	0-0 F8	0-0 F8			3	0	2	1	1	0	2				
Aaron Robinson, L OBP: 0.412, SLG: 0.397 (1, 2)	0-0 F2			0-0 P6	0-0 F7	0-0 F7	0-0 F7			4	0	0	1	0	0	6				
Don Kolloway, R OBP: 0.326, SLG: 0.436 (1, 3)		0-0		0-0 1-2 1B	0-0 K	0-3 K	0-3 K			4	0	2	0	0	2	1				
Dizzy Trout, R OBP: 0.323, SLG: 0.346 (1, 1)	0-3 K		0-3 K	0-0 P5	0-3 K	4-0 G5-4-3 BB				3	0	0	0	1	2	3				
<b>Inning Stats</b>	R: 2 E: 0 K: 0 S: 6	H: 3 LOB: 2 BB: 1 P: 10	R: 0 E: 0 K: 2 S: 8	H: 1 LOB: 0 BB: 0 P: 8	R: 0 E: 0 K: 1 S: 5	H: 0 LOB: 0 BB: 0 P: 5	R: 0 E: 0 K: 0 S: 4	H: 1 LOB: 2 BB: 1 P: 8	R: 3 E: 0 K: 1 S: 8	H: 3 LOB: 1 BB: 0 P: 9	R: 0 E: 0 K: 1 S: 4	H: 0 LOB: 0 BB: 1 P: 8	R: 0 E: 0 K: 0 S: 3	H: 0 LOB: 2 BB: 2 P: 11	R: 0 E: 0 K: 1 S: 4	H: 0 LOB: 0 BB: 1 P: 8		1B: 7 2B: 0 3B: 0 HR: 1	SF: 0 SAC: 1 DP: 1 HBP: 1	WP: 1 PB: 0 SB: 0 CS: 0
<b>PITCHER</b> Ellis Kinder, R ERA: 4.85 Jim McDonald, R ERA: Dick Littlefield, L ERA: 7.94 (1, 1)	IP: 5.0 WLS: L BF: 26 H: 8 R: 5 ER: 5 SO: 4 BB: 2 IBB: 0 HBP: 0 BLK: 0 WP: 1 HR: 1 S: 31 P: 40 ERA: 9.00 WHIP: 2.000															<b>PITCHER</b>				







Batter	1	2	3	4	5	6	7	8	9	AB	R	H	RBI	BB	SO	LOB	TOP					
<b>Billy Goodman, L</b> (1.7) OBP: 0.424, SLG: 0.479	F7		4-3			4-3		6 1B		4	0	1	1	0	0	1	<b>Boston Red Sox @ Cleveland Indians</b> Cleveland Municipal Stadium, Cleveland, OH Sat Jul 29 1950, 3:33 AM EDT Att: 29,904 - Unknown					
<b>6 Johnny Pesky, L</b> (1.5) OBP: 0.445, SLG: 0.418	4-3				F3	FC4-6 1B		3-H 1B		4	0	2	0	0	0	0						
<b>Dom DiMaggio, R</b> (1.8) OBP: 0.405, SLG: 0.425	5-3				K	FC4-6 1-2		G6-4-3 1-2		4	0	0	0	0	1	3						
<b>Vern Stephens, R</b> (1.6) OBP: 0.362, SLG: 0.536		F5			5-3					4	0	0	0	0	0	0						
<b>Walt Dropo, R</b> (1.3) OBP: 0.385, SLG: 0.610		4-3				F7		SH1-3 1B		3	0	1	0	1	0	0						
<b>Bobby Doerr, R</b> (1.4) OBP: 0.384, SLG: 0.526		K				3B		BB		3	0	1	0	0	1	1						
<b>Tom Wright, L</b> (1.9) OBP: 0.356, SLG: 0.353			F7			K		F6		4	0	0	0	0	2	3						
<b>Matt Batts, R</b> (1.2) OBP: 0.313, SLG: 0.380						F8		4-3 1B		3	1	2	0	0	0	1						
<b>Chuck Stobbs, L</b> (1.1) OBP: 0.447, SLG: 0.278			F6					4-3 2B		2	0	0	0	0	0	1						
<b>Mickey McDermott, L</b> (6.1) OBP: 0.444, SLG: 0.419						1-3		4-3		1	0	0	0	0	0	1						
<b>Inning Stats</b>	R: 0 E: 0 K: 0 S: 3	H: 0 LOB: 0 BB: 0 P: 3	R: 0 E: 0 K: 1 S: 5	H: 0 LOB: 0 BB: 0 P: 5	R: 0 E: 0 K: 0 S: 4	H: 1 LOB: 1 BB: 0 P: 4	R: 0 E: 0 K: 1 S: 5	H: 0 LOB: 0 BB: 0 P: 5	R: 0 E: 0 K: 1 S: 6	H: 1 LOB: 1 BB: 0 P: 6	R: 0 E: 0 K: 0 S: 4	H: 1 LOB: 1 BB: 0 P: 4	R: 0 E: 0 K: 0 S: 4	H: 1 LOB: 1 BB: 0 P: 4	R: 1 E: 0 K: 0 S: 5	H: 3 LOB: 1 BB: 0 P: 5	R: 0 E: 0 K: 1 S: 5	H: 0 LOB: 1 BB: 1 P: 9	1B: 5 2B: 1 3B: 1 HR: 0	SF: 0 SAC: 1 DP: 1 HBP: 0	WP: 0 PB: 0 SB: 0 CS: 0	PA: 34
<b>PITCHER</b>	IP	WLS	BF	H	R	ER	SO	BB	IBB	HBP	BLK	WP	HR	S	P	ERA	WHIP					
<b>Bob Lemon, R</b> (1.1) ERA: 3.78	9.0	W	34	7	1	1	4	1	0	0	0	0	0	41	45	1.00	0.889					

AB 32  
R 1  
H 7  
RBI 1  
BB 1  
SO 4  
LOB 11



Batter	1	2	3	4	5	6	7	8	9	AB	R	H	RBI	BB	SO	LOB	BOTTOM					
<b>Dale Mitchell, L</b> (1.7) OBP: 0.375, SLG: 0.370	E9 1B		4-0 1B					4-0 BB 1B		2	1	1	0	2	0	0	<b>Boston Red Sox @ Cleveland Indians</b> Cleveland Municipal Stadium, Cleveland, OH Sat Jul 29 1950, 3:33 AM EDT Att: 29,904 - Unknown					
<b>Lou Boudreau, R</b> (1.6) OBP: 0.351, SLG: 0.342	9-5		1-2 1B					1B BB		3	0	1	0	1	0	1						
<b>Larry Doby, L</b> (1.8) OBP: 0.464, SLG: 0.524	F4		F5					K		4	0	0	0	0	2	4						
<b>Al Rosen, R</b> (1.5) OBP: 0.408, SLG: 0.618		F9 2B			F9			G3-6 1B		4	1	3	1	0	0	0						
<b>Luke Easter, L</b> (1.3) OBP: 0.407, SLG: 0.549		F9						K		4	1	1	1	0	1	4						
<b>Joe Gordon, R</b> (1.4) OBP: 0.339, SLG: 0.420		F7			F9			K		3	0	0	1	0	1	0						
<b>Bob Kennedy, R</b> (1.9) OBP: 0.375, SLG: 0.461		F8			F5			6-3		3	0	0	0	0	0	0						
<b>Jim Hegan, R</b> (1.2) OBP: 0.311, SLG: 0.433			F7					5-3		3	0	0	0	0	0	0						
<b>Bob Lemon, L</b> (1.1) OBP: 0.351, SLG: 0.500			K					K		3	1	1	1	0	2	0						
<b>Inning Stats</b>	R: 0 E: 1 K: 0 S: 3	H: 1 LOB: 0 BB: 0 P: 3	R: 1 E: 0 K: 0 S: 4	H: 1 LOB: 0 BB: 0 P: 4	R: 0 E: 0 K: 1 S: 6	H: 1 LOB: 2 BB: 1 P: 10	R: 1 E: 0 K: 0 S: 4	H: 1 LOB: 0 BB: 0 P: 4	R: 1 E: 0 K: 1 S: 5	H: 1 LOB: 0 BB: 0 P: 5	R: 0 E: 0 K: 1 S: 5	H: 0 LOB: 0 BB: 0 P: 5	R: 0 E: 0 K: 1 S: 5	H: 0 LOB: 0 BB: 0 P: 5	R: 1 E: 0 K: 3 S: 10	H: 1 LOB: 2 BB: 2 P: 18	R: 1 E: 0 K: 0 S: 10	H: 1 LOB: 2 BB: 2 P: 18	1B: 4 2B: 2 3B: 0 HR: 2	SF: 0 SAC: 0 DP: 2 HBP: 0	WP: 0 PB: 0 SB: 0 CS: 0	PA: 32
<b>PITCHER</b>	IP	WLS	BF	H	R	ER	SO	BB	IBB	HBP	BLK	WP	HR	S	P	ERA	WHIP					
<b>Chuck Stobbs, L</b> (1.1) ERA: 5.98	5.1	L	22	6	3	3	2	1	0	0	0	0	0	2	25	29	5.06	1.312				
<b>Mickey McDermott, L</b> (6.1) ERA: 5.15	2.2		10	1	1	1	4	2	0	0	0	0	0	16	24	3.38	1.125					

AB 29  
R 4  
H 7  
RBI 4  
BB 3  
SO 6  
LOB 9





Batter	1	2	3	4	5	6	7	8	9	10	AB	R	H	RBI	BB	SO	LOB	TOP		
<b>Billy Goodman, L</b> OBP: 0.418, SLG: 0.470 (1, 7)											6	1	1	0	0	1	5	<b>Boston Red Sox @ Cleveland Indians</b> Cleveland Municipal Stadium, Cleveland, OH Sun Jul 30 1950, 3:33 AM EDT Unknown <a href="http://livebaseballscorecards.com">livebaseballscorecards.com</a>		
<b>6 Johnny Pesky, L</b> OBP: 0.444, SLG: 0.418 (1, 5)											5	1	2	0	0	0	1			
<b>Dom DiMaggio, R</b> OBP: 0.400, SLG: 0.419 (1, 8)											5	0	0	0	0	1	7			
<b>Vern Stephens, R</b> OBP: 0.365, SLG: 0.535 (1, 6)											4	1	2	0	1	1	2			
<b>Walt Dropo, R</b> OBP: 0.388, SLG: 0.615 (1, 3)											4	1	2	3	1	0	2			
<b>Bobby Doerr, R</b> OBP: 0.385, SLG: 0.527 (1, 4)											5	1	2	1	0	1	3			
<b>Tom Wright, L</b> OBP: 0.358, SLG: 0.367 (1, 9)											5	0	2	1	0	0	2			
<b>Matt Batts, R</b> OBP: 0.309, SLG: 0.375 (1, 2)											5	0	1	0	0	1	3			
<b>Walt Masterson, R</b> OBP: 0.148, SLG: 0.130 (7, 9th) <b>Al Zarilla, R</b> OBP: 0.117, SLG: 0.488 (7, 9th) <b>Lou Stringer, R</b> OBP: 0.100, SLG: 0.214 (7, 11) <b>Jim McDonald, R</b> OBP: 0.206, SLG: 0.477 (8, 9th) <b>Clyde Volmer, R</b> OBP: 0.206, SLG: 0.245 (8, 11) <b>Ellis Kinder, R</b> OBP: 0.281, SLG: 0.167 (10, 11)											1	0	0	0	1	1	1			
<b>Inning Stats</b>	R: 2 E: 0 K: 1 S: 8	H: 3 LOB: 1 BB: 0 P: 7	R: 0 E: 0 K: 0 S: 3	H: 0 LOB: 1 BB: 1 P: 7	R: 0 E: 0 K: 0 S: 4	H: 1 LOB: 1 BB: 0 P: 6	R: 0 E: 0 K: 1 S: 6	H: 1 LOB: 2 BB: 1 P: 10	R: 0 E: 0 K: 0 S: 3	H: 0 LOB: 2 BB: 1 P: 7	R: 3 E: 0 K: 2 S: 13	H: 6 LOB: 3 BB: 0 P: 13	R: 0 E: 0 K: 1 S: 5	H: 0 LOB: 1 BB: 1 P: 9	R: 0 E: 0 K: 0 S: 4	H: 1 LOB: 1 BB: 0 P: 4	1B: 10 2B: 2 3B: 1 HR: 0		SF: 0 SAC: 1 DP: 0 HBP: 0	WP: 0 PB: 0 SB: 0 CS: 0
<b>PITCHER</b>	IP 7.0	WLS 33	BF 9	H 5	R 5	ER 5	SO 4	BB 3	IBB 0	HBP 0	BLK 0	WP 0	HR 0	S 38	P 50	ERA 6.43	WHIP 1.714			
<b>Bob Feller, R</b> ERA: 3.88 (8, 1)	0.0	2	2	0	0	0	0	0	0	0	0	0	0	2	2	∞	∞			
<b>Mike Garcia, R</b> ERA: 4.83 (8, 1)	3.0	W	12	2	0	0	3	1	0	0	0	0	0	17	21	0.00	1.000			
<b>Al Benton, R</b> ERA: 3.21																				


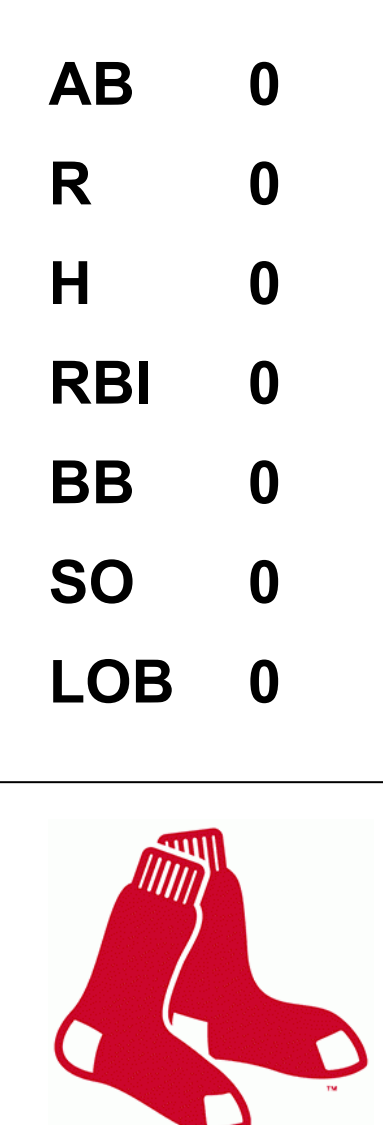
Batter	1	2	3	4	5	6	7	8	9	10	AB	R	H	RBI	BB	SO	LOB	BOTTOM		
<b>Dale Mitchell, L</b> OBP: 0.378, SLG: 0.370 (1, 7)											3	2	1	0	2	0	1	<b>Boston Red Sox @ Cleveland Indians</b> Cleveland Municipal Stadium, Cleveland, OH Sun Jul 30 1950, 3:33 AM EDT Unknown <a href="http://livebaseballscorecards.com">livebaseballscorecards.com</a>		
<b>Lou Boudreau, R</b> OBP: 0.352, SLG: 0.340 (1, 6)											4	1	1	1	1	0	2			
<b>Larry Doby, L</b> OBP: 0.463, SLG: 0.532 (1, 8)											5	1	2	4	0	1	1			
<b>Al Rosen, R</b> OBP: 0.404, SLG: 0.611 (1, 5)											4	0	0	0	0	1	0			
<b>Luke Easter, L</b> OBP: 0.403, SLG: 0.542 (1, 3)											4	0	0	0	0	2	0			
<b>Joe Gordon, R</b> OBP: 0.338, SLG: 0.417 (1, 4)											4	0	1	0	0	0	0			
<b>Bob Kennedy, R</b> OBP: 0.371, SLG: 0.455 (1, 9)											4	0	0	0	0	0	1			
<b>Jim Hegan, R</b> OBP: 0.314, SLG: 0.449 (1, 2)											4	2	2	1	0	0	0			
<b>Bob Feller, R</b> OBP: 0.107, SLG: 0.113 (8, 1) <b>Mike Garcia, R</b> OBP: 0.237, SLG: 0.289 (8, 1) <b>Al Benton, R</b> OBP: 0.286, SLG: 0.167 (8, 1)											3	0	1	0	0	2	1			
<b>Inning Stats</b>	R: 0 E: 0 K: 1 S: 4	H: 0 LOB: 0 BB: 1 P: 8	R: 0 E: 0 K: 1 S: 5	H: 0 LOB: 0 BB: 0 P: 5	R: 4 E: 0 K: 1 S: 8	H: 3 LOB: 0 BB: 1 P: 12	R: 0 E: 0 K: 1 S: 5	H: 0 LOB: 0 BB: 0 P: 5	R: 1 E: 0 K: 0 S: 5	H: 2 LOB: 1 BB: 0 P: 5	R: 0 E: 0 K: 0 S: 4	H: 0 LOB: 0 BB: 0 P: 5	R: 0 E: 0 K: 0 S: 3	H: 0 LOB: 0 BB: 0 P: 3	R: 1 E: 0 K: 1 S: 6	H: 2 LOB: 2 BB: 1 P: 10	1B: 5 2B: 1 3B: 0 HR: 2		SF: 0 SAC: 0 DP: 1 HBP: 0	WP: 0 PB: 0 SB: 0 CS: 0
<b>PITCHER</b>	IP 6.0	WLS 25	BF 6	H 5	R 5	ER 5	SO 4	BB 2	IBB 0	HBP 0	BLK 0	WP 0	HR 2	S 31	P 39	ERA 7.50	WHIP 1.333			
<b>Walt Masterson, R</b> ERA: 6.13 (7, 1)	1.0	3	0	0	0	1	0	0	0	0	0	0	0	5	5	0.00	0.000			
<b>Ellis Kinder, R</b> ERA: 4.63 (8, 1)	2.2	L	9	1	1	1	2	0	0	0	0	0	0	13	13	3.38	0.375			
<b>Joe Dobson, R</b> ERA: 4.3 (10, 1)	0.0	2	1	0	0	0	0	1	0	0	0	0	0	1	5	∞	∞			







Batter	1	2	3	4	5	6	7	8	9	AB	R	H	RBI	BB	SO	LOB	TOP																		
<a href="#">Billy Goodman, L</a> (1, 7) OBP: 0.422, SLG: 0.471											0	0	0	0	0	0	0	<b>Boston Red Sox @ St. Louis Browns</b> Sportsman's Park, St. Louis, MO Tue Aug 01 1950, 4:33 AM EDT Att: 4,883 - Unknown  <a href="http://livebaseballscorecards.com">livebaseballscorecards.com</a>																	
<a href="#">6 Johnny Pesky, L</a> (1, 5) OBP: 0.449, SLG: 0.422											0	0	0	0	0	0	0																		
<a href="#">Dom DiMaggio, R</a> (1, 8) OBP: 0.402, SLG: 0.424											0	0	0	0	0	0	0																		
<a href="#">Vern Stephens, R</a> (1, 6) OBP: 0.363, SLG: 0.530											0	0	0	0	0	0	0																		
<a href="#">Walt Dropo, R</a> (1, 3) OBP: 0.385, SLG: 0.618											0	0	0	0	0	0	0																		
<a href="#">Bobby Doerr, R</a> (1, 4) OBP: 0.385, SLG: 0.532											0	0	0	0	0	0	0																		
<a href="#">Al Zarilla, L</a> (1, 9) OBP: 0.416, SLG: 0.456											0	0	0	0	0	0	0																		
<a href="#">Matt Batts, R</a> (1, 2) OBP: 0.309, SLG: 0.375											0	0	0	0	0	0	0																		
<a href="#">Mel Parnell, L</a> (1, 1) OBP: 0.268, SLG: 0.250											0	0	0	0	0	0	0																		
<b>Inning Stats</b>											1B: 0	SF: 0	WP: 0	PA: 0	2B: 0	SAC: 0	FB: 0	3B: 0	DP: 0	SB: 0	CS: 0	HR: 0	HBP: 0												
<b>PITCHER</b> <a href="#">Cuddles Marshall, R</a> (1, 1) ERA: 7.71	IP	WLS	BF	H	R	ER	SO	BB	IBB	HBP	BLK	WP	HR	S	P	ERA	WHIP	<b>PITCHER</b>	IP	WLS	BF	H	R	ER	SO	BB	IBB	HBP	BLK	WP	HR	S	P	ERA	WHIP



Batter	1	2	3	4	5	6	7	8	9	AB	R	H	RBI	BB	SO	LOB	BOTTOM																		
<a href="#">Don Lenhardt, R</a> (1, 3) OBP: 0.401, SLG: 0.510											0	0	0	0	0	0	0	<b>Boston Red Sox @ St. Louis Browns</b> Sportsman's Park, St. Louis, MO Tue Aug 01 1950, 4:33 AM EDT Att: 4,883 - Unknown  <a href="http://livebaseballscorecards.com">livebaseballscorecards.com</a>																	
<a href="#">Dick Kokos, L</a> (1, 7) OBP: 0.383, SLG: 0.437											0	0	0	0	0	0	0																		
<a href="#">Sherm Lollar, R</a> (1, 2) OBP: 0.401, SLG: 0.495											0	0	0	0	0	0	0																		
<a href="#">Ken Wood, R</a> (1, 9) OBP: 0.291, SLG: 0.395											0	0	0	0	0	0	0																		
<a href="#">Roy Sievers, R</a> (1, 8) OBP: 0.302, SLG: 0.367											0	0	0	0	0	0	0																		
<a href="#">Snuffy Stirnweiss, R</a> (1, 4) OBP: 0.357, SLG: 0.298											0	0	0	0	0	0	0																		
<a href="#">Tom Upton, R</a> (1, 6) OBP: 0.342, SLG: 0.274											0	0	0	0	0	0	0																		
<a href="#">Bill Sommers, R</a> (1, 5) OBP: 0.349, SLG: 0.270											0	0	0	0	0	0	0																		
<a href="#">Cuddles Marshall, R</a> (1, 1) OBP: 0.500, SLG: 0.500											0	0	0	0	0	0	0																		
<b>Inning Stats</b>											1B: 0	SF: 0	WP: 0	PA: 0	2B: 0	SAC: 0	FB: 0	3B: 0	DP: 0	SB: 0	CS: 0	HR: 0	HBP: 0												
<b>PITCHER</b> <a href="#">Mel Parnell, L</a> (1, 1) ERA: 4.11	IP	WLS	BF	H	R	ER	SO	BB	IBB	HBP	BLK	WP	HR	S	P	ERA	WHIP	<b>PITCHER</b>	IP	WLS	BF	H	R	ER	SO	BB	IBB	HBP	BLK	WP	HR	S	P	ERA	WHIP



Batter	1	2	3	4	5	6	7	8	9	AB	R	H	RBI	BB	SO	LOB	TOP																				
<a href="#">Billy Goodman, L</a> (1, 7) OBP: 0.424, SLG: 0.469											0	0	0	0	0	0	0	<b>Boston Red Sox @ St. Louis Browns</b> Sportsman's Park, St. Louis, MO Wed Aug 02 1950, 4:33 AM EDT Att: 4,201 - Unknown <a href="http://livebaseballscorecards.com">livebaseballscorecards.com</a>																			
<a href="#">6 Johnny Pesky, L</a> (1, 5) OBP: 0.450, SLG: 0.418											0	0	0	0	0	0	0																				
<a href="#">Dom DiMaggio, R</a> (1, 8) OBP: 0.404, SLG: 0.427											0	0	0	0	0	0	0																				
<a href="#">Vern Stephens, R</a> (1, 6) OBP: 0.363, SLG: 0.527											0	0	0	0	0	0	0																				
<a href="#">Walt Dropo, R</a> (1, 3) OBP: 0.391, SLG: 0.625											0	0	0	0	0	0	0																				
<a href="#">Bobby Doerr, R</a> (1, 4) OBP: 0.385, SLG: 0.534											0	0	0	0	0	0	0																				
<a href="#">Al Zarilla, L</a> (1, 9) OBP: 0.415, SLG: 0.454											0	0	0	0	0	0	0																				
<a href="#">Buddy Rosar, R</a> (1, 2) OBP: 0.167, SLG: 0.167											0	0	0	0	0	0	0																				
<a href="#">Mickey McDermott, L</a> (1, 1) OBP: 0.444, SLG: 0.419											0	0	0	0	0	0	0																				
<b>Inning Stats</b>											1B: 0	SF: 0	2B: 0	SAC: 0	3B: 0	DP: 0	HR: 0		HBP: 0	WP: 0	PA: 0																
<b>PITCHER</b>	IP	WLS	BF	H	R	ER	SO	BB	IBB	HBP	BLK	WP	HR	S	P	ERA	WHIP	<b>PITCHER</b>	IP	WLS	BF	H	R	ER	SO	BB	IBB	HBP	BLK	WP	HR	S	P	ERA	WHIP		
<a href="#">Al Widmar, R</a> (1, 1) ERA: 4.37	0.0	L	0	0	0	0	0	0	0	0	0	0	0	0	0	∞	∞																				

AB 0  
R 0  
H 0  
RBI 0  
BB 0  
SO 0  
LOB 0



WP: 0 PA: 0  
PB: 0  
SB: 0  
CS: 0


Batter	1	2	3	4	5	6	7	8	9	AB	R	H	RBI	BB	SO	LOB	BOTTOM																				
<a href="#">Tom Upton, R</a> (1, 6) OBP: 0.344, SLG: 0.277											0	0	0	0	0	0	0	<b>Boston Red Sox @ St. Louis Browns</b> Sportsman's Park, St. Louis, MO Wed Aug 02 1950, 4:33 AM EDT Att: 4,201 - Unknown <a href="http://livebaseballscorecards.com">livebaseballscorecards.com</a>																			
<a href="#">Snuffy Stirrweiss, R</a> (1, 4) OBP: 0.306, SLG: 0.306											0	0	0	0	0	0	0																				
<a href="#">Sherm Lollar, R</a> (1, 2) OBP: 0.398, SLG: 0.488											0	0	0	0	0	0	0																				
<a href="#">Don Lenhardt, R</a> (1, 3) OBP: 0.401, SLG: 0.510											0	0	0	0	0	0	0																				
<a href="#">Ken Wood, R</a> (1, 9) OBP: 0.294, SLG: 0.392											0	0	0	0	0	0	0																				
<a href="#">Roy Sievers, R</a> (1, 8) OBP: 0.300, SLG: 0.361											0	0	0	0	0	0	0																				
<a href="#">Dick Kokos, L</a> (1, 7) OBP: 0.381, SLG: 0.432											0	0	0	0	0	0	0																				
<a href="#">Bill Sommers, R</a> (1, 5) OBP: 0.355, SLG: 0.264											0	0	0	0	0	0	0																				
<a href="#">Al Widmar, R</a> (1, 1) OBP: 0.214, SLG: 0.200											0	0	0	0	0	0	0																				
<b>Inning Stats</b>											1B: 0	SF: 0	2B: 0	SAC: 0	3B: 0	DP: 0	HR: 0		HBP: 0	WP: 0	PA: 0																
<b>PITCHER</b>	IP	WLS	BF	H	R	ER	SO	BB	IBB	HBP	BLK	WP	HR	S	P	ERA	WHIP	<b>PITCHER</b>	IP	WLS	BF	H	R	ER	SO	BB	IBB	HBP	BLK	WP	HR	S	P	ERA	WHIP		
<a href="#">Mickey McDermott, L</a> (1, 1) ERA: 5.15	0.0		0	0	0	0	0	0	0	0	0	0	0	0	0	∞	∞																				


AB 0  
R 0  
H 0  
RBI 0  
BB 0  
SO 0  
LOB 0



WP: 0 PA: 0  
PB: 0  
SB: 0  
CS: 0



Batter	1	2	3	4	5	6	7	8	9	10	AB	R	H	RBI	BB	SO	LOB	TOP									
<b>Billy Goodman, L</b> OBP: 0.413, SLG: 0.456 (1, 7)	0-0 4-3		0-0 6 1B 1B		0-0 L5			0-0 K		0-0 K	5	1	1	0	0	0	0	<b>Boston Red Sox @ Chicago White Sox</b> Comiskey Park, Chicago, IL Fri Aug 04 1950, 4:33 AM EDT Att: 18,106 - Unknown  <a href="http://livebaseballscorecards.com">livebaseballscorecards.com</a>  <b>AB</b> 39 <b>R</b> 2 <b>H</b> 11 <b>RBI</b> 2 <b>BB</b> 2 <b>SO</b> 4 <b>LOB</b> 15 									
<b>6 Johnny Pesky, L</b> OBP: 0.454, SLG: 0.418 (1, 5)	0-0 4-3		0-0 1B 1B		0-0 F7			0-0 1B 1B		4-0 BB BB	4	1	2	0	1	0	0										
<b>Dom DiMaggio, R</b> OBP: 0.406, SLG: 0.427 (1, 8)	0-0 1B 1B		0-0 1B 1B		0-0 F8			0-3 K		4-0 BB BB	4	0	2	1	1	1	1										
<b>Vern Stephens, R</b> OBP: 0.354, SLG: 0.527 (1, 6)	0-0 1B 1B		0-0 1B 1B		0-0 G6-4-3 1B		0-3 K		0-0 FC5-4 1B	0-0 F6	5	0	3	1	0	1	2										
<b>Walt Dropo, R</b> OBP: 0.388, SLG: 0.619 (1, 3)	0-0 F8		0-0 G6-4-3 1-2f		0-0 G6-4-3 1B		0-0 6-3		0-0 FC5-4 1-2f	0-3 K	5	0	0	0	0	1	8										
<b>Bobby Doer, R</b> OBP: 0.379, SLG: 0.524 (1, 4)		0-0 6-3			0-3 K		0-0 5-3				4	0	0	0	0	1	0										
<b>Al Zarilla, L</b> OBP: 0.420, SLG: 0.468 (1, 9)		0-0 F7			0-0 1B 1B			0-0 F8			4	0	2	0	0	0	0										
<b>Buddy Rosar, R</b> OBP: 0.250, SLG: 0.250 (1, 2)		0-0 6-3			0-0 G4-6-3 1B			0-0 5-3			4	0	1	0	0	0	1										
<b>Willard Nixon, L</b> OBP: 0.250, SLG: 0.211 <b>Mel Parnell, L</b> OBP: 0.246, SLG: 0.228 (9, 1)			0-0 4-3		0-0 G4-6-3 1-2f			0-0 4-3			4	0	0	0	0	0	3										
											0	0	0	0	0	0	0										
<b>Inning Stats</b>	R: 0 E: 0 K: 0 S: 5	H: 2 LOB: 2 BB: 0 P: 5	R: 0 E: 0 K: 0 S: 3	H: 0 LOB: 0 BB: 0 P: 3	R: 2 E: 0 K: 1 S: 6	H: 4 LOB: 1 BB: 0 P: 6	R: 0 E: 0 K: 1 S: 6	H: 0 LOB: 0 BB: 0 P: 3	R: 0 E: 0 K: 1 S: 5	H: 0 LOB: 0 BB: 0 P: 5	R: 0 E: 0 K: 1 S: 7	H: 2 LOB: 2 BB: 0 P: 7	R: 0 E: 0 K: 0 S: 4	H: 1 LOB: 1 BB: 0 P: 4	R: 0 E: 0 K: 1 S: 5	H: 0 LOB: 2 BB: 2 P: 13	1B: 11 2B: 0 3B: 0 HR: 0	SF: 0 SAC: 0 DP: 2 HBP: 0	WP: 0 PA: 41 PB: 0 SB: 0 CS: 0								
<b>PITCHER</b>	IP 9.0	WLS 36	H 11	R 2	ER 2	SO 3	BB 0	IBB 0	HBP 0	BLK 0	WP 0	HR 0	S 42	P 42	ERA 2.00	WHIP 1.222											
<b>Ken Holcombe, R</b> ERA: 6.09	(1, 1)																										
<b>Ray Scarborough, R</b> ERA: 4.7	(10, 1)	1.0	W	5	0	0	1	2	0	0	0	0	0	5	13	0.00	2.000										

Batter	1	2	3	4	5	6	7	8	9	10	AB	R	H	RBI	BB	SO	LOB	BOTTOM								
<b>Chico Carrasquel, R</b> OBP: 0.391, SLG: 0.391 (1, 6)	0-0 G3		4-0 BB BB			0-0 F8				0-0 SH 1B	4	1	1	0	1	0	1	<b>Boston Red Sox @ Chicago White Sox</b> Comiskey Park, Chicago, IL Fri Aug 04 1950, 4:33 AM EDT Att: 18,106 - Unknown  <a href="http://livebaseballscorecards.com">livebaseballscorecards.com</a>  <b>AB</b> 31 <b>R</b> 3 <b>H</b> 8 <b>RBI</b> 3 <b>BB</b> 6 <b>SO</b> 5 <b>LOB</b> 14 								
<b>Dave Philley, S</b> OBP: 0.318, SLG: 0.407 (1, 9)	0-0 G3		4-0 1-2 2-3 BB			4-0 BB		0-0 B5-6-4 1B		0-0 SH	2	0	1	0	2	0	0									
<b>Jerry Scala, L</b> OBP: 0.254, SLG: 0.220 <b>Joe Erautt, R</b> OBP: 0.273, SLG: 0.200 (10, PH)	0-3 K		0-0 6-3			0-3 K		0-0 B5-6-4 1-2f		0-0 1B	4	0	0	0	0	2	5									
<b>Eddie Robinson, L</b> OBP: 0.371, SLG: 0.405 <b>Mike McCormick, R</b> OBP: 0.308, SLG: 0.314 <b>Gordon Goldsberry, L</b> OBP: 0.440, SLG: 0.475 (1, 3)		0-0 F5		4-0 G1-6-3 BB		0-0 4-3		0-0 2B		0-0 K	3	0	1	0	1	0	1									
<b>Hank Majeski, R</b> OBP: 0.379, SLG: 0.405 (1, 5)		0-0 G6-4-3 1B		0-0 G1-6-3 1-2f		0-0 HR BB		0-3 K			3	1	1	0	1	1	2									
<b>Gus Zernial, R</b> OBP: 0.337, SLG: 0.483 (1, 7)		0-0 G6-4-3 1-2f		0-0 L6			0-0 HR 1-H		0-3 K		4	1	1	2	0	1	1									
<b>Phil Masi, R</b> OBP: 0.365, SLG: 0.421 (1, 2)			0-0 F5		0-0 5-3		4-0 SH BB		0-0 E S 1B		3	0	1	0	1	0	0									
<b>Nellie Fox, L</b> OBP: 0.317, SLG: 0.305 <b>Gus Niarhos, R</b> OBP: 0.417, SLG: 0.357 <b>Floyd Baker, L</b> OBP: 0.387, SLG: 0.364 (10, 4)			0-0 BB 2B		0-0 L1			0-0 6-3		0-0 4-3	3	0	1	0	0	0	1									
<b>Ken Holcombe, R</b> OBP: 0.250, SLG: 0.300 <b>Luke Appling, R</b> OBP: 0.257, SLG: 0.306 <b>Ray Scarborough, R</b> OBP: 0.200, SLG: 0.170 (10, 1)			0-3 K		0-0 1-3		0-0 SH		0-0 4-3		2	0	0	0	0	1	1									
											1	0	0	0	0	0	0									
<b>Inning Stats</b>	R: 0 E: 0 K: 1 S: 5	H: 0 LOB: 0 BB: 0 P: 5	R: 0 E: 0 K: 0 S: 3	H: 1 LOB: 0 BB: 0 P: 3	R: 0 E: 0 K: 1 S: 6	H: 1 LOB: 3 BB: 2 P: 14	R: 0 E: 0 K: 0 S: 2	H: 0 LOB: 0 BB: 1 P: 6	R: 0 E: 0 K: 0 S: 3	H: 0 LOB: 0 BB: 0 P: 3	R: 0 E: 0 K: 1 S: 5	H: 1 LOB: 1 BB: 1 P: 9	R: 2 E: 0 K: 0 S: 4	H: 1 LOB: 1 BB: 2 P: 12	R: 0 E: 0 K: 1 S: 6	H: 2 LOB: 1 BB: 0 P: 6	R: 0 E: 0 K: 0 S: 6	H: 1 LOB: 1 BB: 0 P: 6	R: 1 E: 0 K: 0 S: 3	H: 2 LOB: 1 BB: 0 P: 3	1B: 5 2B: 2 3B: 0 HR: 1	SF: 0 SAC: 2 DP: 3 HBP: 0	WP: 0 PA: 39 PB: 0 SB: 1 CS: 0			
<b>PITCHER</b>	IP 8.1	WLS 34	H 6	R 2	ER 2	SO 5	BB 6	IBB 0	HBP 0	BLK 0	WP 0	HR 1	S 38	P 62	ERA 2.16	WHIP 1.440										
<b>Willard Nixon, R</b> ERA: 4.91	(1, 1)																									
<b>Mel Parnell, L</b> ERA: 4.07	(9, 1)	1.0	L	5	2	1	0	0	0	0	0	0	5	5	9.00	2.000										











Batter	1	2	3	4	5	6	7	8	9	AB	R	H	RBI	BB	SO	LOB	TOP																		
<a href="#">Dom DiMaggio, R</a> (1, 8) OBP: 0.414, SLG: 0.437											0	0	0	0	0	0	0	<b>Boston Red Sox @ Chicago White Sox</b> Comiskey Park, Chicago, IL Sun Aug 06 1950, 4:38 AM EDT Att: 21,035 - Unknown <a href="http://livebaseballscorecards.com">livebaseballscorecards.com</a>																	
<a href="#">6 Johnny Pesky, L</a> (1, 5) OBP: 0.449, SLG: 0.413											0	0	0	0	0	0	0																		
<a href="#">Billy Goodman, L</a> (1, 7) OBP: 0.407, SLG: 0.445											0	0	0	0	0	0	0																		
<a href="#">Vern Stephens, R</a> (1, 6) OBP: 0.364, SLG: 0.522											0	0	0	0	0	0	0																		
<a href="#">Walt Dropo, R</a> (1, 3) OBP: 0.384, SLG: 0.607											0	0	0	0	0	0	0																		
<a href="#">Bobby Doerr, R</a> (1, 4) OBP: 0.382, SLG: 0.539											0	0	0	0	0	0	0																		
<a href="#">Al Zarilla, L</a> (1, 9) OBP: 0.422, SLG: 0.473											0	0	0	0	0	0	0																		
<a href="#">Birdie Tebbetts, R</a> (1, 2) OBP: 0.404, SLG: 0.495											0	0	0	0	0	0	0																		
<a href="#">Joe Dobson, R</a> (1, 1) OBP: 0.281, SLG: 0.167											0	0	0	0	0	0	0																		
<b>Inning Stats</b>											1B: 0	SF: 0	WP: 0	PA: 0	2B: 0	SAC: 0	FB: 0	3B: 0	DP: 0	SB: 0	CS: 0	HR: 0	HBP: 0												
<b>PITCHER</b> <a href="#">Howie Judson, R</a> (1, 1) ERA: 3.97	IP	WLS	BF	H	R	ER	SO	BB	IBB	HBP	BLK	WP	HR	S	P	ERA	WHIP	<b>PITCHER</b>	IP	WLS	BF	H	R	ER	SO	BB	IBB	HBP	BLK	WP	HR	S	P	ERA	WHIP
	0.0	L	0	0	0	0	0	0	0	0	0	0	0	0	0	∞	∞																		

AB 0  
R 0  
H 0  
RBI 0  
BB 0  
SO 0  
LOB 0





Batter	1	2	3	4	5	6	7	8	9	AB	R	H	RBI	BB	SO	LOB	BOTTOM																		
<a href="#">Chico Carrasquel, R</a> (1, 6) OBP: 0.387, SLG: 0.385											0	0	0	0	0	0	0	<b>Boston Red Sox @ Chicago White Sox</b> Comiskey Park, Chicago, IL Sun Aug 06 1950, 4:38 AM EDT Att: 21,035 - Unknown <a href="http://livebaseballscorecards.com">livebaseballscorecards.com</a>																	
<a href="#">Floyd Baker, L</a> (1, 5) OBP: 0.387, SLG: 0.364											0	0	0	0	0	0	0																		
<a href="#">Dave Philley, S</a> (1, 8) OBP: 0.314, SLG: 0.404											0	0	0	0	0	0	0																		
<a href="#">Eddie Robinson, L</a> (1, 3) OBP: 0.372, SLG: 0.414											0	0	0	0	0	0	0																		
<a href="#">Marty Rickett, L</a> (1, 9) OBP: 0.288, SLG: 0.333											0	0	0	0	0	0	0																		
<a href="#">Gus Zernial, R</a> (1, 7) OBP: 0.337, SLG: 0.478											0	0	0	0	0	0	0																		
<a href="#">Nellie Fox, L</a> (1, 4) OBP: 0.319, SLG: 0.305											0	0	0	0	0	0	0																		
<a href="#">Gus Niarhos, R</a> (1, 2) OBP: 0.417, SLG: 0.357											0	0	0	0	0	0	0																		
<a href="#">Howie Judson, R</a> (1, 1) OBP: 0.286, SLG: 0.250											0	0	0	0	0	0	0																		
<b>Inning Stats</b>											1B: 0	SF: 0	WP: 0	PA: 0	2B: 0	SAC: 0	FB: 0	3B: 0	DP: 0	SB: 0	CS: 0	HR: 0	HBP: 0												
<b>PITCHER</b> <a href="#">Joe Dobson, R</a> (1, 1) ERA: 4.3	IP	WLS	BF	H	R	ER	SO	BB	IBB	HBP	BLK	WP	HR	S	P	ERA	WHIP	<b>PITCHER</b>	IP	WLS	BF	H	R	ER	SO	BB	IBB	HBP	BLK	WP	HR	S	P	ERA	WHIP
	0.0	W	0	0	0	0	0	0	0	0	0	0	0	0	0	∞	∞																		

AB 0  
R 0  
H 0  
RBI 0  
BB 0  
SO 0  
LOB 0





Batter	1	2	3	4	5	6	7	8	9	AB	R	H	RBI	BB	SO	LOB	TOP																
Dom DiMaggio, R (1, 8) OBP: 0.416, SLG: 0.437	4-0 FC5-4 2B BB	0-0 SH1-3 1B		0-3 K	0-0 1-2 1B			0-0 HR 1B		4	2	3	0	1	1	0	<p><b>Boston Red Sox @ New York Yankees</b> Yankee Stadium, Bronx, NY Tue Aug 08 1950, 3:33 AM EDT Att: 58,771 - Unknown</p> <p>livebaseballscorecards.com</p> <p>AB 38 R 7 H 13 RBI 5 BB 4 SO 5 LOB 16</p> 																
6 Johnny Pesky, L (1, 5) OBP: 0.449, SLG: 0.416	0-0 E 2B	0-0 SH1-3		0-0 G3	0-3 K			0-0 P2		4	1	1	0	0	1	3																	
Billy Goodman, L (1, 7) OBP: 0.418, SLG: 0.458	4-0 FC5-4 BB	4-0 G5-4-3 BB		0-0 F7		0-0 6-3		0-0 HR 1B		3	1	1	2	2	0	0																	
Vern Stephens, R (1, 6) OBP: 0.363, SLG: 0.524	0-0 FC5-4 5-3 1B 1-2 2-H 3-H	0-0 G5-4-3			0-0 E 3B	0-0 P4		0-0 F8		5	1	1	1	0	0	4																	
Walt Dropo, R (1, 3) OBP: 0.384, SLG: 0.600	0-0 5-3 1B		0-0 F7		0-0 F8	0-3 K		0-0 P4		5	0	1	0	0	1	1																	
Bobby Doerr, R (1, 4) OBP: 0.376, SLG: 0.528	0-0 5-3 1-2 2-3		0-0 6-3		0-0 E8 HR		0-0 F7		0-0 5-3	5	1	0	0	0	2																		
Al Zarilla, L (1, 9) OBP: 0.428, SLG: 0.484	4-0 BB		0-0 1B		0-0 HR 2-H		0-0 G6-4-3 1B		0-3 K	4	1	3	2	1	1	0																	
Birdie Tebbetts, R (1, 2) OBP: 0.399, SLG: 0.486	0-3 K		0-0 1B		0-0 6-3		0-0 G6-4-3			4	0	1	0	0	1	4																	
Mel Parnell, L (1, 1) OBP: 0.262, SLG: 0.246		0-0 SH1-3 1B	0-0 4-3		0-0 1B		0-0 1B		0-0 P6	4	0	2	0	0	2																		
<b>Inning Stats</b>	R: 2 E: 1 K: 1 S: 7	H: 2 LOB: 3 BB: 3 P: 19	R: 0 E: 0 K: 0 S: 4	H: 2 LOB: 2 BB: 1 P: 8	R: 0 E: 0 K: 0 S: 5	H: 2 LOB: 2 BB: 0 P: 5	R: 0 E: 0 K: 1 S: 5	H: 0 LOB: 0 BB: 0 P: 5	R: 3 E: 1 K: 1 S: 10	H: 4 LOB: 2 BB: 0 P: 10	R: 0 E: 0 K: 0 S: 5	H: 1 LOB: 0 BB: 0 P: 3	R: 2 E: 0 K: 0 S: 5	H: 2 LOB: 0 BB: 0 P: 5	R: 0 E: 0 K: 1 S: 5	H: 0 LOB: 0 BB: 0 P: 5	1B: 9 2B: 1 3B: 1 HR: 2	SF: 0 SAC: 1 DP: 2 HBP: 0	WP: 0 PB: 0 SB: 0 CS: 0	PA: 43													
<b>PITCHER</b>	IP WLS BF H R ER SO BB IBB HBP BLK WP HR S P ERA WHIP	IP WLS BF H R ER SO BB IBB HBP BLK WP HR S P ERA WHIP																															
Allie Reynolds, R (1, 1) ERA: 3.69	1.1	12	4	2	2	1	4	0	0	0	0	0	0	10	26	13.50	6.000																
Fred Sanford, R (2, 1) ERA: 4.31	3.2	L 17	6	3	2	2	0	0	0	0	0	0	1	21	21	4.91	1.636																
Whitey Ford, L (6, 1) ERA: 5.16	2.0	6	1	0	0	1	0	0	0	0	0	0	0	8	8	0.00	0.500																
Joe Page, L (8, 1) ERA: 4.75	2.0	8	2	2	2	1	0	0	0	0	0	0	1	10	10	9.00	1.000																


Batter	1	2	3	4	5	6	7	8	9	AB	R	H	RBI	BB	SO	LOB	BOTTOM																	
Gene Woodling, L (1, 7) OBP: 0.388, SLG: 0.429	0-0 4-3		0-0 F8		0-0 3-1		0-0 F8		0-0 F8	5	0	0	0	0	0	0	<p><b>Boston Red Sox @ New York Yankees</b> Yankee Stadium, Bronx, NY Tue Aug 08 1950, 3:33 AM EDT Att: 58,771 - Unknown</p> <p>livebaseballscorecards.com</p> <p>AB 36 R 4 H 8 RBI 4 BB 2 SO 1 LOB 11</p> 																	
Phil Rizzuto, R (1, 6) OBP: 0.418, SLG: 0.432	0-0 L7		0-0 6-3 1B		4-0 BB		0-0 1B		0-0 P4	4	1	2	0	1	0	0																		
Hank Bauer, R (1, 9) OBP: 0.384, SLG: 0.504	0-0 6-3		0-0 6-3		0-0 F7		0-0 P3			4	0	0	0	0	0	3																		
Tommy Henrich, L (1, 3) OBP: 0.378, SLG: 0.571		0-0 F9	0-0 1B		0-0 F8		0-0 4-3			4	0	1	1	0	0	1																		
Joe DiMaggio, R (1, 8) OBP: 0.370, SLG: 0.549		0-0 BB 1B	0-3 K		0-0 F9		0-0 4-3 3B			4	2	2	0	0	1	1																		
Yogi Berra, L (1, 2) OBP: 0.386, SLG: 0.510		4-0 1B BB		0-0 P3		0-0 HR		0-0 4-3		3	1	1	2	1	0	0																		
Billy Johnson, R (1, 5) OBP: 0.367, SLG: 0.388		0-0 FC5-4 1B		0-0 F7		0-0 1-3		0-0 1B		4	0	2	1	0	0	0																		
Billy Martin, R (1, 4) OBP: 0.292, SLG: 0.409		0-0 F9		0-0 E6		0-0 F9		0-0 F7		4	0	0	0	0	0	3																		
Allie Reynolds, R (1, 1) ERA: 3.69	1.1	12	4	2	2	1	4	0	0	0	0	0	0	10	26	13.50		6.000																
Fred Sanford, R (2, 1) ERA: 4.31	3.2	L 17	6	3	2	2	0	0	0	0	0	0	0	1	21	21	4.91	1.636																
Whitey Ford, L (6, 1) ERA: 5.16	2.0	6	1	0	0	1	0	0	0	0	0	0	0	8	8	0.00	0.500																	
Joe Page, L (8, 1) ERA: 4.75	2.0	8	2	2	2	1	0	0	0	0	0	0	1	10	10	9.00	1.000																	
<b>Inning Stats</b>	R: 0 E: 0 K: 0 S: 3	H: 0 LOB: 0 BB: 0 P: 3	R: 1 E: 0 K: 0 S: 5	H: 2 LOB: 2 BB: 1 P: 9	R: 1 E: 0 K: 1 S: 7	H: 2 LOB: 1 BB: 0 P: 7	R: 0 E: 0 K: 0 S: 4	H: 0 LOB: 1 BB: 0 P: 4	R: 1 E: 0 K: 0 S: 4	H: 1 LOB: 0 BB: 0 P: 4	R: 0 E: 0 K: 0 S: 4	H: 1 LOB: 1 BB: 0 P: 4	R: 1 E: 0 K: 0 S: 5	H: 2 LOB: 1 BB: 0 P: 5	R: 0 E: 0 K: 0 S: 3	H: 0 LOB: 0 BB: 0 P: 3	1B: 6 2B: 0 3B: 1 HR: 1	SF: 0 SAC: 0 DP: 0 HBP: 0	WP: 0 PB: 0 SB: 0 CS: 0	PA: 38														
<b>PITCHER</b>	IP WLS BF H R ER SO BB IBB HBP BLK WP HR S P ERA WHIP	IP WLS BF H R ER SO BB IBB HBP BLK WP HR S P ERA WHIP																																
Mel Parnell, L (1, 1) ERA: 4.07	9.0	W 38	8	4	4	1	2	0	0	0	0	0	1	38	46	4.00	1.111																	



Batter	1	2	3	4	5	6	7	8	9	AB	R	H	RBI	BB	SO	LOB	TOP			
Dom DiMaggio, R OBP: 0.415, SLG: 0.435	F9			1-3			F7		1B	4	0	1	0	0	0	0	<b>Boston Red Sox @ New York Yankees</b> Yankee Stadium, Bronx, NY Wed Aug 09 1950, 3:33 AM EDT Att: 39,360 - Unknown			
6 Johnny Pesky, L OBP: 0.444, SLG: 0.411	K			P4			F2		P3	4	0	0	0	0	1	1				
Billy Goodman, L OBP: 0.415, SLG: 0.455	F8			6-3					K	4	0	1	0	0	1	1				
Vern Stephens, R OBP: 0.361, SLG: 0.521		K			F7		P4			3	0	0	0	0	1	1				
Walt Dropo, R OBP: 0.382, SLG: 0.595		K			P4			K		3	0	0	0	0	2	0				
Bobby Doerr, R OBP: 0.373, SLG: 0.524		L6			1-3			F7		3	0	0	0	0	0	0				
Al Zarilla, L OBP: 0.427, SLG: 0.492			P4			F9			HR	3	1	1	1	0	0	0				
Birdie Tebbetts, R OBP: 0.394, SLG: 0.479			K			K			6-3	3	0	0	0	0	2	0				
Chuck Stobbs, L OBP: 0.429, SLG: 0.263			F8			K				2	0	0	0	0	1	0				
Tom Wright, L OBP: 0.351, SLG: 0.359									K	1	0	0	0	0	1	0				
<b>Inning Stats</b>	R: 0 E: 0 K: 1 S: 5	H: 0 LOB: 0 BB: 0 P: 5	R: 0 E: 0 K: 2 S: 7	H: 0 LOB: 0 BB: 0 P: 7	R: 0 E: 0 K: 1 S: 5	H: 0 LOB: 0 BB: 0 P: 5	R: 0 E: 0 K: 0 S: 3	H: 0 LOB: 0 BB: 0 P: 3	R: 0 E: 0 K: 2 S: 7	H: 0 LOB: 0 BB: 0 P: 7	R: 0 E: 0 K: 0 S: 4	H: 1 LOB: 1 BB: 0 P: 4	R: 1 E: 0 K: 1 S: 6	H: 1 LOB: 0 BB: 0 P: 6	R: 0 E: 0 K: 2 S: 8	H: 1 LOB: 1 BB: 0 P: 8	1B: 2 2B: 0 3B: 0 HR: 1	SF: 0 SAC: 0 DP: 0 HBP: 0	WP: 0 PB: 0 SB: 0 CS: 0	PA: 30
<b>PITCHER</b> Vic Raschi, R ERA: 4.04	IP: 9.0 WLS: W BF: 30 H: 3 R: 1 ER: 1 SO: 9 BB: 0 IBB: 0 HBP: 0 BLK: 0 WP: 0 HR: 1 S: 48 P: 48 ERA: 1.00 WHIP: 0.333															<b>PITCHER</b> Vic Raschi, R ERA: 4.04				

Batter	1	2	3	4	5	6	7	8	9	AB	R	H	RBI	BB	SO	LOB	BOTTOM			
Gene Woodling, L OBP: 0.392, SLG: 0.431	S 1B BB				F8			BLK SH3-4 1B		3	1	2	0	1	0	2	<b>Boston Red Sox @ New York Yankees</b> Yankee Stadium, Bronx, NY Wed Aug 09 1950, 3:33 AM EDT Att: 39,360 - Unknown			
Phil Rizzuto, R OBP: 0.419, SLG: 0.433	F8				SH3			SH3-4		2	0	1	1	0	0	1				
Hank Bauer, R OBP: 0.382, SLG: 0.500					F9			5-3		4	0	1	1	0	0	4				
Tommy Henrich, L OBP: 0.375, SLG: 0.558	P3				3-1					3	0	0	0	1	1	3				
Joe Collins, L OBP: 0.305, SLG: 0.433						K				0	0	0	0	0	0	0				
Joe DiMaggio, R OBP: 0.367, SLG: 0.543	P3				K			5-3		4	0	0	0	0	1	3				
Yogi Berra, L OBP: 0.384, SLG: 0.506					3-1					3	0	0	0	0	0	0				
Billy Johnson, R OBP: 0.362, SLG: 0.382					5-3					3	0	0	0	0	1	0				
Billy Martin, R OBP: 0.296, SLG: 0.400					L1			F8 SH SH3 1B		3	1	1	0	0	0	0				
Vic Raschi, R OBP: 0.286, SLG: 0.246					5-3			SH SH3		2	0	0	0	0	0	0				
<b>Inning Stats</b>	R: 1 E: 0 K: 0 S: 4	H: 1 LOB: 1 BB: 1 P: 8	R: 0 E: 0 K: 0 S: 3	H: 0 LOB: 0 BB: 0 P: 3	R: 0 E: 0 K: 0 S: 5	H: 2 LOB: 2 BB: 0 P: 5	R: 0 E: 0 K: 1 S: 5	H: 0 LOB: 0 BB: 0 P: 5	R: 1 E: 1 K: 0 S: 5	H: 1 LOB: 1 BB: 0 P: 5	R: 0 E: 0 K: 1 S: 5	H: 0 LOB: 0 BB: 0 P: 5	R: 0 E: 0 K: 1 S: 4	H: 1 LOB: 2 BB: 1 P: 8	R: 0 E: 0 K: 0 S: 4	H: 1 LOB: 2 BB: 1 P: 8	1B: 5 2B: 0 3B: 0 HR: 0	SF: 0 SAC: 3 DP: 0 HBP: 0	WP: 0 PB: 0 SB: 1 CS: 0	PA: 32
<b>PITCHER</b> Chuck Stobbs, L ERA: 5.53	IP: 8.0 WLS: L BF: 32 H: 5 R: 2 ER: 1 SO: 3 BB: 2 IBB: 0 HBP: 0 BLK: 1 WP: 0 HR: 0 S: 36 P: 44 ERA: 1.12 WHIP: 0.875															<b>PITCHER</b> Chuck Stobbs, L ERA: 5.53				

AB	30
R	1
H	3
RBI	1
BB	0
SO	9
LOB	3



AB	27
R	2
H	5
RBI	2
BB	2
SO	3
LOB	13





Batter	1	2	3	4	5	6	7	8	9	AB	R	H	RBI	BB	SO	LOB	TOP					
Dom DiMaggio, R OBP: 0.412, SLG: 0.432 (1, 8)	F3		G5-4-3		F7				1-3	5	0	1	1	0	0	4	<b>Boston Red Sox @ Washington Senators</b> Griffith Stadium, Washington, DC Thu Aug 10 1950, 3:33 AM EDT Unknown					
6 Johnny Pesky, L OBP: 0.447, SLG: 0.421 (1, 5)	FC6-5				FC6-4					4	0	3	0	0	0	2						
Billy Goodman, L OBP: 0.413, SLG: 0.452 (1, 7)	FC6-5		F7							4	0	1	0	0	1	5						
Vern Stephens, R OBP: 0.358, SLG: 0.516 (1, 6)	F7				F9				F7	4	0	0	0	0	0	2						
Walt Dropo, R OBP: 0.380, SLG: 0.599 (1, 3)					F8				5-3	4	1	1	1	0	0	1						
Bobby Doerr, R OBP: 0.370, SLG: 0.519 (1, 4)	F8				L6				F2	4	0	0	0	0	0	0						
Al Zarilla, L OBP: 0.428, SLG: 0.495 (1, 9)	4-3								K	4	1	2	0	0	1	0						
Birdie Tebbetts, R OBP: 0.396, SLG: 0.479 (1, 2)	6-3				6-3					4	0	2	0	0	0	1						
Willard Nixon, L OBP: 0.250, SLG: 0.211 (1, 1)										0	0	0	0	0	0	0						
Dick Littlefield, L OBP: 0.500, SLG: 0.333 (2, 1)										0	0	0	0	0	0	0						
Jim McDonald, R OBP: 0.362, SLG: 0.474 (9, PH)										1	0	0	0	0	0	1						
<b>Inning Stats</b>	R: 0 E: 0 K: 0 S: 4	H: 1 LOB: 1 BB: 0 P: 4	R: 1 E: 0 K: 0 S: 4	H: 1 LOB: 0 BB: 0 P: 4	R: 0 E: 0 K: 0 S: 3	H: 2 LOB: 1 BB: 0 P: 4	R: 0 E: 0 K: 0 S: 3	H: 0 LOB: 0 BB: 0 P: 3	R: 0 E: 0 K: 0 S: 3	H: 1 LOB: 2 BB: 1 P: 8	R: 0 E: 0 K: 0 S: 3	H: 1 LOB: 0 BB: 0 P: 3	R: 1 E: 0 K: 1 S: 9	H: 4 LOB: 3 BB: 0 P: 9	R: 0 E: 0 K: 0 S: 3	H: 0 LOB: 0 BB: 0 P: 3	R: 0 E: 0 K: 1 S: 6	H: 1 LOB: 1 BB: 0 P: 6	1B: 8 2B: 1 3B: 1 HR: 1	SF: 0 SAC: 0 DP: 2 HBP: 0	WP: 0 PB: 0 SB: 0 CS: 0	PA: 37
<b>PITCHER</b> Bob Kuzava, L ERA: 3.89 (1, 1)	IP: 9.0 WLS: W BF: 37 H: 11 R: 2 ER: 2 SO: 2 BB: 1 IBB: 0 HBP: 0 BLK: 0 WP: 0 HR: 1 S: 40 P: 44 ERA: 2.00 WHIP: 1.333											<b>PITCHER</b>	IP: 9.0 WLS: W BF: 37 H: 11 R: 2 ER: 2 SO: 2 BB: 1 IBB: 0 HBP: 0 BLK: 0 WP: 0 HR: 1 S: 40 P: 44 ERA: 2.00 WHIP: 1.333									

AB 36  
R 2  
H 11  
RBI 2  
BB 1  
SO 2  
LOB 18



Batter	1	2	3	4	5	6	7	8	9	AB	R	H	RBI	BB	SO	LOB	BOTTOM			
Eddie Yost, R OBP: 0.418, SLG: 0.407 (1, 5)	L7		2-3		5-3				SH1-4	4	0	0	0	0	1	2	<b>Boston Red Sox @ Washington Senators</b> Griffith Stadium, Washington, DC Thu Aug 10 1950, 3:33 AM EDT Unknown			
Gil Coan, L OBP: 0.312, SLG: 0.394 (1, 7)	F8				G3				F5	5	2	2	1	0	0	2				
Irv Noren, L OBP: 0.387, SLG: 0.468 (1, 8)	4-3				F3					4	1	2	3	1	0	0				
Mickey Vernon, L OBP: 0.393, SLG: 0.374 (1, 3)										1	1	1	0	0	0	0				
Sam Mele, R OBP: 0.382, SLG: 0.474 (2, PH) (3, 3)										4	1	3	2	0	0	1				
Bud Stewart, L OBP: 0.351, SLG: 0.373 (1, 9)										4	0	0	0	1	1	4				
Cass Michaels, R OBP: 0.391, SLG: 0.416 (1, 4)										3	1	2	0	2	0	1				
Sam Dente, R OBP: 0.298, SLG: 0.296 (1, 6)										3	1	1	2	2	0	2				
Mickey Grasso, R OBP: 0.374, SLG: 0.373 (1, 2)										4	2	1	0	1	0	6				
Bob Kuzava, S OBP: 0.255, SLG: 0.174 (1, 1)										4	2	2	2	0	1	2				
<b>Inning Stats</b>	R: 0 E: 0 K: 0 S: 3	H: 0 LOB: 0 BB: 0 P: 3	R: 8 E: 0 K: 2 S: 13	H: 6 LOB: 3 BB: 5 P: 33	R: 1 E: 0 K: 0 S: 5	H: 2 LOB: 1 BB: 0 P: 5	R: 0 E: 0 K: 1 S: 6	H: 1 LOB: 2 BB: 1 P: 10	R: 0 E: 0 K: 0 S: 3	H: 0 LOB: 0 BB: 0 P: 3	R: 0 E: 0 K: 0 S: 4	H: 1 LOB: 1 BB: 0 P: 4	R: 2 E: 0 K: 0 S: 7	H: 4 LOB: 2 BB: 0 P: 7	R: 0 E: 0 K: 0 S: 2	H: 0 LOB: 0 BB: 1 P: 6	1B: 13 2B: 1 3B: 0 HR: 0	SF: 0 SAC: 1 DP: 1 HBP: 0	WP: 1 PB: 0 SB: 2 CS: 0	PA: 44
<b>PITCHER</b> Willard Nixon, R ERA: 5.91 (1, 1)	IP: 1.2 WLS: L BF: 11 H: 5 R: 6 ER: 6 SO: 2 BB: 1 IBB: 0 HBP: 0 BLK: 0 WP: 0 HR: 0 S: 14 P: 18 ERA: 32.40 WHIP: 3.600											<b>PITCHER</b>	IP: 1.2 WLS: L BF: 11 H: 5 R: 6 ER: 6 SO: 2 BB: 1 IBB: 0 HBP: 0 BLK: 0 WP: 0 HR: 0 S: 14 P: 18 ERA: 32.40 WHIP: 3.600							
Dick Littlefield, L ERA: 9.39 (2, 1)	0.0 WLS: 4 BF: 1 H: 1 R: 1 ER: 1 SO: 0 BB: 3 IBB: 0 HBP: 0 BLK: 0 WP: 1 HR: 0 S: 1 P: 13 ERA: - WHIP: -											<b>PITCHER</b>	IP: 0.0 WLS: 4 BF: 1 H: 1 R: 1 ER: 1 SO: 0 BB: 3 IBB: 0 HBP: 0 BLK: 0 WP: 1 HR: 0 S: 1 P: 13 ERA: - WHIP: -							
Jim McDonald, R ERA: 2.16 (2, 1)	6.1 WLS: 29 BF: 8 H: 4 R: 4 ER: 4 SO: 1 BB: 3 IBB: 0 HBP: 0 BLK: 0 WP: 0 HR: 0 S: 28 P: 40 ERA: 5.68 WHIP: 1.737											<b>PITCHER</b>	IP: 6.1 WLS: 29 BF: 8 H: 4 R: 4 ER: 4 SO: 1 BB: 3 IBB: 0 HBP: 0 BLK: 0 WP: 0 HR: 0 S: 28 P: 40 ERA: 5.68 WHIP: 1.737							

AB 36  
R 11  
H 14  
RBI 10  
BB 7  
SO 3  
LOB 20





Batter	1	2	3	4	5	6	7	8	9	AB	R	H	RBI	BB	SO	LOB	TOP			
Dom DiMaggio, R OBP: 0.412, SLG: 0.431	F3		6 6-3 1B	K		6 3B 1B		K		5	2	2	0	0	2	1	<b>Boston Red Sox @ Washington Senators</b> Griffith Stadium, Washington, DC Thu Aug 10 1950, 3:38 AM EDT Att: 11,091 - Unknown			
6 Johnny Pesky, L OBP: 0.447, SLG: 0.425	F5		6-3	1B		1B		L3		4	0	1	1	1	0	2				
Billy Goodman, L OBP: 0.419, SLG: 0.457	FC5 E BB		1B 2-H 1B	1B		1-2 1B		1-3		4	1	3	1	1	0	1				
Vern Stephens, R OBP: 0.356, SLG: 0.512	E1		1B 1-3 1B	F9				4-3		5	1	1	0	0	0	4				
Walt Dropo, R OBP: 0.378, SLG: 0.594	FC5 2-3f		F3					F8		5	0	1	0	0	0	4				
Bobby Doerr, R OBP: 0.370, SLG: 0.517			5-3	1B 1-2 3-H 1B		F8		WP 1B		5	0	2	1	0	0	1				
Al Zarilla, L OBP: 0.426, SLG: 0.492	F9		FC6-4 1-3 2-H 1B			4-3		K		4	0	1	1	0	1	1				
Matt Batts, R OBP: 0.318, SLG: 0.384			FC6-4 1-2f			1-3		FC1-6 1B		4	0	2	0	0	0	2				
Walt Masterson, R OBP: 0.125, SLG: 0.100	K			4-3		6-3		FC1-6 1-2f S		4	0	0	0	0	1	2				
<b>Inning Stats</b>	R: 0 E: 1 K: 0 S: 4	H: 0 LOB: 2 BB: 1 P: 8	R: 0 E: 0 K: 1 S: 6	H: 1 LOB: 1 BB: 0 P: 6	R: 3 E: 0 K: 0 S: 8	H: 5 LOB: 2 BB: 0 P: 8	R: 0 E: 0 K: 1 S: 6	H: 1 LOB: 2 BB: 1 P: 10	R: 0 E: 0 K: 0 S: 3	H: 0 LOB: 0 BB: 0 P: 3	R: 1 E: 0 K: 0 S: 5	H: 2 LOB: 1 BB: 0 P: 5	R: 0 E: 0 K: 1 S: 6	H: 1 LOB: 1 BB: 0 P: 6	R: 0 E: 0 K: 0 S: 6	H: 1 LOB: 1 BB: 0 P: 4	1B: 11 2B: 0 3B: 2 HR: 0	SF: 0 SAC: 0 DP: 1 HBP: 0	WP: 1 PB: 0 SB: 1 CS: 0	PA: 42
<b>PITCHER</b> Gene Bearden, L ERA: 5.49	IP: 9.0 WLS: L BF: 42	H: 13 R: 4 ER: 4 SO: 4	BB: 2 IBB: 0 HBP: 0 BLK: 0	WP: 1 HR: 0 S: 48 P: 56	ERA: 4.00 WHIP: 1.667															

Batter	1	2	3	4	5	6	7	8	9	AB	R	H	RBI	BB	SO	LOB	BOTTOM			
Eddie Yost, R OBP: 0.421, SLG: 0.407	1B BB							FC4-6 BB		2	1	1	0	2	0	0	<b>Boston Red Sox @ Washington Senators</b> Griffith Stadium, Washington, DC Thu Aug 10 1950, 3:38 AM EDT Att: 11,091 - Unknown			
Gil Coan, L OBP: 0.306, SLG: 0.385	K		G3					FC4-6 1-2f 3B		4	1	0	0	0	1	4				
Irv Noren, L OBP: 0.388, SLG: 0.474	FC4-6 1-2 1B		1-3					1-H F8 3B		4	1	2	1	0	1	0				
Sam Mele, R OBP: 0.383, SLG: 0.474	FC4-6 1-2 2-H 1B		FC6-4 1B					F8		4	0	2	2	0	0	0				
Bud Stewart, L OBP: 0.346, SLG: 0.367	FC4-6 1-2f 2-3		F8					6-3		4	0	0	0	0	1	3				
Cass Michaels, R OBP: 0.387, SLG: 0.411	F8		FC6-4 1-2f					F8		4	0	0	0	0	0	3				
Sam Dente, R OBP: 0.296, SLG: 0.293			F4					F2		4	0	0	0	0	0	0				
Gene Bearden, L OBP: 0.364, SLG: 0.389	F8							F8		4	0	1	0	0	1	0				
Len Okrie, R (1, 2)	1B BB							K		2	0	0	0	1	1	0				
<b>Inning Stats</b>	R: 1 E: 0 K: 1 S: 7	H: 2 LOB: 2 BB: 1 P: 11	R: 0 E: 0 K: 0 S: 4	H: 1 LOB: 2 BB: 1 P: 8	R: 0 E: 0 K: 0 S: 4	H: 1 LOB: 1 BB: 0 P: 4	R: 0 E: 0 K: 0 S: 3	H: 1 LOB: 0 BB: 0 P: 3	R: 0 E: 0 K: 1 S: 5	H: 0 LOB: 0 BB: 0 P: 5	R: 0 E: 0 K: 2 S: 7	H: 0 LOB: 0 BB: 0 P: 7	R: 0 E: 0 K: 0 S: 4	H: 1 LOB: 1 BB: 1 P: 8	R: 0 E: 0 K: 0 S: 3	H: 0 LOB: 0 BB: 0 P: 3	1B: 5 2B: 0 3B: 1 HR: 0	SF: 0 SAC: 0 DP: 0 HBP: 0	WP: 0 PB: 0 SB: 0 CS: 0	PA: 35
<b>PITCHER</b> Walt Masterson, R ERA: 6.17	IP: 9.0 WLS: W BF: 35	H: 6 R: 3 ER: 3 SO: 5	BB: 3 IBB: 0 HBP: 0 BLK: 0	WP: 0 HR: 0 S: 42 P: 54	ERA: 3.00 WHIP: 1.000															



Batter	1	2	3	4	5	6	7	8	9	AB	R	H	RBI	BB	SO	LOB	TOP								
Dom DiMaggio, R (1.8) OBP: 0.412, SLG: 0.428	4-0 1B BB		4-0 FC4-6 BB	0-0 F9		0-0 6-3			0-3 K	3	0	0	0	2	1	3									
6 Johnny Pesky, L (1.5) OBP: 0.444, SLG: 0.420	0-0 F8		0-0 FC4-6 2B		4-0 1B BB		0-0 L9		0-0 5-3	4	1	0	0	1	0	2									
Billy Goodman, L (1.7) OBP: 0.419, SLG: 0.454	0-3 K		0-0 1-3		0-0 FC6-4 1B		0-0 6-3		4-0 2B BB	4	1	1	0	1	1	2									
Vern Stephens, R (1.6) OBP: 0.359, SLG: 0.518	0-0 1B		0-0 2B		0-0 F9		0-0 6-3		0-0 2B	5	0	3	2	0	0	2									
Walt Dropo, R (1.3) OBP: 0.374, SLG: 0.587	0-0 F2		0-0 4-3		0-0 F4			0-0 6-3	0-0 5-3	5	0	0	0	0	0	6									
Bobby Doerr, R (1.4) OBP: 0.389, SLG: 0.515		0-0 5-3		0-0 1-3	0-0 FC6-4			0-0 BB 1B		4	0	1	0	0	0	2									
Al Zarilla, L (1.9) OBP: 0.429, SLG: 0.493		0-0 4-3		4-0 E 6-3 BB		0-0 FC6 1B		4-0 FC6-4 BB		2	0	1	0	2	0	0									
Birdie Tebbetts, R (1.2) OBP: 0.390, SLG: 0.471		0-0 E6 FC6-4		0-0 6-3	0-0 FC6		0-0 K		0-3 K	4	0	0	0	0	1	4									
Ellis Kinder, R (1.1) OBP: 0.197, SLG: 0.283		0-0 FC6-4		0-0 E5		0-3 K		0-0 FC6-4		3	0	0	0	0	1	3									
Tom Wright, L (8. PH) OBP: 0.307, SLG: 0.355										1	0	0	0	0	0	2									
Mickey McDermott, L (8.1) OBP: 0.425, SLG: 0.429										0	0	0	0	0	0	0									
<b>Inning Stats</b>	R: 0 E: 0 K: 1 S: 6	H: 1 LOB: 2 BB: 1 P: 10	R: 0 E: 1 K: 0 S: 4	H: 0 LOB: 1 BB: 0 P: 4	R: 1 E: 0 K: 0 S: 4	H: 1 LOB: 1 BB: 1 P: 8	R: 0 E: 1 K: 0 S: 4	H: 0 LOB: 2 BB: 1 P: 8	R: 0 E: 0 K: 1 S: 6	H: 1 LOB: 1 BB: 0 P: 6	R: 0 E: 0 K: 0 S: 3	H: 0 LOB: 0 BB: 0 P: 3	R: 0 E: 0 K: 1 S: 6	H: 1 LOB: 2 BB: 1 P: 10	R: 1 E: 0 K: 1 S: 6	H: 1 LOB: 1 BB: 1 P: 10	1B: 4 2B: 2 3B: 0 HR: 0	SF: 0 SAC: 0 DP: 0 HBP: 0	WP: 0 PA: 41 PB: 0 SB: 0 CS: 0						
<b>PITCHER</b> Sandy Consuegra, R (1.1) ERA: 4.44	IP: 9.0 WLS: W BF: 41	H: 6 R: 2 ER: 2 SO: 4	BB: 6 IBB: 0 HBP: 0 BLK: 0	WP: 0 HR: 0 S: 43 P: 67	ERA: 2.00 WHIP: 1.333																				

**Boston Red Sox @ Washington Senators**  
Griffith Stadium, Washington, DC  
Fri Aug 11 1950, 3:33 AM EDT  
Att: 7,275 - Unknown

AB	35
R	2
H	6
RBI	2
BB	6
SO	4
LOB	26




Batter	1	2	3	4	5	6	7	8	9	AB	R	H	RBI	BB	SO	LOB	BOTTOM								
Eddie Yost, R (1.5) OBP: 0.420, SLG: 0.406	0-3 K2-3		0-3 K2-3		0-0 1B 1B		0-0 5-3			4	1	1	1	0	2	1									
Gil Coan, L (1.7) OBP: 0.315, SLG: 0.408	0-0 3-1		0-0 F9 3B		0-0 FC4-6 1B		0-0 2B			4	1	3	2	0	0	0									
Irv Noren, L (1.8) OBP: 0.384, SLG: 0.468	0-3 K		0-0 F9		0-0 FC4-6		0-0 L1		0-0 G3	4	0	0	1	0	1	1									
Sam Mele, R (1.3) OBP: 0.381, SLG: 0.471		0-0 S 1B 1B	0-0 5-3		0-0 L1		0-0 4-3			4	1	1	0	0	0	1									
Bud Stewart, L (1.9) OBP: 0.342, SLG: 0.362		0-3 K		0-0 5-3		0-0 F7		0-3 K		4	0	0	0	0	2	1									
Cass Michaels, R (1.4) OBP: 0.389, SLG: 0.413		0-0 E 1B		0-0 1B		0-0 G3				3	0	2	1	0	0	0									
Sam Dente, R (1.6) OBP: 0.294, SLG: 0.291		0-0 F3		0-0 F7		0-0 6-3				3	0	0	0	0	0	1									
Mickey Grasso, R (1.2) OBP: 0.381, SLG: 0.375		0-0 E6 FC6-4		0-0 SH3-4 1B 1B		4-0 5-3 SH3-4 2B BB				2	2	1	0	1	0	1									
Sandy Consuegra, R (1.1) OBP: 0.231, SLG: 0.200		0-0 FC6-4		0-0 SH3-4		0-0 SH3-4				1	0	0	0	0	0	2									
<b>Inning Stats</b>	R: 0 E: 0 K: 2 S: 7	H: 0 LOB: 0 BB: 0 P: 7	R: 1 E: 1 K: 1 S: 8	H: 2 LOB: 0 BB: 0 P: 8	R: 1 E: 0 K: 1 S: 6	H: 1 LOB: 0 BB: 0 P: 6	R: 0 E: 0 K: 0 S: 3	H: 1 LOB: 0 BB: 0 P: 3	R: 2 E: 0 K: 0 S: 6	H: 3 LOB: 1 BB: 0 P: 6	R: 0 E: 0 K: 0 S: 3	H: 0 LOB: 0 BB: 0 P: 3	R: 1 E: 0 K: 0 S: 3	H: 1 LOB: 1 BB: 1 P: 7	R: 0 E: 0 K: 1 S: 5	H: 0 LOB: 0 BB: 0 P: 5	1B: 6 2B: 1 3B: 1 HR: 0	SF: 0 SAC: 2 DP: 0 HBP: 0	WP: 0 PA: 32 PB: 0 SB: 1 CS: 0						
<b>PITCHER</b> Ellis Kinder, R (1.1) ERA: 4.56	IP: 7.0 WLS: L BF: 29	H: 8 R: 5 ER: 5 SO: 4	BB: 1 IBB: 0 HBP: 0 BLK: 0	WP: 0 HR: 0 S: 5 P: 5	ERA: 6.43 WHIP: 1.286																				
Mickey McDermott, L (8.1) ERA: 5.46	IP: 1.0 WLS: 3 BF: 0	H: 0 R: 0 ER: 0 SO: 1	BB: 0 IBB: 0 HBP: 0 BLK: 0	WP: 0 HR: 0 S: 5 P: 5	ERA: 0.00 WHIP: 0.000																				

**Boston Red Sox @ Washington Senators**  
Griffith Stadium, Washington, DC  
Fri Aug 11 1950, 3:33 AM EDT  
Att: 7,275 - Unknown

AB	29
R	5
H	8
RBI	5
BB	1
SO	5
LOB	8







Batter	1	2	3	4	5	6	7	8	9	AB	R	H	RBI	BB	SO	LOB	TOP		
<b>Dom DiMaggio, R</b> OBP: 0.410, SLG: 0.425 (1.8)	1-3	F9			F9		L5-3 1B		F9	5	0	1	0	0	0	2	<b>Boston Red Sox @ Washington Senators</b> Griffith Stadium, Washington, DC Sat Aug 12 1950, 3:33 AM EDT Att: 10,146 - Unknown <a href="http://livebaseballscorecards.com">livebaseballscorecards.com</a>		
<b>6 Johnny Pesky, L</b> OBP: 0.438, SLG: 0.414 (1.5)	G3		K		4-3		L5-3 1-2		F6	5	0	0	0	0	1	2			
<b>Billy Goodman, L</b> OBP: 0.422, SLG: 0.454 (1.7)	1-3		6-3		FC5-4 BB		1B 3B 1B		1B 1B	4	2	2	0	1	0	0			
<b>Vern Stephens, R</b> OBP: 0.361, SLG: 0.519 (1.6)		SH3-4 1B 1-3 1B	6-3		FC5-4 1-2		3B 1B		1B BB 1B	5	3	3	0	0	0	2			
<b>Walt Dropo, R</b> OBP: 0.379, SLG: 0.594 (1.3)		1-3 1B SH3-4 1-2 1B		1B BB		5-3			BB BB 2B 1B	4	2	3	3	1	0	0			
<b>Bobby Doerr, R</b> OBP: 0.388, SLG: 0.511 (1.4)	SH3-4 1-2 2-3			F4		5-3			BB BB 2B BB	3	1	0	0	1	0	2			
<b>Al Zarilla, L</b> OBP: 0.434, SLG: 0.493 (1.9)		1-3 1B IBB	K			5-3 BB			CS 1B 1-2 2-3 3-H	2	2	1	1	3	1	1			
<b>Matt Batts, R</b> OBP: 0.325, SLG: 0.407 (1.2)	1-3 1-2 2-3 3-H				1-3 1B		1-H 3B		F8 1-2	5	0	3	4	0	0	3			
<b>Joe Dobson, R</b> OBP: 0.273, SLG: 0.193 (1.1)		2-H 3-H 1B			6 4-3 2B		5-3		6-3 L7	5	0	2	2	0	0	3			
<b>Inning Stats</b>	R: 0 E: 0 K: 0 S: 3	H: 0 LOB: 0 BB: 0 P: 3	R: 3 E: 0 K: 0 S: 6	H: 3 LOB: 1 BB: 1 P: 10	R: 0 E: 0 K: 1 S: 5	H: 0 LOB: 0 BB: 0 P: 5	R: 0 E: 0 K: 1 S: 5	H: 1 LOB: 2 BB: 1 P: 9	R: 0 E: 0 K: 0 S: 4	H: 1 LOB: 1 BB: 1 P: 8	R: 1 E: 0 K: 0 S: 4	H: 1 LOB: 1 BB: 0 P: 6	R: 0 E: 0 K: 0 S: 3	H: 1 LOB: 0 BB: 0 P: 3	R: 4 E: 0 K: 0 S: 7	H: 4 LOB: 2 BB: 2 P: 15	1B: 11 2B: 3 3B: 2 HR: 0	SF: 0 SAC: 1 DP: 1 HBP: 0	WP: 0 PA: 45 PB: 0 SB: 0 CS: 1
<b>PITCHER</b>	IP	WLS	BF	H	R	ER	SO	BB	IBB	HBP	BLK	WP	HR	S	P	ERA	WHIP		
<b>Sid Hudson, R</b> ERA: 4.31 (1.1)	8.0	L	36	11	6	6	2	3	1	0	0	0	0	36	52	6.75	1.750		
<b>Joe Haynes, R</b> ERA: 6.33 (9.1)	1.0		9	4	4	4	0	2	0	0	0	0	0	7	15	36.00	6.000		


Batter	1	2	3	4	5	6	7	8	9	AB	R	H	RBI	BB	SO	LOB	BOTTOM		
<b>Eddie Yost, R</b> OBP: 0.418, SLG: 0.403 (1.5)	F8		FC3-6 BB		F5			G5-4-3 1-2		3	0	0	0	1	0	1	<b>Boston Red Sox @ Washington Senators</b> Griffith Stadium, Washington, DC Sat Aug 12 1950, 3:33 AM EDT Att: 10,146 - Unknown <a href="http://livebaseballscorecards.com">livebaseballscorecards.com</a>		
<b>Gil Coan, L</b> OBP: 0.313, SLG: 0.402 (1.7)	G1-6-3 BB		FC3-6 1-2			F9			F9	3	0	0	0	1	0	1			
<b>Irv Noren, L</b> OBP: 0.380, SLG: 0.463 (1.8)	G1-6-3 1-2		F9			1-3			F8	4	0	0	0	0	0	2			
<b>Sam Mele, R</b> OBP: 0.383, SLG: 0.475 (1.3)		1B 2B	K			K			1B	4	1	2	0	0	2	1			
<b>Bud Stewart, L</b> OBP: 0.341, SLG: 0.358 (1.9)		SH1-4 1B BB		F7			F8		F7	3	0	0	0	1	0	1			
<b>Cass Michaels, R</b> OBP: 0.389, SLG: 0.412 (1.4)		SH1-4 1-2 2-H 1B		F9			F9			3	0	1	1	0	0	0			
<b>Sam Dente, R</b> OBP: 0.292, SLG: 0.289 (1.6)		SH1-4 1-2 2-3		F9			5-3			2	0	0	0	0	0	0			
<b>Mickey Grasso, R</b> OBP: 0.388, SLG: 0.377 (1.2)		G6-4-3 IBB			6-3				FC4-6 1B	2	0	1	0	1	0	0			
<b>Sid Hudson, R</b> OBP: 0.227, SLG: 0.246 (1.1)		G6-4-3 1-2			L5				FC4-6 G5-4-3 1-2	2	0	0	0	0	0	3			
<b>Sherry Robertson, L</b> OBP: 0.370, SLG: 0.344 (8. PH)										1	0	0	0	0	0	1			
<b>Joe Haynes, R</b> OBP: 0.288, SLG: 0.375 (9.1)										0	0	0	0	0	0	0			
<b>Inning Stats</b>	R: 0 E: 0 K: 0 S: 2	H: 0 LOB: 1 BB: 1 P: 6	R: 1 E: 0 K: 0 S: 4	H: 2 LOB: 2 BB: 2 P: 12	R: 0 E: 0 K: 1 S: 5	H: 0 LOB: 1 BB: 1 P: 9	R: 0 E: 0 K: 0 S: 3	H: 0 LOB: 0 BB: 0 P: 3	R: 0 E: 0 K: 1 S: 5	H: 0 LOB: 0 BB: 0 P: 5	R: 0 E: 0 K: 0 S: 3	H: 0 LOB: 0 BB: 0 P: 3	R: 0 E: 0 K: 0 S: 3	H: 1 LOB: 0 BB: 0 P: 3	R: 0 E: 0 K: 0 S: 4	H: 1 LOB: 1 BB: 0 P: 4	1B: 3 2B: 1 3B: 0 HR: 0	SF: 0 SAC: 1 DP: 3 HBP: 0	WP: 0 PA: 32 PB: 0 SB: 0 CS: 0
<b>PITCHER</b>	IP	WLS	BF	H	R	ER	SO	BB	IBB	HBP	BLK	WP	HR	S	P	ERA	WHIP		
<b>Joe Dobson, R</b> ERA: 4.05 (1.1)	9.0	W	32	4	1	1	2	3	1	0	0	0	0	32	48	1.00	0.778		




Batter	1	2	3	4	5	6	7	8	9	AB	R	H	RBI	BB	SO	LOB	TOP					
Dom DiMaggio, R OBP: 0.408, SLG: 0.425	E6		FC1-5		F4			4-3	4-3	5	1	1	0	0	0	2	<b>Boston Red Sox @ Washington Senators</b> Griffith Stadium, Washington, DC Sun Aug 13 1950, 3:33 AM EDT Att: 11,271 - Unknown  <b>AB 36</b> <b>R 5</b> <b>H 11</b> <b>RBI 5</b> <b>BB 2</b> <b>SO 1</b> <b>LOB 17</b> 					
6 Johnny Pesky, L OBP: 0.436, SLG: 0.411	K		FC3-6-3-2					4-3	4-3	5	1	1	0	0	1	4						
Billy Goodman, L OBP: 0.417, SLG: 0.448	1-3				F7			F7	F7	4	0	0	0	0	0	1						
Vern Stephens, R OBP: 0.360, SLG: 0.516					F4					4	1	1	1	0	0	1						
Walt Dropo, R OBP: 0.382, SLG: 0.595										4	1	3	1	0	0	0						
Bobby Doerr, R OBP: 0.387, SLG: 0.508										4	0	1	0	0	0	3						
Al Zarilla, L OBP: 0.437, SLG: 0.503										3	1	2	2	1	0	2						
Birdie Tebbetts, R OBP: 0.391, SLG: 0.471										4	0	2	1	0	0	1						
Lou Stringer, R OBP: 0.214, SLG: 0.214										0	0	0	0	0	0	0						
Chuck Stobbs, L OBP: 0.429, SLG: 0.263										0	0	0	0	0	0	0						
Mickey McDermott, L OBP: 0.282, SLG: 0.246										1	0	0	0	0	0	0						
Mel Parnell, L OBP: 0.282, SLG: 0.246										0	0	0	0	0	0	0						
Clyde Volmer, R OBP: 0.329, SLG: 0.470										1	0	0	0	0	0	0						
Willard Nixon, R OBP: 0.291, SLG: 0.271										0	0	0	0	0	0	0						
Matt Batts, R OBP: 0.323, SLG: 0.604										1	0	0	0	0	0	3						
<b>Inning Stats</b>	R: 0 E: 1 K: 1 S: 5	H: 0 LOB: 0 BB: 0 P: 5	R: 0 E: 0 K: 0 S: 3	H: 0 LOB: 0 BB: 0 P: 3	R: 1 E: 0 K: 0 S: 4	H: 2 LOB: 1 BB: 1 P: 8	R: 0 E: 0 K: 0 S: 5	H: 2 LOB: 2 BB: 0 P: 5	R: 0 E: 0 K: 0 S: 3	H: 0 LOB: 0 BB: 1 P: 3	R: 1 E: 0 K: 0 S: 5	H: 2 LOB: 1 BB: 0 P: 5	R: 0 E: 0 K: 0 S: 2	H: 0 LOB: 0 BB: 1 P: 6	R: 3 E: 1 K: 0 S: 9	H: 5 LOB: 3 BB: 0 P: 9	R: 0 E: 0 K: 0 S: 3	H: 0 LOB: 0 BB: 0 P: 3	1B: 9 2B: 3 3B: 0 HR: 1	SF: 0 SAC: 1 DP: 3 HBP: 0	WP: 0 PB: 0 SB: 0 CS: 1	PA: 39
<b>PITCHER</b>	IP WLS BF H R ER SO BB IBB HBP BLK WP HR S P ERA WHIP																					
Al Sima, L ERA: 3.96	(1, 1) 7.2 W 34 10 5 3 1 2 0 0 0 0 0 1 34 42 3.52 1.565																					
Mickey Harris, L ERA: 4.04	(8, 1) 1.1 S 5 1 0 0 0 0 0 0 0 0 0 0 5 5 0.00 0.750																					

Batter	1	2	3	4	5	6	7	8	9	AB	R	H	RBI	BB	SO	LOB	BOTTOM			
Eddie Yost, R OBP: 0.418, SLG: 0.405	F8	5-3			F4	1B		F7		5	2	2	2	0	0	1	<b>Boston Red Sox @ Washington Senators</b> Griffith Stadium, Washington, DC Sun Aug 13 1950, 3:33 AM EDT Att: 11,271 - Unknown  <b>AB 32</b> <b>R 6</b> <b>H 11</b> <b>RBI 5</b> <b>BB 5</b> <b>SO 8</b> <b>LOB 23</b> 			
Cass Michaels, R OBP: 0.389, SLG: 0.418	K	5-3				1B		F8		5	0	2	1	0	1	2				
Irv Noren, L OBP: 0.381, SLG: 0.462	F8				K			K		5	1	2	1	0	2	1				
Sam Mele, R OBP: 0.381, SLG: 0.475	F8				5-3			K		4	0	1	0	0	1	5				
Roberto Ortiz, R OBP: 0.301, SLG: 0.280	E2				3-1			F7		3	0	1	1	1	0	1				
Bud Stewart, L OBP: 0.341, SLG: 0.358	1B				3-1			SH	BB	0	0	0	0	0	0	0				
Johnny Ostrowski, R OBP: 0.317, SLG: 0.340	1B									3	1	2	0	0	1	1				
Gil Coan, L OBP: 0.317, SLG: 0.402	FC6-4				K					0	0	0	0	1	0	0				
Sam Dente, R OBP: 0.293, SLG: 0.290	FC6-4				F7			SH		3	1	1	0	0	0	2				
Mickey Grasso, R OBP: 0.398, SLG: 0.374										1	1	0	0	3	1	3				
Al Sima, R OBP: 0.182, SLG: 0.182										3	0	0	0	0	2	7				
Mickey Harris, L OBP: 0.412, SLG: 0.286					K			G6-4-3		0	0	0	0	0	0	0				
<b>Inning Stats</b>	R: 2 E: 1 K: 1 S: 9	H: 4 LOB: 2 BB: 0 P: 9	R: 0 E: 0 K: 0 S: 3	H: 0 LOB: 1 BB: 1 P: 7	R: 0 E: 0 K: 1 S: 6	H: 1 LOB: 1 BB: 0 P: 6	R: 0 E: 0 K: 1 S: 4	H: 0 LOB: 1 BB: 1 P: 8	R: 0 E: 0 K: 1 S: 6	H: 1 LOB: 1 BB: 0 P: 6	R: 4 E: 0 K: 2 S: 12	H: 5 LOB: 2 BB: 1 P: 16	R: 0 E: 1 K: 1 S: 5	H: 0 LOB: 3 BB: 2 P: 13	R: 0 E: 0 K: 1 S: 5	H: 0 LOB: 0 BB: 0 P: 5	1B: 8 2B: 3 3B: 1 HR: 0	SF: 0 SAC: 2 DP: 2 HBP: 0	WP: 0 PB: 0 SB: 0 CS: 1	PA: 39
<b>PITCHER</b>	IP WLS BF H R ER SO BB IBB HBP BLK WP HR S P ERA WHIP																			
Mickey McDermott, L ERA: 5.58	(1, 1) 5.2 L 30 11 6 5 5 2 1 0 0 0 0 0 0 37 49 7.94 2.294																			
Mel Parnell, L ERA: 4.06	(6, 1) 0.1 1 0 0 0 1 0 0 0 0 0 0 0 3 3 0.00 0.000																			
Willard Nixon, R ERA: 5.78	(7, 1) 1.0 5 0 0 0 1 2 0 0 0 0 0 0 5 13 0.00 2.000																			
Chuck Stobbs, L ERA: 5.48	(8, 1) 1.0 3 0 0 0 1 0 0 0 0 0 0 0 5 5 0.00 0.000																			



Batter	1	2	3	4	5	6	7	8	9	AB	R	H	RBI	BB	SO	LOB	TOP										
<a href="#">Eddie Joost, R</a> (1, 6) OBP: 0.380, SLG: 0.395											0	0	0	0	0	0	0	<b>Philadelphia Athletics @ Boston Red Sox</b> Fenway Park, Boston, MA Tue Aug 15 1950, 3:33 AM EDT Unknown <a href="http://livebaseballscorecards.com">livebaseballscorecards.com</a>									
<a href="#">Barney McCosky, L</a> (1, 7) OBP: 0.324, SLG: 0.307											0	0	0	0	0	0	0										
<a href="#">Paul Lehner, L</a> (1, 9) OBP: 0.373, SLG: 0.453											0	0	0	0	0	0	0										
<a href="#">Sam Chapman, R</a> (1, 8) OBP: 0.369, SLG: 0.493											0	0	0	0	0	0	0										
<a href="#">Ferris Fain, L</a> (1, 3) OBP: 0.421, SLG: 0.398											0	0	0	0	0	0	0										
<a href="#">Billy Hitchcock, R</a> (1, 4) OBP: 0.385, SLG: 0.408											0	0	0	0	0	0	0										
<a href="#">Kermit Wahl, R</a> (1, 5) OBP: 0.312, SLG: 0.340											0	0	0	0	0	0	0										
<a href="#">Joe Tipton, R</a> (1, 2) OBP: 0.301, SLG: 0.319											0	0	0	0	0	0	0										
<a href="#">Hank Wyse, R</a> (1, 1) OBP: 0.167, SLG: 0.143											0	0	0	0	0	0	0										
<b>Inning Stats</b>											1B: 0	SF: 0	WP: 0	PA: 0	2B: 0	SAC: 0	FB: 0		3B: 0	DP: 0	SB: 0	CS: 0	HR: 0	HBP: 0			
<b>PITCHER</b> <a href="#">Mel Parnell, L</a> (1, 1) ERA: 4.06	IP	WLS	BF	H	R	ER	SO	BB	IBB	HBP	BLK	WP	HR	S	P	ERA	WHIP	<b>PITCHER</b>									
	0.0	W	0	0	0	0	0	0	0	0	0	0	0	0	0	∞	∞										


Batter	1	2	3	4	5	6	7	8	9	AB	R	H	RBI	BB	SO	LOB	BOTTOM										
<a href="#">Dom DiMaggio, R</a> (1, 8) OBP: 0.408, SLG: 0.425											0	0	0	0	0	0	0	<b>Philadelphia Athletics @ Boston Red Sox</b> Fenway Park, Boston, MA Tue Aug 15 1950, 3:33 AM EDT Unknown <a href="http://livebaseballscorecards.com">livebaseballscorecards.com</a>									
<a href="#">6 Johnny Pesky, L</a> (1, 5) OBP: 0.436, SLG: 0.411											0	0	0	0	0	0	0										
<a href="#">Billy Goodman, L</a> (1, 7) OBP: 0.417, SLG: 0.448											0	0	0	0	0	0	0										
<a href="#">Vern Stephens, R</a> (1, 6) OBP: 0.360, SLG: 0.516											0	0	0	0	0	0	0										
<a href="#">Walt Dropo, R</a> (1, 3) OBP: 0.382, SLG: 0.595											0	0	0	0	0	0	0										
<a href="#">Bobby Doerr, R</a> (1, 4) OBP: 0.387, SLG: 0.508											0	0	0	0	0	0	0										
<a href="#">Al Zarilla, L</a> (1, 9) OBP: 0.437, SLG: 0.503											0	0	0	0	0	0	0										
<a href="#">Matt Batts, R</a> (1, 2) OBP: 0.323, SLG: 0.404											0	0	0	0	0	0	0										
<a href="#">Mel Parnell, L</a> (1, 1) OBP: 0.262, SLG: 0.246											0	0	0	0	0	0	0										
<b>Inning Stats</b>											1B: 0	SF: 0	WP: 0	PA: 0	2B: 0	SAC: 0	FB: 0		3B: 0	DP: 0	SB: 0	CS: 0	HR: 0	HBP: 0			
<b>PITCHER</b> <a href="#">Hank Wyse, R</a> (1, 1) ERA: 6.19	IP	WLS	BF	H	R	ER	SO	BB	IBB	HBP	BLK	WP	HR	S	P	ERA	WHIP	<b>PITCHER</b>									
	0.0	L	0	0	0	0	0	0	0	0	0	0	0	0	0	∞	∞										



Batter	1	2	3	4	5	6	7	8	9	AB	R	H	RBI	BB	SO	LOB	TOP					
<b>Eddie Joost, R</b> OBP: 0.379, SLG: 0.389 (1, 6)	0-3 K		0-0 L9		4-0 4-3 HBP BB		0-0 6-3		0-0 6-3	4	0	0	0	1	1	0						
<b>Wally Moses, L</b> OBP: 0.394, SLG: 0.433 (1, 9)	0-0 3-1		0-0 1B		1-0 4-3 HBP		0-0 F8 3B		0-0 F8	4	1	2	0	0	0	0						
<b>Paul Lehner, L</b> OBP: 0.363, SLG: 0.440 (1, 7)	0-3 K		0-0 6-3		0-0 4-3		0-0 F8			4	0	0	2	0	1	3						
<b>Sam Chapman, R</b> OBP: 0.364, SLG: 0.490 (1, 8)		0-0 F5		0-0 FC5-2 3B		0-0 6-3			0-0 K	4	0	1	0	0	1	2						
<b>Feris Fain, L</b> OBP: 0.420, SLG: 0.404 (1, 3)		4-0 BB 1B BB		0-3 K		0-0 F7			0-0 HR	3	2	1	1	1	1	1						
<b>Billy Hitchcock, R</b> OBP: 0.385, SLG: 0.402 (1, 4)		4-0 1B 1-2 BB		0-0 FC5-2 FC5-4		0-0 BB 1B			0-0 F8	3	0	1	0	1	0	1						
<b>Kermit Wahl, R</b> OBP: 0.320, SLG: 0.345 (1, 5)		0-0 1-3 2-H 1B		0-0 FC5-4 1-2		4-0 BB			0-0 F8	3	0	1	1	1	0	1						
<b>Mike Guerra, R</b> OBP: 0.327, SLG: 0.370 (1, 2)		0-3 K				0-0 PB 4-3 2B			0-0 F4	4	1	1	0	0	1	3						
<b>Alex Kellner, R</b> OBP: 0.226, SLG: 0.230 (1, 1)						0-0 1-3			0-0 F8	3	0	0	0	0	0	3						
<b>Pete Suder, R</b> OBP: 0.294, SLG: 0.353 (9, PH)						0-0 2-3 4-3			0-3 K	1	0	0	0	0	1	0						
<b>Inning Stats</b>	R: 0 E: 0 K: 2 S: 7	H: 0 LOB: 0 BB: 0 P: 7	R: 1 E: 0 K: 1 S: 5	H: 1 LOB: 1 BB: 2 P: 13	R: 0 E: 0 K: 1 S: 4	H: 1 LOB: 1 BB: 0 P: 4	R: 0 E: 0 K: 1 S: 6	H: 1 LOB: 1 BB: 0 P: 6	R: 1 E: 0 K: 0 S: 4	H: 1 LOB: 2 BB: 1 P: 9	R: 0 E: 0 K: 0 S: 4	H: 1 LOB: 0 BB: 0 P: 8	R: 1 E: 0 K: 0 S: 6	H: 1 LOB: 0 BB: 0 P: 6	R: 1 E: 0 K: 0 S: 4	H: 1 LOB: 0 BB: 0 P: 4	R: 0 E: 0 K: 1 S: 5	H: 0 LOB: 0 BB: 0 P: 5	1B: 3 2B: 1 3B: 2 HR: 1	SF: 0 SAC: 0 DP: 0 HBP: 1	WP: 0 PB: 1 SB: 0 CS: 0	PA: 38
<b>PITCHER</b> <b>Willard Nixon, R</b> ERA: 5.5 (1, 1)	IP: 9.0 WLS: W BF: 38 H: 7 R: 4 ER: 4 SO: 6 BB: 4 IBB: 0 HBP: 1 BLK: 0 WP: 0 HR: 1 S: 45 P: 62 ERA: 4.00 WHIP: 1.222															<b>PITCHER</b>	IP: 9.0 WLS: W BF: 38 H: 7 R: 4 ER: 4 SO: 6 BB: 4 IBB: 0 HBP: 1 BLK: 0 WP: 0 HR: 1 S: 45 P: 62 ERA: 4.00 WHIP: 1.222					

Philadelphia Athletics @ Boston Red Sox  
Fenway Park, Boston, MA  
Tue Aug 15 1950, 3:38 AM EDT  
Att: 25,519 - Unknown

AB	33
R	4
H	7
RBI	4
BB	4
SO	6
LOB	14



Batter	1	2	3	4	5	6	7	8	9	AB	R	H	RBI	BB	SO	LOB	BOTTOM			
<b>Dom DiMaggio, R</b> OBP: 0.412, SLG: 0.446 (1, 8)	0-0 6 1B F7		0-0 FC4-6 1-3 2B		0-0 1-H 1B 3B		0-0 G5-4-3 1-2		0-0 F8	5	2	3	1	0	0	1				
<b>6 Johnny Pesky, L</b> OBP: 0.439, SLG: 0.414 (1, 5)	0-0 BB 1B		4-0 FC4-6 BB		0-0 3-H 1B		0-0 1B		0-0 FC6-4 1B	4	0	4	1	1	0	0				
<b>Billy Goodman, L</b> OBP: 0.413, SLG: 0.441 (1, 3)	0-0 F7		0-0 FC4-6 1-2 3-H		0-0 K		0-0 G3		0-0 FC6-4 1B	5	1	0	2	0	1	6				
<b>Vern Stephens, R</b> OBP: 0.365, SLG: 0.526 (1, 6)	4-0 BB		0-3 K		0-0 F7		0-0 6-3		0-0 1B 1B	4	1	1	0	1	1	2				
<b>Bobby Doerr, R</b> OBP: 0.366, SLG: 0.512 (1, 4)	0-3 K2-5-4-2-5-3-4-3		0-0 F2		0-0 HR		0-0 F8		0-0 BB 1B 1B	5	1	2	2	0	1	4				
<b>Clyde Vollmer, R</b> OBP: 0.372, SLG: 0.496 (1, 7)		0-3 K		0-0 FC2-5 2B		0-0 F2		0-0 E8 2B	5	1	3	1	0	1	0					
<b>Al Zarilla, L</b> OBP: 0.432, SLG: 0.497 (1, 9)		0-0 4-3		0-0 FC2-5 1B F8		0-0 E7		0-0 E4 1B	4	1	0	0	1	0	1					
<b>Buddy Rosar, R</b> OBP: 0.280, SLG: 0.280 (1, 2)		0-0 4-3		0-0 3B 1B		0-0 F7		0-0 4-3	5	1	2	0	0	0	4					
<b>Willard Nixon, L</b> OBP: 0.292, SLG: 0.190 (1, 1)			4-0 2B FC4-6 BB		0-0 F8		4-0 G5-4-3 BB		0-0 L7	2	1	0	1	2	0	3				
<b>Inning Stats</b>	R: 1 E: 0 K: 1 S: 6	H: 2 LOB: 2 BB: 1 P: 10	R: 0 E: 0 K: 1 S: 5	H: 0 LOB: 0 BB: 0 P: 5	R: 1 E: 0 K: 1 S: 6	H: 1 LOB: 2 BB: 2 P: 14	R: 3 E: 0 K: 1 S: 9	H: 4 LOB: 1 BB: 0 P: 9	R: 1 E: 0 K: 0 S: 5	H: 1 LOB: 1 BB: 0 P: 5	R: 0 E: 0 K: 0 S: 3	H: 1 LOB: 1 BB: 1 P: 7	R: 1 E: 2 K: 0 S: 6	H: 2 LOB: 2 BB: 0 P: 6	R: 2 E: 0 K: 0 S: 7	H: 4 LOB: 3 BB: 1 P: 11	1B: 10 2B: 4 3B: 1 HR: 1	SF: 0 SAC: 0 DP: 2 HBP: 0	WP: 0 PB: 0 SB: 0 CS: 0	PA: 44
<b>PITCHER</b> <b>Alex Kellner, L</b> ERA: 5.04 (1, 1)	IP: 8.0 WLS: L BF: 44 H: 15 R: 9 ER: 7 SO: 4 BB: 5 IBB: 0 HBP: 0 BLK: 0 WP: 0 HR: 1 S: 47 P: 67 ERA: 7.88 WHIP: 2.500															<b>PITCHER</b>	IP: 8.0 WLS: L BF: 44 H: 15 R: 9 ER: 7 SO: 4 BB: 5 IBB: 0 HBP: 0 BLK: 0 WP: 0 HR: 1 S: 47 P: 67 ERA: 7.88 WHIP: 2.500			

Philadelphia Athletics @ Boston Red Sox  
Fenway Park, Boston, MA  
Tue Aug 15 1950, 3:38 AM EDT  
Att: 25,519 - Unknown

AB	39
R	9
H	15
RBI	8
BB	5
SO	4
LOB	21







Batter	1	2	3	4	5	6	7	8	9	AB	R	H	RBI	BB	SO	LOB	TOP			
<b>Eddie Joost, R</b> OBP: 0.378, SLG: 0.388 (1, 6)	0-3 K			0-3 K		0-0 F8		0-0 1B		4	0	1	0	0	2	0	<b>Philadelphia Athletics @ Boston Red Sox</b> Fenway Park, Boston, MA Wed Aug 16 1950, 3:33 AM EDT Unknown			
<b>Barney McCosky, L</b> OBP: 0.327, SLG: 0.306 (1, 7)	0-0 1-4-3			0-0 L3 1B		0-0 F7		0-0 G3-6-3 1B		4	0	2	0	0	0	0				
<b>Paul Lehner, L</b> OBP: 0.361, SLG: 0.435 (1, 9)	0-0 G3			0-0 L3 1-2			4-0 G4-6-3 BB 1B	0-0 G3-6-3 1-2		3	1	0	0	1	0	3				
<b>Sam Chapman, R</b> OBP: 0.363, SLG: 0.487 (1, 8)		0-0 F8			0-3 K		4-0 G4-6-3 BB 1-2		0-0 F5	3	0	0	0	1	1	0				
<b>Fernis Fain, L</b> OBP: 0.417, SLG: 0.400 (1, 3)		0-0 F8			0-3 K		0-0 G4-6-3 1-2 2-3		0-0 G3	4	0	0	0	0	1	2				
<b>Billy Hitchcock, R</b> OBP: 0.387, SLG: 0.407 (1, 4)		0-0 6-3			0-0 1B 2B		0-0 1B 3-H 0-0		0-0 F8	4	1	2	1	0	0	0				
<b>Kermit Wahl, R</b> OBP: 0.321, SLG: 0.345 (1, 5)			0-0 F5		0-0 FC5-4 1B 2-H		0-0 4-3			3	0	1	1	0	0	1				
<b>Joe Tipton, R</b> OBP: 0.309, SLG: 0.366 (1, 2)			0-0 5-3		0-0 FC5-4 1-2			0-0 F7		3	0	0	0	0	0	1				
<b>Joe Coleman, R</b> OBP: 0.222, SLG: 0.500 (1, 1)			0-0 F8		0-3 K			0-0 HR		3	1	1	1	0	1	0	<b>A</b>			
<b>Inning Stats</b>	R: 0 E: 0 K: 1 S: 5	H: 0 LOB: 0 BB: 0 P: 5	R: 0 E: 0 K: 0 S: 3	H: 0 LOB: 0 BB: 0 P: 3	R: 0 E: 0 K: 0 S: 3	H: 1 LOB: 0 BB: 0 P: 5	R: 1 E: 0 K: 2 S: 9	H: 2 LOB: 1 BB: 0 P: 9	R: 0 E: 0 K: 1 S: 5	H: 0 LOB: 0 BB: 0 P: 5	R: 1 E: 0 K: 0 S: 3	H: 1 LOB: 1 BB: 2 P: 11	R: 1 E: 0 K: 0 S: 5	H: 3 LOB: 1 BB: 0 P: 5	R: 0 E: 0 K: 0 S: 3	H: 0 LOB: 0 BB: 0 P: 3	1B: 5 2B: 2 3B: 0 HR: 1	SF: 0 SAC: 0 DP: 3 HBP: 0	WP: 0 PB: 0 SB: 0 CS: 0	PA: 33
<b>PITCHER</b> <b>Chuck Stobbs, L</b> ERA: 5.3 (1, 1)	IP: 9.0 WLS: W BF: 33 H: 7 R: 3 ER: 3 SO: 5 BB: 2 IBB: 0 HBP: 0 BLK: 0 WP: 0 HR: 1 S: 41 P: 49 ERA: 3.00 WHIP: 1.000															<b>PITCHER</b>				

Batter	1	2	3	4	5	6	7	8	9	AB	R	H	RBI	BB	SO	LOB	BOTTOM			
<b>Dom DiMaggio, R</b> OBP: 0.413, SLG: 0.453 (1, 8)	4-0 1B 6 BB HR		0-0 F7		0-0 6 1-2 1B		0-0 1-H HR		0-0 F4		4	2	2	2	1	0	3			
<b>6 Johnny Pesky, L</b> OBP: 0.439, SLG: 0.413 (1, 5)	4-0 1-2 HR BB		0-0 F7		0-0 1-3 2-H 1B		0-0 F9		0-0 F9		4	1	1	1	1	0	1			
<b>Billy Goodman, L</b> OBP: 0.416, SLG: 0.447 (1, 3)	0-0 1-2 2-3 HR 1B		0-0 F9		0-0 G3		0-0 1B 2B		0-0 1B 1B		5	2	3	0	0	2				
<b>Vern Stephens, R</b> OBP: 0.367, SLG: 0.533 (1, 6)	0-0 F4		0-0 HR		0-0 1-3		0-0 2-3 1B 1B		0-0 G6-4-3 1B		5	2	3	1	0	3				
<b>Bobby Doerr, R</b> OBP: 0.369, SLG: 0.519 (1, 4)	0-0 1-H 2-H 3-H HR		4-0 G5-4-3 BB		0-0 F5		0-0 1-2 3-H F8 1B		0-0 G6-4-3 1-2		4	2	2	5	1	0	2			
<b>Clyde Volmer, R</b> OBP: 0.369, SLG: 0.488 (1, 7)	0-0 5-3		0-0 G5-4-3 1-2		0-0 F9		0-0 1-3 2-H BB 1B				4	0	1	1	0	1				
<b>Al Zarilla, L</b> OBP: 0.433, SLG: 0.496 (1, 9)	0-0 F7			0-0 F9		0-0 HR 1B		4-0 1-2 BB		3	1	1	0	1	0	0				
<b>Matt Batts, R</b> OBP: 0.320, SLG: 0.398 (1, 2)		0-0 SH2-4 1B		0-0 F3		0-0 F3		0-0 F8		4	0	1	1	0	0	3				
<b>Chuck Stobbs, L</b> OBP: 0.423, SLG: 0.250 (1, 1)		0-0 SH2-4 1-2		4-0 6 1B BB		0-0 F8		0-0 3-H F9		2	1	0	0	1	0	3				
<b>Inning Stats</b>	R: 4 E: 0 K: 0 S: 5	H: 2 LOB: 0 BB: 2 P: 13	R: 0 E: 0 K: 0 S: 4	H: 1 LOB: 1 BB: 0 P: 4	R: 1 E: 0 K: 0 S: 3	H: 1 LOB: 0 BB: 1 P: 7	R: 1 E: 0 K: 0 S: 5	H: 2 LOB: 2 BB: 1 P: 9	R: 0 E: 0 K: 0 S: 3	H: 0 LOB: 0 BB: 0 P: 3	R: 2 E: 0 K: 0 S: 5	H: 2 LOB: 0 BB: 0 P: 5	R: 3 E: 0 K: 0 S: 7	H: 4 LOB: 2 BB: 1 P: 11	R: 0 E: 0 K: 0 S: 4	H: 2 LOB: 1 BB: 0 P: 4	1B: 10 2B: 1 3B: 0 HR: 3	SF: 0 SAC: 1 DP: 2 HBP: 0	WP: 0 PB: 0 SB: 0 CS: 0	PA: 41
<b>PITCHER</b> <b>Joe Coleman, R</b> ERA: 9.97 (1, 1)	IP: 8.0 WLS: L BF: 41 H: 14 R: 11 ER: 11 SO: 0 BB: 5 IBB: 0 HBP: 0 BLK: 0 WP: 0 HR: 3 S: 36 P: 56 ERA: 12.38 WHIP: 2.375															<b>PITCHER</b>				



Batter	1	2	3	4	5	6	7	8	9	AB	R	H	RBI	BB	SO	LOB	TOP																		
<a href="#">Eddie Joost, R</a> (1, 6) OBP: 0.378, SLG: 0.388											0	0	0	0	0	0	0	<b>Philadelphia Athletics @ Boston Red Sox</b> Fenway Park, Boston, MA Wed Aug 16 1950, 3:38 AM EDT Att: 22,388 - Unknown <a href="http://livebaseballscorecards.com">livebaseballscorecards.com</a>																	
<a href="#">Wally Moses, L</a> (1, 9) OBP: 0.394, SLG: 0.433											0	0	0	0	0	0	0																		
<a href="#">Paul Lehner, L</a> (1, 7) OBP: 0.361, SLG: 0.435											0	0	0	0	0	0	0																		
<a href="#">Sam Chapman, R</a> (1, 8) OBP: 0.363, SLG: 0.487											0	0	0	0	0	0	0																		
<a href="#">Ferris Fain, L</a> (1, 3) OBP: 0.417, SLG: 0.400											0	0	0	0	0	0	0																		
<a href="#">Billy Hitchcock, R</a> (1, 4) OBP: 0.387, SLG: 0.407											0	0	0	0	0	0	0																		
<a href="#">Kermit Wahl, R</a> (1, 5) OBP: 0.321, SLG: 0.345											0	0	0	0	0	0	0																		
<a href="#">Mike Guerra, R</a> (1, 2) OBP: 0.327, SLG: 0.370											0	0	0	0	0	0	0																		
<a href="#">Bob Hooper, R</a> (1, 1) OBP: 0.174, SLG: 0.267											0	0	0	0	0	0	0																		
<b>Inning Stats</b>											1B: 0	SF: 0	WP: 0	PA: 0	2B: 0	SAC: 0	FB: 0		3B: 0	DP: 0	SB: 0	CS: 0	HR: 0	HBP: 0											
<b>PITCHER</b> <a href="#">Walt Masterson, R</a> (1, 1) ERA: 6.17	IP	WLS	BF	H	R	ER	SO	BB	IBB	HBP	BLK	WP	HR	S	P	ERA	WHIP	<b>PITCHER</b>	IP	WLS	BF	H	R	ER	SO	BB	IBB	HBP	BLK	WP	HR	S	P	ERA	WHIP


Batter	1	2	3	4	5	6	7	8	9	AB	R	H	RBI	BB	SO	LOB	BOTTOM																		
<a href="#">Dom DiMaggio, R</a> (1, 8) OBP: 0.413, SLG: 0.453											0	0	0	0	0	0	0	<b>Philadelphia Athletics @ Boston Red Sox</b> Fenway Park, Boston, MA Wed Aug 16 1950, 3:38 AM EDT Att: 22,388 - Unknown <a href="http://livebaseballscorecards.com">livebaseballscorecards.com</a>																	
<a href="#">6 Johnny Pesky, L</a> (1, 5) OBP: 0.439, SLG: 0.413											0	0	0	0	0	0	0																		
<a href="#">Billy Goodman, L</a> (1, 3) OBP: 0.416, SLG: 0.447											0	0	0	0	0	0	0																		
<a href="#">Vern Stephens, R</a> (1, 6) OBP: 0.367, SLG: 0.533											0	0	0	0	0	0	0																		
<a href="#">Bobby Doerr, R</a> (1, 4) OBP: 0.369, SLG: 0.519											0	0	0	0	0	0	0																		
<a href="#">Clyde Vollmer, R</a> (1, 7) OBP: 0.369, SLG: 0.488											0	0	0	0	0	0	0																		
<a href="#">Al Zarilla, L</a> (1, 9) OBP: 0.433, SLG: 0.496											0	0	0	0	0	0	0																		
<a href="#">Buddy Rosar, R</a> (1, 2) OBP: 0.280, SLG: 0.280											0	0	0	0	0	0	0																		
<a href="#">Walt Masterson, R</a> (1, 1) OBP: 0.125, SLG: 0.100											0	0	0	0	0	0	0																		
<b>Inning Stats</b>											1B: 0	SF: 0	WP: 0	PA: 0	2B: 0	SAC: 0	FB: 0		3B: 0	DP: 0	SB: 0	CS: 0	HR: 0	HBP: 0											
<b>PITCHER</b> <a href="#">Bob Hooper, R</a> (1, 1) ERA: 5.18	IP	WLS	BF	H	R	ER	SO	BB	IBB	HBP	BLK	WP	HR	S	P	ERA	WHIP	<b>PITCHER</b>	IP	WLS	BF	H	R	ER	SO	BB	IBB	HBP	BLK	WP	HR	S	P	ERA	WHIP



Batter	1	2	3	4	5	6	7	8	9	AB	R	H	RBI	BB	SO	LOB	TOP					
<b>Eddie Joost, R</b> OBP: 0.378, SLG: 0.387 (1, 6)	4-0 BB FC5-4		0-3 K	0-3 K			0-0 P6		0-0 4-3	4	0	0	0	1	2	3						
<b>Barney McCosky, L</b> OBP: 0.323, SLG: 0.309 (1, 7)	0-0 FC8-4-5 1-2		0-0 2B	4-3			0-3 K		0-0 P5	5	0	1	0	0	1	4						
<b>Paul Lehner, L</b> OBP: 0.366, SLG: 0.439 (1, 9)	0-0 P5		0-0 F5				0-0 FC5-4 1B		0-0 2B 1B	5	1	2	0	0	0	2						
<b>Sam Chapman, R</b> OBP: 0.358, SLG: 0.480 (1, 8)	0-3 K		0-0 4-3				0-3 K		0-0 P6 1B 2B	5	1	1	1	0	2	3						
<b>Fernis Fain, L</b> OBP: 0.418, SLG: 0.399 (1, 3)		0-0 F7					4-0 BB 1B FC5-4 1-2		0-0 P6 1B 2B	4	1	1	1	1	0	1						
<b>Billy Hitchcock, R</b> OBP: 0.387, SLG: 0.402 (1, 4)		0-0 6-3					4-0 1B 1B BB 1-2		0-0 P4 1B FC6-4 1B	4	1	2	0	1	0	1						
<b>Kermit Wahl, R</b> OBP: 0.332, SLG: 0.364 (1, 5)		0-0 1B 1B					0-0 1B 1-2 2-H		0-0 F3 1B HR BB 1-2	4	1	2	1	1	0	2						
<b>Joe Tipton, R</b> OBP: 0.313, SLG: 0.396 (1, 2)		0-0 1-2 1B					0-0 F7		0-0 HR	4	1	2	3	0	0	2						
<b>Joe Murray, L</b> (1, 1)		0-3 K					0-0 1-2 2-3 1B		0-3 K	1	0	0	0	0	1	2						
<b>Carl Scheib, R</b> OBP: 0.273, SLG: 0.370 (3, 1)									0-0 K	2	0	1	0	0	1	0						
<b>Bobby Shantz, R</b> OBP: 0.263, SLG: 0.255 (7, 1)									0-0 K	1	0	0	0	0	1	0						
<b>Inning Stats</b>	R: 0 E: 0 K: 1 S: 5	H: 0 LOB: 1 BB: 1 P: 9	R: 0 E: 0 K: 1 S: 7	H: 2 LOB: 2 BB: 0 P: 7	R: 0 E: 0 K: 1 S: 6	H: 1 LOB: 1 BB: 0 P: 6	R: 1 E: 0 K: 1 S: 7	H: 2 LOB: 3 BB: 2 P: 15	R: 0 E: 0 K: 1 S: 6	H: 0 LOB: 0 BB: 0 P: 6	R: 0 E: 0 K: 1 S: 5	H: 0 LOB: 0 BB: 0 P: 5	R: 0 E: 0 K: 1 S: 5	H: 0 LOB: 0 BB: 0 P: 5	R: 3 E: 0 K: 1 S: 7	H: 2 LOB: 0 BB: 1 P: 11	R: 2 E: 0 K: 0 S: 7	H: 4 LOB: 2 BB: 0 P: 7	1B: 9 2B: 2 3B: 0 HR: 1	SF: 0 SAC: 0 DP: 0 HBP: 0	WP: 0 PB: 0 SB: 0 CS: 0	PA: 43
<b>PITCHER</b> <b>Ellis Kinder, R</b> ERA: 4.63 (1, 1)	IP: 9.0 WLS: W BF: 43	H: 12 R: 6 ER: 6 SO: 8	BB: 4 IBB: 0 HBP: 0 BLK: 0	WP: 0 HR: 1 S: 55 P: 71	ERA: 6.00 WHIP: 1.778											<b>PITCHER</b> IP: WLS: BF: H: R: ER: SO: BB: IBB: HBP: BLK: WP: HR: S: P: ERA: WHIP						

Philadelphia Athletics @ Boston Red Sox  
Fenway Park, Boston, MA  
Thu Aug 17 1950, 3:33 AM EDT  
Att: 11,692 - Unknown

AB 39  
R 6  
H 12  
RBI 6  
BB 4  
SO 8  
LOB 20



Batter	1	2	3	4	5	6	7	8	9	AB	R	H	RBI	BB	SO	LOB	BOTTOM						
<b>Dom DiMaggio, R</b> OBP: 0.413, SLG: 0.450 (1, 8)	4-0 BB G3-6		0-0 F8 1-2	0-0 G6-4-3 1-2			0-3 K		4-0 BB G3-6	3	0	0	0	2	1	6							
<b>6 Johnny Pesky, L</b> OBP: 0.434, SLG: 0.404 (1, 5)	0-0 G3-6 1-2		4-0 E 2B BB	0-0 P4			0-0 P4		0-0 G3-6 1-2	4	1	0	0	1	0	2							
<b>Billy Goodman, L</b> OBP: 0.421, SLG: 0.457 (1, 3)	0-0 F8		0-0 E6 2B 1B 1-2	0-0 E6 1-4-3-2 1B			0-0 HR 2B		4-0 6-3 2B BB	4	3	2	0	1	0	1							
<b>Vern Stephens, R</b> OBP: 0.373, SLG: 0.545 (1, 6)		0-0 WP 2B	0-0 1B 2B 2B 1-3 2-H	4-0 BB 1-4-3-2			0-0 HR 2B		0-0 6-3 1-2	4	3	3	3	1	0	1							
<b>Bobby Doerr, R</b> OBP: 0.371, SLG: 0.524 (1, 4)		0-0 1B 2-H	4-0 1B 2B BB	0-0 1-4-3-2 1-2 2-H			0-0 F7		0-0 2B	4	1	2	1	1	0	2							
<b>Clyde Volmer, R</b> OBP: 0.364, SLG: 0.474 (1, 7)		0-3 K	0-0 2B F8 1B				0-0 1-3 E 1B		0-3 K	5	1	3	1	0	2	1							
<b>Al Zarilla, L</b> OBP: 0.436, SLG: 0.511 (1, 9)		0-0 1B 3B	0-0 1-3 2-H 3-H 2B	0-0 1-2 2-3 3-H 1B			0-0 F7 1-2		0-0 P4	5	1	3	2	0	0	2							
<b>Matt Batts, R</b> OBP: 0.324, SLG: 0.397 (1, 2)		0-0 BB 1B	0-0 BB G6-4-3 IBB				0-0 E6 1-3		0-0 F8	3	0	1	1	1	0	3							
<b>Ellis Kinder, R</b> OBP: 0.200, SLG: 0.270 (1, 1)		4-0 1-2 BB	4-0 F8 3-H	0-0 F8			0-0 1-3		0-0 P4	3	0	0	1	1	0	4							
<b>Inning Stats</b>	R: 0 E: 0 K: 0 S: 2	H: 0 LOB: 0 BB: 1 P: 6	R: 2 E: 0 K: 1 S: 8	H: 4 LOB: 2 BB: 1 P: 12	R: 5 E: 1 K: 0 S: 6	H: 3 LOB: 1 BB: 3 P: 18	R: 0 E: 1 K: 0 S: 3	H: 1 LOB: 1 BB: 1 P: 7	R: 0 E: 1 K: 1 S: 7	H: 1 LOB: 2 BB: 0 P: 7	R: 2 E: 0 K: 0 S: 7	H: 4 LOB: 2 BB: 0 P: 7	R: 0 E: 0 K: 0 S: 2	H: 0 LOB: 0 BB: 1 P: 6	R: 1 E: 0 K: 1 S: 6	H: 1 LOB: 1 BB: 1 P: 10	1B: 7 2B: 6 3B: 1 HR: 1	SF: 0 SAC: 0 DP: 4 HBP: 0	WP: 2 PB: 0 SB: 0 CS: 0	PA: 43			
<b>PITCHER</b> <b>Joe Murray, L</b> ERA: 27.0 (1, 1)	IP: 2.0 WLS: L BF: 15	H: 6 R: 7 ER: 2 SO: 1	BB: 4 IBB: 0 HBP: 0 BLK: 0	WP: 1 HR: 0 S: 13 P: 29	ERA: 27.00 WHIP: 5.000											<b>PITCHER</b> IP: WLS: BF: H: R: ER: SO: BB: IBB: HBP: BLK: WP: HR: S: P: ERA: WHIP							
<b>Carl Scheib, R</b> ERA: 7.3 (3, 1)	4.0	7	2	2	1	1	1	0	1	20	28	4.50	2.000										
<b>Bobby Shantz, L</b> ERA: 4.84 (7, 1)	2.0	8	1	1	1	1	2	0	0	8	16	4.50	1.500										

Philadelphia Athletics @ Boston Red Sox  
Fenway Park, Boston, MA  
Thu Aug 17 1950, 3:33 AM EDT  
Att: 11,692 - Unknown

AB 35  
R 10  
H 14  
RBI 9  
BB 8  
SO 3  
LOB 22






Batter	1	2	3	4	5	6	7	8	9	10	AB	R	H	RBI	BB	SO	LOB																			
<b>Eddie Yost, R</b> OBP: 0.423, SLG: 0.407 (1,5)	F7		K		5-3		L5		6-3		5	0	0	0	0	1	1																			
<b>Gil Coan, L</b> OBP: 0.320, SLG: 0.408 (1,8)	F8		3-1			1B HR		K		4-3	5	1	1	0	0	1	0																			
<b>Irv Noren, L</b> OBP: 0.391, SLG: 0.456 (1,3)	1-3		F2			1B HR		E4 HR			4	2	1	0	0	0	0																			
<b>Sam Mele, R</b> OBP: 0.388, SLG: 0.476 (10,3)						1B HR				HBP	0	0	0	0	0	0	0																			
<b>Shery Robertson, L</b> OBP: 0.391, SLG: 0.437 (1,9)		2B 3B			F9					F8	5	3	3	5	0	0	1																			
<b>Bud Stewart, L</b> OBP: 0.344, SLG: 0.361 (1,7)		E 2B				1B HR				F8	5	0	2	1	0	0	1																			
<b>Cass Michaels, R</b> OBP: 0.375, SLG: 0.399 (1,4)		3-H 2B			F8					F5	4	0	0	0	0	0	2																			
<b>Sam Dente, R</b> OBP: 0.288, SLG: 0.284 (1,6)		E5			F8						4	0	0	0	0	0	2																			
<b>Al Evans, R</b> OBP: 0.295, SLG: 0.289 (1,2)		F7			F6						4	0	1	0	0	0	2																			
<b>Al Sima, R</b> OBP: 0.167, SLG: 0.167 (1,1)										SH2-4 1B	1	0	0	0	0	0	2																			
<b>Elmer Singleton, R</b> OBP: 0.230, SLG: 0.400 (4,1)		1-4-3			K					SH2-4	2	0	0	0	0	2	0																			
<b>Inning Stats</b>	R: 0 E: 0 K: 0 S: 3	H: 0 LOB: 0 BB: 0 P: 3	R: 1 E: 1 K: 0 S: 6	H: 2 LOB: 2 BB: 0 P: 6	R: 0 E: 0 K: 1 S: 5	H: 0 LOB: 0 BB: 0 P: 5	R: 0 E: 0 K: 1 S: 5	H: 0 LOB: 0 BB: 0 P: 5	R: 3 E: 0 K: 0 S: 6	H: 3 LOB: 0 BB: 0 P: 6	R: 0 E: 0 K: 1 S: 5	H: 0 LOB: 0 BB: 0 P: 5	R: 2 E: 1 K: 1 S: 7	H: 1 LOB: 0 BB: 0 P: 7	R: 0 E: 0 K: 0 S: 4	H: 1 LOB: 1 BB: 0 P: 4	R: 0 E: 0 K: 0 S: 3	H: 0 LOB: 1 BB: 0 P: 4	1B: 3 2B: 2 3B: 1 HR: 2	SF: 0 SAC: 1 DP: 0 HBP: 1	WP: 0 PB: 0 SB: 0 CS: 0	PA: 41														
<b>PITCHER</b>	IP WLS BF H R ER SO BB IBB HBP BLK WP HR S P ERA WHIP	IP WLS BF H R ER SO BB IBB HBP BLK WP HR S P ERA WHIP																																		
<b>Joe Dobson, R</b> ERA: 4.15 (1,1)	9.0	37	8	6	6	4	0	0	0	0	0	0	0	2	45	45	6.00	0.889																		
<b>Dick Littlefield, L</b> ERA: 5.15 (10,1)	1.0	4	0	0	0	0	0	0	1	0	0	0	0	0	3	4	0.00	0.000																		

**TOP**

**Washington Senators @ Boston Red Sox**  
Fenway Park, Boston, MA  
Fri Aug 18 1950, 3:33 AM EDT  
Att: 21,546 - Unknown

AB	39
R	6
H	8
RBI	6
BB	0
SO	4
LOB	11




Batter	1	2	3	4	5	6	7	8	9	10	AB	R	H	RBI	BB	SO	LOB													
<b>Dom DiMaggio, R</b> OBP: 0.414, SLG: 0.450 (1,8)	6 1B FC4-6		6 1B 1B	5-3		6-3			SH FC4-2 8-2		4	2	2	0	0	1														
<b>6 Johnny Pesky, L</b> OBP: 0.438, SLG: 0.406 (1,5)	FC4-6 1B		BB 1B 1B	F7			G5-4-3 1B BB		FC4-2 IBB		3	1	2	0	2	0	0													
<b>Billy Goodman, L</b> OBP: 0.424, SLG: 0.459 (1,3)	FC4-6 1-2 2-3		BB 1B 1B			WP 1B	G5-4-3 1B		FC4-2		5	1	3	2	0	0	4													
<b>Vern Stephens, R</b> OBP: 0.370, SLG: 0.539 (1,6)	F3		F8			1B	G5-4-3 1B		8-2 3-H		5	0	0	0	0	0	9													
<b>Bobby Doerr, R</b> OBP: 0.372, SLG: 0.526 (1,4)	F9		1B E BB	5-3		5-3	5-3			HR	4	2	1	1	1	0	3													
<b>Clyde Volmer, R</b> OBP: 0.361, SLG: 0.468 (1,7)		5-3	E8 1B 1B			K			6-3		4	1	1	2	0	1	1													
<b>Al Zarilla, L</b> OBP: 0.439, SLG: 0.511 (1,9)			CS BB						4-3		2	0	1	0	2	0	0													
<b>Matt Batts, R</b> OBP: 0.327, SLG: 0.404 (1,2)			K			2B 1B			6-3		4	0	2	1	0	1	1													
<b>Joe Dobson, R</b> OBP: 0.271, SLG: 0.197 (1,1)											4	0	1	0	0	1	1													
<b>Mickey McDermott, L</b> OBP: 0.432, SLG: 0.447 (9, PR)			5-3								0	0	0	0	0	0	0													
<b>Dick Littlefield, L</b> (10,1)									SH FC4-2 1B		0	0	0	0	0	0	0													
<b>Inning Stats</b>	R: 1 E: 0 K: 0 S: 5	H: 2 LOB: 1 BB: 0 P: 5	R: 0 E: 0 K: 1 S: 4	H: 0 LOB: 1 BB: 1 P: 8	R: 5 E: 1 K: 0 S: 7	H: 5 LOB: 1 BB: 2 P: 15	R: 0 E: 0 K: 1 S: 5	H: 0 LOB: 0 BB: 0 P: 5	R: 0 E: 0 K: 1 S: 6	H: 1 LOB: 1 BB: 0 P: 6	R: 0 E: 0 K: 0 S: 4	H: 2 LOB: 2 BB: 0 P: 4	R: 0 E: 0 K: 0 S: 3	H: 1 LOB: 1 BB: 1 P: 7	R: 0 E: 0 K: 0 S: 3	H: 0 LOB: 0 BB: 0 P: 3	R: 0 E: 1 K: 0 S: 4	H: 1 LOB: 2 BB: 1 P: 8	R: 1 E: 0 K: 0 S: 1	H: 1 LOB: 0 BB: 0 P: 1	1B: 11 2B: 3 3B: 0 HR: 1	SF: 0 SAC: 1 DP: 3 HBP: 0	WP: 1 PB: 0 SB: 0 CS: 1	PA: 41						
<b>PITCHER</b>	IP WLS BF H R ER SO BB IBB HBP BLK WP HR S P ERA WHIP	IP WLS BF H R ER SO BB IBB HBP BLK WP HR S P ERA WHIP																												
<b>Al Sima, L</b> ERA: 5.03 (1,1)	3.0	17	7	6	6	1	3	0	0	0	18.00	3.333																		
<b>Elmer Singleton, R</b> ERA: 5.18 (4,1)	6.0	24	6	1	1	2	1	1	0	0	1.50	1.167																		

**BOTTOM**

**Washington Senators @ Boston Red Sox**  
Fenway Park, Boston, MA  
Fri Aug 18 1950, 3:33 AM EDT  
Att: 21,546 - Unknown

AB	35
R	7
H	13
RBI	6
BB	5
SO	3
LOB	20







Batter	1	2	3	4	5	6	7	8	9	AB	R	H	RBI	BB	SO	LOB	TOP			
<b>Eddie Yost, R</b> OBP: 0.424, SLG: 0.406	F7			F6						3	1	1	0	2	0	2	<b>Washington Senators @ Boston Red Sox</b> Fenway Park, Boston, MA Sat Aug 19 1950, 3:33 AM EDT Att: 10,581 - Unknown			
<b>Cass Michaels, R</b> OBP: 0.377, SLG: 0.402	FC	L9						F8		5	0	3	2	0	0	3				
<b>Shery Robertson, L</b> OBP: 0.374, SLG: 0.421 <b>Irv Noren, L</b> OBP: 0.381, SLG: 0.456				F9						4	0	0	0	1	2	7				
<b>Sam Mele, R</b> OBP: 0.388, SLG: 0.476	L8			L7						4	0	1	1	1	0	2				
<b>Johnny Ostrowski, R</b> OBP: 0.331, SLG: 0.381	FC			5-3						4	1	2	1	1	0	2				
<b>Sam Dente, R</b> OBP: 0.285, SLG: 0.280	FC6-4			6-3						5	0	0	0	0	0	6				
<b>Gil Coan, L</b> OBP: 0.318, SLG: 0.407				E4						5	0	1	0	0	0	1				
<b>Al Evans, R</b> OBP: 0.300, SLG: 0.292										4	2	2	0	1	0	0				
<b>Connie Marrero, R</b> OBP: 0.224, SLG: 0.159				FC1-2-5						4	0	0	0	1	1	4				
<b>Inning Stats</b>	R: 0 E: 0 K: 0 S: 5	H: 1 LOB: 3 BB: 1 P: 9	R: 1 E: 0 K: 1 S: 6	H: 1 LOB: 2 BB: 2 P: 14	R: 0 E: 0 K: 0 S: 3	H: 0 LOB: 0 BB: 0 P: 3	R: 1 E: 1 K: 0 S: 6	H: 2 LOB: 2 BB: 0 P: 6	R: 0 E: 0 K: 0 S: 4	H: 1 LOB: 1 BB: 1 P: 8	R: 1 E: 0 K: 1 S: 7	H: 2 LOB: 2 BB: 1 P: 11	R: 1 E: 0 K: 1 S: 7	H: 2 LOB: 2 BB: 1 P: 11	R: 0 E: 0 K: 0 S: 3	H: 0 LOB: 0 BB: 0 P: 3	1B: 7 2B: 2 3B: 0 HR: 1	SF: 0 SAC: 0 DP: 0 HBP: 0	WP: 0 PB: 0 SB: 0 CS: 0	PA: 45
<b>PITCHER</b> <b>Mel Parnell, L</b> ERA: 3.95	IP: 9.0 W: 4 L: 10	WLS: 4 BF: 45 H: 10	R: 4 ER: 3 SO: 3	BB: 6 IBB: 1 HBP: 0 BLK: 0	WP: 0 HR: 1 S: 44 P: 72	ERA: 3.00 WHIP: 1.778	<b>PITCHER</b>	IP: 9.0 W: 4 L: 10	R: 4 ER: 3 SO: 3	BB: 6 IBB: 1 HBP: 0 BLK: 0	WP: 0 HR: 1 S: 44 P: 72	ERA: 3.00 WHIP: 1.778	<b>PITCHER</b>	IP: 9.0 W: 4 L: 10	R: 4 ER: 3 SO: 3	BB: 6 IBB: 1 HBP: 0 BLK: 0	WP: 0 HR: 1 S: 44 P: 72	ERA: 3.00 WHIP: 1.778		

Batter	1	2	3	4	5	6	7	8	9	AB	R	H	RBI	BB	SO	LOB	BOTTOM			
<b>Dom DiMaggio, R</b> OBP: 0.415, SLG: 0.450	F9		SH1-3					F3		4	0	2	0	0	0	0	<b>Washington Senators @ Boston Red Sox</b> Fenway Park, Boston, MA Sat Aug 19 1950, 3:33 AM EDT Att: 10,581 - Unknown			
<b>6 Johnny Pesky, L</b> OBP: 0.439, SLG: 0.407	F8			G3-6-3						4	2	2	1	0	0	3				
<b>Billy Goodman, L</b> OBP: 0.428, SLG: 0.461										3	1	2	0	1	0	0				
<b>Vern Stephens, R</b> OBP: 0.370, SLG: 0.542	F8		F8							5	1	2	2	0	0	4				
<b>Bobby Doerr, R</b> OBP: 0.374, SLG: 0.526	K									2	0	0	0	3	1	3				
<b>Clyde Volmer, R</b> OBP: 0.358, SLG: 0.462 <b>Walt Dropo, R</b> OBP: 0.383, SLG: 0.600										4	0	1	1	0	0	3				
<b>Al Zarilla, L</b> OBP: 0.438, SLG: 0.507										1	0	0	0	0	1	2				
<b>Matt Batts, R</b> OBP: 0.323, SLG: 0.398 <b>Tom Wright, L</b> OBP: 0.340, SLG: 0.347 <b>Buddy Rosar, R</b> OBP: 0.333, SLG: 0.310										3	0	0	0	0	0	3				
<b>Mel Parnell, L</b> OBP: 0.274, SLG: 0.275										4	1	2	0	0	1	0				
<b>Inning Stats</b>	R: 0 E: 0 K: 1 S: 5	H: 0 LOB: 2 BB: 1 P: 10	R: 0 E: 0 K: 0 S: 3	H: 0 LOB: 0 BB: 0 P: 3	R: 3 E: 0 K: 0 S: 7	H: 4 LOB: 3 BB: 2 P: 15	R: 0 E: 0 K: 1 S: 5	H: 1 LOB: 0 BB: 0 P: 5	R: 0 E: 0 K: 0 S: 4	H: 1 LOB: 1 BB: 0 P: 4	R: 0 E: 0 K: 0 S: 5	H: 2 LOB: 2 BB: 0 P: 5	R: 0 E: 1 K: 0 S: 4	H: 1 LOB: 2 BB: 1 P: 8	R: 0 E: 0 K: 0 S: 3	H: 0 LOB: 0 BB: 0 P: 3	1B: 9 2B: 3 3B: 0 HR: 0	SF: 0 SAC: 2 DP: 1 HBP: 1	WP: 0 PB: 0 SB: 1 CS: 0	PA: 44
<b>PITCHER</b> <b>Connie Marrero, R</b> ERA: 4.63	IP: 8.2 W: 5 L: 12	WLS: 5 BF: 44 H: 12	R: 5 ER: 5 SO: 3	BB: 4 IBB: 2 HBP: 1 BLK: 0	WP: 0 HR: 0 S: 43 P: 68	ERA: 5.19 WHIP: 1.846	<b>PITCHER</b>	IP: 8.2 W: 5 L: 12	R: 5 ER: 5 SO: 3	BB: 4 IBB: 2 HBP: 1 BLK: 0	WP: 0 HR: 0 S: 43 P: 68	ERA: 5.19 WHIP: 1.846	<b>PITCHER</b>	IP: 8.2 W: 5 L: 12	R: 5 ER: 5 SO: 3	BB: 4 IBB: 2 HBP: 1 BLK: 0	WP: 0 HR: 0 S: 43 P: 68	ERA: 5.19 WHIP: 1.846		



Batter	1	2	3	4	5	6	7	8	9	AB	R	H	RBI	BB	SO	LOB	TOP					
Don Lenhardt, R OBP: 0.405, SLG: 0.516	F7	FC6-4 BB					F2			4	1	2	1	1	0	0	<b>St. Louis Browns @ Boston Red Sox</b> Fenway Park, Boston, MA Tue Aug 22 1950, 3:33 AM EDT Att: 20,516 - Unknown					
Snuffy Stirrweiss, R OBP: 0.346, SLG: 0.299	3B	FC6-4 BB			L6		F6			5	1	1	0	0	1	4						
Roy Sievers, R OBP: 0.303, SLG: 0.384	2B		5-3				F5			4	0	1	1	1	1	1						
Jim Delsing, L OBP: 0.341, SLG: 0.313	F3		F3							4	1	1	0	0	0	2						
Ken Wood, R OBP: 0.281, SLG: 0.374	K		F8							4	0	0	0	0	1	2						
Les Moss, R OBP: 0.324, SLG: 0.403										4	1	3	1	0	0	0						
Owen Friend, R OBP: 0.313, SLG: 0.334		G6-4-3 BB								3	1	1	0	1	0	2						
Tom Upton, R OBP: 0.340, SLG: 0.280		BB	G6-4-3 BB							4	0	2	2	0	1	2						
Don Johnson, R OBP: 0.150, SLG: 0.105										2	0	0	0	1	0	0						
Cuddles Marshall, R OBP: 0.354, SLG: 0.354										0	0	0	0	0	0	0						
Harry Dorish, R OBP: 0.280, SLG: 0.233										0	0	0	0	0	0	0						
Ray Coleman, L OBP: 0.341, SLG: 0.441										1	0	0	0	0	0	0						
<b>Inning Stats</b>	R: 1 E: 0 K: 1 S: 7	H: 2 LOB: 1 BB: 0 P: 7	R: 0 E: 0 K: 0 S: 4	H: 2 LOB: 3 BB: 2 P: 12	R: 0 E: 0 K: 0 S: 3	H: 0 LOB: 0 BB: 0 P: 3	R: 0 E: 0 K: 0 S: 2	H: 0 LOB: 0 BB: 1 P: 6	R: 1 E: 0 K: 0 S: 4	H: 1 LOB: 1 BB: 1 P: 8	R: 2 E: 0 K: 0 S: 5	H: 3 LOB: 0 BB: 0 P: 5	R: 0 E: 0 K: 0 S: 3	H: 0 LOB: 0 BB: 0 P: 3	R: 1 E: 1 K: 1 S: 7	H: 2 LOB: 1 BB: 0 P: 7	R: 0 E: 0 K: 2 S: 8	H: 1 LOB: 1 BB: 0 P: 8	1B: 6 2B: 3 3B: 1 HR: 1	SF: 0 SAC: 0 DP: 2 HBP: 0	WP: 0 PB: 0 SB: 0 CS: 0	PA: 39
<b>PITCHER</b>	IP WLS BF H R ER SO BB IBB HBP BLK WP HR S P ERA WHIP																					
Willard Nixon, R ERA: 5.55	(1, 1)	6.0 W 27 8 4 4 1 4 0 0 0 0 0 1 25 41 6.00 2.000																				
Ellis Kinder, R ERA: 4.55	(7, 1)	3.0 S 12 3 1 0 3 0 0 0 0 0 0 0 18 18 0.00 1.000																				

Batter	1	2	3	4	5	6	7	8	9	AB	R	H	RBI	BB	SO	LOB	BOTTOM	
Dom DiMaggio, R OBP: 0.418, SLG: 0.451	1B		F8							2	3	1	1	3	0	0	<b>St. Louis Browns @ Boston Red Sox</b> Fenway Park, Boston, MA Tue Aug 22 1950, 3:33 AM EDT Att: 20,516 - Unknown	
6 Johnny Pesky, L OBP: 0.439, SLG: 0.405	F9		1-3							4	0	1	1	1	0	3		
Billy Goodman, L OBP: 0.430, SLG: 0.463	1B									5	1	3	2	0	0	2		
Vern Stephens, R OBP: 0.370, SLG: 0.540	1B									5	1	2	2	0	0	4		
Bobby Doerr, R OBP: 0.373, SLG: 0.522	F8									3	1	0	0	1	0	1		
Clyde Vollmer, R OBP: 0.356, SLG: 0.456										4	1	1	2	0	1	0		
Al Zarilla, L OBP: 0.439, SLG: 0.505										3	1	1	0	1	0	0		
Buddy Rosar, R OBP: 0.353, SLG: 0.290										2	1	0	1	2	0	1		
Willard Nixon, L OBP: 0.269, SLG: 0.174										2	0	0	0	0	1	1		
Walt Dropo, R OBP: 0.382, SLG: 0.599										1	0	0	0	0	1	3		
Ellis Kinder, R OBP: 0.212, SLG: 0.281										1	0	1	0	0	0	0		
<b>Inning Stats</b>	R: 1 E: 0 K: 0 S: 5	H: 3 LOB: 1 BB: 0 P: 5	R: 0 E: 0 K: 0 S: 3	H: 0 LOB: 0 BB: 0 P: 3	R: 0 E: 0 K: 0 S: 3	H: 0 LOB: 0 BB: 0 P: 3	R: 0 E: 0 K: 1 S: 5	H: 0 LOB: 1 BB: 1 P: 9	R: 8 E: 0 K: 1 S: 9	H: 5 LOB: 2 BB: 6 P: 33	R: 0 E: 0 K: 1 S: 6	H: 1 LOB: 1 BB: 0 P: 6	R: 0 E: 0 K: 0 S: 4	H: 1 LOB: 2 BB: 1 P: 8	1B: 10 2B: 0 3B: 0 HR: 0	SF: 0 SAC: 0 DP: 0 HBP: 0		WP: 0 PB: 0 SB: 0 CS: 0
<b>PITCHER</b>	IP WLS BF H R ER SO BB IBB HBP BLK WP HR S P ERA WHIP																	
Don Johnson, R ERA: 7.21	(1, 1)	5.1 L 25 7 7 7 1 4 0 0 0 0 0 0 3 15 0.00 9.000																
Cuddles Marshall, R ERA: 8.27	(6, 1)	0.1 4 0 0 0 1 3 0 0 0 0 0 0 3 15 0.00 9.000																
Harry Dorish, R ERA: 6.52	(6, 1)	2.1 11 3 2 2 1 1 0 0 0 0 0 0 12 16 7.71 1.714																







Batter	1	2	3	4	5	6	7	8	9	AB	R	H	RBI	BB	SO	LOB	TOP					
Don Lenhardt, R (1, 3) OBP: 0.403, SLG: 0.508 Hank Arlt, L (9, 3) OBP: 0.389, SLG: 0.365	6-3		K			BB	F5		K	4	0	0	0	1	2	2	<b>St. Louis Browns @ Boston Red Sox</b> Fenway Park, Boston, MA Thu Aug 24 1950, 3:33 AM EDT Att: 7,340 - Unknown					
Snuffy Stirrweiss, R (1, 4) OBP: 0.338, SLG: 0.288	1B		E8			BB	1-3			3	0	0	0	1	1	3						
Ray Coleman, L (1, 9) OBP: 0.349, SLG: 0.446 Ken Wood, R (9, 9) OBP: 0.280, SLG: 0.377	F8		F7			HR			G5-4-3	3	1	1	0	1	0	2						
Roy Sievers, R (1, 7) OBP: 0.308, SLG: 0.397	1B					HR			G5-4-3	4	1	2	2	0	0	1						
Jim Delsing, L (1, 8) OBP: 0.329, SLG: 0.308	F8					HR				4	0	1	0	0	0	2						
Les Moss, R (1, 2) OBP: 0.333, SLG: 0.426		5-3								4	0	1	0	0	1	1						
Owen Friend, R (1, 5) OBP: 0.315, SLG: 0.334		K								4	0	0	0	0	1	1						
Tom Upton, R (1, 6) OBP: 0.339, SLG: 0.277		K								4	0	1	0	0	1	0						
Ned Garver, R (1, 1) OBP: 0.356, SLG: 0.364			F8							4	0	2	0	0	1	1						
<b>Inning Stats</b>	R: 0 E: 0 K: 0 S: 4	H: 1 LOB: 2 BB: 1 P: 8	R: 0 E: 0 K: 2 S: 7	H: 0 LOB: 0 BB: 0 P: 7	R: 0 E: 1 K: 1 S: 6	H: 0 LOB: 1 BB: 0 P: 6	R: 0 E: 0 K: 0 S: 3	H: 0 LOB: 0 BB: 0 P: 3	R: 0 E: 0 K: 2 S: 8	H: 1 LOB: 2 BB: 1 P: 12	R: 0 E: 0 K: 0 S: 5	H: 3 LOB: 0 BB: 0 P: 5	R: 0 E: 0 K: 0 S: 4	H: 1 LOB: 1 BB: 0 P: 4	R: 0 E: 0 K: 1 S: 5	H: 1 LOB: 1 BB: 1 P: 9		R: 0 E: 0 K: 1 S: 6	H: 1 LOB: 1 BB: 0 P: 6	1B: 4 2B: 3 3B: 0 HR: 1	SF: 0 SAC: 0 DP: 2 HBP: 0	WP: 0 PB: 0 SB: 1 CS: 0
<b>PITCHER</b> Walt Masterson, R (1, 1) ERA: 6.01	IP: 9.0 WLS: W BF: 37	H: 8 R: 2 ER: 2 SO: 7	BB: 3 IBB: 0 HBP: 0 BLK: 0	WP: 0 HR: 1 S: 48 P: 60	ERA: 2.00 WHIP: 1.222	<b>PITCHER</b>																

Batter	1	2	3	4	5	6	7	8	9	AB	R	H	RBI	BB	SO	LOB	BOTTOM					
Dom DiMaggio, R (1, 8) OBP: 0.424, SLG: 0.454	1B		4-3				F8			3	1	1	0	2	0	0	<b>St. Louis Browns @ Boston Red Sox</b> Fenway Park, Boston, MA Thu Aug 24 1950, 3:33 AM EDT Att: 7,340 - Unknown					
6 Johnny Pesky, L (1, 5) OBP: 0.438, SLG: 0.402	G5-3		3-1				G3		L9	3	0	0	0	2	0	3						
Billy Goodman, L (1, 7) OBP: 0.433, SLG: 0.474	1B						FC6-4		E6	5	2	3	0	0	0	5						
Vern Stephens, R (1, 6) OBP: 0.371, SLG: 0.542	K						F5		F9	5	1	1	4	0	2	5						
Walt Dropo, R (1, 3) OBP: 0.381, SLG: 0.600	G5-3						FC6-4		K	3	0	1	1	1	1	3						
Bobby Doerr, R (1, 4) OBP: 0.388, SLG: 0.514		F3					FC6-4		F9	4	0	0	0	0	0	3						
Al Zarilla, L (1, 9) OBP: 0.435, SLG: 0.500		F7					4-3		F8	4	0	1	0	0	0	1						
Buddy Rosar, R (1, 2) OBP: 0.342, SLG: 0.286 Lou Stringer, R (9, PR) OBP: 0.214, SLG: 0.214		K					F6		G4-6-3	4	0	1	0	0	1	1						
Walt Masterson, R (1, 1) OBP: 0.167, SLG: 0.147 Tom Wright, L (9, PH) OBP: 0.359, SLG: 0.388			6-3				K			3	0	1	0	0	1	0						
<b>Inning Stats</b>	R: 0 E: 0 K: 1 S: 5	H: 1 LOB: 2 BB: 2 P: 13	R: 0 E: 0 K: 1 S: 5	H: 0 LOB: 0 BB: 0 P: 5	R: 0 E: 0 K: 0 S: 3	H: 0 LOB: 0 BB: 0 P: 3	R: 1 E: 0 K: 1 S: 7	H: 2 LOB: 1 BB: 0 P: 7	R: 0 E: 0 K: 1 S: 5	H: 0 LOB: 0 BB: 0 P: 5	R: 0 E: 0 K: 0 S: 4	H: 1 LOB: 2 BB: 1 P: 8	R: 0 E: 0 K: 0 S: 5	H: 3 LOB: 3 BB: 1 P: 9	R: 0 E: 0 K: 1 S: 5	H: 0 LOB: 0 BB: 0 P: 5		R: 5 E: 1 K: 0 S: 6	H: 3 LOB: 1 BB: 1 P: 10	1B: 6 2B: 3 3B: 0 HR: 1	SF: 0 SAC: 0 DP: 2 HBP: 0	WP: 0 PB: 0 SB: 0 CS: 0
<b>PITCHER</b> Ned Garver, R (1, 1) ERA: 3.65	IP: 8.2 WLS: L BF: 40	H: 10 R: 6 ER: 1 SO: 5	BB: 5 IBB: 0 HBP: 0 BLK: 0	WP: 0 HR: 1 S: 45 P: 65	ERA: 1.04 WHIP: 1.731	<b>PITCHER</b>																



Batter	1	2	3	4	5	6	7	8	9	AB	R	H	RBI	BB	SO	LOB	TOP					
Johnny Lipon, R OBP: 0.397, SLG: 0.385										4	0	2	0	0	0	1	<b>Detroit Tigers @ Boston Red Sox</b> Fenway Park, Boston, MA Fri Aug 25 1950, 3:33 AM EDT Att: 34,964 - Unknown					
Jerry Priddy, R OBP: 0.374, SLG: 0.376										4	0	0	0	0	2	3						
George Kell, R OBP: 0.413, SLG: 0.496										4	0	2	0	0	0	1						
Vic Wertz, L OBP: 0.402, SLG: 0.562										4	0	0	0	0	2	3						
Hoot Evers, R OBP: 0.403, SLG: 0.573										4	0	0	0	0	0	2						
Johnny Groth, R OBP: 0.412, SLG: 0.485										4	1	1	0	0	0	1						
Don Kolloway, R OBP: 0.337, SLG: 0.410										4	0	2	0	0	0	1						
Bob Swift, R OBP: 0.365, SLG: 0.272										4	1	1	1	0	1	2						
Dizzy Trout, R OBP: 0.294, SLG: 0.304										3	0	1	1	0	1	1						
Hank Borowy, R OBP: 0.091, SLG: 0.091										0	0	0	0	0	0	0						
Eddie Lake, R (9, PH)										1	0	0	0	0	1	1						
<b>Inning Stats</b>	R: 0 E: 0 K: 2 S: 8	H: 1 LOB: 1 BB: 0 P: 8	R: 0 E: 0 K: 0 S: 3	H: 0 LOB: 0 BB: 0 P: 3	R: 0 E: 0 K: 0 S: 7	H: 0 LOB: 0 BB: 0 P: 7	R: 0 E: 0 K: 0 S: 3	H: 0 LOB: 0 BB: 0 P: 3	R: 2 E: 0 K: 0 S: 7	H: 4 LOB: 2 BB: 0 P: 7	R: 0 E: 0 K: 0 S: 4	H: 1 LOB: 1 BB: 0 P: 4	R: 0 E: 0 K: 0 S: 4	H: 1 LOB: 1 BB: 0 P: 4	R: 0 E: 0 K: 1 S: 8	H: 1 LOB: 1 BB: 0 P: 8	R: 0 E: 0 K: 1 S: 6	H: 1 LOB: 1 BB: 0 P: 6	1B: 6 2B: 3 3B: 0 HR: 0	SF: 0 SAC: 0 DP: 0 HBP: 0	WP: 0 PB: 0 SB: 0 CS: 0	PA: 36
<b>PITCHER</b> Mel Parnell, L ERA: 3.86	IP: 9.0 WLS: W BF: 36 H: 9 R: 2 ER: 2 SO: 7 BB: 0 IBB: 0 HBP: 0 BLK: 0 WP: 0 HR: 0 S: 50 P: 50 ERA: 2.00 WHIP: 1.000															<b>PITCHER</b>						


Batter	1	2	3	4	5	6	7	8	9	AB	R	H	RBI	BB	SO	LOB	BOTTOM			
Dom DiMaggio, R OBP: 0.422, SLG: 0.452										4	0	1	0	0	0	0	<b>Detroit Tigers @ Boston Red Sox</b> Fenway Park, Boston, MA Fri Aug 25 1950, 3:33 AM EDT Att: 34,964 - Unknown			
6 Johnny Pesky, L OBP: 0.437, SLG: 0.401										4	1	1	0	0	0	2				
Billy Goodman, L OBP: 0.437, SLG: 0.474										2	3	1	0	2	0	0				
Vern Stephens, R OBP: 0.375, SLG: 0.546										3	1	3	2	1	0	0				
Walt Dropo, R OBP: 0.380, SLG: 0.596										4	0	1	1	0	0	3				
Bobby Doerr, R OBP: 0.386, SLG: 0.511										3	1	0	1	0	0	3				
Al Zarilla, L OBP: 0.436, SLG: 0.505										4	0	2	2	0	2	0				
Matt Batts, R OBP: 0.317, SLG: 0.386										3	0	0	0	0	0	1				
Mel Parnell, L OBP: 0.260, SLG: 0.260										4	0	0	0	0	1	2				
<b>Inning Stats</b>	R: 2 E: 0 K: 0 S: 4	H: 2 LOB: 0 BB: 1 P: 8	R: 0 E: 0 K: 1 S: 5	H: 0 LOB: 0 BB: 0 P: 5	R: 0 E: 0 K: 0 S: 3	H: 0 LOB: 0 BB: 0 P: 3	R: 0 E: 0 K: 0 S: 4	H: 1 LOB: 1 BB: 0 P: 4	R: 0 E: 0 K: 1 S: 5	H: 0 LOB: 0 BB: 0 P: 5	R: 1 E: 0 K: 0 S: 5	H: 2 LOB: 2 BB: 1 P: 9	R: 0 E: 0 K: 0 S: 5	H: 2 LOB: 2 BB: 0 P: 5	R: 3 E: 0 K: 1 S: 8	H: 2 LOB: 1 BB: 1 P: 12		1B: 7 2B: 1 3B: 1 HR: 0	SF: 0 SAC: 2 DP: 0 HBP: 0	WP: 0 PB: 0 SB: 0 CS: 0
<b>PITCHER</b> Dizzy Trout, R ERA: 3.55 Hank Borowy, R ERA: 5.99	IP: 7.0 WLS: L BF: 31 H: 8 R: 5 ER: 5 SO: 2 BB: 3 IBB: 0 HBP: 0 BLK: 0 WP: 0 HR: 0 S: 32 P: 44 ERA: 6.43 WHIP: 1.571															<b>PITCHER</b>				



Batter	1	2	3	4	5	6	7	8	9	AB	R	H	RBI	BB	SO	LOB	TOP	
Johnny Lipon, R OBP: 0.400, SLG: 0.392 (1, 6)	F2	F8								5	0	3	2	1	0	2		
Jerry Priddy, R OBP: 0.375, SLG: 0.376 (1, 4)	5-3		E	F7				F8	K	5	1	1	0	1	1	4		
George Kell, R OBP: 0.413, SLG: 0.497 (1, 5)			E1	F8				F9		5	1	2	1	0	0	5		
Vic Wertz, L OBP: 0.403, SLG: 0.564 Neil Berry, R OBP: 0.368, SLG: 0.275 Bob Swift, R OBP: 0.365, SLG: 0.272 (1, 9)	F5									4	0	2	0	1	0	3		
Hoot Evers, R OBP: 0.398, SLG: 0.567 (1, 7)		1-3	FC6-4							5	0	0	1	0	0	5		
Johnny Groth, R OBP: 0.414, SLG: 0.484 (1, 8)				F4						3	2	1	0	2	0	2		
Don Kolloway, R OBP: 0.338, SLG: 0.410 (1, 3)										5	1	2	0	0	0	3		
Aaron Robinson, L OBP: 0.402, SLG: 0.365 Pat Mullin, L OBP: 0.267, SLG: 0.247 (1, 2)	FC4-6			F8	F6					4	0	0	0	0	0	4		
Hal White, R OBP: 0.138, SLG: 0.207 Fred Hutchinson, L OBP: 0.424, SLG: 0.425 Marlin Stuart, L OBP: 0.350, SLG: 0.147 Hal Newhouser, L OBP: 0.264, SLG: 0.224 (1, 1)										0	0	0	0	0	0	0		
<b>Inning Stats</b>	R: 0 E: 0 K: 0 S: 4	H: 1 LOB: 1 BB: 0 P: 4	R: 1 E: 0 K: 0 S: 5	H: 2 LOB: 2 BB: 1 P: 9	R: 2 E: 1 K: 0 S: 6	H: 3 LOB: 1 BB: 0 P: 6	R: 0 E: 0 K: 0 S: 4	H: 1 LOB: 2 BB: 1 P: 8	R: 0 E: 0 K: 0 S: 3	H: 1 LOB: 0 BB: 0 P: 3	R: 0 E: 0 K: 0 S: 4	H: 1 LOB: 1 BB: 2 P: 4	R: 4 E: 1 K: 1 S: 8	H: 2 LOB: 1 BB: 2 P: 16	1B: 8 2B: 5 3B: 0 HR: 0	SF: 0 SAC: 1 DP: 1 HBP: 0	WP: 0 PA: 47	
<b>PITCHER</b>	IP	WLS	BF	H	R	ER	SO	BB	IBB	HBP	BLK	WP	HR	S	P	ERA	WHIP	
Joe Dobson, R ERA: 4.2 (1, 1)	2.0		12	5	3	2	0	1	0	0	0	0	0	11	15	9.00	3.000	
Ellis Kinder, R ERA: 4.4 (3, 1)	6.0		27	6	1	1	0	4	0	0	0	0	0	23	39	1.50	1.667	
Walt Masterson, R ERA: 5.95 (9, 1)	1.0	L	8	2	4	0	1	2	0	0	0	0	0	8	16	0.00	4.000	

**Detroit Tigers @ Boston Red Sox**  
Fenway Park, Boston, MA  
Sat Aug 26 1950, 3:33 AM EDT  
Att: 29,992 - Unknown


**AB 39**  
**R 8**  
**H 13**  
**RBI 6**  
**BB 7**  
**SO 1**  
**LOB 28**



Batter	1	2	3	4	5	6	7	8	9	AB	R	H	RBI	BB	SO	LOB	BOTTOM	
Dom DiMaggio, R OBP: 0.424, SLG: 0.456 (1, 8)			6-3							5	2	3	0	0	0	0		
6 Johnny Pesky, L OBP: 0.438, SLG: 0.401 (1, 5)			4-3							4	2	2	1	1	0	0		
Billy Goodman, L OBP: 0.439, SLG: 0.477 (1, 7)			4-3							4	0	2	3	1	0	0		
Vern Stephens, R OBP: 0.375, SLG: 0.545 (1, 6)				5-3						5	0	2	1	0	0	3		
Walt Dropo, R OBP: 0.377, SLG: 0.591 (1, 3)										4	0	0	0	0	1	3		
Bobby Doerr, R OBP: 0.387, SLG: 0.513 (1, 4)										4	1	2	0	0	0	2		
Al Zarilla, L OBP: 0.436, SLG: 0.505 (1, 9)				1-3						4	0	2	0	0	0	1		
Matt Batts, R OBP: 0.311, SLG: 0.379 (1, 2)										4	0	0	0	0	0	3		
Joe Dobson, R ERA: 2.28, SLG: 0.194 Ellis Kinder, R ERA: 2.29, SLG: 0.277 Tom Wright, L OBP: 0.356, SLG: 0.264 Walt Masterson, R ERA: 5.64 Buddy Rosar, R OBP: 0.350, SLG: 0.338 Lou Stringer, R OBP: 0.214, SLG: 0.214 (1, 1)										1	0	0	0	0	0	0		
<b>Inning Stats</b>	R: 2 E: 0 K: 0 S: 5	H: 3 LOB: 1 BB: 1 P: 9	R: 0 E: 1 K: 0 S: 3	H: 0 LOB: 0 BB: 0 P: 3	R: 0 E: 0 K: 0 S: 4	H: 1 LOB: 1 BB: 0 P: 4	R: 0 E: 0 K: 0 S: 3	H: 0 LOB: 0 BB: 0 P: 3	R: 0 E: 0 K: 0 S: 4	H: 1 LOB: 1 BB: 0 P: 4	R: 2 E: 0 K: 1 S: 8	H: 4 LOB: 1 BB: 0 P: 8	R: 2 E: 0 K: 0 S: 7	H: 5 LOB: 3 BB: 1 P: 11	1B: 11 2B: 3 3B: 0 HR: 0	SF: 0 SAC: 0 DP: 3 HBP: 0	WP: 0 PA: 40	
<b>PITCHER</b>	IP	WLS	BF	H	R	ER	SO	BB	IBB	HBP	BLK	WP	HR	S	P	ERA	WHIP	
Hal White, R ERA: 4.99 (1, 1)	0.0		4	3	2	2	0	1	0	0	0	0	0	3	7	∞	∞	
Fred Hutchinson, R ERA: 4.64 (1, 1)	8.0	W	29	7	3	3	1	0	0	0	0	0	0	31	31	3.38	0.875	
Marlin Stuart, R ERA: 4.94 (9, 1)	0.2		5	4	0	0	0	0	0	0	0	0	0	5	5	0.00	6.000	
Hal Newhouser, L ERA: 4.85 (9, 1)	0.1	S	2	0	1	1	0	1	0	0	0	0	0	1	5	27.00	3.000	

**Detroit Tigers @ Boston Red Sox**  
Fenway Park, Boston, MA  
Sat Aug 26 1950, 3:33 AM EDT  
Att: 29,992 - Unknown

**AB 38**  
**R 6**  
**H 14**  
**RBI 5**  
**BB 2**  
**SO 1**  
**LOB 12**





Batter	1	2	3	4	5	6	7	8	9	AB	R	H	RBI	BB	SO	LOB	TOP																			
Dale Mitchell, L OBP: 0.376, SLG: 0.364 (1, 7)										5	1	2	0	0	0	2	<b>Cleveland Indians @ Boston Red Sox</b> Fenway Park, Boston, MA Sun Aug 27 1950, 3:33 AM EDT Att: 31,747 - Unknown																			
Bobby Avila, R OBP: 0.403, SLG: 0.380 (1, 4)										4	1	0	0	1	0	1																				
Larry Doby, L OBP: 0.469, SLG: 0.585 (1, 8)										3	1	2	1	2	0	0																				
Luke Easter, L OBP: 0.386, SLG: 0.494 (1, 3)										5	1	2	2	0	3	2																				
Al Rosen, R OBP: 0.394, SLG: 0.563 (1, 5)											3	2	0	0	2	1		3																		
Ray Boone, R OBP: 0.414, SLG: 0.455 (1, 6)											5	2	3	4	0	1		1																		
Bob Kennedy, R OBP: 0.365, SLG: 0.436 (1, 9)											4	0	2	2	0	0		1																		
Jim Hegan, R OBP: 0.306, SLG: 0.420 (1, 2)											4	0	1	0	0	1		1																		
Bob Feller, R OBP: 0.149, SLG: 0.143 (1, 1)										0	1	0	0	1	0	0																				
Al Benton, R OBP: 0.273, SLG: 0.111 (3, 1)										1	0	0	0	0	0	1																				
Thurman Tucker, L OBP: 0.341, SLG: 0.310 (8, PH)										1	0	0	0	0	0	0																				
Steve Gromek, S OBP: 0.167, SLG: 0.138 (8, 1)										0	0	0	0	0	0	0																				
<b>Inning Stats</b>	R: 0 E: 0 K: 1 S: 6	H: 2 LOB: 1 BB: 0 P: 6	R: 0 E: 0 K: 1 S: 5	H: 0 LOB: 0 BB: 0 P: 5	R: 7 E: 0 K: 0 S: 8	H: 5 LOB: 2 BB: 4 P: 24	R: 0 E: 0 K: 1 S: 5	H: 0 LOB: 0 BB: 0 P: 5	R: 2 E: 0 K: 0 S: 4	H: 2 LOB: 0 BB: 1 P: 8	R: 0 E: 0 K: 0 S: 5	H: 2 LOB: 2 BB: 0 P: 5	R: 0 E: 0 K: 1 S: 5	H: 1 LOB: 0 BB: 0 P: 5	R: 0 E: 0 K: 0 S: 3	H: 0 LOB: 0 BB: 0 P: 3	R: 0 E: 0 K: 2 S: 7	H: 0 LOB: 1 BB: 1 P: 11	1B: 9 2B: 2 3B: 1 HR: 1	SF: 0 SAC: 1 DP: 3 HBP: 0	WP: 0 PB: 0 SB: 0 CS: 0	PA: 42														
<b>PITCHER</b>	IP WLS BF H R ER SO BB IBB HBP BLK WP HR S P ERA WHIP																																			
Willard Nixon, R ERA: 6.19 (1, 1)	2.1	14	4	6	6	2	4	0	0	0	0	0	0	14	30	23.14	3.429																			
Jim McDonald, R ERA: 2.55 (3, 1)	0.2	5	3	1	1	0	0	0	0	0	0	0	1	5	5	13.50	4.500																			
Dick Littlefield, L ERA: 0.68 (4, 1)	1.0	6	2	2	2	1	1	0	0	0	0	0	0	7	11	18.00	3.000																			
Chuck Stobbs, L ERA: 5.24 (5, 1)	3.0	W	10	3	0	0	1	0	0	0	0	0	0	12	12	0.00	1.000																			
Joe Dobson, R ERA: 4.16 (8, 1)	2.0	S	7	0	0	0	2	1	0	0	0	0	0	10	14	0.00	0.500																			

Batter	1	2	3	4	5	6	7	8	9	AB	R	H	RBI	BB	SO	LOB	BOTTOM																			
Dom DiMaggio, R OBP: 0.422, SLG: 0.453 (1, 8)										5	1	1	0	0	0	2	<b>Cleveland Indians @ Boston Red Sox</b> Fenway Park, Boston, MA Sun Aug 27 1950, 3:33 AM EDT Att: 31,747 - Unknown																			
6 Johnny Pesky, L OBP: 0.438, SLG: 0.400 (1, 5)										4	1	1	0	1	0	1																				
Billy Goodman, L OBP: 0.439, SLG: 0.474 (1, 7)										4	2	1	0	1	1	1																				
Vern Stephens, R OBP: 0.375, SLG: 0.544 (1, 6)										3	1	1	2	0	0	0																				
Lou Stringer, R OBP: 0.315, SLG: 0.375 (7, 6)										2	1	2	0	0	0	0																				
Walt Dropo, R OBP: 0.375, SLG: 0.593 (1, 3)										5	1	1	4	0	1	2																				
Bobby Doerr, R OBP: 0.388, SLG: 0.511 (1, 4)										2	1	0	0	2	0	0																				
Al Zarilla, L OBP: 0.435, SLG: 0.503 (1, 9)										4	1	1	0	0	0	2																				
Buddy Rosar, R OBP: 0.349, SLG: 0.300 (1, 2)										4	1	1	0	0	0	4																				
Willard Nixon, L OBP: 0.289, SLG: 0.174 (1, 1)										0	0	0	0	0	0	0																				
Jim McDonald, R OBP: 0.209, SLG: 0.333 (3, PH)										0	0	0	0	1	0	0																				
Tom Winget, L OBP: 0.209, SLG: 0.380 (4, 1)										0	0	0	0	0	0	0																				
Dick Littlefield, L ERA: 0.68 (4, 1)										0	0	1	0	0	0	0																				
Chuck Stobbs, L ERA: 5.24 (5, 1)										0	1	1	4	0	0	0																				
Clyde Vollmer, R OBP: 0.300, SLG: 0.480 (7, PH)										1	1	1	4	0	0	0																				
Joe Dobson, R ERA: 4.16 (8, 1)										0	0	0	0	0	0	0																				
<b>Inning Stats</b>	R: 0 E: 0 K: 0 S: 2	H: 0 LOB: 0 BB: 1 P: 6	R: 0 E: 0 K: 0 S: 4	H: 1 LOB: 2 BB: 1 P: 8	R: 5 E: 0 K: 0 S: 7	H: 4 LOB: 3 BB: 3 P: 19	R: 0 E: 0 K: 1 S: 5	H: 1 LOB: 0 BB: 0 P: 5	R: 0 E: 0 K: 0 S: 3	H: 0 LOB: 0 BB: 0 P: 3	R: 0 E: 0 K: 0 S: 4	H: 1 LOB: 1 BB: 0 P: 4	R: 6 E: 3 K: 0 S: 9	H: 3 LOB: 0 BB: 0 P: 9	R: 0 E: 0 K: 1 S: 6	H: 1 LOB: 1 BB: 0 P: 6	1B: 7 2B: 2 3B: 0 HR: 2	SF: 0 SAC: 0 DP: 1 HBP: 0	WP: 0 PB: 1 SB: 0 CS: 0	PA: 41																
<b>PITCHER</b>	IP WLS BF H R ER SO BB IBB HBP BLK WP HR S P ERA WHIP																																			
Bob Feller, R ERA: 3.76 (1, 1)	2.1	15	4	5	5	0	5	0	0	0	0	0	1	10	30	19.29	3.857																			
Al Benton, R ERA: 3.42 (3, 1)	4.2	L	22	6	6	1	1	0	0	0	0	0	1	24	24	1.93	1.286																			
Steve Gromek, R ERA: 4.15 (8, 1)	1.0		4	1	0	0	1	0	0	0	0	0	0	6	6	0.00	1.000																			







Batter	1	2	3	4	5	6	7	8	9	AB	R	H	RBI	BB	SO	LOB	TOP							
Chico Carrasquel, R (1,6)										5	1	2	0	0	0	3	Chicago White Sox @ Boston Red Sox Fenway Park, Boston, MA Tue Aug 29 1950, 3:33 AM EDT Att: 8,381 - Unknown							
Dave Philley, S (1,9)										5	1	1	1	0	0	2								
Phil Masi, R (1,2)										5	1	1	0	0	1	1								
Eddie Robinson, L (1,3)										3	1	1	0	0	0	0								
Gus Zernial, R (1,7)										4	0	1	3	0	0	1								
Hank Majeski, R (1,5)										3	1	0	0	1	0	2								
Mike McCormick, R (1,8)										4	1	2	0	0	0	1								
Nellie Fox, L (1,4)										4	0	1	1	0	0	1								
Randy Gumpert, R (1,1)										2	0	0	1	0	0	1								
Luis Aloma, R (5,1)										0	0	0	0	0	0	0								
Gus Niarhos, R (6,PH)										0	0	0	0	1	0	0								
Lou Kretlow, R (6,1)										0	0	0	0	0	0	0								
Joe Erault, R (9,PH)										1	0	0	0	0	0	0								
<b>Inning Stats</b>	R: 3 E: 0 K: 0 S: 6	H: 3 LOB: 1 BB: 0 P: 7	R: 0 E: 1 K: 0 S: 3	H: 0 LOB: 0 BB: 0 P: 3	R: 0 E: 0 K: 0 S: 3	H: 0 LOB: 0 BB: 0 P: 3	R: 2 E: 0 K: 0 S: 5	H: 2 LOB: 1 BB: 1 P: 9	R: 1 E: 0 K: 0 S: 5	H: 2 LOB: 1 BB: 0 P: 5	R: 0 E: 0 K: 0 S: 3	H: 0 LOB: 0 BB: 0 P: 3	R: 0 E: 0 K: 0 S: 4	H: 1 LOB: 1 BB: 0 P: 4	R: 0 E: 0 K: 1 S: 6	H: 1 LOB: 1 BB: 0 P: 6	1B: 7 2B: 1 3B: 0 HR: 1	SF: 0 SAC: 0 DP: 1 HBP: 1	WP: 0 PB: 0 SB: 0 CS: 0	PA: 39				
<b>PITCHER</b>	IP: 9.0 WLS: W BF: 39 ERA: 3.96	H: 9 R: 6 ER: 6 SO: 1	BB: 2 IBB: 0 HBP: 1 BLK: 0	WP: 0 HR: 1 S: 38 P: 47	ERA: 6.00 WHIP: 1.222	<b>PITCHER</b>														IP: 9.0 WLS: W BF: 39 ERA: 3.96	H: 9 R: 6 ER: 6 SO: 1	BB: 2 IBB: 0 HBP: 1 BLK: 0	WP: 0 HR: 1 S: 38 P: 47	ERA: 6.00 WHIP: 1.222

Batter	1	2	3	4	5	6	7	8	9	AB	R	H	RBI	BB	SO	LOB	BOTTOM							
Dom DiMaggio, R (1,8)										5	3	3	0	0	0	1	Chicago White Sox @ Boston Red Sox Fenway Park, Boston, MA Tue Aug 29 1950, 3:33 AM EDT Att: 8,381 - Unknown							
6 Johnny Pesky, L (1,6)										2	2	0	0	3	0	1								
Billy Goodman, L (1,5)										5	1	3	3	0	0	4								
Clyde Vollmer, R (1,7)										4	2	2	3	1	1	1								
Walt Dropo, R (1,3)										4	1	2	2	1	0	0								
Bobby Doem, R (1,4)										5	2	2	3	0	0	2								
Al Zarilla, L (1,9)										4	2	2	1	1	1	0								
Buddy Rosar, R (1,2)										5	0	1	0	0	0	4								
Mel Parnell, L (1,1)										5	0	0	1	0	0	2								
<b>Inning Stats</b>	R: 2 E: 0 K: 0 S: 5	H: 2 LOB: 0 BB: 0 P: 5	R: 0 E: 0 K: 0 S: 4	H: 1 LOB: 1 BB: 0 P: 4	R: 3 E: 0 K: 0 S: 7	H: 4 LOB: 2 BB: 1 P: 11	R: 1 E: 0 K: 0 S: 5	H: 2 LOB: 1 BB: 0 P: 5	R: 3 E: 0 K: 0 S: 6	H: 3 LOB: 2 BB: 2 P: 14	R: 0 E: 0 K: 1 S: 5	H: 0 LOB: 0 BB: 0 P: 5	R: 3 E: 1 K: 0 S: 5	H: 2 LOB: 3 BB: 3 P: 17	R: 1 E: 0 K: 1 S: 6	H: 1 LOB: 0 BB: 0 P: 6		1B: 7 2B: 4 3B: 1 HR: 3	SF: 0 SAC: 0 DP: 0 HBP: 0	WP: 0 PB: 0 SB: 0 CS: 0	PA: 45			
<b>PITCHER</b>	IP: 4.0 WLS: L BF: 25 ERA: 5.55	H: 11 R: 9 ER: 9 SO: 0	BB: 2 IBB: 0 HBP: 0 BLK: 0	WP: 0 HR: 2 S: 23 P: 31	ERA: 20.25 WHIP: 3.250	<b>PITCHER</b>														IP: 4.0 WLS: L BF: 25 ERA: 5.55	H: 11 R: 9 ER: 9 SO: 0	BB: 2 IBB: 0 HBP: 0 BLK: 0	WP: 0 HR: 2 S: 23 P: 31	ERA: 20.25 WHIP: 3.250
Randy Gumpert, R (1,1)	1.0	5	1	0	0	0	1	0	0	0	0	4	8	0.00	2.000									
Luis Aloma, R (5,1)	3.0	15	3	4	1	2	3	0	0	0	0	1	16	3.00	2.000									
Lou Kretlow, R (6,1)	3.0	15	3	4	1	2	3	0	0	0	0	1	16	3.00	2.000									



Batter	1	2	3	4	5	6	7	8	9	AB	R	H	RBI	BB	SO	LOB	TOP					
Herb Adams, L (1, 8) OBP: 0.288, SLG: 0.271	0-0 6-3		0-0 4-3			0-0 1-4-3		0-0 F9		4	0	0	0	0	0	0	<b>Chicago White Sox @ Boston Red Sox</b> Fenway Park, Boston, MA Wed Aug 30 1950, 3:33 AM EDT Att: 9,898 - Unknown					
Floyd Baker, L (1, 5) OBP: 0.394, SLG: 0.327	0-0 G6-4-3 1B			0-0 1B		0-0 1B		0-0 2B		4	1	4	0	0	0	0						
Dave Philley, S (1, 9) OBP: 0.306, SLG: 0.386	0-0 G6-4-3 1-2			0-0 F6		0-0 1B		0-0 F5		4	0	1	0	0	0	3						
Eddie Robinson, L (1, 3) OBP: 0.382, SLG: 0.418		4-0 1B BB		0-0 F4		0-3 K		0-0 2B		3	0	1	1	1	1	3						
Gus Zernial, R (1, 7) OBP: 0.332, SLG: 0.477		0-0 F3		0-0 5-3			0-0 F3	4-0 FC6-4 BB		3	0	0	0	1	0	2						
Phil Masi, R (1, 2) OBP: 0.373, SLG: 0.399	0-0 G6-4-3 1B				0-0 L5		4-0 FC4-6 BB	0-0 FC6-4		3	0	1	0	1	0	2						
Chico Carrasquel, R (1, 6) OBP: 0.375, SLG: 0.374	0-0 G6-4-3 1-2				0-0 3-1		0-0 FC4-6 1B		4-0 G4-6-3 BB	3	0	1	0	1	0	2						
Nellie Fox, L (1, 4) OBP: 0.313, SLG: 0.300			0-0 F8		0-3 K		0-0 FC4-6 1-2 2-3		0-0 F9	4	0	0	0	0	1	3						
Ken Holcombe, R (1, 1) OBP: 0.156, SLG: 0.188			0-3 K			0-3 K			0-0 G4-6-3 1-2	2	0	0	0	0	2	0						
Gordon Goldsberry, L (7, PH) OBP: 0.420, SLG: 0.446										1	0	0	0	0	1	2						
Howie Judson, R (7, 1) OBP: 0.222, SLG: 0.188										0	0	0	0	0	0	0						
Mary Rickett, L (9, PH) OBP: 0.297, SLG: 0.338										1	0	0	0	0	0	1						
<b>Inning Stats</b>	R: 0 E: 0 K: 0 S: 3	H: 1 LOB: 0 BB: 0 P: 3	R: 0 E: 0 K: 0 S: 3	H: 1 LOB: 1 BB: 1 P: 7	R: 0 E: 0 K: 1 S: 5	H: 0 LOB: 0 BB: 0 P: 5	R: 0 E: 0 K: 0 S: 4	H: 1 LOB: 1 BB: 0 P: 4	R: 0 E: 0 K: 1 S: 5	H: 0 LOB: 0 BB: 0 P: 5	R: 0 E: 0 K: 2 S: 9	H: 2 LOB: 2 BB: 0 P: 9	R: 0 E: 0 K: 1 S: 6	H: 1 LOB: 2 BB: 1 P: 10	R: 1 E: 0 K: 0 S: 5	H: 2 LOB: 2 BB: 1 P: 9	R: 0 E: 0 K: 0 S: 2	H: 0 LOB: 0 BB: 1 P: 6	1B: 6 2B: 2 3B: 0 HR: 0	SF: 0 SAC: 0 DP: 3 HBP: 0	WP: 0 PB: 0 SB: 0 CS: 0	PA: 36
<b>PITCHER</b> Joe Dobson, R (1, 1) ERA: 4.01	IP: 9.0 WLS: W BF: 36 H: 8 R: 1 ER: 1 SO: 5 BB: 4 IBB: 0 HBP: 0 BLK: 0 WP: 0 HR: 0 S: 42 P: 58 ERA: 1.00 WHIP: 1.333															<b>PITCHER</b>	IP: 9.0 WLS: W BF: 36 H: 8 R: 1 ER: 1 SO: 5 BB: 4 IBB: 0 HBP: 0 BLK: 0 WP: 0 HR: 0 S: 42 P: 58 ERA: 1.00 WHIP: 1.333					

AB	32
R	1
H	8
RBI	1
BB	4
SO	5
LOB	18



Batter	1	2	3	4	5	6	7	8	9	AB	R	H	RBI	BB	SO	LOB	BOTTOM	
Dom DiMaggio, R (1, 8) OBP: 0.425, SLG: 0.468	0-0 4-3 G3 1B		0-0 FC5 2B	0-0 FC5-4 1-2		0-0 1B	0-0 FC5-4 1-2			5	1	2	0	0	0	5	<b>Chicago White Sox @ Boston Red Sox</b> Fenway Park, Boston, MA Wed Aug 30 1950, 3:33 AM EDT Att: 9,898 - Unknown	
6 Johnny Pesky, L (1, 6) OBP: 0.437, SLG: 0.394	0-0 G3 1-2		0-0 E1 2B	4-0 E 1-3 BB		0-0 4-3		0-0 F7		4	1	0	0	1	0	4		
Billy Goodman, L (1, 5) OBP: 0.442, SLG: 0.490	0-0 4-3 2-3		0-0 E 1-3 3-H 2B	0-0 F7			0-0 F8	0-0 F7		5	1	1	1	0	0	3		
Clyde Vollmer, R (1, 7) OBP: 0.358, SLG: 0.475	0-0 F8		0-0 E7 2-H 3-H E	0-3 K		0-0 F4	0-0 F8			5	1	0	0	0	1	1		
Walt Dropo, R (1, 3) OBP: 0.377, SLG: 0.591		0-0 6-3	0-0 E8 2-H BB	0-0 F7		4-0 2B BB				3	1	0	0	1	0	0		
Bobby Doerr, R (1, 4) OBP: 0.388, SLG: 0.519		0-0 L3	4-0 E 1-2 BB	0-0 F8		0-0 1B 2B				3	1	1	1	1	0	0		
Al Zarilla, L (1, 9) OBP: 0.437, SLG: 0.513	0-0 G3		0-0 3-1			0-0 L4	0-0 1B 2B			4	0	1	1	0	0	2		
Buddy Rosar, R (1, 2) OBP: 0.368, SLG: 0.308			4-0 FC5 SH1-4 BB	0-0 6-3		0-0 L6	0-0 BB 1B			3	0	1	0	1	0	0		
Joe Dobson, R (1, 1) OBP: 0.297, SLG: 0.219			0-0 SH1-4	0-0 FC5-4 1B		0-0 1B	4-0 FC5-4 BB			2	0	2	0	1	0	0		
<b>Inning Stats</b>	R: 0 E: 0 K: 0 S: 4	H: 1 LOB: 1 BB: 0 P: 4	R: 0 E: 0 K: 0 S: 3	H: 0 LOB: 0 BB: 0 P: 3	R: 4 E: 3 K: 0 S: 7	H: 1 LOB: 2 BB: 2 P: 15	R: 0 E: 0 K: 0 S: 4	H: 1 LOB: 2 BB: 1 P: 8	R: 0 E: 0 K: 0 S: 5	H: 0 LOB: 0 BB: 0 P: 5	R: 2 E: 0 K: 0 S: 6	H: 3 LOB: 3 BB: 2 P: 14	R: 0 E: 0 K: 0 S: 3	H: 0 LOB: 0 BB: 0 P: 3	1B: 6 2B: 2 3B: 0 HR: 0	SF: 0 SAC: 1 DP: 0 HBP: 0		WP: 0 PB: 0 SB: 1 CS: 0
<b>PITCHER</b> Ken Holcombe, R (1, 1) ERA: 4.88	IP: 6.0 WLS: L BF: 29 H: 5 R: 4 ER: 0 SO: 1 BB: 3 IBB: 0 HBP: 0 BLK: 0 WP: 0 HR: 0 S: 28 P: 40 ERA: 0.00 WHIP: 1.333															<b>PITCHER</b> Howie Judson, R (7, 1) ERA: 4.19	IP: 2.0 WLS: L BF: 11 H: 3 R: 2 ER: 2 SO: 0 BB: 2 IBB: 0 HBP: 0 BLK: 0 WP: 0 HR: 0 S: 9 P: 17 ERA: 9.00 WHIP: 2.500	





Batter	1	2	3	4	5	6	7	8	9	AB	R	H	RBI	BB	SO	LOB	TOP																			
Nellie Fox, L OBP: 0.311, SLG: 0.297 (1,4)	E7		F4		FC4-6		SH3-4		SH	3	0	0	0	0	0	1	Chicago White Sox @ Boston Red Sox Fenway Park, Boston, MA Thu Aug 31 1950, 3:33 AM EDT Att: 5,578 - Unknown																			
Floyd Baker, L OBP: 0.390, SLG: 0.325 (1,5)	F8				G3		F8		SH	4	0	1	0	0	0	3																				
Dave Philley, S OBP: 0.309, SLG: 0.385 (1,8)	4-3		F5			HR	FC5-4			3	1	1	0	2	0	2																				
Eddie Robinson, L OBP: 0.380, SLG: 0.422 (1,3)	F6		3-1			HR	FC5-4		F4	5	1	1	2	0	0	7																				
Gus Zernial, R OBP: 0.331, SLG: 0.481 (1,7)		F6		F6		K		HR	K	5	1	1	1	0	2	3																				
Mary Rickett, L OBP: 0.296, SLG: 0.337 (1,9)		1B		6-3		F7				4	0	1	0	0	0	0																				
Phil Masi, R OBP: 0.372, SLG: 0.398 (1,2)		1B		5-3					K	4	0	1	0	0	1	1																				
Chico Carrasquel, R OBP: 0.375, SLG: 0.373 (1,6)					FC4-6	F6				3	0	1	0	1	0	1																				
Billy Pierce, L OBP: 0.324, SLG: 0.286 (1,1)		F8			B2		SH3-4		SH	4	0	2	0	0	0	3																				
<b>Inning Stats</b>	R: 0 E: 1 K: 0 S: 4	H: 0 LOB: 1 BB: 0 P: 4	R: 0 E: 0 K: 0 S: 5	H: 2 LOB: 2 BB: 0 P: 5	R: 0 E: 0 K: 0 S: 4	H: 1 LOB: 1 BB: 0 P: 4	R: 0 E: 0 K: 0 S: 3	H: 0 LOB: 0 BB: 0 P: 3	R: 0 E: 0 K: 0 S: 3	H: 0 LOB: 1 BB: 1 P: 7	R: 0 E: 0 K: 1 S: 8	H: 3 LOB: 1 BB: 0 P: 8	R: 0 E: 0 K: 0 S: 4	H: 1 LOB: 2 BB: 1 P: 8	R: 1 E: 0 K: 1 S: 6	H: 1 LOB: 0 BB: 0 P: 6	R: 0 E: 0 K: 1 S: 7	H: 1 LOB: 3 BB: 1 P: 11	1B: 7 2B: 0 3B: 0 HR: 2	SF: 0 SAC: 3 DP: 0 HBP: 0	WP: 0 PB: 0 SB: 0 CS: 0	PA: 41														
<b>PITCHER</b>	IP	WLS	BF	H	R	ER	SO	BB	IBB	HBP	BLK	WP	HR	S	P	ERA	WHIP	<b>PITCHER</b>		IP	WLS	BF	H	R	ER	SO	BB	IBB	HBP	BLK	WP	HR	S	P	ERA	WHIP
Walt Masterson, R ERA: 5.82 (1,1)	7.0		32	8	3	3	1	2	0	0	0	0	2	32	40	3.86	1.429																			
Ellis Kinder, R ERA: 4.34 (8,1)	2.0	W	9	1	0	0	2	1	0	0	0	0	0	12	16	0.00	1.000																			

AB 35  
R 3  
H 9  
RBI 3  
BB 3  
SO 3  
LOB 21



Batter	1	2	3	4	5	6	7	8	9	AB	R	H	RBI	BB	SO	LOB	BOTTOM																			
Dom DiMaggio, R OBP: 0.425, SLG: 0.466 (1,8)	L4		F5				5-3			4	0	1	0	1	0	0	Chicago White Sox @ Boston Red Sox Fenway Park, Boston, MA Thu Aug 31 1950, 3:33 AM EDT Att: 5,578 - Unknown																			
6 Johnny Pesky, L OBP: 0.434, SLG: 0.397 (1,6)	6-3			1B	CS	F5	1-3		FC4-6	5	1	1	0	0	0	2																				
Billy Goodman, L OBP: 0.442, SLG: 0.490 (1,5)	4-3			3B			K		BB	4	1	1	0	1	1	1																				
Clyde Vollmer, R OBP: 0.364, SLG: 0.473 (1,7)				K						3	1	1	1	2	1	1																				
Walt Dropo, R OBP: 0.380, SLG: 0.593 (1,3)		1-3		1B		BB				3	0	2	2	1	0	1																				
Bobby Doerr, R OBP: 0.387, SLG: 0.517 (1,4)			K			BB			BB	4	0	1	1	0	2	3																				
Al Zarilla, L OBP: 0.433, SLG: 0.507 (1,9)			K		1B					4	0	0	0	0	1	6																				
Buddy Rosar, R OBP: 0.377, SLG: 0.309 (1,2)										3	0	1	0	1	0	0																				
Fred Hatfield, L (9, PR)			6-3				F4		FC4-6	0	1	0	0	0	0	0																				
Walt Masterson, R OBP: 0.154, SLG: 0.135 (1,1)										3	0	0	0	0	3	3																				
Ellis Kinder, R OBP: 0.209, SLG: 0.277 (8,1)			K						SH	0	0	0	0	0	0	0																				
<b>Inning Stats</b>	R: 0 E: 0 K: 0 S: 3	H: 0 LOB: 0 BB: 0 P: 3	R: 0 E: 0 K: 2 S: 8	H: 1 LOB: 1 BB: 0 P: 8	R: 0 E: 0 K: 1 S: 5	H: 0 LOB: 0 BB: 0 P: 5	R: 1 E: 0 K: 1 S: 7	H: 2 LOB: 2 BB: 1 P: 11	R: 0 E: 0 K: 1 S: 5	H: 2 LOB: 2 BB: 2 P: 16	R: 0 E: 0 K: 1 S: 5	H: 0 LOB: 0 BB: 0 P: 5	R: 0 E: 0 K: 1 S: 6	H: 1 LOB: 1 BB: 0 P: 6	R: 1 E: 0 K: 0 S: 3	H: 1 LOB: 3 BB: 3 P: 15	1B: 5 2B: 2 3B: 1 HR: 0	SF: 0 SAC: 1 DP: 0 HBP: 0	WP: 0 PB: 0 SB: 0 CS: 1	PA: 41																
<b>PITCHER</b>	IP	WLS	BF	H	R	ER	SO	BB	IBB	HBP	BLK	WP	HR	S	P	ERA	WHIP	<b>PITCHER</b>		IP	WLS	BF	H	R	ER	SO	BB	IBB	HBP	BLK	WP	HR	S	P	ERA	WHIP
Billy Pierce, L ERA: 4.33 (1,1)	8.2	L	40	8	4	4	8	5	1	0	0	0	0	50	74	4.15	1.500																			

AB 33  
R 4  
H 8  
RBI 4  
BB 6  
SO 8  
LOB 17






Batter	1	2	3	4	5	6	7	8	9	AB	R	H	RBI	BB	SO	LOB	TOP		
Dom DiMaggio, R OBP: 0.425, SLG: 0.464 (1, 8)	G		K					1B		4	0	1	0	0	1	1	<b>Boston Red Sox @ Philadelphia Athletics</b> Shibe Park, Philadelphia, PA Fri Sep 01 1950, 3:33 AM EDT Att. 4,878 - Unknown <a href="http://livebaseballscorecards.com">livebaseballscorecards.com</a>		
6 Johnny Pesky, L OBP: 0.431, SLG: 0.393 (1, 5)	K			G						4	0	0	0	0	1	2			
Billy Goodman, L OBP: 0.440, SLG: 0.486 (1, 7)	E BB				G					3	0	0	0	1	0	2			
Vern Stephens, R OBP: 0.372, SLG: 0.538 (1, 6)	G			P						4	0	0	0	0	0	1			
Walt Dropo, R OBP: 0.381, SLG: 0.599 Fred Hatfield, L (9, PR)		K			HR			P		4	1	2	1	0	1	0			
Bobby Doerr, R OBP: 0.384, SLG: 0.512 (1, 4)	K							G		4	0	0	0	0	1	1			
Al Zarilla, L OBP: 0.431, SLG: 0.505 (1, 9)								P		4	1	1	0	0	0	1			
Birdie Tebbetts, R OBP: 0.391, SLG: 0.470 (1, 2)								G		3	0	1	0	0	0	0			
Chuck Stobbs, L OBP: 0.407, SLG: 0.277 Ellis Kinder, R OBP: 0.338, SLG: 0.277 (6, 1) Clyde Vollmer, R OBP: 0.358, SLG: 0.476 (8, PH) Mickey McDermott, L OBP: 0.432, SLG: 0.447 (8, 1)			K					1B		2	0	0	1	0	1	1			
<b>Inning Stats</b>	R: 0 E: 1 K: 1 S: 5	H: 0 LOB: 1 BB: 1 P: 9	R: 0 E: 0 K: 2 S: 7	H: 0 LOB: 0 BB: 0 P: 7	R: 0 E: 0 K: 2 S: 7	H: 0 LOB: 0 BB: 0 P: 7	R: 0 E: 0 K: 0 S: 3	H: 0 LOB: 0 BB: 0 P: 3	R: 2 E: 0 K: 0 S: 6	H: 3 LOB: 1 BB: 0 P: 6	R: 0 E: 0 K: 0 S: 3	H: 0 LOB: 0 BB: 0 P: 3	R: 0 E: 0 K: 0 S: 3	H: 2 LOB: 2 BB: 0 P: 5	R: 0 E: 0 K: 0 S: 4	H: 1 LOB: 1 BB: 0 P: 4		1B: 5 2B: 0 3B: 0 HR: 1	SF: 0 SAC: 0 DP: 0 HBP: 0
<b>PITCHER</b> Bobby Shantz, L ERA: 4.56 (1, 1)	IP: 9.0 WLS: W BF: 34 H: 6 R: 2 ER: 2 SO: 5 BB: 1 IBB: 0 HBP: 0 BLK: 0 WP: 0 HR: 1 S: 43 P: 47 ERA: 2.00 WHIP: 0.778															<b>PITCHER</b>			

AB 33  
R 2  
H 6  
RBI 2  
BB 1  
SO 5  
LOB 9



Batter	1	2	3	4	5	6	7	8	9	AB	R	H	RBI	BB	SO	LOB	BOTTOM		
Pete Suder, R OBP: 0.293, SLG: 0.346 (1, 6)	G		G					BB		4	0	1	0	1	0	1	<b>Boston Red Sox @ Philadelphia Athletics</b> Shibe Park, Philadelphia, PA Fri Sep 01 1950, 3:33 AM EDT Att. 4,878 - Unknown <a href="http://livebaseballscorecards.com">livebaseballscorecards.com</a>		
Barney McCosky, L OBP: 0.332, SLG: 0.316 (1, 7)	P			G				1B		4	1	1	1	1	0	1			
Fernis Fain, L OBP: 0.421, SLG: 0.409 (1, 3)	G									2	0	1	0	3	0	0			
Sam Chapman, R OBP: 0.354, SLG: 0.475 (1, 8)		L								4	0	0	0	0	0	6			
Eimer Valo, L OBP: 0.402, SLG: 0.403 (1, 9)	G									2	1	1	0	1	0	0			
Billy Hitchcock, R OBP: 0.358, SLG: 0.375 (1, 4)										3	1	1	1	1	0	4			
Kermit Wahl, R OBP: 0.331, SLG: 0.339 (1, 5)										2	1	1	0	1	0	1			
Joe Astroth, R OBP: 0.408, SLG: 0.361 (1, 2)										3	0	0	0	1	0	4			
Bobby Shantz, R OBP: 0.246, SLG: 0.237 (1, 1)										4	0	0	1	0	0	2			
<b>Inning Stats</b>	R: 0 E: 0 K: 0 S: 3	H: 0 LOB: 0 BB: 0 P: 3	R: 0 E: 0 K: 0 S: 3	H: 0 LOB: 0 BB: 1 P: 7	R: 0 E: 0 K: 0 S: 3	H: 0 LOB: 0 BB: 0 P: 3	R: 0 E: 0 K: 0 S: 3	H: 0 LOB: 2 BB: 1 P: 8	R: 1 E: 0 K: 0 S: 5	H: 2 LOB: 3 BB: 2 P: 13	R: 2 E: 1 K: 0 S: 5	H: 2 LOB: 1 BB: 1 P: 9	R: 1 E: 0 K: 0 S: 4	H: 1 LOB: 3 BB: 3 P: 16	R: 0 E: 0 K: 0 S: 4	H: 1 LOB: 2 BB: 1 P: 8		1B: 5 2B: 1 3B: 0 HR: 0	SF: 0 SAC: 2 DP: 0 HBP: 1
<b>PITCHER</b> Chuck Stobbs, L ERA: 5.18 (1, 1) Ellis Kinder, R ERA: 4.35 (6, 1) Mickey McDermott, L ERA: 5.79 (8, 1)	IP: 5.2 WLS: L BF: 27 H: 4 R: 3 ER: 2 SO: 0 BB: 5 IBB: 0 HBP: 1 BLK: 0 WP: 0 HR: 0 S: 21 P: 42 ERA: 3.18 WHIP: 1.588															<b>PITCHER</b>			

AB 28  
R 4  
H 6  
RBI 3  
BB 9  
SO 0  
LOB 19










Batter	1	2	3	4	5	6	7	8	9	AB	R	H	RBI	BB	SO	LOB	TOP					
<b>Dom DiMaggio, R</b> OBP: 0.422, SLG: 0.459 (1, 8)										4	1	0	0	1	0	6	<b>Boston Red Sox @ Washington Senators</b> Griffith Stadium, Washington, DC Mon Sep 04 1950, 3:33 AM EDT Unknown					
<b>6 Johnny Pesky, L</b> OBP: 0.430, SLG: 0.389 (1, 5)										3	1	1	0	1	0	0						
<b>Billy Goodman, L</b> OBP: 0.436, SLG: 0.479 (1, 7)										3	0	1	1	1	1	1						
<b>Vern Stephens, R</b> OBP: 0.369, SLG: 0.532 (1, 6)										5	0	1	0	0	0	3						
<b>Walt Dropo, R</b> OBP: 0.383, SLG: 0.600 (1, 3)										5	2	2	1	0	1	4						
<b>Bobby Doerr, R</b> OBP: 0.388, SLG: 0.515 (1, 4)										3	0	2	1	0	0	0						
<b>Al Zarilla, L</b> OBP: 0.432, SLG: 0.507 (1, 9)										3	1	1	1	0	0	1						
<b>Birdie Tebbetts, R</b> OBP: 0.392, SLG: 0.470 (8, FR)										4	0	2	1	0	0	2						
<b>Fred Hatfield, L</b> OBP: 0.393, SLG: 0.265 (8, FR)										0	0	0	0	0	0	0						
<b>Matt Batts, R</b> OBP: 0.326, SLG: 0.395 (8, 2)										0	0	0	0	0	0	0						
<b>Joe Dobson, R</b> OBP: 0.307, SLG: 0.231 (1, 1)										1	0	1	0	0	0	0						
<b>Chuck Stobbs, L</b> OBP: 0.393, SLG: 0.265 (3, 1)										2	0	0	0	0	1	3						
<b>Tom Wright, L</b> OBP: 0.348, SLG: 0.376 (6, PH)										1	0	0	0	0	0	1						
<b>Ellis Kinder, R</b> OBP: 0.209, SLG: 0.277 (8, 1)										0	0	0	0	0	0	0						
<b>Inning Stats</b>	R: 3 E: 0 K: 0 S: 5	H: 2 LOB: 1 BB: 2 P: 13	R: 0 E: 0 K: 0 S: 3	H: 1 LOB: 0 BB: 0 P: 3	R: 0 E: 0 K: 1 S: 5	H: 0 LOB: 0 BB: 0 P: 5	R: 2 E: 0 K: 1 S: 8	H: 3 LOB: 1 BB: 0 P: 8	R: 0 E: 0 K: 0 S: 3	H: 0 LOB: 1 BB: 0 P: 4	R: 0 E: 0 K: 0 S: 4	H: 1 LOB: 2 BB: 0 P: 5	R: 0 E: 0 K: 0 S: 6	H: 2 LOB: 1 BB: 0 P: 6	R: 0 E: 1 K: 0 S: 5	H: 1 LOB: 2 BB: 1 P: 5	R: 0 E: 0 K: 0 S: 3	H: 1 LOB: 1 BB: 1 P: 7	1B: 8 2B: 2 3B: 1 HR: 0	SF: 0 SAC: 2 DP: 2 HBP: 2	WP: 0 PB: 0 SB: 1 CS: 1	PA: 41
<b>PITCHER</b>	IP WLS BF H R ER SO BB IBB HBP BLK WP HR S P ERA WHIP																					
<b>Sid Hudson, R</b> ERA: 4.1 (1, 1)	8.0 L 37 10 5 5 3 2 0 0 0 0 0 0 39 49 5.62 1.500																					
<b>Mickey Harris, L</b> ERA: 3.93 (9, 1)	1.0 4 1 0 0 0 0 1 0 0 0 0 0 0 3 7 0.00 2.000																					

AB	34
R	5
H	11
RBI	5
BB	3
SO	3
LOB	21



Batter	1	2	3	4	5	6	7	8	9	AB	R	H	RBI	BB	SO	LOB	BOTTOM					
<b>Eddie Yost, R</b> OBP: 0.437, SLG: 0.410 (1, 5)										5	1	3	0	0	0	2	<b>Boston Red Sox @ Washington Senators</b> Griffith Stadium, Washington, DC Mon Sep 04 1950, 3:33 AM EDT Unknown					
<b>Gil Coan, L</b> OBP: 0.348, SLG: 0.416 (1, 7)										4	2	2	0	0	0	4						
<b>Irv Noren, L</b> OBP: 0.386, SLG: 0.473 (1, 8)										4	1	1	1	1	0	3						
<b>Mickey Vernon, L</b> OBP: 0.385, SLG: 0.378 (1, 3)										4	0	1	2	1	0	3						
<b>Bud Stewart, L</b> OBP: 0.335, SLG: 0.347 (1, 9)										1	0	0	0	0	0	2						
<b>Sam Mele, R</b> OBP: 0.372, SLG: 0.451 (3, PH) (4, 9)										4	0	1	1	0	1	1						
<b>Cass Michaels, R</b> OBP: 0.386, SLG: 0.381 (1, 4)										4	0	0	0	0	0	3						
<b>Sam Dente, R</b> OBP: 0.290, SLG: 0.289 (1, 6)										4	0	2	0	0	0	0						
<b>Mickey Grasso, R</b> OBP: 0.383, SLG: 0.358 (1, 2)										3	0	1	0	1	0	2						
<b>Sid Hudson, R</b> OBP: 0.225, SLG: 0.253 (1, 1)										3	0	0	0	0	0	4						
<b>Sherry Robertson, L</b> OBP: 0.307, SLG: 0.357 (8, PH)										0	0	0	0	1	0	0						
<b>Mickey Harris, L</b> OBP: 0.350, SLG: 0.235 (9, 1)										0	0	0	0	0	0	0						
<b>Inning Stats</b>	R: 0 E: 0 K: 0 S: 4	H: 2 LOB: 2 BB: 1 P: 8	R: 0 E: 1 K: 0 S: 4	H: 1 LOB: 1 BB: 0 P: 4	R: 2 E: 0 K: 0 S: 6	H: 3 LOB: 1 BB: 0 P: 6	R: 0 E: 0 K: 0 S: 2	H: 0 LOB: 0 BB: 1 P: 6	R: 1 E: 0 K: 0 S: 4	H: 1 LOB: 2 BB: 1 P: 9	R: 0 E: 0 K: 0 S: 5	H: 2 LOB: 2 BB: 0 P: 5	R: 1 E: 0 K: 0 S: 4	H: 1 LOB: 0 BB: 0 P: 4	R: 0 E: 0 K: 0 S: 4	H: 1 LOB: 2 BB: 1 P: 8	R: 0 E: 0 K: 1 S: 5	H: 0 LOB: 0 BB: 0 P: 5	1B: 8 2B: 4 3B: 0 HR: 1	SF: 0 SAC: 0 DP: 3 HBP: 1	WP: 0 PB: 0 SB: 0 CS: 0	PA: 41
<b>PITCHER</b>	IP WLS BF H R ER SO BB IBB HBP BLK WP HR S P ERA WHIP																					
<b>Joe Dobson, R</b> ERA: 4.05 (1, 1)	2.1 13 6 2 2 0 0 1 0 0 0 0 0 12 16 7.71 3.000																					
<b>Chuck Stobbs, L</b> ERA: 5.11 (3, 1)	4.2 W 20 4 2 2 0 2 0 0 1 0 0 0 1 17 26 3.86 1.286																					
<b>Ellis Kinder, R</b> ERA: 4.31 (8, 1)	2.0 S 8 1 0 0 0 1 1 0 0 0 0 0 0 9 13 0.00 1.000																					

AB	36
R	4
H	11
RBI	4
BB	4
SO	1
LOB	24





Batter	1	2	3	4	5	6	7	8	9	AB	R	H	RBI	BB	SO	LOB	TOP				
Dom DiMaggio, R OBP: 0.426, SLG: 0.460 (1, 8)										5	2	1	0	0	0	0	<b>Boston Red Sox @ Washington Senators</b> Griffith Stadium, Washington, DC Mon Sep 04 1950, 3:38 AM EDT Att: 21,424 - Unknown <a href="http://livebaseballscorecards.com">livebaseballscorecards.com</a>				
6 Johnny Pesky, L OBP: 0.435, SLG: 0.395 (1, 5)										4	1	4	1	1	0	0					
Billy Goodman, L OBP: 0.442, SLG: 0.484 (1, 7)										3	0	3	0	1	0	0					
Vern Stephens, R OBP: 0.366, SLG: 0.527 (1, 6)										5	0	0	1	0	0	9					
Walt Dropo, R OBP: 0.382, SLG: 0.597 (1, 3)										4	0	1	0	0	0	5					
Bobby Doerr, R OBP: 0.387, SLG: 0.512 (1, 4)										3	0	0	0	1	1	3					
Al Zarilla, L OBP: 0.428, SLG: 0.502 (1, 9)										4	0	0	0	0	0	2					
Matt Batts, R OBP: 0.321, SLG: 0.388 (1, 2)										4	0	0	0	0	2	2					
Willard Nixon, L OBP: 0.281, SLG: 0.179 (1, 1)										3	0	0	0	0	3	1					
Mickey McDermott, L OBP: 0.444, SLG: 0.457 (7, 1)										0	0	0	0	0	0	0					
Clyde Vollmer, R OBP: 0.366, SLG: 0.473 (9, PH)										1	0	0	0	0	0	0					
<b>Inning Stats</b>	R: 1 E: 2 K: 1 S: 8	H: 2 LOB: 2 BB: 0 P: 8	R: 0 E: 0 K: 1 S: 5	H: 0 LOB: 0 BB: 0 P: 5	R: 0 E: 0 K: 0 S: 4	H: 1 LOB: 2 BB: 1 P: 8	R: 0 E: 0 K: 0 S: 3	H: 0 LOB: 0 BB: 0 P: 3	R: 2 E: 1 K: 1 S: 8	H: 2 LOB: 1 BB: 0 P: 8	R: 0 E: 0 K: 2 S: 7	H: 0 LOB: 1 BB: 1 P: 11	R: 0 E: 0 K: 0 S: 4	H: 2 LOB: 0 BB: 0 P: 4	R: 0 E: 0 K: 1 S: 6	H: 1 LOB: 1 BB: 0 P: 6	R: 0 E: 0 K: 0 S: 4	H: 1 LOB: 2 BB: 1 P: 8	1B: 8 2B: 0 3B: 1 HR: 0	SF: 0 SAC: 1 DP: 1 HBP: 0	WP: 1 PA: 40 PB: 0 SB: 0 CS: 0
<b>PITCHER</b> Bob Kuzava, L ERA: 4.23 (1, 1)	IP: 9.0 WLS: W BF: 40 H: 9 R: 3 ER: 1 SO: 6 BB: 3 IBB: 0 HBP: 0 BLK: 0 WP: 1 HR: 0 S: 49 P: 61 ERA: 1.00 WHIP: 1.333															<b>PITCHER</b>	IP: 9.0 WLS: W BF: 40 H: 9 R: 3 ER: 1 SO: 6 BB: 3 IBB: 0 HBP: 0 BLK: 0 WP: 1 HR: 0 S: 49 P: 61 ERA: 1.00 WHIP: 1.333				

Batter	1	2	3	4	5	6	7	8	9	AB	R	H	RBI	BB	SO	LOB	BOTTOM		
Eddie Yost, R OBP: 0.441, SLG: 0.413 (1, 5)										2	2	2	0	2	0	0	<b>Boston Red Sox @ Washington Senators</b> Griffith Stadium, Washington, DC Mon Sep 04 1950, 3:38 AM EDT Att: 21,424 - Unknown <a href="http://livebaseballscorecards.com">livebaseballscorecards.com</a>		
Gil Coan, L OBP: 0.346, SLG: 0.413 (1, 7)										4	1	1	0	0	1	3			
Irv Noren, L OBP: 0.389, SLG: 0.475 (1, 8)										4	0	3	2	0	1	1			
Mickey Vernon, L OBP: 0.381, SLG: 0.374 (1, 3)										4	0	0	1	0	0	4			
Bud Stewart, L OBP: 0.338, SLG: 0.348 (1, 9)										2	1	1	0	1	1	1			
Sam Mele, R OBP: 0.373, SLG: 0.451 (7, PH) (8, 9)										0	0	0	0	1	0	0			
Cass Michaels, R OBP: 0.364, SLG: 0.378 (1, 4)										3	0	0	0	0	0	3			
Sam Dente, R OBP: 0.290, SLG: 0.287 (1, 6)										3	0	0	0	1	0	0			
Mickey Grasso, R OBP: 0.380, SLG: 0.356 (1, 2)										4	1	1	0	0	1	2			
Bob Kuzava, S OBP: 0.238, SLG: 0.167 (1, 1)										3	0	1	1	0	2	0			
<b>Inning Stats</b>	R: 1 E: 1 K: 1 S: 7	H: 2 LOB: 1 BB: 0 P: 7	R: 0 E: 0 K: 1 S: 5	H: 0 LOB: 0 BB: 0 P: 5	R: 0 E: 0 K: 2 S: 7	H: 0 LOB: 1 BB: 1 P: 11	R: 0 E: 0 K: 0 S: 3	H: 1 LOB: 0 BB: 0 P: 3	R: 2 E: 0 K: 0 S: 6	H: 3 LOB: 2 BB: 1 P: 10	R: 1 E: 0 K: 0 S: 3	H: 1 LOB: 2 BB: 2 P: 11	R: 1 E: 0 K: 1 S: 7	H: 2 LOB: 1 BB: 1 P: 11	R: 0 E: 0 K: 1 S: 5	H: 0 LOB: 0 BB: 0 P: 5	1B: 9 2B: 0 3B: 0 HR: 0	SF: 0 SAC: 2 DP: 0 HBP: 0	WP: 0 PA: 36 PB: 0 SB: 0 CS: 1
<b>PITCHER</b> Willard Nixon, R ERA: 5.91 (1, 1)	IP: 6.1 WLS: L BF: 30 H: 6 R: 5 ER: 4 SO: 5 BB: 4 IBB: 0 HBP: 0 BLK: 0 WP: 0 HR: 0 S: 36 P: 52 ERA: 5.68 WHIP: 2.053															<b>PITCHER</b>	IP: 6.1 WLS: L BF: 30 H: 6 R: 5 ER: 4 SO: 5 BB: 4 IBB: 0 HBP: 0 BLK: 0 WP: 0 HR: 0 S: 36 P: 52 ERA: 5.68 WHIP: 2.053		
<b>PITCHER</b> Mickey McDermott, L ERA: 5.61 (7, 1)	IP: 1.2 WLS: L BF: 6 H: 0 R: 0 ER: 0 SO: 1 BB: 1 IBB: 0 HBP: 0 BLK: 0 WP: 0 HR: 0 S: 7 P: 11 ERA: 0.00 WHIP: 0.600															<b>PITCHER</b>	IP: 1.2 WLS: L BF: 6 H: 0 R: 0 ER: 0 SO: 1 BB: 1 IBB: 0 HBP: 0 BLK: 0 WP: 0 HR: 0 S: 7 P: 11 ERA: 0.00 WHIP: 0.600		











Batter	1	2	3	4	5	6	7	8	9	AB	R	H	RBI	BB	SO	LOB	TOP	
<b>Eddie Joost, R</b> OBP: 0.379, SLG: 0.397 (1, 6)										4	2	2	0	0	0	1	<b>Philadelphia Athletics @ Boston Red Sox</b> Fenway Park, Boston, MA Sat Sep 09 1950, 3:33 AM EDT Unknown	
<b>Paul Lehner, L</b> OBP: 0.376, SLG: 0.443 (1, 7)										4	0	2	1	0	0	1		
<b>Ferns Fain, L</b> OBP: 0.422, SLG: 0.410 (1, 3)										4	0	2	1	0	0	1		
<b>Sam Chapman, R</b> OBP: 0.343, SLG: 0.456 (1, 8)										4	0	0	0	0	2	4		
<b>Elmer Valo, L</b> OBP: 0.406, SLG: 0.411 (1, 9)										3	0	1	0	1	0	3		
<b>Billy Hitchcock, R</b> OBP: 0.345, SLG: 0.362 (1, 4)										4	0	0	0	0	0	5		
<b>Kermit Wahl, R</b> OBP: 0.332, SLG: 0.344 (1, 5)											4	1	2	0	0	0		1
<b>Joe Tipton, R</b> OBP: 0.323, SLG: 0.395 (1, 2)											3	0	0	0	0	0		1
<b>Wally Moses, L</b> OBP: 0.369, SLG: 0.393 (9, PH)											1	0	0	0	0	0		1
<b>Lou Brissie, L</b> OBP: 0.193, SLG: 0.175 (1, 1)											2	0	1	1	0	1		0
<b>Joe Coleman, R</b> OBP: 0.167, SLG: 0.364 (5, 1)										1	0	0	0	0	0	0		
<b>Barney McCosky, L</b> OBP: 0.328, SLG: 0.313 (9, PH)										1	0	0	0	0	0	0		
<b>Inning Stats</b>	R: 1 E: 0 K: 1 S: 7	H: 2 LOB: 1 BB: 0 P: 7	R: 1 E: 0 K: 0 S: 5	H: 2 LOB: 1 BB: 0 P: 5	R: 0 E: 0 K: 1 S: 5	H: 0 LOB: 0 BB: 1 P: 6	R: 0 E: 0 K: 0 S: 2	H: 2 LOB: 2 BB: 0 P: 5	R: 0 E: 0 K: 0 S: 3	H: 0 LOB: 0 BB: 0 P: 3	R: 1 E: 0 K: 0 S: 6	H: 3 LOB: 2 BB: 0 P: 6	R: 0 E: 0 K: 0 S: 3	H: 1 LOB: 0 BB: 0 P: 3	1B: 7 2B: 2 3B: 1 HR: 0	SF: 0 SAC: 0 DP: 2 HBP: 0	WP: 0 PB: 0 SB: 0 CS: 0	PA: 36
<b>PITCHER</b> <b>Willard Nixon, R</b> ERA: 5.87 (1, 1)	IP: 9.0 WLS: W BF: 36 H: 10 R: 3 ER: 3 SO: 3 BB: 1 IBB: 0 HBP: 0 BLK: 0 WP: 0 HR: 0 S: 41 P: 45 ERA: 3.00 WHIP: 1.222											<b>PITCHER</b>	IP: 9.0 WLS: W BF: 36 H: 10 R: 3 ER: 3 SO: 3 BB: 1 IBB: 0 HBP: 0 BLK: 0 WP: 0 HR: 0 S: 41 P: 45 ERA: 3.00 WHIP: 1.222					


Batter	1	2	3	4	5	6	7	8	9	AB	R	H	RBI	BB	SO	LOB	BOTTOM			
<b>Dom DiMaggio, R</b> OBP: 0.420, SLG: 0.458 (1, 8)										5	1	1	2	0	0	1	<b>Philadelphia Athletics @ Boston Red Sox</b> Fenway Park, Boston, MA Sat Sep 09 1950, 3:33 AM EDT Unknown			
<b>6 Johnny Pesky, L</b> OBP: 0.438, SLG: 0.393 (1, 5)										1	1	0	0	4	0	2				
<b>Billy Goodman, L</b> OBP: 0.440, SLG: 0.476 (1, 7)										4	0	0	0	1	0	6				
<b>Vern Stephens, R</b> OBP: 0.372, SLG: 0.541 (1, 6)										5	1	2	2	0	0	4				
<b>Walt Dropo, R</b> OBP: 0.384, SLG: 0.609 (1, 3)										5	0	2	1	0	1	5				
<b>Bobby Doerr, R</b> OBP: 0.375, SLG: 0.517 (1, 4)										4	1	2	0	1	0	2				
<b>Al Zarilla, L</b> OBP: 0.428, SLG: 0.502 (1, 9)										3	2	1	0	1	0	2				
<b>Buddy Rosar, R</b> OBP: 0.379, SLG: 0.350 (1, 2)										5	2	2	2	0	0	4				
<b>Willard Nixon, L</b> OBP: 0.286, SLG: 0.167 (1, 1)										2	0	0	0	1	0	3				
<b>Inning Stats</b>	R: 2 E: 0 K: 0 S: 5	H: 2 LOB: 1 BB: 1 P: 9	R: 1 E: 1 K: 0 S: 5	H: 2 LOB: 2 BB: 1 P: 9	R: 0 E: 0 K: 0 S: 4	H: 1 LOB: 1 BB: 0 P: 4	R: 2 E: 1 K: 1 S: 8	H: 2 LOB: 2 BB: 1 P: 12	R: 3 E: 2 K: 0 S: 6	H: 1 LOB: 3 BB: 3 P: 18	R: 0 E: 0 K: 0 S: 4	H: 1 LOB: 1 BB: 0 P: 4	R: 0 E: 0 K: 0 S: 3	H: 0 LOB: 1 BB: 1 P: 7	R: 0 E: 0 K: 0 S: 4	H: 1 LOB: 2 BB: 1 P: 8		1B: 4 2B: 5 3B: 1 HR: 0	SF: 0 SAC: 3 DP: 0 HBP: 0	WP: 0 PB: 0 SB: 0 CS: 0
<b>PITCHER</b> <b>Lou Brissie, L</b> ERA: 3.88 (1, 1)	IP: 4.1 WLS: L BF: 29 H: 8 R: 8 ER: 4 SO: 1 BB: 5 IBB: 0 HBP: 0 BLK: 0 WP: 0 HR: 0 S: 26 P: 46 ERA: 8.31 WHIP: 3.000											<b>PITCHER</b> <b>Joe Coleman, R</b> ERA: 7.79 (5, 1)	IP: 3.2 WLS: L BF: 16 H: 2 R: 0 ER: 0 SO: 0 BB: 3 IBB: 0 HBP: 0 BLK: 0 WP: 0 HR: 0 S: 13 P: 25 ERA: 0.00 WHIP: 1.364							



Batter	1	2	3	4	5	6	7	8	9	AB	R	H	RBI	BB	SO	LOB	TOP					
<b>Eddie Joost, R</b> OBP: 0.376, SLG: 0.392 (1, 6)	1-3	L6-3		L6			F9		5-3	5	0	0	0	0	0	2						
<b>Paul Lehner, L</b> OBP: 0.372, SLG: 0.438 (1, 7)	F8		G3		F4		4-3			4	0	0	0	0	0	0						
<b>Wally Moses, L</b> OBP: 0.367, SLG: 0.391 (1, 8)	BB 2B 1B		E1		F9		F7			4	1	1	0	0	0	0						
<b>Feris Fain, L</b> OBP: 0.422, SLG: 0.409 (1, 3)	BB 2B				G3				F2	3	1	1	0	1	0	0						
<b>Elmer Valo, L</b> OBP: 0.409, SLG: 0.418 (1, 9)	BB 2B		F8			1B 2B				3	1	2	0	1	0	2						
<b>Kermit Wahl, R</b> OBP: 0.335, SLG: 0.350 (1, 5)			F7			L8-4 1B			1-3	4	0	2	2	0	0	3						
<b>Pete Suder, R</b> OBP: 0.294, SLG: 0.340 (1, 4)	F3			6-3			F7		K	4	0	0	1	0	1	4						
<b>Joe Astroth, R</b> OBP: 0.409, SLG: 0.355 (1, 2)		6-3		1-3					F3	3	0	0	0	1	0	0						
<b>Alex Kellner, R</b> OBP: 0.237, SLG: 0.219 (1, 1)										2	0	1	0	1	0	2						
<b>Barney McCosky, L</b> (9, PH) OBP: 0.327, SLG: 0.311		L6-3 1B					L8-4		F8	1	0	0	0	0	0	0						
<b>Inning Stats</b>	R: 2 E: 0 K: 0 S: 5	H: 2 LOB: 2 BB: 2 P: 13	R: 0 E: 0 K: 0 S: 3	H: 1 LOB: 0 BB: 0 P: 3	R: 0 E: 1 K: 0 S: 5	H: 1 LOB: 2 BB: 1 P: 5	R: 0 E: 0 K: 0 S: 3	H: 0 LOB: 0 BB: 0 P: 7	R: 0 E: 0 K: 0 S: 3	H: 0 LOB: 0 BB: 0 P: 3	R: 1 E: 0 K: 0 S: 4	H: 2 LOB: 1 BB: 1 P: 8	R: 0 E: 0 K: 0 S: 3	H: 0 LOB: 0 BB: 0 P: 3	R: 0 E: 0 K: 1 S: 6	H: 1 LOB: 1 BB: 0 P: 6	R: 0 E: 0 K: 0 S: 3	H: 0 LOB: 0 BB: 0 P: 3	1B: 4 2B: 5 3B: 0 HR: 0	SF: 0 SAC: 0 DP: 2 HBP: 0	WP: 0 PB: 0 SB: 0 CS: 0	PA: 37
<b>PITCHER</b> <b>Walt Masterson, R</b> ERA: 5.88 (1, 1)	IP: 9.0 WLS: W BF: 37 H: 7 R: 3 ER: 3 SO: 1 BB: 4 IBB: 0 HBP: 0 BLK: 0 WP: 0 HR: 0 S: 35 P: 51 ERA: 3.00 WHIP: 1.222															<b>PITCHER</b>						

Philadelphia Athletics @ Boston Red Sox  
Fenway Park, Boston, MA  
Sat Sep 09 1950, 3:38 AM EDT  
Att: 22,153 - Unknown

AB 33  
R 3  
H 7  
RBI 3  
BB 4  
SO 1  
LOB 13



Batter	1	2	3	4	5	6	7	8	9	AB	R	H	RBI	BB	SO	LOB	BOTTOM				
<b>Dom DiMaggio, R</b> OBP: 0.421, SLG: 0.460 (1, 8)	6 F 6 S 1-3 1B	6 1B 2B 1B	L8					K		5	2	3	1	0	1	3					
<b>6 Johnny Pesky, L</b> OBP: 0.437, SLG: 0.395 (1, 5)	K	1-2 2B 1B		F8	F8			1B 2B		5	1	2	0	0	1	3					
<b>Billy Goodman, L</b> OBP: 0.440, SLG: 0.478 (1, 7)	1-3	1H 2H HR 2B		3-1		6-3		G6-4-3 1B		5	1	2	4	0	0	0					
<b>Vern Stephens, R</b> OBP: 0.370, SLG: 0.543 (1, 6)	4-3	2H HR		5-3		F7		G6-4-3		5	1	1	2	0	0	2					
<b>Walt Dropo, R</b> OBP: 0.383, SLG: 0.608 (1, 3)		1B 2B			6-3	F8				4	1	1	0	0	0	0					
<b>Bobby Doerr, R</b> OBP: 0.376, SLG: 0.523 (1, 4)		2H HR 1B	5-3		HR		L8			4	2	2	2	0	0	0					
<b>Al Zarilla, L</b> OBP: 0.428, SLG: 0.508 (1, 9)		1H HR	WP BB		K		6-3			3	1	1	2	1	1	0					
<b>Birdie Tebbetts, R</b> OBP: 0.392, SLG: 0.469 (1, 2)		5-4 BB	1-2 BB		1B 1B		F5			2	1	1	0	2	0	0					
<b>Walt Masterson, R</b> OBP: 0.182, SLG: 0.167 (1, 1)		5-4	F6		1B			6 2B 1B 1B		4	1	2	0	0	0	3					
<b>Inning Stats</b>	R: 1 E: 0 K: 1 S: 6	H: 1 LOB: 0 BB: 0 P: 6	R: 7 E: 0 K: 0 S: 9	H: 7 LOB: 0 BB: 1 P: 13	R: 0 E: 0 K: 0 S: 3	H: 0 LOB: 2 BB: 2 P: 11	R: 0 E: 0 K: 0 S: 3	H: 0 LOB: 0 BB: 0 P: 3	R: 2 E: 0 K: 1 S: 9	H: 4 LOB: 2 BB: 0 P: 9	R: 0 E: 0 K: 0 S: 3	H: 0 LOB: 0 BB: 0 P: 3	R: 0 E: 0 K: 0 S: 3	R: 0 E: 0 K: 1 S: 7	H: 3 LOB: 1 BB: 0 P: 7	R: 1 E: 0 K: 0 S: 3	H: 0 LOB: 0 BB: 0 P: 3	1B: 9 2B: 4 3B: 0 HR: 3	SF: 0 SAC: 0 DP: 2 HBP: 0	WP: 1 PB: 0 SB: 1 CS: 0	PA: 40
<b>PITCHER</b> <b>Alex Kellner, L</b> ERA: 5.21 (1, 1)	IP: 8.0 WLS: L BF: 40 H: 15 R: 11 ER: 10 SO: 3 BB: 3 IBB: 0 HBP: 0 BLK: 0 WP: 1 HR: 3 S: 43 P: 55 ERA: 11.25 WHIP: 2.250															<b>PITCHER</b>					

Philadelphia Athletics @ Boston Red Sox  
Fenway Park, Boston, MA  
Sat Sep 09 1950, 3:38 AM EDT  
Att: 22,153 - Unknown

AB 37  
R 11  
H 15  
RBI 11  
BB 3  
SO 3  
LOB 11






Batter	1	2	3	4	5	6	7	8	9	AB	R	H	RBI	BB	SO	LOB	TOP						
<b>Eddie Joost, R</b> (1, 6) OBP: 0.372, SLG: 0.387										5	0	0	0	0	1	4							
<b>Paul Lehner, L</b> (1, 7) OBP: 0.367, SLG: 0.431										5	0	0	0	0	1	0							
<b>Ferns Fain, L</b> (1, 3) OBP: 0.427, SLG: 0.410										1	1	1	0	4	0	0							
<b>Sam Chapman, R</b> (1, 8) OBP: 0.345, SLG: 0.455										3	1	1	0	2	1	2							
<b>Elmer Valo, L</b> (1, 9) OBP: 0.409, SLG: 0.419										4	0	1	2	1	0	5							
<b>Billy Hitchcock, R</b> (1, 4) OBP: 0.347, SLG: 0.362										3	0	1	0	1	0	3							
<b>Kermit Wahl, R</b> (1, 5) OBP: 0.331, SLG: 0.346										3	0	0	0	0	1	1							
<b>Joe Tipton, R</b> (1, 2) OBP: 0.333, SLG: 0.392										1	0	0	0	3	0	0							
<b>Hank Wyse, R</b> (1, 1) OBP: 0.189, SLG: 0.173										4	0	0	0	0	1	5							
<b>Inning Stats</b>	R: 0 E: 0 K: 2 S: 7	H: 0 LOB: 2 BB: 2 P: 15	R: 0 E: 0 K: 2 S: 7	H: 0 LOB: 2 BB: 2 P: 15	R: 0 E: 0 K: 0 S: 3	H: 0 LOB: 2 BB: 2 P: 11	R: 0 E: 0 K: 0 S: 3	H: 0 LOB: 0 BB: 0 P: 3	R: 2 E: 0 K: 0 S: 5	H: 2 LOB: 1 BB: 1 P: 9	R: 0 E: 0 K: 0 S: 2	H: 0 LOB: 0 BB: 1 P: 6	R: 0 E: 0 K: 0 S: 4	H: 1 LOB: 2 BB: 1 P: 8	R: 0 E: 0 K: 0 S: 4	H: 1 LOB: 2 BB: 1 P: 8	R: 0 E: 0 K: 1 S: 5	H: 0 LOB: 1 BB: 1 P: 9	1B: 3 2B: 1 3B: 0 HR: 0	SF: 0 SAC: 1 DP: 1 HBP: 0	WP: 0 PB: 0 SB: 2 CS: 0	PA: 41	
<b>PITCHER</b>	IP	WLS	BF	H	R	ER	SO	BB	IBB	HBP	BLK	WP	HR	S	P	ERA	WHIP					ERA	WHIP
<b>Chuck Stobbs, L</b> (1, 1) ERA: 4.95	8.0	W	37	4	2	2	4	9	1	0	0	0	0	35	75	2.25	1.625						
<b>Ellis Kinder, R</b> (9, 1) ERA: 4.34	1.0	S	4	0	0	0	1	1	0	0	0	0	0	5	9	0.00	1.000						

Philadelphia Athletics @ Boston Red Sox  
Fenway Park, Boston, MA  
Sun Sep 10 1950, 3:33 AM EDT  
Att: 22,147 - Unknown


AB 29  
R 2  
H 4  
RBI 2  
BB 11  
SO 5  
LOB 20



Batter	1	2	3	4	5	6	7	8	9	AB	R	H	RBI	BB	SO	LOB	BOTTOM						
<b>Dom DiMaggio, R</b> (1, 8) OBP: 0.423, SLG: 0.460										4	0	2	1	1	0	0							
<b>6 Johnny Pesky, L</b> (1, 5) OBP: 0.435, SLG: 0.392										4	0	0	0	1	0	3							
<b>Billy Goodman, L</b> (1, 7) OBP: 0.436, SLG: 0.473										4	0	0	0	0	0	3							
<b>Vern Stephens, R</b> (1, 6) OBP: 0.371, SLG: 0.543										4	1	2	0	0	0	0							
<b>Walt Dropo, R</b> (1, 3) OBP: 0.384, SLG: 0.616										4	2	2	2	0	0	1							
<b>Bobby Doerr, R</b> (1, 4) OBP: 0.377, SLG: 0.521										3	1	1	0	1	0	1							
<b>Al Zarilla, L</b> (1, 9) OBP: 0.427, SLG: 0.505										3	0	0	0	1	0	3							
<b>Birdie Tebbetts, R</b> (1, 2) OBP: 0.395, SLG: 0.470										2	0	1	0	1	0	0							
<b>Ted Williams, L</b> (8, PH) OBP: 0.469, SLG: 0.690										0	0	0	0	1	0	0							
<b>Jim Piersall, R</b> (8, FR)										0	1	0	0	0	0	0							
<b>Buddy Rosar, R</b> (9, 2) OBP: 0.379, SLG: 0.350										0	0	0	0	0	0	0							
<b>Chuck Stobbs, L</b> (1, 1) OBP: 0.381, SLG: 0.255										2	0	0	0	0	0	3							
<b>Tom Wright, L</b> (8, PH) OBP: 0.355, SLG: 0.392										1	1	1	3	0	0	0							
<b>Ellis Kinder, R</b> (9, 1) OBP: 0.203, SLG: 0.269										0	0	0	0	0	0	0							
<b>Inning Stats</b>	R: 0 E: 0 K: 0 S: 3	H: 1 LOB: 0 BB: 0 P: 3	R: 0 E: 0 K: 0 S: 4	H: 1 LOB: 1 BB: 0 P: 4	R: 0 E: 0 K: 0 S: 3	H: 0 LOB: 0 BB: 0 P: 3	R: 2 E: 0 K: 0 S: 5	H: 2 LOB: 0 BB: 0 P: 5	R: 0 E: 0 K: 0 S: 4	H: 1 LOB: 3 BB: 2 P: 12	R: 0 E: 0 K: 0 S: 4	H: 1 LOB: 2 BB: 2 P: 12	R: 0 E: 0 K: 0 S: 3	H: 0 LOB: 0 BB: 0 P: 3	R: 4 E: 0 K: 0 S: 6	H: 3 LOB: 2 BB: 2 P: 14	R: 1 E: 0 K: 0 S: 5	H: 6 LOB: 2 3B: 0 HR: 1	SF: 0 SAC: 1 DP: 1 HBP: 0	WP: 0 PB: 1 SB: 0 CS: 0	PA: 38		
<b>PITCHER</b>	IP	WLS	BF	H	R	ER	SO	BB	IBB	HBP	BLK	WP	HR	S	P	ERA	WHIP					ERA	WHIP
<b>Hank Wyse, R</b> (1, 1) ERA: 5.99	8.0	L	38	9	6	6	0	5	1	0	0	0	1	32	56	6.75	1.750						

Philadelphia Athletics @ Boston Red Sox  
Fenway Park, Boston, MA  
Sun Sep 10 1950, 3:33 AM EDT  
Att: 22,147 - Unknown


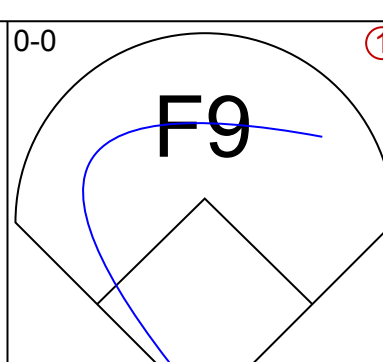
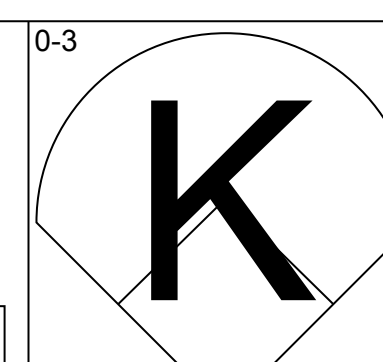
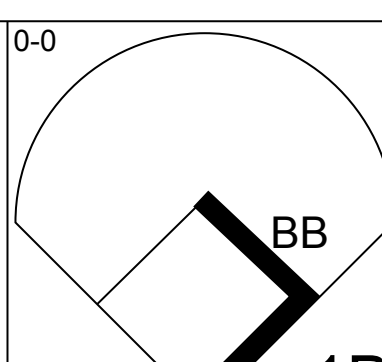

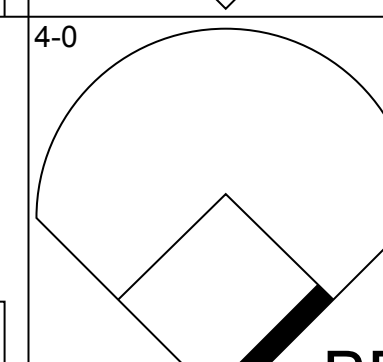
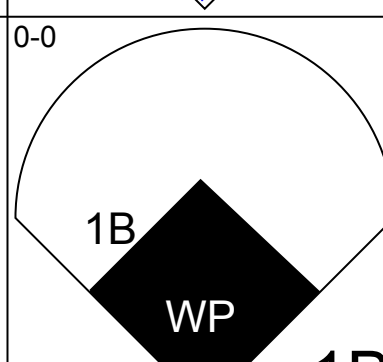
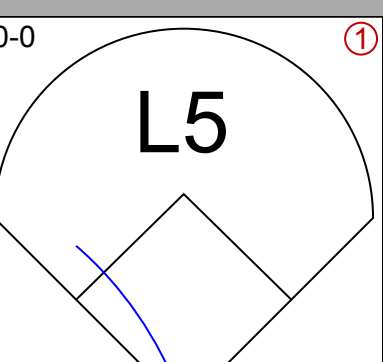
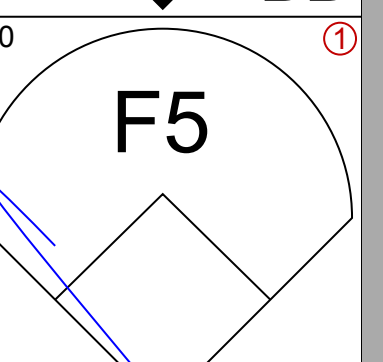
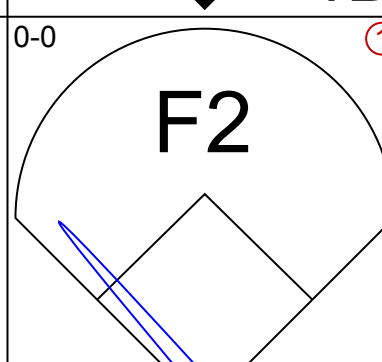

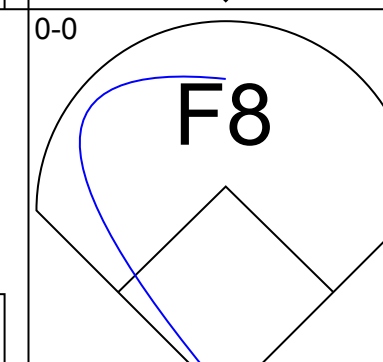
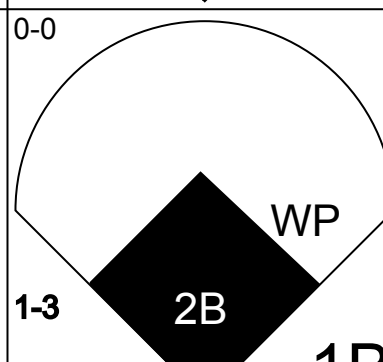

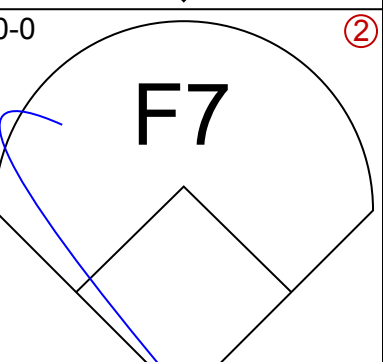
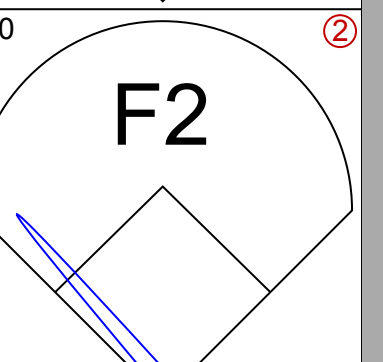
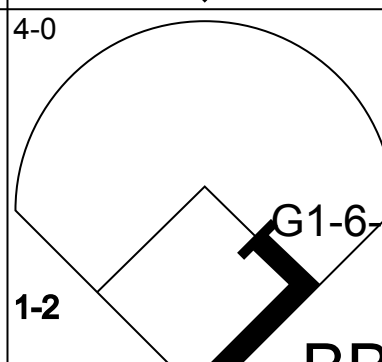

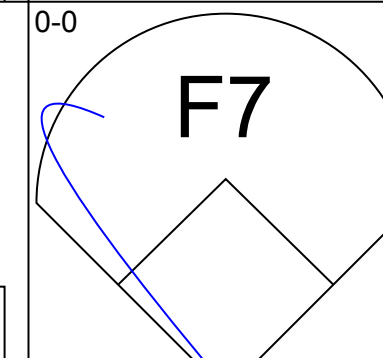
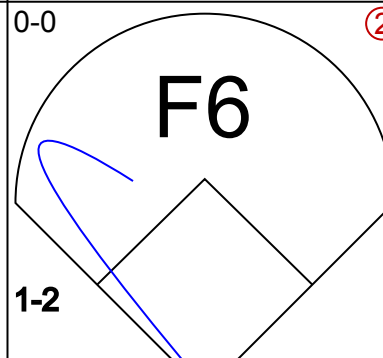
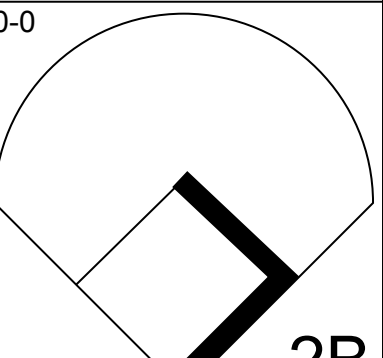
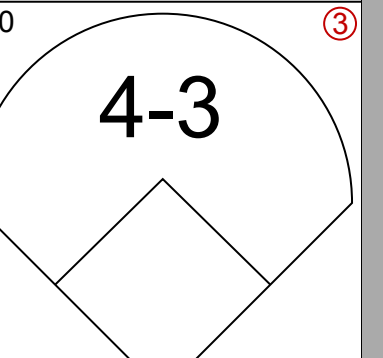
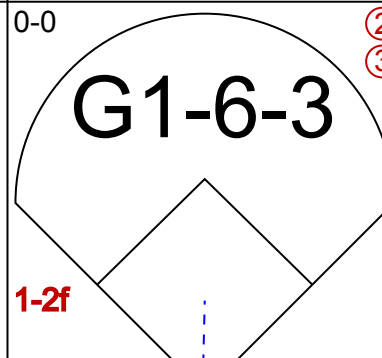
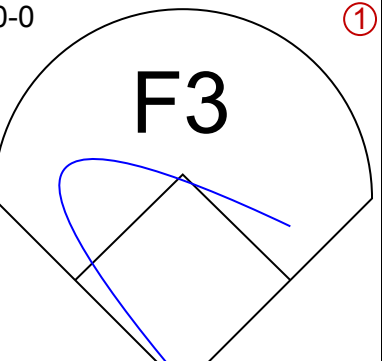
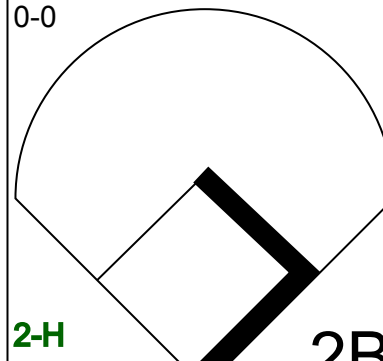
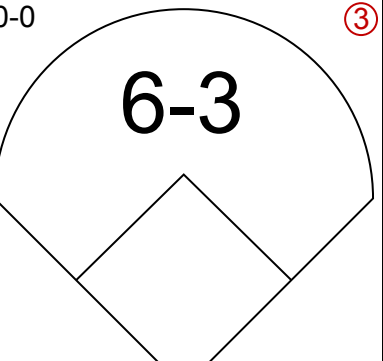
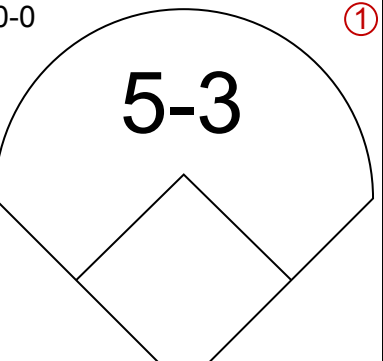

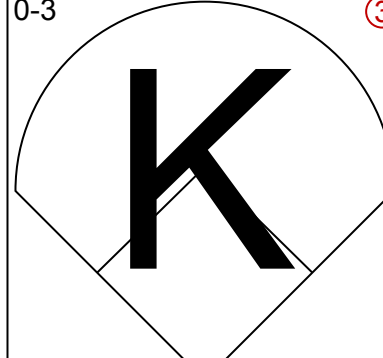
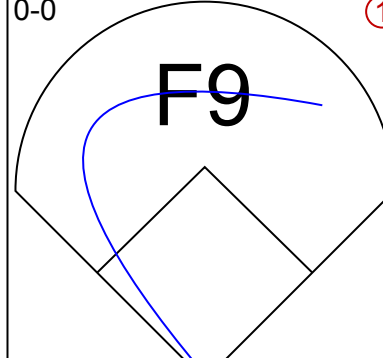
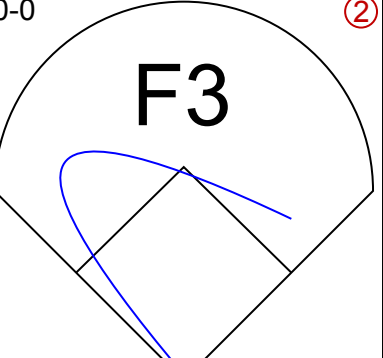
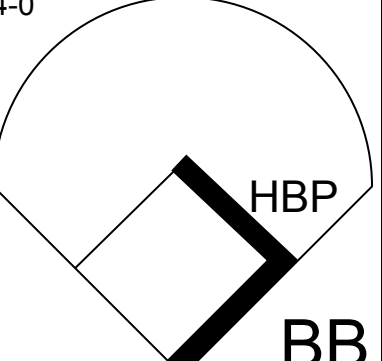
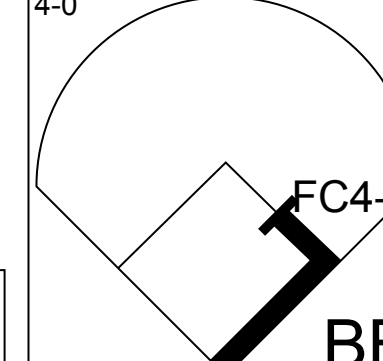
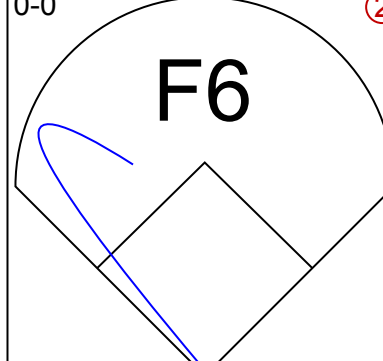
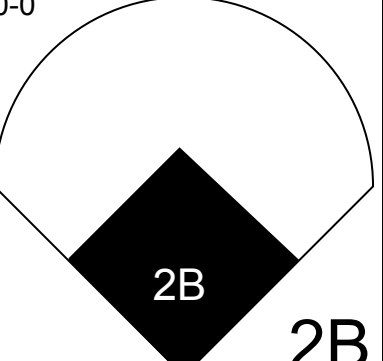
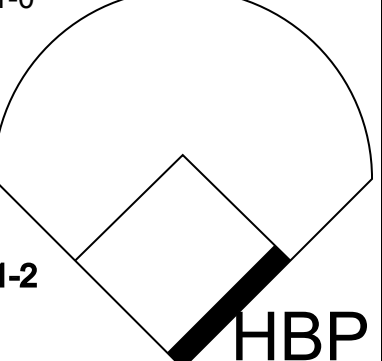
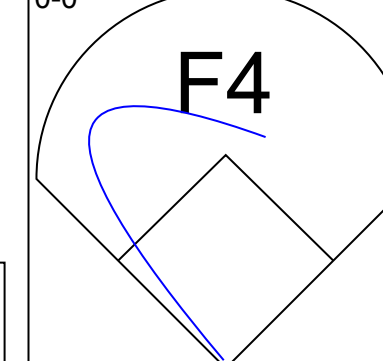
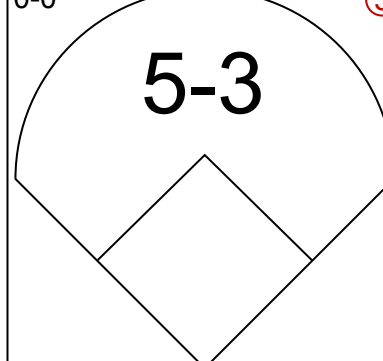
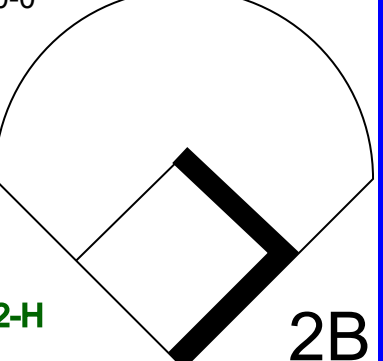
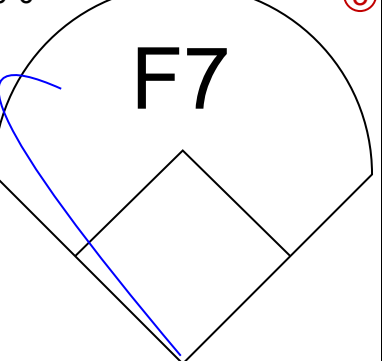
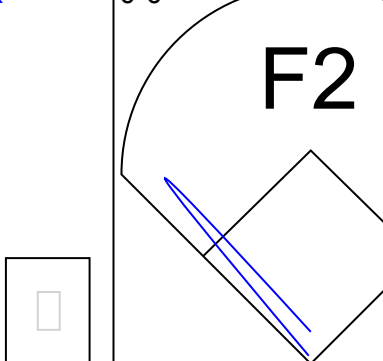
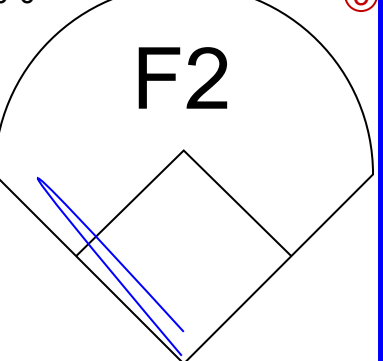
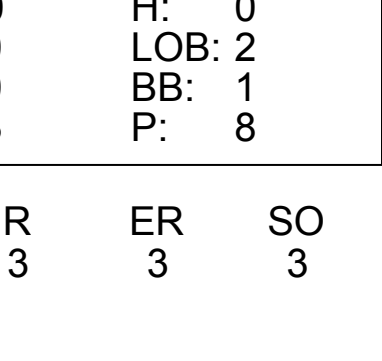
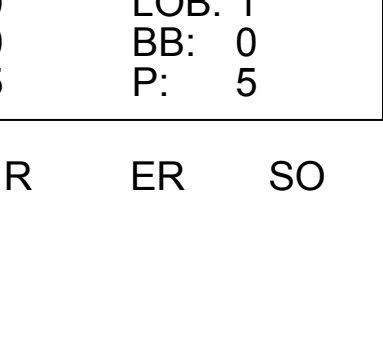
AB 31  
R 6  
H 9  
RBI 6  
BB 6  
SO 0  
LOB 14


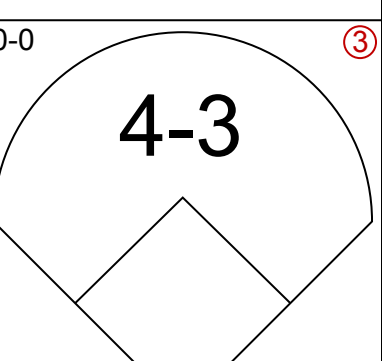
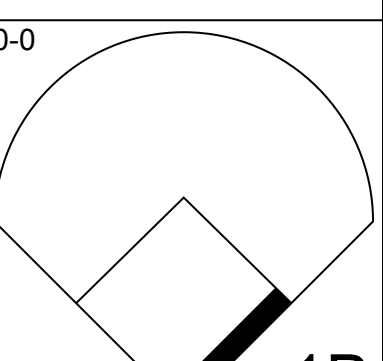
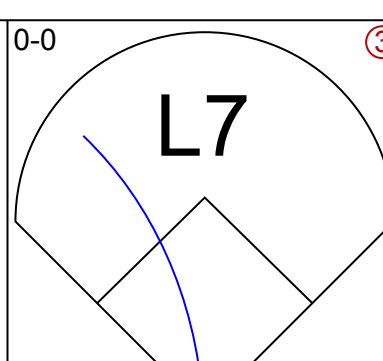

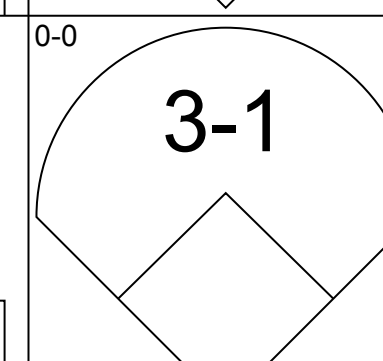
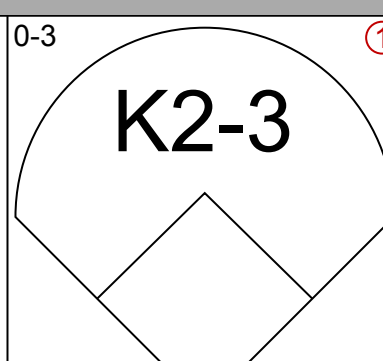
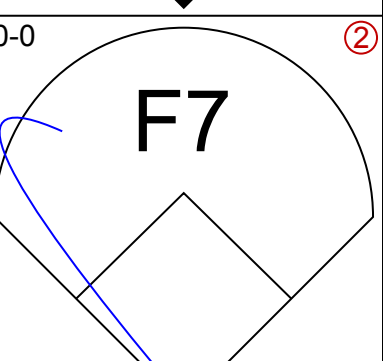
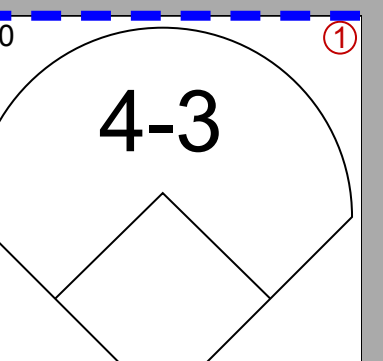
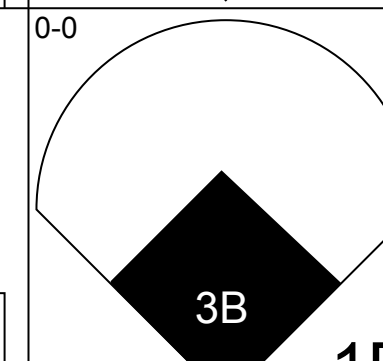
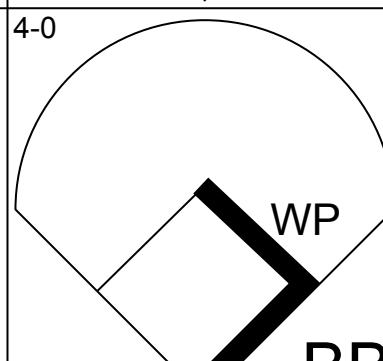
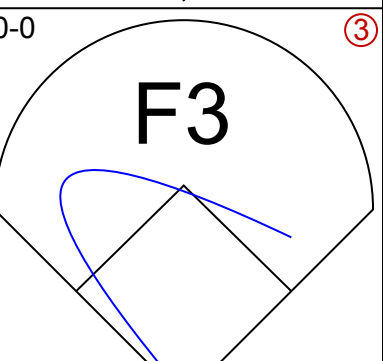
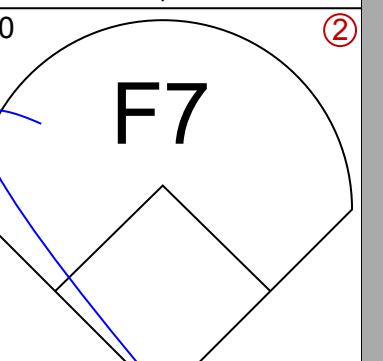
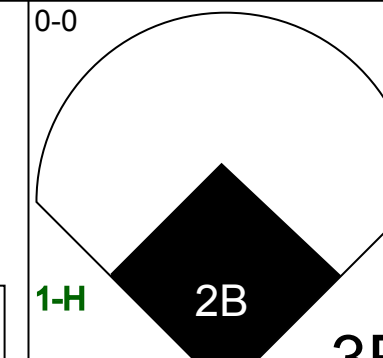
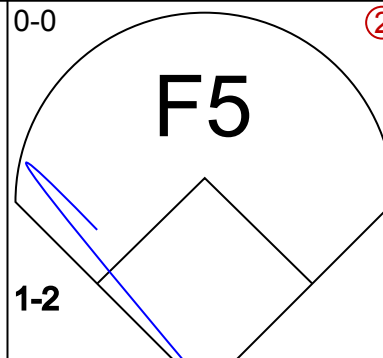
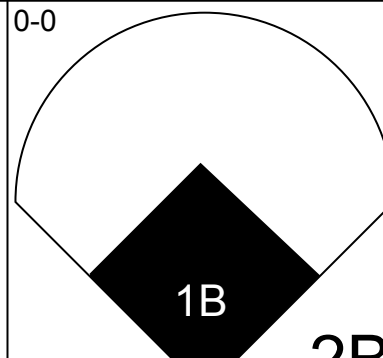
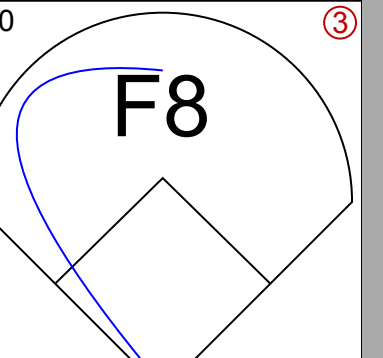
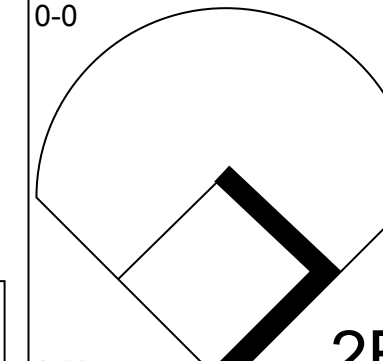
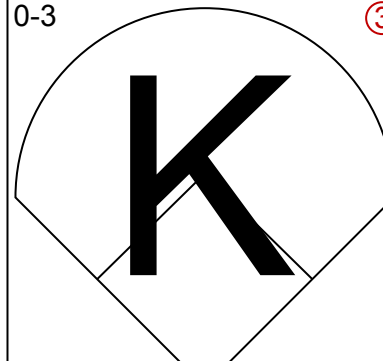
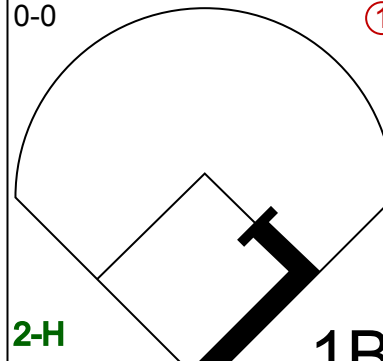
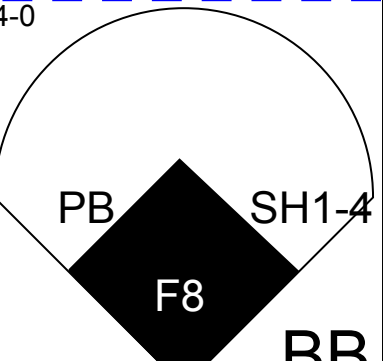
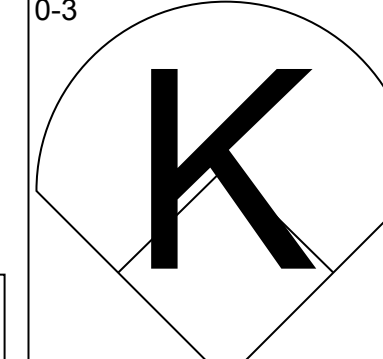
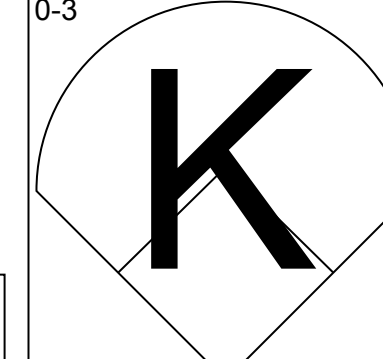
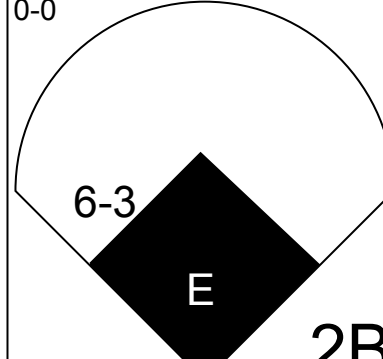
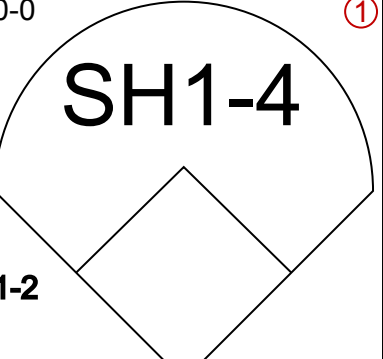
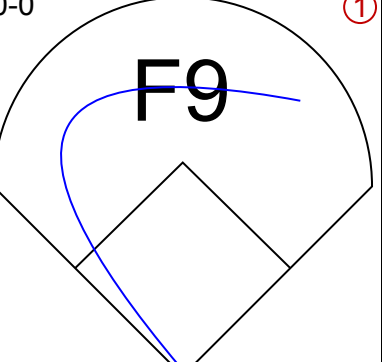
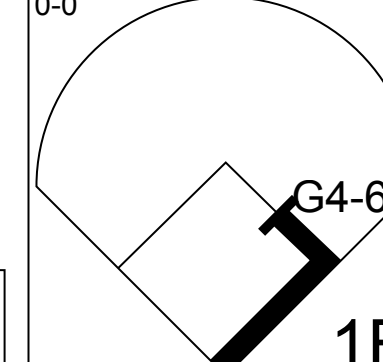
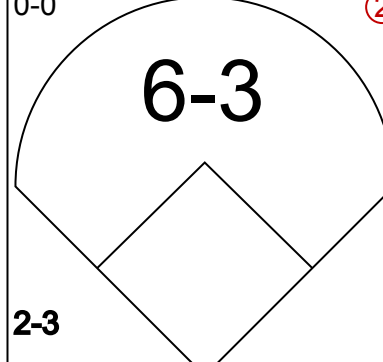
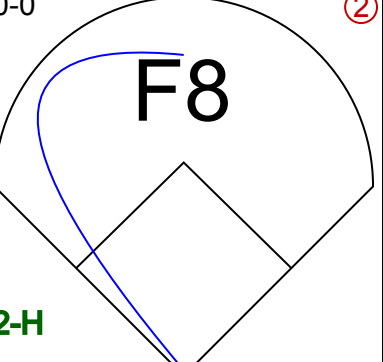
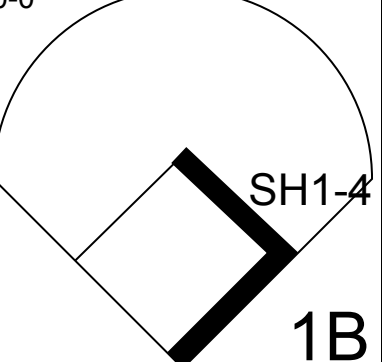
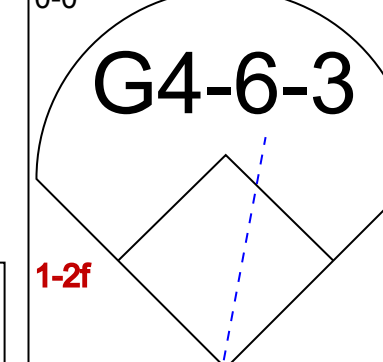
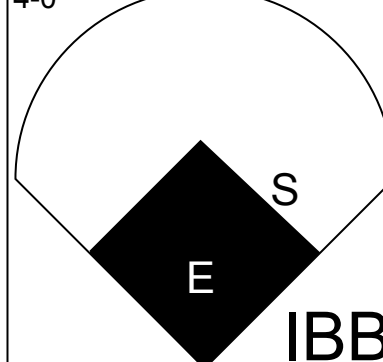
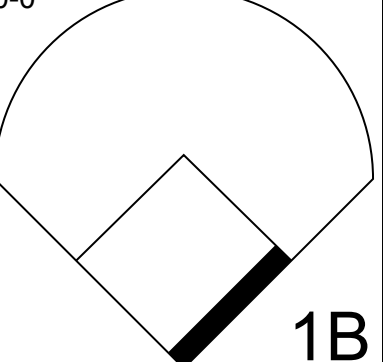
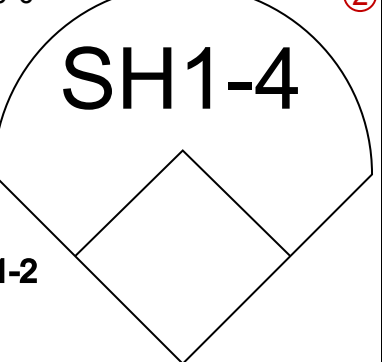
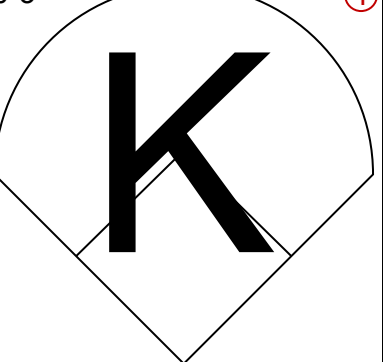
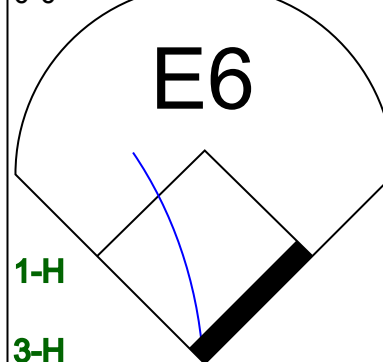
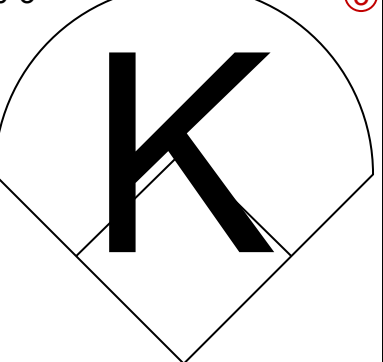








Batter	1	2	3	4	5	6	7	8	9	AB	R	H	RBI	BB	SO	LOB	TOP					
Dom DiMaggio, R (1.8) OBP: 0.425, SLG: 0.458										4	0	1	0	1	2	1	<b>Boston Red Sox @ St. Louis Browns</b> Sportsman's Park, St. Louis, MO Thu Sep 14 1950, 4:33 AM EDT Att: 7,303 - Unknown  <b>AB 33</b> <b>R 3</b> <b>H 7</b> <b>RBI 2</b> <b>BB 6</b> <b>SO 3</b> <b>LOB 20</b> 					
6 Johnny Pesky, L (1.5) OBP: 0.435, SLG: 0.391										4	1	1	0	1	0	3						
Billy Goodman, L (1.7) OBP: 0.436, SLG: 0.469										4	1	1	0	1	0	3						
Vern Stephens, R (1.6) OBP: 0.371, SLG: 0.541										5	0	1	0	0	0	6						
Walt Dropo, R (1.3) OBP: 0.382, SLG: 0.612										4	0	1	1	0	0	1						
Bobby Doerr, R (1.4) OBP: 0.374, SLG: 0.515										4	0	0	0	0	1	1						
Al Zarilla, L (1.9) OBP: 0.432, SLG: 0.509										2	1	1	0	2	0	0						
Matt Batts, R (1.2) OBP: 0.320, SLG: 0.382										2	0	0	0	0	0	1						
Ted Williams, L (8, PH) OBP: 0.471, SLG: 0.695										1	0	1	1	0	0	0						
Fred Hatfield, L (8, PR) OBP: 0.379, SLG: 0.350										0	0	0	0	0	0	0						
Buddy Rosar, R (8, 2) OBP: 0.379, SLG: 0.350										0	0	0	0	0	0	0						
Willard Nixon, L (1, 1) OBP: 0.270, SLG: 0.156										2	0	0	0	0	0	3						
Tom Wright, L (7, PH) OBP: 0.263, SLG: 0.392										0	0	0	0	1	0	0						
Ellis Kinder, R (7, 1) OBP: 0.263, SLG: 0.269										0	0	0	0	0	0	0						
Clyde Vollmer, R (8, PH) OBP: 0.364, SLG: 0.470										1	0	0	0	0	0	1						
Mickey McDermott, L (8, 1) OBP: 0.444, SLG: 0.467										0	0	0	0	0	0	0						
<b>Inning Stats</b>	R: 0 E: 0 K: 1 S: 5	H: 0 LOB: 1 BB: 1 P: 9	R: 0 E: 0 K: 0 S: 3	H: 0 LOB: 2 BB: 1 P: 8	R: 2 E: 0 K: 1 S: 8	H: 3 LOB: 1 BB: 0 P: 8	R: 0 E: 0 K: 1 S: 5	H: 0 LOB: 1 BB: 1 P: 9	R: 0 E: 0 K: 0 S: 4	H: 1 LOB: 1 BB: 0 P: 4	R: 0 E: 0 K: 0 S: 3	H: 0 LOB: 0 BB: 0 P: 3	R: 0 E: 0 K: 0 S: 3	H: 0 LOB: 2 BB: 2 P: 11	R: 1 E: 0 K: 0 S: 5	H: 2 LOB: 1 BB: 0 P: 5	R: 0 E: 0 K: 0 S: 3	H: 1 LOB: 1 BB: 1 P: 7	1B: 3 2B: 4 3B: 0 HR: 0	SF: 0 SAC: 0 DP: 1 HBP: 1	WP: 1 PB: 0 SB: 0 CS: 0	PA: 40
<b>PITCHER</b>	IP WLS BF H R ER SO BB IBB HBP BLK WP HR S P ERA WHIP																					
Dick Starr, R (1, 1) ERA: 4.72	9.0 W 40 7 3 3 3 6 0 1 0 1 0 39 64 3.00 1.444																					

Batter	1	2	3	4	5	6	7	8	9	AB	R	H	RBI	BB	SO	LOB	BOTTOM		
Ken Wood, R (1, 9) OBP: 0.287, SLG: 0.384										4	0	1	0	0	0	2	<b>Boston Red Sox @ St. Louis Browns</b> Sportsman's Park, St. Louis, MO Thu Sep 14 1950, 4:33 AM EDT Att: 7,303 - Unknown  <b>AB 31</b> <b>R 6</b> <b>H 10</b> <b>RBI 4</b> <b>BB 3</b> <b>SO 6</b> <b>LOB 10</b> 		
Ray Coleman, L (1, 8) OBP: 0.336, SLG: 0.445										4	0	0	0	0	1	1			
Les Moss, R (1, 2) OBP: 0.355, SLG: 0.418										3	1	1	0	1	0	1			
Dick Kokos, L (1, 7) OBP: 0.369, SLG: 0.427										4	2	2	1	0	0	1			
Hank Arft, L (1, 3) OBP: 0.377, SLG: 0.347										3	1	2	2	1	1	1			
Snuffy Stirrweiss, R (1, 4) OBP: 0.519, SLG: 0.279										3	1	1	0	0	2	1			
Tom Upton, R (1, 6) OBP: 0.322, SLG: 0.280										4	0	1	1	0	0	1			
Owen Friend, R (1, 5) OBP: 0.308, SLG: 0.324										3	1	2	0	1	0	1			
Dick Starr, R (1, 1) OBP: 0.118, SLG: 0.091										3	0	0	0	0	2	1			
<b>Inning Stats</b>	R: 2 E: 0 K: 1 S: 8	H: 3 LOB: 1 BB: 0 P: 8	R: 0 E: 0 K: 0 S: 4	H: 1 LOB: 0 BB: 0 P: 4	R: 0 E: 0 K: 2 S: 7	H: 0 LOB: 1 BB: 1 P: 11	R: 0 E: 0 K: 1 S: 5	H: 1 LOB: 0 BB: 0 P: 5	R: 0 E: 0 K: 0 S: 6	H: 1 LOB: 1 BB: 0 P: 6	R: 3 E: 1 K: 0 S: 6	H: 3 LOB: 1 BB: 1 P: 10	R: 0 E: 0 K: 0 S: 3	R: 1 E: 0 K: 1 S: 6	H: 1 LOB: 1 BB: 1 P: 10	1B: 6 2B: 3 3B: 1 HR: 0		SF: 0 SAC: 2 DP: 1 HBP: 0	WP: 1 PB: 1 SB: 1 CS: 0
<b>PITCHER</b>	IP WLS BF H R ER SO BB IBB HBP BLK WP HR S P ERA WHIP																		
Willard Nixon, R (1, 1) ERA: 5.78	6.0 L 28 9 5 3 5 1 1 0 0 0 0 36 44 4.50 1.667																		
Ellis Kinder, R (7, 1) ERA: 4.31	1.0 3 0 0 0 0 0 0 0 0 0 0 3 3 0.00 0.000																		
Mickey McDermott, L (8, 1) ERA: 5.62	1.0 5 1 1 1 1 1 0 0 0 0 0 6 10 9.00 2.000																		



Batter	1	2	3	4	5	6	7	8	9	AB	R	H	RBI	BB	SO	LOB	TOP							
<b>Dom DiMaggio, R</b> OBP: 0.425, SLG: 0.461 (1, 8)										5	2	2	2	1	1	3	<b>Boston Red Sox @ St. Louis Browns</b> Sportsman's Park, St. Louis, MO Fri Sep 15 1950, 4:33 AM EDT Att: 1,910 - Unknown							
<b>Billy Goodman, L</b> OBP: 0.437, SLG: 0.469 (1, 5)										5	1	2	1	1	0	2								
<b>Ted Williams, L</b> OBP: 0.474, SLG: 0.705 (1, 7)										6	2	4	3	0	0	2								
<b>Vern Stephens, R</b> OBP: 0.370, SLG: 0.538 (1, 6)										5	0	1	1	1	0	3								
<b>Walt Dropo, R</b> OBP: 0.381, SLG: 0.608 (1, 3)										5	0	1	0	0	2	4								
<b>Bobby Doerr, R</b> OBP: 0.375, SLG: 0.524 (1, 4)										5	2	3	1	0	1	2								
<b>Al Zarilla, L</b> OBP: 0.430, SLG: 0.505 (1, 9)										4	2	0	0	1	0	1								
<b>Buddy Rosar, R</b> OBP: 0.366, SLG: 0.338 (1, 2)										5	1	1	1	0	0	1								
<b>Joe Dobson, R</b> OBP: 0.321, SLG: 0.250 (1, 1)										3	1	2	0	0	1	0								
<b>Chuck Stobbs, L</b> OBP: 0.391, SLG: 0.269 (6, 1)										1	1	1	0	0	0	0								
<b>Ellis Kinder, R</b> OBP: 0.200, SLG: 0.265 (8, 1)										1	0	0	0	0	0	0								
<b>Inning Stats</b>	R: 1 E: 1 K: 0 S: 5	H: 1 LOB: 2 BB: 1 P: 9	R: 0 E: 0 K: 0 S: 4	H: 1 LOB: 1 BB: 0 P: 4	R: 0 E: 0 K: 1 S: 6	H: 1 LOB: 1 BB: 0 P: 6	R: 1 E: 0 K: 1 S: 6	H: 1 LOB: 0 BB: 2 P: 6	R: 0 E: 1 K: 0 S: 3	H: 0 LOB: 2 BB: 2 P: 11	R: 6 E: 2 K: 2 S: 13	H: 5 LOB: 0 BB: 0 P: 13	R: 2 E: 1 K: 1 S: 7	H: 2 LOB: 1 BB: 1 P: 11	R: 1 E: 0 K: 0 S: 5	H: 3 LOB: 1 BB: 0 P: 5	R: 1 E: 0 K: 0 S: 6	H: 3 LOB: 2 BB: 0 P: 6	1B: 12 2B: 3 3B: 0 HR: 2	SF: 0 SAC: 0 DP: 1 HBP: 0	WP: 1 PB: 0 SB: 0 CS: 0	PA: 49		
<b>PITCHER</b>	IP WLS BF H R ER SO BB IBB HBP BLK WP HR S P ERA WHIP	IP WLS BF H R ER SO BB IBB HBP BLK WP HR S P ERA WHIP	IP WLS BF H R ER SO BB IBB HBP BLK WP HR S P ERA WHIP	IP WLS BF H R ER SO BB IBB HBP BLK WP HR S P ERA WHIP	IP WLS BF H R ER SO BB IBB HBP BLK WP HR S P ERA WHIP	IP WLS BF H R ER SO BB IBB HBP BLK WP HR S P ERA WHIP	IP WLS BF H R ER SO BB IBB HBP BLK WP HR S P ERA WHIP	IP WLS BF H R ER SO BB IBB HBP BLK WP HR S P ERA WHIP	IP WLS BF H R ER SO BB IBB HBP BLK WP HR S P ERA WHIP	IP WLS BF H R ER SO BB IBB HBP BLK WP HR S P ERA WHIP	IP WLS BF H R ER SO BB IBB HBP BLK WP HR S P ERA WHIP	IP WLS BF H R ER SO BB IBB HBP BLK WP HR S P ERA WHIP	IP WLS BF H R ER SO BB IBB HBP BLK WP HR S P ERA WHIP	IP WLS BF H R ER SO BB IBB HBP BLK WP HR S P ERA WHIP	IP WLS BF H R ER SO BB IBB HBP BLK WP HR S P ERA WHIP	IP WLS BF H R ER SO BB IBB HBP BLK WP HR S P ERA WHIP	IP WLS BF H R ER SO BB IBB HBP BLK WP HR S P ERA WHIP	IP WLS BF H R ER SO BB IBB HBP BLK WP HR S P ERA WHIP	IP WLS BF H R ER SO BB IBB HBP BLK WP HR S P ERA WHIP	IP WLS BF H R ER SO BB IBB HBP BLK WP HR S P ERA WHIP	IP WLS BF H R ER SO BB IBB HBP BLK WP HR S P ERA WHIP	IP WLS BF H R ER SO BB IBB HBP BLK WP HR S P ERA WHIP	IP WLS BF H R ER SO BB IBB HBP BLK WP HR S P ERA WHIP	IP WLS BF H R ER SO BB IBB HBP BLK WP HR S P ERA WHIP

AB	45
R	12
H	17
RBI	9
BB	4
SO	5
LOB	18



Batter	1	2	3	4	5	6	7	8	9	AB	R	H	RBI	BB	SO	LOB	BOTTOM							
<b>Ken Wood, R</b> OBP: 0.286, SLG: 0.379 (1, 9)										4	0	0	0	1	2	1	<b>Boston Red Sox @ St. Louis Browns</b> Sportsman's Park, St. Louis, MO Fri Sep 15 1950, 4:33 AM EDT Att: 1,910 - Unknown							
<b>Ray Coleman, L</b> OBP: 0.337, SLG: 0.444 (1, 8)										5	1	2	1	0	0	2								
<b>Les Moss, R</b> OBP: 0.347, SLG: 0.407 (1, 2)										5	0	0	0	0	2	5								
<b>Dick Kokos, L</b> OBP: 0.374, SLG: 0.439 (1, 7)										4	3	3	1	1	0	0								
<b>Hank Arft, L</b> OBP: 0.377, SLG: 0.348 (1, 3)										5	2	2	1	0	1	4								
<b>Snuffy Stirrweiss, R</b> OBP: 0.520, SLG: 0.281 (1, 4)										5	0	2	2	0	0	1								
<b>Tom Upton, R</b> OBP: 0.325, SLG: 0.285 (1, 6)										5	1	3	1	0	0	2								
<b>Owen Friend, R</b> OBP: 0.308, SLG: 0.331 (1, 1)										4	1	1	2	0	0	2								
<b>Jim Delsing, L</b> OBP: 0.333, SLG: 0.310 (9, PH)										1	0	0	0	0	0	1								
<b>Don Johnson, R</b> OBP: 0.100, SLG: 0.069 (1, 1)										2	0	0	0	0	0	1								
<b>Don Lenhardt, R</b> OBP: 0.393, SLG: 0.498 (8, PH)										0	0	0	0	1	0	0								
<b>Ned Garver, R</b> OBP: 0.356, SLG: 0.367 (8, PH)										1	0	1	0	0	0	0								
<b>Cuddles Marshall, R</b> OBP: 0.364, SLG: 0.364 (9, 1)										0	0	0	0	0	0	0								
<b>Inning Stats</b>	R: 0 E: 0 K: 1 S: 5	H: 0 LOB: 0 BB: 0 P: 5	R: 1 E: 0 K: 1 S: 6	H: 2 LOB: 0 BB: 0 P: 6	R: 0 E: 0 K: 1 S: 5	H: 0 LOB: 0 BB: 0 P: 5	R: 0 E: 0 K: 1 S: 5	H: 0 LOB: 0 BB: 0 P: 5	R: 1 E: 2 K: 0 S: 5	H: 1 LOB: 1 BB: 0 P: 5	R: 3 E: 0 K: 1 S: 10	H: 5 LOB: 2 BB: 0 P: 10	R: 0 E: 0 K: 0 S: 3	H: 0 LOB: 3 BB: 3 P: 15	R: 3 E: 0 K: 0 S: 7	H: 4 LOB: 2 BB: 0 P: 7	R: 1 E: 0 K: 0 S: 5	H: 2 LOB: 1 BB: 0 P: 5	1B: 10 2B: 2 3B: 0 HR: 2	SF: 0 SAC: 0 DP: 0 HBP: 0	WP: 0 PB: 0 SB: 0 CS: 1	PA: 44		
<b>PITCHER</b>	IP WLS BF H R ER SO BB IBB HBP BLK WP HR S P ERA WHIP	IP WLS BF H R ER SO BB IBB HBP BLK WP HR S P ERA WHIP	IP WLS BF H R ER SO BB IBB HBP BLK WP HR S P ERA WHIP	IP WLS BF H R ER SO BB IBB HBP BLK WP HR S P ERA WHIP	IP WLS BF H R ER SO BB IBB HBP BLK WP HR S P ERA WHIP	IP WLS BF H R ER SO BB IBB HBP BLK WP HR S P ERA WHIP	IP WLS BF H R ER SO BB IBB HBP BLK WP HR S P ERA WHIP	IP WLS BF H R ER SO BB IBB HBP BLK WP HR S P ERA WHIP	IP WLS BF H R ER SO BB IBB HBP BLK WP HR S P ERA WHIP	IP WLS BF H R ER SO BB IBB HBP BLK WP HR S P ERA WHIP	IP WLS BF H R ER SO BB IBB HBP BLK WP HR S P ERA WHIP	IP WLS BF H R ER SO BB IBB HBP BLK WP HR S P ERA WHIP	IP WLS BF H R ER SO BB IBB HBP BLK WP HR S P ERA WHIP	IP WLS BF H R ER SO BB IBB HBP BLK WP HR S P ERA WHIP	IP WLS BF H R ER SO BB IBB HBP BLK WP HR S P ERA WHIP	IP WLS BF H R ER SO BB IBB HBP BLK WP HR S P ERA WHIP	IP WLS BF H R ER SO BB IBB HBP BLK WP HR S P ERA WHIP	IP WLS BF H R ER SO BB IBB HBP BLK WP HR S P ERA WHIP	IP WLS BF H R ER SO BB IBB HBP BLK WP HR S P ERA WHIP	IP WLS BF H R ER SO BB IBB HBP BLK WP HR S P ERA WHIP	IP WLS BF H R ER SO BB IBB HBP BLK WP HR S P ERA WHIP	IP WLS BF H R ER SO BB IBB HBP BLK WP HR S P ERA WHIP	IP WLS BF H R ER SO BB IBB HBP BLK WP HR S P ERA WHIP	IP WLS BF H R ER SO BB IBB HBP BLK WP HR S P ERA WHIP


AB	41
R	9
H	14
RBI	8
BB	3
SO	5
LOB	19







Batter	1	2	3	4	5	6	7	8	9	AB	R	H	RBI	BB	SO	LOB	TOP					
Dom DiMaggio, R OBP: 0.421, SLG: 0.458 (1, 8)	0-3 K ①			X 0-0 K ①		X 0-3 K ①		X 0-0 K ②		4	0	0	0	0	2	1	<b>Boston Red Sox @ St. Louis Browns</b> Sportsman's Park, St. Louis, MO Sat Sep 16 1950, 4:33 AM EDT Att: 3,897 - Unknown <a href="http://livebaseballscorecards.com">livebaseballscorecards.com</a>					
Billy Goodman, L OBP: 0.435, SLG: 0.466 (1, 5)	X 0-0 K ②			X 0-0 K ②		X 0-3 K ②		X 0-0 K ③		4	0	1	0	0	1	1						
Ted Williams, L OBP: 0.472, SLG: 0.699 (1, 7)	X 0-0 K ③			X 0-0 K ②		X 0-0 K ②		X 0-0 K ③		4	0	1	0	0	0	1						
Vern Stephens, R OBP: 0.368, SLG: 0.534 (1, 6)		X 0-0 K ①		X 0-0 K ③		X 0-0 K ③		X 0-0 K ③		4	0	0	0	0	2							
Walt Dropo, R OBP: 0.378, SLG: 0.603 (1, 3)		0-3 K ②			X 0-3 K ①		X 0-3 K ①		X 0-0 K ③	4	0	0	0	0	3	0						
Bobby Doerr, R OBP: 0.375, SLG: 0.528 (1, 4)	X 0-0 K ③			X 0-0 K ③		X 0-0 K ②		X 0-0 K ②		3	1	1	1	0	0	0						
Al Zarilla, L OBP: 0.429, SLG: 0.510 (1, 9)			X 0-0 K ①		X 0-0 K ②		X 0-0 K ③			3	1	1	1	0	0	0						
Buddy Rosar, R OBP: 0.356, SLG: 0.328 (8, PH)			X 0-0 K ②		X 0-0 K ②			X 0-0 K ①		2	0	0	0	0	0	0						
Tom Wright, L OBP: 0.367, SLG: 0.398 (8, 2)			X 0-0 K ③		X 0-0 K ③			X 0-0 K ①		1	0	1	0	0	0	0						
Matt Batts, R OBP: 0.320, SLG: 0.382 (8, 1)			X 0-0 K ③		X 0-0 K ③			X 0-0 K ①		0	0	0	0	0	0	0						
Walt Masterson, R OBP: 0.174, SLG: 0.159 Mickey McDermott, L OBP: 0.435, SLG: 0.475 Ellis Kinder, R OBP: 0.200, SLG: 0.265 (1, 1) (5, 1) (8, 1)			X 0-0 K ③		X 0-3 K ③			X 0-0 K ①		2	0	0	0	0	1	0						
Ellis Kinder, R OBP: 0.200, SLG: 0.265 (8, 1)			X 0-0 K ③		X 0-3 K ③			X 0-0 K ①		1	0	0	0	0	0	1						
Ellis Kinder, R OBP: 0.200, SLG: 0.265 (8, 1)			X 0-0 K ③		X 0-3 K ③			X 0-0 K ①		0	0	0	0	0	0	0						
<b>Inning Stats</b>	R: 0 E: 0 K: 1 S: 5	H: 0 LOB: 0 BB: 0 P: 5	R: 0 E: 0 K: 1 S: 5	H: 0 LOB: 0 BB: 0 P: 5	R: 0 E: 0 K: 0 S: 3	H: 0 LOB: 0 BB: 0 P: 3	R: 0 E: 0 K: 0 S: 4	H: 1 LOB: 1 BB: 0 P: 4	R: 2 E: 0 K: 2 S: 9	H: 2 LOB: 2 BB: 0 P: 9	R: 0 E: 0 K: 2 S: 8	H: 1 LOB: 1 BB: 0 P: 8	R: 0 E: 0 K: 1 S: 5	H: 0 LOB: 0 BB: 0 P: 5	R: 0 E: 0 K: 0 S: 4	H: 1 LOB: 1 BB: 0 P: 4	R: 0 E: 0 K: 0 S: 3	H: 0 LOB: 0 BB: 0 P: 3	1B: 3 2B: 0 3B: 0 HR: 2	SF: 0 SAC: 0 DP: 0 HBP: 0	WP: 0 PB: 0 SB: 0 CS: 0	PA: 32
<b>PITCHER</b> Cliff Fannin, R ERA: 6.56 (1, 1)	IP: 9.0 WLS: W BF: 32 H: 5 R: 2 ER: 2 SO: 7 BB: 0 IBB: 0 HBP: 0 BLK: 0 WP: 0 HR: 2 S: 46 P: 46 ERA: 2.00 WHIP: 0.556															<b>PITCHER</b> Cliff Fannin, R ERA: 6.56 (1, 1)	IP: 9.0 WLS: W BF: 32 H: 5 R: 2 ER: 2 SO: 7 BB: 0 IBB: 0 HBP: 0 BLK: 0 WP: 0 HR: 2 S: 46 P: 46 ERA: 2.00 WHIP: 0.556					

Batter	1	2	3	4	5	6	7	8	9	AB	R	H	RBI	BB	SO	LOB	BOTTOM			
Ken Wood, R OBP: 0.287, SLG: 0.387 (1, 9)	4-0 K BB G6-4-3		X 0-0 K ② G5-4-3 1-2		X 0-0 K ③		X 0-0 K ③		X 0-3 K ③	4	1	1	2	1	1	3	<b>Boston Red Sox @ St. Louis Browns</b> Sportsman's Park, St. Louis, MO Sat Sep 16 1950, 4:33 AM EDT Att: 3,897 - Unknown <a href="http://livebaseballscorecards.com">livebaseballscorecards.com</a>			
Ray Coleman, L OBP: 0.338, SLG: 0.446 (1, 8)	X 0-0 K ① G6-4-3 1-2			X 0-0 K ② 1B		X 4-0 K ③ BB		X 0-0 K ①		3	1	1	0	1	0	1				
Sherm Lollar, R OBP: 0.399, SLG: 0.473 (1, 2)	B 4-0 K BB BB			X 0-0 K ① 2B		X 4-0 K ③ BB		X 0-0 K ②		2	0	0	0	2	0	1				
Dick Kokos, L OBP: 0.375, SLG: 0.442 (1, 7)	S 0-3 K ③			X 0-0 K ② 1B		X 0-0 K ③ BB		X 0-0 K ②		4	0	2	1	0	1	3				
Hank Arft, L OBP: 0.375, SLG: 0.346 (1, 3)		X 0-0 K ①		X 0-0 K ② 1B		X 0-0 K ③ 1B		X 0-0 K ③		4	0	1	0	0	0	3				
Snuffy Stirrweiss, R OBP: 0.522, SLG: 0.290 (1, 4)	S 0-3 K ②			X 0-0 K ③ 1B		X 0-0 K ① FC6-4 1B		X 0-0 K ①		4	1	2	0	0	1	0				
Tom Upton, R OBP: 0.322, SLG: 0.282 (1, 6)		X 0-0 K ③		X 0-0 K ③ FC6-4 1B		X 0-0 K ③ E4 1B G5-3		X 0-0 K ①		4	1	0	0	0	3					
Billy DeMars, R OBP: 0.324, SLG: 0.290 (1, 5)			X 0-0 K ①		X 0-0 K ③ HR		X 0-0 K ③ 1B		X 0-0 K ③ G5-3 1B	4	1	3	1	0	0	0				
Cliff Fannin, L OBP: 0.194, SLG: 0.226 (1, 1)			X 0-0 K ③ G5-4-3 1B		X 0-0 K ③ K		X 0-0 K ③ G5-3		X 0-0 K ② 3H	4	0	1	1	0	1	3				
<b>Inning Stats</b>	R: 0 E: 0 K: 1 S: 4	H: 0 LOB: 1 BB: 2 P: 12	R: 0 E: 0 K: 1 S: 5	H: 0 LOB: 0 BB: 0 P: 5	R: 0 E: 0 K: 0 S: 3	H: 1 LOB: 0 BB: 0 P: 3	R: 1 E: 0 K: 0 S: 6	H: 4 LOB: 2 BB: 0 P: 6	R: 2 E: 0 K: 1 S: 7	H: 2 LOB: 2 BB: 2 P: 15	R: 1 E: 0 K: 0 S: 5	H: 1 LOB: 1 BB: 0 P: 5	R: 0 E: 0 K: 0 S: 4	H: 1 LOB: 1 BB: 0 P: 4	R: 1 E: 0 K: 1 S: 7	H: 2 LOB: 1 BB: 0 P: 7		1B: 7 2B: 2 3B: 1 HR: 1	SF: 0 SAC: 0 DP: 2 HBP: 0	WP: 0 PB: 0 SB: 0 CS: 0
<b>PITCHER</b> Walt Masterson, R ERA: 5.6 Mickey McDermott, L ERA: 5.7 Ellis Kinder, R ERA: 4.3 (1, 1) (5, 1) (8, 1)	IP: 4.1 WLS: L BF: 21 H: 7 R: 3 ER: 3 SO: 3 BB: 4 IBB: 0 HBP: 0 BLK: 0 WP: 0 HR: 1 S: 23 P: 39 ERA: 6.23 WHIP: 2.538															<b>PITCHER</b> Walt Masterson, R ERA: 5.6 Mickey McDermott, L ERA: 5.7 Ellis Kinder, R ERA: 4.3 (1, 1) (5, 1) (8, 1)	IP: 4.1 WLS: L BF: 21 H: 7 R: 3 ER: 3 SO: 3 BB: 4 IBB: 0 HBP: 0 BLK: 0 WP: 0 HR: 1 S: 23 P: 39 ERA: 6.23 WHIP: 2.538			





Batter	1	2	3	4	5	6	7	8	9	AB	R	H	RBI	BB	SO	LOB	TOP																		
<a href="#">Dom DiMaggio, R</a> (1, 8) OBP: 0.421, SLG: 0.458											0	0	0	0	0	0	0	<b>Boston Red Sox @ Detroit Tigers</b> Briggs Stadium, Detroit, MI Sun Sep 17 1950, 4:33 AM EDT Att: 53,167 - Unknown  <a href="http://livebaseballscorecards.com">livebaseballscorecards.com</a>																	
<a href="#">Billy Goodman, L</a> (1, 5) OBP: 0.435, SLG: 0.466											0	0	0	0	0	0	0																		
<a href="#">Ted Williams, L</a> (1, 7) OBP: 0.472, SLG: 0.699											0	0	0	0	0	0	0																		
<a href="#">Vern Stephens, R</a> (1, 6) OBP: 0.368, SLG: 0.534											0	0	0	0	0	0	0																		
<a href="#">Walt Dropo, R</a> (1, 3) OBP: 0.378, SLG: 0.603											0	0	0	0	0	0	0																		
<a href="#">Bobby Doerr, R</a> (1, 4) OBP: 0.375, SLG: 0.528											0	0	0	0	0	0	0																		
<a href="#">Al Zarilla, L</a> (1, 9) OBP: 0.429, SLG: 0.510											0	0	0	0	0	0	0																		
<a href="#">Birdie Tebbetts, R</a> (1, 2) OBP: 0.395, SLG: 0.470											0	0	0	0	0	0	0																		
<a href="#">Mel Parnell, L</a> (1, 1) OBP: 0.234, SLG: 0.236											0	0	0	0	0	0	0																		
<b>Inning Stats</b>											1B: 0	SF: 0	WP: 0	PA: 0	2B: 0	SAC: 0	PB: 0		3B: 0	DP: 0	SB: 0	CS: 0	HR: 0	HBP: 0											
<b>PITCHER</b> <a href="#">Fred Hutchinson, R</a> (1, 1) ERA: 4.25	IP	WLS	BF	H	R	ER	SO	BB	IBB	HBP	BLK	WP	HR	S	P	ERA	WHIP																		
																		<b>PITCHER</b>	IP	WLS	BF	H	R	ER	SO	BB	IBB	HBP	BLK	WP	HR	S	P	ERA	WHIP

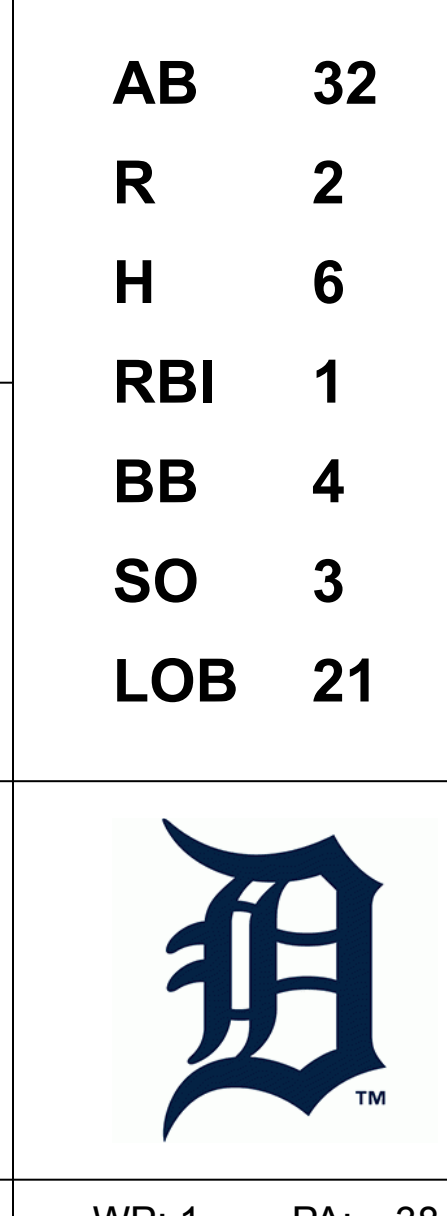
Batter	1	2	3	4	5	6	7	8	9	AB	R	H	RBI	BB	SO	LOB	BOTTOM																		
<a href="#">Johnny Lipon, R</a> (1, 6) OBP: 0.384, SLG: 0.373											0	0	0	0	0	0	0	<b>Boston Red Sox @ Detroit Tigers</b> Briggs Stadium, Detroit, MI Sun Sep 17 1950, 4:33 AM EDT Att: 53,167 - Unknown  <a href="http://livebaseballscorecards.com">livebaseballscorecards.com</a>																	
<a href="#">Jerry Priddy, R</a> (1, 4) OBP: 0.385, SLG: 0.412											0	0	0	0	0	0	0																		
<a href="#">George Kell, R</a> (1, 5) OBP: 0.404, SLG: 0.490											0	0	0	0	0	0	0																		
<a href="#">Vic Wertz, L</a> (1, 9) OBP: 0.410, SLG: 0.550											0	0	0	0	0	0	0																		
<a href="#">Hoot Evers, R</a> (1, 7) OBP: 0.417, SLG: 0.579											0	0	0	0	0	0	0																		
<a href="#">Johnny Groth, R</a> (1, 8) OBP: 0.410, SLG: 0.461											0	0	0	0	0	0	0																		
<a href="#">Don Kolloway, R</a> (1, 3) OBP: 0.326, SLG: 0.383											0	0	0	0	0	0	0																		
<a href="#">Bob Swift, R</a> (1, 2) OBP: 0.356, SLG: 0.298											0	0	0	0	0	0	0																		
<a href="#">Fred Hutchinson, L</a> (1, 1) OBP: 0.423, SLG: 0.424											0	0	0	0	0	0	0																		
<b>Inning Stats</b>											1B: 0	SF: 0	WP: 0	PA: 0	2B: 0	SAC: 0	PB: 0		3B: 0	DP: 0	SB: 0	CS: 0	HR: 0	HBP: 0											
<b>PITCHER</b> <a href="#">Mel Parnell, L</a> (1, 1) ERA: 3.75	IP	WLS	BF	H	R	ER	SO	BB	IBB	HBP	BLK	WP	HR	S	P	ERA	WHIP																		
																		<b>PITCHER</b>	IP	WLS	BF	H	R	ER	SO	BB	IBB	HBP	BLK	WP	HR	S	P	ERA	WHIP



Batter	1	2	3	4	5	6	7	8	9	AB	R	H	RBI	BB	SO	LOB	TOP								
<b>Dom DiMaggio, R</b> OBP: 0.416, SLG: 0.452 (1, 8)										4	0	0	0	0	0	2	<b>Boston Red Sox @ Detroit Tigers</b> Briggs Stadium, Detroit, MI Mon Sep 18 1950, 4:33 AM EDT Att: 24,485 - Unknown								
<b>Billy Goodman, L</b> OBP: 0.434, SLG: 0.465 (1, 5)										4	1	2	0	0	0	0									
<b>Ted Williams, L</b> OBP: 0.467, SLG: 0.685 (1, 7)										3	1	1	0	1	0	1									
<b>Vern Stephens, R</b> OBP: 0.370, SLG: 0.533 (1, 6)										3	0	0	0	1	0	2									
<b>Walt Dropo, R</b> OBP: 0.379, SLG: 0.603 (1, 3)										4	1	3	1	0	0	0									
<b>Bobby Doerr, R</b> OBP: 0.373, SLG: 0.523 (1, 4)										4	0	1	2	0	0	3									
<b>Al Zarilla, L</b> OBP: 0.425, SLG: 0.502 (1, 9)										4	0	0	0	0	2	3									
<b>Birdie Tebbetts, R</b> OBP: 0.389, SLG: 0.461 (1, 2)										3	0	0	0	0	0	1									
<b>Tom Wright, L</b> OBP: 0.364, SLG: 0.394 (9, PH)										1	0	0	0	0	1	2									
<b>Matt Batts, R</b> OBP: 0.320, SLG: 0.382 (9, 2)										0	0	0	0	0	0	0									
<b>Willard Nixon, L</b> OBP: 0.250, SLG: 0.143 (1, 1)										3	0	0	0	0	0	1									
<b>Ellis Kinder, R</b> OBP: 0.200, SLG: 0.265 (9, 1)										0	0	0	0	0	0	0									
<b>Inning Stats</b>	R: 0 E: 0 K: 0 S: 4	H: 1 LOB: 1 BB: 0 P: 4	R: 1 E: 1 K: 1 S: 8	H: 2 LOB: 2 BB: 0 P: 8	R: 0 E: 0 K: 1 S: 3	H: 0 LOB: 0 BB: 0 P: 3	R: 0 E: 0 K: 1 S: 5	H: 1 LOB: 0 BB: 0 P: 5	R: 0 E: 0 K: 0 S: 3	H: 0 LOB: 0 BB: 0 P: 3	R: 0 E: 0 K: 0 S: 2	H: 0 LOB: 0 BB: 1 P: 6	R: 0 E: 0 K: 0 S: 3	H: 0 LOB: 0 BB: 0 P: 3	R: 0 E: 0 K: 0 S: 3	H: 0 LOB: 0 BB: 0 P: 3	R: 2 E: 1 K: 1 S: 8	H: 3 LOB: 2 BB: 1 P: 12	1B: 6 2B: 1 3B: 0 HR: 0	SF: 0 SAC: 0 DP: 2 HBP: 0	WP: 0 PB: 0 SB: 1 CS: 0	PA: 35			
<b>PITCHER</b>	IP	WLS	BF	H	R	ER	SO	BB	IBB	HBP	BLK	WP	HR	S	P	ERA	WHIP								
<b>Hal Newhouser, L</b> ERA: 4.48 (1, 1)	8.0	L	30	6	3	3	2	1	0	0	0	0	0	33	37	3.38	0.875								
<b>Hal White, R</b> ERA: 4.81 (9, 1)	1.0	S	5	1	0	0	1	0	1	0	0	0	0	6	10	0.00	1.000								

Batter	1	2	3	4	5	6	7	8	9	AB	R	H	RBI	BB	SO	LOB	BOTTOM								
<b>Johnny Lipon, R</b> OBP: 0.383, SLG: 0.371 (1, 6)										4	0	1	0	0	0	1	<b>Boston Red Sox @ Detroit Tigers</b> Briggs Stadium, Detroit, MI Mon Sep 18 1950, 4:33 AM EDT Att: 24,485 - Unknown								
<b>Charlie Keller, L</b> OBP: 0.488, SLG: 0.516 (9, PH)										1	0	0	0	0	0	1									
<b>Jerry Priddy, R</b> OBP: 0.382, SLG: 0.411 (1, 4)										5	1	1	0	0	0	3									
<b>George Kell, R</b> OBP: 0.403, SLG: 0.488 (1, 5)										3	1	1	0	1	0	2									
<b>Vic Wertz, L</b> OBP: 0.406, SLG: 0.543 (1, 9)										3	0	0	0	0	1	3									
<b>Hoot Evers, R</b> OBP: 0.417, SLG: 0.573 (1, 7)										3	0	0	0	1	0	2									
<b>Johnny Groth, R</b> OBP: 0.408, SLG: 0.457 (1, 8)										4	0	1	1	0	1	3									
<b>Don Kolloway, R</b> OBP: 0.330, SLG: 0.385 (1, 3)										3	0	1	0	1	0	1									
<b>Joe Ginsberg, L</b> OBP: 0.316, SLG: 0.269 (1, 2)										3	0	1	0	1	0	2									
<b>Hal Newhouser, L</b> OBP: 0.214, SLG: 0.197 (1, 1)										3	0	0	0	0	1	3									
<b>Hal White, R</b> OBP: 0.129, SLG: 0.194 (9, PH)										0	0	0	0	0	0	0									
<b>Pat Mullin, L</b> OBP: 0.286, SLG: 0.260 (9, PH)										0	0	0	0	0	0	0									
<b>Inning Stats</b>	R: 0 E: 0 K: 2 S: 8	H: 1 LOB: 3 BB: 2 P: 16	R: 0 E: 0 K: 0 S: 3	H: 1 LOB: 0 BB: 0 P: 3	R: 1 E: 1 K: 0 S: 5	H: 1 LOB: 1 BB: 0 P: 5	R: 0 E: 0 K: 0 S: 3	H: 0 LOB: 1 BB: 1 P: 7	R: 0 E: 0 K: 0 S: 4	H: 0 LOB: 1 BB: 0 P: 4	R: 0 E: 0 K: 0 S: 3	H: 0 LOB: 0 BB: 0 P: 3	R: 0 E: 0 K: 1 S: 6	H: 1 LOB: 1 BB: 0 P: 6	R: 0 E: 0 K: 0 S: 5	H: 2 LOB: 1 BB: 0 P: 5	R: 0 E: 0 K: 0 S: 3	H: 0 LOB: 1 BB: 1 P: 7	1B: 4 2B: 2 3B: 0 HR: 0	SF: 0 SAC: 2 DP: 1 HBP: 0	WP: 1 PB: 0 SB: 1 CS: 0	PA: 38			
<b>PITCHER</b>	IP	WLS	BF	H	R	ER	SO	BB	IBB	HBP	BLK	WP	HR	S	P	ERA	WHIP								
<b>Willard Nixon, R</b> ERA: 5.4 (1, 1)	8.0	W	35	6	2	1	3	4	0	0	0	0	0	37	53	1.12	1.250								
<b>Ellis Kinder, R</b> ERA: 4.26 (9, 1)	1.0	S	3	0	0	0	0	0	0	0	0	0	0	3	3	0.00	0.000								

AB 33  
R 3  
H 7  
RBI 3  
BB 2  
SO 3  
LOB 15





Batter	1	2	3	4	5	6	7	8	9	AB	R	H	RBI	BB	SO	LOB	TOP					
Dom DiMaggio, R OBP: 0.415, SLG: 0.451										3	0	1	1	0	1	2	<b>Boston Red Sox @ Cleveland Indians</b> Cleveland Municipal Stadium, Cleveland, OH Wed Sep 20 1950, 3:33 AM EDT Unknown					
Billy Goodman, L OBP: 0.435, SLG: 0.465										4	0	2	2	0	1	3						
Ted Williams, L OBP: 0.467, SLG: 0.681										2	0	0	0	2	1	1						
Vern Stephens, R OBP: 0.368, SLG: 0.530										3	0	0	0	0	1	2						
6 Johnny Pesky, L OBP: 0.434, SLG: 0.390										1	0	0	0	0	0	1						
Walt Dropo, R OBP: 0.379, SLG: 0.600										4	0	1	0	0	1	2						
Bobby Doerr, R OBP: 0.373, SLG: 0.527										4	1	2	0	0	0	2						
Al Zarilla, L OBP: 0.423, SLG: 0.500										4	0	1	0	0	1	1						
Buddy Rosar, R OBP: 0.360, SLG: 0.324										1	1	0	0	1	0	0						
Tom Wright, L OBP: 0.360, SLG: 0.390										1	0	0	0	0	1	2						
Matt Batts, R OBP: 0.320, SLG: 0.382										0	0	0	0	0	0	0						
Fred Hatfield, L OBP: 0.320, SLG: 0.382										1	0	0	0	0	1	0						
Chuck Stobbs, L OBP: 0.385, SLG: 0.264										0	1	0	0	0	0	0						
Mickey McDermott, L OBP: 0.458, SLG: 0.475										0	1	0	0	0	2	0						
Mel Parnell, L OBP: 0.297, SLG: 0.253										0	0	0	0	0	0	0						
Charlie Maxwell, L OBP: 0.297, SLG: 0.253										1	0	0	0	0	1	0						
<b>Inning Stats</b>	R: 0 E: 0 K: 1 S: 5	H: 1 LOB: 0 BB: 0 P: 5	R: 0 E: 0 K: 1 S: 6	H: 1 LOB: 1 BB: 0 P: 6	R: 0 E: 0 K: 1 S: 5	H: 0 LOB: 0 BB: 0 P: 5	R: 0 E: 0 K: 1 S: 5	H: 1 LOB: 0 BB: 0 P: 5	R: 0 E: 0 K: 1 S: 5	H: 0 LOB: 0 BB: 0 P: 5	R: 2 E: 0 K: 0 S: 4	H: 1 LOB: 2 BB: 3 P: 16	R: 1 E: 0 K: 1 S: 7	H: 2 LOB: 2 BB: 1 P: 11	R: 0 E: 0 K: 0 S: 3	H: 1 LOB: 1 BB: 1 P: 7	R: 0 E: 0 K: 3 S: 9	H: 0 LOB: 0 BB: 0 P: 9	1B: 5 2B: 3 3B: 0 HR: 0	SF: 0 SAC: 1 DP: 2 HBP: 0	WP: 0 PB: 0 SB: 0 CS: 2	PA: 36
<b>PITCHER</b>	IP WLS BF H R ER SO BB IBB HBP BLK WP HR S P ERA WHIP																					
Bob Lemon, R ERA: 4.01	9.0 W 36 7 3 3 9 5 0 0 0 0 0 0 49 69 3.00 1.333																					

AB 30  
R 3  
H 7  
RBI 3  
BB 5  
SO 9  
LOB 16



Batter	1	2	3	4	5	6	7	8	9	AB	R	H	RBI	BB	SO	LOB	BOTTOM			
Dale Mitchell, L OBP: 0.385, SLG: 0.386										4	1	2	1	0	0	0	<b>Boston Red Sox @ Cleveland Indians</b> Cleveland Municipal Stadium, Cleveland, OH Wed Sep 20 1950, 3:33 AM EDT Unknown			
Bob Kennedy, R OBP: 0.380, SLG: 0.424										4	3	2	0	0	0	3				
Larry Doby, L OBP: 0.450, SLG: 0.561										3	0	2	2	1	0	1				
Luke Easter, L OBP: 0.374, SLG: 0.492										4	1	1	2	0	0	5				
Al Rosen, R OBP: 0.402, SLG: 0.543										3	0	0	1	1	0	0				
Ray Boone, R OBP: 0.402, SLG: 0.435										3	0	0	0	1	0	3				
Joe Gordon, R OBP: 0.340, SLG: 0.419										4	0	0	0	0	1	1				
Jim Hegan, R OBP: 0.290, SLG: 0.378											4	1	1	0	0	1				
Bob Lemon, L OBP: 0.338, SLG: 0.456											3	0	1	0	0	1				
<b>Inning Stats</b>	R: 2 E: 0 K: 0 S: 5	H: 2 LOB: 0 BB: 0 P: 5	R: 0 E: 0 K: 0 S: 3	H: 0 LOB: 0 BB: 0 P: 3	R: 1 E: 0 K: 0 S: 5	H: 2 LOB: 1 BB: 0 P: 5	R: 0 E: 0 K: 0 S: 3	H: 0 LOB: 0 BB: 0 P: 3	R: 2 E: 0 K: 0 S: 6	H: 3 LOB: 1 BB: 0 P: 6	R: 0 E: 0 K: 1 S: 5	H: 0 LOB: 1 BB: 1 P: 9	R: 1 E: 0 K: 0 S: 5	H: 2 LOB: 3 BB: 2 P: 13	R: 0 E: 0 K: 1 S: 5	H: 0 LOB: 0 BB: 0 P: 5		1B: 5 2B: 3 3B: 0 HR: 1	SF: 0 SAC: 1 DP: 0 HBP: 0	WP: 0 PB: 0 SB: 1 CS: 0
<b>PITCHER</b>	IP WLS BF H R ER SO BB IBB HBP BLK WP HR S P ERA WHIP																			
Chuck Stobbs, L ERA: 5.21	4.2 L 21 7 5 5 0 0 0 0 0 0 0 0 9 17 5.40 1.500																			
Mickey McDermott, L ERA: 5.57	1.2 9 2 1 1 1 2 0 0 0 0 0 0 9 17 5.40 1.500																			
Mel Parnell, L ERA: 3.67	1.2 6 0 0 0 0 1 1 0 0 0 0 0 7 11 0.00 0.600																			

AB 32  
R 6  
H 9  
RBI 6  
BB 3  
SO 2  
LOB 14





Batter	1	2	3	4	5	6	7	8	9	AB	R	H	RBI	BB	SO	LOB	TOP			
Dom DiMaggio, R (1, 8) OBP: 0.414, SLG: 0.450										4	0	1	0	0	2	0	<b>Boston Red Sox @ Cleveland Indians</b> Cleveland Municipal Stadium, Cleveland, OH Wed Sep 20 1950, 3:38 AM EDT Att: 11,852 - Unknown			
6 Johnny Pesky, L (1, 6) OBP: 0.436, SLG: 0.394										3	0	2	0	1	0	1				
Ted Williams, L (1, 7) OBP: 0.462, SLG: 0.671										4	0	0	0	0	2	4				
Billy Goodman, L (1, 5) OBP: 0.431, SLG: 0.460										4	0	0	0	0	0	2				
Walt Dropo, R (1, 3) OBP: 0.378, SLG: 0.603										4	1	1	1	0	2	0				
Bobby Doerr, R (1, 4) OBP: 0.373, SLG: 0.525										4	0	1	0	0	1	0				
Al Zarilla, L (1, 9) OBP: 0.421, SLG: 0.497										3	0	0	0	0	1	1				
Birdie Tebbetts, R (1, 2) OBP: 0.385, SLG: 0.455										3	0	0	0	0	1	1				
Joe Dobson, R (1, 1) OBP: 0.316, SLG: 0.246										1	0	0	0	0	0	0				
Ellis Kinder, R (4, 1) OBP: 0.197, SLG: 0.261										1	0	0	0	0	0	0				
Tom Wright, L (6, PH) OBP: 0.357, SLG: 0.387										1	0	0	0	0	0	0				
Walt Masterson, R (8, 1) OBP: 0.174, SLG: 0.159										0	0	0	0	0	0	0				
<b>Inning Stats</b>	R: 0 E: 0 K: 0 S: 4	H: 1 LOB: 1 BB: 0 P: 4	R: 0 E: 0 K: 1 S: 6	H: 1 LOB: 1 BB: 0 P: 6	R: 0 E: 0 K: 1 S: 5	H: 0 LOB: 1 BB: 1 P: 9	R: 0 E: 0 K: 1 S: 5	H: 0 LOB: 0 BB: 0 P: 5	R: 0 E: 0 K: 1 S: 5	H: 0 LOB: 0 BB: 0 P: 5	R: 1 E: 0 K: 0 S: 4	H: 1 LOB: 1 BB: 0 P: 4	R: 0 E: 0 K: 1 S: 6	H: 1 LOB: 1 BB: 0 P: 6	R: 0 E: 0 K: 2 S: 7	H: 0 LOB: 0 BB: 0 P: 7	1B: 3 2B: 1 3B: 0 HR: 1	SF: 0 SAC: 0 DP: 0 HBP: 0	WP: 0 PB: 0 SB: 0 CS: 0	PA: 33
<b>PITCHER</b> Early Wynn, R (1, 1) ERA: 3.3	IP: 9.0 WLS: W BF: 33 H: 5 R: 1 ER: 1 SO: 9 BB: 1 IBB: 0 HBP: 0 BLK: 0 WP: 0 HR: 1 S: 50 P: 54 ERA: 1.00 WHIP: 0.667															<b>PITCHER</b>				

Batter	1	2	3	4	5	6	7	8	9	AB	R	H	RBI	BB	SO	LOB	BOTTOM	
Dale Mitchell, L (1, 7) OBP: 0.388, SLG: 0.390										3	1	2	0	1	0	0	<b>Boston Red Sox @ Cleveland Indians</b> Cleveland Municipal Stadium, Cleveland, OH Wed Sep 20 1950, 3:38 AM EDT Att: 11,852 - Unknown	
Bob Kennedy, R (1, 9) OBP: 0.359, SLG: 0.423										4	1	1	1	0	0	2		
Larry Doby, L (1, 8) OBP: 0.447, SLG: 0.556										4	0	0	1	0	0	3		
Luke Easter, L (1, 3) OBP: 0.374, SLG: 0.490										4	1	1	1	0	0	1		
Al Rosen, R (1, 5) OBP: 0.403, SLG: 0.542										3	0	1	0	1	2	2		
Ray Boone, R (1, 6) OBP: 0.403, SLG: 0.442										4	2	2	1	0	0	1		
Joe Gordon, R (1, 4) OBP: 0.339, SLG: 0.426										4	1	1	3	0	0	1		
Jim Hegan, R (1, 2) OBP: 0.290, SLG: 0.377										4	1	1	0	0	0	0		
Early Wynn, S (1, 1) OBP: 0.318, SLG: 0.400										2	0	0	0	0	0	0		
<b>Inning Stats</b>	R: 0 E: 0 K: 0 S: 4	H: 1 LOB: 1 BB: 0 P: 4	R: 2 E: 0 K: 0 S: 4	H: 2 LOB: 0 BB: 1 P: 8	R: 0 E: 0 K: 0 S: 3	H: 0 LOB: 0 BB: 0 P: 3	R: 2 E: 1 K: 1 S: 7	H: 1 LOB: 0 BB: 0 P: 7	R: 0 E: 0 K: 0 S: 4	H: 1 LOB: 1 BB: 0 P: 4	R: 3 E: 0 K: 1 S: 8	H: 3 LOB: 1 BB: 1 P: 12	R: 0 E: 0 K: 0 S: 3	H: 0 LOB: 0 BB: 0 P: 3	1B: 6 2B: 1 3B: 1 HR: 1	SF: 0 SAC: 1 DP: 0 HBP: 0		WP: 1 PB: 0 SB: 0 CS: 0
<b>PITCHER</b> Joe Dobson, R (1, 1) ERA: 4.15	IP: 3.1 WLS: L BF: 15 H: 4 R: 4 ER: 2 SO: 1 BB: 1 IBB: 0 HBP: 0 BLK: 0 WP: 1 HR: 1 S: 16 P: 20 ERA: 5.40 WHIP: 1.500															<b>PITCHER</b>		
Ellis Kinder, R (4, 1) ERA: 4.31	3.2 17 5 3 3 1 1 0 0 0 0 0 0 18 22 7.36 1.636																	
Walt Masterson, R (8, 1) ERA: 5.56	1.0 3 0 0 0 0 0 0 0 0 0 0 0 3 3 0.00 0.000																	



Batter	1	2	3	4	5	6	7	8	9	AB	R	H	RBI	BB	SO	LOB	TOP		
Dom DiMaggio, R OBP: 0.413, SLG: 0.452 (1, 8)										4	0	1	0	0	0	0	<b>Boston Red Sox @ New York Yankees</b> Yankee Stadium, Bronx, NY Sat Sep 23 1950, 3:33 AM EDT Att: 63,998 - Unknown		
6 Johnny Pesky, L OBP: 0.437, SLG: 0.393 (1, 5)										3	0	1	0	0	0	1			
Ted Williams, L OBP: 0.460, SLG: 0.666 (1, 7)										4	0	1	0	0	1	2			
Vern Stephens, R OBP: 0.369, SLG: 0.530 (1, 6)										4	0	2	0	0	0	3			
Walt Dropo, R OBP: 0.375, SLG: 0.599 (1, 3)										4	0	0	0	0	1	3			
Bobby Doerr, R OBP: 0.371, SLG: 0.522 (1, 4)										3	0	0	0	0	0	1			
Al Zarilla, L OBP: 0.420, SLG: 0.496 Clyde Vollmer, R OBP: 0.360, SLG: 0.465 (1, 9) (4, 9)										1	0	0	0	0	0	0			
Birdie Tebbetts, R OBP: 0.381, SLG: 0.450 (1, 2)										3	0	0	0	0	0	0			
Mel Parnell, L OBP: 0.245, SLG: 0.250 Chuck Stobbs, L OBP: 0.355, SLG: 0.254 Mickey McDermott, L OBP: 0.449, SLG: 0.463 Lou Stringer, R OBP: 0.294, SLG: 0.353 Harry Taylor, R (8, 1)										1	0	0	0	0	0	0			
<b>Inning Stats</b>	R: 0 E: 0 K: 0 S: 4	H: 1 LOB: 1 BB: 0 P: 4	R: 0 E: 0 K: 0 S: 3	H: 0 LOB: 0 BB: 0 P: 3	R: 0 E: 0 K: 0 S: 3	H: 1 LOB: 1 BB: 0 P: 4	R: 0 E: 0 K: 0 S: 3	H: 0 LOB: 0 BB: 0 P: 3	R: 0 E: 0 K: 1 S: 6	H: 1 LOB: 1 BB: 0 P: 6	R: 0 E: 0 K: 1 S: 6	H: 1 LOB: 1 BB: 0 P: 6	R: 0 E: 0 K: 0 S: 3	H: 0 LOB: 0 BB: 0 P: 3	R: 0 E: 0 K: 0 S: 4	H: 1 LOB: 1 BB: 0 P: 4		1B: 4 2B: 0 3B: 1 HR: 0 SF: 0 SAC: 0 DP: 1 HBP: 1	WP: 0 PB: 0 SB: 0 CS: 0
<b>PITCHER</b> Ed Lopat, L ERA: 3.51 (1, 1)	IP: 9.0 WLS: W BF: 32 H: 5 R: 0 ER: 0 SO: 2 BB: 0 IBB: 0 HBP: 1 BLK: 0 WP: 0 HR: 0 S: 35 P: 36 ERA: 0.00 WHIP: 0.556															<b>PITCHER</b>			

Batter	1	2	3	4	5	6	7	8	9	AB	R	H	RBI	BB	SO	LOB	BOTTOM		
Billy Johnson, R OBP: 0.345, SLG: 0.377 (1, 5)										3	1	1	0	2	0	0	<b>Boston Red Sox @ New York Yankees</b> Yankee Stadium, Bronx, NY Sat Sep 23 1950, 3:33 AM EDT Att: 63,998 - Unknown		
Phil Rizzuto, R OBP: 0.417, SLG: 0.429 (1, 6)										5	2	2	0	0	1	3			
Yogi Berra, L OBP: 0.379, SLG: 0.513 Charles Silvera, R OBP: 0.200, SLG: 0.167 (1, 2) (6, 2)										2	2	0	0	0	0	3			
Joe DiMaggio, R OBP: 0.386, SLG: 0.594 (1, 8)										3	2	2	2	1	1	0			
Johnny Mize, L OBP: 0.352, SLG: 0.605 Johnny Hopp, L OBP: 0.416, SLG: 0.515 (1, 3) (8, 3)										4	0	1	2	0	1	3			
Hank Bauer, R OBP: 0.387, SLG: 0.474 (1, 7)										3	1	2	1	1	0	0			
Jerry Coleman, R OBP: 0.371, SLG: 0.381 (1, 4)										3	0	1	3	1	1	2			
Cliff Mapes, L OBP: 0.342, SLG: 0.429 (1, 9)										4	0	0	0	0	3	3			
Ed Lopat, L OBP: 0.344, SLG: 0.321 (1, 1)										4	0	0	0	0	1	0			
<b>Inning Stats</b>	R: 2 E: 1 K: 1 S: 7	H: 1 LOB: 0 BB: 0 P: 7	R: 0 E: 0 K: 2 S: 7	H: 0 LOB: 0 BB: 0 P: 7	R: 3 E: 0 K: 0 S: 6	H: 3 LOB: 2 BB: 2 P: 14	R: 0 E: 0 K: 0 S: 3	H: 0 LOB: 0 BB: 0 P: 3	R: 3 E: 0 K: 1 S: 7	H: 3 LOB: 1 BB: 1 P: 12	R: 0 E: 0 K: 1 S: 5	H: 0 LOB: 1 BB: 1 P: 9	R: 0 E: 0 K: 2 S: 8	H: 1 LOB: 2 BB: 1 P: 12	R: 0 E: 0 K: 1 S: 6	H: 1 LOB: 1 BB: 0 P: 6		1B: 5 2B: 3 3B: 1 HR: 1 SF: 0 SAC: 0 DP: 1 HBP: 1	WP: 0 PB: 1 SB: 0 CS: 0
<b>PITCHER</b> Mel Parnell, L ERA: 3.74 Chuck Stobbs, L ERA: 5.32 Mickey McDermott, L ERA: 5.46 Harry Taylor, R ERA:	IP: 3.0 WLS: L BF: 16 H: 4 R: 5 ER: 3 SO: 3 BB: 1 IBB: 0 HBP: 0 BLK: 0 WP: 0 HR: 1 S: 20 P: 28 ERA: 9.00 WHIP: 1.667															<b>PITCHER</b>			









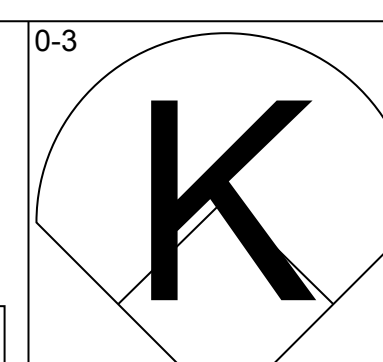
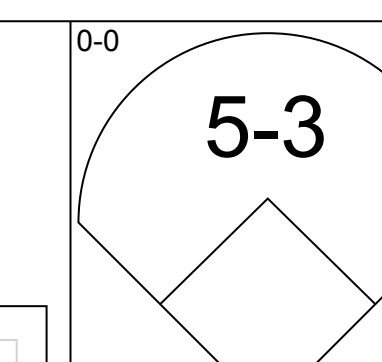
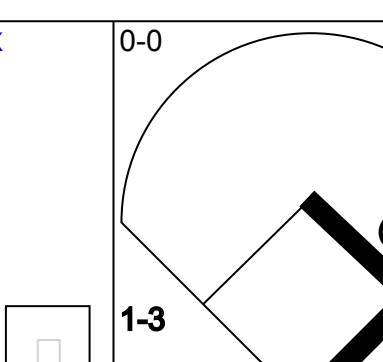
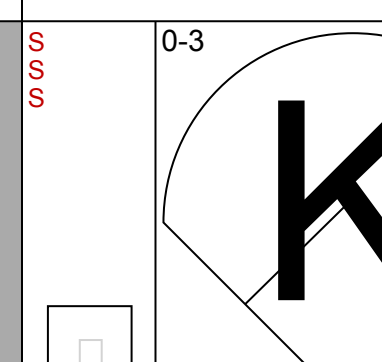
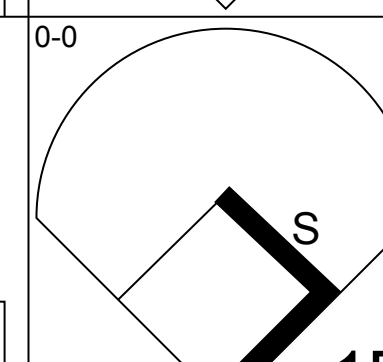
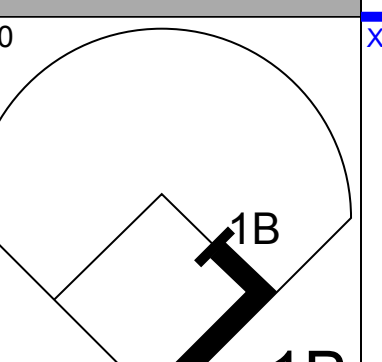
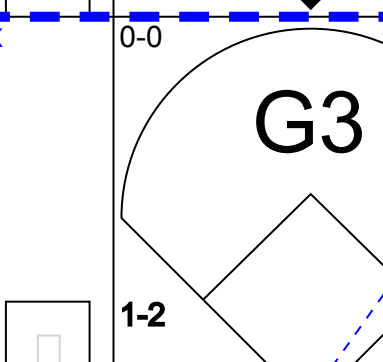
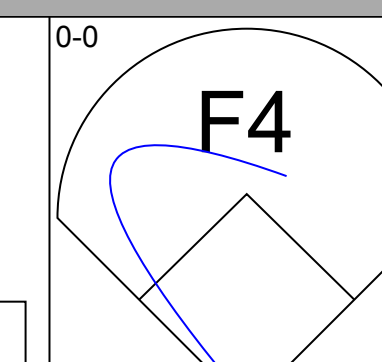
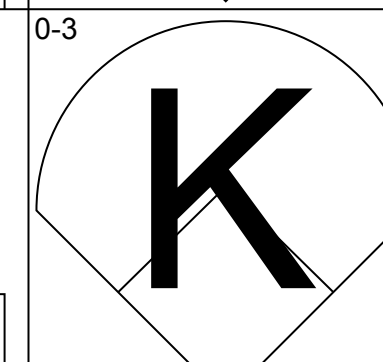
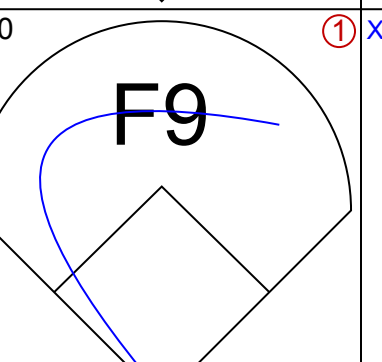
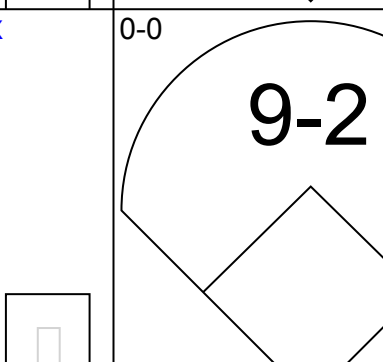
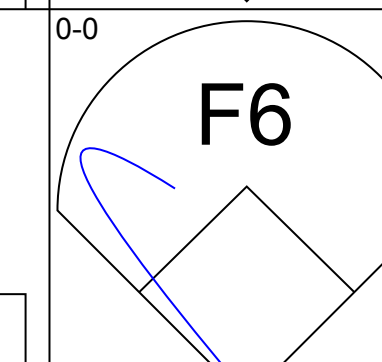
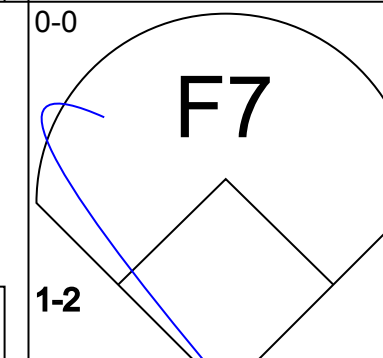
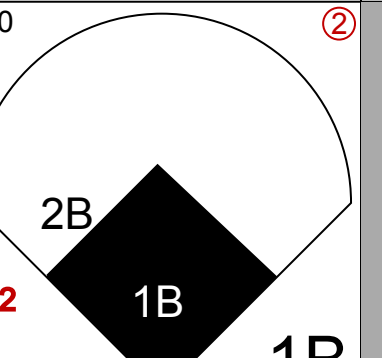
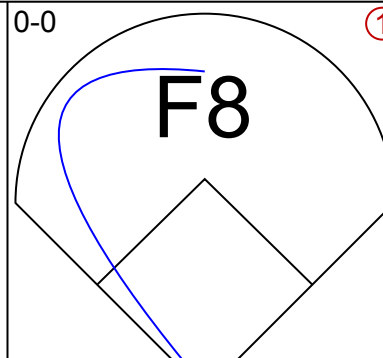
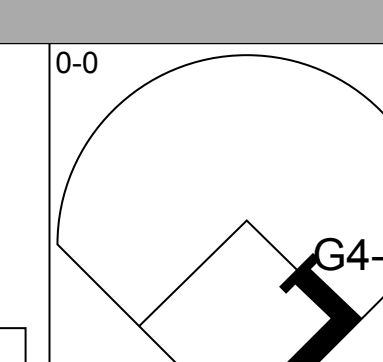
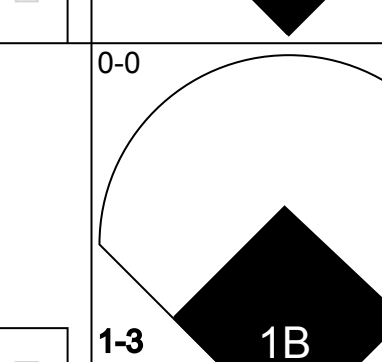
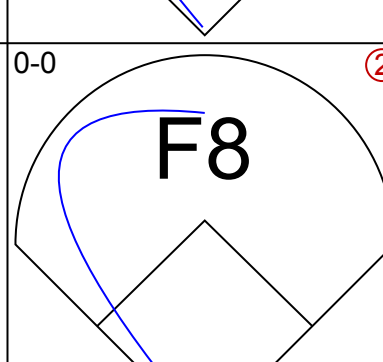
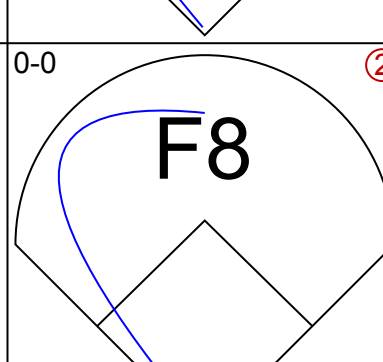
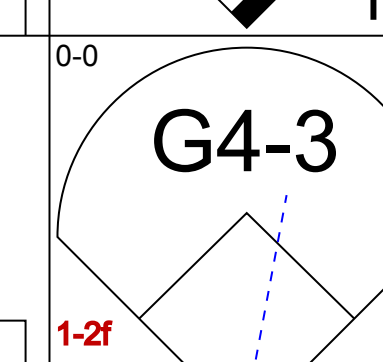
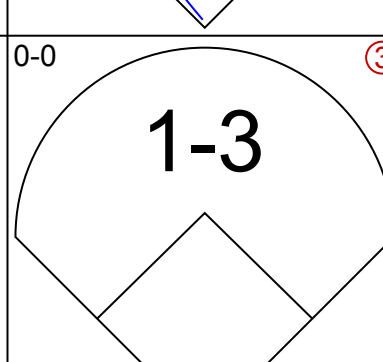
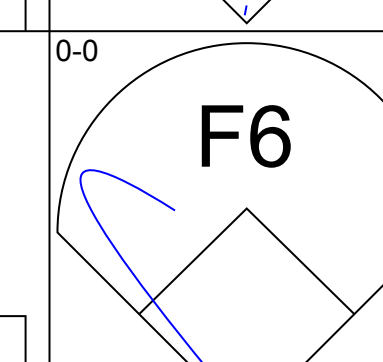
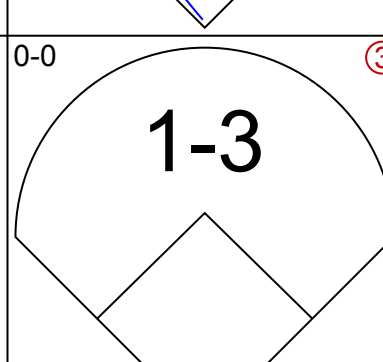
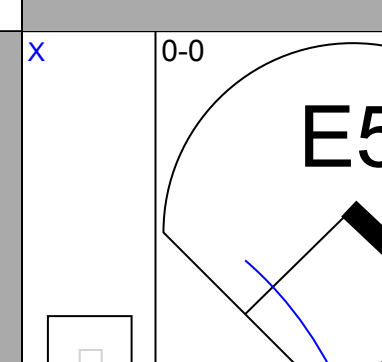
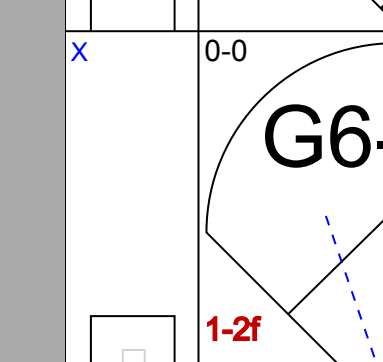
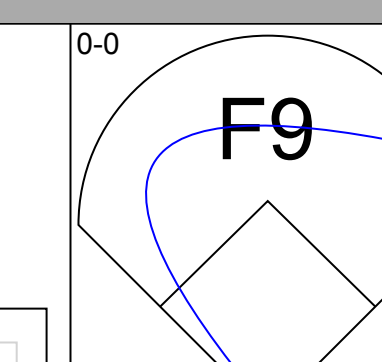
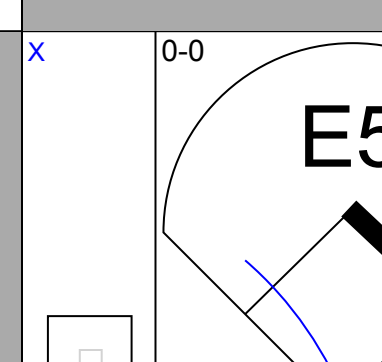
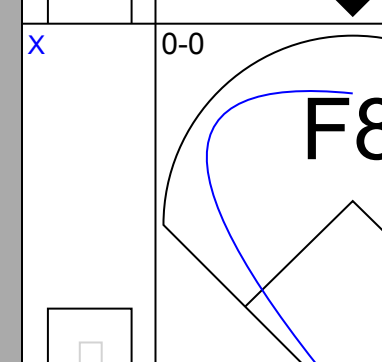
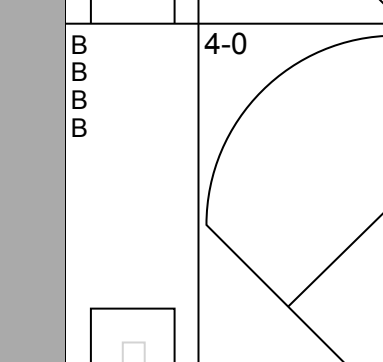
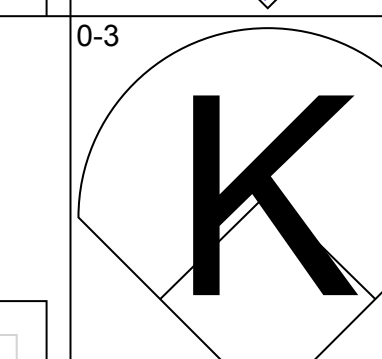
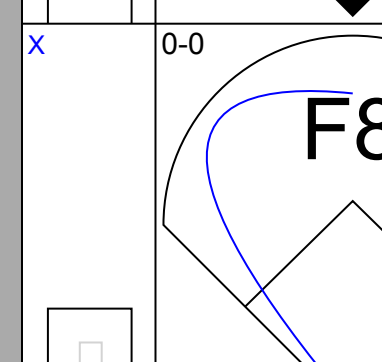
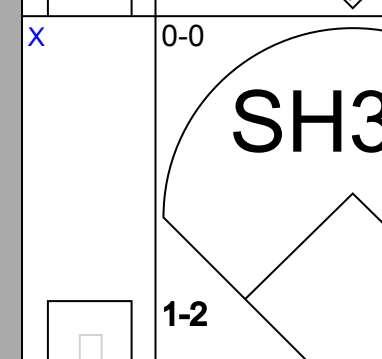
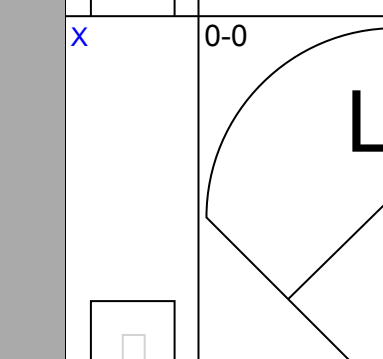
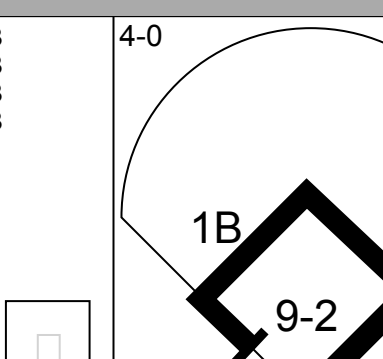
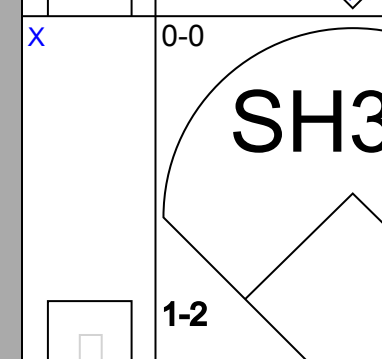
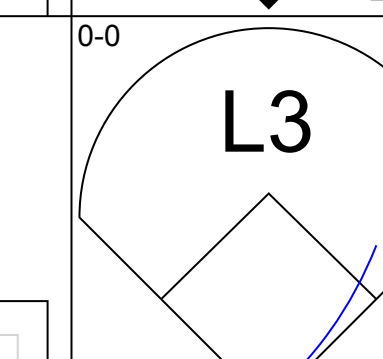


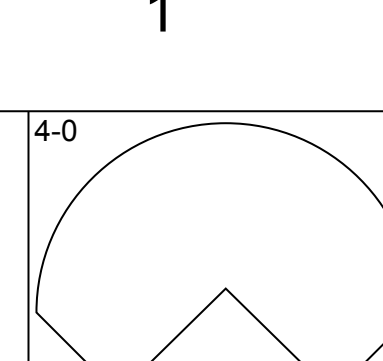
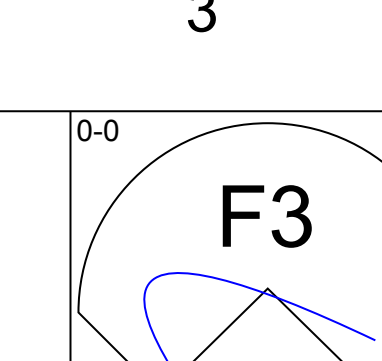
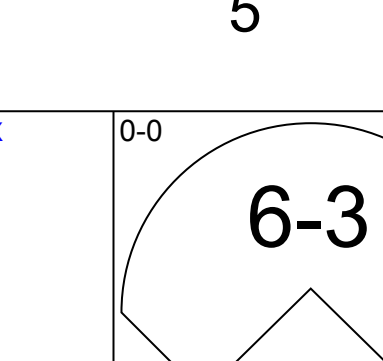
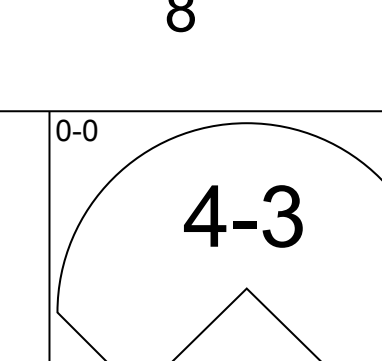
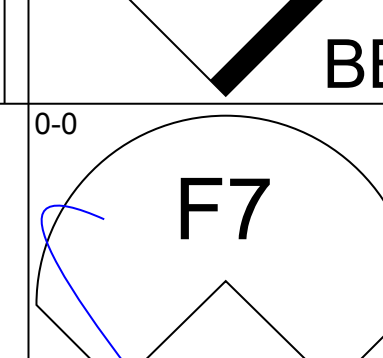
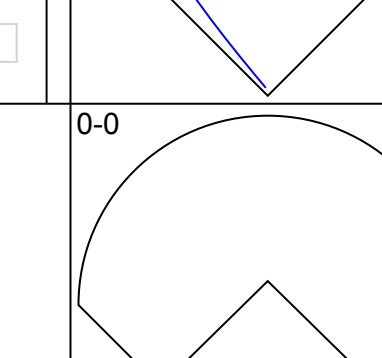
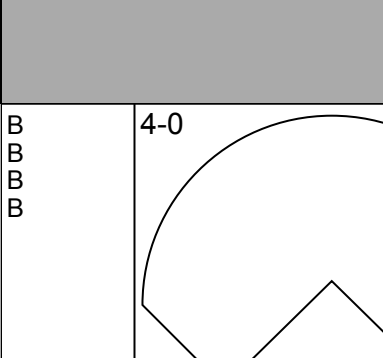
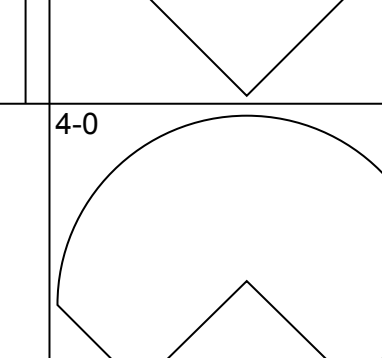
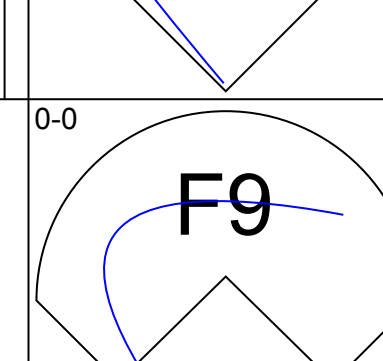
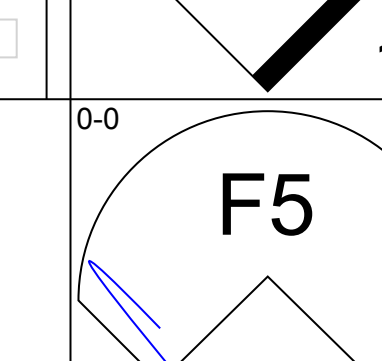
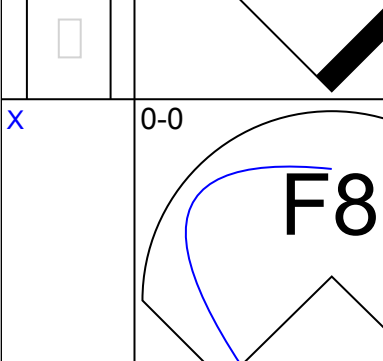
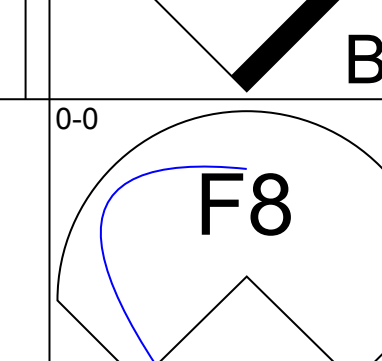
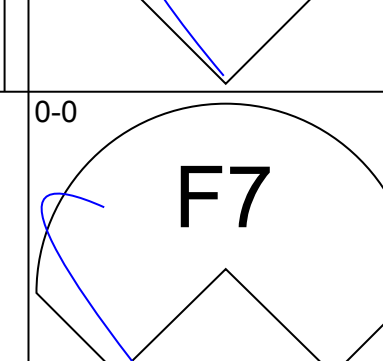
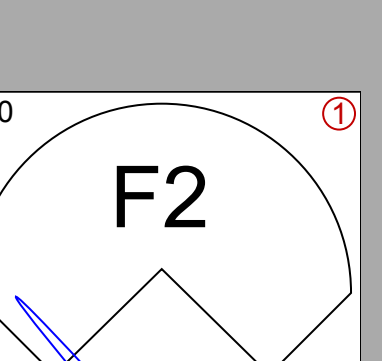
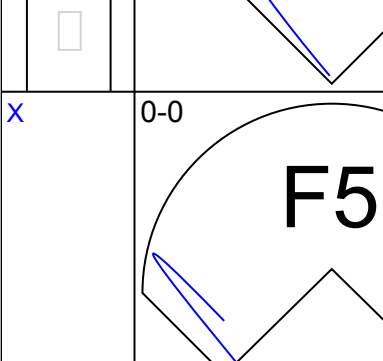
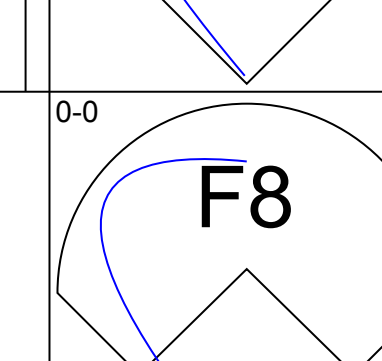
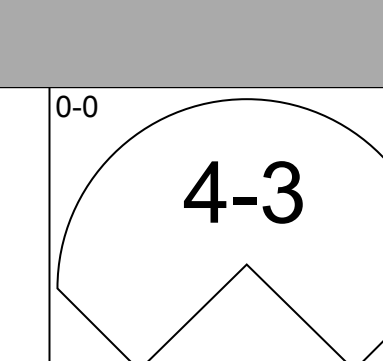
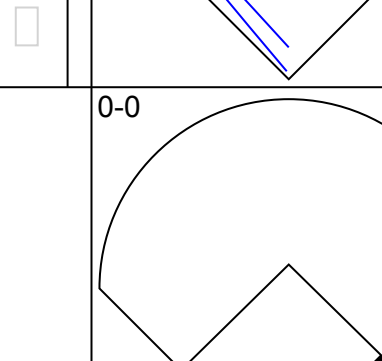
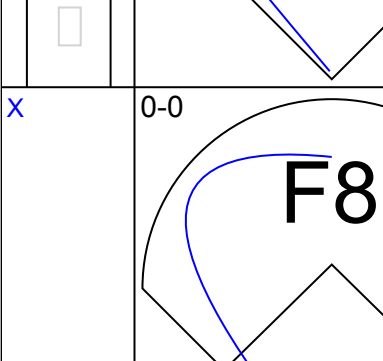
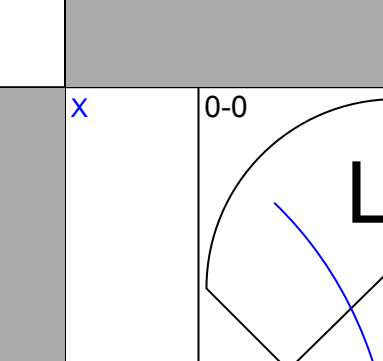
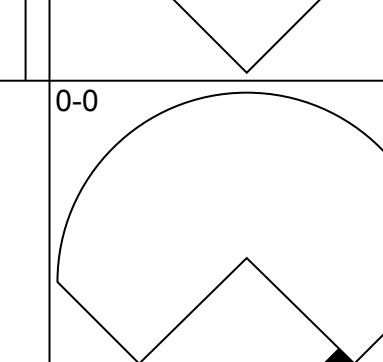
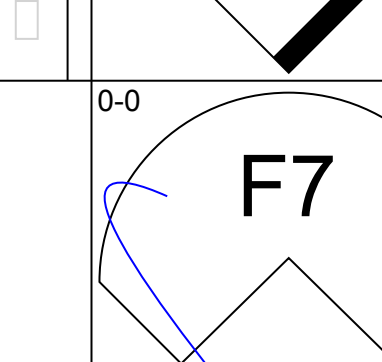
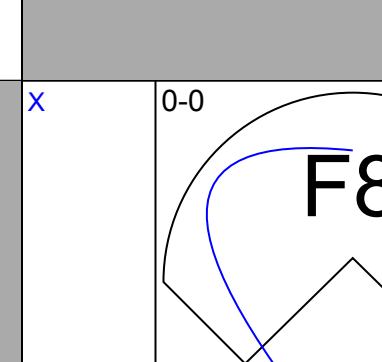
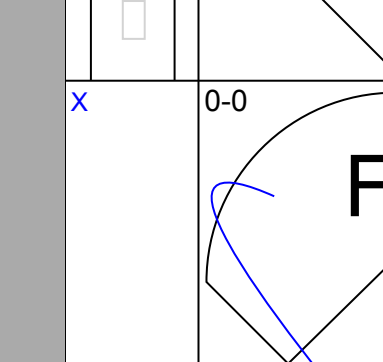
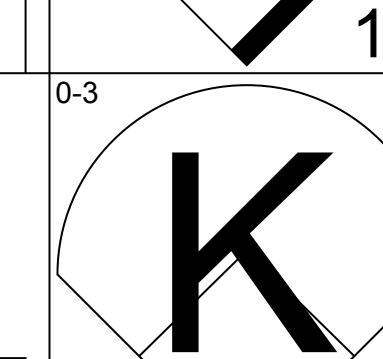
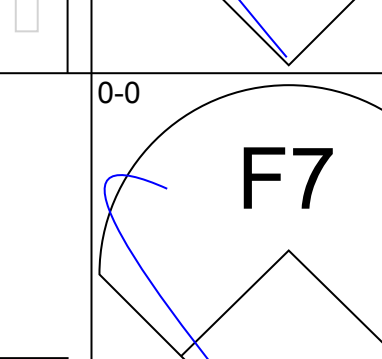
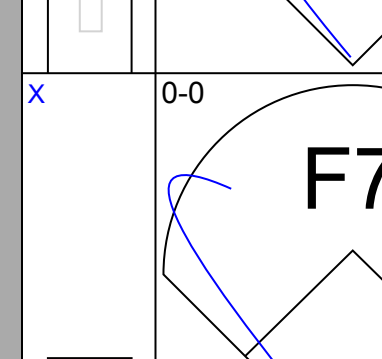
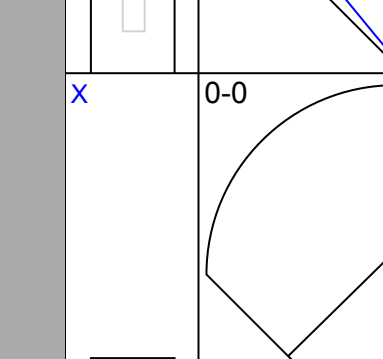
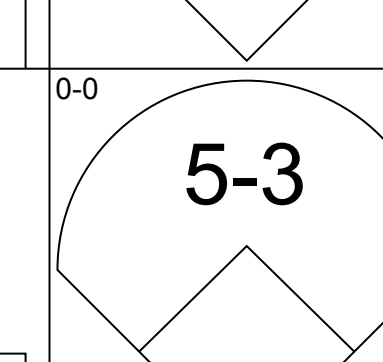
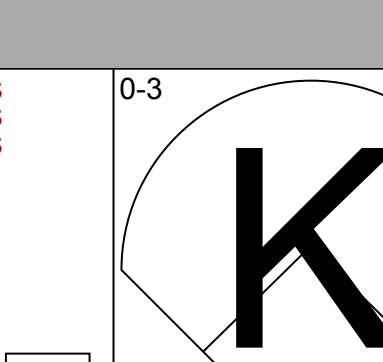
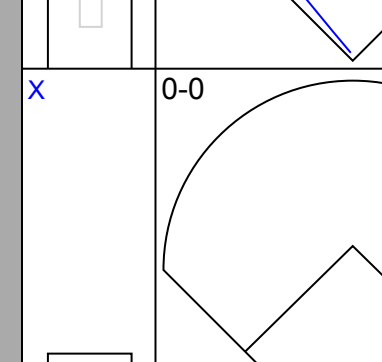
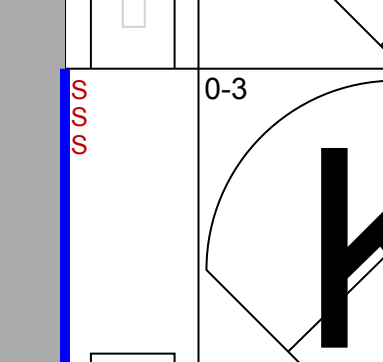
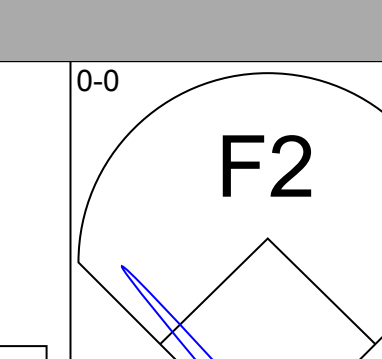
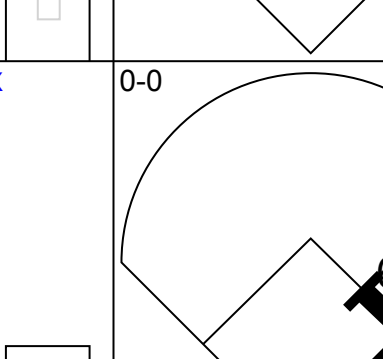
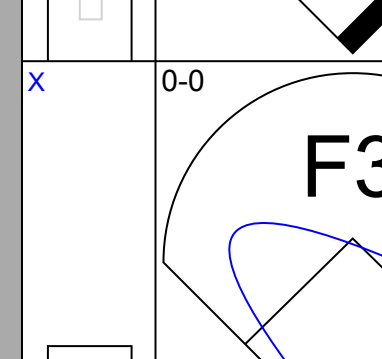
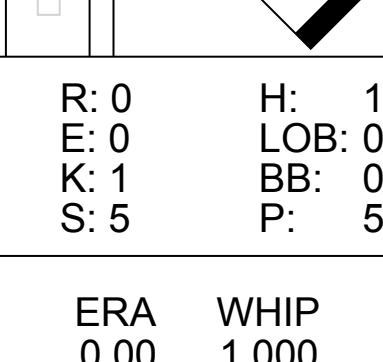
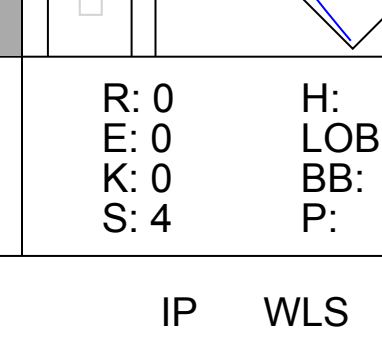


Batter	1	2	3	4	5	6	7	8	9	AB	R	H	RBI	BB	SO	LOB	TOP																	
<a href="#">Dom DiMaggio, R</a> (1, 8) OBP: 0.412, SLG: 0.449											0	0	0	0	0	0	0	<b>Boston Red Sox @ Philadelphia Athletics</b> Shibe Park, Philadelphia, PA Mon Sep 25 1950, 3:38 AM EST Att: 1,773 - Unknown <a href="http://livebaseballscorecards.com">livebaseballscorecards.com</a>																
<a href="#">6 Johnny Pesky, L</a> (1, 5) OBP: 0.435, SLG: 0.391											0	0	0	0	0	0	0																	
<a href="#">Ted Williams, L</a> (1, 7) OBP: 0.461, SLG: 0.678											0	0	0	0	0	0	0																	
<a href="#">Vern Stephens, R</a> (1, 6) OBP: 0.369, SLG: 0.528											0	0	0	0	0	0	0																	
<a href="#">Walt Dropo, R</a> (1, 3) OBP: 0.376, SLG: 0.596											0	0	0	0	0	0	0																	
<a href="#">Bobby Doerr, R</a> (1, 4) OBP: 0.370, SLG: 0.528											0	0	0	0	0	0	0																	
<a href="#">Clyde Vollmer, R</a> (1, 9) OBP: 0.361, SLG: 0.466											0	0	0	0	0	0	0																	
<a href="#">Buddy Rosar, R</a> (1, 2) OBP: 0.354, SLG: 0.319											0	0	0	0	0	0	0																	
<a href="#">Harry Taylor, R</a> (1, 1)											0	0	0	0	0	0	0																	
<b>Inning Stats</b>											1B: 0	SF: 0	WP: 0	PA: 0	2B: 0	SAC: 0	FB: 0	3B: 0	DP: 0	SB: 0	CS: 0	HR: 0	HBP: 0											
<b>PITCHER</b> <a href="#">Bobby Shantz, L</a> (1, 1) ERA: 4.65	IP	WLS	BF	H	R	ER	SO	BB	IBB	HBP	BLK	WP	HR	S	P	ERA	WHIP																	
<b>PITCHER</b>																		IP	WLS	BF	H	R	ER	SO	BB	IBB	HBP	BLK	WP	HR	S	P	ERA	WHIP

Batter	1	2	3	4	5	6	7	8	9	AB	R	H	RBI	BB	SO	LOB	BOTTOM																	
<a href="#">Paul Lehner, L</a> (1, 7) OBP: 0.356, SLG: 0.439											0	0	0	0	0	0	0	<b>Boston Red Sox @ Philadelphia Athletics</b> Shibe Park, Philadelphia, PA Mon Sep 25 1950, 3:38 AM EST Att: 1,773 - Unknown <a href="http://livebaseballscorecards.com">livebaseballscorecards.com</a>																
<a href="#">Elmer Valo, L</a> (1, 9) OBP: 0.405, SLG: 0.415											0	0	0	0	0	0	0																	
<a href="#">Ferris Fain, L</a> (1, 3) OBP: 0.430, SLG: 0.407											0	0	0	0	0	0	0																	
<a href="#">Sam Chapman, R</a> (1, 8) OBP: 0.340, SLG: 0.438											0	0	0	0	0	0	0																	
<a href="#">Billy Hitchcock, R</a> (1, 4) OBP: 0.351, SLG: 0.366											0	0	0	0	0	0	0																	
<a href="#">Pete Suder, R</a> (1, 5) OBP: 0.305, SLG: 0.370											0	0	0	0	0	0	0																	
<a href="#">Eddie Joost, R</a> (1, 6) OBP: 0.369, SLG: 0.378											0	0	0	0	0	0	0																	
<a href="#">Joe Tipton, R</a> (1, 2) OBP: 0.328, SLG: 0.389											0	0	0	0	0	0	0																	
<a href="#">Bobby Shantz, R</a> (1, 1) OBP: 0.239, SLG: 0.230											0	0	0	0	0	0	0																	
<b>Inning Stats</b>											1B: 0	SF: 0	WP: 0	PA: 0	2B: 0	SAC: 0	FB: 0	3B: 0	DP: 0	SB: 0	CS: 0	HR: 0	HBP: 0											
<b>PITCHER</b> <a href="#">Harry Taylor, R</a> (1, 1) ERA:	IP	WLS	BF	H	R	ER	SO	BB	IBB	HBP	BLK	WP	HR	S	P	ERA	WHIP																	
<b>PITCHER</b>																		IP	WLS	BF	H	R	ER	SO	BB	IBB	HBP	BLK	WP	HR	S	P	ERA	WHIP



Batter	1	2	3	4	5	6	7	8	9	AB	R	H	RBI	BB	SO	LOB	TOP					
<b>Eddie Yost, R</b> OBP: 0.436, SLG: 0.397 (1, 5)										4	0	1	0	0	2	1	<b>Washington Senators @ Boston Red Sox</b> Fenway Park, Boston, MA Wed Sep 27 1950, 3:33 AM EST Unknown					
<b>Gil Coan, L</b> OBP: 0.354, SLG: 0.427 (1, 7)										4	0	2	0	0	0	2						
<b>Irv Noren, L</b> OBP: 0.361, SLG: 0.470 (1, 8)										4	0	0	0	0	1	4						
<b>Mickey Vernon, L</b> OBP: 0.377, SLG: 0.396 (1, 3)										4	1	2	0	0	0	1						
<b>Bud Stewart, L</b> OBP: 0.349, SLG: 0.372 (1, 9)										4	1	2	0	0	0	1						
<b>Cass Michaels, R</b> OBP: 0.356, SLG: 0.357 (1, 4)										3	0	1	2	1	0	1						
<b>Sam Dente, R</b> OBP: 0.287, SLG: 0.295 (1, 6)										4	0	1	0	0	0	1						
<b>Mickey Grasso, R</b> OBP: 0.372, SLG: 0.333 (1, 2)										3	0	0	0	1	0	3						
<b>Connie Marrero, R</b> OBP: 0.232, SLG: 0.143 (1, 1)										2	0	0	0	1	1	1						
<b>Inning Stats</b>	R: 0 E: 0 K: 2 S: 8	H: 1 LOB: 1 BB: 0 P: 8	R: 0 E: 0 K: 0 S: 3	H: 1 LOB: 0 BB: 0 P: 3	R: 0 E: 0 K: 1 S: 5	H: 0 LOB: 0 BB: 0 P: 5	R: 2 E: 0 K: 0 S: 7	H: 5 LOB: 2 BB: 0 P: 7	R: 0 E: 0 K: 0 S: 3	H: 1 LOB: 1 BB: 1 P: 7	R: 0 E: 0 K: 0 S: 3	H: 0 LOB: 0 BB: 0 P: 3	R: 0 E: 1 K: 1 S: 6	H: 0 LOB: 1 BB: 0 P: 6	R: 0 E: 0 K: 0 S: 4	H: 1 LOB: 1 BB: 0 P: 4	R: 0 E: 0 K: 0 S: 2	H: 0 LOB: 1 BB: 2 P: 10	1B: 8 2B: 2 3B: 0 HR: 0	SF: 0 SAC: 1 DP: 3 HBP: 0	WP: 0 PB: 0 SB: 1 CS: 0	PA: 36
<b>PITCHER</b>	IP	WLS	BF	H	R	ER	SO	BB	IBB	HBP	BLK	WP	HR	S	P	ERA	WHIP					
<b>Joe Dobson, R</b> ERA: 4.16 (1, 1)	4.0	L	19	8	2	2	3	1	0	0	0	0	0	24	28	4.50	2.250					
<b>Mickey McDermott, L</b> ERA: 5.24 (5, 1)	5.0		17	1	0	0	1	2	0	0	0	0	0	17	25	0.00	0.600					

Batter	1	2	3	4	5	6	7	8	9	AB	R	H	RBI	BB	SO	LOB	BOTTOM				
<b>Dom DiMaggio, R</b> OBP: 0.411, SLG: 0.449 (1, 8)										3	0	0	0	1	0	1	<b>Washington Senators @ Boston Red Sox</b> Fenway Park, Boston, MA Wed Sep 27 1950, 3:33 AM EST Unknown				
<b>6 Johnny Pesky, L</b> OBP: 0.436, SLG: 0.390 (1, 5)										2	0	1	0	2	0	1					
<b>Ted Williams, L</b> OBP: 0.457, SLG: 0.666 (1, 7)										4	0	0	0	0	0	4					
<b>Vern Stephens, R</b> OBP: 0.366, SLG: 0.525 (1, 6)										4	0	0	0	0	0	3					
<b>Walt Dropo, R</b> OBP: 0.376, SLG: 0.591 (1, 3)										4	0	1	0	0	0	1					
<b>Bobby Doerr, R</b> OBP: 0.370, SLG: 0.525 (1, 4)										4	0	1	0	0	0	1					
<b>Al Zarilla, L</b> OBP: 0.419, SLG: 0.491 (1, 9)										4	0	1	0	0	1	2					
<b>Birdie Tebbetts, R</b> OBP: 0.380, SLG: 0.449 (1, 2)										3	0	1	0	0	1	1					
<b>Joe Dobson, R</b> OBP: 0.313, SLG: 0.243 (1, 1)										1	0	0	0	0	0	0					
<b>Mickey McDermott, L</b> OBP: 0.451, SLG: 0.465 (5, 1)										2	0	1	0	0	0	1					
<b>Inning Stats</b>	R: 0 E: 0 K: 0 S: 3	H: 0 LOB: 1 BB: 1 P: 7	R: 0 E: 0 K: 1 S: 6	H: 1 LOB: 1 BB: 0 P: 6	R: 0 E: 0 K: 0 S: 4	H: 1 LOB: 1 BB: 0 P: 4	R: 0 E: 0 K: 0 S: 4	H: 1 LOB: 1 BB: 0 P: 4	R: 0 E: 0 K: 0 S: 3	H: 0 LOB: 1 BB: 1 P: 7	R: 0 E: 0 K: 0 S: 4	H: 1 LOB: 1 BB: 0 P: 4	R: 0 E: 0 K: 0 S: 3	H: 0 LOB: 1 BB: 1 P: 7	R: 0 E: 0 K: 0 S: 6	H: 1 LOB: 1 BB: 0 P: 6	1B: 6 2B: 0 3B: 0 HR: 0	SF: 0 SAC: 0 DP: 0 HBP: 0	WP: 0 PB: 0 SB: 0 CS: 0	PA: 35	
<b>PITCHER</b>	IP	WLS	BF	H	R	ER	SO	BB	IBB	HBP	BLK	WP	HR	S	P	ERA	WHIP				
<b>Connie Marrero, R</b> ERA: 4.44 (1, 1)	9.0	W	35	6	0	0	3	3	0	0	0	0	0	38	50	0.00	1.000				















Batter	1	2	3	4	5	6	7	8	9	AB	R	H	RBI	BB	SO	LOB	TOP					
Gene Woodling, L (1,7) OBP: 0.379, SLG: 0.410	FC4-6 K BB	FC4-6 FC5-4		2B		E 2B	G3			4	1	2	1	1	0	4	<b>New York Yankees @ Boston Red Sox</b> Fenway Park, Boston, MA Sat Sep 30 1950, 3:33 AM EST Att: 26,130 - Unknown					
Phil Rizzuto, R (1,6) OBP: 0.417, SLG: 0.439		FC5-4				E2 HR 1B		L6		2	0	1	0	1	0	2						
Billy Martin, R (5,4) OBP: 0.314, SLG: 0.375	FC4-6 1B									2	1	1	0	0	0	0						
Yogi Berra, L (1,2) OBP: 0.383, SLG: 0.534	FC4-6 BB									2	4	1	1	2	0	0						
Charles Silvera, R (7,2) OBP: 0.192, SLG: 0.160										2	1	0	0	0	1	0						
Ralph Houk, R (9,2) OBP: 0.167, SLG: 0.333	FC4-6 BB									2	0	0	0	0	0	0						
Joe DiMaggio, R (1,8) OBP: 0.394, SLG: 0.585										2	1	1	0	0	4	0						
Johnny Mize, L (1,3) OBP: 0.351, SLG: 0.595										2	3	0	0	0	1	1						
Johnny Hopp, L (7,3) OBP: 0.426, SLG: 0.528	K									2	1	0	1	1	0	0						
Hank Bauer, R (1,9) OBP: 0.381, SLG: 0.464										2	4	1	0	0	1	2						
Billy Johnson, R (1,5) OBP: 0.346, SLG: 0.376										2	5	0	1	0	0	0						
Jerry Coleman, R (1,4) OBP: 0.372, SLG: 0.383										2	5	1	2	0	0	0						
Tommy Byrne, L (1,1) OBP: 0.322, SLG: 0.407										2	3	0	0	1	0	0						
Jackie Jensen, R (7,PH) OBP: 0.243, SLG: 0.299										2	0	0	0	0	1	0						
Allie Reynolds, R (7,1) OBP: 0.258, SLG: 0.247										2	1	0	0	0	0	1						
<b>Inning Stats</b>	R: 0 E: 0 K: 1 S: 5	H: 1 LOB: 2 BB: 2 P: 13	R: 1 E: 0 K: 0 S: 5	H: 1 LOB: 2 BB: 1 P: 9	R: 0 E: 0 K: 0 S: 3	H: 0 LOB: 2 BB: 2 P: 11	R: 0 E: 0 K: 0 S: 4	H: 1 LOB: 2 BB: 1 P: 8	R: 0 E: 0 K: 0 S: 3	H: 0 LOB: 0 BB: 0 P: 3	R: 4 E: 1 K: 0 S: 7	H: 4 LOB: 1 BB: 1 P: 11	R: 0 E: 0 K: 1 S: 6	H: 1 LOB: 2 BB: 1 P: 10	R: 1 E: 0 K: 2 S: 8	H: 1 LOB: 1 BB: 1 P: 12	R: 0 E: 0 K: 1 S: 5	H: 0 LOB: 0 BB: 0 P: 5	1B: 3 2B: 3 3B: 2 HR: 1	SF: 0 SAC: 0 DP: 0 HBP: 0	WP: 0 PB: 0 SB: 0 CS: 0	PA: 45
<b>PITCHER</b>	IP WLS BF H R ER SO BB IBB HBP BLK WP HR S P ERA WHIP																					
Mel Parnell, L (1,1) ERA: 3.54	6.0 L 32 7 5 2 1 7 0 0 0 0 0 1 27 55 3.00 2.333																					
Mickey McDermott, L (7,1) ERA: 5.19	3.0 S 13 2 1 1 4 2 0 0 0 0 0 0 19 27 3.00 1.333																					

Batter	1	2	3	4	5	6	7	8	9	AB	R	H	RBI	BB	SO	LOB	BOTTOM					
Dom DiMaggio, R (1,8) OBP: 0.414, SLG: 0.452	F8		F8					6-3		5	0	1	1	0	1	3	<b>New York Yankees @ Boston Red Sox</b> Fenway Park, Boston, MA Sat Sep 30 1950, 3:33 AM EST Att: 26,130 - Unknown					
6 Johnny Pesky, L (1,5) OBP: 0.437, SLG: 0.388	G3-6 BB		L8							1	2	0	0	4	0	1						
Ted Williams, L (1,7) OBP: 0.448, SLG: 0.641	G3-6									3	5	1	2	1	0	0						
Vern Stephens, R (1,6) OBP: 0.360, SLG: 0.513										3	5	0	0	0	0	2						
Walt Dropo, R (1,3) OBP: 0.379, SLG: 0.587										3	3	0	1	0	2	0						
Jim Piersall, R (9,PR) OBP: 0.667, SLG: 0.333										3	0	0	0	0	0	0						
Bobby Doerr, R (1,4) OBP: 0.388, SLG: 0.522										3	5	0	1	1	0	2						
Al Zarilla, L (1,9) OBP: 0.423, SLG: 0.493										3	1	2	1	2	1	0						
Birdie Tebbetts, R (1,2) OBP: 0.377, SLG: 0.444										3	4	0	0	0	0	4						
Tom Wright, L (9,PH) OBP: 0.360, SLG: 0.383										3	1	0	0	0	0	3						
Mel Parnell, L (1,1) OBP: 0.240, SLG: 0.245										3	2	0	0	0	0	3						
Mickey McDermott, L (7,1) OBP: 0.472, SLG: 0.477										3	1	1	1	0	1	0						
<b>Inning Stats</b>	R: 0 E: 0 K: 0 S: 2	H: 0 LOB: 0 BB: 1 P: 6	R: 0 E: 0 K: 1 S: 5	H: 0 LOB: 0 BB: 0 P: 5	R: 1 E: 1 K: 0 S: 4	H: 0 LOB: 1 BB: 1 P: 8	R: 0 E: 0 K: 0 S: 4	H: 1 LOB: 1 BB: 0 P: 4	R: 0 E: 0 K: 1 S: 6	H: 1 LOB: 1 BB: 0 P: 6	R: 2 E: 0 K: 0 S: 5	H: 3 LOB: 2 BB: 2 P: 13	R: 1 E: 1 K: 1 S: 8	H: 2 LOB: 3 BB: 1 P: 12	R: 0 E: 0 K: 1 S: 5	H: 0 LOB: 1 BB: 1 P: 9	R: 1 E: 0 K: 2 S: 8	H: 1 LOB: 3 BB: 3 P: 20	1B: 8 2B: 0 3B: 0 HR: 0	SF: 0 SAC: 0 DP: 1 HBP: 0	WP: 0 PB: 0 SB: 1 CS: 0	PA: 44
<b>PITCHER</b>	IP WLS BF H R ER SO BB IBB HBP BLK WP HR S P ERA WHIP																					
Tommy Byrne, L (1,1) ERA: 4.74	6.0 W 26 5 3 2 2 4 4 0 0 0 0 0 0 26 42 3.00 1.500																					
Allie Reynolds, R (7,1) ERA: 3.66	3.0 S 18 3 2 2 4 5 0 0 0 0 0 0 0 21 41 6.00 2.667																					



Batter	1	2	3	4	5	6	7	8	9	AB	R	H	RBI	BB	SO	LOB	TOP					
Gene Woodling, L OBP: 0.391, SLG: 0.412										5	0	3	0	0	0	2	<b>New York Yankees @ Boston Red Sox</b> Fenway Park, Boston, MA Sun Oct 01 1950, 3:33 AM EST Att: 27,729 - Unknown					
Phil Rizzuto, R OBP: 0.418, SLG: 0.439										0	0	0	0	1	0	0						
Billy Martin, R OBP: 0.308, SLG: 0.361										4	0	1	0	0	0	2						
Yogi Berra, L OBP: 0.533										1	0	0	0	0	0	2						
Ralph Houk, R OBP: 0.111, SLG: 0.222										3	0	0	0	0	2	3						
Hank Workman, L OBP: 0.200, SLG: 0.200										4	1	1	0	0	1	4						
Bobby Brown, L OBP: 0.360, SLG: 0.339										4	1	3	1	0	0	2						
Cliff Mages, L OBP: 0.340, SLG: 0.421										4	0	0	0	0	0	3						
Hank Bauer, R OBP: 0.380, SLG: 0.463										1	0	0	0	0	0	0						
Jackie Jensen, R OBP: 0.247, SLG: 0.300									3	1	1	0	0	0	2							
Jerry Coleman, R OBP: 0.372, SLG: 0.381									3	0	0	1	1	0	2							
Ernie Nevel, R Lew Burdette, R Joe Collins, L Ed Lopat, L Whitey Ford, L Tommy Henrich, L									1	0	0	0	0	0	0	0						
<b>Inning Stats</b>	R: 0 E: 0 K: 1 S: 6	H: 1 LOB: 2 BB: 1 P: 10	R: 0 E: 0 K: 0 S: 3	H: 0 LOB: 0 BB: 0 P: 3	R: 0 E: 0 K: 1 S: 7	H: 2 LOB: 2 BB: 0 P: 7	R: 0 E: 0 K: 0 S: 4	H: 1 LOB: 1 BB: 0 P: 4	R: 0 E: 0 K: 1 S: 5	H: 0 LOB: 1 BB: 1 P: 9	R: 3 E: 0 K: 0 S: 7	H: 4 LOB: 1 BB: 0 P: 7	R: 0 E: 0 K: 0 S: 3	H: 0 LOB: 0 BB: 0 P: 3	R: 0 E: 0 K: 0 S: 3	H: 1 LOB: 0 BB: 0 P: 3	R: 0 E: 0 K: 0 S: 3	H: 1 LOB: 1 BB: 1 P: 7	1B: 9 2B: 1 3B: 0 HR: 0	SF: 0 SAC: 0 DP: 2 HBP: 0	WP: 0 PB: 0 CS: 1	PA: 38
<b>PITCHER</b> Harry Taylor, R ERA: 1.42	IP: 9.0 WLS: W BF: 38 H: 10 R: 3 ER: 3 SO: 3 BB: 3 IBB: 0 HBP: 0 BLK: 0 WP: 0 HR: 0 S: 41 P: 53 ERA: 3.00 WHIP: 1.444															<b>PITCHER</b>	IP: 9.0 WLS: W BF: 38 H: 10 R: 3 ER: 3 SO: 3 BB: 3 IBB: 0 HBP: 0 BLK: 0 WP: 0 HR: 0 S: 41 P: 53 ERA: 3.00 WHIP: 1.444					

Batter	1	2	3	4	5	6	7	8	9	AB	R	H	RBI	BB	SO	LOB	BOTTOM			
Jim Piersall, R OBP: 0.545, SLG: 0.286										4	1	1	0	1	0	2	<b>New York Yankees @ Boston Red Sox</b> Fenway Park, Boston, MA Sun Oct 01 1950, 3:33 AM EST Att: 27,729 - Unknown			
Fred Hatfield, L OBP: 0.400, SLG: 0.250										3	2	2	1	2	0	2				
Ted Williams, L OBP: 0.452, SLG: 0.647										5	0	4	3	0	0	1				
Vern Stephens, R OBP: 0.361, SLG: 0.511										4	0	1	0	1	0	5				
Walt Dropo, R OBP: 0.378, SLG: 0.583										5	0	1	0	0	1	8				
Bobby Doerr, R OBP: 0.387, SLG: 0.519										5	1	1	0	0	1	5				
Charlie Maxwell, L										4	0	0	0	0	2	1				
Buddy Rosar, R OBP: 0.352, SLG: 0.357										4	2	3	2	0	0	0				
Harry Taylor, R OBP: 0.286, SLG: 0.286										4	1	2	0	0	0	0				
<b>Inning Stats</b>	R: 1 E: 0 K: 0 S: 5	H: 2 LOB: 2 BB: 1 P: 9	R: 3 E: 0 K: 0 S: 6	H: 3 LOB: 2 BB: 2 P: 14	R: 0 E: 0 K: 1 S: 7	H: 2 LOB: 2 BB: 0 P: 7	R: 1 E: 0 K: 0 S: 5	H: 3 LOB: 1 BB: 0 P: 5	R: 0 E: 0 K: 1 S: 5	H: 0 LOB: 0 BB: 0 P: 5	R: 0 E: 0 K: 0 S: 5	H: 2 LOB: 2 BB: 0 P: 5	R: 2 E: 0 K: 1 S: 7	H: 2 LOB: 0 BB: 0 P: 7	R: 0 E: 1 K: 1 S: 6	H: 1 LOB: 2 BB: 1 P: 10		1B: 13 2B: 1 3B: 0 HR: 1	SF: 0 SAC: 0 DP: 1 HBP: 0	WP: 0 PB: 0 CS: 0
<b>PITCHER</b> Ernie Nevel, R ERA: 9.95 Lew Burdette, R ERA: 6.75 Ed Lopat, L ERA: 3.5 Whitey Ford, L ERA: 2.81	IP: 3.0 WLS: L BF: 19 H: 7 R: 4 ER: 4 SO: 1 BB: 0 IBB: 0 HBP: 0 BLK: 0 WP: 0 HR: 0 S: 18 P: 30 ERA: 12.00 WHIP: 3.333															<b>PITCHER</b>	IP: 3.0 WLS: L BF: 19 H: 7 R: 4 ER: 4 SO: 1 BB: 0 IBB: 0 HBP: 0 BLK: 0 WP: 0 HR: 0 S: 18 P: 30 ERA: 12.00 WHIP: 3.333			

