Boston Red Sox - 1951

Boston Red Sox @ New York Yankees

Yankee Stadium, Bronx, NY

Tue Apr 17 1951, 3:33 AM EST

Att. 44,860 - Unknown

TOP

livebaseballscorecards.com

Batter	1	2	3	4	5	6	7	8	9	AB	R	H	RBI	BB	SO	LOB
Dom DiMaggio, R (1, 8) OBP: 0.750, SLG: 0.667	0-0 8-3 1B		0-0 BB 1B		4-0 1-2 BB			0-3 K		3	0	2	0	1	1	0
Billy Goodman, L (1, 9) OBP: 0.500, SLG: 0.333	0-0 8-3 1-2f		4-0 1-2 BB		0-3 K			0-0 FC4-6 1B		3	0	1	0	1	1	3
Ted Williams, L (1, 7) OBP: 0.500, SLG: 0.333	0-0 1B		0-0 F7			4-0 G6-4-3 BB		0-0 FC4-6 1-2f		3	0	1	0	1	0	3
Vern Stephens, R (1, 5)	0-0 1-3			0-0 F9		0-0 G6-4-3 1-2f		0-0 F7		4	0	0	0	0	0	3
Walt Dropo, R (1, 3) OBP: 0.250, SLG: 0.250		0-0 F9		0-0 5-3		0-3 K			0-0 G6-4-3 1B	4	0	1	0	0	1	0
Bobby Doerr, R (1, 4)		0-3 K		0-0 4-3			0-0 F8		0-0 F9	4	0	0	0	0	1	1
Lou Boudreau, R (1, 6) OBP: 0.250, SLG: 0.250		0-0 L7			0-0 BB 1B		0-0 6-3		0-0 G6-4-3 1-2f	4	0	1	0	0	0	1
Buddy Rosar, R (1, 2)			0-0 6-3		0-0 P3		4-0 BB			2	0	0	0	1	0	1
Bill Wight, L (1, 1)			0-3 K		0-3 K					2	0	0	0	0	2	1
Ellis Kinder, R (6, 1)							0-0 F5			0	0	0	0	0	0	0
Charlie Maxwell, L (7, PH)										1	0	0	0	0	0	1
Mickey McDermott, L (7, 1)										0	0	0	0	0	0	0

	AB	30
	R	0
	H	6
	RBI	0
	BB	4
	SO	6
	LOB	14

Inning Stats	1	2	3	4	5	6	7	8	9
	R: 0 E: 0 K: 0 S: 4	R: 0 E: 0 K: 1 S: 5	R: 0 E: 0 K: 1 S: 6	R: 0 E: 0 K: 0 S: 3	R: 0 E: 0 K: 2 S: 8	R: 0 E: 0 K: 1 S: 4	R: 0 E: 0 K: 0 S: 3	R: 0 E: 0 K: 1 S: 6	R: 0 E: 0 K: 0 S: 3
	H: 2 LOB: 1 BB: 0 P: 4	H: 0 LOB: 0 BB: 0 P: 5	H: 1 LOB: 2 BB: 1 P: 10	H: 0 LOB: 0 BB: 0 P: 3	H: 1 LOB: 2 BB: 1 P: 12	H: 0 LOB: 0 BB: 1 P: 8	H: 0 LOB: 1 BB: 1 P: 7	H: 1 LOB: 1 BB: 0 P: 6	H: 1 LOB: 0 BB: 0 P: 3

1B: 6 SF: 0
2B: 1 SAC: 0
3B: 0 DP: 3
HR: 0 HBP: 0

WP: 0 PA: 34
PB: 0
SB: 0
CS: 0

PITCHER	IP	WLS	BF	H	R	ER	SO	BB	IBB	HBP	BLK	WP	HR	S	P	ERA	WHIP
Vic Raschi, R (1, 1)	9.0	W	34	6	0	0	6	4	0	0	0	0	0	42	58	0.00	1.111
ERA:																	

PITCHER	IP	WLS	BF	H	R	ER	SO	BB	IBB	HBP	BLK	WP	HR	S	P	ERA	WHIP

Batter	1	2	3	4	5	6	7	8	9	AB	R	H	RBI	BB	SO	LOB
Jackie Jensen, R (1, 7) OBP: 0.500, SLG: 1.500	S S S 0-3 K ①		x 0-0 2-H HR			x 0-0 SH 1B 2B	x 0-0 E6 PO			4	2	2	2	0	1	0
Phil Rizzuto, R (1, 6)	x 0-0 B1-3 ②		x 0-0 5-3 ②			x 0-0 SH 1B 1B 2-3	0-0 PO ③ 1-2	x 0-0 P4 ①		3	1	0	0	0	0	0
Mickey Mantle, S (1, 9) OBP: 0.250, SLG: 0.250	x 0-0 4-3 ③		x 0-0 P5 ③			x 0-0 1B 1B 1-2 3-H 1B		x 0-0 F9 ②		4	1	1	1	0	0	0
Joe DiMaggio, R (1, 8) OBP: 0.250, SLG: 0.250		x 0-0 6-3 ①		x 0-0 5-3 ①		x 0-0 1B 1-2 2-H 1B		x 0-0 F3 ③		4	0	1	1	0	0	0
Yogi Berra, L (1, 2) OBP: 0.667, SLG: 0.500		B B B B 4-0 BB		x 0-0 F2 ②		x 0-0 G6-4-3 1-2 2-H 1B				2	0	1	1	1	0	0
Johnny Mize, L (1, 3) Joe Collins, L (8, 3)		x 0-0 P2 ②		x 0-0 G3 ③		x 0-0 F9 ①				3 0	0 0	0 0	0 0	0 0	0 0	3 0
Billy Johnson, R (1, 5)		x 0-0 F7 ③			B B B B 4-0 1B BB	x 0-0 G6-4-3 ②③ 1-2f				2	0	0	0	1	0	3
Jerry Coleman, R (1, 4) OBP: 0.667, SLG: 0.667			x 0-0 SH2-4 HR 1B		x 0-0 ① G1-6-3 1-3 1B		x 0-0 F8 ①			3	1	2	0	0	0	0
Vic Raschi, R (1, 1)			x 0-0 SH2-4 ① 1-2		x 0-0 ②③ G1-6-3 1-2f		S S S 0-3 K ②			2	0	0	0	0	1	1
Inning Stats	R: 0 E: 0 K: 1 S: 5 H: 0 LOB: 0 BB: 0 P: 5	R: 0 E: 0 K: 0 S: 3 H: 0 LOB: 1 BB: 1 P: 7	R: 2 E: 0 K: 0 S: 5 H: 2 LOB: 0 BB: 0 P: 5	R: 0 E: 0 K: 0 S: 3 H: 0 LOB: 0 BB: 0 P: 3	R: 0 E: 0 K: 0 S: 2 H: 1 LOB: 0 BB: 1 P: 6	R: 3 E: 0 K: 0 S: 7 H: 4 LOB: 1 BB: 0 P: 7	R: 0 E: 1 K: 1 S: 5 H: 0 LOB: 0 BB: 0 P: 5	R: 0 E: 0 K: 0 S: 3 H: 0 LOB: 0 BB: 0 P: 3		1B: 5 2B: 1 3B: 0 HR: 1	SF: 0 SAC: 2 DP: 2 HBP: 0			WP: 0 PB: 0 SB: 0 CS: 0	PA: 32		

PITCHER		IP	WLS	BF	H	R	ER	SO	BB	IBB	HBP	BLK	WP	HR	S	P	ERA	WHIP
Bill Wight, L ERA: 9.0	(1, 1)	5.0	L	23	7	5	5	1	2	0	0	0	0	1	23	31	9.00	1.800
Ellis Kinder, R ERA:	(6, 1)	1.0		2	0	0	0	0	0	0	0	0	0	0	2	2	0.00	0.000
Mickey McDermott, L ERA:	(7, 1)	2.0		6	0	0	0	1	0	0	0	0	0	0	8	8	0.00	0.000

PITCHER	IP	WLS	BF	H	R	ER	SO	BB	IBB	HBP	BLK	WP	HR	S	P	ERA	WHIP

BOTTOM

Boston Red Sox @ New York Yankees

Yankee Stadium, Bronx, NY

Tue Apr 17 1951, 3:33 AM EST

Att. 44,860 - Unknown

livebaseballscorecards.com

AB	27
R	5
H	7
RBI	5
BB	2
SO	2
LOB	7

Batter	1	2	3	4	5	6	7	8	9	AB	R	H	RBI	BB	SO	LOB
Dom DiMaggio, R (1, 8) OBP: 0.500, SLG: 0.333	F7			BB		1-3		F9		3	0	0	0	1	0	1
Billy Goodman, L (1, 9) OBP: 0.250, SLG: 0.143	1-3			F9			K	F5		4	0	0	0	0	1	2
Ted Williams, L (1, 7) OBP: 0.375, SLG: 0.286	K			F7			BB 1B		K	4	1	1	0	0	2	1
Vern Stephens, R (1, 5)		K		FC5-4 1-2f			1B 1-2 BB		F4	3	0	0	0	1	1	1
Walt Dropo, R (1, 3) OBP: 0.125, SLG: 0.125		F9			K		F3		1-3	4	0	0	0	0	1	2
Bobby Doerr, R (1, 4) OBP: 0.143, SLG: 0.143		6-3			1-3		1-2 2-H 1B			3	0	1	1	0	0	0
Lou Boudreau, R (1, 6) OBP: 0.143, SLG: 0.143			L6		5-3		6-3			3	0	0	0	0	0	2
Matt Batts, R (1, 2)			F9			4-3		F7		2	0	0	0	0	0	0
6 Johnny Pesky, L (8, PH)										1	0	0	0	0	0	0
Buddy Rosar, R (8, 2)										0	0	0	0	0	0	0
Harry Taylor, R (1, 1)			K			G3		BB		2	0	0	0	0	1	0
Clyde Vollmer, R (8, PH)										0	0	0	0	1	0	0
Ellis Kinder, R (8, 1)										0	0	0	0	0	0	0
Inning Stats	R: 0 E: 0 K: 1 S: 5 H: 0 LOB: 0 BB: 0 P: 5	R: 0 E: 0 K: 1 S: 5 H: 0 LOB: 0 BB: 0 P: 5	R: 0 E: 0 K: 1 S: 5 H: 0 LOB: 0 BB: 0 P: 5	R: 0 E: 0 K: 0 S: 3 H: 0 LOB: 1 BB: 1 P: 7	R: 0 E: 0 K: 1 S: 5 H: 0 LOB: 0 BB: 0 P: 5	R: 0 E: 0 K: 0 S: 3 H: 0 LOB: 0 BB: 0 P: 3	R: 1 E: 0 K: 1 S: 7 H: 2 LOB: 2 BB: 1 P: 11	R: 0 E: 0 K: 0 S: 3 H: 0 LOB: 1 BB: 1 P: 7	R: 0 E: 0 K: 1 S: 5 H: 0 LOB: 0 BB: 0 P: 5	1B: 2 2B: 0 3B: 0 HR: 0 SF: 0 SAC: 0 DP: 0 HBP: 0						

PITCHER	IP	WLS	BF	H	R	ER	SO	BB	IBB	HBP	BLK	WP	HR	S	P	ERA	WHIP
Ed Lopat, L (1, 1) ERA: 1.0	9.0	W	32	2	1	1	6	3	0	0	0	0	0	41	53	1.00	0.556

PITCHER	IP	WLS	BF	H	R	ER	SO	BB	IBB	HBP	BLK	WP	HR	S	P	ERA	WHIP

TOP

Boston Red Sox @ New York Yankees

Yankee Stadium, Bronx, NY

Wed Apr 18 1951, 3:33 AM EST

Att. 15,415 - Unknown

livebaseballscorecards.com

AB	29
R	1
H	2
RBI	1
BB	3
SO	6
LOB	9

Boston Red Sox @ New York Yankees

Yankee Stadium, Bronx, NY

Wed Apr 18 1951, 3:33 AM EST

Att. 15,415 - Unknown

BOTTOM

Batter	1	2	3	4	5	6	7	8	9	AB	R	H	RBI	BB	SO	LOB
Gene Woodling, L (1, 7) OBP: 0.200, SLG: 0.200	4-3		4-3		SH, 1B 1-2 3-H 1B	1-3		F8		5	1	1	1	0	0	1
Phil Rizzuto, R (1, 6) OBP: 0.167, SLG: 0.167	F3		F7		SH 1B 1-2 2-3 F7		SH5-6-3 1B			3	1	1	0	0	0	0
Mickey Mantle, S (1, 9) OBP: 0.429, SLG: 0.333	BB		F4		1-3 2-H 3-H 1B		SH5-6-3 1-3			2	0	1	2	1	0	0
Joe DiMaggio, R (1, 8) OBP: 0.250, SLG: 0.250	F9			FC3-6 1B	F8		F9			4	0	1	0	0	0	4
Yogi Berra, L (1, 2) OBP: 0.429, SLG: 0.200		F7		FC3-6 FC5-4 1-2f	IBB		F8			3	0	0	0	1	0	2
Johnny Mize, L (1, 3) OBP: 0.143, SLG: 0.143 Joe Collins, L (8, PR) (9, 3)		K		F9	F7 3-H			SH1-3 HR 1B		4 0	0 1	1 0	1 0	0 0	1 0	3 0
Billy Johnson, R (1, 5) OBP: 0.333, SLG: 0.200	1B 1B			FC5-4 1-2f	F9			SH1-3 1-2		3	0	1	0	0	0	3
Jerry Coleman, R (1, 4) OBP: 0.571, SLG: 0.571	1-2 1B				1B 1B 1B	3-1		K		4	1	2	0	0	1	2
Ed Lopat, L (1, 1) OBP: 0.500, SLG: 1.250	4-3				SH, 1B 1-3 1B	5-3		2-H HR		4	2	2	2	0	0	2
Inning Stats	R: 0 E: 0 K: 0 S: 3 H: 0 LOB: 1 BB: 1 P: 7	R: 0 E: 0 K: 1 S: 7 H: 2 LOB: 2 BB: 0 P: 7	R: 0 E: 0 K: 0 S: 3 H: 0 LOB: 0 BB: 0 P: 3	R: 0 E: 0 K: 0 S: 4 H: 1 LOB: 1 BB: 0 P: 4	R: 4 E: 1 K: 0 S: 8 H: 4 LOB: 2 BB: 1 P: 12	R: 0 E: 0 K: 0 S: 3 H: 0 LOB: 0 BB: 0 P: 3	R: 0 E: 0 K: 0 S: 4 H: 1 LOB: 1 BB: 0 P: 4	R: 2 E: 0 K: 1 S: 7 H: 2 LOB: 1 BB: 0 P: 7		1B: 9 2B: 0 3B: 0 HR: 1 SF: 0 SAC: 3 DP: 0 HBP: 0						

PITCHER	IP	WLS	BF	H	R	ER	SO	BB	IBB	HBP	BLK	WP	HR	S	P	ERA	WHIP
Harry Taylor, R (1, 1) ERA: 3.86	7.0	L	32	8	4	3	1	1	1	0	0	0	0	32	40	3.86	1.286
Ellis Kinder, R (8, 1) ERA: 9.0	1.0		5	2	2	2	1	0	0	0	0	0	1	7	7	18.00	2.000

PITCHER	IP	WLS	BF	H	R	ER	SO	BB	IBB	HBP	BLK	WP	HR	S	P	ERA	WHIP

AB	32
R	6
H	10
RBI	6
BB	2
SO	2
LOB	17

WP: 0 PB: 0 SB: 0 CS: 0 PA: 37

livebaseballscorecards.com

Batter	1	2	3	4	5	6	7	8	9	AB	R	H	RBI	BB	SO	LOB
Eddie Joost, R (1, 6) OBP: 0.357, SLG: 0.333	6-3		5-3		5-3		1-2 1B	F7		5	0	1	0	0	0	3
Elmer Valo, L (1, 9) OBP: 0.429, SLG: 0.333	K		F3		2-H 1B		4-3		4-3	5	0	1	1	0	1	2
Paul Lehner, L (1, 7) OBP: 0.071, SLG: 0.071	F1		1-3		F9			G3	K	5	0	0	0	0	1	1
Sam Chapman, R (1, 8) OBP: 0.385, SLG: 0.273		BB E 1B		F8		F9		2B 2B 1B	BB	4	2	2	0	1	0	0
Ferris Fain, L (1, 3) OBP: 0.429, SLG: 0.500		F9		F5		6-3		1-3 2B 2B	K	5	1	1	0	0	1	2
Billy Hitchcock, R (1, 4) OBP: 0.462, SLG: 0.222		1-2 E 1B F8 BB		BB		5-3		K		2	1	0	0	2	1	2
Kermit Wahl, R (1, 5) OBP: 0.462, SLG: 0.500		E9 1-3 2-H 1B		1-3			E1 1B	2-H 3-H E 2B		4	1	2	3	0	0	1
Joe Tipton, R (1, 2) OBP: 0.231, SLG: 0.091		F8 3-H			SH1-4 1B BB		F4	E8 1B 2-H		3	1	0	1	1	0	2
Alex Kellner, R (1, 1) OBP: 0.333, SLG: 0.333		K			SH1-4 1-2		K	1-2 1B		3	0	1	0	0	2	2
Inning Stats	R: 0 E: 0 K: 1 S: 5 H: 0 LOB: 0 BB: 0 P: 5	R: 2 E: 1 K: 1 S: 7 H: 2 LOB: 1 BB: 1 P: 11	R: 0 E: 0 K: 0 S: 3 H: 0 LOB: 0 BB: 0 P: 3	R: 0 E: 0 K: 0 S: 3 H: 0 LOB: 1 BB: 1 P: 7	R: 1 E: 0 K: 0 S: 4 H: 1 LOB: 1 BB: 1 P: 8	R: 0 E: 0 K: 0 S: 3 H: 0 LOB: 0 BB: 0 P: 3	R: 0 E: 1 K: 1 S: 7 H: 1 LOB: 2 BB: 0 P: 7	R: 3 E: 1 K: 1 S: 10 H: 4 LOB: 2 BB: 0 P: 10	R: 0 E: 0 K: 2 S: 7 H: 0 LOB: 1 BB: 1 P: 11	1B: 6 2B: 2 3B: 0 HR: 0 SF: 0 SAC: 1 DP: 0 HBP: 0						WP: 0 PB: 0 SB: 0 CS: 0 PA: 41	

TOP

Philadelphia Athletics @ Boston Red Sox

Fenway Park, Boston, MA

Fri Apr 20 1951, 3:33 AM EST

Att. 11,461 - Unknown

livebaseballscorecards.com

AB	36
R	6
H	8
RBI	5
BB	4
SO	6
LOB	15

PITCHER		IP	WLS	BF	H	R	ER	SO	BB	IBB	HBP	BLK	WP	HR	S	P	ERA	WHIP
Mel Parnell, L ERA: 4.7	(1, 1)	7.2	L	36	8	6	4	4	3	0	0	0	0	0	41	53	4.70	1.435
Ray Scarborough, R ERA:	(8, 1)	0.1		1	0	0	0	0	0	0	0	0	0	0	1	1	0.00	0.000
Mickey McDermott, L ERA:	(9, 1)	1.0		4	0	0	0	2	1	0	0	0	0	0	7	11	0.00	1.000

PITCHER	IP	WLS	BF	H	R	ER	SO	BB	IBB	HBP	BLK	WP	HR	S	P	ERA	WHIP

Batter	1	2	3	4	5	6	7	8	9	AB	R	H	RBI	BB	SO	LOB
Dom DiMaggio, R (1, 8) OBP: 0.500, SLG: 0.250	BBBB 4-0 3B BB		BBBB 4-0 G6-4-3 1-2 BB		x 0-0 ③ F7			x 0-0 ② F9		2	1	0	0	2	0	0
Billy Goodman, L (1, 9) OBP: 0.250, SLG: 0.364	x 0-0 1B 1-H 3B		x 0-0 ①② G6-4-3 1-2f 2-3			x 0-0 ① 4-3		x 0-0 ③ F8		4	1	1	1	0	0	2
Ted Williams, L (1, 7) OBP: 0.333, SLG: 0.273	x 0-0 G1-6-3 3-H 1B		x 0-0 ③ 3-1			x 0-0 ② 1-6-3			x 0-0 ① 3-1	4	0	1	1	0	0	1
Vern Stephens, R (1, 5)	x 0-0 ①② G1-6-3 1-2f			x 0-0 ① F9		BBBB 4-0 FC5-4 BB			x 0-0 ② F7	3	0	0	0	1	0	1
Walt Dropo, R (1, 3) OBP: 0.083, SLG: 0.083 Fred Hatfield, L (9, PR)	x 0-0 ③ F9			x 0-0 ② F3		x 0-0 ③ FC5-4 1-2f			x 0-0 E6	4 0	0 0	0 0	0 0	0 0	0 0	1 0
Bobby Doerr, R (1, 4) OBP: 0.091, SLG: 0.091		x 0-0 ① 6-3		x 0-0 ③ F4			x 0-0 ① F9		x 0-0 ③ 1-3	4	0	0	0	0	0	1
Lou Boudreau, R (1, 6) OBP: 0.200, SLG: 0.500		x 0-0 ② 5-3			x 0-0 HR		x 0-0 ② F8			3	1	1	1	0	0	0
Matt Batts, R (1, 2)		x 0-0 ③ F7			x 0-0 ① F5		x 0-0 ③ 6-3			3	0	0	0	0	0	0
Mel Parnell, L (1, 1) OBP: 0.500, SLG: 0.500 Ray Scarborough, R (8, 1) Clyde Vollmer, R (8, PH) Mickey McDermott, L (9, 1)			x 0-0 G6-4-3 BB 1B		x 0-0 ② 3-1			x 0-0 ① 5-3		2 0 1 0	0 0 0 0	1 0 0 0	0 0 0 0	0 0 0 0	0 0 0 0	0 0 0 0
Inning Stats	R: 2 H: 2 E: 0 LOB: 0 K: 0 BB: 1 S: 4 P: 8	R: 0 H: 0 E: 0 LOB: 0 K: 0 BB: 0 S: 3 P: 3	R: 0 H: 1 E: 0 LOB: 1 K: 0 BB: 1 S: 3 P: 7	R: 0 H: 0 E: 0 LOB: 0 K: 0 BB: 0 S: 3 P: 3	R: 1 H: 1 E: 0 LOB: 0 K: 0 BB: 0 S: 4 P: 4	R: 0 H: 0 E: 0 LOB: 1 K: 0 BB: 1 S: 3 P: 7	R: 0 H: 0 E: 0 LOB: 0 K: 0 BB: 0 S: 3 P: 3	R: 0 H: 0 E: 0 LOB: 0 K: 0 BB: 0 S: 3 P: 3	R: 0 H: 0 E: 1 LOB: 1 K: 0 BB: 0 S: 4 P: 4	1B: 2 2B: 0 3B: 1 HR: 1	SF: 0 SAC: 0 DP: 2 HBP: 0					

PITCHER	IP	WLS	BF	H	R	ER	SO	BB	IBB	HBP	BLK	WP	HR	S	P	ERA	WHIP
Alex Kellner, L (1, 1) ERA: 3.0	9.0	W	33	4	3	3	0	3	0	0	0	0	1	30	42	3.00	0.778

PITCHER	IP	WLS	BF	H	R	ER	SO	BB	IBB	HBP	BLK	WP	HR	S	P	ERA	WHIP

BOTTOM

Philadelphia Athletics @ Boston Red Sox

Fenway Park, Boston, MA

Fri Apr 20 1951, 3:33 AM EST

Att. 11,461 - Unknown

livebaseballscorecards.com

AB	30
R	3
H	4
RBI	3
BB	3
SO	0
LOB	6

Philadelphia Athletics @ Boston Red Sox

Fenway Park, Boston, MA

Sat Apr 21 1951, 3:33 AM EST

Att. 13,254 - Unknown

livebaseballscorecards.com

Batter	1	2	3	4	5	6	7	8	9	AB	R	H	RBI	BB	SO	LOB
Eddie Joost, R (1, 6) OBP: 0.389, SLG: 0.333	SSS 0-3 K ①		x 0-0 FC5-4 ② 1-2f			x 0-0 G3-6-3 1B			BBBB 4-0 BB 2B BB	3	1	1	0	1	1	1
Elmer Valo, L (1, 9) OBP: 0.444, SLG: 0.533	x 0-0 HR		SSS 0-3 K ③			x 0-0 G3-6-3 ① ② 1-2f			BBBB 4-0 2B 1-2 G6-4-3 BB	3	2	1	1	1	1	2
Paul Lehner, L (1, 7) OBP: 0.111, SLG: 0.167	x 0-0 F5 ②			x 0-0 F9 ①		x 0-0 F8 ③			x 0-0 G6-4-3 1-3 2-H 2B	4	0	1	1	0	0	0
Sam Chapman, R (1, 8) OBP: 0.353, SLG: 0.214	SSS 0-3 K ③			SSS 0-3 K ②			x 0-0 6-3 ①		BBBB 4-0 G6-4-3 BB	3	0	0	0	1	2	0
Ferris Fain, L (1, 3) OBP: 0.333, SLG: 0.375		x 0-0 F9 ①		x 0-0 1-3 ③			SSS 0-3 K ②		x 0-0 G6-4-3 ① ② 1-2f 2-3 3-H	4	0	0	0	0	1	2
Billy Hitchcock, R (1, 4) OBP: 0.353, SLG: 0.154		x 0-0 L4 ②			x 0-0 6-3 ①		x 0-0 6-3 ③		SSS 0-3 K ③	4	0	0	0	0	1	1
Kermit Wahl, R (1, 5) OBP: 0.438, SLG: 0.467		x 0-0 6-3 ③			x 0-0 F7 ②			x 0-0 G5-4-3 1B		3	0	1	0	0	0	0
Joe Tipton, R (1, 2) OBP: 0.250, SLG: 0.143			x 0-0 6-3 ①		x 0-0 1B			x 0-0 G5-4-3 ① ② 1-2f		3	0	1	0	0	0	1
Bob Hooper, R (1, 1) OBP: 0.500, SLG: 0.500			x 0-0 FC5-4 1B		x 0-0 F4 ③			x 0-0 1-3 ③		2	0	1	0	0	0	1
Ed Samcoff, R (8, PH)										1	0	0	0	0	0	0
Bubba Harris, R (8, 1)										0	0	0	0	0	0	0
Joe Coleman, R (8, 1)										0	0	0	0	0	0	0

Inning Stats	1	2	3	4	5	6	7	8	9		
	R: 1 H: 1 E: 0 LOB: 0 K: 2 BB: 0 S: 8 P: 8	R: 0 H: 0 E: 0 LOB: 0 K: 0 BB: 0 S: 3 P: 3	R: 0 H: 1 E: 0 LOB: 1 K: 1 BB: 0 S: 6 P: 6	R: 0 H: 0 E: 0 LOB: 0 K: 1 BB: 0 S: 5 P: 5	R: 0 H: 1 E: 0 LOB: 1 K: 0 BB: 0 S: 4 P: 4	R: 0 H: 1 E: 0 LOB: 0 K: 0 BB: 0 S: 3 P: 3	R: 0 H: 0 E: 0 LOB: 0 K: 1 BB: 0 S: 5 P: 5	R: 0 H: 1 E: 0 LOB: 0 K: 0 BB: 0 S: 3 P: 3	R: 2 H: 1 E: 0 LOB: 1 K: 1 BB: 3 S: 5 P: 17	1B: 4 SF: 0 2B: 1 SAC: 0 3B: 0 DP: 3 HR: 1 HBP: 0	WP: 0 PA: 33 PB: 0 SB: 0 CS: 0

PITCHER		IP	WLS	BF	H	R	ER	SO	BB	IBB	HBP	BLK	WP	HR	S	P	ERA	WHIP
Chuck Stobbs, L ERA: 3.38	(1, 1)	8.0	W	30	6	3	3	5	2	0	0	0	0	1	38	46	3.38	1.000
Mickey McDermott, L ERA:	(9, 1)	1.0	S	3	0	0	0	1	1	0	0	0	0	0	4	8	0.00	1.000

PITCHER	IP	WLS	BF	H	R	ER	SO	BB	IBB	HBP	BLK	WP	HR	S	P	ERA	WHIP

AB	30
R	3
H	6
RBI	2
BB	3
SO	6
LOB	8

Batter	1	2	3	4	5	6	7	8	9	AB	R	H	RBI	BB	SO	LOB
Dom DiMaggio, R (1, 8) OBP: 0.412, SLG: 0.231	CS 1B	G1-6-3 1-2f			5-3					5	0	1	0	0	0	5
Billy Goodman, L (1, 3) OBP: 0.250, SLG: 0.286	BBBB 1-2 HR BB		F6		4-3					3	1	0	0	1	0	1
Ted Williams, L (1, 7) OBP: 0.375, SLG: 0.500	1-H HR		4-3		F5			BBBB 2B HBP BB		3	2	1	2	1	0	0
Lou Boudreau, R (1, 6) OBP: 0.357, SLG: 0.714	2B		F8			1B		HBP 1-3 1B 2B		4	1	3	0	0	0	0
Vern Stephens, R (1, 5) OBP: 0.250, SLG: 0.077	F7			CS 1B		F7		1B HBP BB IBB		3	1	1	0	1	0	2
Tom Wright, L (1, 9) Fred Hatfield, L (8, PR) Clyde Vollmer, R (9, 9)	3-1			F7		F8		BB 1B G4-3 HBP 1-2 2-3 3-H		3 0 0	0 1 0	0 0 0	1 0 0	0 0 0	0 0 0	3 0 0
Bobby Doerr, R (1, 4) OBP: 0.267, SLG: 0.333		FC1-5 1B 1B		1-2 2B		F7		G4-3 BB 1B 1-2 2-3 3-H		4	0	3	1	0	0	1
Mike Guerra, R (1, 2) OBP: 1.000, SLG: 1.000		1-2 FC1-5 1B		BBBB BB			BBBB FC BB	BBBB G4-3 BB 1-2 2-3 3-H		1	0	1	1	3	0	0
Chuck Stobbs, L (1, 1) Mickey McDermott, L (9, 1)		1-2 2-3f FC1-5 G1-6-3		4-3			1-2f FC	1-2f G4-3 2-3 3-H		4 0	0 0	0 0	0 0	0 0	0 0	7 0
Inning Stats	R: 2 E: 0 K: 0 S: 5 H: 3 LOB: 1 BB: 1 P: 9	R: 0 E: 0 K: 0 S: 4 H: 2 LOB: 1 BB: 0 P: 4	R: 0 E: 0 K: 0 S: 3 H: 0 LOB: 0 BB: 0 P: 3	R: 0 E: 0 K: 0 S: 4 H: 2 LOB: 2 BB: 1 P: 8	R: 0 E: 0 K: 0 S: 3 H: 0 LOB: 0 BB: 0 P: 3	R: 0 E: 0 K: 0 S: 4 H: 1 LOB: 1 BB: 0 P: 4	R: 0 E: 0 K: 0 S: 3 H: 0 LOB: 1 BB: 1 P: 7	R: 4 E: 0 K: 0 S: 4 H: 2 LOB: 2 BB: 3 P: 17		1B: 6 2B: 3 3B: 0 HR: 1	SF: 0 SAC: 0 DP: 2 HBP: 1					

PITCHER		IP	WLS	BF	H	R	ER	SO	BB	IBB	HBP	BLK	WP	HR	S	P	ERA	WHIP
Bob Hooper, R ERA: 2.57	(1, 1)	7.0	L	29	8	2	2	0	3	0	0	0	0	1	26	38	2.57	1.571
Bubba Harris, R ERA: 18.0	(8, 1)	0.0		5	2	4	4	0	1	1	1	0	0	0	2	11	∞	∞
Joe Coleman, R ERA:	(8, 1)	1.0		3	0	0	0	0	1	0	0	0	0	0	2	6	0.00	1.000

PITCHER	IP	WLS	BF	H	R	ER	SO	BB	IBB	HBP	BLK	WP	HR	S	P	ERA	WHIP

BOTTOM

Philadelphia Athletics @ Boston Red Sox

Fenway Park, Boston, MA

Sat Apr 21 1951, 3:33 AM EST

Att. 13,254 - Unknown

livebaseballscorecards.com

AB	30
R	6
H	10
RBI	5
BB	6
SO	0
LOB	19

Batter	1	2	3	4	5	6	7	8	9	AB	R	H	RBI	BB	SO	LOB
Eddie Joost, R (1, 6) OBP: 0.478, SLG: 0.579	BBBB 4-0 1B BB	x 0-0 F7 ③			x 0-0 HR		x 0-0 1B		x 0-0 1B G3-6-3 1B 1-2 2-H	4	3	3	2	1	0	1
Elmer Valo, L (1, 9) OBP: 0.391, SLG: 0.450	x 0-0 F3 ①		x 0-0 G3 ①		x 0-0 3-1 ①		x 0-0 F8 ③		x 0-0 G3-6-3 1B 1-3 2-H	5	0	1	1	0	0	2
Paul Lehner, L (1, 7) OBP: 0.130, SLG: 0.174	x 0-0 1B 1B 1-2	x 0-0 F7 ②	x 0-0 4-3 ②			x 0-0 F8 ①	x 0-0 G3-6-3 ① ② 1-2f 3-H			5	0	1	0	0	0	1
Sam Chapman, R (1, 8) OBP: 0.318, SLG: 0.211	SSS 0-3 K ②	x 0-0 1B 1B	x 0-0 5-3 ③			SSS 0-3 K ②	x 0-0 5-3 ③			5	0	1	0	0	2	2
Ferris Fain, L (1, 3) OBP: 0.409, SLG: 0.450	x 0-0 1B 1-2 2-H	x 0-0 1B 1-2			x 0-0 3-1 ①			x 0-0 1B 1B		4	0	3	1	0	0	0
Billy Hitchcock, R (1, 4) OBP: 0.333, SLG: 0.176	x 0-0 F4 ③	SSS 0-3 K ③			x 0-0 1-3 ②			x 0-0 FC5-4 1B 1-2		4	0	1	0	0	1	4
Kermit Wahl, R (1, 5) OBP: 0.400, SLG: 0.389		BBBB 4-0 BB		x 0-0 F8 ①		x 0-0 F4 ③		x 0-0 FC5-4 ③ 1-2f		3	0	0	0	1	0	2
Joe Tipton, R (1, 2) OBP: 0.211, SLG: 0.118 Barney McCosky, L (9, PH) OBP: 0.500, SLG: 1.000		x 0-0 F7 ①		x 0-0 F2 ②			x 0-0 F8 ①		x 0-0 1B 2B	3 1	0 1	0 1	0 0	0 0	0 0	1 0
Dick Fowler, R (1, 1) Carl Scheib, R (3, 1) Wally Moses, L (9, PH)		x 0-0 F8 ②		x 0-0 5-3 ③			SSS 0-3 K ②		BBBB 4-0 1B 1B BB	1 2 0	0 0 1	0 0 0	0 0 0	0 0 1	0 1 0	1 0 0
Inning Stats	R: 1 E: 0 K: 1 S: 7 H: 2 LOB: 2 BB: 1 P: 11	R: 0 E: 0 K: 0 S: 3 H: 0 LOB: 1 BB: 1 P: 7	R: 0 E: 0 K: 1 S: 7 H: 2 LOB: 2 BB: 0 P: 7	R: 0 E: 0 K: 0 S: 3 H: 0 LOB: 0 BB: 0 P: 3	R: 1 E: 0 K: 0 S: 4 H: 1 LOB: 0 BB: 0 P: 4	R: 0 E: 0 K: 0 S: 3 H: 0 LOB: 0 BB: 0 P: 3	R: 0 E: 0 K: 1 S: 6 H: 1 LOB: 1 BB: 0 P: 6	R: 0 E: 0 K: 1 S: 7 H: 2 LOB: 2 BB: 0 P: 7	R: 3 E: 0 K: 0 S: 5 H: 3 LOB: 0 BB: 1 P: 9	1B: 9 2B: 1 3B: 0 HR: 1 SF: 0 SAC: 0 DP: 1 HBP: 0						

PITCHER		IP	WLS	BF	H	R	ER	SO	BB	IBB	HBP	BLK	WP	HR	S	P	ERA	WHIP
Ray Scarborough, R ERA: 4.32	(1, 1)	8.0	W	36	9	4	4	4	3	0	0	0	0	1	41	53	4.50	1.500
Ellis Kinder, R ERA: 13.5	(9, 1)	0.0		1	1	0	0	0	0	0	0	0	0	0	1	1	∞	∞
Mel Parnell, L ERA: 4.15	(9, 1)	1.0	S	3	1	1	1	0	0	0	0	0	0	0	3	3	9.00	1.000

PITCHER		IP	WLS	BF	H	R	ER	SO	BB	IBB	HBP	BLK	WP	HR	S	P	ERA	WHIP

TOP

Philadelphia Athletics @ Boston Red Sox

Fenway Park, Boston, MA

Sun Apr 22 1951, 3:33 AM EST

Unknown

livebaseballscorecards.com

AB	37
R	5
H	11
RBI	4
BB	3
SO	4
LOB	14

Batter	1	2	3	4	5	6	7	8	9	AB	R	H	RBI	BB	SO	LOB
Dom DiMaggio, R (1, 8) OBP: 0.455, SLG: 0.353	BBBB 4-0 HR BB		x 0-0 1B 1B 2B	x 0-0 BB 1B 2-H 1B		x 0-0 ② ③ 1-3 1-2f		x 0-0 ③ FC5-4 1-2f		4	2	2	1	1	0	2
Billy Goodman, L (1, 3) OBP: 0.350, SLG: 0.444	x 0-0 ① F3		x 0-0 BB 1B 2-3 1B	x 0-0 BB 1-2 1B			x 0-0 2B			4	1	3	0	0	0	1
Ted Williams, L (1, 7) OBP: 0.450, SLG: 0.688	x 0-0 1-H HR		BBBB 4-0 1B 1-2 E BB	BBBB 4-0 1-2 2-3 BB			x 0-0 ① F4			2	2	1	2	2	0	1
Lou Boudreau, R (1, 6) OBP: 0.333, SLG: 0.611	x 0-0 ② F9		x 0-0 FC5-4 1-3 2-H 3-H 1B	x 0-0 ③ F8			x 0-0 ② F8			4	0	1	2	0	0	4
Vern Stephens, R (1, 5) OBP: 0.300, SLG: 0.125	SSS 0-3 ③ K		x 0-0 ② FC5-4 1-2f 3-H		x 0-0 ① 1B		BBBB 4-0 BB			3	0	1	0	1	1	1
Tom Wright, L (1, 9)		x 0-0 ① F7	x 0-0 ③ F7		x 0-0 ② 4-3		x 0-0 ③ F6			4	0	0	0	0	0	3
Bobby Doerr, R (1, 4) OBP: 0.368, SLG: 0.353		BBBB 4-0 G5-4-3 BB	BBBB 4-0 SH1-4 1B BB	SSS 0-3 ③ K				x 0-0 ① 1B		2	1	1	0	2	1	0
Mike Guerra, R (1, 2) OBP: 0.500, SLG: 0.200		x 0-0 ② ③ G5-4-3 1-2f	x 0-0 ① F8			x 0-0 ① F3		x 0-0 ② F8		4	0	0	0	0	0	2
Ray Scarborough, R (1, 1) OBP: 0.667, SLG: 0.500 Ellis Kinder, R (9, 1) Mel Parnell, L (9, 1) OBP: 0.500, SLG: 0.500			x 0-0 ① 6-3	x 0-0 ② SH1-4 1-2		x 0-0 1-3 1B		BBBB 4-0 FC5-4 BB		2 0 0	0 0 0	1 0 0	0 0 0	1 0 0	0 0 0	0 0 0
Inning Stats	R: 2 E: 0 K: 1 S: 6 H: 1 LOB: 0 BB: 1 P: 10	R: 0 E: 0 K: 0 S: 2 H: 0 LOB: 0 BB: 1 P: 6	R: 3 E: 1 K: 0 S: 6 H: 3 LOB: 1 BB: 1 P: 10	R: 1 E: 0 K: 0 S: 5 H: 2 LOB: 3 BB: 2 P: 13	R: 0 E: 0 K: 1 S: 5 H: 1 LOB: 0 BB: 0 P: 5	R: 0 E: 0 K: 0 S: 3 H: 1 LOB: 0 BB: 0 P: 3	R: 0 E: 0 K: 0 S: 4 H: 1 LOB: 2 BB: 1 P: 8	R: 0 E: 0 K: 0 S: 3 H: 1 LOB: 1 BB: 1 P: 7		1B: 7 2B: 3 3B: 0 HR: 1	SF: 0 SAC: 1 DP: 2 HBP: 0					

PITCHER		IP	WLS	BF	H	R	ER	SO	BB	IBB	HBP	BLK	WP	HR	S	P	ERA	WHIP
Dick Fowler, R ERA: 15.43	(1, 1)	2.1	L	13	4	5	4	1	3	0	0	0	0	1	12	24	15.43	3.000
Carl Scheib, R ERA: 1.59	(3, 1)	5.2		24	6	1	1	1	4	0	0	0	0	0	22	38	1.59	1.765

PITCHER	IP	WLS	BF	H	R	ER	SO	BB	IBB	HBP	BLK	WP	HR	S	P	ERA	WHIP

BOTTOM

Philadelphia Athletics @ Boston Red Sox

Fenway Park, Boston, MA

Sun Apr 22 1951, 3:33 AM EST

Unknown

livebaseballscorecards.com

AB	29
R	6
H	10
RBI	5
BB	7
SO	2
LOB	14

1B: 7	SF: 0	WP: 0	PA: 37
2B: 3	SAC: 1	PB: 0	
3B: 0	DP: 2	SB: 0	
HR: 1	HBP: 0	CS: 0	

Batter	1	2	3	4	5	6	7	8	9	AB	R	H	RBI	BB	SO	LOB
Eddie Joost, R (1, 6) OBP: 0.481, SLG: 0.524	F8	1B BB 1B HBP 1-2	6-3			BB				2	1	0	0	1	0	1
Wally Moses, L (1, 9)	E 1B BB	1B 1B BB BB 1-2 2-3		4-3		F9				2	1	0	0	2	0	1
Elmer Valo, L (1, 7) OBP: 0.407, SLG: 0.435	E1 BB 1B FC 1-2	BB 1B 1B 1-2 2-3 3-H		CS BB		F3				3	1	1	1	1	0	2
Sam Chapman, R (1, 8) OBP: 0.346, SLG: 0.261	FC BB 1B 1-2 2-H	BB 1B 1-2 2-3 3-H		K 1-2		4-3				4	0	2	2	0	1	2
Ferris Fain, L (1, 3) OBP: 0.480, SLG: 0.524	FC BB 1-2 2-3	BB 1-2 2-3 3-H			FC6-4 2B					1	0	1	0	2	0	0
Pete Suder, R (1, 4) OBP: 0.333, SLG: 0.333	FC G6-4-3 1-2 2-3 3-H	F8			FC6-4 1B					3	0	1	0	0	0	5
Kermit Wahl, R (1, 5) OBP: 0.391, SLG: 0.350	G6-4-3 1-2f	6-3 BB			FC6-4 1-2f 2-3					2	0	0	0	1	0	5
Joe Astroth, R (1, 2)		BB HBP 1B BB 1-2	6-3 1-2		F6					2	1	0	0	1	0	3
Hank Wyse, R (1, 1)		K	F4		K					0	0	0	0	0	0	0
Joe Coleman, R (1, 1)										1	0	0	0	0	1	1
Barney McCosky, L (3, PH) OBP: 0.333, SLG: 0.667										1	0	0	0	0	0	1
Morrie Martin, L (3, 1)										0	0	0	0	0	0	0
Lou Limmer, L (5, PH)										1	0	0	0	0	1	2
Johnny Kucab, R (5, 1)										0	0	0	0	0	0	0
Inning Stats	R: 2 E: 1 K: 0 S: 5 H: 1 LOB: 2 BB: 2 P: 13	R: 2 E: 0 K: 1 S: 6 H: 2 LOB: 3 BB: 3 P: 19	R: 0 E: 0 K: 0 S: 3 H: 0 LOB: 1 BB: 1 P: 7	R: 0 E: 0 K: 1 S: 4 H: 0 LOB: 1 BB: 1 P: 8	R: 0 E: 0 K: 1 S: 7 H: 2 LOB: 2 BB: 0 P: 7	R: 0 E: 0 K: 0 S: 3 H: 0 LOB: 1 BB: 1 P: 7				1B: 4 2B: 2 3B: 0 HR: 0 SF: 0 SAC: 0 DP: 2 HBP: 1						

TOP

Philadelphia Athletics @ Boston Red Sox

Fenway Park, Boston, MA

Sun Apr 22 1951, 3:38 AM EST

Att. 30,026 - Unknown

livebaseballscorecards.com

AB	22
R	4
H	5
RBI	3
BB	8
SO	3
LOB	23

PITCHER		IP	WLS	BF	H	R	ER	SO	BB	IBB	HBP	BLK	WP	HR	S	P	ERA	WHIP
Willard Nixon, R ERA: 16.2	(1, 1)	1.2		14	3	4	3	1	5	0	1	0	0	0	10	31	16.20	4.800
Walt Masterson, R ERA:	(2, 1)	2.1	W	10	2	0	0	1	2	0	0	0	0	0	10	18	0.00	1.714
Ellis Kinder, R ERA: 6.75	(5, 1)	2.0	S	7	0	0	0	1	1	0	0	0	0	0	8	12	0.00	0.500

PITCHER	IP	WLS	BF	H	R	ER	SO	BB	IBB	HBP	BLK	WP	HR	S	P	ERA	WHIP

Batter	1	2	3	4	5	6	7	8	9	AB	R	H	RBI	BB	SO	LOB
Dom DiMaggio, R (1, 8) OBP: 0.462, SLG: 0.524	6 WP 1B 1B G1-2-3		HR		K					4	2	2	1	0	1	3
6 Johnny Pesky, L (1, 6) OBP: 0.400, SLG: 0.250	F3 1-2	BB 1B BB	E6 4-3 1B		F7					3	1	1	0	1	0	1
Ted Williams, L (1, 7) OBP: 0.435, SLG: 0.611	1B 2B BB	F4	4-3 2-3							2	1	0	0	1	0	2
Billy Goodman, L (1, 3) OBP: 0.435, SLG: 0.474	2B 1-2 2-H 1B	BB 1B 1-2 BB	BB							1	1	1	1	2	0	0
Vern Stephens, R (1, 5) OBP: 0.348, SLG: 0.263	2B 1-H 2-H 2B	BB 1-2 2-H 1B	F9							3	1	2	3	0	0	2
Clyde Vollmer, R (1, 9) OBP: 0.400, SLG: 0.500	1B 2-H 2B	K		5-3						3	1	1	1	0	1	2
Bobby Doerr, R (1, 4) OBP: 0.409, SLG: 0.368	BB BB G1-2-3 2-H 1B	BB 1-2 2-3 BB		F9						2	0	1	1	1	0	0
Buddy Rosar, R (1, 2)	BB 1-2 BB	F8		5-3						2	0	0	0	1	0	3
Willard Nixon, L (1, 1) Walt Masterson, R (2, 1) Ellis Kinder, R (5, 1)	1-2 2-3 BB		K		F9					0 1 1	0 0 0	0 0 0	0 0 0	1 0 0	0 1 0	0 0 0
Inning Stats	R: 5 E: 0 K: 0 S: 7 H: 5 LOB: 2 BB: 3 P: 19	R: 1 E: 0 K: 1 S: 6 H: 1 LOB: 3 BB: 3 P: 18	R: 1 E: 1 K: 1 S: 7 H: 2 LOB: 2 BB: 1 P: 11	R: 0 E: 0 K: 0 S: 3 H: 0 LOB: 0 BB: 0 P: 3	R: 0 E: 0 K: 1 S: 5 H: 0 LOB: 0 BB: 0 P: 5					1B: 5 2B: 2 3B: 0 HR: 1 SF: 0 SAC: 0 DP: 1 HBP: 0							

PITCHER		IP	WLS	BF	H	R	ER	SO	BB	IBB	HBP	BLK	WP	HR	S	P	ERA	WHIP
Hank Wyse, R ERA: 45.0	(1, 1)	0.1	L	6	4	5	5	0	1	0	0	0	1	0	5	9	135.00	15.000
Joe Coleman, R ERA: 3.38	(1, 1)	1.2		11	2	1	1	1	5	0	0	0	0	0	8	28	5.40	4.200
Morrie Martin, L ERA: 1.8	(3, 1)	2.0		9	2	1	1	1	1	0	0	0	0	1	10	14	4.50	1.500
Johnny Kucab, R ERA:	(5, 1)	1.0		3	0	0	0	1	0	0	0	0	0	0	5	5	0.00	0.000

PITCHER	IP	WLS	BF	H	R	ER	SO	BB	IBB	HBP	BLK	WP	HR	S	P	ERA	WHIP

BOTTOM

Philadelphia Athletics @ Boston Red Sox

Fenway Park, Boston, MA

Sun Apr 22 1951, 3:38 AM EST

Att. 30,026 - Unknown

livebaseballscorecards.com

AB	22
R	7
H	8
RBI	7
BB	7
SO	3
LOB	13

WP: 1 PA: 29
PB: 0
SB: 0
CS: 0

Batter	1	2	3	4	5	6	7	8	9	AB	R	H	RBI	BB	SO	LOB
Eddie Yost, R (1, 5) OBP: 0.464, SLG: 0.250	6-3		E F7 1B		F3		E5 1-3 2B 1B	1B		5	2	3	0	0	0	0
Mike McCormick, R (1, 7) OBP: 0.600, SLG: 0.300	BBBB E BB		E6 1-3		1-3		IIII 2B 2B IBB	SSS K		3	1	0	0	2	1	2
Irv Noren, L (1, 8) OBP: 0.464, SLG: 0.565	SSS K		F7 3-H		F7		1-3 2-H 3-H 2B	G3		5	1	1	3	0	1	3
Mickey Vernon, L (1, 3) OBP: 0.481, SLG: 0.750	E1 1-2		F9			F9 F7 2B	F3		F7	5	1	1	0	0	0	4
Sam Mele, R (1, 9) OBP: 0.321, SLG: 0.462	L8			G3 F8 2B		F9 2-3	BBBB 2B BB		6-3	4	1	1	0	1	0	3
Gene Verble, R (1, 4) OBP: 0.250, SLG: 0.259		BBBB CS 5-3 BB		G3 2-3		F7 3-H	1-3 2-H 3-H 2B		SSS K	4	0	1	3	1	1	1
Sam Dente, R (1, 6) OBP: 0.320, SLG: 0.150		5-3 1-2		F8 3-H		6-3	BBBB BB			3	0	0	1	1	0	1
Mickey Grasso, R (1, 2) OBP: 0.360, SLG: 0.435		F6 2-3		FC6-4 1B			FC1-6 1B K			4	0	2	0	0	1	4
Bob Kuzava, S (1, 1)			2-3	FC6-4 1-2f			SSS FC1-6 E 1-2f 2B K			4	1	0	0	0	1	2
Inning Stats	R: 0 H: 0 E: 1 LOB: 2 K: 1 BB: 1 S: 6 P: 10	R: 0 H: 0 E: 0 LOB: 0 K: 0 BB: 1 S: 2 P: 6	R: 1 H: 1 E: 1 LOB: 1 K: 0 BB: 0 S: 5 P: 5	R: 1 H: 2 E: 0 LOB: 1 K: 0 BB: 0 S: 5 P: 5	R: 0 H: 0 E: 0 LOB: 0 K: 0 BB: 0 S: 3 P: 3	R: 1 H: 1 E: 0 LOB: 0 K: 0 BB: 0 S: 4 P: 4	R: 4 H: 4 E: 1 LOB: 3 K: 1 BB: 3 S: 9 P: 21	R: 0 H: 1 E: 0 LOB: 1 K: 2 BB: 0 S: 8 P: 8	R: 0 H: 0 E: 0 LOB: 0 K: 1 BB: 0 S: 5 P: 5	1B: 5 SF: 0 2B: 4 SAC: 0 3B: 0 DP: 0 HR: 0 HBP: 0						

TOP

Washington Senators @ Boston Red Sox

Fenway Park, Boston, MA

Tue Apr 24 1951, 3:33 AM EST

Att. 6,188 - Unknown

livebaseballscorecards.com

AB	37
R	7
H	9
RBI	7
BB	5
SO	5
LOB	20

WP: 0 PA: 42
PB: 0
SB: 0
CS: 1

PITCHER		IP	WLS	BF	H	R	ER	SO	BB	IBB	HBP	BLK	WP	HR	S	P	ERA	WHIP
Bill Wight, L ERA: 8.74	(1, 1)	6.1	L	30	7	7	6	1	2	1	0	0	0	0	29	41	8.53	1.421
Mickey McDermott, L ERA:	(7, 1)	2.2		12	2	0	0	4	2	0	0	0	0	0	18	26	0.00	1.500

PITCHER	IP	WLS	BF	H	R	ER	SO	BB	IBB	HBP	BLK	WP	HR	S	P	ERA	WHIP

Batter	1	2	3	4	5	6	7	8	9	AB	R	H	RBI	BB	SO	LOB
Dom DiMaggio, R (1, 8) OBP: 0.433, SLG: 0.458	BBBB 4-0 1B BB	x 0-0 ③ F2			SSS 0-3 ③ K			x 0-0 ① F8		3	0	0	0	1	1	1
6 Johnny Pesky, L (1, 6) OBP: 0.222, SLG: 0.125	x 0-0 ① F9		x 0-0 ① L8			x 0-0 ① 6-3		SSS 0-3 ② K		4	0	0	0	0	1	1
Ted Williams, L (1, 7) OBP: 0.444, SLG: 0.727	x 0-0 G6-4-3 1-2 1B		x 0-0 ② 3-1			x 0-0 ② G3		x 0-0 HR		4	1	2	1	0	0	0
Vern Stephens, R (1, 5) OBP: 0.296, SLG: 0.217	x 0-0 ②③ G6-4-3 1-2f		x 0-0 ③ F7			x 0-0 ③ F7		x 0-0 ③ 5-3		4	0	0	0	0	0	2
Billy Goodman, L (1, 3) OBP: 0.407, SLG: 0.435		x 0-0 HR 1B		x 0-0 ① G3			x 0-0 ① 3-1		x 0-0 ① L8	4	1	1	0	0	0	0
Clyde Vollmer, R (1, 9) OBP: 0.444, SLG: 0.857		x 0-0 1-H HR		x 0-0 ② 6-3			BBBB 4-0 HR BB		x 0-0 ② 6-3	3	2	1	2	1	0	0
Bobby Doerr, R (1, 4) OBP: 0.385, SLG: 0.478		x 0-0 ① F7		x 0-0 ③ F7			x 0-0 1-H HR		x 0-0 ③ 6-3	4	1	1	2	0	0	0
Matt Batts, R (1, 2) OBP: 0.125, SLG: 0.125		x 0-0 4-3 1B			SSS 0-3 ① K		x 0-0 ② F9			3	0	1	0	0	1	0
Bill Wight, L (1, 1) Mickey McDermott, L (7, 1)		x 0-0 ② 4-3 1-2			SSS 0-3 ② K		x 0-0 ③ 1-3			2 1	0 0	0 0	0 0	0 0	1 0	1 0
Inning Stats	R: 0 H: 1 E: 0 LOB: 1 K: 0 BB: 1 S: 3 P: 7	R: 2 H: 3 E: 0 LOB: 1 K: 0 BB: 0 S: 6 P: 6	R: 0 H: 0 E: 0 LOB: 0 K: 0 BB: 0 S: 3 P: 3	R: 0 H: 0 E: 0 LOB: 0 K: 0 BB: 0 S: 3 P: 3	R: 0 H: 0 E: 0 LOB: 0 K: 3 BB: 0 S: 9 P: 9	R: 0 H: 0 E: 0 LOB: 0 K: 0 BB: 0 S: 3 P: 3	R: 2 H: 1 E: 0 LOB: 0 K: 0 BB: 1 S: 4 P: 8	R: 1 H: 1 E: 0 LOB: 0 K: 1 BB: 0 S: 6 P: 6	R: 0 H: 0 E: 0 LOB: 0 K: 0 BB: 0 S: 3 P: 3	1B: 3 SF: 0 2B: 0 SAC: 0 3B: 0 DP: 1 HR: 3 HBP: 0						WP: 0 PA: 34 PB: 0 SB: 0 CS: 0	

PITCHER	IP	WLS	BF	H	R	ER	SO	BB	IBB	HBP	BLK	WP	HR	S	P	ERA	WHIP
Bob Kuzava, L (1, 1) ERA: 4.76	9.0	W	34	6	5	5	4	2	0	0	0	0	3	40	48	5.00	0.889

PITCHER	IP	WLS	BF	H	R	ER	SO	BB	IBB	HBP	BLK	WP	HR	S	P	ERA	WHIP

BOTTOM

Washington Senators @ Boston Red Sox

Fenway Park, Boston, MA

Tue Apr 24 1951, 3:33 AM EST

Att. 6,188 - Unknown

livebaseballscorecards.com

AB	32
R	5
H	6
RBI	5
BB	2
SO	4
LOB	5

New York Yankees @ Boston Red Sox

Fenway Park, Boston, MA

Thu Apr 26 1951, 3:33 AM EST

Att. 19,120 - Unknown

TOP

livebaseballscorecards.com

Batter	1	2	3	4	5	6	7	8	9	AB	R	H	RBI	BB	SO	LOB
Gene Woodling, L (1, 7) OBP: 0.313, SLG: 0.083	1-3	BBBB 4-0 1B BB	6-3		G3 1-2 2-3 3-H		BBBB 4-0 BB			3	0	0	1	2	0	3
Jerry Coleman, R (1, 4) OBP: 0.395, SLG: 0.405	5-3	0-0 1-2 1B		0-0 6-4-3 1B	BBBB 4-0 BB		0-0 F6			4	0	2	0	1	0	2
Jackie Jensen, R (1, 9) OBP: 0.467, SLG: 0.680	BBBB 4-0 FC6-4 BB	0-0 F8		0-0 6-4-3 1-2	0-0 F8			0-0 1-3		4	0	0	0	1	0	6
Joe DiMaggio, R (1, 8) OBP: 0.308, SLG: 0.286	0-0 FC6-4 1-2f		0-0 1B F9 1B	0-0 F9		SSS 0-3 K		SSS 0-3 K		5	1	1	0	0	2	2
Yogi Berra, L (1, 2) OBP: 0.395, SLG: 0.258		0-0 4-3	0-0 1B 2B 1-3 1B	0-0 4-3		SSS 0-3 K		0-0 E9 1B		5	1	2	0	0	1	1
Johnny Mize, L (1, 3) OBP: 0.265, SLG: 0.200 Joe Collins, L (8, 3)		0-0 F8	0-0 F9 3-H		0-0 F8	0-0 F6		0-0 6-3		5 0	0 0	0 0	1 0	0 0	0 0	2 0
Billy Johnson, R (1, 5) OBP: 0.455, SLG: 0.429 Mickey Mantle, S (9, PH) OBP: 0.278, SLG: 0.324	BBBB 4-0 BB HR BB	0-0 2B 1-3 1B	BBBB 4-0 G3 BB BB		0-0 SH1-3 1B	SSS 0-3 K		0-0 G3		2 1	3 0	2 0	0 0	2 0	0 1	0 0
Phil Rizzuto, R (1, 6) OBP: 0.333, SLG: 0.308 Bobby Brown, L (9, PH)	BBBB 4-0 HR 1-2 BB	0-0 4-3 1-H 3-H 2B	BBBB 4-0 G3 BB 1-2 BB		0-0 SH1-3 1-2		0-0 G3			1 1	1 0	1 0	2 0	2 0	0 0	0 0
Tommy Byrne, L (1, 1) OBP: 0.333, SLG: 1.333 Allie Reynolds, R (3, 1) Johnny Hopp, L (7, PH) Bob Porterfield, R (7, 1) Tom Morgan, R (8, 1) Cliff Mapes, L (9, PH) OBP: 0.500, SLG: 0.500	0-0 1-H 2-H HR	0-0 4-3 2-3	BBBB 4-0 G3 1-2 2-3 BB		0-0 F6		0-0 L4			2 0 1 0 0 1	1 0 0 0 0 0	1 0 0 0 0 0	3 0 0 0 0 0	0 1 0 0 0 0	0 0 0 0 0 0	1 0 1 0 0 0
Inning Stats	R: 0 E: 0 K: 0 S: 3 H: 0 LOB: 1 BB: 1 P: 7	R: 3 E: 0 K: 0 S: 5 H: 2 LOB: 2 BB: 3 P: 17	R: 3 E: 0 K: 0 S: 7 H: 4 LOB: 1 BB: 0 P: 7	R: 0 E: 0 K: 0 S: 4 H: 1 LOB: 1 BB: 0 P: 4	R: 1 E: 0 K: 0 S: 3 H: 0 LOB: 3 BB: 4 P: 19	R: 0 E: 0 K: 2 S: 7 H: 0 LOB: 0 BB: 0 P: 7	R: 0 E: 0 K: 0 S: 4 H: 1 LOB: 2 BB: 1 P: 8	R: 0 E: 1 K: 1 S: 6 H: 1 LOB: 1 BB: 0 P: 6	R: 0 E: 0 K: 1 S: 5 H: 0 LOB: 0 BB: 0 P: 5	1B: 7 2B: 1 3B: 0 HR: 1	SF: 0 SAC: 1 DP: 0 HBP: 0						

	AB	35
	R	7
	H	9
	RBI	7
	BB	9
	SO	4
	LOB	18

WP: 0 PB: 0 SB: 0 CS: 0 PA: 45

PITCHER	IP	WLS	BF	H	R	ER	SO	BB	IBB	HBP	BLK	WP	HR	S	P	ERA	WHIP
Harry Taylor, R (1, 1) ERA: 8.68	2.1		16	5	6	6	0	4	0	0	0	0	1	12	28	23.14	3.857
Willard Nixon, R (3, 1) ERA: 9.82	2.0		11	2	1	1	0	3	0	0	0	0	0	8	20	4.50	2.500
Ellis Kinder, R (5, 1) ERA: 3.12	4.2	W	18	2	0	0	4	2	0	0	0	0	0	24	32	0.00	0.857

PITCHER	IP	WLS	BF	H	R	ER	SO	BB	IBB	HBP	BLK	WP	HR	S	P	ERA	WHIP

Batter	1	2	3	4	5	6	7	8	9	AB	R	H	RBI	BB	SO	LOB
Dom DiMaggio, R (1, 8) OBP: 0.472, SLG: 0.464	BBBB 4-0 BB 6 BB BB	x 0-0 1-3 3-H 1B		BBBB 4-0 WP 6 BB F9 BB		x 0-0 BB 1B 1B	x 0-0 ② 1-3	x 0-0 ② F3		4	2	2	1	2	0	1
6 Johnny Pesky, L (1, 6) OBP: 0.267, SLG: 0.083	BBBB 4-0 BB 1-2 BB	x 0-0 ② F8 3-H		BBB 4-0 WP 1-2 1B BB		x 0-0 ① F5	x 0-0 ③ F8	x 0-0 ③ 1-3		4	1	0	1	2	0	3
Ted Williams, L (1, 7) OBP: 0.438, SLG: 0.654	BBBB 4-0 1-2 2-3 BB	SSS 0-3 ③ K		x 0-0 ② F9 1-2 2-H		x 0-0 ② F9		x 0-0 WP 2B 1B		4	1	1	1	1	1	3
Vern Stephens, R (1, 5) OBP: 0.375, SLG: 0.240	x 0-0 ① F6		BBBB 4-0 1B BB	x 0-0 1B 2-H 1B		BBBB 4-0 BB 1B 1-2 2B BB		BBBB 4-0 1-2 2B BB		2	2	1	1	3	0	3
Billy Goodman, L (1, 3) OBP: 0.469, SLG: 0.536	SSS 0-3 ② K		x 0-0 1-2 1B	x 0-0 FC6-4 1-2 1B		x 0-0 BB 1-2 2-H 2B 1B		x 0-0 1-H 2-H 1B 2B		5	2	4	3	0	1	3
Clyde Vollmer, R (1, 9) OBP: 0.333, SLG: 0.600	SSS 0-3 ③ K		x 0-0 ① F9	x 0-0 ③ FC6-4 1-2f		BBBB 4-0 1-2 2-3 2B BB		x 0-0 1B 2-H 1B		3	0	0	0	0	1	7
Walt Dropo, R (6, PH) OBP: 0.154, SLG: 0.083										0	0	0	0	1	0	0
Fred Hatfield, L (6, PR)										0	1	0	0	0	0	0
Tom Wright, L (7, 9) OBP: 0.222, SLG: 0.125										1	1	1	1	0	0	0
Bobby Doerr, R (1, 4) OBP: 0.419, SLG: 0.519		x 0-0 ① F2	x 0-0 ② F4		BBBB 4-0 G1-6-3 BB	x 0-0 1-H 2-H 3-H 2B		x 0-0 1B 1-3 E 1B		4	1	2	3	1	0	2
Mike Guerra, R (1, 2) OBP: 0.462, SLG: 0.222		BBBB 4-0 1B S 1B BB	SSS 0-3 ③ K		x 0-0 ① ② G1-6-3 1-2f	x 0-0 ③ 6-3		x 0-0 E 1-3 3-H 1B		4	1	1	1	1	1	5
Harry Taylor, R (1, 1) OBP: 0.333, SLG: 0.333		x 0-0 1B 6 F8 1-3 1B		SSS 0-3 ① K	x 0-0 ③ F9		SSS 0-3 ① K	SSS 0-3 ① K 1-2 3-H		1	1	1	0	0	0	0
Willard Nixon, L (3, 1)										1	0	0	0	0	1	0
Ellis Kinder, R (5, 1)										3	0	0	0	0	2	1
Inning Stats	R: 0 E: 0 K: 2 S: 7 H: 0 LOB: 3 BB: 3 P: 19	R: 2 E: 0 K: 1 S: 7 H: 2 LOB: 1 BB: 1 P: 11	R: 0 E: 0 K: 1 S: 6 H: 1 LOB: 2 BB: 1 P: 10	R: 2 E: 0 K: 1 S: 7 H: 2 LOB: 2 BB: 2 P: 15	R: 0 E: 0 K: 0 S: 2 H: 0 LOB: 0 BB: 1 P: 6	R: 4 E: 0 K: 0 S: 6 H: 3 LOB: 2 BB: 2 P: 14	R: 0 E: 0 K: 1 S: 5 H: 0 LOB: 0 BB: 0 P: 5	R: 5 E: 1 K: 1 S: 10 H: 5 LOB: 1 BB: 1 P: 14		1B: 11 2B: 2 3B: 0 HR: 0	SF: 0 SAC: 0 DP: 1 HBP: 0					

PITCHER		IP	WLS	BF	H	R	ER	SO	BB	IBB	HBP	BLK	WP	HR	S	P	ERA	WHIP
Tommy Byrne, L ERA: 10.8	(1, 1)	2.0		12	2	2	2	3	4	0	0	0	0	0	14	30	9.00	3.000
Allie Reynolds, R ERA: 17.36	(3, 1)	4.0	L	23	6	6	6	2	6	0	0	0	1	0	21	45	13.50	3.000
Bob Porterfield, R ERA: 15.0	(7, 1)	1.0		8	4	5	4	1	1	0	0	0	1	0	9	13	36.00	5.000
Tom Morgan, R ERA: 7.5	(8, 1)	1.0		4	1	0	0	1	0	0	0	0	0	0	6	6	0.00	1.000

PITCHER	IP	WLS	BF	H	R	ER	SO	BB	IBB	HBP	BLK	WP	HR	S	P	ERA	WHIP

BOTTOM

New York Yankees @ Boston Red Sox

Fenway Park, Boston, MA

Thu Apr 26 1951, 3:33 AM EST

Att. 19,120 - Unknown

livebaseballscorecards.com

AB	36
R	13
H	13
RBI	12
BB	11
SO	7
LOB	28

WP: 2 PA: 47
PB: 0
SB: 1
CS: 0

Batter	1	2	3	4	5	6	7	8	9	AB	R	H	RBI	BB	SO	LOB
Mickey Mantle, S (1, 9) OBP: 0.268, SLG: 0.289	4-3	L6			F8	IBB		FC6-4 1-2f		4	0	0	0	1	0	4
Jerry Coleman, R (1, 4) OBP: 0.372, SLG: 0.381	K		1-3		G6-4-3 1B	K			3-1	5	0	1	0	0	2	3
Jackie Jensen, R (1, 7) OBP: 0.457, SLG: 0.667	E5 1B 1B		2B		G6-4-3 1-2f		K		F7	5	1	2	0	0	1	1
Joe DiMaggio, R (1, 8) OBP: 0.364, SLG: 0.395	3-H 1B		K			HR	G4-6-3 BB		BB	3	1	2	2	2	1	1
Yogi Berra, L (1, 2) OBP: 0.349, SLG: 0.222	4-3		F8			F8	G4-6-3 1-2f		4-3	5	0	0	0	0	0	4
Gil McDougald, R (1, 5) OBP: 0.400, SLG: 0.250		FC4 1B		F7		1B FC BB		4-3		3	1	1	0	1	0	0
Joe Collins, L (1, 3) Johnny Mize, L (6, PH) OBP: 0.286, SLG: 0.226 Billy Martin, R (6, PR) Johnny Hopp, L (6, 3) OBP: 0.250, SLG: 0.250		FC4 1B 1-2f		F8		SH1-3 FC 1-3 1B		SH2-3 1B		2 1 0 1	0 0 0 0	0 1 0 1	0 0 0 0	0 0 0 0	0 0 0 0	1 0 0 0
Phil Rizzuto, R (1, 6) OBP: 0.333, SLG: 0.286		F7		BB		FC SH1-3 1-2 3-H		SH2-3 1-2		2	0	0	1	1	0	2
Vic Raschi, R (1, 1) OBP: 0.250, SLG: 0.250 Billy Johnson, R (8, PH) OBP: 0.471, SLG: 0.429 Tom Ferrick, R (8, 1)		1-3 1B		K		SH1-3 1-2 2-3		FC6-4 BB		2 0 0	0 0 0	1 0 0	0 0 0	0 1 0	1 0 0	1 0 0
Inning Stats	R: 1 E: 1 K: 1 S: 7 H: 2 LOB: 1 BB: 0 P: 7	R: 0 E: 0 K: 0 S: 5 H: 2 LOB: 2 BB: 0 P: 5	R: 0 E: 0 K: 1 S: 6 H: 1 LOB: 1 BB: 0 P: 6	R: 0 E: 0 K: 1 S: 5 H: 0 LOB: 1 BB: 1 P: 9	R: 0 E: 0 K: 0 S: 3 H: 1 LOB: 0 BB: 0 P: 3	R: 2 E: 0 K: 1 S: 8 H: 2 LOB: 3 BB: 2 P: 16	R: 0 E: 0 K: 1 S: 4 H: 0 LOB: 0 BB: 1 P: 8	R: 0 E: 0 K: 0 S: 4 H: 1 LOB: 2 BB: 1 P: 8	R: 0 E: 0 K: 0 S: 3 H: 0 LOB: 1 BB: 1 P: 7	1B: 7 2B: 1 3B: 0 HR: 1 SF: 0 SAC: 2 DP: 2 HBP: 0						

PITCHER	IP	WLS	BF	H	R	ER	SO	BB	IBB	HBP	BLK	WP	HR	S	P	ERA	WHIP
Mel Parnell, L (1, 1) ERA: 3.06	9.0	W	41	9	3	2	5	5	1	0	0	0	1	45	69	2.00	1.556

PITCHER	IP	WLS	BF	H	R	ER	SO	BB	IBB	HBP	BLK	WP	HR	S	P	ERA	WHIP

TOP

New York Yankees @ Boston Red Sox

Fenway Park, Boston, MA

Fri Apr 27 1951, 3:33 AM EST

Att. 19,144 - Unknown

livebaseballscorecards.com

AB	33
R	3
H	9
RBI	3
BB	6
SO	5
LOB	17

WP: 0	PB: 0	SB: 0	CS: 0	PA: 41		

BOTTOM

New York Yankees @ Boston Red Sox

Fenway Park, Boston, MA

Fri Apr 27 1951, 3:33 AM EST

Att. 19,144 - Unknown

livebaseballscorecards.com

Batter	1	2	3	4	5	6	7	8	9	AB	R	H	RBI	BB	SO	LOB
Dom DiMaggio, R (1, 8) OBP: 0.500, SLG: 0.516	B B B B 4-0 G4-6-3 BB		x 0-0 1B 1-3 1B 2B		x 0-0 2B 1B	S S S 0-3 ③ K				3	2	2	0	1	1	1
Billy Goodman, L (1, 3) OBP: 0.472, SLG: 0.563	x 0-0 ①② G4-6-3 1-2f		x 0-0 1B FC5-2 2-3 3-H 1B		x 0-0 1-H 1B 2B		x 0-0 ① G3			4	1	2	2	0	0	1
Ted Williams, L (1, 7) OBP: 0.417, SLG: 0.600	S S S 0-3 ③ K		x 0-0 FC5-2 1-3 3-H 1B		x 0-0 ② F7		x 0-0 ② 4-3			4	0	1	1	0	1	1
Lou Boudreau, R (1, 6) OBP: 0.364, SLG: 0.591		x 0-0 E 1B	x 0-0 ① FC5-2 G6-4-3 1-2 3-H		x 0-0 6 1B 2-H 1B		x 0-0 ③ L6			4	0	2	1	0	0	2
Vern Stephens, R (1, 5) OBP: 0.353, SLG: 0.222 6 Johnny Pesky, L (5, 5) OBP: 0.353, SLG: 0.154		x 0-0 ② E4 1-2	x 0-0 ②③ G6-4-3 1-2f		x 0-0 1-2 1B			B B B B 4-0 G5-3 1B BB		2 1	0 0	0 1	0 0	0 1	0 0	3 0
Tom Wright, L (1, 9) OBP: 0.231, SLG: 0.167		x 0-0 ① F1		x 0-0 G5-4-3 1B	x 0-0 ③ 4-3			x 0-0 ① F7		4	0	1	0	0	0	5
Bobby Doerr, R (1, 4) OBP: 0.429, SLG: 0.500		S S S 0-3 ② K		x 0-0 ①② G5-4-3 1-2f		B B B B 4-0 G3 SH5-3 BB		x 0-0 1-2 1B		3	0	1	0	1	1	3
Mike Guerra, R (1, 2) OBP: 0.375, SLG: 0.167		S S S 0-3 ③ K		x 0-0 ③ F8		x 0-0 ① SH5-3 1-2		x 0-0 ②③ G5-3 2-3f		3	0	0	0	0	1	4
Mel Parnell, L (1, 1) OBP: 0.200, SLG: 0.200			x 0-0 E4 2B 1B		x 0-0 ① F7	x 0-0 ② G3 2-3				3	1	0	0	0	0	1
Inning Stats	R: 0 H: 0 E: 0 LOB: 0 K: 1 BB: 1 S: 4 P: 8	R: 0 H: 1 E: 1 LOB: 2 K: 2 BB: 0 S: 9 P: 9	R: 2 H: 3 E: 1 LOB: 1 K: 0 BB: 0 S: 6 P: 6	R: 0 H: 1 E: 0 LOB: 0 K: 0 BB: 0 S: 3 P: 3	R: 2 H: 4 E: 0 LOB: 2 K: 0 BB: 0 S: 7 P: 7	R: 0 H: 0 E: 0 LOB: 1 K: 1 BB: 1 S: 5 P: 9	R: 0 H: 0 E: 0 LOB: 0 K: 0 BB: 0 S: 3 P: 3	R: 0 H: 1 E: 0 LOB: 1 K: 0 BB: 1 S: 3 P: 7		1B: 8 SF: 0 2B: 2 SAC: 1 3B: 0 DP: 4 HR: 0 HBP: 0					WP: 0 PA: 35 PB: 0 SB: 0 CS: 0	

	AB	31
	R	4
	H	10
	RBI	4
	BB	3
	SO	4
	LOB	21

PITCHER		IP	WLS	BF	H	R	ER	SO	BB	IBB	HBP	BLK	WP	HR	S	P	ERA	WHIP
Vic Raschi, R ERA: 2.52	(1, 1)	7.0	L	31	9	4	3	4	2	0	0	0	0	0	37	45	3.86	1.571
Tom Ferrick, R ERA:	(8, 1)	1.0		4	1	0	0	0	1	0	0	0	0	0	3	7	0.00	2.000

PITCHER	IP	WLS	BF	H	R	ER	SO	BB	IBB	HBP	BLK	WP	HR	S	P	ERA	WHIP

Batter	1	2	3	4	5	6	7	8	9	AB	R	H	RBI	BB	SO	LOB
Dom DiMaggio, R (1, 8) OBP: 0.500, SLG: 0.600	S S S 0-3 ① K		x 0-0 ③ 5-3		x 0-0 1-H HR		x 0-0 1B			4	1	2	2	0	1	0
6 Johnny Pesky, L (1, 5) OBP: 0.333, SLG: 0.176	x 0-0 CS 1B			x 0-0 ① 6-3	x 0-0 ② F8		x 0-0 ③ F9			4	0	1	0	0	0	1
Billy Goodman, L (1, 3) OBP: 0.450, SLG: 0.514	B B B 4-0 ② 1-2 BB			x 0-0 ② F9	x 0-0 ③ L8			x 0-0 ① G3		3	0	0	0	1	0	0
Ted Williams, L (1, 7) OBP: 0.400, SLG: 0.559	x 0-0 ③ G3			x 0-0 2B 1B 1B		S S S 0-3 ① K		x 0-0 ② F3		4	1	1	0	0	1	1
Lou Boudreau, R (1, 6) OBP: 0.385, SLG: 0.731		x 0-0 ① F8		x 0-0 1B 1-3 2B		x 0-0 HR		x 0-0 ③ 6-3		4	1	2	1	0	0	0
Tom Wright, L (1, 9) OBP: 0.235, SLG: 0.188		x 0-0 ② L4		x 0-0 2-3 3-H FC5-4 1B		x 0-0 ② F8			x 0-0 ① F7	4	0	1	1	0	0	0
Bobby Doerr, R (1, 4) OBP: 0.385, SLG: 0.441		x 0-0 ③ F7		x 0-0 ③ FC5-4 1-2f		x 0-0 ③ 6-3			x 0-0 ② P4	4	0	0	0	0	0	2
Mike Guerra, R (1, 2) OBP: 0.350, SLG: 0.188			x 0-0 ① 4-3		x 0-0 ① 1-3		x 0-0 ① F5		x 0-0 1B	4	0	1	0	0	0	0
Chuck Stobbs, L (1, 1) OBP: 0.125, SLG: 0.125			S S S 0-3 ② K		x 0-0 HR 1B		x 0-0 ② P3		x 0-0 ③ F8	4	1	1	0	0	1	1
Inning Stats	R: 0 H: 1 E: 0 LOB: 1 K: 1 BB: 1 S: 5 P: 9	R: 0 H: 0 E: 0 LOB: 0 K: 0 BB: 0 S: 3 P: 3	R: 0 H: 0 E: 0 LOB: 0 K: 1 BB: 0 S: 5 P: 5	R: 1 H: 3 E: 0 LOB: 2 K: 0 BB: 0 S: 6 P: 6	R: 2 H: 2 E: 0 LOB: 0 K: 0 BB: 0 S: 5 P: 5	R: 1 H: 1 E: 0 LOB: 0 K: 1 BB: 0 S: 6 P: 6	R: 0 H: 1 E: 0 LOB: 1 K: 0 BB: 0 S: 4 P: 4	R: 0 H: 0 E: 0 LOB: 0 K: 0 BB: 0 S: 3 P: 3	R: 0 H: 1 E: 0 LOB: 1 K: 0 BB: 0 S: 4 P: 4	1B: 6 SF: 0 2B: 1 SAC: 0 3B: 0 DP: 0 HR: 2 HBP: 0							

TOP

Boston Red Sox @ Philadelphia Athletics

Shibe Park, Philadelphia, PA

Sat Apr 28 1951, 3:33 AM EST

Att. 2,847 - Unknown

livebaseballscorecards.com

AB	35
R	4
H	9
RBI	4
BB	1
SO	3
LOB	5

WP: 0 PA: 36
PB: 0
SB: 0
CS: 1

PITCHER		IP	WLS	BF	H	R	ER	SO	BB	IBB	HBP	BLK	WP	HR	S	P	ERA	WHIP
Bob Hooper, R ERA: 4.15	(1, 1)	6.0	L	25	7	4	4	3	1	0	0	0	0	2	30	34	6.00	1.333
Johnny Kucab, R ERA:	(7, 1)	3.0		11	2	0	0	0	0	0	0	0	0	0	11	11	0.00	0.667

PITCHER	IP	WLS	BF	H	R	ER	SO	BB	IBB	HBP	BLK	WP	HR	S	P	ERA	WHIP

Boston Red Sox @ Philadelphia Athletics

Shibe Park, Philadelphia, PA

Sat Apr 28 1951, 3:33 AM EST

Att. 2,847 - Unknown

livebaseballscorecards.com

BOTTOM

Batter	1	2	3	4	5	6	7	8	9	AB	R	H	RBI	BB	SO	LOB
Eddie Joost, R (1, 6) OBP: 0.352, SLG: 0.348	SH5-4 1B 1B	F8			F7		K		L8	5	0	1	0	0	1	3
Barney McCosky, L (1, 7) OBP: 0.318, SLG: 0.545	SH5-4 1-2 1B		SH5-3 1B 2B		F7		K			4	1	2	0	0	1	0
Kermit Wahl, R (1, 5) OBP: 0.350, SLG: 0.294	SH5-4 1-2 2-3		SH5-3 2-3		2B			F9		2	0	1	0	0	0	0
Ferris Fain, L (1, 3) OBP: 0.438, SLG: 0.400	K		1B 3-H		K			6-3		4	0	1	1	0	2	3
Sam Chapman, R (1, 8) OBP: 0.245, SLG: 0.140	F8		F9			5-3		F7		4	0	0	0	0	0	3
Elmer Valo, L (1, 9) OBP: 0.340, SLG: 0.326		F5	F8			2B			G3	4	0	1	0	0	0	1
Pete Suder, R (1, 4) OBP: 0.429, SLG: 0.571		L5		L8-4 2B		F7			1B 1B	4	0	2	0	0	0	1
Joe Tipton, R (1, 2) OBP: 0.219, SLG: 0.107		2B BB		P4		K			F3	3	1	0	0	1	1	3
Bob Hooper, R (1, 1) OBP: 0.500, SLG: 0.750		1-H 2B		L8-4 2-3			6-3		1-2 1B	2	0	1	1	0	0	1
Johnny Kucab, R (7, 1)										1	0	0	0	0	0	0
Tod Davis, R (9, PH) OBP: 0.200, SLG: 0.111										1	0	1	0	0	0	0

	AB	34
	R	2
	H	10
	RBI	2
	BB	1
	SO	5
	LOB	15

Inning Stats	1	2	3	4	5	6	7	8	9	1B: 5	SF: 0	WP: 0	PA: 37
R	0	1	1	0	0	0	0	0	0	2B: 6	SAC: 2	PB: 0	
E	0	0	0	0	0	0	0	0	0	3B: 0	DP: 1	SB: 0	
H	2	1	2	1	1	1	0	0	2	HR: 0	HBP: 0	CS: 0	
LOB	2	1	1	0	1	1	0	0	2				
BB	0	1	0	0	0	0	0	0	0				
P	7	8	5	3	6	6	7	3	5				
K	1				1	1	2						
S	7	4	5	3	6	6	7	3	5				

PITCHER	IP	WLS	BF	H	R	ER	SO	BB	IBB	HBP	BLK	WP	HR	S	P	ERA	WHIP
Chuck Stobbs, L (1, 1) ERA: 2.65	9.0	W	37	10	2	2	5	1	0	0	0	0	0	46	50	2.00	1.222

PITCHER	IP	WLS	BF	H	R	ER	SO	BB	IBB	HBP	BLK	WP	HR	S	P	ERA	WHIP

Boston Red Sox @ Philadelphia Athletics

Shibe Park, Philadelphia, PA

Sun Apr 29 1951, 3:33 AM EDT

Att. 14,572 - Unknown

TOP

livebaseballscorecards.com

Batter	1	2	3	4	5	6	7	8	9	10	11	12	13	AB	R	H	RBI	BB	SO	LOB
Dom DiMaggio, R (1, 8) OBP: 0.490, SLG: 0.625	F9		6-3	6 G4-3 BB		F8		L9			HR		6 3B BB	5	2	1	1	2	0	3
6 Johnny Pesky, L (1, 5) OBP: 0.321, SLG: 0.333	4-3		BB BB 2B	G4-3 1-2f		L6			1-3		4-3		E 1-H 3B	7	2	2	1	0	0	2
Billy Goodman, L (1, 3) OBP: 0.447, SLG: 0.512	6-3		BB BB BB BB		2B		L7		F8		5-3		E6 HR 3-H 1B	6	2	2	1	1	0	0
Ted Williams, L (1, 7) OBP: 0.447, SLG: 0.622		FC5-4 BB	BB BB 1-2 2-3 BB		G1-6-3 BB		4-3		L8		FC6-4 BB		HR 3-H	3	1	1	2	4	0	0
Lou Boudreau, R (1, 6) OBP: 0.364, SLG: 0.625	FC5-4 1-2f 3B		BB 1-2 2-3 3-H BB		F5		K			5-3	FC6-4 1-2f		1B 1B	6	1	1	1	1	1	4
Tom Wright, L (1, 9) OBP: 0.333, SLG: 0.500	HR 1-H 3B		FC4-6 1-2 2-3 3-H BB		G1-6-3 1-2f			3-1		L8		HR	1-2 1B	6	2	3	3	1	0	2
Bobby Doerr, R (1, 4) OBP: 0.413, SLG: 0.610	HR 3-H	K				HR		1B 1B		BB 1B		K	F9	7	2	4	3	0	2	5
Mike Guerra, R (1, 2) OBP: 0.333, SLG: 0.143	K	FC4-6 1-2f				SH5-4 BB		L9		1-2 BB		F8	F8	5	0	0	0	2	1	6
Ray Scarborough, R (1, 1) OBP: 0.500, SLG: 0.333 Mickey McDermott, L (3, 1) OBP: 0.250, SLG: 0.250 Ellis Kinder, R (11, 1) Mel Parnell, L (12, 1) OBP: 0.167, SLG: 0.167	L6			1-3		SH5-4 1-2		1-3 1B		F8		G3	F6	1 3 1 1	0 0 0 0	0 1 0 0	0 0 0 0	0 0 0 0	0 2 0 2	0 6 0 2
Inning Stats	R: 0 H: 0 E: 0 LOB: 0 K: 0 BB: 0 S: 3 P: 3	R: 3 H: 2 E: 0 LOB: 0 K: 1 BB: 1 S: 7 P: 11	R: 2 H: 1 E: 0 LOB: 3 K: 1 BB: 4 S: 6 P: 22	R: 0 H: 0 E: 0 LOB: 0 K: 0 BB: 1 S: 2 P: 6	R: 0 H: 1 E: 0 LOB: 1 K: 0 BB: 1 S: 3 P: 7	R: 1 H: 1 E: 0 LOB: 1 K: 0 BB: 1 S: 4 P: 8	R: 0 H: 0 E: 0 LOB: 0 K: 1 BB: 0 S: 5 P: 5	R: 0 H: 2 E: 0 LOB: 2 K: 0 BB: 0 S: 5 P: 5	R: 0 H: 0 E: 0 LOB: 0 K: 0 BB: 0 S: 3 P: 3	R: 0 H: 1 E: 0 LOB: 2 K: 0 BB: 1 S: 4 P: 8	R: 1 H: 1 E: 0 LOB: 1 K: 0 BB: 1 S: 4 P: 8	R: 1 H: 1 E: 0 LOB: 0 K: 1 BB: 0 S: 6 P: 6	R: 4 H: 5 E: 1 LOB: 2 K: 0 BB: 1 S: 8 P: 12	1B: 6 SF: 0 2B: 2 SAC: 1 3B: 2 DP: 2 HR: 5 HBP: 0						

	AB	51
	R	12
	H	15
	RBI	12
	BB	11
	SO	4
	LOB	26

WP: 0 PB: 0 SB: 0 CS: 0 PA: 63

PITCHER		IP	WLS	BF	H	R	ER	SO	BB	IBB	HBP	BLK	WP	HR	S	P	ERA	WHIP
Alex Kellner, L ERA: 5.59	(1, 1)	2.1		14	3	5	5	1	4	0	0	0	0	1	12	28	19.29	3.000
Hank Wyse, R ERA: 9.45	(3, 1)	0.2		3	0	0	0	1	1	0	0	0	0	0	4	8	0.00	1.500
Morrie Martin, L ERA: 2.0	(4, 1)	3.0		12	2	1	1	0	3	0	0	0	0	1	9	21	3.00	1.667
Bubba Harris, R ERA: 9.0	(7, 1)	2.0		8	2	0	0	1	0	0	0	0	0	0	10	10	0.00	1.000
Joe Coleman, R ERA: 2.63	(9, 1)	3.0		13	2	1	1	0	2	0	0	0	0	1	11	19	3.00	1.333

PITCHER		IP	WLS	BF	H	R	ER	SO	BB	IBB	HBP	BLK	WP	HR	S	P	ERA	WHIP
Johnny Kucab, R ERA: 9.0	(12, 1)	1.0	L	8	4	5	5	1	1	0	0	0	0	2	9	13	45.00	5.000
Moe Burtschy, R ERA:	(13, 1)	1.0		5	2	0	0	0	0	0	0	0	0	0	5	5	0.00	2.000

Batter	1	2	3	4	5	6	7	8	9	10	11	12	13	AB	R	H	RBI	BB	SO	LOB
Eddie Joost, R (1, 6) OBP: 0.377, SLG: 0.481	HBP 2B	F5	F9			5-3		L8 3B		BB BB		HR		6	2	3	1	1	0	1
Barney McCosky, L (1, 7) OBP: 0.379, SLG: 0.500	K	BB 1B BB		K		P6		BB		1-2 BB		FC1-6 1B		4	1	1	0	3	2	1
Kermit Wahl, R (1, 5) OBP: 0.319, SLG: 0.250	F4	1B 1B 1-2 BB		F9		F8		L8 3-H		K		FC1-6 1-2f		6	1	0	1	1	1	5
Ferris Fain, L (1, 3) OBP: 0.481, SLG: 0.429 Lou Limmer, L (8, 3) OBP: 0.143, SLG: 0.571	HBP BB	1B 1-3 2-H 1B		BB			1B 1B	1-4-3			F3	K		2 3	0 0	2 0	1 0	2 0	0 1	0 2
Elmer Valo, L (1, 9) OBP: 0.368, SLG: 0.319	FC6-4 1-2 2-3 HBP	1-3 3-H 1B		5-3			K		G1-4-3 BB		BB 1B BB	6-3		4	1	1	1	2	1	3
Sam Chapman, R (1, 8) OBP: 0.268, SLG: 0.163	FC6-4 1-2f		E6 E 1B G6-4-3		G6-4-3 BB 1B		1B 1-2 1B		G1-4-3 1-2f		BB 1B 1-2 BB	G3		6	1	2	0	1	0	4
Pete Suder, R (1, 4) OBP: 0.571, SLG: 0.583		HR BB	G6-4-3 E 1-2 1B		G6-4-3 1-2 BB		1-2 2-3 1B		F7		BB 1-2 2-H 1B	5-3		5	1	3	1	2	0	0
Joe Tipton, R (1, 2) OBP: 0.282, SLG: 0.242		1-H HR	G6-4-3 1-2 2-3 BB		G6-4-3 1-2f 2-3		L7			F8	G2-4-3 1-2 2-3 BB		1B	5	1	2	2	2	0	4
Alex Kellner, R (1, 7) Hank Wyse, R (8, 1) GF: 1.000, SLG: 0.000 Tod Davis, R (3, 1) GF: 1.000, SLG: 0.000 Morrie Martin, L (8, 1) Bubba Harris, R (1, 1) Billy Hitchcock, R (8, 2) GF: 0.500, SLG: 0.500 Joe Coleman, R (8, 1) Paul Lehner, L (10, 2) Johnny Kucab, R (10, 1) Moe Burtschy, R (10, 1) Joe Astroth, R (10, 1)	F8	G6-4-3 1-2f 2-3 3-H	4-3					K		K	G2-4-3 1-2f	F3		1 0 0 1 1 1 1 0 0 0	0 0 0 0 0 0 0 0 0 0	0 0 1 0 0 1 1 0 0 0	0 0 0 0 0 0 0 0 0 0	0 0 0 0 0 0 0 0 0 0	0 0 1 0 0 1 1 0 0 0	0 1 2 1 0 0 0 0 0 1
Inning Stats	R: 0 E: 0 K: 1 S: 6 H: 1 LOB: 3 BB: 1 P: 11	R: 4 E: 0 K: 0 S: 5 H: 3 LOB: 2 BB: 3 P: 17	R: 1 E: 2 K: 0 S: 4 H: 1 LOB: 1 BB: 1 P: 8	R: 0 E: 0 K: 1 S: 5 H: 0 LOB: 1 BB: 1 P: 9	R: 0 E: 0 K: 0 S: 3 H: 1 LOB: 1 BB: 1 P: 7	R: 0 E: 0 K: 0 S: 3 H: 0 LOB: 0 BB: 0 P: 3	R: 0 E: 0 K: 1 S: 7 H: 3 LOB: 2 BB: 0 P: 7	R: 1 E: 0 K: 1 S: 6 H: 1 LOB: 1 BB: 1 P: 10	R: 0 E: 0 K: 0 S: 2 H: 0 LOB: 0 BB: 1 P: 6	R: 0 E: 0 K: 2 S: 7 H: 0 LOB: 2 BB: 2 P: 15	R: 1 E: 0 K: 0 S: 3 H: 1 LOB: 2 BB: 3 P: 15	R: 1 E: 0 K: 1 S: 7 H: 2 LOB: 1 BB: 0 P: 7	R: 0 E: 0 K: 0 S: 4 H: 1 LOB: 1 BB: 0 P: 4	1B: 10 2B: 1 3B: 1 HR: 2	SF: 0 SAC: 0 DP: 4 HBP: 1	WP: 0 PB: 0 SB: 0 CS: 0	PA: 63			

PITCHER		IP	WLS	BF	H	R	ER	SO	BB	IBB	HBP	BLK	WP	HR	S	P	ERA	WHIP
Ray Scarborough, R ERA: 6.97	(1, 1)	2.0		14	4	4	4	1	4	0	1	0	0	1	11	28	18.00	4.000
Mickey McDermott, L ERA: 1.2	(3, 1)	8.1		37	6	3	2	5	9	0	0	0	0	0	38	74	2.16	1.800
Ellis Kinder, R ERA: 3.86	(11, 1)	0.2		4	2	1	1	0	1	0	0	0	0	1	3	7	13.50	4.500
Mel Parnell, L ERA: 2.75	(12, 1)	2.0	W	8	2	0	0	1	0	0	0	0	0	0	10	10	0.00	1.000

PITCHER	IP	WLS	BF	H	R	ER	SO	BB	IBB	HBP	BLK	WP	HR	S	P	ERA	WHIP

BOTTOM

Boston Red Sox @ Philadelphia Athletics

Shibe Park, Philadelphia, PA

Sun Apr 29 1951, 3:33 AM EDT

Att. 14,572 - Unknown

livebaseballscorecards.com

AB	48
R	8
H	14
RBI	7
BB	14
SO	7
LOB	27

Batter	1	2	3	4	5	6	7	8	9	AB	R	H	RBI	BB	SO	LOB
Dom DiMaggio, R (1, 8) OBP: 0.473, SLG: 0.614	S S S 0-3 ① K		x 0-0 ② F8		x 0-0 ③ 5-3			x 0-0 6 6-3 F7 2B		4	1	1	0	0	1	0
6 Johnny Pesky, L (1, 5) OBP: 0.313, SLG: 0.321	x 0-0 L9-3 1B		x 0-0 ③ 4-3			x 0-0 ① 4-3		x 0-0 ① 6-3 2-3		4	0	1	0	0	0	1
Billy Goodman, L (1, 3) OBP: 0.412, SLG: 0.467	x 0-0 ② ③ L9-3 1-2			x 0-0 ① F8		x 0-0 ② L4		x 0-0 ② F7 3-H		4	0	0	1	0	0	1
Ted Williams, L (1, 7) OBP: 0.431, SLG: 0.575		S S S 0-3 ① K		x 0-0 ② G3		B B B 4-0 BB		x 0-0 ③ G3		3	0	0	0	1	1	0
Lou Boudreau, R (1, 6) OBP: 0.351, SLG: 0.611		x 0-0 ② F8		x 0-0 2B		x 0-0 ③ F8			x 0-0 ① F6	4	0	1	0	0	0	1
Tom Wright, L (1, 9) OBP: 0.357, SLG: 0.458		B B B B 4-0 1B BB		B B B B 4-0 FC6-4 BB			x 0-0 ① G3		x 0-0 ② 4-1	2	0	0	0	2	0	0
Bobby Doerr, R (1, 4) OBP: 0.400, SLG: 0.578		x 0-0 FC5-4 1-2 1B		x 0-0 ③ FC6-4 1-2f			x 0-0 ② F5		x 0-0 ③ 6-3	4	0	1	0	0	0	2
Mike Guerra, R (1, 2) OBP: 0.367, SLG: 0.208		x 0-0 ③ FC5-4 1-2f			x 0-0 G1-6-3 1B		x 0-0 1B			3	0	2	0	0	0	2
Bill Wight, L (1, 1)			S S S 0-3 ① K		x 0-0 ① ② G1-6-3 1-2f		x 0-0 ③ L9			1	0	0	0	0	1	0
Ray Scarborough, R (4, 1) OBP: 0.400, SLG: 0.250										1	0	0	0	0	0	1
Charlie Maxwell, L (7, PH)										1	0	0	0	0	0	1
Walt Masterson, R (7, 1)										0	0	0	0	0	0	0
Inning Stats	R: 0 E: 0 K: 1 S: 5 H: 1 LOB: 0 BB: 0 P: 5	R: 0 E: 0 K: 1 S: 6 H: 1 LOB: 2 BB: 1 P: 10	R: 0 E: 0 K: 1 S: 5 H: 0 LOB: 0 BB: 0 P: 5	R: 0 E: 0 K: 0 S: 4 H: 1 LOB: 2 BB: 1 P: 8	R: 0 E: 0 K: 0 S: 3 H: 1 LOB: 0 BB: 0 P: 3	R: 0 E: 0 K: 0 S: 3 H: 0 LOB: 1 BB: 1 P: 7	R: 0 E: 0 K: 0 S: 4 H: 1 LOB: 1 BB: 0 P: 4	R: 1 E: 0 K: 0 S: 4 H: 1 LOB: 0 BB: 0 P: 4	R: 0 E: 0 K: 0 S: 3 H: 0 LOB: 0 BB: 0 P: 3	1B: 4 2B: 3 3B: 0 HR: 0	SF: 0 SAC: 0 DP: 2 HBP: 0						

PITCHER	IP	WLS	BF	H	R	ER	SO	BB	IBB	HBP	BLK	WP	HR	S	P	ERA	WHIP
Bob Feller, R (1, 1) ERA: 1.33	9.0	W	34	6	1	1	3	3	0	0	0	0	0	37	49	1.00	1.000

PITCHER	IP	WLS	BF	H	R	ER	SO	BB	IBB	HBP	BLK	WP	HR	S	P	ERA	WHIP

TOP

Boston Red Sox @ Cleveland Indians

Cleveland Municipal Stadium, Cleveland, OH

Tue May 01 1951, 3:33 AM EDT

Att. 53,462 - Unknown

livebaseballscorecards.com

AB	31
R	1
H	6
RBI	1
BB	3
SO	3
LOB	9

WP: 0	PA: 34																
PB: 0																	
SB: 0																	
CS: 0																	

BOTTOM

Boston Red Sox @ Cleveland Indians

Cleveland Municipal Stadium, Cleveland, OH

Tue May 01 1951, 3:33 AM EDT

Att. 53,462 - Unknown

livebaseballscorecards.com

Batter	1	2	3	4	5	6	7	8	9	AB	R	H	RBI	BB	SO	LOB
Dale Mitchell, L (1, 7) OBP: 0.340, SLG: 0.318	BBBB 4-0 BB 1B BB		SSS 0-3 ① K2-3		X 0-0 ① F4		X 0-0 ① F8			3	1	0	0	1	1	0
Bobby Avila, R (1, 4) OBP: 0.442, SLG: 0.275	BBBB 4-0 1B 1-2 G6-4-3 BB		BBBB 4-0 1B BB		X 0-0 BB E 1B		X 0-0 ② 6-3			2	2	1	0	2	0	0
Harry Simpson, L (1, 3) OBP: 0.667, SLG: 0.500	X 0-0 G6-4-3 1-3 2-H 1B		X 0-0 ② E 1-3 1B		BBBB 4-0 E 1-2 BB		SSS 0-3 ③ K			3	2	2	1	1	1	0
Al Rosen, R (1, 5) OBP: 0.412, SLG: 0.477	X 0-0 ① ② G6-4-3 1-2f 3-H		X 0-0 E5 1-H 1B		X 0-0 ② F6			X 0-0 E5 FC3-5 BB		4	1	0	0	0	0	3
Larry Doby, L (1, 8) OBP: 0.460, SLG: 0.690	SSS 0-3 ③ K		X 0-0 2-H 1B		X 0-0 E6 1-H 2-H 2B			BBBB 4-0 FC3-5 1-2 1B BB		3	1	2	3	1	1	0
Bob Kennedy, R (1, 9) OBP: 0.367, SLG: 0.395		BBB 4-0 E 1B BB	X 0-0 ③ G3		SSS 0-3 ③ K			X 0-0 ① FC3-5 1B 1-2 2-3f		3	0	0	0	1	1	4
Ray Boone, R (1, 6) OBP: 0.257, SLG: 0.161		X 0-0 ① L5 1-3	X 0-0 ① L4		X 0-0 ① F5			X 0-0 1-2 2-H 1B		4	0	1	1	0	0	1
Jim Hegan, R (1, 2) OBP: 0.432, SLG: 0.467		X 0-0 ② 3-H 1B	X 0-0 ② F7		SSS 0-3 ② K			X 0-0 ② F8		4	0	1	0	0	1	2
Bob Feller, R (1, 1) OBP: 0.182, SLG: 0.100		X 0-0 ③ 5-3	X 0-0 ③ 6-3		X 0-0 ③ 6-3			X 0-0 ③ F2		4	0	0	0	0	0	3
Inning Stats	R: 2 E: 0 K: 1 S: 5 H: 1 LOB: 0 BB: 2 P: 13	R: 0 E: 1 K: 0 S: 3 H: 1 LOB: 1 BB: 1 P: 7	R: 2 E: 1 K: 1 S: 7 H: 2 LOB: 1 BB: 1 P: 11	R: 0 E: 0 K: 0 S: 3 H: 0 LOB: 0 BB: 0 P: 3	R: 2 E: 1 K: 1 S: 7 H: 2 LOB: 1 BB: 1 P: 11	R: 0 E: 0 K: 1 S: 5 H: 0 LOB: 0 BB: 0 P: 5	R: 0 E: 0 K: 1 S: 5 H: 0 LOB: 0 BB: 0 P: 5	R: 1 E: 1 K: 0 S: 5 H: 1 LOB: 2 BB: 1 P: 9		1B: 6 2B: 1 3B: 0 HR: 0	SF: 0 SAC: 0 DP: 1 HBP: 0					

	AB	30
	R	7
	H	7
	RBI	5
	BB	6
	SO	5
	LOB	13

WP: 0 PB: 0 SB: 0 CS: 0 PA: 36

PITCHER		IP	WLS	BF	H	R	ER	SO	BB	IBB	HBP	BLK	WP	HR	S	P	ERA	WHIP
Bill Wight, L ERA: 8.16	(1, 1)	3.0	L	15	4	4	2	2	4	0	0	0	0	0	15	31	6.00	2.667
Ray Scarborough, R ERA: 6.75	(4, 1)	3.0		12	2	2	2	2	1	0	0	0	0	0	15	19	6.00	1.000
Walt Masterson, R ERA: 2.08	(7, 1)	2.0		9	1	1	1	1	1	0	0	0	0	0	10	14	4.50	1.000

PITCHER	IP	WLS	BF	H	R	ER	SO	BB	IBB	HBP	BLK	WP	HR	S	P	ERA	WHIP

Boston Red Sox @ Cleveland Indians

Cleveland Municipal Stadium, Cleveland, OH

Wed May 02 1951, 3:33 AM EDT

Att. 11,388 - Unknown

TOP

livebaseballscorecards.com

Batter	1	2	3	4	5	6	7	8	9	AB	R	H	RBI	BB	SO	LOB
Dom DiMaggio, R (1, 8) OBP: 0.433, SLG: 0.551	F7		G3 1-2		F2		F8		5-3	5	0	0	0	0	0	4
6 Johnny Pesky, L (1, 5) OBP: 0.333, SLG: 0.300	4-3		BB		F8			4-3 HR BB		2	1	0	0	2	0	2
Billy Goodman, L (1, 3) OBP: 0.400, SLG: 0.438	1-3		F7			K		1-2 4-3 HR BB		3	1	0	0	1	1	2
Ted Williams, L (1, 7) OBP: 0.418, SLG: 0.535		FC5 WP BB		3-1		F7		4-3 1-2 2-3		3	0	0	0	1	0	2
Lou Boudreau, R (1, 6) OBP: 0.366, SLG: 0.667		F7 1-2		F7		BB		2-H HR 3-H		3	1	1	3	1	0	1
Tom Wright, L (1, 9) OBP: 0.313, SLG: 0.393		F7		4-3		F7		K		4	0	0	0	0	1	2
Bobby Doerr, R (1, 4) OBP: 0.389, SLG: 0.551		FC5 2-3			1B 1B		F2	F3		4	0	1	0	0	0	1
Matt Batts, R (1, 2) OBP: 0.167, SLG: 0.167			5-3		1-2 1B		F4		F2	4	0	1	0	0	0	0
Mel Parnell, L (1, 1) OBP: 0.250, SLG: 0.250			G3 1B		F3		2B		F3	2	0	1	0	0	0	2
Walt Dropo, R (7, PH) OBP: 0.214, SLG: 0.231										1	0	1	0	0	0	0
Ellis Kinder, R (7, 1)										0	0	0	0	0	0	0
Vern Stephens, R (9, PH) OBP: 0.343, SLG: 0.214										1	0	0	0	0	0	0
Inning Stats	R: 0 E: 0 K: 0 S: 3 H: 0 LOB: 0 BB: 0 P: 3	R: 0 E: 0 K: 0 S: 3 H: 0 LOB: 1 BB: 1 P: 7	R: 0 E: 0 K: 0 S: 4 H: 1 LOB: 2 BB: 1 P: 8	R: 0 E: 0 K: 0 S: 3 H: 0 LOB: 0 BB: 0 P: 3	R: 0 E: 0 K: 0 S: 5 H: 2 LOB: 2 BB: 0 P: 5	R: 0 E: 0 K: 1 S: 5 H: 0 LOB: 1 BB: 1 P: 9	R: 0 E: 0 K: 0 S: 4 H: 1 LOB: 1 BB: 0 P: 4	R: 3 E: 0 K: 1 S: 6 H: 1 LOB: 0 BB: 2 P: 14	R: 0 E: 0 K: 0 S: 3 H: 0 LOB: 0 BB: 0 P: 3	1B: 3 2B: 1 3B: 0 HR: 1	SF: 0 SAC: 0 DP: 0 HBP: 0						

	AB	32
	R	3
	H	5
	RBI	3
	BB	5
	SO	2
	LOB	16

WP: 1 PB: 0 SB: 0 CS: 0 PA: 37

PITCHER	IP	WLS	BF	H	R	ER	SO	BB	IBB	HBP	BLK	WP	HR	S	P	ERA	WHIP
Bob Lemon, R (1, 1) ERA: 2.43	5.0	W	20	3	0	0	0	2	0	0	0	1	0	18	26	0.00	1.000
Lou Brissie, L (6, 1) ERA: 6.75	4.0	S	17	2	3	3	2	3	0	0	0	0	1	18	30	6.75	1.250

PITCHER	IP	WLS	BF	H	R	ER	SO	BB	IBB	HBP	BLK	WP	HR	S	P	ERA	WHIP

BOTTOM

Boston Red Sox @ Cleveland Indians

Cleveland Municipal Stadium, Cleveland, OH

Wed May 02 1951, 3:33 AM EDT

Att. 11,388 - Unknown

livebaseballscorecards.com

Batter	1	2	3	4	5	6	7	8	9	AB	R	H	RBI	BB	SO	LOB
Dale Mitchell, L (1, 7) OBP: 0.328, SLG: 0.292	F9	BB			F8	F2		F7		4	0	0	0	1	0	2
Bobby Avila, R (1, 4) OBP: 0.429, SLG: 0.273	6-3	F8			1B	F4				4	0	1	0	0	0	4
Harry Simpson, L (1, 3) OBP: 0.800, SLG: 0.875	1B		G5-4-3 1B		1-3 1B		E 2B			4	0	4	0	0	0	0
Al Rosen, R (1, 5) OBP: 0.400, SLG: 0.447	F8		G5-4-3 1-2f		F7		L6-4 E BB			3	0	0	0	1	0	4
Larry Doby, L (1, 8) OBP: 0.463, SLG: 0.667		2B BB	F8			WP 1B 1B	F5			3	2	1	0	1	0	2
Bob Kennedy, R (1, 9) OBP: 0.358, SLG: 0.404		1-H 2B		F7		K	E5 1-2 2-3			4	1	1	1	0	1	3
Ray Boone, R (1, 6) OBP: 0.256, SLG: 0.171		F7		5-3		1-2 WP 1B	L6-4 2-3			4	1	1	0	0	0	4
Jim Hegan, R (1, 2) OBP: 0.439, SLG: 0.485		2-H 2B		5-3		1-2 2-3 E 1B BB		F4		3	0	1	1	1	0	0
Bob Lemon, L (1, 1)		K			6-3	E7 1-3 2-H 3-H 1B		4-3		1	0	0	0	0	1	1
Lou Klein, R (5, PH)										1	0	0	0	0	0	0
Lou Brissie, L (6, 1) OBP: 0.286, SLG: 0.286										2	0	1	2	0	0	0
Inning Stats	R: 0 E: 0 K: 0 S: 4 H: 1 LOB: 1 BB: 0 P: 4	R: 2 E: 0 K: 1 S: 7 H: 2 LOB: 2 BB: 2 P: 15	R: 0 E: 0 K: 0 S: 3 H: 1 LOB: 0 BB: 0 P: 3	R: 0 E: 0 K: 0 S: 3 H: 0 LOB: 0 BB: 0 P: 3	R: 0 E: 0 K: 0 S: 5 H: 2 LOB: 2 BB: 0 P: 5	R: 2 E: 1 K: 1 S: 8 H: 3 LOB: 2 BB: 1 P: 12	R: 0 E: 1 K: 0 S: 4 H: 1 LOB: 2 BB: 1 P: 8	R: 0 E: 0 K: 0 S: 3 H: 0 LOB: 0 BB: 0 P: 3		1B: 7 2B: 4 3B: 0 HR: 0 SF: 0 SAC: 0 DP: 2 HBP: 0						

	AB	33
	R	4
	H	10
	RBI	4
	BB	4
	SO	2
	LOB	20

WP: 1 PB: 0 SB: 0 CS: 0 PA: 37

PITCHER		IP	WLS	BF	H	R	ER	SO	BB	IBB	HBP	BLK	WP	HR	S	P	ERA	WHIP
Mel Parnell, L ERA: 3.51	(1, 1)	6.0	L	29	9	4	4	2	3	0	0	0	1	0	30	42	6.00	2.000
Ellis Kinder, R ERA: 3.18	(7, 1)	2.0		8	1	0	0	0	1	0	0	0	0	0	7	11	0.00	1.000

PITCHER	IP	WLS	BF	H	R	ER	SO	BB	IBB	HBP	BLK	WP	HR	S	P	ERA	WHIP

Batter	1	2	3	4	5	6	7	8	9	AB	R	H	RBI	BB	SO	LOB
Dom DiMaggio, R (1, 8) OBP: 0.415, SLG: 0.509	4-3		F6		6-3		F8		CS BB	4	0	0	0	1	0	0
Billy Goodman, L (1, 9) OBP: 0.450, SLG: 0.480	4-3 BB		BB			WP BB 2B 1B	CS BB		1-2 2B	2	1	2	0	3	0	0
Ted Williams, L (1, 7) OBP: 0.433, SLG: 0.511	4-3 1-2		F2			1-2 WP 2B BB	1-2 CS		FC6-4 BB	2	2	0	0	3	0	2
Lou Boudreau, R (1, 6) OBP: 0.370, SLG: 0.651	4-3			BB		1-2 2-3 F8		1-H E 2B	F3	4	1	1	1	1	0	5
Vern Stephens, R (1, 5) OBP: 0.350, SLG: 0.194		K		F5		2B BB		1B E BB	FC6-4 1-2f	3	2	0	0	2	1	3
Walt Dropo, R (1, 3) OBP: 0.278, SLG: 0.353		6-3		K		1-H 2-H 3-H 2B		1-H 2-H E7 1B 1B		4	0	2	4	0	1	1
Bobby Doerr, R (1, 4) OBP: 0.414, SLG: 0.558		BB		F8		1B		2-H 5-3 1B		3	0	2	0	1	0	1
Mike Guerra, R (1, 2) OBP: 0.324, SLG: 0.179		K			K	F3		1-2 5-3		4	0	0	0	0	2	3
Chuck Stobbs, L (1, 1) OBP: 0.083, SLG: 0.083			6-3		K		4-3		F7	4	0	0	0	0	1	1
Inning Stats	R: 0 H: 0 E: 0 LOB: 1 K: 0 BB: 1 S: 3 P: 7	R: 0 H: 0 E: 0 LOB: 1 K: 2 BB: 1 S: 7 P: 11	R: 0 H: 0 E: 0 LOB: 1 K: 0 BB: 1 S: 3 P: 7	R: 0 H: 0 E: 0 LOB: 1 K: 1 BB: 1 S: 5 P: 9	R: 0 H: 0 E: 0 LOB: 0 K: 2 BB: 0 S: 7 P: 7	R: 3 H: 3 E: 0 LOB: 1 K: 0 BB: 2 S: 5 P: 13	R: 0 H: 0 E: 0 LOB: 0 K: 0 BB: 1 S: 2 P: 6	R: 3 H: 3 E: 1 LOB: 1 K: 0 BB: 2 S: 5 P: 13	R: 0 H: 1 E: 0 LOB: 2 K: 0 BB: 2 S: 3 P: 11	1B: 4 SF: 0 2B: 3 SAC: 0 3B: 0 DP: 0 HR: 0 HBP: 0						

TOP

Boston Red Sox @ Detroit Tigers

Briggs Stadium, Detroit, MI

Thu May 03 1951, 4:33 AM EDT

Att. 6,705 - Unknown

livebaseballscorecards.com

AB	30
R	6
H	7
RBI	5
BB	11
SO	5
LOB	16

PITCHER		IP	WLS	BF	H	R	ER	SO	BB	IBB	HBP	BLK	WP	HR	S	P	ERA	WHIP
Ted Gray, L ERA: 3.78	(1, 1)	7.0	L	29	3	3	3	5	7	0	0	0	1	0	32	60	3.86	1.429
Virgil Trucks, R ERA: 9.0	(8, 1)	0.0		4	2	3	3	0	2	0	0	0	0	0	2	10	∞	∞
Hal White, R ERA:	(8, 1)	2.0		8	2	0	0	0	2	0	0	0	0	0	6	14	0.00	2.000

PITCHER	IP	WLS	BF	H	R	ER	SO	BB	IBB	HBP	BLK	WP	HR	S	P	ERA	WHIP

Boston Red Sox @ Detroit Tigers

Briggs Stadium, Detroit, MI

Thu May 03 1951, 4:33 AM EDT

Att. 6,705 - Unknown

livebaseballscorecards.com

Batter	1	2	3	4	5	6	7	8	9	AB	R	H	RBI	BB	SO	LOB
Jerry Priddy, R (1, 4) OBP: 0.318, SLG: 0.250	F8		BB 1B		BB 2B		F7			2	1	0	0	2	0	0
Don Kolloway, R (1, 3) OBP: 0.250, SLG: 0.370	F9		1-2 1B		1-H 2B			F7		4	0	2	1	0	0	0
George Kell, R (1, 5) OBP: 0.381, SLG: 0.316	6-3		F7			FC8-5-4 1B		F5		4	0	1	0	0	0	2
Vic Wertz, L (1, 9) OBP: 0.292, SLG: 0.293		F7		K		F8		F6		4	0	0	0	0	1	1
Hoot Evers, R (1, 7) OBP: 0.182, SLG: 0.195		F7		F7		FC8-5-4 1-2f 1B			F7	4	0	0	0	0	0	1
Johnny Groth, R (1, 8) OBP: 0.317, SLG: 0.410		BB		2B		1-2 1B			F8	3	0	2	0	1	0	0
Joe Ginsberg, L (1, 2) OBP: 0.386, SLG: 0.447		F8		F5		F3			BB 1B	3	0	0	0	1	0	4
Johnny Lipon, R (1, 6) OBP: 0.250, SLG: 0.238			F7		F3		6-3		1-2 1B	4	0	1	0	0	0	0
Ted Gray, S (1, 1)			4-3		K		F3		3-1	2	0	0	0	0	1	0
Steve Souchock, R (7, PH) OBP: 0.400, SLG: 0.400										1	0	0	0	0	0	0
Virgil Trucks, R (8, 1)										0	0	0	0	0	0	0
Hal White, R (8, 1)										0	0	0	0	0	0	0
Pat Mullin, L (9, PH) OBP: 0.333, SLG: 0.833										1	0	0	0	0	0	2
Inning Stats	R: 0 E: 0 K: 0 S: 3 H: 0 LOB: 0 BB: 0 P: 3	R: 0 E: 0 K: 0 S: 3 H: 0 LOB: 1 BB: 1 P: 7	R: 0 E: 0 K: 0 S: 4 H: 1 LOB: 2 BB: 1 P: 8	R: 0 E: 0 K: 1 S: 6 H: 1 LOB: 1 BB: 0 P: 6	R: 1 E: 0 K: 1 S: 5 H: 1 LOB: 1 BB: 1 P: 9	R: 0 E: 0 K: 0 S: 5 H: 2 LOB: 2 BB: 0 P: 5	R: 0 E: 0 K: 0 S: 3 H: 0 LOB: 0 BB: 0 P: 3	R: 0 E: 0 K: 0 S: 3 H: 0 LOB: 0 BB: 0 P: 3	R: 0 E: 0 K: 0 S: 4 H: 1 LOB: 2 BB: 1 P: 8	1B: 4 2B: 2 3B: 0 HR: 0 SF: 0 SAC: 0 DP: 0 HBP: 0						

	AB	32
	R	1
	H	6
	RBI	1
	BB	4
	SO	2
	LOB	10

PITCHER	IP	WLS	BF	H	R	ER	SO	BB	IBB	HBP	BLK	WP	HR	S	P	ERA	WHIP
Chuck Stobbs, L (1, 1) ERA: 2.08	9.0	W	36	6	1	1	2	4	0	0	0	0	0	36	52	1.00	1.111

PITCHER	IP	WLS	BF	H	R	ER	SO	BB	IBB	HBP	BLK	WP	HR	S	P	ERA	WHIP

Batter	1	2	3	4	5	6	7	8	9	AB	R	H	RBI	BB	SO	LOB
Dom DiMaggio, R (1, 8) OBP: 0.406, SLG: 0.491	1-3			G6-4-3 1B		F7		F7		4	0	1	0	0	0	0
Billy Goodman, L (1, 9) OBP: 0.438, SLG: 0.453	F6			G6-4-3 1-2f		1-3			BBBB 4-1 HR BB	3	1	0	0	1	0	1
Ted Williams, L (1, 7) OBP: 0.422, SLG: 0.479	F7			E6 FC5-4		BBBB BB			4-1 1-2	3	0	0	0	1	0	1
Lou Boudreau, R (1, 6) OBP: 0.360, SLG: 0.617		FC5-4 1B		FC5-4 1-2f		F3			F9	4	0	1	0	0	0	3
Vern Stephens, R (1, 5) OBP: 0.364, SLG: 0.343		FC5-4 G1-4-3 1-2f			HR 2B		5-3		2-H HR	4	2	2	2	0	0	1
Walt Dropo, R (1, 3) OBP: 0.227, SLG: 0.286		G1-4-3 1-2f			F8		6-3		F7	4	0	0	0	0	0	2
Bobby Doerr, R (1, 4) OBP: 0.410, SLG: 0.600			5-3		2-H HR		F8			3	1	1	2	0	0	0
Mike Guerra, R (1, 2) OBP: 0.297, SLG: 0.161			1-3		5-3			F7		3	0	0	0	0	0	0
Harry Taylor, R (1, 1) OBP: 0.200, SLG: 0.200			SSS K		SSS K			1-3		2	0	0	0	0	2	0
Ellis Kinder, R (6, 1)										0	0	0	0	0	0	0
Mickey McDermott, L (7, 1) OBP: 0.200, SLG: 0.200										1	0	0	0	0	0	0
Inning Stats	R: 0 E: 0 K: 0 S: 3 H: 0 LOB: 0 BB: 0 P: 3	R: 0 E: 0 K: 0 S: 3 H: 1 LOB: 0 BB: 0 P: 3	R: 0 E: 0 K: 1 S: 5 H: 0 LOB: 0 BB: 0 P: 5	R: 0 E: 1 K: 0 S: 4 H: 1 LOB: 1 BB: 0 P: 4	R: 2 E: 0 K: 1 S: 7 H: 2 LOB: 0 BB: 0 P: 7	R: 0 E: 0 K: 0 S: 3 H: 0 LOB: 1 BB: 1 P: 7	R: 0 E: 0 K: 0 S: 3 H: 0 LOB: 0 BB: 0 P: 3	R: 0 E: 0 K: 0 S: 3 H: 0 LOB: 0 BB: 0 P: 3	R: 2 E: 0 K: 0 S: 4 H: 1 LOB: 0 BB: 1 P: 8	1B: 2 2B: 1 3B: 0 HR: 2	SF: 0 SAC: 0 DP: 2 HBP: 0						

PITCHER	IP	WLS	BF	H	R	ER	SO	BB	IBB	HBP	BLK	WP	HR	S	P	ERA	WHIP
Hal Newhouser, L (1, 1) ERA: 3.29	9.0	W	33	5	4	4	2	2	0	0	0	0	2	35	43	4.00	0.778

PITCHER	IP	WLS	BF	H	R	ER	SO	BB	IBB	HBP	BLK	WP	HR	S	P	ERA	WHIP

TOP

Boston Red Sox @ Detroit Tigers

Briggs Stadium, Detroit, MI

Fri May 04 1951, 4:33 AM EDT

Att. 5,513 - Unknown

livebaseballscorecards.com

AB	31
R	4
H	5
RBI	4
BB	2
SO	2
LOB	8

PA: 33

WP: 0 PB: 0 SB: 0 CS: 0

Boston Red Sox @ Detroit Tigers

Briggs Stadium, Detroit, MI

Fri May 04 1951, 4:33 AM EDT

Att. 5,513 - Unknown

BOTTOM

Batter	1	2	3	4	5	6	7	8	9	AB	R	H	RBI	BB	SO	LOB
Jerry Priddy, R (1, 4) OBP: 0.327, SLG: 0.293	F6		5-3		FC5-4 (E, FC3-2) 1-2f	2B 2B 1-H 2-H 3-H	2B 1B 1-2			5	2	2	3	0	0	1
Dick Kryhoski, L (1, 3) OBP: 0.478, SLG: 0.600	BB (S)		2B		E8 (FC3-2) 1-3	3B 2B 2-H	2B 1-H 2-H			4	1	4	3	1	0	0
George Kell, R (1, 5) OBP: 0.346, SLG: 0.261	F7 1-2		5-3		BB (FC3-2)	F3	3-1			4	0	0	0	1	0	4
Vic Wertz, L (1, 9) OBP: 0.302, SLG: 0.348	G1			G3	FC3-2 1-2 2-3 3-Hf	3B 2-H		1B		5	0	2	1	0	0	4
Pat Mullin, L (1, 7) OBP: 0.182, SLG: 0.455		4-3		4-3	F5	F3		K		5	0	0	0	0	1	5
Johnny Groth, R (1, 8) OBP: 0.348, SLG: 0.405		BB		1B		1-3	F7	BB		3	0	1	0	2	0	0
Joe Ginsberg, L (1, 2) OBP: 0.408, SLG: 0.488		F8		1-2 1B		BB BB 2B 1B	1B 2B	F7		5	2	3	0	0	0	3
Johnny Lipon, R (1, 6) OBP: 0.245, SLG: 0.217		6-3		F3		BB 1-2 2B BB	F8	F2		4	1	0	0	1	0	6
Hal Newhouser, L (1, 1) OBP: 0.400, SLG: 0.333			4-3		FC5-4 1B	2B BB 1-2 2-3	1B 2B 2-H 1B			3	2	2	1	1	0	0
Inning Stats	R: 0 E: 0 K: 0 S: 3 H: 0 LOB: 1 BB: 1 P: 7	R: 0 E: 0 K: 0 S: 3 H: 0 LOB: 1 BB: 1 P: 7	R: 0 E: 0 K: 0 S: 4 H: 1 LOB: 1 BB: 0 P: 4	R: 0 E: 0 K: 0 S: 5 H: 2 LOB: 2 BB: 0 P: 5	R: 0 E: 1 K: 0 S: 5 H: 2 LOB: 3 BB: 1 P: 9	R: 5 E: 0 K: 0 S: 7 H: 4 LOB: 1 BB: 2 P: 15	R: 3 E: 0 K: 0 S: 7 H: 4 LOB: 1 BB: 0 P: 7	R: 0 E: 1 K: 1 S: 6 H: 1 LOB: 2 BB: 1 P: 10		1B: 8 2B: 5 3B: 1 HR: 0	SF: 0 SAC: 0 DP: 0 HBP: 0						

livebaseballscorecards.com

AB	38
R	8
H	14
RBI	8
BB	6
SO	1
LOB	23

WP: 0 PB: 0 SB: 1 CS: 0 PA: 44

PITCHER		IP	WLS	BF	H	R	ER	SO	BB	IBB	HBP	BLK	WP	HR	S	P	ERA	WHIP
Harry Taylor, R (1, 1) ERA: 8.59		5.1	L	29	8	5	5	0	5	0	0	0	0	0	24	44	8.44	2.438
Ellis Kinder, R (6, 1) ERA: 4.97		1.1		9	5	3	3	0	0	0	0	0	0	0	9	9	20.25	3.750
Mickey McDermott, L (7, 1) ERA: 1.1		1.1		6	1	0	0	1	1	0	0	0	0	0	7	11	0.00	1.500

PITCHER	IP	WLS	BF	H	R	ER	SO	BB	IBB	HBP	BLK	WP	HR	S	P	ERA	WHIP

Batter	1	2	3	4	5	6	7	8	9	10	11	AB	R	H	RBI	BB	SO	LOB
Dom DiMaggio, R (1, 8) OBP: 0.400, SLG: 0.492	1B		2B		6-3		F7		F7		6-3	6	1	2	2	0	0	2
Billy Goodman, L (1, 9) OBP: 0.414, SLG: 0.414	F7		F8		G3		1-3		FC6-4		2B BB	5	1	0	0	1	0	4
Ted Williams, L (1, 7) OBP: 0.414, SLG: 0.481	1B		2B		5-3			F7	F8		F3	6	0	2	1	0	0	2
Lou Boudreau, R (1, 6) OBP: 0.357, SLG: 0.604	4-3		F9			6-3		F7		2B 1B	WP 2B	6	0	2	1	0	0	2
Vern Stephens, R (1, 5) OBP: 0.400, SLG: 0.400		F9		BB 1B		F7		HR 1B		1-3 2B	BB BB	5	2	3	0	1	0	0
Walt Dropo, R (1, 3) OBP: 0.357, SLG: 0.458		F4		G5-3 1B 1-2 BB		FC6-4 1B		1-H HR		BB	1-2 BB	3	1	2	2	3	0	0
Bobby Doerr, R (1, 4) OBP: 0.388, SLG: 0.557		K		1-2 2-H 1B		1-2f FC6-4		6-3		K	4-3	6	0	1	1	0	2	7
Buddy Rosar, R (1, 2) Fred Hatfield, L (7, PR) Matt Batts, R (7, 2) OBP: 0.167, SLG: 0.167 6 Johnny Pesky, L (9, PH) OBP: 0.351, SLG: 0.323 Mike Guerra, R (9, 2) OBP: 0.289, SLG: 0.156			SH3-4 2B 1B	F6			1B		1B F7 1B	K		3 1 2 0 0 0 2 0 0 0 0 0 0 0 0 0 0 0 0 0 0 1 1 1 0 0 0 0 1 0 0 0 0 1 3							
Ray Scarborough, R (1, 1) OBP: 0.333, SLG: 0.200 Willard Nixon, L (6, 1) Tom Wright, L (7, PH) OBP: 0.303, SLG: 0.379 Walt Masterson, R (7, 1) Mickey McDermott, L (8, 1) OBP: 0.200, SLG: 0.200 Charlie Maxwell, L (9, PH) OBP: 0.333, SLG: 0.333 Bill Evans, R (9, 1) Harry Taylor, R (9, 1) OBP: 0.167, SLG: 0.167			SH3-4 1-2	G5-3 2-3f			K		FC6-4 1-3 1B	G3		1 0 0 0 0 0 2 0 0 0 0 0 0 0 1 0 0 0 0 1 1 0 0 0 0 0 0 0 0 0 0 0 0 0 0 1 0 1 0 0 0 0 0 0 0 0 0 0 0 1 0 0 0 0 0 3							
Inning Stats	R: 0 E: 0 K: 0 S: 4 H: 2 LOB: 1 BB: 0 P: 4	R: 0 E: 0 K: 1 S: 5 H: 0 LOB: 0 BB: 0 P: 5	R: 2 E: 0 K: 0 S: 6 H: 3 LOB: 1 BB: 0 P: 6	R: 1 E: 0 K: 0 S: 4 H: 2 LOB: 1 BB: 1 P: 8	R: 0 E: 0 K: 0 S: 3 H: 0 LOB: 0 BB: 0 P: 3	R: 0 E: 0 K: 0 S: 4 H: 1 LOB: 1 BB: 0 P: 4	R: 0 E: 0 K: 1 S: 6 H: 1 LOB: 1 BB: 0 P: 6	R: 2 E: 0 K: 0 S: 5 H: 2 LOB: 0 BB: 0 P: 5	R: 1 E: 0 K: 0 S: 5 H: 2 LOB: 1 BB: 0 P: 5	R: 0 E: 0 K: 2 S: 9 H: 2 LOB: 3 BB: 1 P: 13	R: 1 E: 0 K: 0 S: 4 H: 1 LOB: 3 BB: 3 P: 16	1B: 11 2B: 4 3B: 0 HR: 1 SF: 0 SAC: 1 DP: 1 HBP: 0						

PITCHER	IP	WLS	BF	H	R	ER	SO	BB	IBB	HBP	BLK	WP	HR	S	P	ERA	WHIP
Fred Hutchinson, R (1, 1) ERA: 4.4	8.0		36	13	6	6	2	1	0	0	0	0	1	39	43	6.75	1.750
Ray Herbert, R (9, 1) ERA: 1.8	3.0	W	16	3	1	1	2	4	0	0	0	1	0	16	32	3.00	2.333

PITCHER	IP	WLS	BF	H	R	ER	SO	BB	IBB	HBP	BLK	WP	HR	S	P	ERA	WHIP

TOP

Boston Red Sox @ Detroit Tigers

Briggs Stadium, Detroit, MI

Sat May 05 1951, 4:33 AM EDT

Att. 13,322 - Unknown

livebaseballscorecards.com

AB	46
R	7
H	16
RBI	7
BB	5
SO	4
LOB	28

WP: 1 PA: 52
PB: 0
SB: 0
CS: 0

Batter	1	2	3	4	5	6	7	8	9	10	11	AB	R	H	RBI	BB	SO	LOB
Jerry Priddy, R (1, 4) OBP: 0.309, SLG: 0.340	HR		4-3 1-2		4-3	4-3			6-3		E4 2B F7	6	2	1	1	0	0	4
Dick Kryhoski, L (1, 3) OBP: 0.483, SLG: 0.600	3-1		3-1			G3 1B HBP	F7		E8 1B		E 1-3 2B	5	2	2	0	0	0	1
George Kell, R (1, 5) OBP: 0.281, SLG: 0.207	F7			F8		G3 1-2	F7		5-3		F7 2-H 3-H	6	0	0	1	0	0	2
Vic Wertz, L (1, 9) OBP: 0.310, SLG: 0.340	F9			F7		FC6-4 BB 1B 2-H 1B	1-3		BB			4	1	1	1	1	0	0
Pat Mullin, L (1, 7) OBP: 0.250, SLG: 0.400		G5-4-3 1B		F5		FC6-4 1-2 BB		E6 BB HBP G3-5	4-3			4	0	1	0	1	0	2
Johnny Groth, R (1, 8) OBP: 0.360, SLG: 0.386 Hoot Evers, R (8, PR) OBP: 0.178, SLG: 0.190 (9, 8)	G5-4-3 1-2f				4-0 1B 1B BB	FC6-4 1B 1-2f 2-3		1-0 BB 1-2 HBP		6-3		2 1	2 0	0 0	0 0	1 0	0 0	3 0
Joe Ginsberg, L (1, 2) OBP: 0.407, SLG: 0.468	K				K	1B 1-2 3-H 1B		4-0 1-2 2-3 BB		F9		4	1	1	1	1	2	1
Johnny Lipon, R (1, 6) OBP: 0.296, SLG: 0.275			4-3 1B		1B 1-2 1B	1B 1-2 2-H 1B		K		1B		5	0	4	1	0	1	3
Fred Hutchinson, L (1, 1) OBP: 0.429, SLG: 0.429 Ray Herbert, R (9, 1)			F9		1-3 2-H 1B	1-2 2-H 1B		G3-5 3-Hf		K		4 1	0 0	2 0	2 0	0 0	0 1	4 1
Inning Stats	R: 1 E: 0 K: 0 S: 4 H: 1 LOB: 0 BB: 0 P: 4	R: 0 E: 0 K: 1 S: 5 H: 1 LOB: 0 BB: 0 P: 5	R: 0 E: 0 K: 0 S: 4 H: 1 LOB: 1 BB: 0 P: 4	R: 0 E: 0 K: 0 S: 3 H: 0 LOB: 0 BB: 0 P: 3	R: 1 E: 0 K: 1 S: 6 H: 2 LOB: 1 BB: 1 P: 10	R: 4 E: 0 K: 0 S: 7 H: 4 LOB: 2 BB: 1 P: 12	R: 0 E: 0 K: 0 S: 3 H: 0 LOB: 0 BB: 0 P: 3	R: 0 E: 1 K: 1 S: 5 H: 0 LOB: 2 BB: 1 P: 10	R: 0 E: 1 K: 0 S: 4 H: 1 LOB: 2 BB: 1 P: 8	R: 0 E: 0 K: 1 S: 6 H: 1 LOB: 1 BB: 0 P: 6	R: 2 E: 2 K: 0 S: 3 H: 1 LOB: 2 BB: 0 P: 3	1B: 10 2B: 1 3B: 0 HR: 1 SF: 0 SAC: 0 DP: 2 HBP: 2						

PITCHER		IP	WLS	BF	H	R	ER	SO	BB	IBB	HBP	BLK	WP	HR	S	P	ERA	WHIP
Ray Scarborough, R ERA: 7.58	(1, 1)	5.2		25	7	6	6	2	2	0	1	0	0	1	26	35	9.53	1.588
Willard Nixon, R ERA: 9.0	(6, 1)	0.1		3	2	0	0	0	0	0	0	0	0	0	3	3	0.00	6.000
Walt Masterson, R ERA: 1.59	(7, 1)	1.1		7	0	0	0	1	1	0	1	0	0	0	7	12	0.00	0.750
Mickey McDermott, L ERA: 1.06	(8, 1)	0.2		1	0	0	0	0	0	0	0	0	0	0	1	1	0.00	0.000
Bill Evans, R ERA:	(9, 1)	0.1		2	1	0	0	0	0	0	0	0	0	0	2	2	0.00	3.000

PITCHER		IP	WLS	BF	H	R	ER	SO	BB	IBB	HBP	BLK	WP	HR	S	P	ERA	WHIP
Harry Taylor, R ERA: 7.56	(9, 1)	2.0	L	10	2	2	0	1	1	0	0	0	0	0	11	15	0.00	1.500

BOTTOM

Boston Red Sox @ Detroit Tigers

Briggs Stadium, Detroit, MI

Sat May 05 1951, 4:33 AM EDT

Att. 13,322 - Unknown

livebaseballscorecards.com

AB	42
R	8
H	12
RBI	7
BB	4
SO	4
LOB	21

WP: 0 PA: 48
PB: 0
SB: 0
CS: 0

Batter	1	2	3	4	5	6	7	8	9	10	AB	R	H	RBI	BB	SO	LOB
Dom DiMaggio, R (1, 8) OBP: 0.407, SLG: 0.485	1-3	1B		1B		BB	FC6-4		F9		5	0	2	0	1	0	2
Billy Goodman, L (1, 9) OBP: 0.408, SLG: 0.406	F2	F4		1B		F7		1B	4-3		6	1	2	0	0	0	5
Ted Williams, L (1, 7) OBP: 0.421, SLG: 0.517	BB		F9	F5		E6		BB		HR	4	1	1	1	2	0	4
Lou Boudreau, R (1, 6) OBP: 0.355, SLG: 0.569	HBP		E6		BB	5-3		F6		F7	5	1	1	1	0	0	4
Vern Stephens, R (1, 5) OBP: 0.393, SLG: 0.444	6-3		HR		F7	6-3		BB		F7	5	1	1	2	1	0	5
Walt Dropo, R (1, 3) OBP: 0.382, SLG: 0.467		1B	F9		F9		BB	F5		1B	6	0	3	0	0	0	4
Bobby Doerr, R (1, 4) OBP: 0.384, SLG: 0.523		5-3	F8		BB		F9	BB		F9	4	0	0	1	2	0	3
Buddy Rosar, R (1, 2) OBP: 0.429, SLG: 0.200		BB		F7	4-3		FC6-4	F8			3	0	0	0	2	0	5
Bill Wight, L (1, 1) OBP: 0.200, SLG: 0.111 Ellis Kinder, R (9, 1)		BB		K		5-3	K		K		4	1	1	0	1	3	2
											0	0	0	0	0	0	0
Inning Stats	R: 0 E: 0 K: 0 S: 3 H: 0 LOB: 2 BB: 1 P: 8	R: 0 E: 0 K: 0 S: 4 H: 2 LOB: 3 BB: 2 P: 12	R: 2 E: 1 K: 0 S: 5 H: 1 LOB: 0 BB: 0 P: 5	R: 0 E: 0 K: 1 S: 7 H: 2 LOB: 2 BB: 0 P: 7	R: 0 E: 0 K: 0 S: 4 H: 1 LOB: 2 BB: 1 P: 8	R: 1 E: 1 K: 0 S: 5 H: 1 LOB: 2 BB: 1 P: 9	R: 0 E: 0 K: 1 S: 6 H: 1 LOB: 2 BB: 1 P: 10	R: 1 E: 0 K: 0 S: 4 H: 1 LOB: 3 BB: 3 P: 16	R: 0 E: 0 K: 1 S: 5 H: 0 LOB: 0 BB: 0 P: 5	R: 1 E: 0 K: 0 S: 5 H: 2 LOB: 1 BB: 0 P: 5	1B: 9 2B: 1 3B: 0 HR: 2 SF: 0 SAC: 0 DP: 1 HBP: 1						

PITCHER	IP	WLS	BF	H	R	ER	SO	BB	IBB	HBP	BLK	WP	HR	S	P	ERA	WHIP
Lou Sleater, L (1, 1) ERA: 6.14	10.0	L	52	11	5	3	3	9	0	1	0	0	2	48	85	2.70	2.000

PITCHER	IP	WLS	BF	H	R	ER	SO	BB	IBB	HBP	BLK	WP	HR	S	P	ERA	WHIP

TOP

Boston Red Sox @ St. Louis Browns

Sportsman's Park, St. Louis, MO

Sun May 06 1951, 4:33 AM EDT

Unknown

livebaseballscorecards.com

AB	42
R	5
H	11
RBI	5
BB	9
SO	3
LOB	34

WP: 0 PB: 0 SB: 0 CS: 0 PA: 52

Boston Red Sox @ St. Louis Browns

Sportsman's Park, St. Louis, MO

Sun May 06 1951, 4:33 AM EDT

Unknown

livebaseballscorecards.com

Batter	1	2	3	4	5	6	7	8	9	10	AB	R	H	RBI	BB	SO	LOB
Bobby Young, L (1, 4) OBP: 0.329, SLG: 0.430	6-3 3B	F8			F6	FC4-6 1-2f			K		5	1	1	0	0	1	4
Johnny Berardino, R (1, 5) OBP: 0.414, SLG: 0.345	6-3 3-H	5-3			F3		BBBB G2-6-3 BB		1-2 1B 1B		4	0	1	1	1	0	0
Ray Coleman, L (1, 7) OBP: 0.373, SLG: 0.603	F3	F4			BB 1B		G2-6-3 1-2f		1-2 2-H 1B		5	0	2	1	0	0	1
Ken Wood, R (1, 9) OBP: 0.286, SLG: 0.400	BBBB G6-4 BB	F3		BBBB 1-2 BB			5-3		F9		3	0	0	0	2	0	2
Les Moss, R (1, 2) OBP: 0.300, SLG: 0.235	G6-4 1-2f		BBBB BB	F3				6-3		SSS K	4	0	0	0	1	1	3
Roy Sievers, R (1, 8) OBP: 0.333, SLG: 0.355		HR	4-3 1-2			BBBB FC1-6 BB		1-3		BBBB BB	3	1	1	1	2	0	1
Tom Upton, R (1, 6) OBP: 0.132, SLG: 0.111 Don Lenhardt, R (8, PH) OBP: 0.059, SLG: 0.059 Johnny Bero, L (9, 6) OBP: 0.395, SLG: 0.375		6-3	F9			FC1-6 FC4-6 1-2f BB		SSS K		SSS K	3 1 1	0 0 0	0 0 0	0 0 0	0 0 1	0 0 1	2 0 1
Hank Arft, L (1, 3) OBP: 0.424, SLG: 0.481 Sherm Lollar, R (9, PH) OBP: 0.439, SLG: 0.406 Ned Garver, R (9, PR) OBP: 0.444, SLG: 0.286 Joe Lutz, L (10, 3) OBP: 0.286, SLG: 0.222 Jim Delsing, L (10, PH) OBP: 0.347, SLG: 0.556	F3	2-H 2B	BBBB FC4-6 1-2 BB	BBBB FC5-6 BB	1-2 BB	2	0	1	1	0	0
Lou Sleater, L (1, 1) OBP: 0.273, SLG: 0.455 Fred Marsh, R (10, PH) OBP: 0.333, SLG: 0.500	1B	SSS K	FC4-6 FC4-6 1-2f 2-3		SSS FC5-6 1B 1-2f 1B				SSS K		4 1	1 0	1 0	0 0	0 0	1 1	4 2
Inning Stats	R: 1 H: 1 E: 0 LOB: 1 K: 0 BB: 1 S: 4 P: 8	R: 1 H: 2 E: 0 LOB: 1 K: 0 BB: 0 S: 5 P: 5	R: 0 H: 0 E: 0 LOB: 0 K: 0 BB: 0 S: 3 P: 3	R: 1 H: 1 E: 0 LOB: 1 K: 1 BB: 1 S: 6 P: 10	R: 0 H: 1 E: 0 LOB: 2 K: 0 BB: 1 S: 4 P: 8	R: 0 H: 0 E: 0 LOB: 2 K: 0 BB: 2 S: 3 P: 11	R: 0 H: 0 E: 0 LOB: 0 K: 0 BB: 1 S: 2 P: 6	R: 0 H: 0 E: 0 LOB: 0 K: 1 BB: 0 S: 5 P: 5	R: 1 H: 2 E: 0 LOB: 2 K: 1 BB: 1 S: 7 P: 11	R: 0 H: 0 E: 0 LOB: 2 K: 3 BB: 2 S: 9 P: 17	1B: 4 SF: 0 2B: 1 SAC: 0 3B: 1 DP: 1 HR: 1 HBP: 0						

PITCHER	IP	WLS	BF	H	R	ER	SO	BB	IBB	HBP	BLK	WP	HR	S	P	ERA	WHIP
Bill Wight, L (1, 1) ERA: 6.65	8.2		39	7	4	4	3	7	0	0	0	0	1	38	66	4.15	1.615
Ellis Kinder, R (9, 1) ERA: 4.5	1.1	W	6	0	0	0	3	2	0	0	0	0	0	10	18	0.00	1.500

PITCHER	IP	WLS	BF	H	R	ER	SO	BB	IBB	HBP	BLK	WP	HR	S	P	ERA	WHIP

AB	36
R	3
H	7
RBI	4
BB	9
SO	6
LOB	20

WP: 0 PA: 45
PB: 0
SB: 0
CS: 0

Boston Red Sox @ St. Louis Browns

Sportsman's Park, St. Louis, MO

Sun May 06 1951, 4:38 AM EDT

Att. 4,327 - Unknown

TOP

livebaseballscorecards.com

Batter	1	2	3	4	5	6	7	8	9	AB	R	H	RBI	BB	SO	LOB
Dom DiMaggio, R (1, 8) OBP: 0.388, SLG: 0.458	F6		5-3	F6			G5-4-3 1-2f			4	0	0	0	0	0	4
Billy Goodman, L (1, 9) OBP: 0.413, SLG: 0.403	F8		1B		F7		BB			3	0	1	0	1	0	0
Ted Williams, L (1, 7) OBP: 0.400, SLG: 0.484	K		F5		F4		F7			4	0	0	0	0	1	2
Lou Boudreau, R (1, 6) OBP: 0.348, SLG: 0.548		K		BB 2B 1B	F8			F8		4	1	1	0	0	1	0
Vern Stephens, R (1, 5) OBP: 0.400, SLG: 0.469		1B 2B		F7		1B 1B		5-3		4	1	2	0	0	0	1
Walt Dropo, R (1, 3) OBP: 0.395, SLG: 0.455		F6		2B 1-2 BB		G6-4-3 1-2 1B		F9		3	0	1	0	1	0	1
Bobby Doerr, R (1, 4) OBP: 0.390, SLG: 0.536		FC6-4 2-H 1B		1-3 2-H 2B	F7				F3	4	0	2	2	0	0	2
Matt Batts, R (1, 2) OBP: 0.133, SLG: 0.133		FC6-4 1-2f		5-3	G6-4-3 1-2f				F7	3	0	0	0	0	0	5
Fred Hatfield, L (9, PH)										1	0	0	0	0	0	0
Mel Parnell, L (1, 1) OBP: 0.300, SLG: 0.222			6-3				G5-4-3 1B		F8	1	0	0	0	1	0	0
6 Johnny Pesky, L (7, PH) OBP: 0.368, SLG: 0.344										1	0	1	0	0	0	0
Walt Masterson, R (7, 1)										0	0	0	0	0	0	0
Bill Evans, R (8, 1)										0	0	0	0	0	0	0
Charlie Maxwell, L (9, PH) OBP: 0.250, SLG: 0.250										1	0	0	0	0	0	0
Inning Stats	R: 0 E: 0 K: 1 S: 5 H: 0 LOB: 0 BB: 0 P: 5	R: 1 E: 0 K: 1 S: 7 H: 2 LOB: 1 BB: 0 P: 7	R: 0 E: 0 K: 0 S: 4 H: 1 LOB: 1 BB: 0 P: 4	R: 1 E: 0 K: 0 S: 5 H: 2 LOB: 3 BB: 2 P: 13	R: 0 E: 0 K: 0 S: 3 H: 0 LOB: 0 BB: 0 P: 3	R: 0 E: 0 K: 0 S: 4 H: 2 LOB: 1 BB: 0 P: 4	R: 0 E: 0 K: 0 S: 3 H: 1 LOB: 1 BB: 1 P: 7	R: 0 E: 0 K: 0 S: 3 H: 0 LOB: 0 BB: 0 P: 3	R: 0 E: 0 K: 0 S: 3 H: 0 LOB: 0 BB: 0 P: 3	1B: 6 2B: 2 3B: 0 HR: 0 SF: 0 SAC: 0 DP: 2 HBP: 0						

	AB	33
	R	2
	H	8
	RBI	2
	BB	3
	SO	2
	LOB	15

WP: 0 PB: 0 SB: 0 CS: 0 PA: 36

PITCHER	IP	WLS	BF	H	R	ER	SO	BB	IBB	HBP	BLK	WP	HR	S	P	ERA	WHIP
Al Widmar, R (1, 1) ERA: 8.27	9.0	W	36	8	2	2	2	3	0	0	0	0	0	37	49	2.00	1.222

PITCHER	IP	WLS	BF	H	R	ER	SO	BB	IBB	HBP	BLK	WP	HR	S	P	ERA	WHIP

Batter	1	2	3	4	5	6	7	8	9	AB	R	H	RBI	BB	SO	LOB
Bobby Young, L (1, 4) OBP: 0.322, SLG: 0.410	BBBB 4-0 BB		SSS 0-3 K ③		x 0-0 F8 ②		x 0-0 F7 ②	SSS 0-3 K ③ 2-3		4	0	0	0	1	2	3
Johnny Berardino, R (1, 5) OBP: 0.405, SLG: 0.355	x 0-0 F2 ①			x 0-0 F3 ①	x 0-0 2-H 2B		x 0-0 1-3 ③			4	0	1	1	0	0	2
Ray Coleman, L (1, 7) OBP: 0.368, SLG: 0.594 Jim Delsing, L (3, 8) OBP: 0.365, SLG: 0.543	x 0-0 F9 ②			x 0-0 F9 ②	BBBB 4-0 BB			BBBB 4-0 SH2-3 1B BB		1 1	0 1	0 0	0 0	0 2	0 0	1 0
Ken Wood, R (1, 9) OBP: 0.288, SLG: 0.397	x 0-0 G3 ③			x 0-0 HR 1B 1B	x 0-0 5-3 ③			x 0-0 SH2-3 ① 1-2		3	1	1	0	0	0	3
Roy Sievers, R (1, 8) (3, 7) OBP: 0.350, SLG: 0.371		SSS 0-3 K ①		x 0-0 1-2 HR 1B		x 0-0 F3 ①		x 0-0 2-H 2B 1B		4	2	2	1	0	1	0
Sherm Lollar, R (1, 2) OBP: 0.444, SLG: 0.528		x 0-0 F7 ②		x 0-0 1-H 2-H HR		x 0-0 1-3 ②		x 0-0 1-H 2B 2B		4	2	2	4	0	0	0
Johnny Bero, L (1, 6) OBP: 0.357, SLG: 0.333		SSS 0-3 K ③		x 0-0 F8 ③		x 0-0 F6 ③		x 0-0 F9 ②		4	0	0	0	0	1	1
Hank Arft, L (1, 3) OBP: 0.432, SLG: 0.467			x 0-0 F9 ①		x 0-0 2B SH1-4 1B		SSS 0-3 K ①	BBBB 4-0 2B BB		3	2	1	0	1	1	0
Al Widmar, R (1, 1) OBP: 0.167, SLG: 0.333			SSS 0-3 K ②		x 0-0 1-2 SH1-4 ①		x 0-0 E6	x 0-0 1-H 2-H WP 2B		3	0	1	2	0	1	0
Inning Stats	R: 0 H: 0 E: 0 LOB: 1 K: 0 BB: 1 S: 3 P: 7	R: 0 H: 0 E: 0 LOB: 0 K: 2 BB: 0 S: 7 P: 7	R: 0 H: 0 E: 0 LOB: 0 K: 2 BB: 0 S: 7 P: 7	R: 3 H: 3 E: 0 LOB: 0 K: 0 BB: 0 S: 6 P: 6	R: 1 H: 2 E: 0 LOB: 2 K: 0 BB: 1 S: 5 P: 9	R: 0 H: 0 E: 0 LOB: 0 K: 0 BB: 0 S: 3 P: 3	R: 0 H: 0 E: 1 LOB: 1 K: 1 BB: 0 S: 6 P: 6	R: 4 H: 3 E: 0 LOB: 1 K: 1 BB: 2 S: 8 P: 16		1B: 4 SF: 0 2B: 3 SAC: 2 3B: 0 DP: 0 HR: 1 HBP: 0						

PITCHER		IP	WLS	BF	H	R	ER	SO	BB	IBB	HBP	BLK	WP	HR	S	P	ERA	WHIP
Mel Parnell, L ERA: 3.98	(1, 1)	6.0	L	25	5	4	4	4	2	0	0	0	0	1	31	39	6.00	1.167
Walt Masterson, R ERA: 6.14	(7, 1)	1.2		11	3	4	4	1	2	0	0	0	0	0	11	19	21.60	3.000
Bill Evans, R ERA:	(8, 1)	0.1		1	0	0	0	1	0	0	0	0	1	0	3	3	0.00	0.000

PITCHER	IP	WLS	BF	H	R	ER	SO	BB	IBB	HBP	BLK	WP	HR	S	P	ERA	WHIP

BOTTOM

Boston Red Sox @ St. Louis Browns

Sportsman's Park, St. Louis, MO

Sun May 06 1951, 4:38 AM EDT

Att. 4,327 - Unknown

livebaseballscorecards.com

AB	31
R	8
H	8
RBI	8
BB	4
SO	6
LOB	10

Batter	1	2	3	4	5	6	7	8	9	AB	R	H	RBI	BB	SO	LOB
Dom DiMaggio, R (1, 8) OBP: 0.371, SLG: 0.434	S S S 0-3 ① K		x 0-0 ① E4 4-3 1B		x 0-0 ① FC3-5 FC3-6 1-2 2-3f			x 0-0 ① F2		4	1	0	0	0	1	2
Billy Goodman, L (1, 9) OBP: 0.393, SLG: 0.380	x 0-0 ② F3		x 0-0 ① 4-3 1-2		x 0-0 ② FC3-6 1-2f 2-3			x 0-0 ② 1-3		4	0	0	0	0	0	3
Ted Williams, L (1, 7) OBP: 0.417, SLG: 0.484	B B B B 4-0 BB		x 0-0 G5-4-3 2-H 1B		x 0-0 ③ L3			B B B B 4-0 BB		2	0	1	1	2	0	2
Lou Boudreau, R (1, 6) OBP: 0.329, SLG: 0.515	x 0-0 ③ 4-3		x 0-0 ② ③ G5-4-3 1-2f			x 0-0 ① F8		x 0-0 ③ L1		4	0	0	0	0	0	3
Vern Stephens, R (1, 5) OBP: 0.391, SLG: 0.453		x 0-0 ① F9		x 0-0 ① F8		x 0-0 ② F3			x 0-0 1B	4	0	1	0	0	0	0
Walt Dropo, R (1, 3) OBP: 0.381, SLG: 0.417		B B B B 4-0 BB		x 0-0 ② 1-3		S S S 0-3 ③ K			x 0-0 ① F6	3	0	0	0	1	1	1
Bobby Doerr, R (1, 4) OBP: 0.370, SLG: 0.507		x 0-0 ② F3		x 0-0 ③ F6			S S S 0-3 ① K		x 0-0 ② F4	4	0	0	0	0	1	2
Buddy Rosar, R (1, 2) OBP: 0.389, SLG: 0.154		x 0-0 ③ F8			B B B B 4-0 FC3-5 1B BB		x 0-0 ② F5		x 0-0 ③ P1	3	0	0	0	1	0	2
Willard Nixon, L (1, 1) OBP: 0.600, SLG: 1.250			x 0-0 HR		x 0-0 FC3-6 FC3-5 1-2 1B		S S S 0-3 ③ K			3	1	2	1	0	1	0
Inning Stats	R: 0 H: 0 E: 0 LOB: 1 K: 1 BB: 1 S: 5 P: 9	R: 0 H: 0 E: 0 LOB: 1 K: 0 BB: 1 S: 3 P: 7	R: 2 H: 2 E: 1 LOB: 0 K: 0 BB: 0 S: 5 P: 5	R: 0 H: 0 E: 0 LOB: 0 K: 0 BB: 0 S: 3 P: 3	R: 0 H: 1 E: 0 LOB: 2 K: 0 BB: 1 S: 4 P: 8	R: 0 H: 0 E: 0 LOB: 0 K: 1 BB: 0 S: 5 P: 5	R: 0 H: 0 E: 0 LOB: 0 K: 2 BB: 0 S: 7 P: 7	R: 0 H: 0 E: 0 LOB: 1 K: 0 BB: 1 S: 3 P: 7	R: 0 H: 1 E: 0 LOB: 1 K: 0 BB: 0 S: 4 P: 4	1B: 3 SF: 0 2B: 0 SAC: 0 3B: 0 DP: 1 HR: 1 HBP: 0						

PITCHER	IP	WLS	BF	H	R	ER	SO	BB	IBB	HBP	BLK	WP	HR	S	P	ERA	WHIP
Ned Garver, R (1, 1) ERA: 3.69	9.0	L	35	4	2	1	4	4	0	0	0	0	1	39	55	1.00	0.889

PITCHER	IP	WLS	BF	H	R	ER	SO	BB	IBB	HBP	BLK	WP	HR	S	P	ERA	WHIP

TOP

Boston Red Sox @ St. Louis Browns

Sportsman's Park, St. Louis, MO

Mon May 07 1951, 4:33 AM EDT

Att. 2,495 - Unknown

livebaseballscorecards.com

AB	31
R	2
H	4
RBI	2
BB	4
SO	4
LOB	15

Boston Red Sox @ St. Louis Browns

Sportsman's Park, St. Louis, MO

Mon May 07 1951, 4:33 AM EDT

Att. 2,495 - Unknown

livebaseballscorecards.com

BOTTOM

Batter	1	2	3	4	5	6	7	8	9	AB	R	H	RBI	BB	SO	LOB
Bobby Young, L (1, 4) OBP: 0.319, SLG: 0.402	F7			G4-6-3 1B			1-3		6-3	4	0	1	0	0	0	0
Johnny Berardino, R (1, 5) OBP: 0.410, SLG: 0.369	K BB			K			1-3 2B		F7	3	0	1	0	1	1	1
Jim Delsing, L (1, 8) OBP: 0.345, SLG: 0.510	K 1-2			G4-6-3 1-2f			1-3 2-3			3	0	0	0	0	1	3
Sherm Lollar, R (1, 2) OBP: 0.417, SLG: 0.487		F8			F7		4-3			3	0	0	0	0	0	1
Johnny Bero, L (1, 6) OBP: 0.356, SLG: 0.316		G6-4-3 BB			4-3			4-3		2	0	0	0	1	0	0
Roy Sievers, R (1, 7) OBP: 0.326, SLG: 0.342		G6-4-3 1-2f			1-6-3			F8		3	0	0	0	0	0	1
Hank Arft, L (1, 3) OBP: 0.450, SLG: 0.452			K			F8 BB		BB		1	0	0	0	2	1	0
Ken Wood, R (1, 9) OBP: 0.277, SLG: 0.382			K			K		F8		3	0	0	0	0	2	2
Ned Garver, R (1, 1) OBP: 0.364, SLG: 0.222			F8			F8 1-2			K	2	0	0	0	0	0	1
Ray Coleman, L (9, PH) OBP: 0.362, SLG: 0.585										1	0	0	0	0	1	0

Inning Stats	1	2	3	4	5	6	7	8	9
	R: 0 E: 0 K: 1 S: 4 H: 0 LOB: 0 BB: 1 P: 8	R: 0 E: 0 K: 0 S: 2 H: 0 LOB: 0 BB: 1 P: 6	R: 0 E: 0 K: 2 S: 7 H: 0 LOB: 0 BB: 0 P: 7	R: 0 E: 0 K: 1 S: 5 H: 1 LOB: 0 BB: 0 P: 5	R: 0 E: 0 K: 0 S: 3 H: 0 LOB: 0 BB: 0 P: 3	R: 0 E: 0 K: 1 S: 4 H: 0 LOB: 0 BB: 1 P: 8	R: 0 E: 0 K: 0 S: 4 H: 1 LOB: 1 BB: 0 P: 4	R: 0 E: 0 K: 0 S: 3 H: 0 LOB: 1 BB: 1 P: 7	R: 0 E: 0 K: 1 S: 5 H: 0 LOB: 0 BB: 0 P: 5

	AB	25
	R	0
	H	2
	RBI	0
	BB	4
	SO	6
	LOB	9

	1B: 1	SF: 0	WP: 0	PA: 29
	2B: 1	SAC: 0	PB: 0	
	3B: 0	DP: 2	SB: 0	
	HR: 0	HBP: 0	CS: 0	

PITCHER	IP	WLS	BF	H	R	ER	SO	BB	IBB	HBP	BLK	WP	HR	S	P	ERA	WHIP
Willard Nixon, R (1, 1) ERA: 2.77	9.0	W	29	2	0	0	6	4	0	0	0	0	0	37	53	0.00	0.667

PITCHER	IP	WLS	BF	H	R	ER	SO	BB	IBB	HBP	BLK	WP	HR	S	P	ERA	WHIP

Batter	1	2	3	4	5	6	7	8	9	AB	R	H	RBI	BB	SO	LOB
Dom DiMaggio, R (1, 8) OBP: 0.362, SLG: 0.420	1-3	1B 1-2 2-H 1B		4-3		4-3		F5		5	0	1	1	0	0	3
Billy Goodman, L (1, 9) OBP: 0.393, SLG: 0.395	F8	1-3 2-H 1B		6-3			4-3	1-3 2B		5	0	2	1	0	0	0
Ted Williams, L (1, 7) OBP: 0.416, SLG: 0.463	BB BB		K		F8		4-3	FC6-4 BB		3	0	0	0	2	1	0
Lou Boudreau, R (1, 6) OBP: 0.333, SLG: 0.493	1-2 BB		5-3		F3		1B 1B BB	FC6-4 1-2f		3	1	0	0	2	0	3
Vern Stephens, R (1, 5) OBP: 0.391, SLG: 0.448	F7		BB 1B 1B		F8		1B 1-2 1B		F7	5	1	2	0	0	0	2
Walt Dropo, R (1, 3) OBP: 0.383, SLG: 0.400		K	1B 1-2 BB			F3	1-2 2-H 1B		F7	4	0	1	1	1	1	0
Bobby Doerr, R (1, 4) OBP: 0.372, SLG: 0.500		S 1B 1B	1-3 2-H 1B			F5	F8		F3	5	1	2	1	0	0	2
Buddy Rosar, R (1, 2) OBP: 0.455, SLG: 0.200 Fred Hatfield, L (8, PR) Matt Batts, R (8, 2) OBP: 0.133, SLG: 0.133	1B 1-2 1B BB		F7			1B 1B		FC4-6 BB		2 0 0	1 0 0	1 0 0	0 0 0	2 0 0	0 0 0	2 0 0
Chuck Stobbs, L (1, 1) OBP: 0.071, SLG: 0.071 Mickey McDermott, L (4, 1) OBP: 0.286, SLG: 0.286	F5			F7		1-2 1B		FC4-6 2B 1-2f		2 2	0 0	0 1	0 0	0 0	0 0	2 1
Inning Stats	R: 0 E: 0 K: 0 S: 3 H: 0 LOB: 2 BB: 2 P: 11	R: 2 E: 0 K: 1 S: 7 H: 3 LOB: 2 BB: 1 P: 11	R: 1 E: 0 K: 1 S: 7 H: 2 LOB: 2 BB: 1 P: 11	R: 0 E: 0 K: 0 S: 3 H: 0 LOB: 0 BB: 0 P: 3	R: 0 E: 0 K: 0 S: 3 H: 0 LOB: 0 BB: 0 P: 3	R: 0 E: 0 K: 0 S: 5 H: 2 LOB: 2 BB: 0 P: 5	R: 1 E: 0 K: 0 S: 5 H: 2 LOB: 2 BB: 1 P: 9	R: 0 E: 0 K: 0 S: 4 H: 1 LOB: 3 BB: 2 P: 12	R: 0 E: 0 K: 0 S: 3 H: 0 LOB: 0 BB: 0 P: 3	1B: 9 2B: 1 3B: 0 HR: 0 SF: 0 SAC: 0 DP: 0 HBP: 0						

PITCHER	IP	WLS	BF	H	R	ER	SO	BB	IBB	HBP	BLK	WP	HR	S	P	ERA	WHIP
Connie Marrero, R (1, 1) ERA: 1.75	9.0	W	43	10	4	4	2	7	0	0	0	0	0	40	68	4.00	1.889

PITCHER	IP	WLS	BF	H	R	ER	SO	BB	IBB	HBP	BLK	WP	HR	S	P	ERA	WHIP

TOP

Boston Red Sox @ Washington Senators

Griffith Stadium, Washington, DC

Sat May 12 1951, 3:33 AM EDT

Att. 17,557 - Unknown

livebaseballscorecards.com

AB	36
R	4
H	10
RBI	4
BB	7
SO	2
LOB	15

WP: 0 PA: 43
PB: 0
SB: 1
CS: 0

BOTTOM

Boston Red Sox @ Washington Senators

Griffith Stadium, Washington, DC

Sat May 12 1951, 3:33 AM EDT

Att. 17,557 - Unknown

livebaseballscorecards.com

Batter	1	2	3	4	5	6	7	8	9	AB	R	H	RBI	BB	SO	LOB
Eddie Yost, R (1, 5) OBP: 0.464, SLG: 0.452	6-3		2B	1-2 / 3-H: 1B			5-3		SH3-4 / 1-3	4	1	2	1	0	0	0
Gil Coan, L (1, 7) OBP: 0.462, SLG: 0.792	3-1: 1B / 2B		2-H: 1B / 2B	S S S: K			2B		F8 / 3-H	5	2	3	2	0	1	2
Irv Noren, L (1, 8) OBP: 0.371, SLG: 0.386	3-1 / 2-3		F8 / 2-H: 1B		4-3		B B B: BB			3	0	1	1	1	0	1
Sam Mele, R (1, 3) OBP: 0.370, SLG: 0.366	3-H: 1B		F8 / 2-3		F3		L9			4	0	1	1	0	0	3
Mike McCormick, R (1, 9) OBP: 0.394, SLG: 0.278	L5		3-1		F9			SH2-3 / 1B		4	0	1	0	0	0	2
Cass Michaels, R (1, 4) OBP: 0.367, SLG: 0.422		B B B: BB / G6-4-3		1B / G4-6-3		S S S: K		SH2-3 / 1-2		2	0	1	0	1	1	0
Sam Dente, R (1, 6) OBP: 0.321, SLG: 0.264		G6-4-3 / 1-2f		G4-6-3 / 1-2f		6-3		F3		4	0	0	0	0	0	3
Mike Guerra, R (1, 2) OBP: 0.267, SLG: 0.154		F8		E6 / 1B: 1B		S S S: K		4-3		4	1	0	0	0	1	1
Connie Marrero, R (1, 1) OBP: 0.400, SLG: 0.308			4-3	1B / 1-3: 1B			S S S: K		B B B: SH3-4 / E / F8: BB	3	1	1	0	1	1	0
Inning Stats	R: 1 E: 0 K: 0 S: 5 H: 2 LOB: 1 BB: 0 P: 5	R: 0 E: 0 K: 0 S: 2 H: 0 LOB: 0 BB: 1 P: 6	R: 2 E: 0 K: 0 S: 6 H: 3 LOB: 1 BB: 0 P: 6	R: 1 E: 1 K: 1 S: 8 H: 3 LOB: 2 BB: 0 P: 8	R: 0 E: 0 K: 0 S: 3 H: 0 LOB: 0 BB: 0 P: 3	R: 0 E: 0 K: 2 S: 7 H: 0 LOB: 0 BB: 0 P: 7	R: 0 E: 0 K: 1 S: 6 H: 1 LOB: 2 BB: 1 P: 10	R: 0 E: 0 K: 0 S: 4 H: 1 LOB: 1 BB: 0 P: 4	R: 1 E: 1 K: 0 S: 2 H: 0 LOB: 1 BB: 1 P: 6	1B: 6 2B: 4 3B: 0 HR: 0	SF: 0 SAC: 2 DP: 2 HBP: 0						

	AB	33
	R	5
	H	10
	RBI	5
	BB	3
	SO	4
	LOB	12

WP: 0 PB: 0 SB: 0 CS: 0 PA: 38

PITCHER		IP	WLS	BF	H	R	ER	SO	BB	IBB	HBP	BLK	WP	HR	S	P	ERA	WHIP
Chuck Stobbs, L ERA: 2.73	(1, 1)	3.2		19	8	4	3	0	1	0	0	0	0	0	18	22	7.36	2.455
Mickey McDermott, L ERA: 0.82	(4, 1)	5.0	L	19	2	1	0	4	2	0	0	0	0	0	25	33	0.00	0.800

PITCHER	IP	WLS	BF	H	R	ER	SO	BB	IBB	HBP	BLK	WP	HR	S	P	ERA	WHIP

Batter	1	2	3	4	5	6	7	8	9	AB	R	H	RBI	BB	SO	LOB
Dom DiMaggio, R (1, 8) OBP: 0.380, SLG: 0.435	BBBB 4-0 BB	BBB 4-0 FC6-4 1-2 2-3 BB		x 0-0 BB F7 2-3 2B	x 0-0 ② L9	x 0-0 1-2 3-H 1B			SSS 0-3 ① K	4	1	2	1	2	1	1
Billy Goodman, L (1, 9) OBP: 0.400, SLG: 0.380	x 0-0 ① F8	x 0-0 ③ FC6-4 1-2f		BBBB 4-0 BB 2B BB	BBBB 4-0 1-2 BB	x 0-0 ③ F5			BBBB 4-0 HR BB	3	2	0	0	3	0	6
Ted Williams, L (1, 7) OBP: 0.421, SLG: 0.493	x 0-0 ② F4		BBBB 4-0 E 1B BB	BBB 4-0 1-2 2-3 3-H 2B BB	SSS 0-3 ③ K		x 0-0 ① F7		x 0-0 1-H HR	4	2	1	3	2	1	3
Lou Boudreau, R (1, 6) OBP: 0.309, SLG: 0.453	x 0-0 ③ F9		x 0-0 ① F5	x 0-0 ② F7 3-H		x 0-0 ① F8	x 0-0 ② 6-3		SSS 0-3 ② K2-5-6-3	6	0	0	1	0	1	4
Vern Stephens, R (1, 5) OBP: 0.400, SLG: 0.516		x 0-0 HR	x 0-0 ② F7	x 0-0 1-H 2-H 2B		x 0-0 BB BB 1B 1B	x 0-0 ③ F5		x 0-0 ③ 6-3	6	2	3	3	0	0	1
Walt Dropo, R (1, 3) OBP: 0.442, SLG: 0.465		x 0-0 BB 1B 1B	x 0-0 E8 1-3 1B	BBB 4-0 BB	BBB 4-0 BB 1B 1-2 BB			x 0-0 2B		3	1	3	0	2	0	0
Bobby Doerr, R (1, 4) OBP: 0.374, SLG: 0.488		x 0-0 BB 1B 1-2 1B	x 0-0 ③ F8	x 0-0 ③ F7	BBB 4-0 1B 1B 1-2 2-3 BB			x 0-0 ① L9		4	1	1	0	1	0	5
Matt Batts, R (1, 2) OBP: 0.150, SLG: 0.105		SSS 0-3 ① K		BBB 4-0 2B SH1-4 BB BB	x 0-0 ① 5-3	x 0-0 ② F3		x 0-0 ② L9		4	1	0	0	1	1	6
Mel Parnell, L (1, 1) OBP: 0.357, SLG: 0.250		SSS 0-3 ② K		x 0-0 ① SH1-4 1-2	BBB 4-0 BB BB	x 0-0 1B 1-3 2-H 3-H 1B		x 0-0 ③ F4		3	0	1	2	1	1	3
Inning Stats	R: 0 E: 0 K: 0 S: 3 H: 0 LOB: 1 BB: 1 P: 7	R: 1 E: 0 K: 2 S: 10 H: 3 LOB: 3 BB: 1 P: 14	R: 0 E: 1 K: 0 S: 4 H: 1 LOB: 2 BB: 1 P: 8	R: 4 E: 0 K: 0 S: 5 H: 2 LOB: 2 BB: 4 P: 21	R: 0 E: 0 K: 1 S: 5 H: 0 LOB: 2 BB: 2 P: 13	R: 3 E: 0 K: 0 S: 6 H: 3 LOB: 2 BB: 2 P: 14	R: 0 E: 0 K: 0 S: 3 H: 0 LOB: 0 BB: 0 P: 3	R: 0 E: 0 K: 0 S: 4 H: 1 LOB: 1 BB: 0 P: 4	R: 2 E: 0 K: 2 S: 8 H: 1 LOB: 0 BB: 1 P: 12	1B: 6 2B: 3 3B: 0 HR: 2	SF: 0 SAC: 1 DP: 0 HBP: 0						

PITCHER		IP	WLS	BF	H	R	ER	SO	BB	IBB	HBP	BLK	WP	HR	S	P	ERA	WHIP
Bob Kuzava, L ERA: 5.71	(1, 1)	3.2	L	23	6	5	5	2	6	0	0	0	0	1	21	45	12.27	3.273
Bob Ross, L ERA: 4.11	(4, 1)	3.1		18	3	3	3	1	5	0	0	0	0	0	15	35	8.10	2.400
Alton Brown, R ERA: 9.45	(8, 1)	2.0		9	2	2	2	2	1	0	0	0	0	1	12	16	9.00	1.500

PITCHER	IP	WLS	BF	H	R	ER	SO	BB	IBB	HBP	BLK	WP	HR	S	P	ERA	WHIP

TOP

Boston Red Sox @ Washington Senators

Griffith Stadium, Washington, DC

Sun May 13 1951, 3:33 AM EDT

Att. 23,550 - Unknown

livebaseballscorecards.com

AB	37
R	10
H	11
RBI	10
BB	12
SO	5
LOB	29

1B: 6	SF: 0	WP: 0	PA: 50
2B: 3	SAC: 1	PB: 0	
3B: 0	DP: 0	SB: 0	
HR: 2	HBP: 0	CS: 0	

Batter	1	2	3	4	5	6	7	8	9	AB	R	H	RBI	BB	SO	LOB
Eddie Yost, R (1, 5) OBP: 0.465, SLG: 0.447	F7	FC3-2 1B 1-2 2-3			F5		BB			3	0	1	0	1	0	0
Gil Coan, L (1, 7) OBP: 0.464, SLG: 0.765	1B FC5-2 BB	FC3-2 1-2 2-3 3-Hf			BB 1B		K			3	0	1	0	1	1	4
Irv Noren, L (1, 8) OBP: 0.376, SLG: 0.384	FC5-2 1B 1-3	K			G6-4-3 BB 1-2		F9			3	1	1	0	1	1	4
Sam Mele, R (1, 3) OBP: 0.354, SLG: 0.349	FC5-2 PB 1B 1-2 3-H	6-3			G6-4-3 1-2f			F4		4	0	0	0	0	0	4
Mike McCormick, R (1, 9) OBP: 0.386, SLG: 0.276	PB 1B 1-2 2-H	5-3				F9		L3		4	0	1	1	0	0	0
Cass Michaels, R (1, 4) OBP: 0.358, SLG: 0.396	K 1-2 2-3	5-3				4-3 1B BB		5-3		3	0	0	0	1	1	2
Sam Dente, R (1, 6) OBP: 0.330, SLG: 0.289		1B FC3-2 2B		F9		4-3 1-2			G5-4-3 1B	4	0	2	0	0	0	1
Mickey Grasso, R (1, 2) OBP: 0.345, SLG: 0.320		5-3		F8		2-H 1B			G5-4-3 1-2f	4	0	1	0	0	0	2
Bob Kuzava, S (1, 1) OBP: 0.231, SLG: 0.091 Bob Ross, R (4, 1) Gene Verble, R (7, PH) OBP: 0.229, SLG: 0.200 Alton Brown, R (8, 1) Frank Sacka, R (9, PH) OBP: 0.400, SLG: 0.400		FC3-2 1B BB		4-3			5-3		F2	0 1 1 0 1	0 0 0 0 0	0 0 0 0 0	0 0 0 0 0	1 0 0 0 0	0 0 0 0 0	0 0 0 0 0
Inning Stats	R: 1 H: 2 E: 0 LOB: 2 K: 1 BB: 1 S: 7 P: 11	R: 0 H: 2 E: 0 LOB: 3 K: 1 BB: 1 S: 7 P: 11	R: 0 H: 0 E: 0 LOB: 0 K: 0 BB: 0 S: 3 P: 3	R: 0 H: 0 E: 0 LOB: 0 K: 0 BB: 0 S: 3 P: 3	R: 0 H: 1 E: 0 LOB: 1 K: 0 BB: 1 S: 3 P: 7	R: 0 H: 1 E: 0 LOB: 2 K: 0 BB: 1 S: 3 P: 7	R: 0 H: 0 E: 0 LOB: 1 K: 1 BB: 1 S: 5 P: 9	R: 0 H: 0 E: 0 LOB: 0 K: 0 BB: 0 S: 3 P: 3	R: 0 H: 1 E: 0 LOB: 0 K: 0 BB: 0 S: 3 P: 3	1B: 6 SF: 0 2B: 1 SAC: 0 3B: 0 DP: 2 HR: 0 HBP: 0						

PITCHER	IP	WLS	BF	H	R	ER	SO	BB	IBB	HBP	BLK	WP	HR	S	P	ERA	WHIP
Mel Parnell, L (1, 1) ERA: 3.32	9.0	W	36	7	1	1	3	5	0	0	0	0	0	37	57	1.00	1.333

PITCHER	IP	WLS	BF	H	R	ER	SO	BB	IBB	HBP	BLK	WP	HR	S	P	ERA	WHIP

BOTTOM

Boston Red Sox @ Washington Senators

Griffith Stadium, Washington, DC

Sun May 13 1951, 3:33 AM EDT

Att. 23,550 - Unknown

livebaseballscorecards.com

AB	31
R	1
H	7
RBI	1
BB	5
SO	3
LOB	17

Boston Red Sox @ Washington Senators

Griffith Stadium, Washington, DC

Mon May 14 1951, 3:33 AM EDT

Att. 5,845 - Unknown

TOP

livebaseballscorecards.com

Batter	1	2	3	4	5	6	7	8	9	10	11	AB	R	H	RBI	BB	SO	LOB
Dom DiMaggio, R (1, 8) OBP: 0.377, SLG: 0.433	K		1-3	F9			E 1-3 BB	2B		K BB		5	1	1	1	1	2	3
Billy Goodman, L (1, 9) OBP: 0.406, SLG: 0.381	BB 1B		F7		6-3		E5 1-3 1B	1-3		BB		5	0	2	0	1	0	1
Ted Williams, L (1, 7) OBP: 0.426, SLG: 0.473	BB			BB BB BB BB	BB		F8		G3	L9		3	1	0	0	3	0	5
Lou Boudreau, R (1, 6) OBP: 0.322, SLG: 0.436	F9			F8	G6-4-3		1-3		F6		1B E BB	3	1	0	1	3	0	3
Fred Hatfield, L (11, PR) (11, 5)												0	1	0	0	0	0	0
Vern Stephens, R (1, 5) OBP: 0.395, SLG: 0.485 (11, 6)	K			1B BB	G6-4-3		F5		BB		F8	4	1	0	0	2	1	6
Walt Dropo, R (1, 3) OBP: 0.397, SLG: 0.408		6-3		K		6-3		F8	F8		F8	6	0	0	0	0	1	5
Bobby Doerr, R (1, 4) OBP: 0.392, SLG: 0.488		F9		1B		F9		2B 1B		BB K	E 1B	4	1	2	1	2	0	0
Matt Batts, R (1, 2) OBP: 0.154, SLG: 0.160		F6		F8		6-3		2B		F3	E7	6	0	1	2	0	0	4
Bill Wight, L (1, 1) OBP: 0.182, SLG: 0.100			F6	1B			E BB	E1 2B 1B		F4	F3	1	0	0	0	0	0	0
Ray Scarborough, R (3, 1) OBP: 0.429, SLG: 0.333												1	0	1	1	0	0	0
6 Johnny Pesky, L (7, PH) OBP: 0.385, SLG: 0.344												0	1	0	0	1	0	0
Bill Evans, R (7, 1)												0	0	0	0	0	0	0
Harry Taylor, R (7, 1) OBP: 0.222, SLG: 0.222												3	1	1	0	0	0	3
Inning Stats	R: 0 E: 0 K: 2 S: 8 H: 1 LOB: 2 BB: 1 P: 12	R: 0 E: 0 K: 0 S: 3 H: 0 LOB: 0 BB: 0 P: 3	R: 0 E: 0 K: 0 S: 3 H: 0 LOB: 0 BB: 0 P: 3	R: 3 E: 0 K: 1 S: 6 H: 1 LOB: 2 BB: 4 P: 22	R: 0 E: 0 K: 0 S: 2 H: 0 LOB: 1 BB: 2 P: 10	R: 0 E: 0 K: 0 S: 3 H: 0 LOB: 0 BB: 0 P: 3	R: 2 E: 1 K: 0 S: 4 H: 1 LOB: 1 BB: 2 P: 12	R: 2 E: 1 K: 0 S: 6 H: 4 LOB: 1 BB: 0 P: 6	R: 0 E: 0 K: 0 S: 3 H: 0 LOB: 1 BB: 1 P: 7	R: 0 E: 1 K: 1 S: 6 H: 0 LOB: 3 BB: 2 P: 14	R: 1 E: 1 K: 0 S: 5 H: 1 LOB: 2 BB: 1 P: 9	1B: 6 2B: 2 3B: 0 HR: 0 SF: 0 SAC: 0 DP: 1 HBP: 0						

PITCHER	IP	WLS	BF	H	R	ER	SO	BB	IBB	HBP	BLK	WP	HR	S	P	ERA	WHIP
Julio Moreno, R (1, 1) ERA: 3.0	6.0		28	2	5	4	3	9	0	0	0	0	0	25	61	6.00	1.833
Mickey Harris, L (7, 1) ERA: 2.79	5.0	L	26	6	3	1	1	4	0	0	0	0	0	24	40	1.80	2.000

PITCHER	IP	WLS	BF	H	R	ER	SO	BB	IBB	HBP	BLK	WP	HR	S	P	ERA	WHIP

AB	41
R	8
H	8
RBI	6
BB	13
SO	4
LOB	30

WP: 0 PB: 0 SB: 0 CS: 0 PA: 54

Batter	1	2	3	4	5	6	7	8	9	10	11	AB	R	H	RBI	BB	SO	LOB
Eddie Yost, R (1, 5) OBP: 0.472, SLG: 0.443	F8 1B 1B		SH5-4 1-2 2-3	BB		5-3		6-3 SH1-3 BB		F6		3	0	1	0	2	0	0
Gil Coan, L (1, 7) OBP: 0.459, SLG: 0.727	G1-4-3 1-2 1B		1B 2B BB	F8		4-3		SH1-3 1-2		F5		4	1	1	0	1	0	1
Irv Noren, L (1, 8) OBP: 0.383, SLG: 0.378	F8 2-3		2B 1-2 2-H 3-H 1B	F9		F7		6-3 BB		BB BB		4	1	1	2	2	0	3
Sam Mele, R (1, 3) OBP: 0.353, SLG: 0.352	G1-4-3 1-2f		1B 1-H 2-H 2B	F7			1-3	6-3 1-2 2-3		1-2 BB		5	1	1	2	1	0	5
Mike McCormick, R (1, 9) OBP: 0.382, SLG: 0.281		6-3	2B 2-H 1B		5-3		1B 1B	F8		L4		6	1	2	1	0	0	4
Cass Michaels, R (1, 4) OBP: 0.373, SLG: 0.415		4-3	WP 1-H 2B		K		1B 1-3 1B		SH2-4 BB		5-3	5	0	2	1	1	1	0
Sam Dente, R (1, 6) OBP: 0.344, SLG: 0.291		4-3	2-3 BB	2B BB			BB 1-2 1B		SH2-4 1-2		1-3	3	1	1	0	2	0	0
Mike Guerra, R (1, 2) OBP: 0.333, SLG: 0.195			SH5-4 1B 1B BB F8		1-H 2B		1-2 BB		G4-6-3 BB		S BB	2	1	1	1	4	0	2
Julio Moreno, R (1, 1) Mickey Harris, L (7, 1) Sherry Robertson, L (11, PH)			1-2 1B SH5-4 1B K		L4		K		G4-6-3 1-2f		F7 1-2	3 2 1	1 0 0	1 0 0	0 0 0	0 0 0	1 1 0	3 5 1
Inning Stats	R: 0 H: 2 E: 0 LOB: 1 K: 0 BB: 0 S: 4 P: 4	R: 0 H: 0 E: 0 LOB: 0 K: 0 BB: 0 S: 3 P: 3	R: 6 H: 5 E: 0 LOB: 2 K: 1 BB: 3 S: 10 P: 22	R: 0 H: 0 E: 0 LOB: 1 K: 0 BB: 1 S: 3 P: 7	R: 1 H: 1 E: 0 LOB: 1 K: 1 BB: 1 S: 6 P: 10	R: 0 H: 0 E: 0 LOB: 0 K: 0 BB: 0 S: 3 P: 3	R: 0 H: 3 E: 0 LOB: 3 K: 1 BB: 1 S: 7 P: 11	R: 0 H: 0 E: 0 LOB: 2 K: 0 BB: 2 S: 3 P: 11	R: 0 H: 0 E: 0 LOB: 1 K: 0 BB: 2 S: 2 P: 10	R: 0 H: 0 E: 0 LOB: 2 K: 0 BB: 2 S: 3 P: 11	R: 0 H: 0 E: 0 LOB: 1 K: 0 BB: 1 S: 3 P: 7	1B: 8 SF: 0 2B: 3 SAC: 3 3B: 0 DP: 2 HR: 0 HBP: 0						WP: 1 PA: 54 PB: 0 SB: 1 CS: 0

PITCHER		IP	WLS	BF	H	R	ER	SO	BB	IBB	HBP	BLK	WP	HR	S	P	ERA	WHIP
Bill Wight, L ERA: 8.17	(1, 1)	2.1		14	6	6	6	0	2	0	0	0	0	0	12	20	23.14	3.429
Ray Scarborough, R ERA: 6.75	(3, 1)	3.2		16	2	1	1	2	3	0	0	0	1	0	17	29	2.46	1.364
Bill Evans, R ERA:	(7, 1)	0.1		3	2	0	0	0	0	0	0	0	0	0	3	3	0.00	6.000
Harry Taylor, R ERA: 5.91	(7, 1)	4.2	W	21	1	0	0	1	8	0	0	0	0	0	15	47	0.00	1.929

PITCHER	IP	WLS	BF	H	R	ER	SO	BB	IBB	HBP	BLK	WP	HR	S	P	ERA	WHIP

BOTTOM

Boston Red Sox @ Washington Senators

Griffith Stadium, Washington, DC

Mon May 14 1951, 3:33 AM EDT

Att. 5,845 - Unknown

livebaseballscorecards.com

AB	38
R	7
H	11
RBI	7
BB	13
SO	3
LOB	24

Batter	1	2	3	4	5	6	7	8	9	10	11	AB	R	H	RBI	BB	SO	LOB
Chico Carrasquel, R (1, 6) OBP: 0.374, SLG: 0.440	6-3	5-3		K		HBP		1B		6-3	1B	6	0	2	1	0	1	2
Paul Lehner, L (1, 7) (3, 8) OBP: 0.236, SLG: 0.245	HBP HR 1B		FC4-6 BB 1B	F5		K		F7		1-3	F7	7	1	2	0	0	1	5
Minnie Minoso, R (1, 5) OBP: 0.522, SLG: 0.717 Billy Pierce, L (9, 1) OBP: 0.412, SLG: 0.286 Floyd Baker, L (9, 5) OBP: 0.435, SLG: 0.388	HR HBP	FC4-6 BB	1B F7 BB		1-3		2B 1B	1B		1B	2	3	1	0	2	0	0	
												0	0	0	0	0	0	0
												1	0	1	0	0	0	0
Eddie Robinson, L (1, 3) OBP: 0.409, SLG: 0.563	HR	FC4-6 BB	K		F6		1-2	1B		6	1	3	3	0	1	3		
Al Zarilla, L (1, 9) OBP: 0.333, SLG: 0.391	F3	K	F7		G3		F8	4-3		6	0	0	1	0	1	5		
Jim Busby, R (1, 8) OBP: 0.404, SLG: 0.414 Bud Stewart, L (3, 7) OBP: 0.462, SLG: 0.455	6-3	1B BB	F6		WP SH2-3 2B BB		2B 1B		HR BB	1	0	0	0	1	0	0		
										2	2	1	0	2	0	0		
Nellie Fox, L (1, 4) OBP: 0.427, SLG: 0.512	F7	1B				CS 1B		SH2-3	2B	HR	5	1	4	3	0	0	0	
Phil Masi, R (1, 2) OBP: 0.521, SLG: 0.486	SH1-3 BB	4-3				SH3-4 BB		1B 2B	IBB	G1-6-3 1B	3	1	2	1	3	0	0	
Howie Judson, R (1, 1) Hank Majeski, R (8, PH) OBP: 0.257, SLG: 0.353 Harry Dorish, R (8, 1) OBP: 0.167, SLG: 0.167 (9, 5) (9, 1)	SH1-3	E5				SH3-4		5-3	P3	G1-6-3	1	0	0	0	0	0	0	
											1	0	0	0	0	0	1	
											2	0	0	0	0	0	4	
Inning Stats	R: 3 E: 0 K: 0 S: 5 H: 2 LOB: 0 BB: 0 P: 6	R: 0 E: 0 K: 0 S: 3 H: 0 LOB: 1 BB: 1 P: 7	R: 0 E: 0 K: 1 S: 6 H: 2 LOB: 3 BB: 2 P: 14	R: 0 E: 1 K: 1 S: 6 H: 0 LOB: 1 BB: 0 P: 6	R: 1 E: 0 K: 0 S: 3 H: 1 LOB: 0 BB: 1 P: 7	R: 0 E: 0 K: 1 S: 5 H: 1 LOB: 2 BB: 1 P: 10	R: 0 E: 0 K: 1 S: 5 H: 0 LOB: 0 BB: 0 P: 5	R: 2 E: 0 K: 0 S: 5 H: 2 LOB: 1 BB: 1 P: 9	R: 1 E: 0 K: 0 S: 6 H: 3 LOB: 3 BB: 1 P: 10	R: 0 E: 0 K: 0 S: 5 H: 2 LOB: 2 BB: 0 P: 5	R: 2 E: 0 K: 0 S: 5 H: 3 LOB: 1 BB: 1 P: 9	1B: 12 2B: 2 3B: 0 HR: 2	SF: 0 SAC: 3 DP: 1 HBP: 2	WP: 1 PB: 0 SB: 0 CS: 1	PA: 56			

PITCHER		IP	WLS	BF	H	R	ER	SO	BB	IBB	HBP	BLK	WP	HR	S	P	ERA	WHIP
Willard Nixon, R ERA: 4.43	(1, 1)	7.1		35	7	6	6	4	6	0	2	0	1	1	35	61	7.36	1.773
Walt Masterson, R ERA: 6.23	(8, 1)	1.1		7	3	1	1	0	0	0	0	0	0	0	7	7	6.75	2.250
Ellis Kinder, R ERA: 4.4	(9, 1)	0.1		3	1	0	0	0	0	1	0	0	0	0	2	6	0.00	3.000
Ray Scarborough, R ERA: 6.93	(10, 1)	2.0	L	11	5	2	2	0	1	0	0	0	0	1	10	14	9.00	3.000

PITCHER	IP	WLS	BF	H	R	ER	SO	BB	IBB	HBP	BLK	WP	HR	S	P	ERA	WHIP

TOP

Chicago White Sox @ Boston Red Sox

Fenway Park, Boston, MA

Tue May 15 1951, 3:33 AM EDT

Att. 8,923 - Unknown

livebaseballscorecards.com

AB	43
R	9
H	16
RBI	9
BB	8
SO	4
LOB	20

Chicago White Sox @ Boston Red Sox

Fenway Park, Boston, MA

Tue May 15 1951, 3:33 AM EDT

Att. 8,923 - Unknown

BOTTOM

livebaseballscorecards.com

Batter	1	2	3	4	5	6	7	8	9	10	11	AB	R	H	RBI	BB	SO	LOB
Dom DiMaggio, R (1, 8) OBP: 0.375, SLG: 0.421	BBBB 4-0 SH 6 1B 2B BB	x 0-0 G3 6 E 1B	x 0-0 ③ F7			x 0-0 ① F9		x 0-0 ① 5-3		x 0-0 ① F9		5	1	1	0	1	0	3
6 Johnny Pesky, L (1, 5) OBP: 0.378, SLG: 0.342 (10, 6)	x 0-0 SH 1-2 2B 1B	x 0-0 E3 G3 1-2		x 0-0 ① F5		x 0-0 WP BB 1-2 1B		x 0-0 ② 4-3		x 0-0 ② 4-3		6	1	2	0	0	0	1
Billy Goodman, L (1, 9) OBP: 0.387, SLG: 0.360 (10, 3)	x 0-0 SH 2B 1-2 2-3 1B	x 0-0 ② G3 1-2 2-3		x 0-0 ② G3		x 0-0 ② F5		x 0-0 ③ 1-3		x 0-0 ③ G3		5	1	0	0	0	0	4
Ted Williams, L (1, 7) OBP: 0.439, SLG: 0.526	x 0-0 1B 1-3 2-H 3-H PB 2B	BBBB 4-0 BB		x 0-0 HR		BBBB 4-0 WP 1-2 2-3 BB			x 0-0 ① P6		x 0-0 ① 1-3	4	2	2	3	2	0	0
Lou Boudreau, R (1, 6) OBP: 0.326, SLG: 0.427 Fred Hatfield, L (9, PR) (10, 5)	x 0-0 2-3 3-H PB 1B	x 0-0 ③ F7		x 0-0 ③ 5-3		x 0-0 ③ 2-3 1-2 2-3 3-H			BBBB 4-0 1B FC3-2 BB		x 0-0 ② F4	4 1	0 0	1 0	1 0	1 0	0 0	5 0
Walt Dropo, R (1, 3) OBP: 0.397, SLG: 0.396 Mickey McDermott, L (9, PR) OBP: 0.286, SLG: 0.286 Matt Batts, R (10, 2) OBP: 0.148, SLG: 0.154	x 0-0 ① 5-3 1-2 3-H		BBBB 4-0 SH1-4 1B BB		x 0-0 ① 5-3		x 0-0 ① F8		x 0-0 FC3-2 1-3 2B 1B		x 0-0 ③ 6-3	4 0 1	0 1 0	1 0 0	0 0 0	1 0 0	0 0 0	1 0 0
Bobby Doerr, R (1, 4) OBP: 0.382, SLG: 0.473	x 0-0 ② F4		x 0-0 SH1-4 1-2 1B		x 0-0 ② F7		SSS 0-3 ② K		x 0-0 ② FC3-2 2B 1-2 3-H			5	0	1	0	0	1	3
Buddy Rosar, R (1, 2) OBP: 0.440, SLG: 0.222 Tom Wright, L (9, PH) OBP: 0.324, SLG: 0.433 (10, 9)	SSS 0-3 ③ K		x 0-0 ① SH1-4 1-2 2-3		x 0-0 ③ F3		x 0-0 1B		x 0-0 1-3 2-H 2B			3 1	0 0	1 1	0 1	1 0	1 0	1 0
Willard Nixon, L (1, 1) OBP: 0.444, SLG: 0.750 Walt Masterson, R (8, 1) Ellis Kinder, R (9, 1) Clyde Vollmer, R (9, PH) OBP: 0.308, SLG: 0.545 Ray Scarborough, R (10, 1) OBP: 0.429, SLG: 0.333		SSS 0-3 ① K	x 0-0 ② F3			x 0-0 BB 6 1B WP 1B	x 0-0 ③ F7		x 0-0 ③ 1-3			4 0 0 1 0	1 0 0 0 0	1 0 0 0 0	0 0 0 0 0	0 0 0 0 0	1 0 0 3 0	3 0 0 3 0
Inning Stats	R: 4 E: 1 K: 1 S: 9 H: 3 LOB: 1 BB: 1 P: 13	R: 0 E: 1 K: 1 S: 7 H: 1 LOB: 3 BB: 1 P: 11	R: 0 E: 0 K: 0 S: 4 H: 1 LOB: 2 BB: 1 P: 8	R: 1 E: 0 K: 0 S: 4 H: 1 LOB: 0 BB: 0 P: 4	R: 0 E: 0 K: 0 S: 3 H: 0 LOB: 0 BB: 0 P: 3	R: 1 E: 0 K: 0 S: 5 H: 2 LOB: 2 BB: 1 P: 9	R: 0 E: 0 K: 1 S: 6 H: 1 LOB: 1 BB: 0 P: 6	R: 0 E: 0 K: 0 S: 3 H: 0 LOB: 0 BB: 0 P: 3	R: 1 E: 0 K: 0 S: 5 H: 2 LOB: 3 BB: 1 P: 9	R: 0 E: 0 K: 0 S: 3 H: 0 LOB: 0 BB: 0 P: 3	R: 0 E: 0 K: 0 S: 3 H: 0 LOB: 0 BB: 0 P: 3	1B: 8 2B: 2 3B: 0 HR: 1	SF: 0 SAC: 2 DP: 0 HBP: 0			WP: 1 PB: 1 SB: 0 CS: 0	PA: 51	

	AB	44
	R	7
	H	11
	RBI	5
	BB	5
	SO	3
	LOB	24

PITCHER		IP	WLS	BF	H	R	ER	SO	BB	IBB	HBP	BLK	WP	HR	S	P	ERA	WHIP
Howie Judson, R ERA: 6.43	(1, 1)	7.0		36	9	6	5	3	4	0	0	0	1	1	38	54	6.43	1.857
Harry Dorish, R ERA: 1.13	(8, 1)	3.2	W	14	2	1	1	0	1	0	0	0	0	0	13	17	2.46	0.818
Billy Pierce, L ERA: 3.79	(9, 1)	0.1		1	0	0	0	0	0	0	0	0	0	0	1	1	0.00	0.000
Harry Dorish, R ERA: 1.13	(9, 1)	3.2	W	14	2	1	1	0	1	0	0	0	0	0	13	17	2.46	0.818

PITCHER		IP	WLS	BF	H	R	ER	SO	BB	IBB	HBP	BLK	WP	HR	S	P	ERA	WHIP

Batter	1	2	3	4	5	6	7	8	9	AB	R	H	RBI	BB	SO	LOB
Chico Carrasquel, R (1, 6) OBP: 0.367, SLG: 0.430	1-3	5-3	F9			F8			FC5-4 2-H 1B	5	0	1	1	0	0	0
Paul Lehner, L (1, 7) OBP: 0.250, SLG: 0.246	1B BB 2B 1B	B B B 1B BB		F8			F7		F8	4	2	1	0	1	0	1
Minnie Minoso, R (1, 5) OBP: 0.527, SLG: 0.696	B B B B 1B 1-2 2B BB	1B 1-2 F8 1B		B B B L4-6 PB BB			6-3		FC5-4 1-2f	3	2	1	0	2	0	1
Floyd Baker, L (9, 5) OBP: 0.435, SLG: 0.388										0	0	0	0	0	0	0
Eddie Robinson, L (1, 3) OBP: 0.412, SLG: 0.560	2B 1-2 1B 2-3 1B	1-3 3B 2-H 1B		L4-6 1-3			F7			4	2	2	1	0	0	1
Al Zarilla, L (1, 9) OBP: 0.330, SLG: 0.396	1B 1-3 3B 2-H 3-H 2B	F8 3-H			4-3			4-3		4	1	1	3	0	0	1
Jim Busby, R (1, 8) OBP: 0.408, SLG: 0.440	S 2-3 3B 3-H 1B	1-H 3B			G3			F5		4	1	2	2	0	0	0
Nellie Fox, L (1, 4) OBP: 0.420, SLG: 0.523	1-H 3-H 3B	6-3			3-1			F9		4	0	1	2	0	0	1
Gus Niarhos, R (1, 2) OBP: 0.400, SLG: 0.231	B3-4		F7			L5			B B B B SH1-4 1B BB	3	1	0	0	1	0	1
Joe Dobson, R (1, 1)	F8		F9			S S S K			SH1-4 1-2	3	0	0	0	0	1	1

Inning Stats										
	R: 5 H: 5 E: 0 LOB: 1 K: 0 BB: 1 S: 8 P: 12	R: 3 H: 3 E: 0 LOB: 1 K: 0 BB: 1 S: 6 P: 10	R: 0 H: 0 E: 0 LOB: 0 K: 0 BB: 0 S: 3 P: 3	R: 0 H: 0 E: 0 LOB: 0 K: 0 BB: 1 S: 2 P: 6	R: 0 H: 0 E: 0 LOB: 0 K: 0 BB: 0 S: 3 P: 3	R: 0 H: 0 E: 0 LOB: 0 K: 1 BB: 0 S: 5 P: 5	R: 0 H: 0 E: 0 LOB: 0 K: 0 BB: 0 S: 3 P: 3	R: 0 H: 0 E: 0 LOB: 0 K: 0 BB: 0 S: 3 P: 3	R: 1 H: 1 E: 0 LOB: 1 K: 0 BB: 1 S: 4 P: 8	1B: 6 SF: 0 2B: 2 SAC: 1 3B: 2 DP: 1 HR: 0 HBP: 0	WP: 0 PA: 39 PB: 1 SB: 1 CS: 0

PITCHER		IP	WLS	BF	H	R	ER	SO	BB	IBB	HBP	BLK	WP	HR	S	P	ERA	WHIP
Chuck Stobbs, L ERA: 4.2	(1, 1)	0.1	L	7	5	5	5	0	1	0	0	0	0	0	6	10	135.00	18.000
Paul Hinrichs, R ERA: 20.25	(1, 1)	1.1		8	3	3	3	0	1	0	0	0	0	0	7	11	20.25	3.000
Bill Evans, R ERA: 1.08	(2, 1)	7.1		24	1	1	1	1	2	0	0	0	0	0	24	32	1.23	0.409

PITCHER	IP	WLS	BF	H	R	ER	SO	BB	IBB	HBP	BLK	WP	HR	S	P	ERA	WHIP

TOP

Chicago White Sox @ Boston Red Sox

Fenway Park, Boston, MA

Wed May 16 1951, 3:33 AM EDT

Att. 5,828 - Unknown

livebaseballscorecards.com

AB	34
R	9
H	9
RBI	9
BB	4
SO	1
LOB	7

BOTTOM

Chicago White Sox @ Boston Red Sox

Fenway Park, Boston, MA

Wed May 16 1951, 3:33 AM EDT

Att. 5,828 - Unknown

Batter	1	2	3	4	5	6	7	8	9	AB	R	H	RBI	BB	SO	LOB
Dom DiMaggio, R (1, 8) OBP: 0.385, SLG: 0.440	0-0 6 S 1B		0-0 1B 2B	0-0 ② 5-3		0-0 ② 1B			0-3 ② K	5	1	3	0	0	1	0
6 Johnny Pesky, L (1, 5) OBP: 0.360, SLG: 0.326	0-3 ① K 1-2		0-0 ① F8	0-0 1B 1B		0-3 ③ K			0-0 ③ 4-3	5	0	1	0	0	2	2
Billy Goodman, L (1, 9) OBP: 0.391, SLG: 0.366	0-3 ② K		0-0 5-3 HR 2-H 1B	0-0 1-2 1B			0-0 ① 6-3			4	1	2	1	0	1	1
Ted Williams, L (1, 7) OBP: 0.432, SLG: 0.506	0-0 ③ 3-1		4-0 5-3 HR BB	0-0 ③ 1-3			0-0 ② 4-3			3	1	0	0	1	0	3
Lou Boudreau, R (1, 6) OBP: 0.323, SLG: 0.419		0-0 ① L7	0-0 ② 5-3 1-2 2-3		0-0 FC6-4 1B		0-0 ③ F6			4	0	1	0	0	0	2
Walt Dropo, R (1, 3) OBP: 0.403, SLG: 0.509		0-0 HR	0-0 2-H 3-H HR		0-3 ① K			0-0 ① 5-3		4	2	2	4	0	1	1
Bobby Doerr, R (1, 4) OBP: 0.387, SLG: 0.468		0-0 ② F7	4-0 BB		0-3 ② K			0-0 G4-6-3 1B		3	0	1	0	1	1	1
Matt Batts, R (1, 2) OBP: 0.167, SLG: 0.172 Tom Wright, L (8, PH) OBP: 0.314, SLG: 0.419 Buddy Rosar, R (9, 2) OBP: 0.440, SLG: 0.222		0-0 1B	0-0 ③ F7		0-0 ③ FC6-4 1-2f			0-0 ② ③ G4-6-3 1-2f		3 1 0	0 0 0	1 0 0	0 0 0	0 0 0	0 0 0	2 1 0
Chuck Stobbs, L (1, 1) OBP: 0.071, SLG: 0.071 Paul Hinrichs, R (1, 1) Bill Evans, R (2, 1) Vern Stephens, R (9, PH) OBP: 0.390, SLG: 0.478		0-0 ③ G3		0-0 ① 6-3		0-0 ① 6-3			0-0 ① P4	0 0 3 1	0 0 0 0	0 0 0 0	0 0 0 0	0 0 0 0	0 0 1 0	0 0 1 0
Inning Stats	R: 0 H: 1 E: 0 LOB: 1 K: 2 BB: 0 S: 8 P: 8	R: 1 H: 2 E: 0 LOB: 1 K: 0 BB: 0 S: 5 P: 5	R: 4 H: 3 E: 0 LOB: 1 K: 0 BB: 2 S: 6 P: 14	R: 0 H: 2 E: 0 LOB: 2 K: 0 BB: 0 S: 5 P: 5	R: 0 H: 1 E: 0 LOB: 1 K: 2 BB: 0 S: 8 P: 8	R: 0 H: 1 E: 0 LOB: 0 K: 1 BB: 0 S: 5 P: 5	R: 0 H: 0 E: 0 LOB: 0 K: 0 BB: 0 S: 3 P: 3	R: 0 H: 1 E: 0 LOB: 0 K: 0 BB: 0 S: 3 P: 3	R: 0 H: 0 E: 0 LOB: 0 K: 1 BB: 0 S: 5 P: 5	1B: 8 2B: 1 3B: 0 HR: 2	SF: 0 SAC: 0 DP: 1 HBP: 0			WP: 0 PB: 0 SB: 1 CS: 0	PA: 38		

livebaseballscorecards.com

	AB	36
	R	5
	H	11
	RBI	5
	BB	2
	SO	6
	LOB	14

PITCHER		IP	WLS	BF	H	R	ER	SO	BB	IBB	HBP	BLK	WP	HR	S	P	ERA	WHIP
Joe Dobson, R ERA: 3.09	(1, 1)	9.0	W	38	11	5	5	6	2	0	0	0	0	2	48	56	5.00	1.444

PITCHER	IP	WLS	BF	H	R	ER	SO	BB	IBB	HBP	BLK	WP	HR	S	P	ERA	WHIP

Batter	1	2	3	4	5	6	7	8	9	AB	R	H	RBI	BB	SO	LOB
Harry Simpson, L (1, 9) OBP: 0.333, SLG: 0.222	6-3		6-3			1-3		SH1-4		3	0	0	0	0	0	0
Bobby Avila, R (1, 4) OBP: 0.404, SLG: 0.321	K			1B		F8		K		4	0	1	0	0	2	1
Larry Doby, L (1, 8) OBP: 0.446, SLG: 0.587	BB			1-2 1B		BB		CS 2-3	1B 1B BB	1	1	1	0	3	0	0
Luke Easter, L (1, 3) OBP: 0.465, SLG: 0.474	F2			K		K2-3			K	4	0	0	0	0	3	5
Al Rosen, R (1, 5) OBP: 0.363, SLG: 0.465		CS S BB		K			F4		1-3 1B	3	0	1	0	1	1	2
Jim Hegan, R (9, PR) OBP: 0.338, SLG: 0.391										0	0	0	0	0	0	0
Sam Chapman, R (1, 7) OBP: 0.306, SLG: 0.239		K 1-2		F8			6-3		1-2 3-H 1B	4	0	1	1	0	1	3
Ray Boone, R (1, 6) OBP: 0.295, SLG: 0.193		K 2-3			CS 1B		BB		F8	3	0	1	0	1	1	3
Birdie Tebbetts, R (1, 2) OBP: 0.258, SLG: 0.207			1-3		5-3 1-2		F8		F8	4	0	0	0	0	0	4
Mike Garcia, R (1, 1) OBP: 0.200, SLG: 0.267			6-3		K			CS SH1-4 1B		3	0	1	0	0	1	0
Lou Brissie, L (8, 1) OBP: 0.200, SLG: 0.200										0	0	0	0	0	0	0
Jerry Fahr, R (8, 1)										0	0	0	0	0	0	0
Inning Stats	R: 0 E: 0 K: 1 S: 5 H: 0 LOB: 1 BB: 1 P: 9	R: 0 E: 0 K: 2 S: 6 H: 0 LOB: 1 BB: 1 P: 10	R: 0 E: 0 K: 0 S: 3 H: 0 LOB: 0 BB: 0 P: 3	R: 0 E: 0 K: 2 S: 9 H: 2 LOB: 2 BB: 0 P: 9	R: 0 E: 0 K: 1 S: 5 H: 1 LOB: 0 BB: 0 P: 5	R: 0 E: 0 K: 1 S: 5 H: 0 LOB: 1 BB: 1 P: 9	R: 0 E: 0 K: 0 S: 3 H: 0 LOB: 1 BB: 1 P: 7	R: 0 E: 0 K: 1 S: 5 H: 1 LOB: 0 BB: 0 P: 5	R: 1 E: 0 K: 1 S: 7 H: 2 LOB: 2 BB: 1 P: 11	1B: 6 2B: 1 3B: 0 HR: 0	SF: 0 SAC: 1 DP: 1 HBP: 0						

TOP

Cleveland Indians @ Boston Red Sox

Fenway Park, Boston, MA

Fri May 18 1951, 3:33 AM EDT

Att. 4,566 - Unknown

livebaseballscorecards.com

AB	29
R	1
H	6
RBI	1
BB	5
SO	9
LOB	18

WP: 0 PB: 0 SB: 1 CS: 3 PA: 36

PITCHER	IP	WLS	BF	H	R	ER	SO	BB	IBB	HBP	BLK	WP	HR	S	P	ERA	WHIP
Mickey McDermott, L (1, 1) ERA: 0.87	9.0	W	35	6	1	1	9	5	0	0	0	0	0	48	68	1.00	1.222

PITCHER	IP	WLS	BF	H	R	ER	SO	BB	IBB	HBP	BLK	WP	HR	S	P	ERA	WHIP

Cleveland Indians @ Boston Red Sox

Fenway Park, Boston, MA

Fri May 18 1951, 3:33 AM EDT

Att. 4,566 - Unknown

livebaseballscorecards.com

BOTTOM

Batter	1	2	3	4	5	6	7	8	9	AB	R	H	RBI	BB	SO	LOB
Dom DiMaggio, R (1, 8) OBP: 0.392, SLG: 0.447	F8		1-2 1B			G5-4-3 1B		SH 6 1B 1B 1-2		3	1	2	0	0	0	0
6 Johnny Pesky, L (1, 5) OBP: 0.352, SLG: 0.319	F3		G3			F8		4-3 1B 1-2 2-3 1B		4	0	1	0	0	0	2
Billy Goodman, L (1, 9) OBP: 0.393, SLG: 0.362	F8			HBP FC4-6		G5-4-3 1-2f		4-3 1-2 2-H 3-H 1B		1	0	0	0	0	0	0
Tom Wright, L (5, 9) OBP: 0.306, SLG: 0.406										1	0	0	0	0	0	1
Vern Stephens, R (8, PH) OBP: 0.398, SLG: 0.486										1	0	1	2	0	0	0
Fred Hatfield, L (8, PR)										0	0	0	0	0	0	0
Clyde Vollmer, R (9, 9) OBP: 0.308, SLG: 0.545										0	0	0	0	0	0	0
Ted Williams, L (1, 7) OBP: 0.426, SLG: 0.494		F9		FC4-6 FC6-4 1-2f			G6-4-3 1B	4-3 1-2 2-3		4	0	1	0	0	0	3
Lou Boudreau, R (1, 6) OBP: 0.320, SLG: 0.404		F3		F7			G6-4-3 1-2f	G5-4-3 IBB		3	0	0	0	1	0	2
Walt Dropo, R (1, 3) OBP: 0.408, SLG: 0.500		BB		FC6-4 1-2f			1B 1B	G5-4-3 1-2f		3	0	1	0	1	0	4
Bobby Doerr, R (1, 4) OBP: 0.385, SLG: 0.464		F6	6-3				FC6-4 1-2 1B			3	0	1	0	0	0	1
Buddy Rosar, R (1, 2) OBP: 0.440, SLG: 0.222			F8	5-3			FC6-4 1-2f			0	0	0	0	0	0	0
Les Moss, R (3, 2) OBP: 0.250, SLG: 0.260										3	0	0	0	0	0	2
Mickey McDermott, L (1, 1) OBP: 0.400, SLG: 0.400			CS 1B	K				6 1B SH 1B 1B		3	1	2	0	0	1	0
Inning Stats	R: 0 E: 0 K: 0 S: 3 H: 0 LOB: 0 BB: 0 P: 3	R: 0 E: 0 K: 0 S: 3 H: 0 LOB: 1 BB: 1 P: 7	R: 0 E: 0 K: 0 S: 4 H: 2 LOB: 1 BB: 0 P: 4	R: 0 E: 0 K: 0 S: 3 H: 0 LOB: 1 BB: 0 P: 4	R: 0 E: 0 K: 1 S: 5 H: 0 LOB: 0 BB: 0 P: 5	R: 0 E: 0 K: 0 S: 3 H: 1 LOB: 0 BB: 0 P: 3	R: 0 E: 0 K: 0 S: 5 H: 3 LOB: 2 BB: 0 P: 5	R: 2 E: 1 K: 0 S: 6 H: 3 LOB: 3 BB: 1 P: 10		1B: 9 2B: 0 3B: 0 HR: 0	SF: 0 SAC: 1 DP: 3 HBP: 1			WP: 0 PB: 0 SB: 0 CS: 1	PA: 33		

	AB	29
	R	2
	H	9
	RBI	2
	BB	2
	SO	1
	LOB	15

PITCHER		IP	WLS	BF	H	R	ER	SO	BB	IBB	HBP	BLK	WP	HR	S	P	ERA	WHIP
Mike Garcia, R ERA: 4.25	(1, 1)	7.0	L	29	8	2	1	1	1	0	1	0	0	0	29	34	1.29	1.286
Lou Brissie, L ERA: 6.48	(8, 1)	0.1		2	1	0	0	0	0	0	0	0	0	0	2	2	0.00	3.000
Jerry Fahr, R ERA: 6.75	(8, 1)	0.2		2	0	0	0	0	0	1	0	0	0	0	1	5	0.00	0.000

PITCHER	IP	WLS	BF	H	R	ER	SO	BB	IBB	HBP	BLK	WP	HR	S	P	ERA	WHIP

Cleveland Indians @ Boston Red Sox

Fenway Park, Boston, MA

Sat May 19 1951, 3:33 AM EDT

Att. 28,908 - Unknown

TOP

livebaseballscorecards.com

Batter	1	2	3	4	5	6	7	8	9	AB	R	H	RBI	BB	SO	LOB
Bobby Avila, R (1, 4) OBP: 0.404, SLG: 0.325	5-3			1B BB HR 1B	WP 1B		F3		FC6-4 1-2f	5	1	2	0	0	0	1
Ray Boone, R (1, 6) OBP: 0.303, SLG: 0.188	F9			1B 1-2 HR BB	6-3 1-2		BB			2	1	0	0	2	0	1
Larry Doby, L (1, 8) OBP: 0.440, SLG: 0.573	5-3			1-2 2-3 HR 1B	F7		F6			4	1	1	0	0	0	2
Luke Easter, L (1, 3) OBP: 0.447, SLG: 0.439		K		F3	BB			4-3		3	0	0	0	1	1	3
Al Rosen, R (1, 5) OBP: 0.368, SLG: 0.495		6-3		1-H 2-H 3-H HR	K			CS 1B		4	1	2	4	0	1	2
Sam Chapman, R (1, 7) OBP: 0.304, SLG: 0.240		1-3		2B G6-2-3 1B		6-3		K 1-2		4	0	1	0	0	1	1
Bob Kennedy, R (1, 9) OBP: 0.321, SLG: 0.357			F9	1-3 2B		F4			6-3	4	0	1	0	0	0	0
Jim Hegan, R (1, 2) OBP: 0.346, SLG: 0.388			F9	IBB		G1			FC6-4 1B	3	0	1	0	1	0	0
Bob Feller, R (1, 1) OBP: 0.176, SLG: 0.067			6-3	G6-2-3 3-Hf			K		F7	3	0	0	0	0	1	3
Lou Brissie, L (7, 1) OBP: 0.200, SLG: 0.200										0	0	0	0	0	0	0
Steve Gromek, S (8, 1)										0	0	0	0	0	0	0
Dale Mitchell, L (9, PH) OBP: 0.327, SLG: 0.326										1	0	0	0	0	0	1

	AB	33
	R	4
	H	8
	RBI	4
	BB	4
	SO	4
	LOB	14

Inning Stats	1	2	3	4	5	6	7	8	9
	R: 0 E: 0 K: 0 S: 3 H: 0 LOB: 0 BB: 0 P: 3	R: 0 E: 0 K: 1 S: 5 H: 0 LOB: 0 BB: 0 P: 5	R: 0 E: 0 K: 0 S: 3 H: 0 LOB: 0 BB: 0 P: 3	R: 4 E: 0 K: 0 S: 7 H: 5 LOB: 2 BB: 2 P: 15	R: 0 E: 0 K: 1 S: 6 H: 1 LOB: 2 BB: 1 P: 10	R: 0 E: 0 K: 0 S: 3 H: 0 LOB: 0 BB: 0 P: 3	R: 0 E: 0 K: 1 S: 5 H: 0 LOB: 1 BB: 1 P: 9	R: 0 E: 0 K: 1 S: 5 H: 1 LOB: 1 BB: 0 P: 5	R: 0 E: 0 K: 0 S: 4 H: 1 LOB: 1 BB: 0 P: 4

	1B: 6	SF: 0	WP: 1	PA: 37
	2B: 2	SAC: 0	PB: 0	
	3B: 0	DP: 2	SB: 0	
	HR: 1	HBP: 0	CS: 1	

PITCHER		IP	WLS	BF	H	R	ER	SO	BB	IBB	HBP	BLK	WP	HR	S	P	ERA	WHIP
Mel Parnell, L ERA: 3.89	(1, 1)	3.1		16	5	4	4	1	1	0	0	0	0	1	17	21	10.80	1.800
Harry Taylor, R ERA: 4.67	(4, 1)	5.2	W	21	3	0	0	3	2	1	0	0	1	0	24	36	0.00	0.882

PITCHER		IP	WLS	BF	H	R	ER	SO	BB	IBB	HBP	BLK	WP	HR	S	P	ERA	WHIP

Batter	1	2	3	4	5	6	7	8	9	AB	R	H	RBI	BB	SO	LOB
Dom DiMaggio, R (1, 8) OBP: 0.405, SLG: 0.486	BB, 6, 1B, G2-3, 1B	E3, 6, 1B, 1B, 1-2	6, BB, 1-2, 1B		HR		6, 3B, 1-3, 1B	F8		6	3	4	1	0	0	2
6 Johnny Pesky, L (1, 5) OBP: 0.390, SLG: 0.392	G2-3, BB, E, 1-2, 1B	1B, 1-2, 2-3, 1B	B B B B, 1-2, 2-3, BB		F8 ②		F9, 1-H, 3-H, 3B			4	2	3	2	1	0	0
Tom Wright, L (1, 9) OBP: 0.325, SLG: 0.400 Vern Stephens, R (7, PH) OBP: 0.405, SLG: 0.486 Mickey McDermott, L (7, PR) OBP: 0.400, SLG: 0.400 Clyde Vollmer, R (8, 9) OBP: 0.308, SLG: 0.545	B B B B, E, G2-3, 1-2, 2-3, BB	1B, 1-3, 2-H, 3-H, 1B ②	4-3 ③		1-3 ③		B B B B, BB			3 0 0 0	0 0 0 0	1 0 0 0	2 0 0 0	1 1 0 0	0 0 0 0	3 0 0 0
Ted Williams, L (1, 7) OBP: 0.433, SLG: 0.494	G2-3 ① ②, B B B B, 1-2, 2-3, 3-Hf	BB, BB		WP, 6-3, 1B		1B	F9, 3-H ②			4	0	2	1	1	0	4
Lou Boudreau, R (1, 6) OBP: 0.314, SLG: 0.387	E6, 2-3, 3-H	B B B B, 1-2, BB		6-3 ①, 1-2		F7 ①	F8 ③			4	0	0	0	1	0	4
Walt Dropo, R (1, 3) OBP: 0.395, SLG: 0.477	4-3 ③	4-3 ③		S S S, K ②, 2-3		S S S, K ②		SH1-4, BB, F9, 1B		5	1	1	0	0	2	7
Bobby Doerr, R (1, 4) OBP: 0.395, SLG: 0.460		F9 ①, 6, BB, 1B	B B B B, BB			F8 ③		B B B B, SH1-4, 1-2, BB		3	0	1	0	2	0	1
Les Moss, R (1, 2) OBP: 0.267, SLG: 0.333		HR	S S S, K ①, S S S, K ③				FC6-4, 1B	SH1-4 ①, 1-2, 2-3		4	1	2	1	0	2	3
Mel Parnell, L (1, 1) OBP: 0.375, SLG: 0.231 Harry Taylor, R (4, 1) OBP: 0.167, SLG: 0.167		B B B B, 6, 1B, E, 1B, BB	S S S, K ②		S S S, K ①		FC6-4 ①, 1B, 6, 3B, 1-2f	F9 ②, 3-H		1 3	1 1	0 0	0 1	1 0	1 1	1 2
Inning Stats	R: 1 E: 1 K: 0 S: 5 H: 2 LOB: 2 BB: 1 P: 9	R: 3 E: 1 K: 0 S: 6 H: 3 LOB: 3 BB: 3 P: 18	R: 0 E: 0 K: 2 S: 9 H: 2 LOB: 3 BB: 1 P: 13	R: 0 E: 0 K: 2 S: 8 H: 1 LOB: 2 BB: 1 P: 12	R: 1 E: 0 K: 1 S: 6 H: 1 LOB: 0 BB: 0 P: 6	R: 0 E: 0 K: 1 S: 6 H: 1 LOB: 1 BB: 0 P: 6	R: 3 E: 0 K: 0 S: 6 H: 3 LOB: 1 BB: 1 P: 10	R: 1 E: 0 K: 0 S: 4 H: 1 LOB: 1 BB: 1 P: 8		1B: 11 2B: 0 3B: 1 HR: 2 SF: 0 SAC: 1 DP: 1 HBP: 0						

PITCHER		IP	WLS	BF	H	R	ER	SO	BB	IBB	HBP	BLK	WP	HR	S	P	ERA	WHIP
Bob Feller, R ERA: 2.34	(1, 1)	6.1	L	38	13	8	6	6	6	0	0	0	1	2	44	68	8.53	3.000
Lou Brissie, L ERA: 6.62	(7, 1)	0.2		5	1	1	1	0	2	0	0	0	0	0	3	11	13.50	4.500
Steve Gromek, R ERA: 11.37	(8, 1)	1.0		3	0	0	0	0	0	0	0	0	0	0	3	3	0.00	0.000

PITCHER	IP	WLS	BF	H	R	ER	SO	BB	IBB	HBP	BLK	WP	HR	S	P	ERA	WHIP

BOTTOM

Cleveland Indians @ Boston Red Sox

Fenway Park, Boston, MA

Sat May 19 1951, 3:33 AM EDT

Att. 28,908 - Unknown

livebaseballscorecards.com

AB	37
R	9
H	14
RBI	8
BB	8
SO	6
LOB	27

WP: 1 PA: 46
PB: 0
SB: 0
CS: 0

Detroit Tigers @ Boston Red Sox

Fenway Park, Boston, MA

Sun May 20 1951, 3:33 AM EDT

Att. 30,320 - Unknown

TOP

livebaseballscorecards.com

Batter	1	2	3	4	5	6	7	8	9	AB	R	H	RBI	BB	SO	LOB
Jerry Priddy, R (1, 4) OBP: 0.374, SLG: 0.404	F9		F8	1-3 2B		FC4-6 BB 1-2f 2-3 3-H		BB G3 1B 1-2 BB	FC6-4 BB	4	1	1	1	2	0	3
Don Kolloway, R (1, 3) OBP: 0.310, SLG: 0.352	6-3		1B 2-H 1B	K		FC6-4 1-2 BB		G3 1-2 2-3	F9 3-H	2	0	1	1	0	0	0
Dick Kryhoski, L (4, PH) OBP: 0.471, SLG: 0.597 (4, 3)										3	0	0	1	1	1	6
George Kell, R (1, 5) OBP: 0.424, SLG: 0.369	1B		1B 1-2		F8	FC6-4 1-2f		BB 1B BB	FC6-4 1-2f	5	1	2	0	1	0	5
Vic Wertz, L (1, 9) OBP: 0.415, SLG: 0.505	F4		G3		F6		BB	1B 1-2 2-3 3-H BB		3	0	0	1	2	0	3
Hoot Evers, R (1, 8) OBP: 0.264, SLG: 0.244		F9		HR	5-3		F8	1B 1-2 2-H 3-H		5	1	2	3	0	0	1
Steve Souchock, R (1, 7) OBP: 0.406, SLG: 0.867		G6-4-3 BB		HR		F8	F3	6-3		2	1	1	1	1	0	0
Pat Mullin, L (7, PH) OBP: 0.346, SLG: 0.364 (7, 7)										2	0	0	0	0	0	3
Joe Ginsberg, L (1, 2) OBP: 0.413, SLG: 0.435		G6-4-3 1-2f		F6		FC4-6 BB 1B 1B	G3		SH1-4 F9 1B	5	2	2	0	0	0	2
Johnny Lipon, R (1, 6) OBP: 0.336, SLG: 0.346			SH2-3 1B 1B	6-3		FC4-6 1-2 BB 1B		G3	SH1-4 1-2 1B	5	1	3	0	0	0	0
Hal Newhouser, L (1, 1) OBP: 0.421, SLG: 0.267			SH2-3 1-2	2B 1B		FC4-6 1-2 2-3 BB		G3 BB BB BB	SH1-4 1-2 2-3	1	1	1	0	2	0	0

	AB	37
	R	8
	H	13
	RBI	8
	BB	9
	SO	1
	LOB	23

Inning Stats										
	R: 0 E: 0 K: 0 S: 4	H: 1 LOB: 1 BB: 0 P: 4	R: 0 E: 0 K: 0 S: 2	H: 0 LOB: 0 BB: 1 P: 6	R: 1 E: 0 K: 0 S: 6	H: 3 LOB: 2 BB: 0 P: 6	R: 2 E: 0 K: 1 S: 9	H: 4 LOB: 2 BB: 0 P: 9	R: 0 E: 0 K: 0 S: 3	H: 0 LOB: 0 BB: 0 P: 3
	R: 1 E: 0 K: 0 S: 5	H: 2 LOB: 3 BB: 2 P: 13	R: 0 E: 0 K: 0 S: 3	H: 0 LOB: 1 BB: 1 P: 7	R: 3 E: 0 K: 0 S: 4	H: 1 LOB: 2 BB: 4 P: 20	R: 1 E: 0 K: 0 S: 5	H: 2 LOB: 2 BB: 1 P: 9	1B: 10 2B: 1 3B: 0 HR: 2	SF: 0 SAC: 2 DP: 1 HBP: 0
	WP: 0 PB: 0 SB: 0 CS: 0	PA: 48								

PITCHER		IP	WLS	BF	H	R	ER	SO	BB	IBB	HBP	BLK	WP	HR	S	P	ERA	WHIP
Chuck Stobbs, L ERA: 4.54	(1, 1)	3.2		19	8	3	3	0	1	0	0	0	0	2	18	22	7.36	2.455
Ray Scarborough, R ERA: 7.22	(4, 1)	4.0	L	22	3	4	4	1	7	0	0	0	0	0	17	45	9.00	2.500
Bill Wight, L ERA: 8.1	(8, 1)	1.1		7	2	1	1	0	1	0	0	0	0	0	6	10	6.75	2.250

PITCHER	IP	WLS	BF	H	R	ER	SO	BB	IBB	HBP	BLK	WP	HR	S	P	ERA	WHIP

Detroit Tigers @ Boston Red Sox

Fenway Park, Boston, MA

Sun May 20 1951, 3:33 AM EDT

Att. 30,320 - Unknown

BOTTOM

Batter	1	2	3	4	5	6	7	8	9	AB	R	H	RBI	BB	SO	LOB
Dom DiMaggio, R (1, 8) OBP: 0.405, SLG: 0.482	6 G3 1B	F7		FC6-2 1-2 3-H			6 SH3-4 1B		5-3	5	0	2	0	0	0	3
6 Johnny Pesky, L (1, 5) OBP: 0.381, SLG: 0.382	G3 1-2		F5	4-3			SH3-4 1-2		1B	4	0	1	0	0	0	3
Clyde Vollmer, R (1, 9) OBP: 0.222, SLG: 0.375	F7		SSS K		F9		F9		F8	5	0	0	0	0	1	3
Ted Williams, L (1, 7) OBP: 0.419, SLG: 0.473	6-3		4-3		4-3		G3			4	0	0	0	0	0	2
Lou Boudreau, R (1, 6) OBP: 0.330, SLG: 0.412		1B 2B 1B		1B 2B	F2			1B		4	2	3	0	0	0	0
Walt Dropo, R (1, 3) OBP: 0.388, SLG: 0.464		1-2 2B 1B		F8	5-3			SSS K		4	1	1	0	0	1	2
Bobby Doerr, R (1, 4) OBP: 0.398, SLG: 0.456		F6		BBBB 1B 1B BB	1B			F6		3	1	1	0	1	0	3
Les Moss, R (1, 2) OBP: 0.266, SLG: 0.328		F6		1B 1-2 FC6-2 2-H 1B	F7			SSS K		4	0	1	1	0	1	4
Chuck Stobbs, L (1, 1) OBP: 0.133, SLG: 0.200		1-H 2-H 2B		FC6-2 1-3 2-H 1B	F5				6-3	1	0	1	2	0	0	0
Ray Scarborough, R (4, 1) OBP: 0.444, SLG: 0.375										2	0	1	1	0	0	1
Bill Wight, L (8, 1) OBP: 0.182, SLG: 0.100										0	0	0	0	0	0	0
Vern Stephens, R (9, PH) OBP: 0.400, SLG: 0.479										1	0	0	0	0	0	0
Inning Stats	R: 0 H: 1 E: 0 LOB: 1 K: 0 BB: 0 S: 4 P: 4	R: 2 H: 3 E: 0 LOB: 1 K: 0 BB: 0 S: 6 P: 6	R: 0 H: 0 E: 0 LOB: 0 K: 1 BB: 0 S: 5 P: 5	R: 2 H: 3 E: 0 LOB: 2 K: 0 BB: 1 S: 6 P: 10	R: 0 H: 0 E: 0 LOB: 0 K: 0 BB: 0 S: 3 P: 3	R: 0 H: 1 E: 0 LOB: 1 K: 0 BB: 0 S: 4 P: 4	R: 0 H: 1 E: 0 LOB: 1 K: 0 BB: 0 S: 4 P: 4	R: 0 H: 1 E: 0 LOB: 1 K: 2 BB: 0 S: 8 P: 8	R: 0 H: 1 E: 0 LOB: 1 K: 0 BB: 0 S: 4 P: 4	1B: 9 SF: 0 2B: 2 SAC: 1 3B: 0 DP: 0 HR: 0 HBP: 0						

PITCHER	IP	WLS	BF	H	R	ER	SO	BB	IBB	HBP	BLK	WP	HR	S	P	ERA	WHIP
Hal Newhouser, L (1, 1) ERA: 2.98	9.0	W	39	11	4	4	3	1	0	0	0	0	0	44	48	4.00	1.333

PITCHER	IP	WLS	BF	H	R	ER	SO	BB	IBB	HBP	BLK	WP	HR	S	P	ERA	WHIP

livebaseballscorecards.com

AB	37
R	4
H	11
RBI	4
BB	1
SO	3
LOB	21

WP: 0 PA: 39
PB: 0
SB: 0
CS: 0

Batter	1	2	3	4	5	6	7	8	9	AB	R	H	RBI	BB	SO	LOB
Jerry Priddy, R (1, 4) OBP: 0.362, SLG: 0.389	S S S 0-3 ① K		x 0-0 ① SH1-3 1-2		x 0-0 E3		S S S 0-3 ② K	x 0-0 ② ③ G6-4-3 1-2f		4	0	0	0	0	2	4
Dick Kryhoski, L (1, 3) OBP: 0.453, SLG: 0.612	S S S 0-3 ② K		S S S 0-3 ② K		x 0-0 ③ F8		x 0-0 2-H HR		x 0-0 ① 4-3	5	1	1	2	0	2	2
George Kell, R (1, 5) OBP: 0.423, SLG: 0.364	x 0-0 ③ F7		x 0-0 ③ 6-3			x 0-0 2B F9 1B	x 0-0 ③ F3		B B B B 4-0 G4-6-3 BB	4	1	1	0	1	0	1
Vic Wertz, L (1, 9) OBP: 0.422, SLG: 0.514		B B B B 4-0 SH5-3 1B 4-3 BB		x 0-0 ① F7		x 0-0 1-3 2B		x 0-0 1B BB BB 1B	x 0-0 ② ③ G4-6-3 1-2f	4	2	2	0	1	0	1
Pat Mullin, L (1, 7) OBP: 0.364, SLG: 0.447 Steve Souchock, R (8, PH) OBP: 0.424, SLG: 0.867 (8, 7)		x 0-0 4-3 SH5-3 1-2 1B		x 0-0 HR		x 0-0 ① F9 3-H		B B B B 4-0 BB 1B 1-2 1B BB		3 0	1 1	2 0	2 0	0 1	0 0	1 0
Hoot Evers, R (1, 8) OBP: 0.257, SLG: 0.237		x 0-0 ① SH5-3 1-2 2-3		S S S 0-3 ② K		x 0-0 ② F8		x 0-0 ① F4		3	0	0	0	0	1	3
Joe Ginsberg, L (1, 2) OBP: 0.407, SLG: 0.427		x 0-0 ② 4-3 2-3 3-H		x 0-0 ③ F4		x 0-0 ③ F7		x 0-0 1B BB 1-2 2-3 1B		4	0	1	1	0	0	2
Johnny Lipon, R (1, 6) OBP: 0.333, SLG: 0.336		x 0-0 ③ 6-3			x 0-0 ① F7		x 0-0 ① F9	B B B B 4-0 1B 1-2 2-3 3-H BB		3	0	0	1	1	0	1
Dizzy Trout, R (1, 1) OBP: 0.263, SLG: 0.222 Hank Borowy, R (3, 1) Marlin Stuart, L (4, 1) Don Kolloway, R (7, PH) OBP: 0.322, SLG: 0.382 Gene Bearden, L (7, 1) OBP: 0.000, SLG: 1.500 Hal White, R (7, 1) Charlie Keller, L (8, PH) OBP: 0.400, SLG: 0.250 Ted Gray, S (8, PR) OBP: 0.231, SLG: 0.231 Virgil Trucks, R (8, 1)			x 0-0 SH1-3 1B		S S S 0-3 ② K		x 0-0 HR 2B	x 0-0 1-2 2-3 3-H G6-4-3 1B		1 0 1 1 0 0 1 0	0 0 0 1 0 0 0 0	1 0 0 0 0 0 1 0	0 0 0 0 0 0 1 0	0 0 1 0 0 0 0 0	0 0 0 1 0 0 0 0	0 0 0 0 0 0 0 0
Inning Stats	R: 0 E: 0 K: 2 S: 7 H: 0 LOB: 0 BB: 0 P: 7	R: 1 E: 0 K: 0 S: 4 H: 1 LOB: 1 BB: 1 P: 8	R: 0 E: 0 K: 1 S: 6 H: 1 LOB: 1 BB: 0 P: 6	R: 1 E: 0 K: 1 S: 6 H: 1 LOB: 0 BB: 0 P: 6	R: 0 E: 1 K: 1 S: 6 H: 0 LOB: 1 BB: 0 P: 6	R: 1 E: 0 K: 0 S: 5 H: 2 LOB: 1 BB: 0 P: 5	R: 2 E: 0 K: 1 S: 7 H: 2 LOB: 0 BB: 0 P: 7	R: 2 E: 0 K: 0 S: 5 H: 3 LOB: 3 BB: 2 P: 13	R: 0 E: 0 K: 0 S: 2 H: 0 LOB: 0 BB: 1 P: 6	1B: 6 2B: 2 3B: 0 HR: 2	SF: 0 SAC: 2 DP: 2 HBP: 0					

TOP

Detroit Tigers @ Boston Red Sox

Fenway Park, Boston, MA

Mon May 21 1951, 3:33 AM EDT

Att. 5,934 - Unknown

livebaseballscorecards.com

AB	34
R	7
H	10
RBI	7
BB	4
SO	6
LOB	15

WP: 0 PB: 0 SB: 0 CS: 0 PA: 40

PITCHER		IP	WLS	BF	H	R	ER	SO	BB	IBB	HBP	BLK	WP	HR	S	P	ERA	WHIP
Willard Nixon, R ERA: 4.94	(1, 1)	7.0	W	30	7	5	5	6	1	0	0	0	0	2	41	45	6.43	1.143
Mel Parnell, L ERA: 4.3	(8, 1)	0.0		2	1	2	2	0	1	0	0	0	0	0	1	5	∞	∞
Ellis Kinder, R ERA: 4.3	(8, 1)	0.1		3	1	0	0	0	1	0	0	0	0	0	2	6	0.00	6.000
Harry Taylor, R ERA: 4.4	(8, 1)	1.2	S	5	1	0	0	0	1	0	0	0	0	0	4	8	0.00	1.200

PITCHER	IP	WLS	BF	H	R	ER	SO	BB	IBB	HBP	BLK	WP	HR	S	P	ERA	WHIP

Detroit Tigers @ Boston Red Sox

Fenway Park, Boston, MA

Mon May 21 1951, 3:33 AM EDT

Att. 5,934 - Unknown

BOTTOM

Batter	1	2	3	4	5	6	7	8	9	AB	R	H	RBI	BB	SO	LOB
Dom DiMaggio, R (1, 8) OBP: 0.397, SLG: 0.487	5-3		3B	FC6-4		F7		1-2		5	1	1	1	0	0	3
6 Johnny Pesky, L (1, 5) OBP: 0.382, SLG: 0.390	6-3		FC1-5 2B	L9		3-1		BB		4	0	1	1	1	0	0
Tom Wright, L (1, 9) OBP: 0.311, SLG: 0.359	6-3		FC1-5 2B	K			HR BB			4	2	0	0	1	1	3
Ted Williams, L (1, 7) OBP: 0.430, SLG: 0.526		6-3	1B 2B	1B			HR			4	2	3	3	0	0	0
Lou Boudreau, R (1, 6) OBP: 0.327, SLG: 0.406		3-1	BB 1B	F8			F4			4	1	1	1	0	0	1
Walt Dropo, R (1, 3) OBP: 0.393, SLG: 0.458		1B	2B 1B BB		F5		5-3			3	1	1	0	1	0	0
Bobby Doerr, R (1, 4) OBP: 0.393, SLG: 0.458		1-3	1B 2B		F5		F3			4	1	1	1	0	0	1
Les Moss, R (1, 2) OBP: 0.279, SLG: 0.317			FC4-6 BB IBB		K					2	0	0	0	2	1	0
Willard Nixon, L (1, 1) OBP: 0.417, SLG: 0.636			FC4-6			6-3		K WP		3	1	1	2	0	0	1
Mel Parnell, L (8, 1) OBP: 0.375, SLG: 0.231										0	0	0	0	0	0	0
Ellis Kinder, R (8, 1)										0	0	0	0	0	0	0
Harry Taylor, R (8, 1) OBP: 0.154, SLG: 0.154			FC6-4 1B							1	0	0	0	0	1	0
Inning Stats	R: 0 E: 0 K: 0 S: 3 H: 0 LOB: 0 BB: 0 P: 3	R: 0 E: 0 K: 0 S: 4 H: 1 LOB: 1 BB: 0 P: 4	R: 7 E: 0 K: 0 S: 9 H: 6 LOB: 2 BB: 3 P: 21	R: 0 E: 0 K: 1 S: 6 H: 1 LOB: 1 BB: 0 P: 6	R: 0 E: 0 K: 1 S: 5 H: 0 LOB: 0 BB: 0 P: 5	R: 0 E: 0 K: 0 S: 3 H: 0 LOB: 0 BB: 0 P: 3	R: 2 E: 0 K: 0 S: 4 H: 1 LOB: 0 BB: 1 P: 8	R: 0 E: 1 K: 1 S: 6 H: 0 LOB: 2 BB: 1 P: 10		1B: 4 2B: 3 3B: 1 HR: 1 SF: 0 SAC: 0 DP: 0 HBP: 0						

livebaseballscorecards.com

AB	34
R	9
H	9
RBI	9
BB	5
SO	3
LOB	9

WP: 1 PB: 0 SB: 0 CS: 0 PA: 39

PITCHER		IP	WLS	BF	H	R	ER	SO	BB	IBB	HBP	BLK	WP	HR	S	P	ERA	WHIP
Dizzy Trout, R ERA: 4.32	(1, 1)	2.2	L	14	5	5	5	0	1	0	0	0	0	0	13	17	16.88	2.250
Hank Borowy, R ERA: 16.88	(3, 1)	0.1		5	2	2	2	0	1	1	0	0	0	0	3	11	54.00	9.000
Marlin Stuart, R ERA:	(4, 1)	3.0		10	1	0	0	2	0	0	0	0	0	0	14	14	0.00	0.333
Gene Bearden, L ERA: 14.59	(7, 1)	0.0		2	1	2	2	0	1	0	0	0	0	1	1	5	∞	∞
Hal White, R ERA: 2.08	(7, 1)	1.0		3	0	0	0	0	0	0	0	0	0	0	3	3	0.00	0.000

PITCHER		IP	WLS	BF	H	R	ER	SO	BB	IBB	HBP	BLK	WP	HR	S	P	ERA	WHIP
Virgil Trucks, R ERA: 6.43	(8, 1)	1.0		5	0	0	0	1	1	0	0	0	1	0	6	10	0.00	1.000

Detroit Tigers @ Boston Red Sox

Fenway Park, Boston, MA

Tue May 22 1951, 3:33 AM EDT

Att. 7,995 - Unknown

livebaseballscorecards.com

Batter	1	2	3	4	5	6	7	8	9	AB	R	H	RBI	BB	SO	LOB
Jerry Priddy, R (1, 4) OBP: 0.366, SLG: 0.402	6-3	K			1B 2B		1-H 2-H 1B			4	0	2	1	0	1	0
Don Kolloway, R (1, 3) OBP: 0.333, SLG: 0.390	1B BB 1B		B5-3		2-3 1B		K			4	1	2	0	0	1	1
George Kell, R (1, 5) OBP: 0.426, SLG: 0.380	BB BB 1-3 1B		6-3		F3			F8 1B 2B		4	1	2	0	0	0	2
Vic Wertz, L (1, 9) OBP: 0.417, SLG: 0.500	BB 1-2 BB		F9			K		F8 2-3		3	0	0	0	1	1	1
Hoot Evers, R (1, 8) OBP: 0.265, SLG: 0.240	1-2 2-3 3-H BB			4-3		5-3		G6-4-3 3-H 1B		3	0	1	2	1	0	0
Steve Souchock, R (1, 7) OBP: 0.378, SLG: 0.765	K			4-3		K		G6-4-3 1-2f		4	0	0	0	0	2	4
Joe Ginsberg, L (1, 2) OBP: 0.397, SLG: 0.414 Neil Berry, R (9, PH) OBP: 0.348, SLG: 0.300	4-3			K			K		L4	3 1	0 0	0 0	0 0	0 0	2 0	3 0
Johnny Lipon, R (1, 6) OBP: 0.331, SLG: 0.327		5-3			B2		BB 1B BB		P5	3	1	0	0	1	0	0
Ted Gray, S (1, 1) OBP: 0.250, SLG: 0.200 Hal White, R (8, 1) Johnny Groth, R (9, PH) OBP: 0.365, SLG: 0.391		K2-3			K		1B 1-2 1B BB		6-3	2 0 1	0 0 0	0 0 0	0 0 0	1 0 0	2 0 0	0 0 0

TOP

AB	32
R	3
H	7
RBI	3
BB	4
SO	9
LOB	11

Inning Stats										
	R: 1	H: 2	R: 0	H: 0	R: 0	H: 0	R: 0	H: 0	R: 0	H: 2
	E: 0	LOB: 3	E: 0	LOB: 0	E: 0	LOB: 0	E: 0	LOB: 0	E: 0	LOB: 2
	K: 1	BB: 2	K: 2	BB: 0	K: 0	BB: 0	K: 1	BB: 0	K: 2	BB: 0
	S: 7	P: 15	S: 7	P: 7	S: 3	P: 3	S: 5	P: 5	S: 7	P: 7

Inning Stats										
	R: 1	H: 1	R: 1	H: 2	R: 0	H: 0	1B: 5	SF: 0	WP: 0	PA: 36
	E: 0	LOB: 1	E: 0	LOB: 0	E: 0	LOB: 0	2B: 2	SAC: 0	PB: 0	
	K: 2	BB: 2	K: 0	BB: 0	K: 0	BB: 0	3B: 0	DP: 1	SB: 0	
	S: 7	P: 15	S: 4	P: 4	S: 3	P: 3	HR: 0	HBP: 0	CS: 0	

PITCHER	IP	WLS	BF	H	R	ER	SO	BB	IBB	HBP	BLK	WP	HR	S	P	ERA	WHIP
Mickey McDermott, L (1, 1) ERA: 1.35	9.0	W	36	7	3	3	9	4	0	0	0	0	0	50	66	3.00	1.222

PITCHER	IP	WLS	BF	H	R	ER	SO	BB	IBB	HBP	BLK	WP	HR	S	P	ERA	WHIP

Detroit Tigers @ Boston Red Sox

Fenway Park, Boston, MA

Tue May 22 1951, 3:33 AM EDT

Att. 7,995 - Unknown

BOTTOM

Batter	1	2	3	4	5	6	7	8	9	AB	R	H	RBI	BB	SO	LOB
Dom DiMaggio, R (1, 8) OBP: 0.390, SLG: 0.476	4-3		F4	L4		1-2 1B		1-3		5	0	1	0	0	0	1
Billy Goodman, L (1, 9) OBP: 0.393, SLG: 0.357	K		1B 1B 1B	BB		F2		F7		4	1	1	0	1	1	2
Ted Williams, L (1, 7) OBP: 0.436, SLG: 0.529	1B 1B		1B 1B 1B 1-3	G3			F8	E7 1B		5	0	3	0	0	0	2
Lou Boudreau, R (1, 6) OBP: 0.339, SLG: 0.410	1-2 1B		1B 1B 1-2 3-H		5-3		E HR BB	F9		4	1	2	1	1	0	1
Vern Stephens, R (1, 5) OBP: 0.404, SLG: 0.473	F9		1B 1-2 2-3		F9		1-2 E HR BB			3	1	1	0	1	0	2
Walt Dropo, R (1, 3) OBP: 0.375, SLG: 0.434		F4	K		K		F4			4	0	0	0	0	2	4
Bobby Doerr, R (1, 4) OBP: 0.397, SLG: 0.455		F7		E7 3B 1B		1B BB	E6 HR 1-2 2-3			3	2	1	0	1	0	2
Les Moss, R (1, 2) OBP: 0.292, SLG: 0.365		WP HBP		5-3		B1	1-H 2-H 3-H HR			3	1	1	4	0	0	2
Mickey McDermott, L (1, 1) OBP: 0.357, SLG: 0.500		K 1-2		2-H 3B		K	F9			4	0	1	1	0	2	2
Inning Stats	R: 0 E: 0 K: 1 S: 7 H: 2 LOB: 2 BB: 0 P: 7	R: 0 E: 0 K: 1 S: 5 H: 0 LOB: 1 BB: 0 P: 6	R: 1 E: 0 K: 1 S: 8 H: 4 LOB: 2 BB: 0 P: 8	R: 1 E: 1 K: 0 S: 5 H: 2 LOB: 2 BB: 1 P: 9	R: 0 E: 0 K: 1 S: 5 H: 0 LOB: 0 BB: 0 P: 5	R: 0 E: 0 K: 1 S: 6 H: 1 LOB: 2 BB: 1 P: 10	R: 4 E: 1 K: 0 S: 5 H: 1 LOB: 0 BB: 2 P: 13	R: 0 E: 1 K: 0 S: 4 H: 1 LOB: 1 BB: 0 P: 4		1B: 9 2B: 0 3B: 1 HR: 1	SF: 0 SAC: 0 DP: 0 HBP: 1						

livebaseballscorecards.com

AB	35
R	6
H	11
RBI	6
BB	4
SO	5
LOB	18

WP: 1 PB: 0 SB: 0 CS: 0 PA: 40

PITCHER		IP	WLS	BF	H	R	ER	SO	BB	IBB	HBP	BLK	WP	HR	S	P	ERA	WHIP
Ted Gray, L ERA: 4.23	(1, 1)	7.2	L	39	11	6	2	5	4	0	1	0	1	1	44	61	2.35	1.957
Hal White, R ERA: 2.0	(8, 1)	0.1		1	0	0	0	0	0	0	0	0	0	0	1	1	0.00	0.000

PITCHER	IP	WLS	BF	H	R	ER	SO	BB	IBB	HBP	BLK	WP	HR	S	P	ERA	WHIP

St. Louis Browns @ Boston Red Sox

Fenway Park, Boston, MA

Wed May 23 1951, 3:33 AM EDT

Att. 3,586 - Unknown

TOP

livebaseballscorecards.com

Batter	1	2	3	4	5	6	7	8	9	AB	R	H	RBI	BB	SO	LOB
Don Lenhardt, R (1, 7) OBP: 0.323, SLG: 0.450	5-3		6-3			BBBB 4-0 G5-4-3 BB			5-3	3	0	0	0	1	0	0
Fred Marsh, R (1, 5) OBP: 0.237, SLG: 0.297	4-3		5-3			F7			6-3	4	0	0	0	0	0	1
Ken Wood, R (1, 9) OBP: 0.274, SLG: 0.349	1B			5-3		G5-4-3 1-2f			6-5-3	4	0	1	0	0	0	1
Roy Sievers, R (1, 8) OBP: 0.306, SLG: 0.348	F9			5-3			F6			3	0	0	0	0	0	1
Matt Batts, R (1, 2) OBP: 0.243, SLG: 0.278		1-3 1B		1B			5-3			3	0	2	0	0	0	0
Hank Arft, L (1, 3) OBP: 0.378, SLG: 0.442		F9		F5			4-3			3	0	0	0	0	0	2
Bobby Young, L (1, 4) OBP: 0.309, SLG: 0.360		1-3 1-2			1-3			G6-4-3 1B		3	0	1	0	0	0	1
Tom Upton, R (1, 6) OBP: 0.167, SLG: 0.229		1-3			5-3			G6-4-3 1-2f		3	0	0	0	0	0	2
Duane Pillette, R (1, 1) OBP: 0.273, SLG: 0.200			6-3		5-3			F5		1	0	0	0	0	0	0
Don Johnson, R (4, 1) OBP: 0.333, SLG: 0.333										0	0	0	0	0	0	0
Bobby Hogue, R (4, 1) OBP: 0.333, SLG: 0.333										1	0	0	0	0	0	0
Sherm Lollar, R (8, PH) OBP: 0.360, SLG: 0.459										1	0	0	0	0	0	0
Cliff Fannin, L (8, 1) OBP: 0.250, SLG: 0.250										0	0	0	0	0	0	0
Inning Stats	R: 0 E: 0 K: 0 S: 4 H: 1 LOB: 1 BB: 0 P: 4	R: 0 E: 0 K: 0 S: 4 H: 1 LOB: 1 BB: 0 P: 4	R: 0 E: 0 K: 0 S: 3 H: 0 LOB: 0 BB: 0 P: 3	R: 0 E: 0 K: 0 S: 4 H: 1 LOB: 1 BB: 0 P: 4	R: 0 E: 0 K: 0 S: 3 H: 0 LOB: 0 BB: 0 P: 3	R: 0 E: 0 K: 0 S: 2 H: 0 LOB: 0 BB: 1 P: 6	R: 0 E: 0 K: 0 S: 3 H: 0 LOB: 0 BB: 0 P: 3	R: 0 E: 0 K: 0 S: 3 H: 1 LOB: 0 BB: 0 P: 3	R: 0 E: 0 K: 0 S: 3 H: 0 LOB: 0 BB: 0 P: 3	1B: 4 2B: 0 3B: 0 HR: 0	SF: 0 SAC: 0 DP: 2 HBP: 0						

	AB	29
	R	0
	H	4
	RBI	0
	BB	1
	SO	0
	LOB	8

WP: 0 PB: 0 SB: 0 CS: 0 PA: 30

PITCHER	IP	WLS	BF	H	R	ER	SO	BB	IBB	HBP	BLK	WP	HR	S	P	ERA	WHIP
Mel Parnell, L (1, 1) ERA: 3.57	9.0	W	30	4	0	0	0	1	0	0	0	0	0	29	33	0.00	0.556

PITCHER	IP	WLS	BF	H	R	ER	SO	BB	IBB	HBP	BLK	WP	HR	S	P	ERA	WHIP

Batter	1	2	3	4	5	6	7	8	9	AB	R	H	RBI	BB	SO	LOB
Dom DiMaggio, R (1, 8) OBP: 0.395, SLG: 0.473	0-0 SH1-3 2B 1B	0-0 FC1-2 BB FC3-2 1-2 2-3 3-Hf		BBBB 4-0 FC6-4 1-2 BB	0-0 E5 1-3 1B	0-0 G1-6-3 1-2f		0-0 F8		5	2	2	0	1	0	5
Billy Goodman, L (1, 9) OBP: 0.385, SLG: 0.350	0-0 SH1-3 1-2	0-0 FC3-2 FC5 BB 1-2 2-3 3-		0-0 FC6-4 BB E 1-2f 2-3	0-0 F5	0-0 BB 1B		0-0 F7		5	1	1	0	0	0	8
Ted Williams, L (1, 7) OBP: 0.453, SLG: 0.524	BBBB 4-0 2B 1B BB	BBBB 4-0 1-2 2-3 3-H BB		BBBB 4-0 E 1-2 1B BB	0-0 F9 3-H	BBBB 4-0 1-2 BB		BBBB 4-0 BB		1	2	0	2	5	0	1
Lou Boudreau, R (1, 6) OBP: 0.352, SLG: 0.431 6 Johnny Pesky, L (5, PR) (6, 6) OBP: 0.371, SLG: 0.377	0-0 1-3 2-H 1B 2B	0-0 FC5 2-3f		0-0 E9 1-3 2-H 3-H 1B 1B	0-0 BB 2-H 2B 1B	0-0 4-3		0-0 G3		4 2	2 1	3 0	4 0	0 0	0 0	3 4
Vern Stephens, R (1, 5) OBP: 0.426, SLG: 0.500	0-0 L4-3 2-H 3-H 1B	0-0 2B		0-0 BB 2-H 3-H 1B	BBBB 4-0 1-2 2B BB	0-0 6-3				4	1	3	4	1	0	0
Walt Dropo, R (1, 3) OBP: 0.376, SLG: 0.438	0-0 L4-3 1-2	0-0 6-3		BBBB 4-0 1-2 BB	0-0 1-H 2-H 2B	0-0 5-3				4	0	1	2	1	0	2
Bobby Doerr, R (1, 4) OBP: 0.405, SLG: 0.460		BBBB 4-0 BB 1B FC1-2 BB		0-0 F8	0-0 F9	BBBB 4-0 BB		0-0 2B		3	0	1	0	2	0	3
Les Moss, R (1, 2) OBP: 0.286, SLG: 0.353		0-0 1-2 1B		0-0 F9	SSS 0-3 K			0-0 F3		5	0	1	0	0	1	6
Mel Parnell, L (1, 1) OBP: 0.524, SLG: 0.471		BBBB 4-0 FC3-2 FC1-2 1-2 2-3 BB BB		0-0 FC6-4 BB E 1B	0-0 E 1B F9 1B	0-0 G1-6-3 1B		0-0 2B		4	3	4	0	1	0	0
Inning Stats	R: 3 E: 0 K: 0 S: 5 H: 3 LOB: 0 BB: 1 P: 9	R: 1 E: 0 K: 0 S: 4 H: 1 LOB: 3 BB: 3 P: 16	R: 0 E: 0 K: 0 S: 4 H: 1 LOB: 1 BB: 0 P: 4	R: 4 E: 1 K: 0 S: 6 H: 3 LOB: 2 BB: 3 P: 18	R: 4 E: 1 K: 1 S: 9 H: 4 LOB: 2 BB: 2 P: 17	R: 0 E: 0 K: 0 S: 4 H: 2 LOB: 2 BB: 1 P: 8	R: 0 E: 0 K: 0 S: 4 H: 1 LOB: 1 BB: 0 P: 4	R: 0 E: 0 K: 0 S: 4 H: 1 LOB: 2 BB: 1 P: 8		1B: 11 2B: 6 3B: 0 HR: 0	SF: 0 SAC: 1 DP: 2 HBP: 0					

BOTTOM

St. Louis Browns @ Boston Red Sox

Fenway Park, Boston, MA

Wed May 23 1951, 3:33 AM EDT

Att. 3,586 - Unknown

livebaseballscorecards.com

AB	37
R	12
H	16
RBI	12
BB	11
SO	1
LOB	32

WP: 0 PB: 0 SB: 0 CS: 0 PA: 49

PITCHER		IP	WLS	BF	H	R	ER	SO	BB	IBB	HBP	BLK	WP	HR	S	P	ERA	WHIP
Duane Pillette, R ERA: 6.62	(1, 1)	3.0	L	19	6	6	6	0	5	0	0	0	0	0	14	34	18.00	3.667
Don Johnson, R ERA: 12.6	(4, 1)	0.1		4	2	2	1	0	1	0	0	0	0	0	3	7	27.00	9.000
Bobby Hogue, R ERA: 6.97	(4, 1)	3.2		21	7	4	4	1	4	0	0	0	0	0	19	35	9.82	3.000
Cliff Fannin, R ERA: 6.28	(8, 1)	1.0		5	1	0	0	0	1	0	0	0	0	0	4	8	0.00	2.000

PITCHER	IP	WLS	BF	H	R	ER	SO	BB	IBB	HBP	BLK	WP	HR	S	P	ERA	WHIP

Batter	1	2	3	4	5	6	7	8	9	AB	R	H	RBI	BB	SO	LOB
Eddie Yost, R (1, 5) OBP: 0.462, SLG: 0.418	BBBB 4-0 BB 1B E BB	x 0-0 ③ F8			x 0-0 ① F5		x 0-0 1-2 1B			3	1	1	0	1	0	0
Gil Coan, L (1, 7)	SSS 0-3 ① K		x 0-0 ① F2		x 0-0 ② F8		x 0-0 ② ③ L4-6 2-3			4	0	0	0	0	1	3
Sam Mele, R (1, 9) OBP: 0.345, SLG: 0.409	x 0-0 E BB F9 1-2 1B		BBBB 4-0 BB		x 0-0 ③ F9			x 0-0 ① F3		3	1	1	0	1	0	0
Mickey Vernon, L (1, 3) OBP: 0.363, SLG: 0.476	BBBB 4-0 E E 1-2 2-3 BB		x 0-0 ② F6			x 0-0 ① 5-3		x 0-0 G3-6 1B		3	0	1	0	1	0	1
Irv Noren, L (1, 8) OBP: 0.347, SLG: 0.341	x 0-0 E3 E 1-2 2-3 3-H		x 0-0 ③ F4			x 0-0 ② F8		x 0-0 ② ③ G3-6 1-2f		4	0	0	0	0	0	4
Cass Michaels, R (1, 4) OBP: 0.319, SLG: 0.372	x 0-0 ② F9 3-H			x 0-0 2B		x 0-0 E5 FC6-4			x 0-0 ① F6	4	0	1	1	0	0	2
Sam Dente, R (1, 6) OBP: 0.337, SLG: 0.281	x 0-0 ③ 5-3 1-2 2-3			x 0-0 ① L4		x 0-0 ③ FC6-4 1-2f			x 0-0 1B	4	0	1	0	0	0	4
Mike Guerra, R (1, 2) OBP: 0.272, SLG: 0.183		x 0-0 ① 5-3		x 0-0 ② F7			x 0-0 ① F8		x 0-0 ② F7	4	0	0	0	0	0	2
Connie Marrero, R (1, 1) OBP: 0.286, SLG: 0.211 Mike McCormick, R (7, PH) OBP: 0.404, SLG: 0.325 Alton Brown, R (7, 1) Gene Verble, R (9, PH) OBP: 0.242, SLG: 0.210		SSS 0-3 ② K		x 0-0 ③ F9			x 0-0 L4-6 1B 1B		x 0-0 ③ F4	2 1 0 1	0 0 0 0	0 1 0 0	0 0 0 0	1 0 0 0	1 0 0 1	1 0 0 1
Inning Stats	R: 2 H: 1 E: 2 LOB: 2 K: 1 BB: 2 S: 7 P: 15	R: 0 H: 0 E: 0 LOB: 0 K: 1 BB: 0 S: 5 P: 5	R: 0 H: 0 E: 0 LOB: 1 K: 0 BB: 1 S: 3 P: 7	R: 0 H: 1 E: 0 LOB: 1 K: 0 BB: 0 S: 4 P: 4	R: 0 H: 0 E: 0 LOB: 0 K: 0 BB: 0 S: 3 P: 3	R: 0 H: 0 E: 1 LOB: 1 K: 0 BB: 0 S: 4 P: 4	R: 0 H: 2 E: 0 LOB: 1 K: 0 BB: 0 S: 4 P: 4	R: 0 H: 1 E: 0 LOB: 0 K: 0 BB: 0 S: 3 P: 3	R: 0 H: 1 E: 0 LOB: 1 K: 0 BB: 0 S: 4 P: 4	1B: 5 SF: 0 2B: 2 SAC: 0 3B: 0 DP: 2 HR: 0 HBP: 0						

PITCHER	IP	WLS	BF	H	R	ER	SO	BB	IBB	HBP	BLK	WP	HR	S	P	ERA	WHIP
Chuck Stobbs, L (1, 1) ERA: 3.59	9.0	W	36	6	2	0	2	3	0	0	0	0	0	37	49	0.00	1.000

PITCHER	IP	WLS	BF	H	R	ER	SO	BB	IBB	HBP	BLK	WP	HR	S	P	ERA	WHIP

TOP

Washington Senators @ Boston Red Sox

Fenway Park, Boston, MA

Fri May 25 1951, 3:33 AM EDT

Att. 21,379 - Unknown

livebaseballscorecards.com

AB	33
R	2
H	6
RBI	1
BB	3
SO	2
LOB	18

WP: 0 PA: 36
PB: 0
SB: 0
CS: 0

Batter	1	2	3	4	5	6	7	8	9	AB	R	H	RBI	BB	SO	LOB
Dom DiMaggio, R (1, 8) OBP: 0.399, SLG: 0.474	0-0 FC 1B 1B	0-0 1-3		0-0 CS 1B		0-0 F8 ①	0-0 BB 1-2 3-H 2B 1B	0-0 E3 G4-6-3		6	2	3	1	0	0	3
Billy Goodman, L (1, 9) OBP: 0.391, SLG: 0.352	0-0 E FC 1-3 F8 1B	0-0 6-3 ①		0-0 1B 1-2 1B 1B ①		0-0 6-3 ② BBBB	4-0 2B 1-2 2-3 BB	0-0 G4-6-3 ② ③ 1-2f		5	2	2	0	1	0	2
Ted Williams, L (1, 7) OBP: 0.458, SLG: 0.574	0-0 FC F8 E 1-2 3-H 2B	0-0 HR		0-0 F9 ②		0-0 2B 2B	0-0 1-3 2-H 3-H 2B			5	3	3	4	0	0	2
Lou Boudreau, R (1, 6) OBP: 0.362, SLG: 0.442	0-0 F8 ① 1-3 2-H	0-0 F9 ②		0-0 1B 1-2 1B 1B		0-0 1B 2-H 2B BBBB	4-0 BB			4	1	2	2	1	0	1
Vern Stephens, R (1, 5) OBP: 0.424, SLG: 0.494	0-0 L9 ②	0-0 6-3 ③		0-0 FC6-4 1-2 2-H 1B		0-0 1B 2-H ③ SSS	0-3 K ③			5	0	2	2	0	1	4
Walt Dropo, R (1, 3) OBP: 0.378, SLG: 0.447	0-0 1B 3-H 2B	SSS 0-3 K ①	0-0 FC6-4 ③ 1-2f				0-0 F3 ①	0-0 BB 2B 1B		5	2	2	1	0	1	2
Bobby Doerr, R (1, 4) OBP: 0.412, SLG: 0.452	BBBB 4-0 1B 1B BB	0-0 F7 ②	SSS 0-3 K ①				BBBB 4-0 FC1-6 1B 1B BB	BBBB 4-0 1-2 2B BB		2	3	0	0	3	1	0
Les Moss, R (1, 2) OBP: 0.305, SLG: 0.370	0-0 1B 1-3 2-H 1B	0-0 1B	0-0 F7 ② 1B				0-0 FC1-6 1-2 1B	SSS 0-3 K ①		5	0	3	1	0	1	2
Chuck Stobbs, L (1, 1) OBP: 0.200, SLG: 0.300	0-0 1-2 3-H 1B	0-0 F8 ③	0-0 F5 ③				0-0 FC1-6 ② BB 1B 1-2f 2-3 2B	0-0 1-H 2-H 2B		5	1	2	3	0	0	3
Inning Stats	R: 5 E: 1 K: 0 S: 9 H: 5 LOB: 2 BB: 1 P: 13	R: 1 E: 0 K: 0 S: 4 H: 1 LOB: 0 BB: 0 P: 4	R: 0 E: 0 K: 1 S: 6 H: 1 LOB: 1 BB: 0 P: 6	R: 1 E: 0 K: 0 S: 6 H: 4 LOB: 2 BB: 0 P: 6	R: 0 E: 0 K: 1 S: 5 H: 0 LOB: 0 BB: 0 P: 5	R: 2 E: 0 K: 0 S: 5 H: 3 LOB: 1 BB: 0 P: 5	R: 3 E: 0 K: 1 S: 8 H: 3 LOB: 3 BB: 3 P: 20	R: 2 E: 1 K: 1 S: 7 H: 2 LOB: 1 BB: 1 P: 11		1B: 13 2B: 5 3B: 0 HR: 1	SF: 0 SAC: 0 DP: 1 HBP: 0					

PITCHER		IP	WLS	BF	H	R	ER	SO	BB	IBB	HBP	BLK	WP	HR	S	P	ERA	WHIP
Connie Marrero, R ERA: 3.88	(1, 1)	6.0	L	32	14	9	9	2	1	0	0	0	0	1	35	39	13.50	2.500
Alton Brown, R ERA: 10.13	(7, 1)	2.0		15	5	5	5	2	4	0	0	0	0	0	15	31	22.50	4.500

PITCHER	IP	WLS	BF	H	R	ER	SO	BB	IBB	HBP	BLK	WP	HR	S	P	ERA	WHIP

BOTTOM

Washington Senators @ Boston Red Sox

Fenway Park, Boston, MA

Fri May 25 1951, 3:33 AM EDT

Att. 21,379 - Unknown

livebaseballscorecards.com

AB	42
R	14
H	19
RBI	14
BB	5
SO	4
LOB	19

1B: 13	SF: 0	WP: 0	PA: 47
2B: 5	SAC: 0	PB: 0	
3B: 0	DP: 1	SB: 0	
HR: 1	HBP: 0	CS: 1	

Batter	1	2	3	4	5	6	7	8	9	AB	R	H	RBI	BB	SO	LOB
Eddie Yost, R (1, 5) OBP: 0.456, SLG: 0.407	5-3		BBBB 4-0 2B BB		x 0-0 F8			SSS 0-3 K		3	1	0	0	1	1	0
Gil Coan, L (1, 7) OBP: 0.388, SLG: 0.604	SSS 0-3 K		x 0-0 1-H 2B			x 0-0 G6-4-3 1B		x 0-0 1B		4	0	3	1	0	1	0
Sam Mele, R (1, 9) OBP: 0.343, SLG: 0.405	x 0-0 1B		SSS 0-3 K			x 0-0 G6-4-3 1-2f		x 0-0 F7		4	0	1	0	0	1	3
Mickey Vernon, L (1, 3) OBP: 0.347, SLG: 0.453	x 0-0 F5			x 0-0 F7		x 0-0 F9			x 0-0 5-3	4	0	0	0	0	0	1
Irv Noren, L (1, 8) OBP: 0.358, SLG: 0.362		x 0-0 F8		x 0-0 1B			x 0-0 FC4-6 1B		x 0-0 1B 2B	4	0	3	0	0	0	0
Cass Michaels, R (1, 4) OBP: 0.316, SLG: 0.367		x 0-0 F8		x 0-0 F4			SSS 0-3 K		x 0-0 2-H FC6-4 1B	4	0	1	0	0	1	2
Sam Dente, R (1, 6) OBP: 0.324, SLG: 0.269		x 0-0 5-3		x 0-0 F9			x 0-0 FC4-6 1-2f		x 0-0 FC6-4 1-2f	4	0	0	0	0	0	3
Mike Guerra, R (1, 2) OBP: 0.262, SLG: 0.176			x 0-0 F3		x 0-0 6-3		x 0-0 F8			3	0	0	0	0	0	1
Sandy Consuegra, R (1, 1) OBP: 0.105, SLG: 0.105			SSS 0-3 K		x 0-0 4-3			x 0-0 6-3		2	0	0	0	0	1	0
Joe Haynes, R (7, 1) OBP: 0.500, SLG: 0.333										1	0	0	0	0	0	0
Inning Stats	R: 0 E: 0 K: 1 S: 6 H: 1 LOB: 1 BB: 0 P: 6	R: 0 E: 0 K: 0 S: 3 H: 0 LOB: 0 BB: 0 P: 3	R: 1 E: 0 K: 2 S: 8 H: 1 LOB: 1 BB: 1 P: 12	R: 0 E: 0 K: 0 S: 4 H: 1 LOB: 1 BB: 0 P: 4	R: 0 E: 0 K: 0 S: 3 H: 0 LOB: 0 BB: 0 P: 3	R: 0 E: 0 K: 0 S: 3 H: 1 LOB: 0 BB: 0 P: 3	R: 0 E: 0 K: 1 S: 6 H: 1 LOB: 1 BB: 0 P: 6	R: 0 E: 0 K: 1 S: 6 H: 1 LOB: 1 BB: 0 P: 6	R: 0 E: 0 K: 0 S: 4 H: 2 LOB: 1 BB: 0 P: 4	1B: 6 2B: 2 3B: 0 HR: 0	SF: 0 SAC: 0 DP: 1 HBP: 0						

PITCHER	IP	WLS	BF	H	R	ER	SO	BB	IBB	HBP	BLK	WP	HR	S	P	ERA	WHIP
Willard Nixon, R (1, 1) ERA: 3.96	9.0	W	34	8	1	1	5	1	0	0	0	0	0	43	47	1.00	1.000

PITCHER	IP	WLS	BF	H	R	ER	SO	BB	IBB	HBP	BLK	WP	HR	S	P	ERA	WHIP

TOP

Washington Senators @ Boston Red Sox

Fenway Park, Boston, MA

Sat May 26 1951, 3:33 AM EDT

Att. 12,500 - Unknown

livebaseballscorecards.com

AB	33
R	1
H	8
RBI	1
BB	1
SO	5
LOB	10

1B: 6	SF: 0	WP: 0	PA: 34
2B: 2	SAC: 0	PB: 0	
3B: 0	DP: 1	SB: 0	
HR: 0	HBP: 0	CS: 0	

Batter	1	2	3	4	5	6	7	8	9	AB	R	H	RBI	BB	SO	LOB
Dom DiMaggio, R (1, 8) OBP: 0.409, SLG: 0.486	4-3	BB	2B			5-3	BB F7	L3		5	2	3	3	1	0	1
Billy Goodman, L (1, 9) OBP: 0.391, SLG: 0.354	4-3	F5	6-3			1B E	BB			5	2	2	1	0	0	5
Ted Williams, L (1, 7) OBP: 0.470, SLG: 0.586	FC1-5-4	BB		F9		E	1B			3	1	2	2	2	0	0
Lou Boudreau, R (1, 6) OBP: 0.348, SLG: 0.424	FC1-5-4 BB	F6		E5 G6-4-3		E5	F7			5	0	0	1	0	0	7
Vern Stephens, R (1, 5) OBP: 0.433, SLG: 0.494	BB		F8	G6-4-3		FC6-4	FC6-4			4	0	2	2	1	0	1
Walt Dropo, R (1, 3) OBP: 0.369, SLG: 0.427	L7		F8		G5-4-3 BB	FC6-4	FC6-4			4	0	0	0	1	0	6
Bobby Doerr, R (1, 4) OBP: 0.411, SLG: 0.441		4-3	BB		F8	1B	BB	6-3		3	2	0	0	2	0	1
Les Moss, R (1, 2) OBP: 0.310, SLG: 0.355		BB 1B BB	2B 2B		G5-4-3		F7	1-3		3	2	0	0	2	0	2
Willard Nixon, L (1, 1) OBP: 0.471, SLG: 0.688		BB BB	2B			F7	1B	E6		5	2	3	1	0	0	0
Inning Stats	R: 1 E: 0 K: 0 S: 5 H: 2 LOB: 2 BB: 1 P: 9	R: 1 E: 0 K: 0 S: 4 H: 1 LOB: 3 BB: 3 P: 16	R: 3 E: 0 K: 0 S: 5 H: 2 LOB: 1 BB: 2 P: 13	R: 0 E: 1 K: 0 S: 3 H: 0 LOB: 0 BB: 0 P: 3	R: 0 E: 0 K: 0 S: 2 H: 0 LOB: 0 BB: 1 P: 6	R: 2 E: 1 K: 0 S: 7 H: 3 LOB: 2 BB: 0 P: 7	R: 4 E: 0 K: 0 S: 7 H: 4 LOB: 2 BB: 2 P: 15	R: 0 E: 1 K: 0 S: 4 H: 0 LOB: 1 BB: 0 P: 4		1B: 9 2B: 3 3B: 0 HR: 0 SF: 0 SAC: 0 DP: 2 HBP: 0						

PITCHER		IP	WLS	BF	H	R	ER	SO	BB	IBB	HBP	BLK	WP	HR	S	P	ERA	WHIP
Sandy Consuegra, R ERA: 5.32	(1, 1)	6.1	L	39	11	11	9	0	9	0	0	0	0	0	30	66	12.79	3.158
Joe Haynes, R ERA: 10.22	(7, 1)	1.2		7	1	0	0	0	0	0	0	0	0	0	7	7	0.00	0.600

PITCHER	IP	WLS	BF	H	R	ER	SO	BB	IBB	HBP	BLK	WP	HR	S	P	ERA	WHIP

BOTTOM

Washington Senators @ Boston Red Sox

Fenway Park, Boston, MA

Sat May 26 1951, 3:33 AM EDT

Att. 12,500 - Unknown

livebaseballscorecards.com

AB	37
R	11
H	12
RBI	10
BB	9
SO	0
LOB	23

WP: 0	PA: 46		
PB: 0			
SB: 0			
CS: 0			

Batter	1	2	3	4	5	6	7	8	9	AB	R	H	RBI	BB	SO	LOB
Eddie Yost, R (1, 5) OBP: 0.455, SLG: 0.410	K		F8		2B			BB	F4	4	0	1	0	1	1	2
Mike McCormick, R (1, 7) OBP: 0.388, SLG: 0.310	F3		F9		6-3			F8		4	0	0	0	0	0	2
Sam Mele, R (1, 9) OBP: 0.340, SLG: 0.400	F3			2B 1B		F8		L9		4	0	1	0	0	0	1
Mickey Vernon, L (1, 3) OBP: 0.343, SLG: 0.444		4-3		F7		G1-4-3 1B			6-3	4	0	1	0	0	0	1
Irv Noren, L (1, 8) OBP: 0.362, SLG: 0.374		F5		1-H 1B 2B		G1-4-3 1-2f			BB 2B 1B	4	2	2	0	0	0	1
Cass Michaels, R (1, 4) OBP: 0.333, SLG: 0.370		2B BB		3-H 1B			F9		2B 1-2 5-3 BB	2	1	1	1	2	0	0
Sam Dente, R (1, 6) OBP: 0.330, SLG: 0.299		1-3 2B		F3			F9		1-3 2-H 2B	4	0	2	1	0	0	1
Frank Sacka, R (1, 2) OBP: 0.286, SLG: 0.286		L7			K		K		5-3 3-H	4	0	0	1	0	2	3
Al Sima, R (1, 1) OBP: 0.167, SLG: 0.182 Gene Verble, R (8, PH) OBP: 0.239, SLG: 0.206 Mickey Harris, L (8, 1) OBP: 0.286, SLG: 0.167 Mike Guerra, R (9, PH) OBP: 0.271, SLG: 0.176			K		K			F8	BB	2 1 0 0	0 0 0 0	0 0 0 0	0 0 0 0	0 0 0 1	2 0 0 0	0 0 0 0
Inning Stats	R: 0 H: 0 E: 0 LOB: 0 K: 1 BB: 0 S: 5 P: 5	R: 0 H: 1 E: 0 LOB: 2 K: 0 BB: 1 S: 4 P: 8	R: 0 H: 0 E: 0 LOB: 0 K: 1 BB: 0 S: 5 P: 5	R: 1 H: 3 E: 0 LOB: 1 K: 0 BB: 0 S: 5 P: 5	R: 0 H: 1 E: 0 LOB: 1 K: 2 BB: 0 S: 8 P: 8	R: 0 H: 1 E: 0 LOB: 0 K: 0 BB: 0 S: 3 P: 3	R: 0 H: 0 E: 0 LOB: 0 K: 1 BB: 0 S: 5 P: 5	R: 0 H: 0 E: 0 LOB: 1 K: 0 BB: 1 S: 3 P: 7	R: 2 H: 2 E: 0 LOB: 2 K: 0 BB: 2 S: 5 P: 13	1B: 4 SF: 0 2B: 4 SAC: 0 3B: 0 DP: 1 HR: 0 HBP: 0						

PITCHER	IP	WLS	BF	H	R	ER	SO	BB	IBB	HBP	BLK	WP	HR	S	P	ERA	WHIP
Mickey McDermott, L (1, 1) ERA: 1.65	9.0	W	37	8	3	3	5	4	0	0	0	0	0	43	59	3.00	1.333

PITCHER	IP	WLS	BF	H	R	ER	SO	BB	IBB	HBP	BLK	WP	HR	S	P	ERA	WHIP

TOP

Washington Senators @ Boston Red Sox

Fenway Park, Boston, MA

Sun May 27 1951, 3:33 AM EDT

Unknown

livebaseballscorecards.com

AB	33
R	3
H	8
RBI	3
BB	4
SO	5
LOB	11

WASHINGTON SENATORS

Batter	1	2	3	4	5	6	7	8	9	AB	R	H	RBI	BB	SO	LOB
Dom DiMaggio, R (1, 8) OBP: 0.405, SLG: 0.479	L4		6-3		1-3		E BB 1B 1-2 3-H			4	1	1	1	0	0	0
Billy Goodman, L (1, 9) OBP: 0.394, SLG: 0.348	K			2B 1B BB		F7	1B E BB 1-2 2-3			2	2	0	0	2	1	0
Ted Williams, L (1, 7) OBP: 0.484, SLG: 0.614	2B			1-3 1B 2B		1B 1B BB	E8 HR 1B 1-H 2-H 3-H			3	3	3	2	1	0	0
Lou Boudreau, R (1, 6) OBP: 0.353, SLG: 0.426	F7			2-H 3-H 1B		1B 1-2 1B	F6			4	0	2	2	0	0	2
Vern Stephens, R (1, 5) OBP: 0.444, SLG: 0.538		6-3		1B		1-3 2-H FC5-4 1B	1-H HR			4	1	3	3	0	0	0
Walt Dropo, R (1, 3) OBP: 0.355, SLG: 0.409		5-3		F5		1-2f FC5-4	K			4	0	0	0	0	1	2
Bobby Doerr, R (1, 4) OBP: 0.407, SLG: 0.451		6-3		5-3			1B 3B		F5	4	1	1	0	0	0	1
Les Moss, R (1, 2) OBP: 0.308, SLG: 0.342			F8		F5		BB 1B E BB		5-3	3	1	0	0	1	0	0
Mickey McDermott, L (1, 1) OBP: 0.278, SLG: 0.389			F7		K		K		K	4	0	0	0	0	3	2
Inning Stats	R: 0 H: 1 E: 0 LOB: 1 K: 1 BB: 0 S: 6 P: 6	R: 0 H: 0 E: 0 LOB: 0 K: 0 BB: 0 S: 3 P: 3	R: 0 H: 0 E: 0 LOB: 0 K: 0 BB: 0 S: 3 P: 3	R: 2 H: 3 E: 0 LOB: 1 K: 0 BB: 1 S: 5 P: 9	R: 0 H: 0 E: 0 LOB: 0 K: 1 BB: 0 S: 5 P: 5	R: 1 H: 2 E: 0 LOB: 1 K: 0 BB: 1 S: 4 P: 8	R: 6 H: 4 E: 1 LOB: 0 K: 2 BB: 2 S: 11 P: 19	R: 0 H: 0 E: 0 LOB: 0 K: 1 BB: 0 S: 5 P: 5		1B: 6 SF: 0 2B: 2 SAC: 0 3B: 1 DP: 0 HR: 1 HBP: 0						

PITCHER		IP	WLS	BF	H	R	ER	SO	BB	IBB	HBP	BLK	WP	HR	S	P	ERA	WHIP
Al Sima, L ERA: 5.44	(1, 1)	7.0	L	33	10	9	9	4	4	0	0	0	0	1	37	53	11.57	2.000
Mickey Harris, L ERA: 2.7	(8, 1)	1.0		3	0	0	0	1	0	0	0	0	0	0	5	5	0.00	0.000

PITCHER	IP	WLS	BF	H	R	ER	SO	BB	IBB	HBP	BLK	WP	HR	S	P	ERA	WHIP

BOTTOM

Washington Senators @ Boston Red Sox

Fenway Park, Boston, MA

Sun May 27 1951, 3:33 AM EDT

Unknown

livebaseballscorecards.com

AB	32
R	9
H	10
RBI	8
BB	4
SO	5
LOB	7

Batter	1	2	3	4	5	6	7	8	9	AB	R	H	RBI	BB	SO	LOB
Eddie Yost, R (1, 5) OBP: 0.443, SLG: 0.397	F2			6-3		K		6-3		4	0	0	0	0	1	1
Mike McCormick, R (1, 7) OBP: 0.383, SLG: 0.300	K			F9		FC6-4 BB		F4		3	0	0	0	1	1	0
Sam Mele, R (1, 9) OBP: 0.331, SLG: 0.388	4-3			F8		FC6-4			5-3	4	0	0	0	0	0	2
Mickey Vernon, L (1, 3) OBP: 0.340, SLG: 0.436		F6			6-3		F3		1B 1B 1B	4	0	1	0	0	0	0
Willy Miranda, S (9, PR) OBP: 0.286, SLG: 0.286										0	0	0	0	0	0	0
Irv Noren, L (1, 8) OBP: 0.365, SLG: 0.378		F8			BB 1B		WP 1B 3-1 1B		F8	4	1	2	0	0	0	1
Cass Michaels, R (1, 4) OBP: 0.349, SLG: 0.379		F6			G4-6-3 BB		3-1 WP 1B		1B 1B	3	0	2	0	1	0	0
Sam Dente, R (1, 6) OBP: 0.328, SLG: 0.297			1-3		G4-6-3		3-1		FC6-4 1B	4	0	1	1	0	0	3
Mike Guerra, R (1, 2) OBP: 0.270, SLG: 0.169			K			BB BB	K		FC6-4	3	0	0	0	1	2	4
Julio Moreno, R (1, 1) OBP: 0.300, SLG: 0.222			K		K			F3		1	0	0	0	0	1	0
Sherry Robertson, L (6, PH) OBP: 0.278, SLG: 0.071										1	0	0	0	0	1	1
Bob Ross, R (6, 1)										0	0	0	0	0	0	0
Gene Verble, R (8, PH) OBP: 0.235, SLG: 0.203										1	0	0	0	0	0	0
Alton Brown, R (8, 1)										0	0	0	0	0	0	0
Inning Stats	R: 0 E: 0 K: 1 S: 5 H: 0 LOB: 0 BB: 0 P: 5	R: 0 E: 0 K: 0 S: 3 H: 0 LOB: 0 BB: 0 P: 3	R: 0 E: 0 K: 2 S: 7 H: 0 LOB: 0 BB: 0 P: 7	R: 0 E: 0 K: 0 S: 3 H: 0 LOB: 0 BB: 0 P: 3	R: 0 E: 0 K: 0 S: 3 H: 1 LOB: 1 BB: 1 P: 7	R: 0 E: 0 K: 2 S: 7 H: 0 LOB: 2 BB: 2 P: 15	R: 1 E: 0 K: 1 S: 7 H: 2 LOB: 1 BB: 0 P: 7	R: 0 E: 0 K: 0 S: 3 H: 0 LOB: 0 BB: 0 P: 3	R: 0 E: 0 K: 0 S: 6 H: 3 LOB: 3 BB: 0 P: 6	1B: 6 2B: 0 3B: 0 HR: 0 SF: 0 SAC: 0 DP: 1 HBP: 0						

PITCHER	IP	WLS	BF	H	R	ER	SO	BB	IBB	HBP	BLK	WP	HR	S	P	ERA	WHIP
Harry Taylor, R (1, 1) ERA: 3.58	9.0	W	35	6	1	1	6	3	0	0	0	1	0	44	56	1.00	1.000

PITCHER	IP	WLS	BF	H	R	ER	SO	BB	IBB	HBP	BLK	WP	HR	S	P	ERA	WHIP

Washington Senators @ Boston Red Sox

Fenway Park, Boston, MA

Sun May 27 1951, 3:38 AM EDT

Att. 24,659 - Unknown

TOP

livebaseballscorecards.com

AB	32
R	1
H	6
RBI	1
BB	3
SO	6
LOB	12

WP: 1 PA: 35
PB: 0
SB: 0
CS: 0

Batter	1	2	3	4	5	6	7	8	9	AB	R	H	RBI	BB	SO	LOB
Dom DiMaggio, R (1, 8) OBP: 0.413, SLG: 0.486	FC3-6 BB 1B		1B HR 1B 1-2	F9		1-3 1B				4	1	3	0	0	0	0
Billy Goodman, L (1, 9) OBP: 0.397, SLG: 0.347	FC3-6 BB 1-2		HR 1B 1-2 2-3	G3		L7				3	1	1	0	1	0	1
Ted Williams, L (1, 7) OBP: 0.484, SLG: 0.632	FC3-6 G5-4-3 1-2f 2-3		HR 1-H 2-H 3-H		BB 1B BB		F8			3	1	1	4	1	0	2
Lou Boudreau, R (1, 6) OBP: 0.350, SLG: 0.421	G5-4-3 1-2f		BB HR 1B		F8		F8			4	1	1	0	0	0	3
Vern Stephens, R (1, 5) OBP: 0.438, SLG: 0.526		F2	F7		BB 1-2 1B		6-3			4	0	1	0	0	0	1
Walt Dropo, R (1, 3) OBP: 0.369, SLG: 0.411		F8	HR BB 1-2		G5-4-3 BB 1-2 2-3			BB 1B		2	1	1	0	2	0	0
Bobby Doerr, R (1, 4) OBP: 0.409, SLG: 0.472		F8	HR 1-H 2-H		G5-4-3 1-2f			G4-6-3 BB 1-2		3	1	1	3	1	0	3
Les Moss, R (1, 2) OBP: 0.316, SLG: 0.333		1B HR 1B BB F8				FC1-6 BB		F8		2	1	0	0	2	0	2
Harry Taylor, R (1, 1) OBP: 0.118, SLG: 0.118			K	1-3		FC1-6 1B 1-2f		G4-6-3 1-2f		4	0	0	0	0	1	4
Inning Stats	R: 0 H: 1 E: 0 LOB: 1 K: 0 BB: 1 S: 3 P: 7	R: 0 H: 0 E: 0 LOB: 0 K: 0 BB: 0 S: 3 P: 3	R: 7 H: 5 E: 0 LOB: 0 K: 1 BB: 2 S: 10 P: 18	R: 0 H: 0 E: 0 LOB: 0 K: 0 BB: 0 S: 3 P: 3	R: 0 H: 1 E: 0 LOB: 2 K: 0 BB: 2 S: 3 P: 11	R: 0 H: 1 E: 0 LOB: 1 K: 0 BB: 1 S: 3 P: 7	R: 0 H: 0 E: 0 LOB: 0 K: 0 BB: 0 S: 3 P: 3	R: 0 H: 1 E: 0 LOB: 1 K: 0 BB: 1 S: 3 P: 7		1B: 7 SF: 0 2B: 0 SAC: 0 3B: 0 DP: 3 HR: 2 HBP: 0						

PITCHER		IP	WLS	BF	H	R	ER	SO	BB	IBB	HBP	BLK	WP	HR	S	P	ERA	WHIP
Julio Moreno, R ERA: 4.28	(1, 1)	5.0	L	25	7	7	7	1	5	0	0	0	0	2	22	42	12.60	2.400
Bob Ross, L ERA: 5.19	(6, 1)	2.0		7	1	0	0	0	1	0	0	0	0	0	6	10	0.00	1.000
Alton Brown, R ERA: 9.26	(8, 1)	1.0		4	1	0	0	0	1	0	0	0	0	0	3	7	0.00	2.000

PITCHER	IP	WLS	BF	H	R	ER	SO	BB	IBB	HBP	BLK	WP	HR	S	P	ERA	WHIP

BOTTOM

Washington Senators @ Boston Red Sox

Fenway Park, Boston, MA

Sun May 27 1951, 3:38 AM EDT

Att. 24,659 - Unknown

livebaseballscorecards.com

AB	29
R	7
H	9
RBI	7
BB	7
SO	1
LOB	16

WP: 0	PA: 36		
PB: 0			
SB: 0			
CS: 0			

New York Yankees @ Boston Red Sox

Fenway Park, Boston, MA

Mon May 28 1951, 3:33 AM EDT

Att. 31,902 - Unknown

livebaseballscorecards.com

Batter	1	2	3	4	5	6	7	8	9	AB	R	H	RBI	BB	SO	LOB
Gil McDougald, R (1, 5) OBP: 0.455, SLG: 0.622	x 0-0 G4-6-3 1B			x 0-0 1B		x 0-0 1B E 1B		x 0-0 1B 1B		4	1	4	0	0	0	0
Phil Rizzuto, R (1, 6) OBP: 0.410, SLG: 0.463	x 0-0 ① ② G4-6-3 1-2f			SSS 0-3 ① K		x 0-0 E1 1-H 1B		x 0-0 G5-4-3 1-3 1B		4	0	2	0	0	1	2
Hank Bauer, R (1, 7) OBP: 0.348, SLG: 0.484	x 0-0 ③ 2-3			x 0-0 ② F4		x 0-0 ② F2		x 0-0 ② ③ G5-4-3 1-2f		4	0	0	0	0	0	4
Joe DiMaggio, R (1, 8) OBP: 0.371, SLG: 0.427		x 0-0 ① 4-3		x 0-0 ③ F4		x 0-0 ③ 4-3			x 0-0 1-3 4-3 E 1B	4	1	1	0	0	0	2
Yogi Berra, L (1, 2) OBP: 0.404, SLG: 0.526		x 0-0 ② 4-3			x 0-0 1-3 1B		x 0-0 FC1-6 1B		x 0-0 ① 4-3 1-2	4	0	2	0	0	0	1
Mickey Mantle, S (1, 9) OBP: 0.358, SLG: 0.443		x 0-0 ③ 1-3			x 0-0 ① 1-3 1-2		x 0-0 ① F9		x 0-0 ② 1-3 2-3	4	0	0	0	0	0	3
Jerry Coleman, R (1, 4) OBP: 0.381, SLG: 0.380			SSS 0-3 ① K		x 0-0 ② F4		x 0-0 ② FC1-6 1-2f		x 0-0 E3 3-H	4	0	0	0	0	1	2
Billy Martin, R (9, PR) OBP: 0.250, SLG: 0.250										0	0	0	0	0	0	0
Johnny Hopp, L (1, 3) OBP: 0.292, SLG: 0.476			x 0-0 ② F7		x 0-0 ③ 6-3		x 0-0 ③ F7		x 0-0 ③ F4	3	0	0	0	0	0	2
Jackie Jensen, R (9, PH) OBP: 0.363, SLG: 0.528										1	0	0	0	0	0	1
Allie Reynolds, R (1, 1) OBP: 0.150, SLG: 0.056			x 0-0 ③ F3			x 0-0 ① F9		x 0-0 ① 6-3		2	0	0	0	0	0	0
Johnny Mize, L (8, PH) OBP: 0.420, SLG: 0.304										1	0	0	0	0	0	0
Tom Ferrick, R (8, 1)										0	0	0	0	0	0	0

TOP	
AB	35
R	2
H	9
RBI	0
BB	0
SO	2
LOB	17

Inning Stats	1	2	3	4	5	6	7	8	9		
	R: 0 H: 1	R: 0 H: 0	R: 0 H: 0	R: 0 H: 1	R: 0 H: 1	R: 1 H: 2	R: 0 H: 1	R: 0 H: 2	R: 1 H: 1	1B: 9 SF: 0	WP: 0 PA: 35
	E: 0 LOB: 0	E: 0 LOB: 0	E: 0 LOB: 0	E: 0 LOB: 1	E: 0 LOB: 1	E: 1 LOB: 1	E: 0 LOB: 1	E: 0 LOB: 1	E: 1 LOB: 1	2B: 0 SAC: 0	PB: 0
	K: 0 BB: 0	K: 0 BB: 0	K: 1 BB: 0	K: 1 BB: 0	K: 0 BB: 0	K: 0 BB: 0	K: 0 BB: 0	K: 0 BB: 0	K: 0 BB: 0	3B: 0 DP: 2	SB: 0
	S: 3 P: 3	S: 3 P: 3	S: 5 P: 5	S: 6 P: 6	S: 4 P: 4	S: 5 P: 5	S: 4 P: 4	S: 4 P: 4	S: 5 P: 5	HR: 0 HBP: 0	CS: 0

PITCHER	IP	WLS	BF	H	R	ER	SO	BB	IBB	HBP	BLK	WP	HR	S	P	ERA	WHIP
Mel Parnell, L (1, 1) ERA: 3.05	9.0	W	35	9	2	0	2	0	0	0	0	0	0	39	39	0.00	1.000

PITCHER	IP	WLS	BF	H	R	ER	SO	BB	IBB	HBP	BLK	WP	HR	S	P	ERA	WHIP

Batter	1	2	3	4	5	6	7	8	9	AB	R	H	RBI	BB	SO	LOB
Dom DiMaggio, R (1, 8) OBP: 0.409, SLG: 0.480	F9	F3			6-3		1B			4	0	1	0	0	0	1
Billy Goodman, L (1, 9) OBP: 0.400, SLG: 0.347	4-3 BB		5-3 1B 1B		K		K			3	1	1	0	1	2	0
Ted Williams, L (1, 7) OBP: 0.472, SLG: 0.612	4-3 1-2		F7		E3 2B			4-3		4	0	0	0	0	0	2
Lou Boudreau, R (1, 6) OBP: 0.347, SLG: 0.423	6-3		5-3 1-3		1-3 2B			5-3		4	0	1	0	0	0	2
Vern Stephens, R (1, 5) OBP: 0.440, SLG: 0.525		HR 1B	3-H 1B		6-3			5-3		4	1	2	1	0	0	2
Walt Dropo, R (1, 3) OBP: 0.360, SLG: 0.398		F8	F9			K				3	0	0	0	0	1	2
Bobby Doerr, R (1, 4) OBP: 0.408, SLG: 0.492		1-H HR		F8		K				3	1	1	2	0	1	0
Les Moss, R (1, 2) OBP: 0.306, SLG: 0.321		F8		F6		K				3	0	0	0	0	1	0
Mel Parnell, L (1, 1) OBP: 0.500, SLG: 0.421		BB		F7			K			2	0	0	0	1	1	0
Inning Stats	R: 0 E: 0 K: 0 S: 3 H: 0 LOB: 1 BB: 1 P: 7	R: 2 E: 0 K: 0 S: 5 H: 2 LOB: 1 BB: 1 P: 9	R: 1 E: 0 K: 0 S: 5 H: 2 LOB: 1 BB: 0 P: 5	R: 0 E: 0 K: 0 S: 3 H: 0 LOB: 0 BB: 0 P: 3	R: 0 E: 1 K: 1 S: 7 H: 1 LOB: 2 BB: 0 P: 7	R: 0 E: 0 K: 3 S: 9 H: 0 LOB: 0 BB: 0 P: 9	R: 0 E: 0 K: 2 S: 7 H: 1 LOB: 0 BB: 0 P: 7	R: 0 E: 0 K: 0 S: 3 H: 0 LOB: 0 BB: 0 P: 3		1B: 4 2B: 1 3B: 0 HR: 1 SF: 0 SAC: 0 DP: 0 HBP: 0				WP: 0 PB: 0 SB: 0 CS: 0	PA: 32	

PITCHER		IP	WLS	BF	H	R	ER	SO	BB	IBB	HBP	BLK	WP	HR	S	P	ERA	WHIP
Allie Reynolds, R ERA: 4.12	(1, 1)	7.0	L	29	6	3	3	6	2	0	0	0	0	1	39	47	3.86	1.143
Tom Ferrick, R ERA: 4.32	(8, 1)	1.0		3	0	0	0	0	0	0	0	0	0	0	3	3	0.00	0.000

PITCHER	IP	WLS	BF	H	R	ER	SO	BB	IBB	HBP	BLK	WP	HR	S	P	ERA	WHIP

BOTTOM

New York Yankees @ Boston Red Sox

Fenway Park, Boston, MA

Mon May 28 1951, 3:33 AM EDT

Att. 31,902 - Unknown

livebaseballscorecards.com

AB	30
R	3
H	6
RBI	3
BB	2
SO	6
LOB	9

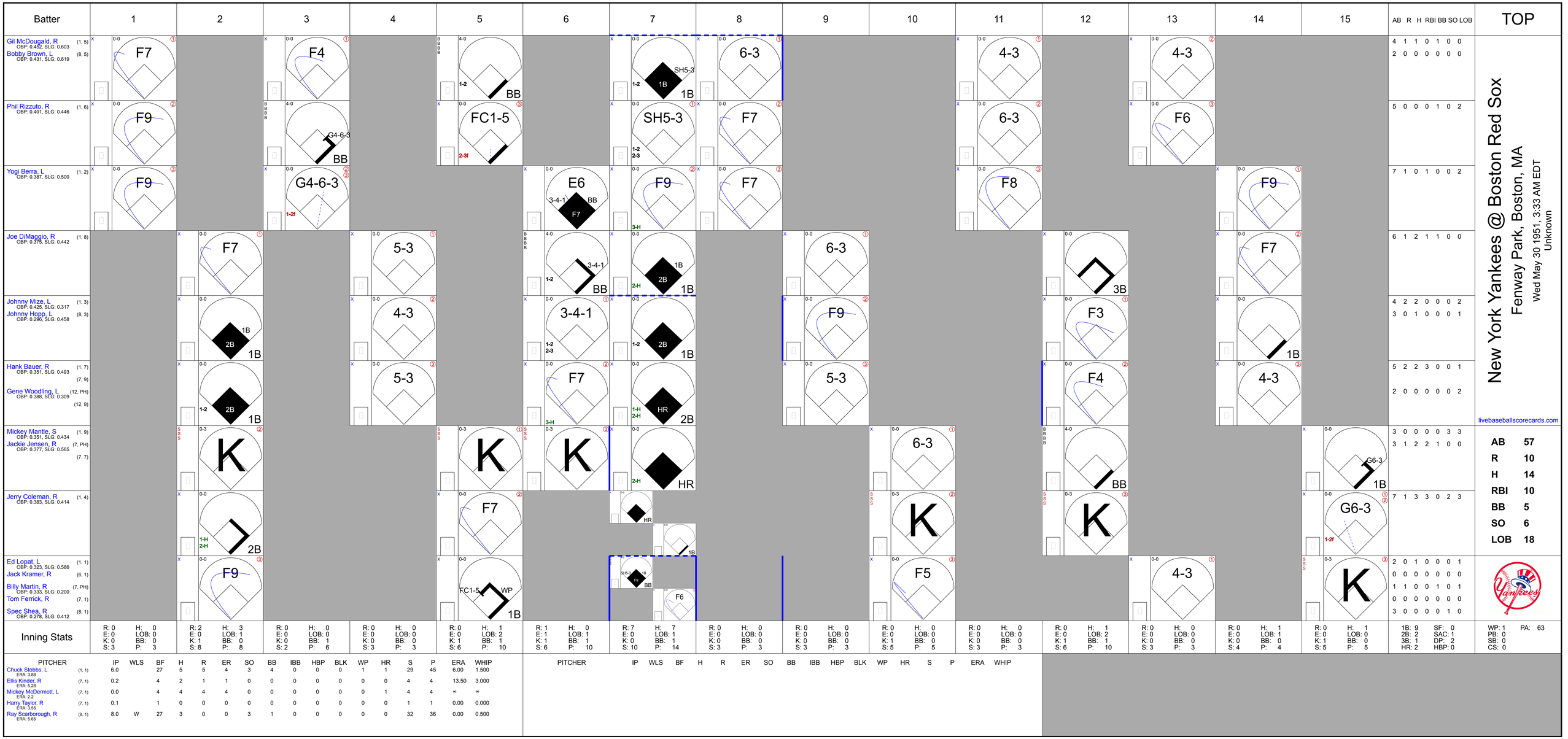

New York Yankees @ Boston Red Sox

Fenway Park, Boston, MA

Wed May 30 1951, 3:33 AM EDT

Unknown

livebaseballscorecards.com

Batter	1	2	3	4	5	6	7	8	9	10	11	12	13	14	15	AB	R	H	RBI	BB	SO	LOB
Gil McDougald, R (1, 5) OBP: 0.452, SLG: 0.603	F7		F4		BB		1B SH5-3 1B	6-3			4-3		4-3			4	1	1	0	1	0	0
Bobby Brown, L (8, 5) OBP: 0.431, SLG: 0.619																2	0	0	0	0	0	0
Phil Rizzuto, R (1, 6) OBP: 0.401, SLG: 0.446	F9		G4-6-3 BB		FC1-5		SH5-3	F7			6-3		F6			5	0	0	0	1	0	2
Yogi Berra, L (1, 2) OBP: 0.387, SLG: 0.500	F9		G4-6-3			E6 3-4-1 BB F7	F9	F7			F8			F9		7	1	0	1	0	0	2
Joe DiMaggio, R (1, 8) OBP: 0.375, SLG: 0.442		F7		5-3		3-4-1 BB	2B 1B		6-3			3B		F7		6	1	2	1	1	0	0
Johnny Mize, L (1, 3) OBP: 0.425, SLG: 0.317		2B 1B		4-3		3-4-1	2B 1B		F9			F3		1B		4	2	2	0	0	0	2
Johnny Hopp, L (8, 3) OBP: 0.296, SLG: 0.458																3	0	1	0	0	0	1
Hank Bauer, R (1, 7) OBP: 0.351, SLG: 0.493		2B 1B		5-3		F7	HR 2B		5-3			F4		4-3		5	2	2	3	0	0	1
(7, 9)																2	0	0	0	0	0	2
Gene Woodling, L (12, PH) OBP: 0.388, SLG: 0.309																						
(12, 9)																						
Mickey Mantle, S (1, 9) OBP: 0.351, SLG: 0.434		K			K	K	HR			6-3		BB			G6-3 1B	3	0	0	0	0	3	3
Jackie Jensen, R (7, PH) OBP: 0.377, SLG: 0.565																3	1	2	2	1	0	0
(7, 7)																						
Jerry Coleman, R (1, 4) OBP: 0.383, SLG: 0.414		2B			F7		HR 1B			K		K			G6-3	7	1	3	3	0	2	3
Ed Lopat, L (1, 1) OBP: 0.323, SLG: 0.586		F9			FC1-5 WP 1B		SH5-3 1B BB F6			F5			4-3		K	2	0	1	0	0	0	1
Jack Kramer, R (6, 1)																0	0	0	0	0	0	0
Billy Martin, R (7, PH) OBP: 0.333, SLG: 0.200																1	1	0	0	1	0	1
Tom Ferrick, R (7, 1)																0	0	0	0	0	0	0
Spec Shea, R (8, 1) OBP: 0.278, SLG: 0.412																3	0	0	0	0	1	0

Inning Stats	1	2	3	4	5	6	7	8	9	10	11	12	13	14	15	AB	R	H	RBI	BB	SO	LOB
	R: 0 E: 0 K: 0 S: 3	H: 0 LOB: 0 BB: 0 P: 3	R: 2 E: 0 K: 1 S: 8	H: 3 LOB: 1 BB: 0 P: 8	R: 0 E: 0 K: 0 S: 2	H: 0 LOB: 0 BB: 1 P: 6	R: 0 E: 0 K: 0 S: 3	H: 0 LOB: 0 BB: 0 P: 3	R: 0 E: 0 K: 1 S: 6	H: 1 LOB: 2 BB: 1 P: 10	R: 1 E: 1 K: 1 S: 6	H: 0 LOB: 1 BB: 1 P: 10	R: 7 E: 0 K: 0 S: 10	H: 7 LOB: 1 BB: 1 P: 14	R: 0 E: 0 K: 0 S: 3	H: 0 LOB: 0 BB: 0 P: 3	R: 0 E: 0 K: 0 S: 3	H: 0 LOB: 0 BB: 0 P: 3	R: 0 E: 0 K: 1 S: 5	H: 0 LOB: 0 BB: 0 P: 5	R: 0 E: 0 K: 0 S: 3	H: 0 LOB: 0 BB: 0 P: 3	R: 0 E: 0 K: 0 S: 4	H: 1 LOB: 1 BB: 0 P: 4	R: 0 E: 0 K: 1 S: 5	H: 1 LOB: 0 BB: 0 P: 5

1B: 9	SF: 0
2B: 2	SAC: 1
3B: 1	DP: 2
HR: 2	HBP: 0

WP: 1	PA: 63
PB: 0	
SB: 0	
CS: 0	

PITCHER		IP	WLS	BF	H	R	ER	SO	BB	IBB	HBP	BLK	WP	HR	S	P	ERA	WHIP
Chuck Stobbs, L ERA: 3.88	(1, 1)	6.0		27	5	5	4	3	4	0	0	0	1	1	29	45	6.00	1.500
Ellis Kinder, R ERA: 5.28	(7, 1)	0.2		4	2	1	1	0	0	0	0	0	0	0	4	4	13.50	3.000
Mickey McDermott, L ERA: 2.2	(7, 1)	0.0		4	4	4	4	0	0	0	0	0	0	1	4	4	∞	∞
Harry Taylor, R ERA: 3.55	(7, 1)	0.1		1	0	0	0	0	0	0	0	0	0	0	1	1	0.00	0.000
Ray Scarborough, R ERA: 5.65	(8, 1)	8.0	W	27	3	0	0	3	1	0	0	0	0	0	32	36	0.00	0.500

PITCHER	IP	WLS	BF	H	R	ER	SO	BB	IBB	HBP	BLK	WP	HR	S	P	ERA	WHIP

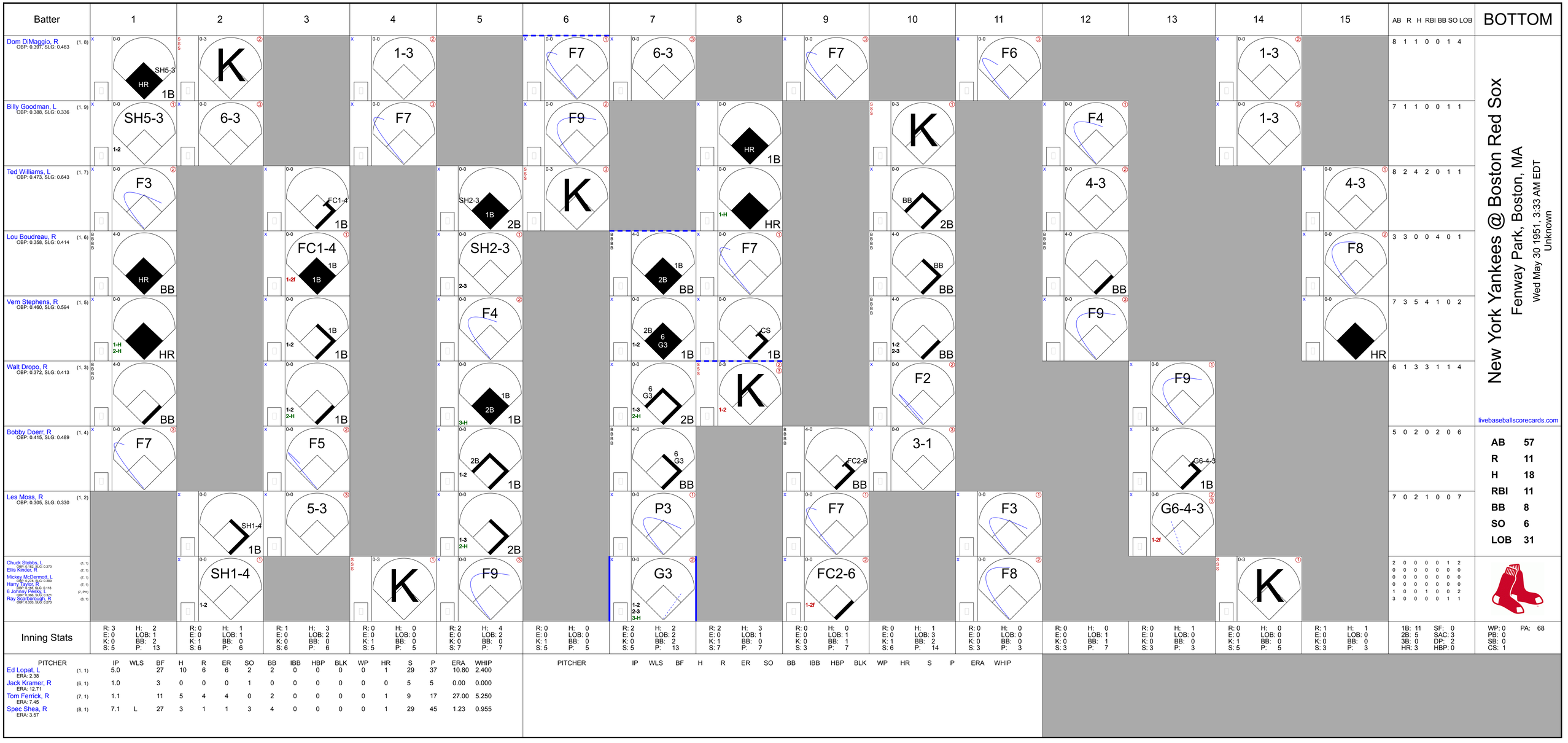
Batter
1
2
3
4
5
6
7
8
9
10
11
12
13
14
15
AB R H RBI BB SO LOB
BOTTOM
Dom DiMaggio, R (1, 8) OBP: 0.397, SLG: 0.463
8 1 1 0 0 1 4
Billy Goodman, L (1, 9) OBP: 0.388, SLG: 0.336
7 1 1 0 0 1 1
Ted Williams, L (1, 7) OBP: 0.473, SLG: 0.643
8 2 4 2 0 1 1
Lou Boudreau, R (1, 6) OBP: 0.358, SLG: 0.414
3 3 0 0 4 0 1
Vern Stephens, R (1, 5) OBP: 0.460, SLG: 0.594
7 3 5 4 1 0 2
Walt Dropo, R (1, 3) OBP: 0.372, SLG: 0.413
6 1 3 3 1 1 4
Bobby Doerr, R (1, 4) OBP: 0.415, SLG: 0.489
5 0 2 0 2 0 6
Les Moss, R (1, 2) OBP: 0.305, SLG: 0.330
7 0 2 1 0 0 7
Chuck Stobbs, L (1, 1) OBP: 0.182, SLG: 0.273
Ellis Kinder, R (7, 1)
Mickey McDermott, L (7, 1) OBP: 0.273, SLG: 0.389
Hank Wyse, R (7, 1) OBP: 0.118, SLG: 0.118
6 Johnny Pesky, L (7, PH) OBP: 0.366, SLG: 0.371
Ray Scarborough, R (8, 1) OBP: 0.333, SLG: 0.273
2 0 0 0 0 1 2
0 0 0 0 0 0 0
0 0 0 0 0 0 0
0 0 0 0 0 0 0
1 0 0 1 0 0 2
3 0 0 0 0 1 1
New York Yankees @ Boston Red Sox
Fenway Park, Boston, MA
Wed May 30 1951, 3:33 AM EDT
Unknown
livebaseballscorecards.com
AB 57
R 11
H 18
RBI 11
BB 8
SO 6
LOB 31
Inning Stats
R: 3 H: 2 E: 0 LOB: 1 K: 0 BB: 2 S: 5 P: 13
R: 0 H: 1 E: 0 LOB: 1 K: 1 BB: 0 S: 6 P: 6
R: 1 H: 3 E: 0 LOB: 2 K: 0 BB: 0 S: 6 P: 6
R: 0 H: 0 E: 0 LOB: 0 K: 1 BB: 0 S: 5 P: 5
R: 2 H: 4 E: 0 LOB: 2 K: 0 BB: 0 S: 7 P: 7
R: 0 H: 0 E: 0 LOB: 0 K: 1 BB: 0 S: 5 P: 5
R: 2 H: 2 E: 0 LOB: 2 K: 0 BB: 2 S: 5 P: 13
R: 2 H: 3 E: 0 LOB: 1 K: 1 BB: 0 S: 7 P: 7
R: 0 H: 0 E: 0 LOB: 1 K: 0 BB: 1 S: 3 P: 7
R: 0 H: 1 E: 0 LOB: 3 K: 1 BB: 2 S: 6 P: 14
R: 0 H: 0 E: 0 LOB: 0 K: 0 BB: 0 S: 3 P: 3
R: 0 H: 0 E: 0 LOB: 1 K: 0 BB: 1 S: 3 P: 7
R: 0 H: 1 E: 0 LOB: 0 K: 0 BB: 0 S: 3 P: 3
R: 0 H: 0 E: 0 LOB: 0 K: 1 BB: 0 S: 5 P: 5
R: 1 H: 1 E: 0 LOB: 0 K: 0 BB: 0 S: 3 P: 3
1B: 11 SF: 0 2B: 5 SAC: 3 3B: 0 DP: 2 HR: 3 HBP: 0
WP: 0 PA: 68 PB: 0 SB: 0 CS: 1
PITCHER IP WLS BF H R ER SO BB IBB HBP BLK WP HR S P ERA WHIP
Ed Lopat, L (1, 1) ERA: 2.38 5.0 27 10 6 6 2 2 0 0 0 1 29 37 10.80 2.400
Jack Kramer, R (6, 1) ERA: 12.71 1.0 3 0 0 0 1 0 0 0 0 0 0 5 5 0.00 0.000
Tom Ferrick, R (7, 1) ERA: 7.45 1.1 11 5 4 4 0 2 0 0 0 0 1 9 17 27.00 5.250
Spec Shea, R (8, 1) ERA: 3.57 7.1 L 27 3 1 1 3 4 0 0 0 0 1 29 45 1.23 0.955
PITCHER IP WLS BF H R ER SO BB IBB HBP BLK WP HR S P ERA WHIP

Batter	1	2	3	4	5	6	7	8	9	AB	R	H	RBI	BB	SO	LOB
Mickey Mantle, S (1, 9) OBP: 0.347, SLG: 0.429	S S S 0-3 ① K		S S S 0-3 ② K			x 0-0 HR	x 0-0 ③ 6-3			2	0	0	0	0	2	0
Cliff Mapes, L (5, 9) OBP: 0.200, SLG: 0.500										2	1	1	1	0	0	0
Phil Rizzuto, R (1, 6) OBP: 0.404, SLG: 0.455	x 0-0 ② 6-3		x 0-0 1B			x 0-0 HR 2B		x 0-0 ① 2-3		4	1	2	0	0	0	0
Bobby Brown, L (1, 5) OBP: 0.426, SLG: 0.591	x 0-0 ③ F9		x 0-0 ③ F3			H 1-0 HR HBP		x 0-0 ② 6-3		2	1	0	0	0	0	1
Gil McDougald, R (8, PH) OBP: 0.447, SLG: 0.595 (8, 5)										1	0	0	0	0	0	0
Joe DiMaggio, R (1, 8) OBP: 0.379, SLG: 0.475		x 0-0 ① F7		x 0-0 ① F7		x 0-0 1-H 2-H HR		x 0-0 1B		4	1	2	3	0	0	0
Yogi Berra, L (1, 2) OBP: 0.383, SLG: 0.493		x 0-0 1B 1B		x 0-0 ② F6		x 0-0 ① 4-3		x 0-0 ③ F3		4	0	1	0	0	0	1
Johnny Mize, L (1, 3) OBP: 0.416, SLG: 0.302		S S S 0-3 ② K		x 0-0 ③ 5-3		B B B B 4-0 G6-3 BB			x 0-0 ① 6-3	3	0	0	0	1	1	1
Gene Woodling, L (1, 7) OBP: 0.386, SLG: 0.310		x 0-0 FC6-4 1-2 1B			x 0-0 ① F8	x 0-0 ② ③ G6-3 1-2f			x 0-0 FC6-4 1B	3	0	1	0	0	0	1
Hank Bauer, R (9, PH) OBP: 0.360, SLG: 0.500										1	0	1	0	0	0	0
Jerry Coleman, R (1, 4) OBP: 0.379, SLG: 0.405		x 0-0 ③ FC6-4 1-2f			H 1-0 G4-6-3 HBP		x 0-0 ① 6-3		x 0-0 ② FC6-4 1-2f	3	0	0	0	0	0	3
Vic Raschi, R (1, 1) OBP: 0.214, SLG: 0.192			S S S 0-3 ① K		x 0-0 ② ③ G4-6-3 1-2f		x 0-0 ② F3		x 0-0 ③ 1-3	3	0	0	0	0	1	1
Jack Kramer, R (7, 1)										0	0	0	0	0	0	0
Jackie Jensen, R (9, PH) OBP: 0.374, SLG: 0.559										1	0	0	0	0	0	1
Inning Stats	R: 0 E: 0 K: 1 S: 5 H: 0 LOB: 0 BB: 0 P: 5	R: 0 E: 0 K: 1 S: 7 H: 2 LOB: 2 BB: 0 P: 7	R: 0 E: 0 K: 2 S: 8 H: 1 LOB: 1 BB: 0 P: 8	R: 0 E: 0 K: 0 S: 3 H: 0 LOB: 0 BB: 0 P: 3	R: 0 E: 0 K: 0 S: 2 H: 0 LOB: 0 BB: 0 P: 3	R: 4 E: 0 K: 0 S: 5 H: 3 LOB: 0 BB: 1 P: 10	R: 0 E: 0 K: 0 S: 3 H: 0 LOB: 0 BB: 0 P: 3	R: 0 E: 0 K: 0 S: 4 H: 1 LOB: 1 BB: 0 P: 4	R: 0 E: 0 K: 0 S: 4 H: 1 LOB: 1 BB: 0 P: 4	1B: 5 2B: 1 3B: 0 HR: 2 SF: 0 SAC: 0 DP: 2 HBP: 2						

PITCHER		IP	WLS	BF	H	R	ER	SO	BB	IBB	HBP	BLK	WP	HR	S	P	ERA	WHIP
Willard Nixon, R ERA: 4.35	(1, 1)	5.0		22	6	4	4	4	0	0	2	0	0	2	28	30	7.20	1.200
Bill Wight, L ERA: 7.04	(6, 1)	4.0	W	14	2	0	0	0	1	0	0	0	0	0	13	17	0.00	0.750

PITCHER		IP	WLS	BF	H	R	ER	SO	BB	IBB	HBP	BLK	WP	HR	S	P	ERA	WHIP

TOP

New York Yankees @ Boston Red Sox

Fenway Park, Boston, MA

Wed May 30 1951, 3:38 AM EDT

Att. 35,824 - Unknown

livebaseballscorecards.com

AB	33
R	4
H	8
RBI	4
BB	1
SO	4
LOB	9

BOTTOM

New York Yankees @ Boston Red Sox

Fenway Park, Boston, MA

Wed May 30 1951, 3:38 AM EDT

Att. 35,824 - Unknown

Batter	1	2	3	4	5	6	7	8	9	AB	R	H	RBI	BB	SO	LOB
Dom DiMaggio, R (1, 8) OBP: 0.408, SLG: 0.473	0-0 1B F8 1B	0-0 1-2 2-3 1B			0-0 ① F8		0-0 E 2B 1B	0-0 S SH1-4 6-3 1B		5	3	4	0	0	0	0
Billy Goodman, L (1, 9) OBP: 0.385, SLG: 0.333	0-0 F4 1-3 1B	0-3 ③ K			0-0 ② F8		0-0 E4 2B 1-2 1B	0-0 ① SH1-4 1-2		4	1	1	0	0	1	4
Ted Williams, L (1, 7) OBP: 0.477, SLG: 0.664	0-0 ① F8 3-H		0-0 3B		0-0 1B		0-0 1-3 2-H 1B 2B	0-0 ② 6-3 2-H		5	1	3	3	0	0	1
Lou Boudreau, R (1, 6) OBP: 0.353, SLG: 0.401	0-0 ②③ F4 1-3		0-0 ① 5-3		0-0 ③ F5		BBBB 4-0 1B 1B BB	0-0 ③ F8		4	1	0	0	1	0	3
Vern Stephens, R (1, 5) OBP: 0.461, SLG: 0.587		BBBB 4-0 5-3 1B BB	SSS 0-3 ② K			0-0 ① 6-3	0-0 1-3 2-H 3-H 1B 1B			3	2	1	2	1	1	1
Walt Dropo, R (1, 3) OBP: 0.368, SLG: 0.435		0-0 ① 5-3 1-2	0-0 ③ 5-3			0-0 HR	0-0 ② F4			4	1	1	1	0	0	4
Bobby Doerr, R (1, 4) OBP: 0.423, SLG: 0.493		0-0 ② F7	0-0 FC5-4 1B			BBBB 4-0 CS BB	0-0 1B 1-2 3-H 1B			3	0	2	1	1	0	1
Les Moss, R (1, 2) OBP: 0.312, SLG: 0.337		0-0 1B BB 2-H 1B	0-0 ① FC5-4 G4-6-3 1-2f			SSS 0-3 ②③ K 1-2	0-0 1-2 2-H 1B			4	0	2	2	0	1	2
Willard Nixon, L (1, 1) OBP: 0.474, SLG: 0.647 Bill Wight, L (6, 1) OBP: 0.154, SLG: 0.083	BBBB 4-0 1B 1-2 BB	0-0 ②③ G4-6-3 1-2f					F7 F9			1 2	0 0	0 0	0 0	1 0	0 0	1 2
Inning Stats	R: 1 H: 2 E: 0 LOB: 1 K: 0 BB: 0 S: 4 P: 4	R: 1 H: 2 E: 0 LOB: 3 K: 1 BB: 2 S: 7 P: 15	R: 0 H: 1 E: 0 LOB: 1 K: 1 BB: 0 S: 6 P: 6	R: 0 H: 1 E: 0 LOB: 0 K: 0 BB: 0 S: 3 P: 3	R: 0 H: 1 E: 0 LOB: 1 K: 0 BB: 0 S: 4 P: 4	R: 1 H: 1 E: 0 LOB: 1 K: 1 BB: 1 S: 5 P: 9	R: 5 H: 5 E: 1 LOB: 2 K: 0 BB: 1 S: 9 P: 13	R: 1 H: 1 E: 0 LOB: 0 K: 0 BB: 0 S: 4 P: 4		1B: 11 SF: 0 2B: 2 SAC: 1 3B: 1 DP: 2 HR: 1 HBP: 0					WP: 0 PA: 40 PB: 0 SB: 1 CS: 1	

livebaseballscorecards.com

	AB	35
	R	9
	H	14
	RBI	9
	BB	4
	SO	3
	LOB	19

PITCHER		IP	WLS	BF	H	R	ER	SO	BB	IBB	HBP	BLK	WP	HR	S	P	ERA	WHIP
Vic Raschi, R ERA: 2.99	(1, 1)	6.1	L	30	10	6	6	3	3	0	0	0	0	1	33	45	8.53	2.053
Jack Kramer, R ERA: 13.5	(7, 1)	1.2		10	4	3	2	0	1	0	0	0	0	0	9	13	10.80	3.000

PITCHER	IP	WLS	BF	H	R	ER	SO	BB	IBB	HBP	BLK	WP	HR	S	P	ERA	WHIP

Batter	1	2	3	4	5	6	7	8	9	AB	R	H	RBI	BB	SO	LOB
Dom DiMaggio, R (1, 8) OBP: 0.404, SLG: 0.467	F9		5-3			F7		FC6-4 1B		4	0	1	0	0	0	0
Billy Goodman, L (1, 9) OBP: 0.388, SLG: 0.338	1B 1B			4-3		FC3-6 1B		F7		4	0	2	0	0	0	2
Ted Williams, L (1, 7) OBP: 0.472, SLG: 0.652	CS 1B			3-1		FC3-6		F8		4	0	1	0	0	0	3
Lou Boudreau, R (1, 6) OBP: 0.350, SLG: 0.397	K			FC1-4 1B		F2		FC6-4		4	0	1	0	0	1	5
Vern Stephens, R (1, 5) OBP: 0.447, SLG: 0.566		F4		FC1-4			K		K	4	0	0	0	0	2	1
Walt Dropo, R (1, 3) OBP: 0.372, SLG: 0.438		K			FC5-4 1B		1B		5-3	4	0	2	0	0	1	0
Bobby Doerr, R (1, 4) OBP: 0.413, SLG: 0.479		6-3			FC5-4		F7		1-3	4	0	0	0	0	0	2
Les Moss, R (1, 2) OBP: 0.304, SLG: 0.327			F6		F2		K			0	0	0	0	0	0	0
Mickey McDermott, L (1, 1) OBP: 0.250, SLG: 0.350			4-3		4-3			1B 1B		2	0	0	0	0	0	1
Ellis Kinder, R (7, 1)										0	0	0	0	0	0	0
6 Johnny Pesky, L (8, PH) OBP: 0.375, SLG: 0.381										1	0	1	0	0	0	0
Bill Evans, R (8, 1)										0	0	0	0	0	0	0
Inning Stats	R: 0 E: 0 K: 1 S: 6 H: 2 LOB: 2 BB: 0 P: 6	R: 0 E: 0 K: 1 S: 5 H: 0 LOB: 0 BB: 0 P: 5	R: 0 E: 0 K: 0 S: 3 H: 0 LOB: 0 BB: 0 P: 3	R: 0 E: 0 K: 0 S: 4 H: 1 LOB: 1 BB: 0 P: 4	R: 0 E: 0 K: 0 S: 4 H: 1 LOB: 1 BB: 0 P: 4	R: 0 E: 0 K: 0 S: 4 H: 1 LOB: 1 BB: 0 P: 4	R: 0 E: 0 K: 2 S: 8 H: 1 LOB: 1 BB: 0 P: 8	R: 0 E: 0 K: 0 S: 5 H: 2 LOB: 2 BB: 0 P: 5	R: 0 E: 0 K: 1 S: 5 H: 0 LOB: 0 BB: 0 P: 5	1B: 8 2B: 1 3B: 0 HR: 0 SF: 0 SAC: 0 DP: 1 HBP: 0						

PITCHER	IP	WLS	BF	H	R	ER	SO	BB	IBB	HBP	BLK	WP	HR	S	P	ERA	WHIP
Ned Garver, R (1, 1) ERA: 3.99	9.0	W	34	8	0	0	5	0	0	0	0	0	0	44	44	0.00	0.889

PITCHER	IP	WLS	BF	H	R	ER	SO	BB	IBB	HBP	BLK	WP	HR	S	P	ERA	WHIP

TOP

Boston Red Sox @ St. Louis Browns

Sportsman's Park, St. Louis, MO

Fri Jun 01 1951, 4:33 AM EDT

Att. 7,062 - Unknown

livebaseballscorecards.com

AB	31
R	0
H	8
RBI	0
BB	0
SO	4
LOB	14

Batter	1	2	3	4	5	6	7	8	9	AB	R	H	RBI	BB	SO	LOB
Fred Marsh, R (1, 5) OBP: 0.293, SLG: 0.328	SSS 0-3 ① K		BBBB 4-0 FC1-6 BB	SSS 0-3 ② K			x 0-0 ① F6	BBBB 4-0 BB		3	0	0	0	2	2	1
Bobby Young, L (1, 4) OBP: 0.294, SLG: 0.339	x 0-0 1B		x 0-0 ① FC1-6 WP 1B 1-2f	BBBB 4-0 1-2 BB			BBBB 4-0 S E BB	x 0-0 ③ F5		3	1	1	0	2	0	3
Ray Coleman, L (1, 9) OBP: 0.393, SLG: 0.531 Ken Wood, R (8, 9) OBP: 0.268, SLG: 0.341	SSS 0-3 ② K		x 0-0 1-2 1B	SSS 0-3 ③ K			SSS 0-3 ② K 1-H			4 0	0 0	1 0	0 0	0 0	3 0	3 0
Don Lenhardt, R (1, 7) OBP: 0.316, SLG: 0.467	SSS 0-3 ③ K		x 0-0 ② F3 2-3		x 0-0 ① F7		x 0-0 HR			4	1	1	1	0	1	3
Jim Delsing, L (1, 8) OBP: 0.339, SLG: 0.430		BBBB 4-0 G6-4-3 BB	SSS 0-3 ③ K		SSS 0-3 ② K		BBBB 4-0 BB			2	0	0	0	2	2	2
Sherm Lollar, R (1, 2) OBP: 0.359, SLG: 0.425		x 0-0 ① ② G6-4-3 1-2f	BBBB 4-0 2B 1B BB		x 0-0 ③ F3		x 0-0 ③ F8			3	1	0	0	1	0	2
Hank Arft, L (1, 3) OBP: 0.342, SLG: 0.365		x 0-0 BB 1B	SSS 0-3 ① K			BBBB 4-0 1-4 BB		BBBB 4-0 SH3-4 BB		2	0	1	0	2	1	1
Johnny Bero, L (1, 6) OBP: 0.341, SLG: 0.311		BBBB 4-0 1-2 BB	x 0-0 1-3 1B 2B			x 0-0 ① ② 1-4 1-2f		x 0-0 ① SH3-4 1-2		2	1	1	0	1	0	1
Ned Garver, R (1, 1) OBP: 0.385, SLG: 0.304		x 0-0 ③ F5	x 0-0 2-H 3-H BB 1B			x 0-0 ③ 6-3		x 0-0 ② 6-3		4	0	1	2	0	0	3
Inning Stats	R: 0 E: 0 K: 3 S: 10 H: 1 LOB: 1 BB: 0 P: 10	R: 0 E: 0 K: 0 S: 3 H: 1 LOB: 2 BB: 2 P: 11	R: 0 E: 0 K: 1 S: 6 H: 1 LOB: 2 BB: 1 P: 10	R: 2 E: 0 K: 3 S: 11 H: 2 LOB: 2 BB: 2 P: 19	R: 0 E: 0 K: 1 S: 5 H: 0 LOB: 0 BB: 0 P: 5	R: 0 E: 0 K: 0 S: 2 H: 0 LOB: 0 BB: 1 P: 6	R: 2 E: 0 K: 1 S: 6 H: 1 LOB: 1 BB: 2 P: 14	R: 0 E: 0 K: 0 S: 3 H: 0 LOB: 2 BB: 2 P: 11		1B: 4 2B: 2 3B: 0 HR: 1	SF: 0 SAC: 1 DP: 2 HBP: 0					

PITCHER		IP	WLS	BF	H	R	ER	SO	BB	IBB	HBP	BLK	WP	HR	S	P	ERA	WHIP
Mickey McDermott, L ERA: 2.59	(1, 1)	6.2	L	32	6	4	4	9	8	0	0	0	1	1	42	74	5.40	2.100
Ellis Kinder, R ERA: 5.17	(7, 1)	0.1		1	0	0	0	0	0	0	0	0	0	0	1	1	0.00	0.000
Bill Evans, R ERA: 0.96	(8, 1)	1.0		5	0	0	0	0	2	0	0	0	0	0	3	11	0.00	2.000

PITCHER	IP	WLS	BF	H	R	ER	SO	BB	IBB	HBP	BLK	WP	HR	S	P	ERA	WHIP

BOTTOM

Boston Red Sox @ St. Louis Browns

Sportsman's Park, St. Louis, MO

Fri Jun 01 1951, 4:33 AM EDT

Att. 7,062 - Unknown

livebaseballscorecards.com

AB	27
R	4
H	6
RBI	3
BB	10
SO	9
LOB	19

1B: 4 SF: 0
2B: 2 SAC: 1
3B: 0 DP: 2
HR: 1 HBP: 0

WP: 1 PA: 38
PB: 0
SB: 1
CS: 0

Batter	1	2	3	4	5	6	7	8	9	AB	R	H	RBI	BB	SO	LOB
Dom DiMaggio, R (1, 8) OBP: 0.404, SLG: 0.471	G2-6-3 1B		E3 2B 2-H	F9		BB 2-H 2B		5-3		5	1	2	1	0	0	0
Billy Goodman, L (1, 9) OBP: 0.400, SLG: 0.357	G2-6-3 1-2f		PB 2B 2-H 2B		3B 1B	BB BB		WP S 1B 1B		4	3	3	1	1	0	1
Ted Williams, L (1, 7) OBP: 0.475, SLG: 0.643	K		2B 2-3 BB		F3	FC6-4 1-2 2-3 BB		1B 1-3 BB		2	0	0	0	3	1	1
Lou Boudreau, R (1, 6) OBP: 0.352, SLG: 0.411		K	F3		1-H 3B	FC6-4 1-2f		1-2 3-H 1B		5	0	2	2	0	1	5
Vern Stephens, R (1, 5) OBP: 0.438, SLG: 0.559		F3	1-3 3-H 2B		F6		6-3	K		5	0	1	1	0	1	3
Walt Dropo, R (1, 3) OBP: 0.366, SLG: 0.422		BB BB	F2		5-3		F8		F2	4	0	0	0	1	0	3
Bobby Doerr, R (1, 4) OBP: 0.424, SLG: 0.493		1-2 BB	F7			2B 2B	1B		1B 1B	4	1	3	0	1	0	2
Les Moss, R (1, 2) OBP: 0.308, SLG: 0.324		5-3		BB		5-3	K		1-2 1B	0	0	0	0	0	0	0
Harry Taylor, R (1, 1) OBP: 0.158, SLG: 0.211 Clyde Vollmer, R (6, PH) OBP: 0.211, SLG: 0.353 Willard Nixon, L (6, 1) OBP: 0.429, SLG: 0.579			E 2B	G5-4-3 1-2f		K		1-3	G4-6-3 1-2f	2 1 2	1 0 0	1 0 0	0 0 0	0 0 0	0 1 0	1 1 2
Inning Stats	R: 0 E: 0 K: 1 S: 5 H: 1 LOB: 0 BB: 0 P: 5	R: 0 E: 0 K: 1 S: 5 H: 0 LOB: 2 BB: 2 P: 13	R: 3 E: 1 K: 0 S: 7 H: 3 LOB: 2 BB: 1 P: 11	R: 0 E: 0 K: 0 S: 2 H: 0 LOB: 0 BB: 1 P: 6	R: 1 E: 0 K: 0 S: 5 H: 2 LOB: 1 BB: 0 P: 5	R: 1 E: 0 K: 1 S: 7 H: 2 LOB: 3 BB: 2 P: 15	R: 0 E: 0 K: 1 S: 6 H: 1 LOB: 1 BB: 0 P: 6	R: 1 E: 0 K: 1 S: 7 H: 2 LOB: 2 BB: 1 P: 11	R: 0 E: 0 K: 0 S: 4 H: 2 LOB: 1 BB: 0 P: 4	1B: 7 2B: 5 3B: 1 HR: 0 SF: 0 SAC: 0 DP: 3 HBP: 0						

PITCHER		IP	WLS	BF	H	R	ER	SO	BB	IBB	HBP	BLK	WP	HR	S	P	ERA	WHIP
Bill Kennedy, L ERA: 3.92	(1, 1)	5.2	L	28	8	5	4	3	4	0	0	0	0	0	30	46	6.35	2.118
Jim Suchecki, R ERA: 4.35	(6, 1)	1.1		7	1	0	0	1	2	0	0	0	0	0	7	15	0.00	2.250
Al Widmar, R ERA: 6.19	(8, 1)	2.0		10	4	1	1	1	1	0	0	0	1	0	11	15	4.50	2.500

PITCHER	IP	WLS	BF	H	R	ER	SO	BB	IBB	HBP	BLK	WP	HR	S	P	ERA	WHIP

TOP

Boston Red Sox @ St. Louis Browns

Sportsman's Park, St. Louis, MO

Sat Jun 02 1951, 4:33 AM EDT

Att. 2,935 - Unknown

livebaseballscorecards.com

AB	34
R	6
H	12
RBI	5
BB	6
SO	4
LOB	19

WP: 1	PB: 1	SB: 1	CS: 0
PA: 45			

Batter	1	2	3	4	5	6	7	8	9	AB	R	H	RBI	BB	SO	LOB
Fred Marsh, R (1, 5) OBP: 0.304, SLG: 0.352	F9		F7		WP 1B 2B		2-H 1B			4	1	2	0	0	0	0
Bobby Young, L (1, 4) OBP: 0.299, SLG: 0.343	5-3 1B		1B		F8 2-3		F8			4	0	2	0	0	0	2
Ray Coleman, L (1, 9) OBP: 0.389, SLG: 0.523	5-3 1-2		F5		CS 1B 3-H			K		4	0	1	1	0	1	2
Don Lenhardt, R (1, 7) OBP: 0.304, SLG: 0.448	F8		4-3		F8			6-3		4	0	0	0	0	0	3
Jim Delsing, L (1, 8) OBP: 0.328, SLG: 0.414		F3		G3	CS 1-2	F9		4-3		4	0	0	0	0	0	0
Matt Batts, R (1, 2) OBP: 0.310, SLG: 0.444		HR 2B		6-3		F4			5-3	4	1	1	0	0	0	0
Hank Arft, L (1, 3) OBP: 0.355, SLG: 0.407		2-H HR		S 1B 1B		K			G6-4-3 1B	4	2	3	2	0	1	0
Johnny Bero, L (1, 6) OBP: 0.352, SLG: 0.325 Tom Upton, R (7, PR) OBP: 0.178, SLG: 0.229 (8, 6) Roy Sievers, R (9, PH) OBP: 0.307, SLG: 0.348		3-1		1-H 1B			3-1 1B 1B		G6-4-3 1-2f	3 0 1	0 0 0	2 0 0	1 0 0	0 0 0	0 0 1	0 0 1
Bill Kennedy, L (1, 1) OBP: 0.154, SLG: 0.154 Jim Suchecki, R (6, 1) Johnny Berardino, R (7, PH) OBP: 0.341, SLG: 0.327 Al Widmar, R (8, 1) OBP: 0.071, SLG: 0.143		K		6-3			3-1 1-2			2 0 1 0	0 0 0 0	0 0 0 0	0 0 0 0	1 0 0 0	1 0 0 0	1 0 1 0
Inning Stats	R: 0 E: 0 K: 0 S: 4 H: 1 LOB: 1 BB: 0 P: 4	R: 2 E: 0 K: 1 S: 7 H: 2 LOB: 0 BB: 0 P: 7	R: 0 E: 0 K: 0 S: 4 H: 1 LOB: 1 BB: 0 P: 4	R: 1 E: 0 K: 0 S: 5 H: 2 LOB: 1 BB: 0 P: 5	R: 1 E: 0 K: 0 S: 4 H: 2 LOB: 0 BB: 0 P: 4	R: 0 E: 0 K: 1 S: 5 H: 0 LOB: 0 BB: 0 P: 5	R: 0 E: 0 K: 0 S: 4 H: 2 LOB: 1 BB: 0 P: 4	R: 0 E: 0 K: 1 S: 5 H: 0 LOB: 0 BB: 0 P: 5	R: 0 E: 0 K: 0 S: 3 H: 1 LOB: 0 BB: 0 P: 3	1B: 8 2B: 2 3B: 0 HR: 1	SF: 0 SAC: 0 DP: 1 HBP: 0				WP: 1 PB: 0 SB: 1 CS: 1	PA: 36	

PITCHER		IP	WLS	BF	H	R	ER	SO	BB	IBB	HBP	BLK	WP	HR	S	P	ERA	WHIP
Harry Taylor, R ERA: 3.98	(1, 1)	5.0	W	22	8	4	4	1	0	0	0	0	1	1	24	24	7.20	1.600
Willard Nixon, R ERA: 3.97	(6, 1)	4.0	S	13	3	0	0	2	0	0	0	0	0	0	17	17	0.00	0.750

PITCHER	IP	WLS	BF	H	R	ER	SO	BB	IBB	HBP	BLK	WP	HR	S	P	ERA	WHIP

BOTTOM

Boston Red Sox @ St. Louis Browns

Sportsman's Park, St. Louis, MO

Sat Jun 02 1951, 4:33 AM EDT

Att. 2,935 - Unknown

livebaseballscorecards.com

AB	35
R	4
H	11
RBI	4
BB	0
SO	3
LOB	10

Batter	1	2	3	4	5	6	7	8	9	AB	R	H	RBI	BB	SO	LOB
Dom DiMaggio, R (1, 8) OBP: 0.399, SLG: 0.464	5-3		BB, SH2-3, 1B, 1B	F8		G4-6-3, 1-2f		F9		5	1	1	0	0	0	3
Billy Goodman, L (1, 9) OBP: 0.396, SLG: 0.354	F8		SH2-3, 1-2	K			F8		G6-3, 1B	4	0	1	0	0	1	1
Ted Williams, L (1, 7) OBP: 0.473, SLG: 0.629	BBB, 1B, 2B, BB		IIII, BB, 1B, IBB	F8			F8		G6-3, 1-2f	3	2	0	0	2	0	2
Lou Boudreau, R (1, 6) OBP: 0.365, SLG: 0.427	2B, 1-2, 1B		BBBB, 1B, 1-2, 2-3, 1B, BB		G6-4-3, 1B		1B, 2B		6-3	4	2	3	0	1	0	0
Vern Stephens, R (1, 5) OBP: 0.447, SLG: 0.574	1-3, 2-H, 2B		1B, 1-2, 2-H, 3-H, FC6-4, 1B		G6-4-3, 1-2f		2-H, 1B			4	1	3	4	0	0	1
Walt Dropo, R (1, 3) OBP: 0.362, SLG: 0.417	6-3		1-3, 2-H, FC6-4, 1B		F9		SSS, K			4	0	1	1	0	1	3
Bobby Doerr, R (1, 4) OBP: 0.420, SLG: 0.486		5-3	1-2f, 3-H, FC6-4			1B, 1B		6-3		4	0	1	1	0	0	1
Les Moss, R (1, 2) OBP: 0.314, SLG: 0.352		BBBB, L6-3, BB	F7			F9		HR		3	1	1	1	1	0	2
Mel Parnell, L (1, 1) OBP: 0.519, SLG: 0.455 Ellis Kinder, R (6, 1)		L6-3, 1-2		1B		G4-6-3, 1-2, 1B		SSS, K		3 1	0 0	2 0	0 0	0 0	0 1	1 0
Inning Stats	R: 1 E: 0 K: 0 S: 5 H: 2 LOB: 2 BB: 1 P: 9	R: 0 E: 0 K: 0 S: 2 H: 0 LOB: 0 BB: 1 P: 6	R: 4 E: 0 K: 0 S: 6 H: 3 LOB: 1 BB: 2 P: 14	R: 0 E: 0 K: 1 S: 6 H: 1 LOB: 1 BB: 0 P: 6	R: 0 E: 0 K: 0 S: 3 H: 1 LOB: 0 BB: 0 P: 3	R: 0 E: 0 K: 0 S: 4 H: 2 LOB: 1 BB: 0 P: 4	R: 1 E: 0 K: 1 S: 7 H: 2 LOB: 1 BB: 0 P: 7	R: 1 E: 0 K: 1 S: 6 H: 1 LOB: 0 BB: 0 P: 6	R: 0 E: 0 K: 0 S: 3 H: 1 LOB: 0 BB: 0 P: 3	1B: 10 2B: 3 3B: 0 HR: 1 SF: 0 SAC: 1 DP: 4 HBP: 0						

PITCHER		IP	WLS	BF	H	R	ER	SO	BB	IBB	HBP	BLK	WP	HR	S	P	ERA	WHIP
Ken Holcombe, R ERA: 2.88	(1, 1)	3.0	L	17	5	5	5	0	3	1	0	0	0	0	13	29	15.00	2.667
Luis Aloma, R ERA:	(4, 1)	2.0		7	2	0	0	1	0	0	0	0	0	0	9	9	0.00	1.000
Lou Kretlow, R ERA: 6.52	(6, 1)	1.0		4	2	0	0	0	0	0	0	0	0	0	4	4	0.00	2.000
Marv Rotblatt, L ERA: 2.6	(7, 1)	3.0		12	4	2	2	2	0	0	0	0	0	1	16	16	6.00	1.333

PITCHER	IP	WLS	BF	H	R	ER	SO	BB	IBB	HBP	BLK	WP	HR	S	P	ERA	WHIP

TOP

Boston Red Sox @ Chicago White Sox

Comiskey Park, Chicago, IL

Sun Jun 03 1951, 4:33 AM EDT

Unknown

livebaseballscorecards.com

AB	35
R	7
H	13
RBI	7
BB	4
SO	3
LOB	14

Batter	1	2	3	4	5	6	7	8	9	AB	R	H	RBI	BB	SO	LOB
Bob Dillinger, R (1, 5) OBP: 0.286, SLG: 0.345	F7		1B 1-2 1B		K		K 1B		1B	5	0	2	0	0	2	0
Nellie Fox, L (1, 4) OBP: 0.420, SLG: 0.551	F9		1-2 2-H 1B		4-3		3B 1B		F8	5	1	2	0	0	0	1
Minnie Minoso, R (1, 7) OBP: 0.457, SLG: 0.605	6-3		F7			HR BB	1-H F9 3B		F8	4	2	1	1	1	0	3
Eddie Robinson, L (1, 3) OBP: 0.443, SLG: 0.649		2B		1B 6-3 BB		1-H HR	3-H F9			3	2	2	3	1	0	0
Al Zarilla, L (1, 9) OBP: 0.354, SLG: 0.423		F2		G5-3 6-3 1-3 1B		G3	F5			4	0	1	0	0	0	1
Jim Busby, R (1, 8) OBP: 0.368, SLG: 0.393		4-3		6-3 1-2 3-H		1B		F8		4	0	1	1	0	0	2
Chico Carrasquel, R (1, 6) OBP: 0.328, SLG: 0.361		1-3		BB		1-2 1B		6-3		3	0	1	0	1	0	1
Gus Niarhos, R (1, 2) OBP: 0.424, SLG: 0.262			4-3	G5-3 2-3f		F5		F8		2	0	0	0	0	0	2
Bud Stewart, L (6, PH) OBP: 0.348, SLG: 0.458										1	0	0	0	0	0	2
Phil Masi, R (7, 2) OBP: 0.470, SLG: 0.538										1	0	0	0	0	0	0
Ken Holcombe, R (1, 1) OBP: 0.385, SLG: 0.417			1B 1B 1B		K	1-3			F3	0	0	0	0	0	0	0
Joe Frazier, R (3, PH) OBP: 0.667, SLG: 0.667										1	0	1	0	0	0	0
Luis Aloma, R (4, 1)										0	0	0	0	0	0	0
Joe Demaestri, R (5, PH) OBP: 0.111, SLG: 0.111										1	0	0	0	0	1	0
Lou Kretlow, R (6, 1)										0	0	0	0	0	0	0
Floyd Baker, L (6, PH) OBP: 0.422, SLG: 0.373										1	0	0	0	0	0	2
Marv Rotblatt, S (7, 1)										0	0	0	0	0	0	0
Paul Lehner, L (9, PH) OBP: 0.270, SLG: 0.250										1	0	0	0	0	0	0
Inning Stats	R: 0 E: 0 K: 0 S: 3 H: 0 LOB: 0 BB: 0 P: 3	R: 0 E: 0 K: 0 S: 4 H: 1 LOB: 1 BB: 0 P: 4	R: 0 E: 0 K: 0 S: 5 H: 3 LOB: 2 BB: 0 P: 5	R: 1 E: 0 K: 0 S: 3 H: 1 LOB: 1 BB: 2 P: 11	R: 0 E: 0 K: 2 S: 7 H: 0 LOB: 0 BB: 0 P: 7	R: 2 E: 0 K: 0 S: 6 H: 3 LOB: 2 BB: 1 P: 10	R: 2 E: 0 K: 1 S: 7 H: 2 LOB: 0 BB: 0 P: 7	R: 0 E: 0 K: 0 S: 3 H: 0 LOB: 0 BB: 0 P: 3	R: 0 E: 0 K: 0 S: 4 H: 1 LOB: 1 BB: 0 P: 4	1B: 8 2B: 1 3B: 1 HR: 1 SF: 0 SAC: 0 DP: 1 HBP: 0						

PITCHER		IP	WLS	BF	H	R	ER	SO	BB	IBB	HBP	BLK	WP	HR	S	P	ERA	WHIP
Mel Parnell, L ERA: 3.21	(1, 1)	5.1	W	25	8	3	3	2	3	0	0	0	0	1	26	38	5.06	2.062
Ellis Kinder, R ERA: 5.12	(6, 1)	3.2	S	14	3	2	2	1	0	0	0	0	0	0	16	16	4.91	0.818

PITCHER	IP	WLS	BF	H	R	ER	SO	BB	IBB	HBP	BLK	WP	HR	S	P	ERA	WHIP

BOTTOM

Boston Red Sox @ Chicago White Sox

Comiskey Park, Chicago, IL

Sun Jun 03 1951, 4:33 AM EDT

Unknown

livebaseballscorecards.com

AB	36
R	5
H	11
RBI	5
BB	3
SO	3
LOB	14

WP: 0	PA: 39
PB: 0	
SB: 0	
CS: 0	

Boston Red Sox @ Chicago White Sox

Comiskey Park, Chicago, IL

Sun Jun 03 1951, 4:38 AM EDT

Att. 35,362 - Unknown

TOP

livebaseballscorecards.com

Batter	1	2	3	4	5	6	7	8	9	AB	R	H	RBI	BB	SO	LOB
Dom DiMaggio, R (1, 8) OBP: 0.406, SLG: 0.470	SH5-3-6 1B		G4-6-3 1B		F8			4-3 1B 2-H		4	0	3	1	0	0	1
Billy Goodman, L (1, 9) OBP: 0.395, SLG: 0.349	SH5-3-6 1-3f		G4-6-3 1-2f			FC5 5-3 BB		F8		2	0	0	0	1	0	2
Ted Williams, L (1, 7) OBP: 0.469, SLG: 0.616	BLK 1B BB			F2		F9		4-3 1-2		3	1	0	0	1	0	2
Lou Boudreau, R (1, 6) OBP: 0.362, SLG: 0.422	1-H 1B			1-3		5-3 1-2		F7		4	0	1	1	0	0	2
Vern Stephens, R (1, 5) OBP: 0.441, SLG: 0.563	F8			FC6 1B		FC5 2-3			6-3	4	0	1	0	0	0	2
Walt Dropo, R (1, 3) OBP: 0.359, SLG: 0.407		G1-6-3 BB		FC6 1-2f			F2		5-3	3	0	0	0	1	0	1
Bobby Doerr, R (1, 4) OBP: 0.417, SLG: 0.480		G1-6-3 1-2f			WP 1B		F9		1-3	4	0	1	0	0	0	1
Les Moss, R (1, 2) OBP: 0.306, SLG: 0.343		2-3			F5 1-2		K			3	0	0	0	0	1	1
Chuck Stobbs, L (1, 1) OBP: 0.174, SLG: 0.261			4-3		F4			1B 2B		1	0	0	0	0	0	0
6 Johnny Pesky, L (5, PH) OBP: 0.370, SLG: 0.375										1	0	0	0	0	0	1
Bill Evans, R (5, 1)										0	0	0	0	0	0	0
Walt Masterson, R (6, 1)										0	0	0	0	0	0	0
Fred Hatfield, L (8, PH) OBP: 0.333, SLG: 0.667										1	1	1	0	0	0	0
Paul Hinrichs, R (8, 1)										0	0	0	0	0	0	0
Mickey McDermott, L (8, 1) OBP: 0.250, SLG: 0.350										0	0	0	0	0	0	0

Inning Stats	1	2	3	4	5	6	7	8	9
	R: 1 E: 0 K: 0 S: 4	H: 2 LOB: 1 BB: 1 P: 8	R: 0 E: 0 K: 0 S: 2	H: 0 LOB: 0 BB: 1 P: 6	R: 0 E: 0 K: 0 S: 3	H: 1 LOB: 0 BB: 0 P: 3	R: 0 E: 0 K: 0 S: 4	H: 1 LOB: 1 BB: 0 P: 4	R: 0 E: 0 K: 0 S: 3	H: 0 LOB: 1 BB: 1 P: 7	R: 0 E: 0 K: 1 S: 5	H: 0 LOB: 0 BB: 0 P: 5	R: 1 E: 0 K: 0 S: 5	H: 2 LOB: 1 BB: 0 P: 5	R: 0 E: 0 K: 0 S: 3	H: 0 LOB: 0 BB: 0 P: 3

| | | | | | | | | | |

Batter	1	2	3	4	5	6	7	8	9	AB	R	H	RBI	BB	SO	LOB
Bob Dillinger, R (1, 5) OBP: 0.323, SLG: 0.367	6-3		2B E 1B	2-H 2B 1B	BBBB 1-2 2-3 BB		1B	L5		5	2	3	1	1	0	0
Nellie Fox, L (1, 4) OBP: 0.419, SLG: 0.559	G3 2B		E 1-3 1B 2B	F7	4-3		F9			5	1	2	0	0	0	5
Minnie Minoso, R (1, 7) OBP: 0.476, SLG: 0.624	BBBB G3 BB		BBBB 1B E BB	1-H 2B		1B 1B 1B		S 2B 1B		3	2	3	1	2	0	0
Eddie Robinson, L (1, 3) OBP: 0.442, SLG: 0.647	G3 1-2 2-3		E3 1B 1-2 2-3 3-H	4-3		G6-4-3 1B 1-2 1B		BB 1-H 3B 2B		5	1	2	2	0	0	5
Al Zarilla, L (1, 9) OBP: 0.349, SLG: 0.417 Bud Stewart, L (5, PH) (6, 9) OBP: 0.362, SLG: 0.459	4-3		F3		G3	G6-4-3 1-2 2-H 1B		BBBB 4-0 BB 3B BB		2 2	0 1	0 1	0 1	0 1	0 0	5 0
Jim Busby, R (1, 8) OBP: 0.378, SLG: 0.396		5-3	1-2 2-3 3-H 1B		1B 1B 1B	G6-4-3 1-2f 2-3		BBBB 4-0 1-2 2-3 3B BB		4	2	2	1	1	0	2
Chico Carrasquel, R (1, 6) OBP: 0.330, SLG: 0.374		F8	4-3		BB 1-2 1B 1B	F7		1-H 2-H 3-H F8 3B		5	1	2	3	0	0	4
Phil Masi, R (1, 2) OBP: 0.451, SLG: 0.500		6-3		BBBB 4-0 SH2-4 1B BB	F8		SSS K	3-H F8		4	1	0	1	1	1	2
Howie Judson, R (1, 1) OBP: 0.250, SLG: 0.143			1-3	SH2-4 1-2	1-2 2-H BB 1B		SSS K	4-1		4	0	1	1	0	1	0
Inning Stats	R: 0 E: 0 K: 0 S: 4 H: 1 LOB: 2 BB: 1 P: 8	R: 0 E: 0 K: 0 S: 3 H: 0 LOB: 0 BB: 0 P: 3	R: 2 E: 1 K: 0 S: 7 H: 3 LOB: 3 BB: 1 P: 11	R: 2 E: 0 K: 0 S: 5 H: 2 LOB: 1 BB: 1 P: 9	R: 1 E: 0 K: 0 S: 6 H: 3 LOB: 3 BB: 1 P: 10	R: 1 E: 0 K: 0 S: 5 H: 3 LOB: 1 BB: 0 P: 5	R: 0 E: 0 K: 2 S: 8 H: 1 LOB: 1 BB: 0 P: 8	R: 5 E: 0 K: 0 S: 6 H: 3 LOB: 0 BB: 2 P: 14		1B: 11 2B: 4 3B: 1 HR: 0	SF: 0 SAC: 1 DP: 1 HBP: 0					

PITCHER		IP	WLS	BF	H	R	ER	SO	BB	IBB	HBP	BLK	WP	HR	S	P	ERA	WHIP
Chuck Stobbs, L ERA: 4.1	(1, 1)	4.0	L	22	6	4	3	0	3	0	0	0	0	0	19	31	6.75	2.250
Bill Evans, R ERA: 2.61	(5, 1)	1.0		9	5	2	2	0	1	0	0	0	0	0	8	12	18.00	6.000
Walt Masterson, R ERA: 5.06	(6, 1)	2.0		7	2	0	0	2	0	0	0	0	0	0	11	11	0.00	1.000
Paul Hinrichs, R ERA: 47.25	(8, 1)	0.0		3	2	3	3	0	1	0	0	0	0	0	2	6	∞	∞
Mickey McDermott, L ERA: 2.7	(8, 1)	1.0		5	1	2	2	0	1	0	0	0	0	0	4	8	18.00	2.000

PITCHER	IP	WLS	BF	H	R	ER	SO	BB	IBB	HBP	BLK	WP	HR	S	P	ERA	WHIP

BOTTOM

Boston Red Sox @ Chicago White Sox

Comiskey Park, Chicago, IL

Sun Jun 03 1951, 4:38 AM EDT

Att. 35,362 - Unknown

livebaseballscorecards.com

AB	39
R	11
H	16
RBI	11
BB	6
SO	2
LOB	23

PA: 46

Batter	1	2	3	4	5	6	7	8	9	AB	R	H	RBI	BB	SO	LOB
Dom DiMaggio, R (1, 8) OBP: 0.411, SLG: 0.471	F4	1B 1-2 3-H 1B			BBB CS 1B BB		5-3		1B	4	0	2	1	1	0	0
Billy Goodman, L (1, 9) OBP: 0.407, SLG: 0.371	E 2B	CS 1-3 2-H 1B			1-2 1B			2B 1B	1-3	5	2	4	1	0	0	1
Ted Williams, L (1, 7) OBP: 0.474, SLG: 0.627	E7 2-H 1B	CS 1-2	G4-3 1B		SSS K 2-3			4-3 1-H 1B 2B		4	1	3	2	0	1	2
Lou Boudreau, R (1, 6) OBP: 0.354, SLG: 0.411	6-3		SSS K			F9 1B		5-3		4	0	0	0	0	1	3
Vern Stephens, R (1, 5) OBP: 0.436, SLG: 0.554	F4		G4-3 1-2f					4-3 2-3		4	0	1	0	0	0	3
Walt Dropo, R (1, 3) OBP: 0.356, SLG: 0.402		F7		6-3		F4 1B		3-H 1B		4	0	1	1	0	0	1
Bobby Doerr, R (1, 4) OBP: 0.408, SLG: 0.468		1-3		F2		F9		F9		4	0	0	0	0	0	2
Les Moss, R (1, 2) OBP: 0.305, SLG: 0.333		BBBB E PB 1B BB		F2			SSS K		6-3	3	1	0	0	1	1	0
Ray Scarborough, R (1, 1) OBP: 0.286, SLG: 0.231		E4 1B 1-3 1B			1-3		F8		F9	2	1	0	0	0	0	1
Ellis Kinder, R (5, 1)										0	0	0	0	0	0	0
Clyde Vollmer, R (7, PH) OBP: 0.200, SLG: 0.333										1	0	0	0	0	0	0
Walt Masterson, R (7, 1)										0	0	0	0	0	0	0
6 Johnny Pesky, L (9, PH) OBP: 0.365, SLG: 0.369										1	0	0	0	0	0	0

TOP

Boston Red Sox @ Chicago White Sox

Comiskey Park, Chicago, IL

Mon Jun 04 1951, 4:33 AM EDT

Unknown

livebaseballscorecards.com

AB	36
R	5
H	11
RBI	5
BB	2
SO	3
LOB	13

Inning Stats	1	2	3	4	5	6	7	8	9
	R: 1 E: 1 K: 0 S: 5	R: 2 E: 1 K: 0 S: 5	R: 0 E: 0 K: 1 S: 5	R: 0 E: 0 K: 0 S: 3	R: 0 E: 0 K: 1 S: 5	R: 0 E: 0 K: 0 S: 4	R: 0 E: 0 K: 1 S: 5	R: 2 E: 0 K: 0 S: 6	R: 0 E: 0 K: 0 S: 4
	H: 2 LOB: 1 BB: 0 P: 5	H: 2 LOB: 1 BB: 1 P: 9	H: 1 LOB: 0 BB: 0 P: 5	H: 0 LOB: 0 BB: 0 P: 3	H: 1 LOB: 2 BB: 1 P: 9	H: 1 LOB: 1 BB: 0 P: 4	H: 0 LOB: 0 BB: 0 P: 5	H: 3 LOB: 1 BB: 0 P: 6	H: 1 LOB: 1 BB: 0 P: 4

1B: 9	SF: 0
2B: 3	SAC: 0
3B: 0	DP: 2
HR: 0	HBP: 0

WP: 0	PA: 39
PB: 1	
SB: 0	
CS: 2	

PITCHER	IP	WLS	BF	H	R	ER	SO	BB	IBB	HBP	BLK	WP	HR	S	P	ERA	WHIP
Billy Pierce, L (1, 1) ERA: 3.35	9.0	W	38	11	5	3	3	2	0	0	0	0	0	42	50	3.00	1.444

PITCHER	IP	WLS	BF	H	R	ER	SO	BB	IBB	HBP	BLK	WP	HR	S	P	ERA	WHIP

BOTTOM

Batter	1	2	3	4	5	6	7	8	9	AB	R	H	RBI	BB	SO	LOB
Bob Dillinger, R (1, 5) OBP: 0.348, SLG: 0.381	0-0 S 3B 1B		0-0 ① F8		0-0 E8 FC3-2 1B	4-0 1B BB				3	1	2	0	1	0	0
Nellie Fox, L (1, 4) OBP: 0.421, SLG: 0.555	0-3 ① K 1-2		1-0 HBP		0-0 ① L3	0-0 G4-6-3 1-2 1B				3	0	1	0	0	1	2
Minnie Minoso, R (1, 7) OBP: 0.469, SLG: 0.608	0-0 ② F9		0-0 ② F9		4-0 HBP FC3-2 WP BB	0-0 ②③ G4-6-3 1-2f				3	1	0	0	1	0	4
Eddie Robinson, L (1, 3) OBP: 0.443, SLG: 0.655	0-0 2-H 3B		0-0 ③ 4-3		0-0 ② FC3-2 WP HBP 1-2 1B 3-H		4-0 9-3 BB			3	1	1	1	1	0	3
Al Zarilla, L (1, 9) OBP: 0.353, SLG: 0.422 Bud Stewart, L (8, 9) OBP: 0.362, SLG: 0.459	0-0 ③ 4-3			0-0 1B 2B	1-0 WP 1B 1-2 2-3 HBP		0-0 ①② 9-3 1-2f			3 0	2 0	1 0	0 0	0 0	0 0	2 0
Jim Busby, R (1, 8) OBP: 0.390, SLG: 0.404		0-0 S 1B 1B	0-0 1B 2-H 1B		4-0 1B 1-2 2-3 3-H BB		0-0 ③ F3			3	1	2	1	1	0	0
Chico Carrasquel, R (1, 6) OBP: 0.333, SLG: 0.377		0-0 ① F7 1-2	0-0 ① 4-3 1-3 1B		0-0 1-2 2-H 3-H 1B			0-0 ① 1-3		4	0	2	2	0	0	1
Phil Masi, R (1, 2) OBP: 0.440, SLG: 0.483		0-0 CS 2-H 1B	0-0 ② 4-3 1-2		0-0 ③ F3			0-0 ② 6-3		4	0	1	1	0	0	3
Billy Pierce, L (1, 1) OBP: 0.281, SLG: 0.148		0-0 ②③ 4-3 1-2	0-0 ③ F4			0-3 ① K		0-3 ③ K		4	0	0	0	0	2	2
Inning Stats	R: 1 E: 0 K: 1 S: 7 H: 2 LOB: 1 BB: 0 P: 7	R: 1 E: 0 K: 0 S: 4 H: 2 LOB: 0 BB: 0 P: 4	R: 0 E: 0 K: 0 S: 3 H: 0 LOB: 1 BB: 0 P: 4	R: 1 E: 0 K: 0 S: 5 H: 3 LOB: 1 BB: 0 P: 5	R: 3 E: 1 K: 0 S: 5 H: 2 LOB: 2 BB: 2 P: 14	R: 0 E: 0 K: 1 S: 5 H: 1 LOB: 1 BB: 1 P: 9	R: 0 E: 0 K: 0 S: 2 H: 0 LOB: 0 BB: 1 P: 6	R: 0 E: 0 K: 1 S: 5 H: 0 LOB: 0 BB: 0 P: 5		1B: 8 2B: 2 3B: 1 HR: 0 SF: 0 SAC: 0 DP: 2 HBP: 2						

PITCHER		IP	WLS	BF	H	R	ER	SO	BB	IBB	HBP	BLK	WP	HR	S	P	ERA	WHIP
Ray Scarborough, R ERA: 6.31	(1, 1)	4.2	L	24	8	6	6	1	2	0	2	0	1	0	22	32	11.57	2.143
Ellis Kinder, R ERA: 4.79	(5, 1)	1.1		6	2	0	0	1	1	0	0	0	0	0	7	11	0.00	2.250
Walt Masterson, R ERA: 4.26	(7, 1)	2.0		6	0	0	0	1	1	0	0	0	0	0	7	11	0.00	0.500

PITCHER	IP	WLS	BF	H	R	ER	SO	BB	IBB	HBP	BLK	WP	HR	S	P	ERA	WHIP

Red Sox @ Chicago White Sox

Comiskey Park, Chicago, IL

Mon Jun 04 1951, 4:33 AM EDT

Unknown

livebaseballscorecards.com

AB	30
R	6
H	10
RBI	5
BB	4
SO	3
LOB	17

WP: 1 PB: 0 SB: 2 CS: 1 PA: 36

Batter	1	2	3	4	5	6	7	8	9	AB	R	H	RBI	BB	SO	LOB
Dom DiMaggio, R (1, 8) OBP: 0.412, SLG: 0.471	x 0-0 1-6 6 BB 1B		x 0-0 ③ F9		x 0-0 ③ FC6 1-2f			x 0-0 1B 1B		4	0	2	0	0	0	2
6 Johnny Pesky, L (1, 6) OBP: 0.359, SLG: 0.353	B B B B 4-0 1-2 BB			x 0-0 ① 6-3		x 0-0 ① 4-3		x 0-0 ① F8		3	0	0	0	1	0	1
Billy Goodman, L (1, 9) OBP: 0.414, SLG: 0.381	x 0-0 ① ② 1-6 2-3f			x 0-0 FC6-4 1B		x 0-0 WP 1B		x 0-0 FC6-4 1-2 1B		4	0	3	0	0	0	2
Ted Williams, L (1, 7) OBP: 0.470, SLG: 0.614	x 0-0 ③ 6-3			x 0-0 ② F3		B B B B 4-0 G6-4-3 1-2 BB		x 0-0 ② F8		3	0	0	0	1	0	4
Vern Stephens, R (1, 5) OBP: 0.425, SLG: 0.537		x 0-0 ① F5		x 0-0 ③ FC6-4 1-2f		x 0-0 ② ③ G6-4-3 1-2f		x 0-0 ③ FC6-4 1-2f		4	0	0	0	0	0	5
Walt Dropo, R (1, 3) OBP: 0.347, SLG: 0.389		x 0-0 ② F8			x 0-0 ① 6-3		S S S 0-3 ① K		x 0-0 ① F4	4	0	0	0	0	1	0
Bobby Doerr, R (1, 4) OBP: 0.410, SLG: 0.465		x 0-0 ③ F8			B B B B 4-0 1B BB		x 0-0 E 1B		x 0-0 ② F8	3	0	1	0	1	0	0
Buddy Rosar, R (1, 2) OBP: 0.429, SLG: 0.238 Clyde Vollmer, R (7, PR) OBP: 0.200, SLG: 0.333 Les Moss, R (7, 2) OBP: 0.302, SLG: 0.330			x 0-0 ① F3		x 0-0 FC6 1-2 1B		x 0-0 E1 G4-6-3 1-2		x 0-0 ③ F8	3	0	1	0	0	0	1
										0	0	0	0	0	0	0
										1	0	0	0	0	0	0
Bill Wight, L (1, 1) OBP: 0.133, SLG: 0.071 Fred Hatfield, L (7, PH) OBP: 0.250, SLG: 0.500 Bill Evans, R (7, 1)			x 0-0 ② 3-1		S S S 0-3 ② K		x 0-0 ② ③ G4-6-3 1-2f			2	0	0	0	0	1	2
										1	0	0	0	0	0	2
										0	0	0	0	0	0	0
Inning Stats	R: 0 E: 0 K: 0 S: 3 H: 1 LOB: 1 BB: 1 P: 7	R: 0 E: 0 K: 0 S: 3 H: 0 LOB: 0 BB: 0 P: 3	R: 0 E: 0 K: 0 S: 3 H: 0 LOB: 0 BB: 0 P: 3	R: 0 E: 0 K: 0 S: 4 H: 1 LOB: 1 BB: 0 P: 4	R: 0 E: 0 K: 1 S: 6 H: 1 LOB: 2 BB: 1 P: 10	R: 0 E: 0 K: 0 S: 3 H: 1 LOB: 1 BB: 1 P: 7	R: 0 E: 1 K: 1 S: 6 H: 1 LOB: 2 BB: 0 P: 6	R: 0 E: 0 K: 0 S: 5 H: 2 LOB: 2 BB: 0 P: 5	R: 0 E: 0 K: 0 S: 3 H: 0 LOB: 0 BB: 0 P: 3	1B: 7 2B: 1 3B: 0 HR: 0	SF: 0 SAC: 0 DP: 3 HBP: 0						

TOP

Boston Red Sox @ Chicago White Sox

Comiskey Park, Chicago, IL

Mon Jun 04 1951, 4:38 AM EDT

Att. 42,718 - Unknown

livebaseballscorecards.com

AB	32
R	0
H	7
RBI	0
BB	3
SO	2
LOB	19

PITCHER		IP	W/L/S	BF	H	R	ER	SO	BB	IBB	HBP	BLK	WP	HR	S	P	ERA	WHIP
Saul Rogovin, R ERA: 4.08	(1, 1)	9.0	W	35	7	0	0	2	3	0	0	0	1	0	36	48	0.00	1.111

PITCHER		IP	W/L/S	BF	H	R	ER	SO	BB	IBB	HBP	BLK	WP	HR	S	P	ERA	WHIP

WP: 1 PB: 0 SB: 0 CS: 0 PA: 35

Batter	1	2	3	4	5	6	7	8	9	AB	R	H	RBI	BB	SO	LOB
Bob Dillinger, R (1, 5) OBP: 0.343, SLG: 0.373	BB 1B		4-3			6-3	F8			4	0	1	0	0	0	1
Nellie Fox, L (1, 4) OBP: 0.423, SLG: 0.557	BB 1-2		G3			3B 2B	F7			3	1	1	0	1	0	1
Minnie Minoso, R (1, 7) OBP: 0.477, SLG: 0.629	G4-6-3 1-2		PO 1-2			2B 2-H 3B		K		4	1	3	1	0	1	0
Eddie Robinson, L (1, 3) OBP: 0.444, SLG: 0.655	G4-6-3 1-2f		PO 1-2	G3		2B 3-H		G6-4-3 BB		3	0	1	1	1	0	2
Jim Busby, R (1, 8) OBP: 0.378, SLG: 0.390		K		K		6-3		G6-4-3 1-2f		4	0	0	0	0	2	2
Chico Carrasquel, R (1, 6) OBP: 0.333, SLG: 0.376		6-3		4-3		FC6-4 1B				3	0	1	0	0	0	0
Bud Stewart, L (1, 9) OBP: 0.361, SLG: 0.469		2B	K			FC6-4 1-2f				3	0	1	0	0	1	2
Gus Niarhos, R (1, 2) OBP: 0.432, SLG: 0.258		BB	5-3				BB			1	0	0	0	2	0	0
Saul Rogovin, R (1, 1) OBP: 0.313, SLG: 0.467		F2	6-3				F9			3	0	0	0	0	0	3
Inning Stats	R: 0 E: 0 K: 0 S: 3 H: 2 LOB: 1 BB: 1 P: 7	R: 0 E: 0 K: 1 S: 6 H: 1 LOB: 2 BB: 1 P: 10	R: 0 E: 0 K: 0 S: 3 H: 1 LOB: 0 BB: 0 P: 3	R: 0 E: 0 K: 1 S: 5 H: 0 LOB: 0 BB: 0 P: 5	R: 0 E: 0 K: 1 S: 5 H: 0 LOB: 0 BB: 0 P: 5	R: 2 E: 0 K: 0 S: 7 H: 4 LOB: 2 BB: 0 P: 7	R: 0 E: 0 K: 0 S: 3 H: 0 LOB: 1 BB: 1 P: 7	R: 0 E: 0 K: 1 S: 4 H: 0 LOB: 0 BB: 1 P: 8		1B: 4 2B: 3 3B: 1 HR: 0 SF: 0 SAC: 0 DP: 2 HBP: 0						

PITCHER		IP	WLS	BF	H	R	ER	SO	BB	IBB	HBP	BLK	WP	HR	S	P	ERA	WHIP
Bill Wight, L ERA: 6.38	(1, 1)	6.0	L	25	8	2	2	3	2	0	0	0	0	0	29	37	3.00	1.667
Bill Evans, R ERA: 2.19	(7, 1)	2.0		7	0	0	0	1	2	0	0	0	0	0	7	15	0.00	1.000

PITCHER	IP	WLS	BF	H	R	ER	SO	BB	IBB	HBP	BLK	WP	HR	S	P	ERA	WHIP

BOTTOM

Boston Red Sox @ Chicago White Sox

Comiskey Park, Chicago, IL

Mon Jun 04 1951, 4:38 AM EDT

Att. 42,718 - Unknown

livebaseballscorecards.com

AB	28
R	2
H	8
RBI	2
BB	4
SO	4
LOB	11

Batter	1	2	3	4	5	6	7	8	9	AB	R	H	RBI	BB	SO	LOB
Dom DiMaggio, R (1, 8) OBP: 0.419, SLG: 0.477	4-3 1B		6 SH5-4 1B 1-2 3-H		SH1-3 1-2		6-3		6 E 2-H 1B	4	0	3	2	0	0	0
6 Johnny Pesky, L (1, 6) OBP: 0.354, SLG: 0.347	F7		SH5-4 1-2 2-3		4-3			4-3 4-3 1B	E4 FC6-4 1-2	4	0	1	0	0	0	3
Billy Goodman, L (1, 9) OBP: 0.409, SLG: 0.371	4-3 1-2		4-3			BBBB 4-0 FC5-2-5-2-5 1B BB		4-3 1-2	FC6-4 1-2f	4	0	0	0	1	0	6
Ted Williams, L (1, 7) OBP: 0.466, SLG: 0.605	6-3		6-3			0-0 FC5-2-5-2-5 1-2 1B		4-3 2-3		4	0	1	0	0	0	4
Vern Stephens, R (1, 5) OBP: 0.417, SLG: 0.526 Fred Hatfield, L (7, 5) OBP: 0.400, SLG: 0.500		F7		F4		FC5-2-5-2-5 FC5-4 1-2 2-3f		BBBB 4-0 BB		3 0	0 0	0 0	0 0	0 1	0 0	2 0
Walt Dropo, R (1, 3) OBP: 0.338, SLG: 0.378		F8		L3		FC5-4 1-2f		F8		4	0	0	0	0	0	4
Bobby Doerr, R (1, 4) OBP: 0.406, SLG: 0.460		F9		4-3		F6			BLK 1B 1B	4	1	1	0	0	0	2
Les Moss, R (1, 2) OBP: 0.301, SLG: 0.336			SH 1B 2B		5-3		F7		SSS K 1-2	4	1	1	0	0	1	1
Willard Nixon, L (1, 1) OBP: 0.455, SLG: 0.600 Mel Parnell, L (6, 1) OBP: 0.500, SLG: 0.435 Bill Evans, R (8, 1) Chuck Stobbs, L (8, 1) OBP: 0.174, SLG: 0.261 Tom Wright, L (9, PH) OBP: 0.304, SLG: 0.350			SH 6 SH5-4 1B 2-3		SH1-3 1B		4-3		F7	1 1 0 0 1	0 0 0 0 0	1 0 0 0 0	0 0 0 0 0	0 0 0 0 0	0 0 0 0 0	0 0 0 0 1
Inning Stats	R: 0 E: 0 K: 0 S: 4 H: 1 LOB: 1 BB: 0 P: 4	R: 0 E: 0 K: 0 S: 3 H: 0 LOB: 0 BB: 0 P: 3	R: 1 E: 0 K: 0 S: 6 H: 2 LOB: 2 BB: 0 P: 6	R: 0 E: 0 K: 0 S: 3 H: 0 LOB: 0 BB: 0 P: 3	R: 0 E: 0 K: 0 S: 4 H: 1 LOB: 1 BB: 0 P: 4	R: 0 E: 0 K: 0 S: 4 H: 1 LOB: 2 BB: 1 P: 8	R: 0 E: 0 K: 0 S: 3 H: 0 LOB: 0 BB: 0 P: 3	R: 0 E: 0 K: 0 S: 4 H: 1 LOB: 2 BB: 1 P: 8	R: 1 E: 1 K: 1 S: 8 H: 2 LOB: 2 BB: 0 P: 8	1B: 7 2B: 1 3B: 0 HR: 0	SF: 0 SAC: 3 DP: 0 HBP: 0					

TOP

Boston Red Sox @ Chicago White Sox

Comiskey Park, Chicago, IL

Tue Jun 05 1951, 4:33 AM EDT

Att. 11,328 - Unknown

livebaseballscorecards.com

AB	34
R	2
H	8
RBI	2
BB	2
SO	1
LOB	23

PITCHER		IP	WLS	BF	H	R	ER	SO	BB	IBB	HBP	BLK	WP	HR	S	P	ERA	WHIP
Randy Gumpert, R ERA: 2.17	(1, 1)	9.0	W	39	8	2	2	1	2	0	0	1	0	0	39	47	2.00	1.111

PITCHER	IP	WLS	BF	H	R	ER	SO	BB	IBB	HBP	BLK	WP	HR	S	P	ERA	WHIP

Batter	1	2	3	4	5	6	7	8	9	AB	R	H	RBI	BB	SO	LOB
Nellie Fox, L (1, 4) OBP: 0.428, SLG: 0.556	BBBB 4-0 S BB		x 0-0 ① 1-3		x 0-0 ③ F8		x 0-0 SH5-3 1B	x 0-0 BB 1B F9 1B 1-2 2-H		4	1	2	1	1	0	0
Bud Stewart, L (1, 7) (7, 9) OBP: 0.368, SLG: 0.471	x 0-0 ① F7 1-2		x 0-0 ② F9			x 0-0 1B 1B BB 1B	x 0-0 ① SH5-3 1-2	x 0-0 F9 BB FC1-2 1B 1-2 2-3		4	1	2	0	0	0	1
Minnie Minoso, R (1, 5) (7, 7) OBP: 0.474, SLG: 0.617	x 0-0 ② P3		x 0-0 ③ 4-3			x 0-0 BB 1B BB 1B 1-2	x 0-0 ② 4-3	BBBB 4-0 F9 BB 1-2 2-3 3-H		4	1	1	1	1	0	2
Eddie Robinson, L (1, 3) OBP: 0.438, SLG: 0.640	x 0-0 ③ P6			x 0-0 ① L4		x 0-0 SSS BB BB FC5-2 1B 1-2 2-3	0-3 ③ K	x 0-0 ① F9 1-2 2-3 3-H		5	0	1	1	0	1	4
Al Zarilla, L (1, 9) OBP: 0.353, SLG: 0.416 Bob Dillinger, R (6, PR) OBP: 0.347, SLG: 0.377		x 0-0 ① 6-3		x 0-0 ② F9		BBBB 4-0 FC5-2 BB 1B BB 1-2 2-3 3-H		x 0-0 HR 1B x 0-0 FC1-2 3-H		2 2	0 2	0 1	1 0	1 0	0 0	0 2
Jim Busby, R (1, 8) OBP: 0.394, SLG: 0.443		x 0-0 CS 1B		x 0-0 3B		BBBB 4-0 FC5-2 1B BB 1-2 2-3 3-H		x 0-0 1-H HR x 0-0 ③ G3		4	2	3	3	1	0	2
Chico Carrasquel, R (1, 6) OBP: 0.337, SLG: 0.381	BBBB 4-0 ② WP 1B BB 1-2		x 0-0 ③ 5-3		x 0-0 ① FC5-2 1B 1B 1-2 2-3 3-Hf		x 0-0 1B 1B 2B			3	1	1	0	1	0	4
Gus Niarhos, R (1, 2) OBP: 0.435, SLG: 0.271	x 0-0 WP 1B 1-2			x 0-0 ① 5-3	SSS 0-3 ② K	x 0-0 S 1B 1B 2-3				4	1	2	0	0	1	3
Randy Gumpert, R (1, 1) OBP: 0.333, SLG: 0.333	x 0-0 ③ F3 1-2 2-3			x 0-0 ② F8	x 0-0 ③ 1-H 2-H 3-H 1B			x 0-0 1B 1B BB 1B 1-2 3-H		4	1	2	3	0	0	2
Inning Stats	R: 0 H: 0 E: 0 LOB: 1 K: 0 BB: 1 S: 3 P: 7	R: 0 H: 2 E: 0 LOB: 2 K: 0 BB: 1 S: 4 P: 8	R: 0 H: 0 E: 0 LOB: 0 K: 0 BB: 0 S: 3 P: 3	R: 0 H: 1 E: 0 LOB: 1 K: 0 BB: 0 S: 4 P: 4	R: 0 H: 0 E: 0 LOB: 0 K: 0 BB: 0 S: 3 P: 3	R: 4 H: 4 E: 0 LOB: 3 K: 1 BB: 2 S: 8 P: 16	R: 0 H: 1 E: 0 LOB: 1 K: 1 BB: 0 S: 6 P: 6	R: 6 H: 7 E: 0 LOB: 2 K: 0 BB: 1 S: 10 P: 14		1B: 12 SF: 0 2B: 1 SAC: 1 3B: 1 DP: 0 HR: 1 HBP: 0				WP: 1 PA: 42 PB: 0 SB: 2 CS: 1		

PITCHER		IP	WLS	BF	H	R	ER	SO	BB	IBB	HBP	BLK	WP	HR	S	P	ERA	WHIP
Willard Nixon, R ERA: 4.29	(1, 1)	5.0	L	23	6	4	4	0	3	0	0	0	1	0	20	32	7.20	1.800
Mel Parnell, L ERA: 3.63	(6, 1)	2.0		12	6	4	4	2	1	0	0	0	0	1	15	19	18.00	3.500
Bill Evans, R ERA: 3.65	(8, 1)	0.0		3	3	0	0	0	0	0	0	0	0	0	3	3	∞	∞
Chuck Stobbs, L ERA: 4.02	(8, 1)	1.0		4	0	2	2	0	1	0	0	0	0	0	3	7	18.00	1.000

PITCHER	IP	WLS	BF	H	R	ER	SO	BB	IBB	HBP	BLK	WP	HR	S	P	ERA	WHIP

BOTTOM

Boston Red Sox @ Chicago White Sox

Comiskey Park, Chicago, IL

Tue Jun 05 1951, 4:33 AM EDT

Att. 11,328 - Unknown

livebaseballscorecards.com

AB	36
R	10
H	15
RBI	10
BB	5
SO	2
LOB	20

Batter	1	2	3	4	5	6	7	8	9	AB	R	H	RBI	BB	SO	LOB
Dom DiMaggio, R (1, 8) OBP: 0.414, SLG: 0.470	F9		4-3 1B 3-H		FC5-4-2-5 1-2 3-H			6-3	F5	5	0	1	1	0	0	5
Billy Goodman, L (1, 9) OBP: 0.408, SLG: 0.374	F9		4-3 1-2		F8			2B	BB 1-2 2-3 3-H	4	0	1	1	1	0	2
Ted Williams, L (1, 7) OBP: 0.469, SLG: 0.597	F9		K			FC5-4 BB		BB	BB 1-2 2-3 3-H	2	0	0	1	3	1	1
Lou Boudreau, R (1, 6) OBP: 0.350, SLG: 0.401		G6-4-3 1B BB		F9	FC5-4 G4-3 1-2f			F5	L5	4	0	0	0	1	0	6
Vern Stephens, R (1, 5) OBP: 0.419, SLG: 0.546		G6-4-3 1B 1-2		F5	G4-3 1-2f				HR	4	1	2	1	0	0	1
Bobby Doerr, R (1, 4) OBP: 0.408, SLG: 0.458		G6-4-3 1-2f 2-3		BB			L5		BB BB BB 1B	3	1	1	0	1	0	2
Walt Dropo, R (1, 3) OBP: 0.335, SLG: 0.370 6 Johnny Pesky, L (9, PR) OBP: 0.354, SLG: 0.347		F4		F4			F6		BB BB BB 1-2 BB	3 0	0 1	0 0	0 0	1 0	0 0	2 0
Les Moss, R (1, 2) OBP: 0.299, SLG: 0.333			E5 SH1-4 BLK 1B		E7 E FC5-4-2-5 1B		K		F4	4	1	1	0	0	1	2
Harry Taylor, R (1, 1) OBP: 0.143, SLG: 0.190 Ray Scarborough, R (8, 1) OBP: 0.286, SLG: 0.231 Fred Hatfield, L (9, PH) OBP: 0.500, SLG: 0.500			SH1-4 1-3		E6 FC5-4-2-5 2-3			L8	BB BB 1-2 2-3 BB	2 0 0	0 0 0	0 0 0	0 0 0	0 0 1	0 0 0	1 0 0
Inning Stats	R: 0 E: 0 K: 0 S: 3 H: 0 LOB: 0 BB: 0 P: 3	R: 0 E: 0 K: 0 S: 3 H: 1 LOB: 1 BB: 1 P: 7	R: 1 E: 1 K: 1 S: 7 H: 1 LOB: 1 BB: 0 P: 7	R: 0 E: 0 K: 0 S: 3 H: 0 LOB: 1 BB: 1 P: 7	R: 0 E: 2 K: 0 S: 4 H: 1 LOB: 1 BB: 0 P: 4	R: 0 E: 0 K: 0 S: 2 H: 0 LOB: 0 BB: 1 P: 6	R: 0 E: 0 K: 1 S: 5 H: 0 LOB: 0 BB: 0 P: 5	R: 0 E: 0 K: 0 S: 4 H: 1 LOB: 2 BB: 1 P: 8	R: 3 E: 0 K: 0 S: 5 H: 2 LOB: 3 BB: 4 P: 21	1B: 4 2B: 2 3B: 0 HR: 1 SF: 0 SAC: 1 DP: 3 HBP: 0	WP: 0 PB: 0 SB: 0 CS: 0 PA: 40					

PITCHER		IP	WLS	BF	H	R	ER	SO	BB	IBB	HBP	BLK	WP	HR	S	P	ERA	WHIP
Bob Cain, L ERA: 3.19	(1, 1)	8.0	W	34	6	4	3	2	5	0	0	1	0	1	33	53	3.38	1.375
Hal White, R ERA: 2.76	(9, 1)	0.2		5	0	0	0	0	3	0	0	0	0	0	2	14	0.00	4.500
Fred Hutchinson, R ERA: 4.76	(9, 1)	0.1	S	1	0	0	0	0	0	0	0	0	0	0	1	1	0.00	0.000

PITCHER	IP	WLS	BF	H	R	ER	SO	BB	IBB	HBP	BLK	WP	HR	S	P	ERA	WHIP

Boston Red Sox @ Detroit Tigers

Briggs Stadium, Detroit, MI

Wed Jun 06 1951, 4:33 AM EDT

Att. 9,002 - Unknown

TOP

livebaseballscorecards.com

AB	31
R	4
H	6
RBI	4
BB	8
SO	2
LOB	22

Boston Red Sox @ Detroit Tigers

Briggs Stadium, Detroit, MI

Wed Jun 06 1951, 4:33 AM EDT

Att. 9,002 - Unknown

BOTTOM

Batter	1	2	3	4	5	6	7	8	9	AB	R	H	RBI	BB	SO	LOB
Johnny Lipon, R (1, 6) OBP: 0.328, SLG: 0.304	F8		HBP		BB		L8	1B		3	0	1	0	1	0	1
Jerry Priddy, R (1, 4) OBP: 0.349, SLG: 0.376	5-3		F9		F3		FC6-4	1B		5	0	1	1	0	0	5
George Kell, R (1, 5) OBP: 0.409, SLG: 0.357	1B		F8		1B			FC6-2 1B L7		5	0	3	1	0	0	3
Vic Wertz, L (1, 9) OBP: 0.418, SLG: 0.509	F4		G3		4-3			FC6-2 1B		4	0	1	0	0	0	5
Steve Souchock, R (8, PR) OBP: 0.367, SLG: 0.704 (9, 9)								2B		0	1	0	0	0	0	0
Pat Mullin, L (1, 7) OBP: 0.340, SLG: 0.451		F8		F9		6-3		FC6-2 2B		4	1	1	0	0	0	0
Johnny Groth, R (1, 8) OBP: 0.370, SLG: 0.429		2B		L6		5-3		FC6-2 2B		4	1	1	0	0	0	3
Joe Ginsberg, L (1, 2) OBP: 0.424, SLG: 0.402		L9		F7		1-3		F5		4	0	0	0	0	0	4
Dick Kryhoski, L (1, 3) OBP: 0.405, SLG: 0.485		1-3			1B SH3-4		4-3	1B	2B	4	1	2	2	0	0	1
Bob Cain, L (1, 1) OBP: 0.300, SLG: 0.350			F9 HBP F8		SH3-4		FC6-4	1B	1B	3	2	3	2	0	0	0
Hal White, R (9, 1)										0	0	0	0	0	0	0
Fred Hutchinson, L (9, 1) OBP: 0.250, SLG: 0.211										0	0	0	0	0	0	0
Inning Stats	R: 0 E: 0 K: 0 S: 4 H: 1 LOB: 1 BB: 0 P: 4	R: 0 E: 0 K: 0 S: 4 H: 1 LOB: 1 BB: 0 P: 4	R: 1 E: 0 K: 0 S: 4 H: 1 LOB: 1 BB: 0 P: 5	R: 0 E: 0 K: 0 S: 3 H: 0 LOB: 0 BB: 0 P: 3	R: 0 E: 0 K: 0 S: 5 H: 2 LOB: 3 BB: 1 P: 9	R: 0 E: 0 K: 0 S: 3 H: 0 LOB: 0 BB: 0 P: 3	R: 0 E: 0 K: 0 S: 4 H: 1 LOB: 1 BB: 0 P: 4	R: 5 E: 0 K: 0 S: 10 H: 7 LOB: 2 BB: 0 P: 10		1B: 11 2B: 2 3B: 0 HR: 0	SF: 0 SAC: 1 DP: 0 HBP: 1			WP: 0 PB: 0 SB: 0 CS: 0	PA: 39		

livebaseballscorecards.com

	AB	36
	R	6
	H	13
	RBI	6
	BB	1
	SO	0
	LOB	22

PITCHER		IP	WLS	BF	H	R	ER	SO	BB	IBB	HBP	BLK	WP	HR	S	P	ERA	WHIP
Harry Taylor, R ERA: 4.44	(1, 1)	7.2	L	38	13	6	6	0	1	0	1	0	0	0	36	41	7.04	1.826
Ray Scarborough, R ERA: 6.26	(8, 1)	0.1		1	0	0	0	0	0	0	0	0	0	0	1	1	0.00	0.000

PITCHER	IP	WLS	BF	H	R	ER	SO	BB	IBB	HBP	BLK	WP	HR	S	P	ERA	WHIP

Batter	1	2	3	4	5	6	7	8	9	AB	R	H	RBI	BB	SO	LOB
Dom DiMaggio, R (1, 8) OBP: 0.409, SLG: 0.463	SSS 0-3 K	x 0-0 F4 ①		x 0-0 F2 ②			x 0-0 F3 ①	x 0-0 1-2 2-H 3-H 1B		5	0	1	2	0	1	3
Billy Goodman, L (1, 3) OBP: 0.403, SLG: 0.369	x 0-0 G3 ②	x 0-0 F7 ②		x 0-0 F7 ③			x 0-0 1B F9 1B	x 0-0 F9 ②		5	1	1	0	0	0	5
Ted Williams, L (1, 7) OBP: 0.472, SLG: 0.593	BBBB 4-0 E 2B BB	x 0-0 F8 ③			BBBB 4-0 1B G6-4-3 BB		x 0-0 1-3 1B	x 0-0 F7 ③		3	2	1	0	2	0	4
Lou Boudreau, R (1, 6) OBP: 0.351, SLG: 0.398	x 0-0 E6 2B 1-2		BBBB 4-0 1B BB		x 0-0 G6-4-3 1-3 1B		x 0-0 F9 ② 3-H		x 0-0 F4 ①	4	0	1	1	1	0	2
Vern Stephens, R (1, 5) OBP: 0.418, SLG: 0.548	x 0-0 1-3 2-H 2B		x 0-0 G6-4-3 1-2 1B		x 0-0 ① ② G6-4-3 1-2f 3-H		x 0-0 F7 ③		x 0-0 F9 ②	5	0	2	1	0	0	2
Bobby Doerr, R (1, 4) OBP: 0.408, SLG: 0.453	III 4-0 FC6-4 IBB		SSS 0-3 K ①		x 0-0 F3 ③			x 0-0 SH 1B 1B 1B	x 0-0 F7 ③	4	1	1	0	1	1	2
Clyde Vollmer, R (1, 9) OBP: 0.208, SLG: 0.318	x 0-0 FC6-4 ③ 1-2f		x 0-0 ② ③ G6-4-3 1-2f			x 0-0 F7 ①		x 0-0 SH 1-2 1B 1B		4	1	1	0	0	0	5
Les Moss, R (1, 2) OBP: 0.300, SLG: 0.328		x 0-0 E1 1B		BBBB 4-0 SH3-4 BB		x 0-0 F3 ②		x 0-0 SH 1B 1-2 2-3		2	0	0	0	1	0	0
Chuck Stobbs, L (1, 1) OBP: 0.200, SLG: 0.280 Ellis Kinder, R (7, 1)		x 0-0 1-2 1B		x 0-0 ① SH3-4 1-2		SSS 0-3 K ③		SSS 0-3 K ①		2	0	1	0	0	1	0
										1	0	0	0	0	1	3
Inning Stats	R: 1 E: 1 K: 1 S: 7 H: 1 LOB: 3 BB: 2 P: 15	R: 0 E: 1 K: 0 S: 5 H: 1 LOB: 2 BB: 0 P: 5	R: 0 E: 0 K: 1 S: 5 H: 1 LOB: 1 BB: 1 P: 9	R: 0 E: 0 K: 0 S: 3 H: 0 LOB: 1 BB: 1 P: 7	R: 1 E: 0 K: 0 S: 3 H: 1 LOB: 0 BB: 1 P: 7	R: 0 E: 0 K: 1 S: 5 H: 0 LOB: 0 BB: 0 P: 5	R: 1 E: 0 K: 0 S: 5 H: 2 LOB: 1 BB: 0 P: 5	R: 2 E: 1 K: 1 S: 9 H: 3 LOB: 2 BB: 0 P: 9	R: 0 E: 0 K: 0 S: 3 H: 0 LOB: 0 BB: 0 P: 3	1B: 8 2B: 1 3B: 0 HR: 0	SF: 0 SAC: 2 DP: 2 HBP: 0						

PITCHER	IP	WLS	BF	H	R	ER	SO	BB	IBB	HBP	BLK	WP	HR	S	P	ERA	WHIP
Ted Gray, L (1, 1) ERA: 4.68	9.0	L	42	9	5	4	4	4	1	0	0	0	0	45	65	4.00	1.444

PITCHER	IP	WLS	BF	H	R	ER	SO	BB	IBB	HBP	BLK	WP	HR	S	P	ERA	WHIP

TOP

Boston Red Sox @ Detroit Tigers

Briggs Stadium, Detroit, MI

Thu Jun 07 1951, 4:33 AM EDT

Att. 39,929 - Unknown

livebaseballscorecards.com

AB	35
R	5
H	9
RBI	4
BB	5
SO	4
LOB	26

1B: 8	SF: 0	WP: 0	PA: 42
2B: 1	SAC: 2	PB: 0	
3B: 0	DP: 2	SB: 0	
HR: 0	HBP: 0	CS: 0	

Boston Red Sox @ Detroit Tigers

Briggs Stadium, Detroit, MI

Thu Jun 07 1951, 4:33 AM EDT

Att. 39,929 - Unknown

BOTTOM

Batter	1	2	3	4	5	6	7	8	9	AB	R	H	RBI	BB	SO	LOB
Johnny Lipon, R (1, 6) OBP: 0.337, SLG: 0.310	BBBB 4-0 HR BB		x 0-0 F7-4 FC5-2 1-3 1B			x 0-0 G6-3 1B		x 0-0 6-3 ①		3	1	2	0	1	0	0
Jerry Priddy, R (1, 4) OBP: 0.347, SLG: 0.391	x 0-0 1-H HR		x 0-0 FC5-2 ① 1-2 3-H			x 0-0 ①② G6-3 1-2f		x 0-0 ② F3		4	1	1	2	0	0	3
George Kell, R (1, 5) OBP: 0.400, SLG: 0.348	x 0-0 4-3 ①		x 0-0 ②③ F7-4 2-3			x 0-0 ③ L7		x 0-0 ③ L7		4	0	0	0	0	0	2
Vic Wertz, L (1, 9) OBP: 0.420, SLG: 0.515	SSS 0-3 K ②			x 0-0 ① F7			x 0-0 2B 2B		x 0-0 L6-3 1B	4	1	2	0	0	1	0
Johnny Groth, R (1, 8) OBP: 0.356, SLG: 0.411	x 0-0 ③ F3			x 0-0 ② F3			x 0-0 ① 4-3		x 0-0 ①② L6-3 1-2	4	0	0	0	0	0	2
Steve Souchock, R (1, 7) OBP: 0.359, SLG: 0.690		x 0-0 ① 4-3		x 0-0 ③ 6-3			x 0-0 1B 2-H 2B		x 0-0 ③ F7	4	0	1	1	0	0	0
Don Kolloway, R (1, 3) OBP: 0.289, SLG: 0.318		x 0-0 ② 6-3			SSS 0-3 ① K		x 0-0 2-3 1B			3	0	1	0	0	1	0
Aaron Robinson, L (1, 2) OBP: 0.316, SLG: 0.242 Hoot Evers, R (7, PH) OBP: 0.252, SLG: 0.230 Joe Ginsberg, L (8, 2) OBP: 0.424, SLG: 0.402		x 0-0 ③ F3			x 0-0 ② L7		x 0-0 ② F3			2 1 0	0 0 0	0 0 0	0 0 0	0 0 0	0 0 0	0 2 0
Ted Gray, S (1, 1) OBP: 0.250, SLG: 0.167			BBBB 4-0 1B FC5-2 BB		SSS 0-3 ③ K		SSS 0-3 ③ K			2	0	0	0	1	2	2
Inning Stats	R: 2 E: 0 K: 1 S: 6 H: 1 LOB: 0 BB: 1 P: 10	R: 0 E: 0 K: 0 S: 3 H: 0 LOB: 0 BB: 0 P: 3	R: 0 E: 0 K: 0 S: 3 H: 1 LOB: 1 BB: 1 P: 7	R: 0 E: 0 K: 0 S: 3 H: 0 LOB: 0 BB: 0 P: 3	R: 0 E: 0 K: 2 S: 7 H: 0 LOB: 0 BB: 0 P: 7	R: 0 E: 0 K: 0 S: 3 H: 1 LOB: 0 BB: 0 P: 3	R: 1 E: 0 K: 1 S: 8 H: 3 LOB: 2 BB: 0 P: 8	R: 0 E: 0 K: 0 S: 3 H: 0 LOB: 0 BB: 0 P: 3	R: 0 E: 0 K: 0 S: 3 H: 1 LOB: 0 BB: 0 P: 3	1B: 4 2B: 4 3B: 0 HR: 1	SF: 0 SAC: 0 DP: 3 HBP: 0						

	AB	31
	R	3
	H	7
	RBI	3
	BB	2
	SO	4
	LOB	11

livebaseballscorecards.com

PITCHER		IP	WLS	BF	H	R	ER	SO	BB	IBB	HBP	BLK	WP	HR	S	P	ERA	WHIP
Chuck Stobbs, L ERA: 4.05	(1, 1)	6.1		25	6	3	3	3	2	0	0	0	0	1	29	37	4.26	1.263
Ellis Kinder, R ERA: 4.24	(7, 1)	2.2	W	8	1	0	0	1	0	0	0	0	0	0	10	10	0.00	0.375

PITCHER	IP	WLS	BF	H	R	ER	SO	BB	IBB	HBP	BLK	WP	HR	S	P	ERA	WHIP

Boston Red Sox @ Cleveland Indians

Cleveland Municipal Stadium, Cleveland, OH

Fri Jun 08 1951, 3:33 AM EDT

Att. 34,880 - Unknown

TOP

livebaseballscorecards.com

Batter	1	2	3	4	5	6	7	8	9	AB	R	H	RBI	BB	SO	LOB
Dom DiMaggio, R (1, 8) OBP: 0.400, SLG: 0.452	4-3		6-3		F8		F8		1-3	5	0	0	0	0	0	0
Billy Goodman, L (1, 3) OBP: 0.405, SLG: 0.372	4-3		2B 1B		K		1B			4	0	2	0	0	1	0
Ted Williams, L (1, 7) OBP: 0.468, SLG: 0.582	4-3		F8		BB		K			3	0	0	0	1	1	2
Lou Boudreau, R (1, 6) OBP: 0.354, SLG: 0.402		SH3 1B BB	1-3 2B		F4		F7			3	0	1	0	1	0	2
Vern Stephens, R (1, 5) OBP: 0.414, SLG: 0.540		1-2 SH3 1B	6-3			F8		6-3		4	0	1	0	0	0	2
Bobby Doerr, R (1, 4) OBP: 0.402, SLG: 0.445		SH3 1-2 2-3		F7		4-3		F4		3	0	0	0	0	0	0
Tom Wright, L (1, 9) OBP: 0.340, SLG: 0.372		IBB		1B		2B 1B		K		3	1	2	0	1	1	0
Les Moss, R (1, 2) OBP: 0.299, SLG: 0.333		K		F7		1-H 2B			F7	4	0	1	1	0	1	4
Mickey McDermott, L (1, 1) OBP: 0.238, SLG: 0.333 Walt Masterson, R (3, 1) 6 Johnny Pesky, L (6, PH) OBP: 0.349, SLG: 0.342 Willard Nixon, L (6, 1) OBP: 0.455, SLG: 0.600 Fred Hatfield, L (9, PH) OBP: 0.429, SLG: 0.400		F8		K		4-3			4-3	1 1 1 0 1	0 0 0 0 0	0 0 0 0 0	0 0 0 0 0	0 1 0 0 0	0 1 0 0 0	3 1 1 0 0
Inning Stats	R: 0 E: 0 K: 0 S: 3 H: 0 LOB: 0 BB: 0 P: 3	R: 0 E: 0 K: 1 S: 6 H: 1 LOB: 3 BB: 2 P: 14	R: 0 E: 0 K: 0 S: 5 H: 2 LOB: 2 BB: 0 P: 5	R: 0 E: 0 K: 1 S: 6 H: 1 LOB: 1 BB: 0 P: 6	R: 0 E: 0 K: 1 S: 5 H: 0 LOB: 1 BB: 1 P: 9	R: 1 E: 0 K: 0 S: 5 H: 2 LOB: 1 BB: 0 P: 5	R: 0 E: 0 K: 1 S: 6 H: 1 LOB: 1 BB: 0 P: 6	R: 0 E: 0 K: 1 S: 5 H: 0 LOB: 0 BB: 0 P: 5	R: 0 E: 0 K: 0 S: 3 H: 0 LOB: 0 BB: 0 P: 3	1B: 5 2B: 2 3B: 0 HR: 0	SF: 0 SAC: 1 DP: 0 HBP: 0						

	AB	33
	R	1
	H	7
	RBI	1
	BB	3
	SO	5
	LOB	15

WP: 0 PB: 0 SB: 0 CS: 0 PA: 37

PITCHER	IP	WLS	BF	H	R	ER	SO	BB	IBB	HBP	BLK	WP	HR	S	P	ERA	WHIP
Bob Feller, R (1, 1) ERA: 1.72	9.0	W	37	7	1	1	5	2	1	0	0	0	0	44	56	1.00	1.000

PITCHER	IP	WLS	BF	H	R	ER	SO	BB	IBB	HBP	BLK	WP	HR	S	P	ERA	WHIP

BOTTOM

Boston Red Sox @ Cleveland Indians

Cleveland Municipal Stadium, Cleveland, OH

Fri Jun 08 1951, 3:33 AM EDT

Att. 34,880 - Unknown

livebaseballscorecards.com

Batter	1	2	3	4	5	6	7	8	9	AB	R	H	RBI	BB	SO	LOB
Dale Mitchell, L (1, 7) OBP: 0.288, SLG: 0.313	2-1	2-H HR		5-3		6-3				4	1	1	2	0	0	2
Bobby Avila, R (1, 4) OBP: 0.394, SLG: 0.366	K	L7			1-3		G4-6-3 BB 1B			4	0	1	0	0	1	0
Sam Chapman, R (1, 8) OBP: 0.291, SLG: 0.279	F2		5-3		2B 1B		1-2 G4-6-3 BB			3	1	1	0	1	0	0
Luke Easter, L (1, 3) OBP: 0.410, SLG: 0.564		E4 SH1-4 E 2B	3-1		F5		G4-6-3 1-2f 2-3			4	1	0	0	0	0	3
Harry Simpson, L (8, 3) OBP: 0.378, SLG: 0.323										0	0	0	0	0	0	0
Al Rosen, R (1, 5) OBP: 0.367, SLG: 0.442		E5 SH1-4 1-2 2B	5-3		1-H 2B		F8			4	1	1	1	0	0	2
Bob Kennedy, R (1, 9) OBP: 0.331, SLG: 0.407		SH1-4 1-2 2-3		F9 1B BB	F7			5-3 1B		2	0	1	0	1	0	1
Ray Boone, R (1, 6) OBP: 0.319, SLG: 0.294		2B IBB		1-2 1B		F2		5-3 1-2		3	1	1	0	1	0	1
Jim Hegan, R (1, 2) OBP: 0.357, SLG: 0.468		1-H 2-H 3-H HR 2B		F9 2-3		HR		F7		4	2	2	4	0	0	3
Bob Feller, R (1, 1) OBP: 0.250, SLG: 0.233		K		K		K		F9		4	0	0	0	0	3	4
Inning Stats	R: 0 E: 0 K: 1 S: 5 H: 0 LOB: 0 BB: 0 P: 5	R: 5 E: 2 K: 1 S: 9 H: 2 LOB: 0 BB: 1 P: 13	R: 0 E: 0 K: 0 S: 3 H: 0 LOB: 0 BB: 0 P: 3	R: 0 E: 0 K: 1 S: 6 H: 1 LOB: 2 BB: 1 P: 10	R: 1 E: 0 K: 0 S: 5 H: 2 LOB: 1 BB: 0 P: 5	R: 1 E: 0 K: 1 S: 6 H: 1 LOB: 0 BB: 0 P: 6	R: 0 E: 0 K: 0 S: 3 H: 1 LOB: 1 BB: 1 P: 7	R: 0 E: 0 K: 0 S: 4 H: 1 LOB: 1 BB: 0 P: 4		1B: 4 2B: 2 3B: 0 HR: 2	SF: 0 SAC: 1 DP: 1 HBP: 0						

	AB	32
	R	7
	H	8
	RBI	7
	BB	3
	SO	4
	LOB	16

WP: 0 PB: 0 SB: 0 CS: 0 PA: 36

PITCHER		IP	WLS	BF	H	R	ER	SO	BB	IBB	HBP	BLK	WP	HR	S	P	ERA	WHIP
Mickey McDermott, L ERA: 2.61	(1, 1)	2.0	L	11	2	5	0	2	0	1	0	0	0	1	14	18	0.00	1.000
Walt Masterson, R ERA: 4.02	(3, 1)	3.0		13	3	1	1	1	1	0	0	0	0	0	14	18	3.00	1.333
Willard Nixon, R ERA: 4.22	(6, 1)	3.0		12	3	1	1	1	1	0	0	0	0	1	13	17	3.00	1.333

PITCHER	IP	WLS	BF	H	R	ER	SO	BB	IBB	HBP	BLK	WP	HR	S	P	ERA	WHIP

Boston Red Sox @ Cleveland Indians

Cleveland Municipal Stadium, Cleveland, OH

Sat Jun 09 1951, 3:33 AM EDT

Att. 10,412 - Unknown

TOP

livebaseballscorecards.com

Batter	1	2	3	4	5	6	7	8	9	AB	R	H	RBI	BB	SO	LOB
Dom DiMaggio, R (1, 8) OBP: 0.396, SLG: 0.447	F8		G6-4-3 1-2f		5-3		5-3 1B		K	5	0	1	0	0	1	2
Billy Goodman, L (1, 3) OBP: 0.407, SLG: 0.368	6-3		BB		FC4-6 6 S BB		5-3 1-2			2	0	0	0	2	0	1
Ted Williams, L (1, 7) OBP: 0.464, SLG: 0.571	F6		6-3		6 FC4-6 1-2 BB		4-3			3	0	0	0	1	0	2
Lou Boudreau, R (1, 6) OBP: 0.358, SLG: 0.406 6 Johnny Pesky, L (2, 6) OBP: 0.349, SLG: 0.333		FC4-6 1B		1B 1B BB	FC4-6 1-2f 2-3			F8		1 2	0 1	1 0	0 0	0 1	0 0	0 2
Vern Stephens, R (1, 5) OBP: 0.405, SLG: 0.526		FC4-6 FC6-4 1-2f		F7	F9			6-3		4	0	0	0	0	0	4
Bobby Doerr, R (1, 4) OBP: 0.399, SLG: 0.441		FC6-4 BB 1-2f		F7		G1-6-3 1B		F9		4	0	1	0	0	0	2
Tom Wright, L (1, 9) OBP: 0.352, SLG: 0.370		BB 1-2		1B 1-2		G1-6-3 1-2f			6-3	3	0	1	0	1	0	1
Les Moss, R (1, 2) OBP: 0.297, SLG: 0.331		F4		1-2 2-H 1B		F7			F7	4	0	1	1	0	0	2
Mel Parnell, L (1, 1) OBP: 0.500, SLG: 0.440 Fred Hatfield, L (7, PH) OBP: 0.375, SLG: 0.333 Ellis Kinder, R (7, 1) Clyde Vollmer, R (9, PH) OBP: 0.240, SLG: 0.348			G6-4-3 1B	F9			G3		1B	2 1 0 1	0 0 0 0	1 0 0 1	0 0 0 0	0 0 0 0	0 0 0 0	2 0 0 0

	AB	32
	R	1
	H	7
	RBI	1
	BB	5
	SO	1
	LOB	18

Inning Stats	1	2	3	4	5	6	7	8	9	1B: 7	SF: 0	WP: 0	PA: 37
	R: 0 E: 0 K: 0 S: 3	R: 0 E: 0 K: 0 S: 4	R: 0 E: 0 K: 0 S: 3	R: 1 E: 0 K: 0 S: 5	R: 0 E: 0 K: 0 S: 3	R: 0 E: 0 K: 0 S: 3	R: 0 E: 0 K: 0 S: 4	R: 0 E: 0 K: 0 S: 3	R: 0 E: 0 K: 1 S: 6	2B: 0 3B: 0 HR: 0	SAC: 0 DP: 2 HBP: 0	PB: 0 SB: 1 CS: 0	
	H: 0 LOB: 0 BB: 0 P: 3	H: 1 LOB: 2 BB: 1 P: 8	H: 1 LOB: 1 BB: 1 P: 7	H: 2 LOB: 2 BB: 1 P: 9	H: 0 LOB: 2 BB: 2 P: 11	H: 1 LOB: 0 BB: 0 P: 3	H: 1 LOB: 1 BB: 0 P: 4	H: 0 LOB: 0 BB: 0 P: 3	H: 1 LOB: 1 BB: 0 P: 6				

PITCHER	IP	WLS	BF	H	R	ER	SO	BB	IBB	HBP	BLK	WP	HR	S	P	ERA	WHIP
Bob Lemon, R (1, 1) ERA: 3.2	9.0	W	37	7	1	1	1	5	0	0	0	0	0	34	54	1.00	1.333

PITCHER	IP	WLS	BF	H	R	ER	SO	BB	IBB	HBP	BLK	WP	HR	S	P	ERA	WHIP

Batter	1	2	3	4	5	6	7	8	9	AB	R	H	RBI	BB	SO	LOB
Dale Mitchell, L (1, 7) OBP: 0.284, SLG: 0.308	4-3	FC6-4 1-2f 2-3		SH5-3 1-2		SH1-3 1-2				2	0	0	0	0	0	2
Bobby Avila, R (1, 4) OBP: 0.397, SLG: 0.370	1B 1B	E 1-2 3-H		F9		6-3				4	1	2	1	0	0	2
Sam Chapman, R (1, 8) OBP: 0.291, SLG: 0.278	1B 1-3	F7 1-2 2-3			L6	F8				4	1	1	0	0	0	3
Luke Easter, L (1, 3) OBP: 0.404, SLG: 0.551 Harry Simpson, L (8, 3) OBP: 0.378, SLG: 0.323	1B 1-3 3-H	K			G3		F5			4 0	0 0	1 0	1 0	0 0	1 0	0 0
Al Rosen, R (1, 5) OBP: 0.370, SLG: 0.443	G4-6-3 1-2 3-H	5-3			1B		F7			4	0	2	1	0	0	0
Bob Kennedy, R (1, 9) OBP: 0.329, SLG: 0.399	G4-6-3 1-2f	BB			F7		F9			3	0	0	0	1	0	3
Ray Boone, R (1, 6) OBP: 0.323, SLG: 0.299		FC6-4 WP 1B	F9			3B 1B	F7			4	2	2	0	0	0	1
Jim Hegan, R (1, 2) OBP: 0.368, SLG: 0.488		L9 1-2		SH5-3 BB		1B 3B 1-H	CS 1B			3	1	2	1	1	0	1
Bob Lemon, L (1, 1) OBP: 0.156, SLG: 0.200		FC6-4 BB		F7		SH1-3 1B 3-H	F3 1-2			3	0	1	1	1	0	2
Inning Stats	R: 2 E: 0 K: 0 S: 6 H: 4 LOB: 1 BB: 0 P: 6	R: 1 E: 1 K: 0 S: 5 H: 2 LOB: 2 BB: 1 P: 9	R: 0 E: 0 K: 1 S: 5 H: 0 LOB: 1 BB: 1 P: 9	R: 0 E: 0 K: 0 S: 3 H: 0 LOB: 1 BB: 1 P: 7	R: 0 E: 0 K: 0 S: 4 H: 1 LOB: 1 BB: 0 P: 4	R: 2 E: 0 K: 0 S: 6 H: 3 LOB: 1 BB: 0 P: 6	R: 0 E: 0 K: 0 S: 3 H: 0 LOB: 0 BB: 0 P: 3	R: 0 E: 0 K: 0 S: 3 H: 1 LOB: 0 BB: 0 P: 3		1B: 10 2B: 0 3B: 1 HR: 0 SF: 0 SAC: 2 DP: 1 HBP: 0						

PITCHER	IP	WLS	BF	H	R	ER	SO	BB	IBB	HBP	BLK	WP	HR	S	P	ERA	WHIP
Mel Parnell, L (1, 1) ERA: 3.94	6.0	L	30	10	5	5	1	3	0	0	0	1	0	29	41	7.50	2.167
Ellis Kinder, R (7, 1) ERA: 3.91	2.0		6	1	0	0	0	0	0	0	0	0	0	6	6	0.00	0.500

PITCHER	IP	WLS	BF	H	R	ER	SO	BB	IBB	HBP	BLK	WP	HR	S	P	ERA	WHIP

BOTTOM

Boston Red Sox @ Cleveland Indians

Cleveland Municipal Stadium, Cleveland, OH

Sat Jun 09 1951, 3:33 AM EDT

Att. 10,412 - Unknown

livebaseballscorecards.com

AB	31
R	5
H	11
RBI	5
BB	3
SO	1
LOB	14

Batter	1	2	3	4	5	6	7	8	9	AB	R	H	RBI	BB	SO	LOB
Dom DiMaggio, R (1, 8) OBP: 0.407, SLG: 0.466	6 4-3 2B		0-0 F6 ②		0-0 6 SH1-3 E 2B	0-0 BB 6 E 1B 1-2 2-3	0-0 6 BB 1B 2-H 3-H		0-0 6 G3-5-3 1B	6	2	5	2	0	0	1
6 Johnny Pesky, L (1, 6) OBP: 0.352, SLG: 0.321	0-0 4-3 ① 2-3		BBBB 4-0 1-2 BB		0-0 SH1-3 ① 2-3	0-0 E6 BB 1B ① 1-2 2-H 3-H	BBBB 4-0 1-2 BB		0-0 G3-5-3 ① ② 2-3f	3	1	0	0	2	0	3
Tom Wright, L (1, 9) OBP: 0.333, SLG: 0.333	SSS 0-3 K ②		0-0 6-3 ③		0-0 E6 ③ 3-H	BBBB 4-0 1B BB 1-2 2-3	0-0 F9 ③		0-0 F8 ③	5	0	0	0	1	1	5
Ted Williams, L (1, 7) OBP: 0.463, SLG: 0.564	0-0 F6 ③			0-0 F6 ①	0-0 F9 ②	0-0 ① 1-2 2-H 3-H		BBBB 4-0 BB 1B BB		4	0	1	2	1	0	2
Vern Stephens, R (1, 5) OBP: 0.404, SLG: 0.519		0-0 4-3 ①		BBBB 4-0 HR BB	SSS 0-3 K ③	0-0 F9 ③		0-0 BB 1B 1-2		4	1	1	0	1	1	3
Bobby Doerr, R (1, 4) OBP: 0.404, SLG: 0.459		0-0 F8 ②	0-0	0-0 HR 1-H	SSS 0-3 K ①	0-0 SH3-4 1B 1B	BBBB 4-0 BB 1-2 2-3			4	2	2	2	1	1	0
Walt Dropo, R (1, 3) OBP: 0.337, SLG: 0.371		0-0 F8 ③		0-0 6-3 ②	0-0 1B BB 6 E 1B	0-0 SH3-4 1B 1B 1-2	SSS 0-3 K ①			5	2	2	0	0	1	3
Les Moss, R (1, 2) OBP: 0.303, SLG: 0.331			0-0 F6 ①	0-0 1B	BBBB 4-0 1B 6 E BB 1-2	0-0 SH3-4 ① 1-2 2-3	SSS 0-3 K ②			3	1	1	0	1	1	3
Bill Wight, L (1, 1) OBP: 0.176, SLG: 0.125 Fred Hatfield, L (6, PH) OBP: 0.333, SLG: 0.286 Mickey McDermott, L (6, 1) OBP: 0.217, SLG: 0.304			0-0 6 BB 1B	0-0 4-3 ③	0-0 F7 ②	SSS 0-3 K ②		0-0 4-3 ③		2 1 2	0 0 0	1 0 0	0 0 0	0 0 0	0 0 1	1 2 5
Inning Stats	R: 0 H: 1 E: 0 LOB: 1 K: 1 BB: 0 S: 6 P: 6	R: 0 H: 0 E: 0 LOB: 0 K: 0 BB: 0 S: 3 P: 3	R: 0 H: 1 E: 0 LOB: 2 K: 0 BB: 1 S: 4 P: 8	R: 2 H: 2 E: 0 LOB: 1 K: 0 BB: 1 S: 5 P: 9	R: 1 H: 1 E: 1 LOB: 1 K: 1 BB: 0 S: 7 P: 7	R: 4 H: 3 E: 1 LOB: 2 K: 1 BB: 2 S: 9 P: 17	R: 2 H: 3 E: 0 LOB: 2 K: 1 BB: 1 S: 8 P: 12	R: 0 H: 1 E: 0 LOB: 3 K: 2 BB: 2 S: 8 P: 16	R: 0 H: 1 E: 0 LOB: 0 K: 0 BB: 0 S: 3 P: 3	1B: 10 SF: 0 2B: 2 SAC: 2 3B: 0 DP: 1 HR: 1 HBP: 0						

TOP

Boston Red Sox @ Cleveland Indians

Cleveland Municipal Stadium, Cleveland, OH

Sun Jun 10 1951, 3:33 AM EDT

Unknown

livebaseballscorecards.com

AB	39
R	9
H	13
RBI	6
BB	7
SO	6
LOB	28

WP: 0 PA: 48
PB: 0
SB: 0
CS: 0

PITCHER		IP	WLS	BF	H	R	ER	SO	BB	IBB	HBP	BLK	WP	HR	S	P	ERA	WHIP
Early Wynn, R ERA: 3.64	(1, 1)	5.2	L	30	7	7	2	3	4	0	0	0	0	1	32	48	3.18	1.941
Lou Brissie, L ERA: 5.87	(6, 1)	0.1		2	1	0	0	0	0	0	0	0	0	0	2	2	0.00	3.000
Bob Chakales, R ERA: 3.32	(7, 1)	2.0		13	4	2	2	3	3	0	0	0	0	0	16	28	9.00	3.500
Jerry Fahr, R ERA: 4.91	(9, 1)	1.0		3	1	0	0	0	0	0	0	0	0	0	3	3	0.00	1.000

PITCHER	IP	WLS	BF	H	R	ER	SO	BB	IBB	HBP	BLK	WP	HR	S	P	ERA	WHIP

BOTTOM

Boston Red Sox @ Cleveland Indians

Cleveland Municipal Stadium, Cleveland, OH

Sun Jun 10 1951, 3:33 AM EDT

Unknown

livebaseballscorecards.com

Batter	1	2	3	4	5	6	7	8	9	AB	R	H	RBI	BB	SO	LOB
Dale Mitchell, L (1, 7) OBP: 0.294, SLG: 0.319	1B		6-3 SH3-4 2-3 1B 1B		1B F8 1B	5-3 1-2		F5		5	2	3	0	0	0	2
Bobby Avila, R (1, 4) OBP: 0.393, SLG: 0.366	F4		SH3-4 1-2		F8 1-3 1B	1-3 2-3		S S S K		4	1	1	0	0	1	3
Larry Doby, L (1, 8) OBP: 0.458, SLG: 0.513	S S S K		6-3 2-3 3-H		F8 1-2 3-H	F8			B B B B FC6 BB	4	0	0	2	1	1	4
Luke Easter, L (1, 3) OBP: 0.404, SLG: 0.544 Merl Combs, L (9, PR) OBP: 0.200, SLG: 0.214	G2		FC6-4 3-H 1B		BB 1B F8 2-H 1B		4-3		FC6 FC5-4 1-2f	5 0	1 0	2 0	2 0	0 0	0 0	2 0
Al Rosen, R (1, 5) OBP: 0.374, SLG: 0.444 Snuffy Stirnweiss, R (6, 5) OBP: 0.364, SLG: 0.262		B B B B FC2-6 BB	FC6-4 1-2f		F8 BB 1-2 1B		F7		S S S K	2 2	0 0	1 0	0 0	1 0	0 1	1 1
Bob Kennedy, R (1, 9) OBP: 0.325, SLG: 0.388	FC2-6 1-2f	6-3	B B B FC6-4 1-2 2-3 BB		L5			FC5-4 1-2f		4	0	0	0	1	0	2
Ray Boone, R (1, 6) OBP: 0.316, SLG: 0.292	F8	5-3	F8 2-3 3-H				S S S K			4	0	0	1	0	1	3
Jim Hegan, R (1, 2) OBP: 0.372, SLG: 0.496	6-3	FC6-4 1B	FC6-4 1-2f					1B 2B		4	1	2	0	0	0	3
Early Wynn, S (1, 1) OBP: 0.250, SLG: 0.300 Lou Brissie, L (6, 1) OBP: 0.250, SLG: 0.313 Sam Chapman, R (6, PH) OBP: 0.294, SLG: 0.278 Bob Chakales, R (7, 1) OBP: 0.385, SLG: 0.615 Birdie Tebbetts, R (8, PH) OBP: 0.260, SLG: 0.319 Milt Nielsen, L (8, PR) Jerry Fahr, R (9, 1)			1B 6-3 2B	FC6-4 1-2f		B B B 1-3 5-3 BB		2-H 1B		2 0 0 0 1 0 0	1 0 0 0 0 0 0	1 0 0 0 1 0 0	0 0 0 0 0 0 0	0 0 0 0 1 0 0	0 0 0 0 0 0 0	1 0 0 0 0 0 0
Inning Stats	R: 0 H: 1 E: 0 LOB: 1 K: 1 BB: 0 S: 6 P: 6	R: 0 H: 0 E: 0 LOB: 1 K: 0 BB: 1 S: 3 P: 7	R: 2 H: 3 E: 0 LOB: 1 K: 0 BB: 0 S: 6 P: 6	R: 0 H: 1 E: 0 LOB: 1 K: 0 BB: 0 S: 4 P: 4	R: 3 H: 4 E: 0 LOB: 2 K: 0 BB: 1 S: 7 P: 11	R: 0 H: 0 E: 0 LOB: 1 K: 0 BB: 1 S: 3 P: 7	R: 0 H: 0 E: 0 LOB: 0 K: 0 BB: 0 S: 3 P: 3	R: 1 H: 2 E: 0 LOB: 1 K: 2 BB: 0 S: 9 P: 9	R: 0 H: 0 E: 0 LOB: 1 K: 1 BB: 1 S: 5 P: 9	1B: 9 2B: 2 3B: 0 HR: 0	SF: 0 SAC: 1 DP: 0 HBP: 0					

	AB	37
	R	6
	H	11
	RBI	6
	BB	4
	SO	4
	LOB	22

PITCHER		IP	WLS	BF	H	R	ER	SO	BB	IBB	HBP	BLK	WP	HR	S	P	ERA	WHIP
Bill Wight, L ERA: 6.7	(1, 1)	5.0	W	26	9	5	5	1	2	0	0	0	0	0	26	34	9.00	2.200
Mickey McDermott, L ERA: 2.59	(6, 1)	4.0	S	16	2	1	1	3	2	0	0	0	0	0	20	28	2.25	1.000

PITCHER		IP	WLS	BF	H	R	ER	SO	BB	IBB	HBP	BLK	WP	HR	S	P	ERA	WHIP

Batter	1	2	3	4	5	6	7	8	9	AB	R	H	RBI	BB	SO	LOB
Dom DiMaggio, R (1, 8) OBP: 0.401, SLG: 0.456	BBBB 4-0 FC1-5 6 BB BB	x 0-0 ② F9 2-3 3-H			SSS 0-3 ① K	x 0-0 ③ FC6-4 1-2f		x 0-0 ② G3	x 0-0 ③ L8	5	0	0	1	1	1	5
6 Johnny Pesky, L (1, 6) OBP: 0.365, SLG: 0.329	BBBB 4-0 1-3 FC1-5 1-2 BB	x 0-0 ③ F7			x 0-0 E3 1-3		x 0-0 SH1-3 1B 1B	x 0-0 BB HR 1B		4	2	2	0	1	0	2
Tom Wright, L (1, 9) OBP: 0.344, SLG: 0.333	x 0-0 ① FC1-5 1-3 1-2 2-3f		x 0-0 L6-3 1B		x 0-0 ② 1-3 1-2		x 0-0 ① SH1-3 1-2	BBBB 4-0 HR 1-2 BB		3	1	1	0	1	0	3
Ted Williams, L (1, 7) OBP: 0.466, SLG: 0.577	x 0-0 ② 1-3 1-2 2-3		x 0-0 ① F8		4-0 IBB		4-0 WP 1B 1B IBB	x 0-0 1-H 2-H HR		3	2	1	3	2	0	3
Vern Stephens, R (1, 5) OBP: 0.399, SLG: 0.509	x 0-0 ③ 6-3		x 0-0 ②③ L6-3 1-2		x 0-0 ③ F8		x 0-0 WP 1B 1-2 2-H 1B	x 0-0 ③ 5-3		5	1	1	1	0	0	5
Bobby Doerr, R (1, 4) OBP: 0.404, SLG: 0.462		x 0-0 E F9 2B		x 0-0 ① 6-3		SSS 0-3 ① K	x 0-0 ② F4 1-2 2-3		x 0-0 FC5-4 1B	5	1	2	0	0	1	2
Walt Dropo, R (1, 3) OBP: 0.351, SLG: 0.381		BBB 4-0 F9 E BB		x 0-0 FC4-6 1B		x 0-0 E 1B	x 0-0 FC6-4 2-H 3-H 1B		x 0-0 ① FC5-4 1B 1-2f	4	1	3	2	1	0	1
Buddy Rosar, R (1, 2) OBP: 0.394, SLG: 0.231		x 0-0 ① F8		x 0-0 ② FC4-6 1-2f		x 0-0 E6 FC1-6 1-H	x 0-0 ③ FC6-4 1-2f		x 0-0 SH1-4 1-3 1B	5	0	1	0	0	0	4
Ray Scarborough, R (1, 1) OBP: 0.222, SLG: 0.176		x 0-0 E6 1-2 2-3		SSS 0-3 ③ K	x 0-0 ② FC1-6 FC6-4 1-2f			SSS 0-3 ① K	x 0-0 ② SH1-4 1-2	4	0	0	0	0	2	4
Inning Stats	R: 0 E: 0 K: 0 S: 3 H: 0 LOB: 2 BB: 2 P: 11	R: 1 E: 1 K: 0 S: 5 H: 1 LOB: 2 BB: 1 P: 9	R: 0 E: 0 K: 0 S: 3 H: 1 LOB: 0 BB: 0 P: 3	R: 0 E: 0 K: 1 S: 6 H: 1 LOB: 1 BB: 0 P: 6	R: 0 E: 1 K: 1 S: 6 H: 0 LOB: 2 BB: 1 P: 10	R: 1 E: 1 K: 1 S: 7 H: 1 LOB: 1 BB: 0 P: 7	R: 3 E: 0 K: 0 S: 6 H: 3 LOB: 1 BB: 1 P: 10	R: 3 E: 0 K: 1 S: 7 H: 2 LOB: 0 BB: 1 P: 11	R: 0 E: 0 K: 0 S: 5 H: 2 LOB: 2 BB: 0 P: 5	1B: 9 2B: 2 3B: 0 HR: 1 SF: 0 SAC: 2 DP: 1 HBP: 0						

TOP

Boston Red Sox @ Cleveland Indians

Cleveland Municipal Stadium, Cleveland, OH

Sun Jun 10 1951, 3:38 AM EDT

Att. 54,956 - Unknown

livebaseballscorecards.com

AB	38
R	8
H	11
RBI	7
BB	6
SO	4
LOB	29

WP: 1 PB: 0 SB: 0 CS: 0 PA: 46

PITCHER		IP	WLS	BF	H	R	ER	SO	BB	IBB	HBP	BLK	WP	HR	S	P	ERA	WHIP
Mike Garcia, R ERA: 3.36	(1, 1)	7.0	L	35	7	5	4	3	3	2	0	0	1	0	36	56	5.14	1.429
George Zuverink, R ERA: 5.3	(8, 1)	2.0		11	4	3	3	1	1	0	0	0	0	1	12	16	13.50	2.500

PITCHER	IP	WLS	BF	H	R	ER	SO	BB	IBB	HBP	BLK	WP	HR	S	P	ERA	WHIP

BOTTOM

Batter	1	2	3	4	5	6	7	8	9	AB	R	H	RBI	BB	SO	LOB
Dale Mitchell, L (1, 7) OBP: 0.291, SLG: 0.310	BBBB 4-0 1B BB		x 0-0 ② L1		x 0-0 ③ F5		x 0-0 ③ 3-1		x 0-0 ③ F8	4	0	0	0	1	0	5
Bobby Avila, R (1, 4) OBP: 0.383, SLG: 0.356	x 0-0 ① F7		x 0-0 ③ 1-3			x 0-0 ① 6-3		x 0-0 ① 1-3		4	0	0	0	0	0	1
Larry Doby, L (1, 8) OBP: 0.459, SLG: 0.509	x 0-0 1-3 1B			BBBB 4-0 FC3-5 BB BB		x 0-0 ② F7		x 0-0 ② 4-3		3	0	1	0	1	0	0
Harry Simpson, L (1, 3) OBP: 0.374, SLG: 0.313	x 0-0 ② F5			BBBB 4-0 FC3-5 1-2 1B BB		x 0-0 ③ 6-3-4		SSS 0-3 ③ K		3	1	0	0	1	1	2
Ray Boone, R (1, 6) OBP: 0.315, SLG: 0.291	x 0-0 ③ F2			x 0-0 ① FC3-5 1B 1-2 2-3f			x 0-0 1B 1B 1B		x 0-0 ① F5	4	1	1	0	0	0	4
Bob Kennedy, R (1, 9) OBP: 0.323, SLG: 0.384		x 0-0 ① F7		x 0-0 G1-6-3 1-2 2-H 1B			x 0-0 ① L5		SSS 0-3 ② K	4	0	1	1	0	1	1
Snuffy Stirnweiss, R (1, 5) OBP: 0.370, SLG: 0.277		x 0-0 ② 4-3		x 0-0 ② ③ G1-6-3 1-2f			x 0-0 FC4-6 1B 1-3 1B		x 0-0 BB 1B 1B	4	0	2	0	0	0	2
Birdie Tebbetts, R (1, 2) OBP: 0.264, SLG: 0.320 Jim Hegan, R (7, PR) OBP: 0.376, SLG: 0.500 (8, 2)		x 0-0 ③ L4			x 0-0 ① F8		x 0-0 FC4-6 1-2 3-H 1B		x 0-0 BB 1-2 1B	3	0	1	1	0	0	0
										1	0	1	0	0	0	0
Mike Garcia, R (1, 1) OBP: 0.214, SLG: 0.222 Luke Easter, L (7, PH) OBP: 0.400, SLG: 0.538 Milt Nielsen, L (7, PR) George Zuverink, R (8, 1) Sam Chapman, R (9, PH) OBP: 0.298, SLG: 0.278		SSS 0-3 ① K			x 0-0 ② 4-3		x 0-0 ② FC4-6 1-2f 2-3		BBBB 4-0 1-2 2-3 BB	2	0	0	0	0	1	0
										1	0	0	0	0	0	2
										0	0	0	0	0	0	0
										0	0	0	0	0	0	0
										0	0	0	0	1	0	0
Inning Stats	R: 0 E: 0 K: 0 S: 4 H: 1 LOB: 2 BB: 1 P: 8	R: 0 E: 0 K: 0 S: 3 H: 0 LOB: 0 BB: 0 P: 3	R: 0 E: 0 K: 1 S: 5 H: 0 LOB: 0 BB: 0 P: 5	R: 1 E: 0 K: 0 S: 3 H: 1 LOB: 1 BB: 2 P: 11	R: 0 E: 0 K: 0 S: 3 H: 0 LOB: 0 BB: 0 P: 3	R: 0 E: 0 K: 0 S: 3 H: 0 LOB: 0 BB: 0 P: 3	R: 1 E: 0 K: 0 S: 6 H: 3 LOB: 2 BB: 0 P: 6	R: 0 E: 0 K: 1 S: 5 H: 0 LOB: 0 BB: 0 P: 5	R: 0 E: 0 K: 1 S: 7 H: 2 LOB: 3 BB: 1 P: 11	1B: 7 2B: 0 3B: 0 HR: 0	SF: 0 SAC: 0 DP: 1 HBP: 0						

PITCHER	IP	WLS	BF	H	R	ER	SO	BB	IBB	HBP	BLK	WP	HR	S	P	ERA	WHIP
Ray Scarborough, R (1, 1) ERA: 5.51	9.0	W	37	7	2	2	3	4	0	0	0	0	0	39	55	2.00	1.222

PITCHER	IP	WLS	BF	H	R	ER	SO	BB	IBB	HBP	BLK	WP	HR	S	P	ERA	WHIP

Boston Red Sox @ Cleveland Indians

Cleveland Municipal Stadium, Cleveland, OH

Sun Jun 10 1951, 3:38 AM EDT

Att. 54,956 - Unknown

livebaseballscorecards.com

AB	33
R	2
H	7
RBI	2
BB	4
SO	3
LOB	17

1B: 7	SF: 0	WP: 0	PA: 37
2B: 0	SAC: 0	PB: 0	
3B: 0	DP: 1	SB: 0	
HR: 0	HBP: 0	CS: 0	

Detroit Tigers @ Boston Red Sox

Fenway Park, Boston, MA

Tue Jun 12 1951, 3:33 AM EDT

Att. 28,775 - Unknown

TOP

livebaseballscorecards.com

Batter	1	2	3	4	5	6	7	8	9	AB	R	H	RBI	BB	SO	LOB
Johnny Lipon, R (1, 6) OBP: 0.341, SLG: 0.311	0-0 1B BB E 1B	0-0 SH1-4 BB BB 1B	0-0 1B 2-3 1B			0-0 6-3		0-0 F8		5	2	3	0	0	0	0
Jerry Priddy, R (1, 4) OBP: 0.366, SLG: 0.388	BBBB 4-0 E G3 1-2 BB	BBBB 4-0 BB SH1-4 1-2 BB	0-0 1-2 3-H 1B			0-0 5-3			BBBB 4-0 FC1-6 1-2f BB	2	1	1	1	3	0	0
George Kell, R (1, 5) OBP: 0.406, SLG: 0.349	0-0 E8 G3 1B 1-3 2-H 1B	0-0 SH1-4 1-2 2-3	0-0 5-3			0-0 4-3			0-0 FC1-6 BB 1B 1-2f	4	1	1	0	0	0	3
Vic Wertz, L (1, 9) OBP: 0.414, SLG: 0.508 Hoot Evers, R (9, 9) OBP: 0.252, SLG: 0.230	0-0 G3 2-3 3-H	4-0 BB IBB		SSS 0-3 K			0-0 FC6-4 BB 1B		0-0 F9	4 0	0 0	1 0	1 0	1 0	1 0	2 0
Pat Mullin, L (1, 7) OBP: 0.369, SLG: 0.476 Steve Souchock, R (9, PH) (9, 7) OBP: 0.358, SLG: 0.672	0-0 2B 3-H 1B	BBBB 4-0 G6-4-3 1-2 2-3 3-H BB		0-0 F8			BBBB 4-0 FC6-4 1-2 BB		0-0 BB 1-2 1B	2 1	1 0	1 1	2 0	2 0	0 0	0 0
Johnny Groth, R (1, 8) OBP: 0.366, SLG: 0.420	0-0 1B 1-H 2B	0-0 G6-4-3 1-2f		SSS 0-3 K			0-0 FC6-4 G4-6-3 1-2f 2-3		BBBB 4-0 1-2 2-3 BB	4	1	1	1	1	1	5
Joe Ginsberg, L (1, 2) OBP: 0.428, SLG: 0.411 Don Kolloway, R (9, PH) OBP: 0.301, SLG: 0.341 Charlie Keller, L (9, PH) OBP: 0.294, SLG: 0.143 Aaron Robinson, L (9, 2) OBP: 0.319, SLG: 0.268	0-0 G3 2-H 1B		0-0 F7		0-0 6-3		0-0 G4-6-3 1-2f		SSS 0-3 K	4 0 1 0	0 0 0 0	1 0 0 0	1 0 0 0	0 0 1 0	0 0 0 0	2 0 3 0
Dick Kryhoski, L (1, 3) OBP: 0.406, SLG: 0.539	0-0 G3 1-2		0-0 1B 1B 2B		0-0 L7			SSS 0-3 K		4	1	1	0	0	1	1
Ted Gray, S (1, 1) OBP: 0.208, SLG: 0.136	0-0 1-3		SSS 0-3 K		SSS 0-3 K			SSS 0-3 K		4	0	0	0	0	3	2
Inning Stats	R: 5 E: 1 K: 0 S: 8 H: 5 LOB: 1 BB: 1 P: 12	R: 1 E: 0 K: 0 S: 3 H: 1 LOB: 2 BB: 3 P: 15	R: 1 E: 0 K: 1 S: 8 H: 3 LOB: 2 BB: 0 P: 8	R: 0 E: 0 K: 2 S: 7 H: 0 LOB: 0 BB: 0 P: 7	R: 0 E: 0 K: 1 S: 5 H: 0 LOB: 0 BB: 0 P: 5	R: 0 E: 0 K: 0 S: 3 H: 0 LOB: 0 BB: 0 P: 3	R: 0 E: 0 K: 0 S: 3 H: 1 LOB: 1 BB: 1 P: 7	R: 0 E: 0 K: 2 S: 7 H: 0 LOB: 0 BB: 0 P: 7	R: 0 E: 0 K: 1 S: 6 H: 1 LOB: 3 BB: 2 P: 14	1B: 9 2B: 2 3B: 0 HR: 0 SF: 0 SAC: 1 DP: 2 HBP: 0						

	AB	35
	R	7
	H	11
	RBI	6
	BB	7
	SO	7
	LOB	18

WP: 0 PB: 0 SB: 0 CS: 0 PA: 43

PITCHER		IP	WLS	BF	H	R	ER	SO	BB	IBB	HBP	BLK	WP	HR	S	P	ERA	WHIP
Harry Taylor, R ERA: 5.29	(1, 1)	0.1	L	6	4	5	5	0	1	0	0	0	0	0	5	9	135.00	15.000
Willard Nixon, R ERA: 3.98	(1, 1)	7.2		31	6	2	2	6	3	1	0	0	0	0	39	55	2.35	1.174
Chuck Stobbs, L ERA: 4.01	(9, 1)	0.2		5	1	0	0	0	2	0	0	0	0	0	3	11	0.00	4.500
Ellis Kinder, R ERA: 3.86	(9, 1)	0.1		1	0	0	0	1	0	0	0	0	0	0	3	3	0.00	0.000

PITCHER	IP	WLS	BF	H	R	ER	SO	BB	IBB	HBP	BLK	WP	HR	S	P	ERA	WHIP

Detroit Tigers @ Boston Red Sox

Fenway Park, Boston, MA

Tue Jun 12 1951, 3:33 AM EDT

Att. 28,775 - Unknown

BOTTOM

Batter	1	2	3	4	5	6	7	8	9	AB	R	H	RBI	BB	SO	LOB
Dom DiMaggio, R (1, 8) OBP: 0.397, SLG: 0.450	FC5-4 1B		L6	F7		6-3		F9		5	0	1	0	0	0	5
6 Johnny Pesky, L (1, 6) OBP: 0.356, SLG: 0.314	K		BB BB		F9		F8	G3		4	0	0	0	1	1	2
Ted Williams, L (1, 7) OBP: 0.464, SLG: 0.575	K		FC6-4 BB		K		2B 2B		G3	4	1	1	0	1	2	1
Vern Stephens, R (1, 5) OBP: 0.399, SLG: 0.512	FC5-4		FC6-4		1B		2-H 2B		K2-3	5	0	2	1	0	1	3
Bobby Doerr, R (1, 4) OBP: 0.404, SLG: 0.458		FC5-4 BB		2-3 1B 1B	F6		F9		F8	4	1	1	0	1	0	2
Walt Dropo, R (1, 3) OBP: 0.343, SLG: 0.371		K	K			6-3	K			4	0	0	0	0	3	3
Clyde Vollmer, R (1, 9) OBP: 0.241, SLG: 0.444		FC5-4	2-3			F7		HR		4	1	1	1	0	0	2
Les Moss, R (1, 2) OBP: 0.314, SLG: 0.338 Mickey McDermott, L (8, PR) OBP: 0.217, SLG: 0.304 Buddy Rosar, R (9, 2) OBP: 0.394, SLG: 0.231		6-3	BB 1B			2B 1B		BB		3 0 0	0 0 0	2 0 0	1 0 0	1 0 0	0 0 0	1 0 0
Harry Taylor, R (1, 1) OBP: 0.143, SLG: 0.190 Willard Nixon, L (1, 1) OBP: 0.480, SLG: 0.636 Lou Boudreau, R (8, PH) OBP: 0.356, SLG: 0.404 Chuck Stobbs, L (9, 1) OBP: 0.200, SLG: 0.280 Ellis Kinder, R (9, 1)			K	BB		1-3 2B		F2		0 2 1 0 0	0 0 0 0 0	0 1 0 0 0	0 0 0 0 0	0 1 0 0 0	0 1 0 0 0	0 0 1 0 0
Inning Stats	R: 0 E: 0 K: 2 S: 8 H: 1 LOB: 1 BB: 0 P: 8	R: 0 E: 0 K: 1 S: 5 H: 0 LOB: 1 BB: 1 P: 9	R: 0 E: 0 K: 1 S: 5 H: 0 LOB: 2 BB: 2 P: 13	R: 1 E: 0 K: 1 S: 7 H: 2 LOB: 2 BB: 1 P: 11	R: 0 E: 0 K: 1 S: 6 H: 1 LOB: 1 BB: 0 P: 6	R: 0 E: 0 K: 0 S: 5 H: 2 LOB: 2 BB: 0 P: 5	R: 1 E: 0 K: 1 S: 7 H: 2 LOB: 1 BB: 0 P: 7	R: 1 E: 0 K: 0 S: 4 H: 1 LOB: 1 BB: 1 P: 8	R: 0 E: 0 K: 1 S: 5 H: 0 LOB: 0 BB: 0 P: 5	1B: 5 2B: 3 3B: 0 HR: 1 SF: 0 SAC: 0 DP: 0 HBP: 0						

livebaseballscorecards.com

AB	36
R	3
H	9
RBI	3
BB	5
SO	8
LOB	20

PITCHER		IP	WLS	BF	H	R	ER	SO	BB	IBB	HBP	BLK	WP	HR	S	P	ERA	WHIP
Ted Gray, L ERA: 4.46	(1, 1)	9.0	W	41	9	3	3	8	5	0	0	0	0	1	52	72	3.00	1.556

PITCHER	IP	WLS	BF	H	R	ER	SO	BB	IBB	HBP	BLK	WP	HR	S	P	ERA	WHIP

Detroit Tigers @ Boston Red Sox

Fenway Park, Boston, MA

Wed Jun 13 1951, 3:33 AM EDT

Att. 9,390 - Unknown

TOP

livebaseballscorecards.com

Batter	1	2	3	4	5	6	7	8	9	AB	R	H	RBI	BB	SO	LOB
Johnny Lipon, R (1, 6) OBP: 0.340, SLG: 0.309	1-3		G4-6-3 1-2 1B		5-3 1-3		F7			4	0	1	0	0	0	1
Jerry Priddy, R (1, 4) OBP: 0.359, SLG: 0.380	4-3		F9 2-3		6-3			5-3		4	0	0	0	0	0	3
George Kell, R (1, 5) OBP: 0.408, SLG: 0.349	FC4-6 BB		G4-6-3 1-2f			1B 1B		5-3		3	0	1	0	1	0	2
Vic Wertz, L (1, 9) OBP: 0.411, SLG: 0.500	FC4-6 1-2f			G6-4-3 BB		F7		6-3		3	0	0	0	1	0	2
Hoot Evers, R (1, 7) OBP: 0.244, SLG: 0.222		F3		G6-4-3 1-2f		F4			5-3	4	0	0	0	0	0	2
Johnny Groth, R (1, 8) OBP: 0.386, SLG: 0.430		1B		BB		1B 1-3			BB	2	0	2	0	2	0	0
Don Kolloway, R (1, 3) OBP: 0.289, SLG: 0.326		F8		F8		F9			F6	4	0	0	0	0	0	5
Joe Ginsberg, L (1, 2) OBP: 0.419, SLG: 0.402 Steve Souchock, R (9, PH) OBP: 0.353, SLG: 0.661	K				F2		4-3		F8	3 1	0 0	0 0	0 0	1 0	1 0	1 1
Dizzy Trout, R (1, 1) OBP: 0.343, SLG: 0.290			F9 1B BB		5-3 WP 1B		4-3			2	0	1	0	1	0	0
Inning Stats	R: 0 H: 0 E: 0 LOB: 1 K: 0 BB: 1 S: 3 P: 7	R: 0 H: 1 E: 0 LOB: 1 K: 1 BB: 0 S: 6 P: 6	R: 0 H: 1 E: 0 LOB: 1 K: 0 BB: 1 S: 3 P: 7	R: 0 H: 0 E: 0 LOB: 1 K: 0 BB: 2 S: 2 P: 10	R: 0 H: 1 E: 0 LOB: 1 K: 0 BB: 0 S: 4 P: 4	R: 0 H: 2 E: 0 LOB: 2 K: 0 BB: 0 S: 5 P: 5	R: 0 H: 0 E: 0 LOB: 0 K: 0 BB: 0 S: 3 P: 3	R: 0 H: 0 E: 0 LOB: 0 K: 0 BB: 0 S: 3 P: 3	R: 0 H: 0 E: 0 LOB: 1 K: 0 BB: 1 S: 3 P: 7	1B: 5 SF: 0 2B: 0 SAC: 0 3B: 0 DP: 2 HR: 0 HBP: 0						

PITCHER	IP	WLS	BF	H	R	ER	SO	BB	IBB	HBP	BLK	WP	HR	S	P	ERA	WHIP
Bill Wight, L (1, 1) ERA: 5.51	9.0	W	35	5	0	0	1	5	0	0	0	1	0	32	52	0.00	1.111

PITCHER	IP	WLS	BF	H	R	ER	SO	BB	IBB	HBP	BLK	WP	HR	S	P	ERA	WHIP

AB	30
R	0
H	5
RBI	0
BB	5
SO	1
LOB	17

WP: 1 PA: 35
PB: 0
SB: 0
CS: 0

Detroit Tigers @ Boston Red Sox

Fenway Park, Boston, MA

Wed Jun 13 1951, 3:33 AM EDT

Att. 9,390 - Unknown

BOTTOM

Batter	1	2	3	4	5	6	7	8	9	AB	R	H	RBI	BB	SO	LOB
Dom DiMaggio, R (1, 8) OBP: 0.398, SLG: 0.451	F2		F9			6 4-3 1B		6 BB 2B 1B		4	1	2	0	0	0	0
6 Johnny Pesky, L (1, 6) OBP: 0.371, SLG: 0.318	F7-6-3 BB			G1-6-3 1B		4-3 1-2		2B 1-2 BB		2	0	1	0	2	0	1
Ted Williams, L (1, 7) OBP: 0.465, SLG: 0.577	F7-6-3 1-2			G1-6-3 1-2f		BB		1-3 2-H 2B		3	0	1	1	1	0	2
Vern Stephens, R (1, 5) OBP: 0.406, SLG: 0.526		6-3 3B		FC6-4 1B		F6		FC BB		3	1	2	0	1	0	2
Bobby Doerr, R (1, 4) OBP: 0.396, SLG: 0.448		6-3 3-H		FC6-4 1-2f			F2	FC 1-2f		4	0	0	1	0	0	4
Walt Dropo, R (1, 3) OBP: 0.337, SLG: 0.364		6-3			6-3		F9			3	0	0	0	0	0	0
Clyde Vollmer, R (1, 9) OBP: 0.250, SLG: 0.414		G3			G6-4-3 BB		F9			2	0	0	0	1	0	0
Les Moss, R (1, 2) OBP: 0.308, SLG: 0.331			F6		G6-4-3 1-2f			K		3	0	0	0	0	1	1
Bill Wight, L (1, 1) OBP: 0.150, SLG: 0.105			K			F7				3	0	0	0	0	1	0
Inning Stats	R: 0 E: 0 K: 0 S: 2 H: 0 LOB: 0 BB: 1 P: 6	R: 1 E: 0 K: 0 S: 4 H: 1 LOB: 0 BB: 0 P: 4	R: 0 E: 0 K: 1 S: 5 H: 0 LOB: 0 BB: 0 P: 5	R: 0 E: 0 K: 0 S: 4 H: 2 LOB: 1 BB: 0 P: 4	R: 0 E: 0 K: 0 S: 2 H: 0 LOB: 0 BB: 1 P: 6	R: 0 E: 0 K: 0 S: 4 H: 1 LOB: 2 BB: 1 P: 8	R: 0 E: 0 K: 0 S: 3 H: 0 LOB: 0 BB: 0 P: 3	R: 1 E: 0 K: 1 S: 7 H: 2 LOB: 3 BB: 2 P: 15		1B: 4 2B: 2 3B: 1 HR: 0	SF: 0 SAC: 0 DP: 3 HBP: 0						

livebaseballscorecards.com

AB	27
R	2
H	6
RBI	2
BB	5
SO	2
LOB	10

WP: 0 PB: 0 SB: 0 CS: 0 PA: 32

PITCHER	IP	WLS	BF	H	R	ER	SO	BB	IBB	HBP	BLK	WP	HR	S	P	ERA	WHIP
Dizzy Trout, R (1, 1) ERA: 3.73	8.0	L	32	6	2	2	2	5	0	0	0	0	0	31	51	2.25	1.375

PITCHER	IP	WLS	BF	H	R	ER	SO	BB	IBB	HBP	BLK	WP	HR	S	P	ERA	WHIP

Batter	1	2	3	4	5	6	7	8	9	AB	R	H	RBI	BB	SO	LOB
Jim Delsing, L (1, 8) OBP: 0.379, SLG: 0.428	0-0 1-3 1B 2B		4-0 1-2 BB		0-0 1-3 2B 2B		0-0 ② 1-3		0-3 ① K	4	2	2	0	1	1	1
Bobby Young, L (1, 4) OBP: 0.288, SLG: 0.333	0-0 ① 1-3 2-3		0-0 ② F8		0-0 2-H 3-H 2B		0-0 1B		0-0 ② FC1-6 1-2f	5	0	2	2	0	0	4
Ray Coleman, L (1, 7) OBP: 0.392, SLG: 0.525	0-0 G5-4-3 3-H 1B		0-3 ③ K2-3		0-3 ② K		0-0 ③ F8		0-0 ③ 4-3	5	0	1	1	0	2	5
Sherm Lollar, R (1, 2) OBP: 0.381, SLG: 0.425	0-0 ② ③ G5-4-3 1-2f			4-0 1B FC5-4 BB	0-3 ③ K			0-0 ① F7		3	1	0	0	1	1	2
Ken Wood, R (1, 9) OBP: 0.269, SLG: 0.374		0-3 ① K		0-0 ① F9		0-0 ① F4		0-0 HR		4	1	1	1	0	1	1
Dale Long, L (1, 3) OBP: 0.356, SLG: 0.423		0-0 ② F8		0-0 FC5-4 1-3 1B		0-3 ② K		0-0 ② F6		4	0	1	0	0	1	0
Fred Marsh, R (1, 5) OBP: 0.347, SLG: 0.367		0-3 ③ K		0-0 ② FC5-4 CS 1-2f 3-H		4-0 BB		0-0 1B		3	0	1	1	1	1	1
Johnny Bero, L (1, 6) OBP: 0.370, SLG: 0.308			4-0 BB BB	0-0 ③ CS 1-2	4-0 2B 2B BB	0-0 ③ 6-3		0-0 ③ F3		2	1	0	0	2	0	2
Ned Garver, R (1, 1) OBP: 0.395, SLG: 0.364 Lou Sleater, L (8, 1) OBP: 0.250, SLG: 0.350 Matt Batts, R (9, PH) OBP: 0.314, SLG: 0.415			4-0 ① 1-2 BB BB		0-3 ① K		0-3 ① K		4-0 FC1-6 BB	2 0 0	0 0 0	0 0 0	0 0 0	1 0 1	2 0 0	1 0 0
Inning Stats	R: 1 H: 2 E: 0 LOB: 0 K: 0 BB: 0 S: 4 P: 4	R: 0 H: 0 E: 0 LOB: 0 K: 2 BB: 0 S: 7 P: 7	R: 0 H: 0 E: 0 LOB: 2 K: 1 BB: 3 S: 4 P: 16	R: 1 H: 1 E: 0 LOB: 0 K: 0 BB: 1 S: 3 P: 7	R: 2 H: 2 E: 0 LOB: 1 K: 3 BB: 1 S: 11 P: 15	R: 0 H: 0 E: 0 LOB: 1 K: 1 BB: 1 S: 5 P: 9	R: 0 H: 1 E: 0 LOB: 1 K: 1 BB: 0 S: 6 P: 6	R: 1 H: 2 E: 0 LOB: 1 K: 0 BB: 0 S: 5 P: 5	R: 0 H: 0 E: 0 LOB: 1 K: 1 BB: 1 S: 5 P: 9	1B: 4 SF: 0 2B: 3 SAC: 0 3B: 0 DP: 1 HR: 1 HBP: 0						WP: 0 PA: 40 PB: 0 SB: 0 CS: 1	

TOP

St. Louis Browns @ Boston Red Sox

Fenway Park, Boston, MA

Sat Jun 16 1951, 3:33 AM EDT

Att. 7,272 - Unknown

livebaseballscorecards.com

AB	32
R	5
H	8
RBI	5
BB	7
SO	9
LOB	17

PITCHER	IP	WLS	BF	H	R	ER	SO	BB	IBB	HBP	BLK	WP	HR	S	P	ERA	WHIP
Mickey McDermott, L (1, 1) ERA: 2.89	9.0	W	39	8	5	5	9	7	0	0	0	0	1	50	78	5.00	1.667

PITCHER	IP	WLS	BF	H	R	ER	SO	BB	IBB	HBP	BLK	WP	HR	S	P	ERA	WHIP

Batter	1	2	3	4	5	6	7	8	9	AB	R	H	RBI	BB	SO	LOB
Dom DiMaggio, R (1, 8) OBP: 0.391, SLG: 0.442	1-3	6-3			F9	F8		F6		5	0	0	0	0	0	2
6 Johnny Pesky, L (1, 6) OBP: 0.355, SLG: 0.301	4-3		6-3		4-3	FC4-6 1-2f		F8		5	0	0	0	0	0	1
Billy Goodman, L (1, 3) OBP: 0.402, SLG: 0.360	6-3		F7		BB HR		6-3	K		4	1	0	0	1	1	0
Ted Williams, L (1, 7) OBP: 0.469, SLG: 0.576		HR 1B	F5		1-2 HR BB		FC6-4 HR BB			2	3	1	0	2	0	0
Vern Stephens, R (1, 5) OBP: 0.413, SLG: 0.563		1-H HR		E6 SH3 F8	1-H 2-H HR		1-2 FC6-4 BB			3	3	2	5	1	0	0
Bobby Doerr, R (1, 4) OBP: 0.398, SLG: 0.447	SH1-3 BB 4-3 1B			SH3 BB	E6		FC6-4 1-2f 2-3 HR			3	2	1	0	1	0	2
Clyde Vollmer, R (1, 9) OBP: 0.286, SLG: 0.516	4-3 SH1-3 1-2 BB			SH3 1-2 2-3	F7		1-H 3-H HR			2	1	1	3	1	0	1
Les Moss, R (1, 2) OBP: 0.309, SLG: 0.338		SH1-3 1-2 2-3		F8 3-H		K	2B			3	0	1	1	0	1	1
Mickey McDermott, L (1, 1) OBP: 0.222, SLG: 0.269		4-3 2-3 3-H		K		6 FC4-6 BB	1-3			3	0	0	1	1	1	3
Inning Stats	R: 0 E: 0 K: 0 S: 3 H: 0 LOB: 0 BB: 0 P: 3	R: 3 E: 0 K: 0 S: 6 H: 3 LOB: 1 BB: 1 P: 10	R: 0 E: 0 K: 0 S: 3 H: 0 LOB: 0 BB: 0 P: 3	R: 1 E: 1 K: 1 S: 6 H: 0 LOB: 1 BB: 1 P: 10	R: 3 E: 1 K: 0 S: 5 H: 1 LOB: 1 BB: 2 P: 13	R: 0 E: 0 K: 1 S: 5 H: 0 LOB: 1 BB: 1 P: 9	R: 3 E: 0 K: 0 S: 5 H: 2 LOB: 1 BB: 2 P: 13	R: 0 E: 0 K: 1 S: 5 H: 0 LOB: 0 BB: 0 P: 5		1B: 2 2B: 1 3B: 0 HR: 3 SF: 0 SAC: 2 DP: 0 HBP: 0						

PITCHER		IP	WLS	BF	H	R	ER	SO	BB	IBB	HBP	BLK	WP	HR	S	P	ERA	WHIP
Ned Garver, R ERA: 4.64	(1, 1)	7.0	L	36	6	10	9	2	7	0	0	0	0	3	33	61	11.57	1.857
Lou Sleater, L ERA: 5.05	(8, 1)	1.0		3	0	0	0	1	0	0	0	0	0	0	5	5	0.00	0.000

PITCHER	IP	WLS	BF	H	R	ER	SO	BB	IBB	HBP	BLK	WP	HR	S	P	ERA	WHIP

BOTTOM

St. Louis Browns @ Boston Red Sox

Fenway Park, Boston, MA

Sat Jun 16 1951, 3:33 AM EDT

Att. 7,272 - Unknown

St.

livebaseballscorecards.com

AB	30
R	10
H	6
RBI	10
BB	7
SO	3
LOB	10

St. Louis Browns @ Boston Red Sox

Fenway Park, Boston, MA

Sun Jun 17 1951, 3:33 AM EDT

Unknown

TOP

livebaseballscorecards.com

Batter	1	2	3	4	5	6	7	8	9	AB	R	H	RBI	BB	SO	LOB
Jim Delsing, L (1, 7) OBP: 0.376, SLG: 0.419	1-3		BB		6-3			G3		3	0	0	0	1	0	0
Fred Marsh, R (1, 5) OBP: 0.336, SLG: 0.354	F5		K		6-3			6-3		4	0	0	0	0	1	2
Ray Coleman, L (1, 9) OBP: 0.384, SLG: 0.514	F4		F6			4-3		F9		4	0	0	0	0	0	2
Dale Long, L (1, 3) OBP: 0.333, SLG: 0.393		K		K		G3			F3	4	0	0	0	0	2	0
Paul Lehner, L (1, 8) OBP: 0.288, SLG: 0.297		6-3 2B		HR		F7			1B 2B	4	2	3	1	0	0	0
Sherm Lollar, R (1, 2) OBP: 0.378, SLG: 0.414 Tom Upton, R (9, PR) OBP: 0.192, SLG: 0.240		6-3 2-3		1-3			F7		1B FC4-6 HBP	3 0	0 1	0 0	0 0	0 0	1 0	1 0
Johnny Bero, L (1, 6) OBP: 0.374, SLG: 0.343	K			E4 FC6			HR		FC4-6 1B 1-3 2-H	4	1	2	2	0	1	1
Bobby Young, L (1, 4) OBP: 0.288, SLG: 0.333 Hank Arft, L (9, PH) OBP: 0.364, SLG: 0.442 Ned Garver, R (9, PR) OBP: 0.395, SLG: 0.364			F7	FC6 1-2f			G1-6-3 1B		FC4-6 FC5-4 1-2f 3-H	3 1 0	0 0 0	1 0 0	0 1 0	0 0 0	0 0 0	1 1 0
Jim Suchecki, R (1, 1) OBP: 0.286, SLG: 0.167 Bobby Hogue, R (8, 1) OBP: 0.600, SLG: 0.333 Matt Batts, R (9, PH) OBP: 0.310, SLG: 0.409			BB		1-4-3		G1-6-3 1-2f		FC5-4 1-2f	2 0 1	0 0 0	0 0 0	0 0 0	1 0 0	0 0 0	1 0 1
Inning Stats	R: 0 E: 0 K: 0 S: 3 H: 0 LOB: 0 BB: 0 P: 3	R: 0 E: 0 K: 2 S: 8 H: 1 LOB: 1 BB: 0 P: 8	R: 0 E: 0 K: 1 S: 5 H: 0 LOB: 2 BB: 2 P: 13	R: 1 E: 1 K: 1 S: 7 H: 1 LOB: 1 BB: 0 P: 7	R: 0 E: 0 K: 0 S: 3 H: 0 LOB: 0 BB: 0 P: 3	R: 0 E: 0 K: 0 S: 3 H: 0 LOB: 0 BB: 0 P: 3	R: 1 E: 0 K: 0 S: 4 H: 2 LOB: 0 BB: 0 P: 4	R: 0 E: 0 K: 0 S: 3 H: 0 LOB: 0 BB: 0 P: 3	R: 2 E: 0 K: 0 S: 5 H: 2 LOB: 1 BB: 0 P: 6	1B: 2 2B: 2 3B: 0 HR: 2 SF: 0 SAC: 0 DP: 1 HBP: 1						

	AB	33
	R	4
	H	6
	RBI	4
	BB	2
	SO	4
	LOB	10

WP: 0 PA: 36
PB: 0
SB: 0
CS: 0

PITCHER		IP	WLS	BF	H	R	ER	SO	BB	IBB	HBP	BLK	WP	HR	S	P	ERA	WHIP
Ray Scarborough, R ERA: 5.34	(1, 1)	8.1	W	34	6	4	4	4	2	0	1	0	0	2	39	48	4.32	0.960
Ellis Kinder, R ERA: 3.76	(9, 1)	0.2	S	2	0	0	0	0	0	0	0	0	0	0	2	2	0.00	0.000

PITCHER		IP	WLS	BF	H	R	ER	SO	BB	IBB	HBP	BLK	WP	HR	S	P	ERA	WHIP

Batter	1	2	3	4	5	6	7	8	9	AB	R	H	RBI	BB	SO	LOB
Dom DiMaggio, R (1, 8) OBP: 0.387, SLG: 0.434	F9	BB		E6 6 BB 1B	FC6		G5-4-3			4	0	0	1	1	0	4
6 Johnny Pesky, L (1, 6) OBP: 0.365, SLG: 0.309	4-1 1B BB	K		BB 1B		4-3		E 1B		4	1	2	0	1	1	3
Billy Goodman, L (1, 3) OBP: 0.399, SLG: 0.357	4-1 1B	F7		K		4-3		SH 1B		4	1	1	0	0	1	6
Ted Williams, L (1, 7) OBP: 0.476, SLG: 0.578	4-1		G4-3 1B	BB		BB		FC 1B		3	0	2	2	2	0	2
Vern Stephens, R (1, 5) OBP: 0.403, SLG: 0.547	F9		G4-3	F7		F3		FC BB		5	0	0	0	0	0	8
Bobby Doerr, R (1, 4) OBP: 0.398, SLG: 0.465		K	2B	K				HR	K	5	1	2	1	0	3	4
Clyde Vollmer, R (1, 9) OBP: 0.375, SLG: 0.559		1B BB BB 1B		BB	FC6 1B			1B	BB	3	1	3	0	2	0	0
Les Moss, R (1, 2) OBP: 0.311, SLG: 0.336		BB	F2		F4			1B	K	4	0	1	0	1	1	5
Ray Scarborough, R (1, 1) OBP: 0.273, SLG: 0.238 Ellis Kinder, R (9, 1)		BB 1B		6 1B E BB 1B	F6		F9			4 0	1 0	2 0	0 0	0 0	0 0	3 0
Inning Stats	R: 0 H: 1 E: 0 LOB: 2 K: 0 BB: 1 S: 4 P: 8	R: 1 H: 2 E: 0 LOB: 3 K: 2 BB: 2 S: 9 P: 17	R: 0 H: 2 E: 0 LOB: 2 K: 0 BB: 1 S: 4 P: 8	R: 1 H: 2 E: 1 LOB: 3 K: 2 BB: 1 S: 10 P: 14	R: 0 H: 1 E: 0 LOB: 1 K: 0 BB: 0 S: 4 P: 4	R: 0 H: 0 E: 0 LOB: 1 K: 0 BB: 1 S: 3 P: 7	R: 1 H: 3 E: 0 LOB: 1 K: 0 BB: 0 S: 5 P: 5	R: 2 H: 2 E: 1 LOB: 2 K: 2 BB: 1 S: 10 P: 14		1B: 11 SF: 0 2B: 1 SAC: 1 3B: 0 DP: 2 HR: 1 HBP: 0						

PITCHER		IP	WLS	BF	H	R	ER	SO	BB	IBB	HBP	BLK	WP	HR	S	P	ERA	WHIP
Jim Suchecki, R ERA: 3.49	(1, 1)	7.0	L	40	13	5	2	4	6	0	0	0	0	1	42	66	2.57	2.714
Bobby Hogue, R ERA: 4.05	(8, 1)	1.0		4	0	0	0	2	1	0	0	0	0	0	7	11	0.00	1.000

PITCHER	IP	WLS	BF	H	R	ER	SO	BB	IBB	HBP	BLK	WP	HR	S	P	ERA	WHIP

BOTTOM

St. Louis Browns @ Boston Red Sox

Fenway Park, Boston, MA

Sun Jun 17 1951, 3:33 AM EDT

Unknown

livebaseballscorecards.com

AB	36
R	5
H	13
RBI	4
BB	7
SO	6
LOB	35

WP: 0 PA: 44
PB: 0
SB: 0
CS: 0

Batter	1	2	3	4	5	6	7	8	9	AB	R	H	RBI	BB	SO	LOB
Jim Delsing, L (1, 8) OBP: 0.373, SLG: 0.411	BBBB 4-0 G6-4-3 BB		x 0-0 ②③ G6-4-3 1-2f		x 0-0 ②③ G4-6-3 1-2f			SSS 0-3 ① K		3	0	0	0	1	1	4
Johnny Berardino, R (1, 5) (7, 4) OBP: 0.339, SLG: 0.324	x 0-0 ①② G6-4-3 1-2f			SSS 0-3 ① K		x 0-0 ① 5-3		x 0-0 FC4-6 1-2 1B		4	0	1	0	0	1	1
Ray Coleman, L (1, 7) OBP: 0.376, SLG: 0.503	x 0-0 ③ 4-3			x 0-0 ② 6-3		x 0-0 ② 4-3		x 0-0 ② FC4-6 FC6-4 1-2f 2-3		4	0	0	0	0	0	2
Matt Batts, R (1, 2) OBP: 0.307, SLG: 0.414		x 0-0 ① F4		x 0-0 2B		x 0-0 ③ F3		x 0-0 ③ FC6-4 1-2f		4	0	1	0	0	0	2
Ken Wood, R (1, 9) OBP: 0.277, SLG: 0.382		x 0-0 2B		BBBB 4-0 BB			SSS 0-3 ① K		x 0-0 ① 1-3	3	0	1	0	1	1	0
Hank Arft, L (1, 3) OBP: 0.361, SLG: 0.436		x 0-0 ② F8		x 0-0 ③ G3			SSS 0-3 ② K		x 0-0 FC5 BB 1B	4	0	1	0	0	1	3
Tom Upton, R (1, 6) OBP: 0.220, SLG: 0.247		x 0-0 ③ 6-3			x 0-0 1B 1B		BBBB 4-0 BB		BBBB 4-0 1-2 BB	2	0	1	0	2	0	1
Bobby Young, L (1, 4) OBP: 0.290, SLG: 0.335 Fred Marsh, R (7, PH) OBP: 0.331, SLG: 0.348 (7, 5)			x 0-0 ① 6-3		x 0-0 G4-6-3 1-2 1B		x 0-0 ③ 5-3		x 0-0 ② F7	2	0	1	0	0	0	0
										2	0	0	0	0	0	3
Al Widmar, R (1, 1) OBP: 0.167, SLG: 0.222 Sherm Lollar, R (8, PH) OBP: 0.382, SLG: 0.419 Bobby Hogue, R (8, 1) OBP: 0.600, SLG: 0.333 Ned Garver, R (9, PH) OBP: 0.385, SLG: 0.353			x 0-0 G6-4-3 1B		x 0-0 ① F4			x 0-0 FC4-6 1B 1B	x 0-0 ③ FC5 2-3f	2	0	1	0	0	0	2
										1	0	1	0	0	0	0
										0	0	0	0	0	0	0
										1	0	0	0	0	0	2
Inning Stats	R: 0 E: 0 K: 0 S: 2 H: 0 LOB: 0 BB: 1 P: 6	R: 0 E: 0 K: 0 S: 4 H: 1 LOB: 1 BB: 0 P: 4	R: 0 E: 0 K: 0 S: 3 H: 1 LOB: 0 BB: 0 P: 3	R: 0 E: 0 K: 1 S: 6 H: 1 LOB: 2 BB: 1 P: 10	R: 0 E: 0 K: 0 S: 4 H: 2 LOB: 1 BB: 0 P: 4	R: 0 E: 0 K: 0 S: 3 H: 0 LOB: 0 BB: 0 P: 3	R: 0 E: 0 K: 2 S: 7 H: 0 LOB: 1 BB: 1 P: 11	R: 0 E: 0 K: 1 S: 7 H: 2 LOB: 2 BB: 0 P: 7	R: 0 E: 0 K: 0 S: 4 H: 1 LOB: 2 BB: 1 P: 8	1B: 6 2B: 2 3B: 0 HR: 0	SF: 0 SAC: 0 DP: 3 HBP: 0					

PITCHER		IP	W/L/S	BF	H	R	ER	SO	BB	IBB	HBP	BLK	WP	HR	S	P	ERA	WHIP
Mel Parnell, L ERA: 3.52	(1, 1)	9.0	W	36	8	0	0	4	4	0	0	0	0	0	40	56	0.00	1.333

PITCHER	IP	W/L/S	BF	H	R	ER	SO	BB	IBB	HBP	BLK	WP	HR	S	P	ERA	WHIP

TOP

St. Louis Browns @ Boston Red Sox

Fenway Park, Boston, MA

Sun Jun 17 1951, 3:38 AM EDT

Att. 21,782 - Unknown

livebaseballscorecards.com

AB	32
R	0
H	8
RBI	0
BB	4
SO	4
LOB	20



Batter	1	2	3	4	5	6	7	8	9	AB	R	H	RBI	BB	SO	LOB
Dom DiMaggio, R (1, 8) OBP: 0.385, SLG: 0.431	F7	F5			F8		CS 6 6-3 1B			4	0	1	0	0	0	1
6 Johnny Pesky, L (1, 6) OBP: 0.361, SLG: 0.307	FC6-4 1B		F7		F6		6-3 1-2			4	0	1	0	0	0	2
Billy Goodman, L (1, 3) OBP: 0.398, SLG: 0.357	FC6-4 1-2f HR		1B			6-3	CS 2-3	5-3		3	1	1	0	0	0	1
Walt Dropo, R (8, PH) (9, 3) OBP: 0.335, SLG: 0.361										1	0	0	0	0	0	0
Ted Williams, L (1, 7) OBP: 0.478, SLG: 0.595	HR 1-H		F7			E 1B E 1B		K S S S		3	2	2	2	0	0	0
Tom Wright, L (8, PH) (9, 7) OBP: 0.338, SLG: 0.327										1	0	0	0	0	1	0
Vern Stephens, R (1, 5) OBP: 0.410, SLG: 0.552	1B 1B			G5-4-3 1B		E6 1B 1-3 1B		1-3		4	0	3	0	0	0	0
Bobby Doerr, R (1, 4) OBP: 0.397, SLG: 0.463	1-2 1B			F3		F7				3	0	1	0	0	0	3
Clyde Vollmer, R (1, 9) OBP: 0.372, SLG: 0.541	K S S S			G5-4-3 1-2f		E2 1-2 3-H 1B				3	0	1	0	0	1	3
Buddy Rosar, R (1, 2) OBP: 0.389, SLG: 0.241		F9			SH3-4 1B	F3				3	0	1	0	0	0	2
Mel Parnell, L (1, 1) OBP: 0.469, SLG: 0.407		F5			SH3-4 1-2		3-1			2	0	0	0	0	0	0
Inning Stats	R: 2 E: 0 K: 1 S: 9 H: 4 LOB: 2 BB: 0 P: 9	R: 0 E: 0 K: 0 S: 3 H: 0 LOB: 0 BB: 0 P: 3	R: 0 E: 0 K: 0 S: 3 H: 1 LOB: 0 BB: 0 P: 3	R: 0 E: 0 K: 0 S: 3 H: 1 LOB: 0 BB: 0 P: 3	R: 0 E: 0 K: 0 S: 4 H: 1 LOB: 1 BB: 0 P: 4	R: 1 E: 2 K: 0 S: 6 H: 3 LOB: 2 BB: 0 P: 6	R: 0 E: 0 K: 0 S: 3 H: 1 LOB: 0 BB: 0 P: 3	R: 0 E: 0 K: 1 S: 5 H: 0 LOB: 0 BB: 0 P: 5		1B: 10 2B: 0 3B: 0 HR: 1	SF: 0 SAC: 1 DP: 1 HBP: 0					

PITCHER		IP	WLS	BF	H	R	ER	SO	BB	IBB	HBP	BLK	WP	HR	S	P	ERA	WHIP
Al Widmar, R ERA: 6.18	(1, 1)	7.0	L	29	11	3	2	1	0	0	0	0	0	1	31	31	2.57	1.571
Bobby Hogue, R ERA: 3.86	(8, 1)	1.0		3	0	0	0	1	0	0	0	0	0	0	5	5	0.00	0.000

PITCHER	IP	WLS	BF	H	R	ER	SO	BB	IBB	HBP	BLK	WP	HR	S	P	ERA	WHIP

BOTTOM

St. Louis Browns @ Boston Red Sox

Fenway Park, Boston, MA

Sun Jun 17 1951, 3:38 AM EDT

Att. 21,782 - Unknown

livebaseballscorecards.com

AB	31
R	3
H	11
RBI	2
BB	0
SO	2
LOB	12

Cleveland Indians @ Boston Red Sox

Fenway Park, Boston, MA

Mon Jun 18 1951, 3:33 AM EDT

Att. 12,911 - Unknown

TOP

livebaseballscorecards.com

Batter	1	2	3	4	5	6	7	8	9	AB	R	H	RBI	BB	SO	LOB
Harry Simpson, L (1, 9) OBP: 0.364, SLG: 0.322	L3		FC4-6 1B F7 1-2f	4-3		4-3			SH1-4 1B 1B	5	2	1	0	0	0	2
Bobby Avila, R (1, 4) OBP: 0.383, SLG: 0.352	F6		F7 E4 1-3 1B		G3 1B FC 1B	5-3			SH1-4 1-2	4	1	2	0	0	0	0
Larry Doby, L (1, 8) OBP: 0.450, SLG: 0.506	K		F7 1-2 3-H		FC G3 1B 1-2 1B		1-3		K	5	1	1	1	0	2	2
Luke Easter, L (1, 3) OBP: 0.380, SLG: 0.521		F8	E4 2-H		G3 1-2 2-3		K2-3		WP 2-H 1B	5	0	1	1	0	1	3
Al Rosen, R (1, 5) OBP: 0.379, SLG: 0.469		HR		HR 2B	FC 1B HR 2-3 3-H		K		6-3 1-2	5	3	2	2	0	1	2
Sam Chapman, R (1, 7) OBP: 0.310, SLG: 0.315		S 1B		2-H HR	1-3 3-H 1B			2B		4	1	4	3	0	0	0
Ray Boone, R (1, 6) OBP: 0.335, SLG: 0.323		K 1-2		F7	HR 3-H			5-3		4	1	1	2	0	1	2
Jim Hegan, R (1, 2) OBP: 0.345, SLG: 0.470		L8		SH3-4 1B	K			5-3		4	0	1	0	0	1	2
Bob Feller, R (1, 1) OBP: 0.256, SLG: 0.243			FC4-6 1B	SH3-4 1-2		K		F2		3	0	1	0	0	1	1
Mike Garcia, R (9, 1) OBP: 0.200, SLG: 0.207										0	0	0	0	0	0	0
Lou Brissie, L (9, 1) OBP: 0.250, SLG: 0.313										0	0	0	0	0	0	0

	AB	39
	R	9
	H	14
	RBI	9
	BB	0
	SO	7
	LOB	14

Inning Stats										
	R: 0	H: 0	R: 1	H: 2	R: 1	H: 2	R: 2	H: 3	R: 4	H: 4
	E: 0	LOB: 0	E: 0	LOB: 1	E: 1	LOB: 2	E: 0	LOB: 1	E: 0	LOB: 0
	K: 1	BB: 0	K: 1	BB: 0	K: 0	BB: 0	K: 0	BB: 0	K: 1	BB: 0
	S: 5	P: 5	S: 7	P: 7	S: 5	P: 5	S: 6	P: 6	S: 9	P: 9

	R: 0	H: 0	R: 0	H: 0	R: 0	H: 1	R: 1	H: 2	1B: 9	SF: 0	WP: 1	PA: 41
	E: 0	LOB: 0	E: 0	LOB: 0	E: 0	LOB: 1	E: 0	LOB: 1	2B: 2	SAC: 2	PB: 0	
	K: 1	BB: 0	K: 2	BB: 0	K: 0	BB: 0	K: 1	BB: 0	3B: 0	DP: 0	SB: 1	
	S: 5	P: 5	S: 7	P: 7	S: 4	P: 4	S: 7	P: 7	HR: 3	HBP: 0	CS: 0	

PITCHER		IP	WLS	BF	H	R	ER	SO	BB	IBB	HBP	BLK	WP	HR	S	P	ERA	WHIP
Harry Taylor, R ERA: 5.56	(1, 1)	4.0	L	19	7	4	4	2	0	0	0	0	0	2	23	23	9.00	1.750
Willard Nixon, R ERA: 4.5	(5, 1)	1.0		7	4	4	4	1	0	0	0	0	0	1	9	9	36.00	4.000
Walt Masterson, R ERA: 3.38	(6, 1)	3.0		10	1	0	0	3	0	0	0	0	0	0	16	16	0.00	0.333
Ellis Kinder, R ERA: 3.95	(9, 1)	1.0		5	2	1	1	1	0	0	0	0	1	0	7	7	9.00	2.000

PITCHER		IP	WLS	BF	H	R	ER	SO	BB	IBB	HBP	BLK	WP	HR	S	P	ERA	WHIP

Cleveland Indians @ Boston Red Sox

Fenway Park, Boston, MA

Mon Jun 18 1951, 3:33 AM EDT

Att. 12,911 - Unknown

BOTTOM

Batter	1	2	3	4	5	6	7	8	9	AB	R	H	RBI	BB	SO	LOB
Billy Goodman, L (1, 9) OBP: 0.392, SLG: 0.347	4-3		F8		F7		6 HR BB	K	K	5	1	0	0	1	2	3
6 Johnny Pesky, L (1, 6) OBP: 0.376, SLG: 0.349	BB		1B		4-3 1B 1B		1-H HR	F2	4-3	5	2	3	2	1	0	3
Ted Williams, L (1, 7) OBP: 0.477, SLG: 0.588	F8		F9		4-3 1-2 1B		F8		BB BB 1B BB	4	2	1	0	1	0	2
Vern Stephens, R (1, 5) OBP: 0.400, SLG: 0.537	6-3		F8		4-3 1-2 2-3		K		F9	5	0	0	0	0	1	5
Bobby Doerr, R (1, 4) OBP: 0.410, SLG: 0.471		G3 1B		BB 1B	2-H 3-H 1B		BB 1B BB		1-2 BB 1B BB	3	1	3	2	2	0	0
Clyde Vollmer, R (1, 8) OBP: 0.396, SLG: 0.525		G3 1-2		1-2 BB	6-3		BB 1-2 1B		1B 1-2 2-3 BB	3	1	1	0	2	0	2
Walt Dropo, R (1, 3) OBP: 0.337, SLG: 0.358		5-3		K		F7	1-2 2-3 BB		1B 1-3 2-H 3-H 1B	4	0	1	2	1	1	3
Mickey McDermott, L (9, PR) OBP: 0.222, SLG: 0.269										0	0	0	0	0	0	0
Les Moss, R (1, 2) OBP: 0.314, SLG: 0.333		BB		K		F8	F8		BB 1-3 3-H 1B	4	0	1	1	1	1	5
Mel Parnell, L (9, PR) OBP: 0.469, SLG: 0.407										0	0	0	0	0	0	0
Harry Taylor, R (1, 1) OBP: 0.136, SLG: 0.182										1	0	0	0	0	0	2
Fred Hatfield, L (4, PH) OBP: 0.300, SLG: 0.250										1	0	0	0	0	0	2
Willard Nixon, L (5, 1) OBP: 0.480, SLG: 0.636										0	0	0	0	0	0	0
Walt Masterson, R (6, 1)										1	0	0	0	0	1	0
Tom Wright, L (8, PH) OBP: 0.333, SLG: 0.321										1	0	0	0	0	0	0
Ellis Kinder, R (9, 1)										0	0	0	0	0	0	0
Lou Boudreau, R (9, PH) OBP: 0.359, SLG: 0.404										0	0	0	0	1	0	0
Al Evans, R (9, PR)		5-3		F4		K		L8	1-2 BB	0	0	0	0	0	0	0

Inning Stats	1	2	3	4	5	6	7	8	9
	R: 0 E: 0 K: 0 S: 3	R: 0 E: 0 K: 0 S: 4	R: 0 E: 0 K: 0 S: 4	R: 0 E: 0 K: 2 S: 8	R: 2 E: 0 K: 0 S: 6	R: 0 E: 0 K: 1 S: 5	R: 2 E: 0 K: 1 S: 7	R: 0 E: 0 K: 1 S: 5	R: 3 E: 0 K: 1 S: 7
	H: 0 LOB: 1 BB: 1 P: 7	H: 1 LOB: 2 BB: 1 P: 8	H: 1 LOB: 1 BB: 0 P: 4	H: 1 LOB: 2 BB: 1 P: 12	H: 3 LOB: 1 BB: 0 P: 6	H: 0 LOB: 0 BB: 0 P: 5	H: 2 LOB: 3 BB: 3 P: 19	H: 0 LOB: 0 BB: 0 P: 5	H: 2 LOB: 3 BB: 4 P: 23

1B: 9 2B: 0 3B: 0 HR: 1 | SF: 0 SAC: 0 DP: 0 HBP: 0 | WP: 0 PB: 0 SB: 0 CS: 0 | PA: 47

livebaseballscorecards.com

	AB	37
	R	7
	H	10
	RBI	7
	BB	10
	SO	6
	LOB	27

PITCHER		IP	WLS	BF	H	R	ER	SO	BB	IBB	HBP	BLK	WP	HR	S	P	ERA	WHIP
Bob Feller, R ERA: 2.56	(1, 1)	8.1	W	41	8	6	6	5	8	0	0	0	0	1	43	75	6.48	1.920
Mike Garcia, R ERA: 3.55	(9, 1)	0.0		4	2	1	1	0	2	0	0	0	0	0	2	10	∞	∞
Lou Brissie, L ERA: 5.52	(9, 1)	0.2	S	2	0	0	0	1	0	0	0	0	0	0	4	4	0.00	0.000

PITCHER	IP	WLS	BF	H	R	ER	SO	BB	IBB	HBP	BLK	WP	HR	S	P	ERA	WHIP

Batter	1	2	3	4	5	6	7	8	9	AB	R	H	RBI	BB	SO	LOB
Harry Simpson, L (1, 9) OBP: 0.354, SLG: 0.311	SSS 0-3 ① K		x 0-0 ③ 6-3			x 0-0 ① L7		x 0-0 ③ FC6-4 1-2f		4	0	0	0	0	1	2
Bobby Avila, R (1, 4) OBP: 0.386, SLG: 0.352	x 0-0 ② 1-3			x 0-0 FC6-4 1B		x 0-0 ② F8			BBBB 4-0 FC4-6 BB	3	0	1	0	1	0	1
Larry Doby, L (1, 8) OBP: 0.442, SLG: 0.494	x 0-0 ③ F8			x 0-0 ① FC6-4 1-2f		x 0-0 ③ F8			x 0-0 ① FC4-6 1-2f HR	4	1	0	0	0	0	3
Luke Easter, L (1, 3) OBP: 0.383, SLG: 0.545		x 0-0 FC6-4 1B		SSS 0-3 ② K			x 0-0 ① L7		x 0-0 1-H HR	4	1	2	2	0	1	1
Al Rosen, R (1, 5) OBP: 0.373, SLG: 0.460		x 0-0 ① FC6-4 FC5-4 1-2f		x 0-0 ③ F8			x 0-0 ② F9		x 0-0 ② 5-3	4	0	0	0	0	0	2
Sam Chapman, R (1, 7) OBP: 0.304, SLG: 0.308		x 0-0 ② F6			x 0-0 ① F6		SSS 0-3 ③ K		x 0-0 ③ 5-3	4	0	0	0	0	1	1
Ray Boone, R (1, 6) OBP: 0.335, SLG: 0.323		x 0-0 ③ FC5-4 1-2f			x 0-0 ② 6-3			x 0-0 FC6-4 1B		3	0	1	0	0	0	1
Jim Hegan, R (1, 2) OBP: 0.339, SLG: 0.461			x 0-0 ① F7		x 0-0 ③ F4			SSS 0-3 ① K		3	0	0	0	0	1	1
Bob Lemon, L (1, 1) OBP: 0.162, SLG: 0.200 Snuffy Stirnweiss, R (6, PH) OBP: 0.373, SLG: 0.273 Steve Gromek, S (6, 1) OBP: 0.250, SLG: 0.250 Birdie Tebbetts, R (8, PH) OBP: 0.237, SLG: 0.286 George Zuverink, R (8, 1)			SSS 0-3 ② K			BBBB 4-0 BB		SSS 0-3 ② K		1	0	0	0	0	1	0
										0	0	0	0	1	0	0
										0	0	0	0	0	0	0
										1	0	0	0	0	1	1
										0	0	0	0	0	0	0
Inning Stats	R: 0 E: 0 K: 1 S: 5 H: 0 LOB: 0 BB: 0 P: 5	R: 0 E: 0 K: 0 S: 4 H: 1 LOB: 1 BB: 0 P: 4	R: 0 E: 0 K: 1 S: 5 H: 0 LOB: 0 BB: 0 P: 5	R: 0 E: 0 K: 1 S: 6 H: 1 LOB: 1 BB: 0 P: 6	R: 0 E: 0 K: 0 S: 3 H: 0 LOB: 0 BB: 0 P: 3	R: 0 E: 0 K: 0 S: 3 H: 0 LOB: 1 BB: 1 P: 7	R: 0 E: 0 K: 1 S: 5 H: 0 LOB: 0 BB: 0 P: 5	R: 0 E: 0 K: 2 S: 8 H: 1 LOB: 1 BB: 0 P: 8	R: 2 E: 0 K: 0 S: 4 H: 1 LOB: 0 BB: 1 P: 8	1B: 3 2B: 0 3B: 0 HR: 1	SF: 0 SAC: 0 DP: 0 HBP: 0						

PITCHER	IP	WLS	BF	H	R	ER	SO	BB	IBB	HBP	BLK	WP	HR	S	P	ERA	WHIP
Chuck Stobbs, L (1, 1) ERA: 3.75	9.0	W	33	4	2	2	6	2	0	0	0	0	1	43	51	2.00	0.667

PITCHER	IP	WLS	BF	H	R	ER	SO	BB	IBB	HBP	BLK	WP	HR	S	P	ERA	WHIP

TOP

Cleveland Indians @ Boston Red Sox

Fenway Park, Boston, MA

Tue Jun 19 1951, 3:33 AM EDT

Att. 31,644 - Unknown

livebaseballscorecards.com

AB	31
R	2
H	4
RBI	2
BB	2
SO	6
LOB	13

WP: 0 PB: 0 SB: 0 CS: 0 PA: 33

BOTTOM

Cleveland Indians @ Boston Red Sox

Fenway Park, Boston, MA

Tue Jun 19 1951, 3:33 AM EDT

Att. 31,644 - Unknown

livebaseballscorecards.com

Batter	1	2	3	4	5	6	7	8	9	AB	R	H	RBI	BB	SO	LOB
Billy Goodman, L (1, 9) OBP: 0.396, SLG: 0.359	F7	FC6-4 6 BB 1-2f 2-3		6 3B 1B 2-H	6 2B 2B 1-3		6 S 1B 1B			5	3	3	1	0	0	2
6 Johnny Pesky, L (1, 6) OBP: 0.392, SLG: 0.385	HR BB	1-2 BB		1B 3B 1-H	E 2B 2-H 3-H		F4 1-2			3	3	2	3	2	0	1
Ted Williams, L (1, 7) OBP: 0.483, SLG: 0.606	HR 1-H	3-1		BB 1B 3-H	E 1B IBB		G1-4-3 1B 2-H			4	1	3	4	1	0	3
Vern Stephens, R (1, 5) OBP: 0.395, SLG: 0.528	F4	6-3	K	E7 1-3 2-H 1B			G1-4-3 1-2f			5	0	1	1	0	1	2
Bobby Doerr, R (1, 4) OBP: 0.418, SLG: 0.474	1B	BB BB	BB 1-2	K				G5-4-3 BB 1B		3	0	2	0	2	1	2
Clyde Vollmer, R (1, 8) OBP: 0.415, SLG: 0.535	F8	G6-4-3 BB 1-2	F7			2B		G5-4-3 BB 1-2		3	0	1	0	2	0	3
Walt Dropo, R (1, 3) OBP: 0.333, SLG: 0.354		FC6-4 1-3 1B	G6-4-3 1-2f		6-3	5-3		G5-4-3 1-2f 2-3		5	0	1	0	0	0	5
Les Moss, R (1, 2) OBP: 0.311, SLG: 0.329		1-3 1-2		SH2-3 1B 1B	1-3	L4		4-3		5	1	1	0	0	0	3
Chuck Stobbs, L (1, 1) OBP: 0.250, SLG: 0.269		FC6-4 BB		SH2-3 1-2	2B 6 2B BB	4-3				1	1	0	0	2	0	1
Inning Stats	R: 2 E: 0 K: 0 S: 5 H: 2 LOB: 1 BB: 1 P: 9	R: 0 E: 0 K: 0 S: 4 H: 1 LOB: 3 BB: 2 P: 12	R: 0 E: 0 K: 0 S: 2 H: 0 LOB: 1 BB: 2 P: 10	R: 3 E: 0 K: 1 S: 9 H: 4 LOB: 2 BB: 1 P: 13	R: 3 E: 1 K: 1 S: 8 H: 3 LOB: 2 BB: 2 P: 16	R: 0 E: 0 K: 0 S: 4 H: 1 LOB: 1 BB: 0 P: 4	R: 1 E: 0 K: 0 S: 4 H: 2 LOB: 0 BB: 0 P: 4	R: 0 E: 0 K: 0 S: 3 H: 1 LOB: 1 BB: 1 P: 7		1B: 9 2B: 3 3B: 1 HR: 1	SF: 0 SAC: 1 DP: 3 HBP: 0						

AB	34
R	9
H	14
RBI	9
BB	9
SO	2
LOB	22

PITCHER		IP	WLS	BF	H	R	ER	SO	BB	IBB	HBP	BLK	WP	HR	S	P	ERA	WHIP
Bob Lemon, R ERA: 3.59	(1, 1)	5.0	L	32	10	8	8	2	7	1	0	0	0	1	28	60	14.40	3.400
Steve Gromek, R ERA: 5.95	(6, 1)	2.0		8	3	1	1	0	0	0	0	0	0	0	8	8	4.50	1.500
George Zuverink, R ERA: 4.57	(8, 1)	1.0		4	1	0	0	0	1	0	0	0	0	0	3	7	0.00	2.000

PITCHER	IP	WLS	BF	H	R	ER	SO	BB	IBB	HBP	BLK	WP	HR	S	P	ERA	WHIP

Cleveland Indians @ Boston Red Sox

Fenway Park, Boston, MA

Wed Jun 20 1951, 3:33 AM EDT

Att. 11,397 - Unknown

livebaseballscorecards.com

Batter	1	2	3	4	5	6	7	8	9	AB	R	H	RBI	BB	SO	LOB
Harry Simpson, L (1, 9) (1, 3) OBP: 0.347, SLG: 0.299	K; BB		4-3			F7	L8	4-3		5	0	0	0	1	1	2
Bobby Avila, R (1, 4) OBP: 0.400, SLG: 0.429	HR; F4			1B		BB F8 2B	1-H HR		HR	6	4	5	4	0	0	2
Larry Doby, L (1, 8) OBP: 0.448, SLG: 0.519	1B 2B	HR		F8		BB 2B BB	1B 1B		K	5	3	3	1	1	1	1
Luke Easter, L (1, 3) OBP: 0.388, SLG: 0.549	2-H 1B 2B 1B	F5		K		1-2 2-3 2B BB	1-3 1B		F9	1	1	1	1	0	0	0
Bob Kennedy, R (1, 9) OBP: 0.311, SLG: 0.358										4	0	1	0	1	1	1
Al Rosen, R (1, 5) OBP: 0.368, SLG: 0.452	1-2 2B 1B 1B	K		F2		3-H F8	K		F2	6	1	1	1	0	2	5
Sam Chapman, R (1, 7) OBP: 0.311, SLG: 0.326	1-3 2-H 1B 2B	F3			G3 1B	1-3 2-H 2B		K		5	1	3	2	0	1	0
Ray Boone, R (1, 6) OBP: 0.341, SLG: 0.328	E 1B IBB		G8 4-3 HBP		F4	F4		S 1B 2B		3	3	1	0	1	0	3
Merl Combs, L (9, 6) OBP: 0.200, SLG: 0.214										0	0	0	0	0	0	0
Birdie Tebbetts, R (1, 2) OBP: 0.254, SLG: 0.300	E2 1-H 2-H 3-H 1B		4-3 1-2		G3 1-2		HR 1B	F2 2-3		4	0	2	2	0	0	2
Jim Hegan, R (7, PR) (7, 2) OBP: 0.337, SLG: 0.458										1	1	0	0	0	0	1
Early Wynn, S (1, 1) OBP: 0.231, SLG: 0.270	4-3		G8 2-H		4-3		F7	3-H 1B		5	0	1	2	0	0	3
Inning Stats	R: 6 E: 1 K: 1 S: 11 H: 6 LOB: 2 BB: 2 P: 19	R: 1 E: 0 K: 1 S: 6 H: 1 LOB: 0 BB: 0 P: 6	R: 1 E: 0 K: 0 S: 3 H: 0 LOB: 0 BB: 0 P: 4	R: 0 E: 0 K: 1 S: 6 H: 1 LOB: 1 BB: 0 P: 6	R: 0 E: 0 K: 0 S: 4 H: 1 LOB: 1 BB: 0 P: 4	R: 2 E: 0 K: 0 S: 5 H: 2 LOB: 2 BB: 2 P: 13	R: 2 E: 0 K: 1 S: 9 H: 4 LOB: 2 BB: 0 P: 9	R: 1 E: 0 K: 1 S: 7 H: 2 LOB: 1 BB: 0 P: 7	R: 1 E: 0 K: 1 S: 6 H: 1 LOB: 0 BB: 0 P: 6	1B: 9 2B: 5 3B: 0 HR: 4 SF: 0 SAC: 0 DP: 0 HBP: 1						

AB	45
R	14
H	18
RBI	13
BB	4
SO	6
LOB	20

WP: 0 PB: 0 SB: 1 CS: 0 PA: 50

PITCHER		IP	WLS	BF	H	R	ER	SO	BB	IBB	HBP	BLK	WP	HR	S	P	ERA	WHIP
Bill Wight, L (1, 1) ERA: 6.35		0.1	L	6	5	5	5	1	0	0	0	0	0	1	8	8	135.00	15.000
Willard Nixon, R (1, 1) ERA: 4.59		2.2		13	2	3	2	1	1	1	1	0	0	1	12	21	6.75	1.125
Walt Masterson, R (4, 1) ERA: 3.05		2.0		8	2	0	0	1	0	0	0	0	0	0	10	10	0.00	1.000
Harry Taylor, R (6, 1) ERA: 5.82		0.2		6	2	2	2	0	2	0	0	0	0	0	4	12	27.00	6.000
Ellis Kinder, R (6, 1) ERA: 4.55		2.1		13	6	3	3	2	0	0	0	0	0	1	17	17	11.57	2.571

PITCHER		IP	WLS	BF	H	R	ER	SO	BB	IBB	HBP	BLK	WP	HR	S	P	ERA	WHIP
Paul Hinrichs, R (9, 1) ERA: 30.86		1.0		4	1	1	1	1	0	0	0	0	0	1	6	6	9.00	1.000

Batter	1	2	3	4	5	6	7	8	9	AB	R	H	RBI	BB	SO	LOB
Billy Goodman, L (1, 9) (5, 3) OBP: 0.401, SLG: 0.365	4-3	6 1B 1-2 3-H 1B		BB 6 1B 1-2 1B	F7			6 FC4-6 1B		5	0	3	1	0	0	1
6 Johnny Pesky, L (1, 6) OBP: 0.393, SLG: 0.386	F8	1-3 2-H 1B		BB 1-2 2-H 1B		F9		FC4-6 1-2f		5	0	2	2	0	0	1
Ted Williams, L (1, 7) OBP: 0.481, SLG: 0.597	BBBB FC6-4 BB	F9		BBBB BB 1-2 2-3		3-1		G3		3	0	0	0	2	0	3
Vern Stephens, R (1, 5) OBP: 0.391, SLG: 0.520	FC6-4 1-2f		4-3	F4		F3			HR 1B	5	1	1	0	0	0	4
Bobby Doerr, R (1, 4) OBP: 0.409, SLG: 0.463		F8	SSS K		5-3		SSS K		F7	5	0	0	0	0	2	1
Clyde Vollmer, R (1, 8) OBP: 0.431, SLG: 0.604		2B 1B 1B	F9	1B 1B 1B		5-3		1-H HR		5	3	3	2	0	0	0
Walt Dropo, R (1, 3) OBP: 0.335, SLG: 0.361 Tom Wright, L (5, 9) OBP: 0.348, SLG: 0.339		1B 1-3 1B 2B		SSS K	1B 1-2 4-3 1B			F9		2 3	1 1	1 2	0 0	0 0	1 0	0 0
Les Moss, R (1, 2) OBP: 0.324, SLG: 0.340		6 1B 2-3 3-H 1B		6 1B 1B	4-3 1-3 2-H 1B		F8		BBBB BB	4	2	3	2	1	0	1
Bill Wight, L (1, 1) OBP: 1.000, SLG: 0.105 Willard Nixon, L (1, 1) OBP: 0.400, SLG: 0.609 Walt Masterson, R (4, 1) Fred Hatfield, L (5, PH) OBP: 0.417, SLG: 0.222 Harry Taylor, R (6, 1) OBP: 0.000, SLG: 0.182 Ellis Kinder, R (8, 1) Lou Boudreau, R (9, PH) OBP: 0.500, SLG: 0.401 Paul Hinrichs, R (9, 1) Buddy Rosar, R (9, PH) OBP: 0.375, SLG: 0.233		SSS K		SSS K	4-3 1-2 3-H			F7	F3	0 1 1 1 0 0 0 1 0	0 0 0 0 0 0 0 0 0	0 0 0 1 0 0 0 0 0	0 0 0 0 0 0 0 0 0	0 0 0 0 0 0 0 0 0	0 1 1 0 0 0 0 0 0	0 2 1 1 0 0 0 0 1
Inning Stats	R: 0 E: 0 K: 0 S: 3 H: 0 LOB: 1 BB: 1 P: 7	R: 3 E: 0 K: 1 S: 10 H: 5 LOB: 2 BB: 0 P: 10	R: 0 E: 0 K: 1 S: 5 H: 0 LOB: 0 BB: 0 P: 5	R: 1 E: 0 K: 2 S: 10 H: 3 LOB: 3 BB: 1 P: 14	R: 2 E: 0 K: 0 S: 6 H: 3 LOB: 1 BB: 0 P: 6	R: 0 E: 0 K: 0 S: 3 H: 0 LOB: 0 BB: 0 P: 3	R: 0 E: 0 K: 1 S: 6 H: 1 LOB: 1 BB: 0 P: 6	R: 0 E: 0 K: 0 S: 4 H: 1 LOB: 1 BB: 0 P: 4	R: 2 E: 0 K: 0 S: 5 H: 2 LOB: 1 BB: 1 P: 9	1B: 13 2B: 1 3B: 0 HR: 1	SF: 0 SAC: 0 DP: 0 HBP: 0					

PITCHER	IP	WLS	BF	H	R	ER	SO	BB	IBB	HBP	BLK	WP	HR	S	P	ERA	WHIP
Early Wynn, R (1, 1) ERA: 4.01	9.0	W	45	15	8	8	5	3	0	0	0	0	1	52	64	8.00	2.000

PITCHER	IP	WLS	BF	H	R	ER	SO	BB	IBB	HBP	BLK	WP	HR	S	P	ERA	WHIP

BOTTOM

Cleveland Indians @ Boston Red Sox

Fenway Park, Boston, MA

Wed Jun 20 1951, 3:33 AM EDT

Att. 11,397 - Unknown

livebaseballscorecards.com

AB	42
R	8
H	15
RBI	8
BB	3
SO	5
LOB	16

PA: 45

Cleveland Indians @ Boston Red Sox

Fenway Park, Boston, MA

Thu Jun 21 1951, 3:33 AM EDT

Att. 9,270 - Unknown

livebaseballscorecards.com

Batter	1	2	3	4	5	6	7	8	9	AB	R	H	RBI	BB	SO	LOB
Harry Simpson, L (1, 3) OBP: 0.355, SLG: 0.300	BBBB 4-0 BB, 1B, 2B → BB	SSS 0-3 ② K		x 0-0 ② L9		x 0-0 SH5-3 → 1B		BBBB 4-0 1B → BB		3	1	1	0	2	1	1
Bobby Avila, R (1, 4) OBP: 0.402, SLG: 0.430	x 0-0 BB, 2B; 1-2 → 1B	x 0-0 ③ FC1; 3-H		x 0-0 1B → 1B		x 0-0 ① SH5-3; 1-2		x 0-0 ② F5		4	1	2	0	0	0	2
Larry Doby, L (1, 8) OBP: 0.456, SLG: 0.522	BBBB 4-0 2B; 1-2, 2-3 → BB		BBBB 4-0 1B, 1B → BB	x 0-0 1-3 → 1B		x 0-0 ② F6		x 0-0 1-3 → 1B		3	2	2	0	2	0	1
Al Rosen, R (1, 5) OBP: 0.365, SLG: 0.446	SSS 0-3 ① K		x 0-0 BB, 1B; 1-2, G4-3 → 1B	x 0-0 ③ F8		x 0-0 6-3		x 0-0 1-3		5	1	1	0	0	1	8
Sam Chapman, R (1, 7) OBP: 0.323, SLG: 0.344	x 0-0 S; 1-H, 2-H, 3-H → 2B		x 0-0 G4-3 → BB; 1-2, 2-H → 1B		x 0-0 FC6-4 → 1B		x 0-0 ① 5-3		x 0-0 G6-4-3 → 1B	5	1	4	4	0	0	0
Ray Boone, R (1, 6) OBP: 0.342, SLG: 0.327	SSS 0-3 ② K; 3-H		BBBB 4-0 G4-3 → BB; 1-2, 2-3		x 0-0 ① FC6-4; S, WP, E; 1-2f		x 0-0 ② F5		x 0-0 G6-4-3; 1-2 → 1B	4	1	1	0	1	1	1
Bob Kennedy, R (1, 9) OBP: 0.314, SLG: 0.351	x 0-0 ③ F9		x 0-0 ① ② G4-3; 1-2f, 2-3, 3-H		BBBB 4-0 S; 1-2 → BB		BBBB 4-0 → BB		x 0-0 ① ② G6-4-3; 1-2f, 2-3	3	1	0	0	2	0	4
Jim Hegan, R (1, 2) OBP: 0.339, SLG: 0.453		x 0-0 E5; SH3, FC1 → 1B	x 0-0 ③ F5		x 0-0 ② L8; 1-H, 2-H		x 0-0 ③ F5		4-0 → IBB	4	0	1	1	1	0	2
Mike Garcia, R (1, 1) OBP: 0.176, SLG: 0.182 Bob Lemon, L (9, 1) OBP: 0.162, SLG: 0.200		x 0-0 ① SH3; 2-3		x 0-0 ① F8	x 0-0 ③ F3			x 0-0 ① 6-3	x 0-0 ③ 5-3	4	0	0	0	0	0	2
										0	0	0	0	0	0	0
Inning Stats	R: 4 E: 0 K: 2 S: 9 H: 2 LOB: 0 BB: 2 P: 17	R: 0 E: 1 K: 1 S: 6 H: 1 LOB: 1 BB: 0 P: 6	R: 2 E: 0 K: 0 S: 4 H: 2 LOB: 1 BB: 2 P: 12	R: 0 E: 0 K: 0 S: 5 H: 2 LOB: 2 BB: 0 P: 5	R: 2 E: 0 K: 0 S: 4 H: 1 LOB: 0 BB: 1 P: 8	R: 0 E: 0 K: 0 S: 4 H: 1 LOB: 1 BB: 0 P: 4	R: 0 E: 0 K: 0 S: 3 H: 0 LOB: 1 BB: 1 P: 7	R: 0 E: 0 K: 0 S: 4 H: 1 LOB: 2 BB: 1 P: 8	R: 0 E: 0 K: 0 S: 4 H: 2 LOB: 2 BB: 1 P: 8	1B: 11 2B: 1 3B: 0 HR: 0 SF: 0 SAC: 2 DP: 2 HBP: 0							

	AB	35
	R	8
	H	12
	RBI	5
	BB	8
	SO	3
	LOB	21

WP: 1 PB: 0 SB: 4 CS: 0 PA: 45

PITCHER		IP	WLS	BF	H	R	ER	SO	BB	IBB	HBP	BLK	WP	HR	S	P	ERA	WHIP
Mickey McDermott, L ERA: 3.54	(1, 1)	2.0	L	15	5	6	6	3	4	0	0	0	0	0	17	33	27.00	4.500
Bill Evans, R ERA: 3.52	(3, 1)	3.0		12	3	2	1	0	1	0	0	0	1	0	11	15	3.00	1.333
Ellis Kinder, R ERA: 4.26	(6, 1)	2.0		8	1	0	0	0	1	0	0	0	0	0	7	11	0.00	1.000
Paul Hinrichs, R ERA: 21.6	(8, 1)	1.0		5	1	0	0	0	1	0	0	0	0	0	4	8	0.00	2.000
Willard Nixon, R ERA: 4.52	(9, 1)	1.0		5	2	0	0	0	0	1	0	0	0	0	4	8	0.00	2.000

PITCHER	IP	WLS	BF	H	R	ER	SO	BB	IBB	HBP	BLK	WP	HR	S	P	ERA	WHIP

BOTTOM

Cleveland Indians @ Boston Red Sox

Fenway Park, Boston, MA

Thu Jun 21 1951, 3:33 AM EDT

Att. 9,270 - Unknown

livebaseballscorecards.com

Batter	1	2	3	4	5	6	7	8	9	AB	R	H	RBI	BB	SO	LOB
Billy Goodman, L (1, 9) OBP: 0.401, SLG: 0.371	1-3		K		6 S 1B		6-3		4-3 2B	5	0	2	0	0	1	0
6 Johnny Pesky, L (1, 6) OBP: 0.386, SLG: 0.373	6-3		3-1		F5 1-2		E6 2B		4-3 BB	4	1	0	0	1	0	1
Ted Williams, L (1, 7) OBP: 0.484, SLG: 0.602	FC6 1B			G6-4-3 1B 1B	F8		1-H 1B 2B		4-3 1-2 2-3	5	2	3	1	0	0	3
Vern Stephens, R (1, 5) OBP: 0.391, SLG: 0.517	FC6 1-2f			G6-4-3 1-2 1B		6-3	2-H 1B		E2 G5-4-3	5	0	2	1	0	0	3
Bobby Doerr, R (1, 4) OBP: 0.405, SLG: 0.457		1B		G6-4-3 1-2f 2-3		F4	K		G5-4-3 1-2f	5	0	1	0	0	1	6
Clyde Vollmer, R (1, 8) OBP: 0.435, SLG: 0.588		F9		1B 3-H 1B		BBBB 2B BB		5-3		3	1	1	1	1	0	1
Walt Dropo, R (1, 3) OBP: 0.339, SLG: 0.371		F3		1-2 1B		1-H 2B		F8		4	0	2	1	0	0	1
Les Moss, R (1, 2) OBP: 0.317, SLG: 0.331		F9		F3		F9		E6		4	0	0	0	0	0	4
Mickey McDermott, L (1, 1) OBP: 0.222, SLG: 0.269			5-3		K		4-3	4-3		0	0	0	0	0	0	0
Bill Evans, R (3, 1)										1	0	0	0	0	0	0
Fred Hatfield, L (5, PH) OBP: 0.250, SLG: 0.200										1	0	0	0	0	1	0
Ellis Kinder, R (6, 1)										0	0	0	0	0	0	0
Tom Wright, L (7, PH) OBP: 0.343, SLG: 0.333										1	0	0	0	0	0	0
Paul Hinrichs, R (8, 1)										0	0	0	0	0	0	0
Lou Boudreau, R (8, PH) OBP: 0.355, SLG: 0.399										1	0	0	0	0	0	1
Willard Nixon, L (9, 1) OBP: 0.462, SLG: 0.609										0	0	0	0	0	0	0
Inning Stats	R: 0 E: 0 K: 0 S: 4 H: 1 LOB: 1 BB: 0 P: 4	R: 0 E: 0 K: 0 S: 4 H: 1 LOB: 1 BB: 0 P: 4	R: 0 E: 0 K: 1 S: 5 H: 0 LOB: 0 BB: 0 P: 5	R: 1 E: 0 K: 0 S: 6 H: 4 LOB: 2 BB: 0 P: 6	R: 0 E: 0 K: 1 S: 6 H: 1 LOB: 1 BB: 0 P: 6	R: 1 E: 0 K: 0 S: 4 H: 1 LOB: 1 BB: 1 P: 8	R: 2 E: 1 K: 1 S: 8 H: 2 LOB: 1 BB: 0 P: 8	R: 0 E: 1 K: 0 S: 4 H: 0 LOB: 1 BB: 0 P: 4	R: 0 E: 1 K: 0 S: 4 H: 1 LOB: 2 BB: 1 P: 8	1B: 8 2B: 3 3B: 0 HR: 0	SF: 0 SAC: 0 DP: 2 HBP: 0						

	AB	39
	R	4
	H	11
	RBI	4
	BB	2
	SO	3
	LOB	20

WP: 0 PB: 0 SB: 1 CS: 0 PA: 41

PITCHER		IP	WLS	BF	H	R	ER	SO	BB	IBB	HBP	BLK	WP	HR	S	P	ERA	WHIP
Mike Garcia, R ERA: 3.43	(1, 1)	8.0	W	38	11	4	2	3	2	0	0	0	0	0	42	50	2.25	1.625
Bob Lemon, R ERA: 3.55	(9, 1)	1.0	S	3	0	0	0	0	0	0	0	0	0	0	3	3	0.00	0.000

PITCHER	IP	WLS	BF	H	R	ER	SO	BB	IBB	HBP	BLK	WP	HR	S	P	ERA	WHIP

Batter	1	2	3	4	5	6	7	8	9	AB	R	H	RBI	BB	SO	LOB
Bob Dillinger, R (1, 5) OBP: 0.364, SLG: 0.390	5-3		S 1B 1B		F8			6-3	F9	5	1	1	0	0	0	0
Nellie Fox, L (1, 4) OBP: 0.417, SLG: 0.513	4-3		1-H HR 1B		1B			BBBB FC5-4 BB		3	1	2	1	1	0	0
Minnie Minoso, R (1, 9) OBP: 0.479, SLG: 0.585	L9		1-H HR		F9			FC5-4 1B 1-2f 1B		4	2	1	2	0	0	2
Eddie Robinson, L (1, 3) OBP: 0.406, SLG: 0.564		F9	4-3			1-3		0-0 1B 1-3 2B 1B		4	1	1	0	0	0	0
Don Lenhardt, R (1, 7) OBP: 0.323, SLG: 0.441		6-3		F3		6-3		2B 1-2 3-H 1B		4	0	1	1	0	0	0
Jim Busby, R (1, 8) OBP: 0.379, SLG: 0.406		BBBB BB		L8		F9		1-3 2-H 2B		3	0	1	1	1	0	0
Chico Carrasquel, R (1, 6) OBP: 0.347, SLG: 0.372		SSS K		1B			G4-6-3 1B	F7		4	0	2	0	0	1	3
Phil Masi, R (1, 2) OBP: 0.431, SLG: 0.480 Floyd Baker, L (9, PH) OBP: 0.403, SLG: 0.375			L9 F8				SSS K		F5	3 1	0 0	0 0	0 0	0 0	1 0	2 0
Randy Gumpert, R (1, 1) OBP: 0.318, SLG: 0.286 Joe Demaestri, R (5, PH) OBP: 0.154, SLG: 0.154 Luis Aloma, R (5, 1) OBP: 0.286, SLG: 0.167 Joe Erautt, R (7, PH) OBP: 0.385, SLG: 0.364 Marv Rotblatt, S (7, 1) OBP: 0.343, SLG: 0.458 Bud Stewart, L (9, PH)			SSS K		1B		G4-6-3 1-2f		F6	1 1 0 1 0 1	0 0 0 0 0 0	0 1 0 0 0 0	0 0 0 0 0 0	1 0 0 0 0 0	0 0 0 0 0 0	0 0 0 1 0 0
Inning Stats	R: 0 E: 0 K: 0 S: 3 H: 0 LOB: 0 BB: 0 P: 3	R: 0 E: 0 K: 1 S: 5 H: 0 LOB: 1 BB: 1 P: 9	R: 3 E: 0 K: 1 S: 8 H: 3 LOB: 0 BB: 0 P: 8	R: 0 E: 0 K: 0 S: 4 H: 1 LOB: 1 BB: 0 P: 4	R: 0 E: 0 K: 0 S: 4 H: 2 LOB: 1 BB: 0 P: 4	R: 0 E: 0 K: 0 S: 3 H: 0 LOB: 0 BB: 0 P: 3	R: 0 E: 0 K: 1 S: 5 H: 1 LOB: 0 BB: 0 P: 5	R: 2 E: 0 K: 0 S: 6 H: 3 LOB: 2 BB: 1 P: 10	R: 0 E: 0 K: 0 S: 3 H: 0 LOB: 0 BB: 0 P: 3	1B: 8 2B: 1 3B: 0 HR: 1	SF: 0 SAC: 0 DP: 1 HBP: 0						

TOP

Chicago White Sox @ Boston Red Sox

Fenway Park, Boston, MA

Fri Jun 22 1951, 3:33 AM EDT

Att. 33,045 - Unknown

livebaseballscorecards.com

AB	35
R	5
H	10
RBI	5
BB	2
SO	3
LOB	8

PITCHER		IP	WLS	BF	H	R	ER	SO	BB	IBB	HBP	BLK	WP	HR	S	P	ERA	WHIP
Mel Parnell, L ERA: 3.72	(1, 1)	7.2	W	33	10	5	5	3	2	0	0	0	0	1	37	45	5.87	1.565
Ellis Kinder, R ERA: 4.09	(8, 1)	1.1	S	4	0	0	0	0	0	0	0	0	0	0	4	4	0.00	0.000

PITCHER	IP	WLS	BF	H	R	ER	SO	BB	IBB	HBP	BLK	WP	HR	S	P	ERA	WHIP

Batter	1	2	3	4	5	6	7	8	9	AB	R	H	RBI	BB	SO	LOB
Dom DiMaggio, R (1, 8) OBP: 0.393, SLG: 0.440	6 1B F7 2B	1-2 1B		F9 ①		BBB 4-0 SH1-3 BB		6 1B FC4-2 1B		4	1	3	0	1	0	0
6 Johnny Pesky, L (1, 6) OBP: 0.386, SLG: 0.374	2-3 BB 1B	F4 ③		F4 ②		F3 ①		1-3 FC4-2 1B		5	0	2	0	0	0	3
Billy Goodman, L (1, 3) OBP: 0.398, SLG: 0.368	3-H F7 ①			S 2B 1B		1-2 SH1-3 ②		FC4-2 ② 1-2 3-H		4	1	1	1	0	0	3
Ted Williams, L (1, 7) OBP: 0.489, SLG: 0.608	BBB 1-2 BB		1B BB 1B	1-H HR 2B		BBB BB		F3 ③		3	2	2	1	2	0	2
Vern Stephens, R (1, 5) OBP: 0.389, SLG: 0.527	F7 ②		F6 ②	2-H HR		F4 ③				4	1	1	2	0	0	5
Bobby Doerr, R (1, 4) OBP: 0.403, SLG: 0.451	F2 ③		BBB 1B 1-2 1B BB	5-3 ③			F7 ①			3	1	0	0	1	0	2
Clyde Vollmer, R (1, 9) OBP: 0.424, SLG: 0.564		F7 ①	1B 1-3 2-H 1B		5-3 ①		SSS 0-3 K ②			4	0	1	1	0	1	0
Les Moss, R (1, 2) OBP: 0.321, SLG: 0.335		FC4-6 1B	1-2 3-H 1B		F7 ②		SSS 0-3 K ③			4	0	2	1	0	1	0
Mel Parnell, L (1, 1) OBP: 0.429, SLG: 0.367		FC4-6 ② 1B 1-2f	F8 ③		4-3 ③			5-3 ①		3	0	0	0	0	0	3
Ellis Kinder, R (8, 1)										1	0	0	0	0	0	0
Inning Stats	R: 1 E: 0 K: 0 S: 5 H: 2 LOB: 2 BB: 1 P: 9	R: 0 E: 0 K: 0 S: 5 H: 2 LOB: 2 BB: 0 P: 5	R: 2 E: 0 K: 0 S: 6 H: 3 LOB: 2 BB: 1 P: 10	R: 3 E: 0 K: 0 S: 6 H: 3 LOB: 0 BB: 0 P: 6	R: 0 E: 0 K: 0 S: 3 H: 0 LOB: 0 BB: 0 P: 3	R: 0 E: 0 K: 0 S: 3 H: 0 LOB: 2 BB: 2 P: 11	R: 0 E: 0 K: 2 S: 7 H: 0 LOB: 0 BB: 0 P: 7	R: 0 E: 0 K: 0 S: 5 H: 2 LOB: 2 BB: 0 P: 5		1B: 9 2B: 2 3B: 0 HR: 1	SF: 0 SAC: 1 DP: 0 HBP: 0					

BOTTOM

Chicago White Sox @ Boston Red Sox

Fenway Park, Boston, MA

Fri Jun 22 1951, 3:33 AM EDT

Att. 33,045 - Unknown

livebaseballscorecards.com

AB	35
R	6
H	12
RBI	6
BB	4
SO	2
LOB	18

WP: 0 PB: 0 SB: 1 CS: 0 PA: 40

PITCHER		IP	WLS	BF	H	R	ER	SO	BB	IBB	HBP	BLK	WP	HR	S	P	ERA	WHIP
Randy Gumpert, R ERA: 2.71	(1, 1)	4.0	L	24	10	6	6	0	2	0	0	0	0	1	22	30	13.50	3.000
Luis Aloma, R ERA: 1.29	(5, 1)	2.0		8	0	0	0	0	2	0	0	0	0	0	6	14	0.00	1.000
Marv Rotblatt, L ERA: 2.89	(7, 1)	2.0		8	2	0	0	2	0	0	0	0	0	0	12	12	0.00	1.000

PITCHER	IP	WLS	BF	H	R	ER	SO	BB	IBB	HBP	BLK	WP	HR	S	P	ERA	WHIP

Batter	1	2	3	4	5	6	7	8	9	10	11	AB	R	H	RBI	BB	SO	LOB
Bob Dillinger, R (1, 5) OBP: 0.367, SLG: 0.388	SH1-3 1B		L3		5-3		1B 1B BB	K		1B 1-2 1B		3	1	1	0	1	0	0
Billy Pierce, L (7, 1) OBP: 0.282, SLG: 0.176												2	0	1	0	0	1	2
Nellie Fox, L (1, 4) OBP: 0.424, SLG: 0.516	SH1-3 1-2		E4 1B 1B		HBP		1B 3B 1-3 1B	FC6-4 1-2f		1-2 2-3 1B		4	2	3	0	0	0	2
Minnie Minoso, R (1, 9) OBP: 0.475, SLG: 0.578	F6		S HR 2-H 1B		F6		1-2 3B 3-H 1B	K		F8		6	2	2	2	0	1	7
Eddie Robinson, L (1, 3) OBP: 0.404, SLG: 0.580	L8		1-H HR		4-3		1-H 2-H 1B 3B		F7		F4	6	2	2	4	0	0	2
Al Zarilla, L (1, 7) OBP: 0.367, SLG: 0.446		FC6-4 BB	FC6-4 1B			4-3	FC5-4 3-H 1B		F7		BB 1B	2	0	1	0	1	0	0
Don Lenhardt, R (7, PH) OBP: 0.323, SLG: 0.441												0	0	0	0	0	0	0
Bud Stewart, L (7, PH) OBP: 0.351, SLG: 0.465												3	0	2	1	0	0	0
Jim Busby, R (1, 8) OBP: 0.373, SLG: 0.396		F9	FC6-4 1-2f			F7	K		4-3		G6-4-3 1-2 BB	5	0	0	0	1	1	3
Chico Carrasquel, R (1, 6) OBP: 0.343, SLG: 0.372	F8			6-3		2B	FC5-4 1-2f			K	G6-4-3 1-2f	6	0	1	0	0	1	4
Phil Masi, R (1, 2) OBP: 0.422, SLG: 0.467	FC6-4 1-2f			1-3		K		BB 1B		6-3		5	0	1	0	0	1	2
Howie Judson, R (1, 1) OBP: 0.154, SLG: 0.083			K	K			5-3	FC6-4 1-2 BB		1B 1B BB		2	0	0	0	0	2	0
Floyd Baker, L (7, PH) OBP: 0.413, SLG: 0.369												1	0	0	0	2	0	0
Inning Stats	R: 0 E: 0 K: 0 S: 4 H: 1 LOB: 1 BB: 0 P: 4	R: 0 E: 0 K: 0 S: 3 H: 0 LOB: 1 BB: 1 P: 7	R: 3 E: 1 K: 1 S: 9 H: 4 LOB: 1 BB: 0 P: 9	R: 0 E: 0 K: 1 S: 5 H: 0 LOB: 0 BB: 0 P: 5	R: 0 E: 0 K: 0 S: 3 H: 0 LOB: 1 BB: 0 P: 4	R: 0 E: 0 K: 1 S: 6 H: 1 LOB: 1 BB: 0 P: 6	R: 4 E: 0 K: 1 S: 9 H: 4 LOB: 1 BB: 1 P: 13	R: 0 E: 0 K: 2 S: 8 H: 1 LOB: 2 BB: 1 P: 12	R: 0 E: 0 K: 0 S: 3 H: 0 LOB: 0 BB: 0 P: 3	R: 0 E: 0 K: 1 S: 7 H: 2 LOB: 3 BB: 1 P: 11	R: 0 E: 0 K: 0 S: 3 H: 1 LOB: 1 BB: 1 P: 7	1B: 11 2B: 1 3B: 1 HR: 1 SF: 0 SAC: 1 DP: 1 HBP: 1	WP: 0 PB: 0 SB: 1 CS: 0 PA: 52					

PITCHER		IP	WLS	BF	H	R	ER	SO	BB	IBB	HBP	BLK	WP	HR	S	P	ERA	WHIP
Ray Scarborough, R ERA: 5.65	(1, 1)	6.1		30	8	6	6	3	2	0	1	0	0	1	33	42	8.53	1.579
Mickey McDermott, L ERA: 3.67	(7, 1)	0.0		1	1	0	0	0	0	0	0	0	0	0	1	1	∞	∞
Ellis Kinder, R ERA: 4.01	(7, 1)	0.2		3	1	1	1	1	0	0	0	0	0	0	5	5	13.50	1.500
Walt Masterson, R ERA: 2.91	(8, 1)	1.0		5	1	0	0	2	1	0	0	0	0	0	8	12	0.00	2.000
Willard Nixon, R ERA: 4.33	(9, 1)	3.0	W	13	3	0	0	1	2	0	0	0	0	0	13	21	0.00	1.667

PITCHER	IP	WLS	BF	H	R	ER	SO	BB	IBB	HBP	BLK	WP	HR	S	P	ERA	WHIP

TOP

Chicago White Sox @ Boston Red Sox

Fenway Park, Boston, MA

Sat Jun 23 1951, 3:33 AM EDT

Att. 17,567 - Unknown

livebaseballscorecards.com

AB	45
R	7
H	14
RBI	7
BB	5
SO	7
LOB	22

Chicago White Sox @ Boston Red Sox

Fenway Park, Boston, MA

Sat Jun 23 1951, 3:33 AM EDT

Att. 17,567 - Unknown

livebaseballscorecards.com

BOTTOM

Batter	1	2	3	4	5	6	7	8	9	10	11	AB	R	H	RBI	BB	SO	LOB
Dom DiMaggio, R (1, 8) OBP: 0.395, SLG: 0.444	6-3	6 3B 2B 1-H		G4-3 1-2f		E7 1B		6 BB 2B BB		F5		5	2	2	1	1	0	1
6 Johnny Pesky, L (1, 6) OBP: 0.397, SLG: 0.398	4-3 2B 1B	3B 2-H		E3 1B		4-3		2B BB 1-2		F3		5	2	3	1	1	0	1
Billy Goodman, L (1, 3) OBP: 0.393, SLG: 0.367	4-3 1-2	4-3		F8			K S S S	S 2B 1-H 2-H		F7		6	0	1	2	0	1	3
Ted Williams, L (1, 7) OBP: 0.493, SLG: 0.610	1B 2B 2-H		L3		6-3		BB 1B	2-3 IBB			2B BB B B B B	4	2	2	1	2	0	0
Vern Stephens, R (1, 5) OBP: 0.391, SLG: 0.535	1B 2-H		1B 2B		F7		K S S S	P6			1-H 2B	6	1	3	2	0	1	3
Bobby Doerr, R (1, 4) OBP: 0.410, SLG: 0.458	F9		1B 1B 2-H		2B		BB B B B B 1-2	BB B B B B				3	0	2	1	2	0	1
Clyde Vollmer, R (1, 9) OBP: 0.408, SLG: 0.533		K S S S	G6-4-3 1-2 1B		5-3		F5	F4				5	0	1	0	0	1	4
Les Moss, R (1, 2) OBP: 0.313, SLG: 0.326		F4	G6-4-3 1-2f			F4		F6		F4		5	0	0	0	0	0	3
Ray Scarborough, R (1, 1) OBP: 0.320, SLG: 0.227 Mickey McDermott, L (7, 1) OBP: 0.222, SLG: 0.269 Ellis Kinder, R (7, 1) Walt Masterson, R (8, 1) Lou Boudreau, R (8, PH) OBP: 0.354, SLG: 0.397 Willard Nixon, L (9, 1) OBP: 0.444, SLG: 0.583		2B BB B B B B		G4-3 BB B B B B		4-3		K S S S		K S S S		1 0 0 0 1 1	1 0 0 0 0 0	0 0 0 0 0 1	0 0 0 0 0 1	2 0 0 0 0 0	0 0 0 0 1 1	0 0 0 0 0 1
Inning Stats	R: 2 E: 0 K: 0 S: 6 H: 3 LOB: 1 BB: 0 P: 6	R: 2 E: 0 K: 1 S: 7 H: 2 LOB: 1 BB: 1 P: 11	R: 1 E: 0 K: 0 S: 5 H: 3 LOB: 1 BB: 0 P: 5	R: 0 E: 1 K: 0 S: 3 H: 1 LOB: 1 BB: 1 P: 7	R: 0 E: 0 K: 0 S: 4 H: 1 LOB: 1 BB: 0 P: 4	R: 0 E: 1 K: 0 S: 4 H: 1 LOB: 1 BB: 0 P: 4	R: 0 E: 0 K: 2 S: 8 H: 1 LOB: 2 BB: 1 P: 12	R: 2 E: 0 K: 1 S: 6 H: 1 LOB: 2 BB: 3 P: 18	R: 0 E: 0 K: 1 S: 5 H: 0 LOB: 1 BB: 1 P: 9	R: 0 E: 0 K: 0 S: 3 H: 0 LOB: 0 BB: 0 P: 3	R: 1 E: 0 K: 0 S: 1 H: 1 LOB: 1 BB: 1 P: 5	1B: 7 2B: 6 3B: 1 HR: 0 SF: 0 SAC: 0 DP: 2 HBP: 0	WP: 0 PB: 0 SB: 1 CS: 0 PA: 50					

PITCHER	IP	WLS	BF	H	R	ER	SO	BB	IBB	HBP	BLK	WP	HR	S	P	ERA	WHIP
Howie Judson, R (1, 1) ERA: 4.78	6.0		29	11	5	5	1	2	0	0	0	0	0	29	37	7.50	2.167
Billy Pierce, L (7, 1) ERA: 4.06	4.0	L	21	3	3	3	4	5	1	0	0	0	0	23	47	6.75	2.000

PITCHER	IP	WLS	BF	H	R	ER	SO	BB	IBB	HBP	BLK	WP	HR	S	P	ERA	WHIP

AB	42
R	8
H	14
RBI	8
BB	8
SO	5
LOB	17

Batter	1	2	3	4	5	6	7	8	9	AB	R	H	RBI	BB	SO	LOB
Bob Dillinger, R (1, 5) OBP: 0.382, SLG: 0.403	0-0 1B FC5-4 1B	0-0 ③ F8			0-0 5-3 SH5-3 1B		0-0 HR 1B		0-0 FC6-4 1B	5	2	4	0	0	0	0
Floyd Baker, L (9, 5) OBP: 0.413, SLG: 0.369										0	0	0	0	0	0	0
Nellie Fox, L (1, 4) OBP: 0.425, SLG: 0.514	0-0 1-3 FC5-4 1B		BBBB 4-0 SH1-3 BB		0-0 ① SH5-3 1-2		0-0 ① F4		0-0 ② FC6-4 1-2f	3	0	1	0	1	0	2
Minnie Minoso, R (1, 9) OBP: 0.467, SLG: 0.567	0-0 ① FC5-4 S 1-2f 3-H		0-0 ① SH1-3 1-2		0-0 ② 5-3 2-3		SSS 0-3 ② K		0-0 ③ 5-3	4	0	0	1	0	1	4
Eddie Robinson, L (1, 3) OBP: 0.402, SLG: 0.587	0-0 ② F8		SSS 0-3 ② K		0-0 ③ F3		0-0 1-H HR			4	1	1	2	0	1	3
Don Lenhardt, R (1, 7) OBP: 0.314, SLG: 0.430	0-0 ③ L7 1-2		0-0 ③ 6-3			0-0 ① F8	0-0 ③ F6			4	0	0	0	0	0	2
Jim Busby, R (1, 8) OBP: 0.379, SLG: 0.397		0-0 HR 1B		0-0 ① F8		BBBB 4-0 S BB		BBBB 4-0 K BB		2	1	1	0	2	0	0
Chico Carrasquel, R (1, 6) OBP: 0.338, SLG: 0.366		0-0 ① F4		0-0 ② F1		0-0 ② F5 1-2		SSS 0-3 ①② K 1-2		4	0	0	0	0	1	3
Phil Masi, R (1, 2) OBP: 0.432, SLG: 0.527		0-0 1-H HR		0-0 HR		BBBB 4-0 BB		0-0 ③ 4-3		3	2	2	3	1	0	0
Joe Dobson, R (1, 1) OBP: 0.037, SLG: 0.074 Joe Demaestri, R (6, PH) OBP: 0.143, SLG: 0.143 Ken Holcombe, R (6, 1) OBP: 0.313, SLG: 0.333		0-0 ② F4		0-0 ③ F8		SSS 0-3 ③ K			0-0 ① F7	2	0	0	0	0	0	0
										1	0	0	0	0	1	2
										1	0	0	0	0	0	0
Inning Stats	R: 1 E: 0 K: 0 S: 5 H: 2 LOB: 1 BB: 0 P: 5	R: 2 E: 0 K: 0 S: 5 H: 2 LOB: 0 BB: 0 P: 5	R: 0 E: 0 K: 1 S: 5 H: 0 LOB: 1 BB: 1 P: 9	R: 1 E: 0 K: 0 S: 4 H: 1 LOB: 0 BB: 0 P: 4	R: 0 E: 0 K: 0 S: 4 H: 1 LOB: 1 BB: 0 P: 4	R: 0 E: 0 K: 1 S: 5 H: 0 LOB: 2 BB: 2 P: 13	R: 2 E: 0 K: 1 S: 7 H: 2 LOB: 0 BB: 0 P: 7	R: 0 E: 0 K: 1 S: 4 H: 0 LOB: 0 BB: 1 P: 8	R: 0 E: 0 K: 0 S: 4 H: 1 LOB: 1 BB: 0 P: 4	1B: 6 2B: 0 3B: 0 HR: 3	SF: 0 SAC: 2 DP: 0 HBP: 0						

TOP

Chicago White Sox @ Boston Red Sox

Fenway Park, Boston, MA

Sun Jun 24 1951, 3:33 AM EDT

Unknown

livebaseballscorecards.com

AB	33
R	6
H	9
RBI	6
BB	4
SO	4
LOB	16

WP: 0 PB: 0 SB: 2 CS: 0 PA: 39

PITCHER		IP	WLS	BF	H	R	ER	SO	BB	IBB	HBP	BLK	WP	HR	S	P	ERA	WHIP
Chuck Stobbs, L ERA: 4.11	(1, 1)	7.0	L	32	8	6	6	3	3	0	0	0	0	3	35	47	7.71	1.571
Harry Taylor, R ERA: 5.62	(8, 1)	2.0		7	1	0	0	1	1	0	0	0	0	0	8	12	0.00	1.000

PITCHER	IP	WLS	BF	H	R	ER	SO	BB	IBB	HBP	BLK	WP	HR	S	P	ERA	WHIP

Batter	1	2	3	4	5	6	7	8	9	AB	R	H	RBI	BB	SO	LOB
Dom DiMaggio, R (1, 8) OBP: 0.396, SLG: 0.454	6-3			5-3	1-H, 2-H, IHR		BBBB, BB			3	1	1	3	1	0	0
6 Johnny Pesky, L (1, 6) OBP: 0.400, SLG: 0.409	1-3			6-3, 2B	1B		F7			4	1	2	0	0	0	1
Billy Goodman, L (1, 3) OBP: 0.386, SLG: 0.361	F7			6-3, 2-3	1-3			SSS, K		4	0	0	0	0	1	2
Ted Williams, L (1, 7) OBP: 0.493, SLG: 0.618		5-3		2B, 3-H		4-3, F8, 2B		F8		4	1	2	1	0	0	0
Vern Stephens, R (1, 5) OBP: 0.385, SLG: 0.525		F8		P4		4-3, 2-3		6-3		4	0	0	0	0	0	2
Bobby Doerr, R (1, 4) OBP: 0.408, SLG: 0.459		SSS, K			IHR, 2B	F8, 3-H			6-3	4	1	1	1	0	1	0
Clyde Vollmer, R (1, 9) OBP: 0.387, SLG: 0.500			F6		SSS, K	6-3			F7	4	0	0	0	0	1	1
Les Moss, R (1, 2) OBP: 0.307, SLG: 0.318			SSS, K		F8		5-3		F9	4	0	0	0	0	1	1
Chuck Stobbs, L (1, 1) OBP: 0.267, SLG: 0.259			G3		BBBB, IHR, BB		SSS, K			1	1	0	0	1	0	0
Walt Dropo, R (7, PH) OBP: 0.337, SLG: 0.368										1	0	0	0	0	1	0
Harry Taylor, R (8, 1) OBP: 0.136, SLG: 0.182										0	0	0	0	0	0	0
Inning Stats	R: 0 E: 0 K: 0 S: 3	H: 0 LOB: 0 BB: 0 P: 3	R: 0 E: 0 K: 1 S: 5	H: 0 LOB: 0 BB: 0 P: 5	R: 0 E: 0 K: 1 S: 5	H: 0 LOB: 0 BB: 0 P: 5	R: 1 E: 0 K: 0 S: 5	H: 2 LOB: 1 BB: 0 P: 5	R: 3 E: 0 K: 1 S: 8	H: 3 LOB: 1 BB: 1 P: 12	R: 1 E: 0 K: 0 S: 4	H: 1 LOB: 0 BB: 0 P: 4	R: 0 E: 0 K: 1 S: 5	H: 0 LOB: 1 BB: 1 P: 9	R: 0 E: 0 K: 1 S: 5	H: 0 LOB: 0 BB: 0 P: 5	R: 0 E: 0 K: 0 S: 3	H: 0 LOB: 0 BB: 0 P: 3	1B: 1 2B: 4 3B: 0 HR: 1	SF: 0 SAC: 0 DP: 0 HBP: 0	WP: 0 PB: 0 SB: 0 CS: 0	PA: 35

PITCHER	IP	WLS	BF	H	R	ER	SO	BB	IBB	HBP	BLK	WP	HR	S	P	ERA	WHIP
Joe Dobson, R (1, 1) ERA: 4.08	5.0		21	5	4	4	3	1	0	0	0	0	0	26	30	7.20	1.200
Ken Holcombe, R (6, 1) ERA: 4.05	4.0	W	14	1	1	1	2	1	0	0	0	0	0	17	21	2.25	0.500

PITCHER	IP	WLS	BF	H	R	ER	SO	BB	IBB	HBP	BLK	WP	HR	S	P	ERA	WHIP

BOTTOM

Chicago White Sox @ Boston Red Sox

Fenway Park, Boston, MA

Sun Jun 24 1951, 3:33 AM EDT

Unknown

livebaseballscorecards.com

AB	33
R	5
H	6
RBI	5
BB	2
SO	5
LOB	7

Batter	1	2	3	4	5	6	7	8	9	AB	R	H	RBI	BB	SO	LOB
Bob Dillinger, R (1, 5) OBP: 0.382, SLG: 0.399	BBBB 4-0 SH1-3 WP 1B BB		x 0-0 ② 4-3 2-3			x 0-0 1B 1-2 1B	x 0-0 E6 FC5 E 1-2 2-H	x 0-0 ③ F9		4	1	1	0	1	0	5
Nellie Fox, L (1, 4) OBP: 0.419, SLG: 0.506	x 0-0 ① SH1-3 1-3		x 0-0 ③ F5			x 0-0 ① F8	x 0-0 E4 1-2 2-H		x 0-0 ① 1-3	4	0	0	0	0	0	4
Minnie Minoso, R (1, 9) OBP: 0.466, SLG: 0.563	x 0-0 CS SH5-3 3-H 1B			SSS 0-3 ① K		x 0-0 G2-6-3 1-2 2-H 1B	x 0-0 ③ FC5 2-3f		x 0-0 ② 6-3	5	0	2	2	0	1	2
Eddie Robinson, L (1, 3) OBP: 0.400, SLG: 0.582	x 0-0 ② SH5-3 1-2			x 0-0 ② F8		x 0-0 ②③ G2-6-3 1-2f		x 0-0 FC5-4 1B	x 0-0 ③ F8	4	0	1	0	0	0	2
Don Lenhardt, R (1, 7) OBP: 0.313, SLG: 0.425	0-0 ③ CS 2-3	SSS 0-3 ① K		x 0-0 ③ F5			x 0-0 2B FC8-6 1B	x 0-0 ① FC5-4 1-2f BB 1B		4	1	1	0	0	1	1
Jim Busby, R (1, 8) OBP: 0.382, SLG: 0.401		x 0-0 ② 1-3			x 0-0 ① 6-3		x 0-0 FC8-6 1-3 2B	BBBB 4-0 1B 1-2 1B BB		3	1	1	0	1	0	0
Chico Carrasquel, R (1, 6) OBP: 0.340, SLG: 0.365		x 0-0 ③ 5-3			x 0-0 ② 5-3		BBBB 4-0 FC8-6 E BB	x 0-0 ② E 1B 1-2 2-H 1B		3	1	1	0	1	0	0
Phil Masi, R (1, 2) OBP: 0.434, SLG: 0.526			x 0-0 2B 1B		SSS 0-3 ③ K		x 0-0 ① L5	x 0-0 E 1-2 2-H 1B		4	0	2	1	0	1	3
Harry Dorish, R (1, 1) OBP: 0.286, SLG: 0.429 Joe Demaestri, R (6, PH) OBP: 0.200, SLG: 0.143 Lou Kretlow, R (6, 1) OBP: 0.133, SLG: 0.071 Bud Stewart, L (7, PH) OBP: 0.348, SLG: 0.460 Marv Rotblatt, S (7, 1) Howie Judson, R (7, 1) OBP: 0.154, SLG: 0.083 Al Zarilla, L (8, PH) OBP: 0.366, SLG: 0.443 Ken Holcombe, R (8, 1) OBP: 0.313, SLG: 0.333			x 0-0 ① 4-3 1-2 2B			BBBB 4-0 1B 1B BB	x 0-0 ② FC8-6 E 1-2 2-3f 3-H	x 0-0 E4 1-2 2-3		1 0 0 1 0 1 0 0 0	0 1 0 1 0 0 0 0 0	1 0 0 0 0 0 0 0 0	0 0 0 1 0 0 0 0 0	0 1 0 0 0 0 0 0 0	0 0 0 0 0 0 0 0 0	0 0 0 2 0 0 0 0 0
Inning Stats	R: 1 H: 1 E: 0 LOB: 0 K: 0 BB: 1 S: 3 P: 7	R: 0 H: 0 E: 0 LOB: 0 K: 1 BB: 0 S: 5 P: 5	R: 0 H: 2 E: 0 LOB: 1 K: 0 BB: 0 S: 4 P: 4	R: 0 H: 0 E: 0 LOB: 0 K: 1 BB: 0 S: 5 P: 5	R: 0 H: 0 E: 0 LOB: 0 K: 1 BB: 0 S: 5 P: 5	R: 1 H: 2 E: 0 LOB: 1 K: 0 BB: 1 S: 4 P: 8	R: 3 H: 2 E: 2 LOB: 2 K: 0 BB: 1 S: 7 P: 11	R: 1 H: 3 E: 1 LOB: 3 K: 0 BB: 1 S: 6 P: 10	R: 0 H: 0 E: 0 LOB: 0 K: 0 BB: 0 S: 3 P: 3	1B: 8 SF: 0 2B: 2 SAC: 2 3B: 0 DP: 1 HR: 0 HBP: 0						

TOP

Chicago White Sox @ Boston Red Sox

Fenway Park, Boston, MA

Sun Jun 24 1951, 3:38 AM EDT

Att. 34,869 - Unknown

livebaseballscorecards.com

AB	34
R	6
H	10
RBI	4
BB	4
SO	3
LOB	21

WP: 1 PA: 41
PB: 0
SB: 0
CS: 1

PITCHER		IP	WLS	BF	H	R	ER	SO	BB	IBB	HBP	BLK	WP	HR	S	P	ERA	WHIP
Bill Wight, L ERA: 6.32	(1, 1)	6.0		25	7	5	4	3	3	0	0	0	1	0	28	40	6.00	1.667
Walt Masterson, R ERA: 3.09	(7, 1)	1.2	W	10	3	1	1	0	1	0	0	0	0	0	9	13	5.40	2.400
Mel Parnell, L ERA: 3.66	(8, 1)	1.1	S	5	0	0	0	0	0	0	0	0	0	0	5	5	0.00	0.000

PITCHER	IP	WLS	BF	H	R	ER	SO	BB	IBB	HBP	BLK	WP	HR	S	P	ERA	WHIP

BOTTOM

Chicago White Sox @ Boston Red Sox

Fenway Park, Boston, MA

Sun Jun 24 1951, 3:38 AM EDT

Att. 34,869 - Unknown

Batter	1	2	3	4	5	6	7	8	9	AB	R	H	RBI	BB	SO	LOB
Dom DiMaggio, R (1, 8) OBP: 0.400, SLG: 0.470	5-3		HR		6 1B 1B 2B		BBBB 4-0 6 1B 1B BB	SSS 0-3 K		4	3	2	1	1	1	0
6 Johnny Pesky, L (1, 6) OBP: 0.406, SLG: 0.412	6-3		6-3		BB F7 1B 2-3 1B		BBBB 4-0 1B 1B FC6-2 1-2 BB	0-0 1B		4	1	2	0	1	0	0
Billy Goodman, L (1, 3) OBP: 0.387, SLG: 0.362	4-3		3-1		BB 1-2 3-H 1B		0-0 FC6-2 1B FC5 1-2 2-3 1B	0-0 F4		5	1	2	1	0	0	1
Ted Williams, L (1, 7) OBP: 0.497, SLG: 0.618		0-0 F4		2B WP 1B	BBB 4-0 FC6-4 1-2 2-3 BB		0-0 FC5 FC6-2 1-2 2-3 3-H 1B			3	1	2	1	1	0	0
Vern Stephens, R (1, 5) OBP: 0.387, SLG: 0.543		0-0 HR		WP 1-3 2B	0-0 F7 3-H		0-0 FC6-2 E 1-2 2-3 3-Hf			4	2	2	2	0	0	5
Bobby Doerr, R (1, 4) OBP: 0.406, SLG: 0.453		0-0 F7		BBB 4-0 G6-4-3 2-3 3-H BB	0-0 FC6-4 1-2f		0-0 FC5 HBP 1-H 2-3f 3-H			3	0	0	1	1	0	3
Clyde Vollmer, R (1, 9) OBP: 0.392, SLG: 0.485		BBBB 4-0 FC5-4 BB		0-0 F7	H 0-0 F7		H 1-0 1-2 HBP			2	0	0	0	1	0	2
Les Moss, R (1, 2) OBP: 0.300, SLG: 0.311		0-0 FC5-4 1-2f		0-0 G6-4-3 1-2f	0-0 F8		0-0 F6			4	0	0	0	0	0	5
Bill Wight, L (1, 1) OBP: 0.130, SLG: 0.091 Walt Masterson, R (7, 1) Mel Parnell, L (8, 1) OBP: 0.417, SLG: 0.355			SSS 0-3 K		0-0 F9		SSS 0-3 K		0-0 F6	3 0 1	0 0 0	0 0 0	0 0 0	0 0 0	2 0 0	0 0 0
Inning Stats	R: 0 H: 0 E: 0 LOB: 0 K: 0 BB: 0 S: 3 P: 3	R: 1 H: 1 E: 0 LOB: 1 K: 0 BB: 1 S: 4 P: 8	R: 1 H: 1 E: 0 LOB: 0 K: 1 BB: 0 S: 6 P: 6	R: 1 H: 2 E: 0 LOB: 1 K: 0 BB: 1 S: 4 P: 8	R: 2 H: 3 E: 0 LOB: 2 K: 0 BB: 1 S: 6 P: 10	R: 0 H: 0 E: 0 LOB: 0 K: 1 BB: 0 S: 5 P: 5	R: 3 H: 2 E: 1 LOB: 2 K: 0 BB: 2 S: 5 P: 14	R: 0 H: 1 E: 0 LOB: 1 K: 1 BB: 0 S: 6 P: 6		1B: 6 SF: 0 2B: 2 SAC: 0 3B: 0 DP: 1 HR: 2 HBP: 1						

livebaseballscorecards.com

AB	33
R	8
H	10
RBI	6
BB	5
SO	3
LOB	16

PITCHER		IP	WLS	BF	H	R	ER	SO	BB	IBB	HBP	BLK	WP	HR	S	P	ERA	WHIP
Harry Dorish, R ERA: 2.06	(1, 1)	5.0		24	7	5	5	1	3	0	0	0	1	2	23	35	9.00	2.000
Lou Kretlow, R ERA: 4.17	(6, 1)	1.0		3	0	0	0	1	0	0	0	0	0	0	5	5	0.00	0.000
Marv Rotblatt, L ERA: 3.38	(7, 1)	0.0	L	4	2	3	2	0	2	0	0	0	0	0	2	10	∞	∞
Howie Judson, R ERA: 4.66	(7, 1)	1.0		4	0	0	0	0	0	0	1	0	0	0	3	4	0.00	0.000
Ken Holcombe, R ERA: 3.98	(8, 1)	1.0		4	1	0	0	1	0	0	0	0	0	0	6	6	0.00	1.000

PITCHER	IP	WLS	BF	H	R	ER	SO	BB	IBB	HBP	BLK	WP	HR	S	P	ERA	WHIP

Batter	1	2	3	4	5	6	7	8	9	AB	R	H	RBI	BB	SO	LOB
Eddie Joost, R (1, 6) OBP: 0.382, SLG: 0.476	F9		E6 G5-4-3 2-3	PB 1-2 2-H 1B		1-H 2-H HR			1-3	5	1	2	4	0	0	1
Allie Clark, R (1, 9) OBP: 0.307, SLG: 0.413	FC3 1B		G5-4-3 1-2f 3-H	F9 1-2 2-3		1B			F4	5	0	2	0	0	0	3
Dave Philley, S (1, 8) OBP: 0.321, SLG: 0.360	FC3 G5-4-3 1-2		BB 1B		6-3	L4			F9	4	0	0	0	1	0	2
Gus Zernial, R (1, 7) OBP: 0.360, SLG: 0.569	G5-4-3 1-2f		BB 1-3		K		K			4	0	1	0	0	2	2
Ferris Fain, L (1, 3) OBP: 0.470, SLG: 0.491		6-3	BB 1-2 3-H		L6		K			3	0	0	0	1	1	0
Hank Majeski, R (1, 5) OBP: 0.333, SLG: 0.388		F3		F6		6-3	4-3			4	0	0	0	0	0	0
Lou Klein, R (1, 4) OBP: 0.234, SLG: 0.305		2B		F9		BB HR 5-3		F5		3	1	1	0	1	0	0
Joe Astroth, R (1, 2) OBP: 0.221, SLG: 0.211		F8		BB 1B E		5-3 1-2		1B 6-3-5-4-2-7		3	1	1	0	1	0	2
Bob Hooper, R (1, 1) OBP: 0.273, SLG: 0.364			E G5-4-3 2B	E4 PB 1B 1-2		BB HR		6-3-5-4-2-7 1-3f		1	1	1	0	0	0	0
Billy Hitchcock, R (4, PH) OBP: 0.371, SLG: 0.307										1	0	0	0	0	0	1
Johnny Kucab, R (4, 1)										0	1	0	0	1	0	0
Ray Murray, R (8, PH) OBP: 0.338, SLG: 0.300										1	0	0	0	0	0	1
Moe Burtschy, R (8, 1) OBP: 0.333, SLG: 0.333										0	0	0	0	0	0	0
Inning Stats	R: 0 E: 0 K: 0 S: 4 H: 1 LOB: 1 BB: 0 P: 4	R: 0 E: 0 K: 0 S: 4 H: 1 LOB: 1 BB: 0 P: 4	R: 1 E: 1 K: 0 S: 4 H: 2 LOB: 2 BB: 2 P: 12	R: 1 E: 1 K: 0 S: 5 H: 1 LOB: 2 BB: 1 P: 9	R: 0 E: 0 K: 1 S: 5 H: 0 LOB: 0 BB: 0 P: 5	R: 3 E: 0 K: 0 S: 5 H: 2 LOB: 1 BB: 2 P: 13	R: 0 E: 0 K: 2 S: 7 H: 0 LOB: 0 BB: 0 P: 7	R: 0 E: 0 K: 0 S: 3 H: 1 LOB: 0 BB: 0 P: 3	R: 0 E: 0 K: 0 S: 3 H: 0 LOB: 0 BB: 0 P: 3	1B: 5 2B: 3 3B: 0 HR: 1	SF: 0 SAC: 0 DP: 3 HBP: 0					

PITCHER	IP	WLS	BF	H	R	ER	SO	BB	IBB	HBP	BLK	WP	HR	S	P	ERA	WHIP
Mel Parnell, L (1, 1) ERA: 3.69	9.0	W	39	8	5	4	3	5	0	0	0	0	1	40	60	4.00	1.444

PITCHER	IP	WLS	BF	H	R	ER	SO	BB	IBB	HBP	BLK	WP	HR	S	P	ERA	WHIP

TOP

Philadelphia Athletics @ Boston Red Sox

Fenway Park, Boston, MA

Tue Jun 26 1951, 3:33 AM EDT

Att. 18,979 - Unknown

livebaseballscorecards.com

AB	34
R	5
H	8
RBI	4
BB	5
SO	3
LOB	12

1B: 5	SF: 0	WP: 0	PA: 39
2B: 3	SAC: 0	PB: 1	
3B: 0	DP: 3	SB: 0	
HR: 1	HBP: 0	CS: 0	

Batter	1	2	3	4	5	6	7	8	9	AB	R	H	RBI	BB	SO	LOB
Dom DiMaggio, R (1, 8) OBP: 0.400, SLG: 0.472	F2		6 4-3 3B 2B	K		F6		BB 1B 1B 1-2 2-H 3-H		5	2	2	2	0	1	0
6 Johnny Pesky, L (1, 6) OBP: 0.400, SLG: 0.404	3-1		4-3 2-3		L6		FC4-6 1B	K		5	0	1	0	0	1	3
Billy Goodman, L (1, 3) OBP: 0.391, SLG: 0.361	1B		3B BB B B B		F8		FC4-6 FC3-6 1-2f B B B	1B BB 1-2 2-3		3	1	1	0	2	0	1
Ted Williams, L (1, 7) OBP: 0.498, SLG: 0.627	F7		HR 3B 1-H 3-H		HR 1B		FC3-6 BB 1-2f	G5-4-3 1B 1-2 2-H 3-H		5	2	3	4	0	0	2
Vern Stephens, R (1, 5) OBP: 0.395, SLG: 0.571		HR	HR BB B B B B		1-H HR		FC5-4 BB 1-2 B B B B	G5-4-3 1-2f		3	3	2	3	2	0	2
Bobby Doerr, R (1, 4) OBP: 0.404, SLG: 0.462		K	1-H 3-H HR	F2		FC5-4 1-2f				4	1	1	3	0	1	2
Clyde Vollmer, R (1, 9) OBP: 0.410, SLG: 0.536		G6-4-3 1B	6-3			HR		SH WP 1B BB B B B B		3	2	2	1	1	0	0
Les Moss, R (1, 2) OBP: 0.300, SLG: 0.306		G6-4-3 1-2f		F8		6-3		SH 1B BB 1-2 B B B B		3	1	0	0	1	0	1
Mel Parnell, L (1, 1) OBP: 0.385, SLG: 0.324			K	F5		G1		SH BB 1B 1B 1-2 2-3		3	1	0	0	0	1	0
Inning Stats	R: 0 E: 0 K: 0 S: 4 H: 1 LOB: 1 BB: 0 P: 4	R: 1 E: 0 K: 1 S: 6 H: 2 LOB: 0 BB: 0 P: 6	R: 5 E: 0 K: 1 S: 8 H: 3 LOB: 0 BB: 2 P: 16	R: 0 E: 0 K: 1 S: 5 H: 0 LOB: 0 BB: 0 P: 5	R: 2 E: 0 K: 0 S: 5 H: 2 LOB: 0 BB: 0 P: 5	R: 1 E: 0 K: 0 S: 4 H: 1 LOB: 0 BB: 0 P: 4	R: 0 E: 0 K: 0 S: 4 H: 1 LOB: 2 BB: 1 P: 8	R: 4 E: 0 K: 1 S: 7 H: 2 LOB: 1 BB: 3 P: 19		1B: 6 2B: 1 3B: 1 HR: 4 SF: 0 SAC: 1 DP: 2 HBP: 0						

PITCHER		IP	WLS	BF	H	R	ER	SO	BB	IBB	HBP	BLK	WP	HR	S	P	ERA	WHIP
Bob Hooper, R ERA: 4.52	(1, 1)	3.0	L	16	6	6	6	2	2	0	0	0	0	2	18	26	18.00	2.667
Johnny Kucab, R ERA: 4.7	(4, 1)	4.0		17	4	3	3	1	1	0	0	0	0	2	18	22	6.75	1.250
Moe Burtschy, R ERA: 5.29	(8, 1)	1.0		8	2	4	4	1	3	0	0	0	1	0	7	19	36.00	5.000

PITCHER	IP	WLS	BF	H	R	ER	SO	BB	IBB	HBP	BLK	WP	HR	S	P	ERA	WHIP

BOTTOM

Philadelphia Athletics @ Boston Red Sox

Fenway Park, Boston, MA

Tue Jun 26 1951, 3:33 AM EDT

Att. 18,979 - Unknown

livebaseballscorecards.com

AB	34
R	13
H	12
RBI	13
BB	6
SO	4
LOB	11

WP: 1	PA: 41		
PB: 0			
SB: 0			
CS: 0			

Batter	1	2	3	4	5	6	7	8	9	AB	R	H	RBI	BB	SO	LOB
Eddie Joost, R (1, 6) OBP: 0.382, SLG: 0.472	6-3		F9			4-3, 1B	F6		BBBB, G6-3, BB	4	1	1	0	1	0	2
Elmer Valo, L (1, 9) OBP: 0.376, SLG: 0.348	G3		F8			4-3, 1-2	F8		G6-3, 1-2f	5	0	0	0	0	0	4
Dave Philley, S (1, 8) OBP: 0.328, SLG: 0.367	1B			F8		HR, 2-H		1B, 4-3, 1B		4	2	3	1	0	0	0
Gus Zernial, R (1, 7) OBP: 0.363, SLG: 0.582	1-3			1B		1-H, HR		4-3, 1-2		4	1	2	2	0	0	2
Ferris Fain, L (1, 3) OBP: 0.470, SLG: 0.492		G5-4-3, 1B		6-3		4-3		1B, 2-3, 1B		4	0	2	0	0	0	0
Hank Majeski, R (1, 5) OBP: 0.338, SLG: 0.392		G5-4-3, 1-2f			1B	6-3		1B, 1-3, 3-H, 1B		4	0	2	1	0	0	1
Lou Klein, R (1, 4) OBP: 0.250, SLG: 0.365		HR			6-3		SH1-4, 1B	F8		4	1	2	1	0	0	2
Ray Murray, R (1, 2) OBP: 0.341, SLG: 0.306		F2			1B		SH1-4, 1-2	K		2	0	1	0	0	0	0
Lou Limmer, L (8, PH) OBP: 0.257, SLG: 0.355										1	0	0	0	0	1	2
Joe Astroth, R (8, 2) OBP: 0.221, SLG: 0.211										0	0	0	0	0	0	0
Carl Scheib, R (1, 1) OBP: 0.471, SLG: 0.750			1-3		SSS, K		BBBB, BB		F5	2	0	0	0	1	1	1
Morrie Martin, L (7, 1) OBP: 0.278, SLG: 0.235										0	0	0	0	0	0	0
Wally Moses, L (9, PH) OBP: 0.301, SLG: 0.238										1	0	0	0	0	0	0
Inning Stats	R: 0 E: 0 K: 0 S: 4 H: 1 LOB: 1 BB: 0 P: 4	R: 1 E: 0 K: 0 S: 4 H: 2 LOB: 0 BB: 0 P: 4	R: 0 E: 0 K: 0 S: 3 H: 0 LOB: 0 BB: 0 P: 3	R: 0 E: 0 K: 0 S: 3 H: 1 LOB: 0 BB: 0 P: 3	R: 0 E: 0 K: 1 S: 6 H: 2 LOB: 1 BB: 0 P: 6	R: 3 E: 0 K: 0 S: 6 H: 3 LOB: 0 BB: 0 P: 6	R: 0 E: 0 K: 0 S: 4 H: 1 LOB: 2 BB: 1 P: 8	R: 1 E: 0 K: 1 S: 8 H: 3 LOB: 2 BB: 0 P: 8	R: 0 E: 0 K: 0 S: 2 H: 0 LOB: 0 BB: 1 P: 6	1B: 11 2B: 0 3B: 0 HR: 2 SF: 0 SAC: 1 DP: 2 HBP: 0						

TOP

Philadelphia Athletics @ Boston Red Sox

Fenway Park, Boston, MA

Wed Jun 27 1951, 3:33 AM EDT

Att. 5,034 - Unknown

livebaseballscorecards.com

AB	35
R	5
H	13
RBI	5
BB	2
SO	2
LOB	14

WP: 0 PB: 0 SB: 0 CS: 0 PA: 38

PITCHER		IP	WLS	BF	H	R	ER	SO	BB	IBB	HBP	BLK	WP	HR	S	P	ERA	WHIP
Ray Scarborough, R ERA: 5.53	(1, 1)	3.0		11	3	1	1	0	0	0	0	0	0	1	11	11	3.00	1.000
Willard Nixon, R ERA: 4.46	(4, 1)	4.0	W	18	7	3	3	1	1	0	0	0	0	1	19	23	6.75	2.000
Ellis Kinder, R ERA: 4.04	(8, 1)	2.0	S	9	3	1	1	1	1	0	0	0	0	0	10	14	4.50	2.000

PITCHER	IP	WLS	BF	H	R	ER	SO	BB	IBB	HBP	BLK	WP	HR	S	P	ERA	WHIP

Philadelphia Athletics @ Boston Red Sox

Fenway Park, Boston, MA

Wed Jun 27 1951, 3:33 AM EDT

Att. 5,034 - Unknown

livebaseballscorecards.com

BOTTOM

Batter	1	2	3	4	5	6	7	8	9	AB	R	H	RBI	BB	SO	LOB
Dom DiMaggio, R (1, 8) OBP: 0.400, SLG: 0.476	BBBB 4-0 2B BB		SSS 0-3 ① K	x 0-0 ③ F8			x 0-0 6 F8 1-H 3B	x 0-0 ③ 6-3		4	2	1	1	1	1	3
6 Johnny Pesky, L (1, 6) OBP: 0.391, SLG: 0.393	x 0-0 ① F9		x 0-0 ② FC6-4 1-2f		x 0-0 ① F9		x 0-0 ① F8 3-H			4	0	0	1	0	0	2
Billy Goodman, L (1, 3) OBP: 0.396, SLG: 0.381	x 0-0 WP 1-H 2B		x 0-0 ③ F6		x 0-0 1B		x 0-0 1B 3B			4	1	3	1	0	0	1
Ted Williams, L (1, 7) OBP: 0.498, SLG: 0.624	x 0-0 ② G3 2-3			x 0-0 1B 1B 1B	x 0-0 ② F9		x 0-0 BB 3-H 1B			4	1	2	1	0	0	2
Vern Stephens, R (1, 5) OBP: 0.393, SLG: 0.566	SSS 0-3 ③ K2-3			x 0-0 SH5-3 1B 1-2 1B 1B	x 0-0 ③ 1-4-3		x 0-0 ② P4			4	1	1	0	0	1	3
Bobby Doerr, R (1, 4) OBP: 0.405, SLG: 0.461		x 0-0 ① 6-3		x 0-0 1B SH5-3 1-2 2-H 1B		x 0-0 ① F5	BBBB 4-0 1-2 BB			3	0	1	1	1	0	0
Clyde Vollmer, R (1, 9) OBP: 0.395, SLG: 0.514		SSS 0-3 ② K		x 0-0 ① SH5-3 1-2 2-3		x 0-0 ② F9	SSS 0-3 ③ K			3	0	0	0	0	2	2
Les Moss, R (1, 2) OBP: 0.299, SLG: 0.305		x 0-0 ③ 6-3		x 0-0 2-3 3-H 1B		x 0-0 ③ 5-3		x 0-0 ① 5-3		4	0	1	1	0	0	0
Ray Scarborough, R (1, 1) OBP: 0.346, SLG: 0.261			x 0-0 6 FC6-4 1B	x 0-0 ② F2			x 0-0 3B 1B	x 0-0 ② F9		1	0	1	0	0	0	0
Leo Kiely, L (3, PR)										0	0	0	0	0	0	0
Willard Nixon, L (4, 1) OBP: 0.429, SLG: 0.560										1	0	0	0	0	0	2
Charlie Maxwell, L (7, PH) OBP: 0.400, SLG: 0.400										1	1	1	0	0	0	0
Ellis Kinder, R (8, 1)										1	0	0	0	0	0	0
Inning Stats	R: 1 H: 1 E: 0 LOB: 1 K: 1 BB: 1 S: 6 P: 10	R: 0 H: 0 E: 0 LOB: 0 K: 1 BB: 0 S: 5 P: 5	R: 0 H: 1 E: 0 LOB: 1 K: 1 BB: 0 S: 6 P: 6	R: 2 H: 4 E: 0 LOB: 2 K: 0 BB: 0 S: 7 P: 7	R: 0 H: 1 E: 0 LOB: 1 K: 0 BB: 0 S: 4 P: 4	R: 0 H: 0 E: 0 LOB: 0 K: 0 BB: 0 S: 3 P: 3	R: 3 H: 4 E: 0 LOB: 2 K: 1 BB: 1 S: 9 P: 13	R: 0 H: 0 E: 0 LOB: 0 K: 0 BB: 0 S: 3 P: 3		1B: 8 SF: 0 2B: 1 SAC: 1 3B: 2 DP: 0 HR: 0 HBP: 0						

	AB	34
	R	6
	H	11
	RBI	6
	BB	2
	SO	4
	LOB	15

WP: 1 PA: 37
PB: 0
SB: 0
CS: 0

PITCHER	IP	WLS	BF	H	R	ER	SO	BB	IBB	HBP	BLK	WP	HR	S	P	ERA	WHIP
Carl Scheib, R (1, 1) ERA: 4.77	6.1	L	30	10	6	6	3	1	0	0	0	1	0	35	39	8.53	1.737
Morrie Martin, L (7, 1) ERA: 4.99	1.2		7	1	0	0	1	1	0	0	0	0	0	8	12	0.00	1.200

PITCHER	IP	WLS	BF	H	R	ER	SO	BB	IBB	HBP	BLK	WP	HR	S	P	ERA	WHIP

Batter	1	2	3	4	5	6	7	8	9	AB	R	H	RBI	BB	SO	LOB
Dom DiMaggio, R (1, 8) OBP: 0.395, SLG: 0.469	6-3		F9		PO 1-2	P6			1-3	4	0	0	0	0	0	0
6 Johnny Pesky, L (1, 6) OBP: 0.393, SLG: 0.392	BB			5-3 1B 1B		F7			4-3	3	1	1	0	1	0	0
Billy Goodman, L (1, 3) OBP: 0.390, SLG: 0.374	K			5-3 1-2		1-3			1-3	4	0	0	0	0	1	2
Ted Williams, L (1, 7) OBP: 0.500, SLG: 0.623	4-3			PB 2-H 1B			4-3 BB			2	0	1	1	1	0	1
Vern Stephens, R (1, 5) OBP: 0.388, SLG: 0.558		F9		P3 1-2			4-3 1-2f			3	0	0	0	0	0	2
Bobby Doerr, R (1, 4) OBP: 0.401, SLG: 0.455		F9		P5			K			3	0	0	0	0	1	1
Clyde Vollmer, R (1, 9) OBP: 0.382, SLG: 0.493		K			F8			K		3	0	0	0	0	2	0
Les Moss, R (1, 2) OBP: 0.294, SLG: 0.300			K		F8			6-3		3	0	0	0	0	1	0
Mickey McDermott, L (1, 1) OBP: 0.233, SLG: 0.276			L3		PO 1B			K		3	0	1	0	0	1	0
Inning Stats	R: 0 E: 0 K: 1 S: 5 H: 0 LOB: 1 BB: 1 P: 9	R: 0 E: 0 K: 1 S: 5 H: 0 LOB: 0 BB: 0 P: 5	R: 0 E: 0 K: 1 S: 5 H: 0 LOB: 0 BB: 0 P: 5	R: 1 E: 0 K: 0 S: 5 H: 2 LOB: 1 BB: 0 P: 5	R: 0 E: 0 K: 0 S: 3 H: 1 LOB: 0 BB: 0 P: 3	R: 0 E: 0 K: 0 S: 3 H: 0 LOB: 0 BB: 0 P: 3	R: 0 E: 0 K: 1 S: 4 H: 0 LOB: 0 BB: 1 P: 8	R: 0 E: 0 K: 2 S: 7 H: 0 LOB: 0 BB: 0 P: 7	R: 0 E: 0 K: 0 S: 3 H: 0 LOB: 0 BB: 0 P: 3	1B: 3 2B: 1 3B: 0 HR: 0 SF: 0 SAC: 0 DP: 1 HBP: 0						

PITCHER	IP	WLS	BF	H	R	ER	SO	BB	IBB	HBP	BLK	WP	HR	S	P	ERA	WHIP
Vic Raschi, R (1, 1) ERA: 3.15	9.0	W	30	3	1	1	6	2	0	0	0	0	0	40	48	1.00	0.556

PITCHER	IP	WLS	BF	H	R	ER	SO	BB	IBB	HBP	BLK	WP	HR	S	P	ERA	WHIP

TOP

Boston Red Sox @ New York Yankees

Yankee Stadium, Bronx, NY

Fri Jun 29 1951, 3:33 AM EDT

Att. 50,332 - Unknown

livebaseballscorecards.com

AB	28
R	1
H	3
RBI	1
BB	2
SO	6
LOB	6

PA: 31

WP: 0
PB: 1
SB: 0
CS: 0

Batter	1	2	3	4	5	6	7	8	9	AB	R	H	RBI	BB	SO	LOB
Phil Rizzuto, R (1, 6) OBP: 0.359, SLG: 0.379	6-3		6-3		F9			FC1-5 1-2		4	1	1	0	0	0	2
Jerry Coleman, R (1, 4) OBP: 0.342, SLG: 0.335	1-3			2B	FC4-6 1-2f			FC1-5 1-2 2-3f		4	0	1	0	0	0	4
Yogi Berra, L (1, 2) OBP: 0.367, SLG: 0.513	4-3			G3		F5		F2		4	0	0	0	0	0	3
Joe DiMaggio, R (1, 8) OBP: 0.380, SLG: 0.469		FC3-6 1B		K SSS		K SSS		2B 1-H 2-H		4	0	2	1	0	2	1
Johnny Mize, L (1, 3) OBP: 0.389, SLG: 0.412 Joe Collins, L (9, 3) OBP: 0.415, SLG: 0.494		P5		K SSS		4-3				3 0	0 0	0 0	0 0	0 0	1 0	2 0
Hank Bauer, R (1, 9) OBP: 0.357, SLG: 0.434		FC3-6 1-2f			1B 2B		F8			3	1	1	0	0	0	1
Jackie Jensen, R (1, 7) OBP: 0.368, SLG: 0.504		F5			FC1-5 1B BB BBB		F8			2	0	0	0	1	0	1
Gil McDougald, R (1, 5) OBP: 0.394, SLG: 0.486			F8		FC1-5 1-2 2-H		5-3			3	0	1	1	0	0	0
Vic Raschi, R (1, 1) OBP: 0.200, SLG: 0.167			K SSS		FC1-5 FC4-6 1-2 2-3f			FC1-5 1B		3	0	1	0	0	1	2
Inning Stats	R: 0 E: 0 K: 0 S: 3 H: 0 LOB: 0 BB: 0 P: 3	R: 0 E: 0 K: 0 S: 4 H: 1 LOB: 1 BB: 0 P: 4	R: 0 E: 0 K: 1 S: 5 H: 0 LOB: 0 BB: 0 P: 5	R: 0 E: 0 K: 2 S: 8 H: 1 LOB: 1 BB: 0 P: 8	R: 1 E: 0 K: 0 S: 5 H: 2 LOB: 2 BB: 1 P: 9	R: 0 E: 0 K: 1 S: 5 H: 0 LOB: 0 BB: 0 P: 5	R: 0 E: 0 K: 0 S: 3 H: 0 LOB: 0 BB: 0 P: 3	R: 1 E: 0 K: 0 S: 5 H: 3 LOB: 2 BB: 0 P: 5		1B: 4 2B: 3 3B: 0 HR: 0 SF: 0 SAC: 0 DP: 0 HBP: 0						

PITCHER	IP	WLS	BF	H	R	ER	SO	BB	IBB	HBP	BLK	WP	HR	S	P	ERA	WHIP
Mickey McDermott, L (1, 1) ERA: 3.53	8.0	L	31	7	2	2	4	1	0	0	0	0	0	38	42	2.25	1.000

PITCHER	IP	WLS	BF	H	R	ER	SO	BB	IBB	HBP	BLK	WP	HR	S	P	ERA	WHIP

BOTTOM

Boston Red Sox @ New York Yankees

Yankee Stadium, Bronx, NY

Fri Jun 29 1951, 3:33 AM EDT

Att. 50,332 - Unknown

livebaseballscorecards.com

AB	30
R	2
H	7
RBI	2
BB	1
SO	4
LOB	16

Batter	1	2	3	4	5	6	7	8	9	AB	R	H	RBI	BB	SO	LOB
Dom DiMaggio, R (1, 8) OBP: 0.395, SLG: 0.466	S S S 0-3 ① K	x 0-0 1-2 1B		x 0-0 ③ F8			x 0-0 ① P4	B B B 4-0 1-2 2-3 BB		4	0	1	0	1	1	2
6 Johnny Pesky, L (1, 6) OBP: 0.388, SLG: 0.386	x 0-0 ② F4	x 0-0 ③ F6			x 0-0 ① F9		x 0-0 BB 1B	x 0-0 ③ 3-1		5	0	1	0	0	0	5
Ted Williams, L (1, 7) OBP: 0.495, SLG: 0.614	x 0-0 ③ G3		x 0-0 ① F7		x 0-0 G4-6-3 1B		x 0-0 ② P6		S S S 0-3 ① K	5	0	1	0	0	1	1
Vern Stephens, R (1, 5) OBP: 0.392, SLG: 0.566		x 0-0 2B 3B	x 0-0 ② F2		x 0-0 ② ③ G4-6-3 1-2f		B B B 4-0 1-2 BB		x 0-0 E 1B	4	1	2	0	1	0	1
Bobby Doerr, R (1, 4) OBP: 0.401, SLG: 0.452		B B B 4-0 2B BB	x 0-0 ③ F3			x 0-0 E 1B	x 0-0 ③ P4		x 0-0 ② P3	4	1	1	0	1	0	3
Billy Goodman, L (1, 3) OBP: 0.391, SLG: 0.379		x 0-0 1B 1-H L9 3-H 2B		x 0-0 1B 1B		x 0-0 E1 1-2		x 0-0 ① 4-3	x 0-0 E6 1-2	5	1	2	2	0	0	2
Karl Olson, R (1, 9) OBP: 0.250, SLG: 0.250		x 0-0 FC6-4 2-3 1B		S S S 0-3 ① K		x 0-0 ① F8		x 0-0 ② 6-3	x 0-0 ③ F8	4	0	1	0	0	1	3
Charlie Maxwell, L (9, PH) OBP: 0.333, SLG: 0.333										1	0	0	0	0	0	2
Clyde Vollmer, R (9, 9) OBP: 0.382, SLG: 0.493										0	0	0	0	0	0	0
Buddy Rosar, R (1, 2) OBP: 0.390, SLG: 0.265		x 0-0 ① L9 3-H		x 0-0 1-2 1B		x 0-0 ② L9		x 0-0 BB 1B 1B		4	0	2	1	0	0	3
Chuck Stobbs, L (1, 1) OBP: 0.265, SLG: 0.258		x 0-0 ② FC6-4 1-2f 1B		S S S 0-3 ② K		x 0-0 ③ F2		x 0-0 1-2 BB 1B		4	0	1	0	0	1	5
Inning Stats	R: 0 E: 0 K: 1 S: 5 H: 0 LOB: 0 BB: 0 P: 5	R: 3 E: 0 K: 0 S: 7 H: 4 LOB: 2 BB: 1 P: 11	R: 0 E: 0 K: 0 S: 3 H: 0 LOB: 0 BB: 0 P: 3	R: 0 E: 0 K: 2 S: 9 H: 2 LOB: 2 BB: 0 P: 9	R: 0 E: 0 K: 0 S: 3 H: 1 LOB: 0 BB: 0 P: 3	R: 0 E: 1 K: 0 S: 5 H: 1 LOB: 2 BB: 0 P: 5	R: 0 E: 0 K: 0 S: 4 H: 1 LOB: 2 BB: 1 P: 8	R: 0 E: 0 K: 0 S: 5 H: 2 LOB: 3 BB: 1 P: 9	R: 0 E: 1 K: 1 S: 7 H: 1 LOB: 2 BB: 0 P: 7	1B: 10 2B: 1 3B: 1 HR: 0 SF: 0 SAC: 0 DP: 1 HBP: 0							

PITCHER	IP	WLS	BF	H	R	ER	SO	BB	IBB	HBP	BLK	WP	HR	S	P	ERA	WHIP
Bob Kuzava, L (1, 1) ERA: 5.14	8.0	L	38	11	3	3	3	3	0	0	0	0	0	41	53	3.38	1.750
Jack Kramer, R (9, 1) ERA: 6.2	1.0		5	1	0	0	1	0	0	0	0	0	0	7	7	0.00	1.000

PITCHER	IP	WLS	BF	H	R	ER	SO	BB	IBB	HBP	BLK	WP	HR	S	P	ERA	WHIP

TOP

Boston Red Sox @ New York Yankees

Yankee Stadium, Bronx, NY

Sat Jun 30 1951, 3:33 AM EDT

Att. 33,581 - Unknown

livebaseballscorecards.com

AB	40
R	3
H	12
RBI	3
BB	3
SO	4
LOB	27

WP: 0 PA: 43
PB: 0
SB: 0
CS: 0

BOTTOM

Boston Red Sox @ New York Yankees

Yankee Stadium, Bronx, NY

Sat Jun 30 1951, 3:33 AM EDT

Att. 33,581 - Unknown

Batter	1	2	3	4	5	6	7	8	9	AB	R	H	RBI	BB	SO	LOB
Phil Rizzuto, R (1, 6) OBP: 0.357, SLG: 0.377	F9		F9			6-3 1B		F8		4	0	1	0	0	0	0
Jerry Coleman, R (1, 4) OBP: 0.336, SLG: 0.328	6-3			F7		6-3 (1-2)		F3		4	0	0	0	0	0	1
Yogi Berra, L (1, 2) OBP: 0.369, SLG: 0.525	4-3			HR		F8			BB 1B	4	1	2	1	0	0	1
Joe DiMaggio, R (1, 8) OBP: 0.377, SLG: 0.464		1B		6-3		F8			F8	4	0	1	0	0	0	2
Johnny Mize, L (1, 3) OBP: 0.386, SLG: 0.403		F3		3-1			P4		BB (1-2)	3	0	0	0	1	0	1
Joe Collins, L (9, PR) OBP: 0.415, SLG: 0.494										0	0	0	0	0	0	0
Hank Bauer, R (1, 9) OBP: 0.347, SLG: 0.421		F9			5-3		K		P5	4	0	0	0	0	1	3
Jackie Jensen, R (1, 7) OBP: 0.364, SLG: 0.496		F6			B1-3		FC4 1B		F5	4	0	1	0	0	0	3
Gil McDougald, R (1, 5) OBP: 0.392, SLG: 0.482			5-3		1B		FC4 (1-2f)			3	0	1	0	0	0	1
Bob Kuzava, S (1, 1) OBP: 0.273, SLG: 0.158			K		4-3			4-3		2	0	0	0	0	1	1
Mickey Mantle, S (8, PH) OBP: 0.341, SLG: 0.416										1	0	0	0	0	0	0
Jack Kramer, R (9, 1) OBP: 0.500, SLG: 0.250										0	0	0	0	0	0	0

Inning Stats	1	2	3	4	5	6	7	8	9
	R: 0 E: 0 K: 0 S: 3	H: 0 LOB: 0 BB: 0 P: 3	R: 0 E: 0 K: 0 S: 4	H: 1 LOB: 1 BB: 0 P: 4	R: 0 E: 0 K: 1 S: 5	H: 0 LOB: 0 BB: 0 P: 5	R: 1 E: 0 K: 0 S: 4	H: 1 LOB: 0 BB: 0 P: 4	R: 0 E: 0 K: 0 S: 4	H: 1 LOB: 1 BB: 0 P: 4	R: 0 E: 0 K: 1 S: 6	H: 1 LOB: 1 BB: 0 P: 6	R: 0 E: 0 K: 0 S: 3	H: 0 LOB: 0 BB: 0 P: 3	R: 0 E: 0 K: 0 S: 4	H: 1 LOB: 2 BB: 1 P: 8

	1B: 5	SF: 0	WP: 0	PA: 34
	2B: 0	SAC: 0	PB: 0	
	3B: 0	DP: 0	SB: 0	
	HR: 1	HBP: 0	CS: 0	

PITCHER	IP	WLS	BF	H	R	ER	SO	BB	IBB	HBP	BLK	WP	HR	S	P	ERA	WHIP
Chuck Stobbs, L (1, 1) ERA: 3.78	9.0	W	34	6	1	1	2	1	0	0	0	0	1	37	41	1.00	0.778

PITCHER	IP	WLS	BF	H	R	ER	SO	BB	IBB	HBP	BLK	WP	HR	S	P	ERA	WHIP

livebaseballscorecards.com

AB	33
R	1
H	6
RBI	1
BB	1
SO	2
LOB	13

Boston Red Sox @ New York Yankees

Yankee Stadium, Bronx, NY

Sun Jul 01 1951, 3:33 AM EDT

Att. 58,815 - Unknown

TOP

livebaseballscorecards.com

Batter	1	2	3	4	5	6	7	8	9	AB	R	H	RBI	BB	SO	LOB
Dom DiMaggio, R (1, 8) OBP: 0.390, SLG: 0.460	F2		F9		6-3			P6		4	0	0	0	0	0	1
6 Johnny Pesky, L (1, 6) OBP: 0.390, SLG: 0.404	1-3		BBBB 4-0 1-2 BB			HR		F9		3	1	1	1	1	0	0
Ted Williams, L (1, 7) OBP: 0.492, SLG: 0.607	F8		P4			F9		BBBB 4-0 FC6-4 BB		3	0	0	0	1	0	2
Vern Stephens, R (1, 5) OBP: 0.394, SLG: 0.561		BBBB 4-0 1B BB	F7			BBBB 4-0 BB		FC6-4 1-2f		2	0	0	0	2	0	3
Bobby Doerr, R (1, 4) OBP: 0.399, SLG: 0.448		F9		SSS 0-3 K		F9			FC4-6 1B	4	0	1	0	0	1	2
Billy Goodman, L (1, 3) OBP: 0.388, SLG: 0.377		1-2 1B		5-3		4-3			FC4-6 2B FC6-5 1-2f	4	1	1	0	0	0	2
Karl Olson, R (1, 9) OBP: 0.143, SLG: 0.143 Lou Boudreau, R (9, PH) OBP: 0.357, SLG: 0.406 Mickey McDermott, L (9, PR) OBP: 0.233, SLG: 0.276		SSS 0-3 K		F8			SSS 0-3 K		FC6-5 1-3 2B	3 1 0	0 0 0	0 1 0	0 0 0	0 0 0	2 0 0	2 0 0
Buddy Rosar, R (1, 2) OBP: 0.386, SLG: 0.270 Fred Hatfield, L (7, PR) OBP: 0.250, SLG: 0.200 Les Moss, R (7, 2) OBP: 0.293, SLG: 0.298		P3			SSS 0-3 K		G5-4-3 1B		FC6-5 FC6-4 2-3 3-H	3 0 1	0 0 0	1 0 0	0 0 1	0 0 0	1 0 1	2 0 1
Mel Parnell, L (1, 1) OBP: 0.390, SLG: 0.333 Clyde Vollmer, R (7, PH) OBP: 0.378, SLG: 0.487 Bill Wight, L (7, 1) OBP: 0.130, SLG: 0.091 Ellis Kinder, R (8, 1) Al Evans, R (9, PH)			6 BB 1B		3-1		G5-4-3 1-2f		FC6-4 1-2f	2 1 0 0 1	0 0 0 0 0	1 0 0 0 0	0 0 0 0 0	0 0 0 0 0	0 1 0 0 2	0 1 0 0 2
Inning Stats	R: 0 E: 0 K: 0 S: 3 H: 0 LOB: 0 BB: 0 P: 3	R: 0 E: 0 K: 1 S: 6 H: 1 LOB: 2 BB: 1 P: 10	R: 0 E: 0 K: 0 S: 4 H: 1 LOB: 2 BB: 1 P: 8	R: 0 E: 0 K: 1 S: 5 H: 0 LOB: 0 BB: 0 P: 5	R: 0 E: 0 K: 1 S: 5 H: 0 LOB: 0 BB: 0 P: 5	R: 1 E: 0 K: 0 S: 4 H: 1 LOB: 1 BB: 1 P: 8	R: 0 E: 0 K: 1 S: 5 H: 1 LOB: 1 BB: 0 P: 5	R: 0 E: 0 K: 0 S: 3 H: 0 LOB: 1 BB: 1 P: 7	R: 1 E: 0 K: 0 S: 5 H: 2 LOB: 2 BB: 0 P: 5	1B: 4 2B: 1 3B: 0 HR: 1	SF: 0 SAC: 0 DP: 1 HBP: 0						

	AB	32
	R	2
	H	6
	RBI	2
	BB	4
	SO	4
	LOB	18

WP: 0 PB: 0 SB: 0 CS: 0 PA: 36

PITCHER	IP	WLS	BF	H	R	ER	SO	BB	IBB	HBP	BLK	WP	HR	S	P	ERA	WHIP
Ed Lopat, L (1, 1) ERA: 2.85	9.0	W	36	6	2	2	4	4	0	0	0	0	1	40	56	2.00	1.111

PITCHER	IP	WLS	BF	H	R	ER	SO	BB	IBB	HBP	BLK	WP	HR	S	P	ERA	WHIP

BOTTOM

Boston Red Sox @ New York Yankees

Yankee Stadium, Bronx, NY

Sun Jul 01 1951, 3:33 AM EDT

Att. 58,815 - Unknown

livebaseballscorecards.com

Batter	1	2	3	4	5	6	7	8	9	AB	R	H	RBI	BB	SO	LOB
Gene Woodling, L (1, 7) OBP: 0.385, SLG: 0.381	P2		P2		F8			BB		3	0	0	0	1	0	0
Phil Rizzuto, R (1, 6) OBP: 0.363, SLG: 0.380	FC1-4 1B		5-3			BB 1B		S 1B BB		3	3	2	0	1	0	0
Yogi Berra, L (1, 2) OBP: 0.368, SLG: 0.520	FC1-4 1B			F9		P3		F9		4	0	1	0	0	0	2
Joe DiMaggio, R (1, 8) OBP: 0.385, SLG: 0.464	FC1-4			1B		1B BB		1B IBB		2	1	1	1	2	0	1
Johnny Mize, L (1, 3) OBP: 0.385, SLG: 0.401	P3			F8		FC5-2-6-2-4 1B		1B		3	0	1	1	0	0	2
Joe Collins, L (6, PR) (7, 3) OBP: 0.415, SLG: 0.494										0	0	0	0	0	0	0
Hank Bauer, R (8, PH) OBP: 0.351, SLG: 0.425										1	0	1	1	0	0	0
Johnny Hopp, L (9, 3) OBP: 0.333, SLG: 0.372										0	0	0	0	0	0	0
Bobby Brown, L (1, 5) OBP: 0.366, SLG: 0.429		1-3		4-3		FC5-2-6-2-4		1B		2	0	0	0	0	0	1
Gil McDougald, R (6, PH) (7, 5) OBP: 0.394, SLG: 0.482										2	0	1	1	0	0	2
Cliff Mapes, L (1, 9) OBP: 0.250, SLG: 0.400		K			HR 1B			F8		4	0	1	0	0	2	2
Jerry Coleman, R (1, 4) OBP: 0.336, SLG: 0.343		4-3			HR					3	1	1	1	0	0	0
Ed Lopat, L (1, 1) OBP: 0.283, SLG: 0.442			F8		P5					3	0	0	0	0	1	0
Inning Stats	R: 1 E: 0 K: 0 S: 5 H: 2 LOB: 1 BB: 0 P: 5	R: 0 E: 0 K: 1 S: 5 H: 0 LOB: 0 BB: 0 P: 5	R: 0 E: 0 K: 0 S: 3 H: 0 LOB: 0 BB: 0 P: 3	R: 0 E: 0 K: 0 S: 4 H: 1 LOB: 1 BB: 0 P: 4	R: 1 E: 0 K: 0 S: 4 H: 2 LOB: 0 BB: 0 P: 4	R: 1 E: 0 K: 0 S: 4 H: 2 LOB: 1 BB: 1 P: 8	R: 0 E: 0 K: 2 S: 7 H: 0 LOB: 0 BB: 0 P: 7	R: 2 E: 0 K: 0 S: 4 H: 2 LOB: 2 BB: 3 P: 16		1B: 8 2B: 1 3B: 0 HR: 1	SF: 0 SAC: 0 DP: 1 HBP: 0						

	AB	30
	R	5
	H	9
	RBI	5
	BB	4
	SO	3
	LOB	10

WP: 0 PB: 0 SB: 1 CS: 0 PA: 34

PITCHER		IP	WLS	BF	H	R	ER	SO	BB	IBB	HBP	BLK	WP	HR	S	P	ERA	WHIP
Mel Parnell, L ERA: 3.74	(1, 1)	6.0	L	24	7	3	3	1	1	0	0	0	0	1	25	29	4.50	1.333
Bill Wight, L ERA: 6.44	(7, 1)	1.2		8	1	2	2	2	2	1	0	0	0	0	9	21	10.80	1.800
Ellis Kinder, R ERA: 4.0	(8, 1)	0.1		2	1	0	0	0	0	0	0	0	0	0	2	2	0.00	3.000

PITCHER	IP	WLS	BF	H	R	ER	SO	BB	IBB	HBP	BLK	WP	HR	S	P	ERA	WHIP

Batter	1	2	3	4	5	6	7	8	9	AB	R	H	RBI	BB	SO	LOB
Dom DiMaggio, R (1, 8) OBP: 0.384, SLG: 0.452	S S S 0-3 ① K			x 0-0 ① F7		x 0-0 ① 6-3	x 0-0 ③ F7		x 0-0 ① 1-3	5	0	0	0	0	1	0
6 Johnny Pesky, L (1, 6) OBP: 0.390, SLG: 0.396	x 0-0 ② F8			x 0-0 ② 6-3		B B B B 4-0 1B E BB		x 0-0 ① 3-1	B B B B 4-0 9-2 1B BB	3	1	0	0	2	0	0
Ted Williams, L (1, 7) OBP: 0.494, SLG: 0.605	S S S 0-3 ③ K			x 0-0 HR 1B		x 0-0 ② F3		B B B B 4-0 WP 2B BB	x 0-0 1-2 1B	4	2	2	0	1	1	1
Vern Stephens, R (1, 5) OBP: 0.399, SLG: 0.575 Fred Hatfield, L (8, 5) OBP: 0.231, SLG: 0.182		S S S 0-3 ① K		x 0-0 1-H HR		x 0-0 E BB 1-3 1B		B B B B 4-0 1-2 2B BB	x 0-0 ② ③ 9-2 2-3f	3 1	1 0	2 0	2 0	1 0	1 0	0 2
Bobby Doerr, R (1, 4) OBP: 0.400, SLG: 0.451		x 0-0 ② 1-3		x 0-0 ③ 1-3		B B B B 4-0 E 1-2 BB		x 0-0 ② BB 1-H 2-H BB 2B		3	1	1	1	1	0	0
Billy Goodman, L (1, 3) OBP: 0.390, SLG: 0.377		x 0-0 ③ F7			x 0-0 1B	x 0-0 E4 1-2 2-3 3-H		I I I I 4-0 BB BB IBB		3	0	1	0	1	0	2
Charlie Maxwell, L (1, 9) OBP: 0.300, SLG: 0.222			x 0-0 ① F7	x 0-0 ① F8		x 0-0 ③ F2		B B B B 4-0 BB 1-2 2-3 BB		3	0	0	0	1	0	4
Buddy Rosar, R (1, 2) OBP: 0.375, SLG: 0.250			x 0-0 ② 1-3	x 0-0 ② F7			x 0-0 ① F8	B B B B 4-0 1-2 2-3 3-H BB		3	0	0	1	1	0	1
Leo Kiely, L (1, 1)			x 0-0 ③ F5	x 0-0 ③ F8			S S S 0-3 ② K	x 0-0 ③ 4-3		4	0	0	0	0	1	4

TOP

Boston Red Sox @ Washington Senators

Griffith Stadium, Washington, DC

Mon Jul 02 1951, 3:33 AM EDT

Att. 13,099 - Unknown

livebaseballscorecards.com

AB	32
R	5
H	6
RBI	4
BB	8
SO	4
LOB	14

Inning Stats	1	2	3	4	5	6	7	8	9
	R: 0 E: 0 K: 2 S: 7	R: 0 E: 0 K: 1 S: 5	R: 0 E: 0 K: 0 S: 3	R: 2 E: 0 K: 0 S: 5	R: 0 E: 0 K: 0 S: 4	R: 1 E: 1 K: 0 S: 5	R: 0 E: 0 K: 1 S: 5	R: 2 E: 0 K: 0 S: 3	R: 0 E: 0 K: 0 S: 3
	H: 0 LOB: 0 BB: 0 P: 7	H: 0 LOB: 0 BB: 0 P: 5	H: 0 LOB: 0 BB: 0 P: 3	H: 2 LOB: 0 BB: 0 P: 5	H: 1 LOB: 1 BB: 0 P: 4	H: 1 LOB: 3 BB: 2 P: 13	H: 0 LOB: 0 BB: 0 P: 5	H: 1 LOB: 3 BB: 5 P: 23	H: 1 LOB: 1 BB: 1 P: 7

| | | |

BOTTOM

Boston Red Sox @ Washington Senators

Griffith Stadium, Washington, DC

Mon Jul 02 1951, 3:33 AM EDT

Att. 13,099 - Unknown

livebaseballscorecards.com

Batter	1	2	3	4	5	6	7	8	9	AB	R	H	RBI	BB	SO	LOB
Eddie Yost, R (1, 7) OBP: 0.419, SLG: 0.417	SH5-3 FC 1B 1B		G5-4-3 1B		FC5-4 1B		F3			4	1	3	0	0	0	2
Gene Verble, R (1, 6) OBP: 0.246, SLG: 0.272	FC 1B SH5-3 FC4-6 1-2		G5-4-3 1-2f		FC5-4 1-2f		4-3			4	1	0	0	0	0	5
Irv Noren, L (1, 8) OBP: 0.385, SLG: 0.476	SH5-3 1-2 2-3		1B			1B		G4-6-3 1B		3	0	3	0	0	0	0
Sam Mele, R (1, 9) OBP: 0.306, SLG: 0.354	FC4-6 1B 2-3 3-H		F9			F7		G4-6-3 1-2f		4	0	1	1	0	0	3
Mickey Vernon, L (1, 3) OBP: 0.319, SLG: 0.377	FC4-6 CS 1-2f 3-H			K		F3		3-1		4	0	0	1	0	1	2
Cass Michaels, R (1, 4) OBP: 0.357, SLG: 0.388	CS 1-2	1-3 1-3 1B		6-3		F8			G6-4-3 1B	4	0	2	0	0	0	1
Clyde Kluttz, R (1, 2) OBP: 0.345, SLG: 0.308		1-3 1-2		F8			6-3		G6-4-3 1-2f	4	0	0	0	0	0	2
Sam Dente, R (1, 5) OBP: 0.325, SLG: 0.300		1-3 2-3			4-3		SH 1B		6-3	4	0	1	0	0	0	1
Connie Marrero, R (1, 1) OBP: 0.324, SLG: 0.219		K			K		SH 1-2			2	0	0	0	0	2	1
Inning Stats	R: 2 E: 0 K: 0 S: 5 H: 2 LOB: 0 BB: 0 P: 5	R: 0 E: 0 K: 1 S: 6 H: 1 LOB: 1 BB: 0 P: 6	R: 0 E: 0 K: 0 S: 4 H: 2 LOB: 1 BB: 0 P: 4	R: 0 E: 0 K: 1 S: 5 H: 0 LOB: 0 BB: 0 P: 5	R: 0 E: 0 K: 1 S: 6 H: 1 LOB: 1 BB: 0 P: 6	R: 0 E: 0 K: 0 S: 4 H: 1 LOB: 1 BB: 0 P: 4	R: 0 E: 0 K: 0 S: 5 H: 1 LOB: 2 BB: 0 P: 5	R: 0 E: 0 K: 0 S: 3 H: 1 LOB: 0 BB: 0 P: 3	R: 0 E: 0 K: 0 S: 3 H: 1 LOB: 0 BB: 0 P: 3	1B: 10 2B: 0 3B: 0 HR: 0 SF: 0 SAC: 2 DP: 3 HBP: 0							

	AB	33
	R	2
	H	10
	RBI	2
	BB	0
	SO	3
	LOB	17

WP: 0 PB: 0 SB: 0 CS: 1 PA: 36

PITCHER	IP	WLS	BF	H	R	ER	SO	BB	IBB	HBP	BLK	WP	HR	S	P	ERA	WHIP
Leo Kiely, L (1, 1) ERA: 2.0	9.0	W	35	10	2	2	3	0	0	0	0	0	0	41	41	2.00	1.111

PITCHER	IP	WLS	BF	H	R	ER	SO	BB	IBB	HBP	BLK	WP	HR	S	P	ERA	WHIP

Batter	1	2	3	4	5	6	7	8	9	AB	R	H	RBI	BB	SO	LOB
Dom DiMaggio, R (1, 8) OBP: 0.379, SLG: 0.446	G3		F5			F7		6-3		4	0	0	0	0	0	1
6 Johnny Pesky, L (1, 6) OBP: 0.398, SLG: 0.398	1B			BB L3		F9			BB FC4-6 FC6-4	2	1	1	0	2	0	0
Ted Williams, L (1, 7) OBP: 0.494, SLG: 0.602	F8			L3 1-2		1B FC4-6			BB FC4-6 1-2	3	0	1	0	1	0	2
Fred Hatfield, L (1, 5) OBP: 0.235, SLG: 0.267	F7			2B		FC4-6 1-2f			FC4-6 FC6-4 1-2f 2-3	4	0	1	0	0	0	4
Bobby Doerr, R (1, 4) OBP: 0.395, SLG: 0.444		1-3		F7			6-3		FC6-4 1-2f 3-H	4	0	0	1	0	0	2
Billy Goodman, L (1, 3) OBP: 0.388, SLG: 0.375		L1-3 1B			K		F7		F7	4	0	1	0	0	1	1
Charlie Maxwell, L (1, 9) OBP: 0.308, SLG: 0.182		L1-3 1-2			BB		L5			2	0	0	0	1	0	1
Buddy Rosar, R (1, 2) OBP: 0.373, SLG: 0.256			F7		F7			G6-4-3 1B		3	0	1	0	0	0	1
Clyde Vollmer, R (8, PR) OBP: 0.378, SLG: 0.487										0	0	0	0	0	0	0
Les Moss, R (8, 2) OBP: 0.293, SLG: 0.298										0	0	0	0	0	0	0
Ray Scarborough, R (1, 1) OBP: 0.321, SLG: 0.240			5-3		F7			G6-4-3 1-2f		2	0	0	0	0	0	1
Vern Stephens, R (8, PH) OBP: 0.398, SLG: 0.573										1	0	0	0	0	0	1
Harry Taylor, R (8, 1) OBP: 0.136, SLG: 0.182										0	0	0	0	0	0	0
Inning Stats	R: 0 H: 1 E: 0 LOB: 1 K: 0 BB: 0 S: 4 P: 4	R: 0 H: 1 E: 0 LOB: 0 K: 0 BB: 0 S: 3 P: 3	R: 0 H: 0 E: 0 LOB: 0 K: 0 BB: 0 S: 3 P: 3	R: 0 H: 1 E: 0 LOB: 1 K: 0 BB: 1 S: 3 P: 7	R: 0 H: 0 E: 0 LOB: 1 K: 1 BB: 1 S: 5 P: 9	R: 0 H: 1 E: 0 LOB: 1 K: 0 BB: 0 S: 4 P: 4	R: 0 H: 0 E: 0 LOB: 0 K: 0 BB: 0 S: 3 P: 3	R: 0 H: 1 E: 0 LOB: 1 K: 0 BB: 0 S: 3 P: 3	R: 1 H: 0 E: 0 LOB: 1 K: 0 BB: 2 S: 3 P: 11	1B: 4 SF: 0 2B: 3 SAC: 0 3B: 0 DP: 3 HR: 0 HBP: 0						

PITCHER	IP	WLS	BF	H	R	ER	SO	BB	IBB	HBP	BLK	WP	HR	S	P	ERA	WHIP
Sid Hudson, R (1, 1) ERA: 6.16	9.0	W	33	5	1	1	1	4	0	0	0	0	0	31	47	1.00	1.000

PITCHER	IP	WLS	BF	H	R	ER	SO	BB	IBB	HBP	BLK	WP	HR	S	P	ERA	WHIP

TOP

Boston Red Sox @ Washington Senators

Griffith Stadium, Washington, DC

Tue Jul 03 1951, 3:33 AM EDT

Att. 4,409 - Unknown

livebaseballscorecards.com

AB	29
R	1
H	5
RBI	1
BB	4
SO	1
LOB	14

PA: 33

WP: 0
PB: 0
SB: 0
CS: 0

Boston Red Sox @ Washington Senators

Griffith Stadium, Washington, DC

Tue Jul 03 1951, 3:33 AM EDT

Att. 4,409 - Unknown

livebaseballscorecards.com

BOTTOM

Batter	1	2	3	4	5	6	7	8	9	AB	R	H	RBI	BB	SO	LOB
Eddie Yost, R (1, 5) OBP: 0.415, SLG: 0.412	K	1-3			SH1 1-2		K			3	0	0	0	0	2	1
Gil Coan, L (1, 7) OBP: 0.365, SLG: 0.498	F5		4-3		2B F7 2-H 1B		4-3 1B 1B			4	1	2	1	0	0	0
Irv Noren, L (1, 8) OBP: 0.389, SLG: 0.483	1B 2B 1B		G3		1-3 2B		4-3 1-2 1B			4	1	3	0	0	0	0
Sam Mele, R (1, 9) OBP: 0.309, SLG: 0.354	1-3 2B 1B		F8		IBB		4-3 1-2 2-3			3	1	1	0	1	0	2
Mickey Vernon, L (1, 3) OBP: 0.326, SLG: 0.386	1-H 3-H 2B			FC5-4 1B	F7 3-H		IBB			3	0	2	3	1	0	2
Pete Runnels, L (1, 6) OBP: 0.231, SLG: 0.250	6-3			FC5-4 1-2f	1-3		K			4	0	0	0	0	1	7
Cass Michaels, R (1, 4) OBP: 0.352, SLG: 0.382		F8		F4		F4		1-3		4	0	0	0	0	0	1
Mickey Grasso, R (1, 2) OBP: 0.287, SLG: 0.250		F5		F8		K		G5-4-3 1B		4	0	1	0	0	1	1
Sid Hudson, R (1, 1) OBP: 0.368, SLG: 0.250		BB			SH1 1B 1B	F8		G5-4-3 1-2f		3	1	1	0	1	0	1
Inning Stats	R: 2 E: 0 K: 1 S: 8 H: 3 LOB: 1 BB: 0 P: 8	R: 0 E: 0 K: 0 S: 3 H: 0 LOB: 1 BB: 1 P: 7	R: 0 E: 0 K: 0 S: 3 H: 0 LOB: 0 BB: 0 P: 3	R: 0 E: 0 K: 0 S: 4 H: 1 LOB: 1 BB: 0 P: 4	R: 2 E: 0 K: 0 S: 6 H: 3 LOB: 2 BB: 1 P: 10	R: 0 E: 0 K: 1 S: 5 H: 0 LOB: 0 BB: 0 P: 5	R: 0 E: 0 K: 2 S: 9 H: 2 LOB: 3 BB: 1 P: 13	R: 0 E: 0 K: 0 S: 3 H: 1 LOB: 0 BB: 0 P: 3		1B: 8 2B: 2 3B: 0 HR: 0 SF: 0 SAC: 1 DP: 1 HBP: 0						

	AB	32
	R	4
	H	10
	RBI	4
	BB	3
	SO	4
	LOB	15

WP: 0 PB: 0 SB: 0 CS: 0 PA: 36

PITCHER		IP	WLS	BF	H	R	ER	SO	BB	IBB	HBP	BLK	WP	HR	S	P	ERA	WHIP
Ray Scarborough, R ERA: 5.5	(1, 1)	7.0	L	33	9	4	4	4	1	2	0	0	0	0	38	50	5.14	1.429
Harry Taylor, R ERA: 5.52	(8, 1)	1.0		3	1	0	0	0	0	0	0	0	0	0	3	3	0.00	1.000

PITCHER	IP	WLS	BF	H	R	ER	SO	BB	IBB	HBP	BLK	WP	HR	S	P	ERA	WHIP

Boston Red Sox @ Philadelphia Athletics

Shibe Park, Philadelphia, PA

Wed Jul 04 1951, 3:33 AM EDT

Unknown

TOP

livebaseballscorecards.com

Batter	1	2	3	4	5	6	7	8	9	AB	R	H	RBI	BB	SO	LOB
Dom DiMaggio, R (1, 8) OBP: 0.382, SLG: 0.452	F8		FC8-4-6 6 1B 1-2f		BB BB BB 2-H 1B		6 6 1B PB FC 1B	6 1B 1-H 2-H 3-H FC3-6 2B		5	3	3	4	0	0	1
6 Johnny Pesky, L (1, 6) OBP: 0.403, SLG: 0.404	1-3		1-2 1B		F2		FC 1-3 F8 1B	FC3-6 2-3 1B		5	1	3	0	0	0	1
Ted Williams, L (1, 7) OBP: 0.489, SLG: 0.592	F7		F9		B B B B BB BB 1-2 BB		P3	FC3-6 FC1-4-6 1-2f 3-H		4	0	0	1	1	0	5
Lou Boudreau, R (1, 5) OBP: 0.363, SLG: 0.410 Fred Hatfield, L (8, 5) OBP: 0.235, SLG: 0.267		2B		B B B B 1B BB	B B B B BB 1-2 2-3 BB		FC 1-3 3-H	F7		3 0	0 0	1 0	1 0	2 0	0 0	2 0
Bobby Doerr, R (1, 4) OBP: 0.392, SLG: 0.437	F8			F8	B B B B 1-2 2-3 3-H BB		F8 3-H	FC1-4-6 1-2f		4	0	0	2	1	0	4
Billy Goodman, L (1, 3) OBP: 0.385, SLG: 0.371	F8			G5-4-3 1-2 1B	F7		F4		3-1	5	0	1	0	0	0	5
Clyde Vollmer, R (1, 9) OBP: 0.379, SLG: 0.513	F3			G5-4-3 1-2f		F7		B B B B 1B 1B 2B BB	HR	4	2	1	1	1	0	3
Buddy Rosar, R (1, 2) OBP: 0.375, SLG: 0.292			1B 2B		5-3	6-3		1B 1-2 2B 1B	F5	5	1	2	0	0	0	0
Mickey McDermott, L (1, 1) OBP: 0.286, SLG: 0.353			FC8-4-6 2-3 1B		1B 2B	1-3		1-2 2-3 2B 1B	4-3	5	2	3	0	0	0	0
Inning Stats	R: 0 E: 0 K: 0 S: 3 H: 0 LOB: 0 BB: 0 P: 3	R: 0 E: 0 K: 0 S: 4 H: 1 LOB: 1 BB: 0 P: 4	R: 0 E: 0 K: 0 S: 5 H: 3 LOB: 2 BB: 0 P: 5	R: 0 E: 0 K: 0 S: 3 H: 1 LOB: 1 BB: 1 P: 7	R: 2 E: 0 K: 0 S: 5 H: 2 LOB: 3 BB: 3 P: 17	R: 0 E: 0 K: 0 S: 3 H: 0 LOB: 0 BB: 0 P: 3	R: 2 E: 0 K: 0 S: 6 H: 2 LOB: 1 BB: 0 P: 6	R: 4 E: 0 K: 0 S: 7 H: 4 LOB: 1 BB: 1 P: 11	R: 1 E: 0 K: 0 S: 4 H: 1 LOB: 0 BB: 0 P: 4	1B: 9 2B: 4 3B: 0 HR: 1 SF: 0 SAC: 0 DP: 1 HBP: 0						

	AB	40
	R	9
	H	14
	RBI	9
	BB	5
	SO	0
	LOB	21

WP: 0 PB: 1 SB: 0 CS: 0 PA: 45

PITCHER		IP	WLS	BF	H	R	ER	SO	BB	IBB	HBP	BLK	WP	HR	S	P	ERA	WHIP
Sam Zoldak, L ERA: 3.64	(1, 1)	4.2	L	21	7	2	2	0	2	0	0	0	0	0	19	27	3.86	1.929
Joe Coleman, R ERA: 8.31	(5, 1)	2.1		17	6	6	6	0	3	0	0	0	0	0	14	26	23.14	3.857
Morrie Martin, L ERA: 4.85	(8, 1)	2.0		7	1	1	1	0	0	0	0	0	0	1	7	7	4.50	0.500

PITCHER	IP	WLS	BF	H	R	ER	SO	BB	IBB	HBP	BLK	WP	HR	S	P	ERA	WHIP

BOTTOM

Boston Red Sox @ Philadelphia Athletics

Shibe Park, Philadelphia, PA

Wed Jul 04 1951, 3:33 AM EDT

Unknown

Batter	1	2	3	4	5	6	7	8	9	AB	R	H	RBI	BB	SO	LOB
Eddie Joost, R (1, 6) OBP: 0.404, SLG: 0.487	BBBB 4-0 1B BB		x 0-0 ① F7		SSS 0-3 ② K			BBBB 4-0 BB BB		2	0	0	0	2	1	1
Allie Clark, R (1, 9) OBP: 0.305, SLG: 0.388	x 0-0 ① F2		x 0-0 ② F6		x 0-0 ③ 6-3			BBBB 4-0 1-2 BB		3	0	0	0	1	0	2
Dave Philley, S (1, 8) OBP: 0.322, SLG: 0.350	x 0-0 1-2 1B		x 0-0 ③ F8			x 0-0 ① 6-3		x 0-0 ② F9		4	0	1	0	0	0	3
Gus Zernial, R (1, 7) OBP: 0.370, SLG: 0.610	x 0-0 ② F9			x 0-0 FC4-6 1B		x 0-0 ② F3		x 0-0 ③ F4		4	0	1	0	0	0	4
Ferris Fain, L (1, 3) OBP: 0.462, SLG: 0.494	SSS 0-3 ③ K			x 0-0 ① FC4-6 1B 1-2f		x 0-0 ③ F8			x 0-0 ① F7	4	0	0	0	0	1	3
Hank Majeski, R (1, 5) OBP: 0.312, SLG: 0.342		x 0-0 ① F9		x 0-0 ② F9			x 0-0 ① F4		BBBB 4-0 FC6-4 BB	3	0	0	0	1	0	1
Pete Suder, R (1, 4) OBP: 0.328, SLG: 0.320		x 0-0 ② 4-3		x 0-0 1-2 1B			x 0-0 ② F9		x 0-0 ② P4	4	0	1	0	0	0	1
Ray Murray, R (1, 2) OBP: 0.320, SLG: 0.291		x 0-0 ③ 1-3		x 0-0 ③ F3			SSS 0-3 ③ K		x 0-0 ③ FC6-4 1-2f	4	0	0	0	0	1	3
Sam Zoldak, L (1, 1) OBP: 0.286, SLG: 0.357			x 0-0 1B		SSS 0-3 ① K			SSS 0-3 ① K		1	0	1	0	0	0	0
Joe Coleman, R (5, 1) OBP: 0.125, SLG: 0.133										1	0	0	0	0	1	0
Morrie Martin, L (8, 1) OBP: 0.300, SLG: 0.263										1	0	0	0	0	1	0

	AB	R	H	RBI	BB	SO	LOB
BOTTOM	**31**	**0**	**4**	**0**	**4**	**5**	**18**

livebaseballscorecards.com

Inning Stats	1	2	3	4	5	6	7	8	9
	R: 0 E: 0 K: 1 S: 6	H: 1 LOB: 2 BB: 1 P: 10	R: 0 E: 0 K: 0 S: 3	H: 0 LOB: 0 BB: 0 P: 3	R: 0 E: 0 K: 0 S: 4	H: 1 LOB: 1 BB: 0 P: 4	R: 0 E: 0 K: 0 S: 5	H: 2 LOB: 2 BB: 0 P: 5	R: 0 E: 0 K: 2 S: 7	H: 0 LOB: 0 BB: 0 P: 7
	R: 0 E: 0 K: 0 S: 3	H: 0 LOB: 0 BB: 0 P: 3	R: 0 E: 0 K: 1 S: 5	H: 0 LOB: 0 BB: 0 P: 5	R: 0 E: 0 K: 1 S: 5	H: 0 LOB: 2 BB: 2 P: 13	R: 0 E: 0 K: 0 S: 3	H: 0 LOB: 1 BB: 1 P: 7		

	1B	SF	WP	PA
	4	0	0	35
	2B: 0	SAC: 0	PB: 0	
	3B: 0	DP: 0	SB: 0	
	HR: 0	HBP: 0	CS: 0	

PITCHER	IP	WLS	BF	H	R	ER	SO	BB	IBB	HBP	BLK	WP	HR	S	P	ERA	WHIP
Mickey McDermott, L (1, 1) ERA: 3.18	9.0	W	35	4	0	0	5	4	0	0	0	0	0	41	57	0.00	0.889

PITCHER	IP	WLS	BF	H	R	ER	SO	BB	IBB	HBP	BLK	WP	HR	S	P	ERA	WHIP

Boston Red Sox @ Philadelphia Athletics

Shibe Park, Philadelphia, PA

Wed Jul 04 1951, 3:38 AM EDT

Att. 17,495 - Unknown

livebaseballscorecards.com

Batter	1	2	3	4	5	6	7	8	9	AB	R	H	RBI	BB	SO	LOB
Dom DiMaggio, R (1, 8) OBP: 0.383, SLG: 0.454	S S S 0-3 ① K		X 0-0 E5 6 1B 1-H 1B		X 0-0 ① F7	X 0-0 6 1B 1-3 2-H 2B		S S S 0-3 ② K		5	2	2	1	0	2	0
6 Johnny Pesky, L (1, 6) OBP: 0.408, SLG: 0.406	B B B B 4-0 BB		X 0-0 BB F8 BB 3-H 1B		X 0-0 ② 6-3	X 0-0 BB 2-H 3-H 1B		X 0-0 ③ F9		4	1	2	3	1	0	0
Ted Williams, L (1, 7) OBP: 0.488, SLG: 0.585	X 0-0 ② F4		B B B B 4-0 BB 1-2 BB		X 0-0 ③ F2	B B B B 4-0 1-2 BB			X 0-0 ① 4-3	3	0	0	0	2	0	1
Fred Hatfield, L (1, 5) OBP: 0.273, SLG: 0.263	S S S 0-3 ③ K		B B B B 4-0 1-2 2-3 BB			X 0-0 HR 1B X 0-0 ② P5			X 0-0 ② 6-3	4	1	1	0	1	1	3
Bobby Doerr, R (1, 4) OBP: 0.389, SLG: 0.444		X 0-0 ① 4-3	X 0-0 ② F8 3-H			X 0-0 1-H HR X 0-0 ③ P2			X 0-0 ③ F2	5	1	1	3	0	0	4
Billy Goodman, L (1, 3) OBP: 0.380, SLG: 0.365		S S S 0-3 ② K	X 0-0 ③ G3			X 0-0 ① 4-3	X 0-0 ① F4			4	0	0	0	0	1	2
Clyde Vollmer, R (1, 9) OBP: 0.374, SLG: 0.500		X 0-0 ③ F8		X 0-0 ① 1-3		X 0-0 S S S 1B 1B	0-3 ② K			4	1	1	0	0	1	0
Les Moss, R (1, 2) OBP: 0.292, SLG: 0.297			X 0-0 ① F6	X 0-0 ② F8		X 0-0 S S S 1-2 1B 2B 1B	0-3 ③ K			4	1	1	0	0	1	0
Willard Nixon, L (1, 1) OBP: 0.438, SLG: 0.552 Ellis Kinder, R (9, 1)			X 0-0 1B E 1B	X 0-0 ③ 1-3		X 0-0 2B 6 1B 1-2 2-H 1B		X 0-0 ① 1-3		4 0	2 0	2 0	1 0	0 0	0 0	0 0
Inning Stats	R: 0 E: 0 K: 2 S: 7 H: 0 LOB: 1 BB: 1 P: 11	R: 0 E: 0 K: 1 S: 5 H: 0 LOB: 0 BB: 0 P: 5	R: 3 E: 1 K: 0 S: 6 H: 3 LOB: 2 BB: 2 P: 14	R: 0 E: 0 K: 0 S: 3 H: 0 LOB: 0 BB: 0 P: 3	R: 0 E: 0 K: 0 S: 3 H: 0 LOB: 0 BB: 0 P: 3	R: 6 E: 0 K: 0 S: 10 H: 7 LOB: 2 BB: 1 P: 14	R: 0 E: 0 K: 2 S: 7 H: 0 LOB: 0 BB: 0 P: 7	R: 0 E: 0 K: 1 S: 5 H: 0 LOB: 0 BB: 0 P: 5	R: 0 E: 0 K: 0 S: 3 H: 0 LOB: 0 BB: 0 P: 3	1B: 8 2B: 1 3B: 0 HR: 1 SF: 0 SAC: 0 DP: 0 HBP: 0						

TOP	
AB	37
R	9
H	10
RBI	8
BB	4
SO	6
LOB	10

WP: 0 PB: 0 SB: 0 CS: 0 PA: 41

PITCHER	IP	WLS	BF	H	R	ER	SO	BB	IBB	HBP	BLK	WP	HR	S	P	ERA	WHIP
Carl Scheib, R (1, 1) ERA: 5.27	5.1	L	28	9	9	9	3	3	0	0	0	0	1	31	43	15.19	2.250
Johnny Kucab, R (6, 1) ERA: 4.5	3.2		13	1	0	0	3	1	0	0	0	0	0	18	22	0.00	0.545

PITCHER	IP	WLS	BF	H	R	ER	SO	BB	IBB	HBP	BLK	WP	HR	S	P	ERA	WHIP

Batter	1	2	3	4	5	6	7	8	9	AB	R	H	RBI	BB	SO	LOB
Eddie Joost, R (1, 6) OBP: 0.398, SLG: 0.477	F8		F7			5-3		F8 S S S K		5	0	0	0	0	1	2
Wally Moses, L (1, 9) OBP: 0.281, SLG: 0.218	4-3		F8			F4		S S S K		4	0	0	0	0	1	0
Dave Philley, S (1, 8) OBP: 0.321, SLG: 0.346	F7		F8			B B B 4-0 FC3-6 BB		F5		3	0	0	0	1	0	0
Gus Zernial, R (1, 7) OBP: 0.372, SLG: 0.617		SH1-4 F8 2B		F8		FC3-6 1-2f			1B 2B	4	2	2	0	0	0	1
Ferris Fain, L (1, 3) OBP: 0.462, SLG: 0.492		B B B B 4-0 SH1-4 1B BB		6-3			F4		1B 2-H G4-6-3 1B	3	2	1	1	1	0	0
Billy Hitchcock, R (1, 5) OBP: 0.383, SLG: 0.329		SH1-4 1-2 2-3		S S S K			1B 2B		G4-6-3 1-3 1B	3	1	2	0	0	1	0
Pete Suder, R (1, 4) OBP: 0.326, SLG: 0.318		F8 3-H			1-3		FC6-4 2-H 1B		G4-6-3 1-2f 3-H	4	0	1	2	0	0	2
Joe Astroth, R (1, 2) OBP: 0.247, SLG: 0.241		2-H 1B			F4		FC6-4 1-2f		BB 1B	4	0	2	1	0	0	1
Carl Scheib, R (1, 1) OBP: 0.444, SLG: 0.706 Johnny Kucab, R (6, 1) Lou Limmer, L (9, PH) OBP: 0.264, SLG: 0.349		F7			S S S K		5-3		B B B B 1-2 BB	2 1 0	0 0 0	0 0 0	0 0 0	0 0 1	1 0 0	1 1 0
Inning Stats	R: 0 H: 0 E: 0 LOB: 0 K: 0 BB: 0 S: 3 P: 3	R: 2 H: 2 E: 0 LOB: 1 K: 0 BB: 1 S: 5 P: 9	R: 0 H: 0 E: 0 LOB: 0 K: 0 BB: 0 S: 3 P: 3	R: 0 H: 0 E: 0 LOB: 0 K: 1 BB: 0 S: 5 P: 5	R: 0 H: 0 E: 0 LOB: 0 K: 1 BB: 0 S: 5 P: 5	R: 0 H: 0 E: 0 LOB: 1 K: 0 BB: 1 S: 3 P: 7	R: 1 H: 2 E: 0 LOB: 1 K: 0 BB: 0 S: 5 P: 5	R: 0 H: 0 E: 0 LOB: 0 K: 1 BB: 0 S: 5 P: 5	R: 2 H: 4 E: 0 LOB: 2 K: 1 BB: 1 S: 8 P: 12	1B: 5 SF: 0 2B: 3 SAC: 1 3B: 0 DP: 1 HR: 0 HBP: 0						

PITCHER	IP	WLS	BF	H	R	ER	SO	BB	IBB	HBP	BLK	WP	HR	S	P	ERA	WHIP
Willard Nixon, R (1, 1) ERA: 4.57	8.0	W	33	7	5	5	3	2	0	0	0	0	0	37	45	5.62	1.125
Ellis Kinder, R (9, 1) ERA: 3.89	1.0	S	4	1	0	0	1	1	0	0	0	0	0	5	9	0.00	2.000

PITCHER	IP	WLS	BF	H	R	ER	SO	BB	IBB	HBP	BLK	WP	HR	S	P	ERA	WHIP

BOTTOM

Boston Red Sox @ Philadelphia Athletics

Shibe Park, Philadelphia, PA

Wed Jul 04 1951, 3:38 AM EDT

Att. 17,495 - Unknown

livebaseballscorecards.com

AB	33
R	5
H	8
RBI	4
BB	3
SO	4
LOB	8

Batter	1	2	3	4	5	6	7	8	9	AB	R	H	RBI	BB	SO	LOB
Dom DiMaggio, R (1, 8) OBP: 0.380, SLG: 0.453	1-3		6-3 1-2		5-3		6 3-1 1-H HR 2B		1-3	5	1	1	1	0	0	1
6 Johnny Pesky, L (1, 6) OBP: 0.408, SLG: 0.399	BBBB E 1B BB		BBBB 2B BB		4-3		3-1 2-3		3-1	3	2	0	0	2	0	1
Ted Williams, L (1, 7) OBP: 0.490, SLG: 0.601	E8 G1-6-3 1-H 1B		1-H 2B			1-3	3-H HR		F8	5	1	3	3	0	0	0
Lou Boudreau, R (1, 5) OBP: 0.356, SLG: 0.401	G1-6-3 1-2f		F5			F7	F8			4	0	0	0	0	0	2
Bobby Doerr, R (1, 4) OBP: 0.387, SLG: 0.452		1-3		E5 FC6-4 S		HR		F7		4	1	1	1	0	0	0
Billy Goodman, L (1, 3) OBP: 0.381, SLG: 0.365		L5		BBBB FC6-4 1-2 BB		L6		2B 1B		3	0	1	0	1	0	0
Clyde Vollmer, R (1, 9) OBP: 0.379, SLG: 0.506		5-3		FC6-4 G6-4-3 1-2f 2-3			BBBB 1B FC4-6 BB	1-3 2B		3	1	1	0	1	0	2
Buddy Rosar, R (1, 2) OBP: 0.383, SLG: 0.327			1B 2B	G6-4-3 1-2f			FC4-6 1-3 1B	F6		4	1	2	0	0	0	4
Chuck Stobbs, L (1, 1) OBP: 0.286, SLG: 0.281			6-3 2-H 1B		5-3		FC4-6 1-2f 3-H 2B	F9		1	0	1	1	0	0	0
Walt Masterson, R (4, 1)										3	1	0	1	0	0	3
Inning Stats	R: 1 E: 1 K: 0 S: 3 H: 1 LOB: 0 BB: 1 P: 7	R: 0 E: 0 K: 0 S: 3 H: 0 LOB: 0 BB: 0 P: 3	R: 2 E: 0 K: 0 S: 5 H: 3 LOB: 1 BB: 1 P: 9	R: 0 E: 1 K: 0 S: 3 H: 0 LOB: 1 BB: 1 P: 7	R: 0 E: 0 K: 0 S: 3 H: 0 LOB: 0 BB: 0 P: 3	R: 1 E: 0 K: 0 S: 4 H: 1 LOB: 0 BB: 0 P: 4	R: 4 E: 0 K: 0 S: 6 H: 3 LOB: 0 BB: 1 P: 10	R: 0 E: 0 K: 0 S: 5 H: 2 LOB: 2 BB: 0 P: 5	R: 0 E: 0 K: 0 S: 3 H: 0 LOB: 0 BB: 0 P: 3	1B: 4 2B: 4 3B: 0 HR: 2 SF: 0 SAC: 0 DP: 2 HBP: 0						

PITCHER	IP	WLS	BF	H	R	ER	SO	BB	IBB	HBP	BLK	WP	HR	S	P	ERA	WHIP
Bob Hooper, R (1, 1) ERA: 4.73	7.0	L	31	8	8	7	0	4	0	0	0	0	2	27	43	9.00	1.714
Morrie Martin, L (8, 1) ERA: 4.68	2.0		8	2	0	0	0	0	0	0	0	0	0	8	8	0.00	1.000

PITCHER	IP	WLS	BF	H	R	ER	SO	BB	IBB	HBP	BLK	WP	HR	S	P	ERA	WHIP

TOP

Boston Red Sox @ Philadelphia Athletics

Shibe Park, Philadelphia, PA

Thu Jul 05 1951, 3:33 AM EDT

Att. 4,013 - Unknown

livebaseballscorecards.com

AB	35
R	8
H	10
RBI	7
BB	4
SO	0
LOB	13

WP: 0 PA: 39
PB: 0
SB: 1
CS: 0

Batter	1	2	3	4	5	6	7	8	9	AB	R	H	RBI	BB	SO	LOB
Eddie Joost, R (1, 6) OBP: 0.391, SLG: 0.469	F8		F4	F8		5-3			L7	5	0	0	0	0	0	3
Allie Clark, R (1, 9) OBP: 0.300, SLG: 0.389	F9		L7	2B 1-H 2-H			F2		5-3	5	0	1	2	0	0	0
Dave Philley, S (1, 8) OBP: 0.324, SLG: 0.354	4-3		BB WP BB	K			3B			3	0	1	0	1	1	1
Gus Zernial, R (1, 7) OBP: 0.374, SLG: 0.613		1B	BB 1-2 WP		F3		F3			3	0	1	0	1	0	1
Ferris Fain, L (1, 3) OBP: 0.463, SLG: 0.489		BB 1B 1B	BB 1-2 2-3		L8		K			2	1	0	0	2	1	1
Billy Hitchcock, R (1, 5) OBP: 0.378, SLG: 0.325		1B 1-2 1B	F9		K			K		4	0	1	0	0	2	3
Pete Suder, R (1, 4) OBP: 0.330, SLG: 0.322		1B 1-2 2-H	K			1-3 1B		F8		4	0	2	1	0	1	0
Joe Astroth, R (1, 2) OBP: 0.247, SLG: 0.241		F8		BB 2B 1B		F3		1-3		4	1	1	0	0	0	3
Bob Hooper, R (1, 1) OBP: 0.286, SLG: 0.370 Morrie Martin, L (8, 1) OBP: 0.300, SLG: 0.263 Lou Limmer, L (9, PH) OBP: 0.260, SLG: 0.344		K		BB 1-2 2B		1-3 1-2			F6	2 0 1	1 0 0	0 0 0	0 0 0	1 0 0	1 0 0	3 0 0
Inning Stats	R: 0 E: 0 K: 0 S: 3 H: 0 LOB: 0 BB: 0 P: 3	R: 1 E: 0 K: 1 S: 7 H: 3 LOB: 2 BB: 1 P: 11	R: 0 E: 0 K: 0 S: 3 H: 0 LOB: 3 BB: 3 P: 15	R: 2 E: 0 K: 2 S: 9 H: 2 LOB: 1 BB: 1 P: 13	R: 0 E: 0 K: 1 S: 5 H: 0 LOB: 0 BB: 0 P: 5	R: 0 E: 0 K: 0 S: 4 H: 1 LOB: 1 BB: 0 P: 4	R: 0 E: 0 K: 1 S: 6 H: 1 LOB: 1 BB: 0 P: 6	R: 0 E: 0 K: 1 S: 5 H: 0 LOB: 0 BB: 0 P: 5	R: 0 E: 0 K: 0 S: 3 H: 0 LOB: 0 BB: 0 P: 3	1B: 5 2B: 1 3B: 1 HR: 0	SF: 0 SAC: 0 DP: 0 HBP: 0			WP: 1 PB: 0 SB: 0 CS: 0	PA: 38		

PITCHER	IP	WLS	BF	H	R	ER	SO	BB	IBB	HBP	BLK	WP	HR	S	P	ERA	WHIP
Chuck Stobbs, L (1, 1) ERA: 3.93	3.2		20	5	3	3	2	5	0	0	0	1	0	19	39	7.36	2.727
Walt Masterson, R (4, 1) ERA: 2.51	5.1	W	18	2	0	0	4	0	0	0	0	0	0	26	26	0.00	0.375

PITCHER	IP	WLS	BF	H	R	ER	SO	BB	IBB	HBP	BLK	WP	HR	S	P	ERA	WHIP

BOTTOM

Boston Red Sox @ Philadelphia Athletics

Shibe Park, Philadelphia, PA

Thu Jul 05 1951, 3:33 AM EDT

Att. 4,013 - Unknown

livebaseballscorecards.com

AB	33
R	3
H	7
RBI	3
BB	5
SO	6
LOB	15

Batter	1	2	3	4	5	6	7	8	9	AB	R	H	RBI	BB	SO	LOB
Hank Bauer, R (1, 9) OBP: 0.370, SLG: 0.500	0-0 2B 1B		0-3 K	0-0 1-3 2B		0-0 F6			0-0 6-3	5	0	2	0	0	1	1
Phil Rizzuto, R (1, 6) OBP: 0.366, SLG: 0.392	0-0 4-6 1-3 2B		4-0 2B BB	0-0 F3			0-0 F6		0-0 3B	4	0	2	0	1	0	2
Gil McDougald, R (1, 5) OBP: 0.396, SLG: 0.492	0-0 4-6 2-3f		0-0 1-3 2B		0-0 F7		0-0 F3		4-0 BB	4	0	1	0	1	0	2
Joe DiMaggio, R (1, 8) OBP: 0.363, SLG: 0.438	0-0 5-3		0-0 6-3		4-0 FC6-4 BB		0-0 F9		0-0 F9	4	0	0	0	1	0	5
Johnny Mize, L (1, 3) OBP: 0.390, SLG: 0.433		0-0 FC6-4 1B		4-0 E 1B BB	0-0 F8			0-0 F9		3	1	1	0	1	0	1
Jerry Coleman, R (1, 4) OBP: 0.331, SLG: 0.345		0-0 FC6-4 1-2f		0-0 E6 1B 1-2 G5-4-3	0-0 FC6-4 1-2f			0-0 1B		4	1	1	0	0	0	3
Gene Woodling, L (1, 7) OBP: 0.391, SLG: 0.426		0-3 K		0-0 G5-4-3 1-3 2-H 1B		0-0 3-1		0-0 F7		4	0	1	1	0	1	2
Charles Silvera, R (1, 2) OBP: 0.394, SLG: 0.464		0-0 F5		0-0 G5-4-3 1-2f 3-H		0-0 4-3 1B		0-0 4-3		3	0	1	0	0	0	2
Mickey Mantle, S (8, PH) OBP: 0.342, SLG: 0.415										1	0	0	0	0	0	1
Ralph Houk, R (8, 2) OBP: 0.200, SLG: 0.200										0	0	0	0	0	0	0
Ed Lopat, L (1, 1) OBP: 0.286, SLG: 0.422			0-0 F5	4-0 2B BB		0-0 4-3 1-2			0-0 F5	2	0	0	0	1	0	1
Jack Kramer, R (7, 1) OBP: 0.500, SLG: 0.250										0	0	0	0	0	0	0
Billy Martin, R (9, PH) OBP: 0.250, SLG: 0.231										1	0	0	0	0	0	0
Inning Stats	R: 0 E: 0 K: 0 S: 4 H: 2 LOB: 1 BB: 0 P: 4	R: 0 E: 0 K: 1 S: 6 H: 1 LOB: 1 BB: 0 P: 6	R: 0 E: 0 K: 1 S: 6 H: 1 LOB: 2 BB: 1 P: 10	R: 2 E: 1 K: 0 S: 5 H: 2 LOB: 2 BB: 2 P: 13	R: 0 E: 0 K: 0 S: 3 H: 0 LOB: 1 BB: 1 P: 7	R: 0 E: 0 K: 0 S: 4 H: 1 LOB: 1 BB: 0 P: 4	R: 0 E: 0 K: 0 S: 3 H: 0 LOB: 0 BB: 0 P: 3	R: 0 E: 0 K: 0 S: 4 H: 1 LOB: 1 BB: 0 P: 4	R: 0 E: 0 K: 0 S: 4 H: 1 LOB: 2 BB: 1 P: 8	1B: 5 2B: 4 3B: 1 HR: 0	SF: 0 SAC: 0 DP: 2 HBP: 0						

PITCHER	IP	WLS	BF	H	R	ER	SO	BB	IBB	HBP	BLK	WP	HR	S	P	ERA	WHIP
Mel Parnell, L (1, 1) ERA: 3.45	9.0	W	40	9	2	0	2	5	0	0	0	0	0	39	59	0.00	1.556

PITCHER	IP	WLS	BF	H	R	ER	SO	BB	IBB	HBP	BLK	WP	HR	S	P	ERA	WHIP

TOP

New York Yankees @ Boston Red Sox

Fenway Park, Boston, MA

Fri Jul 06 1951, 3:33 AM EDT

Att. 34,138 - Unknown

livebaseballscorecards.com

AB	35
R	2
H	9
RBI	1
BB	5
SO	2
LOB	20

1B: 5	SF: 0	WP: 0	PA: 40
2B: 4	SAC: 0	PB: 0	
3B: 1	DP: 2	SB: 0	
HR: 0	HBP: 0	CS: 0	

BOTTOM

New York Yankees @ Boston Red Sox

Fenway Park, Boston, MA

Fri Jul 06 1951, 3:33 AM EDT

Att. 34,138 - Unknown

Batter	1	2	3	4	5	6	7	8	9	AB	R	H	RBI	BB	SO	LOB
Dom DiMaggio, R (1, 8) OBP: 0.383, SLG: 0.462	F8	F4			HR	BB		6 BLK BB		3	1	1	2	2	0	2
6 Johnny Pesky, L (1, 6) OBP: 0.412, SLG: 0.398	BB 1B 1B		1B BB		G3-6-3 BB	F5		F8		3	1	1	0	2	0	3
Ted Williams, L (1, 7) OBP: 0.490, SLG: 0.598	1B BB		G6-4-3 1B		G3-6-3	F7				3	0	1	0	1	0	3
Lou Boudreau, R (1, 5) OBP: 0.358, SLG: 0.409	G5-4-3 1B		F6		F7		SH1-3 2B			4	0	2	1	0	0	2
Bobby Doerr, R (1, 4) OBP: 0.386, SLG: 0.449	G5-4-3		G6-4-3			1B 3B BB	SH1-3			2	1	0	0	1	0	4
Billy Goodman, L (1, 3) OBP: 0.386, SLG: 0.371		FC6-4 BB 1B		G5-4-3 1B		3B 1B	4-3			4	1	3	0	0	0	1
Clyde Vollmer, R (1, 9) OBP: 0.383, SLG: 0.522		FC6-4 BB		G5-4-3		1B 3B	4-3			3	1	1	2	1	0	2
Buddy Rosar, R (1, 2) OBP: 0.375, SLG: 0.321		FC6-4		F6		SH1-4 1B		1-3		4	0	1	1	0	0	2
Mel Parnell, L (1, 1) OBP: 0.364, SLG: 0.308		K			E4 HR	SH1-4		G3		3	1	0	0	0	1	2
Inning Stats	R: 1 H: 2 E: 0 LOB: 1 K: 0 BB: 1 S: 4 P: 8	R: 0 H: 1 E: 0 LOB: 2 K: 1 BB: 1 S: 6 P: 10	R: 0 H: 1 E: 0 LOB: 1 K: 0 BB: 1 S: 3 P: 7	R: 0 H: 1 E: 0 LOB: 0 K: 0 BB: 0 S: 3 P: 3	R: 2 H: 1 E: 1 LOB: 0 K: 0 BB: 1 S: 4 P: 8	R: 3 H: 3 E: 0 LOB: 2 K: 0 BB: 2 S: 6 P: 14	R: 0 H: 1 E: 0 LOB: 1 K: 0 BB: 0 S: 4 P: 4	R: 0 H: 0 E: 0 LOB: 1 K: 0 BB: 1 S: 3 P: 7		1B: 7 SF: 0 2B: 1 SAC: 2 3B: 1 DP: 4 HR: 1 HBP: 0						WP: 0 PA: 38 PB: 0 SB: 0 CS: 0

livebaseballscorecards.com

	AB	29
	R	6
	H	10
	RBI	6
	BB	7
	SO	1
	LOB	21

PITCHER		IP	WLS	BF	H	R	ER	SO	BB	IBB	HBP	BLK	WP	HR	S	P	ERA	WHIP
Ed Lopat, L ERA: 3.07	(1, 1)	6.0	L	30	9	6	5	1	6	0	0	0	0	1	26	50	7.50	2.500
Jack Kramer, R ERA: 5.72	(7, 1)	2.0		8	1	0	0	0	1	0	0	1	0	0	7	11	0.00	1.000

PITCHER	IP	WLS	BF	H	R	ER	SO	BB	IBB	HBP	BLK	WP	HR	S	P	ERA	WHIP

Batter	1	2	3	4	5	6	7	8	9	AB	R	H	RBI	BB	SO	LOB
Gene Woodling, L (1, 7) OBP: 0.391, SLG: 0.428	F8	2B		BB		FC6-4 (1-2f)		K		4	0	1	0	1	1	2
Phil Rizzuto, R (1, 6) OBP: 0.367, SLG: 0.391	BB, 1B, BB	4-3		K		F7		K		1	0	0	0	1	0	1
Billy Martin, R (2, 6) OBP: 0.226, SLG: 0.207										3	0	0	0	0	2	4
Hank Bauer, R (1, 9) OBP: 0.367, SLG: 0.494	BB, 1-2, 1B		K		F8		K		HR	4	0	1	0	0	2	0
Mickey Mantle, S (8, 9) OBP: 0.345, SLG: 0.430										1	1	1	1	0	0	0
Joe DiMaggio, R (1, 8) OBP: 0.308, SLG: 0.438 Spec Shea, R (2, 1) OBP: 0.308, SLG: 0.375 Cliff Mapes, L (7, PH) OBP: 0.270, SLG: 0.417 Stubby Overmire, R (7, 1) OBP: 0.263, SLG: 0.133 Johnny Mize, L (9, PH) OBP: 0.393, SLG: 0.437 Bob Kuzava, S (9, PR) OBP: 0.269, SLG: 0.136	1-2, 2-3, BB	BB		FC4-6, 1B			HR, 1B		FC4-6, 1B	0	0	0	0	1	0	0
										1	0	1	0	1	0	0
										1	1	1	0	0	0	0
										0	0	0	0	0	0	0
										1	0	1	0	0	0	0
										0	0	0	0	0	0	0
Joe Collins, L (1, 3) OBP: 0.400, SLG: 0.543	K	K		FC4-6, 1B (1-2f)			HR, 1-H		FC4-6, 4-3 (1-2f)	5	1	1	2	0	2	6
Bobby Brown, L (1, 5) OBP: 0.367, SLG: 0.416	F7	1-3		1B (1-2)		F5			4-3 (1-2)	5	0	1	0	0	0	5
Jerry Coleman, R (1, 4) OBP: 0.329, SLG: 0.344		F3		3-1	K		F2		K	1	0	0	0	0	0	0
Gil McDougald, R (2, 4) OBP: 0.385, SLG: 0.477										4	0	0	0	0	2	4
Charles Silvera, R (1, 2) OBP: 0.405, SLG: 0.469		F4		BB, 1B		FC6-4, 1B		F3		4	0	2	0	0	0	0
Allie Reynolds, R (1, 1) OBP: 0.233, SLG: 0.205 Jackie Jensen, R (2, PH) OBP: 0.366, SLG: 0.512 (2, 8)		HR		K		F9		BB		0	0	0	0	0	0	0
										3	1	1	1	1	1	2
Inning Stats	R: 0 E: 0 K: 1 S: 6 H: 1 LOB: 3 BB: 2 P: 14	R: 1 E: 0 K: 0 S: 5 H: 2 LOB: 1 BB: 0 P: 5	R: 0 E: 0 K: 2 S: 7 H: 0 LOB: 1 BB: 1 P: 11	R: 0 E: 0 K: 2 S: 8 H: 1 LOB: 2 BB: 1 P: 12	R: 0 E: 0 K: 1 S: 7 H: 2 LOB: 2 BB: 0 P: 7	R: 0 E: 0 K: 0 S: 4 H: 1 LOB: 1 BB: 0 P: 4	R: 2 E: 0 K: 1 S: 7 H: 2 LOB: 0 BB: 0 P: 7	R: 0 E: 0 K: 2 S: 7 H: 0 LOB: 1 BB: 1 P: 11	R: 1 E: 0 K: 1 S: 7 H: 2 LOB: 2 BB: 0 P: 7	1B: 7 2B: 1 3B: 0 HR: 3 SF: 0 SAC: 0 DP: 0 HBP: 0						

PITCHER	IP	WLS	BF	H	R	ER	SO	BB	IBB	HBP	BLK	WP	HR	S	P	ERA	WHIP
Ellis Kinder, R (1, 1) ERA: 3.91	9.0	W	43	11	4	4	10	5	0	0	0	0	3	58	78	4.00	1.778

PITCHER	IP	WLS	BF	H	R	ER	SO	BB	IBB	HBP	BLK	WP	HR	S	P	ERA	WHIP

TOP

New York Yankees @ Boston Red Sox

Fenway Park, Boston, MA

Sat Jul 07 1951, 3:33 AM EDT

Att. 33,164 - Unknown

livebaseballscorecards.com

AB	38
R	4
H	11
RBI	4
BB	5
SO	10
LOB	24

WP: 0 PA: 43
PB: 0
SB: 0
CS: 0

BOTTOM

New York Yankees @ Boston Red Sox

Fenway Park, Boston, MA

Sat Jul 07 1951, 3:33 AM EDT

Att. 33,164 - Unknown

Batter	1	2	3	4	5	6	7	8	9	AB	R	H	RBI	BB	SO	LOB
Dom DiMaggio, R (1, 8) OBP: 0.386, SLG: 0.473	HBP BB 1B 1B 6-3			HR		F9 ②		1B		5	2	3	1	0	0	1
6 Johnny Pesky, L (1, 6) OBP: 0.417, SLG: 0.397	F9 ①	1B G4-6-3 1B		1B BB		HR BB		F3 ③		3	2	1	0	2	0	2
Ted Williams, L (1, 7) OBP: 0.493, SLG: 0.610	HBP 1B BB 1-2	G4-6-3 1B 1-3		K ②		1-H HR				3	2	2	2	1	1	1
Lou Boudreau, R (1, 5) OBP: 0.361, SLG: 0.407	1B 1B HR HBP 1-2 2-3	G4-6-3 ① ② 1-2f 3-H		FC5-4 1B 1-2		6-3 ③				3	1	1	0	0	0	1
Bobby Doerr, R (1, 4) OBP: 0.385, SLG: 0.446	1B HR 1B 1-2 2-H 3-H	F5 ③		FC5-4 ③ 1-2f			F8 ①			4	1	1	2	0	0	2
Billy Goodman, L (1, 3) OBP: 0.384, SLG: 0.369	HR 1B 1-2 2-3	F7 ①			4-3 ①		F8 ②			4	1	1	0	0	0	0
Clyde Vollmer, R (1, 9) OBP: 0.378, SLG: 0.543	HR 1-H 2-H 3-H	5-3 ②			3-1 ②		3-1 ③			4	1	1	4	0	0	0
Buddy Rosar, R (1, 2) OBP: 0.353, SLG: 0.300	4-3 ②	K2-3 ③			F2 ③			F4 ①		4	0	0	0	0	1	0
Ellis Kinder, R (1, 1) OBP: 0.077, SLG: 0.154	2B			K ①		5-3 ①		4-3 ②		4	0	1	0	0	1	0
Inning Stats	R: 6 H: 5 E: 0 LOB: 1 K: 0 BB: 1 S: 8 P: 13	R: 1 H: 2 E: 0 LOB: 0 K: 0 BB: 0 S: 4 P: 4	R: 0 H: 0 E: 0 LOB: 0 K: 1 BB: 0 S: 5 P: 5	R: 1 H: 2 E: 0 LOB: 2 K: 2 BB: 1 S: 9 P: 13	R: 0 H: 0 E: 0 LOB: 0 K: 0 BB: 0 S: 3 P: 3	R: 2 H: 1 E: 0 LOB: 0 K: 0 BB: 1 S: 4 P: 8	R: 0 H: 0 E: 0 LOB: 0 K: 0 BB: 0 S: 3 P: 3	R: 0 H: 1 E: 0 LOB: 1 K: 0 BB: 0 S: 4 P: 4		1B: 7 SF: 0 2B: 1 SAC: 0 3B: 0 DP: 1 HR: 3 HBP: 1						

livebaseballscorecards.com

	AB	34
	R	10
	H	11
	RBI	9
	BB	3
	SO	3
	LOB	7

WP: 0 PA: 38
PB: 0
SB: 0
CS: 0

PITCHER		IP	WLS	BF	H	R	ER	SO	BB	IBB	HBP	BLK	WP	HR	S	P	ERA	WHIP
Allie Reynolds, R ERA: 3.45	(1, 1)	1.0	L	10	5	6	6	0	1	0	1	0	0	1	8	13	54.00	6.000
Spec Shea, R ERA: 4.07	(2, 1)	5.0		21	5	4	4	3	2	0	0	0	0	2	25	33	7.20	1.400
Stubby Overmire, L ERA: 4.52	(7, 1)	2.0		7	1	0	0	0	0	0	0	0	0	0	7	7	0.00	0.500

PITCHER	IP	WLS	BF	H	R	ER	SO	BB	IBB	HBP	BLK	WP	HR	S	P	ERA	WHIP

Batter	1	2	3	4	5	6	7	8	9	AB	R	H	RBI	BB	SO	LOB
Gene Woodling, L (1, 7) (2, 8) OBP: 0.392, SLG: 0.429	x 0-0 ① F8		x 0-0 1-3 2B		x 0-0 ② 3-1		x 0-0 ①② G6-3 1-2f		BBBB 4-0 FC6-4 1-2 BB	4	0	1	0	1	0	1
Phil Rizzuto, R (1, 6) OBP: 0.367, SLG: 0.391	x 0-0 ② F9		x 0-0 ① F7 3-H		x 0-0 E S 1B		x 0-0 S 1B		x 0-0 ③ FC6-4 1-2f	5	0	2	1	0	0	3
Hank Bauer, R (1, 9) (2, 7) OBP: 0.365, SLG: 0.485	x 0-0 ③ F7		x 0-0 ② F7		BBBB 4-0 1-3 BB		SSS 0-3 ③ K 1-2			3	0	0	0	1	1	2
Joe DiMaggio, R (1, 8) OBP: 0.369, SLG: 0.438 Mickey Mantle, S (2, PR) OBP: 0.341, SLG: 0.424 (2, 9)		BBBB 4-0 4-3 E F8 BB	x 0-0 ③ F6		SSS 0-3 ③ K			x 0-0 ① 4-3		0 3	0 1	0 0	0 0	1 1	0 3	0 3
Yogi Berra, L (1, 2) OBP: 0.367, SLG: 0.516		x 0-0 FC4 4-3 1-2		x 0-0 ① 6-3		x 0-0 ① F8		x 0-0 ② F8		4	0	0	0	0	0	1
Gil McDougald, R (1, 5) OBP: 0.388, SLG: 0.508		x 0-0 ① 4-3 1-2 2-3		x 0-0 HR		x 0-0 3-1 2B		SSS 0-3 ③ K		4	1	2	1	0	1	2
Joe Collins, L (1, 3) OBP: 0.385, SLG: 0.521		x 0-0 ② F8 3-H		x 0-0 ② F8		x 0-0 ② 3-1 2-3			x 0-0 ① F9	4	0	0	1	0	0	2
Jerry Coleman, R (1, 4) OBP: 0.328, SLG: 0.339		x 0-0 ③ 4-3		x 0-0 ③ F7		x 0-0 ③ F8			BBBB 4-0 BB BB	3	0	0	0	1	0	2
Vic Raschi, R (1, 1) OBP: 0.235, SLG: 0.208 Bobby Brown, L (7, PH) OBP: 0.371, SLG: 0.416 Billy Martin, R (7, PR) OBP: 0.226, SLG: 0.207 Allie Reynolds, R (7, 1) OBP: 0.233, SLG: 0.205 Bob Kuzava, S (7, 1) OBP: 0.269, SLG: 0.136 Johnny Mize, L (9, PH) OBP: 0.391, SLG: 0.434			x 0-0 2B F7 1B		x 0-0 ① G3		H 1-0 G6-3 HBP		x 0-0 ② F6	2 0 0 0 0 1	1 0 0 0 0 0	1 0 0 0 0 0	0 0 0 0 0 0	0 0 0 0 0 0	0 0 0 0 0 0	0 0 0 0 0 1
Inning Stats	R: 0 E: 0 K: 0 S: 3 H: 0 LOB: 0 BB: 0 P: 3	R: 1 E: 1 K: 0 S: 4 H: 0 LOB: 1 BB: 1 P: 8	R: 1 E: 0 K: 0 S: 5 H: 2 LOB: 1 BB: 0 P: 5	R: 1 E: 0 K: 0 S: 4 H: 1 LOB: 0 BB: 0 P: 4	R: 0 E: 0 K: 1 S: 6 H: 1 LOB: 2 BB: 1 P: 10	R: 0 E: 0 K: 0 S: 4 H: 1 LOB: 1 BB: 0 P: 4	R: 0 E: 0 K: 1 S: 5 H: 1 LOB: 2 BB: 0 P: 6	R: 0 E: 0 K: 1 S: 5 H: 0 LOB: 0 BB: 0 P: 5	R: 0 E: 0 K: 0 S: 3 H: 0 LOB: 2 BB: 2 P: 11	1B: 3 2B: 2 3B: 0 HR: 1	SF: 0 SAC: 0 DP: 1 HBP: 1						

PITCHER	IP	WLS	BF	H	R	ER	SO	BB	IBB	HBP	BLK	WP	HR	S	P	ERA	WHIP
Ray Scarborough, R (1, 1) ERA: 5.12	9.0	W	38	6	3	2	3	4	0	1	0	0	1	39	56	2.00	1.111

PITCHER	IP	WLS	BF	H	R	ER	SO	BB	IBB	HBP	BLK	WP	HR	S	P	ERA	WHIP

TOP

New York Yankees @ Boston Red Sox

Fenway Park, Boston, MA

Sun Jul 08 1951, 3:33 AM EDT

Att. 29,843 - Unknown

livebaseballscorecards.com

AB	33
R	3
H	6
RBI	3
BB	4
SO	3
LOB	17

1B: 3	SF: 0	WP: 0	PA: 38
2B: 2	SAC: 0	PB: 0	
3B: 0	DP: 1	SB: 2	
HR: 1	HBP: 1	CS: 0	

Batter	1	2	3	4	5	6	7	8	9	AB	R	H	RBI	BB	SO	LOB
Dom DiMaggio, R (1, 8) OBP: 0.382, SLG: 0.467	S S S 0-3 ① K		S S S 0-3 ① K		x 0-0 ① F4	x 0-0 ③ F8				4	0	0	0	0	2	0
6 Johnny Pesky, L (1, 6) OBP: 0.418, SLG: 0.392	x 0-0 ② 4-3		B B B B 4-0 FC1-6 BB		x 0-0 ② F5		B B B B 4-0 SH3 BB 1B BB			2	1	0	0	2	0	0
Ted Williams, L (1, 7) OBP: 0.496, SLG: 0.610	x 0-0 1B		x 0-0 ② FC1-6 1-2f		x 0-0 HR 1B		B B B B 4-0 1-2 SH3 1B BB			3	2	2	0	1	0	1
Lou Boudreau, R (1, 5) OBP: 0.361, SLG: 0.422	x 0-0 ③ F8		x 0-0 ③ F8		x 0-0 1-H HR		x 0-0 ① SH3 1-2 2-3			3	1	1	2	0	0	2
Bobby Doerr, R (1, 4) OBP: 0.386, SLG: 0.445		B B B B 4-0 2B BB		S S S 0-3 ① K	x 0-0 ③ F6		x 0-0 G4-6-3 2-H 3-H 1B			3	0	1	2	1	1	0
Billy Goodman, L (1, 3) OBP: 0.386, SLG: 0.371		x 0-0 ① F5		x 0-0 1B 1B		x 0-0 HR 1B	x 0-0 ② ③ G4-6-3 1-2f			4	1	2	0	0	0	2
Clyde Vollmer, R (1, 9) OBP: 0.374, SLG: 0.561		x 0-0 ② F5		x 0-0 ② F4		x 0-0 1-H HR		x 0-0 ① 5-3		4	1	1	2	0	0	2
Buddy Rosar, R (1, 2) OBP: 0.361, SLG: 0.328		x 0-0 1-3 2B		x 0-0 1-2 1B		x 0-0 ① 5-3		x 0-0 ② F8		4	0	2	0	0	0	0
Ray Scarborough, R (1, 1) OBP: 0.281, SLG: 0.207		S S S 0-3 ③ K		S S S 0-3 ③ K		x 0-0 ② F8		S S S 0-3 ③ K		4	0	0	0	0	3	4
Inning Stats	R: 0 H: 1 E: 0 LOB: 1 K: 1 BB: 0 S: 6 P: 6	R: 0 H: 1 E: 0 LOB: 2 K: 1 BB: 1 S: 6 P: 10	R: 0 H: 0 E: 0 LOB: 1 K: 1 BB: 1 S: 5 P: 9	R: 0 H: 2 E: 0 LOB: 2 K: 2 BB: 0 S: 9 P: 9	R: 2 H: 2 E: 0 LOB: 0 K: 0 BB: 0 S: 5 P: 5	R: 2 H: 2 E: 0 LOB: 0 K: 0 BB: 0 S: 5 P: 5	R: 2 H: 1 E: 0 LOB: 0 K: 0 BB: 2 S: 3 P: 11	R: 0 H: 0 E: 0 LOB: 0 K: 1 BB: 0 S: 5 P: 5		1B: 6 SF: 0 2B: 1 SAC: 1 3B: 0 DP: 1 HR: 2 HBP: 0						WP: 0 PA: 36 PB: 0 SB: 0 CS: 0	

PITCHER		IP	WLS	BF	H	R	ER	SO	BB	IBB	HBP	BLK	WP	HR	S	P	ERA	WHIP
Vic Raschi, R ERA: 3.52	(1, 1)	6.0	L	28	8	4	4	5	2	0	0	0	0	2	36	44	6.00	1.667
Allie Reynolds, R ERA: 3.6	(7, 1)	0.1		4	1	2	2	0	2	0	0	0	0	0	2	10	54.00	9.000
Bob Kuzava, L ERA: 4.64	(7, 1)	1.2		4	0	0	0	1	0	0	0	0	0	0	6	6	0.00	0.000

PITCHER	IP	WLS	BF	H	R	ER	SO	BB	IBB	HBP	BLK	WP	HR	S	P	ERA	WHIP

BOTTOM

New York Yankees @ Boston Red Sox

Fenway Park, Boston, MA

Sun Jul 08 1951, 3:33 AM EDT

Att. 29,843 - Unknown

livebaseballscorecards.com

AB	31
R	6
H	9
RBI	6
BB	4
SO	6
LOB	11

Batter	1	2	3	4	5	6	7	8	9	AB	R	H	RBI	BB	SO	LOB
Dom DiMaggio, R (1, 8) OBP: 0.383, SLG: 0.466	BBBB 4-0 6 G4-6-3 BB		x 0-0 6 SH5-4 1B		SSS 0-3 ③ K			x 0-0 ① 6-3		3	0	1	0	1	1	0
6 Johnny Pesky, L (1, 6) OBP: 0.417, SLG: 0.388	x 0-0 ① ② G4-6-3 1-2f		x 0-0 ① SH5-4 1-2			x 0-0 ① F8		BBBB 4-0 2B BB		2	1	0	0	1	0	1
Ted Williams, L (1, 7) OBP: 0.493, SLG: 0.604	BBBB 4-0 FC4 BB		x 0-0 ② F6			x 0-0 ② 6-3		x 0-0 ② F6		3	0	0	0	1	0	2
Lou Boudreau, R (1, 5) OBP: 0.359, SLG: 0.423	x 0-0 ③ FC4 1-2f		x 0-0 ③ F9			x 0-0 ③ F8		x 0-0 1-H 2B		4	0	1	1	0	0	2
Bobby Doerr, R (1, 4) OBP: 0.384, SLG: 0.442		x 0-0 FC4-6 1B		x 0-0 ① 4-3			x 0-0 ① F7	x 0-0 ③ 6-3		4	0	1	0	0	0	1
Billy Goodman, L (1, 3) OBP: 0.384, SLG: 0.367		x 0-0 ① FC4-6 BB 1-2f		x 0-0 ② 4-3			BBBB 4-0 HR BB		x 0-0 ① F2	3	1	0	0	1	0	1
Clyde Vollmer, R (1, 9) OBP: 0.370, SLG: 0.578		SSS 0-3 ② K		x 0-0 ③ 6-3			x 0-0 1-H HR		x 0-0 ② F9	4	1	1	2	0	1	1
Buddy Rosar, R (1, 2) OBP: 0.368, SLG: 0.328		BBBB 4-0 1-2 BB			x 0-0 ① F7		x 0-0 G1-6-3 1B		x 0-0 ③ F7	3	0	1	0	1	0	0
Mel Parnell, L (1, 1) OBP: 0.340, SLG: 0.286 Harry Taylor, R (9, 1) OBP: 0.136, SLG: 0.182		x 0-0 ③ 1-3			x 0-0 ② F9		x 0-0 ② ③ G1-6-3 1-2f			3	0	0	0	0	0	3
										0	0	0	0	0	0	0
Inning Stats	R: 0 E: 0 K: 0 S: 2 H: 0 LOB: 1 BB: 2 P: 10	R: 0 E: 0 K: 1 S: 6 H: 1 LOB: 2 BB: 1 P: 10	R: 0 E: 0 K: 0 S: 4 H: 1 LOB: 1 BB: 0 P: 4	R: 0 E: 0 K: 0 S: 3 H: 0 LOB: 0 BB: 0 P: 3	R: 0 E: 0 K: 1 S: 5 H: 0 LOB: 0 BB: 0 P: 5	R: 0 E: 0 K: 0 S: 3 H: 0 LOB: 0 BB: 0 P: 3	R: 2 E: 0 K: 0 S: 4 H: 2 LOB: 0 BB: 1 P: 8	R: 1 E: 0 K: 0 S: 4 H: 1 LOB: 1 BB: 1 P: 8	R: 0 E: 0 K: 0 S: 3 H: 0 LOB: 0 BB: 0 P: 3	1B: 3 2B: 1 3B: 0 HR: 1	SF: 0 SAC: 1 DP: 2 HBP: 0						

PITCHER		IP	WLS	BF	H	R	ER	SO	BB	IBB	HBP	BLK	WP	HR	S	P	ERA	WHIP
Joe Dobson, R ERA: 3.78	(1, 1)	7.0	L	27	4	2	2	2	4	0	0	0	0	1	27	43	2.57	1.143
Marv Rotblatt, L ERA: 2.98	(8, 1)	2.0		8	1	1	1	0	1	0	0	0	0	0	7	11	4.50	1.000

PITCHER	IP	WLS	BF	H	R	ER	SO	BB	IBB	HBP	BLK	WP	HR	S	P	ERA	WHIP

TOP

Boston Red Sox @ Chicago White Sox

Comiskey Park, Chicago, IL

Thu Jul 12 1951, 4:33 AM EDT

Unknown

livebaseballscorecards.com

AB	29
R	3
H	5
RBI	3
BB	5
SO	2
LOB	11

WP: 0 PB: 0 SB: 0 CS: 0 PA: 35

Red Sox @ Chicago White Sox

Comiskey Park, Chicago, IL

Thu Jul 12 1951, 4:33 AM EDT

Unknown

BOTTOM

Batter	1	2	3	4	5	6	7	8	9	AB	R	H	RBI	BB	SO	LOB
Bob Dillinger, R (1, 5) OBP: 0.348, SLG: 0.385	0-0 SH5-3 1B 1B		0-0 1-3 ②		0-0 6-3 ③			0-0 F8 ①	0-0 4-3 ③	5	0	1	0	0	0	2
Nellie Fox, L (1, 4) OBP: 0.399, SLG: 0.458	0-0 SH5-3 ① 1-2		BBBB 4-0 BB			0-0 F9 ①		0-0 1B		2	0	1	0	1	0	0
Minnie Minoso, R (1, 9) OBP: 0.445, SLG: 0.541	0-0 CS ② 2-H 1B		0-0 L3 ③			0-0 1B		0-0 F4 ②		4	0	2	0	0	0	2
Eddie Robinson, L (1, 3) OBP: 0.395, SLG: 0.540	0-0 CS ③ 1-2	0-0 4-3 ①		0-0 2B		0-0 F8 ②		0-0 F9 ③		4	0	1	0	0	0	2
Don Lenhardt, R (1, 7) OBP: 0.316, SLG: 0.433 Joe Demaestri, R (9, PR) OBP: 0.217, SLG: 0.182		0-0 6-3 ②		0-0 6-3 ①		0-0 F2 ③			BBBB 4-0 1B 1B 4-1 BB	3 0	0 1	0 0	0 0	1 0	0 0	2 0
Jim Busby, R (1, 8) OBP: 0.385, SLG: 0.413	0-0 2B			0-0 4-3 ②			0-0 1-3 ①		0-0 4-1 1B 1-2 4-3 1B	4	1	2	0	0	0	1
Phil Masi, R (1, 2) OBP: 0.439, SLG: 0.511	BBBB 4-0 BB			0-0 L5 ③			0-0 BB 1B		0-0 4-3 4-1 1-2 2-3 1B	3	0	2	0	1	0	1
Chico Carrasquel, R (1, 6) OBP: 0.339, SLG: 0.379 Bud Stewart, L (9, PH) OBP: 0.364, SLG: 0.458	SSS 0-3 K ③				0-0 4-3 ①		BBBB 4-0 7-4 1-2 BB		0-0 4-1 ① 1-2 2-3 3-H	2 1	0 0	0 0	0 1	1 0	1 0	2 2
Joe Dobson, R (1, 1) OBP: 0.061, SLG: 0.091 Gus Niarhos, R (7, PH) OBP: 0.415, SLG: 0.263 Marv Rotblatt, S (8, 1) Al Zarilla, L (9, PH) OBP: 0.360, SLG: 0.426			0-0 6-3 ①		SSS 0-3 K ②		0-0 7-4 ②③ 1-2f		0-0 4-3 ② 2-3 3-H	2 1 0 1	0 0 0 0	0 0 0 1	0 0 0 0	0 0 0 0	1 0 0 0	0 2 0 2
Inning Stats	R: 0 E: 0 K: 0 S: 3 H: 2 LOB: 0 BB: 0 P: 3	R: 0 E: 0 K: 1 S: 6 H: 1 LOB: 2 BB: 1 P: 10	R: 0 E: 0 K: 0 S: 3 H: 0 LOB: 1 BB: 1 P: 7	R: 0 E: 0 K: 0 S: 4 H: 1 LOB: 1 BB: 0 P: 4	R: 0 E: 0 K: 1 S: 5 H: 0 LOB: 0 BB: 0 P: 5	R: 0 E: 0 K: 0 S: 4 H: 1 LOB: 1 BB: 0 P: 4	R: 0 E: 0 K: 0 S: 3 H: 1 LOB: 1 BB: 1 P: 7	R: 0 E: 0 K: 0 S: 4 H: 1 LOB: 1 BB: 0 P: 4	R: 2 E: 0 K: 0 S: 5 H: 2 LOB: 2 BB: 1 P: 9	1B: 7 2B: 3 3B: 0 HR: 0		SF: 0 SAC: 1 DP: 1 HBP: 0			WP: 0 PB: 0 SB: 0 CS: 1	PA: 38	

PITCHER		IP	WLS	BF	H	R	ER	SO	BB	IBB	HBP	BLK	WP	HR	S	P	ERA	WHIP
Mel Parnell, L ERA: 3.38	(1, 1)	8.0	W	34	9	2	2	2	4	0	0	0	0	0	34	50	2.25	1.625
Harry Taylor, R ERA: 5.43	(9, 1)	1.0	S	3	0	0	0	0	0	0	0	0	0	0	3	3	0.00	0.000

PITCHER	IP	WLS	BF	H	R	ER	SO	BB	IBB	HBP	BLK	WP	HR	S	P	ERA	WHIP

livebaseballscorecards.com

AB	32
R	2
H	9
RBI	2
BB	4
SO	2
LOB	18

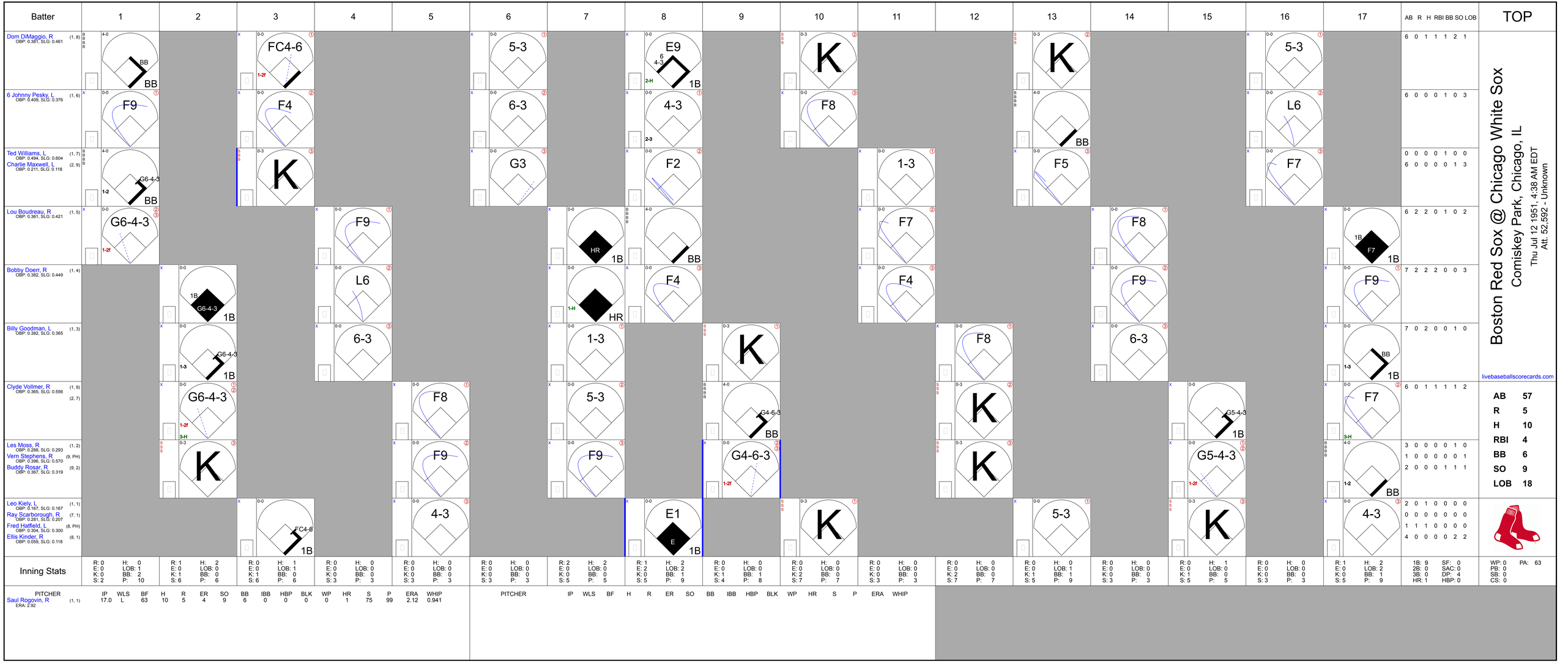
Batter
1
2
3
4
5
6
7
8
9
10
11
12
13
14
15
16
17
AB R H RBI BB SO LOB
TOP
Dom DiMaggio, R (1, 8) OBP: 0.381, SLG: 0.461
6 0 1 1 1 2 1
6 Johnny Pesky, L (1, 6) OBP: 0.409, SLG: 0.376
6 0 0 0 1 0 3
Ted Williams, L (1, 7) OBP: 0.494, SLG: 0.604
0 0 0 0 1 0 0
Charlie Maxwell, L (2, 9) OBP: 0.211, SLG: 0.118
6 0 0 0 0 1 3
Lou Boudreau, R (1, 5) OBP: 0.361, SLG: 0.421
6 2 2 0 1 0 2
Bobby Doerr, R (1, 4) OBP: 0.382, SLG: 0.449
7 2 2 2 0 0 3
Billy Goodman, L (1, 3) OBP: 0.382, SLG: 0.365
7 0 2 0 0 1 0
Clyde Vollmer, R (1, 9) (2, 7) OBP: 0.365, SLG: 0.556
6 0 1 1 1 1 2
Les Moss, R (1, 2) OBP: 0.288, SLG: 0.293
3 0 0 0 0 1 0
Vern Stephens, R (9, PH) OBP: 0.396, SLG: 0.570
1 0 0 0 0 0 1
Buddy Rosar, R (9, 2) OBP: 0.367, SLG: 0.319
2 0 0 0 1 1 1
Leo Kiely, L (1, 1) OBP: 0.167, SLG: 0.167
2 0 1 0 0 0 0
Ray Scarborough, R (7, 1) OBP: 0.281, SLG: 0.207
0 0 0 0 0 0 0
Fred Hatfield, L (8, PH) OBP: 0.304, SLG: 0.300
1 1 1 0 0 0 0
Ellis Kinder, R (8, 1) OBP: 0.059, SLG: 0.118
4 0 0 0 0 2 2
Boston Red Sox @ Chicago White Sox
Comiskey Park, Chicago, IL
Thu Jul 12 1951, 4:38 AM EDT
Att. 52,592 - Unknown
livebaseballscorecards.com
AB 57
R 5
H 10
RBI 4
BB 6
SO 9
LOB 18
1B: 9 SF: 0
2B: 0 SAC: 0
3B: 0 DP: 4
HR: 1 HBP: 0
WP: 0 PA: 63
PB: 0
SB: 0
CS: 0
Inning Stats
PITCHER
IP WLS BF H R ER SO BB IBB HBP BLK WP HR S P ERA WHIP
Saul Rogovin, R (1, 1) ERA: 2.92
17.0 L 63 10 5 4 9 6 0 0 0 0 1 75 99 2.12 0.941

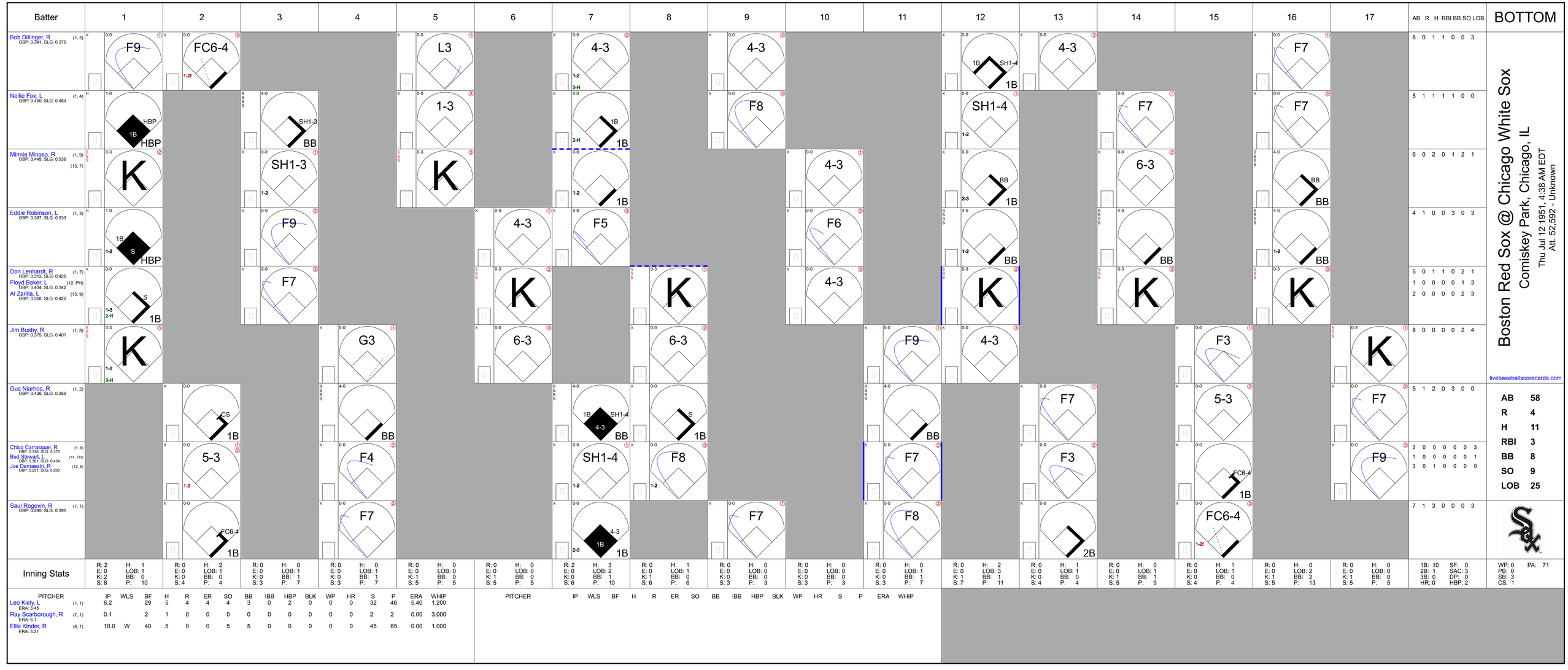
Batter
1
2
3
4
5
6
7
8
9
10
11
12
13
14
15
16
17
AB R H RBI BB SO LOB
BOTTOM
Bob Dillinger, R (1, 5) OBP: 0.341, SLG: 0.376
F9
FC6-4
1-2f
L3
4-3
1-2
3-H
4-3
4-3
1B
SH1-4
1B
4-3
F7
8 0 1 1 0 0 3
Nellie Fox, L (1, 4) OBP: 0.400, SLG: 0.454
HBP
1B
HBP
1-3
SH1-3
BB
1-3
2-H
1B
F8
SH1-4
1-2
F7
F7
5 1 1 1 1 0 0
Minnie Minoso, R (1, 9) (13, 7) OBP: 0.445, SLG: 0.536
K
SH1-3
1-2
K
1-2
1B
4-3
SH1-4
BB
2-3
1B
6-3
BB
6 0 2 0 1 2 1
Eddie Robinson, L (1, 3) OBP: 0.397, SLG: 0.533
1B
S
HBP
1-2
F9
F5
4-3
F6
4-3
BB
1-2
BB
BB
4 1 0 0 3 0 3
Don Lenhardt, R (1, 7) OBP: 0.313, SLG: 0.426
Floyd Baker, L (12, PH) OBP: 0.404, SLG: 0.342
Al Zarilla, L (13, 9) OBP: 0.358, SLG: 0.422
S
1B
1-3
2-H
F7
K
K
4-3
K
K
5 0 1 1 0 2 1
1 0 0 0 0 1 3
2 0 0 0 0 2 3
Jim Busby, R (1, 8) OBP: 0.375, SLG: 0.401
K
3-H
G3
6-3
6-3
F9
4-3
F3
K
8 0 0 0 0 2 4
Gus Niarhos, R (1, 2) OBP: 0.426, SLG: 0.269
CS
1B
BB
1B
4-3
BB
BB
F7
5-3
F7
5 1 2 0 3 0 0
Chico Carrasquel, R (1, 6) OBP: 0.336, SLG: 0.375
Bud Stewart, L (11, PH) OBP: 0.361, SLG: 0.454
Joe Demaestri, R (12, 6) OBP: 0.231, SLG: 0.200
5-3
1-2
F4
SH1-4
1-2
F8
1-2
F7
F3
5-3
FC6-4
1B
F9
3 0 0 0 0 0 3
1 0 0 0 0 0 1
3 0 1 0 0 0 0
Saul Rogovin, R (1, 1) OBP: 0.295, SLG: 0.395
FC6-4
1B
F7
4-3
1B
F7
F8
2B
FC6-4
1-2f
7 1 3 0 0 0 3
Inning Stats
R: 2 E: 0 K: 2 S: 8 H: 1 LOB: 1 BB: 0 P: 10
R: 0 E: 0 K: 0 S: 4 H: 2 LOB: 1 BB: 0 P: 4
R: 0 E: 0 K: 0 S: 3 H: 0 LOB: 1 BB: 1 P: 7
R: 0 E: 0 K: 0 S: 3 H: 0 LOB: 1 BB: 1 P: 7
R: 0 E: 0 K: 1 S: 5 H: 0 LOB: 0 BB: 0 P: 5
R: 0 E: 0 K: 1 S: 5 H: 0 LOB: 0 BB: 0 P: 5
R: 2 E: 0 K: 0 S: 6 H: 3 LOB: 2 BB: 1 P: 10
R: 0 E: 0 K: 1 S: 6 H: 1 LOB: 1 BB: 0 P: 6
R: 0 E: 0 K: 0 S: 3 H: 0 LOB: 0 BB: 0 P: 3
R: 0 E: 0 K: 0 S: 3 H: 0 LOB: 0 BB: 0 P: 3
R: 0 E: 0 K: 0 S: 3 H: 0 LOB: 1 BB: 1 P: 7
R: 0 E: 0 K: 1 S: 7 H: 2 LOB: 3 BB: 1 P: 11
R: 0 E: 0 K: 0 S: 4 H: 1 LOB: 1 BB: 0 P: 4
R: 0 E: 0 K: 1 S: 5 H: 0 LOB: 1 BB: 1 P: 9
R: 0 E: 0 K: 0 S: 4 H: 1 LOB: 1 BB: 0 P: 4
R: 0 E: 0 K: 1 S: 5 H: 0 LOB: 2 BB: 2 P: 13
R: 0 E: 0 K: 1 S: 5 H: 0 LOB: 0 BB: 0 P: 5
1B: 10 2B: 1 3B: 0 HR: 0 SF: 0 SAC: 3 DP: 0 HBP: 2
WP: 0 PB: 0 SB: 3 CS: 1 PA: 71
PITCHER IP WLS BF H R ER SO BB IBB HBP BLK WP HR S P ERA WHIP
Leo Kiely, L (1, 1) ERA: 3.45 6.2 29 5 4 4 4 3 0 2 0 0 0 32 46 5.40 1.200
Ray Scarborough, R (7, 1) ERA: 5.1 0.1 2 1 0 0 0 0 0 0 0 0 0 2 2 0.00 3.000
Ellis Kinder, R (8, 1) ERA: 3.21 10.0 W 40 5 0 0 5 5 0 0 0 0 0 45 65 0.00 1.000
PITCHER IP WLS BF H R ER SO BB IBB HBP BLK WP HR S P ERA WHIP
Boston Red Sox @ Chicago White Sox
Comiskey Park, Chicago, IL
Thu Jul 12 1951, 4:38 AM EDT
Att. 52,592 - Unknown
livebaseballscorecards.com
AB 58
R 4
H 11
RBI 3
BB 8
SO 9
LOB 25

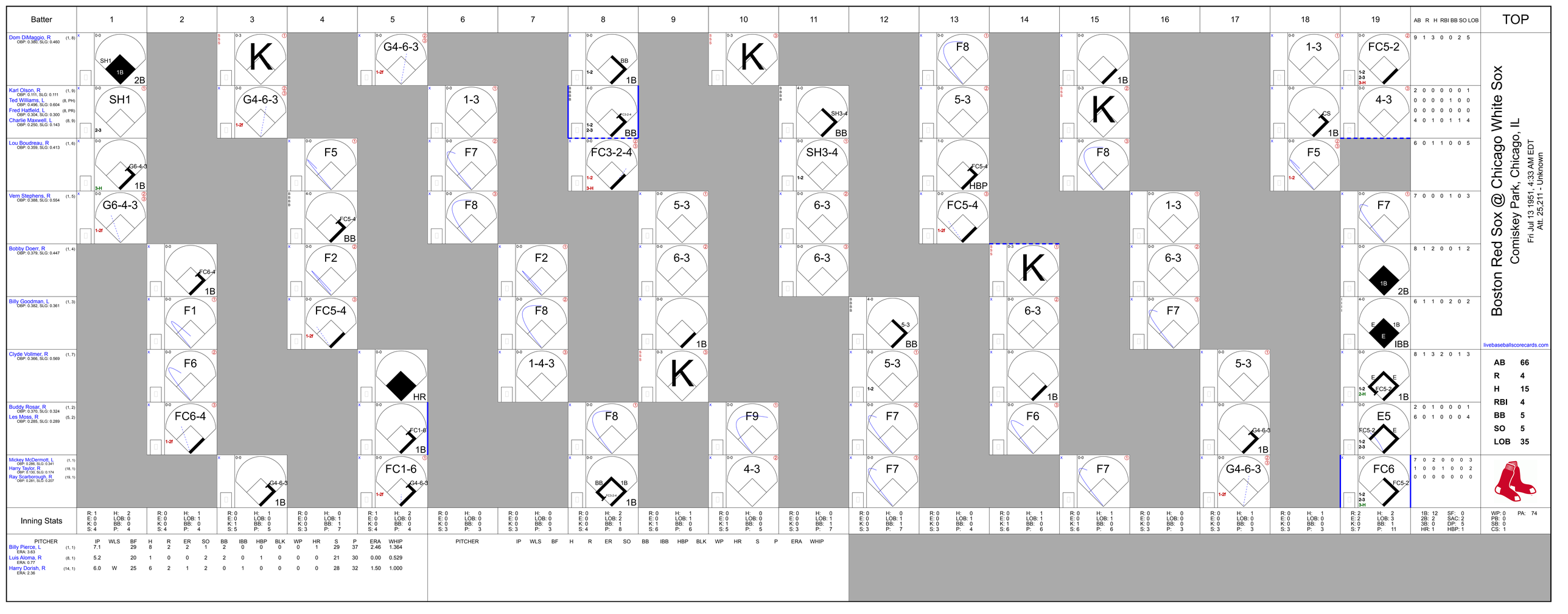
Batter
1
2
3
4
5
6
7
8
9
10
11
12
13
14
15
16
17
18
19
AB R H RBI BB SO LOB
TOP
Dom DiMaggio, R (1, 8) OBP: 0.380, SLG: 0.460
SH1 1B 2B
G4-6-3
BB 1B
K
F8
1-3
FC5-2
9 1 3 0 0 2 5
Karl Olson, R (1, 9)
Ted Williams, L (8, PH)
Fred Hatfield, L (8, PR)
Charlie Maxwell, L (8, 9)
OBP: 0.111, SLG: 0.111
OBP: 0.496, SLG: 0.604
OBP: 0.304, SLG: 0.300
OBP: 0.250, SLG: 0.143
SH1
G4-6-3
1-3
BB
FC3-2-4
SH3-4 BB
5-3
K
1B
CS 1B
4-3
2 0 0 0 0 0 1
0 0 0 0 1 0 0
0 0 0 0 0 0 0
4 0 1 0 1 1 4
Lou Boudreau, R (1, 6)
OBP: 0.359, SLG: 0.413
G6-4-3 1B
F5
F7
FC3-2-4
SH3-4
FC5-4 HBP
F8
F5
6 0 1 1 0 0 5
Vern Stephens, R (1, 5)
OBP: 0.388, SLG: 0.564
G6-4-3
FC5-4 BB
F8
5-3
6-3
FC5-4
1-3
F7
7 0 0 0 1 0 3
Bobby Doerr, R (1, 4)
OBP: 0.379, SLG: 0.447
FC6-4 1B
F2
F2
6-3
6-3
K
6-3
1B 2B
8 1 2 0 0 1 2
Billy Goodman, L (1, 3)
OBP: 0.382, SLG: 0.361
F1
FC5-4
F8
6-3
5-3 BB
6-3
F7
E 1B E IBB
6 1 1 0 2 0 2
Clyde Vollmer, R (1, 7)
OBP: 0.366, SLG: 0.569
F6
HR
1-4-3
1B
5-3
6-3
5-3
E E FC5-2 1B
8 1 3 2 0 1 3
Buddy Rosar, R (1, 2)
OBP: 0.370, SLG: 0.324
Les Moss, R (5, 2)
OBP: 0.285, SLG: 0.289
FC6-4
FC1-B 1B
F8
F9
F7
F6
G4-6-3 1B
E5 FC5-2 E
2 0 1 0 0 0 1
6 0 1 0 0 0 4
Mickey McDermott, L (1, 1)
OBP: 0.266, SLG: 0.341
Harry Taylor, R (18, 1)
OBP: 0.130, SLG: 0.174
Ray Scarborough, R (19, 1)
OBP: 0.281, SLG: 0.207
G4-6-3 1B
FC1-6 G4-6-3
BB 1B FC3-2
4-3
F7
F7
G4-6-3
FC6 FC5-2
7 0 2 0 0 0 3
1 0 0 1 0 0 2
0 0 0 0 0 0 0
Inning Stats
R: 1 E: 0 K: 0 S: 4 H: 2 LOB: 0 BB: 0 P: 4
R: 0 E: 0 K: 0 S: 4 H: 1 LOB: 1 BB: 0 P: 4
R: 0 E: 0 K: 1 S: 5 H: 1 LOB: 0 BB: 0 P: 5
R: 0 E: 0 K: 0 S: 3 H: 0 LOB: 1 BB: 1 P: 7
R: 1 E: 0 K: 0 S: 4 H: 2 LOB: 0 BB: 0 P: 4
R: 0 E: 0 K: 0 S: 3 H: 0 LOB: 0 BB: 0 P: 3
R: 0 E: 0 K: 0 S: 3 H: 0 LOB: 0 BB: 0 P: 3
R: 0 E: 0 K: 0 S: 4 H: 2 LOB: 2 BB: 1 P: 8
R: 0 E: 0 K: 1 S: 6 H: 1 LOB: 1 BB: 0 P: 6
R: 0 E: 0 K: 1 S: 5 H: 0 LOB: 0 BB: 0 P: 5
R: 0 E: 0 K: 0 S: 3 H: 0 LOB: 1 BB: 1 P: 7
R: 0 E: 0 K: 0 S: 3 H: 0 LOB: 1 BB: 0 P: 4
R: 0 E: 0 K: 1 S: 6 H: 1 LOB: 1 BB: 0 P: 6
R: 0 E: 0 K: 1 S: 6 H: 1 LOB: 1 BB: 0 P: 6
R: 0 E: 0 K: 0 S: 3 H: 0 LOB: 0 BB: 0 P: 3
R: 0 E: 0 K: 0 S: 3 H: 1 LOB: 0 BB: 0 P: 3
R: 0 E: 0 K: 0 S: 3 H: 1 LOB: 0 BB: 0 P: 3
R: 2 E: 2 K: 0 S: 7 H: 2 LOB: 3 BB: 1 P: 11
1B: 12 2B: 2 3B: 0 HR: 1
SF: 0 SAC: 2 DP: 5 HBP: 1
WP: 0 PB: 0 SB: 0 CS: 1
PA: 74
PITCHER IP WLS BF H R ER SO BB IBB HBP BLK WP HR S P ERA WHIP
Billy Pierce, L (1, 1) ERA: 3.63 7.1 29 8 2 2 1 2 0 0 0 0 1 29 37 2.46 1.364
Luis Aloma, R (8, 1) ERA: 0.77 5.2 20 1 0 0 2 2 0 1 0 0 0 21 30 0.00 0.529
Harry Dorish, R (14, 1) ERA: 2.36 6.0 W 25 6 2 1 2 0 1 0 0 0 0 28 32 1.50 1.000
PITCHER IP WLS BF H R ER SO BB IBB HBP BLK WP HR S P ERA WHIP
TOP
Boston Red Sox @ Chicago White Sox
Comiskey Park, Chicago, IL
Fri Jul 13 1951, 4:33 AM EDT
Att. 25,211 - Unknown
livebaseballscorecards.com
AB 66
R 4
H 15
RBI 4
BB 5
SO 5
LOB 35

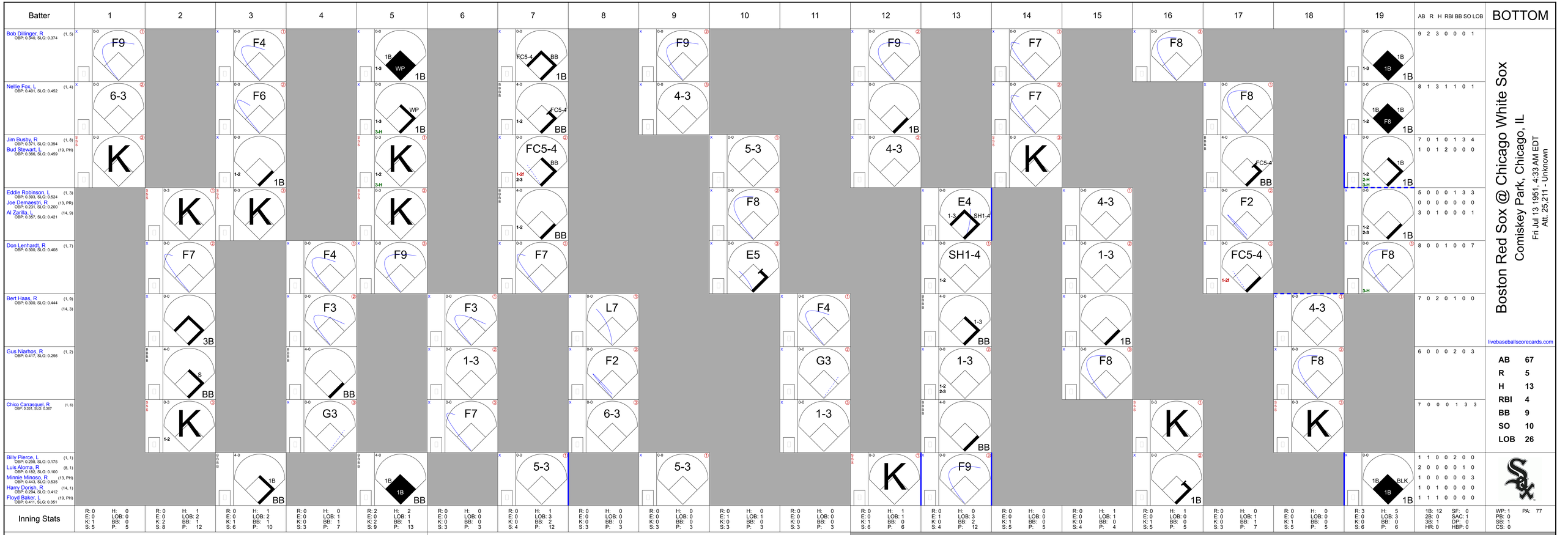
Batter
1
2
3
4
5
6
7
8
9
10
11
12
13
14
15
16
17
18
19
AB R H RBI BB SO LOB
BOTTOM
Bob Dillinger, R (1, 5)
OBP: 0.340, SLG: 0.374
F9
6-3
F4
F6
1B WP 1B
WP 1B
FC5-4 BB 1B
FC5-4 BB
F9
4-3
F9
1B
F7
F7
F8
1B F8 1B
9 2 3 0 0 0 1
Nellie Fox, L (1, 4)
OBP: 0.401, SLG: 0.452
8 1 3 1 1 0 1
Jim Busby, R (1, 8)
OBP: 0.371, SLG: 0.394
Bud Stewart, L (19, PH)
OBP: 0.366, SLG: 0.459
K
K
K
K
1B
FC5-4 BB
5-3
4-3
K
FC5-4 BB
1B
7 0 1 0 1 3 4
1 0 1 2 0 0 0
Eddie Robinson, L (1, 3)
OBP: 0.393, SLG: 0.524
Joe Demaestri, R (13, PR)
OBP: 0.231, SLG: 0.200
Al Zarilla, L (14, 9)
OBP: 0.357, SLG: 0.421
K
K
K
F8
E4 1-3 SH1-4
4-3
F2
FC5-4
1B
5 0 0 0 1 3 3
0 0 0 0 0 0 0
3 0 1 0 0 0 1
Don Lenhardt, R (1, 7)
OBP: 0.300, SLG: 0.408
F7
F4
F9
F7
E5
SH1-4 1-3
1-3
F8
8 0 0 1 0 0 7
Bert Haas, R (1, 9)
OBP: 0.300, SLG: 0.444
(14, 3)
3B
F3
F3
L7
F4
1-3 BB
1-3
4-3
7 0 2 0 1 0 0
Gus Niarhos, R (1, 2)
OBP: 0.417, SLG: 0.256
S BB
BB
F2
G3
1-3
F8
F8
6 0 0 0 2 0 3
Chico Carrasquel, R (1, 6)
OBP: 0.331, SLG: 0.367
K
G3
F7
6-3
1-3
BB
K
K
7 0 0 0 1 3 3
Billy Pierce, L (1, 1)
OBP: 0.298, SLG: 0.175
Luis Aloma, R (8, 1)
OBP: 0.182, SLG: 0.100
Minnie Minoso, R (13, PH)
OBP: 0.443, SLG: 0.535
Harry Dorish, R (14, 1)
OBP: 0.294, SLG: 0.412
Floyd Baker, L (19, PH)
OBP: 0.411, SLG: 0.351
1B BB
1B BB
5-3
5-3
K
F9
1B
1B BLK 1B
1 1 0 0 2 0 0
2 0 0 0 0 1 0
1 0 0 0 0 0 3
1 0 1 0 0 0 0
1 1 1 0 0 0 0
Boston Red Sox @ Chicago White Sox
Comiskey Park, Chicago, IL
Fri Jul 13 1951, 4:33 AM EDT
Att. 25,211 - Unknown
livebaseballscorecards.com
AB 67
R 5
H 13
RBI 4
BB 9
SO 10
LOB 26
Inning Stats
PITCHER IP WLS BF H R ER SO BB IBB HBP BLK WP HR S P ERA WHIP
Mickey McDermott, L (1, 1) ERA: 2.84 17.0 68 8 2 2 9 9 0 0 0 1 0 77 113 1.06 1.000
Harry Taylor, R (18, 1) ERA: 5.79 1.0 L 7 4 3 3 1 0 0 0 1 0 0 9 9 27.00 4.000
Ray Scarborough, R (19, 1) ERA: 0.00 0.1 2 1 0 0 0 0 0 0 0 0 0 2 2 0.00 3.000
PITCHER IP WLS BF H R ER SO BB IBB HBP BLK WP HR S P ERA WHIP
1B: 12 SF: 0
2B: 0 SAC: 1
3B: 1 DP: 0
HR: 0 HBP: 0
WP: 1 PA: 77
PB: 0
SB: 1
CS: 0

Batter	1	2	3	4	5	6	7	8	9	AB	R	H	RBI	BB	SO	LOB
Dom DiMaggio, R (1, 8) OBP: 0.375, SLG: 0.453	S S S 0-3 ① K		x 0-0 ① FC3-5 6 G3-6-3 1-2 2-3f		x 0-0 ② FC4-6 6 BB 1-2f			x 0-0 ① F3	x 0-0 ③ 4-3	5	0	0	0	0	1	4
6 Johnny Pesky, L (1, 6) OBP: 0.415, SLG: 0.377	B B B B 4-0 G6-3 BB		x 0-0 ② ③ G3-6-3 1-2f		B B B B 4-0 1-2 BB			x 0-0 4-3 1B		2	0	1	0	2	0	2
Ted Williams, L (1, 7) OBP: 0.493, SLG: 0.609	x 0-0 ② ③ G6-3 1-2f			x 0-0 HR	x 0-0 ③ F9			x 0-0 ② 4-3 1-2		4	1	1	1	0	0	4
Vern Stephens, R (1, 5) OBP: 0.387, SLG: 0.548		B B B B 4-0 S BB		x 0-0 ① F2		x 0-0 ① F8		x 0-0 ③ F7		3	0	0	0	1	0	1
Bobby Doerr, R (1, 4) OBP: 0.378, SLG: 0.444		x 0-0 ① 4-3 1-2		x 0-0 ② L6		x 0-0 ② 5-3			x 0-0 2B 1B 1B	4	1	1	0	0	0	1
Billy Goodman, L (1, 3) OBP: 0.383, SLG: 0.366		x 0-0 ② 1-3		x 0-0 1B		x 0-0 ③ 4-3			x 0-0 1-3 1B 2B	4	1	2	0	0	0	1
Clyde Vollmer, R (1, 9) OBP: 0.370, SLG: 0.563		x 0-0 ③ F4		x 0-0 ③ F8			B B B B 4-0 G5-4-3 BB		x 0-0 FC1-6 2-H 3-H 1B	3	0	1	2	1	0	2
Les Moss, R (1, 2) OBP: 0.284, SLG: 0.288			x 0-0 FC3-5 1B 1B		x 0-0 ① F9		x 0-0 ① ② G5-4-3 1-2f		x 0-0 ① FC1-6 SH2-4 1-2f	4	0	1	0	0	0	2
Chuck Stobbs, L (1, 1) OBP: 0.316, SLG: 0.294			x 0-0 FC3-5 1-2 1B		B B B B 4-0 FC4-6 BB		S S S 0-3 ③ K		x 0-0 ② SH2-4 1-2	2	0	1	0	1	1	0
Inning Stats	R: 0 E: 0 K: 1 S: 4 H: 0 LOB: 0 BB: 1 P: 8	R: 0 E: 0 K: 0 S: 3 H: 0 LOB: 1 BB: 1 P: 7	R: 0 E: 0 K: 0 S: 4 H: 2 LOB: 1 BB: 0 P: 4	R: 1 E: 0 K: 0 S: 5 H: 2 LOB: 1 BB: 0 P: 5	R: 0 E: 0 K: 0 S: 3 H: 0 LOB: 2 BB: 2 P: 11	R: 0 E: 0 K: 0 S: 3 H: 0 LOB: 0 BB: 0 P: 3	R: 0 E: 0 K: 1 S: 4 H: 0 LOB: 0 BB: 1 P: 8	R: 0 E: 0 K: 0 S: 4 H: 1 LOB: 1 BB: 0 P: 4	R: 2 E: 0 K: 0 S: 6 H: 3 LOB: 1 BB: 0 P: 6	1B: 6 2B: 1 3B: 0 HR: 1	SF: 0 SAC: 1 DP: 3 HBP: 0						

PITCHER	IP	WLS	BF	H	R	ER	SO	BB	IBB	HBP	BLK	WP	HR	S	P	ERA	WHIP
Ken Holcombe, R (1, 1) ERA: 3.43	9.0	L	37	8	3	3	2	5	0	0	0	0	1	36	56	3.00	1.444

PITCHER	IP	WLS	BF	H	R	ER	SO	BB	IBB	HBP	BLK	WP	HR	S	P	ERA	WHIP

TOP

Boston Red Sox @ Chicago White Sox

Comiskey Park, Chicago, IL

Sat Jul 14 1951, 4:33 AM EDT

Att. 27,092 - Unknown

livebaseballscorecards.com

AB	31
R	3
H	8
RBI	3
BB	5
SO	2
LOB	17

Batter	1	2	3	4	5	6	7	8	9	AB	R	H	RBI	BB	SO	LOB
Bob Dillinger, R (1, 5) OBP: 0.335, SLG: 0.368	6-3		5-3		L5		4-3		F5	4	0	0	0	0	0	2
Floyd Baker, L (8, 5) OBP: 0.406, SLG: 0.346										1	0	0	0	0	0	3
Nellie Fox, L (1, 4) OBP: 0.405, SLG: 0.455	2B		HBP		BB, G4-6-3			6-3		2	1	1	0	1	0	0
Minnie Minoso, R (1, 9) OBP: 0.441, SLG: 0.534	F9		1-H, 3-H, 2B		G4-6-3, 1-2f			K		4	0	1	2	0	1	2
Bert Haas, R (1, 3) OBP: 0.214, SLG: 0.308	F7		F7			L5		F8		4	0	0	0	0	0	2
Don Lenhardt, R (1, 7) OBP: 0.296, SLG: 0.402		F8		F6		6-3			6-3	3	0	0	0	0	0	0
Al Zarilla, L (9, 9) OBP: 0.356, SLG: 0.419										1	0	0	0	0	0	0
Jim Busby, R (1, 8) OBP: 0.373, SLG: 0.394		F8		1B, BB		K			BB, 1B	3	0	1	0	1	1	0
Phil Masi, R (1, 2) OBP: 0.436, SLG: 0.507		F7		F5			F8		BB, 1-2, 1B	1	0	0	0	0	0	0
Gus Niarhos, R (4, 2) OBP: 0.416, SLG: 0.258										3	0	1	0	0	0	1
Chico Carrasquel, R (1, 6) OBP: 0.336, SLG: 0.370			SH3-4, WP, 2B, 1B	S, 1-3, 1B			SH1-4, BB		F7	3	1	2	0	1	0	2
Ken Holcombe, R (1, 1) OBP: 0.348, SLG: 0.364			SH3-4, 1-3	K, 1-2			SH1-4, 1-2		BB, 1-2, 2-3	1	0	0	0	0	1	2
Eddie Robinson, L (9, PH) OBP: 0.395, SLG: 0.524										0	0	0	0	1	0	0
Inning Stats	R: 0 E: 0 K: 0 S: 4 H: 1 LOB: 1 BB: 0 P: 4	R: 0 E: 0 K: 0 S: 3 H: 0 LOB: 0 BB: 0 P: 3	R: 2 E: 0 K: 0 S: 5 H: 2 LOB: 1 BB: 0 P: 6	R: 0 E: 0 K: 1 S: 6 H: 1 LOB: 2 BB: 1 P: 10	R: 0 E: 0 K: 0 S: 2 H: 0 LOB: 0 BB: 1 P: 6	R: 0 E: 0 K: 1 S: 5 H: 0 LOB: 0 BB: 0 P: 5	R: 0 E: 0 K: 0 S: 3 H: 0 LOB: 1 BB: 1 P: 7	R: 0 E: 0 K: 1 S: 5 H: 0 LOB: 0 BB: 0 P: 5	R: 0 E: 0 K: 0 S: 5 H: 2 LOB: 3 BB: 1 P: 9	1B: 4 2B: 2 3B: 0 HR: 0 SF: 0 SAC: 2 DP: 1 HBP: 1	WP: 1 PB: 0 SB: 1 CS: 0 PA: 37					

PITCHER	IP	WLS	BF	H	R	ER	SO	BB	IBB	HBP	BLK	WP	HR	S	P	ERA	WHIP
Chuck Stobbs, L (1, 1) ERA: 3.75	9.0	W	37	6	2	2	3	4	0	1	0	1	0	38	55	2.00	1.111

PITCHER	IP	WLS	BF	H	R	ER	SO	BB	IBB	HBP	BLK	WP	HR	S	P	ERA	WHIP

BOTTOM

Boston Red Sox @ Chicago White Sox

Comiskey Park, Chicago, IL

Sat Jul 14 1951, 4:33 AM EDT

Att. 27,092 - Unknown

livebaseballscorecards.com

AB	30
R	2
H	6
RBI	2
BB	4
SO	3
LOB	14

Batter	1	2	3	4	5	6	7	8	9	AB	R	H	RBI	BB	SO	LOB
Dom DiMaggio, R (1, 8) OBP: 0.376, SLG: 0.455	BBBB 4-0 6 CS BB		x 0-0 2-H 2B		x 0-0 G1-4-3 1-2f		x 0-0 F9			3	0	1	1	1	0	3
6 Johnny Pesky, L (1, 6) OBP: 0.408, SLG: 0.369	x 0-0 3-1 1-2		x 0-0 F3			x 0-0 3-1		x 0-0 F6		4	0	0	0	0	0	2
Ted Williams, L (1, 7) OBP: 0.490, SLG: 0.603	BBBB 4-0 BB		x 0-0 4-3			x 0-0 F8		x 0-0 1-3		3	0	0	0	1	0	1
Vern Stephens, R (1, 5) OBP: 0.385, SLG: 0.543	SSS 0-3 K			x 0-0 5-3		x 0-0 E 1B		x 0-0 F4		4	0	1	0	0	1	1
Bobby Doerr, R (1, 4) OBP: 0.374, SLG: 0.438		x 0-0 F9		x 0-0 F7		x 0-0 E5 1-2			x 0-0 F8	4	0	0	0	0	0	1
Billy Goodman, L (1, 3) OBP: 0.382, SLG: 0.365		x 0-0 F7		x 0-0 F7		x 0-0 F6			x 0-0 1B 1B	4	0	1	0	0	0	2
Clyde Vollmer, R (1, 9) OBP: 0.366, SLG: 0.553		SSS 0-3 K			x 0-0 5-3		x 0-0 6-3		x 0-0 G4-6-3 1-2 1B	4	0	1	0	0	1	0
Buddy Rosar, R (1, 2) OBP: 0.381, SLG: 0.342 Fred Hatfield, L (7, PR) OBP: 0.304, SLG: 0.300 Les Moss, R (7, 2) OBP: 0.284, SLG: 0.288 Charlie Maxwell, L (9, PH) OBP: 0.240, SLG: 0.136			x 0-0 2B 2B		x 0-0 E4 BB		BBBB 4-0 BB		x 0-0 G4-6-3 1-2f	2 0 0 1	1 0 0 0	1 0 0 0	0 0 0 0	1 0 0 0	0 0 0 0	0 0 0 2
Willard Nixon, L (1, 1) OBP: 0.424, SLG: 0.533 Bill Wight, L (4, 1) OBP: 0.167, SLG: 0.091 Lou Boudreau, R (7, PH) OBP: 0.357, SLG: 0.411 Walt Masterson, R (7, 1)			SSS 0-3 K		BBBB 4-0 1-2 G1-4-3 BB		SSS 0-3 K			1 0 1 0	0 0 0 0	0 0 0 0	0 0 0 0	1 1 1 0	0 0 0 0	1 0 1 0
Inning Stats	R: 0 E: 0 K: 1 S: 4 H: 0 LOB: 1 BB: 2 P: 12	R: 0 E: 0 K: 1 S: 5 H: 0 LOB: 0 BB: 0 P: 5	R: 1 E: 0 K: 1 S: 7 H: 2 LOB: 1 BB: 0 P: 7	R: 0 E: 0 K: 0 S: 3 H: 0 LOB: 0 BB: 0 P: 3	R: 0 E: 1 K: 0 S: 3 H: 0 LOB: 1 BB: 1 P: 7	R: 0 E: 1 K: 0 S: 5 H: 1 LOB: 2 BB: 0 P: 5	R: 0 E: 0 K: 1 S: 5 H: 0 LOB: 1 BB: 1 P: 9	R: 0 E: 0 K: 0 S: 3 H: 0 LOB: 0 BB: 0 P: 3	R: 0 E: 0 K: 0 S: 4 H: 2 LOB: 1 BB: 0 P: 4	1B: 3 2B: 2 3B: 0 HR: 0 SF: 0 SAC: 0 DP: 2 HBP: 0						

PITCHER	IP	WLS	BF	H	R	ER	SO	BB	IBB	HBP	BLK	WP	HR	S	P	ERA	WHIP
Ned Garver, R (1, 1) ERA: 3.84	9.0	W	35	5	1	1	4	4	0	0	0	0	0	39	55	1.00	1.000

PITCHER	IP	WLS	BF	H	R	ER	SO	BB	IBB	HBP	BLK	WP	HR	S	P	ERA	WHIP

TOP

Boston Red Sox @ St. Louis Browns

Sportsman's Park, St. Louis, MO

Sun Jul 15 1951, 4:33 AM EDT

Unknown

livebaseballscorecards.com

AB	31
R	1
H	5
RBI	1
BB	4
SO	4
LOB	14

WP: 0 PB: 0 SB: 0 CS: 1 PA: 35

Batter	1	2	3	4	5	6	7	8	9	AB	R	H	RBI	BB	SO	LOB
Bobby Young, L (1, 4) OBP: 0.298, SLG: 0.332	F8			1B	F7			FC1-6 1-2f		4	1	1	0	0	0	1
Jim Delsing, L (1, 8) OBP: 0.369, SLG: 0.415	BBBB CS BB			1B 1-2 FC6-4	1B			F5		3	1	2	0	1	0	1
Sherm Lollar, R (1, 2) OBP: 0.383, SLG: 0.446	F3			1-3 2-H FC6-4		F7		F9		4	0	1	1	0	0	2
Ray Coleman, L (1, 7) OBP: 0.328, SLG: 0.415	CS 1-2	K		FC6-4 1-2f 3-H 1B		1-3				3	1	0	1	0	1	1
Dale Long, L (1, 3) OBP: 0.297, SLG: 0.380		K		2B 1-2 1B		K				3	0	1	0	0	2	0
Ken Wood, R (1, 9) OBP: 0.243, SLG: 0.380		F7		1-3 2-H 2B			K			3	0	1	1	0	1	0
Johnny Bero, L (1, 6) OBP: 0.339, SLG: 0.359		F4	K				K			3	0	0	0	0	2	2
Fred Marsh, R (1, 5) OBP: 0.293, SLG: 0.328		G6-4-3 1B	K				F8			3	0	1	0	0	1	2
Ned Garver, R (1, 1) OBP: 0.360, SLG: 0.302		G6-4-3 1-2f			F3			FC1-6 1B		3	0	1	0	0	0	1
Inning Stats	R: 0 E: 0 K: 0 S: 2 H: 0 LOB: 0 BB: 1 P: 6	R: 0 E: 0 K: 2 S: 7 H: 0 LOB: 0 BB: 0 P: 7	R: 0 E: 0 K: 0 S: 3 H: 1 LOB: 0 BB: 0 P: 3	R: 3 E: 0 K: 2 S: 12 H: 5 LOB: 2 BB: 0 P: 12	R: 0 E: 0 K: 0 S: 3 H: 1 LOB: 1 BB: 0 P: 3	R: 0 E: 0 K: 1 S: 5 H: 0 LOB: 0 BB: 0 P: 5	R: 0 E: 0 K: 2 S: 7 H: 0 LOB: 0 BB: 0 P: 7	R: 0 E: 0 K: 0 S: 4 H: 1 LOB: 1 BB: 0 P: 4		1B: 7 2B: 1 3B: 0 HR: 0 SF: 0 SAC: 0 DP: 1 HBP: 0						

PITCHER		IP	WLS	BF	H	R	ER	SO	BB	IBB	HBP	BLK	WP	HR	S	P	ERA	WHIP
Willard Nixon, R ERA: 4.71	(1, 1)	3.1	L	15	6	3	3	2	1	0	0	0	0	0	18	22	8.10	2.100
Bill Wight, L ERA: 6.16	(4, 1)	2.2		8	1	0	0	3	0	0	0	0	0	0	14	14	0.00	0.375
Walt Masterson, R ERA: 2.35	(7, 1)	2.0		7	1	0	0	2	0	0	0	0	0	0	11	11	0.00	0.500

PITCHER	IP	WLS	BF	H	R	ER	SO	BB	IBB	HBP	BLK	WP	HR	S	P	ERA	WHIP

BOTTOM

Boston Red Sox @ St. Louis Browns

Sportsman's Park, St. Louis, MO

Sun Jul 15 1951, 4:33 AM EDT

Unknown

livebaseballscorecards.com

AB	29
R	3
H	8
RBI	3
BB	1
SO	7
LOB	10

WP: 0 PA: 31
PB: 0
SB: 0
CS: 1

Batter	1	2	3	4	5	6	7	8	9	AB	R	H	RBI	BB	SO	LOB
Dom DiMaggio, R (1, 8) OBP: 0.374, SLG: 0.452	5-3	1-2 2B 1B	F7			3-1		K		5	1	1	0	0	1	1
Lou Boudreau, R (1, 6) OBP: 0.354, SLG: 0.411	F8	1-H 2-H 1B 2B		6-3		F6		F3		5	1	1	2	0	0	0
Ted Williams, L (1, 7) OBP: 0.495, SLG: 0.604	BB	2-H FC6-4 1B		F9		BB		1B		3	0	2	1	2	0	0
Karl Olson, R (8, PR) OBP: 0.111, SLG: 0.111 (8, 7)										0	0	0	0	0	0	0
Vern Stephens, R (1, 5) OBP: 0.378, SLG: 0.533	1-3	FC6-4 FC4 1-2f		F6		F9		K		5	0	0	0	0	1	4
Bobby Doerr, R (1, 4) OBP: 0.375, SLG: 0.439		F8 FC4 1-2f			2B 6-3 1B		1B F7 1B		F6 1B	4	2	2	0	0	0	1
6 Johnny Pesky, L (9, PH) OBP: 0.406, SLG: 0.367 (9, 4)										1	0	0	0	0	0	0
Billy Goodman, L (1, 3) OBP: 0.391, SLG: 0.376		1B 2B 1B	6-3 1B BB		6-3 1-3 2B		1-3 1B		1B	4	2	4	0	1	0	0
Clyde Vollmer, R (1, 9) OBP: 0.361, SLG: 0.539		1-2 2B 1B	F5		K		F7 3-H		F9	5	1	1	1	0	1	5
Les Moss, R (1, 2) OBP: 0.283, SLG: 0.291		1-H 2-H 2B	6-3 1-2		6-3 2-3 3-H		F8		F9	0	1	0	0	0	0	0
Ray Scarborough, R (1, 1) OBP: 0.306, SLG: 0.242		1B 2B 2-H 1B	2-H 1B		K		F9			4	1	2	2	0	1	2
Inning Stats	R: 0 E: 0 K: 0 S: 3 H: 0 LOB: 1 BB: 1 P: 7	R: 6 E: 0 K: 0 S: 10 H: 7 LOB: 1 BB: 0 P: 10	R: 1 E: 0 K: 0 S: 4 H: 1 LOB: 1 BB: 1 P: 8	R: 0 E: 0 K: 0 S: 3 H: 0 LOB: 0 BB: 0 P: 3	R: 1 E: 0 K: 2 S: 9 H: 2 LOB: 1 BB: 0 P: 9	R: 0 E: 0 K: 0 S: 3 H: 0 LOB: 1 BB: 1 P: 7	R: 1 E: 0 K: 0 S: 5 H: 2 LOB: 1 BB: 0 P: 5	R: 0 E: 0 K: 2 S: 8 H: 1 LOB: 1 BB: 0 P: 8	R: 0 E: 0 K: 0 S: 4 H: 1 LOB: 1 BB: 0 P: 4	1B: 11 2B: 3 3B: 0 HR: 0 SF: 0 SAC: 0 DP: 0 HBP: 0							

PITCHER	IP	WLS	BF	H	R	ER	SO	BB	IBB	HBP	BLK	WP	HR	S	P	ERA	WHIP
Bill Kennedy, L (1, 1) ERA: 5.79	1.1	L	10	5	5	5	0	1	0	0	0	0	0	9	13	33.75	4.500
Bob Mahoney, R (2, 1) ERA: 4.76	3.2		17	5	3	3	2	1	0	0	0	0	0	20	24	7.36	1.636
Lou Sleater, L (6, 1) ERA: 5.7	4.0		17	4	1	1	2	1	0	0	0	0	0	20	24	2.25	1.250

PITCHER	IP	WLS	BF	H	R	ER	SO	BB	IBB	HBP	BLK	WP	HR	S	P	ERA	WHIP

TOP

Boston Red Sox @ St. Louis Browns

Sportsman's Park, St. Louis, MO

Sun Jul 15 1951, 4:38 AM EDT

Att. 10,790 - Unknown

livebaseballscorecards.com

AB	36
R	9
H	13
RBI	6
BB	3
SO	4
LOB	13

PA: 44

WP: 0 PB: 0 SB: 0 CS: 0

BOTTOM

Boston Red Sox @ St. Louis Browns

Sportsman's Park, St. Louis, MO

Sun Jul 15 1951, 4:38 AM EDT

Att. 10,790 - Unknown

Batter	1	2	3	4	5	6	7	8	9	AB	R	H	RBI	BB	SO	LOB
Bobby Young, L (1, 4) OBP: 0.299, SLG: 0.333	4-3		K		1B		FC6-4 FC6 1-2f 2-3		FC5-4 1B	5	0	2	0	0	1	3
Jim Delsing, L (1, 8) OBP: 0.371, SLG: 0.423 Jack Maguire, R (9, 7) OBP: 0.382, SLG: 0.483	3B		1B 1-2 HBP		K		FC6 1-2f		FC5-4 2B 1B 1-2f	3 1	0 1	1 0	0 0	0 0	1 0	3 1
Matt Batts, R (1, 2) OBP: 0.322, SLG: 0.393 Duane Pillette, R (9, PR) OBP: 0.182, SLG: 0.069	F8		1B 1-2 2-H		F8			F5	2B 1-3	5 0	0 1	2 0	1 0	0 0	0 0	2 0
Ray Coleman, L (1, 7) (9, 8) OBP: 0.329, SLG: 0.419	4-3		K			F6		HR 2B	1B 2-H 3-H	5	1	2	2	0	1	3
Dale Long, L (1, 3) OBP: 0.285, SLG: 0.363		F8	F9			6-3		F3	K	5	0	0	0	0	1	5
Ken Wood, R (1, 9) OBP: 0.248, SLG: 0.403		2B		F8		3-1		HR 2-H		4	1	2	2	0	0	0
Johnny Bero, L (1, 6) OBP: 0.337, SLG: 0.356		F4		5-3			F3	1B		4	0	1	0	0	0	1
Fred Marsh, R (1, 5) OBP: 0.288, SLG: 0.322		5-3		F3			E6 FC6-4 E	F7		4	0	0	0	0	0	2
Bill Kennedy, L (1, 1) OBP: 0.125, SLG: 0.125 Bob Mahoney, R (2, 1) OBP: 0.429, SLG: 0.333 Lou Sleater, L (5, PH) OBP: 0.286, SLG: 0.333 (6, 1) Hank Arft, L (9, PH) OBP: 0.369, SLG: 0.427			HBP 1B BB		F8		E3 FC6-4 1-2		P5	0 0 2 1	0 1 0 0	0 0 0 0	0 0 0 0	0 1 0 0	0 0 0 0	0 0 1 0
Inning Stats	R: 0 E: 0 K: 0 S: 4 H: 1 LOB: 1 BB: 0 P: 4	R: 0 E: 0 K: 0 S: 4 H: 1 LOB: 1 BB: 0 P: 4	R: 1 E: 0 K: 2 S: 8 H: 1 LOB: 2 BB: 1 P: 13	R: 0 E: 0 K: 0 S: 3 H: 0 LOB: 0 BB: 0 P: 3	R: 0 E: 0 K: 1 S: 6 H: 1 LOB: 1 BB: 0 P: 6	R: 0 E: 0 K: 0 S: 3 H: 0 LOB: 0 BB: 0 P: 3	R: 0 E: 2 K: 0 S: 5 H: 0 LOB: 2 BB: 0 P: 5	R: 2 E: 0 K: 0 S: 6 H: 3 LOB: 1 BB: 0 P: 6	R: 2 E: 0 K: 1 S: 8 H: 3 LOB: 2 BB: 0 P: 8	1B: 5 2B: 3 3B: 1 HR: 1	SF: 0 SAC: 0 DP: 0 HBP: 1						

livebaseballscorecards.com

AB	39
R	5
H	10
RBI	5
BB	1
SO	4
LOB	21



WP: 0 PB: 0 SB: 0 CS: 0 PA: 41

PITCHER	IP	WLS	BF	H	R	ER	SO	BB	IBB	HBP	BLK	WP	HR	S	P	ERA	WHIP
Ray Scarborough, R (1, 1) ERA: 5.07	9.0	W	41	10	5	5	4	1	0	1	0	0	1	47	52	5.00	1.222

PITCHER	IP	WLS	BF	H	R	ER	SO	BB	IBB	HBP	BLK	WP	HR	S	P	ERA	WHIP

Batter	1	2	3	4	5	6	7	8	9	AB	R	H	RBI	BB	SO	LOB
Dom DiMaggio, R (1, 8) OBP: 0.372, SLG: 0.451	x 0-0 6 SH1-3 HR 2B		x 0-0 ① F8		x 0-0 ① F9	x 0-0 ② F9		x 0-0 ③ F6		5	1	1	0	0	0	1
6 Johnny Pesky, L (1, 6) OBP: 0.412, SLG: 0.372	x 0-0 ① SH1-3 2-3		x 0-0 BB 1B		x 0-0 1B E 1B	B B B 4-0 BB			x 0-0 ① F8	3	1	2	0	1	0	0
Ted Williams, L (1, 7) OBP: 0.496, SLG: 0.613	x 0-0 3-H HR		B B B 4-0 1-2 BB		x 0-0 E9 1-H 2B 1B	x 0-0 ③ 4-3			x 0-0 ② 4-3	4	2	2	2	1	0	1
Vern Stephens, R (1, 5) OBP: 0.375, SLG: 0.530	x 0-0 ② F3		S S S 0-3 ② K		x 0-0 1B 2-H 2B		x 0-0 ① 1-3		x 0-0 ③ 6-3	5	1	1	1	0	1	2
Bobby Doerr, R (1, 4) OBP: 0.376, SLG: 0.440	x 0-0 1B		x 0-0 ③ F5		x 0-0 BB 2-H 1B		x 0-0 ② 5-3			4	0	2	1	0	0	2
Billy Goodman, L (1, 3) OBP: 0.386, SLG: 0.371	x 0-0 ③ F6			x 0-0 ① 6-3	x 0-0 ② F7		x 0-0 ③ 1-3			4	0	0	0	0	0	2
Clyde Vollmer, R (1, 9) OBP: 0.364, SLG: 0.534		S S S 0-3 ① K		x 0-0 1B	B B B 4-0 1-2 BB			x 0-0 ① F3		3	0	1	0	1	1	0
Buddy Rosar, R (1, 2) OBP: 0.364, SLG: 0.325		x 0-0 ② F3		x 0-0 ② F5	x 0-0 ③ 5-3			S S S 0-3 ② K		4	0	0	0	0	1	3
Ellis Kinder, R (1, 1) OBP: 0.053, SLG: 0.105 Bill Wight, L (5, 1) OBP: 0.167, SLG: 0.091 Harry Taylor, R (5, 1) OBP: 0.160, SLG: 0.167		S S S 0-3 ③ K		S S S 0-3 ③ K		x 0-0 ① F9		B B B 4-0 BB		2 0 1	0 0 0	0 0 0	0 0 0	0 0 1	2 0 0	1 0 0
Inning Stats	R: 2 E: 0 K: 0 S: 6 H: 3 LOB: 1 BB: 0 P: 6	R: 0 E: 0 K: 2 S: 7 H: 0 LOB: 0 BB: 0 P: 7	R: 0 E: 0 K: 1 S: 6 H: 1 LOB: 2 BB: 1 P: 10	R: 0 E: 0 K: 1 S: 6 H: 1 LOB: 1 BB: 0 P: 6	R: 3 E: 1 K: 0 S: 7 H: 4 LOB: 2 BB: 1 P: 11	R: 0 E: 0 K: 0 S: 3 H: 0 LOB: 1 BB: 1 P: 7	R: 0 E: 0 K: 0 S: 3 H: 0 LOB: 0 BB: 0 P: 3	R: 0 E: 0 K: 1 S: 5 H: 0 LOB: 1 BB: 1 P: 9	R: 0 E: 0 K: 0 S: 3 H: 0 LOB: 0 BB: 0 P: 3	1B: 6 2B: 2 3B: 0 HR: 1	SF: 0 SAC: 1 DP: 0 HBP: 0					

TOP

Boston Red Sox @ St. Louis Browns

Sportsman's Park, St. Louis, MO

Mon Jul 16 1951, 4:33 AM EDT

Att. 1,972 - Unknown

livebaseballscorecards.com

AB	35
R	5
H	9
RBI	4
BB	4
SO	5
LOB	12

WP: 0 PB: 0 SB: 0 CS: 0 PA: 40

PITCHER	IP	WLS	BF	H	R	ER	SO	BB	IBB	HBP	BLK	WP	HR	S	P	ERA	WHIP
Al Widmar, R (1, 1) ERA: 5.68	9.0	W	40	9	5	5	5	4	0	0	0	0	1	46	62	5.00	1.444

PITCHER	IP	WLS	BF	H	R	ER	SO	BB	IBB	HBP	BLK	WP	HR	S	P	ERA	WHIP

Batter	1	2	3	4	5	6	7	8	9	AB	R	H	RBI	BB	SO	LOB
Bobby Young, L (1, 4) OBP: 0.298, SLG: 0.331	G6-4-3 1B			5-3	F7	F7	4-3			5	0	1	0	0	0	2
Jim Delsing, L (1, 8) OBP: 0.371, SLG: 0.423	K			2B FC6-5 1B	1-2 BB 1B 1B	F6		F3		5	2	2	0	0	1	1
Sherm Lollar, R (1, 2) OBP: 0.393, SLG: 0.459	G6-4-3 1-2f			FC6-5 1-3 2B	1-2 1B 2-3 1B BB	BB 1B 1B		BB 1B		4	0	3	0	1	0	1
Ray Coleman, L (1, 7) OBP: 0.330, SLG: 0.418		G3		FC6-5 2-3 3-H 2B	1-H BB BB 2-H 3-H 1B 1B	BB 1B 1B		F8		5	2	2	3	0	0	2
Hank Arft, L (1, 3) OBP: 0.380, SLG: 0.434		G3		1-H 2B	1-2 1B BB BB	1-2 2-3 BB		1-2 BB		2	1	1	1	3	0	0
Johnny Bero, L (1, 6) OBP: 0.333, SLG: 0.346		F3		F9	1-2 2-3 1B 1B BB	K		F8		4	1	0	0	1	1	6
Ken Wood, R (1, 9) OBP: 0.252, SLG: 0.410			3-1	E 2B 1-2 2-3 3-H 1B		6-3				4	1	2	1	0	0	0
Fred Marsh, R (1, 5) OBP: 0.291, SLG: 0.325			6-3	E5 2-H 1B 1-2 2-H 3-H 1B		SH1-4 1B				4	1	2	2	0	0	0
Al Widmar, R (1, 1) OBP: 0.259, SLG: 0.240			K	BB 1B 2-H 1B 1B F9		SH1-4 1-2				3	1	1	1	0	1	2
Inning Stats	R: 0 H: 1 E: 0 LOB: 0 K: 1 BB: 0 S: 5 P: 5	R: 0 H: 0 E: 0 LOB: 0 K: 0 BB: 0 S: 3 P: 3	R: 0 H: 0 E: 0 LOB: 0 K: 1 BB: 0 S: 5 P: 5	R: 2 H: 3 E: 0 LOB: 1 K: 0 BB: 0 S: 6 P: 6	R: 7 H: 6 E: 1 LOB: 2 K: 0 BB: 3 S: 9 P: 21	R: 0 H: 2 E: 0 LOB: 3 K: 1 BB: 1 S: 7 P: 11	R: 0 H: 1 E: 0 LOB: 1 K: 0 BB: 0 S: 4 P: 4	R: 0 H: 1 E: 0 LOB: 2 K: 0 BB: 1 S: 4 P: 8		1B: 11 SF: 0 2B: 3 SAC: 1 3B: 0 DP: 1 HR: 0 HBP: 0						

PITCHER		IP	WLS	BF	H	R	ER	SO	BB	IBB	HBP	BLK	WP	HR	S	P	ERA	WHIP
Ellis Kinder, R ERA: 3.73	(1, 1)	4.1	L	21	7	7	5	2	1	0	0	0	0	0	24	28	10.38	1.846
Bill Wight, L ERA: 6.13	(5, 1)	0.1		5	3	2	0	0	2	0	0	0	0	0	3	11	0.00	15.000
Harry Taylor, R ERA: 5.48	(5, 1)	3.1		16	4	0	0	1	2	0	0	0	0	0	16	24	0.00	1.800

PITCHER	IP	WLS	BF	H	R	ER	SO	BB	IBB	HBP	BLK	WP	HR	S	P	ERA	WHIP

BOTTOM

Boston Red Sox @ St. Louis Browns

Sportsman's Park, St. Louis, MO

Mon Jul 16 1951, 4:33 AM EDT

Att. 1,972 - Unknown

livebaseballscorecards.com

AB	36
R	9
H	14
RBI	8
BB	5
SO	3
LOB	14

WP: 0 PA: 42
PB: 0
SB: 0
CS: 0

Batter	1	2	3	4	5	6	7	8	9	AB	R	H	RBI	BB	SO	LOB
Dom DiMaggio, R (1, 8) OBP: 0.373, SLG: 0.452	6-3		E5 / G4-6-3 / 1-3 2-H / 1B		F5			1B		4	0	2	1	0	0	1
6 Johnny Pesky, L (1, 6) OBP: 0.405, SLG: 0.365	F9		G4-6-3 / 1-2f			G3		F4		4	0	0	0	0	0	3
Ted Williams, L (1, 7) OBP: 0.491, SLG: 0.604	F7			F3		6-3			4-3	4	0	0	0	0	0	0
Vern Stephens, R (1, 5) OBP: 0.372, SLG: 0.526 Fred Hatfield, L (4, 5) OBP: 0.320, SLG: 0.318	K			6-3		6-3			FC1-4 / 1B	2 2	0 0	0 1	0 0	0 0	1 0	0 0
Bobby Doerr, R (1, 4) OBP: 0.372, SLG: 0.434	F9			F9			4-3		FC1-4 / BB / 1-2f / 1B	4	1	0	0	0	0	1
Lou Boudreau, R (1, 3) OBP: 0.356, SLG: 0.424	F9				HR		K		HR / 1-2 / 1B / BB	3	2	1	1	1	1	0
Clyde Vollmer, R (1, 9) OBP: 0.361, SLG: 0.526			6-3		5-3		L6		HR / 1-2 2-H / 1B	4	1	1	1	0	0	0
Les Moss, R (1, 2) OBP: 0.288, SLG: 0.293 Charlie Maxwell, L (9, PH) OBP: 0.269, SLG: 0.304			BB / 1B / E		SH1-3 / 1B			F8	HR / 1-H 2-H	2 1	1 1	1 1	0 3	1 0	0 0	0 0
Mel Parnell, L (1, 1) OBP: 0.354, SLG: 0.302 Walt Masterson, R (4, 1) Willard Nixon, L (6, 1) OBP: 0.412, SLG: 0.516 Mickey McDermott, L (9, PH) OBP: 0.279, SLG: 0.333			E / 1B / 1-2 / 1B		SH1-3 / 1-2			F4	K	1 0 1 1	0 0 0 0	1 0 0 0	0 0 0 0	0 0 0 0	0 0 0 1	0 0 0 0
Inning Stats	R: 0 E: 0 K: 0 S: 3 H: 0 LOB: 0 BB: 0 P: 3	R: 0 E: 0 K: 1 S: 5 H: 0 LOB: 0 BB: 0 P: 5	R: 1 E: 1 K: 0 S: 4 H: 2 LOB: 1 BB: 1 P: 8	R: 0 E: 0 K: 0 S: 3 H: 0 LOB: 0 BB: 0 P: 3	R: 1 E: 0 K: 0 S: 5 H: 2 LOB: 1 BB: 0 P: 5	R: 0 E: 0 K: 0 S: 3 H: 0 LOB: 0 BB: 0 P: 3	R: 0 E: 0 K: 1 S: 5 H: 0 LOB: 0 BB: 0 P: 5	R: 0 E: 0 K: 0 S: 4 H: 1 LOB: 1 BB: 0 P: 4	R: 4 E: 0 K: 1 S: 8 H: 3 LOB: 0 BB: 1 P: 12	1B: 6 2B: 0 3B: 0 HR: 2	SF: 0 SAC: 1 DP: 1 HBP: 0						

PITCHER	IP	WLS	BF	H	R	ER	SO	BB	IBB	HBP	BLK	WP	HR	S	P	ERA	WHIP
Bob Feller, R (1, 1) ERA: 2.94	9.0	W	36	8	6	6	3	2	0	0	0	0	2	40	48	6.00	1.111

PITCHER	IP	WLS	BF	H	R	ER	SO	BB	IBB	HBP	BLK	WP	HR	S	P	ERA	WHIP

TOP

Boston Red Sox @ Cleveland Indians

Cleveland Municipal Stadium, Cleveland, OH

Tue Jul 17 1951, 3:33 AM EDT
Att. 38,154 - Unknown

livebaseballscorecards.com

AB	33
R	6
H	8
RBI	6
BB	2
SO	3
LOB	5

WP: 0 PB: 0 SB: 0 CS: 0 PA: 36

Batter	1	2	3	4	5	6	7	8	9	AB	R	H	RBI	BB	SO	LOB
Dale Mitchell, L (1, 7) OBP: 0.331, SLG: 0.360	F6		SH, PB, 1B, 1-2, 1B	2-H, 1B		1B		F7		4	1	2	1	0	0	0
Bobby Avila, R (1, 4) OBP: 0.382, SLG: 0.396	E6, G4-6-3		PB, 1-2, 2-H, 1B	4-3		L7				4	1	1	1	0	0	2
Larry Doby, L (1, 8) OBP: 0.460, SLG: 0.584 Sam Chapman, R (5, PR) OBP: 0.324, SLG: 0.329 (6, 8)	G4-6-3, 1-2f		K, 1-2, 2-3		BBBB, 1B, 1B, BB	SSS, K				2 1	0 1	0 1	0 0	1 0	1 1	3 1
Luke Easter, L (1, 3) OBP: 0.393, SLG: 0.558		BBBB, FC3-5, 1B, BB	1B, 2-H, 3-H, 1B		1B, BB, 1-3, 1B	4-3				3	2	2	2	1	0	1
Al Rosen, R (1, 5) OBP: 0.369, SLG: 0.456		L6-4, FC3-5, 1-2, 1B	2B, 2-H, 1B		BBBB, E, 1B, 1-2, IBB, BB		F8			3	1	2	1	1	0	0
Bob Kennedy, R (1, 9) OBP: 0.307, SLG: 0.365	FC3-5, 1-2, 2-3f		2B, 1-H		E, 1-2, 2-H, 3-H, 1B		SSS, K			4	0	2	3	0	1	2
Ray Boone, R (1, 6) OBP: 0.326, SLG: 0.317	L6-4, 2-3			BBBB, PB, 1B, BB	1-3, 1-2, 2-3		SSS, K			3	1	0	0	1	1	4
Jim Hegan, R (1, 2) OBP: 0.340, SLG: 0.425			L8	SSS, K, 1-2	IBB, 3-H			SSS, K		3	0	0	0	1	2	1
Bob Feller, R (1, 1) OBP: 0.218, SLG: 0.176			BBBB, SH, 1B, BB	F5	SSS, K			SSS, K		3	1	0	0	1	2	3
Inning Stats	R: 0 H: 0 E: 1 LOB: 0 K: 0 BB: 0 S: 3 P: 3	R: 0 H: 1 E: 0 LOB: 1 K: 0 BB: 1 S: 3 P: 7	R: 5 H: 4 E: 1 LOB: 1 K: 1 BB: 1 S: 9 P: 13	R: 1 H: 1 E: 0 LOB: 1 K: 1 BB: 1 S: 6 P: 10	R: 2 H: 2 E: 1 LOB: 2 K: 1 BB: 3 S: 6 P: 18	R: 0 H: 1 E: 0 LOB: 1 K: 1 BB: 0 S: 6 P: 6	R: 0 H: 0 E: 0 LOB: 0 K: 2 BB: 0 S: 7 P: 7	R: 0 H: 0 E: 0 LOB: 0 K: 2 BB: 0 S: 7 P: 7		1B: 8 SF: 0 2B: 2 SAC: 1 3B: 0 DP: 2 HR: 0 HBP: 0						

PITCHER	IP	WLS	BF	H	R	ER	SO	BB	IBB	HBP	BLK	WP	HR	S	P	ERA	WHIP
Mel Parnell, L (1, 1) ERA: 3.3	3.0	L	15	5	5	0	1	2	0	0	0	0	0	15	23	0.00	2.333
Walt Masterson, R (4, 1) ERA: 2.76	2.0		12	3	3	2	2	3	1	0	0	0	0	12	28	9.00	3.000
Willard Nixon, R (6, 1) ERA: 4.55	3.0		10	1	0	0	5	0	0	0	0	0	0	20	20	0.00	0.333

PITCHER	IP	WLS	BF	H	R	ER	SO	BB	IBB	HBP	BLK	WP	HR	S	P	ERA	WHIP

BOTTOM

Boston Red Sox @ Cleveland Indians

Cleveland Municipal Stadium, Cleveland, OH

Tue Jul 17 1951, 3:33 AM EDT

Att. 38,154 - Unknown

livebaseballscorecards.com

AB	30
R	8
H	9
RBI	8
BB	6
SO	8
LOB	17

WP: 0	PA: 37		
PB: 2			
SB: 0			
CS: 0			

Batter	1	2	3	4	5	6	7	8	9	AB	R	H	RBI	BB	SO	LOB
Dom DiMaggio, R (1, 8) OBP: 0.373, SLG: 0.454	L1		L1		6 1B 1B 1B	6-3			6 1B FC3-2 2B	5	1	2	0	0	0	1
6 Johnny Pesky, L (1, 6) OBP: 0.413, SLG: 0.377	HBP			F8 2B	1B E 1-2 1B		5-3		HBP FC3-2 2-3 1B	4	1	3	0	0	0	0
Ted Williams, L (1, 7) OBP: 0.487, SLG: 0.597	F8			F8 2-3	E 1-3 2-H 1B		3-1		FC3-2 HBP 1-2 3-H	5	0	1	1	0	0	4
Lou Boudreau, R (1, 5) OBP: 0.353, SLG: 0.416	F7			L4	E6 1-2 3-H		K		FC6-4 HBP 1-2 2-3	4	0	0	0	0	1	3
Bobby Doerr, R (1, 4) OBP: 0.370, SLG: 0.429		1-3		FC6-4 BB	F8			F9	K	4	0	0	0	1	1	5
Billy Goodman, L (1, 3) OBP: 0.384, SLG: 0.372		1-3		FC6-4 1-2f	K			2B	FC6-4 1-2f	5	0	1	0	0	1	5
Clyde Vollmer, R (1, 9) OBP: 0.371, SLG: 0.547		F8			HR	E E BB		IBB		2	2	1	1	2	0	0
Buddy Rosar, R (1, 2) OBP: 0.359, SLG: 0.321			F8		F2	E8 4-3 1-H 1B		F9		4	0	1	0	0	0	2
Leo Kiely, L (1, 1) OBP: 0.125, SLG: 0.125			F7		F7	4-3 2-3		K		2	0	0	0	0	0	0
Bill Wight, L (5, 1) OBP: 0.160, SLG: 0.087										1	0	0	0	0	0	1
Ellis Kinder, R (7, 1) OBP: 0.050, SLG: 0.100										1	0	0	0	0	1	2
Inning Stats	R: 0 E: 0 K: 0 S: 3 H: 0 LOB: 1 BB: 0 P: 4	R: 0 E: 0 K: 0 S: 3 H: 0 LOB: 0 BB: 0 P: 3	R: 0 E: 0 K: 0 S: 3 H: 0 LOB: 0 BB: 0 P: 3	R: 0 E: 0 K: 0 S: 4 H: 1 LOB: 2 BB: 1 P: 8	R: 3 E: 1 K: 0 S: 8 H: 4 LOB: 2 BB: 0 P: 8	R: 1 E: 1 K: 1 S: 6 H: 1 LOB: 1 BB: 1 P: 10	R: 0 E: 0 K: 1 S: 5 H: 0 LOB: 0 BB: 0 P: 5	R: 0 E: 0 K: 1 S: 6 H: 1 LOB: 2 BB: 1 P: 10	R: 0 E: 0 K: 1 S: 7 H: 2 LOB: 3 BB: 0 P: 8	1B: 5 2B: 3 3B: 0 HR: 1 SF: 0 SAC: 0 DP: 0 HBP: 2						

PITCHER	IP	WLS	BF	H	R	ER	SO	BB	IBB	HBP	BLK	WP	HR	S	P	ERA	WHIP
Bob Lemon, R (1, 1) ERA: 3.94	7.0	L	31	6	4	2	2	2	0	1	0	0	1	32	41	2.57	1.143
Lou Brissie, L (8, 1) ERA: 4.54	1.0		5	1	0	0	1	0	1	0	0	0	0	6	10	0.00	1.000
Mike Garcia, R (9, 1) ERA: 2.88	1.0		6	2	0	0	1	0	0	1	0	0	0	7	8	0.00	2.000

PITCHER	IP	WLS	BF	H	R	ER	SO	BB	IBB	HBP	BLK	WP	HR	S	P	ERA	WHIP

TOP

Boston Red Sox @ Cleveland Indians

Cleveland Municipal Stadium, Cleveland, OH

Wed Jul 18 1951, 3:33 AM EDT

Att. 37,542 - Unknown

livebaseballscorecards.com

AB	37
R	4
H	9
RBI	2
BB	3
SO	4
LOB	23

BOTTOM

Boston Red Sox @ Cleveland Indians

Cleveland Municipal Stadium, Cleveland, OH

Wed Jul 18 1951, 3:33 AM EDT

Att. 37,542 - Unknown

livebaseballscorecards.com

Batter	1	2	3	4	5	6	7	8	9	AB	R	H	RBI	BB	SO	LOB
Dale Mitchell, L (1, 7) OBP: 0.329, SLG: 0.357	F9		FC6-4 1B		L7		F4		4-3	5	0	1	0	0	0	1
Bobby Avila, R (1, 4) OBP: 0.389, SLG: 0.404	1-3 1B		FC6-4 S 1-2f		2B 1B		BB 2B 1-2 1B		1B	5	1	4	0	0	0	1
Larry Doby, L (1, 8) OBP: 0.459, SLG: 0.582	1-3 1-2		K 1-2		L6-4 1-3 2B		2B BB 1-2 2-3		K	4	1	1	0	1	2	3
Luke Easter, L (1, 3) OBP: 0.398, SLG: 0.560	FC4 BB		FC6-4 BB		L6-4 2-3		2B 1-H 2-H 3-H		K	3	0	1	3	2	1	3
Al Rosen, R (1, 5) OBP: 0.367, SLG: 0.452	FC4 1-2f		FC6-4 1-2f			BB	K			3	0	0	0	1	1	5
Bob Kennedy, R (1, 9) OBP: 0.301, SLG: 0.357		F9		F8		L7	F6			4	0	0	0	0	0	2
Ray Boone, R (1, 6) OBP: 0.322, SLG: 0.313		F9		F8		L4		F8		4	0	0	0	0	0	1
Jim Hegan, R (1, 2) OBP: 0.342, SLG: 0.435		1B		3B		F7		5-3		4	0	2	0	0	0	1
Bob Lemon, L (1, 1) OBP: 0.182, SLG: 0.235		F8		5-3			BB 1B 2B BB	5-3		2	0	0	0	0	0	2
Snuffy Stirnweiss, R (7, PH) OBP: 0.387, SLG: 0.284										0	1	0	0	1	0	0
Lou Brissie, L (8, 1) OBP: 0.238, SLG: 0.286										0	0	0	0	0	0	0
Harry Simpson, L (8, PH) OBP: 0.333, SLG: 0.286										1	0	0	0	0	0	0
Mike Garcia, R (9, 1) OBP: 0.184, SLG: 0.250										0	0	0	0	0	0	0
Inning Stats	R: 0 E: 0 K: 0 S: 4 H: 1 LOB: 2 BB: 1 P: 8	R: 0 E: 0 K: 0 S: 4 H: 1 LOB: 1 BB: 0 P: 4	R: 0 E: 0 K: 1 S: 6 H: 1 LOB: 2 BB: 1 P: 10	R: 0 E: 0 K: 0 S: 4 H: 1 LOB: 1 BB: 0 P: 4	R: 0 E: 0 K: 0 S: 4 H: 2 LOB: 1 BB: 0 P: 4	R: 0 E: 0 K: 0 S: 3 H: 0 LOB: 1 BB: 1 P: 7	R: 3 E: 0 K: 1 S: 7 H: 2 LOB: 1 BB: 2 P: 15	R: 0 E: 0 K: 0 S: 3 H: 0 LOB: 0 BB: 0 P: 3	R: 0 E: 0 K: 2 S: 8 H: 1 LOB: 1 BB: 0 P: 8	1B: 6 2B: 3 3B: 1 HR: 0 SF: 0 SAC: 0 DP: 1 HBP: 0						

AB	35
R	3
H	9
RBI	3
BB	5
SO	4
LOB	19

WP: 0 PB: 0 SB: 1 CS: 0 PA: 40

PITCHER		IP	WLS	BF	H	R	ER	SO	BB	IBB	HBP	BLK	WP	HR	S	P	ERA	WHIP
Leo Kiely, L ERA: 2.7	(1, 1)	4.1		21	6	0	0	1	2	0	0	0	0	0	21	29	0.00	1.846
Bill Wight, L ERA: 6.36	(5, 1)	2.0		10	2	3	3	0	3	0	0	0	0	0	7	19	13.50	2.500
Ellis Kinder, R ERA: 3.57	(7, 1)	2.2	W	9	1	0	0	3	0	0	0	0	0	0	15	15	0.00	0.375

PITCHER	IP	WLS	BF	H	R	ER	SO	BB	IBB	HBP	BLK	WP	HR	S	P	ERA	WHIP

Boston Red Sox @ Cleveland Indians

Cleveland Municipal Stadium, Cleveland, OH

Thu Jul 19 1951, 3:33 AM EDT

Att. 10,502 - Unknown

TOP

livebaseballscorecards.com

Batter	1	2	3	4	5	6	7	8	9	10	11	AB	R	H	RBI	BB	SO	LOB
Dom DiMaggio, R (1, 8) OBP: 0.371, SLG: 0.450	F2		1-3 6 1B FC5-2-5-2 1B		F4			K		F8		5	0	1	0	0	1	0
6 Johnny Pesky, L (1, 6) (7, 4) OBP: 0.416, SLG: 0.379	FC6-4 BB		FC5-2-5-2 1-3 1-2 1B		4-3			1B		4-3		4	0	2	0	1	0	0
Ted Williams, L (1, 7) OBP: 0.483, SLG: 0.589	F9		1-3 1-2 2-3			F8		1-3		FC6-4 BB		4	0	0	0	1	0	4
Lou Boudreau, R (1, 5) (7, 6) OBP: 0.346, SLG: 0.407	FC6-4 1-2f		FC5-2-5-2 S 2-3 3-H			F4			F8	FC6-4 1-2f		5	0	0	0	0	0	4
Bobby Doerr, R (1, 4) OBP: 0.370, SLG: 0.431 Fred Hatfield, L (7, 5) OBP: 0.333, SLG: 0.333		SH1-3 HR 2B	6-3 1-2			F9			1B 1B		6-3	3 2	1 1	1 1	0 0	0 0	0 0	2 0
Billy Goodman, L (1, 3) OBP: 0.382, SLG: 0.370		SH1-3 2-3		4-3			F7		1B 1-2 1B		4-3	4	0	1	0	0	0	0
Clyde Vollmer, R (1, 9) OBP: 0.372, SLG: 0.585		HR 3-H		K			K		F4		HR	5	2	2	3	0	2	2
Buddy Rosar, R (1, 2) OBP: 0.347, SLG: 0.310 Vern Stephens, R (9, PH) OBP: 0.375, SLG: 0.528 Willard Nixon, L (9, PR) OBP: 0.412, SLG: 0.516 Les Moss, R (9, 2) OBP: 0.290, SLG: 0.293		F9		K			5-3		1-3 2-H 1B		BB	3 1 0 0	0 0 0 0	0 1 0 0	0 1 0 1	1 0 0 0	0 0 0 0	0 0 0 0
Mickey McDermott, L (1, 1) OBP: 0.267, SLG: 0.318 Charlie Maxwell, L (8, PH) OBP: 0.259, SLG: 0.292 Harry Taylor, R (8, 1) OBP: 0.148, SLG: 0.154		4-3			K			K	1-3		F4	2 1 2	0 0 0	0 0 0	0 0 0	0 0 0	1 1 0	0 0 3
Inning Stats	R: 0 E: 0 K: 0 S: 3 H: 0 LOB: 1 BB: 1 P: 7	R: 2 E: 0 K: 0 S: 5 H: 2 LOB: 0 BB: 0 P: 5	R: 0 E: 0 K: 0 S: 5 H: 2 LOB: 2 BB: 0 P: 5	R: 0 E: 0 K: 2 S: 7 H: 0 LOB: 0 BB: 0 P: 7	R: 0 E: 0 K: 1 S: 5 H: 0 LOB: 0 BB: 0 P: 5	R: 0 E: 0 K: 0 S: 3 H: 0 LOB: 0 BB: 0 P: 3	R: 0 E: 0 K: 1 S: 5 H: 0 LOB: 0 BB: 0 P: 5	R: 0 E: 0 K: 2 S: 8 H: 1 LOB: 1 BB: 0 P: 8	R: 1 E: 0 K: 0 S: 6 H: 3 LOB: 2 BB: 0 P: 6	R: 0 E: 0 K: 0 S: 3 H: 0 LOB: 1 BB: 1 P: 7	R: 1 E: 0 K: 0 S: 4 H: 1 LOB: 1 BB: 1 P: 8	1B: 6 2B: 1 3B: 0 HR: 2	SF: 0 SAC: 1 DP: 0 HBP: 0					

	AB	41
	R	4
	H	9
	RBI	4
	BB	3
	SO	6
	LOB	15

WP: 0 PB: 0 SB: 1 CS: 0 PA: 45

PITCHER	IP	WLS	BF	H	R	ER	SO	BB	IBB	HBP	BLK	WP	HR	S	P	ERA	WHIP
Early Wynn, R (1, 1) ERA: 3.62	11.0	W	45	9	4	4	6	3	0	0	0	0	2	54	66	3.27	1.091

PITCHER	IP	WLS	BF	H	R	ER	SO	BB	IBB	HBP	BLK	WP	HR	S	P	ERA	WHIP

Batter	1	2	3	4	5	6	7	8	9	10	11	AB	R	H	RBI	BB	SO	LOB
Dale Mitchell, L (1, 7) OBP: 0.328, SLG: 0.353	4-3		BBBB 4-0 1B BB	F4		FC6-4 1-2f			FC1-6 1B 1-2f		SSS 0-3 K	3	0	0	0	1	0	4
Harry Simpson, L (9, 7) OBP: 0.330, SLG: 0.284												2	0	0	0	0	1	2
Bobby Avila, R (1, 4) OBP: 0.398, SLG: 0.411	1B		1-3 1B		6-3		BBBB 4-0 G4-6-3 BB		1-2 1B		1B 1B 3-H 1B	5	1	4	1	1	0	0
Larry Doby, L (1, 8) OBP: 0.453, SLG: 0.573	SSS 0-3 K		SSS 0-3 K		F7		F7		F7		1-H 1B	4	0	0	0	0	2	4
Sam Chapman, R (8, 8) OBP: 0.325, SLG: 0.331												2	0	1	1	0	0	2
Luke Easter, L (1, 3) OBP: 0.394, SLG: 0.556	4-3			5-3 1B 2B	1-3		G4-6-3 1-2f		4-3			5	1	1	0	0	0	4
Al Rosen, R (1, 5) OBP: 0.365, SLG: 0.448		G5-4-3 1B		5-3 2-3		5-3		F6		F3		5	0	1	0	0	0	1
Bob Kennedy, R (1, 9) OBP: 0.303, SLG: 0.355		G5-4-3 1-2f		H 1-0 1B 1B 4-3 HBP		6-3		1B		1-3		4	1	1	0	0	0	1
Ray Boone, R (1, 6) OBP: 0.323, SLG: 0.314	F4			4-3 1B 1-2 3-H 1B		1B 1B		F8		5-3		5	1	2	1	0	0	1
Jim Hegan, R (1, 2) OBP: 0.345, SLG: 0.436			5-3	4-3 1-2 2-3 1B		1B 1-2 1B		G3			SH1-3 1B 2B	4	0	2	0	0	0	1
Bob Lemon, L (11, PH) OBP: 0.196, SLG: 0.269												1	1	1	0	0	0	0
Early Wynn, S (1, 1) OBP: 0.258, SLG: 0.276			1-3	4-3 1-2 2-3 3-H		FC6-4 1-3 2-H 1B			FC1-6 1B		SH1-3 2-3	4	0	2	2	0	0	2

Inning Stats	1	2	3	4	5	6	7	8	9	10	11
	R: 0 H: 1 E: 0 LOB: 1 K: 1 BB: 0 S: 6 P: 6	R: 0 H: 1 E: 0 LOB: 0 K: 0 BB: 0 S: 3 P: 3	R: 0 H: 1 E: 0 LOB: 2 K: 1 BB: 1 S: 6 P: 10	R: 2 H: 3 E: 0 LOB: 2 K: 0 BB: 0 S: 6 P: 7	R: 0 H: 0 E: 0 LOB: 0 K: 0 BB: 0 S: 3 P: 3	R: 1 H: 3 E: 0 LOB: 2 K: 0 BB: 0 S: 6 P: 6	R: 0 H: 0 E: 0 LOB: 0 K: 0 BB: 1 S: 2 P: 6	R: 0 H: 1 E: 0 LOB: 1 K: 0 BB: 0 S: 4 P: 4	R: 0 H: 2 E: 0 LOB: 2 K: 0 BB: 0 S: 5 P: 5	R: 0 H: 0 E: 0 LOB: 0 K: 0 BB: 0 S: 3 P: 3	R: 2 H: 3 E: 0 LOB: 1 K: 1 BB: 0 S: 7 P: 7

PITCHER	IP	WLS	BF	H	R	ER	SO	BB	IBB	HBP	BLK	WP	HR	S	P	ERA	WHIP
Mickey McDermott, L (1, 1) ERA: 2.9	7.0		31	9	3	3	2	2	0	1	0	0	0	32	41	3.86	1.571
Harry Taylor, R (8, 1) ERA: 5.45	3.2	L	17	6	2	2	1	0	0	0	0	0	0	19	19	4.91	1.636

PITCHER	IP	WLS	BF	H	R	ER	SO	BB	IBB	HBP	BLK	WP	HR	S	P	ERA	WHIP

BOTTOM

Boston Red Sox @ Cleveland Indians

Cleveland Municipal Stadium, Cleveland, OH

Thu Jul 19 1951, 3:33 AM EDT

Att. 10,502 - Unknown

livebaseballscorecards.com

AB	44
R	5
H	15
RBI	5
BB	2
SO	3
LOB	22

1B: 13	SF: 0	WP: 0	PA: 48
2B: 2	SAC: 1	PB: 0	
3B: 0	DP: 2	SB: 0	
HR: 0	HBP: 1	CS: 0	

Batter	1	2	3	4	5	6	7	8	9	AB	R	H	RBI	BB	SO	LOB
Dom DiMaggio, R (1, 8) OBP: 0.372, SLG: 0.449	6-3 BB 1B		6 1-6-3 1B		1-3		F9		F9	5	0	2	0	0	0	1
6 Johnny Pesky, L (1, 4) OBP: 0.410, SLG: 0.372	F9		1-6-3 1-2		1-3		FC1-3 BB 1-2f			4	0	0	0	0	0	3
Ted Williams, L (1, 7) OBP: 0.483, SLG: 0.585	6-3 BB 1-2		6-3		K		BB 1-2			2	0	0	0	2	1	1
Lou Boudreau, R (1, 6) OBP: 0.345, SLG: 0.404	6-3 1-2 2-3		F9			G3 1B	F6			4	1	1	0	0	0	5
Fred Hatfield, L (1, 5) OBP: 0.355, SLG: 0.333	3-1			1-3 BB		G3 1-2		G4-3 1B		3	0	1	0	1	0	3
Billy Goodman, L (1, 3) OBP: 0.381, SLG: 0.369		F8		F3		2-H 1B		F6		4	0	1	1	0	0	2
Clyde Vollmer, R (1, 9) OBP: 0.363, SLG: 0.568		5-3		1-3 1-2		K		G4-3 1-2f		4	0	0	0	0	1	3
Buddy Rosar, R (1, 2) OBP: 0.354, SLG: 0.322		2B		BB		F4			1-3	3	0	1	0	1	0	1
Chuck Stobbs, L (1, 1) OBP: 0.300, SLG: 0.278		3-1		K			6 FC1-3 BB		F7	2	0	0	0	0	1	3
Ellis Kinder, R (4, 1) OBP: 0.050, SLG: 0.100										0	0	0	0	0	0	0
Charlie Maxwell, L (7, PH) OBP: 0.286, SLG: 0.292										0	0	0	0	1	0	0
Walt Masterson, R (7, 1)										0	0	0	0	0	0	0
Vern Stephens, R (9, PH) OBP: 0.373, SLG: 0.526										1	0	0	0	0	0	0
Inning Stats	R: 0 E: 0 K: 0 S: 4 H: 1 LOB: 2 BB: 1 P: 8	R: 0 E: 0 K: 0 S: 4 H: 1 LOB: 1 BB: 0 P: 4	R: 0 E: 0 K: 0 S: 4 H: 1 LOB: 1 BB: 0 P: 4	R: 0 E: 0 K: 1 S: 5 H: 0 LOB: 2 BB: 2 P: 13	R: 0 E: 0 K: 1 S: 5 H: 0 LOB: 0 BB: 0 P: 5	R: 1 E: 0 K: 1 S: 7 H: 2 LOB: 1 BB: 0 P: 7	R: 0 E: 0 K: 0 S: 3 H: 0 LOB: 2 BB: 2 P: 11	R: 0 E: 0 K: 0 S: 3 H: 1 LOB: 0 BB: 0 P: 3	R: 0 E: 0 K: 0 S: 3 H: 0 LOB: 0 BB: 0 P: 3	1B: 5 2B: 1 3B: 0 HR: 0	SF: 0 SAC: 0 DP: 1 HBP: 0					

PITCHER	IP	WLS	BF	H	R	ER	SO	BB	IBB	HBP	BLK	WP	HR	S	P	ERA	WHIP
Marlin Stuart, R (1, 1) ERA: 2.39	9.0	W	37	6	1	1	3	5	0	0	0	0	0	38	58	1.00	1.222

PITCHER	IP	WLS	BF	H	R	ER	SO	BB	IBB	HBP	BLK	WP	HR	S	P	ERA	WHIP

TOP

Boston Red Sox @ Detroit Tigers

Briggs Stadium, Detroit, MI

Fri Jul 20 1951, 4:33 AM EDT

Att. 45,653 - Unknown

livebaseballscorecards.com

AB	32
R	1
H	6
RBI	1
BB	5
SO	3
LOB	22

WP: 0 PB: 0 SB: 0 CS: 0 PA: 37

Batter	1	2	3	4	5	6	7	8	9	AB	R	H	RBI	BB	SO	LOB
Neil Berry, R (1, 6) OBP: 0.353, SLG: 0.323	F9		5-3	1-2 2-H 3-H 1B		1B 1B				4	0	2	2	0	0	0
Jerry Priddy, R (1, 4) OBP: 0.329, SLG: 0.332	F5			1B 1B; F9		1-2 1B				4	1	2	0	0	0	2
George Kell, R (1, 5) OBP: 0.408, SLG: 0.382	6-3			1B 1-2 1B	F7	4-3				4	1	1	0	0	0	2
Vic Wertz, L (1, 9) OBP: 0.401, SLG: 0.531		4-3		1B 1B 1-2 2-H 1B	F8		F7			4	1	1	1	0	0	0
Johnny Groth, R (1, 8) OBP: 0.352, SLG: 0.368		F7		1B 1B 1-2 2-H FC4-2 1B	E 2B		S S S K			4	1	2	1	0	1	0
Don Kolloway, R (1, 3) OBP: 0.308, SLG: 0.320		FC5-4 1B		F8	E5 2-H		F7			4	0	1	0	0	0	2
Hoot Evers, R (1, 7) OBP: 0.306, SLG: 0.356		FC5-4 1-2f		FC4-2 1B 1-2 2-3 1B	S S S K			F7		4	1	1	0	0	1	2
Bob Swift, R (1, 2) OBP: 0.250, SLG: 0.200			F7	FC4-2 1B 1-2 2-3 3-H 1B		F6		5-3		4	1	1	1	0	0	0
Marlin Stuart, L (1, 1) OBP: 0.167, SLG: 0.167			4-3	FC4-2 1B 1-2 2-3 3-Hf		S S S K		S S S K		4	0	0	0	0	2	3
Inning Stats	R: 0 E: 0 K: 0 S: 3 H: 0 LOB: 0 BB: 0 P: 3	R: 0 E: 0 K: 0 S: 4 H: 1 LOB: 1 BB: 0 P: 4	R: 0 E: 0 K: 0 S: 3 H: 0 LOB: 0 BB: 0 P: 3	R: 5 E: 0 K: 0 S: 10 H: 7 LOB: 2 BB: 0 P: 10	R: 1 E: 1 K: 1 S: 7 H: 1 LOB: 1 BB: 0 P: 7	R: 0 E: 0 K: 1 S: 7 H: 2 LOB: 2 BB: 0 P: 7	R: 0 E: 0 K: 1 S: 5 H: 0 LOB: 0 BB: 0 P: 5	R: 0 E: 0 K: 1 S: 5 H: 0 LOB: 0 BB: 0 P: 5		1B: 10 2B: 1 3B: 0 HR: 0 SF: 0 SAC: 0 DP: 0 HBP: 0						

Boston Red Sox @ Detroit Tigers

Briggs Stadium, Detroit, MI

Fri Jul 20 1951, 4:33 AM EDT

Att. 45,653 - Unknown

BOTTOM

livebaseballscorecards.com

AB	36
R	6
H	11
RBI	5
BB	0
SO	4
LOB	11

WP: 0 PA: 36
PB: 0
SB: 0
CS: 0

PITCHER		IP	WLS	BF	H	R	ER	SO	BB	IBB	HBP	BLK	WP	HR	S	P	ERA	WHIP
Chuck Stobbs, L ERA: 4.06	(1, 1)	3.2	L	19	8	5	5	0	0	0	0	0	0	0	19	19	12.27	2.182
Ellis Kinder, R ERA: 3.44	(4, 1)	2.1		11	3	1	0	2	0	0	0	0	0	0	15	15	0.00	1.286
Walt Masterson, R ERA: 2.6	(7, 1)	2.0		6	0	0	0	2	0	0	0	0	0	0	10	10	0.00	0.000

PITCHER	IP	WLS	BF	H	R	ER	SO	BB	IBB	HBP	BLK	WP	HR	S	P	ERA	WHIP

Batter	1	2	3	4	5	6	7	8	9	AB	R	H	RBI	BB	SO	LOB
Dom DiMaggio, R (1, 8) OBP: 0.370, SLG: 0.445	6-3		1-3		5-3		BB, 6, 1B, E, BB		5-3	4	1	0	0	1	0	0
6 Johnny Pesky, L (1, 6) OBP: 0.414, SLG: 0.374	1B		4-3		E, BB		BB, E, 1B		K	4	1	2	0	1	1	0
Ted Williams, L (1, 7) OBP: 0.482, SLG: 0.579	6-3		BB		E6, G4-6-3		E, BB		6-3	3	0	0	0	2	0	1
Lou Boudreau, R (1, 5) OBP: 0.340, SLG: 0.397		6-3	4-3		G4-6-3		E9, G4-3			4	0	0	1	0	0	4
Bobby Doerr, R (1, 4) OBP: 0.368, SLG: 0.429		WP, HR, 1B		4-3		F9	G4-3			4	1	1	0	0	0	2
Billy Goodman, L (1, 3) OBP: 0.385, SLG: 0.375		WP, HR, 1B		2B		FC5-4, BB		F7		3	2	2	0	1	0	0
Clyde Vollmer, R (1, 9) OBP: 0.372, SLG: 0.600		HR		4-3, 2B		FC5-4		FC5-4, 1B		4	1	3	4	0	0	1
Al Evans, R (1, 2)		F7		4-3		F9		K		4	0	0	0	0	1	3
Ray Scarborough, R (1, 1) OBP: 0.275, SLG: 0.216		F5		4-3			K	FC5-4		4	0	0	0	0	1	2
Inning Stats	R: 0 E: 0 K: 0 S: 3 H: 1 LOB: 0 BB: 0 P: 3	R: 3 E: 0 K: 0 S: 6 H: 3 LOB: 0 BB: 0 P: 6	R: 0 E: 0 K: 0 S: 3 H: 0 LOB: 1 BB: 1 P: 7	R: 1 E: 0 K: 0 S: 5 H: 2 LOB: 1 BB: 0 P: 5	R: 0 E: 1 K: 0 S: 3 H: 0 LOB: 1 BB: 1 P: 7	R: 0 E: 0 K: 0 S: 3 H: 0 LOB: 1 BB: 1 P: 7	R: 2 E: 1 K: 1 S: 6 H: 1 LOB: 1 BB: 2 P: 14	R: 0 E: 0 K: 1 S: 6 H: 1 LOB: 1 BB: 0 P: 6	R: 0 E: 0 K: 1 S: 5 H: 0 LOB: 0 BB: 0 P: 5	1B: 5 2B: 2 3B: 0 HR: 1 SF: 0 SAC: 0 DP: 2 HBP: 0						

PITCHER		IP	WLS	BF	H	R	ER	SO	BB	IBB	HBP	BLK	WP	HR	S	P	ERA	WHIP
Virgil Trucks, R ERA: 4.91	(1, 1)	6.1	L	29	7	6	5	1	4	0	0	0	1	1	27	43	7.11	1.737
Dizzy Trout, R ERA: 4.76	(7, 1)	0.2		3	0	0	0	0	1	0	0	0	0	0	2	6	0.00	1.500
Hal White, R ERA: 6.19	(8, 1)	2.0		7	1	0	0	2	0	0	0	0	0	0	11	11	0.00	0.500

PITCHER	IP	WLS	BF	H	R	ER	SO	BB	IBB	HBP	BLK	WP	HR	S	P	ERA	WHIP

TOP

Boston Red Sox @ Detroit Tigers

Briggs Stadium, Detroit, MI

Sat Jul 21 1951, 4:33 AM EDT

Att. 14,509 - Unknown

livebaseballscorecards.com

AB	34
R	6
H	8
RBI	5
BB	5
SO	3
LOB	13

WP: 1 PA: 39
PB: 0
SB: 0
CS: 0

Boston Red Sox @ Detroit Tigers

Briggs Stadium, Detroit, MI

Sat Jul 21 1951, 4:33 AM EDT

Att. 14,509 - Unknown

BOTTOM

Batter	1	2	3	4	5	6	7	8	9	AB	R	H	RBI	BB	SO	LOB
Neil Berry, R (1, 6) OBP: 0.368, SLG: 0.343	S S S 0-3 ① K		x 0-0 ① 2B 1B		x 0-0 ① S 1B		x 0-0 ③ 5-3			4	1	2	0	0	1	1
George Kell, R (1, 5) OBP: 0.403, SLG: 0.377	x 0-0 ② F7		x 0-0 ① F4		x 0-0 ② 6-3 1-2			x 0-0 ① 6-3		4	0	0	0	0	0	2
Dick Kryhoski, L (1, 3) OBP: 0.346, SLG: 0.428	x 0-0 ③ 4-3		x 0-0 ② F7		x 0-0 ③ 1-3			x 0-0 ② F4		4	0	0	0	0	0	2
Vic Wertz, L (1, 9) OBP: 0.402, SLG: 0.532		B B B B 4-0 FC6-4 1B 1B BB	x 0-0 1-H 2B			x 0-0 ① F7		x 0-0 ③ F8		3	1	1	1	1	0	0
Joe Ginsberg, L (1, 2) OBP: 0.399, SLG: 0.425		S S S S 0-3 ① K	x 0-0 ③ 4-3			B B B B 4-0 G5-4-3 BB			x 0-0 ① 6-3	3	0	0	0	1	1	2
Johnny Groth, R (1, 8) OBP: 0.355, SLG: 0.383		x 0-0 FC6-4 1-2 1B		x 0-0 ① F8		x 0-0 ② ③ G5-4-3 1-2f			x 0-0 HR	4	1	2	1	0	0	1
Hoot Evers, R (1, 7) OBP: 0.301, SLG: 0.350		x 0-0 ② FC6-4 1B 1-2f 2-3		x 0-0 ② 1-3			x 0-0 ① F9		x 0-0 ② F8	4	0	0	0	0	0	2
Jerry Priddy, R (1, 4) OBP: 0.328, SLG: 0.331		x 0-0 1-2 3-H 1B		x 0-0 ③ F9			x 0-0 ② 5-3		x 0-0 ③ 4-3	4	0	1	1	0	0	0
Virgil Trucks, R (1, 1) OBP: 0.200, SLG: 0.267		S S S S 0-3 ③ K			x 0-0 ① F6		x 0-0 1B			2	0	0	0	0	1	2
Dizzy Trout, R (7, 1) OBP: 0.357, SLG: 0.257										0	0	0	0	0	0	0
Steve Souchock, R (7, PH) OBP: 0.337, SLG: 0.625										1	0	1	0	0	0	0
Hal White, R (8, 1) OBP: 0.250, SLG: 0.250										0	0	0	0	0	0	0

Inning Stats	1	2	3	4	5	6	7	8	9	1B	SF	WP	PA
R	0	1	1	0	0	0	0	0	1	2B 1	SAC 0	PB 0	
E	0	0	0	0	0	0	0	0	0	3B 0	DP 1	SB 1	
K	1	2	0	0	0	0	0	0	0	HR 1	HBP 0	CS 0	
BB	0	1	0	0	1	1	1	0	0				
LOB	0	2	1	0	1	0	1	0	0				
H	0	2	2	0	1	0	1	0	1				
P	5	13	5	3	4	6	4	3	4				
S	5	9	5	3	4	2	4	3	4				

PITCHER	IP	WLS	BF	H	R	ER	SO	BB	IBB	HBP	BLK	WP	HR	S	P	ERA	WHIP
Ray Scarborough, R (1, 1) ERA: 4.89	9.0	W	35	7	3	3	3	2	0	0	0	0	1	39	47	3.00	1.000

PITCHER	IP	WLS	BF	H	R	ER	SO	BB	IBB	HBP	BLK	WP	HR	S	P	ERA	WHIP

livebaseballscorecards.com

AB	33
R	3
H	7
RBI	3
BB	2
SO	3
LOB	12

Batter	1	2	3	4	5	6	7	8	9	10	AB	R	H	RBI	BB	SO	LOB
Dom DiMaggio, R (1, 8) OBP: 0.371, SLG: 0.443	F8		4-3	F8			WP, 6 1B, G5-4-3, BB		1B, 6 SH1-4, 1B, 1B	6 2B, IBB	4	2	1	0	2	0	1
6 Johnny Pesky, L (1, 6) OBP: 0.417, SLG: 0.384	F9		1B	F9			G5-4-3, WP, 1-2, 1B		SH1-4, 1-2, 1B	1-H, 2-H, 3-H, 2B	5	0	3	2	0	0	1
Ted Williams, L (1, 7) OBP: 0.481, SLG: 0.575	F9		5-3		F7		G5-4-3, 1-2, 2-3, BB		1B, 2-3, 1B	F7	4	0	1	0	1	0	1
Fred Hatfield, L (9, PR) OBP: 0.355, SLG: 0.333											0	0	0	0	0	0	0
Karl Olson, R (9, 7) OBP: 0.100, SLG: 0.100											1	0	0	0	0	0	2
Lou Boudreau, R (1, 5) OBP: 0.348, SLG: 0.401		H, 2B, 4-3, HBP		SH1-3, 1B, 1B, BB	1B		G5-4-3, 1-2f, 2-3, 3-H		1-2, 3-H, 1B		3	2	2	1	1	0	2
Bobby Doerr, R (1, 4) OBP: 0.371, SLG: 0.433	4-3, F9, 1-3, 2B			1B, SH1-3, 1-2, 2B, 1B	F8		BB		F4		4	2	2	0	1	0	3
Billy Goodman, L (1, 3) OBP: 0.380, SLG: 0.370	4-3, 2-3, 3-H			SH1-3, 1-2, 2-3	1-3		4-3		1-3		4	0	0	1	0	0	6
Clyde Vollmer, R (1, 9) OBP: 0.367, SLG: 0.584	F9, 3-H			1B, 2B, BB		K		1-3		F5	4	1	0	1	1	1	0
Al Evans, R (1, 2) OBP: 0.200, SLG: 0.200	5-3			2B, 1-2, 2-3, 3-H, 1B		F6		F6		2B, 6 2B, 1B	5	1	2	1	0	0	0
Mickey McDermott, L (10, PR) OBP: 0.267, SLG: 0.318											0	1	0	0	0	0	0
(10, 1)																	
Walt Masterson, R (10, 1)											0	0	0	0	0	0	0
Willard Nixon, L (1, 1) OBP: 0.417, SLG: 0.545			F3	1-H, 2-H, 3-H, 2B		6-3		K		1-3, 6 2B, 2B	2	0	1	3	0	0	0
Ellis Kinder, R (4, 1) OBP: 0.045, SLG: 0.091											2	0	0	0	0	1	0
Bill Wight, L (8, 1) OBP: 0.160, SLG: 0.087											0	0	0	0	0	0	0
Vern Stephens, R (10, PH) OBP: 0.375, SLG: 0.531											1	0	1	0	0	0	0
Charlie Maxwell, L (10, PR) OBP: 0.286, SLG: 0.292											0	1	0	0	0	0	0
Les Moss, R (10, 2) OBP: 0.200, SLG: 0.293											0	0	0	0	0	0	0
Inning Stats	R: 0 E: 0 K: 0 S: 3 / H: 0 LOB: 0 BB: 0 P: 3	R: 2 E: 0 K: 0 S: 4 / H: 1 LOB: 0 BB: 0 P: 5	R: 0 E: 0 K: 0 S: 4 / H: 1 LOB: 1 BB: 0 P: 4	R: 4 E: 0 K: 0 S: 6 / H: 3 LOB: 1 BB: 2 P: 14	R: 0 E: 0 K: 0 S: 4 / H: 1 LOB: 1 BB: 0 P: 4	R: 0 E: 0 K: 1 S: 5 / H: 0 LOB: 0 BB: 0 P: 5	R: 1 E: 0 K: 0 S: 3 / H: 1 LOB: 2 BB: 3 P: 15	R: 0 E: 0 K: 1 S: 5 / H: 0 LOB: 0 BB: 0 P: 5	R: 1 E: 0 K: 0 S: 6 / H: 3 LOB: 2 BB: 0 P: 6	R: 2 E: 0 K: 0 S: 5 / H: 3 LOB: 2 BB: 1 P: 9							

TOP

Boston Red Sox @ Detroit Tigers

Briggs Stadium, Detroit, MI

Sun Jul 22 1951, 4:33 AM EDT

Att. 24,088 - Unknown

livebaseballscorecards.com

AB	39
R	10
H	13
RBI	9
BB	6
SO	2
LOB	16

| | | | | | | | | | | | | | | | | |

Batter	1	2	3	4	5	6	7	8	9	10	AB	R	H	RBI	BB	SO	LOB
Neil Berry, R (1, 6) OBP: 0.386, SLG: 0.350	0-0 1B	0-3 K		0-0 F9		0-0 4-3		4-0 1B E 1-2 BB		0-0 FC6-4 1B 1-2	5	1	2	0	1	1	5
George Kell, R (1, 5) OBP: 0.399, SLG: 0.373	0-0 F7		0-0 F7	0-0 2B 1-2 2-H 1B		0-0 5-3		0-3 K		0-0 FC6-4 1B 1-2f 2-3	6	1	1	1	0	1	5
Dick Kryhoski, L (1, 3) OBP: 0.350, SLG: 0.434	0-0 F8		0-0 F6	0-0 HR 1-H 2-H 2B		0-0 F5		0-0 E8 1-H 2-H 1B		0-0 1B 1-2 3-H	6	1	3	4	0	0	1
Charlie Keller, L (1, 9) OBP: 0.455, SLG: 0.577 Pat Mullin, L (8, 9) OBP: 0.337, SLG: 0.416 Steve Souchock, R (8, PH) OBP: 0.333, SLG: 0.617 (9, 9) Vic Wertz, L (10, PH) OBP: 0.401, SLG: 0.530	0-0 F8		0-0 2B	0-0 HR 2-H			0-0 CS 1B	0-0 1-3		0-3 K	4 0 1 1	1 0 0 0	3 0 0 0	2 0 0 0	0 0 0 0	0 0 1 1	1 0 1 2
Hoot Evers, R (1, 7) OBP: 0.302, SLG: 0.346	0-3 K	4-0 BB		0-0 1B			0-0 6-3 1-2		0-0 4-3	0-0 F3	5	0	1	0	1	1	3
Joe Ginsberg, L (1, 2) OBP: 0.391, SLG: 0.414	0-0 F8	0-0 F8	0-0 F8				0-0 F9		0-3 K		5	0	0	0	0	1	3
Johnny Groth, R (1, 8) OBP: 0.359, SLG: 0.392	0-0 E 1B 1B		0-0 6-3	0-0 F9				0-0 1B 2B	0-0 1B		5	1	3	0	0	0	0
Jerry Priddy, R (1, 4) OBP: 0.329, SLG: 0.332	0-0 E 1-2 1B		0-0 E 1B 1B	0-0 F9				0-3 K	0-0 F8		5	1	2	0	0	1	2
Bob Cain, L (1, 1) OBP: 0.289, SLG: 0.293 Gene Bearden, L (4, 1) OBP: 0.250, SLG: 0.833 Don Kolloway, R (4, PH) OBP: 0.305, SLG: 0.317 Hank Borowy, R (5, 1) Fred Hutchinson, L (7, 1) OBP: 0.273, SLG: 0.235 Marlin Stuart, L (10, 1) OBP: 0.167, SLG: 0.167 Johnny Lipon, R (10, PH) OBP: 0.333, SLG: 0.295	0-0 E6 1-2 2-3			0-0 E6 1B 1-2 2B				0-0 BB E 2-H 1B		4-0 FC6-4 1B 1B BB	1 0 1 1 1 0 1	0 0 1 0 1 0 0	0 0 0 0 1 0 0	0 0 0 0 0 0 1	0 0 0 1 0 0 0	0 0 0 0 0 0 0	2 0 1 0 0 0 0
Inning Stats	R: 0 H: 1 E: 0 LOB: 1 K: 0 BB: 0 S: 4 P: 4	R: 0 H: 2 E: 1 LOB: 3 K: 2 BB: 0 S: 10 P: 10	R: 0 H: 1 E: 0 LOB: 2 K: 0 BB: 1 S: 4 P: 8	R: 5 H: 5 E: 1 LOB: 1 K: 0 BB: 0 S: 9 P: 9	R: 0 H: 0 E: 0 LOB: 0 K: 1 BB: 0 S: 5 P: 5	R: 0 H: 0 E: 0 LOB: 0 K: 0 BB: 0 S: 3 P: 3	R: 0 H: 1 E: 0 LOB: 0 K: 0 BB: 0 S: 3 P: 3	R: 3 H: 3 E: 1 LOB: 1 K: 2 BB: 1 S: 10 P: 14	R: 0 H: 1 E: 0 LOB: 1 K: 1 BB: 0 S: 6 P: 6	R: 1 H: 2 E: 0 LOB: 2 K: 1 BB: 1 S: 7 P: 11	1B: 12 SF: 0 2B: 3 SAC: 0 3B: 0 DP: 0 HR: 1 HBP: 0						

PITCHER		IP	WLS	BF	H	R	ER	SO	BB	IBB	HBP	BLK	WP	HR	S	P	ERA	WHIP
Willard Nixon, R ERA: 4.37	(1, 1)	3.2		21	7	4	0	2	1	0	0	0	0	0	24	28	0.00	2.182
Ellis Kinder, R ERA: 3.5	(4, 1)	4.0		18	6	4	2	3	1	0	0	0	0	1	23	27	4.50	1.750
Bill Wight, L ERA: 6.23	(8, 1)	1.1	W	5	1	0	0	1	0	0	0	0	0	0	7	7	0.00	0.750
Mickey McDermott, L ERA: 2.97	(10, 1)	0.1		4	2	1	1	0	1	0	0	0	0	0	3	7	27.00	9.000
Walt Masterson, R ERA: 2.55	(10, 1)	0.2	S	2	0	0	0	1	0	0	0	0	0	0	4	4	0.00	0.000

PITCHER	IP	WLS	BF	H	R	ER	SO	BB	IBB	HBP	BLK	WP	HR	S	P	ERA	WHIP

BOTTOM

Boston Red Sox @ Detroit Tigers

Briggs Stadium, Detroit, MI

Sun Jul 22 1951, 4:33 AM EDT

Att. 24,088 - Unknown

livebaseballscorecards.com

AB	47
R	9
H	16
RBI	8
BB	3
SO	7
LOB	26

WP: 0 PA: 50
PB: 0
SB: 0
CS: 1

Batter	1	2	3	4	5	6	7	8	9	AB	R	H	RBI	BB	SO	LOB
Bob Dillinger, R (1, 5) OBP: 0.342, SLG: 0.369	FC6-4 1B		BBBB 4-0 FC5-4 BB			BBBB 4-0 FC6-4 BB		BBBB 4-0 FC6 1-2 BB		1	0	1	0	3	0	0
Jim Busby, R (1, 8) OBP: 0.363, SLG: 0.381	0-0 ① FC6-4 5-3 1-2f		SSS 0-3 ② K			0-0 ① F6		SSS 0-3 ① K		4	0	0	0	0	2	5
Minnie Minoso, R (1, 9) OBP: 0.444, SLG: 0.545	0-0 ② 5-3 1-2		0-0 ③ FC5-4 1-2f			0-0 ② FC6-4 FC6-4 1-2f		0-0 ② FC6 HR 1-2f 2-3		4	1	0	0	0	0	5
Don Lenhardt, R (1, 7) OBP: 0.309, SLG: 0.446	0-0 ③ 5-3			0-0 ① F6		0-0 ③ FC6-4 1-2f		0-0 1-H 3-H HR		4	1	1	3	0	0	2
Bert Haas, R (1, 3) OBP: 0.241, SLG: 0.200		0-0 ① F8		0-0 ② 5-3			0-0 ① F9	0-0 ③ F7		4	0	0	0	0	0	0
Phil Masi, R (1, 2) OBP: 0.417, SLG: 0.480		0-0 ② F8		SSS 0-3 ③ K			0-0 ② 6-3		0-0 ① F9	4	0	0	0	0	1	0
Chico Carrasquel, R (1, 6) OBP: 0.339, SLG: 0.365		0-0 1B			0-0 ① 1-3		0-0 1B		0-0 ② 6-3	4	0	2	0	0	0	0
Joe Demaestri, R (1, 4) OBP: 0.176, SLG: 0.152		0-0 ③ 1-3			0-0 ② 6-3		0-0 ③ 5-3		0-0 ③ 4-3	4	0	0	0	0	0	2
Howie Judson, R (1, 1) OBP: 0.182, SLG: 0.143			SSS 0-3 ① K		0-0 ③ 6-3			BBBB 4-0 FC6 BB HR BB		0	0	0	0	0	0	0
Harry Dorish, R (1, 1) OBP: 0.286, SLG: 0.381										2	0	0	0	0	1	0
Sam Hairston, R (8, PH) OBP: 0.667, SLG: 0.750										0	1	0	0	1	0	0
Randy Gumpert, R (8, 1) OBP: 0.345, SLG: 0.321										0	0	0	0	0	0	0
Inning Stats	R: 0 E: 0 K: 0 S: 4 H: 1 LOB: 1 BB: 0 P: 4	R: 0 E: 0 K: 0 S: 4 H: 1 LOB: 1 BB: 0 P: 4	R: 0 E: 0 K: 2 S: 7 H: 0 LOB: 1 BB: 1 P: 11	R: 0 E: 0 K: 1 S: 5 H: 0 LOB: 0 BB: 0 P: 5	R: 0 E: 0 K: 0 S: 3 H: 0 LOB: 0 BB: 0 P: 3	R: 0 E: 0 K: 0 S: 3 H: 0 LOB: 1 BB: 1 P: 7	R: 0 E: 0 K: 0 S: 4 H: 1 LOB: 1 BB: 0 P: 4	R: 3 E: 0 K: 1 S: 6 H: 1 LOB: 0 BB: 2 P: 14	R: 0 E: 0 K: 0 S: 3 H: 0 LOB: 0 BB: 0 P: 3	1B: 3 2B: 0 3B: 0 HR: 1	SF: 0 SAC: 0 DP: 0 HBP: 0					

PITCHER	IP	WLS	BF	H	R	ER	SO	BB	IBB	HBP	BLK	WP	HR	S	P	ERA	WHIP
Leo Kiely, L (1, 1) ERA: 2.79	9.0	W	35	4	3	3	4	4	0	0	0	0	1	39	55	3.00	0.889

PITCHER	IP	WLS	BF	H	R	ER	SO	BB	IBB	HBP	BLK	WP	HR	S	P	ERA	WHIP

TOP

Chicago White Sox @ Boston Red Sox

Fenway Park, Boston, MA

Tue Jul 24 1951, 3:33 AM EDT

Att. 35,327 - Unknown

livebaseballscorecards.com

AB	31
R	3
H	4
RBI	3
BB	4
SO	4
LOB	14

Batter	1	2	3	4	5	6	7	8	9	AB	R	H	RBI	BB	SO	LOB
Dom DiMaggio, R (1, 8) OBP: 0.372, SLG: 0.439	6 1B BB 1-2 2-3 3-H BB		6-3			4-3	5-3			3	1	0	1	2	0	2
6 Johnny Pesky, L (1, 6) OBP: 0.413, SLG: 0.380	1B 1-3 1B 1B L4			6-3		G3		K		5	1	1	0	0	1	3
Ted Williams, L (1, 7) OBP: 0.485, SLG: 0.588	BB 1B BB 1-3 3-H 1B	HR		E 1B		F2		1B 1B		5	2	4	2	0	0	0
Vern Stephens, R (1, 5) OBP: 0.376, SLG: 0.529	BB BB BB 1-2 3-H 1B	L5		F8			6-3	FC4 1-2 1B		5	1	2	1	0	0	1
Bobby Doerr, R (1, 4) OBP: 0.367, SLG: 0.426	F8	F2		E6 FC6-4 1-2			6-3	K		5	0	0	0	0	1	5
Billy Goodman, L (1, 3) OBP: 0.381, SLG: 0.377	F8	2B		FC6-4 1-2f			BB 1B 2B	FC4 1-2f		5	1	2	0	0	0	6
Clyde Vollmer, R (1, 9) OBP: 0.370, SLG: 0.577	BB BB BB 1-2 2-3 BB	6-3			F8		BB 1B BB			2	2	0	0	2	0	1
Al Evans, R (1, 2) OBP: 0.286, SLG: 0.167	BB BB 1-2 2-3 3-H BB		G3		F8		1B 1-2 2-3 BB			2	0	0	1	2	0	0
Leo Kiely, L (1, 1) OBP: 0.250, SLG: 0.182	BB 1-2 2-3 3-H BB		L8		1-3		1-2 2-H 3-H 1B			3	0	1	3	1	0	0
Inning Stats	R: 5 E: 0 K: 0 S: 6 H: 3 LOB: 3 BB: 5 P: 26	R: 1 E: 0 K: 0 S: 5 H: 2 LOB: 1 BB: 0 P: 5	R: 0 E: 0 K: 0 S: 3 H: 0 LOB: 0 BB: 0 P: 3	R: 0 E: 1 K: 0 S: 5 H: 1 LOB: 2 BB: 0 P: 5	R: 0 E: 0 K: 0 S: 3 H: 0 LOB: 0 BB: 0 P: 3	R: 0 E: 0 K: 0 S: 3 H: 0 LOB: 0 BB: 0 P: 3	R: 2 E: 0 K: 0 S: 5 H: 2 LOB: 2 BB: 2 P: 13	R: 0 E: 0 K: 2 S: 9 H: 2 LOB: 2 BB: 0 P: 9		1B: 7 2B: 2 3B: 0 HR: 1 SF: 0 SAC: 0 DP: 0 HBP: 0						

PITCHER		IP	WLS	BF	H	R	ER	SO	BB	IBB	HBP	BLK	WP	HR	S	P	ERA	WHIP
Howie Judson, R ERA: 4.5	(1, 1)	0.2	L	9	3	5	5	0	4	0	0	0	0	0	5	21	67.50	10.500
Harry Dorish, R ERA: 2.71	(1, 1)	6.1		28	5	3	3	0	3	0	0	0	0	1	25	37	4.26	1.263
Randy Gumpert, R ERA: 3.7	(8, 1)	1.0		5	2	0	0	2	0	0	0	0	0	0	9	9	0.00	2.000

PITCHER	IP	WLS	BF	H	R	ER	SO	BB	IBB	HBP	BLK	WP	HR	S	P	ERA	WHIP

BOTTOM

Chicago White Sox @ Boston Red Sox

Fenway Park, Boston, MA

Tue Jul 24 1951, 3:33 AM EDT

Att. 35,327 - Unknown

livebaseballscorecards.com

AB	35
R	8
H	10
RBI	8
BB	7
SO	2
LOB	18

WP: 0 PA: 42
PB: 0
SB: 0
CS: 0

Batter	1	2	3	4	5	6	7	8	9	AB	R	H	RBI	BB	SO	LOB
Bob Dillinger, R (1, 5) OBP: 0.341, SLG: 0.367	F3		G6-4-3 1-2f			F8	1-2 3-H 1B		BBBB SH5-3 2B BB	4	0	1	1	0	0	2
Floyd Baker, L (8, 5) OBP: 0.412, SLG: 0.341										0	1	0	0	1	0	0
Nellie Fox, L (1, 4) OBP: 0.387, SLG: 0.445	F7			F2		1B HR 1B	F9		SH5-3 1-2	4	1	1	0	0	0	2
Minnie Minoso, R (1, 9) OBP: 0.446, SLG: 0.549	1-3			SSS K		1-2 HR 1B		E BB 1B	2-H 2B	5	2	3	1	0	1	0
Don Lenhardt, R (1, 7) OBP: 0.315, SLG: 0.463		SSS K		1B		1-H 2-H HR		E7 BB 1-3 1B	5-3	5	1	3	3	0	1	1
Bert Haas, R (1, 3) OBP: 0.206, SLG: 0.167		5-3		F7		6-3		SSS K	F8	5	0	0	0	0	1	4
Jim Busby, R (1, 8) OBP: 0.367, SLG: 0.382		BBBB CS BB			G3-6-3 1B		6-3	BBBB BB BB		2	0	1	0	2	0	0
Phil Masi, R (1, 2) OBP: 0.425, SLG: 0.480		CS 1-2	FC1-5 1B 1B		F3		BBBB 1B 5-3 1B BB	BBBB 1-2 2-3 3-H BB		2	1	1	1	2	0	1
Chico Carrasquel, R (1, 6) OBP: 0.338, SLG: 0.364			FC1-5 1-2 1B		G3-6-3 1-2f		5-3 1-2	F6		4	0	1	0	0	0	5
Ken Holcombe, R (1, 1) OBP: 0.333, SLG: 0.346			FC1-5 G6-4-3 1-2 2-3f			SSS K	1B 2-3 1B	SSS K		4	0	1	0	0	2	5
Inning Stats	R: 0 E: 0 K: 0 S: 3 H: 0 LOB: 0 BB: 0 P: 3	R: 0 E: 0 K: 1 S: 4 H: 0 LOB: 0 BB: 1 P: 8	R: 0 E: 0 K: 0 S: 4 H: 2 LOB: 1 BB: 0 P: 4	R: 0 E: 0 K: 1 S: 6 H: 1 LOB: 1 BB: 0 P: 6	R: 0 E: 0 K: 0 S: 3 H: 1 LOB: 0 BB: 0 P: 3	R: 3 E: 0 K: 1 S: 8 H: 3 LOB: 0 BB: 0 P: 8	R: 1 E: 0 K: 0 S: 5 H: 2 LOB: 2 BB: 1 P: 9	R: 1 E: 1 K: 2 S: 9 H: 2 LOB: 3 BB: 2 P: 17	R: 1 E: 0 K: 0 S: 4 H: 1 LOB: 1 BB: 1 P: 8	1B: 10 2B: 1 3B: 0 HR: 1 SF: 0 SAC: 1 DP: 2 HBP: 0						

PITCHER	IP	WLS	BF	H	R	ER	SO	BB	IBB	HBP	BLK	WP	HR	S	P	ERA	WHIP
Mel Parnell, L (1, 1) ERA: 3.39	7.0	L	29	9	4	4	3	2	0	0	0	0	1	33	41	5.14	1.571
Walt Masterson, R (8, 1) ERA: 2.72	1.0		7	2	1	1	2	2	0	0	0	0	0	9	17	9.00	4.000
Harry Taylor, R (9, 1) ERA: 5.5	1.0		5	1	1	1	0	1	0	0	0	0	0	4	8	9.00	2.000

PITCHER	IP	WLS	BF	H	R	ER	SO	BB	IBB	HBP	BLK	WP	HR	S	P	ERA	WHIP

TOP

Chicago White Sox @ Boston Red Sox

Fenway Park, Boston, MA

Wed Jul 25 1951, 3:33 AM EDT

Att. 26,794 - Unknown

livebaseballscorecards.com

AB	35
R	6
H	12
RBI	6
BB	5
SO	5
LOB	20

WP: 0	PB: 0	SB: 0	CS: 1
PA: 42			

Batter	1	2	3	4	5	6	7	8	9	AB	R	H	RBI	BB	SO	LOB
Dom DiMaggio, R (1, 8) OBP: 0.371, SLG: 0.440	6 F8 F7 2B		6-3			F3		FC6-4 1-2f		4	1	1	0	0	0	1
6 Johnny Pesky, L (1, 6) OBP: 0.411, SLG: 0.378	F8 2-3			F9		F5			FC3-6 1B	4	0	1	0	0	0	1
Ted Williams, L (1, 7) OBP: 0.480, SLG: 0.581	F7 3-H			F8			3-1		FC3-6 1-2f	4	0	0	1	0	0	1
Vern Stephens, R (1, 5) OBP: 0.371, SLG: 0.521	5-3			F8			F7		F9	4	0	0	0	0	0	1
Bobby Doerr, R (1, 4) OBP: 0.363, SLG: 0.422		F7			F8		6-3		F7	4	0	0	0	0	0	1
Billy Goodman, L (1, 3) OBP: 0.380, SLG: 0.376		4-3			1B			5-3		3	0	1	0	0	0	0
Clyde Vollmer, R (1, 9) OBP: 0.370, SLG: 0.572		6-3			F8			4-3 1B 1B		3	1	1	0	0	0	1
Al Evans, R (1, 2) OBP: 0.250, SLG: 0.143			6-3		F3			4-3 1-2		2	0	0	0	0	0	1
Fred Hatfield, L (8, PH) OBP: 0.344, SLG: 0.321										1	0	0	0	0	0	1
Les Moss, R (9, 2) OBP: 0.290, SLG: 0.293										0	0	0	0	0	0	0
Mel Parnell, L (1, 1) OBP: 0.340, SLG: 0.289			F5			F9		FC6-4 2-H 1B		2	0	0	0	0	0	0
Walt Masterson, R (8, 1)										0	0	0	0	0	0	0
Charlie Maxwell, L (8, PH) OBP: 0.310, SLG: 0.320										1	0	1	1	0	0	0
Harry Taylor, R (9, 1) OBP: 0.148, SLG: 0.154										0	0	0	0	0	0	0
Inning Stats	R: 1 E: 0 K: 0 S: 4 H: 1 LOB: 0 BB: 0 P: 4	R: 0 E: 0 K: 0 S: 3 H: 0 LOB: 0 BB: 0 P: 3	R: 0 E: 0 K: 0 S: 3 H: 0 LOB: 0 BB: 0 P: 3	R: 0 E: 0 K: 0 S: 3 H: 0 LOB: 0 BB: 0 P: 3	R: 0 E: 0 K: 0 S: 4 H: 1 LOB: 1 BB: 0 P: 4	R: 0 E: 0 K: 0 S: 3 H: 0 LOB: 0 BB: 0 P: 3	R: 0 E: 0 K: 0 S: 3 H: 0 LOB: 0 BB: 0 P: 3	R: 1 E: 0 K: 0 S: 5 H: 2 LOB: 1 BB: 0 P: 5	R: 0 E: 0 K: 0 S: 4 H: 1 LOB: 1 BB: 0 P: 4	1B: 4 2B: 1 3B: 0 HR: 0	SF: 0 SAC: 0 DP: 0 HBP: 0						

PITCHER	IP	WLS	BF	H	R	ER	SO	BB	IBB	HBP	BLK	WP	HR	S	P	ERA	WHIP
Ken Holcombe, R (1, 1) ERA: 3.65	9.0	W	32	5	2	2	0	0	0	0	0	0	0	32	32	2.00	0.556

PITCHER	IP	WLS	BF	H	R	ER	SO	BB	IBB	HBP	BLK	WP	HR	S	P	ERA	WHIP

BOTTOM

Chicago White Sox @ Boston Red Sox

Fenway Park, Boston, MA

Wed Jul 25 1951, 3:33 AM EDT

Att. 26,794 - Unknown

livebaseballscorecards.com

AB	32
R	2
H	5
RBI	2
BB	0
SO	0
LOB	8

1B: 4	SF: 0	WP: 0	PA: 32
2B: 1	SAC: 0	PB: 0	
3B: 0	DP: 0	SB: 0	
HR: 0	HBP: 0	CS: 0	

Batter	1	2	3	4	5	6	7	8	9	AB	R	H	RBI	BB	SO	LOB
Nellie Fox, L (1, 4) OBP: 0.384, SLG: 0.439	BBBB 4-0 1B, 1B, BB	0-0 F7	0-0 F8			0-0 F9	0-0 4-3		0-0 F8	5	1	0	0	1	0	4
Al Zarilla, L (1, 9) OBP: 0.372, SLG: 0.430	0-0 1B, 1B, 1-2 1B	0-0 1B, HR, 1-2 1B		0-0 G1-5-3, 1B, 1B		0-0 HBP, BB, 1B, 1-3 1B		0-0 F7		5	3	4	0	0	0	0
Minnie Minoso, R (1, 5) OBP: 0.450, SLG: 0.558	0-0 P4	0-0 HR, 1-2, 2-H 1B		0-0 G1-5-3, 1-2 1B		BBBB 4-0 HBP, 1B, 1-2 BB		0-0 3B		4	2	3	1	1	0	2
Eddie Robinson, L (1, 3) OBP: 0.383, SLG: 0.501	0-0 1B, FC6-4, 1-3, 2-H 1B	0-0 1-H, 2-H HR		0-0 G1-5-3, 1-2, 2-3f		0-0 F9, 3-H		SSS 0-3 K		5	2	2	5	0	1	5
Don Lenhardt, R (1, 7) OBP: 0.321, SLG: 0.461	0-0 FC6-4, 1-3, 3-H 1B	BBBB 4-0 E, BB		0-0 5-3		H 1-0 1B, 1-2, 2-3 HBP		SSS 0-3 K		3	0	1	1	1	1	2
Jim Busby, R (1, 8) OBP: 0.365, SLG: 0.379	0-0 FC6-4, 1-2f, 3-H	0-0 E6, 1-2			0-0 6-3	0-0 S, 1-3, 2-H, 3-H 1B			0-0 F8	5	0	1	3	0	0	2
Bud Sheely, L (1, 2) Phil Masi, R (2, PH) (2, 2) OBP: 0.415, SLG: 0.468	0-0 F7	0-0 5-3			0-0 1-3	SSS 0-3 K, 1-2			SSS 0-3 K	1 4	0 0	0 0	0 0	0 0	1 2	1 4
Chico Carrasquel, R (1, 6) OBP: 0.334, SLG: 0.360 Floyd Baker, L (9, PH) OBP: 0.417, SLG: 0.349		0-0 5-3	0-0 F8		0-0 F7		0-0 F7		0-0 BB, 1B	4 1	0 0	0 1	0 0	0 0	0 0	0 0
Joe Dobson, R (1, 1) OBP: 0.057, SLG: 0.086 Luis Aloma, R (1, 1) OBP: 0.286, SLG: 0.308 Bob Dillinger, R (2, PH) OBP: 0.343, SLG: 0.370 Randy Gumpert, R (2, 1) OBP: 0.333, SLG: 0.310 Saul Rogovin, R (6, PH) OBP: 0.269, SLG: 0.353 Billy Pierce, L (6, PR) OBP: 0.280, SLG: 0.163 Harry Dorish, R (6, 1) OBP: 0.273, SLG: 0.364 Bud Stewart, L (9, PH) OBP: 0.354, SLG: 0.425		0-0 1B, 1B, 1B	0-0 5-3			SSS 0-0 1B, F9, 1B	0-3 K		BBBB 4-0 1-2 BB	0 0 1 1 1 0 1 0 1 0	0 0 1 0 0 1 0 0 0 0	0 0 1 0 0 0 0 0 0 0	0 0 0 0 0 0 0 0 0 0	0 0 0 0 0 0 0 0 0 0	0 0 0 0 0 0 0 0 1 1	0 0 0 0 0 0 0 0 0 0
Inning Stats	R: 3 E: 0 K: 0 S: 6 H: 3 LOB: 1 BB: 1 P: 10	R: 4 E: 1 K: 0 S: 8 H: 4 LOB: 2 BB: 1 P: 12	R: 0 E: 0 K: 0 S: 3 H: 0 LOB: 0 BB: 0 P: 3	R: 0 E: 0 K: 0 S: 4 H: 2 LOB: 1 BB: 0 P: 4	R: 0 E: 0 K: 0 S: 3 H: 0 LOB: 0 BB: 0 P: 3	R: 3 E: 0 K: 1 S: 8 H: 3 LOB: 3 BB: 1 P: 13	R: 0 E: 0 K: 1 S: 5 H: 0 LOB: 0 BB: 0 P: 5	R: 0 E: 0 K: 2 S: 8 H: 1 LOB: 1 BB: 0 P: 8	R: 0 E: 0 K: 1 S: 6 H: 1 LOB: 2 BB: 1 P: 10	1B: 12 2B: 0 3B: 1 HR: 1	SF: 0 SAC: 0 DP: 1 HBP: 1						

TOP

Chicago White Sox @ Boston Red Sox

Fenway Park, Boston, MA

Thu Jul 26 1951, 3:33 AM EDT

Att. 21,679 - Unknown

livebaseballscorecards.com

AB	41
R	10
H	14
RBI	10
BB	4
SO	5
LOB	20

WP: 0 PB: 0 SB: 1 CS: 0 PA: 46

PITCHER		IP	WLS	BF	H	R	ER	SO	BB	IBB	HBP	BLK	WP	HR	S	P	ERA	WHIP
Willard Nixon, R ERA: 4.87	(1, 1)	1.2		12	6	6	6	0	1	0	0	0	0	0	11	15	32.40	4.200
Bill Wight, L ERA: 6.37	(2, 1)	0.0		3	1	1	1	0	1	0	0	0	0	1	2	6	∞	∞
Chuck Stobbs, L ERA: 4.16	(2, 1)	4.0		18	5	3	3	0	1	0	1	0	0	0	16	21	6.75	1.500
Ellis Kinder, R ERA: 3.34	(6, 1)	3.1	W	13	2	0	0	5	1	0	0	0	0	0	22	26	0.00	0.900

PITCHER	IP	WLS	BF	H	R	ER	SO	BB	IBB	HBP	BLK	WP	HR	S	P	ERA	WHIP

Batter	1	2	3	4	5	6	7	8	9	AB	R	H	RBI	BB	SO	LOB
Dom DiMaggio, R (1, 8) OBP: 0.378, SLG: 0.455	6 1B 1B	6 G3 HR 1B		6 4-3 1B	1-H HR		6 CS 1B			5	3	5	2	0	0	0
6 Johnny Pesky, L (1, 6) OBP: 0.411, SLG: 0.378	1B 1-2 3B 1B	G3 1-2		4-3 1-2	S S S K		1-2 1B			5	1	2	0	0	1	2
Ted Williams, L (1, 7) OBP: 0.482, SLG: 0.589	P3	2-H HR		B B B B BB		S S S G6-4-3 1B	K			4	1	2	2	1	1	3
Vern Stephens, R (1, 5) OBP: 0.368, SLG: 0.516	1-2 2-H 3B 1B	F9		S S S K		1-2f G6-4-3		S S S K		5	1	1	1	0	2	3
Bobby Doerr, R (1, 4) OBP: 0.366, SLG: 0.433	1-H 2-H HR 3B	1B		F8		HR 2B		F7		5	2	3	2	0	0	2
Billy Goodman, L (1, 3) OBP: 0.378, SLG: 0.372	L4	4-3			F8	B B B B HR BB		F7		4	1	0	0	1	0	2
Clyde Vollmer, R (1, 9) OBP: 0.378, SLG: 0.632	3-H HR	F7			HR	1-H 2-H HR				4	3	3	6	0	0	0
Al Evans, R (1, 2) OBP: 0.250, SLG: 0.222	2B	F8			P4	5-3				4	0	1	0	0	0	0
Willard Nixon, L (1, 1) OBP: 0.405, SLG: 0.529 Bill Wight, L (2, 1) OBP: 0.160, SLG: 0.087 Chuck Stobbs, L (2, 1) OBP: 0.286, SLG: 0.263 Ellis Kinder, R (6, 1) OBP: 0.043, SLG: 0.087	L8	P4			E3 HR		6-3			1 0 2 1	0 0 1 0	0 0 0 0	0 0 0 0	0 0 0 0	0 0 0 0	1 0 0 0
Inning Stats	R: 5 E: 0 K: 0 S: 9 H: 6 LOB: 1 BB: 0 P: 9	R: 2 E: 0 K: 0 S: 6 H: 3 LOB: 1 BB: 0 P: 6	R: 0 E: 0 K: 0 S: 3 H: 0 LOB: 0 BB: 0 P: 3	R: 0 E: 0 K: 1 S: 6 H: 1 LOB: 2 BB: 1 P: 10	R: 3 E: 1 K: 1 S: 8 H: 2 LOB: 0 BB: 0 P: 8	R: 3 E: 0 K: 0 S: 5 H: 3 LOB: 0 BB: 1 P: 9	R: 0 E: 0 K: 1 S: 6 H: 2 LOB: 1 BB: 0 P: 6	R: 0 E: 0 K: 1 S: 5 H: 0 LOB: 0 BB: 0 P: 5		1B: 9 2B: 2 3B: 1 HR: 5 SF: 0 SAC: 0 DP: 1 HBP: 0						

PITCHER		IP	WLS	BF	H	R	ER	SO	BB	IBB	HBP	BLK	WP	HR	S	P	ERA	WHIP
Joe Dobson, R ERA: 3.82	(1, 1)	0.1		5	4	4	2	0	0	0	0	0	0	0	5	5	54.00	12.000
Luis Aloma, R ERA: 2.03	(1, 1)	0.2		4	2	1	0	0	0	0	0	0	0	1	4	4	0.00	3.000
Randy Gumpert, R ERA: 3.83	(2, 1)	4.0		20	6	5	3	2	1	0	0	0	0	3	23	27	6.75	1.750
Harry Dorish, R ERA: 3.0	(6, 1)	3.0	L	13	5	3	3	2	1	0	0	0	0	1	16	20	9.00	2.000

PITCHER	IP	WLS	BF	H	R	ER	SO	BB	IBB	HBP	BLK	WP	HR	S	P	ERA	WHIP

BOTTOM

Chicago White Sox @ Boston Red Sox

Fenway Park, Boston, MA

Thu Jul 26 1951, 3:33 AM EDT

Att. 21,679 - Unknown

livebaseballscorecards.com

AB	40
R	13
H	17
RBI	13
BB	2
SO	4
LOB	13

WP: 0 PA: 42
PB: 0
SB: 0
CS: 1

Cleveland Indians @ Boston Red Sox

Fenway Park, Boston, MA

Fri Jul 27 1951, 3:33 AM EDT

Att. 34,298 - Unknown

TOP

livebaseballscorecards.com

Batter	1	2	3	4	5	6	7	8	9	AB	R	H	RBI	BB	SO	LOB
Bobby Avila, R (1, 4) OBP: 0.397, SLG: 0.425	FC1-6 BB 1B		F9	F8			5-3	F9		5	0	1	0	0	0	4
Ray Boone, R (1, 6) OBP: 0.327, SLG: 0.333	BBBB FC1-6 BB 1-2		F8 HBP 1B	FC6-4 1-2f			HR		HR	4	2	3	2	1	0	2
Larry Doby, L (1, 8) OBP: 0.433, SLG: 0.548	FC1-6 BB 1-2f 2-3		FC5 BB HBP 1-2		G1-6-3 1B		F7		4-3	4	0	1	0	0	0	2
Luke Easter, L (1, 3) OBP: 0.384, SLG: 0.545 Harry Simpson, L (9, PR) (9, 3) OBP: 0.338, SLG: 0.288	BBBB BB 1-2		F8 2-3		G1-6-3 1-2f		FC6-4 HBP		2B	3 0	0 0	1 0	0 0	1 0	0 0	3 0
Al Rosen, R (1, 5) OBP: 0.359, SLG: 0.434	F6		BBBB BB 1-2		HR		FC6-4 1-2f		F8	4	1	1	1	1	0	5
Sam Chapman, R (1, 7) OBP: 0.322, SLG: 0.327	SSS K		FC5 2-3f		SSS K			FC1-5 BLK 1B	SSS K	5	0	1	0	0	3	7
Bob Kennedy, R (1, 9) OBP: 0.315, SLG: 0.357		F6		E S 1B		F6		BBBB F8 FC1-5 1-2 BB		3	0	1	0	1	0	0
Jim Hegan, R (1, 2) OBP: 0.335, SLG: 0.423		SSS K		F8 1-2		1-4-3		FC1-5 1-2 2-3f		4	0	0	0	0	1	3
Bob Lemon, L (1, 1) OBP: 0.188, SLG: 0.250		G3		E1 FC6-4 2-3		F6		F8 2-3		4	0	0	0	0	0	3
Inning Stats	R: 0 H: 1 E: 0 LOB: 3 K: 1 BB: 2 S: 6 P: 14	R: 0 H: 0 E: 0 LOB: 0 K: 1 BB: 0 S: 5 P: 5	R: 0 H: 1 E: 0 LOB: 3 K: 0 BB: 1 S: 4 P: 9	R: 0 H: 1 E: 1 LOB: 2 K: 0 BB: 0 S: 5 P: 5	R: 1 H: 2 E: 0 LOB: 0 K: 1 BB: 0 S: 6 P: 6	R: 0 H: 0 E: 0 LOB: 0 K: 0 BB: 0 S: 3 P: 3	R: 1 H: 1 E: 0 LOB: 1 K: 0 BB: 0 S: 4 P: 5	R: 0 H: 1 E: 0 LOB: 2 K: 0 BB: 1 S: 4 P: 8	R: 1 H: 2 E: 0 LOB: 1 K: 1 BB: 0 S: 7 P: 7	1B: 5 SF: 0 2B: 1 SAC: 0 3B: 0 DP: 1 HR: 3 HBP: 2						

	AB	36
	R	3
	H	9
	RBI	3
	BB	4
	SO	4
	LOB	29

WP: 0 PA: 42
PB: 0
SB: 1
CS: 0

PITCHER		IP	WLS	BF	H	R	ER	SO	BB	IBB	HBP	BLK	WP	HR	S	P	ERA	WHIP
Ray Scarborough, R ERA: 4.75	(1, 1)	7.0		34	7	2	2	3	4	0	2	1	0	2	34	52	2.57	1.571
Ellis Kinder, R ERA: 3.38	(8, 1)	2.0	L	8	2	1	1	1	0	0	0	0	0	1	10	10	4.50	1.000

PITCHER	IP	WLS	BF	H	R	ER	SO	BB	IBB	HBP	BLK	WP	HR	S	P	ERA	WHIP

Batter	1	2	3	4	5	6	7	8	9	AB	R	H	RBI	BB	SO	LOB
Dom DiMaggio, R (1, 8) OBP: 0.379, SLG: 0.460	0-0 6 3-1 8-2 2B		0-0 5-3 ①		0-0 2B		0-3 K ②			4	0	2	0	0	1	0
6 Johnny Pesky, L (1, 6) OBP: 0.405, SLG: 0.372	0-0 3-1 ① 2-3		0-0 F3 ②		0-0 4-3 ③		0-0 4-3 ③			4	0	0	0	0	0	2
Ted Williams, L (1, 7) OBP: 0.482, SLG: 0.587	BBBB 4-0 BB		0-0 4-3 ③			0-0 FC4-6 1B		0-0 G3 ①		3	0	1	0	1	0	0
Vern Stephens, R (1, 5) OBP: 0.364, SLG: 0.509	0-0 8-2 ②③ 3-Hf			0-0 F5 ①		SSS 0-3 K ①		0-0 5-3 ②		4	0	0	0	0	1	3
Bobby Doerr, R (1, 4) OBP: 0.367, SLG: 0.430		BBBB 4-0 1-3 BB		BBBB 4-0 BB		0-0 FC4-6 FC4-6 ② 1-2f		0-0 1-3 ③		2	0	0	0	2	0	1
Billy Goodman, L (1, 3) OBP: 0.377, SLG: 0.368		0-0 1-3 ① 1-2		0-0 F8 ②		0-0 FC4-6 ③ 1-2f			BBBB 4-0 BB	3	0	0	0	1	0	3
Clyde Vollmer, R (1, 9) OBP: 0.375, SLG: 0.623		0-0 5-3 ②		0-0 F4 ③			0-0 HR 1B		0-0 F8 ①	4	1	1	0	0	0	3
Al Evans, R (1, 2) OBP: 0.273, SLG: 0.211 Charlie Maxwell, L (7, PH) OBP: 0.333, SLG: 0.462 Les Moss, R (8, 2) OBP: 0.289, SLG: 0.292		BBBB 4-0 BB	0-0 5-3 ①			0-0 1-H HR			SSS 0-3 K ②	1 1 1	0 1 0	0 1 0	0 2 0	1 0 0	0 0 1	0 0 1
Ray Scarborough, R (1, 1) OBP: 0.256, SLG: 0.200 Ellis Kinder, R (8, 1) OBP: 0.043, SLG: 0.087 Lou Boudreau, R (9, PH) OBP: 0.347, SLG: 0.399		SSS 0-3 K ③	0-0 5-3 ②			0-0 F8 ①			0-0 L4 ③	3 0 1	0 0 0	0 0 0	0 0 0	1 0 0	2 0 1	2 0 1
Inning Stats	R: 0 H: 1 E: 0 LOB: 1 K: 0 BB: 1 S: 3 P: 7	R: 0 H: 0 E: 0 LOB: 2 K: 1 BB: 2 S: 5 P: 13	R: 0 H: 0 E: 0 LOB: 0 K: 0 BB: 0 S: 3 P: 3	R: 0 H: 0 E: 0 LOB: 1 K: 0 BB: 1 S: 3 P: 7	R: 0 H: 1 E: 0 LOB: 1 K: 0 BB: 0 S: 4 P: 4	R: 0 H: 1 E: 0 LOB: 1 K: 1 BB: 0 S: 6 P: 6	R: 2 H: 2 E: 0 LOB: 0 K: 1 BB: 0 S: 7 P: 7	R: 0 H: 0 E: 0 LOB: 0 K: 0 BB: 0 S: 3 P: 3	R: 0 H: 0 E: 0 LOB: 1 K: 1 BB: 1 S: 5 P: 9	1B: 2 SF: 0 2B: 3 SAC: 0 3B: 0 DP: 1 HR: 1 HBP: 0						WP: 0 PA: 36 PB: 0 SB: 0 CS: 0	

PITCHER	IP	WLS	BF	H	R	ER	SO	BB	IBB	HBP	BLK	WP	HR	S	P	ERA	WHIP
Bob Lemon, R (1, 1) ERA: 3.83	9.0	W	36	5	2	2	4	5	0	0	0	0	1	39	59	2.00	1.111

PITCHER	IP	WLS	BF	H	R	ER	SO	BB	IBB	HBP	BLK	WP	HR	S	P	ERA	WHIP

BOTTOM

Cleveland Indians @ Boston Red Sox

Fenway Park, Boston, MA

Fri Jul 27 1951, 3:33 AM EDT

Att. 34,298 - Unknown

livebaseballscorecards.com

AB	31
R	2
H	5
RBI	2
BB	5
SO	4
LOB	16

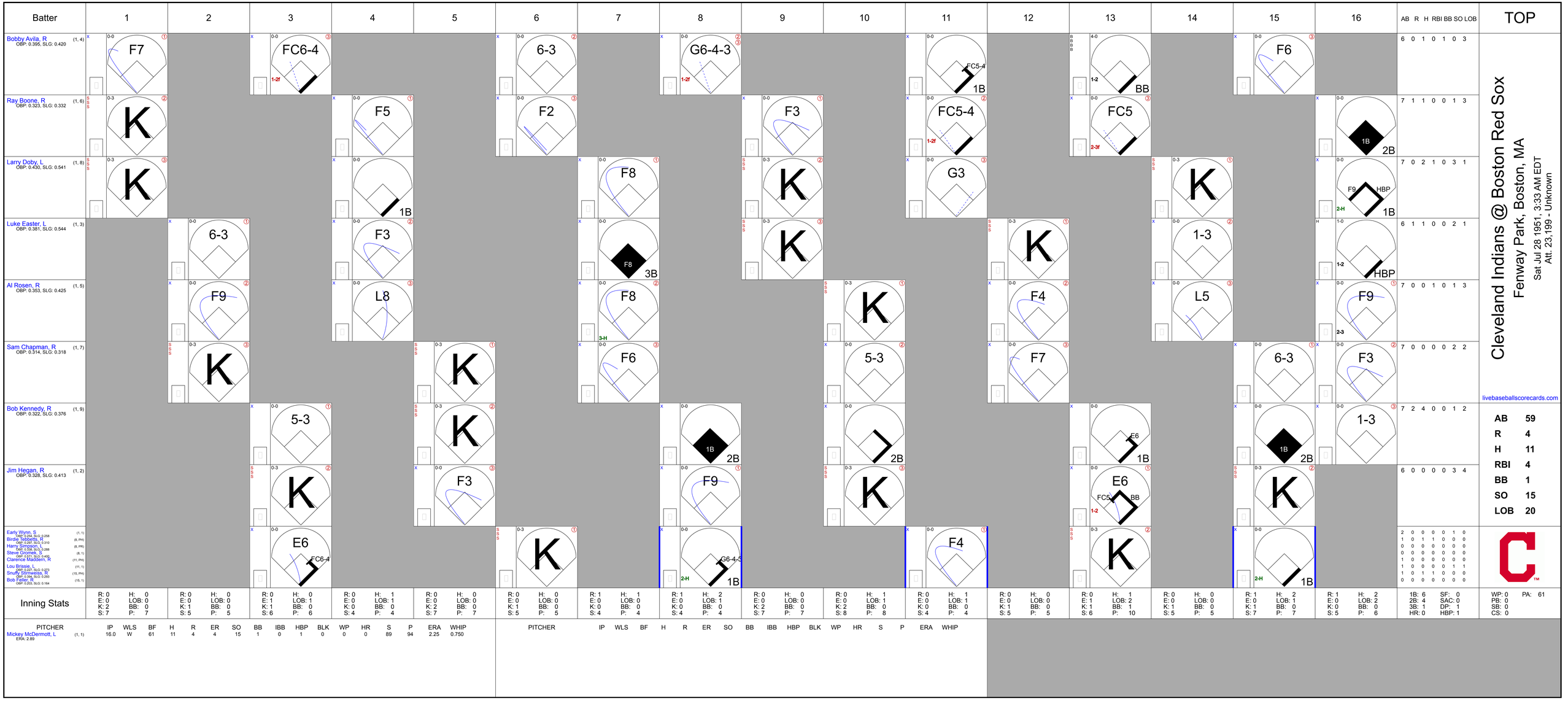

Cleveland Indians @ Boston Red Sox

Fenway Park, Boston, MA

Sat Jul 28 1951, 3:33 AM EDT
Att. 23,199 - Unknown

livebaseballscorecards.com

Batter	1	2	3	4	5	6	7	8	9	10	11	12	13	14	15	16	AB	R	H	RBI	BB	SO	LOB
Bobby Avila, R (1, 4) OBP: 0.395, SLG: 0.420	F7		FC6-4 1-2f			6-3		G6-4-3 1-2f			FC5-4 1B		BB 1-2		F6		6	0	1	0	1	0	3
Ray Boone, R (1, 6) OBP: 0.323, SLG: 0.332	K			F5		F2			F3		FC5-4 1-2f		FC5 2-3f			1B 2B	7	1	1	0	0	1	3
Larry Doby, L (1, 8) OBP: 0.430, SLG: 0.541	K			1B			F8		K		G3			K		F9 HBP 2-H 1B	7	0	2	1	0	3	1
Luke Easter, L (1, 3) OBP: 0.381, SLG: 0.544		6-3		F3			F8 3B		K			K		1-3		HBP 1-2	6	1	1	0	0	2	1
Al Rosen, R (1, 5) OBP: 0.353, SLG: 0.425		F9		L8			F8 3-H			K		F4		L5		F9 2-3	7	0	0	1	0	1	3
Sam Chapman, R (1, 7) OBP: 0.314, SLG: 0.318		K			K		F6			5-3		F7			6-3	F3	7	0	0	0	0	2	2
Bob Kennedy, R (1, 9) OBP: 0.322, SLG: 0.376			5-3		K			1B 2B		2B			E6 1B		1B 2B	1-3	7	2	4	0	0	1	2
Jim Hegan, R (1, 2) OBP: 0.328, SLG: 0.413		K			F3			F9		K			E6 FC5 BB 1-2		K		6	0	0	0	0	3	4
Early Wynn, S (1, 1) OBP: 0.294, SLG: 0.258; Birdie Tebbetts, R (8, PH) OBP: 0.297, SLG: 0.310; Harry Simpson, L (8, PR) OBP: 0.328, SLG: 0.288; Steve Gromek, S (8, 1) OBP: 0.311, SLG: 0.400; Clarence Maddern, R (11, PH) OBP: 0.227, SLG: 0.273; Lou Brissie, L (11, 1) OBP: 0.227, SLG: 0.273; Snuffy Stirnweiss, R (15, PH) OBP: 0.394, SLG: 0.293; Bob Feller, R (15, 1) OBP: 0.203, SLG: 0.164			E6 FC6-4			K		G6-4-3 2-H 1B			F4		K		2-H 1B		2	0	0	0	1	0
Inning Stats	R: 0 E: 0 K: 2 S: 7 H: 0 LOB: 0 BB: 0 P: 7	R: 0 E: 0 K: 1 S: 5 H: 0 LOB: 0 BB: 0 P: 5	R: 0 E: 1 K: 1 S: 6 H: 0 LOB: 1 BB: 0 P: 6	R: 0 E: 0 K: 0 S: 4 H: 1 LOB: 1 BB: 0 P: 4	R: 0 E: 0 K: 2 S: 7 H: 0 LOB: 0 BB: 0 P: 7	R: 0 E: 0 K: 1 S: 5 H: 0 LOB: 0 BB: 0 P: 5	R: 1 E: 0 K: 0 S: 4 H: 1 LOB: 0 BB: 0 P: 4	R: 1 E: 0 K: 0 S: 4 H: 2 LOB: 1 BB: 0 P: 4	R: 0 E: 0 K: 2 S: 7 H: 0 LOB: 0 BB: 0 P: 7	R: 0 E: 0 K: 2 S: 8 H: 1 LOB: 1 BB: 0 P: 8	R: 0 E: 0 K: 0 S: 4 H: 1 LOB: 1 BB: 0 P: 4	R: 0 E: 0 K: 1 S: 5 H: 0 LOB: 0 BB: 0 P: 5	R: 0 E: 1 K: 1 S: 6 H: 1 LOB: 2 BB: 1 P: 10	R: 0 E: 0 K: 1 S: 5 H: 0 LOB: 0 BB: 0 P: 5	R: 1 E: 0 K: 1 S: 7 H: 2 LOB: 1 BB: 0 P: 7	R: 1 E: 0 K: 0 S: 5 H: 2 LOB: 2 BB: 0 P: 6	1B: 6 2B: 4 3B: 1 HR: 0 SF: 0 SAC: 0 DP: 1 HBP: 1	WP: 0 PB: 0 SB: 0 CS: 0 PA: 61

PITCHER	IP	WLS	BF	H	R	ER	SO	BB	IBB	HBP	BLK	WP	HR	S	P	ERA	WHIP
Mickey McDermott, L (1, 1) ERA: 2.89	16.0	W	61	11	4	4	15	1	0	1	0	0	0	89	94	2.25	0.750

PITCHER	IP	WLS	BF	H	R	ER	SO	BB	IBB	HBP	BLK	WP	HR	S	P	ERA	WHIP

AB	59
R	4
H	11
RBI	4
BB	1
SO	15
LOB	20

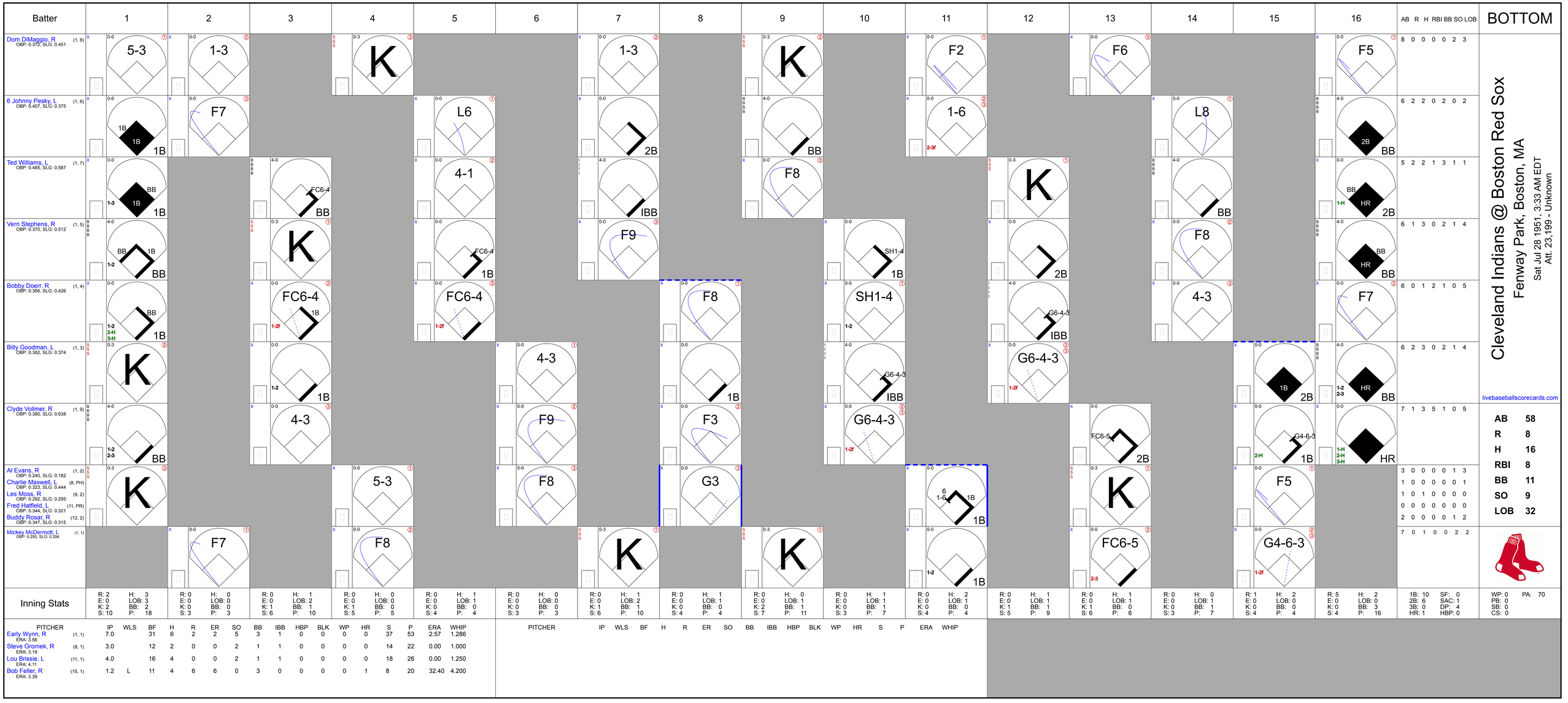
Batter
1
2
3
4
5
6
7
8
9
10
11
12
13
14
15
16
AB R H RBI BB SO LOB
BOTTOM
Dom DiMaggio, R (1, 8) OBP: 0.372, SLG: 0.451
8 0 0 0 0 2 3
6 Johnny Pesky, L (1, 6) OBP: 0.407, SLG: 0.375
6 2 2 0 2 0 2
Ted Williams, L (1, 7) OBP: 0.485, SLG: 0.587
5 2 2 1 3 1 1
Vern Stephens, R (1, 5) OBP: 0.370, SLG: 0.512
6 1 3 0 2 1 4
Bobby Doerr, R (1, 4) OBP: 0.366, SLG: 0.426
6 0 1 2 1 0 5
Billy Goodman, L (1, 3) OBP: 0.382, SLG: 0.374
6 2 3 0 2 1 4
Clyde Vollmer, R (1, 9) OBP: 0.380, SLG: 0.638
7 1 3 5 1 0 5
Al Evans, R (1, 2) OBP: 0.240, SLG: 0.182
3 0 0 0 0 1 3
Charlie Maxwell, L (8, PH) OBP: 0.323, SLG: 0.444
1 0 0 0 0 0 1
Les Moss, R (9, 2) OBP: 0.292, SLG: 0.295
1 0 1 0 0 0 0
Fred Hatfield, L (11, PR) OBP: 0.344, SLG: 0.321
0 0 0 0 0 0 0
Buddy Rosar, R (12, 2) OBP: 0.347, SLG: 0.315
2 0 0 0 0 1 2
Mickey McDermott, L (1, 1) OBP: 0.250, SLG: 0.294
7 0 1 0 0 2 2
Cleveland Indians @ Boston Red Sox
Fenway Park, Boston, MA
Sat Jul 28 1951, 3:33 AM EDT
Att. 23,199 - Unknown
livebaseballscorecards.com
AB 58
R 8
H 16
RBI 8
BB 11
SO 9
LOB 32
Inning Stats
1B: 10 SF: 0
2B: 6 SAC: 1
3B: 0 DP: 4
HR: 1 HBP: 0
WP: 0 PA: 70
PB: 0
SB: 0
CS: 0
PITCHER IP WLS BF H R ER SO BB IBB HBP BLK WP HR S P ERA WHIP
Early Wynn, R (1, 1) ERA: 3.56 7.0 31 6 2 2 5 3 1 0 0 0 0 37 53 2.57 1.286
Steve Gromek, R (8, 1) ERA: 3.19 3.0 12 2 0 0 2 1 1 0 0 0 0 14 22 0.00 1.000
Lou Brissie, L (11, 1) ERA: 4.11 4.0 L 16 4 0 0 2 1 1 0 0 0 0 18 26 0.00 1.250
Bob Feller, R (15, 1) ERA: 3.39 1.2 L 11 4 6 6 0 3 0 0 0 0 1 8 20 32.40 4.200
PITCHER IP WLS BF H R ER SO BB IBB HBP BLK WP HR S P ERA WHIP

Cleveland Indians @ Boston Red Sox

Fenway Park, Boston, MA

Sun Jul 29 1951, 3:33 AM EDT

Att. 32,180 - Unknown

TOP

livebaseballscorecards.com

Batter	1	2	3	4	5	6	7	8	9	AB	R	H	RBI	BB	SO	LOB
Bobby Avila, R (1, 4) OBP: 0.389, SLG: 0.413	F7		F7		6-3		FC5-4 2B 1-2f 2-3		G6-4-3 1-2f	5	0	0	0	0	0	3
Ray Boone, R (1, 6) OBP: 0.324, SLG: 0.336	F6		1B		F3		1-3 3-H 2B		5-3	5	0	2	1	0	0	0
Larry Doby, L (1, 8) OBP: 0.428, SLG: 0.535	F4		K S S S		BB B B B B		K S S S			3	0	0	0	1	2	4
Luke Easter, L (1, 3) OBP: 0.383, SLG: 0.542		2B 5-3 1B		G5-4-3 1B 1B B B B B BB	F6		G3			3	2	1	0	1	0	4
Al Rosen, R (1, 5) OBP: 0.357, SLG: 0.431		G5-3 1-3 2B		G5-4-3 1-2 1B		G5-4-3 1B		F3		4	0	3	0	0	0	0
Sam Chapman, R (1, 7) OBP: 0.310, SLG: 0.313	5-3 3-H			G5-4-3 1-2f 2-3		G5-4-3 1-2f		K S S S		4	0	0	1	0	1	4
Bob Kennedy, R (1, 9) OBP: 0.328, SLG: 0.382	1B			HR 3-H 1B		5-3		1B		4	1	3	1	0	0	0
Birdie Tebbetts, R (1, 2) OBP: 0.309, SLG: 0.356 Jim Hegan, R (7, PR) OBP: 0.326, SLG: 0.412 (7, 2)	G5-3 2-3f			HR 1-H			FC5-4 SH 2B 1B	F6		3 1	1 1	2 0	2 0	0 0	0 0	2 1
Mike Garcia, R (1, 1) OBP: 0.220, SLG: 0.276			6-3	G3			SH FC5-4 1-2		G6-4-3 1B	3	0	1	0	0	0	0

	AB	35
	R	5
	H	12
	RBI	5
	BB	2
	SO	3
	LOB	18

Inning Stats	1	2	3	4	5	6	7	8	9
	R: 0 E: 0 K: 0 S: 3	H: 0 LOB: 0 BB: 0 P: 3	R: 1 E: 0 K: 0 S: 5	H: 3 LOB: 1 BB: 0 P: 5	R: 0 E: 0 K: 1 S: 6	H: 1 LOB: 1 BB: 0 P: 6	R: 3 E: 0 K: 0 S: 5	H: 3 LOB: 0 BB: 1 P: 9	R: 0 E: 0 K: 0 S: 3	H: 0 LOB: 1 BB: 1 P: 7	R: 0 E: 0 K: 0 S: 3	H: 1 LOB: 0 BB: 0 P: 3	R: 1 E: 1 K: 1 S: 8	H: 2 LOB: 3 BB: 0 P: 8	R: 0 E: 0 K: 1 S: 6	H: 1 LOB: 1 BB: 0 P: 6	R: 0 E: 0 K: 0 S: 3	H: 1 LOB: 0 BB: 0 P: 3

1B: 9 SF: 0
2B: 2 SAC: 1
3B: 0 DP: 4
HR: 1 HBP: 0

WP: 0 PA: 38
PB: 0
SB: 0
CS: 0

PITCHER		IP	WLS	BF	H	R	ER	SO	BB	IBB	HBP	BLK	WP	HR	S	P	ERA	WHIP
Leo Kiely, L ERA: 3.5	(1, 1)	7.0	L	31	10	5	5	2	2	0	0	0	0	1	33	41	6.43	1.714
Ellis Kinder, R ERA: 3.29	(8, 1)	2.0		7	2	0	0	1	0	0	0	0	0	0	9	9	0.00	1.000

PITCHER	IP	WLS	BF	H	R	ER	SO	BB	IBB	HBP	BLK	WP	HR	S	P	ERA	WHIP

BOTTOM

Cleveland Indians @ Boston Red Sox

Fenway Park, Boston, MA

Sun Jul 29 1951, 3:33 AM EDT

Att. 32,180 - Unknown

livebaseballscorecards.com

Batter	1	2	3	4	5	6	7	8	9	AB	R	H	RBI	BB	SO	LOB
Dom DiMaggio, R (1, 8) OBP: 0.371, SLG: 0.448	S S S 0-3 ① K		B B B B 4-0 6 FC3-6 1-2 BB	x 0-0 ③ F7			x 0-0 ② 4-3			3	0	0	0	1	1	2
6 Johnny Pesky, L (1, 6) OBP: 0.405, SLG: 0.377	x 0-0 ② F6		x 0-0 ① FC3-6 HR 1-2f 2-3		x 0-0 6-3 1B 2B		x 0-0 ③ 4-3			4	2	1	0	0	0	2
Ted Williams, L (1, 7) OBP: 0.485, SLG: 0.594	B B B B 4-0 FC5-4 BB		x 0-0 1-H 3-H HR		x 0-0 ① 6-3 2-3			x 0-0 ① 4-3		3	1	1	3	1	0	1
Vern Stephens, R (1, 5) OBP: 0.369, SLG: 0.508	x 0-0 ③ FC5-4 1-2f		x 0-0 ② F3		x 0-0 G6-4-3 3-H 1B			x 0-0 ② F8		4	0	1	1	0	0	1
Bobby Doerr, R (1, 4) OBP: 0.362, SLG: 0.421		x 0-0 ① F5	S S S 0-3 ③ K2-3		x 0-0 ② ③ G6-4-3 1-2f			x 0-0 ③ L6		4	0	0	0	0	1	1
Billy Goodman, L (1, 3) OBP: 0.378, SLG: 0.369		x 0-0 ② L6		x 0-0 ① 5-3		x 0-0 ① 1-3			x 0-0 E6 6-4 1B	4	0	0	0	0	0	0
Clyde Vollmer, R (1, 9) OBP: 0.377, SLG: 0.627		B B B B 4-0 BB		x 0-0 ② F4		S S S 0-3 ② K			S S S 0-3 ① K	3	0	0	0	1	2	1
Al Evans, R (1, 2) OBP: 0.250, SLG: 0.167 Walt Dropo, R (9, PH) OBP: 0.340, SLG: 0.372 Fred Hatfield, L (9, PR) OBP: 0.344, SLG: 0.321		x 0-0 ③ F7		B B B B 4-0 BB BB		x 0-0 ③ 6-3			x 0-0 1-2 1B	2	0	0	0	1	0	1
										1	0	1	0	0	0	0
										0	0	0	0	0	0	0
Leo Kiely, L (1, 1) OBP: 0.357, SLG: 0.250 Charlie Maxwell, L (7, PH) OBP: 0.313, SLG: 0.429 Ellis Kinder, R (8, 1) OBP: 0.043, SLG: 0.087 Lou Boudreau, R (9, PH) OBP: 0.346, SLG: 0.397			x 0-0 6 FC3-6 BB HR 1B	B B B B 4-0 1-2 BB			S S S 0-3 ① K		x 0-0 ② ③ 6-4 2-3f	1	1	1	0	1	0	0
										1	0	0	0	0	1	0
										0	0	0	0	0	0	0
										1	0	0	0	0	0	2

	AB	R	H	RBI	BB	SO	LOB
	31	4	5	4	5	5	11

Inning Stats																																
	R: 0	H: 0	E: 0	LOB: 1	K: 1	BB: 1	S: 5	P: 9	R: 0	H: 0	E: 0	LOB: 1	K: 0	BB: 1	S: 3	P: 7	R: 3	H: 2	E: 0	LOB: 0	K: 1	BB: 1	S: 7	P: 11	R: 0	H: 0	E: 0	LOB: 2	K: 0	BB: 2	S: 3	P: 11
	R: 1	H: 2	E: 0	LOB: 0	K: 0	BB: 0	S: 4	P: 4	R: 0	H: 0	E: 0	LOB: 0	K: 1	BB: 0	S: 5	P: 5	R: 0	H: 0	E: 0	LOB: 0	K: 1	BB: 0	S: 5	P: 5	R: 0	H: 0	E: 0	LOB: 0	K: 0	BB: 0	S: 3	P: 3
	R: 0	H: 1	E: 1	LOB: 1	K: 1	BB: 0	S: 6	P: 6	1B: 3	SF: 0	2B: 2	SAC: 0	3B: 0	DP: 2	HR: 1	HBP: 0	WP: 0	PA: 36	PB: 0	SB: 0	CS: 0											

PITCHER		IP	WLS	BF	H	R	ER	SO	BB	IBB	HBP	BLK	WP	HR	S	P	ERA	WHIP
Mike Garcia, R ERA: 2.72	(1, 1)	9.0	W	36	5	4	4	5	5	0	0	0	0	1	41	61	4.00	1.111

PITCHER	IP	WLS	BF	H	R	ER	SO	BB	IBB	HBP	BLK	WP	HR	S	P	ERA	WHIP

Batter	1	2	3	4	5	6	7	8	9	AB	R	H	RBI	BB	SO	LOB
Bobby Young, L (1, 4) OBP: 0.297, SLG: 0.325	G3		FC4-6 FC5-4 1-2f		1B E 1-2 1B		F8		E4 S	5	1	1	0	0	0	1
Jack Maguire, R (1, 7) OBP: 0.375, SLG: 0.418	6-3		FC5-4 1-2f		E 1-3 2-H 1B			SSS K	SSS K 1-2	5	0	1	1	0	2	2
Jim Delsing, L (1, 8) OBP: 0.369, SLG: 0.410	G3			3-1	E4 1-3 3-H			BB 1B 2B	3-1	5	1	1	0	0	0	2
Sherm Lollar, R (1, 2) OBP: 0.398, SLG: 0.449		F8		F8	2-3			BBBB BB 1B BB		3	1	0	0	1	0	2
Ken Wood, R (1, 9) OBP: 0.251, SLG: 0.396		5-3		6-3		F8		BBBBB 1B E 1-2 2-3 BB		3	1	0	0	1	0	0
Hank Arft, L (1, 3) OBP: 0.367, SLG: 0.431		G3			4-3	F7		F2		4	0	0	0	0	0	3
Fred Marsh, R (1, 5) OBP: 0.287, SLG: 0.312			1B F7 2B		G3 1B 1B	4-3		E3 1-H 2-H 3-H 1B		4	3	3	2	0	0	0
Bill Jennings, R (1, 6) OBP: 0.257, SLG: 0.343			FC4-6 2-3 1B		G3 1-2		1-3	K		4	0	1	0	0	1	1
Ned Garver, R (1, 1) OBP: 0.333, SLG: 0.280			F7 3-H		1B 1B 2-H 1B		1-3		K	2	1	1	2	0	0	1
Satchel Paige, R (5, 1)										1	0	0	0	0	0	0
Jim McDonald, R (8, 1) OBP: 0.333, SLG: 0.333										1	0	0	0	0	1	0

Inning Stats	1	2	3	4	5	6	7	8	9
R	0	0	1	0	3	0	0	4	0
E	0	0	0	0	1	0	0	1	0
K	0	0	0	0	0	0	0	2	2
S	3	3	5	3	8	3	3	9	8
H	0	0	2	0	4	0	0	2	0
LOB	0	0	1	0	2	0	0	0	1
BB	0	0	0	0	0	0	0	2	0
P	3	3	5	3	8	3	3	17	8

PITCHER		IP	WLS	BF	H	R	ER	SO	BB	IBB	HBP	BLK	WP	HR	S	P	ERA	WHIP
Mel Parnell, L ERA: 3.46	(1, 1)	5.0	L	22	6	4	3	0	0	0	0	0	0	0	22	22	5.40	1.200
Harry Taylor, R ERA: 5.35	(6, 1)	2.0		6	0	0	0	0	0	0	0	0	0	0	6	6	0.00	0.000
Ellis Kinder, R ERA: 3.43	(8, 1)	2.0		11	2	4	2	4	2	0	0	0	0	0	17	25	9.00	2.000

PITCHER	IP	WLS	BF	H	R	ER	SO	BB	IBB	HBP	BLK	WP	HR	S	P	ERA	WHIP

TOP

St. Louis Browns @ Boston Red Sox

Fenway Park, Boston, MA

Tue Jul 31 1951, 3:33 AM EDT

Att. 23,365 - Unknown

livebaseballscorecards.com

AB	37
R	8
H	8
RBI	5
BB	2
SO	4
LOB	12

1B: 6 SF: 0
2B: 2 SAC: 0
3B: 0 DP: 0
HR: 0 HBP: 0

WP: 0 PA: 39
PB: 0
SB: 1
CS: 0

Batter	1	2	3	4	5	6	7	8	9	AB	R	H	RBI	BB	SO	LOB
Dom DiMaggio, R (1, 8) OBP: 0.366, SLG: 0.441	x 0-0 5-3 ①	x 0-0 L1 ③		x 0-0 G4-3 ①② 1-2f		x 0-0 6-3 ①		x 0-0 E6 6 BB 2B	x 0-0 F4 ②	6	1	0	0	0	0	2
6 Johnny Pesky, L (1, 6) OBP: 0.407, SLG: 0.375	x 0-0 BB 1B F9 1B		x 0-0 4-3 ①	B B B B 4-0 BB		x 0-0 F2 ②		B B B B 4-0 2B 1-2 WP BB	x 0-0 F9 ③	4	2	1	0	2	0	0
Ted Williams, L (1, 7) OBP: 0.484, SLG: 0.591	x 0-0 BB 1-2 1B		x 0-0 E 1B 1B	x 0-0 G3 ③		x 0-0 F8 ③		x 0-0 L9 ①		5	1	2	0	0	0	3
Vern Stephens, R (1, 5) OBP: 0.372, SLG: 0.512	B B B B 4-0 1-2 2-3 BB		x 0-0 E6 1B 1-2		x 0-0 1B BB 1B		x 0-0 5-3 ①	x 0-0 BB 1-3 2-H L8 2B		4	1	2	1	1	0	1
Bobby Doerr, R (1, 4) OBP: 0.368, SLG: 0.423	x 0-0 F9 ② 3-H		x 0-0 WP 1-3 2-H 1B		B B B B 4-0 1-2 1B BB		x 0-0 1B 2B 1B	B B B B 4-0 BB 3-H BB		3	1	2	2	2	0	2
Billy Goodman, L (1, 3) OBP: 0.381, SLG: 0.371	x 0-0 G3 ③		x 0-0 L6 ② 1-2		x 0-0 1-2 2-3 1B		x 0-0 2B 1-2 1B	B B B B 4-0 1-2 2-3 BB		4	0	2	0	1	0	4
Clyde Vollmer, R (1, 9) OBP: 0.383, SLG: 0.628		B B B B 4-0 BB	B B B B 4-0 BB		S S S 0-3 K ①		x 0-0 1-3 2-H 2B	x 0-0 L8 ② 3-H		3	0	1	2	2	1	5
Buddy Rosar, R (1, 2) OBP: 0.340, SLG: 0.308		S S S 0-3 K ①	x 0-0 F6 ③		S S S 0-3 K ②		x 0-0 F2 ②	x 0-0 F7 ③		2	0	0	0	0	1	4
Charlie Maxwell, L (5, PH) OBP: 0.303, SLG: 0.414										1	0	0	0	0	1	3
Les Moss, R (6, 2) OBP: 0.291, SLG: 0.294										1	0	0	0	0	0	2
Lou Boudreau, R (8, PH) OBP: 0.344, SLG: 0.396										1	0	0	0	0	0	2
Al Evans, R (9, 2) OBP: 0.250, SLG: 0.167										0	0	0	0	0	0	0
Mel Parnell, L (1, 1) OBP: 0.346, SLG: 0.298	x 0-0 F8 ②			x 0-0 G4-3 1B	x 0-0 F8 ③		x 0-0 F9 ③		S S S 0-3 K ①	2	0	1	0	0	0	1
Walt Dropo, R (5, PH) OBP: 0.338, SLG: 0.370										1	0	0	0	0	0	3
Harry Taylor, R (6, 1) OBP: 0.148, SLG: 0.154										0	0	0	0	0	0	0
Fred Hatfield, L (7, PH) OBP: 0.333, SLG: 0.310										1	0	0	0	0	0	2
Ellis Kinder, R (8, 1) OBP: 0.043, SLG: 0.087										0	0	0	0	0	0	0
Mickey McDermott, L (9, PH) OBP: 0.245, SLG: 0.288										1	0	0	0	0	1	0
Inning Stats	R: 1 E: 0 K: 0 S: 5 H: 2 LOB: 2 BB: 1 P: 9	R: 0 E: 0 K: 1 S: 5 H: 0 LOB: 1 BB: 1 P: 9	R: 1 E: 1 K: 0 S: 6 H: 2 LOB: 3 BB: 1 P: 10	R: 0 E: 0 K: 0 S: 3 H: 1 LOB: 1 BB: 1 P: 7	R: 0 E: 0 K: 2 S: 9 H: 2 LOB: 3 BB: 1 P: 13	R: 0 E: 0 K: 0 S: 3 H: 0 LOB: 0 BB: 0 P: 3	R: 1 E: 0 K: 0 S: 6 H: 3 LOB: 2 BB: 0 P: 6	R: 3 E: 1 K: 0 S: 5 H: 1 LOB: 2 BB: 3 P: 17	R: 0 E: 0 K: 1 S: 5 H: 0 LOB: 0 BB: 0 P: 5	1B: 9 2B: 2 3B: 0 HR: 0 SF: 0 SAC: 0 DP: 1 HBP: 0	WP: 2 PB: 0 SB: 0 CS: 0 PA: 47					

PITCHER		IP	WLS	BF	H	R	ER	SO	BB	IBB	HBP	BLK	WP	HR	S	P	ERA	WHIP
Ned Garver, R ERA: 3.63	(1, 1)	4.0		22	6	2	2	1	4	0	0	0	1	0	20	36	4.50	2.500
Satchel Paige, R ERA: 6.33	(5, 1)	3.1	W	19	5	4	2	2	3	0	0	0	1	0	20	32	5.40	2.400
Jim McDonald, R ERA: 2.35	(8, 1)	1.2	S	6	0	0	0	1	1	0	0	0	0	0	7	11	0.00	0.600

PITCHER	IP	WLS	BF	H	R	ER	SO	BB	IBB	HBP	BLK	WP	HR	S	P	ERA	WHIP

BOTTOM

St. Louis Browns @ Boston Red Sox

Fenway Park, Boston, MA

Tue Jul 31 1951, 3:33 AM EDT

Att. 23,365 - Unknown

livebaseballscorecards.com

AB	39
R	6
H	11
RBI	5
BB	8
SO	4
LOB	34

Batter	1	2	3	4	5	6	7	8	9	AB	R	H	RBI	BB	SO	LOB
Bobby Young, L (1, 4) OBP: 0.296, SLG: 0.324	F6			2B 1B		K		F8		4	1	1	0	0	1	2
Jim Delsing, L (1, 8) OBP: 0.365, SLG: 0.404	F7			F5		K			1-3	4	0	0	0	0	1	1
Jack Maguire, R (1, 7) OBP: 0.359, SLG: 0.398	F4			K			5-3		F2	4	0	0	0	0	1	1
Cliff Mapes, L (1, 9) OBP: 0.271, SLG: 0.436		5-3		1-H 2B			5-3		F5	4	0	1	1	0	0	0
Ben Taylor, L (1, 3) OBP: 0.200, SLG: 0.500		1-3		F6			K			3	0	0	0	0	1	1
Sherm Lollar, R (1, 2) OBP: 0.393, SLG: 0.443		F7			F5			K		3	0	0	0	0	1	0
Fred Marsh, R (1, 5) OBP: 0.284, SLG: 0.308			6-3		1-3			F8		3	0	0	0	0	0	0
Bill Jennings, R (1, 6) OBP: 0.263, SLG: 0.368			F6		F4			2B		3	0	1	0	0	0	0
Duane Pillette, R (1, 1) OBP: 0.182, SLG: 0.077			K			F7		BB		2	0	0	0	0	1	0
Ken Wood, R (8, PH) OBP: 0.254, SLG: 0.396										0	0	0	0	1	0	0
Jim Suchecki, R (8, 1) OBP: 0.231, SLG: 0.167										0	0	0	0	0	0	0
Inning Stats	R: 0 E: 0 K: 0 S: 3 H: 0 LOB: 0 BB: 0 P: 3	R: 0 E: 0 K: 0 S: 3 H: 0 LOB: 0 BB: 0 P: 3	R: 0 E: 0 K: 1 S: 5 H: 0 LOB: 0 BB: 0 P: 5	R: 1 E: 0 K: 1 S: 7 H: 2 LOB: 1 BB: 0 P: 7	R: 0 E: 0 K: 0 S: 3 H: 0 LOB: 0 BB: 0 P: 3	R: 0 E: 0 K: 2 S: 7 H: 0 LOB: 0 BB: 0 P: 7	R: 0 E: 0 K: 1 S: 5 H: 0 LOB: 0 BB: 0 P: 5	R: 0 E: 0 K: 1 S: 6 H: 1 LOB: 2 BB: 1 P: 10	R: 0 E: 0 K: 0 S: 3 H: 0 LOB: 0 BB: 0 P: 3	1B: 1 2B: 2 3B: 0 HR: 0	SF: 0 SAC: 0 DP: 0 HBP: 0			WP: 0 PB: 0 SB: 0 CS: 0	PA: 31		

TOP

St. Louis Browns @ Boston Red Sox

Fenway Park, Boston, MA

Wed Aug 01 1951, 3:33 AM EDT

Att. 4,854 - Unknown

livebaseballscorecards.com

AB	30
R	1
H	3
RBI	1
BB	1
SO	6
LOB	5

PITCHER		IP	WLS	BF	H	R	ER	SO	BB	IBB	HBP	BLK	WP	HR	S	P	ERA	WHIP
Willard Nixon, R ERA: 4.62	(1, 1)	7.0	W	23	2	1	1	5	0	0	0	0	0	0	33	33	1.29	0.286
Walt Masterson, R ERA: 2.65	(8, 1)	1.0		5	1	0	0	1	1	0	0	0	0	0	6	10	0.00	2.000
Ellis Kinder, R ERA: 3.39	(9, 1)	1.0	S	3	0	0	0	0	0	0	0	0	0	0	3	3	0.00	0.000

PITCHER		IP	WLS	BF	H	R	ER	SO	BB	IBB	HBP	BLK	WP	HR	S	P	ERA	WHIP

St. Louis Browns @ Boston Red Sox

Fenway Park, Boston, MA

Wed Aug 01 1951, 3:33 AM EDT

Att. 4,854 - Unknown

BOTTOM

Batter	1	2	3	4	5	6	7	8	9	AB	R	H	RBI	BB	SO	LOB
Dom DiMaggio, R (1, 8) OBP: 0.367, SLG: 0.441	5-3	5-3			F9		6 F9, 6 WP, 1B; 1B	6 1B; 1B		5	1	2	0	0	0	1
6 Johnny Pesky, L (1, 6) OBP: 0.404, SLG: 0.372	4-3	1-3			F9		F9; 2-H	1B; 3-H		5	0	1	2	0	0	2
Ted Williams, L (1, 7) OBP: 0.485, SLG: 0.598	HR		F6		BB		1B, WP; BB	1-3		3	1	1	1	2	0	2
Vern Stephens, R (1, 5) OBP: 0.374, SLG: 0.521	HR		F3		F7		BB; 3-H			4	1	2	2	0	0	1
Bobby Doerr, R (1, 4) OBP: 0.371, SLG: 0.426 Lou Boudreau, R (8, 3) OBP: 0.344, SLG: 0.396 Ellis Kinder, R (9, 1) OBP: 0.043, SLG: 0.087	2B		BB		5-3		FC6-4; BB			2 0 0	0 0 0	1 0 0	0 0 0	2 0 0	0 0 0	0 0 0
Billy Goodman, L (1, 3) OBP: 0.379, SLG: 0.368 (8, 4)	FC5-4; BB		F7		F8		FC6-4			3	0	0	0	1	0	4
Clyde Vollmer, R (1, 9) OBP: 0.380, SLG: 0.620	FC5-4		F3		5-3			1B, SH2-4; 6 1B; 1B		4	1	1	0	0	0	2
Buddy Rosar, R (1, 2) OBP: 0.340, SLG: 0.309		F8	6-3				FC4-6; 1B	SH2-4		3	0	1	0	0	0	0
Willard Nixon, L (1, 1) OBP: 0.400, SLG: 0.514 Fred Hatfield, L (7, PR) OBP: 0.333, SLG: 0.310 Walt Masterson, R (8, 1) Walt Dropo, R (8, PH) OBP: 0.337, SLG: 0.368 (9, 3)		5-3; 1B	K				FC4-6; 6 WP, 1B, 6 F9; 1-2f	K		3 0 0 1	0 1 0 0	1 0 0 0	0 0 0 0	0 0 0 0	1 0 0 0	1 0 0 1
Inning Stats	R: 2 E: 0 K: 0 S: 6 H: 3 LOB: 2 BB: 1 P: 10	R: 0 E: 0 K: 0 S: 4 H: 1 LOB: 1 BB: 0 P: 4	R: 0 E: 0 K: 0 S: 3 H: 0 LOB: 1 BB: 1 P: 7	R: 0 E: 0 K: 1 S: 5 H: 0 LOB: 0 BB: 0 P: 5	R: 0 E: 0 K: 0 S: 3 H: 0 LOB: 1 BB: 1 P: 7	R: 0 E: 0 K: 0 S: 3 H: 0 LOB: 0 BB: 0 P: 3	R: 2 E: 0 K: 0 S: 6 H: 3 LOB: 3 BB: 2 P: 14	R: 1 E: 0 K: 1 S: 8 H: 3 LOB: 2 BB: 0 P: 8		1B: 7 2B: 1 3B: 0 HR: 2	SF: 0 SAC: 1 DP: 0 HBP: 0					

PITCHER		IP	WLS	BF	H	R	ER	SO	BB	IBB	HBP	BLK	WP	HR	S	P	ERA	WHIP
Duane Pillette, R ERA: 4.45	(1, 1)	7.0	L	33	7	4	4	1	5	0	0	0	2	2	30	50	5.14	1.714
Jim Suchecki, R ERA: 5.63	(8, 1)	1.0		6	3	1	1	1	0	0	0	0	0	0	8	8	9.00	3.000

PITCHER	IP	WLS	BF	H	R	ER	SO	BB	IBB	HBP	BLK	WP	HR	S	P	ERA	WHIP

livebaseballscorecards.com

AB	33
R	5
H	10
RBI	5
BB	5
SO	2
LOB	14

WP: 2 PB: 0 SB: 0 CS: 0 PA: 39

Batter	1	2	3	4	5	6	7	8	9	AB	R	H	RBI	BB	SO	LOB
Bobby Young, L (1, 4) OBP: 0.296, SLG: 0.326	F3		F5		4-3			4-3 1B 2B		4	1	1	0	0	0	0
Jim Delsing, L (1, 8) OBP: 0.360, SLG: 0.398	1-3		F9			F5		4-3 2-3		4	0	0	0	0	0	1
Jack Maguire, R (1, 7) OBP: 0.365, SLG: 0.402	F7			F3		G4-6-3 1B		3-H 1B		4	0	2	1	0	0	0
Cliff Mapes, L (1, 9) OBP: 0.270, SLG: 0.424		1B		F7		G4-6-3 1-2f		F3		4	0	1	0	0	0	2
Ben Taylor, L (1, 3) OBP: 0.214, SLG: 0.429		E6 2B		E 1B			4-3		F9	4	0	1	0	0	0	0
Matt Batts, R (1, 2) OBP: 0.326, SLG: 0.426		1-3 2B		E8 1-3 1B			2B		F6	4	0	3	0	0	0	0
Fred Marsh, R (1, 5) OBP: 0.279, SLG: 0.303		K		F9			6-3		4-3	4	0	0	0	0	1	5
Bill Jennings, R (1, 6) OBP: 0.244, SLG: 0.341		F8		F1			6-3			3	0	0	0	0	0	3
Al Widmar, R (1, 1) OBP: 0.233, SLG: 0.214			F7	K				K		2	0	0	0	0	1	0
Bob Mahoney, R (5, 1) OBP: 0.375, SLG: 0.286										1	0	0	0	0	1	0
Inning Stats	R: 0 E: 0 K: 0 S: 3 H: 0 LOB: 0 BB: 0 P: 3	R: 0 E: 1 K: 1 S: 7 H: 2 LOB: 2 BB: 0 P: 7	R: 0 E: 0 K: 0 S: 3 H: 0 LOB: 0 BB: 0 P: 3	R: 0 E: 1 K: 0 S: 5 H: 2 LOB: 2 BB: 0 P: 5	R: 0 E: 0 K: 1 S: 5 H: 0 LOB: 0 BB: 0 P: 5	R: 0 E: 0 K: 0 S: 3 H: 1 LOB: 0 BB: 0 P: 3	R: 0 E: 0 K: 0 S: 4 H: 1 LOB: 1 BB: 0 P: 4	R: 1 E: 0 K: 1 S: 7 H: 2 LOB: 1 BB: 0 P: 7	R: 0 E: 0 K: 0 S: 3 H: 0 LOB: 0 BB: 0 P: 3	1B: 5 2B: 3 3B: 0 HR: 0	SF: 0 SAC: 0 DP: 1 HBP: 0					

PITCHER	IP	WLS	BF	H	R	ER	SO	BB	IBB	HBP	BLK	WP	HR	S	P	ERA	WHIP
Ray Scarborough, R (1, 1) ERA: 4.46	9.0	W	34	8	1	1	3	0	0	0	0	0	0	40	40	1.00	0.889

PITCHER	IP	WLS	BF	H	R	ER	SO	BB	IBB	HBP	BLK	WP	HR	S	P	ERA	WHIP

TOP

St. Louis Browns @ Boston Red Sox

Fenway Park, Boston, MA

Thu Aug 02 1951, 3:33 AM EDT

Unknown

AB	34
R	1
H	8
RBI	1
BB	0
SO	3
LOB	11

WP: 0 PA: 34
PB: 0
SB: 0
CS: 0

livebaseballscorecards.com

BOTTOM

St. Louis Browns @ Boston Red Sox

Fenway Park, Boston, MA

Thu Aug 02 1951, 3:33 AM EDT

Unknown

Batter	1	2	3	4	5	6	7	8	9	AB	R	H	RBI	BB	SO	LOB
Dom DiMaggio, R (1, 8) OBP: 0.371, SLG: 0.442	F9		6-3 1B	6 HR	6 1B 1-2 2-H		6 FC6-4 1-2			3	2	2	1	2	0	0
6 Johnny Pesky, L (1, 6) OBP: 0.404, SLG: 0.383	F7		6-3 1-2	1-H	1-2 2-H		FC6-4 1-2f 2-3			5	2	2	3	0	0	3
Ted Williams, L (1, 7) OBP: 0.487, SLG: 0.598	F3		1B 2B	FC6-4	K		FC2-5 1-H 3-H			3	1	1	2	2	1	2
Vern Stephens, R (1, 5) OBP: 0.374, SLG: 0.519		FC4-6 1B 1B	2B E 1-2 2-H	F7	K		FC2-5 FC5-4 3-H			5	2	2	1	0	1	4
Walt Dropo, R (1, 3) OBP: 0.343, SLG: 0.385		FC4-6 1-2	E 1-3 2-H	FC6-4 1-2f		1-3	FC5-4 1-2f			5	0	3	1	0	0	2
Billy Goodman, L (1, 4) OBP: 0.377, SLG: 0.365		FC4-6 1-3 1B 1-2f 2-3	E6 2-3 3-H		1B 1B	1-3 2-3		F7		5	2	1	1	0	0	4
Clyde Vollmer, R (1, 9) OBP: 0.376, SLG: 0.608		1-3 1-2	F5		1B 1B 1-2	K		F7		5	1	1	0	0	1	5
Buddy Rosar, R (1, 2) OBP: 0.342, SLG: 0.313		1B 2-H 3-H	F2		6 1B 1B 1-2 2-H	K		F8		5	1	2	3	0	1	3
Ray Scarborough, R (1, 1) OBP: 0.234, SLG: 0.182		6-3		K	K		E3 6 FC6-4 BB 2B			4	1	0	0	0	2	3
Inning Stats	R: 0 E: 0 K: 0 S: 3 H: 0 LOB: 0 BB: 0 P: 3	R: 2 E: 0 K: 0 S: 6 H: 3 LOB: 1 BB: 0 P: 6	R: 3 E: 1 K: 0 S: 7 H: 3 LOB: 2 BB: 1 P: 11	R: 2 E: 0 K: 1 S: 6 H: 1 LOB: 1 BB: 2 P: 14	R: 3 E: 0 K: 3 S: 14 H: 5 LOB: 2 BB: 0 P: 14	R: 0 E: 0 K: 2 S: 8 H: 1 LOB: 1 BB: 0 P: 8	R: 2 E: 1 K: 0 S: 5 H: 1 LOB: 1 BB: 1 P: 9	R: 0 E: 0 K: 0 S: 3 H: 0 LOB: 0 BB: 0 P: 3		1B: 10 2B: 3 3B: 0 HR: 1 SF: 0 SAC: 0 DP: 0 HBP: 0						

livebaseballscorecards.com

AB	40
R	12
H	14
RBI	12
BB	4
SO	6
LOB	26

WP: 0 PB: 0 SB: 0 CS: 0 PA: 44

PITCHER		IP	WLS	BF	H	R	ER	SO	BB	IBB	HBP	BLK	WP	HR	S	P	ERA	WHIP
Al Widmar, R ERA: 6.73	(1, 1)	4.1	L	29	12	10	10	2	3	0	0	0	0	1	30	42	20.77	3.462
Bob Mahoney, R ERA: 4.47	(5, 1)	3.2		15	2	2	1	4	1	0	0	0	0	0	22	26	2.46	0.818

PITCHER	IP	WLS	BF	H	R	ER	SO	BB	IBB	HBP	BLK	WP	HR	S	P	ERA	WHIP

St. Louis Browns @ Boston Red Sox

Fenway Park, Boston, MA

Thu Aug 02 1951, 3:38 AM EDT

Att. 23,005 - Unknown

TOP

Batter	1	2	3	4	5	6	7	8	9	AB	R	H	RBI	BB	SO	LOB
Bobby Young, L (1, 4) OBP: 0.299, SLG: 0.328	0-0 1B	4-0 1-2 2-3 BB		0-0 1B		0-0 F8	0-0 F3			4	0	2	0	1	0	0
Jack Maguire, R (1, 7) OBP: 0.376, SLG: 0.446	0-0 1-2 1B	0-0 F3		0-0 1-2 1B			0-0 HR	0-0 6-3		5	1	3	1	0	0	3
Jim Delsing, L (1, 8) OBP: 0.361, SLG: 0.394	0-3 K		4-0 1B BB	0-0 4-3			0-0 E4 4-3 BB 2B	4-0 BB		3	1	0	0	2	1	4
Sherm Lollar, R (1, 2) OBP: 0.390, SLG: 0.435	0-0 F4		0-0 F9		0-0 F6		4-0 4-3 1-2 2B BB	0-3 K		4	1	0	0	1	1	4
Cliff Mapes, L (1, 9) OBP: 0.250, SLG: 0.391	0-0 F4		0-0 F3		0-3 K		0-0 4-3 1-2 2-3	0-0 F8		5	0	0	0	0	1	6
Fred Marsh, R (1, 5) OBP: 0.285, SLG: 0.313		0-0 5-3	0-0 1-2 1B		0-0 1B		0-0 E 2-H 3-H 2B		0-3 K	5	1	3	2	0	1	0
Hank Arft, L (1, 3) OBP: 0.364, SLG: 0.423		0-0 4-3	0-0 F9		0-0 F8		4-0 E BB		0-0 F9	4	1	0	0	1	0	3
Bill Jennings, R (1, 6) OBP: 0.261, SLG: 0.356	4-0 BB 1B BB			0-0 F6		0-0 F9	0-0 E6 F7 1-H 2-H 2B		0-3 K	4	1	1	2	1	1	0
Fred Sanford, S (1, 1) OBP: 0.174, SLG: 0.143	0-0 BB 1-2 1B			0-3 K		0-3 K	0-0 F7 3-H			2	0	1	0	0	1	0
Bob Mahoney, R (5, 1) OBP: 0.333, SLG: 0.250										1	0	0	0	0	1	0
Ben Taylor, L (7, PH) OBP: 0.214, SLG: 0.429										0	0	0	0	0	0	0
Ken Wood, R (7, PH) OBP: 0.253, SLG: 0.394										1	0	0	1	0	0	0
Satchel Paige, R (7, 1)										0	0	0	0	0	0	0
Inning Stats	R: 0 E: 0 K: 1 S: 7 H: 2 LOB: 2 BB: 0 P: 7	R: 0 E: 0 K: 0 S: 4 H: 1 LOB: 3 BB: 2 P: 12	R: 0 E: 0 K: 0 S: 4 H: 1 LOB: 2 BB: 1 P: 8	R: 0 E: 0 K: 1 S: 7 H: 2 LOB: 2 BB: 0 P: 7	R: 0 E: 0 K: 1 S: 6 H: 1 LOB: 1 BB: 0 P: 6	R: 0 E: 0 K: 1 S: 5 H: 0 LOB: 0 BB: 0 P: 5	R: 6 E: 2 K: 0 S: 7 H: 3 LOB: 0 BB: 2 P: 15	R: 0 E: 0 K: 1 S: 5 H: 0 LOB: 1 BB: 1 P: 9	R: 0 E: 0 K: 2 S: 7 H: 0 LOB: 0 BB: 0 P: 7	1B: 7 2B: 2 3B: 0 HR: 1 SF: 0 SAC: 0 DP: 0 HBP: 0							

	AB	38
	R	6
	H	10
	RBI	6
	BB	6
	SO	7
	LOB	20

WP: 0 PB: 0 SB: 0 CS: 0 PA: 44

livebaseballscorecards.com

PITCHER		IP	WLS	BF	H	R	ER	SO	BB	IBB	HBP	BLK	WP	HR	S	P	ERA	WHIP
Chuck Stobbs, L ERA: 4.25	(1, 1)	6.1	W	34	9	5	4	4	5	0	0	0	0	1	37	57	5.68	2.211
Harry Taylor, R ERA: 5.35	(7, 1)	0.0		1	1	0	0	0	0	0	0	0	0	0	1	1	∞	∞
Bill Wight, L ERA: 6.3	(7, 1)	0.2		2	0	1	0	0	0	0	0	0	0	0	2	2	0.00	0.000
Ellis Kinder, R ERA: 3.31	(8, 1)	2.0	S	7	0	0	0	3	1	0	0	0	0	0	12	16	0.00	0.500

PITCHER	IP	WLS	BF	H	R	ER	SO	BB	IBB	HBP	BLK	WP	HR	S	P	ERA	WHIP

BOTTOM

St. Louis Browns @ Boston Red Sox

Fenway Park, Boston, MA

Thu Aug 02 1951, 3:38 AM EDT

Att. 23,005 - Unknown

Batter	1	2	3	4	5	6	7	8	9	AB	R	H	RBI	BB	SO	LOB
Dom DiMaggio, R (1, 8) OBP: 0.374, SLG: 0.445	E7 6 1B 2B	F9 ①		6-3 ②	BBBB BB		6 4-3 1B			4	1	2	0	1	0	0
6 Johnny Pesky, L (1, 6) OBP: 0.404, SLG: 0.387	BB BB 2B 1B 3-H	1B 2B		6-3 ③	1-3 ③		4-3 ① 1-2			5	1	2	1	0	0	3
Ted Williams, L (1, 7) OBP: 0.486, SLG: 0.594	F5 ①	FC5-4 2-3 1B			BBBB BB 1B BB	1-3 ①	F3 ②			4	1	1	0	1	0	3
Vern Stephens, R (1, 5) OBP: 0.374, SLG: 0.516	F4 ② SSS	K ②			BBBB 1B 1-2 1B BB	SSS G5-4-3 1B	K ③			4	1	1	0	1	2	5
Walt Dropo, R (1, 3) OBP: 0.345, SLG: 0.383	BBBB BB 1-2 2B BB	FC5-4 ③ 1-2f			1B 1-2 2-H 1B	G5-4-3 ②③ 1-2f		F8 ①		4	2	1	1	1	0	3
Billy Goodman, L (1, 4) OBP: 0.382, SLG: 0.375	BBBB 2B 1-2 2-3 BB	G5-2-3 3B			BB 1-H 2-H 1B 1B		BB BB HR 1B	F6 ②		4	2	3	2	1	0	0
Clyde Vollmer, R (1, 9) OBP: 0.386, SLG: 0.615	1-3 2-H 3-H 2B	G5-2-3 ①② 3-Hf			BBBB G1-5-4 1B 1-2 BB		BBBB BB 1-2 HR BB	1B		3	1	2	2	2	0	1
Les Moss, R (1, 2) OBP: 0.296, SLG: 0.295 Lou Boudreau, R (7, PH) OBP: 0.347, SLG: 0.396 Fred Hatfield, L (7, PR) OBP: 0.333, SLG: 0.310 Buddy Rosar, R (8, 2) OBP: 0.339, SLG: 0.310	BBBB BB	F8 ③			1-2 2-H 1B		BBBB 1-2 2-3 HR BB	SSS K ③		2 0 0 1	0 0 1 0	1 0 0 0	1 0 0 0	1 1 0 0	0 0 0 1	0 0 0 1
Chuck Stobbs, L (1, 1) OBP: 0.267, SLG: 0.244 Harry Taylor, R (7, 1) OBP: 0.148, SLG: 0.154 Bill Wight, L (7, 1) OBP: 0.160, SLG: 0.087 Charlie Maxwell, L (7, PH) OBP: 0.324, SLG: 0.533 Ellis Kinder, R (8, 1) OBP: 0.043, SLG: 0.087	4-3 ③			3-1 ①	G1-5-4 ①② 1-2 2-3f		1-H 2-H 3-H HR			3 0 0 1 0	0 0 0 1 0	0 0 0 1 0	0 0 0 1 0	0 0 0 1 0	0 0 0 0 0	5 0 0 0 0
Inning Stats	R: 3 E: 1 K: 0 S: 6 H: 3 LOB: 3 BB: 3 P: 18	R: 0 E: 0 K: 1 S: 7 H: 2 LOB: 2 BB: 0 P: 7	R: 0 E: 0 K: 0 S: 3 H: 1 LOB: 0 BB: 0 P: 3	R: 0 E: 0 K: 0 S: 3 H: 0 LOB: 0 BB: 0 P: 3	R: 4 E: 0 K: 0 S: 5 H: 3 LOB: 2 BB: 4 P: 21	R: 0 E: 0 K: 0 S: 3 H: 1 LOB: 0 BB: 0 P: 3	R: 4 E: 0 K: 1 S: 8 H: 3 LOB: 2 BB: 2 P: 16	R: 0 E: 0 K: 1 S: 6 H: 1 LOB: 1 BB: 0 P: 6		1B: 9 2B: 3 3B: 1 HR: 1 SF: 0 SAC: 0 DP: 3 HBP: 0					WP: 0 PB: 0 SB: 0 CS: 0 PA: 44	

PITCHER		IP	WLS	BF	H	R	ER	SO	BB	IBB	HBP	BLK	WP	HR	S	P	ERA	WHIP
Fred Sanford, R ERA: 5.99	(1, 1)	4.0	L	26	9	7	7	1	6	0	0	0	0	0	22	46	15.75	3.750
Bob Mahoney, R ERA: 4.27	(5, 1)	2.0		6	1	0	0	0	1	0	0	0	0	0	5	9	0.00	1.000
Satchel Paige, R ERA: 7.33	(7, 1)	2.0		12	4	4	4	2	2	0	0	0	0	1	14	22	18.00	3.000

PITCHER	IP	WLS	BF	H	R	ER	SO	BB	IBB	HBP	BLK	WP	HR	S	P	ERA	WHIP

AB	35
R	11
H	14
RBI	11
BB	9
SO	3
LOB	21

livebaseballscorecards.com

Batter	1	2	3	4	5	6	7	8	9	AB	R	H	RBI	BB	SO	LOB
Johnny Lipon, R (1, 6) OBP: 0.334, SLG: 0.294	F3	F4			BB, 1B		K		F7	4	1	0	0	1	1	4
Jerry Priddy, R (1, 4) OBP: 0.341, SLG: 0.344	1B		G4-6-3, BB		1-2, 1B, BB		6-3			2	0	1	0	2	0	0
George Kell, R (1, 5) OBP: 0.405, SLG: 0.389	F9		G4-6-3, 1-2f		1-2, 2-H, 1B		F5			4	0	1	1	0	0	2
Steve Souchock, R (1, 9) OBP: 0.310, SLG: 0.553	F8		K		F3			F2		4	0	0	0	0	1	3
Johnny Groth, R (1, 8) OBP: 0.359, SLG: 0.387		G1-4-3, 1B		G4-6-3, 1B		F8		L7		4	0	2	0	0	0	0
Hoot Evers, R (1, 7) OBP: 0.307, SLG: 0.381		G1-4-3, 1-2f		K		1B, G3, 2B		F7		4	1	1	0	0	1	2
Don Kolloway, R (1, 3) OBP: 0.309, SLG: 0.322		BB, 1B, BB		G4-6-3, 1-2f		G3, 2-3, 1B			F4	3	0	1	0	1	0	1
Bob Swift, R (1, 2) OBP: 0.289, SLG: 0.250 Neil Berry, R (9, PR) OBP: 0.321, SLG: 0.307		BB, 1-2, 1B			5-3	G3, 1-2, 3-H			BB	3 0	0 0	1 0	1 0	1 0	0 0	1 0
Dizzy Trout, R (1, 1) OBP: 0.375, SLG: 0.256 Vic Wertz, L (9, PH) OBP: 0.392, SLG: 0.506		BB, 1-2, 2-3			K	K			K	2 1	0 0	0 0	0 0	1 0	2 1	1 1
Inning Stats	R: 0 E: 0 K: 0 S: 4 H: 1 LOB: 1 BB: 0 P: 4	R: 0 E: 0 K: 0 S: 4 H: 2 LOB: 3 BB: 2 P: 12	R: 0 E: 0 K: 1 S: 4 H: 0 LOB: 0 BB: 1 P: 8	R: 0 E: 0 K: 1 S: 5 H: 1 LOB: 0 BB: 0 P: 5	R: 1 E: 0 K: 1 S: 6 H: 1 LOB: 2 BB: 2 P: 14	R: 1 E: 0 K: 1 S: 7 H: 2 LOB: 1 BB: 0 P: 7	R: 0 E: 0 K: 1 S: 5 H: 0 LOB: 0 BB: 0 P: 5	R: 0 E: 0 K: 0 S: 3 H: 0 LOB: 0 BB: 0 P: 3	R: 0 E: 0 K: 1 S: 5 H: 0 LOB: 1 BB: 1 P: 9	1B: 6 2B: 1 3B: 0 HR: 0 SF: 0 SAC: 0 DP: 3 HBP: 0						

PITCHER	IP	WLS	BF	H	R	ER	SO	BB	IBB	HBP	BLK	WP	HR	S	P	ERA	WHIP
Mickey McDermott, L (1, 1) ERA: 2.83	9.0	W	37	7	2	2	6	6	0	0	0	0	0	43	67	2.00	1.444

PITCHER	IP	WLS	BF	H	R	ER	SO	BB	IBB	HBP	BLK	WP	HR	S	P	ERA	WHIP

TOP

Detroit Tigers @ Boston Red Sox

Fenway Park, Boston, MA

Fri Aug 03 1951, 3:33 AM EDT

Att. 31,209 - Unknown

livebaseballscorecards.com

AB	31
R	2
H	7
RBI	2
BB	6
SO	6
LOB	15

WP: 0	PA: 37		
PB: 0			
SB: 0			
CS: 0			

Batter	1	2	3	4	5	6	7	8	9	AB	R	H	RBI	BB	SO	LOB
Dom DiMaggio, R (1, 8) OBP: 0.373, SLG: 0.443	1-3	F9		6 G1-6-3 1-3 1B			5-3			4	0	1	0	0	0	0
6 Johnny Pesky, L (1, 6) OBP: 0.405, SLG: 0.389	E6 4-3 1B 1B	E3		G1-6-3 1-2f			G3 1B			4	1	2	0	0	0	2
Ted Williams, L (1, 7) OBP: 0.481, SLG: 0.587	4-3 2-3	G3			L9		G3 1-2			4	0	0	0	0	0	3
Vern Stephens, R (1, 5) OBP: 0.373, SLG: 0.513	3-H 1B		F6		5-3		K			4	0	1	1	0	1	1
Walt Dropo, R (1, 3) OBP: 0.338, SLG: 0.374	K		F9		6-3			5-3		4	0	0	0	0	1	1
Billy Goodman, L (1, 4) OBP: 0.388, SLG: 0.378		1B HR 1B	BB			4-3 1B BB		G4-6-3 1B		2	2	2	0	2	0	0
Clyde Vollmer, R (1, 9) OBP: 0.379, SLG: 0.602		K	K			K		G4-6-3 1-2f		4	0	0	0	0	3	4
Buddy Rosar, R (1, 2) OBP: 0.339, SLG: 0.311		1-2 HR 1B		5-3		4-3 1-2				3	1	1	0	0	0	1
Mickey McDermott, L (1, 1) OBP: 0.286, SLG: 0.382		1-H 2-H HR		1B 1B		2-H 1B				3	1	3	4	0	0	0
Inning Stats	R: 1 E: 1 K: 1 S: 7	H: 2 LOB: 1 BB: 0 P: 7	R: 3 E: 1 K: 1 S: 9	H: 3 LOB: 1 BB: 0 P: 9	R: 0 E: 0 K: 1 S: 5	H: 0 LOB: 1 BB: 1 P: 9	R: 0 E: 0 K: 0 S: 4	H: 2 LOB: 1 BB: 0 P: 4	R: 0 E: 0 K: 0 S: 3	H: 0 LOB: 0 BB: 0 P: 3	R: 1 E: 0 K: 1 S: 5	H: 1 LOB: 1 BB: 1 P: 9	R: 0 E: 0 K: 1 S: 6	H: 1 LOB: 1 BB: 0 P: 6	R: 0 E: 0 K: 0 S: 3	H: 1 LOB: 0 BB: 0 P: 3						

PITCHER	IP	WLS	BF	H	R	ER	SO	BB	IBB	HBP	BLK	WP	HR	S	P	ERA	WHIP
Dizzy Trout, R (1, 1) ERA: 4.43	8.0	L	34	10	5	5	5	2	0	0	0	0	1	42	50	5.62	1.500

PITCHER	IP	WLS	BF	H	R	ER	SO	BB	IBB	HBP	BLK	WP	HR	S	P	ERA	WHIP

Detroit Tigers @ Boston Red Sox

Fenway Park, Boston, MA

Fri Aug 03 1951, 3:33 AM EDT

Att. 31,209 - Unknown

BOTTOM

livebaseballscorecards.com

AB	32
R	5
H	10
RBI	5
BB	2
SO	5
LOB	12

1B: 9	SF: 0	WP: 0	PA: 34
2B: 0	SAC: 0	PB: 0	
3B: 0	DP: 2	SB: 0	
HR: 1	HBP: 0	CS: 0	

Detroit Tigers @ Boston Red Sox

Fenway Park, Boston, MA

Sat Aug 04 1951, 3:33 AM EDT

Att. 22,726 - Unknown

TOP

livebaseballscorecards.com

Batter	1	2	3	4	5	6	7	8	9	AB	R	H	RBI	BB	SO	LOB
Johnny Lipon, R (1, 6) OBP: 0.331, SLG: 0.290	F7		F5			B1-3		6-3		4	0	0	0	0	0	0
Jerry Priddy, R (1, 4) OBP: 0.340, SLG: 0.346	1-3			F9		2B		F3		4	0	1	0	0	0	0
George Kell, R (1, 5) OBP: 0.401, SLG: 0.384	5-3			F7		F8		F7		4	0	0	0	0	0	1
Steve Souchock, R (1, 9) OBP: 0.325, SLG: 0.552		BBBB FC6-4 BB		F6		BBBB BB			HR 1B	2	1	1	0	2	0	0
Johnny Groth, R (1, 8) OBP: 0.361, SLG: 0.403		FC6-4 FC5-4 1-2f			E6 2B	F4			1-H HR	4	1	2	2	0	0	3
Hoot Evers, R (1, 7) OBP: 0.306, SLG: 0.379		F6			E6 BB 2-H		F2		F8 1B	4	0	1	0	0	0	2
Don Kolloway, R (1, 3) OBP: 0.308, SLG: 0.320		FC5-4 1-2f			K		5-4-3 1B		1 SAFE F8 1-2	4	0	1	0	0	1	3
Bob Swift, R (1, 2) OBP: 0.310, SLG: 0.256			K		BB 1-2		5-4-3 1-2		1B	3	0	1	0	1	1	1
Fred Hutchinson, L (1, 1) OBP: 0.242, SLG: 0.207			K		1-3		1-3		K	3	0	0	0	0	1	3
Hank Borowy, R (8, 1)										1	0	0	0	0	1	1
Ted Gray, S (9, 1) OBP: 0.211, SLG: 0.167										0	0	0	0	0	0	0

	AB	33
	R	2
	H	7
	RBI	2
	BB	3
	SO	4
	LOB	14

Inning Stats	1	2	3	4	5	6	7	8	9	1B: 4 SF: 0	WP: 0 PA: 36
R:	0	0	0	0	0	0	0	0	2	2B: 2 SAC: 0	PB: 0
E:	0	0	0	0	1	0	0	0	0	3B: 0 DP: 0	SB: 0
K:	0	0	2	0	1	0	0	0	1	HR: 1 HBP: 0	CS: 0
S:	3	3	7	3	6	4	4	3	8		
H:	0	0	0	0	1	1	1	0	4		
LOB:	0	1	0	0	2	2	1	1	1		
BB:	0	1	0	0	1	1	0	0	0		
P:	3	7	7	3	10	8	4	3	8		

PITCHER		IP	WLS	BF	H	R	ER	SO	BB	IBB	HBP	BLK	WP	HR	S	P	ERA	WHIP
Leo Kiely, L ERA: 3.27	(1, 1)	8.0	L	33	6	2	2	3	3	0	0	0	0	1	36	48	2.25	1.125
Bill Wight, L ERA: 6.21	(9, 1)	1.0		3	1	0	0	1	0	0	0	0	0	0	5	5	0.00	1.000

PITCHER		IP	WLS	BF	H	R	ER	SO	BB	IBB	HBP	BLK	WP	HR	S	P	ERA	WHIP

Detroit Tigers @ Boston Red Sox

Fenway Park, Boston, MA

Sat Aug 04 1951, 3:33 AM EDT

Att. 22,726 - Unknown

BOTTOM

Batter	1	2	3	4	5	6	7	8	9	AB	R	H	RBI	BB	SO	LOB
Dom DiMaggio, R (1, 8) OBP: 0.371, SLG: 0.441	5-3		1-2 1B		1-3		F7		K	5	0	1	0	0	1	1
6 Johnny Pesky, L (1, 6) OBP: 0.402, SLG: 0.386	4-3		K		1B		F9		K	5	0	1	0	0	2	3
Ted Williams, L (1, 7) OBP: 0.479, SLG: 0.582	WP BB		F9 2-3		F9			E4 BB 1B		3	0	0	0	1	0	3
Vern Stephens, R (1, 5) OBP: 0.369, SLG: 0.506	F2 1-2		K			F7		F7		4	0	0	0	0	1	4
Walt Dropo, R (1, 3) OBP: 0.341, SLG: 0.393		F9		E5 G1-6-3		HR		BB 1-2 1B		4	1	2	1	0	0	0
Billy Goodman, L (1, 4) OBP: 0.388, SLG: 0.376 Bobby Doerr, R (7, 4) OBP: 0.370, SLG: 0.425		BBBB FC5-4 BB		G1-6-3 1-2f		1-3		F7		2 1	0 0	0 0	0 0	1 0	0 0	1 2
Clyde Vollmer, R (1, 9) OBP: 0.381, SLG: 0.598		FC5-4 1-2f		FC5-4 1B		F3		BBBB BB 1-2 2-3		3	0	1	0	1	0	1
Buddy Rosar, R (1, 2) OBP: 0.328, SLG: 0.299		F3		FC5-4 1-2f			3-1	F7		4	0	0	0	0	0	5
Leo Kiely, L (1, 1) OBP: 0.412, SLG: 0.333 Bill Wight, L (9, 1) OBP: 0.160, SLG: 0.087 Charlie Maxwell, L (9, PH) OBP: 0.314, SLG: 0.516			F9 1B		F8		1B		K	3 0 1	0 0 0	2 0 0	0 0 0	0 0 1	0 0 0	0 0 0
Inning Stats	R: 0 E: 0 K: 0 S: 3 H: 0 LOB: 1 BB: 1 P: 7	R: 0 E: 0 K: 0 S: 3 H: 0 LOB: 1 BB: 1 P: 7	R: 0 E: 0 K: 2 S: 9 H: 2 LOB: 2 BB: 0 P: 9	R: 0 E: 1 K: 0 S: 4 H: 1 LOB: 1 BB: 0 P: 4	R: 0 E: 0 K: 0 S: 4 H: 1 LOB: 1 BB: 0 P: 4	R: 1 E: 0 K: 0 S: 4 H: 1 LOB: 0 BB: 0 P: 4	R: 0 E: 0 K: 0 S: 4 H: 1 LOB: 1 BB: 0 P: 4	R: 0 E: 1 K: 0 S: 5 H: 1 LOB: 3 BB: 1 P: 9	R: 0 E: 0 K: 3 S: 9 H: 0 LOB: 0 BB: 0 P: 9	1B: 6 2B: 0 3B: 0 HR: 1	SF: 0 SAC: 0 DP: 1 HBP: 0						

livebaseballscorecards.com

AB	35
R	1
H	7
RBI	1
BB	3
SO	5
LOB	20

WP: 1 PB: 0 SB: 0 CS: 0 PA: 38

PITCHER		IP	WLS	BF	H	R	ER	SO	BB	IBB	HBP	BLK	WP	HR	S	P	ERA	WHIP
Fred Hutchinson, R ERA: 3.49	(1, 1)	7.1		32	7	1	1	2	2	0	0	0	1	1	34	42	1.23	1.227
Hank Borowy, R ERA: 4.54	(8, 1)	0.2	W	3	0	0	0	0	1	0	0	0	0	0	2	6	0.00	1.500
Ted Gray, L ERA: 4.49	(9, 1)	1.0	S	3	0	0	0	3	0	0	0	0	0	0	9	9	0.00	0.000

PITCHER	IP	WLS	BF	H	R	ER	SO	BB	IBB	HBP	BLK	WP	HR	S	P	ERA	WHIP

Batter	1	2	3	4	5	6	7	8	9	AB	R	H	RBI	BB	SO	LOB
Johnny Lipon, R (1, 6) OBP: 0.330, SLG: 0.290	E3 G5-4-3		SH1-4 1-2		1-3			1B 1B 1B	5-3	4	1	1	0	0	0	2
Jerry Priddy, R (1, 4) OBP: 0.342, SLG: 0.347	G5-4-3 1-2f		F4			G6-4-3 1B		BB 1B 1-2 1B		4	0	2	0	0	0	2
George Kell, R (1, 5) OBP: 0.402, SLG: 0.384	FC5-4 BB		K			G6-4-3 1-2f		BB 1-2 2-H 1B		3	0	1	1	1	1	2
Steve Souchock, R (1, 9) OBP: 0.317, SLG: 0.537 Pat Mullin, L (8, PH) OBP: 0.348, SLG: 0.449 (8, 9)	FC5-4 1-2f			6-3		F9		K		3 1	0 0	0 0	0 0	0 0	0 1	1 2
Johnny Groth, R (1, 8) OBP: 0.366, SLG: 0.409		G5-4-3 1B		F8			2B 2B	BB 1-2 2-3		3	1	2	0	1	0	0
Hoot Evers, R (1, 7) OBP: 0.302, SLG: 0.373		G5-4-3 1-2f		F6			F7	F7		4	0	0	0	0	0	5
Don Kolloway, R (1, 3) OBP: 0.314, SLG: 0.340 Vic Wertz, L (8, PH) OBP: 0.391, SLG: 0.504 Dick Kryhoski, L (8, 3) OBP: 0.349, SLG: 0.425		2B			F9		3B 2-H 2B	K		3 1 0	1 0 0	2 0 0	1 0 0	0 1 0	0 3 0	0 0 0
Bob Swift, R (1, 2) OBP: 0.295, SLG: 0.244 Joe Ginsberg, L (5, PR) OBP: 0.386, SLG: 0.437 (5, 2)		6-3			E5 SH1-3		3B 2-H		4-3	2 2	0 0	0 1	0 1	0 0	0 0	1 0
Marlin Stuart, L (1, 1) OBP: 0.261, SLG: 0.348			SH1-4 1B		SH1-3 1-2		6-3		4-3	3	0	1	0	0	0	0
Inning Stats	R: 0 E: 1 K: 0 S: 3 H: 0 LOB: 1 BB: 1 P: 7	R: 0 E: 0 K: 0 S: 4 H: 2 LOB: 1 BB: 0 P: 4	R: 0 E: 0 K: 1 S: 6 H: 1 LOB: 1 BB: 0 P: 6	R: 0 E: 0 K: 0 S: 3 H: 0 LOB: 0 BB: 0 P: 3	R: 0 E: 1 K: 0 S: 4 H: 0 LOB: 2 BB: 0 P: 4	R: 0 E: 0 K: 0 S: 3 H: 1 LOB: 0 BB: 0 P: 3	R: 2 E: 0 K: 0 S: 5 H: 3 LOB: 0 BB: 0 P: 5	R: 1 E: 0 K: 2 S: 10 H: 3 LOB: 3 BB: 1 P: 14	R: 0 E: 0 K: 0 S: 3 H: 0 LOB: 0 BB: 0 P: 3	1B: 6 2B: 3 3B: 1 HR: 0 SF: 0 SAC: 2 DP: 3 HBP: 0						

PITCHER		IP	WLS	BF	H	R	ER	SO	BB	IBB	HBP	BLK	WP	HR	S	P	ERA	WHIP
Mel Parnell, L ERA: 3.48	(1, 1)	7.0	L	29	9	3	3	1	1	0	0	0	0	0	30	34	3.86	1.429
Ellis Kinder, R ERA: 3.27	(8, 1)	1.0		5	1	0	0	2	1	0	0	0	0	0	8	12	0.00	2.000
Bill Wight, L ERA: 6.12	(9, 1)	1.0		3	0	0	0	0	0	0	0	0	0	0	3	3	0.00	0.000

PITCHER	IP	WLS	BF	H	R	ER	SO	BB	IBB	HBP	BLK	WP	HR	S	P	ERA	WHIP

TOP

Detroit Tigers @ Boston Red Sox

Fenway Park, Boston, MA

Sun Aug 05 1951, 3:33 AM EDT

Unknown

livebaseballscorecards.com

AB	33
R	3
H	10
RBI	3
BB	2
SO	3
LOB	18

WP: 0 PA: 37
PB: 0
SB: 0
CS: 0

BOTTOM

Batter	1	2	3	4	5	6	7	8	9	AB	R	H	RBI	BB	SO	LOB
Dom DiMaggio, R (1, 8) OBP: 0.371, SLG: 0.439	HBP		5-3	F7			1B		4-3	4	1	1	0	0	0	2
6 Johnny Pesky, L (1, 6) OBP: 0.403, SLG: 0.385	1B		BB		F9		SH3-4		K	3	0	1	1	1	1	0
Ted Williams, L (1, 7) OBP: 0.483, SLG: 0.583	G5-4-3 1B		1B		K		BB		BB	3	0	2	0	2	1	0
Lou Boudreau, R (1, 5) OBP: 0.343, SLG: 0.391	F6		F5		F8		K		F8	3	0	0	0	0	0	4
Charlie Maxwell, L (7, PH) OBP: 0.306, SLG: 0.500										1	0	0	0	0	1	3
Fred Hatfield, L (8, 5) OBP: 0.324, SLG: 0.300										1	0	0	0	0	0	1
Walt Dropo, R (1, 3) OBP: 0.335, SLG: 0.385	G5-4-3		F8			6-3	F9			4	0	0	0	0	0	7
Bobby Doerr, R (1, 4) OBP: 0.371, SLG: 0.426		1B	BB	1B		F2		5-3		4	0	2	0	0	0	0
Clyde Vollmer, R (1, 9) OBP: 0.379, SLG: 0.591		K	F7			FC6-4		6-3		4	0	1	0	0	1	2
Buddy Rosar, R (1, 2) OBP: 0.333, SLG: 0.300		F7	FC4-6	BB		FC6-4		FC4-6	1B	3	0	1	0	1	0	2
Al Evans, R (8, PR) OBP: 0.250, SLG: 0.167										0	0	0	0	0	0	0
(9, 2)																
Mel Parnell, L (1, 1) OBP: 0.345, SLG: 0.300		4-3	FC4-6				1B	FC4-6		3	0	1	0	0	0	3
Ellis Kinder, R (8, 1) OBP: 0.043, SLG: 0.087										0	0	0	0	0	0	0
Mickey McDermott, L (8, PH) OBP: 0.281, SLG: 0.375										1	0	0	0	0	0	1
Bill Wight, L (9, 1) OBP: 0.160, SLG: 0.087										0	0	0	0	0	0	0

Inning Stats	1	2	3	4	5	6	7	8	9
	R: 1 E: 0 K: 0 S: 4	H: 2 LOB: 1 BB: 0 P: 5	R: 0 E: 0 K: 1 S: 6	H: 1 LOB: 1 BB: 0 P: 6	R: 0 E: 0 K: 0 S: 4	H: 1 LOB: 2 BB: 1 P: 8	R: 0 E: 0 K: 1 S: 5	H: 0 LOB: 0 BB: 0 P: 5	R: 0 E: 0 K: 0 S: 4	H: 1 LOB: 1 BB: 0 P: 4	R: 0 E: 0 K: 1 S: 7	H: 2 LOB: 3 BB: 1 P: 11	R: 0 E: 0 K: 0 S: 4	H: 1 LOB: 1 BB: 0 P: 4	R: 0 E: 0 K: 1 S: 5	H: 0 LOB: 1 BB: 1 P: 9

| | | | | | | | | | | | | | | | |

TOP

Detroit Tigers @ Boston Red Sox

Fenway Park, Boston, MA

Sun Aug 05 1951, 3:38 AM EDT

Att. 34,546 - Unknown

livebaseballscorecards.com

Batter	1	2	3	4	5	6	7	8	9	AB	R	H	RBI	BB	SO	LOB
Johnny Lipon, R (1, 6) OBP: 0.331, SLG: 0.291	0-0 E S F7 1B	0-0 G4-3-6 1-2f 3-H		0-0 F9		0-0 1B 1B	0-0 F5			5	1	2	0	0	0	4
George Kell, R (1, 5) OBP: 0.402, SLG: 0.387	0-0 F7 1-H	0-0 F7			0-0 2B 2B	0-0 FC6-4 1-2 1B	0-0 F8			5	1	2	1	0	0	2
Dick Kryhoski, L (1, 3) OBP: 0.349, SLG: 0.424 Don Kolloway, R (6, PH) OBP: 0.311, SLG: 0.336 (6, 3)	S S S 0-3 K		0-0 1B		0-0 F8	0-0 FC6-4 1-2f		0-0 6-3		3 2	0 0	1 0	0 0	0 0	1 0	1 2
Vic Wertz, L (1, 9) OBP: 0.392, SLG: 0.503 Steve Souchock, R (5, PH) OBP: 0.317, SLG: 0.527 (5, 9)	B B B B 4-0 1B BB	S S S 0-3 K			0-0 F7	B B B 4-0 1B 2B BB	0-0 G3			1 2	0 1	0 0	0 0	1 1	1 0	1 1
Pat Mullin, L (1, 7) OBP: 0.352, SLG: 0.452 Hoot Evers, R (3, PH) OBP: 0.305, SLG: 0.379 (3, 7)	0-0 FC6-4 1-2 1B	S S S 0-3 K			0-0 2-H 2B	0-0 2B 1-2 1B	0-0 F3			1 4	0 1	1 2	0 1	0 0	0 1	0 1
Johnny Groth, R (1, 8) OBP: 0.361, SLG: 0.402	0-0 FC6-4 1-2f	0-0 F7			0-0 5-3		S S S 0-3 K		0-0 F3	5	0	0	0	0	1	6
Joe Ginsberg, L (1, 2) OBP: 0.387, SLG: 0.441		0-0 BB 1B 1B		0-0 F7		0-0 F3	0-0 1-H 2-H 1B 2B		0-0 F9	5	2	2	2	0	0	0
Jerry Priddy, R (1, 4) OBP: 0.347, SLG: 0.356	B B B B 4-0 1B 1-2 G4-3-6 BB			B B B B 4-0 BB		0-0 HR	B B B B 4-0 1B BB		0-0 F8	2	2	1	1	3	0	0
Virgil Trucks, R (1, 1) OBP: 0.190, SLG: 0.238 Bob Cain, L (6, 1) OBP: 0.292, SLG: 0.318 Hank Borowy, R (6, 1) Charlie Keller, L (7, PH) OBP: 0.489, SLG: 0.568 Dizzy Trout, R (7, 1) OBP: 0.375, SLG: 0.256		0-0 G4-3-6 1-3 2-H 1B		S S S 0-3 K		S S S 0-3 K	0-0 1-2 2-H 1B			3 0 0 1 0	0 0 0 0 0	1 0 0 1 0	1 0 0 1 0	0 0 0 0 0	2 0 0 0 0	1 0 0 0 0

Inning Stats																								
	R: 1	H: 2	R: 2	H: 2	R: 0	H: 1	R: 0	H: 0	R: 1	H: 2	R: 1	H: 3	R: 3	H: 3	R: 0	H: 0	R: 0	H: 0	1B: 9	SF: 0	WP: 0	PA: 44		
	E: 0	LOB: 2	E: 0	LOB: 0	E: 0	LOB: 1	E: 0	LOB: 1	E: 0	LOB: 1	E: 0	LOB: 2	E: 0	LOB: 2	E: 0	LOB: 0	E: 0	LOB: 0	2B: 3	SAC: 0	PB: 0			
	K: 1	BB: 1	K: 0	BB: 1	K: 2	BB: 0	K: 1	BB: 1	K: 0	BB: 0	K: 1	BB: 0	K: 1	BB: 2	K: 0	BB: 0	K: 0	BB: 0	3B: 0	DP: 1	SB: 1			
	S: 7	P: 11	S: 4	P: 8	S: 8	P: 8	S: 5	P: 5	S: 5	P: 5	S: 8	P: 8	S: 8	P: 16	S: 3	P: 3	S: 3	P: 3	HR: 1	HBP: 0	CS: 0			

PITCHER		IP	WLS	BF	H	R	ER	SO	BB	IBB	HBP	BLK	WP	HR	S	P	ERA	WHIP
Walt Masterson, R ERA: 3.2	(1, 1)	2.0		11	4	3	3	1	2	0	0	0	0	0	11	19	13.50	3.000
Chuck Stobbs, L ERA: 4.26	(3, 1)	4.0		19	6	2	2	4	1	0	0	0	0	1	26	30	4.50	1.750
Harry Taylor, R ERA: 5.6	(7, 1)	0.0	L	2	1	2	2	0	1	0	0	0	0	0	1	5	∞	∞
Ellis Kinder, R ERA: 3.26	(7, 1)	3.0		12	2	1	1	1	1	0	0	0	0	0	13	17	3.00	1.000

PITCHER	IP	WLS	BF	H	R	ER	SO	BB	IBB	HBP	BLK	WP	HR	S	P	ERA	WHIP

AB	39
R	8
H	13
RBI	7
BB	5
SO	6
LOB	19

Batter	1	2	3	4	5	6	7	8	9	AB	R	H	RBI	BB	SO	LOB
Dom DiMaggio, R (1, 8) OBP: 0.371, SLG: 0.436	F9	1-2 2-3 3-H 6 FC6-4 HBP		F4		BBB 4-0 G3 6 1B 1B 1-2 2-3 BB		6-3		3	1	0	1	1	0	1
6 Johnny Pesky, L (1, 6) OBP: 0.403, SLG: 0.385	4-3	1-2f FC6-4		P5		G3 1B 1-2 2-3 3-H 1B		FC6-4 1B		5	1	2	1	0	0	4
Ted Williams, L (1, 7) OBP: 0.482, SLG: 0.579	FC6-4 1B		BBB 4-0 1B BB		F9	G3 1-2 2-3 3-H		F4		4	0	1	1	1	0	3
Bobby Doerr, R (1, 4) OBP: 0.374, SLG: 0.427	FC6-4 1-2f		1-2 FC6-4 1B		1B	H 1-0 1B HBP		FC6-4 1-2f		4	0	2	0	0	0	2
Fred Hatfield, L (1, 5) OBP: 0.359, SLG: 0.303		BBB 4-0 BB HBP BB	SSS 0-3 K		F9	1-2 2-H 3-H 1B			BBB 4-0 G1-4-6-3 BB	3	1	1	2	2	1	3
Walt Dropo, R (1, 3) OBP: 0.327, SLG: 0.375		F9	SSS 0-3 K		F9	F9			F6	5	0	0	0	0	1	7
Clyde Vollmer, R (1, 9) OBP: 0.379, SLG: 0.583		BBB 4-0 HBP BB 1-2 BB	1-2f FC6-4			BBB 4-0 BB HBP 6 1B BB	5-3		G1-4-6-3 1-2f	3	1	0	0	2	0	3
Les Moss, R (1, 2) OBP: 0.295, SLG: 0.291		BBB 4-0 HBP 1-2 2-3 BB		SSS 0-3 K		SSS 0-3 K	5-3			3	0	0	0	1	2	1
Walt Masterson, R (1, 1)		SSS 0-3 K		BBB 4-0 BB		H 1-0 6 1B BB 1-2 G3 HBP	SSS 0-3 K			0	0	0	0	0	0	0
Charlie Maxwell, L (2, PH) OBP: 0.297, SLG: 0.485										1	0	0	0	0	1	3
Chuck Stobbs, L (3, 1) OBP: 0.283, SLG: 0.244										0	0	0	0	1	0	0
Lou Boudreau, R (6, PH) OBP: 0.345, SLG: 0.391										0	0	0	0	0	0	0
Mickey McDermott, L (6, PR) OBP: 0.281, SLG: 0.375										0	1	0	0	0	0	0
Harry Taylor, R (7, 1) OBP: 0.148, SLG: 0.154										0	0	0	0	0	0	0
Ellis Kinder, R (7, 1) OBP: 0.042, SLG: 0.083										1	0	0	0	0	1	0
Inning Stats	R: 0 E: 0 K: 0 S: 4 H: 1 LOB: 1 BB: 0 P: 4	R: 1 E: 0 K: 1 S: 5 H: 0 LOB: 3 BB: 3 P: 18	R: 0 E: 0 K: 2 S: 8 H: 1 LOB: 2 BB: 1 P: 12	R: 0 E: 0 K: 1 S: 5 H: 0 LOB: 1 BB: 1 P: 9	R: 0 E: 0 K: 0 S: 4 H: 1 LOB: 1 BB: 0 P: 4	R: 4 E: 0 K: 1 S: 7 H: 2 LOB: 2 BB: 2 P: 17	R: 0 E: 0 K: 1 S: 5 H: 0 LOB: 0 BB: 0 P: 5	R: 0 E: 0 K: 0 S: 4 H: 1 LOB: 1 BB: 0 P: 4	R: 0 E: 0 K: 0 S: 2 H: 0 LOB: 0 BB: 1 P: 6	1B: 6 2B: 0 3B: 0 HR: 0	SF: 0 SAC: 0 DP: 1 HBP: 3						

PITCHER		IP	WLS	BF	H	R	ER	SO	BB	IBB	HBP	BLK	WP	HR	S	P	ERA	WHIP
Virgil Trucks, R ERA: 6.6	(1, 1)	5.1		28	3	4	4	5	7	0	2	0	0	0	29	59	6.75	1.875
Bob Cain, L ERA: 4.61	(6, 1)	0.1		4	2	1	1	0	0	0	1	0	0	0	3	4	27.00	6.000
Hank Borowy, R ERA: 4.5	(6, 1)	0.1	W	1	0	0	0	0	0	0	0	0	0	0	1	1	0.00	0.000
Dizzy Trout, R ERA: 4.33	(7, 1)	3.0	S	10	1	0	0	1	1	0	0	0	0	0	11	15	0.00	0.667

PITCHER	IP	WLS	BF	H	R	ER	SO	BB	IBB	HBP	BLK	WP	HR	S	P	ERA	WHIP

BOTTOM

Detroit Tigers @ Boston Red Sox

Fenway Park, Boston, MA

Sun Aug 05 1951, 3:38 AM EDT

Att. 34,546 - Unknown

livebaseballscorecards.com

AB	32
R	5
H	6
RBI	5
BB	8
SO	6
LOB	27

Philadelphia Athletics @ Boston Red Sox

Fenway Park, Boston, MA

Tue Aug 07 1951, 3:33 AM EDT

Att. 24,234 - Unknown

livebaseballscorecards.com

Batter	1	2	3	4	5	6	7	8	9	AB	R	H	RBI	BB	SO	LOB
Eddie Joost, R (1, 6) OBP: 0.388, SLG: 0.441	K		F6		L6		6-3		F8	5	0	0	0	0	1	1
Elmer Valo, L (1, 8) OBP: 0.389, SLG: 0.426	1-3		1-3		1B 3B			BBBB 2B FC4-6 BB	2-H 1B	4	2	2	1	1	0	0
Wally Moses, L (1, 9) OBP: 0.296, SLG: 0.231	1-3		BBBB WP 1B BB	FC6-4 3-H 1B				F7	F4	4	1	1	1	1	0	2
Gus Zernial, R (1, 7) OBP: 0.358, SLG: 0.559		6-3	FC6-4 1-H 1B	FC6-4 1-2f 3B				FC4-6 1-3 2B		4	1	2	1	0	0	1
Hank Majeski, R (1, 5) OBP: 0.371, SLG: 0.429		5-3	FC6-4 1-2f	1-H 3B				BBBB FC4-6 BB		3	0	1	1	1	0	1
Billy Hitchcock, R (1, 4) OBP: 0.354, SLG: 0.324		F9	5-3	1-3				FC4-6 1-2f 2-3 3-H		3	0	0	0	0	0	2
Dave Philley, S (8, PH) OBP: 0.336, SLG: 0.344										1	0	0	1	0	0	2
Pete Suder, R (8, 4) OBP: 0.289, SLG: 0.286										0	0	0	0	0	0	0
Lou Limmer, L (1, 3) OBP: 0.271, SLG: 0.290			F9		4-3	F9		F2		4	0	0	0	0	0	3
Joe Tipton, R (1, 2) OBP: 0.344, SLG: 0.308			S E 2B		HR		5-3		BBBB SH1-4 1B BB	3	3	2	1	1	0	0
Bob Hooper, R (1, 1) OBP: 0.267, SLG: 0.386			SSS K 2-H		F4		6-3		SH1-4 1-2	3	0	0	0	0	1	0
Inning Stats	R: 0 E: 0 K: 1 S: 5 H: 0 LOB: 0 BB: 0 P: 5	R: 0 E: 0 K: 0 S: 3 H: 0 LOB: 0 BB: 0 P: 3	R: 1 E: 1 K: 1 S: 6 H: 1 LOB: 0 BB: 0 P: 6	R: 1 E: 0 K: 0 S: 4 H: 1 LOB: 1 BB: 1 P: 8	R: 1 E: 0 K: 0 S: 4 H: 1 LOB: 0 BB: 0 P: 4	R: 2 E: 0 K: 0 S: 6 H: 3 LOB: 1 BB: 0 P: 6	R: 0 E: 0 K: 0 S: 3 H: 0 LOB: 0 BB: 0 P: 3	R: 1 E: 0 K: 0 S: 4 H: 1 LOB: 2 BB: 2 P: 12	R: 1 E: 0 K: 0 S: 4 H: 1 LOB: 1 BB: 1 P: 8	1B: 3 2B: 2 3B: 2 HR: 1 SF: 0 SAC: 1 DP: 0 HBP: 0	WP: 1 PB: 0 SB: 1 CS: 0 PA: 39					

	AB	34
	R	7
	H	8
	RBI	6
	BB	4
	SO	2
	LOB	12

PITCHER		IP	WLS	BF	H	R	ER	SO	BB	IBB	HBP	BLK	WP	HR	S	P	ERA	WHIP
Ray Scarborough, R ERA: 4.56	(1, 1)	5.1	L	23	6	5	4	2	1	0	0	0	1	1	26	30	6.75	1.312
Bill Wight, L ERA: 5.97	(6, 1)	1.2		5	0	0	0	0	0	0	0	0	0	0	5	5	0.00	0.000
Ellis Kinder, R ERA: 3.39	(8, 1)	2.0		11	2	2	2	0	3	0	0	0	0	0	8	20	9.00	2.500

PITCHER	IP	WLS	BF	H	R	ER	SO	BB	IBB	HBP	BLK	WP	HR	S	P	ERA	WHIP

Batter	1	2	3	4	5	6	7	8	9	AB	R	H	RBI	BB	SO	LOB
Dom DiMaggio, R (1, 8) OBP: 0.368, SLG: 0.432	F9		F8	F8			F7			4	0	0	0	0	0	1
6 Johnny Pesky, L (1, 6) OBP: 0.404, SLG: 0.385	2B 2B 1B		4-3		F7			BBBB 5-3 BB		3	1	1	0	1	0	0
Ted Williams, L (1, 7) OBP: 0.484, SLG: 0.583	1-3 2B 2B		BBBB 1B 2B BB		G5-4-3 1B			F7		3	2	2	0	1	0	1
Vern Stephens, R (1, 5) OBP: 0.367, SLG: 0.503	1-3		1-2 2B 1B		G5-4-3 1-2f			5-3 1-2		4	1	1	0	0	0	4
Bobby Doerr, R (1, 4) OBP: 0.378, SLG: 0.435	2-H 3-H 2B		1-H 2-H 2B			G6-4-3 1B		6-3		4	0	3	4	0	0	1
Walt Dropo, R (1, 3) OBP: 0.323, SLG: 0.369 Billy Goodman, L (9, PH) OBP: 0.387, SLG: 0.375	F9		SSS K			G6-4-3 1-2f			L7	3 1	0 0	0 0	0 0	0 0	1 0	3 0
Clyde Vollmer, R (1, 9) OBP: 0.381, SLG: 0.581		SSS K		1B		F5			FC3-6 1B	4	0	2	0	0	1	0
Aaron Robinson, L (1, 2) OBP: 0.330, SLG: 0.267		SSS K		SSS K			4-3		FC3-6 1-2f	4	0	0	0	0	2	2
Ray Scarborough, R (1, 1) OBP: 0.224, SLG: 0.174 Bill Wight, L (6, 1) OBP: 0.160, SLG: 0.087 Charlie Maxwell, L (7, PH) OBP: 0.289, SLG: 0.471 Ellis Kinder, R (8, 1) OBP: 0.042, SLG: 0.083 Fred Hatfield, L (9, PH) OBP: 0.350, SLG: 0.294		F8		SSS K			3-1		F5	2 0 1 0 1	0 0 0 0 0	0 0 0 0 0	0 0 0 0 0	0 0 0 0 0	1 0 0 0 0	1 0 0 0 1
Inning Stats	R: 2 E: 0 K: 0 S: 6 H: 3 LOB: 1 BB: 0 P: 6		R: 0 E: 0 K: 2 S: 7 H: 0 LOB: 0 BB: 0 P: 7	R: 2 E: 0 K: 1 S: 7 H: 2 LOB: 1 BB: 1 P: 11	R: 0 E: 0 K: 2 S: 8 H: 1 LOB: 1 BB: 0 P: 8	R: 0 E: 0 K: 0 S: 3 H: 1 LOB: 0 BB: 0 P: 3	R: 0 E: 0 K: 0 S: 3 H: 1 LOB: 0 BB: 0 P: 3	R: 0 E: 0 K: 0 S: 3 H: 0 LOB: 0 BB: 0 P: 3	R: 0 E: 0 K: 0 S: 3 H: 0 LOB: 1 BB: 1 P: 7	R: 0 E: 0 K: 0 S: 4 H: 1 LOB: 1 BB: 0 P: 4	1B: 6 2B: 3 3B: 0 HR: 0	SF: 0 SAC: 0 DP: 2 HBP: 0						

PITCHER	IP	WLS	BF	H	R	ER	SO	BB	IBB	HBP	BLK	WP	HR	S	P	ERA	WHIP
Bob Hooper, R (1, 1) ERA: 4.23	9.0	W	36	9	4	4	5	2	0	0	0	0	0	44	52	4.00	1.222

PITCHER	IP	WLS	BF	H	R	ER	SO	BB	IBB	HBP	BLK	WP	HR	S	P	ERA	WHIP

BOTTOM

Philadelphia Athletics @ Boston Red Sox

Fenway Park, Boston, MA

Tue Aug 07 1951, 3:33 AM EDT

Att. 24,234 - Unknown

livebaseballscorecards.com

AB	34
R	4
H	9
RBI	4
BB	2
SO	5
LOB	14

WP: 0	PB: 0	SB: 0	CS: 0
PA: 36			

Batter	1	2	3	4	5	6	7	8	9	AB	R	H	RBI	BB	SO	LOB
Eddie Joost, R (1, 6) OBP: 0.391, SLG: 0.441	B B B B 4-0 BB		x 0-0 ① SH1-3 1-2 2-3	x 0-0 ③ FC6-4 1-2f			H 1-0 FC5-4 BB HBP	x 0-0 SH 1-3 2-H 1B		2	0	1	1	1	0	2
Dave Philley, S (1, 8) OBP: 0.335, SLG: 0.341	S S S 0-3 ① K		x 0-0 ② FC6-2 1B 2-3 3-H		x 0-0 ① F9		B B B B 4-0 FC5-4 1-2 BB	x 0-0 SH 1-2 3-H		3	0	0	1	1	1	3
Allie Clark, R (1, 9) OBP: 0.303, SLG: 0.394	x 0-0 ② F3		x 0-0 1-3 3-H 1B		x 0-0 ② 5-3		x 0-0 ② FC5-4 1-2f 2-3	x 0-0 ② F4		5	0	1	1	0	0	5
Gus Zernial, R (1, 7) OBP: 0.354, SLG: 0.551	x 0-0 ③ L8		x 0-0 ③ F4		S S S 0-3 ③ K		x 0-0 ③ F8	x 0-0 ③ F9		5	0	0	0	0	1	7
Billy Hitchcock, R (1, 4) OBP: 0.364, SLG: 0.362		x 0-0 ① 6-3		x 0-0 E8 1B FC6-4 1B		x 0-0 ① F4		x 0-0 HR	x 0-0 BB 1B	5	2	3	1	0	0	0
Pete Suder, R (1, 5) OBP: 0.298, SLG: 0.291		x 0-0 ② F2		x 0-0 FC6-4 2-3 1B		x 0-0 FC1-4-6 1B		B B B B 4-0 BB BB FC6-5 BB	B B B B 4-0 1-2 BB	3	1	2	0	2	0	0
Lou Limmer, L (1, 3) OBP: 0.269, SLG: 0.283		S S S 0-3 ③ K		x 0-0 ① FC6-4 1B 1-2f 3-H		x 0-0 ② FC1-4-6 1-2f		B B B B 4-0 FC6-5 BB 1-2 BB	S S S 0-3 ① K	4	0	0	1	1	2	4
Joe Tipton, R (1, 2) OBP: 0.352, SLG: 0.308			B B B B 4-0 SH1-3 SH FC6-2 BB	x 0-0 FC6-4 1-3 1B		x 0-0 F5		B B B B 4-0 FC6-5 1-2 2-3 1B BB	x 0-0 ② 1B	3	1	1	0	2	0	3
Morrie Martin, L (1, 1) Joe Astroth, R (7, PH) Bobby Shantz, R (7, 1) Carl Scheib, R (9, 1) OBP: 0.265, SLG: 0.242 OBP: 0.272, SLG: 0.293 OBP: 0.347, SLG: 0.333 OBP: 0.438, SLG: 0.630			x 0-0 SH FC6-2 SH1-3 1-2 1B	S S S 0-3 ② K		x 0-0 ① L5	x 0-0 ① FC6-5 1B 1-2 2-3f 3-H SH	x 0-0 ③	1 1 2 0	1 0 1 0	0 0 0 0	0 0 1 0	0 0 0 0	1 0 0 0	2 0 4 0

Inning Stats	1	2	3	4	5	6	7	8	9
	R: 0 E: 0 K: 1 S: 5	R: 0 E: 0 K: 1 S: 5	R: 1 E: 1 K: 0 S: 5	R: 1 E: 1 K: 1 S: 8	R: 0 E: 0 K: 1 S: 5	R: 0 E: 0 K: 0 S: 4	R: 0 E: 0 K: 0 S: 3	R: 4 E: 0 K: 0 S: 6	R: 0 E: 0 K: 1 S: 6
	H: 0 LOB: 1 BB: 1 P: 9	H: 0 LOB: 0 BB: 0 P: 5	H: 1 LOB: 2 BB: 1 P: 9	H: 3 LOB: 2 BB: 0 P: 8	H: 0 LOB: 0 BB: 0 P: 5	H: 1 LOB: 1 BB: 0 P: 4	H: 0 LOB: 2 BB: 1 P: 8	H: 2 LOB: 2 BB: 3 P: 18	H: 1 LOB: 2 BB: 1 P: 10

1B: 7 SF: 0
2B: 0 SAC: 3
3B: 0 DP: 0
HR: 1 HBP: 1

WP: 0 PA: 45
PB: 0
SB: 0
CS: 0

PITCHER		IP	WLS	BF	H	R	ER	SO	BB	IBB	HBP	BLK	WP	HR	S	P	ERA	WHIP
Mickey McDermott, L ERA: 2.94	(1, 1)	7.0	L	34	6	5	4	4	5	0	1	0	0	1	36	57	5.14	1.571
Bill Wight, L ERA: 6.07	(8, 1)	0.1		3	1	0	0	0	1	0	0	0	0	0	2	6	0.00	6.000
Walt Masterson, R ERA: 3.15	(8, 1)	0.2		3	0	1	1	0	0	0	0	0	0	0	3	3	13.50	0.000
Chuck Stobbs, L ERA: 4.22	(9, 1)	1.0		5	1	0	0	1	1	0	0	0	0	0	6	10	0.00	2.000

PITCHER	IP	WLS	BF	H	R	ER	SO	BB	IBB	HBP	BLK	WP	HR	S	P	ERA	WHIP

TOP

Philadelphia Athletics @ Boston Red Sox

Fenway Park, Boston, MA

Thu Aug 09 1951, 3:33 AM EDT

Unknown

livebaseballscorecards.com

AB	34
R	6
H	8
RBI	6
BB	7
SO	5
LOB	30

Batter	1	2	3	4	5	6	7	8	9	AB	R	H	RBI	BB	SO	LOB
Dom DiMaggio, R (1, 8) OBP: 0.365, SLG: 0.428	L5		6-3		F6			6-3		4	0	0	0	0	0	0
6 Johnny Pesky, L (1, 6) OBP: 0.402, SLG: 0.383	F8		2B 1B		F8			L8		4	1	1	0	0	0	0
Ted Williams, L (1, 7) OBP: 0.482, SLG: 0.587	HR		L9			G3			K	4	1	1	1	0	1	1
Vern Stephens, R (1, 5) OBP: 0.369, SLG: 0.509	F5		1-H 2B			3-1			HR 2B	4	1	2	1	0	0	0
Billy Goodman, L (1, 4) OBP: 0.388, SLG: 0.375		G6-4-3 1B	4-3			F7			HR BB	3	1	1	0	1	0	1
Walt Dropo, R (1, 3) OBP: 0.317, SLG: 0.362		G6-4-3 1-2f		L4			F9		F8	4	0	0	0	0	0	3
Clyde Vollmer, R (1, 9) OBP: 0.387, SLG: 0.594		BBBB 1B BB		BBBB G6-4-3 BB			SSS K		1-H 2-H HR	2	1	1	3	2	1	0
Buddy Rosar, R (1, 2) OBP: 0.333, SLG: 0.301		1-3 1B		G6-4-3 1-2f			F4		F6	3	0	1	0	0	0	1
Charlie Maxwell, L (9, PH) OBP: 0.282, SLG: 0.457										1	0	0	0	0	0	0
Mickey McDermott, L (1, 1) OBP: 0.271, SLG: 0.362		F8			4-3			F8		2	0	0	0	0	0	2
Bill Wight, L (8, 1) OBP: 0.160, SLG: 0.087										0	0	0	0	0	0	0
Walt Masterson, R (8, 1)										0	0	0	0	0	0	0
Les Moss, R (8, PH) OBP: 0.294, SLG: 0.290										1	0	0	0	0	0	0
Chuck Stobbs, L (9, 1) OBP: 0.283, SLG: 0.244										0	0	0	0	0	0	0
Inning Stats	R: 1 H: 1 E: 0 LOB: 0 K: 0 BB: 0 S: 4 P: 4	R: 0 H: 2 E: 0 LOB: 2 K: 0 BB: 1 S: 4 P: 8	R: 1 H: 2 E: 0 LOB: 1 K: 0 BB: 0 S: 5 P: 5	R: 0 H: 0 E: 0 LOB: 0 K: 0 BB: 1 S: 2 P: 6	R: 0 H: 0 E: 0 LOB: 0 K: 0 BB: 0 S: 3 P: 3	R: 0 H: 0 E: 0 LOB: 0 K: 0 BB: 0 S: 3 P: 3	R: 0 H: 0 E: 0 LOB: 0 K: 1 BB: 0 S: 5 P: 5	R: 0 H: 0 E: 0 LOB: 0 K: 0 BB: 0 S: 3 P: 3	R: 3 H: 2 E: 0 LOB: 0 K: 1 BB: 1 S: 7 P: 11	1B: 3 SF: 0 2B: 2 SAC: 0 3B: 0 DP: 2 HR: 2 HBP: 0						WP: 0 PA: 35 PB: 0 SB: 0 CS: 0

PITCHER	IP	WLS	BF	H	R	ER	SO	BB	IBB	HBP	BLK	WP	HR	S	P	ERA	WHIP
Morrie Martin, L (1, 1) ERA: 4.36	6.0		23	5	2	2	0	2	0	0	0	0	1	21	29	3.00	1.167
Bobby Shantz, L (7, 1) ERA: 4.83	2.2	W	11	2	3	3	2	1	0	0	0	0	1	14	18	10.12	1.125
Carl Scheib, R (9, 1) ERA: 4.96	0.1	S	1	0	0	0	0	0	0	0	0	0	0	1	1	0.00	0.000

PITCHER	IP	WLS	BF	H	R	ER	SO	BB	IBB	HBP	BLK	WP	HR	S	P	ERA	WHIP

BOTTOM

Philadelphia Athletics @ Boston Red Sox

Fenway Park, Boston, MA

Thu Aug 09 1951, 3:33 AM EDT

Unknown

livebaseballscorecards.com

AB	32
R	5
H	7
RBI	5
BB	3
SO	2
LOB	8

Philadelphia Athletics @ Boston Red Sox

Fenway Park, Boston, MA

Thu Aug 09 1951, 3:38 AM EDT

Att. 16,248 - Unknown

TOP

livebaseballscorecards.com

Batter	1	2	3	4	5	6	7	8	9	AB	R	H	RBI	BB	SO	LOB
Eddie Joost, R (1, 6) OBP: 0.394, SLG: 0.443	FC5-4 1B		BBBB 4-0 ① 5-3 1B 2-3 BB		1B			6-3		3	1	2	0	1	0	0
Dave Philley, S (1, 8) OBP: 0.332, SLG: 0.337	F8		5-3 1-2		F8			6-3		4	0	0	0	0	0	3
Allie Clark, R (1, 9) OBP: 0.309, SLG: 0.393	FC5-4 2B 1-2f		1B 2-H			BBBB 4-0 S BB		5-3		3	1	1	1	1	0	1
Gus Zernial, R (1, 7) OBP: 0.353, SLG: 0.551	2B 1-H			F4		SSS 0-3 ① K 1-2			SSS 0-3 ① K	4	0	1	1	0	2	1
Billy Hitchcock, R (1, 4) OBP: 0.353, SLG: 0.350	4-3			F2		F9			F3	4	0	0	0	0	0	2
Pete Suder, R (1, 5) OBP: 0.294, SLG: 0.286		4-3		6-3		4-3			6-3	4	0	0	0	0	0	1
Lou Limmer, L (1, 3) OBP: 0.270, SLG: 0.302		SSS 0-3 K			HR		F3			3	1	1	1	0	1	0
Joe Astroth, R (1, 2) OBP: 0.266, SLG: 0.286		6-3			F3		F9			3	0	0	0	0	0	0
Alex Kellner, R (1, 1) OBP: 0.204, SLG: 0.226			BB 2B		6-3		SSS 0-3 K			3	0	1	0	0	1	0

	AB	R	H	RBI	BB	SO	LOB
	31	3	6	3	2	4	8

Inning Stats	1	2	3	4	5	6	7	8	9
R	1	0	1	0	1	0	0	0	0
E	0	0	0	0	0	0	0	0	0
K	0	1	0	0	0	1	1	0	1
S	5	5	3	3	5	5	5	3	5
H	2	0	2	0	2	0	0	0	0
LOB	1	0	2	0	1	0	1	0	0
BB	0	0	1	0	0	1	0	0	0
P	5	5	7	3	5	9	5	3	5

	1B	2B	3B	HR	SF	SAC	DP	HBP
	3	2	0	1	0	0	0	0

	PA
	33

	WP	PB	SB	CS
	0	0	1	0

PITCHER	IP	WLS	BF	H	R	ER	SO	BB	IBB	HBP	BLK	WP	HR	S	P	ERA	WHIP
Leo Kiely, L (1, 1) ERA: 3.23	9.0	W	33	6	3	3	4	2	0	0	0	0	1	39	47	3.00	0.889

PITCHER	IP	WLS	BF	H	R	ER	SO	BB	IBB	HBP	BLK	WP	HR	S	P	ERA	WHIP

Batter	1	2	3	4	5	6	7	8	9	AB	R	H	RBI	BB	SO	LOB
Dom DiMaggio, R (1, 8) OBP: 0.365, SLG: 0.427	6 1B 4-3 1B		1-3 ①		G5-4-3 ②③ 1-2f		F9 ②			4	1	1	0	0	0	2
6 Johnny Pesky, L (1, 6) OBP: 0.403, SLG: 0.385	1-3 4-3 1-3 1B		G3 ②			1B HR 1B	G3 ③			4	1	2	0	0	0	1
Ted Williams, L (1, 7) OBP: 0.480, SLG: 0.584	4-3 ① 1-2 3-H		4-3 ③			1-2 HR 1B		S S S K ①		4	1	1	1	0	1	1
Vern Stephens, R (1, 5) OBP: 0.368, SLG: 0.515	1-3 ② 2-3			F3 ①		F2 ①		HR		4	1	1	1	0	0	3
Billy Goodman, L (1, 4) OBP: 0.387, SLG: 0.372	B B B B BB			F1 ②		S S S K ②		F8 ②		3	0	0	0	1	1	2
Walt Dropo, R (1, 3) OBP: 0.325, SLG: 0.389	F7 ③			2B		1-H 2-H HR		1B		4	1	3	3	0	0	2
Clyde Vollmer, R (1, 9) OBP: 0.381, SLG: 0.583		F9 ①		S S S K ③		F5 ③		F6 ③		4	0	0	0	0	1	2
Les Moss, R (1, 2) OBP: 0.294, SLG: 0.295		7-4 2B			F3 ①		F7 ①			3	0	1	0	0	0	0
Leo Kiely, L (1, 1) OBP: 0.450, SLG: 0.313		7-4 ②③ 2-3f			B B B B G5-4-3 BB		B B B B BB			1	0	0	0	2	0	1
Inning Stats	R: 1 H: 2 E: 0 LOB: 2 K: 0 BB: 1 S: 5 P: 9	R: 0 H: 1 E: 0 LOB: 0 K: 0 BB: 0 S: 3 P: 3	R: 0 H: 0 E: 0 LOB: 0 K: 0 BB: 0 S: 3 P: 3	R: 0 H: 1 E: 0 LOB: 1 K: 1 BB: 0 S: 6 P: 6	R: 0 H: 0 E: 0 LOB: 0 K: 0 BB: 1 S: 2 P: 6	R: 3 H: 3 E: 0 LOB: 0 K: 1 BB: 0 S: 8 P: 8	R: 0 H: 0 E: 0 LOB: 1 K: 0 BB: 1 S: 3 P: 7	R: 1 H: 2 E: 0 LOB: 1 K: 1 BB: 0 S: 7 P: 7		1B: 5 SF: 0 2B: 3 SAC: 0 3B: 0 DP: 2 HR: 2 HBP: 0						

PITCHER	IP	WLS	BF	H	R	ER	SO	BB	IBB	HBP	BLK	WP	HR	S	P	ERA	WHIP
Alex Kellner, L (1, 1) ERA: 5.22	8.0	L	34	9	5	5	3	3	0	0	0	0	2	37	49	5.62	1.500

PITCHER	IP	WLS	BF	H	R	ER	SO	BB	IBB	HBP	BLK	WP	HR	S	P	ERA	WHIP

BOTTOM

Philadelphia Athletics @ Boston Red Sox

Fenway Park, Boston, MA

Thu Aug 09 1951, 3:38 AM EDT

Att. 16,248 - Unknown

livebaseballscorecards.com

AB	31
R	5
H	9
RBI	5
BB	3
SO	3
LOB	14

Batter	1	2	3	4	5	6	7	8	9	AB	R	H	RBI	BB	SO	LOB
Eddie Yost, R (1, 5) OBP: 0.417, SLG: 0.376	F6	F6			BB	1-3			6-3	4	1	0	0	1	0	2
Gil Coan, L (1, 7) OBP: 0.381, SLG: 0.492	F4		3-1		HR 1B 1-3		K			4	1	1	0	0	1	0
Pete Runnels, L (1, 6) OBP: 0.374, SLG: 0.374	FC5 BB 1B		4-3 2B		HR 1B 1-2 3-H		F5			4	1	3	1	0	0	0
Mickey Vernon, L (1, 3) OBP: 0.352, SLG: 0.444	BB 1-2		4-3 2-3		HR 1-H 2-H		4-3			3	1	1	3	1	0	1
Sam Mele, R (1, 9) OBP: 0.314, SLG: 0.383	FC5 2-3f		5-3		2B			4-3		4	0	1	0	0	0	3
Mike McCormick, R (1, 8) OBP: 0.389, SLG: 0.346		1B 1B		4-3	5-3			1-3		4	0	1	0	0	0	1
Cass Michaels, R (1, 4) OBP: 0.333, SLG: 0.344		1B 1-2		BB G6-4-3	5-3			6-3		3	0	1	0	1	0	1
Mike Guerra, R (1, 2) OBP: 0.260, SLG: 0.214 Sherry Robertson, L (9, PH) OBP: 0.246, SLG: 0.269		F3		G6-4-3 1-2f		6-3			5-3	3 1	0 0	0 0	0 0	0 0	0 0	3 0
Connie Marrero, R (1, 1) OBP: 0.286, SLG: 0.184 Irv Noren, L (9, PH) OBP: 0.361, SLG: 0.434		K			K	6-3			4-3	3 1	0 0	0 0	0 0	0 0	2 0	2 0
Inning Stats	R: 0 E: 0 K: 0 S: 4 H: 1 LOB: 2 BB: 1 P: 8	R: 0 E: 0 K: 1 S: 7 H: 2 LOB: 2 BB: 0 P: 7	R: 0 E: 0 K: 0 S: 4 H: 1 LOB: 1 BB: 0 P: 4	R: 0 E: 0 K: 0 S: 2 H: 0 LOB: 0 BB: 1 P: 6	R: 4 E: 0 K: 1 S: 9 H: 4 LOB: 1 BB: 1 P: 13	R: 0 E: 0 K: 0 S: 3 H: 0 LOB: 0 BB: 0 P: 3	R: 0 E: 0 K: 1 S: 5 H: 0 LOB: 0 BB: 0 P: 5	R: 0 E: 0 K: 0 S: 3 H: 0 LOB: 0 BB: 0 P: 3	R: 0 E: 0 K: 0 S: 3 H: 0 LOB: 0 BB: 0 P: 3	1B: 5 2B: 2 3B: 0 HR: 1 SF: 0 SAC: 0 DP: 1 HBP: 0						

TOP

Washington Senators @ Boston Red Sox

Fenway Park, Boston, MA

Fri Aug 10 1951, 3:33 AM EDT

Att. 28,937 - Unknown

livebaseballscorecards.com

AB	34
R	4
H	8
RBI	4
BB	3
SO	3
LOB	13

WP: 0 PB: 0 SB: 0 CS: 0 PA: 37

PITCHER		IP	WLS	BF	H	R	ER	SO	BB	IBB	HBP	BLK	WP	HR	S	P	ERA	WHIP
Mel Parnell, L ERA: 3.58	(1, 1)	6.0	W	28	8	4	4	2	3	0	0	0	0	1	29	41	6.00	1.833
Ellis Kinder, R ERA: 3.28	(7, 1)	3.0	S	9	0	0	0	1	0	0	0	0	0	0	11	11	0.00	0.000

PITCHER	IP	WLS	BF	H	R	ER	SO	BB	IBB	HBP	BLK	WP	HR	S	P	ERA	WHIP

Batter	1	2	3	4	5	6	7	8	9	AB	R	H	RBI	BB	SO	LOB
Dom DiMaggio, R (1, 8) OBP: 0.364, SLG: 0.425	1-3		6 E 6 E 1-2 1B		F2	F6				4	1	1	0	0	0	3
6 Johnny Pesky, L (1, 6) OBP: 0.402, SLG: 0.383	F9		E7 F8 1-H 2-H 1B		F8		F8			4	0	1	1	0	0	1
Ted Williams, L (1, 7) OBP: 0.478, SLG: 0.580	1B		F8 2-3			F5	F9			4	0	1	0	0	0	1
Vern Stephens, R (1, 5) OBP: 0.364, SLG: 0.509	K		4-3			6-3	K			4	0	0	0	0	2	2
Billy Goodman, L (1, 4) OBP: 0.385, SLG: 0.371		4-3		F9		1B 1B E 1B		F8		4	1	1	0	0	0	0
Walt Dropo, R (1, 3) OBP: 0.328, SLG: 0.391		G5-4-3 1B		5-3		1B 1-2 1B 1B		5-3		4	1	2	0	0	0	0
Clyde Vollmer, R (1, 9) OBP: 0.383, SLG: 0.595		G5-4-3 1-2f		F6		E1 1-3 2-H 1B 1B		HR		4	2	2	1	0	0	1
Aaron Robinson, L (1, 2) OBP: 0.336, SLG: 0.261			G3		BB	1B IBB		F9		2	0	0	0	2	0	0
Mel Parnell, L (1, 1) OBP: 0.351, SLG: 0.308 Charlie Maxwell, L (6, PH) OBP: 0.300, SLG: 0.472 Ellis Kinder, R (7, 1) OBP: 0.042, SLG: 0.083			1B 6 E 1B		F9	1-2 2-H 3-H 1B				2 1 0	1 0 0	1 1 0	0 2 0	0 0 0	0 0 0	1 0 0
Inning Stats	R: 0 H: 1 E: 0 LOB: 1 K: 1 BB: 0 S: 6 P: 6	R: 0 H: 1 E: 0 LOB: 0 K: 0 BB: 0 S: 3 P: 3	R: 2 H: 3 E: 1 LOB: 1 K: 0 BB: 0 S: 6 P: 6	R: 0 H: 0 E: 0 LOB: 0 K: 0 BB: 0 S: 3 P: 3	R: 0 H: 0 E: 0 LOB: 1 K: 0 BB: 1 S: 3 P: 7	R: 3 H: 4 E: 1 LOB: 2 K: 0 BB: 1 S: 7 P: 11	R: 0 H: 0 E: 0 LOB: 0 K: 1 BB: 0 S: 5 P: 5	R: 1 H: 1 E: 0 LOB: 0 K: 0 BB: 0 S: 4 P: 4		1B: 9 SF: 0 2B: 0 SAC: 0 3B: 0 DP: 1 HR: 1 HBP: 0						WP: 0 PA: 35 PB: 0 SB: 0 CS: 0	

PITCHER	IP	WLS	BF	H	R	ER	SO	BB	IBB	HBP	BLK	WP	HR	S	P	ERA	WHIP
Connie Marrero, R (1, 1) ERA: 3.28	8.0	L	35	10	6	5	2	1	1	0	0	0	1	37	45	5.62	1.375

PITCHER	IP	WLS	BF	H	R	ER	SO	BB	IBB	HBP	BLK	WP	HR	S	P	ERA	WHIP

BOTTOM

Washington Senators @ Boston Red Sox

Fenway Park, Boston, MA

Fri Aug 10 1951, 3:33 AM EDT

Att. 28,937 - Unknown

livebaseballscorecards.com

AB	33
R	6
H	10
RBI	4
BB	2
SO	2
LOB	9

Washington Senators @ Boston Red Sox

Fenway Park, Boston, MA

Sat Aug 11 1951, 3:33 AM EDT

Att. 12,254 - Unknown

TOP

livebaseballscorecards.com

Batter	1	2	3	4	5	6	7	8	9	AB	R	H	RBI	BB	SO	LOB
Eddie Yost, R (1, 5) OBP: 0.416, SLG: 0.382	F8		E6 FC3-6	HR 1-H 2-H		BB G4-6-3		K		4	1	1	3	1	1	0
Gil Coan, L (1, 7) OBP: 0.379, SLG: 0.488	1B FC3-2 1B		K	K		G4-6-3 1-2f		G3		5	0	1	0	0	2	2
Irv Noren, L (1, 8) OBP: 0.361, SLG: 0.435	E FC3-2 1-3 1B		FC3-6 1-2f 1B		1B FC6-4 2B		4-3	F8		2	1	1	0	0	0	1
Mike McCormick, R (3, PR) (3, 8) OBP: 0.388, SLG: 0.352										3	2	1	0	0	0	0
Mickey Vernon, L (1, 3) OBP: 0.358, SLG: 0.449	FC3-2 E 1-2 3-H		1B 1-2 2-H		FC6-4 2-3 1B		1B		G4-6-3 1B	5	0	4	1	0	0	2
Sam Mele, R (1, 9) OBP: 0.312, SLG: 0.384	E3 1-3 2-H		F2		FC6-4 1B 1-2f 3-H		1B 2B		G4-6-3 1-2f	5	1	1	1	0	0	5
Pete Runnels, L (1, 6) OBP: 0.375, SLG: 0.369	K			FC4-6 1B	L7		1B BB		1-3	4	0	1	0	1	1	3
Sam Dente, R (1, 4) OBP: 0.322, SLG: 0.295		5-3		FC4-6 1-2f BB HR	1B 1-3		1B 1-2 2-H			4	1	2	1	0	0	1
Clyde Kluttz, R (1, 2) OBP: 0.361, SLG: 0.321		F8		F5	L3		1B 1-2 2-3			4	0	1	0	0	0	3
Dick Starr, R (1, 1) OBP: 0.269, SLG: 0.261		5-3		HR BB 1-2		F6	K			3	1	0	0	1	1	3

	AB	39
	R	7
	H	13
	RBI	6
	BB	3
	SO	5
	LOB	20

Inning Stats																						
	R: 1	H: 2	R: 0	H: 0	R: 1	H: 1	R: 3	H: 2	R: 1	H: 3	R: 0	H: 0	R: 1	H: 4	R: 0	H: 0	R: 0	H: 1	1B: 10	SF: 0	WP: 0	PA: 42
	E: 1	LOB: 2	E: 0	LOB: 0	E: 1	LOB: 2	E: 0	LOB: 0	E: 0	LOB: 2	E: 0	LOB: 0	E: 0	LOB: 3	E: 0	LOB: 0	E: 0	LOB: 0	2B: 2	SAC: 0	PB: 0	
	K: 1	BB: 0	K: 0	BB: 0	K: 1	BB: 0	K: 1	BB: 1	K: 0	BB: 0	K: 0	BB: 1	K: 1	BB: 1	K: 1	BB: 0	K: 0	BB: 0	3B: 0	DP: 2	SB: 1	
	S: 8	P: 8	S: 3	P: 3	S: 7	P: 7	S: 7	P: 11	S: 6	P: 6	S: 2	P: 6	S: 8	P: 12	S: 5	P: 5	S: 3	P: 3	HR: 1	HBP: 0	CS: 0	

PITCHER		IP	WLS	BF	H	R	ER	SO	BB	IBB	HBP	BLK	WP	HR	S	P	ERA	WHIP
Chuck Stobbs, L ERA: 4.38	(1, 1)	4.0	L	22	7	6	4	3	1	0	0	0	0	1	27	31	9.00	2.000
Walt Masterson, R ERA: 3.14	(5, 1)	3.0		14	5	1	1	1	2	0	0	0	0	0	14	22	3.00	2.333
Harry Taylor, R ERA: 5.45	(8, 1)	2.0		6	1	0	0	1	0	0	0	0	0	0	8	8	0.00	0.500

PITCHER	IP	WLS	BF	H	R	ER	SO	BB	IBB	HBP	BLK	WP	HR	S	P	ERA	WHIP

Batter	1	2	3	4	5	6	7	8	9	AB	R	H	RBI	BB	SO	LOB
Dom DiMaggio, R (1, 8) OBP: 0.364, SLG: 0.427	5-3		4-3		2B		BB 6 1B 1B		F9	5	0	2	0	0	0	0
6 Johnny Pesky, L (1, 6) OBP: 0.404, SLG: 0.388	1B 2B		BBBB BB		F7		1-2 BB 1B		F4	4	0	2	0	1	0	1
Ted Williams, L (1, 7) OBP: 0.478, SLG: 0.578	2-3 1B		F8			6-3	F9		FC5-4 1B	5	0	2	0	0	0	3
Vern Stephens, R (1, 5) OBP: 0.364, SLG: 0.509	F8		SSS K			BB L8 2B	BBBB 1-2 2-3 BB		FC5-4 1-2f	4	1	1	0	1	1	4
Billy Goodman, L (1, 4) OBP: 0.384, SLG: 0.368	4-3			L8		BBBB BB BB	F7			3	0	0	0	1	0	5
Walt Dropo, R (1, 3) OBP: 0.326, SLG: 0.385		SSS K		F6		BBBB 1-2 2-3 BB		F8		3	0	0	0	1	1	0
Clyde Vollmer, R (1, 9) OBP: 0.385, SLG: 0.590		BBBB BB		F4		L8 3-H		BBBB FC6-4 BB		2	0	0	1	2	0	2
Aaron Robinson, L (1, 2) OBP: 0.324, SLG: 0.250		L7			F8	F3		F7		4	0	0	0	0	0	4
Chuck Stobbs, L (1, 1) OBP: 0.277, SLG: 0.238 Walt Masterson, R (5, 1) Fred Hatfield, L (7, PH) OBP: 0.341, SLG: 0.286 Harry Taylor, R (8, 1) OBP: 0.143, SLG: 0.148		F9			L9		SSS K		FC6-4 1-2f	1 1 1 1	0 0 0 0	0 0 0 0	0 0 0 0	0 0 1 0	0 0 0 0	1 0 0 1
Inning Stats	R: 0 H: 2 E: 0 LOB: 2 K: 0 BB: 0 S: 5 P: 5	R: 0 H: 0 E: 0 LOB: 1 K: 1 BB: 1 S: 5 P: 9	R: 0 H: 0 E: 0 LOB: 1 K: 1 BB: 1 S: 5 P: 9	R: 0 H: 0 E: 0 LOB: 0 K: 0 BB: 0 S: 3 P: 3	R: 0 H: 1 E: 0 LOB: 1 K: 0 BB: 0 S: 4 P: 4	R: 1 H: 1 E: 0 LOB: 2 K: 0 BB: 2 S: 4 P: 12	R: 0 H: 2 E: 0 LOB: 3 K: 1 BB: 1 S: 7 P: 11	R: 0 H: 0 E: 0 LOB: 1 K: 0 BB: 1 S: 3 P: 7	R: 0 H: 1 E: 0 LOB: 1 K: 0 BB: 0 S: 4 P: 4	1B: 4 2B: 3 3B: 0 HR: 0	SF: 0 SAC: 0 DP: 0 HBP: 0					WP: 0 PB: 0 SB: 0 CS: 0	PA: 40

PITCHER		IP	WLS	BF	H	R	ER	SO	BB	IBB	HBP	BLK	WP	HR	S	P	ERA	WHIP
Dick Starr, R ERA: 6.59	(1, 1)	9.0	W	40	7	1	1	3	6	0	0	0	0	0	40	64	1.00	1.444

PITCHER	IP	WLS	BF	H	R	ER	SO	BB	IBB	HBP	BLK	WP	HR	S	P	ERA	WHIP

BOTTOM

Washington Senators @ Boston Red Sox

Fenway Park, Boston, MA

Sat Aug 11 1951, 3:33 AM EDT

Att. 12,254 - Unknown

livebaseballscorecards.com

AB	34
R	1
H	7
RBI	1
BB	6
SO	3
LOB	21

Batter	1	2	3	4	5	6	7	8	9	AB	R	H	RBI	BB	SO	LOB
Eddie Yost, R (1, 5) OBP: 0.416, SLG: 0.379	F6		1B HBP		1B BB		F7		F5	3	0	0	0	1	0	0
Gil Coan, L (1, 7) OBP: 0.377, SLG: 0.485	1-3		F8		1-3 G4-3 1B		F7			4	0	1	0	0	0	2
Pete Runnels, L (1, 6) OBP: 0.379, SLG: 0.368	CS HBP		1-2 2-H 1B		G4-3 1-2f		F8			3	0	1	1	0	0	2
Mickey Vernon, L (1, 3) OBP: 0.354, SLG: 0.444	CS 1-2	K	F6			F7		G3		4	0	0	0	0	1	2
Sam Mele, R (1, 8) OBP: 0.312, SLG: 0.390		F9		6-3		HR		F7		4	1	1	1	0	0	0
Sherry Robertson, L (1, 9) OBP: 0.262, SLG: 0.273		BB		G3		4-3		1B		3	0	1	0	1	0	0
Sam Dente, R (1, 4) OBP: 0.325, SLG: 0.299		F7		FC5-4 1B		1B 1B		F8		4	0	2	0	0	0	2
Clyde Kluttz, R (1, 2) OBP: 0.365, SLG: 0.327			SH1 1B	FC5-4 1-2f		1-3 1B			4-3	4	1	2	0	0	0	1
Don Johnson, R (1, 1) OBP: 0.105, SLG: 0.081			SH1 1-2		K	1-3			F8	2	0	0	0	0	1	2
Cass Michaels, R (9, PH) OBP: 0.332, SLG: 0.343										1	0	0	0	0	0	0
Inning Stats	R: 0 H: 0 E: 0 LOB: 0 K: 0 BB: 0 S: 2 P: 3	R: 0 H: 0 E: 0 LOB: 1 K: 1 BB: 1 S: 5 P: 9	R: 1 H: 2 E: 0 LOB: 2 K: 0 BB: 0 S: 5 P: 6	R: 0 H: 1 E: 0 LOB: 1 K: 0 BB: 0 S: 4 P: 4	R: 0 H: 1 E: 0 LOB: 1 K: 1 BB: 1 S: 5 P: 9	R: 1 H: 3 E: 0 LOB: 2 K: 0 BB: 0 S: 6 P: 6	R: 0 H: 0 E: 0 LOB: 0 K: 0 BB: 0 S: 3 P: 3	R: 0 H: 1 E: 0 LOB: 1 K: 0 BB: 0 S: 4 P: 4	R: 0 H: 0 E: 0 LOB: 0 K: 0 BB: 0 S: 3 P: 3	1B: 7 SF: 0 2B: 0 SAC: 1 3B: 0 DP: 1 HR: 1 HBP: 2						

PITCHER	IP	WLS	BF	H	R	ER	SO	BB	IBB	HBP	BLK	WP	HR	S	P	ERA	WHIP
Ray Scarborough, R (1, 1) ERA: 4.39	9.0	W	37	8	2	2	2	2	0	2	0	0	1	37	47	2.00	1.111

PITCHER	IP	WLS	BF	H	R	ER	SO	BB	IBB	HBP	BLK	WP	HR	S	P	ERA	WHIP

TOP

Washington Senators @ Boston Red Sox

Fenway Park, Boston, MA

Sun Aug 12 1951, 3:33 AM EDT

Sunny

livebaseballscorecards.com

AB	32
R	2
H	8
RBI	2
BB	2
SO	2
LOB	11

Batter	1	2	3	4	5	6	7	8	9	AB	R	H	RBI	BB	SO	LOB
Dom DiMaggio, R (1, 8) OBP: 0.363, SLG: 0.426	6-3		E 6 BB 1-2 1B		6-3		5-3			4	0	1	0	0	0	0
6 Johnny Pesky, L (1, 6) OBP: 0.403, SLG: 0.384	G3		B B B B 4-0 E 1-2 2-3 BB		F8		5-3			3	0	0	0	1	0	0
Ted Williams, L (1, 7) OBP: 0.478, SLG: 0.577	4-3		E6 1-2 2-3 3-H			1B 1B E 1B	HR 1B			4	2	2	0	0	0	2
Vern Stephens, R (1, 5) OBP: 0.368, SLG: 0.520		G4-6-3 1B	5-3			1-2 1B E 1B	1-H HR			4	2	3	2	0	0	3
Billy Goodman, L (1, 4) OBP: 0.385, SLG: 0.369		F8		4-3 1B		1-2 2-3 FC6-4 1B	G3			4	0	2	0	0	0	1
Walt Dropo, R (1, 3) OBP: 0.321, SLG: 0.378		G4-6-3 1-2f		F9		1-2f 2-H 3-H FC6-4 1B F9		F7		4	1	0	1	0	0	3
Clyde Vollmer, R (1, 9) OBP: 0.383, SLG: 0.584			F6	1-2 4-3		2-3 1B		S S S 0-3 K		4	0	1	0	0	1	1
Buddy Rosar, R (1, 2) OBP: 0.323, SLG: 0.291			F9	4-3		3-H F9		E6		4	0	0	1	0	0	2
Ray Scarborough, R (1, 1) OBP: 0.226, SLG: 0.180			6 BB 1B E 1B		F9	6-3		F2		4	1	1	0	0	0	2
Inning Stats	R: 0 E: 0 K: 0 S: 3 H: 0 LOB: 0 BB: 0 P: 3	R: 0 E: 0 K: 0 S: 3 H: 1 LOB: 0 BB: 0 P: 3	R: 1 E: 1 K: 0 S: 6 H: 2 LOB: 3 BB: 1 P: 10	R: 0 E: 0 K: 0 S: 4 H: 1 LOB: 1 BB: 0 P: 4	R: 0 E: 0 K: 0 S: 3 H: 0 LOB: 0 BB: 0 P: 3	R: 3 E: 1 K: 0 S: 7 H: 4 LOB: 1 BB: 0 P: 7	R: 2 E: 0 K: 0 S: 5 H: 2 LOB: 0 BB: 0 P: 5	R: 0 E: 1 K: 1 S: 6 H: 0 LOB: 1 BB: 0 P: 6		1B: 9 2B: 0 3B: 0 HR: 1	SF: 0 SAC: 0 DP: 1 HBP: 0						

PITCHER	IP	WLS	BF	H	R	ER	SO	BB	IBB	HBP	BLK	WP	HR	S	P	ERA	WHIP
Don Johnson, R (1, 1) ERA: 4.48	8.0	L	36	10	6	4	1	1	0	0	0	0	1	37	41	4.50	1.375

PITCHER	IP	WLS	BF	H	R	ER	SO	BB	IBB	HBP	BLK	WP	HR	S	P	ERA	WHIP

BOTTOM

Washington Senators @ Boston Red Sox

Fenway Park, Boston, MA

Sun Aug 12 1951, 3:33 AM EDT

Sunny

livebaseballscorecards.com

AB	35
R	6
H	10
RBI	4
BB	1
SO	1
LOB	14

WP: 0 PB: 0 SB: 0 CS: 0 PA: 36

Washington Senators @ Boston Red Sox

Fenway Park, Boston, MA

Sun Aug 12 1951, 3:38 AM EDT

Att. 24,253 - Unknown

TOP

livebaseballscorecards.com

Batter	1	2	3	4	5	6	7	8	9	AB	R	H	RBI	BB	SO	LOB
Eddie Yost, R (1, 5) OBP: 0.415, SLG: 0.380	K		F7			K		4-3 1B 2B		4	1	1	0	0	2	0
Gil Coan, L (1, 7) OBP: 0.376, SLG: 0.483	G3		FC4 1B			K		4-3 2-3		4	0	1	0	0	1	1
Pete Runnels, L (1, 6) OBP: 0.383, SLG: 0.368	F7		FC4 1-2f			BB		3-H 1B		3	0	1	1	1	0	1
Mickey Vernon, L (1, 3) OBP: 0.351, SLG: 0.439		F2		4-3		F6		F7		4	0	0	0	0	0	2
Sam Mele, R (1, 9) OBP: 0.316, SLG: 0.393		2B 1B		G5-4-3 1B			1-3		FC6-4 1B	4	1	3	0	0	0	0
Mike McCormick, R (1, 8) OBP: 0.390, SLG: 0.362		1-H 2B		G5-4-3 1-2f			1-3 1B		FC6-4 1-2f FC5-4	4	0	2	1	0	0	2
Sam Dente, R (1, 4) OBP: 0.320, SLG: 0.294		5-3			K		1-3 1-2		FC5-4 1-2f	4	0	0	0	0	1	3
Mickey Grasso, R (1, 2) OBP: 0.297, SLG: 0.261		6-3			6-3		F9		F8	4	0	0	0	0	0	3
Sid Hudson, R (1, 1) OBP: 0.344, SLG: 0.250			F7		5-3			F8		2	0	0	0	0	0	0
Cass Michaels, R (8, PH) OBP: 0.332, SLG: 0.342										1	0	0	0	0	0	0
Tom Ferrick, R (8, 1) OBP: 0.667, SLG: 0.667										0	0	0	0	0	0	0

	AB	34
	R	2
	H	8
	RBI	2
	BB	1
	SO	4
	LOB	12

Inning Stats	1	2	3	4	5	6	7	8	9
	R: 0 E: 0 K: 1 S: 5 H: 0 LOB: 0 BB: 0 P: 5	R: 1 E: 0 K: 0 S: 5 H: 2 LOB: 1 BB: 0 P: 5	R: 0 E: 0 K: 0 S: 4 H: 1 LOB: 1 BB: 0 P: 4	R: 0 E: 0 K: 0 S: 3 H: 1 LOB: 0 BB: 0 P: 3	R: 0 E: 0 K: 1 S: 5 H: 0 LOB: 0 BB: 0 P: 5	R: 0 E: 0 K: 2 S: 7 H: 0 LOB: 1 BB: 1 P: 11	R: 0 E: 0 K: 0 S: 4 H: 1 LOB: 1 BB: 0 P: 4	R: 1 E: 0 K: 0 S: 5 H: 2 LOB: 1 BB: 0 P: 5	R: 0 E: 0 K: 0 S: 4 H: 1 LOB: 1 BB: 0 P: 4

	1B: 6	SF: 0	WP: 0	PA: 35
	2B: 2	SAC: 0	PB: 0	
	3B: 0	DP: 1	SB: 0	
	HR: 0	HBP: 0	CS: 0	

PITCHER	IP	WLS	BF	H	R	ER	SO	BB	IBB	HBP	BLK	WP	HR	S	P	ERA	WHIP
Bill Wight, L (1, 1) ERA: 5.61	9.0	W	35	8	2	2	4	1	0	0	0	0	0	42	46	2.00	1.000

PITCHER	IP	WLS	BF	H	R	ER	SO	BB	IBB	HBP	BLK	WP	HR	S	P	ERA	WHIP

BOTTOM

Washington Senators @ Boston Red Sox

Fenway Park, Boston, MA

Sun Aug 12 1951, 3:38 AM EDT

Att. 24,253 - Unknown

livebaseballscorecards.com

Batter	1	2	3	4	5	6	7	8	9	AB	R	H	RBI	BB	SO	LOB
Dom DiMaggio, R (1, 8) OBP: 0.364, SLG: 0.435	F4		SH3-4 1-2 2-3		F8	1-H HR		6 3-1 FC 2B		4	2	2	2	0	0	0
6 Johnny Pesky, L (1, 6) OBP: 0.405, SLG: 0.390	5-3		BB 2-3 3-H 1B		BB 2B 1B	2B		3-1 2-3		5	1	3	1	0	0	1
Ted Williams, L (1, 7) OBP: 0.479, SLG: 0.575	FC5-4 1B		BBBB 1-2 BB		F9	FC6-4 IBB		FC 3-H		3	0	1	1	2	0	1
Vern Stephens, R (1, 5) OBP: 0.366, SLG: 0.514	FC5-4 1-2f		G1-2-3 3-Hf		BBBB 1-2 2B BB	FC6-4 1-2f		F4		4	1	0	0	1	0	7
Billy Goodman, L (1, 4) OBP: 0.383, SLG: 0.370		3-1		L7	1-H 2-H 2B		4-3	4-3		5	0	1	2	0	0	1
Walt Dropo, R (1, 3) OBP: 0.324, SLG: 0.381		F7		E 1B	4-3		1B 1B			4	0	2	0	0	0	1
Clyde Vollmer, R (1, 9) OBP: 0.381, SLG: 0.578		5-3	SSS 1-2 K			6-3	FC4-6 1-2 1B			4	0	1	0	0	1	1
Aaron Robinson, L (1, 2) OBP: 0.339, SLG: 0.255			SH3-4 6 1B BB 1B	IBB		BBBB HR BB	L8			2	2	1	0	2	0	2
Bill Wight, L (1, 1) OBP: 0.172, SLG: 0.077			BBBB 6 1B SH3-4 1-2 G1-2-3 BB	SSS K		SSS K	FC4-6 1-2f			3	0	0	0	1	2	5
Inning Stats	R: 0 E: 0 K: 0 S: 4 H: 1 LOB: 1 BB: 0 P: 4	R: 0 E: 0 K: 0 S: 3 H: 0 LOB: 0 BB: 0 P: 3	R: 1 E: 0 K: 0 S: 4 H: 2 LOB: 2 BB: 2 P: 12	R: 0 E: 1 K: 2 S: 8 H: 1 LOB: 2 BB: 1 P: 12	R: 2 E: 0 K: 0 S: 5 H: 2 LOB: 1 BB: 1 P: 9	R: 2 E: 0 K: 1 S: 7 H: 2 LOB: 2 BB: 2 P: 15	R: 0 E: 0 K: 0 S: 5 H: 2 LOB: 2 BB: 0 P: 5	R: 1 E: 0 K: 0 S: 5 H: 1 LOB: 1 BB: 0 P: 5		1B: 7 2B: 3 3B: 0 HR: 1 SF: 0 SAC: 1 DP: 1 HBP: 0						

	AB	34
	R	6
	H	11
	RBI	6
	BB	6
	SO	3
	LOB	19

WP: 0 PB: 0 SB: 0 CS: 0 PA: 41

PITCHER		IP	WLS	BF	H	R	ER	SO	BB	IBB	HBP	BLK	WP	HR	S	P	ERA	WHIP
Sid Hudson, R ERA: 5.65	(1, 1)	7.0	L	36	10	5	5	3	4	2	0	0	0	1	36	60	6.43	2.000
Tom Ferrick, R ERA: 5.28	(8, 1)	1.0		5	1	1	1	0	0	0	0	0	0	0	5	5	9.00	1.000

PITCHER	IP	WLS	BF	H	R	ER	SO	BB	IBB	HBP	BLK	WP	HR	S	P	ERA	WHIP

Batter	1	2	3	4	5	6	7	8	9	AB	R	H	RBI	BB	SO	LOB
Dom DiMaggio, R (1, 8) OBP: 0.363, SLG: 0.432	F7	K	1B		2-3			G3		5	0	1	1	0	1	4
6 Johnny Pesky, L (1, 6) OBP: 0.405, SLG: 0.391	HR 1B	FC4-6 BB	F3			6-3		F6		5	1	2	1	0	0	3
Ted Williams, L (1, 7) OBP: 0.482, SLG: 0.592	HR	FC4-6		HR		3-1			5-3 1B	4	2	3	3	1	0	0
Vern Stephens, R (1, 5) OBP: 0.367, SLG: 0.514 Fred Hatfield, L (2, PR) OBP: 0.341, SLG: 0.289 (2, 5)	1B F7	FC4-6		F8		F9			5-3	2 3	1 0	1 1	1 0	0 0	0 0	2 0
Billy Goodman, L (1, 4) OBP: 0.383, SLG: 0.370	1B	F7		F7			G6-4-3 1B		F8	5	0	2	0	0	0	4
Walt Dropo, R (1, 3) OBP: 0.322, SLG: 0.377	F7		BB 1B	F6			G6-4-3		5-3	5	1	1	1	0	0	4
Clyde Vollmer, R (1, 9) OBP: 0.374, SLG: 0.566	F2		K		K		5-3		1-3	5	0	0	0	0	2	4
Buddy Rosar, R (1, 2) OBP: 0.321, SLG: 0.289		6 1B 1B	F7		6-3			1-3		4	1	1	0	0	0	1
Mickey McDermott, L (1, 1) OBP: 0.306, SLG: 0.373 Chuck Stobbs, L (6, 1) OBP: 0.292, SLG: 0.256 Walt Masterson, R (8, 1)		BB 6 1B FC4-6	1B BB		HBP			WP 1B		1 1 0	1 0 0	1 1 0	0 0 0	1 0 0	0 0 0	0 0 0
Inning Stats	R: 3 E: 0 K: 0 S: 7 H: 4 LOB: 1 BB: 0 P: 7	R: 2 E: 0 K: 1 S: 8 H: 3 LOB: 2 BB: 1 P: 12	R: 1 E: 0 K: 1 S: 7 H: 2 LOB: 2 BB: 1 P: 11	R: 1 E: 0 K: 0 S: 4 H: 1 LOB: 0 BB: 0 P: 4	R: 0 E: 0 K: 1 S: 5 H: 0 LOB: 1 BB: 0 P: 6	R: 0 E: 0 K: 0 S: 3 H: 0 LOB: 0 BB: 0 P: 3	R: 0 E: 0 K: 0 S: 3 H: 1 LOB: 0 BB: 0 P: 3	R: 0 E: 0 K: 0 S: 4 H: 1 LOB: 1 BB: 0 P: 4	R: 0 E: 0 K: 0 S: 5 H: 2 LOB: 2 BB: 0 P: 5	1B: 12 2B: 0 3B: 0 HR: 2 SF: 0 SAC: 0 DP: 1 HBP: 1						

TOP

Boston Red Sox @ Philadelphia Athletics

Shibe Park, Philadelphia, PA

Tue Aug 14 1951, 3:33 AM EDT

Att. 7,606 - Unknown

livebaseballscorecards.com

AB	40
R	7
H	14
RBI	7
BB	2
SO	3
LOB	22

WP: 2 PA: 43
PB: 0
SB: 0
CS: 0

PITCHER		IP	WLS	BF	H	R	ER	SO	BB	IBB	HBP	BLK	WP	HR	S	P	ERA	WHIP
Sam Zoldak, L ERA: 3.6	(1, 1)	1.0	L	7	4	3	3	0	0	0	0	0	0	1	7	7	27.00	4.000
Joe Coleman, R ERA: 6.43	(2, 1)	7.0		31	8	4	4	3	2	0	1	0	1	1	34	43	5.14	1.429
Carl Scheib, R ERA: 4.83	(9, 1)	1.0		5	2	0	0	0	0	0	0	0	0	0	5	5	0.00	2.000

PITCHER		IP	WLS	BF	H	R	ER	SO	BB	IBB	HBP	BLK	WP	HR	S	P	ERA	WHIP

Batter	1	2	3	4	5	6	7	8	9	AB	R	H	RBI	BB	SO	LOB
Eddie Joost, R (1, 6) OBP: 0.405, SLG: 0.463	F5		FC5-4 1-2f		5-3			BB 1B 1B 1-2 BB		3	2	0	0	1	0	1
Elmer Valo, L (1, 8) OBP: 0.392, SLG: 0.439	F4		BB 1B 1-2 BB		F9			0-0 BB 1B 1-2 2-H 1B		3	0	1	1	1	0	0
Allie Clark, R (1, 9) OBP: 0.317, SLG: 0.397	F8		1-2 2-H 1B			6-3		L4-3 BB 1-2 2-3 1B		4	0	2	1	0	0	0
Gus Zernial, R (1, 7) OBP: 0.357, SLG: 0.544		F3	F9			K		BB L4-3 1-2 2-3 3-H BB		3	0	0	1	1	1	2
Hank Majeski, R (1, 5) OBP: 0.369, SLG: 0.429		F8		HR		4-3		0-0 L4-3 1-2 2-3		4	1	1	1	0	0	3
Pete Suder, R (1, 4) OBP: 0.300, SLG: 0.288		1B		F7			F7		6-3	4	0	1	0	0	0	0
Lou Limmer, L (1, 3) OBP: 0.263, SLG: 0.303		4-3		K			K		F8	4	0	0	0	0	2	1
Joe Tipton, R (1, 2) OBP: 0.364, SLG: 0.322			FC5-4 1B	K			K		FC5-4 1B	4	0	2	0	0	2	0
Sam Zoldak, L (1, 1) Joe Coleman, R (2, 1) OBP: 0.190, SLG: 0.158 Joe Astroth, R (8, PH) OBP: 0.276, SLG: 0.304 Carl Scheib, R (9, 1) OBP: 0.440, SLG: 0.617			K		K			BB 1B 1B	FC5-4 1-2f	0 2 1 1	0 0 1 0	0 0 1 0	0 0 0 0	0 0 0 0	0 2 0 0	0 1 0 1
Inning Stats	R: 0 E: 0 K: 0 S: 3 H: 0 LOB: 0 BB: 0 P: 3	R: 0 E: 0 K: 0 S: 4 H: 1 LOB: 1 BB: 0 P: 4	R: 1 E: 0 K: 1 S: 7 H: 2 LOB: 2 BB: 1 P: 11	R: 1 E: 0 K: 2 S: 8 H: 1 LOB: 0 BB: 0 P: 8	R: 0 E: 0 K: 1 S: 5 H: 0 LOB: 0 BB: 0 P: 5	R: 0 E: 0 K: 1 S: 5 H: 0 LOB: 0 BB: 0 P: 5	R: 0 E: 0 K: 2 S: 7 H: 0 LOB: 0 BB: 0 P: 7	R: 2 E: 0 K: 0 S: 4 H: 3 LOB: 1 BB: 2 P: 12	R: 0 E: 0 K: 0 S: 4 H: 1 LOB: 1 BB: 0 P: 4	1B: 7 2B: 0 3B: 1 HR: 1	SF: 0 SAC: 0 DP: 0 HBP: 0						

PITCHER		IP	WLS	BF	H	R	ER	SO	BB	IBB	HBP	BLK	WP	HR	S	P	ERA	WHIP
Mickey McDermott, L ERA: 2.96	(1, 1)	5.0	W	20	4	2	2	4	1	0	0	0	0	1	27	31	3.60	1.000
Chuck Stobbs, L ERA: 4.45	(6, 1)	2.0		11	3	2	2	3	2	0	0	0	0	0	15	23	9.00	2.500
Walt Masterson, R ERA: 3.0	(8, 1)	2.0	S	5	1	0	0	0	0	0	0	0	0	0	5	5	0.00	0.500

PITCHER	IP	WLS	BF	H	R	ER	SO	BB	IBB	HBP	BLK	WP	HR	S	P	ERA	WHIP

BOTTOM

Boston Red Sox @ Philadelphia Athletics

Shibe Park, Philadelphia, PA

Tue Aug 14 1951, 3:33 AM EDT

Att. 7,606 - Unknown

livebaseballscorecards.com

AB	33
R	4
H	8
RBI	4
BB	3
SO	7
LOB	9

PA: 36

Boston Red Sox @ Philadelphia Athletics

Shibe Park, Philadelphia, PA

Wed Aug 15 1951, 3:33 AM EDT

Att. 9,506 - Unknown

Batter	1	2	3	4	5	6	7	8	9	AB	R	H	RBI	BB	SO	LOB
Dom DiMaggio, R (1, 8) OBP: 0.366, SLG: 0.434	FC1-6 6 1B 2B 1B	6 G3-6-3 3-H 1B			6 G5-4-3 1-2 BB		F9			3	1	2	1	1	0	0
6 Johnny Pesky, L (1, 6) OBP: 0.404, SLG: 0.389	FC1-6 1-2 1B	G3-6-3 1-2f			G5-4-3 1-2f 2-3		F3			4	0	1	0	0	0	3
Ted Williams, L (1, 7) OBP: 0.478, SLG: 0.586	FC1-6 2B 1-2f 2-3		F3		F8			G3		4	0	0	0	0	0	3
Fred Hatfield, L (1, 5) OBP: 0.375, SLG: 0.300	K		FC3-6 BB			G3 2B 1B		BB		2	1	1	0	2	1	2
Billy Goodman, L (1, 4) OBP: 0.382, SLG: 0.371	1-3 3-H 2B		FC3-6 CS 1-2f			G3 1-2		F9		4	0	1	1	0	0	3
Walt Dropo, R (1, 3) OBP: 0.317, SLG: 0.370	5-3		CS 1-2	F7		F7		F7		4	0	0	0	0	0	4
Clyde Vollmer, R (1, 9) OBP: 0.375, SLG: 0.567		3B BB		F8		2-H 2B			F4	3	1	1	1	1	0	0
Aaron Robinson, L (1, 2) OBP: 0.328, SLG: 0.245		F9		3-1		4-3			G3	4	0	0	0	0	0	2
Mel Parnell, L (1, 1) OBP: 0.361, SLG: 0.345		1-H 1B 3B			6 G5-4-3 BB BB		2-3		6-3	3	1	1	1	1	0	0

Inning Stats	1	2	3	4	5	6	7	8	9	1B	2B	3B	HR	SF	SAC	DP	HBP	WP	PB	SB	CS	PA
	R: 1 E: 0 K: 1 S: 8	H: 3 LOB: 2 BB: 0 P: 8	R: 2 E: 0 K: 0 S: 4	H: 2 LOB: 0 BB: 1 P: 8	R: 0 E: 0 K: 0 S: 2	H: 0 LOB: 0 BB: 1 P: 6	R: 0 E: 0 K: 0 S: 3	H: 0 LOB: 0 BB: 0 P: 3	R: 0 E: 0 K: 0 S: 2	H: 0 LOB: 1 BB: 2 P: 10	R: 1 E: 0 K: 0 S: 5	H: 2 LOB: 1 BB: 0 P: 5	R: 0 E: 0 K: 0 S: 3	H: 0 LOB: 0 BB: 0 P: 3	R: 0 E: 0 K: 0 S: 3	H: 0 LOB: 1 BB: 1 P: 7	R: 0 E: 0 K: 0 S: 3	H: 0 LOB: 0 BB: 0 P: 3	1B: 4 2B: 2 3B: 1 HR: 0	SF: 0 SAC: 0 DP: 2 HBP: 0	WP: 0 PB: 0 SB: 0 CS: 1	PA: 37

PITCHER		IP	WLS	BF	H	R	ER	SO	BB	IBB	HBP	BLK	WP	HR	S	P	ERA	WHIP
Dick Fowler, R ERA: 5.16	(1, 1)	8.0	L	33	7	4	4	1	5	0	0	0	0	0	30	50	4.50	1.500
Carl Scheib, R ERA: 4.8	(9, 1)	1.0		3	0	0	0	0	0	0	0	0	0	0	3	3	0.00	0.000

PITCHER	IP	WLS	BF	H	R	ER	SO	BB	IBB	HBP	BLK	WP	HR	S	P	ERA	WHIP

TOP

AB	31
R	4
H	7
RBI	4
BB	5
SO	1
LOB	17

livebaseballscorecards.com

Batter	1	2	3	4	5	6	7	8	9	AB	R	H	RBI	BB	SO	LOB
Eddie Joost, R (1, 6) OBP: 0.403, SLG: 0.461	G1-4-3 1B		K			6-3		K		4	0	1	0	0	2	0
Elmer Valo, L (1, 8) OBP: 0.394, SLG: 0.438	F4			G6-4-3 1B		BB		F8		3	0	1	0	1	0	1
Allie Clark, R (1, 9) OBP: 0.309, SLG: 0.387	G1-4-3 1-2f			G6-4-3 1-2f		4-3			F8	4	0	0	0	0	0	3
Gus Zernial, R (1, 7) OBP: 0.361, SLG: 0.546		1B G4-6-3 1B		1B			2B 1B		6-3	4	2	3	0	0	0	0
Hank Majeski, R (1, 5) OBP: 0.371, SLG: 0.433		G4-6-3 1-3 1B		5-3			1-H 2B		4-3	4	0	2	1	0	0	1
Pete Suder, R (1, 4) OBP: 0.297, SLG: 0.285		G4-6-3 1-2f 3-H			4-3		F7			3	0	0	0	0	0	2
Lou Limmer, L (1, 3) OBP: 0.259, SLG: 0.298		F7			4-3		K			3	0	0	0	0	1	1
Joe Tipton, R (1, 2) OBP: 0.358, SLG: 0.316			5-3		5-3		F6			3	0	0	0	0	0	1
Dick Fowler, R (1, 1) OBP: 0.263, SLG: 0.235 Joe Astroth, R (8, PH) OBP: 0.274, SLG: 0.302 Carl Scheib, R (9, 1) OBP: 0.440, SLG: 0.617			6-3			1-3		K		2 1 0	0 0 0	0 0 0	0 0 0	0 1 0	0 0 0	0 0 0
Inning Stats	R: 0 E: 0 K: 0 S: 3 H: 1 LOB: 0 BB: 0 P: 3	R: 1 E: 0 K: 0 S: 4 H: 2 LOB: 0 BB: 0 P: 4	R: 0 E: 0 K: 1 S: 5 H: 0 LOB: 0 BB: 0 P: 5	R: 0 E: 0 K: 0 S: 4 H: 2 LOB: 1 BB: 0 P: 4	R: 0 E: 0 K: 0 S: 3 H: 0 LOB: 0 BB: 0 P: 3	R: 0 E: 0 K: 0 S: 3 H: 0 LOB: 1 BB: 1 P: 7	R: 1 E: 0 K: 1 S: 7 H: 2 LOB: 1 BB: 0 P: 7	R: 0 E: 0 K: 2 S: 7 H: 0 LOB: 0 BB: 0 P: 7	R: 0 E: 0 K: 0 S: 3 H: 0 LOB: 0 BB: 0 P: 3	1B: 6 2B: 1 3B: 0 HR: 0 SF: 0 SAC: 0 DP: 3 HBP: 0						

PITCHER	IP	WLS	BF	H	R	ER	SO	BB	IBB	HBP	BLK	WP	HR	S	P	ERA	WHIP
Mel Parnell, L (1, 1) ERA: 3.49	9.0	W	32	7	2	2	4	1	0	0	0	0	0	39	43	2.00	0.889

PITCHER	IP	WLS	BF	H	R	ER	SO	BB	IBB	HBP	BLK	WP	HR	S	P	ERA	WHIP

BOTTOM

Boston Red Sox @ Philadelphia Athletics

Shibe Park, Philadelphia, PA

Wed Aug 15 1951, 3:33 AM EDT

Att. 9,506 - Unknown

livebaseballscorecards.com

AB	31
R	2
H	7
RBI	1
BB	1
SO	4
LOB	9

WP: 0 PA: 32
PB: 0
SB: 0
CS: 0

Batter	1	2	3	4	5	6	7	8	9	AB	R	H	RBI	BB	SO	LOB
Dom DiMaggio, R (1, 8) OBP: 0.368, SLG: 0.435	4-3 1B		1B			BBBB 1B BB	F8			3	0	2	0	1	0	1
6 Johnny Pesky, L (1, 6) OBP: 0.399, SLG: 0.384	F2		F8			F8	F9			4	0	0	0	0	0	4
Ted Williams, L (1, 7) OBP: 0.477, SLG: 0.583	4-3 1-2			L3		1-3 1B		F3		4	0	1	0	0	0	1
Mel Hoderlein, S (1, 5) OBP: 0.250, SLG: 0.250	5-3			6-3		F8		1B		4	0	1	0	0	0	3
Billy Goodman, L (1, 4) OBP: 0.381, SLG: 0.370		G5-4-3 1B		6-3		F8		F5		4	0	1	0	0	0	3
Walt Dropo, R (1, 3) OBP: 0.316, SLG: 0.366		G5-4-3 1-2f			E5 G5-4-3		BBBB HR BB	F2		3	1	0	0	1	0	2
Clyde Vollmer, R (1, 9) OBP: 0.374, SLG: 0.574		5-3			G5-4-3 1-2f		1-H HR		F2	4	1	1	2	0	0	1
Buddy Rosar, R (1, 2) OBP: 0.319, SLG: 0.282			5-3		BBBB BB		4-3		F9	3	0	0	0	1	0	0
Ray Scarborough, R (1, 1) OBP: 0.218, SLG: 0.173 Les Moss, R (7, PH) OBP: 0.297, SLG: 0.295 Fred Hatfield, L (7, PR) OBP: 0.375, SLG: 0.300 Harry Taylor, R (7, 1) OBP: 0.143, SLG: 0.148 Willard Nixon, L (7, 1) OBP: 0.400, SLG: 0.514 Charlie Maxwell, L (9, PH) OBP: 0.293, SLG: 0.459			SSS K		1-3	BBBB BB			SSS K	2 0 0 0 0 1	0 0 0 0 0 0	0 0 0 0 0 0	0 1 0 0 0 0	0 0 0 0 0 1	1 0 0 0 0 0	1 0 0 0 0 0
Inning Stats	R: 0 H: 1 E: 0 LOB: 1 K: 0 BB: 0 S: 4 P: 4	R: 0 H: 1 E: 0 LOB: 0 K: 0 BB: 0 S: 3 P: 3	R: 0 H: 1 E: 0 LOB: 1 K: 1 BB: 0 S: 6 P: 6	R: 0 H: 0 E: 0 LOB: 0 K: 0 BB: 0 S: 3 P: 3	R: 0 H: 0 E: 1 LOB: 1 K: 0 BB: 1 S: 3 P: 7	R: 0 H: 1 E: 0 LOB: 2 K: 0 BB: 1 S: 4 P: 8	R: 2 H: 1 E: 0 LOB: 1 K: 0 BB: 2 S: 4 P: 12	R: 0 H: 1 E: 0 LOB: 1 K: 0 BB: 0 S: 4 P: 4	R: 0 H: 0 E: 0 LOB: 0 K: 1 BB: 0 S: 5 P: 5	1B: 5 SF: 0 2B: 0 SAC: 0 3B: 0 DP: 2 HR: 1 HBP: 0			WP: 0 PA: 36 PB: 0 SB: 0 CS: 0			

PITCHER	IP	WLS	BF	H	R	ER	SO	BB	IBB	HBP	BLK	WP	HR	S	P	ERA	WHIP
Bobby Shantz, L (1, 1) ERA: 4.6	9.0	W	36	6	2	2	2	4	0	0	0	0	1	36	52	2.00	1.111

PITCHER	IP	WLS	BF	H	R	ER	SO	BB	IBB	HBP	BLK	WP	HR	S	P	ERA	WHIP

TOP

Boston Red Sox @ Philadelphia Athletics

Shibe Park, Philadelphia, PA

Thu Aug 16 1951, 3:33 AM EDT

Att. 3,055 - Sunny - 93 F

livebaseballscorecards.com

AB	32
R	2
H	6
RBI	2
BB	4
SO	2
LOB	16

Batter	1	2	3	4	5	6	7	8	9	AB	R	H	RBI	BB	SO	LOB
Eddie Joost, R (1, 6) OBP: 0.401, SLG: 0.458	BB 1B 3-1 1B	F9		K			F3	F8		5	1	1	0	0	1	2
Elmer Valo, L (1, 9) OBP: 0.396, SLG: 0.442	3-1 BB 1-2 1B 1B	4-3			F6		1B 1B BB	HR 2B		4	3	2	0	1	0	1
Dave Philley, S (1, 8) OBP: 0.335, SLG: 0.333	3-1 1-2 2-3 1B BB		F7		2B 1B		1B 1-3 2B 1B	F3		4	3	2	0	1	0	1
Gus Zernial, R (1, 7) OBP: 0.363, SLG: 0.553	3-1 1-2 2-3 3-H		BB		K		2B 1-2 1B 3-H 1B	2-H HR		4	2	2	4	1	1	3
Hank Majeski, R (1, 5) OBP: 0.374, SLG: 0.443	F5		F8		1-H 2B		1-3 2-H 1B 2B	FC4-6 1B		5	1	3	2	0	0	3
Lou Limmer, L (1, 3) OBP: 0.263, SLG: 0.297	2-H 3-H 1B		K		G3		BB 1B G1-2-3 IBB	1-2f FC4-6		4	0	1	2	1	1	3
Pete Suder, R (1, 4) OBP: 0.297, SLG: 0.285	F8			5-3			F5	1-2 2-H 3-H BB 1B		4	0	1	2	0	0	1
Joe Tipton, R (1, 2) OBP: 0.361, SLG: 0.316		SH1-4 1B		F2			L8	1-2 2-3 BB		3	0	1	0	1	0	0
Bobby Shantz, R (1, 1) OBP: 0.352, SLG: 0.327		SH1-4 1-2		1B			F9	3-Hf G1-2-3		3	0	1	0	0	0	3
Inning Stats	R: 3 E: 0 K: 0 S: 6 H: 3 LOB: 1 BB: 1 P: 10	R: 0 E: 0 K: 0 S: 4 H: 1 LOB: 1 BB: 0 P: 4	R: 0 E: 0 K: 1 S: 5 H: 0 LOB: 1 BB: 1 P: 9	R: 0 E: 0 K: 1 S: 6 H: 1 LOB: 1 BB: 0 P: 6	R: 1 E: 0 K: 1 S: 7 H: 2 LOB: 1 BB: 0 P: 7	R: 0 E: 0 K: 0 S: 3 H: 0 LOB: 0 BB: 0 P: 3	R: 4 E: 0 K: 0 S: 6 H: 4 LOB: 2 BB: 3 P: 18	R: 2 E: 0 K: 0 S: 6 H: 3 LOB: 1 BB: 0 P: 6		1B: 10 2B: 3 3B: 0 HR: 1 SF: 0 SAC: 1 DP: 1 HBP: 0						

BOTTOM

Boston Red Sox @ Philadelphia Athletics

Shibe Park, Philadelphia, PA

Thu Aug 16 1951, 3:33 AM EDT

Att. 3,055 - Sunny - 93 F

livebaseballscorecards.com

AB	36
R	10
H	14
RBI	10
BB	5
SO	3
LOB	17

WP: 0 PB: 0 SB: 0 CS: 0 PA: 42

PITCHER		IP	WLS	BF	H	R	ER	SO	BB	IBB	HBP	BLK	WP	HR	S	P	ERA	WHIP
Ray Scarborough, R ERA: 4.46	(1, 1)	6.0	L	27	7	4	4	3	2	0	0	0	0	0	31	39	6.00	1.500
Harry Taylor, R ERA: 5.92	(7, 1)	0.1		5	3	4	4	0	1	0	0	0	0	0	4	8	108.00	12.000
Willard Nixon, R ERA: 4.72	(7, 1)	1.2		10	4	2	2	0	1	1	0	0	0	1	8	16	10.80	3.000

PITCHER	IP	WLS	BF	H	R	ER	SO	BB	IBB	HBP	BLK	WP	HR	S	P	ERA	WHIP

Batter	1	2	3	4	5	6	7	8	9	10	11	12	AB	R	H	RBI	BB	SO	LOB
Dom DiMaggio, R (1, 8) OBP: 0.364, SLG: 0.430	F9	F8			F7		1-3		6-3		L6		6	0	0	0	0	0	2
6 Johnny Pesky, L (1, 6) OBP: 0.401, SLG: 0.384	F4		F7		BB, 1B		1B, 1B		BBBB		4-3		5	2	2	0	1	0	0
Ted Williams, L (1, 7) OBP: 0.475, SLG: 0.578	F7		F5		BBBB, 1-2, BB		1B, 1-3, 1B		F9			4-3	5	0	1	0	1	0	1
Walt Dropo, R (1, 3) OBP: 0.323, SLG: 0.374		2B, 2B	BBBB, BB		1-2, 2-H, 1B		HBP, 1-3, 3-H, 1B		F4			F8	5	1	3	2	1	0	1
Billy Goodman, L (1, 4) OBP: 0.385, SLG: 0.376		1B, 2-H, 2B	F7		G3		H, 1-2, HBP			BBBB, FC3-6, BB		E, 2B	4	2	2	1	1	0	3
Clyde Vollmer, R (1, 9) OBP: 0.373, SLG: 0.569		FC4-6, 1B, 2-H, 1B	SSS, K			4-3	F3			F7		E4, HR, 2-H, 1B	6	1	2	2	0	1	4
Fred Hatfield, L (1, 5) OBP: 0.352, SLG: 0.348		F8	F2			4-3		F6		FC3-6, 1-2f		HR, 2-H	6	1	1	2	0	0	2
Aaron Robinson, L (1, 2) OBP: 0.336, SLG: 0.279		FC4-6, 1-2, 1B	G3			F4		1B		4-3		3B	6	0	3	0	0	0	1
Bill Wight, L (1, 1) OBP: 0.161, SLG: 0.071 Ellis Kinder, R (6, 1) OBP: 0.036, SLG: 0.071		FC4-6, 1-2f, 2-3	SSS, K				SSS, K	SSS, K			SSS, K	1-3	2 4	0 0	0 0	0 0	0 0	1 3	2 1
Inning Stats	R: 0 E: 0 K: 0 S: 3 H: 0 LOB: 0 BB: 0 P: 3	R: 2 E: 0 K: 0 S: 7 H: 4 LOB: 2 BB: 0 P: 7	R: 0 E: 0 K: 0 S: 3 H: 0 LOB: 1 BB: 1 P: 7	R: 0 E: 0 K: 1 S: 5 H: 0 LOB: 0 BB: 0 P: 5	R: 1 E: 0 K: 1 S: 7 H: 2 LOB: 2 BB: 1 P: 11	R: 0 E: 0 K: 0 S: 3 H: 0 LOB: 0 BB: 0 P: 3	R: 1 E: 0 K: 1 S: 8 H: 3 LOB: 3 BB: 0 P: 9	R: 0 E: 0 K: 1 S: 5 H: 1 LOB: 0 BB: 0 P: 5	R: 0 E: 0 K: 0 S: 3 H: 0 LOB: 1 BB: 1 P: 7	R: 0 E: 0 K: 0 S: 3 H: 0 LOB: 1 BB: 1 P: 7	R: 0 E: 0 K: 1 S: 5 H: 0 LOB: 0 BB: 0 P: 5	R: 3 E: 1 K: 0 S: 7 H: 4 LOB: 1 BB: 0 P: 7	1B: 9 2B: 3 3B: 1 HR: 1 SF: 0 SAC: 0 DP: 0 HBP: 1	WP: 0 PB: 0 SB: 0 CS: 0 PA: 54						

PITCHER	IP	WLS	BF	H	R	ER	SO	BB	IBB	HBP	BLK	WP	HR	S	P	ERA	WHIP
Connie Marrero, R (1, 1) ERA: 3.42	12.0	L	54	14	7	7	5	4	0	1	0	0	1	59	76	5.25	1.500

PITCHER	IP	WLS	BF	H	R	ER	SO	BB	IBB	HBP	BLK	WP	HR	S	P	ERA	WHIP

TOP

Boston Red Sox @ Washington Senators

Griffith Stadium, Washington, DC

Fri Aug 17 1951, 3:33 AM EDT

Att. 10,834 - Unknown

livebaseballscorecards.com

AB	49
R	7
H	14
RBI	7
BB	4
SO	5
LOB	17

Batter	1	2	3	4	5	6	7	8	9	10	11	12	AB	R	H	RBI	BB	SO	LOB
Eddie Yost, R (1, 5) OBP: 0.418, SLG: 0.384	F9		F9		F7 3-H		K		F7		1B BB		5	0	0	1	1	1	0
Gil Coan, L (1, 7) OBP: 0.374, SLG: 0.477	4-3 PB 1B		E1 F8		K		2B 2B		F9		F8		6	1	2	0	0	1	1
Pete Runnels, L (1, 6) OBP: 0.378, SLG: 0.368	4-3 1-3		F8 1-2			1B 2B 1B	1B 2-H 2B		BB		IBB 1-3 1B		5	1	3	1	1	0	2
Mickey Vernon, L (1, 3) OBP: 0.345, SLG: 0.428	4-3			L6		2B 1-3 FC3-2 1B	F9		F9		4-0 1-2 IBB		5	0	1	0	1	0	3
Sam Mele, R (1, 8) OBP: 0.315, SLG: 0.391		E G5-2-3 1B		F7		FC3-2 1-3 3-H 2B	2-3 1B			5-3	5-3		6	0	3	1	0	0	3
Mike McCormick, R (1, 9) OBP: 0.383, SLG: 0.367 Dan Porter, L (12, PH) OBP: 0.333, SLG: 0.333	E9 1-3 1B			1-3		5-3	F8			5-3		6-3	5 1	0 0	1 0	0 0	0 0	0 0	4 0
Cass Michaels, R (1, 4) OBP: 0.339, SLG: 0.350	F4				3B BB	FC3-2 BB		F5		1B		F3	4	1	1	0	2	0	2
Mike Guerra, R (1, 2) OBP: 0.262, SLG: 0.226	BB				1-H F7 3B	1-2 2-3 3-Hf		6-3		5-3		F8	5	1	1	1	1	0	4
Connie Marrero, R (1, 1) OBP: 0.262, SLG: 0.167		G5-2-3 3-Hf			6-3	3-1		F9			4-3		5	0	0	0	0	0	7

Inning Stats	1	2	3	4	5	6	7	8	9	10	11	12
	R: 0 E: 0 K: 0 S: 4	H: 1 LOB: 1 BB: 0 P: 4	R: 0 E: 1 K: 0 S: 4	H: 2 LOB: 2 BB: 1 P: 8	R: 0 E: 1 K: 0 S: 3	H: 0 LOB: 0 BB: 0 P: 3	R: 0 E: 0 K: 0 S: 3	H: 0 LOB: 0 BB: 0 P: 3	R: 2 E: 0 K: 1 S: 6	H: 1 LOB: 0 BB: 1 P: 10	R: 1 E: 0 K: 0 S: 6	H: 3 LOB: 3 BB: 1 P: 10	R: 1 E: 0 K: 1 S: 8	H: 3 LOB: 2 BB: 0 P: 8	R: 0 E: 0 K: 0 S: 3	H: 0 LOB: 0 BB: 0 P: 3	R: 0 E: 0 K: 0 S: 3	H: 0 LOB: 1 BB: 1 P: 7	R: 0 E: 0 K: 0 S: 4	H: 1 LOB: 1 BB: 0 P: 4	R: 0 E: 0 K: 0 S: 4	H: 1 LOB: 3 BB: 2 P: 12	R: 0 E: 0 K: 0 S: 3	H: 0 LOB: 0 BB: 0 P: 3

PITCHER	IP	WLS	BF	H	R	ER	SO	BB	IBB	HBP	BLK	WP	HR	S	P	ERA	WHIP
Bill Wight, L (1, 1) ERA: 5.59	5.0		23	7	3	3	1	2	0	0	0	0	0	23	31	5.40	1.800
Ellis Kinder, R (6, 1) ERA: 3.13	7.0	W	30	5	1	1	1	3	1	0	0	0	0	28	44	1.29	1.143

PITCHER	IP	WLS	BF	H	R	ER	SO	BB	IBB	HBP	BLK	WP	HR	S	P	ERA	WHIP

BOTTOM

Boston Red Sox @ Washington Senators

Griffith Stadium, Washington, DC

Fri Aug 17 1951, 3:33 AM EDT

Att. 10,834 - Unknown

livebaseballscorecards.com

AB	47
R	4
H	12
RBI	4
BB	6
SO	2
LOB	26

1B: 8	SF: 0	WP: 0	PA: 53
2B: 3	SAC: 0	PB: 1	
3B: 1	DP: 1	SB: 0	
HR: 0	HBP: 0	CS: 0	

Batter	1	2	3	4	5	6	7	8	9	AB	R	H	RBI	BB	SO	LOB
Dom DiMaggio, R (1, 8) OBP: 0.371, SLG: 0.436	BBBB 4-0 6 BB 3B BB	x 0-0 6 1-3 1B 1B		x 0-0 6 G3 1-H F8 2B	4-0 6 1B IBB		x 0-0 1-2 2B 1B		x 0-0 E9 1B	4	4	4	1	2	0	0
6 Johnny Pesky, L (1, 6) OBP: 0.400, SLG: 0.382	BBBB 4-0 1-2 3B BB	x 0-0 ① 1-3 1-2		x 0-0 ① G3 2-3	x 0-0 1-2 2-3 3-H 1B		x 0-0 ② F8		x 0-0 ③ F9	5	1	1	1	1	0	5
Ted Williams, L (1, 7) OBP: 0.474, SLG: 0.583	x 0-0 F7 1-H 2-H 3B	x 0-0 ② F5		x 0-0 ② F8 3-H	x 0-0 ③ 1-3		x 0-0 1-H 2-H 2B			5	1	2	5	0	0	4
Walt Dropo, R (1, 3) OBP: 0.325, SLG: 0.372	x 0-0 ① F7 3-H	x 0-0 2-H 1B		SSS 0-3 ③ K		BBBB 4-0 F8 1B BB	x 0-0 ③ F4			4	0	1	2	1	1	1
Billy Goodman, L (1, 4) OBP: 0.387, SLG: 0.379	x 0-0 BB BB 1B	x 0-0 ③ 4-3			x 0-0 BB BB PB 1B	x 0-0 1-2 1B		x 0-0 ① F8		5	1	3	0	0	0	1
Clyde Vollmer, R (1, 9) OBP: 0.366, SLG: 0.557	x 0-0 ② F8	x 0-0 ① 5-3			x 0-0 ① F3	x 0-0 ①② F8 2-3		x 0-0 ② 6-3		5	0	0	0	0	0	4
Fred Hatfield, L (1, 5) OBP: 0.356, SLG: 0.327	BBBB 4-0 BB 1-2 BB	x 0-0 ② F2			BBBB 4-0 PB BB 6 1B 1-2 BB	SSS 0-3 ③ K		x 0-0 ③ 4-3		3	1	0	0	2	1	1
Aaron Robinson, L (1, 2) OBP: 0.346, SLG: 0.274	BBBB 4-0 1-2 2-3 BB		SSS 0-3 ③ K		BBBB 4-0 6 1B PB 1-2 2-3 BB		BBBB 4-0 1B 2B BB		x 0-0 ① 4-3	2	1	0	0	3	1	0
Leo Kiely, L (1, 1) OBP: 0.429, SLG: 0.294 Walt Masterson, R (3, 1) OBP: 0.111, SLG: 0.111 Mel Parnell, L (4, 1) OBP: 0.349, SLG: 0.333 Charlie Maxwell, L (9, PH) OBP: 0.286, SLG: 0.447 Ellis Kinder, R (9, 1) OBP: 0.036, SLG: 0.071	SSS 0-3 ③ K			x 0-0 2B 1B	SSS 0-3 ② 1-2 2-3 3-H K		SSS 0-3 ① K		x 0-0 ② 6-3	1 1 2 1 0	0 1 0 0 0	0 1 0 0 0	0 0 0 0 0	1 0 2 0 0	0 0 0 0 0	3 0 3 0 0

Boston Red Sox @ Washington Senators

Griffith Stadium, Washington, DC

Sat Aug 18 1951, 3:33 AM EDT

Att. 14,430 - Unknown

TOP

livebaseballscorecards.com

AB	38
R	10
H	12
RBI	9
BB	9
SO	6
LOB	22

Inning Stats	1	2	3	4	5	6	7	8	9	1B: 9	SF: 0	WP: 0	PA: 47
	R: 3 E: 0 K: 1 S: 7	H: 2 LOB: 3 BB: 4 P: 23	R: 1 E: 0 K: 0 S: 5	H: 2 LOB: 1 BB: 0 P: 5	R: 0 E: 0 K: 1 S: 5	H: 0 LOB: 0 BB: 0 P: 5	R: 2 E: 0 K: 1 S: 7	H: 2 LOB: 0 BB: 0 P: 7	R: 2 E: 0 K: 1 S: 7	H: 2 LOB: 3 BB: 3 P: 19	R: 0 E: 0 K: 1 S: 5	H: 1 LOB: 1 BB: 1 P: 9	R: 2 E: 0 K: 1 S: 7	H: 2 LOB: 1 BB: 1 P: 11	R: 0 E: 0 K: 0 S: 3	H: 0 LOB: 0 BB: 0 P: 3	R: 0 E: 1 K: 0 S: 4	H: 1 LOB: 1 BB: 0 P: 4	2B: 2 3B: 1 HR: 0	SAC: 0 DP: 0 HBP: 0	PB: 1 SB: 0 CS: 0	

PITCHER		IP	WLS	BF	H	R	ER	SO	BB	IBB	HBP	BLK	WP	HR	S	P	ERA	WHIP
Don Johnson, R ERA: 4.67	(1, 1)	0.2		8	2	3	3	0	4	0	0	0	0	0	4	20	40.50	9.000
Sandy Consuegra, R ERA: 4.1	(1, 1)	3.1		14	4	3	3	3	0	0	0	0	0	0	20	20	8.10	1.200
Julio Moreno, R ERA: 4.71	(5, 1)	0.1	L	4	1	2	2	0	2	0	0	0	0	0	2	10	54.00	9.000
Mickey Harris, L ERA: 4.54	(5, 1)	3.2		17	4	2	2	3	2	1	0	0	0	0	20	32	4.91	1.636
Sid Hudson, R ERA: 5.56	(9, 1)	1.0		4	1	0	0	0	0	0	0	0	0	0	4	4	0.00	1.000

PITCHER	IP	WLS	BF	H	R	ER	SO	BB	IBB	HBP	BLK	WP	HR	S	P	ERA	WHIP

Batter	1	2	3	4	5	6	7	8	9	AB	R	H	RBI	BB	SO	LOB
Eddie Yost, R (1, 5) OBP: 0.420, SLG: 0.396	F8	2-H HR		1B FC6-4 1B 1-2		F7		1B 2B 3-H		5	3	3	3	0	0	1
Gil Coan, L (1, 7) OBP: 0.374, SLG: 0.476	K	1-3		FC6-4 1B 1-3 2-H		1-3 1-2		1B 2-H		5	0	2	2	0	1	1
Pete Runnels, L (1, 6) OBP: 0.373, SLG: 0.357	1B BB E		F7	FC6-4 FC6-4 1-2f 3-H		4-3		1-3		4	1	0	1	1	0	3
Sam Mele, R (1, 8) OBP: 0.318, SLG: 0.392	E 1B E 1-2		F3	FC6-4 1-2f			G4-6-3 BB		B5-6 BB 1B	4	1	2	0	1	0	1
Mickey Vernon, L (1, 3) OBP: 0.348, SLG: 0.431	E7 1B 1-H 2-H		2B		K		G4-6-3 1-2f		1B BB 1-2	4	1	2	1	1	1	1
Mike McCormick, R (1, 9) OBP: 0.385, SLG: 0.367 Sherry Robertson, L (9, PH) OBP: 0.246, SLG: 0.254	F9		BB		CS 1B		6-3		B5-6 2-3f	3 1	0 0	1 0	0 0	1 0	0 0	0 2
Cass Michaels, R (1, 4) OBP: 0.343, SLG: 0.355		4-3	F4		FC4-6 BB 1-2			G6-4-3 2B 2B	FC6-4 1B 1-2	4	1	2	0	1	0	2
Clyde Kluttz, R (1, 2) OBP: 0.373, SLG: 0.347 Mike Guerra, R (8, PR) OBP: 0.260, SLG: 0.224 (9, 2)		1-3 HR 1B		1-3	FC4-6 1-2f			E5 G6-4-3 1-2f	FC6-4 1-2f	4 1	1 0	1 0	0 0	0 0	0 0	2 2
Don Johnson, R (1, 1) OBP: 0.105, SLG: 0.061 Sandy Consuegra, R (1, 1) OBP: 0.229, SLG: 0.235 Dan Porter, L (4, PH) OBP: 0.500, SLG: 0.500 Julio Moreno, R (5, 1) OBP: 0.219, SLG: 0.226 Mickey Harris, L (5, 1) OBP: 0.250, SLG: 0.267 Mickey Grasso, R (8, PH) OBP: 0.298, SLG: 0.263 Sid Hudson, R (9, 1) OBP: 0.333, SLG: 0.241		1-3 1-2		1B 1B	1-3 1B			G6-4-3 1-2f 2-3		0 1 1 0 1 1 0	0 0 1 0 0 0 0	0 0 1 0 0 0 0	0 0 0 0 0 0 0	0 0 0 0 0 0 0	0 0 0 0 0 0 2	0 1 0 0 0 0 0
Inning Stats	R: 3 H: 2 E: 1 LOB: 0 K: 1 BB: 1 S: 7 P: 11	R: 2 H: 2 E: 0 LOB: 0 K: 0 BB: 0 S: 5 P: 5	R: 0 H: 1 E: 0 LOB: 2 K: 0 BB: 1 S: 4 P: 8	R: 2 H: 3 E: 0 LOB: 1 K: 0 BB: 0 S: 6 P: 6	R: 0 H: 1 E: 0 LOB: 1 K: 1 BB: 1 S: 5 P: 9	R: 0 H: 1 E: 0 LOB: 1 K: 0 BB: 0 S: 4 P: 4	R: 0 H: 0 E: 0 LOB: 0 K: 0 BB: 1 S: 2 P: 6	R: 2 H: 3 E: 1 LOB: 1 K: 0 BB: 0 S: 6 P: 6	R: 0 H: 2 E: 0 LOB: 2 K: 0 BB: 1 S: 4 P: 8	1B: 11 2B: 4 3B: 0 HR: 1	SF: 0 SAC: 0 DP: 3 HBP: 0					

PITCHER		IP	WLS	BF	H	R	ER	SO	BB	IBB	HBP	BLK	WP	HR	S	P	ERA	WHIP
Leo Kiely, L ERA: 3.6	(1, 1)	2.0		11	4	5	3	1	1	0	0	0	0	1	12	16	13.50	2.500
Walt Masterson, R ERA: 3.3	(3, 1)	1.1		9	4	2	2	0	1	0	0	0	0	0	8	12	13.50	3.750
Mel Parnell, L ERA: 3.5	(4, 1)	4.2	W	19	5	2	2	1	2	0	0	0	0	0	19	27	3.86	1.500
Ellis Kinder, R ERA: 3.1	(9, 1)	1.0	S	5	2	0	0	0	1	0	0	0	0	0	4	8	0.00	3.000

PITCHER	IP	WLS	BF	H	R	ER	SO	BB	IBB	HBP	BLK	WP	HR	S	P	ERA	WHIP

BOTTOM

Boston Red Sox @ Washington Senators

Griffith Stadium, Washington, DC

Sat Aug 18 1951, 3:33 AM EDT

Att. 14,430 - Unknown

livebaseballscorecards.com

AB	39
R	9
H	15
RBI	7
BB	5
SO	2
LOB	18

WP: 0 PA: 44
PB: 0
SB: 0
CS: 1

Boston Red Sox @ Washington Senators

Griffith Stadium, Washington, DC

Sun Aug 19 1951, 3:33 AM EDT

Att. 15,984 - Unknown

TOP

livebaseballscorecards.com

Batter	1	2	3	4	5	6	7	8	9	AB	R	H	RBI	BB	SO	LOB
Dom DiMaggio, R (1, 8) OBP: 0.372, SLG: 0.434	4-0 BB 4-0 1-2 BB			0-0 5-3		0-0 FC6-4 6 CS 1-2f		0-0 F9		3	1	0	0	2	0	1
6 Johnny Pesky, L (1, 6) OBP: 0.400, SLG: 0.383	0-0 1-3 2B 0-3 K			0-0 F5		4-0 1-2 HR BB			0-0 5-3	4	2	1	0	1	1	3
Ted Williams, L (1, 7) OBP: 0.473, SLG: 0.587	4-0 F9 FC6-4 1B BB	0-0 4-3		0-0 F2		0-0 1-H HR			0-0 4-3	4	2	1	2	1	0	0
Walt Dropo, R (1, 3) OBP: 0.323, SLG: 0.369	0-0 FC6-4 1B 1-2 2-H 3-H	0-3 K			0-0 F7	0-0 6-3			0-3 K	5	0	1	2	0	2	0
Billy Goodman, L (1, 4) OBP: 0.386, SLG: 0.378	0-0 F9 2-3	0-0 F7			0-0 BB 1B		0-0 F8			4	0	1	0	0	0	2
Clyde Vollmer, R (1, 9) OBP: 0.361, SLG: 0.549	0-0 FC6-4 1B E 1-2f 3-H		0-0 F9		0-3 K		0-3 K			4	1	0	1	0	2	2
Fred Hatfield, L (1, 5) OBP: 0.381, SLG: 0.385	0-0 E 1B 1-3 1B		0-0 1B 3B		4-0 1-2 BB		0-3 K			3	2	2	0	1	1	0
Aaron Robinson, L (1, 2) OBP: 0.343, SLG: 0.273	0-0 E6 1B 1-2 3-H		0-0 G3-6-3 1B 3-H		0-0 4-3			0-0 F4		4	0	1	1	0	0	3
Chuck Stobbs, L (1, 1) OBP: 0.300, SLG: 0.267 Ray Scarborough, R (5, 1) OBP: 0.228, SLG: 0.185	0-0 BB 1-3 2-H 1B		0-0 G3-6-3 1-2f			0-0 FC6-4 1B		0-0 6-3		2 2	0 0	1 1	1 0	0 0	0 0	1 0
Inning Stats	R: 5 E: 1 K: 1 S: 10 H: 4 LOB: 3 BB: 3 P: 22	R: 0 E: 0 K: 1 S: 5 H: 0 LOB: 0 BB: 0 P: 5	R: 1 E: 0 K: 0 S: 4 H: 2 LOB: 0 BB: 0 P: 4	R: 0 E: 0 K: 0 S: 3 H: 0 LOB: 0 BB: 0 P: 3	R: 0 E: 0 K: 1 S: 6 H: 1 LOB: 2 BB: 1 P: 10	R: 2 E: 0 K: 0 S: 4 H: 2 LOB: 0 BB: 1 P: 8	R: 0 E: 0 K: 2 S: 7 H: 0 LOB: 0 BB: 0 P: 7	R: 0 E: 0 K: 0 S: 3 H: 0 LOB: 0 BB: 0 P: 3	R: 0 E: 0 K: 1 S: 5 H: 0 LOB: 0 BB: 0 P: 5	1B: 6 2B: 1 3B: 1 HR: 1 SF: 0 SAC: 0 DP: 1 HBP: 0						

	AB	35
	R	8
	H	9
	RBI	7
	BB	5
	SO	6
	LOB	12

PITCHER		IP	WLS	BF	H	R	ER	SO	BB	IBB	HBP	BLK	WP	HR	S	P	ERA	WHIP
Bob Porterfield, R ERA: 4.79	(1, 1)	0.0	L	4	2	4	3	0	2	0	0	0	0	0	2	10	∞	∞
Joe Haynes, R ERA: 4.7	(1, 1)	6.0		27	7	4	3	3	3	0	0	0	0	1	30	42	4.50	1.667
Tom Ferrick, R ERA: 4.54	(7, 1)	3.0		9	0	0	0	3	0	0	0	0	0	0	15	15	0.00	0.000

PITCHER	IP	WLS	BF	H	R	ER	SO	BB	IBB	HBP	BLK	WP	HR	S	P	ERA	WHIP

Batter	1	2	3	4	5	6	7	8	9	AB	R	H	RBI	BB	SO	LOB
Eddie Yost, R (1, 5) OBP: 0.420, SLG: 0.395	5-3 1B		BB	F8			F7		5-3	4	0	1	0	1	0	2
Gil Coan, L (1, 7) OBP: 0.373, SLG: 0.474	F7		K		F9 BB F9 1B		K			4	1	1	0	0	2	2
Pete Runnels, L (1, 6) OBP: 0.369, SLG: 0.350	5-3 1-2		1-3		1-2 BB		5-3			3	0	0	0	1	0	2
Sam Mele, R (1, 8) OBP: 0.319, SLG: 0.392	F8			2B BB	F9 2-3			FC6-4 1B		3	1	1	0	1	0	3
Mickey Vernon, L (1, 3) OBP: 0.349, SLG: 0.434		FC6-4 1B		1-H 2B	F9 3-H			F9		4	1	2	2	0	0	2
Cass Michaels, R (1, 4) OBP: 0.342, SLG: 0.357		FC6-4 4-3 1-2f		1-3 2-H 2B	K			F7		4	0	1	1	0	1	3
Dan Porter, L (1, 9) OBP: 0.250, SLG: 0.250		4-3 1-2		1-3 2-3		4-3		FC6-4 1-2f		4	0	0	0	0	0	3
Mike Guerra, R (1, 2) OBP: 0.260, SLG: 0.225		4-3		1B		F4			F9	4	0	1	0	0	0	1
Bob Porterfield, R (1, 1) OBP: 0.182, SLG: 0.100			F9	K		F8			F4	0	0	0	0	0	0	0
Joe Haynes, R (1, 1) OBP: 0.313, SLG: 0.267										2	0	0	0	0	1	2
Sherry Robertson, L (6, PH) OBP: 0.242, SLG: 0.250										1	0	0	0	0	0	0
Tom Ferrick, R (7, 1) OBP: 0.750, SLG: 0.667										0	0	0	0	0	0	0
Sam Dente, R (9, PH) OBP: 0.313, SLG: 0.287										1	0	0	0	0	0	0
Inning Stats	R: 0 E: 0 K: 0 S: 4 H: 1 LOB: 1 BB: 0 P: 4	R: 0 E: 0 K: 0 S: 4 H: 1 LOB: 1 BB: 0 P: 4	R: 0 E: 0 K: 1 S: 5 H: 0 LOB: 1 BB: 1 P: 9	R: 2 E: 0 K: 1 S: 8 H: 3 LOB: 2 BB: 1 P: 12	R: 1 E: 0 K: 1 S: 6 H: 1 LOB: 1 BB: 1 P: 10	R: 0 E: 0 K: 0 S: 3 H: 0 LOB: 0 BB: 0 P: 3	R: 0 E: 0 K: 1 S: 5 H: 0 LOB: 0 BB: 0 P: 5	R: 0 E: 0 K: 0 S: 4 H: 1 LOB: 1 BB: 0 P: 4	R: 0 E: 0 K: 0 S: 3 H: 0 LOB: 0 BB: 0 P: 3	1B: 5 2B: 2 3B: 0 HR: 0	SF: 0 SAC: 0 DP: 0 HBP: 0						

PITCHER	IP	WLS	BF	H	R	ER	SO	BB	IBB	HBP	BLK	WP	HR	S	P	ERA	WHIP
Chuck Stobbs, L (1, 1) ERA: 4.52	4.0		21	6	3	3	2	3	0	0	0	0	0	22	34	6.75	2.250
Ray Scarborough, R (5, 1) ERA: 4.3	5.0	W	16	1	0	0	2	0	0	0	0	0	0	20	20	0.00	0.200

PITCHER	IP	WLS	BF	H	R	ER	SO	BB	IBB	HBP	BLK	WP	HR	S	P	ERA	WHIP

BOTTOM

Boston Red Sox @ Washington Senators

Griffith Stadium, Washington, DC

Sun Aug 19 1951, 3:33 AM EDT

Att. 15,984 - Unknown

livebaseballscorecards.com

AB	34
R	3
H	7
RBI	3
BB	3
SO	4
LOB	20

Batter	1	2	3	4	5	6	7	8	9	AB	R	H	RBI	BB	SO	LOB
Dom DiMaggio, R (1, 8) OBP: 0.377, SLG: 0.442	BBBB 4-0 6-3 6 BB 2B BB	BBBB 4-0 BB			x 0-0 6 G5-6-3 1B		BBBB 4-0 FC3-6 6 BB BB		x 0-0 1-H HR	2	2	2	2	3	0	0
6 Johnny Pesky, L (1, 6) OBP: 0.400, SLG: 0.380	BBBB 4-0 1-2 6-3 2B BB	x 0-0 ③ F8			x 0-0 ① ② G5-6-3 1-2f		BBBB 4-0 1-2 FC3-6 BB		x 0-0 ② F4	3	1	0	0	2	0	3
Ted Williams, L (1, 7) OBP: 0.469, SLG: 0.580	x 0-0 ① 6-3 1-2 2-3		x 0-0 ① 1-3		x 0-0 ③ 1-3		x 0-0 ② FC3-6 FC6-4 1-2f 2-3		SSS 0-3 ③ K	5	0	0	0	0	1	5
Walt Dropo, R (1, 3) OBP: 0.322, SLG: 0.371	x 0-0 2-H 3-H 2B		x 0-0 ② F7			x 0-0 ① 6-3	x 0-0 ③ FC6-4 1-2f			4	0	1	2	0	0	2
Billy Goodman, L (1, 4) OBP: 0.387, SLG: 0.376	BBBB 4-0 BB		x 0-0 ③ 6-3			BBBB 4-0 E BB		x 0-0 ① 1-3		2	0	0	0	2	0	0
Clyde Vollmer, R (1, 9) OBP: 0.357, SLG: 0.540	SSS 0-3 ② K			x 0-0 ① F7		x 0-0 ② F8		SSS 0-3 ② K		4	0	0	0	0	2	3
Fred Hatfield, L (1, 5) OBP: 0.358, SLG: 0.357	x 0-0 ③ F9			SSS 0-3 ② K		x 0-0 E3 1-2		x 0-0 ③ 4-3		4	0	0	0	0	1	3
Aaron Robinson, L (1, 2) OBP: 0.341, SLG: 0.265		SSS 0-3 ① K		BBBB 4-0 BB		x 0-0 ③ F7			SSS 0-3 ① K	3	0	0	0	1	2	2
Willard Nixon, L (1, 1) OBP: 0.381, SLG: 0.487 Chuck Stobbs, L (5, 1) OBP: 0.300, SLG: 0.267 Charlie Maxwell, L (7, PH) OBP: 0.279, SLG: 0.436 Walt Masterson, R (7, 1) OBP: 0.111, SLG: 0.111 Vern Stephens, R (9, PH) OBP: 0.368, SLG: 0.514 Mel Hoderlein, S (9, PR) OBP: 0.250, SLG: 0.250		x 0-0 ② F7		x 0-0 ③ 4-3			x 0-0 ① G3		BBBB 4-0 HR BB	2 0 1 0 0 0	0 0 0 0 0 1	0 0 0 0 0 0	0 0 0 0 1 0	0 0 0 0 0 0	0 0 0 0 0 0	1 0 0 0 0 0
Inning Stats	R: 2 H: 1 E: 0 LOB: 2 K: 1 BB: 3 S: 6 P: 18	R: 0 H: 0 E: 0 LOB: 1 K: 1 BB: 1 S: 5 P: 9	R: 0 H: 0 E: 0 LOB: 0 K: 0 BB: 0 S: 3 P: 3	R: 0 H: 0 E: 0 LOB: 1 K: 1 BB: 1 S: 5 P: 9	R: 0 H: 1 E: 0 LOB: 0 K: 0 BB: 0 S: 3 P: 3	R: 0 H: 0 E: 1 LOB: 2 K: 0 BB: 1 S: 4 P: 8	R: 0 H: 0 E: 0 LOB: 2 K: 0 BB: 2 S: 3 P: 11	R: 0 H: 0 E: 0 LOB: 0 K: 1 BB: 0 S: 5 P: 5	R: 2 H: 1 E: 0 LOB: 1 K: 2 BB: 1 S: 8 P: 12	1B: 1 SF: 0 2B: 1 SAC: 0 3B: 0 DP: 1 HR: 1 HBP: 0						

PITCHER	IP	WLS	BF	H	R	ER	SO	BB	IBB	HBP	BLK	WP	HR	S	P	ERA	WHIP
Jim McDonald, R (1, 1) ERA: 3.12	9.0	W	39	3	4	4	6	9	0	0	0	0	1	42	78	4.00	1.333

PITCHER	IP	WLS	BF	H	R	ER	SO	BB	IBB	HBP	BLK	WP	HR	S	P	ERA	WHIP

TOP

Boston Red Sox @ St. Louis Browns

Sportsman's Park, St. Louis, MO

Tue Aug 21 1951, 4:33 AM EDT

Att. 4,325 - Unknown

livebaseballscorecards.com

AB	30
R	4
H	3
RBI	4
BB	9
SO	6
LOB	19

Inning Stats	R: 2 H: 1 E: 0 LOB: 2 K: 1 BB: 3 S: 6 P: 18	R: 0 H: 0 E: 0 LOB: 1 K: 1 BB: 1 S: 5 P: 9	R: 0 H: 0 E: 0 LOB: 0 K: 0 BB: 0 S: 3 P: 3	R: 0 H: 0 E: 0 LOB: 1 K: 1 BB: 1 S: 5 P: 9	R: 0 H: 1 E: 0 LOB: 0 K: 0 BB: 0 S: 3 P: 3	R: 0 H: 0 E: 1 LOB: 2 K: 0 BB: 1 S: 4 P: 8	R: 0 H: 0 E: 0 LOB: 2 K: 0 BB: 2 S: 3 P: 11	R: 0 H: 0 E: 0 LOB: 0 K: 1 BB: 0 S: 5 P: 5	R: 2 H: 1 E: 0 LOB: 1 K: 2 BB: 1 S: 8 P: 12	1B: 1 SF: 0 2B: 1 SAC: 0 3B: 0 DP: 1 HR: 1 HBP: 0	WP: 0 PA: 39 PB: 0 SB: 0 CS: 0						

Boston Red Sox @ St. Louis Browns

Sportsman's Park, St. Louis, MO

Tue Aug 21 1951, 4:33 AM EDT

Att. 4,325 - Unknown

BOTTOM

Batter	1	2	3	4	5	6	7	8	9	AB	R	H	RBI	BB	SO	LOB
Bobby Young, L (1, 4) OBP: 0.315, SLG: 0.326	6-3		F7	FC6-4 BB		SH2-4 2B BB		4-3		3	1	0	0	2	0	0
Jim Delsing, L (1, 8) OBP: 0.365, SLG: 0.394	K		2B 1B	FC6-4 1-2f		SH2-4 1-2		K		4	1	1	0	0	2	2
Matt Batts, R (1, 2) OBP: 0.347, SLG: 0.458	F9		1-H 2B		6-3	2-H 2B				4	0	2	2	0	0	0
Cliff Mapes, L (1, 9) OBP: 0.317, SLG: 0.389		1B FC1-6 BB	BB		1B 2B BB	K				1	2	0	0	3	1	1
Ben Taylor, L (1, 3) OBP: 0.318, SLG: 0.385		FC1-6 1-3 1B	K		1-2 2B 1B	K				4	1	2	0	0	2	3
Ken Wood, R (1, 7) OBP: 0.268, SLG: 0.394		FC1-6 1B CS 1-2f 3-H		HR	F8		CS 1B			4	1	2	2	0	0	3
Fred Marsh, R (1, 5) OBP: 0.275, SLG: 0.303		1-3 1B		5-3	1-H 2-H 2B		K 1-2			4	0	2	2	0	1	1
Bill Jennings, R (1, 6) OBP: 0.214, SLG: 0.264		K 3-H		2B	BB		1-3			3	0	1	0	1	1	2
Jim McDonald, R (1, 1) OBP: 0.111, SLG: 0.222			K	K	K			F7		4	0	0	0	0	3	3
Inning Stats	R: 0 H: 0 E: 0 LOB: 0 K: 1 BB: 0 S: 5 P: 5	R: 1 H: 2 E: 0 LOB: 2 K: 1 BB: 1 S: 6 P: 10	R: 1 H: 2 E: 0 LOB: 2 K: 2 BB: 1 S: 9 P: 13	R: 1 H: 2 E: 0 LOB: 2 K: 1 BB: 1 S: 7 P: 11	R: 2 H: 2 E: 0 LOB: 2 K: 1 BB: 2 S: 7 P: 15	R: 1 H: 1 E: 0 LOB: 1 K: 2 BB: 1 S: 8 P: 12	R: 0 H: 1 E: 0 LOB: 0 K: 1 BB: 0 S: 5 P: 5	R: 0 H: 0 E: 0 LOB: 0 K: 1 BB: 0 S: 5 P: 5		1B: 5 SF: 0 2B: 6 SAC: 1 3B: 0 DP: 2 HR: 1 HBP: 0						

livebaseballscorecards.com

AB	31
R	6
H	10
RBI	6
BB	6
SO	10
LOB	15

WP: 0 PA: 38
PB: 0
SB: 0
CS: 2

PITCHER		IP	WLS	BF	H	R	ER	SO	BB	IBB	HBP	BLK	WP	HR	S	P	ERA	WHIP
Willard Nixon, R ERA: 4.94	(1, 1)	4.2	L	25	8	5	5	5	4	0	0	0	0	1	31	47	9.64	2.571
Chuck Stobbs, L ERA: 4.55	(5, 1)	1.1		7	1	1	1	3	2	0	0	0	0	0	11	19	6.75	2.250
Walt Masterson, R ERA: 3.17	(7, 1)	2.0		6	1	0	0	2	0	0	0	0	0	0	10	10	0.00	0.500

PITCHER	IP	WLS	BF	H	R	ER	SO	BB	IBB	HBP	BLK	WP	HR	S	P	ERA	WHIP

Batter	1	2	3	4	5	6	7	8	9	10	11	12	13	AB	R	H	RBI	BB	SO	LOB
Dom DiMaggio, R (1, 8) OBP: 0.381, SLG: 0.442	0-3 K		4-0 6 2B BB		4-0 FC4-6 6 1B BB	4-0 6 2B BB		4-0 BB 6 1B BB		0-0 4-3		0-0 1-3 2B	0-3 K	4	1	1	0	4	2	3
6 Johnny Pesky, L (1, 6) OBP: 0.405, SLG: 0.393	0-0 1B 2B		0-0 1-3 2B		4-0 FC4-6 1-2 BB	0-0 1-3 2B		0-0 BB 1-2 1B		0-0 F9		0-0 F9		6	0	4	0	1	0	2
Ted Williams, L (1, 7) OBP: 0.470, SLG: 0.579	0-0 2-H 1B		0-0 F8		0-0 FC4-6 FC4-6 1B 1-2f 2-3	0-0 F7		4-0 FC6-4 1-2 2-3 BB			0-0 1B		0-0 FC6-4 1B	6	0	3	0	1	0	6
Walt Dropo, R (1, 3) OBP: 0.324, SLG: 0.368	0-0 F3			4-0 BB 1B BB	0-0 FC4-6 1-2 3-H 1B		4-0 6-3 1-3 BB	0-0 FC6-4 1-2f			0-0 F7		0-0 FC6-4 BB BB 1-2f BB	5	1	1	1	2	0	6
Billy Goodman, L (1, 4) OBP: 0.385, SLG: 0.374		0-0 F5		0-0 BB 1-2 1B	0-0 FC4-6 BB 1-2f 2-3		0-0 1-3 1-2		0-0 G5-4-3 1B		0-0 F9		0-0 P5	7	0	2	0	0	0	5
Clyde Vollmer, R (1, 9) OBP: 0.355, SLG: 0.530		0-0 6-3		0-0 F5	4-0 1-2 BB		0-0 6-3 2-3		0-0 G5-4-3 1-2f		0-0 5-3		4-0 BB BB 1-2 BB	5	1	0	0	2	0	5
Fred Hatfield, L (1, 5) OBP: 0.356, SLG: 0.333	0-3 K			4-0 1-2 2-3 BB	0-0 3-1		0-0 6-3		4-0 BB			0-0 1-3	4-0 BB BB 1-2 2-3 BB	4	0	0	0	2	1	4
Vern Stephens, R (13, PH) OBP: 0.370, SLG: 0.514														0	0	0	0	1	0	0
Mel Hoderlein, S (13, 5) OBP: 0.250, SLG: 0.250														0	0	0	0	0	0	0
Buddy Rosar, R (1, 2) OBP: 0.310, SLG: 0.269			0-0 F2	0-0 F7		0-0 F3		0-0 F7	0-0 F8			0-0 P6	4-0 BB 1-2 2-3 3-H BB	6	0	0	1	1	0	4
Leo Kiely, L (1, 1) OBP: 0.393, SLG: 0.227			0-3 K	0-0 F9		0-0 F9		0-3 K		0-3 K		4-0 2B BB	4-0 1-2 2-3 3-H BB	5	0	0	1	2	3	3
Ellis Kinder, R (13, 1) OBP: 0.036, SLG: 0.071														0	0	0	0	0	0	0
Inning Stats	R: 0 E: 0 K: 1 S: 6 H: 2 LOB: 1 BB: 0 P: 6	R: 0 E: 0 K: 1 S: 5 H: 0 LOB: 0 BB: 0 P: 5	R: 0 E: 0 K: 1 S: 6 H: 1 LOB: 2 BB: 1 P: 10	R: 0 E: 0 K: 0 S: 4 H: 1 LOB: 3 BB: 2 P: 12	R: 1 E: 0 K: 0 S: 4 H: 1 LOB: 3 BB: 3 P: 16	R: 0 E: 0 K: 0 S: 4 H: 1 LOB: 2 BB: 1 P: 8	R: 0 E: 0 K: 0 S: 3 H: 0 LOB: 1 BB: 1 P: 7	R: 0 E: 0 K: 1 S: 6 H: 1 LOB: 3 BB: 2 P: 14	R: 0 E: 0 K: 0 S: 3 H: 1 LOB: 1 BB: 1 P: 7	R: 0 E: 0 K: 1 S: 5 H: 0 LOB: 0 BB: 0 P: 5	R: 0 E: 0 K: 0 S: 4 H: 1 LOB: 1 BB: 0 P: 4	R: 0 E: 0 K: 0 S: 4 H: 1 LOB: 2 BB: 1 P: 8	R: 2 E: 0 K: 1 S: 6 H: 1 LOB: 3 BB: 4 P: 22	1B: 7 2B: 4 3B: 0 HR: 0 SF: 0 SAC: 0 DP: 1 HBP: 0						

PITCHER	IP	WLS	BF	H	R	ER	SO	BB	IBB	HBP	BLK	WP	HR	S	P	ERA	WHIP
Tommy Byrne, L (1, 1) ERA: 4.68	12.2	L	63	11	3	3	5	16	0	0	0	0	0	57	121	2.13	2.132
Bob Mahoney, R (13, 1) ERA: 4.19	0.1		1	0	0	0	1	0	0	0	0	0	0	3	3	0.00	0.000

PITCHER	IP	WLS	BF	H	R	ER	SO	BB	IBB	HBP	BLK	WP	HR	S	P	ERA	WHIP

TOP

Boston Red Sox @ St. Louis Browns

Sportsman's Park, St. Louis, MO

Wed Aug 22 1951, 4:33 AM EDT

Att. 4,177 - Unknown

livebaseballscorecards.com

AB	48
R	3
H	11
RBI	3
BB	16
SO	6
LOB	38

WP: 0 PB: 0 SB: 0 CS: 0 PA: 64

Batter	1	2	3	4	5	6	7	8	9	10	11	12	13	AB	R	H	RBI	BB	SO	LOB
Bobby Young, L (1, 4) OBP: 0.312, SLG: 0.321	6-3		K		1-3			1-3	K		F8			6	0	0	0	0	2	6
Jim Delsing, L (1, 8) OBP: 0.362, SLG: 0.389	F6			K		6-3		4-3		BB SH3-4		6-3		5	0	0	0	1	1	0
Ken Wood, R (1, 7) OBP: 0.271, SLG: 0.398	5-3			G5-4-3 1B		6-3		2B		SH3-4 1-2		5-3		5	0	2	0	0	0	0
Matt Batts, R (1, 2) OBP: 0.347, SLG: 0.454		1-3		G5-4-3 1-2f		1B 1B		6-3		K		1B		6	0	2	0	0	1	3
Fred Marsh, R (1, 5) OBP: 0.282, SLG: 0.307		1B			5-3	1-3 1B			BB SH1-4 1B	BB		F8		5	0	3	0	1	0	1
Cliff Mapes, L (1, 9) OBP: 0.313, SLG: 0.377		F7			K	1-3			SH1-4 1-2	F8			1B BB	4	0	0	0	1	1	5
Ben Taylor, L (1, 3) OBP: 0.320, SLG: 0.364		4-3			BB 2B BB		G6-4-3 1B		P3		K		K	5	1	1	0	1	2	3
Bill Jennings, R (1, 6) OBP: 0.231, SLG: 0.259 Ned Garver, R (13, PH) OBP: 0.386, SLG: 0.413			G3		2B 1-2 BB		K		BB BB		5-6-3 BB		G6-4-3 1B	2	0	0	0	3	1	1
														1	0	1	0	0	0	0
Tommy Byrne, L (1, 1) OBP: 0.542, SLG: 0.459 Bob Mahoney, R (13, 1) OBP: 0.357, SLG: 0.250 Sherm Lollar, R (13, PH) OBP: 0.373, SLG: 0.410			1-3		1-3 2-H 2B		G6-4-3 1-2f		1-2 2-3 BB		5-6-3 1-2		G6-4-3 1-2f	4	0	1	1	1	0	2
														0	0	0	0	0	0	0
														1	0	0	0	0	0	2
Inning Stats	R: 0 E: 0 K: 0 S: 3 H: 0 LOB: 0 BB: 0 P: 3	R: 0 E: 0 K: 0 S: 4 H: 1 LOB: 1 BB: 0 P: 4	R: 0 E: 0 K: 0 S: 5 H: 0 LOB: 0 BB: 0 P: 5	R: 0 E: 0 K: 1 S: 5 H: 1 LOB: 0 BB: 0 P: 5	R: 1 E: 0 K: 1 S: 6 H: 1 LOB: 2 BB: 2 P: 14	R: 0 E: 0 K: 0 S: 5 H: 2 LOB: 2 BB: 0 P: 5	R: 0 E: 0 K: 1 S: 5 H: 1 LOB: 0 BB: 0 P: 5	R: 0 E: 0 K: 0 S: 4 H: 1 LOB: 1 BB: 0 P: 4	R: 0 E: 0 K: 1 S: 6 H: 1 LOB: 3 BB: 2 P: 14	R: 0 E: 0 K: 1 S: 5 H: 0 LOB: 2 BB: 2 P: 13	R: 0 E: 0 K: 1 S: 5 H: 0 LOB: 1 BB: 1 P: 9	R: 0 E: 0 K: 0 S: 4 H: 1 LOB: 1 BB: 0 P: 4	R: 0 E: 0 K: 1 S: 5 H: 1 LOB: 1 BB: 1 P: 9	1B: 8 2B: 2 3B: 0 HR: 0	SF: 0 SAC: 2 DP: 3 HBP: 0	WP: 0 PB: 0 SB: 0 CS: 0	PA: 54						

PITCHER	IP	WLS	BF	H	R	ER	SO	BB	IBB	HBP	BLK	WP	HR	S	P	ERA	WHIP
Leo Kiely, L (1, 1) ERA: 3.07	12.1	W	53	10	1	1	8	8	0	0	0	0	0	61	93	0.73	1.459
Ellis Kinder, R (13, 1) ERA: 3.08	0.2	S	1	0	0	0	0	0	0	0	0	0	0	1	1	0.00	0.000

PITCHER	IP	WLS	BF	H	R	ER	SO	BB	IBB	HBP	BLK	WP	HR	S	P	ERA	WHIP

BOTTOM

Boston Red Sox @ St. Louis Browns

Sportsman's Park, St. Louis, MO

Wed Aug 22 1951, 4:33 AM EDT

Att. 4,177 - Unknown

livebaseballscorecards.com

AB	44
R	1
H	10
RBI	1
BB	8
SO	8
LOB	23

Batter	1	2	3	4	5	6	7	8	9	AB	R	H	RBI	BB	SO	LOB
Dom DiMaggio, R (1, 8) OBP: 0.379, SLG: 0.438	4-0 BB 6 BB 1B BB 0-3 K	x 0-0 6-3 1-2	x 0-0 9-3 1-2f		x 0-0 F6		x 0-0 F7		5	1	0	0	1	1	9
6 Johnny Pesky, L (1, 6) OBP: 0.411, SLG: 0.397	BBBB 4-0 BB 1-2 1B BB	x 0-0 S 1B 1B	x 0-0 BB 2-H 1B		x 0-0 F8		BBBB 4-0 BB BB BB		x 0-0 4-1 1B	4	2	3	1	2	0	0
Ted Williams, L (1, 7) OBP: 0.473, SLG: 0.577	BBBB 4-0 1B 1-2 2-3 1B BB SSS 0-3 K 1-2	BBBB 4-0 FC6-4 1-2 BB	x 0-0 E S BLK 1B		BBBB 4-0 BB 1-2 BB		x 0-0 4-1 1-2		3	2	1	0	3	1	2
Walt Dropo, R (1, 3) OBP: 0.321, SLG: 0.361	SSS 0-3 K x 0-0 F7	x 0-0 FC6-4 1-2f	SSS 0-3 K 1-H		x 0-0 F8		BBBB 4-0 G6-3 BB		5	0	0	0	1	2	8
Billy Goodman, L (1, 4) OBP: 0.389, SLG: 0.376	x 0-0 BB 1B 1B 1-2 2-H 3-H 1B BBBB 4-0 1B BB		x 0-0 BB 1B 1B	SSS 0-3 K	BBBB 4-0 G6-4-3 1-2 2-3 BB		x 0-0 G6-3 1-2f		4	2	2	2	2	1	2
Clyde Vollmer, R (1, 9) OBP: 0.359, SLG: 0.530	x 0-0 BB 1B 1-2 2-H 1B x 0-0 1-2 2-H 1B	BBBB 4-0 1B 1B 1-2 BB	x 0-0 6-3	x 0-0 G6-4-3 1-2f					4	1	2	2	1	0	3
Fred Hatfield, L (1, 5) OBP: 0.333, SLG: 0.308	x 0-0 F3 SSS 0-3 K	SSS 0-3 K	x 0-0 3-1		x 0-0 3-1				5	0	0	0	0	2	6
Aaron Robinson, L (1, 2) OBP: 0.350, SLG: 0.274	BBBB 4-0 1B 1-2 2-3 BB	x 0-0 3-1	x 0-0 1B 1-2 2-H 1B		x 0-0 1B 1B		x 0-0 F9		4	0	2	1	1	0	0
Mel Parnell, L (1, 1) OBP: 0.397, SLG: 0.377	x 0-0 1-2 2-H 3-H 1B	x 0-0 6-3 6 1B 1B	x 0-0 6-3 1-2 2-3 1B		x 0-0 1-2 1B		BBBB 4-0 BB		4	1	4	2	1	0	0
Inning Stats	R: 5 E: 0 K: 2 S: 10 H: 3 LOB: 2 BB: 4 P: 26	R: 1 E: 0 K: 2 S: 9 H: 2 LOB: 2 BB: 1 P: 13	R: 1 E: 0 K: 0 S: 5 H: 2 LOB: 2 BB: 1 P: 9	R: 1 E: 0 K: 1 S: 7 H: 3 LOB: 2 BB: 1 P: 11	R: 1 E: 0 K: 2 S: 8 H: 1 LOB: 0 BB: 0 P: 8	R: 0 E: 0 K: 0 S: 5 H: 2 LOB: 2 BB: 0 P: 5	R: 0 E: 0 K: 0 S: 2 H: 0 LOB: 2 BB: 3 P: 14	R: 0 E: 0 K: 0 S: 3 H: 0 LOB: 1 BB: 1 P: 7	R: 0 E: 0 K: 0 S: 3 H: 1 LOB: 1 BB: 1 P: 7	1B: 14 2B: 1 3B: 0 HR: 0	SF: 0 SAC: 0 DP: 3 HBP: 0					

TOP

Boston Red Sox @ St. Louis Browns

Sportsman's Park, St. Louis, MO

Thu Aug 23 1951, 4:33 AM EDT

Att. 2,431 - Unknown

livebaseballscorecards.com

AB	38
R	9
H	14
RBI	8
BB	12
SO	7
LOB	30

		WP: 0	PA: 50
		PB: 0	
		SB: 2	
		CS: 0	

PITCHER		IP	WLS	BF	H	R	ER	SO	BB	IBB	HBP	BLK	WP	HR	S	P	ERA	WHIP
Fred Sanford, R ERA: 6.84	(1, 1)	0.1	L	6	2	5	5	1	3	0	0	0	0	0	5	17	135.00	15.000
Jim Suchecki, R ERA: 5.67	(1, 1)	3.2		22	8	3	3	4	4	0	0	0	0	0	26	42	7.36	3.273
Satchel Paige, R ERA: 5.57	(5, 1)	2.0		9	3	1	0	2	0	0	0	1	0	0	13	13	0.00	1.500
Al Widmar, R ERA: 6.53	(7, 1)	3.0		13	1	0	0	0	5	0	0	0	0	0	8	28	0.00	2.000

PITCHER	IP	WLS	BF	H	R	ER	SO	BB	IBB	HBP	BLK	WP	HR	S	P	ERA	WHIP

BOTTOM

Boston Red Sox @ St. Louis Browns

Sportsman's Park, St. Louis, MO

Thu Aug 23 1951, 4:33 AM EDT

Att. 2,431 - Unknown

Batter	1	2	3	4	5	6	7	8	9	AB	R	H	RBI	BB	SO	LOB
Bobby Young, L (1, 4) OBP: 0.315, SLG: 0.322	BBBB 4-0 1B BB		x 0-0 ② 4-3	x 0-0 ③ FC4-6 1-2f		BBBB 4-0 1-2 BB			x 0-0 G5-4-3 1B	3	0	1	0	2	0	2
Jim Delsing, L (1, 8) OBP: 0.360, SLG: 0.386	x 0-0 G6-4-3 1-2 1B		x 0-0 ③ 4-3		x 0-0 ① 4-3	x 0-0 ③ F3			x 0-0 ① F8	5	0	1	0	0	0	3
Ken Wood, R (1, 7) OBP: 0.273, SLG: 0.398	x 0-0 ① F3			x 0-0 5-3 1B 1B	x 0-0 1B 1B		x 0-0 ① F8		x 0-0 ②③ G5-4-3 1-2f	5	1	2	0	0	0	3
Matt Batts, R (1, 2) OBP: 0.345, SLG: 0.450	x 0-0 ②③ G6-4-3 1-2f			x 0-0 ① 5-3 1-2	x 0-0 1-2 1B		SSS 0-3 ② K			4	0	1	0	0	1	3
Fred Marsh, R (1, 5) OBP: 0.281, SLG: 0.305		BBBB 4-0 BB		x 0-0 ② F9	x 0-0 ② F3		x 0-0 ③ 4-3			3	0	0	0	1	0	3
Cliff Mapes, L (1, 9) OBP: 0.311, SLG: 0.373		SSS 0-3 ① K		x 0-0 BB 1B 2-H 1B	x 0-0 ③ F6			x 0-0 ① 4-3		4	1	1	1	0	1	3
Ben Taylor, L (1, 3) OBP: 0.333, SLG: 0.362		x 0-0 ② F8		BBBB 4-0 1B E 1-2 BB		x 0-0 FC5-4 1B		x 0-0 ② F3		3	1	1	0	1	0	1
Bill Jennings, R (1, 6) OBP: 0.240, SLG: 0.268		SSS 0-3 ③ K		x 0-0 E 1-2 2-H 1B		SSS 0-3 ① K		x 0-0 1B		4	0	2	1	0	2	2
Fred Sanford, S (1, 1) OBP: 0.259, SLG: 0.174 Jim Suchecki, R (1, 1) OBP: 0.188, SLG: 0.133 Ned Garver, R (4, PH) OBP: 0.380, SLG: 0.406 Satchel Paige, R (5, 1) Duane Pillette, R (6, PR) OBP: 0.196, SLG: 0.089 Al Widmar, R (7, 1) OBP: 0.226, SLG: 0.207			x 0-0 ① F9	x 0-0 E5 FC4-6 1-2 2-H		x 0-0 ② FC5-4 BB 1-2f		SSS 0-3 ③ K		0 1 1 1 0 1	0 0 0 0 0 0	0 0 0 0 0 1	0 0 0 0 0 1	0 0 0 0 0 1	0 0 0 1 0 1	0 1 1 1 0 1
Inning Stats	R: 0 E: 0 K: 0 S: 3 H: 1 LOB: 1 BB: 1 P: 7	R: 0 E: 0 K: 2 S: 7 H: 0 LOB: 1 BB: 1 P: 11	R: 0 E: 0 K: 0 S: 3 H: 0 LOB: 0 BB: 0 P: 3	R: 3 E: 1 K: 0 S: 7 H: 3 LOB: 2 BB: 1 P: 11	R: 0 E: 0 K: 0 S: 5 H: 2 LOB: 2 BB: 0 P: 5	R: 0 E: 0 K: 1 S: 6 H: 1 LOB: 2 BB: 1 P: 10	R: 0 E: 0 K: 1 S: 5 H: 0 LOB: 0 BB: 0 P: 5	R: 0 E: 0 K: 1 S: 6 H: 1 LOB: 1 BB: 0 P: 6	R: 0 E: 0 K: 0 S: 3 H: 1 LOB: 0 BB: 0 P: 3	1B: 9 2B: 0 3B: 0 HR: 0	SF: 0 SAC: 0 DP: 2 HBP: 0						

PITCHER		IP	WLS	BF	H	R	ER	SO	BB	IBB	HBP	BLK	WP	HR	S	P	ERA	WHIP
Mel Parnell, L ERA: 3.43	(1, 1)	9.0	W	39	9	3	2	5	4	0	0	0	0	0	45	61	2.00	1.444

PITCHER	IP	WLS	BF	H	R	ER	SO	BB	IBB	HBP	BLK	WP	HR	S	P	ERA	WHIP

AB	35
R	3
H	9
RBI	2
BB	4
SO	5
LOB	23

WP: 0 PB: 0 SB: 0 CS: 0 PA: 39

livebaseballscorecards.com

Batter	1	2	3	4	5	6	7	8	9	AB	R	H	RBI	BB	SO	LOB
6 Johnny Pesky, L (1, 6) OBP: 0.412, SLG: 0.398	x 0-0 FC6-4 1B		x 0-0 ③ F7		x 0-0 E6 WP 1-3 2-H 1B		x 0-0 ③ 4-3			4	0	2	1	0	0	0
Billy Goodman, L (1, 4) OBP: 0.388, SLG: 0.373	x 0-0 ① F5			x 0-0 ① F8	BBB 4-0 1-3 3-H BB			x 0-0 ① 6-3		3	0	0	0	1	0	1
Ted Williams, L (1, 7) OBP: 0.471, SLG: 0.573	x 0-0 ② F7			x 0-0 E3 1B	x 0-0 ② F7			BBBB 4-0 BB		3	0	0	0	1	0	3
Walt Dropo, R (1, 3) OBP: 0.317, SLG: 0.356	x 0-0 ③ FC6-4 1-2f			SSS 0-3 ② K	x 0-0 ③ F8			SSS 0-3 ② K		4	0	0	0	0	2	5
Charlie Maxwell, L (1, 9) OBP: 0.277, SLG: 0.419		SSS 0-3 ① K		x 0-0 1-2 1B		x 0-0 ① 6-3		x 0-0 ③ F7		4	0	1	0	0	1	1
Clyde Vollmer, R (1, 8) OBP: 0.354, SLG: 0.522		x 0-0 ② F7		SSS 0-3 ③ K		x 0-0 ② F9			SSS 0-3 ① K	4	0	0	0	0	2	2
Fred Hatfield, L (1, 5) OBP: 0.329, SLG: 0.304		x 0-0 ③ F8			x 0-0 FC4-6 1B	x 0-0 ③ 6-3			x 0-0 ② 5-3	4	0	1	0	0	0	0
Aaron Robinson, L (1, 2) OBP: 0.340, SLG: 0.264			x 0-0 ① 4-3		x 0-0 ① FC4-6 1B 6 1B 1-2f		SSS 0-3 ① K		x 0-0 ③ F5	4	1	0	0	0	1	1
Ray Scarborough, R (1, 1) OBP: 0.233, SLG: 0.193			x 0-0 ② F4		x 0-0 6 E 6 1B 1-2 WP 1B		SSS 0-3 ② K			3	1	1	0	0	1	0
Inning Stats	R: 0 E: 0 K: 0 S: 4 H: 1 LOB: 1 BB: 0 P: 4	R: 0 E: 0 K: 1 S: 5 H: 0 LOB: 0 BB: 0 P: 5	R: 0 E: 0 K: 0 S: 3 H: 0 LOB: 0 BB: 0 P: 3	R: 0 E: 1 K: 2 S: 9 H: 1 LOB: 2 BB: 0 P: 9	R: 2 E: 1 K: 0 S: 6 H: 3 LOB: 2 BB: 1 P: 10	R: 0 E: 0 K: 0 S: 3 H: 0 LOB: 0 BB: 0 P: 3	R: 0 E: 0 K: 2 S: 7 H: 0 LOB: 0 BB: 0 P: 7	R: 0 E: 0 K: 1 S: 5 H: 0 LOB: 1 BB: 1 P: 9	R: 0 E: 0 K: 1 S: 5 H: 0 LOB: 0 BB: 0 P: 5	1B: 5 2B: 0 3B: 0 HR: 0	SF: 0 SAC: 0 DP: 0 HBP: 0						

PITCHER	IP	WLS	BF	H	R	ER	SO	BB	IBB	HBP	BLK	WP	HR	S	P	ERA	WHIP
Lou Kretlow, R (1, 1) ERA: 4.27	9.0	W	35	5	2	1	7	2	0	0	0	1	0	47	55	1.00	0.778

PITCHER	IP	WLS	BF	H	R	ER	SO	BB	IBB	HBP	BLK	WP	HR	S	P	ERA	WHIP

TOP

Boston Red Sox @ Chicago White Sox

Comiskey Park, Chicago, IL

Fri Aug 24 1951, 4:33 AM EDT

Att. 24,281 - Unknown

livebaseballscorecards.com

AB	33
R	2
H	5
RBI	1
BB	2
SO	7
LOB	13



Batter	1	2	3	4	5	6	7	8	9	AB	R	H	RBI	BB	SO	LOB
Nellie Fox, L (1, 4) OBP: 0.367, SLG: 0.415	F9	F8 1-2			CS 1B			F7		4	0	1	0	0	0	1
Ray Coleman, L (1, 7) OBP: 0.316, SLG: 0.399	F9	F9			CS 1-2	SH5-4 1B 1B		K		4	1	1	0	0	1	0
Minnie Minoso, R (1, 5) OBP: 0.424, SLG: 0.517	S 2B 1B	5-3				SH5-4 1-2				2	1	1	0	0	0	0
Eddie Robinson, L (1, 3) OBP: 0.384, SLG: 0.491	1-H 2B	3-1				FC3-6 2-H 1B				3	0	2	2	0	0	0
Al Zarilla, L (1, 9) OBP: 0.365, SLG: 0.418	K	F6				FC3-6 CS 1-2f				3	0	0	0	0	1	2
Jim Busby, R (1, 8) OBP: 0.354, SLG: 0.371	F7	F8				CS 1-2	3-1			3	0	0	0	0	0	0
Bud Sheely, L (1, 2) OBP: 0.267, SLG: 0.175	2-3 1B 1B	G1					F5			3	1	1	0	0	0	0
Chico Carrasquel, R (1, 6) OBP: 0.331, SLG: 0.336	2-3 1-2				F8		F5			3	0	0	0	0	0	1
Lou Kretlow, R (1, 1) OBP: 0.152, SLG: 0.125	WP 2-H 1B				K			K		3	0	1	1	0	2	0
Inning Stats	R: 1 E: 0 K: 1 S: 7 H: 2 LOB: 1 BB: 0 P: 7	R: 1 E: 0 K: 0 S: 5 H: 2 LOB: 1 BB: 0 P: 5	R: 0 E: 0 K: 0 S: 3 H: 0 LOB: 0 BB: 0 P: 3	R: 0 E: 0 K: 0 S: 3 H: 0 LOB: 0 BB: 0 P: 3	R: 0 E: 0 K: 1 S: 5 H: 1 LOB: 0 BB: 0 P: 5	R: 1 E: 0 K: 0 S: 4 H: 2 LOB: 0 BB: 0 P: 4	R: 0 E: 0 K: 0 S: 3 H: 0 LOB: 0 BB: 0 P: 3	R: 0 E: 0 K: 2 S: 7 H: 0 LOB: 0 BB: 0 P: 7		1B: 6 2B: 1 3B: 0 HR: 0	SF: 0 SAC: 1 DP: 0 HBP: 0					

PITCHER	IP	WLS	BF	H	R	ER	SO	BB	IBB	HBP	BLK	WP	HR	S	P	ERA	WHIP
Ray Scarborough, R (1, 1) ERA: 4.25	8.0	L	29	7	3	3	4	0	0	0	0	1	0	37	37	3.38	0.875

PITCHER	IP	WLS	BF	H	R	ER	SO	BB	IBB	HBP	BLK	WP	HR	S	P	ERA	WHIP

BOTTOM

Boston Red Sox @ Chicago White Sox

Comiskey Park, Chicago, IL

Fri Aug 24 1951, 4:33 AM EDT

Att. 24,281 - Unknown

livebaseballscorecards.com

AB	28
R	3
H	7
RBI	3
BB	0
SO	4
LOB	4

1B: 6	SF: 0	WP: 1	PA: 31
2B: 1	SAC: 1	PB: 0	
3B: 0	DP: 0	SB: 1	
HR: 0	HBP: 0	CS: 2	

Batter	1	2	3	4	5	6	7	8	9	AB	R	H	RBI	BB	SO	LOB
Dom DiMaggio, R (1, 8) OBP: 0.379, SLG: 0.437	6-3		BBBB 6 BB BB		6 BB 1B		FC6 1-2f		FC5 1-2 2-3f 3-H	4	0	1	1	1	0	3
6 Johnny Pesky, L (1, 6) OBP: 0.412, SLG: 0.395	4-3		BBBB 1-2 BB		BBBB 1-2 BB			6-3	5-3	3	0	0	0	2	0	2
Ted Williams, L (1, 7) OBP: 0.468, SLG: 0.568	F9		F8		4-1			1-3		4	0	0	0	0	0	4
Walt Dropo, R (1, 3) OBP: 0.319, SLG: 0.353		5-3		BBBB 3-1 BB		F7		BBBB		2	0	0	0	2	0	0
Billy Goodman, L (1, 4) OBP: 0.386, SLG: 0.370		S S S K		3-1 1-2		BBBB G5-4-3 BB		F5		3	0	0	0	1	1	2
Clyde Vollmer, R (1, 9) OBP: 0.353, SLG: 0.518		F2		F8		G5-4-3 1-2f			1B BB FC5 1B	4	1	1	0	0	0	2
Fred Hatfield, L (1, 5) OBP: 0.326, SLG: 0.292			F8	4-3			F5		BBBB FC5 1B 1-2 BB	3	0	0	0	1	0	1
Aaron Robinson, L (1, 2) OBP: 0.351, SLG: 0.304			HR		G4-6-3 1B		F8		FC5 1-2 2-3 1B	4	1	3	1	0	0	0
Willard Nixon, L (1, 1) OBP: 0.364, SLG: 0.463			F7		G4-6-3 1-2f		FC6 1B		F4	2	0	0	0	0	0	1
Walt Masterson, R (5, 1) OBP: 0.200, SLG: 0.200										1	0	1	0	0	0	0
Vern Stephens, R (9, PH) OBP: 0.369, SLG: 0.513										1	0	0	0	0	0	3

TOP

Boston Red Sox @ Chicago White Sox

Comiskey Park, Chicago, IL

Sat Aug 25 1951, 4:33 AM EDT

Att. 21,009 - Unknown

livebaseballscorecards.com

AB	31
R	2
H	6
RBI	2
BB	7
SO	1
LOB	18

Inning Stats	1	2	3	4	5	6	7	8	9	1B: 5	SF: 0	WP: 0	PA: 38
R:	0	0	1	0	0	0	0	0	1	2B: 0	SAC: 0	PB: 0	
E:	0	0	0	0	0	0	0	0	0	3B: 0	DP: 2	SB: 0	
K:	0	1	0	0	0	0	0	0	0	HR: 1	HBP: 0	CS: 0	
S:	3	5	4	3	4	2	4	3	5				
H:	0	0	1	0	2	0	1	0	2				
LOB:	0	0	2	1	2	0	1	1	2				
BB:	0	0	2	1	1	1	0	1	1				
P:	3	5	12	7	8	6	4	7	9				

PITCHER	IP	WLS	BF	H	R	ER	SO	BB	IBB	HBP	BLK	WP	HR	S	P	ERA	WHIP
Ken Holcombe, R (1, 1) ERA: 3.99	9.0	W	38	6	2	2	1	7	0	0	0	0	1	33	61	2.00	1.444

PITCHER	IP	WLS	BF	H	R	ER	SO	BB	IBB	HBP	BLK	WP	HR	S	P	ERA	WHIP

Batter	1	2	3	4	5	6	7	8	9	AB	R	H	RBI	BB	SO	LOB
Nellie Fox, L (1, 4) OBP: 0.369, SLG: 0.415	4-3		1B 1B 2-H 1B	BB	4-3			1B		4	1	2	1	1	0	1
Ray Coleman, L (1, 7) OBP: 0.315, SLG: 0.397	4-3		1B WP F9 1-3 1B	F3		F4		F9		5	1	1	0	0	0	4
Minnie Minoso, R (1, 5) OBP: 0.424, SLG: 0.516	K		BB 1-3 3-H 1B	G3		CS BB				3	0	1	1	1	1	3
Eddie Robinson, L (1, 3) OBP: 0.385, SLG: 0.489		F8	FC6-4 1-2 BB		BB E BB	F9 1-2				2	1	0	0	2	0	1
Al Zarilla, L (1, 9) OBP: 0.366, SLG: 0.417		1B	F9 3-H		2B E 1-2 BB		F7			3	1	1	1	1	0	2
Jim Busby, R (1, 8) OBP: 0.353, SLG: 0.370		F9	FC6-4 1-2f		F4		CS 1B			4	0	1	0	0	0	5
Bud Sheely, L (1, 2) OBP: 0.286, SLG: 0.227		4-3		B1-4 BB 1B	E3 E 1-H 2-H 2B		F2 1-2			4	1	2	1	0	0	2
Chico Carrasquel, R (1, 6) OBP: 0.332, SLG: 0.336			SH1-4 1B 1B	B1-4 1-2 BB	E6 5-3 3-H			K		3	1	1	0	1	1	0
Ken Holcombe, R (1, 1) OBP: 0.286, SLG: 0.273			SH1-4 1-2	B1-4 1-2 2-3	5-3 1-2			K		3	0	0	0	0	1	3
Inning Stats	R: 0 H: 0 E: 0 LOB: 0 K: 1 BB: 0 S: 5 P: 5	R: 0 H: 1 E: 0 LOB: 1 K: 0 BB: 0 S: 4 P: 4	R: 3 H: 4 E: 0 LOB: 2 K: 0 BB: 1 S: 7 P: 11	R: 0 H: 1 E: 0 LOB: 3 K: 0 BB: 2 S: 4 P: 12	R: 3 H: 1 E: 2 LOB: 1 K: 0 BB: 2 S: 5 P: 13	R: 0 H: 0 E: 0 LOB: 0 K: 0 BB: 1 S: 2 P: 6	R: 0 H: 1 E: 0 LOB: 0 K: 0 BB: 0 S: 3 P: 3	R: 0 H: 1 E: 0 LOB: 1 K: 2 BB: 0 S: 8 P: 8		1B: 8 SF: 0 2B: 1 SAC: 1 3B: 0 DP: 0 HR: 0 HBP: 0						

PITCHER		IP	WLS	BF	H	R	ER	SO	BB	IBB	HBP	BLK	WP	HR	S	P	ERA	WHIP
Willard Nixon, R ERA: 5.07	(1, 1)	4.1	L	26	7	6	4	1	5	0	0	0	1	0	23	43	8.31	2.769
Walt Masterson, R ERA: 2.94	(5, 1)	3.2		12	2	0	0	2	1	0	0	0	0	0	15	19	0.00	0.818

PITCHER	IP	WLS	BF	H	R	ER	SO	BB	IBB	HBP	BLK	WP	HR	S	P	ERA	WHIP

BOTTOM

Boston Red Sox @ Chicago White Sox

Comiskey Park, Chicago, IL

Sat Aug 25 1951, 4:33 AM EDT

Att. 21,009 - Unknown

livebaseballscorecards.com

AB	31
R	6
H	9
RBI	4
BB	6
SO	3
LOB	21

Batter	1	2	3	4	5	6	7	8	9	AB	R	H	RBI	BB	SO	LOB
Dom DiMaggio, R (1, 8) OBP: 0.379, SLG: 0.436	F7		F9		FC4-6 1B		6 BB 1B	FC6-4 1-2f		5	1	2	0	0	0	2
6 Johnny Pesky, L (1, 6) OBP: 0.410, SLG: 0.391	4-3		5-3		F9		BBBB 4-0 1B 1-2 BB		1-3	4	0	0	0	1	0	1
Ted Williams, L (1, 7) OBP: 0.469, SLG: 0.573	1B 2B			2B 2B	FC4-6 BB 1-2f		FC5-4 1-2 2-H 1B		F4	5	2	3	1	0	0	1
Vern Stephens, R (1, 5) OBP: 0.372, SLG: 0.518 Fred Hatfield, L (4, PR) OBP: 0.326, SLG: 0.284 (4, 5)	2-H 1B			1B 2-H 2B	BBBB 4-0 1-2 BB		F5		F9	2 2	0 1	2 0	2 0	0 1	0 0	0 2
Walt Dropo, R (1, 3) OBP: 0.318, SLG: 0.351	F7			G4-6-3 1B 1B 2-H 1B	F5		FC5-4 1-2f			4	1	1	1	0	0	5
Billy Goodman, L (1, 4) OBP: 0.391, SLG: 0.375		G6-4-3 1B		G4-6-3 1-2 1B		G6-4-3 1B		BBBB 4-0 1B BB		3	0	3	0	1	0	0
Clyde Vollmer, R (1, 9) OBP: 0.349, SLG: 0.511	F4			G4-6-3 1-2f 2-3		G6-4-3 1-2f		F8		4	0	0	0	0	0	5
Les Moss, R (1, 2) OBP: 0.296, SLG: 0.294	G6-4-3 1-2f			3-H 1B		SSS K		F6		4	0	1	1	0	1	2
Bill Wight, L (1, 1) OBP: 0.171, SLG: 0.094			6-3	G3			1-3	FC6-4 1-2 1B		4	0	1	0	0	0	2
Inning Stats	R: 1 E: 0 K: 0 S: 5 H: 2 LOB: 1 BB: 0 P: 5	R: 0 E: 0 K: 0 S: 3 H: 1 LOB: 0 BB: 0 P: 3	R: 0 E: 0 K: 0 S: 3 H: 0 LOB: 0 BB: 0 P: 3	R: 3 E: 0 K: 0 S: 7 H: 5 LOB: 2 BB: 0 P: 7	R: 0 E: 0 K: 0 S: 4 H: 1 LOB: 2 BB: 1 P: 8	R: 0 E: 0 K: 1 S: 5 H: 1 LOB: 0 BB: 0 P: 5	R: 1 E: 0 K: 0 S: 5 H: 2 LOB: 2 BB: 1 P: 9	R: 0 E: 0 K: 0 S: 4 H: 1 LOB: 2 BB: 1 P: 8	R: 0 E: 0 K: 0 S: 3 H: 0 LOB: 0 BB: 0 P: 3	1B: 10 2B: 3 3B: 0 HR: 0 SF: 0 SAC: 0 DP: 3 HBP: 0						

PITCHER		IP	WLS	BF	H	R	ER	SO	BB	IBB	HBP	BLK	WP	HR	S	P	ERA	WHIP
Bob Feller, R ERA: 3.25	(1, 1)	6.0	L	26	10	4	4	1	1	0	0	0	0	0	27	31	6.00	1.833
Lou Brissie, L ERA: 3.82	(7, 1)	2.0		11	3	1	1	0	2	0	0	0	0	0	9	17	4.50	2.500
Steve Gromek, R ERA: 2.52	(9, 1)	1.0		3	0	0	0	0	0	0	0	0	0	0	3	3	0.00	0.000

PITCHER	IP	WLS	BF	H	R	ER	SO	BB	IBB	HBP	BLK	WP	HR	S	P	ERA	WHIP

TOP

Boston Red Sox @ Cleveland Indians

Cleveland Municipal Stadium, Cleveland, OH

Sun Aug 26 1951, 3:33 AM EDT

Unknown

livebaseballscorecards.com

AB	37
R	5
H	13
RBI	5
BB	3
SO	1
LOB	20

WP: 0 PA: 40
PB: 0
SB: 0
CS: 0

BOTTOM

Boston Red Sox @ Cleveland Indians

Cleveland Municipal Stadium, Cleveland, OH

Sun Aug 26 1951, 3:33 AM EDT

Unknown

livebaseballscorecards.com

Batter	1	2	3	4	5	6	7	8	9	AB	R	H	RBI	BB	SO	LOB
Dale Mitchell, L (1, 7) OBP: 0.372, SLG: 0.442	1-3		4-3			BB E 1B		G4-6-3 1-2f		4	0	1	0	0	0	1
Bobby Avila, R (1, 4) OBP: 0.377, SLG: 0.410	1-3		F5			E4 1-2 BB		BBBB 4-0 BB		3	0	0	0	1	0	1
Larry Doby, L (1, 8) OBP: 0.434, SLG: 0.550	2B			4-3		F6		G3		4	0	1	0	0	0	3
Al Rosen, R (1, 5) OBP: 0.364, SLG: 0.466	6-3			L3 1B		BBBB 4-0 1-2 2-3 BB			F6	3	0	1	0	1	0	1
Luke Easter, L (1, 3) OBP: 0.334, SLG: 0.472 Harry Simpson, L (9, PR) OBP: 0.330, SLG: 0.300		4-3		L3 1-2		F9			1B	4 0	0 0	1 0	0 0	0 0	0 0	4 0
Sam Chapman, R (1, 9) OBP: 0.307, SLG: 0.316		5-3			5-3		F2		SSS K	4	0	0	0	0	1	1
Ray Boone, R (1, 6) OBP: 0.321, SLG: 0.338		1B			L8		6-3		F7	4	0	1	0	0	0	1
Jim Hegan, R (1, 2) OBP: 0.311, SLG: 0.375		1-3			6-3		4-3			3	0	0	0	0	0	1
Bob Feller, R (1, 1) OBP: 0.211, SLG: 0.157 Snuffy Stirnweiss, R (6, PH) OBP: 0.385, SLG: 0.286 Lou Brissie, L (7, 1) OBP: 0.280, SLG: 0.320 Clarence Maddern, R (8, PH) OBP: 0.143, SLG: 0.143 Steve Gromek, S (9, 1) OBP: 0.435, SLG: 0.368			SSS K			SSS K		E5 G4-6-3		1 1 0 1 0	0 0 0 0 0	0 0 0 0 0	0 0 0 0 0	0 0 0 0 0	1 1 0 0 0	0 0 0 0 0
Inning Stats	R: 0 E: 0 K: 0 S: 4 H: 1 LOB: 1 BB: 0 P: 4	R: 0 E: 0 K: 0 S: 4 H: 1 LOB: 1 BB: 0 P: 4	R: 0 E: 0 K: 1 S: 5 H: 0 LOB: 0 BB: 0 P: 5	R: 0 E: 0 K: 0 S: 3 H: 1 LOB: 0 BB: 0 P: 3	R: 0 E: 0 K: 0 S: 3 H: 0 LOB: 0 BB: 0 P: 3	R: 0 E: 1 K: 1 S: 7 H: 1 LOB: 3 BB: 1 P: 11	R: 0 E: 0 K: 0 S: 3 H: 0 LOB: 0 BB: 0 P: 3	R: 0 E: 1 K: 0 S: 3 H: 0 LOB: 1 BB: 1 P: 7	R: 0 E: 0 K: 1 S: 6 H: 1 LOB: 1 BB: 0 P: 6	1B: 4 2B: 2 3B: 0 HR: 0	SF: 0 SAC: 0 DP: 2 HBP: 0						

PITCHER	IP	WLS	BF	H	R	ER	SO	BB	IBB	HBP	BLK	WP	HR	S	P	ERA	WHIP
Bill Wight, L (1, 1) ERA: 5.05	9.0	W	34	5	0	0	3	2	0	0	0	0	0	38	46	0.00	0.778

PITCHER	IP	WLS	BF	H	R	ER	SO	BB	IBB	HBP	BLK	WP	HR	S	P	ERA	WHIP

AB	32
R	0
H	5
RBI	0
BB	2
SO	3
LOB	13

WP: 0 PB: 0 SB: 0 CS: 0 PA: 34

Boston Red Sox @ Cleveland Indians

Cleveland Municipal Stadium, Cleveland, OH

Sun Aug 26 1951, 3:38 AM EDT

Att. 75,997 - Unknown

livebaseballscorecards.com

Batter	1	2	3	4	5	6	7	8	9	AB	R	H	RBI	BB	SO	LOB
Dom DiMaggio, R (1, 8) OBP: 0.378, SLG: 0.435	0-0 6 G1-6-3 1B			0-0 5-3		0-0 6-3		0-3 K		4	0	1	0	0	1	1
6 Johnny Pesky, L (1, 6) OBP: 0.411, SLG: 0.390	0-0 G1-6-3 1-2f			0-0 F9		0-0 1B 1B		4-0 1B 1-2 BB		3	0	1	0	1	0	1
Ted Williams, L (1, 7) OBP: 0.469, SLG: 0.572	0-3 K			0-0 6-3		0-0 1-2 1B		0-0 G6-4-3 1-3 2-H 1B		4	0	2	1	0	1	0
Walt Dropo, R (1, 3) OBP: 0.314, SLG: 0.346		0-0 F8			0-0 F7	0-3 K		0-0 G6-4-3 1-2f		4	0	0	0	0	1	4
Billy Goodman, L (1, 4) OBP: 0.394, SLG: 0.375		0-0 6-3			4-0 BB BB		0-0 1B		4-0 BB	2	0	1	0	2	0	0
Clyde Vollmer, R (1, 9) OBP: 0.348, SLG: 0.505		0-0 6-3			4-0 1-2 BB		0-0 F6		0-3 K	3	0	0	0	1	1	2
Fred Hatfield, L (1, 5) OBP: 0.312, SLG: 0.269			0-3 K		0-0 F7		0-0 F9		0-3 K	4	0	0	0	0	2	4
Buddy Rosar, R (1, 2) OBP: 0.302, SLG: 0.261			0-0 5-3		0-0 F3		0-0 F6		0-0 F4	4	0	0	0	0	0	4
Leo Kiely, L (1, 1) OBP: 0.367, SLG: 0.208			0-3 K			0-3 K		4-0 6 BB 1B BB		2	0	0	0	0	2	0
Charlie Maxwell, L (8, PH) OBP: 0.292, SLG: 0.419										0	1	0	0	1	0	0
Ellis Kinder, R (8, 1) OBP: 0.036, SLG: 0.071										0	0	0	0	0	0	0

Inning Stats	1	2	3	4	5	6	7	8	9	
	R: 0 H: 1 E: 0 LOB: 0 K: 1 BB: 0 S: 5 P: 5	R: 0 H: 0 E: 0 LOB: 0 K: 0 BB: 0 S: 3 P: 3	R: 0 H: 0 E: 0 LOB: 0 K: 2 BB: 0 S: 7 P: 7	R: 0 H: 0 E: 0 LOB: 0 K: 0 BB: 0 S: 3 P: 3	R: 0 H: 0 E: 0 LOB: 2 K: 0 BB: 2 S: 3 P: 11	R: 0 H: 2 E: 0 LOB: 2 K: 2 BB: 0 S: 9 P: 9	R: 0 H: 1 E: 0 LOB: 1 K: 0 BB: 0 S: 4 P: 4	R: 1 H: 1 E: 0 LOB: 1 K: 1 BB: 2 S: 5 P: 13	R: 0 H: 0 E: 0 LOB: 1 K: 2 BB: 1 S: 7 P: 11	1B: 5 SF: 0 2B: 0 SAC: 0 3B: 0 DP: 2 HR: 0 HBP: 0

WP: 0 PA: 35 PB: 0 SB: 0 CS: 0

PITCHER		IP	WLS	BF	H	R	ER	SO	BB	IBB	HBP	BLK	WP	HR	S	P	ERA	WHIP
Bob Lemon, R ERA: 3.56	(1, 1)	7.1	W	30	5	1	1	6	4	0	0	0	0	0	38	54	1.23	1.227
Mike Garcia, R ERA: 2.87	(8, 1)	1.2	S	5	0	0	0	2	1	0	0	0	0	0	8	12	0.00	0.600

PITCHER	IP	WLS	BF	H	R	ER	SO	BB	IBB	HBP	BLK	WP	HR	S	P	ERA	WHIP

Batter	1	2	3	4	5	6	7	8	9	AB	R	H	RBI	BB	SO	LOB
Dale Mitchell, L (1, 7) OBP: 0.371, SLG: 0.440	F7		K			E6 FC1-4		G6-4-3 1B		4	0	1	0	0	1	0
Bobby Avila, R (1, 4) OBP: 0.374, SLG: 0.406	4-3		6-3			F4		G6-4-3 1-2f		4	0	0	0	0	0	2
Al Rosen, R (1, 5) OBP: 0.364, SLG: 0.464	BB			F7		FC1-4 1-2f				2	0	0	0	1	0	1
Luke Easter, L (1, 3) OBP: 0.334, SLG: 0.479	4-3			HR		K				3	1	1	1	0	1	2
Ray Boone, R (1, 6) OBP: 0.319, SLG: 0.336		F3		F6			5-3			3	0	0	0	0	0	0
Sam Chapman, R (1, 8) OBP: 0.307, SLG: 0.326		F5		6-3			HR			3	1	1	1	0	0	0
Bob Kennedy, R (1, 9) OBP: 0.316, SLG: 0.355		BB			5-3		F8			2	0	0	0	1	0	0
Birdie Tebbetts, R (1, 2) OBP: 0.276, SLG: 0.328 Jim Hegan, R (5, 2) OBP: 0.309, SLG: 0.373		L3			6-3		L8			1 2	0 0	0 0	0 0	0 0	0 0	1 0
Bob Lemon, L (1, 1) OBP: 0.256, SLG: 0.317 Mike Garcia, R (8, 1) OBP: 0.240, SLG: 0.329			K		L7			K		2 1	0 0	0 0	0 0	0 0	1 1	0 0
Inning Stats	R: 0 E: 0 K: 0 S: 3 H: 0 LOB: 1 BB: 1 P: 7	R: 0 E: 0 K: 0 S: 3 H: 0 LOB: 1 BB: 1 P: 7	R: 0 E: 0 K: 2 S: 7 H: 0 LOB: 0 BB: 0 P: 7	R: 1 E: 0 K: 0 S: 4 H: 1 LOB: 0 BB: 0 P: 4	R: 0 E: 0 K: 0 S: 3 H: 0 LOB: 0 BB: 0 P: 3	R: 0 E: 1 K: 1 S: 6 H: 0 LOB: 1 BB: 0 P: 6	R: 1 E: 0 K: 0 S: 4 H: 1 LOB: 0 BB: 0 P: 4	R: 0 E: 0 K: 1 S: 5 H: 1 LOB: 0 BB: 0 P: 5		1B: 1 2B: 0 3B: 0 HR: 2 SF: 0 SAC: 0 DP: 1 HBP: 0					WP: 0 PB: 0 SB: 0 CS: 0 PA: 29	

PITCHER		IP	WLS	BF	H	R	ER	SO	BB	IBB	HBP	BLK	WP	HR	S	P	ERA	WHIP
Leo Kiely, L ERA: 3.03	(1, 1)	7.0	L	26	2	2	2	3	2	0	0	0	0	2	30	38	2.57	0.571
Ellis Kinder, R ERA: 3.05	(8, 1)	1.0		3	1	0	0	1	0	0	0	0	0	0	5	5	0.00	1.000

PITCHER	IP	WLS	BF	H	R	ER	SO	BB	IBB	HBP	BLK	WP	HR	S	P	ERA	WHIP

BOTTOM

Boston Red Sox @ Cleveland Indians

Cleveland Municipal Stadium, Cleveland, OH

Sun Aug 26 1951, 3:38 AM EDT

Att. 75,997 - Unknown

livebaseballscorecards.com

AB	27
R	2
H	3
RBI	2
BB	2
SO	4
LOB	6

Boston Red Sox @ Detroit Tigers

Briggs Stadium, Detroit, MI

Tue Aug 28 1951, 4:33 AM EDT

Att. 6,586 - Unknown

TOP

livebaseballscorecards.com

Batter	1	2	3	4	5	6	7	8	9	AB	R	H	RBI	BB	SO	LOB
Dom DiMaggio, R (1, 8) OBP: 0.378, SLG: 0.435	P4		F8		6 2B 1B / 1B		3-1 6 1B / 1B	F9		5	2	2	0	0	0	1
6 Johnny Pesky, L (1, 6) OBP: 0.413, SLG: 0.394	1-3		P4		1B / 1-3 2B		3-1 / 1-2 1B		BBBB G3-6-3 / BB	4	1	2	0	1	0	0
Ted Williams, L (1, 7) OBP: 0.467, SLG: 0.568	K			BB 1B BB / 1B	K		3-1 / 1-2 2-3		G3-6-3 / 1-2f	5	1	1	0	0	2	5
Walt Dropo, R (1, 3) OBP: 0.319, SLG: 0.349		F7		BB BB / 1-2 1B	G4-6-3 / 2-3 3-H 1B		BBBB FC5-4 1B / BB		F7	4	0	2	1	1	0	0
Billy Goodman, L (1, 4) OBP: 0.393, SLG: 0.374		F8		F8	G4-6-3 / 1-2f		FC5-4 / 1-2 2-H 3-H 1B			4	0	1	2	0	0	4
Clyde Vollmer, R (1, 9) OBP: 0.349, SLG: 0.502		BBBB 4-0 BB / BB		BBBB 4-0 BB / 1-2 2-3 BB		5-3	FC5-4 / 1-2 2-3			2	0	0	0	2	0	2
Mel Hoderlein, S (1, 5) OBP: 0.625, SLG: 0.600		BBBB 4-0 BB / 1-2 BB		BBBB 4-0 FC4 / 1-2 2-3 3-H BB		0-0 2B		BBBB 4-0 FC6-4 / BB		1	0	1	1	3	0	0
Les Moss, R (1, 2) OBP: 0.292, SLG: 0.289		SSS 0-3 K		SSS 0-3 K		P4		SSS 0-3 K		4	0	0	0	0	3	7
Mel Parnell, L (1, 1) OBP: 0.375, SLG: 0.354			SSS 0-3 K	0-0 FC4 / 1-2f		4-3		0-0 FC6-4 / 1-2f		4	0	0	0	0	1	5
Ellis Kinder, R (8, 1) OBP: 0.036, SLG: 0.071										0	0	0	0	0	0	0

AB	33
R	4
H	9
RBI	4
BB	7
SO	6
LOB	24

Inning Stats	1	2	3	4	5	6	7	8	9
R	0	0	0	1	1	0	2	0	0
E	0	0	0	0	0	0	0	0	0
K	1	1	1	1	1	0	0	1	0
S	5	5	5	7	7	4	5	5	2
H	0	0	0	2	3	1	3	0	0
LOB	0	2	0	3	1	1	1	0	0
BB	0	2	0	2	0	0	1	1	1
P	5	13	5	15	7	4	9	9	6

1B	7
2B	2
3B	0
HR	0
SF	0
SAC	0
DP	3
HBP	0
WP	0
PB	0
SB	0
CS	0
PA	40

PITCHER		IP	WLS	BF	H	R	ER	SO	BB	IBB	HBP	BLK	WP	HR	S	P	ERA	WHIP
Bob Cain, L ERA: 4.46	(1, 1)	3.1		16	2	1	1	3	4	0	0	0	0	0	18	34	2.70	1.800
Gene Bearden, L ERA: 5.17	(4, 1)	3.0		16	7	3	3	2	1	0	0	0	0	0	19	23	9.00	2.667
Hal White, R ERA: 5.29	(7, 1)	2.2	W	8	0	0	0	1	2	0	0	0	0	0	8	16	0.00	0.750

PITCHER	IP	WLS	BF	H	R	ER	SO	BB	IBB	HBP	BLK	WP	HR	S	P	ERA	WHIP

Boston Red Sox @ Detroit Tigers

Briggs Stadium, Detroit, MI

Tue Aug 28 1951, 4:33 AM EDT

Att. 6,586 - Unknown

BOTTOM

Batter	1	2	3	4	5	6	7	8	9	AB	R	H	RBI	BB	SO	LOB
Johnny Lipon, R (1, 6) OBP: 0.327, SLG: 0.291	E4 G1-6-3	1-3			F8			SH5-4 1B 1B		4	1	1	0	0	0	2
Jerry Priddy, R (1, 4) OBP: 0.344, SLG: 0.382	G1-6-3 1-2f		1-3		P2			SH5-4 1B 1-2		4	1	1	0	0	0	1
Hoot Evers, R (1, 7) OBP: 0.307, SLG: 0.371	F8		E 1B 1B		F7			SH5-4 1-2 2-3		3	1	1	0	0	0	0
Steve Souchock, R (1, 9) OBP: 0.321, SLG: 0.503		K	E5 1B 1-3			5-3		1B BB		3	0	0	0	1	1	1
George Kell, R (1, 5) OBP: 0.403, SLG: 0.407		E5 1B	G6-4-3 1-2 3-H 1B			F3		1-2 2-H 3-H 1B		4	1	2	3	0	0	0
Johnny Groth, R (1, 8) OBP: 0.361, SLG: 0.405		BB 1B FC6-4 3-H 1B	G6-4-3 1-2f			1-6-3		F3		4	1	1	1	0	0	3
Don Kolloway, R (1, 3) OBP: 0.319, SLG: 0.333		FC6-4 BB 1-2 1B		F9			L9			3	0	1	0	0	0	0
Bob Swift, R (1, 2) OBP: 0.250, SLG: 0.197		FC6-4 1-2 2-3 BB		6-3			6-3			2	0	0	0	1	0	0
Bob Cain, L (1, 1) OBP: 0.278, SLG: 0.286 Gene Bearden, L (4, 1) OBP: 0.222, SLG: 0.519 Hal White, R (7, 1) OBP: 0.286, SLG: 0.357		FC6-4 1-2f 2-3 3-H		G3			6-3			1 1 1	0 0 0	0 0 0	1 0 0	0 0 0	0 0 0	2 0 0
Inning Stats	R: 0 E: 1 K: 0 S: 3 H: 0 LOB: 0 BB: 0 P: 3	R: 2 E: 1 K: 1 S: 8 H: 2 LOB: 2 BB: 1 P: 12	R: 1 E: 1 K: 0 S: 5 H: 2 LOB: 1 BB: 0 P: 5	R: 0 E: 0 K: 0 S: 3 H: 0 LOB: 0 BB: 0 P: 3	R: 0 E: 0 K: 0 S: 3 H: 0 LOB: 0 BB: 0 P: 3	R: 0 E: 0 K: 0 S: 3 H: 0 LOB: 0 BB: 0 P: 3	R: 0 E: 0 K: 0 S: 3 H: 0 LOB: 0 BB: 0 P: 3	R: 2 E: 0 K: 0 S: 5 H: 3 LOB: 1 BB: 1 P: 9		1B: 7 2B: 0 3B: 0 HR: 0 SF: 0 SAC: 1 DP: 2 HBP: 0						

livebaseballscorecards.com

AB	30
R	5
H	7
RBI	5
BB	2
SO	1
LOB	9

WP: 0 PB: 0 SB: 0 CS: 0 PA: 33

PITCHER		IP	WLS	BF	H	R	ER	SO	BB	IBB	HBP	BLK	WP	HR	S	P	ERA	WHIP
Mel Parnell, L ERA: 3.38	(1, 1)	7.1	L	31	6	5	2	1	2	0	0	0	0	0	31	39	2.46	1.091
Ellis Kinder, R ERA: 3.04	(8, 1)	0.2		2	1	0	0	0	0	0	0	0	0	0	2	2	0.00	1.500

PITCHER	IP	WLS	BF	H	R	ER	SO	BB	IBB	HBP	BLK	WP	HR	S	P	ERA	WHIP

Batter	1	2	3	4	5	6	7	8	9	AB	R	H	RBI	BB	SO	LOB
Dom DiMaggio, R (1, 8) OBP: 0.377, SLG: 0.432	0-0 CS 6 BB 1B		0-0 F2		0-0 F9		0-0 6-3		0-0 5-3	5	0	1	0	0	0	1
6 Johnny Pesky, L (1, 6) OBP: 0.419, SLG: 0.403	B B B B 4-0 CS 1-2 1B BB		0-0 E4 2-3 HR 1B		0-0 2B		0-0 1B 2B 1B		0-0 BB 1B 1B	4	4	4	0	1	0	0
Ted Williams, L (1, 7) OBP: 0.469, SLG: 0.576	S S S 0-3 ① ② K 1-2 2-3		0-0 1-H 3-H HR		B B B B 4-0 FC4-6 BB		0-0 2B 1-2 FC4-2 1B		B B B B 4-0 1B 1-2 1B BB	3	2	2	3	2	1	2
Bobby Doerr, R (1, 4) OBP: 0.379, SLG: 0.439 Walt Dropo, R (8, 3) OBP: 0.321, SLG: 0.351	0-0 FC6-4 2-H 1B		0-0 F7		S S S 0-3 ② K		0-0 FC4-2 1-3 2-H 2B		0-0 WP 1B 1-2 2-H 1B	4 1	0 0	2 1	2 1	0 0	1 0	2 0
Billy Goodman, L (1, 3) (8, 4) OBP: 0.391, SLG: 0.372	0-0 ③ FC6-4 1-2f		0-0 1B		0-0 ③ FC4-6 1-2f		0-0 ② FC4-2 FC6-4 2-3 3-H		0-0 ② F9	5	0	1	0	0	0	7
Charlie Maxwell, L (1, 9) OBP: 0.294, SLG: 0.435 Clyde Vollmer, R (7, PH) (7, 9) OBP: 0.350, SLG: 0.502	S S S 0-3 ① K	S S S 0-3 ③ K				0-0 2B	0-0 ③ FC6-4 1-2f		0-0 WP 1-2 2-H 1B	3 2	0 0	1 1	0 1	0 0	2 0	1 2
Fred Hatfield, L (1, 5) OBP: 0.296, SLG: 0.253	0-0 ② F8			0-0 ① 3-1	S S S 0-3 ① K			0-0 ① L4	0-0 ③ 3-1 1-2 2-3	5	0	0	0	0	1	3
Buddy Rosar, R (1, 2) OBP: 0.294, SLG: 0.254	0-0 ③ F9		S S S 0-3 ② K		0-0 ② F7		0-0 6-3			4	0	0	0	0	1	1
Ray Scarborough, R (1, 1) OBP: 0.234, SLG: 0.213 Ellis Kinder, R (9, 1) OBP: 0.036, SLG: 0.071		0-0 6 E HR 2B	0-0 ③ F8		0-0 ③ 6-3			0-0 ③ 6-3		4 0	1 0	1 0	0 0	0 0	0 0	1 0
Inning Stats	R: 1 E: 0 K: 1 S: 6 / H: 2 LOB: 1 BB: 1 P: 10	R: 0 E: 0 K: 1 S: 5 / H: 0 LOB: 0 BB: 0 P: 5	R: 3 E: 1 K: 1 S: 9 / H: 4 LOB: 1 BB: 0 P: 9	R: 0 E: 0 K: 1 S: 5 / H: 0 LOB: 0 BB: 0 P: 5	R: 0 E: 0 K: 1 S: 6 / H: 1 LOB: 2 BB: 1 P: 10	R: 0 E: 0 K: 1 S: 6 / H: 1 LOB: 1 BB: 0 P: 6	R: 1 E: 0 K: 0 S: 6 / H: 3 LOB: 2 BB: 0 P: 6	R: 0 E: 0 K: 0 S: 3 / H: 0 LOB: 0 BB: 0 P: 3	R: 2 E: 0 K: 0 S: 6 / H: 3 LOB: 2 BB: 1 P: 10	1B: 9 2B: 5 3B: 0 HR: 1 / SF: 0 SAC: 0 DP: 1 HBP: 0							

TOP

Boston Red Sox @ Detroit Tigers

Briggs Stadium, Detroit, MI

Wed Aug 29 1951, 4:33 AM EDT

Att. 8,050 - Unknown

livebaseballscorecards.com

AB	40
R	7
H	14
RBI	7
BB	3
SO	6
LOB	20

WP: 1 PB: 0 SB: 0 CS: 2 — PA: 43

PITCHER	IP	WLS	BF	H	R	ER	SO	BB	IBB	HBP	BLK	WP	HR	S	P	ERA	WHIP
Virgil Trucks, R (1, 1) ERA: 5.73	6.1		31	11	5	5	6	2	0	0	0	0	1	41	49	7.11	2.053
Bob Cain, L (7, 1) ERA: 4.52	2.0	L	8	1	2	2	0	1	0	0	0	0	0	7	11	9.00	1.000
Fred Hutchinson, R (9, 1) ERA: 3.81	0.2		4	2	0	0	0	0	0	0	0	1	0	4	4	0.00	3.000

PITCHER	IP	WLS	BF	H	R	ER	SO	BB	IBB	HBP	BLK	WP	HR	S	P	ERA	WHIP

Boston Red Sox @ Detroit Tigers

Briggs Stadium, Detroit, MI

Wed Aug 29 1951, 4:33 AM EDT

Att. 8,050 - Unknown

BOTTOM

Batter	1	2	3	4	5	6	7	8	9	AB	R	H	RBI	BB	SO	LOB
Johnny Lipon, R (1, 6) OBP: 0.328, SLG: 0.298	1B 3B		4-3 ①		1-2 1B		L8 ①	FC6-4 ③ 1-2f		5	1	2	0	0	0	2
Dick Kryhoski, L (1, 3) OBP: 0.335, SLG: 0.432	2B 1B 3-H		L9 ②		L7 ②		G3 ②		3-1 ①	5	1	1	1	0	0	2
Hoot Evers, R (1, 7) OBP: 0.311, SLG: 0.384	P4 ①		HR		S S S K ③		1B		2B 1B	5	1	3	1	0	1	3
Vic Wertz, L (1, 9) OBP: 0.386, SLG: 0.491	1-H 2B		P6 ③			P6 ①	P4 ③		P6 ②	5	0	1	1	0	0	2
George Kell, R (1, 5) OBP: 0.404, SLG: 0.414	5-3 ②			L7 ①		B B B B 4-0 1B 1B BB		1B 3B	1-3 2B	4	2	2	0	1	0	1
Johnny Groth, R (1, 8) OBP: 0.362, SLG: 0.405	F7 ③			5-3 ②		1-2 1B		G4-3 3-H 1B	4-3 ③	5	0	2	1	0	0	3
Jerry Priddy, R (1, 4) OBP: 0.343, SLG: 0.381		4-3 ①		4-3 ③		1-2 2-H 1B		G4-3 ①② 1-2f		4	0	1	1	0	0	1
Bob Swift, R (1, 2) OBP: 0.244, SLG: 0.192 Charlie Keller, L (6, PH) OBP: 0.370, SLG: 0.435 Frank House, L (7, 2)		1-3 ②			F2 ①	L7 ②		B B B B 4-0 1B BB		2	0	0	0	0	0	0
										1	0	0	0	0	0	2
										0	0	0	0	1	0	0
Virgil Trucks, R (1, 1) OBP: 0.182, SLG: 0.212 Bob Cain, L (7, 1) OBP: 0.291, SLG: 0.300 Fred Hutchinson, L (9, 1) OBP: 0.250, SLG: 0.225		5-3 ③			1B 1B	4-3 ③		1-2 FC6-4 1B		3	0	1	0	0	0	2
										1	0	1	0	0	0	0
										0	0	0	0	0	0	0
Inning Stats	R: 2 E: 0 K: 0 S: 6 H: 3 LOB: 1 BB: 0 P: 6	R: 0 E: 0 K: 0 S: 3 H: 0 LOB: 0 BB: 0 P: 3	R: 1 E: 0 K: 0 S: 4 H: 1 LOB: 0 BB: 0 P: 4	R: 0 E: 0 K: 0 S: 3 H: 0 LOB: 0 BB: 0 P: 3	R: 0 E: 0 K: 1 S: 7 H: 2 LOB: 2 BB: 0 P: 7	R: 1 E: 0 K: 0 S: 5 H: 2 LOB: 2 BB: 1 P: 9	R: 0 E: 0 K: 0 S: 4 H: 1 LOB: 1 BB: 0 P: 4	R: 1 E: 0 K: 0 S: 5 H: 3 LOB: 2 BB: 1 P: 9	R: 0 E: 0 K: 0 S: 5 H: 2 LOB: 2 BB: 0 P: 5	1B: 9 2B: 2 3B: 2 HR: 1	SF: 0 SAC: 0 DP: 1 HBP: 0					

PITCHER	IP	WLS	BF	H	R	ER	SO	BB	IBB	HBP	BLK	WP	HR	S	P	ERA	WHIP
Ray Scarborough, R (1, 1) ERA: 4.3	8.2	W	41	14	5	5	1	2	0	0	0	0	1	41	49	5.19	1.846
Ellis Kinder, R (9, 1) ERA: 3.03	0.1	S	1	0	0	0	0	0	0	0	0	0	0	1	1	0.00	0.000

PITCHER	IP	WLS	BF	H	R	ER	SO	BB	IBB	HBP	BLK	WP	HR	S	P	ERA	WHIP

AB	40
R	5
H	14
RBI	5
BB	2
SO	1
LOB	18

WP: 0 PA: 42
PB: 0
SB: 0
CS: 0

livebaseballscorecards.com

Boston Red Sox @ Detroit Tigers

Briggs Stadium, Detroit, MI

Thu Aug 30 1951, 4:33 AM EDT

Att. 6,378 - Unknown

TOP

livebaseballscorecards.com

Batter	1	2	3	4	5	6	7	8	9	AB	R	H	RBI	BB	SO	LOB
Dom DiMaggio, R (1, 8) OBP: 0.379, SLG: 0.436	5-3		E7 2B		BB 6 BB F8 1B	WP 6 FC6-5 1-2 3-H 1B		SH1-4 1-3	1-3 1-2	5	1	3	1	0	0	1
6 Johnny Pesky, L (1, 6) OBP: 0.420, SLG: 0.402	F7		BBBB 4-0 BB		BBBB 4-0 BB 1-2 1B BB	FC6-5 WP 1-2 2-3f		F8 3-H	2-3 1B	4	1	1	0	2	0	2
Ted Williams, L (1, 7) OBP: 0.468, SLG: 0.570	F8		SSS 0-3 K		BBBB 4-0 1B 1-2 2-3 BB	BBBB 4-0 FC4-6 1-2 2-3 BB		SSS 0-3 K	SSS 0-3 K	4	0	0	0	2	3	4
Bobby Doerr, R (1, 4) OBP: 0.379, SLG: 0.448		1B 8-4 2B		5-3	F8 3-H	FC4-6 1-2f			HR	5	2	2	2	0	0	5
Billy Goodman, L (1, 3) OBP: 0.395, SLG: 0.380		8-4 2-3 1B		F9 3B	1-2 2-H 1B		P5		BBBB 4-0 SH 1B F7 BB	4	2	3	1	1	0	0
Clyde Vollmer, R (1, 9) OBP: 0.354, SLG: 0.502		8-4 1-2f 3-H		BBBB 4-0 BB	SSS 0-3 K		0-0 1B		E SH 1-2 1B 1B	4	1	2	1	1	1	3
Fred Hatfield, L (1, 5) OBP: 0.294, SLG: 0.244		F7		F9 3-H		BBBB 4-0 FC1-6 1B 1B BB	SSS 0-3 K		SH E 1-2 2-3 1B	3	2	0	1	1	1	2
Buddy Rosar, R (1, 2) OBP: 0.291, SLG: 0.252			4-3	5-3		0-0 FC1-6 1-2 1B	F8		F7 3-H	5	0	1	1	0	0	4
Chuck Stobbs, L (1, 1) OBP: 0.283, SLG: 0.250 Ellis Kinder, R (6, 1) OBP: 0.100, SLG: 0.133			4-3		P3	FC1-6 6 FC6-5 1B 1-2f 2-3		SH1-4 WP 6 E 1B	6 1B 1-3 1-H 2-H 1B	3 2	0 1	0 2	0 2	0 0	0 0	2 0
Inning Stats	R: 0 H: 0 E: 0 LOB: 0 K: 0 BB: 0 S: 3 P: 3	R: 1 H: 2 E: 0 LOB: 0 K: 0 BB: 0 S: 4 P: 4	R: 0 H: 1 E: 1 LOB: 2 K: 1 BB: 1 S: 6 P: 10	R: 1 H: 1 E: 0 LOB: 1 K: 0 BB: 1 S: 4 P: 8	R: 2 H: 2 E: 0 LOB: 2 K: 1 BB: 2 S: 7 P: 15	R: 1 H: 2 E: 0 LOB: 3 K: 0 BB: 2 S: 5 P: 13	R: 0 H: 1 E: 0 LOB: 1 K: 1 BB: 0 S: 6 P: 6	R: 1 H: 1 E: 1 LOB: 0 K: 1 BB: 0 S: 6 P: 6	R: 4 H: 4 E: 1 LOB: 2 K: 1 BB: 1 S: 10 P: 14	1B: 10 SF: 0 2B: 3 SAC: 2 3B: 1 DP: 1 HR: 1 HBP: 0						

	AB	39
	R	10
	H	14
	RBI	9
	BB	7
	SO	5
	LOB	23

WP: 2 PA: 48
PB: 0
SB: 0
CS: 0

PITCHER		IP	WLS	BF	H	R	ER	SO	BB	IBB	HBP	BLK	WP	HR	S	P	ERA	WHIP
Ted Gray, L ERA: 4.44	(1, 1)	5.1	L	27	7	5	5	2	5	0	0	0	0	0	26	46	8.44	2.250
Gene Bearden, L ERA: 5.07	(6, 1)	1.2		8	2	0	0	1	1	0	0	0	1	0	9	13	0.00	1.800
Hal White, R ERA: 5.61	(8, 1)	1.0		7	3	4	3	1	1	0	0	0	1	1	8	12	27.00	4.000
Hank Borowy, R ERA: 7.05	(9, 1)	1.0		6	2	1	1	1	0	0	0	0	0	0	8	8	9.00	2.000

PITCHER	IP	WLS	BF	H	R	ER	SO	BB	IBB	HBP	BLK	WP	HR	S	P	ERA	WHIP

Batter	1	2	3	4	5	6	7	8	9	AB	R	H	RBI	BB	SO	LOB
Johnny Lipon, R (1, 6) OBP: 0.324, SLG: 0.294	1-3		P4		P2		6-3			4	0	0	0	0	0	0
Jerry Priddy, R (1, 4) OBP: 0.344, SLG: 0.381	1B 3B BB		4-3			F7		E8 G4-6-3 1B		3	1	1	0	1	0	0
Hoot Evers, R (1, 7) OBP: 0.316, SLG: 0.390	1-2 3B 1B		F7			2B 2B		G4-6-3 BB		3	2	2	0	1	0	0
Vic Wertz, L (1, 9) OBP: 0.387, SLG: 0.493	K			7-5 2B		2B F8 BB		G4-6-3 1-2f 2-3		3	1	1	0	1	1	4
George Kell, R (1, 5) OBP: 0.407, SLG: 0.422	1-H 2-H CS 3B			HBP		1-3 2-H 2B		P5		3	0	2	3	0	0	1
Johnny Groth, R (1, 8) OBP: 0.358, SLG: 0.401	CS 3-H	P3		7-5 2-3f		F8 3-H			F8	4	0	0	1	0	0	3
Don Kolloway, R (1, 3) OBP: 0.313, SLG: 0.326		P4		F9		1-3			F9	4	0	0	0	0	0	2
Bob Swift, R (1, 2) OBP: 0.250, SLG: 0.189		BB			F8		F5		5-3	1	0	0	0	1	0	0
Dick Kryhoski, L (7, PH) OBP: 0.334, SLG: 0.431										1	0	0	0	0	0	0
Frank House, L (8, 2)										1	0	0	0	0	0	0
Ted Gray, S (1, 1) OBP: 0.192, SLG: 0.143		P6			K		K			2	0	0	0	0	1	1
Gene Bearden, L (6, 1) OBP: 0.222, SLG: 0.519										0	0	0	0	0	0	0
Pat Mullin, L (7, PH) OBP: 0.379, SLG: 0.517										1	0	0	0	0	1	0
Hal White, R (8, 1) OBP: 0.286, SLG: 0.357										0	0	0	0	0	0	0
Hank Borowy, R (9, 1)										0	0	0	0	0	0	0
Inning Stats	R: 2 E: 0 K: 1 S: 6 / H: 2 LOB: 0 BB: 1 P: 10	R: 0 E: 0 K: 0 S: 3 / H: 0 LOB: 1 BB: 1 P: 7	R: 0 E: 0 K: 0 S: 3 / H: 0 LOB: 0 BB: 0 P: 3	R: 0 E: 0 K: 0 S: 3 / H: 1 LOB: 1 BB: 0 P: 4	R: 0 E: 0 K: 1 S: 5 / H: 0 LOB: 0 BB: 0 P: 5	R: 2 E: 0 K: 0 S: 5 / H: 2 LOB: 1 BB: 1 P: 9	R: 0 E: 0 K: 1 S: 5 / H: 0 LOB: 0 BB: 0 P: 5	R: 0 E: 1 K: 0 S: 3 / H: 1 LOB: 1 BB: 1 P: 7	R: 0 E: 0 K: 0 S: 3 / H: 0 LOB: 0 BB: 0 P: 3	1B: 2 2B: 4 3B: 1 HR: 0 / SF: 0 SAC: 0 DP: 2 HBP: 1							

PITCHER	IP	WLS	BF	H	R	ER	SO	BB	IBB	HBP	BLK	WP	HR	S	P	ERA	WHIP
Chuck Stobbs, L (1, 1) ERA: 4.63	5.1	W	23	5	4	4	2	3	0	1	0	0	0	23	36	6.75	1.500
Ellis Kinder, R (6, 1) ERA: 2.92	3.2	S	12	1	0	0	1	1	0	0	0	0	0	13	17	0.00	0.545

PITCHER	IP	WLS	BF	H	R	ER	SO	BB	IBB	HBP	BLK	WP	HR	S	P	ERA	WHIP

BOTTOM

Boston Red Sox @ Detroit Tigers

Briggs Stadium, Detroit, MI

Thu Aug 30 1951, 4:33 AM EDT

Att. 6,378 - Unknown

livebaseballscorecards.com

AB	30
R	4
H	6
RBI	4
BB	4
SO	3
LOB	11

1B: 2 SF: 0
2B: 4 SAC: 0
3B: 1 DP: 2
HR: 0 HBP: 1

WP: 0 PA: 36
PB: 0
SB: 0
CS: 1

Washington Senators @ Boston Red Sox

Fenway Park, Boston, MA

Mon Sep 03 1951, 3:33 AM EDT

Unknown

TOP

livebaseballscorecards.com

Batter	1	2	3	4	5	6	7	8	9	AB	R	H	RBI	BB	SO	LOB
Eddie Yost, R (1, 5) OBP: 0.421, SLG: 0.411	F5		F5		FC5-4 BB 1-2f		FC6-5 FC6-4 1-2 2-3f		G1-4-3 1-2f	5	0	0	0	0	0	5
Cass Michaels, R (1, 4) OBP: 0.355, SLG: 0.367	3B		5-3		BB 1-2		FC6-4 1-2f			3	0	1	0	1	0	2
Gil Coan, L (1, 7) OBP: 0.373, SLG: 0.463	K		4-3		G3			F9		4	0	0	0	0	1	3
Sam Mele, R (1, 8) OBP: 0.317, SLG: 0.389	5-3			5-3		6-3		5-3		4	0	0	0	0	0	1
Mickey Vernon, L (1, 3) OBP: 0.358, SLG: 0.434		F6		7-4 1B 1B		F9		G3		4	0	1	0	0	0	0
Mike McCormick, R (1, 9) OBP: 0.379, SLG: 0.373		BB BB		1-2 1B		6-3			F9	3	0	1	0	1	0	0
Pete Runnels, L (1, 6) OBP: 0.343, SLG: 0.318		BB 1-2		7-4 2-3f			3-1		2B 1B 1B	3	1	1	0	1	0	2
Clyde Kluttz, R (1, 2) OBP: 0.398, SLG: 0.373 Sherry Robertson, L (9, PR) OBP: 0.264, SLG: 0.267	F7				FC5-4 1B		BB FC6-5 1B		2B 1-3 1B	3 0	0 1	2 0	0 0	1 0	0 0	2 0
Dick Starr, R (1, 1) OBP: 0.303, SLG: 0.310 Sam Dente, R (7, PH) OBP: 0.314, SLG: 0.289 Sandy Consuegra, R (7, 1) OBP: 0.211, SLG: 0.216 Mike Guerra, R (9, PH) OBP: 0.258, SLG: 0.222	K				K		FC6-5 1-2		G1-4-3 2-H 3-H 1B	2 1 0 1	0 0 0 0	0 1 0 1	0 0 0 2	0 0 0 0	2 0 0 0	3 0 0 0

AB	33
R	2
H	8
RBI	2
BB	4
SO	3
LOB	18

Inning Stats	1	2	3	4	5	6	7	8	9	1B: 6	SF: 0	WP: 0	PA: 37
R:	0	0	0	0	0	0	0	0	2	2B: 2	SAC: 0	PB: 0	
E:	0	0	0	0	0	0	0	0	0	3B: 1	DP: 2	SB: 0	
K:	1	1	0	0	1	0	0	0	0	HR: 0	HBP: 0	CS: 0	
S:	6	5	3	4	6	3	4	3	5				
H:	1	0	0	2	1	0	1	0	3				
LOB:	1	2	0	1	2	0	2	0	1				
BB:	0	2	0	0	1	0	1	0	0				
P:	6	13	3	4	10	3	8	3	5				

PITCHER		IP	WLS	BF	H	R	ER	SO	BB	IBB	HBP	BLK	WP	HR	S	P	ERA	WHIP
Mel Parnell, L ERA: 3.33	(1, 1)	8.1	W	35	7	2	2	3	4	0	0	0	0	0	37	53	2.16	1.320
Ellis Kinder, R ERA: 2.91	(9, 1)	0.2	S	2	1	0	0	0	0	0	0	0	0	0	2	2	0.00	1.500

PITCHER	IP	WLS	BF	H	R	ER	SO	BB	IBB	HBP	BLK	WP	HR	S	P	ERA	WHIP

BOTTOM

Washington Senators @ Boston Red Sox

Fenway Park, Boston, MA

Mon Sep 03 1951, 3:33 AM EDT

Unknown

livebaseballscorecards.com

Batter	1	2	3	4	5	6	7	8	9	AB	R	H	RBI	BB	SO	LOB
Dom DiMaggio, R (1, 8) OBP: 0.377, SLG: 0.433	F4	K		FC6-4 (1-2f)		BB		L5		4	0	0	0	1	1	2
6 Johnny Pesky, L (1, 6) OBP: 0.423, SLG: 0.404	2B, BB		1B		BB, 1B	F9				3	1	2	0	1	0	2
Billy Goodman, L (1, 7) OBP: 0.394, SLG: 0.377	F7		L9		L9		1B, BB			3	0	0	0	1	0	3
Bobby Doerr, R (1, 4) OBP: 0.380, SLG: 0.452	HR (1-H), 2B		1B (1-2)		F7		F6			4	1	2	1	0	0	2
Walt Dropo, R (1, 3) OBP: 0.326, SLG: 0.365	HR (2-H)		F8		BB (1-2)		1B (1-2)			3	1	2	2	1	0	2
Charlie Maxwell, L (1, 9) OBP: 0.273, SLG: 0.400	F5		F2		K		F5			4	0	0	0	0	1	6
Fred Hatfield, L (1, 5) OBP: 0.283, SLG: 0.233		5-3		F8		F7	F7			4	0	0	0	0	0	2
Buddy Rosar, R (1, 2) OBP: 0.296, SLG: 0.265		K		FC6-4		4-3		F7		4	0	2	0	0	1	0
Mel Parnell, L (1, 1) OBP: 0.368, SLG: 0.348		1B		F8		4-3 (2-3)		F7		4	0	1	0	0	0	2
Ellis Kinder, R (9, 1) OBP: 0.100, SLG: 0.133										0	0	0	0	0	0	0
Inning Stats	R: 3 E: 0 K: 0 S: 5 H: 2 LOB: 0 BB: 1 P: 9	R: 0 E: 0 K: 2 S: 8 H: 1 LOB: 1 BB: 0 P: 8	R: 0 E: 0 K: 0 S: 5 H: 2 LOB: 2 BB: 0 P: 5	R: 0 E: 0 K: 0 S: 4 H: 1 LOB: 1 BB: 0 P: 4	R: 0 E: 0 K: 1 S: 6 H: 1 LOB: 2 BB: 1 P: 10	R: 0 E: 0 K: 0 S: 4 H: 1 LOB: 2 BB: 1 P: 8	R: 0 E: 0 K: 0 S: 4 H: 1 LOB: 2 BB: 1 P: 8	R: 0 E: 0 K: 0 S: 3 H: 0 LOB: 0 BB: 0 P: 3		1B: 6 2B: 2 3B: 0 HR: 1	SF: 0 SAC: 0 DP: 0 HBP: 0						

	AB	33
	R	3
	H	9
	RBI	3
	BB	4
	SO	3
	LOB	21

WP: 0 PB: 0 SB: 0 CS: 0 PA: 37

PITCHER	IP	WLS	BF	H	R	ER	SO	BB	IBB	HBP	BLK	WP	HR	S	P	ERA	WHIP
Dick Starr, R (1, 1) ERA: 6.62	6.0	L	29	8	3	3	3	3	0	0	0	0	1	32	44	4.50	1.833
Sandy Consuegra, R (7, 1) ERA: 3.78	2.0		8	1	0	0	0	1	0	0	0	0	0	7	11	0.00	1.000

PITCHER	IP	WLS	BF	H	R	ER	SO	BB	IBB	HBP	BLK	WP	HR	S	P	ERA	WHIP

Batter	1	2	3	4	5	6	7	8	9	AB	R	H	RBI	BB	SO	LOB
Eddie Yost, R (1, 5) OBP: 0.421, SLG: 0.408	F6		FC1-4 S 1-2f		BB 1-2			BB 4-3 1B	5-3	3	1	0	0	2	0	1
Cass Michaels, R (1, 4) OBP: 0.352, SLG: 0.364	5-3		K 1-2		4-3			F6		4	0	0	0	0	1	4
Gil Coan, L (1, 7) OBP: 0.374, SLG: 0.463	2B 1B		F6			G6-4-3 1B		4-3 1-2		4	1	2	0	0	0	2
Sam Mele, R (1, 8) OBP: 0.318, SLG: 0.392	1-H 2B			F7		G6-4-3 1-2f		1B 2B 2-H 1B		4	1	2	2	0	0	1
Mickey Vernon, L (1, 3) OBP: 0.359, SLG: 0.435	1-3			6-3		1B		2B 1-2 1B		4	1	2	0	0	0	1
Mike McCormick, R (1, 9) OBP: 0.377, SLG: 0.376		F7		1-3		F9		1-H 2-H 2B		4	0	1	2	0	0	1
Sam Dente, R (1, 6) OBP: 0.310, SLG: 0.285		F8			F7		F5	6-3		4	0	0	0	0	0	1
Mike Guerra, R (1, 2) OBP: 0.258, SLG: 0.219		6-3			FC6-4 BB		F4		F6	3	0	0	0	1	0	0
Bob Porterfield, R (1, 1) OBP: 0.182, SLG: 0.100			FC1-4 HBP		FC6-4 BB 1-2f		K		K	1	0	0	0	0	0	1
Clyde Kluttz, R (7, PH) OBP: 0.395, SLG: 0.371										1	0	0	0	0	1	0
Julio Moreno, R (7, 1) OBP: 0.194, SLG: 0.200										0	0	0	0	0	0	0
Mickey Harris, L (7, 1) OBP: 0.278, SLG: 0.250										0	0	0	0	0	0	0
Pete Runnels, L (9, PH) OBP: 0.341, SLG: 0.317										1	0	0	0	0	1	0
Inning Stats	R: 1 E: 0 K: 0 S: 5 H: 2 LOB: 1 BB: 0 P: 5	R: 0 E: 0 K: 0 S: 3 H: 0 LOB: 0 BB: 0 P: 3	R: 0 E: 0 K: 1 S: 5 H: 0 LOB: 1 BB: 0 P: 6	R: 0 E: 0 K: 0 S: 3 H: 0 LOB: 0 BB: 0 P: 3	R: 0 E: 0 K: 0 S: 3 H: 0 LOB: 2 BB: 2 P: 11	R: 0 E: 0 K: 0 S: 4 H: 2 LOB: 1 BB: 0 P: 4	R: 0 E: 0 K: 1 S: 5 H: 0 LOB: 0 BB: 0 P: 5	R: 3 E: 0 K: 0 S: 6 H: 3 LOB: 1 BB: 1 P: 10	R: 0 E: 0 K: 1 S: 5 H: 0 LOB: 0 BB: 0 P: 5	1B: 5 2B: 2 3B: 0 HR: 0 SF: 0 SAC: 0 DP: 1 HBP: 1	WP: 0 PB: 0 SB: 1 CS: 0 PA: 37					

PITCHER		IP	WLS	BF	H	R	ER	SO	BB	IBB	HBP	BLK	WP	HR	S	P	ERA	WHIP
Chuck Stobbs, L ERA: 4.63	(1, 1)	8.0	W	34	7	4	4	2	3	0	1	0	0	0	34	47	4.50	1.250
Ellis Kinder, R ERA: 2.88	(9, 1)	1.0	S	3	0	0	0	1	0	0	0	0	0	0	5	5	0.00	0.000

PITCHER		IP	WLS	BF	H	R	ER	SO	BB	IBB	HBP	BLK	WP	HR	S	P	ERA	WHIP

TOP

Washington Senators @ Boston Red Sox

Fenway Park, Boston, MA

Mon Sep 03 1951, 3:38 AM EDT

Att. 26,609 - Unknown

livebaseballscorecards.com

AB	33
R	4
H	7
RBI	4
BB	3
SO	3
LOB	12

Batter	1	2	3	4	5	6	7	8	9	AB	R	H	RBI	BB	SO	LOB
Dom DiMaggio, R (1, 8) OBP: 0.380, SLG: 0.436	WP 6 G3 F7 1B		L9 ②	1-3 2B		F9 6 4-3 1-2 2-H 3-H 1B	6 1B 1-2 BB	4-3 ③		5	1	3	2	1	0	3
6 Johnny Pesky, L (1, 6) OBP: 0.425, SLG: 0.407	G3 ① 1-2		2B 2B	BBBB BB		4-3 ① 1-2 2-3	BB 1-3 2-H 1B			4	1	2	1	1	0	3
Billy Goodman, L (1, 7) OBP: 0.398, SLG: 0.380	BBBB F7 2-3 BB		1B 1B 2-H 2B	F7 ③		IIII FC5-4 IBB	BBBB 1-2 BB			2	1	1	1	3	0	3
Bobby Doerr, R (1, 4) OBP: 0.378, SLG: 0.448	F7 ② 1-2 3-H		1B 2-3 1B		F7 ①	SSS F9 ② 2-3 3-H	K ③			5	0	1	2	0	1	6
Walt Dropo, R (1, 3) OBP: 0.324, SLG: 0.362	F4 ③		1-2 3-H 1B		5-3 ②	FC5-4 ③ 1-2f		F9 ①		5	0	1	1	0	0	3
Charlie Maxwell, L (1, 9) OBP: 0.267, SLG: 0.370		F8 ①	F5 ③		SSS K ③		3-1 ①	BBBB BB FC1-2 BB		4	0	0	0	1	1	2
Fred Hatfield, L (1, 5) OBP: 0.288, SLG: 0.245		4-3 ②		1-3 ①		SH 1B 2B	SSS K ②	BBBB FC1-2 1-2 BB		4	1	1	0	1	1	0
Aaron Robinson, L (1, 2) OBP: 0.365, SLG: 0.331		SSS K ③		BBBB 2B BB		BBBB SH 1B BB	HR	BBBB FC1-2 1-2 2-3 BB		2	2	1	1	3	1	0
Chuck Stobbs, L (1, 1) OBP: 0.286, SLG: 0.255			SSS K ①	SSS K ②		SH 6 4-3 1B F9 1-2 2-3	BB 6 1B 1B	FC1-2 ② 1-2 2-3 3-Hf		3	2	1	0	0	2	1
Buddy Rosar, R (8, PH) OBP: 0.294, SLG: 0.264										1	0	0	0	0	0	3
Ellis Kinder, R (9, 1) OBP: 0.100, SLG: 0.133										0	0	0	0	0	0	0
Inning Stats	R: 1 H: 1 E: 0 LOB: 1 K: 0 BB: 1 S: 4 P: 8	R: 0 H: 0 E: 0 LOB: 0 K: 1 BB: 0 S: 5 P: 5	R: 2 H: 4 E: 0 LOB: 2 K: 1 BB: 0 S: 9 P: 9	R: 0 H: 1 E: 0 LOB: 0 K: 1 BB: 2 S: 6 P: 14	R: 0 H: 0 E: 0 LOB: 0 K: 1 BB: 0 S: 5 P: 5	R: 3 H: 2 E: 1 LOB: 2 K: 0 BB: 2 S: 6 P: 14	R: 2 H: 3 E: 0 LOB: 3 K: 2 BB: 2 S: 10 P: 18	R: 0 H: 0 E: 0 LOB: 3 K: 0 BB: 3 S: 3 P: 15		1B: 6 SF: 0 2B: 4 SAC: 1 3B: 0 DP: 0 HR: 1 HBP: 0						WP: 1 PA: 46 PB: 0 SB: 0 CS: 0

PITCHER		IP	WLS	BF	H	R	ER	SO	BB	IBB	HBP	BLK	WP	HR	S	P	ERA	WHIP
Bob Porterfield, R ERA: 4.39	(1, 1)	6.0	L	32	8	6	5	4	4	1	0	0	1	0	35	55	7.50	2.000
Julio Moreno, R ERA: 4.82	(7, 1)	0.2		6	3	2	2	1	1	0	0	0	0	1	7	11	27.00	6.000
Mickey Harris, L ERA: 4.08	(7, 1)	1.1		8	0	0	0	1	4	0	0	0	0	0	6	22	0.00	3.000

PITCHER	IP	WLS	BF	H	R	ER	SO	BB	IBB	HBP	BLK	WP	HR	S	P	ERA	WHIP

BOTTOM

Washington Senators @ Boston Red Sox

Fenway Park, Boston, MA

Mon Sep 03 1951, 3:38 AM EDT

Att. 26,609 - Unknown

livebaseballscorecards.com

AB	35
R	8
H	11
RBI	8
BB	10
SO	6
LOB	24

Batter	1	2	3	4	5	6	7	8	9	AB	R	H	RBI	BB	SO	LOB
Dom DiMaggio, R (1, 8) OBP: 0.378, SLG: 0.436	5-3		F9		F7		K		6 L6 2B	5	0	1	0	0	1	0
6 Johnny Pesky, L (1, 6) OBP: 0.423, SLG: 0.403	6-3		F8		WP 1B BB		4-3		L6 2-3	4	1	0	0	1	0	1
Ted Williams, L (1, 7) OBP: 0.472, SLG: 0.579	1B 2B BB		HR		1B 1-3 BB		1B			2	2	2	1	2	0	0
Bobby Doerr, R (1, 4) OBP: 0.379, SLG: 0.449	1-2 2B 1B		F2		1-2 3-H 1B		F7			4	1	2	1	0	0	1
Billy Goodman, L (1, 5) OBP: 0.399, SLG: 0.383	1-H 2-H 2B			FC4-6 1B	K			1-3		4	0	2	2	0	1	2
Walt Dropo, R (1, 3) OBP: 0.320, SLG: 0.357	F9			F8		4-3		6-3		4	0	0	0	0	0	2
Charlie Maxwell, L (1, 9) OBP: 0.281, SLG: 0.379		K		FC4-6 1-2f		1B 1B		1B		4	0	2	0	0	1	1
Buddy Rosar, R (1, 2) OBP: 0.299, SLG: 0.270		G4-6-3 1B		L5		G6-4-3 1-2 1B		5-3		4	0	2	0	0	0	2
Leo Kiely, L (1, 1) OBP: 0.333, SLG: 0.185 Mickey McDermott, L (8, 1) OBP: 0.302, SLG: 0.367		G4-6-3 1-2f			K	G6-4-3 1-2f			F7	3 1	0 0	0 0	0 0	0 0	1 0	3 0
Inning Stats	R: 2 E: 0 K: 0 S: 5 H: 2 LOB: 1 BB: 1 P: 9	R: 0 E: 0 K: 1 S: 5 H: 1 LOB: 0 BB: 0 P: 5	R: 1 E: 0 K: 0 S: 4 H: 1 LOB: 0 BB: 0 P: 4	R: 0 E: 0 K: 0 S: 4 H: 1 LOB: 1 BB: 0 P: 4	R: 1 E: 0 K: 2 S: 8 H: 1 LOB: 2 BB: 2 P: 16	R: 0 E: 0 K: 0 S: 4 H: 2 LOB: 1 BB: 0 P: 4	R: 0 E: 0 K: 1 S: 6 H: 1 LOB: 1 BB: 0 P: 6	R: 0 E: 0 K: 0 S: 4 H: 1 LOB: 1 BB: 0 P: 4	R: 0 E: 0 K: 0 S: 3 H: 1 LOB: 0 BB: 0 P: 3	1B: 8 2B: 3 3B: 0 HR: 1 SF: 0 SAC: 0 DP: 3 HBP: 0						

TOP

Boston Red Sox @ New York Yankees

Yankee Stadium, Bronx, NY

Wed Sep 05 1951, 3:33 AM EDT

Att. 58,462 - Unknown

livebaseballscorecards.com

AB	35
R	4
H	11
RBI	4
BB	3
SO	4
LOB	12

WP: 1 PB: 0 SB: 0 CS: 0 PA: 38

PITCHER		IP	WLS	BF	H	R	ER	SO	BB	IBB	HBP	BLK	WP	HR	S	P	ERA	WHIP
Vic Raschi, R ERA: 3.72	(1, 1)	4.2	L	22	6	4	4	2	3	0	0	0	1	1	23	35	7.71	1.929
Joe Ostrowski, L ERA: 3.61	(5, 1)	3.1		13	4	0	0	2	0	0	0	0	0	0	17	17	0.00	1.200
Bob Kuzava, L ERA: 3.79	(9, 1)	1.0		3	1	0	0	0	0	0	0	0	0	0	3	3	0.00	1.000

PITCHER	IP	WLS	BF	H	R	ER	SO	BB	IBB	HBP	BLK	WP	HR	S	P	ERA	WHIP

Batter	1	2	3	4	5	6	7	8	9	AB	R	H	RBI	BB	SO	LOB
Hank Bauer, R (1, 9) OBP: 0.377, SLG: 0.467	F7		K			F8		1B 1-2 2-H		4	0	1	1	0	1	0
Phil Rizzuto, R (1, 6) OBP: 0.355, SLG: 0.350	F8		3-1			F7		L6 1-2 2-H		4	0	1	1	0	0	0
Gene Woodling, L (1, 7) OBP: 0.388, SLG: 0.482	K			G5-4-3		F2		L6 1-2		4	0	1	0	0	1	2
Joe DiMaggio, R (1, 8) OBP: 0.366, SLG: 0.423		FC3-5 1B		G5-4-3 1-2f			F8		P6	4	0	1	0	0	0	1
Yogi Berra, L (1, 2) OBP: 0.358, SLG: 0.494		P3					4-3		F8	4	0	1	0	0	0	1
Gil McDougald, R (1, 5) OBP: 0.405, SLG: 0.486		FC3-5 1-2		5-3			5-3		F3	4	0	1	0	0	0	1
Johnny Mize, L (1, 3) OBP: 0.349, SLG: 0.405 Joe Collins, L (8, PR) OBP: 0.374, SLG: 0.473 (9, 3)		FC3-5 1-3 2-3f			G4-6-3			E1 BB		3 0	0 1	1 0	0 0	0 0	0 0	2 0
Jerry Coleman, R (1, 4) OBP: 0.307, SLG: 0.317		4-3			G4-6-3 1-2f			K		3	0	0	0	0	1	4
Vic Raschi, R (1, 1) OBP: 0.238, SLG: 0.200 Joe Ostrowski, L (5, 1) OBP: 0.179, SLG: 0.080 Mickey Mantle, S (8, PH) OBP: 0.342, SLG: 0.433 Bob Kuzava, S (9, 1) OBP: 0.295, SLG: 0.189			K		K			1B 1-2 1B BB		1 1 0 0	0 0 1 0	0 0 0 0	0 0 0 0	0 0 1 0	1 1 0 0	0 0 0 0
Inning Stats	R: 0 E: 0 K: 1 S: 5 H: 0 LOB: 0 BB: 0 P: 5	R: 0 E: 0 K: 0 S: 5 H: 2 LOB: 2 BB: 0 P: 5	R: 0 E: 0 K: 2 S: 7 H: 0 LOB: 0 BB: 0 P: 7	R: 0 E: 0 K: 0 S: 4 H: 2 LOB: 1 BB: 0 P: 4	R: 0 E: 0 K: 1 S: 5 H: 1 LOB: 0 BB: 0 P: 5	R: 0 E: 0 K: 0 S: 3 H: 0 LOB: 0 BB: 0 P: 3	R: 0 E: 0 K: 0 S: 3 H: 0 LOB: 0 BB: 0 P: 3	R: 2 E: 1 K: 1 S: 7 H: 2 LOB: 2 BB: 1 P: 11	R: 0 E: 0 K: 0 S: 3 H: 0 LOB: 0 BB: 0 P: 3	1B: 7 2B: 1 3B: 0 HR: 0	SF: 0 SAC: 0 DP: 3 HBP: 0					

PITCHER		IP	WLS	BF	H	R	ER	SO	BB	IBB	HBP	BLK	WP	HR	S	P	ERA	WHIP
Leo Kiely, L ERA: 2.87	(1, 1)	7.1	W	29	7	2	1	5	1	0	0	0	0	0	38	42	1.23	1.091
Mickey McDermott, L ERA: 2.93	(8, 1)	1.2	S	4	0	0	0	0	0	0	0	0	0	0	4	4	0.00	0.000

PITCHER	IP	WLS	BF	H	R	ER	SO	BB	IBB	HBP	BLK	WP	HR	S	P	ERA	WHIP

BOTTOM

Boston Red Sox @ New York Yankees

Yankee Stadium, Bronx, NY

Wed Sep 05 1951, 3:33 AM EDT

Att. 58,462 - Unknown

livebaseballscorecards.com

AB	32
R	2
H	7
RBI	2
BB	1
SO	5
LOB	11

Batter	1	2	3	4	5	6	7	8	9	AB	R	H	RBI	BB	SO	LOB
Dom DiMaggio, R (1, 8) OBP: 0.377, SLG: 0.433	S S S 0-3 ① K		X 0-0 ③ F9	X 0-0 1-2 3-H 1B		X 0-0 ③ 5-3		S S S 0-3 ② K		5	0	1	1	0	2	3
6 Johnny Pesky, L (1, 6) OBP: 0.425, SLG: 0.404	X 0-0 ② F5			X 0-0 E BB 1B 1B X 0-0 ③ 1-4-3			X 0-0 BB 1B	B B B B 4-0 1B 1-2 2-3 3-H BB		4	1	2	1	1	0	2
Ted Williams, L (1, 7) OBP: 0.474, SLG: 0.580	X 0-0 FC6-4 1B			X 0-0 ① F9	B B B B 4-0 FC6-4 BB		B B B B 4-0 1-2 5-3 BB	X 0-0 ③ 1-3 2-3 3-H 1B		3	0	2	1	2	0	1
Bobby Doerr, R (1, 4) OBP: 0.378, SLG: 0.448 Walt Dropo, R (1, 3) OBP: 0.319, SLG: 0.353	X 0-0 ③ FC6-4 1-2f			B B B B 4-0 E 1-2 1B BB	X 0-0 ① FC6-4 1B 1-2f		X 0-0 ① ② 5-3 1-2		X 0-0 ① F2	1 3	0 1	0 0	0 0	0 1	0 0	1 3
Billy Goodman, L (1, 3) (1, 4) OBP: 0.397, SLG: 0.380		X 0-0 ① 1-3		X 0-0 E1 1B 1B 1-2 2-3	X 0-0 ② F5		X 0-0 ③ F7		B B B B 4-0 E S 1B BB	4	2	0	0	1	0	4
Clyde Vollmer, R (1, 9) OBP: 0.355, SLG: 0.500		S S S 0-3 ② K		X 0-0 1B 1-3 2-H 3-H FC4-6 1B	X 0-0 1-2 1B			X 0-0 ① F3	S S S 0-3 ② K 1-3	5	1	2	2	0	2	1
Lou Boudreau, R (1, 5) OBP: 0.350, SLG: 0.395		X 0-0 ③ F9		X 0-0 FC4-6 1B 1-3 3-H 1B	X 0-0 ③ L6			X 0-0 1B BB 6 BB 1B	X 0-0 FC6-4 3-H 1B	5	2	3	2	0	0	2
Buddy Rosar, R (1, 2) OBP: 0.302, SLG: 0.265			X 0-0 ① F8	B B B B 4-0 FC4-6 BB		S S S 0-3 ① K		B B B B 4-0 6 BB 1B 1-2 1B BB	X 0-0 ③ FC6-4 1-2f	3	1	0	0	2	1	1
Bill Wight, L (1, 1) OBP: 0.162, SLG: 0.088 Ellis Kinder, R (5, 1) OBP: 0.125, SLG: 0.156			X 0-0 ② 6-3	X 0-0 ② FC4-6 1B 1-2f 2-3 3-H		X 0-0 ② F9		X 0-0 1B 6 BB 1-2 2-3 1B		2 2	0 0	0 1	1 0	0 0	0 0	2 0
Inning Stats	R: 0 E: 0 K: 1 S: 6 H: 1 LOB: 1 BB: 0 P: 6	R: 0 E: 0 K: 1 S: 5 H: 0 LOB: 0 BB: 0 P: 5	R: 0 E: 0 K: 0 S: 3 H: 0 LOB: 0 BB: 0 P: 3	R: 5 E: 1 K: 0 S: 8 H: 4 LOB: 2 BB: 2 P: 16	R: 0 E: 0 K: 0 S: 4 H: 1 LOB: 2 BB: 1 P: 8	R: 0 E: 0 K: 1 S: 5 H: 0 LOB: 0 BB: 0 P: 5	R: 0 E: 0 K: 0 S: 3 H: 1 LOB: 1 BB: 1 P: 7	R: 2 E: 0 K: 1 S: 7 H: 3 LOB: 3 BB: 2 P: 15	R: 1 E: 0 K: 1 S: 6 H: 1 LOB: 1 BB: 1 P: 10	1B: 11 2B: 0 3B: 0 HR: 0	SF: 0 SAC: 0 DP: 0 HBP: 0					

PITCHER		IP	WLS	BF	H	R	ER	SO	BB	IBB	HBP	BLK	WP	HR	S	P	ERA	WHIP
Morrie Martin, L ERA: 3.83	(1, 1)	4.0		20	5	5	2	2	2	0	0	0	0	0	22	30	4.50	1.750
Joe Coleman, R ERA: 6.37	(5, 1)	4.0	L	19	5	2	2	2	4	0	0	0	0	0	19	35	4.50	2.250
Carl Scheib, R ERA: 4.57	(9, 1)	1.0		5	1	1	1	1	1	0	0	0	0	0	6	10	9.00	2.000

PITCHER	IP	WLS	BF	H	R	ER	SO	BB	IBB	HBP	BLK	WP	HR	S	P	ERA	WHIP

TOP

Boston Red Sox @ Philadelphia Athletics

Shibe Park, Philadelphia, PA

Fri Sep 07 1951, 3:33 AM EDT

Unknown

livebaseballscorecards.com

AB	37
R	8
H	11
RBI	8
BB	7
SO	5
LOB	20

BOTTOM

Boston Red Sox @ Philadelphia Athletics

Shibe Park, Philadelphia, PA

Fri Sep 07 1951, 3:33 AM EDT

Unknown

livebaseballscorecards.com

Batter	1	2	3	4	5	6	7	8	9	AB	R	H	RBI	BB	SO	LOB
Eddie Joost, R (1, 6) OBP: 0.411, SLG: 0.458	0-0 1B G6-4-3 1B	0-0 1-2 3-H 1B		0-0 F8 ②		0-0 F3 ①		0-0 1B 1B		5	1	3	1	0	0	2
Ferris Fain, L (1, 3) OBP: 0.457, SLG: 0.468	0-0 G6-4-3 1-3 1B	0-0 ③ G3		0-0 3-4-1 ③		0-0 3B		0-0 FC4-6 1-3 1B		5	0	3	0	0	0	4
Joe Astroth, R (8, PR) OBP: 0.288, SLG: 0.337										0	0	0	0	0	0	0
Carl Scheib, R (9, 1) OBP: 0.442, SLG: 0.612										0	0	0	0	0	0	0
Allie Clark, R (1, 9) OBP: 0.313, SLG: 0.378	0-0 ① G6-4-3 ② 1-2f 3-H		0-0 ① F5		B B B 4-0 BB BB FC1-2 BB	0-0 ② L3		0-0 ③ FC4-6 1-2f		2	0	0	0	1	0	1
Elmer Valo, L (6, PH) OBP: 0.402, SLG: 0.441 (7, 9)										2	0	0	0	0	0	3
Gus Zernial, R (1, 7) OBP: 0.355, SLG: 0.524	B B B B 4-0 2B BB		S S S 0-3 ② K		B B B 4-0 FC1-2 BB 1-2 1B BB	S S S 0-3 ③ K			0-0 ① F7	3	1	0	0	2	2	1
Billy Hitchcock, R (1, 5) OBP: 0.373, SLG: 0.396	0-0 ③ 1-H 2B	0-0 1B			B B B B 4-0 FC1-2 1-2 2-3 1B BB		0-0 ① F8		0-0 ② 1-4-3	4	1	2	0	1	0	0
Dave Philley, S (1, 8) OBP: 0.346, SLG: 0.347		0-0 SH1-3 1B 2B	0-0 ③ F8		0-0 ① FC1-2 1B 1-2 2-3 3-Hf 2B		S S S 0-3 ② K		S S S 0-3 ③ K	5	2	1	0	0	2	4
Pete Suder, R (1, 4) OBP: 0.291, SLG: 0.281		0-0 ① SH1-3 2-3		0-0 BB 1B	0-0 CS 1-3 2-H 3-H 1B		S S S 0-3 ③ K			3	0	2	2	0	1	0
Joe Tipton, R (1, 2) OBP: 0.378, SLG: 0.310	B B B 4-0 1B BB		B B B 4-0 1-2 BB		0-0 ② 1-2 3-H 2B			0-0 ① F6		2	0	1	1	2	0	0
Morrie Martin, L (1, 1) OBP: 0.235, SLG: 0.204	0-0 ② F3			0-0 ① F7	S S S 0-3 ③ K			0-0 ② F7		1	0	0	0	0	0	2
Lou Klein, R (4, PH) OBP: 0.277, SLG: 0.386										1	0	0	0	0	0	2
Joe Coleman, R (5, 1) OBP: 0.280, SLG: 0.304										1	0	0	0	0	1	1
Wally Moses, L (8, PH) OBP: 0.287, SLG: 0.229										1	0	0	0	0	0	0
Lou Limmer, L (9, 3) OBP: 0.254, SLG: 0.291										0	0	0	0	0	0	0
Inning Stats	R: 1 E: 0 K: 0 S: 4 H: 3 LOB: 2 BB: 1 P: 8	R: 1 E: 0 K: 0 S: 5 H: 2 LOB: 2 BB: 1 P: 9	R: 0 E: 0 K: 1 S: 6 H: 1 LOB: 1 BB: 0 P: 6	R: 0 E: 0 K: 0 S: 4 H: 1 LOB: 2 BB: 1 P: 8	R: 3 E: 0 K: 1 S: 6 H: 2 LOB: 1 BB: 3 P: 18	R: 0 E: 0 K: 1 S: 6 H: 1 LOB: 1 BB: 0 P: 6	R: 0 E: 0 K: 2 S: 7 H: 0 LOB: 0 BB: 0 P: 7	R: 0 E: 0 K: 0 S: 5 H: 2 LOB: 2 BB: 0 P: 5	R: 0 E: 0 K: 1 S: 5 H: 0 LOB: 0 BB: 0 P: 5	1B: 8 2B: 3 3B: 1 HR: 0	SF: 0 SAC: 1 DP: 1 HBP: 0						

	AB	35
	R	5
	H	12
	RBI	4
	BB	6
	SO	6
	LOB	20

WP: 0 PB: 0 SB: 0 CS: 1 PA: 42

PITCHER		IP	WLS	BF	H	R	ER	SO	BB	IBB	HBP	BLK	WP	HR	S	P	ERA	WHIP
Bill Wight, L ERA: 5.31	(1, 1)	4.0		22	7	4	4	1	5	0	0	0	0	0	19	39	9.00	3.000
Ellis Kinder, R ERA: 2.75	(5, 1)	5.0	W	20	5	1	1	5	1	0	0	0	0	0	29	33	1.80	1.200

PITCHER	IP	WLS	BF	H	R	ER	SO	BB	IBB	HBP	BLK	WP	HR	S	P	ERA	WHIP

Batter	1	2	3	4	5	6	7	8	9	AB	R	H	RBI	BB	SO	LOB
Dom DiMaggio, R (1, 8) OBP: 0.376, SLG: 0.435	1B 3B	E7 1-3 2-H 3-H			1-4-3		F9		F9	5	1	1	0	0	0	2
6 Johnny Pesky, L (1, 6) OBP: 0.420, SLG: 0.399	F7	G3			F8		FC4-3-6 1-2f		F5	5	0	0	0	0	0	4
Ted Williams, L (1, 7) OBP: 0.473, SLG: 0.577	G4-3 3-H 1B		K			F5	K			4	0	1	1	0	2	1
Walt Dropo, R (1, 3) OBP: 0.322, SLG: 0.355	G4-3 1-2f		K			E 1B		BB 1B		4	1	2	0	0	1	1
Billy Goodman, L (1, 4) OBP: 0.397, SLG: 0.380		1B E 1B	4-3			K 1-2		BB 1-2 BB		3	1	1	0	1	1	1
Clyde Vollmer, R (1, 9) OBP: 0.356, SLG: 0.500		BB E 1-3 1B		E6 G5-4-3		1B 1B		F6		4	1	2	0	0	0	2
Lou Boudreau, R (1, 5) OBP: 0.347, SLG: 0.392	K			F7		1-3 2-H 1B		F9		2	0	0	0	0	1	3
Fred Hatfield, L (5, 5) OBP: 0.292, SLG: 0.250										2	0	1	1	0	0	2
Les Moss, R (1, 2) OBP: 0.292, SLG: 0.287	E 1-2 BB			G5-4-3 1-2f		F5		F5		2	0	0	0	1	0	3
Vern Stephens, R (8, PH) OBP: 0.371, SLG: 0.517										1	0	0	0	0	0	2
Aaron Robinson, L (8, 2) OBP: 0.365, SLG: 0.331										0	0	0	0	0	0	0
Ray Scarborough, R (1, 1) OBP: 0.231, SLG: 0.210	K				4-3		6 FC4-3-6 BB		K	1	0	0	0	0	1	3
Willard Nixon, L (4, 1) OBP: 0.356, SLG: 0.452										1	0	0	0	0	0	0
Mel Hoderlein, S (7, PH) OBP: 0.667, SLG: 0.600										0	0	0	0	1	0	0
Harry Taylor, R (7, 1) OBP: 0.143, SLG: 0.148										0	0	0	0	0	0	0
Walt Masterson, R (8, 1) OBP: 0.200, SLG: 0.200										0	0	0	0	0	0	0
Charlie Maxwell, L (9, PH) OBP: 0.277, SLG: 0.373										1	0	0	0	0	1	0

TOP

Boston Red Sox @ Philadelphia Athletics

Shibe Park, Philadelphia, PA

Fri Sep 07 1951, 3:38 AM EDT

Att. 12,428 - Unknown

livebaseballscorecards.com

AB	35
R	4
H	8
RBI	2
BB	3
SO	7
LOB	24

Inning Stats	1	2	3	4	5	6	7	8	9
R	1	2	0	0	0	1	0	0	0
E	0	1	0	1	0	1	0	0	0
K	0	2	2	0	0	1	1	0	1
S	4	10	7	3	3	8	5	4	5
H	2	2	0	0	0	3	0	1	0
LOB	0	2	0	0	0	2	1	2	0
BB	0	1	0	0	0	0	1	1	0
P	4	14	7	3	3	8	9	8	5

1B	7	
2B	0	
3B	1	
HR	0	
SF	0	
SAC	0	
DP	2	
HBP	0	
WP	0	
PB	0	
SB	0	
CS	0	
PA	38	

PITCHER	IP	WLS	BF	H	R	ER	SO	BB	IBB	HBP	BLK	WP	HR	S	P	ERA	WHIP
Alex Kellner, L (1, 1) ERA: 4.68	9.0	W	38	8	4	2	7	3	0	0	0	0	0	49	61	2.00	1.222

PITCHER	IP	WLS	BF	H	R	ER	SO	BB	IBB	HBP	BLK	WP	HR	S	P	ERA	WHIP

Batter	1	2	3	4	5	6	7	8	9	AB	R	H	RBI	BB	SO	LOB
Eddie Joost, R (1, 6) OBP: 0.412, SLG: 0.465	F9		FC3-6 1-2 1B	2-H 3-H HR	F9			BBB 2B BB		4	1	2	3	0	0	1
Hank Majeski, R (6, 5) OBP: 0.351, SLG: 0.411										0	1	0	0	1	0	0
Ferris Fain, L (1, 3) OBP: 0.454, SLG: 0.467	F7		FC3-6 2B 1-2f 3B	4-3	3-4-1			1-H 2B 2B		5	2	1	1	0	0	3
Elmer Valo, L (1, 9) OBP: 0.402, SLG: 0.446	4-3		1-3 2-H 3B 2B	F5		1-3		2-H 3B 2B		5	2	2	2	0	0	0
Gus Zernial, R (1, 7) OBP: 0.357, SLG: 0.528		1B 1B	BBB 3B BB	1B 3B		F8		F4		4	2	2	0	1	0	1
Billy Hitchcock, R (1, 5) (6, 4) OBP: 0.386, SLG: 0.436		1-2 1B	1-H 2-H 3-H FC4-2-5-2 3B	1B 3-H 1B		F7		2-H 3B		5	0	4	5	0	0	0
Dave Philley, S (1, 8) OBP: 0.344, SLG: 0.345	F6	FC4-2-5-2 3-H	1-3 1B				E4 G3	SSS K		5	0	1	0	0	1	4
Pete Suder, R (1, 4) (6, 6) OBP: 0.288, SLG: 0.277	SSS K	F7	6-3				G3 1-2	F4		5	0	0	0	0	1	7
Joe Astroth, R (1, 2) OBP: 0.293, SLG: 0.337	SSS K		E HR 1B	BBB BB			5-3			3	1	1	0	1	1	3
Alex Kellner, R (1, 1) OBP: 0.225, SLG: 0.243		1B 2B 1B	E4 1-3 HR 1B	SSS K			1-3			4	2	2	0	0	1	2
Inning Stats	R: 0 E: 0 K: 0 S: 3 H: 0 LOB: 0 BB: 0 P: 3	R: 0 E: 0 K: 2 S: 9 H: 2 LOB: 2 BB: 0 P: 9	R: 4 E: 0 K: 0 S: 7 H: 4 LOB: 1 BB: 1 P: 11	R: 4 E: 1 K: 0 S: 9 H: 6 LOB: 2 BB: 0 P: 9	R: 0 E: 0 K: 1 S: 5 H: 0 LOB: 1 BB: 1 P: 9	R: 0 E: 0 K: 0 S: 3 H: 0 LOB: 0 BB: 0 P: 3	R: 0 E: 1 K: 0 S: 4 H: 0 LOB: 1 BB: 0 P: 4	R: 3 E: 0 K: 1 S: 8 H: 3 LOB: 1 BB: 1 P: 12		1B: 8 2B: 3 3B: 3 HR: 1 SF: 0 SAC: 0 DP: 0 HBP: 0						

PITCHER		IP	WLS	BF	H	R	ER	SO	BB	IBB	HBP	BLK	WP	HR	S	P	ERA	WHIP
Ray Scarborough, R ERA: 4.65	(1, 1)	3.2	L	24	12	8	8	2	1	0	0	0	0	1	27	31	19.64	3.545
Willard Nixon, R ERA: 4.97	(4, 1)	2.1		8	0	0	0	1	1	0	0	0	0	0	9	13	0.00	0.429
Harry Taylor, R ERA: 6.2	(7, 1)	1.0		7	2	3	3	0	1	0	0	0	0	0	6	10	27.00	3.000
Walt Masterson, R ERA: 2.89	(8, 1)	1.0		4	1	0	0	1	0	0	0	0	0	0	6	6	0.00	1.000

PITCHER	IP	WLS	BF	H	R	ER	SO	BB	IBB	HBP	BLK	WP	HR	S	P	ERA	WHIP

BOTTOM

Boston Red Sox @ Philadelphia Athletics

Shibe Park, Philadelphia, PA

Fri Sep 07 1951, 3:38 AM EDT

Att. 12,428 - Unknown

livebaseballscorecards.com

AB	40
R	11
H	15
RBI	11
BB	3
SO	4
LOB	21

Batter	1	2	3	4	5	6	7	8	9	AB	R	H	RBI	BB	SO	LOB
Dom DiMaggio, R (1, 8) OBP: 0.374, SLG: 0.433	6-3		BB, 6, 1B, BB, 1B	F8		F7	F6			5	1	1	0	0	0	2
6 Johnny Pesky, L (1, 6) OBP: 0.426, SLG: 0.406	BB		BB, BB, F8, 1-2, 1B	2B		BB, 1-2		4-3		3	1	3	0	2	0	0
Ted Williams, L (1, 7) OBP: 0.474, SLG: 0.574	F8		BB, 1B, 1-2, 2-3	BB		BB, 1-2, 2-3		4-3, 1-2		2	1	0	0	3	0	2
Walt Dropo, R (1, 3) OBP: 0.320, SLG: 0.351	F4		1B, 1B, 1-2, 2-3, 3-H, BB	K		F8, 3-H		K		4	1	0	2	1	2	6
Billy Goodman, L (1, 4) OBP: 0.394, SLG: 0.376		E4, CS	F8, 3-H	4-3		F5		F7		5	0	0	1	0	0	7
Clyde Vollmer, R (1, 9) OBP: 0.357, SLG: 0.498		K, 1-2	1B, 1-2, 2-H, 1B		L5	4-3	4-3, 1B, 1B		F4	5	1	2	1	0	1	1
Lou Boudreau, R (1, 5) OBP: 0.348, SLG: 0.396		2B	1-3, 2-H, 1B		4-3	4-3, 1-2			6-3	5	0	2	1	0	0	1
Aaron Robinson, L (1, 2) OBP: 0.366, SLG: 0.328		BB	F3		6-3	FC6-4, 2-H, 1B			L5	4	0	1	1	1	0	2
Mel Parnell, L (1, 1) OBP: 0.363, SLG: 0.342		4-3	F3			BB, 6, BB, F8, 1B	FC6-4, 1-2f			4	1	1	0	0	0	5
Inning Stats	R: 0 E: 0 K: 0 S: 3 H: 0 LOB: 1 BB: 1 P: 7	R: 0 E: 1 K: 1 S: 6 H: 1 LOB: 2 BB: 1 P: 10	R: 4 E: 0 K: 0 S: 7 H: 4 LOB: 2 BB: 2 P: 15	R: 0 E: 0 K: 1 S: 6 H: 1 LOB: 2 BB: 1 P: 10	R: 0 E: 0 K: 0 S: 3 H: 0 LOB: 0 BB: 0 P: 3	R: 1 E: 0 K: 0 S: 4 H: 1 LOB: 2 BB: 2 P: 12	R: 1 E: 0 K: 0 S: 5 H: 2 LOB: 1 BB: 0 P: 5	R: 0 E: 0 K: 1 S: 6 H: 1 LOB: 1 BB: 0 P: 6	R: 0 E: 0 K: 0 S: 3 H: 0 LOB: 0 BB: 0 P: 3	1B: 8 2B: 3 3B: 0 HR: 0 SF: 0 SAC: 0 DP: 1 HBP: 0				WP: 0 PB: 0 SB: 0 CS: 1		PA: 44

TOP

Boston Red Sox @ Philadelphia Athletics

Shibe Park, Philadelphia, PA

Sat Sep 08 1951, 3:33 AM EDT

Att. 3,875 - Unknown

livebaseballscorecards.com

AB	37
R	6
H	10
RBI	6
BB	7
SO	3
LOB	26

PITCHER		IP	WLS	BF	H	R	ER	SO	BB	IBB	HBP	BLK	WP	HR	S	P	ERA	WHIP
Dick Fowler, R ERA: 5.29	(1, 1)	2.1	L	15	4	4	4	1	4	0	0	0	0	0	13	29	15.43	3.429
Joe Coleman, R ERA: 6.23	(3, 1)	4.2		22	5	2	2	1	3	0	0	0	0	0	21	33	3.86	1.714
Johnny Kucab, R ERA: 4.73	(8, 1)	2.0		7	1	0	0	1	0	0	0	0	0	0	9	9	0.00	0.500

PITCHER	IP	WLS	BF	H	R	ER	SO	BB	IBB	HBP	BLK	WP	HR	S	P	ERA	WHIP

BOTTOM

Boston Red Sox @ Philadelphia Athletics

Shibe Park, Philadelphia, PA

Sat Sep 08 1951, 3:33 AM EDT

Att. 3,875 - Unknown

Batter	1	2	3	4	5	6	7	8	9	AB	R	H	RBI	BB	SO	LOB
Eddie Joost, R (1, 6) OBP: 0.409, SLG: 0.461	1-6-3		F7		5-3			F4		4	0	0	0	0	0	0
Ferris Fain, L (1, 3) OBP: 0.450, SLG: 0.462	F7		4-3			4-3		F6		4	0	0	0	0	0	0
Allie Clark, R (1, 9) OBP: 0.315, SLG: 0.380	F8		1B			F8		K		2	0	1	0	0	0	0
Elmer Valo, L (6, 9) OBP: 0.400, SLG: 0.444										2	0	0	0	0	1	0
Gus Zernial, R (1, 7) OBP: 0.354, SLG: 0.524		K	K			F3			E4 FC3-6	4	0	0	0	0	2	1
Billy Hitchcock, R (1, 5) OBP: 0.382, SLG: 0.438		1B 2B		6-3			5-3		FC3-6 1-2f	4	1	1	0	0	0	1
Dave Philley, S (1, 8) OBP: 0.343, SLG: 0.344		2-H 1B		F9			F4		F9	4	0	1	1	0	0	1
Pete Suder, R (1, 4) OBP: 0.285, SLG: 0.274		F8		4-3			E5 1B		K	4	0	0	0	0	1	2
Joe Tipton, R (1, 2) OBP: 0.382, SLG: 0.313		BB			K		1-2 1B			2	0	1	0	1	1	0
Dick Fowler, R (1, 1) OBP: 0.256, SLG: 0.256		F7			4-3		6-3			1	0	0	0	0	0	2
Joe Coleman, R (3, 1) OBP: 0.269, SLG: 0.292										1	0	0	0	0	0	0
Lou Klein, R (7, PH) OBP: 0.275, SLG: 0.383										1	0	0	0	0	0	2
Johnny Kucab, R (8, 1)										0	0	0	0	0	0	0
Inning Stats	R: 0 H: 0 E: 0 LOB: 0 K: 0 BB: 0 S: 3 P: 3	R: 1 H: 2 E: 0 LOB: 2 K: 1 BB: 1 S: 7 P: 11	R: 0 H: 1 E: 0 LOB: 1 K: 1 BB: 0 S: 6 P: 6	R: 0 H: 0 E: 0 LOB: 0 K: 0 BB: 0 S: 3 P: 3	R: 0 H: 0 E: 0 LOB: 0 K: 1 BB: 0 S: 5 P: 5	R: 0 H: 0 E: 0 LOB: 0 K: 0 BB: 0 S: 3 P: 3	R: 0 H: 1 E: 1 LOB: 2 K: 0 BB: 0 S: 5 P: 5	R: 0 H: 0 E: 0 LOB: 0 K: 1 BB: 0 S: 5 P: 5	R: 0 H: 0 E: 1 LOB: 1 K: 1 BB: 0 S: 6 P: 6	1B: 3 SF: 0 2B: 1 SAC: 0 3B: 0 DP: 0 HR: 0 HBP: 0						

PITCHER	IP	WLS	BF	H	R	ER	SO	BB	IBB	HBP	BLK	WP	HR	S	P	ERA	WHIP
Mel Parnell, L (1, 1) ERA: 3.22	9.0	W	34	4	1	1	5	1	0	0	0	0	0	43	47	1.00	0.556

PITCHER	IP	WLS	BF	H	R	ER	SO	BB	IBB	HBP	BLK	WP	HR	S	P	ERA	WHIP

AB	33
R	1
H	4
RBI	1
BB	1
SO	5
LOB	9

WP: 0 PA: 34
PB: 0
SB: 0
CS: 0

livebaseballscorecards.com

Batter	1	2	3	4	5	6	7	8	9	AB	R	H	RBI	BB	SO	LOB
Dom DiMaggio, R (1, 8) OBP: 0.373, SLG: 0.430	5-3		L5	FC5-4 1-2f			F9	BB 1-2		4	0	0	0	1	0	3
6 Johnny Pesky, L (1, 4) OBP: 0.424, SLG: 0.402	F9		F3		4-3		BB	F8		4	0	0	0	1	0	3
Ted Williams, L (1, 7) OBP: 0.473, SLG: 0.571	BB FC5-4		1B		F5		F3		F3	4	0	1	0	1	0	1
Vern Stephens, R (1, 5) (6, 6) OBP: 0.369, SLG: 0.512	FC5-4 1-2f		1-3		F7			1B 2B	F9	5	1	1	0	0	0	2
Billy Goodman, L (1, 3) OBP: 0.396, SLG: 0.379		BB SH2-3		L3		1B 8-2		2B 1-3	E8	4	2	2	0	1	0	0
Clyde Vollmer, R (1, 9) OBP: 0.358, SLG: 0.497		1B 1-2 SH2-3		F4		F8		E 2-H 3-H	F9	5	1	2	2	0	0	2
Lou Boudreau, R (1, 6) OBP: 0.353, SLG: 0.401		SH2-3 1-2 2-3		2B		1B 1-3		FC2 2-3 FC4-6		2	0	2	0	0	0	0
Fred Hatfield, L (6, PR) (6, 5) OBP: 0.289, SLG: 0.247										1	0	0	0	0	0	1
Aaron Robinson, L (1, 2) OBP: 0.370, SLG: 0.341		G1-6-3 2-H 3-H		1-3		8-2 3-Hf		FC4-6 1-2f		4	0	2	2	0	0	4
Mickey McDermott, L (1, 1) OBP: 0.303, SLG: 0.355 Ellis Kinder, R (7, 1) OBP: 0.125, SLG: 0.156 Walt Dropo, R (8, PH) OBP: 0.319, SLG: 0.350 Leo Kiely, L (8, 1) OBP: 0.333, SLG: 0.185 Ray Scarborough, R (8, 1) OBP: 0.231, SLG: 0.210 Bill Wight, L (8, 1) OBP: 0.162, SLG: 0.088		G1-6-3 1-2f		FC5-4 BB			F8	F2		2 0 1 0 0 0	0 0 0 0 0 0	0 0 0 0 0 0	0 0 0 0 0 0	1 0 0 0 0 0	0 0 0 0 0 0	1 0 2 0 0 0
Inning Stats	R: 0 E: 0 K: 0 S: 3 H: 0 LOB: 1 BB: 1 P: 7	R: 2 E: 0 K: 0 S: 4 H: 2 LOB: 0 BB: 1 P: 8	R: 0 E: 0 K: 0 S: 4 H: 1 LOB: 1 BB: 0 P: 4	R: 0 E: 0 K: 0 S: 5 H: 2 LOB: 3 BB: 1 P: 9	R: 0 E: 0 K: 0 S: 3 H: 0 LOB: 0 BB: 0 P: 3	R: 0 E: 0 K: 0 S: 4 H: 2 LOB: 1 BB: 0 P: 4	R: 0 E: 0 K: 0 S: 3 H: 0 LOB: 1 BB: 1 P: 7	R: 2 E: 1 K: 0 S: 7 H: 3 LOB: 3 BB: 1 P: 11	R: 0 E: 1 K: 0 S: 4 H: 0 LOB: 1 BB: 0 P: 4	1B: 8 2B: 3 3B: 0 HR: 0	SF: 0 SAC: 1 DP: 2 HBP: 0						

TOP

Boston Red Sox @ Philadelphia Athletics

Shibe Park, Philadelphia, PA

Sun Sep 09 1951, 3:33 AM EDT

Unknown

livebaseballscorecards.com

AB	36
R	4
H	10
RBI	4
BB	5
SO	0
LOB	19

PITCHER		IP	WLS	BF	H	R	ER	SO	BB	IBB	HBP	BLK	WP	HR	S	P	ERA	WHIP
Bob Hooper, R ERA: 4.6	(1, 1)	7.0		33	10	4	4	0	4	0	0	0	0	0	29	45	5.14	2.000
Morrie Martin, L ERA: 3.8	(8, 1)	1.0	W	5	0	0	0	0	1	0	0	0	0	0	4	8	0.00	1.000
Carl Scheib, R ERA: 4.53	(9, 1)	1.0	S	4	0	0	0	0	0	0	0	0	0	0	4	4	0.00	0.000

PITCHER	IP	WLS	BF	H	R	ER	SO	BB	IBB	HBP	BLK	WP	HR	S	P	ERA	WHIP

Batter	1	2	3	4	5	6	7	8	9	AB	R	H	RBI	BB	SO	LOB
Eddie Joost, R (1, 6) OBP: 0.411, SLG: 0.469	BBBB 4-0 G4-6-3 BB		x 0-0 E6 1-2		SSS 0-3 ① K		x 0-0 4-3 2B 2B	x 0-0 1-H 3-H HR		4	2	2	3	1	1	1
Ferris Fain, L (1, 3) OBP: 0.449, SLG: 0.458	x 0-0 ①② G4-6-3 1-2f		x 0-0 ③ F9		BBBB 4-0 BB BB		x 0-0 ① 4-3 2-3	BBBB 4-0 2B 5-3 BB		3	1	0	0	2	0	4
Elmer Valo, L (1, 9) OBP: 0.405, SLG: 0.448	x 0-0 ③ F5			x 0-0 F9 1B 2B 1B	BBBB 4-0 FC6-4 1-2 BB		BBBB 4-0 2B BB	x 0-0 1-3 1B 2B		3	2	2	0	2	0	0
Gus Zernial, R (1, 7) OBP: 0.353, SLG: 0.523		x 0-0 ① 6-3		x 0-0 ① F9	SSS 0-3 ② K		x 0-0 1-3 3-H 2B	x 0-0 ① 5-3 3-H		5	0	1	2	0	1	4
Billy Hitchcock, R (1, 5) OBP: 0.383, SLG: 0.437		x 0-0 ② 4-3		x 0-0 BB 1-2 2B 1B	x 0-0 ③ FC6-4 1-2f		SSS 0-3 ② K	x 0-0 G5-4-3 2-H 1B		5	1	2	1	0	1	4
Dave Philley, S (1, 8) OBP: 0.340, SLG: 0.340		x 0-0 ③ 6-3		x 0-0 ② F9 2-3		x 0-0 ① 1-3	x 0-0 ③ 6-3	x 0-0 ② ③ G5-4-3 1-2f		5	0	0	0	0	0	5
Pete Suder, R (1, 4) OBP: 0.289, SLG: 0.280			x 0-0 E 1B	BBBB 4-0 2B BB 1-2		x 0-0 ② 6-3		x 0-0 SH 1B 2B		3	2	2	0	1	0	0
Joe Tipton, R (1, 2) OBP: 0.386, SLG: 0.324			x 0-0 ① F4	x 0-0 1-H 2-H 3-H 2B		x 0-0 1B		x 0-0 SH 1B HR 2-3		3	1	2	3	0	0	1
Bob Hooper, R (1, 1) OBP: 0.224, SLG: 0.316			x 0-0 ② F7	x 0-0 ③ F4		x 0-0 ③ F7		x 0-0 HR 1-3 3-H 1B		3	0	0	0	0	0	3
Morrie Martin, L (8, 1) OBP: 0.235, SLG: 0.204										0	0	0	0	0	0	0
Hank Majeski, R (8, PH) OBP: 0.353, SLG: 0.413										1	1	1	1	0	0	0
Carl Scheib, R (9, 1) OBP: 0.442, SLG: 0.612										0	0	0	0	0	0	0
Inning Stats	R: 0 E: 0 K: 0 S: 2 H: 0 LOB: 0 BB: 1 P: 6	R: 0 E: 0 K: 0 S: 3 H: 0 LOB: 0 BB: 0 P: 3	R: 0 E: 1 K: 0 S: 5 H: 1 LOB: 2 BB: 0 P: 5	R: 3 E: 0 K: 0 S: 6 H: 3 LOB: 1 BB: 1 P: 10	R: 0 E: 0 K: 2 S: 7 H: 0 LOB: 2 BB: 2 P: 15	R: 0 E: 0 K: 0 S: 4 H: 1 LOB: 1 BB: 0 P: 4	R: 1 E: 0 K: 1 S: 7 H: 2 LOB: 2 BB: 1 P: 11	R: 6 E: 0 K: 0 S: 8 H: 5 LOB: 0 BB: 1 P: 12		1B: 6 2B: 5 3B: 0 HR: 1	SF: 0 SAC: 1 DP: 2 HBP: 0					

PITCHER		IP	WLS	BF	H	R	ER	SO	BB	IBB	HBP	BLK	WP	HR	S	P	ERA	WHIP
Mickey McDermott, L ERA: 3.04	(1, 1)	6.1		30	6	4	4	2	5	0	0	0	0	0	29	49	5.68	1.737
Ellis Kinder, R ERA: 2.73	(7, 1)	0.2		3	1	0	0	1	0	0	0	0	0	0	5	5	0.00	1.500
Leo Kiely, L ERA: 3.2	(8, 1)	0.0	L	3	2	3	3	0	0	0	0	0	0	0	3	3	∞	∞
Ray Scarborough, R ERA: 4.81	(8, 1)	0.0		3	2	1	1	0	1	0	0	0	0	1	2	6	∞	∞
Bill Wight, L ERA: 5.25	(8, 1)	1.0		3	1	2	2	0	0	0	0	0	0	0	3	3	18.00	1.000

PITCHER	IP	WLS	BF	H	R	ER	SO	BB	IBB	HBP	BLK	WP	HR	S	P	ERA	WHIP

BOTTOM

Boston Red Sox @ Philadelphia Athletics

Shibe Park, Philadelphia, PA

Sun Sep 09 1951, 3:33 AM EDT

Unknown

livebaseballscorecards.com

AB	35
R	10
H	12
RBI	10
BB	6
SO	3
LOB	22

WP: 0 PB: 0 SB: 0 CS: 0 PA: 42

Batter	1	2	3	4	5	6	7	8	9	AB	R	H	RBI	BB	SO	LOB
Dom DiMaggio, R (1, 8) OBP: 0.372, SLG: 0.428	F3		6-3			BB 6 3B		5-3		3	1	0	0	1	0	0
6 Johnny Pesky, L (1, 6) OBP: 0.424, SLG: 0.408	F7			4-3 1B		1-H 1B 3B		1-3		4	1	2	1	0	0	0
Ted Williams, L (1, 7) OBP: 0.472, SLG: 0.569	1-3			F9		3-H 1B			3-1	4	0	1	1	0	0	1
Vern Stephens, R (1, 5) OBP: 0.365, SLG: 0.507		K		4-3 1-2		F9			F7	4	0	0	0	0	1	2
Billy Goodman, L (1, 4) OBP: 0.393, SLG: 0.376		6-3		F7		G3			F7	4	0	0	0	0	0	2
Clyde Vollmer, R (1, 9) OBP: 0.360, SLG: 0.495		BB			G6-4-3 BB		5-3			1	0	0	0	2	0	0
Walt Dropo, R (1, 3) OBP: 0.316, SLG: 0.346		K			G6-4-3 1-2f		6-3			3	0	0	0	0	1	2
Buddy Rosar, R (1, 2) OBP: 0.297, SLG: 0.259			F9		F2		6-3			3	0	0	0	0	0	0
Chuck Stobbs, L (1, 1) OBP: 0.276, SLG: 0.245			5-3			F7		K		2	0	0	0	0	0	0
Mel Hoderlein, S (8, PH) OBP: 0.600, SLG: 0.500										1	0	0	0	0	1	0
Ellis Kinder, R (8, 1) OBP: 0.125, SLG: 0.156										0	0	0	0	0	0	0
Inning Stats	R: 0 E: 0 K: 0 S: 3 H: 0 LOB: 0 BB: 0 P: 3	R: 0 E: 0 K: 2 S: 7 H: 0 LOB: 1 BB: 1 P: 11	R: 0 E: 0 K: 0 S: 3 H: 0 LOB: 0 BB: 0 P: 3	R: 0 E: 0 K: 0 S: 4 H: 1 LOB: 1 BB: 0 P: 4	R: 0 E: 0 K: 0 S: 2 H: 0 LOB: 0 BB: 1 P: 6	R: 2 E: 0 K: 0 S: 5 H: 2 LOB: 1 BB: 1 P: 9	R: 0 E: 0 K: 0 S: 3 H: 0 LOB: 0 BB: 0 P: 3	R: 0 E: 0 K: 1 S: 5 H: 0 LOB: 0 BB: 0 P: 5	R: 0 E: 0 K: 0 S: 3 H: 0 LOB: 0 BB: 0 P: 3	1B: 2 2B: 0 3B: 1 HR: 0 SF: 0 SAC: 0 DP: 1 HBP: 0						

PITCHER	IP	WLS	BF	H	R	ER	SO	BB	IBB	HBP	BLK	WP	HR	S	P	ERA	WHIP
Bobby Shantz, L (1, 1) ERA: 4.44	9.0	W	32	3	2	2	3	3	0	0	0	0	0	35	47	2.00	0.667

PITCHER	IP	WLS	BF	H	R	ER	SO	BB	IBB	HBP	BLK	WP	HR	S	P	ERA	WHIP

TOP

Boston Red Sox @ Philadelphia Athletics

Shibe Park, Philadelphia, PA

Sun Sep 09 1951, 3:38 AM EDT

Att. 13,349 - Unknown

livebaseballscorecards.com

AB	29
R	2
H	3
RBI	2
BB	3
SO	3
LOB	7

WP: 0 PA: 32
PB: 0
SB: 0
CS: 0

Batter	1	2	3	4	5	6	7	8	9	AB	R	H	RBI	BB	SO	LOB
Eddie Joost, R (1, 6) OBP: 0.410, SLG: 0.466	BBBB 4-0 FC3-6 BB		x 0-0 ① F9		x 0-0 ③ F7		SSS 0-3 ③ K			3	0	0	0	1	1	1
Ferris Fain, L (1, 3) OBP: 0.445, SLG: 0.453	x 0-0 ① FC3-6 1-2f		x 0-0 ② 6-3			x 0-0 ① 4-3		x 0-0 ① F4		4	0	0	0	0	0	1
Elmer Valo, L (1, 9) OBP: 0.403, SLG: 0.446	x 0-0 ② F9		x 0-0 ③ F7			x 0-0 E9 HR 1B		x 0-0 ② F7		4	1	1	0	0	0	1
Gus Zernial, R (1, 7) OBP: 0.352, SLG: 0.527	x 0-0 ③ F9			x 0-0 ① F3		x 0-0 2-H HR		x 0-0 ③ 5-3		4	1	1	2	0	0	1
Billy Hitchcock, R (1, 5) OBP: 0.376, SLG: 0.429		x 0-0 ① F9		x 0-0 ② L6		x 0-0 ② F3				3	0	0	0	0	0	0
Dave Philley, S (1, 8) OBP: 0.342, SLG: 0.348		x 0-0 HR		BBBB 4-0 BB		x 0-0 ③ F3				2	1	1	1	1	0	0
Pete Suder, R (1, 4) OBP: 0.290, SLG: 0.279		BBBB 4-0 BB		x 0-0 ③ 5-3			SSS 0-3 ① K			2	0	0	0	1	1	1
Joe Astroth, R (1, 2) OBP: 0.288, SLG: 0.331		x 0-0 ② F3			x 0-0 ① 6-3		x 0-0 ② L5			3	0	0	0	0	0	1
Bobby Shantz, R (1, 1) OBP: 0.344, SLG: 0.328		x 0-0 ③ 1-4-3			x 0-0 ② F5		BBBB 4-0 BB			2	0	0	0	1	0	1
Inning Stats	R: 0 H: 0 E: 0 LOB: 1 K: 0 BB: 1 S: 3 P: 7	R: 1 H: 1 E: 0 LOB: 1 K: 0 BB: 1 S: 4 P: 8	R: 0 H: 0 E: 0 LOB: 0 K: 0 BB: 0 S: 3 P: 3	R: 0 H: 0 E: 0 LOB: 1 K: 0 BB: 1 S: 3 P: 7	R: 0 H: 0 E: 0 LOB: 0 K: 0 BB: 0 S: 3 P: 3	R: 2 H: 2 E: 1 LOB: 0 K: 0 BB: 0 S: 5 P: 5	R: 0 H: 0 E: 0 LOB: 1 K: 2 BB: 1 S: 7 P: 11	R: 0 H: 0 E: 0 LOB: 0 K: 0 BB: 0 S: 3 P: 3		1B: 1 SF: 0 2B: 0 SAC: 0 3B: 0 DP: 0 HR: 2 HBP: 0						

PITCHER		IP	WLS	BF	H	R	ER	SO	BB	IBB	HBP	BLK	WP	HR	S	P	ERA	WHIP
Chuck Stobbs, L ERA: 4.59	(1, 1)	7.0	L	28	3	3	3	2	4	0	0	0	0	2	28	44	3.86	1.000
Ellis Kinder, R ERA: 2.71	(8, 1)	1.0		3	0	0	0	0	0	0	0	0	0	0	3	3	0.00	0.000

PITCHER	IP	WLS	BF	H	R	ER	SO	BB	IBB	HBP	BLK	WP	HR	S	P	ERA	WHIP

BOTTOM

Boston Red Sox @ Philadelphia Athletics

Shibe Park, Philadelphia, PA

Sun Sep 09 1951, 3:38 AM EDT

Att. 13,349 - Unknown

livebaseballscorecards.com

AB	27
R	3
H	3
RBI	3
BB	4
SO	2
LOB	7

Batter	1	2	3	4	5	6	7	8	9	AB	R	H	RBI	BB	SO	LOB
Johnny Lipon, R (1, 6) OBP: 0.329, SLG: 0.295 Joe Ginsberg, L (9, PH) OBP: 0.352, SLG: 0.386	x 0-0 FC3-6 1B	x 0-0 ② FC6-4 1-2f 2-3			x 0-0 ① 5-3		x 0-0 ③ 6-3		x 0-0 ③ F9	4 1	0 0	1 0	0 0	0 0	0 0	2 1
Don Kolloway, R (1, 3) OBP: 0.299, SLG: 0.311	x 0-0 ① F7	x 0-0 ③ F9			x 0-0 ② F8			x 0-0 ① 5-3		4	0	0	0	0	0	3
George Kell, R (1, 5) OBP: 0.392, SLG: 0.404	x 0-0 ② FC3-6 BB 1B 1-2f		x 0-0 F9 F8 2B		x 0-0 ③ F7			x 0-0 ② F3		4	2	1	0	0	0	1
Steve Souchock, R (1, 9) OBP: 0.328, SLG: 0.521	B B B B 4-0 1B 1-2 BB		x 0-0 ① F9 2-3			x 0-0 HR		x 0-0 1B		3	1	2	1	1	0	1
Johnny Groth, R (1, 8) OBP: 0.348, SLG: 0.391	x 0-0 1-3 2-H 1B		x 0-0 ② F8 3-H			x 0-0 ① 5-3		x 0-0 1-3 1B		4	0	2	2	0	0	0
Hoot Evers, R (1, 7) OBP: 0.299, SLG: 0.357	x 0-0 ③ 5-3		x 0-0 ③ F6			x 0-0 ② 5-3		x 0-0 ③ 2-3		4	0	0	0	0	0	4
Jerry Priddy, R (1, 4) OBP: 0.339, SLG: 0.369 Dick Kryhoski, L (9, PH) OBP: 0.333, SLG: 0.432		B B B B 4-0 FC6-4 1B BB		x 0-0 ① F8		x 0-0 ③ L8			x 0-0 1B	2 1	0 0	0 1	0 0	1 0	0 0	0 0
Bob Swift, R (1, 2) OBP: 0.257, SLG: 0.202 Pat Mullin, L (9, PH) OBP: 0.372, SLG: 0.502		x 0-0 FC6-4 1-2 1B		B B B B 4-0 G4-6-3 BB			x 0-0 ① F3		x 0-0 ① F8	2 1	0 0	1 0	0 0	1 0	0 0	0 1
Marlin Stuart, L (1, 1) OBP: 0.244, SLG: 0.325 Gene Bearden, L (8, 1) OBP: 0.207, SLG: 0.483 Dizzy Trout, R (8, 1) OBP: 0.390, SLG: 0.347 Vic Wertz, L (9, PH) OBP: 0.392, SLG: 0.514		S S S 0-3 ① K		x 0-0 ② ③ G4-6-3 1-2f			x 0-0 ② 5-3		S S S 0-3 ② K	3 0 0 1	0 0 0 0	0 0 0 0	0 0 0 1	1 0 0 1	0 0 0 1	3 0 0 1
Inning Stats	R: 1 H: 2 E: 0 LOB: 2 K: 0 BB: 1 S: 5 P: 9	R: 0 H: 1 E: 0 LOB: 2 K: 1 BB: 1 S: 6 P: 10	R: 1 H: 1 E: 0 LOB: 0 K: 0 BB: 0 S: 4 P: 4	R: 0 H: 0 E: 0 LOB: 0 K: 0 BB: 1 S: 2 P: 6	R: 0 H: 0 E: 0 LOB: 0 K: 0 BB: 0 S: 3 P: 3	R: 1 H: 1 E: 0 LOB: 0 K: 0 BB: 0 S: 4 P: 4	R: 0 H: 0 E: 0 LOB: 0 K: 0 BB: 0 S: 3 P: 3	R: 0 H: 2 E: 0 LOB: 2 K: 0 BB: 0 S: 5 P: 5	R: 0 H: 1 E: 0 LOB: 1 K: 1 BB: 0 S: 6 P: 6	1B: 6 SF: 0 2B: 1 SAC: 0 3B: 0 DP: 1 HR: 1 HBP: 0						

TOP

Detroit Tigers @ Boston Red Sox

Fenway Park, Boston, MA

Tue Sep 11 1951, 3:33 AM EDT

Att. 7,789 - Unknown

livebaseballscorecards.com

AB	34
R	3
H	8
RBI	3
BB	3
SO	2
LOB	17

WP: 0 PA: 37
PB: 0
SB: 0
CS: 0

PITCHER		IP	WLS	BF	H	R	ER	SO	BB	IBB	HBP	BLK	WP	HR	S	P	ERA	WHIP
Leo Kiely, L ERA: 3.21	(1, 1)	8.0	W	33	7	3	3	1	3	0	0	0	0	1	32	44	3.38	1.250
Ellis Kinder, R ERA: 2.68	(9, 1)	1.0	S	4	1	0	0	1	0	0	0	0	0	0	6	6	0.00	1.000

PITCHER	IP	WLS	BF	H	R	ER	SO	BB	IBB	HBP	BLK	WP	HR	S	P	ERA	WHIP

Detroit Tigers @ Boston Red Sox

Fenway Park, Boston, MA

Tue Sep 11 1951, 3:33 AM EDT

Att. 7,789 - Unknown

BOTTOM

Batter	1	2	3	4	5	6	7	8	9	AB	R	H	RBI	BB	SO	LOB
Dom DiMaggio, R (1, 8) OBP: 0.371, SLG: 0.426	6-3			BB, 6, BB, G5-4-3, 1B		5-3		K		4	1	1	0	0	1	3
6 Johnny Pesky, L (1, 6) OBP: 0.425, SLG: 0.406	G3			G5-4-3, BB, 1-2, BB		F9		BB, 1B, FC4-2, 1-2, 2-3, 3-H, BB		2	0	0	1	2	0	0
Ted Williams, L (1, 7) OBP: 0.472, SLG: 0.567	K			G5-4-3, 1-2, 2-3, BB		F4		FC4-2, BB, 1-2, 2-H, 3-H, 1B		3	0	1	2	1	1	0
Clyde Vollmer, R (1, 9) OBP: 0.362, SLG: 0.492		L8		G5-4-3, 1-2f, 2-3, 3-H			L6-4-3, BB, BB	FC4-2, 1-2, 2-3, BB		2	0	0	0	2	0	2
Billy Goodman, L (1, 4) OBP: 0.394, SLG: 0.374		6-3		BB			L6-4-3, 1-2, BB	FC4-2, 1-2, 2-3, 3-Hf		2	0	0	0	2	0	3
Walt Dropo, R (1, 3) OBP: 0.313, SLG: 0.342		K		K			L6-4-3, 1-2, 2-3	F9		4	0	0	0	0	2	7
Fred Hatfield, L (1, 5) OBP: 0.291, SLG: 0.250			F8		3-1			BB, 6, BB, 1B		3	1	1	0	0	0	0
Buddy Rosar, R (1, 2) OBP: 0.299, SLG: 0.258			4-3		L9-6-3, BB			6, BB, BB, 1-2, 1B, BB		1	0	0	0	1	0	0
Aaron Robinson, L (8, PH) OBP: 0.373, SLG: 0.341										0	1	0	0	1	0	0
(9, 2)																
Leo Kiely, L (1, 1) OBP: 0.314, SLG: 0.172			4-3		L9-6-3, 1-2			6, BB, 1-2, 2-3, 1B, BB		2	0	0	0	0	0	1
Charlie Maxwell, L (8, PH) OBP: 0.288, SLG: 0.373										0	1	0	0	1	0	0
Ellis Kinder, R (9, 1) OBP: 0.125, SLG: 0.156										0	0	0	0	0	0	0
Inning Stats	R: 0, H: 0, E: 0, LOB: 0, K: 1, BB: 0, S: 5, P: 5	R: 0, H: 0, E: 0, LOB: 0, K: 1, BB: 0, S: 5, P: 5	R: 0, H: 0, E: 0, LOB: 0, K: 0, BB: 0, S: 3, P: 3	R: 1, H: 1, E: 0, LOB: 2, K: 1, BB: 3, S: 5, P: 17	R: 0, H: 0, E: 0, LOB: 0, K: 0, BB: 1, S: 2, P: 6	R: 0, H: 0, E: 0, LOB: 0, K: 0, BB: 0, S: 3, P: 3	R: 0, H: 0, E: 0, LOB: 0, K: 0, BB: 2, S: 1, P: 9	R: 3, H: 2, E: 0, LOB: 3, K: 1, BB: 4, S: 7, P: 23		1B: 3, 2B: 1, 3B: 1, HR: 0		SF: 0, SAC: 0, DP: 2, HBP: 0				

livebaseballscorecards.com

AB	23
R	4
H	3
RBI	3
BB	10
SO	4
LOB	16

WP: 0, PB: 0, SB: 0, CS: 0, PA: 33

PITCHER		IP	WLS	BF	H	R	ER	SO	BB	IBB	HBP	BLK	WP	HR	S	P	ERA	WHIP
Marlin Stuart, R ERA: 3.56	(1, 1)	7.0		26	2	3	3	3	7	0	0	0	0	0	25	53	3.86	1.286
Gene Bearden, L ERA: 4.83	(8, 1)	0.1	L	4	1	1	1	1	2	0	0	0	0	0	4	12	27.00	9.000
Dizzy Trout, R ERA: 4.29	(8, 1)	0.2		3	0	0	0	0	1	0	0	0	0	0	2	6	0.00	1.500

PITCHER	IP	WLS	BF	H	R	ER	SO	BB	IBB	HBP	BLK	WP	HR	S	P	ERA	WHIP

Batter	1	2	3	4	5	6	7	8	9	10	AB	R	H	RBI	BB	SO	LOB
Johnny Lipon, R (1, 6) OBP: 0.332, SLG: 0.296	4-3		L4		BB, 1-2 BB		FC5, BB 1B		BB		3	0	1	0	2	0	0
Don Kolloway, R (1, 3) OBP: 0.301, SLG: 0.306	E6, 2B, L7		F4		FC5-4, 1-2 2-3 BB		1-2 BB		F7		3	1	0	0	2	0	1
George Kell, R (1, 5) OBP: 0.390, SLG: 0.404	1-3 2B		5-3		FC5-4, 1-2f		FC5, 2-3f			5-3	5	0	1	0	0	0	5
Vic Wertz, L (1, 9) OBP: 0.390, SLG: 0.509	L7, 3-H			4-3		BB		F8		4-3	4	0	0	1	1	0	1
Johnny Groth, R (1, 8) OBP: 0.344, SLG: 0.386	F3			F7		F7		F8		E6, FC6-4	5	0	0	0	0	0	2
Steve Souchock, R (1, 7) OBP: 0.325, SLG: 0.511		F7		F6		F8		1B		FC6-4, 1-2f	5	0	1	0	0	0	2
Jerry Priddy, R (1, 4) OBP: 0.339, SLG: 0.368		6-3			FC3-6, 1B	G3		L8			4	0	1	0	0	0	2
Bob Swift, R (1, 2) OBP: 0.257, SLG: 0.196		FC5-4, BB			FC3-6, BB BB, 1-2f		F8		P5		3	0	0	0	1	0	1
Ted Gray, S (1, 1) OBP: 0.177, SLG: 0.121		FC5-4, 1-2f			K		K		4-3		4	0	0	0	0	2	2
Inning Stats	R: 1 H: 1 E: 1 LOB: 1 K: 0 BB: 0 S: 5 P: 5	R: 0 H: 0 E: 0 LOB: 1 K: 0 BB: 1 S: 3 P: 7	R: 0 H: 0 E: 0 LOB: 0 K: 0 BB: 0 S: 3 P: 3	R: 0 H: 0 E: 0 LOB: 0 K: 0 BB: 0 S: 3 P: 3	R: 0 H: 1 E: 0 LOB: 3 K: 1 BB: 2 S: 6 P: 14	R: 0 H: 0 E: 0 LOB: 1 K: 0 BB: 1 S: 3 P: 7	R: 0 H: 1 E: 0 LOB: 2 K: 1 BB: 1 S: 6 P: 10	R: 0 H: 1 E: 0 LOB: 1 K: 0 BB: 0 S: 4 P: 4	R: 0 H: 0 E: 0 LOB: 1 K: 0 BB: 1 S: 3 P: 7	R: 0 H: 0 E: 1 LOB: 1 K: 0 BB: 0 S: 4 P: 4	1B: 3 SF: 0 2B: 1 SAC: 0 3B: 0 DP: 0 HR: 0 HBP: 0						

PITCHER	IP	WLS	BF	H	R	ER	SO	BB	IBB	HBP	BLK	WP	HR	S	P	ERA	WHIP
Bill Wight, L (1, 1) ERA: 4.76	10.0	W	42	4	1	0	2	6	0	0	0	0	0	40	64	0.00	1.000

PITCHER	IP	WLS	BF	H	R	ER	SO	BB	IBB	HBP	BLK	WP	HR	S	P	ERA	WHIP

TOP

Detroit Tigers @ Boston Red Sox

Fenway Park, Boston, MA

Wed Sep 12 1951, 3:33 AM EDT

Att. 8,143 - Unknown

livebaseballscorecards.com

AB	36
R	1
H	4
RBI	1
BB	6
SO	2
LOB	16

WP: 0 PA: 42
PB: 0
SB: 0
CS: 0

Batter	1	2	3	4	5	6	7	8	9	10	AB	R	H	RBI	BB	SO	LOB
Dom DiMaggio, R (1, 8) OBP: 0.372, SLG: 0.426	F9		BB, 1-2, 1B		6 FC4-6, 1B		K			K	5	0	2	0	0	2	0
6 Johnny Pesky, L (1, 6) OBP: 0.423, SLG: 0.408	F7		F7		FC4-6, BB, 1-2f		G3			F7, 3B	5	1	1	0	0	0	3
Ted Williams, L (1, 7) OBP: 0.473, SLG: 0.565	K		FC5-4, BB, 1-2, 2-3		BB, 1-2			L6		BB	2	0	0	0	3	1	0
Clyde Vollmer, R (1, 9) OBP: 0.359, SLG: 0.486		1B, WP, BB	FC5-4, 1-2f		K			K		F7, 3-H	4	1	0	1	1	2	6
Billy Goodman, L (1, 4) OBP: 0.394, SLG: 0.374		L1-6, WP, 1-3, 1B		F8	3-1			BB			3	0	1	0	1	0	2
Walt Dropo, R (1, 3) OBP: 0.312, SLG: 0.341		K, 1-2, 3-H		1-3, 1B		L7		F9			4	0	1	0	0	1	2
Fred Hatfield, L (1, 5) OBP: 0.281, SLG: 0.240		L1-6, 2-3		1-3, 1-2		F9			G3		4	0	0	0	0	0	2
Les Moss, R (1, 2) OBP: 0.292, SLG: 0.283			E3, FC1-6	IBB		5-3			F7		3	0	0	0	1	0	0
Bill Wight, L (1, 1) OBP: 0.146, SLG: 0.079			FC1-6, BB, 1B, 1-2f	4-3			L6		K		4	0	0	0	0	1	3
Inning Stats	R: 0 H: 0 E: 0 LOB: 0 K: 1 BB: 0 S: 5 P: 5	R: 1 H: 1 E: 0 LOB: 0 K: 1 BB: 1 S: 5 P: 9	R: 0 H: 1 E: 1 LOB: 3 K: 0 BB: 1 S: 5 P: 9	R: 0 H: 1 E: 0 LOB: 2 K: 0 BB: 1 S: 4 P: 8	R: 0 H: 1 E: 0 LOB: 2 K: 1 BB: 1 S: 6 P: 10	R: 0 H: 0 E: 0 LOB: 0 K: 0 BB: 0 S: 3 P: 3	R: 0 H: 0 E: 0 LOB: 0 K: 1 BB: 0 S: 5 P: 5	R: 0 H: 0 E: 0 LOB: 1 K: 1 BB: 1 S: 5 P: 9	R: 0 H: 0 E: 0 LOB: 0 K: 1 BB: 0 S: 5 P: 5	R: 1 H: 1 E: 0 LOB: 2 K: 1 BB: 1 S: 5 P: 9	1B: 4 SF: 0 2B: 1 SAC: 0 3B: 1 DP: 1 HR: 0 HBP: 0						

PITCHER	IP	WLS	BF	H	R	ER	SO	BB	IBB	HBP	BLK	WP	HR	S	P	ERA	WHIP
Ted Gray, L (1, 1) ERA: 4.06	9.2	L	40	5	2	2	7	5	1	0	0	1	0	48	72	1.86	1.034

PITCHER	IP	WLS	BF	H	R	ER	SO	BB	IBB	HBP	BLK	WP	HR	S	P	ERA	WHIP

BOTTOM

Detroit Tigers @ Boston Red Sox

Fenway Park, Boston, MA

Wed Sep 12 1951, 3:33 AM EDT
Att. 8,143 - Unknown

livebaseballscorecards.com

AB	34
R	2
H	5
RBI	1
BB	6
SO	7
LOB	18

WP: 1 PA: 40
PB: 0
SB: 0
CS: 0

Batter	1	2	3	4	5	6	7	8	9	10	AB	R	H	RBI	BB	SO	LOB
Bobby Young, L (1, 4) OBP: 0.316, SLG: 0.325	4-3		4-3		4-3 2-3			6-3		G3	5	0	0	0	0	0	1
Earl Rapp, L (1, 9) OBP: 0.360, SLG: 0.395	1B F9 2B		F9			5-3 1B F8 1B		HR 1B		F9	5	3	3	0	0	0	0
Matt Batts, R (1, 2) OBP: 0.352, SLG: 0.433	2-3 1B		1B			1-2 5-3 1B		SSS K		F5	5	0	3	0	0	1	1
Ken Wood, R (1, 7) OBP: 0.287, SLG: 0.418	F9 3-H			FC5-4 1B		5-3 1-2 2-3		1-H HR			4	1	2	3	0	0	3
Jim Delsing, L (1, 8) OBP: 0.340, SLG: 0.357	F7			FC5-4 1-2f		F8 3-H		BBBB BB			3	0	0	1	1	0	3
Fred Marsh, R (1, 5) OBP: 0.283, SLG: 0.313		1B		F3		1-3		F7			4	0	1	0	0	0	3
Ben Taylor, L (1, 3) OBP: 0.319, SLG: 0.377		SSS K 1B		4-3			G3		3-1		4	0	0	0	0	1	2
Bill Jennings, R (1, 6) OBP: 0.280, SLG: 0.267		F3			F8		SSS K		SSS K		4	0	0	0	0	2	1
Ned Garver, R (1, 1) OBP: 0.345, SLG: 0.388		F8			CS 2B		F3		SSS K		4	0	1	0	0	1	1
Inning Stats	R: 1 H: 2 E: 0 LOB: 1 K: 0 BB: 0 S: 5 P: 5	R: 0 H: 1 E: 0 LOB: 1 K: 1 BB: 0 S: 6 P: 6	R: 0 H: 1 E: 0 LOB: 1 K: 0 BB: 0 S: 3 P: 3	R: 0 H: 1 E: 0 LOB: 1 K: 0 BB: 0 S: 4 P: 4	R: 0 H: 1 E: 0 LOB: 0 K: 0 BB: 1 S: 3 P: 3	R: 1 H: 2 E: 0 LOB: 1 K: 0 BB: 0 S: 5 P: 5	R: 0 H: 0 E: 0 LOB: 0 K: 1 BB: 0 S: 5 P: 5	R: 2 H: 2 E: 0 LOB: 1 K: 1 BB: 1 S: 7 P: 11	R: 0 H: 0 E: 0 LOB: 0 K: 2 BB: 0 S: 7 P: 7	R: 0 H: 0 E: 0 LOB: 0 K: 0 BB: 0 S: 3 P: 3	1B: 7 SF: 0 2B: 2 SAC: 0 3B: 0 DP: 0 HR: 1 HBP: 0						

PITCHER		IP	WLS	BF	H	R	ER	SO	BB	IBB	HBP	BLK	WP	HR	S	P	ERA	WHIP
Mel Parnell, L ERA: 3.28	(1, 1)	7.2		32	10	4	4	3	1	0	0	0	0	1	37	41	4.70	1.435
Ellis Kinder, R ERA: 2.63	(8, 1)	2.1	W	7	0	0	0	2	0	0	0	0	0	0	11	11	0.00	0.000

PITCHER	IP	WLS	BF	H	R	ER	SO	BB	IBB	HBP	BLK	WP	HR	S	P	ERA	WHIP

TOP

St. Louis Browns @ Boston Red Sox

Fenway Park, Boston, MA

Thu Sep 13 1951, 3:33 AM EDT

Att. 5,281 - Unknown

livebaseballscorecards.com

AB	38
R	4
H	10
RBI	4
BB	1
SO	5
LOB	15

WP: 0 PA: 39
PB: 0
SB: 0
CS: 1

Batter	1	2	3	4	5	6	7	8	9	10	AB	R	H	RBI	BB	SO	LOB
Dom DiMaggio, R (1, 8) OBP: 0.373, SLG: 0.431	6 G4-3 1B		F4		1-H 1B		G1-6-3 1-2f			6 1B 3B	5	1	3	1	0	0	1
6 Johnny Pesky, L (1, 6) OBP: 0.423, SLG: 0.408	G4-3 1-2f			4-3	F8			CS 1B		3-H 1B	5	0	2	1	0	0	2
Ted Williams, L (1, 7) OBP: 0.472, SLG: 0.561	BB			F8		K		K 1-2			3	0	0	0	1	2	1
Clyde Vollmer, R (1, 9) OBP: 0.358, SLG: 0.483	F9			F7		4-3 1B 1B		4-3			4	1	1	0	0	0	1
Billy Goodman, L (1, 4) OBP: 0.393, SLG: 0.372		BB G1-4-3			F8	4-3 1-2			6-3		3	0	0	0	1	0	1
Walt Dropo, R (1, 3) OBP: 0.314, SLG: 0.352		G1-4-3 1-2f			HR	2-H 1B			F7		4	1	2	2	0	0	1
Fred Hatfield, L (1, 5) OBP: 0.280, SLG: 0.269		F8			HR	F8			F4		4	1	1	1	0	0	1
Aaron Robinson, L (1, 2) OBP: 0.371, SLG: 0.333			4-3		1B 1B BB		F6			K	3	1	0	0	1	1	0
Mel Parnell, L (1, 1) OBP: 0.361, SLG: 0.342			4-3		F3		G1-6-3 1B			F4	3	0	1	0	0	0	1
Ellis Kinder, R (8, 1) OBP: 0.121, SLG: 0.152											1	0	0	0	0	0	0
Inning Stats	R: 0 E: 0 K: 0 S: 3 H: 1 LOB: 1 BB: 1 P: 7	R: 0 E: 0 K: 0 S: 2 H: 0 LOB: 0 BB: 1 P: 6	R: 0 E: 0 K: 0 S: 3 H: 0 LOB: 0 BB: 0 P: 3	R: 0 E: 0 K: 0 S: 3 H: 0 LOB: 0 BB: 0 P: 3	R: 3 E: 0 K: 0 S: 6 H: 3 LOB: 1 BB: 1 P: 10	R: 1 E: 0 K: 1 S: 7 H: 2 LOB: 1 BB: 0 P: 7	R: 0 E: 0 K: 0 S: 3 H: 1 LOB: 0 BB: 0 P: 3	R: 0 E: 0 K: 1 S: 5 H: 1 LOB: 0 BB: 0 P: 5	R: 0 E: 0 K: 0 S: 3 H: 0 LOB: 0 BB: 0 P: 3	R: 1 E: 0 K: 1 S: 6 H: 2 LOB: 1 BB: 0 P: 6	1B: 7 2B: 1 3B: 1 HR: 2	SF: 0 SAC: 0 DP: 4 HBP: 0					

PITCHER	IP	WLS	BF	H	R	ER	SO	BB	IBB	HBP	BLK	WP	HR	S	P	ERA	WHIP
Ned Garver, R (1, 1) ERA: 4.05	9.2	L	38	10	5	5	3	3	0	0	0	0	2	41	53	4.66	1.345

PITCHER	IP	WLS	BF	H	R	ER	SO	BB	IBB	HBP	BLK	WP	HR	S	P	ERA	WHIP

BOTTOM

Louis Browns @ Boston Red Sox

Fenway Park, Boston, MA

Thu Sep 13 1951, 3:33 AM EDT

Att. 5,281 - Unknown

St. Louis Browns

livebaseballscorecards.com

AB	35
R	5
H	10
RBI	5
BB	3
SO	3
LOB	9

WP: 0 PB: 0 SB: 0 CS: 1 PA: 38

Batter	1	2	3	4	5	6	7	8	9	AB	R	H	RBI	BB	SO	LOB
Bobby Young, L (1, 4) OBP: 0.314, SLG: 0.322	x 0-0 ① F5	x 0-0 ③ F5		x 0-0 ③ F7		x 0-0 ③ FC4-6 1-2f		x 0-0 ① F8 1-2		5	0	0	0	0	0	4
Earl Rapp, L (1, 9) OBP: 0.327, SLG: 0.354	x 0-0 ② F7		SSS 0-3 ① K		x 0-0 ① F8		x 0-0 ① 1-3	SSS 0-3 ② K		5	0	0	0	0	2	1
Matt Batts, R (1, 2) OBP: 0.353, SLG: 0.434	x 0-0 ③ 5-3		x 0-0 ② F7		x 0-0 E FC5-4 2B		BBBB 4-0 2B FC5-2-5 BB	SSS 0-3 ③ K		4	1	1	0	1	1	1
Ken Wood, R (1, 8) OBP: 0.289, SLG: 0.421		x 0-0 ① 6-3	x 0-0 HR 1B		x 0-0 E6 FC5-4 2-3		x 0-0 1B 1-3 2B		SSS 0-3 ① K	5	2	2	0	0	1	1
Bob Nieman, R (1, 7) OBP: 0.600, SLG: 1.800		x 0-0 HR	x 0-0 HR 1-H		x 0-0 ② FC5-4 FC4-6 1-2f 3-H		x 0-0 ② FC5-2-5 BB 1B 3-H		x 0-0 1B	5	2	3	4	0	0	3
Fred Marsh, R (1, 5) OBP: 0.286, SLG: 0.317		x 0-0 1B FC6-4 1B	x 0-0 1B		x 0-0 ③ FC4-6 1-2f		x 0-0 BB 1-2 2-H 1B		x 0-0 ② F9	5	1	3	1	0	0	2
Ben Taylor, L (1, 3) OBP: 0.338, SLG: 0.385		x 0-0 FC6-4 1-3 1B	x 0-0 ③ 4-3			x 0-0 FC4-6 1B	BBBB 4-0 1-2 2-3 BB		x 0-0 ③ F9	4	0	2	0	1	0	2
Bill Jennings, R (1, 6) OBP: 0.276, SLG: 0.262 Cliff Mapes, L (7, PH) OBP: 0.327, SLG: 0.389 Bud Thomas, R (7, 6) OBP: 0.250, SLG: 0.250		x 0-0 ② FC6-4 BB 1-2f 3-H		x 0-0 ① 4-3		SSS 0-3 ① K	x 0-0 ③ F2			3 1 0	0 0 0	0 0 0	1 0 0	0 0 0	1 0 0	2 3 0
Fred Sanford, S (1, 1) OBP: 0.233, SLG: 0.154 Al Widmar, R (1, 1) OBP: 0.242, SLG: 0.200 Mike Goliat, R (6, PH) OBP: 0.275, SLG: 0.338 Bob Mahoney, R (6, 1) OBP: 0.353, SLG: 0.267 Hank Arft, L (8, PH) OBP: 0.350, SLG: 0.413 Satchel Paige, R (8, 1) OBP: 0.083, SLG: 0.083		BBBB 4-0 1-2 BB		SSS 0-3 ② K2-3		x 0-0 ② F8		BBBB 4-0 S BB		0 1 1 0 0 0	0 0 0 0 0 0	0 0 0 0 1 0	0 1 0 0 0 0	0 1 0 0 0 0	0 0 0 0 0 0	0 0 1 0 0 0
Inning Stats	R: 0 H: 0 E: 0 LOB: 0 K: 0 BB: 0 S: 3 P: 3	R: 2 H: 3 E: 0 LOB: 2 K: 0 BB: 1 S: 6 P: 10	R: 2 H: 3 E: 0 LOB: 1 K: 1 BB: 0 S: 8 P: 8	R: 0 H: 0 E: 0 LOB: 0 K: 1 BB: 0 S: 5 P: 5	R: 1 H: 1 E: 1 LOB: 1 K: 0 BB: 0 S: 5 P: 5	R: 0 H: 1 E: 0 LOB: 3 K: 1 BB: 2 S: 6 P: 6	R: 1 H: 2 E: 0 LOB: 1 K: 0 BB: 1 S: 5 P: 13	R: 0 H: 0 E: 0 LOB: 1 K: 2 BB: 1 S: 7 P: 11	R: 0 H: 1 E: 0 LOB: 1 K: 1 BB: 0 S: 6 P: 6	1B: 7 2B: 2 3B: 0 HR: 2	SF: 0 SAC: 0 DP: 0 HBP: 0			WP: 0 PB: 0 SB: 1 CS: 0	PA: 43		

TOP

St. Louis Browns @ Boston Red Sox

Fenway Park, Boston, MA

Fri Sep 14 1951, 3:33 AM EDT

Att. 5,466 - Unknown

livebaseballscorecards.com

AB	39
R	6
H	11
RBI	6
BB	4
SO	6
LOB	20

PITCHER		IP	WLS	BF	H	R	ER	SO	BB	IBB	HBP	BLK	WP	HR	S	P	ERA	WHIP
Mickey McDermott, L ERA: 3.2	(1, 1)	3.0		16	6	4	4	1	1	0	0	0	0	2	17	21	12.00	2.333
Willard Nixon, R ERA: 4.89	(4, 1)	3.2		18	4	2	1	2	2	0	0	0	0	0	20	28	2.46	1.636
Ellis Kinder, R ERA: 2.58	(7, 1)	2.1	W	9	1	0	0	3	1	0	0	0	0	0	14	18	0.00	0.857

PITCHER	IP	WLS	BF	H	R	ER	SO	BB	IBB	HBP	BLK	WP	HR	S	P	ERA	WHIP

BOTTOM

St. Louis Browns @ Boston Red Sox

Fenway Park, Boston, MA

Fri Sep 14 1951, 3:33 AM EDT

Att. 5,466 - Unknown

Batter	1	2	3	4	5	6	7	8	9	AB	R	H	RBI	BB	SO	LOB
Dom DiMaggio, R (1, 8) OBP: 0.375, SLG: 0.437	BBB 4-0 FC4-6 6 1B 1B BB	x 0-0 HR 1B	x 0-0 1-H HR		x 0-0 ② 5-3		x 0-0 ③ F4			4	3	2	2	1	0	0
6 Johnny Pesky, L (1, 6) OBP: 0.422, SLG: 0.408	x 0-0 1-2 FC4-6 1B	SSS 0-3 ① K	x 0-0 1B		x 0-0 ③ 4-3			x 0-0 ① 4-3		5	0	2	0	0	1	1
Ted Williams, L (1, 7) OBP: 0.471, SLG: 0.566	x 0-0 ① FC4-6 1-2f 2-3 2B 1B	x 0-0 1-H HR	x 0-0 ③ 5-3			x 0-0 SH5-3 1B 1B		SSS 0-3 ② K		5	2	2	2	0	1	3
Clyde Vollmer, R (1, 9) OBP: 0.364, SLG: 0.485	x 0-0 2B 1-2 3-H HR 1B	BBB 4-0 3-1 BB		x 0-0 ① 1-3		x 0-0 SH5-3 1-2 1B		BBB 4-0 BB		3	1	2	1	2	0	0
Billy Goodman, L (1, 4) OBP: 0.392, SLG: 0.373	x 0-0 1-3 2-H HR 2B	x 0-0 ② 3-1 1-2		x 0-0 ② F9		x 0-0 ① SH5-3 1-2 2-3		x 0-0 ③ 4-3		4	1	1	1	0	0	2
Walt Dropo, R (1, 3) OBP: 0.316, SLG: 0.363	x 0-0 2-H 3-H HR	x 0-0 ③ F3		x 0-0 2B 1B		SSS 0-3 ② K				4	1	2	3	0	1	3
Fred Hatfield, L (1, 5) OBP: 0.295, SLG: 0.288	H 1-0 1B HBP	x 0-0 FC3-6 1B	x 0-0 1-3 2B			x 0-0 ③ F7				3	0	2	0	0	0	2
Aaron Robinson, L (1, 2) OBP: 0.362, SLG: 0.324	x 0-0 ② F9	x 0-0 ① FC3-6 FC5-4 1-2f	x 0-0 ③ F4				x 0-0 ① F3			4	0	0	0	0	0	4
Mickey McDermott, L (1, 1) OBP: 0.313, SLG: 0.365 Charlie Maxwell, L (3, PH) OBP: 0.284, SLG: 0.367 Willard Nixon, L (4, 1) OBP: 0.348, SLG: 0.442 Ellis Kinder, R (7, 1) OBP: 0.118, SLG: 0.147	x 0-0 ③ 1-3 1B	x 0-0 ② FC5-4 1-2f HR			SSS 0-3 ① K		SSS 0-3 ② K			1 1 1 1	0 1 0 0	1 0 0 0	0 0 0 0	0 0 0 0	0 0 1 1	0 1 0 0
Inning Stats	R: 5 E: 0 K: 0 S: 7 H: 5 LOB: 2 BB: 1 P: 12	R: 2 E: 0 K: 1 S: 7 H: 2 LOB: 1 BB: 1 P: 11	R: 2 E: 0 K: 0 S: 6 H: 3 LOB: 1 BB: 0 P: 6	R: 0 E: 0 K: 0 S: 5 H: 2 LOB: 2 BB: 0 P: 5	R: 0 E: 0 K: 1 S: 5 H: 0 LOB: 0 BB: 0 P: 5	R: 0 E: 0 K: 1 S: 7 H: 2 LOB: 2 BB: 0 P: 7	R: 0 E: 0 K: 1 S: 5 H: 0 LOB: 0 BB: 0 P: 5	R: 0 E: 0 K: 1 S: 5 H: 0 LOB: 1 BB: 1 P: 9		1B: 9 2B: 2 3B: 0 HR: 3 SF: 0 SAC: 1 DP: 0 HBP: 1						

	AB	36
	R	9
	H	14
	RBI	9
	BB	3
	SO	5
	LOB	16

WP: 0 PB: 0 SB: 0 CS: 0 PA: 41

livebaseballscorecards.com

PITCHER		IP	WLS	BF	H	R	ER	SO	BB	IBB	HBP	BLK	WP	HR	S	P	ERA	WHIP
Fred Sanford, R ERA: 6.82	(1, 1)	0.1	L	6	4	5	5	0	1	0	0	0	0	1	5	9	135.00	15.000
Al Widmar, R ERA: 6.52	(1, 1)	4.2		23	8	4	4	2	1	0	1	0	0	2	25	30	7.71	1.929
Bob Mahoney, R ERA: 4.34	(6, 1)	2.0		8	2	0	0	2	0	0	0	0	0	0	12	12	0.00	1.000
Satchel Paige, R ERA: 5.58	(8, 1)	1.0		4	0	0	0	1	1	0	0	0	0	0	5	9	0.00	1.000

PITCHER		IP	WLS	BF	H	R	ER	SO	BB	IBB	HBP	BLK	WP	HR	S	P	ERA	WHIP

Batter	1	2	3	4	5	6	7	8	9	AB	R	H	RBI	BB	SO	LOB
Bobby Young, L (1, 4) OBP: 0.313, SLG: 0.320	SSS 0-3 ① K		SSS 0-3 ② K		x 0-0 ③ 4-3			BBBB 4-0 1B 1-2 FC4 BB	x 0-0 ③	4	1	0	0	1	2	2
Earl Rapp, L (1, 9) OBP: 0.339, SLG: 0.365	x 0-0 ② F8		x 0-0 FC5-4 2-3 1B			x 0-0 ① 4-3		x 0-0 FC4 1-3 2-H 1B		4	0	2	1	0	0	0
Sherm Lollar, R (1, 2) OBP: 0.356, SLG: 0.403	SSS 0-3 ③ K		x 0-0 ③ FC5-4 1-2f			x 0-0 ② F8		x 0-0 ② FC4 1B 1-2f 3-H 1B		4	1	0	1	0	1	3
Ken Wood, R (1, 8) OBP: 0.289, SLG: 0.419 Jim Delsing, L (8, 8) OBP: 0.340, SLG: 0.357		SSS 0-3 ① K		x 0-0 ① 6-3		SSS 0-3 ③ K		x 0-0 1B 1-3 1B		4 0	0 0	1 0	0 0	0 0	2 0	0 0
Cliff Mapes, L (1, 7) OBP: 0.327, SLG: 0.389 Bob Nieman, R (1, 7) OBP: 0.556, SLG: 1.250		SSS 0-3 ② K		BBBB 4-0 BB			x 0-0 ① F4	x 0-0 1-2 3-H 1B		0 3	0 0	0 1	0 1	0 1	0 1	0 0
Fred Marsh, R (1, 5) OBP: 0.286, SLG: 0.314		BBBB 4-0 BB		x 0-0 ② F7			x 0-0 ② 6-3	x 0-0 ③ L4		3	0	0	0	1	0	3
Ben Taylor, L (1, 3) OBP: 0.333, SLG: 0.377		SSS 0-3 ③ K		SSS 0-3 ③ K			x 0-0 ③ F4		x 0-0 S 1B	4	0	1	0	0	2	2
Bill Jennings, R (1, 6) OBP: 0.275, SLG: 0.257			x 0-0 ① 1-3		x 0-0 ① 4-3			BBBB 4-0 BB 1B BB	SSS 0-3 ① K 1-2	3	1	0	0	1	1	1
Duane Pillette, R (1, 1) OBP: 0.217, SLG: 0.130 Mike Goliat, R (8, PH) OBP: 0.273, SLG: 0.336 Satchel Paige, R (8, 1) OBP: 0.077, SLG: 0.077			x 0-0 E1 1B 1B		x 0-0 ② F7			x 0-0 ① F7	x 0-0 ②	2 1 1	0 0 0	1 0 0	0 0 0	0 0 0	0 0 0	0 1 1
Inning Stats	R: 0 H: 0 E: 0 LOB: 0 K: 2 BB: 0 S: 7 P: 7	R: 0 H: 0 E: 0 LOB: 1 K: 3 BB: 1 S: 9 P: 13	R: 0 H: 2 E: 1 LOB: 2 K: 1 BB: 0 S: 7 P: 7	R: 0 H: 0 E: 0 LOB: 1 K: 1 BB: 1 S: 5 P: 9	R: 0 H: 0 E: 0 LOB: 0 K: 0 BB: 0 S: 3 P: 3	R: 0 H: 0 E: 0 LOB: 0 K: 1 BB: 0 S: 5 P: 5	R: 0 H: 0 E: 0 LOB: 0 K: 0 BB: 0 S: 3 P: 3	R: 3 H: 3 E: 0 LOB: 2 K: 0 BB: 2 S: 6 P: 14	R: 0 H: 1 E: 0 LOB: 1 K: 1 BB: 0 S: 6 P: 6	1B: 6 SF: 0 2B: 0 SAC: 0 3B: 0 DP: 0 HR: 0 HBP: 0						WP: 0 PA: 37 PB: 0 SB: 1 CS: 0	

PITCHER		IP	WLS	BF	H	R	ER	SO	BB	IBB	HBP	BLK	WP	HR	S	P	ERA	WHIP
Chuck Stobbs, L ERA: 4.54	(1, 1)	7.2	L	31	4	3	3	8	4	0	0	0	0	0	43	59	3.52	1.043
Ray Scarborough, R ERA: 4.78	(8, 1)	1.0		5	2	0	0	1	0	0	0	0	0	0	7	7	0.00	2.000
Mel Parnell, L ERA: 3.27	(9, 1)	0.1		1	0	0	0	0	0	0	0	0	0	0	1	1	0.00	0.000

PITCHER	IP	WLS	BF	H	R	ER	SO	BB	IBB	HBP	BLK	WP	HR	S	P	ERA	WHIP

St. Louis Browns @ Boston Red Sox

Fenway Park, Boston, MA

Sat Sep 15 1951, 3:33 AM EDT

Att. 14,872 - Unknown

TOP

AB	33
R	3
H	6
RBI	3
BB	4
SO	9
LOB	13

livebaseballscorecards.com

BOTTOM

St. Louis Browns @ Boston Red Sox

Fenway Park, Boston, MA

Sat Sep 15 1951, 3:33 AM EDT

Att. 14,872 - Unknown

Batter	1	2	3	4	5	6	7	8	9	AB	R	H	RBI	BB	SO	LOB
Dom DiMaggio, R (1, 8) OBP: 0.376, SLG: 0.436	F3		6 E 6 1B 2B 1B		6-3		BB 6 CS			3	1	1	0	1	0	0
6 Johnny Pesky, L (1, 6) OBP: 0.423, SLG: 0.409	F7		E1 1-3 2B 1B		6-3		1B 1-2			4	1	2	0	0	0	0
Ted Williams, L (1, 7) OBP: 0.473, SLG: 0.566	BB		IBB 2B		E 1B		F9			2	0	1	0	2	0	1
Clyde Vollmer, R (1, 9) OBP: 0.360, SLG: 0.479	K		K		F7 1-2			6-3		4	0	0	0	0	2	5
Billy Goodman, L (1, 4) OBP: 0.393, SLG: 0.378		4-3	1-3 2-H 3-H 2B			2B		K		4	0	2	2	0	1	0
Walt Dropo, R (1, 3) OBP: 0.315, SLG: 0.360		BB	F3			F5		K		3	0	0	0	1	1	3
Fred Hatfield, L (1, 5) OBP: 0.293, SLG: 0.287		F7	3-1			1-3			B5-6-4 1B	4	0	1	0	0	0	2
Aaron Robinson, L (1, 2) OBP: 0.354, SLG: 0.315		K	G3			F7			B5-6-4 1-2f	4	0	0	0	0	1	3
Chuck Stobbs, L (1, 1) OBP: 0.262, SLG: 0.232 Ray Scarborough, R (8, 1) OBP: 0.231, SLG: 0.210 Mel Parnell, L (9, 1) OBP: 0.361, SLG: 0.342 Vern Stephens, R (9, PH) OBP: 0.365, SLG: 0.505			F7	1-3			G3		L9	3 0 0 1	0 0 0 0	0 0 0 0	0 0 0 0	0 0 0 0	0 0 0 0	0 0 0 0

Inning Stats	1	2	3	4	5	6	7	8	9
	R: 0 H: 0 E: 0 LOB: 1 K: 1 BB: 1 S: 5 P: 9	R: 0 H: 0 E: 0 LOB: 1 K: 1 BB: 1 S: 5 P: 9	R: 2 H: 3 E: 1 LOB: 2 K: 1 BB: 1 S: 8 P: 12	R: 0 H: 0 E: 0 LOB: 0 K: 0 BB: 0 S: 3 P: 3	R: 0 H: 1 E: 1 LOB: 1 K: 0 BB: 0 S: 4 P: 4	R: 0 H: 1 E: 0 LOB: 1 K: 0 BB: 0 S: 4 P: 4	R: 0 H: 1 E: 0 LOB: 1 K: 0 BB: 1 S: 3 P: 7	R: 0 H: 0 E: 0 LOB: 0 K: 2 BB: 0 S: 7 P: 7	R: 0 H: 1 E: 0 LOB: 0 K: 0 BB: 0 S: 3 P: 3

	AB	32
	R	2
	H	7
	RBI	2
	BB	4
	SO	5
	LOB	14

		1B: 5	SF: 0		WP: 0	PA: 36
		2B: 2	SAC: 0		PB: 0	
		3B: 0	DP: 1		SB: 0	
		HR: 0	HBP: 0		CS: 1	

PITCHER		IP	WLS	BF	H	R	ER	SO	BB	IBB	HBP	BLK	WP	HR	S	P	ERA	WHIP
Duane Pillette, R ERA: 4.85	(1, 1)	7.0	W	30	6	2	2	3	3	1	0	0	0	0	32	48	2.57	1.286
Satchel Paige, R ERA: 5.37	(8, 1)	2.0	S	6	1	0	0	2	0	0	0	0	0	0	10	10	0.00	0.500

PITCHER	IP	WLS	BF	H	R	ER	SO	BB	IBB	HBP	BLK	WP	HR	S	P	ERA	WHIP

livebaseballscorecards.com

Batter	1	2	3	4	5	6	7	8	9	AB	R	H	RBI	BB	SO	LOB
Bob Dillinger, R (1, 5) OBP: 0.326, SLG: 0.340	F9		5-3			E PB 1B 2-H		E6 E 2-H		4	1	1	1	0	0	0
Jim Busby, R (1, 8) OBP: 0.341, SLG: 0.353	6-3			5-3		5-3 1-3		E3 G4-3 1-2		4	0	0	0	0	0	2
Minnie Minoso, R (1, 9) OBP: 0.418, SLG: 0.496	5-3			5-3		BBBB 4-0 3-H BB		G4-3 1-2f		3	0	0	0	1	0	2
Don Lenhardt, R (1, 7) OBP: 0.329, SLG: 0.458		HR		SSS 0-3 K		F7			SSS K	4	1	1	1	0	2	1
Eddie Robinson, L (1, 3) OBP: 0.368, SLG: 0.484 Bob Boyd, L (9, PR) OBP: 0.286, SLG: 0.571	3-1				CS 1B		3-1		BBBB 4-0 1B BB	3 0	0 0	1 0	0 0	1 0	0 0	0 0
Gus Niarhos, R (1, 2) OBP: 0.421, SLG: 0.297	6-3				SSS 0-3 K 1-2		F4		0-0 1-3 1B	4	0	1	0	0	1	1
Chico Carrasquel, R (1, 6) OBP: 0.324, SLG: 0.330	5-3				4-3		5-3		5-3	4	0	0	0	0	0	1
Joe Demaestri, R (1, 4) OBP: 0.238, SLG: 0.279			F9			SH5-4 1B 1B		E SH1-4 1B		3	2	2	0	0	0	0
Ken Holcombe, R (1, 1) OBP: 0.244, SLG: 0.231			6-3			SH5-4 1-2		SH1-4 1-2		1	0	0	0	0	0	0
Inning Stats	R: 0 H: 0 E: 0 LOB: 0 K: 0 BB: 0 S: 3 P: 3	R: 1 H: 1 E: 0 LOB: 0 K: 0 BB: 0 S: 4 P: 4	R: 0 H: 0 E: 0 LOB: 0 K: 0 BB: 0 S: 3 P: 3	R: 0 H: 0 E: 0 LOB: 0 K: 1 BB: 0 S: 5 P: 5	R: 0 H: 1 E: 0 LOB: 0 K: 1 BB: 0 S: 5 P: 5	R: 2 H: 2 E: 1 LOB: 1 K: 0 BB: 1 S: 5 P: 9	R: 0 H: 0 E: 0 LOB: 0 K: 0 BB: 0 S: 3 P: 3	R: 1 H: 1 E: 2 LOB: 1 K: 0 BB: 0 S: 5 P: 5	R: 0 H: 1 E: 0 LOB: 1 K: 1 BB: 1 S: 5 P: 9	1B: 5 SF: 0 2B: 1 SAC: 2 3B: 0 DP: 2 HR: 1 HBP: 0						

PITCHER	IP	WLS	BF	H	R	ER	SO	BB	IBB	HBP	BLK	WP	HR	S	P	ERA	WHIP
Leo Kiely, L (1, 1) ERA: 3.1	9.0	W	34	6	4	2	3	2	0	0	0	0	1	38	46	2.00	0.889

PITCHER	IP	WLS	BF	H	R	ER	SO	BB	IBB	HBP	BLK	WP	HR	S	P	ERA	WHIP

TOP

Chicago White Sox @ Boston Red Sox

Fenway Park, Boston, MA

Sun Sep 16 1951, 3:33 AM EDT

Att. 29,736 - Unknown

livebaseballscorecards.com

AB	30
R	4
H	6
RBI	2
BB	2
SO	3
LOB	7

PA: 34

WP: 0 PB: 1 SB: 0 CS: 1

Batter	1	2	3	4	5	6	7	8	9	AB	R	H	RBI	BB	SO	LOB
Dom DiMaggio, R (1, 8) OBP: 0.373, SLG: 0.433	F9		F7		K		F5			4	0	0	0	0	1	3
6 Johnny Pesky, L (1, 6) OBP: 0.424, SLG: 0.411	F9			2B	FC4-6			BB		3	1	1	1	1	0	1
Ted Williams, L (1, 7) OBP: 0.470, SLG: 0.561	F5			F8	4-3			4-3		4	0	0	0	0	0	3
Clyde Vollmer, R (1, 9) OBP: 0.359, SLG: 0.476		K		5-3		6-3		FC3-6		4	0	1	1	0	1	1
Billy Goodman, L (1, 4) OBP: 0.390, SLG: 0.375		F8		4-3		G3		FC3-6		4	0	0	0	0	0	2
Walt Dropo, R (1, 3) OBP: 0.315, SLG: 0.358		K			E	5-3		FC5-4		4	1	1	0	0	1	1
Fred Hatfield, L (1, 5) OBP: 0.294, SLG: 0.288			K		E		4-3			3	1	1	0	0	1	0
Buddy Rosar, R (1, 2) OBP: 0.311, SLG: 0.296			FC3-6		E6		HR			3	2	3	3	0	0	0
Leo Kiely, L (1, 1) OBP: 0.316, SLG: 0.161			FC3-6		BB		4-3			2	0	0	0	1	0	1
Inning Stats	R: 0 E: 0 K: 0 S: 3 H: 0 LOB: 0 BB: 0 P: 3	R: 0 E: 0 K: 2 S: 7 H: 0 LOB: 0 BB: 0 P: 7	R: 0 E: 0 K: 1 S: 6 H: 1 LOB: 1 BB: 0 P: 6	R: 0 E: 0 K: 0 S: 4 H: 1 LOB: 1 BB: 0 P: 4	R: 3 E: 1 K: 1 S: 8 H: 3 LOB: 1 BB: 1 P: 12	R: 0 E: 0 K: 0 S: 3 H: 0 LOB: 0 BB: 0 P: 3	R: 1 E: 0 K: 0 S: 4 H: 1 LOB: 0 BB: 0 P: 4	R: 1 E: 0 K: 0 S: 4 H: 1 LOB: 1 BB: 1 P: 8		1B: 4 2B: 2 3B: 0 HR: 1 SF: 0 SAC: 0 DP: 0 HBP: 0						

PITCHER	IP	WLS	BF	H	R	ER	SO	BB	IBB	HBP	BLK	WP	HR	S	P	ERA	WHIP
Ken Holcombe, R (1, 1) ERA: 3.89	8.0	L	33	7	5	5	4	2	0	0	0	0	1	39	47	5.62	1.125

PITCHER	IP	WLS	BF	H	R	ER	SO	BB	IBB	HBP	BLK	WP	HR	S	P	ERA	WHIP

BOTTOM

Chicago White Sox @ Boston Red Sox

Fenway Park, Boston, MA

Sun Sep 16 1951, 3:33 AM EDT

Att. 29,736 - Unknown

livebaseballscorecards.com

AB	31
R	5
H	7
RBI	5
BB	2
SO	4
LOB	12

Chicago White Sox @ Boston Red Sox

Fenway Park, Boston, MA

Mon Sep 17 1951, 3:33 AM EDT

Att. 8,709 - Unknown

TOP

livebaseballscorecards.com

Batter	1	2	3	4	5	6	7	8	9	AB	R	H	RBI	BB	SO	LOB
Nellie Fox, L (1, 4) OBP: 0.369, SLG: 0.414	B B B B 4-0 BB BB		x 0-0 ② F9		x 0-0 ③ L3		H 1-0 HBP 1-2 HBP		x 0-0 FC5-4 1-3 3-H 1B	3	0	1	1	1	0	1
Al Zarilla, L (1, 9) OBP: 0.364, SLG: 0.402	S S S 0-3 ① K		x 0-0 FC6-4 1B			x 0-0 ① F8	x 0-0 ② F3		S S S 0-3 ① K	5	0	1	0	0	2	5
Minnie Minoso, R (1, 5) OBP: 0.420, SLG: 0.495	B B B B 4-0 FC4 1-2 BB		x 0-0 ③ FC6-4 1-2f			x 0-0 1B FC5-2 1B	H 1-0 1-2 2-3 HBP		x 0-0 ② FC5-4 1B 1-2f HR 3-H	3	1	1	1	1	0	2
Eddie Robinson, L (1, 3) OBP: 0.368, SLG: 0.483 Phil Masi, R (6, 2) OBP: 0.370, SLG: 0.395	S S S 0-3 ② K			x 0-0 ① F8		x 0-0 FC5-2 BB 1-3 1B	x 0-0 ③ F9		x 0-0 1-2 HR 1B	3 2	0 1	1 1	0 0	0 0	1 0	2 3
Don Lenhardt, R (1, 7) OBP: 0.333, SLG: 0.469	x 0-0 ③ FC4 1-2f			x 0-0 ② F5		B B B B 4-0 FC5-2 1-2 BB		x 0-0 FC3-6 1B	x 0-0 1-H 2-H HR	4	1	2	3	1	0	2
Ray Coleman, L (1, 8) OBP: 0.330, SLG: 0.414		x 0-0 ① F9		x 0-0 ③ F9		x 0-0 ② FC5-2 1-2 2-3 3-Hf		x 0-0 ① FC3-6 L4-3 1-2f	x 0-0 ③ F8	5	0	0	0	0	0	4
Bud Sheely, L (1, 2) OBP: 0.212, SLG: 0.154 Bob Boyd, L (6, PH) OBP: 0.222, SLG: 0.444 (6, 3)		x 0-0 ② F9			B B B B 4-0 BB	x 0-0 ③ F7		x 0-0 ② ③ L4-3 1-2		1 2	0 0	0 0	0 0	1 0	0 0	0 4
Joe Demaestri, R (1, 6) OBP: 0.234, SLG: 0.274 Rocky Nelson, L (5, PH) OBP: 0.296, SLG: 0.349 Chico Carrasquel, R (5, 6) OBP: 0.324, SLG: 0.333		x 0-0 ③ F4			x 0-0 ① F9		x 0-0 ① 6-3		x 0-0 1B 1B 2B	1 1 2	0 0 1	0 0 1	0 0 0	0 0 0	0 0 0	0 1 0
Howie Judson, R (1, 1) OBP: 0.200, SLG: 0.143 Luis Aloma, R (1, 1) OBP: 0.381, SLG: 0.400 Floyd Baker, L (5, PH) OBP: 0.372, SLG: 0.313 Ross Grimsley, L (5, 1) Randy Gumpert, R (5, 1) OBP: 0.378, SLG: 0.372 Bud Stewart, L (9, PH) OBP: 0.349, SLG: 0.443			S S S 0-3 ① K		x 0-0 ② F7		x 0-0 HBP HBP 1B		x 0-0 1B FC5-4 2-3 1B	0 1 1 0 1 1	0 0 0 0 0 1	0 0 0 0 1 1	0 0 0 0 0 0	0 1 0 0 0 0	0 0 0 0 0 0	0 0 1 0 0 0
Inning Stats	R: 0 E: 0 K: 2 S: 7 H: 0 LOB: 2 BB: 2 P: 15	R: 0 E: 0 K: 0 S: 3 H: 0 LOB: 0 BB: 0 P: 3	R: 0 E: 0 K: 1 S: 6 H: 1 LOB: 1 BB: 0 P: 6	R: 0 E: 0 K: 0 S: 3 H: 0 LOB: 0 BB: 0 P: 3	R: 0 E: 0 K: 0 S: 3 H: 0 LOB: 1 BB: 1 P: 7	R: 0 E: 0 K: 0 S: 5 H: 2 LOB: 3 BB: 1 P: 9	R: 0 E: 0 K: 0 S: 4 H: 1 LOB: 3 BB: 0 P: 6	R: 0 E: 0 K: 0 S: 3 H: 1 LOB: 0 BB: 0 P: 3	R: 5 E: 0 K: 1 S: 10 H: 5 LOB: 0 BB: 0 P: 10	1B: 8 2B: 2 3B: 0 HR: 1 SF: 0 SAC: 0 DP: 1 HBP: 2						

	AB	36
	R	5
	H	10
	RBI	5
	BB	4
	SO	4
	LOB	25

WP: 0 PB: 0 SB: 0 CS: 0 PA: 42

PITCHER	IP	WLS	BF	H	R	ER	SO	BB	IBB	HBP	BLK	WP	HR	S	P	ERA	WHIP
Ray Scarborough, R (1, 1) ERA: 4.79	9.0	W	42	10	5	5	4	4	0	2	0	0	1	44	62	5.00	1.556

PITCHER	IP	WLS	BF	H	R	ER	SO	BB	IBB	HBP	BLK	WP	HR	S	P	ERA	WHIP

Batter	1	2	3	4	5	6	7	8	9	AB	R	H	RBI	BB	SO	LOB
Dom DiMaggio, R (1, 8) OBP: 0.377, SLG: 0.433	BBBB 4-0 6 HBP 1B BB	BBBB 4-0 6 1B BB		x 0-0 1B 6 F9 1-3 4-3 1B	BBBB 4-0 6 FC4-6 1-2 BB		x 0-0 ② F8			2	2	1	0	3	0	0
6 Johnny Pesky, L (1, 6) OBP: 0.423, SLG: 0.409	H 1-0 1B 1-2 FC5-4 HBP	x 0-0 ① 1B 1-2 1B		x 0-0 ① F9 1-2	x 0-0 ② FC4-6 2B 1-2f 2-3 HR		x 0-0 ③ F5			4	2	1	0	0	0	4
Ted Williams, L (1, 7) OBP: 0.474, SLG: 0.573	x 0-0 FC5-4 1-3 2-H 1B	x 0-0 1-3 1B		4-0 4-3 1B IBB	x 0-0 HR 1-3 3-H 2B			x 0-0 HR		4	2	4	3	1	0	0
Clyde Vollmer, R (1, 9) OBP: 0.362, SLG: 0.487	x 0-0 ① FC5-4 BB 1B 1-2f 3B 3-H	x 0-0 ② F7		x 0-0 4-3 1-2 2-3 3-H 1B	x 0-0 2-H 3-H HR			x 0-0 L4-3 1B		5	2	3	5	0	0	3
Billy Goodman, L (1, 4) OBP: 0.389, SLG: 0.373	x 0-0 BB 1-2 3B 1B	x 0-0 ③ G3		x 0-0 ② 4-3 1-2 2-3 3-H	x 0-0 ③ L8			x 0-0 ①② L4-3 1-2		5	1	1	1	0	0	5
Walt Dropo, R (1, 3) OBP: 0.316, SLG: 0.357	BBBB 4-0 1-2 2-3 3B BB		x 0-0 ① 6-3	x 0-0 ③ 5-3		x 0-0 ① F2		x 0-0 1B		4	0	1	0	1	0	2
Fred Hatfield, L (1, 5) OBP: 0.298, SLG: 0.303	x 0-0 ② 1-H 2-H 3-H 3B	SSS 0-3 ② K		BBBB 4-0 WP S F8 BB	x 0-0 ② L6			x 0-0 ③ F8		4	1	1	2	1	1	1
Buddy Rosar, R (1, 2) OBP: 0.310, SLG: 0.291	III 4-0 IBB	x 0-0 ③ F4		x 0-0 ① F8 1-H	x 0-0 ③ F6					3	0	0	1	1	0	0
Ray Scarborough, R (1, 1) OBP: 0.246, SLG: 0.215	x 0-0 ③ F4			x 0-0 1B 1B 1B	BBBB 4-0 6 FC4-6 BB 2B BB		x 0-0 ① F6			3	2	1	0	1	0	2
Inning Stats	R: 4 E: 0 K: 0 S: 5 H: 3 LOB: 2 BB: 3 P: 18	R: 0 E: 0 K: 0 S: 4 H: 2 LOB: 2 BB: 1 P: 8	R: 0 E: 0 K: 1 S: 5 H: 0 LOB: 0 BB: 0 P: 5	R: 2 E: 0 K: 0 S: 6 H: 3 LOB: 2 BB: 1 P: 10	R: 5 E: 0 K: 0 S: 5 H: 2 LOB: 0 BB: 3 P: 17	R: 0 E: 0 K: 0 S: 3 H: 0 LOB: 0 BB: 0 P: 3	R: 0 E: 0 K: 0 S: 3 H: 0 LOB: 0 BB: 0 P: 3	R: 1 E: 0 K: 0 S: 5 H: 3 LOB: 1 BB: 0 P: 5		1B: 9 2B: 2 3B: 1 HR: 2 SF: 0 SAC: 0 DP: 1 HBP: 1						

PITCHER		IP	WLS	BF	H	R	ER	SO	BB	IBB	HBP	BLK	WP	HR	S	P	ERA	WHIP
Howie Judson, R ERA: 4.27	(1, 1)	0.1	L	5	2	4	4	0	1	0	1	0	0	0	3	8	108.00	9.000
Luis Aloma, R ERA: 1.83	(1, 1)	3.2		19	6	2	2	1	2	2	0	0	0	0	17	33	4.91	2.182
Ross Grimsley, L ERA: 4.91	(5, 1)	0.2		6	1	4	4	0	3	0	0	0	1	0	3	15	54.00	6.000
Randy Gumpert, R ERA: 4.11	(5, 1)	3.1		13	4	2	2	0	0	0	0	0	0	2	13	13	5.40	1.200

PITCHER	IP	WLS	BF	H	R	ER	SO	BB	IBB	HBP	BLK	WP	HR	S	P	ERA	WHIP

BOTTOM

Chicago White Sox @ Boston Red Sox

Fenway Park, Boston, MA

Mon Sep 17 1951, 3:33 AM EDT

Att. 8,709 - Unknown

livebaseballscorecards.com

AB	34
R	12
H	13
RBI	12
BB	8
SO	1
LOB	17

WP: 1 PA: 43
PB: 0
SB: 1
CS: 0

Batter	1	2	3	4	5	6	7	8	9	AB	R	H	RBI	BB	SO	LOB
Bobby Avila, R (1, 4) OBP: 0.374, SLG: 0.405	5-3		F7			F9 2-3 3-H	L7			4	0	0	1	0	0	1
Ray Boone, R (1, 6) OBP: 0.305, SLG: 0.321	F3			5-3		4-3 2B 3-H 2B		F4		4	1	1	1	0	0	0
Larry Doby, L (1, 8) OBP: 0.432, SLG: 0.534	F5			4-3		4-3 2-3		K		4	0	0	0	0	1	1
Al Rosen, R (1, 5) OBP: 0.363, SLG: 0.452		5-3		5-3		1B 3-H 2B		K		4	1	1	1	0	1	0
Luke Easter, L (1, 3) OBP: 0.333, SLG: 0.473		G3			K	BB 2-H 1B			HR	4	1	2	2	0	1	0
Sam Chapman, R (1, 7) OBP: 0.299, SLG: 0.311		5-3			F8	4-0 BB 1-2			5-3	3	0	0	0	1	0	0
Bob Kennedy, R (1, 9) OBP: 0.321, SLG: 0.388			HR		5-3	K			F7	4	1	1	1	0	1	2
Jim Hegan, R (1, 2) OBP: 0.301, SLG: 0.347			F9			2B F9 1B	F5		5-3	4	1	1	0	0	0	0
Mike Garcia, R (1, 1) OBP: 0.241, SLG: 0.321			F9			F9 1-3 2B 2B	5-3			3	1	1	0	0	0	0
Inning Stats	R: 0 E: 0 K: 0 S: 3 H: 0 LOB: 0 BB: 0 P: 3	R: 0 E: 0 K: 0 S: 3 H: 0 LOB: 0 BB: 0 P: 3	R: 1 E: 0 K: 0 S: 4 H: 1 LOB: 0 BB: 0 P: 4	R: 0 E: 0 K: 0 S: 3 H: 0 LOB: 0 BB: 0 P: 3	R: 0 E: 0 K: 1 S: 5 H: 0 LOB: 0 BB: 0 P: 5	R: 4 E: 0 K: 1 S: 10 H: 5 LOB: 2 BB: 1 P: 14	R: 0 E: 0 K: 0 S: 3 H: 0 LOB: 0 BB: 0 P: 3	R: 0 E: 0 K: 2 S: 7 H: 0 LOB: 0 BB: 0 P: 7	R: 1 E: 0 K: 0 S: 4 H: 1 LOB: 0 BB: 0 P: 4	1B: 2 2B: 3 3B: 0 HR: 2 SF: 0 SAC: 0 DP: 0 HBP: 0							

Cleveland Indians @ Boston Red Sox

Fenway Park, Boston, MA

Tue Sep 18 1951, 3:33 AM EDT

Att. 20,824 - Unknown

TOP

livebaseballscorecards.com

AB	34
R	6
H	7
RBI	6
BB	1
SO	4
LOB	4

PITCHER		IP	WLS	BF	H	R	ER	SO	BB	IBB	HBP	BLK	WP	HR	S	P	ERA	WHIP
Bill Wight, L ERA: 4.92	(1, 1)	5.2	L	23	6	5	5	1	0	0	0	0	0	1	25	25	7.94	1.059
Ellis Kinder, R ERA: 2.53	(6, 1)	2.1		8	0	0	0	3	1	0	0	0	0	0	13	17	0.00	0.429
Willard Nixon, R ERA: 4.92	(9, 1)	1.0		4	1	1	1	0	0	0	0	0	0	1	4	4	9.00	1.000

PITCHER	IP	WLS	BF	H	R	ER	SO	BB	IBB	HBP	BLK	WP	HR	S	P	ERA	WHIP

Batter	1	2	3	4	5	6	7	8	9	AB	R	H	RBI	BB	SO	LOB
Dom DiMaggio, R (1, 8) OBP: 0.376, SLG: 0.432	F8			6 4-3 2B 1B		5-3		F8		4	1	1	0	0	0	0
6 Johnny Pesky, L (1, 6) OBP: 0.422, SLG: 0.408	4-3			4-3 1-2		1-3		1B		4	0	1	0	0	0	1
Ted Williams, L (1, 7) OBP: 0.474, SLG: 0.574	F7			4-3 2-H 2B		1B		6-3		4	0	2	1	0	0	1
Clyde Vollmer, R (1, 9) OBP: 0.361, SLG: 0.484		F7		4-3 2-3		F7			1B G3 1B 1B	4	1	1	0	0	0	2
Billy Goodman, L (1, 4) OBP: 0.388, SLG: 0.372		2-3		F7			4-1		G3 1B 6-3 1-2 1B	4	1	1	0	0	0	1
Walt Dropo, R (1, 3) OBP: 0.318, SLG: 0.367		6-3			6-3		HR		6-3 G3 1-2 2-3 1B	4	1	2	1	0	0	0
Fred Hatfield, L (1, 5) OBP: 0.297, SLG: 0.302			1-3		FC4 1B		K2-3		G3 1-2 2-3 3-H	4	0	1	1	0	1	2
Buddy Rosar, R (1, 2) OBP: 0.305, SLG: 0.286 Vern Stephens, R (9, PH) OBP: 0.364, SLG: 0.504			K		L6		4-3		6-3 2-3 3-H	3 1	0 0	0 0	0 1	0 0	1 0	1 1
Bill Wight, L (1, 1) OBP: 0.140, SLG: 0.075 Ellis Kinder, R (6, 1) OBP: 0.118, SLG: 0.147 Charlie Maxwell, L (8, PH) OBP: 0.279, SLG: 0.361 Willard Nixon, L (9, 1) OBP: 0.348, SLG: 0.442 Lou Boudreau, R (9, PH) OBP: 0.352, SLG: 0.399			K		FC4 1-2f			6-3	G1	2 0 1 0 1	0 0 0 0 0	0 0 0 0 0	0 0 0 0 0	1 0 0 0 0	1 0 0 0 1	1 0 0 0 1
Inning Stats	R: 0 H: 0 E: 0 LOB: 0 K: 0 BB: 0 S: 3 P: 3	R: 0 H: 0 E: 0 LOB: 0 K: 0 BB: 0 S: 3 P: 3	R: 0 H: 0 E: 0 LOB: 0 K: 2 BB: 0 S: 7 P: 7	R: 1 H: 2 E: 0 LOB: 1 K: 0 BB: 0 S: 5 P: 5	R: 0 H: 1 E: 0 LOB: 1 K: 0 BB: 0 S: 4 P: 4	R: 0 H: 1 E: 0 LOB: 1 K: 0 BB: 0 S: 4 P: 4	R: 1 H: 1 E: 0 LOB: 0 K: 1 BB: 0 S: 6 P: 6	R: 0 H: 1 E: 0 LOB: 1 K: 0 BB: 0 S: 4 P: 4	R: 2 H: 3 E: 0 LOB: 1 K: 0 BB: 0 S: 6 P: 6	1B: 7 SF: 0 2B: 1 SAC: 0 3B: 0 DP: 0 HR: 1 HBP: 0						WP: 0 PA: 36 PB: 0 SB: 0 CS: 0

PITCHER	IP	WLS	BF	H	R	ER	SO	BB	IBB	HBP	BLK	WP	HR	S	P	ERA	WHIP
Mike Garcia, R (1, 1) ERA: 3.06	9.0	W	36	9	4	4	3	0	0	0	0	0	1	42	42	4.00	1.000

PITCHER	IP	WLS	BF	H	R	ER	SO	BB	IBB	HBP	BLK	WP	HR	S	P	ERA	WHIP

BOTTOM

Cleveland Indians @ Boston Red Sox

Fenway Park, Boston, MA

Tue Sep 18 1951, 3:33 AM EDT

Att. 20,824 - Unknown

livebaseballscorecards.com

AB	36
R	4
H	9
RBI	4
BB	0
SO	3
LOB	11

Batter	1	2	3	4	5	6	7	8	9	AB	R	H	RBI	BB	SO	LOB
Bobby Avila, R (1, 4) OBP: 0.376, SLG: 0.412	B B B B 4-0 HR BB	x 0-0 ① F7		x 0-0 ② 5-3	x 0-0 HR		x 0-0 BB BB F7 1B	B B B B 4-0 FC6-4 BB		4	3	2	1	1	0	0
Snuffy Stirnweiss, R (7, 4) OBP: 0.398, SLG: 0.286										0	0	0	0	1	0	0
Ray Boone, R (1, 6) OBP: 0.307, SLG: 0.330	x 0-0 1-H HR	S S S 0-3 ② K		x 0-0 BB HBP 2B	x 0-0 ③ 5-3		B B B B 4-0 F7 BB E 1-2 BB	x 0-0 ① FC6-4 G3-6-3 1-2f		5	3	2	2	1	1	1
Larry Doby, L (1, 8) OBP: 0.437, SLG: 0.534	B B B B 4-0 E 1B 4-3 BB	B B B 4-0 BB		B B B 4-0 HBP BB 2B BB		B B B B 4-0 2B BB BB	B B B 4-0 E 1B 1-2 2-3 BB	x 0-0 ② ③ G3-6-3 1-2f		0	4	0	0	5	0	0
Barney McCosky, L (7, 7) OBP: 0.349, SLG: 0.388										1	0	0	0	0	0	1
Al Rosen, R (1, 5) OBP: 0.366, SLG: 0.455	x 0-0 E7 4-3 1-3 1B	x 0-0 ③ F7		B B B 4-0 HBP 2B 1-2 2-3 BB		x 0-0 BB FC6-4 1-3 2B	x 0-0 ① F7 2-3 3-H		x 0-0 FC3-6 1B	5	2	3	1	1	0	3
Luke Easter, L (1, 3) OBP: 0.338, SLG: 0.479	I I I 4-0 4-3 IBB		x 0-0 HR	H 1-0 2B 1-2 2-3 3-H HBP		I I I 4-0 FC6-4 BB IBB	x 0-0 E4 1B F8 1-2 3-H		x 0-0 ① FC3-6 1-2f	2	1	1	3	2	0	1
Harry Simpson, L (7, PR) OBP: 0.323, SLG: 0.311										1	1	0	0	0	0	1
Sam Chapman, R (1, 7) OBP: 0.302, SLG: 0.316	S S S 0-3 ① K	x 0-0 ① F7		x 0-0 1-3 2-H 3-H 2B		B B B B 4-0 FC6-4 1-2 2-3 3-H BB	x 0-0 1-3 2-H 2B 1B		x 0-0 ② F8	5	1	2	4	1	1	4
(7, 8)																
Bob Kennedy, R (1, 9) OBP: 0.315, SLG: 0.381	x 0-0 ② 4-3 1-2 2-3 3-H	x 0-0 ② 5-3		x 0-0 ③ 6-3		S S S 0-3 ① K	x 0-0 F8 3-H		x 0-0 ③ 4-3	6	0	0	2	0	1	9
Jim Hegan, R (1, 2) OBP: 0.302, SLG: 0.349	B B B B 4-0 BB	x 0-0 ③ F8			S S S 0-3 ① K	x 0-0 ② FC6-4 1-2f 2-3 3-H	x 0-0 1-H 2B			4	0	1	2	1	1	2
Early Wynn, S (1, 1) OBP: 0.239, SLG: 0.311	S S S 0-3 ③ K			x 0-0 ① G3	x 0-0 ② 5-3	x 0-0 ③ F7	x 0-0 ③ 1-3			5	0	0	0	0	1	7
Inning Stats	R: 3 H: 2 E: 1 LOB: 3 K: 2 BB: 4 S: 9 P: 25	R: 0 H: 0 E: 0 LOB: 1 K: 1 BB: 1 S: 5 P: 9	R: 1 H: 1 E: 0 LOB: 0 K: 0 BB: 0 S: 4 P: 4	R: 3 H: 2 E: 0 LOB: 2 K: 0 BB: 2 S: 5 P: 14	R: 1 H: 1 E: 0 LOB: 0 K: 1 BB: 0 S: 6 P: 6	R: 2 H: 1 E: 0 LOB: 2 K: 1 BB: 3 S: 6 P: 18	R: 5 H: 3 E: 1 LOB: 2 K: 0 BB: 2 S: 7 P: 15	R: 0 H: 0 E: 0 LOB: 0 K: 0 BB: 1 S: 2 P: 6	R: 0 H: 1 E: 0 LOB: 1 K: 0 BB: 0 S: 4 P: 4	1B: 4 SF: 0 2B: 4 SAC: 0 3B: 0 DP: 1 HR: 3 HBP: 1						

TOP

Cleveland Indians @ Boston Red Sox

Fenway Park, Boston, MA

Wed Sep 19 1951, 3:33 AM EDT

Att. 23,321 - Unknown

livebaseballscorecards.com

AB	38
R	15
H	11
RBI	15
BB	13
SO	5
LOB	29

PITCHER		IP	WLS	BF	H	R	ER	SO	BB	IBB	HBP	BLK	WP	HR	S	P	ERA	WHIP
Mickey McDermott, L ERA: 3.37	(1, 1)	0.0	L	3	1	3	3	0	2	0	0	0	0	1	1	9	∞	∞
Walt Masterson, R ERA: 3.34	(1, 1)	3.2		19	3	4	4	3	4	1	0	0	0	1	20	40	9.82	1.909
Chuck Stobbs, L ERA: 4.54	(4, 1)	0.0		2	1	0	0	0	0	0	1	0	0	0	1	2	∞	∞
Harry Taylor, R ERA: 6.45	(4, 1)	1.1		9	2	3	3	1	2	1	0	0	0	1	8	20	20.25	3.000
Willard Nixon, R ERA: 5.1	(6, 1)	1.1		9	2	5	3	1	2	0	0	0	0	0	9	17	20.25	3.000

PITCHER		IP	WLS	BF	H	R	ER	SO	BB	IBB	HBP	BLK	WP	HR	S	P	ERA	WHIP
Ray Scarborough, R ERA: 4.72	(7, 1)	2.2		10	2	0	0	0	1	0	0	0	0	0	9	13	0.00	1.125

Batter	1	2	3	4	5	6	7	8	9	AB	R	H	RBI	BB	SO	LOB
Dom DiMaggio, R (1, 8) OBP: 0.375, SLG: 0.431	1-3		1B			F8		F9		4	0	1	0	0	0	0
6 Johnny Pesky, L (1, 6) OBP: 0.421, SLG: 0.406	1-6-3		F8			1-3		1B		4	0	1	0	0	0	1
Ted Williams, L (1, 7) OBP: 0.471, SLG: 0.569	F5			F6		F7		G3		4	0	0	0	0	0	1
Clyde Vollmer, R (1, 9) OBP: 0.358, SLG: 0.478		F4		5-3			6-3		K	4	0	0	0	0	1	0
Billy Goodman, L (1, 4) OBP: 0.390, SLG: 0.379		2B		4-3			HR 1B		2B	4	1	3	0	0	0	0
Walt Dropo, R (1, 3) OBP: 0.317, SLG: 0.375		F2			K		1-H HR		F6	4	1	1	2	0	1	2
Fred Hatfield, L (1, 5) OBP: 0.289, SLG: 0.292		F8			F3		F6		G3	4	0	0	0	0	0	2
Buddy Rosar, R (1, 2) OBP: 0.307, SLG: 0.288			F5		1B		F7			2	0	1	0	0	0	0
Aaron Robinson, L (5, PR) OBP: 0.352, SLG: 0.313 (6, 2)										1	0	0	0	0	0	0
Mickey McDermott, L (1, 1) OBP: 0.313, SLG: 0.365			K		K			F9		0	0	0	0	0	0	0
Walt Masterson, R (1, 1) OBP: 0.182, SLG: 0.182										1	0	0	0	0	1	0
Chuck Stobbs, L (4, 1) OBP: 0.262, SLG: 0.232										0	0	0	0	0	0	0
Harry Taylor, R (4, 1) OBP: 0.138, SLG: 0.143										1	0	0	0	0	1	1
Willard Nixon, L (6, 1) OBP: 0.348, SLG: 0.442										0	0	0	0	0	0	0
Ray Scarborough, R (7, 1) OBP: 0.243, SLG: 0.212										1	0	0	0	0	0	0
Inning Stats	R: 0 E: 0 K: 0 S: 3 — H: 0 LOB: 0 BB: 0 P: 3	R: 0 E: 0 K: 0 S: 4 — H: 1 LOB: 1 BB: 0 P: 4	R: 0 E: 0 K: 1 S: 6 — H: 1 LOB: 1 BB: 0 P: 6	R: 0 E: 0 K: 0 S: 3 — H: 0 LOB: 0 BB: 0 P: 3	R: 0 E: 0 K: 2 S: 8 — H: 1 LOB: 1 BB: 0 P: 8	R: 0 E: 0 K: 0 S: 3 — H: 0 LOB: 0 BB: 0 P: 3	R: 2 E: 0 K: 0 S: 5 — H: 2 LOB: 0 BB: 0 P: 5	R: 0 E: 0 K: 0 S: 4 — H: 1 LOB: 1 BB: 0 P: 4	R: 0 E: 0 K: 1 S: 6 — H: 1 LOB: 1 BB: 0 P: 6	1B: 4 2B: 2 3B: 0 HR: 1 — SF: 0 SAC: 0 DP: 0 HBP: 0						

PITCHER		IP	WLS	BF	H	R	ER	SO	BB	IBB	HBP	BLK	WP	HR	S	P	ERA	WHIP
Early Wynn, R ERA: 2.96	(1, 1)	9.0	W	34	7	2	2	4	0	0	0	0	0	1	42	42	2.00	0.778

PITCHER	IP	WLS	BF	H	R	ER	SO	BB	IBB	HBP	BLK	WP	HR	S	P	ERA	WHIP

BOTTOM

Cleveland Indians @ Boston Red Sox

Fenway Park, Boston, MA

Wed Sep 19 1951, 3:33 AM EDT

Att. 23,321 - Unknown

livebaseballscorecards.com

AB	34
R	2
H	7
RBI	2
BB	0
SO	4
LOB	7

WP: 0 PA: 34
PB: 0
SB: 0
CS: 0

Batter	1	2	3	4	5	6	7	8	9	AB	R	H	RBI	BB	SO	LOB
Mickey Mantle, S (1, 9) OBP: 0.342, SLG: 0.448	0-0 ① 1-3	0-3 ② K			0-0 ② F3		0-0 3B 2B	0-3 ③ K		5	1	1	0	0	2	2
Gene Woodling, L (8, 7) OBP: 0.374, SLG: 0.456										0	0	0	0	0	0	0
Phil Rizzuto, R (1, 6) OBP: 0.352, SLG: 0.350	0-0 FC6-5-4-6 2B	0-0 ③ 4-3			0-0 ③ 5-3		0-3 ① K		0-0 ① 6-3	5	0	1	0	0	1	3
Yogi Berra, L (1, 2) OBP: 0.353, SLG: 0.502	0-0 ② FC6-5-4-6 1B 1B 2-3		0-0 ① F5			0-0 ① G3	0-0 ② F8		0-0 ② G3	5	1	0	0	0	0	2
Joe DiMaggio, R (1, 8) OBP: 0.367, SLG: 0.420	0-0 1-H 1B		0-0 ② F7			BBBB 4-0 WP 1B F8 BB	BBBB 4-0 3B BB		0-0 ③ F3	3	2	1	1	2	0	0
Gil McDougald, R (1, 5) OBP: 0.402, SLG: 0.496	0-0 ③ F9		0-0 ③ F7			0-0 BB WP 1B 1-2	0-0 1-H 2-H 3B			4	0	2	2	0	0	1
Hank Bauer, R (1, 7) (8, 9) OBP: 0.373, SLG: 0.454		0-0 CS 1B		0-0 ① F9		BBBB 4-0 BB BB 1-2 2-3	BBBB 4-0 BB			2	0	1	0	2	0	0
Jerry Coleman, R (1, 4) OBP: 0.305, SLG: 0.313		0-0 ① 1B 1B 1B 1-2		0-0 ② 1-3		0-0 ② F8 3-H	0-0 ③ F3			4	1	1	1	0	0	4
Joe Collins, L (1, 3) OBP: 0.364, SLG: 0.443	0-0 1B 1B 1-2		0-3 ③ K			BBBB 4-0 BB 1-2 2-3		0-0 ① 4-3		3	0	1	0	1	1	0
Allie Reynolds, R (1, 1) OBP: 0.280, SLG: 0.233	0-0 1-2 2-H 1B				0-0 ① 4-3	0-0 ③ F3		0-0 ② 5-3		4	0	1	1	0	0	3
Inning Stats	R: 1 H: 2 E: 0 LOB: 1 K: 0 BB: 0 S: 5 P: 5	R: 1 H: 4 E: 0 LOB: 2 K: 1 BB: 0 S: 8 P: 8	R: 0 H: 0 E: 0 LOB: 0 K: 0 BB: 0 S: 3 P: 3	R: 0 H: 0 E: 0 LOB: 0 K: 1 BB: 0 S: 5 P: 5	R: 0 H: 0 E: 0 LOB: 0 K: 0 BB: 0 S: 3 P: 3	R: 1 H: 1 E: 0 LOB: 3 K: 0 BB: 3 S: 4 P: 16	R: 2 H: 2 E: 0 LOB: 2 K: 1 BB: 2 S: 7 P: 15	R: 0 H: 0 E: 0 LOB: 0 K: 1 BB: 0 S: 5 P: 5	R: 0 H: 0 E: 0 LOB: 0 K: 0 BB: 0 S: 3 P: 3	1B: 6 SF: 0 2B: 2 SAC: 0 3B: 1 DP: 0 HR: 0 HBP: 0						

TOP

New York Yankees @ Boston Red Sox

Fenway Park, Boston, MA

Fri Sep 21 1951, 3:33 AM EDT

Att. 21,119 - Unknown

livebaseballscorecards.com

AB	35
R	5
H	9
RBI	5
BB	5
SO	4
LOB	15

WP: 1 PA: 40
PB: 0
SB: 0
CS: 1

PITCHER		IP	WLS	BF	H	R	ER	SO	BB	IBB	HBP	BLK	WP	HR	S	P	ERA	WHIP
Leo Kiely, L ERA: 3.19	(1, 1)	5.2	L	26	7	3	3	2	3	0	0	0	1	0	27	39	4.76	1.765
Ellis Kinder, R ERA: 2.63	(6, 1)	2.1		11	2	2	2	2	2	0	0	0	0	0	13	21	7.71	1.714
Bill Wight, L ERA: 4.88	(9, 1)	1.0		3	0	0	0	0	0	0	0	0	0	0	3	3	0.00	0.000

PITCHER	IP	WLS	BF	H	R	ER	SO	BB	IBB	HBP	BLK	WP	HR	S	P	ERA	WHIP

BOTTOM

New York Yankees @ Boston Red Sox

Fenway Park, Boston, MA

Fri Sep 21 1951, 3:33 AM EDT

Att. 21,119 - Unknown

Batter	1	2	3	4	5	6	7	8	9	AB	R	H	RBI	BB	SO	LOB
Dom DiMaggio, R (1, 8) OBP: 0.374, SLG: 0.429	F3			F8		BB, G3, 1-2		K		3	0	0	0	1	1	1
6 Johnny Pesky, L (1, 6) OBP: 0.421, SLG: 0.407	G3			1B, 2B		F6		1B, 1-2		4	1	2	0	0	0	2
Ted Williams, L (1, 7) OBP: 0.470, SLG: 0.567	F8			1B, 2B, 1-2		G3, 1-2, 2-3		F2		4	0	1	0	0	0	4
Clyde Vollmer, R (1, 9) OBP: 0.359, SLG: 0.481		G3-6-3		2B, 1-H, 2-H		5-3		K		4	0	2	1	0	1	4
Billy Goodman, L (1, 4) OBP: 0.389, SLG: 0.380		G3-6-3, 1-2f		K			2B		F7	4	0	1	0	0	1	2
Walt Dropo, R (1, 3) OBP: 0.314, SLG: 0.371 Charlie Maxwell, L (9, PH) OBP: 0.290, SLG: 0.361		5-3			5-3		F8		BB	3 0	0 0	0 0	0 0	0 1	0 0	1 0
Fred Hatfield, L (1, 5) OBP: 0.281, SLG: 0.284			G3		K		K		F8	4	0	0	0	0	2	2
Aaron Robinson, L (1, 2) OBP: 0.348, SLG: 0.309 Vern Stephens, R (7, PH) OBP: 0.363, SLG: 0.503 Les Moss, R (8, 2) OBP: 0.292, SLG: 0.283 Lou Boudreau, R (9, PH) OBP: 0.350, SLG: 0.398			F6		4-3		F8		F9	2 1 0 1	0 0 0 0	0 0 0 0	0 0 0 0	0 0 0 0	0 0 0 0	0 1 0 1
Leo Kiely, L (1, 1) OBP: 0.308, SLG: 0.156 Ellis Kinder, R (6, 1) OBP: 0.143, SLG: 0.147 Tom Wright, L (8, PH) OBP: 0.352, SLG: 0.333 Bill Wight, L (9, 1) OBP: 0.140, SLG: 0.075			K			BB, G3		BB, 6, 1B		1 0 0 0	0 0 0 0	0 0 0 0	0 0 0 0	1 1 1 0	0 0 0 0	0 0 0 0
Inning Stats	R: 0 E: 0 K: 0 S: 3 H: 0 LOB: 0 BB: 0 P: 3	R: 0 E: 0 K: 0 S: 3 H: 1 LOB: 0 BB: 0 P: 3	R: 0 E: 0 K: 1 S: 5 H: 0 LOB: 0 BB: 0 P: 5	R: 1 E: 0 K: 1 S: 7 H: 3 LOB: 1 BB: 0 P: 7	R: 0 E: 0 K: 1 S: 5 H: 0 LOB: 0 BB: 0 P: 5	R: 0 E: 0 K: 0 S: 3 H: 0 LOB: 2 BB: 2 P: 11	R: 0 E: 0 K: 1 S: 6 H: 1 LOB: 1 BB: 0 P: 6	R: 0 E: 0 K: 2 S: 8 H: 1 LOB: 2 BB: 1 P: 12	R: 0 E: 0 K: 0 S: 3 H: 0 LOB: 1 BB: 1 P: 7	1B: 4 2B: 2 3B: 0 HR: 0	SF: 0 SAC: 0 DP: 1 HBP: 0					

PITCHER	IP	WLS	BF	H	R	ER	SO	BB	IBB	HBP	BLK	WP	HR	S	P	ERA	WHIP
Allie Reynolds, R (1, 1) ERA: 3.18	9.0	W	35	6	1	1	6	4	0	0	0	0	0	43	59	1.00	1.111

PITCHER	IP	WLS	BF	H	R	ER	SO	BB	IBB	HBP	BLK	WP	HR	S	P	ERA	WHIP

AB	31
R	1
H	6
RBI	1
BB	4
SO	6
LOB	18

WP: 0 PA: 35
PB: 0
SB: 0
CS: 0

livebaseballscorecards.com

New York Yankees @ Boston Red Sox

Fenway Park, Boston, MA

Sat Sep 22 1951, 3:33 AM EDT

Att. 31,377 - Unknown

livebaseballscorecards.com

Batter	1	2	3	4	5	6	7	8	9	AB	R	H	RBI	BB	SO	LOB
Gene Woodling, L (1, 7) OBP: 0.376, SLG: 0.459	E4 BB		2B		K			1B		4	0	2	0	0	1	0
Phil Rizzuto, R (1, 6) OBP: 0.349, SLG: 0.347	F9		F7			1-3		5-3		4	0	0	0	0	0	3
Yogi Berra, L (1, 2) OBP: 0.350, SLG: 0.498	F9		4-3			3-1			F8	4	0	0	0	0	0	2
Joe DiMaggio, R (1, 8) OBP: 0.368, SLG: 0.419	BB 1-2			F9		F9			G6-4-3 1B	3	0	1	0	1	0	0
Gil McDougald, R (1, 5) OBP: 0.401, SLG: 0.494	F8			FC5-4 1B			F8		G6-4-3 1-2f	4	0	1	0	0	0	3
Hank Bauer, R (1, 9) OBP: 0.370, SLG: 0.450		F2		FC5-4 FC4-6 1-2f			5-3			3	0	0	0	0	0	1
Jerry Coleman, R (1, 4) OBP: 0.303, SLG: 0.310		5-3		FC4-6 1-2f			K			3	0	0	0	0	1	1
Joe Collins, L (1, 3) OBP: 0.365, SLG: 0.441		K			G6-4-3 BB			F6		1	0	0	0	1	1	0
Archie Wilson, R (8, PH)										1	0	0	0	0	0	0
Bobby Hogue, R (8, 1) OBP: 0.714, SLG: 0.600										0	0	0	0	0	0	0
Ed Lopat, L (1, 1) OBP: 0.247, SLG: 0.305			6-3		G6-4-3 1-2f			K		1	0	0	0	0	0	0
Johnny Sain, R (4, 1) OBP: 0.250, SLG: 0.323										1	0	0	0	0	0	1
Johnny Mize, L (8, PH) OBP: 0.341, SLG: 0.396										1	0	0	0	0	1	0
(8, 3)																

Inning Stats	1	2	3	4	5	6	7	8	9		
	R: 0 E: 1 K: 0 S: 4	R: 0 E: 0 K: 1 S: 5	R: 0 E: 0 K: 0 S: 4	R: 0 E: 0 K: 0 S: 4	R: 0 E: 0 K: 1 S: 4	R: 0 E: 0 K: 0 S: 3	R: 0 E: 0 K: 1 S: 5	R: 0 E: 0 K: 1 S: 6	R: 0 E: 0 K: 0 S: 3	1B: 3 2B: 1 3B: 0 HR: 0	SF: 0 SAC: 0 DP: 2 HBP: 0
	H: 0 LOB: 2 BB: 1 P: 8	H: 0 LOB: 0 BB: 0 P: 5	H: 1 LOB: 1 BB: 0 P: 4	H: 1 LOB: 1 BB: 0 P: 4	H: 0 LOB: 0 BB: 1 P: 8	H: 0 LOB: 0 BB: 0 P: 3	H: 0 LOB: 0 BB: 0 P: 5	H: 1 LOB: 1 BB: 0 P: 6	H: 1 LOB: 0 BB: 0 P: 3	WP: 0 PB: 0 SB: 0 CS: 0	PA: 32

PITCHER	IP	WLS	BF	H	R	ER	SO	BB	IBB	HBP	BLK	WP	HR	S	P	ERA	WHIP
Mel Parnell, L (1, 1) ERA: 3.14	9.0	W	32	4	0	0	4	2	0	0	0	0	0	38	46	0.00	0.667

PITCHER	IP	WLS	BF	H	R	ER	SO	BB	IBB	HBP	BLK	WP	HR	S	P	ERA	WHIP

AB	30
R	0
H	4
RBI	0
BB	2
SO	4
LOB	11

BOTTOM

New York Yankees @ Boston Red Sox

Fenway Park, Boston, MA

Sat Sep 22 1951, 3:33 AM EDT

Att. 31,377 - Unknown

Batter	1	2	3	4	5	6	7	8	9	AB	R	H	RBI	BB	SO	LOB
Dom DiMaggio, R (1, 8) OBP: 0.373, SLG: 0.429	F9	1-3 2-H 3-H 2B		K		F8		F8		5	0	1	2	0	1	4
6 Johnny Pesky, L (1, 6) OBP: 0.423, SLG: 0.408	1-6-3 BB	G3		F9		1-2 3B 1B		WP 1-2 1B		4	1	2	0	1	0	4
Ted Williams, L (1, 7) OBP: 0.471, SLG: 0.569	1-6-3 1-2		G5-4-3 1B 1B BB		F4	1-H 2-H 3B		1-2 2-3 BB		3	1	1	2	2	0	1
Vern Stephens, R (1, 5) OBP: 0.364, SLG: 0.503 Fred Hatfield, L (7, 5) OBP: 0.279, SLG: 0.281	F5		G5-4-3 1-2 1B		E 1B	F6		F4		4 1	0 0	2 0	0 0	0 0	0 0	2 3
Clyde Vollmer, R (1, 9) OBP: 0.358, SLG: 0.479		2B 2B 1B	G5-4-3 1-2f 2-3		K		F7			4	1	1	0	0	1	3
Billy Goodman, L (1, 4) OBP: 0.388, SLG: 0.379		F8	CS 3-H 1B		E9 1-3		F7			4	0	1	1	0	0	2
Walt Dropo, R (1, 3) OBP: 0.316, SLG: 0.376		1-3 2B 2B	CS 1-2	E 1B	F7		F5			4	1	2	0	0	0	2
Les Moss, R (1, 2) OBP: 0.291, SLG: 0.280		2B BB		K		F6		F8		3	0	0	0	1	1	1
Mel Parnell, L (1, 1) OBP: 0.368, SLG: 0.350		K		E1 1-3		6 1B 3B 1B		WP 6 1B 1B		4	1	2	0	0	1	4
Inning Stats	R: 0 E: 0 K: 0 S: 3 H: 0 LOB: 1 BB: 1 P: 7	R: 2 E: 0 K: 1 S: 8 H: 3 LOB: 2 BB: 1 P: 12	R: 1 E: 0 K: 0 S: 3 H: 2 LOB: 0 BB: 1 P: 7	R: 0 E: 1 K: 2 S: 9 H: 1 LOB: 2 BB: 0 P: 9	R: 0 E: 1 K: 1 S: 7 H: 1 LOB: 2 BB: 0 P: 7	R: 2 E: 0 K: 0 S: 6 H: 3 LOB: 1 BB: 0 P: 6	R: 0 E: 0 K: 0 S: 3 H: 0 LOB: 0 BB: 0 P: 3	R: 0 E: 0 K: 0 S: 5 H: 2 LOB: 3 BB: 1 P: 9		1B: 9 2B: 2 3B: 1 HR: 0	SF: 0 SAC: 0 DP: 1 HBP: 0						

livebaseballscorecards.com

AB	36
R	5
H	12
RBI	5
BB	4
SO	4
LOB	26

PITCHER		IP	WLS	BF	H	R	ER	SO	BB	IBB	HBP	BLK	WP	HR	S	P	ERA	WHIP
Ed Lopat, L ERA: 2.99	(1, 1)	3.1	L	18	6	3	3	2	3	0	0	0	0	0	19	31	8.10	2.700
Johnny Sain, R ERA: 4.48	(4, 1)	3.2		16	4	2	2	2	0	0	0	0	0	0	20	20	4.91	1.091
Bobby Hogue, R ERA: 4.25	(8, 1)	1.0		6	2	0	0	0	1	0	0	0	1	0	5	9	0.00	3.000

PITCHER	IP	WLS	BF	H	R	ER	SO	BB	IBB	HBP	BLK	WP	HR	S	P	ERA	WHIP

Batter	1	2	3	4	5	6	7	8	9	AB	R	H	RBI	BB	SO	LOB
Mickey Mantle, S (1, 9) OBP: 0.345, SLG: 0.448	B B B B 4-0 7-4 E BB		x 0-0 ① F9		x 0-0 ③ 5-3		x 0-0 BB 1-2 2-H 1B	x 0-0 BB 2-3 1B		4	0	2	1	1	0	1
Gene Woodling, L (8, 7) OBP: 0.376, SLG: 0.459										0	0	0	0	0	0	0
Phil Rizzuto, R (1, 6) OBP: 0.350, SLG: 0.345	S S S 0-3 ① K		x 0-0 ② F4			x 0-0 ① 5-3	B B B B 4-0 FC6-4 1-2 2-3 BB	B B B B 4-0 ② 1-2 BB		3	0	0	0	2	1	1
Yogi Berra, L (1, 2) OBP: 0.347, SLG: 0.493	x 0-0 E4 1-2		x 0-0 ③ G3			x 0-0 ② G3	x 0-0 ① F3	x 0-0 5-3		5	0	0	0	0	0	6
Joe DiMaggio, R (1, 8) OBP: 0.366, SLG: 0.419	x 0-0 ② ③ 7-4 2-3f			x 0-0 ① F8		x 0-0 2B	x 0-0 ② F6		S S S 0-3 ① K	5	0	1	0	0	1	5
Gil McDougald, R (1, 5) OBP: 0.401, SLG: 0.492		x 0-0 2B F8 1B		x 0-0 ② 6-3		x 0-0 ③ F3	x 0-0 ③ FC6-4 1-2f		x 0-0 1B 1B	5	1	2	0	0	0	4
Hank Bauer, R (1, 7) (8, 9) OBP: 0.373, SLG: 0.455		x 0-0 1-3 2B		x 0-0 ③ F2			x 0-0 1B 1B 1B	x 0-0 ① F8	x 0-0 1-2 1B	5	1	3	0	0	0	0
Jerry Coleman, R (1, 4) OBP: 0.307, SLG: 0.317		x 0-0 ① F8 3-H			x 0-0 SH3 1B		x 0-0 1B SH 1-2 1B	x 0-0 2B 2B	x 0-0 ② F8	5	2	3	1	0	0	3
Joe Collins, L (1, 3) OBP: 0.363, SLG: 0.438		x 0-0 ② F9			x 0-0 ① F9		x 0-0 SH 1B 1-3 2-H 1B	x 0-0 2B 2-H 2B	x 0-0 ③ 4-3	2	0	0	0	0	0	2
Johnny Mize, L (6, 3) OBP: 0.343, SLG: 0.402										3	2	2	2	0	0	2
Vic Raschi, R (1, 1) OBP: 0.230, SLG: 0.207		x 0-0 ③ 4-3			x 0-0 ② SH3 1-2		x 0-0 SH BB 1B 1-2 3-H	x 0-0 1B 2-H 2B		2	0	1	2	0	0	1
Inning Stats	R: 0 H: 0 E: 1 LOB: 1 K: 1 BB: 1 S: 5 P: 9	R: 1 H: 2 E: 0 LOB: 1 K: 0 BB: 0 S: 5 P: 5	R: 0 H: 0 E: 0 LOB: 0 K: 0 BB: 0 S: 3 P: 3	R: 0 H: 0 E: 0 LOB: 0 K: 0 BB: 0 S: 3 P: 3	R: 0 H: 1 E: 0 LOB: 1 K: 0 BB: 0 S: 4 P: 4	R: 0 H: 1 E: 0 LOB: 1 K: 0 BB: 0 S: 4 P: 4	R: 3 H: 4 E: 1 LOB: 3 K: 0 BB: 1 S: 8 P: 12	R: 2 H: 4 E: 0 LOB: 2 K: 0 BB: 1 S: 6 P: 10	R: 0 H: 2 E: 0 LOB: 2 K: 1 BB: 0 S: 7 P: 7	1B: 9 SF: 0 2B: 6 SAC: 2 3B: 0 DP: 1 HR: 0 HBP: 0						

TOP

New York Yankees @ Boston Red Sox

Fenway Park, Boston, MA

Sun Sep 23 1951, 3:33 AM EDT

Att. 28,712 - Unknown

livebaseballscorecards.com

AB	39
R	6
H	14
RBI	6
BB	3
SO	2
LOB	25

WP: 0 PA: 44
PB: 0
SB: 0
CS: 0

PITCHER		IP	WLS	BF	H	R	ER	SO	BB	IBB	HBP	BLK	WP	HR	S	P	ERA	WHIP
Chuck Stobbs, L ERA: 4.59	(1, 1)	6.0	L	26	7	4	4	1	1	0	0	0	0	0	27	31	6.00	1.333
Ellis Kinder, R ERA: 2.61	(7, 1)	1.0		6	1	0	0	0	1	0	0	0	0	0	5	9	0.00	2.000
Ray Scarborough, R ERA: 4.81	(8, 1)	0.1		4	3	2	2	0	0	0	0	0	0	0	4	4	54.00	9.000
Bill Wight, L ERA: 4.81	(8, 1)	1.2		8	3	0	0	1	1	0	0	0	0	0	9	13	0.00	2.400

PITCHER	IP	WLS	BF	H	R	ER	SO	BB	IBB	HBP	BLK	WP	HR	S	P	ERA	WHIP

BOTTOM

New York Yankees @ Boston Red Sox

Fenway Park, Boston, MA

Sun Sep 23 1951, 3:33 AM EDT

Att. 28,712 - Unknown

livebaseballscorecards.com

Batter	1	2	3	4	5	6	7	8	9	AB	R	H	RBI	BB	SO	LOB
Dom DiMaggio, R (1, 8) OBP: 0.372, SLG: 0.427	5-3		5-3		6-3		1-3		1-2 1B	5	0	1	0	0	0	0
6 Johnny Pesky, L (1, 6) OBP: 0.421, SLG: 0.406	E3 1B E		4-3		F3			4-3 1B	F8	5	1	1	0	0	0	2
Ted Williams, L (1, 7) OBP: 0.471, SLG: 0.569	E9 1-H 1B		F7			1B SH3 1B		F9		4	0	2	0	0	0	1
Clyde Vollmer, R (1, 9) OBP: 0.360, SLG: 0.480	K			5-3 4-3 1B		SH3 1-2		4-3 1-2 1B		3	0	2	0	0	1	1
Billy Goodman, L (1, 4) OBP: 0.388, SLG: 0.378	F6			4-3 1-2		2-3 1B		4-3 1-2 2-3		4	0	1	0	0	0	4
Walt Dropo, R (1, 3) OBP: 0.314, SLG: 0.373		F2		5-3 2-3		K		K		3	0	0	0	0	1	3
Norm Zauchin, R (8, 3)										1	0	0	0	0	1	2
Fred Hatfield, L (1, 5) OBP: 0.285, SLG: 0.277		F8		BB		F4			G4-6-3 BB	2	0	0	0	2	0	2
Aaron Robinson, L (1, 2) OBP: 0.350, SLG: 0.311		1B		F9			K		G4-6-3 1-2f	2	0	1	0	0	0	2
Tom Wright, L (7, PH) OBP: 0.347, SLG: 0.328										1	0	0	0	0	1	0
Les Moss, R (8, 2) OBP: 0.291, SLG: 0.280										0	0	0	0	0	0	0
Al Richter, R (9, PH)										1	0	0	0	0	0	1
Chuck Stobbs, L (1, 1) OBP: 0.254, SLG: 0.224		K			K	F8			1B BB	2	0	0	0	0	2	1
Ellis Kinder, R (7, 1) OBP: 0.143, SLG: 0.147										0	0	0	0	0	0	0
Charlie Maxwell, L (7, PH) OBP: 0.286, SLG: 0.355										1	0	0	0	0	0	0
Ray Scarborough, R (8, 1) OBP: 0.243, SLG: 0.212										0	0	0	0	0	0	0
Bill Wight, L (8, 1) OBP: 0.140, SLG: 0.075										0	0	0	0	0	0	0
Bob DiPietro, R (9, PH)										0	0	0	1	0	0	0
Inning Stats	R: 1 H: 1 E: 2 LOB: 1 K: 1 BB: 0 S: 7 P: 7	R: 0 H: 1 E: 0 LOB: 1 K: 1 BB: 0 S: 6 P: 6	R: 0 H: 0 E: 0 LOB: 0 K: 0 BB: 0 S: 3 P: 3	R: 0 H: 1 E: 0 LOB: 2 K: 0 BB: 1 S: 4 P: 8	R: 0 H: 0 E: 0 LOB: 0 K: 1 BB: 0 S: 5 P: 5	R: 0 H: 2 E: 0 LOB: 2 K: 1 BB: 0 S: 7 P: 7	R: 0 H: 0 E: 0 LOB: 0 K: 1 BB: 0 S: 5 P: 5	R: 0 H: 2 E: 0 LOB: 2 K: 1 BB: 0 S: 7 P: 7	R: 0 H: 1 E: 0 LOB: 2 K: 0 BB: 2 S: 3 P: 11	1B: 8 SF: 0 2B: 0 SAC: 1 3B: 0 DP: 1 HR: 0 HBP: 0						

PITCHER	IP	WLS	BF	H	R	ER	SO	BB	IBB	HBP	BLK	WP	HR	S	P	ERA	WHIP
Vic Raschi, R (1, 1) ERA: 3.39	9.0	W	38	8	1	0	6	3	0	0	0	0	0	47	59	0.00	1.222

PITCHER	IP	WLS	BF	H	R	ER	SO	BB	IBB	HBP	BLK	WP	HR	S	P	ERA	WHIP

AB	34
R	1
H	8
RBI	0
BB	3
SO	6
LOB	19

WP: 0 PA: 38
PB: 0
SB: 0
CS: 0

Batter	1	2	3	4	5	6	7	8	9	AB	R	H	RBI	BB	SO	LOB
Dom DiMaggio, R (1, 8) OBP: 0.371, SLG: 0.425	F5		K			4-3			BB	3	0	0	0	1	1	1
6 Johnny Pesky, L (1, 6) OBP: 0.420, SLG: 0.404	F7			5-3			G4-6-3 1B		L8	4	0	1	0	0	0	1
Ted Williams, L (1, 7) OBP: 0.468, SLG: 0.565	1-3			3-1			G4-6-3 1-2f		F9	4	0	0	0	0	0	2
Clyde Vollmer, R (1, 9) OBP: 0.359, SLG: 0.478		K		F4			1B		K	4	0	1	0	0	2	1
Billy Goodman, L (1, 4) OBP: 0.387, SLG: 0.376		F8			G5-4-3 BB		F8			2	0	0	0	1	0	1
Walt Dropo, R (1, 3) OBP: 0.312, SLG: 0.369		F8			G5-4-3 1-2f			F6		3	0	0	0	0	0	1
Fred Hatfield, L (1, 5) OBP: 0.280, SLG: 0.271			4-3		4-3			F5		3	0	0	0	0	0	0
Aaron Robinson, L (1, 2) OBP: 0.355, SLG: 0.309			4-3 BB			F8		BB		1	0	0	0	2	0	0
Leo Kiely, L (1, 1) OBP: 0.293, SLG: 0.147			4-3 1-2			1-3		F8		2	0	0	0	0	0	1
Ellis Kinder, R (6, 1) OBP: 0.143, SLG: 0.147										0	0	0	0	0	0	0
Charlie Maxwell, L (8, PH) OBP: 0.282, SLG: 0.349										1	0	0	0	0	0	1
Mickey McDermott, L (8, 1) OBP: 0.313, SLG: 0.365										0	0	0	0	0	0	0
Inning Stats	R: 0 E: 0 K: 0 S: 3 H: 0 LOB: 0 BB: 0 P: 3	R: 0 E: 0 K: 1 S: 5 H: 0 LOB: 0 BB: 0 P: 5	R: 0 E: 0 K: 1 S: 5 H: 0 LOB: 1 BB: 1 P: 9	R: 0 E: 0 K: 0 S: 3 H: 0 LOB: 0 BB: 0 P: 3	R: 0 E: 0 K: 0 S: 2 H: 0 LOB: 0 BB: 1 P: 6	R: 0 E: 0 K: 0 S: 3 H: 0 LOB: 0 BB: 0 P: 3	R: 0 E: 0 K: 0 S: 4 H: 2 LOB: 1 BB: 0 P: 4	R: 0 E: 0 K: 0 S: 3 H: 0 LOB: 1 BB: 1 P: 7	R: 0 E: 0 K: 1 S: 5 H: 0 LOB: 1 BB: 1 P: 9	1B: 2 2B: 0 3B: 0 HR: 0	SF: 0 SAC: 0 DP: 2 HBP: 0					

PITCHER	IP	WLS	BF	H	R	ER	SO	BB	IBB	HBP	BLK	WP	HR	S	P	ERA	WHIP
Bob Porterfield, R (1, 1) ERA: 3.6	9.0	W	31	2	0	0	3	4	0	0	0	0	0	33	49	0.00	0.667

PITCHER	IP	WLS	BF	H	R	ER	SO	BB	IBB	HBP	BLK	WP	HR	S	P	ERA	WHIP

TOP

Boston Red Sox @ Washington Senators

Griffith Stadium, Washington, DC

Tue Sep 25 1951, 3:33 AM EDT

Att. 5,754 - Unknown

livebaseballscorecards.com

AB	27
R	0
H	2
RBI	0
BB	4
SO	3
LOB	9

WP: 0 PA: 31
PB: 0
SB: 0
CS: 0

BOTTOM

Boston Red Sox @ Washington Senators

Griffith Stadium, Washington, DC

Tue Sep 25 1951, 3:33 AM EDT

Att. 5,754 - Unknown

livebaseballscorecards.com

Batter	1	2	3	4	5	6	7	8	9	AB	R	H	RBI	BB	SO	LOB
Eddie Yost, R (1, 5) OBP: 0.421, SLG: 0.414	G6-4-3 1B	FC5-2 1-2 3-H		6-3			1B			4	0	2	0	0	0	3
Cass Michaels, R (1, 4) OBP: 0.343, SLG: 0.345	G6-4-3 1-2f	F8			G4-6-3 1B		F7			4	0	1	0	0	0	4
Irv Noren, L (1, 8) OBP: 0.345, SLG: 0.409	S 1B		6-3		F8		F7			4	0	1	0	0	0	2
Mickey Vernon, L (1, 3) OBP: 0.360, SLG: 0.425	1-3 1-2		WP 1B		G4-6-3 1-2f		G3			4	0	1	0	0	0	3
Sam Mele, R (1, 9) OBP: 0.311, SLG: 0.389		F8	F4 1-2			F9 3B		5-3		4	1	1	0	0	0	1
Pete Runnels, L (1, 6) OBP: 0.354, SLG: 0.332		1B 2B	K			BBBB F9 WP L3-5 BB		BBBB L5-3 BB		2	1	1	0	2	1	1
Mike McCormick, R (1, 7) OBP: 0.362, SLG: 0.355 Gil Coan, L (6, PH) (7, 7) OBP: 0.363, SLG: 0.434	BBBB 1B E BB			5-3		F9 1-3 3-H		L5-3 1-2		1 2	1 0	0 0	0 1	1 0	0 0	0 2
Clyde Kluttz, R (1, 2) OBP: 0.392, SLG: 0.388		E 1-3 FC5-2 2-H 1B		FC1-6 1B		IBB				2	0	2	1	1	0	0
Bob Porterfield, R (1, 1) OBP: 0.152, SLG: 0.093		E2 FC5-2 1-3 3-H		FC1-6 1-2f		L3-5 3-H				3	0	0	0	0	0	4
Inning Stats	R: 0 E: 0 K: 0 S: 4 H: 2 LOB: 1 BB: 0 P: 4	R: 2 E: 1 K: 0 S: 6 H: 2 LOB: 2 BB: 1 P: 10	R: 0 E: 0 K: 1 S: 6 H: 1 LOB: 1 BB: 0 P: 6	R: 0 E: 0 K: 0 S: 4 H: 1 LOB: 1 BB: 0 P: 4	R: 0 E: 0 K: 0 S: 3 H: 1 LOB: 0 BB: 0 P: 3	R: 1 E: 0 K: 0 S: 3 H: 1 LOB: 1 BB: 2 P: 11	R: 0 E: 0 K: 0 S: 4 H: 1 LOB: 1 BB: 0 P: 4	R: 0 E: 0 K: 0 S: 2 H: 0 LOB: 0 BB: 1 P: 6		1B: 7 2B: 3 3B: 1 HR: 0 SF: 0 SAC: 0 DP: 4 HBP: 0				WP: 2 PB: 0 SB: 1 CS: 0 PA: 34	

	AB	30
	R	3
	H	9
	RBI	2
	BB	4
	SO	1
	LOB	20

PITCHER		IP	WLS	BF	H	R	ER	SO	BB	IBB	HBP	BLK	WP	HR	S	P	ERA	WHIP
Leo Kiely, L ERA: 3.21	(1, 1)	5.0	L	24	8	3	2	1	2	0	0	0	1	0	24	32	3.60	2.000
Ellis Kinder, R ERA: 2.56	(6, 1)	2.0		7	1	0	0	0	0	1	0	0	1	0	6	10	0.00	0.500
Mickey McDermott, L ERA: 3.35	(8, 1)	1.0		3	0	0	0	0	1	0	0	0	0	0	2	6	0.00	1.000

PITCHER	IP	WLS	BF	H	R	ER	SO	BB	IBB	HBP	BLK	WP	HR	S	P	ERA	WHIP

Boston Red Sox @ Washington Senators

Griffith Stadium, Washington, DC

Wed Sep 26 1951, 3:33 AM EDT

Att. 5,455 - Unknown

TOP

livebaseballscorecards.com

Batter	1	2	3	4	5	6	7	8	9	AB	R	H	RBI	BB	SO	LOB
Dom DiMaggio, R (1, 8) OBP: 0.370, SLG: 0.422	BBBB 4-0 G4-6-3 6 1B BB	x 0-0 ③ L4			x 0-0 ③ 6-3		x 0-0 ① 6-3		x 0-0 ③ F9	4	0	0	0	1	0	3
6 Johnny Pesky, L (1, 4) OBP: 0.420, SLG: 0.404	x 0-0 1-2 G4-6-3 1B	x 0-0 ① 5-3				x 0-0 E4 1B 1B	BBBB 4-0 S BB			3	1	1	0	1	0	0
Ted Williams, L (1, 7) OBP: 0.467, SLG: 0.562	x 0-0 ①② G4-6-3 1-2f 2-3	SSS 0-3 ② K				x 0-0 1B 1B 1B 1-2 1B	SSS 0-3 ② K 1-2			4	1	1	0	0	2	3
Clyde Vollmer, R (1, 9) OBP: 0.356, SLG: 0.473	x 0-0 ③ 4-3		x 0-0 ③ F7			SSS 0-3 ① K	x 0-0 ③ 6-3			4	0	0	0	0	1	4
Billy Goodman, L (1, 3) OBP: 0.390, SLG: 0.377		BBBB 4-0 E 1B BB		SSS 0-3 ① K		x 0-0 1B 1-2 2-H 1B		BBBB 4-0 L6-3 BB		2	1	1	1	2	1	0
Lou Boudreau, R (1, 6) OBP: 0.352, SLG: 0.399		x 0-0 E 1-2 1B		x 0-0 ② F8		x 0-0 1B 1-2 2-3 1B		x 0-0 ①② L6-3 1-2		4	0	2	0	0	0	1
Fred Hatfield, L (1, 5) OBP: 0.279, SLG: 0.271		x 0-0 ① L8		x 0-0 ③ F7		x 0-0 1-2 2-H 3-H 1B		x 0-0 ③ F9		4	0	1	2	0	0	2
Sammy White, R (1, 2) Vern Stephens, R (6, PH) OBP: 0.363, SLG: 0.501 Les Moss, R (6, 2) OBP: 0.291, SLG: 0.280 Tom Wright, L (9, PH) OBP: 0.342, SLG: 0.323		SSS 0-3 ② K			x 0-0 ① F8	x 0-0 ② F9			x 0-0 ① 4-3	2 1 0 1	0 0 0 0	0 0 0 0	0 0 0 0	1 0 0 0	2 2 0 0	2 2 0 0
Ray Scarborough, R (1, 1) OBP: 0.239, SLG: 0.209 Willard Nixon, L (4, 1) OBP: 0.340, SLG: 0.432 Charlie Maxwell, L (6, PH) OBP: 0.278, SLG: 0.344 Walt Masterson, R (6, 1) OBP: 0.182, SLG: 0.182 Ellis Kinder, R (8, 1) OBP: 0.143, SLG: 0.147 Aaron Robinson, L (9, PH) OBP: 0.353, SLG: 0.307		x 0-0 E6 1-2 2-3			x 0-0 ② 1-3	x 0-0 ③ F9			SSS 0-3 ② K	1 1 1 0 0 1	0 0 0 0 0 0	0 0 0 0 0 0	0 0 0 0 0 0	0 0 0 0 0 1	0 0 0 0 0 0	2 0 2 0 0 0
Inning Stats	R: 0 E: 0 K: 0 S: 3 H: 1 LOB: 1 BB: 1 P: 7	R: 0 E: 1 K: 1 S: 7 H: 1 LOB: 3 BB: 1 P: 11	R: 0 E: 0 K: 1 S: 5 H: 0 LOB: 0 BB: 0 P: 5	R: 0 E: 0 K: 1 S: 5 H: 0 LOB: 0 BB: 0 P: 5	R: 0 E: 0 K: 0 S: 3 H: 0 LOB: 0 BB: 0 P: 3	R: 3 E: 1 K: 1 S: 10 H: 4 LOB: 2 BB: 0 P: 10	R: 0 E: 0 K: 1 S: 5 H: 0 LOB: 1 BB: 1 P: 9	R: 0 E: 0 K: 0 S: 2 H: 0 LOB: 0 BB: 1 P: 6	R: 0 E: 0 K: 1 S: 5 H: 0 LOB: 0 BB: 0 P: 5	1B: 6 2B: 1 3B: 0 HR: 0	SF: 0 SAC: 0 DP: 2 HBP: 0			WP: 0 PB: 0 SB: 1 CS: 0		PA: 37	

	AB	33
	R	3
	H	6
	RBI	3
	BB	4
	SO	6
	LOB	21

PITCHER		IP	WLS	BF	H	R	ER	SO	BB	IBB	HBP	BLK	WP	HR	S	P	ERA	WHIP
Sid Hudson, R ERA: 5.13	(1, 1)	5.1	W	25	6	3	2	4	2	0	0	0	0	0	31	39	3.38	1.500
Tom Ferrick, R ERA: 3.35	(6, 1)	3.2	S	12	0	0	0	2	2	0	0	0	0	0	14	22	0.00	0.545

PITCHER	IP	WLS	BF	H	R	ER	SO	BB	IBB	HBP	BLK	WP	HR	S	P	ERA	WHIP

BOTTOM

Boston Red Sox @ Washington Senators

Griffith Stadium, Washington, DC

Wed Sep 26 1951, 3:33 AM EDT

Att. 5,455 - Unknown

livebaseballscorecards.com

Batter	1	2	3	4	5	6	7	8	9	AB	R	H	RBI	BB	SO	LOB
Eddie Yost, R (1, 5) OBP: 0.422, SLG: 0.418	HR 3B	K		1-2 1B			FC6 BB	K		4	1	2	1	1	2	3
Gil Coan, L (1, 7) OBP: 0.360, SLG: 0.430	F5	K	K	G5-3 2-3f			FC6 1-2f	F8		5	0	0	0	0	1	7
Irv Noren, L (1, 8) OBP: 0.344, SLG: 0.414	3-H HR		K		F5		K			4	1	1	2	0	2	1
Mickey Vernon, L (1, 3) OBP: 0.361, SLG: 0.426	2B 7-5-4 1B		F7		G5-4-3 1B		F4			4	1	2	0	0	0	1
Sam Mele, R (1, 9) OBP: 0.314, SLG: 0.393	7-5-4 1-3 2B			FC4-6 1B	G5-4-3 1-2f			FC1-4 1B		4	0	3	0	0	0	1
Pete Runnels, L (1, 6) OBP: 0.356, SLG: 0.329	IBB			FC4-6 1B 1B 1-2f		BB		FC1-4 BB BB E 1-2f		2	2	0	0	2	0	2
Cass Michaels, R (1, 4) OBP: 0.345, SLG: 0.345	7-5-4 2-3f 3-H			1-3 1B		F9		E BB 1-2 BB		3	1	1	1	1	0	3
Mickey Grasso, R (1, 2) OBP: 0.279, SLG: 0.250		4-3		2-H 3-H 1B		K		E 1-2 2-3 BB		3	1	1	2	1	1	1
Sid Hudson, R (1, 1) OBP: 0.347, SLG: 0.273		F8		G5-3 1B 1-2		4-3		E4 1-2 2-3 3-H		2	0	1	0	0	0	0
Tom Ferrick, R (6, 1) OBP: 0.444, SLG: 0.375										2	0	0	1	0	0	3
Inning Stats	R: 3 E: 0 K: 0 S: 6 H: 4 LOB: 1 BB: 1 P: 10	R: 0 E: 0 K: 1 S: 5 H: 0 LOB: 0 BB: 0 P: 5	R: 0 E: 0 K: 2 S: 7 H: 0 LOB: 0 BB: 0 P: 7	R: 3 E: 0 K: 0 S: 7 H: 5 LOB: 1 BB: 0 P: 7	R: 0 E: 0 K: 0 S: 3 H: 1 LOB: 0 BB: 0 P: 3	R: 0 E: 0 K: 1 S: 5 H: 0 LOB: 1 BB: 1 P: 9	R: 0 E: 0 K: 1 S: 5 H: 0 LOB: 1 BB: 1 P: 9	R: 1 E: 1 K: 1 S: 7 H: 1 LOB: 3 BB: 2 P: 15		1B: 8 2B: 2 3B: 1 HR: 1 SF: 0 SAC: 0 DP: 3 HBP: 0				WP: 0 PB: 0 SB: 0 CS: 0 PA: 38		

	AB	33
	R	7
	H	11
	RBI	7
	BB	5
	SO	6
	LOB	22

PITCHER		IP	WLS	BF	H	R	ER	SO	BB	IBB	HBP	BLK	WP	HR	S	P	ERA	WHIP
Ray Scarborough, R ERA: 5.02	(1, 1)	3.1	L	18	8	6	6	3	0	1	0	0	0	1	23	27	16.20	2.400
Willard Nixon, R ERA: 5.03	(4, 1)	1.2		5	2	0	0	0	0	0	0	0	0	0	5	5	0.00	1.200
Walt Masterson, R ERA: 3.36	(6, 1)	2.1		12	1	1	1	2	4	0	0	0	0	0	12	28	3.86	2.143
Ellis Kinder, R ERA: 2.55	(8, 1)	0.2		3	0	0	0	1	0	0	0	0	0	0	5	5	0.00	0.000

PITCHER	IP	WLS	BF	H	R	ER	SO	BB	IBB	HBP	BLK	WP	HR	S	P	ERA	WHIP

Batter	1	2	3	4	5	6	7	8	9	AB	R	H	RBI	BB	SO	LOB
Dom DiMaggio, R (1, 8) OBP: 0.369, SLG: 0.419	F7	5-3			BB	F8			5-3	4	0	0	0	1	0	2
6 Johnny Pesky, L (1, 4) OBP: 0.422, SLG: 0.403	1B		F8		L6		3B BB		G4-6-3 BB	3	2	1	0	2	0	1
Ted Williams, L (1, 7) OBP: 0.465, SLG: 0.559	1-2 1B		F7		F7		F8		G4-6-3 1-2f	5	1	1	0	0	0	3
Clyde Vollmer, R (1, 9) OBP: 0.357, SLG: 0.477	F8		BB			F8	1-H F8 3B			3	1	1	1	1	0	2
Billy Goodman, L (1, 3) OBP: 0.390, SLG: 0.378	1-2 2-H 1B		F7			BB BB 1B	F8 3-H			4	1	2	2	0	0	1
Lou Boudreau, R (1, 6) OBP: 0.354, SLG: 0.398	1-2 2-H 1B			F8		1-2 BB 1B	K			3	1	1	1	1	1	0
Fred Hatfield, L (1, 5) OBP: 0.278, SLG: 0.265	F4			K		1B 1-2 2-3		G3		3	0	0	0	1	1	2
Sammy White, R (1, 2)		K		F4		K		K		3	0	0	0	0	2	3
Tom Wright, L (8, PH) OBP: 0.338, SLG: 0.317										1	0	0	0	0	1	0
Les Moss, R (8, 2) OBP: 0.291, SLG: 0.280										0	0	0	0	0	0	0
Chuck Stobbs, L (1, 1) OBP: 0.250, SLG: 0.220		F8			5-3	1-3 2-H 3-H 1B		F7		1	0	0	0	0	0	0
Harry Taylor, R (4, 1) OBP: 0.133, SLG: 0.138										1	0	0	0	0	0	0
Vern Stephens, R (6, PH) OBP: 0.365, SLG: 0.503										1	0	1	2	0	0	0
Norm Zauchin, R (6, PR)										0	0	0	0	0	0	0
Willard Nixon, L (6, 1) OBP: 0.333, SLG: 0.422										1	0	0	0	0	0	0
Inning Stats	R: 2 E: 0 K: 0 S: 7 H: 4 LOB: 2 BB: 0 P: 7	R: 0 E: 0 K: 1 S: 5 H: 0 LOB: 0 BB: 0 P: 5	R: 0 E: 0 K: 0 S: 3 H: 0 LOB: 1 BB: 1 P: 7	R: 0 E: 0 K: 1 S: 5 H: 0 LOB: 0 BB: 0 P: 5	R: 0 E: 0 K: 0 S: 3 H: 0 LOB: 1 BB: 1 P: 7	R: 2 E: 0 K: 1 S: 7 H: 2 LOB: 2 BB: 2 P: 15	R: 2 E: 0 K: 1 S: 6 H: 1 LOB: 0 BB: 1 P: 10	R: 0 E: 0 K: 1 S: 5 H: 0 LOB: 0 BB: 0 P: 5	R: 0 E: 0 K: 0 S: 2 H: 0 LOB: 0 BB: 1 P: 6	1B: 6 2B: 0 3B: 1 HR: 0	SF: 0 SAC: 0 DP: 1 HBP: 0						

TOP

Boston Red Sox @ Washington Senators

Griffith Stadium, Washington, DC

Thu Sep 27 1951, 3:33 AM EDT

Att. 1,555 - Unknown

livebaseballscorecards.com

AB	33
R	6
H	7
RBI	6
BB	6
SO	5
LOB	14

WP: 0 PB: 0 SB: 0 CS: 0 PA: 39

PITCHER		IP	WLS	BF	H	R	ER	SO	BB	IBB	HBP	BLK	WP	HR	S	P	ERA	WHIP
Julio Moreno, R ERA: 4.82	(1, 1)	0.2		6	4	2	2	0	0	0	0	0	0	0	6	6	27.00	6.000
Al Sima, L ERA: 4.92	(1, 1)	5.2	W	25	3	4	4	3	5	0	0	0	0	0	26	46	6.35	1.412
Sandy Consuegra, R ERA: 4.01	(7, 1)	2.2	S	8	0	0	0	2	1	0	0	0	0	0	11	15	0.00	0.375

PITCHER	IP	WLS	BF	H	R	ER	SO	BB	IBB	HBP	BLK	WP	HR	S	P	ERA	WHIP

Batter	1	2	3	4	5	6	7	8	9	AB	R	H	RBI	BB	SO	LOB
Eddie Yost, R (1, 5) OBP: 0.425, SLG: 0.423	BBBB 4-0 1B G1 BB		x 0-0 ① 5-3	x 0-0 FC1-5-2 2-H 3-H 3B		x 0-0 FC1-6 1-2 1B		BBBB 4-0 FC4-6 1-2 BB		3	1	2	2	2	0	0
Cass Michaels, R (1, 4) OBP: 0.343, SLG: 0.343	x 0-0 G1 1B 1-3 1B		x 0-0 E6 BB 1B 2B	x 0-0 ② FC1-5-2 3-H		x 0-0 ② FC1-6 2B 1-2f 2-3		x 0-0 ② FC4-6 PB 1-2f 2-3		5	3	1	0	0	0	5
Irv Noren, L (1, 8) OBP: 0.344, SLG: 0.416	x 0-0 ① G1 1-2 3-H		x 0-0 BB 2B 1-2 1B	x 0-0 ③ F5		x 0-0 1-H 3-H 2B		x 0-0 ③ 1-3 1-2		5	1	2	3	0	0	4
Mickey Vernon, L (1, 3) OBP: 0.360, SLG: 0.425	x 0-0 2-H 1B		x 0-0 ② F2		x 0-0 ① 6-3	x 0-0 ③ F9				4	0	1	1	0	0	3
Sam Mele, R (1, 9) OBP: 0.313, SLG: 0.391	x 0-0 ② F5		BBBB 4-0 2B 1-2 2-3 BB		x 0-0 ② F9		x 0-0 ① 1-3			3	0	0	0	1	0	1
Pete Runnels, L (1, 6) OBP: 0.358, SLG: 0.333	x 0-0 ③ 5-3		x 0-0 ③ 1-H 2-H 3-H 2B		BBBB 4-0 BB		x 0-0 ② L6			3	0	1	2	1	0	1
Mike McCormick, R (1, 7) OBP: 0.360, SLG: 0.353		x 0-0 ① 6-3	x 0-0 SH1-4 1B 3B 1B	x 0-0 ③ 1-3			x 0-0 ③ F9			4	1	1	0	0	0	1
Mickey Grasso, R (1, 2) OBP: 0.279, SLG: 0.250		SSS 0-3 ② K	x 0-0 SH1-4 1-2 3B 1B			x 0-0 ① F4		x 0-0 ① F8		4	1	1	0	0	1	0
Julio Moreno, R (1, 1) OBP: 0.195, SLG: 0.225 Al Sima, R (1, 1) OBP: 0.263, SLG: 0.412 Sandy Consuegra, R (7, 1) OBP: 0.250, SLG: 0.256		SSS 0-3 ③ K	x 0-0 ① SH1-4 1-2 2-3			x 0-0 FC1-6 1B 2B 1B		x 0-0 FC4-6 BB 1B		0 2 1	0 1 0	0 1 1	0 0 0	0 1 0	0 0 0	0 0 0
Inning Stats	R: 2 E: 0 K: 0 S: 5 H: 2 LOB: 1 BB: 1 P: 9	R: 0 E: 0 K: 2 S: 7 H: 0 LOB: 0 BB: 0 P: 7	R: 2 E: 1 K: 0 S: 5 H: 2 LOB: 2 BB: 1 P: 9	R: 2 E: 0 K: 0 S: 6 H: 3 LOB: 1 BB: 0 P: 6	R: 0 E: 0 K: 0 S: 3 H: 0 LOB: 1 BB: 1 P: 7	R: 2 E: 0 K: 0 S: 6 H: 3 LOB: 1 BB: 0 P: 6	R: 0 E: 0 K: 0 S: 3 H: 0 LOB: 0 BB: 0 P: 3	R: 0 E: 0 K: 0 S: 4 H: 1 LOB: 2 BB: 1 P: 8		1B: 8 2B: 2 3B: 1 HR: 0 SF: 0 SAC: 1 DP: 0 HBP: 0						

PITCHER	IP	WLS	BF	H	R	ER	SO	BB	IBB	HBP	BLK	WP	HR	S	P	ERA	WHIP
Chuck Stobbs, L (1, 1) ERA: 4.73	3.0	L	17	6	6	4	2	2	0	0	0	0	0	19	27	12.00	2.667
Harry Taylor, R (4, 1) ERA: 6.28	2.0		8	1	0	0	0	1	0	0	0	0	0	7	11	0.00	1.000
Willard Nixon, R (6, 1) ERA: 5.05	3.0		14	4	2	2	0	1	0	0	0	0	0	13	17	6.00	1.667

PITCHER	IP	WLS	BF	H	R	ER	SO	BB	IBB	HBP	BLK	WP	HR	S	P	ERA	WHIP

BOTTOM

Boston Red Sox @ Washington Senators

Griffith Stadium, Washington, DC

Thu Sep 27 1951, 3:33 AM EDT

Att. 1,555 - Unknown

livebaseballscorecards.com

AB	34
R	8
H	11
RBI	8
BB	4
SO	2
LOB	15

WP: 0 PB: 1 SB: 0 CS: 0 PA: 39

Batter	1	2	3	4	5	6	7	8	9	AB	R	H	RBI	BB	SO	LOB
Dom DiMaggio, R (1, 8) OBP: 0.370, SLG: 0.418	BBBB 4-0 6 G6-3 BB			x 0-0 ① P4		SSS 0-3 ③ K			BBBB 4-0 BB	2	0	0	0	2	1	0
6 Johnny Pesky, L (1, 4) OBP: 0.419, SLG: 0.400	x 0-0 ①② G6-3 1-2f			x 0-0 ② 4-3			x 0-0 ① F7		SSS 0-3 ② K	4	0	0	0	0	1	2
Ted Williams, L (1, 7) OBP: 0.464, SLG: 0.556	SSS 0-3 ③ K			BBBB 4-0 BB			x 0-0 ② 4-3		x 0-0 ③ F2	3	0	0	0	1	1	1
Clyde Vollmer, R (1, 9) OBP: 0.357, SLG: 0.474		SSS 0-3 ① K		x 0-0 ③ F9			BBBB 4-0 BB			2	0	0	0	1	1	1
Billy Goodman, L (1, 3) OBP: 0.388, SLG: 0.376		SSS 0-3 ② K2-3			SSS 0-3 ① K		x 0-0 ③ 5-3			3	0	0	0	0	2	1
Lou Boudreau, R (1, 6) OBP: 0.351, SLG: 0.394		x 0-0 ③ P4			x 0-0 ② F9			x 0-0 ① F9		3	0	0	0	0	0	0
Fred Hatfield, L (1, 5) OBP: 0.273, SLG: 0.260			x 0-0 ① F7		SSS 0-3 ③ K			x 0-0 ② F9		3	0	0	0	0	1	0
Aaron Robinson, L (1, 2) OBP: 0.347, SLG: 0.301			x 0-0 ② 1-3			x 0-0 ① 4-3		x 0-0 ③ F9		3	0	0	0	0	0	0
Mel Parnell, L (1, 1) OBP: 0.364, SLG: 0.346			SSS 0-3 ③ K			SSS 0-3 ② K			x 0-0 ① 4-3	1	0	0	0	0	1	0
Ray Scarborough, R (4, 1) OBP: 0.236, SLG: 0.206										1	0	0	0	0	1	0
Harry Taylor, R (7, 1) OBP: 0.133, SLG: 0.138										0	0	0	0	0	0	0
Charlie Maxwell, L (9, PH) OBP: 0.274, SLG: 0.338										1	0	0	0	0	0	0
Inning Stats	R: 0 E: 0 K: 1 S: 4 H: 0 LOB: 0 BB: 1 P: 8	R: 0 E: 0 K: 2 S: 7 H: 0 LOB: 0 BB: 0 P: 7	R: 0 E: 0 K: 1 S: 5 H: 0 LOB: 0 BB: 0 P: 5	R: 0 E: 0 K: 0 S: 3 H: 0 LOB: 1 BB: 1 P: 7	R: 0 E: 0 K: 2 S: 7 H: 0 LOB: 0 BB: 0 P: 7	R: 0 E: 0 K: 2 S: 7 H: 0 LOB: 0 BB: 0 P: 7	R: 0 E: 0 K: 0 S: 3 H: 0 LOB: 1 BB: 1 P: 7	R: 0 E: 0 K: 0 S: 3 H: 0 LOB: 0 BB: 0 P: 3	R: 0 E: 0 K: 1 S: 5 H: 0 LOB: 1 BB: 1 P: 9	1B: 0 2B: 0 3B: 0 HR: 0	SF: 0 SAC: 0 DP: 1 HBP: 0					

PITCHER	IP	WLS	BF	H	R	ER	SO	BB	IBB	HBP	BLK	WP	HR	S	P	ERA	WHIP
Allie Reynolds, R (1, 1) ERA: 3.05	9.0	W	30	0	0	0	9	4	0	0	0	0	0	44	60	0.00	0.444

PITCHER	IP	WLS	BF	H	R	ER	SO	BB	IBB	HBP	BLK	WP	HR	S	P	ERA	WHIP

TOP

Boston Red Sox @ New York Yankees

Yankee Stadium, Bronx, NY

Fri Sep 28 1951, 3:33 AM EDT

Unknown

livebaseballscorecards.com

AB	26
R	0
H	0
RBI	0
BB	4
SO	9
LOB	5

1B: 0	SF: 0	WP: 0	PA: 30
2B: 0	SAC: 0	PB: 0	
3B: 0	DP: 1	SB: 0	
HR: 0	HBP: 0	CS: 0	

BOTTOM

Boston Red Sox @ New York Yankees

Yankee Stadium, Bronx, NY

Fri Sep 28 1951, 3:33 AM EDT

Unknown

livebaseballscorecards.com

Batter	1	2	3	4	5	6	7	8	9	AB	R	H	RBI	BB	SO	LOB
Phil Rizzuto, R (1, 6) OBP: 0.348, SLG: 0.343	0-0 1B 1B 1B	0-0 4-3 ③		0-0 F3 ①		0-0 F5 ①		0-0 1-3 ③		5	1	1	0	0	0	3
Jerry Coleman, R (1, 4) OBP: 0.306, SLG: 0.315	0-0 1B 1-3 1-2 1B		BBBB 4-0 S 1B BB	0-0 F8 ② 3-H		0-0 L5-3 ②③ 1-2				3	2	1	1	1	0	2
Hank Bauer, R (1, 9) OBP: 0.371, SLG: 0.450	0-0 1-3 F7 1-3 2-H 1B		SSS 0-3 K ① 1-2	0-0 F7 ③			0-0 6-3 ①			4	0	1	1	0	1	2
Joe DiMaggio, R (1, 8) OBP: 0.364, SLG: 0.416	0-0 F7 ① 1-2		0-0 P4 ②		0-0 5-3 ①		0-0 1B			4	0	1	0	0	0	3
Gil McDougald, R (1, 5) OBP: 0.398, SLG: 0.486	BBBB 4-0 1-3 BB		0-0 1B E 2-H 1B		0-0 F2 ②		0-0 F8 ②			3	1	1	1	1	0	1
Yogi Berra, L (1, 2) OBP: 0.348, SLG: 0.492	0-0 1-3 ② 1-2 2-3 3-H		0-0 E8 1-H 1B		0-0 1-3 ③		0-0 F7 ③			4	0	1	1	0	0	3
Gene Woodling, L (1, 7) OBP: 0.377, SLG: 0.466	0-0 4-3 ③		0-0 P3 ③			0-0 E9 HR 1B		0-0 HR		4	2	2	1	0	0	3
Joe Collins, L (1, 3) OBP: 0.365, SLG: 0.455		0-0 1-3 ①		0-0 SH F8 2B		0-0 2-H HR		0-0 F5 ①		4	2	2	2	0	0	0
Allie Reynolds, R (1, 1) OBP: 0.271, SLG: 0.224		SSS 0-3 K ②		0-0 SH 2-3		0-0 E5 L5-3		0-0 1-3 ②		3	0	0	0	0	1	0
Inning Stats	R: 2 E: 0 K: 0 S: 6 H: 3 LOB: 2 BB: 1 P: 10	R: 0 E: 0 K: 1 S: 5 H: 0 LOB: 0 BB: 0 P: 5	R: 2 E: 1 K: 1 S: 7 H: 2 LOB: 1 BB: 1 P: 11	R: 1 E: 0 K: 0 S: 5 H: 1 LOB: 1 BB: 0 P: 5	R: 0 E: 0 K: 0 S: 3 H: 0 LOB: 0 BB: 0 P: 3	R: 2 E: 2 K: 0 S: 5 H: 2 LOB: 0 BB: 0 P: 5	R: 0 E: 0 K: 0 S: 4 H: 1 LOB: 1 BB: 0 P: 4	R: 1 E: 0 K: 0 S: 4 H: 1 LOB: 0 BB: 0 P: 4		1B: 7 2B: 2 3B: 0 HR: 2 SF: 0 SAC: 1 DP: 1 HBP: 0						

	AB	34
	R	8
	H	10
	RBI	7
	BB	2
	SO	2
	LOB	17

WP: 0 PB: 0 SB: 1 CS: 0 PA: 37

PITCHER		IP	WLS	BF	H	R	ER	SO	BB	IBB	HBP	BLK	WP	HR	S	P	ERA	WHIP
Mel Parnell, L ERA: 3.22	(1, 1)	3.0	L	16	5	4	3	2	2	0	0	0	0	0	18	26	9.00	2.333
Ray Scarborough, R ERA: 5.09	(4, 1)	3.0		13	3	3	3	0	0	0	0	0	0	1	13	13	9.00	1.000
Harry Taylor, R ERA: 6.24	(7, 1)	2.0		8	2	1	1	0	0	0	0	0	0	1	8	8	4.50	1.000

PITCHER	IP	WLS	BF	H	R	ER	SO	BB	IBB	HBP	BLK	WP	HR	S	P	ERA	WHIP

Boston Red Sox @ New York Yankees

Yankee Stadium, Bronx, NY

Fri Sep 28 1951, 3:38 AM EDT

Att. 39,038 - Unknown

TOP

livebaseballscorecards.com

Batter	1	2	3	4	5	6	7	8	9	AB	R	H	RBI	BB	SO	LOB
Dom DiMaggio, R (1, 8) OBP: 0.370, SLG: 0.418	0-0 BB 6 1B 1B 1B	0-0 6 S 6 WP 1B			0-0 6-3		0-0 4-3		0-0 F7	5	2	2	0	0	0	1
6 Johnny Pesky, L (1, 4) OBP: 0.418, SLG: 0.399	0-0 1B BB BB 1-2 1B	0-0 F5 1-H			0-0 F8		0-0 F9			4	1	1	0	0	0	0
Charlie Maxwell, L (1, 7) OBP: 0.273, SLG: 0.324	0-0 F7	0-0 F7			B B B B 4-0 BB		0-0 G3			3	0	0	0	1	0	2
Clyde Vollmer, R (1, 9) OBP: 0.353, SLG: 0.469	S S S 0-3 K		S S S 0-3 K		0-0 F7			0-0 F7		4	0	0	0	0	2	3
Billy Goodman, L (1, 3) OBP: 0.388, SLG: 0.374	B B B B 4-0 BB 1B 1-2 2-3 BB		S S S 0-3 K			0-0 4-3		0-0 F8		3	0	0	0	1	1	0
Lou Boudreau, R (1, 6) OBP: 0.353, SLG: 0.396	0-0 BB 1-2 2-3 3-H 1B		0-0 6-3			0-0 1B 1B		0-0 4-3		4	0	2	1	0	0	0
Fred Hatfield, L (1, 5) OBP: 0.278, SLG: 0.261	B B B B 4-0 FC6-4 1-2 2-3 3-H BB			S S S 0-3 K		0-0 1-2 1B			0-0 F9	3	0	1	1	1	1	0
Les Moss, R (1, 2) Al Richter, R (9, PH)	0-0 FC6-4 1-2f			0-0 F8		0-0 F9			0-0 F5	3 1	0 0	0 0	0 0	0 0	0 0	5 0
Bill Wight, L (1, 1) Walt Masterson, R (2, 1) Chuck Stobbs, L (2, 1) Willard Nixon, L (7, 1) Tom Wright, L (9, PH) OBP: 0.136, SLG: 0.073 OBP: 0.182, SLG: 0.182 OBP: 0.242, SLG: 0.213 OBP: 0.333, SLG: 0.422 OBP: 0.347, SLG: 0.317		0-0 P6		0-0 F7		S S S 0-3 K			B B B B 4-0 BB	1 0 2 0 0	0 0 0 0 0	0 0 0 0 0	0 0 0 0 0	0 0 1 0 1	0 0 2 0 0	0 0 2 0 0

AB	33
R	3
H	6
RBI	2
BB	4
SO	5
LOB	13

Inning Stats	1	2	3	4	5	6	7	8	9	1B: 6	SF: 0	WP: 2	PA: 37
	R: 2 E: 0 K: 1 S: 8 H: 3 LOB: 3 BB: 2 P: 16	R: 1 E: 0 K: 0 S: 4 H: 1 LOB: 0 BB: 0 P: 4	R: 0 E: 0 K: 2 S: 7 H: 0 LOB: 0 BB: 0 P: 7	R: 0 E: 0 K: 1 S: 5 H: 0 LOB: 0 BB: 0 P: 5	R: 0 E: 0 K: 3 S: 3 H: 0 LOB: 1 BB: 1 P: 7	R: 0 E: 0 K: 1 S: 7 H: 2 LOB: 2 BB: 0 P: 7	R: 0 E: 0 K: 0 S: 3 H: 0 LOB: 0 BB: 0 P: 3	R: 0 E: 0 K: 0 S: 3 H: 0 LOB: 0 BB: 0 P: 3	R: 0 E: 0 K: 0 S: 3 H: 0 LOB: 1 BB: 1 P: 7	2B: 0 3B: 0 HR: 0	SAC: 0 DP: 0 HBP: 0	PB: 0 SB: 1 CS: 0	

PITCHER	IP	WLS	BF	H	R	ER	SO	BB	IBB	HBP	BLK	WP	HR	S	P	ERA	WHIP
Vic Raschi, R (1, 1) ERA: 3.38	9.0	W	37	6	3	3	5	4	0	0	0	1	0	43	59	3.00	1.111

PITCHER	IP	WLS	BF	H	R	ER	SO	BB	IBB	HBP	BLK	WP	HR	S	P	ERA	WHIP

Batter	1	2	3	4	5	6	7	8	9	AB	R	H	RBI	BB	SO	LOB
Phil Rizzuto, R (1, 6) OBP: 0.350, SLG: 0.345	G6-4-3, BB, 1B	1B, BB, F8 1-2 2-H 3-H		SH1, 1B		F8 ②		F7 ①		5	1	3	2	0	0	0
Jerry Coleman, R (1, 4) OBP: 0.314, SLG: 0.319	BBBB, 4-0, G6-4-3 1-2, BB	BBBB, 4-0, 1B, 3B 1-2 2-3, BB		0-0 ①, SH1 1-2		BBBB, 4-0, 2B, HR BB		0-0, 1B 2B		1	3	1	0	3	0	0
Hank Bauer, R (1, 9) OBP: 0.374, SLG: 0.456	0-0 ① ②, G6-4-3 1-2f 2-3	0-0, 3B 1-2 2-3 3-H, 1B		0-0 ②, F2		0-0, HR 1-3, 2B		0-0, WP, PB 2-H, 1B		5	2	3	2	0	0	3
Joe DiMaggio, R (1, 8) OBP: 0.363, SLG: 0.420	0-0 ③, F7	0-0 ②, F8 3-H		SSS, 0-3 ③, K		0-0, HR 2-H 3-H		SSS, 0-3 ②, K 1-3		5	1	1	4	0	2	5
Gil McDougald, R (1, 5) OBP: 0.396, SLG: 0.488		5-3 1-H 2-H, 3B			0-0 ①, F9	0-0 ③, P5		SSS, 0-3 ③, K		5	0	1	2	0	1	1
Yogi Berra, L (1, 2) OBP: 0.349, SLG: 0.492		E, 1B, 1B F8			0-0, 1B		0-0 ①, P6			4	1	2	0	0	0	1
Gene Woodling, L (1, 7) OBP: 0.373, SLG: 0.462	0-0, E3, BB, 1B 1-2, 1B	SSS, 0-3 ①, K			0-0 ②, F8		0-0, E6			4	1	0	0	0	1	2
Joe Collins, L (1, 3) OBP: 0.366, SLG: 0.455	0-0, BB 1-2 2-H, 1B	0-0, G6-4-3 1B			0-0 ③, G3		SSS, 0-3 ②, K			4	1	2	1	0	1	2
Vic Raschi, R (1, 1) OBP: 0.231, SLG: 0.200	BBBB, 4-0, BB, 1B 1-2 2-3, BB	0-0 ② ③, G6-4-3 1-2f				0-0 ①, 4-3	SSS, 0-3 ③, K			3	1	0	0	1	1	2
Inning Stats	R: 0 E: 0 K: 0 S: 3 H: 1 LOB: 1 BB: 1 P: 7	R: 7 E: 1 K: 0 S: 9 H: 5 LOB: 1 BB: 2 P: 17	R: 0 E: 0 K: 1 S: 5 H: 1 LOB: 0 BB: 0 P: 5	R: 0 E: 0 K: 1 S: 6 H: 1 LOB: 1 BB: 0 P: 6	R: 0 E: 0 K: 0 S: 4 H: 1 LOB: 1 BB: 0 P: 4	R: 3 E: 0 K: 0 S: 5 H: 2 LOB: 0 BB: 1 P: 9	R: 0 E: 1 K: 2 S: 8 H: 0 LOB: 1 BB: 0 P: 8	R: 1 E: 0 K: 2 S: 9 H: 2 LOB: 1 BB: 0 P: 9		1B: 9 2B: 2 3B: 1 HR: 1 SF: 0 SAC: 1 DP: 2 HBP: 0						

PITCHER		IP	WLS	BF	H	R	ER	SO	BB	IBB	HBP	BLK	WP	HR	S	P	ERA	WHIP
Bill Wight, L ERA: 4.99	(1, 1)	1.1	L	11	4	6	3	0	3	0	0	0	0	0	8	20	20.25	5.250
Walt Masterson, R ERA: 3.34	(2, 1)	0.1		3	2	1	0	0	0	0	0	0	0	0	3	3	0.00	6.000
Chuck Stobbs, L ERA: 4.76	(2, 1)	4.1		18	5	3	3	2	1	0	0	0	0	1	21	25	6.23	1.385
Willard Nixon, R ERA: 5.04	(7, 1)	2.0		9	2	1	1	4	0	0	0	0	1	0	17	17	4.50	1.000

PITCHER	IP	WLS	BF	H	R	ER	SO	BB	IBB	HBP	BLK	WP	HR	S	P	ERA	WHIP

BOTTOM

Red Sox @ New York Yankees

Yankee Stadium, Bronx, NY

Fri Sep 28 1951, 3:38 AM EDT

Att. 39,038 - Unknown

livebaseballscorecards.com

AB	36
R	11
H	13
RBI	11
BB	4
SO	6
LOB	16

PA: 41

Batter	1	2	3	4	5	6	7	8	9	AB	R	H	RBI	BB	SO	LOB
Al Richter, R (1, 6)	0-0 ① 1-3			0-0 ① 5-3		BBBB 4-0 SH1-4 BB		SSS 0-3 ③ K		3	0	0	0	1	1	1
Mel Hoderlein, S (1, 4) OBP: 0.538, SLG: 0.667	SSS 0-3 ② K			0-0 3B		0-0 ② SH1-4 1-2			0-0 ① F7	3	0	1	0	0	1	0
Charlie Maxwell, L (1, 7) OBP: 0.259, SLG: 0.306	0-0 ③ 4-3			0-0 ② 1-3		0-0 ③ F3			SSS 0-3 ② K	4	0	0	0	0	1	2
Clyde Vollmer, R (1, 8) OBP: 0.353, SLG: 0.466		0-0 ① 5-3		0-0 ③ 1-3			0-0 ① F6		BBBB 4-0 BB	3	0	0	0	1	0	1
Bob DiPietro, R (1, 9)		0-0 ② 6-3			0-0 ① F7		0-0 ② 6-3		SSS 0-3 ③ K	4	0	0	0	0	1	1
Norm Zauchin, R (1, 3) OBP: 0.250, SLG: 0.500		0-0 ③ F4			0-0 2B		SSS 0-3 ③ K			3	0	1	0	0	1	0
Fred Hatfield, L (1, 5) OBP: 0.279, SLG: 0.263			SSS 0-3 ① K		0-0 ② 4-3			0-0 G6-4-3 1B		3	0	1	0	0	1	1
Sammy White, R (1, 2) OBP: 0.125, SLG: 0.125			0-0 ② F9		0-0 ③ F8			0-0 1-2 G6-4-3		3	0	1	0	0	0	1
Leo Kiely, L (1, 1) OBP: 0.286, SLG: 0.143			0-0 ③ F4			SSS 0-3 ① K		0-0 ①② 1-2f 2-3 G6-4-3		1	0	0	0	0	0	0
Ben Flowers, R (5, 1)										1	0	0	0	0	1	0
Vern Stephens, R (8, PH) OBP: 0.364, SLG: 0.501										1	0	0	0	0	0	2
Bill Wight, L (8, 1) OBP: 0.136, SLG: 0.073										0	0	0	0	0	0	0
Inning Stats	R: 0 E: 0 K: 1 S: 5 H: 0 LOB: 0 BB: 0 P: 5	R: 0 E: 0 K: 0 S: 3 H: 0 LOB: 0 BB: 0 P: 3	R: 0 E: 0 K: 1 S: 5 H: 0 LOB: 0 BB: 0 P: 5	R: 0 E: 0 K: 0 S: 4 H: 1 LOB: 1 BB: 0 P: 4	R: 0 E: 0 K: 0 S: 4 H: 1 LOB: 1 BB: 0 P: 4	R: 0 E: 0 K: 1 S: 5 H: 0 LOB: 1 BB: 1 P: 9	R: 0 E: 0 K: 1 S: 5 H: 0 LOB: 0 BB: 0 P: 5	R: 0 E: 0 K: 1 S: 6 H: 2 LOB: 1 BB: 0 P: 6	R: 0 E: 0 K: 2 S: 7 H: 0 LOB: 1 BB: 1 P: 11	1B: 2 2B: 1 3B: 1 HR: 0	SF: 0 SAC: 1 DP: 1 HBP: 0						

TOP

Boston Red Sox @ New York Yankees

Yankee Stadium, Bronx, NY

Sat Sep 29 1951, 3:33 AM EDT

Unknown

livebaseballscorecards.com

AB	29
R	0
H	4
RBI	0
BB	2
SO	7
LOB	9

PITCHER		IP	WLS	BF	H	R	ER	SO	BB	IBB	HBP	BLK	WP	HR	S	P	ERA	WHIP
Ed Lopat, L ERA: 2.91	(1, 1)	6.0	W	21	2	0	0	3	1	0	0	0	0	0	26	30	0.00	0.500
Bob Kuzava, L ERA: 3.61	(7, 1)	3.0	S	11	2	0	0	4	1	0	0	0	0	0	18	22	0.00	1.000

PITCHER	IP	WLS	BF	H	R	ER	SO	BB	IBB	HBP	BLK	WP	HR	S	P	ERA	WHIP

Boston Red Sox @ New York Yankees

Yankee Stadium, Bronx, NY

Sat Sep 29 1951, 3:33 AM EDT

Unknown

livebaseballscorecards.com

BOTTOM

Batter	1	2	3	4	5	6	7	8	9	AB	R	H	RBI	BB	SO	LOB
Jim Brideweser, R (1, 6) OBP: 0.250, SLG: 0.250	1-3		G4-6-3 BB WP 1B		K		F7			4	1	1	0	0	1	0
Bobby Brown, L (1, 5) OBP: 0.370, SLG: 0.388	F7		BBBB G4-6-3 1-2 BB		F4		F8			3	0	0	0	1	0	0
Billy Martin, R (1, 4) OBP: 0.317, SLG: 0.333	1B 1B 1B		G4-6-3 1-2f 2-3		E3 BB			K		4	1	1	0	0	1	2
Mickey Mantle, S (1, 8) OBP: 0.348, SLG: 0.448	1B 1-2 1B		1-3 3-H		PO BBBB 1-2 BB			1B 1B 1B		3	1	2	0	1	0	0
Hank Bauer, R (1, 9) OBP: 0.372, SLG: 0.453	1-2 2-H 1B			F8	PO 1-2	F7		F7		4	0	1	1	0	0	1
Jackie Jensen, R (1, 7) OBP: 0.377, SLG: 0.512	F9			1B S F8 1B		1B S 1B		1B 1-2 1B		4	1	3	0	0	0	2
Joe Collins, L (1, 3) OBP: 0.372, SLG: 0.460		F7		1-3 1B		G4-6-3 1-3 1B		S 1-3 2-H 1B		4	0	3	1	0	0	0
Charles Silvera, R (1, 2) OBP: 0.339, SLG: 0.392		6-3		F8 3-H		G4-6-3 1-2f		K 1-2		4	0	0	1	0	1	5
Ed Lopat, L (1, 1) OBP: 0.242, SLG: 0.298		SSS K		F4		SSS	K			2	0	0	0	0	1	1
Bob Kuzava, S (7, 1) OBP: 0.298, SLG: 0.179										1	0	0	0	0	1	0
Inning Stats	R: 1 E: 0 K: 0 S: 6 H: 3 LOB: 2 BB: 0 P: 6	R: 0 E: 0 K: 1 S: 5 H: 0 LOB: 0 BB: 0 P: 5	R: 1 E: 0 K: 0 S: 3 H: 1 LOB: 0 BB: 1 P: 7	R: 1 E: 0 K: 0 S: 5 H: 2 LOB: 1 BB: 0 P: 5	R: 0 E: 1 K: 1 S: 5 H: 0 LOB: 1 BB: 1 P: 9	R: 0 E: 0 K: 0 S: 4 H: 2 LOB: 1 BB: 0 P: 4	R: 0 E: 0 K: 1 S: 5 H: 0 LOB: 0 BB: 0 P: 5	R: 1 E: 0 K: 2 S: 10 H: 3 LOB: 2 BB: 0 P: 10		1B: 11 2B: 0 3B: 0 HR: 0 SF: 0 SAC: 0 DP: 2 HBP: 0						

	AB	33
	R	4
	H	11
	RBI	3
	BB	2
	SO	5
	LOB	11

WP: 1 PB: 0 SB: 3 CS: 0 PA: 36

PITCHER		IP	WLS	BF	H	R	ER	SO	BB	IBB	HBP	BLK	WP	HR	S	P	ERA	WHIP
Leo Kiely, L ERA: 3.34	(1, 1)	4.0	L	18	6	3	3	1	1	0	0	0	1	0	19	23	6.75	1.750
Ben Flowers, R ERA:	(5, 1)	3.0		11	2	0	0	2	1	0	0	0	0	0	14	18	0.00	1.000
Bill Wight, L ERA: 5.02	(8, 1)	1.0		6	3	1	1	2	0	0	0	0	0	0	10	10	9.00	3.000

PITCHER	IP	WLS	BF	H	R	ER	SO	BB	IBB	HBP	BLK	WP	HR	S	P	ERA	WHIP

Batter	1	2	3	4	5	6	7	8	9	AB	R	H	RBI	BB	SO	LOB
Al Richter, R (1, 6)	BBBB 4-0 CI E BB		x 0-0 ① F8		x 0-0 ①② G6-4-3 1-2f			BBBB 4-0 G6-4-3 1-2 BB		2	1	0	0	2	0	1
Mel Hoderlein, S (1, 4) OBP: 0.438, SLG: 0.500	S 0-1 CI E 1-2		x 0-0 E5 FC1-6		x 0-0 ③ F3			x 0-0 ①② G6-4-3 1-2f 2-3		3	0	0	0	0	0	2
Charlie Maxwell, L (1, 7) OBP: 0.259, SLG: 0.303	x 0-0 ① F7		x 0-0 ② FC1-6 BB 1-2f			x 0-0 FC5-4 1B		x 0-0 ③ 4-3		4	0	1	0	0	0	4
Clyde Vollmer, R (1, 8) OBP: 0.352, SLG: 0.462	x 0-0 E1 G6-4-3 1-2 2-H		BBBB 4-0 1-2 BB			x 0-0 ① FC5-4 L4-3 1-2f			x 0-0 ① 4-3	3	0	0	0	1	0	2
Bob DiPietro, R (1, 9)	x 0-0 ②③ G6-4-3 1-2f		x 0-0 ③ F5			x 0-0 ②③ L4-3 1-2			x 0-0 ② F9	4	0	0	0	0	0	5
Norm Zauchin, R (1, 3) OBP: 0.250, SLG: 0.375		x 0-0 E6 FC5-4		x 0-0 CS 1B			x 0-0 ① 6-3		SSS 0-3 ③ K	4	0	1	0	0	1	0
Fred Hatfield, L (1, 5) OBP: 0.275, SLG: 0.258		SSS 0-3 ① K		x 0-0 ①② G3 1-2			x 0-0 ② F7			3	0	0	0	0	1	2
Les Moss, R (1, 2) OBP: 0.285, SLG: 0.273		SSS 0-3 ② K		x 0-0 ③ 5-3			x 0-0 ③ F8			3	0	0	0	0	1	1
Mickey McDermott, L (1, 1) OBP: 0.314, SLG: 0.364		x 0-0 ③ FC5-4 1-2f			x 0-0 G6-4-3 1B			x 0-0 E6 G6-4-3 BB		3	0	1	0	0	0	1
Inning Stats	R: 1 E: 2 K: 0 S: 4 H: 0 LOB: 1 BB: 1 P: 8	R: 0 E: 1 K: 2 S: 8 H: 0 LOB: 1 BB: 0 P: 8	R: 0 E: 1 K: 0 S: 4 H: 0 LOB: 2 BB: 1 P: 8	R: 0 E: 0 K: 0 S: 3 H: 1 LOB: 0 BB: 0 P: 3	R: 0 E: 0 K: 0 S: 3 H: 1 LOB: 0 BB: 0 P: 3	R: 0 E: 0 K: 0 S: 3 H: 1 LOB: 0 BB: 0 P: 3	R: 0 E: 0 K: 0 S: 3 H: 0 LOB: 0 BB: 0 P: 3	R: 0 E: 1 K: 0 S: 3 H: 0 LOB: 1 BB: 1 P: 7	R: 0 E: 0 K: 1 S: 5 H: 0 LOB: 0 BB: 0 P: 5	1B: 3 2B: 1 3B: 0 HR: 0	SF: 0 SAC: 0 DP: 4 HBP: 0						

TOP

Boston Red Sox @ New York Yankees

Yankee Stadium, Bronx, NY

Sat Sep 29 1951, 3:38 AM EDT

Att. 45,283 - Unknown

livebaseballscorecards.com

AB	29
R	1
H	3
RBI	0
BB	3
SO	3
LOB	18

WP: 0 PB: 0 SB: 0 CS: 1 PA: 33

PITCHER		IP	WLS	BF	H	R	ER	SO	BB	IBB	HBP	BLK	WP	HR	S	P	ERA	WHIP
Tom Morgan, R (1, 1) ERA: 3.61		5.0	W	20	2	1	0	2	2	0	0	0	0	0	22	30	0.00	0.800
Ernie Nevel, R (6, 1) ERA:		4.0	S	13	1	0	0	1	1	0	0	0	0	0	14	18	0.00	0.500

PITCHER	IP	WLS	BF	H	R	ER	SO	BB	IBB	HBP	BLK	WP	HR	S	P	ERA	WHIP

Batter	1	2	3	4	5	6	7	8	9	AB	R	H	RBI	BB	SO	LOB
Johnny Hopp, L (1, 3) OBP: 0.306, SLG: 0.317	K		E7 2-H 1B	K			K			4	0	1	0	0	3	2
Jim Brideweser, R (1, 6) OBP: 0.375, SLG: 0.375	G1-6-3 1B		1B		F4		6-3			4	0	2	0	0	0	0
Billy Martin, R (1, 5) OBP: 0.328, SLG: 0.345	G1-6-3 1-2f		F9		PB 1B		1B			4	0	2	0	0	0	2
Mickey Mantle, S (1, 8) OBP: 0.350, SLG: 0.447		E7 1B		2B 1B BB	6-3 1-2		K			3	1	1	0	1	1	2
Hank Bauer, R (1, 9) OBP: 0.372, SLG: 0.455 Archie Wilson, R (8, 9)		K		1B 1-3 2B	K			FC6-4 HBP		3 0	1 0	1 0	0 0	0 0	2 0	2 0
Jackie Jensen, R (1, 7) OBP: 0.369, SLG: 0.500		F8		F3		6-3		FC6-4 1-2f G5-4-3		4	0	0	0	0	0	4
Jerry Coleman, R (1, 4) OBP: 0.313, SLG: 0.317		F8		1B BB		5-3		G5-4-3 1-2f		3	0	0	0	1	0	2
Clint Courtney, L (1, 2)			F7	K		HBP				2	0	0	0	0	1	3
Tom Morgan, R (1, 1) OBP: 0.273, SLG: 0.386 Ernie Nevel, R (6, 1)			E 2B	1-3 2-H 3-H 1B		K				2 1	1 0	2 0	2 0	0 0	0 1	0 1
Inning Stats	R: 0 E: 0 K: 1 S: 5 H: 1 LOB: 0 BB: 0 P: 5	R: 0 E: 1 K: 1 S: 6 H: 1 LOB: 1 BB: 0 P: 6	R: 1 E: 1 K: 0 S: 5 H: 3 LOB: 1 BB: 0 P: 5	R: 2 E: 0 K: 2 S: 9 H: 2 LOB: 2 BB: 2 P: 17	R: 0 E: 0 K: 1 S: 6 H: 1 LOB: 1 BB: 0 P: 6	R: 0 E: 0 K: 1 S: 5 H: 0 LOB: 1 BB: 0 P: 6	R: 0 E: 0 K: 2 S: 8 H: 1 LOB: 1 BB: 0 P: 8	R: 0 E: 0 K: 0 S: 2 H: 0 LOB: 0 BB: 0 P: 3		1B: 7 2B: 2 3B: 0 HR: 0 SF: 0 SAC: 0 DP: 2 HBP: 2						

PITCHER	IP	WLS	BF	H	R	ER	SO	BB	IBB	HBP	BLK	WP	HR	S	P	ERA	WHIP
Mickey McDermott, L (1, 1) ERA: 3.35	8.0	L	34	9	3	3	8	2	0	2	0	0	0	46	56	3.38	1.375

PITCHER	IP	WLS	BF	H	R	ER	SO	BB	IBB	HBP	BLK	WP	HR	S	P	ERA	WHIP

BOTTOM

Boston Red Sox @ New York Yankees

Yankee Stadium, Bronx, NY

Sat Sep 29 1951, 3:38 AM EDT

Att. 45,283 - Unknown

livebaseballscorecards.com

AB	30
R	3
H	9
RBI	2
BB	2
SO	8
LOB	18

WP: 0 PA: 34
PB: 1
SB: 0
CS: 0

Batter	1	2	3	4	5	6	7	8	9	AB	R	H	RBI	BB	SO	LOB
Al Richter, R (1, 6) OBP: 0.286, SLG: 0.091	0-0 F2 BB K2-5 1B		0-0 ① F3		0-0 ②③ G4-6-3 1-2f			0-0 ① F2		4	0	1	0	0	0	1
Mel Hoderlein, S (1, 4) OBP: 0.550, SLG: 0.571	BBBB 4-0 1-2 BB		BBBB 4-0 CS BB			0-0 1B 1B		0-0 FC4-6 1B		2	0	2	0	2	0	0
Charlie Maxwell, L (1, 7) OBP: 0.270, SLG: 0.313	0-0 ① F2 2-3		0-0 ② 1-2 1B			0-0 1-2 1B		0-0 ② F8		4	0	2	0	0	0	3
Clyde Vollmer, R (1, 8) OBP: 0.348, SLG: 0.457	SSS 0-3 ②③ K2-5 3-Hf		SSS 0-3 ③ K			0-0 ① F6		0-0 ③ FC4-6 1-2f		4	0	0	0	0	2	6
Bob DiPietro, R (1, 9) OBP: 0.154, SLG: 0.083		0-0 G6-4-3 1B		0-0 ① 1-3		0-0 ② F6			SSS 0-3 ① K	4	0	1	0	0	1	2
Norm Zauchin, R (1, 3) OBP: 0.167, SLG: 0.250		0-0 ①② G6-4-3 1-2f		SSS 0-3 ② K		0-0 ③ F7			0-0 ② 6-3	4	0	0	0	0	1	3
Fred Hatfield, L (1, 5) OBP: 0.274, SLG: 0.258		0-0 1B 1B		0-0 ③ F9			SSS 0-3 ① K		0-0 ③ F9	4	0	1	0	0	1	0
Sammy White, R (1, 2) OBP: 0.182, SLG: 0.182		0-0 1-2 1B			0-0 ① F3		0-0 ② 1-3			3	0	1	0	0	0	0
Harley Hisner, R (1, 1) OBP: 0.500, SLG: 0.500 6 Johnny Pesky, L (7, PH) OBP: 0.417, SLG: 0.398 Harry Taylor, R (7, 1) OBP: 0.133, SLG: 0.138		0-0 ③ G3			0-0 G4-6-3 1B		0-0 ③ G3			2 1 0	0 0 0	1 0 0	0 0 0	0 0 0	0 0 0	2 0 0
Inning Stats	R: 0 H: 1 E: 0 LOB: 2 K: 1 BB: 1 S: 5 P: 9	R: 0 H: 3 E: 0 LOB: 2 K: 0 BB: 0 S: 5 P: 5	R: 0 H: 1 E: 0 LOB: 1 K: 1 BB: 1 S: 5 P: 9	R: 0 H: 0 E: 0 LOB: 0 K: 1 BB: 0 S: 5 P: 5	R: 0 H: 1 E: 0 LOB: 0 K: 0 BB: 0 S: 3 P: 3	R: 0 H: 2 E: 0 LOB: 2 K: 0 BB: 0 S: 5 P: 5	R: 0 H: 0 E: 0 LOB: 0 K: 1 BB: 0 S: 5 P: 5	R: 0 H: 1 E: 0 LOB: 1 K: 0 BB: 0 S: 4 P: 4	R: 0 H: 0 E: 0 LOB: 0 K: 1 BB: 0 S: 5 P: 5	1B: 9 2B: 1 3B: 0 HR: 0	SF: 0 SAC: 0 DP: 3 HBP: 0						

PITCHER		IP	WLS	BF	H	R	ER	SO	BB	IBB	HBP	BLK	WP	HR	S	P	ERA	WHIP
Spec Shea, R ERA: 4.33	(1, 1)	5.0	W	19	6	0	0	3	2	0	0	0	0	0	23	31	0.00	1.600
Johnny Sain, R ERA: 4.29	(6, 1)	4.0	S	15	3	0	0	2	0	0	0	0	0	0	19	19	0.00	0.750

PITCHER		IP	WLS	BF	H	R	ER	SO	BB	IBB	HBP	BLK	WP	HR	S	P	ERA	WHIP

TOP

Boston Red Sox @ New York Yankees

Yankee Stadium, Bronx, NY

Sun Sep 30 1951, 3:33 AM EST

Att. 35,814 - Unknown

livebaseballscorecards.com

AB	32
R	0
H	9
RBI	0
BB	2
SO	5
LOB	17

1B: 9	SF: 0	WP: 0	PA: 34
2B: 1	SAC: 0	PB: 0	
3B: 0	DP: 3	SB: 0	
HR: 0	HBP: 0	CS: 1	

Boston Red Sox @ New York Yankees

Yankee Stadium, Bronx, NY

Sun Sep 30 1951, 3:33 AM EST

Att. 35,814 - Unknown

BOTTOM

Batter	1	2	3	4	5	6	7	8	9	AB	R	H	RBI	BB	SO	LOB
Mickey Mantle, S (1, 9) (4, 8) OBP: 0.349, SLG: 0.443	K	K		BB, E 9-2-3 BB		G1-6-3 1-2f				3	0	0	0	1	2	2
Phil Rizzuto, R (1, 6) OBP: 0.351, SLG: 0.346	FC6-4 1B	FC4-6 1B	E5 BB 1-2				F8			4	0	2	0	0	0	1
Hank Bauer, R (1, 7) OBP: 0.373, SLG: 0.454	FC6-4 1B 1-2f	FC4-6 1B BB 1B 1-2f	BB 1-2 2-3				G6-4-3 1B			3	1	1	0	1	0	2
Joe DiMaggio, R (1, 8) OBP: 0.365, SLG: 0.422	1B 1-2	BB 1B 1B 1-2	9-2-3 3-Hf				G6-4-3 1-2f			1	1	1	0	1	0	0
Archie Wilson, R (4, 9)										2	0	0	0	0	0	4
Johnny Mize, L (1, 3) OBP: 0.340, SLG: 0.398	F9	1B 1-2 2-3 1B			F4			F5		3	0	1	0	0	0	2
Joe Collins, L (6, 3) OBP: 0.370, SLG: 0.458										1	0	0	0	0	0	0
Yogi Berra, L (1, 2) OBP: 0.350, SLG: 0.492		1B F8 1B	1-3 2-H 3-H 1B		F7			F8		4	1	2	2	0	0	0
Bobby Brown, L (1, 5) OBP: 0.369, SLG: 0.387		1-3 1B	F7		F6			1-3		4	0	1	0	0	0	2
Jerry Coleman, R (1, 4) OBP: 0.313, SLG: 0.315		F8 3-H	4-3			FC4-6 BB				2	0	0	1	1	0	3
Spec Shea, R (1, 1) OBP: 0.267, SLG: 0.321		K		F4		FC4-6 G1-6-3 1-2f				2	0	0	0	0	1	1
Johnny Sain, R (6, 1) OBP: 0.250, SLG: 0.318										1	0	0	0	0	0	1
Inning Stats	R: 0 E: 0 K: 1 S: 7 H: 2 LOB: 2 BB: 0 P: 7	R: 1 E: 0 K: 2 S: 9 H: 2 LOB: 1 BB: 0 P: 9	R: 2 E: 0 K: 0 S: 6 H: 3 LOB: 2 BB: 1 P: 10	R: 0 E: 1 K: 0 S: 3 H: 0 LOB: 2 BB: 2 P: 11	R: 0 E: 0 K: 0 S: 3 H: 0 LOB: 0 BB: 0 P: 3	R: 0 E: 0 K: 0 S: 2 H: 0 LOB: 0 BB: 1 P: 6	R: 0 E: 0 K: 0 S: 3 H: 1 LOB: 0 BB: 0 P: 3	R: 0 E: 0 K: 0 S: 3 H: 0 LOB: 0 BB: 0 P: 3		1B: 8 2B: 1 3B: 0 HR: 0 SF: 0 SAC: 0 DP: 3 HBP: 0						

livebaseballscorecards.com

AB	30
R	3
H	8
RBI	3
BB	4
SO	3
LOB	18

WP: 0 PB: 0 SB: 0 CS: 0 PA: 34

PITCHER		IP	WLS	BF	H	R	ER	SO	BB	IBB	HBP	BLK	WP	HR	S	P	ERA	WHIP
Harley Hisner, R ERA: 4.5	(1, 1)	6.0	L	28	7	3	3	3	4	0	0	0	0	0	30	46	4.50	1.833
Harry Taylor, R ERA: 6.09	(7, 1)	2.0		6	1	0	0	0	0	0	0	0	0	0	6	6	0.00	0.500