


Boston Red Sox - 1951

Batter	1	2	3	4	5	6	7	8	9	AB	R	H	RBI	BB	SO	LOB	TOP					
Dom DiMaggio, R (1, 8) OBP: 0.750, SLG: 0.667	0-0 3-3 1B		0-0 BB 1B		4-0 1-2 BB			0-3 K		3	0	2	0	1	1	0	Boston Red Sox @ New York Yankees Yankee Stadium, Bronx, NY Tue Apr 17 1951, 3:33 AM EST Att: 44,860 - Unknown livebaseballscores.com					
Billy Goodman, L (1, 9) OBP: 0.500, SLG: 0.333	0-0 8-3 1-2		4-0 1-2 BB		0-3 K			0-0 FC4-6 1B		3	0	1	0	1	1	3						
Ted Williams, L (1, 7) OBP: 0.500, SLG: 0.333	0-0 1B		0-0 F7		4-0 G6-4-3 BB			0-0 FC4-6 1-2		3	0	1	0	1	0	3						
Vern Stephens, R (1, 5)	0-0 1-3			0-0 F9		0-0 G6-4-3 1-2		0-0 F7		4	0	0	0	0	0	3						
Walt Dropo, R (1, 3) OBP: 0.250, SLG: 0.250		0-0 F9		0-0 5-3		0-3 K			0-0 G6-4-3 1B		4	0	1	0	0	1		0				
Bobby Doerr, R (1, 4)		0-3 K		0-0 4-3			0-0 F8		0-0 F9		4	0	0	0	0	1		1				
Lou Boudreau, R (1, 6) OBP: 0.250, SLG: 0.250		0-0 L7			0-0 BB 1B		0-0 6-3		0-0 G6-4-3 1-2		4	0	1	0	0	0		1				
Buddy Rosar, R (1, 2)			0-0 6-3		0-0 P3		4-0 BB			2	0	0	0	1	0	1						
Bill Wight, L (1, 1) Ellis Kinder, R (6, 1) Charlie Maxwell, L (7, PH) Mickey McDermott, L (7, 1)			0-3 K		0-3 K		0-0 F5			2	0	0	0	0	2	1		AB 30 R 0 H 6 RBI 0 BB 4 SO 6 LOB 14 				
Inning Stats	R: 0 E: 0 K: 0 S: 4	H: 2 LOB: 1 BB: 0 P: 4	R: 0 E: 0 K: 1 S: 5	H: 0 LOB: 0 BB: 0 P: 5	R: 0 E: 0 K: 1 S: 6	H: 1 LOB: 2 BB: 1 P: 10	R: 0 E: 0 K: 0 S: 3	H: 0 LOB: 0 BB: 0 P: 3	R: 0 E: 0 K: 1 S: 8	H: 1 LOB: 2 BB: 1 P: 12	R: 0 E: 0 K: 0 S: 4	H: 0 LOB: 1 BB: 1 P: 8	R: 0 E: 0 K: 0 S: 3	H: 0 LOB: 1 BB: 1 P: 7	R: 0 E: 0 K: 1 S: 6	H: 1 LOB: 0 BB: 0 P: 6			R: 0 E: 0 K: 0 S: 3	H: 1 LOB: 0 BB: 0 P: 3	1B: 6 2B: 1 3B: 0 HR: 0	SF: 0 SAC: 0 DP: 3 HBP: 0
PITCHER Vic Raschi, R (1, 1) ERA:	IP: 9.0 WLS: W BF: 34 H: 6 R: 0 ER: 0 SO: 6 BB: 4 IBB: 0 HBP: 0 BLK: 0 WP: 0 HR: 0 S: 42 P: 58 ERA: 0.00 WHIP: 1.111																	PITCHER				

Batter	1	2	3	4	5	6	7	8	9	AB	R	H	RBI	BB	SO	LOB	BOTTOM					
Jackie Jensen, R (1, 7) OBP: 0.500, SLG: 1.500	0-3 K		0-0 2H HR			0-0 SH 1B 2B	0-0 E6 PO			4	2	2	2	0	1	0	Boston Red Sox @ New York Yankees Yankee Stadium, Bronx, NY Tue Apr 17 1951, 3:33 AM EST Att: 44,860 - Unknown livebaseballscores.com					
Phil Rizzuto, R (1, 6)	0-0 B1-3		0-0 5-3			0-0 SH 1B 2-3	0-0 PO 1-2	0-0 P4		3	1	0	0	0	0	0						
Mickey Mantle, S (1, 9) OBP: 0.250, SLG: 0.250	0-0 4-3		0-0 P5			0-0 1B 1-2 3H	0-0 F9	0-0 F9		4	1	1	1	0	0	0						
Joe DiMaggio, R (1, 8) OBP: 0.250, SLG: 0.250		0-0 6-3		0-0 5-3		0-0 1B 1-2 2H	0-0 F3			4	0	1	1	0	0	0						
Yogi Berra, L (1, 2) OBP: 0.667, SLG: 0.500		4-0 BB		0-0 F2		0-0 1B 1-2 2H	0-0 G6-4-3 1B			2	0	1	1	1	0	0						
Johnny Mize, L (1, 3) Joe Collins, L (8, 3)		0-0 P2		0-0 G3		0-0 F9				3	0	0	0	0	0	3						
Billy Johnson, R (1, 5)		0-0 F7			4-0 1B BB	0-0 G6-4-3 1-2				2	0	0	0	1	0	3						
Jerry Coleman, R (1, 4) OBP: 0.667, SLG: 0.667			0-0 SH2-4 HR 1B		0-0 G1-6-3 1-3	0-0 F8				3	1	2	0	0	0	0						
Vic Raschi, R (1, 1)			0-0 SH2-4 1-2		0-0 G1-6-3 1-2	0-3 K				2	0	0	0	0	1	1						
Inning Stats	R: 0 E: 0 K: 1 S: 5	H: 0 LOB: 0 BB: 0 P: 5	R: 0 E: 0 K: 0 S: 3	H: 0 LOB: 1 BB: 1 P: 7	R: 2 E: 0 K: 0 S: 5	H: 2 LOB: 0 BB: 0 P: 5	R: 0 E: 0 K: 0 S: 3	H: 0 LOB: 0 BB: 0 P: 3	R: 0 E: 0 K: 0 S: 2	H: 1 LOB: 0 BB: 1 P: 6	R: 3 E: 0 K: 0 S: 7	H: 4 LOB: 1 BB: 1 P: 7	R: 0 E: 1 K: 1 S: 5	H: 0 LOB: 0 BB: 0 P: 5	R: 0 E: 0 K: 0 S: 3	H: 0 LOB: 0 BB: 0 P: 3		R: 0 E: 0 K: 0 S: 3	H: 0 LOB: 0 BB: 0 P: 3	1B: 5 2B: 1 3B: 0 HR: 1	SF: 0 SAC: 2 DP: 2 HBP: 0	WP: 0 PB: 0 SB: 0 CS: 0
PITCHER Bill Wight, L (1, 1) ERA: 9.0 Ellis Kinder, R (6, 1) Mickey McDermott, L (7, 1) ERA:	IP: 5.0 WLS: L BF: 23 H: 7 R: 5 ER: 5 SO: 1 BB: 2 IBB: 0 HBP: 0 BLK: 0 WP: 0 HR: 1 S: 23 P: 31 ERA: 9.00 WHIP: 1.800																	PITCHER				

Batter	1	2	3	4	5	6	7	8	9	AB	R	H	RBI	BB	SO	LOB	TOP
Dom DiMaggio, R OBP: 0.500, SLG: 0.333	F7			FC5-4 BB		1-3		F9		3	0	0	0	1	0	1	Boston Red Sox @ New York Yankees Yankee Stadium, Bronx, NY Wed Apr 18 1951, 3:33 AM EST Att: 15,415 - Unknown
Billy Goodman, L OBP: 0.250, SLG: 0.143	1-3			F9			K	F5		4	0	0	0	0	1	2	
Ted Williams, L OBP: 0.375, SLG: 0.286	K			F7			BB 1B		K	4	1	1	0	0	2	1	
Vern Stephens, R (1,5)		K		FC5-4 1-2			BB 1B		F4	3	0	0	0	1	1	1	
Walt Dropo, R OBP: 0.125, SLG: 0.125	F9				K		BB		1-3	4	0	0	0	0	1	2	
Bobby Doerr, R OBP: 0.143, SLG: 0.143	6-3				1-3		BB 1B			3	0	1	1	0	0	0	
Lou Boudreau, R OBP: 0.143, SLG: 0.143			L6		5-3		BB 1B		6-3	3	0	0	0	0	0	2	
Matt Batts, R 6 Johnny Pesky, L Buddy Rosar, R			F9			4-3		F7		2	0	0	0	0	0	0	
Harry Taylor, R Clyde Vollmer, R Ellis Kinder, R			K			G3		BB		2	0	0	0	0	1	0	
Inning Stats	R: 0 E: 0 K: 1 S: 5	H: 0 LOB: 0 BB: 0 P: 5	R: 0 E: 0 K: 1 S: 5	H: 0 LOB: 0 BB: 0 P: 5	R: 0 E: 0 K: 1 S: 5	H: 0 LOB: 1 BB: 1 P: 7	R: 0 E: 0 K: 0 S: 3	H: 0 LOB: 0 BB: 0 P: 3	R: 1 E: 0 K: 1 S: 7	H: 2 LOB: 2 BB: 1 P: 11	R: 0 E: 0 K: 1 S: 5	H: 0 LOB: 0 BB: 0 P: 5	1B: 2 2B: 0 3B: 0 HR: 0	SF: 0 SAC: 0 DP: 0 HBP: 0	WP: 0 PB: 0 SB: 0 CS: 0	PA: 32	
PITCHER Ed Lopat, L ERA: 1.0	IP: 9.0 WLS: W BF: 32	H: 2 R: 1 ER: 1 SO: 6	BB: 3 IBB: 0 HBP: 0 BLK: 0	WP: 0 HR: 0 S: 41 P: 53	ERA: 1.00 WHIP: 0.556												

AB	29
R	1
H	2
RBI	1
BB	3
SO	6
LOB	9



Batter	1	2	3	4	5	6	7	8	9	AB	R	H	RBI	BB	SO	LOB	BOTTOM	
Gene Woodling, L OBP: 0.200, SLG: 0.200	4-3		4-3		SH 1B	1-3		F8		5	1	1	1	0	0	1	Boston Red Sox @ New York Yankees Yankee Stadium, Bronx, NY Wed Apr 18 1951, 3:33 AM EST Att: 15,415 - Unknown	
Phil Rizzuto, R OBP: 0.167, SLG: 0.167	F3		F7		SH 1B F7		BB		3	1	1	0	0	0	0	0		
Mickey Mantle, S OBP: 0.429, SLG: 0.333			F4		BB		SH5-6-3		2	0	1	2	1	0	0	0		
Joe DiMaggio, R OBP: 0.250, SLG: 0.250	F9				F8		F9		4	0	1	0	0	0	4	0		
Yogi Berra, L OBP: 0.429, SLG: 0.200		F7		FC3-6 FC5-4			F8		3	0	0	0	1	0	2	0		
Johnny Mize, L Joe Collins, L		K		F9	F7		SH1-3 HR 1B		4	0	1	1	0	1	3	0		
Billy Johnson, R OBP: 0.333, SLG: 0.200		BB 1B		FC5-4	F9		SH1-3		3	0	1	0	0	0	3	0		
Jerry Coleman, R OBP: 0.571, SLG: 0.571		BB 1B			1B 1B	3-1		K	4	1	2	0	0	1	2	0		
Ed Lopat, L OBP: 0.500, SLG: 1.250		4-3			SH 1B 1B	5-3		HR	4	2	2	2	0	0	2	0		
Inning Stats	R: 0 E: 0 K: 0 S: 3	H: 2 LOB: 2 BB: 1 P: 7	R: 0 E: 0 K: 1 S: 7	H: 2 LOB: 0 BB: 0 P: 7	R: 0 E: 0 K: 0 S: 4	H: 1 LOB: 1 BB: 0 P: 4	R: 4 E: 1 K: 0 S: 8	H: 4 LOB: 2 BB: 1 P: 12	R: 0 E: 0 K: 0 S: 3	H: 0 LOB: 0 BB: 0 P: 3	R: 0 E: 0 K: 0 S: 4	H: 1 LOB: 1 BB: 0 P: 4	R: 2 E: 0 K: 1 S: 7	H: 2 LOB: 1 BB: 0 P: 7	1B: 9 2B: 0 3B: 0 HR: 1	SF: 0 SAC: 3 DP: 0 HBP: 0		WP: 0 PB: 0 SB: 0 CS: 0
PITCHER Harry Taylor, R Ellis Kinder, R	IP: 7.0 WLS: L BF: 32	H: 8 R: 4 ER: 3 SO: 1	BB: 1 IBB: 0 HBP: 0 BLK: 0	WP: 0 HR: 0 S: 32 P: 40	ERA: 3.86 WHIP: 1.286													

AB	32
R	6
H	10
RBI	6
BB	2
SO	2
LOB	17



Batter	1	2	3	4	5	6	7	8	9	AB	R	H	RBI	BB	SO	LOB	TOP								
Eddie Joost, R OBP: 0.357, SLG: 0.333 (1, 6)	0-0 6-3		0-0 5-3		0-0 5-3		0-0 1-2 1B	0-0 F7		5	0	1	0	0	0	3									
Elmer Valo, L OBP: 0.429, SLG: 0.333 (1, 9)	0-3 K		0-0 F3		0-0 1B		0-0 4-3		0-0 4-3	5	0	1	1	0	1	2									
Paul Lehner, L OBP: 0.071, SLG: 0.071 (1, 7)	0-0 F1		0-0 1-3		0-0 F9			0-0 G3	0-3 K	5	0	0	0	0	1	1									
Sam Chapman, R OBP: 0.385, SLG: 0.273 (1, 8)		0-0 BB E 1B		0-0 F8		0-0 F9		0-0 2B 1B	4-0 BB	4	2	2	0	1	0	0									
Fernis Fain, L OBP: 0.429, SLG: 0.500 (1, 3)	0-0 F9		0-0 F5		0-0 6-3		0-0 2B 1B	0-3 K	0-3 K	5	1	1	0	0	1	2									
Billy Hitchcock, R OBP: 0.482, SLG: 0.222 (1, 4)	4-0 E 1B F8 BB		4-0 BB BB		4-0 BB		0-0 5-3	0-3 K		2	1	0	0	2	1	2									
Kermit Wahl, R OBP: 0.462, SLG: 0.500 (1, 5)	0-0 E9		0-0 1-3 2-H 1B		0-0 1-3		0-0 E1 1B	0-0 E		4	1	2	3	0	0	1									
Joe Tipton, R OBP: 0.231, SLG: 0.091 (1, 2)	0-0 F8		0-0 3-H		4-0 SH1-4 1B BB		0-0 F4	0-0 E8 1B		3	1	0	1	1	0	2									
Alex Kellner, R OBP: 0.333, SLG: 0.333 (1, 1)	0-3 K		0-3 SH1-4		0-0 SH1-4		0-3 K	0-0 1-2 1B		3	0	1	0	0	2	2									
Inning Stats	R: 0 E: 0 K: 1 S: 5	H: 0 LOB: 0 BB: 0 P: 5	R: 2 E: 1 K: 1 S: 7	H: 2 LOB: 1 BB: 1 P: 11	R: 0 E: 0 K: 0 S: 3	H: 0 LOB: 0 BB: 0 P: 3	R: 0 E: 0 K: 0 S: 3	H: 0 LOB: 1 BB: 1 P: 7	R: 1 E: 0 K: 0 S: 4	H: 1 LOB: 1 BB: 1 P: 8	R: 0 E: 0 K: 0 S: 3	H: 0 LOB: 0 BB: 0 P: 3	R: 0 E: 1 K: 1 S: 7	H: 1 LOB: 2 BB: 0 P: 7	R: 3 E: 1 K: 1 S: 10	H: 4 LOB: 2 BB: 0 P: 10	R: 0 E: 0 K: 2 S: 7	H: 0 LOB: 1 BB: 1 P: 11	1B: 6 2B: 2 3B: 0 HR: 0	SF: 0 SAC: 1 DP: 0 HBP: 0	WP: 0 PB: 0 SB: 0 CS: 0	PA: 41			
PITCHER	IP	WLS	BF	H	R	ER	SO	BB	IBB	HBP	BLK	WP	HR	S	P	ERA	WHIP								
Mel Parnell, L ERA: 4.7 (1, 1)	7.2	L	36	8	6	4	4	3	0	0	0	0	0	41	53	4.70	1.435								
Ray Scarborough, R ERA: (8, 1)	0.1		1	0	0	0	0	0	0	0	0	0	0	1	1	0.00	0.000								
Mickey McDermott, L ERA: (9, 1)	1.0		4	0	0	0	2	1	0	0	0	0	0	7	11	0.00	1.000								

Philadelphia Athletics @ Boston Red Sox
Fenway Park, Boston, MA
Fri Apr 20 1951, 3:33 AM EST
Att: 11,461 - Unknown

AB 36
R 6
H 8
RBI 5
BB 4
SO 6
LOB 15

A

Batter	1	2	3	4	5	6	7	8	9	AB	R	H	RBI	BB	SO	LOB	BOTTOM								
Dom DiMaggio, R OBP: 0.500, SLG: 0.250 (1, 8)	4-0 3B BB		4-0 1-2 BB		0-0 F7			0-0 F9		2	1	0	0	2	0	0									
Billy Goodman, L OBP: 0.250, SLG: 0.364 (1, 9)	0-0 1B 3B		0-0 G6-4-3 1-2 2-3		0-0 4-3		0-0 4-3	0-0 F8		4	1	1	1	0	0	2									
Ted Williams, L OBP: 0.333, SLG: 0.273 (1, 7)	0-0 G1-6-3 1B		0-0 3-1		0-0 1-6-3			0-0 3-1		4	0	1	1	0	0	1									
Vern Stephens, R (1, 5)	0-0 G1-6-3 1-2		0-0 F9		0-0 F9		4-0 FC5-4 BB	0-0 F7		3	0	0	0	1	0	1									
Walt Dropo, R OBP: 0.083, SLG: 0.083 (1, 3)	0-0 F9		0-0 F3		0-0 F3		0-0 FC5-4 1-2	0-0 E6		4	0	0	0	0	0	1									
Fred Hatfield, L (9, PR)										0	0	0	0	0	0	0									
Bobby Doerr, R OBP: 0.091, SLG: 0.091 (1, 4)		0-0 6-3		0-0 F4		0-0 F4		0-0 F9	0-0 1-3	4	0	0	0	0	0	1									
Lou Boudreau, R OBP: 0.200, SLG: 0.500 (1, 6)		0-0 5-3			0-0 HR		0-0 F8			3	1	1	1	0	0	0									
Matt Batts, R (1, 2)		0-0 F7			0-0 F5		0-0 6-3			3	0	0	0	0	0	0									
Mel Parnell, L OBP: 0.500, SLG: 0.500 (1, 1)			0-0 G6-4-3 BB		0-0 3-1			0-0 5-3		2	0	1	0	0	0	0									
Ray Scarborough, R (8, 1)										0	0	0	0	0	0	0									
Clyde Vollmer, R (8, PH)										1	0	0	0	0	0	0									
Mickey McDermott, L (9, 1)			0-0 G6-4-3 1B							0	0	0	0	0	0	0									
Inning Stats	R: 2 E: 0 K: 0 S: 4	H: 2 LOB: 0 BB: 1 P: 8	R: 0 E: 0 K: 0 S: 3	H: 0 LOB: 0 BB: 0 P: 3	R: 0 E: 0 K: 0 S: 3	H: 1 LOB: 1 BB: 1 P: 7	R: 0 E: 0 K: 0 S: 3	H: 0 LOB: 0 BB: 0 P: 3	R: 1 E: 0 K: 0 S: 4	H: 1 LOB: 0 BB: 0 P: 4	R: 0 E: 0 K: 0 S: 3	H: 0 LOB: 1 BB: 1 P: 7	R: 0 E: 0 K: 0 S: 3	H: 0 LOB: 0 BB: 0 P: 3	R: 0 E: 1 K: 0 S: 4	H: 0 LOB: 1 BB: 0 P: 4	R: 0 E: 0 K: 0 S: 4	H: 0 LOB: 1 BB: 0 P: 4	1B: 2 2B: 0 3B: 1 HR: 1	SF: 0 SAC: 0 DP: 2 HBP: 0	WP: 0 PB: 0 SB: 0 CS: 0	PA: 33			
PITCHER	IP	WLS	BF	H	R	ER	SO	BB	IBB	HBP	BLK	WP	HR	S	P	ERA	WHIP								
Alex Kellner, L ERA: 3.0 (1, 1)	9.0	W	33	4	3	3	0	3	0	0	0	0	1	30	42	3.00	0.778								

Philadelphia Athletics @ Boston Red Sox
Fenway Park, Boston, MA
Fri Apr 20 1951, 3:33 AM EST
Att: 11,461 - Unknown

AB 30
R 3
H 4
RBI 3
BB 3
SO 0
LOB 6

Red Sox Logo


Batter	1	2	3	4	5	6	7	8	9	AB	R	H	RBI	BB	SO	LOB	TOP											
Eddie Joost, R OBP: 0.389, SLG: 0.333 (1, 6)										3	1	0	1	1	1		Philadelphia Athletics @ Boston Red Sox Fenway Park, Boston, MA Sat Apr 21 1951, 3:33 AM EST Att: 13,254 - Unknown livebaseballscorecards.com											
Elmer Valo, L OBP: 0.444, SLG: 0.533 (1, 9)										3	2	1	1	1	1	2												
Paul Lehner, L OBP: 0.111, SLG: 0.167 (1, 7)										4	0	1	1	0	0	0												
Sam Chapman, R OBP: 0.353, SLG: 0.214 (1, 8)										3	0	0	0	1	2	0												
Fernis Fain, L OBP: 0.333, SLG: 0.375 (1, 3)										4	0	0	0	0	1	2												
Billy Hitchcock, R OBP: 0.353, SLG: 0.154 (1, 4)										4	0	0	0	0	1	1												
Kermit Wahl, R OBP: 0.438, SLG: 0.467 (1, 5)										3	0	1	0	0	0	0												
Joe Tipton, R OBP: 0.250, SLG: 0.143 (1, 2)										3	0	1	0	0	0	1												
Bob Hooper, R OBP: 0.500, SLG: 0.500 (1, 1)										2	0	1	0	0	0	1												
Ed Samcoff, R (8, PH)										1	0	0	0	0	0	0												
Bubba Harris, R (8, 1)										0	0	0	0	0	0	0												
Joe Coleman, R (8, 1)										0	0	0	0	0	0	0												
Inning Stats	R: 1 E: 0 K: 2 S: 8	H: 1 LOB: 0 BB: 0 P: 8	R: 0 E: 0 K: 0 S: 3	H: 0 LOB: 0 BB: 0 P: 3	R: 0 E: 0 K: 1 S: 6	H: 1 LOB: 1 BB: 0 P: 6	R: 0 E: 0 K: 1 S: 5	H: 0 LOB: 0 BB: 0 P: 5	R: 0 E: 0 K: 0 S: 4	H: 1 LOB: 1 BB: 0 P: 4	R: 0 E: 0 K: 0 S: 3	H: 0 LOB: 0 BB: 0 P: 3	R: 0 E: 0 K: 1 S: 5	H: 0 LOB: 0 BB: 0 P: 5	R: 0 E: 0 K: 0 S: 3	H: 1 LOB: 0 BB: 3 P: 3	R: 2 E: 0 K: 1 S: 5	H: 1 LOB: 1 BB: 3 P: 17	1B: 4 2B: 1 3B: 0 HR: 1	SF: 0 SAC: 0 DP: 3 HBP: 0	WP: 0 PB: 0 SB: 0 CS: 0	PA: 33						
PITCHER	IP	WLS	BF	H	R	ER	SO	BB	IBB	HBP	BLK	WP	HR	S	P	ERA	WHIP											
Chuck Stobbs, L ERA: 3.38	(1, 1)	8.0	W	30	6	3	3	5	2	0	0	0	0	1	38	46	3.38	1.000										
Mickey McDermott, L ERA:	(9, 1)	1.0	S	3	0	0	0	1	1	0	0	0	0	0	4	8	0.00	1.000										

Batter	1	2	3	4	5	6	7	8	9	AB	R	H	RBI	BB	SO	LOB	BOTTOM										
Dom DiMaggio, R OBP: 0.412, SLG: 0.231 (1, 8)										5	0	1	0	0	0	5	Philadelphia Athletics @ Boston Red Sox Fenway Park, Boston, MA Sat Apr 21 1951, 3:33 AM EST Att: 13,254 - Unknown livebaseballscorecards.com										
Billy Goodman, L OBP: 0.250, SLG: 0.286 (1, 3)										3	1	0	0	1	0	1											
Ted Williams, L OBP: 0.375, SLG: 0.500 (1, 7)										3	2	1	2	1	0	0											
Lou Boudreau, R OBP: 0.357, SLG: 0.714 (1, 6)										4	1	3	0	0	0	0											
Vern Stephens, R OBP: 0.250, SLG: 0.077 (1, 5)										3	1	1	0	1	0	2											
Tom Wright, L (1, 9)										3	0	0	1	0	0	3											
Fred Hatfield, L (8, FR)										0	1	0	0	0	0	0											
Clyde Vollmer, R (9, 9)										0	0	0	0	0	0	0											
Bobby Doerr, R OBP: 0.287, SLG: 0.333 (1, 4)										4	0	3	1	0	0	1											
Mike Guerra, R OBP: 1.000, SLG: 1.000 (1, 2)										1	0	1	1	3	0	0											
Chuck Stobbs, L (1, 1)										4	0	0	0	0	0	7											
Mickey McDermott, L (9, 1)										0	0	0	0	0	0	0											
Inning Stats	R: 2 E: 0 K: 0 S: 5	H: 3 LOB: 1 BB: 1 P: 9	R: 0 E: 0 K: 0 S: 4	H: 2 LOB: 1 BB: 0 P: 4	R: 0 E: 0 K: 0 S: 3	H: 2 LOB: 2 BB: 1 P: 8	R: 0 E: 0 K: 0 S: 4	H: 1 LOB: 1 BB: 0 P: 4	R: 0 E: 0 K: 0 S: 3	H: 0 LOB: 1 BB: 1 P: 7	R: 4 E: 0 K: 0 S: 4	H: 2 LOB: 2 BB: 3 P: 17	R: 0 E: 0 K: 0 S: 3	H: 2 LOB: 3 BB: 2 P: 17	1B: 6 2B: 3 3B: 0 HR: 1	SF: 0 SAC: 0 DP: 2 HBP: 1	WP: 0 PB: 0 SB: 0 CS: 2	PA: 37									
PITCHER	IP	WLS	BF	H	R	ER	SO	BB	IBB	HBP	BLK	WP	HR	S	P	ERA	WHIP										
Bob Hooper, R ERA: 2.57	(1, 1)	7.0	L	29	8	2	2	0	0	0	0	0	0	26	38	2.57	1.571										
Bubba Harris, R ERA: 18.0	(8, 1)	0.0		5	2	4	4	0	1	1	1	0	0	2	11	∞	∞										
Joe Coleman, R ERA:	(8, 1)	1.0		3	0	0	0	0	1	0	0	0	0	2	6	0.00	1.000										

Batter	1	2	3	4	5	6	7	8	9	AB	R	H	RBI	BB	SO	LOB	TOP					
Eddie Joost, R OBP: 0.478, SLG: 0.579 (1, 6)										4	3	3	2	1	0	1						
Elmer Valo, L OBP: 0.391, SLG: 0.450 (1, 9)										5	0	1	1	1	0	0	2					
Paul Lehner, L OBP: 0.130, SLG: 0.174 (1, 7)										5	0	1	0	0	0	1						
Sam Chapman, R OBP: 0.318, SLG: 0.211 (1, 8)										5	0	1	0	0	2	2						
Fernis Fain, L OBP: 0.409, SLG: 0.450 (1, 3)										4	0	3	1	0	0	0						
Billy Hitchcock, R OBP: 0.333, SLG: 0.176 (1, 4)										4	0	1	0	0	1	4						
Kermit Wahl, R OBP: 0.400, SLG: 0.389 (1, 5)										3	0	0	0	1	0	2						
Joe Tipton, R OBP: 0.211, SLG: 0.118 (1, 2)										3	0	0	0	0	0	1						
Barney McCosky, L OBP: 0.500, SLG: 1.000 (9, PH)										1	1	1	0	0	0	0						
Dick Fowler, R (1, 1)										1	0	0	0	0	0	1						
Carl Scheib, R (3, 1)										2	0	0	0	0	1	0						
Wally Moses, L (9, PH)										0	1	0	0	1	0	0						
Inning Stats	R: 1 E: 0 K: 1 S: 7	H: 2 LOB: 2 BB: 1 P: 11	R: 0 E: 0 K: 0 S: 3	H: 0 LOB: 1 BB: 1 P: 7	R: 0 E: 0 K: 1 S: 7	H: 2 LOB: 2 BB: 0 P: 7	R: 0 E: 0 K: 0 S: 3	H: 0 LOB: 0 BB: 0 P: 3	R: 1 E: 0 K: 0 S: 4	H: 1 LOB: 0 BB: 0 P: 4	R: 0 E: 0 K: 0 S: 3	H: 0 LOB: 0 BB: 0 P: 3	R: 0 E: 0 K: 1 S: 6	H: 1 LOB: 1 BB: 0 P: 6	R: 0 E: 0 K: 1 S: 7	H: 2 LOB: 2 BB: 0 P: 7	R: 3 E: 0 K: 0 S: 5	H: 3 LOB: 0 BB: 1 P: 9	1B: 9 2B: 1 3B: 0 HR: 1	SF: 0 SAC: 0 DP: 1 HBP: 0	WP: 0 PB: 0 SB: 0 CS: 0	PA: 40
PITCHER	IP	WLS	BF	H	R	ER	SO	BB	IBB	HBP	BLK	WP	HR	S	P	ERA	WHIP					
Ray Scarborough, R ERA: 4.32 (1, 1)	8.0	W	36	9	4	4	4	3	0	0	0	0	1	41	53	4.50	1.500					
Ellis Kinder, R ERA: 13.5 (9, 1)	0.0		1	1	0	0	0	0	0	0	0	0	0	1	1	∞	∞					
Mel Parnell, L ERA: 4.15 (9, 1)	1.0	S	3	1	1	1	0	0	0	0	0	0	0	3	3	9.00	1.000					

Philadelphia Athletics @ Boston Red Sox
Fenway Park, Boston, MA
Sun Apr 22 1951, 3:33 AM EST
Unknown


AB 37
R 5
H 11
RBI 4
BB 3
SO 4
LOB 14



Batter	1	2	3	4	5	6	7	8	9	AB	R	H	RBI	BB	SO	LOB	BOTTOM				
Dom DiMaggio, R OBP: 0.455, SLG: 0.353 (1, 8)										4	2	2	1	1	0	2					
Billy Goodman, L OBP: 0.350, SLG: 0.444 (1, 3)										4	1	3	0	0	0	1					
Ted Williams, L OBP: 0.450, SLG: 0.688 (1, 7)										2	2	1	2	2	0	1					
Lou Boudreau, R OBP: 0.333, SLG: 0.611 (1, 6)										4	0	1	2	0	0	4					
Vern Stephens, R OBP: 0.300, SLG: 0.125 (1, 5)										3	0	1	0	1	1	1					
Tom Wright, L (1, 9)										4	0	0	0	0	0	3					
Bobby Doerr, R OBP: 0.368, SLG: 0.353 (1, 4)										2	1	1	0	2	1	0					
Mike Guerra, R OBP: 0.500, SLG: 0.200 (1, 2)										4	0	0	0	0	0	2					
Ray Scarborough, R OBP: 0.667, SLG: 0.500 (1, 1)										2	0	1	0	1	0	0					
Ellis Kinder, R (9, 1)										0	0	0	0	0	0	0					
Mel Parnell, L OBP: 0.500, SLG: 0.500 (9, 1)										0	0	0	0	0	0	0					
Inning Stats	R: 2 E: 0 K: 1 S: 6	H: 1 LOB: 0 BB: 1 P: 10	R: 0 E: 0 K: 0 S: 2	H: 0 LOB: 0 BB: 1 P: 6	R: 3 E: 1 K: 0 S: 6	H: 3 LOB: 1 BB: 1 P: 10	R: 1 E: 0 K: 0 S: 5	H: 2 LOB: 3 BB: 2 P: 13	R: 0 E: 0 K: 1 S: 5	H: 1 LOB: 0 BB: 0 P: 5	R: 0 E: 0 K: 0 S: 3	H: 1 LOB: 0 BB: 0 P: 3	R: 0 E: 0 K: 0 S: 4	H: 1 LOB: 2 BB: 1 P: 8	R: 0 E: 0 K: 0 S: 3	H: 1 LOB: 1 BB: 1 P: 7	1B: 7 2B: 3 3B: 0 HR: 1	SF: 0 SAC: 1 DP: 2 HBP: 0	WP: 0 PB: 0 SB: 0 CS: 0	PA: 37	
PITCHER	IP	WLS	BF	H	R	ER	SO	BB	IBB	HBP	BLK	WP	HR	S	P	ERA	WHIP				
Dick Fowler, R ERA: 15.43 (1, 1)	2.1	L	13	4	5	4	1	3	0	0	0	0	0	12	24	15.43	3.000				
Carl Scheib, R ERA: 1.99 (3, 1)	5.2		24	6	1	1	1	4	0	0	0	0	0	22	38	1.59	1.765				

Philadelphia Athletics @ Boston Red Sox
Fenway Park, Boston, MA
Sun Apr 22 1951, 3:33 AM EST
Unknown


AB 29
R 6
H 10
RBI 5
BB 7
SO 2
LOB 14



Batter	1	2	3	4	5	6	7	8	9	AB	R	H	RBI	BB	SO	LOB	TOP		
Eddie Joost, R OBP: 0.481, SLG: 0.524 (1, 6)										2	1	0	0	1	0	1			
Wally Moses, L (1, 9)										2	1	0	0	2	0	1			
Elmer Valo, L OBP: 0.407, SLG: 0.435 (1, 7)										3	1	1	1	1	0	2			
Sam Chapman, R OBP: 0.346, SLG: 0.261 (1, 8)										4	0	2	2	0	1	2			
Fernis Fain, L OBP: 0.480, SLG: 0.524 (1, 3)										1	0	1	0	2	0	0			
Pete Suder, R OBP: 0.333, SLG: 0.333 (1, 4)										3	0	1	0	0	0	5			
Kermit Wahl, R OBP: 0.391, SLG: 0.350 (1, 5)										2	0	0	0	1	0	5			
Joe Astroth, R (1, 2)										2	1	0	0	1	0	3			
Hank Wyse, R (1, 1) Joe Coleman, R (1, 1) Barney McCosky, L OBP: 0.333, SLG: 0.267 (3, 1) Morrie Martin, L (3, 1) Lou Limmer, L (5, 1) Johnny Kucab, R (5, 1)										0	0	0	0	0	0	0			
Inning Stats	R: 2 E: 1 K: 0 S: 5	H: 1 LOB: 2 BB: 2 P: 13	R: 2 E: 0 K: 1 S: 6	H: 2 LOB: 3 BB: 3 P: 19	R: 0 E: 0 K: 0 S: 3	H: 0 LOB: 1 BB: 1 P: 7	R: 0 E: 0 K: 1 S: 4	H: 0 LOB: 1 BB: 1 P: 8	R: 0 E: 0 K: 1 S: 7	H: 2 LOB: 2 BB: 0 P: 7	R: 0 E: 0 K: 0 S: 3	H: 0 LOB: 1 BB: 1 P: 7							
PITCHER	IP	WLS	BF	H	R	ER	SO	BB	IBB	HBP	BLK	WP	HR	S	P	ERA	WHIP		
Willard Nixon, R ERA: 16.2 (1, 1)	1.2		14	3	4	3	1	5	0	1	0	0	0	10	31	16.20	4.800		
Walt Masterson, R ERA: (2, 1)	2.1	W	10	2	0	0	1	2	0	0	0	0	0	10	18	0.00	1.714		
Ellis Kinder, R ERA: 6.75 (5, 1)	2.0	S	7	0	0	0	1	1	0	0	0	0	0	8	12	0.00	0.500		

Philadelphia Athletics @ Boston Red Sox
Fenway Park, Boston, MA
Sun Apr 22 1951, 3:38 AM EST
Att: 30,026 - Unknown

AB 22
R 4
H 5
RBI 3
BB 8
SO 3
LOB 23



WP: 0 PA: 31
PB: 0
SB: 0
CS: 1

Batter	1	2	3	4	5	6	7	8	9	AB	R	H	RBI	BB	SO	LOB	BOTTOM		
Dom DiMaggio, R OBP: 0.462, SLG: 0.524 (1, 8)										4	2	2	1	0	1	3			
6 Johnny Pesky, L OBP: 0.400, SLG: 0.250 (1, 6)										3	1	1	0	1	0	1			
Ted Williams, L OBP: 0.435, SLG: 0.611 (1, 7)										2	1	0	0	1	0	2			
Billy Goodman, L OBP: 0.435, SLG: 0.474 (1, 3)										1	1	1	1	2	0	0			
Vern Stephens, R OBP: 0.348, SLG: 0.263 (1, 5)										3	1	2	3	0	0	2			
Clyde Volmer, R OBP: 0.400, SLG: 0.500 (1, 9)										3	1	1	1	0	1	2			
Bobby Doerr, R OBP: 0.409, SLG: 0.368 (1, 4)										2	0	1	1	1	0	0			
Buddy Rosar, R (1, 2)										2	0	0	0	1	0	3			
Willard Nixon, L (1, 1) Walt Masterson, R (2, 1) Ellis Kinder, R (5, 1)										0	0	0	0	1	0	0			
Inning Stats	R: 5 E: 0 K: 0 S: 7	H: 5 LOB: 3 BB: 3 P: 19	R: 1 E: 0 K: 1 S: 6	H: 1 LOB: 3 BB: 3 P: 18	R: 1 E: 1 K: 1 S: 7	H: 2 LOB: 2 BB: 1 P: 11	R: 0 E: 0 K: 0 S: 3	H: 0 LOB: 0 BB: 0 P: 3	R: 0 E: 0 K: 1 S: 5	H: 0 LOB: 0 BB: 0 P: 5	R: 0 E: 0 K: 0 S: 1	H: 0 LOB: 0 BB: 0 P: 5							
PITCHER	IP	WLS	BF	H	R	ER	SO	BB	IBB	HBP	BLK	WP	HR	S	P	ERA	WHIP		
Hank Wyse, R ERA: 45.0 (1, 1)	0.1	L	4	5	5	5	0	1	0	0	0	0	0	5	9	135.00	15.000		
Joe Coleman, R ERA: 3.39 (1, 1)	1.2		11	2	1	1	1	5	0	0	0	0	0	8	28	5.40	4.200		
Morrie Martin, L ERA: 1.8 (3, 1)	2.0		9	2	1	1	1	1	0	0	0	0	1	10	14	4.50	1.500		
Johnny Kucab, R ERA: (5, 1)	1.0		3	0	0	0	1	0	0	0	0	0	0	5	5	0.00	0.000		

Philadelphia Athletics @ Boston Red Sox
Fenway Park, Boston, MA
Sun Apr 22 1951, 3:38 AM EST
Att: 30,026 - Unknown

AB 22
R 7
H 8
RBI 7
BB 7
SO 3
LOB 13



WP: 1 PA: 29
PB: 0
SB: 0
CS: 0

Batter	1	2	3	4	5	6	7	8	9	AB	R	H	RBI	BB	SO	LOB	TOP						
Eddie Yost, R OBP: 0.464, SLG: 0.250 (1, 5)	0-0 6-3		0-0 E F7 1B		0-0 F3		0-0 E5 2B 1B	0-0 1B		5	2	3	0	0	0	0	Washington Senators @ Boston Red Sox Fenway Park, Boston, MA Tue Apr 24 1951, 3:33 AM EST Att: 6,188 - Unknown livebaseballscorecards.com						
Mike McCormick, R OBP: 0.600, SLG: 0.300 (1, 7)	4-0 E BB		0-0 E6 1-3		0-0 1-3		4-0 2B IBB	0-3 K		3	1	0	0	2	1	2							
Irv Noren, L OBP: 0.464, SLG: 0.565 (1, 8)	0-3 K		0-0 F7		0-0 F7		0-0 2B 2B	0-0 G3		5	1	1	3	0	1	3							
Mickey Vernon, L OBP: 0.481, SLG: 0.750 (1, 3)	0-0 E1 1-2		0-0 F9		0-0 F9 F7 2B		4-0 F3		0-0 F7	5	1	1	0	0	0	4							
Sam Mele, R OBP: 0.321, SLG: 0.462 (1, 9)	0-0 L8			0-0 G3 F8 2B		0-0 F9 2-3	4-0 2B BB		0-0 6-3	4	1	1	0	1	0	3							
Gene Verble, R OBP: 0.290, SLG: 0.259 (1, 4)		4-0 CS 5-3 BB		0-0 G3		0-0 F7	0-0 2B		0-3 K	4	0	1	3	1	1	1							
Sam Dente, R OBP: 0.320, SLG: 0.150 (1, 6)		0-0 5-3 1-2		0-0 F8		0-0 6-3	0-0 BB			3	0	0	1	1	0	1							
Mickey Grasso, R OBP: 0.360, SLG: 0.435 (1, 2)		0-0 F6		0-0 FC6-4 1B						4	0	2	0	0	1	4							
Bob Kuzava, S (1, 1)			0-0 2-3	0-0 FC6-4 1-2			0-0 FC1-6 E 2B	0-3 K		4	1	0	0	0	1	2							
Inning Stats	R: 0 E: 1 K: 1 S: 6	H: 0 LOB: 2 BB: 1 P: 10	R: 0 E: 0 K: 0 S: 2	H: 0 LOB: 0 BB: 1 P: 6	R: 1 E: 1 K: 0 S: 5	H: 1 LOB: 1 BB: 0 P: 5	R: 1 E: 0 K: 0 S: 5	H: 2 LOB: 1 BB: 0 P: 5	R: 0 E: 0 K: 0 S: 3	H: 0 LOB: 0 BB: 0 P: 3	R: 1 E: 0 K: 0 S: 4	H: 1 LOB: 0 BB: 0 P: 4	R: 4 E: 1 K: 1 S: 9	H: 4 LOB: 3 BB: 3 P: 21	R: 0 E: 0 K: 2 S: 8	H: 1 LOB: 1 BB: 0 P: 8	R: 0 E: 0 K: 1 S: 5	H: 0 LOB: 0 BB: 0 P: 5	1B: 5 2B: 4 3B: 0 HR: 0	SF: 0 SAC: 0 DP: 0 HBP: 0	WP: 0 PB: 0 SB: 0 CS: 1	PA: 42	
PITCHER	IP	WLS	BF	H	R	ER	SO	BB	IBB	HBP	BLK	WP	HR	S	P	ERA	WHIP						
Bill Wight, L ERA: 8.74 (1, 1)	6.1	L	30	7	7	6	1	2	1	0	0	0	0	29	41	8.53	1.421						
Mickey McDermott, L ERA: (7, 1)	2.2		12	2	0	0	4	2	0	0	0	0	0	18	26	0.00	1.500						

Batter	1	2	3	4	5	6	7	8	9	AB	R	H	RBI	BB	SO	LOB	BOTTOM						
Dom DiMaggio, R OBP: 0.433, SLG: 0.458 (1, 8)	4-0 1B BB	0-0 F2			0-3 K			0-0 F8		3	0	0	0	1	1	1	Washington Senators @ Boston Red Sox Fenway Park, Boston, MA Tue Apr 24 1951, 3:33 AM EST Att: 6,188 - Unknown livebaseballscorecards.com						
6 Johnny Pesky, L OBP: 0.222, SLG: 0.125 (1, 6)	0-0 F9		0-0 L8			0-0 6-3		0-3 K		4	0	0	0	0	1	1							
Ted Williams, L OBP: 0.444, SLG: 0.727 (1, 7)	0-0 G6-4-3 1B		0-0 3-1			0-0 G3		0-0 HR		4	1	2	1	0	0	0							
Vern Stephens, R OBP: 0.296, SLG: 0.217 (1, 5)	0-0 G6-4-3		0-0 F7			0-0 F7		0-0 5-3		4	0	0	0	0	0	2							
Billy Goodman, L OBP: 0.407, SLG: 0.435 (1, 3)		0-0 HR 1B		0-0 G3			0-0 3-1		0-0 L8	4	1	1	0	0	0	0							
Clyde Vollmer, R OBP: 0.444, SLG: 0.857 (1, 9)		0-0 HR		0-0 6-3		4-0 HR BB		0-0 6-3		3	2	1	2	1	0	0							
Bobby Doerr, R OBP: 0.385, SLG: 0.478 (1, 4)		0-0 F7		0-0 F7			0-0 HR		0-0 6-3	4	1	1	2	0	0	0							
Matt Batts, R OBP: 0.125, SLG: 0.125 (1, 2)		0-0 4-3 1B			0-3 K		0-0 F9			3	0	1	0	0	1	0							
Bill Wight, L (1, 1)		0-0 4-3			0-3 K					2	0	0	0	0	1	1							
Mickey McDermott, L (7, 1)		1-2								1	0	0	0	0	0	0							
Inning Stats	R: 0 E: 0 K: 0 S: 3	H: 1 LOB: 1 BB: 1 P: 7	R: 2 E: 0 K: 0 S: 6	H: 3 LOB: 1 BB: 0 P: 6	R: 0 E: 0 K: 0 S: 3	H: 0 LOB: 0 BB: 0 P: 3	R: 0 E: 0 K: 0 S: 3	H: 0 LOB: 0 BB: 0 P: 3	R: 0 E: 0 K: 3 S: 9	H: 0 LOB: 0 BB: 0 P: 9	R: 0 E: 0 K: 0 S: 3	H: 0 LOB: 0 BB: 0 P: 3	R: 2 E: 0 K: 0 S: 4	H: 1 LOB: 0 BB: 1 P: 8	R: 1 E: 0 K: 1 S: 6	H: 1 LOB: 0 BB: 0 P: 6	R: 0 E: 0 K: 0 S: 3	H: 0 LOB: 0 BB: 0 P: 3	1B: 3 2B: 0 3B: 0 HR: 3	SF: 0 SAC: 0 DP: 1 HBP: 0	WP: 0 PB: 0 SB: 0 CS: 0	PA: 34	
PITCHER	IP	WLS	BF	H	R	ER	SO	BB	IBB	HBP	BLK	WP	HR	S	P	ERA	WHIP						
Bob Kuzava, L ERA: 4.76 (1, 1)	9.0	W	34	6	5	5	4	2	0	0	0	0	3	40	48	5.00	0.889						

Batter	1	2	3	4	5	6	7	8	9	AB	R	H	RBI	BB	SO	LOB	TOP					
Mickey Mantle, S (1,9) OBP: 0.288, SLG: 0.289	4-3	L6			F8	IBB		FC6-4		4	0	0	0	1	0	4	New York Yankees @ Boston Red Sox Fenway Park, Boston, MA Fri Apr 27 1951, 3:33 AM EST Att: 19,144 - Unknown					
Jerry Coleman, R (1,4) OBP: 0.372, SLG: 0.381	K		1-3		G6-4-3 1B	K		3-1		5	0	1	0	0	2	3						
Jackie Jensen, R (1,7) OBP: 0.457, SLG: 0.667	E5 1B				G6-4-3 1-2		K	F7		5	1	2	0	0	1	1						
Joe DiMaggio, R (1,8) OBP: 0.364, SLG: 0.395	1B		K			HR	G4-6-3 BB	BB		3	1	2	2	2	1	1						
Yogi Berra, L (1,2) OBP: 0.349, SLG: 0.222	4-3		F8			F8	G4-6-3 1-2	4-3		5	0	0	0	0	0	4						
Gil McDougald, R (1,5) OBP: 0.400, SLG: 0.250					F7	1B FC BB		4-3		3	1	1	0	1	0	0						
Joe Collins, L (1,3) Johnny Mize, L (6, PH) Billy Martin, R (6, FR) Johnny Hogg, L (6, 3)		FC4 1B			F8	SH1-3 FC 1B		SH2-3 1B		2	0	0	0	0	0	1						
Phil Rizzuto, R (1,6) Vic Raschi, R (1, 1) Billy Johnson, R (8, PH) Tom Ferrick, R (8, 1)		F7				FC SH1-3		SH2-3		2	0	0	1	1	0	2						
						SH1-3		FC6-4 BB		2	0	1	0	0	1	1						
										0	0	0	0	1	0	0						
										0	0	0	0	0	0	0						
Inning Stats	R: 1 E: 1 K: 1 S: 7	H: 2 LOB: 1 BB: 0 P: 7	R: 0 E: 0 K: 0 S: 5	H: 2 LOB: 2 BB: 0 P: 5	R: 0 E: 0 K: 1 S: 6	H: 1 LOB: 1 BB: 0 P: 6	R: 0 E: 0 K: 1 S: 5	H: 0 LOB: 1 BB: 1 P: 9	R: 0 E: 0 K: 0 S: 3	H: 1 LOB: 0 BB: 0 P: 3	R: 2 E: 0 K: 1 S: 8	H: 2 LOB: 3 BB: 2 P: 16	R: 0 E: 0 K: 1 S: 4	H: 0 LOB: 0 BB: 1 P: 8	R: 0 E: 0 K: 0 S: 4	H: 1 LOB: 2 BB: 1 P: 8	R: 0 E: 0 K: 0 S: 3	H: 0 LOB: 1 BB: 1 P: 7	1B: 7 2B: 1 3B: 0 HR: 1	SF: 0 SAC: 2 DP: 2 HBP: 0	WP: 0 PB: 0 SB: 0 CS: 0	PA: 41
PITCHER Mel Parnell, L (1, 1) ERA: 3.06	IP: 9.0 WLS: W BF: 41 H: 9 R: 3 ER: 2 SO: 5 BB: 5 IBB: 1 HBP: 0 BLK: 0 WP: 0 HR: 1 S: 45 P: 69 ERA: 2.00 WHIP: 1.556											PITCHER	IP: 9.0 WLS: W BF: 41 H: 9 R: 3 ER: 2 SO: 5 BB: 5 IBB: 1 HBP: 0 BLK: 0 WP: 0 HR: 1 S: 45 P: 69 ERA: 2.00 WHIP: 1.556									

Batter	1	2	3	4	5	6	7	8	9	AB	R	H	RBI	BB	SO	LOB	BOTTOM
Dom DiMaggio, R (1,8) OBP: 0.500, SLG: 0.516	G4-6-3 BB		1B 1B 2B		2B 1B	K				3	2	0	1	1	1		New York Yankees @ Boston Red Sox Fenway Park, Boston, MA Fri Apr 27 1951, 3:33 AM EST Att: 19,144 - Unknown
Billy Goodman, L (1,3) OBP: 0.472, SLG: 0.563	G4-6-3 1-2		1B FC5-2 1B		1B 2B			G3		4	1	2	2	0	0	1	
Ted Williams, L (1,7) OBP: 0.417, SLG: 0.600	K		FC5-2 1B		F7			4-3		4	0	1	1	0	1	1	
Lou Boudreau, R (1,6) OBP: 0.364, SLG: 0.591			FC5-2 1B		6 1B			L6		4	0	2	1	0	0	2	
Vern Stephens, R (1,5) 6 Johnny Pesky, L (5, 5) OBP: 0.353, SLG: 0.222 OBP: 0.353, SLG: 0.154	E4		G6-4-3		1B			G5-3 1B BB		2	0	0	0	0	0	3	
Tom Wright, L (1,9) OBP: 0.231, SLG: 0.167	F1				4-3			F7		4	0	1	0	0	0	5	
Bobby Doerr, R (1,4) OBP: 0.429, SLG: 0.500	K		G5-4-3			G3 SH5-3 BB		1B		3	0	1	0	1	1	3	
Mike Guerra, R (1,2) OBP: 0.375, SLG: 0.167	K		F8			SH5-3		G5-3		3	0	0	0	0	1	4	
Mel Parnell, L (1, 1) OBP: 0.200, SLG: 0.200			E4 2B 1B		F7	G3				3	1	0	0	0	0	1	
										1B: 8 2B: 2 3B: 0 HR: 0	SF: 0 SAC: 1 DP: 4 HBP: 0	WP: 0 PB: 0 SB: 0 CS: 0	PA: 35				
PITCHER Vic Raschi, R (1, 1) Tom Ferrick, R (8, 1) ERA: 2.52	IP: 7.0 WLS: L BF: 31 H: 9 R: 4 ER: 3 SO: 4 BB: 2 IBB: 0 HBP: 0 BLK: 0 WP: 0 HR: 0 S: 37 P: 45 ERA: 3.86 WHIP: 1.571											PITCHER	IP: 1.0 WLS: L BF: 4 H: 1 R: 0 ER: 0 SO: 0 BB: 1 IBB: 0 HBP: 0 BLK: 0 WP: 0 HR: 0 S: 7 P: 7 ERA: 0.00 WHIP: 2.000				

Batter	1	2	3	4	5	6	7	8	9	AB	R	H	RBI	BB	SO	LOB	TOP								
Dom DiMaggio, R OBP: 0.500, SLG: 0.600										4	1	2	2	0	1	0									
6 Johnny Pesky, L OBP: 0.333, SLG: 0.176										4	0	1	0	0	0	1									
Billy Goodman, L OBP: 0.450, SLG: 0.514										3	0	0	0	1	0	0									
Ted Williams, L OBP: 0.400, SLG: 0.559										4	1	1	0	0	1	1									
Lou Boudreau, R OBP: 0.385, SLG: 0.731										4	1	2	1	0	0	0									
Tom Wright, L OBP: 0.235, SLG: 0.188										4	0	1	1	0	0	0									
Bobby Doerr, R OBP: 0.385, SLG: 0.441										4	0	0	0	0	0	2									
Mike Guerra, R OBP: 0.350, SLG: 0.188										4	0	1	0	0	0	0									
Chuck Stobbs, L OBP: 0.125, SLG: 0.125										4	1	1	0	0	1	1									
Inning Stats	R: 0 E: 0 K: 1 S: 5	H: 1 LOB: 1 BB: 1 P: 9	R: 0 E: 0 K: 0 S: 3	H: 0 LOB: 0 BB: 0 P: 3	R: 0 E: 0 K: 1 S: 5	H: 0 LOB: 0 BB: 0 P: 5	R: 1 E: 0 K: 0 S: 6	H: 3 LOB: 2 BB: 0 P: 6	R: 2 E: 0 K: 0 S: 5	H: 2 LOB: 0 BB: 0 P: 5	R: 1 E: 0 K: 1 S: 6	H: 1 LOB: 1 BB: 0 P: 6	R: 0 E: 0 K: 0 S: 4	H: 0 LOB: 0 BB: 0 P: 4	R: 0 E: 0 K: 0 S: 3	H: 0 LOB: 0 BB: 0 P: 3	R: 0 E: 0 K: 0 S: 4	H: 1 LOB: 1 BB: 0 P: 4	1B: 6 2B: 1 3B: 0 HR: 2	SF: 0 SAC: 0 DP: 0 HBP: 0	WP: 0 PB: 0 SB: 0 CS: 1	PA: 36			
PITCHER	IP	WLS	BF	H	R	ER	SO	BB	IBB	HBP	BLK	WP	HR	S	P	ERA	WHIP								
Bob Hooper, R ERA: 4.15	6.0	L	25	7	4	4	3	1	0	0	0	0	2	30	34	6.00	1.333								
Johnny Kucab, R ERA:	3.0		11	2	0	0	0	0	0	0	0	0	0	11	11	0.00	0.667								

Boston Red Sox @ Philadelphia Athletics
 Shibe Park, Philadelphia, PA
 Sat Apr 28 1951, 3:33 AM EST
 Att: 2,847 - Unknown

AB	35
R	4
H	9
RBI	4
BB	1
SO	3
LOB	5

Batter	1	2	3	4	5	6	7	8	9	AB	R	H	RBI	BB	SO	LOB	BOTTOM								
Eddie Joost, R OBP: 0.352, SLG: 0.348										5	0	1	0	0	1	3									
Barney McCosky, L OBP: 0.318, SLG: 0.545										4	1	2	0	0	1	0									
Kermit Wahl, R OBP: 0.350, SLG: 0.294										2	0	1	0	0	0	0									
Ferris Fain, L OBP: 0.438, SLG: 0.400										4	0	1	1	0	2	3									
Sam Chapman, R OBP: 0.245, SLG: 0.140										4	0	0	0	0	0	3									
Elmer Valo, L OBP: 0.340, SLG: 0.326										4	0	1	0	0	0	1									
Pete Suder, R OBP: 0.429, SLG: 0.571										4	0	2	0	0	0	1									
Joe Tipton, R OBP: 0.219, SLG: 0.107										3	1	0	0	1	1	3									
Bob Hooper, R OBP: 0.500, SLG: 0.750										2	0	1	1	0	0	1									
Johnny Kucab, R ERA:										1	0	0	0	0	0	0									
Tod Davis, R OBP: 0.200, SLG: 0.111										1	0	1	0	0	0	0									
Inning Stats	R: 0 E: 0 K: 1 S: 7	H: 2 LOB: 2 BB: 0 P: 7	R: 1 E: 0 K: 0 S: 4	H: 1 LOB: 1 BB: 1 P: 8	R: 1 E: 0 K: 0 S: 5	H: 2 LOB: 1 BB: 0 P: 5	R: 0 E: 0 K: 0 S: 3	H: 1 LOB: 0 BB: 0 P: 3	R: 0 E: 0 K: 1 S: 6	H: 1 LOB: 1 BB: 0 P: 6	R: 0 E: 0 K: 2 S: 7	H: 0 LOB: 0 BB: 0 P: 7	R: 0 E: 0 K: 0 S: 3	H: 0 LOB: 0 BB: 0 P: 3	R: 0 E: 0 K: 0 S: 5	H: 2 LOB: 2 BB: 0 P: 5	1B: 5 2B: 6 3B: 0 HR: 0	SF: 0 SAC: 2 DP: 1 HBP: 0	WP: 0 PB: 0 SB: 0 CS: 0	PA: 37					
PITCHER	IP	WLS	BF	H	R	ER	SO	BB	IBB	HBP	BLK	WP	HR	S	P	ERA	WHIP								
Chuck Stobbs, L ERA: 2.85	9.0	W	37	10	2	2	5	1	0	0	0	0	0	46	50	2.00	1.222								

Boston Red Sox @ Philadelphia Athletics
 Shibe Park, Philadelphia, PA
 Sat Apr 28 1951, 3:33 AM EST
 Att: 2,847 - Unknown

AB	34
R	2
H	10
RBI	2
BB	1
SO	5
LOB	15



Batter	1	2	3	4	5	6	7	8	9	10	11	12	13	AB	R	H	RBI	BB	SO	LOB	TOP	
Dom DiMaggio, R (1.8) OBP: 0.460, SLG: 0.625	F9		6-3	6-3		F8		L9			HR		6-3B	5	2	1	1	2	0	3		
6 Johnny Pesky, L (1.5) OBP: 0.321, SLG: 0.333	4-3		BB	G4-3		L6				1-3	4-3		3B	7	2	2	1	0	0	2		
Billy Goodman, L (1.3) OBP: 0.447, SLG: 0.512	6-3		BB	2B				L7		F8	5-3		E6	6	2	2	1	1	0	0		
Ted Williams, L (1.7) OBP: 0.447, SLG: 0.622		FC5-4	BB	BB		G1-6-3		4-3		L8	FC6-4		HR	3	1	1	2	4	0	0		
Lou Boudreau, R (1.6) OBP: 0.364, SLG: 0.625	FC5-4	3B	BB	BB		F5		K		5-3	FC6-4		1B	6	1	1	1	1	1	4		
Tom Wright, L (1.9) OBP: 0.333, SLG: 0.500	HR	3B	BB	BB		G1-6-3		3-1		L8		HR	1B	6	2	3	3	1	0	2		
Bobby Doerr, R (1.4) OBP: 0.413, SLG: 0.610	HR		K	K				1B		BB	1B		F9	7	2	4	3	0	2	5		
Mike Guerra, R (1.2) OBP: 0.333, SLG: 0.143	HR	K	FC4-6	FC4-6		SH5-4		L9		L9		F8	F8	5	0	0	0	2	1	6		
Ray Scarborough, R (1.1) OBP: 0.500, SLG: 0.333	L6			1-3		SH5-4				F8		G3	F6	1	0	0	0	0	0	0		
Mickey McDermott, L (3.1) OBP: 0.250, SLG: 0.250														3	0	1	0	0	0	2		
Ellis Kinder, R (11.1)														1	0	0	0	0	0	0		
Mel Parnell, L (12.1) OBP: 0.167, SLG: 0.167														1	0	0	0	0	0	2		
Inning Stats	R: 0 E: 0 K: 0 S: 3	H: 0 LOB: 0 BB: 0 P: 3	R: 3 E: 0 K: 1 S: 7	H: 2 LOB: 1 BB: 1 P: 11	R: 2 E: 0 K: 1 S: 6	H: 1 LOB: 3 BB: 4 P: 22	R: 0 E: 0 K: 0 S: 2	H: 0 LOB: 0 BB: 1 P: 6	R: 0 E: 0 K: 0 S: 4	H: 1 LOB: 1 BB: 1 P: 8	R: 0 E: 0 K: 1 S: 5	H: 0 LOB: 0 BB: 0 P: 5	R: 0 E: 0 K: 0 S: 4	H: 1 LOB: 1 BB: 1 P: 8	R: 1 E: 0 K: 1 S: 6	H: 1 LOB: 0 BB: 1 P: 6	R: 4 E: 1 K: 0 S: 8	H: 5 LOB: 2 BB: 1 P: 12	1B: 6 2B: 2 3B: 2 HR: 5	SF: 0 SAC: 1 DP: 2 HBP: 0	WIP: 0 PB: 0 SB: 0 CS: 0	PA: 63
PITCHER	IP WLS BF H R ER SO ERA WHIP	IP WLS BF H R ER SO ERA WHIP	IP WLS BF H R ER SO ERA WHIP	IP WLS BF H R ER SO ERA WHIP	IP WLS BF H R ER SO ERA WHIP	IP WLS BF H R ER SO ERA WHIP	IP WLS BF H R ER SO ERA WHIP	IP WLS BF H R ER SO ERA WHIP	IP WLS BF H R ER SO ERA WHIP	IP WLS BF H R ER SO ERA WHIP	IP WLS BF H R ER SO ERA WHIP	IP WLS BF H R ER SO ERA WHIP	IP WLS BF H R ER SO ERA WHIP	IP WLS BF H R ER SO ERA WHIP	IP WLS BF H R ER SO ERA WHIP	IP WLS BF H R ER SO ERA WHIP	IP WLS BF H R ER SO ERA WHIP	IP WLS BF H R ER SO ERA WHIP	IP WLS BF H R ER SO ERA WHIP	IP WLS BF H R ER SO ERA WHIP	IP WLS BF H R ER SO ERA WHIP	IP WLS BF H R ER SO ERA WHIP
Alex Kellner, L (1.1) ERA: 5.59	2.1																					
Hank Wyse, R (3.1) ERA: 4.45	0.2																					
Morrie Martin, L (4.1) ERA: 2.0	3.0																					
Bubba Harris, R (7.1) ERA: 9.0	2.0																					
Joe Coleman, R (9.1) ERA: 2.83	3.0																					

Boston Red Sox @ Philadelphia Athletics
Shibe Park, Philadelphia, PA
Sun Apr 29 1951, 3:33 AM EDT
Att. 14,572 - Unknown

AB 51
R 12
H 15
RBI 12
BB 11
SO 4
LOB 26

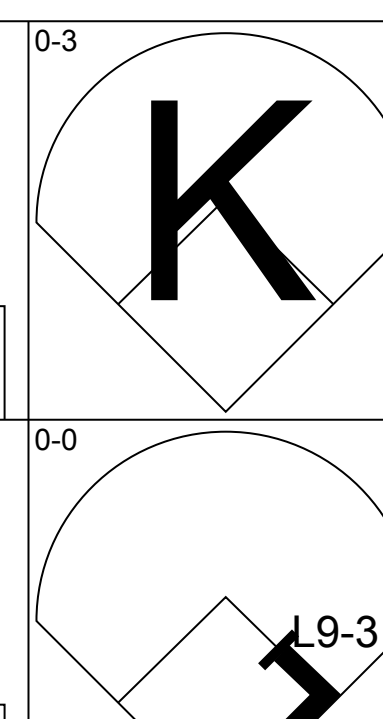
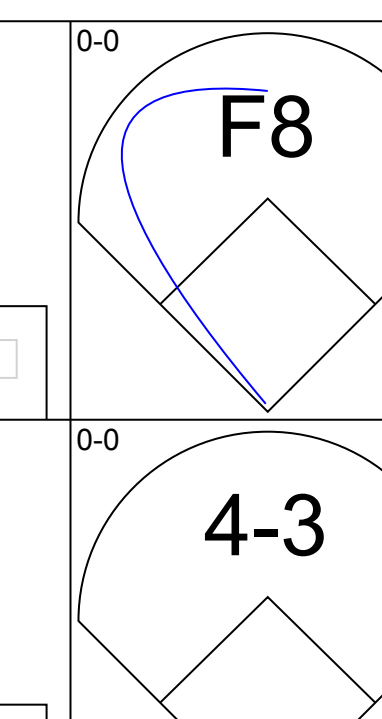
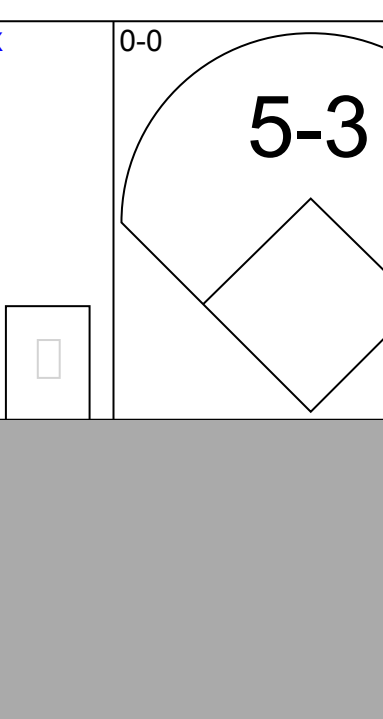
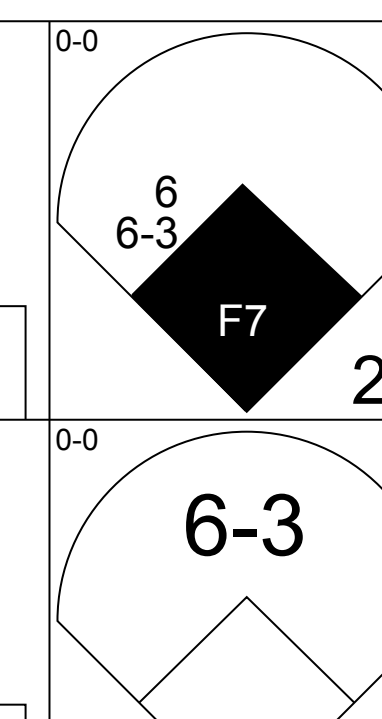
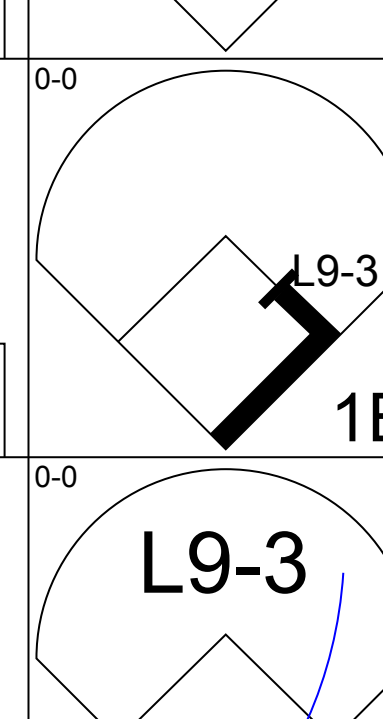
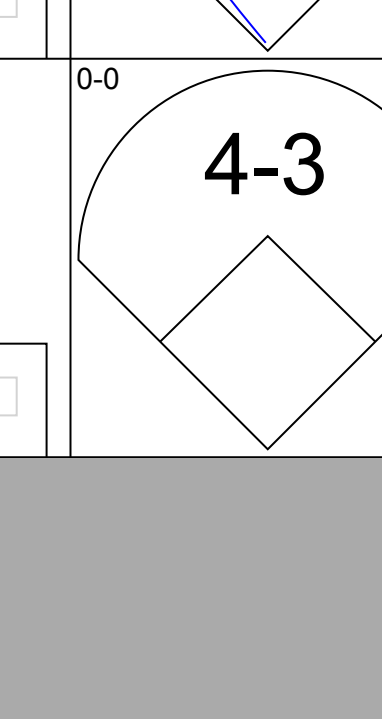
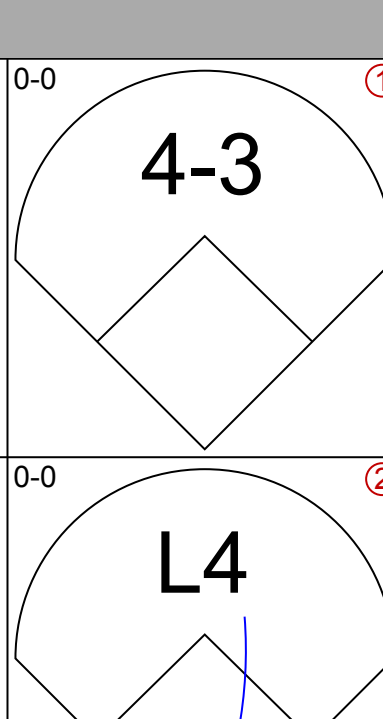
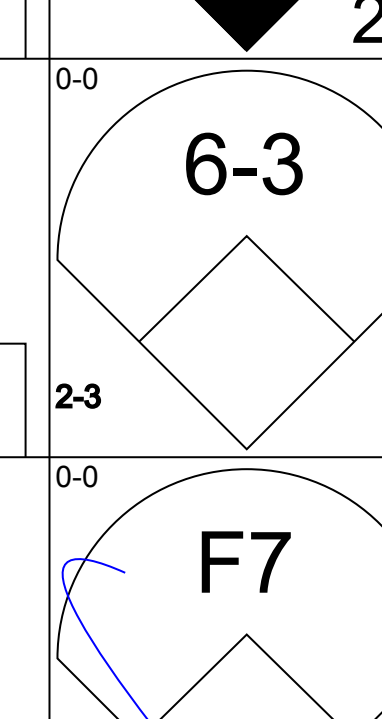
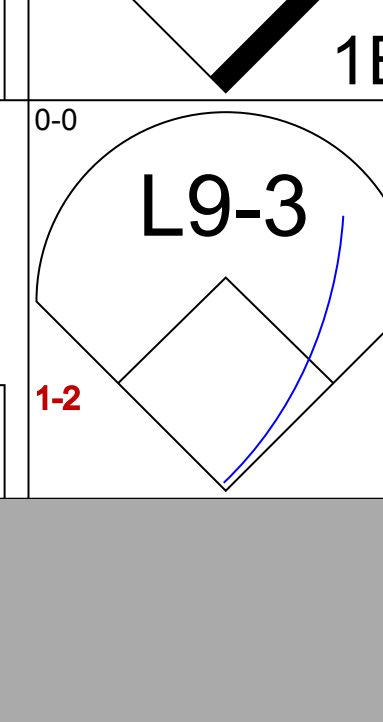
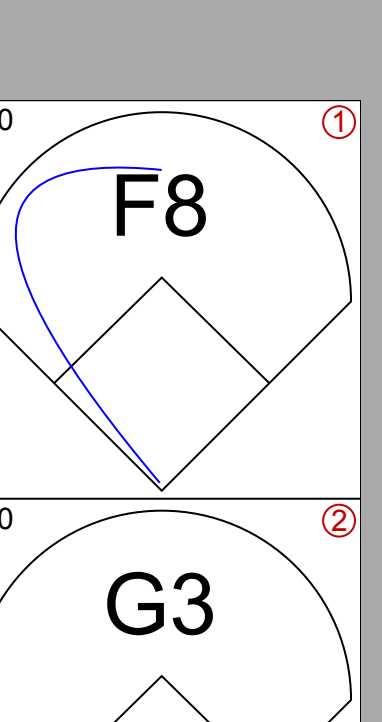
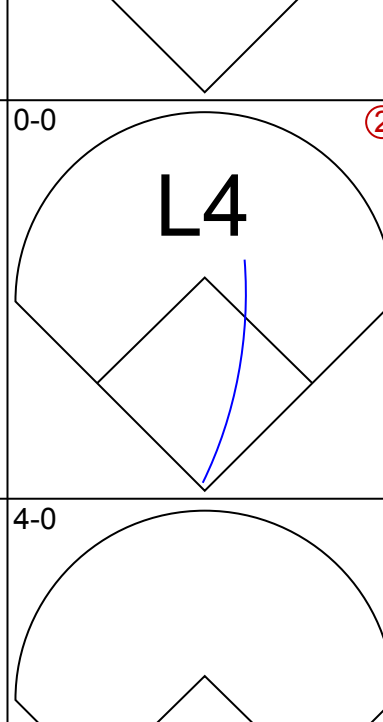
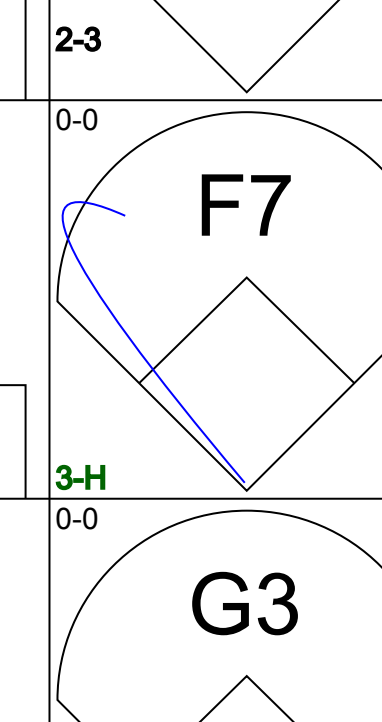
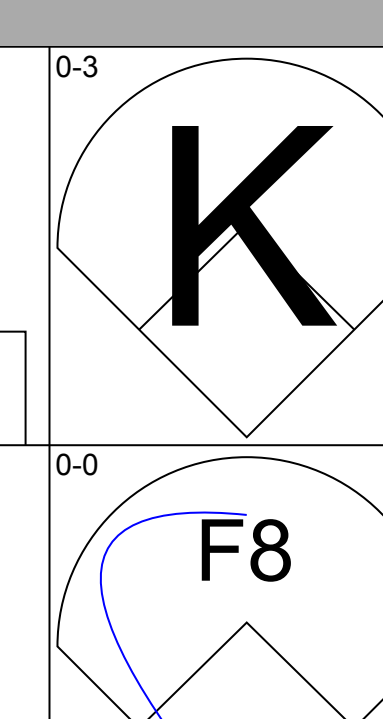
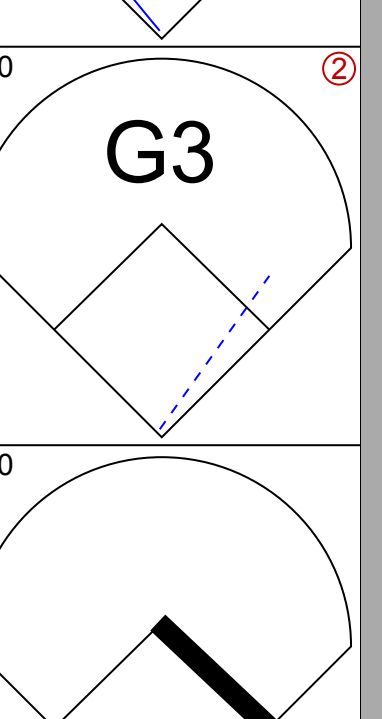
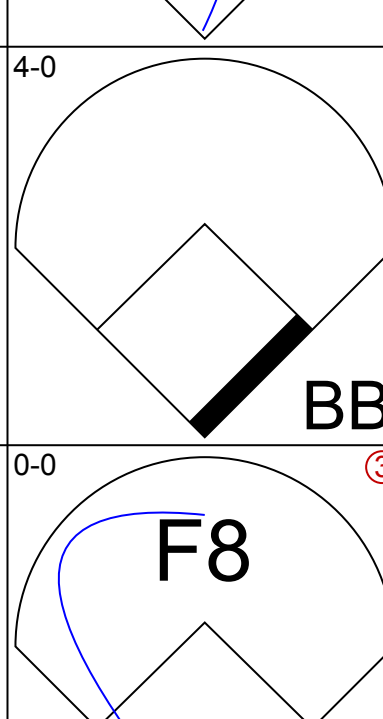
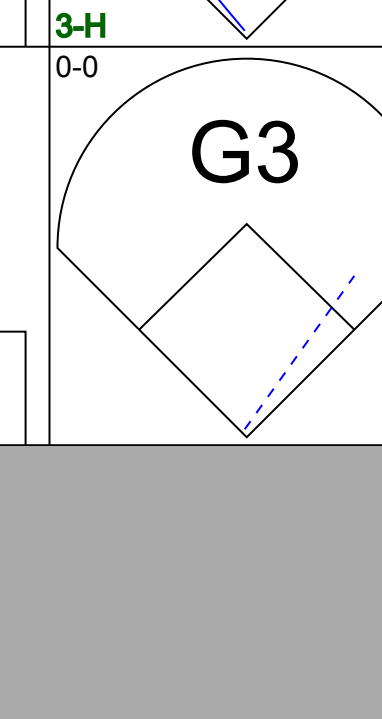
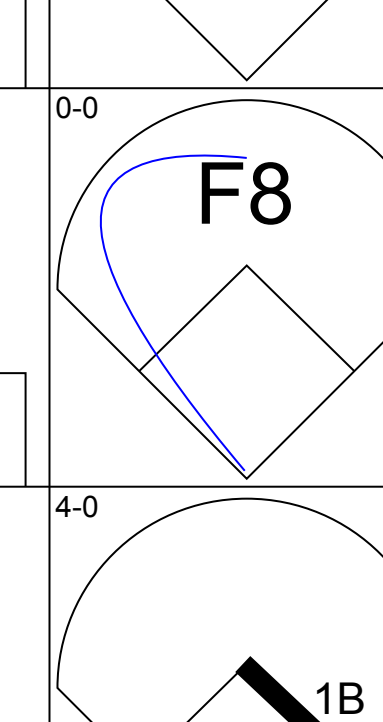
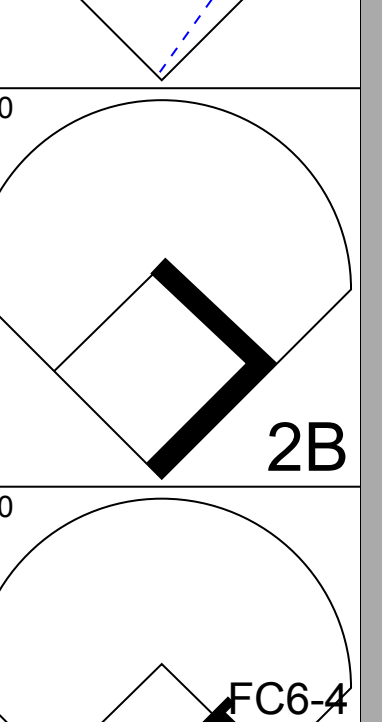
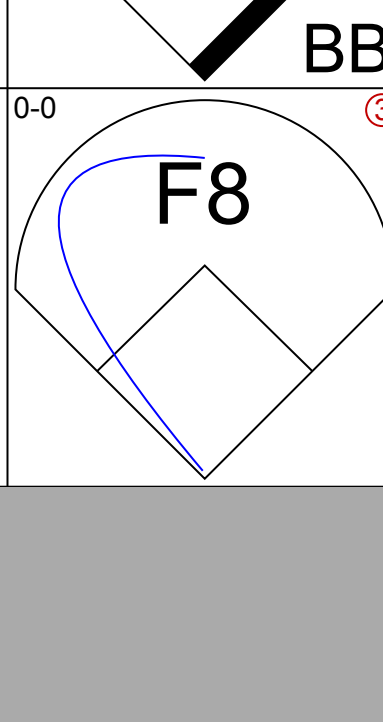
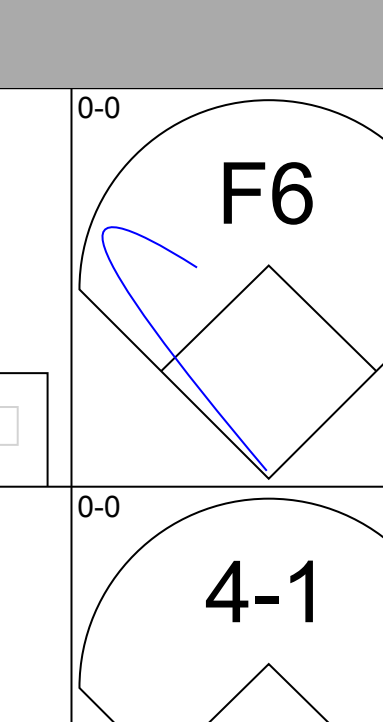
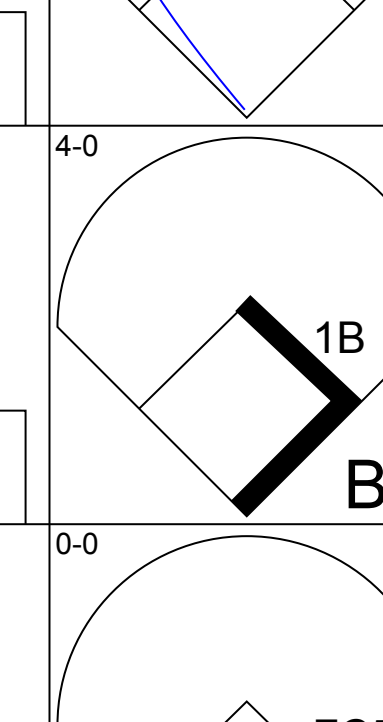
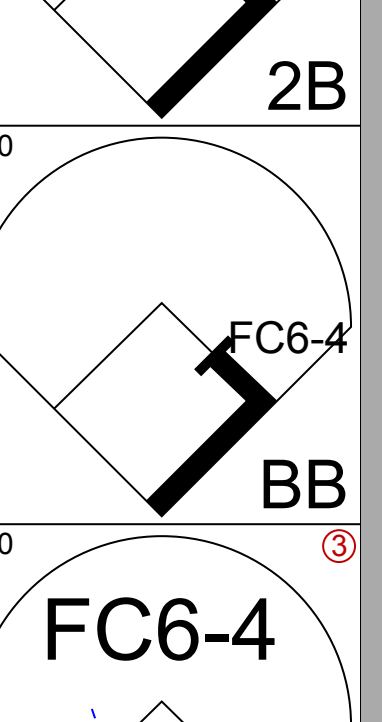
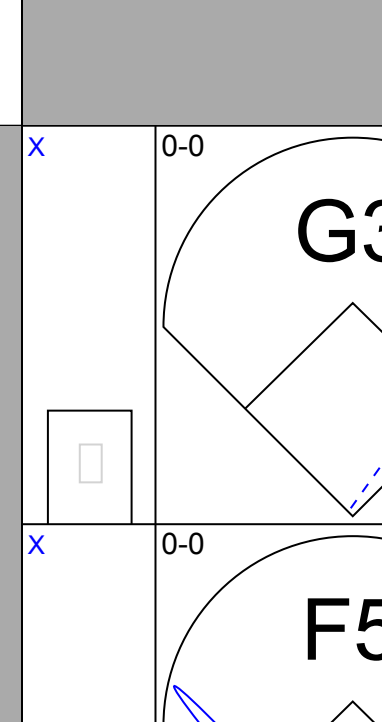
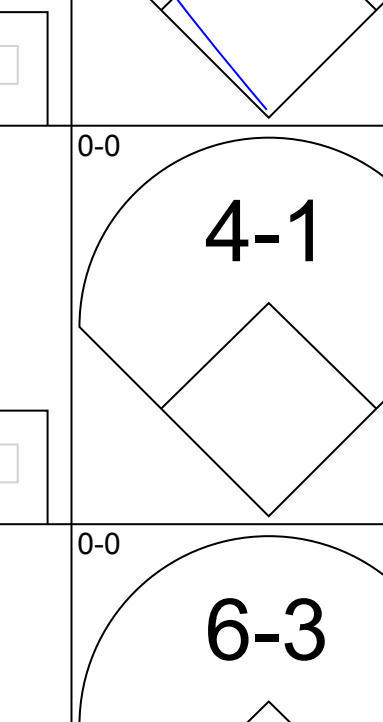
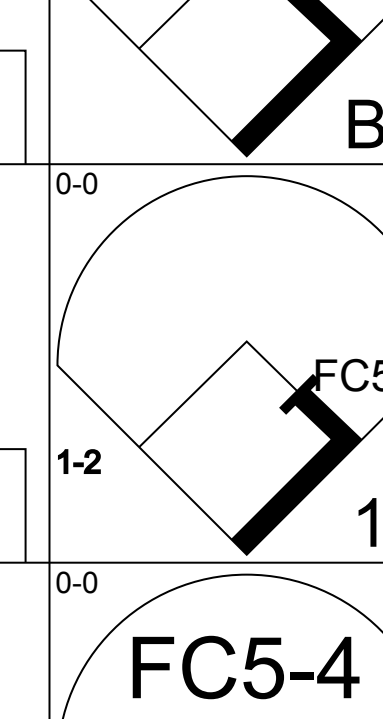
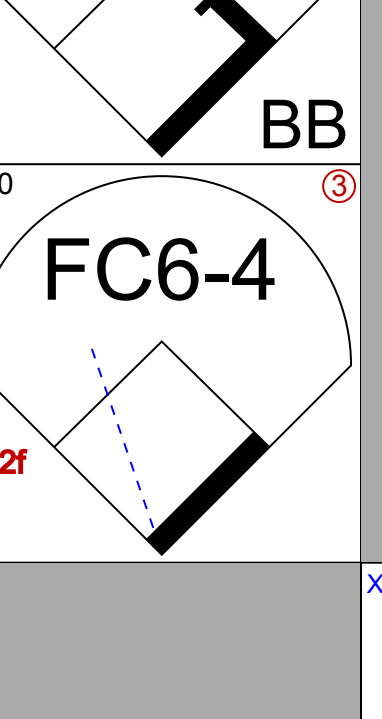
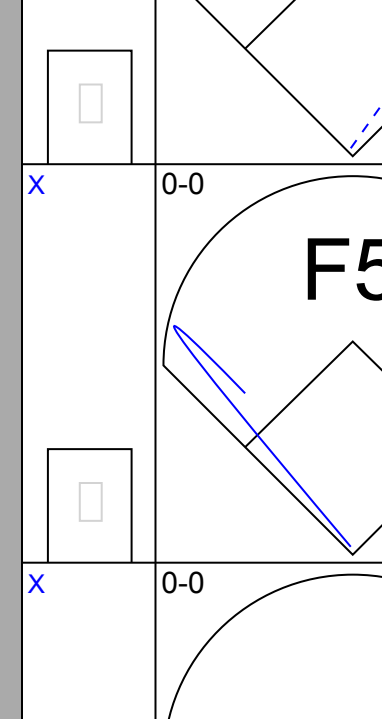
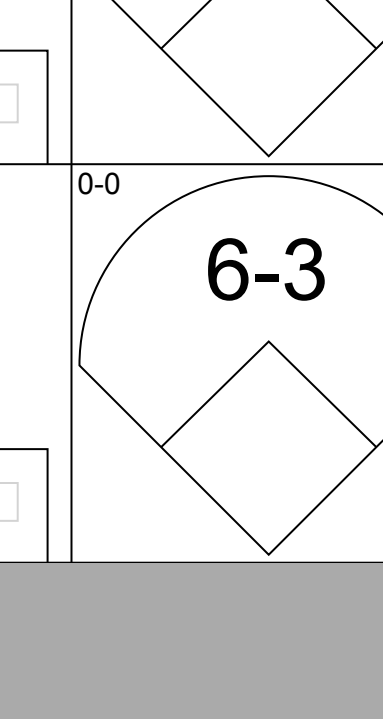
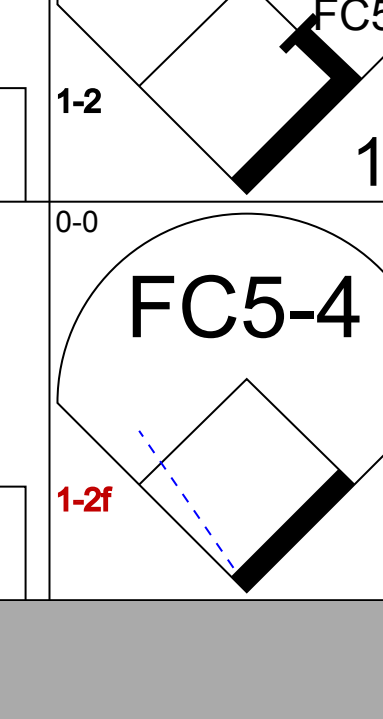
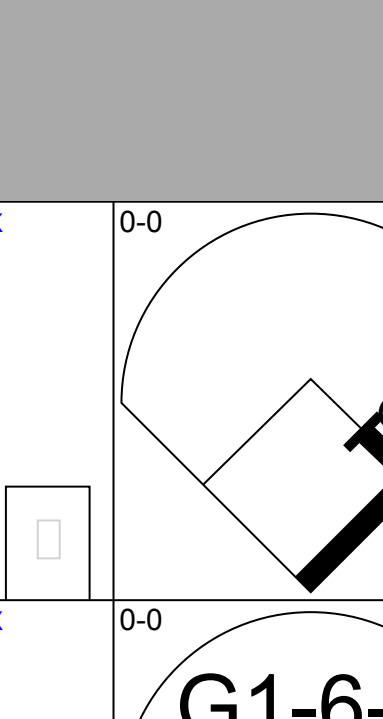
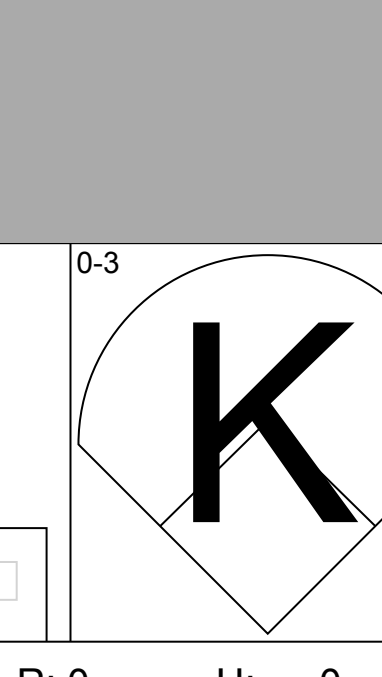
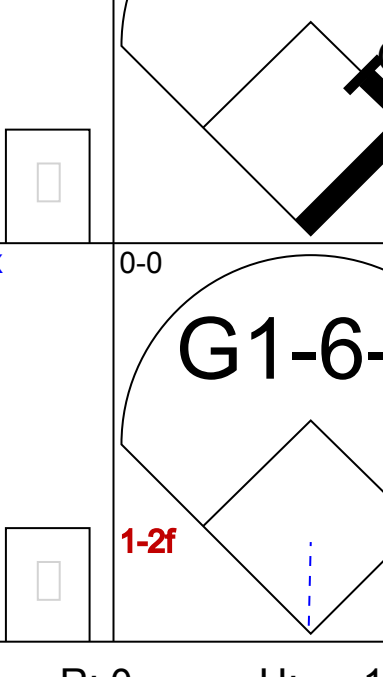
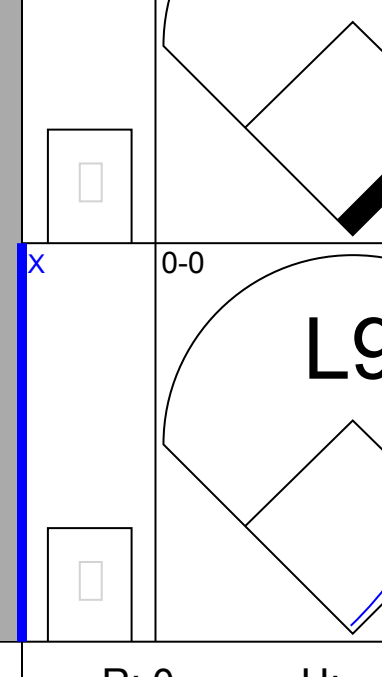


Batter	1	2	3	4	5	6	7	8	9	10	11	12	13	AB	R	H	RBI	BB	SO	LOB	BOTTOM			
Eddie Joost, R (1.6) OBP: 0.377, SLG: 0.481	HBP	F5	F9			5-3		L8		BB		HR		6	2	3	1	1	0	1				
Barney McCosky, L (1.7) OBP: 0.379, SLG: 0.500	K	BB		K		P6		BB		BB		FC1-6	1B	4	1	1	0	3	2	1				
Kermit Wahl, R (1.5) OBP: 0.319, SLG: 0.250	F4	BB		F9		F8		L8		K		FC1-6	1B	6	1	0	1	1	1	5				
Ferris Fain, L (1.3) OBP: 0.461, SLG: 0.429	HBP	BB						1B		1B		F3	K	2	0	2	1	2	0	0				
Lou Limmer, L (8.3) OBP: 0.143, SLG: 0.571	HBP	BB						1-4-3						3	0	0	0	0	1	2				
Elmer Valo, L (1.9) OBP: 0.366, SLG: 0.319	HBP	BB		5-3		K		1B		K		6-3		4	1	1	1	2	1	3				
Sam Chapman, R (1.8) OBP: 0.266, SLG: 0.163	FC6-4		E6			G6-4-3		1B		G1-4-3	BB		G3	6	1	2	0	1	0	4				
Pete Suder, R (1.4) OBP: 0.571, SLG: 0.583		HR		BB		G6-4-3		1B		F7		BB	5-3	5	1	3	1	2	0	0				
Joe Tipton, R (1.2) OBP: 0.262, SLG: 0.242		HR		BB		G6-4-3		L7				BB	1B	5	1	2	2	2	0	4				
Alvin Karpis, R (1.1) OBP: 0.167, SLG: 0.167	F8		G6-4-3			4-3		K		K		G2-4-3	F3	1	0	0	0	0	0	0				
Ray Scarborough, R (5.1) ERA: 6.97	2.0																							
Mickey McDermott, L (3.1) ERA: 1.2	8.1																							
Ellis Kinder, R (11.1) ERA: 3.86	0.2																							
Mel Parnell, L (12.1) ERA: 2.75	2.0																							
Inning Stats	R: 0 E: 0 K: 1 S: 6	H: 1 LOB: 3 BB: 1 P: 11	R: 4 E: 0 K: 0 S: 5	H: 3 LOB: 2 BB: 3 P: 17	R: 1 E: 2 K: 0 S: 5	H: 1 LOB: 1 BB: 1 P: 8	R: 0 E: 0 K: 1 S: 5	H: 0 LOB: 1 BB: 1 P: 9	R: 0 E: 0 K: 0 S: 3	H: 3 LOB: 2 BB: 0 P: 7	R: 1 E: 0 K: 1 S: 6	H: 1 LOB: 1 BB: 1 P: 10	R: 0 E: 0 K: 2 S: 7	H: 0 LOB: 2 BB: 2 P: 15	R: 1 E: 0 K: 0 S: 3	H: 1 LOB: 2 BB: 3 P: 15	R: 1 E: 0 K: 1 S: 7	H: 2 LOB: 1 BB: 0 P: 7	R: 0 E: 0 K: 0 S: 4	H: 1 LOB: 1 BB: 0 P: 4	1B: 10 2B: 1 3B: 1 HR: 2	SF: 0 SAC: 0 DP: 4 HBP: 1	WIP: 0 PB: 0 SB: 0 CS: 0	PA: 63
PITCHER	IP WLS BF H R ER SO ERA WHIP	IP WLS BF H R ER SO ERA WHIP	IP WLS BF H R ER SO ERA WHIP	IP WLS BF H R ER SO ERA WHIP	IP WLS BF H R ER SO ERA WHIP	IP WLS BF H R ER SO ERA WHIP	IP WLS BF H R ER SO ERA WHIP	IP WLS BF H R ER SO ERA WHIP	IP WLS BF H R ER SO ERA WHIP	IP WLS BF H R ER SO ERA WHIP	IP WLS BF H R ER SO ERA WHIP	IP WLS BF H R ER SO ERA WHIP	IP WLS BF H R ER SO ERA WHIP	IP WLS BF H R ER SO ERA WHIP	IP WLS BF H R ER SO ERA WHIP	IP WLS BF H R ER SO ERA WHIP	IP WLS BF H R ER SO ERA WHIP	IP WLS BF H R ER SO ERA WHIP	IP WLS BF H R ER SO ERA WHIP	IP WLS BF H R ER SO ERA WHIP	IP WLS BF H R ER SO ERA WHIP	IP WLS BF H R ER SO ERA WHIP		

Boston Red Sox @ Philadelphia Athletics
Shibe Park, Philadelphia, PA
Sun Apr 29 1951, 3:33 AM EDT
Att. 14,572 - Unknown

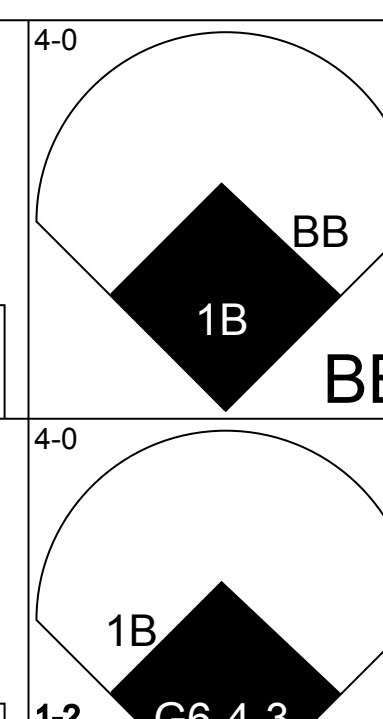
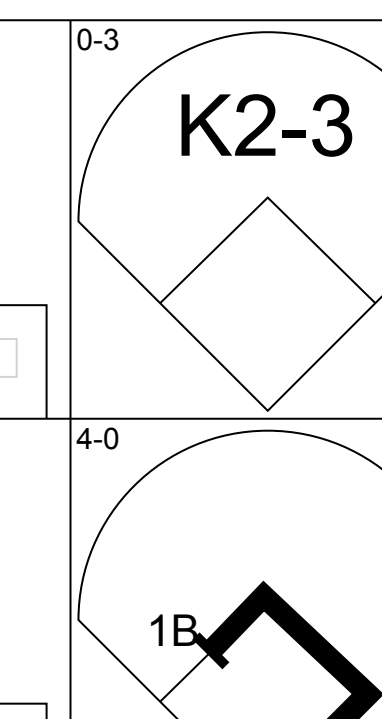
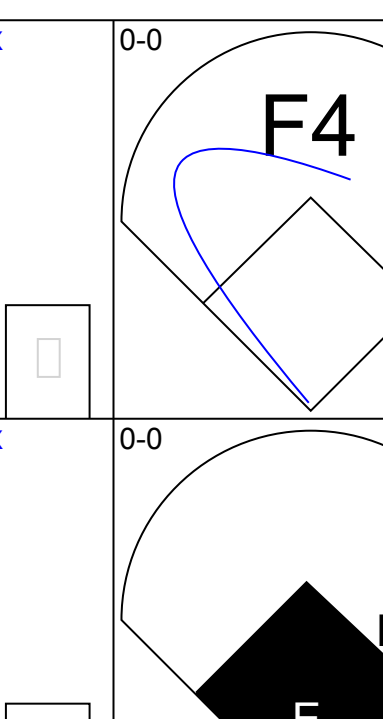
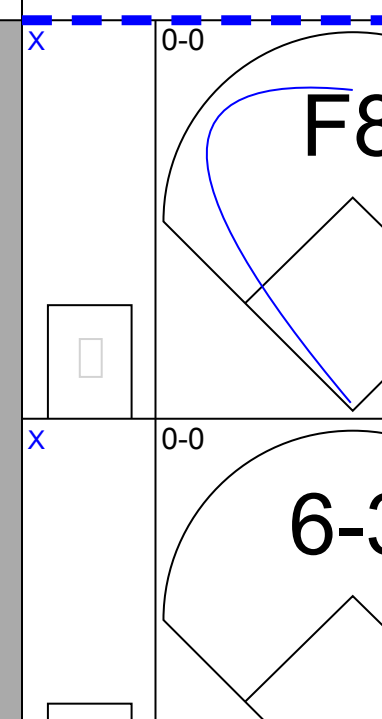
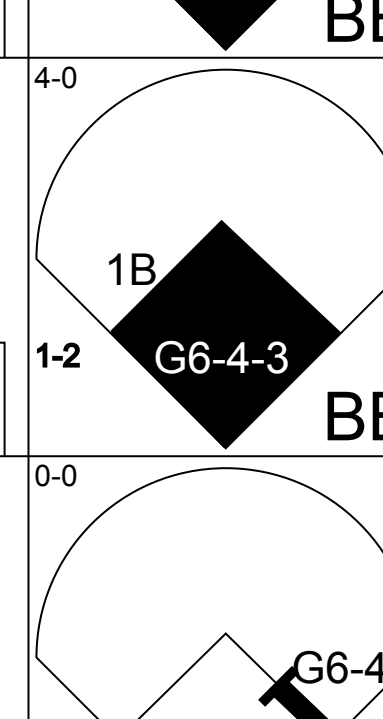
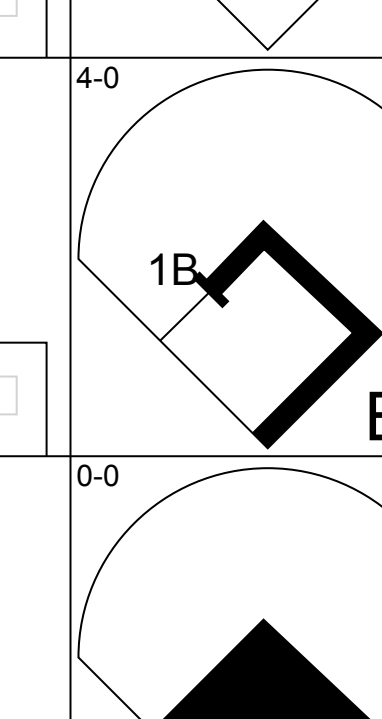
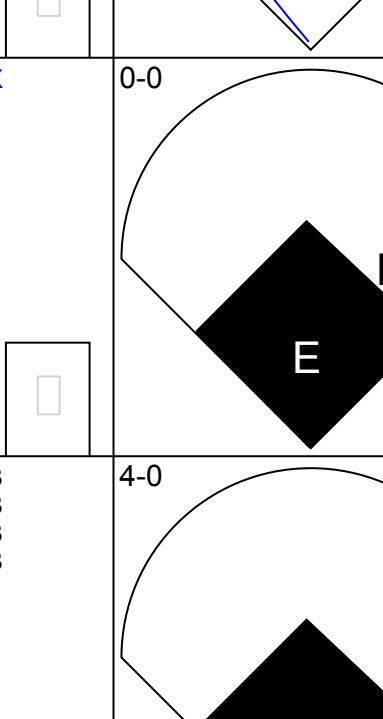
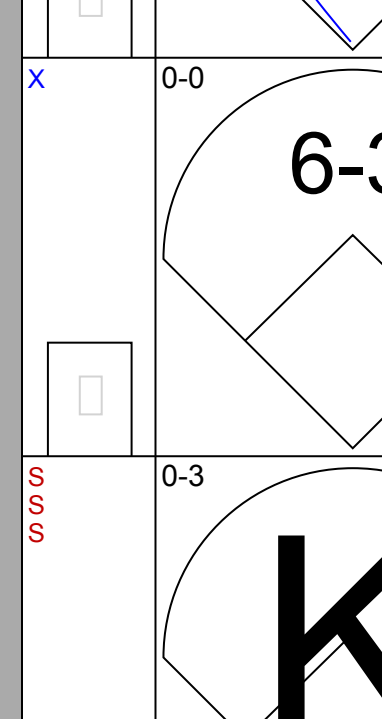
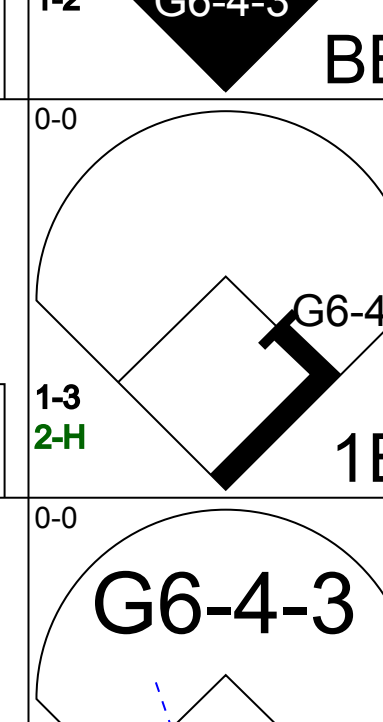
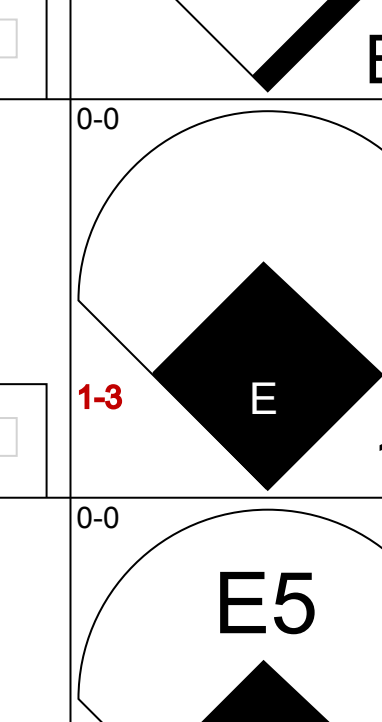
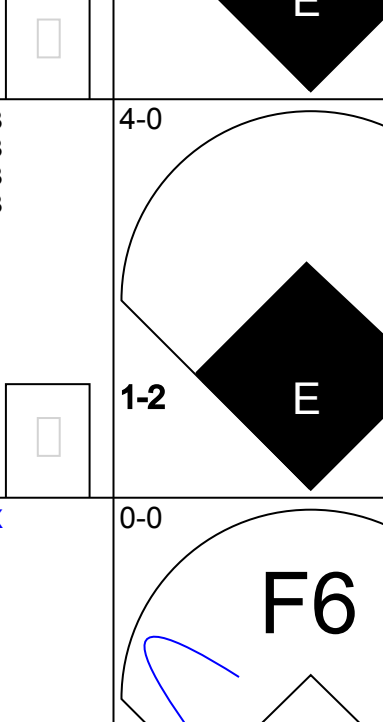
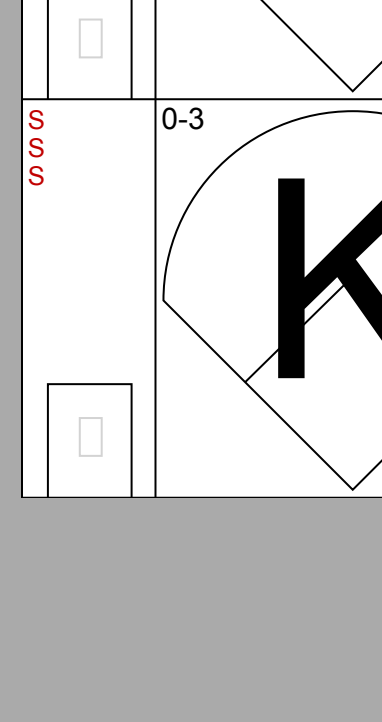
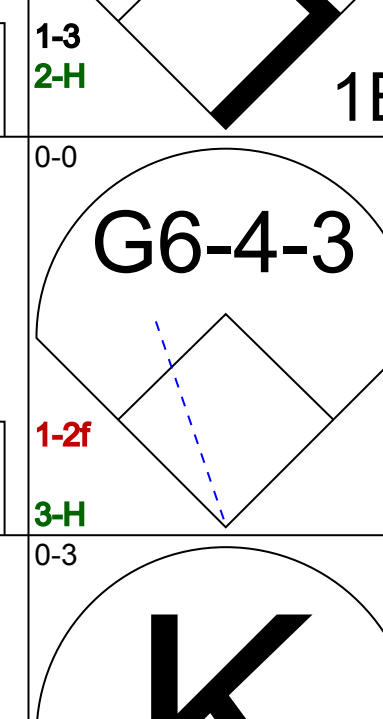
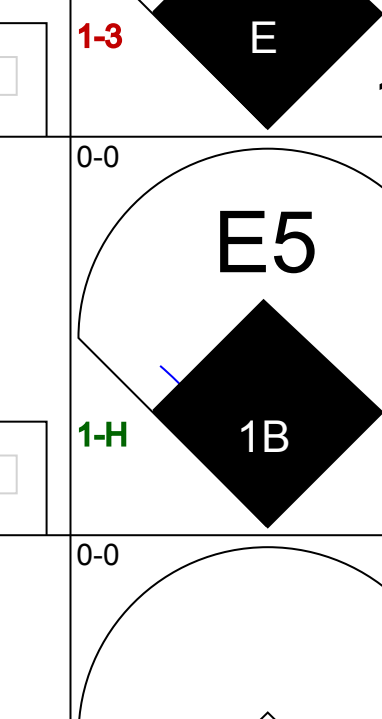
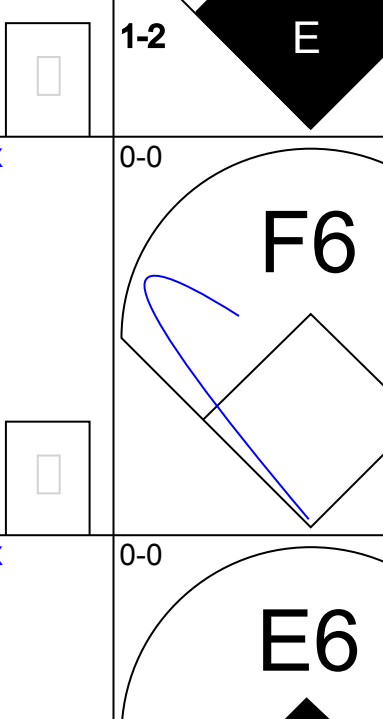

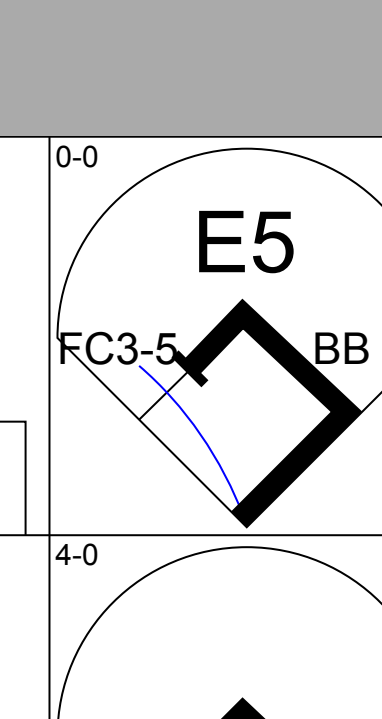
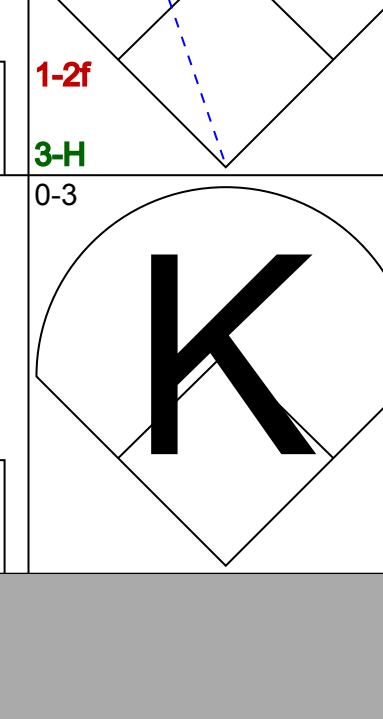
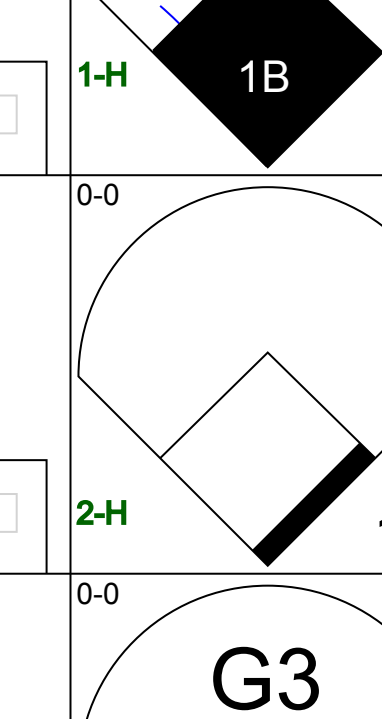
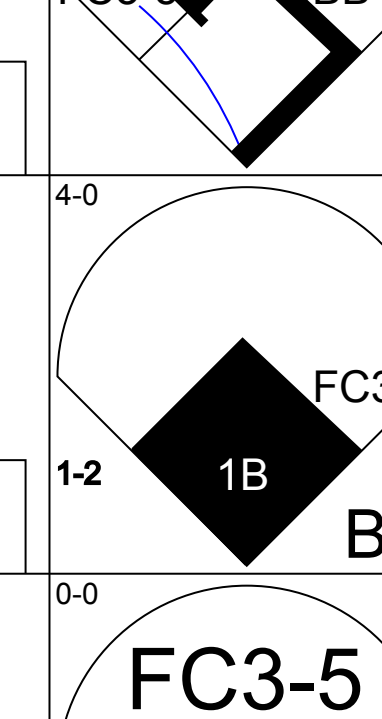

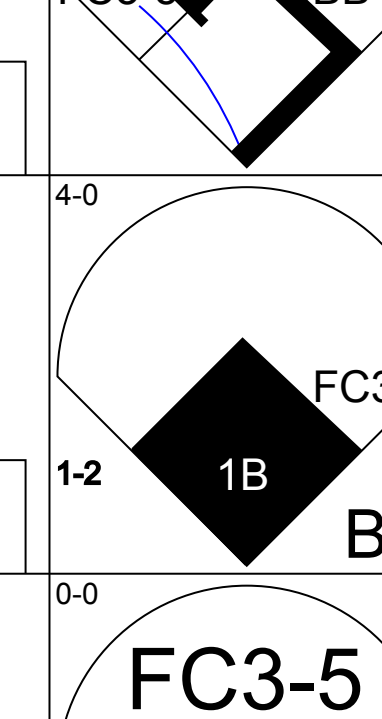
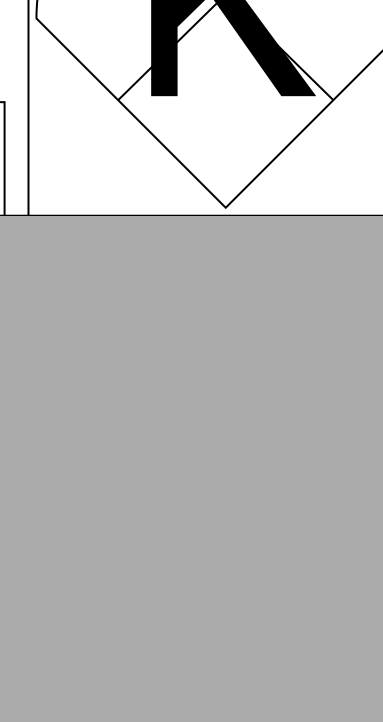
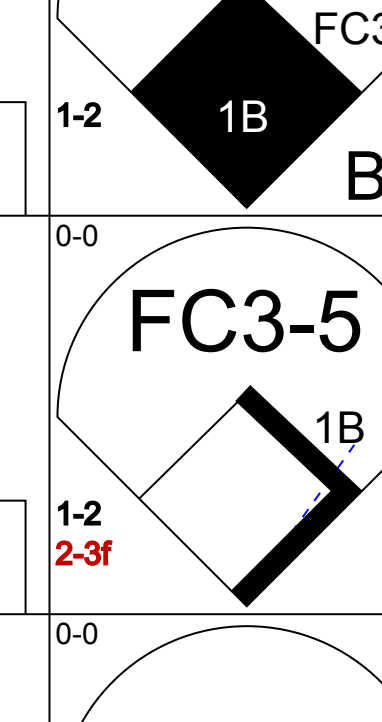


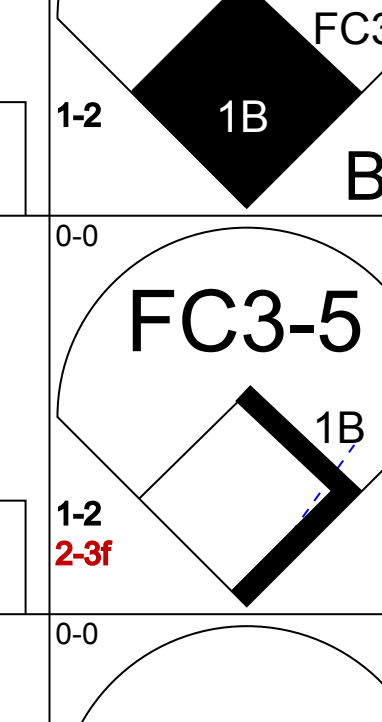
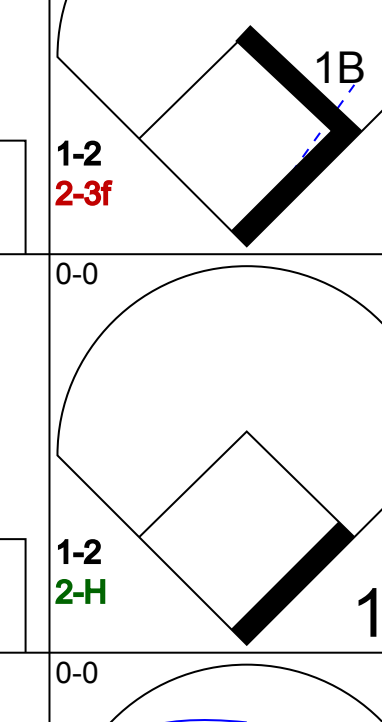



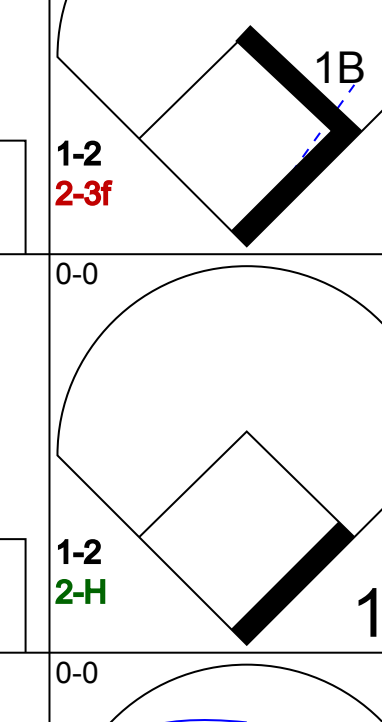




AB 48
R 8
H 14
RBI 7
BB 14
SO 7
LOB 27



Batter	1	2	3	4	5	6	7	8	9	AB	R	H	RBI	BB	SO	LOB	TOP			
Dom DiMaggio, R (1.8) OBP: 0.475, SLG: 0.614										4	1	1	0	0	1	0	Boston Red Sox @ Cleveland Indians Cleveland Municipal Stadium, Cleveland, OH Tue May 01 1951, 3:33 AM EDT Att: 53,462 - Unknown			
6 Johnny Pesky, L (1.5) OBP: 0.313, SLG: 0.321										4	0	1	0	0	0	1				
Billy Goodman, L (1.3) OBP: 0.412, SLG: 0.467										4	0	0	1	0	0	1				
Ted Williams, L (1.7) OBP: 0.431, SLG: 0.575										3	0	0	0	1	1	0				
Lou Boudreau, R (1.6) OBP: 0.351, SLG: 0.611										4	0	1	0	0	0	1				
Tom Wright, L (1.9) OBP: 0.357, SLG: 0.458										2	0	0	0	2	0	0				
Bobby Doerr, R (1.4) OBP: 0.400, SLG: 0.578										4	0	1	0	0	0	2				
Mike Guerra, R (1.2) OBP: 0.367, SLG: 0.208										3	0	2	0	0	0	2				
Bill Wight, L (1.1) Ray Scarborough, R (4.1) Charlie Maxwell, L (7. PH) Walt Masterson, R (7.1)										1	0	0	0	0	1	0				
Inning Stats	R: 0 E: 0 K: 1 S: 5	H: 1 LOB: 0 BB: 0 P: 5	R: 0 E: 0 K: 1 S: 6	H: 1 LOB: 2 BB: 1 P: 10	R: 0 E: 0 K: 1 S: 5	H: 0 LOB: 0 BB: 0 P: 5	R: 0 E: 0 K: 0 S: 4	H: 1 LOB: 2 BB: 1 P: 8	R: 0 E: 0 K: 0 S: 3	H: 0 LOB: 1 BB: 1 P: 7	R: 0 E: 0 K: 0 S: 4	H: 1 LOB: 1 BB: 0 P: 4	R: 1 E: 0 K: 0 S: 4	H: 1 LOB: 0 BB: 0 P: 4	R: 0 E: 0 K: 0 S: 3	H: 0 LOB: 0 BB: 0 P: 3	1B: 4 2B: 3 3B: 0 HR: 0	SF: 0 SAC: 0 DP: 2 HBP: 0	WP: 0 PB: 0 SB: 0 CS: 0	PA: 34
PITCHER	IP WLS BF H R ER SO BB IBB HBP BLK WP HR S P ERA WHIP																			
Bob Feller, R (1.1) ERA: 1.33	9.0 W 34 6 1 1 3 3 0 0 0 0 0 0 0 37 49 1.00 1.000																			

AB	31
R	1
H	6
RBI	1
BB	3
SO	3
LOB	9



Batter	1	2	3	4	5	6	7	8	9	AB	R	H	RBI	BB	SO	LOB	BOTTOM			
Dale Mitchell, L (1.7) OBP: 0.340, SLG: 0.318										3	1	0	0	1	1	0	Boston Red Sox @ Cleveland Indians Cleveland Municipal Stadium, Cleveland, OH Tue May 01 1951, 3:33 AM EDT Att: 53,462 - Unknown			
Bobby Avila, R (1.4) OBP: 0.442, SLG: 0.275										2	2	1	0	2	0	0				
Harry Simpson, L (1.3) OBP: 0.667, SLG: 0.500										3	2	2	1	1	1	0				
Al Rosen, R (1.5) OBP: 0.412, SLG: 0.477										4	1	0	0	0	0	3				
Larry Doby, L (1.8) OBP: 0.460, SLG: 0.690										3	1	2	3	1	1	0				
Bob Kennedy, R (1.9) OBP: 0.367, SLG: 0.395										3	0	0	0	1	1	4				
Ray Boone, R (1.6) OBP: 0.257, SLG: 0.161										4	0	1	1	0	0	1				
Jim Hegan, R (1.2) OBP: 0.432, SLG: 0.467										4	0	1	0	0	1	2				
Bob Feller, R (1.1) OBP: 0.182, SLG: 0.100										4	0	0	0	0	0	3				
Inning Stats	R: 2 E: 0 K: 1 S: 5	H: 1 LOB: 0 BB: 2 P: 13	R: 0 E: 1 K: 0 S: 3	H: 1 LOB: 1 BB: 1 P: 7	R: 2 E: 1 K: 1 S: 7	H: 2 LOB: 1 BB: 1 P: 11	R: 0 E: 0 K: 0 S: 3	H: 0 LOB: 0 BB: 0 P: 3	R: 2 E: 1 K: 1 S: 7	H: 2 LOB: 1 BB: 1 P: 11	R: 0 E: 0 K: 1 S: 5	H: 0 LOB: 0 BB: 0 P: 5	R: 0 E: 0 K: 0 S: 5	H: 0 LOB: 0 BB: 0 P: 5	R: 1 E: 1 K: 0 S: 5	H: 1 LOB: 2 BB: 1 P: 9	1B: 6 2B: 1 3B: 0 HR: 0	SF: 0 SAC: 0 DP: 1 HBP: 0	WP: 0 PB: 0 SB: 0 CS: 0	PA: 36
PITCHER	IP WLS BF H R ER SO BB IBB HBP BLK WP HR S P ERA WHIP																			
Bill Wight, L (1.1) ERA: 8.16	3.0 L 15 4 4 2 2 1 0 0 0 0 0 0 15 19 6.00 2.667																			
Ray Scarborough, R (4.1) ERA: 6.75	3.0 12 2 2 2 2 1 0 0 0 0 0 0 15 19 6.00 1.000																			
Walt Masterson, R (7.1) ERA: 2.08	2.0 9 1 1 1 1 1 0 0 0 0 0 0 10 14 4.50 1.000																			

AB	30
R	7
H	7
RBI	5
BB	6
SO	5
LOB	13



Batter	1	2	3	4	5	6	7	8	9	AB	R	H	RBI	BB	SO	LOB	TOP										
Dom DiMaggio, R (1, 8) OBP: 0.435, SLG: 0.551	F7		G3		F2		F8		5-3	5	0	0	0	0	0	4	Boston Red Sox @ Cleveland Indians Cleveland Municipal Stadium, Cleveland, OH Wed May 02 1951, 3:33 AM EDT Att: 11,388 - Unknown										
6 Johnny Pesky, L (1, 5) OBP: 0.333, SLG: 0.300	4-3				F8			4-3 BB HR		2	1	0	0	2	0												
Billy Goodman, L (1, 3) OBP: 0.400, SLG: 0.438	1-3		F7			K		4-3 BB HR		3	1	0	0	1	1	2											
Ted Williams, L (1, 7) OBP: 0.418, SLG: 0.535		FC5 WP BB		3-1	F7			4-3		3	0	0	0	1	0	2											
Lou Boudreau, R (1, 6) OBP: 0.366, SLG: 0.667	F7			F7				1-2 2-3 HR		3	1	1	3	1	0	1											
Tom Wright, L (1, 9) OBP: 0.313, SLG: 0.393	F7			4-3	F7			K		4	0	0	0	0	1	2											
Bobby Doerr, R (1, 4) OBP: 0.389, SLG: 0.551	FC5				1B		F2	F3		4	0	1	0	0	0	1											
Matt Batts, R (1, 2) OBP: 0.167, SLG: 0.167			5-3		1B		F4	F2		4	0	1	0	0	0	0											
Mel Parnell, L (1, 1) OBP: 0.250, SLG: 0.250					F3			F3		2	0	1	0	0	0	2											
Walt Dropo, R (7, PH) OBP: 0.214, SLG: 0.231			G3							1	0	1	0	0	0	0											
Ellis Kinder, R (7, 1) OBP: 0.343, SLG: 0.214			1B							0	0	0	0	0	0	0											
Vern Stephens, R (9, PH) OBP: 0.343, SLG: 0.214										1	0	0	0	0	0	0											
Inning Stats	R: 0 E: 0 K: 0 S: 3	H: 0 LOB: 0 BB: 0 P: 3	R: 0 E: 0 K: 0 S: 3	H: 0 LOB: 1 BB: 1 P: 7	R: 0 E: 0 K: 0 S: 4	H: 1 LOB: 2 BB: 1 P: 8	R: 0 E: 0 K: 0 S: 3	H: 0 LOB: 0 BB: 0 P: 3	R: 0 E: 0 K: 0 S: 5	H: 2 LOB: 2 BB: 0 P: 5	R: 0 E: 0 K: 1 S: 5	H: 0 LOB: 1 BB: 1 P: 9	R: 0 E: 0 K: 0 S: 4	H: 1 LOB: 1 BB: 0 P: 4	R: 3 E: 0 K: 1 S: 6	H: 1 LOB: 0 BB: 2 P: 14	R: 0 E: 0 K: 0 S: 3	H: 0 LOB: 0 BB: 0 P: 3	1B: 3 2B: 1 3B: 0 HR: 1	SF: 0 SAC: 0 DP: 0 HBP: 0	WP: 1 PB: 0 SB: 0 CS: 0	PA: 37					
PITCHER	IP	WLS	BF	H	R	ER	SO	BB	IBB	HBP	BLK	WP	HR	S	P	ERA	WHIP										
Bob Lemon, R (1, 1) ERA: 2.43	5.0	W	20	3	0	0	0	2	0	0	0	1	0	18	26	0.00	1.000										
Lou Brisse, L (6, 1) ERA: 6.75	4.0	S	17	2	3	3	2	3	0	0	0	0	1	18	30	6.75	1.250										

Batter	1	2	3	4	5	6	7	8	9	AB	R	H	RBI	BB	SO	LOB	BOTTOM										
Dale Mitchell, L (1, 7) OBP: 0.328, SLG: 0.292	F9				F8	F2		F7		4	0	0	0	1	0	2	Boston Red Sox @ Cleveland Indians Cleveland Municipal Stadium, Cleveland, OH Wed May 02 1951, 3:33 AM EDT Att: 11,388 - Unknown										
Bobby Avila, R (1, 4) OBP: 0.429, SLG: 0.273	6-3				1B	F4				4	0	1	0	0	0	4											
Harry Simpson, L (1, 3) OBP: 0.800, SLG: 0.875					1B					4	0	4	0	0	0	0											
Al Rosen, R (1, 5) OBP: 0.400, SLG: 0.447	F8		G5-4-3		F7			L6-4 E BB		3	0	0	0	1	0	4											
Larry Doby, L (1, 8) OBP: 0.463, SLG: 0.667		2B BB			F8			F5		3	2	1	0	1	0	2											
Bob Kennedy, R (1, 9) OBP: 0.358, SLG: 0.404					F7		K	E5		4	1	1	1	0	1	3											
Ray Boone, R (1, 6) OBP: 0.256, SLG: 0.171	F7				5-3			L6-4		4	1	1	0	0	0	4											
Jim Hegan, R (1, 2) OBP: 0.439, SLG: 0.485					5-3			F4		3	0	1	1	1	0	0											
Bob Lemon, L (1, 1) ERA: 3.51								4-3		1	0	0	0	0	1	1											
Lou Klein, R (5, PH) ERA: 3.16					6-3					1	0	0	0	0	0	0											
Lou Brisse, L (6, 1) OBP: 0.286, SLG: 0.286										2	0	1	2	0	0	0											
Inning Stats	R: 0 E: 0 K: 0 S: 4	H: 1 LOB: 1 BB: 0 P: 4	R: 2 E: 0 K: 1 S: 7	H: 2 LOB: 2 BB: 2 P: 15	R: 0 E: 0 K: 0 S: 3	H: 1 LOB: 0 BB: 0 P: 3	R: 0 E: 0 K: 0 S: 3	H: 0 LOB: 0 BB: 0 P: 3	R: 0 E: 0 K: 0 S: 5	H: 2 LOB: 2 BB: 0 P: 5	R: 2 E: 1 K: 1 S: 8	H: 3 LOB: 2 BB: 1 P: 12	R: 0 E: 1 K: 0 S: 4	H: 1 LOB: 2 BB: 1 P: 8	R: 0 E: 0 K: 0 S: 3	H: 0 LOB: 0 BB: 0 P: 3	1B: 7 2B: 4 3B: 0 HR: 0	SF: 0 SAC: 0 DP: 2 HBP: 0	WP: 1 PB: 0 SB: 0 CS: 0	PA: 37							
PITCHER	IP	WLS	BF	H	R	ER	SO	BB	IBB	HBP	BLK	WP	HR	S	P	ERA	WHIP										
Mel Parnell, L (1, 1) ERA: 3.51	6.0	L	29	9	4	4	2	3	0	0	0	0	0	30	42	6.00	2.000										
Ellis Kinder, R (7, 1) ERA: 3.16	2.0		8	1	0	0	0	1	0	0	0	0	0	7	11	0.00	1.000										

Batter	1	2	3	4	5	6	7	8	9	AB	R	H	RBI	BB	SO	LOB	TOP										
Dom DiMaggio, R OBP: 0.415, SLG: 0.509 (1.8)	0-0 4-3		0-0 F6		0-0 6-3		0-0 F8		4-0 CS BB	4	0	0	0	1	0	0	Boston Red Sox @ Detroit Tigers Briggs Stadium, Detroit, MI Thu May 03 1951, 4:33 AM EDT Att: 6,705 - Unknown										
Billy Goodman, L OBP: 0.450, SLG: 0.480 (1.9)	4-0 4-3 BB		4-0 BB		0-0 WP 2B 1B		4-0 CS BB		0-0 1-2 2B	2	1	2	0	3	0	0											
Ted Williams, L OBP: 0.433, SLG: 0.511 (1.7)	0-0 4-3 1-2		0-0 F2		4-0 WP 2B BB		0-0 CS		4-0 2B BB	2	2	0	0	3	0	2											
Lou Boudreau, R OBP: 0.370, SLG: 0.651 (1.6)	0-0 4-3			4-0 BB		0-0 F8 1-2 2-3		0-0 1-H E 2B	0-0 F3	4	1	1	1	1	0	5											
Vern Stephens, R OBP: 0.350, SLG: 0.194 (1.5)		0-3 K		0-0 F5		4-0 2B BB		4-0 1B E BB	0-0 FC6-4	3	2	0	0	2	1	3											
Walt Dropo, R OBP: 0.278, SLG: 0.353 (1.3)		0-0 6-3		0-3 K		0-0 1-H 2-H 3-H 2B		0-0 1-H 2-H 1B 1B		4	0	2	4	0	1	1											
Bobby Doerr, R OBP: 0.414, SLG: 0.558 (1.4)		4-0 BB		0-0 F8		0-0 1B		0-0 5-3 1B		3	0	2	0	1	0	1											
Mike Guerra, R OBP: 0.324, SLG: 0.179 (1.2)		0-3 K			0-3 K		0-0 F3		0-0 5-3	4	0	0	0	0	2	3											
Chuck Stobbs, L OBP: 0.083, SLG: 0.083 (1.1)			0-0 6-3		0-3 K		0-0 4-3		0-0 F7	4	0	0	0	0	1	1											
Inning Stats	R: 0 E: 0 K: 0 S: 3	H: 0 LOB: 1 BB: 1 P: 7	R: 0 E: 0 K: 2 S: 7	H: 0 LOB: 1 BB: 1 P: 11	R: 0 E: 0 K: 1 S: 5	H: 0 LOB: 1 BB: 1 P: 9	R: 0 E: 0 K: 2 S: 7	H: 0 LOB: 0 BB: 0 P: 7	R: 3 E: 0 K: 0 S: 5	H: 3 LOB: 1 BB: 2 P: 13	R: 0 E: 0 K: 0 S: 2	H: 0 LOB: 0 BB: 1 P: 6	R: 3 E: 1 K: 0 S: 5	H: 3 LOB: 1 BB: 2 P: 13	R: 0 E: 0 K: 0 S: 3	H: 1 LOB: 2 BB: 2 P: 11	1B: 4 2B: 3 3B: 0 HR: 0	SF: 0 SAC: 0 DP: 0 HBP: 0	WP: 1 PB: 0 SB: 0 CS: 2	PA: 42							
PITCHER	IP	WLS	BF	H	R	ER	SO	BB	IBB	HBP	BLK	WP	HR	S	P	ERA	WHIP										
Ted Gray, L ERA: 3.78 (1.1)	7.0	L	29	3	3	3	5	7	0	0	0	1	0	32	60	3.86	1.429										
Virgil Trucks, R ERA: 9.0 (8.1)	0.0		4	2	3	3	0	2	0	0	0	0	0	2	10	∞	∞										
Hal White, R ERA: (8.1)	2.0		8	2	0	0	0	2	0	0	0	0	0	6	14	0.00	2.000										

AB	30
R	6
H	7
RBI	5
BB	11
SO	5
LOB	16



Batter	1	2	3	4	5	6	7	8	9	AB	R	H	RBI	BB	SO	LOB	BOTTOM										
Jerry Priddy, R OBP: 0.316, SLG: 0.250 (1.4)	0-0 F8		4-0 1B BB		4-0 2B BB		0-0 F7			2	1	0	0	2	0	0	Boston Red Sox @ Detroit Tigers Briggs Stadium, Detroit, MI Thu May 03 1951, 4:33 AM EDT Att: 6,705 - Unknown										
Don Kolloway, R OBP: 0.250, SLG: 0.370 (1.3)	0-0 F9		1-2 1B		1-H 2B		0-0 F7		0-0 F7	4	0	2	1	0	0	0											
George Kell, R OBP: 0.381, SLG: 0.316 (1.5)	0-0 6-3		0-0 F7		0-0 CS-4 1B		0-0 F5		0-0 F6	4	0	1	0	0	0	2											
Vic Wertz, L OBP: 0.292, SLG: 0.293 (1.9)		0-0 F7		0-3 K		0-0 F8		0-0 F6		4	0	0	0	0	1	1											
Hoot Evers, R OBP: 0.182, SLG: 0.195 (1.7)		0-0 F7		0-0 F7		0-0 FC8-5-4 1B 1-2		0-0 F7		4	0	0	0	0	0	1											
Johnny Groth, R OBP: 0.317, SLG: 0.410 (1.8)		4-0 BB		0-0 2B		0-0 1-2 1B		0-0 F8		3	0	2	0	1	0	0											
Joe Ginsberg, L OBP: 0.386, SLG: 0.447 (1.2)		0-0 F8		0-0 F5		0-0 F3		4-0 1B BB		3	0	0	0	1	0	4											
Johnny Lipon, R OBP: 0.250, SLG: 0.238 (1.6)			0-0 F7		0-0 F3		0-0 6-3		0-0 1-2 1B	4	0	1	0	0	0	0											
Ted Gray, S Steve Souchock, R OBP: 0.400, SLG: 0.400 (7, PH) Virgil Trucks, R Hal White, R Pat Mullin, L OBP: 0.333, SLG: 0.833 (9, PH)		0-0 4-3		0-0 K		0-0 F3		0-0 3-1		2	0	0	0	0	1	0											
Inning Stats	R: 0 E: 0 K: 0 S: 3	H: 0 LOB: 0 BB: 0 P: 3	R: 0 E: 0 K: 0 S: 3	H: 0 LOB: 1 BB: 1 P: 7	R: 0 E: 0 K: 1 S: 6	H: 1 LOB: 1 BB: 0 P: 6	R: 0 E: 0 K: 0 S: 5	H: 2 LOB: 2 BB: 0 P: 5	R: 0 E: 0 K: 0 S: 3	H: 0 LOB: 0 BB: 0 P: 3	R: 0 E: 0 K: 0 S: 3	H: 0 LOB: 0 BB: 0 P: 3	R: 0 E: 0 K: 0 S: 4	H: 1 LOB: 2 BB: 1 P: 8	1B: 4 2B: 2 3B: 0 HR: 0	SF: 0 SAC: 0 DP: 0 HBP: 0	WP: 0 PB: 0 SB: 0 CS: 0	PA: 36									
PITCHER	IP	WLS	BF	H	R	ER	SO	BB	IBB	HBP	BLK	WP	HR	S	P	ERA	WHIP										
Chuck Stobbs, L ERA: 2.08 (1.1)	9.0	W	36	6	1	1	2	4	0	0	0	0	0	36	52	1.00	1.111										



Batter	1	2	3	4	5	6	7	8	9	AB	R	H	RBI	BB	SO	LOB	TOP			
Dom DiMaggio, R OBP: 0.406, SLG: 0.491	1-3			G6-4-3 1B		F7		F7		4	0	1	0	0	0	0	Boston Red Sox @ Detroit Tigers Briggs Stadium, Detroit, MI Fri May 04 1951, 4:33 AM EDT Att: 5,513 - Unknown			
Billy Goodman, L OBP: 0.438, SLG: 0.453	F6			G6-4-3 1-2		1-3		4-1 HR BB		3	1	0	0	1	0	1				
Ted Williams, L OBP: 0.422, SLG: 0.479	F7			E6 FC5-4				4-1		3	0	0	0	1	0	1				
Lou Boudreau, R OBP: 0.360, SLG: 0.617		FC5-4 1B		FC5-4 1-2		F3		F9		4	0	1	0	0	0	3				
Vern Stephens, R OBP: 0.364, SLG: 0.343	FC5-4 G1-4-3 1-2					HR 2B		5-3		4	2	2	2	0	0	1				
Walt Dropo, R OBP: 0.227, SLG: 0.286	G1-4-3 1-2					F8		6-3		4	0	0	0	0	0	2				
Bobby Doerr, R OBP: 0.410, SLG: 0.600			5-3			HR		F8		3	1	1	2	0	0	0				
Mike Guerra, R OBP: 0.297, SLG: 0.161	1-3					5-3		F7		3	0	0	0	0	0	0				
Harry Taylor, R OBP: 0.200, SLG: 0.200										2	0	0	0	0	2	0				
Ellis Kinder, R OBP: 0.200, SLG: 0.200										0	0	0	0	0	0	0				
Mickey McDermott, L OBP: 0.200, SLG: 0.200								1-3		1	0	0	0	0	0	0				
Inning Stats	R: 0 E: 0 K: 0 S: 3	H: 0 LOB: 0 BB: 0 P: 3	R: 0 E: 0 K: 0 S: 3	H: 1 LOB: 0 BB: 0 P: 3	R: 0 E: 0 K: 1 S: 5	H: 0 LOB: 0 BB: 0 P: 5	R: 0 E: 1 K: 0 S: 4	H: 1 LOB: 1 BB: 0 P: 4	R: 2 E: 0 K: 1 S: 7	H: 2 LOB: 2 BB: 0 P: 7	R: 0 E: 0 K: 0 S: 3	H: 0 LOB: 1 BB: 1 P: 7	R: 0 E: 0 K: 0 S: 3	H: 0 LOB: 0 BB: 0 P: 3	R: 2 E: 0 K: 0 S: 4	H: 1 LOB: 0 BB: 1 P: 8	1B: 2 2B: 1 3B: 0 HR: 2	SF: 0 SAC: 0 DP: 2 HBP: 0	WP: 0 PB: 0 SB: 0 CS: 0	PA: 33
PITCHER Hal Newhouser, L ERA: 3.29	IP: 9.0 WLS: W BF: 33 H: 5 R: 4 ER: 4 SO: 2 BB: 2 IBB: 0 HBP: 0 BLK: 0 WP: 0 HR: 2 S: 35 P: 43 ERA: 4.00 WHIP: 0.778																			

Batter	1	2	3	4	5	6	7	8	9	AB	R	H	RBI	BB	SO	LOB	BOTTOM			
Jerry Priddy, R OBP: 0.327, SLG: 0.293	F6		5-3		FC5-4 E FC3-2 1-2	2B	2B			5	2	2	3	0	0	1	Boston Red Sox @ Detroit Tigers Briggs Stadium, Detroit, MI Fri May 04 1951, 4:33 AM EDT Att: 5,513 - Unknown			
Dick Kryhoski, L OBP: 0.478, SLG: 0.600	S BB				E8 FC3-2 1-3	2B	2B	1B		4	1	4	3	1	0	0				
George Kell, R OBP: 0.346, SLG: 0.261	F7 1-2		5-3		FC3-2 BB	2B	2B	2B		4	0	0	0	1	0	4				
Vic Wertz, L OBP: 0.302, SLG: 0.348	G1			G3	FC3-2 1-2 2-3 3-H	3B		E9 1B		5	0	2	1	0	0	4				
Pat Mullin, L OBP: 0.182, SLG: 0.455		4-3		4-3	F5	F3		K		5	0	0	0	0	1	5				
Johnny Groth, R OBP: 0.348, SLG: 0.405					1B	1B				3	0	1	0	2	0	0				
Joe Ginsberg, L OBP: 0.408, SLG: 0.488	F8				1B	BB 2B	1B	F7		5	2	3	0	0	0	3				
Johnny Lipon, R OBP: 0.245, SLG: 0.217	6-3				F3	BB 2B	BB	F8	F2	4	1	0	0	1	0	6				
Hal Newhouser, L OBP: 0.400, SLG: 0.333			4-3		FC5-4 1B	BB 2B	BB	2B	1B	3	2	2	1	1	0	0				
Inning Stats	R: 0 E: 0 K: 0 S: 3	H: 0 LOB: 1 BB: 1 P: 7	R: 0 E: 0 K: 0 S: 3	H: 0 LOB: 1 BB: 1 P: 7	R: 0 E: 0 K: 0 S: 4	H: 1 LOB: 1 BB: 0 P: 4	R: 0 E: 0 K: 0 S: 5	H: 2 LOB: 2 BB: 0 P: 5	R: 0 E: 1 K: 0 S: 5	H: 2 LOB: 3 BB: 1 P: 9	R: 5 E: 0 K: 0 S: 7	H: 4 LOB: 1 BB: 2 P: 15	R: 3 E: 0 K: 0 S: 7	H: 4 LOB: 1 BB: 0 P: 7	R: 0 E: 1 K: 1 S: 6	H: 1 LOB: 2 BB: 1 P: 10	1B: 8 2B: 5 3B: 1 HR: 0	SF: 0 SAC: 0 DP: 0 HBP: 0	WP: 0 PB: 0 SB: 1 CS: 0	PA: 44
PITCHER Harry Taylor, R ERA: 3.59 Ellis Kinder, R ERA: 4.97 Mickey McDermott, L ERA: 1.1	IP: 1.1 WLS: L BF: 29 H: 5 R: 5 ER: 3 SO: 0 BB: 5 IBB: 0 HBP: 0 BLK: 0 WP: 0 HR: 0 S: 24 P: 44 ERA: 8.44 WHIP: 2.438																			

AB	31
R	4
H	5
RBI	4
BB	2
SO	2
LOB	8



WP	0
PB	0
SB	0
CS	0


Batter	1	2	3	4	5	6	7	8	9	10	11	AB	R	H	RBI	BB	SO	LOB								
Dom DiMaggio, R OBP: 0.400, SLG: 0.492	(1, 8) X 0-0 1B		X 0-0 2B		X 0-0 6-3		X 0-0 F7		X 0-0 F7		X 0-0 6-3	6	1	2	2	0	0	2								
Billy Goodman, L OBP: 0.414, SLG: 0.414	(1, 9) X 0-0 F7		X 0-0 F8		X 0-0 G3		X 0-0 1-3		X 0-0 FC6-4		X 4-0 2B	5	1	0	0	1	0	4								
Ted Williams, L OBP: 0.414, SLG: 0.481	(1, 7) X 0-0 1B		X 0-0 2B		X 0-0 5-3				X 0-0 F7		X 0-0 F8	6	0	2	1	0	0	2								
Lou Boudreau, R OBP: 0.357, SLG: 0.604	(1, 6) X 0-0 4-3		X 0-0 F9						X 0-0 F7		X 0-0 2B	6	0	2	1	0	0	2								
Vern Stephens, R OBP: 0.400, SLG: 0.400	(1, 5) X 0-0 F9		X 0-0 BB		X 0-0 1B		X 0-0 F7		X 0-0 HR		X 4-0 2B	5	2	3	0	1	0	0								
Walt Dropo, R OBP: 0.357, SLG: 0.458	(1, 3) X 0-0 F4		X 4-0 G5-3		X 1-2 BB		X 0-0 FC6-4		X 0-0 1B		X 4-0 BB	3	1	2	2	3	0	0								
Bobby Doerr, R OBP: 0.388, SLG: 0.557	(1, 4) X 0-3 K		X 0-0 1B		X 0-0 FC6-4		X 0-0 1B		X 0-0 6-3		X 0-3 K	6	0	1	1	0	2	7								
Buddy Rosar, R OBP: 0.444, SLG: 0.286	(1, 2) X 0-0 F6		X 0-0 SH3-4		X 0-0 F6		X 0-0 1B		X 0-0 1B		X 0-3 K	3	1	2	0	0	0	2								
Fred Hatfield, L (7, PR)			X 0-0 SH3-4		X 0-0 F6		X 0-0 1B		X 0-0 1B		X 0-0 K	0	0	0	0	0	0	0								
Matt Batts, R OBP: 0.167, SLG: 0.167	(7, 2)		X 0-0 2B		X 0-0 1B		X 0-0 1B		X 0-0 1B		X 0-0 K	0	0	0	0	0	0	0								
6 Johnny Pesky, L OBP: 0.351, SLG: 0.323	(9, PH)		X 0-0 SH3-4		X 0-0 G5-3		X 0-3 K		X 0-0 K		X 0-0 G3	1	1	1	0	0	0	0								
Mike Guerra, R OBP: 0.289, SLG: 0.156	(9, 2)		X 0-0 SH3-4		X 0-0 G5-3		X 0-0 K		X 0-0 FC6-4		X 1-3 1B	1	0	0	0	0	0	1								
Ray Scarborough, R OBP: 0.333, SLG: 0.500	(8, 1)		X 0-0 SH3-4		X 0-0 G5-3		X 0-0 K		X 0-0 FC6-4		X 1-3 1B	1	0	0	0	0	0	0								
Willard Nixon, L ERA: 3.0	(8, 1)		X 0-0 SH3-4		X 0-0 G5-3		X 0-0 K		X 0-0 FC6-4		X 1-3 1B	1	0	0	0	0	0	0								
Walt Masterson, R ERA: 1.59	(8, 1)		X 0-0 SH3-4		X 0-0 G5-3		X 0-0 K		X 0-0 FC6-4		X 1-3 1B	1	0	0	0	0	0	0								
Mickey McDermott, L ERA: 1.06	(8, 1)		X 0-0 SH3-4		X 0-0 G5-3		X 0-0 K		X 0-0 FC6-4		X 1-3 1B	1	0	0	0	0	0	0								
Charlie Maxwell, L ERA: 1.06	(8, 1)		X 0-0 SH3-4		X 0-0 G5-3		X 0-0 K		X 0-0 FC6-4		X 1-3 1B	1	0	0	0	0	0	0								
Bill Evans, R ERA: 1.06	(8, 1)		X 0-0 SH3-4		X 0-0 G5-3		X 0-0 K		X 0-0 FC6-4		X 1-3 1B	1	0	0	0	0	0	0								
Harry Taylor, R ERA: 1.06	(8, 1)		X 0-0 SH3-4		X 0-0 G5-3		X 0-0 K		X 0-0 FC6-4		X 1-3 1B	1	0	0	0	0	0	0								
Inning Stats	R: 0 E: 0 K: 0 S: 4	H: 2 LOB: 1 BB: 0 P: 4	R: 0 E: 0 K: 1 S: 5	H: 0 LOB: 0 BB: 0 P: 5	R: 2 E: 0 K: 0 S: 6	H: 3 LOB: 1 BB: 0 P: 6	R: 1 E: 0 K: 0 S: 4	H: 2 LOB: 1 BB: 1 P: 8	R: 0 E: 0 K: 0 S: 3	H: 0 LOB: 0 BB: 0 P: 3	R: 0 E: 0 K: 1 S: 6	H: 1 LOB: 1 BB: 0 P: 6	R: 2 E: 0 K: 0 S: 5	H: 2 LOB: 0 BB: 0 P: 5	R: 1 E: 0 K: 0 S: 5	H: 2 LOB: 1 BB: 0 P: 5	R: 0 E: 0 K: 2 S: 9	H: 2 LOB: 3 BB: 1 P: 13	R: 1 E: 0 K: 0 S: 4	H: 1 LOB: 3 BB: 3 P: 16	1B: 11 2B: 4 3B: 0 HR: 1	SF: 0 SAC: 1 DP: 1 HBP: 0	WP: 1 PB: 0 SB: 0 CS: 0	PA: 52		
PITCHER	IP ERA	WLS 4.4	BF 36	H 13	R 6	ER 6	SO 2	BB 1	IBB 0	HBP 0	BLK 0	WP 0	HR 1	S 39	P 43	ERA 6.75	WHIP 1.750									
Fred Hutchinson, R ERA: 4.4	(1, 1)																									
Ray Herbert, R ERA: 1.8	(9, 1)	3.0	W	16	3	1	1	2	4	0	0	0	1	0	16	32	3.00	2.333								

TOP

Boston Red Sox @ Detroit Tigers
Briggs Stadium, Detroit, MI
Sat May 05 1951, 4:33 AM EDT
Att: 13,322 - Unknown

livebaseballscores.com

AB 46
R 7
H 16
RBI 7
BB 5
SO 4
LOB 28



Batter	1	2	3	4	5	6	7	8	9	10	11	AB	R	H	RBI	BB	SO	LOB								
Jerry Priddy, R OBP: 0.309, SLG: 0.340	(1, 4) X 0-0 HR		X 0-0 4-3		X 0-0 4-3		X 0-0 4-3		X 0-0 6-3		X 0-0 E4	6	2	1	1	0	0	4								
Dick Kryhoski, L OBP: 0.463, SLG: 0.600	(1, 3) X 0-0 3-1		X 0-0 3-1		X 1-0 G3		X 0-0 F7		X 0-0 E8		X 0-0 E	5	2	2	0	0	0	1								
George Kell, R OBP: 0.281, SLG: 0.207	(1, 5) X 0-0 F7		X 0-0 F8		X 0-0 G3		X 0-0 F7		X 0-0 5-3		X 0-0 F7	6	0	0	1	0	0	2								
Vic Wertz, L OBP: 0.310, SLG: 0.340	(1, 9) X 0-0 F9		X 0-0 F7		X 0-0 F7		X 0-0 1-3		X 4-0 BB		X 2-3 3-H	4	1	1	1	1	0	0								
Pat Mullin, L OBP: 0.290, SLG: 0.400	(1, 7) X 0-0 G5-4-3		X 0-0 F5		X 4-0 FC6-4		X 0-0 E6		X 0-0 4-3		X 0-0 4-3	4	0	1	0	1	0	2								
Johnny Groth, R OBP: 0.360, SLG: 0.386	(1, 8) X 0-0 G5-4-3		X 0-0 G5-4-3		X 4-0 1B		X 0-0 FC6-4		X 1-0 BB		X 0-0 6-3	2	2	0	0	1	0	3								
Hoot Evers, R OBP: 0.178, SLG: 0.190	(8, PR)		X 0-0 G5-4-3		X 1-2 1B		X 0-0 FC6-4		X 1-2 HBP		X 0-0 6-3	1	0	0	0	0	0	0								
Joe Ginsberg, L OBP: 0.407, SLG: 0.468	(1, 2)		X 0-3 K		X 0-3 K		X 0-0 K		X 4-0 BB		X 0-0 F9	4	1	1	1	1	2	1								
Johnny Lipon, R OBP: 0.296, SLG: 0.275	(1, 6) X 0-0 4-3		X 0-0 1B		X 0-0 1B		X 0-0 1B		X 0-3 K		X 0-0 1B	5	0	4	1	0	1	3								
Fred Hutchinson, L OBP: 0.429, SLG: 0.429	(1, 1) X 0-0 F9		X 0-0 F9		X 0-0 1B		X 0-0 1B		X 0-0 G3-5		X 0-3 K	4	0	2	2	0	0	4								
Ray Herbert, R ERA: 1.8	(9, 1)		X 0-0 F9		X 0-0 1B		X 0-0 1B		X 0-0 G3-5		X 0-3 K	1	0	0	0	0	1	1								
Inning Stats	R: 1 E: 0 K: 0 S: 4	H: 1 LOB: 0 BB: 0 P: 4	R: 0 E: 0 K: 1 S: 5	H: 1 LOB: 0 BB: 0 P: 5	R: 0 E: 0 K: 0 S: 4	H: 1 LOB: 1 BB: 0 P: 4	R: 0 E: 0 K: 0 S: 3	H: 0 LOB: 0 BB: 0 P: 3	R: 1 E: 0 K: 1 S: 6	H: 2 LOB: 1 BB: 1 P: 10	R: 4 E: 0 K: 0 S: 7	H: 4 LOB: 2 BB: 1 P: 12	R: 0 E: 0 K: 0 S: 3	H: 0 LOB: 0 BB: 0 P: 3	R: 0 E: 1 K: 1 S: 5	H: 0 LOB: 2 BB: 1 P: 10	R: 0 E: 1 K: 0 S: 4	H: 1 LOB: 2 BB: 1 P: 8	R: 0 E: 0 K: 1 S: 6	H: 1 LOB: 1 BB: 0 P: 6	R: 2 E: 2 K: 0 S: 3	H: 1 LOB: 2 BB: 0 P: 3	1B: 10 2B: 1 3B: 0 HR: 1	SF: 0 SAC: 0 DP: 2 HBP: 2	WP: 0 PB: 0 SB: 0 CS: 0	PA: 48
PITCHER	IP ERA	WLS 7.58	BF 25	H 7	R 2	ER 6	SO 2	BB 2	IBB 0	HBP 0	BLK 0	WP 0	HR 1	S 26	P 35	ERA 9.53	WHIP 1.588									
Ray Scarborough, R ERA: 7.58	(1, 1)																									
Willard Nixon, R ERA: 3.0	(6, 1)	0.1	3	2	0	0	0	0	0	0	0	0	0	0	3	3	0.00	6.000								
Walt Masterson, R ERA: 1.59	(7, 1)	1.1	7	0	0	0	1	1	0	0	0	0	0	7	12	0.00	0.750									
Mickey McDermott, L ERA: 1.06	(8, 1)	0.2	1	0	0	0	0	0	0	0	0	0	0	1	1	0.00	0.000									
Bill Evans, R ERA: 1.06	(9, 1)	0.1	2	1	0	0	0	0	0	0	0	0	0	2	2	0.00	3.000									


BOTTOM


Boston Red Sox @ Detroit Tigers
Briggs Stadium, Detroit, MI
Sat May 05 1951, 4:33 AM EDT
Att: 13,322 - Unknown

livebaseballscores.com

AB 42
R 8
H 12
RBI 7
BB 4
SO 4
LOB 21



Batter	1	2	3	4	5	6	7	8	9	10	AB	R	H	RBI	BB	SO	LOB	TOP						
Dom DiMaggio, R OBP: 0.407, SLG: 0.485 (1, 8)	0-0 1-3	0-0 1-2 2-3 1B		0-0 1B		0-0 5-3 E BB	0-0 FC6-4		0-0 F9		5	0	2	0	1	0	2	Boston Red Sox @ St. Louis Browns Sportsman's Park, St. Louis, MO Sun May 06 1951, 4:33 AM EDT Unknown 						
Billy Goodman, L OBP: 0.408, SLG: 0.406 (1, 9)	0-0 F2	0-0 F4		0-0 1B		0-0 F7		0-0 BB BB 1B	0-0 4-3		6	1	2	0	0	0	5							
Ted Williams, L OBP: 0.421, SLG: 0.517 (1, 7)	4-0 HBP BB		0-0 F9	0-0 F5		0-0 E6 5-3		4-0 BB BB BB 1B	0-0 HR		4	1	1	1	2	0	4							
Lou Boudreau, R OBP: 0.355, SLG: 0.569 (1, 6)	1-0 HBP		0-0 E6 HR		0-0 BB 1B	0-0 5-3		0-0 F6	0-0 F7		5	1	1	1	0	0	4							
Vern Stephens, R OBP: 0.384, SLG: 0.444 (1, 5)	0-0 6-3		0-0 HR		0-0 F7	0-0 6-3		4-0 BB BB	0-0 F7		5	1	1	2	1	0	5							
Walt Dropo, R OBP: 0.382, SLG: 0.467 (1, 3)		0-0 5-3 1B	0-0 F9		0-0 F9		0-0 BB 1B	0-0 F5	0-0 1B		6	0	3	0	0	0	4							
Bobby Doerr, R OBP: 0.384, SLG: 0.523 (1, 4)		0-0 5-3	0-0 F8		4-0 BB	0-0 F9		4-0 BB BB BB BB	0-0 F9	0-0 1B	4	0	0	1	2	0	3							
Buddy Rosar, R OBP: 0.429, SLG: 0.200 (1, 2)	4-0 BB BB	0-0 1B BB	0-0 F7	0-0 4-3		4-0 BB BB BB BB	0-0 FC6-4 BB	0-0 F8			3	0	0	0	2	0	5							
Bill Wight, L OBP: 0.200, SLG: 0.111 (9, 1)	4-0 BB BB	0-0 1B BB	0-3 K		0-0 E BB 5-3 1B	0-3 K		0-3 K			4	1	1	0	1	3	2							
Ellis Kinder, R (9, 1)	1-2 BB										0	0	0	0	0	0	0							
Inning Stats	R: 0 E: 0 K: 0 S: 3	H: 0 LOB: 2 BB: 1 P: 8	R: 0 E: 0 K: 0 S: 4	H: 2 LOB: 3 BB: 2 P: 12	R: 2 E: 1 K: 0 S: 5	H: 1 LOB: 0 BB: 0 P: 5	R: 0 E: 0 K: 1 S: 7	H: 2 LOB: 2 BB: 0 P: 7	R: 0 E: 0 K: 0 S: 4	H: 1 LOB: 2 BB: 1 P: 8	R: 1 E: 1 K: 0 S: 5	H: 1 LOB: 2 BB: 1 P: 9	R: 0 E: 0 K: 1 S: 6	H: 1 LOB: 2 BB: 1 P: 10	R: 1 E: 0 K: 0 S: 4	H: 1 LOB: 3 BB: 3 P: 16	R: 0 E: 0 K: 1 S: 5	H: 0 LOB: 0 BB: 0 P: 5	R: 1 E: 0 K: 0 S: 5	H: 2 LOB: 1 BB: 0 P: 5	1B: 9 2B: 1 3B: 0 HR: 2	SF: 0 SAC: 0 DP: 1 HBP: 1	WP: 0 PA: 52	
PITCHER Lou Slaughter, L ERA: 6.14 (1, 1)	IP 10.0	WLS L	BF 52	H 11	R 5	ER 3	SO 3	BB 9	IBB 0	HBP 1	BLK 0	WP 0	HR 2	S 48	P 85	ERA 2.70	WHIP 2.000							

Batter	1	2	3	4	5	6	7	8	9	10	AB	R	H	RBI	BB	SO	LOB	BOTTOM					
Bobby Young, L OBP: 0.329, SLG: 0.430 (1, 4)	0-0 6-3 3B	0-0 F8			0-0 F6	0-0 FC4-6			0-3 K		5	1	1	0	0	1	4	Boston Red Sox @ St. Louis Browns Sportsman's Park, St. Louis, MO Sun May 06 1951, 4:33 AM EDT Unknown 					
Johnny Berardino, R OBP: 0.414, SLG: 0.345 (1, 5)	0-0 6-3		0-0 5-3		0-0 F3		4-0 G2-6-3 BB	0-0 1B 1B	0-0 1B		4	0	1	1	1	0	0						
Ray Coleman, L OBP: 0.373, SLG: 0.603 (1, 7)	0-0 F3		0-0 F4		0-0 BB 1B		0-0 G2-6-3 BB	0-0 1B 1B	0-0 1B		5	0	2	1	0	0	1						
Ken Wood, R OBP: 0.286, SLG: 0.400 (1, 9)	4-0 G6-4 BB		0-0 F3		4-0 BB BB BB BB	0-0 5-3		0-0 F9			3	0	0	0	2	0	2						
Les Moss, R OBP: 0.300, SLG: 0.235 (1, 2)	0-0 G6-4		4-0 BB		0-0 F3			0-0 6-3		0-3 K	4	0	0	0	1	1	3						
Roy Sievers, R OBP: 0.333, SLG: 0.355 (1, 8)		0-0 HR		0-0 4-3		4-0 FC1-6 BB		0-0 1-3		4-0 BB BB	3	1	1	1	2	0	1						
Tom Upton, R OBP: 0.132, SLG: 0.111 (1, 6)		0-0 6-3		0-0 F9		0-0 FC1-6 FC4-6 BB		0-3 K		0-3 K	1	0	0	0	0	1	0						
Don Lenhardt, R OBP: 0.059, SLG: 0.059 (8, PH)											1	0	0	0	0	1	0						
Johnny Berro, L OBP: 0.395, SLG: 0.375 (9, 6)											1	0	0	0	0	1	1						
Hank Arlt, L OBP: 0.424, SLG: 0.481 (1, 3)		0-0 F3		0-0 2B		4-0 FC4-6 BB		4-0 FC5-6 BB	4-0 1B BB		2	0	1	1	1	0	0						
Sherm Lollar, R OBP: 0.439, SLG: 0.406 (9, PH)											0	0	0	0	1	0	0						
Ned Garver, R OBP: 0.444, SLG: 0.286 (9, PH)											0	0	0	0	0	0	0						
Joe Lutz, L OBP: 0.286, SLG: 0.222 (10, 3)											0	0	0	0	0	0	0						
Jim Delsing, L OBP: 0.347, SLG: 0.556 (10, PH)											0	0	0	0	1	0	0						
Lou Slaughter, L OBP: 0.273, SLG: 0.455 (1, 1)		0-0 1B		0-3 K		0-0 FC4-6 FC4-6		0-0 FC5-6 1B	0-3 K		4	1	1	0	0	1	4						
Fred Marsh, R OBP: 0.333, SLG: 0.500 (10, PH)											1	0	0	0	0	1	2						
Inning Stats	R: 1 E: 0 K: 0 S: 4	H: 1 LOB: 1 BB: 1 P: 8	R: 1 E: 0 K: 0 S: 5	H: 2 LOB: 1 BB: 0 P: 5	R: 0 E: 0 K: 0 S: 3	H: 0 LOB: 0 BB: 0 P: 3	R: 1 E: 0 K: 1 S: 6	H: 1 LOB: 1 BB: 1 P: 10	R: 0 E: 0 K: 0 S: 4	H: 1 LOB: 2 BB: 1 P: 8	R: 0 E: 0 K: 0 S: 2	H: 0 LOB: 0 BB: 1 P: 6	R: 0 E: 0 K: 1 S: 5	H: 0 LOB: 0 BB: 0 P: 5	R: 1 E: 0 K: 1 S: 7	H: 2 LOB: 2 BB: 2 P: 11	R: 0 E: 0 K: 3 S: 9	H: 0 LOB: 2 BB: 2 P: 17	1B: 4 2B: 1 3B: 1 HR: 1	SF: 0 SAC: 0 DP: 1 HBP: 0	WP: 0 PA: 45		
PITCHER Bill Wight, L ERA: 6.65 (1, 1)	IP 8.2	WLS L	BF 39	H 7	R 4	ER 4	SO 3	BB 7	IBB 0	HBP 0	BLK 0	WP 0	HR 1	S 38	P 66	ERA 4.15	WHIP 1.615						
Ellis Kinder, R (9, 1)	1.1	W	6	0	0	0	3	2	0	0	0	0	0	0	10	18	0.00	1.500					

Batter	1	2	3	4	5	6	7	8	9	AB	R	H	RBI	BB	SO	LOB	TOP					
Dom DiMaggio, R (1, 8) OBP: 0.388, SLG: 0.458	F6		5-3	F6			G5-4-3			4	0	0	0	0	0	4	Boston Red Sox @ St. Louis Browns Sportsman's Park, St. Louis, MO Sun May 06 1951, 4:38 AM EDT Att: 4,327 - Unknown					
Billy Goodman, L (1, 9) OBP: 0.413, SLG: 0.403	F8		1B		F7			BB		3	0	1	0	1	0	0						
Ted Williams, L (1, 7) OBP: 0.400, SLG: 0.484	K		F5		F4		F7			4	0	0	0	0	1	2						
Lou Boudreau, R (1, 6) OBP: 0.348, SLG: 0.548		K		BB 2B	F8			F8		4	1	1	0	0	1	0						
Vern Stephens, R (1, 5) OBP: 0.400, SLG: 0.469		1B 2B		F7			1B	5-3		4	1	2	0	0	0	1						
Walt Dropo, R (1, 3) OBP: 0.395, SLG: 0.455	F6			2B BB			G6-4-3 1B	F9		3	0	1	0	1	0	1						
Bobby Doerr, R (1, 4) OBP: 0.390, SLG: 0.536				FC6-4 2H 1B			F7			4	0	2	2	0	0	2						
Matt Batts, R (1, 2) Fred Hatfield, L (9, PH)	FC6-4			5-3			G6-4-3	F7		3	0	0	0	0	0	5						
Mel Parnell, L (1, 1) 6 Johnny Pesky, L (7, PH) Walt Masterson, R (7, 1) Bill Evans, R (8, 1) Charlie Maxwell, L (9, PH)			6-3					F8		1	0	0	0	1	0	0						
										1	0	1	0	0	0	0						
										0	0	0	0	0	0	0						
										1	0	0	0	0	0	0						
Inning Stats	R: 0 E: 0 K: 1 S: 5	H: 0 LOB: 0 BB: 0 P: 5	R: 1 E: 0 K: 1 S: 7	H: 2 LOB: 1 BB: 0 P: 7	R: 0 E: 0 K: 0 S: 4	H: 1 LOB: 1 BB: 0 P: 4	R: 1 E: 0 K: 0 S: 5	H: 2 LOB: 3 BB: 2 P: 13	R: 0 E: 0 K: 0 S: 3	H: 0 LOB: 1 BB: 0 P: 3	R: 0 E: 0 K: 0 S: 4	H: 2 LOB: 1 BB: 0 P: 4	R: 0 E: 0 K: 0 S: 3	H: 1 LOB: 1 BB: 1 P: 7	R: 0 E: 0 K: 0 S: 3	H: 0 LOB: 0 BB: 0 P: 3	R: 0 E: 0 K: 0 S: 3	H: 0 LOB: 0 BB: 0 P: 3	1B: 6 2B: 2 3B: 0 HR: 0	SF: 0 SAC: 0 DP: 2 HBP: 0	WP: 0 PB: 0 SB: 0 CS: 0	PA: 36
PITCHER	IP WLS BF H R ER SO BB IBB HBP BLK WP HR S P ERA WHIP																					
Aj Widmar, R (1, 1) ERA: 8.27	9.0 W 36 8 2 2 2 3 0 0 0 0 0 0 0 2.00 1.222																					


AB 33
R 2
H 8
RBI 2
BB 3
SO 2
LOB 15




Batter	1	2	3	4	5	6	7	8	9	AB	R	H	RBI	BB	SO	LOB	BOTTOM
Bobby Young, L (1, 4) OBP: 0.322, SLG: 0.410	BB		K		F8		F7	K		4	0	0	0	1	2	3	Boston Red Sox @ St. Louis Browns Sportsman's Park, St. Louis, MO Sun May 06 1951, 4:38 AM EDT Att: 4,327 - Unknown
Johnny Berardino, R (1, 5) OBP: 0.400, SLG: 0.355	F2				F3		2H 2B	1-3		4	0	1	1	0	0	2	
Ray Coleman, L (1, 7) Jim Delsing, L (3, 8) OBP: 0.365, SLG: 0.543	F9				F9			BB		1	0	0	0	0	0	1	
Ken Wood, R (1, 9) OBP: 0.288, SLG: 0.397	G3				HR 1B		5-3	BB		1	1	0	0	0	0	3	
Roy Sievers, R (1, 8) (3, 7)	K				HR 1B		F3	SH2-3 BB		4	2	2	1	0	1	0	
Sherm Lollar, R (1, 2) OBP: 0.444, SLG: 0.528	F7				HR		1-3	2B 1B		4	2	2	4	0	0	0	
Johnny Bero, L (1, 6) OBP: 0.357, SLG: 0.333	K				F8		F6	F9		4	0	0	0	0	1	1	
Hank Arft, L (1, 3) OBP: 0.432, SLG: 0.467					F9			SH1-4 2B 1B		3	2	1	0	1	1	0	
Aj Widmar, R (1, 1) OBP: 0.167, SLG: 0.333					K		SH1-4	WP 2B		3	0	1	2	0	1	0	
										1B: 4 2B: 3 3B: 0 HR: 1	SF: 0 SAC: 2 DP: 0 HBP: 0	WP: 1 PB: 0 SB: 0 CS: 0	PA: 37				
Inning Stats	R: 0 E: 0 K: 0 S: 3	H: 0 LOB: 1 BB: 1 P: 7	R: 0 E: 0 K: 2 S: 7	H: 0 LOB: 0 BB: 0 P: 7	R: 0 E: 0 K: 2 S: 7	H: 0 LOB: 0 BB: 0 P: 7	R: 3 E: 0 K: 0 S: 6	H: 3 LOB: 0 BB: 0 P: 6	R: 1 E: 0 K: 0 S: 5	H: 2 LOB: 2 BB: 1 P: 9	R: 0 E: 0 K: 0 S: 3	H: 0 LOB: 0 BB: 0 P: 3	R: 0 E: 1 K: 1 S: 6	H: 0 LOB: 1 BB: 0 P: 6	R: 4 E: 0 K: 1 S: 8	H: 3 LOB: 1 BB: 2 P: 16	
PITCHER	IP WLS BF H R ER SO BB IBB HBP BLK WP HR S P ERA WHIP																
Mel Parnell, L (1, 1) ERA: 3.98	6.0 L 25 5 4 4 4 2 0 0 0 0 0 0 11 19 6.00 1.167																
Walt Masterson, R (7, 1) ERA: 8.14	1.2 11 3 4 4 1 2 0 0 0 0 0 0 11 19 21.60 3.000																
Bill Evans, R (8, 1) ERA:	0.1 1 0 0 0 0 1 0 0 0 0 1 0 0 3 3 0.00 0.000																

AB 31
R 8
H 8
RBI 8
BB 4
SO 6
LOB 10



Batter	1	2	3	4	5	6	7	8	9	AB	R	H	RBI	BB	SO	LOB	TOP					
Dom DiMaggio, R OBP: 0.371, SLG: 0.434	K		E4 1B		FC3-5			F2		4	1	0	0	0	1	2	Boston Red Sox @ St. Louis Browns Sportsman's Park, St. Louis, MO Mon May 07 1951, 4:33 AM EDT Att: 2,495 - Unknown					
Billy Goodman, L OBP: 0.393, SLG: 0.380	F3		4-3		FC3-6			1-3		4	0	0	0	0	0	3						
Ted Williams, L OBP: 0.417, SLG: 0.484					L3					2	0	1	1	2	0	2						
Lou Boudreau, R OBP: 0.329, SLG: 0.515	4-3		G5-4-3 1B					L1		4	0	0	0	0	0	3						
Vern Stephens, R OBP: 0.391, SLG: 0.453					F8					4	0	1	0	0	0	0						
Walt Dropo, R OBP: 0.381, SLG: 0.417					1-3			F6		3	0	0	0	1	1	1						
Bobby Doerr, R OBP: 0.370, SLG: 0.507					F6			F4		4	0	0	0	0	1	2						
Buddy Rosar, R OBP: 0.389, SLG: 0.154					FC3-5 1B BB			P1		3	0	0	0	1	0	2						
Willard Nixon, L OBP: 0.600, SLG: 1.250					FC3-6 FC3-5 1B			K		3	1	2	1	0	1	0						
Inning Stats	R: 0 E: 0 K: 1 S: 5	H: 0 LOB: 1 BB: 1 P: 9	R: 0 E: 0 K: 0 S: 3	H: 0 LOB: 1 BB: 1 P: 7	R: 2 E: 1 K: 0 S: 5	H: 2 LOB: 0 BB: 0 P: 5	R: 0 E: 0 K: 0 S: 3	H: 0 LOB: 0 BB: 0 P: 3	R: 0 E: 0 K: 1 S: 4	H: 1 LOB: 2 BB: 1 P: 8	R: 0 E: 0 K: 1 S: 5	H: 0 LOB: 0 BB: 0 P: 5	R: 0 E: 0 K: 2 S: 7	H: 0 LOB: 0 BB: 0 P: 7	R: 0 E: 0 K: 0 S: 3	H: 0 LOB: 1 BB: 1 P: 7		R: 0 E: 0 K: 0 S: 4	H: 1 LOB: 1 BB: 0 P: 4	1B: 3 2B: 0 3B: 0 HR: 1	SF: 0 SAC: 0 DP: 1 HBP: 0	WP: 0 PB: 0 SB: 0 CS: 0
PITCHER Ned Garver, R ERA: 3.69	IP: 9.0	WLS: L	BF: 35	H: 4	R: 2	ER: 1	SO: 4	BB: 4	IBB: 0	HBP: 0	BLK: 0	WP: 0	HR: 1	S: 39	P: 55	ERA: 1.00	WHIP: 0.889					

Batter	1	2	3	4	5	6	7	8	9	AB	R	H	RBI	BB	SO	LOB	BOTTOM				
Bobby Young, L OBP: 0.319, SLG: 0.402	F7				G4-6-3 1B			1-3		4	0	1	0	0	0	0	Boston Red Sox @ St. Louis Browns Sportsman's Park, St. Louis, MO Mon May 07 1951, 4:33 AM EDT Att: 2,495 - Unknown				
Johnny Berardino, R OBP: 0.410, SLG: 0.369					K			1-3 2B		3	0	1	0	1	1	1					
Jim Delsing, L OBP: 0.345, SLG: 0.510					G4-6-3			1-3		3	0	0	0	0	1	3					
Sherm Lollar, R OBP: 0.417, SLG: 0.487								4-3		3	0	0	0	0	0	1					
Johnny Bero, L OBP: 0.356, SLG: 0.316					G6-4-3 BB			4-3		2	0	0	0	1	0	0					
Roy Sievers, R OBP: 0.326, SLG: 0.342					G6-4-3			F8		3	0	0	0	0	0	1					
Hank Arft, L OBP: 0.450, SLG: 0.452					K			F8 BB		1	0	0	0	2	1	0					
Ken Wood, R OBP: 0.277, SLG: 0.382					K			F8		3	0	0	0	0	2	2					
Ned Garver, R OBP: 0.364, SLG: 0.222					F8					2	0	0	0	0	0	1					
Ray Coleman, L OBP: 0.362, SLG: 0.585								F8		1	0	0	0	0	1	0					
Inning Stats	R: 0 E: 0 K: 1 S: 4	H: 0 LOB: 0 BB: 1 P: 8	R: 0 E: 0 K: 0 S: 2	H: 0 LOB: 0 BB: 1 P: 6	R: 0 E: 0 K: 2 S: 7	H: 0 LOB: 0 BB: 0 P: 7	R: 0 E: 0 K: 1 S: 5	H: 1 LOB: 0 BB: 0 P: 5	R: 0 E: 0 K: 1 S: 4	H: 0 LOB: 0 BB: 1 P: 8	R: 0 E: 0 K: 0 S: 4	H: 1 LOB: 1 BB: 0 P: 4	R: 0 E: 0 K: 0 S: 3	H: 0 LOB: 1 BB: 1 P: 7	R: 0 E: 0 K: 1 S: 5	H: 0 LOB: 0 BB: 0 P: 5	1B: 1 2B: 1 3B: 0 HR: 0	SF: 0 SAC: 0 DP: 2 HBP: 0	WP: 0 PB: 0 SB: 0 CS: 0	PA: 29	
PITCHER Willard Nixon, R ERA: 2.77	IP: 9.0	WLS: W	BF: 29	H: 2	R: 0	ER: 0	SO: 6	BB: 4	IBB: 0	HBP: 0	BLK: 0	WP: 0	HR: 0	S: 37	P: 53	ERA: 0.00	WHIP: 0.667				

Batter	1	2	3	4	5	6	7	8	9	AB	R	H	RBI	BB	SO	LOB	TOP			
Dom DiMaggio, R OBP: 0.362, SLG: 0.420 (1, 8)	1-3	1B		4-3		4-3		F5		5	0	1	1	0	0	3	Boston Red Sox @ Washington Senators Griffith Stadium, Washington, DC Sat May 12 1951, 3:33 AM EDT Att: 17,557 - Unknown livebaseballscorecards.com			
Billy Goodman, L OBP: 0.393, SLG: 0.395 (1, 9)	F8	1-2 2-H	1B	6-3			4-3	1-3	2B	5	0	2	1	0	0	0				
Ted Williams, L OBP: 0.416, SLG: 0.463 (1, 7)	BB				F8		4-3	FC6-4	BB	3	0	0	0	2	1	0				
Lou Boudreau, R OBP: 0.333, SLG: 0.493 (1, 6)	1-2	BB		5-3	F3		1B	FC6-4	1-2	3	1	0	0	2	0	3				
Vern Stephens, R OBP: 0.391, SLG: 0.448 (1, 5)	F7			BB	F8		1B		F7	5	1	2	0	0	0	2				
Walt Dropo, R OBP: 0.383, SLG: 0.400 (1, 3)				1B		F3			F7	4	0	1	1	1	1	0				
Bobby Doerr, R OBP: 0.372, SLG: 0.500 (1, 4)				1B		F5			F3	5	1	2	1	0	0	2				
Buddy Rosar, R OBP: 0.455, SLG: 0.200 (1, 2)										2	1	1	0	2	0	2				
Fred Hatfield, L (8, FR)										0	0	0	0	0	0	0				
Matt Batts, R OBP: 0.133, SLG: 0.133 (8, 2)	1B	1B		F7		1B		FC4-6	BB	0	0	0	0	0	0	0				
Chuck Stobbs, L OBP: 0.071, SLG: 0.071 (1, 1)										2	0	0	0	0	0	2				
Mickey McDermott, L OBP: 0.256, SLG: 0.256 (4, 1)	F5				F7			FC4-6	2B	2	0	1	0	0	0	1				
Inning Stats	R: 0 E: 0 K: 0 S: 3	H: 0 LOB: 2 BB: 2 P: 11	R: 2 E: 0 K: 1 S: 7	H: 3 LOB: 2 BB: 1 P: 11	R: 1 E: 0 K: 1 S: 7	H: 2 LOB: 0 BB: 1 P: 11	R: 0 E: 0 K: 0 S: 3	H: 0 LOB: 0 BB: 0 P: 3	R: 0 E: 0 K: 0 S: 5	H: 2 LOB: 2 BB: 0 P: 5	R: 1 E: 0 K: 0 S: 5	H: 2 LOB: 2 BB: 1 P: 9	R: 0 E: 0 K: 0 S: 4	H: 1 LOB: 3 BB: 2 P: 12	R: 0 E: 0 K: 0 S: 3	H: 0 LOB: 0 BB: 0 P: 3	1B: 9 2B: 1 3B: 0 HR: 0	SF: 0 SAC: 0 DP: 0 HBP: 0	WP: 0 PB: 0 SB: 1 CS: 0	PA: 43
PITCHER Connie Marrero, R ERA: 1.75 (1, 1)	IP: 9.0 WLS: W BF: 43 H: 10 R: 4 ER: 4 SO: 2 BB: 7 IBB: 0 HBP: 0 BLK: 0 WP: 0 HR: 0 S: 40 P: 68 ERA: 4.00 WHIP: 1.889															PITCHER				

Batter	1	2	3	4	5	6	7	8	9	AB	R	H	RBI	BB	SO	LOB	BOTTOM			
Eddie Yost, R OBP: 0.464, SLG: 0.452 (1, 5)	6-3		2B	1-2	1B		5-3		SH3-4	4	1	2	1	0	0	0	Boston Red Sox @ Washington Senators Griffith Stadium, Washington, DC Sat May 12 1951, 3:33 AM EDT Att: 17,557 - Unknown livebaseballscorecards.com			
Gil Coan, L OBP: 0.462, SLG: 0.792 (1, 7)	3-1	2B	1B	K			2B		F8	5	2	3	2	0	1	2				
Irv Noren, L OBP: 0.371, SLG: 0.386 (1, 8)	3-1		2-H	F8	1B		4-3			3	0	1	1	1	0	1				
Sam Mele, R OBP: 0.370, SLG: 0.366 (1, 3)	2-3		2-H	F8			F3		L9	4	0	1	1	0	0	3				
Mike McCormick, R OBP: 0.394, SLG: 0.278 (1, 9)	3-H	1B		3-1			F9			4	0	1	0	0	0	2				
Cass Michaels, R OBP: 0.367, SLG: 0.422 (1, 4)									SH2-3	2	0	1	0	1	1	0				
Sam Dente, R OBP: 0.321, SLG: 0.264 (1, 6)									SH2-3	4	0	0	0	0	0	3				
Mike Guerra, R OBP: 0.267, SLG: 0.154 (1, 2)									F3	4	1	0	0	0	1	1				
Connie Marrero, R OBP: 0.400, SLG: 0.308 (1, 1)									4-3	3	1	1	0	1	1	0				
Inning Stats	R: 1 E: 0 K: 0 S: 5	H: 2 LOB: 1 BB: 0 P: 5	R: 0 E: 0 K: 0 S: 2	H: 0 LOB: 0 BB: 1 P: 6	R: 2 E: 0 K: 0 S: 6	H: 3 LOB: 1 BB: 0 P: 6	R: 1 E: 1 K: 1 S: 8	H: 3 LOB: 2 BB: 0 P: 8	R: 0 E: 0 K: 2 S: 7	H: 0 LOB: 0 BB: 0 P: 7	R: 0 E: 0 K: 1 S: 6	H: 1 LOB: 2 BB: 1 P: 10	R: 0 E: 0 K: 0 S: 4	H: 1 LOB: 1 BB: 0 P: 4	R: 1 E: 1 K: 0 S: 2	H: 0 LOB: 1 BB: 1 P: 6		1B: 6 2B: 4 3B: 0 HR: 0	SF: 0 SAC: 2 DP: 2 HBP: 0	WP: 0 PB: 0 SB: 0 CS: 0
PITCHER Chuck Stobbs, L ERA: 2.75 (1, 1)	IP: 3.2 WLS: L BF: 19 H: 2 R: 4 ER: 3 SO: 0 BB: 1 IBB: 0 HBP: 0 BLK: 0 WP: 0 HR: 0 S: 18 P: 22 ERA: 7.36 WHIP: 2.455															PITCHER				
Mickey McDermott, L ERA: 0.82 (4, 1)	IP: 5.0 WLS: L BF: 19 H: 2 R: 1 ER: 0 SO: 4 BB: 2 IBB: 0 HBP: 0 BLK: 0 WP: 0 HR: 0 S: 25 P: 33 ERA: 0.00 WHIP: 0.800															PITCHER				

Batter	1	2	3	4	5	6	7	8	9	AB	R	H	RBI	BB	SO	LOB	TOP								
Dom DiMaggio, R OBP: 0.380, SLG: 0.435 (1.8)										4	1	2	1	2	1	1	Boston Red Sox @ Washington Senators Griffith Stadium, Washington, DC Sun May 13 1951, 3:33 AM EDT Att: 23,550 - Unknown								
Billy Goodman, L OBP: 0.400, SLG: 0.380 (1.9)										3	2	0	0	3	0	6									
Ted Williams, L OBP: 0.421, SLG: 0.493 (1.7)										4	2	1	3	2	1	3									
Lou Boudreau, R OBP: 0.309, SLG: 0.453 (1.6)										6	0	0	1	0	1	4									
Vern Stephens, R OBP: 0.400, SLG: 0.516 (1.5)										6	2	3	3	0	0	1									
Walt Dropo, R OBP: 0.442, SLG: 0.465 (1.3)										3	1	3	0	2	0	0									
Bobby Doerr, R OBP: 0.374, SLG: 0.488 (1.4)										4	1	1	0	1	0	5									
Matt Batts, R OBP: 0.150, SLG: 0.105 (1.2)										4	1	0	0	1	1	6									
Mel Parnell, L OBP: 0.357, SLG: 0.250 (1.1)										3	0	1	2	1	1	3									
Inning Stats	R: 0 E: 0 K: 0 S: 3	H: 0 LOB: 1 BB: 1 P: 7	R: 1 E: 0 K: 2 S: 10	H: 3 LOB: 3 BB: 1 P: 14	R: 0 E: 1 K: 0 S: 4	H: 1 LOB: 2 BB: 1 P: 8	R: 4 E: 0 K: 0 S: 5	H: 2 LOB: 2 BB: 4 P: 21	R: 0 E: 0 K: 1 S: 5	H: 0 LOB: 2 BB: 2 P: 13	R: 3 E: 0 K: 0 S: 6	H: 3 LOB: 2 BB: 2 P: 14	R: 0 E: 0 K: 0 S: 3	H: 0 LOB: 0 BB: 0 P: 3	R: 0 E: 0 K: 0 S: 4	H: 1 LOB: 1 BB: 0 P: 4		R: 2 E: 0 K: 2 S: 8	H: 1 LOB: 0 BB: 1 P: 12	1B: 6 2B: 3 3B: 0 HR: 2	SF: 0 SAC: 1 DP: 0 HBP: 0	WP: 0 PB: 0 SB: 0 CS: 0	PA: 50		
PITCHER	IP	WLS	BF	H	R	ER	SO	BB	IBB	HBP	BLK	WP	HR	S	P	ERA	WHIP								
Bob Kuzava, L ERA: 5.71 (1.1)	3.2	L	23	6	5	5	2	6	0	0	0	0	1	21	45	12.27	3.273								
Bob Ross, L ERA: 4.11 (4.1)	3.1		18	3	3	3	1	5	0	0	0	0	0	15	35	8.10	2.400								
Alton Brown, R ERA: 9.45 (8.1)	2.0		9	2	2	2	2	1	0	0	0	0	1	12	16	9.00	1.500								

Batter	1	2	3	4	5	6	7	8	9	AB	R	H	RBI	BB	SO	LOB	BOTTOM								
Eddie Yost, R OBP: 0.465, SLG: 0.447 (1.5)										3	0	1	0	1	0	0	Boston Red Sox @ Washington Senators Griffith Stadium, Washington, DC Sun May 13 1951, 3:33 AM EDT Att: 23,550 - Unknown								
Gil Coan, L OBP: 0.464, SLG: 0.765 (1.7)										3	0	1	0	1	1	4									
Irv Noren, L OBP: 0.376, SLG: 0.384 (1.8)										3	1	1	0	1	1	4									
Sam Mele, R OBP: 0.354, SLG: 0.349 (1.3)										4	0	0	0	0	0	4									
Mike McCormick, R OBP: 0.386, SLG: 0.276 (1.9)										4	0	1	1	0	0	0									
Cass Michaels, R OBP: 0.358, SLG: 0.396 (1.4)										3	0	0	0	1	1	2									
Sam Dente, R OBP: 0.330, SLG: 0.289 (1.6)										4	0	2	0	0	0	1									
Mickey Grasso, R OBP: 0.345, SLG: 0.320 (1.2)										4	0	1	0	0	0	2									
Bob Kuzava, S OBP: 0.231, SLG: 0.091 (1.1)										0	0	0	0	1	0	0									
Bob Ross, R OBP: 0.229, SLG: 0.200 (7. PH)										1	0	0	0	0	0	0									
Gene Verble, R OBP: 0.229, SLG: 0.200 (8. PH)										0	0	0	0	0	0	0									
Alton Brown, R OBP: 0.400, SLG: 0.400 (9. PH)										1	0	0	0	0	0	0									
Inning Stats	R: 1 E: 0 K: 1 S: 7	H: 2 LOB: 2 BB: 1 P: 11	R: 0 E: 0 K: 1 S: 7	H: 2 LOB: 3 BB: 1 P: 11	R: 0 E: 0 K: 0 S: 3	H: 0 LOB: 0 BB: 0 P: 3	R: 0 E: 0 K: 0 S: 3	H: 0 LOB: 0 BB: 0 P: 3	R: 0 E: 0 K: 0 S: 3	H: 1 LOB: 1 BB: 1 P: 7	R: 0 E: 0 K: 0 S: 5	H: 1 LOB: 2 BB: 1 P: 9	R: 0 E: 0 K: 0 S: 3	H: 0 LOB: 0 BB: 0 P: 3	R: 0 E: 0 K: 0 S: 3	H: 1 LOB: 0 BB: 0 P: 3	1B: 6 2B: 1 3B: 0 HR: 0	SF: 0 SAC: 0 DP: 2 HBP: 0	WP: 0 PB: 1 SB: 0 CS: 0	PA: 36					
PITCHER	IP	WLS	BF	H	R	ER	SO	BB	IBB	HBP	BLK	WP	HR	S	P	ERA	WHIP								
Mel Parnell, L ERA: 3.32 (1.1)	9.0	W	36	7	1	1	3	5	0	0	0	0	0	37	57	1.00	1.333								

Batter	1	2	3	4	5	6	7	8	9	10	11	AB	R	H	RBI	BB	SO	LOB	TOP																	
Dom DiMaggio, R OBP: 0.377, SLG: 0.433 (1, 8)												5	1	1	1	1	2	3																		
Billy Goodman, L OBP: 0.406, SLG: 0.381 (1, 9)												5	0	2	0	1	0	1																		
Ted Williams, L OBP: 0.426, SLG: 0.473 (1, 7)												3	1	0	0	3	0	5																		
Lou Boudreau, R OBP: 0.322, SLG: 0.436 Fred Hatfield, L (11, PR) (11, 5)												3	1	0	1	3	0	3																		
Vern Stephens, R OBP: 0.395, SLG: 0.485 (11, 6)												4	1	0	0	2	1	6																		
Walt Drogo, R OBP: 0.397, SLG: 0.406 (1, 3)												6	0	0	0	0	1	5																		
Bobby Doerr, R OBP: 0.392, SLG: 0.488 (1, 4)												4	1	2	1	2	0	0																		
Matt Batts, R OBP: 0.154, SLG: 0.160 (1, 2)												6	0	1	2	0	0	4																		
Bill Wight, L OBP: 0.192, SLG: 0.100 Ray Scarborough, R OBP: 0.429, SLG: 0.333 6 Johnny Pesky, L OBP: 0.365, SLG: 0.344 Bill Evans, R Harry Taylor, R OBP: 0.222, SLG: 0.222 (7, 1)												1	0	0	0	0	0	0																		
Inning Stats	R: 0 E: 0 K: 2 S: 8	H: 1 LOB: 2 BB: 1 P: 12	R: 0 E: 0 K: 0 S: 3	H: 0 LOB: 0 BB: 0 P: 3	R: 0 E: 0 K: 1 S: 3	H: 0 LOB: 0 BB: 0 P: 3	R: 3 E: 0 K: 1 S: 6	H: 1 LOB: 2 BB: 4 P: 22	R: 0 E: 0 K: 0 S: 2	H: 0 LOB: 1 BB: 2 P: 10	R: 0 E: 0 K: 0 S: 3	H: 0 LOB: 0 BB: 0 P: 3	R: 2 E: 1 K: 0 S: 4	H: 1 LOB: 1 BB: 2 P: 12	R: 2 E: 1 K: 0 S: 6	H: 4 LOB: 1 BB: 0 P: 6	R: 0 E: 0 K: 0 S: 3	H: 0 LOB: 1 BB: 1 P: 7	R: 0 E: 1 K: 1 S: 6	H: 0 LOB: 3 BB: 2 P: 14	R: 1 E: 1 K: 0 S: 5	H: 1 LOB: 2 BB: 1 P: 9	1B: 6 2B: 2 3B: 0 HR: 0	SF: 0 SAC: 0 DP: 1 HBP: 0	WP: 0 PB: 0 SB: 0 CS: 0	PA: 54										
PITCHER	IP: 1.1 ERA: 3.0	WLS: 2 BF: 28	H: 2 R: 5 ER: 4 SO: 3	BB: 0 IBB: 0 HBP: 0 BLK: 0	WP: 0 HR: 0 S: 25 P: 61	ERA: 6.00 WHIP: 1.833	PITCHER														IP: 7.1 WLS: 5.0 BF: 26 H: 6 R: 3 ER: 1 SO: 1				BB: 4 IBB: 0 HBP: 0 BLK: 0				WP: 0 HR: 0 S: 24 P: 40				ERA: 1.80 WHIP: 2.000			

Boston Red Sox @ Washington Senators
Griffith Stadium, Washington, DC
Mon May 14 1951, 3:33 AM EDT
Att. 5,845 - Unknown


AB 41
R 8
H 8
RBI 6
BB 13
SO 4
LOB 30



Batter	1	2	3	4	5	6	7	8	9	10	11	AB	R	H	RBI	BB	SO	LOB	BOTTOM																	
Eddie Yost, R OBP: 0.472, SLG: 0.443 (1, 5)												3	0	1	0	2	0	0																		
Gil Coan, L OBP: 0.459, SLG: 0.727 (1, 7)												4	1	1	0	1	0	1																		
Irv Noren, L OBP: 0.383, SLG: 0.378 (1, 8)												4	1	1	2	2	0	3																		
Sam Mele, R OBP: 0.353, SLG: 0.352 (1, 3)												5	1	1	2	1	0	5																		
Mike McCormick, R OBP: 0.382, SLG: 0.281 (1, 9)												6	1	2	1	0	0	4																		
Cass Michaels, R OBP: 0.373, SLG: 0.415 (1, 4)												5	0	2	1	1	1	0																		
Sam Dente, R OBP: 0.344, SLG: 0.291 (1, 6)												3	1	1	0	2	0	0																		
Mike Guerra, R OBP: 0.333, SLG: 0.195 (1, 2)												2	1	1	1	4	0	2																		
Julio Moreno, R OBP: 0.429, SLG: 0.333 Mickey Harris, L OBP: 0.333, SLG: 0.200 Sherry Robertson, L OBP: 0.250, SLG: 0.100 (11, PH)												3	1	1	0	0	1	3																		
Inning Stats	R: 0 E: 0 K: 0 S: 4	H: 2 LOB: 1 BB: 0 P: 4	R: 0 E: 0 K: 0 S: 3	H: 0 LOB: 0 BB: 0 P: 3	R: 6 E: 0 K: 1 S: 10	H: 5 LOB: 2 BB: 3 P: 22	R: 0 E: 0 K: 0 S: 3	H: 0 LOB: 1 BB: 1 P: 7	R: 1 E: 0 K: 1 S: 6	H: 1 LOB: 1 BB: 1 P: 10	R: 0 E: 0 K: 0 S: 3	H: 0 LOB: 0 BB: 0 P: 3	R: 0 E: 0 K: 1 S: 7	H: 3 LOB: 3 BB: 1 P: 11	R: 0 E: 0 K: 0 S: 3	H: 0 LOB: 2 BB: 2 P: 11	R: 0 E: 0 K: 0 S: 2	H: 0 LOB: 0 BB: 2 P: 10	R: 0 E: 0 K: 0 S: 3	H: 0 LOB: 2 BB: 2 P: 11	R: 0 E: 0 K: 0 S: 3	H: 0 LOB: 1 BB: 1 P: 7	1B: 8 2B: 3 3B: 0 HR: 0	SF: 0 SAC: 3 DP: 2 HBP: 0	WP: 1 PB: 0 SB: 0 CS: 0	PA: 54										
PITCHER	IP: 1.1 ERA: 8.17	WLS: 2.1 BF: 14	H: 6 R: 1 ER: 6 SO: 0	BB: 2 IBB: 0 HBP: 0 BLK: 0	WP: 0 HR: 0 S: 12 P: 20	ERA: 23.14 WHIP: 3.429	PITCHER														IP: 3.1 WLS: 3.2 BF: 16 H: 2 R: 1 ER: 1 SO: 2				BB: 0 IBB: 0 HBP: 0 BLK: 0				WP: 1 HR: 0 S: 17 P: 29				ERA: 6.75 WHIP: 2.46			

Boston Red Sox @ Washington Senators
Griffith Stadium, Washington, DC
Mon May 14 1951, 3:33 AM EDT
Att. 5,845 - Unknown


AB 38
R 7
H 11
RBI 7
BB 13
SO 3
LOB 24



Batter	1	2	3	4	5	6	7	8	9	10	11	AB	R	H	RBI	BB	SO	LOB	TOP							
Chico Carrasquel, R OBP: 0.374, SLG: 0.440	(1, 6) X 6-3	(1, 6) X 5-3		(1, 6) X K				(1, 6) X HBP		(1, 6) X 6-3	(1, 6) X 1B	6	0	2	1	0	1	2								
Paul Lehner, L OBP: 0.236, SLG: 0.245	(1, 7) X (3, 8) X HBP HR 1B		(1, 7) X (3, 8) X FC4-6 BB 1B	(1, 7) X (3, 8) X F5				(1, 7) X (3, 8) X K		(1, 7) X (3, 8) X F7	(1, 7) X (3, 8) X 1-3	7	1	2	0	0	1	5								
Minnie Minoso, R OBP: 0.522, SLG: 0.717	(1, 5) H (9, 1) X FC4-6 BB 1B		(1, 5) H (9, 1) X FC4-6 BB 1B		(1, 5) H (9, 1) X 1B F7 BB			(1, 5) H (9, 1) X 1-3		(1, 5) H (9, 1) X 2B 1B	(1, 5) H (9, 1) X 1B	2	3	1	0	2	0	0								
Billy Pierce, L OBP: 0.412, SLG: 0.286	(1, 5) H (9, 1) X HR HBP		(1, 5) H (9, 1) X 1-2 HR HBP		(1, 5) H (9, 1) X 1B F7 BB			(1, 5) H (9, 1) X K		(1, 5) H (9, 1) X F6	(1, 5) H (9, 1) X 1B	0	0	0	0	0	0	0								
Floyd Baker, L OBP: 0.435, SLG: 0.388	(1, 5) H (9, 1) X HR HBP		(1, 5) H (9, 1) X 1-2 HR HBP		(1, 5) H (9, 1) X 1B F7 BB			(1, 5) H (9, 1) X K		(1, 5) H (9, 1) X F6	(1, 5) H (9, 1) X 1B	1	0	1	0	0	0	0								
Eddie Robinson, L OBP: 0.409, SLG: 0.563	(1, 3) X HR		(1, 3) X FC4-6 BB		(1, 3) X 1-3 1B			(1, 3) X K		(1, 3) X F6	(1, 3) X 1B	6	1	3	3	0	1	3								
Al Zarilla, L OBP: 0.333, SLG: 0.391	(1, 9) X F3		(1, 9) X K		(1, 9) X F7			(1, 9) X G3		(1, 9) X F8	(1, 9) X 4-3	6	0	0	1	0	1	5								
Jim Busby, R OBP: 0.404, SLG: 0.414	(1, 8) X 6-3		(1, 8) X 1B BB		(1, 8) X F6			(1, 8) X WP SH2-3 2B BB		(1, 8) X 2B 1B		1	0	0	0	1	0	0								
Bud Stewart, L OBP: 0.462, SLG: 0.455	(3, 7) X 6-3		(3, 7) X 1-2 BB		(3, 7) X F6			(3, 7) X WP SH2-3 2B BB		(3, 7) X 2B 1B		2	2	1	0	2	0	0								
Nellie Fox, L OBP: 0.427, SLG: 0.512	(1, 4) X F7		(1, 4) X 1-2 1B		(1, 4) X CS 1B			(1, 4) X SH2-3		(1, 4) X 1-3 2H 2B		5	1	4	3	0	0	0								
Phil Masi, R OBP: 0.521, SLG: 0.486	(1, 2) X SH1-3 BB		(1, 2) X 4-3		(1, 2) X SH3-4 BB			(1, 2) X 1B 2B		(1, 2) X 1B 2B		3	1	2	1	3	0	0								
Howie Judson, R OBP: 0.257, SLG: 0.353	(1, 1) X SH1-3		(1, 1) X SH1-3		(1, 1) X SH3-4			(1, 1) X 1B 2B		(1, 1) X 1B 2B		1	0	0	0	0	0	0								
Hank Majeski, R OBP: 0.167, SLG: 0.167	(8, PH) X SH1-3		(8, PH) X SH1-3		(8, PH) X SH3-4			(8, PH) X 1B 2B		(8, PH) X 1B 2B		1	0	0	0	0	0	1								
Harry Dorish, R OBP: 0.167, SLG: 0.167	(8, 1) X SH1-3		(8, 1) X SH1-3		(8, 1) X SH3-4			(8, 1) X 1B 2B		(8, 1) X 1B 2B		2	0	0	0	0	0	4								
Inning Stats	R: 3 E: 0 K: 0 S: 5	H: 2 LOB: 0 BB: 0 P: 6	R: 0 E: 0 K: 1 S: 3	H: 0 LOB: 1 BB: 1 P: 7	R: 0 E: 0 K: 1 S: 6	H: 2 LOB: 3 BB: 2 P: 14	R: 0 E: 0 K: 1 S: 6	H: 0 LOB: 0 BB: 0 P: 6	R: 1 E: 0 K: 0 S: 3	H: 1 LOB: 0 BB: 1 P: 7	R: 0 E: 0 K: 1 S: 5	H: 0 LOB: 0 BB: 0 P: 5	R: 2 E: 0 K: 0 S: 5	H: 2 LOB: 1 BB: 1 P: 9	R: 1 E: 0 K: 0 S: 6	H: 3 LOB: 3 BB: 1 P: 10	R: 0 E: 0 K: 0 S: 5	H: 2 LOB: 2 BB: 0 P: 5	R: 2 E: 0 K: 0 S: 5	H: 3 LOB: 1 BB: 1 P: 9	1B: 12 2B: 2 3B: 0 HR: 2	SF: 0 SAC: 3 DP: 1 HBP: 2	WP: 1 PB: 0 SB: 0 CS: 1	PA: 56		
PITCHER	IP 7.1	WLS 1.1	BF 7	H 3	R 1	ER 1	SO 0	BB 0	IBB 0	HBP 0	BLK 0	WP 0	HR 0	S 7	P 61	ERA 7.36	WHIP 1.773									
Willard Nixon, R ERA: 4.43	(1, 1)																									
Walt Masterson, R ERA: 6.23	(8, 1)																									
Ellis Kinder, R ERA: 14.4	(9, 1)																									
Ray Scarborough, R ERA: 6.93	(10, 1)	L	11	5	2	2	0	1	0	0	0	0	1	10	14	9.00	3.000									

Chicago White Sox @ Boston Red Sox
Fenway Park, Boston, MA
Tue May 15 1951, 3:33 AM EDT
Att: 8,923 - Unknown

AB 43
R 9
H 16
RBI 9
BB 8
SO 4
LOB 20



Batter	1	2	3	4	5	6	7	8	9	10	11	AB	R	H	RBI	BB	SO	LOB	BOTTOM							
Dom DiMaggio, R OBP: 0.375, SLG: 0.421	(1, 8) X SH 6B 2B BB	(1, 8) X G3 1B	(1, 8) X F7			(1, 8) X F9		(1, 8) X 5-3		(1, 8) X F9		5	1	1	0	1	0	3								
6 Johnny Pesky, L OBP: 0.378, SLG: 0.342	(1, 5) X (10, 6) X SH 2B 1B	(1, 5) X (10, 6) X E3 G3		(1, 5) X (10, 6) X F5		(1, 5) X (10, 6) X WP BB 1B		(1, 5) X (10, 6) X 4-3		(1, 5) X (10, 6) X 4-3		6	1	2	0	0	0	1								
Billy Goodman, L OBP: 0.387, SLG: 0.360	(1, 9) X (10, 3) X SH 2B 1B	(1, 9) X (10, 3) X G3		(1, 9) X (10, 3) X G3		(1, 9) X (10, 3) X F5		(1, 9) X (10, 3) X 1-3		(1, 9) X (10, 3) X G3		5	1	0	0	0	0	4								
Ted Williams, L OBP: 0.439, SLG: 0.526	(1, 7) X 1B PB 2B	(1, 7) X BB		(1, 7) X HR		(1, 7) X WP BB		(1, 7) X P6		(1, 7) X 1-3		4	2	2	3	2	0	0								
Lou Boudreau, R OBP: 0.444, SLG: 0.427	(1, 6) X PB 1B	(1, 6) X F7		(1, 6) X 5-3		(1, 6) X 2-3		(1, 6) X 1B FC3-2 BB		(1, 6) X F4		4	0	1	1	1	0	5								
Fred Hatfield, L OBP: 0.298, SLG: 0.298	(10, 5) X 2-3 3H 1B		(10, 5) X SH1-4 1B BB		(10, 5) X 5-3		(10, 5) X F8		(10, 5) X FC3-2 1B	(10, 5) X 6-3		4	0	1	0	1	0	1								
Walt Droop, R OBP: 0.397, SLG: 0.396	(1, 3) X (9, PR) X 5-3		(1, 3) X (9, PR) X SH1-4 1B BB		(1, 3) X (9, PR) X 5-3		(1, 3) X (9, PR) X F8		(1, 3) X (9, PR) X FC3-2 1B			4	0	1	0	1	0	1								
Mickey McDermott, L OBP: 0.298, SLG: 0.298	(10, 2) X 5-3		(10, 2) X SH1-4 1B BB		(10, 2) X 5-3		(10, 2) X F8		(10, 2) X FC3-2 1B			0	1	0	0	0	0	0								
Matt Batts, R OBP: 0.148, SLG: 0.154	(10, 2) X 5-3		(10, 2) X SH1-4 1B BB		(10, 2) X 5-3		(10, 2) X F8		(10, 2) X FC3-2 1B			1	0	0	0	0	0	0								
Bobby Doerr, R OBP: 0.382, SLG: 0.473	(1, 4) X F4		(1, 4) X SH1-4 1B		(1, 4) X F7		(1, 4) X K		(1, 4) X FC3-2 2B			5	0	1	0	0	1	3								
Buddy Rosar, R OBP: 0.440, SLG: 0.222	(1, 2) X K		(1, 2) X SH1-4		(1, 2) X F3		(1, 2) X 1B		(1, 2) X 3H 2B			3	0	1	0	0	1	1								
Tom Wright, L OBP: 0.324, SLG: 0.433	(10, 9) X K		(10, 9) X SH1-4		(10, 9) X F3		(10, 9) X 1B		(10, 9) X 1-3 2H			1	0	1	1	0	0	0								
Willard Nixon, L OBP: 0.444, SLG: 0.750	(1, 1) X K		(1, 1) X F3		(1, 1) X F3		(1, 1) X BB 6B 1B WP		(1, 1) X 1-3			4	1	1	0	0	1	3								
Walt Masterson, R ERA: 6.23	(8, 1)											0	0	0	0	0	0	0								
Ellis Kinder, R ERA: 14.4	(9, 1)											0	0	0	0	0	0	0								
Clyde Vollmer, R OBP: 0.308, SLG: 0.545	(9, PH) X K		(9, PH) X F3		(9, PH) X F3		(9, PH) X BB 6B 1B WP		(9, PH) X 1-3			1	0	0	0	0	0	3								
Ray Scarborough, R OBP: 0.429, SLG: 0.333	(10, 1) X K		(10, 1) X F3		(10, 1) X F3		(10, 1) X BB 6B 1B WP		(10, 1) X 1-3			0	0	0	0	0	0	0								
Inning Stats	R: 4 E: 1 K: 1 S: 9	H: 3 LOB: 1 BB: 1 P: 13	R: 0 E: 1 K: 1 S: 7	H: 1 LOB: 3 BB: 1 P: 11	R: 0 E: 0 K: 0 S: 4	H: 1 LOB: 1 BB: 1 P: 8	R: 0 E: 0 K: 0 S: 4	H: 0 LOB: 0 BB: 0 P: 4	R: 1 E: 0 K: 0 S: 3	H: 1 LOB: 0 BB: 1 P: 3	R: 0 E: 0 K: 0 S: 3	H: 0 LOB: 0 BB: 0 P: 3	R: 0 E: 0 K: 0 S: 3	H: 0 LOB: 0 BB: 0 P: 3	R: 0 E: 0 K: 0 S: 3	H: 0 LOB: 0 BB: 0 P: 3	R: 0 E: 0 K: 0 S: 3	H: 0 LOB: 0 BB: 0 P: 3	1B: 8 2B: 2 3B: 0 HR: 1	SF: 0 SAC: 2 DP: 0 HBP: 0	WP: 1 PB: 1 SB: 0 CS: 0	PA: 51				
PITCHER	IP 7.0	WLS 3.2	BF 14	H 9	R 2	ER 1	SO 3	BB 4	IBB 0	HBP 0	BLK 0	WP 0	HR 1	S 38	P 54	ERA 6.43	WHIP 1.857									
Howie Judson, R ERA: 6.43	(1, 1)																									
Harry Dorish, R ERA: 1.13	(8, 1)																									
Billy Pierce, L ERA: 3.79	(9, 1)																									
Harry Dorish, R ERA: 1.13	(9, 1)																									

Chicago White Sox @ Boston Red Sox
Fenway Park, Boston, MA
Tue May 15 1951, 3:33 AM EDT
Att: 8,923 - Unknown

AB 44
R 7
H 11
RBI 5
BB 5
SO 3
LOB 24




Batter	1	2	3	4	5	6	7	8	9	AB	R	H	RBI	BB	SO	LOB	TOP					
Harry Simpson, L OBP: 0.333, SLG: 0.222	6-3		6-3			1-3		SH1-4		3	0	0	0	0	0	0	Cleveland Indians @ Boston Red Sox Fenway Park, Boston, MA Fri May 18 1951, 3:33 AM EDT Att: 4,566 - Unknown					
Bobby Avila, R OBP: 0.404, SLG: 0.321	K			1B		F8		K		4	0	1	0	0	2	1						
Larry Doby, L OBP: 0.446, SLG: 0.587				1B				CS	1B	1	1	1	0	3	0	0						
Luke Easter, L OBP: 0.465, SLG: 0.474	F2			K		K2-3			K	4	0	0	0	0	3	5						
Al Rosen, R OBP: 0.363, SLG: 0.465		CS								3	0	1	0	1	1	2						
Jim Hegan, R OBP: 0.338, SLG: 0.391		BB		K					1B	0	0	0	0	0	0	0						
Sam Chapman, R OBP: 0.306, SLG: 0.239	K			F8					1B	4	0	1	1	0	1	3						
Ray Boone, R OBP: 0.295, SLG: 0.193	K								1B	3	0	1	0	1	1	3						
Birdie Tebbetts, R OBP: 0.258, SLG: 0.207			1-3			F8			F8	4	0	0	0	0	0	4						
Mike Garcia, R OBP: 0.200, SLG: 0.267										3	0	1	0	0	1	0						
Lou Brissie, L OBP: 0.200, SLG: 0.200			6-3			K				0	0	0	0	0	0	0						
Jerry Fahr, R OBP: 0.200, SLG: 0.200								CS	SH1-4	0	0	0	0	0	0	0						
Inning Stats	R: 0 E: 0 K: 1 S: 5	H: 0 LOB: 1 BB: 1 P: 9	R: 0 E: 0 K: 2 S: 6	H: 0 LOB: 1 BB: 1 P: 10	R: 0 E: 0 K: 0 S: 3	H: 0 LOB: 0 BB: 0 P: 3	R: 0 E: 0 K: 2 S: 9	H: 2 LOB: 2 BB: 0 P: 9	R: 0 E: 0 K: 1 S: 5	H: 1 LOB: 0 BB: 0 P: 5	R: 0 E: 0 K: 1 S: 5	H: 0 LOB: 1 BB: 1 P: 9	R: 0 E: 0 K: 0 S: 3	H: 0 LOB: 1 BB: 1 P: 7	R: 0 E: 0 K: 1 S: 5	H: 1 LOB: 0 BB: 0 P: 5	R: 1 E: 0 K: 1 S: 7	H: 2 LOB: 2 BB: 1 P: 11	1B: 6 2B: 1 3B: 0 HR: 0	SF: 0 SAC: 1 DP: 1 HBP: 0	WP: 0 PB: 0 SB: 1 CS: 3	PA: 36
PITCHER Mickey McDermott, L ERA: 0.87	IP: 9.0 WLS: W BF: 35	H: 6 R: 1 ER: 1 SO: 9	BB: 5 IBB: 0 HBP: 0 BLK: 0	WP: 0 HR: 0 S: 48 P: 68	ERA: 1.00 WHIP: 1.222	PITCHER	IP: 9.0 WLS: W BF: 35	H: 6 R: 1 ER: 1 SO: 9	BB: 5 IBB: 0 HBP: 0 BLK: 0	WP: 0 HR: 0 S: 48 P: 68	ERA: 1.00 WHIP: 1.222											

Batter	1	2	3	4	5	6	7	8	9	AB	R	H	RBI	BB	SO	LOB	BOTTOM			
Dom DiMaggio, R OBP: 0.392, SLG: 0.447	F8			1B				SH		3	1	2	0	0	0	0	Cleveland Indians @ Boston Red Sox Fenway Park, Boston, MA Fri May 18 1951, 3:33 AM EDT Att: 4,566 - Unknown			
Johnny Pesky, L OBP: 0.352, SLG: 0.319	F3		G3			F8		1B		4	0	1	0	0	0	2				
Billy Goodman, L OBP: 0.393, SLG: 0.362										1	0	0	0	0	0	0				
Tom Wright, L OBP: 0.306, SLG: 0.406	F8									1	0	0	0	0	0	1				
Vern Stephens, R OBP: 0.398, SLG: 0.486										1	0	1	2	0	0	0				
Fred Hatfield, L OBP: 0.308, SLG: 0.545										0	0	0	0	0	0	0				
Clyde Vollmer, R OBP: 0.308, SLG: 0.545										0	0	0	0	0	0	0				
Ted Williams, L OBP: 0.426, SLG: 0.494		F9		FC4-6		G5-4-3		4-3		4	0	1	0	0	0	3				
Lou Boudreau, R OBP: 0.320, SLG: 0.404		F3		F7		G6-4-3		4-3		3	0	0	0	1	0	2				
Walt Dropo, R OBP: 0.408, SLG: 0.500				FC6-4				1B		3	0	1	0	1	0	4				
Bobby Doerr, R OBP: 0.385, SLG: 0.464		BB								3	0	1	0	0	0	1				
Buddy Rosar, R OBP: 0.440, SLG: 0.222										0	0	0	0	0	0	0				
Les Moss, R OBP: 0.250, SLG: 0.260				F8				FC6-4		3	0	0	0	0	0	2				
Mickey McDermott, L OBP: 0.400, SLG: 0.400										3	1	2	0	0	1	0				
Inning Stats	R: 0 E: 0 K: 0 S: 3	H: 0 LOB: 0 BB: 0 P: 3	R: 0 E: 0 K: 0 S: 3	H: 0 LOB: 1 BB: 1 P: 7	R: 0 E: 0 K: 0 S: 4	H: 2 LOB: 1 BB: 0 P: 4	R: 0 E: 0 K: 0 S: 3	H: 0 LOB: 1 BB: 0 P: 4	R: 0 E: 0 K: 1 S: 5	H: 0 LOB: 0 BB: 0 P: 5	R: 0 E: 0 K: 0 S: 3	H: 1 LOB: 0 BB: 0 P: 3	R: 0 E: 0 K: 0 S: 5	H: 3 LOB: 2 BB: 0 P: 5	R: 2 E: 1 K: 0 S: 6	H: 3 LOB: 3 BB: 1 P: 10	1B: 9 2B: 0 3B: 0 HR: 0	SF: 0 SAC: 1 DP: 3 HBP: 1	WP: 0 PB: 0 SB: 0 CS: 1	PA: 33
PITCHER Mike Garcia, R ERA: 4.25	IP: 0.1 WLS: L	H: 2 R: 2 ER: 0 SO: 1	BB: 1 IBB: 0 HBP: 0 BLK: 0	WP: 0 HR: 0 S: 2 P: 2	ERA: 0.00 WHIP: 3.000	PITCHER	IP: 8.9 WLS: L	H: 2 R: 1 ER: 0 SO: 9	BB: 1 IBB: 0 HBP: 0 BLK: 0	WP: 0 HR: 0 S: 47 P: 67	ERA: 1.29 WHIP: 1.286									
Lou Brissie, L ERA: 6.45	IP: 0.1	H: 1 R: 0 ER: 0 SO: 0	BB: 0 IBB: 0 HBP: 0 BLK: 0	WP: 0 HR: 0 S: 2 P: 2	ERA: 0.00 WHIP: 0.000	Jerry Fahr, R ERA: 6.75	IP: 0.2	H: 0 R: 0 ER: 0 SO: 0	BB: 1 IBB: 0 HBP: 0 BLK: 0	WP: 0 HR: 1 S: 5 P: 5	ERA: 0.00 WHIP: 0.000									

Batter	1	2	3	4	5	6	7	8	9	AB	R	H	RBI	BB	SO	LOB	TOP								
Bobby Avila, R OBP: 0.404, SLG: 0.325 (1, 4)	5-3			1B HR	WP		F3		FC6-4	5	1	2	0	0	0	1									
Ray Boone, R OBP: 0.303, SLG: 0.188 (1, 6)	F9			1B HR						2	1	0	0	2	0	1									
Larry Doby, L OBP: 0.440, SLG: 0.573 (1, 8)	5-3			1B HR	F7		F6			4	1	1	0	0	0	2									
Luke Easter, L OBP: 0.447, SLG: 0.439 (1, 3)		K		F3					4-3	3	0	0	0	1	1	3									
Al Rosen, R OBP: 0.368, SLG: 0.495 (1, 5)	6-3			HR	K				CS	4	1	2	4	0	1	2									
Sam Chapman, R OBP: 0.304, SLG: 0.240 (1, 7)	1-3			2B G6-2-3			6-3		K	4	0	1	0	0	1	1									
Bob Kennedy, R OBP: 0.321, SLG: 0.357 (1, 9)			F9	2B			F4		6-3	4	0	1	0	0	0	0									
Jim Hegan, R OBP: 0.346, SLG: 0.388 (1, 2)			F9	IBB			G1		FC6-4	3	0	1	0	1	0	0									
Bob Feller, R OBP: 0.176, SLG: 0.067 (1, 1)			6-3	G6-2-3					F7	3	0	0	0	0	1	3									
Lou Brissie, L OBP: 0.200, SLG: 0.200 (7, 1)							K			0	0	0	0	0	0	0									
Steve Gromek, S (8, 1)										0	0	0	0	0	0	0									
Dale Mitchell, L OBP: 0.327, SLG: 0.326 (9, FH)										1	0	0	0	0	0	1									
Inning Stats	R: 0 E: 0 K: 0 S: 3	H: 0 LOB: 0 BB: 0 P: 3	R: 0 E: 0 K: 1 S: 5	H: 0 LOB: 0 BB: 0 P: 5	R: 0 E: 0 K: 0 S: 3	H: 0 LOB: 0 BB: 0 P: 3	R: 4 E: 0 K: 0 S: 7	H: 5 LOB: 2 BB: 2 P: 15	R: 0 E: 0 K: 1 S: 6	H: 1 LOB: 2 BB: 1 P: 10	R: 0 E: 0 K: 0 S: 3	H: 0 LOB: 0 BB: 0 P: 3	R: 0 E: 0 K: 1 S: 5	H: 0 LOB: 1 BB: 1 P: 9	R: 0 E: 0 K: 1 S: 5	H: 1 LOB: 1 BB: 0 P: 5	R: 0 E: 0 K: 0 S: 4	H: 1 LOB: 1 BB: 0 P: 4	1B: 6 2B: 2 3B: 0 HR: 1	SF: 0 SAC: 0 DP: 2 HBP: 0	WP: 1 PB: 0 SB: 0 CS: 1	PA: 37			
PITCHER	IP	WLS	BF	H	R	ER	SO	BB	IBB	HBP	BLK	WP	HR	S	P	ERA	WHIP								
Mel Parnell, L ERA: 3.89 (1, 1)	3.1		16	5	4	4	1	1	0	0	0	0	1	17	21	10.80	1.800								
Harry Taylor, R ERA: 4.67 (4, 1)	5.2	W	21	3	0	0	3	2	1	0	0	1	0	24	36	0.00	0.882								

Cleveland Indians @ Boston Red Sox
Fenway Park, Boston, MA
Sat May 19 1951, 3:33 AM EDT
Att: 28,908 - Unknown


AB 33
R 4
H 8
RBI 4
BB 4
SO 4
LOB 14



Batter	1	2	3	4	5	6	7	8	9	AB	R	H	RBI	BB	SO	LOB	BOTTOM								
Dom DiMaggio, R OBP: 0.405, SLG: 0.486 (1, 8)	6B G2-3	E3	6B	1B			6B	F8		6	3	4	1	0	0	2									
6 Johnny Pesky, L OBP: 0.390, SLG: 0.392 (1, 5)	G2-3	1B	1B				F8			4	2	3	2	1	0	0									
Tom Wright, L OBP: 0.333, SLG: 0.400 (1, 9)	4-0									3	0	1	2	1	0	3									
Vern Stephens, R OBP: 0.405, SLG: 0.486 (7, FH)										0	0	0	0	1	0	0									
Mickey McDermott, L OBP: 0.400, SLG: 0.400 (7, PR)										0	0	0	0	0	0	0									
Clyde Vollmer, R OBP: 0.309, SLG: 0.545 (8, 9)	1-2	2-3								0	0	0	0	0	0	0									
Ted Williams, L OBP: 0.433, SLG: 0.494 (1, 7)	G2-3	BB					F9			4	0	2	1	1	0	4									
Lou Boudreau, R OBP: 0.314, SLG: 0.387 (1, 6)	E6						F7		F8	4	0	0	0	1	0	4									
Walt Dropo, R OBP: 0.395, SLG: 0.477 (1, 3)	4-3	4-3					K			5	1	1	0	0	2	7									
Bobby Doerr, R OBP: 0.395, SLG: 0.460 (1, 4)		F9	6B	1B			F8			3	0	1	0	2	0	1									
Les Moss, R OBP: 0.267, SLG: 0.333 (1, 2)		HR	K	K						4	1	2	1	0	2	3									
Mel Parnell, L OBP: 0.375, SLG: 0.231 (1, 1)		6B	E							1	1	0	0	1	1	1									
Harry Taylor, R OBP: 0.167, SLG: 0.167 (4, 1)		6B	1B	BB			K			3	1	0	1	0	1	2									
Inning Stats	R: 1 E: 1 K: 0 S: 5	H: 2 LOB: 2 BB: 1 P: 9	R: 3 E: 1 K: 0 S: 6	H: 3 LOB: 3 BB: 3 P: 18	R: 0 E: 0 K: 2 S: 9	H: 2 LOB: 3 BB: 1 P: 13	R: 0 E: 0 K: 2 S: 8	H: 1 LOB: 2 BB: 1 P: 12	R: 1 E: 0 K: 1 S: 6	H: 1 LOB: 0 BB: 0 P: 6	R: 0 E: 0 K: 1 S: 6	H: 1 LOB: 1 BB: 0 P: 6	R: 3 E: 0 K: 0 S: 6	H: 3 LOB: 1 BB: 1 P: 10	R: 1 E: 0 K: 0 S: 4	H: 1 LOB: 1 BB: 1 P: 8	1B: 11 2B: 0 3B: 1 HR: 2	SF: 0 SAC: 1 DP: 1 HBP: 0	WP: 1 PB: 0 SB: 0 CS: 0	PA: 46					
PITCHER	IP	WLS	BF	H	R	ER	SO	BB	IBB	HBP	BLK	WP	HR	S	P	ERA	WHIP								
Bob Feller, R ERA: 2.34 (1, 1)	6.1	L	38	13	8	6	6	6	0	0	0	0	0	3	11	8.53	3.000								
Lou Brissie, L ERA: 6.62 (7, 1)	0.2		5	1	1	1	0	2	0	0	0	0	0	3	11	13.50	4.500								
Steve Gromek, R ERA: 11.37 (8, 1)	1.0		3	0	0	0	0	0	0	0	0	0	0	3	3	0.00	0.000								

Cleveland Indians @ Boston Red Sox
Fenway Park, Boston, MA
Sat May 19 1951, 3:33 AM EDT
Att: 28,908 - Unknown

AB 37
R 9
H 14
RBI 8
BB 8
SO 6
LOB 27



Batter	1	2	3	4	5	6	7	8	9	AB	R	H	RBI	BB	SO	LOB	TOP					
Jerry Priddy, R (1,4) OBP: 0.374, SLG: 0.404	F9		F8	2B		FC4-6		BB G3	FC6-4	4	1	1	1	2	0	3						
Don Kolloway, R (1,3) OBP: 0.310, SLG: 0.352	6-3		1B			FC6-4		G3	F9	2	0	1	1	0	0	0						
Dick Kryhoski, L (4,PH) OBP: 0.471, SLG: 0.597			1B	K		FC6-4		BB	F9	3	0	0	1	1	1	6						
George Kell, R (1,5) OBP: 0.424, SLG: 0.369	1B		1B			FC6-4		BB	FC6-4	5	1	2	0	1	0	5						
Vic Wertz, L (1,9) OBP: 0.415, SLG: 0.505	F4		G3			F6		BB	1B	3	0	0	1	2	0	3						
Hoot Evers, R (1,8) OBP: 0.264, SLG: 0.244		F9		HR		5-3		F8	1B	5	1	2	3	0	0	1						
Steve Souchock, R (1,7) OBP: 0.406, SLG: 0.867		G6-4-3		HR		F8		F3	6-3	2	1	1	1	1	0	0						
Pat Mullin, L (7,PH) OBP: 0.346, SLG: 0.364		BB		HR		F8		F3	6-3	2	0	0	0	0	0	3						
Joe Ginsberg, L (1,2) OBP: 0.413, SLG: 0.435		G6-4-3		F6		BB		G3	SH1-4	5	2	2	0	0	0	2						
Johnny Lipon, R (1,6) OBP: 0.336, SLG: 0.346			SH2-3	6-3		FC4-6		G3	SH1-4	5	1	3	0	0	0	0						
Hal Newhouser, L (1,1) OBP: 0.421, SLG: 0.267		SH2-3		2B		FC4-6		G3	SH1-4	1	1	1	0	2	0	0						
Inning Stats	R: 0 E: 0 K: 0 S: 4	H: 1 LOB: 1 BB: 0 P: 4	R: 0 E: 0 K: 0 S: 2	H: 0 LOB: 0 BB: 1 P: 6	R: 1 E: 0 K: 0 S: 6	H: 3 LOB: 2 BB: 0 P: 6	R: 2 E: 0 K: 1 S: 9	H: 4 LOB: 2 BB: 0 P: 9	R: 0 E: 0 K: 0 S: 3	H: 0 LOB: 0 BB: 0 P: 3	R: 1 E: 0 K: 0 S: 5	H: 2 LOB: 3 BB: 2 P: 13	R: 0 E: 0 K: 0 S: 3	H: 0 LOB: 1 BB: 1 P: 7	R: 3 E: 0 K: 0 S: 4	H: 1 LOB: 2 BB: 4 P: 20	R: 1 E: 0 K: 0 S: 5	H: 2 LOB: 2 BB: 1 P: 9	1B: 10 2B: 1 3B: 0 HR: 2	SF: 0 SAC: 2 DP: 1 HBP: 0	WP: 0 PB: 0 SB: 0 CS: 0	PA: 48
PITCHER	IP	WLS	BF	H	R	ER	SO	BB	IBB	HBP	BLK	WP	HR	S	P	ERA	WHIP					
Chuck Stobbs, L (1,1) ERA: 4.54	3.2		19	8	3	3	0	1	0	0	0	0	2	18	22	7.36	2.455					
Ray Scarborough, R (4,1) ERA: 7.22	4.0	L	22	3	4	4	1	7	0	0	0	0	0	17	45	9.00	2.500					
Bill Wight, L (8,1) ERA: 8.1	1.1		7	2	1	1	0	1	0	0	0	0	0	6	10	6.75	2.250					

Detroit Tigers @ Boston Red Sox
Fenway Park, Boston, MA
Sun May 20 1951, 3:33 AM EDT
Att: 30,320 - Unknown

livebaseballscorecards.com

AB	37
R	8
H	13
RBI	8
BB	9
SO	1
LOB	23

Batter	1	2	3	4	5	6	7	8	9	AB	R	H	RBI	BB	SO	LOB	BOTTOM				
Dom DiMaggio, R (1,8) OBP: 0.405, SLG: 0.482	G3	F7		FC6-2					5-3	5	0	2	0	0	0	3					
6 Johnny Pesky, L (1,5) OBP: 0.381, SLG: 0.382	G3		F5	4-3			SH3-4			4	0	1	0	0	0	3					
Clyde Vollmer, R (1,9) OBP: 0.222, SLG: 0.375	F7		K				F9		F8	5	0	0	0	0	1	3					
Ted Williams, L (1,7) OBP: 0.419, SLG: 0.473	6-3		4-3				G3			4	0	0	0	0	0	2					
Lou Boudreau, R (1,6) OBP: 0.330, SLG: 0.412		1B		1B			F2			4	2	3	0	0	0	0					
Walt Dropo, R (1,3) OBP: 0.388, SLG: 0.464		2B		F8			5-3		K	4	1	1	0	0	1	2					
Bobby Doerr, R (1,4) OBP: 0.398, SLG: 0.456		F6		1B					F6	3	1	1	0	1	0	3					
Les Moss, R (1,2) OBP: 0.266, SLG: 0.328		F6		1B			F7		K	4	0	1	1	0	1	4					
Chuck Stobbs, L (1,1) OBP: 0.133, SLG: 0.200				1B						1	0	1	2	0	0	0					
Ray Scarborough, R (4,1) OBP: 0.444, SLG: 0.375				FC6-2						2	0	1	1	0	0	1					
Bill Wight, L (8,1) OBP: 0.182, SLG: 0.100										0	0	0	0	0	0	0					
Vern Stephens, R (8,PH) OBP: 0.400, SLG: 0.479		2B		1B					6-3	1	0	0	0	0	0	0					
Inning Stats	R: 0 E: 0 K: 0 S: 4	H: 1 LOB: 1 BB: 0 P: 4	R: 2 E: 0 K: 0 S: 6	H: 3 LOB: 1 BB: 0 P: 6	R: 0 E: 0 K: 1 S: 5	H: 0 LOB: 0 BB: 0 P: 5	R: 2 E: 0 K: 0 S: 6	H: 3 LOB: 2 BB: 1 P: 10	R: 0 E: 0 K: 0 S: 3	H: 0 LOB: 0 BB: 0 P: 3	R: 0 E: 0 K: 0 S: 4	H: 1 LOB: 1 BB: 0 P: 4	R: 0 E: 0 K: 2 S: 8	H: 1 LOB: 1 BB: 0 P: 8	R: 0 E: 0 K: 0 S: 4	H: 1 LOB: 1 BB: 0 P: 4	1B: 9 2B: 2 3B: 0 HR: 0	SF: 0 SAC: 1 DP: 0 HBP: 0	WP: 0 PB: 0 SB: 0 CS: 0	PA: 39	
PITCHER	IP	WLS	BF	H	R	ER	SO	BB	IBB	HBP	BLK	WP	HR	S	P	ERA	WHIP				
Hal Newhouser, L (1,1) ERA: 2.98	9.0	W	39	11	4	4	3	1	0	0	0	0	0	44	48	4.00	1.333				

Detroit Tigers @ Boston Red Sox
Fenway Park, Boston, MA
Sun May 20 1951, 3:33 AM EDT
Att: 30,320 - Unknown

livebaseballscorecards.com


AB	37
R	4
H	11
RBI	4
BB	1
SO	3
LOB	21

Batter	1	2	3	4	5	6	7	8	9	AB	R	H	RBI	BB	SO	LOB	TOP			
Jerry Priddy, R OBP: 0.362, SLG: 0.389	(1, 4) 0-3 K		(1) 0-0 SH1-3		(1) 0-0 E3		(2) 0-3 K	(3) 0-0 G6-4-3		4	0	0	0	0	2	4				
Dick Kuyboski, L OBP: 0.453, SLG: 0.612	(1, 3) 0-3 K		(2) 0-3 K		(3) 0-0 F8		(2) 0-0 HR		(1) 0-0 4-3	5	1	1	2	0	2	2				
George Kell, R OBP: 0.423, SLG: 0.364	(1, 5) 0-0 F7		(3) 0-0 6-3			(1) 0-0 2B	(3) 0-0 F3		(2) 4-0 G4-6-3	4	1	1	0	1	0	1				
Vic Wertz, L OBP: 0.422, SLG: 0.514		(1, 9) 4-0 SH5-3 1B		(1) 0-0 F7		(1) 0-0 2B		(1) 0-0 1B	(2) 0-0 G4-6-3	4	2	2	0	1	0	1				
Pat Mullin, L OBP: 0.364, SLG: 0.447	(1, 7) 0-0 4-3		(1) 0-0 SH5-3 1B		(1) 0-0 HR		(1) 0-0 F9		(1) 4-0 BB 1B	3	1	2	2	0	0	1				
Steve Souchock, R OBP: 0.424, SLG: 0.867	(8, 7) 1-2 1B								(1) 1-2 BB 1B	0	1	0	0	1	0	0				
Hoot Evers, R OBP: 0.257, SLG: 0.237	(1, 8) 0-0 SH5-3		(1) 1-2 2-3		(2) 0-3 K		(2) 0-0 F8		(1) 0-0 F4	3	0	0	0	0	1	3				
Joe Ginsberg, L OBP: 0.407, SLG: 0.427	(1, 2) 0-0 4-3		(2) 2-3 3-H		(3) 0-0 F4		(3) 0-0 F7		(1) 1-2 2-3 1B	4	0	1	1	0	0	2				
Johnny Lipon, R OBP: 0.333, SLG: 0.336	(1, 6) 0-0 6-3		(3) 0-0		(1) 0-0 F7		(1) 0-0 F9		(1) 1-2 2-3 BB	3	0	0	1	1	0	1				
Darryl Sand, R Hank Borow, R Marlin Stuart, L Gene Bearden, L Gene Bearden, L Hal White, R Charlie Keller, L Ted Gray, R Veggie Medica, R			(1) 0-0 SH1-3 1B		(2) 0-3 K		(1) 0-0 HR 2B		(1) 1-2 2-3 3-H 1B	1	0	0	0	0	0	0				
Inning Stats	R: 0 E: 0 K: 2 S: 7	H: 0 LOB: 0 BB: 0 P: 7	R: 1 E: 0 K: 0 S: 4	H: 1 LOB: 1 BB: 1 P: 8	R: 0 E: 0 K: 1 S: 6	H: 1 LOB: 0 BB: 0 P: 6	R: 1 E: 0 K: 1 S: 6	H: 1 LOB: 0 BB: 0 P: 6	R: 0 E: 1 K: 1 S: 5	H: 0 LOB: 1 BB: 0 P: 5	R: 2 E: 0 K: 1 S: 7	H: 2 LOB: 0 BB: 0 P: 7	R: 2 E: 0 K: 0 S: 5	H: 3 LOB: 3 BB: 2 P: 13	R: 0 E: 0 K: 0 S: 2	H: 0 LOB: 0 BB: 1 P: 6	1B: 6 2B: 2 3B: 0 HR: 2	SF: 0 SAC: 2 DP: 2 HBP: 0	WP: 0 PB: 0 SB: 0 CS: 0	PA: 40
PITCHER	IP WLS BF H R ER SO BB IBB HBP BLK WP HR S P ERA WHIP																			
Willard Nixon, R ERA: 4.94	(1, 1) 7.0 W 30 7 5 5 6 1 0 0 0 0 2 41 45 6.43 1.143																			
Mel Parnell, L ERA: 4.3	(8, 1) 0.0 2 1 2 2 0 1 0 0 0 0 0 1 5 ∞ ∞																			
Ellis Kinder, R ERA: 4.3	(8, 1) 0.1 3 1 0 0 0 1 0 0 0 0 0 2 6 0.00 6.000																			
Harry Taylor, R ERA: 4.4	(8, 1) 1.2 S 5 1 0 0 0 1 0 0 0 0 0 4 8 0.00 1.200																			

Detroit Tigers @ Boston Red Sox
Fenway Park, Boston, MA
Mon May 21 1951, 3:33 AM EDT
Att: 5,934 - Unknown

livebaseballscores.com

AB	34
R	7
H	10
RBI	7
BB	4
SO	6
LOB	15




Batter	1	2	3	4	5	6	7	8	9	AB	R	H	RBI	BB	SO	LOB	BOTTOM			
Dom DiMaggio, R OBP: 0.397, SLG: 0.487	(1, 8) 0-0 5-3		(1) 0-0 3B		(2) 0-0 F7			(2) 0-0		5	1	1	1	0	0	3				
6 Johnny Pesky, L OBP: 0.382, SLG: 0.390	(1, 5) 0-0 6-3		(1) 0-0 FC6-4		(1) 0-0 L9			(1) 4-0		4	0	1	1	1	0	0				
Tom Wright, L OBP: 0.311, SLG: 0.359	(1, 9) 0-0 6-3		(1) 0-0 FC1-5 2B		(2) 0-3 K			(1) 4-0 HR		4	2	0	0	1	1	3				
Ted Williams, L OBP: 0.430, SLG: 0.526	(1, 7) 0-0 6-3		(1) 0-0 1B		(1) 0-0 1B			(1) 4-0 HR		4	2	3	3	0	0	0				
Lou Boudreau, R OBP: 0.327, SLG: 0.406	(1, 6) 0-0 3-1		(2) 0-0 2B		(3) 0-0 F8			(1) 0-0 F4		4	1	1	1	0	0	1				
Walt Dropo, R OBP: 0.393, SLG: 0.458	(1, 3) 0-0 1B		(1) 4-0 2B		(1) 0-0 F5			(2) 0-0 5-3		3	1	1	0	1	0	0				
Bobby Doerr, R OBP: 0.393, SLG: 0.458	(1, 4) 0-0 1-3		(3) 0-0 1B		(2) 0-0 F5			(3) 0-0 F3		4	1	1	1	0	0	1				
Les Moss, R OBP: 0.279, SLG: 0.317	(1, 2) 0-0		(1) 0-0 1B		(3) 0-3 K			(1) 0-0		2	0	0	0	2	1	0				
Willard Nixon, L OBP: 0.417, SLG: 0.636	(1, 1) 2.2 L 14 5 5 5 0 1 0 0 0 0 0 13 17 16.88 2.250																			
Mel Parnell, L OBP: 0.375, SLG: 0.231	(8, 1) 0.1 5 2 2 2 0 1 1 0 0 0 0 3 11 54.00 9.000																			
Ellis Kinder, R ERA: 15.98	(8, 1) 3.0 10 1 0 0 2 0 0 0 0 0 0 14 14 0.00 0.333																			
Gene Bearden, L ERA: 14.59	(7, 1) 0.0 2 1 2 2 0 1 0 0 0 0 0 1 1 5 ∞ ∞																			
Hal White, R ERA: 2.08	(7, 1) 1.0 3 0 0 0 0 0 0 0 0 0 0 3 3 0.00 0.000																			
Inning Stats	R: 0 E: 0 K: 0 S: 3	H: 0 LOB: 0 BB: 0 P: 3	R: 0 E: 0 K: 0 S: 4	H: 1 LOB: 1 BB: 0 P: 4	R: 7 E: 0 K: 0 S: 9	H: 6 LOB: 2 BB: 3 P: 21	R: 0 E: 0 K: 1 S: 6	H: 1 LOB: 1 BB: 0 P: 6	R: 0 E: 0 K: 1 S: 5	H: 0 LOB: 0 BB: 0 P: 5	R: 0 E: 0 K: 0 S: 3	H: 0 LOB: 0 BB: 0 P: 3	R: 2 E: 0 K: 0 S: 4	H: 1 LOB: 0 BB: 1 P: 8	R: 0 E: 1 K: 1 S: 6	H: 0 LOB: 2 BB: 1 P: 10	1B: 4 2B: 3 3B: 1 HR: 1	SF: 0 SAC: 0 DP: 0 HBP: 0	WP: 1 PB: 0 SB: 0 CS: 0	PA: 39
PITCHER	IP WLS BF H R ER SO BB IBB HBP BLK WP HR S P ERA WHIP																			
Dizzy Trout, R ERA: 4.32	(1, 1) 2.2 L 14 5 5 5 0 1 0 0 0 0 0 3 11 54.00 9.000																			
Hank Borow, R ERA: 15.98	(3, 1) 0.1 5 2 2 2 0 1 1 0 0 0 0 3 11 54.00 9.000																			
Marlin Stuart, R ERA: 15.98	(4, 1) 3.0 10 1 0 0 2 0 0 0 0 0 0 14 14 0.00 0.333																			
Gene Bearden, L ERA: 14.59	(7, 1) 0.0 2 1 2 2 0 1 0 0 0 0 0 1 1 5 ∞ ∞																			
Hal White, R ERA: 2.08	(7, 1) 1.0 3 0 0 0 0 0 0 0 0 0 0 3 3 0.00 0.000																			

Detroit Tigers @ Boston Red Sox
Fenway Park, Boston, MA
Mon May 21 1951, 3:33 AM EDT
Att: 5,934 - Unknown

livebaseballscores.com

AB	34
R	9
H	9
RBI	9
BB	5
SO	3
LOB	9



Batter	1	2	3	4	5	6	7	8	9	AB	R	H	RBI	BB	SO	LOB	TOP						
Jerry Priddy, R OBP: 0.366, SLG: 0.402	6-3	K					1B 2B			4	0	2	1	0	1	0	Detroit Tigers @ Boston Red Sox Fenway Park, Boston, MA Tue May 22 1951, 3:33 AM EDT Att: 7,995 - Unknown						
Don Kolloway, R OBP: 0.333, SLG: 0.390	1B BB		B5-3							4	1	2	0	0	1	1							
George Kell, R OBP: 0.426, SLG: 0.380	BB 1-3		6-3							4	1	2	0	0	0	2							
Vic Wertz, L OBP: 0.417, SLG: 0.500	1-2		F9							3	0	0	0	1	1	1							
Hoot Evers, R OBP: 0.265, SLG: 0.240	1-2 2-3 3-4		4-3							3	0	1	2	1	0	0							
Steve Souchock, R OBP: 0.376, SLG: 0.765	K		4-3							4	0	0	0	0	2	4							
Joe Ginsberg, L OBP: 0.397, SLG: 0.414	4-3									3	0	0	0	0	2	3							
Neil Berry, R OBP: 0.348, SLG: 0.300			K							1	0	0	0	0	0	0							
Johnny Lipon, R OBP: 0.331, SLG: 0.327			5-3							3	1	0	0	1	0	0							
Ted Gray, S OBP: 0.250, SLG: 0.200			K2-3							2	0	0	0	1	2	0							
Hal White, R OBP: 0.365, SLG: 0.391										0	0	0	0	0	0	0							
Johnny Groth, R OBP: 0.365, SLG: 0.391										1	0	0	0	0	0	0							
Inning Stats	R: 1 E: 0 K: 1 S: 7	H: 2 LOB: 3 BB: 2 P: 15	R: 0 E: 0 K: 2 S: 7	H: 0 LOB: 0 BB: 0 P: 7	R: 0 E: 0 K: 0 S: 3	H: 0 LOB: 0 BB: 0 P: 3	R: 0 E: 0 K: 1 S: 5	H: 2 LOB: 2 BB: 0 P: 5	R: 0 E: 0 K: 2 S: 7	H: 0 LOB: 0 BB: 0 P: 7	R: 1 E: 0 K: 2 S: 7	H: 1 LOB: 1 BB: 2 P: 15	R: 1 E: 0 K: 0 S: 4	H: 2 LOB: 0 BB: 0 P: 4	R: 0 E: 0 K: 0 S: 3	H: 0 LOB: 0 BB: 0 P: 3	1B: 5 2B: 2 3B: 0 HR: 0	SF: 0 SAC: 0 DP: 1 HBP: 0	WP: 0 PB: 0 SB: 0 CS: 0	PA: 36			
PITCHER	IP WLS BF H R ER SO BB IBB HBP BLK WP HR S P ERA WHIP	9.0 W 36 7 3 3 9 4 0 0 0 0 0 50 66 3.00 1.222											IP WLS BF H R ER SO BB IBB HBP BLK WP HR S P ERA WHIP										


Batter	1	2	3	4	5	6	7	8	9	AB	R	H	RBI	BB	SO	LOB	BOTTOM						
Dom DiMaggio, R OBP: 0.390, SLG: 0.476	4-3		F4	L4						5	0	1	0	0	0	1	Detroit Tigers @ Boston Red Sox Fenway Park, Boston, MA Tue May 22 1951, 3:33 AM EDT Att: 7,995 - Unknown						
Billy Goodman, L OBP: 0.393, SLG: 0.357	K		1B 1B							4	1	1	0	1	1	2							
Ted Williams, L OBP: 0.436, SLG: 0.529	1B		1B 1B	G3						5	0	3	0	0	0	2							
Lou Boudreau, R OBP: 0.339, SLG: 0.410	1-2		1-2 3-H	1B						4	1	2	1	1	0	1							
Vern Stephens, R OBP: 0.404, SLG: 0.473	F9		1-2 2-3	1B						3	1	1	0	1	0	2							
Walt Dropo, R OBP: 0.375, SLG: 0.434			F4	K						4	0	0	0	0	2	4							
Bobby Doerr, R OBP: 0.397, SLG: 0.455	F7			E7 3B						3	2	1	0	1	0	2							
Les Moss, R OBP: 0.292, SLG: 0.365				5-3						3	1	1	4	0	0	2							
Mickey McDermott, L OBP: 0.357, SLG: 0.500	K									4	0	1	1	0	2	2							
Inning Stats	R: 0 E: 0 K: 1 S: 7	H: 2 LOB: 2 BB: 0 P: 7	R: 0 E: 0 K: 1 S: 5	H: 0 LOB: 0 BB: 0 P: 6	R: 1 E: 0 K: 1 S: 8	H: 4 LOB: 2 BB: 0 P: 8	R: 1 E: 1 K: 0 S: 5	H: 2 LOB: 2 BB: 1 P: 9	R: 0 E: 0 K: 1 S: 5	H: 0 LOB: 0 BB: 0 P: 5	R: 0 E: 0 K: 1 S: 6	H: 1 LOB: 2 BB: 1 P: 10	R: 4 E: 1 K: 0 S: 5	H: 1 LOB: 0 BB: 2 P: 13	R: 0 E: 1 K: 0 S: 4	H: 1 LOB: 1 BB: 0 P: 4	1B: 9 2B: 0 3B: 1 HR: 1	SF: 0 SAC: 0 DP: 0 HBP: 1	WP: 1 PB: 0 SB: 0 CS: 0	PA: 40			
PITCHER	IP WLS BF H R ER SO BB IBB HBP BLK WP HR S P ERA WHIP	7.2 L 39 11 6 2 5 4 0 1 0 0 0 1 44 2.35 1.957											IP WLS BF H R ER SO BB IBB HBP BLK WP HR S P ERA WHIP										

Batter	1	2	3	4	5	6	7	8	9	AB	R	H	RBI	BB	SO	LOB	TOP					
Don Lenhardt, R OBP: 0.323, SLG: 0.450	5-3		6-3			G5-4-3 BB			5-3	3	0	0	0	1	0	0	St. Louis Browns @ Boston Red Sox Fenway Park, Boston, MA Wed May 23 1951, 3:33 AM EDT Att: 3,586 - Unknown AB 29 R 0 H 4 RBI 0 BB 1 SO 0 LOB 8					
Fred Marsh, R OBP: 0.237, SLG: 0.297	4-3		5-3			F7			6-3	4	0	0	0	0	0	1						
Ken Wood, R OBP: 0.274, SLG: 0.349	1B			5-3		G5-4-3 1-2			6-5-3	4	0	1	0	0	0	1						
Roy Sievers, R OBP: 0.306, SLG: 0.348	F9			5-3					F6	3	0	0	0	0	0	1						
Matt Batts, R OBP: 0.243, SLG: 0.278		1-3 1B							5-3	3	0	2	0	0	0	0						
Hank Arrt, L OBP: 0.378, SLG: 0.442		F9							4-3	3	0	0	0	0	0	2						
Bobby Young, L OBP: 0.309, SLG: 0.360		1-3 1-2							1-3 1B	3	0	1	0	0	0	1						
Tom Upton, R OBP: 0.167, SLG: 0.229		1-3							G6-4-3 1-2	3	0	0	0	0	0	2						
Duane Pilette, R OBP: 0.273, SLG: 0.200			6-3						F5	1	0	0	0	0	0	0						
Don Johnson, R OBP: 0.333, SLG: 0.333										0	0	0	0	0	0	0						
Bobby Hogue, R OBP: 0.333, SLG: 0.333										0	0	0	0	0	0	0						
Sherm Lollar, R (8, PH)										1	0	0	0	0	0	0						
Cliff Fannin, L OBP: 0.250, SLG: 0.250										0	0	0	0	0	0	0						
Inning Stats	R: 0 E: 0 K: 0 S: 4	H: 1 LOB: 1 BB: 0 P: 4	R: 0 E: 0 K: 0 S: 4	H: 1 LOB: 1 BB: 0 P: 4	R: 0 E: 0 K: 0 S: 3	H: 0 LOB: 0 BB: 0 P: 3	R: 0 E: 0 K: 0 S: 4	H: 1 LOB: 1 BB: 0 P: 4	R: 0 E: 0 K: 0 S: 3	H: 0 LOB: 0 BB: 0 P: 3	R: 0 E: 0 K: 0 S: 2	H: 0 LOB: 0 BB: 1 P: 6	R: 0 E: 0 K: 0 S: 3	H: 0 LOB: 0 BB: 0 P: 3	R: 0 E: 0 K: 0 S: 3	H: 1 LOB: 0 BB: 0 P: 3	R: 0 E: 0 K: 0 S: 3	H: 0 LOB: 0 BB: 0 P: 3	1B: 4 2B: 0 3B: 0 HR: 0	SF: 0 SAC: 0 DP: 2 HBP: 0	WP: 0 PB: 0 SB: 0 CS: 0	PA: 30
PITCHER	IP WLS BF H R ER SO BB IBB HBP BLK WP HR S P ERA WHIP																					
Mel Parnell, L ERA: 3.57	(1, 1)	9.0 W 30 4 0 0 0 0 1 0 0 0 0 0 0 29 33 0.00 0.556																				

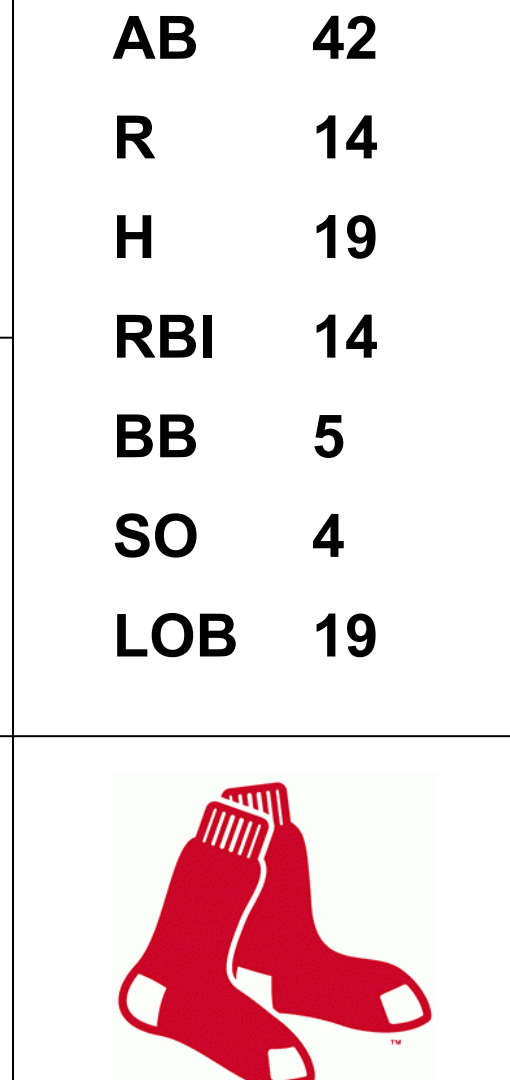
Batter	1	2	3	4	5	6	7	8	9	AB	R	H	RBI	BB	SO	LOB	BOTTOM			
Dom DiMaggio, R OBP: 0.395, SLG: 0.473	SH1-3 2B	FC1-2 BB		FC6-4 BB	E5 1B	G1-6-3 1-2		F8		5	2	0	1	0	5	St. Louis Browns @ Boston Red Sox Fenway Park, Boston, MA Wed May 23 1951, 3:33 AM EDT Att: 3,586 - Unknown AB 37 R 12 H 16 RBI 12 BB 11 SO 1 LOB 32				
Billy Goodman, L OBP: 0.385, SLG: 0.350	SH1-3	FC3-2 FC5		FC6-4 BB	F5			F7		5	1	1	0	0	8					
Ted Williams, L OBP: 0.453, SLG: 0.524	2B 1B			E 1B	F9					1	2	0	2	5	0		1			
Lou Boudreau, R OBP: 0.352, SLG: 0.431		FC5		E9 1B				G3		4	2	3	4	0	0		3			
6 Johnny Pesky, L OBP: 0.371, SLG: 0.377	1-3 2H 2B			1-3 2H 3H 1B	2B 1B					2	1	0	0	0	4					
Vern Stephens, R OBP: 0.426, SLG: 0.500	L4-3 2H 3H 1B			2B	2B					4	1	3	4	1	0		0			
Walt Dropo, R OBP: 0.376, SLG: 0.438	L4-3			6-3						4	0	1	2	1	0		2			
Bobby Doerr, R OBP: 0.405, SLG: 0.460		FC1-2 BB		F8	F9					3	0	1	0	2	0		3			
Les Moss, R OBP: 0.286, SLG: 0.353				5-3	F9			F3		5	0	1	0	0	1		6			
Mel Parnell, L OBP: 0.524, SLG: 0.471		FC3-2 BB		FC6-4 BB	E 1B					4	3	4	0	1	0		0			
Inning Stats	R: 3 E: 0 K: 0 S: 5	H: 3 LOB: 0 BB: 1 P: 9	R: 1 E: 0 K: 0 S: 4	H: 1 LOB: 3 BB: 3 P: 16	R: 0 E: 0 K: 0 S: 4	H: 1 LOB: 1 BB: 0 P: 4	R: 4 E: 1 K: 0 S: 6	H: 3 LOB: 2 BB: 3 P: 18	R: 4 E: 1 K: 1 S: 9	H: 4 LOB: 2 BB: 2 P: 17	R: 0 E: 0 K: 0 S: 4	H: 2 LOB: 2 BB: 1 P: 8	R: 0 E: 0 K: 0 S: 4	H: 1 LOB: 1 BB: 0 P: 4	R: 0 E: 0 K: 0 S: 4	H: 1 LOB: 2 BB: 1 P: 8	1B: 11 2B: 6 3B: 0 HR: 0	SF: 0 SAC: 1 DP: 2 HBP: 0	WP: 0 PB: 0 SB: 0 CS: 0	PA: 49
PITCHER	IP WLS BF H R ER SO BB IBB HBP BLK WP HR S P ERA WHIP																			
Duane Pilette, R ERA: 6.62	(1, 1)	3.0 L 19 6 6 6 0 0 0 0 0 0 0 0 0 14 34 18.00 3.667																		
Don Johnson, R ERA: 12.6	(4, 1)	0.1 4 2 2 1 0 1 0 0 0 0 0 0 3 7 27.00 9.000																		
Bobby Hogue, R ERA: 6.97	(4, 1)	3.2 21 7 4 4 1 4 0 0 0 0 0 0 19 35 9.82 3.000																		
Cliff Fannin, R ERA: 6.28	(8, 1)	1.0 5 1 0 0 0 1 0 0 0 0 0 0 4 8 0.00 2.000																		

Batter	1	2	3	4	5	6	7	8	9	AB	R	H	RBI	BB	SO	LOB	TOP			
Eddie Yost, R OBP: 0.462, SLG: 0.418 (1, 5)										3	1	1	0	1	0	0	Washington Senators @ Boston Red Sox Fenway Park, Boston, MA Fri May 25 1951, 3:33 AM EDT Att: 21,379 - Unknown			
Gil Coan, L OBP: 0.374, SLG: 0.587 (1, 7)										4	0	0	0	0	1	3				
Sam Mele, R OBP: 0.345, SLG: 0.409 (1, 9)										3	1	1	0	1	0	0				
Mickey Vernon, L OBP: 0.363, SLG: 0.476 (1, 3)										3	0	1	0	1	0	1				
Irv Noren, L OBP: 0.347, SLG: 0.341 (1, 8)										4	0	0	0	0	0	4				
Cass Michaels, R OBP: 0.319, SLG: 0.372 (1, 4)										4	0	1	1	0	0	2				
Sam Dente, R OBP: 0.337, SLG: 0.281 (1, 6)										4	0	1	0	0	0	4				
Mike Guerra, R OBP: 0.272, SLG: 0.183 (1, 2)										4	0	0	0	0	0	2				
Connie Marrero, R OBP: 0.286, SLG: 0.211 (7, PH)										2	0	0	0	0	1	1				
Mike McCormick, R OBP: 0.404, SLG: 0.325 (7, PH)										1	0	1	0	0	0	0				
Alton Brown, R OBP: 0.242, SLG: 0.210 (9, PH)										0	0	0	0	0	0	0				
Gene Verble, R OBP: 0.242, SLG: 0.210 (9, PH)										1	0	0	0	0	0	1				
Inning Stats	R: 2 E: 2 K: 1 S: 7	H: 1 LOB: 2 BB: 2 P: 15	R: 0 E: 0 K: 1 S: 5	H: 0 LOB: 0 BB: 0 P: 5	R: 0 E: 0 K: 0 S: 3	H: 0 LOB: 1 BB: 1 P: 7	R: 0 E: 0 K: 0 S: 4	H: 1 LOB: 1 BB: 0 P: 4	R: 0 E: 0 K: 0 S: 3	H: 0 LOB: 0 BB: 0 P: 3	R: 0 E: 0 K: 0 S: 4	H: 2 LOB: 0 BB: 0 P: 4	R: 0 E: 0 K: 0 S: 3	H: 1 LOB: 1 BB: 0 P: 3	R: 0 E: 0 K: 0 S: 4	H: 1 LOB: 1 BB: 0 P: 4	1B: 5 2B: 2 3B: 0 HR: 0	SF: 0 SAC: 0 DP: 2 HBP: 0	WP: 0 PB: 0 SB: 0 CS: 0	PA: 36
PITCHER Chuck Stobbs, L ERA: 3.59 (1, 1)	IP: 9.0 WLS: W BF: 36 H: 6 R: 2 ER: 0 SO: 2 BB: 3 IBB: 0 HBP: 0 BLK: 0 WP: 0 HR: 0 S: 37 P: 49 ERA: 0.00 WHIP: 1.000															PITCHER				

AB	33
R	2
H	6
RBI	1
BB	3
SO	2
LOB	18



Batter	1	2	3	4	5	6	7	8	9	AB	R	H	RBI	BB	SO	LOB	BOTTOM			
Dom DiMaggio, R OBP: 0.395, SLG: 0.474 (1, 8)										6	2	3	1	0	0	3	Washington Senators @ Boston Red Sox Fenway Park, Boston, MA Fri May 25 1951, 3:33 AM EDT Att: 21,379 - Unknown			
Billy Goodman, L OBP: 0.391, SLG: 0.352 (1, 9)										5	2	2	0	1	0	2				
Ted Williams, L OBP: 0.458, SLG: 0.574 (1, 7)										5	3	3	4	0	0	2				
Lou Boudreau, R OBP: 0.362, SLG: 0.442 (1, 6)										4	1	2	2	1	0	1				
Vern Stephens, R OBP: 0.424, SLG: 0.494 (1, 5)										5	0	2	2	0	1	4				
Walt Dropo, R OBP: 0.378, SLG: 0.447 (1, 3)										5	2	2	1	0	1	2				
Bobby Doerr, R OBP: 0.412, SLG: 0.452 (1, 4)										2	3	0	0	3	1	0				
Les Moss, R OBP: 0.305, SLG: 0.370 (1, 2)										5	0	3	1	0	1	2				
Chuck Stobbs, L OBP: 0.200, SLG: 0.300 (1, 1)										5	1	2	3	0	0	3				
Inning Stats	R: 5 E: 1 K: 0 S: 9	H: 5 LOB: 2 BB: 1 P: 13	R: 1 E: 0 K: 0 S: 4	H: 1 LOB: 0 BB: 0 P: 4	R: 0 E: 0 K: 1 S: 6	H: 1 LOB: 1 BB: 0 P: 6	R: 1 E: 0 K: 0 S: 6	H: 4 LOB: 2 BB: 0 P: 6	R: 0 E: 0 K: 1 S: 5	H: 0 LOB: 0 BB: 0 P: 5	R: 2 E: 0 K: 0 S: 5	H: 3 LOB: 1 BB: 0 P: 5	R: 3 E: 0 K: 1 S: 8	H: 3 LOB: 3 BB: 3 P: 20	R: 2 E: 1 K: 1 S: 7	H: 2 LOB: 1 BB: 1 P: 11		1B: 13 2B: 5 3B: 0 HR: 1	SF: 0 SAC: 0 DP: 1 HBP: 0	WP: 0 PB: 0 SB: 0 CS: 1
PITCHER Connie Marrero, R ERA: 3.88 (7, 1)	IP: 6.0 WLS: L BF: 32 H: 14 R: 9 ER: 9 SO: 2 BB: 1 IBB: 0 HBP: 0 BLK: 0 WP: 0 HR: 1 S: 35 P: 39 ERA: 13.50 WHIP: 2.500															PITCHER				
Alton Brown, R ERA: 10.13 (7, 1)	IP: 2.0 WLS: 15 BF: 5 H: 5 R: 5 ER: 5 SO: 2 BB: 4 IBB: 0 HBP: 0 BLK: 0 WP: 0 HR: 0 S: 15 P: 31 ERA: 22.50 WHIP: 4.500															PITCHER				



Batter	1	2	3	4	5	6	7	8	9	AB	R	H	RBI	BB	SO	LOB	TOP			
Eddie Yost, R OBP: 0.456, SLG: 0.407 (1, 5)	0-0 5-3		4-0 2B BB		0-0 F8			0-3 K		3	1	0	0	1	1	0				
Gil Coan, L OBP: 0.388, SLG: 0.604 (1, 7)	0-3 K		0-0 2B			0-0 G6-4-3 1B		0-0 1B		4	0	3	1	0	1	0				
Sam Mele, R OBP: 0.343, SLG: 0.405 (1, 9)	0-0 1B		0-3 K			0-0 G6-4-3 1-2f		0-0 F7		4	0	1	0	0	1	3				
Mickey Vernon, L OBP: 0.347, SLG: 0.453 (1, 3)	0-0 F5				0-0 F7					4	0	0	0	0	0	1				
Irv Noren, L OBP: 0.358, SLG: 0.362 (1, 8)		0-0 F8			0-0 1B			0-0 FC4-6 1B		4	0	3	0	0	0	0				
Cass Michaels, R OBP: 0.316, SLG: 0.367 (1, 4)		0-0 F8			0-0 F4			0-3 K		4	0	1	0	0	1	2				
Sam Dente, R OBP: 0.324, SLG: 0.269 (1, 6)		0-0 5-3			0-0 F9			0-0 FC4-6 1-2f		4	0	0	0	0	0	3				
Mike Guerra, R OBP: 0.262, SLG: 0.176 (1, 2)			0-0 F3		0-0 6-3			0-0 F8		3	0	0	0	0	0	1				
Sandy Consuegra, R OBP: 0.105, SLG: 0.105 (1, 1)			0-3 K		0-0 4-3					2	0	0	0	0	1	0				
Joe Haynes, R OBP: 0.500, SLG: 0.333 (7, 1)								0-0 6-3		1	0	0	0	0	0	0				
Inning Stats	R: 0 E: 0 K: 1 S: 6	H: 1 LOB: 1 BB: 0 P: 6	R: 0 E: 0 K: 0 S: 3	H: 0 LOB: 0 BB: 0 P: 3	R: 1 E: 0 K: 2 S: 8	H: 1 LOB: 1 BB: 1 P: 12	R: 0 E: 0 K: 0 S: 4	H: 1 LOB: 1 BB: 0 P: 4	R: 0 E: 0 K: 0 S: 3	H: 0 LOB: 0 BB: 0 P: 3	R: 0 E: 0 K: 1 S: 6	H: 1 LOB: 1 BB: 0 P: 6	R: 0 E: 0 K: 1 S: 6	H: 1 LOB: 1 BB: 0 P: 6	R: 0 E: 0 K: 0 S: 4	H: 2 LOB: 1 BB: 0 P: 4	1B: 6 2B: 2 3B: 0 HR: 0	SF: 0 SAC: 0 DP: 1 HBP: 0	WP: 0 PB: 0 SB: 0 CS: 0	PA: 34
PITCHER Willard Nixon, R ERA: 3.96 (1, 1)	IP: 9.0 WLS: W BF: 34 H: 8 R: 1 ER: 1 SO: 5 BB: 1 IBB: 0 HBP: 0 BLK: 0 WP: 0 HR: 0 S: 43 P: 47 ERA: 1.00 WHIP: 1.000															PITCHER				

Washington Senators @ Boston Red Sox
Fenway Park, Boston, MA
Sat May 26 1951, 3:33 AM EDT
Att: 12,500 - Unknown

AB 33
R 1
H 8
RBI 1
BB 1
SO 5
LOB 10



Batter	1	2	3	4	5	6	7	8	9	AB	R	H	RBI	BB	SO	LOB	BOTTOM			
Dom DiMaggio, R OBP: 0.406, SLG: 0.486 (1, 8)	0-0 4-3 2B	4-0 BB	0-0 2B			0-0 5-3	0-0 BB 1B	0-0 L3		5	2	3	3	1	0	1				
Billy Goodman, L OBP: 0.391, SLG: 0.354 (1, 9)	0-0 4-3 1-2	0-0 F5	0-0 6-3			0-0 1B	0-0 BB 1B			5	2	2	1	0	0	5				
Ted Williams, L OBP: 0.470, SLG: 0.586 (1, 7)	0-0 FC1-5-4 2H	4-0 BB		0-0 F9		0-0 1B	0-0 BB 1B			3	1	2	2	2	0	0				
Lou Boudreau, R OBP: 0.348, SLG: 0.424 (1, 6)	0-0 FC1-5-4 2-3	0-0 F6		0-0 E5		0-0 1B	0-0 BB 1B			5	0	0	1	0	0	7				
Vern Stephens, R OBP: 0.433, SLG: 0.494 (1, 5)	4-0 BB		0-0 F8	0-0 G6-4-3		0-0 1B	0-0 FC6-4 1B			4	0	2	2	1	0	1				
Walt Dropo, R OBP: 0.369, SLG: 0.427 (1, 3)	0-0 L7		0-0 F8		4-0 BB	0-0 FC6-4	0-0 FC6-4			4	0	0	0	1	0	6				
Bobby Doerr, R OBP: 0.411, SLG: 0.441 (1, 4)		0-0 4-3	4-0 BB 2B		0-0 F8		4-0 BB 1B	0-0 6-3		3	2	0	0	2	0	1				
Les Moss, R OBP: 0.310, SLG: 0.355 (1, 2)		4-0 BB 1B	4-0 BB 2B		0-0 G5-4-3		0-0 F7	0-0 1-3		3	2	0	0	2	0	2				
Willard Nixon, L OBP: 0.471, SLG: 0.688 (1, 1)		0-0 BB 1B	0-0 BB 2B		0-0 F7		0-0 1B 1B	0-0 E6		5	2	3	1	0	0	0				
Inning Stats	R: 1 E: 0 K: 0 S: 5	H: 2 LOB: 2 BB: 1 P: 9	R: 1 E: 0 K: 0 S: 4	H: 1 LOB: 3 BB: 3 P: 16	R: 3 E: 0 K: 0 S: 5	H: 2 LOB: 1 BB: 2 P: 13	R: 0 E: 1 K: 0 S: 3	H: 0 LOB: 0 BB: 0 P: 3	R: 0 E: 0 K: 0 S: 2	H: 0 LOB: 0 BB: 1 P: 6	R: 2 E: 1 K: 0 S: 7	H: 3 LOB: 2 BB: 0 P: 7	R: 4 E: 0 K: 0 S: 7	H: 4 LOB: 2 BB: 2 P: 15	R: 0 E: 1 K: 0 S: 4	H: 0 LOB: 1 BB: 0 P: 4	1B: 9 2B: 3 3B: 0 HR: 0	SF: 0 SAC: 0 DP: 2 HBP: 0	WP: 0 PB: 0 SB: 0 CS: 0	PA: 46
PITCHER Sandy Consuegra, R ERA: 5.32 (1, 1)	IP: 6.1 WLS: L BF: 39 H: 11 R: 11 ER: 9 SO: 9 BB: 9 IBB: 0 HBP: 0 BLK: 0 WP: 0 HR: 0 S: 66 P: 66 ERA: 12.79 WHIP: 3.158															PITCHER				
Joe Haynes, R ERA: 10.22 (7, 1)	IP: 1.2 WLS: 7 BF: 1 H: 0 R: 0 ER: 0 SO: 0 BB: 0 IBB: 0 HBP: 0 BLK: 0 WP: 0 HR: 7 S: 7 P: 7 ERA: 0.00 WHIP: 0.600															PITCHER				

Washington Senators @ Boston Red Sox
Fenway Park, Boston, MA
Sat May 26 1951, 3:33 AM EDT
Att: 12,500 - Unknown

AB 37
R 11
H 12
RBI 10
BB 9
SO 0
LOB 23



Batter	1	2	3	4	5	6	7	8	9	AB	R	H	RBI	BB	SO	LOB	TOP				
Eddie Yost, R OBP: 0.455, SLG: 0.410 (1, 5)										4	0	1	0	1	1	2					
Mike McCormick, R OBP: 0.388, SLG: 0.310 (1, 7)										4	0	0	0	0	0	2					
Sam Mele, R OBP: 0.340, SLG: 0.400 (1, 9)										4	0	1	0	0	0	1					
Mickey Vernon, L OBP: 0.343, SLG: 0.444 (1, 3)										4	0	1	0	0	0	1					
Irv Noren, L OBP: 0.362, SLG: 0.374 (1, 8)										4	2	2	0	0	0	1					
Cass Michaels, R OBP: 0.333, SLG: 0.370 (1, 4)										2	1	1	1	2	0	0					
Sam Dente, R OBP: 0.330, SLG: 0.299 (1, 6)										4	0	2	1	0	0	1					
Frank Sacka, R OBP: 0.286, SLG: 0.286 (1, 2)										4	0	0	1	0	2	3					
Al Sima, R OBP: 0.167, SLG: 0.182 (1, 1)										2	0	0	0	0	2	0					
Gene Verble, R OBP: 0.239, SLG: 0.206 (8, PH)										1	0	0	0	0	0	0					
Mickey Harris, L OBP: 0.286, SLG: 0.167 (8, PH)										0	0	0	0	0	0	0					
Mike Guerra, R OBP: 0.271, SLG: 0.176 (8, PH)										0	0	0	0	1	0	0					
Inning Stats	R: 0 E: 0 K: 1 S: 5	H: 0 LOB: 0 BB: 0 P: 5	R: 0 E: 0 K: 0 S: 4	H: 1 LOB: 2 BB: 1 P: 8	R: 0 E: 0 K: 1 S: 5	H: 0 LOB: 0 BB: 0 P: 5	R: 1 E: 0 K: 0 S: 5	H: 3 LOB: 1 BB: 0 P: 5	R: 0 E: 0 K: 2 S: 8	H: 1 LOB: 1 BB: 0 P: 8	R: 0 E: 0 K: 1 S: 3	H: 0 LOB: 0 BB: 0 P: 5	R: 0 E: 0 K: 1 S: 5	H: 0 LOB: 1 BB: 1 P: 7	R: 2 E: 0 K: 0 S: 5	H: 2 LOB: 2 BB: 2 P: 13	1B: 4 2B: 4 3B: 0 HR: 0	SF: 0 SAC: 0 DP: 1 HBP: 0	WP: 0 PB: 0 SB: 0 CS: 0	PA: 37	
PITCHER Mickey McDermott, L ERA: 1.65 (1, 1)	IP: 9.0 WLS: W BF: 37 H: 8 R: 3 ER: 3 SO: 5 BB: 4 IBB: 0 HBP: 0 BLK: 0 WP: 0 HR: 0 S: 43 P: 59 ERA: 3.00 WHIP: 1.333																				

Washington Senators @ Boston Red Sox
Fenway Park, Boston, MA
Sun May 27 1951, 3:33 AM EDT
Unknown

AB 33
R 3
H 8
RBI 3
BB 4
SO 5
LOB 11



Batter	1	2	3	4	5	6	7	8	9	AB	R	H	RBI	BB	SO	LOB	BOTTOM				
Dom DiMaggio, R OBP: 0.405, SLG: 0.479 (1, 8)										4	1	1	1	0	0	0					
Billy Goodman, L OBP: 0.394, SLG: 0.348 (1, 9)										2	2	0	0	2	1	0					
Ted Williams, L OBP: 0.484, SLG: 0.614 (1, 7)										3	3	3	2	1	0	0					
Lou Boudreau, R OBP: 0.353, SLG: 0.426 (1, 6)										4	0	2	2	0	0	2					
Vern Stephens, R OBP: 0.444, SLG: 0.538 (1, 5)										4	1	3	3	0	0	0					
Walt Dropo, R OBP: 0.355, SLG: 0.409 (1, 3)										4	0	0	0	0	1	2					
Bobby Doerr, R OBP: 0.407, SLG: 0.451 (1, 4)										4	1	1	0	0	0	1					
Les Moss, R OBP: 0.308, SLG: 0.342 (1, 2)										3	1	0	0	1	0	0					
Mickey McDermott, L OBP: 0.278, SLG: 0.389 (1, 1)										4	0	0	0	0	3	2					
Inning Stats	R: 0 E: 0 K: 1 S: 6	H: 1 LOB: 1 BB: 0 P: 6	R: 0 E: 0 K: 0 S: 3	H: 0 LOB: 0 BB: 0 P: 3	R: 0 E: 0 K: 0 S: 3	H: 0 LOB: 0 BB: 0 P: 3	R: 2 E: 0 K: 0 S: 5	H: 3 LOB: 1 BB: 1 P: 9	R: 0 E: 0 K: 1 S: 5	H: 0 LOB: 0 BB: 0 P: 5	R: 1 E: 0 K: 0 S: 4	H: 2 LOB: 1 BB: 1 P: 8	R: 6 E: 1 K: 2 S: 11	H: 4 LOB: 0 BB: 2 P: 19	R: 0 E: 0 K: 1 S: 5	H: 0 LOB: 0 BB: 0 P: 5	1B: 6 2B: 2 3B: 1 HR: 1	SF: 0 SAC: 0 DP: 0 HBP: 0	WP: 0 PB: 0 SB: 0 CS: 0	PA: 36	
PITCHER Al Sima, L ERA: 5.44 (1, 1)	IP: 7.0 WLS: L BF: 33 H: 10 R: 9 ER: 9 SO: 4 BB: 4 IBB: 0 HBP: 0 BLK: 0 WP: 0 HR: 1 S: 37 P: 53 ERA: 11.57 WHIP: 2.000																				
PITCHER Mickey Harris, L ERA: 2.7 (8, 1)	IP: 1.0 WLS: 3 BF: 0 H: 0 R: 0 ER: 0 SO: 1 BB: 0 IBB: 0 HBP: 0 BLK: 0 WP: 0 HR: 0 S: 5 P: 5 ERA: 0.00 WHIP: 0.000																				

Washington Senators @ Boston Red Sox
Fenway Park, Boston, MA
Sun May 27 1951, 3:33 AM EDT
Unknown

AB 32
R 9
H 10
RBI 8
BB 4
SO 5
LOB 7



Batter	1	2	3	4	5	6	7	8	9	AB	R	H	RBI	BB	SO	LOB	TOP		
Gil McDougald, R OBP: 0.455, SLG: 0.622 (1, 5) X	0-0 G4-6-3 1B			0-0 1B		0-0 E 1B		0-0 1B		4	1	4	0	0	0	0	New York Yankees @ Boston Red Sox Fenway Park, Boston, MA Mon May 28 1951, 3:33 AM EDT Att: 31,902 - Unknown		
Phil Rizzuto, R OBP: 0.410, SLG: 0.463 (1, 6) X	0-0 G4-6-3 1-2			0-3 K		0-0 E1 1B		0-0 G5-4-3 1B		4	0	2	0	0	1	2			
Hank Bauer, R OBP: 0.348, SLG: 0.484 (1, 7) X	0-0 2-3			0-0 F4		0-0 F2		0-0 G5-4-3 1-2		4	0	0	0	0	0	4			
Joe DiMaggio, R OBP: 0.371, SLG: 0.427 (1, 8) X		0-0 4-3		0-0 F4		0-0 4-3			0-0 1-3 4-3 E 1B	4	1	1	0	0	0	2			
Yogi Berra, L OBP: 0.404, SLG: 0.526 (1, 2) X		0-0 4-3				0-0 1-3 1B			0-0 4-3 1-2	4	0	2	0	0	0	1			
Mickey Mantle, S OBP: 0.358, SLG: 0.443 (1, 9) X		0-0 1-3				0-0 1-3 1-2			0-0 1-3 2-3	4	0	0	0	0	0	3			
Jerry Coleman, R OBP: 0.381, SLG: 0.380 (9, PR) X			0-3 K		0-0 F4		0-0 FC1-6 1-2		0-0 E3 3-H	4	0	0	0	0	1	2			
Johnny Hopp, L OBP: 0.292, SLG: 0.476 (9, PH) X			0-0 F7		0-0 6-3		0-0 F7		0-0 F4	3	0	0	0	0	0	2			
Jackie Jensen, R OBP: 0.353, SLG: 0.528 (9, PH) X										1	0	0	0	0	0	1			
Allie Reynolds, R OBP: 0.150, SLG: 0.056 (8, PH) X			0-0 F3							2	0	0	0	0	0	0			
Johnny Mize, L OBP: 0.420, SLG: 0.304 (8, 1) X						0-0 F9				1	0	0	0	0	0	0			
Tom Ferrick, R (8, 1) X								0-0 6-3		0	0	0	0	0	0	0			
Inning Stats	R: 0 E: 0 K: 0 S: 3	H: 1 LOB: 0 BB: 0 P: 3	R: 0 E: 0 K: 0 S: 3	H: 0 LOB: 0 BB: 0 P: 3	R: 0 E: 0 K: 1 S: 5	H: 0 LOB: 0 BB: 0 P: 5	R: 0 E: 0 K: 1 S: 6	H: 1 LOB: 1 BB: 0 P: 6	R: 0 E: 0 K: 0 S: 4	H: 1 LOB: 1 BB: 0 P: 4	R: 0 E: 0 K: 0 S: 4	H: 2 LOB: 1 BB: 0 P: 4	R: 0 E: 0 K: 0 S: 4	H: 2 LOB: 1 BB: 0 P: 4	R: 1 E: 1 K: 0 S: 5	H: 1 LOB: 1 BB: 0 P: 5	1B: 9 2B: 0 3B: 0 HR: 0	SF: 0 SAC: 0 DP: 2 HBP: 0	WP: 0 PA: 35 SB: 0 CS: 0
PITCHER Mel Parnell, L ERA: 3.05 (1, 1)	IP: 9.0 WLS: W BF: 35 H: 9 R: 2 ER: 0 SO: 2 BB: 0 IBB: 0 HBP: 0 BLK: 0 WP: 0 HR: 0 S: 39 P: 39 ERA: 0.00 WHIP: 1.000															PITCHER IP: WLS: BF: H: R: ER: SO: BB: IBB: HBP: BLK: WP: HR: S: P: ERA: WHIP			

AB 35
R 2
H 9
RBI 0
BB 0
SO 2
LOB 17



Batter	1	2	3	4	5	6	7	8	9	AB	R	H	RBI	BB	SO	LOB	BOTTOM		
Dom DiMaggio, R OBP: 0.405, SLG: 0.480 (1, 8) X	0-0 F9	0-0 F3			0-0 6-3		0-0 1B			4	0	1	0	0	0	1	New York Yankees @ Boston Red Sox Fenway Park, Boston, MA Mon May 28 1951, 3:33 AM EDT Att: 31,902 - Unknown		
Billy Goodman, L OBP: 0.400, SLG: 0.347 (1, 9) X	4-0 4-3 BB		0-0 5-3 1B		0-3 K		0-3 K			3	1	1	0	1	2	0			
Ted Williams, L OBP: 0.472, SLG: 0.612 (1, 7) X	0-0 4-3 1-2		0-0 F7		0-0 E3 2B			0-0 4-3		4	0	0	0	0	0	2			
Lou Boudreau, R OBP: 0.347, SLG: 0.423 (1, 6) X	0-0 6-3		0-0 5-3		0-0 2B			0-0 5-3		4	0	1	0	0	0	2			
Vern Stephens, R OBP: 0.440, SLG: 0.525 (1, 5) X		0-0 HR 1B	0-0 1B		0-0 6-3			0-0 5-3		4	1	2	1	0	0	2			
Walt Dropo, R OBP: 0.360, SLG: 0.398 (1, 3) X		0-0 F8	0-0 F9			0-3 K				3	0	0	0	0	1	2			
Bobby Doerr, R OBP: 0.408, SLG: 0.492 (1, 4) X		0-0 HR		0-0 F8		0-3 K				3	1	1	2	0	1	0			
Les Moss, R OBP: 0.306, SLG: 0.321 (1, 2) X		0-0 F8		0-0 F6		0-3 K				3	0	0	0	0	1	0			
Mel Parnell, L OBP: 0.500, SLG: 0.421 (1, 1) X		4-0 BB		0-0 F7			0-3 K			2	0	0	0	1	1	0			
Inning Stats	R: 0 E: 0 K: 0 S: 3	H: 0 LOB: 1 BB: 1 P: 7	R: 2 E: 0 K: 0 S: 5	H: 2 LOB: 1 BB: 1 P: 9	R: 1 E: 0 K: 0 S: 5	H: 2 LOB: 0 BB: 0 P: 5	R: 0 E: 0 K: 0 S: 3	H: 0 LOB: 0 BB: 0 P: 3	R: 0 E: 0 K: 1 S: 7	H: 1 LOB: 2 BB: 0 P: 7	R: 0 E: 0 K: 2 S: 7	H: 1 LOB: 0 BB: 0 P: 7	R: 0 E: 0 K: 0 S: 3	H: 0 LOB: 0 BB: 0 P: 3	R: 0 E: 0 K: 0 S: 3	H: 0 LOB: 0 BB: 0 P: 3		1B: 4 2B: 1 3B: 0 HR: 1	SF: 0 SAC: 0 DP: 0 HBP: 0
PITCHER Allie Reynolds, R ERA: 4.12 (1, 1)	IP: 7.0 WLS: L BF: 29 H: 6 R: 3 ER: 3 SO: 6 BB: 2 IBB: 0 HBP: 0 BLK: 0 WP: 0 HR: 1 S: 39 P: 47 ERA: 3.86 WHIP: 1.143															PITCHER IP: WLS: BF: H: R: ER: SO: BB: IBB: HBP: BLK: WP: HR: S: P: ERA: WHIP			
Tom Ferrick, R ERA: 4.32 (8, 1)	1.0 L 3 0 0 0 0 0 0 0 0 0 0 3 3 0.00 0.000																		

AB 30
R 3
H 6
RBI 3
BB 2
SO 6
LOB 9



Batter	1	2	3	4	5	6	7	8	9	10	11	12	13	14	15	AB	R	H	RBI	BB	SO	LOB	TOP					
Gi McDougald, R OBP: 0.452, SLG: 0.603 Bobby Brown, L OBP: 0.431, SLG: 0.619	F7		F4					SH5-3 1B			4-3		4-3			4	1	1	0	1	0	0						
Phil Rizzuto, R OBP: 0.401, SLG: 0.446	F9						FC1-5	SH5-3			6-3		F6			5	0	0	0	1	0	2						
Yogi Berra, L OBP: 0.387, SLG: 0.500	F9		G4-6-3					F9			F7					7	1	0	1	0	0	2						
Joe DiMaggio, R OBP: 0.391, SLG: 0.442		F7														6	1	2	1	1	0	0						
Johnny Mize, L OBP: 0.425, SLG: 0.317 Johnny Hopp, L OBP: 0.295, SLG: 0.458		1B 2B					3-4-1	2B 1B			F9		F3			4	2	2	0	0	0	2						
Hank Bauer, R OBP: 0.351, SLG: 0.493		1B 2B					3-4-1	2B 1B								5	2	2	3	0	0	1						
Gene Woodling, L OBP: 0.388, SLG: 0.309		2B					F7	HR 2B			5-3		F4			2	0	0	0	0	0	2						
Mickey Mantle, S OBP: 0.391, SLG: 0.434 Jackie Jensen, R OBP: 0.377, SLG: 0.565			K				K	K			6-3					3	0	0	0	0	3							
Jerry Coleman, R OBP: 0.363, SLG: 0.414							F7	HR			K		K			7	1	3	3	0	2							
Ed Lopat, L OBP: 0.323, SLG: 0.586 Jack Kramer, R OBP: 0.333, SLG: 0.200 Billy Martin, R OBP: 0.278, SLG: 0.412											F5					2	0	1	0	0	0	1						
Inning Stats	R: 0 E: 0 K: 0 S: 3	H: 0 LOB: 0 BB: 0 P: 3	R: 2 E: 0 K: 1 S: 8	H: 3 LOB: 1 BB: 0 P: 6	R: 0 E: 0 K: 0 S: 2	H: 0 LOB: 0 BB: 1 P: 6	R: 0 E: 0 K: 0 S: 3	H: 0 LOB: 0 BB: 0 P: 3	R: 0 E: 0 K: 1 S: 6	H: 1 LOB: 2 BB: 1 P: 10	R: 1 E: 0 K: 1 S: 6	H: 0 LOB: 1 BB: 1 P: 10	R: 0 E: 0 K: 0 S: 3	H: 0 LOB: 0 BB: 0 P: 3	R: 0 E: 0 K: 1 S: 5	H: 0 LOB: 0 BB: 0 P: 5	R: 0 E: 0 K: 0 S: 6	H: 1 LOB: 2 BB: 1 P: 10	R: 0 E: 0 K: 0 S: 3	H: 0 LOB: 0 BB: 0 P: 3	R: 0 E: 0 K: 0 S: 4	H: 1 LOB: 1 BB: 0 P: 4	R: 0 E: 0 K: 1 S: 5	H: 1 LOB: 0 BB: 0 P: 5	1B: 9 2B: 2 3B: 1 HR: 2	SF: 0 SAC: 1 DP: 2 HBP: 0	WP: 1 PB: 0 SB: 0 CS: 0	PA: 63
PITCHER	IP 5.0	WLS 3	BF 27	H 10	R 6	ER 6	SO 2	BB 2	IBB 0	HBP 0	BLK 0	WP 0	HR 1	S 29	P 37	ERA 10.80	WHIP 2.400											
Chuck Stokes, L ERA: 3.88 Ellis Kinder, R ERA: 5.29 Mickey McDermott, L ERA: 3.52 Harry Taylor, R ERA: 3.52 Ray Scarborough, R ERA: 5.62	(1.1) 6.0	(7.1) 0.2	(7.1) 0.0	(7.1) 0.1	(8.1) 8.0	W 27	3	0	0	0	3	1	0	0	0	0	0	0	0	0	0	32	36	0.00	0.500			

New York Yankees @ Boston Red Sox
Fenway Park, Boston, MA
Wed May 30 1951, 3:33 AM EDT
Unknown

AB 57
R 10
H 14
RBI 10
BB 5
SO 18



Batter	1	2	3	4	5	6	7	8	9	10	11	12	13	14	15	AB	R	H	RBI	BB	SO	LOB	BOTTOM					
Dom DiMaggio, R OBP: 0.397, SLG: 0.463	SH5-3 HR 1B	K		1-3		F7	6-3		F7		F6			1-3		8	1	1	0	0	1	4						
Billy Goodman, L OBP: 0.388, SLG: 0.336	SH5-3	6-3		F7		F9		HR 1B			K		F4		1-3	7	1	1	0	0	1	1						
Ted Williams, L OBP: 0.473, SLG: 0.643	F3															8	2	4	2	0	1	1						
Lou Boudreau, R OBP: 0.358, SLG: 0.414	HR BB		FC1-4 1B			SH2-3 1B 2B		HR 1B			BB 2B		4-3			3	3	0	0	4	0	1						
Vern Stephens, R OBP: 0.460, SLG: 0.594	HR			1B		F4							F9			7	3	5	4	1	0	2						
Walt Dropo, R OBP: 0.372, SLG: 0.413																6	1	3	3	1	1	4						
Bobby Doerr, R OBP: 0.415, SLG: 0.489	F7															5	0	2	0	2	0	6						
Les Moss, R OBP: 0.305, SLG: 0.330																7	0	2	1	0	0	7						
Chuck Stokes, L ERA: 3.88 Ellis Kinder, R ERA: 5.29 Mickey McDermott, L ERA: 3.52 Harry Taylor, R ERA: 3.52 Ray Scarborough, R ERA: 5.62	(1.1) 5.0	(6.1) 1.0	(7.1) 1.1	(7.1) 7.1	(8.1) 7.1	L 27	3	1	1	3	4	0	0	0	0	0	0	0	0	0	0	1	29	45	1.23	0.955		
Inning Stats	R: 3 E: 0 K: 0 S: 5	H: 2 LOB: 1 BB: 2 P: 13	R: 0 E: 0 K: 0 S: 6	H: 1 LOB: 1 BB: 0 P: 6	R: 1 E: 0 K: 0 S: 6	H: 3 LOB: 2 BB: 0 P: 6	R: 0 E: 0 K: 0 S: 5	H: 0 LOB: 0 BB: 0 P: 5	R: 2 E: 0 K: 0 S: 7	H: 4 LOB: 2 BB: 0 P: 7	R: 0 E: 0 K: 1 S: 5	H: 0 LOB: 0 BB: 0 P: 5	R: 0 E: 0 K: 0 S: 3	H: 0 LOB: 1 BB: 1 P: 7	R: 0 E: 0 K: 1 S: 6	H: 1 LOB: 3 BB: 2 P: 14	R: 0 E: 0 K: 0 S: 3	H: 0 LOB: 0 BB: 0 P: 3	R: 0 E: 0 K: 0 S: 3	H: 1 LOB: 0 BB: 0 P: 3	R: 0 E: 0 K: 0 S: 5	H: 0 LOB: 0 BB: 0 P: 5	R: 1 E: 0 K: 0 S: 3	H: 1 LOB: 0 BB: 0 P: 3	1B: 11 2B: 5 3B: 0 HR: 3	SF: 0 SAC: 3 DP: 2 HBP: 0	WP: 0 PB: 0 SB: 0 CS: 1	PA: 68
PITCHER	IP 5.0	WLS 3	BF 27	H 10	R 6	ER 6	SO 2	BB 2	IBB 0	HBP 0	BLK 0	WP 0	HR 1	S 29	P 37	ERA 10.80	WHIP 2.400											

New York Yankees @ Boston Red Sox
Fenway Park, Boston, MA
Wed May 30 1951, 3:33 AM EDT
Unknown

AB 57
R 11
H 18
RBI 11
BB 8
SO 31



Batter	1	2	3	4	5	6	7	8	9	AB	R	H	RBI	BB	SO	LOB	TOP					
Mickey Mantle, S OBP: 0.347, SLG: 0.429 Cliff Mapes, L OBP: 0.200, SLG: 0.500																	2 0 0 0 0 2 0 2 1 1 1 0 0 0					
Phil Rizzuto, R OBP: 0.404, SLG: 0.455																	4 1 2 0 0 0 0					
Bobby Brown, L OBP: 0.426, SLG: 0.591 Gil McDougald, R OBP: 0.447, SLG: 0.595																	2 1 0 0 0 0 1 1 0 0 0 0 0 0					
Joe DiMaggio, R OBP: 0.379, SLG: 0.475																	4 1 2 3 0 0 0					
Yogi Berra, L OBP: 0.383, SLG: 0.493																	4 0 1 0 0 0 1					
Johnny Mize, L OBP: 0.416, SLG: 0.302																	3 0 0 0 1 1 1					
Gene Woodling, L OBP: 0.386, SLG: 0.310 Hank Bauer, R OBP: 0.360, SLG: 0.500																	3 0 1 0 0 0 1 1 0 1 0 0 0 0					
Jerry Coleman, R OBP: 0.379, SLG: 0.405																	3 0 0 0 0 0 3					
Vic Raschi, R OBP: 0.214, SLG: 0.192 Jack Kramer, R OBP: 0.374, SLG: 0.559																	3 0 0 0 0 1 1 0 0 0 0 0 0 0 1 0 0 0 0 0 1					
Inning Stats	R: 0 E: 0 K: 1 S: 5	H: 0 LOB: 0 BB: 0 P: 5	R: 0 E: 0 K: 1 S: 7	H: 2 LOB: 2 BB: 0 P: 7	R: 0 E: 0 K: 2 S: 8	H: 1 LOB: 1 BB: 0 P: 8	R: 0 E: 0 K: 0 S: 3	H: 0 LOB: 0 BB: 0 P: 3	R: 0 E: 0 K: 0 S: 2	H: 0 LOB: 0 BB: 0 P: 3	R: 4 E: 0 K: 0 S: 5	H: 3 LOB: 0 BB: 1 P: 10	R: 0 E: 0 K: 0 S: 3	H: 0 LOB: 0 BB: 0 P: 3	R: 0 E: 0 K: 0 S: 4	H: 1 LOB: 1 BB: 0 P: 4	R: 0 E: 0 K: 0 S: 4	H: 1 LOB: 1 BB: 0 P: 4	1B: 5 2B: 1 3B: 0 HR: 2	SF: 0 SAC: 0 DP: 2 HBP: 2	WP: 0 PB: 0 SB: 0 CS: 0	PA: 36
PITCHER	IP WLS BF H R ER SO BB IBB HBP BLK WP HR S P ERA WHIP																					
Willard Nixon, R ERA: 4.35 Bill Wight, L ERA: 7.04	(1, 1) 5.0 22 6 4 4 4 0 0 2 0 0 0 2 28 30 7.20 1.200																					
(6, 1) 4.0 W 14 2 0 0 0 1 0 0 0 0 0 0 13 17 0.00 0.750																						

New York Yankees @ Boston Red Sox
 Fenway Park, Boston, MA
 Wed May 30 1951, 3:38 AM EDT
 Att: 35,824 - Unknown

AB 33
 R 4
 H 8
 RBI 4
 BB 1
 SO 4
 LOB 9

Batter	1	2	3	4	5	6	7	8	9	AB	R	H	RBI	BB	SO	LOB	BOTTOM			
Dom DiMaggio, R OBP: 0.408, SLG: 0.473																	5 3 4 0 0 0 0			
Billy Goodman, L OBP: 0.385, SLG: 0.333																	4 1 1 0 0 1 4			
Ted Williams, L OBP: 0.477, SLG: 0.664																	5 1 3 3 0 0 1			
Lou Boudreau, R OBP: 0.353, SLG: 0.401																	4 1 0 0 1 0 3			
Vern Stephens, R OBP: 0.461, SLG: 0.587																	3 2 1 2 1 1 1			
Walt Dropo, R OBP: 0.368, SLG: 0.435																	4 1 1 1 0 0 4			
Bobby Doerr, R OBP: 0.423, SLG: 0.493																	3 0 2 1 1 0 1			
Les Moss, R OBP: 0.312, SLG: 0.337																	4 0 2 2 0 1 2			
Willard Nixon, L OBP: 0.474, SLG: 0.647 Bill Wight, L OBP: 0.154, SLG: 0.083																	1 0 0 0 1 0 1 2 0 0 0 0 0 2			
Inning Stats	R: 1 E: 0 K: 0 S: 4	H: 2 LOB: 1 BB: 0 P: 4	R: 1 E: 0 K: 1 S: 7	H: 2 LOB: 3 BB: 2 P: 15	R: 0 E: 0 K: 1 S: 6	H: 1 LOB: 1 BB: 0 P: 6	R: 0 E: 0 K: 0 S: 3	H: 1 LOB: 0 BB: 0 P: 3	R: 0 E: 0 K: 0 S: 4	H: 1 LOB: 1 BB: 0 P: 4	R: 1 E: 0 K: 1 S: 5	H: 1 LOB: 1 BB: 1 P: 9	R: 5 E: 1 K: 0 S: 9	H: 5 LOB: 2 BB: 1 P: 13	R: 1 E: 0 K: 0 S: 4	H: 1 LOB: 0 BB: 0 P: 4	1B: 11 2B: 2 3B: 1 HR: 1	SF: 0 SAC: 1 DP: 2 HBP: 0	WP: 0 PB: 0 SB: 1 CS: 1	PA: 40
PITCHER	IP WLS BF H R ER SO BB IBB HBP BLK WP HR S P ERA WHIP																			
Vic Raschi, R ERA: 2.99 Jack Kramer, R ERA: 13.5	(1, 1) 6.1 L 30 10 6 6 3 0 3 0 0 0 0 0 1 33 45 8.53 2.053																			
(7, 1) 1.2 10 4 3 2 0 1 0 0 0 0 0 0 9 13 10.80 3.000																				

New York Yankees @ Boston Red Sox
 Fenway Park, Boston, MA
 Wed May 30 1951, 3:38 AM EDT
 Att: 35,824 - Unknown

AB 35
 R 9
 H 14
 RBI 9
 BB 4
 SO 3
 LOB 19

Batter	1	2	3	4	5	6	7	8	9	AB	R	H	RBI	BB	SO	LOB	TOP
Dom DiMaggio, R OBP: 0.404, SLG: 0.467 (1, 8)										4	0	1	0	0	0	0	Boston Red Sox @ St. Louis Browns Sportsman's Park, St. Louis, MO Fri Jun 01 1951, 4:33 AM EDT Att: 7,062 - Unknown livebaseballscorecards.com
Billy Goodman, L OBP: 0.388, SLG: 0.338 (1, 9)										4	0	2	0	0	0	2	
Ted Williams, L OBP: 0.472, SLG: 0.652 (1, 7)										4	0	1	0	0	0	3	
Lou Boudreau, R OBP: 0.350, SLG: 0.397 (1, 6)										4	0	1	0	0	1	5	
Vern Stephens, R OBP: 0.447, SLG: 0.566 (1, 5)										4	0	0	0	0	2	1	
Walt Dropo, R OBP: 0.372, SLG: 0.438 (1, 3)										4	0	2	0	0	1	0	
Bobby Doerr, R OBP: 0.413, SLG: 0.479 (1, 4)										4	0	0	0	0	0	2	
Les Moss, R OBP: 0.304, SLG: 0.327 (1, 2)										0	0	0	0	0	0	0	
Mickey McDermott, L OBP: 0.250, SLG: 0.350 (1, 1)										2	0	0	0	0	0	1	
Ellis Kinder, R (7, 1)										0	0	0	0	0	0	0	
6 Johnny Pesky, L OBP: 0.375, SLG: 0.381 (8, PH)										1	0	1	0	0	0	0	
Bill Evans, R (8, 1)										0	0	0	0	0	0	0	
Inning Stats	R: 0 E: 0 K: 1 S: 6	H: 2 LOB: 2 BB: 0 P: 6	R: 0 E: 0 K: 1 S: 5	H: 0 LOB: 0 BB: 0 P: 5	R: 0 E: 0 K: 0 S: 3	H: 1 LOB: 1 BB: 0 P: 4	R: 0 E: 0 K: 0 S: 4	H: 1 LOB: 1 BB: 0 P: 4	R: 0 E: 0 K: 2 S: 8	H: 1 LOB: 1 BB: 0 P: 8	R: 0 E: 0 K: 0 S: 5	H: 2 LOB: 2 BB: 0 P: 5	R: 0 E: 0 K: 1 S: 5	H: 0 LOB: 0 BB: 0 P: 5	1B: 8 2B: 1 3B: 0 HR: 0	SF: 0 SAC: 0 DP: 1 HBP: 0	WP: 0 PA: 34
PITCHER Ned Garver, R ERA: 3.99 (1, 1)	IP: 9.0 WLS: W BF: 34 H: 8 R: 0 ER: 0 SO: 5 BB: 0 IBB: 0 HBP: 0 BLK: 0 WP: 0 HR: 0 S: 44 P: 44 ERA: 0.00 WHIP: 0.889																

Boston Red Sox @ St. Louis Browns
Sportsman's Park, St. Louis, MO
Fri Jun 01 1951, 4:33 AM EDT
Att: 7,062 - Unknown

AB 31
R 0
H 8
RBI 0
BB 0
SO 4
LOB 14



Batter	1	2	3	4	5	6	7	8	9	AB	R	H	RBI	BB	SO	LOB	BOTTOM		
Fred Marsh, R OBP: 0.293, SLG: 0.328 (1, 5)										3	0	0	0	2	2	1	Boston Red Sox @ St. Louis Browns Sportsman's Park, St. Louis, MO Fri Jun 01 1951, 4:33 AM EDT Att: 7,062 - Unknown livebaseballscorecards.com		
Bobby Young, L OBP: 0.294, SLG: 0.339 (1, 4)										3	1	1	0	2	0	3			
Ray Coleman, L OBP: 0.393, SLG: 0.531 (1, 9)										4	0	1	0	0	3	3			
Ken Wood, R OBP: 0.288, SLG: 0.341 (8, 9)										0	0	0	0	0	0	0			
Don Lenhardt, R OBP: 0.316, SLG: 0.467 (1, 7)										4	1	1	1	0	1	3			
Jim Delsing, L OBP: 0.339, SLG: 0.430 (1, 8)										2	0	0	0	2	2	2			
Sherm Lollar, R OBP: 0.359, SLG: 0.425 (1, 2)										3	1	0	0	1	0	2			
Hank Arft, L OBP: 0.342, SLG: 0.365 (1, 3)										2	0	1	0	2	1	1			
Johnny Bero, L OBP: 0.341, SLG: 0.311 (1, 6)										2	1	1	0	1	0	1			
Ned Garver, R OBP: 0.385, SLG: 0.304 (1, 1)										4	0	1	2	0	0	3			
Inning Stats	R: 0 E: 0 K: 3 S: 10	H: 1 LOB: 1 BB: 0 P: 10	R: 0 E: 0 K: 0 S: 3	H: 1 LOB: 2 BB: 2 P: 11	R: 0 E: 0 K: 1 S: 6	H: 1 LOB: 2 BB: 1 P: 10	R: 2 E: 0 K: 3 S: 11	H: 2 LOB: 2 BB: 2 P: 19	R: 0 E: 0 K: 1 S: 5	H: 0 LOB: 0 BB: 0 P: 5	R: 0 E: 0 K: 0 S: 2	H: 0 LOB: 0 BB: 1 P: 6	R: 2 E: 0 K: 1 S: 6	H: 1 LOB: 1 BB: 2 P: 14	R: 0 E: 0 K: 0 S: 3	H: 0 LOB: 2 BB: 2 P: 11	1B: 4 2B: 2 3B: 0 HR: 1	SF: 0 SAC: 1 DP: 2 HBP: 0	WP: 1 PA: 38
PITCHER Mickey McDermott, L ERA: 2.99 (1, 1)	IP: 6.2 WLS: L BF: 32 H: 6 R: 4 ER: 4 SO: 9 BB: 8 IBB: 0 HBP: 0 BLK: 0 WP: 1 HR: 1 S: 42 P: 74 ERA: 5.40 WHIP: 2.100																		
Ellis Kinder, R ERA: 5.17 (7, 1)	0.1	1	0	0	0	0	0	0	0	0	0	1	1	0.00	0.000				
Bill Evans, R ERA: 0.96 (8, 1)	1.0	5	0	0	0	0	2	0	0	0	0	3	11	0.00	2.000				

Boston Red Sox @ St. Louis Browns
Sportsman's Park, St. Louis, MO
Fri Jun 01 1951, 4:33 AM EDT
Att: 7,062 - Unknown

AB 27
R 4
H 6
RBI 3
BB 10
SO 9
LOB 19

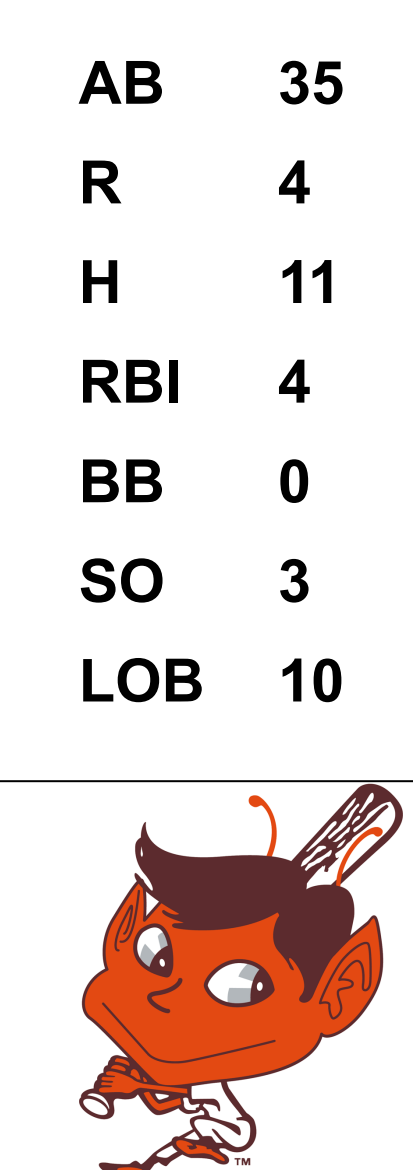


Batter	1	2	3	4	5	6	7	8	9	AB	R	H	RBI	BB	SO	LOB	TOP							
Dom DiMaggio, R OBP: 0.404, SLG: 0.471 (1, 8)										5	1	2	1	0	0	0	Boston Red Sox @ St. Louis Browns Sportsman's Park, St. Louis, MO Sat Jun 02 1951, 4:33 AM EDT Att: 2,935 - Unknown							
Billy Goodman, L OBP: 0.400, SLG: 0.357 (1, 9)										4	3	3	1	1	0	1								
Ted Williams, L OBP: 0.475, SLG: 0.643 (1, 7)										2	0	0	0	3	1	1								
Lou Boudreau, R OBP: 0.352, SLG: 0.411 (1, 6)										5	0	2	2	0	1	5								
Vern Stephens, R OBP: 0.438, SLG: 0.559 (1, 5)										5	0	1	1	0	1	3								
Walt Dropo, R OBP: 0.366, SLG: 0.422 (1, 3)										4	0	0	0	1	0	3								
Bobby Doerr, R OBP: 0.424, SLG: 0.493 (1, 4)										4	1	3	0	1	0	2								
Les Moss, R OBP: 0.308, SLG: 0.324 (1, 2)										0	0	0	0	0	0	0								
Harry Taylor, R OBP: 0.158, SLG: 0.211 (6, PH)										2	1	1	0	0	0	1								
Clyde Vollmer, R OBP: 0.211, SLG: 0.353 (6, PH)										1	0	0	0	0	1	1								
Willard Nixon, L OBP: 0.429, SLG: 0.579 (6, 1)										2	0	0	0	0	0	2								
Inning Stats	R: 0 E: 0 K: 1 S: 5	H: 1 LOB: 0 BB: 0 P: 5	R: 0 E: 0 K: 1 S: 5	H: 0 LOB: 2 BB: 2 P: 13	R: 3 E: 1 K: 0 S: 7	H: 3 LOB: 2 BB: 1 P: 11	R: 0 E: 0 K: 0 S: 2	H: 0 LOB: 0 BB: 1 P: 6	R: 1 E: 0 K: 0 S: 5	H: 2 LOB: 1 BB: 2 P: 5	R: 1 E: 0 K: 1 S: 7	H: 2 LOB: 3 BB: 2 P: 15	R: 0 E: 0 K: 1 S: 6	H: 1 LOB: 1 BB: 0 P: 6	R: 1 E: 0 K: 1 S: 7	H: 2 LOB: 2 BB: 1 P: 11	R: 0 E: 0 K: 0 S: 4	H: 2 LOB: 1 BB: 0 P: 4	1B: 7 2B: 5 3B: 1 HR: 0	SF: 0 SAC: 0 DP: 3 HBP: 0	WP: 1 PB: 1 SB: 1 CS: 0	PA: 45		
PITCHER	IP WLS BF H R ER SO BB IBB HBP BLK WP HR S P ERA WHIP	IP WLS BF H R ER SO BB IBB HBP BLK WP HR S P ERA WHIP	IP WLS BF H R ER SO BB IBB HBP BLK WP HR S P ERA WHIP	IP WLS BF H R ER SO BB IBB HBP BLK WP HR S P ERA WHIP	IP WLS BF H R ER SO BB IBB HBP BLK WP HR S P ERA WHIP	IP WLS BF H R ER SO BB IBB HBP BLK WP HR S P ERA WHIP	IP WLS BF H R ER SO BB IBB HBP BLK WP HR S P ERA WHIP	IP WLS BF H R ER SO BB IBB HBP BLK WP HR S P ERA WHIP	IP WLS BF H R ER SO BB IBB HBP BLK WP HR S P ERA WHIP	IP WLS BF H R ER SO BB IBB HBP BLK WP HR S P ERA WHIP	IP WLS BF H R ER SO BB IBB HBP BLK WP HR S P ERA WHIP	IP WLS BF H R ER SO BB IBB HBP BLK WP HR S P ERA WHIP	IP WLS BF H R ER SO BB IBB HBP BLK WP HR S P ERA WHIP	IP WLS BF H R ER SO BB IBB HBP BLK WP HR S P ERA WHIP	IP WLS BF H R ER SO BB IBB HBP BLK WP HR S P ERA WHIP	IP WLS BF H R ER SO BB IBB HBP BLK WP HR S P ERA WHIP	IP WLS BF H R ER SO BB IBB HBP BLK WP HR S P ERA WHIP	IP WLS BF H R ER SO BB IBB HBP BLK WP HR S P ERA WHIP	IP WLS BF H R ER SO BB IBB HBP BLK WP HR S P ERA WHIP	IP WLS BF H R ER SO BB IBB HBP BLK WP HR S P ERA WHIP	IP WLS BF H R ER SO BB IBB HBP BLK WP HR S P ERA WHIP	IP WLS BF H R ER SO BB IBB HBP BLK WP HR S P ERA WHIP	IP WLS BF H R ER SO BB IBB HBP BLK WP HR S P ERA WHIP	IP WLS BF H R ER SO BB IBB HBP BLK WP HR S P ERA WHIP

AB	34
R	6
H	12
RBI	5
BB	6
SO	4
LOB	19



Batter	1	2	3	4	5	6	7	8	9	AB	R	H	RBI	BB	SO	LOB	BOTTOM							
Fred Marsh, R OBP: 0.304, SLG: 0.352 (1, 5)										4	1	2	0	0	0	0	Boston Red Sox @ St. Louis Browns Sportsman's Park, St. Louis, MO Sat Jun 02 1951, 4:33 AM EDT Att: 2,935 - Unknown							
Bobby Young, L OBP: 0.295, SLG: 0.343 (1, 4)										4	0	2	0	0	0	2								
Ray Coleman, L OBP: 0.389, SLG: 0.523 (1, 9)										4	0	1	1	0	1	2								
Don Lenhardt, R OBP: 0.304, SLG: 0.448 (1, 7)										4	0	0	0	0	0	3								
Jim Delsing, L OBP: 0.328, SLG: 0.414 (1, 8)										4	0	0	0	0	0	0								
Matt Batts, R OBP: 0.310, SLG: 0.444 (1, 2)										4	1	1	0	0	0	0								
Hank Arft, L OBP: 0.355, SLG: 0.407 (1, 3)										4	2	3	2	0	1	0								
Johnny Bero, L OBP: 0.352, SLG: 0.325 (7, PR)										3	0	2	1	0	0	0								
Tom Upton, R OBP: 0.178, SLG: 0.229 (8, 6)										0	0	0	0	0	0	0								
Roy Stevers, R OBP: 0.307, SLG: 0.348 (9, PH)										1	0	0	0	0	0	1								
Bill Kennedy, L OBP: 0.154, SLG: 0.154 (6, 1)										2	0	0	0	0	1	1								
Johnny Berardino, R OBP: 0.341, SLG: 0.327 (8, 1)										0	0	0	0	0	0	0								
Al Widmar, R OBP: 0.071, SLG: 0.143 (8, 1)										1	0	0	0	0	0	1								
										0	0	0	0	0	0	0								
Inning Stats	R: 0 E: 0 K: 0 S: 4	H: 1 LOB: 1 BB: 0 P: 4	R: 2 E: 0 K: 1 S: 7	H: 2 LOB: 0 BB: 0 P: 7	R: 0 E: 0 K: 0 S: 4	H: 1 LOB: 1 BB: 0 P: 4	R: 1 E: 0 K: 0 S: 5	H: 2 LOB: 1 BB: 0 P: 5	R: 1 E: 0 K: 0 S: 4	H: 2 LOB: 0 BB: 0 P: 4	R: 0 E: 0 K: 1 S: 5	H: 0 LOB: 0 BB: 0 P: 5	R: 0 E: 0 K: 0 S: 4	H: 2 LOB: 1 BB: 0 P: 4	R: 0 E: 0 K: 1 S: 5	H: 0 LOB: 0 BB: 0 P: 4	R: 0 E: 0 K: 0 S: 3	H: 1 LOB: 0 BB: 0 P: 3	1B: 8 2B: 2 3B: 0 HR: 1	SF: 0 SAC: 0 DP: 1 HBP: 0	WP: 1 PB: 0 SB: 1 CS: 1	PA: 36		
PITCHER	IP WLS BF H R ER SO BB IBB HBP BLK WP HR S P ERA WHIP	IP WLS BF H R ER SO BB IBB HBP BLK WP HR S P ERA WHIP	IP WLS BF H R ER SO BB IBB HBP BLK WP HR S P ERA WHIP	IP WLS BF H R ER SO BB IBB HBP BLK WP HR S P ERA WHIP	IP WLS BF H R ER SO BB IBB HBP BLK WP HR S P ERA WHIP	IP WLS BF H R ER SO BB IBB HBP BLK WP HR S P ERA WHIP	IP WLS BF H R ER SO BB IBB HBP BLK WP HR S P ERA WHIP	IP WLS BF H R ER SO BB IBB HBP BLK WP HR S P ERA WHIP	IP WLS BF H R ER SO BB IBB HBP BLK WP HR S P ERA WHIP	IP WLS BF H R ER SO BB IBB HBP BLK WP HR S P ERA WHIP	IP WLS BF H R ER SO BB IBB HBP BLK WP HR S P ERA WHIP	IP WLS BF H R ER SO BB IBB HBP BLK WP HR S P ERA WHIP	IP WLS BF H R ER SO BB IBB HBP BLK WP HR S P ERA WHIP	IP WLS BF H R ER SO BB IBB HBP BLK WP HR S P ERA WHIP	IP WLS BF H R ER SO BB IBB HBP BLK WP HR S P ERA WHIP	IP WLS BF H R ER SO BB IBB HBP BLK WP HR S P ERA WHIP	IP WLS BF H R ER SO BB IBB HBP BLK WP HR S P ERA WHIP	IP WLS BF H R ER SO BB IBB HBP BLK WP HR S P ERA WHIP	IP WLS BF H R ER SO BB IBB HBP BLK WP HR S P ERA WHIP	IP WLS BF H R ER SO BB IBB HBP BLK WP HR S P ERA WHIP	IP WLS BF H R ER SO BB IBB HBP BLK WP HR S P ERA WHIP	IP WLS BF H R ER SO BB IBB HBP BLK WP HR S P ERA WHIP	IP WLS BF H R ER SO BB IBB HBP BLK WP HR S P ERA WHIP	IP WLS BF H R ER SO BB IBB HBP BLK WP HR S P ERA WHIP



Batter	1	2	3	4	5	6	7	8	9	AB	R	H	RBI	BB	SO	LOB	TOP			
Dom DiMaggio, R OBP: 0.406, SLG: 0.470 (1, 8)										4	0	3	1	0	0	1	Boston Red Sox @ Chicago White Sox Comiskey Park, Chicago, IL Sun Jun 03 1951, 4:38 AM EDT Att: 35,362 - Unknown			
Billy Goodman, L OBP: 0.395, SLG: 0.349 (1, 9)										2	0	0	0	1	0	2				
Ted Williams, L OBP: 0.469, SLG: 0.616 (1, 7)										3	1	0	0	1	0	2				
Lou Boudreau, R OBP: 0.362, SLG: 0.422 (1, 6)										4	0	1	1	0	0	2				
Vern Stephens, R OBP: 0.441, SLG: 0.563 (1, 5)										4	0	1	0	0	0	2				
Walt Drogo, R OBP: 0.359, SLG: 0.407 (1, 3)										3	0	0	0	1	0	1				
Bobby Doerr, R OBP: 0.417, SLG: 0.480 (1, 4)										4	0	1	0	0	0	1				
Les Moss, R OBP: 0.306, SLG: 0.343 (1, 2)										3	0	0	0	0	1	1				
Chuck Stobbs, L OBP: 0.174, SLG: 0.261 (5, PH) Bill Evans, R OBP: 0.270, SLG: 0.376 (5, 1) Walt Masterson, R OBP: 0.320, SLG: 0.607 Paul Hinrichs, R OBP: 0.320, SLG: 0.607 Mickey McDermott, L OBP: 0.250, SLG: 0.350 (8, 1)										1	0	0	0	0	0	0				
Inning Stats	R: 1 E: 0 K: 0 S: 4	H: 2 LOB: 1 BB: 1 P: 8	R: 0 E: 0 K: 0 S: 2	H: 0 LOB: 0 BB: 1 P: 6	R: 0 E: 0 K: 0 S: 3	H: 1 LOB: 0 BB: 0 P: 3	R: 0 E: 0 K: 0 S: 4	H: 1 LOB: 1 BB: 0 P: 4	R: 0 E: 0 K: 0 S: 3	H: 0 LOB: 1 BB: 1 P: 7	R: 0 E: 0 K: 1 S: 5	H: 0 LOB: 0 BB: 0 P: 5	R: 1 E: 0 K: 0 S: 5	H: 2 LOB: 1 BB: 0 P: 5	R: 0 E: 0 K: 0 S: 3	H: 0 LOB: 0 BB: 0 P: 3		1B: 6 2B: 2 3B: 0 HR: 0	SF: 0 SAC: 1 DP: 3 HBP: 0	WP: 1 PB: 0 SB: 0 CS: 0
PITCHER Howie Judson, R ERA: 3.97 (1, 1)	IP: 9.0 WLS: W BF: 34 H: 7 R: 2 ER: 2 SO: 1 BB: 3 IBB: 0 HBP: 0 BLK: 1 WP: 1 HR: 0 S: 33 P: 45 ERA: 2.00 WHIP: 1.111															PITCHER				

Batter	1	2	3	4	5	6	7	8	9	AB	R	H	RBI	BB	SO	LOB	BOTTOM			
Bob Dillinger, R OBP: 0.323, SLG: 0.367 (1, 5)										5	2	3	1	1	0	0	Boston Red Sox @ Chicago White Sox Comiskey Park, Chicago, IL Sun Jun 03 1951, 4:38 AM EDT Att: 35,362 - Unknown			
Nellie Fox, L OBP: 0.419, SLG: 0.559 (1, 4)										5	1	2	0	0	0	5				
Minnie Minoso, R OBP: 0.476, SLG: 0.624 (1, 7)										3	2	3	1	2	0	0				
Eddie Robinson, L OBP: 0.442, SLG: 0.647 (1, 3)										5	1	2	2	0	0	5				
Al Zarilla, L OBP: 0.349, SLG: 0.417 (5, PH) Bud Stewart, L OBP: 0.362, SLG: 0.459 (6, 9)										2	0	0	0	0	0	5				
Jim Busby, R OBP: 0.376, SLG: 0.396 (1, 8)										4	2	2	1	1	0	2				
Chico Carrasquel, R OBP: 0.330, SLG: 0.374 (1, 6)										5	1	2	3	0	0	4				
Phil Masi, R OBP: 0.451, SLG: 0.500 (1, 2)										4	1	0	1	1	1	2				
Howie Judson, R OBP: 0.250, SLG: 0.143 (1, 1)										4	0	1	1	0	1	0				
Inning Stats	R: 0 E: 0 K: 0 S: 4	H: 1 LOB: 2 BB: 1 P: 8	R: 0 E: 0 K: 0 S: 3	H: 0 LOB: 0 BB: 0 P: 3	R: 2 E: 1 K: 0 S: 7	H: 3 LOB: 3 BB: 1 P: 11	R: 2 E: 0 K: 0 S: 5	H: 2 LOB: 1 BB: 1 P: 9	R: 1 E: 0 K: 0 S: 6	H: 3 LOB: 3 BB: 1 P: 10	R: 1 E: 0 K: 2 S: 8	H: 1 LOB: 1 BB: 0 P: 8	R: 5 E: 0 K: 0 S: 6	H: 3 LOB: 0 BB: 2 P: 14	R: 0 E: 0 K: 0 S: 8	H: 1 LOB: 1 BB: 0 P: 8		1B: 11 2B: 4 3B: 1 HR: 0	SF: 0 SAC: 1 DP: 1 HBP: 0	WP: 0 PB: 0 SB: 1 CS: 0
PITCHER Chuck Stobbs, L ERA: 4.1 Bill Evans, R ERA: 2.81 Walt Masterson, R ERA: 5.06 Paul Hinrichs, R ERA: 47.25 Mickey McDermott, L ERA: 5.7	IP: 4.0 WLS: L BF: 22 H: 6 R: 4 ER: 3 SO: 0 BB: 3 IBB: 0 HBP: 0 BLK: 0 WP: 0 HR: 0 S: 19 P: 31 ERA: 6.75 WHIP: 2.250															PITCHER				

Batter	1	2	3	4	5	6	7	8	9	AB	R	H	RBI	BB	SO	LOB	TOP		
Dom DiMaggio, R OBP: 0.411, SLG: 0.471	F4	1B					5-3			4	0	2	1	1	0	0	Boston Red Sox @ Chicago White Sox Comiskey Park, Chicago, IL Mon Jun 04 1951, 4:33 AM EDT Unknown		
Billy Goodman, L OBP: 0.407, SLG: 0.371	E	1B						1B	1-3	5	2	4	1	0	0	1			
Ted Williams, L OBP: 0.474, SLG: 0.627	E7	CS						1B		4	1	3	2	0	1	2			
Lou Boudreau, R OBP: 0.354, SLG: 0.411	6-3							5-3		4	0	0	0	0	1	3			
Vern Stephens, R OBP: 0.436, SLG: 0.554	F4							4-3		4	0	1	0	0	0	3			
Walt Drono, R OBP: 0.356, SLG: 0.402		F7						1B		4	0	1	1	0	0	1			
Bobby Doerr, R OBP: 0.408, SLG: 0.468	1-3							F9		4	0	0	0	0	0	2			
Les Moss, R OBP: 0.305, SLG: 0.333		E						1B	6-3	3	1	0	0	1	1	0			
Ray Scarborough, R OBP: 0.286, SLG: 0.231	E4							F9		2	1	0	0	0	0	1			
Ellis Kinder, R										0	0	0	0	0	0	0			
Clyde Vollmer, R OBP: 0.200, SLG: 0.333										1	0	0	0	0	0	0			
Walt Masterson, R										0	0	0	0	0	0	0			
6 Johnny Pesky, L OBP: 0.365, SLG: 0.369										1	0	0	0	0	0	0			
Inning Stats	R: 1 E: 1 K: 0 S: 5	H: 2 LOB: 1 BB: 0 P: 5	R: 2 E: 1 K: 0 S: 5	H: 2 LOB: 1 BB: 1 P: 9	R: 0 E: 0 K: 1 S: 5	H: 1 LOB: 0 BB: 0 P: 5	R: 0 E: 0 K: 0 S: 3	H: 0 LOB: 0 BB: 0 P: 3	R: 0 E: 0 K: 1 S: 4	H: 1 LOB: 2 BB: 1 P: 9	R: 0 E: 0 K: 0 S: 5	H: 0 LOB: 0 BB: 0 P: 5	R: 2 E: 0 K: 0 S: 6	H: 3 LOB: 1 BB: 0 P: 6	R: 0 E: 0 K: 0 S: 4	H: 1 LOB: 1 BB: 0 P: 4	1B: 9 2B: 3 3B: 0 HR: 0	SF: 0 SAC: 0 DP: 2 HBP: 0	WP: 0 PA: 39 PB: 1 SB: 0 CS: 2
PITCHER Billy Pierce, L ERA: 3.35	IP: 9.0 WLS: W BF: 38 H: 11 R: 5 ER: 3 SO: 3	BB: 2 IBB: 0 HBP: 0 BLK: 0	WP: 0 HR: 0 S: 42 P: 50	ERA: 3.00 WHIP: 1.444												ERA: 3.00 WHIP: 1.444			

AB 36
R 5
H 11
RBI 5
BB 2
SO 3
LOB 13



Batter	1	2	3	4	5	6	7	8	9	AB	R	H	RBI	BB	SO	LOB	BOTTOM		
Bob Dillinger, R OBP: 0.348, SLG: 0.381	S									3	1	2	0	1	0	0	Boston Red Sox @ Chicago White Sox Comiskey Park, Chicago, IL Mon Jun 04 1951, 4:33 AM EDT Unknown		
Nellie Fox, L OBP: 0.421, SLG: 0.555	K									3	0	1	0	0	1	2			
Minnie Minoso, R OBP: 0.469, SLG: 0.608	F9									3	1	0	0	1	0	4			
Eddie Robinson, L OBP: 0.443, SLG: 0.655	3B									3	1	1	1	1	0	3			
Al Zarilla, L OBP: 0.353, SLG: 0.422	4-3									3	2	1	0	0	0	2			
Bud Stewart, L OBP: 0.362, SLG: 0.459										0	0	0	0	0	0	0			
Jim Busby, R OBP: 0.390, SLG: 0.404										3	1	2	1	1	0	0			
Chico Carrasquel, R OBP: 0.333, SLG: 0.377	F7									4	0	2	2	0	0	1			
Phil Masi, R OBP: 0.440, SLG: 0.483	CS									4	0	1	1	0	0	3			
Billy Pierce, L OBP: 0.281, SLG: 0.148	4-3									4	0	0	0	0	2	2			
Inning Stats	R: 1 E: 0 K: 1 S: 7	H: 2 LOB: 1 BB: 0 P: 7	R: 1 E: 0 K: 0 S: 4	H: 2 LOB: 0 BB: 0 P: 4	R: 0 E: 0 K: 0 S: 3	H: 0 LOB: 1 BB: 0 P: 4	R: 1 E: 0 K: 0 S: 5	H: 3 LOB: 1 BB: 0 P: 5	R: 3 E: 1 K: 0 S: 5	H: 2 LOB: 2 BB: 2 P: 14	R: 0 E: 0 K: 1 S: 5	H: 1 LOB: 1 BB: 1 P: 9	R: 0 E: 0 K: 0 S: 2	H: 0 LOB: 0 BB: 1 P: 6	R: 0 E: 0 K: 1 S: 5	H: 0 LOB: 0 BB: 0 P: 5	1B: 8 2B: 2 3B: 1 HR: 0	SF: 0 SAC: 0 DP: 2 HBP: 2	WP: 1 PA: 36 PB: 0 SB: 2 CS: 1
PITCHER Ray Scarborough, R ERA: 6.31	IP: 4.2 WLS: L BF: 24 H: 8 R: 6 ER: 6 SO: 1	BB: 2 IBB: 0 HBP: 0 BLK: 0	WP: 0 HR: 0 S: 22 P: 32	ERA: 11.57 WHIP: 2.143												ERA: 11.57 WHIP: 2.143			
Ellis Kinder, R ERA: 4.79	1.1	6	2	0	0	1	1	0	0	0	0	7	11	0.00	2.250				
Walt Masterson, R ERA: 4.26	2.0	6	0	0	0	1	1	0	0	0	0	7	11	0.00	0.500				

AB 30
R 6
H 10
RBI 5
BB 4
SO 3
LOB 17



Batter	1	2	3	4	5	6	7	8	9	AB	R	H	RBI	BB	SO	LOB	TOP			
Dom DiMaggio, R (1, 8) OBP: 0.412, SLG: 0.471	0-0 1-6 BB 1B		0-0 F9		0-0 FC6			0-0 1B 1B		4	0	2	0	0	0	2				
6 Johnny Pesky, L (1, 6) OBP: 0.359, SLG: 0.353	4-0 1-2 BB			0-0 6-3		0-0 4-3		0-0 F8		3	0	0	0	1	0	1				
Billy Goodman, L (1, 9) OBP: 0.414, SLG: 0.381	0-0 1-6 2-3f			0-0 FC6-4 1B		0-0 WP 1B		0-0 FC6-4 1B		4	0	3	0	0	0	2				
Ted Williams, L (1, 7) OBP: 0.470, SLG: 0.614	0-0 6-3			0-0 F3		4-0 G6-4-3 BB		0-0 F8		3	0	0	0	1	0	4				
Vern Stephens, R (1, 5) OBP: 0.425, SLG: 0.537		0-0 F5		0-0 FC6-4		0-0 G6-4-3 FC6-4		0-0 FC6-4		4	0	0	0	0	0	5				
Walt Drogo, R (1, 3) OBP: 0.347, SLG: 0.389		0-0 F8			0-0 6-3		0-3 K		0-0 F4	4	0	0	0	0	1	0				
Bobby Doerr, R (1, 4) OBP: 0.410, SLG: 0.465		0-0 F8			4-0 1B BB		0-0 E 1B		0-0 F8	3	0	1	0	1	0	0				
Buddy Rosar, R (1, 2) OBP: 0.429, SLG: 0.238			0-0 F3		0-0 FC6 1B		0-0 E1 G4-6-3		0-0 F8	3	0	1	0	0	0	1				
Clyde Volmer, R (7, PR) OBP: 0.200, SLG: 0.333										0	0	0	0	0	0	0				
Les Moss, R (7, 2) OBP: 0.302, SLG: 0.330										1	0	0	0	0	0	0				
Bill Wight, L (1, 1) OBP: 0.133, SLG: 0.071				0-0 3-1		0-3 K		0-0 G4-6-3		2	0	0	0	0	1	2				
Fred Hatfield, L (7, PH) OBP: 0.250, SLG: 0.500										1	0	0	0	0	0	2				
Bill Evans, R (7, 1)										0	0	0	0	0	0	0				
Inning Stats	R: 0 E: 0 K: 0 S: 3	H: 1 LOB: 1 BB: 1 P: 7	R: 0 E: 0 K: 0 S: 3	H: 0 LOB: 0 BB: 0 P: 3	R: 0 E: 0 K: 0 S: 3	H: 0 LOB: 0 BB: 0 P: 3	R: 0 E: 0 K: 0 S: 4	H: 1 LOB: 1 BB: 0 P: 4	R: 0 E: 0 K: 1 S: 6	H: 1 LOB: 2 BB: 1 P: 10	R: 0 E: 0 K: 1 S: 6	H: 1 LOB: 2 BB: 0 P: 6	R: 0 E: 0 K: 0 S: 5	H: 2 LOB: 2 BB: 0 P: 5	R: 0 E: 0 K: 0 S: 3	H: 0 LOB: 0 BB: 0 P: 3	1B: 7 2B: 1 3B: 0 HR: 0	SF: 0 SAC: 0 DP: 3 HBP: 0	WP: 1 PB: 0 SB: 0 CS: 0	PA: 35
PITCHER Saul Rogovin, R (1, 1) ERA: 4.08	IP: 9.0 WLS: W BF: 35 H: 7 R: 0 ER: 0 SO: 2 BB: 3 IBB: 0 HBP: 0 BLK: 0 WP: 1 HR: 0 S: 36 P: 48 ERA: 0.00 WHIP: 1.111																	PITCHER		

Boston Red Sox @ Chicago White Sox
Comiskey Park, Chicago, IL
Mon Jun 04 1951, 4:38 AM EDT
Att: 42,718 - Unknown

AB 32
R 0
H 7
RBI 0
BB 3
SO 2
LOB 19





Batter	1	2	3	4	5	6	7	8	9	AB	R	H	RBI	BB	SO	LOB	BOTTOM			
Bob Dillinger, R (1, 5) OBP: 0.343, SLG: 0.373	0-0 BB 1B		0-0 4-3			0-0 6-3	0-0 F8			4	0	1	0	0	0	1				
Nellie Fox, L (1, 4) OBP: 0.423, SLG: 0.557	4-0 1-2 BB		0-0 G3			0-0 3B 2B	0-0 F7			3	1	1	0	1	0	1				
Minnie Minoso, R (1, 7) OBP: 0.477, SLG: 0.629	0-0 G4-6-3 1B		0-0 PO 1B			0-0 2B 3B	0-3 K			4	1	3	1	0	1	0				
Eddie Robinson, L (1, 3) OBP: 0.444, SLG: 0.655	0-0 G4-6-3		0-0 PO 1B		0-0 G3	0-0 2B 3B	0-0 BB	0-0 G6-4-3		3	0	1	1	1	0	2				
Jim Busby, R (1, 8) OBP: 0.378, SLG: 0.390		0-3 K		0-3 K		0-0 6-3		0-0 G6-4-3		4	0	0	0	0	2	2				
Chico Carrasquel, R (1, 6) OBP: 0.333, SLG: 0.376		0-0 6-3		0-0 4-3		0-0 FC6-4 1B				3	0	1	0	0	0	0				
Bud Stewart, L (1, 9) OBP: 0.361, SLG: 0.469					0-3 K	0-0 FC6-4				3	0	1	0	0	1	2				
Gus Niarhos, R (1, 2) OBP: 0.432, SLG: 0.258		4-0 BB			0-0 5-3		4-0 BB			1	0	0	0	2	0	0				
Saul Rogovin, R (1, 1) OBP: 0.313, SLG: 0.467		0-0 F2			0-0 6-3		0-0 F9			3	0	0	0	0	0	3				
Inning Stats	R: 0 E: 0 K: 0 S: 3	H: 2 LOB: 1 BB: 1 P: 7	R: 0 E: 0 K: 1 S: 6	H: 1 LOB: 2 BB: 1 P: 10	R: 0 E: 0 K: 0 S: 3	H: 1 LOB: 0 BB: 0 P: 3	R: 0 E: 0 K: 1 S: 5	H: 0 LOB: 0 BB: 0 P: 5	R: 0 E: 0 K: 0 S: 7	H: 4 LOB: 2 BB: 0 P: 7	R: 0 E: 0 K: 0 S: 3	H: 0 LOB: 1 BB: 1 P: 7	R: 0 E: 0 K: 1 S: 4	H: 0 LOB: 0 BB: 1 P: 8	R: 0 E: 0 K: 0 S: 3	H: 0 LOB: 0 BB: 0 P: 3	1B: 4 2B: 3 3B: 1 HR: 0	SF: 0 SAC: 0 DP: 2 HBP: 0	WP: 0 PB: 0 SB: 0 CS: 0	PA: 33
PITCHER Bill Wight, L (1, 1) ERA: 6.38	IP: 6.0 WLS: L BF: 25 H: 8 R: 2 ER: 2 SO: 3 BB: 2 IBB: 0 HBP: 0 BLK: 0 WP: 0 HR: 0 S: 29 P: 37 ERA: 3.00 WHIP: 1.667																	PITCHER		
Bill Evans, R (7, 1) ERA: 2.19	IP: 2.0 WLS: L BF: 7 H: 0 R: 0 ER: 0 SO: 1 BB: 2 IBB: 0 HBP: 0 BLK: 0 WP: 0 HR: 0 S: 7 P: 15 ERA: 0.00 WHIP: 1.000																	PITCHER		

Boston Red Sox @ Chicago White Sox
Comiskey Park, Chicago, IL
Mon Jun 04 1951, 4:38 AM EDT
Att: 42,718 - Unknown

AB 28
R 2
H 8
RBI 2
BB 4
SO 4
LOB 11



Batter	1	2	3	4	5	6	7	8	9	AB	R	H	RBI	BB	SO	LOB	TOP					
Dom DiMaggio, R (1, 8) OBP: 0.418, SLG: 0.477	0-0 4-3 1B		0-0 6 SH5-4 1B		0-0 SH1-3		0-0 6-3		0-0 6 E 1B	4	0	3	2	0	0	0	Boston Red Sox @ Chicago White Sox Comiskey Park, Chicago, IL Tue Jun 05 1951, 4:33 AM EDT Att: 11,328 - Unknown AB 34 R 2 H 8 RBI 2 BB 2 SO 1 LOB 23 					
6 Johnny Pesky, L (1, 6) OBP: 0.354, SLG: 0.347	0-0 F7		0-0 SH5-4		0-0 4-3			0-0 4-3 1B	4	0	1	0	0	0	3							
Billy Goodman, L (1, 9) OBP: 0.409, SLG: 0.371	0-0 4-3		0-0 4-3			4-0 1B BB		0-0 4-3	4	0	0	0	1	0	6							
Ted Williams, L (1, 7) OBP: 0.466, SLG: 0.605	0-0 6-3		0-0 6-3			0-0 1B		0-0 4-3	4	0	1	0	0	0	4							
Vern Stephens, R (1, 5) OBP: 0.417, SLG: 0.526		0-0 F7		0-0 F4		0-0 FC5-2-5-2-5 FC5-4		4-0 BB	3	0	0	0	0	0	2							
Fred Hatfield, L (7, 5) OBP: 0.400, SLG: 0.500						1-2 2-3			0	0	0	0	1	0	0							
Walt Dropo, R (1, 3) OBP: 0.338, SLG: 0.378	0-0 F8		0-0 L3		0-0 FC5-4			0-0 F8	4	0	0	0	0	0	4							
Bobby Doerr, R (1, 4) OBP: 0.406, SLG: 0.460	0-0 F9		0-0 4-3		0-0 F6			0-0 BLK 1B	4	1	1	0	0	0	2							
Les Moss, R (1, 2) OBP: 0.301, SLG: 0.336			0-0 SH 1B 2B		0-0 5-3		0-0 F7	0-3 K	4	1	1	0	0	1	1							
Willard Nixon, L (1, 1) OBP: 0.455, SLG: 0.600			0-0 SH SH5-4 1B		0-0 SH1-3 1B		0-0 4-3	0-0 F7	1	0	1	0	0	0	0							
Mei Parnell, L (6, 1) OBP: 0.500, SLG: 0.435									1	0	0	0	0	0	0							
Bill Evans, R (8, 1) OBP: 0.174, SLG: 0.261									0	0	0	0	0	0	0							
Chuck Stobbs, L (8, 1) OBP: 0.304, SLG: 0.350									1	0	0	0	0	0	1							
Inning Stats	R: 0 E: 0 K: 0 S: 4	H: 1 LOB: 1 BB: 0 P: 4	R: 0 E: 0 K: 0 S: 3	H: 0 LOB: 0 BB: 0 P: 3	R: 1 E: 0 K: 0 S: 6	H: 2 LOB: 2 BB: 0 P: 6	R: 0 E: 0 K: 0 S: 3	H: 0 LOB: 0 BB: 0 P: 3	R: 0 E: 0 K: 0 S: 4	H: 1 LOB: 1 BB: 1 P: 4	R: 0 E: 0 K: 0 S: 3	H: 0 LOB: 0 BB: 0 P: 3	R: 0 E: 0 K: 0 S: 4	H: 1 LOB: 2 BB: 1 P: 8	R: 0 E: 0 K: 0 S: 4	H: 1 LOB: 2 BB: 0 P: 8	R: 1 E: 1 K: 1 S: 8	H: 2 LOB: 2 BB: 0 P: 8	1B: 7 2B: 1 3B: 0 HR: 0	SF: 0 SAC: 3 DP: 0 HBP: 0	WP: 0 PB: 0 SB: 0 CS: 0	PA: 39
PITCHER Randy Gumpert, R (1, 1) ERA: 2.17	IP: 9.0 WLS: W BF: 39 H: 8 R: 2 ER: 2 SO: 1 BB: 2 IBB: 0 HBP: 0 BLK: 1 WP: 0 HR: 0 S: 39 P: 47 ERA: 2.00 WHIP: 1.111															PITCHER	IP: 9.0 WLS: W BF: 39 H: 8 R: 2 ER: 2 SO: 1 BB: 2 IBB: 0 HBP: 0 BLK: 1 WP: 0 HR: 0 S: 39 P: 47 ERA: 2.00 WHIP: 1.111					

Batter	1	2	3	4	5	6	7	8	9	AB	R	H	RBI	BB	SO	LOB	BOTTOM			
Nellie Fox, L (1, 4) OBP: 0.428, SLG: 0.556	4-0 S BB		0-0 1-3		0-0 F8			0-0 SH5-3 1B	0-0 BB 1B	4	1	2	1	1	0	0	Boston Red Sox @ Chicago White Sox Comiskey Park, Chicago, IL Tue Jun 05 1951, 4:33 AM EDT Att: 11,328 - Unknown AB 36 R 10 H 15 RBI 10 BB 5 SO 2 LOB 20 			
Bud Stewart, L (1, 7) OBP: 0.388, SLG: 0.471	0-0 F7		0-0 F9			0-0 1B BB 1B	0-0 SH5-3	0-0 F9 BB 1B	4	1	2	0	0	0	1					
Minnie Minoso, R (1, 5) OBP: 0.474, SLG: 0.617	0-0 P3		0-0 4-3			0-0 BB 1B	0-0 4-3	4-0 F9 BB	4	1	1	1	1	0	2					
Eddie Robinson, L (1, 3) OBP: 0.438, SLG: 0.640	0-0 P6			0-0 L4		0-0 BB FC5-2 1B	0-3 K	0-0 F9	5	0	1	1	0	1	4					
Al Zarilla, L (1, 9) OBP: 0.353, SLG: 0.416		0-0 6-3		0-0 F9		4-0 FC5-2 1B BB		0-0 HR 1B	2	0	0	1	1	0	0					
Bob Dillinger, R (6, PR) OBP: 0.347, SLG: 0.377						1-2 2-3 3-H		FC1-2	2	2	1	0	0	0	2					
Jim Busby, R (1, 8) OBP: 0.394, SLG: 0.443		0-0 CS 1B		0-0 3B		4-0 1B BB		0-0 HR G3	4	2	3	3	1	0	2					
Chico Carrasquel, R (1, 6) OBP: 0.337, SLG: 0.361	4-0 WP 1B BB		0-0 5-3			0-0 FC5-2 1B		0-0 1B 2B	3	1	1	0	1	0	4					
Gus Niarhos, R (1, 2) OBP: 0.435, SLG: 0.271	0-0 WP 1B		0-0 5-3		0-0 K	0-3 K		0-0 S 1B 1B	4	1	2	0	0	1	3					
Randy Gumpert, R (1, 1) OBP: 0.333, SLG: 0.333	0-0 F3		0-0 F8		0-0 F8	1-2 2-3 3-H		0-0 1B BB 1B	4	1	2	3	0	0	2					
Inning Stats	R: 0 E: 0 K: 0 S: 3	H: 0 LOB: 1 BB: 1 P: 7	R: 0 E: 0 K: 0 S: 4	H: 2 LOB: 2 BB: 1 P: 8	R: 0 E: 0 K: 0 S: 3	H: 0 LOB: 0 BB: 0 P: 3	R: 0 E: 0 K: 0 S: 4	H: 1 LOB: 1 BB: 0 P: 4	R: 0 E: 0 K: 0 S: 3	H: 0 LOB: 0 BB: 0 P: 3	R: 4 E: 0 K: 1 S: 8	H: 4 LOB: 3 BB: 2 P: 16	R: 0 E: 0 K: 1 S: 6	H: 1 LOB: 1 BB: 0 P: 6	R: 6 E: 0 K: 0 S: 10	H: 7 LOB: 2 BB: 1 P: 14	1B: 12 2B: 1 3B: 1 HR: 1	SF: 0 SAC: 1 DP: 0 HBP: 0	WP: 1 PB: 0 SB: 2 CS: 1	PA: 42
PITCHER Willard Nixon, R (1, 1) ERA: 4.29	IP: 5.0 WLS: L BF: 23 H: 6 R: 4 ER: 4 SO: 2 BB: 3 IBB: 0 HBP: 0 BLK: 0 WP: 0 HR: 1 S: 15 P: 19 ERA: 18.00 WHIP: 3.500															PITCHER	IP: 5.0 WLS: L BF: 23 H: 6 R: 4 ER: 4 SO: 2 BB: 3 IBB: 0 HBP: 0 BLK: 0 WP: 0 HR: 1 S: 15 P: 19 ERA: 18.00 WHIP: 3.500			
Mei Parnell, L (6, 1) ERA: 3.65	2.0 L BF: 12 H: 6 R: 4 ER: 4 SO: 2 BB: 1 IBB: 0 HBP: 0 BLK: 0 WP: 0 HR: 0 S: 15 P: 19 ERA: 18.00 WHIP: 3.500															PITCHER	2.0 L BF: 12 H: 6 R: 4 ER: 4 SO: 2 BB: 1 IBB: 0 HBP: 0 BLK: 0 WP: 0 HR: 0 S: 15 P: 19 ERA: 18.00 WHIP: 3.500			
Bill Evans, R (8, 1) ERA: 3.65	0.0 BF: 3 H: 3 R: 0 ER: 0 SO: 0 BB: 0 IBB: 0 HBP: 0 BLK: 0 WP: 0 HR: 0 S: 3 P: 3 ERA: 18.00 WHIP: 3.500															PITCHER	0.0 BF: 3 H: 3 R: 0 ER: 0 SO: 0 BB: 0 IBB: 0 HBP: 0 BLK: 0 WP: 0 HR: 0 S: 3 P: 3 ERA: 18.00 WHIP: 3.500			
Chuck Stobbs, L (8, 1) ERA: 4.02	1.0 BF: 4 H: 4 R: 0 ER: 2 SO: 0 BB: 1 IBB: 0 HBP: 0 BLK: 0 WP: 0 HR: 0 S: 7 P: 7 ERA: 18.00 WHIP: 1.000															PITCHER	1.0 BF: 4 H: 4 R: 0 ER: 2 SO: 0 BB: 1 IBB: 0 HBP: 0 BLK: 0 WP: 0 HR: 0 S: 7 P: 7 ERA: 18.00 WHIP: 1.000			

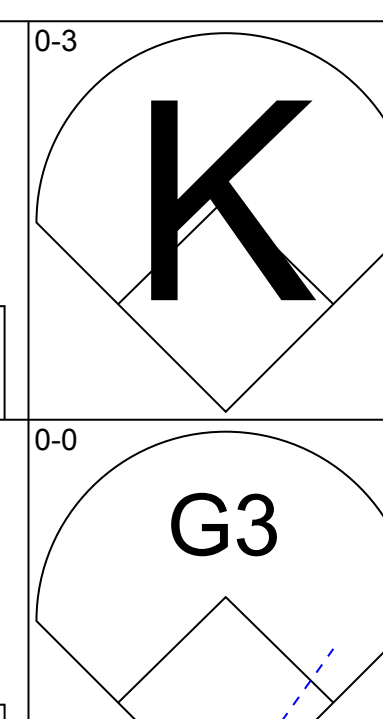
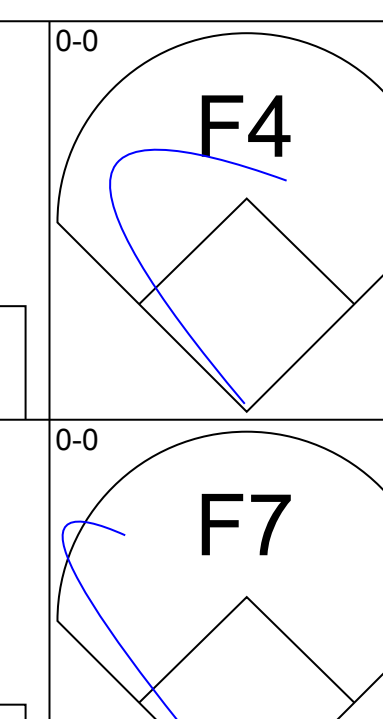
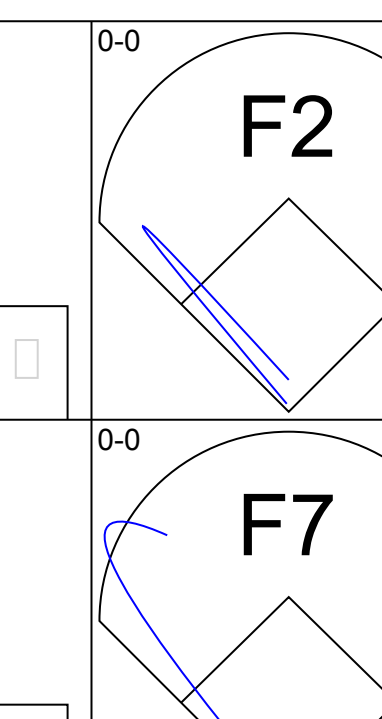
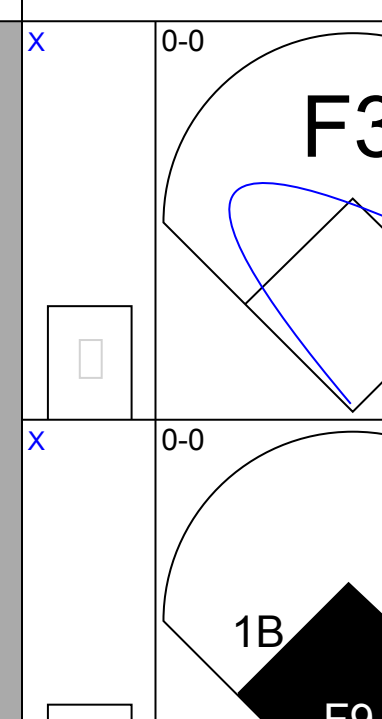
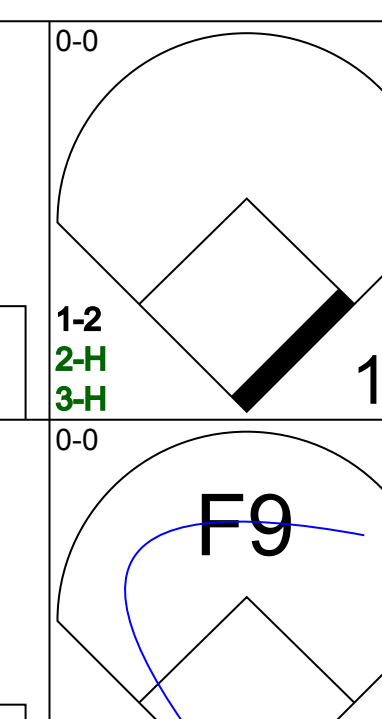
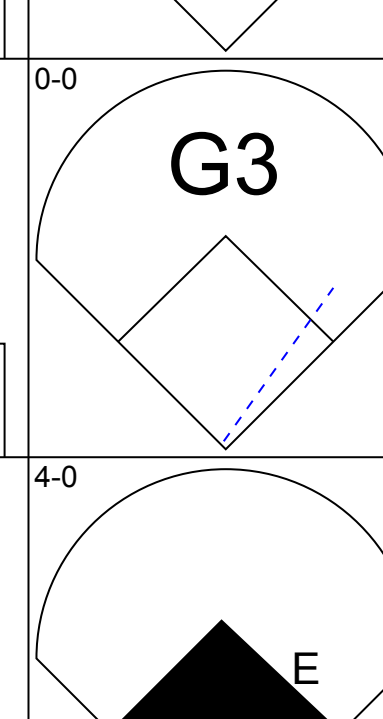
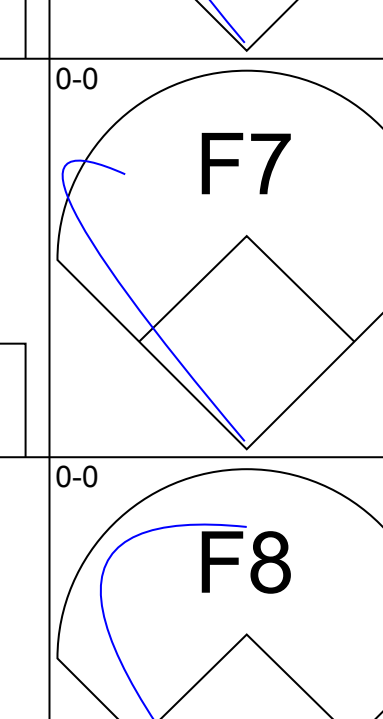
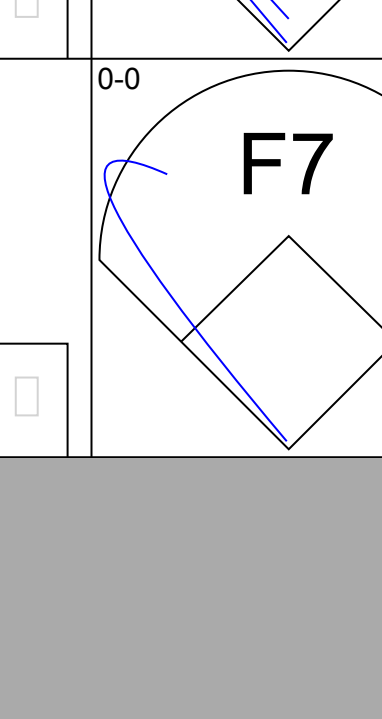
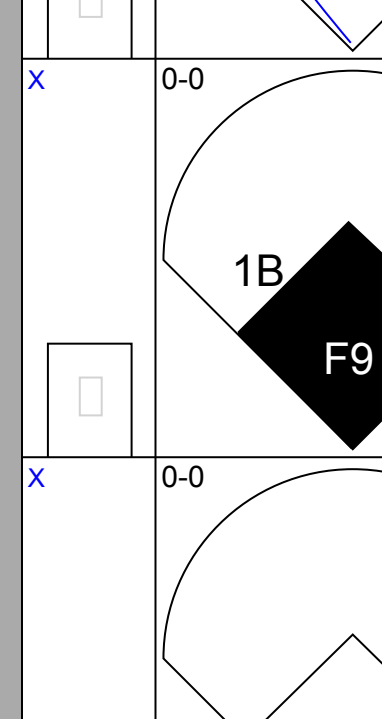
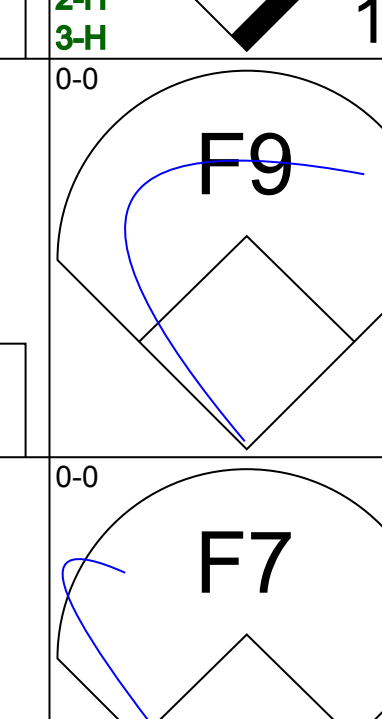
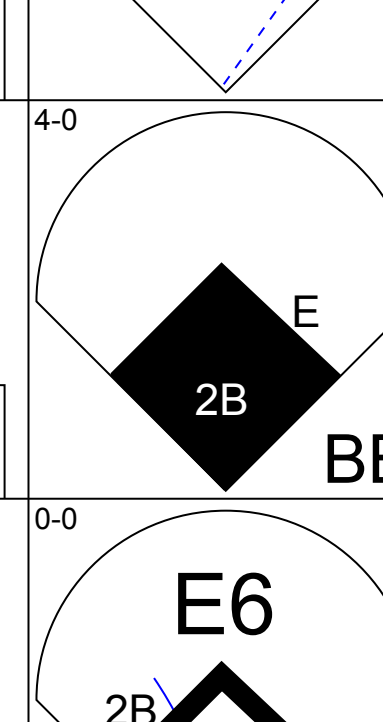
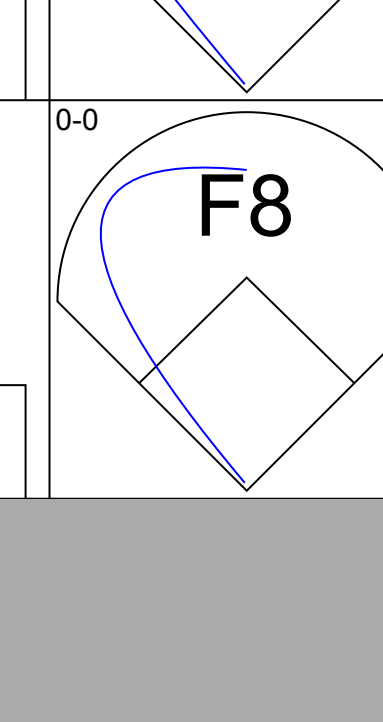
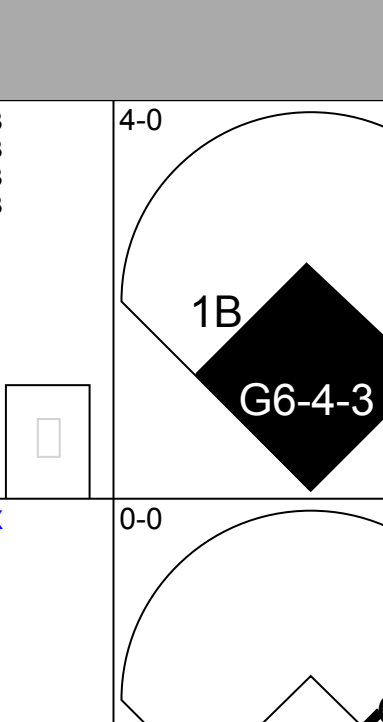
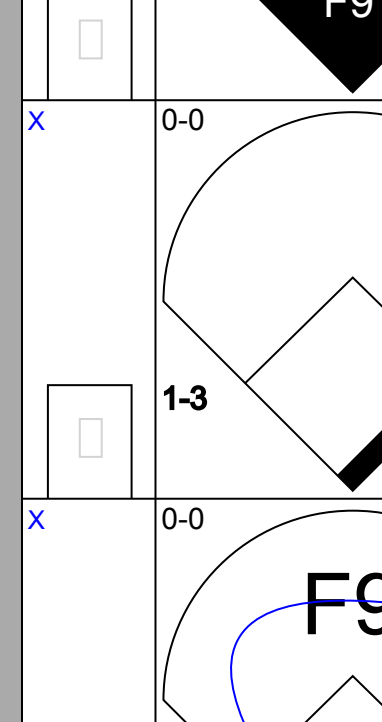
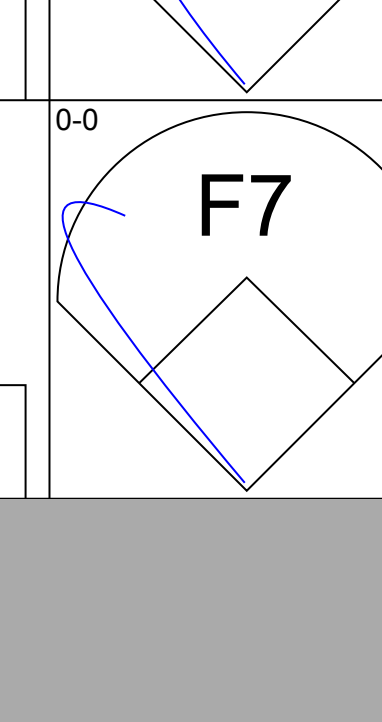
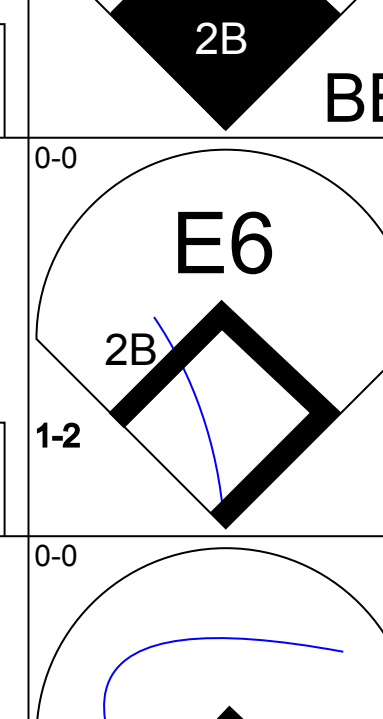
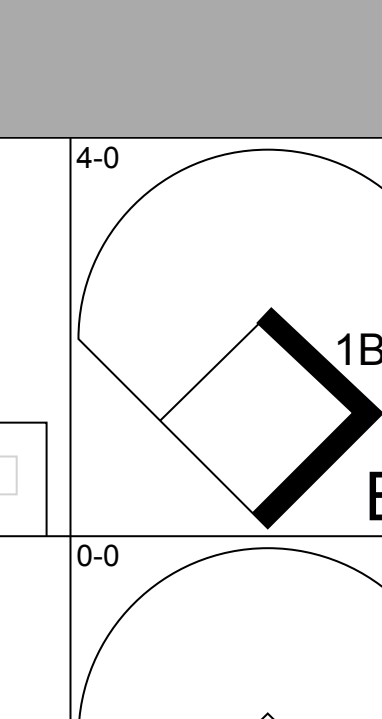
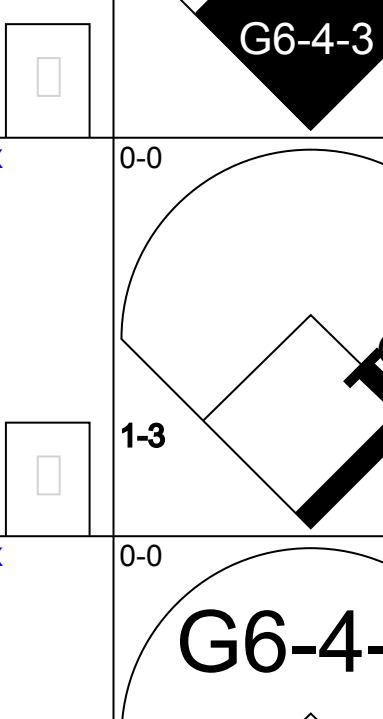
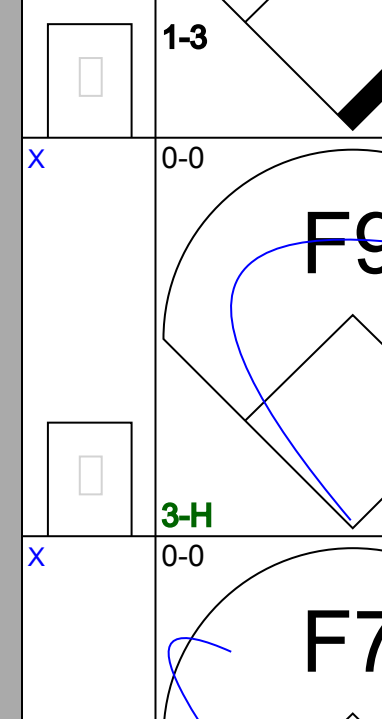
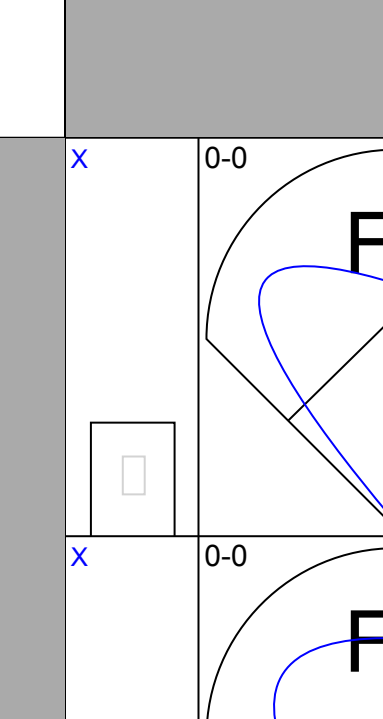
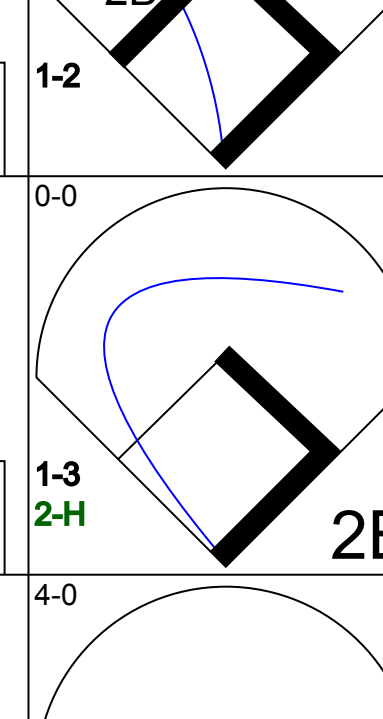
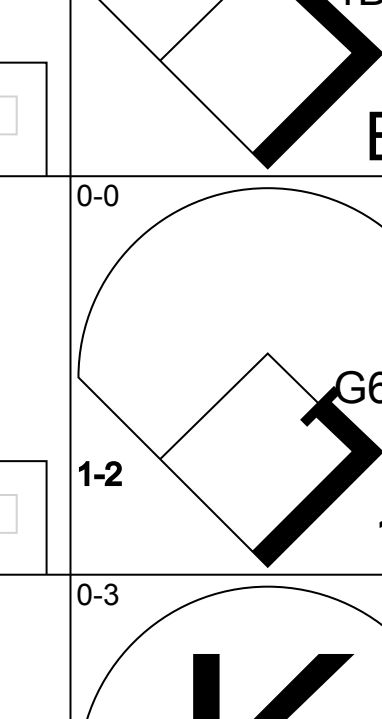
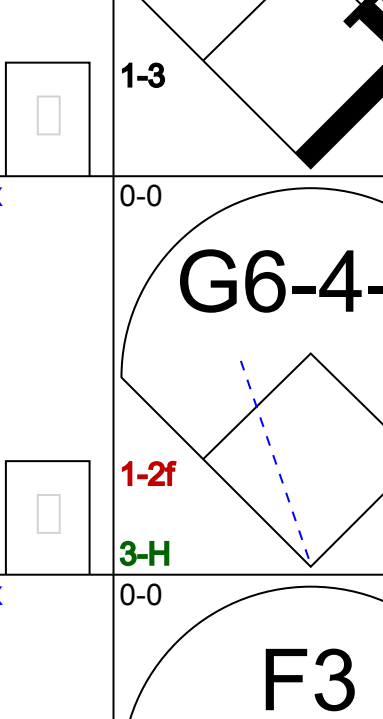
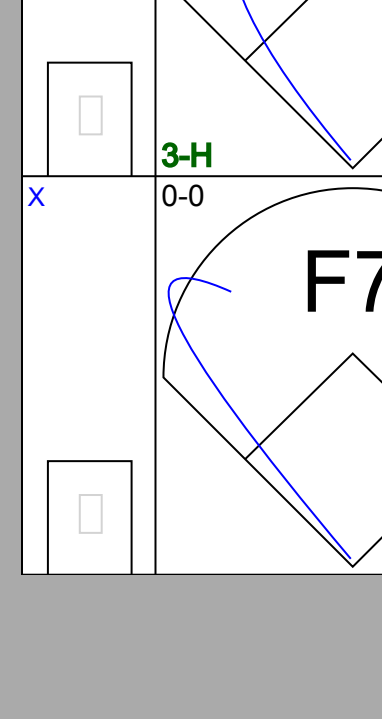
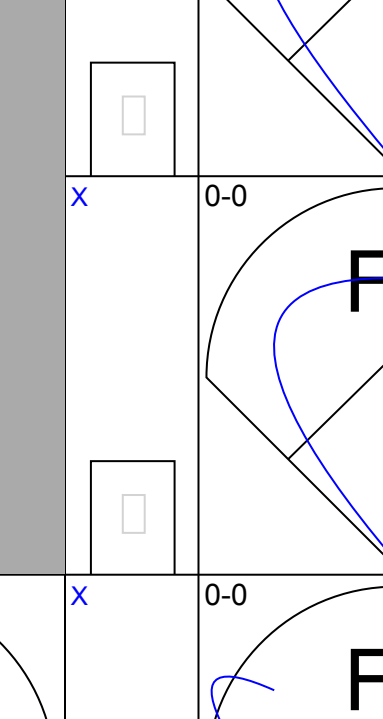
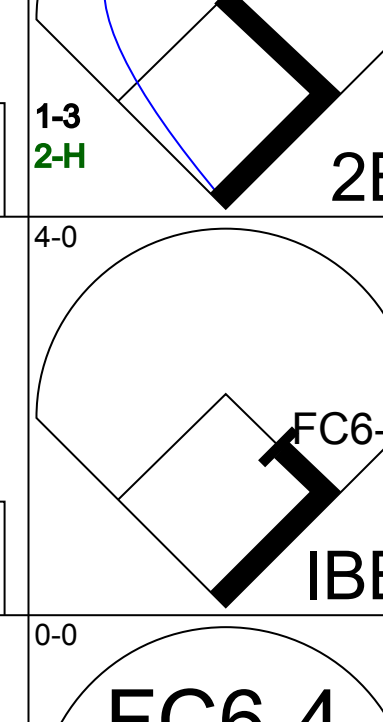
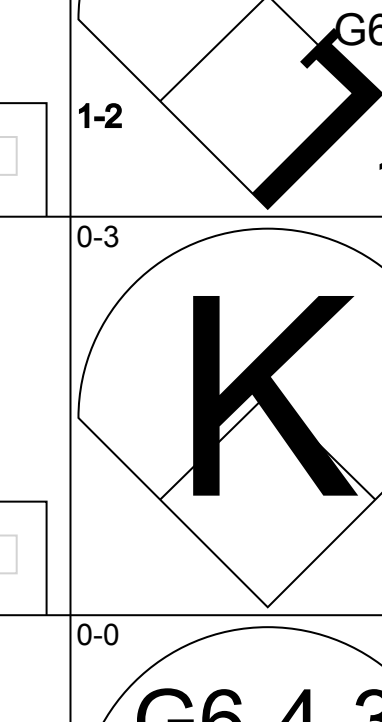
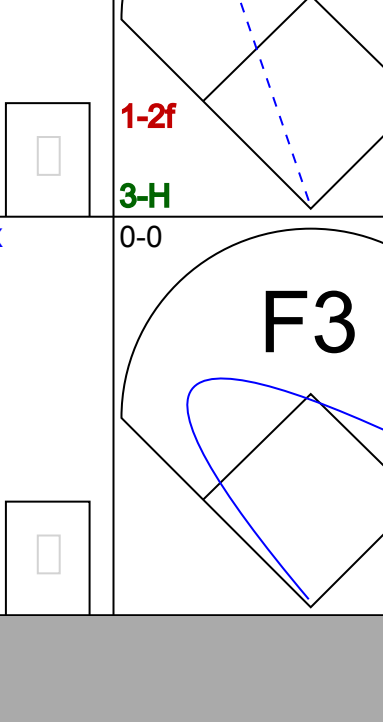
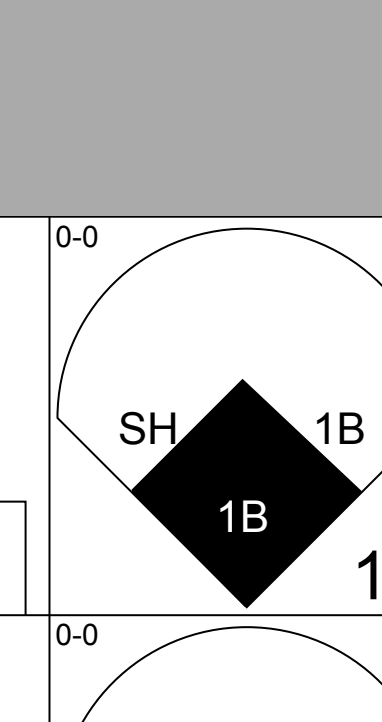
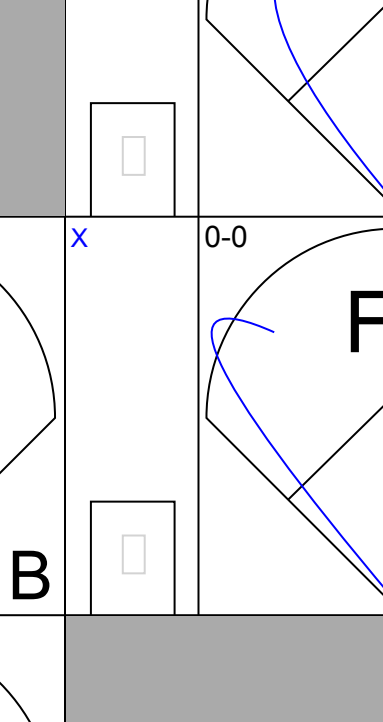
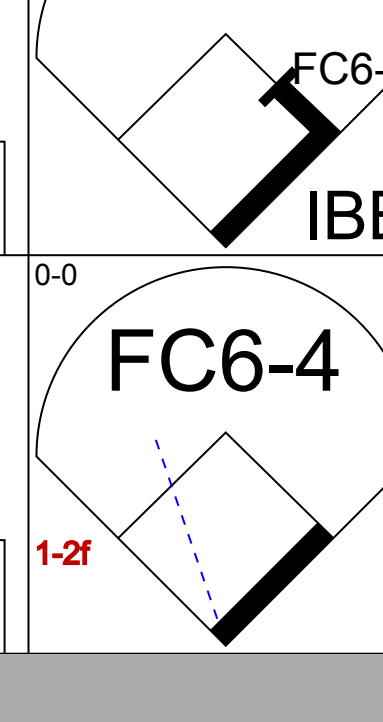
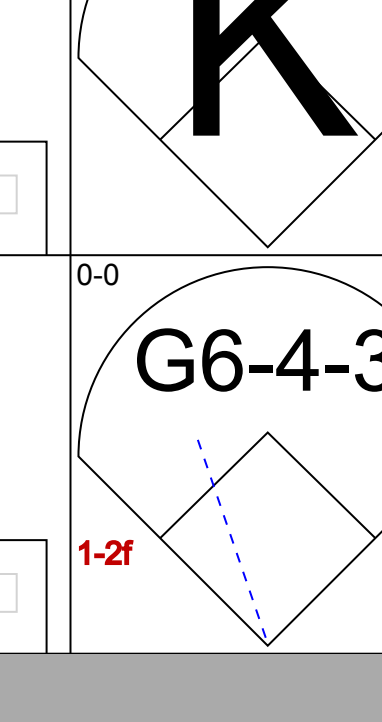
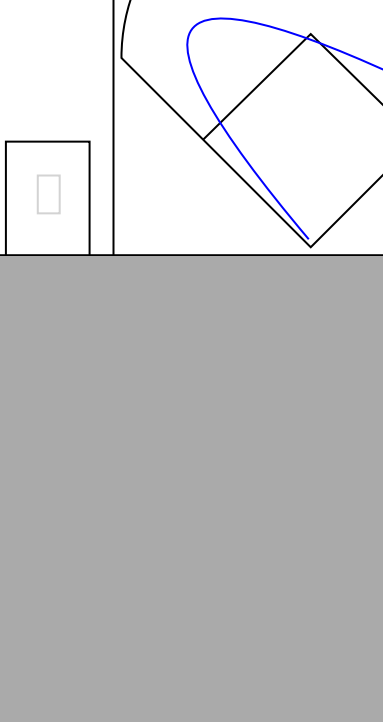
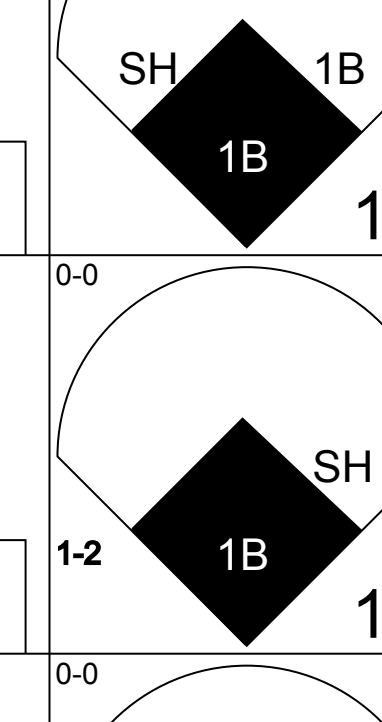
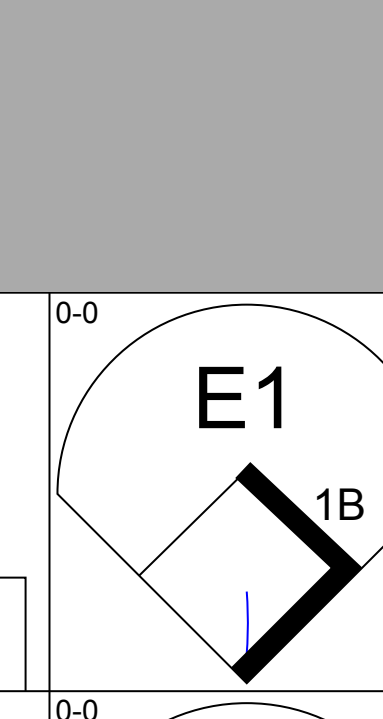
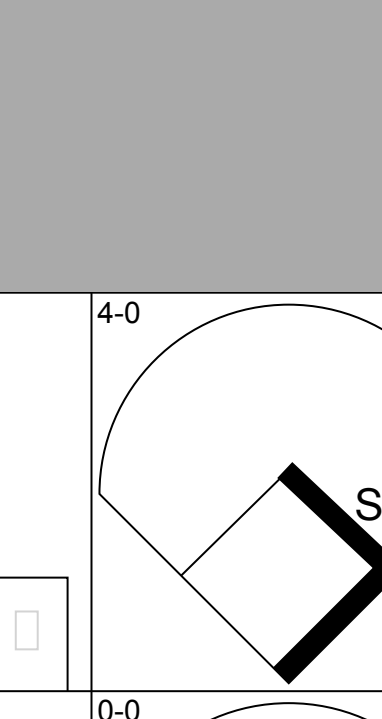

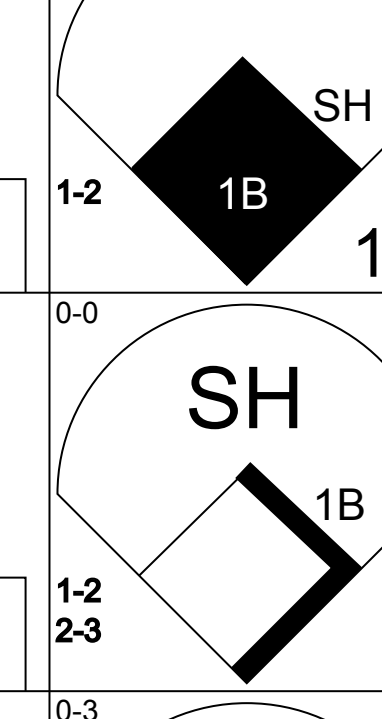
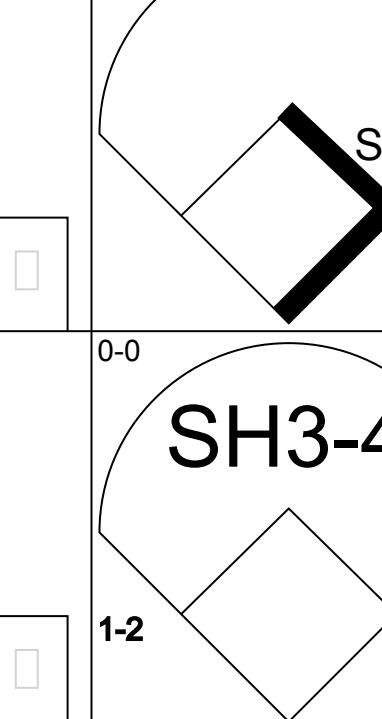

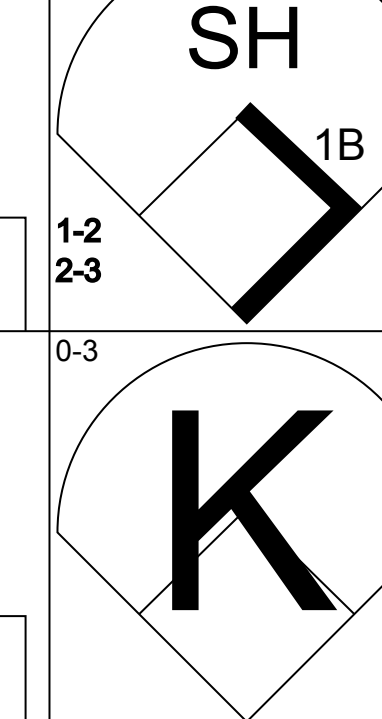

Batter	1	2	3	4	5	6	7	8	9	AB	R	H	RBI	BB	SO	LOB	TOP																					
Dom DiMaggio, R (1, 8) OBP: 0.414, SLG: 0.470	F9		4-3 1B		FC5-4-2-5			6-3	F5	5	0	1	1	0	0	5	Boston Red Sox @ Detroit Tigers Briggs Stadium, Detroit, MI Wed Jun 06 1951, 4:33 AM EDT Att: 9,002 - Unknown																					
Billy Goodman, L (1, 9) OBP: 0.408, SLG: 0.374	F9		4-3		F8			2B	BB	4	0	1	1	1	0	2																						
Ted Williams, L (1, 7) OBP: 0.489, SLG: 0.597	F9		K			FC5-4 BB		BB	BB	2	0	0	1	3	1	1																						
Lou Boudreau, R (1, 6) OBP: 0.350, SLG: 0.401		G6-4-3 1B BB		F9		FC5-4 G4-3		F5	L5	4	0	0	0	1	0	6																						
Vern Stephens, R (1, 5) OBP: 0.419, SLG: 0.546		G6-4-3 1B		F5		G4-3			HR	4	1	2	1	0	0	1																						
Bobby Doerr, R (1, 4) OBP: 0.408, SLG: 0.458		G6-4-3					L5		BB BB	3	1	1	0	1	0	2																						
Walt Dropo, R (1, 3) OBP: 0.370, SLG: 0.370 6 Johnny Pesky, L (9, PR) OBP: 0.354, SLG: 0.347	F4			F4			F6		BB BB BB	3	0	0	0	1	0	2																						
Les Moss, R (1, 2) OBP: 0.299, SLG: 0.333			E5 SH1-4 BLK 1B		E7		K		F4	4	1	1	0	0	1	2																						
Harry Taylor, R (1, 1) OBP: 0.143, SLG: 0.190 Ray Scarborough, R (8, 1) OBP: 0.286, SLG: 0.231 Fred Hatfield, L (9, PH) OBP: 0.500, SLG: 0.500			SH1-4		E6			L8	BB BB	2	0	0	0	0	0	1																						
Inning Stats	R: 0 E: 0 K: 0 S: 3	H: 0 LOB: 0 BB: 0 P: 3	R: 0 E: 0 K: 0 S: 3	H: 1 LOB: 1 BB: 1 P: 7	R: 1 E: 1 K: 1 S: 7	H: 1 LOB: 1 BB: 0 P: 7	R: 0 E: 0 K: 0 S: 3	H: 0 LOB: 1 BB: 1 P: 7	R: 0 E: 2 K: 1 S: 4	H: 1 LOB: 1 BB: 0 P: 4	R: 0 E: 0 K: 0 S: 2	H: 0 LOB: 0 BB: 1 P: 6	R: 0 E: 0 K: 1 S: 5	H: 0 LOB: 0 BB: 0 P: 5	R: 0 E: 0 K: 0 S: 4	H: 1 LOB: 2 BB: 1 P: 8		R: 3 E: 0 K: 0 S: 5	H: 2 LOB: 3 BB: 4 P: 21	1B: 4 2B: 2 3B: 0 HR: 1	SF: 0 SAC: 1 DP: 3 HBP: 0	WP: 0 PA: 40 PB: 0 SB: 0 CS: 0																
PITCHER	IP	WLS	BF	H	R	ER	SO	BB	IBB	HBP	BLK	WP	HR	S	P	ERA	WHIP	PITCHER				IP	WLS	BF	H	R	ER	SO	BB	IBB	HBP	BLK	WP	HR	S	P	ERA	WHIP
Bob Cain, L (1, 1) ERA: 3.19	8.0	W	34	6	4	3	2	5	0	0	1	0	1	33	53	3.38	1.375																					
Hal White, R (9, 1) ERA: 2.76	0.2		5	0	0	0	0	3	0	0	0	0	0	2	14	0.00	4.500																					
Fred Hutchinson, R (9, 1) ERA: 4.76	0.1	S	1	0	0	0	0	0	0	0	0	0	0	1	1	0.00	0.000																					

AB	31
R	4
H	6
RBI	4
BB	8
SO	2
LOB	22




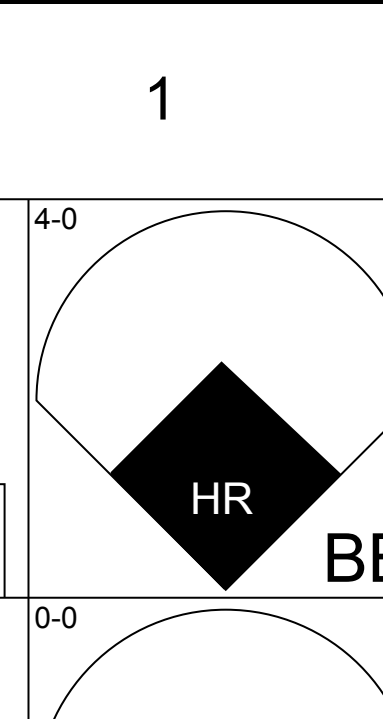
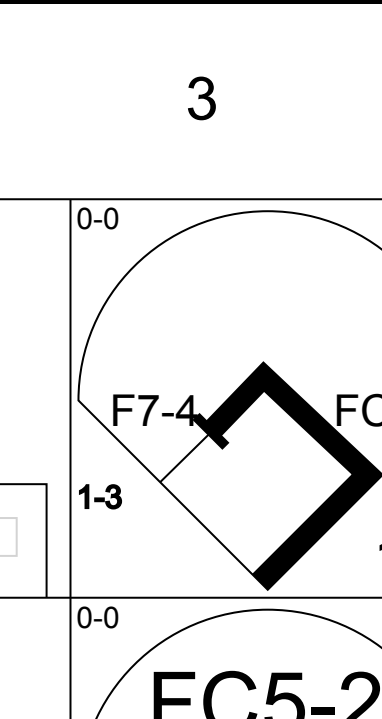
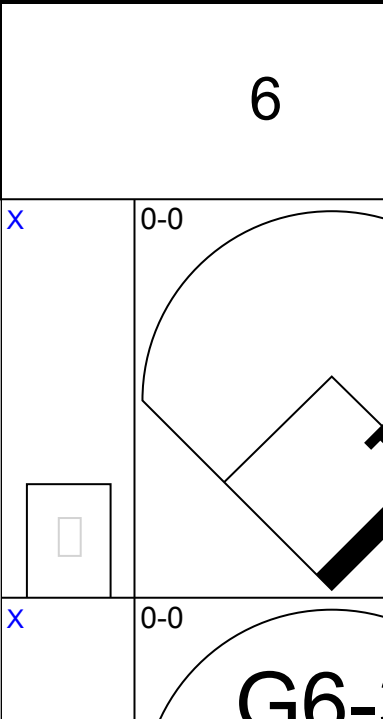
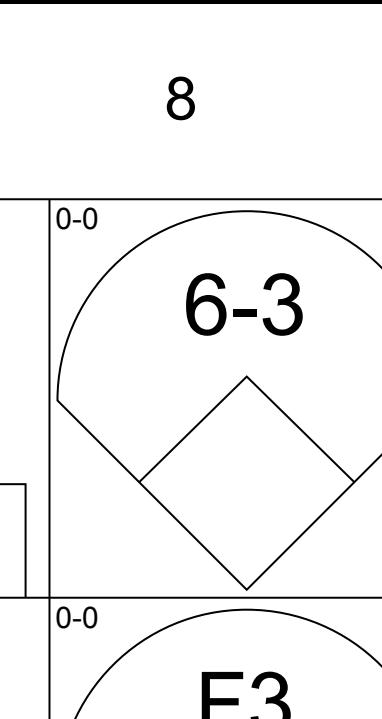
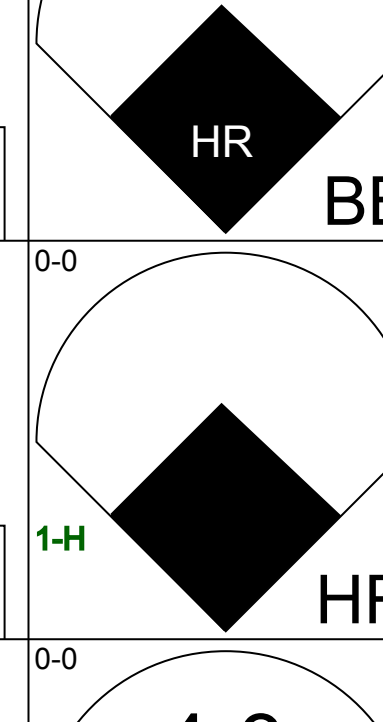
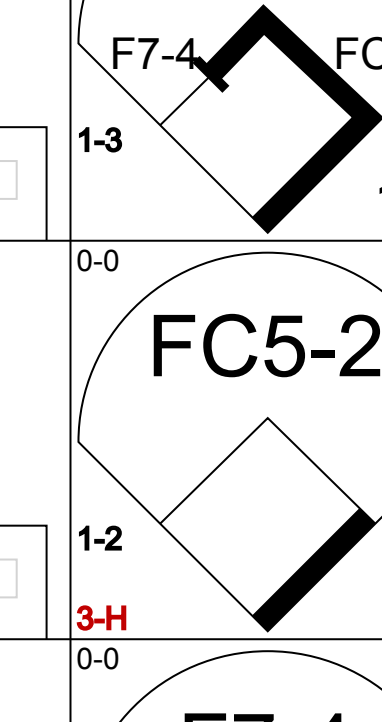
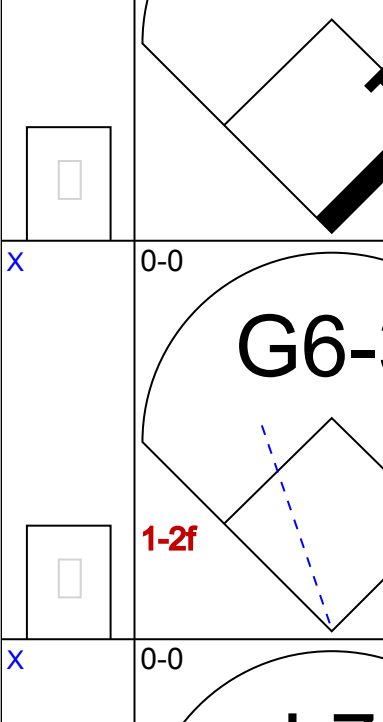
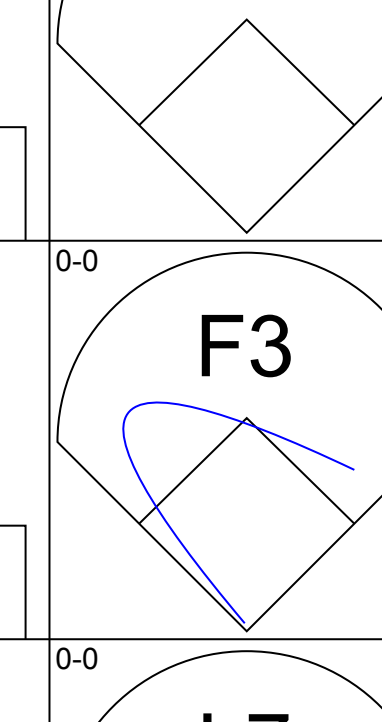
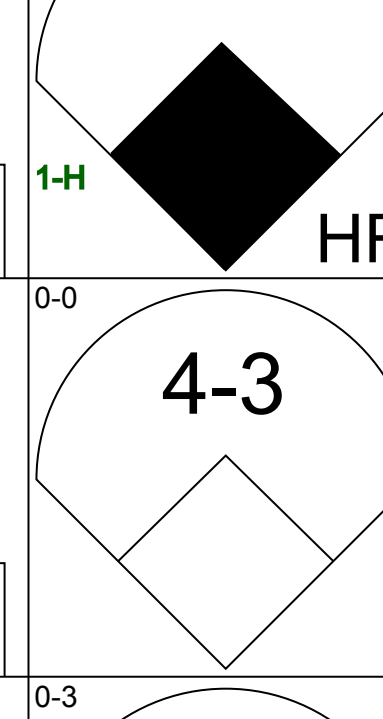
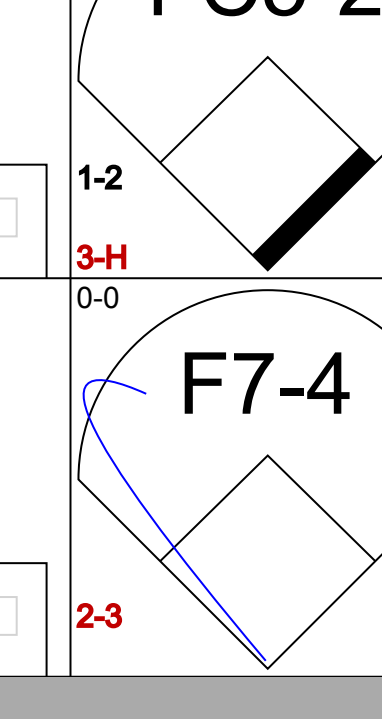
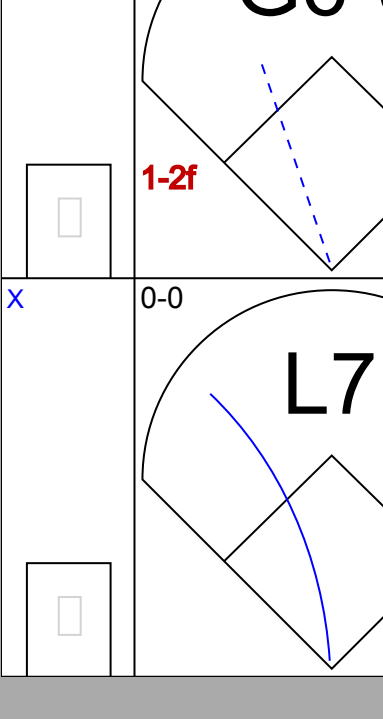
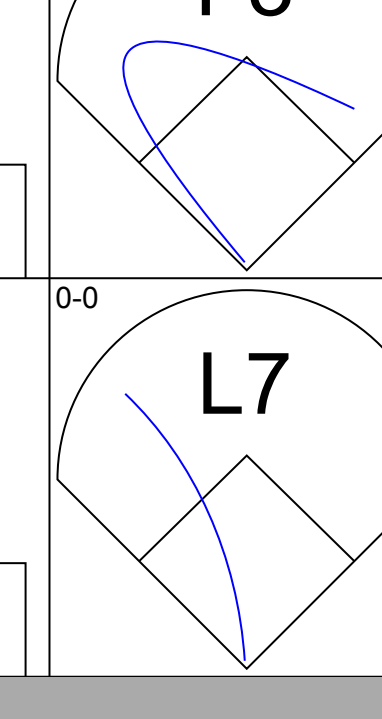
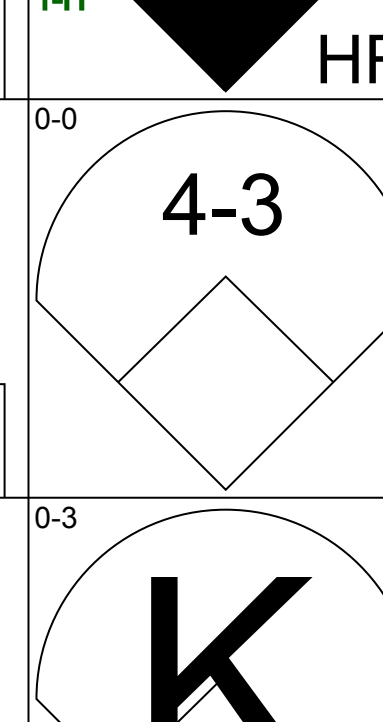
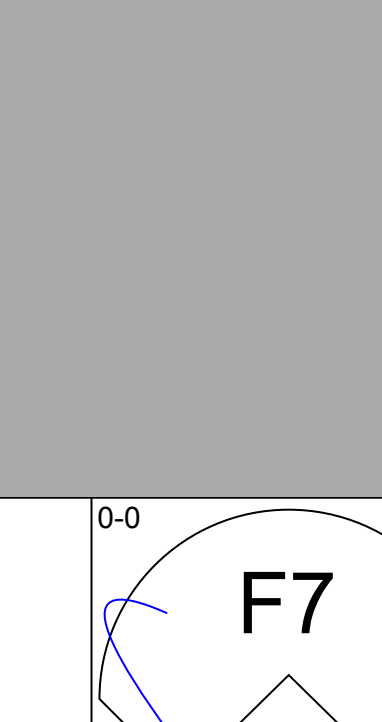
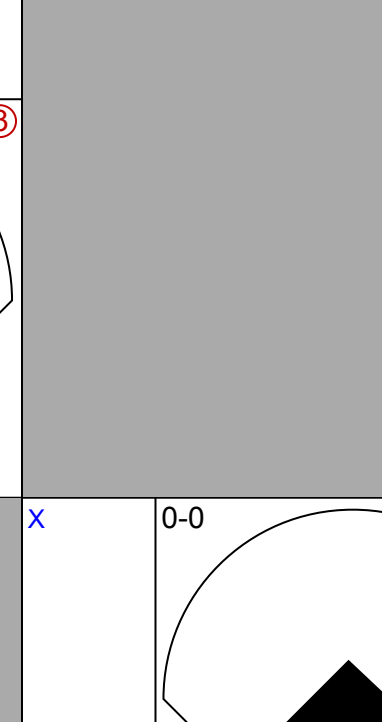
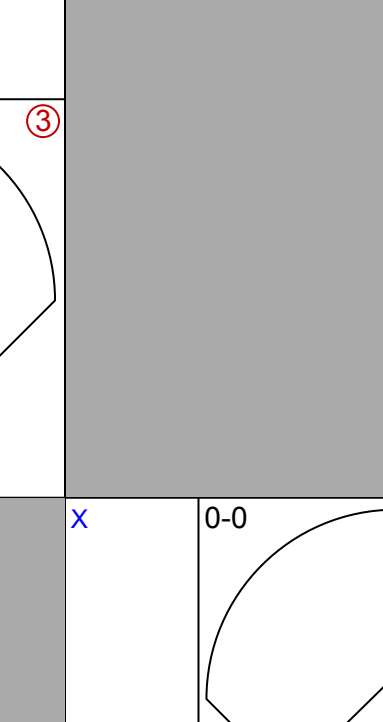
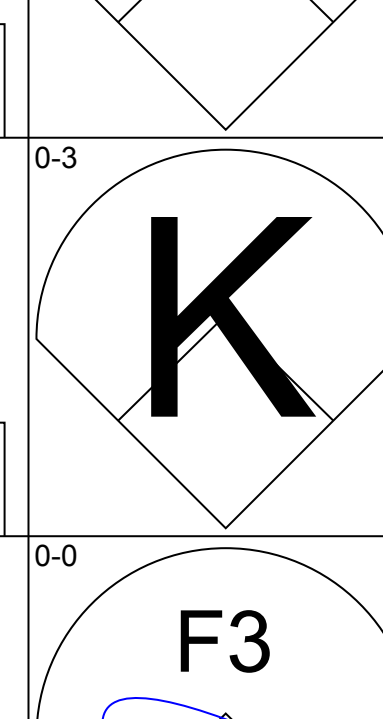
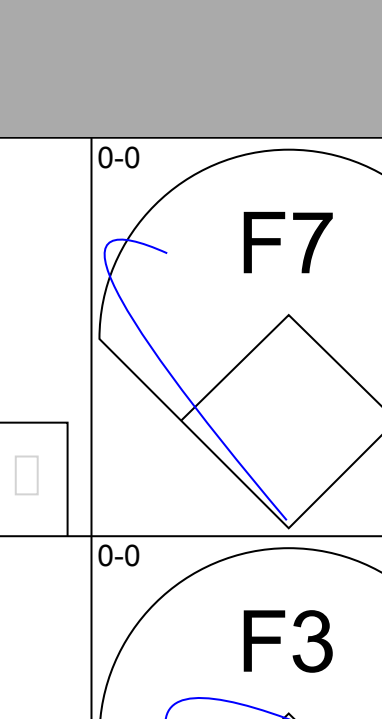
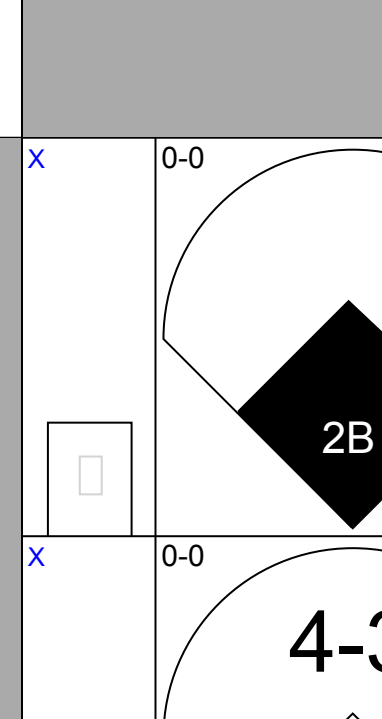
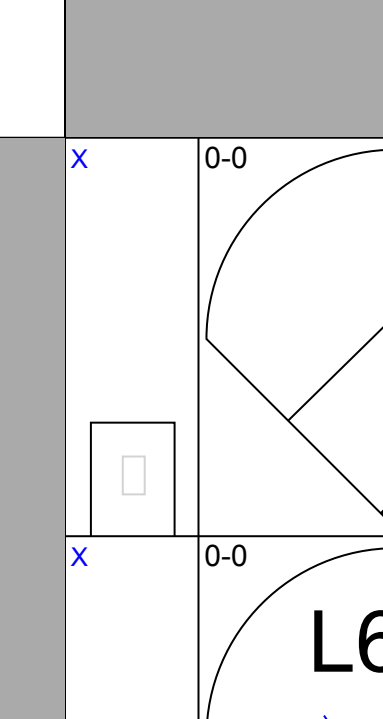

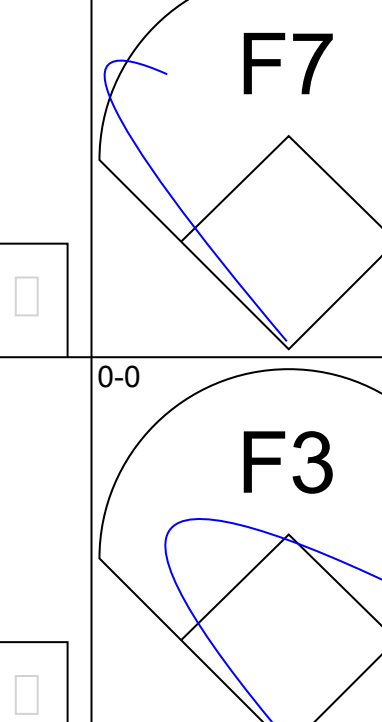
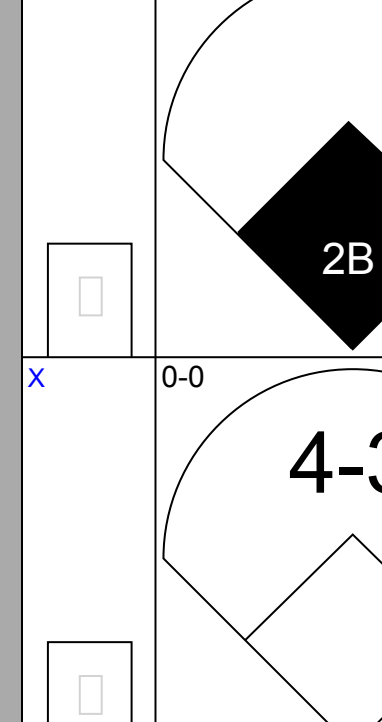
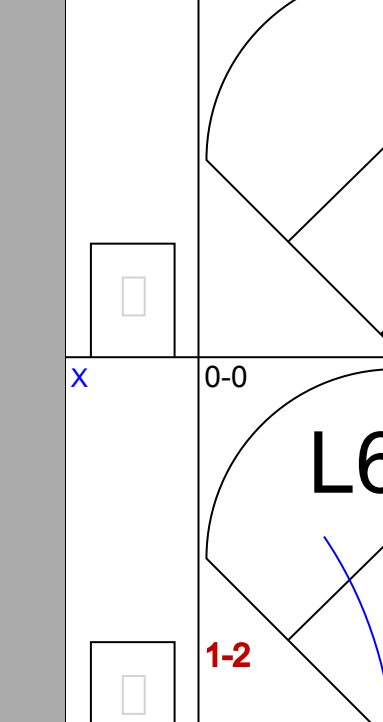
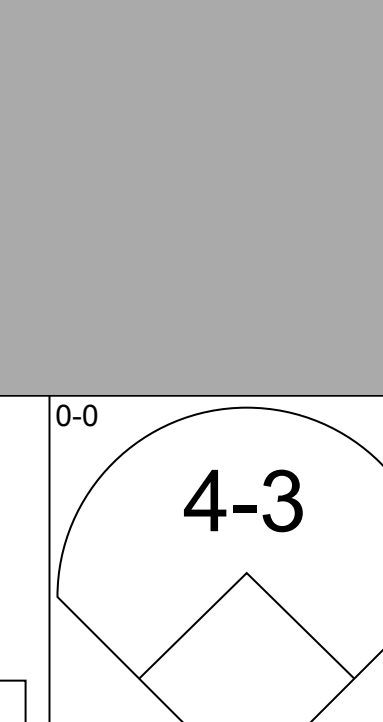

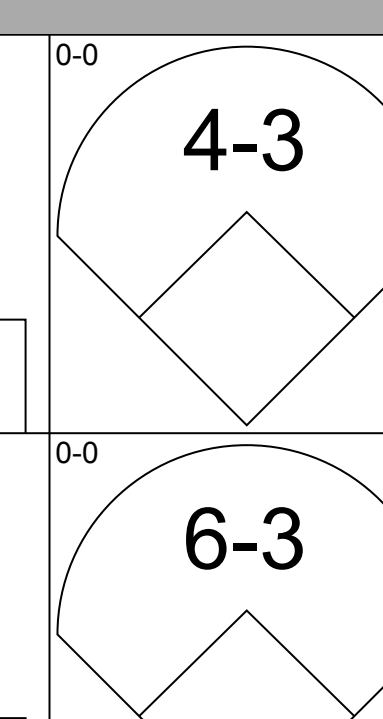
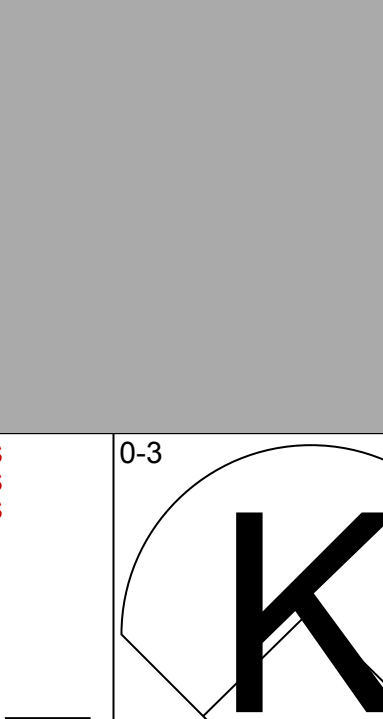
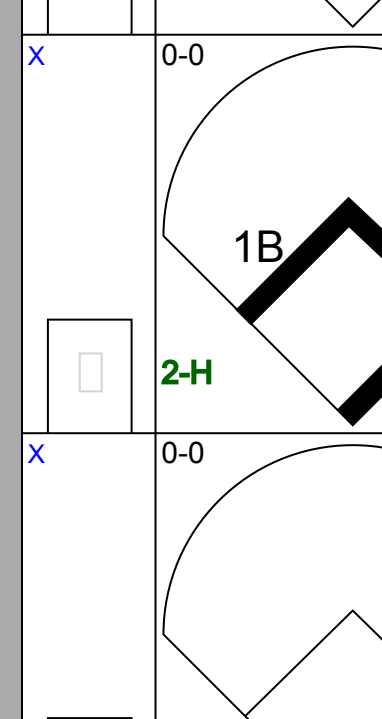

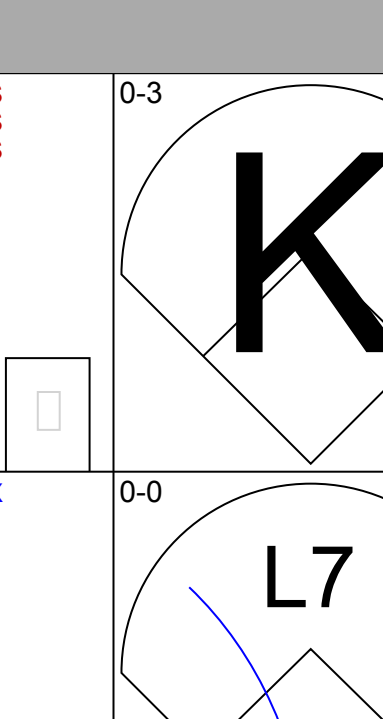
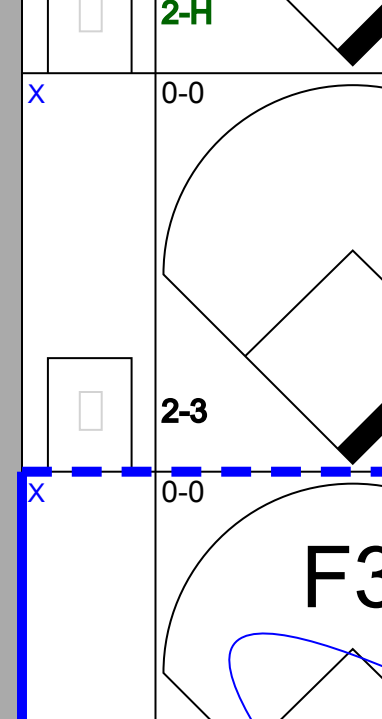
Batter	1	2	3	4	5	6	7	8	9	AB	R	H	RBI	BB	SO	LOB	BOTTOM																					
Johnny Lipon, R (1, 6) OBP: 0.328, SLG: 0.304	F8		1-2 HBP		1B BB		L8	1B		3	0	1	0	1	0	1	Boston Red Sox @ Detroit Tigers Briggs Stadium, Detroit, MI Wed Jun 06 1951, 4:33 AM EDT Att: 9,002 - Unknown																					
Jerry Priddy, R (1, 4) OBP: 0.349, SLG: 0.376	5-3		F9		F3		FC6-4	1B		5	0	1	1	0	0	5																						
George Kell, R (1, 5) OBP: 0.409, SLG: 0.357			F8					1B	L7	5	0	3	1	0	0	3																						
Vic Wertz, L (1, 9) OBP: 0.418, SLG: 0.509 Steve Souchock, R (9, PR) OBP: 0.397, SLG: 0.704	F4		G3		4-3			FC6-2 1B	1B	4	0	1	0	0	0	5																						
Pat Mullin, L (1, 7) OBP: 0.340, SLG: 0.451		F8		F9		6-3		FC6-2 2B	1B	4	1	1	0	0	0	0																						
Johnny Groth, R (1, 8) OBP: 0.370, SLG: 0.429				L6		5-3		FC6-2 1B		4	1	1	0	0	0	3																						
Joe Ginsberg, L (1, 2) OBP: 0.424, SLG: 0.402		L9		F7		1-3		F5		4	0	0	0	0	0	4																						
Dick Kryhoski, L (1, 3) OBP: 0.405, SLG: 0.485		1-3			1B SH3-4		4-3	1B		4	1	2	2	0	0	1																						
Bob Cain, L (1, 1) OBP: 0.300, SLG: 0.350 Hal White, R (9, 1) ERA: 4.44 Fred Hutchinson, L (9, 1) OBP: 0.250, SLG: 0.211					SH3-4			FC6-4 1B	1B	3	2	3	2	0	0	0																						
Inning Stats	R: 0 E: 0 K: 0 S: 4	H: 1 LOB: 1 BB: 0 P: 4	R: 0 E: 0 K: 0 S: 4	H: 1 LOB: 1 BB: 0 P: 4	R: 1 E: 0 K: 0 S: 4	H: 1 LOB: 1 BB: 0 P: 5	R: 0 E: 0 K: 0 S: 3	H: 0 LOB: 0 BB: 0 P: 3	R: 0 E: 0 K: 0 S: 5	H: 2 LOB: 3 BB: 1 P: 9	R: 0 E: 0 K: 0 S: 3	H: 0 LOB: 0 BB: 0 P: 3	R: 0 E: 0 K: 0 S: 4	H: 1 LOB: 1 BB: 0 P: 4	R: 5 E: 0 K: 0 S: 10	H: 7 LOB: 2 BB: 0 P: 10		1B: 11 2B: 2 3B: 0 HR: 0	SF: 0 SAC: 1 DP: 0 HBP: 1	WP: 0 PA: 39 PB: 0 SB: 0 CS: 0																		
PITCHER	IP	WLS	BF	H	R	ER	SO	BB	IBB	HBP	BLK	WP	HR	S	P	ERA	WHIP	PITCHER				IP	WLS	BF	H	R	ER	SO	BB	IBB	HBP	BLK	WP	HR	S	P	ERA	WHIP
Harry Taylor, R (1, 1) ERA: 4.44	7.2	L	38	13	6	6	0	1	0	0	0	0	0	36	41	7.04	1.826																					
Ray Scarborough, R (8, 1) ERA: 6.26	0.1		1	0	0	0	0	0	0	0	0	0	0	1	1	0.00	0.000																					



Batter	1	2	3	4	5	6	7	8	9	AB	R	H	RBI	BB	SO	LOB	TOP					
Dom DiMaggio, R OBP: 0.408, SLG: 0.463 (1, 8)										5	0	1	2	0	1	3	Boston Red Sox @ Detroit Tigers Briggs Stadium, Detroit, MI Thu Jun 07 1951, 4:33 AM EDT Att: 39,929 - Unknown					
Billy Goodman, L OBP: 0.403, SLG: 0.369 (1, 3)										5	1	1	0	0	0	5						
Ted Williams, L OBP: 0.472, SLG: 0.593 (1, 7)										3	2	1	0	2	0	4						
Lou Boudreau, R OBP: 0.351, SLG: 0.398 (1, 6)										4	0	1	1	1	0	2						
Vern Stephens, R OBP: 0.418, SLG: 0.548 (1, 5)										5	0	2	1	0	0	2						
Bobby Doerr, R OBP: 0.408, SLG: 0.453 (1, 4)										4	1	1	0	1	1	2						
Clyde Vollmer, R OBP: 0.208, SLG: 0.318 (1, 9)										4	1	1	0	0	0	5						
Les Moss, R OBP: 0.300, SLG: 0.328 (1, 2)										2	0	0	0	1	0	0						
Chuck Stobbs, L OBP: 0.200, SLG: 0.280 (1, 1)										2	0	1	0	0	1	0						
Ellis Kinder, R (7, 1)										1	0	0	0	0	1	3						
Inning Stats	R: 1 E: 1 K: 1 S: 7	H: 1 LOB: 3 BB: 2 P: 15	R: 0 E: 1 K: 0 S: 5	H: 1 LOB: 2 BB: 0 P: 5	R: 0 E: 0 K: 1 S: 5	H: 1 LOB: 1 BB: 1 P: 9	R: 0 E: 0 K: 0 S: 3	H: 0 LOB: 1 BB: 1 P: 7	R: 1 E: 0 K: 0 S: 3	H: 1 LOB: 0 BB: 1 P: 7	R: 0 E: 0 K: 1 S: 5	H: 0 LOB: 0 BB: 0 P: 5	R: 1 E: 0 K: 0 S: 5	H: 2 LOB: 1 BB: 0 P: 5	R: 2 E: 1 K: 1 S: 9	H: 3 LOB: 2 BB: 0 P: 9	R: 0 E: 0 K: 0 S: 3	H: 0 LOB: 0 BB: 0 P: 3	1B: 8 2B: 1 3B: 0 HR: 0	SF: 0 SAC: 2 DP: 2 HBP: 0	WP: 0 PB: 0 SB: 0 CS: 0	PA: 42
PITCHER Ted Gray, L ERA: 4.68 (1, 1)	IP: 9.0 WLS: L BF: 42	H: 9 R: 5 ER: 4 SO: 4	BB: 4 IBB: 1 HBP: 0 BLK: 0	WP: 0 HR: 0 S: 45 P: 65	ERA: 4.00 WHIP: 1.444	PITCHER										IP: 9.0 WLS: L BF: 42	H: 9 R: 5 ER: 4 SO: 4	BB: 4 IBB: 1 HBP: 0 BLK: 0	WP: 0 HR: 0 S: 45 P: 65	ERA: 4.00 WHIP: 1.444		

AB	35
R	5
H	9
RBI	4
BB	5
SO	4
LOB	26



Batter	1	2	3	4	5	6	7	8	9	AB	R	H	RBI	BB	SO	LOB	BOTTOM					
Johnny Lipon, R OBP: 0.337, SLG: 0.310 (1, 6)										3	1	2	0	1	0	0	Boston Red Sox @ Detroit Tigers Briggs Stadium, Detroit, MI Thu Jun 07 1951, 4:33 AM EDT Att: 39,929 - Unknown					
Jerry Priddy, R OBP: 0.347, SLG: 0.391 (1, 4)										4	1	1	2	0	0	3						
George Kell, R OBP: 0.400, SLG: 0.348 (1, 5)										4	0	0	0	0	0	2						
Vic Wertz, L OBP: 0.420, SLG: 0.515 (1, 9)											4	1	2	0	0	1		0				
Johnny Groth, R OBP: 0.356, SLG: 0.411 (1, 8)											4	0	0	0	0	0		2				
Steve Souchock, R OBP: 0.359, SLG: 0.690 (1, 7)											4	0	1	1	0	0		0				
Don Kolloway, R OBP: 0.289, SLG: 0.318 (1, 3)										3	0	1	0	0	1	0						
Aaron Robinson, L OBP: 0.316, SLG: 0.242 (1, 2)										2	0	0	0	0	0	0						
Hoot Evers, R OBP: 0.252, SLG: 0.230 (7, PH)										1	0	0	0	0	0	2						
Joe Ginsberg, L OBP: 0.424, SLG: 0.402 (8, 2)										0	0	0	0	0	0	0						
Ted Gray, S OBP: 0.250, SLG: 0.167 (1, 1)										2	0	0	0	1	2	2						
Inning Stats	R: 2 E: 0 K: 1 S: 6	H: 1 LOB: 0 BB: 1 P: 10	R: 0 E: 0 K: 0 S: 3	H: 0 LOB: 0 BB: 0 P: 3	R: 0 E: 0 K: 0 S: 3	H: 1 LOB: 1 BB: 1 P: 7	R: 0 E: 0 K: 0 S: 3	H: 0 LOB: 0 BB: 0 P: 3	R: 0 E: 0 K: 2 S: 7	H: 0 LOB: 0 BB: 0 P: 7	R: 0 E: 0 K: 0 S: 3	H: 1 LOB: 0 BB: 0 P: 3	R: 1 E: 0 K: 1 S: 8	H: 3 LOB: 2 BB: 0 P: 8	R: 0 E: 0 K: 0 S: 3	H: 0 LOB: 0 BB: 0 P: 3	R: 0 E: 0 K: 0 S: 3	H: 1 LOB: 0 BB: 0 P: 3	1B: 4 2B: 4 3B: 0 HR: 1	SF: 0 SAC: 0 DP: 3 HBP: 0	WP: 0 PB: 0 SB: 0 CS: 0	PA: 33
PITCHER Chuck Stobbs, L ERA: 4.05 (1, 1)	IP: 6.1 WLS: W BF: 25	H: 6 R: 3 ER: 3 SO: 3	BB: 2 IBB: 0 HBP: 0 BLK: 0	WP: 0 HR: 1 S: 29 P: 37	ERA: 4.26 WHIP: 1.263	PITCHER										IP: 6.1 WLS: W BF: 25	H: 6 R: 3 ER: 3 SO: 3	BB: 2 IBB: 0 HBP: 0 BLK: 0	WP: 0 HR: 1 S: 29 P: 37	ERA: 4.26 WHIP: 1.263		
Ellis Kinder, R ERA: 4.24 (7, 1)	IP: 2.2 WLS: W BF: 8	H: 1 R: 0 ER: 0 SO: 1	BB: 0 IBB: 0 HBP: 0 BLK: 0	WP: 0 HR: 0 S: 10 P: 10	ERA: 0.00 WHIP: 0.375	PITCHER										IP: 2.2 WLS: W BF: 8	H: 1 R: 0 ER: 0 SO: 1	BB: 0 IBB: 0 HBP: 0 BLK: 0	WP: 0 HR: 0 S: 10 P: 10	ERA: 0.00 WHIP: 0.375		

AB	31
R	3
H	7
RBI	3
BB	2
SO	4
LOB	11



Batter	1	2	3	4	5	6	7	8	9	AB	R	H	RBI	BB	SO	LOB	TOP					
Dom DiMaggio, R OBP: 0.400, SLG: 0.452	4-3		6-3		F8		F8		1-3	5	0	0	0	0	0	0	Boston Red Sox @ Cleveland Indians Cleveland Municipal Stadium, Cleveland, OH Fri Jun 08 1951, 3:33 AM EDT Att: 34,880 - Unknown					
Billy Goodman, L OBP: 0.405, SLG: 0.372	4-3		2B 1B		K		1B			4	0	2	0	0	1	0						
Ted Williams, L OBP: 0.468, SLG: 0.582	4-3		F8		BB		K			3	0	0	0	1	1	2						
Lou Boudreau, R OBP: 0.354, SLG: 0.402		SH3 1B BB	1-3 2B		F4		F7			3	0	1	0	1	0	2						
Vern Stephens, R OBP: 0.414, SLG: 0.540		SH3 1B	6-3		F8		6-3			4	0	1	0	0	0	2						
Bobby Doerr, R OBP: 0.402, SLG: 0.445		SH3			F7		4-3		F4	3	0	0	0	0	0	0						
Tom Wright, L OBP: 0.340, SLG: 0.372		IBB					2B 1B		K	3	1	2	0	1	1	0						
Les Moss, R OBP: 0.299, SLG: 0.333		K			F7		1-H 2B		F7	4	0	1	1	0	1	4						
Mickey McDermott, L OBP: 0.238, SLG: 0.333		F8			K		4-3		4-3	1	0	0	0	0	0	3						
Walt Masterson, R 6 Johnny Pesky, L Willard Nixon, L Fred Hatfield, L										1	0	0	0	0	0	1						
										1	0	0	0	0	0	1						
										0	0	0	0	0	0	0						
										1	0	0	0	0	0	0						
Inning Stats	R: 0 E: 0 K: 0 S: 3	H: 0 LOB: 0 BB: 0 P: 3	R: 0 E: 0 K: 1 S: 6	H: 1 LOB: 3 BB: 2 P: 14	R: 0 E: 0 K: 0 S: 5	H: 2 LOB: 2 BB: 0 P: 5	R: 0 E: 0 K: 1 S: 6	H: 1 LOB: 1 BB: 0 P: 6	R: 0 E: 0 K: 1 S: 5	H: 0 LOB: 1 BB: 1 P: 9	R: 1 E: 0 K: 0 S: 5	H: 2 LOB: 1 BB: 0 P: 5	R: 0 E: 0 K: 1 S: 6	H: 1 LOB: 0 BB: 0 P: 6	R: 0 E: 0 K: 1 S: 5	H: 0 LOB: 0 BB: 0 P: 5	R: 0 E: 0 K: 0 S: 3	H: 0 LOB: 0 BB: 0 P: 3	1B: 5 2B: 2 3B: 0 HR: 0	SF: 0 SAC: 1 DP: 0 HBP: 0	WP: 0 PB: 0 SB: 0 CS: 0	PA: 37
PITCHER Bob Feller, R ERA: 1.72	IP: 9.0 WLS: W BF: 37 H: 7 R: 1 ER: 1 SO: 5 BB: 2 IBB: 1 HBP: 0 BLK: 0 WP: 0 HR: 0 S: 44 P: 56 ERA: 1.00 WHIP: 1.000															PITCHER						

AB 33
R 1
H 7
RBI 1
BB 3
SO 5
LOB 15



Batter	1	2	3	4	5	6	7	8	9	AB	R	H	RBI	BB	SO	LOB	BOTTOM	
Dale Mitchell, L OBP: 0.288, SLG: 0.313	2-1			5-3		6-3				4	1	1	2	0	0	2	Boston Red Sox @ Cleveland Indians Cleveland Municipal Stadium, Cleveland, OH Fri Jun 08 1951, 3:33 AM EDT Att: 34,880 - Unknown	
Bobby Avila, R OBP: 0.394, SLG: 0.366	K	2H HR	L7		1-3		G4-6-3 1B			4	0	1	0	0	1	0		
Sam Chapman, R OBP: 0.291, SLG: 0.279	F2		5-3		2B 1B		G4-6-3 1B			3	1	1	0	1	0	0		
Luke Easter, L Harry Simpson, L		E4 SH1-4 2B	3-1		F5		G4-6-3 1-2 2-3			4	1	0	0	0	0	3		
Al Rosen, R OBP: 0.367, SLG: 0.442		E5 SH1-4 2B	5-3		1-H 2B		F8			4	1	1	1	0	0	2		
Bob Kennedy, R OBP: 0.331, SLG: 0.407		SH1-4		F9 1B BB	F7		5-3 1B			2	0	1	0	1	0	1		
Ray Boone, R OBP: 0.319, SLG: 0.294		2B IBB		1-2 1B		F2		5-3		3	1	1	0	1	0	1		
Jim Hegan, R OBP: 0.357, SLG: 0.468		1-H 2H 3H 2B		F9		HR		F7		4	2	2	4	0	0	3		
Bob Feller, R OBP: 0.250, SLG: 0.233		K		K		K		F9		4	0	0	0	0	3	4		
										1B: 4 2B: 2 3B: 0 HR: 2	SF: 0 SAC: 1 DP: 1 HBP: 0	WP: 0 PB: 0 SB: 0 CS: 0	PA: 36					
Inning Stats	R: 0 E: 0 K: 1 S: 5	H: 0 LOB: 0 BB: 0 P: 5	R: 5 E: 2 K: 1 S: 9	H: 2 LOB: 0 BB: 1 P: 13	R: 0 E: 0 K: 0 S: 3	H: 0 LOB: 0 BB: 0 P: 3	R: 0 E: 0 K: 1 S: 6	H: 1 LOB: 2 BB: 1 P: 10	R: 1 E: 0 K: 0 S: 5	H: 2 LOB: 1 BB: 0 P: 5	R: 1 E: 0 K: 1 S: 6	H: 1 LOB: 0 BB: 0 P: 6	R: 0 E: 0 K: 0 S: 3	H: 1 LOB: 1 BB: 1 P: 7	R: 0 E: 0 K: 0 S: 4	H: 1 LOB: 1 BB: 0 P: 4	WP: 0 PB: 0 SB: 0 CS: 0	PA: 36
PITCHER Mickey McDermott, L Walt Masterson, R Willard Nixon, R	IP: 2.0 WLS: L BF: 11 H: 3 R: 1 ER: 1 SO: 2 BB: 1 IBB: 0 HBP: 0 BLK: 0 WP: 0 HR: 1 S: 14 P: 18 ERA: 2.91 WHIP: 1.000															PITCHER		

AB 32
R 7
H 8
RBI 7
BB 3
SO 4
LOB 16



Batter	1	2	3	4	5	6	7	8	9	AB	R	H	RBI	BB	SO	LOB	TOP			
Dom DiMaggio, R (1, 8) OBP: 0.396, SLG: 0.447	F8		G6-4-3		5-3		5-3		K	5	0	1	0	0	1	2				
Billy Goodman, L (1, 3) OBP: 0.407, SLG: 0.368	6-3				FC4-6		5-3			2	0	0	0	2	0	1				
Ted Williams, L (1, 7) OBP: 0.464, SLG: 0.571	F6		6-3				4-3			3	0	0	0	1	0	2				
Lou Boudreau, R (1, 6) OBP: 0.358, SLG: 0.406					FC4-6				F8	1	0	1	0	0	0	0				
6 Johnny Pesky, L (2, 6) OBP: 0.349, SLG: 0.333										2	1	0	0	1	0	2				
Vern Stephens, R (1, 5) OBP: 0.405, SLG: 0.526					F7		F9		6-3	4	0	0	0	0	0	4				
Bobby Doerr, R (1, 4) OBP: 0.399, SLG: 0.441					F7				F9	4	0	1	0	0	0	2				
Tom Wright, L (1, 9) OBP: 0.352, SLG: 0.370							G1-6-3			3	0	1	0	1	0	1				
Les Moss, R (1, 2) OBP: 0.297, SLG: 0.331							F7		F7	4	0	1	1	0	0	2				
Mel Parnell, L (1, 1) OBP: 0.500, SLG: 0.440										2	0	1	0	0	0	2				
Fred Hatfield, L (7, PH) OBP: 0.375, SLG: 0.333										1	0	0	0	0	0	0				
Ellis Kinder, R (7, 1)										0	0	0	0	0	0	0				
Clyde Vollmer, R (8, PH) OBP: 0.240, SLG: 0.348										1	0	1	0	0	0	0				
Inning Stats	R: 0 E: 0 K: 0 S: 3	H: 0 LOB: 0 BB: 0 P: 3	R: 0 E: 0 K: 0 S: 4	H: 1 LOB: 2 BB: 1 P: 8	R: 0 E: 0 K: 0 S: 3	H: 1 LOB: 1 BB: 1 P: 7	R: 1 E: 0 K: 0 S: 5	H: 2 LOB: 2 BB: 1 P: 9	R: 0 E: 0 K: 0 S: 3	H: 0 LOB: 0 BB: 0 P: 3	R: 0 E: 0 K: 0 S: 4	H: 1 LOB: 1 BB: 0 P: 4	R: 0 E: 0 K: 0 S: 3	H: 0 LOB: 0 BB: 0 P: 3	R: 0 E: 0 K: 1 S: 6	H: 1 LOB: 1 BB: 0 P: 6	1B: 7 2B: 0 3B: 0 HR: 0	SF: 0 SAC: 0 DP: 2 HBP: 0	WP: 0 PB: 0 SB: 1 CS: 0	PA: 37
PITCHER Bob Lemon, R (1, 1) ERA: 3.2	IP: 9.0 WLS: W BF: 37 H: 7 R: 1 ER: 1 SO: 1 BB: 5 IBB: 0 HBP: 0 BLK: 0 WP: 0 HR: 0 S: 34 P: 54 ERA: 1.00 WHIP: 1.333															PITCHER				

Boston Red Sox @ Cleveland Indians
Cleveland Municipal Stadium, Cleveland, OH

Sat Jun 09 1951, 3:33 AM EDT
Att: 10,412 - Unknown

AB 32
R 1
H 7
RBI 1
BB 5
SO 1
LOB 18



Batter	1	2	3	4	5	6	7	8	9	AB	R	H	RBI	BB	SO	LOB	BOTTOM			
Dale Mitchell, L (1, 7) OBP: 0.284, SLG: 0.308	4-3	FC6-4		SH5-3		SH1-3				2	0	0	0	0	0	2				
Bobby Avila, R (1, 4) OBP: 0.397, SLG: 0.370	1B			F9		6-3				4	1	2	1	0	0	2				
Sam Chapman, R (1, 8) OBP: 0.291, SLG: 0.278	1B	F7			L6	F8				4	1	1	0	0	0	3				
Luke Easter, L (1, 3) OBP: 0.404, SLG: 0.551									F5	4	0	1	1	0	1	0				
Harry Simpson, L (8, 3) OBP: 0.376, SLG: 0.323						G3				0	0	0	0	0	0	0				
Al Rosen, R (1, 5) OBP: 0.370, SLG: 0.443				5-3					F7	4	0	2	1	0	0	0				
Bob Kennedy, R (1, 9) OBP: 0.329, SLG: 0.399	G4-6-3				F7				F9	3	0	0	0	1	0	3				
Ray Boone, R (1, 6) OBP: 0.323, SLG: 0.299					F9				F7	4	2	2	0	0	0	1				
Jim Hegan, R (1, 2) OBP: 0.368, SLG: 0.488		L9								3	1	2	1	1	0	1				
Bob Lemon, L (1, 1) OBP: 0.156, SLG: 0.200					F7				F3	3	0	1	1	1	0	2				
Inning Stats	R: 2 E: 0 K: 0 S: 6	H: 4 LOB: 1 BB: 0 P: 6	R: 1 E: 1 K: 0 S: 5	H: 2 LOB: 2 BB: 1 P: 9	R: 0 E: 0 K: 1 S: 5	H: 0 LOB: 1 BB: 1 P: 9	R: 0 E: 0 K: 0 S: 3	H: 0 LOB: 1 BB: 1 P: 7	R: 0 E: 0 K: 0 S: 4	H: 1 LOB: 1 BB: 0 P: 4	R: 2 E: 0 K: 0 S: 6	H: 3 LOB: 1 BB: 0 P: 6	R: 0 E: 0 K: 0 S: 3	H: 0 LOB: 0 BB: 0 P: 3	R: 0 E: 0 K: 0 S: 3	H: 1 LOB: 0 BB: 0 P: 3	1B: 10 2B: 0 3B: 1 HR: 0	SF: 0 SAC: 2 DP: 1 HBP: 0	WP: 1 PB: 0 SB: 0 CS: 1	PA: 36
PITCHER Mel Parnell, L (1, 1) ERA: 3.94	IP: 6.0 WLS: L BF: 30 H: 10 R: 5 ER: 5 SO: 10 BB: 3 IBB: 0 HBP: 0 BLK: 0 WP: 1 HR: 0 S: 29 P: 41 ERA: 7.50 WHIP: 2.167															PITCHER				
Ellis Kinder, R (7, 1) ERA: 3.91	IP: 2.0 WLS: 6 BF: 1 H: 0 R: 0 ER: 0 SO: 0 BB: 0 IBB: 0 HBP: 0 BLK: 0 WP: 0 HR: 0 S: 6 P: 6 ERA: 0.00 WHIP: 0.500															PITCHER				

Boston Red Sox @ Cleveland Indians
Cleveland Municipal Stadium, Cleveland, OH

Sat Jun 09 1951, 3:33 AM EDT
Att: 10,412 - Unknown

AB 31
R 5
H 11
RBI 5
BB 3
SO 1
LOB 14



Batter	1	2	3	4	5	6	7	8	9	AB	R	H	RBI	BB	SO	LOB	TOP		
Dom DiMaggio, R OBP: 0.491, SLG: 0.456 (1, 8)										5	0	0	1	1	1	5	Boston Red Sox @ Cleveland Indians Cleveland Municipal Stadium, Cleveland, OH Sun Jun 10 1951, 3:38 AM EDT Att: 54,956 - Unknown		
6 Johnny Pesky, L OBP: 0.365, SLG: 0.329 (1, 6)										4	2	2	0	1	0	2			
Tom Wright, L OBP: 0.344, SLG: 0.333 (1, 9)										3	1	1	0	1	0	3			
Ted Williams, L OBP: 0.466, SLG: 0.577 (1, 7)										3	2	1	3	2	0	3			
Vern Stephens, R OBP: 0.399, SLG: 0.509 (1, 5)										5	1	1	1	0	0	5			
Bobby Doerr, R OBP: 0.404, SLG: 0.462 (1, 4)										5	1	2	0	0	1	2			
Walt Dropo, R OBP: 0.351, SLG: 0.381 (1, 3)										4	1	3	2	1	0	1			
Buddy Rosar, R OBP: 0.394, SLG: 0.231 (1, 2)										5	0	1	0	0	0	4			
Ray Scarborough, R OBP: 0.222, SLG: 0.176 (1, 1)										4	0	0	0	0	2	4			
Inning Stats	R: 0 E: 0 K: 0 S: 3	H: 0 LOB: 2 BB: 2 P: 11	R: 1 E: 1 K: 0 S: 5	H: 1 LOB: 2 BB: 1 P: 9	R: 0 E: 0 K: 1 S: 3	H: 1 LOB: 0 BB: 0 P: 3	R: 0 E: 0 K: 1 S: 6	H: 1 LOB: 1 BB: 0 P: 6	R: 0 E: 1 K: 1 S: 6	H: 0 LOB: 2 BB: 1 P: 10	R: 3 E: 0 K: 0 S: 6	H: 3 LOB: 1 BB: 1 P: 10	R: 3 E: 0 K: 1 S: 7	H: 2 LOB: 0 BB: 0 P: 11	R: 0 E: 0 K: 0 S: 5	H: 2 LOB: 2 BB: 0 P: 5	1B: 9 2B: 2 3B: 0 HR: 1	SF: 0 SAC: 2 DP: 1 HBP: 0	WP: 1 PA: 46 PB: 0 SB: 0 CS: 0
PITCHER	IP	WLS	BF	H	R	ER	SO	BB	IBB	HBP	BLK	WP	HR	S	P	ERA	WHIP		
Mike Garcia, R ERA: 3.36 (1, 1)	7.0	L	35	7	5	4	3	3	2	0	0	1	0	36	56	5.14	1.429		
George Zuverink, R ERA: 5.3 (8, 1)	2.0		11	4	3	3	1	1	0	0	0	0	1	12	16	13.50	2.500		

AB	38
R	8
H	11
RBI	7
BB	6
SO	4
LOB	29



Batter	1	2	3	4	5	6	7	8	9	AB	R	H	RBI	BB	SO	LOB	BOTTOM				
Dale Mitchell, L OBP: 0.291, SLG: 0.310 (1, 7)										4	0	0	0	1	0	5	Boston Red Sox @ Cleveland Indians Cleveland Municipal Stadium, Cleveland, OH Sun Jun 10 1951, 3:38 AM EDT Att: 54,956 - Unknown				
Bobby Avila, R OBP: 0.383, SLG: 0.356 (1, 4)										4	0	0	0	0	0	1					
Larry Doby, L OBP: 0.459, SLG: 0.509 (1, 8)										3	0	1	0	1	0	0					
Harry Simpson, L OBP: 0.374, SLG: 0.313 (1, 3)										3	1	0	0	1	1	2					
Ray Boone, R OBP: 0.315, SLG: 0.291 (1, 6)										4	1	1	0	0	0	4					
Bob Kennedy, R OBP: 0.323, SLG: 0.384 (1, 9)										4	0	1	1	0	1	1					
Snuffy Stirrweiss, R OBP: 0.370, SLG: 0.277 (1, 5)										4	0	2	0	0	0	2					
Birdie Tebbetts, R OBP: 0.264, SLG: 0.320 (1, 2)										3	0	1	1	0	0	0					
Jim Hegam, R OBP: 0.376, SLG: 0.500 (7, PR) (8, 2)										2	0	0	0	0	1	0					
Mike Garcia, R OBP: 0.214, SLG: 0.222 (1, 1)	R: 0 E: 0 K: 0 S: 4	H: 1 LOB: 2 BB: 1 P: 8	R: 0 E: 0 K: 0 S: 3	H: 0 LOB: 0 BB: 0 P: 3	R: 0 E: 0 K: 1 S: 5	H: 0 LOB: 0 BB: 0 P: 5	R: 1 E: 0 K: 0 S: 3	H: 1 LOB: 1 BB: 2 P: 11	R: 0 E: 0 K: 0 S: 3	H: 0 LOB: 0 BB: 0 P: 3	R: 0 E: 0 K: 0 S: 3	H: 0 LOB: 0 BB: 0 P: 3	R: 1 E: 0 K: 0 S: 6	H: 3 LOB: 2 BB: 0 P: 6	R: 0 E: 0 K: 1 S: 5	H: 0 LOB: 0 BB: 0 P: 5	R: 0 E: 0 K: 1 S: 7	H: 2 LOB: 3 BB: 1 P: 11	1B: 7 2B: 0 3B: 0 HR: 0	SF: 0 SAC: 0 DP: 1 HBP: 0	WP: 0 PA: 37 PB: 0 SB: 0 CS: 0
PITCHER	IP	WLS	BF	H	R	ER	SO	BB	IBB	HBP	BLK	WP	HR	S	P	ERA	WHIP				
Ray Scarborough, R ERA: 5.51 (1, 1)	9.0	W	37	7	2	2	3	4	0	0	0	0	0	39	55	2.00	1.222				



Batter	1	2	3	4	5	6	7	8	9	AB	R	H	RBI	BB	SO	LOB	TOP			
Johnny Lipon, R OBP: 0.341, SLG: 0.311										5	2	3	0	0	0	0				
Jerry Priddy, R OBP: 0.395, SLG: 0.388										2	1	1	1	3	0	0				
George Kell, R OBP: 0.406, SLG: 0.349										4	1	1	0	0	0	3				
Vic Wertz, L OBP: 0.414, SLG: 0.508										4	0	1	1	1	1	2				
Hoot Evers, R OBP: 0.292, SLG: 0.230										0	0	0	0	0	0	0				
Pat Mullin, L OBP: 0.369, SLG: 0.476										2	1	1	2	2	0	0				
Steve Souchock, R OBP: 0.358, SLG: 0.672										1	0	1	0	0	0	0				
Johnny Groth, R OBP: 0.366, SLG: 0.420										4	1	1	1	1	1	5				
Joe Ginsberg, L OBP: 0.428, SLG: 0.411										4	0	1	1	0	0	2				
Don Kolloway, R OBP: 0.301, SLG: 0.341										0	0	0	0	0	0	0				
Charlie Keller, L OBP: 0.294, SLG: 0.143										1	0	0	0	0	1	3				
Aaron Robinson, L OBP: 0.319, SLG: 0.268										0	0	0	0	0	0	0				
Dick Kryhoski, L OBP: 0.406, SLG: 0.539										4	1	1	0	0	1	1				
Ted Gray, S OBP: 0.208, SLG: 0.136										4	0	0	0	0	3	2				
Inning Stats	R: 5 E: 1 K: 0 S: 8	H: 5 LOB: 1 BB: 1 P: 12	R: 1 E: 0 K: 0 S: 3	H: 1 LOB: 2 BB: 3 P: 15	R: 1 E: 0 K: 1 S: 8	H: 3 LOB: 2 BB: 0 P: 8	R: 0 E: 0 K: 2 S: 7	H: 0 LOB: 0 BB: 0 P: 7	R: 0 E: 0 K: 1 S: 5	H: 0 LOB: 0 BB: 0 P: 5	R: 0 E: 0 K: 0 S: 3	H: 1 LOB: 1 BB: 1 P: 7	R: 0 E: 0 K: 2 S: 7	H: 0 LOB: 0 BB: 0 P: 7	R: 0 E: 0 K: 1 S: 6	H: 1 LOB: 3 BB: 2 P: 14	1B: 9 2B: 2 3B: 0 HR: 0	SF: 0 SAC: 1 DP: 2 HBP: 0	WP: 0 PB: 0 SB: 0 CS: 0	PA: 43
PITCHER	IP WLS BF H R ER SO BB IBB HBP BLK WP HR S P ERA WHIP	IP WLS BF H R ER SO BB IBB HBP BLK WP HR S P ERA WHIP																		
Harry Taylor, R ERA: 5.29	(1, 1)	0.1	L	6	4	5	5	0	1	0	0	0	0	0	0	0	5	9	135.00	15.000
Willard Nixon, R ERA: 3.99	(1, 1)	7.2		31	6	2	2	6	3	1	0	0	0	0	0	39	55	2.35	1.174	
Chuck Stobbs, L ERA: 4.01	(9, 1)	0.2		5	1	0	0	0	2	0	0	0	0	0	0	3	11	0.00	4.500	
Ellis Kinder, R ERA: 3.86	(9, 1)	0.1		1	0	0	0	1	0	0	0	0	0	0	0	3	3	0.00	0.000	

Detroit Tigers @ Boston Red Sox
Fenway Park, Boston, MA
Tue Jun 12 1951, 3:33 AM EDT
Att: 28,775 - Unknown

AB	35
R	7
H	11
RBI	6
BB	7
SO	7
LOB	18



Batter	1	2	3	4	5	6	7	8	9	AB	R	H	RBI	BB	SO	LOB	BOTTOM					
Dom DiMaggio, R OBP: 0.397, SLG: 0.450										5	0	1	0	0	0	5						
6 Johnny Pesky, L OBP: 0.356, SLG: 0.314										4	0	0	0	1	1	2						
Ted Williams, L OBP: 0.464, SLG: 0.575										4	1	1	0	1	2	1						
Vern Stephens, R OBP: 0.399, SLG: 0.512										5	0	2	1	0	1	3						
Bobby Doerr, R OBP: 0.404, SLG: 0.458										4	1	1	0	1	0	2						
Walt Dropo, R OBP: 0.343, SLG: 0.371										4	0	0	0	0	3	3						
Clyde Vollmer, R OBP: 0.241, SLG: 0.444										4	1	1	1	0	0	2						
Les Moss, R OBP: 0.314, SLG: 0.338										3	0	2	1	1	0	1						
Mickey McDermott, L OBP: 0.217, SLG: 0.304										0	0	0	0	0	0	0						
Buddy Rosar, R OBP: 0.394, SLG: 0.231										0	0	0	0	0	0	0						
Harry Taylor, R OBP: 0.143, SLG: 0.190	(1, 1)									0	0	0	0	0	0	0						
Willard Nixon, L OBP: 0.480, SLG: 0.636	(1, 1)									2	0	1	0	1	1	0						
Lou Boudreau, R OBP: 0.356, SLG: 0.404	(6, PH)									1	0	0	0	0	0	1						
Chuck Stobbs, L OBP: 0.200, SLG: 0.280	(9, 1)									0	0	0	0	0	0	0						
Ellis Kinder, R ERA: 3.86	(9, 1)									0	0	0	0	0	0	0						
Inning Stats	R: 0 E: 0 K: 2 S: 8	H: 1 LOB: 1 BB: 0 P: 8	R: 0 E: 0 K: 1 S: 5	H: 0 LOB: 1 BB: 1 P: 9	R: 0 E: 0 K: 1 S: 5	H: 0 LOB: 2 BB: 2 P: 13	R: 1 E: 0 K: 1 S: 7	H: 2 LOB: 2 BB: 1 P: 11	R: 0 E: 0 K: 1 S: 6	H: 1 LOB: 1 BB: 0 P: 6	R: 0 E: 0 K: 0 S: 5	H: 2 LOB: 2 BB: 0 P: 5	R: 1 E: 0 K: 1 S: 7	H: 2 LOB: 1 BB: 0 P: 7	R: 1 E: 0 K: 0 S: 4	H: 1 LOB: 1 BB: 1 P: 8	R: 0 E: 0 K: 1 S: 5	H: 0 LOB: 0 BB: 0 P: 5	1B: 5 2B: 3 3B: 0 HR: 1	SF: 0 SAC: 0 DP: 0 HBP: 0	WP: 0 PB: 0 SB: 0 CS: 0	PA: 41
PITCHER	IP WLS BF H R ER SO BB IBB HBP BLK WP HR S P ERA WHIP	IP WLS BF H R ER SO BB IBB HBP BLK WP HR S P ERA WHIP																				
Ted Gray, L ERA: 4.46	(1, 1)	9.0	W	41	9	3	3	8	5	0	0	0	0	0	0	0	1	52	72	3.00	1.556	

Detroit Tigers @ Boston Red Sox
Fenway Park, Boston, MA
Tue Jun 12 1951, 3:33 AM EDT
Att: 28,775 - Unknown


AB	36
R	3
H	9
RBI	3
BB	5
SO	8
LOB	20



Batter	1	2	3	4	5	6	7	8	9	AB	R	H	RBI	BB	SO	LOB	TOP			
Johnny Lipon, R OBP: 0.340, SLG: 0.309	1-3		G4-6-3 1B		5-3		F7			4	0	1	0	0	0	1				
Jerry Priddy, R OBP: 0.355, SLG: 0.380	4-3		F9		6-3			5-3		4	0	0	0	0	0	3				
George Kell, R OBP: 0.408, SLG: 0.349	FC4-6 BB		G4-6-3			1B		5-3		3	0	1	0	1	0	2				
Vic Wertz, L OBP: 0.411, SLG: 0.500	FC4-6			G6-4-3 BB		F7		6-3		3	0	0	0	1	0	2				
Hoot Evers, R OBP: 0.244, SLG: 0.222		F3		G6-4-3		F4			5-3	4	0	0	0	0	0	2				
Johnny Groth, R OBP: 0.386, SLG: 0.430										2	0	2	0	2	0	0				
Don Kolloway, R OBP: 0.289, SLG: 0.326		1B				1B				4	0	0	0	0	0	5				
Joe Ginsberg, L OBP: 0.419, SLG: 0.402										3	0	0	0	0	1	1				
Steve Souchock, R OBP: 0.353, SLG: 0.561	K				F2			4-3		1	0	0	0	0	0	1				
Dizzy Trout, R OBP: 0.343, SLG: 0.290			F9 1B BB			5-3 WP 1B		4-3		2	0	1	0	1	0	0				
Inning Stats	R: 0 E: 0 K: 0 S: 3	H: 0 LOB: 1 BB: 1 P: 7	R: 0 E: 0 K: 1 S: 6	H: 1 LOB: 1 BB: 0 P: 6	R: 0 E: 0 K: 0 S: 3	H: 1 LOB: 1 BB: 1 P: 7	R: 0 E: 0 K: 0 S: 2	H: 0 LOB: 1 BB: 2 P: 10	R: 0 E: 0 K: 0 S: 4	H: 1 LOB: 1 BB: 0 P: 4	R: 0 E: 0 K: 0 S: 5	H: 2 LOB: 2 BB: 0 P: 5	R: 0 E: 0 K: 0 S: 3	H: 0 LOB: 0 BB: 0 P: 3	R: 0 E: 0 K: 0 S: 3	H: 0 LOB: 1 BB: 1 P: 7	1B: 5 2B: 0 3B: 0 HR: 0	SF: 0 SAC: 0 DP: 2 HBP: 0	WP: 1 PB: 0 SB: 0 CS: 0	PA: 35
PITCHER Bill Wight, L ERA: 5.51	IP: 9.0 WLS: W BF: 35 H: 5 R: 0 ER: 0 SO: 1 BB: 5 IBB: 0 HBP: 0 BLK: 0 WP: 1 HR: 0 S: 32 P: 52 ERA: 0.00 WHIP: 1.111															PITCHER				

Detroit Tigers @ Boston Red Sox
Fenway Park, Boston, MA
Wed Jun 13 1951, 3:33 AM EDT
Att: 9,390 - Unknown


AB	30
R	0
H	5
RBI	0
BB	5
SO	1
LOB	17



Batter	1	2	3	4	5	6	7	8	9	AB	R	H	RBI	BB	SO	LOB	BOTTOM			
Dom DiMaggio, R OBP: 0.398, SLG: 0.451	F2		F9			6 4-3 1B		6 BB 1B		4	1	2	0	0	0	0				
6 Johnny Pesky, L OBP: 0.371, SLG: 0.318						4-3		2B BB		2	0	1	0	2	0	1				
Ted Williams, L OBP: 0.465, SLG: 0.577										3	0	1	1	1	0	2				
Vern Stephens, R OBP: 0.406, SLG: 0.526										3	1	2	0	1	0	2				
Bobby Doerr, R OBP: 0.396, SLG: 0.448										4	0	0	1	0	0	4				
Walt Dropo, R OBP: 0.337, SLG: 0.364										3	0	0	0	0	0	0				
Clyde Vollmer, R OBP: 0.250, SLG: 0.414										2	0	0	0	1	0	0				
Les Moss, R OBP: 0.308, SLG: 0.331										3	0	0	0	0	1	1				
Bill Wight, L OBP: 0.150, SLG: 0.105										3	0	0	0	0	1	0				
Inning Stats	R: 0 E: 0 K: 0 S: 2	H: 0 LOB: 0 BB: 1 P: 6	R: 1 E: 0 K: 0 S: 4	H: 1 LOB: 0 BB: 0 P: 4	R: 0 E: 0 K: 1 S: 5	H: 0 LOB: 0 BB: 0 P: 5	R: 0 E: 0 K: 0 S: 4	H: 2 LOB: 1 BB: 0 P: 4	R: 0 E: 0 K: 0 S: 2	H: 0 LOB: 0 BB: 1 P: 6	R: 0 E: 0 K: 0 S: 4	H: 1 LOB: 2 BB: 1 P: 8	R: 0 E: 0 K: 0 S: 3	H: 0 LOB: 0 BB: 0 P: 3	R: 1 E: 0 K: 1 S: 7	H: 2 LOB: 3 BB: 2 P: 15	1B: 4 2B: 2 3B: 1 HR: 0	SF: 0 SAC: 0 DP: 3 HBP: 0	WP: 0 PB: 0 SB: 0 CS: 0	PA: 32
PITCHER Dizzy Trout, R ERA: 3.73	IP: 8.0 WLS: L BF: 32 H: 6 R: 2 ER: 2 SO: 2 BB: 5 IBB: 0 HBP: 0 BLK: 0 WP: 0 HR: 0 S: 31 P: 51 ERA: 2.25 WHIP: 1.375															PITCHER				

Detroit Tigers @ Boston Red Sox
Fenway Park, Boston, MA
Wed Jun 13 1951, 3:33 AM EDT
Att: 9,390 - Unknown

AB	27
R	2
H	6
RBI	2
BB	5
SO	2
LOB	10



Batter	1	2	3	4	5	6	7	8	9	AB	R	H	RBI	BB	SO	LOB	TOP					
Jim Delsing, L (1, 8) OBP: 0.379, SLG: 0.428	0-0 1-3 1B 2B		4-0 1-2 BB		0-0 1-3 2B 2B		0-0 1-3 1B		0-3 K	4	2	0	1	1	1		St. Louis Browns @ Boston Red Sox Fenway Park, Boston, MA Sat Jun 16 1951, 3:33 AM EDT Att: 7,272 - Unknown					
Bobby Young, L (1, 4) OBP: 0.285, SLG: 0.333	0-0 1-3		0-0 F8		0-0 2B 2B		0-0 1B	0-0 FC1-6	5	0	2	2	0	0	4							
Ray Coleman, L (1, 7) OBP: 0.392, SLG: 0.525	0-0 G5-4-3 1B		0-3 K2-3		0-3 K		0-0 F8	0-0 4-3	5	0	1	1	0	2	5							
Sherm Lollar, R (1, 2) OBP: 0.381, SLG: 0.425	0-0 G5-4-3			4-0 1B FC5-4 BB	0-3 K			0-0 F7		3	1	0	0	1	1	2						
Ken Wood, R (1, 9) OBP: 0.269, SLG: 0.374		0-3 K		0-0 F9		0-0 F4		0-0 HR		4	1	1	1	0	1	1						
Dale Long, L (1, 3) OBP: 0.356, SLG: 0.423		0-0 F8		0-0 FC5-4 1B		0-3 K		0-0 F6		4	0	1	0	0	1	0						
Fred Marsh, R (1, 5) OBP: 0.347, SLG: 0.367		0-3 K		0-0 FC5-4 CS		4-0 BB		0-0 1B		3	0	1	1	1	1	1						
Johnny Bero, L (1, 6) OBP: 0.370, SLG: 0.308			4-0 BB BB	0-0 CS	4-0 2B 2B BB	0-0 6-3		0-0 F3		2	1	0	0	2	0	2						
Ned Garver, R (1, 1) OBP: 0.395, SLG: 0.364			4-0 BB BB		0-3 K			4-0 FC1-6 BB		2	0	0	0	1	2	1						
Lou Slaughter, L (8, 1) OBP: 0.250, SLG: 0.350										0	0	0	0	0	0	0						
Matt Batts, R (9, PH) OBP: 0.314, SLG: 0.415										0	0	0	0	1	0	0						
Inning Stats	R: 1 E: 0 K: 0 S: 4	H: 2 LOB: 0 BB: 0 P: 4	R: 0 E: 0 K: 2 S: 7	H: 0 LOB: 0 BB: 0 P: 7	R: 0 E: 0 K: 1 S: 4	H: 0 LOB: 2 BB: 3 P: 16	R: 1 E: 0 K: 0 S: 3	H: 1 LOB: 0 BB: 1 P: 7	R: 2 E: 0 K: 3 S: 11	H: 2 LOB: 1 BB: 1 P: 15	R: 0 E: 0 K: 1 S: 5	H: 0 LOB: 1 BB: 1 P: 9	R: 0 E: 0 K: 1 S: 6	H: 1 LOB: 1 BB: 0 P: 6	R: 1 E: 0 K: 0 S: 5	H: 2 LOB: 1 BB: 0 P: 5	R: 0 E: 0 K: 1 S: 5	H: 0 LOB: 1 BB: 1 P: 9	1B: 4 2B: 3 3B: 0 HR: 1	SF: 0 SAC: 0 DP: 1 HBP: 0	WP: 0 PB: 0 SB: 0 CS: 1	PA: 40
PITCHER Mickey McDermott, L (1, 1) ERA: 2.89	IP: 9.0 WLS: W BF: 39 H: 8 R: 5 ER: 5 SO: 9 BB: 7 IBB: 0 HBP: 0 BLK: 0 WP: 0 HR: 1 S: 50 P: 78 ERA: 5.00 WHIP: 1.667															PITCHER	IP: 9.0 WLS: W BF: 39 H: 8 R: 5 ER: 5 SO: 9 BB: 7 IBB: 0 HBP: 0 BLK: 0 WP: 0 HR: 1 S: 50 P: 78 ERA: 5.00 WHIP: 1.667					

AB	32
R	5
H	8
RBI	5
BB	7
SO	9
LOB	17



Batter	1	2	3	4	5	6	7	8	9	AB	R	H	RBI	BB	SO	LOB	BOTTOM			
Dom DiMaggio, R (1, 8) OBP: 0.391, SLG: 0.442	0-0 1-3	0-0 6-3			0-0 F9	0-0 F8		0-0 F6		5	0	0	0	0	0	2	St. Louis Browns @ Boston Red Sox Fenway Park, Boston, MA Sat Jun 16 1951, 3:33 AM EDT Att: 7,272 - Unknown			
6 Johnny Pesky, L (1, 6) OBP: 0.355, SLG: 0.301	0-0 4-3		0-0 6-3		0-0 4-3	0-0 FC4-6		0-0 F8		5	0	0	0	0	0	1				
Billy Goodman, L (1, 3) OBP: 0.402, SLG: 0.360	0-0 6-3		0-0 F7		4-0 BB HR BB		0-0 6-3	0-3 K		4	1	0	0	1	1	0				
Ted Williams, L (1, 7) OBP: 0.469, SLG: 0.576		0-0 HR 1B	0-0 F5		4-0 1-2 HR BB		4-0 FC6-4 BB HR BB			2	3	1	0	2	0	0				
Vern Stephens, R (1, 5) OBP: 0.413, SLG: 0.563		0-0 1-H HR		0-0 E6 SH3 F8	0-0 1-H 2-H HR		4-0 FC6-4 BB			3	3	2	5	1	0	0				
Bobby Doerr, R (1, 4) OBP: 0.398, SLG: 0.447		0-0 SH1-3 BB 4-3 1B		4-0 SH3 BB	0-0 E6		0-0 FC6-4 HR			3	2	1	0	1	0	2				
Clyde Vollmer, R (1, 9) OBP: 0.286, SLG: 0.516		4-0 4-3 SH1-3 BB		0-0 SH3	0-0 F7		0-0 1-H 2-3 HR			2	1	1	3	1	0	1				
Les Moss, R (1, 2) OBP: 0.309, SLG: 0.338		0-0 SH1-3		0-0 F8		0-3 K		0-0 2B		3	0	1	1	0	1	1				
Mickey McDermott, L (1, 1) OBP: 0.222, SLG: 0.289		0-0 4-3		0-0 K		4-0 FC4-6 BB		0-0 1-3		3	0	0	1	1	1	3				
Inning Stats	R: 0 E: 0 K: 0 S: 3	H: 0 LOB: 0 BB: 0 P: 3	R: 3 E: 0 K: 0 S: 6	H: 3 LOB: 1 BB: 1 P: 10	R: 0 E: 0 K: 0 S: 3	H: 0 LOB: 0 BB: 0 P: 3	R: 1 E: 1 K: 1 S: 6	H: 0 LOB: 1 BB: 1 P: 10	R: 3 E: 1 K: 0 S: 5	H: 1 LOB: 1 BB: 2 P: 13	R: 0 E: 0 K: 1 S: 5	H: 0 LOB: 1 BB: 1 P: 9	R: 3 E: 0 K: 0 S: 5	H: 2 LOB: 1 BB: 2 P: 13	R: 0 E: 0 K: 1 S: 5	H: 0 LOB: 0 BB: 0 P: 5		1B: 2 2B: 1 3B: 0 HR: 3	SF: 0 SAC: 2 DP: 0 HBP: 0	WP: 0 PB: 0 SB: 0 CS: 0
PITCHER Ned Garver, R (1, 1) ERA: 4.64	IP: 7.0 WLS: L BF: 36 H: 6 R: 0 ER: 0 SO: 9 BB: 7 IBB: 0 HBP: 0 BLK: 0 WP: 0 HR: 3 S: 33 P: 61 ERA: 11.57 WHIP: 1.857															PITCHER Lou Slaughter, L (8, 1) ERA: 5.05	IP: 1.0 WLS: 3 BF: 0 H: 0 R: 0 ER: 0 SO: 1 BB: 0 IBB: 0 HBP: 0 BLK: 0 WP: 0 HR: 0 S: 5 P: 5 ERA: 0.00 WHIP: 0.000			

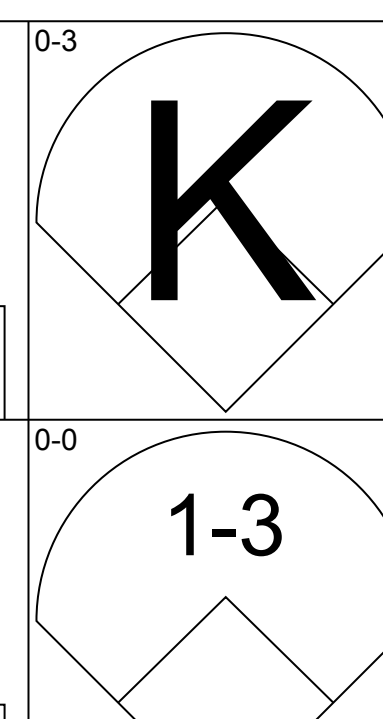
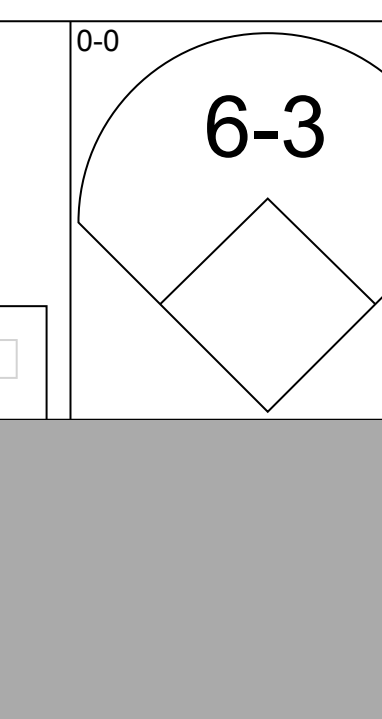
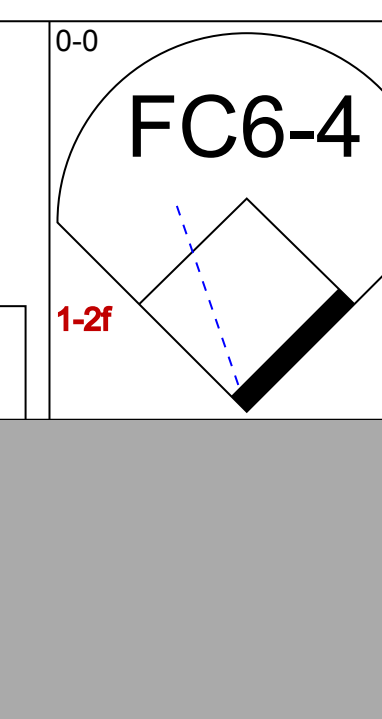
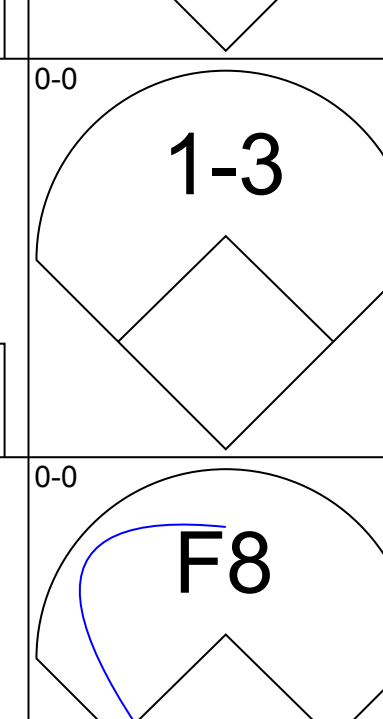
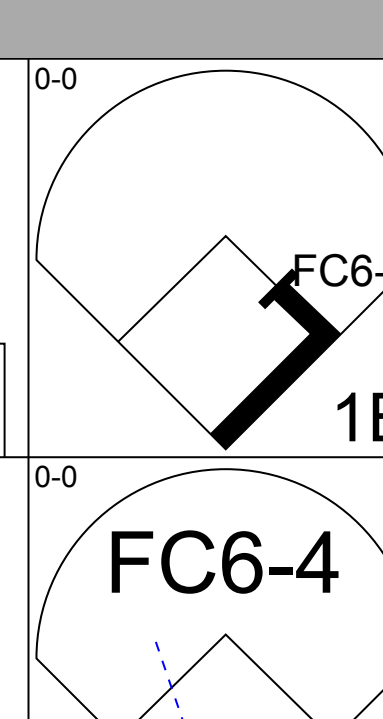
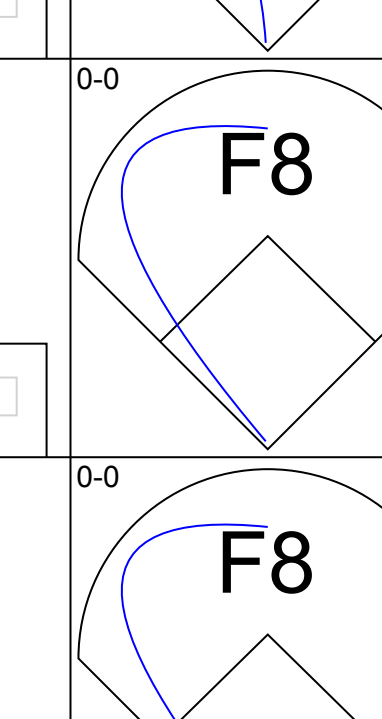
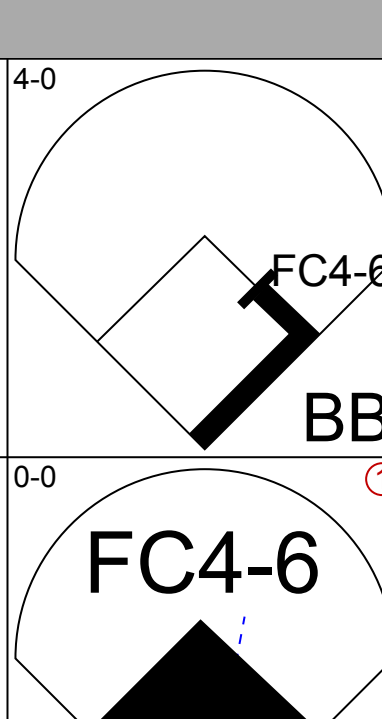
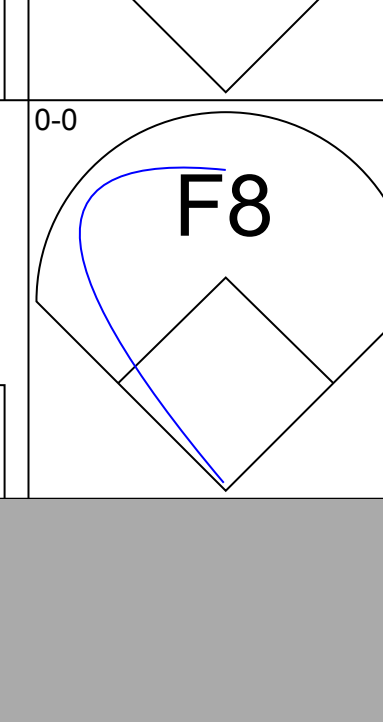
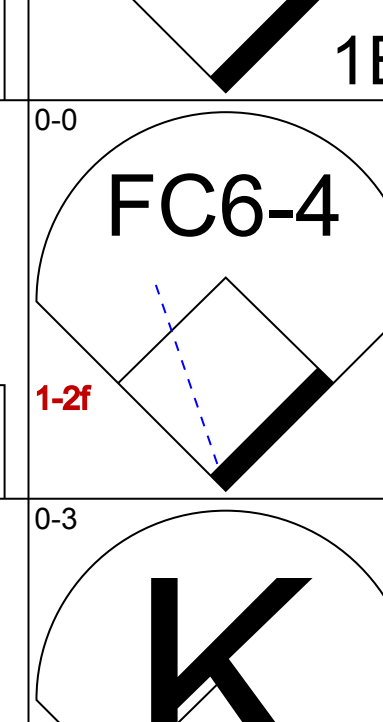
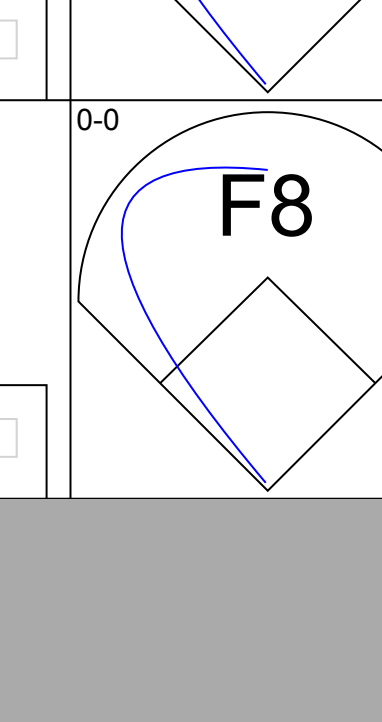
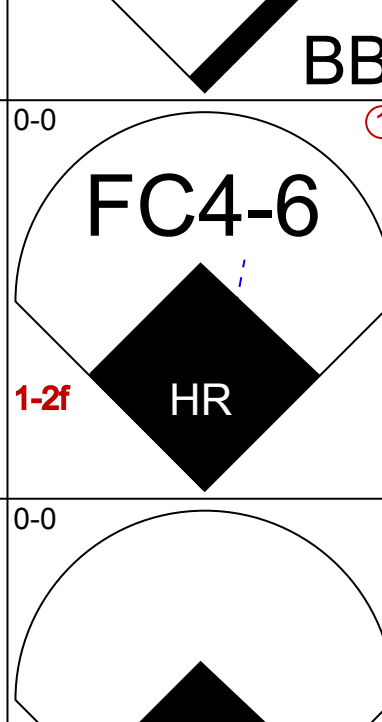
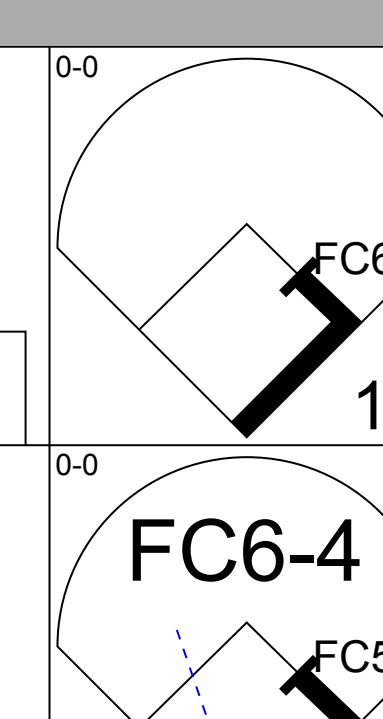
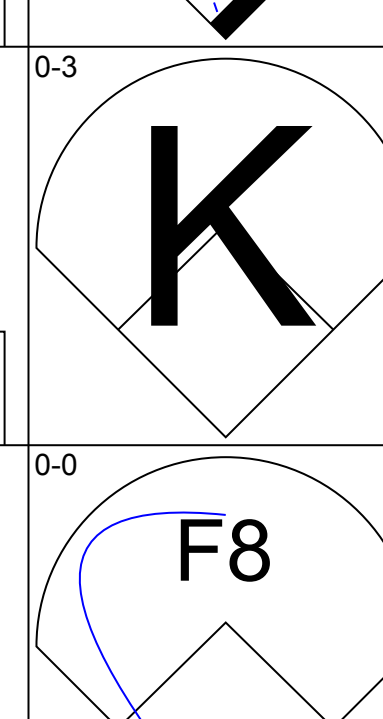
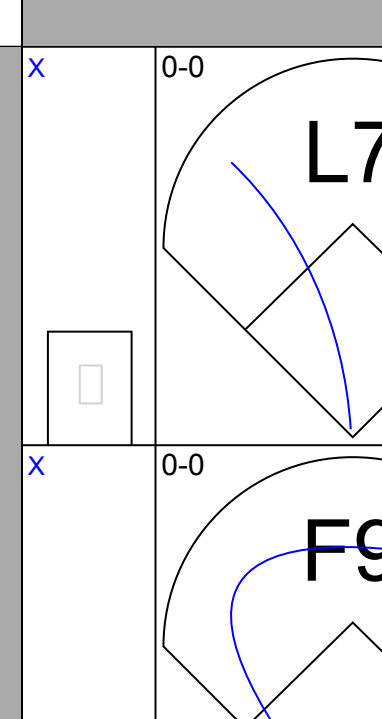
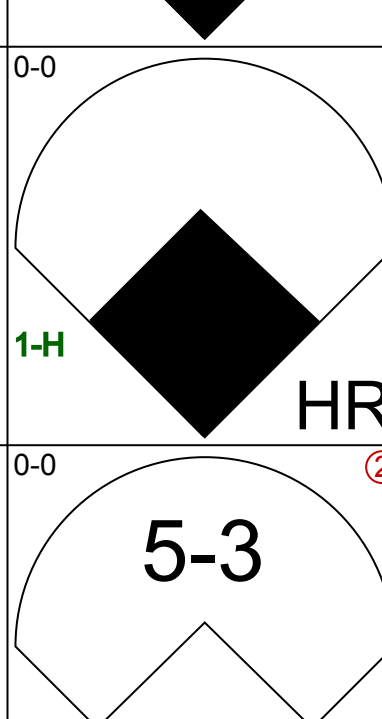
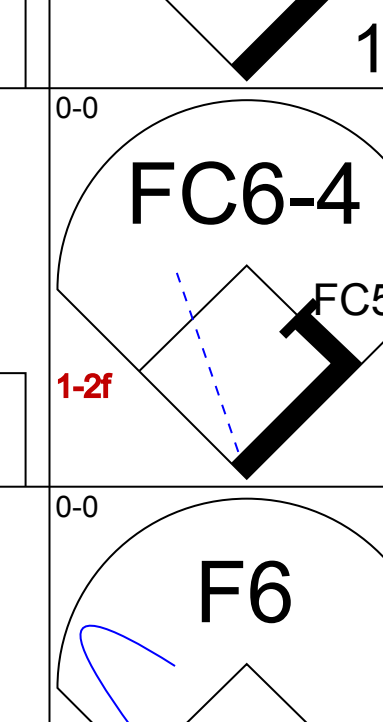
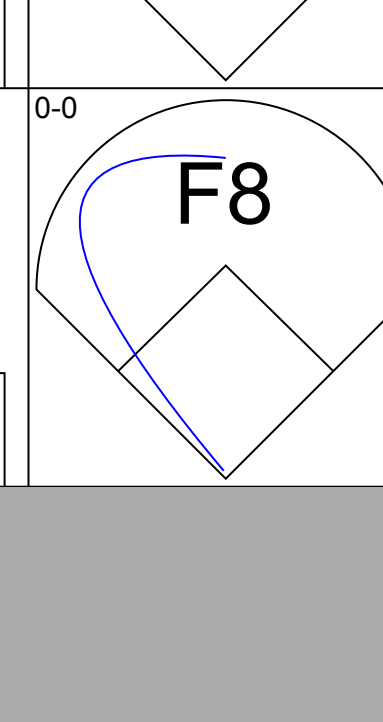
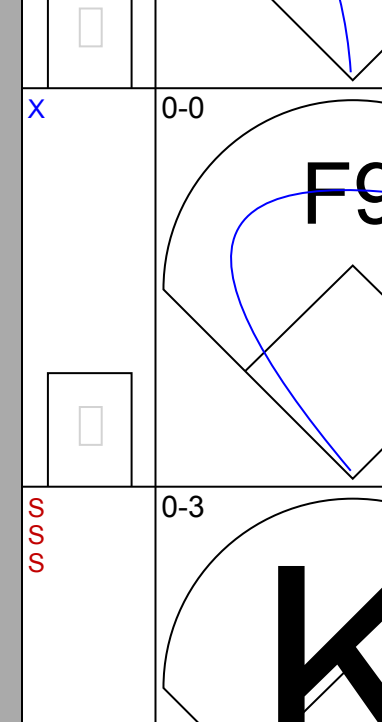
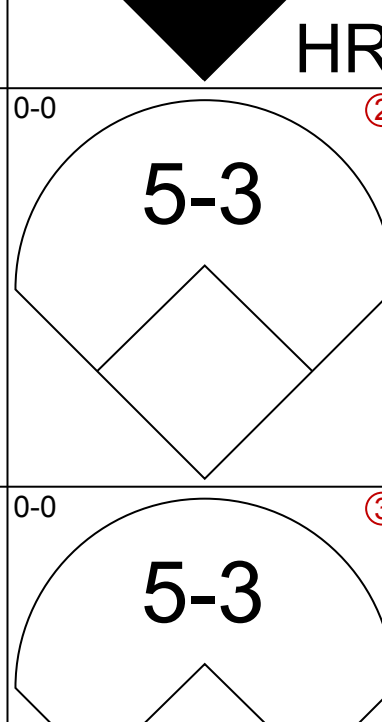
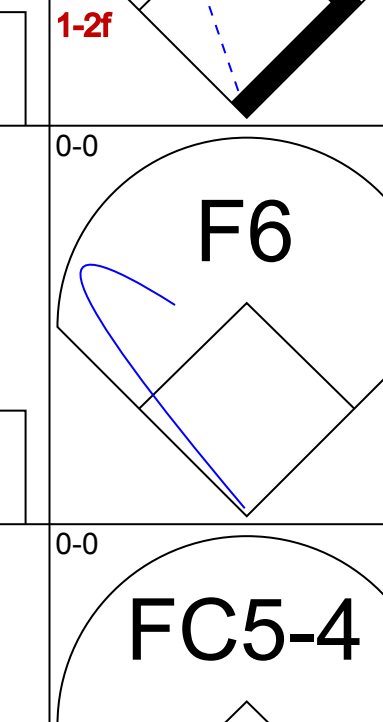
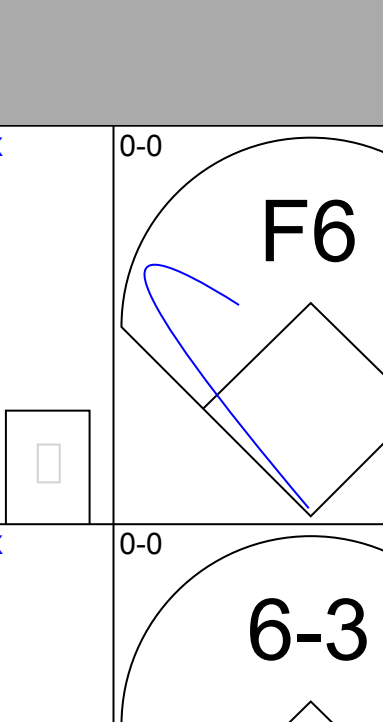
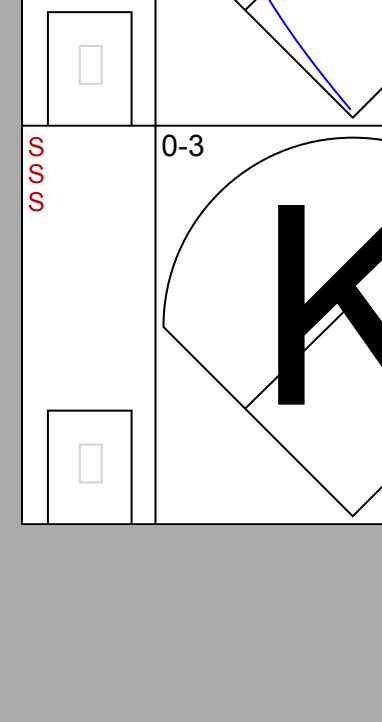
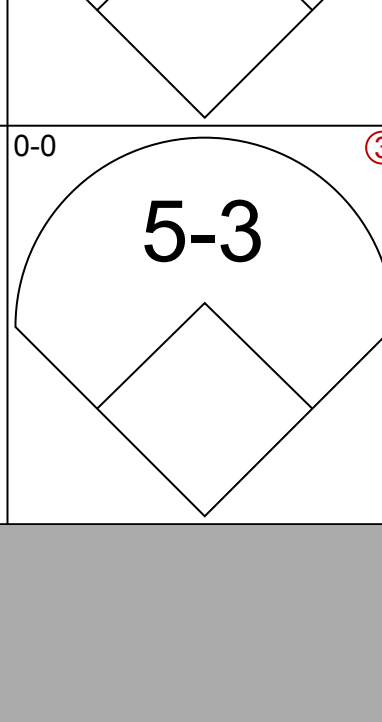
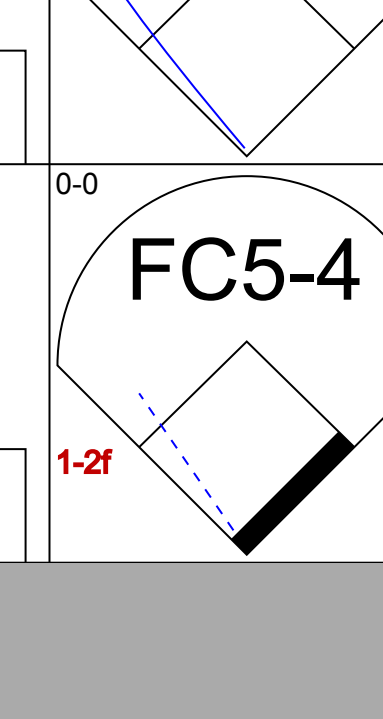
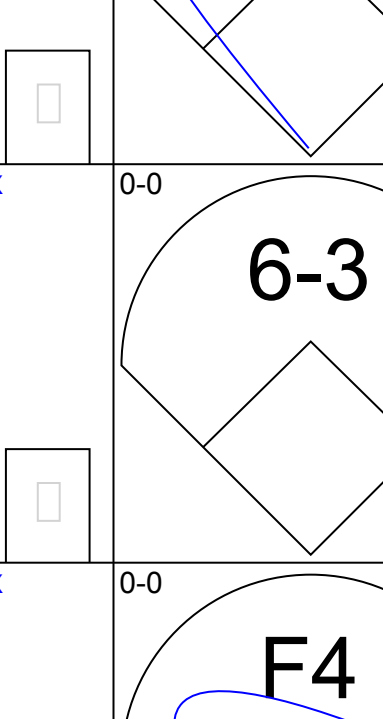
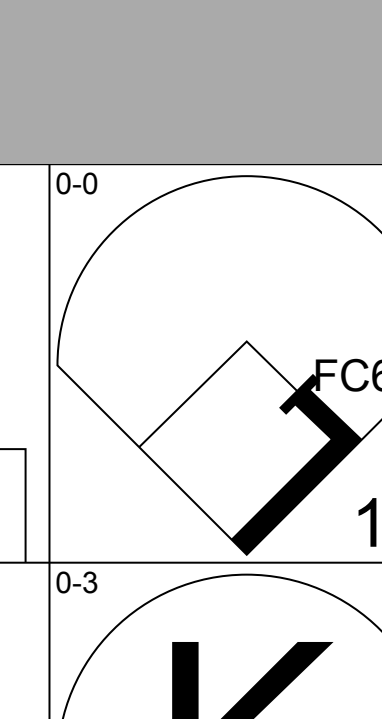
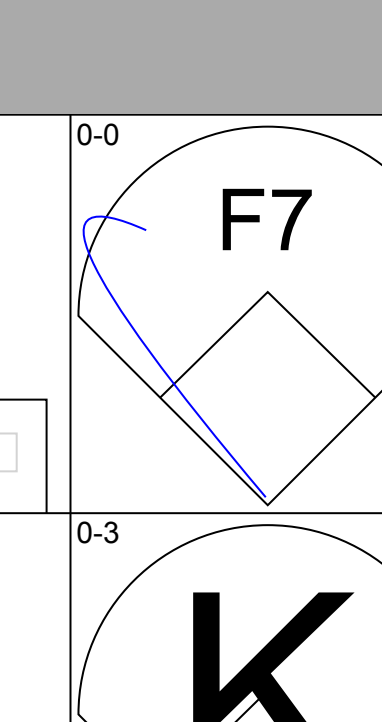
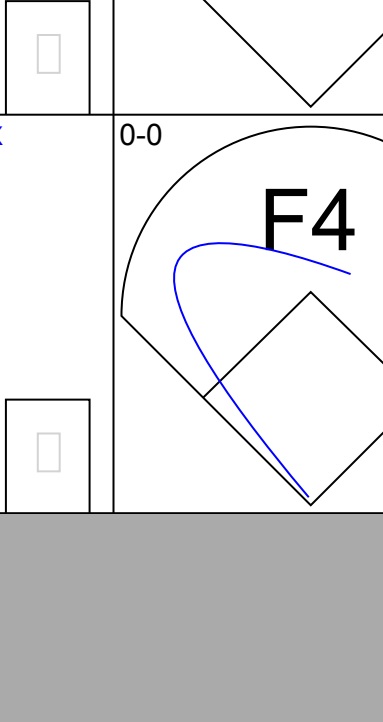
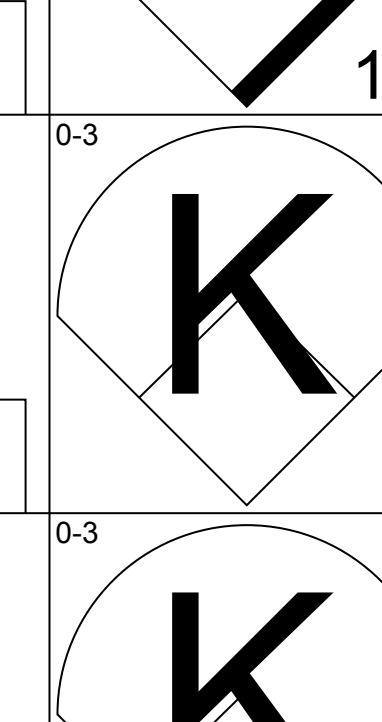
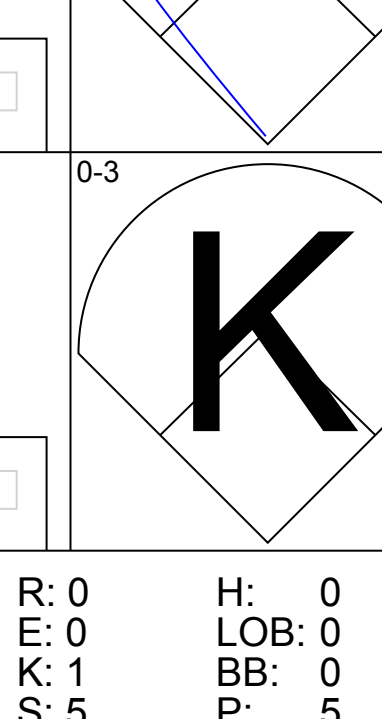
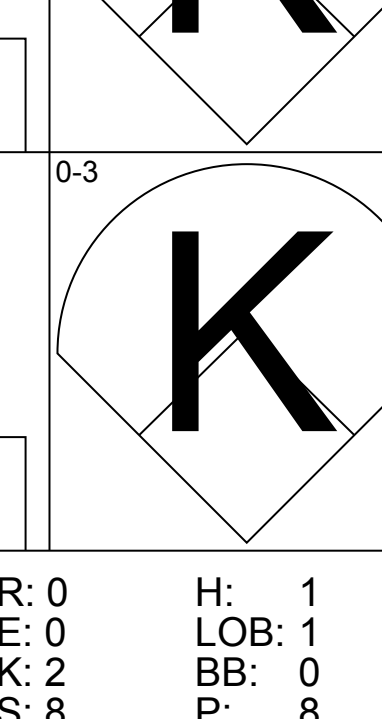


Batter	1	2	3	4	5	6	7	8	9	AB	R	H	RBI	BB	SO	LOB	TOP					
Jim Delsing, L (1, 8) OBP: 0.373, SLG: 0.411	4-0 BB G6-4-3		0-0 1-2f G6-4-3		0-0 1-2f G4-6-3			0-3 K		3	0	0	0	1	1	4	St. Louis Browns @ Boston Red Sox Fenway Park, Boston, MA Sun Jun 17 1951, 3:38 AM EDT Att: 21,782 - Unknown					
Johnny Berardino, R (1, 5) OBP: 0.339, SLG: 0.354	0-0 1-2f G6-4-3			0-3 K		0-0 5-3		0-0 1-2 FC4-6 1B		4	0	1	0	0	1	1						
Ray Coleman, L (1, 7) OBP: 0.376, SLG: 0.503	0-0 4-3			0-0 6-3		0-0 4-3		0-0 1-2f 2-3 FC4-6 FC6-4		4	0	0	0	0	2							
Matt Batts, R (1, 2) OBP: 0.307, SLG: 0.414		0-0 F4		0-0 2B		0-0 F3		0-0 1-2f FC6-4		4	0	1	0	0	2							
Ken Wood, R (1, 9) OBP: 0.277, SLG: 0.382		0-0 2B		4-0 BB			0-3 K		0-0 1-3	3	0	1	0	1	1	0						
Hank Arrt, L (1, 3) OBP: 0.361, SLG: 0.436	0-0 F8		0-0 G3				0-3 K		0-0 FC5 BB 1B	4	0	1	0	0	1	3						
Tom Upton, R (1, 6) OBP: 0.220, SLG: 0.247	0-0 6-3				0-0 1B 1B		4-0 BB		4-0 1-2 BB	2	0	1	0	2	0	1						
Bobby Young, L (1, 4) OBP: 0.290, SLG: 0.335			0-0 6-3		0-0 1-2 G4-6-3 1B		0-0 5-3		0-0 F7	2	0	1	0	0	0	0						
Fred Marsh, R (7, PH) OBP: 0.331, SLG: 0.348										2	0	0	0	0	0	3						
Al Widmar, R (1, 1) OBP: 0.167, SLG: 0.222					0-0 F4				0-0 FC4-6 1B 1B	2	0	1	0	0	0	2						
Sherm Lollar, R (8, PH) OBP: 0.332, SLG: 0.419									0-0 2-3f FC5	1	0	1	0	0	0	0						
Bobby Hogue, R (8, PH) OBP: 0.600, SLG: 0.333										0	0	0	0	0	0	0						
Ned Garver, R (9, PH) OBP: 0.385, SLG: 0.353										1	0	0	0	0	0	2						
Inning Stats	R: 0 E: 0 K: 0 S: 2	H: 0 LOB: 0 BB: 1 P: 6	R: 0 E: 0 K: 0 S: 4	H: 1 LOB: 1 BB: 0 P: 4	R: 0 E: 0 K: 0 S: 3	H: 1 LOB: 0 BB: 0 P: 3	R: 0 E: 0 K: 1 S: 6	H: 1 LOB: 2 BB: 1 P: 10	R: 0 E: 0 K: 0 S: 4	H: 2 LOB: 1 BB: 0 P: 4	R: 0 E: 0 K: 0 S: 3	H: 0 LOB: 0 BB: 0 P: 3	R: 0 E: 0 K: 2 S: 7	H: 0 LOB: 1 BB: 1 P: 11	R: 0 E: 0 K: 1 S: 7	H: 2 LOB: 2 BB: 0 P: 7	R: 0 E: 0 K: 0 S: 4	H: 1 LOB: 2 BB: 1 P: 8	1B: 6 2B: 2 3B: 0 HR: 0	SF: 0 SAC: 0 DP: 3 HBP: 0	WP: 0 PB: 0 SB: 0 CS: 0	PA: 36
PITCHER Mel Parnell, L (1, 1) ERA: 3.52	IP: 9.0 WLS: W BF: 36 H: 8 R: 0 ER: 0 SO: 4 BB: 4 IBB: 0 HBP: 0 BLK: 0 WP: 0 HR: 0 S: 40 P: 56 ERA: 0.00 WHIP: 1.333															PITCHER						

Batter	1	2	3	4	5	6	7	8	9	AB	R	H	RBI	BB	SO	LOB	BOTTOM			
Dom DiMaggio, R (1, 8) OBP: 0.385, SLG: 0.431	0-0 F7	0-0 F5			0-0 F8		0-0 CS 6-6-3 1B			4	0	1	0	0	0	1	St. Louis Browns @ Boston Red Sox Fenway Park, Boston, MA Sun Jun 17 1951, 3:38 AM EDT Att: 21,782 - Unknown			
6 Johnny Pesky, L (1, 6) OBP: 0.361, SLG: 0.307	0-0 FC6-4 1B		0-0 F7		0-0 F6		0-0 6-3			4	0	1	0	0	0	2				
Billy Goodman, L (1, 3) OBP: 0.398, SLG: 0.357	0-0 FC6-4 HR		0-0 1B			0-0 6-3	0-0 CS	0-0 5-3		3	1	1	0	0	0	1				
Walt Dropo, R (8, PH) OBP: 0.335, SLG: 0.361	1-2f HR		0-0 1B			0-0 2-3				1	0	0	0	0	0	0				
Ted Williams, L (1, 7) OBP: 0.478, SLG: 0.595	0-0 HR		0-0 F7			0-0 E 1B E 1B		0-3 K		3	2	2	2	0	0	0				
Tom Wright, L (8, PH) OBP: 0.336, SLG: 0.327	1-H HR									1	0	0	0	0	1	0				
Vern Stephens, R (1, 5) OBP: 0.410, SLG: 0.552	0-0 1B 1B			0-0 G5-4-3 1B		0-0 E6 1B 1-3 1B		0-0 1-3 1B		4	0	3	0	0	0	0				
Bobby Doerr, R (1, 4) OBP: 0.397, SLG: 0.463	0-0 1-2 1B			0-0 F3		0-0 F7				3	0	1	0	0	0	3				
Clyde Vollmer, R (1, 9) OBP: 0.372, SLG: 0.541	0-3 K		0-0 G5-4-3		0-0 1-2f 3-H E2 1B		0-0 1-2 3-H F3			3	0	1	0	0	1	3				
Buddy Rosar, R (1, 2) OBP: 0.389, SLG: 0.241		0-0 F9			0-0 SH3-4 1B		0-0 F3			3	0	1	0	0	0	2				
Mel Parnell, L (1, 1) OBP: 0.469, SLG: 0.407	0-0 F5			0-0 SH3-4			0-0 3-1			2	0	0	0	0	0	0				
Inning Stats	R: 2 E: 0 K: 1 S: 9	H: 4 LOB: 2 BB: 0 P: 9	R: 0 E: 0 K: 0 S: 3	H: 0 LOB: 0 BB: 0 P: 3	R: 0 E: 0 K: 0 S: 3	H: 1 LOB: 0 BB: 0 P: 3	R: 0 E: 0 K: 0 S: 3	H: 1 LOB: 0 BB: 0 P: 3	R: 0 E: 0 K: 0 S: 4	H: 1 LOB: 1 BB: 0 P: 4	R: 1 E: 2 K: 0 S: 6	H: 3 LOB: 2 BB: 0 P: 6	R: 0 E: 0 K: 0 S: 3	H: 1 LOB: 0 BB: 0 P: 3	R: 0 E: 0 K: 1 S: 5	H: 0 LOB: 0 BB: 0 P: 5		1B: 10 2B: 0 3B: 0 HR: 1	SF: 0 SAC: 1 DP: 1 HBP: 0	WP: 0 PB: 0 SB: 0 CS: 1
PITCHER Al Widmar, R (1, 1) ERA: 6.18	IP: 7.0 WLS: L BF: 29 H: 11 R: 3 ER: 2 SO: 1 BB: 0 IBB: 0 HBP: 0 BLK: 0 WP: 0 HR: 1 S: 31 P: 31 ERA: 2.57 WHIP: 1.571															PITCHER				
Bobby Hogue, R (8, 1) ERA: 3.99	IP: 1.0 WLS: L BF: 3 H: 0 R: 0 ER: 0 SO: 1 BB: 0 IBB: 0 HBP: 0 BLK: 0 WP: 0 HR: 0 S: 5 P: 5 ERA: 0.00 WHIP: 0.000															PITCHER				

Batter	1	2	3	4	5	6	7	8	9	AB	R	H	RBI	BB	SO	LOB	TOP					
Harry Simpson, L OBP: 0.364, SLG: 0.322 (1, 9)	L3		FC4-6 1B F7	4-3		4-3			SH1-4 1B	5	2	1	0	0	0	2	Cleveland Indians @ Boston Red Sox Fenway Park, Boston, MA Mon Jun 18 1951, 3:33 AM EDT Att: 12,911 - Unknown					
Bobby Avila, R OBP: 0.383, SLG: 0.352 (1, 4)	F6		F7 E4 1B			5-3			SH1-4	4	1	2	0	0	0	0						
Larry Doby, L OBP: 0.450, SLG: 0.506 (1, 8)	K		F7			1-3			K	5	1	1	1	0	2	2						
Luke Easter, L OBP: 0.380, SLG: 0.521 (1, 3)		F8	E4			G3			K2-3	5	0	1	1	0	1	3						
Al Rosen, R OBP: 0.379, SLG: 0.469 (1, 5)		HR		HR		FC 1B HR			6-3	5	3	2	2	0	1	2						
Sam Chapman, R OBP: 0.310, SLG: 0.315 (1, 7)		S 1B		HR		1-3 3-H 1B				4	1	4	3	0	0	0						
Ray Boone, R OBP: 0.335, SLG: 0.323 (1, 6)	K		F7			HR			5-3	4	1	1	2	0	1	2						
Jim Hegan, R OBP: 0.345, SLG: 0.470 (1, 2)	L8		SH3-4 1B			K			5-3	4	0	1	0	0	1	2						
Bob Feller, R OBP: 0.256, SLG: 0.243 (1, 1)									F2	3	0	1	0	0	1	1						
Mike Garcia, R OBP: 0.200, SLG: 0.207 (9, 1)										0	0	0	0	0	0	0						
Lou Brissie, L OBP: 0.250, SLG: 0.313 (9, 1)			FC4-6 1B							0	0	0	0	0	0	0						
Inning Stats	R: 0 E: 0 K: 1 S: 5	H: 0 LOB: 0 BB: 0 P: 5	R: 1 E: 0 K: 1 S: 7	H: 2 LOB: 1 BB: 0 P: 7	R: 1 E: 1 K: 0 S: 5	H: 2 LOB: 2 BB: 0 P: 5	R: 2 E: 0 K: 0 S: 6	H: 3 LOB: 1 BB: 0 P: 6	R: 4 E: 0 K: 1 S: 9	H: 4 LOB: 0 BB: 0 P: 9	R: 0 E: 0 K: 2 S: 7	H: 0 LOB: 0 BB: 0 P: 7	R: 0 E: 0 K: 0 S: 4	H: 1 LOB: 1 BB: 0 P: 4	R: 1 E: 0 K: 1 S: 7	H: 2 LOB: 1 BB: 0 P: 7	1B: 9 2B: 2 3B: 0 HR: 3	SF: 0 SAC: 1 DP: 0 HBP: 0	WP: 1 PB: 0 SB: 1 CS: 0	PA: 41		
PITCHER	IP WLS BF H R ER SO BB IBB HBP BLK WP HR S P ERA WHIP	IP WLS BF H R ER SO BB IBB HBP BLK WP HR S P ERA WHIP	IP WLS BF H R ER SO BB IBB HBP BLK WP HR S P ERA WHIP	IP WLS BF H R ER SO BB IBB HBP BLK WP HR S P ERA WHIP	IP WLS BF H R ER SO BB IBB HBP BLK WP HR S P ERA WHIP	IP WLS BF H R ER SO BB IBB HBP BLK WP HR S P ERA WHIP	IP WLS BF H R ER SO BB IBB HBP BLK WP HR S P ERA WHIP	IP WLS BF H R ER SO BB IBB HBP BLK WP HR S P ERA WHIP	IP WLS BF H R ER SO BB IBB HBP BLK WP HR S P ERA WHIP	IP WLS BF H R ER SO BB IBB HBP BLK WP HR S P ERA WHIP	IP WLS BF H R ER SO BB IBB HBP BLK WP HR S P ERA WHIP	IP WLS BF H R ER SO BB IBB HBP BLK WP HR S P ERA WHIP	IP WLS BF H R ER SO BB IBB HBP BLK WP HR S P ERA WHIP	IP WLS BF H R ER SO BB IBB HBP BLK WP HR S P ERA WHIP	IP WLS BF H R ER SO BB IBB HBP BLK WP HR S P ERA WHIP	IP WLS BF H R ER SO BB IBB HBP BLK WP HR S P ERA WHIP	IP WLS BF H R ER SO BB IBB HBP BLK WP HR S P ERA WHIP	IP WLS BF H R ER SO BB IBB HBP BLK WP HR S P ERA WHIP	IP WLS BF H R ER SO BB IBB HBP BLK WP HR S P ERA WHIP	IP WLS BF H R ER SO BB IBB HBP BLK WP HR S P ERA WHIP	IP WLS BF H R ER SO BB IBB HBP BLK WP HR S P ERA WHIP	
Harry Taylor, R ERA: 5.56 (1, 1)	4.0	L	19	7	4	4	2	0	0	0	0	0	0	0	0	0	2	23	23	9.00	1.750	
Willard Nixon, R ERA: 4.5 (5, 1)	1.0		7	4	4	4	1	0	0	0	0	0	0	0	0	0	1	9	9	36.00	4.000	
Walt Masterson, R ERA: 3.38 (6, 1)	3.0		10	1	0	0	3	0	0	0	0	0	0	0	0	0	0	16	16	0.00	0.333	
Ellis Kinder, R ERA: 3.95 (9, 1)	1.0		5	2	1	1	1	0	0	0	0	0	0	0	0	0	1	0	7	7	9.00	2.000

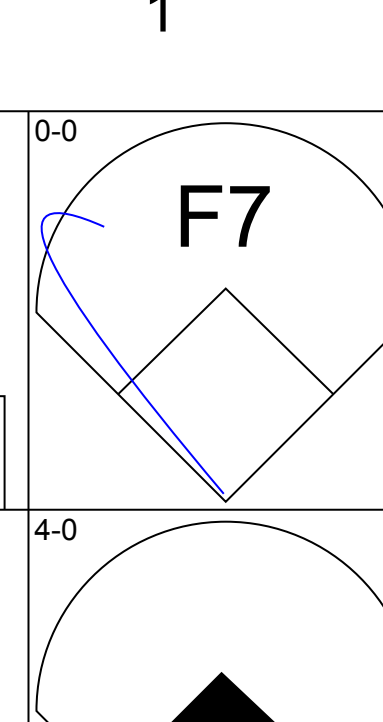
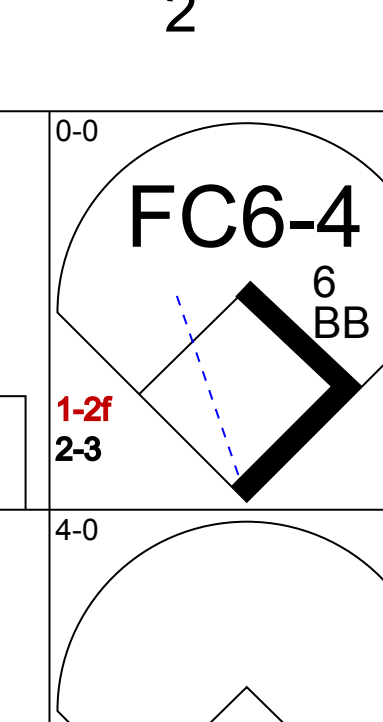
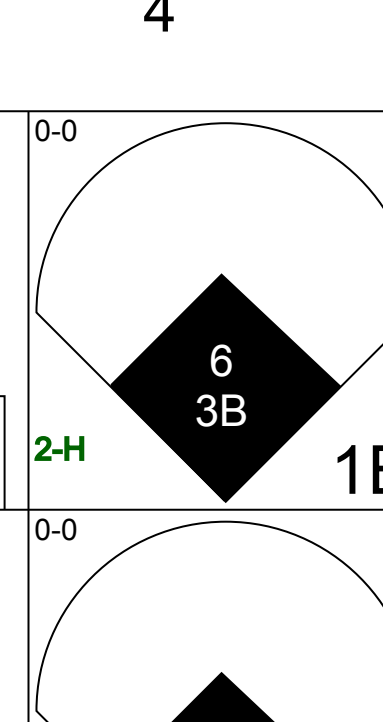
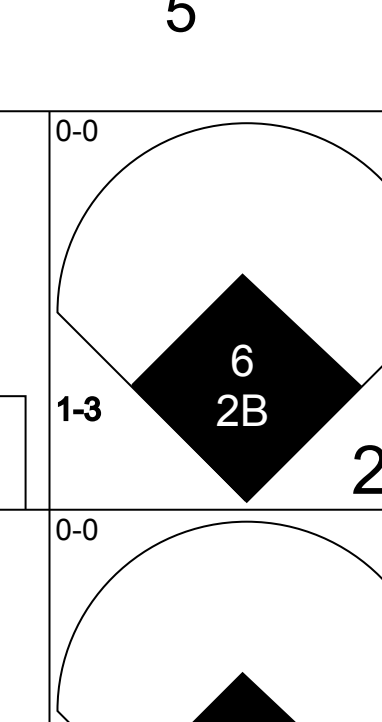
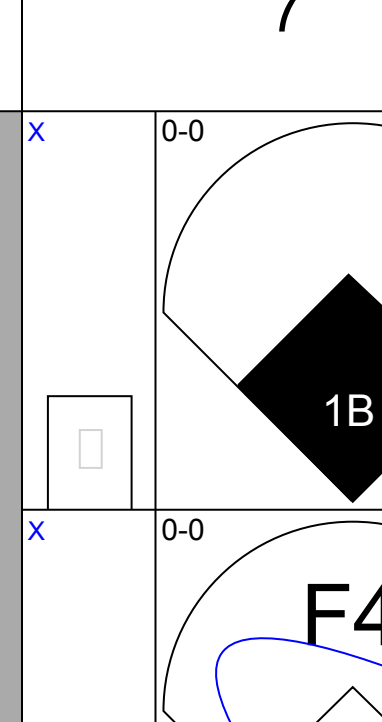
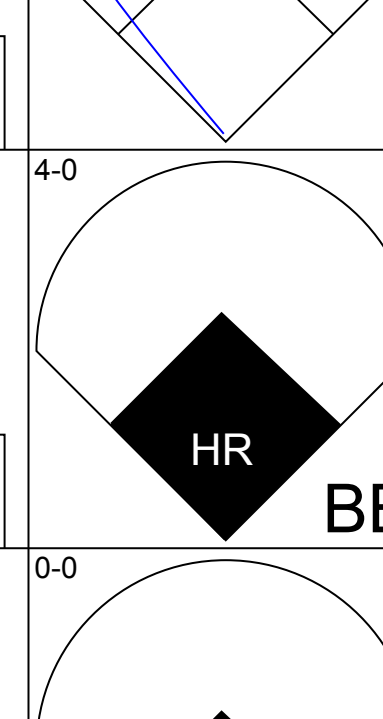
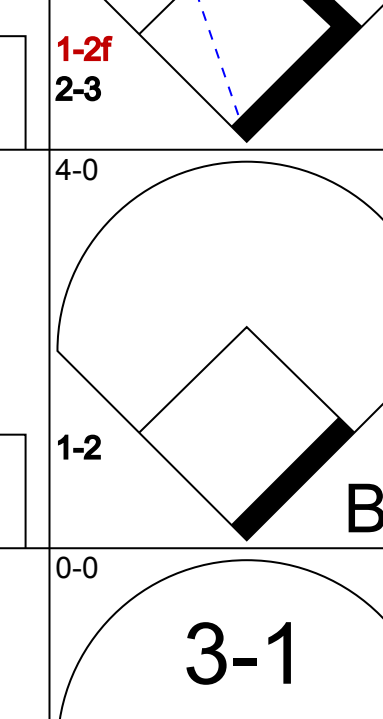
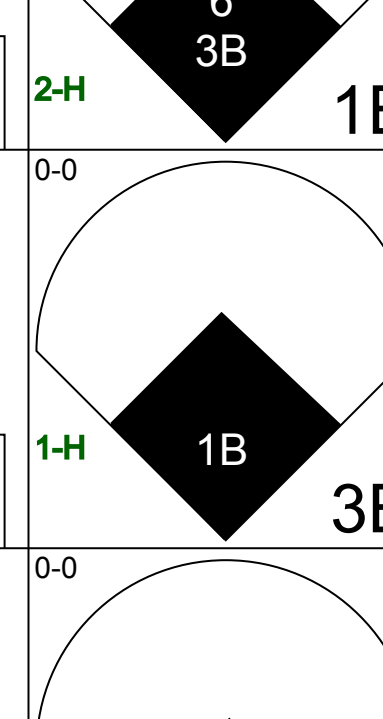
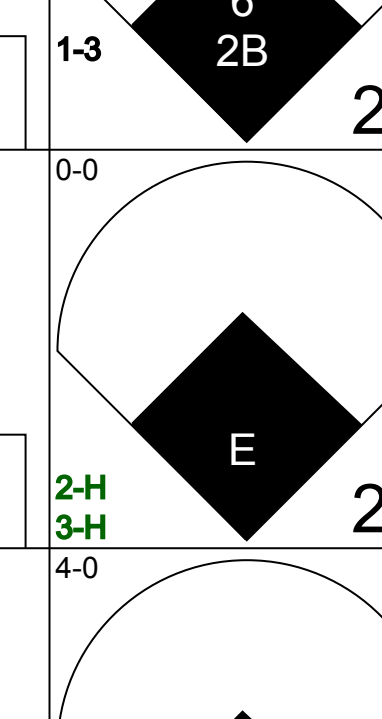
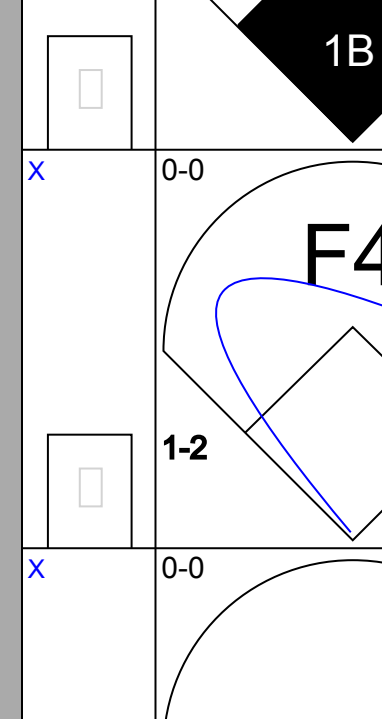
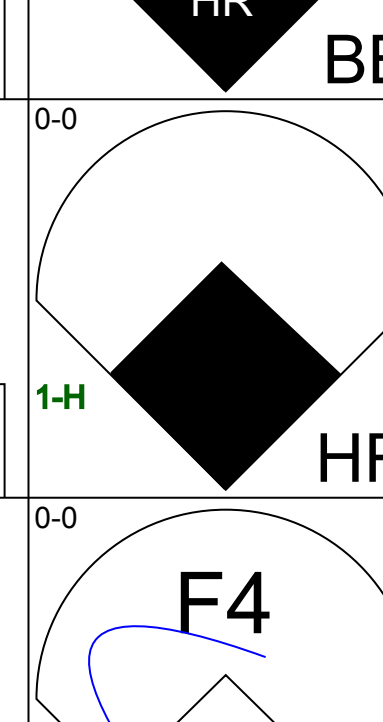
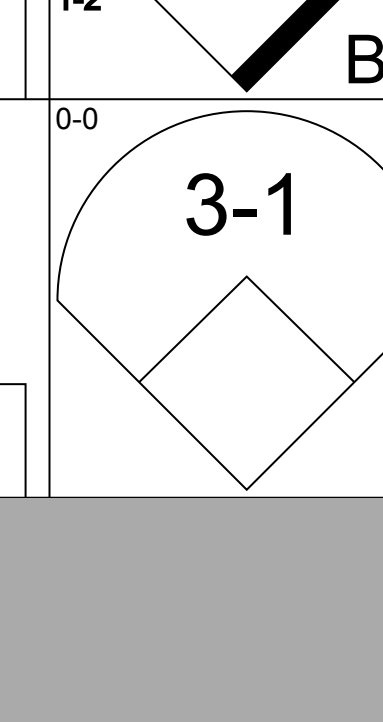
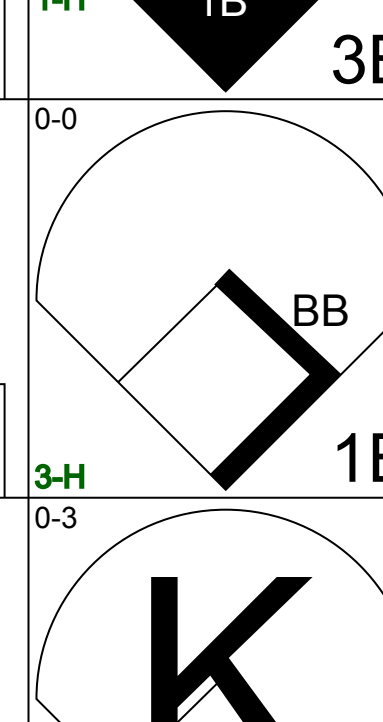
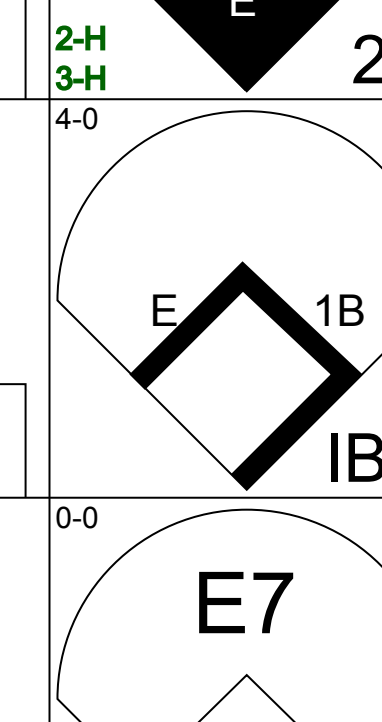
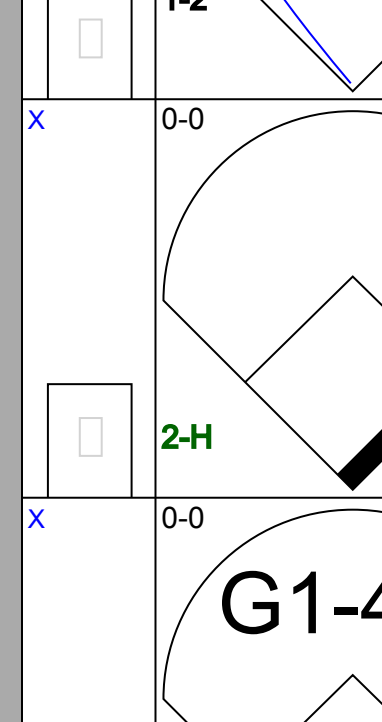
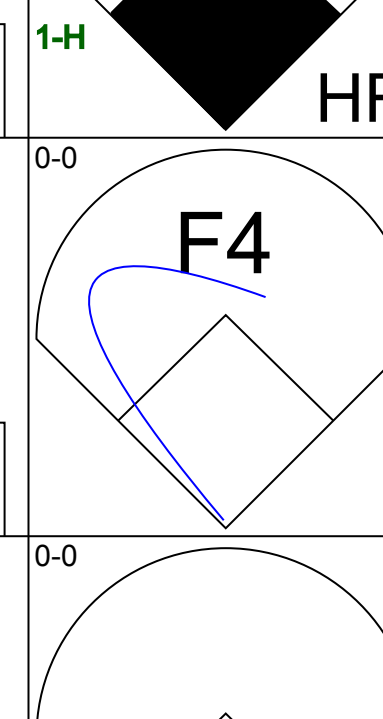
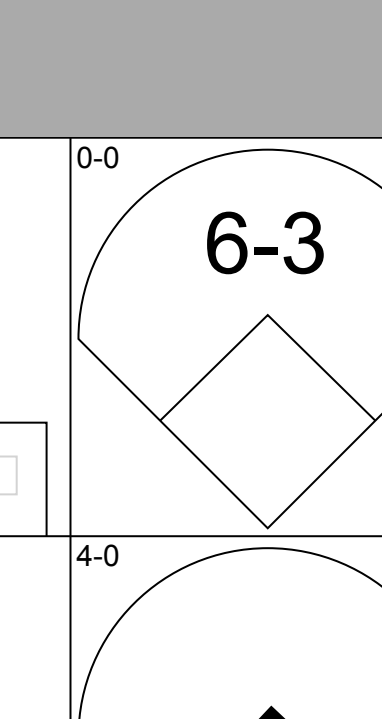
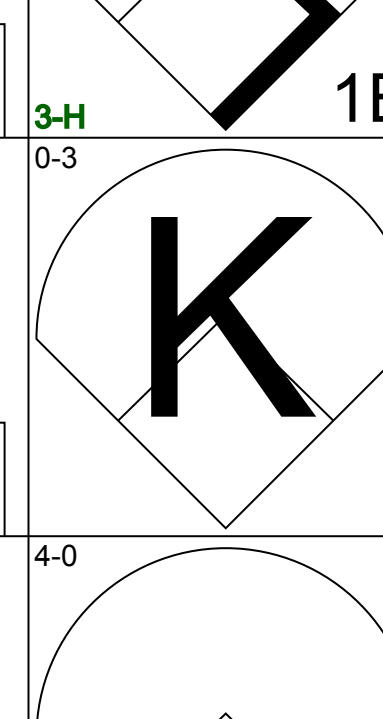
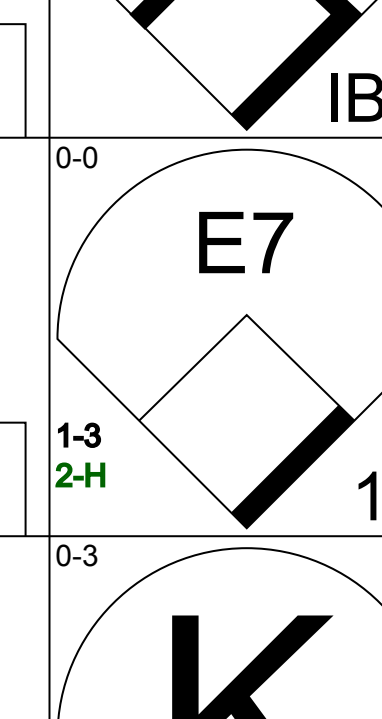
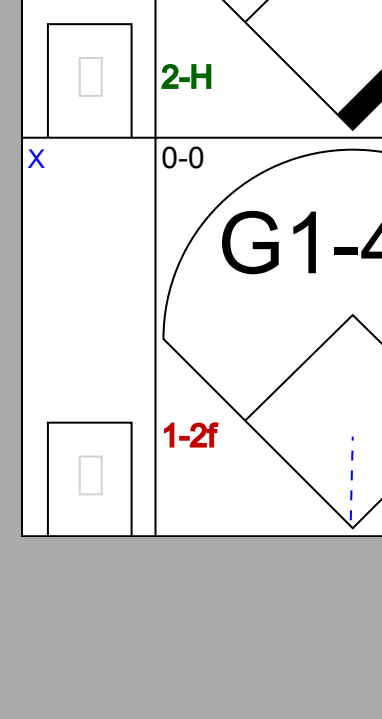
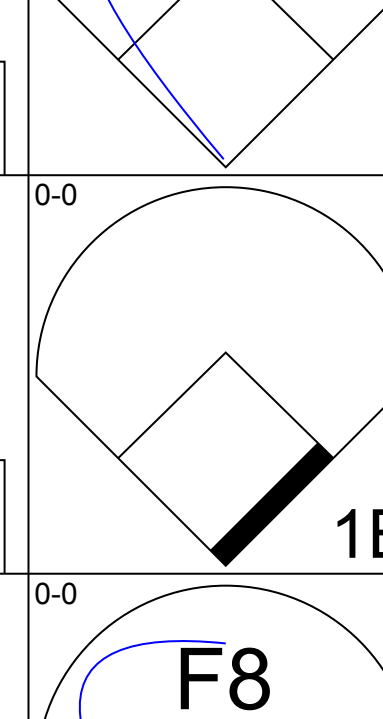
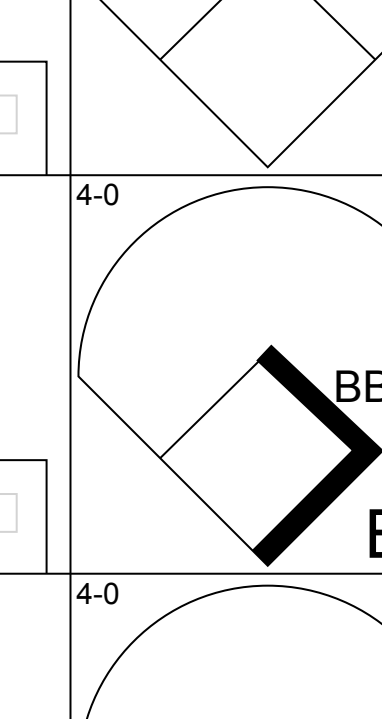
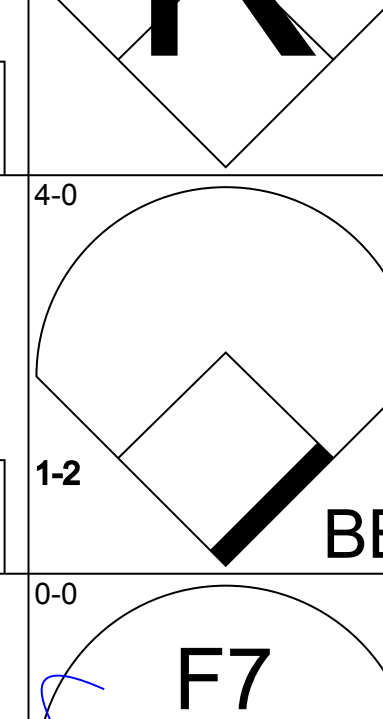
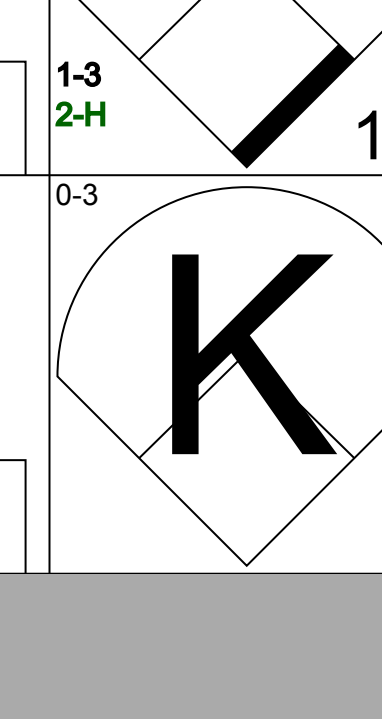
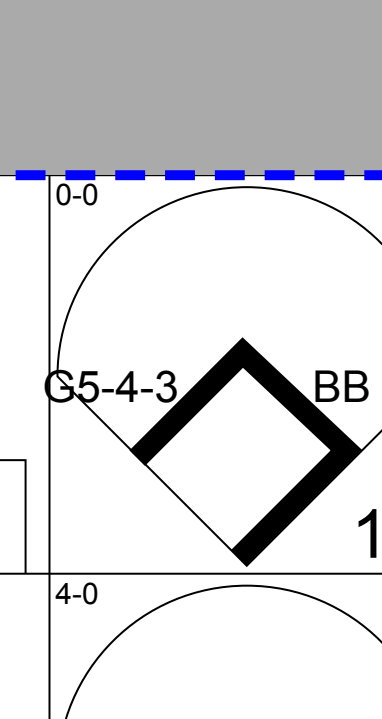
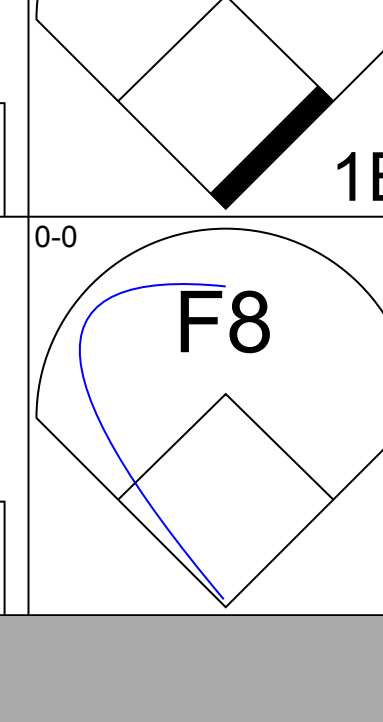
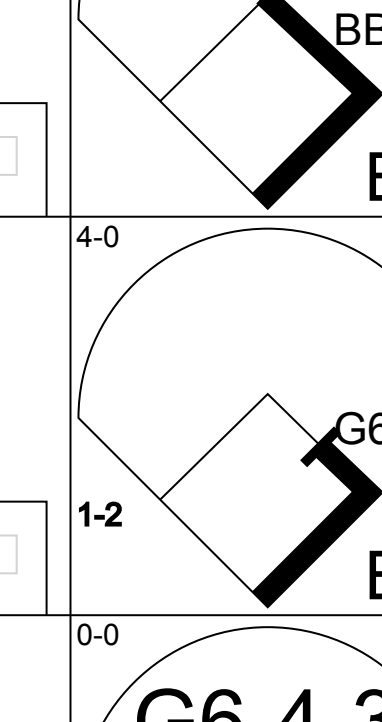
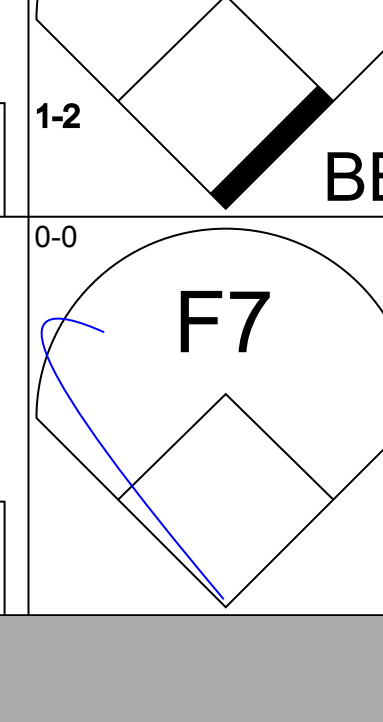
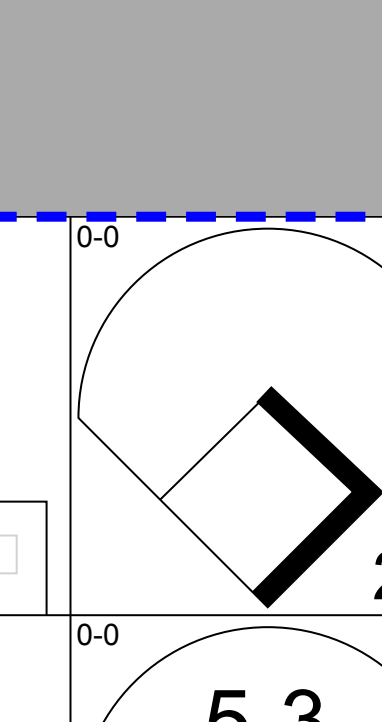
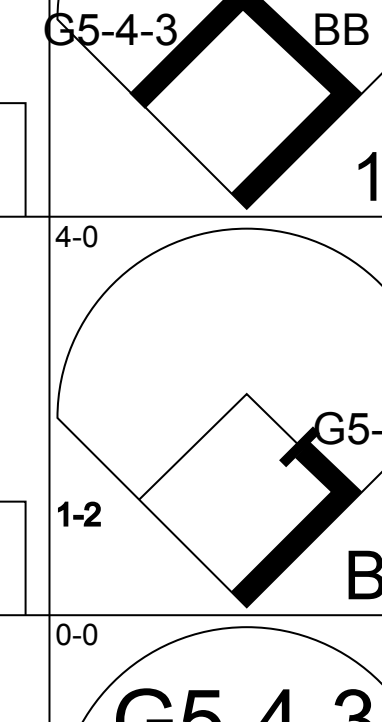
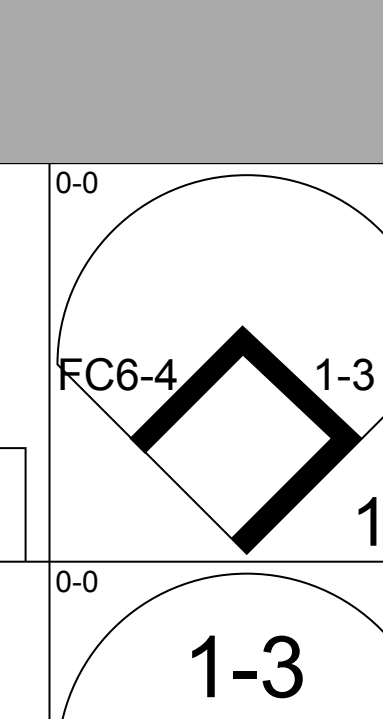
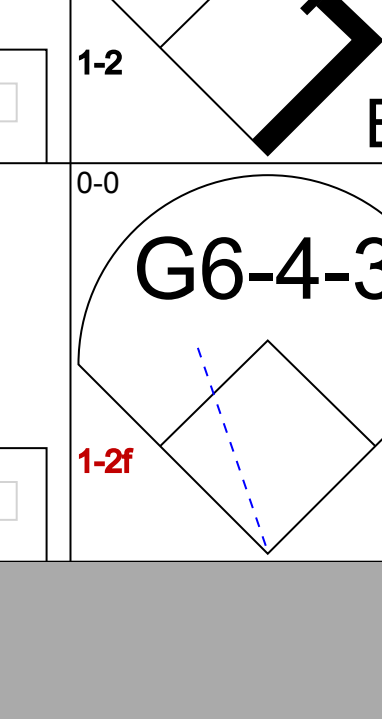
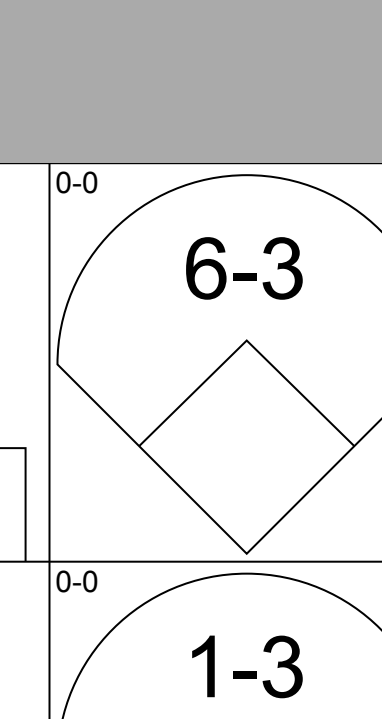
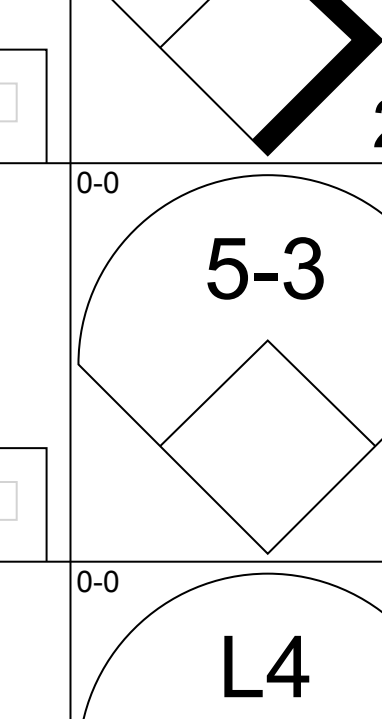
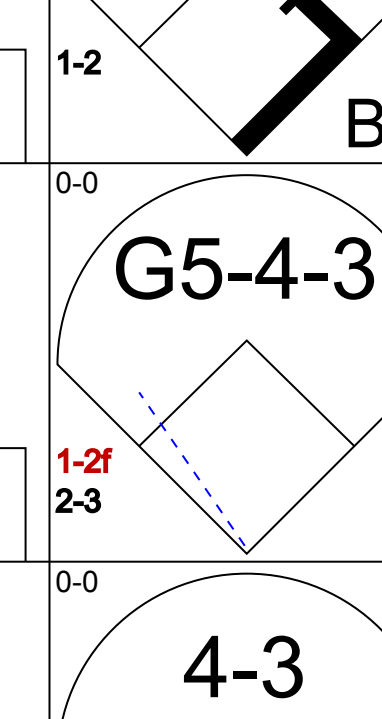
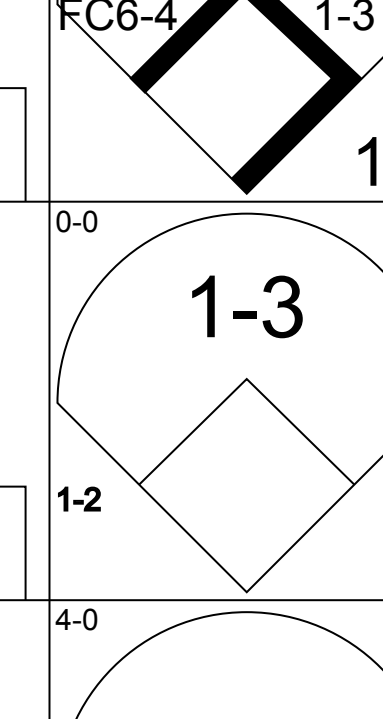
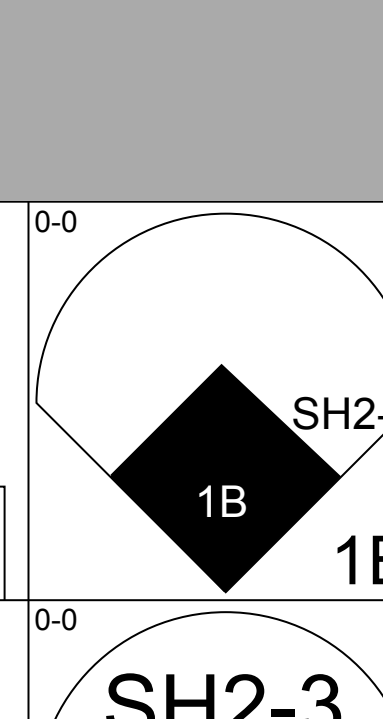
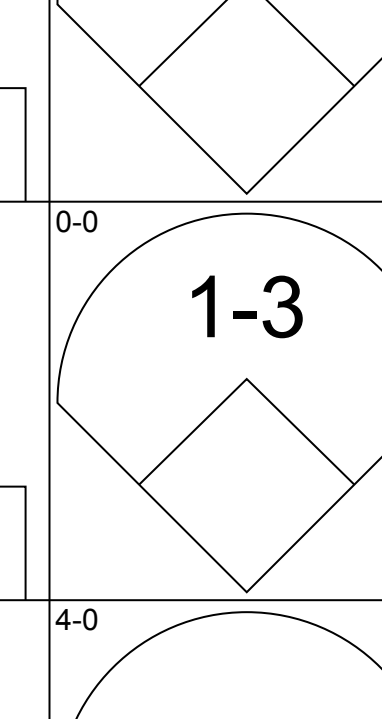
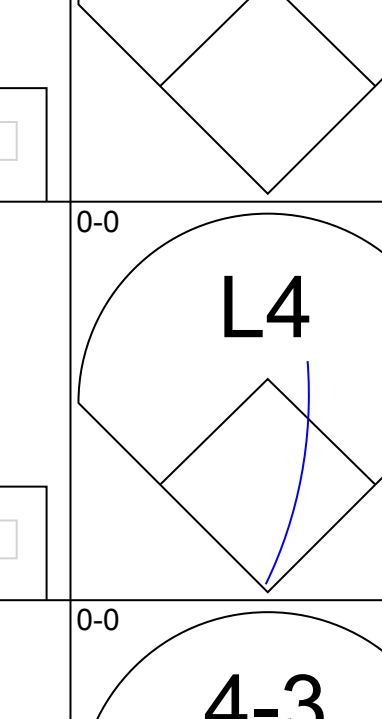
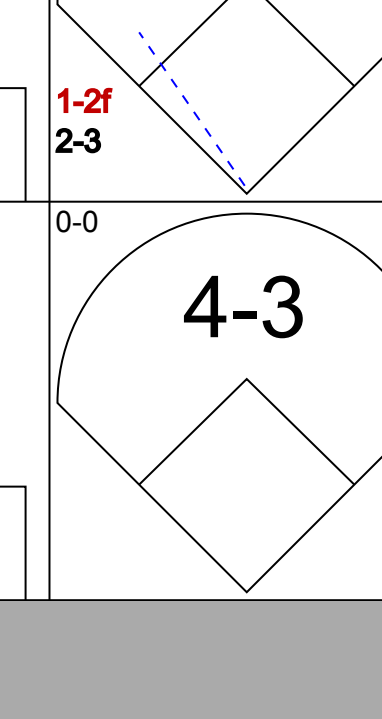
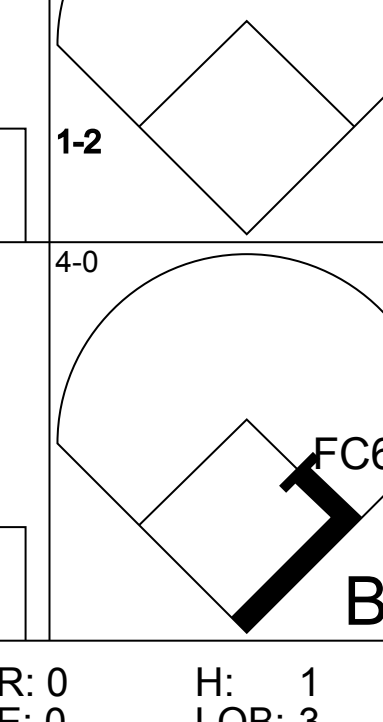
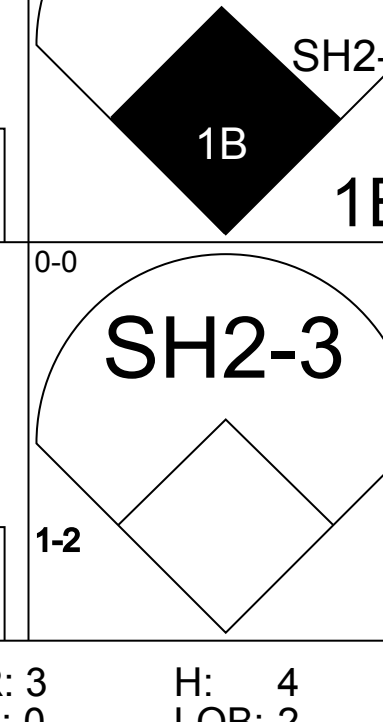
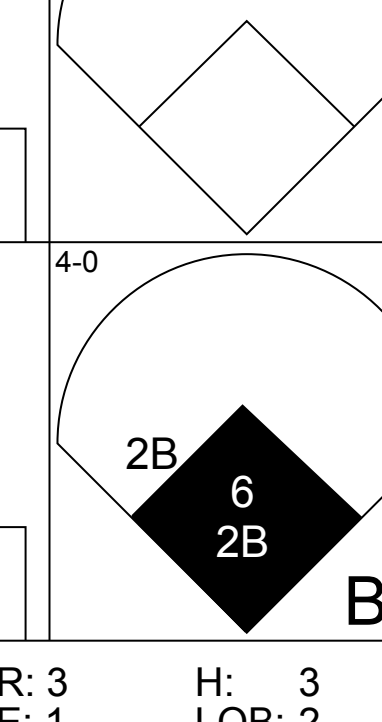
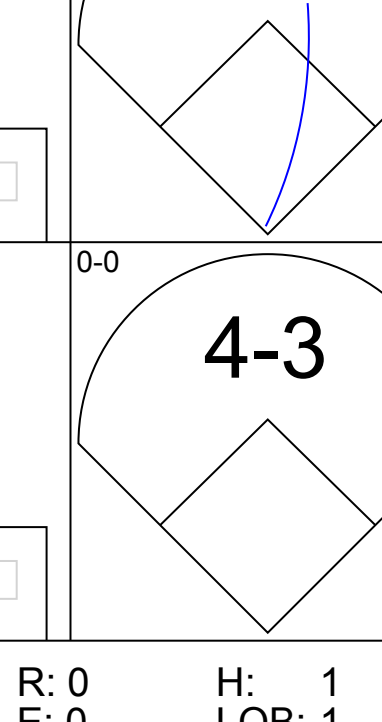
Batter	1	2	3	4	5	6	7	8	9	AB	R	H	RBI	BB	SO	LOB	BOTTOM					
Billy Goodman, L OBP: 0.392, SLG: 0.347 (1, 9)	4-3		F8			F7			K	5	1	0	0	1	2	3	Cleveland Indians @ Boston Red Sox Fenway Park, Boston, MA Mon Jun 18 1951, 3:33 AM EDT Att: 12,911 - Unknown					
6 Johnny Pesky, L OBP: 0.376, SLG: 0.349 (1, 6)	BB		1B			4-3 1B 1B			F2	5	2	3	2	1	0	3						
Ted Williams, L OBP: 0.477, SLG: 0.588 (1, 7)	F8		F9			4-3 1B 1B			F8	4	2	1	0	1	0	2						
Vern Stephens, R OBP: 0.400, SLG: 0.537 (1, 5)	6-3		F8			4-3			K	5	0	0	0	0	1	5						
Bobby Doerr, R OBP: 0.410, SLG: 0.471 (1, 4)			G3 1B			BB 1B			BB 1B BB	3	1	3	2	2	0	0						
Clyde Vollmer, R OBP: 0.396, SLG: 0.525 (1, 8)			G3			6-3			BB 1B	3	1	1	0	2	0	2						
Walt Dropo, R OBP: 0.337, SLG: 0.358 (1, 3)			5-3			K			F7	4	0	1	2	1	1	3						
Mickey McDermott, L OBP: 0.222, SLG: 0.269 (9, PR)			5-3			K			F7	0	0	0	0	0	0	0						
Les Moss, R OBP: 0.314, SLG: 0.333 (1, 2)			5-3			K			F8	4	0	1	1	1	1	5						
Mel Parnell, L OBP: 0.469, SLG: 0.407 (9, PR)			BB			K			F8	0	0	0	0	0	0	0						
Harry Taylor, R ERA: 5.56 (1, 1)	8.1	W	41	8	6	6	5	8	0	0	0	0	0	0	0	0	2	43	43	6.48	1.920	
Fred Hatfield, R ERA: 3.55 (4, PR)	0.0		4	2	1	1	0	2	0	0	0	0	0	0	0	0	2	10	10	∞	∞	
Willard Nixon, R ERA: 4.5 (5, 1)	0.0	S	2	0	0	0	1	0	0	0	0	0	0	0	0	0	0	4	4	0.00	0.000	
Walt Masterson, R ERA: 3.38 (6, 1)	0.2		5	2	1	1	1	0	0	0	0	0	0	0	0	0	1	0	7	7	9.00	2.000
Tom Wright, L OBP: 0.333, SLG: 0.321 (8, PR)			5-3			F4			F8	1	0	0	0	0	0	0	2	4	4	0.00	0.000	
Ellis Kinder, R ERA: 3.95 (9, 1)			BB			K			F8	0	0	0	0	0	0	0	0	0	0	0	0	0
Lou Boudreau, R OBP: 0.330, SLG: 0.404 (9, PR)			5-3			K			F8	0	0	0	0	0	0	0	0	0	0	0	0	0
Al Evans, R ERA: 5.52 (9, PR)			BB			K			F8	0	0	0	0	0	0	0	0	0	0	0	0	0
Inning Stats	R: 0 E: 0 K: 0 S: 3	H: 0 LOB: 1 BB: 1 P: 7	R: 0 E: 0 K: 0 S: 4	H: 1 LOB: 2 BB: 1 P: 8	R: 0 E: 0 K: 0 S: 4	H: 1 LOB: 1 BB: 0 P: 4	R: 0 E: 0 K: 2 S: 8	H: 1 LOB: 2 BB: 1 P: 12	R: 2 E: 0 K: 0 S: 6	H: 3 LOB: 1 BB: 0 P: 6	R: 0 E: 0 K: 1 S: 5	H: 0 LOB: 0 BB: 0 P: 5	R: 2 E: 0 K: 1 S: 7	H: 2 LOB: 3 BB: 3 P: 19	R: 0 E: 0 K: 1 S: 5	H: 0 LOB: 0 BB: 0 P: 5	R: 3 E: 0 K: 1 S: 7	H: 2 LOB: 3 BB: 4 P: 23	1B: 9 2B: 0 3B: 0 HR: 1	SF: 0 SAC: 0 DP: 0 HBP: 0	WP: 0 PB: 0 SB: 0 CS: 0	PA: 47
PITCHER	IP WLS BF H R ER SO BB IBB HBP BLK WP HR S P ERA WHIP	IP WLS BF H R ER SO BB IBB HBP BLK WP HR S P ERA WHIP	IP WLS BF H R ER SO BB IBB HBP BLK WP HR S P ERA WHIP	IP WLS BF H R ER SO BB IBB HBP BLK WP HR S P ERA WHIP	IP WLS BF H R ER SO BB IBB HBP BLK WP HR S P ERA WHIP	IP WLS BF H R ER SO BB IBB HBP BLK WP HR S P ERA WHIP	IP WLS BF H R ER SO BB IBB HBP BLK WP HR S P ERA WHIP	IP WLS BF H R ER SO BB IBB HBP BLK WP HR S P ERA WHIP	IP WLS BF H R ER SO BB IBB HBP BLK WP HR S P ERA WHIP	IP WLS BF H R ER SO BB IBB HBP BLK WP HR S P ERA WHIP	IP WLS BF H R ER SO BB IBB HBP BLK WP HR S P ERA WHIP	IP WLS BF H R ER SO BB IBB HBP BLK WP HR S P ERA WHIP	IP WLS BF H R ER SO BB IBB HBP BLK WP HR S P ERA WHIP	IP WLS BF H R ER SO BB IBB HBP BLK WP HR S P ERA WHIP	IP WLS BF H R ER SO BB IBB HBP BLK WP HR S P ERA WHIP	IP WLS BF H R ER SO BB IBB HBP BLK WP HR S P ERA WHIP	IP WLS BF H R ER SO BB IBB HBP BLK WP HR S P ERA WHIP	IP WLS BF H R ER SO BB IBB HBP BLK WP HR S P ERA WHIP	IP WLS BF H R ER SO BB IBB HBP BLK WP HR S P ERA WHIP	IP WLS BF H R ER SO BB IBB HBP BLK WP HR S P ERA WHIP	IP WLS BF H R ER SO BB IBB HBP BLK WP HR S P ERA WHIP	
Bob Feller, R ERA: 2.56 (1, 1)	8.1	W	41	8	6	6	5	8	0	0	0	0	0	0	0	0	2	43	43	6.48	1.920	
Mike Garcia, R ERA: 3.55 (9, 1)	0.0		4	2	1	1	0	2	0	0	0	0	0	0	0	0	2	10	10	∞	∞	
Lou Brissie, L ERA: 5.52 (9, 1)	0.2	S	2	0	0	0	1	0	0	0	0	0	0	0	0	0	0	4	4	0.00	0.000	

Batter	1	2	3	4	5	6	7	8	9	AB	R	H	RBI	BB	SO	LOB	TOP			
Harry Simpson, L (1,9) OBP: 0.354, SLG: 0.311										4	0	0	0	0	1	2				
Bobby Avila, R (1,4) OBP: 0.386, SLG: 0.352										3	0	1	0	1	0	1				
Larry Doby, L (1,8) OBP: 0.442, SLG: 0.494										4	1	0	0	0	0	3				
Luke Easter, L (1,3) OBP: 0.383, SLG: 0.545										4	1	2	2	0	1	1				
Al Rosen, R (1,5) OBP: 0.373, SLG: 0.460										4	0	0	0	0	0	2				
Sam Chapman, R (1,7) OBP: 0.304, SLG: 0.308										4	0	0	0	0	1	1				
Ray Boone, R (1,6) OBP: 0.335, SLG: 0.323										3	0	1	0	0	0	1				
Jim Hegan, R (1,2) OBP: 0.339, SLG: 0.461										3	0	0	0	0	1	1				
Bob Lemon, L (1,1) OBP: 0.162, SLG: 0.200										1	0	0	0	0	1	0				
Snuffy Stirrweiss, R (6, PH) OBP: 0.373, SLG: 0.273										0	0	0	0	1	0	0				
Steve Gromek, S (6, 1) OBP: 0.250, SLG: 0.250										0	0	0	0	0	0	0				
Birdie Tebbetts, R (8, PH) OBP: 0.237, SLG: 0.286										1	0	0	0	0	1	1				
George Zuverink, R (8, 1) OBP: 0.237, SLG: 0.286										0	0	0	0	0	0	0				
Inning Stats	R: 0 E: 0 K: 1 S: 5	H: 0 LOB: 0 BB: 0 P: 5	R: 0 E: 0 K: 0 S: 4	H: 1 LOB: 1 BB: 0 P: 4	R: 0 E: 0 K: 1 S: 5	H: 0 LOB: 0 BB: 0 P: 5	R: 0 E: 0 K: 1 S: 6	H: 1 LOB: 1 BB: 0 P: 6	R: 0 E: 0 K: 0 S: 3	H: 0 LOB: 1 BB: 1 P: 7	R: 0 E: 0 K: 1 S: 5	H: 0 LOB: 0 BB: 0 P: 5	R: 0 E: 0 K: 2 S: 8	H: 1 LOB: 1 BB: 0 P: 8	R: 2 E: 0 K: 0 S: 4	H: 1 LOB: 0 BB: 1 P: 8	1B: 3 2B: 0 3B: 0 HR: 1	SF: 0 SAC: 0 DP: 0 HBP: 0	WP: 0 PB: 0 SB: 0 CS: 0	PA: 33
PITCHER Chuck Stobbs, L (1,1) ERA: 3.75	IP: 9.0 WLS: W BF: 33 H: 4 R: 2 ER: 2 SO: 6 BB: 2 IBB: 0 HBP: 0 BLK: 0 WP: 0 HR: 1 S: 43 P: 51 ERA: 2.00 WHIP: 0.667																			

Cleveland Indians @ Boston Red Sox
Fenway Park, Boston, MA
Tue Jun 19 1951, 3:33 AM EDT
Att: 31,644 - Unknown

AB 31
R 2
H 4
RBI 2
BB 2
SO 6
LOB 13



Batter	1	2	3	4	5	6	7	8	9	AB	R	H	RBI	BB	SO	LOB	BOTTOM			
Billy Goodman, L (1,9) OBP: 0.396, SLG: 0.359										5	3	3	1	0	0	2				
6 Johnny Pesky, L (1,6) OBP: 0.392, SLG: 0.385										3	3	2	3	2	0	1				
Ted Williams, L (1,7) OBP: 0.483, SLG: 0.606										4	1	3	4	1	0	3				
Vern Stephens, R (1,5) OBP: 0.395, SLG: 0.528										5	0	1	1	0	1	2				
Bobby Doerr, R (1,4) OBP: 0.418, SLG: 0.474										3	0	2	0	2	1	2				
Clyde Volmer, R (1,8) OBP: 0.415, SLG: 0.535										3	0	1	0	2	0	3				
Walt Dropo, R (1,3) OBP: 0.333, SLG: 0.354										5	0	1	0	0	0	5				
Les Moss, R (1,2) OBP: 0.311, SLG: 0.329										5	1	1	0	0	0	3				
Chuck Stobbs, L (1,1) OBP: 0.250, SLG: 0.269										1	1	0	0	2	0	1				
Inning Stats	R: 2 E: 0 K: 0 S: 5	H: 2 LOB: 1 BB: 1 P: 9	R: 0 E: 0 K: 0 S: 4	H: 1 LOB: 3 BB: 2 P: 12	R: 0 E: 0 K: 0 S: 2	H: 0 LOB: 1 BB: 2 P: 10	R: 3 E: 0 K: 1 S: 9	H: 4 LOB: 2 BB: 1 P: 13	R: 3 E: 0 K: 1 S: 8	H: 3 LOB: 2 BB: 2 P: 16	R: 0 E: 0 K: 0 S: 4	H: 1 LOB: 1 BB: 0 P: 4	R: 1 E: 0 K: 0 S: 4	H: 2 LOB: 0 BB: 0 P: 4	R: 0 E: 0 K: 0 S: 3	H: 1 LOB: 1 BB: 1 P: 7	1B: 9 2B: 3 3B: 1 HR: 1	SF: 0 SAC: 1 DP: 3 HBP: 0	WP: 0 PB: 0 SB: 1 CS: 0	PA: 44
PITCHER Bob Lemon, R (1,1) ERA: 3.59	IP: 5.0 WLS: L BF: 32 H: 10 R: 8 ER: 8 SO: 2 BB: 7 IBB: 0 HBP: 0 BLK: 0 WP: 0 HR: 1 S: 28 P: 60 ERA: 14.40 WHIP: 3.400																			
PITCHER Steve Gromek, R (6, 1) ERA: 5.95	IP: 2.0 WLS: L BF: 8 H: 3 R: 1 ER: 1 SO: 0 BB: 0 IBB: 0 HBP: 0 BLK: 0 WP: 0 HR: 0 S: 8 P: 8 ERA: 4.50 WHIP: 1.500																			
PITCHER George Zuverink, R (8, 1) ERA: 4.57	IP: 1.0 WLS: L BF: 4 H: 1 R: 0 ER: 0 SO: 0 BB: 1 IBB: 0 HBP: 0 BLK: 0 WP: 0 HR: 0 S: 3 P: 7 ERA: 0.00 WHIP: 2.000																			

Cleveland Indians @ Boston Red Sox
Fenway Park, Boston, MA
Tue Jun 19 1951, 3:33 AM EDT
Att: 31,644 - Unknown

AB 34
R 9
H 14
RBI 9
BB 9
SO 2
LOB 22



Batter	1	2	3	4	5	6	7	8	9	AB	R	H	RBI	BB	SO	LOB	TOP					
Harry Simpson, L OBP: 0.347, SLG: 0.299			4-3			F7	L8	4-3		5	0	0	0	1	1	2						
Bobby Avila, R OBP: 0.400, SLG: 0.429				1B		BB	HR		HR	6	4	5	4	0	0	2						
Larry Doby, L OBP: 0.448, SLG: 0.519	1B	HR		F8		BB	1B		K	5	3	3	1	1	1	1						
Luke Easter, L OBP: 0.388, SLG: 0.549	1B			K		BB			F9	1	1	1	1	0	0	0						
Bob Kennedy, R OBP: 0.311, SLG: 0.358	2B	1B		F2		BB	1B		F2	4	0	1	0	1	1	1						
Al Rosen, R OBP: 0.368, SLG: 0.452	2B	1B		F8		BB	K		F2	6	1	1	1	0	2	5						
Sam Chapman, R OBP: 0.311, SLG: 0.326	1B	F3			G3	1B		K		5	1	3	2	0	1	0						
Ray Boone, R OBP: 0.254, SLG: 0.328	1B			F4		F4				3	3	1	0	1	0	3						
Merl Combs, L OBP: 0.200, SLG: 0.214	1B		G8	4-3				S	1B	0	0	0	0	0	0	0						
Birdie Tebbetts, R OBP: 0.254, SLG: 0.300	E2		4-3		G3				F2	4	0	2	2	0	0	2						
Jim Hegan, R OBP: 0.337, SLG: 0.458	1B						HR	1B		1	1	0	0	0	0	1						
Early Wynn, S OBP: 0.231, SLG: 0.270	4-3		G8		4-3		F7			5	0	1	2	0	0	3						
Inning Stats	R: 6 E: 1 K: 1 S: 11	H: 6 LOB: 2 BB: 2 P: 19	R: 1 E: 0 K: 1 S: 6	H: 1 LOB: 0 BB: 0 P: 6	R: 1 E: 0 K: 0 S: 3	H: 0 LOB: 0 BB: 0 P: 4	R: 0 E: 0 K: 1 S: 6	H: 1 LOB: 1 BB: 0 P: 6	R: 0 E: 0 K: 0 S: 4	H: 1 LOB: 1 BB: 0 P: 4	R: 2 E: 0 K: 0 S: 5	H: 2 LOB: 2 BB: 2 P: 13	R: 2 E: 0 K: 1 S: 9	H: 4 LOB: 2 BB: 0 P: 9	R: 1 E: 0 K: 1 S: 7	H: 2 LOB: 1 BB: 0 P: 7	R: 1 E: 0 K: 1 S: 6	H: 1 LOB: 0 BB: 0 P: 6	1B: 9 2B: 5 3B: 0 HR: 4	SF: 0 SAC: 0 DP: 0 HBP: 1	WP: 0 PB: 0 SB: 1 CS: 0	PA: 50
PITCHER	IP: 0.1 WLS: L BF: 6 H: 5 R: 5 ER: 5 SO: 1 BB: 0 IBB: 0 HBP: 0 BLK: 0 WP: 0 HR: 1 S: 8 P: 8 ERA: 135.00 WHIP: 15.000	IP: 2.2 WLS: L BF: 13 H: 2 R: 3 ER: 2 SO: 1 BB: 1 IBB: 1 HBP: 1 BLK: 0 WP: 0 HR: 1 S: 12 P: 21 ERA: 6.75 WHIP: 1.125	IP: 4.1 WLS: L BF: 8 H: 2 R: 0 ER: 0 SO: 1 BB: 0 IBB: 0 HBP: 0 BLK: 0 WP: 0 HR: 1 S: 10 P: 10 ERA: 0.00 WHIP: 1.000	IP: 6.1 WLS: L BF: 6 H: 2 R: 2 ER: 2 SO: 0 BB: 2 IBB: 0 HBP: 0 BLK: 0 WP: 0 HR: 4 S: 12 P: 12 ERA: 27.00 WHIP: 6.000	IP: 6.1 WLS: L BF: 13 H: 6 R: 3 ER: 3 SO: 2 BB: 0 IBB: 0 HBP: 0 BLK: 0 WP: 0 HR: 1 S: 17 P: 17 ERA: 11.57 WHIP: 2.571	IP: 9.1 WLS: L BF: 4 H: 1 R: 1 ER: 1 SO: 1 BB: 0 IBB: 0 HBP: 0 BLK: 0 WP: 0 HR: 1 S: 6 P: 6 ERA: 9.00 WHIP: 1.000																

Cleveland Indians @ Boston Red Sox
Fenway Park, Boston, MA
Wed Jun 20 1951, 3:33 AM EDT
Att: 11,397 - Unknown

AB 45
R 14
H 18
RBI 13
BB 4
SO 6
LOB 20

Batter	1	2	3	4	5	6	7	8	9	AB	R	H	RBI	BB	SO	LOB	BOTTOM					
Billy Goodman, L OBP: 0.401, SLG: 0.365	4-3			BB	1B					5	0	3	1	0	0	1						
6 Johnny Pesky, L OBP: 0.393, SLG: 0.386	F8			BB	1B				FC4-6	5	0	2	2	0	0	1						
Ted Williams, L OBP: 0.481, SLG: 0.597	FC6-4			BB	1B				G3	3	0	0	0	2	0	3						
Vern Stephens, R OBP: 0.391, SLG: 0.520	FC6-4		4-3		F4				HR	5	1	1	0	0	0	4						
Bobby Doerr, R OBP: 0.409, SLG: 0.463		F8	K		5-3				F7	5	0	0	0	0	2	1						
Clyde Volmer, R OBP: 0.431, SLG: 0.604		2B		F9			5-3			5	3	3	2	0	0	0						
Walt Dropo, R OBP: 0.335, SLG: 0.361		1B			1B					2	1	1	0	0	1	0						
Tom Wright, L OBP: 0.348, SLG: 0.339		1B		K	1B				F9	3	1	2	0	0	0	0						
Les Moss, R OBP: 0.324, SLG: 0.340		1B			1B				F8	4	2	3	2	1	0	1						
Inning Stats	R: 0 E: 0 K: 0 S: 3	H: 0 LOB: 1 BB: 1 P: 7	R: 3 E: 0 K: 1 S: 10	H: 5 LOB: 2 BB: 0 P: 10	R: 0 E: 0 K: 1 S: 5	H: 0 LOB: 0 BB: 0 P: 5	R: 1 E: 0 K: 2 S: 10	H: 3 LOB: 3 BB: 1 P: 14	R: 2 E: 0 K: 0 S: 6	H: 3 LOB: 1 BB: 0 P: 6	R: 0 E: 0 K: 0 S: 3	H: 0 LOB: 0 BB: 0 P: 3	R: 0 E: 0 K: 1 S: 6	H: 1 LOB: 1 BB: 0 P: 6	R: 0 E: 0 K: 0 S: 4	H: 1 LOB: 1 BB: 0 P: 4	R: 2 E: 0 K: 0 S: 5	H: 2 LOB: 1 BB: 1 P: 9	1B: 13 2B: 1 3B: 0 HR: 1	SF: 0 SAC: 0 DP: 0 HBP: 0	WP: 0 PB: 0 SB: 0 CS: 0	PA: 45
PITCHER	IP: 9.0 WLS: W BF: 45 H: 15 R: 8 ER: 8 SO: 5 BB: 3 IBB: 0 HBP: 0 BLK: 0 WP: 0 HR: 1 S: 52 P: 64 ERA: 8.00 WHIP: 2.000	IP: 1.0 WLS: L BF: 4 H: 1 R: 1 ER: 1 SO: 1 BB: 0 IBB: 0 HBP: 0 BLK: 0 WP: 0 HR: 1 S: 6 P: 6 ERA: 9.00 WHIP: 1.000																				

Cleveland Indians @ Boston Red Sox
Fenway Park, Boston, MA
Wed Jun 20 1951, 3:33 AM EDT
Att: 11,397 - Unknown

AB 42
R 8
H 15
RBI 8
BB 3
SO 5
LOB 16

Batter	1	2	3	4	5	6	7	8	9	AB	R	H	RBI	BB	SO	LOB	TOP					
Harry Simpson, L OBP: 0.355, SLG: 0.300	4-0 BB 1B 2B BB	0-3 K		0-0 L9		0-0 SH5-3 1B		4-0 1B BB		3	1	1	0	2	1	1	Cleveland Indians @ Boston Red Sox Fenway Park, Boston, MA Thu Jun 21 1951, 3:33 AM EDT Att: 9,270 - Unknown					
Bobby Avila, R OBP: 0.402, SLG: 0.430	0-0 BB 1-2 2B 1B	0-0 FC1		0-0 1B 1B		0-0 SH5-3		0-0 F5		4	1	2	0	0	0	2						
Larry Doby, L OBP: 0.456, SLG: 0.522	4-0 2B 1-2 2-3 BB		4-0 1B BB	0-0 1B 1B		0-0 F6		0-0 1B 1-3		3	2	2	0	2	0	1						
Al Rosen, R OBP: 0.365, SLG: 0.446	0-3 K		0-0 BB 1B 1-2 G4-3 1B	0-0 F8		0-0 6-3		0-0 1-3		5	1	1	0	0	1	8						
Sam Chapman, R OBP: 0.323, SLG: 0.344	0-0 S 1-H 2-H 2-H 3-H 2B		0-0 G4-3 BB 1-2 2-H 1B		0-0 FC6-4 1B		0-0 5-3		0-0 G6-4-3 1B 1B		5	1	4	4	0	0						
Ray Boone, R OBP: 0.342, SLG: 0.327	0-3 K		4-0 G4-3 BB 1-2 2-3 BB		0-0 FC6-4 S WP E 1-2		0-0 F5		0-0 G6-4-3 1B		4	1	1	0	1	1						
Bob Kennedy, R OBP: 0.314, SLG: 0.351	0-0 F9		0-0 G4-3 BB 1-2 2-3 BB		4-0 S 1-2 L8 BB		4-0 BB		0-0 G6-4-3 1B 1-2 2-3		3	1	0	0	2	4						
Jim Hegan, R OBP: 0.339, SLG: 0.453		0-0 E5 SH3 FC1 1B		0-0 F5		0-0 L8		0-0 F5		4	0	1	1	1	0	2						
Mike Garcia, R OBP: 0.176, SLG: 0.182		0-0 SH3		0-0 F8		0-0 F3		0-0 6-3		4	0	0	0	0	0	2						
Bob Lemon, L OBP: 0.162, SLG: 0.200		0-0 SH3 2-3						0-0 5-3		0	0	0	0	0	0	0						
Inning Stats	R: 4 E: 0 K: 2 S: 9	H: 2 LOB: 0 BB: 2 P: 17	R: 0 E: 1 K: 1 S: 6	H: 1 LOB: 1 BB: 0 P: 6	R: 2 E: 0 K: 0 S: 4	H: 2 LOB: 1 BB: 2 P: 12	R: 0 E: 0 K: 0 S: 5	H: 2 LOB: 2 BB: 0 P: 5	R: 2 E: 0 K: 0 S: 4	H: 1 LOB: 0 BB: 1 P: 8	R: 0 E: 0 K: 0 S: 4	H: 1 LOB: 1 BB: 0 P: 4	R: 0 E: 0 K: 0 S: 3	H: 0 LOB: 0 BB: 1 P: 7	R: 0 E: 0 K: 0 S: 4	H: 1 LOB: 2 BB: 1 P: 8	R: 0 E: 0 K: 0 S: 4	H: 2 LOB: 2 BB: 1 P: 8	1B: 11 2B: 1 3B: 0 HR: 0	SF: 0 SAC: 2 DP: 2 HBP: 0	WP: 1 PB: 0 SB: 4 CS: 0	PA: 45
PITCHER	IP WLS BF H R ER SO BB IBB HBP BLK WP HR S P ERA WHIP																PITCHER	IP WLS BF H R ER SO BB IBB HBP BLK WP HR S P ERA WHIP				
Mickey McDermott, L ERA: 3.54	(1, 1) 2.0 L 15 5 6 6 3 4 0 0 0 0 0 0 17 33 27.00 4.500																					
Bill Evans, R ERA: 3.52	(3, 1) 3.0 12 3 2 1 0 1 1 0 0 0 1 0 11 15 3.00 1.333																					
Ellis Kinder, R ERA: 4.26	(6, 1) 2.0 8 1 0 0 0 1 0 0 0 0 0 0 7 11 0.00 1.000																					
Paul Hinrichs, R ERA: 21.6	(8, 1) 1.0 5 1 0 0 0 1 0 0 0 0 0 0 4 8 0.00 2.000																					
Willard Nixon, R ERA: 4.52	(9, 1) 1.0 5 2 0 0 0 0 1 0 0 0 0 0 4 8 0.00 2.000																					
Batter	1	2	3	4	5	6	7	8	9	AB	R	H	RBI	BB	SO	LOB	BOTTOM					
Billy Goodman, L OBP: 0.401, SLG: 0.371	0-0 1-3		0-3 K		0-0 6 S 1B		0-0 6-3		0-0 4-3 2B		5	0	2	0	0	1	0					
6 Johnny Pesky, L OBP: 0.386, SLG: 0.373	0-0 6-3		0-0 3-1		0-0 F5		0-0 E6 2B		4-0 4-3 BB		4	1	0	0	1	0	1					
Ted Williams, L OBP: 0.484, SLG: 0.602	0-0 FC6 1B			0-0 G6-4-3 1B 1B	0-0 F8		0-0 1-H 1B 2B		0-0 4-3		5	2	3	1	0	0	3					
Vern Stephens, R OBP: 0.391, SLG: 0.517	0-0 FC6			0-0 G6-4-3 1B		0-0 6-3		0-0 2-H 1B		0-0 E2 G5-4-3		5	0	2	1	0	0	3				
Bobby Doerr, R OBP: 0.405, SLG: 0.457		0-0 1B		0-0 G6-4-3		0-0 F4		0-3 K		0-0 G5-4-3		5	0	1	0	0	1	6				
Clyde Vollmer, R OBP: 0.435, SLG: 0.588		0-0 F9		0-0 1B 1B		4-0 2B BB		0-0 5-3														
Walt Dropo, R OBP: 0.339, SLG: 0.371		0-0 F3		0-0 1B 1-2 1B		0-0 1-H 2B		0-0 F8														
Les Moss, R OBP: 0.317, SLG: 0.331		0-0 F9		0-0 F3		0-0 F9		0-0 E6														
Mickey McDermott, L ERA: 0.22, SLG: 0.269	(1, 1) 8.0 W 38 11 4 2 3 2 0 0 0 0 0 0 0 42 50 0.00 1.625																					
Bill Evans, R ERA: 3.43	(3, 1) 1.0 S 3 0 0 0 0 0 0 0 0 0 0 0 3 3 0.00 0.000																					
Fred Hatfield, L ERA: 0.200	(5, PH) 0.0 0 0 0 0 0 0 0 0 0 0 0 0 0 0 0 0 0 0 0																					
Ellis Kinder, R ERA: 4.26	(6, 1) 0.0 0 0 0 0 0 0 0 0 0 0 0 0 0 0 0 0 0 0 0																					
Tom Wright, L ERA: 0.333	(7, PH) 0.0 0 0 0 0 0 0 0 0 0 0 0 0 0 0 0 0 0 0 0																					
Paul Hinrichs, R ERA: 21.6	(8, 1) 0.0 0 0 0 0 0 0 0 0 0 0 0 0 0 0 0 0 0 0 0																					
Lou Bourdeau, L ERA: 0.399	(8, PH) 0.0 0 0 0 0 0 0 0 0 0 0 0 0 0 0 0 0 0 0 0																					
Willard Nixon, R ERA: 4.52	(9, 1) 0.0 0 0 0 0 0 0 0 0 0 0 0 0 0 0 0 0 0 0 0																					
Inning Stats	R: 0 E: 0 K: 0 S: 4	H: 1 LOB: 1 BB: 0 P: 4	R: 0 E: 0 K: 0 S: 4	H: 1 LOB: 0 BB: 0 P: 4	R: 0 E: 0 K: 1 S: 5	H: 0 LOB: 0 BB: 0 P: 5	R: 1 E: 0 K: 0 S: 6	H: 4 LOB: 2 BB: 0 P: 6	R: 0 E: 0 K: 1 S: 6	H: 1 LOB: 1 BB: 0 P: 6	R: 1 E: 0 K: 0 S: 4	H: 1 LOB: 1 BB: 1 P: 8	R: 2 E: 1 K: 1 S: 8	H: 2 LOB: 1 BB: 0 P: 8	R: 0 E: 1 K: 0 S: 4	H: 0 LOB: 2 BB: 0 P: 4	R: 0 E: 1 K: 0 S: 4	H: 1 LOB: 2 BB: 1 P: 8	1B: 8 2B: 3 3B: 0 HR: 0	SF: 0 SAC: 0 DP: 2 HBP: 0	WP: 0 PB: 0 SB: 1 CS: 0	PA: 41
PITCHER	IP WLS BF H R ER SO BB IBB HBP BLK WP HR S P ERA WHIP																PITCHER	IP WLS BF H R ER SO BB IBB HBP BLK WP HR S P ERA WHIP				
Mike Garcia, R ERA: 3.43	(1, 1) 8.0 W 38 11 4 2 3 2 0 0 0 0 0 0 0 42 50 0.00 1.625																					
Bob Lemon, R ERA: 3.55	(9, 1) 1.0 S 3 0 0 0 0 0 0 0 0 0 0 0 3 3 0.00 0.000																					

AB 35
R 8
H 12
RBI 5
BB 8
SO 3
LOB 21



AB 39
R 4
H 11
RBI 4
BB 2
SO 3
LOB 20



Batter	1	2	3	4	5	6	7	8	9	AB	R	H	RBI	BB	SO	LOB	TOP					
Bob Dillinger, R OBP: 0.364, SLG: 0.390 (1, 5)	0-0 5-3		0-0 S 1B		0-0 F8			0-0 6-3	0-0 F9	5	1	1	0	0	0	0	Chicago White Sox @ Boston Red Sox Fenway Park, Boston, MA Fri Jun 22 1951, 3:33 AM EDT Att: 33,045 - Unknown					
Nelle Fox, L OBP: 0.417, SLG: 0.513 (1, 4)	0-0 4-3		0-0 HR 1B		0-0			4-0 FC5-4 BB		3	1	2	1	1	0	0						
Minnie Minoso, R OBP: 0.479, SLG: 0.585 (1, 9)	0-0 L9		0-0 HR		0-0 F9			0-0 FC5-4 1B 1-2		4	2	1	2	0	0	2						
Eddie Robinson, L OBP: 0.406, SLG: 0.564 (1, 3)		0-0 F9	0-0 4-3			0-0 1-3		0-0 1B 2B 1B		4	1	1	0	0	0	0						
Don Lenhardt, R OBP: 0.323, SLG: 0.441 (1, 7)		0-0 6-3		0-0 F3		0-0 6-3		0-0 2B 1B		4	0	1	1	0	0	0						
Jim Busby, R OBP: 0.379, SLG: 0.406 (1, 8)		4-0 BB		0-0 L8		0-0 F9		0-0 1B 2B		3	0	1	1	1	0	0						
Chico Carrasquel, R OBP: 0.347, SLG: 0.372 (1, 6)	0-3 K			0-0 1B			0-0 G4-6-3 1B	0-0 F7		4	0	2	0	0	1	3						
Phil Masi, R OBP: 0.431, SLG: 0.480 (9, PH)			0-0 L9	0-0 F8			0-3 K	0-0 F5		3	0	0	0	0	1	2						
Floyd Baker, L OBP: 0.403, SLG: 0.375 (1, 1)			0-3 K		0-0 1B		0-0 G4-6-3 1-2	0-0 F6		1	0	0	0	0	1	0						
Randy Gumpert, R OBP: 0.316, SLG: 0.286 (5, PH)										1	0	0	0	0	1	0						
Joe Domestini, R OBP: 0.194, SLG: 0.154 (5, 1)										1	0	1	0	0	0	0						
Luis Aloma, R OBP: 0.356, SLG: 0.167 (7, PH)										0	0	0	0	0	0	0						
Joe Egan, R OBP: 0.309, SLG: 0.364 (7, 1)										1	0	0	0	0	0	1						
Marv Rotblatt, S OBP: 0.343, SLG: 0.408 (9, PH)										0	0	0	0	0	0	0						
Bud Stewart, L OBP: 0.343, SLG: 0.408 (9, PH)										1	0	0	0	0	0	0						
Inning Stats	R: 0 E: 0 K: 0 S: 3	H: 0 LOB: 0 BB: 0 P: 3	R: 0 E: 0 K: 1 S: 5	H: 0 LOB: 1 BB: 1 P: 9	R: 3 E: 0 K: 1 S: 8	H: 3 LOB: 0 BB: 0 P: 8	R: 0 E: 0 K: 0 S: 4	H: 1 LOB: 1 BB: 0 P: 4	R: 0 E: 0 K: 0 S: 4	H: 2 LOB: 1 BB: 0 P: 4	R: 0 E: 0 K: 0 S: 3	H: 0 LOB: 0 BB: 0 P: 3	R: 0 E: 0 K: 1 S: 5	H: 1 LOB: 0 BB: 0 P: 5	R: 2 E: 0 K: 0 S: 6	H: 3 LOB: 2 BB: 1 P: 10	R: 0 E: 0 K: 0 S: 3	H: 0 LOB: 0 BB: 0 P: 3	1B: 8 2B: 1 3B: 0 HR: 1	SF: 0 SAC: 0 DP: 1 HBP: 0	WP: 0 PB: 0 SB: 1 CS: 0	PA: 37
PITCHER	IP	WLS	BF	H	R	ER	SO	BB	IBB	HBP	BLK	WP	HR	S	P	ERA	WHIP					
Mel Parnell, L ERA: 3.72 (1, 1)	7.2	W	33	10	5	5	3	2	0	0	0	0	1	37	45	5.87	1.565					
Ellis Kinder, R ERA: 4.09 (8, 1)	1.1	S	4	0	0	0	0	0	0	0	0	0	0	4	4	0.00	0.000					

AB	35
R	5
H	10
RBI	5
BB	2
SO	3
LOB	8



Batter	1	2	3	4	5	6	7	8	9	AB	R	H	RBI	BB	SO	LOB	BOTTOM				
Dom DiMaggio, R OBP: 0.393, SLG: 0.440 (1, 8)	0-0 6 1B F7 2B			0-0 F9		4-0 SH1-3 BB		0-0 6 1B FC4-2		4	1	3	0	1	0	0	Chicago White Sox @ Boston Red Sox Fenway Park, Boston, MA Fri Jun 22 1951, 3:33 AM EDT Att: 33,045 - Unknown				
6 Johnny Pesky, L OBP: 0.386, SLG: 0.374 (1, 6)	0-0 BB 2-3 1B	0-0 F4		0-0 F4		0-0 F3		0-0 FC4-2 1B		5	0	2	0	0	0	3					
Billy Goodman, L OBP: 0.398, SLG: 0.368 (1, 3)	0-0 F7		0-0	0-0 S 2B 1B		0-0 SH1-3		0-0 FC4-2		4	1	1	1	0	0	3					
Ted Williams, L OBP: 0.489, SLG: 0.608 (1, 7)	4-0 3-H BB		0-0 BB 1B	0-0 HR 2B		4-0 BB		0-0 F3		3	2	2	1	2	0	2					
Vern Stephens, R OBP: 0.389, SLG: 0.527 (1, 5)	0-0 F7		0-0 F6	0-0 HR		0-0 F4				4	1	1	2	0	0	5					
Bobby Doerr, R OBP: 0.403, SLG: 0.451 (1, 4)	0-0 F2		4-0 1B BB	0-0 5-3		0-0 F7				3	1	0	0	1	0	2					
Clyde Vollmer, R OBP: 0.424, SLG: 0.564 (1, 9)		0-0 F7	0-0 1-3 2-H 1B		0-0 5-3		0-3 K			4	0	1	1	0	1	0					
Les Moss, R OBP: 0.321, SLG: 0.335 (1, 2)		0-0 FC4-6 1B	0-0 1-2 3-H 1B		0-0 F7		0-3 K			4	0	2	1	0	1	0					
Mel Parnell, L OBP: 0.429, SLG: 0.367 (1, 1)		0-0 FC4-6 1B	0-0 F8		0-0 4-3					3	0	0	0	0	0	3					
Ellis Kinder, R ERA: 4.09 (8, 1)										1	0	0	0	0	0	0					
Inning Stats	R: 1 E: 0 K: 0 S: 5	H: 2 LOB: 2 BB: 1 P: 9	R: 0 E: 0 K: 0 S: 5	H: 2 LOB: 0 BB: 0 P: 5	R: 2 E: 0 K: 0 S: 6	H: 3 LOB: 1 BB: 1 P: 10	R: 3 E: 0 K: 0 S: 6	H: 3 LOB: 0 BB: 0 P: 6	R: 0 E: 0 K: 0 S: 3	H: 0 LOB: 0 BB: 0 P: 3	R: 0 E: 0 K: 0 S: 3	H: 0 LOB: 2 BB: 2 P: 11	R: 0 E: 0 K: 2 S: 7	H: 0 LOB: 0 BB: 0 P: 7	R: 0 E: 0 K: 0 S: 5	H: 2 LOB: 2 BB: 0 P: 5	1B: 9 2B: 2 3B: 0 HR: 1	SF: 0 SAC: 1 DP: 0 HBP: 0	WP: 0 PB: 0 SB: 1 CS: 0	PA: 40	
PITCHER	IP	WLS	BF	H	R	ER	SO	BB	IBB	HBP	BLK	WP	HR	S	P	ERA	WHIP				
Randy Gumpert, R ERA: 2.71 (5, 1)	4.0	L	24	10	6	6	0	2	0	0	0	0	0	6	14	0.00	1.000				
Luis Aloma, R ERA: 1.29 (7, 1)	2.0		8	0	0	0	0	2	0	0	0	0	0	6	14	0.00	1.000				
Mary Rotblatt, L ERA: 2.89 (7, 1)	2.0		8	2	0	0	2	0	0	0	0	0	0	12	12	0.00	1.000				

AB	35
R	6
H	12
RBI	6
BB	4
SO	2
LOB	18



Batter	1	2	3	4	5	6	7	8	9	AB	R	H	RBI	BB	SO	LOB	TOP										
Bob Dillinger, R OBP: 0.382, SLG: 0.399 (1, 5)	4-0 SH1-3 1B WP BB		0-0 4-3			0-0 1B	0-0 E6 FC5 E	0-0 F9		4	1	1	0	1	0	5											
Nelle Fox, L OBP: 0.419, SLG: 0.506 (1, 4)	0-0 SH1-3		0-0 F5			0-0 F8	0-0 E4 1-2 2-H	0-0 1-3		4	0	0	0	0	0	4											
Minnie Minoso, R OBP: 0.466, SLG: 0.563 (1, 9)	0-0 CS SH5-3 1B 3-H			0-3 K		0-0 1B G2-6-3 1-2 2-H	0-0 FC5 2-3F	0-0 6-3		5	0	2	2	0	1	2											
Eddie Robinson, L OBP: 0.400, SLG: 0.582 (1, 3)	0-0 SH5-3		0-0 F8			0-0 G2-6-3 1-2		0-0 FC5-4 1B		4	0	1	0	0	0	2											
Don Lenhardt, R OBP: 0.313, SLG: 0.425 (1, 7)	0-0 CS 2-3	0-3 K		0-0 F5				0-0 FC5-4 2B FC8-6 1B 1-2F		4	1	1	0	0	1	1											
Jim Busby, R OBP: 0.382, SLG: 0.401 (1, 8)		0-0 1-3			0-0 6-3			0-0 FC8-6 1-3 2B	4-0 1B BB	3	1	1	0	1	0	0											
Chico Carrasquel, R OBP: 0.340, SLG: 0.365 (1, 6)		0-0 5-3			0-0 5-3			4-0 FC8-6 E BB	0-0 E 1B 1-2 2-H	3	1	1	0	1	0	0											
Phil Masi, R OBP: 0.434, SLG: 0.526 (1, 2)			0-0 2B 1B		0-3 K			0-0 L5	0-0 E 1B 1-2 2-H	4	0	2	1	0	1	3											
Harry Dorish, R OBP: 0.286, SLG: 0.429 (5, PH) Joe Domestini, R OBP: 0.200, SLG: 0.143 (6, PH) Lou Kretlow, R OBP: 0.131, SLG: 0.071 (7, PH) Bud Stewart, R OBP: 0.047, SLG: 0.040 (7, PH) Marv Rotblatt, S OBP: 0.124, SLG: 0.093 (7, PH) Howie Judson, R OBP: 0.305, SLG: 0.443 (8, PH) Al Zarilla, S OBP: 0.333, SLG: 0.333 (8, PH)			0-0 4-3 2B 1-2			4-0 1B BB	0-0 FC8-6 E	0-0 E4 1-2 2-3		1	0	1	0	0	0	0											
Inning Stats	R: 1 E: 0 K: 0 S: 3	H: 1 LOB: 0 BB: 1 P: 7	R: 0 E: 0 K: 1 S: 5	H: 0 LOB: 0 BB: 0 P: 5	R: 0 E: 0 K: 1 S: 4	H: 2 LOB: 1 BB: 0 P: 4	R: 0 E: 0 K: 1 S: 5	H: 0 LOB: 0 BB: 0 P: 5	R: 0 E: 0 K: 1 S: 5	H: 0 LOB: 2 BB: 1 P: 8	R: 3 E: 1 K: 0 S: 7	H: 2 LOB: 2 BB: 1 P: 11	R: 1 E: 1 K: 0 S: 6	H: 3 LOB: 3 BB: 1 P: 10	R: 0 E: 0 K: 0 S: 3	H: 0 LOB: 0 BB: 0 P: 3	1B: 8 2B: 2 3B: 0 HR: 0	SF: 0 SAC: 2 DP: 1 HBP: 0	WP: 1 PB: 0 SB: 0 CS: 1	PA: 41							
PITCHER	IP	WLS	BF	H	R	ER	SO	BB	IBB	HBP	BLK	WP	HR	S	P	ERA	WHIP										
Bill Wight, L ERA: 6.32 (1, 1)	6.0		25	7	5	4	3	3	0	0	0	1	0	28	40	6.00	1.667										
Walt Masterson, R ERA: 3.09 (7, 1)	1.2	W	10	3	1	1	0	1	0	0	0	0	0	9	13	5.40	2.400										
Mel Parnell, L ERA: 3.66 (8, 1)	1.1	S	5	0	0	0	0	0	0	0	0	0	0	5	5	0.00	0.000										

Chicago White Sox @ Boston Red Sox
Fenway Park, Boston, MA
Sun Jun 24 1951, 3:38 AM EDT
Att: 34,869 - Unknown

AB	34
R	6
H	10
RBI	4
BB	4
SO	3
LOB	21



Batter	1	2	3	4	5	6	7	8	9	AB	R	H	RBI	BB	SO	LOB	BOTTOM										
Dom DiMaggio, R OBP: 0.400, SLG: 0.470 (1, 8)	0-0 5-3		0-0 HR		0-0 6 1B 2B		4-0 1B 6 BB	0-3 K		4	3	2	1	1	1	0											
6 Johnny Pesky, L OBP: 0.406, SLG: 0.412 (1, 6)	0-0 6-3		0-0 6-3		0-0 BB F7 1B 2-3		4-0 1B FC6-2 BB	0-0 1B		4	1	2	0	1	0	0											
Billy Goodman, L OBP: 0.387, SLG: 0.362 (1, 3)	0-0 4-3		0-0 3-1		0-0 BB 1B 1-2 3-H		0-0 FC6-2 FC5 1B	0-0 F4		5	1	2	1	0	0	1											
Ted Williams, L OBP: 0.497, SLG: 0.618 (1, 7)		0-0 F4		0-0 2B WP 1B	4-0 FC6-4 BB		0-0 FC5 FC6-2 1B 1-2 2-3 3-H			3	1	2	1	1	0	0											
Vern Stephens, R OBP: 0.387, SLG: 0.543 (1, 5)		0-0 HR		0-0 WP 2B 1-3	0-0 F7 3-H		0-0 FC6-2 E 1-2 2-3 3-H			4	2	2	2	0	0	5											
Bobby Doerr, R OBP: 0.406, SLG: 0.453 (1, 4)		0-0 F7		4-0 G6-4-3 BB 2-3 3-H	0-0 FC6-4 1-2F		0-0 FC5 HBP 1-1H 2-3F 3-H			3	0	0	1	1	0	3											
Clyde Vollmer, R OBP: 0.392, SLG: 0.485 (1, 9)		4-0 FC5-4 BB		0-0 F7		0-0 F7	0-0 HBP			2	0	0	0	1	0	2											
Les Moss, R OBP: 0.300, SLG: 0.311 (1, 2)		0-0 FC5-4 1-2F		0-0 G6-4-3 1-2F		0-0 F8	0-0 F6			4	0	0	0	0	0	5											
Bill Wight, L OBP: 0.130, SLG: 0.091 (7, 1)			0-3 K		0-0 F9		0-3 K		0-0 F6	3	0	0	0	0	2	0											
Walt Masterson, R ERA: 4.17 (7, 1)										0	0	0	0	0	0	0											
Mel Parnell, L OBP: 0.417, SLG: 0.355 (8, 1)										1	0	0	0	0	0	0											
Inning Stats	R: 0 E: 0 K: 0 S: 3	H: 0 LOB: 0 BB: 0 P: 3	R: 1 E: 0 K: 0 S: 4	H: 1 LOB: 1 BB: 1 P: 8	R: 1 E: 0 K: 1 S: 6	H: 1 LOB: 0 BB: 0 P: 6	R: 1 E: 0 K: 0 S: 4	H: 2 LOB: 1 BB: 1 P: 8	R: 2 E: 0 K: 0 S: 6	H: 3 LOB: 2 BB: 1 P: 10	R: 0 E: 0 K: 1 S: 5	H: 0 LOB: 0 BB: 0 P: 5	R: 3 E: 1 K: 0 S: 5	H: 2 LOB: 2 BB: 2 P: 14	R: 0 E: 0 K: 1 S: 6	H: 1 LOB: 1 BB: 0 P: 6	1B: 6 2B: 2 3B: 0 HR: 2	SF: 0 SAC: 0 DP: 1 HBP: 1	WP: 1 PB: 0 SB: 0 CS: 0	PA: 39							
PITCHER	IP	WLS	BF	H	R	ER	SO	BB	IBB	HBP	BLK	WP	HR	S	P	ERA	WHIP										
Harry Dorish, R ERA: 2.06 (1, 1)	5.0		24	7	5	5	1	3	0	0	0	1	0	23	35	2.06	2.000										
Lou Kretlow, R ERA: 4.17 (6, 1)	1.0		3	0	0	0	1	0	0	0	0	0	0	5	5	0.00	0.000										
Mary Rotblatt, L ERA: 3.38 (7, 1)	0.0	L	4	2	3	2	0	2	0	0	0	0	0	2	10	∞	∞										
Howie Judson, R ERA: 4.86 (7, 1)	1.0		4	0	0	0	0	0	0	1	0	0	0	3	4	0.00	0.000										
Ken Holcombe, R ERA: 3.98 (8, 1)	1.0		4	1	0	0	1	0	0	0	0	0	0	6	6	0.00	1.000										

Chicago White Sox @ Boston Red Sox
Fenway Park, Boston, MA
Sun Jun 24 1951, 3:38 AM EDT
Att: 34,869 - Unknown


AB	33
R	8
H	10
RBI	6
BB	5
SO	3
LOB	16



Batter	1	2	3	4	5	6	7	8	9	AB	R	H	RBI	BB	SO	LOB	TOP					
Eddie Joost, R OBP: 0.382, SLG: 0.476 (1, 6)										5	1	2	4	0	0	1						
Allie Clark, R OBP: 0.307, SLG: 0.413 (1, 9)										5	0	2	0	0	0	3						
Dave Philley, S OBP: 0.321, SLG: 0.360 (1, 8)										4	0	0	0	1	0	2						
Gus Zernial, R OBP: 0.360, SLG: 0.569 (1, 7)										4	0	1	0	0	2	2						
Feris Fain, L OBP: 0.470, SLG: 0.491 (1, 3)										3	0	0	0	1	1	0						
Hank Majeski, R OBP: 0.333, SLG: 0.388 (1, 5)										4	0	0	0	0	0	0						
Lou Klein, R OBP: 0.234, SLG: 0.305 (1, 4)										3	1	1	0	1	0	0						
Joe Astroth, R OBP: 0.221, SLG: 0.211 (1, 2)										3	1	1	0	1	0	2						
Bob Hooper, R OBP: 0.273, SLG: 0.364 (4, PH)										1	1	1	0	0	0	0						
Billy Hitchcock, R OBP: 0.371, SLG: 0.307 (4, PH)										1	0	0	0	0	0	1						
Johnny Kucab, R OBP: 0.333, SLG: 0.333 (4, 1)										0	1	0	0	1	0	0						
Ray Murray, R OBP: 0.338, SLG: 0.300 (8, PH)										1	0	0	0	0	0	1						
Moe Burtshy, R OBP: 0.333, SLG: 0.333 (8, 1)										0	0	0	0	0	0	0						
Inning Stats	R: 0 E: 0 K: 0 S: 4	H: 1 LOB: 1 BB: 0 P: 4	R: 0 E: 0 K: 0 S: 4	H: 1 LOB: 1 BB: 0 P: 4	R: 1 E: 1 K: 0 S: 4	H: 2 LOB: 2 BB: 2 P: 12	R: 1 E: 1 K: 0 S: 5	H: 1 LOB: 2 BB: 1 P: 9	R: 0 E: 0 K: 1 S: 5	H: 0 LOB: 0 BB: 0 P: 5	R: 3 E: 0 K: 0 S: 5	H: 2 LOB: 1 BB: 2 P: 13	R: 0 E: 0 K: 2 S: 7	H: 0 LOB: 0 BB: 0 P: 7	R: 0 E: 0 K: 0 S: 3	H: 1 LOB: 0 BB: 0 P: 3	R: 0 E: 0 K: 0 S: 3	H: 0 LOB: 0 BB: 0 P: 3	1B: 5 2B: 3 3B: 0 HR: 1	SF: 0 SAC: 0 DP: 3 HBP: 0	WP: 0 PB: 1 SB: 0 CS: 0	PA: 39
PITCHER Mel Parnell, L ERA: 3.69 (1, 1)	IP: 9.0 WLS: W BF: 39 H: 8 R: 5 ER: 4 SO: 3 BB: 5 IBB: 0 HBP: 0 BLK: 0 WP: 0 HR: 1 S: 40 P: 60 ERA: 4.00 WHIP: 1.444															PITCHER						

Philadelphia Athletics @ Boston Red Sox
Fenway Park, Boston, MA
Tue Jun 26 1951, 3:33 AM EDT
Att: 18,979 - Unknown

AB	34
R	5
H	8
RBI	4
BB	5
SO	3
LOB	12



Batter	1	2	3	4	5	6	7	8	9	AB	R	H	RBI	BB	SO	LOB	BOTTOM			
Dom DiMaggio, R OBP: 0.400, SLG: 0.472 (1, 8)										5	2	2	2	0	1	0				
6 Johnny Pesky, L OBP: 0.400, SLG: 0.404 (1, 6)										5	0	1	0	0	1	3				
Billy Goodman, L OBP: 0.391, SLG: 0.361 (1, 3)										3	1	1	0	2	0	1				
Ted Williams, L OBP: 0.498, SLG: 0.627 (1, 7)										5	2	3	4	0	0	2				
Vern Stephens, R OBP: 0.395, SLG: 0.571 (1, 5)										3	3	2	3	2	0	2				
Bobby Doerr, R OBP: 0.404, SLG: 0.462 (1, 4)										4	1	1	3	0	1	2				
Clyde Vollmer, R OBP: 0.410, SLG: 0.536 (1, 9)										3	2	2	1	1	0	0				
Les Moss, R OBP: 0.300, SLG: 0.306 (1, 2)										3	1	0	0	1	0	1				
Mel Parnell, L OBP: 0.385, SLG: 0.324 (1, 1)										3	1	0	0	0	1	0				
Inning Stats	R: 0 E: 0 K: 0 S: 4	H: 1 LOB: 1 BB: 0 P: 4	R: 1 E: 0 K: 1 S: 6	H: 2 LOB: 0 BB: 0 P: 6	R: 5 E: 0 K: 1 S: 8	H: 3 LOB: 0 BB: 2 P: 16	R: 0 E: 0 K: 1 S: 5	H: 0 LOB: 0 BB: 0 P: 5	R: 2 E: 0 K: 0 S: 5	H: 2 LOB: 0 BB: 0 P: 5	R: 1 E: 0 K: 0 S: 4	H: 1 LOB: 0 BB: 0 P: 4	R: 0 E: 0 K: 0 S: 4	H: 1 LOB: 2 BB: 1 P: 8	R: 4 E: 0 K: 1 S: 7	H: 2 LOB: 1 BB: 3 P: 19	1B: 6 2B: 1 3B: 1 HR: 4	SF: 0 SAC: 1 DP: 2 HBP: 0	WP: 1 PB: 0 SB: 0 CS: 0	PA: 41
PITCHER Bob Hooper, R ERA: 4.52 (1, 1)	IP: 3.0 WLS: L BF: 16 H: 6 R: 6 ER: 6 SO: 2 BB: 2 IBB: 0 HBP: 0 BLK: 0 WP: 0 HR: 2 S: 18 P: 26 ERA: 18.00 WHIP: 2.667															PITCHER				
Johnny Kucab, R ERA: 4.7 (4, 1)	4.0 17 4 3 3 1 1 0 0 0 0 2 18 22 6.75 1.250																			
Moe Burtshy, R ERA: 5.29 (8, 1)	1.0 8 2 4 4 1 3 0 0 0 1 0 7 19 36.00 5.000																			


Philadelphia Athletics @ Boston Red Sox
Fenway Park, Boston, MA
Tue Jun 26 1951, 3:33 AM EDT
Att: 18,979 - Unknown

AB	34
R	13
H	12
RBI	13
BB	6
SO	4
LOB	11



Batter	1	2	3	4	5	6	7	8	9	AB	R	H	RBI	BB	SO	LOB	TOP								
Eddie Joost, R OBP: 0.382, SLG: 0.472 (1, 6)	6-3		F9			4-3 1B	F6		G6-3 BB	4	1	1	0	1	0	2	Philadelphia Athletics @ Boston Red Sox Fenway Park, Boston, MA Wed Jun 27 1951, 3:33 AM EDT Att: 5,034 - Unknown livebaseballscorecards.com								
Elmer Vato, L OBP: 0.376, SLG: 0.348 (1, 9)	G3		F8			4-3	F8		G6-3 1-2	5	0	0	0	0	0	4									
Dave Philley, S OBP: 0.328, SLG: 0.367 (1, 8)				F8		HR 1B			1B 4-3 1B	4	2	3	1	0	0	0									
Gus Zernial, R OBP: 0.363, SLG: 0.582 (1, 7)	1-3					1B			4-3	4	1	2	2	0	0	2									
Fernis Fain, L OBP: 0.470, SLG: 0.492 (1, 3)			G5-4-3 1B			4-3			1B 2-3 1B	4	0	2	0	0	0	0									
Hank Majeski, R OBP: 0.338, SLG: 0.392 (1, 5)	G5-4-3 1-2					6-3			1-3 1B	4	0	2	1	0	0	1									
Lou Klein, R OBP: 0.290, SLG: 0.365 (1, 4)				HR		6-3			3-H 1B	4	1	2	1	0	0	2									
Ray Murray, R OBP: 0.341, SLG: 0.306 (8, PH)				F2			SH1-4 1B		F8	2	0	1	0	0	0	0									
Lou Limmer, L OBP: 0.278, SLG: 0.355 (8, PH)							1-2 1B		K	1	0	0	0	0	1	2									
Joe Astroth, R OBP: 0.221, SLG: 0.211 (8, 2)										0	0	0	0	0	0	0									
Carl Scheib, R OBP: 0.471, SLG: 0.750 (1, 1)				1-3					F5	2	0	0	0	1	1	1									
Morrie Martin, L OBP: 0.276, SLG: 0.235 (7, 1)										0	0	0	0	0	0	0									
Wally Moses, L OBP: 0.301, SLG: 0.238 (9, PH)										1	0	0	0	0	0	0									
Inning Stats	R: 0 E: 0 K: 0 S: 4	H: 1 LOB: 1 BB: 0 P: 4	R: 1 E: 0 K: 0 S: 4	H: 2 LOB: 0 BB: 0 P: 4	R: 0 E: 0 K: 0 S: 3	H: 0 LOB: 0 BB: 0 P: 3	R: 0 E: 0 K: 0 S: 3	H: 1 LOB: 1 BB: 0 P: 6	R: 0 E: 0 K: 1 S: 6	H: 2 LOB: 1 BB: 0 P: 6	R: 3 E: 0 K: 0 S: 6	H: 3 LOB: 0 BB: 0 P: 6	R: 0 E: 0 K: 0 S: 4	H: 1 LOB: 2 BB: 1 P: 8	R: 1 E: 0 K: 1 S: 8	H: 3 LOB: 2 BB: 0 P: 8	R: 0 E: 0 K: 0 S: 2	H: 0 LOB: 0 BB: 1 P: 6	1B: 11 2B: 0 3B: 0 HR: 2	SF: 0 SAC: 1 DP: 2 HBP: 0	WP: 0 PB: 0 SB: 0 CS: 0	PA: 38			
PITCHER	IP	WLS	BF	H	R	ER	SO	BB	IBB	HBP	BLK	WP	HR	S	P	ERA	WHIP								
Ray Scarborough, R ERA: 5.53 (1, 1)	3.0		11	3	1	1	0	0	0	0	0	0	1	11	11	3.00	1.000								
Willard Nixon, R ERA: 4.46 (4, 1)	4.0	W	18	7	3	3	1	1	0	0	0	0	1	19	23	6.75	2.000								
Ellis Kinder, R ERA: 4.04 (8, 1)	2.0	S	9	3	1	1	1	1	0	0	0	0	0	10	14	4.50	2.000								

Batter	1	2	3	4	5	6	7	8	9	AB	R	H	RBI	BB	SO	LOB	BOTTOM								
Dom DiMaggio, R OBP: 0.400, SLG: 0.476 (1, 8)	2B BB		K	F8			6 F8 3B	6-3		4	2	1	1	1	1	3	Philadelphia Athletics @ Boston Red Sox Fenway Park, Boston, MA Wed Jun 27 1951, 3:33 AM EDT Att: 5,034 - Unknown livebaseballscorecards.com								
6 Johnny Pesky, L OBP: 0.391, SLG: 0.393 (1, 6)	F9		FC6-4 1-2			F9	F8			4	0	0	1	0	0	2									
Billy Goodman, L OBP: 0.396, SLG: 0.381 (1, 3)	WP 1-H 2B		F6				1B 3B			4	1	3	1	0	0	1									
Ted Williams, L OBP: 0.498, SLG: 0.624 (1, 7)	G3			1B 1B			F9		BB 1B	4	1	2	1	0	0	2									
Vern Stephens, R OBP: 0.393, SLG: 0.566 (1, 5)	K2-3			SH5-3 1-2 1B 1B			1-4-3		P4	4	1	1	0	0	1	3									
Bobby Doerr, R OBP: 0.405, SLG: 0.461 (1, 4)				6-3			1B SH5-3 1-2 2-H 1B		F5 BB	3	0	1	1	1	0	0									
Clyde Vollmer, R OBP: 0.395, SLG: 0.514 (1, 9)			K				SH5-3 1-2 2-3		F9 K	3	0	0	0	0	2	2									
Les Moss, R OBP: 0.299, SLG: 0.305 (1, 2)				6-3			2-3 3-H 1B		5-3	4	0	1	1	0	0	0									
Ray Scarborough, R OBP: 0.346, SLG: 0.261 (1, 1)							F2		F9	1	0	1	0	0	0	0									
Leo Kiely, L (3, PR)							6 FC6-4 1B			0	0	0	0	0	0	0									
Willard Nixon, L OBP: 0.428, SLG: 0.560 (4, 1)									3B 1B	1	0	0	0	0	0	2									
Charlie Maxwell, L OBP: 0.400, SLG: 0.400 (7, PH)										1	1	1	0	0	0	0									
Ellis Kinder, R (8, 1)										1	0	0	0	0	0	0									
Inning Stats	R: 1 E: 0 K: 1 S: 6	H: 1 LOB: 1 BB: 1 P: 10	R: 0 E: 0 K: 1 S: 5	H: 0 LOB: 0 BB: 0 P: 5	R: 0 E: 0 K: 1 S: 6	H: 1 LOB: 1 BB: 0 P: 6	R: 2 E: 0 K: 0 S: 7	H: 4 LOB: 2 BB: 0 P: 7	R: 0 E: 0 K: 0 S: 4	H: 1 LOB: 1 BB: 0 P: 4	R: 0 E: 0 K: 0 S: 3	H: 0 LOB: 0 BB: 0 P: 3	R: 3 E: 0 K: 1 S: 9	H: 4 LOB: 2 BB: 1 P: 13	R: 0 E: 0 K: 0 S: 3	H: 0 LOB: 0 BB: 0 P: 3	1B: 8 2B: 1 3B: 2 HR: 0	SF: 0 SAC: 1 DP: 0 HBP: 0	WP: 1 PB: 0 SB: 0 CS: 0	PA: 37					
PITCHER	IP	WLS	BF	H	R	ER	SO	BB	IBB	HBP	BLK	WP	HR	S	P	ERA	WHIP								
Carl Scheib, R ERA: 4.77 (1, 1)	6.1	L	30	10	6	6	3	1	0	0	0	0	0	8	12	8.53	1.737								
Morrie Martin, L ERA: 4.99 (7, 1)	1.2		7	1	0	0	1	1	0	0	0	0	0	8	12	0.00	1.200								



Batter	1	2	3	4	5	6	7	8	9	AB	R	H	RBI	BB	SO	LOB	TOP				
Dom DiMaggio, R OBP: 0.395, SLG: 0.469	6-3		F9		PO	P6			1-3	4	0	0	0	0	0	0	Boston Red Sox @ New York Yankees Yankee Stadium, Bronx, NY Fri Jun 29 1951, 3:33 AM EDT Att: 50,332 - Unknown				
6 Johnny Pesky, L OBP: 0.393, SLG: 0.392	BB			5-3 1B		F7			4-3	3	1	1	0	1	0						
Billy Goodman, L OBP: 0.390, SLG: 0.374	K			5-3		1-3			1-3	4	0	0	0	0	1	2					
Ted Williams, L OBP: 0.500, SLG: 0.623	4-3									2	0	1	1	1	0	1					
Vern Stephens, R OBP: 0.388, SLG: 0.558			F9		P3				4-3	3	0	0	0	0	0	2					
Bobby Doerr, R OBP: 0.401, SLG: 0.455			F9		P5					3	0	0	0	0	1	1					
Clyde Vollmer, R OBP: 0.382, SLG: 0.493			K			F8				3	0	0	0	0	2	0					
Les Moss, R OBP: 0.294, SLG: 0.300						F8			6-3	3	0	0	0	0	1	0					
Mickey McDermott, L OBP: 0.233, SLG: 0.276			L3						K	3	0	1	0	0	1	0					
Inning Stats	R: 0 E: 0 K: 1 S: 5	H: 0 LOB: 1 BB: 1 P: 9	R: 0 E: 0 K: 1 S: 5	H: 0 LOB: 0 BB: 0 P: 5	R: 0 E: 0 K: 1 S: 5	H: 0 LOB: 0 BB: 0 P: 5	R: 1 E: 0 K: 0 S: 5	H: 2 LOB: 1 BB: 0 P: 5	R: 0 E: 0 K: 0 S: 3	H: 1 LOB: 0 BB: 0 P: 3	R: 0 E: 0 K: 1 S: 4	H: 0 LOB: 0 BB: 1 P: 8	R: 0 E: 0 K: 2 S: 7	H: 0 LOB: 0 BB: 0 P: 7	R: 0 E: 0 K: 0 S: 3	H: 0 LOB: 0 BB: 0 P: 3	1B: 3 2B: 1 3B: 0 HR: 0	SF: 0 SAC: 0 DP: 1 HBP: 0	WP: 0 PB: 1 CS: 0	PA: 31	
PITCHER Vic Raschi, R ERA: 3.15	IP: 9.0 WLS: W BF: 30	H: 3 R: 1 ER: 1 SO: 6	BB: 2 IBB: 0 HBP: 0 BLK: 0	WP: 0 HR: 0 S: 40 P: 48	ERA: 1.00 WHIP: 0.556											PITCHER	IP: 9.0 WLS: W BF: 30	H: 3 R: 1 ER: 1 SO: 6	BB: 2 IBB: 0 HBP: 0 BLK: 0	WP: 0 HR: 0 S: 40 P: 48	ERA: 1.00 WHIP: 0.556

Batter	1	2	3	4	5	6	7	8	9	AB	R	H	RBI	BB	SO	LOB	BOTTOM				
Phil Rizzuto, R OBP: 0.359, SLG: 0.379	6-3		6-3		F9			FC1-5 2B		4	1	1	0	0	0	2	Boston Red Sox @ New York Yankees Yankee Stadium, Bronx, NY Fri Jun 29 1951, 3:33 AM EDT Att: 50,332 - Unknown				
Jerry Coleman, R OBP: 0.342, SLG: 0.335	1-3				FC4-6			FC1-5 2B		4	0	1	0	0	0	4					
Yogi Berra, L OBP: 0.367, SLG: 0.513	4-3				G3			F2		4	0	0	0	0	0	3					
Joe DiMaggio, R OBP: 0.380, SLG: 0.469										4	0	2	1	0	2	1					
Johnny Mize, L OBP: 0.389, SLG: 0.412										3	0	0	0	0	1	2					
Joe Collins, L OBP: 0.415, SLG: 0.494										0	0	0	0	0	0	0					
Hank Bauer, R OBP: 0.357, SLG: 0.434										3	1	1	0	0	0	1					
Jackie Jensen, R OBP: 0.368, SLG: 0.504										2	0	0	0	1	0	1					
Gil McDougald, R OBP: 0.394, SLG: 0.486										3	0	1	1	0	0	0					
Vic Raschi, R OBP: 0.200, SLG: 0.167										3	0	1	0	0	1	2					
Inning Stats	R: 0 E: 0 K: 0 S: 3	H: 0 LOB: 0 BB: 0 P: 3	R: 0 E: 0 K: 0 S: 4	H: 1 LOB: 1 BB: 0 P: 4	R: 0 E: 0 K: 1 S: 5	H: 0 LOB: 0 BB: 0 P: 5	R: 0 E: 0 K: 2 S: 8	H: 1 LOB: 1 BB: 0 P: 8	R: 1 E: 0 K: 0 S: 5	H: 2 LOB: 2 BB: 1 P: 9	R: 0 E: 0 K: 1 S: 5	H: 0 LOB: 0 BB: 0 P: 5	R: 0 E: 0 K: 0 S: 3	H: 0 LOB: 0 BB: 0 P: 3	R: 1 E: 0 K: 0 S: 5	H: 3 LOB: 2 BB: 0 P: 5	1B: 4 2B: 3 3B: 0 HR: 0	SF: 0 SAC: 0 DP: 0 HBP: 0	WP: 0 PB: 0 CS: 0	PA: 31	
PITCHER Mickey McDermott, L ERA: 3.53	IP: 8.0 WLS: L BF: 31	H: 7 R: 2 ER: 2 SO: 4	BB: 1 IBB: 0 HBP: 0 BLK: 0	WP: 0 HR: 0 S: 38 P: 42	ERA: 2.25 WHIP: 1.000											PITCHER	IP: 8.0 WLS: L BF: 31	H: 7 R: 2 ER: 2 SO: 4	BB: 1 IBB: 0 HBP: 0 BLK: 0	WP: 0 HR: 0 S: 38 P: 42	ERA: 2.25 WHIP: 1.000


Batter	1	2	3	4	5	6	7	8	9	AB	R	H	RBI	BB	SO	LOB	TOP			
Dom DiMaggio, R OBP: 0.390, SLG: 0.460 (1, 8)	F2		F9		6-3			P6		4	0	0	0	0	0	1	Boston Red Sox @ New York Yankees Yankee Stadium, Bronx, NY Sun Jul 01 1951, 3:33 AM EDT Att: 58,815 - Unknown			
6 Johnny Pesky, L OBP: 0.390, SLG: 0.404 (1, 6)	1-3		BB			HR		F9		3	1	1	1	1	0	0				
Ted Williams, L OBP: 0.492, SLG: 0.607 (1, 7)	F8		P4			F9		FC6-4 BB		3	0	0	0	1	0	2				
Vern Stephens, R OBP: 0.394, SLG: 0.561 (1, 5)		1B BB	F7			BB		FC6-4		2	0	0	0	2	0	3				
Bobby Doerr, R OBP: 0.399, SLG: 0.448 (1, 4)	F9				K			F9		4	0	1	0	0	1	2				
Billy Goodman, L OBP: 0.388, SLG: 0.377 (1, 3)					5-3			4-3		4	1	1	0	0	0	2				
Karl Olson, R OBP: 0.143, SLG: 0.143 (1, 9)										3	0	0	0	0	2	2				
Lou Boudreau, R OBP: 0.357, SLG: 0.406 (9, PH)										1	0	1	0	0	0	0				
Mickey McDermott, L OBP: 0.233, SLG: 0.276 (9, PR)										0	0	0	0	0	0	0				
Buddy Rosar, R OBP: 0.386, SLG: 0.270 (1, 2)										3	0	1	0	0	1	2				
Fred Hatfield, L OBP: 0.250, SLG: 0.200 (7, PR)										0	0	0	0	0	0	0				
Les Moss, R OBP: 0.293, SLG: 0.298 (7, 2)										1	0	0	1	0	0	1				
Mel Parnell, L OBP: 0.390, SLG: 0.333 (1, 1)										2	0	1	0	0	0	0				
Clyde Vollmer, R OBP: 0.378, SLG: 0.487 (7, PH)										1	0	0	0	0	0	1				
Bill Wright, L OBP: 0.130, SLG: 0.091 (7, 1)										0	0	0	0	0	0	0				
Ellis Kinder, R (8, 1)										0	0	0	0	0	0	0				
Al Evans, R (9, PH)										1	0	0	0	0	0	2				
Inning Stats	R: 0 E: 0 K: 0 S: 3	H: 0 LOB: 0 BB: 0 P: 3	R: 0 E: 0 K: 1 S: 6	H: 1 LOB: 2 BB: 1 P: 10	R: 0 E: 0 K: 0 S: 4	H: 1 LOB: 2 BB: 1 P: 8	R: 0 E: 0 K: 1 S: 5	H: 0 LOB: 0 BB: 0 P: 5	R: 0 E: 0 K: 1 S: 5	H: 1 LOB: 1 BB: 1 P: 8	R: 0 E: 0 K: 1 S: 5	H: 1 LOB: 1 BB: 0 P: 5	R: 0 E: 0 K: 0 S: 3	H: 0 LOB: 1 BB: 1 P: 7	R: 1 E: 0 K: 0 S: 5	H: 2 LOB: 2 BB: 0 P: 5	1B: 4 2B: 1 3B: 0 HR: 1	SF: 0 SAC: 0 DP: 1 HBP: 0	WP: 0 PB: 0 SB: 0 CS: 0	PA: 36
PITCHER Ed Lopat, L ERA: 2.85 (1, 1)	IP: 9.0 WLS: W BF: 36 H: 6 R: 2 ER: 2 SO: 4 BB: 4 IBB: 0 HBP: 0 BLK: 0 WP: 0 HR: 1 S: 40 P: 56 ERA: 2.00 WHIP: 1.111															PITCHER				

AB	32
R	2
H	6
RBI	2
BB	4
SO	4
LOB	18



Batter	1	2	3	4	5	6	7	8	9	AB	R	H	RBI	BB	SO	LOB	BOTTOM	
Gene Woodling, L OBP: 0.395, SLG: 0.381 (1, 7)	P2		P2		F8			BB		3	0	0	0	1	0	0	Boston Red Sox @ New York Yankees Yankee Stadium, Bronx, NY Sun Jul 01 1951, 3:33 AM EDT Att: 58,815 - Unknown	
Phil Rizzuto, R OBP: 0.393, SLG: 0.380 (1, 6)	1B FC1-4		5-3			BB		1B S BB		3	3	2	0	1	0	0		
Yogi Berra, L OBP: 0.368, SLG: 0.520 (1, 2)					F9			F9		4	0	1	0	0	0	2		
Joe DiMaggio, R OBP: 0.385, SLG: 0.464 (1, 8)								1B BB		2	1	1	1	2	0	1		
Johnny Mize, L OBP: 0.385, SLG: 0.401 (1, 3)										3	0	1	1	0	0	2		
Joe Collins, L OBP: 0.415, SLG: 0.494 (6, PR)										0	0	0	0	0	0	0		
Hank Bauer, R OBP: 0.351, SLG: 0.425 (8, PH)										1	0	1	1	0	0	0		
Johnny Hopp, L OBP: 0.333, SLG: 0.372 (9, 3)										0	0	0	0	0	0	0		
Bobby Brown, L OBP: 0.396, SLG: 0.429 (1, 5)										2	0	0	0	0	0	1		
Gil McDougald, R OBP: 0.394, SLG: 0.482 (6, PH)										2	0	1	1	0	0	2		
Cliff Mapes, L OBP: 0.250, SLG: 0.490 (1, 9)										4	0	1	0	0	2	2		
Jerry Coleman, R OBP: 0.336, SLG: 0.343 (1, 4)										3	1	1	1	0	0	0		
Ed Lopat, L OBP: 0.283, SLG: 0.442 (1, 1)										3	0	0	0	0	1	0		
Inning Stats	R: 1 E: 0 K: 0 S: 5	H: 2 LOB: 1 BB: 0 P: 5	R: 0 E: 0 K: 1 S: 5	H: 0 LOB: 0 BB: 0 P: 5	R: 0 E: 0 K: 0 S: 4	H: 1 LOB: 1 BB: 0 P: 4	R: 0 E: 0 K: 0 S: 4	H: 1 LOB: 1 BB: 1 P: 8	R: 0 E: 0 K: 2 S: 7	H: 0 LOB: 0 BB: 0 P: 7	R: 2 E: 0 K: 0 S: 4	H: 2 LOB: 2 BB: 3 P: 16	R: 1 E: 0 K: 0 S: 5	H: 2 LOB: 2 BB: 0 P: 5	1B: 8 2B: 1 3B: 0 HR: 1	SF: 0 SAC: 0 DP: 1 HBP: 0	WP: 0 PB: 0 SB: 1 CS: 0	PA: 34
PITCHER Mel Parnell, L ERA: 3.74 (1, 1)	IP: 6.0 WLS: L BF: 24 H: 7 R: 3 ER: 3 SO: 3 BB: 1 IBB: 0 HBP: 0 BLK: 0 WP: 0 HR: 1 S: 25 P: 29 ERA: 4.50 WHIP: 1.333															PITCHER		
Bill Wright, L ERA: 6.44 (7, 1)	IP: 1.2 WLS: L BF: 8 H: 1 R: 2 ER: 2 SO: 2 BB: 2 IBB: 1 HBP: 0 BLK: 0 WP: 0 HR: 0 S: 9 P: 21 ERA: 10.80 WHIP: 1.800																	
Ellis Kinder, R ERA: 4.0 (8, 1)	IP: 0.1 WLS: L BF: 2 H: 1 R: 0 ER: 0 SO: 0 BB: 0 IBB: 0 HBP: 0 BLK: 0 WP: 0 HR: 0 S: 2 P: 2 ERA: 0.00 WHIP: 3.000																	




Batter	1	2	3	4	5	6	7	8	9	AB	R	H	RBI	BB	SO	LOB	TOP					
Dom DiMaggio, R (1.8) OBP: 0.384, SLG: 0.452	K			F7		6-3	F7		1-3													
6 Johnny Pesky, L (1.6) OBP: 0.390, SLG: 0.396	F8			6-3		1B E BB		3-1	9-2 1B BB	3	1	0	0	2	0	0						
Ted Williams, L (1.7) OBP: 0.494, SLG: 0.605	K			HR 1B		F3		WP 2B BB	1-2 1B	4	2	2	0	1	1	1						
Vern Stephens, R (1.5) OBP: 0.399, SLG: 0.575		K		HR		E BB 1B		2B BB	9-2 BB	3	1	2	2	1	1	0						
Fred Hatfield, L (8.5) OBP: 0.231, SLG: 0.182				HR		1-3 E BB 1B		1-2 2B BB	2-3	1	0	0	0	0	0	2						
Bobby Doerr, R (1.4) OBP: 0.400, SLG: 0.451	1-3			1-3		1-2 E BB		BB BB 2B		3	1	1	1	1	0	0						
Billy Goodman, L (1.3) OBP: 0.390, SLG: 0.377	F7					1-2 2-3 3-H		BB BB IBB		3	0	1	0	1	0	2						
Charlie Maxwell, L (1.9) OBP: 0.300, SLG: 0.222			F7			1-2 2-3 3-H		1-2 2-3 BB BB		3	0	0	0	1	0	4						
Buddy Rosar, R (1.2) OBP: 0.375, SLG: 0.250			1-3			F7		1-2 2-3 3-H BB BB		3	0	0	1	1	0	1						
Leo Kiely, L (1.1) OBP: 0.390, SLG: 0.377			F5			F8		0-0 K	4-3	4	0	0	0	0	1	4						
Inning Stats	R: 0 E: 0 K: 2 S: 7	H: 0 LOB: 0 BB: 0 P: 7	R: 0 E: 0 K: 1 S: 5	H: 0 LOB: 0 BB: 0 P: 5	R: 0 E: 0 K: 0 S: 3	H: 0 LOB: 0 BB: 0 P: 3	R: 2 E: 0 K: 0 S: 5	H: 2 LOB: 0 BB: 0 P: 5	R: 0 E: 0 K: 0 S: 4	H: 1 LOB: 1 BB: 0 P: 4	R: 1 E: 1 K: 0 S: 5	H: 1 LOB: 3 BB: 2 P: 13	R: 0 E: 0 K: 1 S: 5	H: 0 LOB: 0 BB: 0 P: 5	R: 2 E: 0 K: 0 S: 3	H: 1 LOB: 3 BB: 5 P: 23	R: 0 E: 0 K: 0 S: 3	H: 1 LOB: 1 BB: 1 P: 7	1B: 4 2B: 2 3B: 0 HR: 1	SF: 0 SAC: 0 DP: 1 HBP: 0	WP: 1 PB: 0 SB: 0 CS: 0	PA: 40
PITCHER Connie Marrero, R (1.1) ERA: 3.44	IP: 9.0 WLS: L BF: 40	H: 6 R: 5 ER: 4 SO: 4	BB: 7 IBB: 1 HBP: 0 BLK: 0	WP: 1 HR: 1 S: 40 P: 72	ERA: 4.00 WHIP: 1.444	PITCHER	IP: 9.0 WLS: W BF: 35	H: 10 R: 2 ER: 2 SO: 3	BB: 0 IBB: 0 HBP: 0 BLK: 0	WP: 0 HR: 0 S: 41 P: 41	ERA: 2.00 WHIP: 1.111											

Boston Red Sox @ Washington Senators
Griffith Stadium, Washington, DC
Mon Jul 02 1951, 3:33 AM EDT
Att: 13,099 - Unknown

AB 32
R 5
H 6
RBI 4
BB 8
SO 4
LOB 14



Batter	1	2	3	4	5	6	7	8	9	AB	R	H	RBI	BB	SO	LOB	BOTTOM					
Eddie Yost, R (1.7) OBP: 0.419, SLG: 0.417	SH5-3 FC 1B		G5-4-3 1B		FC5-4 1B		F3			4	1	3	0	0	0	2						
Gene Verble, R (1.6) OBP: 0.246, SLG: 0.272	FC 1B SH5-3 FC4-6		G5-4-3 1-2		FC5-4 1-2		4-3			4	1	0	0	0	0	5						
Irv Noren, L (1.8) OBP: 0.385, SLG: 0.476	SH5-3 1-2 2-3		1B		1B			G4-6-3 1B		3	0	3	0	0	0	0						
Sam Mele, R (1.9) OBP: 0.306, SLG: 0.354	FC4-6 1B		F9		F7			G4-6-3 1-2		4	0	1	1	0	0	3						
Mickey Vernon, L (1.3) OBP: 0.319, SLG: 0.377	FC4-6 1-2 2-3 3-H CS		K		F3			3-1		4	0	0	1	0	1	2						
Cass Michaels, R (1.4) OBP: 0.357, SLG: 0.388	CS	1-3 1-3 1B		6-3		F8		G6-4-3 1B		4	0	2	0	0	0	1						
Clyde Klutz, R (1.2) OBP: 0.345, SLG: 0.308		1-3 1-2		F8		6-3		G6-4-3 1-2		4	0	0	0	0	0	2						
Sam Dente, R (1.5) OBP: 0.325, SLG: 0.300		1-3 2-3		4-3		SH 1B		6-3		4	0	1	0	0	0	1						
Connie Marrero, R (1.1) OBP: 0.324, SLG: 0.219	K		K		K		SH			2	0	0	0	0	2	1						
Inning Stats	R: 2 E: 0 K: 0 S: 5	H: 2 LOB: 0 BB: 0 P: 5	R: 0 E: 0 K: 1 S: 6	H: 1 LOB: 1 BB: 0 P: 6	R: 0 E: 0 K: 0 S: 4	H: 2 LOB: 1 BB: 0 P: 4	R: 0 E: 0 K: 1 S: 5	H: 0 LOB: 0 BB: 0 P: 5	R: 0 E: 0 K: 1 S: 6	H: 1 LOB: 1 BB: 0 P: 6	R: 0 E: 0 K: 0 S: 4	H: 1 LOB: 1 BB: 0 P: 4	R: 0 E: 0 K: 0 S: 5	H: 1 LOB: 2 BB: 0 P: 5	R: 0 E: 0 K: 0 S: 3	H: 1 LOB: 0 BB: 0 P: 3	R: 0 E: 0 K: 0 S: 3	H: 1 LOB: 0 BB: 0 P: 3	1B: 10 2B: 0 3B: 0 HR: 0	SF: 0 SAC: 2 DP: 3 HBP: 0	WP: 0 PB: 0 SB: 0 CS: 1	PA: 36
PITCHER Leo Kiely, L (1.1) ERA: 2.0	IP: 9.0 WLS: W BF: 35	H: 10 R: 2 ER: 2 SO: 3	BB: 0 IBB: 0 HBP: 0 BLK: 0	WP: 0 HR: 0 S: 41 P: 41	ERA: 2.00 WHIP: 1.111	PITCHER	IP: 9.0 WLS: W BF: 35	H: 10 R: 2 ER: 2 SO: 3	BB: 0 IBB: 0 HBP: 0 BLK: 0	WP: 0 HR: 0 S: 41 P: 41	ERA: 2.00 WHIP: 1.111											

Boston Red Sox @ Washington Senators
Griffith Stadium, Washington, DC
Mon Jul 02 1951, 3:33 AM EDT
Att: 13,099 - Unknown

AB 33
R 2
H 10
RBI 2
BB 0
SO 3
LOB 17



Batter	1	2	3	4	5	6	7	8	9	AB	R	H	RBI	BB	SO	LOB	TOP			
Dom DiMaggio, R (1,8) OBP: 0.376, SLG: 0.446	G3		F5			F7		6-3		4	0	0	0	0	0	1				
6 Johnny Pesky, L (1,6) OBP: 0.396, SLG: 0.398	1B			BB		F9			FC4-6 BB	2	1	1	0	2	0	0				
Ted Williams, L (1,7) OBP: 0.494, SLG: 0.602	F8		L3						FC4-6 BB	3	0	1	0	1	0	2				
Fred Hatfield, L (1,5) OBP: 0.235, SLG: 0.267	F7			2B		FC4-6			FC4-6 BB	4	0	1	0	0	0	4				
Bobby Doerr, R (1,4) OBP: 0.395, SLG: 0.444		1-3		F7					FC6-4	4	0	0	1	0	0	2				
Billy Goodman, L (1,3) OBP: 0.386, SLG: 0.375	L1-3				K				F7	4	0	1	0	0	1	1				
Charlie Maxwell, L (1,9) OBP: 0.308, SLG: 0.182	L1-3					L5				2	0	0	0	1	0	1				
Buddy Rosar, R (1,2) OBP: 0.373, SLG: 0.256			F7							3	0	1	0	0	0	1				
Clyde Vollmer, R (8, PR) OBP: 0.378, SLG: 0.487					F7					0	0	0	0	0	0	0				
Les Moss, R (8, 2) OBP: 0.293, SLG: 0.298										0	0	0	0	0	0	0				
Ray Scarborough, R (1,1) OBP: 0.321, SLG: 0.240									G6-4-3	2	0	0	0	0	0	1				
Vern Stephens, R (8, PH) OBP: 0.398, SLG: 0.573										1	0	0	0	0	0	1				
Harry Taylor, R (8, 1) OBP: 0.136, SLG: 0.182									G6-4-3	0	0	0	0	0	0	0				
Inning Stats	R: 0 E: 0 K: 0 S: 4	H: 1 LOB: 1 BB: 0 P: 4	R: 0 E: 0 K: 0 S: 3	H: 1 LOB: 0 BB: 0 P: 3	R: 0 E: 0 K: 0 S: 3	H: 0 LOB: 0 BB: 0 P: 3	R: 0 E: 0 K: 0 S: 3	H: 1 LOB: 1 BB: 1 P: 7	R: 0 E: 0 K: 1 S: 5	H: 0 LOB: 1 BB: 1 P: 9	R: 0 E: 0 K: 0 S: 4	H: 1 LOB: 1 BB: 0 P: 4	R: 0 E: 0 K: 0 S: 3	H: 1 LOB: 1 BB: 2 P: 3	R: 1 E: 0 K: 0 S: 3	H: 0 LOB: 1 BB: 2 P: 11	1B: 4 2B: 3 3B: 0 HR: 0	SF: 0 SAC: 0 DP: 3 HBP: 0	WP: 0 PB: 0 SB: 0 CS: 0	PA: 33
PITCHER Sid Hudson, R (1,1) ERA: 6.16	IP: 9.0 WLS: W BF: 33 H: 5 R: 1 ER: 1 SO: 1 BB: 4 IBB: 0 HBP: 0 BLK: 0 WP: 0 HR: 0 S: 31 P: 47 ERA: 1.00 WHIP: 1.000															PITCHER				

Boston Red Sox @ Washington Senators
Griffith Stadium, Washington, DC
Tue Jul 03 1951, 3:33 AM EDT
Att: 4,409 - Unknown

livebaseballscores.com

AB 29
R 1
H 5
RBI 1
BB 4
SO 1
LOB 14



Batter	1	2	3	4	5	6	7	8	9	AB	R	H	RBI	BB	SO	LOB	BOTTOM			
Eddie Yost, R (1,5) OBP: 0.415, SLG: 0.412	K	1-3			SH1		K			3	0	0	0	0	2	1				
Gil Coan, L (1,7) OBP: 0.365, SLG: 0.498	F5		4-3		2B		4-3	1B		4	1	2	1	0	0	0				
Irv Noren, L (1,8) OBP: 0.389, SLG: 0.483	1B	2B	G3		1B		4-3	1B		4	1	3	0	0	0	0				
Sam Mele, R (1,9) OBP: 0.309, SLG: 0.354	2B	1B	F8		IBB		4-3			3	1	1	0	1	0	2				
Mickey Vernon, L (1,3) OBP: 0.326, SLG: 0.386	2B			FC5-4	F7			IBB		3	0	2	3	1	0	2				
Pete Runnels, L (1,6) OBP: 0.231, SLG: 0.250	6-3			FC5-4	1-3		K			4	0	0	0	0	1	7				
Cass Michaels, R (1,4) OBP: 0.352, SLG: 0.382		F8			F4		F4		1-3	4	0	0	0	0	0	1				
Mickey Grasso, R (1,2) OBP: 0.287, SLG: 0.250		F5			F8		K		G5-4-3	4	0	1	0	0	1	1				
Sid Hudson, R (1,1) OBP: 0.368, SLG: 0.250					SH1		F8		G5-4-3	3	1	1	0	1	0	1				
Inning Stats	R: 2 E: 0 K: 1 S: 8	H: 3 LOB: 1 BB: 0 P: 8	R: 0 E: 0 K: 0 S: 3	H: 0 LOB: 1 BB: 1 P: 7	R: 0 E: 0 K: 0 S: 3	H: 0 LOB: 0 BB: 0 P: 3	R: 0 E: 0 K: 0 S: 4	H: 1 LOB: 1 BB: 0 P: 4	R: 2 E: 0 K: 0 S: 6	H: 3 LOB: 2 BB: 1 P: 10	R: 0 E: 0 K: 1 S: 5	H: 0 LOB: 0 BB: 0 P: 5	R: 0 E: 0 K: 2 S: 9	H: 2 LOB: 3 BB: 1 P: 13	R: 0 E: 0 K: 0 S: 3	H: 1 LOB: 0 BB: 0 P: 3	1B: 8 2B: 2 3B: 0 HR: 0	SF: 0 SAC: 1 DP: 1 HBP: 0	WP: 0 PB: 0 SB: 0 CS: 0	PA: 36
PITCHER Ray Scarborough, R (1,1) ERA: 5.5 Harry Taylor, R (8, 1) ERA: 5.52	IP: 7.0 WLS: L BF: 33 H: 9 R: 4 ER: 4 SO: 4 BB: 1 IBB: 0 HBP: 0 BLK: 0 WP: 0 HR: 0 S: 38 P: 50 ERA: 5.14 WHIP: 1.429															PITCHER				

Boston Red Sox @ Washington Senators
Griffith Stadium, Washington, DC
Tue Jul 03 1951, 3:33 AM EDT
Att: 4,409 - Unknown

livebaseballscores.com

AB 32
R 4
H 10
RBI 4
BB 3
SO 4
LOB 15



Batter	1	2	3	4	5	6	7	8	9	AB	R	H	RBI	BB	SO	LOB	TOP								
Dom DiMaggio, R OBP: 0.382, SLG: 0.452	F8		FC8-4-6							5	3	3	4	0	0	1									
6 Johnny Pesky, L OBP: 0.403, SLG: 0.404	1-3									5	1	3	0	0	0	1									
Ted Williams, L OBP: 0.489, SLG: 0.592	F7		F9							4	0	0	1	1	0	5									
Lou Boudreau, R OBP: 0.363, SLG: 0.410										3	0	1	1	2	0	2									
Fred Hatfield, L OBP: 0.235, SLG: 0.267										0	0	0	0	0	0	0									
Bobby Doerr, R OBP: 0.392, SLG: 0.437	F8									4	0	0	2	1	0	4									
Billy Goodman, L OBP: 0.385, SLG: 0.371	F8									5	0	1	0	0	0	5									
Clyde Vollmer, R OBP: 0.379, SLG: 0.513	F3		G5-4-3							4	2	1	1	1	0	3									
Buddy Rosar, R OBP: 0.375, SLG: 0.292										5	1	2	0	0	0	0									
Mickey McDermott, L OBP: 0.286, SLG: 0.353										5	2	3	0	0	0	0									
Inning Stats	R: 0 E: 0 K: 0 S: 3	H: 0 LOB: 0 BB: 0 P: 3	R: 0 E: 0 K: 0 S: 4	H: 1 LOB: 1 BB: 0 P: 4	R: 0 E: 0 K: 0 S: 5	H: 3 LOB: 2 BB: 0 P: 5	R: 0 E: 0 K: 0 S: 3	H: 1 LOB: 1 BB: 1 P: 7	R: 2 E: 0 K: 0 S: 5	H: 2 LOB: 3 BB: 3 P: 17	R: 0 E: 0 K: 0 S: 3	H: 0 LOB: 0 BB: 0 P: 3	R: 2 E: 0 K: 0 S: 6	H: 2 LOB: 1 BB: 0 P: 6	R: 4 E: 0 K: 0 S: 7	H: 4 LOB: 1 BB: 1 P: 11	R: 1 E: 0 K: 0 S: 4	H: 1 LOB: 0 BB: 0 P: 4	1B: 9 2B: 4 3B: 0 HR: 1	SF: 0 SAC: 0 DP: 1 HBP: 0	WP: 0 PB: 1 SB: 0 CS: 0	PA: 45			
PITCHER	IP	WLS	BF	H	R	ER	SO	BB	IBB	HBP	BLK	WP	HR	S	P	ERA	WHIP								
Sam Zoldak, L ERA: 3.64	4.2	L	21	7	2	2	0	2	0	0	0	0	0	19	27	3.86	1.929								
Joe Coleman, R ERA: 8.31	2.1		17	6	6	6	0	3	0	0	0	0	0	14	26	23.14	3.857								
Morrie Martin, L ERA: 4.85	2.0		7	1	1	1	0	0	0	0	0	0	1	7	7	4.50	0.500								

Boston Red Sox @ Philadelphia Athletics
 Shibe Park, Philadelphia, PA
 Wed Jul 04 1951, 3:33 AM EDT
 Unknown

AB 40
R 9
H 14
RBI 9
BB 5
SO 0
LOB 21



Batter	1	2	3	4	5	6	7	8	9	AB	R	H	RBI	BB	SO	LOB	BOTTOM								
Eddie Joost, R OBP: 0.404, SLG: 0.487			F7							2	0	0	0	2	1	1									
Allie Clark, R OBP: 0.305, SLG: 0.388	F2		F6							3	0	0	0	1	0	2									
Dave Philley, S OBP: 0.322, SLG: 0.350			F8							4	0	1	0	0	0	3									
Gus Zernial, R OBP: 0.370, SLG: 0.610	F9									4	0	1	0	0	0	4									
Ferris Fain, L OBP: 0.462, SLG: 0.494	K		FC4-6							4	0	0	0	0	1	3									
Hank Majeski, R OBP: 0.312, SLG: 0.342			F9							3	0	0	0	1	0	1									
Pete Suder, R OBP: 0.328, SLG: 0.320	4-3									4	0	1	0	0	0	1									
Ray Murray, R OBP: 0.320, SLG: 0.291	1-3		F3							4	0	0	0	0	1	3									
Sam Zoldak, L OBP: 0.286, SLG: 0.357										1	0	1	0	0	0	0									
Joe Coleman, R OBP: 0.125, SLG: 0.133										1	0	0	0	0	1	0									
Morrie Martin, L OBP: 0.300, SLG: 0.263										1	0	0	0	0	1	0									
Inning Stats	R: 0 E: 0 K: 1 S: 6	H: 1 LOB: 2 BB: 1 P: 10	R: 0 E: 0 K: 0 S: 3	H: 0 LOB: 0 BB: 0 P: 3	R: 0 E: 0 K: 0 S: 4	H: 1 LOB: 1 BB: 0 P: 4	R: 0 E: 0 K: 0 S: 5	H: 2 LOB: 2 BB: 0 P: 5	R: 0 E: 0 K: 2 S: 7	H: 0 LOB: 0 BB: 0 P: 7	R: 0 E: 0 K: 0 S: 3	H: 0 LOB: 0 BB: 0 P: 3	R: 0 E: 0 K: 1 S: 5	H: 0 LOB: 0 BB: 0 P: 5	R: 0 E: 0 K: 1 S: 5	H: 0 LOB: 2 BB: 2 P: 13	R: 0 E: 0 K: 0 S: 3	H: 0 LOB: 1 BB: 1 P: 7	1B: 4 2B: 0 3B: 0 HR: 0	SF: 0 SAC: 0 DP: 0 HBP: 0	WP: 0 PB: 0 SB: 0 CS: 0	PA: 35			
PITCHER	IP	WLS	BF	H	R	ER	SO	BB	IBB	HBP	BLK	WP	HR	S	P	ERA	WHIP								
Mickey McDermott, L ERA: 3.18	9.0	W	35	4	0	0	5	4	0	0	0	0	0	41	57	0.00	0.889								

Boston Red Sox @ Philadelphia Athletics
 Shibe Park, Philadelphia, PA
 Wed Jul 04 1951, 3:33 AM EDT
 Unknown

AB 31
R 0
H 4
RBI 0
BB 4
SO 5
LOB 18



Batter	1	2	3	4	5	6	7	8	9	AB	R	H	RBI	BB	SO	LOB	TOP				
Dom DiMaggio, R (1, 8) OBP: 0.385, SLG: 0.454	0-3 K		0-0 E5 6 1B 1B		0-0 F7	0-0 6 1B 2B		0-3 K		5	2	1	0	2	0		Boston Red Sox @ Philadelphia Athletics Shibe Park, Philadelphia, PA Wed Jul 04 1951, 3:38 AM EDT Att: 17,495 - Unknown livebaseballscorecards.com				
6 Johnny Pesky, L (1, 6) OBP: 0.406, SLG: 0.406	4-0 BB		0-0 BB F8 1B		0-0 6-3	0-0 BB 1B		0-0 F9		4	1	2	3	1	0	0					
Ted Williams, L (1, 7) OBP: 0.488, SLG: 0.585	0-0 F4		4-0 BB 1-2 BB		0-0 F2	1-2 BB		0-0 4-3		3	0	0	0	2	0	1					
Fred Hatfield, L (1, 5) OBP: 0.273, SLG: 0.263	0-3 K		4-0 1-2 2-3 BB			HR 1B P5		0-0 6-3		4	1	1	0	1	1	3					
Bobby Doerr, R (1, 4) OBP: 0.389, SLG: 0.444		0-0 4-3	0-0 F8			HR 1B P2		0-0 F2		5	1	1	3	0	0	4					
Billy Goodman, L (1, 3) OBP: 0.380, SLG: 0.365	0-3 K	0-3 G3			0-0 4-3	0-0 F4				4	0	0	0	0	1	2					
Clyde Vollmer, R (1, 9) OBP: 0.374, SLG: 0.500	0-0 F8			0-0 1-3		0-0 1B 1B	0-3 K			4	1	1	0	0	1	0					
Les Moss, R (1, 2) OBP: 0.292, SLG: 0.297			0-0 F6	0-0 F8		0-0 1B 2B 1B	0-3 K			4	1	1	0	0	1	0					
Willard Nixon, L (1, 1) OBP: 0.438, SLG: 0.552 Ellis Kinder, R (9, 1)			0-0 1B E 1B	0-0 1-3		0-0 2B 6 1B 1B	0-0 1-3			4	2	2	1	0	0	0					
										0	0	0	0	0	0	0					
Inning Stats	R: 0 E: 0 K: 2 S: 7	H: 0 LOB: 1 BB: 1 P: 11	R: 0 E: 0 K: 1 S: 5	H: 0 LOB: 0 BB: 0 P: 5	R: 3 E: 1 K: 0 S: 6	H: 3 LOB: 2 BB: 2 P: 14	R: 0 E: 0 K: 0 S: 3	H: 0 LOB: 0 BB: 0 P: 3	R: 0 E: 0 K: 1 S: 10	H: 7 LOB: 2 BB: 1 P: 14	R: 0 E: 0 K: 2 S: 7	H: 0 LOB: 0 BB: 0 P: 7	R: 0 E: 0 K: 1 S: 5	H: 0 LOB: 0 BB: 0 P: 5	R: 0 E: 0 K: 0 S: 3	H: 0 LOB: 0 BB: 0 P: 3	1B: 8 2B: 1 3B: 0 HR: 1	SF: 0 SAC: 0 DP: 0 HBP: 0	WP: 0 PB: 0 SB: 0 CS: 0	PA: 41	
PITCHER	IP WLS BF H R ER SO BB IBB HBP BLK WP HR S P ERA WHIP	5.1 L 28 9 9 9 3 3 0 0 0 0 1 31 43 15.19 2.250	3.2 13 1 0 0 3 1 0 0 0 0 0 0 18 22 0.00 0.545																		



Batter	1	2	3	4	5	6	7	8	9	AB	R	H	RBI	BB	SO	LOB	BOTTOM			
Eddie Joost, R (1, 6) OBP: 0.398, SLG: 0.477	0-0 F8		0-0 F7			0-0 5-3		0-0 F8	0-3 K	5	0	0	0	0	1	2	Boston Red Sox @ Philadelphia Athletics Shibe Park, Philadelphia, PA Wed Jul 04 1951, 3:38 AM EDT Att: 17,495 - Unknown livebaseballscorecards.com			
Wally Moses, L (1, 9) OBP: 0.281, SLG: 0.218	0-0 4-3		0-0 F8			0-0 F4		0-3 K		4	0	0	0	0	1	0				
Dave Philley, S (1, 8) OBP: 0.321, SLG: 0.346	0-0 F7		0-0 F8			4-0 FC3-6 BB		0-0 F5		3	0	0	0	1	0	0				
Gus Zernial, R (1, 7) OBP: 0.372, SLG: 0.617		0-0 SH1-4 F8 2B		0-0 F8		0-0 FC3-6		0-0 1B 2B		4	2	2	0	0	0	1				
Ferris Fain, L (1, 3) OBP: 0.462, SLG: 0.492		4-0 SH1-4 1B BB		0-0 6-3			0-0 F4	0-0 1B G4-6-3 1B		3	2	1	1	1	0	0				
Billy Hitchcock, R (1, 5) OBP: 0.383, SLG: 0.329		0-0 SH1-4		0-3 K			0-0 1B 2B	0-0 1B G4-6-3 1B		3	1	2	0	0	1	0				
Pete Suder, R (1, 4) OBP: 0.326, SLG: 0.318		0-0 F8			0-0 1-3		0-0 FC6-4 1B	0-0 1-2 G4-6-3 2B		4	0	1	2	0	0	2				
Joe Astroth, R (1, 2) OBP: 0.247, SLG: 0.241		3-H 0-0 2-H 1B			0-0 F4		0-0 FC6-4	0-0 BB 1B		4	0	2	1	0	0	1				
Carl Scheib, R (1, 1) OBP: 0.444, SLG: 0.706 Johnny Kucab, R (6, 1) Lou Limmer, L (9, PH) OBP: 0.264, SLG: 0.349		0-0 F7			0-0 K		0-0 5-3	4-0 1-2 BB		2	0	0	0	0	1	1				
										1	0	0	0	0	0	1				
										0	0	0	0	1	0	0				
Inning Stats	R: 0 E: 0 K: 0 S: 3	H: 2 LOB: 1 BB: 1 P: 9	R: 0 E: 0 K: 0 S: 3	H: 0 LOB: 0 BB: 0 P: 3	R: 0 E: 0 K: 1 S: 5	H: 0 LOB: 0 BB: 0 P: 5	R: 0 E: 0 K: 0 S: 3	H: 0 LOB: 1 BB: 1 P: 7	R: 1 E: 0 K: 0 S: 5	H: 2 LOB: 1 BB: 0 P: 5	R: 0 E: 0 K: 1 S: 5	H: 0 LOB: 0 BB: 0 P: 5	R: 2 E: 0 K: 1 S: 8	H: 4 LOB: 2 BB: 1 P: 12	1B: 5 2B: 3 3B: 0 HR: 0	SF: 0 SAC: 1 DP: 1 HBP: 0	WP: 0 PB: 0 SB: 0 CS: 0	PA: 37		
PITCHER	IP WLS BF H R ER SO BB IBB HBP BLK WP HR S P ERA WHIP	8.0 W 33 7 5 5 3 7 0 0 0 0 0 37 45 5.62 1.125	1.0 S 4 1 0 0 1 1 0 0 0 0 0 5 9 0.00 2.000																	



Batter	1	2	3	4	5	6	7	8	9	AB	R	H	RBI	BB	SO	LOB	TOP					
Hank Bauer, R OBP: 0.370, SLG: 0.500 (1, 9)										5	0	2	0	0	1	1	New York Yankees @ Boston Red Sox Fenway Park, Boston, MA Fri Jul 06 1951, 3:33 AM EDT Att: 34,138 - Unknown					
Phil Rizzuto, R OBP: 0.366, SLG: 0.392 (1, 6)										4	0	2	0	1	0	2						
Gil McDougald, R OBP: 0.396, SLG: 0.492 (1, 5)										4	0	1	0	1	0	2						
Joe DiMaggio, R OBP: 0.363, SLG: 0.438 (1, 8)										4	0	0	0	1	0	5						
Johnny Mize, L OBP: 0.390, SLG: 0.433 (1, 3)										3	1	1	0	1	0	1						
Jerry Coleman, R OBP: 0.331, SLG: 0.345 (1, 4)										4	1	1	0	0	0	3						
Gene Woodling, L OBP: 0.391, SLG: 0.426 (1, 7)										4	0	1	1	0	1	2						
Charles Silvera, R OBP: 0.394, SLG: 0.464 (8, PH)										3	0	1	0	0	0	2						
Mickey Mantle, S OBP: 0.342, SLG: 0.415 (8, 2)										1	0	0	0	0	0	1						
Ralph Houk, R OBP: 0.200, SLG: 0.200 (9, PH)										0	0	0	0	0	0	0						
Ed Lopat, L OBP: 0.286, SLG: 0.422 (7, 1)										2	0	0	0	1	0	1						
Jack Kramer, R OBP: 0.300, SLG: 0.250 (9, PH)										0	0	0	0	0	0	0						
Billy Martin, R OBP: 0.250, SLG: 0.231 (9, PH)										1	0	0	0	0	0	0						
Inning Stats	R: 0 E: 0 K: 0 S: 4	H: 2 LOB: 1 BB: 0 P: 4	R: 0 E: 0 K: 1 S: 6	H: 1 LOB: 1 BB: 0 P: 6	R: 0 E: 0 K: 1 S: 6	H: 1 LOB: 2 BB: 1 P: 10	R: 2 E: 1 K: 0 S: 5	H: 2 LOB: 2 BB: 2 P: 13	R: 0 E: 0 K: 0 S: 3	H: 0 LOB: 1 BB: 1 P: 7	R: 0 E: 0 K: 0 S: 4	H: 1 LOB: 1 BB: 0 P: 4	R: 0 E: 0 K: 0 S: 3	H: 0 LOB: 0 BB: 0 P: 3	R: 0 E: 0 K: 0 S: 4	H: 1 LOB: 2 BB: 1 P: 8	R: 0 E: 0 K: 0 S: 4	H: 1 LOB: 2 BB: 1 P: 8	1B: 5 2B: 4 3B: 1 HR: 0	SF: 0 SAC: 0 DP: 2 HBP: 0	WP: 0 PB: 0 SB: 0 CS: 0	PA: 40
PITCHER Mel Parnell, L ERA: 3.45 (1, 1)	IP: 9.0 WLS: W BF: 40 H: 9 R: 2 ER: 0 SO: 2 BB: 5 IBB: 0 HBP: 0 BLK: 0 WP: 0 HR: 0 S: 39 P: 59 ERA: 0.00 WHIP: 1.556																					

AB	35
R	2
H	9
RBI	1
BB	5
SO	2
LOB	20



Batter	1	2	3	4	5	6	7	8	9	AB	R	H	RBI	BB	SO	LOB	BOTTOM					
Dom DiMaggio, R OBP: 0.383, SLG: 0.462 (1, 8)										3	1	1	2	2	0	2	New York Yankees @ Boston Red Sox Fenway Park, Boston, MA Fri Jul 06 1951, 3:33 AM EDT Att: 34,138 - Unknown					
6 Johnny Pesky, L OBP: 0.412, SLG: 0.398 (1, 6)										3	1	1	0	2	0	3						
Ted Williams, L OBP: 0.490, SLG: 0.598 (1, 7)										3	0	1	0	1	0	3						
Lou Boudreau, R OBP: 0.358, SLG: 0.409 (1, 5)										4	0	2	1	0	0	2						
Bobby Doerr, R OBP: 0.386, SLG: 0.449 (1, 4)										2	1	0	0	1	0	4						
Billy Goodman, L OBP: 0.386, SLG: 0.371 (1, 3)										4	1	3	0	0	0	1						
Clyde Vollmer, R OBP: 0.383, SLG: 0.522 (1, 9)										3	1	1	2	1	0	2						
Buddy Rosar, R OBP: 0.375, SLG: 0.321 (1, 2)										4	0	1	1	0	0	2						
Mel Parnell, L OBP: 0.364, SLG: 0.308 (1, 1)										3	1	0	0	0	1	2						
Inning Stats	R: 1 E: 0 K: 0 S: 4	H: 2 LOB: 1 BB: 1 P: 8	R: 0 E: 0 K: 1 S: 6	H: 1 LOB: 2 BB: 1 P: 10	R: 0 E: 0 K: 0 S: 3	H: 1 LOB: 0 BB: 0 P: 7	R: 0 E: 0 K: 0 S: 3	H: 1 LOB: 0 BB: 0 P: 3	R: 2 E: 1 K: 0 S: 4	H: 1 LOB: 0 BB: 1 P: 8	R: 3 E: 0 K: 0 S: 6	H: 3 LOB: 2 BB: 2 P: 14	R: 0 E: 0 K: 0 S: 4	H: 1 LOB: 1 BB: 0 P: 4	R: 0 E: 0 K: 0 S: 3	H: 0 LOB: 1 BB: 1 P: 7		R: 0 E: 0 K: 0 S: 3	H: 0 LOB: 1 BB: 1 P: 7	1B: 7 2B: 1 3B: 1 HR: 1	SF: 0 SAC: 2 DP: 4 HBP: 0	WP: 0 PB: 0 SB: 0 CS: 0
PITCHER Ed Lopat, L ERA: 3.07 (1, 1)	IP: 6.0 WLS: L BF: 30 H: 9 R: 6 ER: 5 SO: 1 BB: 6 IBB: 0 HBP: 0 BLK: 0 WP: 0 HR: 1 S: 26 P: 50 ERA: 7.50 WHIP: 2.500																					
PITCHER Jack Kramer, R ERA: 5.72 (7, 1)	IP: 2.0 WLS: L BF: 8 H: 1 R: 0 ER: 0 SO: 0 BB: 1 IBB: 0 HBP: 0 BLK: 1 WP: 0 HR: 0 S: 7 P: 11 ERA: 0.00 WHIP: 1.000																					

AB	29
R	6
H	10
RBI	6
BB	7
SO	1
LOB	21





Batter	1	2	3	4	5	6	7	8	9	AB	R	H	RBI	BB	SO	LOB	TOP			
Gene Woodling, L OBP: 0.391, SLG: 0.428	F8	2B		1-2 BB		FC6-4		K		4	0	1	0	1	1	2	New York Yankees @ Boston Red Sox Fenway Park, Boston, MA Sat Jul 07 1951, 3:33 AM EDT Att: 33,164 - Unknown			
Phil Rizzuto, R OBP: 0.397, SLG: 0.391	4-0 BB	4-3		K		F7		K		1	0	0	0	1	0	1				
Billy Martin, R OBP: 0.226, SLG: 0.207	BB 1B BB			K				K		3	0	0	0	0	2	4				
Hank Bauer, R OBP: 0.367, SLG: 0.494	1-2 BB			K		F8		K		4	0	1	0	0	2	0				
Mickey Mantle, S OBP: 0.345, SLG: 0.430	1-2 BB			K				HR		1	1	1	1	0	0	0				
Joe DiMaggio, R OBP: 0.356, SLG: 0.438	4-0 BB									0	0	0	0	1	0	0				
Spec Shea, R OBP: 0.334, SLG: 0.375										1	0	1	0	1	0	0				
Cliff Mapes, L OBP: 0.271, SLG: 0.417										1	1	1	0	0	0	0				
Stubby Overmire, R OBP: 0.225, SLG: 0.133										0	0	0	0	0	0	0				
Johnny Mize, L OBP: 0.265, SLG: 0.437	1-2 2-3 BB					FC4-6 1B		HR 1B		0	0	1	0	0	0	0				
Bob Kuzava, S OBP: 0.288, SLG: 0.136										0	0	0	0	0	0	0				
Joe Collins, L OBP: 0.400, SLG: 0.543	K			K		FC4-6 1B		HR		5	1	1	2	0	2	6				
Bobby Brown, L OBP: 0.367, SLG: 0.416	F7			1-3				F5		5	0	1	0	0	0	5				
Jerry Coleman, R OBP: 0.329, SLG: 0.344										1	0	0	0	0	0	0				
Gil McDougald, R OBP: 0.385, SLG: 0.477	F3			3-1		K		F2		4	0	0	0	0	2	4				
Charles Silvera, R OBP: 0.405, SLG: 0.469	F4					BB 1B		FC6-4 1B		4	0	2	0	0	0	0				
Allie Reynolds, R OBP: 0.233, SLG: 0.205										0	0	0	0	0	0	0				
Jackie Jensen, R OBP: 0.366, SLG: 0.512	HR			K				F9		3	1	1	1	1	1	2				
Inning Stats	R: 0 E: 0 K: 1 S: 6	H: 1 LOB: 3 BB: 2 P: 14	R: 1 E: 0 K: 0 S: 5	H: 2 LOB: 1 BB: 0 P: 5	R: 0 E: 0 K: 2 S: 7	H: 0 LOB: 1 BB: 1 P: 11	R: 0 E: 0 K: 2 S: 8	H: 1 LOB: 2 BB: 1 P: 12	R: 0 E: 0 K: 1 S: 4	H: 1 LOB: 1 BB: 0 P: 4	R: 2 E: 0 K: 1 S: 7	H: 2 LOB: 0 BB: 0 P: 7	R: 0 E: 0 K: 2 S: 7	H: 0 LOB: 1 BB: 1 P: 11	R: 1 E: 0 K: 1 S: 7	H: 2 LOB: 2 BB: 0 P: 7	1B: 7 2B: 1 3B: 0 HR: 3	SF: 0 SAC: 0 DP: 0 HBP: 0	WP: 0 PB: 0 CS: 0	PA: 43
PITCHER Ellis Kinder, R ERA: 3.91	IP: 9.0 WLS: W BF: 43 H: 11 R: 4 ER: 4 SO: 10 BB: 5 IBB: 0 HBP: 0 BLK: 0 WP: 0 HR: 3 S: 58 P: 78 ERA: 4.00 WHIP: 1.778											PITCHER	IP: 9.0 WLS: W BF: 43 H: 11 R: 4 ER: 4 SO: 10 BB: 5 IBB: 0 HBP: 0 BLK: 0 WP: 0 HR: 3 S: 58 P: 78 ERA: 4.00 WHIP: 1.778							

Batter	1	2	3	4	5	6	7	8	9	AB	R	H	RBI	BB	SO	LOB	BOTTOM			
Dom DiMaggio, R OBP: 0.386, SLG: 0.473	HR 1B			HR		F9		1B		5	2	3	1	0	0	1	New York Yankees @ Boston Red Sox Fenway Park, Boston, MA Sat Jul 07 1951, 3:33 AM EDT Att: 33,164 - Unknown			
6 Johnny Pesky, L OBP: 0.417, SLG: 0.397	F9	1B G4-6-3 1B		1B BB		HR BB		F3		3	2	1	0	2	0	2				
Ted Williams, L OBP: 0.493, SLG: 0.610	4-0 BB	HBP 1B BB		K				HR		3	2	2	2	1	1	1				
Lou Boudreau, R OBP: 0.361, SLG: 0.407	1-0 BB	1B 1B HR HBP		FC5-4 1B		6-3				3	1	1	0	0	0	1				
Bobby Doerr, R OBP: 0.385, SLG: 0.446	1-2 2-3 HR 1B	F5		FC5-4				F8		4	1	1	2	0	0	2				
Billy Goodman, L OBP: 0.384, SLG: 0.369	1-2 2-3 HR 1B							F8		4	1	1	0	0	0	0				
Clyde Vollmer, R OBP: 0.376, SLG: 0.543	1-2 2-3 HR 1B							3-1		4	1	1	4	0	0	0				
Buddy Rosar, R OBP: 0.353, SLG: 0.300	4-3							F4		4	0	0	0	0	1	0				
Ellis Kinder, R OBP: 0.077, SLG: 0.154	2B			K		5-3		4-3		4	0	1	0	0	1	0				
Inning Stats	R: 6 E: 0 K: 0 S: 8	H: 5 LOB: 1 BB: 1 P: 13	R: 1 E: 0 K: 0 S: 4	H: 2 LOB: 0 BB: 0 P: 4	R: 0 E: 0 K: 1 S: 5	H: 0 LOB: 0 BB: 0 P: 5	R: 1 E: 0 K: 2 S: 9	H: 2 LOB: 2 BB: 1 P: 13	R: 0 E: 0 K: 0 S: 3	H: 0 LOB: 0 BB: 0 P: 3	R: 2 E: 0 K: 0 S: 4	H: 1 LOB: 1 BB: 1 P: 8	R: 0 E: 0 K: 0 S: 3	H: 0 LOB: 0 BB: 0 P: 3	R: 0 E: 0 K: 0 S: 4	H: 1 LOB: 1 BB: 0 P: 4		1B: 7 2B: 1 3B: 0 HR: 3	SF: 0 SAC: 0 DP: 1 HBP: 1	WP: 0 PB: 0 CS: 0
PITCHER Allie Reynolds, R ERA: 3.45	IP: 1.0 WLS: L BF: 10 H: 5 R: 6 ER: 6 SO: 6 BB: 1 IBB: 0 HBP: 0 BLK: 0 WP: 0 HR: 1 S: 13 P: 13 ERA: 54.00 WHIP: 6.000											PITCHER	IP: 1.0 WLS: L BF: 10 H: 5 R: 6 ER: 6 SO: 6 BB: 1 IBB: 0 HBP: 0 BLK: 0 WP: 0 HR: 1 S: 13 P: 13 ERA: 54.00 WHIP: 6.000							
Spec Shea, R ERA: 4.07	5.0 21 5 4 4 3 2 0 0 0 0 0 2 25 33 7.20 1.400																			
Stubby Overmire, L ERA: 4.52	2.0 7 1 0 0 0 0 0 0 0 0 0 0 7 7 0.00 0.500																			

Batter	1	2	3	4	5	6	7	8	9	AB	R	H	RBI	BB	SO	LOB	TOP					
Gene Woodling, L (1, 7) OBP: 0.392, SLG: 0.429	F8		2B		3-1		G6-3		FC6-4 BB	4	0	1	0	1	0	1	New York Yankees @ Boston Red Sox Fenway Park, Boston, MA Sun Jul 08 1951, 3:33 AM EDT Att: 29,843 - Unknown					
Phil Rizzuto, R (1, 6) OBP: 0.397, SLG: 0.391	F9		F7		F	S			FC6-4 BB	5	0	2	1	0	0	3						
Hank Bauer, R (1, 9) OBP: 0.365, SLG: 0.485	F7		F7							3	0	0	0	1	1	2						
Joe DiMaggio, R (1, 8) OBP: 0.369, SLG: 0.438		4-3 E F8 BB								0	0	0	0	1	0	0						
Mickey Mantle, S (2, PR) OBP: 0.341, SLG: 0.424			F6							3	1	0	0	0	1	3						
Yogi Berra, L (1, 2) OBP: 0.367, SLG: 0.516	FC4				6-3		F8		F8	4	0	0	0	0	0	1						
Gil McDougald, R (1, 5) OBP: 0.388, SLG: 0.508	4-3						3-1 2B		K	4	1	2	1	0	1	2						
Joe Collins, L (1, 3) OBP: 0.385, SLG: 0.521	F8				F8		3-1		F9	4	0	0	1	0	0	2						
Jerry Coleman, R (1, 4) OBP: 0.328, SLG: 0.339	4-3				F7		F8		BB BB	3	0	0	0	1	0	2						
Vic Raschi, R (1, 1) OBP: 0.236, SLG: 0.208			2B F7 1B				G3		F6	2	1	1	0	0	0	0						
Bobby Brown, L (7, PH) OBP: 0.371, SLG: 0.416										0	0	0	0	0	0	0						
Billy Martin, L (7, PH) OBP: 0.226, SLG: 0.207										0	0	0	0	0	0	0						
Allie Reynolds, R (7, 1) OBP: 0.253, SLG: 0.202										0	0	0	0	0	0	0						
Bob Kuzava, S (7, 1) OBP: 0.269, SLG: 0.136										0	0	0	0	0	0	0						
Johnny Mize, L (6, PH) OBP: 0.301, SLG: 0.434										1	0	0	0	0	0	1						
Inning Stats	R: 0 E: 0 K: 0 S: 3	H: 0 LOB: 0 BB: 0 P: 3	R: 1 E: 1 K: 0 S: 4	H: 0 LOB: 1 BB: 1 P: 8	R: 1 E: 0 K: 0 S: 5	H: 2 LOB: 1 BB: 0 P: 5	R: 1 E: 0 K: 0 S: 4	H: 1 LOB: 0 BB: 0 P: 4	R: 0 E: 0 K: 0 S: 6	H: 1 LOB: 2 BB: 1 P: 10	R: 0 E: 0 K: 0 S: 4	H: 1 LOB: 1 BB: 0 P: 4	R: 0 E: 0 K: 1 S: 5	H: 1 LOB: 2 BB: 0 P: 6	R: 0 E: 0 K: 1 S: 5	H: 0 LOB: 0 BB: 0 P: 5	R: 0 E: 0 K: 0 S: 3	H: 0 LOB: 2 BB: 2 P: 11	1B: 3 2B: 2 3B: 0 HR: 1	SF: 0 SAC: 0 DP: 1 HBP: 1	WP: 0 PB: 0 CS: 0	PA: 38
PITCHER Ray Scarborough, R (1, 1) ERA: 5.12	IP: 9.0 WLS: W BF: 38 H: 6 R: 3 ER: 2 SO: 3 BB: 4 IBB: 0 HBP: 1 BLK: 0 WP: 0 HR: 1 S: 39 P: 56 ERA: 2.00 WHIP: 1.111															PITCHER	IP: 9.0 WLS: W BF: 38 H: 6 R: 3 ER: 2 SO: 3 BB: 4 IBB: 0 HBP: 1 BLK: 0 WP: 0 HR: 1 S: 39 P: 56 ERA: 2.00 WHIP: 1.111					

Batter	1	2	3	4	5	6	7	8	9	AB	R	H	RBI	BB	SO	LOB	BOTTOM			
Dom DiMaggio, R (1, 8) OBP: 0.382, SLG: 0.467	K		K		F4	F8				4	0	0	0	0	2	0	New York Yankees @ Boston Red Sox Fenway Park, Boston, MA Sun Jul 08 1951, 3:33 AM EDT Att: 29,843 - Unknown			
6 Johnny Pesky, L (1, 6) OBP: 0.418, SLG: 0.392	4-3		FC1-6 BB		F5		SH3 BB BB			2	1	0	0	2	0	0				
Ted Williams, L (1, 7) OBP: 0.496, SLG: 0.610			FC1-6			HR 1B	SH3 BB BB			3	2	2	0	1	0	1				
Lou Boudreau, R (1, 5) OBP: 0.361, SLG: 0.422	F8		F8			HR 1B	SH3			3	1	1	2	0	0	2				
Bobby Doerr, R (1, 4) OBP: 0.386, SLG: 0.445		2B BB			K	F6	G4-6-3 1B			3	0	1	2	1	1	0				
Billy Goodman, L (1, 3) OBP: 0.386, SLG: 0.371	F5					1B 1B	G4-6-3 1B			4	1	2	0	0	0	2				
Clyde Vollmer, R (1, 9) OBP: 0.374, SLG: 0.561	F5				F4		HR 1B			4	1	1	2	0	0	2				
Buddy Rosar, R (1, 2) OBP: 0.361, SLG: 0.328							HR			4	0	2	0	0	0	0				
Ray Scarborough, R (1, 1) OBP: 0.281, SLG: 0.207	K		K		K	F8				4	0	0	0	0	3	4				
Inning Stats	R: 0 E: 0 K: 1 S: 6	H: 1 LOB: 1 BB: 0 P: 6	R: 0 E: 0 K: 1 S: 6	H: 1 LOB: 2 BB: 1 P: 10	R: 0 E: 0 K: 1 S: 5	H: 0 LOB: 1 BB: 1 P: 9	R: 0 E: 0 K: 2 S: 9	H: 2 LOB: 2 BB: 0 P: 9	R: 2 E: 0 K: 0 S: 5	H: 2 LOB: 0 BB: 0 P: 5	R: 2 E: 0 K: 0 S: 3	H: 2 LOB: 0 BB: 0 P: 5	R: 2 E: 0 K: 1 S: 5	H: 1 LOB: 0 BB: 2 P: 11	R: 0 E: 0 K: 1 S: 5	H: 0 LOB: 0 BB: 0 P: 5		1B: 6 2B: 1 3B: 0 HR: 2	SF: 0 SAC: 1 DP: 1 HBP: 0	WP: 0 PB: 0 CS: 0
PITCHER Vic Raschi, R (1, 1) ERA: 3.52	IP: 6.0 WLS: L BF: 28 H: 8 R: 4 ER: 4 SO: 5 BB: 2 IBB: 0 HBP: 0 BLK: 0 WP: 0 HR: 2 S: 36 P: 44 ERA: 6.00 WHIP: 1.667															PITCHER	IP: 6.0 WLS: L BF: 28 H: 8 R: 4 ER: 4 SO: 5 BB: 2 IBB: 0 HBP: 0 BLK: 0 WP: 0 HR: 2 S: 36 P: 44 ERA: 6.00 WHIP: 1.667			
Allie Reynolds, R (7, 1) ERA: 3.5	0.1	4	1	2	2	0	2	0	0	0	0	2	10	54.00	9.000					
Bob Kuzava, L (7, 1) ERA: 4.64	1.2	4	0	0	0	1	0	0	0	0	0	6	6	0.00	0.000					

Batter	1	2	3	4	5	6	7	8	9	AB	R	H	RBI	BB	SO	LOB	TOP			
Dom DiMaggio, R (1, 8) OBP: 0.385, SLG: 0.466	4-0 BB G4-6-3		X 0-0 1B SH5-4		X 0-3 K			X 0-0 6-3		3	0	1	0	1	1	0	Boston Red Sox @ Chicago White Sox Comiskey Park, Chicago, IL Thu Jul 12 1951, 4:33 AM EDT Unknown			
6 Johnny Pesky, L (1, 6) OBP: 0.417, SLG: 0.388	0-0 G4-6-3		X 0-0 SH5-4			X 0-0 F8		X 4-0 2B BB		2	1	0	0	1	0	1				
Ted Williams, L (1, 7) OBP: 0.493, SLG: 0.604	4-0 BB FC4		X 0-0 F6		X 0-0 6-3			X 0-0 F6		3	0	0	0	1	0	2				
Lou Boudreau, R (1, 5) OBP: 0.359, SLG: 0.423	0-0 FC4		X 0-0 F9		X 0-0 F8			X 0-0 2B		4	0	1	1	0	0	2				
Bobby Doerr, R (1, 4) OBP: 0.384, SLG: 0.442		X 0-0 FC4-6 1B		X 0-0 4-3			X 0-0 F7	X 0-0 6-3		4	0	1	0	0	0	1				
Billy Goodman, L (1, 3) OBP: 0.384, SLG: 0.367		X 0-0 FC4-6 BB		X 0-0 4-3			X 4-0 HR BB		X 0-0 F2	3	1	0	0	1	0	1				
Clyde Vollmer, R (1, 9) OBP: 0.370, SLG: 0.578		X 0-3 K		X 0-0 6-3		X 0-0 HR		X 0-0 F9		4	1	1	2	0	1	1				
Buddy Rosar, R (1, 2) OBP: 0.368, SLG: 0.328		X 4-0 BB		X 0-0 F7		X 0-0 G1-6-3 1B		X 0-0 F7		3	0	1	0	1	0	0				
Mel Parnell, L (1, 1) Harry Taylor, R (9, 1) OBP: 0.136, SLG: 0.162		X 0-0 1-3		X 0-0 F9		X 0-0 G1-6-3				3	0	0	0	0	0	3				
Inning Stats	R: 0 E: 0 K: 0 S: 2	H: 0 LOB: 1 BB: 2 P: 10	R: 0 E: 0 K: 1 S: 6	H: 1 LOB: 2 BB: 1 P: 10	R: 0 E: 0 K: 0 S: 4	H: 1 LOB: 1 BB: 0 P: 4	R: 0 E: 0 K: 0 S: 3	H: 0 LOB: 0 BB: 0 P: 3	R: 0 E: 0 K: 1 S: 5	H: 0 LOB: 0 BB: 0 P: 5	R: 2 E: 0 K: 0 S: 4	H: 2 LOB: 0 BB: 1 P: 8	R: 1 E: 0 K: 0 S: 4	H: 1 LOB: 1 BB: 1 P: 8	R: 0 E: 0 K: 0 S: 3	H: 0 LOB: 0 BB: 0 P: 3		1B: 3 2B: 1 3B: 0 HR: 1	SF: 0 SAC: 1 DP: 2 HBP: 0	WP: 0 PA: 35 PB: 0 SB: 0 CS: 0
PITCHER	IP WLS BF H R ER SO BB IBB HBP BLK WP HR S P ERA WHIP	7.0 L 27 4 2 2 2 4 0 0 0 0 1 27 43 2.57 1.143	2.0 8 1 1 1 0 1 0 0 0 0 0 7 11 4.50 1.000																	

Batter	1	2	3	4	5	6	7	8	9	AB	R	H	RBI	BB	SO	LOB	BOTTOM			
Bob Dillinger, R (1, 5) OBP: 0.348, SLG: 0.385	0-0 SH5-3 1B		X 0-0 1-3		X 0-0 6-3			X 0-0 F8	X 0-0 4-3	5	0	1	0	0	0	2	Boston Red Sox @ Chicago White Sox Comiskey Park, Chicago, IL Thu Jul 12 1951, 4:33 AM EDT Unknown			
Nellie Fox, L (1, 4) OBP: 0.399, SLG: 0.458	0-0 SH5-3		X 4-0 BB		X 0-0 F9			X 0-0 1B		2	0	1	0	1	0	0				
Minnie Minoso, R (1, 9) OBP: 0.445, SLG: 0.541	0-0 CS 1B		X 0-0 L3		X 0-0 1B			X 0-0 F4		4	0	2	0	0	0	2				
Eddie Robinson, L (1, 3) OBP: 0.395, SLG: 0.540	0-0 CS	X 0-0 4-3		X 0-0 2B		X 0-0 F8		X 0-0 F9		4	0	1	0	0	0	2				
Don Lenhardt, R (1, 7) Joe Demaestri, R (9, PR) OBP: 0.217, SLG: 0.162		X 0-0 6-3		X 0-0 6-3		X 0-0 F2		X 4-0 1B 4-1 BB		3	0	0	0	1	0	2				
Jim Busby, R (1, 8) OBP: 0.385, SLG: 0.413		X 0-0 2B		X 0-0 4-3		X 0-0 1-3		X 0-0 4-1 4-3 1B		4	1	2	0	0	0	1				
Phil Masi, R (1, 2) OBP: 0.439, SLG: 0.511		X 4-0 BB		X 0-0 L5		X 0-0 BB 1B		X 0-0 4-3 4-1 1B		3	0	2	0	1	0	1				
Chico Carrasquel, R (1, 6) Bird Stewart, L (9, PH) OBP: 0.364, SLG: 0.458		X 0-3 K		X 0-0 4-3		X 4-0 7-4 BB		X 0-0 4-1		2	0	0	0	1	1	2				
Joe Dobson, R (1, 1) Gus Niarhos, R (7, PH) Marv Rotblatt, S (8, 1) Al Zarilla, L (9, PH) OBP: 0.360, SLG: 0.426		X 0-0 6-3		X 0-3 K		X 0-0 7-4		X 0-0 4-3		2	0	0	0	0	1	0				
Inning Stats	R: 0 E: 0 K: 0 S: 3	H: 2 LOB: 0 BB: 0 P: 3	R: 0 E: 0 K: 1 S: 6	H: 1 LOB: 2 BB: 1 P: 10	R: 0 E: 0 K: 0 S: 3	H: 0 LOB: 1 BB: 1 P: 7	R: 0 E: 0 K: 0 S: 4	H: 1 LOB: 1 BB: 0 P: 4	R: 0 E: 0 K: 0 S: 3	H: 1 LOB: 1 BB: 1 P: 7	R: 0 E: 0 K: 0 S: 4	H: 1 LOB: 1 BB: 0 P: 4	R: 2 E: 0 K: 0 S: 5	H: 2 LOB: 2 BB: 1 P: 9	R: 0 E: 0 K: 0 S: 3	H: 0 LOB: 0 BB: 0 P: 3		1B: 7 2B: 3 3B: 0 HR: 0	SF: 0 SAC: 1 DP: 1 HBP: 0	WP: 0 PA: 38 PB: 0 SB: 0 CS: 1
PITCHER	IP WLS BF H R ER SO BB IBB HBP BLK WP HR S P ERA WHIP	8.0 W 34 9 2 2 2 4 0 0 0 0 0 34 50 2.25 1.625	1.0 S 3 0 0 0 0 0 0 0 0 0 0 3 3 0.00 0.000																	

Batter	1	2	3	4	5	6	7	8	9	10	11	12	13	14	15	16	17	18	19	AB	R	H	RBI	BB	SO	LOB	TOP																																							
Dom DiMaggio, R OBP: 0.390, SLG: 0.460 (1, 8)																				9	1	3	0	0	2	5																																								
Karl Olson, R OBP: 0.111, SLG: 0.111 (1, 9)																				2	0	0	0	0	0	1																																								
Ted Williams, L OBP: 0.498, SLG: 0.694 (8, PH)																				0	0	0	0	1	0	0																																								
Fred Hodder, L OBP: 0.304, SLG: 0.300 (8, PR)																				0	0	0	0	0	0	0																																								
Charlie Maxwell, R OBP: 0.250, SLG: 0.143 (8, 9)																				4	0	1	0	1	1	4																																								
Lou Boudreau, R OBP: 0.388, SLG: 0.413 (1, 6)																				6	0	1	1	0	0	5																																								
Vern Stephens, R OBP: 0.388, SLG: 0.554 (1, 5)																				7	0	0	0	1	0	3																																								
Bobby Doerr, R OBP: 0.379, SLG: 0.447 (1, 4)																				8	1	2	0	0	1	2																																								
Billy Goodman, L OBP: 0.382, SLG: 0.361 (1, 3)																				6	1	1	0	2	0	2																																								
Clyde Vollmer, R OBP: 0.366, SLG: 0.569 (1, 7)																				8	1	3	2	0	1	3																																								
Buddy Rosar, R OBP: 0.370, SLG: 0.324 (1, 2)																				2	0	1	0	0	0	1																																								
Les Moss, R OBP: 0.285, SLG: 0.289 (5, 2)																				6	0	1	0	0	0	4																																								
Mickey McDermott, L OBP: 0.286, SLG: 0.341 (1, 1)																				7	0	2	0	0	0	3																																								
Harry Taylor, R OBP: 0.170, SLG: 0.174 (18, 1)																				1	0	0	1	0	0	2																																								
Ray Scarborough, S OBP: 0.281, SLG: 0.287 (18, 1)																				0	0	0	0	0	0	0																																								
Inning Stats	R: 1 E: 0 K: 0 S: 4	H: 2 LOB: 0 BB: 0 P: 4	R: 0 E: 0 K: 0 S: 4	H: 1 LOB: 1 BB: 0 P: 4	R: 0 E: 0 K: 1 S: 5	H: 1 LOB: 0 BB: 0 P: 5	R: 0 E: 0 K: 0 S: 3	H: 0 LOB: 0 BB: 1 P: 7	R: 1 E: 0 K: 0 S: 4	H: 2 LOB: 0 BB: 0 P: 4	R: 0 E: 0 K: 0 S: 3	H: 0 LOB: 0 BB: 0 P: 3	R: 0 E: 0 K: 0 S: 3	H: 0 LOB: 2 BB: 1 P: 6	R: 0 E: 0 K: 1 S: 5	H: 1 LOB: 1 BB: 0 P: 6	R: 0 E: 0 K: 0 S: 3	H: 0 LOB: 0 BB: 0 P: 3	R: 0 E: 0 K: 0 S: 3	H: 1 LOB: 0 BB: 0 P: 3	R: 0 E: 0 K: 0 S: 3	H: 1 LOB: 0 BB: 0 P: 3	R: 0 E: 0 K: 0 S: 3	H: 1 LOB: 0 BB: 0 P: 3	R: 0 E: 0 K: 0 S: 3	H: 1 LOB: 0 BB: 0 P: 3	R: 2 E: 2 K: 0 S: 7	H: 2 LOB: 3 BB: 1 P: 11	1B: 12 2B: 2 3B: 0 HR: 1	SF: 0 SAC: 2 DP: 5 HBP: 1	WP: 0 PB: 0 CS: 1	PA: 74																																		
PITCHER	IP: 7.1 WLS: 1 BF: 29 ERA: 3.63	IP: 5.2 WLS: 1 BF: 20 ERA: 0.77	IP: 6.0 WLS: 0 BF: 25 ERA: 2.36																				IP: 7.1 WLS: 1 BF: 29 ERA: 3.63	IP: 5.2 WLS: 1 BF: 20 ERA: 0.77	IP: 6.0 WLS: 0 BF: 25 ERA: 2.36																				IP: 7.1 WLS: 1 BF: 29 ERA: 3.63	IP: 5.2 WLS: 1 BF: 20 ERA: 0.77	IP: 6.0 WLS: 0 BF: 25 ERA: 2.36																			
Batter	1	2	3	4	5	6	7	8	9	10	11	12	13	14	15	16	17	18	19	AB	R	H	RBI	BB	SO	LOB	BOTTOM																																							
Bob Dillinger, R OBP: 0.340, SLG: 0.374 (1, 5)																				9	2	3	0	0	0	1																																								
Nellie Fox, L OBP: 0.401, SLG: 0.452 (1, 4)																				8	1	3	1	1	0	1																																								
Jim Busby, R OBP: 0.391, SLG: 0.394 (1, 8)																				7	0	1	0	1	3	4																																								
Bud Stewart, L OBP: 0.368, SLG: 0.459 (19, PH)																				1	0	1	2	0	0	0																																								
Eddie Robinson, L OBP: 0.330, SLG: 0.524 (1, 3)																				5	0	0	0	1	3	3																																								
Joe Demaseth, R OBP: 0.231, SLG: 0.200 (13, PR)																				0	0	0	0	0	0	0																																								
Al Zarilla, L OBP: 0.357, SLG: 0.421 (14, 9)																				3	0	1	0	0	0	1																																								
Don Lenhardt, R OBP: 0.300, SLG: 0.408 (1, 7)																				8	0	0	1	0	0	7																																								
Bert Haas, R OBP: 0.300, SLG: 0.444 (1, 9)																				7	0	2	0	1	0	0																																								
Gus Niarhos, R OBP: 0.417, SLG: 0.256 (1, 2)																				6	0	0	0	2	0	3																																								
Chico Carrasquel, R OBP: 0.331, SLG: 0.367 (1, 6)																				7	0	0	0	1	3	3																																								
Billy Pierce, L OBP: 0.298, SLG: 0.175 (1, 1)																				1	1	0	0	2	0	0																																								
Luis Aloma, R OBP: 0.182, SLG: 0.100 (8, 1)																				2	0	0	0	0	1	0																																								
Minnie Minoso, R OBP: 0.443, SLG: 0.533 (13, PH)																				1	0	0	0	0	0	3																																								
Harry Dorsh, R OBP: 0.294, SLG: 0.412 (14, 1)																				1	0	1	0	0	0	0																																								
Floyd Baker, R OBP: 0.411, SLG: 0.351 (19, PH)																				1	1	1	0	0	0	0																																								
Inning Stats	R: 0 E: 0 K: 1 S: 5	H: 0 LOB: 0 BB: 0 P: 5	R: 0 E: 0 K: 2 S: 8	H: 1 LOB: 2 BB: 1 P: 12	R: 0 E: 0 K: 1 S: 6	H: 1 LOB: 2 BB: 1 P: 10	R: 0 E: 0 K: 0 S: 6	H: 0 LOB: 1 BB: 1 P: 7	R: 2 E: 0 K: 2 S: 9	H: 2 LOB: 1 BB: 1 P: 13	R: 0 E: 0 K: 0 S: 3	H: 0 LOB: 0 BB: 0 P: 3	R: 0 E: 0 K: 0 S: 3	H: 0 LOB: 0 BB: 0 P: 3	R: 0 E: 0 K: 0 S: 3	H: 0 LOB: 1 BB: 0 P: 3	R: 0 E: 0 K: 1 S: 5	H: 1 LOB: 3 BB: 2 P: 12	R: 0 E: 0 K: 0 S: 5	H: 0 LOB: 0 BB: 0 P: 5	R: 0 E: 0 K: 1 S: 4	H: 1 LOB: 1 BB: 0 P: 4	R: 0 E: 0 K: 1 S: 5	H: 1 LOB: 0 BB: 0 P: 6	R: 0 E: 0 K: 0 S: 3	H: 0 LOB: 1 BB: 1 P: 7	R: 0 E: 0 K: 0 S: 5	H: 0 LOB: 0 BB: 0 P: 5	R: 3 E: 0 K: 0 S: 6	H: 5 LOB: 3 BB: 1 P: 6	1B: 12 2B: 0 3B: 1 HR: 0	SF: 0 SAC: 1 DP: 0 HBP: 0	WP: 1 PB: 0 CS: 0	PA: 77																																
PITCHER	IP: 17.0 WLS: 8 BF: 68 ERA: 2.84	IP: 1.0 WLS: 0 BF: 7 ERA: 3.79	IP: 0.1 WLS: 0 BF: 2 ERA: 5.00																				IP: 17.0 WLS: 8 BF: 68 ERA: 2.84	IP: 1.0 WLS: 0 BF: 7 ERA: 3.79	IP: 0.1 WLS: 0 BF: 2 ERA: 5.00																																									

Boston Red Sox @ Chicago White Sox
Comiskey Park, Chicago, IL
Fri Jul 13 1951, 4:33 AM EDT
Att. 25,211 - Unknown


AB 66
R 4
H 15
RBI 4
SO 5
LOB 35




Boston Red Sox @ Chicago White Sox
Comiskey Park, Chicago, IL
Fri Jul 13 1951, 4:33 AM EDT
Att. 25,211 - Unknown

AB 67
R 5
H 13
RBI 4
BB 9
SO 10
LOB 26



Batter	1	2	3	4	5	6	7	8	9	AB	R	H	RBI	BB	SO	LOB	TOP										
Dom DiMaggio, R OBP: 0.375, SLG: 0.453 (1, 8)	0-3 K		0-0 FC3-5 6 G3-6-3		0-0 FC4-6 6 BB			0-0 F3	0-0 4-3	5	0	0	0	0	1	4	Boston Red Sox @ Chicago White Sox Comiskey Park, Chicago, IL Sat Jul 14 1951, 4:33 AM EDT Att: 27,092 - Unknown livebaseballscores.com AB 31 R 3 H 8 RBI 3 BB 5 SO 2 LOB 17 										
6 Johnny Pesky, L OBP: 0.415, SLG: 0.377 (1, 6)	4-0 G6-3 BB		0-0 G3-6-3		4-0 BB			0-0 4-3 1B		2	0	1	0	2	0	2											
Ted Williams, L OBP: 0.493, SLG: 0.609 (1, 7)	0-0 G6-3			0-0 HR	0-0 F9			0-0 4-3		4	1	1	1	0	0	4											
Vern Stephens, R OBP: 0.387, SLG: 0.548 (1, 5)		4-0 S BB		0-0 F2		0-0 F8		0-0 F7		3	0	0	0	1	0	1											
Bobby Doerr, R OBP: 0.378, SLG: 0.444 (1, 4)	0-0 4-3			0-0 L6		0-0 5-3			0-0 2B 1B	4	1	1	0	0	0	1											
Billy Goodman, L OBP: 0.383, SLG: 0.366 (1, 3)	0-0 1-3			0-0 1B		0-0 4-3			0-0 1B 2B	4	1	2	0	0	0	1											
Clyde Vollmer, R OBP: 0.370, SLG: 0.563 (1, 9)	0-0 F4			0-0 F8			4-0 G5-4-3 BB	0-0 FC1-6 1B		3	0	1	2	1	0	2											
Les Moss, R OBP: 0.284, SLG: 0.288 (1, 2)			0-0 FC3-5 1B		0-0 F9		0-0 G5-4-3 1-2	0-0 FC1-6 SH2-4		4	0	1	0	0	0	2											
Chuck Stobbs, L OBP: 0.316, SLG: 0.294 (1, 1)			0-0 FC3-5 1B		4-0 FC4-6 BB		0-3 K	0-0 SH2-4		2	0	1	0	1	1	0											
Inning Stats	R: 0 E: 0 K: 1 S: 4	H: 0 LOB: 0 BB: 1 P: 8	R: 0 E: 0 K: 0 S: 3	H: 0 LOB: 1 BB: 1 P: 7	R: 0 E: 0 K: 0 S: 4	H: 2 LOB: 1 BB: 0 P: 4	R: 1 E: 0 K: 0 S: 5	H: 2 LOB: 1 BB: 0 P: 5	R: 0 E: 0 K: 0 S: 3	H: 0 LOB: 2 BB: 2 P: 11	R: 0 E: 0 K: 1 S: 4	H: 0 LOB: 0 BB: 1 P: 8	R: 0 E: 0 K: 0 S: 4	H: 1 LOB: 1 BB: 0 P: 4	R: 2 E: 0 K: 0 S: 6	H: 3 LOB: 1 BB: 0 P: 6		1B: 6 2B: 1 3B: 0 HR: 1	SF: 0 SAC: 1 DP: 3 HBP: 0	WP: 0 PB: 0 SB: 1 CS: 0	PA: 37						
PITCHER Ken Holcombe, R ERA: 3.43 (1, 1)	IP: 9.0	WLS: L	BF: 37	H: 8	R: 3	ER: 3	SO: 2	BB: 5	IBB: 0	HBP: 0	BLK: 0	WP: 0	HR: 1	S: 36	P: 56	ERA: 3.00	WHIP: 1.444										

Batter	1	2	3	4	5	6	7	8	9	AB	R	H	RBI	BB	SO	LOB	BOTTOM										
Bob Dillinger, R OBP: 0.335, SLG: 0.368 (1, 5)	0-0 6-3		0-0 5-3		0-0 L5		0-0 4-3		0-0 F5	4	0	0	0	0	0	2	Boston Red Sox @ Chicago White Sox Comiskey Park, Chicago, IL Sat Jul 14 1951, 4:33 AM EDT Att: 27,092 - Unknown livebaseballscores.com AB 30 R 2 H 6 RBI 2 BB 4 SO 3 LOB 14 										
Floyd Baker, L OBP: 0.406, SLG: 0.346 (8, 5)										1	0	0	0	0	0	3											
Nellie Fox, L OBP: 0.405, SLG: 0.455 (1, 4)	0-0 2B		1-0 2B HBP		4-0 G4-6-3 BB			0-0 6-3		2	1	1	0	1	0	0											
Minnie Minoso, R OBP: 0.441, SLG: 0.534 (1, 9) (9, 7)	0-0 F9		0-0 2B		0-0 G4-6-3			0-3 K		4	0	1	2	0	1	2											
Bert Haas, R OBP: 0.214, SLG: 0.308 (1, 3)	0-0 F7		0-0 F7			0-0 L5		0-0 F8		4	0	0	0	0	0	2											
Don Lenhardt, R OBP: 0.296, SLG: 0.402 (1, 7)		0-0 F8		0-0 F6		0-0 6-3			0-0 6-3	3	0	0	0	0	0	0											
Al Zarilla, L OBP: 0.356, SLG: 0.419 (9, 9)										1	0	0	0	0	0	0											
Jim Busby, R OBP: 0.373, SLG: 0.394 (1, 8)		0-0 F8		4-0 1B BB		0-3 K		0-0 BB 1B		3	0	1	0	1	1	0											
Phil Masi, R OBP: 0.436, SLG: 0.507 (1, 2)										1	0	0	0	0	0	0											
Gus Niarhos, R OBP: 0.416, SLG: 0.258 (4, 2)										3	0	1	0	0	0	1											
Chico Carrasquel, R OBP: 0.336, SLG: 0.370 (1, 6)			0-0 SH3-4 2B		0-0 S 1B		4-0 SH1-4 BB		0-0 F7	3	1	2	0	1	0	2											
Ken Holcombe, R OBP: 0.348, SLG: 0.364 Eddie Robinson, L (9, PH) OBP: 0.395, SLG: 0.524 (1, 1)			0-0 SH3-4		0-3 K		0-0 SH1-4		4-0 BB	1	0	0	0	0	1	2											
Inning Stats	R: 0 E: 0 K: 0 S: 4	H: 1 LOB: 1 BB: 0 P: 4	R: 0 E: 0 K: 0 S: 3	H: 0 LOB: 0 BB: 0 P: 3	R: 2 E: 0 K: 0 S: 5	H: 2 LOB: 1 BB: 0 P: 6	R: 0 E: 0 K: 1 S: 6	H: 1 LOB: 2 BB: 1 P: 10	R: 0 E: 0 K: 1 S: 2	H: 0 LOB: 0 BB: 1 P: 6	R: 0 E: 0 K: 1 S: 5	H: 0 LOB: 0 BB: 0 P: 5	R: 0 E: 0 K: 1 S: 3	H: 0 LOB: 1 BB: 1 P: 7	R: 0 E: 0 K: 1 S: 5	H: 0 LOB: 0 BB: 0 P: 5	R: 0 E: 0 K: 0 S: 5	H: 2 LOB: 3 BB: 1 P: 9	1B: 4 2B: 2 3B: 0 HR: 0	SF: 0 SAC: 2 DP: 1 HBP: 1	WP: 1 PB: 0 SB: 1 CS: 0	PA: 37					
PITCHER Chuck Stobbs, L ERA: 3.75 (1, 1)	IP: 9.0	WLS: W	BF: 37	H: 6	R: 2	ER: 2	SO: 3	BB: 4	IBB: 0	HBP: 1	BLK: 0	WP: 1	HR: 0	S: 38	P: 55	ERA: 2.00	WHIP: 1.111										

Batter	1	2	3	4	5	6	7	8	9	AB	R	H	RBI	BB	SO	LOB	TOP			
Dom DiMaggio, R (1, 8) OBP: 0.376, SLG: 0.455	4-0 BB 6 CS		0-0 2B 2H		0-0 1-2		0-0 F9			3	0	1	1	1	0	3				
6 Johnny Pesky, L (1, 6) OBP: 0.406, SLG: 0.369	0-0 3-1 1-2		0-0 F3			0-0 3-1		0-0 F6		4	0	0	0	0	0	2				
Ted Williams, L (1, 7) OBP: 0.490, SLG: 0.603	4-0 BB		0-0 4-3			0-0 F8		0-0 1-3		3	0	0	0	1	0	1				
Vern Stephens, R (1, 5) OBP: 0.385, SLG: 0.543	0-3 K			0-0 5-3		0-0 E 1B		0-0 F4		4	0	1	0	0	1	1				
Bobby Doerr, R (1, 4) OBP: 0.374, SLG: 0.438		0-0 F9		0-0 F7		0-0 E5 1-2		0-0 F8		4	0	0	0	0	0	1				
Billy Goodman, L (1, 3) OBP: 0.382, SLG: 0.365		0-0 F7		0-0 F7		0-0 F6		0-0 1B 1B		4	0	1	0	0	0	2				
Clyde Vollmer, R (1, 9) OBP: 0.366, SLG: 0.553		0-3 K			0-0 5-3		0-0 6-3		0-0 1-2 G4-6-3 1B	4	0	1	0	0	1	0				
Buddy Rosar, R (1, 2) OBP: 0.381, SLG: 0.342			0-0		0-0					2	1	1	0	1	0	0				
Fred Hatfield, L (7, PR) OBP: 0.304, SLG: 0.300					0-0					0	0	0	0	0	0	0				
Les Moss, R (7, 2) OBP: 0.284, SLG: 0.288										0	0	0	0	0	0	0				
Charlie Maxwell, L (9, PH) OBP: 0.240, SLG: 0.136										1	0	0	0	0	0	2				
Willard Nixon, L (1, 1) OBP: 0.424, SLG: 0.533			0-3 K		4-0		0-3 K			1	0	0	0	0	1	1				
Bill Wright, L (4, 1) OBP: 0.167, SLG: 0.091										0	0	0	0	1	0	0				
Lou Boudreau, R (7, PH) OBP: 0.357, SLG: 0.411										1	0	0	0	0	1	1				
Walt Masterson, R (7, 1)										0	0	0	0	0	0	0				
Inning Stats	R: 0 E: 0 K: 1 S: 4	H: 0 LOB: 1 BB: 2 P: 12	R: 0 E: 0 K: 1 S: 5	H: 0 LOB: 0 BB: 0 P: 5	R: 1 E: 0 K: 1 S: 7	H: 2 LOB: 1 BB: 0 P: 7	R: 0 E: 0 K: 0 S: 3	H: 0 LOB: 0 BB: 0 P: 3	R: 0 E: 1 K: 0 S: 5	H: 1 LOB: 2 BB: 1 P: 5	R: 0 E: 0 K: 1 S: 5	H: 0 LOB: 1 BB: 1 P: 9	R: 0 E: 0 K: 0 S: 3	H: 0 LOB: 0 BB: 0 P: 3	R: 0 E: 0 K: 0 S: 4	H: 2 LOB: 1 BB: 0 P: 4	1B: 3 2B: 2 3B: 0 HR: 0	SF: 0 SAC: 0 DP: 2 HBP: 0	WP: 0 PB: 0 SB: 0 CS: 1	PA: 35
PITCHER Ned Garver, R (1, 1) ERA: 3.84	IP: 9.0 WLS: W BF: 35 H: 5 R: 1 ER: 1 SO: 4 BB: 4 IBB: 0 HBP: 0 BLK: 0 WP: 0 HR: 0 S: 39 P: 55 ERA: 1.00 WHIP: 1.000															PITCHER				

Boston Red Sox @ St. Louis Browns
Sportsman's Park, St. Louis, MO
Sun Jul 15 1951, 4:33 AM EDT
Unknown

AB 31
R 1
H 5
RBI 1
BB 4
SO 4
LOB 14



Batter	1	2	3	4	5	6	7	8	9	AB	R	H	RBI	BB	SO	LOB	BOTTOM			
Bobby Young, L (1, 4) OBP: 0.298, SLG: 0.332	0-0 F8			0-0 1B 1B		0-0 F7		0-0 FC1-6 1-2		4	1	1	0	0	0	1				
Jim Delsing, L (1, 8) OBP: 0.369, SLG: 0.415	4-0 CS BB			0-0 1B 1-2 FC6-4 1B		0-0 1B		0-0 F5		3	1	2	0	1	0	1				
Sherm Lollar, R (1, 2) OBP: 0.383, SLG: 0.446	0-0 F3			0-0 FC6-4 1-3 2H 1B		0-0 F7		0-0 F9		4	0	1	1	0	0	2				
Ray Coleman, L (1, 7) OBP: 0.328, SLG: 0.415	0-0 CS 1-2	0-3 K		0-0 FC6-4 1-2 2B 1B		0-0 1-3		0-0 1-3		3	1	0	1	0	1	1				
Dale Long, L (1, 3) OBP: 0.297, SLG: 0.380		0-3 K		0-0 2B 1-2 1B		0-3 K				3	0	1	0	0	2	0				
Ken Wood, R (1, 9) OBP: 0.243, SLG: 0.380		0-0 F7		0-0 1-3 2H 2B			0-3 K			3	0	1	1	0	1	0				
Johnny Bero, L (1, 6) OBP: 0.339, SLG: 0.359			0-0 F4	0-3 K		0-3 K				3	0	0	0	0	2	2				
Fred Marsh, R (1, 5) OBP: 0.293, SLG: 0.328			0-0 G6-4-3 1B	0-3 K		0-0 K		0-0 F8		3	0	1	0	0	1	2				
Ned Garver, R (1, 1) OBP: 0.360, SLG: 0.302			0-0 G6-4-3 1-2	0-0 F3				0-0 FC1-6 1B		3	0	1	0	0	0	1				
Inning Stats	R: 0 E: 0 K: 0 S: 2	H: 0 LOB: 0 BB: 1 P: 6	R: 0 E: 0 K: 2 S: 7	H: 0 LOB: 0 BB: 0 P: 7	R: 0 E: 0 K: 0 S: 3	H: 1 LOB: 0 BB: 0 P: 3	R: 3 E: 0 K: 2 S: 12	H: 5 LOB: 2 BB: 0 P: 12	R: 0 E: 0 K: 0 S: 3	H: 1 LOB: 1 BB: 0 P: 3	R: 0 E: 0 K: 1 S: 5	H: 0 LOB: 0 BB: 0 P: 5	R: 0 E: 0 K: 2 S: 7	H: 0 LOB: 0 BB: 0 P: 7	R: 0 E: 0 K: 0 S: 4	H: 1 LOB: 1 BB: 0 P: 4	1B: 7 2B: 1 3B: 0 HR: 0	SF: 0 SAC: 0 DP: 1 HBP: 0	WP: 0 PB: 0 SB: 0 CS: 1	PA: 31
PITCHER Willard Nixon, R (1, 1) ERA: 4.71	IP: 3.1 WLS: L BF: 15 H: 6 R: 3 ER: 3 SO: 2 BB: 1 IBB: 0 HBP: 0 BLK: 0 WP: 0 HR: 0 S: 18 P: 22 ERA: 8.10 WHIP: 2.100															PITCHER				
Bill Wright, L (4, 1) ERA: 6.16	2.2 8 1 0 0 3 0 0 0 0 0 0 14 14 0.00 0.375																			
Walt Masterson, R (7, 1) ERA: 2.35	2.0 7 1 0 0 2 0 0 0 0 0 0 11 11 0.00 0.500																			

Boston Red Sox @ St. Louis Browns
Sportsman's Park, St. Louis, MO
Sun Jul 15 1951, 4:33 AM EDT
Unknown

AB 29
R 3
H 8
RBI 3
BB 1
SO 7
LOB 10



Batter	1	2	3	4	5	6	7	8	9	AB	R	H	RBI	BB	SO	LOB	TOP					
Dom DiMaggio, R OBP: 0.374, SLG: 0.452 (1, 8)	5-3	2B	F7			3-1		K		5	1	1	0	0	1	1						
Lou Boudreau, R OBP: 0.354, SLG: 0.411 (1, 6)	F8	1B		6-3		F6		F3		5	1	1	2	0	0	0						
Ted Williams, L OBP: 0.495, SLG: 0.604 (1, 7)										3	0	2	1	2	0	0						
Karl Olson, R OBP: 0.111, SLG: 0.111 (8, PR)										0	0	0	0	0	0	0						
Vern Stephens, R OBP: 0.378, SLG: 0.533 (1, 5)	1-3	FC6-4		F6		F9		K		5	0	0	0	0	1	4						
Bobby Doerr, R OBP: 0.375, SLG: 0.439 (1, 4)		F8								4	2	2	0	0	0	1						
6 Johnny Pesky, L OBP: 0.406, SLG: 0.367 (9, PH)										1	0	0	0	0	0	0						
Billy Goodman, L OBP: 0.391, SLG: 0.376 (1, 3)		1B		6-3						4	2	4	0	1	0	0						
Clyde Vollmer, R OBP: 0.361, SLG: 0.539 (1, 9)		1B								5	1	1	1	0	1	5						
Les Moss, R OBP: 0.283, SLG: 0.291 (1, 2)		1B		6-3						0	1	0	0	0	0	0						
Ray Scarborough, R OBP: 0.306, SLG: 0.242 (1, 1)		1B								4	1	2	2	0	1	2						
Inning Stats	R: 0 E: 0 K: 0 S: 3	H: 0 LOB: 1 BB: 1 P: 7	R: 6 E: 0 K: 0 S: 10	H: 7 LOB: 1 BB: 0 P: 10	R: 1 E: 0 K: 0 S: 4	H: 1 LOB: 1 BB: 1 P: 8	R: 0 E: 0 K: 0 S: 3	H: 0 LOB: 0 BB: 0 P: 3	R: 1 E: 0 K: 2 S: 9	H: 2 LOB: 1 BB: 0 P: 9	R: 0 E: 0 K: 0 S: 3	H: 0 LOB: 1 BB: 1 P: 7	R: 1 E: 0 K: 0 S: 5	H: 2 LOB: 1 BB: 0 P: 5	R: 0 E: 0 K: 2 S: 8	H: 1 LOB: 1 BB: 0 P: 8	R: 0 E: 0 K: 0 S: 4	H: 1 LOB: 1 BB: 0 P: 4	1B: 11 2B: 3 3B: 0 HR: 0	SF: 0 SAC: 0 DP: 0 HBP: 0	WP: 0 PB: 0 SB: 0 CS: 0	PA: 44
PITCHER	IP	WLS	BF	H	R	ER	SO	BB	IBB	HBP	BLK	WP	HR	S	P	ERA	WHIP					
Bill Kennedy, L ERA: 5.79 (1, 1)	1.1	L	10	5	5	5	0	1	0	0	0	0	0	9	13	33.75	4.500					
Bob Mahoney, R ERA: 4.75 (2, 1)	3.2		17	5	3	3	2	1	0	0	0	0	0	20	24	7.36	1.636					
Lou Slaughter, L ERA: 5.7 (6, 1)	4.0		17	4	1	1	2	1	0	0	0	0	0	20	24	2.25	1.250					

Boston Red Sox @ St. Louis Browns
Sportsman's Park, St. Louis, MO

Sun Jul 15 1951, 4:38 AM EDT
Att: 10,790 - Unknown

AB 36
R 9
H 13
RBI 6
BB 3
SO 4
LOB 13




Batter	1	2	3	4	5	6	7	8	9	AB	R	H	RBI	BB	SO	LOB	BOTTOM					
Bobby Young, L OBP: 0.299, SLG: 0.333 (1, 4)	4-3		K				FC6-4		FC5-4	5	0	2	0	0	1	3						
Jim Delsing, L OBP: 0.371, SLG: 0.423 (1, 8)										3	0	1	0	0	1	3						
Jack Maguire, R OBP: 0.382, SLG: 0.483 (9, 7)			1B							1	1	0	0	0	0	1						
Matt Batts, R OBP: 0.322, SLG: 0.393 (1, 2)			HBP							5	0	2	1	0	0	2						
Duane Pillette, R OBP: 0.182, SLG: 0.069 (9, PR)										0	1	0	0	0	0	0						
Ray Coleman, L OBP: 0.329, SLG: 0.419 (1, 7)	4-3		K				F6			5	1	2	2	0	1	3						
Dale Long, L OBP: 0.285, SLG: 0.363 (1, 3)										5	0	0	0	0	1	5						
Ken Wood, R OBP: 0.246, SLG: 0.403 (1, 9)										4	1	2	2	0	0	0						
Johnny Bero, L OBP: 0.337, SLG: 0.356 (1, 6)										4	0	1	0	0	0	1						
Fred Marsh, R OBP: 0.288, SLG: 0.322 (1, 5)										4	0	0	0	0	0	2						
Bill Kennedy, L OBP: 0.125, SLG: 0.125 (1, 1)										0	0	0	0	0	0	0						
Bob Mahoney, R OBP: 0.429, SLG: 0.333 (2, 1)										0	1	0	0	1	0	0						
Lou Slaughter, L OBP: 0.286, SLG: 0.333 (5, PH)										2	0	0	0	0	0	1						
Hank Arft, L OBP: 0.369, SLG: 0.427 (9, PH)										1	0	0	0	0	0	0						
Inning Stats	R: 0 E: 0 K: 0 S: 4	H: 1 LOB: 1 BB: 0 P: 4	R: 0 E: 0 K: 0 S: 4	H: 1 LOB: 1 BB: 0 P: 4	R: 1 E: 0 K: 2 S: 8	H: 1 LOB: 2 BB: 1 P: 13	R: 0 E: 0 K: 0 S: 3	H: 0 LOB: 0 BB: 0 P: 3	R: 0 E: 0 K: 1 S: 6	H: 1 LOB: 1 BB: 0 P: 6	R: 0 E: 0 K: 0 S: 3	H: 0 LOB: 2 BB: 0 P: 3	R: 0 E: 2 K: 0 S: 5	H: 0 LOB: 2 BB: 0 P: 5	R: 2 E: 0 K: 0 S: 6	H: 3 LOB: 1 BB: 0 P: 6	R: 2 E: 0 K: 1 S: 8	H: 3 LOB: 2 BB: 0 P: 8	1B: 5 2B: 3 3B: 1 HR: 1	SF: 0 SAC: 0 DP: 0 HBP: 1	WP: 0 PB: 0 SB: 0 CS: 0	PA: 41
PITCHER	IP	WLS	BF	H	R	ER	SO	BB	IBB	HBP	BLK	WP	HR	S	P	ERA	WHIP					
Ray Scarborough, R ERA: 5.07 (1, 1)	9.0	W	41	10	5	5	4	1	0	1	0	0	1	47	52	5.00	1.222					

Boston Red Sox @ St. Louis Browns
Sportsman's Park, St. Louis, MO

Sun Jul 15 1951, 4:38 AM EDT
Att: 10,790 - Unknown

AB 39
R 5
H 10
RBI 5
BB 1
SO 4
LOB 21



Batter	1	2	3	4	5	6	7	8	9	AB	R	H	RBI	BB	SO	LOB	TOP										
Dom DiMaggio, R OBP: 0.372, SLG: 0.451										5	1	1	0	0	0	1											
6 Johnny Pesky, L OBP: 0.412, SLG: 0.372										3	1	2	0	1	0	0											
Ted Williams, L OBP: 0.496, SLG: 0.613										4	2	2	2	1	0	1											
Vern Stephens, R OBP: 0.375, SLG: 0.530										5	1	1	1	0	1	2											
Bobby Doerr, R OBP: 0.376, SLG: 0.440										4	0	2	1	0	0	2											
Billy Goodman, L OBP: 0.386, SLG: 0.371										4	0	0	0	0	0	2											
Clyde Vollmer, R OBP: 0.364, SLG: 0.534										3	0	1	0	1	1	0											
Buddy Rosar, R OBP: 0.364, SLG: 0.325										4	0	0	0	0	1	3											
Ellis Kinder, R OBP: 0.053, SLG: 0.105										2	0	0	0	0	2	1											
Bill Wright, L OBP: 0.167, SLG: 0.091										0	0	0	0	0	0	0											
Harry Taylor, R OBP: 0.160, SLG: 0.167										1	0	0	0	1	0	0											
Inning Stats	R: 2 E: 0 K: 0 S: 6	H: 3 LOB: 1 BB: 0 P: 6	R: 0 E: 0 K: 2 S: 7	H: 0 LOB: 0 BB: 0 P: 7	R: 0 E: 0 K: 1 S: 6	H: 1 LOB: 2 BB: 1 P: 10	R: 0 E: 0 K: 1 S: 6	H: 1 LOB: 1 BB: 0 P: 6	R: 3 E: 1 K: 0 S: 7	H: 4 LOB: 2 BB: 1 P: 11	R: 0 E: 0 K: 0 S: 3	H: 0 LOB: 0 BB: 0 P: 3	R: 0 E: 0 K: 1 S: 5	H: 0 LOB: 1 BB: 1 P: 9	R: 0 E: 0 K: 0 S: 3	H: 0 LOB: 0 BB: 0 P: 3	1B: 6 2B: 2 3B: 0 HR: 1	SF: 0 SAC: 1 DP: 0 HBP: 0	WP: 0 PB: 0 SB: 0 CS: 0	PA: 40							
PITCHER	IP	WLS	BF	H	R	ER	SO	BB	IBB	HBP	BLK	WP	HR	S	P	ERA	WHIP										
Ai Widmar, R ERA: 5.68	9.0	W	40	9	5	5	5	4	0	0	0	0	1	46	62	5.00	1.444										

Boston Red Sox @ St. Louis Browns
Sportsman's Park, St. Louis, MO
Mon Jul 16 1951, 4:33 AM EDT
Att: 1,972 - Unknown

AB 35
R 5
H 9
RBI 4
BB 4
SO 5
LOB 12




Batter	1	2	3	4	5	6	7	8	9	AB	R	H	RBI	BB	SO	LOB	BOTTOM										
Bobby Young, L OBP: 0.298, SLG: 0.331										5	0	1	0	0	0	2											
Jim Delsing, L OBP: 0.371, SLG: 0.423										5	2	2	0	0	1	1											
Sherm Lollar, R OBP: 0.393, SLG: 0.459										4	0	3	0	1	0	1											
Ray Coleman, L OBP: 0.330, SLG: 0.418										5	2	2	3	0	0	2											
Hank Arft, L OBP: 0.380, SLG: 0.434										2	1	1	1	3	0	0											
Johnny Bero, L OBP: 0.333, SLG: 0.346										4	1	0	0	1	1	6											
Ken Wood, R OBP: 0.252, SLG: 0.410										4	1	2	1	0	0	0											
Fred Marsh, R OBP: 0.291, SLG: 0.325										4	1	2	2	0	0	0											
Ai Widmar, R OBP: 0.259, SLG: 0.240										3	1	1	1	0	1	2											
Inning Stats	R: 0 E: 0 K: 1 S: 5	H: 1 LOB: 0 BB: 0 P: 5	R: 0 E: 0 K: 0 S: 3	H: 0 LOB: 0 BB: 0 P: 3	R: 0 E: 0 K: 1 S: 5	H: 0 LOB: 0 BB: 0 P: 5	R: 2 E: 0 K: 0 S: 6	H: 3 LOB: 1 BB: 0 P: 6	R: 7 E: 1 K: 0 S: 9	H: 6 LOB: 2 BB: 3 P: 21	R: 0 E: 0 K: 1 S: 7	H: 2 LOB: 3 BB: 1 P: 11	R: 0 E: 0 K: 0 S: 4	H: 1 LOB: 0 BB: 0 P: 4	R: 0 E: 0 K: 0 S: 4	H: 1 LOB: 2 BB: 1 P: 8	1B: 11 2B: 3 3B: 0 HR: 0	SF: 0 SAC: 1 DP: 1 HBP: 0	WP: 0 PB: 0 SB: 0 CS: 0	PA: 42							
PITCHER	IP	WLS	BF	H	R	ER	SO	BB	IBB	HBP	BLK	WP	HR	S	P	ERA	WHIP										
Ellis Kinder, R ERA: 3.73	4.1	L	21	7	7	5	2	1	0	0	0	0	0	24	28	10.38	1.846										
Bill Wright, L ERA: 6.13	0.1		5	3	2	0	0	2	0	0	0	0	0	3	11	0.00	15.000										
Harry Taylor, R ERA: 5.48	3.1		16	4	0	0	1	2	0	0	0	0	0	16	24	0.00	1.800										

Boston Red Sox @ St. Louis Browns
Sportsman's Park, St. Louis, MO
Mon Jul 16 1951, 4:33 AM EDT
Att: 1,972 - Unknown

AB 36
R 9
H 14
RBI 8
BB 5
SO 3
LOB 14



Batter	1	2	3	4	5	6	7	8	9	AB	R	H	RBI	BB	SO	LOB	TOP			
Dom DiMaggio, R OBP: 0.375, SLG: 0.454	L1		L1		6-3 1B	6-3			6-3 2B	5	1	2	0	0	0	1				
6 Johnny Pesky, L OBP: 0.413, SLG: 0.377	HBP			F8 2B	1B E		5-3		HBP FC3-2 1B	4	1	3	0	0	0	0				
Ted Williams, L OBP: 0.487, SLG: 0.597	F8			F8 2-3	E 1B		3-1		FC3-2 HBP	5	0	1	1	1	0	0	4			
Lou Boudreau, R OBP: 0.353, SLG: 0.416	F7			L4	E6		K		FC6-4 HBP	4	0	0	0	0	1	3				
Bobby Doerr, R OBP: 0.370, SLG: 0.429		1-3		FC6-4 BB	F8			F9	K	4	0	0	0	1	1	5				
Billy Goodman, L OBP: 0.384, SLG: 0.372	1-3			FC6-4		K			FC6-4	5	0	1	0	0	1	5				
Clyde Vollmer, R OBP: 0.371, SLG: 0.547	F8				HR	E BB			IBB	2	2	1	1	2	0	0				
Buddy Rosar, R OBP: 0.359, SLG: 0.321			F8		F2	E8 4-3 1B		F9		4	0	1	0	0	0	2				
Leo Kiely, L OBP: 0.125, SLG: 0.125			F7		F7	4-3		K		2	0	0	0	0	0	0				
Bill Wright, L OBP: 0.160, SLG: 0.087										1	0	0	0	0	0	1				
Ellis Kinder, R OBP: 0.050, SLG: 0.100										1	0	0	0	0	1	2				
Inning Stats	R: 0 E: 0 K: 0 S: 3	H: 0 LOB: 1 BB: 0 P: 4	R: 0 E: 0 K: 0 S: 3	H: 0 LOB: 0 BB: 0 P: 3	R: 0 E: 0 K: 0 S: 4	H: 1 LOB: 2 BB: 1 P: 8	R: 3 E: 1 K: 0 S: 8	H: 4 LOB: 2 BB: 0 P: 8	R: 1 E: 1 K: 1 S: 6	H: 1 LOB: 1 BB: 1 P: 10	R: 0 E: 0 K: 1 S: 5	H: 0 LOB: 0 BB: 0 P: 5	R: 0 E: 0 K: 1 S: 6	H: 1 LOB: 2 BB: 1 P: 10	R: 0 E: 0 K: 1 S: 7	H: 2 LOB: 3 BB: 0 P: 8	1B: 5 2B: 3 3B: 0 HR: 1	SF: 0 SAC: 0 DP: 0 HBP: 2	WP: 0 PB: 0 SB: 0 CS: 0	PA: 42
PITCHER	IP WLS BF H R ER SO BB IBB HBP BLK WP HR S P ERA WHIP																			
Bob Lemon, R ERA: 3.94	(1, 1) 7.0 L 31 6 4 2 2 2 2 0 1 0 0 0 1 32 41 2.57 1.143																			
Lou Brisse, L ERA: 4.54	(8, 1) 1.0 5 1 0 0 1 0 1 0 0 0 0 6 10 0.00 1.000																			
Mike Garcia, R ERA: 2.88	(9, 1) 1.0 6 2 0 0 1 0 0 1 0 0 0 7 8 0.00 2.000																			

Boston Red Sox @ Cleveland Indians
Cleveland Municipal Stadium, Cleveland, OH
Wed Jul 18 1951, 3:33 AM EDT
Att: 37,542 - Unknown

AB 37
R 4
H 9
RBI 2
BB 3
SO 4
LOB 23



Batter	1	2	3	4	5	6	7	8	9	AB	R	H	RBI	BB	SO	LOB	BOTTOM			
Dale Mitchell, L OBP: 0.329, SLG: 0.357	F9		FC6-4 1B		L7		F4		4-3	5	0	1	0	0	0	1				
Bobby Avila, R OBP: 0.389, SLG: 0.404	1-3 1B		FC6-4 S 1-2f		2B		2B		1B	5	1	4	0	0	0	1				
Larry Doby, L OBP: 0.459, SLG: 0.582	1-3 1-2		K		L6-4 1-3 2B		2B		BB	4	1	1	0	1	2	3				
Luke Easter, L OBP: 0.398, SLG: 0.560	FC4 BB		FC6-4 BB		L6-4 2-3		2B		K	3	0	1	3	2	1	3				
Al Rosen, R OBP: 0.367, SLG: 0.452	FC4 1-2f		FC6-4 1-2f			BB	K			3	0	0	0	1	1	5				
Bob Kennedy, R OBP: 0.301, SLG: 0.357		F9		F8		L7	F6			4	0	0	0	0	0	2				
Ray Boone, R OBP: 0.322, SLG: 0.313		F9		F8		L4		F8		4	0	0	0	0	0	1				
Jim Hegan, R OBP: 0.342, SLG: 0.435						F7		5-3		4	0	2	0	0	0	1				
Bob Lemon, L OBP: 0.182, SLG: 0.235		F8						5-3		2	0	0	0	0	0	2				
Snuity Stirmweiss, R OBP: 0.337, SLG: 0.294										0	1	0	0	1	0	0				
Lou Brisse, L OBP: 0.238, SLG: 0.286										0	0	0	0	0	0	0				
Harry Simpson, L OBP: 0.333, SLG: 0.286										1	0	0	0	0	0	0				
Mike Garcia, R OBP: 0.194, SLG: 0.250							BB 1B 2B			0	0	0	0	0	0	0				
Inning Stats	R: 0 E: 0 K: 0 S: 4	H: 1 LOB: 2 BB: 1 P: 8	R: 0 E: 0 K: 0 S: 4	H: 1 LOB: 1 BB: 0 P: 4	R: 0 E: 0 K: 1 S: 6	H: 1 LOB: 2 BB: 1 P: 10	R: 0 E: 0 K: 0 S: 4	H: 1 LOB: 1 BB: 0 P: 4	R: 0 E: 0 K: 0 S: 3	H: 0 LOB: 1 BB: 1 P: 7	R: 3 E: 0 K: 1 S: 7	H: 2 LOB: 1 BB: 2 P: 15	R: 0 E: 0 K: 0 S: 3	H: 0 LOB: 0 BB: 0 P: 3	R: 0 E: 0 K: 2 S: 8	H: 1 LOB: 1 BB: 0 P: 8	1B: 6 2B: 3 3B: 1 HR: 0	SF: 0 SAC: 0 DP: 1 HBP: 0	WP: 0 PB: 0 SB: 1 CS: 0	PA: 40
PITCHER	IP WLS BF H R ER SO BB IBB HBP BLK WP HR S P ERA WHIP																			
Leo Kiely, L ERA: 2.7	(1, 1) 4.1 21 2 3 3 0 3 0 0 0 0 0 0 7 19 13.50 2.500																			
Bill Wright, L ERA: 6.36	(5, 1) 2.0 10 2 3 3 0 3 0 0 0 0 0 0 7 19 13.50 2.500																			
Ellis Kinder, R ERA: 3.57	(7, 1) 2.2 W 9 1 0 0 3 0 0 0 0 0 0 0 15 15 0.00 0.375																			

Boston Red Sox @ Cleveland Indians
Cleveland Municipal Stadium, Cleveland, OH
Wed Jul 18 1951, 3:33 AM EDT
Att: 37,542 - Unknown

AB 35
R 3
H 9
RBI 3
BB 5
SO 4
LOB 19



Batter	1	2	3	4	5	6	7	8	9	10	11	AB	R	H	RBI	BB	SO	LOB	TOP			
Dom DiMaggio, R OBP: 0.371, SLG: 0.450 (1, 8)	F2		1-3 1B		F4			K		F8		5	0	1	0	0	1	0				
6 Johnny Pesky, L OBP: 0.416, SLG: 0.379 (7, 4)	FC6-4 BB		1-3 1B		4-3					4-3		4	0	2	0	1	0	0				
Ted Williams, L OBP: 0.483, SLG: 0.589 (1, 7)	F9		1-3					1-3		1-3		4	0	0	0	1	0	4				
Lou Boudreau, R OBP: 0.346, SLG: 0.407 (7, 6)	FC6-4 1-2		FC5-2-5-2 S					F4		F8		5	0	0	0	0	0	4				
Bobby Doerr, R OBP: 0.370, SLG: 0.431 Fred Hatfield, L OBP: 0.333, SLG: 0.333 (7, 5)		SH1-3 HR 2B	6-3					F9				3	1	1	0	0	0	2				
Billy Goodman, L OBP: 0.382, SLG: 0.370 (1, 3)		SH1-3 2-3			4-3			F7				4	0	1	0	0	0	0				
Clyde Vollmer, R OBP: 0.372, SLG: 0.585 (1, 9)		HR			K			K		F4		5	2	2	3	0	2	2				
Buddy Rosar, R OBP: 0.347, SLG: 0.310 Vern Stephens, R OBP: 0.375, SLG: 0.528 Willard Nixon, L OBP: 0.412, SLG: 0.516 Les Moss, R OBP: 0.290, SLG: 0.293 (1, 2)		F9			K			5-3				3	0	0	0	0	1	0				
Mickey McDermott, L OBP: 0.259, SLG: 0.292 Charlie Maxwell, L OBP: 0.259, SLG: 0.292 Harry Taylor, R OBP: 0.148, SLG: 0.154 (8, PH) (8, 1)		4-3			K					1-3		2	0	0	0	0	1	0				
Inning Stats	R: 0 E: 0 K: 1 S: 3	H: 0 LOB: 1 BB: 0 P: 7	R: 2 E: 0 K: 0 S: 5	H: 2 LOB: 0 BB: 0 P: 5	R: 0 E: 0 K: 1 S: 5	H: 2 LOB: 2 BB: 0 P: 5	R: 0 E: 0 K: 2 S: 7	H: 0 LOB: 0 BB: 0 P: 7	R: 0 E: 0 K: 1 S: 5	H: 0 LOB: 0 BB: 0 P: 5	R: 0 E: 0 K: 2 S: 8	H: 1 LOB: 1 BB: 0 P: 8	R: 1 E: 0 K: 0 S: 6	H: 3 LOB: 2 BB: 1 P: 6	R: 0 E: 0 K: 0 S: 3	H: 0 LOB: 1 BB: 1 P: 7	R: 1 E: 0 K: 0 S: 4	H: 1 LOB: 1 BB: 1 P: 8	1B: 6 2B: 1 3B: 0 HR: 2	SF: 0 SAC: 1 DP: 0 HBP: 0	WP: 0 PB: 0 SB: 1 CS: 0	PA: 45
PITCHER Early Wynn, R ERA: 3.62 (1, 1)	IP 11.0	WLS W 45	BF 45	H 9	R 4	ER 4	SO 6	BB 3	IBB 0	HBP 0	BLK 0	WP 0	HR 2	S 54	P 66	ERA 3.27	WHIP 1.091					

Boston Red Sox @ Cleveland Indians
Cleveland Municipal Stadium, Cleveland, OH

Thu Jul 19 1951, 3:33 AM EDT
Att: 10,502 - Unknown

livebaseballscores.com

AB 41
R 4
H 9
RBI 4
BB 3
SO 6
LOB 15



Batter	1	2	3	4	5	6	7	8	9	10	11	AB	R	H	RBI	BB	SO	LOB	BOTTOM			
Dale Mitchell, L OBP: 0.328, SLG: 0.353 Harry Simpson, L OBP: 0.330, SLG: 0.284 (1, 7) (9, 7)	4-3		1B BB	F4		FC6-4 1-2			FC1-6 1B		K	3	0	0	0	1	0	4				
Bobby Avila, R OBP: 0.388, SLG: 0.411 (1, 4)			1-3 1B		6-3		G4-6-3 BB			1-2 1B		5	1	4	1	1	0	0				
Larry Doby, L OBP: 0.453, SLG: 0.573 Sam Chapman, R OBP: 0.325, SLG: 0.331 (1, 8) (8, 8)			K		F7		F7		F7			4	0	0	0	0	2	4				
Luke Easter, L OBP: 0.394, SLG: 0.556 (1, 3)	4-3			5-3 1B	1-3		G4-6-3 1-2		4-3			5	1	1	0	0	0	4				
Al Rosen, R OBP: 0.365, SLG: 0.448 (1, 5)		G5-4-3 1B		5-3		5-3		F6		F3		5	0	1	0	0	0	1				
Bob Kennedy, R OBP: 0.383, SLG: 0.355 (1, 9)		G5-4-3 1-2		1B 1B 4-3 HBP		6-3			1B		1-3	4	1	1	0	0	0	1				
Ray Boone, R OBP: 0.323, SLG: 0.314 (1, 6)		F4		4-3 1B 1B		1B 1B		F8		5-3		5	1	2	1	0	0	1				
Jim Hegan, R OBP: 0.345, SLG: 0.436 Bob Lemon, L OBP: 0.196, SLG: 0.269 (1, 2) (11, PH)				5-3		1B 1B		G3				4	0	2	0	0	0	1				
Early Wynn, S OBP: 0.298, SLG: 0.276 (1, 1)				1-3	4-3		FC6-4 1-2 2-3 3-H		FC1-6 1B		SH1-3 1B 2B	4	0	2	2	0	0	2				
Inning Stats	R: 0 E: 0 K: 1 S: 6	H: 1 LOB: 1 BB: 0 P: 6	R: 0 E: 0 K: 0 S: 3	H: 1 LOB: 0 BB: 0 P: 3	R: 0 E: 0 K: 1 S: 6	H: 1 LOB: 2 BB: 1 P: 10	R: 2 E: 0 K: 0 S: 6	H: 3 LOB: 2 BB: 0 P: 7	R: 0 E: 0 K: 0 S: 3	H: 0 LOB: 0 BB: 1 P: 3	R: 0 E: 0 K: 0 S: 4	H: 1 LOB: 1 BB: 0 P: 4	R: 0 E: 0 K: 0 S: 5	H: 2 LOB: 2 BB: 0 P: 5	R: 0 E: 0 K: 0 S: 3	H: 0 LOB: 0 BB: 0 P: 3	R: 2 E: 0 K: 1 S: 7	H: 3 LOB: 1 BB: 0 P: 7	1B: 13 2B: 2 3B: 0 HR: 0	SF: 0 SAC: 1 DP: 2 HBP: 1	WP: 0 PB: 0 SB: 0 CS: 0	PA: 48
PITCHER Mickey McDermott, L ERA: 2.9 Harry Taylor, R ERA: 5.45 (1, 1) (8, 1)	IP 7.0	WLS L 31	BF 31	H 9	R 3	ER 3	SO 2	BB 2	IBB 0	HBP 0	BLK 0	WP 0	HR 0	S 32	P 41	ERA 3.86	WHIP 1.571					

Boston Red Sox @ Cleveland Indians
Cleveland Municipal Stadium, Cleveland, OH

Thu Jul 19 1951, 3:33 AM EDT
Att: 10,502 - Unknown

livebaseballscores.com

AB 44
R 5
H 15
RBI 5
BB 2
SO 3
LOB 22



Batter	1	2	3	4	5	6	7	8	9	AB	R	H	RBI	BB	SO	LOB	TOP			
Dom DiMaggio, R (1, 8) OBP: 0.372, SLG: 0.449	0-0 6-3 BB 1B		0-0 6 1-6-3 1B		0-0 1-3		0-0 F9		0-0 F9	5	0	2	0	0	0	1				
6 Johnny Pesky, L (1, 4) OBP: 0.410, SLG: 0.372	0-0 F9		0-0 1-6-3 1-2 1B		0-0 1-3		0-0 FC1-3 BB			4	0	0	0	0	0	3				
Ted Williams, L (1, 7) OBP: 0.483, SLG: 0.585	4-0 6-3 1-2 BB		0-0 6-3 1B		0-3 K		4-0 1-2 BB			2	0	0	0	2	1	1				
Lou Boudreau, R (1, 6) OBP: 0.345, SLG: 0.404	0-0 6-3 1-2 2-3 1B		0-0 F9			0-0 G3 1B		0-0 F6		4	1	1	0	0	0	5				
Fred Hatfield, L (1, 5) OBP: 0.355, SLG: 0.333	0-0 3-1			4-0 1-3 BB		0-0 G3 1-2		0-0 G4-3 1B		3	0	1	0	1	0	3				
Billy Goodman, L (1, 3)		0-0 F8		0-0 F3		0-0 2-H 1B		0-0 F6		4	0	1	1	0	0	2				
Clyde Vollmer, R (1, 9) OBP: 0.363, SLG: 0.568		0-0 5-3		0-0 1-3 1-2 1B		0-3 K		0-0 G4-3 1-2		4	0	0	0	0	1	3				
Buddy Rosar, R (1, 2) OBP: 0.354, SLG: 0.322		0-0 2B		0-0 BB		0-0 F4			0-0 1-3	3	0	1	0	1	0	1				
Chuck Stobbs, L (1, 1) OBP: 0.300, SLG: 0.278		0-0 3-1		0-3 K		4-0 FC1-3 BB			0-0 F7	2	0	0	0	0	1	3				
Ellis Kinder, R (4, 1) OBP: 0.350, SLG: 0.100										0	0	0	0	0	0	0				
Charlie Maxwell, L (7, PH) OBP: 0.286, SLG: 0.292										0	0	0	0	1	0	0				
Walt Masterson, R (7, 1)										0	0	0	0	0	0	0				
Vern Stephens, R (9, PH) OBP: 0.373, SLG: 0.526										1	0	0	0	0	0	0				
Inning Stats	R: 0 E: 0 K: 0 S: 4	H: 1 LOB: 2 BB: 1 P: 8	R: 0 E: 0 K: 0 S: 4	H: 1 LOB: 1 BB: 0 P: 4	R: 0 E: 0 K: 1 S: 5	H: 0 LOB: 2 BB: 2 P: 13	R: 0 E: 0 K: 1 S: 5	H: 0 LOB: 0 BB: 0 P: 5	R: 1 E: 0 K: 1 S: 7	H: 2 LOB: 1 BB: 0 P: 7	R: 0 E: 0 K: 0 S: 3	H: 0 LOB: 0 BB: 0 P: 3	R: 0 E: 0 K: 0 S: 3	H: 1 LOB: 0 BB: 0 P: 3	R: 0 E: 0 K: 0 S: 3	H: 0 LOB: 0 BB: 0 P: 3	1B: 5 2B: 1 3B: 0 HR: 0	SF: 0 SAC: 0 DP: 1 HBP: 0	WP: 0 PB: 0 SB: 0 CS: 0	PA: 37
PITCHER Marlin Stuart, R (1, 1) ERA: 2.39	IP: 9.0 WLS: W BF: 37 H: 6 R: 1 ER: 1 SO: 3 BB: 5 IBB: 0 HBP: 0 BLK: 0 WP: 0 HR: 0 S: 38 P: 58 ERA: 1.00 WHIP: 1.222															PITCHER				

Boston Red Sox @ Detroit Tigers
Briggs Stadium, Detroit, MI
Fri Jul 20 1951, 4:33 AM EDT
Att: 45,653 - Unknown

AB 32
R 1
H 6
RBI 1
BB 5
SO 3
LOB 22



Batter	1	2	3	4	5	6	7	8	9	AB	R	H	RBI	BB	SO	LOB	BOTTOM			
Neil Berry, R (1, 6) OBP: 0.353, SLG: 0.323	0-0 F9		0-0 5-3	0-0 1-2 2-H 3-H 1B		0-0 1B				4	0	2	2	0	0	0				
Jerry Priddy, R (1, 4) OBP: 0.325, SLG: 0.332	0-0 F5			0-0 1B		0-0 1B		0-0 1B		4	1	2	0	0	0	2				
George Kell, R (1, 5) OBP: 0.408, SLG: 0.382	0-0 6-3			0-0 1B	0-0 F7	0-0 4-3				4	1	1	0	0	0	2				
Vic Wertz, L (1, 9) OBP: 0.401, SLG: 0.531		0-0 4-3		0-0 1B	0-0 F8		0-0 F7			4	1	1	1	0	0	0				
Johnny Groth, R (1, 8) OBP: 0.352, SLG: 0.368		0-0 F7		0-0 1B	0-0 E	0-0 2B		0-3 K		4	1	2	1	0	1	0				
Don Kolloway, R (1, 3) OBP: 0.308, SLG: 0.320		0-0 FC5-4 1B		0-0 F8	0-0 E5		0-0 F7			4	0	1	0	0	0	2				
Hoot Evers, R (1, 7) OBP: 0.306, SLG: 0.356	0-0 FC5-4 1-2			0-0 FC4-2 1B	0-3 K			0-0 F7		4	1	1	0	0	1	2				
Bob Swift, R (1, 2) OBP: 0.250, SLG: 0.200			0-0 F7	0-0 FC4-2 1B		0-0 F6			0-0 5-3	4	1	1	1	0	0	0				
Marlin Stuart, L (1, 1) OBP: 0.167, SLG: 0.167			0-0 4-3	0-0 FC4-2 1B		0-3 K		0-3 K		4	0	0	0	0	2	3				
Inning Stats	R: 0 E: 0 K: 0 S: 3	H: 0 LOB: 0 BB: 0 P: 3	R: 0 E: 0 K: 0 S: 4	H: 1 LOB: 1 BB: 0 P: 4	R: 0 E: 0 K: 0 S: 3	H: 0 LOB: 0 BB: 0 P: 3	R: 5 E: 0 K: 0 S: 10	H: 7 LOB: 2 BB: 0 P: 10	R: 1 E: 1 K: 1 S: 7	H: 1 LOB: 1 BB: 0 P: 7	R: 0 E: 0 K: 1 S: 5	H: 2 LOB: 2 BB: 0 P: 7	R: 0 E: 0 K: 1 S: 5	H: 0 LOB: 0 BB: 0 P: 5	R: 0 E: 0 K: 1 S: 5	H: 0 LOB: 0 BB: 0 P: 5	1B: 10 2B: 1 3B: 0 HR: 0	SF: 0 SAC: 0 DP: 0 HBP: 0	WP: 0 PB: 0 SB: 0 CS: 0	PA: 36
PITCHER Chuck Stobbs, L (1, 1) ERA: 4.06	IP: 3.2 WLS: L BF: 19 H: 8 R: 5 ER: 5 SO: 0 BB: 0 IBB: 0 HBP: 0 BLK: 0 WP: 0 HR: 0 S: 19 P: 19 ERA: 12.27 WHIP: 2.182															PITCHER				
Ellis Kinder, R (4, 1) ERA: 3.44	2.1 WLS: L BF: 11 H: 3 R: 1 ER: 0 SO: 2 BB: 0 IBB: 0 HBP: 0 BLK: 0 WP: 0 HR: 0 S: 15 P: 15 ERA: 0.00 WHIP: 1.286																			
Walt Masterson, R (7, 1) ERA: 2.6	2.0 WLS: L BF: 6 H: 0 R: 0 ER: 0 SO: 2 BB: 0 IBB: 0 HBP: 0 BLK: 0 WP: 0 HR: 0 S: 10 P: 10 ERA: 0.00 WHIP: 0.000																			

Boston Red Sox @ Detroit Tigers
Briggs Stadium, Detroit, MI
Fri Jul 20 1951, 4:33 AM EDT
Att: 45,653 - Unknown

AB 36
R 6
H 11
RBI 5
BB 0
SO 4
LOB 11



Batter	1	2	3	4	5	6	7	8	9	10	AB	R	H	RBI	BB	SO	LOB	TOP							
Dom DiMaggio, R OBP: 0.371, SLG: 0.443 (1, 8)	F8		4-3	F8			WP G5-4-3 1B BB		1B SH1-4 1B	6 2B IBB	4	2	1	0	2	0	1								
6 Johnny Pesky, L OBP: 0.417, SLG: 0.384 (1, 6)	F9			F9			G5-4-3 WP 1B		SH1-4		5	0	3	2	2	0	0	1							
Ted Williams, L OBP: 0.481, SLG: 0.575 Fred Hatfield, L OBP: 0.355, SLG: 0.333 Karl Olson, R OBP: 0.100, SLG: 0.100 (1, 7) (9, PR) (9, 7)	F9		5-3		F7		G5-4-3 BB		1B	F7	4	0	1	0	1	0	1	0							
Lou Boudreau, R OBP: 0.348, SLG: 0.401 (1, 5)		2B 4-3 HBP		SH1-3 1B BB			G5-4-3 BB				3	2	2	1	1	0	2								
Bobby Doerr, R OBP: 0.371, SLG: 0.433 (1, 4)				1B SH1-3 2B 1B	F8				F4		4	2	2	0	1	0	3								
Billy Goodman, L OBP: 0.380, SLG: 0.370 (1, 3)			4-3	SH1-3	1-3				1-3		4	0	0	1	0	0	6								
Clyde Vollmer, R OBP: 0.367, SLG: 0.584 (1, 9)				1B 2B BB		K			1-3		4	1	0	1	1	1	0								
Al Evans, R OBP: 0.200, SLG: 0.200 Mickey McDermott, L OBP: 0.297, SLG: 0.315 (1, 2) (10, PR) (10, 1)			5-3		F6				F6		5	1	2	1	0	0	0								
Walt Masterson, R (10, 1)				2B 1B						2B 6 2B 1B	0	0	0	0	0	0	0								
Willard Nixon, L OBP: 0.455, SLG: 0.545 Ellis Kinder, R OBP: 0.316, SLG: 0.091 Bill Wright, L OBP: 0.182, SLG: 0.087 Vern Stephens, R OBP: 0.101, SLG: 0.031 Charlie Maxwell, R OBP: 0.045, SLG: 0.282 Les Moss, R OBP: 0.289, SLG: 0.293 (1, 1) (4, 1) (8, 1) (10, PH) (10, PH) (10, 2)					F3					1-3 2B	2	0	1	3	0	0	0								
Inning Stats	R: 0 E: 0 K: 0 S: 3	H: 0 LOB: 0 BB: 0 P: 3	R: 2 E: 0 K: 0 S: 4	H: 1 LOB: 0 BB: 0 P: 5	R: 0 E: 0 K: 0 S: 4	H: 1 LOB: 1 BB: 0 P: 4	R: 4 E: 0 K: 0 S: 6	H: 3 LOB: 1 BB: 2 P: 14	R: 0 E: 0 K: 1 S: 5	H: 0 LOB: 0 BB: 0 P: 5	R: 1 E: 0 K: 0 S: 3	H: 1 LOB: 2 BB: 3 P: 15	R: 0 E: 0 K: 1 S: 5	H: 0 LOB: 0 BB: 0 P: 5	R: 1 E: 0 K: 0 S: 6	H: 3 LOB: 2 BB: 0 P: 6	R: 2 E: 0 K: 0 S: 5	H: 3 LOB: 2 BB: 1 P: 9	1B: 9 2B: 4 3B: 0 HR: 0	SF: 0 SAC: 2 DP: 1 HBP: 1	WP: 1 PB: 0 SB: 0 CS: 0	PA: 48			
PITCHER	IP	WLS	BF	H	R	ER	SO	BB	IBB	HBP	BLK	WP	HR	S	P	ERA	WHIP								
Bob Cain, L ERA: 4.45 (1, 1)	3.1		18	5	6	6	0	2	0	0	0	0	0	15	24	16.20	2.100								
Gene Bearden, L ERA: 6.94 (4, 1)	0.2		2	0	0	0	0	0	0	0	0	0	0	2	2	0.00	0.000								
Hank Borowky, R ERA: 4.1 (5, 1)	2.0		10	2	1	1	1	2	0	0	0	1	0	10	18	4.50	2.000								
Fred Hutchinson, R ERA: 3.39 (7, 1)	3.1	L	15	5	3	3	1	1	0	0	0	0	0	16	20	8.10	1.800								
Marlin Stuart, R ERA: 2.35 (10, 1)	0.2		3	1	0	0	0	0	1	0	0	0	0	2	6	0.00	1.500								
Batter	1	2	3	4	5	6	7	8	9	10	AB	R	H	RBI	BB	SO	LOB	BOTTOM							
Neil Berry, R OBP: 0.386, SLG: 0.350 (1, 6)				F9				1B E BB		FC6-4 1B	5	1	2	0	1	1	5								
George Kell, R OBP: 0.399, SLG: 0.373 (1, 5)	F7			F7				K		FC6-4 1B	6	1	1	1	0	1	5								
Dick Kryhoski, L OBP: 0.350, SLG: 0.434 (1, 3)	F8			F6				E8			6	1	3	4	0	0	1								
Charlie Keller, L OBP: 0.455, SLG: 0.577 Pat Mullin, L OBP: 0.337, SLG: 0.416 Steve Souchock, R OBP: 0.333, SLG: 0.617 (1, 9) (8, 9) (8, PH) (9, 9)	F8							1-3		K	4	1	3	2	0	0	1								
Vic Wertz, L OBP: 0.401, SLG: 0.530 (10, PH)				2B				1B			1	0	0	0	0	1	2								
Hoot Evers, R OBP: 0.302, SLG: 0.346 (1, 7)								6-3			5	0	1	0	1	1	3								
Jos Gineberg, L OBP: 0.381, SLG: 0.414 (1, 2)								F9			5	0	0	0	0	1	3								
Johnny Groth, R OBP: 0.359, SLG: 0.392 (1, 8)				6-3							5	1	3	0	0	0	0								
Jerry Priddy, R OBP: 0.328, SLG: 0.332 (1, 4)								K		F8	5	1	2	0	0	1	2								
Bob Cain, L OBP: 0.289, SLG: 0.283 Gene Bearden, L ERA: 3.5 Don Kolloway, R ERA: 5.0 Hank Borowky, R ERA: 5.23 Fred Hutchinson, L OBP: 0.275, SLG: 0.285 Marlin Stuart, R OBP: 0.167, SLG: 0.167 Johnny Groth, R OBP: 0.333, SLG: 0.286 (1, 1) (4, 1) (4, PH) (5, 1) (7, 1) (10, 1) (10, PH)								E6		FC6-4 1B BB	1	0	0	0	0	0	2								
Inning Stats	R: 0 E: 0 K: 0 S: 4	H: 1 LOB: 1 BB: 0 P: 4	R: 0 E: 1 K: 2 S: 10	H: 2 LOB: 3 BB: 0 P: 10	R: 0 E: 0 K: 0 S: 4	H: 1 LOB: 2 BB: 1 P: 8	R: 5 E: 1 K: 0 S: 9	H: 5 LOB: 1 BB: 0 P: 9	R: 0 E: 0 K: 1 S: 5	H: 0 LOB: 0 BB: 0 P: 5	R: 0 E: 0 K: 0 S: 3	H: 1 LOB: 0 BB: 0 P: 3	R: 3 E: 1 K: 2 S: 10	H: 3 LOB: 1 BB: 1 P: 14	R: 0 E: 0 K: 1 S: 6	H: 1 LOB: 1 BB: 0 P: 6	R: 1 E: 0 K: 1 S: 7	H: 2 LOB: 2 BB: 1 P: 11	1B: 12 2B: 3 3B: 0 HR: 1	SF: 0 SAC: 0 DP: 0 HBP: 0	WP: 0 PB: 0 SB: 0 CS: 1	PA: 50			
PITCHER	IP	WLS	BF	H	R	ER	SO	BB	IBB	HBP	BLK	WP	HR	S	P	ERA	WHIP								
Willard Nixon, R ERA: 4.37 (1, 1)	3.2		21	7	4	0	2	1	0	0	0	0	0	1	23	2.70	1.750								
Ellis Kinder, R ERA: 3.5 (4, 1)	4.0		18	6	4	2	3	1	0	0	0	0	0	7	7	0.00	0.750								
Bill Wright, L ERA: 5.23 (8, 1)	1.1	W	5	1	0	0	1	0	0	0	0	0	0	3	7	0.00	0.750								
Mickey McDermott, L ERA: 2.97 (10, 1)	0.1		4	2	1	1	0	1	0	0	0	0	0	3	7	27.00	9.000								
Walt Masterson, R ERA: 2.55 (10, 1)	0.2	S	2	0	0	0	1	0	0	0	0	0	0	4	4	0.00	0.000								

Boston Red Sox @ Detroit Tigers
Briggs Stadium, Detroit, MI
Sun Jul 22 1951, 4:33 AM EDT
Att: 24,088 - Unknown

AB 39
R 10
H 13
RBI 9
BB 6
SO 2
LOB 16



Boston Red Sox @ Detroit Tigers
Briggs Stadium, Detroit, MI
Sun Jul 22 1951, 4:33 AM EDT
Att: 24,088 - Unknown

AB 47
R 9
H 16
RBI 8
BB 3
SO 7
LOB 26




Batter	1	2	3	4	5	6	7	8	9	AB	R	H	RBI	BB	SO	LOB	TOP		
Bob Dillinger, R (1.5) X OBP: 0.342, SLG: 0.369	0-0 FC6-4 1B		4-0 FC5-4 BB			4-0 FC6-4 BB		4-0 FC6 BB		1	0	1	0	3	0	0	Chicago White Sox @ Boston Red Sox Fenway Park, Boston, MA Tue Jul 24 1951, 3:33 AM EDT Att: 35,327 - Unknown		
Jim Busby, R (1.8) X OBP: 0.363, SLG: 0.381	0-0 FC6-4 5-3 1-2f		0-3 K			0-0 F6		0-3 K		4	0	0	0	0	2	5			
Minnie Minoso, R (1.9) X OBP: 0.444, SLG: 0.545	0-0 5-3 1-2		0-0 FC5-4 1-2f			0-0 FC6-4 FC6-4 1-2f		0-0 FC6 HR		4	1	0	0	0	0	5			
Don Lenhardt, R (1.7) X OBP: 0.309, SLG: 0.446	0-0 5-3			0-0 F6		0-0 FC6-4 1-2f		0-0 HR		4	1	1	3	0	0	2			
Bert Haas, R (1.3) X OBP: 0.241, SLG: 0.200		0-0 F8		0-0 5-3			0-0 F9	0-0 F7		4	0	0	0	0	0	0			
Phil Masi, R (1.2) X OBP: 0.417, SLG: 0.480		0-0 F8		0-3 K			0-0 6-3		0-0 F9	4	0	0	0	0	1	0			
Chico Carrasquel, R (1.6) X OBP: 0.339, SLG: 0.365		0-0 1B			0-0 1-3		0-0 1B		0-0 6-3	4	0	2	0	0	0	0			
Joe Demaestri, R (1.4) X OBP: 0.176, SLG: 0.152		0-0 1-3			0-0 6-3		0-0 5-3		0-0 4-3	4	0	0	0	0	0	2			
Howie Judson, R (1.1) X OBP: 0.182, SLG: 0.143			0-3 K		0-0 6-3			4-0 FC6 BB HR BB		0	0	0	0	0	0	0			
Harry Dorish, R (1.1) X OBP: 0.266, SLG: 0.381										2	0	0	0	0	1	0			
Sam Hairston, R (8. PH) X OBP: 0.667, SLG: 0.750										0	1	0	0	1	0	0			
Randy Gumpert, R (8.1) X OBP: 0.345, SLG: 0.321										0	0	0	0	0	0	0			
Inning Stats	R: 0 E: 0 K: 0 S: 4	H: 1 LOB: 1 BB: 0 P: 4	R: 0 E: 0 K: 0 S: 4	H: 1 LOB: 1 BB: 0 P: 4	R: 0 E: 0 K: 2 S: 7	H: 0 LOB: 1 BB: 1 P: 11	R: 0 E: 0 K: 1 S: 5	H: 0 LOB: 0 BB: 0 P: 5	R: 0 E: 0 K: 0 S: 3	H: 0 LOB: 0 BB: 0 P: 3	R: 0 E: 0 K: 0 S: 3	H: 1 LOB: 1 BB: 0 P: 4	R: 3 E: 0 K: 1 S: 6	H: 1 LOB: 0 BB: 2 P: 14	R: 0 E: 0 K: 0 S: 3	H: 0 LOB: 0 BB: 0 P: 3	1B: 3 2B: 0 3B: 0 HR: 1	SF: 0 SAC: 0 DP: 0 HBP: 0	WP: 0 PA: 35 CS: 0
PITCHER Leo Kiely, L (1.1) ERA: 2.79	IP: 9.0 WLS: W BF: 35 H: 4 R: 3 ER: 3 SO: 4 BB: 4 IBB: 0 HBP: 0 BLK: 0 WP: 0 HR: 1 S: 39 P: 55 ERA: 3.00 WHIP: 0.889											PITCHER	IP: 9.0 WLS: W BF: 35 H: 4 R: 3 ER: 3 SO: 4 BB: 4 IBB: 0 HBP: 0 BLK: 0 WP: 0 HR: 1 S: 39 P: 55 ERA: 3.00 WHIP: 0.889						

Batter	1	2	3	4	5	6	7	8	9	AB	R	H	RBI	BB	SO	LOB	BOTTOM		
Dom DiMaggio, R (1.8) X OBP: 0.372, SLG: 0.439			0-0 6-3			0-0 4-3	0-0 5-3			3	1	0	1	2	0	2	Chicago White Sox @ Boston Red Sox Fenway Park, Boston, MA Tue Jul 24 1951, 3:33 AM EDT Att: 35,327 - Unknown		
6 Johnny Pesky, L (1.6) X OBP: 0.413, SLG: 0.380				0-0 6-3		0-0 G3		0-3 K		5	1	1	0	0	1	3			
Ted Williams, L (1.7) X OBP: 0.485, SLG: 0.588	0-0 BB 1-3 3-H BB 1B	0-0 HR		0-0 E 1B		0-0 F2		0-0 1B		5	2	4	2	0	0	0			
Vern Stephens, R (1.5) X OBP: 0.376, SLG: 0.529	0-0 BB 1-2 3-H BB 1B	0-0 L5		0-0 F8		0-0 6-3	0-0 FC4 1B			5	1	2	1	0	0	1			
Bobby Doerr, R (1.4) X OBP: 0.367, SLG: 0.426	0-0 F8	0-0 F2		0-0 E6 FC6-4 1-2		0-0 6-3	0-3 K			5	0	0	0	0	1	5			
Billy Goodman, L (1.3) X OBP: 0.381, SLG: 0.377	0-0 F8		0-0 2B	0-0 FC6-4 1-2f		0-0 BB 1B 2B	0-0 FC4			5	1	2	0	0	0	6			
Clyde Vollmer, R (1.9) X OBP: 0.370, SLG: 0.577	4-0 BB 1-2 2-3 BB BB	0-0 6-3			0-0 F8		4-0 BB 1B BB			2	2	0	0	2	0	1			
Al Evans, R (1.2) X OBP: 0.286, SLG: 0.167	4-0 BB 1-2 2-3 3-H BB		0-0 G3		0-0 F8		4-0 1B BB			2	0	0	1	2	0	0			
Leo Kiely, L (1.1) X OBP: 0.250, SLG: 0.182	4-0 BB 1-2 2-3 3-H BB		0-0 L8		0-0 1-3		0-0 1B			3	0	1	3	1	0	0			
Inning Stats	R: 5 E: 0 K: 0 S: 6	H: 3 LOB: 3 BB: 5 P: 26	R: 1 E: 0 K: 0 S: 5	H: 2 LOB: 1 BB: 0 P: 5	R: 0 E: 0 K: 0 S: 3	H: 0 LOB: 0 BB: 0 P: 3	R: 0 E: 1 K: 0 S: 5	H: 1 LOB: 2 BB: 0 P: 5	R: 0 E: 0 K: 0 S: 3	H: 0 LOB: 0 BB: 0 P: 3	R: 2 E: 0 K: 0 S: 5	H: 2 LOB: 2 BB: 2 P: 13	R: 0 E: 0 K: 2 S: 9	H: 2 LOB: 2 BB: 0 P: 9	R: 0 E: 0 K: 0 S: 0	H: 0 LOB: 0 BB: 0 P: 0		1B: 7 2B: 2 3B: 0 HR: 1	SF: 0 SAC: 0 DP: 0 HBP: 0
PITCHER Howie Judson, R (1.1) ERA: 4.5	IP: 0.2 WLS: L BF: 9 H: 3 R: 5 ER: 5 SO: 0 BB: 4 IBB: 0 HBP: 0 BLK: 0 WP: 0 HR: 0 S: 5 P: 21 ERA: 67.50 WHIP: 10.500											PITCHER	IP: 0.2 WLS: L BF: 9 H: 3 R: 5 ER: 5 SO: 0 BB: 4 IBB: 0 HBP: 0 BLK: 0 WP: 0 HR: 0 S: 5 P: 21 ERA: 67.50 WHIP: 10.500						
Harry Dorish, R (1.1) ERA: 2.71	IP: 6.1 WLS: 28 BF: 5 H: 3 R: 3 ER: 3 SO: 0 BB: 3 IBB: 0 HBP: 0 BLK: 0 WP: 0 HR: 1 S: 25 P: 37 ERA: 4.26 WHIP: 1.263											PITCHER	IP: 6.1 WLS: 28 BF: 5 H: 3 R: 3 ER: 3 SO: 0 BB: 3 IBB: 0 HBP: 0 BLK: 0 WP: 0 HR: 1 S: 25 P: 37 ERA: 4.26 WHIP: 1.263						
Randy Gumpert, R (8.1) ERA: 3.7	IP: 1.0 WLS: 5 BF: 2 H: 0 R: 0 ER: 0 SO: 2 BB: 0 IBB: 0 HBP: 0 BLK: 0 WP: 0 HR: 0 S: 9 P: 9 ERA: 0.00 WHIP: 2.000											PITCHER	IP: 1.0 WLS: 5 BF: 2 H: 0 R: 0 ER: 0 SO: 2 BB: 0 IBB: 0 HBP: 0 BLK: 0 WP: 0 HR: 0 S: 9 P: 9 ERA: 0.00 WHIP: 2.000						

Batter	1	2	3	4	5	6	7	8	9	AB	R	H	RBI	BB	SO	LOB	TOP					
Bob Dillinger, R (1,5) OBP: 0.341, SLG: 0.367 Floyd Baker, L (8,5) OBP: 0.412, SLG: 0.341	F3		G6-4-3			F8											4 0 1 1 0 0 2 0 1 0 0 1 0 0					
Nelle Fox, L (1,4) OBP: 0.387, SLG: 0.445	F7			F2													4 1 1 0 0 0 2					
Minnie Minoso, R (1,9) OBP: 0.446, SLG: 0.549	1-3			K													5 2 3 1 0 1 0					
Don Lenhardt, R (1,7) OBP: 0.315, SLG: 0.463		K															5 1 3 3 0 1 1					
Bert Haas, R (1,3) OBP: 0.206, SLG: 0.167		5-3															5 0 0 0 0 1 4					
Jim Busby, R (1,8) OBP: 0.367, SLG: 0.382																	2 0 1 0 2 0 0					
Phil Masi, R (1,2) OBP: 0.425, SLG: 0.480																	2 1 1 1 2 0 1					
Chico Carrasquel, R (1,6) OBP: 0.338, SLG: 0.364																	4 0 1 0 0 0 5					
Ken Holcombe, R (1,1) OBP: 0.333, SLG: 0.346																	4 0 1 0 0 2 5					
Inning Stats	R: 0 E: 0 K: 0 S: 3	H: 0 LOB: 0 BB: 0 P: 3	R: 0 E: 0 K: 1 S: 4	H: 0 LOB: 0 BB: 1 P: 8	R: 0 E: 0 K: 0 S: 4	H: 2 LOB: 1 BB: 0 P: 4	R: 0 E: 0 K: 1 S: 6	H: 1 LOB: 1 BB: 0 P: 6	R: 0 E: 0 K: 0 S: 3	H: 1 LOB: 0 BB: 0 P: 3	R: 3 E: 0 K: 1 S: 8	H: 3 LOB: 0 BB: 0 P: 8	R: 1 E: 0 K: 0 S: 5	H: 2 LOB: 2 BB: 1 P: 9	R: 1 E: 1 K: 2 S: 9	H: 2 LOB: 3 BB: 2 P: 17	R: 1 E: 0 K: 0 S: 4	H: 1 LOB: 1 BB: 1 P: 8	1B: 10 2B: 1 3B: 0 HR: 1	SF: 0 SAC: 1 DP: 2 HBP: 0	WP: 0 PB: 0 SB: 0 CS: 1	PA: 42
PITCHER	IP	WLS	BF	H	R	ER	SO	BB	IBB	HBP	BLK	WP	HR	S	P	ERA	WHIP					
Mel Parnell, L (1,1) ERA: 3.39	7.0	L	29	9	4	4	3	2	0	0	0	0	1	33	41	5.14	1.571					
Walt Masterson, R (8,1) ERA: 2.72	1.0		7	2	1	1	2	2	0	0	0	0	0	9	17	9.00	4.000					
Harry Taylor, R (9,1) ERA: 5.5	1.0		5	1	1	1	0	1	0	0	0	0	0	4	8	9.00	2.000					

Chicago White Sox @ Boston Red Sox
Fenway Park, Boston, MA
Wed Jul 25 1951, 3:33 AM EDT
Att: 26,794 - Unknown


AB	35
R	6
H	12
RBI	6
BB	5
SO	5
LOB	20



Batter	1	2	3	4	5	6	7	8	9	AB	R	H	RBI	BB	SO	LOB	BOTTOM				
Dom DiMaggio, R (1,8) OBP: 0.371, SLG: 0.440																	4 1 1 0 0 0 1				
6 Johnny Pesky, L (1,6) OBP: 0.411, SLG: 0.378																	4 0 1 0 0 0 1				
Ted Williams, L (1,7) OBP: 0.480, SLG: 0.581																	4 0 0 1 0 0 1				
Vern Stephens, R (1,5) OBP: 0.371, SLG: 0.521																	4 0 0 0 0 0 1				
Bobby Doerr, R (1,4) OBP: 0.363, SLG: 0.422																	4 0 0 0 0 0 1				
Billy Goodman, L (1,3) OBP: 0.380, SLG: 0.376																	3 0 1 0 0 0 0				
Clyde Vollmer, R (1,9) OBP: 0.370, SLG: 0.572																	3 1 1 0 0 0 1				
Al Evans, R (1,2) OBP: 0.250, SLG: 0.143																	2 0 0 0 0 0 1				
Fred Hatfield, L (8,PH) OBP: 0.344, SLG: 0.321																	1 0 0 0 0 0 1				
Les Moss, R (9,2) OBP: 0.290, SLG: 0.293																	0 0 0 0 0 0 0				
Mel Parnell, L (1,1) OBP: 0.340, SLG: 0.289																	2 0 0 0 0 0 0				
Walt Masterson, R (8,1) OBP: 0.310, SLG: 0.320																	0 0 0 0 0 0 0				
Charlie Maxwell, L (8,PH) OBP: 0.310, SLG: 0.320																	1 0 1 1 0 0 0				
Harry Taylor, R (9,1) OBP: 0.148, SLG: 0.154																	0 0 0 0 0 0 0				
Inning Stats	R: 1 E: 0 K: 0 S: 4	H: 1 LOB: 0 BB: 0 P: 4	R: 0 E: 0 K: 0 S: 3	H: 0 LOB: 0 BB: 0 P: 3	R: 0 E: 0 K: 0 S: 3	H: 0 LOB: 0 BB: 0 P: 3	R: 0 E: 0 K: 0 S: 3	H: 0 LOB: 0 BB: 0 P: 3	R: 0 E: 0 K: 0 S: 3	H: 0 LOB: 0 BB: 0 P: 3	R: 0 E: 0 K: 0 S: 3	H: 0 LOB: 0 BB: 0 P: 3	R: 0 E: 0 K: 0 S: 5	H: 2 LOB: 1 BB: 0 P: 5	R: 0 E: 0 K: 0 S: 4	H: 1 LOB: 1 BB: 0 P: 4	1B: 4 2B: 1 3B: 0 HR: 0	SF: 0 SAC: 0 DP: 0 HBP: 0	WP: 0 PB: 0 SB: 0 CS: 0	PA: 32	
PITCHER	IP	WLS	BF	H	R	ER	SO	BB	IBB	HBP	BLK	WP	HR	S	P	ERA	WHIP				
Ken Holcombe, R (1,1) ERA: 3.85	9.0	W	32	5	2	2	0	0	0	0	0	0	0	32	32	2.00	0.556				

Chicago White Sox @ Boston Red Sox
Fenway Park, Boston, MA
Wed Jul 25 1951, 3:33 AM EDT
Att: 26,794 - Unknown

AB	32
R	2
H	5
RBI	2
BB	0
SO	0
LOB	8



Batter	1	2	3	4	5	6	7	8	9	AB	R	H	RBI	BB	SO	LOB	TOP					
Bobby Avila, R OBP: 0.397, SLG: 0.425 (1, 4)										5	0	1	0	0	0	4	Cleveland Indians @ Boston Red Sox Fenway Park, Boston, MA Fri Jul 27 1951, 3:33 AM EDT Att: 34,298 - Unknown					
Ray Boone, R OBP: 0.327, SLG: 0.333 (1, 6)										4	2	3	2	1	0	2						
Larry Doby, L OBP: 0.433, SLG: 0.548 (1, 8)										4	0	1	0	0	0	2						
Luke Easter, L OBP: 0.384, SLG: 0.545 (1, 3)										3	0	1	0	1	0	3						
Harry Simpson, L OBP: 0.336, SLG: 0.288 (9, PR)										0	0	0	0	0	0	0						
Al Rosen, R OBP: 0.359, SLG: 0.434 (1, 5)										4	1	1	1	1	0	5						
Sam Chapman, R OBP: 0.322, SLG: 0.327 (1, 7)										5	0	1	0	0	3	7						
Bob Kennedy, R OBP: 0.315, SLG: 0.357 (1, 9)										3	0	1	0	1	0	0	AB 36 R 3 H 9 RBI 3 BB 4 SO 4 LOB 29					
Jim Hegan, R OBP: 0.335, SLG: 0.423 (1, 2)										4	0	0	0	0	1	3						
Bob Lemon, L OBP: 0.188, SLG: 0.250 (1, 1)										4	0	0	0	0	0	3						
Inning Stats	R: 0 E: 0 K: 1 S: 6	H: 1 LOB: 3 BB: 2 P: 14	R: 0 E: 0 K: 1 S: 5	H: 0 LOB: 0 BB: 0 P: 5	R: 0 E: 0 K: 0 S: 4	H: 1 LOB: 3 BB: 1 P: 9	R: 0 E: 1 K: 0 S: 5	H: 1 LOB: 2 BB: 0 P: 5	R: 1 E: 0 K: 0 S: 6	H: 2 LOB: 0 BB: 0 P: 6	R: 0 E: 0 K: 0 S: 3	H: 0 LOB: 0 BB: 0 P: 3	R: 1 E: 0 K: 0 S: 4	H: 1 LOB: 1 BB: 0 P: 5	R: 0 E: 0 K: 0 S: 4	H: 1 LOB: 2 BB: 1 P: 8	R: 1 E: 0 K: 1 S: 7	H: 2 LOB: 1 BB: 0 P: 7	1B: 5 2B: 1 3B: 0 HR: 3	SF: 0 SAC: 0 DP: 1 HBP: 2	WP: 0 PB: 0 SB: 1 CS: 0	PA: 42
PITCHER	IP WLS BF H R ER SO BB IBB HBP BLK WP HR S P ERA WHIP																					
Ray Scarborough, R ERA: 4.75 (1, 1)	7.0	34	7	2	2	3	4	0	0	2	1	0	0	1	10	10	4.50	1.000				
Ellis Kinder, R ERA: 3.35 (8, 1)	2.0	L 8	2	1	1	1	0	0	0	0	0	0	1	10	10	4.50	1.000					

Batter	1	2	3	4	5	6	7	8	9	AB	R	H	RBI	BB	SO	LOB	BOTTOM					
Dom DiMaggio, R OBP: 0.375, SLG: 0.460 (1, 8)										4	0	2	0	0	1	0	Cleveland Indians @ Boston Red Sox Fenway Park, Boston, MA Fri Jul 27 1951, 3:33 AM EDT Att: 34,298 - Unknown					
6 Johnny Pesky, L OBP: 0.405, SLG: 0.372 (1, 6)										4	0	0	0	0	0	2						
Ted Williams, L OBP: 0.482, SLG: 0.587 (1, 7)										3	0	1	0	1	0	0						
Vern Stephens, R OBP: 0.364, SLG: 0.509 (1, 5)										4	0	0	0	0	1	3						
Bobby Doerr, R OBP: 0.367, SLG: 0.430 (1, 4)										2	0	0	0	2	0	1						
Billy Goodman, L OBP: 0.377, SLG: 0.368 (1, 3)										3	0	0	0	1	0	3						
Clyde Vollmer, R OBP: 0.375, SLG: 0.623 (1, 9)										4	1	1	0	0	0	3						
Al Evans, R OBP: 0.273, SLG: 0.211 (1, 2)										1	0	0	0	1	0	0						
Charlie Maxwell, L OBP: 0.333, SLG: 0.462 (7, PH)										1	1	1	2	0	0	0						
Les Moss, R OBP: 0.289, SLG: 0.292 (8, 2)										1	0	0	0	0	1	1						
Ray Scarborough, R OBP: 0.256, SLG: 0.200 (1, 1)										3	0	0	0	0	1	2						
Ellis Kinder, R OBP: 0.043, SLG: 0.087 (8, 1)										0	0	0	0	0	0	0						
Lou Boudreau, R OBP: 0.347, SLG: 0.399 (9, PH)										1	0	0	0	0	0	1						
Inning Stats	R: 0 E: 0 K: 0 S: 3	H: 1 LOB: 1 BB: 1 P: 7	R: 0 E: 0 K: 1 S: 5	H: 0 LOB: 2 BB: 2 P: 13	R: 0 E: 0 K: 0 S: 3	H: 0 LOB: 0 BB: 0 P: 3	R: 0 E: 0 K: 0 S: 3	H: 0 LOB: 1 BB: 1 P: 7	R: 0 E: 0 K: 0 S: 4	H: 1 LOB: 1 BB: 0 P: 4	R: 0 E: 0 K: 1 S: 6	H: 1 LOB: 1 BB: 0 P: 6	R: 2 E: 0 K: 1 S: 7	H: 2 LOB: 0 BB: 0 P: 7	R: 0 E: 0 K: 0 S: 3	H: 0 LOB: 0 BB: 0 P: 3	R: 0 E: 0 K: 1 S: 5	H: 0 LOB: 1 BB: 1 P: 9	1B: 2 2B: 3 3B: 0 HR: 1	SF: 0 SAC: 0 DP: 1 HBP: 0	WP: 0 PB: 0 SB: 0 CS: 0	PA: 36
PITCHER	IP WLS BF H R ER SO BB IBB HBP BLK WP HR S P ERA WHIP																					
Bob Lemon, R ERA: 3.83 (1, 1)	9.0	W 36	5	2	2	4	5	0	0	0	0	0	1	39	59	2.00	1.111					



Batter	1	2	3	4	5	6	7	8	9	10	11	12	13	14	15	16	AB	R	H	RBI	BB	SO	LOB	TOP			
Bobby Avila, R OBP: 0.395, SLG: 0.420 (1, 4)	F7		FC6-4			6-3		G6-4-3			FC5-4 1B		F6				6	0	1	0	1	0	3				
Ray Boone, R OBP: 0.323, SLG: 0.332 (1, 6)	K				F5	F2		F3		FC5-4 1-2F		FC5				1B	7	1	1	0	0	1	3				
Larry Doby, L OBP: 0.430, SLG: 0.541 (1, 8)	K				1B			F8		K		G3			K		7	0	2	1	0	3	1				
Luke Easter, L OBP: 0.381, SLG: 0.544 (1, 3)		6-3		F3				1B						1-3			6	1	1	0	0	2	1				
Al Rosen, R OBP: 0.383, SLG: 0.425 (1, 5)	F9			L8				F8							L5												
Sam Chapman, R OBP: 0.314, SLG: 0.318 (1, 7)	K							F6		5-3				F7			7	0	0	0	0	2	2				
Bob Kennedy, R OBP: 0.322, SLG: 0.376 (1, 9)			5-3					1B									7	2	4	0	0	1	2				
Jim Hegan, R OBP: 0.328, SLG: 0.413 (1, 2)	K			F3				2B					E6 FC5 BB			2B	6	0	0	0	0	3	4				
Earl Wynn, S OBP: 0.328, SLG: 0.298 (1, 1)			E6					1B									2	0	0	0	0	1	0				
Steve Gromek, R OBP: 0.323, SLG: 0.444 (8, PH)																	1	0	0	0	0	0	0				
Clarence Maddon, R OBP: 0.327, SLG: 0.439 (1, PH)																	0	0	0	0	0	0	0				
Les Moss, R OBP: 0.344, SLG: 0.321 (11, PR)																	1	0	0	0	0	1	1				
Steve Gromek, R OBP: 0.323, SLG: 0.444 (8, PH)																	0	0	0	0	0	0	0				
Bob Feller, R OBP: 0.323, SLG: 0.318 (15, 1)																	1	0	0	0	0	0	0				
Bob Feller, R OBP: 0.323, SLG: 0.318 (15, 1)																	0	0	0	0	0	0	0				
Inning Stats	R: 0 E: 0 K: 2 S: 7	H: 0 LOB: 0 BB: 0 P: 7	R: 0 E: 0 K: 1 S: 5	H: 0 LOB: 0 BB: 0 P: 5	R: 0 E: 0 K: 1 S: 6	H: 1 LOB: 1 BB: 0 P: 6	R: 0 E: 0 K: 0 S: 4	H: 1 LOB: 1 BB: 0 P: 4	R: 0 E: 0 K: 2 S: 7	H: 0 LOB: 0 BB: 0 P: 7	R: 0 E: 0 K: 2 S: 6	H: 1 LOB: 1 BB: 0 P: 6	R: 0 E: 0 K: 1 S: 5	H: 0 LOB: 0 BB: 0 P: 5	R: 0 E: 0 K: 1 S: 5	H: 0 LOB: 0 BB: 0 P: 5	R: 1 E: 0 K: 0 S: 5	H: 2 LOB: 2 BB: 0 P: 6	R: 1 E: 0 K: 0 S: 5	H: 2 LOB: 2 BB: 0 P: 6	1B: 6 2B: 4 3B: 1 HR: 0	SF: 0 SAC: 0 DP: 1 HBP: 1	WP: 0 PB: 0 SB: 0 CS: 0	PA: 61			
PITCHER Mickey McDermott, L ERA: 2.57	IP	WLS	BF	H	R	ER	SO	BB	IBB	HBP	BLK	WP	HR	S	P	ERA	WHIP										
	16.0	7	61	11	4	4	15	1	0	1	0	0	0	89	94	2.25	0.750										

Cleveland Indians @ Boston Red Sox
Fenway Park, Boston, MA
Sat Jul 28 1951, 3:33 AM EDT
Att. 23,199 - Unknown

AB 59
R 4
H 11
RBI 4
BB 1
SO 15
LOB 20





Batter	1	2	3	4	5	6	7	8	9	10	11	12	13	14	15	16	AB	R	H	RBI	BB	SO	LOB	BOTTOM			
Dom DiMaggio, R OBP: 0.372, SLG: 0.451 (1, 6)	5-3	1-3		K			1-3			K			F6			F5	8	0	0	0	0	2	3				
6 Johnny Pesky, L OBP: 0.407, SLG: 0.375 (1, 6)	1B	F7			L6						1-6				L8	2B	6	2	2	0	2	0	2				
Ted Williams, L OBP: 0.485, SLG: 0.587 (1, 7)	1B				4-1					F8							5	2	2	1	3	1	1				
Vern Stephens, R OBP: 0.370, SLG: 0.512 (1, 5)	BB	1B															6	1	3	0	2	1	4				
Bobby Doerr, R OBP: 0.366, SLG: 0.426 (1, 4)	BB	1B			FC6-4												6	0	1	2	1	0	5				
Billy Goodman, L OBP: 0.382, SLG: 0.374 (1, 3)	K																6	2	3	0	2	1	4				
Clyde Volmer, R OBP: 0.380, SLG: 0.638 (1, 9)	BB				4-3												7	1	3	5	1	0	5				
Al Evans, R OBP: 0.240, SLG: 0.182 (8, PH)					5-3												3	0	0	0	0	1	3				
Charlie Maxwell, L OBP: 0.323, SLG: 0.444 (8, PH)																	1	0	0	0	0	0	1				
Les Moss, R OBP: 0.322, SLG: 0.295 (9, 2)																	1	0	1	0	0	0	0				
Fred Hatfield, L OBP: 0.344, SLG: 0.321 (11, PR)																	0	0	0	0	0	0	0				
Buddy Rosar, R OBP: 0.347, SLG: 0.315 (12, 2)																	2	0	0	0	0	1	2				
Mickey McDermott, L ERA: 2.57 (1, 1)	F7				F8												7	0	1	0	0	2	2				
Inning Stats	R: 2 E: 0 K: 2 S: 10	H: 3 LOB: 3 BB: 2 P: 18	R: 0 E: 0 K: 0 S: 3	H: 0 LOB: 0 BB: 0 P: 3	R: 0 E: 0 K: 1 S: 6	H: 1 LOB: 2 BB: 1 P: 10	R: 0 E: 0 K: 0 S: 3	H: 0 LOB: 0 BB: 0 P: 3	R: 0 E: 0 K: 1 S: 6	H: 1 LOB: 2 BB: 1 P: 10	R: 0 E: 0 K: 0 S: 3	H: 1 LOB: 1 BB: 1 P: 7	R: 0 E: 0 K: 1 S: 5	H: 1 LOB: 1 BB: 0 P: 6	R: 0 E: 0 K: 0 S: 3	H: 0 LOB: 1 BB: 1 P: 7	R: 1 E: 0 K: 0 S: 4	H: 2 LOB: 0 BB: 3 P: 16	R: 5 E: 0 K: 0 S: 4	H: 2 LOB: 0 BB: 3 P: 16	1B: 10 2B: 6 3B: 0 HR: 1	SF: 0 SAC: 1 DP: 4 HBP: 0	WP: 0 PB: 0 SB: 0 CS: 0	PA: 70			
PITCHER Early Wynn, R ERA: 3.06	IP	WLS	BF	H	R	ER	SO	BB	IBB	HBP	BLK	WP	HR	S	P	ERA	WHIP										
	7.0	3	31	6	2	2	5	3	1	0	0	0	0	14	22	0.00	1.000										
Steve Gromek, R ERA: 3.19 (8, 1)	3.0	12	2	0	0	2	1	1	0	0	0	0	0	14	22	0.00	1.000										
Luiz Brissie, L ERA: 4.11 (11, 1)	4.0	16	4	0	0	2	1	1	0	0	0	0	0	18	26	0.00	1.250										
Bob Feller, R ERA: 3.39 (15, 1)	1.2	L	11	4	6	6	0	3	0	0	0	0	1	8	20	32.40	4.200										

Cleveland Indians @ Boston Red Sox
Fenway Park, Boston, MA
Sat Jul 28 1951, 3:33 AM EDT
Att. 23,199 - Unknown

AB 58
R 8
H 16
RBI 8
BB 11
SO 9
LOB 32



Batter	1	2	3	4	5	6	7	8	9	AB	R	H	RBI	BB	SO	LOB	TOP			
Bobby Avila, R OBP: 0.389, SLG: 0.413 (1, 4)	F7		F7		6-3		FC5-4 2B		G6-4-3	5	0	0	0	0	0	3	Cleveland Indians @ Boston Red Sox Fenway Park, Boston, MA Sun Jul 29 1951, 3:33 AM EDT Att: 32,180 - Unknown AB 35 R 5 H 12 RBI 5 BB 2 SO 3 LOB 18 			
Ray Boone, R OBP: 0.324, SLG: 0.336 (1, 6)	F6				F3				5-3	5	0	2	1	0	0	0				
Larry Doby, L OBP: 0.428, SLG: 0.535 (1, 8)	F4		K				K			3	0	0	0	1	2	4				
Luke Easter, L OBP: 0.383, SLG: 0.542 (1, 3)					F6					3	2	1	0	1	0	4				
Al Rosen, R OBP: 0.357, SLG: 0.431 (1, 5)									F3	4	0	3	0	0	0	0				
Sam Chapman, R OBP: 0.310, SLG: 0.313 (1, 7)										4	0	0	1	0	1	4				
Bob Kennedy, R OBP: 0.328, SLG: 0.382 (1, 9)										4	1	3	1	0	0	0				
Birdie Tebbetts, R OBP: 0.309, SLG: 0.356 (7, PR)										3	1	2	2	0	0	2				
Jim Hegan, R OBP: 0.326, SLG: 0.412 (7, 2)										1	1	0	0	0	0	1				
Mike Garcia, R OBP: 0.220, SLG: 0.276 (1, 1)										3	0	1	0	0	0	0				
Inning Stats	R: 0 E: 0 K: 0 S: 3	H: 0 LOB: 0 BB: 0 P: 3	R: 1 E: 0 K: 0 S: 5	H: 3 LOB: 1 BB: 0 P: 5	R: 0 E: 0 K: 1 S: 6	H: 1 LOB: 1 BB: 0 P: 6	R: 3 E: 0 K: 0 S: 5	H: 3 LOB: 0 BB: 1 P: 9	R: 0 E: 0 K: 0 S: 3	H: 0 LOB: 1 BB: 1 P: 7	R: 1 E: 1 K: 1 S: 8	H: 2 LOB: 3 BB: 0 P: 8	R: 0 E: 0 K: 1 S: 6	H: 1 LOB: 1 BB: 0 P: 6	R: 0 E: 0 K: 0 S: 3	H: 1 LOB: 0 BB: 0 P: 3	1B: 9 2B: 2 3B: 0 HR: 1	SF: 0 SAC: 1 DP: 4 HBP: 0	WP: 0 PB: 0 SB: 0 CS: 0	PA: 38
PITCHER	IP WLS BF H R ER SO BB IBB HBP BLK WP HR S P ERA WHIP																			
Leo Kiely, L ERA: 3.5 (1, 1)	7.0 L 31 10 5 5 2 2 0 0 0 0 0 1 33 41 6.43 1.714																			
Ellis Kinder, R ERA: 3.29 (8, 1)	2.0 7 2 0 0 1 0 0 0 0 0 0 0 9 9 0.00 1.000																			

Batter	1	2	3	4	5	6	7	8	9	AB	R	H	RBI	BB	SO	LOB	BOTTOM					
Dom DiMaggio, R OBP: 0.371, SLG: 0.448 (1, 8)	K				F7		4-3			3	0	0	0	1	1	2	Cleveland Indians @ Boston Red Sox Fenway Park, Boston, MA Sun Jul 29 1951, 3:33 AM EDT Att: 32,180 - Unknown 					
6 Johnny Pesky, L OBP: 0.405, SLG: 0.377 (1, 6)	F6		FC3-6 HR				4-3			4	2	1	0	0	0	2						
Ted Williams, L OBP: 0.485, SLG: 0.594 (1, 7)										3	1	1	3	1	0	1						
Vern Stephens, R OBP: 0.369, SLG: 0.508 (1, 5)	FC5-4		F3							4	0	1	1	0	0	1						
Bobby Doerr, R OBP: 0.362, SLG: 0.421 (1, 4)			F5		K2-3		G6-4-3		L6	4	0	0	0	0	1	1						
Billy Goodman, L OBP: 0.378, SLG: 0.369 (1, 3)			L6		5-3					4	0	0	0	0	0	0						
Clyde Vollmer, R OBP: 0.377, SLG: 0.627 (1, 9)					F4		K			3	0	0	0	1	2	1						
Al Evans, R OBP: 0.250, SLG: 0.167 (1, 2)										2	0	0	0	1	0	1						
Watt Droop, R OBP: 0.340, SLG: 0.372 (9, PH)										1	0	1	0	0	0	0						
Fred Hatfield, L OBP: 0.344, SLG: 0.321 (9, PR)										0	0	0	0	0	0	0						
Leo Kiely, L OBP: 0.357, SLG: 0.250 (1, 1)										1	1	1	0	1	0	0						
Charlie Maxwell, L OBP: 0.313, SLG: 0.429 (7, PH)										1	0	0	0	0	1	0						
Ellis Kinder, R OBP: 0.043, SLG: 0.087 (8, 1)										0	0	0	0	0	0	0						
Lou Boudreau, R OBP: 0.346, SLG: 0.397 (9, PH)										1	0	0	0	0	0	2						
Inning Stats	R: 0 E: 0 K: 1 S: 5	H: 0 LOB: 1 BB: 1 P: 9	R: 0 E: 0 K: 0 S: 3	H: 0 LOB: 1 BB: 1 P: 7	R: 3 E: 0 K: 1 S: 7	H: 2 LOB: 0 BB: 1 P: 11	R: 0 E: 0 K: 0 S: 3	H: 0 LOB: 2 BB: 2 P: 11	R: 1 E: 0 K: 0 S: 4	H: 2 LOB: 0 BB: 0 P: 4	R: 0 E: 0 K: 1 S: 5	H: 0 LOB: 0 BB: 0 P: 5	R: 0 E: 0 K: 1 S: 5	H: 0 LOB: 0 BB: 0 P: 5	R: 0 E: 0 K: 0 S: 3	H: 0 LOB: 0 BB: 0 P: 3	R: 0 E: 1 K: 1 S: 6	H: 1 LOB: 1 BB: 0 P: 6	1B: 3 2B: 2 3B: 0 HR: 1	SF: 0 SAC: 0 DP: 2 HBP: 0	WP: 0 PB: 0 SB: 0 CS: 0	PA: 36
PITCHER	IP WLS BF H R ER SO BB IBB HBP BLK WP HR S P ERA WHIP																					
Mike Garcia, R ERA: 2.72 (1, 1)	9.0 W 36 5 4 4 5 5 0 0 0 0 0 1 41 61 4.00 1.111																					

Batter	1	2	3	4	5	6	7	8	9	AB	R	H	RBI	BB	SO	LOB	TOP								
Bobby Young, L OBP: 0.297, SLG: 0.325 (1,4)	G3		FC4-6 FC5-4		1B E 1B		F8		E4	5	1	1	0	0	0	1									
Jack Maguire, R OBP: 0.375, SLG: 0.418 (1,7)	6-3		FC5-4		E 1B			K	K	5	0	1	1	0	2	2									
Jim Delsing, L OBP: 0.369, SLG: 0.410 (1,8)	G3			3-1	E4			BB 1B	3-1	5	1	1	0	0	0	2									
Sherm Lollar, R OBP: 0.398, SLG: 0.449 (1,2)		F8		F8	2-3			BB 1B		3	1	0	0	1	0	2									
Ken Wood, R OBP: 0.251, SLG: 0.396 (1,9)	5-3			6-3			F8	BB 1B		3	1	0	0	1	0	0									
Hank Arrt, L OBP: 0.367, SLG: 0.431 (1,3)	G3				4-3		F7	F2		4	0	0	0	0	0	3									
Fred Marsh, R OBP: 0.287, SLG: 0.312 (1,5)							4-3	E3		4	3	3	2	0	0	0									
Bill Jennings, R OBP: 0.257, SLG: 0.343 (1,6)					G3			1B BB		4	0	1	0	0	1	1									
Ned Garver, R OBP: 0.333, SLG: 0.280 (1,1)					F7					2	1	1	2	0	0	1									
Satchel Paige, R (5,1)										1	0	0	0	0	0	0									
Jim McDonald, R OBP: 0.333, SLG: 0.333 (8,1)					1B					1	0	0	0	0	1	0									
Inning Stats	R: 0 E: 0 K: 0 S: 3	H: 0 LOB: 0 BB: 0 P: 3	R: 0 E: 0 K: 0 S: 3	H: 0 LOB: 0 BB: 0 P: 3	R: 1 E: 0 K: 0 S: 5	H: 2 LOB: 1 BB: 0 P: 5	R: 0 E: 0 K: 0 S: 3	H: 0 LOB: 0 BB: 0 P: 3	R: 3 E: 1 K: 0 S: 8	H: 4 LOB: 2 BB: 0 P: 8	R: 0 E: 0 K: 0 S: 3	H: 0 LOB: 0 BB: 0 P: 3	R: 0 E: 0 K: 0 S: 3	H: 0 LOB: 0 BB: 0 P: 3	R: 4 E: 1 K: 2 S: 9	H: 2 LOB: 0 BB: 2 P: 17	R: 0 E: 1 K: 2 S: 8	H: 0 LOB: 1 BB: 0 P: 8	1B: 6 2B: 2 HR: 0	SF: 0 SAC: 0 HBP: 0	WP: 0 PB: 0 SB: 1 CS: 0	PA: 39			
PITCHER	IP	WLS	BF	H	R	ER	SO	BB	IBB	HBP	BLK	WP	HR	S	P	ERA	WHIP								
Mel Parnell, L ERA: 3.46 (1,1)	5.0	L	22	6	4	3	0	0	0	0	0	0	0	22	22	5.40	1.200								
Harry Taylor, R ERA: 5.35 (6,1)	2.0		6	0	0	0	0	0	0	0	0	0	0	6	6	0.00	0.000								
Ellis Kinder, R ERA: 3.43 (8,1)	2.0		11	2	4	2	4	2	0	0	0	0	0	17	25	9.00	2.000								

St. Louis Browns @ Boston Red Sox
Fenway Park, Boston, MA
Tue Jul 31 1951, 3:33 AM EDT
Att: 23,365 - Unknown

AB	37
R	8
H	8
RBI	5
BB	2
SO	4
LOB	12



Batter	1	2	3	4	5	6	7	8	9	AB	R	H	RBI	BB	SO	LOB	BOTTOM								
Dom DiMaggio, R OBP: 0.366, SLG: 0.441 (1,8)	5-3	L1		G4-3		6-3		E6 BB	F4	6	1	0	0	0	0	2									
6 Johnny Pesky, L OBP: 0.407, SLG: 0.375 (1,6)	BB 1B			4-3	BB	F2		2B WP	F9	4	2	1	0	2	0	0									
Ted Williams, L OBP: 0.484, SLG: 0.591 (1,7)	BB 1B			G3		F8		L9		5	1	2	0	0	0	3									
Vern Stephens, R OBP: 0.372, SLG: 0.512 (1,5)	BB			E6		5-3		BB L8		4	1	2	1	1	0	1									
Bobby Doerr, R OBP: 0.368, SLG: 0.423 (1,4)	F9			WP		1B		BB		3	1	2	2	2	0	2									
Billy Goodman, L OBP: 0.381, SLG: 0.371 (1,3)	G3			L6		2B		BB		4	0	2	0	1	0	4									
Clyde Vollmer, R OBP: 0.383, SLG: 0.628 (1,9)						K		L8		3	0	1	2	2	1	5									
Buddy Rosar, R OBP: 0.340, SLG: 0.308 (1,2)								F2		2	0	0	0	0	1	4									
Charlie Maxwell, L OBP: 0.303, SLG: 0.414 (5, PH)								F7		1	0	0	0	0	1	3									
Les Moss, R OBP: 0.291, SLG: 0.294 (6,2)										1	0	0	0	0	0	2									
Lou Boudreau, R OBP: 0.344, SLG: 0.396 (8, PH)										1	0	0	0	0	0	2									
Al Evans, R OBP: 0.250, SLG: 0.167 (9,2)										0	0	0	0	0	0	0									
Mel Parnell, L OBP: 0.348, SLG: 0.298 (1,1)										2	0	1	0	0	0	1									
Walt Dropo, R OBP: 0.238, SLG: 0.370 (5, PH)										1	0	0	0	0	0	3									
Harry Taylor, R OBP: 0.146, SLG: 0.154 (8,1)										0	0	0	0	0	0	0									
Fred Hatfield, R OBP: 0.343, SLG: 0.310 (7, PH)										1	0	0	0	0	0	2									
Ellis Kinder, R OBP: 0.333, SLG: 0.333 (8,1)										0	0	0	0	0	0	0									
Mickey McDermott, L OBP: 0.340, SLG: 0.280 (8, PH)										1	0	0	0	0	1	0									
Inning Stats	R: 1 E: 0 K: 0 S: 5	H: 2 LOB: 1 BB: 1 P: 9	R: 0 E: 0 K: 1 S: 5	H: 0 LOB: 1 BB: 1 P: 9	R: 1 E: 1 K: 0 S: 6	H: 2 LOB: 3 BB: 1 P: 10	R: 0 E: 0 K: 0 S: 3	H: 1 LOB: 1 BB: 1 P: 7	R: 0 E: 0 K: 2 S: 9	H: 2 LOB: 3 BB: 1 P: 13	R: 0 E: 0 K: 0 S: 3	H: 0 LOB: 0 BB: 0 P: 3	R: 1 E: 0 K: 0 S: 6	H: 3 LOB: 2 BB: 0 P: 6	R: 3 E: 1 K: 0 S: 5	H: 1 LOB: 2 BB: 3 P: 17	R: 0 E: 0 K: 1 S: 5	H: 0 LOB: 0 BB: 0 P: 5	1B: 9 2B: 2 HR: 0	SF: 0 SAC: 0 HBP: 0	WP: 2 PB: 0 SB: 0 CS: 0	PA: 47			
PITCHER	IP	WLS	BF	H	R	ER	SO	BB	IBB	HBP	BLK	WP	HR	S	P	ERA	WHIP								
Ned Garver, R ERA: 3.63 (1,1)	4.0		22	6	2	2	1	4	0	0	0	0	0	20	36	4.50	2.500								
Satchel Paige, R ERA: 6.33 (5,1)	3.1	W	19	5	4	2	2	3	0	0	0	1	0	20	32	5.40	2.400								
Jim McDonald, R ERA: 2.35 (8,1)	1.2	S	6	0	0	0	1	1	0	0	0	0	0	7	11	0.00	0.600								

St. Louis Browns @ Boston Red Sox
Fenway Park, Boston, MA
Tue Jul 31 1951, 3:33 AM EDT
Att: 23,365 - Unknown

AB	39
R	6
H	11
RBI	5
BB	8
SO	4
LOB	34



Batter	1	2	3	4	5	6	7	8	9	AB	R	H	RBI	BB	SO	LOB	TOP										
Bobby Young, L OBP: 0.296, SLG: 0.324 (1, 4)	F6			2B		K		F8		4	1	1	0	0	1	2	St. Louis Browns @ Boston Red Sox Fenway Park, Boston, MA Wed Aug 01 1951, 3:33 AM EDT Att: 4,854 - Unknown										
Jim Delsing, L OBP: 0.365, SLG: 0.404 (1, 8)	F7			F5		K		1-3		4	0	0	0	0	1												
Jack Maguire, R OBP: 0.359, SLG: 0.398 (1, 7)	F4			K			5-3			4	0	0	0	0	1												
Cliff Mapes, L OBP: 0.271, SLG: 0.436 (1, 9)		5-3		1-H		5-3		F5		4	0	1	1	0	0												
Ben Taylor, L OBP: 0.200, SLG: 0.500 (1, 3)		1-3		F6		K				3	0	0	0	0	1												
Sherm Lollar, R OBP: 0.393, SLG: 0.443 (1, 2)		F7				F5		K		3	0	0	0	0	1												
Fred Marsh, R OBP: 0.284, SLG: 0.308 (1, 5)				6-3		1-3		F8		3	0	0	0	0	0												
Bill Jennings, R OBP: 0.263, SLG: 0.368 (1, 6)				F6		F4				3	0	1	0	0	0												
Duane Pilette, R OBP: 0.182, SLG: 0.077 (8, PH)				K		F7				2	0	0	0	0	1												
Ken Wood, R OBP: 0.254, SLG: 0.396 (8, PH)										0	0	0	0	1	0												
Jim Suchecki, R OBP: 0.231, SLG: 0.167 (8, 1)										0	0	0	0	0	0												
Inning Stats	R: 0 E: 0 K: 0 S: 3	H: 0 LOB: 0 BB: 0 P: 3	R: 0 E: 0 K: 0 S: 3	H: 0 LOB: 0 BB: 0 P: 3	R: 0 E: 0 K: 1 S: 5	H: 0 LOB: 0 BB: 0 P: 5	R: 1 E: 0 K: 1 S: 7	H: 2 LOB: 1 BB: 0 P: 7	R: 0 E: 0 K: 0 S: 3	H: 0 LOB: 0 BB: 0 P: 3	R: 0 E: 0 K: 1 S: 5	H: 0 LOB: 0 BB: 0 P: 5	R: 0 E: 0 K: 1 S: 6	H: 1 LOB: 2 BB: 1 P: 10	R: 0 E: 0 K: 0 S: 3	H: 0 LOB: 0 BB: 0 P: 3	1B: 1 2B: 2 3B: 0 HR: 0	SF: 0 SAC: 0 DP: 0 HBP: 0	WP: 0 PB: 0 SB: 0 CS: 0	PA: 31							
PITCHER	IP	WLS	BF	H	R	ER	SO	BB	IBB	HBP	BLK	WP	HR	S	P	ERA	WHIP										
Willard Nixon, R ERA: 4.62 (1, 1)	7.0	W	23	2	1	1	5	0	0	0	0	0	0	33	33	1.29	0.286										
Walt Masterson, R ERA: 2.55 (8, 1)	1.0		5	1	0	0	1	1	0	0	0	0	0	6	10	0.00	2.000										
Ellis Kinder, R ERA: 3.39 (9, 1)	1.0	S	3	0	0	0	0	0	0	0	0	0	0	3	3	0.00	0.000										

AB	30
R	1
H	3
RBI	1
BB	1
SO	6
LOB	5




Batter	1	2	3	4	5	6	7	8	9	AB	R	H	RBI	BB	SO	LOB	BOTTOM										
Dom DiMaggio, R OBP: 0.367, SLG: 0.441 (1, 8)	5-3	5-3			F9		6 F9 6 WP 1B	6 1B		5	1	2	0	0	0	1	St. Louis Browns @ Boston Red Sox Fenway Park, Boston, MA Wed Aug 01 1951, 3:33 AM EDT Att: 4,854 - Unknown										
6 Johnny Pesky, L OBP: 0.404, SLG: 0.372 (1, 6)	4-3	1-3			F9		F9	2-3 1B		5	0	1	2	0	0	2											
Ted Williams, L OBP: 0.485, SLG: 0.598 (1, 7)					F6		4-0 1B WP BB	1-3 2-H 3-H 1B		3	1	1	1	2	0	2											
Vern Stephens, R OBP: 0.374, SLG: 0.521 (1, 5)					F3		F7	BB		4	1	2	2	0	0	1											
Bobby Doerr, R OBP: 0.371, SLG: 0.426 (1, 4)							5-3	FC6-4 BB		2	0	1	0	2	0	0											
Lou Boudreau, R OBP: 0.344, SLG: 0.396 (8, 3)										0	0	0	0	0	0	0											
Ellis Kinder, R OBP: 0.043, SLG: 0.087 (9, 1)										0	0	0	0	0	0	0											
Billy Goodman, L OBP: 0.379, SLG: 0.368 (8, 4)					F7		F8	FC6-4 1-2		3	0	0	0	1	0	4											
Clyde Vollmer, R OBP: 0.380, SLG: 0.620 (1, 9)					F3		5-3	1B SH2-4 1B		4	1	1	0	0	0	2											
Buddy Rosar, R OBP: 0.340, SLG: 0.309 (1, 2)					F8		6-3	FC4-6 1B		3	0	1	0	0	0	0											
Willard Nixon, L OBP: 0.400, SLG: 0.514 (1, 1)										3	0	1	0	0	1	1											
Fred Hatfield, L OBP: 0.333, SLG: 0.310 (7, PR)										0	1	0	0	0	0	0											
Walt Masterson, R OBP: 0.337, SLG: 0.368 (8, PH)										0	0	0	0	0	0	0											
Walt Dropo, R OBP: 0.337, SLG: 0.368 (9, 3)										1	0	0	0	0	1	1											
Inning Stats	R: 2 E: 0 K: 0 S: 6	H: 3 LOB: 2 BB: 1 P: 10	R: 0 E: 0 K: 0 S: 4	H: 1 LOB: 1 BB: 0 P: 4	R: 0 E: 0 K: 1 S: 5	H: 0 LOB: 1 BB: 1 P: 7	R: 0 E: 0 K: 1 S: 5	H: 0 LOB: 0 BB: 0 P: 5	R: 0 E: 0 K: 0 S: 3	H: 0 LOB: 0 BB: 0 P: 3	R: 2 E: 0 K: 0 S: 6	H: 3 LOB: 3 BB: 2 P: 14	R: 1 E: 0 K: 1 S: 8	H: 3 LOB: 2 BB: 0 P: 8	R: 0 E: 0 K: 0 S: 3	H: 0 LOB: 0 BB: 0 P: 3	1B: 7 2B: 1 3B: 0 HR: 2	SF: 0 SAC: 1 DP: 0 HBP: 0	WP: 2 PB: 0 SB: 0 CS: 0	PA: 39							
PITCHER	IP	WLS	BF	H	R	ER	SO	BB	IBB	HBP	BLK	WP	HR	S	P	ERA	WHIP										
Duane Pilette, R ERA: 4.45 (1, 1)	7.0	L	33	7	4	4	1	5	0	0	0	0	2	30	50	5.14	1.714										
Jim Suchecki, R ERA: 5.63 (8, 1)	1.0		6	3	1	1	1	0	0	0	0	0	0	8	8	9.00	3.000										



Batter	1	2	3	4	5	6	7	8	9	AB	R	H	RBI	BB	SO	LOB	TOP					
Bobby Young, L (1, 4) OBP: 0.296, SLG: 0.326	F3		F5		4-3			4-3 1B 2B		4	1	1	0	0	0	0	St. Louis Browns @ Boston Red Sox Fenway Park, Boston, MA Thu Aug 02 1951, 3:33 AM EDT Unknown					
Jim Delsing, L (1, 8) OBP: 0.380, SLG: 0.398	1-3		F9			F5		4-3		4	0	0	0	0	0	1						
Jack Maguire, R (1, 7) OBP: 0.365, SLG: 0.402	F7			F3		G4-6-3 1B				4	0	2	1	0	0	0						
Cliff Mapes, L (1, 9) OBP: 0.270, SLG: 0.424				F7		G4-6-3 1B		F3		4	0	1	0	0	0	2						
Ben Taylor, L (1, 3) OBP: 0.214, SLG: 0.429		E6 2B					4-3		F9	4	0	1	0	0	0	0						
Matt Batts, R (1, 2) OBP: 0.326, SLG: 0.426				E8 1B					F6	4	0	3	0	0	0	0						
Fred Marsh, R (1, 5) OBP: 0.279, SLG: 0.303					F9		6-3		4-3	4	0	0	0	0	1	5						
Bill Jennings, R (1, 6) OBP: 0.244, SLG: 0.341					F1		6-3			3	0	0	0	0	0	3						
Al Widmar, R (1, 1) OBP: 0.233, SLG: 0.214										2	0	0	0	0	1	0						
Bob Mahoney, R (5, 1) OBP: 0.375, SLG: 0.286				F7						1	0	0	0	0	1	0						
Inning Stats	R: 0 E: 0 K: 0 S: 3	H: 0 LOB: 0 BB: 0 P: 3	R: 0 E: 1 K: 1 S: 7	H: 2 LOB: 2 BB: 0 P: 7	R: 0 E: 0 K: 0 S: 3	H: 0 LOB: 0 BB: 0 P: 3	R: 0 E: 1 K: 0 S: 5	H: 2 LOB: 2 BB: 0 P: 5	R: 0 E: 0 K: 1 S: 5	H: 1 LOB: 0 BB: 0 P: 5	R: 0 E: 0 K: 0 S: 3	H: 1 LOB: 1 BB: 0 P: 3	R: 0 E: 0 K: 0 S: 4	H: 1 LOB: 1 BB: 0 P: 4	R: 1 E: 0 K: 1 S: 7	H: 2 LOB: 1 BB: 0 P: 7	R: 0 E: 0 K: 0 S: 3	H: 0 LOB: 0 BB: 0 P: 3	1B: 5 2B: 3 3B: 0 HR: 0	SF: 0 SAC: 0 DP: 1 HBP: 0	WP: 0 PB: 0 SB: 0 CS: 0	PA: 34
PITCHER Ray Scarborough, R (1, 1) ERA: 4.46	IP: 9.0 WLS: W BF: 34 H: 8 R: 1 ER: 1 SO: 3 BB: 0 IBB: 0 HBP: 0 BLK: 0 WP: 0 HR: 0 S: 40 P: 40 ERA: 1.00 WHIP: 0.889															PITCHER						

Batter	1	2	3	4	5	6	7	8	9	AB	R	H	RBI	BB	SO	LOB	BOTTOM			
Dom DiMaggio, R (1, 8) OBP: 0.371, SLG: 0.442	F9		6-3 1B	6 HR	1-2 2H 1B		1-2 2H 1B			3	2	2	1	2	0	0	St. Louis Browns @ Boston Red Sox Fenway Park, Boston, MA Thu Aug 02 1951, 3:33 AM EDT Unknown			
6 Johnny Pesky, L (1, 6) OBP: 0.404, SLG: 0.383	F7		6-3	HR	1-2 2H 1B		FC6-4 2B			5	2	2	3	0	0	3				
Ted Williams, L (1, 7) OBP: 0.487, SLG: 0.598	F3		1B 2B	FC6-4 BB	K		FC2-5 2B			3	1	1	2	2	1	2				
Vern Stephens, R (1, 5) OBP: 0.374, SLG: 0.519		FC4-6 1B	2B E	F7	K		FC2-5 FC5-4			5	2	2	1	0	1	4				
Walt Dropo, R (1, 3) OBP: 0.343, SLG: 0.385		FC4-6 1B	E	FC6-4		1-3 2B	FC5-4			5	0	3	1	0	0	2				
Billy Goodman, L (1, 4) OBP: 0.377, SLG: 0.365	FC4-6 1B	1-3	E6		1B	1-3 2B		F7		5	2	1	1	0	0	4				
Clyde Vollmer, R (1, 9) OBP: 0.376, SLG: 0.608	1-3		F5		1B	1B		F7		5	1	1	0	0	1	5				
Buddy Rosar, R (1, 2) OBP: 0.342, SLG: 0.313			F2		6 1B			F8		5	1	2	3	0	1	3				
Ray Scarborough, R (1, 1) OBP: 0.234, SLG: 0.182	6-3			K	K		E3 FC6-4 2B			4	1	0	0	0	2	3				
Inning Stats	R: 0 E: 0 K: 0 S: 3	H: 0 LOB: 0 BB: 0 P: 3	R: 2 E: 0 K: 0 S: 6	H: 3 LOB: 1 BB: 0 P: 6	R: 3 E: 1 K: 0 S: 7	H: 3 LOB: 2 BB: 1 P: 11	R: 2 E: 0 K: 1 S: 6	H: 1 LOB: 1 BB: 2 P: 14	R: 3 E: 0 K: 3 S: 14	H: 5 LOB: 2 BB: 0 P: 14	R: 0 E: 0 K: 2 S: 8	H: 1 LOB: 1 BB: 0 P: 8	R: 2 E: 1 K: 0 S: 5	H: 1 LOB: 1 BB: 1 P: 9	R: 0 E: 0 K: 0 S: 3	H: 0 LOB: 0 BB: 0 P: 3	1B: 10 2B: 3 3B: 0 HR: 1	SF: 0 SAC: 0 DP: 0 HBP: 0	WP: 0 PB: 0 SB: 0 CS: 0	PA: 44
PITCHER Al Widmar, R (1, 1) ERA: 6.73	IP: 4.1 WLS: L BF: 29 H: 12 R: 10 ER: 10 SO: 2 BB: 3 IBB: 0 HBP: 0 BLK: 0 WP: 0 HR: 1 S: 30 P: 42 ERA: 20.77 WHIP: 3.462															PITCHER				
Bob Mahoney, R (5, 1) ERA: 4.47	IP: 3.2 WLS: L BF: 15 H: 2 R: 2 ER: 1 SO: 4 BB: 1 IBB: 0 HBP: 0 BLK: 0 WP: 0 HR: 0 S: 22 P: 26 ERA: 2.46 WHIP: 0.818															PITCHER				


AB	34
R	1
H	8
RBI	1
BB	0
SO	3
LOB	11



Batter	1	2	3	4	5	6	7	8	9	AB	R	H	RBI	BB	SO	LOB	TOP			
Johnny Lipon, R OBP: 0.334, SLG: 0.294 (1, 6)	F3	F4					K		F7	4	1	0	0	1	1	4				
Jerry Priddy, R OBP: 0.341, SLG: 0.344 (1, 4)	1B			G4-6-3 BB		1B BB	6-3			2	0	1	0	2	0	0				
George Kell, R OBP: 0.405, SLG: 0.389 (1, 5)	F9		G4-6-3 1-2			1-2 2-H 1B	F5			4	0	1	1	0	0	2				
Steve Souchock, R OBP: 0.310, SLG: 0.553 (1, 9)	F8		K			F3			F2	4	0	0	0	0	1	3				
Johnny Groth, R OBP: 0.359, SLG: 0.387 (1, 8)		G1-4-3 1B		G4-6-3 1B		F8			L7	4	0	2	0	0	0	0				
Hoot Evers, R OBP: 0.307, SLG: 0.381 (1, 7)	G1-4-3 1-2			K		1B G3 2B			F7	4	1	1	0	0	1	2				
Don Kolloway, R OBP: 0.309, SLG: 0.322 (1, 3)		BB 1B BB		G4-6-3 1-2		G3 1B			F4	3	0	1	0	1	0	1				
Bob Swift, R OBP: 0.289, SLG: 0.250 (9, PR)						5-3				3	0	1	1	1	0	1				
Neil Berry, R OBP: 0.321, SLG: 0.307 (9, PR)		BB 1B				G3				0	0	0	0	0	0	0				
Dizzy Trout, R OBP: 0.375, SLG: 0.256 (9, PH)						K			K	2	0	0	0	1	2	1				
Vic Wertz, L OBP: 0.392, SLG: 0.506 (9, PH)						K			K	1	0	0	0	0	1	1				
Inning Stats	R: 0 E: 0 K: 0 S: 4	H: 1 LOB: 1 BB: 0 P: 4	R: 0 E: 0 K: 0 S: 4	H: 2 LOB: 2 BB: 2 P: 12	R: 0 E: 0 K: 1 S: 4	H: 0 LOB: 0 BB: 1 P: 8	R: 0 E: 0 K: 1 S: 5	H: 1 LOB: 0 BB: 0 P: 5	R: 1 E: 0 K: 1 S: 6	H: 1 LOB: 2 BB: 2 P: 14	R: 0 E: 0 K: 1 S: 5	H: 0 LOB: 0 BB: 0 P: 5	R: 0 E: 0 K: 0 S: 3	H: 0 LOB: 0 BB: 0 P: 3	R: 0 E: 0 K: 1 S: 5	H: 0 LOB: 1 BB: 1 P: 9	1B: 6 2B: 1 3B: 0 HR: 0	SF: 0 SAC: 0 DP: 3 HBP: 0	WP: 0 PB: 0 SB: 0 CS: 0	PA: 37
PITCHER Mickey McDermott, L ERA: 2.83 (1, 1)	IP: 9.0 WLS: W BF: 37 H: 7 R: 2 ER: 2 SO: 6 BB: 6 IBB: 0 HBP: 0 BLK: 0 WP: 0 HR: 0 S: 43 P: 67 ERA: 2.00 WHIP: 1.444															PITCHER				

Detroit Tigers @ Boston Red Sox
Fenway Park, Boston, MA
Fri Aug 03 1951, 3:33 AM EDT
Att: 31,209 - Unknown


AB 31
R 2
H 7
RBI 2
BB 6
SO 6
LOB 15



Batter	1	2	3	4	5	6	7	8	9	AB	R	H	RBI	BB	SO	LOB	BOTTOM			
Dom DiMaggio, R OBP: 0.375, SLG: 0.443 (1, 8)	1-3	F9		G1-6-3 1B			5-3			4	0	1	0	0	0	0				
6 Johnny Pesky, L OBP: 0.405, SLG: 0.389 (1, 6)	E6 4-3 1B	E3		G1-6-3 1-2			G3 1B			4	1	2	0	0	0	2				
Ted Williams, L OBP: 0.481, SLG: 0.587 (1, 7)	4-3 2-3	G3				L9	G3			4	0	0	0	0	0	3				
Vern Stephens, R OBP: 0.373, SLG: 0.513 (1, 5)						F6	5-3		K	4	0	1	1	0	1	1				
Walt Dropo, R OBP: 0.338, SLG: 0.374 (1, 3)	K					F9	6-3			4	0	0	0	0	1	1				
Billy Goodman, L OBP: 0.388, SLG: 0.378 (1, 4)										2	2	2	0	2	0	0				
Clyde Vollmer, R OBP: 0.379, SLG: 0.602 (1, 9)										4	0	0	0	0	3	4				
Buddy Rosar, R OBP: 0.339, SLG: 0.311 (1, 2)										3	1	1	0	0	0	1				
Mickey McDermott, L OBP: 0.286, SLG: 0.382 (1, 1)										3	1	3	4	0	0	0				
Inning Stats	R: 1 E: 1 K: 1 S: 7	H: 2 LOB: 1 BB: 0 P: 7	R: 3 E: 1 K: 1 S: 9	H: 3 LOB: 1 BB: 0 P: 9	R: 0 E: 0 K: 1 S: 5	H: 0 LOB: 1 BB: 1 P: 9	R: 0 E: 0 K: 0 S: 4	H: 2 LOB: 0 BB: 0 P: 4	R: 0 E: 0 K: 0 S: 3	H: 0 LOB: 0 BB: 0 P: 3	R: 1 E: 0 K: 1 S: 5	H: 1 LOB: 1 BB: 1 P: 9	R: 0 E: 0 K: 1 S: 6	H: 1 LOB: 0 BB: 0 P: 6	R: 0 E: 0 K: 0 S: 3	H: 1 LOB: 0 BB: 0 P: 3	1B: 9 2B: 0 3B: 0 HR: 1	SF: 0 SAC: 0 DP: 2 HBP: 0	WP: 0 PB: 0 SB: 0 CS: 0	PA: 34
PITCHER Dizzy Trout, R ERA: 4.43 (1, 1)	IP: 8.0 WLS: L BF: 34 H: 10 R: 5 ER: 5 SO: 5 BB: 2 IBB: 0 HBP: 0 BLK: 0 WP: 0 HR: 1 S: 42 P: 50 ERA: 5.62 WHIP: 1.500															PITCHER				

Detroit Tigers @ Boston Red Sox
Fenway Park, Boston, MA
Fri Aug 03 1951, 3:33 AM EDT
Att: 31,209 - Unknown

AB 32
R 5
H 10
RBI 5
BB 2
SO 5
LOB 12



Batter	1	2	3	4	5	6	7	8	9	AB	R	H	RBI	BB	SO	LOB	TOP					
Johnny Lipon, R OBP: 0.331, SLG: 0.291										5	1	2	0	0	0	4	Detroit Tigers @ Boston Red Sox Fenway Park, Boston, MA Sun Aug 05 1951, 3:38 AM EDT Att: 34,546 - Unknown					
George Kell, R OBP: 0.402, SLG: 0.387										5	1	2	1	0	0	2						
Dick Kryhoski, L OBP: 0.349, SLG: 0.424										3	0	1	0	0	1	1						
Don Kolloway, R OBP: 0.311, SLG: 0.336										2	0	0	0	0	0	2						
Vic Wertz, L OBP: 0.392, SLG: 0.503										1	0	0	0	1	1	1						
Steve Souchock, R OBP: 0.317, SLG: 0.527										2	1	0	0	1	0	1						
Pat Mullin, L OBP: 0.352, SLG: 0.452										1	0	1	0	0	0	0						
Hoot Evers, R OBP: 0.305, SLG: 0.379										4	1	2	1	0	1	1						
Johnny Groth, R OBP: 0.361, SLG: 0.402										5	0	0	0	0	1	6						
Joe Ginsberg, L OBP: 0.387, SLG: 0.441										5	2	2	2	0	0	0						
Jerry Priddy, R OBP: 0.347, SLG: 0.356										2	2	1	1	3	0	0						
Virgil Trucks, R OBP: 0.190, SLG: 0.238										3	0	1	1	0	2	1						
Bob Cain, L OBP: 0.292, SLG: 0.318										0	0	0	0	0	0	0						
Hank Borowy, R OBP: 0.292, SLG: 0.318										0	0	0	0	0	0	0						
Charlie Keller, L OBP: 0.489, SLG: 0.568										1	0	1	1	0	0	0						
Dizzy Trout, R OBP: 0.375, SLG: 0.256										0	0	0	0	0	0	0						
Inning Stats	R: 1 E: 0 K: 1 S: 7	H: 2 LOB: 2 BB: 1 P: 11	R: 2 E: 0 K: 0 S: 4	H: 2 LOB: 0 BB: 1 P: 8	R: 0 E: 0 K: 2 S: 8	H: 1 LOB: 1 BB: 0 P: 8	R: 0 E: 0 K: 1 S: 5	H: 0 LOB: 1 BB: 1 P: 9	R: 1 E: 0 K: 0 S: 5	H: 2 LOB: 1 BB: 0 P: 5	R: 1 E: 0 K: 1 S: 8	H: 3 LOB: 2 BB: 0 P: 8	R: 3 E: 0 K: 1 S: 8	H: 3 LOB: 2 BB: 2 P: 16	R: 0 E: 0 K: 0 S: 3	H: 0 LOB: 0 BB: 0 P: 3	R: 0 E: 0 K: 0 S: 3	H: 0 LOB: 0 BB: 0 P: 3	1B: 9 2B: 3 3B: 0 HR: 1	SF: 0 SAC: 0 DP: 1 HBP: 0	WP: 0 PB: 0 SB: 1 CS: 0	PA: 44
PITCHER	IP WLS BF H R ER SO BB IBB HBP BLK WP HR S P ERA WHIP																	PITCHER	IP WLS BF H R ER SO BB IBB HBP BLK WP HR S P ERA WHIP			
Walt Masterson, R ERA: 3.2	(1, 1) 2.0 11 4 3 3 1 2 0 0 0 0 0 0 11 19 13.50 3.000																					
Chuck Stobbs, L ERA: 4.25	(3, 1) 4.0 19 6 2 2 4 1 0 0 0 0 0 1 26 30 4.50 1.750																					
Harry Taylor, R ERA: 5.6	(7, 1) 0.0 L 2 1 2 2 0 1 0 0 0 0 0 0 1 5 ∞ ∞																					
Ellis Kinder, R ERA: 3.26	(7, 1) 3.0 12 2 1 1 1 1 0 0 0 0 0 0 13 17 3.00 1.000																					
Batter	1	2	3	4	5	6	7	8	9	AB	R	H	RBI	BB	SO	LOB	BOTTOM					
Dom DiMaggio, R OBP: 0.371, SLG: 0.436										3	1	0	1	1	0	1	Detroit Tigers @ Boston Red Sox Fenway Park, Boston, MA Sun Aug 05 1951, 3:38 AM EDT Att: 34,546 - Unknown					
6 Johnny Pesky, L OBP: 0.403, SLG: 0.385										5	1	2	1	0	0	4						
Ted Williams, L OBP: 0.482, SLG: 0.579										4	0	1	1	1	0	3						
Bobby Doerr, R OBP: 0.374, SLG: 0.427										4	0	2	0	0	0	2						
Fred Hatfield, L OBP: 0.359, SLG: 0.303										3	1	1	2	2	1	3						
Walt Dropo, R OBP: 0.327, SLG: 0.375										5	0	0	0	0	1	7						
Clyde Vollmer, R OBP: 0.379, SLG: 0.583										3	1	0	0	2	0	3						
Les Moss, R OBP: 0.295, SLG: 0.291										3	0	0	0	1	2	1						
Walt Masterson, R ERA: 3.2	(1, 1) 2.0 11 4 3 3 1 2 0 0 0 0 0 0 11 19 13.50 3.000																					
Charlie Maxwell, L ERA: 6.6	(2, PH) 5.1 28 3 4 4 4 0 0 0 0 0 0 0 29 59 6.75 1.875																					
Chuck Stobbs, L ERA: 4.51	(3, 1) 0.1 4 2 1 1 0 0 0 0 1 0 0 0 3 4 27.00 6.000																					
Lou Bourque, R ERA: 4.5	(6, PH) 0.1 W 1 0 0 0 0 0 0 0 0 0 0 0 1 1 0.00 0.000																					
Mickey McDermott, L ERA: 4.33	(7, 1) 3.0 S 10 1 0 0 1 1 0 0 0 0 0 0 0 11 15 0.00 0.667																					
Ellis Kinder, R ERA: 3.26	(7, 1) 3.0 12 2 1 1 1 1 0 0 0 0 0 0 13 17 3.00 1.000																					
Inning Stats	R: 0 E: 0 K: 0 S: 4	H: 1 LOB: 1 BB: 0 P: 4	R: 1 E: 0 K: 1 S: 5	H: 0 LOB: 3 BB: 3 P: 18	R: 0 E: 0 K: 2 S: 8	H: 1 LOB: 2 BB: 1 P: 12	R: 0 E: 0 K: 1 S: 5	H: 0 LOB: 1 BB: 1 P: 9	R: 0 E: 0 K: 1 S: 4	H: 1 LOB: 1 BB: 0 P: 4	R: 4 E: 0 K: 1 S: 7	H: 2 LOB: 2 BB: 2 P: 17	R: 0 E: 0 K: 1 S: 5	H: 0 LOB: 0 BB: 0 P: 5	R: 0 E: 0 K: 0 S: 4	H: 1 LOB: 1 BB: 0 P: 4	R: 0 E: 0 K: 0 S: 2	H: 0 LOB: 0 BB: 1 P: 6	1B: 6 2B: 0 3B: 0 HR: 0	SF: 0 SAC: 0 DP: 1 HBP: 3	WP: 0 PB: 0 SB: 0 CS: 0	PA: 43
PITCHER	IP WLS BF H R ER SO BB IBB HBP BLK WP HR S P ERA WHIP																	PITCHER	IP WLS BF H R ER SO BB IBB HBP BLK WP HR S P ERA WHIP			
Virgil Trucks, R ERA: 6.6	(1, 1) 5.1 28 3 4 4 4 0 0 0 0 0 0 0 29 59 6.75 1.875																					
Bob Cain, L ERA: 4.51	(6, 1) 0.1 4 2 1 1 0 0 0 0 1 0 0 0 3 4 27.00 6.000																					
Hank Borowy, R ERA: 4.5	(6, 1) 0.1 W 1 0 0 0 0 0 0 0 0 0 0 0 1 1 0.00 0.000																					
Dizzy Trout, R ERA: 4.33	(7, 1) 3.0 S 10 1 0 0 1 1 0 0 0 0 0 0 0 11 15 0.00 0.667																					


Batter	1	2	3	4	5	6	7	8	9	AB	R	H	RBI	BB	SO	LOB	TOP				
Eddie Joost, R OBP: 0.391, SLG: 0.441 (1, 6)	4-0 BB		0-0 SH1-3	0-0 FC6-4			1-0 FC5-4 BB HBP	0-0 SH 1B		2	0	1	1	1	0	2					
Dave Philley, S OBP: 0.335, SLG: 0.341 (1, 8)	0-3 K		0-0 FC6-2 1B		0-0 F9		4-0 FC5-4 BB	0-0 SH		3	0	0	1	1	1	3					
Allie Clark, R OBP: 0.303, SLG: 0.394 (1, 9)	0-0 F3		0-0 FC6-2 1B		0-0 5-3		0-0 FC5-4 BB	0-0 F4		5	0	1	1	0	0	5					
Gus Zernial, R OBP: 0.354, SLG: 0.551 (1, 7)	0-0 L8		0-0 F4		0-3 K		0-0 F8	0-0 F9		5	0	0	0	0	1	7					
Billy Hitchcock, R OBP: 0.364, SLG: 0.362 (1, 4)		0-0 6-3		0-0 E8 1B FC6-4 1B			0-0 F4	0-0 HR	0-0 BB 1B	5	2	3	1	0	0	0					
Pete Suder, R OBP: 0.298, SLG: 0.291 (1, 5)		0-0 F2		0-0 FC6-4 1B			0-0 FC1-4-6 1B	4-0 BB FC6-5 BB	4-0 BB 1B	3	1	2	0	2	0	0					
Lou Limmer, L OBP: 0.269, SLG: 0.283 (1, 3)	0-3 K		0-0 FC6-4 1B		0-0 FC1-4-6 1B		0-0 F5	4-0 FC6-5 BB	0-3 K	4	0	0	1	1	2	4					
Joe Tipton, R OBP: 0.352, SLG: 0.308 (1, 2)			4-0 SH1-3 FC6-2 SH BB	0-0 FC6-4 1B			0-0 F5	4-0 FC6-5 1B BB	0-0 FC6-5 1B BB	3	1	1	0	2	0	3					
Morrie Martin, L OBP: 0.265, SLG: 0.242 (1, 1)			0-0 SH FC6-2 SH1-3 1B	0-3 K			0-0 L5	0-0 FC6-5 1B SH	0-0 FC6-5 1B SH	1	1	0	0	0	1	2					
Joe Astroth, R OBP: 0.272, SLG: 0.293 (7, PH)										1	0	0	0	0	0	0					
Bobby Shantz, R OBP: 0.347, SLG: 0.333 (7, 1)										2	1	0	1	0	0	4					
Carl Scheib, R OBP: 0.438, SLG: 0.630 (9, 1)										0	0	0	0	0	0	0					
Inning Stats	R: 0 E: 0 K: 1 S: 5	H: 0 LOB: 1 BB: 1 P: 9	R: 0 E: 0 K: 1 S: 5	H: 0 LOB: 0 BB: 0 P: 5	R: 1 E: 1 K: 0 S: 5	H: 1 LOB: 2 BB: 1 P: 9	R: 1 E: 1 K: 1 S: 8	H: 3 LOB: 2 BB: 0 P: 8	R: 0 E: 0 K: 0 S: 4	H: 1 LOB: 1 BB: 0 P: 4	R: 0 E: 0 K: 0 S: 3	H: 0 LOB: 2 BB: 1 P: 8	R: 4 E: 0 K: 0 S: 6	H: 2 LOB: 2 BB: 3 P: 18	R: 0 E: 0 K: 1 S: 6	H: 1 LOB: 2 BB: 1 P: 10	1B: 7 2B: 0 3B: 0 HR: 1	SF: 0 SAC: 3 DP: 0 HBP: 1	WP: 0 PB: 0 SB: 0 CS: 0	PA: 45	
PITCHER	IP	WLS	BF	H	R	ER	SO	BB	IBB	HBP	BLK	WP	HR	S	P	ERA	WHIP				
Mickey McDermott, L ERA: 2.94	(1, 1)	7.0	L	34	6	5	4	4	5	0	1	0	0	1	36	57	5.14	1.571			
Bill Wright, L ERA: 6.07	(8, 1)	0.1		3	1	0	0	0	1	0	0	0	0	0	2	6	0.00	6.000			
Walt Masterson, R ERA: 3.15	(8, 1)	0.2		3	0	1	1	0	0	0	0	0	0	3	3	13.50	0.000				
Chuck Stobbs, L ERA: 4.22	(9, 1)	1.0		5	1	0	0	1	1	0	0	0	0	6	10	0.00	2.000				

Philadelphia Athletics @ Boston Red Sox
Fenway Park, Boston, MA
Thu Aug 09 1951, 3:33 AM EDT
Unknown

AB 34
R 6
H 8
RBI 6
BB 7
SO 5
LOB 30

WP: 0
PB: 0
SB: 0
CS: 0

PA: 45



Batter	1	2	3	4	5	6	7	8	9	AB	R	H	RBI	BB	SO	LOB	BOTTOM				
Dom DiMaggio, R OBP: 0.365, SLG: 0.428 (1, 8)	0-0 L5		0-0 6-3		0-0 F6			0-0 6-3		4	0	0	0	0	0	0					
6 Johnny Pesky, L OBP: 0.402, SLG: 0.383 (1, 6)	0-0 F8		0-0 2B 1B		0-0 F8			0-0 L8		4	1	1	0	0	0	0					
Ted Williams, L OBP: 0.482, SLG: 0.587 (1, 7)	0-0 HR		0-0 L9		0-0 G3			0-3 K		4	1	1	1	0	1	1					
Vern Stephens, R OBP: 0.369, SLG: 0.509 (1, 5)	0-0 F5		0-0 2B		0-0 3-1			0-0 HR 2B		4	1	2	1	0	0	0					
Billy Goodman, L OBP: 0.388, SLG: 0.375 (1, 4)		0-0 G6-4-3 1B	0-0 4-3		0-0 F7			4-0 HR BB		3	1	1	0	1	0	1					
Walt Drogo, R OBP: 0.317, SLG: 0.362 (1, 3)		0-0 G6-4-3		0-0 L4			0-0 F9	0-0 F8		4	0	0	0	0	0	3					
Clyde Vollmer, R OBP: 0.387, SLG: 0.594 (1, 9)		4-0 1B BB	4-0 G6-4-3 BB		0-3 K			0-0 HR		2	1	1	3	2	1	0					
Buddy Rosar, R OBP: 0.333, SLG: 0.301 (1, 2)		0-0 1B	0-0 G6-4-3		0-0 F4			0-0 F6		3	0	1	0	0	0	1					
Charlie Maxwell, L OBP: 0.292, SLG: 0.457 (9, PH)		1-3 1B		0-0 G6-4-3				0-0 F6		1	0	0	0	0	0	0					
Mickey McDermott, L OBP: 0.271, SLG: 0.362 (8, 1)		0-0 F8		0-0 4-3				0-0 F8		2	0	0	0	0	0	2					
Bill Wright, L OBP: 0.150, SLG: 0.087 (8, 1)										0	0	0	0	0	0	0					
Walt Masterson, R (8, 1)										0	0	0	0	0	0	0					
Les Moss, R OBP: 0.294, SLG: 0.290 (8, PH)										1	0	0	0	0	0	0					
Chuck Stobbs, L OBP: 0.293, SLG: 0.244 (9, 1)										0	0	0	0	0	0	0					
Inning Stats	R: 1 E: 0 K: 0 S: 4	H: 1 LOB: 0 BB: 0 P: 4	R: 0 E: 0 K: 0 S: 4	H: 2 LOB: 2 BB: 1 P: 8	R: 1 E: 0 K: 0 S: 5	H: 2 LOB: 1 BB: 0 P: 5	R: 0 E: 0 K: 0 S: 2	H: 0 LOB: 0 BB: 1 P: 6	R: 0 E: 0 K: 0 S: 3	H: 0 LOB: 0 BB: 0 P: 3	R: 0 E: 0 K: 1 S: 5	H: 0 LOB: 0 BB: 0 P: 5	R: 0 E: 0 K: 0 S: 3	H: 0 LOB: 0 BB: 0 P: 3	R: 3 E: 0 K: 1 S: 7	H: 2 LOB: 0 BB: 1 P: 11	1B: 3 2B: 2 3B: 0 HR: 2	SF: 0 SAC: 0 DP: 2 HBP: 0	WP: 0 PB: 0 SB: 0 CS: 0	PA: 35	
PITCHER	IP	WLS	BF	H	R	ER	SO	BB	IBB	HBP	BLK	WP	HR	S	P	ERA	WHIP				
Morrie Martin, L ERA: 4.36	(1, 1)	6.0		23	5	2	2	0	2	0	0	0	0	1	21	29	3.00	1.167			
Bobby Shantz, L ERA: 4.83	(7, 1)	2.2	W	11	2	3	3	2	1	0	0	0	0	1	14	18	10.12	1.125			
Carl Scheib, R ERA: 4.96	(9, 1)	0.1	S	1	0	0	0	0	0	0	0	0	0	1	1	0.00	0.000				

Philadelphia Athletics @ Boston Red Sox
Fenway Park, Boston, MA
Thu Aug 09 1951, 3:33 AM EDT
Unknown

AB 32
R 5
H 7
RBI 5
BB 3
SO 2
LOB 8



Batter	1	2	3	4	5	6	7	8	9	AB	R	H	RBI	BB	SO	LOB	TOP			
Eddie Joost, R OBP: 0.394, SLG: 0.443 (1,6)	0-0 FC5-4 1B		4-0 5-3 1B BB					0-0 6-3		3	1	2	0	1	0	0	Philadelphia Athletics @ Boston Red Sox Fenway Park, Boston, MA Thu Aug 09 1951, 3:38 AM EDT Att: 16,248 - Unknown livebaseballscorecards.com			
Dave Philley, S OBP: 0.332, SLG: 0.337 (1,8)	0-0 F8		0-0 5-3					0-0 6-3		4	0	0	0	0	0	3				
Allie Clark, R OBP: 0.309, SLG: 0.393 (1,9)	0-0 FC5-4 2B		0-0 1-2 1B					0-0 5-3		3	1	1	1	1	0	1				
Gus Zernial, R OBP: 0.353, SLG: 0.551 (1,7)	0-0 1-H 2B			0-0 F4				0-3 K		4	0	1	1	0	2	1				
Billy Hitchcock, R OBP: 0.353, SLG: 0.350 (1,4)	0-0 4-3			0-0 F2				0-0 F9		4	0	0	0	0	0	2				
Pete Suder, R OBP: 0.294, SLG: 0.286 (1,5)		0-0 4-3		0-0 6-3				0-0 4-3		4	0	0	0	0	0	1				
Lou Limmer, L OBP: 0.270, SLG: 0.302 (1,3)		0-3 K			0-0 HR			0-0 F3		3	1	1	1	0	1	0				
Joe Astroth, R OBP: 0.266, SLG: 0.286 (1,2)		0-0 6-3			0-0 F3			0-0 F9		3	0	0	0	0	0	0				
Alex Kellner, R OBP: 0.204, SLG: 0.226 (1,1)			0-0 BB 2B		0-0 6-3			0-3 K		3	0	1	0	0	1	0				
Inning Stats	R: 1 E: 0 K: 0 S: 5	H: 2 LOB: 1 BB: 0 P: 5	R: 0 E: 0 K: 1 S: 5	H: 0 LOB: 0 BB: 0 P: 5	R: 1 E: 0 K: 0 S: 3	H: 2 LOB: 2 BB: 1 P: 7	R: 0 E: 0 K: 0 S: 3	H: 0 LOB: 0 BB: 0 P: 3	R: 1 E: 0 K: 0 S: 5	H: 2 LOB: 1 BB: 0 P: 5	R: 0 E: 0 K: 1 S: 5	H: 0 LOB: 0 BB: 0 P: 5	R: 0 E: 0 K: 1 S: 3	H: 0 LOB: 0 BB: 0 P: 3	R: 0 E: 0 K: 1 S: 5	H: 0 LOB: 0 BB: 0 P: 5	1B: 3 2B: 2 3B: 0 HR: 1	SF: 0 SAC: 0 DP: 0 HBP: 0	WP: 0 PB: 0 SB: 1 CS: 0	PA: 33
PITCHER Leo Kiely, L ERA: 3.23 (1,1)	IP: 9.0 WLS: W BF: 33 H: 6 R: 3 ER: 3 SO: 4 BB: 2 IBB: 0 HBP: 0 BLK: 0 WP: 0 HR: 1 S: 39 P: 47 ERA: 3.00 WHIP: 0.889															PITCHER				

Batter	1	2	3	4	5	6	7	8	9	AB	R	H	RBI	BB	SO	LOB	BOTTOM			
Dom DiMaggio, R OBP: 0.365, SLG: 0.427 (1,8)	0-0 6 1B 4-3 1B		0-0 1-3					0-0 G5-4-3 1-2		4	1	1	0	0	0	2	Philadelphia Athletics @ Boston Red Sox Fenway Park, Boston, MA Thu Aug 09 1951, 3:38 AM EDT Att: 16,248 - Unknown livebaseballscorecards.com			
6 Johnny Pesky, L OBP: 0.403, SLG: 0.385 (1,6)	0-0 1-3 4-3 1B		0-0 G3					0-0 G3		4	1	2	0	0	0	1				
Ted Williams, L OBP: 0.480, SLG: 0.584 (1,7)	0-0 4-3 1-2 3-H		0-0 4-3					0-3 K		4	1	1	1	0	1	1				
Vern Stephens, R OBP: 0.368, SLG: 0.515 (1,5)	0-0 1-3 2-3			0-0 F3				0-0 F2		4	1	1	1	0	0	3				
Billy Goodman, L OBP: 0.387, SLG: 0.372 (1,4)	4-0 BB			0-0 F1				0-3 K		3	0	0	0	1	1	2				
Walt Dropo, R OBP: 0.325, SLG: 0.389 (1,3)	0-0 F7			0-0 2B				0-0 1B		4	1	3	3	0	0	2				
Clyde Vollmer, R OBP: 0.381, SLG: 0.583 (1,9)		0-0 F9		0-3 K				0-0 F5		4	0	0	0	0	1	2				
Les Moss, R OBP: 0.294, SLG: 0.295 (1,2)		0-0 7-4 2B			0-0 F3			0-0 F7		3	0	1	0	0	0	0				
Leo Kiely, L OBP: 0.450, SLG: 0.313 (1,1)		0-0 7-4 2-3			4-0 G5-4-3 BB			4-0 BB		1	0	0	0	2	0	1				
Inning Stats	R: 1 E: 0 K: 0 S: 5	H: 2 LOB: 2 BB: 1 P: 9	R: 0 E: 0 K: 0 S: 3	H: 1 LOB: 0 BB: 0 P: 3	R: 0 E: 0 K: 1 S: 6	H: 1 LOB: 1 BB: 0 P: 6	R: 0 E: 0 K: 0 S: 2	H: 0 LOB: 0 BB: 1 P: 6	R: 3 E: 0 K: 1 S: 8	H: 3 LOB: 0 BB: 0 P: 8	R: 0 E: 0 K: 0 S: 3	H: 0 LOB: 1 BB: 1 P: 7	R: 0 E: 0 K: 1 S: 7	H: 2 LOB: 1 BB: 0 P: 7	R: 1 E: 0 K: 1 S: 7	H: 2 LOB: 1 BB: 0 P: 7	1B: 5 2B: 3 3B: 0 HR: 2	SF: 0 SAC: 0 DP: 2 HBP: 0	WP: 0 PB: 0 SB: 0 CS: 0	PA: 34
PITCHER Alex Kellner, L ERA: 5.22 (1,1)	IP: 8.0 WLS: L BF: 34 H: 9 R: 5 ER: 5 SO: 3 BB: 3 IBB: 0 HBP: 0 BLK: 0 WP: 0 HR: 2 S: 37 P: 49 ERA: 5.62 WHIP: 1.500															PITCHER				

Batter	1	2	3	4	5	6	7	8	9	AB	R	H	RBI	BB	SO	LOB	TOP								
Eddie Yost, R OBP: 0.417, SLG: 0.376 (1, 5)	F6	F6				1B 1B BB	1-3		6-3	4	1	0	0	1	0	2									
Gil Coan, L OBP: 0.381, SLG: 0.492 (1, 7)	F4		3-1			1B HR 1B	K			4	1	1	0	0	1	0									
Pete Runnels, L OBP: 0.374, SLG: 0.374 (1, 6)	FC5 BB 1B		4-3			HR 1B	F5			4	1	3	1	0	0	0									
Mickey Vernon, L OBP: 0.352, SLG: 0.444 (1, 3)	1-2 BB		4-3			HR 1B	4-3			3	1	1	3	1	0	1									
Sam Mele, R OBP: 0.314, SLG: 0.383 (1, 9)	FC5 2-3f		5-3			HR 2B	4-3			4	0	1	0	0	0	3									
Mike McCormick, R OBP: 0.389, SLG: 0.346 (1, 8)		1B 1B		4-3		5-3	1-3			4	0	1	0	0	0	1									
Cass Michaels, R OBP: 0.333, SLG: 0.344 (1, 4)		1-2 1B		HR BB G6-4-3		5-3	6-3			3	0	1	0	1	0	1									
Mike Guerra, R OBP: 0.260, SLG: 0.214 (1, 2)		F3		G6-4-3 1-2f		6-3			5-3	3	0	0	0	0	0	3									
Shery Robertson, L OBP: 0.246, SLG: 0.269 (9, PH)										1	0	0	0	0	0	0									
Connie Marrero, R OBP: 0.286, SLG: 0.184 (1, 1)										3	0	0	0	0	2	2									
Irv Noren, L OBP: 0.361, SLG: 0.434 (9, PH)		K					6-3		4-3	1	0	0	0	0	0	0									
Inning Stats	R: 0 E: 0 K: 0 S: 4	H: 1 LOB: 2 BB: 1 P: 8	R: 0 E: 0 K: 1 S: 7	H: 2 LOB: 2 BB: 0 P: 7	R: 0 E: 0 K: 0 S: 4	H: 1 LOB: 1 BB: 0 P: 4	R: 0 E: 0 K: 0 S: 2	H: 0 LOB: 0 BB: 1 P: 6	R: 4 E: 0 K: 1 S: 9	H: 4 LOB: 1 BB: 1 P: 13	R: 0 E: 0 K: 0 S: 3	H: 0 LOB: 0 BB: 0 P: 3	R: 0 E: 0 K: 1 S: 5	H: 0 LOB: 0 BB: 0 P: 5	R: 0 E: 0 K: 0 S: 3	H: 0 LOB: 0 BB: 0 P: 3	R: 0 E: 0 K: 0 S: 3	H: 0 LOB: 0 BB: 0 P: 3	1B: 5 2B: 2 3B: 0 HR: 1	SF: 0 SAC: 0 DP: 1 HBP: 0	WP: 0 PB: 0 SB: 0 CS: 0	PA: 37			
PITCHER	IP	WLS	BF	H	R	ER	SO	BB	IBB	HBP	BLK	WP	HR	S	P	ERA	WHIP								
Mel Parnell, L ERA: 3.58 (1, 1)	6.0	W	28	8	4	4	2	3	0	0	0	0	1	29	41	6.00	1.833								
Ellis Kinder, R ERA: 3.28 (7, 1)	3.0	S	9	0	0	0	1	0	0	0	0	0	0	11	11	0.00	0.000								

Washington Senators @ Boston Red Sox
Fenway Park, Boston, MA
Fri Aug 10 1951, 3:33 AM EDT
Att: 28,937 - Unknown

AB 34
R 4
H 8
RBI 4
BB 3
SO 3
LOB 13



Batter	1	2	3	4	5	6	7	8	9	AB	R	H	RBI	BB	SO	LOB	BOTTOM								
Dom DiMaggio, R OBP: 0.364, SLG: 0.425 (1, 8)	1-3		6 E 1B			F2 F6				4	1	1	0	0	0	3									
6 Johnny Pesky, L OBP: 0.402, SLG: 0.383 (1, 6)	F9		E7 F8 1H 2H 1B			F8			F8	4	0	1	1	0	0	1									
Ted Williams, L OBP: 0.478, SLG: 0.580 (1, 7)			F8			F5			F9	4	0	1	0	0	0	1									
Vern Stephens, R OBP: 0.364, SLG: 0.509 (1, 5)	K		4-3			6-3			K	4	0	0	0	0	2	2									
Billy Goodman, L OBP: 0.385, SLG: 0.371 (1, 4)		4-3				F9			F8	4	1	1	0	0	0	0									
Walt Dropo, R OBP: 0.328, SLG: 0.391 (1, 3)		G5-4-3 1B				5-3			5-3	4	1	2	0	0	0	0									
Clyde Vollmer, R OBP: 0.383, SLG: 0.595 (1, 9)		G5-4-3 1-2f				F6			E1 1B 1B	4	2	2	1	0	0	1									
Aaron Robinson, L OBP: 0.336, SLG: 0.261 (1, 2)			G3			BB			F9	2	0	0	0	2	0	0									
Mel Parnell, L OBP: 0.351, SLG: 0.308 (1, 1)						F9				2	1	1	0	0	0	1									
Charlie Maxwell, L OBP: 0.300, SLG: 0.472 (6, PH)										1	0	1	2	0	0	0									
Ellis Kinder, R OBP: 0.042, SLG: 0.083 (7, 1)										0	0	0	0	0	0	0									
Inning Stats	R: 0 E: 0 K: 1 S: 6	H: 1 LOB: 0 BB: 0 P: 6	R: 0 E: 0 K: 0 S: 3	H: 1 LOB: 0 BB: 0 P: 3	R: 2 E: 1 K: 0 S: 6	H: 3 LOB: 1 BB: 0 P: 6	R: 0 E: 0 K: 0 S: 3	H: 0 LOB: 0 BB: 0 P: 3	R: 0 E: 0 K: 0 S: 3	H: 0 LOB: 1 BB: 1 P: 7	R: 3 E: 1 K: 0 S: 7	H: 4 LOB: 2 BB: 1 P: 11	R: 0 E: 0 K: 1 S: 5	H: 0 LOB: 0 BB: 0 P: 5	R: 1 E: 0 K: 0 S: 4	H: 1 LOB: 0 BB: 0 P: 4	R: 0 E: 0 K: 0 S: 4	H: 0 LOB: 0 BB: 0 P: 4	1B: 9 2B: 0 3B: 0 HR: 1	SF: 0 SAC: 0 DP: 1 HBP: 0	WP: 0 PB: 0 SB: 0 CS: 0	PA: 35			
PITCHER	IP	WLS	BF	H	R	ER	SO	BB	IBB	HBP	BLK	WP	HR	S	P	ERA	WHIP								
Connie Marrero, R ERA: 3.28 (1, 1)	8.0	L	35	10	6	5	2	1	1	0	0	0	1	37	45	5.62	1.375								

Washington Senators @ Boston Red Sox
Fenway Park, Boston, MA
Fri Aug 10 1951, 3:33 AM EDT
Att: 28,937 - Unknown

AB 33
R 6
H 10
RBI 4
BB 2
SO 2
LOB 9



Batter	1	2	3	4	5	6	7	8	9	AB	R	H	RBI	BB	SO	LOB	TOP								
Eddie Yost, R OBP: 0.416, SLG: 0.382 (1, 5)	F8		E6	HR		G4-6-3		K		4	1	1	3	1	1	0	Washington Senators @ Boston Red Sox Fenway Park, Boston, MA Sat Aug 11 1951, 3:33 AM EDT Att: 12,254 - Unknown livebaseballscorecards.com								
Gil Coan, L OBP: 0.379, SLG: 0.488 (1, 7)	1B		K	K		G4-6-3		G3		5	0	1	0	0	2	2									
Irv Noren, L OBP: 0.361, SLG: 0.435 (1, 8) Mike McCormick, R OBP: 0.388, SLG: 0.352 (3, 8)	FC3-2		FC3-6	1B		1B		4-3	F8		2	1	1	0	0	1									
Mickey Vernon, L OBP: 0.358, SLG: 0.449 (1, 3)	FC3-2		FC3-2	1B		FC6-4		1B			5	0	4	1	0	2									
Sam Mele, R OBP: 0.312, SLG: 0.384 (1, 9)	E3		F2			FC6-4		G4-6-3			5	1	1	1	0	5									
Pete Runnels, L OBP: 0.375, SLG: 0.369 (1, 6)	K					L7		1-3			4	0	1	0	1	3									
Sam Dente, R OBP: 0.322, SLG: 0.295 (1, 4)		5-3		FC4-6							4	1	2	1	0	1									
Clyde Klutz, R OBP: 0.361, SLG: 0.321 (1, 2)	F8		F5			L3					4	0	1	0	0	3									
Dick Starr, R OBP: 0.269, SLG: 0.261 (1, 1)	5-3					F6		K			3	1	0	0	1	3									
Inning Stats	R: 1 E: 1 K: 1 S: 8	H: 2 LOB: 2 BB: 0 P: 8	R: 0 E: 0 K: 0 S: 3	H: 0 LOB: 0 BB: 0 P: 3	R: 1 E: 1 K: 1 S: 7	H: 1 LOB: 2 BB: 0 P: 7	R: 3 E: 0 K: 1 S: 7	H: 2 LOB: 0 BB: 1 P: 11	R: 1 E: 0 K: 0 S: 6	H: 3 LOB: 2 BB: 0 P: 6	R: 0 E: 0 K: 0 S: 2	H: 0 LOB: 0 BB: 1 P: 6	R: 1 E: 0 K: 1 S: 8	H: 4 LOB: 3 BB: 1 P: 12	R: 0 E: 0 K: 1 S: 5	H: 0 LOB: 0 BB: 0 P: 5	R: 0 E: 0 K: 0 S: 3	H: 1 LOB: 0 BB: 0 P: 3	1B: 10 2B: 2 3B: 0 HR: 1	SF: 0 SAC: 0 DP: 2 HBP: 0	WP: 0 PB: 0 SB: 1 CS: 0	PA: 42			
PITCHER	IP	WLS	BF	H	R	ER	SO	BB	IBB	HBP	BLK	WP	HR	S	P	ERA	WHIP								
Chuck Stobbs, L ERA: 4.38 (1, 1)	4.0	L	22	7	6	4	3	1	0	0	0	0	1	27	31	9.00	2.000								
Walt Masterson, R ERA: 3.14 (5, 1)	3.0		14	5	1	1	1	2	0	0	0	0	0	14	22	3.00	2.333								
Harry Taylor, R ERA: 5.45 (8, 1)	2.0		6	1	0	0	1	0	0	0	0	0	0	8	8	0.00	0.500								

Batter	1	2	3	4	5	6	7	8	9	AB	R	H	RBI	BB	SO	LOB	BOTTOM								
Dom DiMaggio, R OBP: 0.364, SLG: 0.427 (1, 8)	5-3		4-3						F9	5	0	2	0	0	0	0	Washington Senators @ Boston Red Sox Fenway Park, Boston, MA Sat Aug 11 1951, 3:33 AM EDT Att: 12,254 - Unknown livebaseballscorecards.com								
6 Johnny Pesky, L OBP: 0.404, SLG: 0.388 (1, 6)	1B								F4	4	0	2	0	1	0	1									
Ted Williams, L OBP: 0.478, SLG: 0.578 (1, 7)	2B								F8	5	0	2	0	0	0	3									
Vern Stephens, R OBP: 0.364, SLG: 0.509 (1, 5)	1B								F9	4	1	1	0	1	1	4									
Billy Goodman, L OBP: 0.384, SLG: 0.368 (1, 4)	F8		K						FC5-4	4	1	1	0	1	1	4									
Walt Dropo, R OBP: 0.326, SLG: 0.385 (1, 3)	4-3								FC5-4	3	0	0	0	1	0	5									
Clyde Vollmer, R OBP: 0.341, SLG: 0.590 (1, 9)	L8								F7	3	0	0	0	1	0	0									
Aaron Robinson, L OBP: 0.324, SLG: 0.250 (1, 2)	F6								F8	3	0	0	0	1	1	0									
Chuck Stobbs, L OBP: 0.277, SLG: 0.238 (1, 1) Walt Masterson, R OBP: 0.341, SLG: 0.286 (7, PH) Harry Taylor, R OBP: 0.143, SLG: 0.148 (8, 1)	F4								F7	2	0	0	1	2	0	2									
Inning Stats	R: 0 E: 0 K: 0 S: 5	H: 2 LOB: 2 BB: 0 P: 5	R: 0 E: 0 K: 1 S: 5	H: 0 LOB: 1 BB: 1 P: 9	R: 0 E: 0 K: 1 S: 5	H: 0 LOB: 1 BB: 1 P: 9	R: 0 E: 0 K: 0 S: 3	H: 0 LOB: 0 BB: 0 P: 3	R: 0 E: 0 K: 0 S: 4	H: 1 LOB: 1 BB: 0 P: 4	R: 1 E: 0 K: 0 S: 4	H: 1 LOB: 2 BB: 2 P: 12	R: 0 E: 0 K: 1 S: 7	H: 2 LOB: 3 BB: 1 P: 11	R: 0 E: 0 K: 0 S: 3	H: 0 LOB: 1 BB: 1 P: 7	R: 0 E: 0 K: 0 S: 4	H: 1 LOB: 1 BB: 0 P: 4	1B: 4 2B: 3 3B: 0 HR: 0	SF: 0 SAC: 0 DP: 0 HBP: 0	WP: 0 PB: 0 SB: 0 CS: 0	PA: 40			
PITCHER	IP	WLS	BF	H	R	ER	SO	BB	IBB	HBP	BLK	WP	HR	S	P	ERA	WHIP								
Dick Starr, R ERA: 6.59 (1, 1)	9.0	W	40	7	1	1	3	6	0	0	0	0	0	40	64	1.00	1.444								

Batter	1	2	3	4	5	6	7	8	9	AB	R	H	RBI	BB	SO	LOB	TOP					
Eddie Yost, R OBP: 0.416, SLG: 0.379 (1.5)	F6		HBP				F7		F5	3	0	0	0	1	0	0	Washington Senators @ Boston Red Sox Fenway Park, Boston, MA Sun Aug 12 1951, 3:33 AM EDT Sunny					
Gil Coan, L OBP: 0.377, SLG: 0.485 (1.7)	1-3		F8				F7			4	0	1	0	0	0	2						
Pete Runnels, L OBP: 0.379, SLG: 0.368 (1.6)	HBP		1B				F8			3	0	1	1	0	0	2						
Mickey Vernon, L OBP: 0.354, SLG: 0.444 (1.3)	CS	K	F6				F7		G3	4	0	0	0	0	1	2						
Sam Mele, R OBP: 0.312, SLG: 0.390 (1.8)		F9		6-3			HR		F7	4	1	1	1	0	0	0						
Shery Robertson, L OBP: 0.262, SLG: 0.273 (1.9)		BB	G3				4-3		1B	3	0	1	0	1	0	0						
Sam Dente, R OBP: 0.325, SLG: 0.299 (1.4)	F7		1B	FC5-4			1B		F8	4	0	2	0	0	0	2						
Clyde Kluttz, R OBP: 0.365, SLG: 0.327 (1.2)			SH1	1B	FC5-4		1B		4-3	4	1	2	0	0	0	1						
Don Johnson, R OBP: 0.105, SLG: 0.081 (1.1)			SH1				1-3		F8	2	0	0	0	0	1	2						
Cass Michaels, R OBP: 0.332, SLG: 0.343 (9, PH)										1	0	0	0	0	0	0						
Inning Stats	R: 0 E: 0 K: 0 S: 2	H: 0 LOB: 0 BB: 0 P: 3	R: 0 E: 0 K: 1 S: 5	H: 0 LOB: 1 BB: 1 P: 9	R: 1 E: 0 K: 0 S: 5	H: 2 LOB: 2 BB: 0 P: 6	R: 0 E: 0 K: 0 S: 4	H: 1 LOB: 1 BB: 0 P: 4	R: 0 E: 0 K: 1 S: 5	H: 1 LOB: 1 BB: 1 P: 9	R: 1 E: 0 K: 0 S: 6	H: 3 LOB: 2 BB: 0 P: 6	R: 0 E: 0 K: 0 S: 3	H: 0 LOB: 0 BB: 0 P: 3	R: 0 E: 0 K: 0 S: 4	H: 1 LOB: 1 BB: 0 P: 4	R: 0 E: 0 K: 0 S: 3	H: 0 LOB: 0 BB: 0 P: 3	1B: 7 2B: 0 3B: 0 HR: 1	SF: 0 SAC: 1 DP: 1 HBP: 2	WP: 0 PB: 0 SB: 0 CS: 1	PA: 38
PITCHER Ray Scarborough, R ERA: 4.39 (1.1)	IP: 9.0 WLS: W BF: 37 H: 8 R: 2 ER: 2 SO: 2 BB: 2 IBB: 0 HBP: 2 BLK: 0 WP: 0 HR: 1 S: 37 P: 47 ERA: 2.00 WHIP: 1.111															PITCHER						

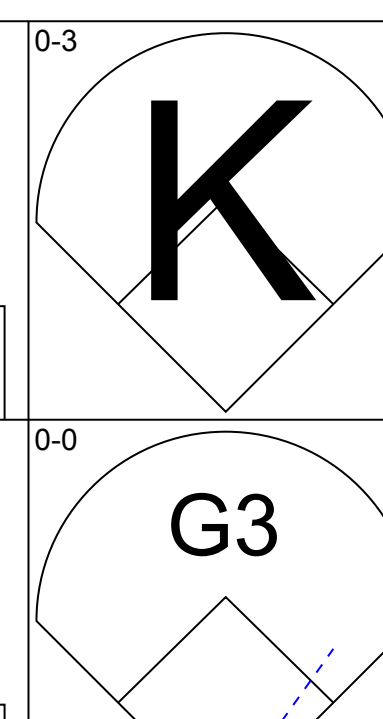
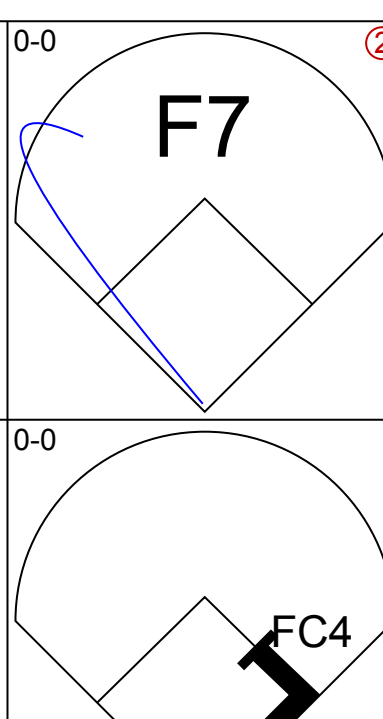
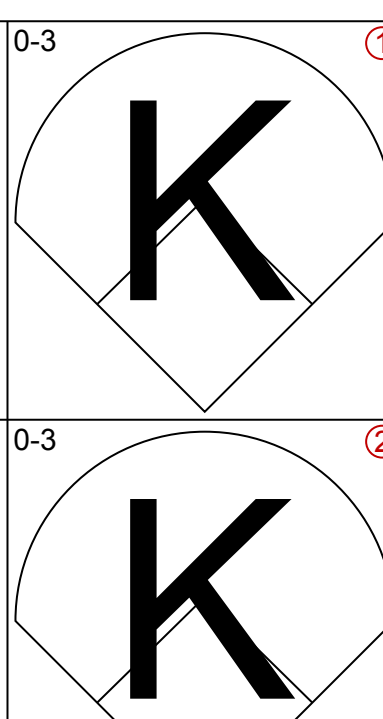
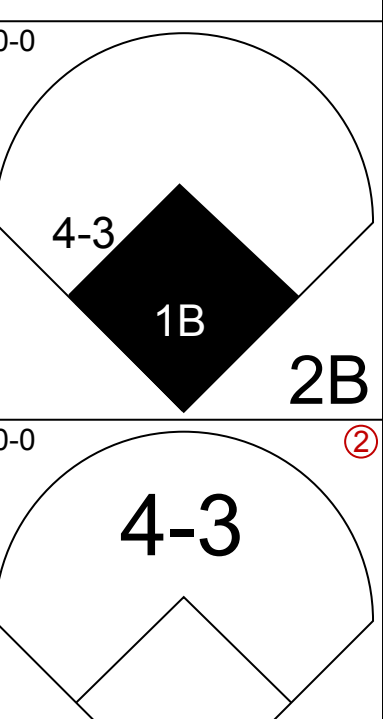
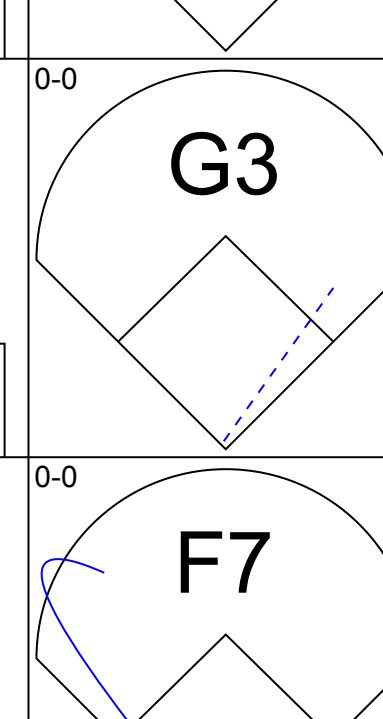
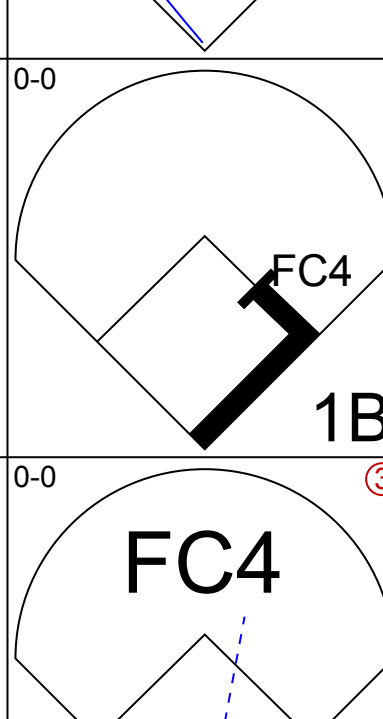
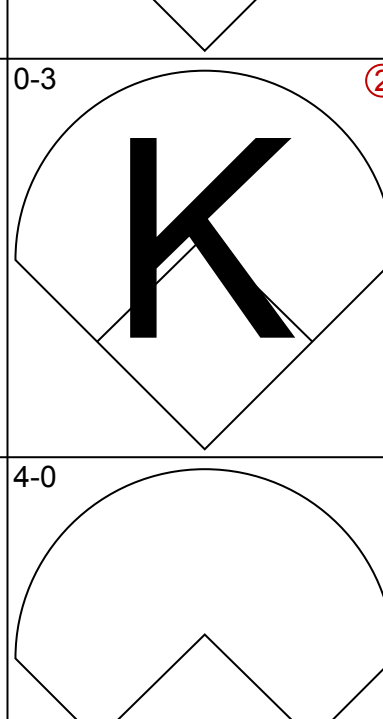
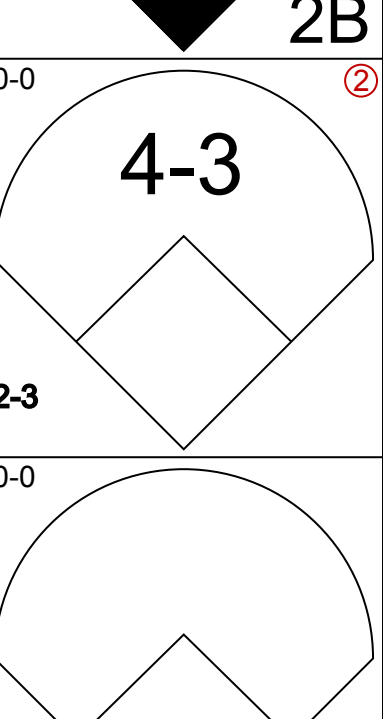
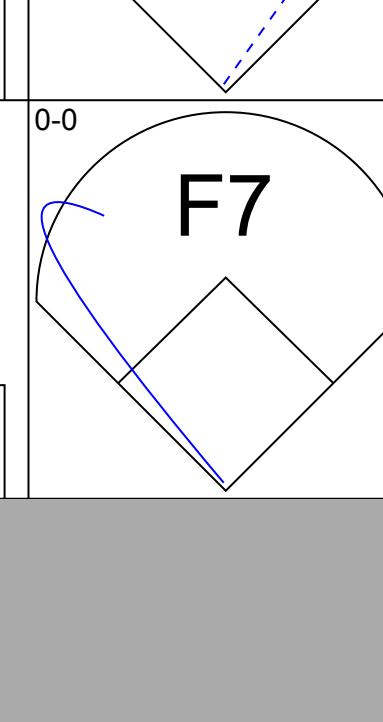
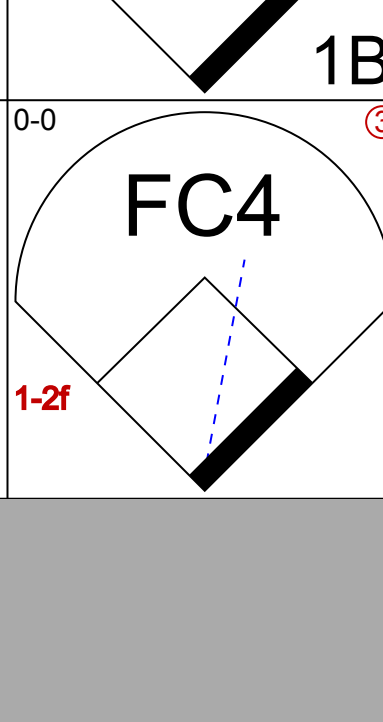
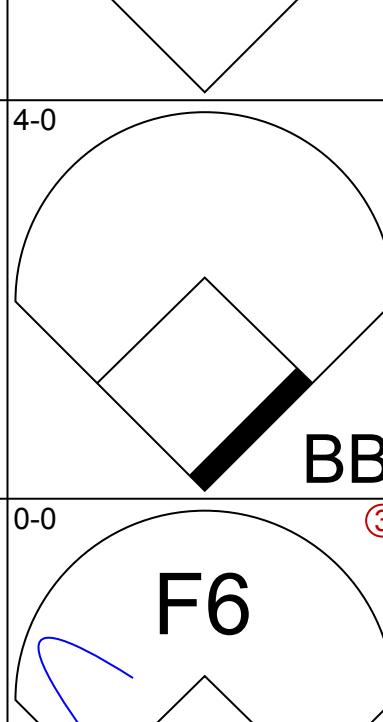
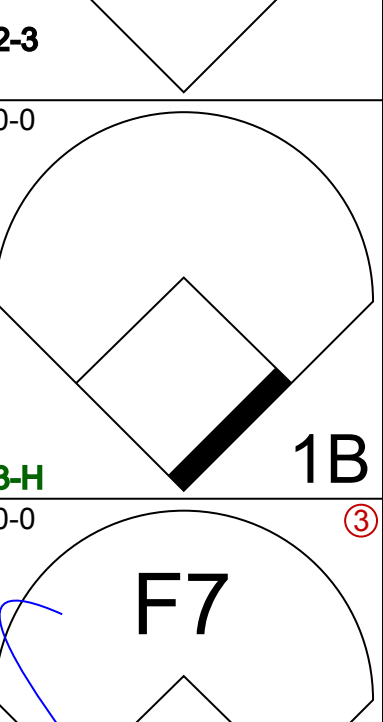
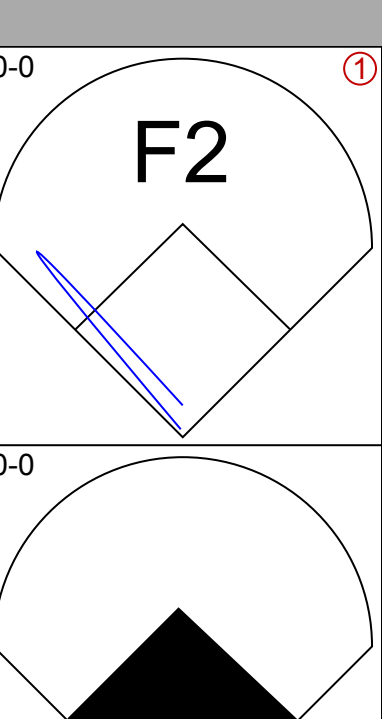
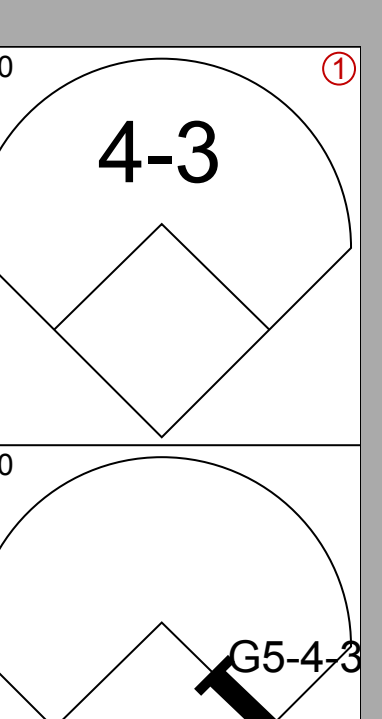
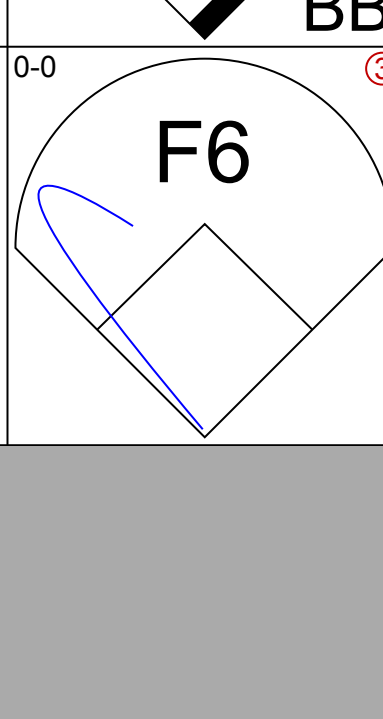
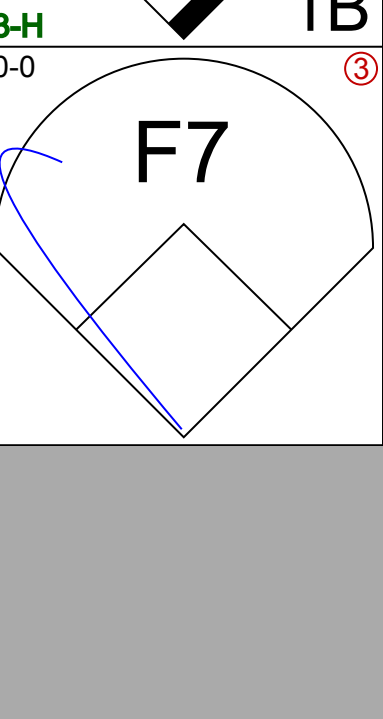
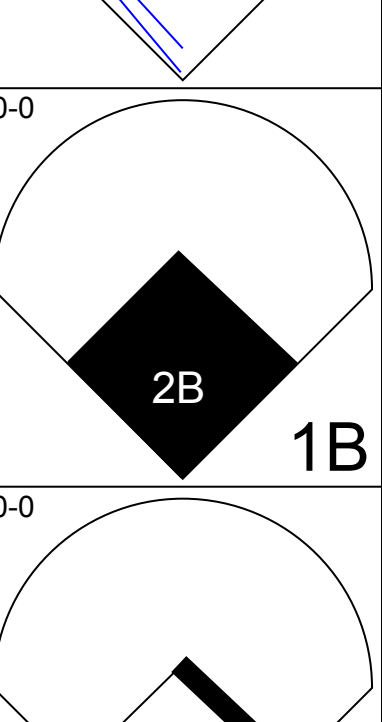
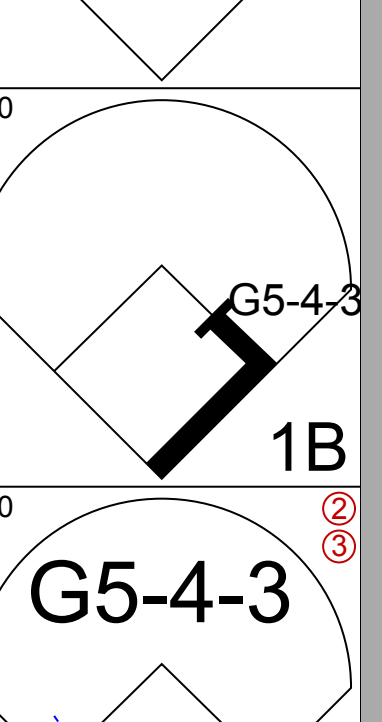
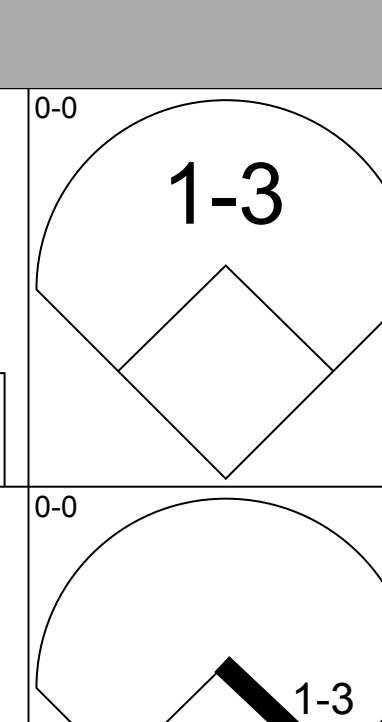
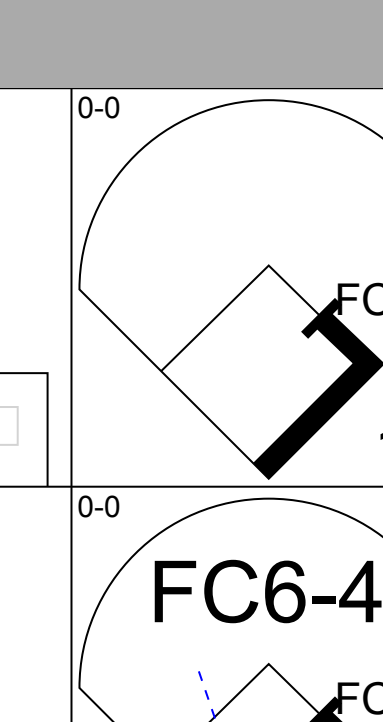
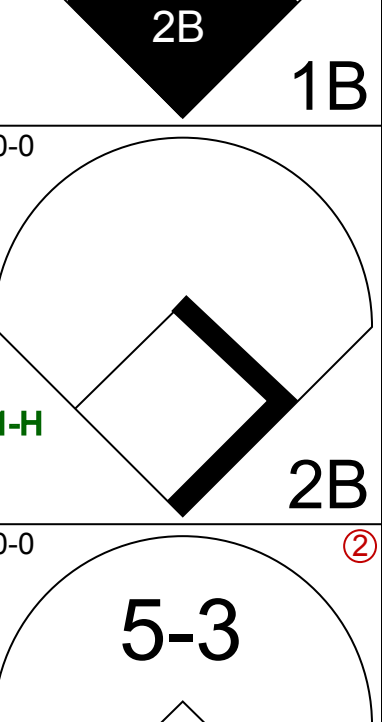
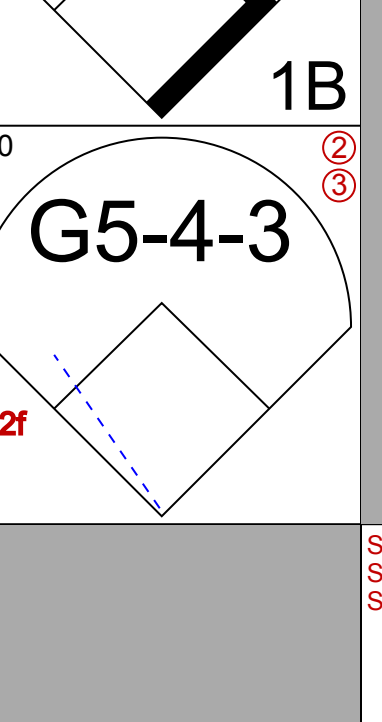
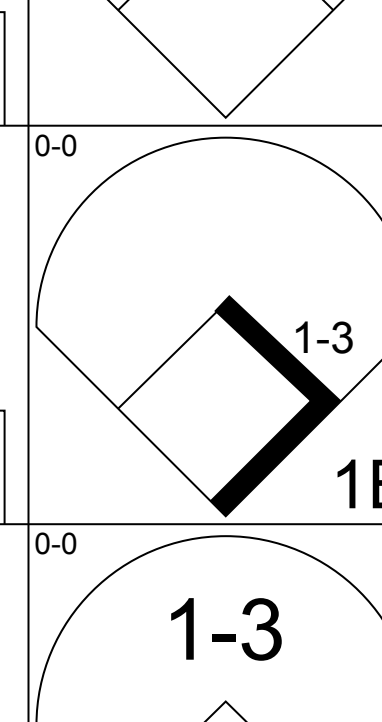
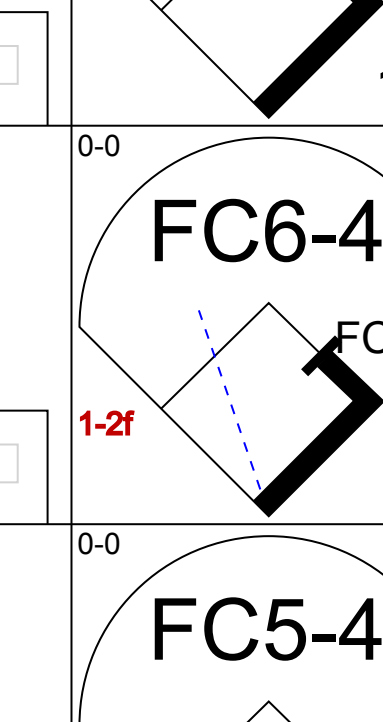
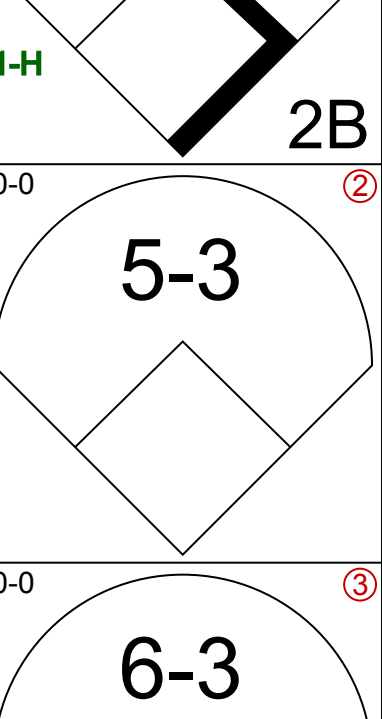
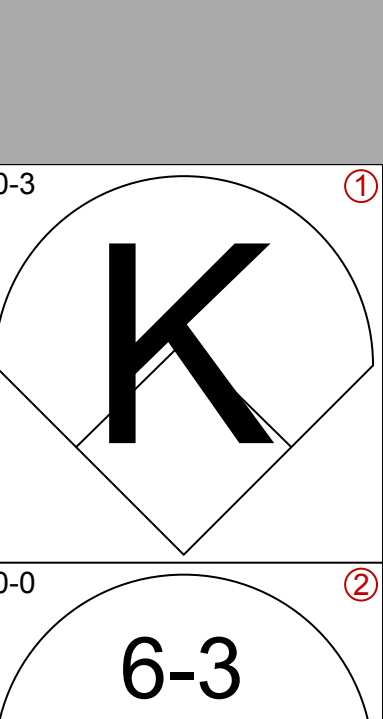
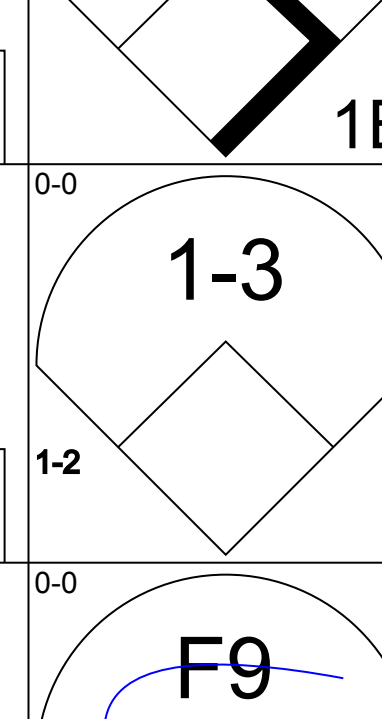
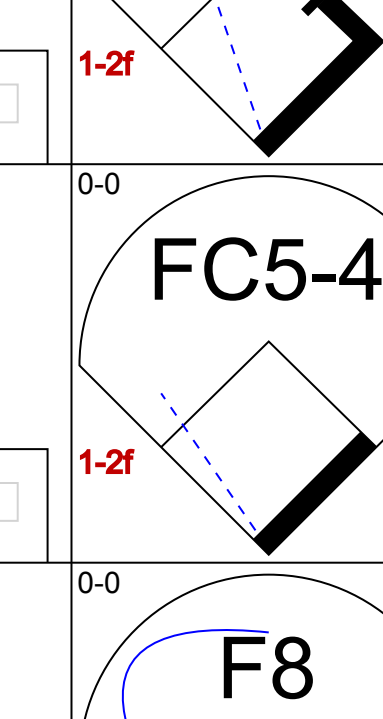
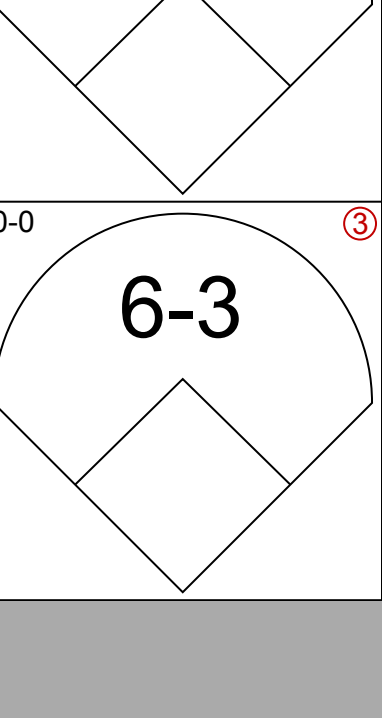
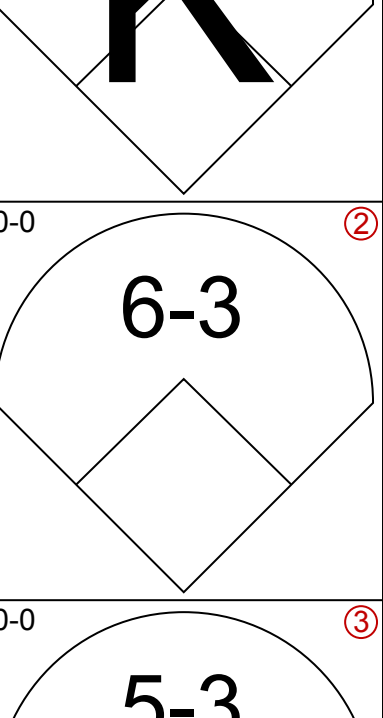
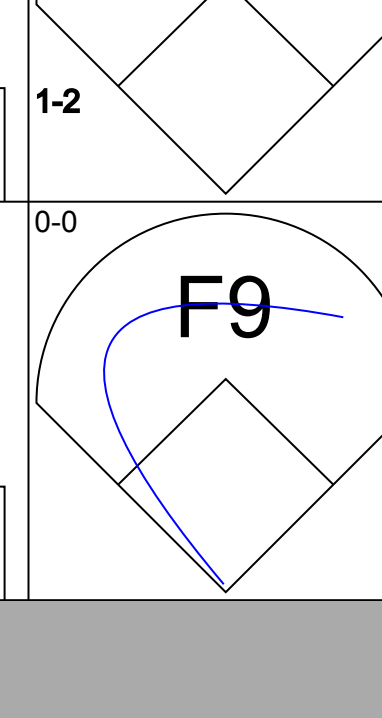
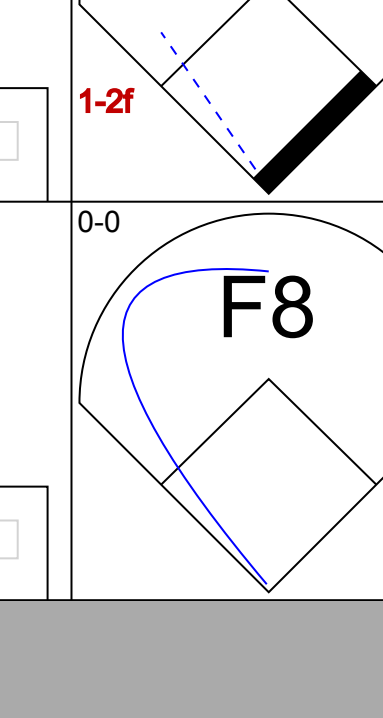
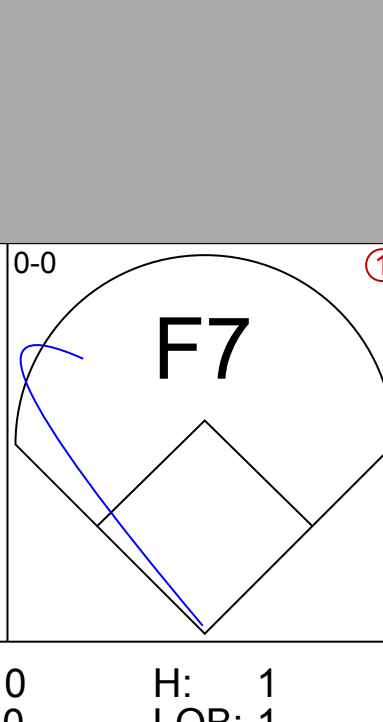
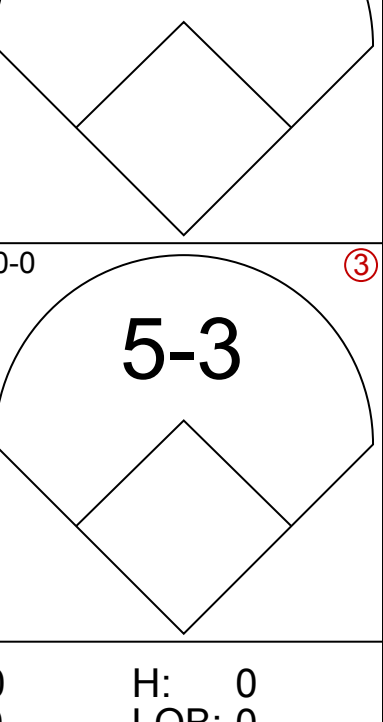
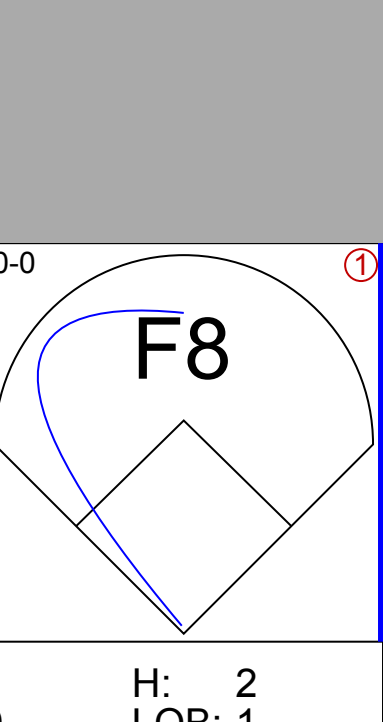
AB	32
R	2
H	8
RBI	2
BB	2
SO	2
LOB	11

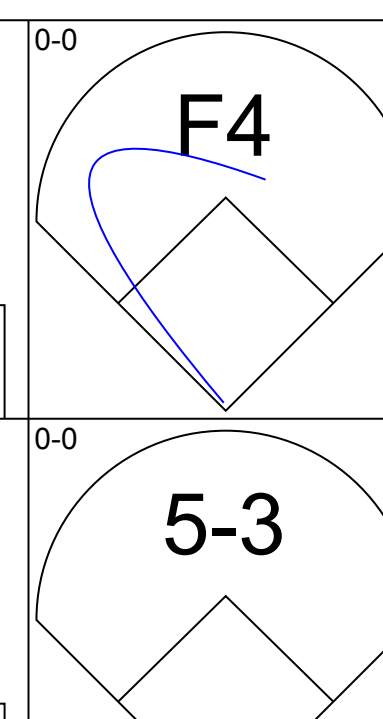
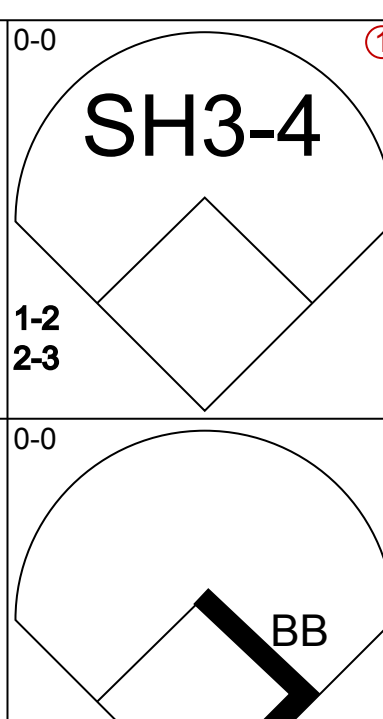
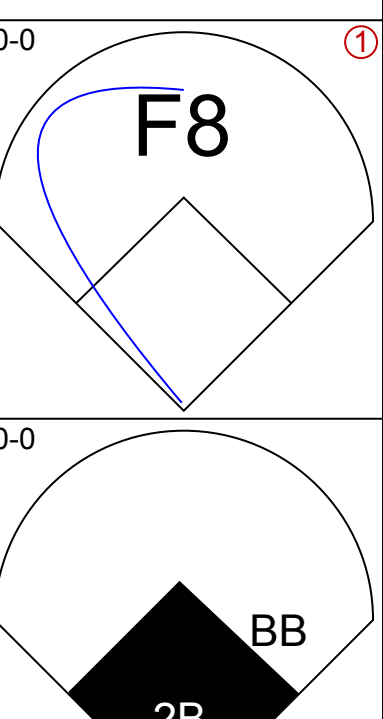
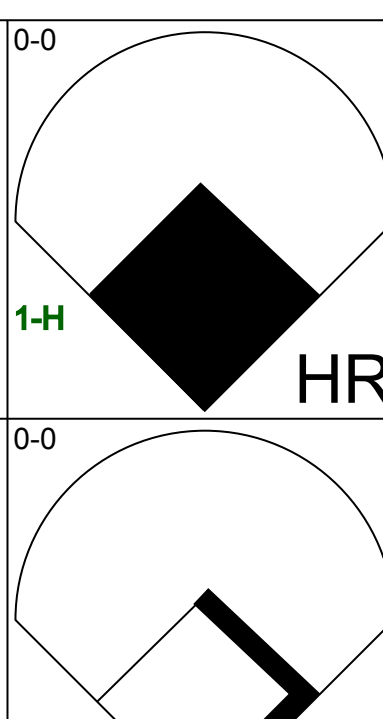
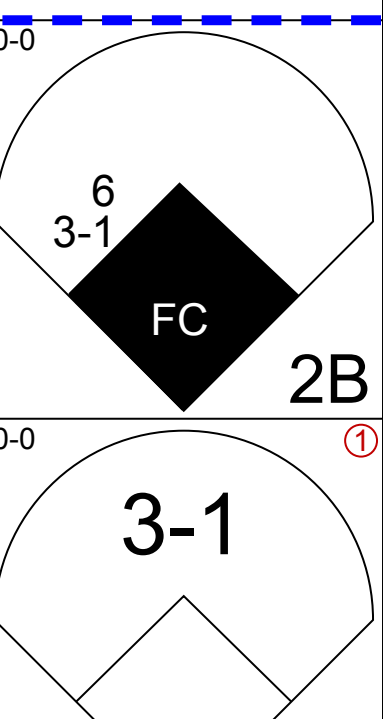
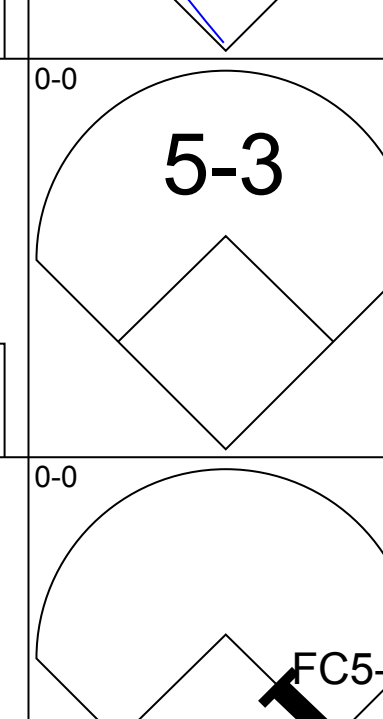
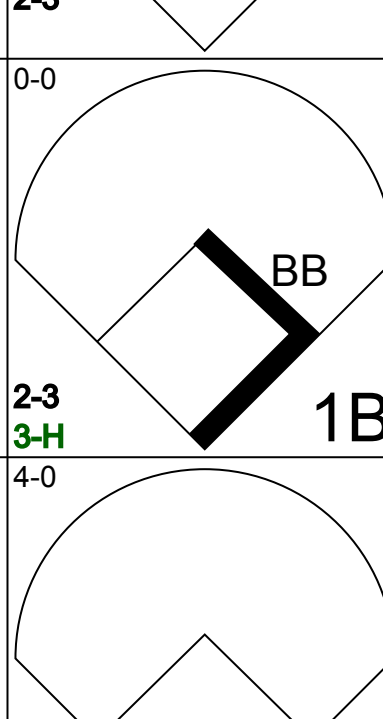
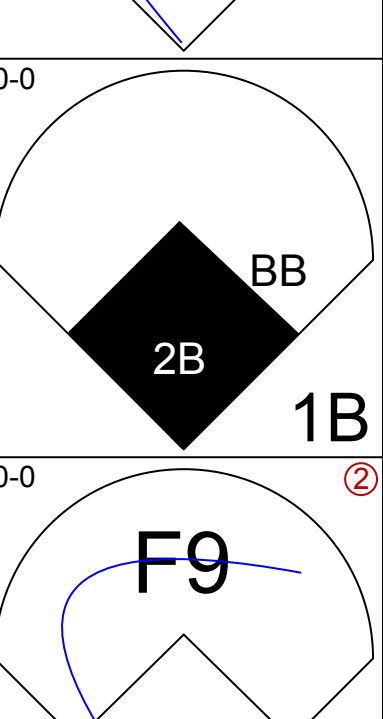
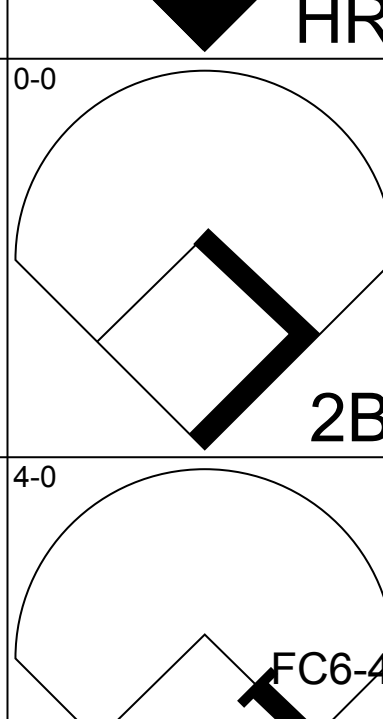
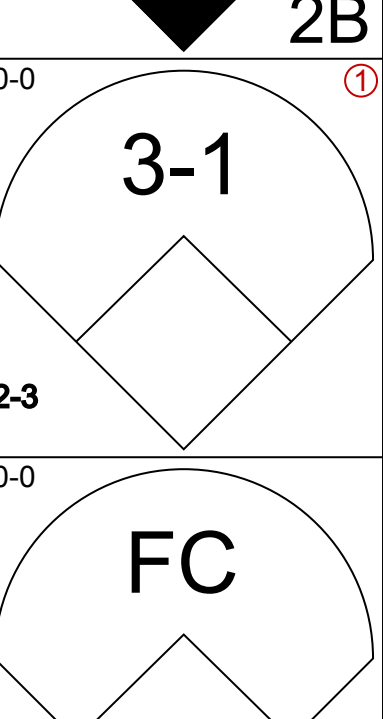
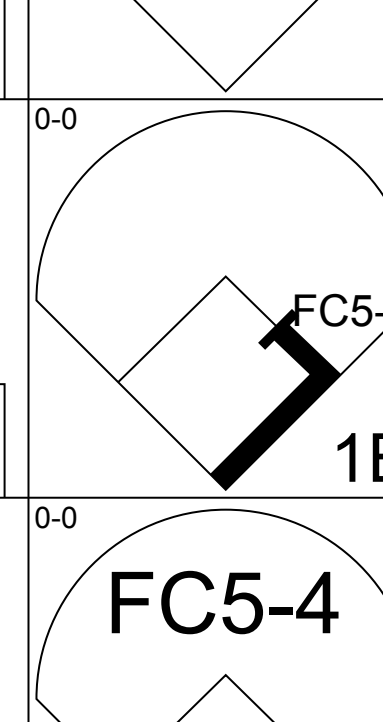
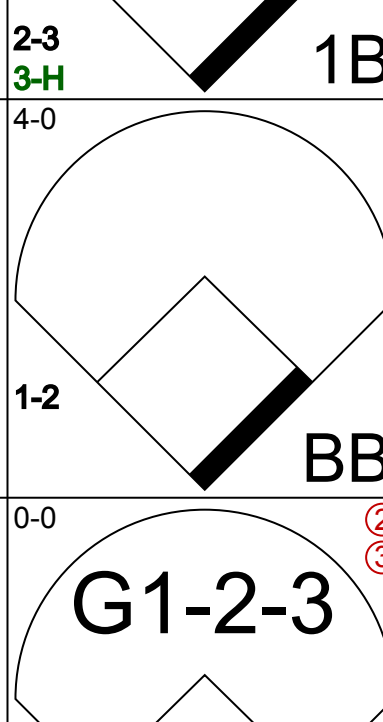
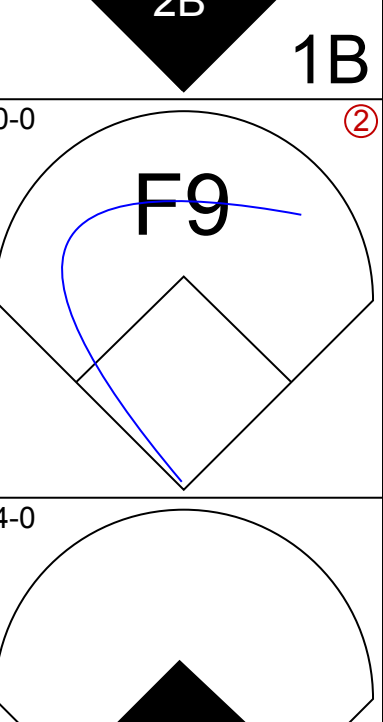
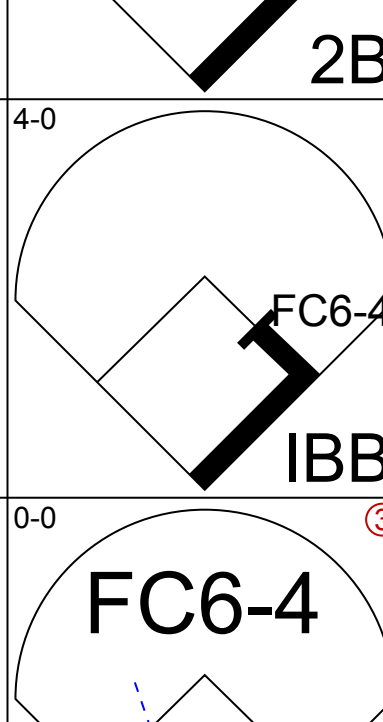
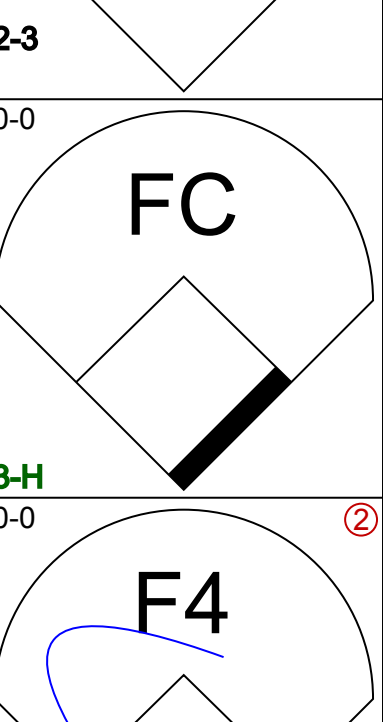
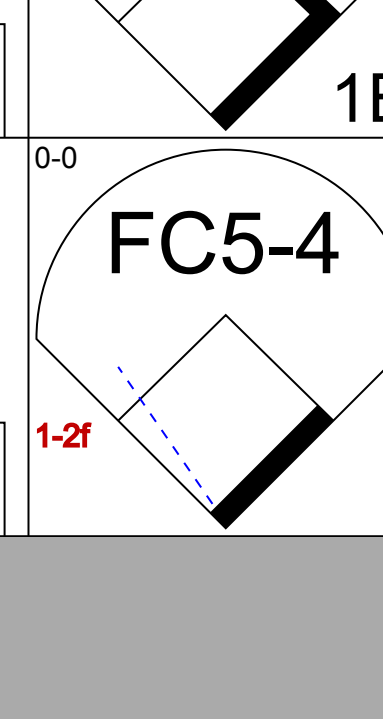
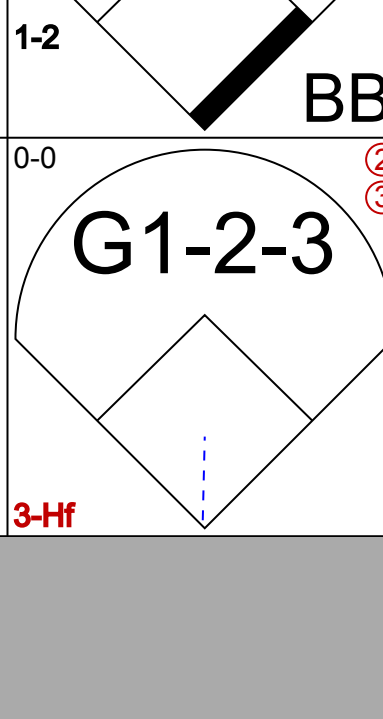
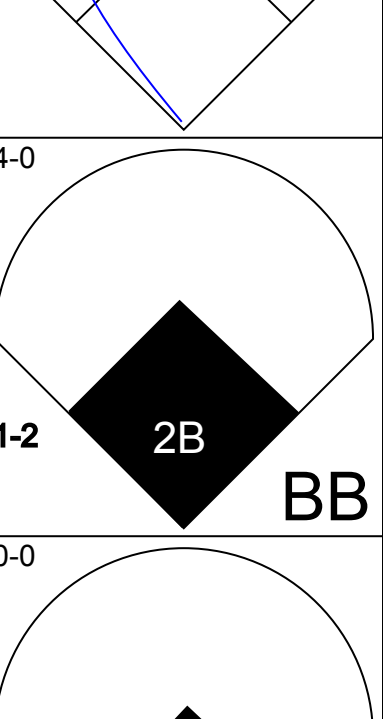
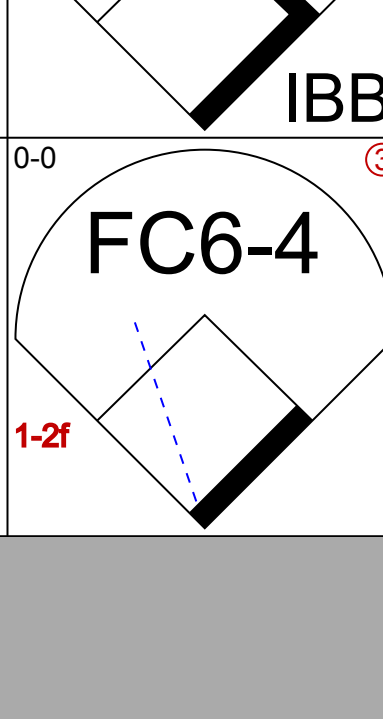
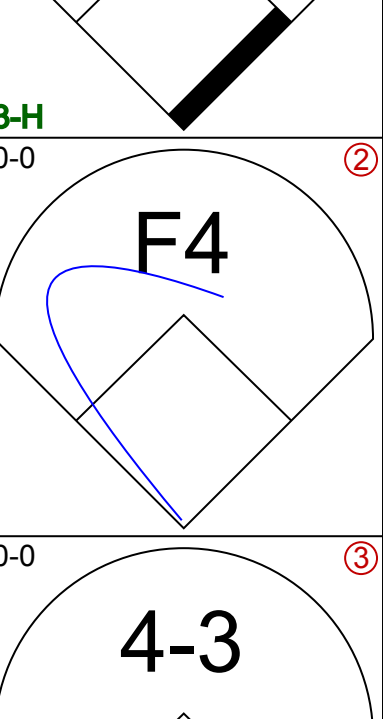
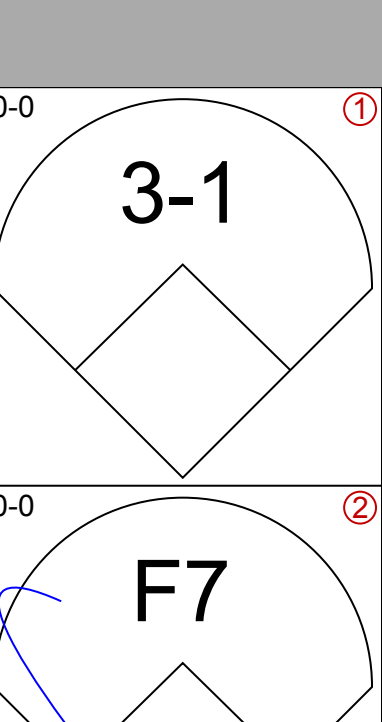
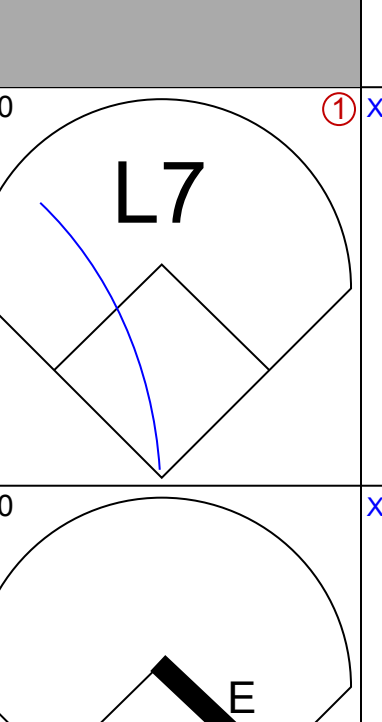

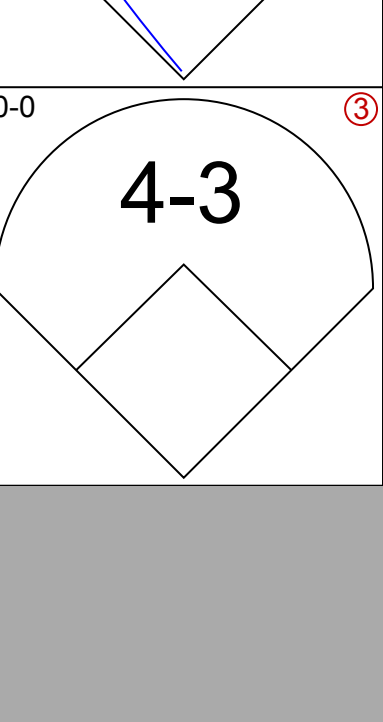
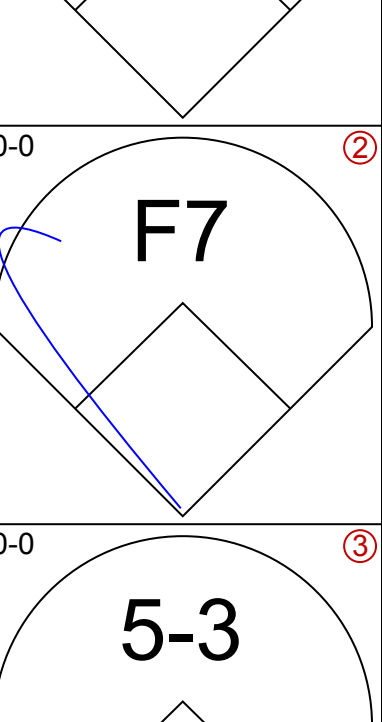
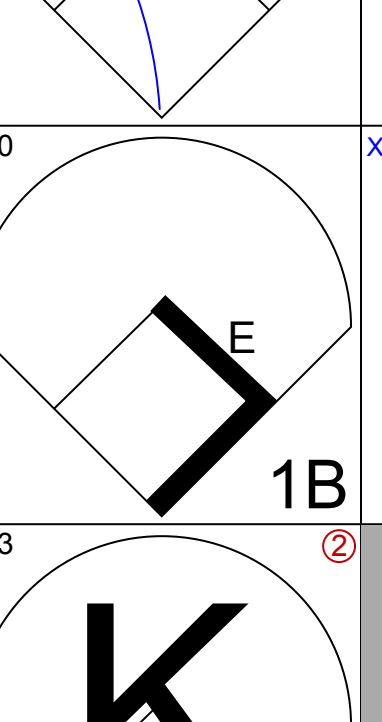


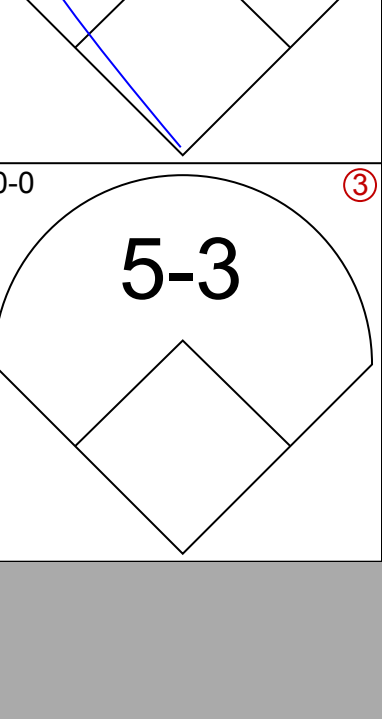
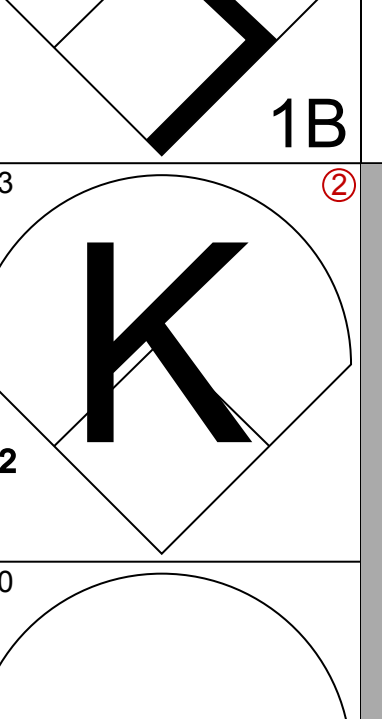
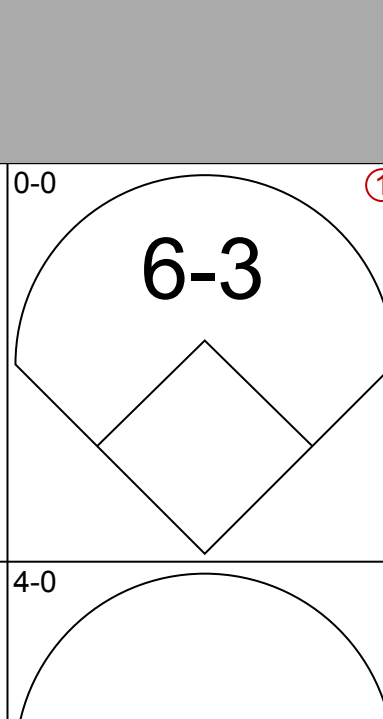

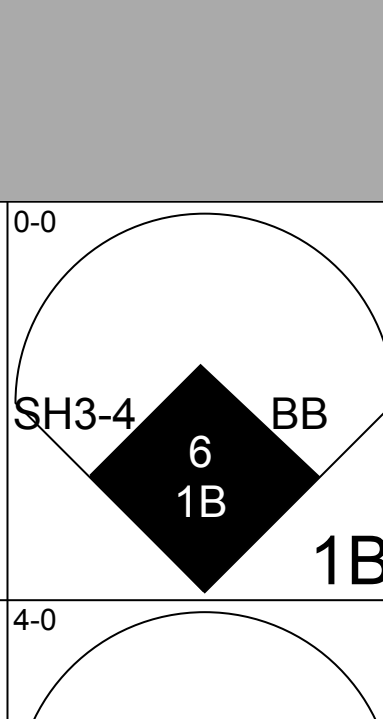

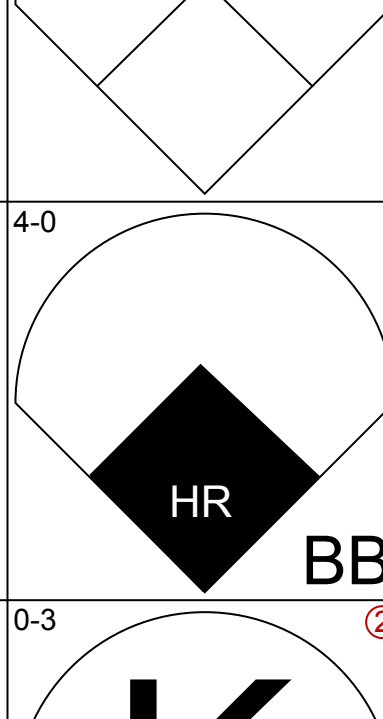

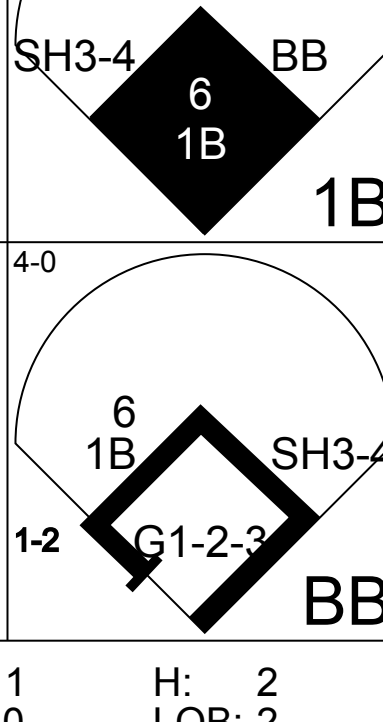

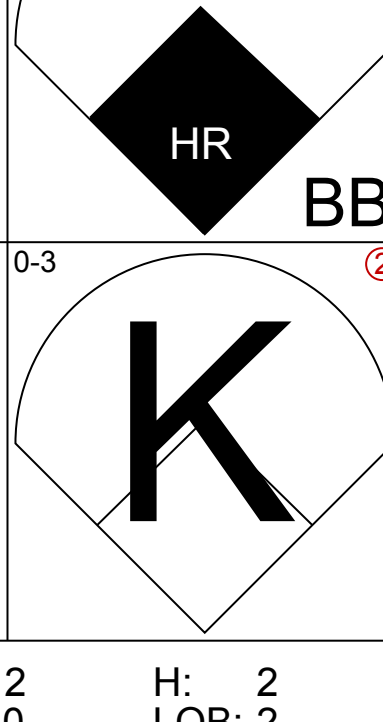



Batter	1	2	3	4	5	6	7	8	9	AB	R	H	RBI	BB	SO	LOB	BOTTOM			
Dom DiMaggio, R OBP: 0.363, SLG: 0.426 (1.8)	6-3		E				5-3			4	0	1	0	0	0	0	Washington Senators @ Boston Red Sox Fenway Park, Boston, MA Sun Aug 12 1951, 3:33 AM EDT Sunny			
6 Johnny Pesky, L OBP: 0.403, SLG: 0.384 (1.6)	G3		BB				5-3			3	0	0	0	1	0	0				
Ted Williams, L OBP: 0.478, SLG: 0.577 (1.7)	4-3		BB				HR			4	2	2	0	0	0	2				
Vern Stephens, R OBP: 0.368, SLG: 0.520 (1.5)			5-3				1B			4	2	3	2	0	0	3				
Billy Goodman, L OBP: 0.385, SLG: 0.369 (1.4)	F8		1B				G3			4	0	2	0	0	0	1				
Walt Dropo, R OBP: 0.321, SLG: 0.378 (1.3)	G4-6-3						FC6-4		F7	4	1	0	1	0	0	3				
Clyde Vollmer, R OBP: 0.383, SLG: 0.584 (1.9)			F6				1B		K	4	0	1	0	0	1	1				
Buddy Rosar, R OBP: 0.323, SLG: 0.291 (1.2)			F9				F9		E6	4	0	0	1	0	0	2				
Ray Scarborough, R OBP: 0.226, SLG: 0.180 (1.1)			BB				F9		F2	4	1	1	0	0	0	2				
Inning Stats	R: 0 E: 0 K: 0 S: 3	H: 0 LOB: 0 BB: 0 P: 3	R: 0 E: 0 K: 0 S: 3	H: 1 LOB: 0 BB: 0 P: 3	R: 1 E: 1 K: 0 S: 6	H: 2 LOB: 3 BB: 1 P: 10	R: 0 E: 0 K: 0 S: 4	H: 1 LOB: 1 BB: 0 P: 4	R: 0 E: 0 K: 0 S: 3	H: 0 LOB: 0 BB: 0 P: 3	R: 3 E: 1 K: 0 S: 7	H: 4 LOB: 1 BB: 0 P: 7	R: 2 E: 0 K: 0 S: 5	H: 2 LOB: 0 BB: 0 P: 5	R: 0 E: 1 K: 1 S: 6	H: 0 LOB: 1 BB: 0 P: 6	1B: 9 2B: 0 3B: 0 HR: 1	SF: 0 SAC: 0 DP: 1 HBP: 0	WP: 0 PB: 0 SB: 0 CS: 0	PA: 36
PITCHER Don Johnson, R ERA: 4.48 (1.1)	IP: 8.0 WLS: L BF: 36 H: 10 R: 6 ER: 4 SO: 1 BB: 1 IBB: 0 HBP: 0 BLK: 0 WP: 0 HR: 1 S: 37 P: 41 ERA: 4.50 WHIP: 1.375															PITCHER				

AB	35
R	6
H	10
RBI	4
BB	1
SO	1
LOB	14



Batter	1	2	3	4	5	6	7	8	9	AB	R	H	RBI	BB	SO	LOB	TOP					
Eddie Yost, R OBP: 0.415, SLG: 0.380 (1, 5)										4	1	1	0	0	2	0	Washington Senators @ Boston Red Sox Fenway Park, Boston, MA Sun Aug 12 1951, 3:38 AM EDT Att: 24,253 - Unknown					
Gil Coan, L OBP: 0.376, SLG: 0.483 (1, 7)										4	0	1	0	0	1	1						
Pete Runnels, L OBP: 0.383, SLG: 0.368 (1, 6)										3	0	1	1	1	0	1						
Mickey Vernon, L OBP: 0.351, SLG: 0.439 (1, 3)										4	0	0	0	0	0	2						
Sam Mele, R OBP: 0.316, SLG: 0.393 (1, 9)											4	1	3	0	0	0						
Mike McCormick, R OBP: 0.390, SLG: 0.362 (1, 8)											4	0	2	1	0	0		2				
Sam Dente, R OBP: 0.320, SLG: 0.294 (1, 4)												4	0	0	0	0		1	3			
Mickey Grasso, R OBP: 0.297, SLG: 0.261 (1, 2)												4	0	0	0	0		0	3			
Sid Hudson, R OBP: 0.344, SLG: 0.250 (8, PH)												2	0	0	0	0	0	0				
Cass Michaels, R OBP: 0.332, SLG: 0.342 (8, 1)												1	0	0	0	0	0	0				
Tom Ferrick, R OBP: 0.667, SLG: 0.667 (8, 1)												0	0	0	0	0	0	0				
Inning Stats	R: 0 E: 0 K: 1 S: 5	H: 0 LOB: 0 BB: 0 P: 5	R: 1 E: 0 K: 0 S: 5	H: 2 LOB: 1 BB: 0 P: 5	R: 0 E: 0 K: 0 S: 4	H: 1 LOB: 1 BB: 0 P: 4	R: 0 E: 0 K: 0 S: 3	H: 1 LOB: 0 BB: 0 P: 3	R: 0 E: 0 K: 1 S: 5	H: 0 LOB: 0 BB: 0 P: 5	R: 0 E: 0 K: 2 S: 7	H: 0 LOB: 1 BB: 1 P: 11	R: 0 E: 0 K: 0 S: 4	H: 1 LOB: 1 BB: 0 P: 4	R: 1 E: 0 K: 0 S: 5	H: 2 LOB: 1 BB: 0 P: 5	R: 0 E: 0 K: 0 S: 4	H: 1 LOB: 1 BB: 0 P: 4	1B: 6 2B: 2 3B: 0 HR: 0	SF: 0 SAC: 0 DP: 1 HBP: 0	WP: 0 PB: 0 SB: 0 CS: 0	PA: 35
PITCHER Bill Wight, L ERA: 5.61 (1, 1)	IP: 9.0 WLS: W BF: 35 H: 8 R: 2 ER: 2 SO: 4 BB: 1 IBB: 0 HBP: 0 BLK: 0 WP: 0 HR: 0 S: 42 P: 46 ERA: 2.00 WHIP: 1.000															PITCHER						

Batter	1	2	3	4	5	6	7	8	9	AB	R	H	RBI	BB	SO	LOB	BOTTOM			
Dom DiMaggio, R OBP: 0.364, SLG: 0.435 (1, 8)										4	2	2	2	0	0	0	Washington Senators @ Boston Red Sox Fenway Park, Boston, MA Sun Aug 12 1951, 3:38 AM EDT Att: 24,253 - Unknown			
6 Johnny Pesky, L OBP: 0.405, SLG: 0.390 (1, 6)										5	1	3	1	0	0	1				
Ted Williams, L OBP: 0.479, SLG: 0.575 (1, 7)										3	0	1	1	2	0	1				
Vern Stephens, R OBP: 0.366, SLG: 0.514 (1, 5)										4	1	0	0	1	0	7				
Billy Goodman, L OBP: 0.383, SLG: 0.370 (1, 4)										5	0	1	2	0	0	1				
Walt Dropo, R OBP: 0.324, SLG: 0.381 (1, 3)										4	0	2	0	0	0	1				
Clyde Vollmer, R OBP: 0.381, SLG: 0.578 (1, 9)										4	0	1	0	0	1	1				
Aaron Robinson, L OBP: 0.339, SLG: 0.255 (1, 2)										2	2	1	0	2	0	2				
Bill Wight, L OBP: 0.172, SLG: 0.077 (1, 1)										3	0	0	0	1	2	5				
Inning Stats	R: 0 E: 0 K: 0 S: 4	H: 1 LOB: 1 BB: 0 P: 4	R: 0 E: 0 K: 0 S: 3	H: 0 LOB: 0 BB: 0 P: 3	R: 1 E: 0 K: 0 S: 4	H: 2 LOB: 2 BB: 2 P: 12	R: 0 E: 1 K: 2 S: 8	H: 1 LOB: 2 BB: 1 P: 12	R: 2 E: 0 K: 0 S: 5	H: 2 LOB: 1 BB: 1 P: 9	R: 2 E: 0 K: 1 S: 7	H: 2 LOB: 2 BB: 2 P: 15	R: 0 E: 0 K: 0 S: 5	H: 2 LOB: 2 BB: 0 P: 5	R: 1 E: 0 K: 0 S: 5	H: 1 LOB: 1 BB: 0 P: 5	1B: 7 2B: 3 3B: 0 HR: 1	SF: 0 SAC: 1 DP: 1 HBP: 0	WP: 0 PB: 0 SB: 0 CS: 0	PA: 41
PITCHER Sid Hudson, R ERA: 5.65 (1, 1)	IP: 7.0 WLS: L BF: 36 H: 10 R: 5 ER: 5 SO: 3 BB: 4 IBB: 2 HBP: 0 BLK: 0 WP: 0 HR: 1 S: 36 P: 60 ERA: 6.43 WHIP: 2.000															PITCHER				
Tom Ferrick, R ERA: 5.28 (8, 1)	IP: 1.0 WLS: 5 BF: 1 H: 1 R: 1 ER: 1 SO: 0 BB: 0 IBB: 0 HBP: 0 BLK: 0 WP: 0 HR: 0 S: 5 P: 5 ERA: 9.00 WHIP: 1.000															PITCHER				

Batter	1	2	3	4	5	6	7	8	9	AB	R	H	RBI	BB	SO	LOB	TOP										
Dom DiMaggio, R OBP: 0.365, SLG: 0.432 (1, 8)	F7	K			2-3			G3		5	0	1	1	0	1	4	Boston Red Sox @ Philadelphia Athletics Shibe Park, Philadelphia, PA Tue Aug 14 1951, 3:33 AM EDT Att: 7,606 - Unknown livebaseballscorecards.com										
6 Johnny Pesky, L OBP: 0.405, SLG: 0.391 (1, 6)	HR	FC4-6 BB	F3					F6		5	1	2	1	0	0	3											
Ted Williams, L OBP: 0.482, SLG: 0.592 (1, 7)	HR	FC4-6 BB		HR						4	2	3	3	1	0	0											
Vern Stephens, R OBP: 0.367, SLG: 0.514 (2, PR) Fred Hatfield, L OBP: 0.341, SLG: 0.289 (2, 5)	1B	FC4-6		F8				F9		2	1	1	1	0	0	2											
Billy Goodman, L OBP: 0.383, SLG: 0.370 (1, 4)	1B	F7		F7				F8		5	0	2	0	0	0	4											
Walt Dropo, R OBP: 0.322, SLG: 0.377 (1, 3)	F7		BB	F6				G6-4-3		5	1	1	1	0	0	4											
Clyde Vollmer, R OBP: 0.374, SLG: 0.566 (1, 9)	F2		K		K			5-3		5	0	0	0	0	2	4											
Buddy Rosar, R OBP: 0.321, SLG: 0.289 (1, 2)		1B	F7		6-3			1-3		4	1	1	0	0	0	1											
Mickey McDermott, L OBP: 0.306, SLG: 0.373 (1, 1) Chuck Stobbs, L OBP: 0.252, SLG: 0.256 (6, 1) Walt Masterson, R OBP: 0.256, SLG: 0.256 (8, 1)		BB	1B					WP		1	1	1	0	1	0	0											
Inning Stats	R: 3 E: 0 K: 0 S: 7	H: 4 LOB: 1 BB: 0 P: 7	R: 2 E: 0 K: 1 S: 8	H: 3 LOB: 2 BB: 1 P: 12	R: 1 E: 0 K: 1 S: 7	H: 2 LOB: 2 BB: 1 P: 11	R: 1 E: 0 K: 0 S: 4	H: 1 LOB: 0 BB: 0 P: 4	R: 0 E: 0 K: 1 S: 5	H: 0 LOB: 1 BB: 0 P: 6	R: 0 E: 0 K: 0 S: 3	H: 0 LOB: 0 BB: 0 P: 3	R: 0 E: 0 K: 0 S: 3	H: 1 LOB: 0 BB: 0 P: 3	R: 0 E: 0 K: 0 S: 4	H: 1 LOB: 2 BB: 0 P: 4	R: 0 E: 0 K: 0 S: 5	H: 2 LOB: 2 BB: 0 P: 5	1B: 12 2B: 0 3B: 0 HR: 2	SF: 0 SAC: 0 DP: 1 HBP: 1	WP: 2 PA: 43 PB: 0 SB: 0 CS: 0						
PITCHER	IP	WLS	BF	H	R	ER	SO	BB	IBB	HBP	BLK	WP	HR	S	P	ERA	WHIP										
Sam Zoldak, L ERA: 3.6 (1, 1)	1.0	L	7	4	3	3	0	0	0	0	0	0	1	7	7	27.00	4.000										
Joe Coleman, R ERA: 8.43 (2, 1)	7.0		31	8	4	4	3	2	0	1	0	1	1	34	43	5.14	1.429										
Carl Scheib, R ERA: 4.83 (9, 1)	1.0		5	2	0	0	0	0	0	0	0	0	0	5	5	0.00	2.000										

Batter	1	2	3	4	5	6	7	8	9	AB	R	H	RBI	BB	SO	LOB	BOTTOM										
Eddie Joost, R OBP: 0.405, SLG: 0.463 (1, 6)	F5		FC5-4		5-3			1B		3	2	0	0	1	0	1	Boston Red Sox @ Philadelphia Athletics Shibe Park, Philadelphia, PA Tue Aug 14 1951, 3:33 AM EDT Att: 7,606 - Unknown livebaseballscorecards.com										
Elmer Valo, L OBP: 0.392, SLG: 0.439 (1, 8)	F4		1B		F9			BB		3	0	1	1	1	0	0											
Allie Clark, R OBP: 0.317, SLG: 0.397 (1, 9)	F8		1B					1B		4	0	2	1	0	0	0											
Gus Zernial, R OBP: 0.357, SLG: 0.544 (1, 7)		F3	F9					1B		3	0	0	1	1	1	2											
Hank Majeski, R OBP: 0.369, SLG: 0.429 (1, 5)		F8		HR				1B		4	1	1	1	0	0	3											
Pete Suder, R OBP: 0.300, SLG: 0.288 (1, 4)		1B			F7					4	0	1	0	0	0	0											
Lou Limmer, L OBP: 0.263, SLG: 0.303 (1, 3)		4-3			K					4	0	0	0	0	2	1											
Joe Tipton, R OBP: 0.364, SLG: 0.322 (1, 2)			FC5-4		K					4	0	2	0	0	2	0											
Sam Zoldak, L OBP: 0.241, SLG: 0.276 (1, 1) Joe Coleman, R OBP: 0.190, SLG: 0.158 (2, 1) Joe Astroth, R OBP: 0.276, SLG: 0.304 (6, PH) Carl Scheib, R OBP: 0.440, SLG: 0.617 (9, 1)			K		K			BB		1	0	0	0	0	0	1											
Inning Stats	R: 0 E: 0 K: 0 S: 3	H: 0 LOB: 0 BB: 0 P: 3	R: 0 E: 0 K: 0 S: 4	H: 1 LOB: 1 BB: 0 P: 4	R: 1 E: 0 K: 1 S: 7	H: 2 LOB: 2 BB: 1 P: 11	R: 1 E: 0 K: 2 S: 8	H: 1 LOB: 0 BB: 0 P: 8	R: 0 E: 0 K: 1 S: 5	H: 0 LOB: 0 BB: 0 P: 5	R: 0 E: 0 K: 1 S: 5	H: 0 LOB: 0 BB: 0 P: 5	R: 0 E: 0 K: 2 S: 7	H: 0 LOB: 0 BB: 0 P: 7	R: 2 E: 0 K: 0 S: 4	H: 3 LOB: 1 BB: 2 P: 12	R: 0 E: 0 K: 0 S: 4	H: 1 LOB: 1 BB: 0 P: 4	1B: 7 2B: 0 3B: 1 HR: 1	SF: 0 SAC: 0 DP: 0 HBP: 0	WP: 0 PA: 36 PB: 0 SB: 0 CS: 0						
PITCHER	IP	WLS	BF	H	R	ER	SO	BB	IBB	HBP	BLK	WP	HR	S	P	ERA	WHIP										
Mickey McDermott, L ERA: 2.98 (1, 1)	5.0	W	20	4	2	2	4	1	0	0	0	0	0	15	23	9.00	2.500										
Chuck Stobbs, L ERA: 4.45 (6, 1)	2.0		11	3	2	2	3	2	0	0	0	0	0	5	5	0.00	0.500										
Walt Masterson, R ERA: 3.0 (8, 1)	2.0	S	5	1	0	0	0	0	0	0	0	0	0	5	5	0.00	0.500										

Batter	1	2	3	4	5	6	7	8	9	AB	R	H	RBI	BB	SO	LOB	TOP				
Dom DiMaggio, R OBP: 0.366, SLG: 0.434																					
6 Johnny Pesky, L OBP: 0.404, SLG: 0.389																					
Ted Williams, L OBP: 0.478, SLG: 0.586																					
Fred Hatfield, L OBP: 0.375, SLG: 0.300																					
Billy Goodman, L OBP: 0.382, SLG: 0.371																					
Walt Dropo, R OBP: 0.317, SLG: 0.370																					
Clyde Vollmer, R OBP: 0.375, SLG: 0.567																					
Aaron Robinson, L OBP: 0.328, SLG: 0.245																					
Mel Parnell, L OBP: 0.361, SLG: 0.345																					
Inning Stats	R: 1 E: 0 K: 1 S: 8	H: 3 LOB: 2 BB: 0 P: 8	R: 2 E: 0 K: 0 S: 4	H: 2 LOB: 0 BB: 1 P: 8	R: 0 E: 0 K: 0 S: 2	H: 0 LOB: 0 BB: 1 P: 6	R: 0 E: 0 K: 0 S: 3	H: 0 LOB: 0 BB: 0 P: 3	R: 0 E: 0 K: 0 S: 2	H: 2 LOB: 1 BB: 2 P: 10	R: 0 E: 0 K: 0 S: 3	H: 0 LOB: 0 BB: 0 P: 3	R: 0 E: 0 K: 0 S: 3	H: 0 LOB: 1 BB: 1 P: 7	R: 0 E: 0 K: 0 S: 3	H: 0 LOB: 0 BB: 0 P: 3	1B: 4 2B: 2 3B: 1 HR: 0	SF: 0 SAC: 0 DP: 2 HBP: 0	WP: 0 PB: 0 SB: 0 CS: 1	PA: 37	
PITCHER	IP WLS BF H R ER SO BB IBB HBP BLK WP HR S P ERA WHIP	IP WLS BF H R ER SO BB IBB HBP BLK WP HR S P ERA WHIP	IP WLS BF H R ER SO BB IBB HBP BLK WP HR S P ERA WHIP	IP WLS BF H R ER SO BB IBB HBP BLK WP HR S P ERA WHIP	IP WLS BF H R ER SO BB IBB HBP BLK WP HR S P ERA WHIP	IP WLS BF H R ER SO BB IBB HBP BLK WP HR S P ERA WHIP	IP WLS BF H R ER SO BB IBB HBP BLK WP HR S P ERA WHIP	IP WLS BF H R ER SO BB IBB HBP BLK WP HR S P ERA WHIP	IP WLS BF H R ER SO BB IBB HBP BLK WP HR S P ERA WHIP	IP WLS BF H R ER SO BB IBB HBP BLK WP HR S P ERA WHIP	IP WLS BF H R ER SO BB IBB HBP BLK WP HR S P ERA WHIP	IP WLS BF H R ER SO BB IBB HBP BLK WP HR S P ERA WHIP	IP WLS BF H R ER SO BB IBB HBP BLK WP HR S P ERA WHIP	IP WLS BF H R ER SO BB IBB HBP BLK WP HR S P ERA WHIP	IP WLS BF H R ER SO BB IBB HBP BLK WP HR S P ERA WHIP	IP WLS BF H R ER SO BB IBB HBP BLK WP HR S P ERA WHIP	IP WLS BF H R ER SO BB IBB HBP BLK WP HR S P ERA WHIP	IP WLS BF H R ER SO BB IBB HBP BLK WP HR S P ERA WHIP	IP WLS BF H R ER SO BB IBB HBP BLK WP HR S P ERA WHIP	IP WLS BF H R ER SO BB IBB HBP BLK WP HR S P ERA WHIP	IP WLS BF H R ER SO BB IBB HBP BLK WP HR S P ERA WHIP

Boston Red Sox @ Philadelphia Athletics
 Shibe Park, Philadelphia, PA
 Wed Aug 15, 1951, 3:33 AM EDT
 Att: 9,506 - Unknown


AB	31
R	4
H	7
RBI	4
BB	5
SO	1
LOB	17



Batter	1	2	3	4	5	6	7	8	9	AB	R	H	RBI	BB	SO	LOB	BOTTOM					
Eddie Joost, R OBP: 0.403, SLG: 0.461																						
Elmer Valo, L OBP: 0.394, SLG: 0.438																						
Allie Clark, R OBP: 0.309, SLG: 0.387																						
Gus Zernial, R OBP: 0.361, SLG: 0.546																						
Hank Majeski, R OBP: 0.371, SLG: 0.433																						
Pete Suder, R OBP: 0.297, SLG: 0.285																						
Lou Limmer, L OBP: 0.299, SLG: 0.298																						
Joe Tipton, R OBP: 0.358, SLG: 0.316																						
Dick Fowler, R OBP: 0.263, SLG: 0.235																						
Joe Astroth, R OBP: 0.274, SLG: 0.302																						
Carl Scheib, R OBP: 0.440, SLG: 0.617																						
Inning Stats	R: 0 E: 0 K: 0 S: 3	H: 1 LOB: 0 BB: 0 P: 3	R: 1 E: 0 K: 0 S: 4	H: 2 LOB: 0 BB: 0 P: 4	R: 0 E: 0 K: 1 S: 5	H: 0 LOB: 0 BB: 0 P: 5	R: 0 E: 0 K: 0 S: 4	H: 2 LOB: 1 BB: 0 P: 4	R: 0 E: 0 K: 0 S: 3	H: 0 LOB: 0 BB: 0 P: 3	R: 0 E: 0 K: 0 S: 3	H: 0 LOB: 1 BB: 1 P: 7	R: 1 E: 0 K: 1 S: 7	H: 2 LOB: 1 BB: 0 P: 7	R: 0 E: 0 K: 2 S: 7	H: 0 LOB: 0 BB: 0 P: 7	R: 0 E: 0 K: 0 S: 3	H: 0 LOB: 0 BB: 0 P: 3	1B: 6 2B: 1 3B: 0 HR: 0	SF: 0 SAC: 0 DP: 3 HBP: 0	WP: 0 PB: 0 SB: 0 CS: 0	PA: 32
PITCHER	IP WLS BF H R ER SO BB IBB HBP BLK WP HR S P ERA WHIP	IP WLS BF H R ER SO BB IBB HBP BLK WP HR S P ERA WHIP	IP WLS BF H R ER SO BB IBB HBP BLK WP HR S P ERA WHIP	IP WLS BF H R ER SO BB IBB HBP BLK WP HR S P ERA WHIP	IP WLS BF H R ER SO BB IBB HBP BLK WP HR S P ERA WHIP	IP WLS BF H R ER SO BB IBB HBP BLK WP HR S P ERA WHIP	IP WLS BF H R ER SO BB IBB HBP BLK WP HR S P ERA WHIP	IP WLS BF H R ER SO BB IBB HBP BLK WP HR S P ERA WHIP	IP WLS BF H R ER SO BB IBB HBP BLK WP HR S P ERA WHIP	IP WLS BF H R ER SO BB IBB HBP BLK WP HR S P ERA WHIP	IP WLS BF H R ER SO BB IBB HBP BLK WP HR S P ERA WHIP	IP WLS BF H R ER SO BB IBB HBP BLK WP HR S P ERA WHIP	IP WLS BF H R ER SO BB IBB HBP BLK WP HR S P ERA WHIP	IP WLS BF H R ER SO BB IBB HBP BLK WP HR S P ERA WHIP	IP WLS BF H R ER SO BB IBB HBP BLK WP HR S P ERA WHIP	IP WLS BF H R ER SO BB IBB HBP BLK WP HR S P ERA WHIP	IP WLS BF H R ER SO BB IBB HBP BLK WP HR S P ERA WHIP	IP WLS BF H R ER SO BB IBB HBP BLK WP HR S P ERA WHIP	IP WLS BF H R ER SO BB IBB HBP BLK WP HR S P ERA WHIP	IP WLS BF H R ER SO BB IBB HBP BLK WP HR S P ERA WHIP	IP WLS BF H R ER SO BB IBB HBP BLK WP HR S P ERA WHIP	

Boston Red Sox @ Philadelphia Athletics
 Shibe Park, Philadelphia, PA
 Wed Aug 15, 1951, 3:33 AM EDT
 Att: 9,506 - Unknown

AB	31
R	2
H	7
RBI	1
BB	1
SO	4
LOB	9




Batter	1	2	3	4	5	6	7	8	9	AB	R	H	RBI	BB	SO	LOB	TOP					
Dom DiMaggio, R OBP: 0.368, SLG: 0.435	0-0 4-3 1B		0-0 1B			4-0 1B BB	0-0 F8			3	0	2	0	1	0	1	Boston Red Sox @ Philadelphia Athletics Shibe Park, Philadelphia, PA Thu Aug 16 1951, 3:33 AM EDT Att: 3,055 - Sunny - 93 F livebaseballscores.com					
6 Johnny Pesky, L OBP: 0.399, SLG: 0.384	0-0 F2		0-0 F8			0-0 F8	0-0 F9			4	0	0	0	0	0	4						
Ted Williams, L OBP: 0.477, SLG: 0.583	0-0 4-3 1-2			0-0 L3		0-0 1B		0-0 F3		4	0	1	0	0	0	1						
Mel Hoderlein, S OBP: 0.250, SLG: 0.250	0-0 5-3			0-0 6-3		0-0 F8		0-0 1B		4	0	1	0	0	0	3						
Billy Goodman, L OBP: 0.381, SLG: 0.370		0-0 G5-4-3 1B		0-0 6-3		0-0 F8		0-0 F5		4	0	1	0	0	0	3						
Walt Dropo, R OBP: 0.316, SLG: 0.366		0-0 G5-4-3 1-2			0-0 E5 G5-4-3		4-0 HR BB	0-0 F2		3	1	0	0	1	0	2						
Clyde Vollmer, R OBP: 0.374, SLG: 0.574		0-0 5-3			0-0 G5-4-3 1-2		0-0 1-H HR	0-0 F2		4	1	1	2	0	0	1						
Buddy Rosar, R OBP: 0.319, SLG: 0.282			0-0 5-3		4-0 BB	0-0 4-3	0-0 F9			3	0	0	0	1	0	0						
Ray Scarborough, R Les Moss, R Fred Hatfield, L Harry Taylor, R Willard Nixon, L Charlie Maxwell, L			0-3 K		0-0 1-3		4-0 BB	0-3 K		2	0	0	0	0	1	1						
Inning Stats	R: 0 E: 0 K: 0 S: 4	H: 1 LOB: 1 BB: 0 P: 4	R: 0 E: 0 K: 0 S: 3	H: 1 LOB: 0 BB: 0 P: 3	R: 0 E: 0 K: 1 S: 6	H: 1 LOB: 1 BB: 0 P: 6	R: 0 E: 0 K: 0 S: 3	H: 0 LOB: 0 BB: 0 P: 3	R: 0 E: 1 K: 0 S: 3	H: 0 LOB: 1 BB: 1 P: 7	R: 0 E: 0 K: 0 S: 4	H: 1 LOB: 2 BB: 1 P: 8	R: 2 E: 0 K: 0 S: 4	H: 1 LOB: 1 BB: 2 P: 12	R: 0 E: 0 K: 0 S: 4	H: 1 LOB: 1 BB: 0 P: 4		R: 0 E: 0 K: 1 S: 5	H: 0 LOB: 0 BB: 0 P: 5	1B: 5 2B: 0 3B: 0 HR: 1	SF: 0 SAC: 0 DP: 2 HBP: 0	WP: 0 PB: 0 SB: 0 CS: 0
PITCHER Bobby Shantz, L ERA: 4.6	IP: 9.0 WLS: W BF: 36 H: 6 R: 2 ER: 2 SO: 2 BB: 4 IBB: 0 HBP: 0 BLK: 0 WP: 0 HR: 1 S: 36 P: 52 ERA: 2.00 WHIP: 1.111																					

Batter	1	2	3	4	5	6	7	8	9	AB	R	H	RBI	BB	SO	LOB	BOTTOM			
Eddie Joost, R OBP: 0.401, SLG: 0.458	0-0 BB 1B 3-1	0-0 F9		0-3 K			0-0 F3	0-0 F8		5	1	1	0	0	1	2	Boston Red Sox @ Philadelphia Athletics Shibe Park, Philadelphia, PA Thu Aug 16 1951, 3:33 AM EDT Att: 3,055 - Sunny - 93 F livebaseballscores.com			
Elmer Valo, L OBP: 0.396, SLG: 0.442	0-0 3-1 1B 1-2	0-0 4-3			0-0 F6	4-0 1B BB	0-0 HR 2B			4	3	2	0	1	0	1				
Dave Philley, S OBP: 0.335, SLG: 0.333	4-0 1-2 2-3 1B BB		0-0 F7		0-0 2B 1B	0-0 2B 1B	0-0 F3			4	3	2	0	1	0	1				
Gus Zernial, R OBP: 0.363, SLG: 0.553	0-0 3-1		4-0 K		0-3 K	0-0 2B 1B	0-0 HR			4	2	2	4	1	1	3				
Hank Majeski, R OBP: 0.374, SLG: 0.443	0-0 F5		0-0 F8		0-0 1-H 2B	0-0 1B 2B	0-0 FC4-6 1B			5	1	3	2	0	0	3				
Lou Limmer, L OBP: 0.283, SLG: 0.297	0-0 2-H 3-H 1B		0-3 K		0-0 G3	4-0 BB 1B IBB	0-0 FC4-6			4	0	1	2	1	1	3				
Pete Suder, R OBP: 0.297, SLG: 0.285	0-0 F8			0-0 5-3		0-0 F5	0-0 1-2 2-H 3-H 1B			4	0	1	2	0	0	1				
Joe Tipton, R OBP: 0.361, SLG: 0.316		0-0 SH1-4 1B		0-0 F2		0-0 L8	0-0 1-2 2-3 BB			3	0	1	0	1	0	0				
Bobby Shantz, R OBP: 0.352, SLG: 0.327		0-0 SH1-4		0-0 1B		0-0 F9	0-0 G1-2-3			3	0	1	0	0	0	3				
Inning Stats	R: 3 E: 0 K: 0 S: 6	H: 3 LOB: 1 BB: 1 P: 10	R: 0 E: 0 K: 0 S: 4	H: 1 LOB: 1 BB: 0 P: 4	R: 0 E: 0 K: 1 S: 5	H: 0 LOB: 1 BB: 1 P: 9	R: 0 E: 0 K: 1 S: 6	H: 1 LOB: 1 BB: 0 P: 6	R: 1 E: 0 K: 1 S: 7	H: 2 LOB: 1 BB: 0 P: 7	R: 0 E: 0 K: 0 S: 3	H: 0 LOB: 0 BB: 0 P: 3	R: 4 E: 0 K: 0 S: 6	H: 4 LOB: 2 BB: 3 P: 18	R: 2 E: 0 K: 0 S: 6	H: 3 LOB: 1 BB: 0 P: 6		1B: 10 2B: 3 3B: 0 HR: 1	SF: 0 SAC: 1 DP: 1 HBP: 0	WP: 0 PB: 0 SB: 0 CS: 0
PITCHER Ray Scarborough, R ERA: 4.46 Harry Taylor, R ERA: 5.92 Willard Nixon, R ERA: 4.72	IP: 6.0 WLS: L BF: 27 H: 7 R: 4 ER: 4 SO: 3 BB: 2 IBB: 0 HBP: 0 BLK: 0 WP: 0 HR: 0 S: 31 P: 39 ERA: 6.00 WHIP: 1.500																			

Batter	1	2	3	4	5	6	7	8	9	10	11	12	AB	R	H	RBI	BB	SO	LOB	TOP							
Dom DiMaggio, R OBP: 0.364, SLG: 0.430 (1.8)	F9	F8			F7		1-3		6-3		L6		6	0	0	0	0	0	2								
6 Johnny Pesky, L OBP: 0.401, SLG: 0.384 (1.6)	F4		F7		BB 1B		1B 1B		BB		4-3		5	2	2	0	1	0	0								
Ted Williams, L OBP: 0.475, SLG: 0.578 (1.7)	F7		F5		BB 1B		1B 1B		F9			4-3	5	0	1	0	1	0	1								
Walt Dropo, R OBP: 0.323, SLG: 0.374 (1.3)		2B			BB 1B		HBP 1B		F4			F8	5	1	3	2	1	0	1								
Billy Goodman, L OBP: 0.385, SLG: 0.376 (1.4)		2B	F7		G3		HBP 1B			FC3-6 BB		E 2B	4	2	2	1	1	0	3								
Clyde Volmer, R OBP: 0.373, SLG: 0.569 (1.9)		FC4-6 1B			K		4-3		F3		F7	E4 HR 1B	6	1	2	2	0	1	4								
Fred Hatfield, L OBP: 0.352, SLG: 0.348 (1.5)		F8			F2		4-3		F6		FC3-6	HR	6	1	1	2	0	0	2								
Aaron Robinson, L OBP: 0.336, SLG: 0.279 (1.2)		FC4-6 1B			G3		F4				4-3	HR 3B	6	0	3	0	0	0	1								
Bill Wright, L OBP: 0.161, SLG: 0.071 (1.1)		FC4-6 1B			K		K		K		K	1-3	2	0	0	0	0	1	2								
Ellis Kinder, R OBP: 0.036, SLG: 0.071 (6.1)		FC4-6 1B			K		K		K		K	1-3	4	0	0	0	0	3	1								
Inning Stats	R: 0 E: 0 K: 0 S: 3	H: 0 LOB: 0 BB: 0 P: 3	R: 2 E: 0 K: 0 S: 7	H: 4 LOB: 2 BB: 0 P: 7	R: 0 E: 0 K: 0 S: 3	H: 0 LOB: 1 BB: 1 P: 7	R: 0 E: 0 K: 1 S: 5	H: 0 LOB: 0 BB: 0 P: 6	R: 1 E: 0 K: 1 S: 7	H: 2 LOB: 2 BB: 11	R: 0 E: 0 K: 0 S: 3	H: 0 LOB: 0 BB: 0 P: 3	R: 1 E: 0 K: 1 S: 6	H: 3 LOB: 3 BB: 0 P: 9	R: 0 E: 0 K: 1 S: 5	H: 1 LOB: 0 BB: 0 P: 5	R: 0 E: 0 K: 0 S: 3	H: 0 LOB: 1 BB: 1 P: 7	R: 0 E: 0 K: 1 S: 5	H: 0 LOB: 0 BB: 0 P: 5	R: 3 E: 1 K: 0 S: 7	H: 4 LOB: 1 BB: 0 P: 7	1B: 9 2B: 3 3B: 1 HR: 1	SF: 0 SAC: 0 DP: 0 HBP: 1	WP: 0 PB: 0 SB: 0 CS: 0	PA: 54	
PITCHER Connie Marrero, R ERA: 3.42 (1.1)	IP: 12.0	WLS: 12.0	BF: 54	H: 14	R: 7	ER: 7	SO: 5	BB: 4	IBB: 0	HBP: 1	BLK: 0	WP: 0	HR: 1	S: 59	P: 76	ERA: 5.25	WHIP: 1.500										

Boston Red Sox @ Washington Senators
Griffith Stadium, Washington, DC
Fri Aug 17 1951, 3:33 AM EDT
Alt. 10.834 - Unknown


AB 49
R 7
H 14
RBI 7
BB 4
SO 5
LOB 17



Batter	1	2	3	4	5	6	7	8	9	10	11	12	AB	R	H	RBI	BB	SO	LOB	BOTTOM							
Eddie Yost, R OBP: 0.416, SLG: 0.384 (1.5)	F9		F9		F7		K		F7		1B BB		5	0	0	1	1	1	0								
Gl Coan, L OBP: 0.374, SLG: 0.477 (1.7)	4-3 PB 1B		E1 F8		K		2B		F9		F8		6	1	2	0	0	1	1								
Pete Runnels, L OBP: 0.378, SLG: 0.388 (1.6)	4-3		F8			1B 2B	1B 2B		BB		1B		5	1	3	1	1	0	2								
Mickey Vernon, L OBP: 0.345, SLG: 0.428 (1.3)	4-3				L6		F9		F9		1B BB		5	0	1	0	1	0	3								
Sam Mele, R OBP: 0.315, SLG: 0.391 (1.8)		E G5-2-3 1B		F7		FC3-2 1B			5-3		5-3		6	0	3	1	0	0	3								
Mike McCormick, R OBP: 0.383, SLG: 0.367 (1.9)		E9 1B		1-3		5-3		F8		5-3		6-3	5	0	1	0	0	0	4								
Dan Porter, L OBP: 0.333, SLG: 0.333 (12, FH)		1B											1	0	0	0	0	0	0								
Cass Michaels, R OBP: 0.339, SLG: 0.350 (1.4)		F4			3B BB	FC3-2 BB		F5		1B		F3	4	1	1	0	2	0	2								
Mike Guerra, R OBP: 0.262, SLG: 0.226 (1.2)		BB			3B	FC3-2		6-3		5-3		F8	5	1	1	1	1	0	4								
Connie Marrero, R OBP: 0.262, SLG: 0.167 (1.1)		G5-2-3			6-3	3-1		F9			4-3		5	0	0	0	0	0	7								
Inning Stats	R: 0 E: 0 K: 0 S: 4	H: 1 LOB: 1 BB: 0 P: 4	R: 0 E: 1 K: 0 S: 4	H: 2 LOB: 2 BB: 1 P: 8	R: 0 E: 1 K: 0 S: 3	H: 0 LOB: 0 BB: 0 P: 3	R: 0 E: 0 K: 0 S: 3	H: 0 LOB: 0 BB: 0 P: 3	R: 2 E: 0 K: 1 S: 6	H: 1 LOB: 2 BB: 1 P: 10	R: 0 E: 0 K: 0 S: 3	H: 0 LOB: 0 BB: 0 P: 3	R: 0 E: 0 K: 0 S: 3	H: 0 LOB: 1 BB: 1 P: 7	R: 0 E: 0 K: 0 S: 4	H: 1 LOB: 1 BB: 0 P: 4	R: 0 E: 0 K: 0 S: 4	H: 1 LOB: 3 BB: 2 P: 12	R: 0 E: 0 K: 0 S: 3	H: 0 LOB: 0 BB: 0 P: 3	1B: 8 2B: 3 3B: 1 HR: 0	SF: 0 SAC: 0 DP: 1 HBP: 0	WP: 0 PB: 1 SB: 0 CS: 0	PA: 53			
PITCHER Bill Wright, L ERA: 5.59 (1.1)	IP: 5.0	WLS: 23	BF: 7	H: 3	R: 3	ER: 3	SO: 1	BB: 2	IBB: 0	HBP: 0	BLK: 0	WP: 0	HR: 0	S: 23	P: 31	ERA: 5.40	WHIP: 1.800										
Ellis Kinder, R ERA: 3.13 (6.1)	IP: 7.0	WLS: 30	BF: 5	H: 1	R: 1	ER: 1	SO: 1	BB: 3	IBB: 1	HBP: 0	BLK: 0	WP: 0	HR: 0	S: 28	P: 44	ERA: 1.29	WHIP: 1.143										

Boston Red Sox @ Washington Senators
Griffith Stadium, Washington, DC
Fri Aug 17 1951, 3:33 AM EDT
Alt. 10.834 - Unknown

AB 47
R 4
H 12
RBI 4
BB 6
SO 2
LOB 26



Batter	1	2	3	4	5	6	7	8	9	AB	R	H	RBI	BB	SO	LOB	TOP			
Dom DiMaggio, R OBP: 0.371, SLG: 0.436 (1, 8)										4	4	4	1	2	0	0	Boston Red Sox @ Washington Senators Griffith Stadium, Washington, DC Sat Aug 18 1951, 3:33 AM EDT Att: 14,430 - Unknown			
6 Johnny Pesky, L OBP: 0.400, SLG: 0.382 (1, 6)										5	1	1	1	1	0	5				
Ted Williams, L OBP: 0.474, SLG: 0.583 (1, 7)										5	1	2	5	0	0	4				
Walt Dropo, R OBP: 0.325, SLG: 0.372 (1, 3)										4	0	1	2	1	1	1				
Billy Goodman, L OBP: 0.387, SLG: 0.379 (1, 4)										5	1	3	0	0	0	1				
Clyde Vollmer, R OBP: 0.366, SLG: 0.557 (1, 9)										5	0	0	0	0	0	4				
Fred Hatfield, L OBP: 0.356, SLG: 0.327 (1, 5)										3	1	0	0	2	1	1				
Aaron Robinson, L OBP: 0.346, SLG: 0.274 (1, 2)										2	1	0	0	3	1	0				
Leo Kiely, L OBP: 0.429, SLG: 0.294 (1, 1)										1	0	0	0	0	1	3				
Walt Masterson, R OBP: 0.311, SLG: 0.111 (3, 1)										1	1	1	0	0	0	0				
Mel Parnell, L OBP: 0.349, SLG: 0.333 (4, 1)										2	0	0	0	0	2	3				
Charlie Maxwell, L OBP: 0.286, SLG: 0.447 (9, PH)										1	0	0	0	0	0	0				
Ellis Kinder, R OBP: 0.036, SLG: 0.071 (9, 1)										0	0	0	0	0	0	0				
Inning Stats	R: 3 E: 0 K: 1 S: 7	H: 2 LOB: 3 BB: 4 P: 23	R: 1 E: 0 K: 0 S: 5	H: 2 LOB: 1 BB: 0 P: 5	R: 0 E: 0 K: 1 S: 5	H: 0 LOB: 0 BB: 0 P: 5	R: 2 E: 0 K: 1 S: 7	H: 2 LOB: 3 BB: 3 P: 19	R: 0 E: 0 K: 1 S: 5	H: 1 LOB: 1 BB: 1 P: 9	R: 2 E: 0 K: 1 S: 7	H: 2 LOB: 1 BB: 1 P: 11	R: 0 E: 0 K: 0 S: 3	H: 0 LOB: 0 BB: 0 P: 3	R: 0 E: 1 K: 0 S: 4	H: 1 LOB: 1 BB: 0 P: 4	1B: 9 2B: 2 3B: 1 HR: 0	SF: 0 SAC: 0 DP: 0 HBP: 0	WP: 0 PB: 1 SB: 0 CS: 0	PA: 47
PITCHER	IP WLS BF H R ER SO BB IBB HBP BLK WP HR S P ERA WHIP																			
Don Johnson, R ERA: 4.67 (1, 1)	0.2	8	2	3	3	0	4	0	0	0	0	0	0	0	4	20	40.50	9.000		
Sandy Consuegra, R ERA: 4.1 (5, 1)	3.1	14	4	3	3	3	0	0	0	0	0	0	0	0	20	20	8.10	1.200		
Julio Moreno, R ERA: 4.71 (5, 1)	0.1	L	1	1	2	2	0	2	0	0	0	0	0	2	10	54.00	9.000			
Mickey Harris, L ERA: 4.54 (9, 1)	3.2	17	4	2	2	3	2	1	0	0	0	0	0	20	32	4.91	1.636			
Sid Hudson, R ERA: 5.69 (9, 1)	1.0	4	1	0	0	0	0	0	0	0	0	0	0	4	4	0.00	1.000			

Batter	1	2	3	4	5	6	7	8	9	AB	R	H	RBI	BB	SO	LOB	BOTTOM					
Eddie Yost, R OBP: 0.420, SLG: 0.396 (1, 5)										5	3	3	3	0	0	1	Boston Red Sox @ Washington Senators Griffith Stadium, Washington, DC Sat Aug 18 1951, 3:33 AM EDT Att: 14,430 - Unknown					
Gil Coan, L OBP: 0.374, SLG: 0.476 (1, 7)										5	0	2	2	0	1	1						
Pete Runnels, L OBP: 0.373, SLG: 0.357 (1, 6)										4	1	0	1	1	0	3						
Sam Mele, R OBP: 0.318, SLG: 0.392 (1, 8)										4	1	2	0	1	0	1						
Mickey Vernon, L OBP: 0.348, SLG: 0.431 (1, 3)										4	1	2	1	1	1	1						
Mike McCormick, R OBP: 0.385, SLG: 0.367 (1, 9)										3	0	1	0	1	0	0						
Sherry Robertson, L OBP: 0.240, SLG: 0.254 (9, PH)										1	0	0	0	0	0	2						
Cass Michaels, R OBP: 0.343, SLG: 0.355 (1, 4)										4	1	2	0	1	0	2						
Clyde Klutznick, R OBP: 0.373, SLG: 0.347 (1, 2)										4	1	1	0	0	0	2						
Mike Guerra, R OBP: 0.250, SLG: 0.224 (9, 2)										1	0	0	0	0	0	2						
Don Johnson, R OBP: 0.105, SLG: 0.083 (1, 1)										0	0	0	0	0	0	0						
Sandy Consuegra, R OBP: 0.229, SLG: 0.230 (4, PH)										1	0	0	0	0	0	1						
Dan Porter, L OBP: 0.300, SLG: 0.226 (5, 1)										1	1	1	0	0	0	0						
Julio Moreno, R OBP: 0.300, SLG: 0.226 (5, 1)										0	0	0	0	0	0	0						
Mickey Harris, L OBP: 0.300, SLG: 0.226 (5, 1)										1	0	1	0	0	0	0						
Mickey Grasso, R OBP: 0.290, SLG: 0.223 (8, PH)										1	0	0	0	0	0	0						
Sid Hudson, R OBP: 0.333, SLG: 0.241 (9, 1)										0	0	0	0	0	0	2						
Inning Stats	R: 3 E: 1 K: 1 S: 7	H: 2 LOB: 1 BB: 1 P: 11	R: 2 E: 0 K: 0 S: 5	H: 2 LOB: 0 BB: 0 P: 5	R: 0 E: 0 K: 0 S: 4	H: 1 LOB: 2 BB: 1 P: 8	R: 2 E: 0 K: 0 S: 6	H: 3 LOB: 1 BB: 0 P: 6	R: 0 E: 0 K: 1 S: 5	H: 1 LOB: 1 BB: 1 P: 9	R: 0 E: 0 K: 0 S: 4	H: 1 LOB: 1 BB: 0 P: 4	R: 0 E: 0 K: 0 S: 2	H: 0 LOB: 0 BB: 1 P: 6	R: 2 E: 1 K: 0 S: 6	H: 3 LOB: 1 BB: 0 P: 6	R: 0 E: 0 K: 0 S: 4	H: 2 LOB: 2 BB: 1 P: 8	1B: 11 2B: 4 3B: 0 HR: 1	SF: 0 SAC: 0 DP: 3 HBP: 0	WP: 0 PB: 0 SB: 0 CS: 1	PA: 44
PITCHER	IP WLS BF H R ER SO BB IBB HBP BLK WP HR S P ERA WHIP																					
Leo Kiely, L ERA: 3.6 (1, 1)	2.0	11	4	5	3	1	1	0	0	0	0	0	0	8	12	13.50	2.500					
Walt Masterson, R ERA: 3.3 (4, 1)	1.1	9	4	2	2	0	1	0	0	0	0	0	0	19	27	3.86	1.500					
Mel Parnell, L ERA: 3.5 (9, 1)	4.2	W	19	5	2	2	1	2	0	0	0	0	0	4	8	0.00	3.000					

Batter	1	2	3	4	5	6	7	8	9	AB	R	H	RBI	BB	SO	LOB	TOP								
Dom DiMaggio, R OBP: 0.372, SLG: 0.434				5-3		FC6-4 CS		F9		3	1	0	0	2	0	1									
6 Johnny Pesky, L OBP: 0.400, SLG: 0.383				F5		HR			5-3	4	2	1	0	1	1	3									
Ted Williams, L OBP: 0.473, SLG: 0.587	F9 FC6-4 BB	4-3		F2		HR			4-3	4	2	1	2	1	0	0									
Walt Dropo, R OBP: 0.323, SLG: 0.369	FC6-4 BB	K			F7	6-3			K	5	0	1	2	0	2	0									
Billy Goodman, L OBP: 0.386, SLG: 0.378	F9		F7		BB 1B			F8		4	0	1	0	0	0	2									
Clyde Vollmer, R OBP: 0.361, SLG: 0.549	FC6-4 E		F9		K			K		4	1	0	1	0	2	2									
Fred Hatfield, L OBP: 0.381, SLG: 0.385	E 1B		1B	3B	BB			K		3	2	2	0	1	1	0									
Aaron Robinson, L OBP: 0.343, SLG: 0.273	E6 1B		G3-6-3 1B		4-3			F4		4	0	1	1	0	0	3									
Chuck Stobbs, L OBP: 0.300, SLG: 0.267	BB		G3-6-3					6-3		2	0	1	1	0	0	1									
Ray Scarborough, R OBP: 0.228, SLG: 0.185	BB 1B		1B			FC6-4 1B				2	0	1	0	0	0	0									
Inning Stats	R: 5 E: 1 K: 1 S: 10	H: 4 LOB: 3 BB: 3 P: 22	R: 0 E: 0 K: 1 S: 5	H: 0 LOB: 0 BB: 0 P: 5	R: 1 E: 0 K: 0 S: 4	H: 2 LOB: 2 BB: 0 P: 4	R: 0 E: 0 K: 0 S: 3	H: 0 LOB: 0 BB: 0 P: 3	R: 0 E: 0 K: 1 S: 6	H: 1 LOB: 2 BB: 1 P: 10	R: 2 E: 0 K: 0 S: 4	H: 2 LOB: 0 BB: 1 P: 8	R: 0 E: 0 K: 2 S: 7	H: 0 LOB: 0 BB: 0 P: 7	R: 0 E: 0 K: 0 S: 3	H: 0 LOB: 0 BB: 0 P: 3	R: 0 E: 0 K: 1 S: 5	H: 0 LOB: 0 BB: 0 P: 5	1B: 6 2B: 1 3B: 1 HR: 1	SF: 0 SAC: 0 DP: 1 HBP: 0	WP: 0 PB: 0 SB: 0 CS: 1	PA: 40			
PITCHER	IP	WLS	BF	H	R	ER	SO	BB	IBB	HBP	BLK	WP	HR	S	P	ERA	WHIP								
Bob Porterfield, R ERA: 4.79	0.0	L	4	2	4	3	0	2	0	0	0	0	0	2	10	∞	∞								
Joe Haynes, R ERA: 4.7	6.0		27	7	4	3	3	3	0	0	0	0	1	30	42	4.50	1.667								
Tom Ferrick, R ERA: 4.54	3.0		9	0	0	0	3	0	0	0	0	0	0	15	15	0.00	0.000								

Boston Red Sox @ Washington Senators
Griffith Stadium, Washington, DC
Sun Aug 19 1951, 3:33 AM EDT
Att: 15,984 - Unknown

AB 35
R 8
H 9
RBI 7
BB 5
SO 6
LOB 12



Batter	1	2	3	4	5	6	7	8	9	AB	R	H	RBI	BB	SO	LOB	BOTTOM								
Eddie Yost, R OBP: 0.420, SLG: 0.395	5-3 1B		BB	F8			F7		5-3	4	0	1	0	1	0	2									
Gil Coan, L OBP: 0.373, SLG: 0.474	F7		K		F9 BB		K			4	1	1	0	0	2	2									
Pete Runnels, L OBP: 0.369, SLG: 0.350	5-3		1-3		BB		5-3			3	0	0	0	1	0	2									
Sam Mele, R OBP: 0.319, SLG: 0.392	F8			2B BB	F9		F9	FC6-4 1B		3	1	1	0	1	0	3									
Mickey Vernon, L OBP: 0.349, SLG: 0.434		FC6-4 1B		1H 2B 2B	F9		F9			4	1	2	2	0	0	2									
Cass Michaels, R OBP: 0.342, SLG: 0.357	FC6-4 4-3		1-3 2B		K		F7			4	0	1	1	0	1	3									
Dan Porter, L OBP: 0.250, SLG: 0.250	4-3		1-3		1-3		4-3	FC6-4		4	0	0	0	0	0	3									
Mike Guerra, R OBP: 0.260, SLG: 0.225	4-3				1B		F4		F9	4	0	1	0	0	0	1									
Bob Porterfield, R OBP: 0.182, SLG: 0.100			F9		K		F8			0	0	0	0	0	0	0									
Joe Haynes, R OBP: 0.313, SLG: 0.267										2	0	0	0	0	1	2									
Shery Robertson, L OBP: 0.242, SLG: 0.250										1	0	0	0	0	0	0									
Tom Ferrick, R OBP: 0.750, SLG: 0.667										0	0	0	0	0	0	0									
Sam Dente, R OBP: 0.313, SLG: 0.287										1	0	0	0	0	0	0									
Inning Stats	R: 0 E: 0 K: 0 S: 4	H: 1 LOB: 1 BB: 0 P: 4	R: 0 E: 0 K: 0 S: 4	H: 1 LOB: 1 BB: 0 P: 4	R: 0 E: 0 K: 1 S: 5	H: 0 LOB: 1 BB: 1 P: 9	R: 2 E: 0 K: 1 S: 8	H: 3 LOB: 2 BB: 1 P: 12	R: 1 E: 0 K: 1 S: 6	H: 1 LOB: 1 BB: 1 P: 10	R: 0 E: 0 K: 0 S: 3	H: 0 LOB: 0 BB: 0 P: 3	R: 0 E: 0 K: 1 S: 5	H: 0 LOB: 0 BB: 0 P: 5	R: 0 E: 0 K: 0 S: 4	H: 1 LOB: 1 BB: 0 P: 4	R: 0 E: 0 K: 0 S: 3	H: 0 LOB: 0 BB: 0 P: 3	1B: 5 2B: 2 3B: 0 HR: 0	SF: 0 SAC: 0 DP: 0 HBP: 0	WP: 0 PB: 0 SB: 0 CS: 0	PA: 37			
PITCHER	IP	WLS	BF	H	R	ER	SO	BB	IBB	HBP	BLK	WP	HR	S	P	ERA	WHIP								
Chuck Stobbs, L ERA: 4.52	4.0		21	6	3	3	2	3	0	0	0	0	0	22	34	6.75	2.250								
Ray Scarborough, R ERA: 4.3	5.0	W	16	1	0	0	2	0	0	0	0	0	0	20	20	0.00	0.200								

Boston Red Sox @ Washington Senators
Griffith Stadium, Washington, DC
Sun Aug 19 1951, 3:33 AM EDT
Att: 15,984 - Unknown

AB 34
R 3
H 7
RBI 3
BB 3
SO 4
LOB 20



Batter	1	2	3	4	5	6	7	8	9	AB	R	H	RBI	BB	SO	LOB	TOP			
Dom DiMaggio, R OBP: 0.377, SLG: 0.442	4-0 6-3 2B BB	4-0 BB			0-0 G5-6-3 1B		4-0 FC3-6 BB		0-0 1-H HR	2	2	2	2	3	0	0				
6 Johnny Pesky, L OBP: 0.400, SLG: 0.380	4-0 6-3 2B BB	0-0 F8			0-0 G5-6-3 1-2		4-0 FC3-6 BB		0-0 F4	3	1	0	0	2	0	3				
Ted Williams, L OBP: 0.489, SLG: 0.580	0-0 6-3 1-2 2-3		0-0 1-3		0-0 1-3		0-0 FC3-6 FC6-4 1-2 2-3		0-3 K	5	0	0	0	0	1	5				
Walt Droppo, R OBP: 0.322, SLG: 0.371	0-0 2H 3-H 2B		0-0 F7		0-0 6-3		0-0 6-3 FC6-4 1-2			4	0	1	2	0	0	2				
Billy Goodman, L OBP: 0.387, SLG: 0.376	4-0 BB		0-0 6-3		4-0 E BB		0-0 1-3			2	0	0	0	2	0	0				
Clyde Vollmer, R OBP: 0.357, SLG: 0.540	0-3 K		0-0 F7		0-0 F8		0-3 K			4	0	0	0	0	2	3				
Fred Hatfield, L OBP: 0.358, SLG: 0.357	0-0 F9		0-3 K		0-0 E3 1-2		0-0 4-3			4	0	0	0	0	1	3				
Aaron Robinson, L OBP: 0.341, SLG: 0.265		0-3 K		4-0 BB	0-0 F7		0-3 K			3	0	0	0	1	2	2				
Willard Nixon, L OBP: 0.381, SLG: 0.487 Chuck Stobbs, L OBP: 0.300, SLG: 0.287 Charles Maxwell, L OBP: 0.279, SLG: 0.248 Walt Masterson, R OBP: 0.300, SLG: 0.311 Vern Stephens, R OBP: 0.368, SLG: 0.514 Mel Hoderlein, S OBP: 0.220, SLG: 0.220	0-0 F7	0-0 4-3		0-0 G3		4-0 HR BB			2	0	0	0	0	0	0	1				
Inning Stats	R: 2 E: 0 K: 1 S: 6	H: 1 LOB: 2 BB: 3 P: 18	R: 0 E: 0 K: 1 S: 5	H: 0 LOB: 1 BB: 1 P: 9	R: 0 E: 0 K: 0 S: 3	H: 0 LOB: 0 BB: 0 P: 3	R: 0 E: 0 K: 1 S: 5	H: 0 LOB: 0 BB: 1 P: 9	R: 0 E: 0 K: 0 S: 4	H: 1 LOB: 0 BB: 0 P: 8	R: 0 E: 0 K: 0 S: 3	H: 0 LOB: 2 BB: 2 P: 11	R: 0 E: 0 K: 1 S: 5	H: 0 LOB: 0 BB: 0 P: 5	R: 2 E: 0 K: 2 S: 8	H: 1 LOB: 1 BB: 1 P: 12	1B: 1 2B: 1 3B: 0 HR: 1	SF: 0 SAC: 0 DP: 1 HBP: 0	WP: 0 PB: 0 SB: 0 CS: 0	PA: 39
PITCHER Jim McDonald, R ERA: 3.12	IP: 9.0 WLS: W BF: 39 H: 3 R: 4 ER: 4 SO: 6 BB: 9 IBB: 0 HBP: 0 BLK: 0 WP: 0 HR: 1 S: 42 P: 78 ERA: 4.00 WHIP: 1.333															PITCHER				

Boston Red Sox @ St. Louis Browns
Sportsman's Park, St. Louis, MO
Tue Aug 21 1951, 4:33 AM EDT
Att: 4,325 - Unknown

AB 30
R 4
H 3
RBI 4
BB 9
SO 6
LOB 19



Batter	1	2	3	4	5	6	7	8	9	AB	R	H	RBI	BB	SO	LOB	BOTTOM			
Bobby Young, L OBP: 0.315, SLG: 0.326	0-0 6-3		0-0 F7	4-0 FC6-4 BB		4-0 SH2-4 2B BB		0-0 4-3		3	1	0	0	2	0	0				
Jim Delsing, L OBP: 0.365, SLG: 0.394	0-3 K		0-0 2B	0-0 FC6-4 1-2		0-0 SH2-4 1-2		0-3 K		4	1	1	0	0	2	2				
Matt Batts, R OBP: 0.347, SLG: 0.458	0-0 F9		0-0 1-H 2B		0-0 6-3	0-0 2H 2B				4	0	2	2	0	0	0				
Cliff Mapes, L OBP: 0.317, SLG: 0.389		4-0 1B FC1-6 BB	4-0 BB		4-0 1B 2B BB	0-3 K				1	2	0	0	3	1	1				
Ben Taylor, L OBP: 0.318, SLG: 0.385		0-0 FC1-6 1B	0-3 K		0-0 2B 1B	0-3 K				4	1	2	0	0	2	3				
Ken Wood, R OBP: 0.286, SLG: 0.394		0-0 FC1-6 1B CS		0-0 HR	0-0 F8		0-0 CS 1B			4	1	2	2	0	0	3				
Fred Marsh, R OBP: 0.275, SLG: 0.303		0-0 1B	0-0 5-3		0-0 1-H 2H 2B		0-3 K			4	0	2	2	0	1	1				
Bill Jennings, R OBP: 0.214, SLG: 0.264		0-3 K		0-0 2B	0-0 2B BB		0-0 1-3			3	0	1	0	1	1	2				
Jim McDonald, R OBP: 0.111, SLG: 0.222			0-3 K	0-3 K	0-3 K		0-0 F7			4	0	0	0	0	3	3				
Inning Stats	R: 0 E: 0 K: 1 S: 5	H: 0 LOB: 0 BB: 0 P: 5	R: 1 E: 0 K: 1 S: 6	H: 2 LOB: 1 BB: 1 P: 10	R: 1 E: 0 K: 2 S: 9	H: 2 LOB: 2 BB: 1 P: 13	R: 1 E: 0 K: 1 S: 7	H: 2 LOB: 2 BB: 1 P: 11	R: 2 E: 0 K: 1 S: 7	H: 2 LOB: 2 BB: 2 P: 15	R: 1 E: 0 K: 2 S: 8	H: 1 LOB: 1 BB: 1 P: 12	R: 0 E: 0 K: 1 S: 5	H: 1 LOB: 0 BB: 0 P: 5	R: 0 E: 0 K: 1 S: 5	H: 0 LOB: 0 BB: 0 P: 5	1B: 5 2B: 6 3B: 0 HR: 1	SF: 0 SAC: 1 DP: 2 HBP: 0	WP: 0 PB: 0 SB: 0 CS: 2	PA: 38
PITCHER Willard Nixon, R ERA: 4.94 Chuck Stobbs, L ERA: 4.55 Walt Masterson, R ERA: 3.17	IP: 4.2 WLS: L BF: 25 H: 8 R: 5 ER: 5 SO: 5 BB: 4 IBB: 0 HBP: 0 BLK: 0 WP: 0 HR: 1 S: 31 P: 47 ERA: 9.64 WHIP: 2.571															PITCHER				

Boston Red Sox @ St. Louis Browns
Sportsman's Park, St. Louis, MO
Tue Aug 21 1951, 4:33 AM EDT
Att: 4,325 - Unknown

AB 31
R 6
H 10
RBI 6
BB 6
SO 10
LOB 15



Batter	1	2	3	4	5	6	7	8	9	10	11	12	13	AB	R	H	RBI	BB	SO	LOB	TOP									
Dom DiMaggio, R (1.8) OBP: 0.361, SLG: 0.442	K		6 2B		FC4-6 6 1B	6 2B		6 1B		4-3		1-3 2B	K	4	1	1	0	4	2	3										
6 Johnny Pesky, L (1.6) OBP: 0.405, SLG: 0.393	1B				FC4-6 BB			BB		F9		F9		6	0	4	0	1	0	2										
Ted Williams, L (1.7) OBP: 0.470, SLG: 0.579	2H		F8		FC4-6 1B		F7		FC6-4 BB				FC6-4 1B	6	0	3	0	1	0	6										
Walt Dropo, R (1.3) OBP: 0.324, SLG: 0.368	F3				BB			FC6-4 BB			F7		FC6-4 BB	5	1	1	1	2	0	6										
Billy Goodman, L (1.4) OBP: 0.385, SLG: 0.374		F5			FC4-6 BB		1-3				F9		P5	7	0	2	0	0	0	5										
Clyde Vollmer, R (1.9) OBP: 0.355, SLG: 0.530	6-3				F5		6-3			G5-4-3			BB	5	1	0	0	2	0	5										
Fred Hatfield, L (1.5) OBP: 0.356, SLG: 0.333								BB					BB	4	0	0	0	2	1	4										
Vern Stephens, R (13, PH) OBP: 0.370, SLG: 0.514	K				3-1		6-3						1-3	0	0	0	0	1	0	0										
Mel Hoderlein, S (13, S) OBP: 0.250, SLG: 0.250					1-2 2-3								BB	0	0	0	0	0	0	0										
Buddy Rosar, R (1.2) OBP: 0.310, SLG: 0.269			F2		F7								BB	6	0	0	1	1	0	4										
Leo Kieley, L (1.1) OBP: 0.393, SLG: 0.227								F7						5	0	0	1	2	3	3										
Ellis Kinder, R (13, 1) OBP: 0.036, SLG: 0.071	K				F9			K					BB	0	0	0	0	0	0	0										
Inning Stats	R: 0 E: 0 K: 1 S: 6	H: 2 LOB: 1 BB: 0 P: 6	R: 0 E: 0 K: 1 S: 5	H: 0 LOB: 0 BB: 0 P: 5	R: 0 E: 0 K: 1 S: 6	H: 1 LOB: 2 BB: 1 P: 10	R: 0 E: 0 K: 0 S: 4	H: 1 LOB: 3 BB: 2 P: 12	R: 1 E: 0 K: 0 S: 4	H: 1 LOB: 3 BB: 3 P: 16	R: 0 E: 0 K: 0 S: 3	H: 0 LOB: 1 BB: 1 P: 7	R: 0 E: 0 K: 1 S: 6	H: 1 LOB: 3 BB: 2 P: 14	R: 0 E: 0 K: 1 S: 5	H: 1 LOB: 1 BB: 0 P: 4	R: 0 E: 0 K: 0 S: 4	H: 1 LOB: 2 BB: 1 P: 8	R: 0 E: 0 K: 1 S: 6	H: 1 LOB: 3 BB: 4 P: 22	1B: 7 2B: 4 3B: 0 HR: 0	SF: 0 SAC: 0 DP: 1 HBP: 0	W/P: 0 PB: 0 SB: 0 CS: 0	PA: 64						
PITCHER	IP 12.2	WLS L	BF 63	H 11	R 3	ER 3	SO 5	BB 16	IBB 0	HBP 0	BLK 0	WP 0	HR 0	S 57	P 121	ERA 2.13	WHIP 2.132													
Tommy Byrne, L (1.1) ERA: 4.88																														
Bob Mahoney, R (13, 1) ERA: 4.19	0.1	1	0	0	0	1	0	0	0	0	0	0	0	3	3	0.00	0.000													

Boston Red Sox @ St. Louis Browns
Sportsman's Park, St. Louis, MO
Wed Aug 22 1951, 4:33 AM EDT
Att: 4,177 - Unknown

AB 48
R 3
H 11
RBI 3
BB 16
SO 6
LOB 38



Batter	1	2	3	4	5	6	7	8	9	10	11	12	13	AB	R	H	RBI	BB	SO	LOB	BOTTOM									
Bobby Young, L (1.4) OBP: 0.312, SLG: 0.321	6-3		K		1-3			1-3		K		F8		6	0	0	0	0	2	6										
Jim Delsing, L (1.8) OBP: 0.352, SLG: 0.389	F6				K			6-3		4-3			6-3	5	0	0	0	1	1	0										
Ken Wood, R (1.7) OBP: 0.271, SLG: 0.398	5-3				G5-4-3 1B			6-3				SH3-4 BB	5-3	5	0	2	0	0	0	0										
Matt Batts, R (1.2) OBP: 0.347, SLG: 0.454					G5-4-3 1B			6-3					1B	6	0	2	0	0	1	3										
Fred Marsh, R (1.5) OBP: 0.282, SLG: 0.307					5-3			1B		BB	SH1-4 1B		F8	5	0	3	0	1	0	1										
Cliff Mapes, L (1.9) OBP: 0.313, SLG: 0.377					K			1-3		SH1-4		F8		4	0	0	0	1	1	5										
Ben Taylor, L (1.3) OBP: 0.320, SLG: 0.364	4-3							G6-4-3 1B			P3		K	5	1	1	0	1	2	3										
Bill Jennings, R (1.6) OBP: 0.231, SLG: 0.259					G3			2B					BB	2	0	0	0	3	1	1										
Ned Garver, R (13, PH) OBP: 0.366, SLG: 0.413								K					G6-4-3 1B	1	0	1	0	0	0	0										
Tommy Byrne, L (1.1) OBP: 0.342, SLG: 0.459					1-3								BB	4	0	1	1	1	0	2										
Bob Mahoney, R (13, 1) OBP: 0.357, SLG: 0.250								G6-4-3					BB	0	0	0	0	0	0	0										
Sherm Lollar, R (13, PH) OBP: 0.373, SLG: 0.410					1-3			2B					G6-4-3	1	0	0	0	0	0	2										
Inning Stats	R: 0 E: 0 K: 3 S: 3	H: 0 LOB: 0 BB: 0 P: 3	R: 0 E: 0 K: 0 S: 4	H: 1 LOB: 1 BB: 0 P: 4	R: 0 E: 0 K: 1 S: 5	H: 0 LOB: 0 BB: 0 P: 5	R: 0 E: 0 K: 1 S: 5	H: 1 LOB: 0 BB: 0 P: 5	R: 1 E: 0 K: 0 S: 5	H: 1 LOB: 2 BB: 2 P: 14	R: 0 E: 0 K: 1 S: 6	H: 1 LOB: 3 BB: 2 P: 14	R: 0 E: 0 K: 1 S: 5	H: 0 LOB: 2 BB: 2 P: 13	R: 0 E: 0 K: 1 S: 5	H: 0 LOB: 1 BB: 1 P: 9	R: 0 E: 0 K: 0 S: 4	H: 1 LOB: 1 BB: 0 P: 4	R: 0 E: 0 K: 1 S: 5	H: 1 LOB: 3 BB: 1 P: 9	1B: 8 2B: 2 3B: 0 HR: 0	SF: 0 SAC: 2 DP: 3 HBP: 0	W/P: 0 PB: 0 SB: 0 CS: 0	PA: 54						
PITCHER	IP 12.1	WLS W	BF 53	H 10	R 1	ER 1	SO 8	BB 8	IBB 0	HBP 0	BLK 0	WP 0	HR 0	S 61	P 93	ERA 0.73	WHIP 1.459													
Leo Kieley, L (1.1) ERA: 3.07																														
Ellis Kinder, R (13, 1) ERA: 3.08	0.2	S	1	0	0	0	0	0	0	0	0	0	0	1	1	0.00	0.000													

Boston Red Sox @ St. Louis Browns
Sportsman's Park, St. Louis, MO
Wed Aug 22 1951, 4:33 AM EDT
Att: 4,177 - Unknown

AB 44
R 1
H 10
RBI 1
BB 8
SO 8
LOB 23



Batter	1	2	3	4	5	6	7	8	9	AB	R	H	RBI	BB	SO	LOB	TOP					
6 Johnny Pesky, L (1, 6) OBP: 0.412, SLG: 0.398										4	0	2	1	0	0	0	Boston Red Sox @ Chicago White Sox Comiskey Park, Chicago, IL Fri Aug 24 1951, 4:33 AM EDT Att: 24,281 - Unknown					
Billy Goodman, L (1, 4) OBP: 0.388, SLG: 0.373										3	0	0	0	1	0							
Ted Williams, L (1, 7) OBP: 0.471, SLG: 0.573										3	0	0	0	1	0	3						
Walt Dropo, R (1, 3) OBP: 0.317, SLG: 0.356										4	0	0	0	0	2	5						
Charlie Maxwell, L (1, 9) OBP: 0.277, SLG: 0.419										4	0	1	0	0	1	1						
Clyde Vollmer, R (1, 8) OBP: 0.354, SLG: 0.522										4	0	0	0	0	2	2						
Fred Hatfield, L (1, 5) OBP: 0.329, SLG: 0.304										4	0	1	0	0	0	0						
Aaron Robinson, L (1, 2) OBP: 0.340, SLG: 0.264										4	1	0	0	0	1	1						
Ray Scarborough, R (1, 1) OBP: 0.233, SLG: 0.193										3	1	1	0	0	1	0						
Inning Stats	R: 0 E: 0 K: 0 S: 4	H: 1 LOB: 1 BB: 0 P: 4	R: 0 E: 0 K: 1 S: 5	H: 0 LOB: 0 BB: 0 P: 5	R: 0 E: 0 K: 0 S: 3	H: 0 LOB: 0 BB: 0 P: 3	R: 0 E: 1 K: 2 S: 9	H: 1 LOB: 2 BB: 0 P: 9	R: 2 E: 1 K: 0 S: 6	H: 3 LOB: 2 BB: 1 P: 10	R: 0 E: 0 K: 0 S: 3	H: 0 LOB: 0 BB: 0 P: 3	R: 0 E: 0 K: 2 S: 7	H: 0 LOB: 0 BB: 0 P: 7	R: 0 E: 0 K: 1 S: 5	H: 0 LOB: 0 BB: 0 P: 9	R: 0 E: 0 K: 1 S: 5	H: 0 LOB: 0 BB: 0 P: 5	1B: 5 2B: 0 3B: 0 HR: 0	SF: 0 SAC: 0 DP: 0 HBP: 0	WP: 2 PB: 0 SB: 0 CS: 0	PA: 35
PITCHER Lou Kretlow, R (1, 1) ERA: 4.27	IP: 9.0 WLS: W BF: 35 H: 5 R: 2 ER: 1 SO: 7 BB: 2 IBB: 0 HBP: 0 BLK: 0 WP: 1 HR: 0 S: 47 P: 55 ERA: 1.00 WHIP: 0.778																	PITCHER				

Batter	1	2	3	4	5	6	7	8	9	AB	R	H	RBI	BB	SO	LOB	BOTTOM					
Nellie Fox, L (1, 4) OBP: 0.367, SLG: 0.415										4	0	1	0	0	0	1	Boston Red Sox @ Chicago White Sox Comiskey Park, Chicago, IL Fri Aug 24 1951, 4:33 AM EDT Att: 24,281 - Unknown					
Ray Coleman, L (1, 7) OBP: 0.316, SLG: 0.399										4	1	1	0	0	1	0						
Minnie Minoso, R (1, 5) OBP: 0.424, SLG: 0.517										2	1	1	0	0	0	0						
Eddie Robinson, L (1, 3) OBP: 0.384, SLG: 0.491										3	0	2	2	0	0	0						
Al Zarilla, L (1, 9) OBP: 0.365, SLG: 0.418										3	0	0	0	0	1	2						
Jim Busby, R (1, 8) OBP: 0.354, SLG: 0.371										3	0	0	0	0	0	0						
Bud Sheely, L (1, 2) OBP: 0.267, SLG: 0.175										3	1	1	0	0	0	0						
Chico Carrasquel, R (1, 6) OBP: 0.331, SLG: 0.336										3	0	0	0	0	0	1						
Lou Kretlow, R (1, 1) OBP: 0.152, SLG: 0.125										3	0	1	1	0	2	0						
Inning Stats	R: 1 E: 0 K: 1 S: 7	H: 2 LOB: 1 BB: 0 P: 7	R: 1 E: 0 K: 0 S: 5	H: 2 LOB: 1 BB: 0 P: 5	R: 0 E: 0 K: 0 S: 3	H: 0 LOB: 0 BB: 0 P: 3	R: 0 E: 0 K: 0 S: 3	H: 0 LOB: 0 BB: 0 P: 3	R: 0 E: 0 K: 1 S: 5	H: 1 LOB: 0 BB: 0 P: 5	R: 1 E: 0 K: 0 S: 4	H: 2 LOB: 0 BB: 0 P: 4	R: 0 E: 0 K: 0 S: 3	H: 0 LOB: 0 BB: 0 P: 3	R: 0 E: 0 K: 2 S: 7	H: 0 LOB: 0 BB: 0 P: 7	R: 0 E: 0 K: 2 S: 7	H: 0 LOB: 0 BB: 0 P: 7	1B: 6 2B: 1 3B: 0 HR: 0	SF: 0 SAC: 1 DP: 0 HBP: 0	WP: 1 PB: 0 SB: 1 CS: 2	PA: 31
PITCHER Ray Scarborough, R (1, 1) ERA: 4.25	IP: 8.0 WLS: L BF: 29 H: 7 R: 3 ER: 3 SO: 4 BB: 0 IBB: 0 HBP: 0 BLK: 0 WP: 1 HR: 0 S: 37 P: 37 ERA: 3.38 WHIP: 0.875																	PITCHER				

Batter	1	2	3	4	5	6	7	8	9	AB	R	H	RBI	BB	SO	LOB	TOP					
Dom DiMaggio, R OBP: 0.376, SLG: 0.437	6-3		6 BB		6 BB		FC6		FC5	4	0	1	1	1	0	3						
6 Johnny Pesky, L OBP: 0.412, SLG: 0.395	4-3							6-3	5-3	3	0	0	0	2	0	2						
Ted Williams, L OBP: 0.468, SLG: 0.568	F9		F8		4-1			1-3		4	0	0	0	0	0	4						
Walt Dropo, R OBP: 0.319, SLG: 0.353		5-3		3-1 BB		F7				2	0	0	0	2	0	0						
Billy Goodman, L OBP: 0.386, SLG: 0.370		K		3-1			G5-4-3 BB		F5	3	0	0	0	1	1	2						
Clyde Vollmer, R OBP: 0.353, SLG: 0.518		F2		F8		G5-4-3				4	1	1	0	0	0	2						
Fred Hatfield, L OBP: 0.326, SLG: 0.292			F8	4-3				F5		3	0	0	0	1	0	1						
Aaron Robinson, L OBP: 0.351, SLG: 0.304								F8		4	1	3	1	0	0	0						
Willard Nixon, L OBP: 0.364, SLG: 0.463										2	0	0	0	0	0	1						
Walt Masterson, R OBP: 0.200, SLG: 0.200										1	0	1	0	0	0	0						
Vern Stephens, R OBP: 0.369, SLG: 0.513										1	0	0	0	0	0	3						
Inning Stats	R: 0 E: 0 K: 0 S: 3	H: 0 LOB: 0 BB: 0 P: 3	R: 0 E: 0 K: 1 S: 5	H: 0 LOB: 0 BB: 0 P: 5	R: 1 E: 0 K: 0 S: 4	H: 1 LOB: 2 BB: 2 P: 12	R: 0 E: 0 K: 0 S: 3	H: 0 LOB: 1 BB: 1 P: 7	R: 0 E: 0 K: 0 S: 4	H: 2 LOB: 2 BB: 1 P: 8	R: 0 E: 0 K: 0 S: 2	H: 0 LOB: 0 BB: 1 P: 6	R: 0 E: 0 K: 0 S: 4	H: 1 LOB: 1 BB: 0 P: 4	R: 0 E: 0 K: 0 S: 3	H: 0 LOB: 1 BB: 1 P: 7	R: 1 E: 0 K: 0 S: 5	H: 2 LOB: 2 BB: 1 P: 9	1B: 5 2B: 0 3B: 0 HR: 1	SF: 0 SAC: 0 DP: 2 HBP: 0	WP: 0 PB: 0 SB: 0 CS: 0	PA: 38
PITCHER Ken Holcombe, R ERA: 3.99	IP: 9.0 WLS: W BF: 38 H: 6 R: 2 ER: 2 SO: 1 BB: 7 IBB: 0 HBP: 0 BLK: 0 WP: 0 HR: 1 S: 33 P: 61 ERA: 2.00 WHIP: 1.444															PITCHER						

Boston Red Sox @ Chicago White Sox
Comiskey Park, Chicago, IL
Sat Aug 25 1951, 4:33 AM EDT
Att: 21,009 - Unknown

AB 31
R 2
H 6
RBI 2
BB 7
SO 1
LOB 18



Batter	1	2	3	4	5	6	7	8	9	AB	R	H	RBI	BB	SO	LOB	BOTTOM			
Nellie Fox, L OBP: 0.369, SLG: 0.415	4-3		1B		4-3					4	1	2	1	1	0	1				
Ray Coleman, L OBP: 0.315, SLG: 0.397	4-3		1B WP	F3			F4		F9	5	1	1	0	0	0	4				
Minnie Minoso, R OBP: 0.424, SLG: 0.516	K		1B	G3						3	0	1	1	1	1	3				
Eddie Robinson, L OBP: 0.385, SLG: 0.489		F8	FC6-4 BB					F9		2	1	0	0	2	0	1				
Al Zarilla, L OBP: 0.366, SLG: 0.417			F9					F7		3	1	1	1	1	0	2				
Jim Busby, R OBP: 0.353, SLG: 0.370			1B	F9	FC6-4			F4		4	0	1	0	0	0	5				
Bud Sheely, L OBP: 0.286, SLG: 0.227		4-3		B1-4 BB				F2		4	1	2	1	0	0	2				
Chico Carrasquel, R OBP: 0.332, SLG: 0.336			SH1-4 1B							3	1	1	0	1	1	0				
Ken Holcombe, R OBP: 0.286, SLG: 0.273			SH1-4 1B	B1-4						3	0	0	0	0	1	3				
Inning Stats	R: 0 E: 0 K: 1 S: 5	H: 0 LOB: 0 BB: 0 P: 5	R: 0 E: 0 K: 0 S: 4	H: 1 LOB: 1 BB: 0 P: 4	R: 3 E: 0 K: 0 S: 7	H: 4 LOB: 2 BB: 1 P: 11	R: 0 E: 0 K: 0 S: 4	H: 1 LOB: 3 BB: 2 P: 12	R: 3 E: 2 K: 0 S: 5	H: 1 LOB: 1 BB: 2 P: 13	R: 0 E: 0 K: 0 S: 2	H: 0 LOB: 0 BB: 1 P: 6	R: 0 E: 0 K: 0 S: 3	H: 1 LOB: 0 BB: 0 P: 3	R: 0 E: 0 K: 2 S: 8	H: 1 LOB: 1 BB: 0 P: 8	1B: 8 2B: 1 3B: 0 HR: 0	SF: 0 SAC: 1 DP: 0 HBP: 0	WP: 1 PB: 0 SB: 0 CS: 2	PA: 38
PITCHER Willard Nixon, R ERA: 5.07 Walt Masterson, R ERA: 2.94	IP: 4.1 WLS: L BF: 26 H: 7 R: 6 ER: 4 SO: 1 BB: 5 IBB: 0 HBP: 0 BLK: 0 WP: 0 HR: 0 S: 23 P: 43 ERA: 8.31 WHIP: 2.769															PITCHER				

Boston Red Sox @ Chicago White Sox
Comiskey Park, Chicago, IL
Sat Aug 25 1951, 4:33 AM EDT
Att: 21,009 - Unknown

AB 31
R 6
H 9
RBI 4
BB 6
SO 3
LOB 21



Batter	1	2	3	4	5	6	7	8	9	AB	R	H	RBI	BB	SO	LOB	TOP			
Dom DiMaggio, R (1, 8) OBP: 0.376, SLG: 0.436										5	1	2	0	0	0	2	Boston Red Sox @ Cleveland Indians Cleveland Municipal Stadium, Cleveland, OH Sun Aug 26 1951, 3:33 AM EDT Unknown			
6 Johnny Pesky, L (1, 6) OBP: 0.410, SLG: 0.391										4	0	0	0	1	0	1				
Ted Williams, L (1, 7) OBP: 0.469, SLG: 0.573										5	2	3	1	0	0	1				
Vern Stephens, R (1, 5) Fred Hatfield, L (4, PR) OBP: 0.372, SLG: 0.518 OBP: 0.326, SLG: 0.284										2	0	2	2	0	0	0				
Walt Dropo, R (1, 3) OBP: 0.318, SLG: 0.351										4	1	1	1	0	0	5				
Billy Goodman, L (1, 4) OBP: 0.391, SLG: 0.375										3	0	3	0	1	0	0				
Clyde Vollmer, R (1, 9) OBP: 0.349, SLG: 0.511										4	0	0	0	0	0	5				
Les Moss, R (1, 2) OBP: 0.296, SLG: 0.294										4	0	1	1	0	1	2				
Bill Wight, L (1, 1) OBP: 0.171, SLG: 0.094										4	0	1	0	0	0	2				
Inning Stats	R: 1 E: 0 K: 0 S: 5	H: 2 LOB: 1 BB: 0 P: 5	R: 0 E: 0 K: 0 S: 3	H: 1 LOB: 0 BB: 0 P: 3	R: 0 E: 0 K: 0 S: 3	H: 0 LOB: 0 BB: 0 P: 3	R: 3 E: 0 K: 0 S: 7	H: 5 LOB: 2 BB: 0 P: 7	R: 0 E: 0 K: 1 S: 5	H: 1 LOB: 0 BB: 0 P: 5	R: 1 E: 0 K: 0 S: 5	H: 2 LOB: 2 BB: 1 P: 9	R: 0 E: 0 K: 0 S: 4	H: 1 LOB: 2 BB: 1 P: 8	R: 0 E: 0 K: 0 S: 3	H: 0 LOB: 0 BB: 0 P: 3	1B: 10 2B: 3 3B: 0 HR: 0	SF: 0 SAC: 0 DP: 3 HBP: 0	WP: 0 PB: 0 SB: 0 CS: 0	PA: 40
PITCHER	IP WLS BF H R ER SO BB IBB HBP BLK WP HR S P ERA WHIP																			
Bob Feller, R (1, 1) ERA: 3.25	6.0 L 26 10 4 4 1 1 1 0 0 0 0 0 27 31 6.00 1.833																			
Lou Brissie, L (7, 1) ERA: 3.52	2.0 11 3 1 1 0 2 0 0 0 0 0 0 9 17 4.50 2.500																			
Steve Gromek, R (9, 1) ERA: 2.52	1.0 3 0 0 0 0 0 0 0 0 0 0 0 3 3 0.00 0.000																			

AB	37
R	5
H	13
RBI	5
BB	3
SO	1
LOB	20



Batter	1	2	3	4	5	6	7	8	9	AB	R	H	RBI	BB	SO	LOB	BOTTOM			
Dale Mitchell, L (1, 7) OBP: 0.372, SLG: 0.442										4	0	1	0	0	0	1	Boston Red Sox @ Cleveland Indians Cleveland Municipal Stadium, Cleveland, OH Sun Aug 26 1951, 3:33 AM EDT Unknown			
Bobby Avila, R (1, 4) OBP: 0.377, SLG: 0.410										3	0	0	0	1	0	1				
Larry Doby, L (1, 8) OBP: 0.434, SLG: 0.550										4	0	1	0	0	0	3				
Al Rosen, R (1, 5) OBP: 0.364, SLG: 0.466										3	0	1	0	1	0	1				
Luke Easter, L (1, 3) Harry Simpson, L (9, PR) OBP: 0.334, SLG: 0.472 OBP: 0.330, SLG: 0.300										4	0	1	0	0	0	4				
Sam Chapman, R (1, 9) OBP: 0.307, SLG: 0.316										4	0	0	0	0	1	1				
Ray Boone, R (1, 6) OBP: 0.321, SLG: 0.338										4	0	1	0	0	0	1				
Jim Hegan, R (1, 2) OBP: 0.311, SLG: 0.375										3	0	0	0	0	0	1				
Bob Feller, R (1, 1) Snuity Stirmweiss, R (6, PH) Lou Brissie, L (7, 1) Clarence Maddern, R (8, PH) Steve Gromek, S (9, 1) OBP: 0.211, SLG: 0.157 OBP: 0.335, SLG: 0.296 OBP: 0.143, SLG: 0.143 OBP: 0.426, SLG: 0.368										1	0	0	0	0	1	0				
Inning Stats	R: 0 E: 0 K: 0 S: 4	H: 1 LOB: 1 BB: 0 P: 4	R: 0 E: 0 K: 0 S: 4	H: 1 LOB: 1 BB: 0 P: 4	R: 0 E: 0 K: 1 S: 5	H: 0 LOB: 0 BB: 0 P: 5	R: 0 E: 0 K: 0 S: 3	H: 1 LOB: 0 BB: 0 P: 3	R: 0 E: 1 K: 1 S: 7	H: 1 LOB: 3 BB: 1 P: 11	R: 0 E: 0 K: 0 S: 3	H: 0 LOB: 0 BB: 0 P: 3	R: 0 E: 0 K: 0 S: 3	H: 0 LOB: 1 BB: 1 P: 7	R: 0 E: 0 K: 1 S: 6	H: 1 LOB: 1 BB: 0 P: 6	1B: 4 2B: 2 3B: 0 HR: 0	SF: 0 SAC: 0 DP: 2 HBP: 0	WP: 0 PB: 0 SB: 0 CS: 0	PA: 34
PITCHER	IP WLS BF H R ER SO BB IBB HBP BLK WP HR S P ERA WHIP																			
Bill Wight, L (1, 1) ERA: 5.05	9.0 W 34 5 0 0 3 2 0 0 0 0 0 0 38 46 0.00 0.778																			

AB	32
R	0
H	5
RBI	0
BB	2
SO	3
LOB	13



Batter	1	2	3	4	5	6	7	8	9	AB	R	H	RBI	BB	SO	LOB	TOP					
Dom DiMaggio, R OBP: 0.376, SLG: 0.435										5	2	2	0	0	0	1	Boston Red Sox @ Detroit Tigers Briggs Stadium, Detroit, MI Tue Aug 28 1951, 4:33 AM EDT Att: 6,586 - Unknown					
6 Johnny Pesky, L OBP: 0.413, SLG: 0.394										4	1	2	0	1	0	0						
Ted Williams, L OBP: 0.467, SLG: 0.568										5	1	1	0	0	2	5						
Walt Dropo, R OBP: 0.319, SLG: 0.349										4	0	2	1	1	0	0						
Billy Goodman, L OBP: 0.393, SLG: 0.374										4	0	1	2	0	0	4						
Clyde Vollmer, R OBP: 0.348, SLG: 0.502										2	0	0	0	2	0	2						
Mel Hoderlein, S OBP: 0.625, SLG: 0.600										1	0	1	1	3	0	0						
Les Moss, R OBP: 0.292, SLG: 0.289										4	0	0	0	0	3	7						
Mel Parnell, L OBP: 0.375, SLG: 0.354										4	0	0	0	0	1	5						
Ellis Kinder, R OBP: 0.036, SLG: 0.071										0	0	0	0	0	0	0						
Inning Stats	R: 0 E: 0 K: 1 S: 5	H: 0 LOB: 0 BB: 0 P: 5	R: 0 E: 0 K: 1 S: 5	H: 0 LOB: 2 BB: 2 P: 13	R: 0 E: 0 K: 1 S: 5	H: 0 LOB: 0 BB: 0 P: 5	R: 1 E: 0 K: 1 S: 7	H: 2 LOB: 3 BB: 2 P: 15	R: 1 E: 0 K: 1 S: 7	H: 3 LOB: 1 BB: 0 P: 7	R: 0 E: 0 K: 0 S: 4	H: 1 LOB: 1 BB: 0 P: 4	R: 2 E: 0 K: 0 S: 5	H: 3 LOB: 1 BB: 1 P: 9	R: 0 E: 0 K: 1 S: 5	H: 0 LOB: 1 BB: 1 P: 9	R: 0 E: 0 K: 0 S: 2	H: 0 LOB: 0 BB: 1 P: 6	1B: 7 2B: 2 3B: 0 HR: 0	SF: 0 SAC: 0 DP: 3 HBP: 0	WP: 0 PB: 0 SB: 0 CS: 0	PA: 40
PITCHER	IP WLS BF H R ER SO BB IBB HBP BLK WP HR S P ERA WHIP																					
Bob Cain, L ERA: 4.46	(1, 1) 3.1 16 2 1 1 3 4 0 0 0 0 0 0 18 34 2.70 1.800																					
Gene Bearden, L ERA: 5.17	(4, 1) 3.0 16 7 3 3 2 1 0 0 0 0 0 0 19 23 9.00 2.667																					
Hal White, R ERA: 5.29	(7, 1) 2.2 W 8 0 0 0 1 2 0 0 0 0 0 0 8 16 0.00 0.750																					

AB 33
R 4
H 9
RBI 4
BB 7
SO 6
LOB 24



Batter	1	2	3	4	5	6	7	8	9	AB	R	H	RBI	BB	SO	LOB	BOTTOM			
Johnny Lipon, R OBP: 0.327, SLG: 0.291										4	1	1	0	0	0	2	Boston Red Sox @ Detroit Tigers Briggs Stadium, Detroit, MI Tue Aug 28 1951, 4:33 AM EDT Att: 6,586 - Unknown			
Jerry Priddy, R OBP: 0.344, SLG: 0.382										4	1	1	0	0	0	1				
Hoot Evers, R OBP: 0.307, SLG: 0.371										3	1	1	0	0	0	0				
Steve Souchock, R OBP: 0.321, SLG: 0.503										3	0	0	0	1	1	1				
George Kell, R OBP: 0.403, SLG: 0.407										4	1	2	3	0	0	0				
Johnny Groth, R OBP: 0.361, SLG: 0.405										4	1	1	1	0	0	3				
Don Kolloway, R OBP: 0.319, SLG: 0.333										3	0	1	0	0	0	0				
Bob Swift, R OBP: 0.250, SLG: 0.197										2	0	0	0	1	0	0				
Bob Cain, L OBP: 0.278, SLG: 0.286										1	0	0	1	0	0	2				
Gene Bearden, L OBP: 0.222, SLG: 0.519										1	0	0	0	0	0	0				
Hal White, R OBP: 0.286, SLG: 0.357										1	0	0	0	0	0	0				
Inning Stats	R: 0 E: 1 K: 0 S: 3	H: 0 LOB: 0 BB: 0 P: 3	R: 2 E: 1 K: 1 S: 8	H: 2 LOB: 2 BB: 1 P: 12	R: 1 E: 1 K: 0 S: 5	H: 2 LOB: 1 BB: 0 P: 5	R: 0 E: 0 K: 0 S: 3	H: 0 LOB: 0 BB: 0 P: 3	R: 0 E: 0 K: 0 S: 3	H: 0 LOB: 0 BB: 0 P: 3	R: 0 E: 0 K: 0 S: 3	H: 0 LOB: 0 BB: 0 P: 3	R: 0 E: 0 K: 0 S: 3	H: 0 LOB: 1 BB: 1 P: 9	R: 2 E: 0 K: 0 S: 5	H: 3 LOB: 1 BB: 1 P: 9	1B: 7 2B: 0 3B: 0 HR: 0	SF: 0 SAC: 1 DP: 2 HBP: 0	WP: 0 PB: 0 SB: 0 CS: 0	PA: 33
PITCHER	IP WLS BF H R ER SO BB IBB HBP BLK WP HR S P ERA WHIP																			
Mel Parnell, L ERA: 3.38	(1, 1) 7.1 L 31 6 5 2 1 2 0 0 0 0 0 0 2 39 2.46 1.091																			
Ellis Kinder, R ERA: 3.04	(8, 1) 0.2 2 1 0 0 0 0 0 0 0 0 0 0 2 2 0.00 1.500																			



Batter	1	2	3	4	5	6	7	8	9	AB	R	H	RBI	BB	SO	LOB	TOP										
Dom DiMaggio, R OBP: 0.377, SLG: 0.432	0-0 CS 6 BB 1B		0-0 F2		0-0 F9		0-0 6-3		0-0 5-3	5	0	1	0	0	0	1											
6 Johnny Pesky, L OBP: 0.419, SLG: 0.403	4-0 CS 1B BB		0-0 E4 HR 1B		0-0 2B		0-0 2B 1B		0-0 1B 1B	4	4	4	0	1	0	0											
Ted Williams, L OBP: 0.469, SLG: 0.576	0-3 K		0-0 HR		4-0 FC4-6 BB		0-0 2B FC4-2 1B		4-0 1B BB	3	2	2	3	2	1	2											
Bobby Doerr, R OBP: 0.379, SLG: 0.439	0-0 FC6-4 1B		0-0 F7		0-3 K		0-0 FC4-2 1-3 2H 2B		0-0 WP 1B 1B	4	0	2	2	0	1	2											
Walt Dropo, R OBP: 0.321, SLG: 0.351	0-0 FC6-4 1B		0-0 F7		0-0 K		0-0 FC4-2 1-3 2H 2B		0-0 WP 1B 1B	1	0	1	1	0	0	0											
Billy Goodman, L OBP: 0.391, SLG: 0.372	0-0 FC6-4 1-2		0-0 1B		0-0 FC4-6 1-2		0-0 FC4-2 FC6-4 2B		0-0 F9	5	0	1	0	0	0	7											
Charlie Maxwell, L OBP: 0.294, SLG: 0.435		0-3 K		0-3 K		0-0 2B		0-0 FC6-4 1-2		0-0 WP 1B	3	0	1	0	0	2											
Clyde Vollmer, R OBP: 0.350, SLG: 0.502		0-3 K		0-3 K		0-0 2B		0-0 FC6-4 1-2		0-0 WP 1B	2	0	1	1	0	2											
Fred Hatfield, L OBP: 0.296, SLG: 0.253		0-0 F8		0-0 3-1		0-3 K		0-0 L4		0-0 3-1	5	0	0	0	0	1											
Buddy Rosar, R OBP: 0.294, SLG: 0.254		0-0 F9		0-3 K		0-0 F7		0-0 6-3		0-0 6-3	4	0	0	0	0	1											
Ray Scarborough, R OBP: 0.234, SLG: 0.213				0-0 F8		0-0 6-3		0-0 6-3			4	1	1	0	0	0											
Ellis Kinder, R OBP: 0.036, SLG: 0.071				6 E HR 2B		0-0 F8		0-0 6-3		0-0 6-3	0	0	0	0	0	0											
Inning Stats	R: 1 E: 0 K: 1 S: 6	H: 2 LOB: 1 BB: 1 P: 10	R: 0 E: 0 K: 1 S: 5	H: 0 LOB: 0 BB: 0 P: 5	R: 3 E: 1 K: 1 S: 9	H: 4 LOB: 1 BB: 0 P: 9	R: 0 E: 0 K: 1 S: 5	H: 0 LOB: 0 BB: 0 P: 5	R: 0 E: 0 K: 1 S: 6	H: 1 LOB: 2 BB: 1 P: 10	R: 0 E: 0 K: 0 S: 6	H: 3 LOB: 0 BB: 0 P: 6	R: 1 E: 0 K: 0 S: 6	H: 3 LOB: 0 BB: 0 P: 6	R: 0 E: 0 K: 0 S: 3	H: 0 LOB: 0 BB: 0 P: 3	R: 2 E: 0 K: 0 S: 6	H: 3 LOB: 2 BB: 1 P: 10	1B: 9 2B: 5 3B: 0 HR: 1	SF: 0 SAC: 0 DP: 1 HBP: 0	WP: 1 PA: 43						
PITCHER	IP	WLS	BF	H	R	ER	SO	BB	IBB	HBP	BLK	WP	HR	S	P	ERA	WHIP										
Virgil Trucks, R ERA: 5.73	(1, 1)	6.1	31	11	5	5	6	2	0	0	0	0	1	41	49	7.11	2.053										
Bob Cain, L ERA: 4.52	(7, 1)	2.0	L	8	1	2	0	1	0	0	0	0	0	7	11	9.00	1.000										
Fred Hutchinson, R ERA: 3.81	(9, 1)	0.2		4	2	0	0	0	0	0	0	1	0	4	4	0.00	3.000										

Boston Red Sox @ Detroit Tigers
Briggs Stadium, Detroit, MI
Wed Aug 29 1951, 4:33 AM EDT
Att: 8,050 - Unknown

AB 40
R 7
H 14
RBI 7
BB 3
SO 6
LOB 20



Batter	1	2	3	4	5	6	7	8	9	AB	R	H	RBI	BB	SO	LOB	BOTTOM										
Johnny Lipon, R OBP: 0.328, SLG: 0.298	0-0 1B 3B		0-0 4-3		0-0 1-2 1B		0-0 L8		0-0 FC6-4	5	1	2	0	0	0	2											
Dick Kryhoski, L OBP: 0.335, SLG: 0.432	0-0 2B 1B		0-0 L9		0-0 L7		0-0 G3		0-0 3-1	5	1	1	1	0	0	2											
Hoot Evers, R OBP: 0.311, SLG: 0.384	0-0 P4		0-0 HR		0-3 K		0-0 1B		0-0 2B 1B	5	1	3	1	0	1	3											
Vic Wertz, L OBP: 0.386, SLG: 0.491	0-0 1H 2B		0-0 P6		0-0 P6		0-0 P6		0-0 P6	5	0	1	1	0	0	2											
George Kell, R OBP: 0.404, SLG: 0.414	0-0 5-3		0-0 L7		4-0 1B BB		0-0 1B 3B		0-0 1-3 2B	4	2	2	0	1	0	1											
Johnny Groth, R OBP: 0.362, SLG: 0.405	0-0 F7		0-0 5-3		0-0 1B 1B		0-0 G4-3 1B		0-0 4-3	5	0	2	1	0	0	3											
Jerry Priddy, R OBP: 0.343, SLG: 0.381		0-0 4-3		0-0 4-3		0-0 1-2 2H 1B		0-0 G4-3 1-2		4	0	1	1	0	0	1											
Bob Swift, R OBP: 0.244, SLG: 0.192		0-0 1-3		0-0 F2		0-0 L7		4-0 1B BB		2	0	0	0	0	0	0											
Charlie Keister, L OBP: 0.370, SLG: 0.435		0-0 1B		0-0 F2		0-0 L7		4-0 1B BB		1	0	0	0	0	0	2											
Frank House, L OBP: 0.370, SLG: 0.435		0-0 1B		0-0 F2		0-0 L7		4-0 1B BB		0	0	0	0	1	0	0											
Virgil Trucks, R OBP: 0.182, SLG: 0.212		0-0 5-3		0-0 1B		0-0 4-3		0-0 FC6-4 1-2		3	0	1	0	0	0	2											
Bob Cain, L OBP: 0.291, SLG: 0.300		0-0 5-3		0-0 1B		0-0 4-3		0-0 FC6-4 1-2		1	0	1	0	0	0	0											
Fred Hutchinson, L OBP: 0.250, SLG: 0.225		0-0 5-3		0-0 1B		0-0 4-3		0-0 FC6-4 1-2		0	0	0	0	0	0	0											
Inning Stats	R: 2 E: 0 K: 0 S: 6	H: 3 LOB: 1 BB: 0 P: 6	R: 0 E: 0 K: 0 S: 3	H: 0 LOB: 0 BB: 0 P: 3	R: 1 E: 0 K: 0 S: 4	H: 1 LOB: 0 BB: 0 P: 4	R: 0 E: 0 K: 0 S: 3	H: 0 LOB: 0 BB: 0 P: 3	R: 0 E: 0 K: 1 S: 7	H: 2 LOB: 2 BB: 0 P: 7	R: 1 E: 0 K: 0 S: 5	H: 2 LOB: 1 BB: 1 P: 9	R: 0 E: 0 K: 0 S: 4	H: 1 LOB: 0 BB: 0 P: 4	R: 1 E: 0 K: 0 S: 5	H: 3 LOB: 2 BB: 1 P: 9	R: 0 E: 0 K: 0 S: 5	H: 2 LOB: 2 BB: 0 P: 5	1B: 9 2B: 2 3B: 2 HR: 1	SF: 0 SAC: 0 DP: 1 HBP: 0	WP: 0 PA: 42						
PITCHER	IP	WLS	BF	H	R	ER	SO	BB	IBB	HBP	BLK	WP	HR	S	P	ERA	WHIP										
Ray Scarborough, R ERA: 4.3	(1, 1)	8.2	W	41	14	5	1	2	0	0	0	0	0	41	49	5.19	1.846										
Ellis Kinder, R ERA: 3.03	(9, 1)	0.1	S	1	0	0	0	0	0	0	0	0	0	1	1	0.00	0.000										

Boston Red Sox @ Detroit Tigers
Briggs Stadium, Detroit, MI
Wed Aug 29 1951, 4:33 AM EDT
Att: 8,050 - Unknown


AB 40
R 5
H 14
RBI 5
BB 2
SO 1
LOB 18



Batter	1	2	3	4	5	6	7	8	9	AB	R	H	RBI	BB	SO	LOB	TOP										
Dom DiMaggio, R OBP: 0.378, SLG: 0.436	5-3		E7 2B			F8 1B		SH1-4 1-3	1-3								5 1 3 1 0 0 1										
6 Johnny Pesky, L OBP: 0.420, SLG: 0.402	F7					FC6-5 1B		F8									4 1 1 0 2 0 2										
Ted Williams, L OBP: 0.468, SLG: 0.570	F8		K					K									4 0 0 0 2 3 4										
Bobby Doerr, R OBP: 0.379, SLG: 0.448																	5 2 2 2 0 0 5										
Billy Goodman, L OBP: 0.395, SLG: 0.380																	4 2 3 1 1 0 0										
Clyde Vollmer, R OBP: 0.354, SLG: 0.502																	4 1 2 1 1 1 3										
Fred Hatfield, L OBP: 0.294, SLG: 0.244																	3 2 0 1 1 1 2										
Buddy Rosar, R OBP: 0.291, SLG: 0.252																	5 0 1 1 0 0 4										
Chuck Stobbs, L OBP: 0.283, SLG: 0.250																	3 0 0 0 0 0 2										
Ellis Kinder, R OBP: 0.100, SLG: 0.133																	2 1 2 2 0 0 0										
Inning Stats	R: 0 E: 0 K: 0 S: 3	H: 0 LOB: 0 BB: 0 P: 3	R: 1 E: 0 K: 0 S: 4	H: 2 LOB: 0 BB: 0 P: 4	R: 0 E: 1 K: 1 S: 6	H: 1 LOB: 2 BB: 1 P: 10	R: 1 E: 0 K: 0 S: 4	H: 1 LOB: 1 BB: 1 P: 8	R: 2 E: 0 K: 1 S: 7	H: 2 LOB: 2 BB: 2 P: 15	R: 0 E: 0 K: 1 S: 6	H: 1 LOB: 1 BB: 0 P: 6	R: 1 E: 1 K: 1 S: 6	H: 1 LOB: 0 BB: 0 P: 6	R: 4 E: 1 K: 1 S: 10	H: 4 LOB: 2 BB: 1 P: 14	1B: 10 2B: 3 3B: 1 HR: 1	SF: 0 SAC: 2 DP: 1 HBP: 0	WP: 2 PB: 0 SB: 0 CS: 0	PA: 48							
PITCHER	IP	WLS	BF	H	R	ER	SO	BB	IBB	HBP	BLK	WP	HR	S	P	ERA	WHIP										
Ted Gray, L ERA: 4.44	5.1	L	27	7	5	5	2	5	0	0	0	0	0	26	46	8.44	2.250										
Gene Bearden, L ERA: 5.07	1.2		8	2	0	0	1	1	0	0	0	1	0	9	13	0.00	1.800										
Hal White, R ERA: 5.61	1.0		7	3	4	3	1	1	0	0	0	1	1	8	12	27.00	4.000										
Hank Borowy, R ERA: 7.05	1.0		6	2	1	1	1	0	0	0	0	0	0	8	8	9.00	2.000										
Batter	1	2	3	4	5	6	7	8	9	AB	R	H	RBI	BB	SO	LOB	BOTTOM										
Johnny Lipon, R OBP: 0.324, SLG: 0.294	1-3		P4			P2											4 0 0 0 0 0 0										
Jerry Priddy, R OBP: 0.344, SLG: 0.381			4-3														3 1 1 0 1 0 0										
Hoot Evers, R OBP: 0.316, SLG: 0.390																	3 2 2 0 1 0 0										
Vic Wertz, L OBP: 0.387, SLG: 0.493																	3 1 1 0 1 1 4										
George Kell, R OBP: 0.407, SLG: 0.422																	3 0 2 3 0 0 1										
Johnny Groth, R OBP: 0.358, SLG: 0.401																	4 0 0 1 0 0 3										
Don Kolloway, R OBP: 0.313, SLG: 0.326																	4 0 0 0 0 0 2										
Bob Swift, R OBP: 0.250, SLG: 0.189																	1 0 0 0 1 0 0										
Dick Krynitski, L OBP: 0.334, SLG: 0.431																	1 0 0 0 0 0 0										
Frank House, L OBP: 0.379, SLG: 0.517																	1 0 0 0 0 0 0										
Ted Gray, S OBP: 0.192, SLG: 0.143																	2 0 0 0 0 1 1										
Gene Bearden, L OBP: 0.222, SLG: 0.519																	0 0 0 0 0 0 0										
Pat Mullin, L OBP: 0.379, SLG: 0.517																	1 0 0 0 0 1 0										
Hal White, R OBP: 0.288, SLG: 0.357																	0 0 0 0 0 0 0										
Hank Borowy, R ERA: 2.92																	0 0 0 0 0 0 0										
Inning Stats	R: 2 E: 0 K: 1 S: 6	H: 2 LOB: 0 BB: 1 P: 10	R: 0 E: 0 K: 0 S: 3	H: 0 LOB: 1 BB: 1 P: 7	R: 0 E: 0 K: 0 S: 3	H: 0 LOB: 0 BB: 0 P: 3	R: 0 E: 0 K: 0 S: 3	H: 1 LOB: 1 BB: 0 P: 4	R: 0 E: 0 K: 1 S: 5	H: 0 LOB: 0 BB: 0 P: 5	R: 2 E: 0 K: 0 S: 5	H: 2 LOB: 1 BB: 1 P: 9	R: 0 E: 0 K: 1 S: 5	H: 0 LOB: 0 BB: 0 P: 5	R: 0 E: 1 K: 0 S: 3	H: 1 LOB: 1 BB: 1 P: 7	R: 0 E: 0 K: 0 S: 3	H: 0 LOB: 0 BB: 0 P: 3	1B: 2 2B: 4 3B: 1 HR: 0	SF: 0 SAC: 0 DP: 2 HBP: 1	WP: 0 PB: 0 SB: 0 CS: 1	PA: 36					
PITCHER	IP	WLS	BF	H	R	ER	SO	BB	IBB	HBP	BLK	WP	HR	S	P	ERA	WHIP										
Chuck Stobbs, L ERA: 4.63	5.1	W	23	5	4	4	2	3	0	1	0	0	0	23	36	6.75	1.500										
Ellis Kinder, R ERA: 2.92	3.2	S	12	1	0	0	1	1	0	0	0	0	0	13	17	0.00	0.545										


Boston Red Sox @ Detroit Tigers
Briggs Stadium, Detroit, MI
Thu Aug 30 1951, 4:33 AM EDT
Att: 6,378 - Unknown

AB 39
R 10
H 14
RBI 9
BB 7
SO 5
LOB 23



Boston Red Sox @ Detroit Tigers
Briggs Stadium, Detroit, MI
Thu Aug 30 1951, 4:33 AM EDT
Att: 6,378 - Unknown

AB 30
R 4
H 6
RBI 4
BB 4
SO 3
LOB 11



Batter	1	2	3	4	5	6	7	8	9	AB	R	H	RBI	BB	SO	LOB	TOP										
Eddie Yost, R OBP: 0.421, SLG: 0.411 (1, 5)	F5		F5		FC5-4 BB		FC6-5 FC6-4		G1-4-3	5	0	0	0	0	0	5	Washington Senators @ Boston Red Sox Fenway Park, Boston, MA Mon Sep 03 1951, 3:33 AM EDT Unknown										
Cass Michaels, R OBP: 0.355, SLG: 0.367 (1, 4)	3B		5-3		BB		FC6-4			3	0	1	0	1	0	2											
Gil Coan, L OBP: 0.373, SLG: 0.463 (1, 7)	K		4-3		G3				F9	4	0	0	0	0	1	3											
Sam Mele, R OBP: 0.317, SLG: 0.389 (1, 8)	5-3			5-3		6-3			5-3	4	0	0	0	0	0	1											
Mickey Vernon, L OBP: 0.358, SLG: 0.434 (1, 3)		F6		7-4 1B		F9			G3	4	0	1	0	0	0	0											
Mike McCormick, R OBP: 0.375, SLG: 0.373 (1, 9)	BB			1B		6-3			F9	3	0	1	0	1	0	0											
Pete Runnels, L OBP: 0.343, SLG: 0.318 (1, 6)		BB		1B						3	1	1	0	1	0	2											
Clyde Klutz, R OBP: 0.358, SLG: 0.373 (1, 2) Sherry Robertson, L OBP: 0.264, SLG: 0.267 (9, PR)	F7					FC5-4 1B		FC6-5 1B	BB	3	0	2	0	1	0	2											
Dick Starr, R OBP: 0.303, SLG: 0.310 (1, 1) Sam Dente, R OBP: 0.314, SLG: 0.289 (7, PH) Sandy Consuegra, R OBP: 0.211, SLG: 0.216 (7, 1) Mike Guerra, R OBP: 0.258, SLG: 0.222 (9, PH)	K					K		FC6-5 1B	BB	2	0	0	0	0	2	3											
Inning Stats	R: 0 E: 0 K: 1 S: 6	H: 1 LOB: 1 BB: 0 P: 6	R: 0 E: 0 K: 1 S: 5	H: 0 LOB: 2 BB: 2 P: 13	R: 0 E: 0 K: 0 S: 3	H: 0 LOB: 0 BB: 0 P: 3	R: 0 E: 0 K: 0 S: 4	H: 2 LOB: 1 BB: 0 P: 4	R: 0 E: 0 K: 1 S: 6	H: 1 LOB: 2 BB: 1 P: 10	R: 0 E: 0 K: 0 S: 3	H: 0 LOB: 0 BB: 0 P: 3	R: 0 E: 0 K: 0 S: 4	H: 1 LOB: 2 BB: 1 P: 8	R: 0 E: 0 K: 0 S: 3	H: 0 LOB: 0 BB: 0 P: 3		R: 2 E: 0 K: 0 S: 5	H: 3 LOB: 1 BB: 0 P: 5	1B: 6 2B: 2 3B: 1 HR: 0	SF: 0 SAC: 0 DP: 2 HBP: 0	WP: 0 PB: 0 SB: 0 CS: 0	PA: 37				
PITCHER	IP	WLS	BF	H	R	ER	SO	BB	IBB	HBP	BLK	WP	HR	S	P	ERA	WHIP										
Mel Parnell, L ERA: 3.33 (1, 1)	8.1	W	35	7	2	2	3	4	0	0	0	0	0	37	53	2.16	1.320										
Ellis Kinder, R ERA: 2.91 (9, 1)	0.2	S	2	1	0	0	0	0	0	0	0	0	0	2	2	0.00	1.500										

AB 33
R 2
H 8
RBI 2
BB 4
SO 3
LOB 18



Batter	1	2	3	4	5	6	7	8	9	AB	R	H	RBI	BB	SO	LOB	BOTTOM										
Dom DiMaggio, R OBP: 0.377, SLG: 0.433 (1, 8)	F4	K		FC6-4				L5		4	0	0	0	1	1	2	Washington Senators @ Boston Red Sox Fenway Park, Boston, MA Mon Sep 03 1951, 3:33 AM EDT Unknown										
6 Johnny Pesky, L OBP: 0.423, SLG: 0.404 (1, 6)	2B			1B		BB		F9		3	1	2	0	1	0	2											
Billy Goodman, L OBP: 0.394, SLG: 0.377 (1, 7)	F7			L9		L9		BB		3	0	0	0	1	0	3											
Bobby Doerr, R OBP: 0.380, SLG: 0.452 (1, 4)	HR			1B		F7		F6		4	1	2	1	0	0	2											
Walt Dropo, R OBP: 0.326, SLG: 0.365 (1, 3)	HR			1B						3	1	2	2	1	0	2											
Charlie Maxwell, L OBP: 0.273, SLG: 0.400 (1, 9)	F5			F2		K		F5		4	0	0	0	0	1	6											
Fred Hatfield, L OBP: 0.283, SLG: 0.233 (1, 5)		5-3		F8		F7		F7		4	0	0	0	0	0	2											
Buddy Rosar, R OBP: 0.296, SLG: 0.265 (1, 2)	K			FC6-4 1B		4-3 2B		F7		4	0	2	0	0	1	0											
Mel Parnell, L OBP: 0.368, SLG: 0.348 (1, 1) Ellis Kinder, R OBP: 0.100, SLG: 0.133 (9, 1)				F8		4-3		F7		4	0	1	0	0	0	2											
Inning Stats	R: 3 E: 0 K: 0 S: 5	H: 2 LOB: 0 BB: 1 P: 9	R: 0 E: 0 K: 2 S: 8	H: 1 LOB: 1 BB: 0 P: 8	R: 0 E: 0 K: 0 S: 5	H: 2 LOB: 2 BB: 0 P: 5	R: 0 E: 0 K: 0 S: 4	H: 1 LOB: 1 BB: 0 P: 4	R: 0 E: 0 K: 1 S: 6	H: 1 LOB: 2 BB: 1 P: 10	R: 0 E: 0 K: 0 S: 4	H: 1 LOB: 2 BB: 1 P: 8	R: 0 E: 0 K: 0 S: 4	H: 1 LOB: 2 BB: 1 P: 8	R: 0 E: 0 K: 0 S: 3	H: 0 LOB: 0 BB: 0 P: 3		1B: 6 2B: 2 3B: 0 HR: 1	SF: 0 SAC: 0 DP: 0 HBP: 0	WP: 0 PB: 0 SB: 0 CS: 0	PA: 37						
PITCHER	IP	WLS	BF	H	R	ER	SO	BB	IBB	HBP	BLK	WP	HR	S	P	ERA	WHIP										
Dick Starr, R ERA: 6.62 (1, 1)	6.0	L	29	8	3	3	3	3	0	0	0	0	1	32	44	4.50	1.833										
Sandy Consuegra, R ERA: 3.75 (7, 1)	2.0		8	1	0	0	0	1	0	0	0	0	0	7	11	0.00	1.000										



Batter	1	2	3	4	5	6	7	8	9	AB	R	H	RBI	BB	SO	LOB	TOP										
Eddie Yost, R OBP: 0.421, SLG: 0.408 (1, 5)	F6		FC1-4						5-3	3	1	0	0	2	0	1											
Cass Michaels, R OBP: 0.352, SLG: 0.364 (1, 4)	5-3		K					F6		4	0	0	0	0	1	4											
Gil Coan, L OBP: 0.374, SLG: 0.463 (1, 7)	2B		F6					4-3		4	1	2	0	0	0	2											
Sam Mele, R OBP: 0.318, SLG: 0.392 (1, 8)	1B							1B		4	1	2	2	0	0	1											
Mickey Vernon, L OBP: 0.359, SLG: 0.435 (1, 3)	2B							1B		4	1	2	0	0	0	1											
Mike McCormick, R OBP: 0.377, SLG: 0.376 (1, 9)	1-3							1B		4	1	2	0	0	1												
Sam Dente, R OBP: 0.310, SLG: 0.285 (1, 6)	F7							1B		4	0	1	2	0	0	1											
Sam Dente, R OBP: 0.310, SLG: 0.285 (1, 6)	F8							2B		4	0	0	0	0	0	1											
Mike Guerra, R OBP: 0.258, SLG: 0.219 (1, 2)	6-3							1B		4	0	0	0	0	0	1											
Mike Guerra, R OBP: 0.258, SLG: 0.219 (1, 2)	6-3							1B		3	0	0	0	1	0	0											
Bob Porterfield, R OBP: 0.182, SLG: 0.100 (1, 1)										1	0	0	0	0	0	1											
Clyde Klutz, R OBP: 0.395, SLG: 0.371 (7, PH)										1	0	0	0	0	1	0											
Julio Moreno, R OBP: 0.194, SLG: 0.200 (7, 1)										0	0	0	0	0	0	0											
Mickey Harris, L OBP: 0.278, SLG: 0.250 (7, 1)										0	0	0	0	0	0	0											
Pete Rummels, L OBP: 0.341, SLG: 0.317 (9, PH)										1	0	0	0	0	1	0											
Inning Stats	R: 1 E: 0 K: 0 S: 5	H: 2 LOB: 1 BB: 0 P: 5	R: 0 E: 0 K: 0 S: 3	H: 0 LOB: 0 BB: 0 P: 3	R: 0 E: 0 K: 1 S: 5	H: 0 LOB: 0 BB: 0 P: 6	R: 0 E: 0 K: 0 S: 3	H: 0 LOB: 0 BB: 0 P: 3	R: 0 E: 0 K: 0 S: 3	H: 2 LOB: 2 BB: 2 P: 11	R: 0 E: 0 K: 1 S: 5	H: 0 LOB: 0 BB: 0 P: 5	R: 3 E: 0 K: 0 S: 6	H: 3 LOB: 1 BB: 1 P: 10	R: 0 E: 0 K: 1 S: 5	H: 0 LOB: 0 BB: 0 P: 5	1B: 5 2B: 2 3B: 0 HR: 0	SF: 0 SAC: 0 DP: 1 HBP: 1	WP: 0 PB: 0 SB: 1 CS: 0	PA: 37							
PITCHER	IP	WLS	BF	H	R	ER	SO	BB	IBB	HBP	BLK	WP	HR	S	P	ERA	WHIP										
Chuck Stobbs, L ERA: 4.63 (1, 1)	8.0	W	34	7	4	4	2	3	0	1	0	0	0	34	47	4.50	1.250										
Ellis Kinder, R ERA: 2.95 (9, 1)	1.0	S	3	0	0	0	1	0	0	0	0	0	0	5	5	0.00	0.000										

Washington Senators @ Boston Red Sox
Fenway Park, Boston, MA
Mon Sep 03 1951, 3:38 AM EDT
Att: 26,609 - Unknown

AB 33
R 4
H 7
RBI 4
BB 3
SO 3
LOB 12



Batter	1	2	3	4	5	6	7	8	9	AB	R	H	RBI	BB	SO	LOB	BOTTOM										
Dom DiMaggio, R OBP: 0.380, SLG: 0.436 (1, 8)	6 G3 F7		L9					4-3		5	1	3	2	1	0	3											
6 Johnny Pesky, L OBP: 0.425, SLG: 0.407 (1, 6)	G3		2B					1B		4	1	2	1	1	0	3											
Billy Goodman, L OBP: 0.398, SLG: 0.380 (1, 7)	F7		1B					1B		2	1	1	1	3	0	3											
Bobby Doerr, R OBP: 0.378, SLG: 0.448 (1, 4)	F7		1B					1B		5	0	1	2	0	1	6											
Walt Dropo, R OBP: 0.324, SLG: 0.362 (1, 3)	F4		1B					1B		5	0	1	1	0	0	3											
Charlie Maxwell, L OBP: 0.287, SLG: 0.370 (1, 9)	F8		F5					3-1		4	0	0	0	1	1	2											
Fred Hatfield, L OBP: 0.288, SLG: 0.245 (1, 5)	4-3							1B		4	1	1	0	1	1	0											
Aaron Robinson, L OBP: 0.365, SLG: 0.331 (1, 2)	K							1B		2	2	1	1	3	1	0											
Chuck Stobbs, L OBP: 0.286, SLG: 0.255 (1, 1)								1B		3	2	1	0	0	2	1											
Buddy Rosar, R OBP: 0.294, SLG: 0.264 (8, PH)								1B		1	0	0	0	0	0	3											
Ellis Kinder, R OBP: 0.100, SLG: 0.133 (9, 1)								1B		0	0	0	0	0	0	0											
Inning Stats	R: 1 E: 0 K: 0 S: 4	H: 1 LOB: 1 BB: 1 P: 8	R: 0 E: 0 K: 1 S: 5	H: 0 LOB: 0 BB: 0 P: 5	R: 2 E: 0 K: 1 S: 9	H: 4 LOB: 2 BB: 0 P: 9	R: 0 E: 0 K: 1 S: 6	H: 1 LOB: 3 BB: 2 P: 14	R: 0 E: 0 K: 1 S: 5	H: 0 LOB: 0 BB: 0 P: 5	R: 3 E: 1 K: 0 S: 6	H: 2 LOB: 2 BB: 2 P: 14	R: 2 E: 0 K: 2 S: 10	H: 3 LOB: 3 BB: 2 P: 18	R: 0 E: 0 K: 0 S: 3	H: 0 LOB: 3 BB: 3 P: 15	1B: 6 2B: 4 3B: 0 HR: 1	SF: 0 SAC: 1 DP: 0 HBP: 0	WP: 1 PB: 0 SB: 0 CS: 0	PA: 46							
PITCHER	IP	WLS	BF	H	R	ER	SO	BB	IBB	HBP	BLK	WP	HR	S	P	ERA	WHIP										
Bob Porterfield, R ERA: 4.39 (1, 1)	6.0	L	32	8	6	5	4	4	1	0	0	0	0	35	55	7.50	2.000										
Julio Moreno, R ERA: 4.82 (7, 1)	0.2		6	3	2	2	1	1	0	0	0	0	1	7	11	27.00	6.000										
Mickey Harris, L ERA: 4.08 (7, 1)	1.1		8	0	0	0	1	4	0	0	0	0	0	6	22	0.00	3.000										

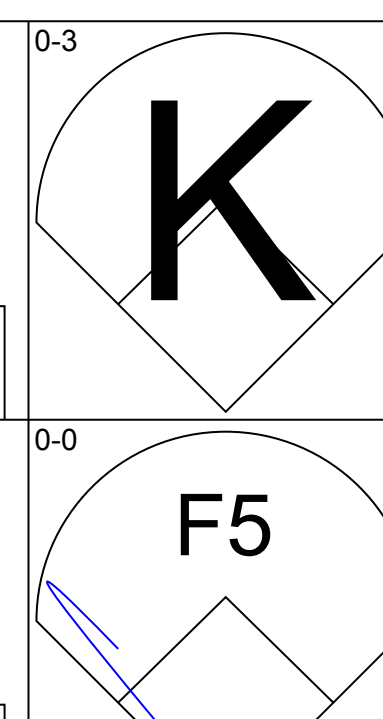
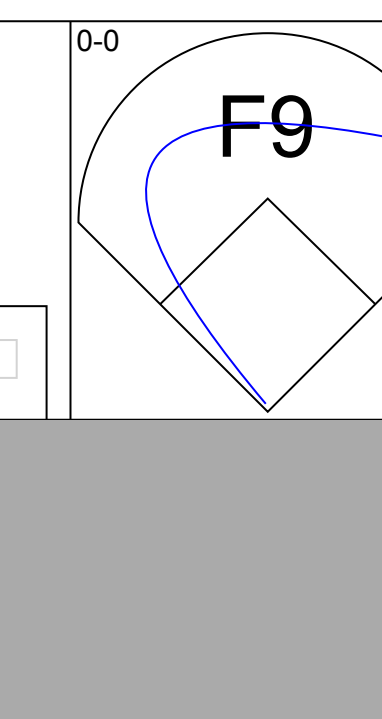
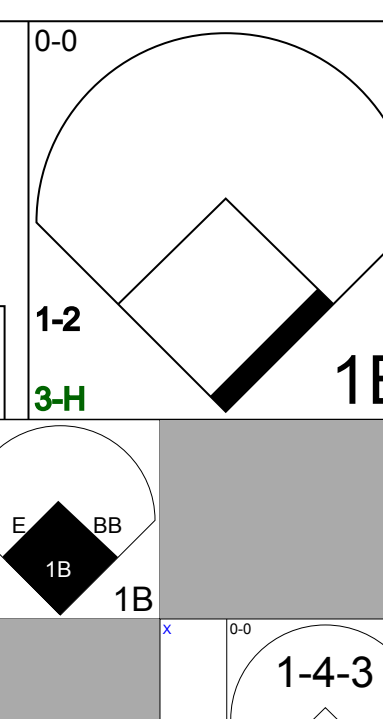
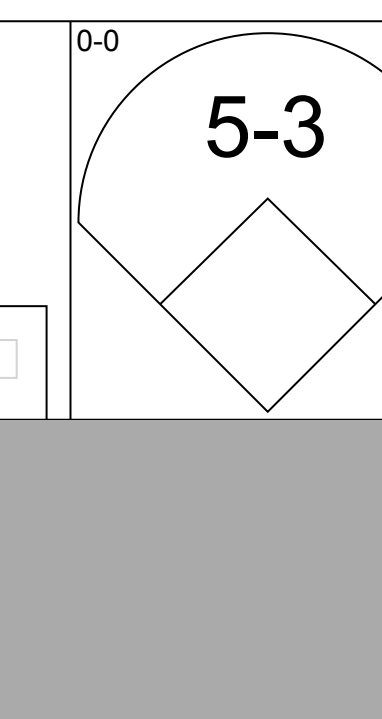
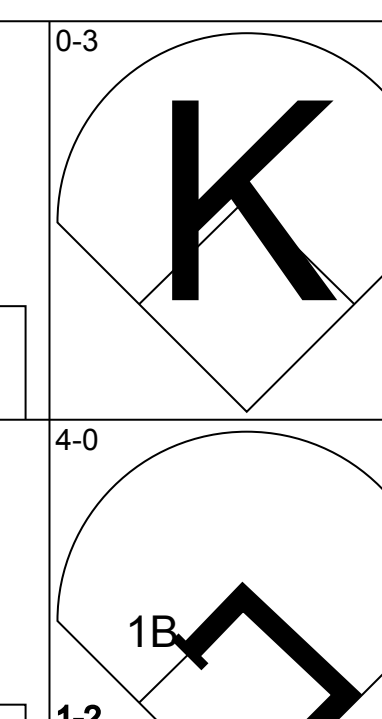
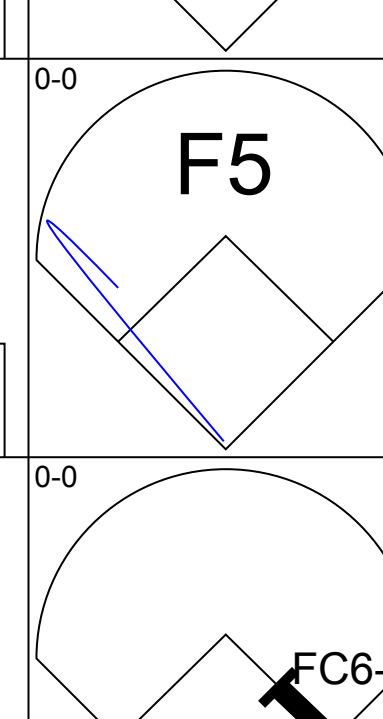
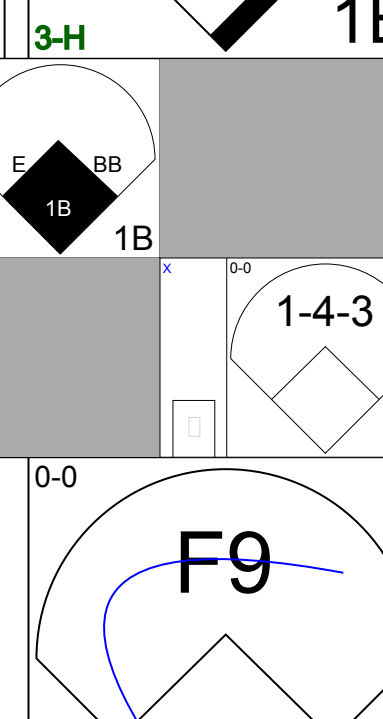
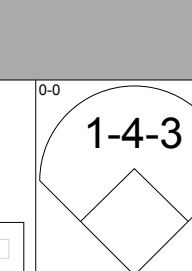
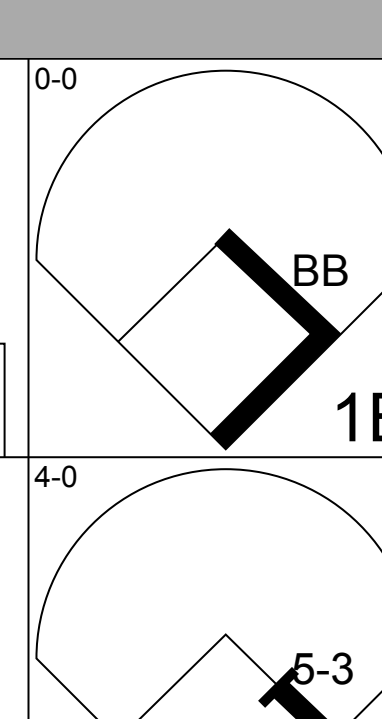
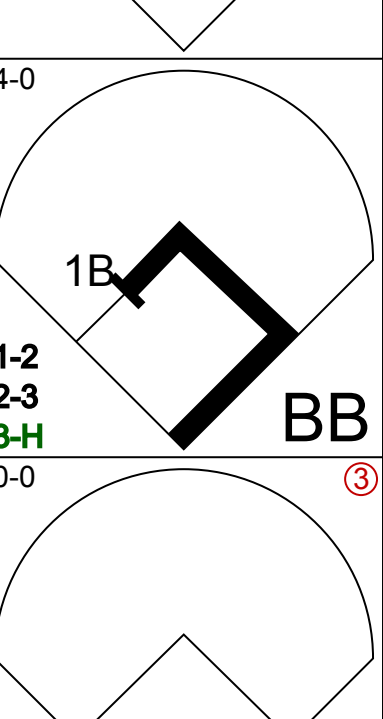
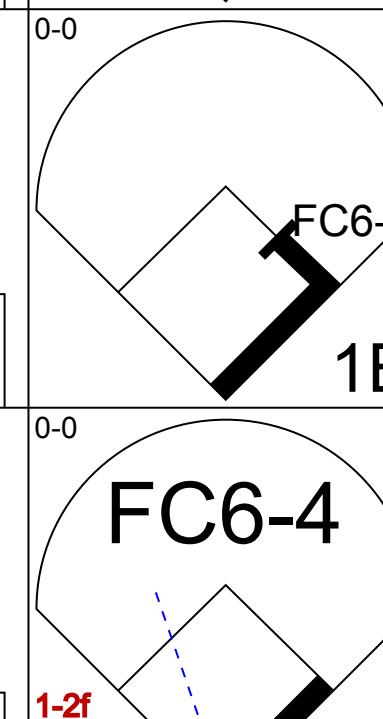
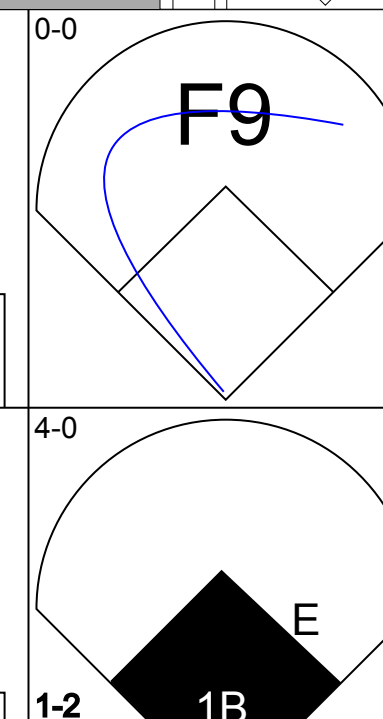
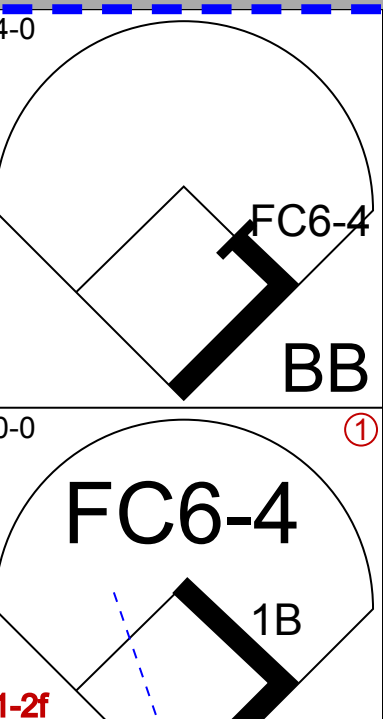
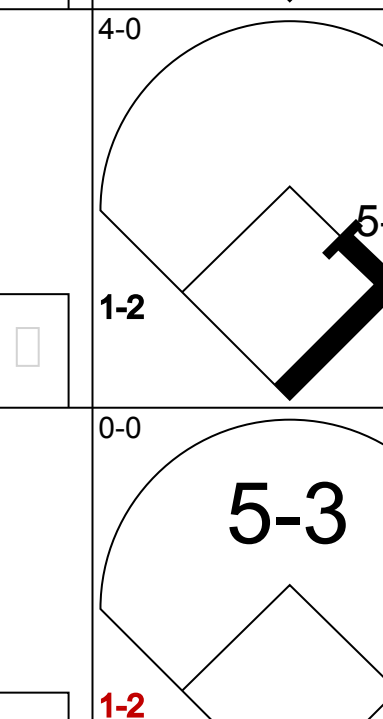
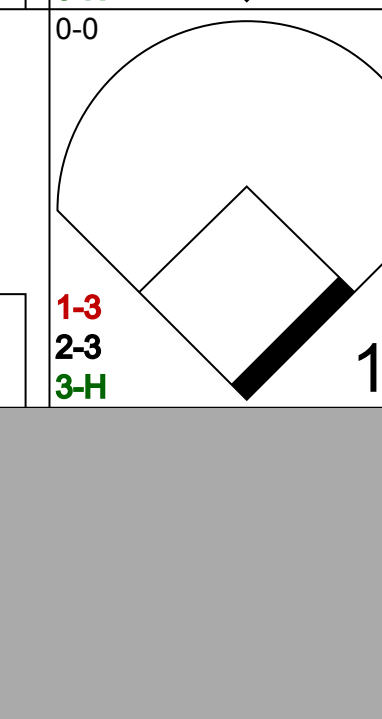
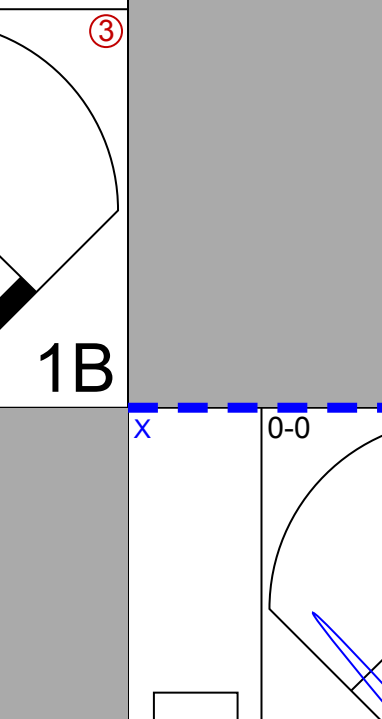
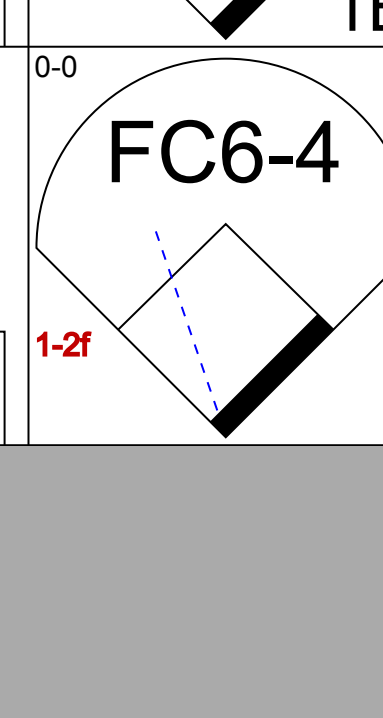
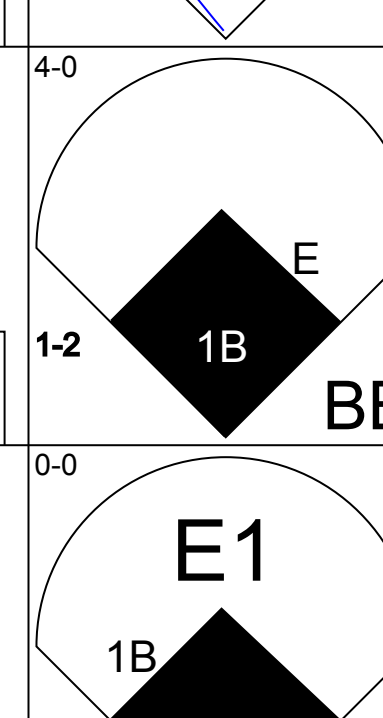
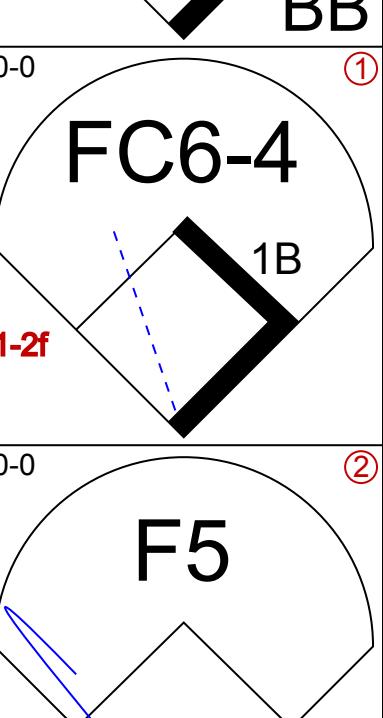
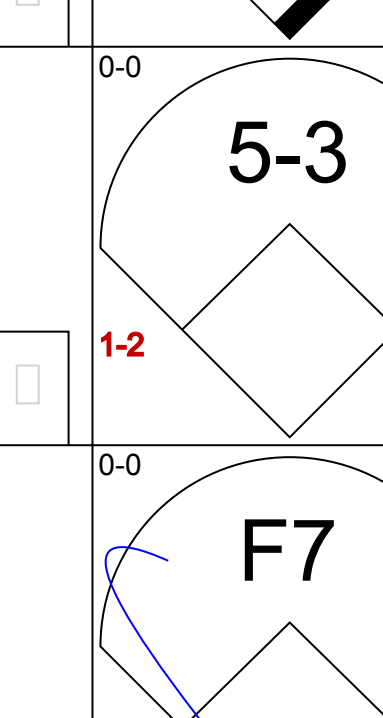
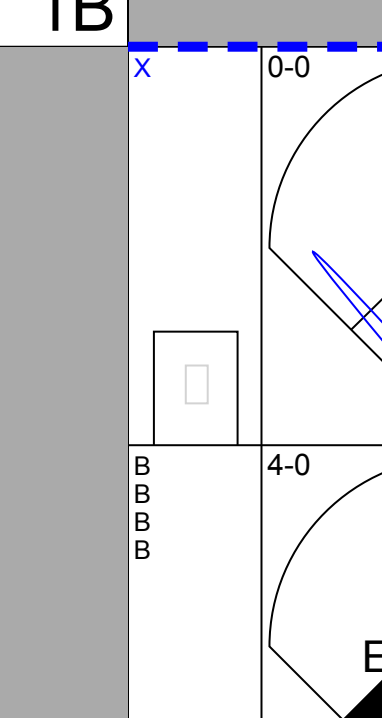
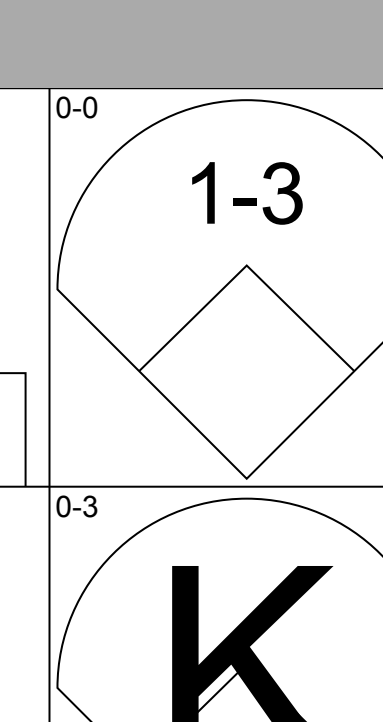
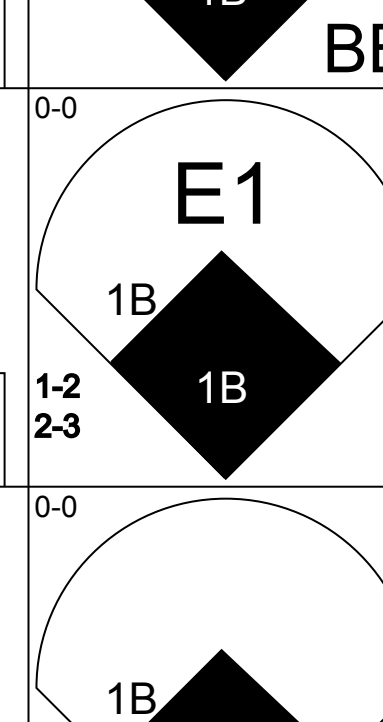
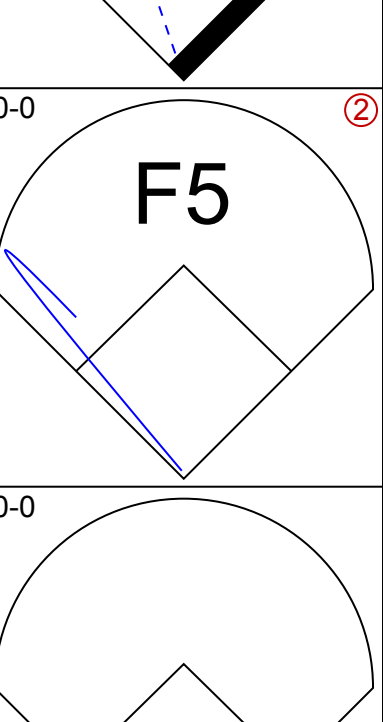
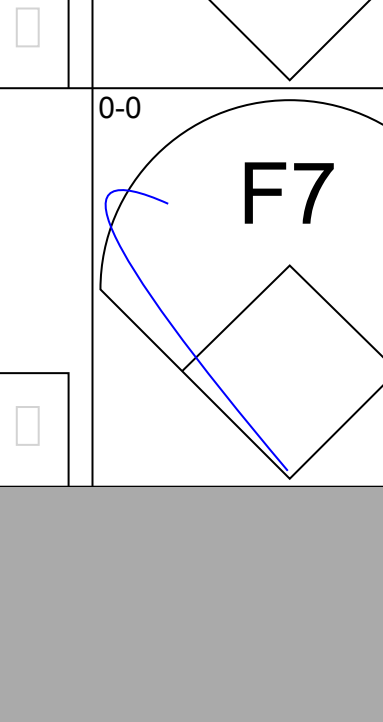
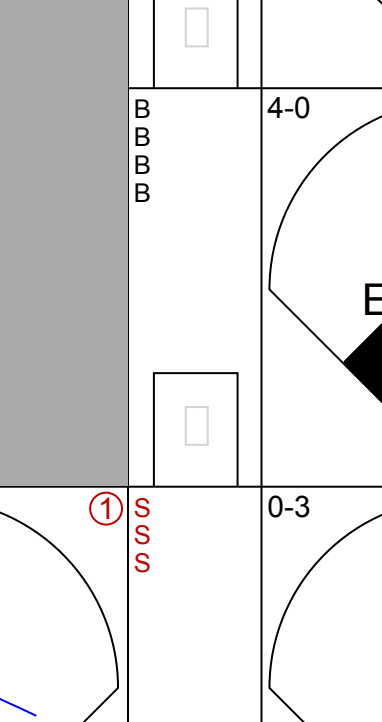

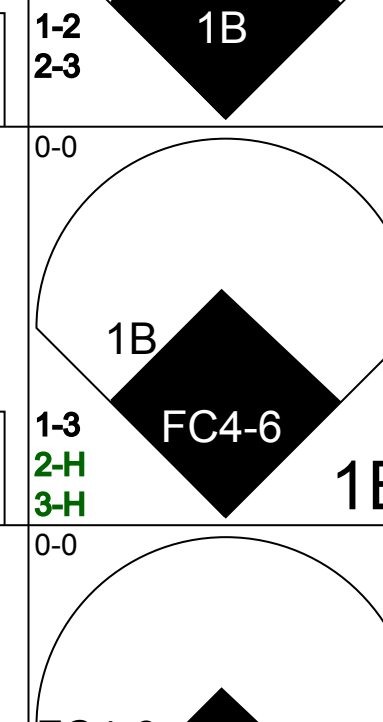
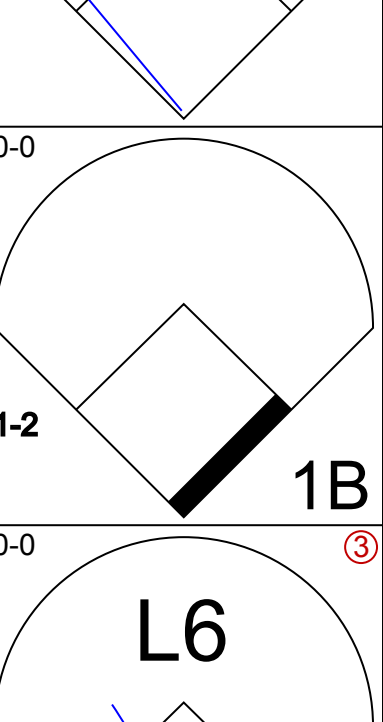
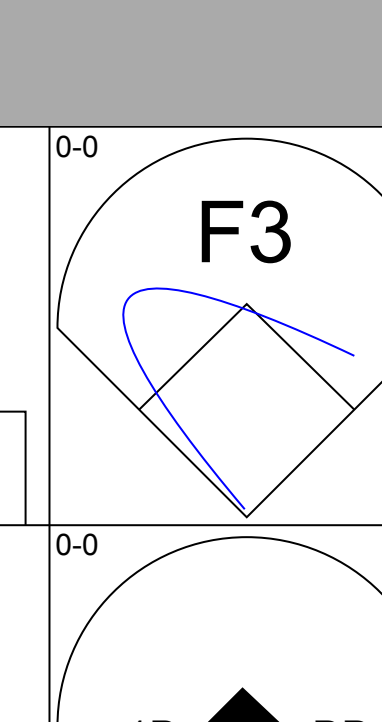
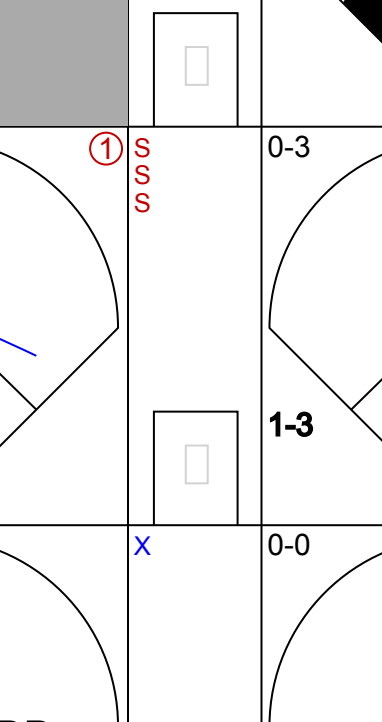
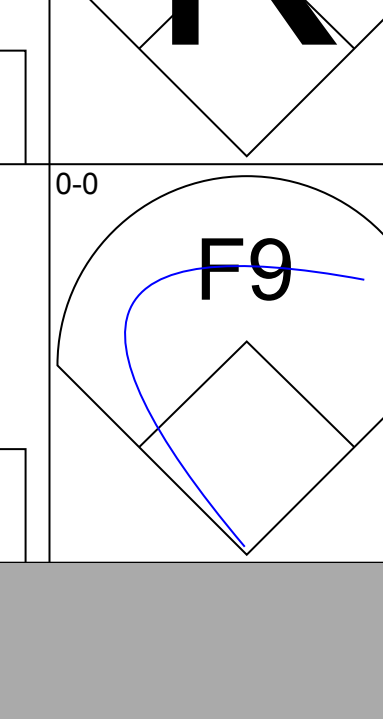
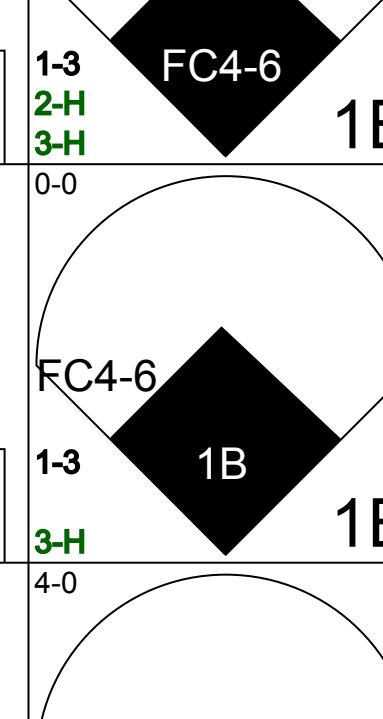
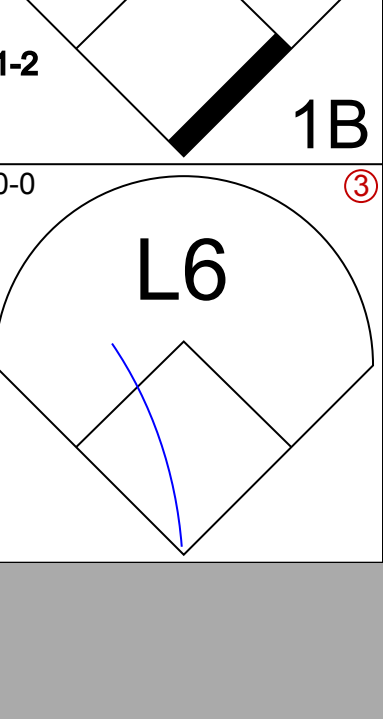
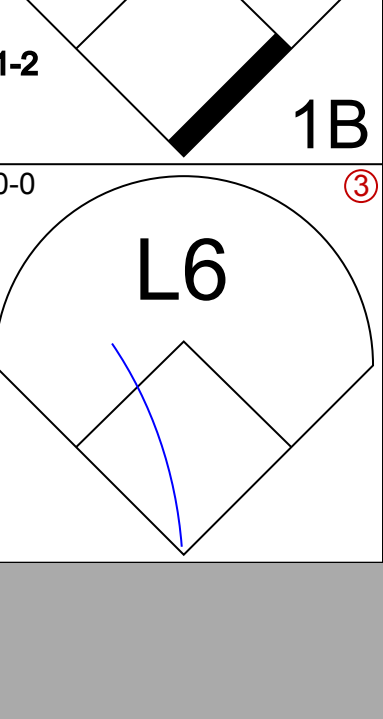
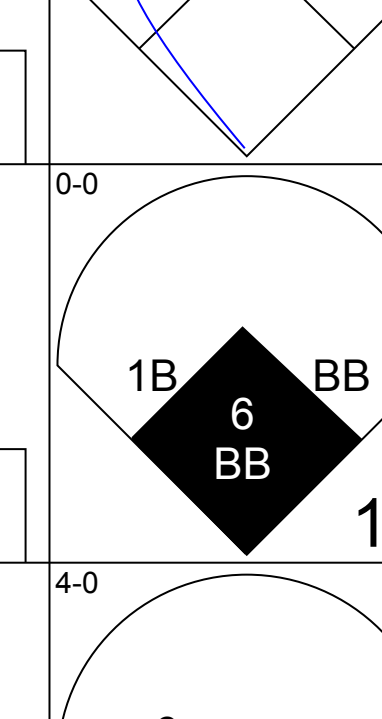
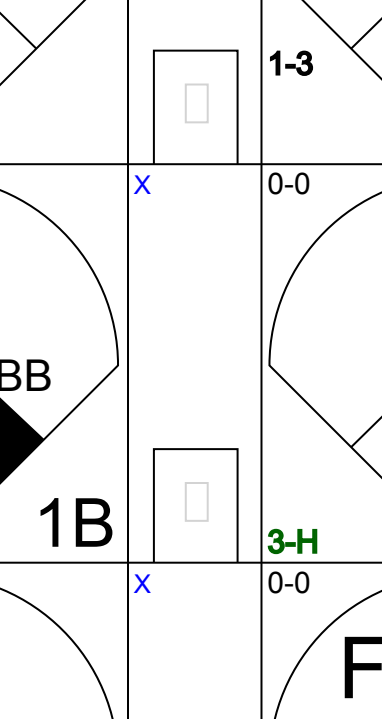
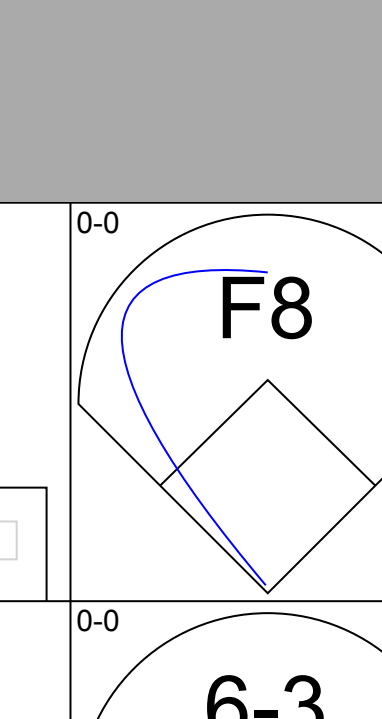
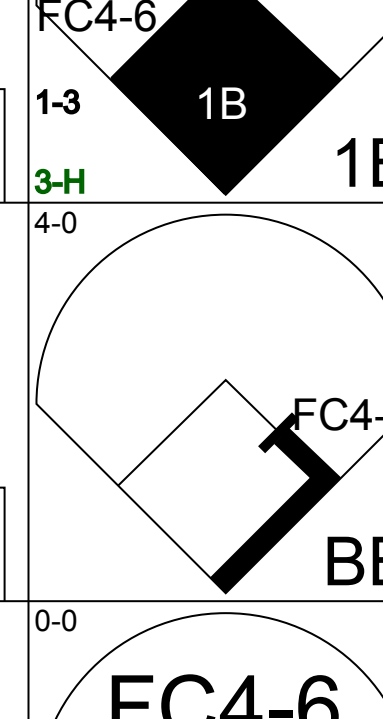
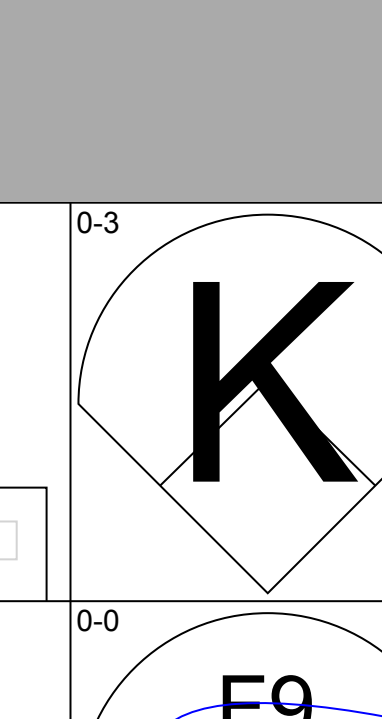
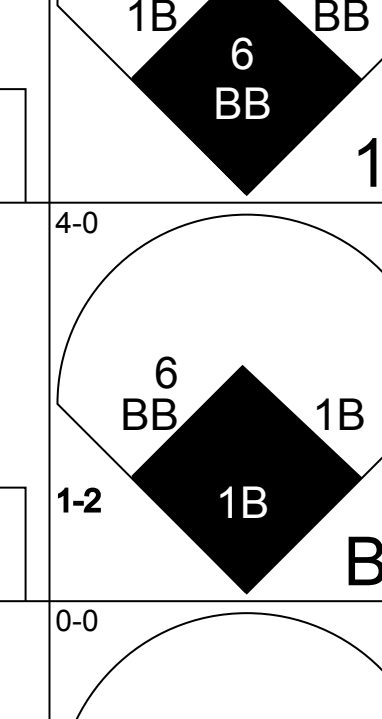
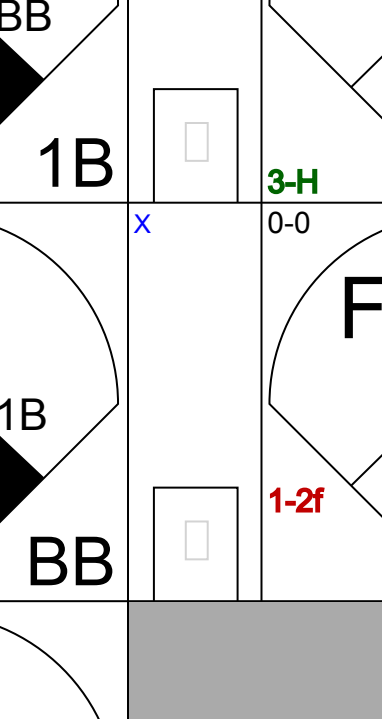
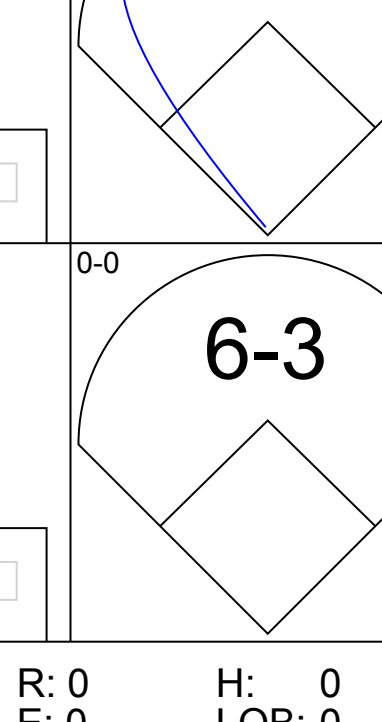
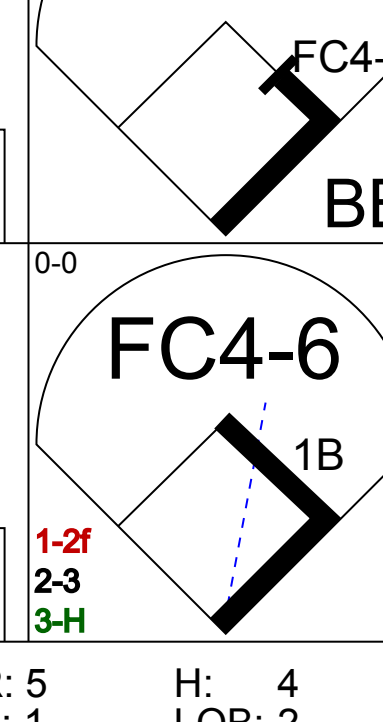
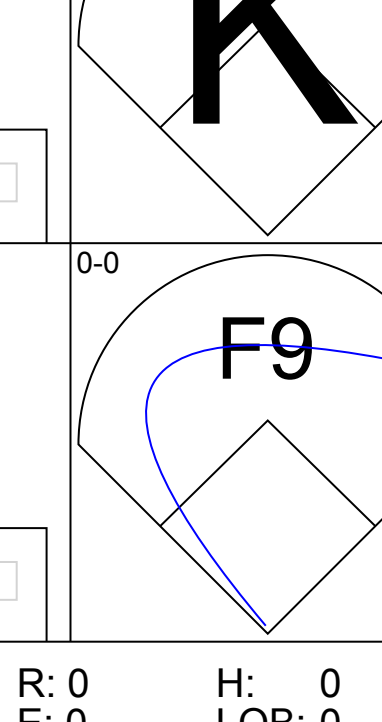
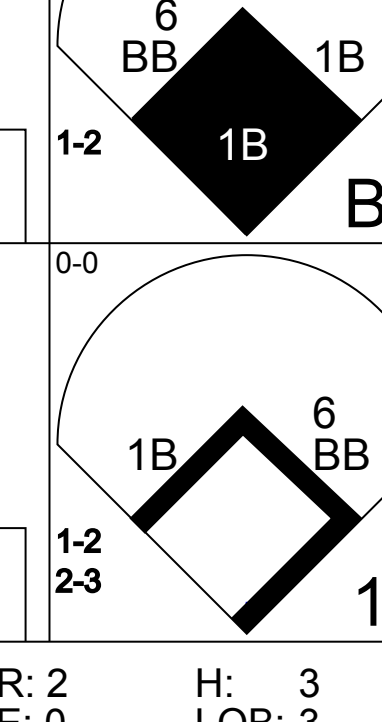
Washington Senators @ Boston Red Sox
Fenway Park, Boston, MA
Mon Sep 03 1951, 3:38 AM EDT
Att: 26,609 - Unknown

AB 35
R 8
H 11
RBI 8
BB 10
SO 6
LOB 24



Batter	1	2	3	4	5	6	7	8	9	AB	R	H	RBI	BB	SO	LOB	TOP		
Dom DiMaggio, R OBP: 0.376, SLG: 0.436	5-3		F9		F7		K		L6	5	0	1	0	0	1	0	Boston Red Sox @ New York Yankees Yankee Stadium, Bronx, NY Wed Sep 05 1951, 3:33 AM EDT Att: 58,462 - Unknown		
6 Johnny Pesky, L OBP: 0.423, SLG: 0.403	6-3		F8		WP 1B		4-3		L6	4	1	0	0	1	0	1			
Ted Williams, L OBP: 0.472, SLG: 0.579	1B 2B BB		HR		1B					2	2	2	1	2	0	0			
Bobby Doerr, R OBP: 0.379, SLG: 0.449	2B 1B		F2		1B		F7			4	1	2	1	0	0	1			
Billy Goodman, L OBP: 0.399, SLG: 0.383	2B				FC4-6 1B		K		1-3	4	0	2	2	0	1	2			
Walt Dropo, R OBP: 0.320, SLG: 0.357	F9				F8		4-3		6-3	4	0	0	0	0	0	2			
Charlie Maxwell, L OBP: 0.281, SLG: 0.379			K		FC4-6 1B		1B		1B	4	0	2	0	0	1	1			
Buddy Rosar, R OBP: 0.299, SLG: 0.270	1B		L5		L5		1B		5-3	4	0	2	0	0	0	2			
Leo Kiely, L OBP: 0.333, SLG: 0.185	G4-6-3		G4-6-3		K		G6-4-3		F7	3	0	0	0	0	1	3	AB 35 R 4 H 11 RBI 4 BB 3 SO 4 LOB 12		
Mickey McDermott, L OBP: 0.352, SLG: 0.357										1	0	0	0	0	0	0			
Inning Stats	R: 2 E: 0 K: 0 S: 5	H: 2 LOB: 1 BB: 1 P: 9	R: 0 E: 0 K: 1 S: 5	H: 1 LOB: 0 BB: 0 P: 5	R: 1 E: 0 K: 0 S: 4	H: 1 LOB: 1 BB: 0 P: 4	R: 0 E: 0 K: 0 S: 4	H: 2 LOB: 1 BB: 2 P: 4	R: 0 E: 0 K: 1 S: 6	H: 1 LOB: 1 BB: 0 P: 6	R: 0 E: 0 K: 0 S: 4	H: 1 LOB: 0 BB: 0 P: 4	R: 0 E: 0 K: 0 S: 3	H: 1 LOB: 0 BB: 0 P: 3	1B: 8 2B: 3 3B: 0 HR: 1	SF: 0 SAC: 0 DP: 3 HBP: 0		WP: 1 PB: 0 CS: 0	PA: 38
PITCHER	IP WLS BF H R ER SO BB IBB HBP BLK WP HR S P ERA WHIP																		
Vic Raschi, R ERA: 3.72	4.2 L 22 6 4 4 2 3 0 0 0 0 1 1 23 35 7.71 1.929																		
Joe Ostrowski, L ERA: 3.51	3.1 13 4 0 0 2 0 0 0 0 0 0 0 17 17 0.00 1.200																		
Bob Kuzava, L ERA: 3.79	1.0 3 1 0 0 0 0 0 0 0 0 0 0 3 3 0.00 1.000																		

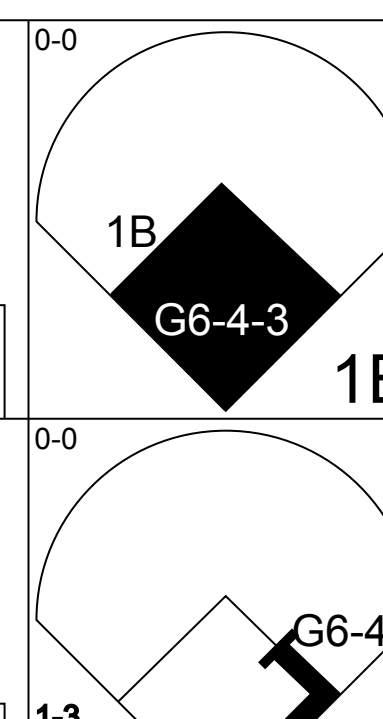
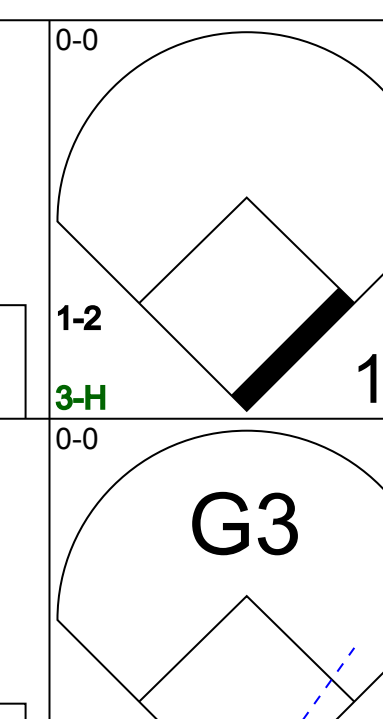
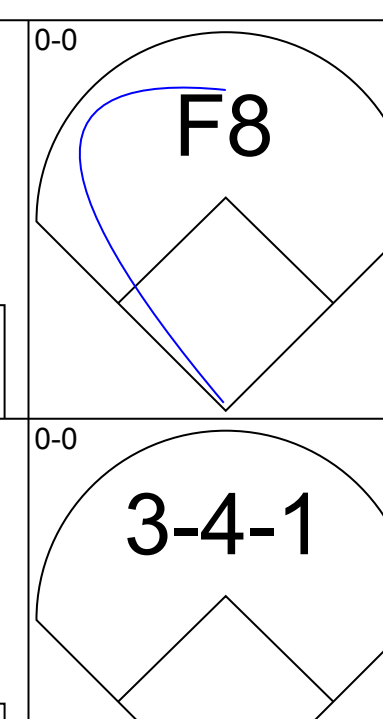
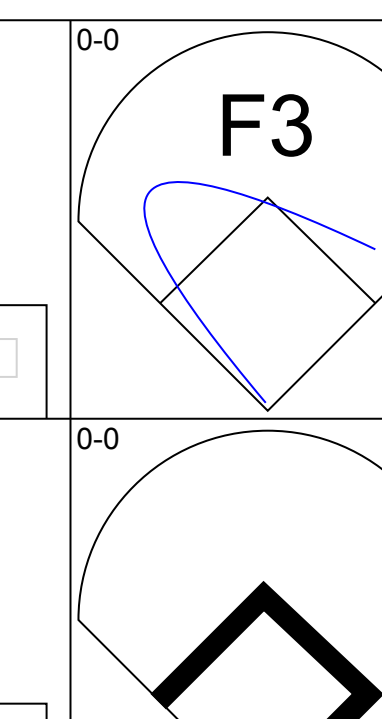
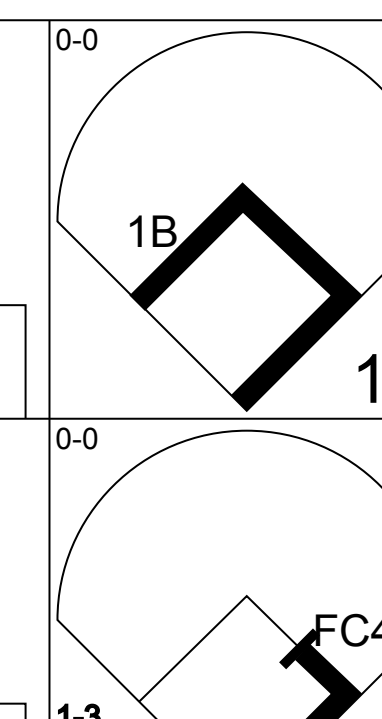
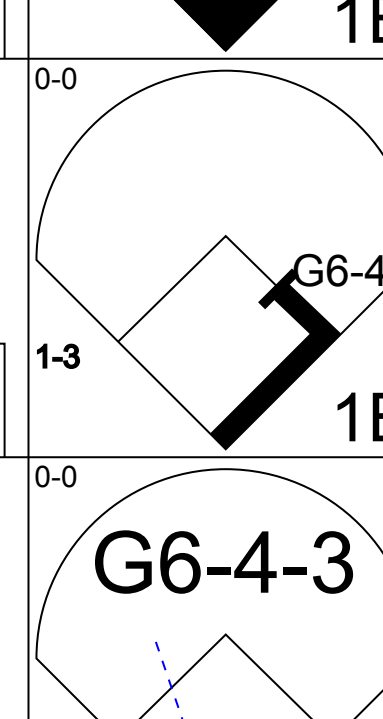
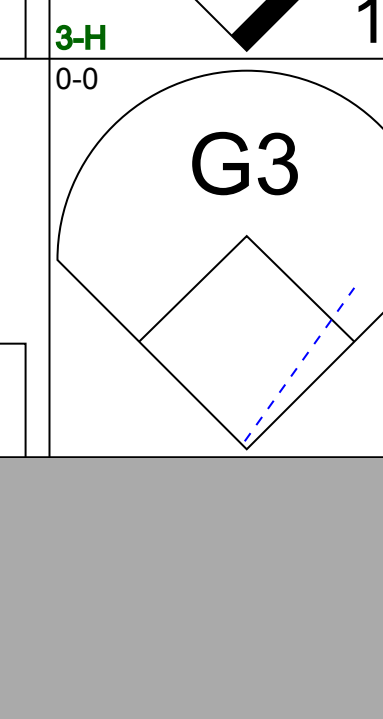

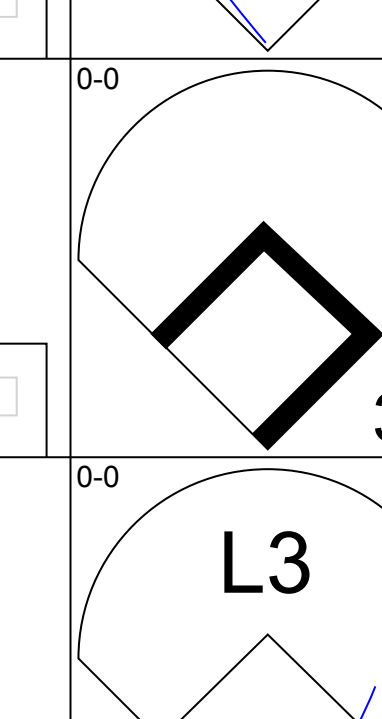
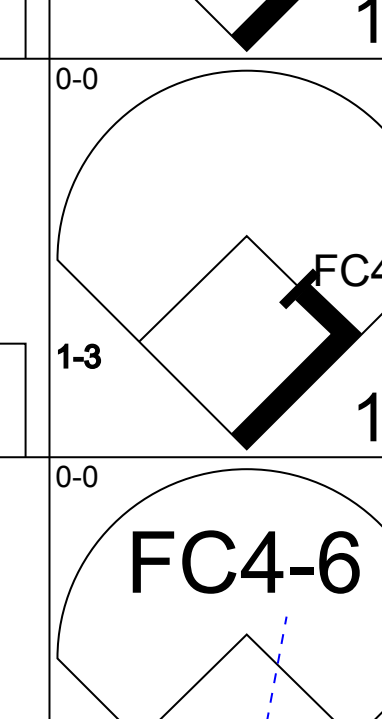
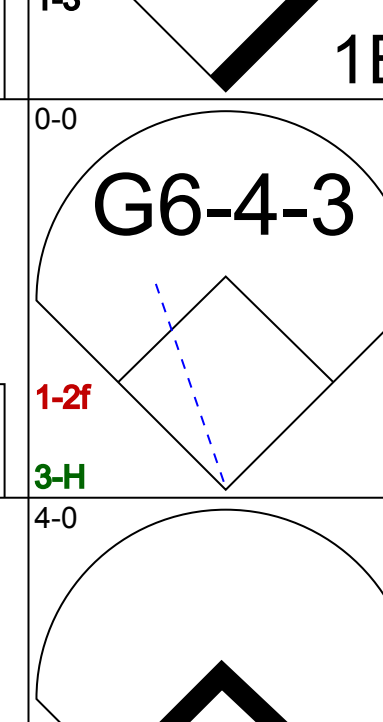
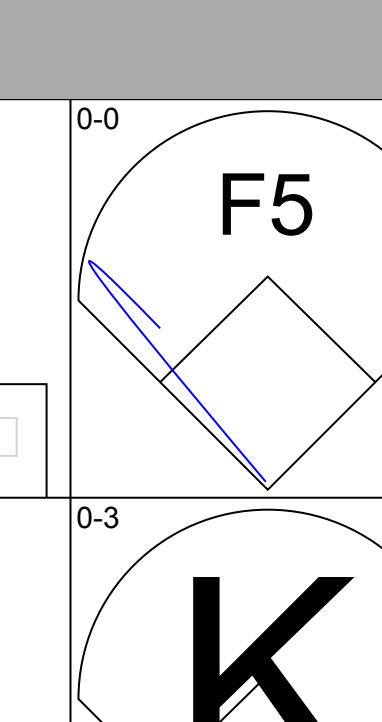
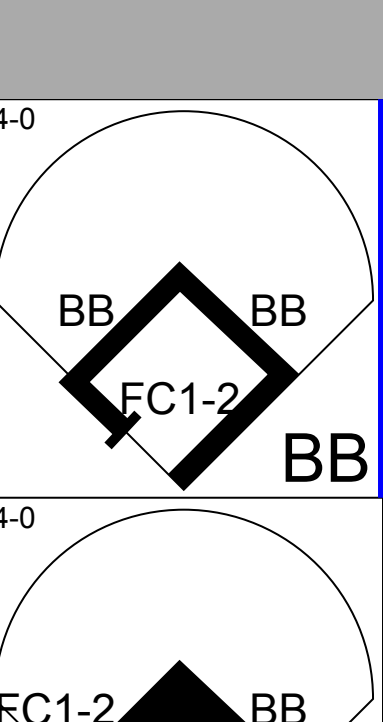
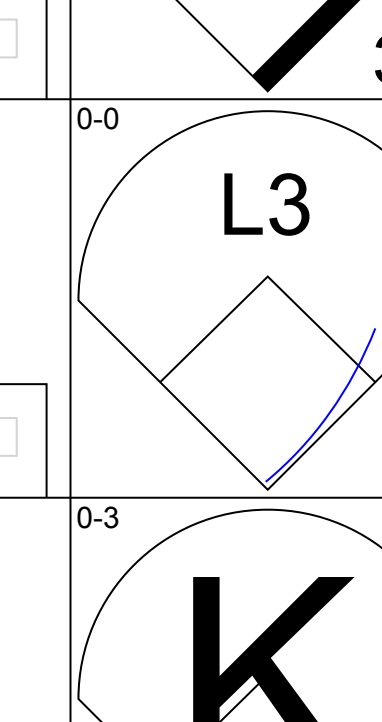
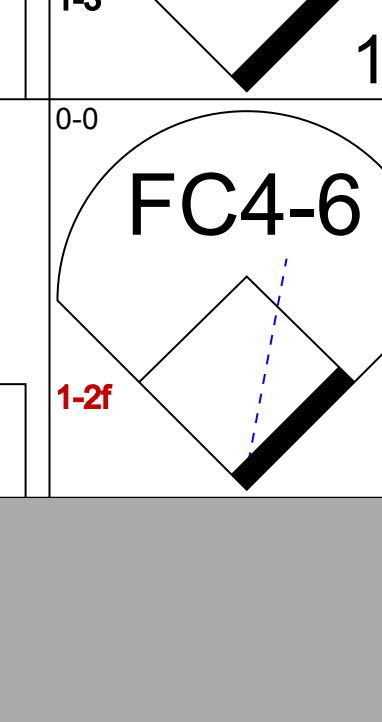
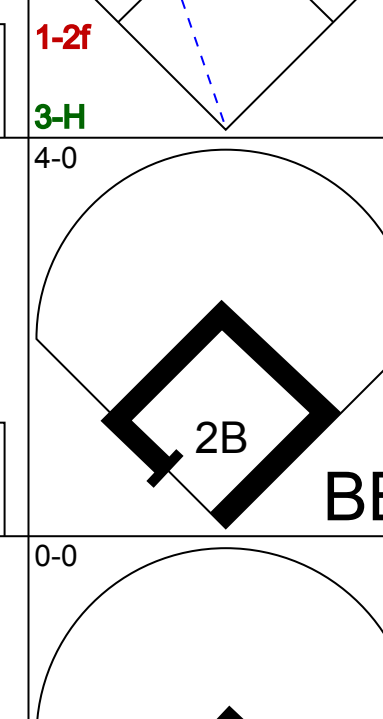
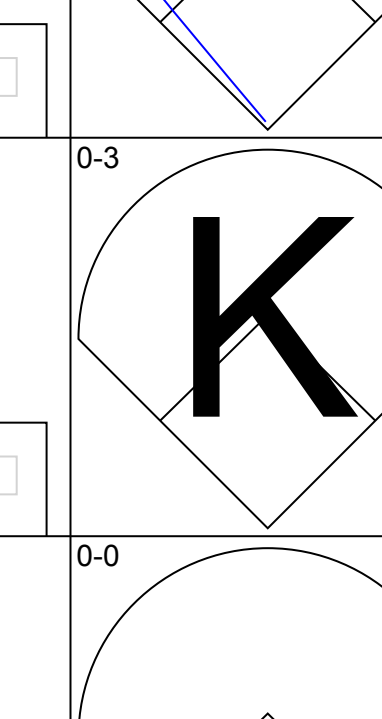
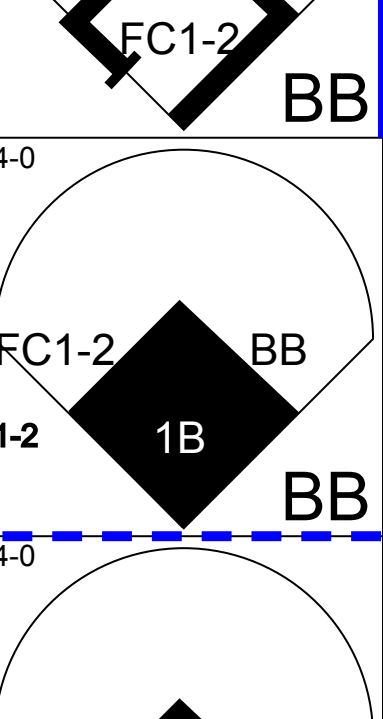
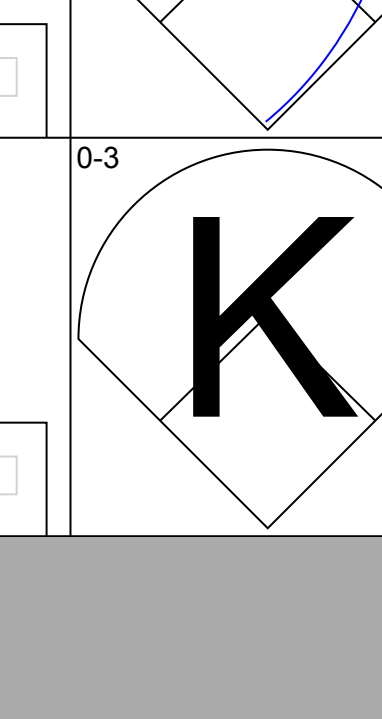
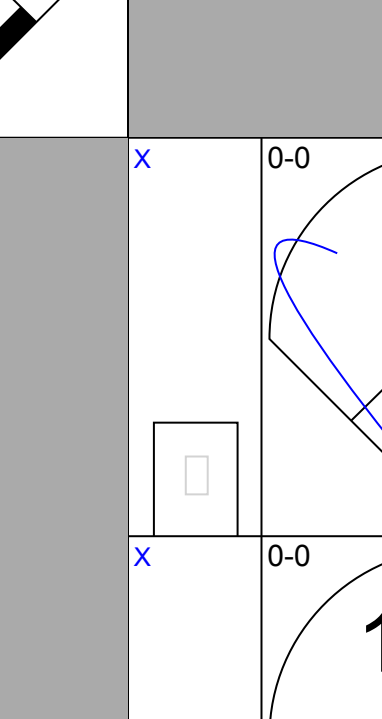
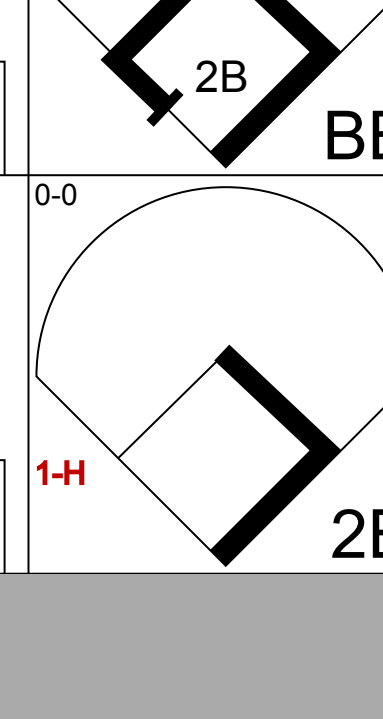
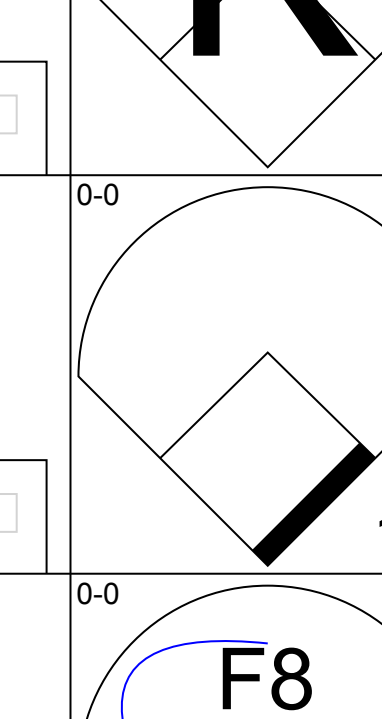
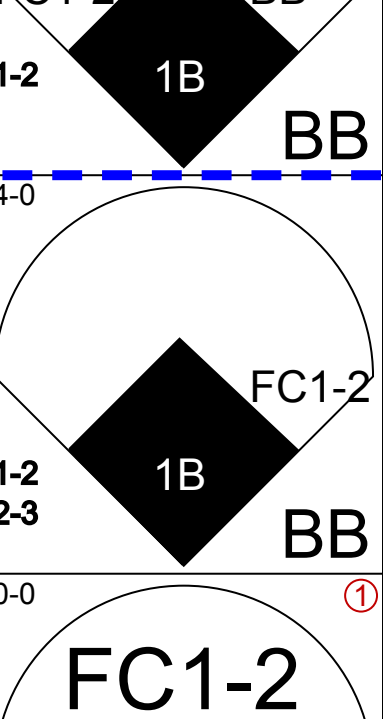
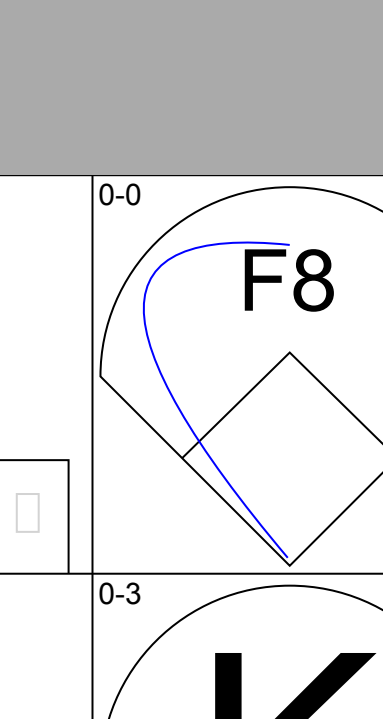
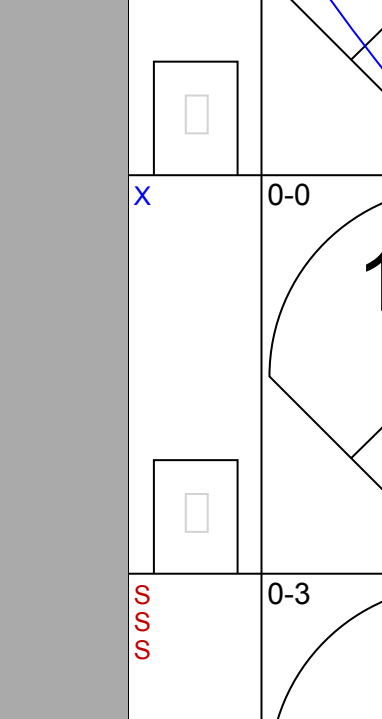
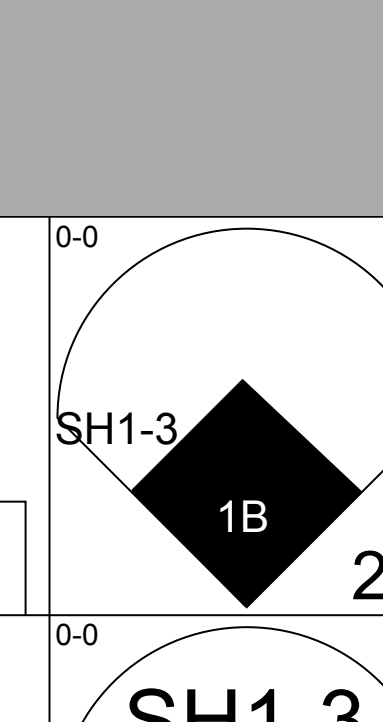
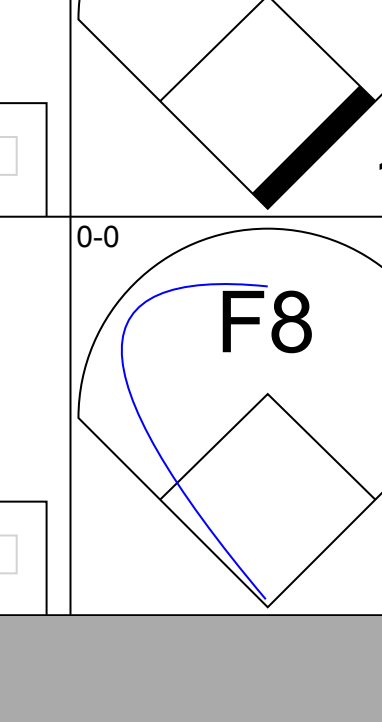
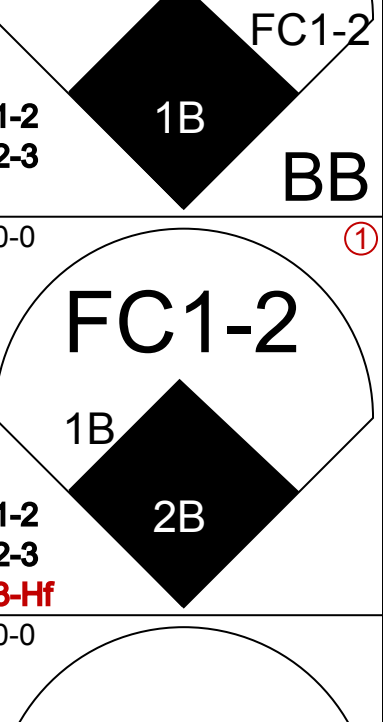
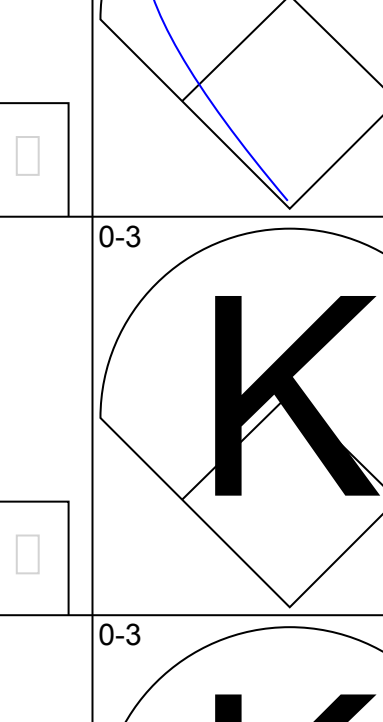
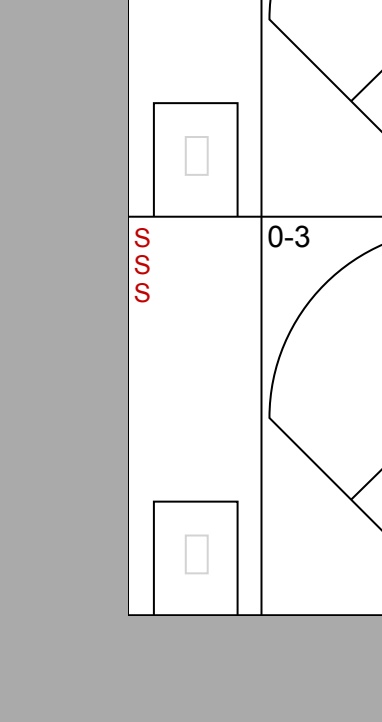
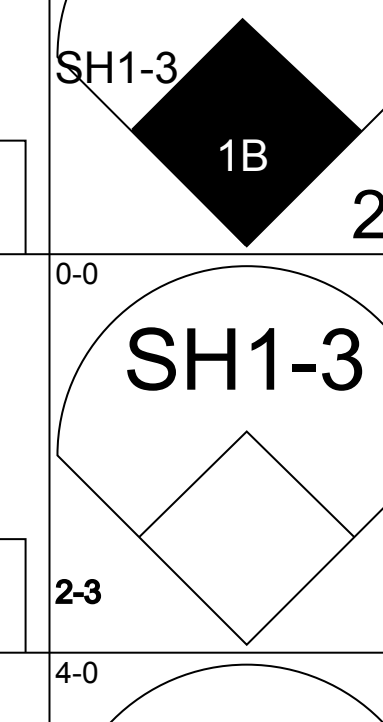
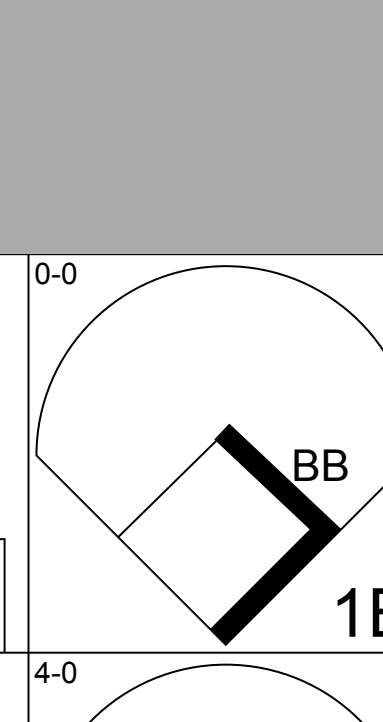
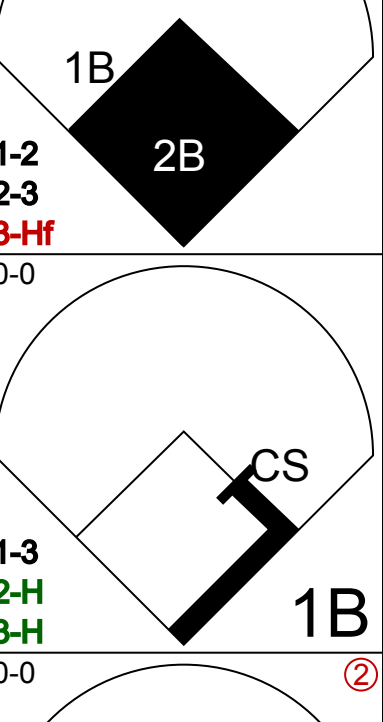
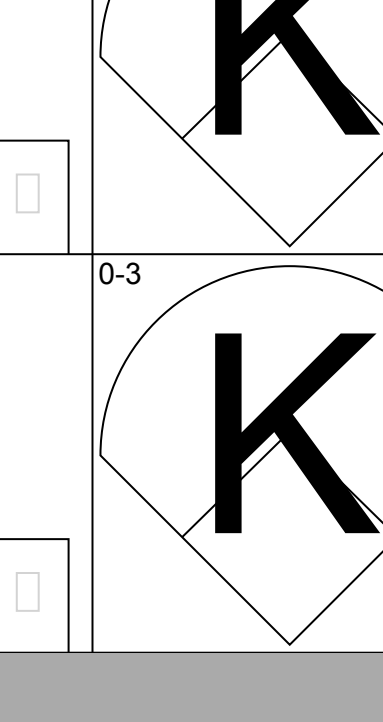
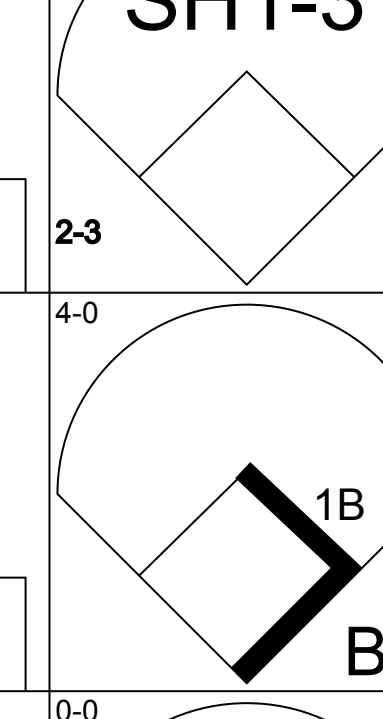
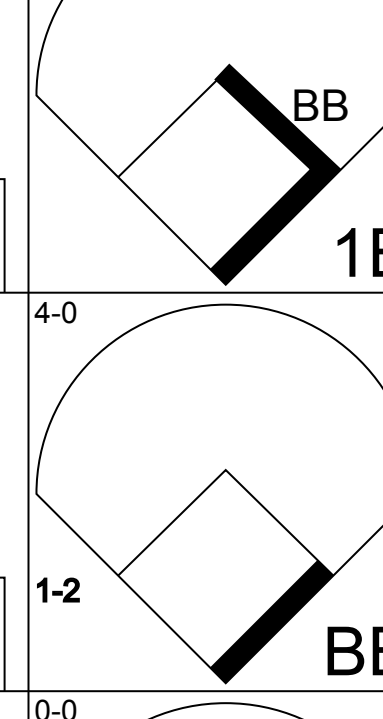
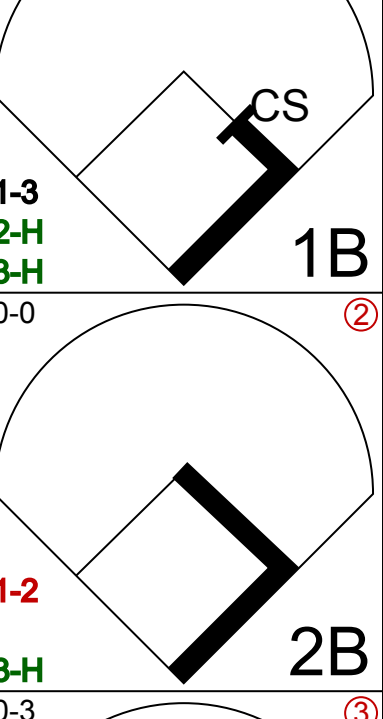
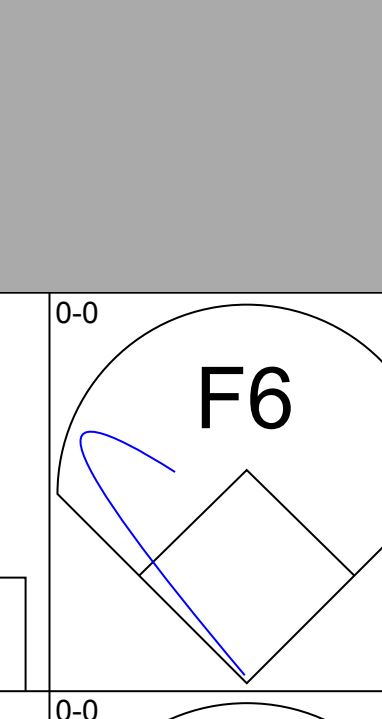
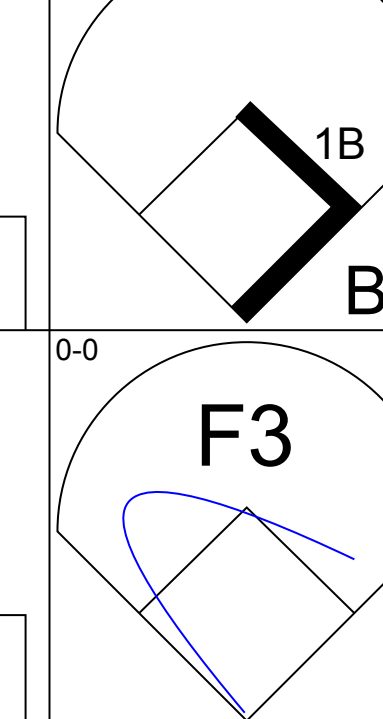
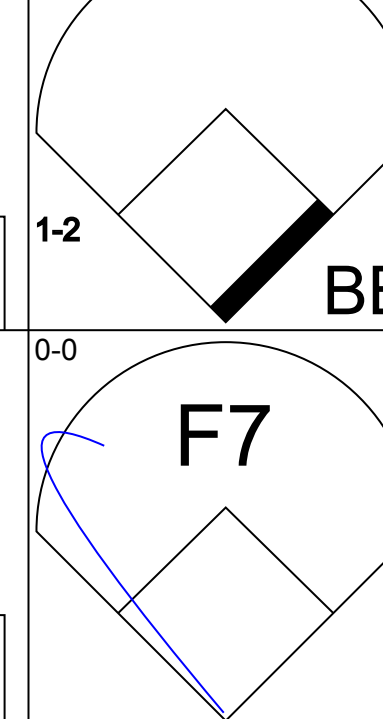
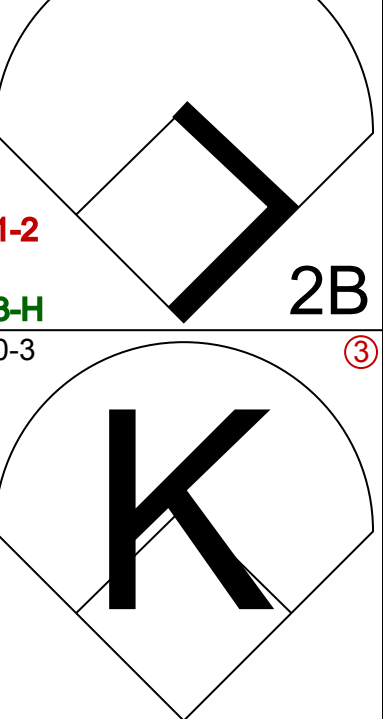
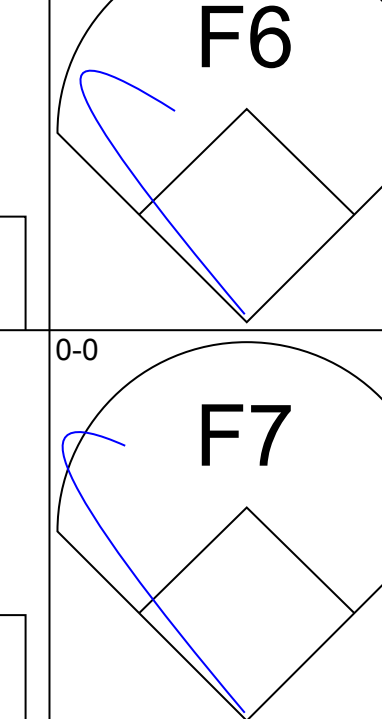
Batter	1	2	3	4	5	6	7	8	9	AB	R	H	RBI	BB	SO	LOB	BOTTOM			
Hank Bauer, R OBP: 0.377, SLG: 0.467	F7		K							4	0	1	1	0	1	0	Boston Red Sox @ New York Yankees Yankee Stadium, Bronx, NY Wed Sep 05 1951, 3:33 AM EDT Att: 58,462 - Unknown			
Phil Rizzuto, R OBP: 0.355, SLG: 0.350	F8		3-1							4	0	1	1	0	0	0				
Gene Woodling, L OBP: 0.388, SLG: 0.482	K				G5-4-3 1B		F2		L6	4	0	1	0	0	1	2				
Joe DiMaggio, R OBP: 0.366, SLG: 0.423			FC3-5 1B		G5-4-3 1B		F8		P6	4	0	1	0	0	0	1				
Yogi Berra, L OBP: 0.358, SLG: 0.494			P3				4-3		F8	4	0	1	0	0	0	1				
Gil McDougald, R OBP: 0.405, SLG: 0.486			FC3-5 1B		5-3		5-3		F3	4	0	1	0	0	0	1				
Johnny Mize, L OBP: 0.349, SLG: 0.405			FC3-5						E1	3	0	1	0	0	0	2		AB 32 R 2 H 7 RBI 2 BB 1 SO 5 LOB 11		
Joe Collins, L OBP: 0.374, SLG: 0.473			1-3 2-3f		G4-6-3 1B				1B BB	0	1	0	0	0	0	0				
Jerry Coleman, R OBP: 0.307, SLG: 0.317			4-3		G4-6-3				K	3	0	0	0	0	1	4				
Vic Raschi, R OBP: 0.238, SLG: 0.200									K	1	0	0	0	0	1	0				
Joe Ostrowski, L OBP: 0.179, SLG: 0.080									1B BB	1	0	0	0	0	1	0				
Mickey Mantle, S OBP: 0.342, SLG: 0.433										0	1	0	0	1	0	0				
Bob Kuzava, S OBP: 0.295, SLG: 0.189									1B BB	0	0	0	0	0	0	0				
Inning Stats	R: 0 E: 0 K: 1 S: 5	H: 0 LOB: 0 BB: 0 P: 5	R: 0 E: 0 K: 0 S: 5	H: 2 LOB: 2 BB: 0 P: 5	R: 0 E: 0 K: 2 S: 7	H: 0 LOB: 0 BB: 0 P: 7	R: 0 E: 0 K: 0 S: 4	H: 2 LOB: 1 BB: 0 P: 4	R: 0 E: 0 K: 1 S: 5	H: 1 LOB: 0 BB: 0 P: 5	R: 0 E: 0 K: 0 S: 3	H: 0 LOB: 0 BB: 0 P: 3	R: 0 E: 0 K: 1 S: 7	H: 2 LOB: 2 BB: 1 P: 11	R: 0 E: 0 K: 0 S: 3	H: 0 LOB: 0 BB: 0 P: 3	1B: 7 2B: 1 3B: 0 HR: 0		SF: 0 SAC: 0 DP: 3 HBP: 0	WP: 0 PB: 0 CS: 0
PITCHER	IP WLS BF H R ER SO BB IBB HBP BLK WP HR S P ERA WHIP																			
Leo Kiely, L ERA: 2.97	7.1 W 29 7 2 1 5 1 0 0 0 0 0 0 4 4 1.23 1.091																			
Mickey McDermott, L ERA: 2.93	1.2 S 4 0 0 0 0 0 0 0 0 0 0 0 4 4 0.00 0.000																			


Batter	1	2	3	4	5	6	7	8	9	AB	R	H	RBI	BB	SO	LOB	TOP																					
Dom DiMaggio, R OBP: 0.377, SLG: 0.433 (1, 8)										5	0	1	1	0	2	3	Boston Red Sox @ Philadelphia Athletics Shibe Park, Philadelphia, PA Fri Sep 07 1951, 3:33 AM EDT Unknown																					
6 Johnny Pesky, L OBP: 0.425, SLG: 0.404 (1, 6)										4	1	2	1	1	0	2																						
Ted Williams, L OBP: 0.474, SLG: 0.580 (1, 7)										3	0	2	1	2	0	1																						
Bobby Doerr, R OBP: 0.378, SLG: 0.448 Walt Dropo, R OBP: 0.319, SLG: 0.353 (1, 4) (1, 3)										1	0	0	0	0	0	1																						
Billy Goodman, L OBP: 0.397, SLG: 0.380 (1, 3) (1, 4)										4	2	0	0	1	0	4																						
Clyde Vollmer, R OBP: 0.355, SLG: 0.500 (1, 9)										5	1	2	2	0	2	1																						
Lou Boudreau, R OBP: 0.350, SLG: 0.395 (1, 5)										5	2	3	2	0	0	2																						
Buddy Rosar, R OBP: 0.302, SLG: 0.265 (1, 2)										3	1	0	0	2	1	1																						
Bill Wight, L OBP: 0.162, SLG: 0.088 Ellis Kinder, R OBP: 0.125, SLG: 0.156 (1, 1) (5, 1)										2	0	0	1	0	0	2																						
Inning Stats	R: 0 E: 0 K: 1 S: 6	H: 1 LOB: 1 BB: 0 P: 6	R: 0 E: 0 K: 1 S: 5	H: 0 LOB: 0 BB: 0 P: 5	R: 0 E: 0 K: 0 S: 3	H: 0 LOB: 0 BB: 0 P: 3	R: 5 E: 1 K: 0 S: 8	H: 4 LOB: 2 BB: 2 P: 16	R: 0 E: 0 K: 0 S: 4	H: 1 LOB: 2 BB: 1 P: 8	R: 0 E: 0 K: 1 S: 5	H: 0 LOB: 0 BB: 0 P: 5	R: 0 E: 0 K: 0 S: 3	H: 1 LOB: 1 BB: 1 P: 7	R: 2 E: 0 K: 1 S: 7	H: 3 LOB: 2 BB: 2 P: 15	R: 1 E: 0 K: 1 S: 6	H: 1 LOB: 1 BB: 1 P: 10	1B: 11 2B: 0 3B: 0 HR: 0	SF: 0 SAC: 0 DP: 0 HBP: 0	WP: 0 PB: 0 SB: 1 CS: 0	PA: 44																
PITCHER	IP	WLS	BF	H	R	ER	SO	BB	IBB	HBP	BLK	WP	HR	S	P	ERA	WHIP	PITCHER				IP	WLS	BF	H	R	ER	SO	BB	IBB	HBP	BLK	WP	HR	S	P	ERA	WHIP
Morie Martin, L ERA: 3.83 (1, 1)	4.0		20	5	5	2	2	2	0	0	0	0	0	22	30	4.50	1.750																					
Joe Coleman, R ERA: 6.37 (5, 1)	4.0	L	19	5	2	2	2	4	0	0	0	0	0	19	35	4.50	2.250																					
Carl Scheib, R ERA: 4.57 (9, 1)	1.0		5	1	1	1	1	1	0	0	0	0	0	6	10	9.00	2.000																					


livebaseballscorecards.com

AB	37
R	8
H	11
RBI	8
BB	7
SO	5
LOB	20



Batter	1	2	3	4	5	6	7	8	9	AB	R	H	RBI	BB	SO	LOB	BOTTOM																					
Eddie Joost, R OBP: 0.411, SLG: 0.458 (1, 6)										5	1	3	1	0	0	2	Boston Red Sox @ Philadelphia Athletics Shibe Park, Philadelphia, PA Fri Sep 07 1951, 3:33 AM EDT Unknown																					
Ferns Fain, L OBP: 0.457, SLG: 0.468 Joe Astroth, R OBP: 0.288, SLG: 0.337 Carl Scheib, R OBP: 0.442, SLG: 0.612 (1, 3) (8, FR) (9, 1)										5	0	3	0	0	0	4																						
Allie Clark, R OBP: 0.313, SLG: 0.378 Elmer Valo, L OBP: 0.402, SLG: 0.441 (1, 9) (6, PH) (7, 9)										2	0	0	0	1	0	1																						
Gus Zernial, R OBP: 0.355, SLG: 0.524 (1, 7)										3	1	0	0	2	2	1																						
Billy Hitchcock, R OBP: 0.373, SLG: 0.396 (1, 5)										4	1	2	0	1	0	0																						
Dave Philley, S OBP: 0.346, SLG: 0.347 (1, 8)										5	2	1	0	0	2	4																						
Pete Suder, R OBP: 0.291, SLG: 0.281 (1, 4)										3	0	2	2	0	1	0																						
Joe Tipton, R OBP: 0.378, SLG: 0.310 (1, 2)										2	0	1	1	2	0	0																						
Morie Martin, L OBP: 0.235, SLG: 0.204 Lou Klein, R OBP: 0.277, SLG: 0.386 Joe Coleman, R OBP: 0.280, SLG: 0.304 Wally Moses, L OBP: 0.287, SLG: 0.229 Lou Limmer, L OBP: 0.254, SLG: 0.291 (1, 1) (4, PH) (5, 1) (8, PH) (9, 3)										1	0	0	0	0	2																							
Inning Stats	R: 1 E: 0 K: 0 S: 4	H: 3 LOB: 2 BB: 1 P: 8	R: 1 E: 0 K: 0 S: 5	H: 2 LOB: 2 BB: 1 P: 9	R: 0 E: 0 K: 1 S: 6	H: 1 LOB: 1 BB: 0 P: 6	R: 0 E: 0 K: 0 S: 4	H: 1 LOB: 2 BB: 1 P: 8	R: 3 E: 0 K: 1 S: 6	H: 2 LOB: 1 BB: 3 P: 18	R: 0 E: 0 K: 2 S: 7	H: 0 LOB: 0 BB: 0 P: 7	R: 0 E: 0 K: 0 S: 5	H: 2 LOB: 2 BB: 0 P: 5	R: 0 E: 0 K: 1 S: 5	H: 0 LOB: 0 BB: 0 P: 5	1B: 8 2B: 3 3B: 1 HR: 0	SF: 0 SAC: 1 DP: 1 HBP: 0	WP: 0 PB: 0 SB: 0 CS: 1	PA: 42																		
PITCHER	IP	WLS	BF	H	R	ER	SO	BB	IBB	HBP	BLK	WP	HR	S	P	ERA	WHIP	PITCHER				IP	WLS	BF	H	R	ER	SO	BB	IBB	HBP	BLK	WP	HR	S	P	ERA	WHIP
Bill Wight, L ERA: 5.31 (1, 1)	4.0		22	7	4	4	1	5	0	0	0	0	0	19	39	9.00	3.000																					
Ellis Kinder, R ERA: 2.75 (5, 1)	5.0	W	20	5	1	1	5	1	0	0	0	0	0	29	33	1.80	1.200																					




Batter	1	2	3	4	5	6	7	8	9	AB	R	H	RBI	BB	SO	LOB	TOP						
Dom DiMaggio, R OBP: 0.374, SLG: 0.433	0-0 6-3		0-0 BB 1B	0-0 F8		0-0 F7	0-0 F6			5	1	1	0	0	0	2	Boston Red Sox @ Philadelphia Athletics Shibe Park, Philadelphia, PA Sat Sep 08 1951, 3:33 AM EDT Att: 3,875 - Unknown livebaseballscorecards.com						
6 Johnny Pesky, L OBP: 0.426, SLG: 0.406	4-0 BB		0-0 BB 1B	0-0 2B		4-0 BB BB		0-0 4-3 1B		3	1	3	0	2	0	0							
Ted Williams, L OBP: 0.474, SLG: 0.574	0-0 F8		4-0 1B BB	4-0 BB		4-0 BB		0-0 4-3		2	1	0	0	3	0	2							
Walt Dropo, R OBP: 0.320, SLG: 0.351	0-0 F4		4-0 1B BB	0-3 K		0-0 F8		0-3 K		4	1	0	2	1	2	6							
Billy Goodman, L OBP: 0.394, SLG: 0.376		0-0 E4 CS	0-0 F8	0-0 4-3		0-0 F5		0-0 F7		5	0	0	1	0	0	7							
Clyde Vollmer, R OBP: 0.357, SLG: 0.498		0-3 K	0-0 1B 2H		0-0 L5		0-0 4-3 1B		0-0 F4		5	1	2	1	0	1		1					
Lou Boudreau, R OBP: 0.348, SLG: 0.396		0-0 2B	0-0 1B		0-0 4-3		0-0 4-3		0-0 6-3		5	0	2	1	0	0		1					
Aaron Robinson, L OBP: 0.366, SLG: 0.328		4-0 BB	0-0 F3		0-0 6-3		0-0 FC6-4 1B		0-0 L5		4	0	1	1	1	0		2					
Mel Parnell, L OBP: 0.363, SLG: 0.342		0-0 4-3	0-0 F3			0-0 BB 6 BB F8 1B		0-0 FC6-4		4	1	1	0	0	0	5							
Inning Stats	R: 0 E: 0 K: 0 S: 3	H: 0 LOB: 1 BB: 1 P: 7	R: 0 E: 1 K: 1 S: 6	H: 1 LOB: 2 BB: 1 P: 10	R: 4 E: 0 K: 0 S: 7	H: 4 LOB: 2 BB: 2 P: 15	R: 0 E: 0 K: 1 S: 6	H: 1 LOB: 2 BB: 1 P: 10	R: 0 E: 0 K: 0 S: 3	H: 0 LOB: 0 BB: 0 P: 3	R: 1 E: 0 K: 0 S: 4	H: 1 LOB: 2 BB: 2 P: 12	R: 1 E: 0 K: 0 S: 5	H: 2 LOB: 1 BB: 0 P: 5	R: 0 E: 0 K: 1 S: 6	H: 1 LOB: 0 BB: 0 P: 6		R: 0 E: 0 K: 0 S: 3	H: 0 LOB: 0 BB: 0 P: 3	1B: 8 2B: 3 3B: 0 HR: 0	SF: 0 SAC: 0 DP: 1 HBP: 0	WP: 0 PA: 44 PB: 0 SB: 0 CS: 1	
PITCHER	IP WLS BF H R ER SO BB IBB HBP BLK WP HR S P ERA WHIP	2.1 L 15 4 4 4 1 4 0 0 0 0 0 13 29 15.43 3.429	3.1 22 5 2 2 1 3 0 0 0 0 0 21 33 3.86 1.714	8.1 7 1 0 0 1 0 0 0 0 0 0 9 9 0.00 0.500																			

Batter	1	2	3	4	5	6	7	8	9	AB	R	H	RBI	BB	SO	LOB	BOTTOM						
Eddie Joost, R OBP: 0.409, SLG: 0.461	0-0 1-6-3		0-0 F7		0-0 5-3			0-0 F4		4	0	0	0	0	0	0	Boston Red Sox @ Philadelphia Athletics Shibe Park, Philadelphia, PA Sat Sep 08 1951, 3:33 AM EDT Att: 3,875 - Unknown livebaseballscorecards.com						
Ferns Fain, L OBP: 0.450, SLG: 0.462	0-0 F7		0-0 4-3			0-0 4-3		0-0 F6		4	0	0	0	0	0	0							
Allie Clark, R OBP: 0.315, SLG: 0.380	0-0 F8		0-0 1B			0-0 F8		0-3 K		2	0	1	0	0	0	0							
Elmer Valo, L OBP: 0.400, SLG: 0.444										2	0	0	0	0	1	0							
Gus Zernial, R OBP: 0.354, SLG: 0.524		0-3 K	0-3 K			0-0 F3		0-0 E4 FC3-6		4	0	0	0	0	2	1							
Billy Hitchcock, R OBP: 0.382, SLG: 0.438		0-0 1B 2B			0-0 6-3		0-0 5-3		0-0 FC3-6		4	1	1	0	0	0		1					
Dave Philley, S OBP: 0.343, SLG: 0.344		0-0 1B			0-0 F9		0-0 F4		0-0 F9		4	0	1	1	0	0		1					
Pete Suder, R OBP: 0.285, SLG: 0.274		0-0 F8			0-0 4-3		0-0 E5 1B		0-3 K		4	0	0	0	0	1		2					
Joe Tipton, R OBP: 0.382, SLG: 0.313		4-0 BB			0-3 K		0-0 1-2 1B				2	0	1	0	1	1	0						
Dick Fowler, R OBP: 0.256, SLG: 0.256		0-0 F7			0-0 4-3		0-0 6-3				1	0	0	0	0	0	2						
Joe Coleman, R OBP: 0.289, SLG: 0.292											1	0	0	0	0	0	0						
Lou Klein, R OBP: 0.275, SLG: 0.383											1	0	0	0	0	0	2						
Johnny Kucab, R OBP: 0.275, SLG: 0.383											0	0	0	0	0	0	0						
Inning Stats	R: 0 E: 0 K: 0 S: 3	H: 0 LOB: 0 BB: 0 P: 3	R: 1 E: 0 K: 1 S: 7	H: 2 LOB: 1 BB: 1 P: 11	R: 0 E: 0 K: 1 S: 6	H: 1 LOB: 0 BB: 0 P: 6	R: 0 E: 0 K: 0 S: 3	H: 0 LOB: 0 BB: 0 P: 3	R: 0 E: 0 K: 0 S: 5	H: 0 LOB: 0 BB: 0 P: 5	R: 0 E: 0 K: 0 S: 3	H: 0 LOB: 0 BB: 0 P: 3	R: 0 E: 1 K: 0 S: 5	H: 1 LOB: 2 BB: 0 P: 5	R: 0 E: 0 K: 1 S: 5	H: 0 LOB: 0 BB: 0 P: 5	R: 0 E: 1 K: 1 S: 6	H: 0 LOB: 1 BB: 0 P: 6	1B: 3 2B: 1 3B: 0 HR: 0	SF: 0 SAC: 0 DP: 0 HBP: 0	WP: 0 PA: 34 PB: 0 SB: 0 CS: 0		
PITCHER	IP WLS BF H R ER SO BB IBB HBP BLK WP HR S P ERA WHIP	9.0 W 34 4 1 1 5 1 0 0 0 0 0 43 47 1.00 0.556																					



Batter	1	2	3	4	5	6	7	8	9	AB	R	H	RBI	BB	SO	LOB	TOP										
Dom DiMaggio, R OBP: 0.375, SLG: 0.430 (1, 8)	5-3		L5	FC5-4			F9			4	0	0	0	1	0	3	Boston Red Sox @ Philadelphia Athletics Shibe Park, Philadelphia, PA Sun Sep 09 1951, 3:33 AM EDT Unknown livebaseballscorecards.com										
6 Johnny Pesky, L OBP: 0.424, SLG: 0.402 (1, 4)	F9		F3		4-3			F8		4	0	0	0	1	0	3											
Ted Williams, L OBP: 0.473, SLG: 0.571 (1, 7)					F5		F3		F3	4	0	1	0	1	0	1											
Vern Stephens, R OBP: 0.369, SLG: 0.512 (1, 5) (6, 6)	FC5-4		1-3		F7			2B 1B	F9	5	1	1	0	0	0	2											
Billy Goodman, L OBP: 0.396, SLG: 0.379 (1, 3)				L3		1B 8-2		1B	E8	4	2	2	0	1	0	0											
Clyde Vollmer, R OBP: 0.358, SLG: 0.497 (1, 9)				F4		F8		2B	F9	5	1	2	2	0	0	2											
Lou Boudreau, R OBP: 0.343, SLG: 0.401 (6, PR)										2	0	2	0	0	0	0											
Fred Hatfield, L OBP: 0.289, SLG: 0.247 (6, 5)	SH2-3			2B		1B		FC2		1	0	0	0	0	0	1											
Aaron Robinson, L OBP: 0.370, SLG: 0.341 (1, 2)						8-2		FC4-6		4	0	2	2	0	0	4											
Mickey McDermott, L OBP: 0.303, SLG: 0.355 (7, 1) Ellis Kinder, R OBP: 0.128, SLG: 0.156 (6, PH) Leo Kiely, L OBP: 0.319, SLG: 0.350 (8, 1) Ray Scarborough, R OBP: 0.291, SLG: 0.213 (8, 1) Bill Wright, L OBP: 0.162, SLG: 0.288 (8, 1)	G1-6-3						F8	F2		2	0	0	0	1	0	1											
Inning Stats	R: 0 E: 0 K: 0 S: 3	H: 0 LOB: 1 BB: 1 P: 7	R: 2 E: 0 K: 0 S: 4	H: 2 LOB: 0 BB: 1 P: 8	R: 0 E: 0 K: 0 S: 4	H: 1 LOB: 1 BB: 0 P: 4	R: 0 E: 0 K: 0 S: 5	H: 2 LOB: 3 BB: 1 P: 9	R: 0 E: 0 K: 0 S: 3	H: 0 LOB: 0 BB: 0 P: 3	R: 0 E: 0 K: 0 S: 4	H: 2 LOB: 1 BB: 0 P: 4	R: 0 E: 0 K: 0 S: 3	H: 0 LOB: 1 BB: 1 P: 7	R: 2 E: 1 K: 0 S: 7	H: 3 LOB: 3 BB: 1 P: 11	R: 0 E: 1 K: 0 S: 4	H: 0 LOB: 1 BB: 0 P: 4	1B: 8 2B: 3 3B: 0 HR: 0	SF: 0 SAC: 1 DP: 2 HBP: 0	WP: 0 PA: 42 PB: 0 SB: 0 CS: 0						
PITCHER	IP	WLS	BF	H	R	ER	SO	BB	IBB	HBP	BLK	WP	HR	S	P	ERA	WHIP										
Bob Hooper, R ERA: 4.6 (1, 1)	7.0		33	10	4	4	0	4	0	0	0	0	0	29	45	5.14	2.000										
Morrie Martin, L ERA: 3.8 (8, 1)	1.0	W	5	0	0	0	0	1	0	0	0	0	0	4	8	0.00	1.000										
Carl Scheib, R ERA: 4.53 (9, 1)	1.0	S	4	0	0	0	0	0	0	0	0	0	0	4	4	0.00	0.000										


Batter	1	2	3	4	5	6	7	8	9	AB	R	H	RBI	BB	SO	LOB	BOTTOM										
Eddie Joost, R OBP: 0.411, SLG: 0.469 (1, 6)			E6		K		4-3			4	2	3	1	1	1	1	Boston Red Sox @ Philadelphia Athletics Shibe Park, Philadelphia, PA Sun Sep 09 1951, 3:33 AM EDT Unknown livebaseballscorecards.com										
Ferns Fain, L OBP: 0.449, SLG: 0.458 (1, 3)	G4-6-3		F9				4-3			3	1	0	0	2	0	4											
Elmer Valo, L OBP: 0.405, SLG: 0.448 (1, 9)							2B			3	2	2	0	2	0	0											
Gus Zernial, R OBP: 0.353, SLG: 0.523 (1, 7)		6-3		F9				5-3		5	0	1	2	0	1	4											
Billy Hitchcock, R OBP: 0.383, SLG: 0.437 (1, 5)		4-3					K			5	1	2	1	0	1	4											
Dave Philley, S OBP: 0.340, SLG: 0.340 (1, 8)		6-3						1B		5	0	0	0	0	0	5											
Pete Suder, R OBP: 0.289, SLG: 0.280 (1, 4)										3	2	2	0	1	0	0											
Joe Tipton, R OBP: 0.386, SLG: 0.324 (1, 2)			F4					SH		3	1	2	3	0	0	1											
Bob Hooper, R OBP: 0.224, SLG: 0.316 Morrie Martin, L OBP: 0.235, SLG: 0.204 Hank Majeski, R OBP: 0.353, SLG: 0.413 Carl Scheib, R OBP: 0.442, SLG: 0.612 (1, 1) (8, 1) (6, PH) (9, 1)			F7		F4			SH		3	0	0	0	0	0	3											
Inning Stats	R: 0 E: 0 K: 0 S: 2	H: 0 LOB: 0 BB: 1 P: 6	R: 0 E: 0 K: 0 S: 3	H: 0 LOB: 0 BB: 0 P: 3	R: 0 E: 1 K: 0 S: 5	H: 1 LOB: 2 BB: 0 P: 5	R: 3 E: 0 K: 0 S: 6	H: 3 LOB: 1 BB: 1 P: 10	R: 0 E: 0 K: 2 S: 7	H: 0 LOB: 2 BB: 2 P: 15	R: 0 E: 0 K: 0 S: 4	H: 1 LOB: 1 BB: 0 P: 4	R: 1 E: 0 K: 1 S: 7	H: 2 LOB: 2 BB: 1 P: 11	R: 6 E: 0 K: 0 S: 8	H: 5 LOB: 0 BB: 1 P: 12		R: 0 E: 0 K: 0 S: 8	H: 0 LOB: 0 BB: 1 P: 12	1B: 6 2B: 5 3B: 0 HR: 1	SF: 0 SAC: 1 DP: 2 HBP: 0	WP: 0 PA: 42 PB: 0 SB: 0 CS: 0					
PITCHER	IP	WLS	BF	H	R	ER	SO	BB	IBB	HBP	BLK	WP	HR	S	P	ERA	WHIP										
Mickey McDermott, L ERA: 3.04 (1, 1)	6.1		30	6	4	4	2	5	0	0	0	0	0	5	5	0.00	1.500										
Ellis Kinder, R ERA: 2.73 (7, 1)	0.2		3	1	0	0	1	0	0	0	0	0	0	3	3	"	"										
Leo Kiely, L ERA: 3.2 (8, 1)	0.0	L	3	2	3	3	0	0	0	0	0	0	0	3	3	"	"										
Ray Scarborough, R ERA: 4.81 (8, 1)	0.0		3	2	1	1	0	1	0	0	0	0	1	2	6	"	"										
Bill Wright, L ERA: 5.25 (8, 1)	1.0		3	1	2	2	0	0	0	0	0	0	0	3	3	18.00	1.000										



Batter	1	2	3	4	5	6	7	8	9	AB	R	H	RBI	BB	SO	LOB	TOP			
Dom DiMaggio, R (1,8) OBP: 0.372, SLG: 0.428	F3		6-3			BB		5-3		3	1	0	0	1	0	0				
6 Johnny Pesky, L (1,6) OBP: 0.424, SLG: 0.408	F7			4-3		BB		1-3		4	1	2	1	0	0	0				
Ted Williams, L (1,7) OBP: 0.472, SLG: 0.569	1-3			F9		BB			3-1	4	0	1	1	0	0	1				
Vern Stephens, R (1,5) OBP: 0.365, SLG: 0.507		K		4-3		F9		F7		4	0	0	0	0	1	2				
Billy Goodman, L (1,4) OBP: 0.393, SLG: 0.376		6-3		F7		G3		F7		4	0	0	0	0	0	2				
Clyde Vollmer, R (1,9) OBP: 0.360, SLG: 0.495										1	0	0	0	2	0	0				
Walt Dropo, R (1,3) OBP: 0.316, SLG: 0.346		K		G6-4-3		6-3				3	0	0	0	0	1	2				
Buddy Rosar, R (1,2) OBP: 0.297, SLG: 0.259				F9		F2		6-3		3	0	0	0	0	0	0				
Chuck Stobbs, L (1,1) OBP: 0.276, SLG: 0.245				5-3		F7				2	0	0	0	0	0	0				
Mel Hoderlein, S (8, PH) OBP: 0.600, SLG: 0.500										1	0	0	0	0	1	0				
Ellis Kinder, R (8, 1) OBP: 0.125, SLG: 0.156								K		0	0	0	0	0	0	0				
Inning Stats	R: 0 E: 0 K: 0 S: 3	H: 0 LOB: 0 BB: 0 P: 3	R: 0 E: 0 K: 2 S: 7	H: 0 LOB: 1 BB: 1 P: 11	R: 0 E: 0 K: 0 S: 3	H: 0 LOB: 0 BB: 0 P: 3	R: 0 E: 0 K: 0 S: 4	H: 1 LOB: 1 BB: 0 P: 4	R: 0 E: 0 K: 0 S: 2	H: 0 LOB: 0 BB: 1 P: 6	R: 0 E: 0 K: 0 S: 3	H: 0 LOB: 0 BB: 0 P: 3	R: 0 E: 0 K: 1 S: 5	H: 0 LOB: 0 BB: 0 P: 5	R: 0 E: 0 K: 0 S: 3	H: 0 LOB: 0 BB: 0 P: 3	1B: 2 2B: 0 3B: 1 HR: 0	SF: 0 SAC: 0 DP: 1 HBP: 0	WP: 0 PB: 0 SB: 0 CS: 0	PA: 32
PITCHER Bobby Shantz, L (1,1) ERA: 4.44	IP: 9.0 WLS: W BF: 32 H: 3 R: 2 ER: 2 SO: 3 BB: 3 IBB: 0 HBP: 0 BLK: 0 WP: 0 HR: 0 S: 35 P: 47 ERA: 2.00 WHIP: 0.667															PITCHER				

Boston Red Sox @ Philadelphia Athletics
Shibe Park, Philadelphia, PA
Sun Sep 09 1951, 3:38 AM EDT
Att: 13,349 - Unknown


AB 29
R 2
H 3
RBI 2
BB 3
SO 3
LOB 7



Batter	1	2	3	4	5	6	7	8	9	AB	R	H	RBI	BB	SO	LOB	BOTTOM			
Eddie Joost, R (1,6) OBP: 0.410, SLG: 0.466	FC3-6		F9			F7		K		3	0	0	0	1	1	1				
Ferns Fain, L (1,3) OBP: 0.445, SLG: 0.453	FC3-6		6-3			4-3		F4		4	0	0	0	0	0	1				
Elmer Valo, L (1,9) OBP: 0.403, SLG: 0.446	F9		F7			E9		F7		4	1	1	0	0	0	1				
Gus Zernial, R (1,7) OBP: 0.352, SLG: 0.527	F9			F3		HR		5-3		4	1	1	2	0	0	1				
Billy Hitchcock, R (1,5) OBP: 0.376, SLG: 0.429			F9		L6	F3		F3		3	0	0	0	0	0	0				
Dave Philley, S (1,8) OBP: 0.342, SLG: 0.348			HR		BB	F3		F3		2	1	1	1	1	0	0				
Pete Suder, R (1,4) OBP: 0.290, SLG: 0.279				5-3				K		2	0	0	0	1	1	1				
Joe Astroth, R (1,2) OBP: 0.288, SLG: 0.331			F3		6-3			L5		3	0	0	0	0	0	1				
Bobby Shantz, R (1,1) OBP: 0.344, SLG: 0.328			1-4-3		F5			BB		2	0	0	0	1	0	1				
Inning Stats	R: 0 E: 0 K: 0 S: 3	H: 0 LOB: 1 BB: 1 P: 7	R: 1 E: 0 K: 0 S: 4	H: 1 LOB: 1 BB: 1 P: 8	R: 0 E: 0 K: 0 S: 3	H: 0 LOB: 0 BB: 0 P: 3	R: 0 E: 0 K: 0 S: 3	H: 0 LOB: 0 BB: 1 P: 7	R: 0 E: 1 K: 0 S: 5	H: 2 LOB: 0 BB: 0 P: 5	R: 0 E: 0 K: 2 S: 7	H: 0 LOB: 1 BB: 1 P: 11	R: 0 E: 0 K: 0 S: 3	H: 0 LOB: 0 BB: 0 P: 3	R: 0 E: 0 K: 0 S: 3	H: 0 LOB: 0 BB: 0 P: 3	1B: 1 2B: 0 3B: 0 HR: 2	SF: 0 SAC: 0 DP: 0 HBP: 0	WP: 0 PB: 0 SB: 0 CS: 0	PA: 31
PITCHER Chuck Stobbs, L (1,1) ERA: 4.59	IP: 7.0 WLS: L BF: 28 H: 3 R: 3 ER: 3 SO: 2 BB: 4 IBB: 0 HBP: 0 BLK: 0 WP: 0 HR: 2 S: 28 P: 44 ERA: 3.86 WHIP: 1.000															PITCHER				
Ellis Kinder, R (8, 1) ERA: 2.71	IP: 1.0 WLS: L BF: 3 H: 0 R: 0 ER: 0 SO: 0 BB: 0 IBB: 0 HBP: 0 BLK: 0 WP: 0 HR: 0 S: 3 P: 3 ERA: 0.00 WHIP: 0.000															PITCHER				

Boston Red Sox @ Philadelphia Athletics
Shibe Park, Philadelphia, PA
Sun Sep 09 1951, 3:38 AM EDT
Att: 13,349 - Unknown


AB 27
R 3
H 3
RBI 3
BB 4
SO 2
LOB 7



Batter	1	2	3	4	5	6	7	8	9	AB	R	H	RBI	BB	SO	LOB	TOP					
Johnny Lipon, R (1,6) OBP: 0.329, SLG: 0.295 Joe Ginsberg, L (9, PH) OBP: 0.352, SLG: 0.386	0-0 FC3-6 1B	0-0 FC6-4			0-0 5-3		0-0 6-3		0-0 F9	4	0	1	0	0	0	2						
Don Kolloway, R (1,3) OBP: 0.299, SLG: 0.311	0-0 F7	0-0 F9			0-0 F8			0-0 5-3		4	0	0	0	0	0	3						
George Kell, R (1,5) OBP: 0.392, SLG: 0.404	0-0 FC3-6 BB 1B			0-0 F9 F8				0-0 F3		4	2	1	0	0	0	1						
Steve Souchock, R (1,9) OBP: 0.328, SLG: 0.521	4-0 1B 1-2 BB			0-0 F9				0-0 1B		3	1	2	1	1	0	1						
Johnny Groth, R (1,8) OBP: 0.348, SLG: 0.391	0-0 1-3 2-H 1B			0-0 F8				0-0 1B		4	0	2	2	0	0	0						
Hoot Evers, R (1,7) OBP: 0.299, SLG: 0.357	0-0 5-3			0-0 F6				0-0 2-3		4	0	0	0	0	0	4						
Jerry Priddy, R (1,4) OBP: 0.339, SLG: 0.369 Dick Kryhoski, L (9, PH) OBP: 0.333, SLG: 0.432		4-0 FC6-4 1B BB		0-0 F8				0-0 1B		2	0	0	0	1	0	0						
Bob Swift, R (1,2) OBP: 0.257, SLG: 0.202 Pat Mullin, L (9, PH) OBP: 0.372, SLG: 0.502		0-0 FC6-4 1B		4-0 G4-6-3 BB				0-0 F8		2	0	1	0	1	0	0						
Marlin Stuart, L (1,1) OBP: 0.244, SLG: 0.325 Gene Bearden, L (8,1) OBP: 0.207, SLG: 0.483 Dizzy Trout, R (8,1) OBP: 0.390, SLG: 0.347 Vic Wertz, L (9, PH) OBP: 0.392, SLG: 0.514		0-3 K		0-0 G4-6-3				0-3 K		3	0	0	0	0	1	3						
Inning Stats	R: 1 E: 0 K: 0 S: 5	H: 2 LOB: 2 BB: 1 P: 9	R: 0 E: 0 K: 1 S: 6	H: 1 LOB: 2 BB: 1 P: 10	R: 1 E: 0 K: 0 S: 4	H: 1 LOB: 0 BB: 0 P: 4	R: 0 E: 0 K: 0 S: 2	H: 0 LOB: 0 BB: 1 P: 6	R: 0 E: 0 K: 0 S: 3	H: 0 LOB: 0 BB: 0 P: 3	R: 1 E: 0 K: 0 S: 4	H: 1 LOB: 0 BB: 0 P: 4	R: 0 E: 0 K: 0 S: 3	H: 0 LOB: 0 BB: 0 P: 3	R: 0 E: 0 K: 0 S: 5	H: 2 LOB: 2 BB: 0 P: 5	R: 0 E: 0 K: 1 S: 6	H: 1 LOB: 1 BB: 0 P: 6	1B: 6 2B: 1 3B: 0 HR: 1	SF: 0 SAC: 0 DP: 1 HBP: 0	WP: 0 PB: 0 SB: 0 CS: 0	PA: 37
PITCHER	IP WLS BF H R ER SO BB IBB HBP BLK WP HR S P ERA WHIP	IP WLS BF H R ER SO BB IBB HBP BLK WP HR S P ERA WHIP															IP WLS BF H R ER SO BB IBB HBP BLK WP HR S P ERA WHIP					
Leo Kiely, L (1,1) ERA: 3.21 Ellis Kinder, R (9,1) ERA: 2.69	8.0 W 33 7 3 3 1 3 0 0 0 0 1 32 44 3.38 1.250	1.0 S 4 1 0 0 1 0 0 0 0 0 0 6 6 0.00 1.000																				

Detroit Tigers @ Boston Red Sox
Fenway Park, Boston, MA
Tue Sep 11 1951, 3:33 AM EDT
Att: 7,789 - Unknown


AB 34
R 3
H 8
RBI 3
BB 3
SO 2
LOB 17



Batter	1	2	3	4	5	6	7	8	9	AB	R	H	RBI	BB	SO	LOB	BOTTOM			
Dom DiMaggio, R (1,8) OBP: 0.371, SLG: 0.426	0-0 6-3			0-0 BB 6 BB G5-4-3 1B				0-3 K		4	1	1	0	0	1	3				
6 Johnny Pesky, L (1,6) OBP: 0.425, SLG: 0.406	0-0 G3			4-0 G5-4-3 BB 1-2 BB				4-0 BB 1B 1-2 FC4-2 BB		2	0	0	1	2	0	0				
Ted Williams, L (1,7) OBP: 0.472, SLG: 0.567	0-3 K			4-0 G5-4-3 1-2 2-3 BB				0-0 FC4-2 BB 1-2 2-3 3-H 1B		3	0	1	2	1	1	0				
Clyde Vollmer, R (1,9) OBP: 0.362, SLG: 0.492		0-0 L8		0-0 G5-4-3				4-0 L6-4-3 BB 1-2 2-3 BB		2	0	0	0	2	0	2				
Billy Goodman, L (1,4) OBP: 0.394, SLG: 0.374		0-0 6-3		4-0 BB				4-0 L6-4-3 BB 1-2 FC4-2 BB		2	0	0	0	2	0	3				
Walt Dropo, R (1,3) OBP: 0.313, SLG: 0.342		0-3 K		0-3 K				0-0 L6-4-3 1-2 2-3 BB F9		4	0	0	0	0	2	7				
Fred Hatfield, L (1,5) OBP: 0.291, SLG: 0.250				0-0 F8				0-0 BB 6 BB 1B		3	1	1	0	0	0	0				
Buddy Rosar, R (1,2) OBP: 0.299, SLG: 0.258 Aaron Robinson, L (8, PH) OBP: 0.373, SLG: 0.341 (9,2)				0-0 4-3				4-0 6 BB BB 1B BB		1	0	0	0	1	0	0				
Leo Kiely, L (1,1) OBP: 0.314, SLG: 0.172 Charlie Maxwell, L (8, PH) OBP: 0.298, SLG: 0.373 Ellis Kinder, R (9,1) OBP: 0.125, SLG: 0.156				0-0 4-3				4-0 L9-6-3 BB 1-2 BB		2	0	0	0	0	0	1				
Inning Stats	R: 0 E: 0 K: 1 S: 5	H: 0 LOB: 0 BB: 0 P: 5	R: 0 E: 0 K: 1 S: 5	H: 0 LOB: 0 BB: 0 P: 5	R: 0 E: 0 K: 0 S: 3	H: 0 LOB: 0 BB: 0 P: 3	R: 1 E: 0 K: 1 S: 5	H: 1 LOB: 2 BB: 3 P: 17	R: 0 E: 0 K: 0 S: 2	H: 0 LOB: 0 BB: 1 P: 6	R: 0 E: 0 K: 0 S: 3	H: 0 LOB: 0 BB: 0 P: 3	R: 0 E: 0 K: 0 S: 1	H: 0 LOB: 2 BB: 2 P: 9	R: 3 E: 0 K: 1 S: 7	H: 2 LOB: 3 BB: 4 P: 23	1B: 3 2B: 1 3B: 1 HR: 0	SF: 0 SAC: 0 DP: 2 HBP: 0	WP: 0 PB: 0 SB: 0 CS: 0	PA: 33
PITCHER	IP WLS BF H R ER SO BB IBB HBP BLK WP HR S P ERA WHIP	IP WLS BF H R ER SO BB IBB HBP BLK WP HR S P ERA WHIP															IP WLS BF H R ER SO BB IBB HBP BLK WP HR S P ERA WHIP			
Marlin Stuart, R (1,1) ERA: 3.56 Gene Bearden, L (8,1) ERA: 4.53 Dizzy Trout, R (8,1) ERA: 4.29	7.0 L 26 2 3 3 3 2 0 0 0 0 0 25 53 3.86 1.286	0.1 L 4 1 1 1 1 2 0 0 0 0 0 4 12 27.00 9.000																		

Detroit Tigers @ Boston Red Sox
Fenway Park, Boston, MA
Tue Sep 11 1951, 3:33 AM EDT
Att: 7,789 - Unknown


AB 23
R 4
H 3
RBI 3
BB 10
SO 4
LOB 16



Batter	1	2	3	4	5	6	7	8	9	10	AB	R	H	RBI	BB	SO	LOB	TOP			
Bobby Young, L OBP: 0.316, SLG: 0.325 (1.4)	0-0 4-3		0-0 4-3		0-0 4-3			0-0 6-3		0-0 G3	5	0	0	0	0	0	1				
Earl Rapp, L OBP: 0.360, SLG: 0.395 (1.9)	0-0 1B F9 2B		0-0 F9		0-0 5-3 1B F8 1B			0-0 HR 1B		0-0 F9	5	3	3	0	0	0	0				
Matt Batts, R OBP: 0.352, SLG: 0.433 (1.2)	0-0 2-3 1B		0-0 1B		0-0 5-3 1B			0-3 K 1B		0-0 F5	5	0	3	0	0	1	1				
Ken Wood, R OBP: 0.267, SLG: 0.418 (1.7)	0-0 F9		0-0 FC5-4 1B		0-0 5-3 1B			0-0 HR			4	1	2	3	0	0	3				
Jim Delsing, L OBP: 0.340, SLG: 0.357 (1.8)	0-0 F7		0-0 FC5-4 1B		0-0 F8			0-0 BB			3	0	0	1	1	0	3				
Fred Marsh, R OBP: 0.283, SLG: 0.313 (1.5)		0-0 1B		0-0 F3				0-0 F7			4	0	1	0	0	0	3				
Ben Taylor, L OBP: 0.319, SLG: 0.377 (1.3)		0-3 K		0-0 4-3				0-0 G3		0-0 3-1	4	0	0	0	0	1	2				
Bill Jennings, R OBP: 0.280, SLG: 0.267 (1.6)		0-0 F3						0-3 K		0-3 K	4	0	0	0	0	2	1				
Ned Garver, R OBP: 0.345, SLG: 0.388 (1.1)		0-0 F8						0-0 F3		0-3 K	4	0	1	0	0	1	1				
Inning Stats	R: 1 E: 0 K: 0 S: 5	H: 2 LOB: 1 BB: 0 P: 5	R: 0 E: 0 K: 1 S: 6	H: 1 LOB: 1 BB: 0 P: 6	R: 0 E: 0 K: 0 S: 3	H: 1 LOB: 1 BB: 0 P: 3	R: 0 E: 0 K: 0 S: 3	H: 1 LOB: 0 BB: 0 P: 3	R: 1 E: 0 K: 1 S: 5	H: 2 LOB: 0 BB: 0 P: 5	R: 0 E: 0 K: 1 S: 7	H: 0 LOB: 0 BB: 0 P: 5	R: 2 E: 0 K: 1 S: 7	H: 2 LOB: 1 BB: 1 P: 11	R: 0 E: 0 K: 2 S: 7	H: 0 LOB: 0 BB: 0 P: 7	R: 0 E: 0 K: 0 S: 3	H: 0 LOB: 0 BB: 0 P: 3	1B: 7 2B: 2 3B: 0 HR: 1	SF: 0 SAC: 0 DP: 0 HBP: 0	WP: 0 PA: 39
PITCHER	IP	WLS	BF	H	R	ER	SO	BB	IBB	HBP	BLK	WP	HR	S	P	ERA	WHIP				
Mel Parnell, L ERA: 3.28 (1.1)	7.2		32	10	4	4	3	1	0	0	0	0	1	37	41	4.70	1.435				
Ellis Kinder, R ERA: 2.63 (8.1)	2.1	W	7	0	0	0	2	0	0	0	0	0	0	11	11	0.00	0.000				

St. Louis Browns @ Boston Red Sox
Fenway Park, Boston, MA
Thu Sep 13 1951, 3:33 AM EDT
Att: 5,281 - Unknown

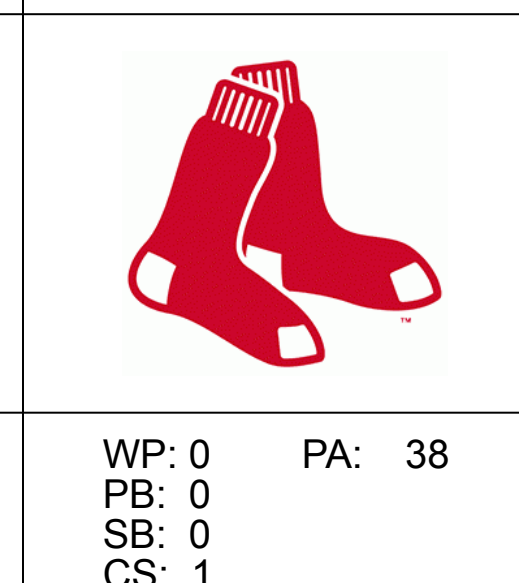
AB	38
R	4
H	10
RBI	4
BB	1
SO	5
LOB	15



Batter	1	2	3	4	5	6	7	8	9	10	AB	R	H	RBI	BB	SO	LOB	BOTTOM			
Dom DiMaggio, R OBP: 0.373, SLG: 0.431 (1.8)	0-0 6 G4-3 1B		0-0 F4		0-0 1B			0-0 G1-6-3		0-0 6 1B 3B	5	1	3	1	0	0	1				
6 Johnny Pesky, L OBP: 0.423, SLG: 0.408 (1.6)	0-0 G4-3 1-2r			0-0 4-3	0-0 F8			0-0 CS 1B		0-0 3B 1B	5	0	2	1	0	0	2				
Ted Williams, L OBP: 0.472, SLG: 0.561 (1.7)	4-0 BB			0-0 F8		0-3 K		0-3 K			3	0	0	0	1	2	1				
Clyde Vollmer, R OBP: 0.358, SLG: 0.483 (1.9)	0-0 F9			0-0 F7		0-0 4-3 1B		0-0 4-3			4	1	1	0	0	0	1				
Billy Goodman, L OBP: 0.353, SLG: 0.372 (1.4)		4-0 BB G1-4-3		0-0 F8		0-0 4-3		0-0 6-3			3	0	0	0	1	0	1				
Walt Dropo, R OBP: 0.314, SLG: 0.352 (1.3)		0-0 G1-4-3 1-2r		0-0 HR		0-0 1B		0-0 F7			4	1	2	2	0	0	1				
Fred Hatfield, L OBP: 0.280, SLG: 0.269 (1.5)		0-0 F8		0-0 HR		0-0 F8		0-0 F4			4	1	1	1	0	0	1				
Aaron Robinson, L OBP: 0.371, SLG: 0.333 (1.2)			0-0 4-3		0-0 1B BB			0-0 F6		0-3 K	3	1	0	0	1	1	0				
Mel Parnell, L OBP: 0.361, SLG: 0.342 (1.1)			0-0 4-3		0-0 F3			0-0 G1-6-3 1B		0-0 F4	3	0	1	0	0	0	1				
Ellis Kinder, R OBP: 0.121, SLG: 0.152 (8.1)											1	0	0	0	0	0	0				
Inning Stats	R: 0 E: 0 K: 0 S: 3	H: 1 LOB: 0 BB: 1 P: 7	R: 0 E: 0 K: 0 S: 2	H: 0 LOB: 0 BB: 1 P: 6	R: 0 E: 0 K: 0 S: 3	H: 0 LOB: 0 BB: 0 P: 3	R: 0 E: 0 K: 0 S: 3	H: 0 LOB: 0 BB: 0 P: 3	R: 3 E: 0 K: 0 S: 6	H: 3 LOB: 1 BB: 1 P: 10	R: 1 E: 0 K: 1 S: 7	H: 2 LOB: 1 BB: 0 P: 7	R: 0 E: 0 K: 0 S: 3	H: 1 LOB: 0 BB: 0 P: 3	R: 0 E: 0 K: 0 S: 3	H: 0 LOB: 0 BB: 0 P: 3	R: 1 E: 0 K: 1 S: 6	H: 2 LOB: 1 BB: 0 P: 6	1B: 7 2B: 1 3B: 1 HR: 2	SF: 0 SAC: 0 DP: 4 HBP: 0	WP: 0 PA: 38
PITCHER	IP	WLS	BF	H	R	ER	SO	BB	IBB	HBP	BLK	WP	HR	S	P	ERA	WHIP				
Ned Garver, R ERA: 4.05 (1.1)	9.2	L	38	10	5	5	3	3	0	0	0	0	2	41	53	4.66	1.345				

St. Louis Browns @ Boston Red Sox
Fenway Park, Boston, MA
Thu Sep 13 1951, 3:33 AM EDT
Att: 5,281 - Unknown

AB	35
R	5
H	10
RBI	5
BB	3
SO	3
LOB	9



Batter	1	2	3	4	5	6	7	8	9	AB	R	H	RBI	BB	SO	LOB	TOP								
Bobby Young, L OBP: 0.314, SLG: 0.322	F5	F5		F7		FC4-6		F8		5	0	0	0	0	0	4	St. Louis Browns @ Boston Red Sox Fenway Park, Boston, MA Fri Sep 14 1951, 3:33 AM EDT Att: 5,466 - Unknown								
Earl Rapp, L OBP: 0.327, SLG: 0.354	F7		K		F8		1-3	K		5	0	0	0	0	2	1									
Matt Batts, R OBP: 0.353, SLG: 0.434	5-3		F7		E FC5-4 2B		2B BB	K		4	1	1	0	1	1	1									
Ken Wood, R OBP: 0.289, SLG: 0.421		6-3	HR		E6 FC5-4 2-3		1B 2B	K		5	2	2	0	0	1	1									
Bob Nieman, R OBP: 0.600, SLG: 1.800		HR	HR		FC5-4 FC4-6 1-2 3-H		BB 1B			5	2	3	4	0	0	3									
Fred Marsh, R OBP: 0.286, SLG: 0.317		1B FC6-4 1B		1B	FC4-6 1-2		BB 1B	F9		5	1	3	1	0	0	2									
Ben Taylor, L OBP: 0.338, SLG: 0.385				4-3			1B BB	F9		4	0	2	0	1	0	2									
Bill Jennings, R OBP: 0.276, SLG: 0.262				4-3						3	0	0	1	0	1	2									
Cliff Mapes, L OBP: 0.327, SLG: 0.389	FC6-4 BB							F2		1	0	0	0	0	0	3									
Bud Thomas, R OBP: 0.250, SLG: 0.250										0	0	0	0	0	0	0									
Fred Sanford, S OBP: 0.233, SLG: 0.154										0	0	0	0	0	0	0									
Al Widmar, R OBP: 0.247, SLG: 0.200										1	0	0	0	1	1	0									
Mike Gaffney, R OBP: 0.275, SLG: 0.338										1	0	0	0	0	1	0									
Bob Mahoney, R OBP: 0.340, SLG: 0.367										0	0	0	0	0	0	0									
Hank Art, L OBP: 0.295, SLG: 0.413										0	0	0	0	1	0	0									
Satchel Paige, R OBP: 0.600, SLG: 0.900										0	0	0	0	0	0	0									
Inning Stats	R: 0 E: 0 K: 0 S: 3	H: 0 LOB: 0 BB: 0 P: 3	R: 2 E: 0 K: 0 S: 6	H: 3 LOB: 2 BB: 1 P: 10	R: 2 E: 0 K: 1 S: 8	H: 3 LOB: 1 BB: 0 P: 8	R: 0 E: 0 K: 1 S: 5	H: 0 LOB: 0 BB: 0 P: 5	R: 1 E: 1 K: 0 S: 5	H: 1 LOB: 1 BB: 0 P: 5	R: 0 E: 0 K: 1 S: 6	H: 1 LOB: 1 BB: 0 P: 6	R: 1 E: 0 K: 0 S: 5	H: 2 LOB: 3 BB: 2 P: 13	R: 0 E: 0 K: 2 S: 7	H: 0 LOB: 1 BB: 1 P: 11	R: 0 E: 0 K: 1 S: 6	H: 1 LOB: 1 BB: 0 P: 6	1B: 7 2B: 2 3B: 0 HR: 2	SF: 0 SAC: 0 DP: 0 HBP: 0	WP: 0 PB: 0 SB: 1 CS: 0	PA: 43			
PITCHER	IP	WLS	BF	H	R	ER	SO	BB	IBB	HBP	BLK	WP	HR	S	P	ERA	WHIP								
Mickey McDermott, L ERA: 3.2	(1, 1)	3.0	16	6	4	4	1	1	0	0	0	0	2	17	21	12.00	2.333								
Willard Nixon, R ERA: 4.89	(4, 1)	3.2	18	4	2	1	2	2	0	0	0	0	0	20	28	2.46	1.636								
Ellis Kinder, R ERA: 2.58	(7, 1)	2.1	W	9	1	0	3	1	0	0	0	0	0	14	18	0.00	0.857								

AB 39
R 6
H 11
RBI 6
BB 4
SO 6
LOB 20




Batter	1	2	3	4	5	6	7	8	9	AB	R	H	RBI	BB	SO	LOB	BOTTOM								
Dom DiMaggio, R OBP: 0.375, SLG: 0.437	FC4-6 1B BB	HR 1B	HR		5-3		F4			4	3	2	2	1	0	0	St. Louis Browns @ Boston Red Sox Fenway Park, Boston, MA Fri Sep 14 1951, 3:33 AM EDT Att: 5,466 - Unknown								
6 Johnny Pesky, L OBP: 0.422, SLG: 0.408	FC4-6 1B	K			4-3			4-3		5	0	2	0	0	1	1									
Ted Williams, L OBP: 0.471, SLG: 0.566	FC4-6 1B 2B	HR		5-3		SH5-3 1B		K		5	2	2	2	0	1	3									
Clyde Vollmer, R OBP: 0.364, SLG: 0.485	2B HR 1B	3-1 BB		1-3		SH5-3 1B				3	1	2	1	2	0	0									
Billy Goodman, L OBP: 0.392, SLG: 0.373	HR 2B	3-1		F9		SH5-3		4-3		4	1	1	1	0	0	2									
Walt Dropo, R OBP: 0.316, SLG: 0.363	HR	F3		2B 1B		K				4	1	2	3	0	1	3									
Fred Hatfield, L OBP: 0.295, SLG: 0.288	1B HBP			FC3-6 1B		F7				3	0	2	0	0	0	2									
Aaron Robinson, L OBP: 0.362, SLG: 0.324	F9			FC3-6 FC5-4		F4		F3		4	0	0	0	0	0	4									
Mickey McDermott, L ERA: 6.82	(1, 1)	0.1	L	6	4	5	0	1	0	0	0	0	0	0	0	0									
Charlie Maxwell, L ERA: 6.52	(3, PH)	4.2	23	8	4	4	2	1	0	1	0	0	0	0	0	1									
Willard Nixon, L OBP: 0.340, SLG: 0.442	(4, 1)	2.0	8	2	0	0	2	0	0	0	0	0	0	0	0	0									
Ellis Kinder, R OBP: 0.118, SLG: 0.147	(7, 1)	1.0	4	0	0	0	1	1	0	0	0	0	0	0	0	0									
Inning Stats	R: 5 E: 0 K: 0 S: 7	H: 5 LOB: 2 BB: 1 P: 12	R: 2 E: 0 K: 1 S: 7	H: 2 LOB: 1 BB: 1 P: 11	R: 2 E: 0 K: 0 S: 6	H: 3 LOB: 1 BB: 0 P: 6	R: 0 E: 0 K: 0 S: 5	H: 2 LOB: 2 BB: 0 P: 5	R: 0 E: 0 K: 1 S: 7	H: 2 LOB: 2 BB: 0 P: 7	R: 0 E: 0 K: 1 S: 5	H: 0 LOB: 0 BB: 0 P: 5	R: 0 E: 0 K: 1 S: 5	H: 0 LOB: 1 BB: 1 P: 9	R: 0 E: 0 K: 1 S: 5	H: 0 LOB: 1 BB: 1 P: 9	1B: 9 2B: 2 3B: 0 HR: 3	SF: 0 SAC: 1 DP: 0 HBP: 1	WP: 0 PB: 0 SB: 0 CS: 0	PA: 41					
PITCHER	IP	WLS	BF	H	R	ER	SO	BB	IBB	HBP	BLK	WP	HR	S	P	ERA	WHIP								
Fred Sanford, R ERA: 8.82	(1, 1)	0.1	L	6	4	5	0	1	0	0	0	0	0	0	0	0	0								
Al Widmar, R ERA: 6.52	(1, 1)	4.2	23	8	4	4	2	1	0	1	0	0	0	25	30	7.71	1.929								
Bob Mahoney, R ERA: 4.34	(6, 1)	2.0	8	2	0	0	2	0	0	0	0	0	0	12	12	0.00	1.000								
Satchel Paige, R ERA: 5.58	(8, 1)	1.0	4	0	0	0	1	1	0	0	0	0	0	5	9	0.00	1.000								



Batter	1	2	3	4	5	6	7	8	9	AB	R	H	RBI	BB	SO	LOB	TOP								
Bobby Young, L (1,4) OBP: 0.313, SLG: 0.320	0-3 K		0-3 K		0-0 4-3			4-0 1B FC4 BB	0-0	4	1	0	0	1	2	2									
Earl Rapp, L (1,9) OBP: 0.339, SLG: 0.365	0-0 F8		0-0 FC5-4 1B		0-0 4-3			0-0 1-3 2-H 1B		4	0	2	1	0	0	0									
Sherm Lollar, R (1,2) OBP: 0.356, SLG: 0.403	0-3 K		0-0 FC5-4 1-2		0-0 F8			0-0 1B FC4 1-2 1B		4	1	0	1	0	1	3									
Ken Wood, R (1,8) OBP: 0.289, SLG: 0.419		0-3 K		0-0 6-3				0-0 1B 1-3 1B		4	0	1	0	0	2	0									
Jim Deising, L (8,8) OBP: 0.340, SLG: 0.357										0	0	0	0	0	0	0									
Cliff Mapes, L (1,7) OBP: 0.327, SLG: 0.389		0-3 K		4-0 BB				0-0 1-2 3-H 1B		0	0	0	0	0	0	0									
Bob Nieman, R (1,7) OBP: 0.356, SLG: 1.250										3	0	1	1	1	1	0									
Fred Marsh, R (1,5) OBP: 0.286, SLG: 0.314		4-0 BB		0-0 F7				0-0 L4		3	0	0	0	1	0	3									
Ben Taylor, L (1,3) OBP: 0.333, SLG: 0.377		0-3 K		0-3 K				0-0 F4		4	0	1	0	0	2	2									
Bill Jennings, R (1,6) OBP: 0.275, SLG: 0.257			0-0 1-3		0-0 4-3			4-0 1B BB	0-3 K	3	1	0	0	1	1	1									
Duane Pilette, R (1,1) OBP: 0.217, SLG: 0.130			0-0 E1 1B		0-0 F7			0-0 F7		2	0	1	0	0	0	0									
Mike Gollat, R (8,PH) OBP: 0.273, SLG: 0.336										1	0	0	0	0	0	1									
Satchel Paige, R (8,1) OBP: 0.077, SLG: 0.077										1	0	0	0	0	0	1									
Inning Stats	R: 0 E: 0 K: 2 S: 7	H: 0 LOB: 0 BB: 0 P: 7	R: 0 E: 0 K: 3 S: 9	H: 0 LOB: 1 BB: 1 P: 13	R: 0 E: 1 K: 1 S: 7	H: 2 LOB: 2 BB: 0 P: 7	R: 0 E: 0 K: 1 S: 5	H: 0 LOB: 1 BB: 1 P: 9	R: 0 E: 0 K: 0 S: 3	H: 0 LOB: 0 BB: 0 P: 3	R: 0 E: 0 K: 1 S: 5	H: 0 LOB: 0 BB: 0 P: 5	R: 0 E: 0 K: 0 S: 3	H: 0 LOB: 0 BB: 0 P: 3	R: 3 E: 0 K: 0 S: 6	H: 3 LOB: 2 BB: 2 P: 14	R: 0 E: 0 K: 1 S: 6	H: 1 LOB: 1 BB: 0 P: 6	1B: 6 2B: 0 3B: 0 HR: 0	SF: 0 SAC: 0 DP: 0 HBP: 0	WP: 0 PB: 0 SB: 1 CS: 0	PA: 37			
PITCHER	IP	WLS	BF	H	R	ER	SO	BB	IBB	HBP	BLK	WP	HR	S	P	ERA	WHIP								
Chuck Stobbs, L (1,1) ERA: 4.54	7.2	L	31	4	3	3	8	4	0	0	0	0	0	43	59	3.52	1.043								
Ray Scarborough, R (8,1) ERA: 4.78	1.0		5	2	0	0	1	0	0	0	0	0	0	7	7	0.00	2.000								
Mel Parnell, L (9,1) ERA: 3.27	0.1		1	0	0	0	0	0	0	0	0	0	0	1	1	0.00	0.000								

St. Louis Browns @ Boston Red Sox
Fenway Park, Boston, MA
Sat Sep 15 1951, 3:33 AM EDT
Att: 14,872 - Unknown


AB 33
R 3
H 6
RBI 3
BB 4
SO 9
LOB 13



Batter	1	2	3	4	5	6	7	8	9	AB	R	H	RBI	BB	SO	LOB	BOTTOM								
Dom DiMaggio, R (1,8) OBP: 0.376, SLG: 0.436	0-0 F3		0-0 6 E 2B 1B		0-0 6-3			4-0 6 CS BB		3	1	1	0	1	0	0									
6 Johnny Pesky, L (1,6) OBP: 0.423, SLG: 0.409	0-0 F7		0-0 E1 1-3 2B 1B		0-0 6-3			0-0 1-2 1B		4	1	2	0	0	0	0									
Ted Williams, L (1,7) OBP: 0.473, SLG: 0.566	4-0 BB		4-0 2B IBB		0-0 E 1B			0-0 F9		2	0	1	0	2	0	1									
Clyde Vollmer, R (1,9) OBP: 0.360, SLG: 0.479	0-3 K		0-3 K		0-0 F7 1-2			0-0 6-3		4	0	0	0	0	2	5									
Billy Goodman, L (1,4) OBP: 0.393, SLG: 0.378		0-0 4-3		0-0 1-3 2-H 3-H 2B				0-3 K		4	0	2	2	0	1	0									
Walt Dropo, R (1,3) OBP: 0.315, SLG: 0.360		4-0 BB		0-0 F3				0-0 F5		3	0	0	0	1	1	3									
Fred Hatfield, L (1,5) OBP: 0.293, SLG: 0.287		0-0 F7		0-0 3-1				0-0 1-3		4	0	1	0	0	0	2									
Aaron Robinson, L (1,2) OBP: 0.354, SLG: 0.315		0-3 K		0-0 G3				0-0 F7		4	0	0	0	0	1	3									
Chuck Stobbs, L (1,1) OBP: 0.262, SLG: 0.232			0-0 F7		0-0 1-3			0-0 G3		3	0	0	0	0	0	0									
Ray Scarborough, R (8,1) OBP: 0.231, SLG: 0.210										0	0	0	0	0	0	0									
Mel Parnell, L (9,1) OBP: 0.361, SLG: 0.342										0	0	0	0	0	0	0									
Vern Stephens, R (8,PH) OBP: 0.365, SLG: 0.505										1	0	0	0	0	0	0									
Inning Stats	R: 0 E: 0 K: 1 S: 5	H: 0 LOB: 1 BB: 1 P: 9	R: 0 E: 0 K: 1 S: 5	H: 0 LOB: 1 BB: 1 P: 9	R: 2 E: 1 K: 1 S: 8	H: 3 LOB: 2 BB: 1 P: 12	R: 0 E: 0 K: 0 S: 3	H: 0 LOB: 0 BB: 0 P: 3	R: 0 E: 1 K: 0 S: 4	H: 1 LOB: 1 BB: 0 P: 4	R: 0 E: 0 K: 0 S: 4	H: 1 LOB: 1 BB: 0 P: 4	R: 0 E: 0 K: 0 S: 3	H: 1 LOB: 1 BB: 1 P: 7	R: 0 E: 0 K: 2 S: 7	H: 0 LOB: 0 BB: 0 P: 7	R: 0 E: 0 K: 0 S: 3	H: 1 LOB: 0 BB: 0 P: 3	1B: 5 2B: 2 3B: 0 HR: 0	SF: 0 SAC: 0 DP: 1 HBP: 0	WP: 0 PB: 0 SB: 0 CS: 1	PA: 36			
PITCHER	IP	WLS	BF	H	R	ER	SO	BB	IBB	HBP	BLK	WP	HR	S	P	ERA	WHIP								
Duane Pilette, R (1,1) ERA: 4.85	7.0	W	30	6	2	2	3	3	0	0	0	0	0	32	48	2.57	1.286								
Satchel Paige, R (8,1) ERA: 5.37	2.0	S	6	1	0	0	2	0	0	0	0	0	0	10	10	0.00	0.500								

St. Louis Browns @ Boston Red Sox
Fenway Park, Boston, MA
Sat Sep 15 1951, 3:33 AM EDT
Att: 14,872 - Unknown

AB 32
R 2
H 7
RBI 2
BB 4
SO 5
LOB 14



Batter	1	2	3	4	5	6	7	8	9	AB	R	H	RBI	BB	SO	LOB	TOP			
Bob Dillinger, R (1.5) OBP: 0.326, SLG: 0.340	F9		5-3			E PB 1B		E6		4	1	1	1	0	0	0	Chicago White Sox @ Boston Red Sox Fenway Park, Boston, MA Sun Sep 16 1951, 3:33 AM EDT Att: 29,736 - Unknown			
Jim Busby, R (1.8) OBP: 0.341, SLG: 0.353	6-3			5-3		5-3		E3		4	0	0	0	0	0	2				
Minnie Minoso, R (1.9) OBP: 0.418, SLG: 0.496	5-3			5-3		4-0 BB		G4-3		3	0	0	0	1	0	2				
Don Lenhardt, R (1.7) OBP: 0.329, SLG: 0.458		HR		K		3-H F7			K	4	1	1	1	0	2	1				
Eddie Robinson, L (1.3) OBP: 0.368, SLG: 0.484 Bob Boyd, L (9, PR) OBP: 0.286, SLG: 0.571	3-1				CS 1B			1B BB		3	0	1	0	1	0	0				
Gus Niarhos, R (1.2) OBP: 0.421, SLG: 0.297	6-3			K	1-2			1B		4	0	1	0	0	1	1				
Chico Carrasquel, R (1.6) OBP: 0.324, SLG: 0.330	5-3			4-3				5-3		4	0	0	0	0	0	1				
Joe Demaestri, R (1.4) OBP: 0.238, SLG: 0.279			F9			SH5-4 1B 1B		SH1-4 E 1B		3	2	2	0	0	0	0				
Ken Holcombe, R (1.1) OBP: 0.244, SLG: 0.231	6-3				SH5-4			SH1-4		1	0	0	0	0	0	0				
Inning Stats	R: 0 E: 0 K: 0 S: 3	H: 0 LOB: 0 BB: 0 P: 3	R: 1 E: 0 K: 0 S: 4	H: 1 LOB: 0 BB: 0 P: 4	R: 0 E: 0 K: 1 S: 3	H: 0 LOB: 0 BB: 0 P: 3	R: 0 E: 0 K: 1 S: 5	H: 0 LOB: 0 BB: 0 P: 5	R: 0 E: 0 K: 1 S: 5	H: 0 LOB: 0 BB: 0 P: 5	R: 0 E: 0 K: 0 S: 3	H: 0 LOB: 0 BB: 0 P: 3	R: 1 E: 2 K: 0 S: 5	H: 1 LOB: 1 BB: 0 P: 5	R: 0 E: 0 K: 1 S: 5	H: 1 LOB: 1 BB: 1 P: 9		1B: 5 2B: 1 3B: 0 HR: 1	SF: 0 SAC: 2 DP: 2 HBP: 0	WP: 0 PB: 1 SB: 0 CS: 1
PITCHER Leo Kiely, L (1.1) ERA: 3.1	IP: 9.0 WLS: W BF: 34	H: 6 R: 4 ER: 2 SO: 3	BB: 2 IBB: 0 HBP: 0 BLK: 0	WP: 0 HR: 1 S: 38 P: 46	ERA: 2.00 WHIP: 0.889	PITCHER IP: 9.0 WLS: W BF: 34 H: 6 R: 4 ER: 2 SO: 3 BB: 2 IBB: 0 HBP: 0 BLK: 0 WP: 0 HR: 1 S: 38 P: 46 ERA: 2.00 WHIP: 0.889														

Batter	1	2	3	4	5	6	7	8	9	AB	R	H	RBI	BB	SO	LOB	BOTTOM			
Dom DiMaggio, R (1.8) OBP: 0.375, SLG: 0.433	F9		F7		K		F5			4	0	0	0	0	1	3	Chicago White Sox @ Boston Red Sox Fenway Park, Boston, MA Sun Sep 16 1951, 3:33 AM EDT Att: 29,736 - Unknown			
Johnny Pesky, L (1.6) OBP: 0.424, SLG: 0.411	F9			2B	FC4-6			4-3 1B BB		3	1	1	1	1	0	1				
Ted Williams, L (1.7) OBP: 0.470, SLG: 0.561	F5			F8	4-3			4-3		4	0	0	0	0	0	3				
Clyde Vollmer, R (1.9) OBP: 0.359, SLG: 0.476		K		5-3		6-3		FC3-6 1B		4	0	1	1	0	1	1				
Billy Goodman, L (1.4) OBP: 0.390, SLG: 0.375	F8			4-3		G3		FC3-6 FC5-4		4	0	0	0	0	0	2				
Walt Dropo, R (1.3) OBP: 0.315, SLG: 0.358	K				E 1B	5-3		FC5-4		4	1	1	0	0	1	1				
Fred Hatfield, L (1.5) OBP: 0.294, SLG: 0.288			K		E 1B		4-3			3	1	1	0	0	1	0				
Buddy Rosar, R (1.2) OBP: 0.311, SLG: 0.296			FC3-6 1B		E6 FC4-6 2B			HR		3	2	3	3	0	0	0				
Leo Kiely, L (1.1) OBP: 0.316, SLG: 0.161	FC3-6			FC4-6 BB			4-3			2	0	0	0	1	0	1				
Inning Stats	R: 0 E: 0 K: 0 S: 3	H: 0 LOB: 0 BB: 0 P: 3	R: 0 E: 0 K: 2 S: 7	H: 0 LOB: 0 BB: 0 P: 7	R: 0 E: 0 K: 1 S: 6	H: 1 LOB: 1 BB: 0 P: 6	R: 0 E: 0 K: 0 S: 4	H: 1 LOB: 1 BB: 0 P: 4	R: 3 E: 1 K: 1 S: 8	H: 3 LOB: 1 BB: 1 P: 12	R: 0 E: 0 K: 0 S: 3	H: 0 LOB: 0 BB: 0 P: 3	R: 1 E: 0 K: 0 S: 4	H: 1 LOB: 0 BB: 0 P: 4	R: 1 E: 0 K: 0 S: 4	H: 1 LOB: 1 BB: 1 P: 8		1B: 4 2B: 2 3B: 0 HR: 1	SF: 0 SAC: 0 DP: 0 HBP: 0	WP: 0 PB: 0 SB: 0 CS: 0
PITCHER Ken Holcombe, R (1.1) ERA: 3.89	IP: 8.0 WLS: L BF: 33	H: 7 R: 5 ER: 5 SO: 4	BB: 2 IBB: 0 HBP: 0 BLK: 0	WP: 0 HR: 1 S: 39 P: 47	ERA: 5.62 WHIP: 1.125	PITCHER IP: 8.0 WLS: L BF: 33 H: 7 R: 5 ER: 5 SO: 4 BB: 2 IBB: 0 HBP: 0 BLK: 0 WP: 0 HR: 1 S: 39 P: 47 ERA: 5.62 WHIP: 1.125														

Batter	1	2	3	4	5	6	7	8	9	AB	R	H	RBI	BB	SO	LOB	TOP			
Nellie Fox, L OBP: 0.369, SLG: 0.414 (1, 4)	4-0 BB BB		0-0 F9		0-0 L3		1-0 HBP HBP		0-0 FC5-4 1B	3	0	1	1	1	1	0	1			
Al Zarilla, L OBP: 0.364, SLG: 0.402 (1, 9)	0-3 K		0-0 FC6-4 1B		0-0 F8		0-0 F3		0-3 K	5	0	1	0	0	2	5				
Minnie Minoso, R OBP: 0.420, SLG: 0.495 (1, 5)	4-0 FC4 BB		0-0 FC6-4 1-2		0-0 FC5-2 1B		1-0 HBP		0-0 FC5-4 1B HR	3	1	1	1	1	0	2				
Eddie Robinson, L OBP: 0.368, SLG: 0.483 (1, 3)	0-3 K				0-0 F8				0-0 FC5-2 BB 1B	3	0	1	0	0	1	2				
Phil Masi, R OBP: 0.370, SLG: 0.395 (6, 2)									0-0 HR 1B	2	1	1	0	0	0	3				
Don Lenhardt, R OBP: 0.333, SLG: 0.469 (1, 7)	0-0 FC4 1-2				0-0 F5				0-0 FC3-6 1B HR	4	1	2	3	1	0	2				
Ray Coleman, L OBP: 0.330, SLG: 0.414 (1, 8)					0-0 F9				0-0 FC3-6 L4-3	5	0	0	0	0	0	4				
Bud Sheely, L OBP: 0.212, SLG: 0.154 (1, 2)					0-0 F9				0-0 L4-3	1	0	0	0	1	0	0				
Bob Boyd, L OBP: 0.222, SLG: 0.444 (6, PH)					4-0 BB				0-0 F7	2	0	0	0	0	0	4				
Joe Demaestri, R OBP: 0.234, SLG: 0.274 (1, 6)					0-0 F9					1	0	0	0	0	0	0				
Rocky Nelson, L OBP: 0.296, SLG: 0.349 (5, PH)										1	0	0	0	0	0	1				
Chico Carrasquel, R OBP: 0.324, SLG: 0.333 (5, 6)										2	1	1	0	0	0	0				
Howie Judson, R OBP: 0.200, SLG: 0.143 (1, 1)										0	0	0	0	0	0	0				
Luis Aloma, R OBP: 0.301, SLG: 0.400 (1, 1)										1	0	0	0	0	1	0				
Floyd Baker, R OBP: 0.375, SLG: 0.513 (5, PH)										1	0	0	0	0	0	0				
Ross Grimsley, L OBP: 0.316, SLG: 0.372 (5, 1)										1	0	0	0	0	0	0				
Randy Gumpert, R OBP: 0.316, SLG: 0.372 (5, 1)										1	0	0	0	0	0	0				
Bud Stewart, L OBP: 0.340, SLG: 0.443 (5, PH)										1	1	1	0	0	0	0				
Inning Stats	R: 0 E: 0 K: 2 S: 7	H: 0 LOB: 2 BB: 2 P: 15	R: 0 E: 0 K: 0 S: 3	H: 0 LOB: 0 BB: 0 P: 3	R: 0 E: 0 K: 1 S: 6	H: 1 LOB: 1 BB: 0 P: 6	R: 0 E: 0 K: 0 S: 3	H: 0 LOB: 0 BB: 0 P: 3	R: 0 E: 0 K: 0 S: 3	H: 2 LOB: 3 BB: 1 P: 9	R: 0 E: 0 K: 0 S: 4	H: 1 LOB: 3 BB: 0 P: 6	R: 0 E: 0 K: 0 S: 3	H: 1 LOB: 0 BB: 0 P: 3	R: 5 E: 0 K: 1 S: 10	H: 5 LOB: 0 BB: 0 P: 10	1B: 8 2B: 2 3B: 0 HR: 1	SF: 0 SAC: 0 DP: 1 HBP: 2	WP: 0 PB: 0 SB: 0 CS: 0	PA: 42
PITCHER Ray Scarborough, R ERA: 4.79 (1, 1)	IP: 9.0 WLS: W BF: 42 H: 10 R: 5 ER: 5 SO: 4 BB: 4 IBB: 0 HBP: 2 BLK: 0 WP: 0 HR: 1 S: 44 P: 62 ERA: 5.00 WHIP: 1.556															PITCHER				

Chicago White Sox @ Boston Red Sox
Fenway Park, Boston, MA
Mon Sep 17 1951, 3:33 AM EDT
Att: 8,709 - Unknown

AB	36
R	5
H	10
RBI	5
BB	4
SO	4
LOB	25



Batter	1	2	3	4	5	6	7	8	9	AB	R	H	RBI	BB	SO	LOB	BOTTOM			
Dom DiMaggio, R OBP: 0.377, SLG: 0.433 (1, 8)	4-0 6 HBP 1B BB	4-0 1B BB		0-0 1B 6 F9 4-3 1B	4-0 6 FC4-6 BB		0-0 F8			2	2	1	0	3	0	0				
6 Johnny Pesky, L OBP: 0.423, SLG: 0.409 (1, 6)	1-0 1B FC5-4 HBP	0-0 1B 1B		0-0 F9	0-0 FC4-6 2B HR		0-0 F5			4	2	1	0	0	0	4				
Ted Williams, L OBP: 0.474, SLG: 0.573 (1, 7)	0-0 FC5-4 1-3 2-H	0-0 1B		4-0 4-3 1B	0-0 HR 2B					4	2	4	3	1	0	0				
Clyde Vollmer, R OBP: 0.362, SLG: 0.487 (1, 9)	0-0 FC5-4 BB 1B 3B	0-0 F7		0-0 4-3 1B	0-0 HR					5	2	3	5	0	0	3				
Billy Goodman, L OBP: 0.389, SLG: 0.373 (1, 4)	0-0 1-2 3B 1B	0-0 G3		0-0 4-3 1B	0-0 L8					5	1	1	1	0	0	5				
Walt Dropo, R OBP: 0.316, SLG: 0.357 (1, 3)	4-0 1-2 2-3 3B BB			0-0 6-3	0-0 5-3		0-0 F2			4	0	1	0	1	0	2				
Fred Hatfield, L OBP: 0.298, SLG: 0.303 (1, 5)	0-0 1-1 2-H 2-H 3-H 3B			0-0 K			0-0 L6		0-0 F8	4	1	1	2	1	1	1				
Buddy Rosar, R OBP: 0.310, SLG: 0.291 (1, 2)	4-0 IBB			0-0 F4	0-0 F8		0-0 F6			3	0	0	1	1	0	0				
Ray Scarborough, R OBP: 0.246, SLG: 0.215 (1, 1)	0-0 F4			0-0 1B 1B	4-0 FC4-6 6 BB 2B BB		0-0 F6			3	2	1	0	1	0	2				
Inning Stats	R: 4 E: 0 K: 0 S: 5	H: 3 LOB: 3 BB: 3 P: 18	R: 0 E: 0 K: 0 S: 4	H: 2 LOB: 1 BB: 1 P: 8	R: 0 E: 0 K: 1 S: 5	H: 0 LOB: 0 BB: 0 P: 5	R: 2 E: 0 K: 0 S: 6	H: 3 LOB: 2 BB: 1 P: 10	R: 5 E: 0 K: 0 S: 5	H: 2 LOB: 0 BB: 3 P: 17	R: 0 E: 0 K: 0 S: 3	H: 0 LOB: 0 BB: 0 P: 3	R: 0 E: 0 K: 0 S: 3	H: 0 LOB: 0 BB: 0 P: 3	R: 1 E: 0 K: 0 S: 5	H: 3 LOB: 1 BB: 0 P: 5	1B: 9 2B: 2 3B: 1 HR: 2	SF: 0 SAC: 0 DP: 1 HBP: 1	WP: 1 PB: 0 SB: 1 CS: 0	PA: 43
PITCHER Howie Judson, R ERA: 4.27 (1, 1)	IP: 0.1 WLS: L BF: 5 H: 2 R: 4 ER: 4 SO: 0 BB: 1 IBB: 0 HBP: 0 BLK: 0 WP: 0 HR: 0 S: 8 P: 33 ERA: 4.91 WHIP: 2.182															PITCHER				
Luis Aloma, R ERA: 1.53 (1, 1)	IP: 3.2 WLS: L BF: 19 H: 6 R: 2 ER: 2 SO: 1 BB: 2 IBB: 0 HBP: 0 BLK: 0 WP: 0 HR: 17 S: 33 P: 33 ERA: 4.91 WHIP: 6.000															PITCHER				
Ross Grimsley, L ERA: 4.91 (5, 1)	IP: 0.2 WLS: L BF: 6 H: 1 R: 4 ER: 4 SO: 0 BB: 3 IBB: 0 HBP: 0 BLK: 0 WP: 1 HR: 0 S: 3 P: 15 ERA: 5.40 WHIP: 6.000															PITCHER				
Randy Gumpert, R ERA: 4.11 (5, 1)	IP: 3.1 WLS: L BF: 13 H: 4 R: 2 ER: 2 SO: 0 BB: 0 IBB: 0 HBP: 0 BLK: 0 WP: 0 HR: 2 S: 13 P: 13 ERA: 5.40 WHIP: 1.200															PITCHER				

Chicago White Sox @ Boston Red Sox
Fenway Park, Boston, MA
Mon Sep 17 1951, 3:33 AM EDT
Att: 8,709 - Unknown

AB	34
R	12
H	13
RBI	12
BB	8
SO	1
LOB	17



Batter	1	2	3	4	5	6	7	8	9	AB	R	H	RBI	BB	SO	LOB	TOP								
Bobby Avila, R OBP: 0.374, SLG: 0.405 (1,4)	5-3		F7			F9	L7			4	0	1	0	0	1		Cleveland Indians @ Boston Red Sox Fenway Park, Boston, MA Tue Sep 18 1951, 3:33 AM EDT Att: 20,824 - Unknown								
Ray Boone, R OBP: 0.395, SLG: 0.321 (1,6)	F3			5-3		4-3 2B		F4		4	1	1	1	0	0										
Larry Doby, L OBP: 0.432, SLG: 0.534 (1,8)	F5			4-3		4-3		K		4	0	0	0	0	1										
Al Rosen, R OBP: 0.363, SLG: 0.452 (1,5)		5-3		5-3		1B		K		4	1	1	1	0	1										
Luke Easter, L OBP: 0.333, SLG: 0.473 (1,3)		G3				2B		HR		4	1	2	2	0	1										
Sam Chapman, R OBP: 0.299, SLG: 0.311 (1,7)		5-3				1B		5-3		3	0	0	0	1	0										
Bob Kennedy, R OBP: 0.321, SLG: 0.388 (1,9)				HR		1B		F7		4	1	1	1	0	1										
Jim Hegan, R OBP: 0.301, SLG: 0.347 (1,2)			F9			1B		5-3		4	1	1	0	0	0										
Mike Garcia, R OBP: 0.241, SLG: 0.321 (1,1)			F9			2B		5-3		3	1	1	0	0	0										
Inning Stats	R: 0 E: 0 K: 0 S: 3	H: 0 LOB: 0 BB: 0 P: 3	R: 0 E: 0 K: 0 S: 3	H: 0 LOB: 0 BB: 0 P: 3	R: 1 E: 0 K: 0 S: 4	H: 1 LOB: 0 BB: 0 P: 4	R: 0 E: 0 K: 0 S: 3	H: 0 LOB: 0 BB: 0 P: 3	R: 0 E: 0 K: 1 S: 5	H: 0 LOB: 0 BB: 0 P: 5	R: 4 E: 0 K: 1 S: 10	H: 5 LOB: 2 BB: 1 P: 14	R: 0 E: 0 K: 0 S: 3	H: 0 LOB: 0 BB: 0 P: 3	R: 0 E: 0 K: 2 S: 7	H: 0 LOB: 0 BB: 0 P: 7	R: 1 E: 0 K: 0 S: 4	H: 1 LOB: 0 BB: 0 P: 4	1B: 2 2B: 3 3B: 0 HR: 2	SF: 0 SAC: 0 DP: 0 HBP: 0	WP: 0 PB: 0 SB: 0 CS: 0	PA: 35			
PITCHER	IP	WLS	BF	H	R	ER	SO	BB	IBB	HBP	BLK	WP	HR	S	P	ERA	WHIP								
Bill Wight, L ERA: 4.92 (1,1)	5.2	L	23	6	5	5	1	0	0	0	0	0	1	25	25	7.94	1.059								
Ellis Kinder, R ERA: 2.53 (6,1)	2.1		8	0	0	0	3	1	0	0	0	0	0	13	17	0.00	0.429								
Willard Nixon, R ERA: 4.92 (9,1)	1.0		4	1	1	1	0	0	0	0	0	0	1	4	4	9.00	1.000								

AB 34
R 6
H 7
RBI 6
BB 1
SO 4
LOB 4



Batter	1	2	3	4	5	6	7	8	9	AB	R	H	RBI	BB	SO	LOB	BOTTOM								
Dom DiMaggio, R OBP: 0.376, SLG: 0.432 (1,8)	F8			6 4-3 2B		5-3		F8		4	1	1	0	0	0		Cleveland Indians @ Boston Red Sox Fenway Park, Boston, MA Tue Sep 18 1951, 3:33 AM EDT Att: 20,824 - Unknown								
6 Johnny Pesky, L OBP: 0.422, SLG: 0.408 (1,6)	4-3			4-3		1-3		1B		4	0	1	0	0	0										
Ted Williams, L OBP: 0.474, SLG: 0.574 (1,7)	F7			4-3 2B		1B		6-3		4	0	2	1	0	0										
Clyde Vollmer, R OBP: 0.361, SLG: 0.484 (1,9)		F7		4-3		F7		1B G3		4	1	1	0	0	2										
Billy Goodman, L OBP: 0.388, SLG: 0.372 (1,4)		2-3		F7		4-1		G3 1B		4	1	1	0	0	0										
Walt Dropo, R OBP: 0.318, SLG: 0.367 (1,3)		6-3				HR		6-3 G3		4	1	2	1	0	0										
Fred Hatfield, L OBP: 0.297, SLG: 0.302 (1,5)			1-3			K2-3		G3		4	0	1	1	0	1										
Buddy Rosar, R OBP: 0.305, SLG: 0.286 (1,2)						4-3		6-3		3	0	0	0	0	1										
Vern Stephens, R OBP: 0.394, SLG: 0.504 (9,PH)			K			L6		6-3		1	0	0	1	0	0										
Bill Wight, L OBP: 0.140, SLG: 0.075 (1,1)						FC4		6-3		2	0	0	0	0	1										
Ellis Kinder, R OBP: 0.118, SLG: 0.147 (6,1)						1B		G1		0	0	0	0	0	0										
Charlie Maxwell, L OBP: 0.279, SLG: 0.361 (6,PH)										1	0	0	0	0	0										
Willard Nixon, L OBP: 0.348, SLG: 0.442 (9,1)										0	0	0	0	0	0										
Lou Boudreau, R OBP: 0.352, SLG: 0.399 (9,PH)										1	0	0	0	0	0										
Inning Stats	R: 0 E: 0 K: 0 S: 3	H: 0 LOB: 0 BB: 0 P: 3	R: 0 E: 0 K: 0 S: 3	H: 0 LOB: 0 BB: 0 P: 3	R: 0 E: 0 K: 2 S: 7	H: 0 LOB: 0 BB: 0 P: 7	R: 1 E: 0 K: 0 S: 5	H: 2 LOB: 1 BB: 0 P: 5	R: 0 E: 0 K: 0 S: 4	H: 1 LOB: 1 BB: 0 P: 4	R: 0 E: 0 K: 0 S: 4	H: 1 LOB: 1 BB: 0 P: 4	R: 1 E: 0 K: 1 S: 6	H: 1 LOB: 0 BB: 0 P: 6	R: 0 E: 0 K: 0 S: 4	H: 1 LOB: 1 BB: 0 P: 4	R: 2 E: 0 K: 0 S: 6	H: 3 LOB: 1 BB: 0 P: 6	1B: 7 2B: 1 3B: 0 HR: 1	SF: 0 SAC: 0 DP: 0 HBP: 0	WP: 0 PB: 0 SB: 0 CS: 0	PA: 36			
PITCHER	IP	WLS	BF	H	R	ER	SO	BB	IBB	HBP	BLK	WP	HR	S	P	ERA	WHIP								
Mike Garcia, R ERA: 3.06 (1,1)	9.0	W	36	9	4	4	3	0	0	0	0	0	1	42	42	4.00	1.000								


AB 36
R 4
H 9
RBI 4
BB 0
SO 3
LOB 11




Batter	1	2	3	4	5	6	7	8	9	AB	R	H	RBI	BB	SO	LOB	TOP
Gene Woodling, L (1,7) OBP: 0.376, SLG: 0.459	E4 BB		2B		K			1B		4	0	2	0	0	1	0	New York Yankees @ Boston Red Sox Fenway Park, Boston, MA Sat Sep 22 1951, 3:33 AM EDT Att: 31,377 - Unknown
Phil Rizzuto, R (1,6) OBP: 0.349, SLG: 0.347	F9		F7			1-3		5-3		4	0	0	0	0	0	3	
Yogi Berra, L (1,2) OBP: 0.350, SLG: 0.498	F9		4-3			3-1			F8	4	0	0	0	0	0	2	
Joe DiMaggio, R (1,8) OBP: 0.368, SLG: 0.419	1-2 BB			F9		F9			G6-4-3 1B	3	0	1	0	1	0	0	
Gil McDougald, R (1,5) OBP: 0.401, SLG: 0.494	F8			FC5-4 1B			F8		G6-4-3 1B	4	0	1	0	0	0	3	
Hank Bauer, R (1,9) OBP: 0.370, SLG: 0.450		F2		FC5-4 FC4-6 1-2			5-3			3	0	0	0	0	0	1	
Jerry Coleman, R (1,4) OBP: 0.303, SLG: 0.310		5-3		FC4-6 1-2			K			3	0	0	0	0	1	1	
Joe Collins, L (1,3) OBP: 0.365, SLG: 0.441 (8,PH)					4-0 E:0 LOB:0 K:1 BB:1 S:4 P:8			F6		1	0	0	0	1	1	0	
Archie Wilson, R (8,PH)										1	0	0	0	0	0	0	
Bobby Hogue, R (8,1) OBP: 0.714, SLG: 0.600										0	0	0	0	0	0	0	
Ed Lopat, L (1,1) OBP: 0.247, SLG: 0.305										1	0	0	0	0	0	0	
Johney Sain, R (4,1) OBP: 0.250, SLG: 0.323			6-3							1	0	0	0	0	0	1	
Johney Mize, L (8,PH) OBP: 0.341, SLG: 0.396 (8,3)										1	0	0	0	0	1	0	
Inning Stats	R:0 H:0 E:1 LOB:2 K:0 BB:1 S:4 P:8	R:0 H:0 E:0 LOB:0 K:1 BB:0 S:5 P:5	R:0 H:1 E:0 LOB:1 K:0 BB:0 S:4 P:4	R:0 H:1 E:0 LOB:1 K:0 BB:0 S:4 P:4	R:0 H:0 E:0 LOB:0 K:1 BB:1 S:4 P:8	R:0 H:0 E:0 LOB:0 K:0 BB:0 S:3 P:3	R:0 H:0 E:0 LOB:0 K:1 BB:0 S:5 P:5	R:0 H:1 E:0 LOB:1 K:0 BB:0 S:6 P:6	R:0 H:1 E:0 LOB:0 K:0 BB:0 S:3 P:3	1B:3 SF:0 2B:1 SAC:0 3B:0 DP:2 HR:0 HBP:0	WP:0 PA:32 SB:0 CS:0						
PITCHER	IP WLS BF H R ER SO BB IBB HBP BLK WP HR S P ERA WHIP																
Mel Parnell, L (1,1) ERA: 3.14	9.0 W 32 4 0 0 4 2 0 0 0 0 0 0 38 46 0.00 0.667																

Batter	1	2	3	4	5	6	7	8	9	AB	R	H	RBI	BB	SO	LOB	BOTTOM
Dom DiMaggio, R (1,8) OBP: 0.375, SLG: 0.429	F9	2B		K		F8		F8		5	0	1	2	0	1	4	New York Yankees @ Boston Red Sox Fenway Park, Boston, MA Sat Sep 22 1951, 3:33 AM EDT Att: 31,377 - Unknown
6 Johnny Pesky, L (1,6) OBP: 0.423, SLG: 0.408	1-6-3 BB	G3		F9		3B 1B		WP 1B		4	1	2	0	1	0	4	
Ted Williams, L (1,7) OBP: 0.471, SLG: 0.569	1-6-3 1-2		G5-4-3 1B BB		F4	3B 1B		1B BB		3	1	1	2	2	0	1	
Vern Stephens, R (1,5) OBP: 0.364, SLG: 0.503	F5					F6		F4		4	0	2	0	0	0	2	
Fred Hatfield, L (7,5) OBP: 0.279, SLG: 0.281			G5-4-3 1B		E 1B	F6		F4		1	0	0	0	0	0	3	
Clyde Vollmer, R (1,9) OBP: 0.358, SLG: 0.479		2B 1B	G5-4-3 1-2 2-3		K			F7		4	1	1	0	0	1	3	
Billy Goodman, L (1,4) OBP: 0.388, SLG: 0.379		F8	CS 1B		E9 1-3			F7		4	0	1	1	0	0	2	
Walt Dropo, R (1,3) OBP: 0.316, SLG: 0.376		2B 2B	CS 1-2	E 1B		F7		F5		4	1	2	0	0	0	2	
Les Moss, R (1,2) OBP: 0.291, SLG: 0.280		2B BB		K		F6		F8		3	0	0	0	1	1	1	
Mel Parnell, L (1,1) OBP: 0.368, SLG: 0.350		K		E1 1-3		F6 6 3B 1B		WP 6 1B 1B		4	1	2	0	0	1	4	
Inning Stats	R:0 H:0 E:0 LOB:1 K:0 BB:1 S:3 P:7	R:2 H:3 E:0 LOB:2 K:1 BB:1 S:8 P:12	R:1 H:2 E:0 LOB:0 K:0 BB:1 S:3 P:7	R:0 H:1 E:1 LOB:2 K:2 BB:0 S:9 P:9	R:0 H:1 E:1 LOB:2 K:1 BB:0 S:7 P:7	R:2 H:3 E:0 LOB:1 K:0 BB:0 S:6 P:6	R:0 H:0 E:0 LOB:0 K:0 BB:0 S:3 P:3	R:0 H:2 E:0 LOB:3 K:0 BB:1 S:5 P:9	R:0 H:2 E:0 LOB:0 K:0 BB:0 S:3 P:3	1B:9 SF:0 2B:2 SAC:0 3B:1 DP:1 HR:0 HBP:0	WP:1 PA:41 SB:0 CS:1						
PITCHER	IP WLS BF H R ER SO BB IBB HBP BLK WP HR S P ERA WHIP																
Ed Lopat, L (1,1) ERA: 2.99	3.1 L 18 6 3 3 2 3 0 0 0 0 0 0 19 31 8.10 2.700																
Johney Sain, R (4,1) ERA: 4.48	3.2 16 4 2 2 2 0 0 0 0 0 0 20 20 4.91 1.091																
Bobby Hogue, R (8,1) ERA: 4.25	1.0 6 2 0 0 0 1 0 0 0 0 1 0 5 9 0.00 3.000																

AB 30
R 0
H 4
RBI 0
BB 2
SO 4
LOB 11



AB 36
R 5
H 12
RBI 5
BB 4
SO 4
LOB 26



livebaseballscores.com

livebaseballscores.com

Batter	1	2	3	4	5	6	7	8	9	AB	R	H	RBI	BB	SO	LOB	TOP								
Mickey Mantle, S OBP: 0.345, SLG: 0.448 Gene Woodling, L OBP: 0.376, SLG: 0.459	4-0 E BB		0-0 F9		0-0 5-3		0-0 BB 1B	0-0 BB 1B		4	0	2	1	1	0	1	New York Yankees @ Boston Red Sox Fenway Park, Boston, MA Sun Sep 23 1951, 3:33 AM EDT Att: 28,712 - Unknown								
Phil Rizzuto, R OBP: 0.350, SLG: 0.345	0-3 K		0-0 F4			0-0 5-3	4-0 FC6-4 BB	4-0 1-2 BB		3	0	0	0	2	1	1									
Yogi Berra, L OBP: 0.347, SLG: 0.493	0-0 E4		0-0 G3			0-0 G3	0-0 F3	0-0 5-3		5	0	0	0	0	0	6									
Joe DiMaggio, R OBP: 0.366, SLG: 0.419	0-0 7-4			0-0 F8		0-0 2B	0-0 F6		0-3 K	5	0	1	0	0	1	5									
Gil McDougald, R OBP: 0.401, SLG: 0.492		0-0 2B F8 1B		0-0 6-3		0-0 F3	0-0 FC6-4		0-0 1B	5	1	2	0	0	0	4									
Hank Bauer, R OBP: 0.373, SLG: 0.455		0-0 1-3 2B		0-0 F2			0-0 1B 1B	0-0 F8	0-0 1-2 1B	5	1	3	0	0	0	0									
Jerry Coleman, R OBP: 0.307, SLG: 0.317		0-0 F8			0-0 SH3 1B		0-0 1B SH 1B	0-0 2B	0-0 F8	5	2	3	1	0	0	3									
Joe Collins, L OBP: 0.363, SLG: 0.438 Johnny Mize, L OBP: 0.343, SLG: 0.402		0-0 F9		0-0 F9			0-0 1-3 2H 1B 1B	0-0 2B 2B	0-0 4-3	2	0	0	0	0	0	2									
Vic Raschi, R OBP: 0.230, SLG: 0.207		0-0 4-3			0-0 SH3		0-0 SH BB 1B	0-0 1B 2B		2	0	1	2	0	0	1									
Inning Stats	R: 0 E: 1 K: 1 S: 5	H: 0 LOB: 1 BB: 1 P: 9	R: 1 E: 0 K: 0 S: 5	H: 2 LOB: 1 BB: 0 P: 5	R: 0 E: 0 K: 0 S: 3	H: 0 LOB: 0 BB: 0 P: 3	R: 0 E: 0 K: 0 S: 3	H: 0 LOB: 0 BB: 0 P: 3	R: 0 E: 0 K: 0 S: 4	H: 1 LOB: 1 BB: 0 P: 4	R: 0 E: 0 K: 0 S: 4	H: 1 LOB: 1 BB: 0 P: 4	R: 3 E: 1 K: 0 S: 8	H: 4 LOB: 3 BB: 1 P: 12	R: 2 E: 0 K: 0 S: 6	H: 4 LOB: 2 BB: 0 P: 10		R: 0 E: 0 K: 1 S: 7	H: 2 LOB: 2 BB: 0 P: 7	1B: 9 2B: 6 3B: 0 HR: 0	SF: 0 SAC: 2 DP: 1 HBP: 0	WP: 0 PB: 0 SB: 0 CS: 0	PA: 44		
PITCHER	IP	WLS	BF	H	R	ER	SO	BB	IBB	HBP	BLK	WP	HR	S	P	ERA	WHIP								
Chuck Stobbs, L ERA: 4.59	6.0	L	26	7	4	4	1	1	0	0	0	0	0	27	31	6.00	1.333								
Ellis Kinder, R ERA: 2.51	1.0		6	1	0	0	0	1	0	0	0	0	0	5	9	0.00	2.000								
Ray Scarborough, R ERA: 4.81	0.1		4	3	2	2	0	0	0	0	0	0	0	4	4	54.00	9.000								
Bill Wight, L ERA: 4.81	1.2		8	3	0	0	1	1	0	0	0	0	0	9	13	0.00	2.400								

AB 39
R 6
H 14
RBI 6
BB 3
SO 2
LOB 25



Batter	1	2	3	4	5	6	7	8	9	AB	R	H	RBI	BB	SO	LOB	BOTTOM								
Dom DiMaggio, R OBP: 0.372, SLG: 0.427	0-0 5-3		0-0 5-3		0-0 6-3		0-0 1-3		0-0 1B	5	0	1	0	0	0	0	New York Yankees @ Boston Red Sox Fenway Park, Boston, MA Sun Sep 23 1951, 3:33 AM EDT Att: 28,712 - Unknown								
6 Johnny Pesky, L OBP: 0.421, SLG: 0.406	0-0 E3 1B E		0-0 4-3		0-0 F3			0-0 4-3 1B 1B	0-0 F8	5	1	1	0	0	0	2									
Ted Williams, L OBP: 0.471, SLG: 0.569	0-0 E9		0-0 F7			0-0 1B SH3 1B		0-0 F9		4	0	2	0	0	0	1									
Clyde Vollmer, R OBP: 0.360, SLG: 0.480	0-3 K			0-0 5-3 4-3 1B		0-0 SH3	0-0 1-2 1B	0-0 4-3 1B	0-0 4-3	3	0	2	0	0	1	1									
Billy Goodman, L OBP: 0.388, SLG: 0.378	0-0 F6			0-0 4-3		0-0 1-2 1B	0-0 2-3 1B	0-0 4-3	0-0 1-2 2-3	4	0	1	0	0	0	4									
Walt Dropo, R OBP: 0.314, SLG: 0.373 Norm Zauchin, R		0-0 F2		0-0 5-3		0-0 K		0-3 K		3	0	0	0	0	1	3									
Fred Hatfield, L OBP: 0.285, SLG: 0.277		0-0 F8		0-0 F8		0-0 F4			4-0 G4-6-3 BB	2	0	0	0	2	0	2									
Aaron Robinson, L OBP: 0.350, SLG: 0.311 Tom Wright, L OBP: 0.347, SLG: 0.328 Les Moss, R OBP: 0.291, SLG: 0.280 Al Richter, R		0-0 1B		0-0 F9			0-3 K		0-0 G4-6-3	2	0	1	0	0	0	2									
Chuck Stobbs, L ERA: 4.59 Ellis Kinder, R ERA: 2.51 Charlie Maxwell, L ERA: 2.51 Ray Scarborough, R ERA: 4.81 Bill Wight, L ERA: 4.81 Bob DiPietro, R ERA: 4.81		0-3 K			0-3 K		0-0 F8		4-0 1B	2	0	0	0	0	2	1									
Inning Stats	R: 1 E: 2 K: 1 S: 7	H: 1 LOB: 1 BB: 0 P: 7	R: 0 E: 0 K: 1 S: 6	H: 1 LOB: 1 BB: 0 P: 6	R: 0 E: 0 K: 0 S: 3	H: 0 LOB: 0 BB: 0 P: 3	R: 0 E: 0 K: 0 S: 4	H: 1 LOB: 2 BB: 1 P: 8	R: 0 E: 0 K: 1 S: 5	H: 0 LOB: 0 BB: 0 P: 5	R: 0 E: 0 K: 1 S: 7	H: 2 LOB: 2 BB: 0 P: 7	R: 0 E: 0 K: 1 S: 5	H: 0 LOB: 0 BB: 0 P: 5	R: 0 E: 0 K: 1 S: 7	H: 2 LOB: 2 BB: 0 P: 7		R: 0 E: 0 K: 0 S: 3	H: 1 LOB: 2 BB: 2 P: 11	1B: 8 2B: 0 3B: 0 HR: 0	SF: 0 SAC: 1 DP: 1 HBP: 0	WP: 0 PB: 0 SB: 0 CS: 0	PA: 38		
PITCHER	IP	WLS	BF	H	R	ER	SO	BB	IBB	HBP	BLK	WP	HR	S	P	ERA	WHIP								
Vic Raschi, R ERA: 3.39	9.0	W	38	8	1	0	6	3	0	0	0	0	0	47	59	0.00	1.222								

AB 34
R 1
H 8
RBI 0
BB 3
SO 6
LOB 19



Batter	1	2	3	4	5	6	7	8	9	AB	R	H	RBI	BB	SO	LOB	TOP			
Dom DiMaggio, R OBP: 0.371, SLG: 0.425	F5		K			4-3			BB	3	0	0	0	1	1	1				
6 Johnny Pesky, L OBP: 0.420, SLG: 0.404	F7			5-3			G4-6-3 1B		L8	4	0	1	0	0	0	1				
Ted Williams, L OBP: 0.468, SLG: 0.565	1-3			3-1			G4-6-3 1-2		F9	4	0	0	0	0	0	2				
Clyde Vollmer, R OBP: 0.359, SLG: 0.478		K		F4					K	4	0	1	0	0	2	1				
Billy Goodman, L OBP: 0.387, SLG: 0.376	F8				G5-4-3 BB				F8	2	0	0	0	1	0	1				
Walt Dropo, R OBP: 0.312, SLG: 0.369	F8				G5-4-3 1-2				F6	3	0	0	0	0	0	1				
Fred Hatfield, L OBP: 0.280, SLG: 0.271			4-3		4-3				F5	3	0	0	0	0	0	0				
Aaron Robinson, L OBP: 0.355, SLG: 0.309			4-3 BB			F8			BB	1	0	0	0	2	0	0				
Leo Kiely, L OBP: 0.293, SLG: 0.147			4-3			1-3			F8	2	0	0	0	0	0	1				
Ellis Kinder, R OBP: 0.143, SLG: 0.147										0	0	0	0	0	0	0				
Charlie Maxwell, L OBP: 0.282, SLG: 0.349										1	0	0	0	0	0	1				
Mickey McDermott, L OBP: 0.313, SLG: 0.385										0	0	0	0	0	0	0				
Inning Stats	R: 0 E: 0 K: 0 S: 3	H: 0 LOB: 0 BB: 0 P: 3	R: 0 E: 0 K: 1 S: 5	H: 0 LOB: 0 BB: 0 P: 5	R: 0 E: 0 K: 1 S: 5	H: 0 LOB: 1 BB: 1 P: 9	R: 0 E: 0 K: 0 S: 3	H: 0 LOB: 0 BB: 0 P: 3	R: 0 E: 0 K: 0 S: 2	H: 0 LOB: 0 BB: 0 P: 6	R: 0 E: 0 K: 0 S: 4	H: 2 LOB: 1 BB: 0 P: 4	R: 0 E: 0 K: 0 S: 3	H: 0 LOB: 1 BB: 1 P: 7	R: 0 E: 0 K: 1 S: 5	H: 0 LOB: 1 BB: 1 P: 9	1B: 2 2B: 0 3B: 0 HR: 0	SF: 0 SAC: 0 DP: 2 HBP: 0	WP: 0 PB: 0 SB: 0 CS: 0	PA: 31
PITCHER Bob Porterfield, R ERA: 3.6	IP: 9.0 WLS: W BF: 31 H: 2 R: 0 ER: 0 SO: 3 BB: 4 IBB: 0 HBP: 0 BLK: 0 WP: 0 HR: 0 S: 33 P: 49 ERA: 0.00 WHIP: 0.667																			

Boston Red Sox @ Washington Senators
Griffith Stadium, Washington, DC
Tue Sep 25 1951, 3:33 AM EDT
Att: 5,754 - Unknown

AB	27
R	0
H	2
RBI	0
BB	4
SO	3
LOB	9



Batter	1	2	3	4	5	6	7	8	9	AB	R	H	RBI	BB	SO	LOB	BOTTOM			
Eddie Yost, R OBP: 0.421, SLG: 0.414	G6-4-3 1B	FC5-2 1-2 3-H		6-3						4	0	2	0	0	0	3				
Cass Michaels, R OBP: 0.343, SLG: 0.345	G6-4-3 1-2	F8			G4-6-3 1B		F7			4	0	1	0	0	0	4				
Irv Noren, L OBP: 0.345, SLG: 0.409	S 1B		6-3		F8		F7			4	0	1	0	0	0	2				
Mickey Vernon, L OBP: 0.360, SLG: 0.425	1-3			WP 1B	G4-6-3 1-2		G3			4	0	1	0	0	0	3				
Sam Mele, R OBP: 0.311, SLG: 0.389		F8	F4			F9 3B		5-3		4	1	1	0	0	0	1				
Pete Runnels, L OBP: 0.354, SLG: 0.332		1B 2B	K			F9 L3-5 BB		L5-3 BB		2	1	1	0	2	1	1				
Mike McCormick, R OBP: 0.362, SLG: 0.355		1B E BB		5-3		F9		L5-3 1-2		1	1	0	0	1	0	0				
Gil Coan, L OBP: 0.363, SLG: 0.434										2	0	0	1	0	0	2				
Clyde Kluttz, R OBP: 0.392, SLG: 0.388		E FC5-2 1B			FC1-8 1B					2	0	2	1	1	0	0				
Bob Porterfield, R OBP: 0.152, SLG: 0.093		E2 FC5-2		FC1-6		L3-5				3	0	0	0	0	0	4				
Inning Stats	R: 2 E: 0 K: 0 S: 4	H: 2 LOB: 2 BB: 1 P: 10	R: 0 E: 1 K: 1 S: 6	H: 2 LOB: 2 BB: 1 P: 10	R: 0 E: 0 K: 1 S: 6	H: 1 LOB: 1 BB: 0 P: 6	R: 0 E: 0 K: 0 S: 4	H: 1 LOB: 0 BB: 0 P: 4	R: 0 E: 0 K: 0 S: 3	H: 1 LOB: 0 BB: 0 P: 3	R: 0 E: 0 K: 0 S: 3	H: 1 LOB: 1 BB: 2 P: 11	R: 0 E: 0 K: 0 S: 4	H: 1 LOB: 1 BB: 0 P: 4	R: 0 E: 0 K: 0 S: 2	H: 0 LOB: 0 BB: 1 P: 6	1B: 7 2B: 3 3B: 1 HR: 0	SF: 0 SAC: 0 DP: 4 HBP: 0	WP: 2 PB: 0 SB: 1 CS: 0	PA: 34
PITCHER Leo Kiely, L ERA: 3.21	IP: 5.0 WLS: L BF: 24 H: 8 R: 3 ER: 2 SO: 1 BB: 2 IBB: 3 HBP: 0 BLK: 0 WP: 1 HR: 0 S: 24 P: 32 ERA: 3.60 WHIP: 2.000																			
PITCHER Ellis Kinder, R ERA: 2.56	IP: 2.0 WLS: 7 BF: 1 H: 0 R: 0 ER: 0 SO: 0 BB: 0 IBB: 0 HBP: 0 BLK: 0 WP: 0 HR: 0 S: 6 P: 10 ERA: 0.00 WHIP: 0.500																			
PITCHER Mickey McDermott, L ERA: 3.36	IP: 1.0 WLS: 3 BF: 0 H: 0 R: 0 ER: 0 SO: 0 BB: 0 IBB: 0 HBP: 0 BLK: 0 WP: 0 HR: 0 S: 2 P: 6 ERA: 0.00 WHIP: 1.000																			

Boston Red Sox @ Washington Senators
Griffith Stadium, Washington, DC
Tue Sep 25 1951, 3:33 AM EDT
Att: 5,754 - Unknown

AB	30
R	3
H	9
RBI	2
BB	4
SO	1
LOB	20



Batter	1	2	3	4	5	6	7	8	9	AB	R	H	RBI	BB	SO	LOB	TOP					
Dom DiMaggio, R OBP: 0.370, SLG: 0.422										4	0	0	0	1	0	3						
6 Johnny Pesky, L OBP: 0.420, SLG: 0.404										3	1	1	0	1	0	0						
Ted Williams, L OBP: 0.467, SLG: 0.562										4	1	1	0	0	2	3						
Clyde Vollmer, R OBP: 0.356, SLG: 0.473										4	0	0	0	0	1	4						
Billy Goodman, L OBP: 0.390, SLG: 0.377										2	1	1	1	2	1	0						
Lou Boudreau, R OBP: 0.352, SLG: 0.399										4	0	2	0	0	0	1						
Fred Hatfield, L OBP: 0.279, SLG: 0.271										4	0	1	2	0	0	2						
Sammy White, R (1, 2)										2	0	0	0	0	1	2						
Vern Stephens, R OBP: 0.383, SLG: 0.501										1	0	0	0	0	0	2						
Les Moss, R OBP: 0.291, SLG: 0.280										0	0	0	0	0	0	0						
Tom Wright, L OBP: 0.342, SLG: 0.323										1	0	0	0	0	0	0						
Ray Scarborough, R OBP: 0.235, SLG: 0.299										1	0	0	0	0	0	2						
Willard Nixon, L OBP: 0.340, SLG: 0.432										1	0	0	0	0	0	0						
Charles Maxwell, L OBP: 0.278, SLG: 0.344										1	0	0	0	0	0	2						
Walt Masterson, R OBP: 0.313, SLG: 0.314										0	0	0	0	0	0	0						
Ellis Kinder, R OBP: 0.143, SLG: 0.147										0	0	0	0	0	0	0						
Aaron Robinson, L OBP: 0.333, SLG: 0.337										1	0	0	0	0	1	0						
Inning Stats	R: 0 E: 0 K: 0 S: 3	H: 1 LOB: 1 BB: 1 P: 7	R: 0 E: 1 K: 1 S: 7	H: 1 LOB: 3 BB: 1 P: 11	R: 0 E: 0 K: 1 S: 5	H: 0 LOB: 0 BB: 0 P: 5	R: 0 E: 0 K: 1 S: 5	H: 0 LOB: 0 BB: 0 P: 5	R: 0 E: 0 K: 0 S: 3	H: 0 LOB: 0 BB: 1 P: 3	R: 3 E: 1 K: 1 S: 10	H: 4 LOB: 2 BB: 0 P: 10	R: 0 E: 0 K: 1 S: 5	H: 0 LOB: 1 BB: 1 P: 9	R: 0 E: 0 K: 0 S: 2	H: 0 LOB: 0 BB: 1 P: 6	R: 0 E: 0 K: 1 S: 5	H: 0 LOB: 0 BB: 0 P: 5	1B: 6 2B: 1 3B: 0 HR: 0	SF: 0 SAC: 0 DP: 2 HBP: 0	WP: 0 PB: 0 SB: 1 CS: 0	PA: 37
PITCHER	IP WLS BF H R ER SO BB IBB HBP BLK WP HR S P ERA WHIP																					
Sid Hudson, R ERA: 5.13	(1, 1)	5.1 W 25 6 3 2 4 2 0 0 0 0 0 0 31 39 3.38 1.500																				
Tom Ferrick, R ERA: 3.35	(6, 1)	3.2 S 12 0 0 0 2 2 0 0 0 0 0 0 0 14 22 0.00 0.545																				

Boston Red Sox @ Washington Senators
Griffith Stadium, Washington, DC

AB 33
R 3
H 6
RBI 3
BB 4
SO 6
LOB 21



Wed Sep 26 1951, 3:33 AM EDT
Att: 5,455 - Unknown

Batter	1	2	3	4	5	6	7	8	9	AB	R	H	RBI	BB	SO	LOB	BOTTOM			
Eddie Yost, R OBP: 0.422, SLG: 0.418										4	1	2	1	1	2	3				
Gil Coan, L OBP: 0.360, SLG: 0.430										5	0	0	0	0	1	7				
Irv Noren, L OBP: 0.344, SLG: 0.414										4	1	1	2	0	2	1				
Mickey Vernon, L OBP: 0.361, SLG: 0.426										4	1	2	0	0	0	1				
Sam Mele, R OBP: 0.314, SLG: 0.393										4	0	3	0	0	0	1				
Pete Runnels, L OBP: 0.356, SLG: 0.329										2	2	0	0	2	0	2				
Cass Michaels, R OBP: 0.345, SLG: 0.345										3	1	1	1	1	0	3				
Mickey Grasso, R OBP: 0.279, SLG: 0.250										3	1	1	2	1	1	1				
Sid Hudson, R OBP: 0.347, SLG: 0.273										2	0	1	0	0	0	0				
Tom Ferrick, R OBP: 0.444, SLG: 0.375										2	0	0	1	0	0	3				
Inning Stats	R: 3 E: 0 K: 0 S: 6	H: 4 LOB: 1 BB: 1 P: 10	R: 0 E: 0 K: 1 S: 5	H: 0 LOB: 0 BB: 0 P: 5	R: 0 E: 0 K: 2 S: 7	H: 0 LOB: 0 BB: 0 P: 7	R: 3 E: 0 K: 0 S: 7	H: 5 LOB: 1 BB: 0 P: 7	R: 0 E: 0 K: 0 S: 3	H: 1 LOB: 0 BB: 0 P: 3	R: 0 E: 0 K: 1 S: 5	H: 0 LOB: 1 BB: 1 P: 9	R: 0 E: 0 K: 1 S: 5	H: 0 LOB: 1 BB: 1 P: 9	R: 1 E: 1 K: 1 S: 7	H: 1 LOB: 3 BB: 2 P: 15	1B: 8 2B: 2 3B: 1 HR: 1	SF: 0 SAC: 0 DP: 3 HBP: 0	WP: 0 PB: 0 SB: 0 CS: 0	PA: 38
PITCHER	IP WLS BF H R ER SO BB IBB HBP BLK WP HR S P ERA WHIP																			
Ray Scarborough, R ERA: 5.02	(1, 1)	3.1 L 18 8 6 0 0 0 0 0 0 0 0 0 1 23 27 16.20 2.400																		
Willard Nixon, R ERA: 5.03	(4, 1)	1.2 5 2 0 0 0 0 0 0 0 0 0 0 5 5 0.00 1.200																		
Walt Masterson, R ERA: 3.36	(6, 1)	2.1 12 1 1 1 2 4 0 0 0 0 0 0 12 28 3.86 2.143																		
Ellis Kinder, R ERA: 2.55	(8, 1)	0.2 3 0 0 0 0 0 0 0 0 0 0 0 5 5 0.00 0.000																		

Boston Red Sox @ Washington Senators
Griffith Stadium, Washington, DC

AB 33
R 7
H 11
RBI 7
BB 5
SO 6
LOB 22



Wed Sep 26 1951, 3:33 AM EDT
Att: 5,455 - Unknown

Batter	1	2	3	4	5	6	7	8	9	AB	R	H	RBI	BB	SO	LOB	TOP								
Dom DiMaggio, R OBP: 0.368, SLG: 0.419	F7	5-3				F8			5-3	4	0	0	0	1	0	2									
6 Johnny Pesky, L OBP: 0.422, SLG: 0.403	1B		F8			L6			G4-6-3	3	2	1	0	2	0	1									
Ted Williams, L OBP: 0.465, SLG: 0.559	1B		F7			F7			G4-6-3	5	1	1	0	0	0	3									
Clyde Vollmer, R OBP: 0.357, SLG: 0.477	F8					F8				3	1	1	1	1	0	2									
Billy Goodman, L OBP: 0.390, SLG: 0.378	1B		F7			BB			F8	4	1	2	2	0	0	1									
Lou Boudreau, R OBP: 0.354, SLG: 0.398	1B					BB			K	3	1	1	1	1	1	0									
Fred Hatfield, L OBP: 0.278, SLG: 0.265	F4					BB			G3	3	0	0	0	1	1	2									
Sammy White, R (8, PH)										3	0	0	0	0	2	3									
Tom Wright, L OBP: 0.338, SLG: 0.317										1	0	0	0	0	1	0									
Les Moss, R OBP: 0.291, SLG: 0.280										0	0	0	0	0	0	0									
Chuck Stobbs, L OBP: 0.250, SLG: 0.220										1	0	0	0	0	0	0									
Harry Taylor, R OBP: 0.133, SLG: 0.138										1	0	0	0	0	0	0									
Vern Stephens, R OBP: 0.365, SLG: 0.503										1	0	1	2	0	0	0									
Norm Zauchin, R (6, PR)										0	0	0	0	0	0	0									
Willard Nixon, L OBP: 0.333, SLG: 0.422										1	0	0	0	0	0	0									
Inning Stats	R: 2 E: 0 K: 0 S: 7	H: 4 LOB: 2 BB: 0 P: 7	R: 0 E: 0 K: 1 S: 5	H: 0 LOB: 0 BB: 0 P: 5	R: 0 E: 0 K: 1 S: 3	H: 0 LOB: 1 BB: 1 P: 7	R: 0 E: 0 K: 1 S: 5	H: 0 LOB: 0 BB: 0 P: 5	R: 0 E: 0 K: 0 S: 3	H: 0 LOB: 1 BB: 1 P: 7	R: 2 E: 0 K: 1 S: 7	H: 2 LOB: 2 BB: 2 P: 15	R: 2 E: 0 K: 1 S: 6	H: 1 LOB: 0 BB: 1 P: 10	R: 0 E: 0 K: 1 S: 5	H: 0 LOB: 0 BB: 0 P: 5	R: 0 E: 0 K: 0 S: 2	H: 0 LOB: 0 BB: 1 P: 6	1B: 6 2B: 0 3B: 1 HR: 0	SF: 0 SAC: 0 DP: 1 HBP: 0	WP: 0 PB: 0 SB: 0 CS: 0	PA: 39			
PITCHER	IP	WLS	BF	H	R	ER	SO	BB	IBB	HBP	BLK	WP	HR	S	P	ERA	WHIP								
Julio Moreno, R ERA: 4.82	(1, 1)	0.2	6	4	2	2	0	0	0	0	0	0	0	6	6	27.00	6.000								
Al Sima, L ERA: 4.92	(1, 1)	5.2	W	25	3	4	4	3	5	0	0	0	0	26	46	6.35	1.412								
Sandy Consuegra, R ERA: 4.01	(7, 1)	2.2	S	8	0	0	0	2	1	0	0	0	0	11	15	0.00	0.375								

Boston Red Sox @ Washington Senators
Griffith Stadium, Washington, DC
Thu Sep 27 1951, 3:33 AM EDT
Att: 1,555 - Unknown

AB 33
R 6
H 7
RBI 6
BB 6
SO 5
LOB 14



Batter	1	2	3	4	5	6	7	8	9	AB	R	H	RBI	BB	SO	LOB	BOTTOM								
Eddie Yost, R OBP: 0.425, SLG: 0.423	G1		5-3			FC1-6			FC4-6	3	1	2	2	2	0	0									
Cass Michaels, R OBP: 0.343, SLG: 0.343	G1		E6			FC1-5-2			FC4-6	5	3	1	0	0	0	5									
Irv Noren, L OBP: 0.344, SLG: 0.416	G1		BB			F5			1-3	5	1	2	3	0	0	4									
Mickey Vernon, L OBP: 0.360, SLG: 0.425	1B		F2			6-3			F9	4	0	1	1	0	0	3									
Sam Mele, R OBP: 0.313, SLG: 0.391	F5		BB			F9			1-3	3	0	0	0	1	0	1									
Pete Runnels, L OBP: 0.358, SLG: 0.333	5-3					L6				3	0	1	2	1	0	1									
Mike McCormick, R OBP: 0.360, SLG: 0.353			6-3			1-3			F9	4	1	1	0	0	0	1									
Mickey Grasso, R OBP: 0.279, SLG: 0.250	K					F4			F8	4	1	1	0	0	1	0									
Julio Moreno, R OBP: 0.195, SLG: 0.225										0	0	0	0	0	0	0									
Al Sima, R OBP: 0.263, SLG: 0.412										2	1	1	0	0	1	0									
Sandy Consuegra, R OBP: 0.250, SLG: 0.256										1	0	1	0	0	0	0									
Inning Stats	R: 2 E: 0 K: 0 S: 5	H: 2 LOB: 1 BB: 1 P: 9	R: 0 E: 0 K: 2 S: 7	H: 0 LOB: 0 BB: 0 P: 7	R: 2 E: 1 K: 0 S: 5	H: 2 LOB: 2 BB: 1 P: 9	R: 2 E: 0 K: 0 S: 6	H: 3 LOB: 1 BB: 0 P: 6	R: 0 E: 0 K: 0 S: 3	H: 0 LOB: 0 BB: 0 P: 3	R: 0 E: 0 K: 0 S: 4	H: 1 LOB: 2 BB: 1 P: 8	R: 0 E: 0 K: 0 S: 2	H: 0 LOB: 0 BB: 0 P: 6	1B: 8 2B: 2 3B: 1 HR: 0	SF: 0 SAC: 1 DP: 0 HBP: 0	WP: 0 PB: 1 SB: 0 CS: 0	PA: 39							
PITCHER	IP	WLS	BF	H	R	ER	SO	BB	IBB	HBP	BLK	WP	HR	S	P	ERA	WHIP								
Chuck Stobbs, L ERA: 4.73	(1, 1)	3.0	L	17	6	4	2	2	0	0	0	0	0	19	27	12.00	2.667								
Harry Taylor, R ERA: 6.29	(4, 1)	2.0		8	1	0	0	0	1	0	0	0	0	7	11	0.00	1.000								
Willard Nixon, R ERA: 5.05	(6, 1)	3.0		14	4	2	2	0	1	0	0	0	0	13	17	6.00	1.667								

Boston Red Sox @ Washington Senators
Griffith Stadium, Washington, DC
Thu Sep 27 1951, 3:33 AM EDT
Att: 1,555 - Unknown

AB 34
R 8
H 11
RBI 8
BB 4
SO 2
LOB 15



Batter	1	2	3	4	5	6	7	8	9	AB	R	H	RBI	BB	SO	LOB	TOP			
Dom DiMaggio, R (1, 8) OBP: 0.370, SLG: 0.418	4-0 BB 6 G6-3			0-0 P4		0-3 K			4-0 BB	2	0	0	0	2	1	0	Boston Red Sox @ New York Yankees Yankee Stadium, Bronx, NY Fri Sep 28 1951, 3:33 AM EDT Unknown livebaseballscorecards.com			
6 Johnny Pesky, L (1, 4) OBP: 0.419, SLG: 0.400	0-0 G6-3 1-2			0-0 4-3			0-0 F7		0-3 K	4	0	0	0	0	1	2				
Ted Williams, L (1, 7) OBP: 0.464, SLG: 0.556	0-3 K			4-0 BB			0-0 4-3		0-0 F2	3	0	0	0	1	1	1				
Clyde Vollmer, R (1, 9) OBP: 0.357, SLG: 0.474		0-3 K		0-0 F9			4-0 BB			2	0	0	0	1	1	1				
Billy Goodman, L (1, 3) OBP: 0.388, SLG: 0.376		0-3 K2-3			0-3 K				0-0 5-3	3	0	0	0	0	2	1				
Lou Boudreau, R (1, 6) OBP: 0.351, SLG: 0.394		0-0 P4			0-0 F9				0-0 F9	3	0	0	0	0	0	0				
Fred Hatfield, L (1, 5) OBP: 0.273, SLG: 0.260			0-0 F7		0-3 K				0-0 F9	3	0	0	0	0	1	0				
Aaron Robinson, L (1, 2) OBP: 0.347, SLG: 0.301			0-0 1-3			0-0 4-3			0-0 F9	3	0	0	0	0	0	0				
Mel Parnell, L (1, 1) OBP: 0.364, SLG: 0.346			0-3 K			0-3 K			0-0 4-3	1	0	0	0	0	1	0				
Ray Scarborough, R (4, 1) OBP: 0.236, SLG: 0.206										1	0	0	0	0	1	0				
Harry Taylor, R (7, 1) OBP: 0.133, SLG: 0.138										0	0	0	0	0	0	0				
Charlie Maxwell, L (9, FH) OBP: 0.274, SLG: 0.338										1	0	0	0	0	0	0				
Inning Stats	R: 0 E: 0 K: 1 S: 4	H: 0 LOB: 0 BB: 1 P: 8	R: 0 E: 0 K: 2 S: 7	H: 0 LOB: 0 BB: 0 P: 7	R: 0 E: 0 K: 1 S: 5	H: 0 LOB: 1 BB: 1 P: 7	R: 0 E: 0 K: 0 S: 3	H: 0 LOB: 0 BB: 0 P: 7	R: 0 E: 0 K: 2 S: 7	H: 0 LOB: 0 BB: 0 P: 7	R: 0 E: 0 K: 0 S: 3	H: 0 LOB: 1 BB: 1 P: 7	R: 0 E: 0 K: 0 S: 3	H: 0 LOB: 0 BB: 0 P: 3	R: 0 E: 0 K: 1 S: 5	H: 0 LOB: 1 BB: 1 P: 9	1B: 0 2B: 0 3B: 0 HR: 0	SF: 0 SAC: 0 DP: 1 HBP: 0	WP: 0 PB: 0 SB: 0 CS: 0	PA: 30
PITCHER Allie Reynolds, R (1, 1) ERA: 3.05	IP: 9.0 WLS: W BF: 30 H: 0 R: 0 ER: 0 SO: 9 BB: 4 IBB: 0 HBP: 0 BLK: 0 WP: 0 HR: 0 S: 44 P: 60 ERA: 0.00 WHIP: 0.444															PITCHER				



Batter	1	2	3	4	5	6	7	8	9	AB	R	H	RBI	BB	SO	LOB	BOTTOM			
Phil Rizzuto, R (1, 6) OBP: 0.348, SLG: 0.343	0-0 1B 1B	4-3		0-0 F3		0-0 F5		0-0 1-3		5	1	1	0	0	0	3	Boston Red Sox @ New York Yankees Yankee Stadium, Bronx, NY Fri Sep 28 1951, 3:33 AM EDT Unknown livebaseballscorecards.com			
Jerry Coleman, R (1, 4) OBP: 0.306, SLG: 0.315	0-0 1B 1-2 1-3 1B		4-0 S 1B BB	0-0 F8		0-0 L5-3				3	2	1	1	1	0	2				
Hank Bauer, R (1, 9) OBP: 0.371, SLG: 0.450	0-0 1-3 2-H 1B		0-3 K	0-0 F7			0-0 6-3			4	0	1	1	0	1	2				
Joe DiMaggio, R (1, 8) OBP: 0.364, SLG: 0.416	0-0 F7		0-0 P4		0-0 5-3		0-0 1B			4	0	1	0	0	0	3				
Gil McDougald, R (1, 5) OBP: 0.398, SLG: 0.486	4-0 1-3 BB		0-0 E 1B		0-0 F2		0-0 F8			3	1	1	1	1	0	1				
Yogi Berra, L (1, 2) OBP: 0.348, SLG: 0.492	0-0 1-3		0-0 E8 1B		0-0 1-3		0-0 F7			4	0	1	1	0	0	3				
Gene Woodling, L (1, 7) OBP: 0.377, SLG: 0.466	4-3		0-0 P3			0-0 E9 HR 1B		0-0 HR		4	2	2	1	0	0	3				
Joe Collins, L (1, 3) OBP: 0.365, SLG: 0.455		0-0 1-3		0-0 SH F8 2B		0-0 HR		0-0 F5		4	2	2	2	0	0	0				
Allie Reynolds, R (1, 1) OBP: 0.271, SLG: 0.224		0-3 K		0-0 SH		0-0 E5 L5-3		0-0 1-3		3	0	0	0	0	1	0				
Inning Stats	R: 2 E: 0 K: 0 S: 6	H: 3 LOB: 2 BB: 1 P: 10	R: 0 E: 0 K: 1 S: 5	H: 0 LOB: 0 BB: 0 P: 5	R: 2 E: 1 K: 1 S: 7	H: 2 LOB: 1 BB: 1 P: 11	R: 1 E: 0 K: 0 S: 5	H: 1 LOB: 0 BB: 0 P: 5	R: 0 E: 0 K: 0 S: 4	H: 1 LOB: 1 BB: 0 P: 4	R: 1 E: 0 K: 0 S: 4	H: 1 LOB: 0 BB: 0 P: 4	R: 0 E: 0 K: 0 S: 4	H: 0 LOB: 0 BB: 0 P: 4	R: 1 E: 0 K: 0 S: 4	H: 1 LOB: 0 BB: 0 P: 4		1B: 7 2B: 2 3B: 0 HR: 2	SF: 0 SAC: 1 DP: 1 HBP: 0	WP: 0 PB: 0 SB: 1 CS: 0
PITCHER Mel Parnell, L (1, 1) ERA: 3.22	IP: 3.0 WLS: L BF: 16 H: 5 R: 4 ER: 3 SO: 2 BB: 2 IBB: 0 HBP: 0 BLK: 0 WP: 0 HR: 0 S: 18 P: 26 ERA: 9.00 WHIP: 2.333															PITCHER				
Ray Scarborough, R (4, 1) ERA: 5.09	3.0	13	3	3	3	0	0	0	0	0	0	0	0	0	0	1	13	13	9.00	1.000
Harry Taylor, R (7, 1) ERA: 6.24	2.0	8	2	1	1	0	0	0	0	0	0	0	0	0	0	1	8	8	4.50	1.000



Batter	1	2	3	4	5	6	7	8	9	AB	R	H	RBI	BB	SO	LOB	TOP					
Al Richter, R (1,6)	0-0 1-3			0-0 5-3		4-0 SH1-4 BB		0-3 K		3	0	0	0	1	1	1	Boston Red Sox @ New York Yankees Yankee Stadium, Bronx, NY Sat Sep 29 1951, 3:33 AM EDT Unknown					
Mel Hoderlein, S (1,4) OBP: 0.538, SLG: 0.667	0-3 K			0-0 3B		0-0 SH1-4 1-2		0-0 F7		3	0	1	0	0	1	0						
Charlie Maxwell, L (1,7)	0-0 4-3			0-0 1-3		0-0 F3		0-3 K		4	0	0	0	0	1	2						
Clyde Vollmer, R (1,8) OBP: 0.353, SLG: 0.466		0-0 5-3		0-0 1-3			0-0 F6		4-0 BB	3	0	0	0	1	0	1						
Bob DiPietro, R (1,9)		0-0 6-3			0-0 F7		0-0 6-3		0-3 K	4	0	0	0	0	1	1						
Norm Zauchin, R (1,3) OBP: 0.250, SLG: 0.500		0-0 F4			0-0 2B		0-3 K			3	0	1	0	0	1	0						
Fred Hatfield, L (1,5) OBP: 0.279, SLG: 0.263			0-3 K		0-0 4-3			0-0 G6-4-3 1B		3	0	1	0	0	1	1						
Sammy White, R (1,2) OBP: 0.125, SLG: 0.125			0-0 F9		0-0 F8			0-0 G6-4-3 1B		3	0	1	0	0	0	1						
Leo Kiely, L (1,1) OBP: 0.286, SLG: 0.143			0-0 F4			0-3 K		0-0 G6-4-3 1-2 2-3		1	0	0	0	0	0	0						
Ben Flowers, R (5,1)										1	0	0	0	0	1	0						
Vern Stephens, R (8, PH) OBP: 0.364, SLG: 0.501										1	0	0	0	0	0	2						
Bill Wight, L (8,1) OBP: 0.136, SLG: 0.073										0	0	0	0	0	0	0						
Inning Stats	R: 0 E: 0 K: 1 S: 5	H: 0 LOB: 0 BB: 0 P: 5	R: 0 E: 0 K: 0 S: 3	H: 0 LOB: 0 BB: 0 P: 3	R: 0 E: 0 K: 1 S: 5	H: 0 LOB: 0 BB: 0 P: 5	R: 0 E: 0 K: 0 S: 4	H: 1 LOB: 1 BB: 0 P: 4	R: 0 E: 0 K: 0 S: 4	H: 1 LOB: 1 BB: 0 P: 4	R: 0 E: 0 K: 1 S: 5	H: 0 LOB: 1 BB: 1 P: 9	R: 0 E: 0 K: 1 S: 5	H: 0 LOB: 0 BB: 0 P: 5	R: 0 E: 0 K: 1 S: 6	H: 2 LOB: 1 BB: 0 P: 6	R: 0 E: 0 K: 2 S: 7	H: 0 LOB: 1 BB: 1 P: 11	1B: 2 2B: 1 3B: 1 HR: 0	SF: 0 SAC: 1 DP: 1 HBP: 0	WP: 0 PB: 0 SB: 0 CS: 0	PA: 32
PITCHER	IP WLS BF H R ER SO BB IBB HBP BLK WP HR S P ERA WHIP																					
Ed Lopat, L (1,1) ERA: 2.91	6.0 W 21 2 0 0 3 1 0 0 0 0 0 0 26 30 0.00 0.500																					
Bob Kuzava, L (7,1) ERA: 3.61	3.0 S 11 2 0 0 4 1 0 0 0 0 0 0 18 22 0.00 1.000																					

Batter	1	2	3	4	5	6	7	8	9	AB	R	H	RBI	BB	SO	LOB	BOTTOM			
Jim Brideweser, R (1,6) OBP: 0.250, SLG: 0.250	0-0 1-3		0-0 G4-6-3 BB WP 1B		0-3 K		0-0 F7			4	1	1	0	0	1	0	Boston Red Sox @ New York Yankees Yankee Stadium, Bronx, NY Sat Sep 29 1951, 3:33 AM EDT Unknown			
Bobby Brown, L (1,5) OBP: 0.370, SLG: 0.388	0-0 F7		4-0 G4-6-3 BB		0-0 F4		0-0 F8			3	0	0	0	1	0	0				
Billy Martin, R (1,4) OBP: 0.317, SLG: 0.333	0-0 1B		0-0 G4-6-3 1-2 2-3		0-0 E3 BB		0-3 K			4	1	1	0	0	1	2				
Mickey Mantle, S (1,8) OBP: 0.348, SLG: 0.448	0-0 1B		0-0 1-3		4-0 PO BB		0-0 1B 1B			3	1	2	0	1	0	0				
Hank Bauer, R (1,9) OBP: 0.372, SLG: 0.453	0-0 1-2 2-H 1B		0-0 3-H		0-0 F8 PO		0-0 F7		0-0 F7	4	0	1	1	0	0	1				
Jackie Jensen, R (1,7) OBP: 0.377, SLG: 0.512	0-0 F9			0-0 1B F8 1B		0-0 1B S 1B		0-0 1B 1-2 1B		4	1	3	0	0	0	2				
Joe Collins, L (1,3) OBP: 0.372, SLG: 0.460		0-0 F7		0-0 1-3 1B		0-0 G4-6-3 1B		0-0 1-3 2-H 1B		4	0	3	1	0	0	0				
Charles Silveira, R (1,2) OBP: 0.339, SLG: 0.392		0-0 6-3		0-0 F8		0-0 G4-6-3 1-2		0-3 K		4	0	0	1	0	1	5				
Ed Lopat, L (1,1) OBP: 0.242, SLG: 0.298		0-3 K		0-0 3-H F4			0-3 K			2	0	0	0	0	1	1				
Bob Kuzava, S (7,1) OBP: 0.298, SLG: 0.179										1	0	0	0	0	1	0				
Inning Stats	R: 1 E: 0 K: 0 S: 6	H: 3 LOB: 2 BB: 0 P: 6	R: 0 E: 0 K: 1 S: 5	H: 0 LOB: 0 BB: 0 P: 5	R: 1 E: 0 K: 0 S: 3	H: 1 LOB: 1 BB: 1 P: 7	R: 1 E: 0 K: 0 S: 5	H: 2 LOB: 1 BB: 0 P: 5	R: 0 E: 1 K: 1 S: 5	H: 0 LOB: 1 BB: 1 P: 9	R: 0 E: 0 K: 0 S: 4	H: 2 LOB: 1 BB: 0 P: 4	R: 0 E: 0 K: 1 S: 5	H: 0 LOB: 0 BB: 0 P: 5	R: 1 E: 0 K: 2 S: 10	H: 3 LOB: 2 BB: 0 P: 10	1B: 11 2B: 0 3B: 0 HR: 0	SF: 0 SAC: 0 DP: 2 HBP: 0	WP: 1 PB: 0 SB: 3 CS: 0	PA: 36
PITCHER	IP WLS BF H R ER SO BB IBB HBP BLK WP HR S P ERA WHIP																			
Leo Kiely, L (1,1) ERA: 3.34	4.0 L 18 6 3 3 1 0 0 0 0 0 0 19 23 6.75 1.750																			
Ben Flowers, R (5,1)	3.0 11 2 0 0 2 1 0 0 0 0 0 14 18 0.00 1.000																			
Bill Wight, L (8,1) ERA: 5.02	1.0 6 3 1 1 2 0 0 0 0 0 0 10 10 9.00 3.000																			

Batter	1	2	3	4	5	6	7	8	9	AB	R	H	RBI	BB	SO	LOB	TOP			
Al Richter, R (1,6)										2	1	0	0	2	0	1	Boston Red Sox @ New York Yankees Yankee Stadium, Bronx, NY Sat Sep 29 1951, 3:38 AM EDT Att: 45,283 - Unknown			
Mel Hoderlein, S (1,4)										3	0	0	0	0	0	2				
Charlie Maxwell, L (1,7)										4	0	1	0	0	0	4				
Clyde Vollmer, R (1,8)										3	0	0	0	1	0	2				
Bob DiPietro, R (1,9)										4	0	0	0	0	0	5				
Norm Zauchin, R (1,3)										4	0	1	0	0	1	0				
Fred Hatfield, L (1,5)										3	0	0	0	0	1	2				
Les Moss, R (1,2)										3	0	0	0	0	1	1				
Mickey McDermott, L (1,1)										3	0	1	0	0	0	1				
Inning Stats	R: 1 E: 2 K: 0 S: 4	H: 0 LOB: 1 BB: 1 P: 8	R: 0 E: 1 K: 2 S: 8	H: 0 LOB: 1 BB: 0 P: 8	R: 0 E: 1 K: 0 S: 4	H: 0 LOB: 2 BB: 1 P: 8	R: 0 E: 0 K: 0 S: 3	H: 1 LOB: 0 BB: 0 P: 3	R: 0 E: 0 K: 0 S: 3	H: 1 LOB: 0 BB: 0 P: 3	R: 0 E: 0 K: 0 S: 3	H: 0 LOB: 0 BB: 0 P: 3	R: 0 E: 1 K: 0 S: 3	H: 0 LOB: 1 BB: 1 P: 7	R: 0 E: 0 K: 1 S: 5	H: 0 LOB: 0 BB: 0 P: 5	1B: 3 2B: 1 3B: 0 HR: 0	SF: 0 SAC: 0 DP: 4 HBP: 0	WP: 0 PB: 0 SB: 0 CS: 1	PA: 33
PITCHER	IP WLS BF H R ER SO BB IBB HBP BLK WP HR S P ERA WHIP																			
Tom Morgan, R (1,1)	5.0 W 20 2 1 0 2 2 0 0 0 0 0 0 22 30 0.00 0.800																			
Ernie Nevel, R (6,1)	4.0 S 13 1 0 0 1 1 0 0 0 0 0 0 14 18 0.00 0.500																			

Batter	1	2	3	4	5	6	7	8	9	AB	R	H	RBI	BB	SO	LOB	BOTTOM			
Johnny Hopp, L (1,3)										4	0	1	0	0	3	2	Boston Red Sox @ New York Yankees Yankee Stadium, Bronx, NY Sat Sep 29 1951, 3:38 AM EDT Att: 45,283 - Unknown			
Jim Brideweser, R (1,6)										4	0	2	0	0	0	0				
Billy Martin, R (1,5)										4	0	2	0	0	0	2				
Mickey Mantle, S (1,8)										3	1	1	0	1	1	2				
Hank Bauer, R (1,9)										3	1	1	0	0	2	2				
Archie Wilson, R (8,9)										0	0	0	0	0	0	0				
Jackie Jensen, R (1,7)										4	0	0	0	0	0	4				
Jerry Coleman, R (1,4)										3	0	0	0	1	0	2				
Clint Courtney, L (1,2)										2	0	0	0	0	1	3				
Tom Morgan, R (1,1)										2	1	2	2	0	0	0				
Ernie Nevel, R (6,1)										1	0	0	0	0	1	1				
Inning Stats	R: 0 E: 0 K: 1 S: 5	H: 1 LOB: 0 BB: 0 P: 5	R: 0 E: 1 K: 1 S: 6	H: 1 LOB: 1 BB: 0 P: 6	R: 1 E: 1 K: 0 S: 5	H: 3 LOB: 1 BB: 0 P: 5	R: 2 E: 0 K: 2 S: 9	H: 2 LOB: 2 BB: 2 P: 17	R: 0 E: 0 K: 1 S: 6	H: 1 LOB: 1 BB: 0 P: 6	R: 0 E: 0 K: 1 S: 5	H: 0 LOB: 1 BB: 0 P: 6	R: 0 E: 0 K: 2 S: 8	H: 1 LOB: 1 BB: 0 P: 8	R: 0 E: 0 K: 0 S: 2	H: 0 LOB: 0 BB: 0 P: 3	1B: 7 2B: 2 3B: 0 HR: 0	SF: 0 SAC: 0 DP: 2 HBP: 2	WP: 0 PB: 1 SB: 0 CS: 0	PA: 34
PITCHER	IP WLS BF H R ER SO BB IBB HBP BLK WP HR S P ERA WHIP																			
Mickey McDermott, L (1,1)	8.0 L 34 9 3 3 8 2 0 0 2 0 0 0 46 56 3.38 1.375																			

Batter	1	2	3	4	5	6	7	8	9	AB	R	H	RBI	BB	SO	LOB	TOP	
Al Richter, R OBP: 0.286, SLG: 0.091 (1, 6)										4	0	1	0	0	0	1	Boston Red Sox @ New York Yankees Yankee Stadium, Bronx, NY Sun Sep 30 1951, 3:33 AM EST Att: 35,814 - Unknown	
Mel Hoderlein, S OBP: 0.550, SLG: 0.571 (1, 4)										2	0	2	0	2	0	0		
Charlie Maxwell, L OBP: 0.270, SLG: 0.313 (1, 7)										4	0	2	0	0	0	3		
Clyde Vollmer, R OBP: 0.348, SLG: 0.457 (1, 8)										4	0	0	0	0	2	6		
Bob DiPietro, R OBP: 0.154, SLG: 0.083 (1, 9)										4	0	1	0	0	1	2		
Norm Zauchin, R OBP: 0.187, SLG: 0.250 (1, 3)										4	0	0	0	0	1	3		
Fred Hatfield, L OBP: 0.274, SLG: 0.258 (1, 5)										4	0	1	0	0	1	0		
Sammy White, R OBP: 0.182, SLG: 0.182 (1, 2)										3	0	1	0	0	0	0		
Harley Hisner, R OBP: 0.500, SLG: 0.500 (7, PH)										2	0	1	0	0	0	2		
6 Johnny Pesky, L OBP: 0.417, SLG: 0.398 (7, 1)										1	0	0	0	0	0	0		
Harry Taylor, R OBP: 0.133, SLG: 0.138 (7, 1)										0	0	0	0	0	0	0		
Inning Stats	R: 0 E: 0 K: 1 S: 5	H: 1 LOB: 2 BB: 1 P: 9	R: 0 E: 0 K: 0 S: 5	H: 3 LOB: 2 BB: 0 P: 5	R: 0 E: 0 K: 1 S: 5	H: 0 LOB: 0 BB: 1 P: 9	R: 0 E: 0 K: 0 S: 3	H: 1 LOB: 0 BB: 0 P: 3	R: 0 E: 0 K: 1 S: 5	H: 0 LOB: 0 BB: 0 P: 5	R: 0 E: 0 K: 0 S: 4	H: 1 LOB: 1 BB: 0 P: 4	R: 0 E: 0 K: 1 S: 5	H: 0 LOB: 0 BB: 0 P: 5	1B: 9 2B: 1 3B: 0 HR: 0	SF: 0 SAC: 0 DP: 3 HBP: 0	WP: 0 PB: 0 SB: 0 CS: 1	PA: 34
PITCHER	IP WLS BF H R ER SO BB IBB HBP BLK WP HR S P ERA WHIP																	
Spec Shea, R ERA: 4.33 (1, 1)	5.0 W 19 6 0 0 3 2 0 0 0 0 0 0 23 31 0.00 1.600																	
Johnny Sain, R ERA: 4.23 (6, 1)	4.0 S 15 3 0 0 2 0 0 0 0 0 0 0 19 19 0.00 0.750																	

AB 32
R 0
H 9
RBI 0
BB 2
SO 5
LOB 17



Batter	1	2	3	4	5	6	7	8	9	AB	R	H	RBI	BB	SO	LOB	BOTTOM			
Mickey Mantle, S OBP: 0.349, SLG: 0.443 (1, 9)										3	0	0	0	1	2	2	Boston Red Sox @ New York Yankees Yankee Stadium, Bronx, NY Sun Sep 30 1951, 3:33 AM EST Att: 35,814 - Unknown			
Phil Rizzuto, R OBP: 0.351, SLG: 0.346 (1, 6)										4	0	2	0	0	0	1				
Hank Bauer, R OBP: 0.373, SLG: 0.454 (1, 7)										3	1	1	0	1	0	2				
Joe DiMaggio, R OBP: 0.365, SLG: 0.422 (1, 8)										1	1	1	0	1	0	0				
Archie Wilson, R (4, 9)										2	0	0	0	0	0	4				
Johnny Mize, L OBP: 0.340, SLG: 0.398 (1, 3)										3	0	1	0	0	0	2				
Joe Collins, L OBP: 0.370, SLG: 0.458 (6, 3)										1	0	0	0	0	0	0				
Yogi Berra, L OBP: 0.350, SLG: 0.492 (1, 2)										4	1	2	2	0	0	0				
Bobby Brown, L OBP: 0.369, SLG: 0.387 (1, 5)										4	0	1	0	0	0	2				
Jerry Coleman, R OBP: 0.313, SLG: 0.315 (1, 4)										2	0	0	1	1	0	3				
Spec Shea, R OBP: 0.267, SLG: 0.321 (1, 1)										2	0	0	0	0	1	1				
Johnny Sain, R OBP: 0.250, SLG: 0.318 (6, 1)										1	0	0	0	0	0	1				
Inning Stats	R: 0 E: 0 K: 1 S: 7	H: 2 LOB: 2 BB: 0 P: 7	R: 1 E: 0 K: 2 S: 9	H: 2 LOB: 1 BB: 0 P: 9	R: 2 E: 0 K: 0 S: 6	H: 3 LOB: 2 BB: 1 P: 10	R: 0 E: 1 K: 0 S: 3	H: 0 LOB: 2 BB: 2 P: 11	R: 0 E: 0 K: 0 S: 3	H: 0 LOB: 0 BB: 0 P: 3	R: 0 E: 0 K: 0 S: 2	H: 0 LOB: 1 BB: 1 P: 6	R: 0 E: 0 K: 0 S: 3	H: 1 LOB: 0 BB: 0 P: 3	R: 0 E: 0 K: 0 S: 3	H: 0 LOB: 0 BB: 0 P: 3	1B: 8 2B: 1 3B: 0 HR: 0	SF: 0 SAC: 0 DP: 3 HBP: 0	WP: 0 PB: 0 SB: 0 CS: 0	PA: 34
PITCHER	IP WLS BF H R ER SO BB IBB HBP BLK WP HR S P ERA WHIP																			
Harley Hisner, R ERA: 4.5 (1, 1)	6.0 L 28 7 3 3 3 4 0 0 0 0 0 0 30 46 4.50 1.833																			
Harry Taylor, R ERA: 6.09 (7, 1)	2.0 6 1 0 0 0 0 0 0 0 0 0 0 6 6 0.00 0.500																			

AB 30
R 3
H 8
RBI 3
BB 4
SO 3
LOB 18

