

# Boston Red Sox - 1952

































Batter	1	2	3	4	5	6	7	8	9	AB	R	H	RBI	BB	SO	LOB	TOP
<b>Bobby Young, L</b> (1, 4) OBP: 0.313, SLG: 0.286	F7	FC6-4			F2		6-3		4-3	5	0	0	0	0	0	4	<b>St. Louis Browns @ Boston Red Sox</b> Fenway Park, Boston, MA Sat May 03 1952, 3:33 AM EDT Att. 12,159 - Sunny - 58 F
<b>Marty Marion, R</b> (1, 6) OBP: 0.392, SLG: 0.415	6-3		P2		F7		F5			4	0	0	0	0	0	1	
<b>Jim Rivera, L</b> (1, 8) OBP: 0.264, SLG: 0.318	K		K2-3		K		K			4	0	0	0	0	4	1	
<b>Bob Nieman, R</b> (1, 7) OBP: 0.514, SLG: 0.621		1B				FC3-6		K2-3		3	1	2	0	1	1	0	
<b>George Schmees, L</b> (1, 9) OBP: 0.241, SLG: 0.296		1B				FC3-6		K		4	1	1	0	0	1	2	
<b>Dick Kryhoski, L</b> (1, 3) OBP: 0.250, SLG: 0.263		1B			E8		F9		4-3	4	0	2	1	0	0	1	
<b>Leo Thomas, R</b> (1, 5) OBP: 0.377, SLG: 0.371		P4			L1-3				F8	4	0	1	0	0	0	3	
<b>Clint Courtney, L</b> (1, 2) OBP: 0.333, SLG: 0.341		FC2			6-3		6-3		F7	4	0	1	1	0	0	3	
<b>Earl Harrist, R</b> (1, 1) <b>Tom Wright, L</b> (7, PH) <b>Johnny Hetki, R</b> (7, PH) <b>Earl Rapp, L</b> (9, PH)		FC2			L4		E9			2	0	0	0	0	0	3	
<b>Inning Stats</b>	R: 0 E: 0 K: 1 S: 5	H: 0 LOB: 0 BB: 0 P: 5	R: 2 E: 0 K: 0 S: 7	H: 4 LOB: 2 BB: 0 P: 7	R: 0 E: 0 K: 1 S: 6	H: 1 LOB: 1 BB: 0 P: 6	R: 0 E: 1 K: 0 S: 4	H: 0 LOB: 0 BB: 0 P: 5	R: 0 E: 0 K: 1 S: 5	H: 1 LOB: 2 BB: 1 P: 8	R: 0 E: 1 K: 1 S: 6	H: 0 LOB: 0 BB: 0 P: 6	R: 0 E: 0 K: 2 S: 7	H: 0 LOB: 0 BB: 0 P: 7	R: 0 E: 0 K: 0 S: 4	H: 1 LOB: 1 BB: 0 P: 4	
<b>PITCHER</b> <b>Ellis Kinder, R</b> (1, 1) ERA: 1.82	IP: 9.0 WLS: W BF: 37 H: 8 R: 2 ER: 2 SO: 6 BB: 1 IBB: 0 HBP: 0 BLK: 0 WP: 0 HR: 0 S: 48 P: 52 ERA: 2.00 WHIP: 1.000																

AB 36  
 R 2  
 H 8  
 RBI 2  
 BB 1  
 SO 6  
 LOB 18



Batter	1	2	3	4	5	6	7	8	9	AB	R	H	RBI	BB	SO	LOB	BOTTOM
<b>Dom DiMaggio, R</b> (1, 8) OBP: 0.408, SLG: 0.438		F7		P5			SH			4	0	2	0	0	0	2	<b>St. Louis Browns @ Boston Red Sox</b> Fenway Park, Boston, MA Sat May 03 1952, 3:33 AM EDT Att. 12,159 - Sunny - 58 F
<b>Jim Piersall, R</b> (1, 6) OBP: 0.433, SLG: 0.418	FC6-4		K		F9		SH			3	1	0	0	0	1	1	
<b>Don Lenhardt, R</b> (1, 7) OBP: 0.393, SLG: 0.510	FC6-4		HBP			HR	F8			4	2	2	1	0	0	3	
<b>Vern Stephens, R</b> (1, 5) OBP: 0.467, SLG: 0.500			WP		F5		F9			4	1	2	1	0	0	2	
<b>Walt Dropo, R</b> (1, 3) OBP: 0.355, SLG: 0.482			WP		F7		F9			3	0	0	0	0	0	3	
<b>Faye Throneberry, L</b> (1, 9) OBP: 0.315, SLG: 0.360		FC1-2			F8		K		B1	4	0	1	1	0	1	1	
<b>Ted Lepcio, R</b> (1, 4) OBP: 0.426, SLG: 0.660		FC1-2			F7		1B		4-3	3	1	2	0	0	0	1	
<b>Sammy White, R</b> (1, 2) OBP: 0.263, SLG: 0.378		P4			F9		B1-3		4-3	4	0	1	1	0	0	3	
<b>Ellis Kinder, R</b> (1, 1)		FC1-2			6-3		B1-3		K	4	0	0	0	0	1	4	
<b>Inning Stats</b>	R: 1 E: 0 K: 0 S: 5	H: 2 LOB: 1 BB: 0 P: 5	R: 0 E: 0 K: 0 S: 4	H: 1 LOB: 2 BB: 0 P: 5	R: 2 E: 0 K: 1 S: 7	H: 2 LOB: 1 BB: 0 P: 8	R: 0 E: 0 K: 0 S: 3	H: 0 LOB: 0 BB: 0 P: 3	R: 1 E: 0 K: 1 S: 4	H: 1 LOB: 0 BB: 0 P: 4	R: 1 E: 0 K: 1 S: 6	H: 2 LOB: 2 BB: 0 P: 6	R: 0 E: 0 K: 0 S: 5	H: 1 LOB: 2 BB: 0 P: 5	R: 0 E: 0 K: 1 S: 6	H: 1 LOB: 1 BB: 0 P: 6	
<b>PITCHER</b> <b>Earl Harrist, R</b> (1, 1) ERA: 4.61 <b>Johnny Hetki, R</b> (7, 1) ERA: 3.95	IP: 6.0 WLS: L BF: 27 H: 8 R: 5 ER: 5 SO: 2 BB: 0 IBB: 0 HBP: 0 BLK: 0 WP: 0 HR: 1 S: 29 P: 31 ERA: 7.50 WHIP: 1.333																

AB 33  
 R 5  
 H 10  
 RBI 4  
 BB 0  
 SO 3  
 LOB 20





Batter	1	2	3	4	5	6	7	8	9	AB	R	H	RBI	BB	SO	LOB	TOP								
Harry Simpson, L (1, 8) OBP: 0.388, SLG: 0.463	4-0 BB BB FC5-4 BB		0-0 6-3			0-0 1-3	0-0 FC5-4 1B	0-0 1-3 2-H 1B	0-0 F1	5	1	2	1	1	0	0									
Bobby Avila, R (1, 4) OBP: 0.380, SLG: 0.403	4-0 FC5-4 1-2 BB		0-0 4-3			0-0 2B BB	0-0 1-2 1B	0-0 1-2 3-H 1B		3	1	1	1	2	0	2									
Al Rosen, R (1, 5) OBP: 0.456, SLG: 0.761	0-0 F4		0-0 3B 2B			0-0 1B 2B		0-0 K		5	2	2	1	0	1	4									
Ray Boone, R (1, 6) OBP: 0.452, SLG: 0.483	4-0 FC5-4 1-2 2-3 3-H BB		0-0 2H 3B			0-0 2H 1B		0-0 BB 1B BB	0-0 6-3 SH3 1B	3	1	3	2	2	0	0									
Dale Mitchell, L (1, 7) OBP: 0.419, SLG: 0.481	0-0 FC5-4 1-2 2-3 3-H		0-0 6-3			0-0 1-2 BB		0-0 1B 2B BB	0-0 SH3	2	1	0	1	2	0	3									
Jim Fridley, R (1, 9) OBP: 0.356, SLG: 0.343	0-0 F8				0-0 5-3	0-0 K		0-0 1-3 2-H 2B 1B	0-0 6-3	5	1	1	1	0	1	5									
Luke Easter, L (1, 3) OBP: 0.261, SLG: 0.365			0-3 K		0-0 L8			0-0 F5	0-0 1B 2B	5	1	1	2	0	2	1									
Quincy Troupe, S (1, 2)			0-3 K		0-3 K			0-0 1B BB	0-0 4-3	2	0	0	0	1	2	0									
Pete Reiser, L (7, PH) OBP: 0.222, SLG: 0.353			0-3 K					0-0 1B BB	0-0 1B BB	0	1	0	0	1	0	0									
Birdie Tebbetts, R (7, 2) OBP: 0.304, SLG: 0.429			0-3 K					0-0 F1	0-0 F5	1	0	0	0	0	1	0									
Early Wynn, S (1, 1) Steve Gronek, S (3, 1) Johnny Berardino, R (5, PH) Sam Jones, R (5, 1) Larry Doby, L (7, PH) Mike Garcia, R (7, 1) OBP: 0.194, SLG: 0.154			0-3 K					0-0 F1	0-0 F5	1	0	0	0	0	1	0									
<b>Inning Stats</b>	R: 1 E: 0 K: 0 S: 3	H: 0 LOB: 2 BB: 3 P: 15	R: 0 E: 0 K: 3 S: 9	H: 0 LOB: 0 BB: 0 P: 9	R: 1 E: 0 K: 0 S: 5	H: 2 LOB: 1 BB: 0 P: 5	R: 0 E: 0 K: 1 S: 5	H: 0 LOB: 0 BB: 0 P: 5	R: 2 E: 0 K: 2 S: 9	H: 2 LOB: 2 BB: 2 P: 17	R: 0 E: 0 K: 0 S: 4	H: 1 LOB: 2 BB: 1 P: 8	R: 5 E: 0 K: 1 S: 9	H: 4 LOB: 3 BB: 3 P: 21	R: 0 E: 0 K: 1 S: 6	H: 1 LOB: 1 BB: 0 P: 6	R: 0 E: 0 K: 0 S: 3	H: 0 LOB: 0 BB: 0 P: 3	1B: 6 2B: 3 3B: 1 HR: 0	SF: 0 SAC: 1 DP: 0 HBP: 0	WP: 0 PB: 0 SB: 0 CS: 0	PA: 46			
<b>PITCHER</b>	IP WLS BF H R ER SO BB IBB HBP BLK WP HR S P ERA WHIP	IP WLS BF H R ER SO BB IBB HBP BLK WP HR S P ERA WHIP	IP WLS BF H R ER SO BB IBB HBP BLK WP HR S P ERA WHIP	IP WLS BF H R ER SO BB IBB HBP BLK WP HR S P ERA WHIP	IP WLS BF H R ER SO BB IBB HBP BLK WP HR S P ERA WHIP	IP WLS BF H R ER SO BB IBB HBP BLK WP HR S P ERA WHIP	IP WLS BF H R ER SO BB IBB HBP BLK WP HR S P ERA WHIP	IP WLS BF H R ER SO BB IBB HBP BLK WP HR S P ERA WHIP	IP WLS BF H R ER SO BB IBB HBP BLK WP HR S P ERA WHIP	IP WLS BF H R ER SO BB IBB HBP BLK WP HR S P ERA WHIP	IP WLS BF H R ER SO BB IBB HBP BLK WP HR S P ERA WHIP	IP WLS BF H R ER SO BB IBB HBP BLK WP HR S P ERA WHIP	IP WLS BF H R ER SO BB IBB HBP BLK WP HR S P ERA WHIP	IP WLS BF H R ER SO BB IBB HBP BLK WP HR S P ERA WHIP	IP WLS BF H R ER SO BB IBB HBP BLK WP HR S P ERA WHIP	IP WLS BF H R ER SO BB IBB HBP BLK WP HR S P ERA WHIP	IP WLS BF H R ER SO BB IBB HBP BLK WP HR S P ERA WHIP	IP WLS BF H R ER SO BB IBB HBP BLK WP HR S P ERA WHIP	IP WLS BF H R ER SO BB IBB HBP BLK WP HR S P ERA WHIP	IP WLS BF H R ER SO BB IBB HBP BLK WP HR S P ERA WHIP	IP WLS BF H R ER SO BB IBB HBP BLK WP HR S P ERA WHIP	IP WLS BF H R ER SO BB IBB HBP BLK WP HR S P ERA WHIP	IP WLS BF H R ER SO BB IBB HBP BLK WP HR S P ERA WHIP	IP WLS BF H R ER SO BB IBB HBP BLK WP HR S P ERA WHIP	IP WLS BF H R ER SO BB IBB HBP BLK WP HR S P ERA WHIP

Cleveland Indians @ Boston Red Sox  
Fenway Park, Boston, MA  
Sun May 04 1952, 3:33 AM EDT  
Att: 32,571 - Unknown

AB	36
R	9
H	10
RBI	9
BB	9
SO	8
LOB	18



Batter	1	2	3	4	5	6	7	8	9	AB	R	H	RBI	BB	SO	LOB	BOTTOM								
Dom DiMaggio, R (1, 8) OBP: 0.421, SLG: 0.456	0-0 1B 2B		4-0 E FC1-2 WP BB	0-0 1-2 1B		0-3 K		0-3 K		4	2	2	0	1	2	3									
Jim Piersall, R (1, 6) OBP: 0.423, SLG: 0.397	0-3 K		0-0 FC1-2 WP HR	0-0 F9			0-0 FC5-4 BB	0-0 F7		3	1	0	0	1	1	5									
Billy Goodman, L (8, PH) OBP: 0.417, SLG: 0.818			0-0 FC1-2 WP HR	0-0 F9			0-0 FC5-4 BB	0-0 F7		1	0	0	0	0	0	3									
Harry Taylor, R (9, 1) OBP: 0.250, SLG: 0.250			0-0 FC1-2 WP HR	0-0 F9			0-0 FC5-4 BB	0-0 F7		0	0	0	0	0	0	0									
Don Lenhardt, R (1, 7) OBP: 0.393, SLG: 0.500	0-0 FC5-4 2-H 1B		0-0 K	0-0 F5			0-0 FC5-4	0-0 2B 1B		5	0	2	1	0	1	5									
Vern Stephens, R (1, 5) OBP: 0.440, SLG: 0.452	0-0 FC5-4 1-2		0-0 WP HR BB			0-3 K		0-0 F7		4	1	0	0	1	1	3									
Walt Dropo, R (1, 3) OBP: 0.358, SLG: 0.483	0-3 K		0-0 HR BB	0-0 F5			0-0 K	0-0 F1		4	1	1	0	1	2	2									
Faye Throneberry, L (1, 9) OBP: 0.322, SLG: 0.418			0-0 F7	0-0 K			0-0 K	0-0 L6 2B		5	1	2	4	0	1	2									
Ted Lepcio, R (1, 4) OBP: 0.397, SLG: 0.608			0-0 F7	0-0 K			0-0 K	0-0 L6 2B		4	0	0	0	0	1	1									
Sammy White, R (1, 2) OBP: 0.286, SLG: 0.390			0-0 F7	0-0 K			0-0 K	0-0 L6 2B		4	0	2	0	0	0	0									
Mickey McDermott, L (1, 1) OBP: 0.364, SLG: 0.444			0-0 FC1-2 3B	0-0 1B			0-0 K	0-0 F8		3	0	2	0	0	1	1									
Ike Delock, R (7, 1)			0-0 FC1-2 3B	0-0 1B			0-0 K	0-0 F8		0	0	0	0	0	0	0									
Ralph Brickner, R (7, 1)			0-0 FC1-2 3B	0-0 1B			0-0 K	0-0 F8		0	0	0	0	0	0	0									
6 Johnny Pesky, L (8, PH) OBP: 0.261, SLG: 0.056			0-0 FC1-2 3B	0-0 1B			0-0 K	0-0 F8		1	0	0	0	0	0	2									
<b>Inning Stats</b>	R: 1 E: 0 K: 2 S: 9	H: 2 LOB: 1 BB: 0 P: 9	R: 0 E: 0 K: 0 S: 3	H: 0 LOB: 0 BB: 0 P: 3	R: 5 E: 1 K: 2 S: 9	H: 2 LOB: 0 BB: 3 P: 21	R: 0 E: 0 K: 0 S: 5	H: 2 LOB: 0 BB: 0 P: 5	R: 0 E: 0 K: 3 S: 9	H: 0 LOB: 0 BB: 0 P: 9	R: 0 E: 0 K: 2 S: 8	H: 1 LOB: 1 BB: 0 P: 8	R: 0 E: 1 K: 0 S: 3	H: 0 LOB: 1 BB: 1 P: 7	R: 0 E: 1 K: 1 S: 8	H: 2 LOB: 3 BB: 0 P: 8	R: 0 E: 0 K: 0 S: 4	H: 2 LOB: 1 BB: 0 P: 4	1B: 7 2B: 3 3B: 1 HR: 1	SF: 0 SAC: 0 DP: 1 HBP: 0	WP: 1 PB: 0 SB: 0 CS: 0	PA: 42			
<b>PITCHER</b>	IP WLS BF H R ER SO BB IBB HBP BLK WP HR S P ERA WHIP	IP WLS BF H R ER SO BB IBB HBP BLK WP HR S P ERA WHIP	IP WLS BF H R ER SO BB IBB HBP BLK WP HR S P ERA WHIP	IP WLS BF H R ER SO BB IBB HBP BLK WP HR S P ERA WHIP	IP WLS BF H R ER SO BB IBB HBP BLK WP HR S P ERA WHIP	IP WLS BF H R ER SO BB IBB HBP BLK WP HR S P ERA WHIP	IP WLS BF H R ER SO BB IBB HBP BLK WP HR S P ERA WHIP	IP WLS BF H R ER SO BB IBB HBP BLK WP HR S P ERA WHIP	IP WLS BF H R ER SO BB IBB HBP BLK WP HR S P ERA WHIP	IP WLS BF H R ER SO BB IBB HBP BLK WP HR S P ERA WHIP	IP WLS BF H R ER SO BB IBB HBP BLK WP HR S P ERA WHIP	IP WLS BF H R ER SO BB IBB HBP BLK WP HR S P ERA WHIP	IP WLS BF H R ER SO BB IBB HBP BLK WP HR S P ERA WHIP	IP WLS BF H R ER SO BB IBB HBP BLK WP HR S P ERA WHIP	IP WLS BF H R ER SO BB IBB HBP BLK WP HR S P ERA WHIP	IP WLS BF H R ER SO BB IBB HBP BLK WP HR S P ERA WHIP	IP WLS BF H R ER SO BB IBB HBP BLK WP HR S P ERA WHIP	IP WLS BF H R ER SO BB IBB HBP BLK WP HR S P ERA WHIP	IP WLS BF H R ER SO BB IBB HBP BLK WP HR S P ERA WHIP	IP WLS BF H R ER SO BB IBB HBP BLK WP HR S P ERA WHIP	IP WLS BF H R ER SO BB IBB HBP BLK WP HR S P ERA WHIP	IP WLS BF H R ER SO BB IBB HBP BLK WP HR S P ERA WHIP	IP WLS BF H R ER SO BB IBB HBP BLK WP HR S P ERA WHIP	IP WLS BF H R ER SO BB IBB HBP BLK WP HR S P ERA WHIP	IP WLS BF H R ER SO BB IBB HBP BLK WP HR S P ERA WHIP

Cleveland Indians @ Boston Red Sox  
Fenway Park, Boston, MA  
Sun May 04 1952, 3:33 AM EDT  
Att: 32,571 - Unknown


AB	38
R	6
H	11
RBI	5
BB	4
SO	10
LOB	27



Batter	1	2	3	4	5	6	7	8	9	10	AB	R	H	RBI	BB	SO	LOB	TOP							
Harry Simpson, L (1, 8) OBP: 0.389, SLG: 0.459	0-0 4-3 1B		0-0 2H 1B		0-0 1-3			0-3 K		0-0 L3	5	0	2	0	0	1	2								
Bobby Avila, R (1, 4) OBP: 0.393, SLG: 0.440	0-0 4-3 1-2		0-0 6-3			4-0 FC1-6 BB		4-0 FC 1B BB		0-0 HR	3	2	1	1	2	0	2								
Al Rosen, R (1, 5) OBP: 0.452, SLG: 0.764	0-0 G6-4-3 1B			0-0 6-3		0-0 E6 FC1-6		0-0 FC 1B		0-0 3B	5	1	2	0	0	0	2								
Ray Boone, R (1, 6) OBP: 0.462, SLG: 0.516	0-0 G6-4-3			4-0 G4-6-3 BB		0-0 FC1-6 G6-4-3		0-0 1B		0-0 3B	4	1	2	2	1	0	4								
Dale Mitchell, L (1, 7) OBP: 0.250, SLG: 0.438		0-3 K		0-0 G4-6-3		0-0 G6-4-3		0-0 F8		0-0 3B	5	0	1	1	0	1	5								
Jim Fritley, R (1, 9) OBP: 0.346, SLG: 0.324		0-0 1-3			0-0 F7			0-0 F8		0-0 6-3	4	0	0	0	1	0	0								
Luke Easter, L (1, 3) OBP: 0.243, SLG: 0.338		0-0 F8			0-0 1-3			0-0 1-3		0-0 F8	5	0	0	0	0	1	2								
Birdie Tebbetts, R (1, 2) OBP: 0.333, SLG: 0.417			4-0 SH1-3 1B BB		0-0 E 1B			0-0 4-3																	
Jim Hegan, R (9, 2) OBP: 0.385, SLG: 0.344																									
Bob Lemon, L (1, 1) OBP: 0.267, SLG: 0.267			0-0 SH1-3		0-0 E4																				
Bob Kennedy, R (8, PH) OBP: 0.214, SLG: 0.214					1-2			0-0 F3		0-0 4-3	1	0	0	0	0	0	1								
Early Wynn, S (8, 1) OBP: 0.214, SLG: 0.214											1	0	0	0	0	0	0								
<b>Inning Stats</b>	R: 0 E: 0 K: 0 S: 4	H: 2 LOB: 1 BB: 0 P: 4	R: 0 E: 0 K: 1 S: 5	H: 0 LOB: 0 BB: 0 P: 5	R: 0 E: 0 K: 0 S: 3	H: 1 LOB: 1 BB: 1 P: 7	R: 0 E: 0 K: 0 S: 2	H: 0 LOB: 0 BB: 1 P: 6	R: 0 E: 1 K: 0 S: 5	H: 1 LOB: 2 BB: 0 P: 5	R: 0 E: 1 K: 0 S: 3	H: 0 LOB: 0 BB: 0 P: 7	R: 0 E: 0 K: 0 S: 3	H: 0 LOB: 0 BB: 0 P: 3	R: 1 E: 0 K: 1 S: 7	H: 1 LOB: 2 BB: 1 P: 11	R: 0 E: 0 K: 0 S: 3	H: 0 LOB: 0 BB: 0 P: 3	R: 3 E: 0 K: 1 S: 9	H: 4 LOB: 2 BB: 1 P: 13	1B: 6 2B: 0 3B: 2 HR: 1	SF: 0 SAC: 1 DP: 3 HBP: 0	WP: 0 PA: 43		
<b>PITCHER</b>	IP 9.2	WLS L	BF 39	H 7	R 3	ER 3	SO 2	BB 4	IBB 0	HBP 0	BLK 0	WP 0	HR 1	S 39	P 55	ERA 2.79	WHIP 1.138								
Mel Parnell, L (1, 1) ERA: 2.45																									
Ellis Kinder, R (10, 1) ERA: 2.19	0.0		2	2	1	1	0	0	0	0	0	0	0	2	2	∞	∞								
Ike Delock, R (10, 1) ERA: 2.84	0.1		2	0	0	0	1	1	0	0	0	0	0	3	7	0.00	3.000								

Cleveland Indians @ Boston Red Sox  
Fenway Park, Boston, MA  
Mon May 05 1952, 3:33 AM EDT  
Att: 8,523 - Unknown


AB 37  
R 4  
H 9  
RBI 4  
BB 5  
SO 3  
LOB 18



Batter	1	2	3	4	5	6	7	8	9	10	AB	R	H	RBI	BB	SO	LOB	BOTTOM							
Dom DiMaggio, R (1, 8) OBP: 0.420, SLG: 0.466	0-0 SH1-3 F8 1B		0-0 6-3		0-0 F6			0-0 5-3		0-0 2B	5	1	2	0	0	0	0								
Jim Piersall, R (1, 6) OBP: 0.432, SLG: 0.400	0-0 SH1-3		0-0 WP 3-1 1B		0-0 1-3			4-0 S BB		0-3 K	2	0	1	0	1	0	0								
Don Lenhardt, R (10, PH) OBP: 0.387, SLG: 0.491	1-3										1	0	0	0	0	1	1								
Gene Stephens, L (1, 7) OBP: 0.353, SLG: 0.500	0-0 F8		0-0 3-1			0-0 F5		0-0 F6		0-3 K	4	0	0	1	0	0	2								
Walt Dropo, P (10, PH) OBP: 0.353, SLG: 0.475	3H		1-2					1-2			1	0	0	0	0	1	1								
Vern Stephens, R (1, 5) OBP: 0.462, SLG: 0.452	4-0		4-0			0-0 5-3		0-0 F8			0	0	0	0	2	0	0								
Fred Hatfield, L (6, PH) (7, 5)			2-3 BB								2	0	0	0	0	0	0								
Billy Goodman, L (1, 3) OBP: 0.375, SLG: 0.667	0-0 F8		0-0 6-3			0-0 CS 1B		0-0 K		0-3 K	4	0	1	0	0	1	3								
Faye Thornberry, L (1, 9) OBP: 0.333, SLG: 0.424		0-0 FC5-4 1B		0-0 4-3		0-0 CS		0-0 4-3		0-0 1B	4	0	2	0	0	0	0								
Ken Wood, R (10, 9)						1-2					0	0	0	0	0	0	0								
Ted Lepcio, R (1, 4) OBP: 0.371, SLG: 0.564		0-3 K		0-3 K				0-0 F5		0-3 K	4	0	0	0	0	3	2								
Sammy White, R (1, 2) OBP: 0.267, SLG: 0.364		0-0 FC5-4		0-0 5-3				0-0 F5		0-3 K	3	0	0	0	0	0	1								
6 Johnny Pesky, L (10, PH) OBP: 0.250, SLG: 0.053		1-2									1	0	0	0	0	1	0								
Mel Parnell, L (1, 1) ERA: 2.51		0-0 F8						0-3 F5		0-0 HR	3	0	0	0	0	1	1								
Ellis Kinder, R (10, 1)											0	0	0	0	0	0	0								
Ike Delock, R (10, 1)											0	0	0	0	0	0	0								
Clyde Vollmer, R (10, PH) OBP: 0.417, SLG: 0.636											1	1	1	1	0	0	0								
<b>Inning Stats</b>	R: 1 E: 0 K: 0 S: 4	H: 1 LOB: 1 BB: 1 P: 8	R: 0 E: 0 K: 1 S: 6	H: 1 LOB: 1 BB: 0 P: 6	R: 0 E: 0 K: 0 S: 4	H: 1 LOB: 2 BB: 1 P: 8	R: 0 E: 0 K: 1 S: 5	H: 0 LOB: 0 BB: 0 P: 5	R: 0 E: 0 K: 1 S: 5	H: 0 LOB: 0 BB: 0 P: 3	R: 0 E: 0 K: 0 S: 3	H: 0 LOB: 1 BB: 1 P: 7	R: 0 E: 0 K: 2 S: 8	H: 1 LOB: 1 BB: 0 P: 8	R: 1 E: 0 K: 3 S: 11	H: 2 LOB: 1 BB: 0 P: 11	1B: 5 2B: 1 3B: 0 HR: 1	SF: 0 SAC: 1 DP: 0 HBP: 0	WP: 1 PA: 40						
<b>PITCHER</b>	IP 7.0	WLS W	BF 13	H 3	R 1	ER 1	SO 3	BB 2	IBB 0	HBP 0	BLK 0	WP 1	HR 0	S 30	P 38	ERA 1.29	WHIP 0.857								
Bob Lemon, R (1, 1) ERA: 4.75																									
Early Wynn, R (8, 1)	3.0		13	3	1	1	5	1	0	0	0	0	0	1	22	26	3.00	1.333							

Cleveland Indians @ Boston Red Sox  
Fenway Park, Boston, MA  
Mon May 05 1952, 3:33 AM EDT  
Att: 8,523 - Unknown

AB 35  
R 2  
H 7  
RBI 2  
BB 3  
SO 8  
LOB 11



Batter	1	2	3	4	5	6	7	8	9	AB	R	H	RBI	BB	SO	LOB	TOP				
Chico Carrasquel, R OBP: 0.267, SLG: 0.263 (1, 6)	0-0 6-3		0-3 K					1-0 BB HBP		3	0	0	0	0	1	0	Chicago White Sox @ Boston Red Sox Fenway Park, Boston, MA Tue May 06 1952, 3:33 AM EDT Att: 16,256 - Unknown				
Nelle Fox, L OBP: 0.300, SLG: 0.337 Sam Dente, R OBP: 0.400, SLG: 0.250 (1, 4) (6, 4)	0-0 F9		0-0 F3			1-0 HBP		4-0 BB G1-6-3		2	0	0	0	0	0	0					
Minnie Minoso, R OBP: 0.322, SLG: 0.325 (1, 8)	4-0 CS BB		0-0 2B			0-0 F4		0-0 BB G1-6-3 1-2		3	0	1	0	1	0	3					
Eddie Robinson, L OBP: 0.345, SLG: 0.488 (1, 3)	0-0 CS 1-2	0-0 F6		0-0 F4			0-0 F2		0-0 F8 1B 2B	4	1	1	0	0	0	1					
Sam Mele, R OBP: 0.405, SLG: 0.667 (1, 9)		0-0 F9		0-0 F5			0-0 HR		0-0 F8 2-3	4	1	1	1	0	0	2					
Sherm Lollar, R OBP: 0.361, SLG: 0.443 (1, 2)		4-0 BB		0-0 F7			0-3 K		0-0 E 1B	3	0	1	1	1	1	0					
Ray Coleman, L OBP: 0.175, SLG: 0.135 (1, 7)		0-0 F4		0-3 K			4-0 WP BB		0-0 F9 3-H	3	0	0	0	1	1	2					
Hector Rodriguez, R OBP: 0.447, SLG: 0.400 (1, 5)			0-0 F8		0-0 F7		0-0 4-3		0-0 E2 1-2	4	0	0	0	0	0	2					
Joe Dobson, R OBP: 0.308, SLG: 0.182 Hal Brown, R (4, 1)			0-3 K2-3			0-3 K		0-0 6-3	0-3 K	1	0	0	0	0	1	0					
Al Zarilla, L OBP: 0.259, SLG: 0.130 Luis Aloma, R (8, PH) (8, 1)										1	0	0	0	0	0	0					
Bud Stewart, L OBP: 0.455, SLG: 0.529 (9, PH)										1	0	0	0	0	1	2					
<b>Inning Stats</b>	R: 0 E: 0 K: 0 S: 2	H: 0 LOB: 0 BB: 1 P: 6	R: 0 E: 0 K: 0 S: 3	H: 0 LOB: 1 BB: 1 P: 7	R: 0 E: 0 K: 2 S: 7	H: 0 LOB: 0 BB: 0 P: 7	R: 0 E: 0 K: 0 S: 4	H: 1 LOB: 1 BB: 0 P: 4	R: 0 E: 0 K: 1 S: 5	H: 0 LOB: 1 BB: 0 P: 6	R: 1 E: 0 K: 1 S: 6	H: 1 LOB: 1 BB: 1 P: 10	R: 0 E: 0 K: 0 S: 2	H: 0 LOB: 1 BB: 1 P: 7	R: 1 E: 1 K: 1 S: 8	H: 2 LOB: 2 BB: 0 P: 8		1B: 1 2B: 2 3B: 0 HR: 1	SF: 0 SAC: 0 DP: 1 HBP: 2	WP: 1 PB: 0 SB: 0 CS: 1	PA: 37
<b>PITCHER</b> Willard Nixon, R ERA: 2.0 (1, 1)	IP: 9.0 WLS: W BF: 36 H: 4 R: 2 ER: 2 SO: 6 BB: 4 IBB: 0 HBP: 2 BLK: 0 WP: 1 HR: 1 S: 42 P: 60 ERA: 2.00 WHIP: 0.889															<b>PITCHER</b>					

AB	30
R	2
H	4
RBI	2
BB	4
SO	6
LOB	12



Batter	1	2	3	4	5	6	7	8	9	AB	R	H	RBI	BB	SO	LOB	BOTTOM				
Dom DiMaggio, R OBP: 0.407, SLG: 0.449 (1, 8)	0-0 HR 1B	0-0 E6 1B WP	0-0 F8		0-3 K			0-0 6-3		5	2	1	0	0	1	1	Chicago White Sox @ Boston Red Sox Fenway Park, Boston, MA Tue May 06 1952, 3:33 AM EDT Att: 16,256 - Unknown				
6 Johnny Pesky, L OBP: 0.276, SLG: 0.087 (1, 5)	4-0 HR BB	0-3 K		0-0 F9		0-0 F8		0-0 HR 1B		4	2	1	0	1	1	1					
Clyde Vollmer, R OBP: 0.588, SLG: 1.200 (1, 7)	0-0 HR 1H 2H	0-0 1B		4-0 BB FC6-4 1B		0-0 2B		0-0 HR 1H		4	3	4	6	1	0	0					
Walt Dropo, R OBP: 0.356, SLG: 0.515 (1, 3)	0-0 F4	0-3 K		0-0 FC6-4 1B		0-0 F8		0-0 HR		5	1	2	1	0	1	2					
Faye Throneberry, L OBP: 0.368, SLG: 0.452 (1, 9)	4-0 1B BB		0-0 1B	4-0 FC6-4 BB		0-3 K		0-0 1B 2B		3	2	2	0	2	1	1					
Jim Piersall, R OBP: 0.443, SLG: 0.406 (1, 6)	0-3 K		0-0 1B	0-0 FC6-4 1B		4-0 BB 8-4-3		0-0 1B		4	1	2	2	1	1	3					
Ted Lepcio, R OBP: 0.364, SLG: 0.542 (1, 4)	0-0 1B		0-3 K	0-3 5-3		0-0 F8				4	0	1	0	0	1	5					
Sammy White, R OBP: 0.265, SLG: 0.354 (1, 2)	0-3 K		0-0 G1 1B		0-0 1-3		0-0 8-4-3			4	0	1	2	0	1	3					
Willard Nixon, L (1, 1)		0-3 K	0-0 G1		0-0 5-3			0-0 F5		4	0	0	0	0	1	1					
<b>Inning Stats</b>	R: 3 E: 0 K: 2 S: 10	H: 3 LOB: 2 BB: 2 P: 18	R: 1 E: 1 K: 3 S: 11	H: 1 LOB: 1 BB: 0 P: 11	R: 2 E: 0 K: 1 S: 8	H: 3 LOB: 1 BB: 0 P: 8	R: 1 E: 0 K: 0 S: 4	H: 1 LOB: 2 BB: 2 P: 12	R: 0 E: 0 K: 1 S: 5	H: 0 LOB: 0 BB: 0 P: 5	R: 0 E: 0 K: 1 S: 6	H: 1 LOB: 1 BB: 0 P: 6	R: 0 E: 0 K: 0 S: 2	H: 0 LOB: 0 BB: 1 P: 6	R: 4 E: 0 K: 0 S: 7	H: 5 LOB: 1 BB: 0 P: 7		1B: 9 2B: 3 3B: 0 HR: 3	SF: 0 SAC: 0 DP: 1 HBP: 0	WP: 1 PB: 0 SB: 0 CS: 0	PA: 42
<b>PITCHER</b> Joe Dobson, R ERA: 1.43 Hal Brown, R ERA: 3.0 Luis Aloma, R ERA: 15.43 (1, 1) (4, 1) (8, 1)	IP: 3.0 WLS: L BF: 19 H: 7 R: 6 ER: 5 SO: 6 BB: 2 IBB: 0 HBP: 0 BLK: 0 WP: 1 HR: 1 S: 29 P: 37 ERA: 15.00 WHIP: 3.000															<b>PITCHER</b>					



Batter	1	2	3	4	5	6	7	8	9	AB	R	H	RBI	BB	SO	LOB	TOP					
Chico Carrasquel, R OBP: 0.275, SLG: 0.253	4-0 FC6-4 BB		0-3 K				1-0 WP 1B HBP		0-0 F5	3	1	0	0	1	1	2						
Nelle Fox, L OBP: 0.305, SLG: 0.341	0-3 K		0-0 G3				0-0 F8		0-0 1B	5	0	2	0	0	1	3						
Minnie Minoso, R OBP: 0.305, SLG: 0.306	0-0 FC6-4			0-0 F8			0-0 F9		0-0 F9	5	0	0	0	0	0	5						
Sam Mele, R OBP: 0.391, SLG: 0.628	0-0 F8			0-0 6-3			0-0 2B 1B		0-0 F8	4	1	1	1	0	0	1						
Eddie Robinson, L OBP: 0.341, SLG: 0.488		0-3 K		0-0 E3			0-0 BB 1-H 2B		0-3 K	4	0	1	1	0	2	0						
Sherm Lollar, R OBP: 0.368, SLG: 0.429		0-0 F8		0-0 F4			4-0 BB BB		4-0 BB	2	0	0	0	2	0	1						
Ray Coleman, L OBP: 0.167, SLG: 0.128					0-0 F3		4-0 1-2 2-3 BB		0-0 G3	2	0	0	0	0	0	0						
Phil Masi, R OBP: 0.455, SLG: 0.400										0	0	0	0	1	0	0						
Al Zarilla, L OBP: 0.250, SLG: 0.125										1	0	0	0	0	0	1						
Hector Rodriguez, R OBP: 0.425, SLG: 0.377				0-0 F8			0-0 4-3		0-0 F9	4	0	0	0	0	0	3						
Ken Holcombe, R OBP: 0.333, SLG: 0.200						0-3 K			4-0 1B	0	0	0	0	0	0	0						
Bill Kennedy, L OBP: 0.500, SLG: 0.500									0-0 5-3	2	0	1	0	0	1	0						
Sam Dentle, R OBP: 0.333, SLG: 0.200										1	0	0	0	0	0	0						
Chuck Stobbs, L OBP: 0.697, SLG: 0.500										0	0	0	0	0	0	0						
Willy Miranda, S OBP: 0.697, SLG: 0.500										0	0	0	0	1	0	0						
<b>Inning Stats</b>	R: 0 E: 0 K: 1 S: 5	H: 0 LOB: 1 BB: 1 P: 9	R: 0 E: 0 K: 1 S: 5	H: 0 LOB: 0 BB: 0 P: 5	R: 0 E: 0 K: 1 S: 6	H: 1 LOB: 1 BB: 0 P: 6	R: 0 E: 1 K: 0 S: 4	H: 0 LOB: 1 BB: 0 P: 4	R: 0 E: 0 K: 1 S: 5	H: 0 LOB: 0 BB: 0 P: 5	R: 2 E: 0 K: 0 S: 5	H: 2 LOB: 3 BB: 2 P: 14	R: 0 E: 0 K: 1 S: 4	H: 1 LOB: 1 BB: 0 P: 4	R: 0 E: 0 K: 1 S: 5	H: 0 LOB: 1 BB: 1 P: 9	R: 0 E: 0 K: 0 S: 4	H: 1 LOB: 2 BB: 1 P: 8	1B: 4 2B: 1 3B: 0 HR: 0	SF: 0 SAC: 0 DP: 0 HBP: 1	WP: 1 PB: 0 SB: 0 CS: 0	PA: 39
<b>PITCHER</b> Bill Henry, L ERA: 3.34	IP: 9.0 WLS: W BF: 39 H: 5 R: 2 ER: 2 SO: 5 BB: 5 IBB: 0 HBP: 1 BLK: 0 WP: 1 HR: 0 S: 43 P: 64 ERA: 2.00 WHIP: 1.111															<b>PITCHER</b>	IP: 9.0 WLS: W BF: 39 H: 5 R: 2 ER: 2 SO: 5 BB: 5 IBB: 0 HBP: 1 BLK: 0 WP: 1 HR: 0 S: 43 P: 64 ERA: 2.00 WHIP: 1.111					

Chicago White Sox @ Boston Red Sox  
Fenway Park, Boston, MA  
Wed May 07 1952, 3:33 AM EDT  
Att: 3,721 - Unknown

AB	33
R	2
H	5
RBI	2
BB	5
SO	5
LOB	16



Batter	1	2	3	4	5	6	7	8	9	AB	R	H	RBI	BB	SO	LOB	BOTTOM			
Dom DiMaggio, R OBP: 0.416, SLG: 0.438	4-0 6 4-3 2B	4-0 6 2B 1B	4-0 1-2 2-3 BB		0-0 L4		0-3 K			2	2	0	0	3	1	2				
6 Johnny Pesky, L OBP: 0.265, SLG: 0.143	0-0 4-3	0-0 1-3 2-H 3-H 2B	0-0 F4			0-3 K		0-0 1-3		5	1	1	2	0	1	4				
Clyde Vollmer, R OBP: 0.636, SLG: 1.222	0-0 2-H 2B	1-0 1B HBP		0-0 3-1 2B		0-0 F7		4-0 CS BB		3	0	2	1	1	0	0				
Billy Goodman, L OBP: 0.381, SLG: 0.579	0-0 F8	0-0 1-3 2-H 3-H 1B		0-0 3-1		0-0 F6		1-0 1-2 HBP		4	0	1	2	0	0	2				
Faye Throneberry, L OBP: 0.342, SLG: 0.418	0-3 K	0-3 K		0-0 G3			0-0 1-3	0-3 K		5	0	0	0	0	3	5				
Jim Piersall, R OBP: 0.446, SLG: 0.418		4-0 4-3 BB		0-0 4-3		0-0 F8		0-0 F8 3B 2B		3	1	1	0	1	0	1				
Ted Lepcio, R OBP: 0.371, SLG: 0.532		0-0 L4-3		0-0 BB 1B		0-3 K		4-0 S 3B BB		3	1	1	0	1	1	1				
Sammy White, R OBP: 0.283, SLG: 0.353		0-0 BB S 2B 1B		0-0 F4		4-0 FC1-4-6 BB		0-0 F8		3	1	1	0	1	0	3				
Bill Henry, L OBP: 0.438, SLG: 0.600		4-0 BB S 2B BB		0-0 BB 1B		0-0 FC1-4-6		0-0 1-H 3-H 3B		3	1	2	2	1	0	1				
<b>Inning Stats</b>	R: 1 E: 0 K: 1 S: 6	H: 1 LOB: 1 BB: 1 P: 10	R: 4 E: 0 K: 1 S: 7	H: 3 LOB: 3 BB: 3 P: 20	R: 0 E: 0 K: 0 S: 5	H: 2 LOB: 3 BB: 1 P: 9	R: 0 E: 0 K: 0 S: 4	H: 1 LOB: 1 BB: 0 P: 4	R: 0 E: 0 K: 1 S: 5	H: 0 LOB: 1 BB: 1 P: 9	R: 0 E: 0 K: 1 S: 5	H: 0 LOB: 0 BB: 0 P: 5	R: 2 E: 0 K: 1 S: 7	H: 2 LOB: 1 BB: 1 P: 11	R: 0 E: 0 K: 1 S: 4	H: 0 LOB: 1 BB: 1 P: 9	1B: 4 2B: 5 3B: 1 HR: 0	SF: 0 SAC: 0 DP: 1 HBP: 2	WP: 0 PB: 0 SB: 0 CS: 1	PA: 41
<b>PITCHER</b> Ken Holcombe, R ERA: 6.75	IP: 1.2 WLS: L BF: 13 H: 4 R: 5 ER: 5 SO: 1 BB: 4 IBB: 0 HBP: 0 BLK: 0 WP: 0 HR: 0 S: 10 P: 27 ERA: 27.00 WHIP: 4.800															<b>PITCHER</b>	IP: 1.2 WLS: L BF: 13 H: 4 R: 5 ER: 5 SO: 1 BB: 4 IBB: 0 HBP: 0 BLK: 0 WP: 0 HR: 0 S: 10 P: 27 ERA: 27.00 WHIP: 4.800			
<b>PITCHER</b> Bill Kennedy, L ERA: 3.24	IP: 4.1 WLS: 0 BF: 18 H: 3 R: 0 ER: 0 SO: 3 BB: 2 IBB: 0 HBP: 0 BLK: 0 WP: 0 HR: 0 S: 22 P: 30 ERA: 0.00 WHIP: 1.154															<b>PITCHER</b>	IP: 4.1 WLS: 0 BF: 18 H: 3 R: 0 ER: 0 SO: 3 BB: 2 IBB: 0 HBP: 0 BLK: 0 WP: 0 HR: 0 S: 22 P: 30 ERA: 0.00 WHIP: 1.154			
<b>PITCHER</b> Chuck Stobbs, L ERA: 3.68	IP: 2.0 WLS: 2 BF: 10 H: 2 R: 2 ER: 2 SO: 2 BB: 2 IBB: 0 HBP: 1 BLK: 0 WP: 0 HR: 0 S: 11 P: 20 ERA: 9.00 WHIP: 2.000															<b>PITCHER</b>	IP: 2.0 WLS: 2 BF: 10 H: 2 R: 2 ER: 2 SO: 2 BB: 2 IBB: 0 HBP: 1 BLK: 0 WP: 0 HR: 0 S: 11 P: 20 ERA: 9.00 WHIP: 2.000			

Chicago White Sox @ Boston Red Sox  
Fenway Park, Boston, MA  
Wed May 07 1952, 3:33 AM EDT  
Att: 3,721 - Unknown

AB	31
R	7
H	9
RBI	7
BB	8
SO	6
LOB	19



Batter	1	2	3	4	5	6	7	8	9	AB	R	H	RBI	BB	SO	LOB	TOP										
Nellie Fox, L OBP: 0.310, SLG: 0.337 (1,4)	F5		1-2 1B				HR		F6	4	1	1	0	0	0	0	<b>Chicago White Sox @ Boston Red Sox</b> Fenway Park, Boston, MA Thu May 08 1952, 3:33 AM EDT Att: 5,112 - Unknown										
Bud Stewart, L OBP: 0.438, SLG: 0.579 Ray Coleman, L OBP: 0.163, SLG: 0.125 (1,7) (8,7)	6-3		F8		F5		HR		4-3	4	1	1	2	0	0	3											
Minnie Minoso, R OBP: 0.293, SLG: 0.292 (1,8)	6-3			1-3	6-3				4-3	4	0	0	0	0	0	1											
Eddie Robinson, L OBP: 0.358, SLG: 0.494 (1,3)		4-3		3B 1B		BB			FC2-5 1B	3	1	2	0	1	0	0											
Sam Mele, R OBP: 0.400, SLG: 0.660 (1,9)		F3		1B 3B		K			FC2-5 1B	4	1	2	1	0	1	1											
Phil Masi, R OBP: 0.400, SLG: 0.357 (1,2)		5-3		1B		K			FC2-5	4	0	1	1	0	1	3											
Chico Carrasquel, R OBP: 0.263, SLG: 0.241 (1,6)			5-3	L8		L7			F6	4	0	0	0	0	0	4											
Hector Rodriguez, R OBP: 0.405, SLG: 0.356 (1,5)			4-3	4-3					4-3	4	0	0	0	0	0	3											
Saul Rogovin, R OBP: 0.308, SLG: 0.250 (1,1)			1B 1B		F3				F4	4	0	1	0	0	0	0											
<b>Inning Stats</b>	R: 0 E: 0 K: 0 S: 3	H: 0 LOB: 0 BB: 0 P: 3	R: 0 E: 0 K: 0 S: 3	H: 0 LOB: 0 BB: 0 P: 3	R: 0 E: 0 K: 0 S: 5	H: 2 LOB: 2 BB: 0 P: 5	R: 2 E: 0 K: 0 S: 6	H: 3 LOB: 1 BB: 0 P: 6	R: 0 E: 0 K: 2 S: 7	H: 0 LOB: 1 BB: 1 P: 11	R: 2 E: 1 K: 0 S: 5	H: 1 LOB: 0 BB: 0 P: 5	R: 0 E: 0 K: 0 S: 5	H: 2 LOB: 2 BB: 0 P: 5	R: 0 E: 0 K: 0 S: 3	H: 0 LOB: 0 BB: 0 P: 3	1B: 6 2B: 0 3B: 1 HR: 1	SF: 0 SAC: 0 DP: 0 HBP: 1	WP: 0 PB: 0 SB: 0 CS: 0	PA: 38							
<b>PITCHER</b>	IP	WLS	BF	H	R	ER	SO	BB	IBB	HBP	BLK	WP	HR	S	P	ERA	WHIP										
Ray Scarborough, R ERA: 3.97 (1,1)	7.0	L	32	8	4	2	2	1	0	1	0	0	1	34	39	2.57	1.286										
Ike Delock, R ERA: 2.45 (8,1)	1.0		3	0	0	0	0	0	0	0	0	0	0	3	3	0.00	0.000										
James Atkins, R ERA: 2.16 (9,1)	1.0		3	0	0	0	0	0	0	0	0	0	0	3	3	0.00	0.000										

AB	36
R	4
H	8
RBI	4
BB	1
SO	2
LOB	15



Batter	1	2	3	4	5	6	7	8	9	AB	R	H	RBI	BB	SO	LOB	BOTTOM										
Dom DiMaggio, R OBP: 0.411, SLG: 0.429 (1,8)	6 1-3 3B 1B		F9						FC4-6	4	1	1	0	0	0	1	<b>Chicago White Sox @ Boston Red Sox</b> Fenway Park, Boston, MA Thu May 08 1952, 3:33 AM EDT Att: 5,112 - Unknown										
6 Johnny Pesky, L OBP: 0.263, SLG: 0.129 (1,5)	1-3		F7			BB			F7	3	0	0	0	1	0	2											
Clyde Vollmer, R OBP: 0.654, SLG: 1.250 (1,7)				L6-4 1B BB		F2			BB BB	2	0	1	1	2	0	1											
Billy Goodman, L OBP: 0.360, SLG: 0.522 (1,3)	F7			1-2 1B		1-3			F6	4	0	1	0	0	0	4											
Faye Throneberry, L OBP: 0.325, SLG: 0.394 (1,9)	K			K					K	4	0	0	0	0	3	3											
Jim Piersall, R OBP: 0.425, SLG: 0.394 (1,6)		F9		L6-4		F9			K	4	0	0	0	0	1	2											
Ted Lepcio, R OBP: 0.376, SLG: 0.516 (1,4)		F3			6-3				BB BB	2	1	0	0	2	0	0											
Sammy White, R OBP: 0.268, SLG: 0.333 Don Lenhardt, R OBP: 0.397, SLG: 0.500 (1,2) (9, PH)	5-3				F6				BB BB	3	0	0	0	0	0	1											
Ray Scarborough, R OBP: 0.333, SLG: 0.333 Ike Delock, R (8,1)			4-3		K				FC4-6 1B	2	0	0	0	0	0	0											
Dick Gemert, R OBP: 0.333, SLG: 0.333 James Atkins, L OBP: 0.667, SLG: 0.667 Walt Drogo, R OBP: 0.351, SLG: 0.507 (8, PH) (9,1) (9, PH)					K				K	1	0	1	0	0	0	0											
<b>Inning Stats</b>	R: 1 E: 0 K: 1 S: 7	H: 2 LOB: 1 BB: 0 P: 7	R: 0 E: 0 K: 0 S: 3	H: 0 LOB: 0 BB: 0 P: 3	R: 0 E: 0 K: 1 S: 5	H: 0 LOB: 0 BB: 0 P: 3	R: 0 E: 0 K: 1 S: 5	H: 1 LOB: 1 BB: 1 P: 9	R: 0 E: 0 K: 1 S: 5	H: 0 LOB: 0 BB: 0 P: 5	R: 0 E: 0 K: 0 S: 3	H: 0 LOB: 1 BB: 1 P: 7	R: 0 E: 1 K: 0 S: 4	H: 0 LOB: 2 BB: 1 P: 8	R: 0 E: 0 K: 3 S: 10	H: 1 LOB: 1 BB: 1 P: 14	1B: 4 2B: 1 3B: 1 HR: 0	SF: 0 SAC: 0 DP: 1 HBP: 0	WP: 0 PB: 0 SB: 0 CS: 0	PA: 36							
<b>PITCHER</b>	IP	WLS	BF	H	R	ER	SO	BB	IBB	HBP	BLK	WP	HR	S	P	ERA	WHIP										
Saul Rogovin, R ERA: 4.64 (1,1)	9.0	W	36	5	2	2	6	5	0	0	0	0	0	43	63	2.00	1.111										



Batter	1	2	3	4	5	6	7	8	9	AB	R	H	RBI	BB	SO	LOB	TOP			
Dom DiMaggio, R OBP: 0.414, SLG: 0.425										3	1	1	1	1	0	3				
6 Johnny Pesky, L OBP: 0.236, SLG: 0.114										4	1	0	0	0	0	2				
Clyde Vollmer, R OBP: 0.600, SLG: 1.083										4	0	1	0	0	2	3				
Billy Goodman, L OBP: 0.379, SLG: 0.519										4	0	2	0	0	0	1				
Faye Throneberry, L OBP: 0.346, SLG: 0.405										3	1	2	1	1	0	1				
Jim Piersall, R OBP: 0.416, SLG: 0.387										4	0	1	0	0	0	4				
Ted Lepcio, R OBP: 0.377, SLG: 0.507											3	1	1	0	0	1				
Sammy White, R OBP: 0.271, SLG: 0.321											2	0	0	0	1	2				
Ken Wood, R (9, PH)										1	0	0	0	0	0	0				
Bill Wight, L OBP: 0.667, SLG: 0.500											2	0	1	1	0	0	2			
Gene Stephens, L OBP: 0.300, SLG: 0.444										1	0	0	0	0	1	0				
Ralph Brickner, R (7, PH)										0	0	0	0	0	0	0				
Vern Stephens, R OBP: 0.453, SLG: 0.442										1	0	0	0	0	0	0				
<b>Inning Stats</b>	R: 0 E: 0 K: 0 S: 3	H: 1 LOB: 0 BB: 0 P: 3	R: 0 E: 0 K: 0 S: 3	H: 1 LOB: 0 BB: 0 P: 3	R: 1 E: 0 K: 1 S: 6	H: 2 LOB: 0 BB: 0 P: 6	R: 0 E: 0 K: 0 S: 3	H: 1 LOB: 0 BB: 0 P: 3	R: 0 E: 0 K: 1 S: 5	H: 0 LOB: 0 BB: 0 P: 7	R: 0 E: 0 K: 2 S: 7	H: 0 LOB: 0 BB: 0 P: 7	R: 2 E: 2 K: 1 S: 7	H: 1 LOB: 1 BB: 1 P: 11	R: 0 E: 0 K: 1 S: 5	H: 0 LOB: 0 BB: 0 P: 5	1B: 9 2B: 0 3B: 0 HR: 0	SF: 0 SAC: 1 DP: 2 HBP: 0	WP: 0 PB: 0 SB: 0 CS: 2	PA: 38
<b>PITCHER</b>	IP WLS BF H R ER SO BB IBB HBP BLK WP HR S P ERA WHIP																			
Johnny Sain, R ERA: 2.36	(1, 1) 7.0 W 27 8 2 2 4 1 1 0 0 0 0 0 33 41 2.57 1.286																			
Bobby Hogue, R ERA: 2.45	(8, 1) 2.0 S 9 1 2 0 2 1 0 0 0 0 0 0 12 16 0.00 1.000																			

**Boston Red Sox @ New York Yankees**  
Yankee Stadium, Bronx, NY  
Fri May 09 1952, 3:33 AM EDT  
Att: 17,397 - Unknown

AB 32  
R 4  
H 9  
RBI 3  
BB 3  
SO 6  
LOB 17



Batter	1	2	3	4	5	6	7	8	9	AB	R	H	RBI	BB	SO	LOB	BOTTOM			
Hank Bauer, R OBP: 0.310, SLG: 0.379										4	0	0	0	1	1	2				
Phil Rizzuto, R OBP: 0.379, SLG: 0.427										3	0	1	0	2	0	3				
Irv Noren, L OBP: 0.325, SLG: 0.342										5	1	1	0	0	0	4				
Yogi Berra, L OBP: 0.319, SLG: 0.317										4	2	2	0	0	0	2				
Johnny Mize, L OBP: 0.348, SLG: 0.366										4	0	1	2	0	0	1				
Joe Collins, L OBP: 0.308, SLG: 0.273										0	0	0	0	0	0	0				
Gil McDougald, R OBP: 0.256, SLG: 0.274										3	1	0	0	1	0	1				
Bob Cerv, R OBP: 0.269, SLG: 0.292										2	1	0	0	1	0	1				
Gene Woodling, L OBP: 0.400, SLG: 0.500										1	0	0	0	0	0	1				
Andy Carey, R OBP: 0.182, SLG: 0.100										3	1	1	0	1	0	2				
Johnny Sain, R OBP: 0.300, SLG: 0.667										3	1	2	3	0	0	1				
Bobby Hogue, R OBP: 0.200, SLG: 0.200										1	0	1	0	0	0	0				
<b>Inning Stats</b>	R: 0 E: 0 K: 1 S: 6	H: 1 LOB: 1 BB: 0 P: 6	R: 0 E: 0 K: 0 S: 3	H: 0 LOB: 0 BB: 0 P: 3	R: 2 E: 1 K: 0 S: 5	H: 2 LOB: 1 BB: 1 P: 9	R: 0 E: 0 K: 0 S: 3	H: 0 LOB: 1 BB: 1 P: 7	R: 0 E: 0 K: 0 S: 4	H: 1 LOB: 1 BB: 0 P: 4	R: 3 E: 2 K: 0 S: 5	H: 3 LOB: 1 BB: 3 P: 17	R: 2 E: 0 K: 0 S: 6	H: 3 LOB: 1 BB: 0 P: 6	R: 0 E: 0 K: 0 S: 3	H: 1 LOB: 1 BB: 1 P: 7	1B: 6 2B: 2 3B: 0 HR: 1	SF: 0 SAC: 0 DP: 0 HBP: 0	WP: 2 PB: 0 SB: 0 CS: 1	PA: 39
<b>PITCHER</b>	IP WLS BF H R ER SO BB IBB HBP BLK WP HR S P ERA WHIP																			
Bill Wight, L ERA: 2.45	(1, 1) 6.0 L 29 5 5 2 1 3 3 0 0 0 0 0 26 46 3.00 1.333																			
Ralph Brickner, R ERA: 7.36	(7, 1) 2.0 10 4 2 2 0 1 0 0 0 0 0 0 9 13 9.00 2.500																			

**Boston Red Sox @ New York Yankees**  
Yankee Stadium, Bronx, NY  
Fri May 09 1952, 3:33 AM EDT  
Att: 17,397 - Unknown

AB 33  
R 7  
H 9  
RBI 5  
BB 6  
SO 1  
LOB 18





Batter	1	2	3	4	5	6	7	8	9	AB	R	H	RBI	BB	SO	LOB	TOP			
Dom DiMaggio, R OBP: 0.430, SLG: 0.430 (1, 8)										4	0	1	0	0	0	0				
Faye Throneberry, L OBP: 0.329, SLG: 0.370 (1, 9)										4	0	0	0	0	0	3	1			
Clyde Vollmer, R OBP: 0.486, SLG: 0.839 (1, 7)										3	0	0	0	0	0	3	1			
Vern Stephens, R OBP: 0.417, SLG: 0.400 (1, 5)										3	0	1	0	0	0	0				
Billy Goodman, L OBP: 0.361, SLG: 0.471 (1, 3)										3	0	0	0	0	0	0	2			
Jim Piersall, R OBP: 0.396, SLG: 0.363 (1, 6)										1	0	0	0	0	0	0				
6 Johnny Pesky, L OBP: 0.227, SLG: 0.108 (2, 6)										2	0	0	0	0	0	0				
Ted Lepcio, R OBP: 0.357, SLG: 0.486 (1, 4)										3	0	0	0	0	0	1	0			
Mel Parnell, L (1, 1)										3	0	0	0	0	0	0	1			
Gus Niarhos, R (1, 2)										2	0	0	0	0	0	0				
Don Lenhardt, R (9, PH) OBP: 0.391, SLG: 0.491										1	0	0	0	0	0	1	0			
<b>Inning Stats</b>	R: 0 E: 0 K: 1 S: 7	H: 2 LOB: 2 BB: 0 P: 7	R: 0 E: 0 K: 1 S: 5	H: 0 LOB: 0 BB: 0 P: 5	R: 0 E: 0 K: 1 S: 5	H: 0 LOB: 0 BB: 0 P: 5	R: 0 E: 0 K: 0 S: 3	H: 0 LOB: 0 BB: 0 P: 3	R: 0 E: 0 K: 1 S: 5	H: 0 LOB: 0 BB: 0 P: 5	R: 0 E: 0 K: 0 S: 3	H: 0 LOB: 0 BB: 0 P: 3	R: 0 E: 0 K: 2 S: 7	H: 0 LOB: 0 BB: 0 P: 7	R: 0 E: 0 K: 0 S: 7	H: 0 LOB: 0 BB: 0 P: 7	1B: 2 2B: 0 3B: 0 HR: 0	SF: 0 SAC: 0 DP: 1 HBP: 0	WP: 0 PB: 0 SB: 0 CS: 0	PA: 29
<b>PITCHER</b> Allie Reynolds, R ERA: 1.64 (1, 1)	IP: 9.0 WLS: W BF: 29 H: 2 R: 0 ER: 0 SO: 8 BB: 0 IBB: 0 HBP: 0 BLK: 0 WP: 0 HR: 0 S: 45 P: 45 ERA: 0.00 WHIP: 0.222															<b>PITCHER</b> Allie Reynolds, R ERA: 1.64 (1, 1)	IP: 9.0 WLS: W BF: 29 H: 2 R: 0 ER: 0 SO: 8 BB: 0 IBB: 0 HBP: 0 BLK: 0 WP: 0 HR: 0 S: 45 P: 45 ERA: 0.00 WHIP: 0.222			

**Boston Red Sox @ New York Yankees**  
 Yankee Stadium, Bronx, NY  
 Sun May 11, 1952, 3:33 AM EDT  
 Att. 23,576 - Cloudy

AB	29
R	0
H	2
RBI	0
BB	0
SO	8
LOB	5



Batter	1	2	3	4	5	6	7	8	9	AB	R	H	RBI	BB	SO	LOB	BOTTOM			
Hank Bauer, R OBP: 0.370, SLG: 0.539 (1, 7)										4	1	3	0	0	0	0				
Phil Rizzuto, R OBP: 0.400, SLG: 0.433 (1, 6)										4	0	1	0	0	0	3				
Irv Noren, L OBP: 0.323, SLG: 0.321 (1, 8)										4	0	1	1	0	2	3				
Yogi Berra, L OBP: 0.333, SLG: 0.320 (1, 2)										4	0	0	0	0	0	3				
Johnny Mize, L OBP: 0.340, SLG: 0.356 (1, 3)										4	0	1	0	0	0	0				
Johnny Hopp, L (8, PR) OBP: 0.259, SLG: 0.167 (9, 3)										0	0	0	0	0	0	0				
Gil McDougald, R OBP: 0.318, SLG: 0.284 (1, 4)										4	0	1	0	0	1	2				
Mickey Mantle, S OBP: 0.351, SLG: 0.431 (1, 9)										3	0	1	0	0	0	1				
Gene Woodling, L OBP: 0.392, SLG: 0.468 (9, 7)										0	0	0	0	0	0	0				
Andy Carey, R OBP: 0.263, SLG: 0.176 (1, 5)										3	0	1	0	0	2	3				
Allie Reynolds, R OBP: 0.250, SLG: 0.143 (1, 1)										3	0	0	0	0	0	1				
<b>Inning Stats</b>	R: 0 E: 0 K: 1 S: 6	H: 1 LOB: 1 BB: 0 P: 6	R: 0 E: 1 K: 1 S: 6	H: 0 LOB: 1 BB: 0 P: 6	R: 0 E: 0 K: 1 S: 7	H: 2 LOB: 2 BB: 0 P: 7	R: 1 E: 0 K: 0 S: 5	H: 2 LOB: 1 BB: 0 P: 5	R: 0 E: 0 K: 1 S: 5	H: 0 LOB: 0 BB: 0 P: 5	R: 0 E: 0 K: 0 S: 3	H: 1 LOB: 0 BB: 0 P: 3	R: 0 E: 0 K: 0 S: 5	H: 2 LOB: 2 BB: 0 P: 5	R: 0 E: 0 K: 0 S: 5	H: 2 LOB: 2 BB: 0 P: 5	1B: 8 2B: 1 3B: 0 HR: 0	SF: 0 SAC: 0 DP: 1 HBP: 0	WP: 0 PB: 0 SB: 1 CS: 0	PA: 33
<b>PITCHER</b> Mel Parnell, L ERA: 2.2 (1, 1)	IP: 8.0 WLS: L BF: 33 H: 9 R: 1 ER: 1 SO: 5 BB: 0 IBB: 0 HBP: 0 BLK: 0 WP: 0 HR: 0 S: 43 P: 43 ERA: 1.12 WHIP: 1.125															<b>PITCHER</b> Mel Parnell, L ERA: 2.2 (1, 1)	IP: 8.0 WLS: L BF: 33 H: 9 R: 1 ER: 1 SO: 5 BB: 0 IBB: 0 HBP: 0 BLK: 0 WP: 0 HR: 0 S: 43 P: 43 ERA: 1.12 WHIP: 1.125			

**Boston Red Sox @ New York Yankees**  
 Yankee Stadium, Bronx, NY  
 Sun May 11, 1952, 3:33 AM EDT  
 Att. 23,576 - Cloudy

AB	33
R	1
H	9
RBI	1
BB	0
SO	5
LOB	16






Batter	1	2	3	4	5	6	7	8	9	AB	R	H	RBI	BB	SO	LOB	TOP			
Dom DiMaggio, R OBP: 0.425, SLG: 0.433	5-3		F9				1-3			4	0	1	0	0	0	2				
Jim Piersall, R OBP: 0.400, SLG: 0.369	FC1-4 1B						6-3	F9		4	0	2	0	0	0	1				
Clyde Vollmer, R OBP: 0.439, SLG: 0.743	FC1-4 1-2						6-3	F9		4	0	0	0	0	0	1				
Vern Stephens, R OBP: 0.391, SLG: 0.370	F5						F9	F9		4	0	0	0	0	0	1				
Walt Dropo, R OBP: 0.359, SLG: 0.500		F8		FC1-6 1B BB					1-3	3	0	1	0	1	0	0				
Ken Wood, R OBP: 0.200, SLG: 0.200	K						F4		1-3	4	0	1	0	0	1	1				
Ted Lepcio, R OBP: 0.341, SLG: 0.462	K			FC1-6 2-3f			F8		6-3	4	0	0	0	0	1	2				
Sammy White, R OBP: 0.274, SLG: 0.322					F5					3	0	1	0	0	1	0				
Willard Nixon, L										0	0	0	0	0	0	0				
Ike Delock, R										1	0	0	0	0	1	0				
Del Wilber, R OBP: 0.333, SLG: 0.667										1	0	1	0	0	0	0				
Walt Masterson, R										0	0	0	0	0	0	0				
Bill Wight, L OBP: 0.697, SLG: 0.500										0	0	0	0	0	0	0				
<b>Inning Stats</b>	R: 0 E: 0 K: 0 S: 4	H: 1 LOB: 1 BB: 0 P: 4	R: 0 E: 0 K: 2 S: 7	H: 0 LOB: 0 BB: 0 P: 7	R: 0 E: 0 K: 0 S: 4	H: 2 LOB: 2 BB: 0 P: 4	R: 0 E: 0 K: 0 S: 4	H: 1 LOB: 2 BB: 0 P: 8	R: 0 E: 0 K: 1 S: 6	H: 1 LOB: 1 BB: 0 P: 6	R: 0 E: 0 K: 0 S: 3	H: 0 LOB: 0 BB: 0 P: 3	R: 0 E: 0 K: 0 S: 3	H: 0 LOB: 0 BB: 0 P: 3	R: 0 E: 0 K: 0 S: 3	H: 0 LOB: 0 BB: 0 P: 3	1B: 5 2B: 2 3B: 0 HR: 0	SF: 0 SAC: 1 DP: 0 HBP: 0	WP: 0 PB: 0 SB: 0 CS: 0	PA: 34
<b>PITCHER</b>	IP WLS BF H R ER SO BB IBB HBP BLK WP HR S P ERA WHIP																			
Billy Pierce, L ERA: 3.33	9.0 W 34 7 0 0 4 1 0 0 0 0 0 41 45 0.00 0.889																			

**Boston Red Sox @ Chicago White Sox**  
Comiskey Park, Chicago, IL  
Tue May 13 1952, 4:33 AM EDT  
Att: 38,861 - Unknown


AB 32  
R 0  
H 7  
RBI 0  
BB 1  
SO 4  
LOB 8



Batter	1	2	3	4	5	6	7	8	9	AB	R	H	RBI	BB	SO	LOB	BOTTOM			
Nellie Fox, L OBP: 0.299, SLG: 0.328	F9		G3 F9 2B		4-3					4	2	2	0	0	0	1				
Al Zarilla, L OBP: 0.340, SLG: 0.275			G3							2	1	1	1	2	0	1				
Minnie Minoso, R OBP: 0.336, SLG: 0.417	F8		F9							4	1	2	4	0	0	1				
Eddie Robinson, L OBP: 0.388, SLG: 0.477	F4		F8							4	0	1	0	0	0	3				
Sam Mele, R OBP: 0.338, SLG: 0.484										3	0	0	0	0	2	1				
Ray Coleman, L OBP: 0.156, SLG: 0.119										1	0	0	0	0	0	2				
Sherm Lollar, R OBP: 0.352, SLG: 0.390										4	0	1	0	0	0	1				
Chico Carrasquel, R OBP: 0.294, SLG: 0.215										4	0	1	0	0	0	0				
Hector Rodriguez, R OBP: 0.411, SLG: 0.362										3	1	1	0	0	0	2				
Sam Denton, R OBP: 0.286, SLG: 0.167										1	0	0	0	0	0	0				
Billy Pierce, L OBP: 0.167, SLG: 0.063										2	0	0	0	0	0	2				
<b>Inning Stats</b>	R: 0 E: 0 K: 0 S: 3	H: 0 LOB: 1 BB: 1 P: 7	R: 0 E: 0 K: 1 S: 7	H: 2 LOB: 2 BB: 0 P: 7	R: 1 E: 0 K: 0 S: 4	H: 1 LOB: 0 BB: 0 P: 4	R: 0 E: 0 K: 0 S: 3	H: 0 LOB: 0 BB: 0 P: 3	R: 3 E: 0 K: 1 S: 9	H: 4 LOB: 1 BB: 0 P: 9	R: 0 E: 0 K: 0 S: 3	H: 0 LOB: 0 BB: 0 P: 3	R: 1 E: 0 K: 0 S: 5	H: 2 LOB: 2 BB: 1 P: 9	R: 0 E: 0 K: 0 S: 3	H: 0 LOB: 0 BB: 0 P: 3	1B: 7 2B: 1 3B: 0 HR: 1	SF: 0 SAC: 1 DP: 0 HBP: 0	WP: 0 PB: 0 SB: 0 CS: 0	PA: 35
<b>PITCHER</b>	IP WLS BF H R ER SO BB IBB HBP BLK WP HR S P ERA WHIP																			
Willard Nixon, R ERA: 1.86	5.1 L 23 7 4 4 2 0 0 0 0 0 0 1 27 27 6.75 1.312																			
Ike Delock, R ERA: 4.05	0.1 4 2 1 1 0 1 0 0 0 0 0 0 3 7 27.00 9.000																			
Walt Masterson, R ERA: 18.0	1.2 5 0 0 0 0 0 0 0 0 0 0 0 5 5 0.00 0.000																			

**Boston Red Sox @ Chicago White Sox**  
Comiskey Park, Chicago, IL  
Tue May 13 1952, 4:33 AM EDT  
Att: 38,861 - Unknown

AB 32  
R 5  
H 9  
RBI 5  
BB 2  
SO 2  
LOB 14



Batter	1	2	3	4	5	6	7	8	9	AB	R	H	RBI	BB	SO	LOB	TOP
Dom DiMaggio, R OBP: 0.425, SLG: 0.434 Billy Goodman, L OBP: 0.342, SLG: 0.444	0-0 4-3		0-0 1B		0-0 F9		0-0 F8			2	1	1	0	0	0	0	<b>Boston Red Sox @ Chicago White Sox</b> Comiskey Park, Chicago, IL Wed May 14, 1952, 4:33 AM EDT Att: 6,040 - Overcast <a href="http://livebaseballscorecards.com">livebaseballscorecards.com</a>
Jim Piersall, R OBP: 0.396, SLG: 0.368	0-0 BB 1B		0-3 K		0-0 F9					3	0	1	0	0	1	1	
Clyde Vollmer, R OBP: 0.432, SLG: 0.703	4-0 FC6-4 BB		0-0 F7		0-0 5-3					2	0	0	0	1	0	1	
Vern Stephens, R OBP: 0.388, SLG: 0.368	0-0 F8		0-0 3B 1B		0-0 6-3					3	1	1	1	0	0	2	
Walt Dropo, R OBP: 0.358, SLG: 0.521	0-0 FC6-4		0-0 3B		0-0 1-3					3	0	1	1	0	0	2	
Ken Wood, R OBP: 0.250, SLG: 0.250		0-0 6-3	0-0 F2		0-0 FC6-4 1B					3	0	1	0	0	0	1	
Ted Lepcio, R OBP: 0.341, SLG: 0.457		0-0 F7		0-0 FC6-4 1B		0-0 FC6-4				3	0	1	0	0	0	1	
Sammy White, R OBP: 0.277, SLG: 0.371		0-0 HR		0-0 FC6-4		0-0 5-3				3	1	1	1	0	0	1	
Bill Henry, L OBP: 0.368, SLG: 0.500		0-0 4-3		0-0 G6-4-3		0-0 4-3				3	0	0	0	0	0	1	
<b>Inning Stats</b>	R: 0 E: 0 K: 0 S: 4	H: 1 LOB: 2 BB: 1 P: 8	R: 1 E: 0 K: 0 S: 4	H: 1 LOB: 0 BB: 0 P: 4	R: 2 E: 0 K: 1 S: 8	H: 3 LOB: 1 BB: 0 P: 8	R: 0 E: 0 K: 0 S: 3	H: 1 LOB: 0 BB: 0 P: 3	R: 0 E: 0 K: 0 S: 3	H: 0 LOB: 0 BB: 0 P: 3	R: 0 E: 0 K: 0 S: 4	H: 1 LOB: 1 BB: 0 P: 4	R: 0 E: 0 K: 0 S: 3	H: 0 LOB: 0 BB: 0 P: 3			
<b>PITCHER</b> Saul Rogovin, R ERA: 4.25	IP: 7.0 WLS: W BF: 28 H: 7 R: 3 ER: 3 SO: 1 BB: 1 IBB: 0 HBP: 0 BLK: 0 WP: 0 HR: 1 S: 29 P: 33 ERA: 3.86 WHIP: 1.143															<b>PITCHER</b>	

AB 27  
R 3  
H 7  
RBI 3  
BB 1  
SO 1  
LOB 10



WP: 0 PA: 28  
PB: 0  
SB: 1  
CS: 0  
1B: 5 SF: 0  
2B: 0 SAC: 0  
3B: 1 DP: 1  
HR: 1 HBP: 0

Batter	1	2	3	4	5	6	7	8	9	AB	R	H	RBI	BB	SO	LOB	BOTTOM
Nellie Fox, L OBP: 0.298, SLG: 0.325	0-0 G3 BB 1B		0-0 F8		0-0 F8		0-0 4-3			4	0	1	0	0	0	0	<b>Boston Red Sox @ Chicago White Sox</b> Comiskey Park, Chicago, IL Wed May 14, 1952, 4:33 AM EDT Att: 6,040 - Overcast <a href="http://livebaseballscorecards.com">livebaseballscorecards.com</a>
Al Zarilla, L OBP: 0.353, SLG: 0.279	4-0 G3 BB		0-3 K		0-0 2B 1B		0-0 F7			3	1	1	0	1	1	0	
Minnie Minoso, R OBP: 0.333, SLG: 0.420	0-0 F9			0-0 F8		0-0 1B 2B		0-0 F9		4	1	1	0	0	0	2	
Sam Mele, R OBP: 0.333, SLG: 0.463	0-0 G3			4-0 1B BB		0-0 F6		0-0 F7		3	0	0	0	1	0	4	
Eddie Robinson, L OBP: 0.387, SLG: 0.474	0-0 F8			0-0 F9		0-0 E F8 1B				3	1	1	2	0	0	3	
Phil Masi, R OBP: 0.357, SLG: 0.280		0-0 5-3		0-0 FC6-4 1B		0-0 E5 1B				3	1	1	0	0	0	1	
Chico Carrasquel, R OBP: 0.297, SLG: 0.268		0-0 5-3		0-0 FC6-4		0-0 F8				3	0	0	1	0	0	3	
Sam Dente, R OBP: 0.300, SLG: 0.222		0-0 5-3			0-0 F5		0-0 HR 1B			3	1	1	1	0	0	0	
Saul Rogovin, R OBP: 0.294, SLG: 0.438			0-3 K		0-3 K2-3		0-0 HR			3	1	1	2	0	2	0	
<b>Inning Stats</b>	R: 0 E: 0 K: 0 S: 4	H: 1 LOB: 2 BB: 1 P: 8	R: 0 E: 0 K: 0 S: 3	H: 0 LOB: 0 BB: 0 P: 3	R: 0 E: 0 K: 2 S: 7	H: 0 LOB: 0 BB: 0 P: 7	R: 0 E: 0 K: 0 S: 4	H: 1 LOB: 2 BB: 1 P: 8	R: 0 E: 0 K: 1 S: 5	H: 0 LOB: 0 BB: 0 P: 5	R: 6 E: 1 K: 0 S: 9	H: 5 LOB: 0 BB: 0 P: 9	R: 0 E: 0 K: 0 S: 3	H: 0 LOB: 0 BB: 0 P: 3			
<b>PITCHER</b> Bill Henry, L ERA: 3.21	IP: 7.0 WLS: L BF: 31 H: 7 R: 6 ER: 2 SO: 3 BB: 2 IBB: 0 HBP: 0 BLK: 0 WP: 0 HR: 1 S: 35 P: 43 ERA: 2.57 WHIP: 1.286															<b>PITCHER</b>	

AB 29  
R 6  
H 7  
RBI 6  
BB 2  
SO 3  
LOB 13




WP: 0 PA: 31  
PB: 0  
SB: 0  
CS: 0  
1B: 5 SF: 0  
2B: 1 SAC: 0  
3B: 0 DP: 0  
HR: 1 HBP: 0



Batter	1	2	3	4	5	6	7	8	9	10	AB	R	H	RBI	BB	SO	LOB	TOP			
Jim Piersall, R OBP: 0.375, SLG: 0.337 (1, 6)	1-3		K			6-3		F7		P4	5	0	0	0	0	1	1				
6 Johnny Pesky, L OBP: 0.216, SLG: 0.093 Fred Hatfield, L (8, 5)	F7		P6			L4			F8		3	0	0	0	0	0	0				
Clyde Vollmer, R OBP: 0.423, SLG: 0.651 (1, 8)	1B BB				6-3	E5 2B			E5		3	1	0	0	1	0	0				
Walt Dropo, R OBP: 0.348, SLG: 0.506 (1, 3)	F7				F7				K		4	0	2	1	0	1	1				
Billy Goodman, L OBP: 0.326, SLG: 0.419 (1, 7)	F7				F7					1B	3	0	0	0	1	0	2				
Faye Throneberry, L OBP: 0.319, SLG: 0.349 Ken Wood, R OBP: 0.290, SLG: 0.290 (7, 9)			K			1-3				P3	3	0	0	0	0	2	0				
Ted Lepcio, R OBP: 0.347, SLG: 0.442 (1, 4)			5-3			FC3-6 BB			F2		3	0	0	0	1	1	0				
Gus Niarhos, R (1, 2)			K			FC3-6 1-2			K		3	0	0	0	1	2	1				
Mickey McDermott, L OBP: 0.294, SLG: 0.533 Ellis Kinder, R (10, 1)			6-3			L6			F7		4	0	0	0	0	1	2				
											0	0	0	0	0	0	0				
<b>Inning Stats</b>	R: 0 E: 0 K: 0 S: 4	H: 1 LOB: 2 BB: 1 P: 8	R: 0 E: 0 K: 2 S: 7	H: 0 LOB: 0 BB: 0 P: 7	R: 0 E: 0 K: 1 S: 5	H: 0 LOB: 0 BB: 0 P: 5	R: 0 E: 0 K: 0 S: 3	H: 0 LOB: 0 BB: 0 P: 3	R: 0 E: 0 K: 0 S: 3	H: 0 LOB: 1 BB: 1 P: 7	R: 1 E: 1 K: 0 S: 4	H: 0 LOB: 0 BB: 0 P: 5	R: 0 E: 0 K: 1 S: 5	H: 0 LOB: 0 BB: 0 P: 5	R: 0 E: 1 K: 1 S: 6	H: 0 LOB: 2 BB: 1 P: 10	R: 0 E: 0 K: 2 S: 7	H: 0 LOB: 1 BB: 1 P: 11	1B: 1 2B: 1 3B: 0 HR: 0	SF: 0 SAC: 0 DP: 0 HBP: 0	WP: 0 PA: 37
<b>PITCHER</b>	IP 7.0	WLS 25	BF 2	H 2	R 1	ER 0	SO 4	BB 2	IBB 0	HBP 0	BLK 0	WP 0	HR 0	S 31	P 39	ERA 0.00	WHIP 0.571				
Earl Harrist, R ERA: 2.64 Satchel Paige, R ERA: 3.38 (8, 1)	3.0	W 12	0	0	0	4	1	1	0	0	0	0	0	18	26	0.00	0.333				

**Boston Red Sox @ St. Louis Browns**  
Sportsman's Park, St. Louis, MO  
Fri May 16 1952, 4:33 AM EDT  
Att: 8,124 - Unknown


AB 33  
R 1  
H 2  
RBI 1  
BB 4  
SO 8  
LOB 9

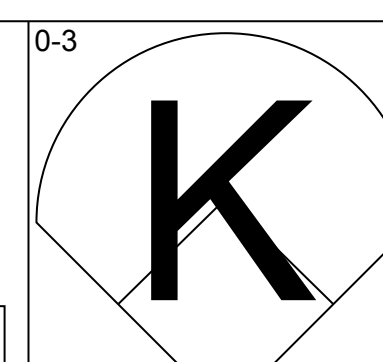
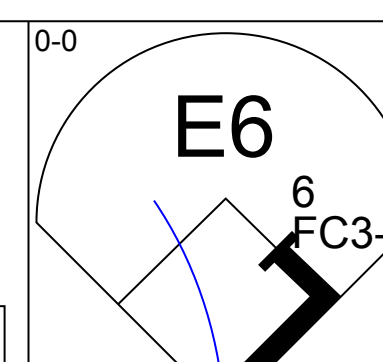
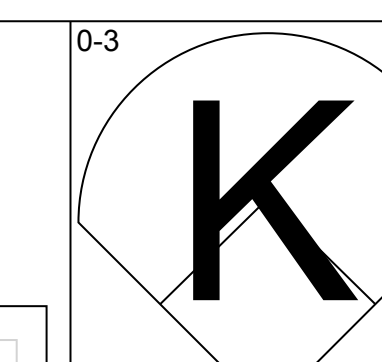
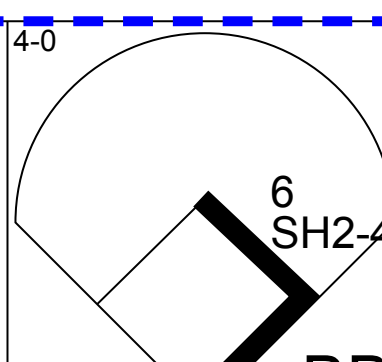
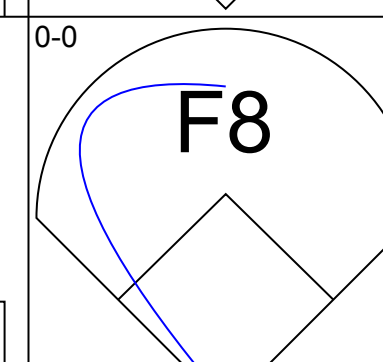
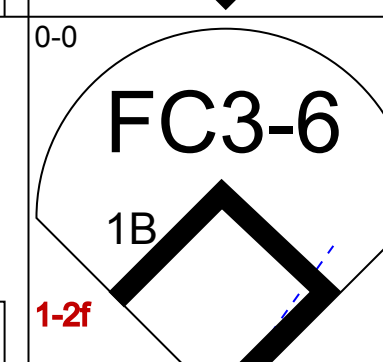
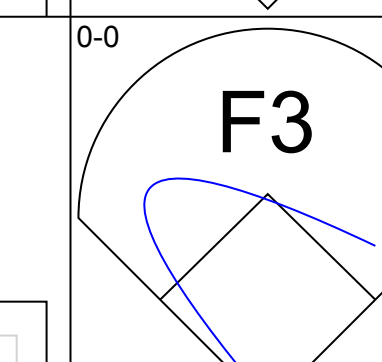
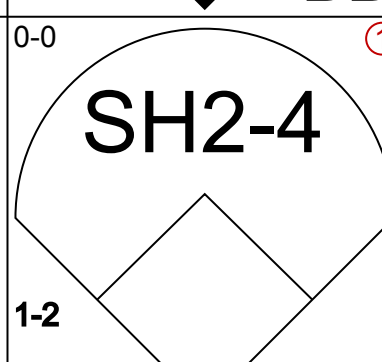
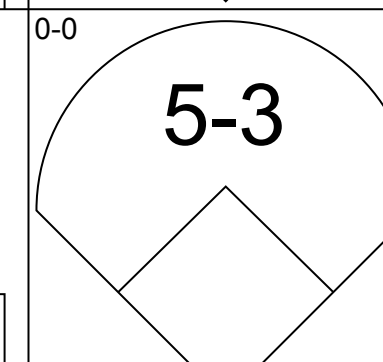
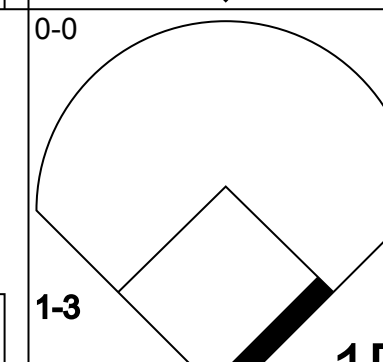
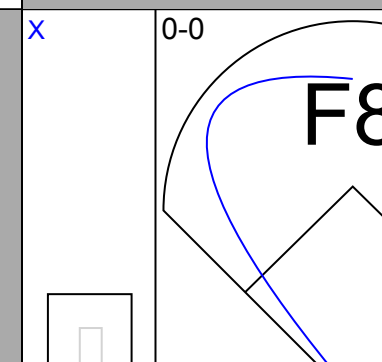
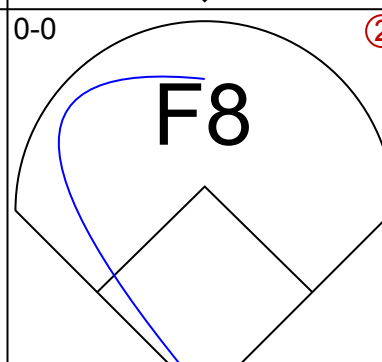
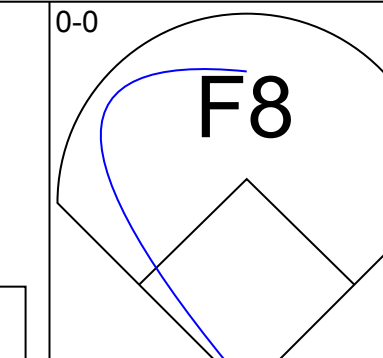
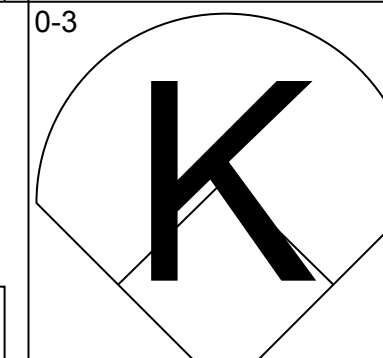
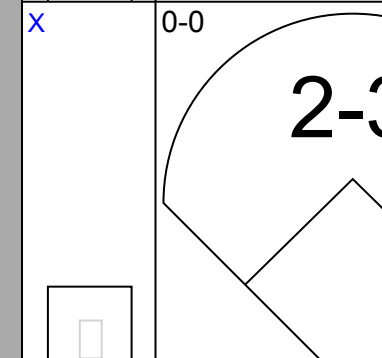
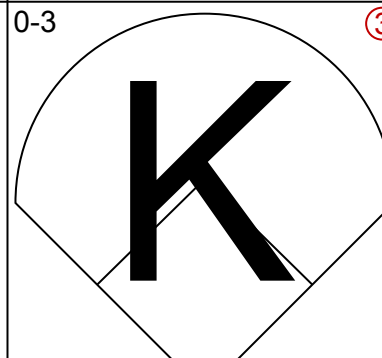
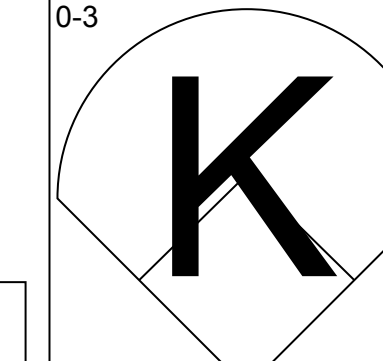
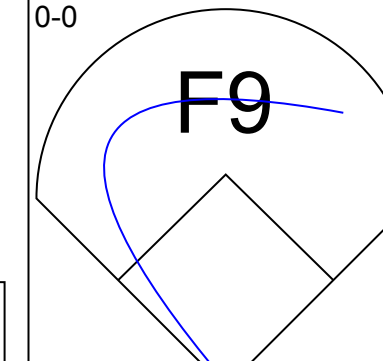
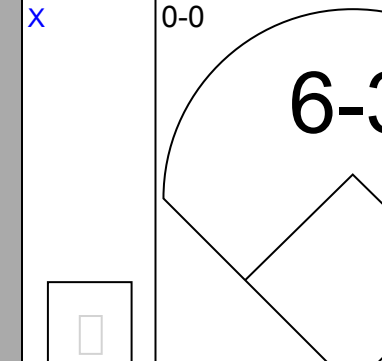
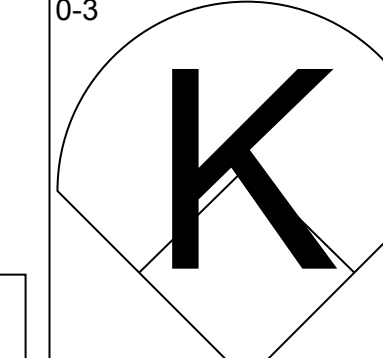
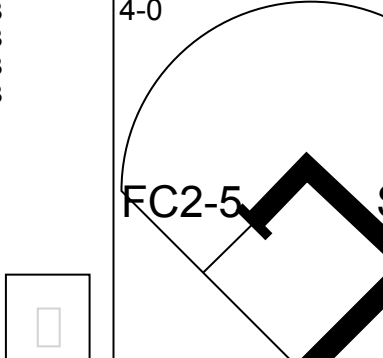
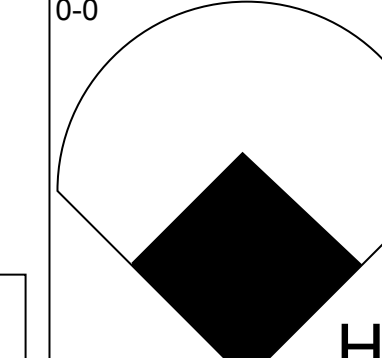
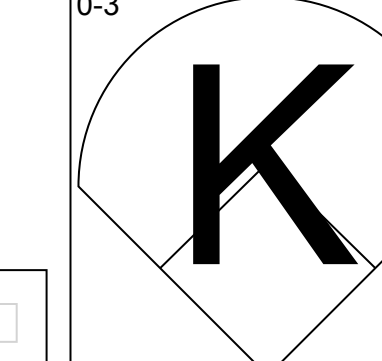
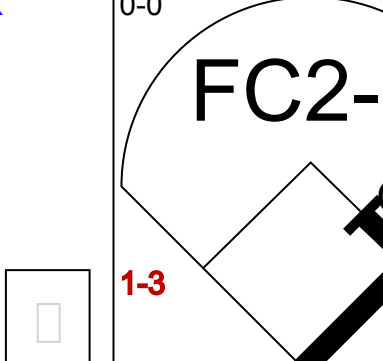
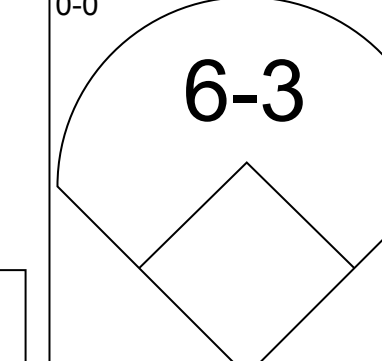
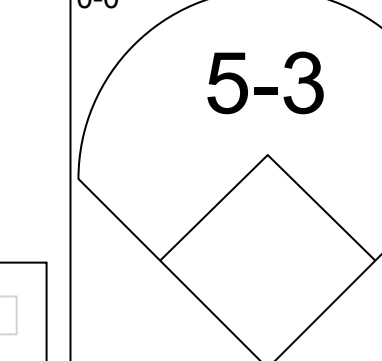
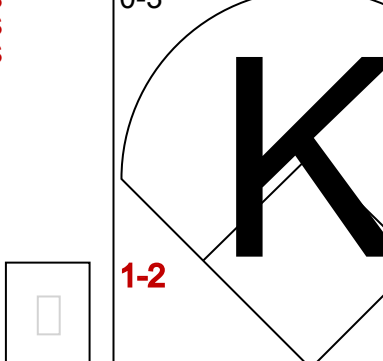
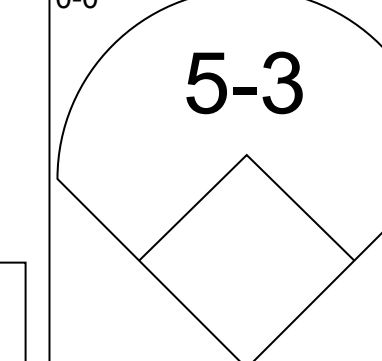
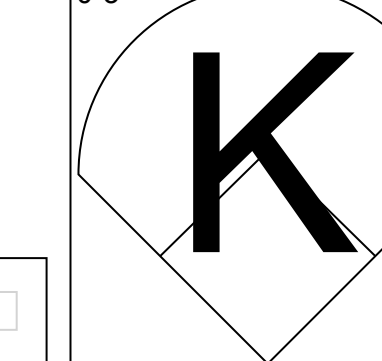
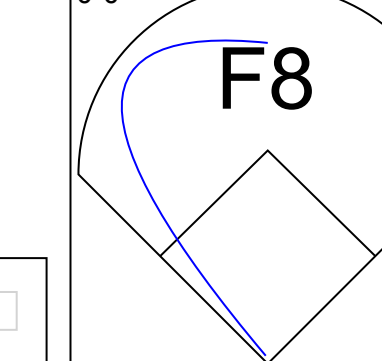
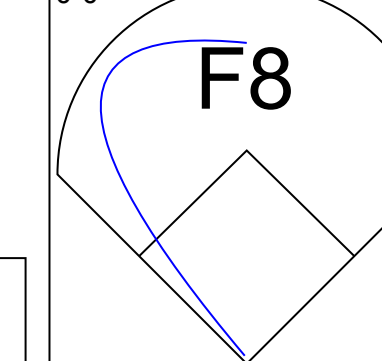


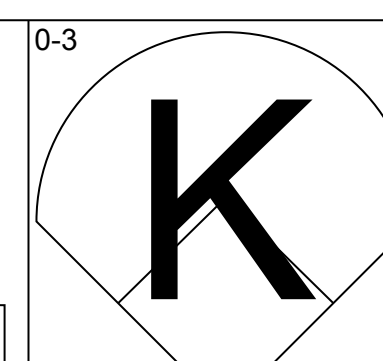
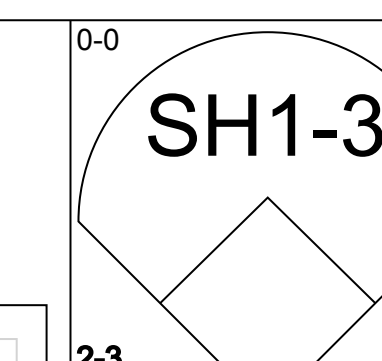
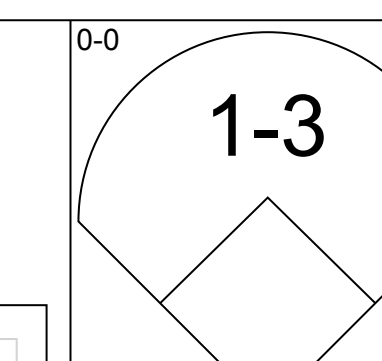
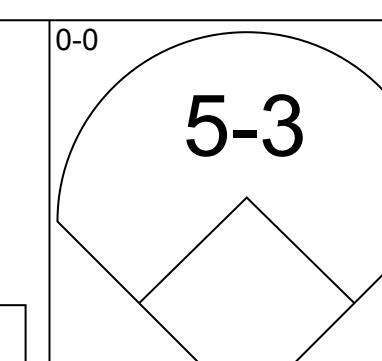
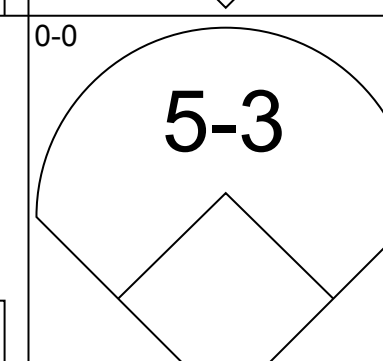
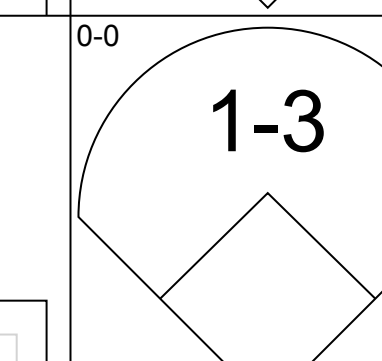
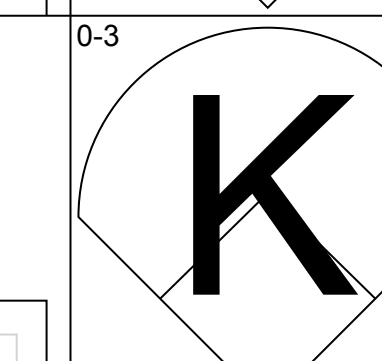
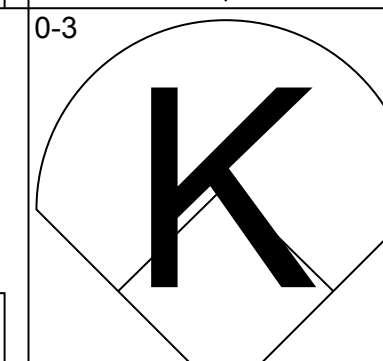
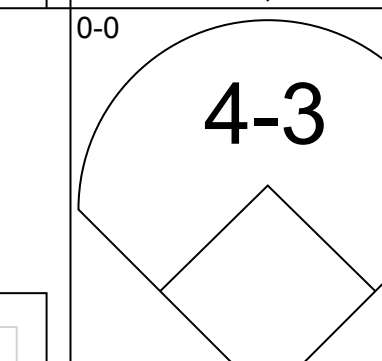
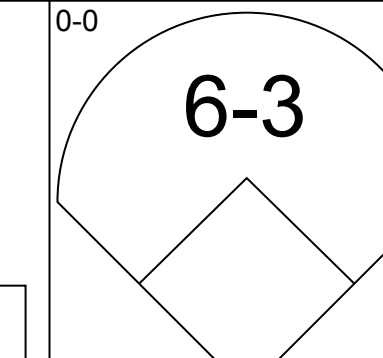
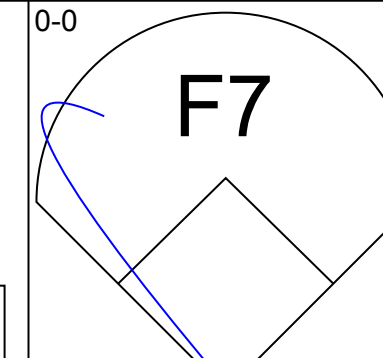
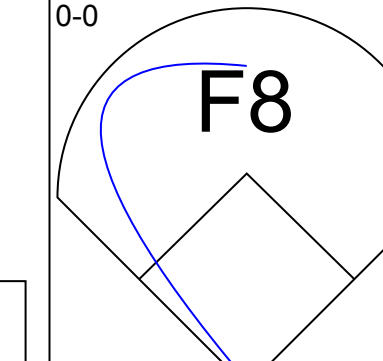
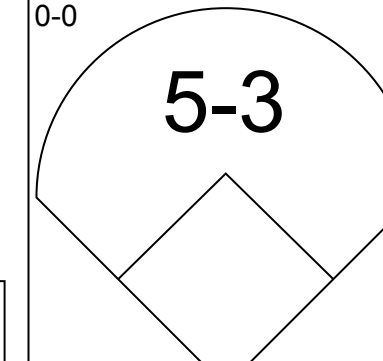
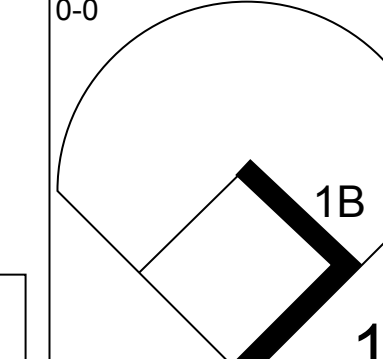
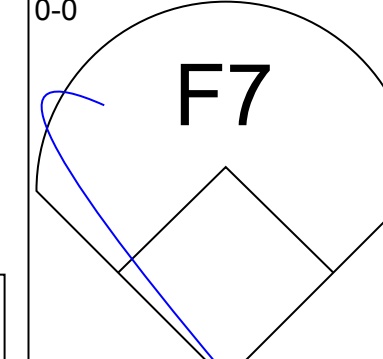
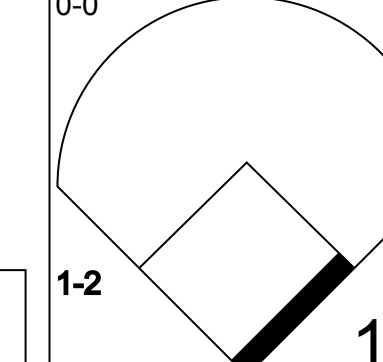
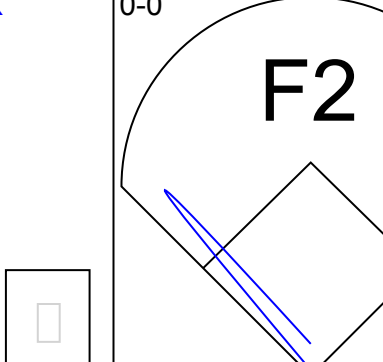
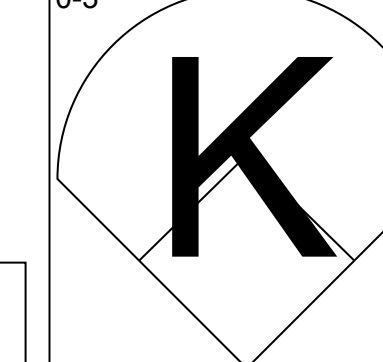
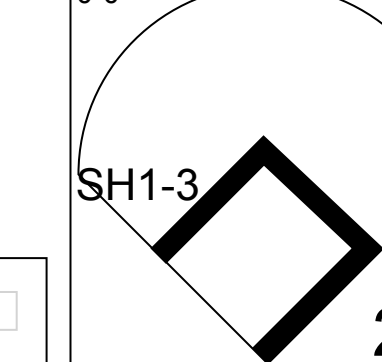
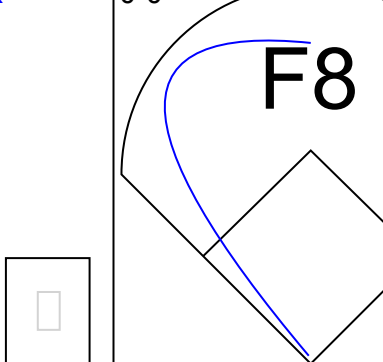
Batter	1	2	3	4	5	6	7	8	9	10	AB	R	H	RBI	BB	SO	LOB	BOTTOM			
Bobby Young, L OBP: 0.367, SLG: 0.320 (1, 4)	K		BB				F8			SH3-4 2B BB	2	1	0	0	3	1	0				
Marty Marion, R OBP: 0.303, SLG: 0.359 (1, 6)	6-3		F8			4-3			F9	SH3-4	4	0	0	0	0	0	2				
Jim Rivera, L OBP: 0.306, SLG: 0.379 (1, 8)	1B BB		P5			K			K	2B IBB	3	0	0	0	2	2	1				
Bob Nieman, R OBP: 0.420, SLG: 0.513 (1, 9)	1-3				1-3	4-3			HR	2B	5	1	3	2	0	0	0				
Jim Dyck, R OBP: 0.391, SLG: 0.561 (1, 7)	P4				BB	E 1B			P5	1-3 2-H	3	0	1	0	1	0	2				
Cass Michaels, R OBP: 0.298, SLG: 0.319 (1, 5)			F9-3 BB		F2	E6 1-2			5-3		3	0	0	0	1	0	2				
Clint Courtney, L OBP: 0.329, SLG: 0.359 (1, 2)			F9-3		K	F2				BB	3	0	0	0	1	1	4				
Gordon Goldsberry, L OBP: 0.311, SLG: 0.275 Les Moss, R OBP: 0.345, SLG: 0.519 Hank Artt, L OBP: 0.150, SLG: 0.350 (8, 3)			K			F9			K	K	2	0	0	0	0	1	0				
Earl Harrist, R (1, 1)			K			K			K		2	0	0	0	0	2	0				
Earl Rapp, L OBP: 0.077, SLG: 0.154 Satchel Paige, R (8, 1)						K			K		1	0	0	0	0	1	0				
											1	0	0	0	0	1	1				
<b>Inning Stats</b>	R: 0 E: 0 K: 1 S: 6	H: 1 LOB: 2 BB: 1 P: 10	R: 0 E: 0 K: 1 S: 4	H: 0 LOB: 0 BB: 1 P: 8	R: 0 E: 0 K: 1 S: 5	H: 0 LOB: 1 BB: 1 P: 9	R: 0 E: 0 K: 1 S: 5	H: 0 LOB: 1 BB: 1 P: 9	R: 0 E: 1 K: 2 S: 7	H: 1 LOB: 2 BB: 0 P: 7	R: 0 E: 0 K: 1 S: 5	H: 0 LOB: 0 BB: 0 P: 7	R: 1 E: 0 K: 1 S: 6	H: 1 LOB: 0 BB: 0 P: 6	R: 0 E: 0 K: 2 S: 7	H: 0 LOB: 1 BB: 1 P: 11	R: 1 E: 0 K: 0 S: 2	H: 1 LOB: 2 BB: 2 P: 10	1B: 2 2B: 2 3B: 0 HR: 1	SF: 0 SAC: 1 DP: 1 HBP: 0	WP: 0 PA: 40
<b>PITCHER</b>	IP 9.1	WLS L 38	BF 3	H 2	R 2	ER 2	SO 11	BB 7	IBB 0	HBP 0	BLK 0	WP 0	HR 0	S 53	P 81	ERA 1.93	WHIP 1.071				
Mickey McDermott, L ERA: 3.83 Ellis Kinder, R ERA: 2.19 (10, 1)	0.0	2	1	0	0	0	0	0	0	0	0	0	0	1	5	*	*				

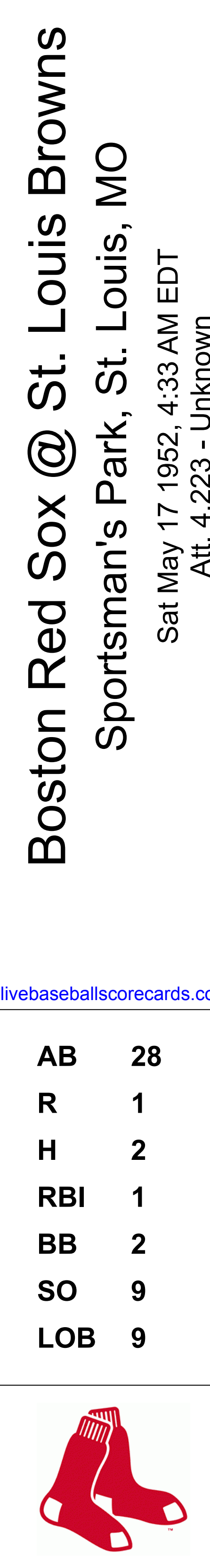
**Boston Red Sox @ St. Louis Browns**  
Sportsman's Park, St. Louis, MO  
Fri May 16 1952, 4:33 AM EDT  
Att: 8,124 - Unknown

AB 31  
R 2  
H 4  
RBI 2  
BB 8  
SO 11  
LOB 13



Batter	1	2	3	4	5	6	7	8	9	AB	R	H	RBI	BB	SO	LOB	TOP																
Jim Piersall, R OBP: 0.371, SLG: 0.327 (1, 6)										3	0	0	0	1	2	0	<b>Boston Red Sox @ St. Louis Browns</b> Sportsman's Park, St. Louis, MO Sat May 17 1952, 4:33 AM EDT Att. 4,223 - Unknown <a href="http://livebaseballscores.com">livebaseballscores.com</a>																
6 Johnny Pesky, L OBP: 0.204, SLG: 0.087 (1, 5)										3	0	0	0	0	0	1																	
Clyde Vollmer, R OBP: 0.411, SLG: 0.617 (1, 8)										4	0	1	0	0	0	1																	
Walt Dropo, R OBP: 0.333, SLG: 0.482 (1, 3)										4	0	0	0	0	2	3																	
Billy Goodman, L OBP: 0.306, SLG: 0.391 (1, 7)										3	0	0	0	0	1	2																	
Faye Throneberry, L OBP: 0.327, SLG: 0.386 (1, 9)										2	1	1	1	1	1	0																	
Ted Lepcio, R OBP: 0.337, SLG: 0.427 (1, 4)										3	0	0	0	0	1	1																	
Del Wilber, R OBP: 0.167, SLG: 0.333 (1, 2)										3	0	0	0	0	1	1																	
Mel Parnell, L (1, 1)										3	0	0	0	0	1	0																	
<b>Inning Stats</b>	R: 0 E: 0 K: 1 S: 5	H: 0 LOB: 0 BB: 0 P: 5	R: 0 E: 0 K: 2 S: 7	H: 0 LOB: 0 BB: 0 P: 7	R: 0 E: 0 K: 2 S: 7	H: 0 LOB: 0 BB: 0 P: 7	R: 0 E: 1 K: 1 S: 4	H: 0 LOB: 0 BB: 1 P: 8	R: 0 E: 0 K: 0 S: 5	H: 0 LOB: 0 BB: 0 P: 5	R: 0 E: 0 K: 0 S: 3	H: 0 LOB: 0 BB: 0 P: 3	R: 1 E: 0 K: 0 S: 4	H: 1 LOB: 0 BB: 0 P: 4	R: 0 E: 0 K: 1 S: 5	H: 0 LOB: 1 BB: 1 P: 9	1B: 1 2B: 0 3B: 0 HR: 1	SF: 0 SAC: 1 DP: 0 HBP: 0	WP: 0 PB: 0 SB: 1 CS: 1	PA: 31													
<b>PITCHER</b>	IP WLS BF H R ER SO BB IBB HBP BLK WP HR S P ERA WHIP																																
Ned Garver, R ERA: 3.3 (1, 1)	8.0	27	2	1	1	8	1	0	0	0	0	0	1	42	46	1.12	0.375																
Dave Madison, R ERA: (9, 1)	1.0	W 4	0	0	0	1	1	0	0	0	0	0	0	5	9	0.00	1.000																

Batter	1	2	3	4	5	6	7	8	9	AB	R	H	RBI	BB	SO	LOB	BOTTOM																
Bobby Young, L OBP: 0.379, SLG: 0.312 (1, 4)										2	0	0	0	0	1	0	<b>Boston Red Sox @ St. Louis Browns</b> Sportsman's Park, St. Louis, MO Sat May 17 1952, 4:33 AM EDT Att. 4,223 - Unknown <a href="http://livebaseballscores.com">livebaseballscores.com</a>																
Les Moss, R OBP: 0.333, SLG: 0.500 (8, PH)										1	0	0	0	0	0	0																	
Dave Madison, R (9, 1)										0	0	0	0	0	0	0																	
Joe Demaestri, R OBP: 0.278, SLG: 0.333 (1, 6)										3	0	0	0	0	1	1																	
Earl Rapp, L OBP: 0.074, SLG: 0.148 (9, PH)										1	0	0	0	0	0	0																	
Jim Rivera, L OBP: 0.304, SLG: 0.374 (1, 8)										4	1	1	0	0	1	1																	
Bob Nieman, R OBP: 0.424, SLG: 0.525 (1, 9)										4	1	2	1	0	0	0																	
Jim Dyck, R OBP: 0.380, SLG: 0.523 (1, 7)										3	0	0	0	1	0	1																	
Cass Michaels, R OBP: 0.296, SLG: 0.316 (1, 5)										4	0	1	0	0	0	3																	
Clint Courtney, L OBP: 0.337, SLG: 0.366 (1, 2)										4	0	2	1	0	0	1																	
Gordon Goldsberry, L OBP: 0.298, SLG: 0.262 (1, 3)										2	0	0	0	0	1	2																	
Tom Wright, L OBP: 0.250, SLG: 0.270 (8, PH)										1	0	0	0	0	1	0																	
Hank Art, L OBP: 0.150, SLG: 0.350 (9, 3)										0	0	0	0	0	0	0																	
Ned Garver, R OBP: 0.412, SLG: 0.429 (1, 1)										2	0	1	0	0	0	0																	
Jim Delsing, L OBP: 0.394, SLG: 0.525 (9, 7)										1	0	0	0	0	1	0																	
<b>Inning Stats</b>	R: 0 E: 0 K: 2 S: 7	H: 0 LOB: 0 BB: 0 P: 7	R: 0 E: 0 K: 1 S: 7	H: 2 LOB: 2 BB: 0 P: 7	R: 0 E: 0 K: 0 S: 4	H: 1 LOB: 1 BB: 0 P: 4	R: 0 E: 0 K: 0 S: 3	H: 0 LOB: 0 BB: 0 P: 3	R: 0 E: 0 K: 0 S: 5	H: 0 LOB: 0 BB: 0 P: 5	R: 0 E: 0 K: 0 S: 4	H: 1 LOB: 1 BB: 0 P: 4	R: 0 E: 0 K: 2 S: 7	H: 0 LOB: 0 BB: 0 P: 7	R: 2 E: 0 K: 0 S: 5	H: 3 LOB: 2 BB: 1 P: 9	1B: 5 2B: 2 3B: 0 HR: 0	SF: 0 SAC: 1 DP: 0 HBP: 0	WP: 0 PB: 0 SB: 0 CS: 0	PA: 34													
<b>PITCHER</b>	IP WLS BF H R ER SO BB IBB HBP BLK WP HR S P ERA WHIP																																
Mel Parnell, L ERA: 2.17 (1, 1)	8.2	L 34	7	2	2	6	0	1	0	0	0	0	0	45	49	2.08	0.808																




Batter	1	2	3	4	5	6	7	8	9	AB	R	H	RBI	BB	SO	LOB	TOP								
6 Johnny Pesky, L OBP: 0.220, SLG: 0.118	L4		K			G3		E9		5	0	2	0	0	1	0	<b>Boston Red Sox @ Detroit Tigers</b> Briggs Stadium, Detroit, MI Sun May 18 1952, 4:33 AM EDT Att: 25,971 - Unknown								
Faye Throneberry, L OBP: 0.350, SLG: 0.370	3-1		F7			K		G3		4	1	0	0	1	1										
Don Lenhardt, R OBP: 0.420, SLG: 0.550	K									3	2	2	1	2	1	0									
Vern Stephens, R OBP: 0.389, SLG: 0.419			L3							5	2	2	3	0	0	2									
Clyde Vollmer, R OBP: 0.426, SLG: 0.600										3	1	1	0	2	0	0									
Billy Goodman, L OBP: 0.315, SLG: 0.392										5	1	2	0	0	0	3									
Walt Dropo, R OBP: 0.347, SLG: 0.494										4	0	2	1	1	0	2									
Del Wilber, R OBP: 0.364, SLG: 0.333										3	0	1	1	1	0	2									
Bill Wight, L OBP: 0.286, SLG: 0.167										4	0	0	0	0	2	6									
Ellis Kinder, R (8, 1)										1	0	0	0	0	0	3									
<b>Inning Stats</b>	R: 0 E: 0 K: 1 S: 5	H: 0 LOB: 0 BB: 0 P: 5	R: 2 E: 1 K: 1 S: 8	H: 3 LOB: 1 BB: 0 P: 8	R: 0 E: 0 K: 1 S: 6	H: 1 LOB: 1 BB: 0 P: 6	R: 1 E: 0 K: 0 S: 4	H: 2 LOB: 1 BB: 1 P: 8	R: 3 E: 1 K: 1 S: 8	H: 3 LOB: 3 BB: 3 P: 20	R: 0 E: 0 K: 0 S: 3	H: 1 LOB: 0 BB: 0 P: 3	R: 0 E: 1 K: 0 S: 4	H: 1 LOB: 1 BB: 0 P: 4	R: 1 E: 0 K: 0 S: 4	H: 1 LOB: 3 BB: 2 P: 13	1B: 9 2B: 2 3B: 0 HR: 2	SF: 0 SAC: 0 DP: 2 HBP: 1	WP: 0 PB: 0 SB: 0 CS: 2	PA: 45					
<b>PITCHER</b>	IP	WLS	BF	H	R	ER	SO	BB	IBB	HBP	BLK	WP	HR	S	P	ERA	WHIP								
Marlin Stuart, R ERA: 2.03	(1, 1)	2.0	L	9	3	2	0	0	0	0	0	0	0	13	13	0.00	1.500								
Dizzy Trout, R ERA: 5.87	(3, 1)	2.2		16	6	4	1	3	0	0	0	0	1	15	27	13.50	3.375								
Dick Littlefield, L ERA: 2.45	(5, 1)	2.1		9	1	0	2	1	1	0	0	0	0	11	19	0.00	0.857								
Billy Hoelt, L ERA: 2.57	(8, 1)	1.2		10	2	1	0	2	0	1	0	0	1	7	16	5.40	2.400								
Hal White, R ERA:	(9, 1)	0.1		1	0	0	0	0	0	0	0	0	0	1	1	0.00	0.000								

Batter	1	2	3	4	5	6	7	8	9	AB	R	H	RBI	BB	SO	LOB	BOTTOM									
Johnny Lipon, R OBP: 0.323, SLG: 0.318	SH5-4		6-3					6-3	F9	4	0	1	0	1	0	1	<b>Boston Red Sox @ Detroit Tigers</b> Briggs Stadium, Detroit, MI Sun May 18 1952, 4:33 AM EDT Att: 25,971 - Unknown									
Don Kolloway, R OBP: 0.318, SLG: 0.366	SH5-4		F8					HR		2	1	0	0	1	0	2										
George Kell, R OBP: 0.405, SLG: 0.429	K									3	1	1	2	1	1	1										
Vic Wertz, L OBP: 0.291, SLG: 0.558										2	0	0	0	2	0	1										
Steve Souchock, R OBP: 0.269, SLG: 0.392										3	1	1	1	0	1	2										
Cliff Mapes, L OBP: 0.254, SLG: 0.302	K									1	0	0	0	0	0	1										
Johnny Groth, R OBP: 0.329, SLG: 0.344										4	0	0	0	0	0	1										
Matt Batts, R OBP: 0.347, SLG: 0.333										4	0	2	0	0	0	0										
Jerry Priddy, R OBP: 0.302, SLG: 0.311										3	0	0	0	0	0	1										
Fred Hutchinson, L OBP: 0.200, SLG: 0.111										1	0	0	0	0	0	1										
Marlin Stuart, L ERA: 2.03	(1, 1)									0	0	0	0	0	0	0										
Dizzy Trout, R ERA: 5.87	(3, 1)									1	0	0	0	0	0	0										
Dick Littlefield, L ERA: 2.45	(5, 1)									1	1	1	0	0	0	0										
Pat Mullin, R OBP: 0.300, SLG: 1.000	(7, PH)									1	0	0	0	0	0	1										
Billy Hoelt, L ERA: 2.57	(8, 1)									0	0	0	0	0	0	0										
Hal White, R ERA:	(9, 1)									0	0	0	0	0	0	0										
Joe Ginsberg, L OBP: 0.251, SLG: 0.246	(9, PH)									0	0	0	0	1	0	0										
<b>Inning Stats</b>	R: 0 E: 0 K: 2 S: 8	H: 1 LOB: 2 BB: 1 P: 12	R: 0 E: 0 K: 0 S: 3	H: 0 LOB: 0 BB: 0 P: 3	R: 0 E: 0 K: 0 S: 3	H: 0 LOB: 0 BB: 0 P: 3	R: 0 E: 0 K: 0 S: 3	H: 0 LOB: 0 BB: 0 P: 3	R: 1 E: 0 K: 0 S: 3	H: 1 LOB: 1 BB: 2 P: 11	R: 1 E: 0 K: 0 S: 5	H: 2 LOB: 1 BB: 0 P: 5	R: 2 E: 0 K: 0 S: 4	H: 1 LOB: 1 BB: 2 P: 12	R: 0 E: 0 K: 0 S: 3	H: 1 LOB: 1 BB: 1 P: 7	1B: 4 2B: 0 3B: 0 HR: 2	SF: 0 SAC: 1 DP: 2 HBP: 0	WP: 1 PB: 0 SB: 1 CS: 0	PA: 37						
<b>PITCHER</b>	IP	WLS	BF	H	R	ER	SO	BB	IBB	HBP	BLK	WP	HR	S	P	ERA	WHIP									
Bill Wight, L ERA: 3.15	(1, 1)	7.1	W	31	5	4	4	2	5	0	0	0	0	2	30	50	4.91	1.364								
Ellis Kinder, R ERA: 2.05	(8, 1)	1.2	S	6	1	0	0	0	1	0	0	0	0	5	9	0.00	1.200									

Batter	1	2	3	4	5	6	7	8	9	AB	R	H	RBI	BB	SO	LOB	TOP		
6 Johnny Pesky, L (1, 5) OBP: 0.222, SLG: 0.127	0-0 CS 1B		0-0 F8			0-0 L9		0-0 F3		4	0	1	0	0	0	0			
Faye Throneberry, L (1, 9) OBP: 0.309, SLG: 0.354 Ken Wood, R (9, 9) OBP: 0.200, SLG: 0.200	0-0 P6		0-0 F2			0-0 3-1		0-0 G3		4	0	0	0	0	0	1			
Don Lenhardt, R (1, 7) OBP: 0.411, SLG: 0.547	0-3 K			0-0 F8			0-0 1B F8 2B		0-0 F7	4	1	1	0	0	1	1			
Vern Stephens, R (1, 6) OBP: 0.395, SLG: 0.424	0-0 CS 1-2	0-0 F7		0-0 5-3			0-0 1B F7 1B		0-0 1B	4	1	2	0	0	0	0			
Clyde Vollmer, R (1, 8) OBP: 0.415, SLG: 0.574		0-0 S 1B 1B		0-0 6-3			0-0 F8		0-0 L5	4	1	1	1	0	0	2			
Billy Goodman, L (1, 4) OBP: 0.328, SLG: 0.389		0-0 F7			4-0 BB BB		0-0 1B		0-0 F8	3	0	1	0	1	0	2			
Walt Dropo, R (1, 3) OBP: 0.347, SLG: 0.489		0-0 1B		0-0 G5-4-3			0-0 F7			3	0	1	2	0	0	2			
Del Wilber, R (1, 2) OBP: 0.286, SLG: 0.250	0-3 K			0-0 2-3			0-0 P6			3	0	0	0	0	1	2			
Bill Henry, L (1, 1) OBP: 0.333, SLG: 0.450 Ellis Kinder, R (7, 1) Mel Parnell, L (9, 1)			0-0 P6			0-0 L6		0-0 5-3		2	0	0	0	0	0	0			
<b>Inning Stats</b>	R: 0 E: 0 K: 1 S: 5	H: 1 LOB: 0 BB: 0 P: 5	R: 1 E: 0 K: 1 S: 7	H: 2 LOB: 1 BB: 0 P: 7	R: 0 E: 0 K: 0 S: 3	H: 0 LOB: 0 BB: 0 P: 3	R: 0 E: 0 K: 0 S: 3	H: 0 LOB: 0 BB: 1 P: 6	R: 0 E: 0 K: 0 S: 3	H: 0 LOB: 0 BB: 0 P: 3	R: 2 E: 0 K: 0 S: 6	H: 3 LOB: 1 BB: 0 P: 6	R: 0 E: 0 K: 0 S: 3	H: 0 LOB: 0 BB: 0 P: 3	R: 0 E: 0 K: 0 S: 4	H: 1 LOB: 1 BB: 0 P: 4	1B: 6 2B: 1 3B: 0 HR: 0	SF: 0 SAC: 0 DP: 1 HBP: 0	WP: 0 PA: 34 PB: 0 SB: 1 CS: 1
<b>PITCHER</b>	IP WLS BF H R ER SO BB IBB HBP BLK WP HR S P ERA WHIP																		
Art Houtteman, R (1, 1) ERA: 3.39 Hal White, R (9, 1) ERA:	8.0 L 29 6 3 3 2 1 0 0 0 0 0 0 4 4 3.38 0.875																		

**Boston Red Sox @ Detroit Tigers**  
Briggs Stadium, Detroit, MI  
Mon May 19, 1952, 4:33 AM EDT  
Atr. 4,950 - Overcast


AB 32  
R 3  
H 7  
RBI 3  
BB 1  
SO 2  
LOB 10



Batter	1	2	3	4	5	6	7	8	9	AB	R	H	RBI	BB	SO	LOB	BOTTOM				
Johnny Lipon, R (1, 6) OBP: 0.310, SLG: 0.303	0-0 P5		0-0 6-3		0-0 6-3			0-0 F3		4	0	0	0	0	0	1					
Don Kolloway, R (1, 3) OBP: 0.328, SLG: 0.365	0-0 1B		4-0 BB BB	0-0 L4-3 BB		0-0 F8		0-0 6-3		3	0	1	0	1	0	0					
George Kell, R (1, 5) OBP: 0.409, SLG: 0.431	0-0 G4-6-3 1B		0-0 L4-3			0-0 L3 1B			0-0 L8	4	0	2	0	0	0	1					
Vic Wertz, L (1, 9) OBP: 0.289, SLG: 0.543	0-0 G4-6-3 1-2			0-0 F8		0-0 L3		0-0 L3		4	1	1	0	0	0	3					
Steve Souchock, R (1, 7) OBP: 0.259, SLG: 0.377 Pat Mullin, L (9, PH) OBP: 0.378, SLG: 0.456		0-0 F8		0-0 L7		0-0 F7		0-0 6-3		3	0	0	0	0	0	0					
Johnny Groth, R (1, 8) OBP: 0.351, SLG: 0.368		0-0 1B 1B		0-0 L7		0-0 FC6-4 1B		0-0 1B		4	1	3	1	0	0	0					
Matt Batts, R (1, 2) OBP: 0.353, SLG: 0.340 Joe Ginsberg, L (7, PH) OBP: 0.254, SLG: 0.238 (8, 2)		0-0 1B 1B		0-0 F8		0-0 F9		0-0 G3		2	0	1	0	0	0	0					
Jerry Priddy, R (1, 4) OBP: 0.311, SLG: 0.321		0-0 G6-4-3 1B		0-0 SH2-4 1B		0-0 FC6-4 1-2			0-0 1B	3	0	2	1	0	0	1					
Art Houtteman, R (1, 1) OBP: 0.091, SLG: 0.091 Fred Hutchinson, L (8, PH) OBP: 0.182, SLG: 0.100 Hal White, R (9, 1) OBP: 1.000, SLG: 1.000		0-0 G6-4-3		0-0 SH2-4		0-0 4-3				1	0	0	0	0	0	2					
<b>Inning Stats</b>	R: 0 E: 0 K: 0 S: 4	H: 2 LOB: 1 BB: 0 P: 4	R: 1 E: 0 K: 0 S: 5	H: 3 LOB: 0 BB: 0 P: 5	R: 0 E: 0 K: 0 S: 2	H: 0 LOB: 0 BB: 1 P: 6	R: 0 E: 0 K: 0 S: 3	H: 0 LOB: 0 BB: 0 P: 3	R: 0 E: 0 K: 0 S: 4	H: 1 LOB: 1 BB: 0 P: 4	R: 0 E: 0 K: 0 S: 3	H: 1 LOB: 0 BB: 0 P: 3	R: 0 E: 0 K: 0 S: 4	H: 1 LOB: 1 BB: 0 P: 4	R: 0 E: 0 K: 0 S: 3	H: 0 LOB: 0 BB: 0 P: 3	R: 1 E: 1 K: 0 S: 5	H: 2 LOB: 1 BB: 0 P: 5	1B: 10 2B: 2 3B: 0 HR: 0	SF: 0 SAC: 1 DP: 4 HBP: 0	WP: 0 PA: 34 PB: 0 SB: 0 CS: 0
<b>PITCHER</b>	IP WLS BF H R ER SO BB IBB HBP BLK WP HR S P ERA WHIP																				
Bill Henry, L (1, 1) ERA: 3.0 Ellis Kinder, R (7, 1) ERA: 1.95 Mel Parnell, L (9, 1) ERA: 2.16	6.0 W 22 7 1 1 0 0 1 0 0 0 0 0 0 11 11 1.50 1.333																				


**Boston Red Sox @ Detroit Tigers**  
Briggs Stadium, Detroit, MI  
Mon May 19, 1952, 4:33 AM EDT  
Atr. 4,950 - Overcast


AB 32  
R 2  
H 10  
RBI 2  
BB 1  
SO 0  
LOB 11







Batter	1	2	3	4	5	6	7	8	9	AB	R	H	RBI	BB	SO	LOB	TOP					
6 Johnny Pesky, L (1,5) Fred Hatfield, L (9,5)	0-0 4-3		0-0 SH 6-3 1B	0-0 G3-6-3			4-0 1B BB		0-0 1B 1B	4	1	2	0	1	0	1	<b>Boston Red Sox @ Cleveland Indians</b> Cleveland Municipal Stadium, Cleveland, OH Thu May 22 1952, 3:33 AM EDT Att: 5,394 - Cloudy  <b>AB 33</b> <b>R 3</b> <b>H 6</b> <b>RBI 2</b> <b>BB 7</b> <b>SO 4</b> <b>LOB 24</b> 					
Billy Goodman, L (1,4) OBP: 0.394, SLG: 0.441	4-0 1B E BB		0-0 SH BB 6-3 1-3		0-0 6-3		0-0 1-2 1B		0-0 1-3 2-H 1B	3	1	2	1	1	0	0						
Don Lenhardt, R (1,7) OBP: 0.373, SLG: 0.486	0-0 E 1-2 1B		0-3 K		0-0 5-3		0-0 F9		0-0 F3	5	0	1	0	0	1	6						
Vern Stephens, R (1,6) OBP: 0.376, SLG: 0.405	0-0 F9		0-0 6-3		0-3 K		0-0 6-3		4-0 1-2 BB	4	0	0	1	1	1	5						
Clyde Vollmer, R (1,8) OBP: 0.392, SLG: 0.516	0-0 E6 1-3 2-H		4-0 BB BB		0-0 F3			0-0 F5	0-0 5-4-3	4	0	0	0	1	0	4						
Ken Wood, R (1,9) OBP: 0.297, SLG: 0.154	0-0 F3		4-0 1-2 2-3 BB		4-0 BB BB		0-0 F9			2	0	0	0	2	0	2						
Walt Dropo, R (1,3) OBP: 0.339, SLG: 0.459		0-3 K	0-0 F8		0-0 F7			0-0 6-3		4	0	0	0	0	1	4						
Gus Niarhos, R (1,2)		0-0 F7		4-0 FC3-6 BB		0-0 1-3			0-3 K	3	0	0	0	1	1	1						
Mickey McDermott, L (1,1) OBP: 0.286, SLG: 0.474		0-0 F9		0-0 FC3-6 6 G3-6-3 1-2			0-0 F2		0-0 6 1B 1B	4	1	1	0	0	0	1						
<b>Inning Stats</b>	R: 1 E: 1 K: 0 S: 5	H: 1 LOB: 2 BB: 1 P: 9	R: 0 E: 0 K: 1 S: 5	H: 0 LOB: 0 BB: 0 P: 5	R: 1 E: 1 K: 1 S: 7	H: 1 LOB: 3 BB: 2 P: 15	R: 0 E: 0 K: 0 S: 2	H: 0 LOB: 0 BB: 1 P: 6	R: 0 E: 0 K: 1 S: 5	H: 0 LOB: 0 BB: 0 P: 5	R: 0 E: 0 K: 0 S: 3	H: 1 LOB: 1 BB: 1 P: 7	R: 0 E: 0 K: 0 S: 4	H: 0 LOB: 0 BB: 0 P: 8	R: 0 E: 0 K: 0 S: 3	H: 0 LOB: 0 BB: 0 P: 3		R: 1 E: 0 K: 1 S: 8	H: 3 LOB: 3 BB: 1 P: 12	1B: 6 2B: 0 3B: 0 HR: 0	SF: 0 SAC: 1 DP: 1 HBP: 0	WP: 0 PB: 0 SB: 0 CS: 0
<b>PITCHER</b> Bob Lemon, R (1,1) ERA: 1.96	IP: 9.0 WLS: L BF: 41	H: 6 R: 3 ER: 1 SO: 4	BB: 7 IBB: 0 HBP: 0 BLK: 0	WP: 0 HR: 0 S: 42 P: 70	ERA: 1.00 WHIP: 1.444	<b>PITCHER</b>										IP: 9.0 WLS: W BF: 37	H: 7 R: 2 ER: 2 SO: 4	BB: 6 IBB: 0 HBP: 0 BLK: 0	WP: 0 HR: 0 S: 39 P: 63	ERA: 2.00 WHIP: 1.444		

Batter	1	2	3	4	5	6	7	8	9	AB	R	H	RBI	BB	SO	LOB	BOTTOM					
Bobby Avila, R (1,4) OBP: 0.397, SLG: 0.409	4-0 F8 BB 1B BB		0-0 F3	0-0 FC6-4 1B			0-0 F8		0-0 1-3	4	1	1	0	1	0	0	<b>Boston Red Sox @ Cleveland Indians</b> Cleveland Municipal Stadium, Cleveland, OH Thu May 22 1952, 3:33 AM EDT Att: 5,394 - Cloudy  <b>AB 31</b> <b>R 2</b> <b>H 7</b> <b>RBI 2</b> <b>BB 6</b> <b>SO 4</b> <b>LOB 19</b> 					
Ray Boone, R (1,6) OBP: 0.388, SLG: 0.443	4-0 1B 1-2 BB		4-0 BB 1-4-3 BB	0-0 FC6-4 1-2			0-0 6-3			2	1	0	0	2	0	2						
Al Rosen, R (1,5) Pete Reiser, L (8, PR) Johnny Berardino, R (9,5)	0-0 F9		0-0 1-4-3		0-0 4-3			0-0 1B 1B		4	0	1	0	0	0	3						
Larry Doby, L (1,8) OBP: 0.366, SLG: 0.492	0-0 F8 2-3		4-0 1B BB		0-0 F8			0-3 K		3	0	0	0	1	1	3						
Dale Mitchell, L (1,7) OBP: 0.430, SLG: 0.470	0-0 FC4-6 1-3 3-H 1B		0-0 1-3 2-H 1B		0-3 K			0-0 1-2 1B		4	0	3	2	0	1	0						
Luke Easter, L (1,3) OBP: 0.270, SLG: 0.356	0-0 FC4-6 1-2		0-0 F6		0-0 F6		0-0 F6		0-0 F7	4	0	0	0	0	0	6						
Bob Kennedy, R (1,9) OBP: 0.426, SLG: 0.421		4-0 G4-3 BB		4-0 G6-4-3 BB		0-0 G6-4-3 1B		0-0 F8		2	0	1	0	2	0	2						
Jim Hegan, R (1,2) OBP: 0.311, SLG: 0.377		0-0 G4-3		0-0 G6-4-3		0-0 G6-4-3			0-0 4-3	4	0	0	0	0	0	3						
Bob Lemon, L (1,1) Jim Fritley, R (9, PH) OBP: 0.311, SLG: 0.289		0-3 K		0-0 1B 1B			0-3 K		0-0 4-3	3	0	1	0	0	2	0						
<b>Inning Stats</b>	R: 1 E: 0 K: 0 S: 4	H: 1 LOB: 2 BB: 2 P: 12	R: 0 E: 0 K: 1 S: 4	H: 0 LOB: 0 BB: 1 P: 8	R: 1 E: 0 K: 0 S: 4	H: 1 LOB: 2 BB: 2 P: 12	R: 0 E: 0 K: 0 S: 4	H: 2 LOB: 2 BB: 1 P: 8	R: 0 E: 0 K: 1 S: 5	H: 0 LOB: 0 BB: 0 P: 5	R: 0 E: 0 K: 0 S: 3	H: 1 LOB: 0 BB: 0 P: 3	R: 0 E: 0 K: 1 S: 5	H: 0 LOB: 0 BB: 0 P: 5	R: 0 E: 0 K: 1 S: 7	H: 2 LOB: 2 BB: 0 P: 7		R: 0 E: 0 K: 0 S: 3	H: 0 LOB: 0 BB: 0 P: 3	1B: 7 2B: 0 3B: 0 HR: 0	SF: 0 SAC: 0 DP: 3 HBP: 0	WP: 0 PB: 0 SB: 0 CS: 0
<b>PITCHER</b> Mickey McDermott, L (1,1) ERA: 3.49	IP: 9.0 WLS: W BF: 37	H: 7 R: 2 ER: 2 SO: 4	BB: 6 IBB: 0 HBP: 0 BLK: 0	WP: 0 HR: 0 S: 39 P: 63	ERA: 2.00 WHIP: 1.444	<b>PITCHER</b>										IP: 9.0 WLS: W BF: 37	H: 7 R: 2 ER: 2 SO: 4	BB: 6 IBB: 0 HBP: 0 BLK: 0	WP: 0 HR: 0 S: 39 P: 63	ERA: 2.00 WHIP: 1.444		

Batter	1	2	3	4	5	6	7	8	9	AB	R	H	RBI	BB	SO	LOB	TOP					
Hank Bauer, R (1, 9) OBP: 0.368, SLG: 0.551	5-3		FC6-4			HR		K		4	1	1	1	0	1	1	<p><b>New York Yankees @ Boston Red Sox</b> Fenway Park, Boston, MA Sat May 24 1952, 3:33 AM EDT Att: 30,694 - Unknown</p> <p>livebaseballscores.com</p>					
Phil Rizzuto, R (1, 6) OBP: 0.396, SLG: 0.409	F5		CS	K		5-3			1B BB	3	0	0	0	1	1	0						
Mickey Mantle, S (1, 8) Bob Cerv, R (5, 8) OBP: 0.393, SLG: 0.481 OBP: 0.282, SLG: 0.361	2B			4-3		5-3			F4	2	0	1	0	0	0	0						
Yogi Berra, L (1, 2) OBP: 0.355, SLG: 0.325	1-3			K					K	4	0	0	0	0	2	2						
Gil McDougald, R (1, 5) OBP: 0.323, SLG: 0.348		G4-3 1B			6-3 G3 1B					4	0	4	0	0	0	0						
Irv Noren, L (1, 3) OBP: 0.291, SLG: 0.328	K				G3				F9	4	0	0	0	0	2	5						
Gene Woodling, L (1, 7) OBP: 0.361, SLG: 0.487		G4-3			6-3				SH1-4 F8 2B	3	1	1	0	0	0	2						
Billy Martin, R (1, 4) OBP: 0.320, SLG: 0.333			K		4-3				SH1-4	2	0	0	0	0	1	1						
Vic Raschi, R (1, 1) Johnny Mize, L (8, PH) Bobby Hogue, R (8, 1) OBP: 0.286, SLG: 0.250 OBP: 0.350, SLG: 0.389 OBP: 0.200, SLG: 0.200						K			F8	1	0	0	0	1	1	0						
										1	0	0	1	0	0	0						
										0	0	0	0	0	0	0						
<b>Inning Stats</b>	R: 0 E: 0 K: 0 S: 4	H: 1 LOB: 1 BB: 0 P: 4	R: 0 E: 0 K: 1 S: 5	H: 1 LOB: 0 BB: 0 P: 5	R: 0 E: 0 K: 1 S: 4	H: 0 LOB: 0 BB: 1 P: 8	R: 0 E: 0 K: 2 S: 7	H: 0 LOB: 0 BB: 0 P: 7	R: 0 E: 0 K: 0 S: 4	H: 1 LOB: 1 BB: 0 P: 4	R: 1 E: 0 K: 1 S: 6	H: 1 LOB: 0 BB: 0 P: 6	R: 0 E: 0 K: 0 S: 3	H: 1 LOB: 0 BB: 0 P: 3	R: 1 E: 0 K: 1 S: 6	H: 1 LOB: 0 BB: 0 P: 6	R: 0 E: 0 K: 2 S: 8	H: 1 LOB: 2 BB: 1 P: 12	1B: 4 2B: 2 3B: 0 HR: 1	SF: 0 SAC: 1 DP: 1 HBP: 0	WP: 0 PB: 0 CS: 1	PA: 34
<b>PITCHER</b> Ellis Kinder, R (1, 1) ERA: 1.66	IP: 9.0 WLS: W BF: 33 H: 7 R: 2 ER: 1 SO: 8 BB: 2 IBB: 0 HBP: 0 BLK: 0 WP: 0 HR: 1 S: 47 P: 55 ERA: 1.00 WHIP: 1.000															<b>PITCHER</b>	IP: 9.0 WLS: W BF: 33 H: 7 R: 2 ER: 1 SO: 8 BB: 2 IBB: 0 HBP: 0 BLK: 0 WP: 0 HR: 1 S: 47 P: 55 ERA: 1.00 WHIP: 1.000					

Batter	1	2	3	4	5	6	7	8	9	AB	R	H	RBI	BB	SO	LOB	BOTTOM
Dom DiMaggio, R (1, 8) OBP: 0.419, SLG: 0.437	F2		F6		F8			SH1-4 1B 2B		4	1	1	0	0	0	2	<p><b>New York Yankees @ Boston Red Sox</b> Fenway Park, Boston, MA Sat May 24 1952, 3:33 AM EDT Att: 30,694 - Unknown</p> <p>livebaseballscores.com</p>
6 Johnny Pesky, L (1, 5) Fred Hatfield, L (9, 5) OBP: 0.299, SLG: 0.159	BB		F9			F6		SH1-4 1B HBP		2	0	0	0	1	0	1	
Don Lenhardt, R (1, 7) OBP: 0.372, SLG: 0.474	F7			FC4-6 BB		F7		SH1-4		2	0	0	0	1	0	1	
Vern Stephens, R (1, 6) OBP: 0.371, SLG: 0.390	4-3			F8		5-3		1B 2B IBB		3	1	0	0	1	0	2	
Clyde Vollmer, R (1, 9) OBP: 0.385, SLG: 0.500	5-3			F7		F8		2B 1B		4	1	1	1	0	0	1	
Billy Goodman, L (1, 4) OBP: 0.400, SLG: 0.452	G3			FC4-6		HR BB		2B		3	1	1	2	1	0	1	
Walt Dropo, R (1, 3) OBP: 0.336, SLG: 0.480	K				6-3		HR	5-3		4	1	1	2	0	1	1	
Sammy White, R (1, 2) OBP: 0.294, SLG: 0.385										3	0	2	0	0	0	0	
Ellis Kinder, R (1, 1)			K					F8		3	0	0	0	0	2	2	
										1B: 3 2B: 2 3B: 0 HR: 1	SF: 0 SAC: 1 DP: 0 HBP: 1	WP: 0 PB: 0 CS: 0	PA: 34				
<b>PITCHER</b> Vic Raschi, R (1, 1) Bobby Hogue, R (8, 1) ERA: 3.15 ERA: 4.15	IP: 7.0 WLS: L BF: 27 H: 3 R: 3 ER: 3 SO: 3 BB: 3 IBB: 0 HBP: 1 BLK: 0 WP: 0 HR: 1 S: 30 P: 42 ERA: 2.57 WHIP: 0.857															<b>PITCHER</b>	IP: 7.0 WLS: L BF: 27 H: 3 R: 3 ER: 3 SO: 3 BB: 3 IBB: 0 HBP: 1 BLK: 0 WP: 0 HR: 1 S: 30 P: 42 ERA: 2.57 WHIP: 0.857


Batter	1	2	3	4	5	6	7	8	9	AB	R	H	RBI	BB	SO	LOB	TOP					
Gene Woodling, L (1.7)	F5						4-3			3	0	0	0	1	1	2	<b>New York Yankees @ Boston Red Sox</b> Fenway Park, Boston, MA Mon May 26 1952, 3:33 AM EDT Att: 29,118 - Cloudy - 55 F					
Phil Rizzuto, R (1.6)	6-3						6-3			4	1	1	0	0	1	2						
Hank Bauer, R (1.9)	5-3						F8			4	0	1	0	0	0	1						
Yogi Berra, L (1.2)							F8			4	1	2	0	0	0	1						
Gil McDougald, R (1.5)							HR			4	1	2	3	0	1	0						
Bob Cerv, R (1.8)							5-3			4	0	0	0	0	1	2						
Irv Noren, L (1.3)							K			4	0	0	0	0	1	2						
Billy Martin, R (1.4)							F3			4	0	1	0	0	0	2						
Johnny Sain, R (1.1)										4	0	2	0	0	0	4						
<b>Inning Stats</b>	R: 0 E: 0 K: 0 S: 3	H: 0 LOB: 0 BB: 0 P: 3	R: 0 E: 1 K: 1 S: 8	H: 2 LOB: 3 BB: 0 P: 8	R: 0 E: 0 K: 1 S: 4	H: 0 LOB: 0 BB: 1 P: 8	R: 0 E: 0 K: 0 S: 3	H: 0 LOB: 0 BB: 0 P: 3	R: 0 E: 0 K: 2 S: 6	H: 1 LOB: 1 BB: 0 P: 8	R: 3 E: 0 K: 0 S: 6	H: 3 LOB: 0 BB: 0 P: 6	R: 0 E: 0 K: 0 S: 4	H: 1 LOB: 1 BB: 0 P: 4	R: 0 E: 0 K: 1 S: 5	H: 1 LOB: 0 BB: 0 P: 5	R: 0 E: 0 K: 0 S: 4	H: 1 LOB: 1 BB: 0 P: 4	1B: 7 2B: 0 3B: 1 HR: 1	SF: 0 SAC: 0 DP: 1 HBP: 0	WP: 0 PB: 0 SB: 0 CS: 0	PA: 36
<b>PITCHER</b> Mel Parnell, L (1.1) ERA: 2.29	IP: 9.0 WLS: W BF: 36 H: 9 R: 3 ER: 3 SO: 5 BB: 1 IBB: 0 HBP: 0 BLK: 0 WP: 0 HR: 1 S: 45 P: 49 ERA: 3.00 WHIP: 1.111															<b>PITCHER</b>	IP: 9.0 WLS: W BF: 36 H: 9 R: 3 ER: 3 SO: 5 BB: 1 IBB: 0 HBP: 0 BLK: 0 WP: 0 HR: 1 S: 45 P: 49 ERA: 3.00 WHIP: 1.111					

Batter	1	2	3	4	5	6	7	8	9	AB	R	H	RBI	BB	SO	LOB	BOTTOM			
Dom DiMaggio, R (1.8)	5-3									3	2	2	0	1	0	0	<b>New York Yankees @ Boston Red Sox</b> Fenway Park, Boston, MA Mon May 26 1952, 3:33 AM EDT Att: 29,118 - Cloudy - 55 F			
6 Johnny Pesky, L (1.5)	F8									3	2	1	0	1	0	1				
Don Lenhardt, R (1.7)										3	1	2	5	1	0	0				
Vern Stephens, R (1.6)										3	0	0	0	0	1	1				
Clyde Vollmer, R (1.9)										3	1	0	0	0	2	2				
Billy Goodman, L (1.4)										4	0	1	1	0	1	2				
Walt Dropo, R (1.3)										3	0	1	0	1	1	1				
Sammy White, R (1.2)										4	0	0	0	0	1	2				
Mel Parnell, L (1.1)										4	0	0	0	0	1	0				
<b>Inning Stats</b>	R: 0 E: 0 K: 1 S: 5	H: 0 LOB: 1 BB: 1 P: 9	R: 0 E: 0 K: 2 S: 8	H: 1 LOB: 1 BB: 0 P: 8	R: 4 E: 0 K: 0 S: 7	H: 4 LOB: 1 BB: 0 P: 8	R: 0 E: 0 K: 0 S: 3	H: 0 LOB: 1 BB: 1 P: 7	R: 0 E: 0 K: 0 S: 3	H: 0 LOB: 0 BB: 0 P: 3	R: 0 E: 0 K: 2 S: 7	H: 0 LOB: 0 BB: 0 P: 7	R: 2 E: 0 K: 2 S: 9	H: 2 LOB: 2 BB: 1 P: 14	R: 0 E: 0 K: 0 S: 2	H: 0 LOB: 0 BB: 1 P: 6	1B: 3 2B: 3 3B: 0 HR: 1	SF: 0 SAC: 0 DP: 1 HBP: 2	WP: 0 PB: 0 SB: 0 CS: 0	PA: 36
<b>PITCHER</b> Johnny Sain, R (1.1) ERA: 2.91	IP: 8.0 WLS: L BF: 36 H: 7 R: 6 ER: 6 SO: 7 BB: 4 IBB: 0 HBP: 2 BLK: 0 WP: 0 HR: 1 S: 44 P: 62 ERA: 6.75 WHIP: 1.375															<b>PITCHER</b>	IP: 8.0 WLS: L BF: 36 H: 7 R: 6 ER: 6 SO: 7 BB: 4 IBB: 0 HBP: 2 BLK: 0 WP: 0 HR: 1 S: 44 P: 62 ERA: 6.75 WHIP: 1.375			

Batter	1	2	3	4	5	6	7	8	9	AB	R	H	RBI	BB	SO	LOB	TOP										
<b>Eddie Joost, R</b> OBP: 0.401, SLG: 0.420 (1, 6)	4-0 2B BB		0-0 F8		0-0 5-3		0-0 FC4-6		0-0 PB 2B	4	1	1	3	1	0	1	<b>Philadelphia Athletics @ Boston Red Sox</b> Fenway Park, Boston, MA Tue May 27 1952, 3:33 AM EDT Att: 13,839 - Cloudy - 64 F										
<b>Ferns Fain, L</b> OBP: 0.383, SLG: 0.296 (1, 3)	0-0		0-0 4-3		0-0		0-0 6-3		0-0 P3	3	1	2	1	0	0	0											
<b>Billy Hitchcock, R</b> OBP: 0.200, SLG: 0.245 (6, 3)	3-1 1-H 2B									2	0	0	0	0	0	2											
<b>Dave Philley, S</b> OBP: 0.339, SLG: 0.380 (1, 8)	0-0 3-1		0-0 HR		0-0 F8				0-0 L8	5	1	1	0	0	0	3											
<b>Gus Zernial, R</b> OBP: 0.397, SLG: 0.460 (1, 7)	0-0 F8		0-0 1-H HR		0-0 FC6-4				0-0 F3	4	1	1	3	1	0	1											
<b>Elmer Valo, L</b> OBP: 0.441, SLG: 0.482 (1, 9)	0-0 3-H G3		0-0 3-1						0-0 2B	4	0	1	0	1	0	0											
<b>Hank Majeski, R</b> OBP: 0.380, SLG: 0.346 (1, 5)		1-0 SH1-3 HBP		0-0 5-3		0-0 F8		0-0 F8	0-0 6-3	4	0	0	0	0	0	4											
<b>Skeeter Kell, R</b> OBP: 0.319, SLG: 0.393 (1, 4)		0-0 SH1-3		0-0		0-0 1-3			0-0 SH 2B	3	1	2	0	0	0	0											
<b>Joe Tipton, R</b> OBP: 0.324, SLG: 0.231 (1, 2)		0-0 F8		0-0 F8			0-0 F7		4-0 SH 2B BB	3	1	0	0	1	0	2											
<b>Harry Byrd, R</b> (1, 1)		0-3 K		0-0 6-3			4-0 FC4-6 BB		0-0 SH 2B	2	1	0	0	1	1	2											
<b>Inning Stats</b>	R: 2 E: 0 K: 0 S: 4	H: 1 LOB: 0 BB: 1 P: 8	R: 0 E: 0 K: 1 S: 5	H: 0 LOB: 1 BB: 0 P: 6	R: 2 E: 0 K: 0 S: 5	H: 2 LOB: 0 BB: 0 P: 5	R: 0 E: 0 K: 0 S: 4	H: 1 LOB: 1 BB: 0 P: 4	R: 0 E: 0 K: 0 S: 3	H: 0 LOB: 0 BB: 0 P: 3	R: 0 E: 0 K: 0 S: 3	H: 0 LOB: 1 BB: 1 P: 7	R: 0 E: 0 K: 0 S: 4	H: 1 LOB: 1 BB: 0 P: 4	R: 3 E: 0 K: 0 S: 6	H: 2 LOB: 3 BB: 3 P: 18	1B: 2 2B: 5 3B: 0 HR: 1	SF: 0 SAC: 2 DP: 0 HBP: 1	WP: 0 PB: 1 SB: 1 CS: 0	PA: 42							
<b>PITCHER</b>	IP	WLS	BF	H	R	ER	SO	BB	IBB	HBP	BLK	WP	HR	S	P	ERA	WHIP										
<b>Ray Scarborough, R</b> ERA: 3.26 (1, 1)	4.0	L	18	4	4	4	1	1	0	1	0	0	0	15	19	2.25	1.000										
<b>Bill Henry, L</b> ERA: 2.94 (5, 1)	4.0		16	3	1	1	0	1	0	0	0	0	0	4	16	27.00	6.000										
<b>Ike Delock, R</b> ERA: 4.8 (9, 1)	0.2		7	1	2	2	0	3	0	0	0	0	0	1	1	0.00	0.000										
<b>Randy Gumpert, R</b> ERA: 5.91 (9, 1)	0.1		1	0	0	0	0	0	0	0	0	0	0	1	1	0.00	0.000										

Batter	1	2	3	4	5	6	7	8	9	AB	R	H	RBI	BB	SO	LOB	BOTTOM										
<b>Dom DiMaggio, R</b> OBP: 0.425, SLG: 0.441 (1, 8)	0-0 1-3	0-3 K			0-3 K		0-0 1B		0-0 1B	5	0	2	0	0	2	1	<b>Philadelphia Athletics @ Boston Red Sox</b> Fenway Park, Boston, MA Tue May 27 1952, 3:33 AM EDT Att: 13,839 - Cloudy - 64 F										
<b>6 Johnny Pesky, L</b> OBP: 0.313, SLG: 0.179 (1, 5)	4-0 1B BB		0-0 3-1		0-3 K		0-0 F8		0-0 FC6-4 1B	1	0	0	0	1	0	0											
<b>Fred Hatfield, L</b> OBP: 0.250, SLG: 0.143 (4, 5)									1-2 1B	3	0	1	0	0	1	1											
<b>Don Lenhardt, R</b> OBP: 0.379, SLG: 0.506 (1, 7)	4-0 1-2 1B BB		0-3 K		0-0 6-3			0-3 K	0-0 F7	4	0	0	0	1	2	2											
<b>Vern Stephens, R</b> OBP: 0.357, SLG: 0.365 (1, 6)	0-0 G5-4-3 1-2 2-3 1B		0-3 K				0-0 F9		0-0 5-3	5	0	1	0	0	1	2											
<b>Clyde Vollmer, R</b> OBP: 0.384, SLG: 0.472 (1, 9)	0-0 G5-4-3				0-0 F9		4-0 BB		0-0 2B 2B 1B	3	1	1	0	1	0	3											
<b>Billy Goodman, L</b> OBP: 0.410, SLG: 0.486 (1, 4)		0-0 2B 5-3 1B		0-0 1B		0-0 F7		0-0 1-3 2B 2B		4	2	3	0	0	0	1											
<b>Walt Dropo, R</b> OBP: 0.347, SLG: 0.495 (1, 3)					0-0 P6		0-0 1-3		0-0 2B	4	0	2	2	0	0	2											
<b>Jim Piersall, R</b> OBP: 0.376, SLG: 0.327 (6, PR)										0	0	0	0	0	0	0											
<b>Ted Lepcio, R</b> OBP: 0.337, SLG: 0.427 (9, 4)		1-3 2B							2-H 3-H 2B	0	0	0	0	0	0	0											
<b>Sammy White, R</b> OBP: 0.276, SLG: 0.356 (1, 2)		0-3 K			0-0 1-2 1B		0-0 F2		0-0 F8	4	0	1	0	0	1	3											
<b>Ray Scarborough, R</b> OBP: 0.315, SLG: 0.311 (1, 1)					0-0 5-3		0-3 K		0-0 F9	1	0	0	1	0	0	1											
<b>Mickey MCKinnitt, L</b> OBP: 0.279, SLG: 0.450 (4, PR)										1	0	0	0	0	0	2											
<b>Bill Henry, L</b> OBP: 0.319, SLG: 0.429 (5, 1)										1	0	0	0	0	1	0											
<b>Ike Delock, R</b> (9, 1)										0	0	0	0	0	0	0											
<b>Randy Gumpert, R</b> (9, 1)										0	0	0	0	0	0	0											
<b>Faye Throneberry, L</b> OBP: 0.310, SLG: 0.331 (6, PR)					1-1					1	0	0	0	0	0	0											
<b>Inning Stats</b>	R: 0 E: 0 K: 0 S: 3	H: 1 LOB: 2 BB: 2 P: 11	R: 1 E: 0 K: 2 S: 9	H: 2 LOB: 1 BB: 0 P: 9	R: 0 E: 0 K: 2 S: 7	H: 0 LOB: 0 BB: 0 P: 7	R: 0 E: 0 K: 0 S: 5	H: 2 LOB: 2 BB: 0 P: 5	R: 0 E: 0 K: 2 S: 7	H: 0 LOB: 0 BB: 0 P: 7	R: 0 E: 0 K: 0 S: 3	H: 0 LOB: 1 BB: 1 P: 7	R: 0 E: 0 K: 1 S: 6	H: 1 LOB: 1 BB: 0 P: 6	R: 2 E: 0 K: 1 S: 8	H: 3 LOB: 1 BB: 0 P: 8	R: 0 E: 0 K: 0 S: 5	H: 2 LOB: 2 BB: 0 P: 5	1B: 8 2B: 3 3B: 0 HR: 0	SF: 0 SAC: 0 DP: 1 HBP: 0	WP: 0 PB: 0 SB: 0 CS: 0	PA: 40					
<b>PITCHER</b>	IP	WLS	BF	H	R	ER	SO	BB	IBB	HBP	BLK	WP	HR	S	P	ERA	WHIP										
<b>Harry Byrd, R</b> ERA: 4.68 (1, 1)	9.0	W	40	11	3	3	8	3	0	0	0	0	0	53	65	3.00	1.556										

AB 34  
R 7  
H 8  
RBI 7  
BB 5  
SO 1  
LOB 15



AB 37  
R 3  
H 11  
RBI 3  
BB 3  
SO 8  
LOB 18



Batter	1	2	3	4	5	6	7	8	9	AB	R	H	RBI	BB	SO	LOB	TOP			
<b>Eddie Yost, R</b> OBP: 0.373, SLG: 0.301	4-0 BB G6-4-3			0-0 P3			0-0 F8			2	0	0	0	1	0	0	<b>Washington Senators @ Boston Red Sox</b> Fenway Park, Boston, MA Thu May 29 1952, 3:33 AM EDT Att: 16,039 - Unknown <a href="http://livebaseballscores.com">livebaseballscores.com</a>			
<b>Mel Hoderlein, S</b> OBP: 0.300, SLG: 0.263	0-0 G6-4-3			0-0 1B G6-4-3			0-3 K			3	0	1	0	0	1					
<b>Jackie Jensen, R</b> OBP: 0.383, SLG: 0.411	0-0 4-3			0-0 G6-4-3			0-0 L4			3	0	0	0	0	1					
<b>Archie Wilson, R</b> OBP: 0.348, SLG: 0.435		0-3 K			0-0 1-3			0-0 6-3		3	0	0	0	1	0					
<b>Mickey Vernon, L</b> OBP: 0.327, SLG: 0.379		0-3 K			0-3 K			0-0 4-3		3	0	0	0	2	0					
<b>Pete Runnels, L</b> OBP: 0.355, SLG: 0.271		0-0 F7			0-3 K			0-0 P4		3	0	0	0	1	0					
<b>Fred Marsh, R</b> OBP: 0.240, SLG: 0.159			0-0 F9			0-0 5-3		0-0 6-3		3	0	0	0	0	0					
<b>Clyde Klutz, R</b> OBP: 0.373, SLG: 0.356			0-3 K			0-0 5-3		0-3 K		3	0	0	0	2	0					
<b>Bob Porterfield, R</b> OBP: 0.211, SLG: 0.263			0-3 K			0-0 4-3		0-0 6-3		2	0	0	0	1	0					
<b>Jerry Snyder, R</b> (9, PH)										1	0	0	0	0	0					
<b>Inning Stats</b>	R: 0 E: 0 X: 0 S: 2	H: 0 LOB: 0 BB: 1 P: 6	R: 0 E: 0 X: 2 S: 7	H: 0 LOB: 0 BB: 0 P: 7	R: 0 E: 0 X: 2 S: 7	H: 0 LOB: 0 BB: 0 P: 7	R: 0 E: 0 X: 0 S: 3	H: 1 LOB: 0 BB: 0 P: 3	R: 0 E: 0 X: 0 S: 7	H: 0 LOB: 0 BB: 0 P: 7	R: 0 E: 0 X: 1 S: 5	H: 0 LOB: 0 BB: 0 P: 5	R: 0 E: 0 X: 0 S: 3	H: 0 LOB: 0 BB: 0 P: 3	R: 0 E: 0 X: 1 S: 5	H: 0 LOB: 0 BB: 0 P: 5	1B: 1 2B: 0 3B: 0 HR: 0	SF: 0 SAC: 0 DP: 2 HBP: 0	WP: 0 PB: 0 SB: 0 CS: 0	PA: 27
<b>PITCHER</b> <b>Mickey McDermott, L</b> ERA: 2.95	IP: 9.0 WLS: W BF: 27 H: 1 R: 0 ER: 0 SO: 8 BB: 1 IBB: 0 HBP: 0 BLK: 0 WP: 0 HR: 0 S: 42 P: 46 ERA: 0.00 WHIP: 0.222																			

Batter	1	2	3	4	5	6	7	8	9	AB	R	H	RBI	BB	SO	LOB	BOTTOM			
<b>Dom DiMaggio, R</b> OBP: 0.431, SLG: 0.443	0-3 K		0-0 E6 FC6-5		0-0 FC3-6 1B		0-0 1B			4	0	2	0	0	1	0	<b>Washington Senators @ Boston Red Sox</b> Fenway Park, Boston, MA Thu May 29 1952, 3:33 AM EDT Att: 16,039 - Unknown <a href="http://livebaseballscores.com">livebaseballscores.com</a>			
<b>Billy Goodman, L</b> OBP: 0.402, SLG: 0.473	0-0 1-3		0-0 FC6-5 FC5 1B		0-0 FC3-6 1-2		0-0 1B			4	0	1	0	0	2					
<b>Don Lenhardt, R</b> OBP: 0.384, SLG: 0.506	0-0 1B		0-0 1-2 1B		0-0 P3		0-0 F9			4	0	2	0	0	3					
<b>Vern Stephens, R</b> OBP: 0.353, SLG: 0.360	0-0 1-3 1B		0-0 FC5 2-3		0-0 6-3		0-0 F9			4	0	1	0	0	4					
<b>Clyde Vollmer, R</b> OBP: 0.378, SLG: 0.453	0-0 F9			0-0 F8		0-0 3B BB		0-0 6-3		3	1	0	0	1	2					
<b>Walt Dropo, R</b> OBP: 0.344, SLG: 0.487		0-0 5-3		0-0 1B 1B		0-0 F3		0-0 6-3		4	0	1	0	0	1					
<b>Fred Hatfield, L</b> OBP: 0.417, SLG: 0.545		0-0 6-3		0-0 CS 1B		0-0 1-3 3B		0-0 FC5-4 1B		4	0	3	1	0	0					
<b>Gus Niarhos, R</b> (1, 2)		0-0 F7		0-3 K		0-0 6-3		0-0 FC5-4		4	0	0	0	1	4					
<b>Mickey McDermott, L</b> OBP: 0.240, SLG: 0.391			0-0 F8		0-0 6-3		0-0 4-3			3	0	0	0	0	0					
<b>Inning Stats</b>	R: 0 E: 0 X: 1 S: 7	H: 2 LOB: 2 BB: 0 P: 7	R: 0 E: 0 X: 0 S: 3	H: 0 LOB: 0 BB: 0 P: 3	R: 0 E: 1 X: 0 S: 5	H: 1 LOB: 2 BB: 0 P: 5	R: 0 E: 0 X: 1 S: 6	H: 2 LOB: 2 BB: 0 P: 6	R: 0 E: 0 X: 0 S: 4	H: 1 LOB: 1 BB: 0 P: 4	R: 1 E: 0 X: 0 S: 4	H: 1 LOB: 1 BB: 1 P: 8	R: 0 E: 0 X: 0 S: 5	H: 2 LOB: 2 BB: 0 P: 5	R: 0 E: 0 X: 0 S: 4	H: 1 LOB: 1 BB: 0 P: 4	1B: 9 2B: 1 3B: 1 HR: 0	SF: 0 SAC: 0 DP: 1 HBP: 0	WP: 0 PB: 0 SB: 0 CS: 1	PA: 35
<b>PITCHER</b> <b>Bob Porterfield, R</b> ERA: 2.53	IP: 8.0 WLS: L BF: 35 H: 10 R: 1 ER: 1 SO: 2 BB: 1 IBB: 0 HBP: 0 BLK: 0 WP: 0 HR: 0 S: 38 P: 42 ERA: 1.12 WHIP: 1.375																			

Batter	1	2	3	4	5	6	7	8	9	AB	R	H	RBI	BB	SO	LOB	TOP					
Eddie Yost, R OBP: 0.374, SLG: 0.321 (1,5)	K2-3 ①		G6-3 BB ②		K ②		K ③		HR 1-H 2-H ②	4	1	1	3	1	3	1						
Frank Campos, L OBP: 0.298, SLG: 0.326 (1,7)	K ②		G6-3 1-2 ③					F8 ①	K ②	5	0	1	0	0	2	2						
Jackie Jensen, R OBP: 0.391, SLG: 0.440 (1,9)	6-3 ③			F8 ①		L8-4 1B ②		HR ②	HBP ③	4	1	2	1	0	0	0						
Mickey Vernon, L OBP: 0.323, SLG: 0.372 (1,3)		K ①		F8 ②		1B 1-2 1B ①		4-3 ②	F9 ③	5	0	1	0	0	1	1						
Pete Runnels, L OBP: 0.352, SLG: 0.270 (1,6)		F7 ②		1B ②		L8-4 2-3 ①		4-3 ③		4	0	1	0	0	0	2						
Floyd Baker, L OBP: 0.434, SLG: 0.388 (1,4)		BB 1B ②		FC6-4 1B ③		1B 1-3 ②			BB 1B ③	4	1	4	0	0	0	0						
Archie Wilson, R OBP: 0.343, SLG: 0.415 (1,8)		1-2 BB ③		FC6-4 1-2 ③		F9 ③			F9 ①	3	0	0	0	1	0	5						
Mickey Grasso, R OBP: 0.263, SLG: 0.176 (1,2)		L4 ③			L7 ①		6-3 ①		HR BB ②	3	1	0	0	1	0	2						
Spec Shea, R OBP: 0.330, SLG: 0.417 (7, PH)			5-3 ①				5-3 ②		HR BB ③	2	0	1	0	0	0	0						
Jerry Coyler, R OBP: 0.351, SLG: 0.607 (7, PH)					1B ②				HR ③	1	0	0	0	0	0	0						
Sandy Consuegra, R OBP: 0.362, SLG: 0.370 (6, PH)									HR ③	0	0	0	0	0	0	0						
Tom Ferrick, R OBP: 0.362, SLG: 0.370 (6, PH)									HR ③	0	0	0	0	0	0	0						
Clyde Klutznick, R OBP: 0.362, SLG: 0.370 (6, PH)									HR ③	0	0	0	0	0	0	0						
Fred Marsh, R OBP: 0.260, SLG: 0.159 (9, PH)									HR ③	0	0	0	0	0	0	0						
Joe Haynes, R OBP: 0.260, SLG: 0.159 (9, PH)									HR ③	0	0	0	0	0	0	0						
Bobo Newsom, R OBP: 0.260, SLG: 0.159 (9, PH)									HR ③	0	0	0	0	0	0	0						
<b>Inning Stats</b>	R: 0 E: 0 K: 2 S: 7	H: 0 LOB: 0 BB: 0 P: 7	R: 0 E: 0 K: 1 S: 6	H: 1 LOB: 2 BB: 1 P: 10	R: 0 E: 0 K: 0 S: 2	H: 0 LOB: 0 BB: 1 P: 6	R: 0 E: 0 K: 0 S: 5	H: 2 LOB: 2 BB: 0 P: 5	R: 0 E: 0 K: 1 S: 6	H: 2 LOB: 2 BB: 0 P: 6	R: 0 E: 0 K: 0 S: 5	H: 3 LOB: 0 BB: 0 P: 5	R: 0 E: 0 K: 1 S: 5	H: 0 LOB: 0 BB: 0 P: 5	R: 1 E: 0 K: 0 S: 4	H: 1 LOB: 0 BB: 0 P: 4	R: 4 E: 0 K: 1 S: 8	H: 3 LOB: 1 BB: 1 P: 13	1B: 10 2B: 1 3B: 0 HR: 2	SF: 0 SAC: 0 DP: 2 HBP: 1	WP: 0 PB: 0 SB: 0 CS: 0	PA: 40
<b>PITCHER</b> Ellis Kinder, R ERA: 2.3 (1,1)	IP: 9.0 WLS: L BF: 40 H: 12 R: 5 ER: 5 SO: 6 BB: 3 IBB: 0 HBP: 1 BLK: 0 WP: 0 HR: 2 S: 48 P: 61 ERA: 5.00 WHIP: 1.667															<b>PITCHER</b>						

Washington Senators @ Boston Red Sox  
Fenway Park, Boston, MA  
Fri May 30 1952, 3:33 AM EDT  
Unknown

AB 36  
R 5  
H 12  
RBI 5  
BB 3  
SO 6  
LOB 13



Batter	1	2	3	4	5	6	7	8	9	AB	R	H	RBI	BB	SO	LOB	BOTTOM					
Jim Piersall, R OBP: 0.370, SLG: 0.320 (1,6)	6-3 ①		P6 ③			5-3 ①		5-3 ①	F8 ③	2	0	0	0	0	0	0						
Vern Stephens, R OBP: 0.343, SLG: 0.348 (7,6)										3	0	0	0	0	0	3						
Faye Throneberry, L OBP: 0.310, SLG: 0.340 (1,9)	4-0 BB ②			G3 ①		F9 ②		F3 ②		2	0	0	0	1	0	0						
Dom DiMaggio, R OBP: 0.427, SLG: 0.440 (7,8)	CS BB ②									1	0	0	0	0	0	0						
Don Lenhardt, R OBP: 0.398, SLG: 0.506 (1,7)	4-0 1-2 BB ②			F9 ②		HR BB ②				2	1	1	0	2	0	0						
Clyde Vollmer, R OBP: 0.383, SLG: 0.487 (7,9)	0-0 5-3 ③			BB BB ③		HR ③		K ③		3	1	1	2	1	1	2						
Walt Dropo, R OBP: 0.357, SLG: 0.491 (1,3)		5-3 ①		BB BB ③		PB 1B ③			G4-6-3 1B ③	3	0	2	0	1	0	0						
Fred Hatfield, L OBP: 0.375, SLG: 0.429 (1,5)		CS BB ③		P6 ③		L3 ③			G4-6-3 ②	3	0	0	0	1	0	4						
Ted Lepcio, R OBP: 0.333, SLG: 0.413 (1,4)		F8 1-2 ③								3	0	0	0	1	1	1						
Sammy White, R OBP: 0.275, SLG: 0.342 (1,2)										3	0	0	0	1	0	0						
Ellis Kinder, R (1,1)										3	0	0	0	0	2	0						
Billy Goodman, L OBP: 0.410, SLG: 0.473 (9, PH)										0	0	0	0	1	0	0						
<b>Inning Stats</b>	R: 0 E: 0 K: 0 S: 2	H: 0 LOB: 1 BB: 2 P: 10	R: 0 E: 0 K: 0 S: 2	H: 0 LOB: 0 BB: 1 P: 6	R: 0 E: 0 K: 1 S: 5	H: 0 LOB: 0 BB: 0 P: 5	R: 0 E: 0 K: 0 S: 3	H: 0 LOB: 2 BB: 2 P: 11	R: 0 E: 0 K: 1 S: 5	H: 0 LOB: 0 BB: 0 P: 5	R: 2 E: 0 K: 0 S: 5	H: 2 LOB: 1 BB: 1 P: 9	R: 0 E: 0 K: 1 S: 5	H: 0 LOB: 0 BB: 0 P: 5	R: 0 E: 0 K: 1 S: 6	H: 1 LOB: 1 BB: 0 P: 6	R: 0 E: 0 K: 0 S: 3	H: 1 LOB: 3 BB: 3 P: 15	1B: 3 2B: 0 3B: 0 HR: 1	SF: 0 SAC: 0 DP: 1 HBP: 0	WP: 0 PB: 1 SB: 0 CS: 2	PA: 37
<b>PITCHER</b> Spec Shea, R ERA: 1.15 (1,1)	IP: 6.0 WLS: 24 BF: 24 H: 2 R: 2 ER: 2 SO: 2 BB: 6 IBB: 0 HBP: 0 BLK: 0 WP: 0 HR: 1 S: 22 P: 46 ERA: 3.00 WHIP: 1.333															<b>PITCHER</b>						
Sandy Consuegra, R ERA: 5.74 (7,1)	1.2 6 1 0 0 1 0 0 0 0 0 0 8 8 0.00 0.600																					
Tom Ferrick, R ERA: 0.51 (8,1)	0.1 W 1 0 0 0 1 0 0 0 0 0 3 3 0.00 0.000																					
Joe Haynes, R ERA: 6.08 (9,1)	0.2 4 1 0 0 0 2 0 0 0 0 0 2 10 0.00 4.500																					
Bobo Newsom, R ERA: 5.59 (9,1)	0.1 S 2 0 0 0 0 1 0 0 0 0 0 1 5 0.00 3.000																					

Washington Senators @ Boston Red Sox  
Fenway Park, Boston, MA  
Fri May 30 1952, 3:33 AM EDT  
Unknown

AB 28  
R 2  
H 4  
RBI 2  
BB 9  
SO 4  
LOB 10



Batter	1	2	3	4	5	6	7	8	9	AB	R	H	RBI	BB	SO	LOB	TOP					
Eddie Yost, R OBP: 0.369, SLG: 0.313 (1, 5)	5-3		F3		P2			F2		4	0	0	0	1	0	0						
Floyd Baker, L OBP: 0.414, SLG: 0.389 (1, 4)	1-3		F8		F8			P6		5	1	1	0	0	0	3						
Jackie Jensen, R OBP: 0.399, SLG: 0.437 (1, 9)	E6							FC6-4		3	0	1	0	2	1	1						
Archie Wilson, R OBP: 0.320, SLG: 0.386 (1, 8)	K		K		F8			FC6-4		5	0	0	0	0	2	5						
Mickey Vernon, L OBP: 0.337, SLG: 0.396 (1, 3)										4	2	3	0	1	0	1						
Pete Runnels, L OBP: 0.353, SLG: 0.284 (1, 6)										5	0	2	1	0	0	4						
Fred Marsh, R OBP: 0.226, SLG: 0.149 (1, 7)										3	0	0	1	0	1	3						
Frank Campos, L OBP: 0.286, SLG: 0.313 (6, 7)										2	0	0	0	0	0	4						
Mickey Grasso, R OBP: 0.273, SLG: 0.182 (1, 2)										3	0	1	0	1	0	1						
Julio Moreno, R OBP: 0.056, SLG: 0.056 (6, PH)										2	0	0	0	0	0	3						
Mel Hoderlein, S OBP: 0.333, SLG: 0.300 (6, PH)										1	0	1	1	0	0	0						
Don Johnson, R OBP: 0.167, SLG: 0.167 (6, PH)										0	0	0	0	0	0	0						
Lou Slesater, L (8, PH)										1	0	0	0	0	0	0						
Bobo Newsom, R (8, 1)										0	0	0	0	0	0	0						
<b>Inning Stats</b>	R: 0 E: 1 K: 1 S: 6	H: 0 LOB: 1 BB: 0 P: 6	R: 0 E: 0 K: 0 S: 4	H: 1 LOB: 2 BB: 1 P: 8	R: 0 E: 0 K: 1 S: 5	H: 0 LOB: 1 BB: 1 P: 9	R: 1 E: 0 K: 0 S: 5	H: 2 LOB: 1 BB: 0 P: 5	R: 0 E: 0 K: 0 S: 3	H: 0 LOB: 1 BB: 1 P: 7	R: 1 E: 0 K: 1 S: 7	H: 2 LOB: 3 BB: 2 P: 15	R: 0 E: 0 K: 0 S: 5	H: 2 LOB: 2 BB: 0 P: 5	R: 0 E: 0 K: 0 S: 3	H: 0 LOB: 0 BB: 0 P: 3	R: 1 E: 1 K: 1 S: 8	H: 2 LOB: 2 BB: 0 P: 8	1B: 5 2B: 4 3B: 0 HR: 0	SF: 0 SAC: 0 DP: 0 HBP: 0	WP: 0 PB: 0 SB: 0 CS: 0	PA: 43
<b>PITCHER</b>	IP WLS BF H R ER SO BB IBB HBP BLK WP HR S P ERA WHIP																					
Mel Parnell, L ERA: 2.33 (1, 1)	6.2 W 33 7 2 2 3 5 0 0 0 0 0 0 34 54 2.70 1.800																					
Ike Delock, R ERA: 4.15 (7, 1)	2.1 S 10 2 1 0 1 0 0 0 0 0 0 0 12 12 0.00 0.857																					

Washington Senators @ Boston Red Sox  
Fenway Park, Boston, MA  
Fri May 30 1952, 3:38 AM EDT  
Att: 28,767 - Unknown

AB 38  
R 3  
H 9  
RBI 3  
BB 5  
SO 4  
LOB 25



Batter	1	2	3	4	5	6	7	8	9	AB	R	H	RBI	BB	SO	LOB	BOTTOM					
Dom DiMaggio, R OBP: 0.412, SLG: 0.421 (1, 8)	P5		L5		K			F8		5	0	0	0	0	1	3						
Billy Goodman, L OBP: 0.391, SLG: 0.449 (1, 4)	F8				E9			F5		4	1	0	0	0	0	0						
Don Lenhardt, R OBP: 0.411, SLG: 0.543 (1, 7)	K									3	2	2	1	1	1	0						
Vern Stephens, R OBP: 0.349, SLG: 0.354 (1, 6)										4	1	2	1	0	0	0						
Clyde Vollmer, R OBP: 0.398, SLG: 0.488 (1, 9)										2	1	1	1	2	1	2						
Walt Dropo, R OBP: 0.346, SLG: 0.475 (1, 3)										4	0	0	1	0	0	3						
Fred Hatfield, L OBP: 0.350, SLG: 0.389 (1, 5)										4	0	1	0	0	0	2						
Del Wilber, R OBP: 0.364, SLG: 0.316 (1, 2)										3	0	3	0	1	0	0						
Mel Parnell, L (1, 1)										3	0	0	0	0	0	4						
Ike Delock, R (7, 1)										1	0	0	0	0	0	2						
<b>Inning Stats</b>	R: 0 E: 0 K: 1 S: 5	H: 0 LOB: 0 BB: 0 P: 5	R: 0 E: 0 K: 0 S: 2	H: 0 LOB: 0 BB: 1 P: 6	R: 0 E: 0 K: 0 S: 4	H: 1 LOB: 1 BB: 0 P: 4	R: 4 E: 2 K: 0 S: 6	H: 2 LOB: 1 BB: 2 P: 14	R: 1 E: 0 K: 1 S: 6	H: 1 LOB: 0 BB: 0 P: 6	R: 0 E: 0 K: 0 S: 4	H: 1 LOB: 2 BB: 1 P: 8	R: 0 E: 0 K: 1 S: 7	H: 2 LOB: 2 BB: 0 P: 7	R: 0 E: 0 K: 0 S: 5	H: 2 LOB: 2 BB: 0 P: 5	R: 0 E: 0 K: 0 S: 5	H: 2 LOB: 2 BB: 0 P: 5	1B: 8 2B: 0 3B: 0 HR: 1	SF: 0 SAC: 0 DP: 1 HBP: 0	WP: 1 PB: 0 SB: 0 CS: 0	PA: 37
<b>PITCHER</b>	IP WLS BF H R ER SO BB IBB HBP BLK WP HR S P ERA WHIP																					
Julio Moreno, R ERA: 3.47 (1, 1)	5.0 L 22 4 5 2 2 3 0 0 0 0 0 0 23 35 3.60 1.400																					
Don Johnson, R ERA: 8.85 (6, 1)	2.0 10 3 0 0 1 1 0 0 0 0 0 0 11 15 0.00 2.000																					
Bobo Newsom, R ERA: 5.06 (8, 1)	1.0 5 2 0 0 0 0 0 0 0 0 0 0 5 5 0.00 2.000																					

Washington Senators @ Boston Red Sox  
Fenway Park, Boston, MA  
Fri May 30 1952, 3:38 AM EDT  
Att: 28,767 - Unknown

AB 33  
R 5  
H 9  
RBI 4  
BB 4  
SO 3  
LOB 16



Batter	1	2	3	4	5	6	7	8	9	AB	R	H	RBI	BB	SO	LOB	TOP								
Chico Carrasquel, R OBP: 0.307, SLG: 0.312	0-0 SH5-4 1B		0-0 G5-4-3 1B		0-0 F3	0-0 E9 1B HBP		0-0 2B 1B		5	2	4	1	0	0	0	<b>Chicago White Sox @ Boston Red Sox</b> Fenway Park, Boston, MA Sat May 31 1952, 3:33 AM EDT Att: 10,562 - Unknown								
Nelle Fox, L OBP: 0.330, SLG: 0.355	0-0 SH5-4		0-0 G5-4-3		0-0 BB 1B	0-0 HBP BB 1B		0-0 1-H 2B 1B		4	0	3	1	0	0	1									
Minnie Minoso, R OBP: 0.342, SLG: 0.469	1-0 HBP		0-0 1B		4-0 BB 1B	4-0 HBP BB 1B		0-0 6-3		2	0	1	0	2	0	0									
Willy Miranda, S OBP: 0.444, SLG: 0.286			0-0 1B		1-2 BB	1-2 BB				0	0	0	0	0	0	0									
Eddie Robinson, L OBP: 0.411, SLG: 0.469	0-0 F7		0-0 G3		0-0 F9	1-0 BB HBP			4-0 BB	3	0	0	1	1	0	5									
Sam Mele, R OBP: 0.348, SLG: 0.500	0-0 F8			0-0 HR		0-0 HR			0-0 F8	5	2	2	2	0	0	6									
Sherm Lollar, R OBP: 0.331, SLG: 0.390		0-0 F5		0-0 F4		0-0 BB 1B			0-0 L6	5	1	1	0	0	0	1									
Al Zarilla, L OBP: 0.323, SLG: 0.333		0-0 F6		0-0 1-3		4-0 BB 1B BB			0-0 F8	2	1	0	0	1	0	0									
Ray Coleman, L OBP: 0.170, SLG: 0.176		0-0 F6		0-3 K		4-0 1B 1B BB			0-0 F8	2	0	0	0	0	0	1									
Sam Dente, R OBP: 0.286, SLG: 0.211		0-0 1B			0-3 K					3	1	1	0	1	2	0									
Marv Grissom, R OBP: 0.331, SLG: 0.390		0-3 K			0-0 F6	0-3 K			0-0 5-3	4	0	0	0	0	2	4									
<b>Inning Stats</b>	R: 0 E: 0 K: 0 S: 4	H: 1 LOB: 2 BB: 0 P: 5	R: 0 E: 0 K: 1 S: 6	H: 1 LOB: 1 BB: 0 P: 6	R: 0 E: 0 K: 0 S: 4	H: 2 LOB: 1 BB: 0 P: 4	R: 1 E: 0 K: 1 S: 6	H: 1 LOB: 0 BB: 0 P: 6	R: 0 E: 0 K: 0 S: 4	H: 0 LOB: 0 BB: 0 P: 5	R: 1 E: 0 K: 0 S: 4	H: 2 LOB: 1 BB: 1 P: 7	R: 0 E: 0 K: 0 S: 3	H: 0 LOB: 1 BB: 1 P: 7	1B: 8 2B: 2 3B: 0 HR: 2	SF: 0 SAC: 1 DP: 2 HBP: 2	WP: 0 PB: 0 SB: 0 CS: 0	PA: 43							
<b>PITCHER</b>	IP WLS BF H R ER SO BB IBB HBP BLK WP HR S P ERA WHIP	IP WLS BF H R ER SO BB IBB HBP BLK WP HR S P ERA WHIP	IP WLS BF H R ER SO BB IBB HBP BLK WP HR S P ERA WHIP	IP WLS BF H R ER SO BB IBB HBP BLK WP HR S P ERA WHIP	IP WLS BF H R ER SO BB IBB HBP BLK WP HR S P ERA WHIP	IP WLS BF H R ER SO BB IBB HBP BLK WP HR S P ERA WHIP	IP WLS BF H R ER SO BB IBB HBP BLK WP HR S P ERA WHIP	IP WLS BF H R ER SO BB IBB HBP BLK WP HR S P ERA WHIP	IP WLS BF H R ER SO BB IBB HBP BLK WP HR S P ERA WHIP	IP WLS BF H R ER SO BB IBB HBP BLK WP HR S P ERA WHIP	IP WLS BF H R ER SO BB IBB HBP BLK WP HR S P ERA WHIP	IP WLS BF H R ER SO BB IBB HBP BLK WP HR S P ERA WHIP	IP WLS BF H R ER SO BB IBB HBP BLK WP HR S P ERA WHIP	IP WLS BF H R ER SO BB IBB HBP BLK WP HR S P ERA WHIP	IP WLS BF H R ER SO BB IBB HBP BLK WP HR S P ERA WHIP	IP WLS BF H R ER SO BB IBB HBP BLK WP HR S P ERA WHIP	IP WLS BF H R ER SO BB IBB HBP BLK WP HR S P ERA WHIP								
Ray Scarborough, R ERA: 3.57	(1, 1)	5.0	L	24	8	3	3	2	1	0	1	0	0	0	0	0	0	0	0	8	∞	∞			
Randy Gumpert, R ERA: 7.59	(6, 1)	0.0		2	0	0	0	0	2	0	0	0	0	0	0	0	0	0	0	0	0	0	5	54.00	9.000
Ike Delock, R ERA: 4.58	(6, 1)	0.1		4	2	2	2	1	1	0	0	0	0	0	0	0	0	0	0	0	0	0	5	54.00	9.000
Bill Wight, L ERA: 2.96	(6, 1)	3.2		13	2	2	2	1	1	0	1	0	0	0	0	0	0	0	0	0	0	0	13	4.91	0.818

Batter	1	2	3	4	5	6	7	8	9	AB	R	H	RBI	BB	SO	LOB	BOTTOM					
Dom DiMaggio, R OBP: 0.400, SLG: 0.408	0-0 F8			0-0 4-3	0-0 5-3			0-3 K		4	0	0	0	0	1	2	<b>Chicago White Sox @ Boston Red Sox</b> Fenway Park, Boston, MA Sat May 31 1952, 3:33 AM EDT Att: 10,562 - Unknown					
Jim Piersall, R OBP: 0.370, SLG: 0.320				0-3 K		0-0 G6-4-3 1B		4-0 G5-4-3 BB		3	0	1	0	1	1	0						
Faye Throneberry, L OBP: 0.317, SLG: 0.340	0-0 F6			0-3 K		0-0 G6-4-3 1B		0-0 G5-4-3 BB		4	0	0	0	0	2	2						
Don Lenhardt, R OBP: 0.396, SLG: 0.521	0-3 K			0-3 K		0-0 G6-4-3		0-0 G5-4-3		4	0	0	0	0	2	2						
Vern Stephens, R OBP: 0.354, SLG: 0.354		0-3 K			0-0 F9 2B 1B	4-0 BB		0-0 6-3		3	1	1	0	1	1	0						
Billy Goodman, L OBP: 0.374, SLG: 0.427		0-0 L4			0-0 F9	0-0 5-3		0-0 1-3		4	0	0	0	0	0	2						
Walt Dropo, R OBP: 0.343, SLG: 0.492		0-3 K			0-3 K			0-0 6-3		4	1	1	1	0	2	1						
Fred Hatfield, L OBP: 0.391, SLG: 0.450			4-0 CS BB		0-0 1B 2B			0-0 4-3		2	1	1	1	1	0	0						
Del Wilber, R OBP: 0.360, SLG: 0.286			0-0 F6		3-H 4-0 1B IBB			0-0 6-3		2	0	0	0	1	0	1						
Ray Scarborough, R OBP: 0.182, SLG: 0.182	(1, 1)		0-0 F2		0-0 1B			0-3 K		2	0	1	1	0	0	0						
Randy Gumpert, R ERA: 7.59	(6, 1)				0-0 1-3 2-H 1B					0	0	0	0	0	0	0						
Ike Delock, R ERA: 4.58	(6, 1)									0	0	0	0	0	0	0						
Bill Wight, L ERA: 2.96	(6, 1)									1	0	0	0	0	1	0						
<b>Inning Stats</b>	R: 0 E: 0 K: 1 S: 5	H: 0 LOB: 0 BB: 0 P: 5	R: 0 E: 0 K: 2 S: 7	H: 0 LOB: 0 BB: 0 P: 7	R: 0 E: 0 K: 0 S: 2	H: 0 LOB: 1 BB: 1 P: 6	R: 0 E: 0 K: 2 S: 7	H: 0 LOB: 0 BB: 0 P: 7	R: 2 E: 0 K: 1 S: 8	H: 3 LOB: 2 BB: 1 P: 12	R: 0 E: 0 K: 0 S: 3	H: 1 LOB: 1 BB: 1 P: 7	R: 1 E: 0 K: 1 S: 6	H: 1 LOB: 0 BB: 0 P: 6	R: 0 E: 0 K: 1 S: 4	H: 0 LOB: 0 BB: 1 P: 8	R: 0 E: 0 K: 0 S: 3	H: 0 LOB: 0 BB: 0 P: 3	1B: 3 2B: 1 3B: 0 HR: 1	SF: 0 SAC: 0 DP: 2 HBP: 0	WP: 0 PB: 0 SB: 1 CS: 1	PA: 33
<b>PITCHER</b>	IP WLS BF H R ER SO BB IBB HBP BLK WP HR S P ERA WHIP	IP WLS BF H R ER SO BB IBB HBP BLK WP HR S P ERA WHIP	IP WLS BF H R ER SO BB IBB HBP BLK WP HR S P ERA WHIP	IP WLS BF H R ER SO BB IBB HBP BLK WP HR S P ERA WHIP	IP WLS BF H R ER SO BB IBB HBP BLK WP HR S P ERA WHIP	IP WLS BF H R ER SO BB IBB HBP BLK WP HR S P ERA WHIP	IP WLS BF H R ER SO BB IBB HBP BLK WP HR S P ERA WHIP	IP WLS BF H R ER SO BB IBB HBP BLK WP HR S P ERA WHIP	IP WLS BF H R ER SO BB IBB HBP BLK WP HR S P ERA WHIP	IP WLS BF H R ER SO BB IBB HBP BLK WP HR S P ERA WHIP	IP WLS BF H R ER SO BB IBB HBP BLK WP HR S P ERA WHIP	IP WLS BF H R ER SO BB IBB HBP BLK WP HR S P ERA WHIP	IP WLS BF H R ER SO BB IBB HBP BLK WP HR S P ERA WHIP	IP WLS BF H R ER SO BB IBB HBP BLK WP HR S P ERA WHIP	IP WLS BF H R ER SO BB IBB HBP BLK WP HR S P ERA WHIP	IP WLS BF H R ER SO BB IBB HBP BLK WP HR S P ERA WHIP						
Marv Grissom, R ERA: 4.02	(1, 1)	9.0	W	33	5	3	3	8	3	1	0	0	0	0	0	0	3.00	0.889				





Batter	1	2	3	4	5	6	7	8	9	10	AB	R	H	RBI	BB	SO	LOB	TOP			
Nellie Fox, L OBP: 0.333, SLG: 0.368 (1, 4)	6-3		G6-4-3		4-3			F7		E7	5	0	1	1	0	0	3				
Hector Rodriguez, R OBP: 0.373, SLG: 0.295 (1, 5)	4-3			5-3		5-3				F5	4	0	0	0	1	0	1				
Minnie Minoso, R OBP: 0.342, SLG: 0.448 (1, 7)	5-3			F5		F9		F8			4	0	0	0	0	0	1				
Eddie Robinson, L OBP: 0.412, SLG: 0.473 (1, 3)		FC5-4 1B								3-1	4	0	3	0	0	0	0				
Sam Mele, R OBP: 0.342, SLG: 0.505 (1, 9)		FC5-4 G6-4-3 1-2				5-3				F5	4	0	0	0	0	1	3				
Sherm Lollar, R OBP: 0.326, SLG: 0.384 (1, 2)		G6-4-3 1-2								1-3	4	1	1	0	0	0	1				
Ray Coleman, L OBP: 0.179, SLG: 0.196 (1, 8)						F5		G3		F8	4	0	1	0	0	0	1				
Chico Carrasquel, R OBP: 0.310, SLG: 0.311 (1, 6)								F8			3	1	2	1	1	0	0				
Ken Holcombe, R (1, 1)										SH3-4 E 1B	3	0	0	0	0	1	3				
<b>Inning Stats</b>	R: 0 E: 0 K: 0 S: 3	H: 0 LOB: 0 BB: 0 P: 3	R: 0 E: 0 K: 0 S: 3	H: 1 LOB: 0 BB: 0 P: 3	R: 0 E: 0 K: 1 S: 5	H: 1 LOB: 1 BB: 1 P: 9	R: 0 E: 0 K: 1 S: 6	H: 1 LOB: 1 BB: 0 P: 6	R: 1 E: 0 K: 0 S: 5	H: 2 LOB: 1 BB: 0 P: 5	R: 0 E: 0 K: 0 S: 4	H: 0 LOB: 0 BB: 0 P: 4	R: 0 E: 0 K: 0 S: 3	H: 0 LOB: 1 BB: 1 P: 7	R: 0 E: 0 K: 0 S: 3	H: 0 LOB: 0 BB: 0 P: 3	R: 1 E: 1 K: 0 S: 5	H: 2 LOB: 1 BB: 0 P: 5	1B: 5 2B: 3 3B: 0 HR: 0	SF: 0 SAC: 1 DP: 2 HBP: 0	WP: 0 PA: 38 PB: 0 SB: 0 CS: 0
<b>PITCHER</b> Willard Nixon, R ERA: 3.15 (1, 1)	IP	WLS	BF	H	R	ER	SO	BB	IBB	HBP	BLK	WP	HR	S	P	ERA	WHIP				
	10.0	W	38	8	2	2	2	2	2	0	0	0	0	40	48	1.80	1.000				

Chicago White Sox @ Boston Red Sox  
Fenway Park, Boston, MA  
Mon Jun 02 1952, 3:33 AM EDT  
Att: 4,967 - Unknown

AB	35
R	2
H	8
RBI	2
BB	2
SO	2
LOB	13



Batter	1	2	3	4	5	6	7	8	9	10	AB	R	H	RBI	BB	SO	LOB	BOTTOM	
Dom DiMaggio, R OBP: 0.416, SLG: 0.436 (1, 8)	G3-6-3 BB		F8			1B 2B		SH1-3 1B		IBB HR 1B	4	1	3	1	1	0	1		
Billy Goodman, L OBP: 0.367, SLG: 0.409 (1, 4)	G3-6-3 1-2			1-3				SH1-3		HR IBB	3	1	1	0	1	0	1		
Don Lenhardt, R OBP: 0.363, SLG: 0.533 (1, 7)	F7			6-3		6-3		6-3		HR	5	1	1	4	0	0	2		
Vern Stephens, R OBP: 0.355, SLG: 0.358 (1, 6)		1-3									3	0	1	0	1	0	0		
Clyde Voltmer, R OBP: 0.396, SLG: 0.494 (1, 9)											3	0	1	0	0	1	1		
Jim Piersall, R OBP: 0.370, SLG: 0.320 (7, PR)		K									0	1	0	0	0	0	0		
Ken Wood, R OBP: 0.222, SLG: 0.125 (8, 9)											1	0	0	0	0	0	0		
Walt Dropo, R OBP: 0.331, SLG: 0.470 (1, 3)		L5									4	0	0	0	0	0	2		
Fred Hatfield, L OBP: 0.433, SLG: 0.560 (1, 5)			F8								2	1	0	0	1	0	0		
Del Wilber, R OBP: 0.313, SLG: 0.250 (1, 2)																			
Mickey McDermott, L OBP: 0.240, SLG: 0.391 (10, PR)											4	0	1	1	0	0	2		
Willard Nixon, L OBP: 0.143, SLG: 0.143 (1, 1)											0	1	0	0	0	0	0		
Sammy White, R OBP: 0.272, SLG: 0.338 (10, PH)											0	0	0	0	0	0	0		
Bill Henry, L OBP: 0.292, SLG: 0.391 (10, PH)											1	0	0	0	0	1	2		
<b>Inning Stats</b>	R: 0 E: 0 K: 0 S: 2	H: 0 LOB: 0 BB: 1 P: 6	R: 0 E: 0 K: 1 S: 5	H: 0 LOB: 0 BB: 0 P: 5	R: 0 E: 0 K: 0 S: 4	H: 1 LOB: 1 BB: 0 P: 4	R: 0 E: 0 K: 0 S: 4	H: 1 LOB: 1 BB: 0 P: 4	R: 1 E: 0 K: 0 S: 3	H: 1 LOB: 2 BB: 2 P: 11	R: 0 E: 0 K: 0 S: 4	H: 1 LOB: 1 BB: 0 P: 4	R: 0 E: 0 K: 0 S: 3	H: 0 LOB: 0 BB: 0 P: 3	R: 5 E: 0 K: 1 S: 6	H: 3 LOB: 1 BB: 1 P: 11	1B: 6 2B: 3 3B: 0 HR: 1	SF: 0 SAC: 1 DP: 2 HBP: 1	WP: 0 PA: 39 PB: 0 SB: 0 CS: 0
<b>PITCHER</b> Ken Holcombe, R ERA: 5.4 (1, 1)	IP	WLS	BF	H	R	ER	SO	BB	IBB	HBP	BLK	WP	HR	S	P	ERA	WHIP		
	9.1	L	39	9	6	6	2	2	2	1	0	0	1	38	55	5.79	1.179		

Chicago White Sox @ Boston Red Sox  
Fenway Park, Boston, MA  
Mon Jun 02 1952, 3:33 AM EDT  
Att: 4,967 - Unknown

AB	33
R	6
H	9
RBI	6
BB	4
SO	2
LOB	11



Batter	1	2	3	4	5	6	7	8	9	AB	R	H	RBI	BB	SO	LOB	TOP								
<b>Bobby Avila, R</b> OBP: 0.386, SLG: 0.393 (1, 4)	0-0 2B		0-0 E 1B		0-0 F9	0-0 SH5-3		0-0 5-3		4	1	2	0	0	0	1									
<b>Ray Boone, R</b> OBP: 0.394, SLG: 0.417 (1, 6)	0-3 K		0-0 E6 1B 1B		0-0 BB 1B 1B	0-0 5-3			4-0 1B BB	4	2	2	0	1	1	2									
<b>Al Rosen, R</b> OBP: 0.431, SLG: 0.613 (1, 5)	0-0 6-3		0-0 1B		0-0 BB 1B		0-0 E5 BB		0-0 F8	5	1	2	1	0	0	2									
<b>Larry Doby, L</b> OBP: 0.358, SLG: 0.519 (1, 8)	0-3 K		0-0 1-3		4-0 1B BB		4-0 G4-6-3 BB		0-0 G4-6-3 1B	3	0	1	0	2	1	1									
<b>Jim Fridley, R</b> OBP: 0.308, SLG: 0.290 (5, PH) (5, 7)		0-0 4-3 2B	0-3 K		0-0 F4		0-0 F8		0-0 G4-6-3	2	1	1	0	0	1	0									
<b>Dale Mitchell, L</b> OBP: 0.382, SLG: 0.397 (5, 7)									1-2 G4-6-3	3	0	0	0	0	0	7									
<b>Luke Easter, L</b> OBP: 0.283, SLG: 0.396 (1, 3)		0-0 4-3			0-0 HR		0-0 1-3 2-3 3-H			4	1	2	3	0	0	3									
<b>Harry Simpson, L</b> OBP: 0.328, SLG: 0.449 (1, 9)		0-0 2-3 2B			0-3 K		0-0 1-3		0-0 S 1B	4	0	2	1	0	1	2									
<b>Jim Hegan, R</b> OBP: 0.284, SLG: 0.301 (1, 2)		0-0 3-H F8			0-0 F8		0-0 FC3-6 1B		0-3 K	4	0	1	0	0	1	2									
<b>Mike Garcia, R</b> OBP: 0.094, SLG: 0.065 (1, 1)		0-3 K			0-3 K		0-0 FC3-6 SH5-3		0-0 F1	4	0	0	0	0	2	3									
<b>Inning Stats</b>	R: 0 E: 0 K: 2 S: 8	H: 1 LOB: 1 BB: 0 P: 8	R: 1 E: 0 K: 1 S: 7	H: 2 LOB: 1 BB: 0 P: 7	R: 2 E: 1 K: 1 S: 7	H: 3 LOB: 0 BB: 0 P: 7	R: 1 E: 0 K: 2 S: 8	H: 1 LOB: 0 BB: 0 P: 8	R: 2 E: 0 K: 0 S: 6	H: 3 LOB: 2 BB: 1 P: 10	R: 0 E: 0 K: 0 S: 4	H: 1 LOB: 1 BB: 0 P: 4	R: 0 E: 1 K: 0 S: 3	H: 0 LOB: 1 BB: 1 P: 7	R: 0 E: 0 K: 1 S: 6	H: 1 LOB: 1 BB: 0 P: 6	R: 0 E: 0 K: 0 S: 3	H: 1 LOB: 1 BB: 1 P: 7	1B: 9 2B: 3 3B: 0 HR: 1	SF: 0 SAC: 1 DP: 2 HBP: 0	WP: 0 PB: 0 SB: 1 CS: 0	PA: 41			
<b>PITCHER</b>	IP	WLS	BF	H	R	ER	SO	BB	IBB	HBP	BLK	WP	HR	S	P	ERA	WHIP								
<b>Mickey McDermott, L</b> ERA: 3.47 (1, 1)	4.1	L	22	9	6	5	6	1	0	0	0	0	1	33	37	10.38	2.308								
<b>Randy Gumpert, R</b> ERA: 6.08 (5, 1)	2.2		11	2	0	0	0	1	0	0	0	0	0	10	14	0.00	1.125								
<b>Ray Scarborough, R</b> ERA: 3.38 (8, 1)	2.0		8	2	0	0	1	1	0	0	0	0	0	9	13	0.00	1.500								

Cleveland Indians @ Boston Red Sox  
Fenway Park, Boston, MA  
Tue Jun 03 1952, 3:33 AM EDT  
Att: 34,904 - Unknown

AB 37  
R 6  
H 13  
RBI 5  
BB 3  
SO 7  
LOB 23



Batter	1	2	3	4	5	6	7	8	9	AB	R	H	RBI	BB	SO	LOB	BOTTOM								
<b>Dom DiMaggio, R</b> OBP: 0.425, SLG: 0.453 (1, 8)	0-0 F8		0-0 1B			0-0 1B 1B		0-0 2B		4	0	3	0	0	0	0									
<b>Billy Goodman, L</b> OBP: 0.353, SLG: 0.391 (1, 3)	0-0 4-3		0-0 4-3			0-3 K		0-0 F7		4	0	0	0	0	1	3									
<b>Hoot Evers, R</b> OBP: 0.400, SLG: 0.400 (1, 7)	0-0 1B			0-0 4-3		0-3 K		0-0 F3		4	0	1	0	0	1	2									
<b>Vern Stephens, R</b> OBP: 0.350, SLG: 0.352 (6, PH) (7, 5)	0-3 K			0-0 F3		0-0 1B		0-0 F8		2	0	0	0	0	1	1									
<b>Jim Piersall, R</b> OBP: 0.372, SLG: 0.324 (7, 5)				0-0 F4		0-0 F9			0-3 K	2	0	0	0	0	0	2									
<b>Clyde Vollmer, R</b> OBP: 0.388, SLG: 0.482 (6, 9)		0-0 F9			0-0 F4		0-0 F9			2	0	0	0	0	0	0									
<b>Faye Throneberry, L</b> OBP: 0.311, SLG: 0.333 (6, 9)										2	0	0	0	0	1	2									
<b>Johnny Lipon, R</b> OBP: 0.297, SLG: 0.279 (1, 6)		0-0 F4			0-0 6-3		0-0 FC6-4 1B		0-0 5-3	4	0	1	0	0	0	0									
<b>Ted Lepcio, R</b> OBP: 0.321, SLG: 0.396 (1, 4)		0-0 F4			0-0 F7		0-0 FC6-4 FC6-4		0-0 6-3	4	0	0	0	0	0	1									
<b>Gus Niarhos, R</b> OBP: 0.200, SLG: 0.030 (1, 2)			0-0 L5		0-0 1B		0-3 K			3	0	1	0	0	1	1									
<b>Mickey McDermott, L</b> OBP: 0.231, SLG: 0.375 (5, 1)			0-0 L8		0-0 1-3		0-0 FC6-4			1	0	0	0	0	0	0									
<b>Del Wilber, R</b> OBP: 0.303, SLG: 0.241 (7, PH) (8, 1)							1-2 FC6-4			1	0	0	0	0	0	1									
<b>Ray Scarborough, R</b> OBP: 0.182, SLG: 0.182 (8, 1)										0	0	0	0	0	0	0									
<b>Inning Stats</b>	R: 0 E: 0 K: 1 S: 6	H: 1 LOB: 1 BB: 0 P: 6	R: 0 E: 0 K: 0 S: 3	H: 0 LOB: 0 BB: 0 P: 3	R: 0 E: 0 K: 0 S: 4	H: 1 LOB: 1 BB: 0 P: 4	R: 0 E: 0 K: 0 S: 3	H: 0 LOB: 0 BB: 0 P: 3	R: 0 E: 0 K: 2 S: 9	H: 2 LOB: 2 BB: 0 P: 9	R: 0 E: 0 K: 1 S: 6	H: 1 LOB: 1 BB: 0 P: 6	R: 0 E: 0 K: 0 S: 4	H: 1 LOB: 1 BB: 0 P: 4	R: 0 E: 0 K: 1 S: 5	H: 0 LOB: 0 BB: 0 P: 5	1B: 6 2B: 1 3B: 0 HR: 0	SF: 0 SAC: 0 DP: 0 HBP: 0	WP: 0 PB: 0 SB: 0 CS: 0	PA: 34					
<b>PITCHER</b>	IP	WLS	BF	H	R	ER	SO	BB	IBB	HBP	BLK	WP	HR	S	P	ERA	WHIP								
<b>Mike Garcia, R</b> ERA: 1.32 (1, 1)	9.0	W	34	7	0	0	5	0	0	0	0	0	0	44	44	0.00	0.778								

Cleveland Indians @ Boston Red Sox  
Fenway Park, Boston, MA  
Tue Jun 03 1952, 3:33 AM EDT  
Att: 34,904 - Unknown

AB 34  
R 0  
H 7  
RBI 0  
BB 0  
SO 5  
LOB 13



Batter	1	2	3	4	5	6	7	8	9	AB	R	H	RBI	BB	SO	LOB	TOP								
<b>Bobby Avila, R</b> OBP: 0.386, SLG: 0.390 (1, 4)										4	2	1	0	1	1	4	<b>Cleveland Indians @ Boston Red Sox</b> Fenway Park, Boston, MA Wed Jun 04 1952, 3:33 AM EDT Att: 12,351 - Unknown								
<b>Ray Boone, R</b> OBP: 0.406, SLG: 0.430 (1, 6)										3	3	2	2	2	1	1									
<b>Al Rosen, R</b> OBP: 0.419, SLG: 0.594 (1, 5)										5	1	0	0	0	1	6									
<b>Larry Doby, L</b> OBP: 0.376, SLG: 0.584 (1, 8)										5	3	4	6	0	0	1									
<b>Jim Fridley, R</b> OBP: 0.303, SLG: 0.284 <b>Dale Mitchell, L</b> OBP: 0.388, SLG: 0.407 (5, PH) (5, 7)										2	0	0	0	0	1	1									
<b>Bob Feller, R</b> OBP: 0.162, SLG: 0.045 <b>Sam Jones, R</b> OBP: 0.200, SLG: 0.392 <b>Johnny Berardino, R</b> <b>Steve Gromek, S</b> <b>Barney McCosky, L</b> <b>Mickey Harris, L</b> <b>Pete Reiser, L</b> (1, 1) (2, 1) (3, PH) (3, 1) (8, PH) (8, 1) (9, PH)										0	0	0	0	0	0	0									
<b>Luke Easter, L</b> OBP: 0.255, SLG: 0.383 (1, 3)										5	0	0	1	0	1	3									
<b>Harry Simpson, L</b> OBP: 0.325, SLG: 0.448 (1, 9)										5	0	1	2	0	0	0									
<b>Jim Hegan, R</b> OBP: 0.290, SLG: 0.299 (1, 2)										4	0	1	0	1	1	0									
<b>Inning Stats</b>	R: 2 E: 0 K: 2 S: 8	H: 1 LOB: 0 BB: 1 P: 12	R: 0 E: 0 K: 1 S: 5	H: 0 LOB: 0 BB: 0 P: 5	R: 2 E: 0 K: 1 S: 7	H: 2 LOB: 1 BB: 1 P: 11	R: 0 E: 0 K: 0 S: 3	H: 0 LOB: 0 BB: 0 P: 3	R: 5 E: 1 K: 2 S: 11	H: 3 LOB: 3 BB: 4 P: 27	R: 0 E: 0 K: 0 S: 4	H: 1 LOB: 1 BB: 0 P: 4	R: 0 E: 0 K: 0 S: 3	H: 0 LOB: 0 BB: 0 P: 3	R: 0 E: 0 K: 1 S: 5	H: 0 LOB: 1 BB: 1 P: 9		R: 2 E: 0 K: 0 S: 6	H: 3 LOB: 1 BB: 0 P: 6	1B: 4 2B: 4 3B: 1 HR: 1	SF: 0 SAC: 0 DP: 0 HBP: 0	WP: 0 PB: 0 SB: 0 CS: 0	PA: 45		
<b>PITCHER</b>	IP	WLS	BF	H	R	ER	SO	BB	IBB	HBP	BLK	WP	HR	S	P	ERA	WHIP								
<b>Mel Parnell, L</b> ERA: 3.1 <b>Dizzy Trout, R</b> ERA: 5.34	(1, 1)	4.0	20	4	7	7	4	4	0	0	0	0	1	24	40	15.75	2.000								
(5, 1)	5.0	W	25	6	4	3	3	2	1	0	0	0	0	28	40	5.40	1.600								

Batter	1	2	3	4	5	6	7	8	9	AB	R	H	RBI	BB	SO	LOB	BOTTOM								
<b>Dom DiMaggio, R</b> OBP: 0.424, SLG: 0.458 (1, 8)										5	2	2	0	0	0	2	<b>Cleveland Indians @ Boston Red Sox</b> Fenway Park, Boston, MA Wed Jun 04 1952, 3:33 AM EDT Att: 12,351 - Unknown								
<b>Billy Goodman, L</b> OBP: 0.383, SLG: 0.423 (1, 4)										5	4	5	3	0	0	0									
<b>George Kell, R</b> OBP: 0.360, SLG: 0.395 (1, 5)										5	3	2	3	0	0	4									
<b>Vern Stephens, R</b> OBP: 0.352, SLG: 0.363 (1, 6)										5	0	2	3	0	2	1									
<b>Hoot Evers, R</b> OBP: 0.400, SLG: 0.667 (1, 7)										4	1	1	3	1	1	3									
<b>Ken Wood, R</b> OBP: 0.217, SLG: 0.100 (1, 9)										4	0	0	0	1	2	2									
<b>Dick Gemert, R</b> OBP: 0.444, SLG: 0.286 (1, 3)										3	1	1	0	1	0	1									
<b>Del Wilber, R</b> OBP: 0.289, SLG: 0.265 (1, 2)										5	1	1	0	0	1	4									
<b>Mel Parnell, L</b> OBP: 0.069, SLG: 0.036 <b>Dizzy Trout, R</b> OBP: 0.273, SLG: 0.273 (1, 1) (5, 1)										3	1	1	0	0	0	1									
<b>Inning Stats</b>	R: 3 E: 0 K: 1 S: 9	H: 3 LOB: 2 BB: 1 P: 13	R: 5 E: 0 K: 0 S: 8	H: 5 LOB: 1 BB: 1 P: 12	R: 1 E: 1 K: 0 S: 6	H: 2 LOB: 2 BB: 0 P: 6	R: 0 E: 0 K: 2 S: 8	H: 1 LOB: 1 BB: 0 P: 8	R: 2 E: 0 K: 1 S: 7	H: 2 LOB: 1 BB: 1 P: 11	R: 2 E: 1 K: 1 S: 7	H: 2 LOB: 1 BB: 0 P: 8	R: 0 E: 0 K: 2 S: 7	H: 0 LOB: 0 BB: 0 P: 7	R: 0 E: 0 K: 1 S: 5	H: 0 LOB: 0 BB: 0 P: 5		1B: 9 2B: 4 3B: 0 HR: 2	SF: 0 SAC: 0 DP: 0 HBP: 1	WP: 1 PB: 1 SB: 1 CS: 0	PA: 45				
<b>PITCHER</b>	IP	WLS	BF	H	R	ER	SO	BB	IBB	HBP	BLK	WP	HR	S	P	ERA	WHIP								
<b>Bob Feller, R</b> ERA: 4.46 <b>Sam Jones, R</b> ERA: 3.44 <b>Steve Gromek, R</b> ERA: 3.6 <b>Mickey Harris, L</b> ERA: 2.84	(1, 1)	1.0	11	6	6	6	1	1	0	0	0	1	1	5	9	18.00	3.000								
(2, 1)	1.0		6	2	2	2	0	1	0	0	0	1	1	5	9	18.00	3.000								
(3, 1)	5.0	L	25	7	5	4	6	1	0	1	0	0	1	35	40	7.20	1.600								
(8, 1)	1.0		3	0	0	0	1	0	0	0	0	0	0	5	5	0.00	0.000								

Batter	1	2	3	4	5	6	7	8	9	AB	R	H	RBI	BB	SO	LOB	TOP			
<b>Bobby Avila, R</b> OBP: 0.377, SLG: 0.379 (1,4)	0-0 6-3		0-0 6-3		0-0 L3		0-0 1-3		0-0 F9	5	0	0	0	0	0	1				
<b>Ray Boone, R</b> OBP: 0.406, SLG: 0.429 (1,6)	0-0 1-3		0-0 5-3		0-0 FC6-4 1B		0-0 1B 1B		0-0 E5 2B	5	2	2	1	0	0	0				
<b>Al Rosen, R</b> OBP: 0.424, SLG: 0.600 (1,5)	0-0 1B		0-0 F9		0-0 FC6-4 1-2		0-0 BB 1B		0-0 F8 2B	5	1	3	1	0	0	1				
<b>Larry Doby, L</b> OBP: 0.377, SLG: 0.573 (1,8)	0-0 F5			4-0 F8 1B BB		0-0 G3		0-0 BB 1B	0-0 F8	4	1	1	1	1	0	2				
<b>Dale Mitchell, L</b> OBP: 0.396, SLG: 0.418 (1,7)		0-0 1B 1B		0-0 4-3		0-0 F8		0-0 BB 1B	0-0 2B	4	0	2	1	1	0	1				
<b>Luke Easter, L</b> OBP: 0.259, SLG: 0.379 (1,3)		0-3 K		0-0 F8		0-0 1B		0-0 F5	0-0 BB	4	0	1	0	1	1	5				
<b>Harry Simpson, L</b> OBP: 0.327, SLG: 0.447 (1,9)		0-0 1B		0-0 1B		0-0 L4		0-0 G3	0-0 F7	5	0	2	1	0	0	3				
<b>Jim Hegan, R</b> OBP: 0.279, SLG: 0.286 (1,2)		0-0 F7		0-3 K		0-0 E6 1-3 1B 4-3		0-0 4-3		4	1	0	0	0	1	3				
<b>Early Wynn, S</b> OBP: 0.250, SLG: 0.192 (1,1)		0-0 F8			0-0 4-3		0-0 4-3		0-0 F9	4	0	0	0	0	0	3				
<b>Inning Stats</b>	R: 0 E: 0 K: 0 S: 4	H: 1 LOB: 1 BB: 0 P: 4	R: 0 E: 0 K: 1 S: 7	H: 2 LOB: 2 BB: 7 P: 7	R: 0 E: 0 K: 0 S: 3	H: 0 LOB: 0 BB: 0 P: 3	R: 1 E: 0 K: 1 S: 6	H: 1 LOB: 1 BB: 1 P: 10	R: 0 E: 0 K: 0 S: 4	H: 1 LOB: 1 BB: 0 P: 4	R: 2 E: 1 K: 0 S: 7	H: 3 LOB: 3 BB: 1 P: 11	R: 0 E: 0 K: 0 S: 3	H: 0 LOB: 0 BB: 0 P: 3	R: 2 E: 1 K: 0 S: 6	H: 2 LOB: 2 BB: 1 P: 10	1B: 9 2B: 2 3B: 0 HR: 0	SF: 0 SAC: 0 DP: 0 HBP: 0	WP: 0 PB: 0 SB: 0 CS: 0	PA: 43
<b>PITCHER</b>	IP	WLS	BF	H	R	ER	SO	BB	IBB	HBP	BLK	WP	HR	S	P	ERA	WHIP			
<b>Ellis Kinder, R</b> ERA: 2.08 (1,1)	7.0	L	33	9	3	1	2	2	0	0	0	0	0	35	43	1.29	1.571			
<b>Randy Gumpert, R</b> ERA: 5.28 (8,1)	2.0		10	2	2	0	0	1	0	0	0	0	0	9	13	0.00	1.500			

Cleveland Indians @ Boston Red Sox  
Fenway Park, Boston, MA  
Thu Jun 05 1952, 3:33 AM EDT  
Att: 9,607 - Unknown

AB 40  
R 5  
H 11  
RBI 5  
BB 3  
SO 2  
LOB 19



Batter	1	2	3	4	5	6	7	8	9	AB	R	H	RBI	BB	SO	LOB	BOTTOM			
<b>Dom DiMaggio, R</b> OBP: 0.420, SLG: 0.448 (1,8)	0-0 5-3		0-3 K			0-3 K		4-0 SH1-3 BB		3	0	0	0	1	2	0				
<b>Billy Goodman, L</b> OBP: 0.373, SLG: 0.410 (1,4)	0-0 L6		0-0 4-3			0-0 L7		0-0 SH1-3		3	0	0	0	0	0	0				
<b>George Kell, R</b> OBP: 0.369, SLG: 0.406 (1,5)	0-0 2B			4-0 BB		0-0 E6 1B		0-0 E5 G5-4-3		3	0	2	0	1	0	1				
<b>Vern Stephens, R</b> OBP: 0.356, SLG: 0.357 (1,6)	4-0 FC6-4 BB			0-0 L7		4-0 1B BB		0-0 G5-4-3		2	0	0	0	2	0	3				
<b>Hoot Evers, R</b> OBP: 0.357, SLG: 0.538 (1,7)	0-0 FC6-4			0-0 F9		0-0 1B			0-3 K	4	0	1	0	0	1	3				
<b>Dick Gemert, R</b> OBP: 0.308, SLG: 0.182 (1,3)		0-0 L1		0-0 F5		0-3 K			0-0 6-3	4	0	0	0	0	1	1				
<b>Jim Piersall, R</b> OBP: 0.360, SLG: 0.311 (1,9)		0-3 K			0-3 K		0-0 5-3		0-3 K	4	0	0	0	0	3	0				
<b>Sammy White, R</b> OBP: 0.274, SLG: 0.338 (1,2)		0-0 L5			0-3 K		0-0 1B			3	0	1	0	0	1	0				
<b>Ellis Kinder, R</b> (1,1)			0-0 5-3			0-0 1-3			0-0 F7	2	0	0	0	0	0	0				
<b>Del Wilber, R</b> OBP: 0.282, SLG: 0.257 (7,PH)										1	0	0	0	0	0	1				
<b>Randy Gumpert, R</b> ERA: 5.28 (8,1)										0	0	0	0	0	0	0				
<b>Inning Stats</b>	R: 0 E: 0 K: 0 S: 4	H: 1 LOB: 2 BB: 1 P: 8	R: 0 E: 0 K: 1 S: 5	H: 0 LOB: 0 BB: 0 P: 5	R: 0 E: 0 K: 0 S: 3	H: 0 LOB: 1 BB: 1 P: 7	R: 0 E: 0 K: 2 S: 7	H: 0 LOB: 0 BB: 0 P: 7	R: 0 E: 1 K: 1 S: 6	H: 2 LOB: 2 BB: 1 P: 10	R: 0 E: 0 K: 1 S: 6	H: 1 LOB: 1 BB: 0 P: 6	R: 0 E: 1 K: 0 S: 3	H: 0 LOB: 1 BB: 1 P: 7	R: 0 E: 0 K: 2 S: 7	H: 0 LOB: 0 BB: 0 P: 7	1B: 3 2B: 1 3B: 0 HR: 0	SF: 0 SAC: 1 DP: 1 HBP: 0	WP: 0 PB: 0 SB: 0 CS: 0	PA: 34
<b>PITCHER</b>	IP	WLS	BF	H	R	ER	SO	BB	IBB	HBP	BLK	WP	HR	S	P	ERA	WHIP			
<b>Early Wynn, R</b> ERA: 3.84 (1,1)	9.0	W	34	4	0	0	8	4	0	0	0	0	0	46	62	0.00	0.889			

Cleveland Indians @ Boston Red Sox  
Fenway Park, Boston, MA  
Thu Jun 05 1952, 3:33 AM EDT  
Att: 9,607 - Unknown

AB 29  
R 0  
H 4  
RBI 0  
BB 4  
SO 8  
LOB 9







Batter	1	2	3	4	5	6	7	8	9	AB	R	H	RBI	BB	SO	LOB	TOP					
Jerry Priddy, R (1, 4) OBP: 0.350, SLG: 0.403	0-0 HR		4-0 BB		4-0 2B BB		0-3 K		0-0 F7	3	2	1	1	2	1	1						
Fred Hatfield, L (1, 5) OBP: 0.415, SLG: 0.465	0-0 BB		0-3 K		0-0 4-3				0-0 4-3	4	0	1	0	0	1	2						
Steve Souchock, R (1, 9) OBP: 0.309, SLG: 0.427	0-3 K		0-0 G4-3		0-0 2B				4-0 1B BB	3	0	1	1	1	1	2						
Don Lenhardt, R (1, 7) OBP: 0.383, SLG: 0.528	4-0 BB			4-0 1B BB					0-0 FC5-4 1B	2	0	1	0	2	0	1						
Walt Dropo, R (1, 3) OBP: 0.339, SLG: 0.516	0-0 G5-4-3			0-3 K					0-3 K	4	0	0	0	0	2	5						
Johnny Groth, R (1, 8) OBP: 0.367, SLG: 0.389		0-0 1B		0-0 P4					0-0 FC5-4	4	0	1	0	0	0	3						
Joe Ginsberg, L (1, 2) OBP: 0.285, SLG: 0.300		0-0 G5-4-3		0-0 FC4-6 1B					0-0 F7	3	0	1	0	0	0	1						
Don Kolloway, R (9, PH) OBP: 0.341, SLG: 0.364		1-2		1-2						1	0	0	0	0	0	0						
Neil Berry, R (1, 6) OBP: 0.279, SLG: 0.237		4-0 BB		0-0 FC4-6					0-0 4-3	3	0	0	0	1	0	2						
Bill Wight, L (1, 1) OBP: 0.182, SLG: 0.100		0-0 G3							0-0 1B	3	0	0	0	0	1	1						
Pat Mullin, L (9, PH) OBP: 0.350, SLG: 0.456				4-3						1	0	1	0	0	0	0						
<b>Inning Stats</b>	R: 1 E: 0 K: 1 S: 6	H: 2 LOB: 1 BB: 1 P: 10	R: 0 E: 0 K: 0 S: 3	H: 1 LOB: 1 BB: 1 P: 7	R: 0 E: 0 K: 1 S: 4	H: 0 LOB: 0 BB: 1 P: 8	R: 0 E: 0 K: 1 S: 6	H: 1 LOB: 2 BB: 1 P: 10	R: 1 E: 0 K: 0 S: 4	H: 1 LOB: 1 BB: 1 P: 8	R: 0 E: 0 K: 0 S: 3	H: 0 LOB: 0 BB: 0 P: 3	R: 0 E: 0 K: 2 S: 7	H: 0 LOB: 0 BB: 0 P: 7	R: 0 E: 0 K: 1 S: 6	H: 1 LOB: 2 BB: 1 P: 10	R: 0 E: 0 K: 0 S: 4	H: 1 LOB: 1 BB: 0 P: 4	1B: 5 2B: 1 3B: 0 HR: 1	SF: 0 SAC: 0 DP: 3 HBP: 0	WP: 0 PB: 0 SB: 0 CS: 0	PA: 37
<b>PITCHER</b> Mickey McDermott, L (1, 1) ERA: 3.28	IP: 9.0 WLS: W BF: 37 H: 7 R: 2 ER: 2 SO: 6 BB: 6 IBB: 0 HBP: 0 BLK: 0 WP: 0 HR: 1 S: 43 P: 67 ERA: 2.00 WHIP: 1.444															<b>PITCHER</b>	IP: 9.0 WLS: W BF: 37 H: 7 R: 2 ER: 2 SO: 6 BB: 6 IBB: 0 HBP: 0 BLK: 0 WP: 0 HR: 1 S: 43 P: 67 ERA: 2.00 WHIP: 1.444					

Detroit Tigers @ Boston Red Sox  
Fenway Park, Boston, MA  
Sun Jun 08 1952, 3:33 AM EDT  
Unknown - 78 F

AB 31  
R 2  
H 7  
RBI 2  
BB 6  
SO 6  
LOB 18



Batter	1	2	3	4	5	6	7	8	9	AB	R	H	RBI	BB	SO	LOB	BOTTOM			
Dom DiMaggio, R (1, 8) OBP: 0.420, SLG: 0.455	0-0 F9		0-0 4-3		0-0 1B 1B		0-0 BB FC5-2 1B			4	2	2	0	0	0	0				
Jim Piersall, R (1, 9) OBP: 0.377, SLG: 0.325	0-0 6-3		4-0 BB		0-0 1-3 1B		0-0 FC5-2 1B BB E			3	1	1	0	1	0	2				
Hoot Evers, R (1, 7) OBP: 0.296, SLG: 0.400	0-0 5-3		0-0 G6-4-3		0-0 1-3 1B		0-0 E BB			3	0	1	1	1	0	1				
George Kell, R (1, 5) OBP: 0.381, SLG: 0.412		0-0 1B 2B		0-0 P4		0-0 1-3		0-0 E6		4	1	2	1	0	0	2				
Vern Stephens, R (1, 6) OBP: 0.366, SLG: 0.405		0-0 F7		0-0 2B		0-0 CS 1B		0-0 IBB		3	0	2	0	1	0	1				
Billy Goodman, L (1, 4) OBP: 0.379, SLG: 0.396		0-0 2B F7 1B		4-0 BB		0-0 4-3		0-0 3-1		3	1	1	0	1	0	4				
Dick Gemert, R (1, 3) OBP: 0.240, SLG: 0.217		0-0 S 2B		0-0 F8		0-3 K		0-0 L6		4	0	1	1	0	1	2				
Sammy White, R (1, 2) OBP: 0.304, SLG: 0.432		0-0 F7		0-0 L9			0-0 SH1-4 FC5-2 2B		0-0 F8	4	0	1	1	0	0	3				
Mickey McDermott, L (1, 1) OBP: 0.207, SLG: 0.333		0-3 K		0-3 K		0-3 K		0-0 SH1-4		3	0	0	0	0	2	1				
<b>Inning Stats</b>	R: 0 E: 0 K: 0 S: 3	H: 0 LOB: 0 BB: 0 P: 3	R: 2 E: 0 K: 1 S: 8	H: 3 LOB: 1 BB: 0 P: 8	R: 0 E: 0 K: 0 S: 2	H: 0 LOB: 0 BB: 1 P: 6	R: 0 E: 0 K: 0 S: 4	H: 1 LOB: 2 BB: 1 P: 8	R: 1 E: 0 K: 1 S: 7	H: 3 LOB: 1 BB: 0 P: 7	R: 0 E: 0 K: 1 S: 5	H: 1 LOB: 0 BB: 0 P: 5	R: 2 E: 1 K: 0 S: 6	H: 3 LOB: 3 BB: 2 P: 14	R: 0 E: 0 K: 0 S: 3	H: 0 LOB: 0 BB: 0 P: 3	1B: 7 2B: 4 3B: 0 HR: 0	SF: 0 SAC: 1 DP: 1 HBP: 0	WP: 0 PB: 0 SB: 1 CS: 1	PA: 36
<b>PITCHER</b> Bill Wight, L (1, 1) ERA: 3.62	IP: 8.0 WLS: L BF: 36 H: 11 R: 5 ER: 5 SO: 3 BB: 3 IBB: 1 HBP: 0 BLK: 0 WP: 0 HR: 0 S: 38 P: 54 ERA: 5.62 WHIP: 1.750															<b>PITCHER</b>	IP: 8.0 WLS: L BF: 36 H: 11 R: 5 ER: 5 SO: 3 BB: 3 IBB: 1 HBP: 0 BLK: 0 WP: 0 HR: 0 S: 38 P: 54 ERA: 5.62 WHIP: 1.750			

Detroit Tigers @ Boston Red Sox  
Fenway Park, Boston, MA  
Sun Jun 08 1952, 3:33 AM EDT  
Unknown - 78 F

AB 31  
R 5  
H 11  
RBI 4  
BB 4  
SO 3  
LOB 16






Batter	1	2	3	4	5	6	7	8	9	AB	R	H	RBI	BB	SO	LOB	TOP				
Jerry Priddy, R OBP: 0.351, SLG: 0.409 (1, 4)	F5		6-3						6-3	5	0	2	0	0	0	0					
Fred Hatfield, L OBP: 0.375, SLG: 0.417 (1, 5) (7, 6)	4-3			K	1-3		1-3		L9	5	0	0	0	0	1	3					
Don Lenhardt, R OBP: 0.377, SLG: 0.516 (1, 7)	5-3			6-3					5-3	5	1	1	0	0	0	0					
Vic Wertz, L OBP: 0.323, SLG: 0.479 (1, 9)		K		1B						1	1	0	0	3	1	0					
Walt Dropo, R OBP: 0.343, SLG: 0.513 (1, 3)	F7			1B						3	0	1	0	1	0	2					
Joe Ginsberg, L OBP: 0.291, SLG: 0.295 (1, 2)				1B						2	0	0	0	2	0	4					
Johnny Groth, R OBP: 0.364, SLG: 0.392 (1, 8)										4	0	1	2	0	2	3					
Neil Berry, R OBP: 0.267, SLG: 0.225 (1, 6) Cliff Mapes, L OBP: 0.257, SLG: 0.185 (7, PH) Steve Souchock, R OBP: 0.306, SLG: 0.423 (7, 5)			K		6-3				F5	2	0	0	0	0	1	0					
Virgil Trucks, R OBP: 0.238, SLG: 0.238 (1, 1) Johnny Hopp, L OBP: 0.267, SLG: 0.185 (7, PH) Hal Newhouser, L OBP: 0.143, SLG: 0.143 (7, 1) Pat Mullin, L OBP: 0.348, SLG: 0.452 (8, PH) Ken Johnson, L OBP: 0.348, SLG: 0.452 (8, 1)										2	0	0	0	0	1	0					
										1	0	0	0	0	0	0					
										1	0	0	0	0	0	2					
										0	0	0	0	0	0	0					
										1	0	0	0	0	0	2					
										0	0	0	0	0	0	0					
										0	0	0	0	0	0	0					
<b>Inning Stats</b>	R: 0 E: 0 K: 0 S: 3	H: 0 LOB: 0 BB: 0 P: 3	R: 0 E: 0 K: 2 S: 7	H: 0 LOB: 1 BB: 1 P: 11	R: 0 E: 0 K: 1 S: 5	H: 0 LOB: 0 BB: 0 P: 5	R: 0 E: 0 K: 1 S: 6	H: 1 LOB: 2 BB: 1 P: 10	R: 0 E: 0 K: 0 S: 3	H: 2 LOB: 2 BB: 2 P: 7	R: 0 E: 0 K: 0 S: 4	H: 1 LOB: 1 BB: 0 P: 4	R: 2 E: 0 K: 0 S: 5	H: 2 LOB: 2 BB: 2 P: 13	R: 0 E: 0 K: 0 S: 3	H: 0 LOB: 0 BB: 0 P: 3	1B: 4 2B: 2 3B: 0 HR: 0	SF: 0 SAC: 0 DP: 0 HBP: 0	WP: 0 PB: 0 SB: 0 CS: 0	PA: 39	
<b>PITCHER</b>	IP	WLS	BF	H	R	ER	SO	BB	IBB	HBP	BLK	WP	HR	S	P	ERA	WHIP				
Dizzy Trout, R ERA: 4.81 (1, 1)	7.1	W	34	6	2	2	5	6	0	0	0	0	0	38	62	2.46	1.636				
Randy Gumpert, R ERA: 4.12 (8, 1)	1.2	S	5	0	0	0	0	0	0	0	0	0	0	5	5	0.00	0.000				

Detroit Tigers @ Boston Red Sox  
Fenway Park, Boston, MA  
Sun Jun 08 1952, 3:38 AM EDT  
Att: 33,312 - Unknown


AB 33  
R 2  
H 6  
RBI 2  
BB 6  
SO 5  
LOB 16



Batter	1	2	3	4	5	6	7	8	9	AB	R	H	RBI	BB	SO	LOB	BOTTOM				
Dom DiMaggio, R OBP: 0.414, SLG: 0.447 (1, 8)	3-1	F9		P3				5-3		5	1	1	0	0	0	2					
Jim Piersall, R OBP: 0.380, SLG: 0.339 (1, 9)				F9			1-3			4	1	2	1	0	0	0					
Hoot Evers, R OBP: 0.290, SLG: 0.379 (1, 7)				P4			P2	F7		4	1	1	1	0	0	1					
George Kell, R OBP: 0.394, SLG: 0.422 (1, 5)				1B			1B			3	0	3	1	1	0	0					
Vern Stephens, R OBP: 0.369, SLG: 0.408 (1, 6)	F5			1B			1B			4	0	2	0	0	1	2					
Billy Goodman, L OBP: 0.383, SLG: 0.400 (1, 3)	FC4-6			1B			1B			4	1	2	0	0	0	2					
Ted Lepcio, R OBP: 0.327, SLG: 0.410 (1, 4)				1B						4	1	2	1	0	1	1					
Sammy White, R OBP: 0.302, SLG: 0.424 (1, 2)				K						4	0	1	0	0	1	2					
Dizzy Trout, R OBP: 0.214, SLG: 0.214 (1, 1) Randy Gumpert, R ERA: 4.12 (8, 1)				F7						3	0	0	1	0	1	2					
										1	0	0	0	0	0	0					
<b>Inning Stats</b>	R: 2 E: 0 K: 0 S: 6	H: 3 LOB: 1 BB: 0 P: 6	R: 0 E: 0 K: 1 S: 6	H: 1 LOB: 1 BB: 0 P: 6	R: 0 E: 0 K: 0 S: 4	H: 2 LOB: 2 BB: 0 P: 4	R: 1 E: 0 K: 1 S: 7	H: 2 LOB: 1 BB: 0 P: 7	R: 0 E: 0 K: 0 S: 4	H: 2 LOB: 2 BB: 1 P: 8	R: 2 E: 1 K: 0 S: 6	H: 3 LOB: 1 BB: 0 P: 6	R: 0 E: 0 K: 2 S: 8	H: 1 LOB: 1 BB: 0 P: 8	R: 0 E: 0 K: 0 S: 3	H: 0 LOB: 0 BB: 0 P: 3	1B: 12 2B: 2 3B: 0 HR: 0	SF: 0 SAC: 0 DP: 0 HBP: 0	WP: 0 PB: 1 SB: 2 CS: 0	PA: 37	
<b>PITCHER</b>	IP	WLS	BF	H	R	ER	SO	BB	IBB	HBP	BLK	WP	HR	S	P	ERA	WHIP				
Virgil Trucks, R ERA: 4.23 (1, 1)	6.0	L	30	13	5	3	2	1	0	0	0	0	0	8	8	0.00	1.000				
Hal Newhouser, L ERA: 5.14 (7, 1)	1.0		4	1	0	0	2	0	0	0	0	0	0	8	8	0.00	1.000				
Ken Johnson, L ERA: 4.91 (8, 1)	1.0		3	0	0	0	0	0	0	0	0	0	0	3	3	0.00	0.000				

Detroit Tigers @ Boston Red Sox  
Fenway Park, Boston, MA  
Sun Jun 08 1952, 3:38 AM EDT  
Att: 33,312 - Unknown

AB 36  
R 5  
H 14  
RBI 5  
BB 1  
SO 4  
LOB 12



Batter	1	2	3	4	5	6	7	8	9	AB	R	H	RBI	BB	SO	LOB	TOP					
Jerry Priddy, R (1,4) OBP: 0.397, SLG: 0.408										3	2	1	0	2	0	0						
Johnny Pesky, L (1,6) OBP: 0.310, SLG: 0.171										3	1	0	0	1	0	1						
Steve Souchock, R (1,9) Vic Wertz, L (8,PH) OBP: 0.321, SLG: 0.475										3	1	1	1	1	2	3						
Don Lenhardt, R (1,7) OBP: 0.384, SLG: 0.541										5	2	3	5	0	1	1						
Walt Dropo, R (1,3) OBP: 0.344, SLG: 0.528										5	1	2	2	0	2							
Johnny Groth, R (1,8) Pat Mullin, L (1,PH) OBP: 0.364, SLG: 0.392										0	0	0	0	0	0	0						
Fred Hatfield, L (1,5) OBP: 0.397, SLG: 0.453										5	0	3	0	0	0	1						
Joe Ginsberg, L (1,2) OBP: 0.280, SLG: 0.282										5	0	0	0	0	1	5						
Marlin Stuart, L (1,1) Art Houtteman, R (2,1) Hal Newhouser, L (6,1) Johnny Hopp, L (7,PH) Hal White, R (7,1) OBP: 0.267, SLG: 0.083										1	0	0	0	0	0	2						
<b>Inning Stats</b>	R: 4 E: 0 K: 0 S: 8	H: 5 LOB: 2 BB: 1 P: 12	R: 0 E: 0 K: 1 S: 5	H: 0 LOB: 0 BB: 0 P: 5	R: 0 E: 0 K: 0 S: 4	H: 1 LOB: 1 BB: 2 P: 4	R: 4 E: 1 K: 2 S: 10	H: 3 LOB: 1 BB: 2 P: 18	R: 0 E: 0 K: 0 S: 3	H: 0 LOB: 0 BB: 0 P: 3	R: 0 E: 0 K: 0 S: 4	H: 1 LOB: 1 BB: 1 P: 8	R: 0 E: 1 K: 1 S: 6	H: 1 LOB: 1 BB: 0 P: 6	R: 0 E: 0 K: 1 S: 5	H: 0 LOB: 1 BB: 1 P: 9	R: 0 E: 0 K: 0 S: 3	H: 1 LOB: 1 BB: 1 P: 7	1B: 9 2B: 1 3B: 0 HR: 2	SF: 0 SAC: 1 DP: 2 HBP: 0	WP: 0 PB: 0 SB: 1 CS: 0	PA: 44
<b>PITCHER</b>	IP WLS BF H R ER SO BB IBB HBP BLK WP HR S P ERA WHIP	0.1 6 4 4 4 0 1 0 0 0 0 1 5 9 108.00 15.000	3.2 18 5 4 4 3 2 0 0 0 0 1 22 30 9.82 1.909	4.1 W 19 3 0 0 2 3 0 0 0 0 0 20 32 0.00 1.385	0.2 S 1 0 0 0 0 0 0 0 0 0 0 0 1 1 0.00 0.000																	

**Detroit Tigers @ Boston Red Sox**  
Fenway Park, Boston, MA  
Mon Jun 09 1952, 3:33 AM EDT  
Att: 5,884 - Sunny - 82 F

AB	37
R	8
H	12
RBI	8
BB	6
SO	5
LOB	19



Batter	1	2	3	4	5	6	7	8	9	AB	R	H	RBI	BB	SO	LOB	BOTTOM					
Dom DiMaggio, R (1,8) OBP: 0.414, SLG: 0.446										5	2	2	0	0	0	2						
Jim Piersall, R (1,9) OBP: 0.390, SLG: 0.376										4	1	3	3	0	1	0						
Hoot Evers, R (1,7) OBP: 0.306, SLG: 0.364										4	0	1	0	1	0	2						
George Kell, R (1,5) OBP: 0.394, SLG: 0.421										5	1	2	0	0	1	3						
Vern Stephens, R (1,6) OBP: 0.383, SLG: 0.414										3	2	2	0	2	0	0						
Billy Goodman, L (1,3) OBP: 0.383, SLG: 0.412										4	2	1	1	1	0	4						
Ted Lepcio, R (1,4) OBP: 0.325, SLG: 0.404										4	0	1	2	0	1	4						
Sammy White, R (1,2) OBP: 0.310, SLG: 0.438										4	0	2	1	0	0	2						
Mel Parnell, L (1,1) Ray Scarborough, R (1,1) Walt Masterson, R (5,1) Ike Delock, R (9,1) OBP: 0.069, SLG: 0.036										0	0	0	0	0	0	0						
<b>Inning Stats</b>	R: 0 E: 0 K: 1 S: 5	H: 6 LOB: 2 BB: 2 P: 18	R: 2 E: 0 K: 2 S: 10	H: 3 LOB: 1 BB: 0 P: 10	R: 1 E: 0 K: 0 S: 5	H: 3 LOB: 1 BB: 0 P: 5	R: 0 E: 0 K: 0 S: 3	H: 1 LOB: 3 BB: 2 P: 13	R: 0 E: 0 K: 0 S: 4	H: 1 LOB: 2 BB: 1 P: 8	R: 0 E: 0 K: 0 S: 3	H: 0 LOB: 0 BB: 0 P: 3	R: 0 E: 0 K: 0 S: 3	H: 0 LOB: 0 BB: 0 P: 3	R: 0 E: 0 K: 0 S: 3	H: 0 LOB: 0 BB: 0 P: 3	1B: 12 2B: 1 3B: 1 HR: 1	SF: 0 SAC: 1 DP: 1 HBP: 0	WP: 0 PB: 0 SB: 0 CS: 1	PA: 43		
<b>PITCHER</b>	IP WLS BF H R ER SO BB IBB HBP BLK WP HR S P ERA WHIP	1.2 11 5 5 5 1 2 0 0 0 0 0 11 19 27.00 4.200	3.2 L 20 9 4 3 3 1 0 0 0 0 0 1 25 29 7.36 2.727	0.2 3 0 0 0 0 0 1 0 0 0 0 0 2 6 0.00 0.000	2.0 8 1 0 0 0 0 0 0 0 0 0 0 7 11 0.00 1.000																	

**Detroit Tigers @ Boston Red Sox**  
Fenway Park, Boston, MA  
Mon Jun 09 1952, 3:33 AM EDT  
Att: 5,884 - Sunny - 82 F

AB	36
R	9
H	15
RBI	8
BB	5
SO	4
LOB	19



Batter	1	2	3	4	5	6	7	8	9	AB	R	H	RBI	BB	SO	LOB	TOP					
<b>Bobby Young, L</b> OBP: 0.341, SLG: 0.319 (1, 4)	F8		HR	K	FC4-6 1B			K		5	1	2	1	0	2	1	<b>St. Louis Browns @ Boston Red Sox</b> Fenway Park, Boston, MA Tue Jun 10 1952, 3:33 AM EDT Att: 19,049 - Cloudy - 69 F					
<b>Cass Michaels, R</b> OBP: 0.299, SLG: 0.279 (1, 5)	K		HR	1B	FC4-6 BB			L4		4	1	1	0	1	1	3						
<b>Jim Dyck, R</b> OBP: 0.348, SLG: 0.444 (1, 7)	BB		F8	FC5-4 1-2				K		4	0	0	0	1	1	3						
<b>Bob Nieman, R</b> OBP: 0.373, SLG: 0.477 (1, 9)	P4		HR		1B			G3 BB		3	3	2	2	2	0	1						
<b>Clint Courtney, L</b> OBP: 0.328, SLG: 0.344 (1, 2)			BB	1B	BB			SH2-3 1B		2	0	0	0	2	0	2						
<b>Dick Kryhoski, L</b> OBP: 0.314, SLG: 0.378 (1, 3)	K		1B	1B	1B			F9		5	1	2	0	0	1	3						
<b>Jim Rivera, L</b> OBP: 0.310, SLG: 0.340 (1, 8)	L7		K		1B			E 1B		5	1	2	2	0	1	3						
<b>Joe Demaestri, R</b> OBP: 0.291, SLG: 0.294 (1, 6)	FC6-4 1-2			6-3	1B			E6 1-H		5	0	1	1	0	0	1						
<b>Ned Garver, R</b> OBP: 0.296, SLG: 0.261 <b>Satchel Paige, R</b> OBP: 0.400, SLG: 0.333 (6, 1)			6-3	BB	FC3-2-5 1B			4-3		2	0	0	0	1	0	2						
<b>Inning Stats</b>	R: 0 E: 0 K: 1 S: 5	H: 0 LOB: 1 BB: 1 P: 9	R: 0 E: 0 K: 1 S: 5	H: 0 LOB: 1 BB: 1 P: 9	R: 3 E: 0 K: 1 S: 9	H: 4 LOB: 2 BB: 1 P: 13	R: 0 E: 0 K: 1 S: 5	H: 0 LOB: 2 BB: 2 P: 13	R: 2 E: 0 K: 0 S: 7	H: 4 LOB: 3 BB: 1 P: 11	R: 0 E: 0 K: 0 S: 3	H: 0 LOB: 1 BB: 0 P: 7	R: 0 E: 0 K: 2 S: 5	H: 0 LOB: 0 BB: 0 P: 5	R: 0 E: 0 K: 2 S: 7	H: 0 LOB: 0 BB: 0 P: 7	R: 2 E: 1 K: 0 S: 6	H: 2 LOB: 1 BB: 0 P: 6	1B: 8 2B: 0 3B: 0 HR: 2	SF: 0 SAC: 1 DP: 0 HBP: 0	WP: 0 PB: 0 SB: 0 CS: 0	PA: 45
<b>PITCHER</b>	IP	WLS	BF	H	R	ER	SO	BB	IBB	HBP	BLK	WP	HR	S	P	ERA	WHIP					
<b>Ike Delock, R</b> ERA: 4.97 <b>Mel Parnell, L</b> ERA: 3.5	(1, 1)	4.1	L	24	5	5	4	6	0	0	0	0	2	26	50	10.38	2.538					
(5, 1)	4.2		21	5	2	1	3	1	0	0	0	0	0	26	30	1.93	1.286					

AB	37
R	7
H	10
RBI	6
BB	7
SO	7
LOB	20



Batter	1	2	3	4	5	6	7	8	9	AB	R	H	RBI	BB	SO	LOB	BOTTOM				
<b>Dom DiMaggio, R</b> OBP: 0.414, SLG: 0.444 (1, 8)	CS 1B		K		1B			G4-3 1-2		5	0	2	0	0	1	5	<b>St. Louis Browns @ Boston Red Sox</b> Fenway Park, Boston, MA Tue Jun 10 1952, 3:33 AM EDT Att: 19,049 - Cloudy - 69 F				
<b>Jim Piersall, R</b> OBP: 0.380, SLG: 0.364 (1, 9)	K		G5-4-3 1-2		F8			K		4	0	0	0	0	2	4					
<b>Hoot Evers, R</b> OBP: 0.275, SLG: 0.324 (1, 7)	1-3				F7			F9		4	0	0	0	0	1	0					
<b>George Kell, R</b> OBP: 0.396, SLG: 0.440 (1, 5)			5-3		HR			6-3 2B		4	2	2	1	0	0	0					
<b>Vern Stephens, R</b> OBP: 0.380, SLG: 0.416 (1, 6)			F5		K			6-3 E F7		4	1	1	1	0	1	0					
<b>Billy Goodman, L</b> OBP: 0.387, SLG: 0.410 (1, 3)			F8		BB			E6 2B		3	0	1	0	1	0	1					
<b>Ted Lepcio, R</b> OBP: 0.331, SLG: 0.417 (1, 4)			PB 1B		F8			F7 2B		4	1	2	1	0	0	2					
<b>Sammy White, R</b> OBP: 0.317, SLG: 0.450 (1, 2)			BB 1B		K			K 1-H		4	0	2	1	0	2	2					
<b>Ike Delock, R</b> ERA: 3.62 <b>Mel Parnell, L</b> ERA: 1.64 <b>Clyde Vollmer, R</b> OBP: 0.381, SLG: 0.471 (9, PH)			G5-4-3 1-2		F8			G4-3 BB		0	0	0	0	1	0	0					
<b>Inning Stats</b>	R: 0 E: 0 K: 1 S: 5	H: 1 LOB: 0 BB: 0 P: 5	R: 0 E: 0 K: 0 S: 3	H: 0 LOB: 0 BB: 0 P: 3	R: 1 E: 0 K: 1 S: 6	H: 2 LOB: 1 BB: 1 P: 10	R: 1 E: 0 K: 1 S: 6	H: 1 LOB: 1 BB: 1 P: 10	R: 0 E: 0 K: 0 S: 6	H: 3 LOB: 2 BB: 0 P: 6	R: 0 E: 0 K: 1 S: 4	H: 0 LOB: 0 BB: 1 P: 8	R: 0 E: 0 K: 1 S: 5	H: 0 LOB: 0 BB: 0 P: 5	R: 0 E: 0 K: 2 S: 9	H: 2 LOB: 2 BB: 0 P: 9	1B: 6 2B: 3 3B: 0 HR: 1	SF: 0 SAC: 0 DP: 2 HBP: 0	WP: 0 PB: 1 SB: 0 CS: 1	PA: 37	
<b>PITCHER</b>	IP	WLS	BF	H	R	ER	SO	BB	IBB	HBP	BLK	WP	HR	S	P	ERA	WHIP				
<b>Ned Garver, R</b> ERA: 3.62 <b>Satchel Paige, R</b> ERA: 1.64	(1, 1)	5.1	W	24	7	4	2	4	2	0	0	0	1	30	38	3.38	1.688				
(6, 1)	3.2	S	13	3	0	0	4	1	0	0	0	0	0	20	24	0.00	1.091				




Batter	1	2	3	4	5	6	7	8	9	AB	R	H	RBI	BB	SO	LOB	TOP																			
<b>Bobby Young, L</b> OBP: 0.337, SLG: 0.315 (1.4)	F8		F8	F8		E7		FC3-6		5	1	1	2	0	0	2	<b>St. Louis Browns @ Boston Red Sox</b> Fenway Park, Boston, MA Wed Jun 11 1952, 3:33 AM EDT Att: 14,524 - Unknown																			
<b>Cass Michaels, R</b> OBP: 0.311, SLG: 0.311 (1.5) <b>Fred Marsh, R</b> OBP: 0.218, SLG: 0.143 (7.5)	4-3		HR	HR		FC5-2		1-3		3	2	2	2	1	0	0																				
<b>Jim Dyck, R</b> OBP: 0.350, SLG: 0.437 (1.7)	K		2B	BB		FC6-4		FC5-2		4	0	1	0	1	1	3																				
<b>Bob Nieman, R</b> OBP: 0.368, SLG: 0.474 (1.9)		6-3	HR	2B		FC6-4		G6-4-3		5	0	1	1	0	1	4																				
<b>Clint Courtney, L</b> OBP: 0.324, SLG: 0.346 (1.2)	1-6-3			6-3		FC4-6		4-3		5	0	1	0	0	0	1																				
<b>Dick Kryhoski, L</b> OBP: 0.309, SLG: 0.397 (1.3)	L4			HR		F9		P3		5	1	1	1	0	1	2																				
<b>Jim Rivera, L</b> OBP: 0.314, SLG: 0.343 (1.8)			K	3B		1B		5-3		4	2	2	0	0	1	0																				
<b>Joe Demaestri, R</b> OBP: 0.339, SLG: 0.400 (1.6)			G3	1B		1B		FC		4	3	4	1	0	0	0																				
<b>Earl Harrist, R</b> OBP: 0.063, SLG: 0.063 (1.1) <b>Satchel Paige, R</b> OBP: 0.400, SLG: 0.333 (7.1)	G3		G3	SH1-4		1B		FC		2	0	1	1	0	0	1																				
<b>Inning Stats</b>	R: 0 E: 0 K: 1 S: 5	H: 0 LOB: 0 BB: 0 P: 5	R: 0 E: 0 K: 0 S: 3	H: 0 LOB: 0 BB: 0 P: 3	R: 3 E: 0 K: 1 S: 8	H: 4 LOB: 2 BB: 1 P: 12	R: 3 E: 0 K: 0 S: 6	H: 3 LOB: 0 BB: 0 P: 6	R: 1 E: 1 K: 0 S: 4	H: 1 LOB: 1 BB: 1 P: 8	R: 0 E: 0 K: 0 S: 3	H: 0 LOB: 0 BB: 0 P: 3	R: 0 E: 1 K: 0 S: 4	H: 1 LOB: 1 BB: 0 P: 4	R: 0 E: 0 K: 2 S: 8	H: 1 LOB: 1 BB: 0 P: 8		1B: 8 2B: 3 3B: 1 HR: 2	SF: 0 SAC: 2 DP: 1 HBP: 0	WP: 0 PB: 0 SB: 0 CS: 0	PA: 42															
<b>PITCHER</b>	IP	WLS	BF	H	R	ER	SO	BB	IBB	HBP	BLK	WP	HR	S	P	ERA	WHIP	<b>PITCHER</b>		IP	WLS	BF	H	R	ER	SO	BB	IBB	HBP	BLK	WP	HR	S	P	ERA	WHIP
<b>Willard Nixon, R</b> ERA: 5.53 (1.1)	3.1		17	7	6	6	2	1	0	0	0	0	2	20	24	16.20	2.400																			
<b>Bill Henry, L</b> ERA: 3.48 (4.1)	1.2		11	4	3	3	0	1	0	0	0	0	0	10	14	16.20	3.000																			
<b>Ray Scarborough, R</b> ERA: 3.68 (6.1)	3.0		10	2	0	0	0	0	0	0	0	0	0	10	10	0.00	0.667																			
<b>Dizzy Trout, R</b> ERA: 4.69 (9.1)	1.0	W	4	1	0	0	2	0	0	0	0	0	0	8	8	0.00	1.000																			

AB	39
R	9
H	14
RBI	8
BB	2
SO	4
LOB	15



Batter	1	2	3	4	5	6	7	8	9	AB	R	H	RBI	BB	SO	LOB	BOTTOM																				
<b>Dom DiMaggio, R</b> OBP: 0.408, SLG: 0.438 (1.8)	K		BB	4-3		FC5-4		G5-4-3		5	1	1	0	0	1	5	<b>St. Louis Browns @ Boston Red Sox</b> Fenway Park, Boston, MA Wed Jun 11 1952, 3:33 AM EDT Att: 14,524 - Unknown																				
<b>Jim Piersall, R</b> OBP: 0.387, SLG: 0.368 (1.9)	5-3		1B	6-3		1B		BB		4	2	2	0	1	0	0																					
<b>Hoot Evers, R</b> OBP: 0.333, SLG: 0.366 (1.7)	S		G4-3	K		FC6		BB		4	1	3	1	0	1	0																					
<b>George Kell, R</b> OBP: 0.396, SLG: 0.435 (1.5)	6-3		G4-3	F9		FC6		1B		4	1	1	0	1	0	2																					
<b>Vern Stephens, R</b> OBP: 0.374, SLG: 0.408 (1.6)		2B	F7	F8		6-3		P3		5	1	1	1	0	0	5																					
<b>Billy Goodman, L</b> OBP: 0.387, SLG: 0.413 (1.3)			E6	HBP		F9		1B		4	2	1	1	1	0	2																					
<b>Ted Lepcio, R</b> OBP: 0.341, SLG: 0.429 (1.4)			F7	2B		K		HR		4	2	2	2	0	1	3																					
<b>Sammy White, R</b> OBP: 0.330, SLG: 0.486 (1.2)		F2	F3	F3		1B		HR		5	1	3	4	0	0	3																					
<b>Willard Nixon, L</b> OBP: 0.300, SLG: 0.400 (1.1) <b>Bill Henry, L</b> OBP: 0.321, SLG: 0.423 (4.1) <b>Ray Scarborough, R</b> OBP: 0.286, SLG: 0.286 (6.1) <b>Archie Wilson, R</b> OBP: 0.257, SLG: 0.293 (8, PH) <b>Dizzy Trout, R</b> OBP: 0.214, SLG: 0.214 (9.1)	K			2B		FC5-4		K		1	0	0	0	0	1	1																					
<b>Inning Stats</b>	R: 0 E: 0 K: 1 S: 5	H: 0 LOB: 1 BB: 0 P: 6	R: 1 E: 0 K: 1 S: 7	H: 2 LOB: 1 BB: 0 P: 7	R: 1 E: 0 K: 0 S: 3	H: 2 LOB: 0 BB: 1 P: 7	R: 1 E: 1 K: 0 S: 5	H: 1 LOB: 2 BB: 0 P: 6	R: 0 E: 0 K: 1 S: 5	H: 0 LOB: 0 BB: 0 P: 5	R: 0 E: 0 K: 0 S: 6	H: 3 LOB: 2 BB: 0 P: 6	R: 1 E: 0 K: 1 S: 8	H: 3 LOB: 2 BB: 0 P: 8	R: 0 E: 0 K: 1 S: 5	H: 1 LOB: 0 BB: 0 P: 5		R: 6 E: 0 K: 0 S: 5	H: 4 LOB: 0 BB: 2 P: 13	1B: 12 2B: 3 3B: 0 HR: 1	SF: 0 SAC: 0 DP: 2 HBP: 2	WP: 0 PB: 0 SB: 1 CS: 0	PA: 44														
<b>PITCHER</b>	IP	WLS	BF	H	R	ER	SO	BB	IBB	HBP	BLK	WP	HR	S	P	ERA	WHIP	<b>PITCHER</b>		IP	WLS	BF	H	R	ER	SO	BB	IBB	HBP	BLK	WP	HR	S	P	ERA	WHIP	
<b>Earl Harrist, R</b> ERA: 3.0 (1.1)	6.0		30	10	5	4	3	1	0	2	0	0	1	33	39	6.00	1.833																				
<b>Satchel Paige, R</b> ERA: 3.06 (7.1)	2.1	L	14	6	6	6	2	2	0	0	0	0	1	16	24	23.14	3.429																				




Batter	1	2	3	4	5	6	7	8	9	AB	R	H	RBI	BB	SO	LOB	TOP					
<b>Bobby Young, L</b> OBP: 0.338, SLG: 0.318 (1, 4)										5	0	2	0	0	1	2	<b>St. Louis Browns @ Boston Red Sox</b> Fenway Park, Boston, MA Thu Jun 12 1952, 3:33 AM EDT Att: 5,650 - Sunny - 68 F					
<b>Cass Michaels, R</b> OBP: 0.388, SLG: 0.307 (1, 5)										5	0	1	0	0	1	2						
<b>Jim Delsing, L</b> OBP: 0.359, SLG: 0.395 <b>George Schmees, L</b> OBP: 0.170, SLG: 0.196 (1, 7) (8, 7)											3	1	1	0	0	1						
<b>Bob Nieman, R</b> OBP: 0.369, SLG: 0.478 (1, 9)											5	1	2	0	0	1		3				
<b>Clint Courtney, L</b> OBP: 0.320, SLG: 0.341 <b>Les Moss, R</b> OBP: 0.300, SLG: 0.421 (1, 2) (4, 2)											2	0	0	0	0	0		0				
<b>Dick Kryhoski, L</b> OBP: 0.307, SLG: 0.392 (1, 3)											4	0	1	0	0	0		2				
<b>Jim Rivera, L</b> OBP: 0.323, SLG: 0.349 (1, 8)											3	2	2	0	0	0		0				
<b>Joe Demaestri, R</b> OBP: 0.323, SLG: 0.379 <b>Tom Wright, L</b> OBP: 0.333, SLG: 0.286 <b>Fred Marsh, R</b> OBP: 0.218, SLG: 0.143 (1, 6) (8, PH) (8, 6)									3	0	0	0	0	1	1	3						
<b>Duane Pilette, R</b> OBP: 0.222, SLG: 0.259 <b>Gordon Goldsberry, L</b> OBP: 0.308, SLG: 0.299 <b>Dave Madison, R</b> OBP: 1.000, SLG: 1.000 <b>Jim Dyck, R</b> OBP: 0.347, SLG: 0.433 <b>Bob Mahoney, R</b> (8, 1)									1	0	1	2	0	0	0	0						
<b>Inning Stats</b>	R: 0 E: 0 K: 0 S: 4	H: 1 LOB: 1 BB: 0 P: 4	R: 0 E: 0 K: 0 S: 4	H: 2 LOB: 1 BB: 0 P: 4	R: 0 E: 0 K: 1 S: 7	H: 2 LOB: 2 BB: 0 P: 7	R: 1 E: 1 K: 0 S: 6	H: 2 LOB: 0 BB: 0 P: 6	R: 0 E: 0 K: 0 S: 3	H: 0 LOB: 0 BB: 0 P: 3	R: 0 E: 0 K: 0 S: 3	H: 0 LOB: 0 BB: 0 P: 7	R: 0 E: 0 K: 1 S: 8	H: 3 LOB: 1 BB: 0 P: 10	R: 0 E: 0 K: 0 S: 5	H: 2 LOB: 2 BB: 0 P: 5		1B: 11 2B: 1 3B: 0 HR: 0	SF: 0 SAC: 0 DP: 1 HBP: 2	WP: 0 PB: 0 SB: 0 CS: 0	PA: 41	
<b>PITCHER</b>	IP WLS BF H R ER SO BB IBB HBP BLK WP HR S P ERA WHIP	8.2 W 40 12 5 3 4 0 0 0 0 0 0 46 48 3.12 1.385	0.1 S 1 0 0 0 0 0 0 0 0 0 0 1 1 0.00 0.000																			

AB	39
R	5
H	12
RBI	4
BB	0
SO	4
LOB	17



Batter	1	2	3	4	5	6	7	8	9	AB	R	H	RBI	BB	SO	LOB	BOTTOM					
<b>Dom DiMaggio, R</b> OBP: 0.405, SLG: 0.431 (1, 8)										5	1	1	1	0	1	3	<b>St. Louis Browns @ Boston Red Sox</b> Fenway Park, Boston, MA Thu Jun 12 1952, 3:33 AM EDT Att: 5,650 - Sunny - 68 F					
<b>Jim Piersall, R</b> OBP: 0.388, SLG: 0.360 (1, 9)										3	1	0	0	2	0	5						
<b>Hoot Evers, R</b> OBP: 0.367, SLG: 0.455 (1, 7)										3	1	2	2	1	0	2						
<b>George Kell, R</b> OBP: 0.393, SLG: 0.432 <b>Johnny Lipon, R</b> OBP: 0.301, SLG: 0.279 (1, 5) (8, 5)										4	0	1	2	0	0	2						
<b>Vern Stephens, R</b> OBP: 0.365, SLG: 0.397 (1, 6)										4	0	0	0	0	0	3						
<b>Billy Goodman, L</b> OBP: 0.390, SLG: 0.431 (1, 3)										4	2	2	0	0	0	0						
<b>Ted Lepcio, R</b> OBP: 0.346, SLG: 0.426 (1, 4)										3	0	1	1	1	0	1						
<b>Sammy White, R</b> OBP: 0.336, SLG: 0.486 (1, 2)										4	1	2	1	0	0	1						
<b>Sid Hudson, R</b> OBP: 0.214, SLG: 0.222 <b>Ike Delock, R</b> (9, 1)										3	1	1	0	1	0	1						
<b>Inning Stats</b>	R: 1 E: 0 K: 0 S: 3	H: 1 LOB: 2 BB: 2 P: 11	R: 0 E: 0 K: 0 S: 3	H: 0 LOB: 0 BB: 0 P: 3	R: 2 E: 1 K: 0 S: 5	H: 1 LOB: 0 BB: 0 P: 5	R: 2 E: 0 K: 0 S: 6	H: 3 LOB: 2 BB: 1 P: 10	R: 0 E: 0 K: 0 S: 3	H: 1 LOB: 0 BB: 0 P: 3	R: 0 E: 0 K: 0 S: 3	H: 0 LOB: 1 BB: 1 P: 7	R: 1 E: 2 K: 0 S: 4	H: 0 LOB: 1 BB: 1 P: 8	R: 1 E: 0 K: 1 S: 8	H: 4 LOB: 2 BB: 0 P: 8		1B: 7 2B: 2 3B: 0 HR: 1	SF: 0 SAC: 0 DP: 2 HBP: 0	WP: 1 PB: 0 SB: 0 CS: 0	PA: 38	
<b>PITCHER</b>	IP WLS BF H R ER SO BB IBB HBP BLK WP HR S P ERA WHIP	6.0 L 27 6 5 3 0 4 0 0 0 0 1 23 39 4.50 1.667	1.0 5 0 1 0 0 1 0 0 0 0 1 0 4 8 0.00 1.000	1.0 6 4 1 1 1 0 0 0 0 0 0 0 8 8 9.00 4.000																		

AB	33
R	7
H	10
RBI	7
BB	5
SO	1
LOB	18



Batter	1	2	3	4	5	6	7	8	9	AB	R	H	RBI	BB	SO	LOB	TOP								
Dom DiMaggio, R (1.8) OBP: 0.405, SLG: 0.429	5-3		F4					BB 1B									3 0 1 0 1 0 1								
Jim Piersall, R (1.9) OBP: 0.384, SLG: 0.353	3-1				E8	FC6-4		BB 1B									3 0 0 0 1 0 2								
Hoot Evers, R (1.7) OBP: 0.346, SLG: 0.426	F8				SH1-3			BB 1B									3 0 0 0 0 1 2								
George Kell, R (1.5) OBP: 0.386, SLG: 0.423								BB 1B									4 0 0 0 0 0 3								
Vern Stephens, R (1.6) OBP: 0.357, SLG: 0.387								BB 1B									4 0 0 0 0 0 3								
Billy Goodman, L (1.3) OBP: 0.387, SLG: 0.425								BB 1B									4 1 1 0 0 0 0								
Ted Lepcio, R (1.4) OBP: 0.366, SLG: 0.475								BB 1B									3 1 3 1 1 0 0								
Sammy White, R (1.2) OBP: 0.333, SLG: 0.473								BB 1B									3 0 0 1 1 1 3								
Mel Parnell, L (1.1) OBP: 0.088, SLG: 0.031								BB 1B									3 0 0 0 0 0 3								
Sid Hudson, R (8.1) OBP: 0.214, SLG: 0.222								BB 1B									0 0 0 0 0 0 0								
Charlie Maxwell, L (9. PH)								BB 1B									1 0 0 0 0 0 1								
<b>Inning Stats</b>	R: 0 E: 0 K: 0 S: 3	H: 0 LOB: 0 BB: 0 P: 3	R: 0 E: 0 K: 0 S: 3	H: 0 LOB: 0 BB: 0 P: 3	R: 0 E: 0 K: 0 S: 4	H: 1 LOB: 1 BB: 0 P: 4	R: 0 E: 1 K: 0 S: 4	H: 0 LOB: 1 BB: 0 P: 4	R: 1 E: 0 K: 0 S: 4	H: 1 LOB: 2 BB: 2 P: 12	R: 0 E: 0 K: 0 S: 3	H: 0 LOB: 0 BB: 0 P: 3	R: 1 E: 0 K: 0 S: 4	H: 2 LOB: 0 BB: 0 P: 4	R: 0 E: 1 K: 1 S: 6	H: 1 LOB: 2 BB: 1 P: 10	R: 0 E: 0 K: 1 S: 5	H: 0 LOB: 1 BB: 1 P: 9	1B: 3 2B: 2 3B: 0 HR: 1	SF: 0 SAC: 1 DP: 1 HBP: 0	WP: 0 PB: 0 SB: 0 CS: 0	PA: 36			
<b>PITCHER</b>	IP	WLS	BF	H	R	ER	SO	BB	IBB	HBP	BLK	WP	HR	S	P	ERA	WHIP								
Hal Brown, R (1.1) ERA: 2.57	7.0		27	4	2	2	0	2	0	0	0	0	1	25	33	2.57	0.857								
Howie Judson, R (8.1) ERA: 4.53	0.0		2	1	0	0	0	1	0	0	0	0	0	1	5	∞	∞								
Harry Dorish, R (8.1) ERA: 2.52	2.0	W	7	0	0	0	2	1	0	0	0	0	0	10	14	0.00	0.500								

**Boston Red Sox @ Chicago White Sox**  
Comiskey Park, Chicago, IL  
Sat Jun 14 1952, 4:33 AM EDT  
Att: 12,742 - Unknown

AB 31  
R 2  
H 5  
RBI 2  
BB 4  
SO 2  
LOB 18



Batter	1	2	3	4	5	6	7	8	9	AB	R	H	RBI	BB	SO	LOB	BOTTOM								
Nellie Fox, L (1.4) OBP: 0.329, SLG: 0.362	F5		S					BB 1B									2 1 0 0 2 0 0								
Minnie Minoso, R (1.7) OBP: 0.369, SLG: 0.419	G1-4-3		BB					BB 1B									2 1 1 0 2 1 0								
Sam Mele, R (1.9) OBP: 0.331, SLG: 0.493	G1-4-3		L5					BB 1B									4 0 1 1 0 0 3								
Eddie Robinson, L (1.3) OBP: 0.405, SLG: 0.473								BB 1B									4 2 2 1 0 0 1								
Sherm Lollar, R (1.2) OBP: 0.316, SLG: 0.396								BB 1B									3 0 0 0 0 2 2								
Ray Coleman, L (1.8) OBP: 0.243, SLG: 0.265								BB 1B									3 0 0 0 0 0 2								
Hector Rodriguez, R (1.5) OBP: 0.309, SLG: 0.368								BB 1B									3 0 1 1 0 0 0								
Howie Judson, R (8.1) ERA: 4.53								BB 1B									0 0 0 0 0 0 0								
Harry Dorish, R (8.1) ERA: 2.52								BB 1B									0 0 0 0 0 0 0								
Chico Carrasquel, R (1.6) OBP: 0.318, SLG: 0.345								BB 1B									3 0 0 0 0 0 1								
Hal Brown, R (1.1) OBP: 0.333, SLG: 0.200								BB 1B									2 0 0 0 0 0 0								
Sam Dente, R (8.5) OBP: 0.211, SLG: 0.143								BB 1B									1 0 0 0 0 1 0								
<b>Inning Stats</b>	R: 0 E: 0 K: 0 S: 2	H: 0 LOB: 0 BB: 1 P: 6	R: 1 E: 0 K: 0 S: 4	H: 1 LOB: 0 BB: 0 P: 4	R: 0 E: 0 K: 0 S: 3	H: 0 LOB: 2 BB: 2 P: 11	R: 0 E: 0 K: 0 S: 2	H: 0 LOB: 0 BB: 0 P: 3	R: 0 E: 0 K: 1 S: 5	H: 0 LOB: 0 BB: 0 P: 5	R: 1 E: 0 K: 1 S: 7	H: 2 LOB: 1 BB: 0 P: 7	R: 2 E: 1 K: 2 S: 9	H: 2 LOB: 1 BB: 1 P: 13	R: 0 E: 0 K: 1 S: 5	H: 0 LOB: 0 BB: 0 P: 5	R: 1 E: 1 K: 2 S: 9	H: 2 LOB: 1 BB: 1 P: 13	1B: 3 2B: 1 3B: 0 HR: 1	SF: 0 SAC: 0 DP: 2 HBP: 1	WP: 0 PB: 0 SB: 1 CS: 0	PA: 32			
<b>PITCHER</b>	IP	WLS	BF	H	R	ER	SO	BB	IBB	HBP	BLK	WP	HR	S	P	ERA	WHIP								
Mel Parnell, L (1.1) ERA: 3.51	7.1	L	29	4	4	3	3	4	0	1	0	0	0	30	47	3.68	1.091								
Sid Hudson, R (8.1) ERA: 2.75	0.2		3	1	0	0	1	0	0	0	0	0	0	5	5	0.00	1.500								

**Boston Red Sox @ Chicago White Sox**  
Comiskey Park, Chicago, IL  
Sat Jun 14 1952, 4:33 AM EDT  
Att: 12,742 - Unknown

AB 27  
R 4  
H 5  
RBI 3  
BB 4  
SO 4  
LOB 9



Batter	1	2	3	4	5	6	7	8	9	AB	R	H	RBI	BB	SO	LOB	TOP					
Dom DiMaggio, R OBP: 0.402, SLG: 0.426 Charlie Maxwell, L (7, 8)	0-0 4-3		0-0 F8		0-0 G1-4-3		0-0 F8		0-3 K	4	0	1	1	0	0	0	<b>Boston Red Sox @ Chicago White Sox</b> Comiskey Park, Chicago, IL Sun Jun 15 1952, 4:33 AM EDT Unknown					
Jim Piersall, R OBP: 0.385, SLG: 0.354 (1, 9) (8, 6)	0-0 FC5 1B		0-0 5-3		0-0 F5		0-0 S 1B		0-0 3-1	5	1	2	0	0	0	2						
Hoot Evers, R OBP: 0.389, SLG: 0.412 Archie Wilson, R OBP: 0.257, SLG: 0.293 (1, 7) (7, 7)	0-0 FC5 1B		0-0 S 1B		0-0 G1-4-3		0-3 K			4	0	1	0	0	1	4						
George Kell, R OBP: 0.388, SLG: 0.421 Johnny Lipon, R OBP: 0.301, SLG: 0.279 (1, 5) (8, 5)	0-0 1-3 3-H 1B		0-0 F6		4-0 E BB		0-0 5-3			3	0	1	1	1	0	1						
Billy Goodman, L OBP: 0.383, SLG: 0.420 Dick Gemert, R OBP: 0.240, SLG: 0.217 (1, 3) (8, 3)	0-0 P4		0-0 4-3		0-3 K		0-0 WP 1B			4	0	1	0	0	1	3						
Vern Stephens, R OBP: 0.348, SLG: 0.377 Clyde Vollmer, R OBP: 0.381, SLG: 0.471 (1, 6) (8, 9)	0-0 L8		0-0 F6		0-0 E7		0-0 F8			4	0	0	0	0	0	4						
Ted Lepcio, R OBP: 0.362, SLG: 0.467 (1, 4)		0-3 K		0-0 4-3		0-3 K		0-0 WP 1B		4	0	1	0	0	2	2						
Gus Niarhos, R OBP: 0.195, SLG: 0.029 Del Wilber, R OBP: 0.281, SLG: 0.238 (1, 2) (2, 2)		0-0 F7		0-0 1B 1B		0-0 L5		0-0 F8		1	0	0	0	0	0	0						
Willard Nixon, L OBP: 0.333, SLG: 0.417 Ray Scarborough, R OBP: 0.286, SLG: 0.286 Bill Henry, L OBP: 0.321, SLG: 0.423 Dick Brodowski, R (9, PH) Sammy White, R OBP: 0.331, SLG: 0.469	0-0 F8		0-0 F8		0-0 1B 1B		0-0 G3		0-0 F5	2	0	1	0	0	0	0						
<b>Inning Stats</b>	R: 1 E: 1 K: 0 S: 6	H: 2 LOB: 2 BB: 0 P: 6	R: 0 E: 0 K: 1 S: 5	H: 0 LOB: 0 BB: 0 P: 5	R: 0 E: 0 K: 0 S: 4	H: 1 LOB: 1 BB: 0 P: 4	R: 0 E: 0 K: 0 S: 3	H: 0 LOB: 0 BB: 0 P: 3	R: 1 E: 0 K: 2 S: 5	H: 3 LOB: 1 BB: 1 P: 5	R: 0 E: 1 K: 2 S: 8	H: 0 LOB: 2 BB: 1 P: 12	R: 0 E: 0 K: 1 S: 6	H: 1 LOB: 1 BB: 0 P: 6	R: 0 E: 0 K: 0 S: 5	H: 2 LOB: 2 BB: 0 P: 5		R: 0 E: 0 K: 1 S: 5	H: 0 LOB: 0 BB: 0 P: 5	1B: 9 2B: 0 3B: 0 HR: 0	SF: 0 SAC: 0 DP: 1 HBP: 0	WP: 1 PB: 0 SB: 2 CS: 0
<b>PITCHER</b> Saul Rogovin, R ERA: 4.15 (1, 1)	IP: 9.0 WLS: W BF: 38	H: 9 R: 2 ER: 1 SO: 5	BB: 1 IBB: 0 HBP: 0 BLK: 0	WP: 1 HR: 0 S: 47 P: 51	ERA: 1.00 WHIP: 1.111	<b>PITCHER</b>										IP: 9.0 WLS: W BF: 38	H: 9 R: 2 ER: 1 SO: 5	BB: 1 IBB: 0 HBP: 0 BLK: 0	WP: 1 HR: 0 S: 47 P: 51	ERA: 1.00 WHIP: 1.111		

Batter	1	2	3	4	5	6	7	8	9	AB	R	H	RBI	BB	SO	LOB	BOTTOM			
Nellie Fox, L OBP: 0.335, SLG: 0.367 (1, 4)	0-0 1-3		0-0 F8		0-0 1B E 1B	0-0 FC6 1B FC4-6		0-0 G5-4-3 1B		5	2	3	0	0	0	0	<b>Boston Red Sox @ Chicago White Sox</b> Comiskey Park, Chicago, IL Sun Jun 15 1952, 4:33 AM EDT Unknown			
Minnie Minoso, R OBP: 0.375, SLG: 0.424 (1, 8) (6, 7)	0-0 G3		0-0 CS 1B		0-0 BB 1B E 1B	0-0 FC4-6 E 1B		0-0 G5-4-3		5	1	3	0	0	0	1				
Sam Mele, R OBP: 0.327, SLG: 0.483 (1, 9)	0-0 F7		0-0 CS		0-0 FC5 BB 1B	0-0 FC6 FC4-6		0-0 F9		5	2	1	0	0	0	3				
Eddie Robinson, L OBP: 0.411, SLG: 0.474 (1, 3)		4-0 1B F9 BB		0-0 2B E 1B	4-0 BB 1B G1-2-3 BB	0-0 FC4-6				2	2	1	1	2	0	2				
Bud Stewart, L OBP: 0.435, SLG: 0.506 Ray Coleman, L OBP: 0.241, SLG: 0.263 (1, 7) (6, 8)	0-0 1-3 1B		0-0 SH1-4 1H 2H		0-0 SH1-4 1H 2H	0-0 G1-2-3 BB		0-3 K		3	0	3	3	0	0	0				
Hector Rodriguez, R OBP: 0.368, SLG: 0.305 (1, 5)	0-0 F9		0-0 SH1-4		0-0 G1-2-3 BB		0-0 1-3			2	0	0	1	1	0	1				
Bud Sheely, L OBP: 0.340, SLG: 0.275 (1, 2)	0-3 K		4-0 BB		0-0 G1-2-3		0-0 CS 1B			3	0	1	0	1	1	4				
Chico Carrasquel, R OBP: 0.317, SLG: 0.340 (1, 6)	0-0 F4		0-0 F7		0-0 F8		4-0 FC5-4 BB			3	0	0	0	1	0	5				
Saul Rogovin, R OBP: 0.289, SLG: 0.314 (1, 1)			0-0 F3		0-3 K		0-0 K		0-0 FC5-4	4	0	0	0	0	2	3				
<b>Inning Stats</b>	R: 0 E: 0 K: 0 S: 3	H: 0 LOB: 0 BB: 0 P: 3	R: 1 E: 0 K: 1 S: 6	H: 1 LOB: 1 BB: 1 P: 10	R: 0 E: 0 K: 0 S: 3	H: 1 LOB: 0 BB: 0 P: 3	R: 2 E: 1 K: 1 S: 8	H: 3 LOB: 2 BB: 1 P: 12	R: 3 E: 1 K: 0 S: 6	H: 3 LOB: 2 BB: 2 P: 14	R: 1 E: 1 K: 2 S: 10	H: 2 LOB: 2 BB: 0 P: 10	R: 0 E: 0 K: 0 S: 3	H: 1 LOB: 1 BB: 1 P: 7	R: 0 E: 0 K: 0 S: 3	H: 1 LOB: 0 BB: 0 P: 3		1B: 11 2B: 1 3B: 0 HR: 0	SF: 0 SAC: 1 DP: 2 HBP: 0	WP: 0 PB: 0 SB: 0 CS: 2
<b>PITCHER</b> Willard Nixon, R ERA: 5.97 Ray Scarborough, R ERA: 3.68 Bill Henry, L ERA: 3.48 Dick Brodowski, R ERA:	IP: 1.1 WLS: L BF: 20	H: 7 R: 5 ER: 4 SO: 2	BB: 2 IBB: 0 HBP: 0 BLK: 0	WP: 0 HR: 0 S: 22 P: 30	ERA: 9.00 WHIP: 2.250	<b>PITCHER</b>										IP: 4.0 WLS: L BF: 15	H: 4 R: 1 ER: 0 SO: 2	BB: 1 IBB: 0 HBP: 0 BLK: 0	WP: 0 HR: 0 S: 18 P: 22	ERA: 0.00 WHIP: 1.250

Batter	1	2	3	4	5	6	7	8	9	AB	R	H	RBI	BB	SO	LOB	TOP					
Dom DiMaggio, R (1.8) OBP: 0.397, SLG: 0.420	F9		6-3		2B 1B		F9		K	5	0	1	0	0	1	0	<b>Boston Red Sox @ Chicago White Sox</b> Comiskey Park, Chicago, IL Sun Jun 15 1952, 4:38 AM EDT Att: 40,905 - Unknown <a href="http://livebaseballscorecards.com">livebaseballscorecards.com</a>					
Billy Goodman, L (1.4) OBP: 0.377, SLG: 0.413	1B		3-1		F7		F7		K	5	0	1	0	0	1	1						
Hoot Evers, R (1.7) OBP: 0.350, SLG: 0.455	F3		1B 2B		1-3 2B			F5		4	0	2	0	0	0	1						
George Kell, R (1.5) OBP: 0.395, SLG: 0.425	F8		1B		G5-4-3 IBB			WP 1B 1B		3	1	2	0	1	0	1						
Clyde Vollmer, R (1.9) OBP: 0.367, SLG: 0.451			F8					6-3		4	0	0	0	0	1	6						
Jim Piersall, R (9.9) OBP: 0.385, SLG: 0.354			K		G5-4-3 1-2			6-3		0	0	0	0	0	0	0						
Vern Stephens, R (1.6) OBP: 0.358, SLG: 0.382					G4-3 1B BB			K		3	1	2	1	1	1	0						
Dick Gemert, R (1.3) OBP: 0.310, SLG: 0.385					G4-3 1B BB			K		3	1	2	2	1	1	0						
Sammy White, R (1.2) OBP: 0.320, SLG: 0.453					G4-3 1B BB			HR 1B		4	0	0	0	0	1	4						
Dizzy Trout, R (1.1) OBP: 0.176, SLG: 0.176					G4-3 1B BB			F7		3	0	0	0	0	2	3						
Ike Delock, R (8.1)					4-3					1	0	0	0	0	0	0						
Mel Parnell, L (9.1) OBP: 0.088, SLG: 0.031								K		0	0	0	0	0	0	0						
										6-3												
<b>Inning Stats</b>	R: 0 E: 0 K: 0 S: 4	H: 1 LOB: 1 BB: 0 P: 4	R: 0 E: 0 K: 2 S: 8	H: 1 LOB: 2 BB: 1 P: 12	R: 0 E: 0 K: 1 S: 7	H: 2 LOB: 2 BB: 0 P: 7	R: 0 E: 0 K: 0 S: 3	H: 1 LOB: 1 BB: 1 P: 7	R: 0 E: 0 K: 0 S: 4	H: 2 LOB: 2 BB: 1 P: 8	R: 0 E: 0 K: 2 S: 7	H: 0 LOB: 0 BB: 0 P: 7	R: 0 E: 0 K: 1 S: 5	H: 0 LOB: 0 BB: 0 P: 5	R: 3 E: 0 K: 0 S: 6	H: 3 LOB: 0 BB: 0 P: 6	R: 0 E: 0 K: 2 S: 7	H: 0 LOB: 0 BB: 0 P: 7	1B: 7 2B: 2 3B: 0 HR: 1	SF: 0 SAC: 0 DP: 2 HBP: 0	WP: 1 PB: 0 SB: 0 CS: 0	PA: 38
<b>PITCHER</b>	IP WLS BF H R ER SO BB IBB HBP BLK WP HR S P ERA WHIP	IP WLS BF H R ER SO BB IBB HBP BLK WP HR S P ERA WHIP	IP WLS BF H R ER SO BB IBB HBP BLK WP HR S P ERA WHIP	IP WLS BF H R ER SO BB IBB HBP BLK WP HR S P ERA WHIP	IP WLS BF H R ER SO BB IBB HBP BLK WP HR S P ERA WHIP	IP WLS BF H R ER SO BB IBB HBP BLK WP HR S P ERA WHIP	IP WLS BF H R ER SO BB IBB HBP BLK WP HR S P ERA WHIP	IP WLS BF H R ER SO BB IBB HBP BLK WP HR S P ERA WHIP	IP WLS BF H R ER SO BB IBB HBP BLK WP HR S P ERA WHIP	IP WLS BF H R ER SO BB IBB HBP BLK WP HR S P ERA WHIP	IP WLS BF H R ER SO BB IBB HBP BLK WP HR S P ERA WHIP	IP WLS BF H R ER SO BB IBB HBP BLK WP HR S P ERA WHIP	IP WLS BF H R ER SO BB IBB HBP BLK WP HR S P ERA WHIP	IP WLS BF H R ER SO BB IBB HBP BLK WP HR S P ERA WHIP	IP WLS BF H R ER SO BB IBB HBP BLK WP HR S P ERA WHIP	IP WLS BF H R ER SO BB IBB HBP BLK WP HR S P ERA WHIP						
Chuck Stobbs, L (1.1) ERA: 2.95	7.2 L	34 L	10 3	3 3	6 6	2 2	1 1	0 0	0 0	0 0	0 0	0 0	0 0	0 0	0 0	0 0	3.52 1.565					
Harry Dorish, R (8.1) ERA: 2.49	0.1	1	0	0	0	0	0	0	0	0	0	0	0	0	0	0	0.00 0.000					
Bill Kennedy, L (9.1) ERA: 1.95	1.0	3	0	0	0	2	0	0	0	0	0	0	0	0	0	0	0.00 0.000					



Batter	1	2	3	4	5	6	7	8	9	AB	R	H	RBI	BB	SO	LOB	BOTTOM					
Nellie Fox, L (1.4) OBP: 0.336, SLG: 0.362	1-3		F7		S BB			F8		3	0	0	0	2	0	2	<b>Boston Red Sox @ Chicago White Sox</b> Comiskey Park, Chicago, IL Sun Jun 15 1952, 4:38 AM EDT Att: 40,905 - Unknown <a href="http://livebaseballscorecards.com">livebaseballscorecards.com</a>					
Minnie Minoza, R (1.8) OBP: 0.371, SLG: 0.418			F9		F4			F8		5	0	1	0	0	0	6						
Sam Mele, R (1.9) OBP: 0.331, SLG: 0.479			F9		1-3			1-3		3	0	1	1	1	0	1						
Eddie Robinson, L (1.3) OBP: 0.404, SLG: 0.465			F9		4-3			4-3		4	0	0	0	0	0	4						
Bud Stewart, L (1.7) OBP: 0.429, SLG: 0.489					4-3			G3		3	0	0	0	1	0	0						
Hector Rodriguez, R (1.5) OBP: 0.371, SLG: 0.305			FC1-6		G4-6-3 1B			4-3		3	1	1	0	1	0	1						
Sherm Lollar, R (1.2) OBP: 0.315, SLG: 0.399										4	0	1	0	0	0	2						
Willy Miranda, S (9. PR) OBP: 0.462, SLG: 0.400			F3		G4-6-3			5-3		0	0	0	0	0	0	0						
Chico Carrasquel, R (1.6) OBP: 0.311, SLG: 0.333			F8					F6		4	0	0	1	0	0	2						
Chuck Stobbs, L (1.1) OBP: 0.227, SLG: 0.105										1	1	0	0	1	1	0						
Harry Dorish, R (8.1) ERA: 4.18										0	0	0	0	0	0	0						
Al Zarilla, L (8. PH) OBP: 0.333, SLG: 0.354										0	0	0	0	0	0	0						
Bill Kennedy, L (9.1) OBP: 0.400, SLG: 0.400										0	0	0	0	0	0	0						
Ray Coleman, L (9. PH) OBP: 0.246, SLG: 0.263										0	0	0	0	0	0	0						
<b>Inning Stats</b>	R: 0 E: 0 K: 0 S: 4	H: 1 LOB: 1 BB: 0 P: 4	R: 0 E: 0 K: 0 S: 3	H: 0 LOB: 1 BB: 1 P: 7	R: 1 E: 0 K: 0 S: 4	H: 1 LOB: 1 BB: 1 P: 8	R: 0 E: 0 K: 0 S: 3	H: 1 LOB: 0 BB: 0 P: 3	R: 0 E: 0 K: 1 S: 5	H: 0 LOB: 1 BB: 1 P: 9	R: 0 E: 0 K: 0 S: 3	H: 0 LOB: 0 BB: 0 P: 3	R: 0 E: 0 K: 0 S: 3	H: 0 LOB: 0 BB: 0 P: 3	R: 0 E: 0 K: 0 S: 3	H: 0 LOB: 2 BB: 1 P: 8	R: 1 E: 0 K: 0 S: 4	H: 1 LOB: 3 BB: 3 P: 16	1B: 3 2B: 1 3B: 0 HR: 0	SF: 0 SAC: 0 DP: 1 HBP: 1	WP: 1 PB: 0 SB: 1 CS: 0	PA: 38
<b>PITCHER</b>	IP WLS BF H R ER SO BB IBB HBP BLK WP HR S P ERA WHIP	IP WLS BF H R ER SO BB IBB HBP BLK WP HR S P ERA WHIP	IP WLS BF H R ER SO BB IBB HBP BLK WP HR S P ERA WHIP	IP WLS BF H R ER SO BB IBB HBP BLK WP HR S P ERA WHIP	IP WLS BF H R ER SO BB IBB HBP BLK WP HR S P ERA WHIP	IP WLS BF H R ER SO BB IBB HBP BLK WP HR S P ERA WHIP	IP WLS BF H R ER SO BB IBB HBP BLK WP HR S P ERA WHIP	IP WLS BF H R ER SO BB IBB HBP BLK WP HR S P ERA WHIP	IP WLS BF H R ER SO BB IBB HBP BLK WP HR S P ERA WHIP	IP WLS BF H R ER SO BB IBB HBP BLK WP HR S P ERA WHIP	IP WLS BF H R ER SO BB IBB HBP BLK WP HR S P ERA WHIP	IP WLS BF H R ER SO BB IBB HBP BLK WP HR S P ERA WHIP	IP WLS BF H R ER SO BB IBB HBP BLK WP HR S P ERA WHIP	IP WLS BF H R ER SO BB IBB HBP BLK WP HR S P ERA WHIP	IP WLS BF H R ER SO BB IBB HBP BLK WP HR S P ERA WHIP	IP WLS BF H R ER SO BB IBB HBP BLK WP HR S P ERA WHIP						
Dizzy Trout, R (8.1) ERA: 4.18	7.0 W	27	3	1	1	0	3	0	0	0	0	0	0	0	0	0	1.29 0.857					
Ike Delock, R (8.1) ERA: 4.54	1.2	9	1	1	1	0	3	0	0	0	0	0	0	0	0	0	5.40 2.400					
Mel Parnell, L (9.1) ERA: 3.5	0.1	S	2	0	0	0	1	0	0	0	0	0	0	0	0	0	0.00 3.000					







Batter	1	2	3	4	5	6	7	8	9	AB	R	H	RBI	BB	SO	LOB	TOP				
Dom DiMaggio, R OBP: 0.404, SLG: 0.423										5	2	3	0	0	0	2	<b>Boston Red Sox @ St. Louis Browns</b> Sportsman's Park, St. Louis, MO Wed Jun 18 1952, 4:33 AM EDT Att: 10,200 - Unknown				
Billy Goodman, L OBP: 0.387, SLG: 0.428										5	1	4	1	0	0	0					
Hoot Evers, R OBP: 0.333, SLG: 0.403										4	0	0	0	1	2	4					
George Kell, R OBP: 0.394, SLG: 0.423										4	0	2	2	0	0	1					
Clyde Vollmer, R OBP: 0.362, SLG: 0.433										3	0	0	0	1	0	4					
Jim Piersall, R OBP: 0.382, SLG: 0.352										0	0	0	0	0	0	0					
Vern Stephens, R OBP: 0.342, SLG: 0.364										4	0	0	0	0	0	7					
Dick Gemert, R OBP: 0.278, SLG: 0.313										3	0	0	0	1	0	3					
Sammy White, R OBP: 0.310, SLG: 0.435										4	0	1	0	0	2	2					
Bill Henry, L OBP: 0.313, SLG: 0.400										4	0	1	0	0	0	1					
<b>Inning Stats</b>	R: 1 E: 1 K: 1 S: 8	H: 2 LOB: 3 BB: 1 P: 12	R: 0 E: 0 K: 1 S: 5	H: 0 LOB: 0 BB: 0 P: 5	R: 1 E: 0 K: 0 S: 4	H: 2 LOB: 1 BB: 1 P: 8	R: 0 E: 1 K: 1 S: 5	H: 0 LOB: 0 BB: 0 P: 5	R: 1 E: 0 K: 1 S: 8	H: 3 LOB: 2 BB: 0 P: 8	R: 0 E: 0 K: 0 S: 3	H: 0 LOB: 0 BB: 0 P: 3	R: 0 E: 0 K: 0 S: 3	H: 0 LOB: 1 BB: 1 P: 7	R: 0 E: 0 K: 0 S: 4	H: 2 LOB: 1 BB: 0 P: 4	1B: 10 2B: 2 3B: 0 HR: 0	SF: 0 SAC: 0 DP: 3 HBP: 0	WP: 0 PB: 0 SB: 0 CS: 1	PA: 39	
<b>PITCHER</b> Duane Pilette, R ERA: 2.77	(1, 1)	IP: 9.0 WLS: W BF: 39	H: 11 R: 3 ER: 3 SO: 4	BB: 3 IBB: 0 HBP: 0 BLK: 0	WP: 0 HR: 0 S: 44 P: 56	ERA: 3.00 WHIP: 1.556	<b>PITCHER</b>										IP: 9.0 WLS: W BF: 39	H: 11 R: 3 ER: 3 SO: 4	BB: 3 IBB: 0 HBP: 0 BLK: 0	WP: 0 HR: 0 S: 44 P: 56	ERA: 3.00 WHIP: 1.556

AB	36
R	3
H	11
RBI	3
BB	3
SO	4
LOB	24



Batter	1	2	3	4	5	6	7	8	9	AB	R	H	RBI	BB	SO	LOB	BOTTOM					
Bobby Young, L OBP: 0.338, SLG: 0.339										4	1	2	1	0	0	0	<b>Boston Red Sox @ St. Louis Browns</b> Sportsman's Park, St. Louis, MO Wed Jun 18 1952, 4:33 AM EDT Att: 10,200 - Unknown					
Jim Rivera, L OBP: 0.340, SLG: 0.393										4	1	2	1	0	0	1						
Jim Dyck, R OBP: 0.359, SLG: 0.442										4	0	1	0	0	0	3						
Bob Nieman, R OBP: 0.372, SLG: 0.463										3	0	0	0	1	1	2						
Darrell Johnson, R OBP: 0.522, SLG: 0.524										4	0	1	1	0	0	2						
Dick Kryhoski, L OBP: 0.311, SLG: 0.414										3	1	1	0	1	0	1						
Fred Marsh, R OBP: 0.227, SLG: 0.149										3	0	0	0	1	0	1						
Marty Marion, R OBP: 0.301, SLG: 0.336										4	0	1	1	0	0	0						
Duane Pilette, R OBP: 0.233, SLG: 0.267										3	1	1	0	0	1	0						
<b>Inning Stats</b>	R: 0 E: 0 K: 0 S: 4	H: 1 LOB: 1 BB: 0 P: 4	R: 0 E: 0 K: 0 S: 2	H: 0 LOB: 0 BB: 1 P: 6	R: 0 E: 0 K: 0 S: 3	H: 0 LOB: 0 BB: 0 P: 3	R: 1 E: 0 K: 1 S: 7	H: 2 LOB: 1 BB: 0 P: 7	R: 2 E: 0 K: 0 S: 6	H: 3 LOB: 1 BB: 0 P: 6	R: 0 E: 0 K: 0 S: 3	H: 0 LOB: 0 BB: 0 P: 3	R: 0 E: 0 K: 1 S: 5	H: 0 LOB: 0 BB: 0 P: 5	R: 0 E: 0 K: 0 S: 4	H: 1 LOB: 2 BB: 1 P: 8	R: 1 E: 0 K: 0 S: 2	H: 2 LOB: 2 BB: 1 P: 6	1B: 5 2B: 3 3B: 1 HR: 0	SF: 0 SAC: 0 DP: 1 HBP: 0	WP: 0 PB: 0 SB: 0 CS: 0	PA: 35
<b>PITCHER</b> Bill Henry, L ERA: 3.46	(1, 1)	IP: 8.0 WLS: L BF: 35	H: 9 R: 4 ER: 3 SO: 2	BB: 2 IBB: 1 HBP: 0 BLK: 0	WP: 0 HR: 0 S: 36 P: 48	ERA: 3.38 WHIP: 1.375	<b>PITCHER</b>										IP: 8.0 WLS: L BF: 35	H: 9 R: 4 ER: 3 SO: 2	BB: 2 IBB: 1 HBP: 0 BLK: 0	WP: 0 HR: 0 S: 36 P: 48	ERA: 3.38 WHIP: 1.375	



Batter	1	2	3	4	5	6	7	8	9	AB	R	H	RBI	BB	SO	LOB	TOP								
Dom DiMaggio, R (1, 8) OBP: 0.405, SLG: 0.422	4-0 1B BB		0-0 SH1-3 1B		0-3 K			0-0 4-3		3	1	1	0	1	1	0	<b>Boston Red Sox @ St. Louis Browns</b> Sportsman's Park, St. Louis, MO Thu Jun 19 1952, 4:33 AM EDT Att: 3,965 - Unknown								
Billy Goodman, L (1, 4) OBP: 0.386, SLG: 0.426	0-0 1B		0-0 SH1-3		0-0 F7			0-0 F8		3	0	1	0	0	0	0									
Charlie Maxwell, L (1, 9) OBP: 0.333, SLG: 0.400	0-3 K		4-0 BB		0-0 2B			0-3 K		3	0	1	0	1	2	2									
George Kell, R (1, 5) OBP: 0.396, SLG: 0.429	0-0 G4-6-3 1B		0-0 F7		0-0 L8			0-0 F9 1B 2B		4	1	2	1	0	0	4									
Archie Wilson, R (1, 7) OBP: 0.245, SLG: 0.279	0-0 G4-6-3 1-2		0-0 F2		0-0 F6			0-0 L8		4	0	0	0	0	0	7									
Dick Gemert, R (1, 3) OBP: 0.275, SLG: 0.306		0-0 F2		0-0 G1-6-3 1B				0-0 F7		4	0	1	0	0	0	2									
Johnny Lipon, R (1, 6) OBP: 0.306, SLG: 0.280		0-0 G6-4-3 1B		0-0 G1-6-3 1-2				0-0 F8		3	0	1	0	1	0	1									
Del Wilber, R (1, 2) OBP: 0.260, SLG: 0.239		0-0 G6-4-3 1-2		0-3 K				0-3 K		4	0	1	1	0	2	1									
Ike Delock, R (1, 1)			4-0 SH1-3 1B BB		0-0 5-3			0-3 K		3	0	0	0	1	1	2									
<b>Inning Stats</b>	R: 1 E: 0 K: 1 S: 6	H: 2 LOB: 1 BB: 1 P: 10	R: 0 E: 0 K: 0 S: 3	H: 1 LOB: 0 BB: 0 P: 3	R: 0 E: 0 K: 0 S: 4	H: 1 LOB: 0 BB: 2 P: 12	R: 0 E: 0 K: 1 S: 5	H: 1 LOB: 0 BB: 0 P: 5	R: 0 E: 0 K: 1 S: 5	H: 0 LOB: 0 BB: 0 P: 5	R: 0 E: 0 K: 0 S: 4	H: 1 LOB: 0 BB: 0 P: 4	R: 0 E: 0 K: 2 S: 7	H: 0 LOB: 0 BB: 0 P: 7	R: 0 E: 0 K: 1 S: 5	H: 0 LOB: 0 BB: 0 P: 5		R: 1 E: 0 K: 0 S: 5	H: 2 LOB: 2 BB: 1 P: 9	1B: 6 2B: 2 3B: 0 HR: 0	SF: 0 SAC: 1 DP: 3 HBP: 0	WP: 1 PB: 0 SB: 0 CS: 0	PA: 36		
<b>PITCHER</b>	IP	WLS	BF	H	R	ER	SO	BB	IBB	HBP	BLK	WP	HR	S	P	ERA	WHIP								
Ken Holcombe, R (1, 1) ERA: 6.03	2.1	L	12	4	1	1	1	3	0	0	0	0	0	11	23	3.86	3.000								
Dave Madison, R (3, 1) ERA: 2.67	5.2		18	2	0	0	5	0	0	0	0	0	0	28	28	0.00	0.353								
Satchel Paige, R (9, 1) ERA: 3.16	1.0		6	2	1	1	0	1	0	0	0	1	0	5	9	9.00	3.000								

Batter	1	2	3	4	5	6	7	8	9	AB	R	H	RBI	BB	SO	LOB	BOTTOM								
Bobby Young, L (1, 4) OBP: 0.341, SLG: 0.344	0-0 1B FC1-5 2B		4-0 CS BB			0-0 F9		0-0 4-3		3	0	1	0	1	0	0	<b>Boston Red Sox @ St. Louis Browns</b> Sportsman's Park, St. Louis, MO Thu Jun 19 1952, 4:33 AM EDT Att: 3,965 - Unknown								
Jim Rivera, L (1, 8) OBP: 0.342, SLG: 0.395	0-0 S FC1-5 2-3 1B		0-0 F3 1-2			0-0 F8		0-0 CS 1B		4	0	2	0	0	0	1									
Jim Delsing, L (1, 7) OBP: 0.356, SLG: 0.400	0-0 FC1-5 7-4 1-2 3-H 1B				0-0 F7		0-0 4-3		0-0 CS 1-2 1B	4	0	1	0	0	0	2									
Bob Nieman, R (1, 9) OBP: 0.374, SLG: 0.467	4-0 1-2 2-3 BB				0-3 K			0-0 F9 2B		3	0	1	0	1	1	1									
Dick Kryhoski, L (1, 3) OBP: 0.303, SLG: 0.403	0-0 7-4 2-3f				0-0 E3			0-0 L8		4	0	0	0	0	0	5									
Darrell Johnson, R (1, 2) OBP: 0.481, SLG: 0.458		0-0 5-3			0-0 F8			4-0 BB		3	0	0	0	1	0	2									
Fred Marsh, R (1, 5) OBP: 0.221, SLG: 0.145		0-0 F9			0-3 K			0-0 F9 2-3		2	0	0	0	0	1	0									
Al Zarilla, L (7, PH) OBP: 0.330, SLG: 0.350								0-0 F9		1	0	0	0	0	0	2									
Willy Miranda, S (8, 6) OBP: 0.462, SLG: 0.400								0-0 F8		0	0	0	0	0	0	0									
Marty Marion, R (1, 6) OBP: 0.297, SLG: 0.331		0-0 F8			0-0 F8			0-0 F8		2	0	0	0	0	0	0									
Cass Michaels, R (7, PH) OBP: 0.301, SLG: 0.327								0-0 F8		1	0	0	0	0	0	2									
Ken Holcombe, R (1, 1) OBP: 0.333, SLG: 0.333					0-3 K			0-0 F4		0	0	0	0	0	0	0									
Dave Madison, R (3, 1) OBP: 0.333, SLG: 0.333										2	0	0	0	0	2	0									
George Schmees, L (6, PH) OBP: 0.182, SLG: 0.208										1	0	0	0	0	0	0									
Satchel Paige, R (9, 1) OBP: 0.400, SLG: 0.333										0	0	0	0	0	0	0									
<b>Inning Stats</b>	R: 0 E: 0 K: 0 S: 4	H: 2 LOB: 2 BB: 1 P: 8	R: 0 E: 0 K: 0 S: 3	H: 0 LOB: 0 BB: 0 P: 3	R: 0 E: 0 K: 1 S: 4	H: 0 LOB: 0 BB: 1 P: 8	R: 0 E: 1 K: 1 S: 6	H: 0 LOB: 1 BB: 0 P: 6	R: 0 E: 0 K: 2 S: 7	H: 0 LOB: 0 BB: 0 P: 7	R: 0 E: 0 K: 0 S: 3	H: 0 LOB: 0 BB: 0 P: 3	R: 0 E: 0 K: 0 S: 4	H: 1 LOB: 2 BB: 1 P: 8	R: 0 E: 0 K: 0 S: 3	H: 1 LOB: 0 BB: 0 P: 3	R: 0 E: 0 K: 0 S: 4	H: 1 LOB: 1 BB: 0 P: 4	1B: 3 2B: 3 3B: 0 HR: 0	SF: 0 SAC: 0 DP: 1 HBP: 0	WP: 0 PB: 0 SB: 2 CS: 2	PA: 34			
<b>PITCHER</b>	IP	WLS	BF	H	R	ER	SO	BB	IBB	HBP	BLK	WP	HR	S	P	ERA	WHIP								
Ike Delock, R (1, 1) ERA: 3.72	9.0	W	33	5	0	0	4	3	0	0	0	0	0	38	50	0.00	0.889								

Batter	1	2	3	4	5	6	7	8	9	AB	R	H	RBI	BB	SO	LOB	TOP			
Dom DiMaggio, R (1,8) OBP: 0.405, SLG: 0.418	0-0 BB 1B		0-3 K			0-0 G4-6-3 1-2		0-0 F3		4	0	1	0	0	1	1	Boston Red Sox @ Cleveland Indians Cleveland Municipal Stadium, Cleveland, OH Fri Jun 20 1952, 3:33 AM EDT Att: 28,949 - Overcast <a href="http://livebaseballscorecards.com">livebaseballscorecards.com</a>			
Billy Goodman, L (1,4) OBP: 0.383, SLG: 0.421	0-0 F6			0-0 3-1			0-0 4-3		0-0 1B	4	0	1	0	0	0	1				
Vern Stephens, R (1,6) OBP: 0.346, SLG: 0.363	4-0 G5-4-3 1-2 BB			0-0 F4			0-0 1B E 1B		0-0 F9	3	1	1	0	1	0	1				
George Kell, R (1,5) OBP: 0.393, SLG: 0.426	0-0 G5-4-3 1-2			0-0 F7			0-0 FC6-4 1B		0-0 F7	4	0	1	0	0	0	3				
Hoot Evers, R (1,7) OBP: 0.315, SLG: 0.379		0-0 F8			0-0 4-3		0-0 FC6-4 1B		0-0 F8	4	1	0	0	0	0	2				
Jim Piersall, R (1,9) OBP: 0.382, SLG: 0.351		0-3 K		0-3 K			0-0 1B			3	0	1	1	0	2	0				
Dick Gemert, R (1,3) OBP: 0.256, SLG: 0.282		0-0 1-3		0-3 K			0-0 1B		0-0 F8	3	0	0	0	0	1	1				
Sammy White, R (1,2) OBP: 0.303, SLG: 0.425			0-0 F4		0-0 1-3		0-0 5-3			3	0	0	0	0	0	0				
Mel Parnell, L (1,1) OBP: 0.088, SLG: 0.031			0-0 6-3			0-0 E5		0-0 F7		0	0	0	0	0	0	0				
Dick Brodowski, R (1,1) OBP: 0.286, SLG: 0.333						0-0 G4-6-3				2	0	0	0	0	0	0				
Charlie Maxwell, L (8, PH) OBP: 0.286, SLG: 0.286										0	0	0	0	0	0	0				
Ray Scarborough, R (8, 1) OBP: 0.286, SLG: 0.286										0	0	0	0	0	0	0				
<b>Inning Stats</b>	R: 0 E: 0 K: 0 S: 3	H: 1 LOB: 1 BB: 1 P: 7	R: 0 E: 0 K: 1 S: 5	H: 0 LOB: 0 BB: 0 P: 5	R: 0 E: 0 K: 1 S: 5	H: 0 LOB: 0 BB: 0 P: 5	R: 0 E: 0 K: 0 S: 3	H: 0 LOB: 0 BB: 0 P: 3	R: 0 E: 1 K: 0 S: 3	H: 0 LOB: 0 BB: 0 P: 3	R: 2 E: 1 K: 0 S: 6	H: 3 LOB: 1 BB: 0 P: 6	R: 0 E: 0 K: 0 S: 3	H: 0 LOB: 1 BB: 0 P: 3	R: 0 E: 0 K: 0 S: 4	H: 1 LOB: 1 BB: 0 P: 4	1B: 5 2B: 0 3B: 0 HR: 0	SF: 0 SAC: 0 DP: 2 HBP: 0	WP: 0 PB: 0 SB: 0 CS: 0	PA: 32
<b>PITCHER</b> Bob Lemon, R (1,1) ERA: 2.72	IP: 9.0 WLS: W BF: 32 H: 5 R: 2 ER: 1 SO: 4 BB: 1 IBB: 0 HBP: 0 BLK: 0 WP: 0 HR: 0 S: 39 P: 43 ERA: 1.00 WHIP: 0.667															<b>PITCHER</b>				

Batter	1	2	3	4	5	6	7	8	9	AB	R	H	RBI	BB	SO	LOB	BOTTOM			
Barney McCosky, L (1,9) OBP: 0.263, SLG: 0.176	0-0 1B	0-0 CS 1B		0-0 4-3		0-3 K		0-0 FC1-6 HR		5	1	2	0	0	1	1	Boston Red Sox @ Cleveland Indians Cleveland Municipal Stadium, Cleveland, OH Fri Jun 20 1952, 3:33 AM EDT Att: 28,949 - Overcast <a href="http://livebaseballscorecards.com">livebaseballscorecards.com</a>			
Bobby Avila, R (1,4) OBP: 0.397, SLG: 0.403	0-0 BB 1B	4-0 S 1B		0-0 6-3		0-0 F8		0-0 F9		4	1	1	0	1	0	1				
Larry Doby, L (1,8) OBP: 0.376, SLG: 0.559	4-0 1B BB	0-3 K		0-0 1B		0-0 3-1		0-0 HR		4	2	2	2	1	1	1				
Al Rosen, R (1,5) OBP: 0.422, SLG: 0.574	4-0 1B 1B BB		0-0 SH1-4 FC5-4 1B	0-0 F5		0-0 HR 1B		0-0 4-3		4	2	2	0	1	0	1				
Harry Simpson, L (1,3) OBP: 0.336, SLG: 0.424	0-0 1B		0-0 FC5-4 SH1-4 1B		0-0 4-3		0-0 F7			4	0	2	2	0	0	1				
Jim Fritley, R (1,7) OBP: 0.321, SLG: 0.349	0-0 F8		0-0 SH1-4		0-0 E5		0-0 HR			3	1	1	2	0	0	2				
Merl Combs, L (1,6) OBP: 0.225, SLG: 0.237	0-0 1B		4-0 FC5-4 IBB		0-0 FC3-6		0-0 E4			3	0	1	0	1	0	1				
Jim Hegan, R (1,2) OBP: 0.284, SLG: 0.326		0-3 K	0-0 FC5-4		0-0 6-3		0-0 5-3			4	0	0	1	0	1	4				
Bob Lemon, L (1,1) OBP: 0.279, SLG: 0.357		0-0 1B E 1B	0-0 F5		0-0 HR		0-0 FC1-6 1B			4	2	3	1	0	0	2				
<b>Inning Stats</b>	R: 2 E: 0 K: 0 S: 5	H: 4 LOB: 3 BB: 2 P: 13	R: 1 E: 0 K: 2 S: 8	H: 2 LOB: 1 BB: 1 P: 12	R: 1 E: 0 K: 0 S: 5	H: 2 LOB: 2 BB: 1 P: 9	R: 0 E: 0 K: 0 S: 4	H: 1 LOB: 1 BB: 0 P: 4	R: 0 E: 1 K: 0 S: 4	H: 0 LOB: 1 BB: 0 P: 4	R: 1 E: 0 K: 1 S: 6	H: 1 LOB: 0 BB: 0 P: 6	R: 2 E: 1 K: 0 S: 5	H: 2 LOB: 0 BB: 0 P: 5	R: 2 E: 0 K: 0 S: 5	H: 2 LOB: 0 BB: 0 P: 5		1B: 11 2B: 0 3B: 0 HR: 3	SF: 0 SAC: 1 DP: 0 HBP: 0	WP: 0 PB: 0 SB: 3 CS: 1
<b>PITCHER</b> Mel Parnell, L (1,1) ERA: 3.7	IP: 6.2 WLS: L BF: 33 H: 10 R: 6 ER: 5 SO: 3 BB: 3 IBB: 0 HBP: 0 BLK: 0 WP: 0 HR: 2 S: 35 P: 51 ERA: 6.75 WHIP: 1.950															<b>PITCHER</b>				
Dick Brodowski, R (1,1) ERA: 4.11	IP: 1.0 WLS: L BF: 5 H: 2 R: 2 ER: 2 SO: 0 BB: 0 IBB: 0 HBP: 0 BLK: 0 WP: 0 HR: 1 S: 5 P: 5 ERA: 18.00 WHIP: 2.000															<b>PITCHER</b>				
Ray Scarborough, R (8, 1) ERA: 3.91																	<b>PITCHER</b>			



Batter	1	2	3	4	5	6	7	8	9	AB	R	H	RBI	BB	SO	LOB	TOP								
Dom DiMaggio, R (1, 8) OBP: 0.395, SLG: 0.409 Archie Wilson, R (8, 9) OBP: 0.243, SLG: 0.276	0-3 K			0-0 F8		0-0 4-3			0-0 6-3	3	0	0	0	0	1	0									
Billy Goodman, L (1, 4) OBP: 0.377, SLG: 0.419	0-0 4-3			0-0 F7			0-0 2B		0-0 6-3	4	0	1	0	0	0	0									
Vern Stephens, R (1, 6) OBP: 0.332, SLG: 0.347	0-3 K			0-0 F5			0-0 F5		0-0 F7	4	0	0	0	0	1	1									
George Kell, R (1, 5) OBP: 0.390, SLG: 0.428		0-0 6-3			0-0 3B			0-0 L7		3	0	1	0	0	0	1									
Hoot Evers, R (1, 7) OBP: 0.313, SLG: 0.370		0-0 5-3			0-3 K			0-0 F8		3	0	0	0	0	1	2									
Charlie Maxwell, L (1, 3) OBP: 0.308, SLG: 0.200		0-3 K			0-3 K				0-0 F3	3	0	0	0	0	2	1									
Jim Piersall, R (1, 9) OBP: 0.376, SLG: 0.340 (8, 8)			0-0 F8		0-3 K				0-0 6-3	3	0	0	0	0	1	1									
Gus Niarhos, R (1, 2) OBP: 0.205, SLG: 0.028			0-3 K			0-0 F7			4-0 BB	2	0	0	0	1	1	0									
Willard Nixon, L (1, 1) OBP: 0.267, SLG: 0.333			0-0 F9			0-0 6-3			0-0 F6	3	0	0	0	0	0	1									
<b>Inning Stats</b>	R: 0 E: 0 K: 2 S: 7	H: 0 LOB: 0 BB: 0 P: 7	R: 0 E: 0 K: 1 S: 5	H: 0 LOB: 0 BB: 0 P: 5	R: 0 E: 0 K: 1 S: 5	H: 0 LOB: 0 BB: 0 P: 5	R: 0 E: 0 K: 0 S: 3	H: 0 LOB: 0 BB: 0 P: 3	R: 0 E: 0 K: 3 S: 10	H: 1 LOB: 1 BB: 0 P: 10	R: 0 E: 0 K: 0 S: 3	H: 0 LOB: 0 BB: 0 P: 3	R: 0 E: 0 K: 0 S: 4	H: 1 LOB: 1 BB: 0 P: 4	R: 0 E: 0 K: 0 S: 3	H: 0 LOB: 1 BB: 1 P: 7	R: 0 E: 0 K: 0 S: 3	H: 0 LOB: 0 BB: 0 P: 3	1B: 0 2B: 1 3B: 1 HR: 0	SF: 0 SAC: 0 DP: 0 HBP: 0	WP: 0 PB: 0 SB: 0 CS: 0	PA: 30			
<b>PITCHER</b>	IP	WLS	BF	H	R	ER	SO	BB	IBB	HBP	BLK	WP	HR	S	P	ERA	WHIP								
Steve Gromek, R (1, 1) ERA: 3.69	8.0	W	27	2	0	0	7	1	0	0	0	0	0	40	44	0.00	0.375								
Mickey Harris, L (9, 1) ERA: 9.22	1.0	S	3	0	0	0	0	0	0	0	0	0	0	3	3	0.00	0.000								

Boston Red Sox @ Cleveland Indians  
Cleveland Municipal Stadium, Cleveland, OH  
Sun Jun 22 1952, 3:33 AM EDT  
Overcast

AB 29  
R 0  
H 2  
RBI 0  
BB 1  
SO 7  
LOB 7



Batter	1	2	3	4	5	6	7	8	9	AB	R	H	RBI	BB	SO	LOB	BOTTOM								
Barney McCosky, L (1, 9) OBP: 0.296, SLG: 0.250	0-0 4-3		0-0 E4 SH3 WP		0-0 F8		0-0 G3 HR 2B			4	2	1	0	0	0	0									
Bobby Avila, R (1, 4) OBP: 0.390, SLG: 0.402 Johnny Berardino, R (8, 4) OBP: 0.250, SLG: 0.063	0-0 F9		0-0 SH3		0-0 E6 2B 1B		0-0 G3			3	1	1	0	0	0	1									
Larry Doby, L (1, 8) OBP: 0.373, SLG: 0.560	0-0 F7		4-0 WP 2B BB		0-0 F5		0-0 HR			3	2	1	2	1	0	1									
Al Rosen, R (1, 5) OBP: 0.432, SLG: 0.587		4-0 E 1B BB	0-0 2B 2B		0-0 2B		0-0 1B			3	1	3	2	1	0	0									
Harry Simpson, L (1, 3) OBP: 0.337, SLG: 0.424		4-0 E 1B BB	0-0 2B		0-0 G3		0-0 FC6-4 1B			3	1	2	0	1	0	1									
Jim Fritley, R (1, 7) OBP: 0.313, SLG: 0.338		0-0 E6 1B	0-3 K			0-3 K	0-0 FC6-4			4	0	0	0	0	2	5									
Merl Combs, L (1, 6) OBP: 0.217, SLG: 0.227		0-0 G4-6-3 1B		0-0 6-3		0-3 K		0-0 G3		4	0	1	2	0	1	0									
Birdie Tebbetts, R (1, 2) OBP: 0.312, SLG: 0.304		0-0 F5		0-0 F9		0-3 K		0-0 F9		4	0	0	0	0	1	2									
Steve Gromek, S (1, 1) Luke Easter, L (8, PH) Mickey Harris, L (9, 1)		0-0 G4-6-3		0-0 2-3			0-0 6-3	0-0 F8		3	0	0	0	0	0	2									
<b>Inning Stats</b>	R: 0 E: 0 K: 0 S: 3	H: 1 LOB: 1 BB: 2 P: 12	R: 2 E: 1 K: 1 S: 7	H: 2 LOB: 1 BB: 1 P: 11	R: 0 E: 0 K: 0 S: 3	H: 0 LOB: 0 BB: 0 P: 3	R: 1 E: 1 K: 0 S: 5	H: 2 LOB: 1 BB: 0 P: 5	R: 0 E: 0 K: 3 S: 9	H: 0 LOB: 0 BB: 0 P: 9	R: 2 E: 0 K: 0 S: 7	H: 4 LOB: 2 BB: 0 P: 7	R: 0 E: 0 K: 0 S: 3	H: 0 LOB: 0 BB: 0 P: 3	R: 0 E: 0 K: 0 S: 3	H: 0 LOB: 0 BB: 0 P: 3	1B: 4 2B: 4 3B: 0 HR: 1	SF: 0 SAC: 1 DP: 1 HBP: 0	WP: 2 PB: 0 SB: 1 CS: 0	PA: 36					
<b>PITCHER</b>	IP	WLS	BF	H	R	ER	SO	BB	IBB	HBP	BLK	WP	HR	S	P	ERA	WHIP								
Willard Nixon, R (1, 1) ERA: 5.67	8.0	L	36	9	7	4	4	3	0	0	0	2	1	41	53	4.50	1.500								

Boston Red Sox @ Cleveland Indians  
Cleveland Municipal Stadium, Cleveland, OH  
Sun Jun 22 1952, 3:33 AM EDT  
Overcast

AB 32  
R 7  
H 9  
RBI 6  
BB 3  
SO 4  
LOB 12



Batter	1	2	3	4	5	6	7	8	9	AB	R	H	RBI	BB	SO	LOB	TOP					
Dom DiMaggio, R OBP: 0.395, SLG: 0.406	6-3		K		FC6 1B		CS 1B			4	1	1	1	0	1	2	<b>Boston Red Sox @ Cleveland Indians</b> Cleveland Municipal Stadium, Cleveland, OH Sun Jun 22 1952, 3:38 AM EDT Att. 38,947 - Cloudy					
Johnny Lipon, R OBP: 0.311, SLG: 0.281	5-3			SH5-3 1B BB	1B	CS 1B	6-3		3	1	1	0	1	0	0							
Billy Goodman, L OBP: 0.382, SLG: 0.424				SH5-3 1B	1B		4-3		3	0	2	2	0	0	0							
George Kell, R OBP: 0.384, SLG: 0.420	K			F4	F5		5-3		4	0	0	0	0	1	3							
Hoot Evers, R OBP: 0.310, SLG: 0.364		K				K		6-3	4	0	1	1	0	2	0							
Charlie Maxwell, L OBP: 0.235, SLG: 0.143		K				K		K	4	0	0	0	0	4	1							
Jim Piersall, R OBP: 0.375, SLG: 0.338			K			6-3		F4	4	1	1	0	0	1	0							
Sammy White, R OBP: 0.304, SLG: 0.423			K		FC6 1B 1B		4-3		3	1	1	0	0	1	0							
Dizzy Trout, R OBP: 0.200, SLG: 0.200			F2		FC6 1B		K		3	0	1	0	0	1	0							
<b>Inning Stats</b>	R: 0 E: 0 K: 1 S: 6	H: 1 LOB: 1 BB: 0 P: 6	R: 0 E: 0 K: 3 S: 9	H: 0 LOB: 0 BB: 0 P: 9	R: 0 E: 0 K: 2 S: 7	H: 0 LOB: 0 BB: 0 P: 7	R: 1 E: 0 K: 1 S: 6	H: 1 LOB: 1 BB: 1 P: 10	R: 3 E: 0 K: 0 S: 7	H: 5 LOB: 1 BB: 0 P: 7	R: 0 E: 0 K: 2 S: 7	H: 0 LOB: 0 BB: 0 P: 7	R: 0 E: 0 K: 1 S: 5	H: 1 LOB: 0 BB: 0 P: 5	R: 0 E: 0 K: 1 S: 5	H: 0 LOB: 0 BB: 0 P: 3		R: 0 E: 0 K: 1 S: 5	H: 0 LOB: 0 BB: 0 P: 5	1B: 8 2B: 0 3B: 0 HR: 0	SF: 0 SAC: 1 DP: 0 HBP: 0	WP: 0 PB: 0 SB: 0 CS: 1
<b>PITCHER</b> Mike Garcia, R ERA: 1.57	IP: 9.0 WLS: W BF: 34 H: 8 R: 4 ER: 4 SO: 11 BB: 1 IBB: 0 HBP: 0 BLK: 0 WP: 0 HR: 0 S: 55 P: 59 ERA: 4.00 WHIP: 1.000															<b>PITCHER</b>						

Batter	1	2	3	4	5	6	7	8	9	AB	R	H	RBI	BB	SO	LOB	BOTTOM			
Harry Simpson, L OBP: 0.338, SLG: 0.420	F6		F5		SH3-4 1B BB	IBB				2	1	0	0	2	0	0	<b>Boston Red Sox @ Cleveland Indians</b> Cleveland Municipal Stadium, Cleveland, OH Sun Jun 22 1952, 3:38 AM EDT Att. 38,947 - Cloudy			
Bobby Avila, R OBP: 0.366, SLG: 0.398	F6			SH3-4 4-3 BB	SH3-4 1B BB	F6			2	1	0	0	1	0	3					
Larry Doby, L OBP: 0.380, SLG: 0.561				4-3 1B BB	SH3-4 1B	F7			3	1	2	2	1	0	3					
Al Rosen, R OBP: 0.427, SLG: 0.580	F4			SH3-4	F2		K		3	0	0	0	0	1	2					
Luke Easter, L OBP: 0.267, SLG: 0.364		G3		4-3	4-3		F9		4	0	0	1	0	0	2					
Jim Fritley, R OBP: 0.318, SLG: 0.343		L9			BB 1B		5-3		4	1	2	1	0	0	0					
Merl Combs, L OBP: 0.245, SLG: 0.239								F2	2	0	1	0	1	0	0					
Pete Reiser, L OBP: 0.217, SLG: 0.381	F7								0	0	0	0	0	0	0					
Ray Boone, R OBP: 0.394, SLG: 0.394						SH3-4 1B			1	0	0	0	0	0	0					
Jim Hegan, R OBP: 0.280, SLG: 0.320			4-3	F3		SH3-4 1B		6-3	4	0	1	1	0	0	2					
Mike Garcia, R OBP: 0.159, SLG: 0.143			F9		SH3-4 1B BB		6-3		2	1	0	0	1	0	0					
<b>Inning Stats</b>	R: 0 E: 0 K: 0 S: 4	H: 1 LOB: 1 BB: 0 P: 4	R: 0 E: 0 K: 0 S: 3	H: 0 LOB: 0 BB: 0 P: 3	R: 0 E: 0 K: 0 S: 3	H: 0 LOB: 0 BB: 0 P: 3	R: 2 E: 0 K: 0 S: 4	H: 1 LOB: 2 BB: 3 P: 16	R: 2 E: 0 K: 0 S: 4	H: 1 LOB: 1 BB: 2 P: 12	R: 1 E: 0 K: 0 S: 6	H: 3 LOB: 3 BB: 1 P: 10	R: 0 E: 0 K: 1 S: 5	H: 0 LOB: 0 BB: 0 P: 5	R: 0 E: 0 K: 0 S: 3	H: 0 LOB: 0 BB: 0 P: 3	1B: 6 2B: 0 3B: 0 HR: 0	SF: 0 SAC: 3 DP: 0 HBP: 0	WP: 0 PB: 0 SB: 0 CS: 0	PA: 36
<b>PITCHER</b> Dizzy Trout, R ERA: 4.39	IP: 8.0 WLS: L BF: 36 H: 6 R: 5 ER: 5 SO: 1 BB: 5 IBB: 1 HBP: 0 BLK: 0 WP: 0 HR: 0 S: 32 P: 56 ERA: 5.62 WHIP: 1.375															<b>PITCHER</b>				

Batter	1	2	3	4	5	6	7	8	9	AB	R	H	RBI	BB	SO	LOB	TOP				
Dom DiMaggio, R OBP: 0.388, SLG: 0.402	F7		FC8-4	E	F8			F9		5	1	1	1	0	0	1	<b>Boston Red Sox @ Detroit Tigers</b> Briggs Stadium, Detroit, MI Mon Jun 23 1952, 4:33 AM EDT Att: 6,290 - Sunny				
Billy Goodman, L OBP: 0.372, SLG: 0.411	L6		P3	FC3	F7			4-3		5	1	0	0	0	0	3					
Clyde Vollmer, R OBP: 0.361, SLG: 0.430	K		F9	E8				FC4		3	1	1	2	0	1	1					
Jim Piersall, R OBP: 0.382, SLG: 0.342				1B				BB		1	0	1	0	1	0	0					
George Kell, R OBP: 0.388, SLG: 0.424					CS			FC4		5	2	3	1	0	0	1					
Hoot Evers, R OBP: 0.303, SLG: 0.366	F7		P4		4-3			E5		5	1	1	0	0	0	2					
Vern Stephens, R OBP: 0.333, SLG: 0.344	F7				K			G6-4-3		4	2	1	0	1	1	2					
Ted Lepcio, R OBP: 0.364, SLG: 0.460	F2				1-3			K		4	1	1	2	1	1	1					
Sammy White, R OBP: 0.324, SLG: 0.459				HR				BB		3	2	3	4	1	0	0					
Ike Delock, R								G6-4-3		2	1	0	0	2	0	3					
Ray Scarborough, R OBP: 0.286, SLG: 0.286								BB		0	0	0	0	0	0	0					
<b>Inning Stats</b>	R: 0 E: 0 K: 1 S: 5	H: 0 LOB: 0 BB: 0 P: 5	R: 0 E: 0 K: 0 S: 4	H: 1 LOB: 1 BB: 0 P: 4	R: 1 E: 0 K: 0 S: 4	H: 1 LOB: 1 BB: 1 P: 8	R: 11 E: 2 K: 0 S: 12	H: 9 LOB: 1 BB: 3 P: 24	R: 0 E: 0 K: 1 S: 5	H: 0 LOB: 0 BB: 0 P: 5	R: 0 E: 0 K: 0 S: 2	H: 0 LOB: 0 BB: 1 P: 6	R: 0 E: 0 K: 0 S: 3	H: 0 LOB: 1 BB: 1 P: 7	R: 0 E: 1 K: 1 S: 5	H: 0 LOB: 0 BB: 0 P: 5	1B: 10 2B: 1 3B: 0 HR: 1	SF: 0 SAC: 0 DP: 3 HBP: 0	WP: 0 PB: 0 SB: 0 CS: 1	PA: 44	
<b>PITCHER</b>	IP	WLS	BF	H	R	ER	SO	BB	IBB	HBP	BLK	WP	HR	S	P	ERA	WHIP				
Ted Gray, L ERA: 3.17	3.1	L	20	7	8	8	1	2	0	0	0	0	1	20	28	21.60	2.700				
Billy Hoelt, L ERA: 5.12	0.0		5	3	2	1	0	1	1	0	0	0	0	3	11	∞	∞				
Hal White, R ERA: 3.2	4.2		15	2	2	2	1	2	0	0	0	0	0	15	23	3.86	0.857				
Ken Johnson, L ERA: 2.16	1.0		3	0	0	0	1	0	0	0	0	0	0	5	5	0.00	0.000				

AB 37  
R 12  
H 12  
RBI 10  
BB 6  
SO 3  
LOB 14



Batter	1	2	3	4	5	6	7	8	9	AB	R	H	RBI	BB	SO	LOB	BOTTOM				
Jerry Priddy, R OBP: 0.360, SLG: 0.412	F9		F8		P2			FC1-5		5	1	1	3	0	0	1	<b>Boston Red Sox @ Detroit Tigers</b> Briggs Stadium, Detroit, MI Mon Jun 23 1952, 4:33 AM EDT Att: 6,290 - Sunny				
Johnny Pesky, L OBP: 0.376, SLG: 0.225	P6		3-1					BB		3	0	0	0	2	0	0					
Don Lenhardt, R OBP: 0.346, SLG: 0.479	P5				P3			BB		5	0	0	0	0	1	4					
Vic Wertz, L OBP: 0.344, SLG: 0.538					K					4	0	1	1	0	1	0					
Walt Dropo, R OBP: 0.323, SLG: 0.502					HR			1B		4	2	2	1	0	0	2					
Fred Hatfield, L OBP: 0.331, SLG: 0.385					WP			BB		4	0	3	1	0	1	0					
Johnny Groth, R OBP: 0.346, SLG: 0.359					5-3			BB		4	1	0	0	0	0	3					
Bob Swift, R OBP: 0.333, SLG: 0.231								BB		2	0	0	0	0	0	1					
Joe Ginsberg, L OBP: 0.275, SLG: 0.258								BB		1	1	0	0	1	0	1					
Ted Gray, S OBP: 0.200, SLG: 0.176								BB		1	0	0	0	0	0	0					
Billy Hoelt, L OBP: 0.267, SLG: 0.231								BB		0	0	0	0	0	0	0					
Hal White, R OBP: 0.333, SLG: 0.333								BB		1	0	0	0	0	0	1					
Johnny Hoops, L OBP: 0.310, SLG: 0.263								BB		0	1	0	0	0	0	0					
Ken Johnson, L OBP: 0.333, SLG: 0.435								BB		0	1	0	0	1	0	0					
<b>Inning Stats</b>	R: 0 E: 0 K: 0 S: 3	H: 2 LOB: 1 BB: 0 P: 5	R: 1 E: 0 K: 0 S: 5	H: 2 LOB: 1 BB: 0 P: 5	R: 0 E: 0 K: 0 S: 3	H: 0 LOB: 0 BB: 0 P: 3	R: 1 E: 0 K: 1 S: 7	H: 2 LOB: 1 BB: 0 P: 7	R: 0 E: 0 K: 1 S: 5	H: 0 LOB: 0 BB: 0 P: 5	R: 0 E: 0 K: 1 S: 5	H: 0 LOB: 0 BB: 0 P: 5	R: 0 E: 0 K: 0 S: 5	H: 2 LOB: 2 BB: 2 P: 13	R: 2 E: 0 K: 1 S: 7	H: 2 LOB: 2 BB: 2 P: 15	1B: 4 2B: 2 3B: 1 HR: 1	SF: 0 SAC: 0 DP: 0 HBP: 0	WP: 1 PB: 0 SB: 0 CS: 0	PA: 39	
<b>PITCHER</b>	IP	WLS	BF	H	R	ER	SO	BB	IBB	HBP	BLK	WP	HR	S	P	ERA	WHIP				
Ike Delock, R ERA: 4.2	8.2	W	38	8	6	6	3	4	0	0	0	0	1	40	56	6.23	1.385				
Ray Scarborough, R ERA: 3.88	0.1	S	1	0	0	0	1	0	0	0	0	0	0	3	3	0.00	0.000				






Batter	1	2	3	4	5	6	7	8	9	AB	R	H	RBI	BB	SO	LOB	TOP			
<b>Dom DiMaggio, R</b> OBP: 0.385, SLG: 0.402 (1, 8)	0-3 K		0-0 2B	0-0 F9			0-0 L4		0-0 5-3	5	0	1	0	0	1	4				
<b>Billy Goodman, L</b> OBP: 0.369, SLG: 0.413 (1, 3)	0-0 2B		0-0 P5				0-0 L3		0-0 F8	4	0	1	0	0	0	1				
<b>Clyde Vollmer, R</b> OBP: 0.350, SLG: 0.413 (1, 9)	0-0 F8		0-0 F7				0-0 F7		0-0 5-3	4	0	0	0	0	0	2				
<b>George Kell, R</b> OBP: 0.390, SLG: 0.423 (1, 5)	4-0 FC5-4 BB		0-0 1-3				0-0 5-3		0-0 FC6-4 1B	3	0	1	0	1	0	1				
<b>Hoot Evers, R</b> OBP: 0.301, SLG: 0.372 (1, 7)	0-0 FC5-4 1-2			0-0 BB 2B			0-0 E6 3B		0-0 FC6-4 G6-4-3 1-2	4	1	1	0	0	0	3				
<b>Vern Stephens, R</b> OBP: 0.332, SLG: 0.348 (1, 6)		0-0 2B		0-0 F7			0-0 F7		0-0 G6-4-3 1-2	4	0	1	0	0	0	3				
<b>Ted Lepcio, R</b> OBP: 0.367, SLG: 0.473 (1, 4)	0-3 K		4-0 BB BB				0-0 1-H 3B		0-3 K	3	0	1	1	1	2	1	AB 33			
<b>Sammy White, R</b> OBP: 0.315, SLG: 0.445 (1, 2)	0-3 K		0-3 K				0-0 P4		0-0 5-3	4	0	0	0	0	2	4	R 1			
<b>Bill Henry, L</b> OBP: 0.303, SLG: 0.387 (1, 1)	0-3 K		4-0 BB				0-3 K		4-0 BB	1	0	0	0	0	1	1	H 6			
<b>Ray Scarborough, R</b> OBP: 0.333, SLG: 0.286 (2, 1)										0	0	0	0	1	0	0	RBI 1			
<b>Charlie Maxwell, L</b> OBP: 0.222, SLG: 0.133 (6, PH)										1	0	0	0	0	1	1	BB 4			
<b>Willard Nixon, L</b> OBP: 0.267, SLG: 0.333 (6, 1)										0	0	0	0	0	0	0	SO 7			
<b>Jim Piersall, R</b> OBP: 0.385, SLG: 0.342 (9, PH)			1-2 2-3 BB							0	0	0	0	1	0	0	LOB 21			
<b>Inning Stats</b>	R: 0 E: 0 K: 1 S: 6	H: 1 LOB: 2 BB: 1 P: 10	R: 0 E: 0 K: 3 S: 10	H: 1 LOB: 1 BB: 0 P: 10	R: 0 E: 0 K: 0 S: 4	H: 1 LOB: 1 BB: 2 P: 4	R: 0 E: 0 K: 1 S: 6	H: 0 LOB: 0 BB: 0 P: 14	R: 0 E: 0 K: 0 S: 3	H: 0 LOB: 0 BB: 0 P: 3	R: 1 E: 1 K: 1 S: 7	H: 1 LOB: 1 BB: 0 P: 7	R: 0 E: 0 K: 0 S: 3	H: 0 LOB: 0 BB: 0 P: 3	R: 0 E: 0 K: 1 S: 5	H: 0 LOB: 1 BB: 1 P: 9	1B: 1 2B: 4 3B: 1 HR: 0	SF: 0 SAC: 0 DP: 1 HBP: 0	WP: 0 PB: 0 SB: 0 CS: 0	PA: 37
<b>PITCHER</b> <b>Virgil Trucks, R</b> ERA: 3.57 (1, 1)	IP 9.0 WLS W BF 37 H 6 R 1 ER 0 SO 7 BB 4 IBB 0 HBP 0 BLK 0 WP 0 HR 0 S 47 P 63 ERA 0.00 WHIP 1.111															<b>PITCHER</b> IP WLS BF H R ER SO BB IBB HBP BLK WP HR S P ERA WHIP				

**Boston Red Sox @ Detroit Tigers**  
Briggs Stadium, Detroit, MI  
Tue Jun 24 1952, 4:33 AM EDT  
Att: 38,698 - Sunny - 85 F


AB 33  
R 1  
H 6  
RBI 1  
BB 4  
SO 7  
LOB 21






Batter	1	2	3	4	5	6	7	8	9	AB	R	H	RBI	BB	SO	LOB	BOTTOM			
<b>Johnny Pesky, L</b> OBP: 0.378, SLG: 0.259 (1, 6)	0-0 BB 2B 1B	0-3 K		0-0 F7		0-0 F8		0-0 1-H HR		5	2	2	2	0	1	0				
<b>Jerry Priddy, R</b> OBP: 0.365, SLG: 0.430 (1, 4)	4-0 2B BB 1-2	0-0 1B 1B		0-0 CS 1B		0-0 HR		0-3 K		4	3	3	1	1	1	0				
<b>Johnny Groth, R</b> OBP: 0.353, SLG: 0.368 (1, 8)	0-0 1-H 2-H 2B	0-0 1B 1B		0-0 1-3 1-2		0-0 L3 HR		4-0 BB		4	1	2	2	1	0	1				
<b>Don Lenhardt, R</b> OBP: 0.344, SLG: 0.476 (2, 1)	0-0 F5	0-3 K		0-0 F7		0-0 F8		0-3 K		1	0	0	0	0	0	1				
<b>Vic Wertz, L</b> OBP: 0.336, SLG: 0.527 (2, PH)										4	0	0	0	0	2	3				
<b>Cliff Mapes, L</b> OBP: 0.256, SLG: 0.280 (9, 9)										0	0	0	0	0	0	0				
<b>Walt Dropo, R</b> OBP: 0.331, SLG: 0.507 (1, 3)	0-0 4-3	0-0 1-2 2-H 1B		0-0 BB BB 1B		0-0 BB BB 1B		0-0 G1-6-3 1B		4	0	3	1	0	0	1				
<b>Steve Souchock, R</b> OBP: 0.316, SLG: 0.421 (1, 9)	4-0 2B BB	0-0 F8		0-0 F9		0-0 G1-6-3 1-2		0-0 1-2		3	0	0	0	1	0	4				
<b>Fred Hatfield, L</b> OBP: 0.336, SLG: 0.393 (1, 5)	0-0 1-3 2-H 2B		0-0 F7		4-0 1-2 BB BB		0-0 F8			3	0	1	1	1	0	0	AB 34			
<b>Bob Swift, R</b> OBP: 0.368, SLG: 0.200 (1, 2)	4-0 IBB		0-0 F3		4-0 1-2 2-3 BB		0-0 4-3			2	0	0	0	2	0	0	R 7			
<b>Virgil Trucks, R</b> OBP: 0.241, SLG: 0.241 (1, 1)	0-3 K		0-0 F7		0-0 G5-4-3		0-0 HR 1B			4	1	1	0	0	1	6	H 12			
<b>Inning Stats</b>	R: 3 E: 0 K: 1 S: 8	H: 3 LOB: 3 BB: 3 P: 20	R: 1 E: 0 K: 2 S: 10	H: 3 LOB: 0 BB: 0 P: 10	R: 0 E: 0 K: 0 S: 3	H: 0 LOB: 0 BB: 0 P: 3	R: 0 E: 0 K: 0 S: 3	H: 1 LOB: 0 BB: 0 P: 3	R: 0 E: 0 K: 0 S: 4	H: 1 LOB: 3 BB: 2 P: 12	R: 1 E: 0 K: 0 S: 4	H: 1 LOB: 0 BB: 0 P: 4	R: 0 E: 0 K: 0 S: 3	H: 1 LOB: 0 BB: 0 P: 3	R: 2 E: 0 K: 2 S: 9	H: 2 LOB: 1 BB: 1 P: 13	1B: 8 2B: 2 3B: 0 HR: 2	SF: 0 SAC: 0 DP: 1 HBP: 0	WP: 0 PB: 0 SB: 0 CS: 1	PA: 40
<b>PITCHER</b> <b>Bill Henry, L</b> ERA: 3.87 (1, 1)	IP 1.1 WLS L BF 12 H 5 R 4 ER 4 SO 2 BB 2 IBB 0 HBP 0 BLK 0 WP 0 HR 0 S 13 P 25 ERA 27.00 WHIP 5.250															<b>PITCHER</b> IP WLS BF H R ER SO BB IBB HBP BLK WP HR S P ERA WHIP				
<b>Ray Scarborough, R</b> ERA: 3.6 (2, 1)	3.2 15 3 0 0 1 2 0 0 0 0 0 15 23 0.00 1.364																			
<b>Willard Nixon, R</b> ERA: 5.91 (6, 1)	3.0 13 4 3 3 2 1 0 0 0 0 2 16 20 9.00 1.667																			

**Boston Red Sox @ Detroit Tigers**  
Briggs Stadium, Detroit, MI  
Tue Jun 24 1952, 4:33 AM EDT  
Att: 38,698 - Sunny - 85 F

AB 34  
R 7  
H 12  
RBI 7  
BB 6  
SO 5  
LOB 16



Batter	1	2	3	4	5	6	7	8	9	AB R H RBI BB SO LOB	TOP												
Dom DiMaggio, R (1, 8) OBP: 0.385, SLG: 0.399	F7			FC1-4 1B		5-3		K	F8 E PO BB	4 0 1 0 1 1 2	<b>Boston Red Sox @ Detroit Tigers</b> Briggs Stadium, Detroit, MI Wed Jun 25 1952, 4:33 AM EDT Att: 6,840 - Sunny - 96 F												
Billy Goodman, L (1, 3) OBP: 0.370, SLG: 0.413	L4			FC1-4 G4-3			SH1-3 HR 1B	5-3 1B 1B	E6	5 2 2 1 0 0 3													
Clyde Vollmer, R (1, 9) Jim Piersall, R (7, 9) OBP: 0.381, SLG: 0.338	P4			G4-3			SH1-3	5-3	F8	2 0 0 0 0 0 1 2 0 0 1 0 0 4													
George Kell, R (1, 5) OBP: 0.392, SLG: 0.437		F7			F7				PO	4 2 2 4 0 0 0													
Hoot Evers, R (1, 7) OBP: 0.309, SLG: 0.411		P2								4 2 2 1 0 1 0													
Vern Stephens, R (1, 6) OBP: 0.330, SLG: 0.346										4 0 1 1 0 2 0													
Ted Lepcio, R (1, 4) OBP: 0.364, SLG: 0.466			F8		F7					4 1 1 0 0 0 1													
Sammy White, R (1, 2) OBP: 0.327, SLG: 0.461			F8							4 2 3 0 0 0 0													
Dick Brodowski, R (1, 1) OBP: 0.143, SLG: 0.143										3 1 1 1 0 1 1													
<b>Inning Stats</b>	R: 0 E: 0 K: 0 S: 3	H: 0 LOB: 0 BB: 0 P: 3	R: 0 E: 0 K: 1 S: 5	H: 0 LOB: 0 BB: 0 P: 5	R: 0 E: 0 K: 1 S: 5	H: 1 LOB: 0 BB: 0 P: 3	R: 1 E: 0 K: 1 S: 6	H: 1 LOB: 0 BB: 0 P: 6	R: 0 E: 0 K: 0 S: 3	H: 1 LOB: 0 BB: 0 P: 3		R: 2 E: 0 K: 1 S: 7	H: 2 LOB: 0 BB: 0 P: 7	R: 6 E: 1 K: 1 S: 12	H: 7 LOB: 1 BB: 0 P: 12	R: 1 E: 1 K: 0 S: 4	H: 1 LOB: 1 BB: 1 P: 8	1B: 10 2B: 1 3B: 0 HR: 2	SF: 0 SAC: 2 DP: 2 HBP: 0	WP: 0 PA: 40 PB: 0 SB: 0 CS: 0			
<b>PITCHER</b>	IP WLS BF H R ER SO BB IBB HBP BLK WP HR S P ERA WHIP											<b>PITCHER</b>	IP WLS BF H R ER SO BB IBB HBP BLK WP HR S P ERA WHIP										
Fred Hutchinson, R (1, 1) ERA: 3.88	7.0 L 26 7 5 5 4 0 0 0 0 0 0 2 34 34 6.43 1.000																						
Marlin Stuart, R (8, 1) ERA: 4.01	0.1 3 2 0 0 1 0 0 0 0 0 0 0 5 5 0.00 6.000																						
Hal White, R (8, 1) ERA: 3.81	0.2 5 3 4 4 0 0 0 0 0 0 0 0 5 5 54.00 4.500																						
Dick Littlefield, L (9, 1) ERA: 3.0	1.0 5 1 1 0 0 1 0 0 0 0 0 0 4 8 0.00 2.000																						

Batter	1	2	3	4	5	6	7	8	9	AB R H RBI BB SO LOB	BOTTOM												
Jerry Priddy, R (1, 4) OBP: 0.377, SLG: 0.438	G3-6-3 BB									3 0 3 0 1 0 0	<b>Boston Red Sox @ Detroit Tigers</b> Briggs Stadium, Detroit, MI Wed Jun 25 1952, 4:33 AM EDT Att: 6,840 - Sunny - 96 F												
Johnny Pesky, L (1, 6) OBP: 0.375, SLG: 0.252	L9		L8							3 0 0 0 1 0 3													
Pat Mullin, L (1, 7) OBP: 0.326, SLG: 0.424	G3-6-3		L9							4 0 0 1 0 0 4													
Vic Wertz, L (1, 9) OBP: 0.341, SLG: 0.532		F4 1B 6-3 1B		5-3						4 2 2 0 0 0 2													
Walt Dropo, R (1, 3) OBP: 0.329, SLG: 0.502		6-3 F4 1B								4 0 1 0 0 1 1													
Fred Hatfield, L (1, 5) OBP: 0.333, SLG: 0.397		F4		4-3						4 0 1 1 0 0 2													
Johnny Groth, R (1, 8) OBP: 0.345, SLG: 0.360		6-3			4-3					4 0 0 1 0 0 2													
Joe Ginsberg, L (1, 2) OBP: 0.272, SLG: 0.255		6-3 K			1-3					2 0 0 0 0 1 1													
Cliff Mapes, L (8, PH) OBP: 0.285, SLG: 0.289										1 1 1 0 0 0 0													
Bob Swift, R (9, 2) OBP: 0.400, SLG: 0.200										0 0 0 0 1 0 0													
Fred Hutchinson, L (1, 1) ERA: 3.88										2 0 0 0 0 0 0													
Marlin Stuart, R (8, 1) ERA: 4.01										0 0 0 0 0 0 0													
Hal White, R (8, 1) ERA: 3.81										0 0 0 0 0 0 0													
Johnny Pappas, L (8, PH) OBP: 0.333, SLG: 0.333										1 0 0 0 0 0 1													
Dick Littlefield, L (9, 1) ERA: 3.0										0 0 0 0 0 0 0													
Don Lenhardt, R (9, PH) OBP: 0.342, SLG: 0.473										1 0 0 0 0 0 2													
<b>Inning Stats</b>	R: 0 E: 0 K: 0 S: 2	H: 0 LOB: 1 BB: 0 P: 6	R: 1 E: 0 K: 1 S: 7	H: 2 LOB: 1 BB: 0 P: 7	R: 0 E: 0 K: 1 S: 4	H: 1 LOB: 1 BB: 0 P: 4	R: 0 E: 0 K: 1 S: 5	H: 0 LOB: 0 BB: 0 P: 5	R: 0 E: 0 K: 0 S: 3	H: 0 LOB: 0 BB: 0 P: 3	R: 0 E: 0 K: 0 S: 3	H: 1 LOB: 0 BB: 0 P: 3	R: 1 E: 0 K: 0 S: 4	H: 1 LOB: 0 BB: 0 P: 4	R: 1 E: 0 K: 0 S: 5	H: 2 LOB: 2 BB: 1 P: 9	R: 0 E: 0 K: 0 S: 4	H: 1 LOB: 2 BB: 1 P: 8	1B: 6 2B: 2 3B: 0 HR: 0	SF: 0 SAC: 0 DP: 1 HBP: 0	WP: 0 PA: 36 PB: 1 SB: 0 CS: 1		
<b>PITCHER</b>	IP WLS BF H R ER SO BB IBB HBP BLK WP HR S P ERA WHIP											<b>PITCHER</b>	IP WLS BF H R ER SO BB IBB HBP BLK WP HR S P ERA WHIP										
Dick Brodowski, R (1, 1) ERA: 3.33	9.0 W 36 8 3 2 2 3 3 0 0 0 0 0 37 49 2.00 1.222																						

Batter	1	2	3	4	5	6	7	8	9	AB	R	H	RBI	BB	SO	LOB	TOP					
<b>Eddie Yost, R</b> OBP: 0.345, SLG: 0.324 (1, 5)	F9		HR		K		HBP		L7	4	1	1	1	0	1	0	<b>Washington Senators @ Boston Red Sox</b> Fenway Park, Boston, MA Fri Jun 27 1952, 3:33 AM EDT Att: 26,289 - Unknown <a href="http://livebaseballscorecards.com">livebaseballscorecards.com</a>					
<b>Gil Coan, L</b> OBP: 0.288, SLG: 0.292 (1, 7)	F7		L4		3-1		F5		E6 1B	5	1	0	0	0	0	2						
<b>Jackie Jensen, R</b> OBP: 0.387, SLG: 0.430 (1, 9)	K				1-3					5	0	3	2	0	1	0						
<b>Mickey Vernon, L</b> OBP: 0.338, SLG: 0.403 (1, 3)										4	1	1	0	1	0	3						
<b>Pete Runnels, L</b> OBP: 0.366, SLG: 0.352 (1, 6)										4	1	2	1	0	0	2						
<b>Jim Busby, R</b> OBP: 0.227, SLG: 0.198 (1, 8)										4	0	0	1	0	1	1						
<b>Floyd Baker, L</b> OBP: 0.353, SLG: 0.321 (1, 4)										3	0	1	0	1	0	1						
<b>Mickey Grasso, R</b> OBP: 0.276, SLG: 0.221 (1, 2)										4	1	1	0	0	0	3						
<b>Connie Marrero, R</b> OBP: 0.088, SLG: 0.088 (1, 1)										4	0	0	0	0	1	2						
<b>Inning Stats</b>	R: 0 E: 0 K: 1 S: 5	H: 0 LOB: 0 BB: 0 P: 5	R: 1 E: 0 K: 0 S: 5	H: 2 LOB: 1 BB: 0 P: 5	R: 1 E: 0 K: 0 S: 5	H: 2 LOB: 2 BB: 1 P: 9	R: 0 E: 0 K: 0 S: 3	H: 0 LOB: 0 BB: 1 P: 7	R: 0 E: 0 K: 1 S: 5	H: 0 LOB: 0 BB: 0 P: 5	R: 1 E: 0 K: 0 S: 4	H: 1 LOB: 0 BB: 0 P: 4	R: 1 E: 0 K: 1 S: 7	H: 2 LOB: 2 BB: 0 P: 8	R: 0 E: 0 K: 1 S: 6	H: 1 LOB: 1 BB: 0 P: 6	R: 1 E: 1 K: 0 S: 5	H: 1 LOB: 1 BB: 0 P: 5	1B: 5 2B: 1 3B: 2 HR: 1	SF: 0 SAC: 0 DP: 0 HBP: 1	WP: 0 PB: 0 SB: 1 CS: 0	PA: 40
<b>PITCHER</b>	IP	WLS	BF	H	R	ER	SO	BB	IBB	HBP	BLK	WP	HR	S	P	ERA	WHIP					
<b>Sid Hudson, R</b> ERA: 2.76 (1, 1)	7.0	L	31	7	4	4	3	2	0	1	0	0	1	34	43	5.14	1.286					
<b>Ray Scarborough, R</b> ERA: 3.46 (8, 1)	2.0		9	2	1	0	1	0	0	0	0	0	0	11	11	0.00	1.000					

Batter	1	2	3	4	5	6	7	8	9	AB	R	H	RBI	BB	SO	LOB	BOTTOM					
<b>Dom DiMaggio, R</b> OBP: 0.383, SLG: 0.394 (1, 8)	6-3			4-3 1B		P5	P4			3	1	0	0	1	0	2	<b>Washington Senators @ Boston Red Sox</b> Fenway Park, Boston, MA Fri Jun 27 1952, 3:33 AM EDT Att: 26,289 - Unknown <a href="http://livebaseballscorecards.com">livebaseballscorecards.com</a>					
<b>Billy Goodman, L</b> OBP: 0.373, SLG: 0.428 (1, 3)	F7			4-3		FC4		HR		3	1	1	1	1	0	1						
<b>Clyde Vollmer, R</b> OBP: 0.344, SLG: 0.398 (1, 9)						FC4				2	0	0	0	1	0	1						
<b>Jim Piersall, R</b> OBP: 0.379, SLG: 0.335 (7, 9)	5-3			FC6-4 1B		FC4		K		1	0	0	0	0	1	0						
<b>George Kell, R</b> OBP: 0.390, SLG: 0.434 (1, 5)						F7		F2		4	0	1	1	0	0	1						
<b>Hoot Evers, R</b> OBP: 0.307, SLG: 0.404 (1, 7)						FC6-4				4	0	1	0	0	1	2						
<b>Vern Stephens, R</b> OBP: 0.329, SLG: 0.344 (1, 6)						F7		1B		4	1	1	0	0	0	3						
<b>Ted Lepcio, R</b> OBP: 0.355, SLG: 0.453 (1, 4)										4	0	0	0	0	0	1						
<b>Sammy White, R</b> OBP: 0.325, SLG: 0.455 (1, 2)										4	0	1	0	0	0	2						
<b>Sid Hudson, R</b> OBP: 0.212, SLG: 0.219 (1, 1)										2	0	0	0	0	0	1						
<b>Paul Lehner, L</b> OBP: 1.000, SLG: 1.000 (7, PH)										1	0	1	1	0	0	0						
<b>Ray Scarborough, R</b> OBP: 0.333, SLG: 0.286 (8, 1)										0	0	0	0	0	0	0						
<b>Archie Wilson, R</b> OBP: 0.241, SLG: 0.274 (8, PH)										1	0	0	0	0	0	0						
<b>Inning Stats</b>	R: 0 E: 0 K: 0 S: 3	H: 0 LOB: 0 BB: 0 P: 3	R: 0 E: 0 K: 1 S: 5	H: 0 LOB: 0 BB: 0 P: 5	R: 0 E: 0 K: 0 S: 3	H: 1 LOB: 0 BB: 0 P: 3	R: 1 E: 0 K: 0 S: 4	H: 1 LOB: 2 BB: 2 P: 12	R: 0 E: 0 K: 0 S: 3	H: 0 LOB: 0 BB: 0 P: 3	R: 0 E: 0 K: 0 S: 3	H: 0 LOB: 1 BB: 1 P: 7	R: 1 E: 1 K: 0 S: 6	H: 2 LOB: 2 BB: 0 P: 6	R: 0 E: 0 K: 1 S: 7	H: 2 LOB: 1 BB: 0 P: 7	R: 0 E: 0 K: 0 S: 3	H: 0 LOB: 0 BB: 0 P: 3	1B: 5 2B: 0 3B: 0 HR: 1	SF: 0 SAC: 0 DP: 0 HBP: 0	WP: 0 PB: 0 SB: 0 CS: 1	PA: 36
<b>PITCHER</b>	IP	WLS	BF	H	R	ER	SO	BB	IBB	HBP	BLK	WP	HR	S	P	ERA	WHIP					
<b>Connie Marrero, R</b> ERA: 2.59 (1, 1)	9.0	W	36	6	3	2	2	3	0	0	0	0	1	37	49	2.00	1.000					

Batter	1	2	3	4	5	6	7	8	9	AB	R	H	RBI	BB	SO	LOB	TOP				
<b>Eddie Yost, R</b> OBP: 0.346, SLG: 0.320 (1, 5)	0-0 1-3		4-0 BB		0-0 5-3	4-0 BB		0-0 E6		3	0	0	0	2	0	1					
<b>Gil Coan, L</b> OBP: 0.292, SLG: 0.285 (1, 7)	4-0 4-3 BB		0-3 K			0-0 BB FC BB 3-1		0-0 4-3		3	1	0	0	2	1	5					
<b>Jackie Jensen, R</b> OBP: 0.387, SLG: 0.430 (1, 9)	0-0 4-3 1-2			0-0 G3		0-0 FC 1B 1B F8	0-0 1B 1B G6-4-3 1B		0-0 FC6-5 SH5-3 1B	5	2	2	0	0	0	2					
<b>Mickey Vernon, L</b> OBP: 0.344, SLG: 0.406 (1, 3)	0-0 G3			4-0 FC1-6 BB		0-0 1B 1B E 1B	0-0 1B 1B G6-4-3 1B		0-0 SH5-3	3	1	2	0	1	0	1					
<b>Pete Runnels, L</b> OBP: 0.366, SLG: 0.353 (1, 6)		0-3 K		0-0 FC1-6		0-0 1B 1B E 1B	0-0 1B 1B G6-4-3 1B		0-0 FC6-5 BB 1B	5	1	2	1	0	1	2					
<b>Jim Busby, R</b> OBP: 0.231, SLG: 0.203 (1, 8)	0-0 1B			0-0 P4		0-0 F8	0-0 G6-4-3		0-0 BB 1B	5	0	2	1	0	0	5					
<b>Floyd Baker, L</b> OBP: 0.363, SLG: 0.321 (1, 4)	0-3 K			4-0 SH1-3 BB		0-0 E 1B 1-2 2-3 3-H	0-0 6-3		4-0 1-2 2-3 BB	3	0	1	0	2	1	1					
<b>Mickey Grasso, R</b> OBP: 0.267, SLG: 0.214 (1, 2)			0-0 F7		0-0 P5	0-0 E6		0-0 6-3	0-3 K	5	0	0	1	0	1	5					
<b>Walt Masterson, R</b> (1, 1)		0-3 K		0-0 SH1-3		0-0 L9		0-0 F9		3	0	0	0	0	1	2					
<b>Inning Stats</b>	R: 0 E: 0 K: 0 S: 3	H: 0 LOB: 1 BB: 1 P: 7	R: 0 E: 0 K: 2 S: 7	H: 1 LOB: 0 BB: 0 P: 7	R: 0 E: 0 K: 2 S: 7	H: 0 LOB: 1 BB: 1 P: 11	R: 0 E: 0 K: 0 S: 3	H: 0 LOB: 1 BB: 1 P: 7	R: 0 E: 0 K: 0 S: 3	H: 0 LOB: 1 BB: 1 P: 7	R: 1 E: 0 K: 0 S: 5	H: 3 LOB: 1 BB: 0 P: 5	R: 0 E: 1 K: 0 S: 4	H: 0 LOB: 1 BB: 0 P: 4	R: 0 E: 0 K: 1 S: 7	H: 2 LOB: 3 BB: 1 P: 11	1B: 9 2B: 0 3B: 0 HR: 0	SF: 0 SAC: 2 DP: 1 HBP: 0	WP: 0 PB: 0 SB: 0 CS: 0	PA: 44	
<b>PITCHER</b>	IP	WLS	BF	H	R	ER	SO	BB	IBB	HBP	BLK	WP	HR	S	P	ERA	WHIP				
<b>Ike Delock, R</b> ERA: 4.26 (1, 1)	5.2	L	28	4	4	3	4	6	0	0	0	0	0	30	54	4.76	1.765				
<b>Ray Scarborough, R</b> ERA: 3.44 (6, 1)	0.1		1	0	0	0	0	0	0	0	0	0	0	1	1	0.00	0.000				
<b>Dizzy Trout, R</b> ERA: 4.32 (7, 1)	3.0		15	5	1	1	1	1	0	0	0	0	0	16	20	3.00	2.000				

Washington Senators @ Boston Red Sox  
Fenway Park, Boston, MA  
Sat Jun 28 1952, 3:33 AM EDT  
Att: 11,040 - Unknown

AB	35
R	5
H	9
RBI	3
BB	7
SO	5
LOB	24



Batter	1	2	3	4	5	6	7	8	9	AB	R	H	RBI	BB	SO	LOB	BOTTOM					
<b>Dom DiMaggio, R</b> OBP: 0.383, SLG: 0.389 (1, 8)	4-0 BB BB		4-0 1B 1B BB		0-0 6-3		0-0 4-3		0-0 F9	3	1	0	0	2	0	0						
<b>Billy Goodman, L</b> OBP: 0.378, SLG: 0.426 (1, 3)	0-0 F2		0-0 1B		4-0 6-3 BB		4-0 FC6-5 BB BB		0-0 F7	3	0	1	0	2	0	1						
<b>Paul Lehner, L</b> OBP: 0.800, SLG: 0.667 (1, 9)	4-0 1-2 BB		0-0 1-2 3-H 1B		0-0 6-3		4-0 FC6-5 BB		0-0 FC6-5	2	0	1	1	2	0	1						
<b>George Kell, R</b> OBP: 0.384, SLG: 0.427 (1, 5)	0-0 F7		0-0 F7		0-3 K		0-0 FC6-5		0-0 FC6-5	4	0	0	0	0	1	7						
<b>Hoot Evers, R</b> OBP: 0.305, SLG: 0.408 (1, 7)	0-0 F7		0-3 K		0-0 FC5 2B		0-0 1-3		0-0 1-3	4	0	1	0	0	1	6						
<b>Vern Stephens, R</b> OBP: 0.327, SLG: 0.338 (1, 6)		0-3 K		0-0 6-3		0-0 F5		4-0 G1-4-3 BB		3	0	0	0	1	1	3						
<b>Ted Lepcio, R</b> OBP: 0.352, SLG: 0.447 (1, 4)		0-3 K		0-0 F8		0-0 FC5 1B		0-0 G1-4-3		4	0	1	0	0	1	1						
<b>Sammy White, R</b> OBP: 0.323, SLG: 0.450 (1, 2)		0-0 1B		0-3 K		0-0 FC5		0-0 6-3		4	0	1	0	0	1	2						
<b>Ike Delock, R</b> (1, 1)		0-3 K		0-0 F8		0-0 P6		0-0 F8		2	0	0	0	0	1	1						
<b>Ray Scarborough, R</b> OBP: 0.333, SLG: 0.286 (6, 1)										0	0	0	0	0	0	0						
<b>Clyde Vollmer, R</b> OBP: 0.341, SLG: 0.394 (6, PH)										1	0	0	0	0	0	2						
<b>Dizzy Trout, R</b> OBP: 0.200, SLG: 0.200 (7, 1)										0	0	0	0	0	0	0						
<b>Johany Lipon, R</b> OBP: 0.309, SLG: 0.279 (9, PH)										1	0	0	0	0	0	0						
<b>Inning Stats</b>	R: 0 E: 0 K: 0 S: 3	H: 0 LOB: 2 BB: 2 P: 11	R: 0 E: 0 K: 3 S: 10	H: 1 LOB: 0 BB: 0 P: 10	R: 1 E: 0 K: 1 S: 7	H: 2 LOB: 0 BB: 1 P: 11	R: 0 E: 0 K: 1 S: 5	H: 0 LOB: 0 BB: 0 P: 5	R: 0 E: 0 K: 1 S: 5	H: 0 LOB: 1 BB: 1 P: 9	R: 0 E: 0 K: 0 S: 5	H: 2 LOB: 2 BB: 0 P: 5	R: 0 E: 0 K: 0 S: 3	H: 0 LOB: 2 BB: 2 P: 11	R: 0 E: 0 K: 0 S: 2	H: 0 LOB: 0 BB: 1 P: 6	R: 0 E: 0 K: 0 S: 3	H: 0 LOB: 0 BB: 0 P: 3	1B: 4 2B: 1 3B: 0 HR: 0	SF: 0 SAC: 0 DP: 1 HBP: 0	WP: 0 PB: 0 SB: 0 CS: 0	PA: 38
<b>PITCHER</b>	IP	WLS	BF	H	R	ER	SO	BB	IBB	HBP	BLK	WP	HR	S	P	ERA	WHIP					
<b>Walt Masterson, R</b> ERA: 5.66 (1, 1)	9.0	W	38	5	1	1	6	7	0	0	0	0	0	43	71	1.00	1.333					

Washington Senators @ Boston Red Sox  
Fenway Park, Boston, MA  
Sat Jun 28 1952, 3:33 AM EDT  
Att: 11,040 - Unknown

AB	31
R	1
H	5
RBI	1
BB	7
SO	6
LOB	24



Batter	1	2	3	4	5	6	7	8	9	AB	R	H	RBI	BB	SO	LOB	TOP					
Dom DiMaggio, R OBP: 0.376, SLG: 0.381 (1, 8)										5	0	0	0	0	0	1	<b>Boston Red Sox @ New York Yankees</b> Yankee Stadium, Bronx, NY Mon Jun 30 1952, 3:33 AM EDT Att: 19,352 - Unknown <a href="http://livebaseballscorecards.com">livebaseballscorecards.com</a>					
Billy Goodman, L OBP: 0.376, SLG: 0.424 (1, 3) Dick Gemert, R OBP: 0.292, SLG: 0.326 (2, 3)										1	0	0	0	0	0	0						
Vern Stephens, R OBP: 0.329, SLG: 0.360 (1, 6)										5	2	1	0	1	2							
George Kell, R OBP: 0.382, SLG: 0.424 (1, 5)										4	0	1	2	0	1							
Hoot Evers, R OBP: 0.321, SLG: 0.416 (1, 7)										3	0	2	0	1	1	1						
Faye Throneberry, L OBP: 0.304, SLG: 0.324 (1, 9) Clyde Vollmer, R OBP: 0.338, SLG: 0.391 (8, PH) Paul Lehner, L OBP: 0.800, SLG: 0.667 (8, 9)										3	0	0	0	0	2	4						
Ted Lepcio, R OBP: 0.344, SLG: 0.434 (1, 4)										4	0	0	0	0	2	2						
Sammy White, R OBP: 0.314, SLG: 0.438 (1, 2)										4	0	0	0	0	2							
Dick Brodowski, R OBP: 0.091, SLG: 0.091 (1, 1)										4	0	0	0	0	1	0						
<b>Inning Stats</b>	R: 0 E: 0 K: 0 S: 3	H: 0 LOB: 0 BB: 0 P: 3	R: 0 E: 0 K: 3 S: 10	H: 1 LOB: 1 BB: 0 P: 10	R: 0 E: 0 K: 1 S: 5	H: 0 LOB: 0 BB: 0 P: 5	R: 1 E: 0 K: 1 S: 7	H: 2 LOB: 1 BB: 0 P: 7	R: 0 E: 0 K: 1 S: 5	H: 0 LOB: 0 BB: 0 P: 5	R: 1 E: 1 K: 0 S: 8	H: 2 LOB: 2 BB: 0 P: 8	R: 0 E: 1 K: 0 S: 4	H: 0 LOB: 1 BB: 0 P: 4	R: 2 E: 1 K: 1 S: 8	H: 2 LOB: 2 BB: 1 P: 12		R: 0 E: 0 K: 1 S: 5	H: 0 LOB: 1 BB: 1 P: 9	1B: 4 2B: 2 3B: 0 HR: 1	SF: 0 SAC: 0 DP: 0 HBP: 0	WP: 0 PB: 0 SB: 2 CS: 0
<b>PITCHER</b> Bob Kuzava, L ERA: 3.44 (1, 1)	IP: 9.0 WLS: L BF: 39	H: 7 R: 4 ER: 3 SO: 9	BB: 1 IBB: 1 HBP: 0 BLK: 0	WP: 0 HR: 1 S: 55 P: 63	ERA: 3.00 WHIP: 0.889	<b>PITCHER</b>										IP: 9.0 WLS: W BF: 35	H: 4 R: 3 ER: 3 SO: 8	BB: 4 IBB: 0 HBP: 0 BLK: 0	WP: 1 HR: 2 S: 47 P: 63	ERA: 3.00 WHIP: 0.889		

Batter	1	2	3	4	5	6	7	8	9	AB	R	H	RBI	BB	SO	LOB	BOTTOM					
Irv Noren, L OBP: 0.299, SLG: 0.339 (1, 7)										4	0	0	0	0	0	3	<b>Boston Red Sox @ New York Yankees</b> Yankee Stadium, Bronx, NY Mon Jun 30 1952, 3:33 AM EDT Att: 19,352 - Unknown <a href="http://livebaseballscorecards.com">livebaseballscorecards.com</a>					
Joe Collins, L OBP: 0.414, SLG: 0.488 (1, 3)										4	1	1	1	0	1	0						
Hank Bauer, R OBP: 0.361, SLG: 0.473 (1, 9)										4	0	0	0	0	1	0						
Yogi Berra, L OBP: 0.347, SLG: 0.495 (1, 2)										3	0	0	0	1	0	0						
Mickey Mantle, S OBP: 0.396, SLG: 0.493 (1, 8)										4	1	1	0	0	1	1						
Bobby Brown, L OBP: 0.344, SLG: 0.309 (1, 5)										2	1	1	1	1	1	0						
Gil McDougald, R OBP: 0.343, SLG: 0.352 (1, 4)										3	0	1	0	1	2	0						
Phil Rizzuto, R OBP: 0.343, SLG: 0.346 (1, 6) Gene Woodling, L OBP: 0.372, SLG: 0.474 (9, PH)										2	0	0	0	1	1	1						
Bob Kuzava, S OBP: 0.188, SLG: 0.071 (1, 1)										3	0	0	0	0	1	4						
<b>Inning Stats</b>	R: 1 E: 0 K: 0 S: 4	H: 1 LOB: 0 BB: 0 P: 4	R: 1 E: 0 K: 0 S: 4	H: 1 LOB: 1 BB: 1 P: 8	R: 0 E: 0 K: 0 S: 3	H: 0 LOB: 0 BB: 0 P: 3	R: 1 E: 0 K: 1 S: 6	H: 1 LOB: 0 BB: 0 P: 6	R: 0 E: 0 K: 1 S: 5	H: 0 LOB: 0 BB: 0 P: 5	R: 0 E: 0 K: 2 S: 7	H: 0 LOB: 0 BB: 0 P: 7	R: 0 E: 0 K: 2 S: 8	H: 1 LOB: 3 BB: 2 P: 16	R: 0 E: 0 K: 0 S: 3	H: 0 LOB: 1 BB: 1 P: 7		R: 0 E: 0 K: 2 S: 7	H: 0 LOB: 0 BB: 0 P: 7	1B: 1 2B: 1 3B: 0 HR: 2	SF: 0 SAC: 1 DP: 0 HBP: 0	WP: 1 PB: 0 SB: 0 CS: 0
<b>PITCHER</b> Dick Brodowski, R ERA: 3.24 (1, 1)	IP: 9.0 WLS: W BF: 35	H: 4 R: 3 ER: 3 SO: 8	BB: 4 IBB: 0 HBP: 0 BLK: 0	WP: 1 HR: 2 S: 47 P: 63	ERA: 3.00 WHIP: 0.889	<b>PITCHER</b>										IP: 9.0 WLS: W BF: 35	H: 4 R: 3 ER: 3 SO: 8	BB: 4 IBB: 0 HBP: 0 BLK: 0	WP: 1 HR: 2 S: 47 P: 63	ERA: 3.00 WHIP: 0.889		

Batter	1	2	3	4	5	6	7	8	9	AB	R	H	RBI	BB	SO	LOB	TOP			
Dom DiMaggio, R (1, 8) OBP: 0.376, SLG: 0.381										3	2	1	0	0	0	0	<b>Boston Red Sox @ New York Yankees</b> Yankee Stadium, Bronx, NY Tue Jul 01 1952, 3:33 AM EDT Att: 48,797 - Unknown			
Faye Throneberry, L (1, 9) OBP: 0.319, SLG: 0.327										2	0	1	0	2	0	0				
Vern Stephens, R (1, 6) OBP: 0.328, SLG: 0.358										4	0	1	1	0	2	3				
George Kell, R (1, 5) OBP: 0.380, SLG: 0.421										4	0	1	0	0	0	5				
Hoot Evers, R (1, 7) OBP: 0.310, SLG: 0.400										4	0	0	0	0	0	3				
Dick Gemert, R (1, 3) OBP: 0.275, SLG: 0.304											3	0	0	0	0	0				
George Schmees, L (9, PH) OBP: 0.156, SLG: 0.177											1	0	0	0	1	0				
Ted Lepcio, R (1, 4) OBP: 0.343, SLG: 0.429											2	0	0	0	1	0				
Billy Goodman, L (9, PH) OBP: 0.379, SLG: 0.424											0	0	0	0	1	0				
Johnny Lipon, R (9, PR) OBP: 0.309, SLG: 0.279											0	0	0	0	0	0				
Sammy White, R (1, 2) OBP: 0.313, SLG: 0.433											4	0	1	0	0	2				
Dizzy Trout, R (1, 1) OBP: 0.174, SLG: 0.174										3	0	0	0	0	2	1				
Al Benton, R (8, 1)										0	0	0	0	0	0	0				
<b>Inning Stats</b>	R: 1 E: 1 K: 0 S: 5	H: 2 LOB: 1 BB: 0 P: 5	R: 0 E: 0 K: 1 S: 6	H: 1 LOB: 1 BB: 0 P: 6	R: 1 E: 1 K: 1 S: 5	H: 0 LOB: 1 BB: 1 P: 10	R: 0 E: 0 K: 0 S: 2	H: 0 LOB: 0 BB: 1 P: 6	R: 0 E: 0 K: 1 S: 5	H: 1 LOB: 0 BB: 0 P: 5	R: 0 E: 0 K: 0 S: 3	H: 0 LOB: 0 BB: 0 P: 3	R: 0 E: 0 K: 0 S: 4	H: 1 LOB: 2 BB: 1 P: 8	R: 0 E: 0 K: 1 S: 5	H: 0 LOB: 1 BB: 1 P: 9	1B: 5 2B: 0 3B: 0 HR: 0	SF: 0 SAC: 0 DP: 2 HBP: 1	WP: 0 PB: 0 SB: 0 CS: 1	PA: 35
<b>PITCHER</b> Vic Raschi, R (1, 1) ERA: 2.84	IP: 9.0 WLS: W BF: 35	H: 5 R: 2 ER: 1 SO: 5	BB: 4 IBB: 0 HBP: 1 BLK: 0	WP: 0 HR: 0 S: 40 P: 57	ERA: 1.00 WHIP: 1.000	<b>PITCHER</b>	IP: 9.0 WLS: W BF: 35	H: 5 R: 2 ER: 1 SO: 5	BB: 4 IBB: 0 HBP: 1 BLK: 0	WP: 0 HR: 0 S: 40 P: 57	ERA: 1.00 WHIP: 1.000	<b>PITCHER</b>	IP: 9.0 WLS: W BF: 35	H: 5 R: 2 ER: 1 SO: 5	BB: 4 IBB: 0 HBP: 1 BLK: 0	WP: 0 HR: 0 S: 40 P: 57	ERA: 1.00 WHIP: 1.000			

Batter	1	2	3	4	5	6	7	8	9	AB	R	H	RBI	BB	SO	LOB	BOTTOM			
Gene Woodling, L (1, 7) OBP: 0.375, SLG: 0.471										3	0	1	0	1	0	0	<b>Boston Red Sox @ New York Yankees</b> Yankee Stadium, Bronx, NY Tue Jul 01 1952, 3:33 AM EDT Att: 48,797 - Unknown			
Joe Collins, L (1, 3) OBP: 0.404, SLG: 0.474										4	0	0	0	0	1	3				
Hank Bauer, R (1, 9) OBP: 0.359, SLG: 0.469										4	1	1	0	0	1	2				
Yogi Berra, L (1, 2) OBP: 0.353, SLG: 0.507										3	1	2	1	1	0	0				
Mickey Mantle, S (1, 8) OBP: 0.393, SLG: 0.488										4	1	1	1	0	0	3				
Bobby Brown, L (1, 5) OBP: 0.353, SLG: 0.339										4	0	2	1	0	0	5				
Gil McDougald, R (1, 4) OBP: 0.338, SLG: 0.347										4	0	0	0	0	1	6				
Phil Rizzuto, R (1, 6) OBP: 0.339, SLG: 0.342										3	0	0	0	0	1	0				
Vic Raschi, R (1, 1) OBP: 0.353, SLG: 0.286										3	0	1	0	0	1	0				
<b>Inning Stats</b>	R: 0 E: 0 K: 0 S: 3	H: 0 LOB: 0 BB: 0 P: 3	R: 0 E: 1 K: 1 S: 5	H: 0 LOB: 1 BB: 1 P: 9	R: 0 E: 0 K: 0 S: 3	H: 0 LOB: 1 BB: 1 P: 7	R: 0 E: 2 K: 0 S: 5	H: 1 LOB: 2 BB: 0 P: 5	R: 0 E: 0 K: 1 S: 5	H: 0 LOB: 0 BB: 0 P: 5	R: 2 E: 0 K: 1 S: 8	H: 3 LOB: 1 BB: 0 P: 8	R: 0 E: 0 K: 2 S: 9	H: 2 LOB: 2 BB: 0 P: 9	R: 1 E: 1 K: 0 S: 4	H: 2 LOB: 0 BB: 0 P: 4		1B: 6 2B: 3 3B: 1 HR: 0	SF: 0 SAC: 0 DP: 3 HBP: 0	WP: 0 PB: 0 SB: 0 CS: 0
<b>PITCHER</b> Dizzy Trout, R (1, 1) ERA: 4.25	IP: 7.1 WLS: L BF: 33	H: 8 R: 3 ER: 3 SO: 5	BB: 2 IBB: 0 HBP: 0 BLK: 0	WP: 0 HR: 0 S: 41 P: 49	ERA: 3.68 WHIP: 1.364	<b>PITCHER</b>	IP: 0.2 WLS: L BF: 1	H: 0 R: 0 ER: 0 SO: 0	BB: 0 IBB: 0 HBP: 0 BLK: 0	WP: 0 HR: 0 S: 1 P: 1	ERA: 0.00 WHIP: 0.000	<b>PITCHER</b>	IP: 0.2 WLS: L BF: 1	H: 0 R: 0 ER: 0 SO: 0	BB: 0 IBB: 0 HBP: 0 BLK: 0	WP: 0 HR: 0 S: 1 P: 1	ERA: 0.00 WHIP: 0.000			


Batter	1	2	3	4	5	6	7	8	9	AB	R	H	RBI	BB	SO	LOB	TOP			
Dom DiMaggio, R (1, 8) OBP: 0.382, SLG: 0.385										5	1	3	0	0	0	0	<b>Boston Red Sox @ New York Yankees</b> Yankee Stadium, Bronx, NY Wed Jul 02 1952, 3:33 AM EDT Att: 20,514 - Unknown			
Dick Cernert, R (1, 3) OBP: 0.286, SLG: 0.320										4	1	1	0	1	0	2				
Vern Stephens, R (1, 6) OBP: 0.333, SLG: 0.361										4	1	2	0	1	0	1				
George Kell, R (1, 5) OBP: 0.379, SLG: 0.420										1	0	0	0	0	0	1				
Johnny Lipon, R (3, 5) OBP: 0.308, SLG: 0.273										3	1	0	1	1	1	4				
Hoot Evers, R (1, 7) OBP: 0.316, SLG: 0.404										4	1	2	2	0	0	0				
Archie Wilson, R (1, 9) OBP: 0.241, SLG: 0.273										4	0	1	0	0	0	1				
Ted Lepcio, R (1, 4) OBP: 0.347, SLG: 0.437										4	0	2	0	0	0	2				
Sammy White, R (1, 2) OBP: 0.313, SLG: 0.433										0	0	0	0	0	0	0				
Del Wilber, R (1, 2) OBP: 0.224, SLG: 0.204										4	0	0	1	0	1	4				
Sid Hudson, R (1, 1) OBP: 0.194, SLG: 0.200										3	0	0	0	0	0	2				
Al Benton, R (7, 1)										1	0	0	0	0	1	0				
<b>Inning Stats</b>	R: 0 E: 0 K: 0 S: 4	H: 1 LOB: 1 BB: 0 P: 4	R: 0 E: 0 K: 0 S: 3	H: 0 LOB: 0 BB: 0 P: 3	R: 0 E: 0 K: 0 S: 3	H: 0 LOB: 0 BB: 0 P: 3	R: 0 E: 0 K: 1 S: 5	H: 2 LOB: 2 BB: 0 P: 5	R: 0 E: 0 K: 1 S: 7	H: 2 LOB: 2 BB: 0 P: 7	R: 0 E: 0 K: 0 S: 4	H: 1 LOB: 2 BB: 1 P: 8	R: 0 E: 0 K: 0 S: 4	H: 1 LOB: 1 BB: 0 P: 4	R: 0 E: 0 K: 1 S: 7	H: 2 LOB: 2 BB: 0 P: 7	1B: 9 2B: 3 3B: 0 HR: 0	SF: 0 SAC: 0 DP: 1 HBP: 0	WP: 0 PB: 0 SB: 0 CS: 0	PA: 40
<b>PITCHER</b>	IP WLS BF H R ER SO BB IBB HBP BLK WP HR S P ERA WHIP	IP WLS BF H R ER SO BB IBB HBP BLK WP HR S P ERA WHIP																		
Ed Lopat, L (1, 1) ERA: 2.8	5.0 L 24 7 5 5 2 1 1 0 0 0 0 0 26 34 9.00 1.600																			
Bobby Hogue, R (6, 1) ERA: 3.58	1.0 2 0 0 0 0 0 0 0 0 0 0 0 2 2 0.00 0.000																			
Jim McDonald, R (7, 1) ERA: 1.88	1.0 5 1 0 0 0 1 0 0 0 0 0 0 4 8 0.00 2.000																			
Johnny Sain, R (8, 1) ERA: 3.8	2.0 9 3 0 0 1 0 0 0 0 0 0 0 11 11 0.00 1.500																			

Batter	1	2	3	4	5	6	7	8	9	AB	R	H	RBI	BB	SO	LOB	BOTTOM					
Gene Woodling, L (1, 7) OBP: 0.378, SLG: 0.482										3	1	1	1	1	0	0	<b>Boston Red Sox @ New York Yankees</b> Yankee Stadium, Bronx, NY Wed Jul 02 1952, 3:33 AM EDT Att: 20,514 - Unknown					
Joe Collins, L (1, 3) OBP: 0.394, SLG: 0.460										4	0	0	1	0	2	2						
Hank Bauer, R (1, 9) OBP: 0.361, SLG: 0.474										4	0	2	0	0	1	0						
Yogi Berra, L (1, 2) OBP: 0.348, SLG: 0.498										4	0	0	0	0	0	2						
Mickey Mantle, S (1, 8) OBP: 0.391, SLG: 0.483										4	1	1	0	0	1	0						
Bobby Brown, L (1, 5) OBP: 0.333, SLG: 0.317										4	1	0	0	0	0	0						
Gil McDougald, R (1, 4) OBP: 0.337, SLG: 0.343										3	0	0	1	1	0	0						
Phil Rizzuto, R (1, 6) OBP: 0.336, SLG: 0.338										3	0	0	0	0	0	1						
Johnny Mize, L (9, PH) OBP: 0.236, SLG: 0.301										1	0	0	0	0	0	0						
Ed Lopat, L (1, 1) OBP: 0.156, SLG: 0.100										1	0	0	0	0	0	1						
Bobby Hogue, R (6, 1) OBP: 0.286, SLG: 0.286										0	0	0	0	0	0	0						
Bob Cerv, R (6, PH) OBP: 0.208, SLG: 0.368										0	1	1	0	0	0	0						
Jim McDonald, R (7, 1) OBP: 0.308, SLG: 0.429										0	0	0	0	0	0	0						
Johnny Sain, R (7, PH) OBP: 0.342, SLG: 0.472										1	0	1	0	0	0	0						
<b>Inning Stats</b>	R: 0 E: 0 K: 1 S: 5	H: 0 LOB: 0 BB: 0 P: 5	R: 0 E: 0 K: 0 S: 3	H: 0 LOB: 0 BB: 0 P: 3	R: 0 E: 0 K: 0 S: 2	H: 0 LOB: 1 BB: 1 P: 6	R: 0 E: 0 K: 1 S: 6	H: 1 LOB: 1 BB: 0 P: 6	R: 0 E: 0 K: 1 S: 5	H: 0 LOB: 0 BB: 0 P: 5	R: 2 E: 0 K: 0 S: 6	H: 3 LOB: 1 BB: 0 P: 6	R: 2 E: 1 K: 1 S: 8	H: 2 LOB: 2 BB: 1 P: 12	R: 0 E: 0 K: 0 S: 3	H: 0 LOB: 0 BB: 0 P: 3	R: 0 E: 0 K: 0 S: 3	H: 0 LOB: 0 BB: 0 P: 3	1B: 4 2B: 1 3B: 1 HR: 0	SF: 0 SAC: 0 DP: 1 HBP: 0	WP: 0 PB: 0 SB: 0 CS: 0	PA: 35
<b>PITCHER</b>	IP WLS BF H R ER SO BB IBB HBP BLK WP HR S P ERA WHIP	IP WLS BF H R ER SO BB IBB HBP BLK WP HR S P ERA WHIP																				
Sid Hudson, R (1, 1) ERA: 2.76	6.2 W 28 6 4 2 3 2 0 0 0 0 0 0 32 40 2.70 1.200																					
Al Benton, R (7, 1) ERA:	2.1 S 7 0 0 0 1 0 0 0 0 0 0 0 9 9 0.00 0.000																					

Batter	1	2	3	4	5	6	7	8	9	AB	R	H	RBI	BB	SO	LOB	TOP	
Faye Throneberry, L (1, 8)	0-0 3-1			0-0 F2		0-0 E S HR 1B		0-0 G3-6-3 1B		4	1	2	0	0	0	0	<b>Boston Red Sox @ Philadelphia Athletics</b> Shibe Park, Philadelphia, PA Thu Jul 03 1952, 3:33 AM EDT Att: 2,086 - Unknown <a href="http://livebaseballscorecards.com">livebaseballscorecards.com</a>	
Billy Goodman, L (1, 5)	0-0 L7			0-0 FC4 1B		4-0 HR BB		0-0 G3-6-3 1-2		3	1	1	0	1	0	1		
Dick Gemert, R (1, 3)	0-3 K			0-0 FC4 1-2		0-0 HR			0-0 F8	4	1	1	3	0	1	1		
Vern Stephens, R (1, 6)		0-0 5-3		0-3 K		0-0 5-3			0-0 5-3	4	0	0	0	0	1	1		
Hoot Evers, R (1, 7)		0-0 P4			0-0 G6-4-3 1B	0-0 6-3			0-0 F8	4	0	1	0	0	0	0		
George Schmees, L (1, 9)		0-0 F8			4-0 G6-4-3 1-2 BB				0-0 P4	2	0	0	0	1	0	0		
Ted Lepcio, R (1, 4)			0-0 P6		0-0 G6-4-3 1-2 2-3				0-0 G5-4-3 1B	3	0	1	0	0	0	2		
Sammy White, R (1, 2)			0-0 P4		0-0 5-3				0-0 G5-4-3 1-2	3	0	0	0	0	0	2		
Ike Delock, R (1, 1)			0-0 F8			0-0 6-3		0-3 K		1	0	0	0	0	0	0		
Ralph Brickner, R (4, 1)										2	0	0	0	0	1	0		
Al Benton, R (9, 1)										0	0	0	0	0	0	0		
<b>Inning Stats</b>	R: 0 E: 0 K: 1 S: 5	H: 0 LOB: 0 BB: 0 P: 5	R: 0 E: 0 K: 0 S: 3	H: 0 LOB: 0 BB: 0 P: 3	R: 0 E: 0 K: 0 S: 3	H: 0 LOB: 1 BB: 0 P: 6	R: 0 E: 0 K: 0 S: 3	H: 1 LOB: 1 BB: 1 P: 7	R: 0 E: 0 K: 0 S: 3	H: 1 LOB: 0 BB: 0 P: 3	R: 0 E: 0 K: 0 S: 5	H: 1 LOB: 0 BB: 0 P: 5	R: 0 E: 0 K: 0 S: 3	H: 0 LOB: 0 BB: 0 P: 3	1B: 5 2B: 0 3B: 0 HR: 1	SF: 0 SAC: 0 DP: 3 HBP: 0	WP: 0 PA: 32 PB: 0 SB: 2 CS: 0	
<b>PITCHER</b> Carl Scheib, R (1, 1) ERA: 3.88	IP: 9.0 WLS: W BF: 32 H: 6 R: 3 ER: 3 SO: 3	IP: 9.0 WLS: W BF: 32 H: 6 R: 3 ER: 3 SO: 3	IP: 9.0 WLS: W BF: 32 H: 6 R: 3 ER: 3 SO: 3	IP: 9.0 WLS: W BF: 32 H: 6 R: 3 ER: 3 SO: 3	IP: 9.0 WLS: W BF: 32 H: 6 R: 3 ER: 3 SO: 3	IP: 9.0 WLS: W BF: 32 H: 6 R: 3 ER: 3 SO: 3	IP: 9.0 WLS: W BF: 32 H: 6 R: 3 ER: 3 SO: 3	IP: 9.0 WLS: W BF: 32 H: 6 R: 3 ER: 3 SO: 3	IP: 9.0 WLS: W BF: 32 H: 6 R: 3 ER: 3 SO: 3	IP: 9.0 WLS: W BF: 32 H: 6 R: 3 ER: 3 SO: 3	IP: 9.0 WLS: W BF: 32 H: 6 R: 3 ER: 3 SO: 3	IP: 9.0 WLS: W BF: 32 H: 6 R: 3 ER: 3 SO: 3	IP: 9.0 WLS: W BF: 32 H: 6 R: 3 ER: 3 SO: 3	IP: 9.0 WLS: W BF: 32 H: 6 R: 3 ER: 3 SO: 3	IP: 9.0 WLS: W BF: 32 H: 6 R: 3 ER: 3 SO: 3	IP: 9.0 WLS: W BF: 32 H: 6 R: 3 ER: 3 SO: 3	IP: 9.0 WLS: W BF: 32 H: 6 R: 3 ER: 3 SO: 3	ERA: 3.00 WHIP: 0.889



Batter	1	2	3	4	5	6	7	8	9	AB	R	H	RBI	BB	SO	LOB	BOTTOM				
Eddie Joost, R (1, 6)	0-0 HR		0-3 K	0-0 F8		0-3 K			0-0 F9	5	1	1	2	0	2	4	<b>Boston Red Sox @ Philadelphia Athletics</b> Shibe Park, Philadelphia, PA Thu Jul 03 1952, 3:33 AM EDT Att: 2,086 - Unknown <a href="http://livebaseballscorecards.com">livebaseballscorecards.com</a>				
Ferns Fain, L (1, 3)	4-0 G6-4-3 BB		0-0 F8	0-0 G3		4-0 BB			0-0 FC5-4 1B 1B	3	1	1	0	2	0	2					
Dave Philley, S (1, 8)	0-0 G6-4-3 1-2		0-0 BLK 1B		0-0 6-3	0-0 F7			0-0 FC5-4 1-2 1B	5	0	2	0	0	0	4					
Gus Zernial, R (1, 7)	0-0 F3		0-0 5-3		0-0 P4		0-3 K		0-0 FC5-4 1B IBB	5	0	0	0	0	1	3					
Elmer Valo, L (1, 9)		0-0 F8		0-0 WP 1B 2B	0-0 2B		4-0 CS BB		4-0 1B IBB	3	1	2	0	2	0	0					
Billy Hitchcock, R (1, 5)		0-0 1B 4-3 1B		0-3 K	0-0 6-3		0-0 L8		0-0 1-2 2-3 1B	5	0	2	1	0	1	3					
Pete Suder, R (1, 4)		0-0 4-3		4-0 1B F8 IBB		0-0 FC3-5 1B 1B		4-0 L4-6 SH3-4 BB		2	1	1	0	2	0	1					
Joe Astroth, R (1, 2)		0-0 1B		0-0 1B 1-2 1B		0-0 S FC3-5 1B		0-0 SH3-4		3	0	3	1	0	0	0					
Carl Scheib, R (1, 1)		0-3 K		0-0 1-2 2-3 1B		0-0 FC3-5		0-0 L4-6		4	0	1	0	0	1	5					
<b>Inning Stats</b>	R: 1 E: 0 K: 0 S: 3	H: 1 LOB: 1 BB: 1 P: 7	R: 0 E: 0 K: 1 S: 7	H: 2 LOB: 2 BB: 0 P: 7	R: 0 E: 0 K: 1 S: 6	H: 1 LOB: 1 BB: 0 P: 6	R: 2 E: 0 K: 1 S: 8	H: 3 LOB: 2 BB: 1 P: 12	R: 0 E: 0 K: 0 S: 4	H: 1 LOB: 1 BB: 0 P: 4	R: 0 E: 0 K: 1 S: 7	H: 2 LOB: 3 BB: 1 P: 11	R: 0 E: 0 K: 0 S: 4	H: 0 LOB: 0 BB: 1 P: 8	R: 0 E: 0 K: 0 S: 2	H: 0 LOB: 0 BB: 1 P: 6		R: 1 E: 0 K: 0 S: 5	H: 3 LOB: 3 BB: 1 P: 9	1B: 10 2B: 3 3B: 0 HR: 1	SF: 0 SAC: 1 DP: 2 HBP: 0
<b>PITCHER</b> Ike Delock, R (1, 1) ERA: 4.5 Ralph Brickner, R (4, 1) ERA: 4.15 Al Benton, R (9, 1) ERA:	IP: 3.1 WLS: L BF: 21 H: 5 R: 1 ER: 1 SO: 2	IP: 3.1 WLS: L BF: 21 H: 5 R: 1 ER: 1 SO: 2	IP: 3.1 WLS: L BF: 21 H: 5 R: 1 ER: 1 SO: 2	IP: 3.1 WLS: L BF: 21 H: 5 R: 1 ER: 1 SO: 2	IP: 3.1 WLS: L BF: 21 H: 5 R: 1 ER: 1 SO: 2	IP: 3.1 WLS: L BF: 21 H: 5 R: 1 ER: 1 SO: 2	IP: 3.1 WLS: L BF: 21 H: 5 R: 1 ER: 1 SO: 2	IP: 3.1 WLS: L BF: 21 H: 5 R: 1 ER: 1 SO: 2	IP: 3.1 WLS: L BF: 21 H: 5 R: 1 ER: 1 SO: 2	IP: 3.1 WLS: L BF: 21 H: 5 R: 1 ER: 1 SO: 2	IP: 3.1 WLS: L BF: 21 H: 5 R: 1 ER: 1 SO: 2	IP: 3.1 WLS: L BF: 21 H: 5 R: 1 ER: 1 SO: 2	IP: 3.1 WLS: L BF: 21 H: 5 R: 1 ER: 1 SO: 2	IP: 3.1 WLS: L BF: 21 H: 5 R: 1 ER: 1 SO: 2	IP: 3.1 WLS: L BF: 21 H: 5 R: 1 ER: 1 SO: 2	IP: 3.1 WLS: L BF: 21 H: 5 R: 1 ER: 1 SO: 2	IP: 3.1 WLS: L BF: 21 H: 5 R: 1 ER: 1 SO: 2	ERA: 1.80 WHIP: 1.600			





Batter	1	2	3	4	5	6	7	8	9	AB	R	H	RBI	BB	SO	LOB	TOP							
Faye Throneberry L (1.8) <small>OBP: 0.328, SLG: 0.339</small>										4	1	1	1	1	0	0	<b>Boston Red Sox @ Philadelphia Athletics</b> Shibe Park, Philadelphia, PA Fri Jul 04 1952, 3:33 AM EDT Unknown <a href="http://livebaseballscorecards.com">livebaseballscorecards.com</a>							
Billy Goodman L (1.5) <small>OBP: 0.391, SLG: 0.434</small>										4	2	3	0	1	0	0								
Dick Gemert R (1.3) <small>OBP: 0.292, SLG: 0.397</small>										4	2	1	2	1	1	4								
Vern Stephens R (1.6) <small>OBP: 0.329, SLG: 0.369</small>										5	1	2	4	0	0	4								
Hoot Evers R (1.7) <small>OBP: 0.310, SLG: 0.385</small>										4	1	0	0	1	1	4								
George Schmees L (1.9) <small>OBP: 0.194, SLG: 0.191</small>										4	1	2	0	1	0	2								
Ted Lepcio R (1.4) <small>OBP: 0.343, SLG: 0.434</small>										5	2	1	0	0	0	3								
Sammy White R (1.2) <small>OBP: 0.304, SLG: 0.418</small>										5	0	1	1	0	1	3								
Mel Parnell L (1.1) <small>OBP: 0.077, SLG: 0.027</small>										5	0	0	1	0	0	3								
<b>Inning Stats</b>	R: 0 E: 0 K: 2 S: 8	H: 1 LOB: 2 BB: 1 P: 12	R: 0 E: 0 K: 0 S: 3	H: 0 LOB: 1 BB: 1 P: 7	R: 3 E: 0 K: 0 S: 6	H: 3 LOB: 1 BB: 1 P: 10	R: 0 E: 0 K: 0 S: 3	H: 0 LOB: 0 BB: 0 P: 3	R: 0 E: 0 K: 0 S: 3	H: 0 LOB: 0 BB: 0 P: 3	R: 0 E: 0 K: 1 S: 5	H: 0 LOB: 0 BB: 0 P: 5	R: 0 E: 1 K: 0 S: 5	H: 1 LOB: 2 BB: 0 P: 5	R: 1 E: 0 K: 0 S: 4	H: 2 LOB: 0 BB: 0 P: 4	1B: 6 2B: 3 3B: 1 HR: 1	SF: 0 SAC: 0 DP: 1 HBP: 0	WP: 1 PB: 0 SB: 0 CS: 0	PA: 45				
<b>PITCHER</b>	IP WLS BF H R ER SO BB IBB HBP BLK WP HR S P ERA WHIP	IP WLS BF H R ER SO BB IBB HBP BLK WP HR S P ERA WHIP																						
Bob Hooper R (1.1) <small>ERA: 4.19</small>	5.2 L 30 7 9 3 2 3 1 0 0 0 1 1 30 46 4.76 1.765																							
Bobo Newsom R (6.1) <small>ERA: 4.5</small>	2.1 11 2 0 0 1 1 0 0 0 0 0 0 12 16 0.00 1.286																							
Johnny Kucab R (9.1) <small>ERA: 9.88</small>	1.0 4 2 1 1 0 0 0 0 0 0 0 0 4 4 9.00 2.000																							

Batter	1	2	3	4	5	6	7	8	9	AB	R	H	RBI	BB	SO	LOB	BOTTOM							
Eddie Joost R (1.6) <small>OBP: 0.397, SLG: 0.446</small>										3	1	0	0	1	1	0	<b>Boston Red Sox @ Philadelphia Athletics</b> Shibe Park, Philadelphia, PA Fri Jul 04 1952, 3:33 AM EDT Unknown <a href="http://livebaseballscorecards.com">livebaseballscorecards.com</a>							
Fernis Fain L (1.3) <small>OBP: 0.441, SLG: 0.414</small>										3	0	2	0	1	0	0								
Dave Philley S (1.8) <small>OBP: 0.323, SLG: 0.326</small>										4	0	0	1	0	1	3								
Gus Zernial R (1.7) <small>OBP: 0.384, SLG: 0.511</small>										4	1	1	1	0	0	0								
Kite Thomas R (1.9) <small>OBP: 0.389, SLG: 0.442</small>										4	0	0	0	0	2	0								
Billy Hitchcock R (1.5) <small>OBP: 0.253, SLG: 0.254</small>										4	1	1	0	0	0	0								
Pete Suder R (1.4) <small>OBP: 0.268, SLG: 0.295</small>										4	1	3	2	0	0	0								
Joe Astroth R (1.2) <small>OBP: 0.292, SLG: 0.273</small>										4	0	1	0	0	0	2								
Bob Hooper R (1.1) <small>OBP: 0.200, SLG: 0.310</small>										2	1	1	1	0	0	0								
Bobo Newsom R (6.1)										0	0	0	0	0	0	0								
Allie Clark R (9, PH) <small>OBP: 0.276, SLG: 0.473</small>										1	0	0	0	0	0	0								
Johnny Kucab R (9, PH)										0	0	0	0	0	0	0								
Carl Scheib R (9, PH) <small>OBP: 0.179, SLG: 0.179</small>										1	0	0	0	0	0	1								
<b>Inning Stats</b>	R: 1 E: 0 K: 0 S: 3	H: 1 LOB: 0 BB: 1 P: 7	R: 0 E: 0 K: 1 S: 6	H: 1 LOB: 1 BB: 0 P: 6	R: 0 E: 0 K: 0 S: 4	H: 1 LOB: 1 BB: 0 P: 4	R: 0 E: 0 K: 1 S: 5	H: 0 LOB: 0 BB: 0 P: 5	R: 0 E: 0 K: 1 S: 4	H: 0 LOB: 0 BB: 0 P: 4	R: 1 E: 0 K: 1 S: 6	H: 1 LOB: 0 BB: 0 P: 6	R: 0 E: 0 K: 0 S: 3	H: 1 LOB: 1 BB: 0 P: 3	R: 0 E: 0 K: 1 S: 5	H: 0 LOB: 1 BB: 1 P: 9	R: 2 E: 0 K: 0 S: 6	H: 3 LOB: 1 BB: 0 P: 6	1B: 6 2B: 1 3B: 0 HR: 3	SF: 0 SAC: 0 DP: 2 HBP: 0	WP: 0 PB: 0 SB: 0 CS: 0	PA: 36		
<b>PITCHER</b>	IP WLS BF H R ER SO BB IBB HBP BLK WP HR S P ERA WHIP	IP WLS BF H R ER SO BB IBB HBP BLK WP HR S P ERA WHIP																						
Mel Parnell L (1.1) <small>ERA: 3.83</small>	9.0 W 36 9 5 5 4 2 0 0 0 0 3 42 50 5.00 1.222																							

Batter	1	2	3	4	5	6	7	8	9	AB	R	H	RBI	BB	SO	LOB	TOP				
Faye Throneberry, L OBP: 0.324, SLG: 0.336 Clyde Volmer, R OBP: 0.336, SLG: 0.387 Dizzy Trout, R OBP: 0.174, SLG: 0.174	0-3 <b>K</b>		0-0 <b>F7</b>		0-3 <b>K</b>		0-0 <b>FC5-4</b> 2B 1B	0-0 <b>G6-4-3</b>		4	1	1	0	0	2	0					
Billy Goodman, L OBP: 0.400, SLG: 0.443	0-0 1B <b>F8</b> 1B		0-0 HBP BB 1B		0-0 1B		0-0 1-2 <b>FC5-4</b> 1B		0-0 4-3	5	1	4	0	0	0	0					
Dick Gemert, R OBP: 0.286, SLG: 0.381	0-0 1-3 1B		0-0 <b>F8</b>		0-0 <b>F9</b>		0-0 1-2 2-3 2B <b>FC5-4</b>		0-0 5-3	5	1	1	0	0	0	4					
Vern Stephens, R OBP: 0.331, SLG: 0.371	0-0 <b>F8</b>		4-0 HBP BB 1-2		0-0 4-3		0-0 1-H 3-H 2B		0-0 F2	4	0	1	3	1	0	2					
Hoot Evers, R OBP: 0.315, SLG: 0.383	0-0 <b>P9</b>		0-0 HBP		0-0 1-2 2-3 HBP		0-0 BB 1B		0-0 F6	3	0	1	0	0	0	2					
George Schmees, L OBP: 0.184, SLG: 0.181		0-0 <b>B1-3</b>	0-0 <b>F6</b>		0-0 F7		0-0 F7		0-0 F8	4	0	0	0	0	0	5					
Ted Lepcio, R OBP: 0.335, SLG: 0.423		0-0 6-3		0-0 F9		0-0 F7		0-0 F5		4	0	0	0	0	0	1					
Del Wilber, R OBP: 0.258, SLG: 0.228 Sammy White, R OBP: 0.304, SLG: 0.418		0-0 <b>FC6</b> 1B		0-3 <b>K</b>		4-0 1-2 BB		0-0 BB 1B		3	0	2	0	1	1	0					
Willard Nixon, L OBP: 0.222, SLG: 0.278 Sid Hudson, R OBP: 0.194, SLG: 0.200 George Kell, R OBP: 0.381, SLG: 0.420 Archie Wilson, R OBP: 0.241, SLG: 0.273		0-0 <b>FC6</b>		0-3 <b>K</b>		0-0 4-3		4-0 1-2 BB <b>G6-4-3</b>		3	0	0	0	0	1	3					
Inning Stats	R: 1 E: 0 K: 1 S: 7	H: 2 LOB: 1 BB: 0 P: 7	R: 0 E: 0 K: 0 S: 4	H: 1 LOB: 1 BB: 0 P: 4	R: 0 E: 0 K: 0 S: 4	H: 1 LOB: 3 BB: 1 P: 9	R: 0 E: 0 K: 2 S: 7	H: 0 LOB: 0 BB: 0 P: 7	R: 0 E: 0 K: 1 S: 6	H: 1 LOB: 1 BB: 0 P: 6	R: 2 E: 0 K: 0 S: 6	H: 3 LOB: 1 BB: 0 P: 6	R: 0 E: 0 K: 0 S: 3	H: 1 LOB: 2 BB: 1 P: 7	R: 0 E: 0 K: 0 S: 3	H: 0 LOB: 0 BB: 0 P: 3	1B: 9 2B: 1 3B: 0 HR: 0	SF: 0 SAC: 0 DP: 1 HBP: 1	WP: 0 PB: 0 SB: 0 CS: 0	PA: 40	
PITCHER	IP WLS BF H R ER SO BB IBB HBP BLK WP HR S P ERA WHIP	7.1 W 36 10 3 3 4 3 0 1 0 0 0 40 53 3.68 1.773	1.2 S 4 0 0 0 0 0 0 0 0 0 0 4 4 0.00 0.000	PITCHER	IP WLS BF H R ER SO BB IBB HBP BLK WP HR S P ERA WHIP																

**Boston Red Sox @ Philadelphia Athletics**  
Shibe Park, Philadelphia, PA  
Fri Jul 04 1952, 3:38 AM EDT  
Att: 16,175 - Unknown


<b>AB</b>	36
<b>R</b>	3
<b>H</b>	10
<b>RBI</b>	3
<b>BB</b>	3
<b>SO</b>	4
<b>LOB</b>	19



Batter	1	2	3	4	5	6	7	8	9	AB	R	H	RBI	BB	SO	LOB	BOTTOM			
Eddie Joost, R OBP: 0.401, SLG: 0.461	0-0 <b>HR</b>		4-0 1B BB		0-0 CS 1B	0-0 2-3-1	0-0 6-3			3	1	2	2	1	0	0				
Ferns Fin, L OBP: 0.438, SLG: 0.411	0-0 <b>F7</b>		0-0 G6-3 1B		0-0 E4		0-0 F7			4	0	1	0	0	0	1				
Dave Philley, S OBP: 0.322, SLG: 0.322	4-0 G4-3 BB		0-0 G6-3		0-3 <b>K</b>		0-0 F7			3	0	0	0	1	1	4				
Gus Zernial, R OBP: 0.386, SLG: 0.509	0-0 G4-3				0-0 L8		4-0 1B BB		0-0 CS 1B	3	1	1	0	1	0	1				
Elmer Valo, L OBP: 0.420, SLG: 0.397		0-0 F6		0-0 F9		0-0 F9		0-0 F9		4	1	1	0	0	0	1				
Billy Hitchcock, R OBP: 0.286, SLG: 0.257		0-0 6-3		1-0 HBP		0-0 PB BB		4-0 E BB		2	0	1	1	1	0	0				
Pete Suder, R OBP: 0.287, SLG: 0.284		0-0 6-3		0-0 F3		0-0 PB BB		0-0 E6 FC5-4		3	0	0	0	1	0	2				
Ray Murray, R OBP: 0.400, SLG: 0.444			4-0 1B SH3-4 BB		0-0 SH3-4 BB	0-0 F3		0-0 FC5-4		3	1	1	0	1	0	4				
Harry Byrd, R OBP: 0.130, SLG: 0.048 Sam Zoldak, L OBP: 0.231, SLG: 0.231			0-0 SH3-4		0-0 SH3-4	0-0 F7				1	0	0	0	0	0	2				
Inning Stats	R: 1 E: 0 K: 0 S: 3	H: 1 LOB: 0 BB: 1 P: 7	R: 0 E: 0 K: 0 S: 3	H: 0 LOB: 0 BB: 0 P: 3	R: 0 E: 0 K: 0 S: 3	H: 1 LOB: 2 BB: 2 P: 11	R: 0 E: 0 K: 0 S: 3	H: 0 LOB: 1 BB: 0 P: 4	R: 1 E: 1 K: 1 S: 7	H: 2 LOB: 1 BB: 0 P: 7	R: 2 E: 0 K: 0 S: 4	H: 2 LOB: 2 BB: 2 P: 12	R: 0 E: 0 K: 0 S: 3	H: 0 LOB: 0 BB: 0 P: 3	R: 0 E: 1 K: 0 S: 4	H: 1 LOB: 2 BB: 1 P: 8	1B: 5 2B: 1 3B: 0 HR: 1	SF: 0 SAC: 2 DP: 2 HBP: 1	WP: 0 PB: 1 SB: 0 CS: 2	PA: 35
PITCHER	IP WLS BF H R ER SO BB IBB HBP BLK WP HR S P ERA WHIP	5.0 L 23 5 4 3 1 4 0 1 0 0 0 6 10 0.00 1.000	2.0 8 1 0 0 0 1 0 0 0 0 0 0 4 8 0.00 2.000	PITCHER	IP WLS BF H R ER SO BB IBB HBP BLK WP HR S P ERA WHIP															

**Boston Red Sox @ Philadelphia Athletics**  
Shibe Park, Philadelphia, PA  
Fri Jul 04 1952, 3:38 AM EDT  
Att: 16,175 - Unknown

<b>AB</b>	26
<b>R</b>	4
<b>H</b>	7
<b>RBI</b>	3
<b>BB</b>	6
<b>SO</b>	1
<b>LOB</b>	15



Batter	1	2	3	4	5	6	7	8	9	AB	R	H	RBI	BB	SO	LOB	TOP					
Faye Throneberry, L (1, 8) OBP: 0.336, SLG: 0.380 Dom DiMaggio, R (7, 8) OBP: 0.364, SLG: 0.387	0-0 4-3		0-0 3B			0-0 1B 1B	0-0 1B 3B		0-0 1B	4	2	3	0	0	0	0	<b>Boston Red Sox @ Washington Senators</b> Griffith Stadium, Washington, DC Sat Jul 05 1952, 3:33 AM EDT Att: 13,006 - Unknown					
Billy Goodman, L (1, 5) OBP: 0.404, SLG: 0.447	0-0 G3-6-3 1B		0-0 L6			0-0 SH1-4 1B FC4-2 1B	0-0 1B		0-0 F8	5	0	3	1	0	0	3						
Dick Gemert, R (1, 3) OBP: 0.284, SLG: 0.373	0-0 G3-6-3 1-2		0-0 6-3			0-0 FC4-2 1B SH1-4 1B	0-0 F2			4	1	1	1	0	0	3						
Vern Stephens, R (1, 6) OBP: 0.327, SLG: 0.366		0-0 F7		0-0 L9		0-0 SH1-4			0-0 F7	3	0	0	0	0	0	0						
Hoot Evers, R (1, 7) OBP: 0.313, SLG: 0.379		0-0 2B FC6-2 1B		0-0 F7		0-0 FC4-2 1B			0-0 G3	4	0	1	0	0	0	2						
George Schmees, L (1, 9) OBP: 0.200, SLG: 0.211		0-0 1B		0-0 F7		0-0 1B		0-0 K		4	0	2	1	0	1	0						
Ted Lepcio, R (1, 4) OBP: 0.328, SLG: 0.413		0-0 2B		0-0 FC6-2		0-0 6-3			0-0 F7	4	0	0	0	0	0	4		AB				
Sammy White, R (1, 2) OBP: 0.297, SLG: 0.408		0-0 3H F8				0-0 F9			0-0 2-3	4	0	0	0	0	0	2		R				
Dick Brodowski, R (1, 1) OBP: 0.071, SLG: 0.071 Al Benton, R (7, 1) Clyde Vollmer, R (9, PH) OBP: 0.341, SLG: 0.393 Archie Wilson, R (9, PR) OBP: 0.241, SLG: 0.273			0-0 K			0-0 1-3			0-0 P6	3	0	0	0	0	1	0		H				
									0-0 1B	0	0	0	0	0	0	0		RBI				
										1	0	1	0	0	0	0		BB				
										0	0	0	0	0	0	0		SO				
										0	0	0	0	0	0	0	LOB					
<b>Inning Stats</b>	R: 0 E: 0 K: 0 S: 3	H: 1 LOB: 0 BB: 0 P: 3	R: 0 E: 0 K: 0 S: 5	H: 2 LOB: 2 BB: 0 P: 5	R: 0 E: 0 K: 1 S: 6	H: 1 LOB: 1 BB: 0 P: 6	R: 0 E: 0 K: 0 S: 3	H: 0 LOB: 0 BB: 0 P: 3	R: 0 E: 0 K: 0 S: 3	H: 0 LOB: 0 BB: 0 P: 3	R: 2 E: 0 K: 0 S: 7	H: 4 LOB: 2 BB: 0 P: 7	R: 1 E: 0 K: 0 S: 5	H: 2 LOB: 1 BB: 0 P: 5	R: 0 E: 0 K: 1 S: 5	H: 0 LOB: 0 BB: 0 P: 5	R: 0 E: 0 K: 0 S: 5	H: 2 LOB: 2 BB: 0 P: 5	1B: 9 2B: 1 3B: 2 HR: 0	SF: 0 SAC: 1 DP: 1 HBP: 0	WP: 0 PB: 0 SB: 0 CS: 0	PA: 38
<b>PITCHER</b>	IP WLS BF H R ER SO BB IBB HBP BLK WP HR S P ERA WHIP																					
Spec Shea, R (1, 1) ERA: 2.49	9.0 W 38 12 3 3 2 0 0 0 0 0 0 42 42 3.00 1.333																					



Batter	1	2	3	4	5	6	7	8	9	AB	R	H	RBI	BB	SO	LOB	BOTTOM			
Eddie Yost, R (1, 5) OBP: 0.341, SLG: 0.306	0-0 G3	0-0 FC4-6 1-2		0-0 1B 1-3 2H		0-0 F9	0-0 FC4-6 1-2			5	0	1	1	0	0	5	<b>Boston Red Sox @ Washington Senators</b> Griffith Stadium, Washington, DC Sat Jul 05 1952, 3:33 AM EDT Att: 13,006 - Unknown			
Gil Coan, L (1, 7) OBP: 0.304, SLG: 0.310	0-0 BB G3 1B		4-0 BB BB	0-0 G4-6-3 BB		0-0 P3			0-0 F8	4	0	1	0	1	0	3				
Jackie Jensen, R (1, 9) OBP: 0.385, SLG: 0.437	0-0 G3			0-0 G4-6-3 1-2		0-0 1-3			0-0 6-3	5	0	0	0	0	0	2				
Mickey Vernon, L (1, 3) OBP: 0.354, SLG: 0.404	4-0 FC5 BB BB			0-0 L3		0-0 L1		4-0 BB BB	0-0 1B 2B 1B	3	1	1	0	2	0					
Pete Runnels, L (1, 6) OBP: 0.363, SLG: 0.339	4-0 BB BB			0-0 FC6-4 1B		0-0 1B		0-0 1B	0-0 E3 1B 2B	4	1	2	0	1	0	2				
Jim Busby, R (1, 8) OBP: 0.247, SLG: 0.233	0-0 FC5 2-3			0-0 FC6-4 1B 1-2		0-0 1B			0-0 2B FC5-2 1B	4	1	2	0	0	0	4				
Floyd Baker, L (1, 4) OBP: 0.357, SLG: 0.331		4-0 BB BB		0-0 FC5-4 1B BB		0-0 1B 1B			0-0 FC5-2 1-3 2H 3H	3	1	2	2	1	0	2		AB		
Mickey Grasso, R (1, 2) OBP: 0.274, SLG: 0.222 Earl Rapp, L (7, PH) OBP: 0.273, SLG: 0.357 Hal Keller, L (8, 2)		0-0 F7		0-0 F7		0-0 L4			0-0 FC5-2 IBB	3	0	0	0	0	0	3		R		
										0	0	0	0	1	0	0		H		
										0	0	0	0	0	0	0		RBI		
										0	0	0	0	0	0	0		BB		
										0	0	0	0	0	0	0		SO		
										0	0	0	0	0	0	0	LOB			
<b>Inning Stats</b>	R: 0 E: 0 K: 0 S: 4	H: 1 LOB: 3 BB: 2 P: 12	R: 0 E: 0 K: 0 S: 3	H: 0 LOB: 1 BB: 1 P: 7	R: 0 E: 0 K: 0 S: 2	H: 0 LOB: 0 BB: 1 P: 6	R: 2 E: 0 K: 0 S: 7	H: 4 LOB: 2 BB: 0 P: 7	R: 0 E: 0 K: 0 S: 5	H: 2 LOB: 2 BB: 0 P: 5	R: 0 E: 1 K: 0 S: 4	H: 0 LOB: 1 BB: 0 P: 4	R: 2 E: 1 K: 0 S: 7	H: 3 LOB: 3 BB: 1 P: 11	R: 0 E: 0 K: 0 S: 3	H: 0 LOB: 1 BB: 1 P: 7	1B: 9 2B: 1 3B: 0 HR: 0	SF: 0 SAC: 0 DP: 1 HBP: 0	WP: 0 PB: 0 SB: 0 CS: 0	PA: 41
<b>PITCHER</b>	IP WLS BF H R ER SO BB IBB HBP BLK WP HR S P ERA WHIP																			
Dick Brodowski, R (1, 1) ERA: 3.4 Al Benton, R (7, 1) ERA:	6.1 L 33 9 4 0 0 1 1 0 0 0 0 6 14 0.00 1.200																			



Batter 1 2 3 4 5 6 7 8 9 AB R H RBI BB SO LOB

Faye Throneberry L (1, 7) X 0-0 4-3 1-3 FC6-4 1B F9 F9 F9

Billy Goodman L (1, 5) S 0-3 K FC6-4 G4-3 F9

Dom DiMaggio, R (1, 8) X 0-0 P4 4-0 FC4-6 BB BB 1-3 K

Vern Stephens, R (1, 6) X 0-0 5-3 4-0 FC4-6 BB F7 F7

Johnny Lipon, R (8, 6) 0-0 K P5 F8

George Schmees, L (1, 9) X 0-3 K FC4-6 FC4-6 E 1-2 2-3 P5 F8

Dick Gemert, R (1, 3) S 0-3 K E6 FC4-6 1-2 1-3 3-H P5 K F2

Ted Lepcio, R (1, 4) S 0-3 K FC4-6 1-2 2-3 6-3 1B 1B

Sammy White, R (1, 2) X 0-0 1B 1B F9 2B 1B

Mickey McDermott L (1, 1) 0-3 K G4-3 1B

Dizzy Trout, R (5, 1) X 0-0 G4-3 1B

Archie Wilson, R (7, PH) 0-0 K

Ray Scarborough, R (7, 1) X 0-0 K

Clyde Vollmer, R (9, PH) X 0-0 K

Inning Stats R: 0 H: 0 E: 0 LOB: 0 K: 1 BB: 0 S: 5 P: 5 R: 0 H: 0 E: 0 LOB: 0 K: 2 BB: 0 S: 7 P: 7 R: 0 H: 2 E: 0 LOB: 2 K: 2 BB: 0 S: 9 P: 9 R: 1 H: 0 E: 1 LOB: 2 K: 0 BB: 2 S: 4 P: 12 R: 0 H: 1 E: 0 LOB: 0 K: 0 BB: 0 S: 3 P: 3 R: 0 H: 0 E: 0 LOB: 0 K: 0 BB: 0 S: 3 P: 3 R: 1 H: 2 E: 0 LOB: 1 K: 1 BB: 0 S: 7 P: 7 R: 0 H: 1 E: 0 LOB: 1 K: 1 BB: 0 S: 6 P: 6 R: 0 H: 2 E: 0 LOB: 1 K: 0 BB: 0 S: 4 P: 4 1B: 7 SF: 0 2B: 1 SAC: 0 3B: 0 DP: 2 HR: 0 HBP: 0 WP: 0 PA: 36 FB: 0 SB: 0 CS: 0

PITCHER IP WLS BF H R ER SO BB IBB HBP BLK WP HR S P ERA WHIP


Julio Moreno, R (1, 1) 8.0 W 32 6 2 2 7 2 0 0 0 0 0 0 44 52 2.25 1.000

Walt Masterson, R (9, 1) 1.0 S 4 2 0 0 0 0 0 0 0 0 0 0 4 4 0.00 2.000

TOP

Boston Red Sox @ Washington Senators  
Griffith Stadium, Washington, DC  
Sun Jul 06 1952, 3:33 AM EDT  
Att: 11,450 - Unknown

AB 34  
R 2  
H 8  
RBI 2  
BB 2  
SO 7  
LOB 16



Batter 1 2 3 4 5 6 7 8 9 AB R H RBI BB SO LOB

Eddie Yost, R (1, 5) X 0-0 1B 2B G6-4-3 1-2 F7 P6

Gil Coan, L (1, 7) X 0-0 P6 BB G6-4-3 K 1-3

Jackie Jensen, R (1, 9) X 0-0 1B 1B G6-4-3 1-2 1B BB F2

Mickey Vernon, L (1, 3) X 0-0 FC5-4 1B 1B G6-4-3 HR BB 6-3

Pete Runnels, L (1, 6) X 0-0 FC5-4 1B K K 4-3

Jim Busby, R (1, 8) X 0-0 FC5-4 1B 1-2 2-3 3-H P4 F3 1B 1-3

Jerry Snyder, R (1, 4) X 0-0 FC6 K 1-3 F9

Mickey Grasso, R (1, 2) X 0-0 FC2-6 1B F2 SH1-4 1B

Julio Moreno, R (1, 1) X 0-0 FC2-6 G6-4-3 BB E SH1-4 1B

Walt Masterson, R (9, 1) 1-2 1B BB

Inning Stats R: 2 H: 4 E: 0 LOB: 2 K: 0 BB: 0 S: 7 P: 7 R: 0 H: 1 E: 0 LOB: 0 K: 0 BB: 0 S: 3 P: 3 R: 1 H: 1 E: 0 LOB: 0 K: 1 BB: 1 S: 5 P: 9 R: 0 H: 0 E: 0 LOB: 0 K: 1 BB: 0 S: 5 P: 5 R: 2 H: 1 E: 1 LOB: 2 K: 1 BB: 3 S: 6 P: 18 R: 0 H: 1 E: 0 LOB: 1 K: 0 BB: 0 S: 4 P: 4 R: 0 H: 0 E: 0 LOB: 0 K: 0 BB: 0 S: 3 P: 3 R: 0 H: 0 E: 0 LOB: 0 K: 0 BB: 0 S: 3 P: 3 1B: 6 SF: 0 2B: 1 SAC: 1 3B: 0 DP: 2 HR: 1 HBP: 0 WP: 0 PA: 34 FB: 0 SB: 0 CS: 0

PITCHER IP WLS BF H R ER SO BB IBB HBP BLK WP HR S P ERA WHIP

Mickey McDermott, L (1, 1) 4.2 L 23 7 5 5 3 4 0 0 0 0 0 0 1 25 41 9.64 2.357


Dizzy Trout, R (5, 1) 1.1 5 1 0 0 0 0 0 0 0 0 0 5 5 0.00 0.750


Ray Scarborough, R (7, 1) 2.0 6 0 0 0 0 0 0 0 0 0 0 6 6 0.00 0.000

BOTTOM


Boston Red Sox @ Washington Senators  
Griffith Stadium, Washington, DC  
Sun Jul 06 1952, 3:33 AM EDT  
Att: 11,450 - Unknown

AB 29  
R 5  
H 8  
RBI 5  
BB 4  
SO 3  
LOB 13



Batter	1	2	3	4	5	6	7	8	9	AB R H RBI BB SO LOB	TOP					
<b>Don Kolloway</b> , R (1, 4) OBP: 0.319, SLG: 0.338	F7 1-2 2-3	F7 3-H	F7 1-2	F7 1-2		F7 1-2	4-3 1-2		E5 1B 2B	5 1 0 1 0 1 2	<p><b>Detroit Tigers @ Boston Red Sox</b> Fenway Park, Boston, MA Fri Jul 11 1952, 3:33 AM EDT Sunny - 68 F</p> <p><b>AB</b> 39 <b>R</b> 6 <b>H</b> 13 <b>RBI</b> 5 <b>BB</b> 3 <b>SO</b> 4 <b>LOB</b> 19</p> 					
<b>Fred Hatfield</b> , L (1, 5) (8, 6) OBP: 0.307, SLG: 0.348	1B	F4			F7 1-2		1B		1B 2B	5 2 3 0 0 0 1						
<b>Don Lenhardt</b> , R (1, 7) OBP: 0.363, SLG: 0.458	1B 1-3		F8 1-2		FC5 1B BB		1B 1-2		1B 2B 1B	4 1 3 0 1 0 0						
<b>Vic Wertz</b> , L (1, 9) OBP: 0.351, SLG: 0.532	F7		F5		F8		L9		1B 2B	4 0 0 0 0 0 5						
<b>Pat Mullin</b> , L (7, 9) OBP: 0.330, SLG: 0.432	F7		F5		F8		L9		1B 2B G5-4-3	1 1 1 2 0 0 0						
<b>Walt Dropo</b> , R (1, 3) OBP: 0.320, SLG: 0.474	1-2 3-H	1B		2B	1B		F7		1B G5-4-3	5 0 4 2 0 0 2						
<b>Johnny Groth</b> , R (1, 8) OBP: 0.338, SLG: 0.353	F9 1-2 2-3		F7 1-2		FC5 2-3				5-3 G5-4-3	5 0 0 0 0 0 6						
<b>Joe Ginsberg</b> , L (1, 2) OBP: 0.281, SLG: 0.282		SH3-4 F7 2B		1B			4-3 1-2		4-3 1-3	5 1 2 0 0 0 0						
<b>Neil Berry</b> , R (1, 6) OBP: 0.284, SLG: 0.257				K 1-2			K			2 0 0 0 1 2 1						
<b>Johnny Hopp</b> , L (8, PH) OBP: 0.327, SLG: 0.238		SH3-4 BB		K			K		BB	0 0 0 0 1 0 0						
<b>Steve Souchock</b> , R (8, 5) OBP: 0.315, SLG: 0.430				K						0 0 0 0 0 0 0						
<b>Ted Gray</b> , S (1, 1) OBP: 0.179, SLG: 0.158		SH3-4 1-2 2-3		K			6-3		L7	1 0 0 0 0 1 1						
<b>Marlin Stuart</b> , L (5, 1) OBP: 0.250, SLG: 0.118				K						2 0 0 0 0 0 1						
<b>Inning Stats</b>	R: 1 H: 3 E: 0 LOB: 2 K: 1 BB: 0 S: 8 P: 8	R: 1 H: 1 E: 0 LOB: 1 K: 0 BB: 1 S: 4 P: 8	R: 0 H: 1 E: 0 LOB: 1 K: 0 BB: 0 S: 4 P: 4	R: 0 H: 1 E: 0 LOB: 1 K: 2 BB: 0 S: 8 P: 8	R: 0 H: 1 E: 0 LOB: 2 K: 1 BB: 0 S: 5 P: 8	R: 0 H: 0 E: 0 LOB: 0 K: 1 BB: 0 S: 5 P: 5	R: 0 H: 2 E: 0 LOB: 2 K: 0 BB: 0 S: 5 P: 5	R: 0 H: 0 E: 1 LOB: 0 K: 0 BB: 0 S: 7 P: 7	R: 4 H: 4 E: 1 LOB: 0 K: 0 BB: 0 S: 7 P: 7	1B: 10 SF: 0 2B: 3 SAC: 1 3B: 0 DP: 1 HR: 0 HBP: 0	WP: 0 PA: 43 PB: 0 SB: 0 CS: 0					
<b>PITCHER</b>	IP WLS BF H R ER SO BB IBB HBP BLK WP HR S P ERA WHIP	IP WLS BF H R ER SO BB IBB HBP BLK WP HR S P ERA WHIP														
<b>Dick Brodowski</b> , R (1, 1) ERA: 3.51	9.0 W 43	13 6 4 4	3 0 0 0	0 0 0 0	0 48 60	4.00 1.778										


  

Batter	1	2	3	4	5	6	7	8	9	AB R H RBI BB SO LOB	BOTTOM				
<b>Clyde Vollmer</b> , R (1, 9) OBP: 0.324, SLG: 0.370	F6 1-2		F8 1-2		L4 K		5-3 1-2	4-3		6 0 0 0 0 1 2	<p><b>Detroit Tigers @ Boston Red Sox</b> Fenway Park, Boston, MA Fri Jul 11 1952, 3:33 AM EDT Sunny - 68 F</p> <p><b>AB</b> 39 <b>R</b> 16 <b>H</b> 15 <b>RBI</b> 16 <b>BB</b> 7 <b>SO</b> 5 <b>LOB</b> 13</p> 				
<b>George Kell</b> , R (1, 5) OBP: 0.385, SLG: 0.425	F9		HR BB		E1 1B HR	1B PB	1B 2B	F7		4 3 2 0 1 0 0					
<b>Johnny Lipon</b> , R (7, PR) OBP: 0.306, SLG: 0.272						3B 1B	1B 2B			1 1 0 0 0 0 0					
<b>Dom DiMaggio</b> , R (1, 8) OBP: 0.380, SLG: 0.386	BB		4-3			1B BB	HR 1B			3 3 2 1 2 0 1					
<b>George Schmees</b> , L (8, 8) OBP: 0.190, SLG: 0.200	BB		4-3			3B 1B	HR 1B			0 0 0 0 0 0 0					
<b>Vern Stephens</b> , R (1, 6) OBP: 0.342, SLG: 0.400	1-2 BB		HR		HR IBB	3B 1B	HR			3 4 3 4 2 0 0					
<b>Billy Goodman</b> , L (1, 4) OBP: 0.402, SLG: 0.449	L8		BB		F9	F8 3B	WP 1B	1B		4 2 2 3 1 0 5					
<b>Hoot Evers</b> , R (1, 7) OBP: 0.317, SLG: 0.403		F6	L5		HR	F8	1B WP	1B		5 1 2 5 0 0 1					
<b>Dick Gemert</b> , R (1, 3) OBP: 0.277, SLG: 0.347	K			5-3	1B BB	K	G4-6-3	1B		4 1 1 1 1 2 0					
<b>Sammy White</b> , R (1, 2) OBP: 0.308, SLG: 0.415	L6			F6	1B		G4-6-3			3 0 1 0 0 0 0					
<b>Gus Niarhos</b> , R (6, PH) OBP: 0.217, SLG: 0.027					1B		1-2			1 0 0 0 0 0 3					
<b>Dick Brodowski</b> , R (1, 1) OBP: 0.158, SLG: 0.316			HR	K	1-3 2-H	K		F8		5 1 2 2 0 2 1					
<b>Inning Stats</b>	R: 0 H: 0 E: 0 LOB: 2 K: 0 BB: 2 S: 3 P: 11	R: 0 H: 0 E: 0 LOB: 0 K: 1 BB: 0 S: 5 P: 5	R: 3 H: 2 E: 0 LOB: 1 K: 0 BB: 2 S: 5 P: 13	R: 0 H: 0 E: 0 LOB: 0 K: 1 BB: 0 S: 5 P: 5	R: 5 H: 4 E: 1 LOB: 2 K: 1 BB: 2 S: 10 P: 18	R: 4 H: 3 E: 0 LOB: 1 K: 2 BB: 1 S: 10 P: 15	R: 4 H: 6 E: 0 LOB: 2 K: 0 BB: 0 S: 8 P: 8	R: 0 H: 0 E: 0 LOB: 0 K: 0 BB: 0 S: 3 P: 3	R: 0 H: 0 E: 0 LOB: 0 K: 0 BB: 0 S: 3 P: 3	1B: 9 SF: 0 2B: 1 SAC: 0 3B: 1 DP: 1 HR: 4 HBP: 1	WP: 1 PA: 47 PB: 1 SB: 0 CS: 0				
<b>PITCHER</b>	IP WLS BF H R ER SO BB IBB HBP BLK WP HR S P ERA WHIP	IP WLS BF H R ER SO BB IBB HBP BLK WP HR S P ERA WHIP													
<b>Ted Gray</b> , L (1, 1) ERA: 3.43	4.2 L 27	6 8 3 2	5 0 1 0	1 1 24	29 21.60 3.000										
<b>Marlin Stuart</b> , R (5, 1) ERA: 5.03	3.1	9 8 8 3	1 0 1 0	1 1 24	29 21.60 3.000										

Batter	1	2	3	4	5	6	7	8	9	AB	R	H	RBI	BB	SO	LOB	TOP			
Don Kolloway, R (1,4) OBP: 0.310, SLG: 0.328	6-3			K	F8			F2		4	0	0	0	0	1	0				
Fred Hatfield, L (1,6) OBP: 0.311, SLG: 0.352	G5-4-3 1B			WP 1B				P4		4	1	2	0	0	1	0				
Don Lenhardt, R (1,7) OBP: 0.361, SLG: 0.451	G5-4-3 1-2			1B 2B BB				P4		3	1	0	0	1	0	1				
Vic Wertz, L (1,9)		4-3		F8				P6		4	0	0	0	0	0	2				
Walt Dropp, R (1,3) OBP: 0.319, SLG: 0.471	6-3			2B 1B				P6		4	1	1	1	0	0	0				
Steve Souchock, R (1,5) OBP: 0.315, SLG: 0.435	1-3			PB 1H 2H 2B				E5		3	0	1	2	0	0	0				
Johnny Groth, R (1,8) OBP: 0.333, SLG: 0.348				G3 K				P4		3	0	0	0	0	1	2				
Bob Swift, R (1,2) OBP: 0.298, SLG: 0.220				F8				K		3	0	0	0	0	1	1				
Virgil Trucks, R (1,1) OBP: 0.222, SLG: 0.222				5-3				K		2	0	0	0	0	1	0				
Pat Mullin, L (8, PH) OBP: 0.328, SLG: 0.429				5-3						1	0	0	0	0	1	0				
Hal White, R (8, 1) OBP: 0.333, SLG: 0.333								K		0	0	0	0	0	0	0				
<b>Inning Stats</b>	R: 0 E: 0 K: 0 S: 3	H: 1 LOB: 0 BB: 0 P: 3	R: 0 E: 0 K: 0 S: 3	H: 0 LOB: 0 BB: 0 P: 3	R: 0 E: 0 K: 0 S: 3	H: 0 LOB: 0 BB: 0 P: 3	R: 3 E: 0 K: 2 S: 10	H: 3 LOB: 1 BB: 1 P: 14	R: 0 E: 0 K: 1 S: 5	H: 0 LOB: 0 BB: 0 P: 5	R: 0 E: 1 K: 1 S: 6	H: 0 LOB: 1 BB: 0 P: 6	R: 0 E: 0 K: 1 S: 5	H: 0 LOB: 0 BB: 0 P: 5	R: 0 E: 0 K: 0 S: 3	H: 0 LOB: 0 BB: 0 P: 3	1B: 3 2B: 1 3B: 0 HR: 0	SF: 0 SAC: 0 DP: 1 HBP: 0	WP: 1 PB: 1 SB: 0 CS: 0	PA: 32
<b>PITCHER</b> Mel Parnell, L (1,1) ERA: 3.75	IP: 9.0 WLS: W BF: 32 H: 4 R: 3 ER: 3 SO: 6 BB: 1 IBB: 0 HBP: 0 BLK: 0 WP: 1 HR: 0 S: 43 P: 47 ERA: 3.00 WHIP: 0.556														<b>PITCHER</b>	IP: WLS: BF: H: R: ER: SO: BB: IBB: HBP: BLK: WP: HR: S: P: ERA: WHIP:				

**Detroit Tigers @ Boston Red Sox**  
**Fenway Park, Boston, MA**  
 Fri Jul 11, 1952, 3:38 AM EDT  
 Att: 12,655 - Unknown


**AB 31**  
**R 3**  
**H 4**  
**RBI 3**  
**BB 1**  
**SO 6**  
**LOB 6**



Batter	1	2	3	4	5	6	7	8	9	AB	R	H	RBI	BB	SO	LOB	BOTTOM			
Faye Throneberry, L (1,9) OBP: 0.335, SLG: 0.372	F5	F3		K		1B G6-3 BB		SH3-4 1B		4	2	1	0	1	1	3				
George Kell, R (1,5) OBP: 0.386, SLG: 0.424	1B BB F7 BB	F6		E3		G6-3 1B		SH3-4		3	1	1	0	1	0	3				
Dom DiMaggio, R (1,8) OBP: 0.395, SLG: 0.383	1B BB		3B BB	K		G6-3		1B BB		2	1	0	0	3	1	3				
Vern Stephens, R (1,6) OBP: 0.343, SLG: 0.397	1B		K		P4	1B BB		K		4	0	1	0	1	2	3				
Billy Goodman, L (1,4) OBP: 0.410, SLG: 0.466	F7		3B	1B 1B	1B 1B	1B		1B		5	1	4	3	0	0	2				
Hoot Evers, R (1,7) OBP: 0.313, SLG: 0.396	F8		1-3	1B 1B	1B	K		F8		5	0	1	0	0	1	7				
Dick Gemert, R (1,3) OBP: 0.284, SLG: 0.329		1-3	F9		F3			K		4	0	0	0	0	1	3				
Del Wilber, R (1,2) OBP: 0.303, SLG: 0.295		BB 1B		E 2B	1-2 2H 1B			F9-4-3 1B		4	0	4	1	0	0	0				
Mel Parnell, L (1,1) OBP: 0.093, SLG: 0.025		BB	L8	L6		F9-4-3				3	0	0	0	1	0	4				
<b>Inning Stats</b>	R: 1 E: 0 K: 0 S: 4	H: 1 LOB: 2 BB: 2 P: 12	R: 0 E: 0 K: 0 S: 4	H: 1 LOB: 1 BB: 1 P: 8	R: 1 E: 0 K: 1 S: 6	H: 1 LOB: 1 BB: 1 P: 10	R: 0 E: 1 K: 2 S: 9	H: 1 LOB: 2 BB: 0 P: 9	R: 1 E: 0 K: 0 S: 6	H: 3 LOB: 2 BB: 0 P: 6	R: 1 E: 0 K: 1 S: 5	H: 1 LOB: 2 BB: 2 P: 14	R: 0 E: 0 K: 1 S: 7	H: 1 LOB: 0 BB: 1 P: 11	R: 1 E: 0 K: 1 HR: 0	H: 2 LOB: 2 DP: 2 HBP: 0	1B: 10 2B: 2 3B: 1	SF: 0 SAC: 1 DP: 2	WP: 0 PB: 0 SB: 0 CS: 0	PA: 42
<b>PITCHER</b> Virgil Trucks, R (1,1) ERA: 3.7 Hal White, R (8, 1) ERA: 3.95	IP: 7.0 WLS: L BF: 36 H: 10 R: 4 ER: 4 SO: 5 BB: 6 IBB: 0 HBP: 0 BLK: 0 WP: 0 HR: 0 S: 64 P: 64 ERA: 5.14 WHIP: 2.286														<b>PITCHER</b>	IP: WLS: BF: H: R: ER: SO: BB: IBB: HBP: BLK: WP: HR: S: P: ERA: WHIP:				

**Detroit Tigers @ Boston Red Sox**  
**Fenway Park, Boston, MA**  
 Fri Jul 11, 1952, 3:38 AM EDT  
 Att: 12,655 - Unknown

**AB 34**  
**R 5**  
**H 12**  
**RBI 4**  
**BB 7**  
**SO 6**  
**LOB 28**



Batter	1	2	3	4	5	6	7	8	9	AB	R	H	RBI	BB	SO	LOB	TOP
Don Kolloway, R (1, 4) OBP: 0.301, SLG: 0.319 Johnny Pesky, L (9, PH) OBP: 0.373, SLG: 0.258	0-0 4-3		0-0 F9		0-3 K		0-0 5-3		0-0 4-3	4	0	0	1	0	1	1	
Fred Hatfield, L (1, 6) OBP: 0.308, SLG: 0.343	0-0 4-1		3-H 1-0		0-0 F8		0-0 4-3		0-0 F8	4	0	0	0	0	0	1	
Don Lenhardt, R (1, 7) OBP: 0.355, SLG: 0.442	0-3 K		0-3 K		0-0 E5				0-3 K	4	0	0	0	0	3	2	
Vic Wertz, L (1, 9) OBP: 0.348, SLG: 0.530 Neil Berry, R (8, PR) OBP: 0.284, SLG: 0.257 Pat Mullin, L (8, 9) OBP: 0.328, SLG: 0.429		0-0 F9		0-0 HR		0-0 F8		0-0 3B		4	1	2	0	0	0	1	
Walt Dropo, R (1, 3) OBP: 0.314, SLG: 0.464	0-0 5-3			0-3 K		0-3 K		0-0 1-3		4	0	0	0	0	2	2	
Steve Sauchock, R (1, 5) OBP: 0.314, SLG: 0.451	0-0 6-3			0-0 HR		0-0 5-3		0-0 5-3		4	1	1	2	0	0	1	
Johnny Groth, R (1, 8) OBP: 0.340, SLG: 0.357			0-0 1-3		0-0 2B		0-0 BB		0-0 E 1B	3	1	2	0	1	0	0	
Bob Swift, R (1, 2) OBP: 0.280, SLG: 0.205 Johnny Hopp, L (9, PH) OBP: 0.340, SLG: 0.256			0-0 E5		0-0 F2		0-0 F6		0-0 E8	3	1	0	0	0	0	2	
Bill Wright, L (1, 1) OBP: 0.231, SLG: 0.240 Joe Ginsberg, L (9, PH) OBP: 0.280, SLG: 0.281			0-0 2B		0-0 4-1				0-0 1B	1	0	1	0	0	0	0	
Bill Wright, L (1, 1) OBP: 0.231, SLG: 0.240 Joe Ginsberg, L (9, PH) OBP: 0.280, SLG: 0.281			0-0 2B		0-0 4-1				0-0 1B	1	0	1	0	0	0	1	
<b>Inning Stats</b>	R: 0 H: 0 E: 0 LOB: 0 K: 1 BB: 0 S: 5 P: 5	R: 0 H: 0 E: 0 LOB: 0 K: 0 BB: 0 S: 3 P: 3	R: 1 H: 1 E: 1 LOB: 2 K: 1 BB: 0 S: 7 P: 8	R: 2 H: 3 E: 0 LOB: 1 K: 1 BB: 0 S: 8 P: 8	R: 0 H: 0 E: 0 LOB: 1 K: 1 BB: 0 S: 6 P: 6	R: 0 H: 0 E: 0 LOB: 0 K: 1 BB: 0 S: 5 P: 9	R: 0 H: 0 E: 0 LOB: 0 K: 0 BB: 0 S: 3 P: 3	R: 0 H: 1 E: 0 LOB: 1 K: 1 BB: 0 S: 6 P: 6	R: 1 H: 2 E: 1 LOB: 1 K: 0 BB: 0 S: 5 P: 5	1B: 3 SF: 0 2B: 2 SAC: 0 3B: 1 DP: 0 HR: 1 HBP: 1	WP: 0 PA: 38 PB: 0 SB: 0 CS: 0						
<b>PITCHER</b>	IP WLS BF H R ER SO BB IBB HBP BLK WP HR S P ERA WHIP	IP WLS BF H R ER SO BB IBB HBP BLK WP HR S P ERA WHIP	IP WLS BF H R ER SO BB IBB HBP BLK WP HR S P ERA WHIP	IP WLS BF H R ER SO BB IBB HBP BLK WP HR S P ERA WHIP	IP WLS BF H R ER SO BB IBB HBP BLK WP HR S P ERA WHIP	IP WLS BF H R ER SO BB IBB HBP BLK WP HR S P ERA WHIP	IP WLS BF H R ER SO BB IBB HBP BLK WP HR S P ERA WHIP	IP WLS BF H R ER SO BB IBB HBP BLK WP HR S P ERA WHIP	IP WLS BF H R ER SO BB IBB HBP BLK WP HR S P ERA WHIP	IP WLS BF H R ER SO BB IBB HBP BLK WP HR S P ERA WHIP	IP WLS BF H R ER SO BB IBB HBP BLK WP HR S P ERA WHIP						
Sid Hudson, R (1, 1) ERA: 2.67	8.0 W 35 7 4 2 6 1 0 1 0 0 0 1 45 50 2.25 1.000																
Al Benton, R (9, 1) ERA:	1.0 S 3 0 0 0 0 0 0 0 0 0 0 0 3 3 0.00 0.000																

Detroit Tigers @ Boston Red Sox  
Fenway Park, Boston, MA  
Sat Jul 12 1952, 3:33 AM EDT  
Att: 11,394 - Unknown

AB	R	H	RBI	BB	SO	LOB
36	4	7	4	1	6	13



Batter	1	2	3	4	5	6	7	8	9	AB	R	H	RBI	BB	SO	LOB	BOTTOM
Clyde Vollmer, R (1, 9) OBP: 0.336, SLG: 0.402 George Schmees, L (6, PR) OBP: 0.190, SLG: 0.200	0-0 1-3 1B			0-0 F4		0-0 BB		0-0 1B		3	1	2	3	1	0	0	
Archie Wilson, R (8, PH) OBP: 0.254, SLG: 0.295	0-0 1B	1-H 2-H						1-2 3-H		1	0	1	1	0	0	0	
George Kell, R (1, 5) OBP: 0.383, SLG: 0.419	0-0 F9	0-3 K			0-0 1-3		0-3 K		0-0 F9	5	0	1	0	0	2	4	
Dom DiMaggio, R (1, 8) OBP: 0.398, SLG: 0.384	0-0 1-3	0-0 BB			0-0 1-3		0-3 K			2	0	1	0	2	1	0	
Vern Stephens, R (1, 6) OBP: 0.338, SLG: 0.391	0-0 1-3	0-0 F3			0-0 1-3		0-0 F7			4	0	0	0	0	0	5	
Billy Goodman, L (1, 4) OBP: 0.403, SLG: 0.458	0-0 F8		0-0 L6		0-0 5-3		0-0 4-3			4	0	0	0	0	0	4	
Hoot Evers, R (1, 7) OBP: 0.324, SLG: 0.416		0-0 FC6-5	0-0 L7		0-0 FC6-4			0-0 1B		3	0	2	0	1	0	0	
Dick Gemert, R (1, 3) OBP: 0.253, SLG: 0.313		0-0 FC6-5	0-0 F6		0-0 FC6-4			0-3 K		4	1	0	0	0	1	5	
Sammy White, R (1, 2) OBP: 0.312, SLG: 0.413		0-0 1B		0-0 2-3		0-0 L1		0-0 1B		3	2	1	0	1	0	0	
Sid Hudson, R (1, 1) OBP: 0.225, SLG: 0.231		0-0 HR		0-0 6-3		0-0 F4		0-0 1B		4	1	2	1	0	0	0	
Al Benton, R (9, 1) ERA:		1-2 2-H						1-3 2-H		0	0	0	0	0	0	0	
<b>Inning Stats</b>	R: 0 H: 2 E: 0 LOB: 2 K: 0 BB: 0 S: 5 P: 5	R: 4 H: 4 E: 0 LOB: 1 K: 1 BB: 1 S: 9 P: 13	R: 0 H: 0 E: 0 LOB: 0 K: 0 BB: 0 S: 3 P: 3	R: 0 H: 0 E: 0 LOB: 0 K: 0 BB: 0 S: 3 P: 3	R: 0 H: 1 E: 0 LOB: 3 K: 0 BB: 2 S: 4 P: 12	R: 0 H: 0 E: 0 LOB: 0 K: 1 BB: 1 S: 5 P: 9	R: 0 H: 0 E: 0 LOB: 0 K: 1 BB: 0 S: 5 P: 5	R: 0 H: 0 E: 0 LOB: 0 K: 1 BB: 0 S: 5 P: 5	R: 1 H: 3 E: 0 LOB: 2 K: 1 BB: 1 S: 7 P: 11	1B: 7 SF: 0 2B: 2 SAC: 0 3B: 0 DP: 0 HR: 1 HBP: 0	WP: 0 PA: 38 PB: 0 SB: 0 CS: 0						
<b>PITCHER</b>	IP WLS BF H R ER SO BB IBB HBP BLK WP HR S P ERA WHIP	IP WLS BF H R ER SO BB IBB HBP BLK WP HR S P ERA WHIP	IP WLS BF H R ER SO BB IBB HBP BLK WP HR S P ERA WHIP	IP WLS BF H R ER SO BB IBB HBP BLK WP HR S P ERA WHIP	IP WLS BF H R ER SO BB IBB HBP BLK WP HR S P ERA WHIP	IP WLS BF H R ER SO BB IBB HBP BLK WP HR S P ERA WHIP	IP WLS BF H R ER SO BB IBB HBP BLK WP HR S P ERA WHIP	IP WLS BF H R ER SO BB IBB HBP BLK WP HR S P ERA WHIP	IP WLS BF H R ER SO BB IBB HBP BLK WP HR S P ERA WHIP	IP WLS BF H R ER SO BB IBB HBP BLK WP HR S P ERA WHIP	IP WLS BF H R ER SO BB IBB HBP BLK WP HR S P ERA WHIP						
Bill Wright, L (1, 1) ERA: 3.44	8.0 L 38 10 5 5 4 5 0 0 0 0 0 1 41 61 5.62 1.875																

Detroit Tigers @ Boston Red Sox  
Fenway Park, Boston, MA  
Sat Jul 12 1952, 3:33 AM EDT  
Att: 11,394 - Unknown

AB	R	H	RBI	BB	SO	LOB
33	5	10	5	5	4	18



	<b>Batter</b>	<b>1</b>	<b>2</b>	<b>3</b>	<b>4</b>	<b>5</b>	<b>6</b>	<b>7</b>	<b>8</b>	<b>9</b>	<b>10</b>	AB R H RBI BB SO LOB	<b>TOP</b>										
	<b>Bobby Young, L</b> OBP: 0.334, SLG: 0.353 (1, 4)	F8		FC4-6 1B		K		4-3			4-3	5 1 0 1 0 1 1	<b>St. Louis Browns @ Boston Red Sox</b> Fenway Park, Boston, MA Sun Jul 13 1952, 3:33 AM EDT Sunny - 88 F										
	<b>Jim Rivera, L</b> OBP: 0.330, SLG: 0.377 (1, 8)	K		1B		F4		CS 1B			K	5 1 2 0 0 2 0											
	<b>Jim Delsing, L</b> OBP: 0.338, SLG: 0.374 (1, 7)	F2		1B		6-3		CS	L6		4-3	5 0 1 2 0 0 0											
	<b>Dick Kryhoski, L</b> OBP: 0.298, SLG: 0.396 (1, 3)		4-3	4-3			2B		E3			4 1 1 0 0 0 1											
	<b>Clint Courtney, L</b> OBP: 0.332, SLG: 0.350 (1, 2)		G6-4-3 BB			2B		F7		G6-4-3		3 0 1 0 1 0 2											
	<b>Bob Nieman, R</b> OBP: 0.350, SLG: 0.424 (1, 9)		G6-4-3		6-3			5-3			6-3	4 0 0 0 0 0 3											
	<b>Jim Dyck, R</b> OBP: 0.333, SLG: 0.380 (1, 5)			6-3	K		2B HBP				K	3 1 0 0 0 2 1											
	<b>Marty Marion, R</b> OBP: 0.309, SLG: 0.350 (1, 6)			1B FC4-6 BB			CS 2B					2 1 2 2 2 0 0											
	<b>Gene Bearden, L</b> OBP: 0.455, SLG: 0.545 <b>Earl Harrist, R</b> OBP: 0.120, SLG: 0.120 <b>Dave Madison, R</b> OBP: 0.250, SLG: 0.250 <b>Tommy Byrne, L</b> OBP: 0.275, SLG: 0.277 <b>Ken Holcombe, R</b> OBP: 0.091, SLG: 0.091 (1, 1) (5, 1) (8, 1) (9, PH) (9, 1)			4-3	4-3		CS	K			F7	2 0 1 0 0 0 2 1 0 0 0 0 1 0 0 0 0 0 0 0 0 1 0 0 0 0 0 1 0 0 0 0 0 0 0											
	<b>Inning Stats</b>	R: 0 E: 0 K: 1 S: 5	H: 0 LOB: 0 BB: 0 P: 5	R: 0 E: 0 K: 0 S: 2	H: 0 LOB: 0 BB: 1 P: 6	R: 3 E: 0 K: 0 S: 6	H: 3 LOB: 1 BB: 1 P: 10	R: 0 E: 0 K: 1 S: 6	H: 1 LOB: 2 BB: 1 P: 10	R: 0 E: 0 K: 1 S: 5	H: 2 LOB: 0 BB: 0 P: 5	R: 0 E: 0 K: 1 S: 5		H: 1 LOB: 0 BB: 0 P: 5	R: 0 E: 1 K: 0 S: 3	H: 0 LOB: 0 BB: 0 P: 3	R: 0 E: 0 K: 1 S: 6	H: 1 LOB: 1 BB: 0 P: 6	R: 0 E: 0 K: 1 S: 5	H: 0 LOB: 0 BB: 0 P: 5	1B: 5 2B: 3 3B: 0 HR: 0	SF: 0 SAC: 0 DP: 2 HBP: 1	WP: 0 PA: 41 PB: 0 SB: 0 CS: 2
	<b>PITCHER</b> <b>Dizzy Trout, R</b> ERA: 4.32 <b>Ralph Brickner, R</b> ERA: 3.09 (1, 1) (8, 1)	IP 7.0 3.0	WLS BF 29 10	H 7 1	R 5 0	ER 5 0	SO 4 2	BB 3 0	IBB 0 0	HBP 1 0	BLK 0 0	WP 0 0	HR 0 14	S 33 14	P 46 14	ERA 6.43 0.00	WHIP 1.429 0.333					<b>PITCHER</b>	

	<b>Batter</b>	<b>1</b>	<b>2</b>	<b>3</b>	<b>4</b>	<b>5</b>	<b>6</b>	<b>7</b>	<b>8</b>	<b>9</b>	<b>10</b>	AB R H RBI BB SO LOB	<b>BOTTOM</b>										
	<b>Clyde Vollmer, R</b> OBP: 0.342, SLG: 0.403 <b>George Schmees, L</b> OBP: 0.155, SLG: 0.155 (1, 9) (6, 9)	G6-4-3 BB		1B	5-3			K		4-3		2 0 1 0 1 0 1 2 0 0 0 0 1 0	<b>St. Louis Browns @ Boston Red Sox</b> Fenway Park, Boston, MA Sun Jul 13 1952, 3:33 AM EDT Sunny - 88 F										
	<b>George Kell, R</b> OBP: 0.383, SLG: 0.419 (1, 5)	G6-4-3		1B E		WP 1B		F5		F8		5 1 2 0 0 0 1											
	<b>Dom DiMaggio, R</b> OBP: 0.398, SLG: 0.382 (1, 8)	BB 1B		FC4 BB		F8		5-3		F7		4 0 1 0 1 0 1											
	<b>Vern Stephens, R</b> OBP: 0.339, SLG: 0.389 <b>Johnny Lipon, R</b> OBP: 0.306, SLG: 0.273 (1, 6) (3, PR) (4, 6)	BB 1B		FC4		K		L4			SH1-4 1B	1 0 0 0 1 0 1 3 1 1 0 0 1 1											
	<b>Billy Goodman, L</b> OBP: 0.401, SLG: 0.467 (1, 4)	F7		F8		L8		HR			SH1-4	4 1 1 1 0 0 4											
	<b>Hoot Evers, R</b> OBP: 0.333, SLG: 0.410 (1, 7)		F8	2B BB		K		HR			HR IBB	2 3 0 0 2 1 0											
	<b>Dick Gernert, R</b> OBP: 0.271, SLG: 0.375 (1, 3)			WP 1B		K		K		HR	K	5 1 3 3 0 2 2											
	<b>Sammy White, R</b> OBP: 0.314, SLG: 0.435 (1, 2)		6-3		F8		5-3				HR	5 1 2 3 0 0 2											
	<b>Dizzy Trout, R</b> OBP: 0.160, SLG: 0.160 <b>Faye Thorneberry, L</b> OBP: 0.333, SLG: 0.370 <b>Ralph Brickner, R</b> (1, 1) (7, PH) (8, 1)		5-3		K		K		F8		HR	2 0 0 0 0 1 2 1 0 0 0 0 1 0 1 0 0 0 0 0 1											
	<b>Inning Stats</b>	R: 0 E: 0 K: 0 S: 3	H: 1 LOB: 2 BB: 2 P: 11	R: 0 E: 0 K: 0 S: 4	H: 1 LOB: 1 BB: 0 P: 4	R: 1 E: 1 K: 0 S: 4	H: 2 LOB: 1 BB: 1 P: 8	R: 1 E: 0 K: 1 S: 6	H: 1 LOB: 1 BB: 1 P: 10	R: 0 E: 0 K: 2 S: 7	H: 0 LOB: 0 BB: 0 P: 7	R: 3 E: 0 K: 0 S: 6		H: 3 LOB: 1 BB: 0 P: 7	R: 0 E: 0 K: 0 S: 3	H: 0 LOB: 0 BB: 0 P: 3	R: 3 E: 0 K: 1 S: 6	H: 2 LOB: 0 BB: 1 P: 10	1B: 6 2B: 2 3B: 0 HR: 3	SF: 0 SAC: 1 DP: 1 HBP: 1	WP: 2 PA: 44 PB: 0 SB: 0 CS: 0		
	<b>PITCHER</b> <b>Gene Bearden, L</b> ERA: 3.58 <b>Earl Harrist, R</b> ERA: 3.9 <b>Dave Madison, R</b> ERA: 4.05 <b>Ken Holcombe, R</b> ERA: 5.55 (1, 1) (5, 1) (8, 1) (9, 1)	IP 4.0 3.2 0.1 1.2	WLS BF 20 8	H 6 1 2	R 2 3 3	ER 1 3 3	SO 1 5 0 1	BB 4 0 0 1	IBB 0 0 0 0	HBP 0 1 0 0	BLK 0 0 0 0	WP 1 2 0 1	HR 0 24 1 9	S 18 24 1 13	P 34 25 1 13	ERA 2.25 7.36 0.00 16.20	WHIP 2.500 0.818 0.000 1.200					<b>PITCHER</b>	

**St. Louis Browns @ Boston Red Sox**  
Fenway Park, Boston, MA  
Sun Jul 13 1952, 3:33 AM EDT  
Sunny - 88 F

---

AB	35	
R	5	
H	8	
RBI	5	
BB	3	
SO	6	
LOB	11	WP: 0 PA: 41

**St. Louis Browns @ Boston Red Sox**  
Fenway Park, Boston, MA  
Sun Jul 13 1952, 3:33 AM EDT  
Sunny - 88 F

---

AB	37	
R	8	
H	11	
RBI	7	
BB	5	
SO	7	
LOB	16	WP: 2 PA: 44



Batter	1	2	3	4	5	6	7	8	9	AB	R	H	RBI	BB	SO	LOB	TOP			
<b>Bobby Young, L</b> OBP: 0.333, SLG: 0.349 (1, 4)										3	0	0	0	1	1	1	<b>St. Louis Browns @ Boston Red Sox</b> Fenway Park, Boston, MA Sun Jul 13 1952, 3:38 AM EDT Att: 22,770 - Sunny - 93 F			
<b>Cass Michaels, R</b> OBP: 0.310, SLG: 0.339 (1, 5)										4	0	0	0	0	1	2				
<b>Bob Nieman, R</b> OBP: 0.349, SLG: 0.421 (1, 9)										4	0	1	0	0	1	1				
<b>Les Moss, R</b> OBP: 0.344, SLG: 0.433 (1, 2)										3	0	0	0	0	1	1				
<b>Dick Kryhoski, L</b> OBP: 0.293, SLG: 0.391 (1, 3)										3	0	0	0	0	1	0				
<b>Jim Dyck, R</b> OBP: 0.328, SLG: 0.373 (1, 7)										3	0	0	0	0	0	0				
<b>Fred Marsh, R</b> OBP: 0.250, SLG: 0.186 (1, 6)										2	0	0	0	1	1	0				
<b>Jim Rivera, L</b> OBP: 0.327, SLG: 0.373 (1, 8)										3	0	0	0	0	2	1				
<b>Ned Garver, R</b> OBP: 0.273, SLG: 0.250 (1, 1)										3	0	1	0	0	0	0				
<b>Inning Stats</b>	R: 0 E: 0 K: 1 S: 6	H: 1 LOB: 1 BB: 0 P: 6	R: 0 E: 0 K: 1 S: 5	H: 0 LOB: 1 BB: 1 P: 9	R: 0 E: 0 K: 2 S: 8	H: 1 LOB: 1 BB: 0 P: 8	R: 0 E: 0 K: 0 S: 3	H: 0 LOB: 0 BB: 0 P: 3	R: 0 E: 0 K: 1 S: 5	H: 0 LOB: 0 BB: 0 P: 5	R: 0 E: 0 K: 1 S: 5	H: 0 LOB: 0 BB: 0 P: 5	R: 0 E: 0 K: 2 S: 7	H: 0 LOB: 0 BB: 1 P: 7	R: 0 E: 0 K: 0 S: 2	H: 0 LOB: 0 BB: 1 P: 6	1B: 2 2B: 0 3B: 0 HR: 0	SF: 0 SAC: 0 DP: 1 HBP: 0	WP: 0 PB: 0 SB: 0 CS: 0	PA: 30
<b>PITCHER</b> <b>Mickey McDermott, L</b> ERA: 3.19 (1, 1)	IP: 9.0 WLS: W BF: 30	H: 2 R: 0 ER: 0 SO: 8	BB: 2 IBB: 0 HBP: 0 BLK: 0	WP: 0 HR: 0 S: 44 P: 52	ERA: 0.00 WHIP: 0.444											ERA: 0.00 WHIP: 0.444				

Batter	1	2	3	4	5	6	7	8	9	AB	R	H	RBI	BB	SO	LOB	BOTTOM			
<b>Johnny Lipon, R</b> OBP: 0.305, SLG: 0.272 (1, 6)										4	1	1	0	0	0	0	<b>St. Louis Browns @ Boston Red Sox</b> Fenway Park, Boston, MA Sun Jul 13 1952, 3:38 AM EDT Att: 22,770 - Sunny - 93 F			
<b>Faye Throneberry, L</b> OBP: 0.344, SLG: 0.380 (1, 9)										4	0	3	0	0	0	0				
<b>George Kell, R</b> OBP: 0.382, SLG: 0.415 (1, 5)										3	1	0	1	1	0	2				
<b>Dom DiMaggio, R</b> OBP: 0.393, SLG: 0.376 (1, 8)										4	0	0	0	0	0	2				
<b>Billy Goodman, L</b> OBP: 0.406, SLG: 0.472 (1, 4)										4	1	3	1	0	0	0				
<b>Hoot Evers, R</b> OBP: 0.338, SLG: 0.427 (1, 7)										4	1	2	1	0	1	1				
<b>Dick Gemert, R</b> OBP: 0.270, SLG: 0.370 (1, 3)										4	0	1	1	0	0	3				
<b>Sammy White, R</b> OBP: 0.313, SLG: 0.431 (1, 2)										4	0	1	0	0	0	3				
<b>Mickey McDermott, L</b> OBP: 0.200, SLG: 0.303 (1, 1)										3	0	0	0	0	0	2				
<b>Inning Stats</b>	R: 4 E: 2 K: 0 S: 9	H: 6 LOB: 2 BB: 0 P: 9	R: 0 E: 0 K: 0 S: 3	H: 1 LOB: 1 BB: 1 P: 7	R: 0 E: 0 K: 0 S: 4	H: 1 LOB: 1 BB: 0 P: 4	R: 0 E: 0 K: 0 S: 4	H: 1 LOB: 2 BB: 0 P: 5	R: 0 E: 0 K: 0 S: 3	H: 0 LOB: 0 BB: 0 P: 3	R: 0 E: 0 K: 1 S: 5	H: 0 LOB: 0 BB: 0 P: 5	R: 0 E: 0 K: 1 S: 5	H: 0 LOB: 0 BB: 0 P: 5	R: 0 E: 0 K: 0 S: 3	H: 0 LOB: 0 BB: 0 P: 5	1B: 10 2B: 0 3B: 1 HR: 0	SF: 0 SAC: 0 DP: 0 HBP: 0	WP: 0 PB: 0 SB: 1 CS: 1	PA: 35
<b>PITCHER</b> <b>Ned Garver, R</b> ERA: 3.71 (1, 1)	IP: 8.0 WLS: L BF: 35	H: 11 R: 4 ER: 4 SO: 1	BB: 1 IBB: 0 HBP: 0 BLK: 0	WP: 0 HR: 0 S: 36 P: 40	ERA: 4.50 WHIP: 1.500											ERA: 4.50 WHIP: 1.500				

Batter	1	2	3	4	5	6	7	8	9	AB	R	H	RBI	BB	SO	LOB	TOP					
<b>Bobby Young, L</b> OBP: 0.334, SLG: 0.350 (1,4)										5	1	2	0	0	0	0						
<b>Jim Rivera, L</b> OBP: 0.325, SLG: 0.373 (1,8)										5	1	1	0	0	0	2						
<b>Jim Delsing, L</b> OBP: 0.339, SLG: 0.376 (1,7)										4	2	1	0	1	0	1						
<b>Dick Kryhoski, L</b> OBP: 0.299, SLG: 0.396 (1,3)										5	1	3	2	0	0	1						
<b>Les Moss, R</b> OBP: 0.348, SLG: 0.469 (1,2)										4	1	1	3	1	0	2						
<b>Bob Nieman, R</b> OBP: 0.353, SLG: 0.422 (1,9)										4	1	2	1	1	0	3						
<b>Jim Dyck, R</b> OBP: 0.333, SLG: 0.384 (1,5)										3	0	2	1	0	0	1						
<b>Marty Marion, R</b> OBP: 0.302, SLG: 0.341 (1,6)										4	0	0	0	0	2	3						
<b>Dave Madison, R</b> OBP: 0.167, SLG: 0.167 (1,1)										4	0	0	0	0	2	1						
<b>Earl Harrist, R</b> OBP: 0.120, SLG: 0.120 (9,1)										0	0	0	0	0	0	0						
<b>Inning Stats</b>	R: 5 E: 1 K: 1 S: 9	H: 4 LOB: 0 BB: 1 P: 13	R: 0 E: 0 K: 0 S: 5	H: 0 LOB: 0 BB: 0 P: 5	R: 1 E: 0 K: 0 S: 4	H: 1 LOB: 1 BB: 1 P: 8	R: 0 E: 0 K: 1 S: 6	H: 1 LOB: 0 BB: 0 P: 6	R: 1 E: 0 K: 0 S: 8	H: 3 LOB: 2 BB: 0 P: 8	R: 0 E: 0 K: 0 S: 3	H: 0 LOB: 0 BB: 0 P: 3	R: 0 E: 0 K: 0 S: 3	H: 1 LOB: 0 BB: 0 P: 3	R: 0 E: 1 K: 0 S: 4	H: 0 LOB: 1 BB: 0 P: 4	R: 0 E: 0 K: 0 S: 5	H: 2 LOB: 3 BB: 1 P: 9	1B: 8 2B: 3 3B: 0 HR: 1	SF: 0 SAC: 1 DP: 1 HBP: 0	WP: 0 PB: 0 SB: 0 CS: 0	PA: 42
<b>PITCHER</b>	IP WLS BF H R ER SO BB IBB HBP BLK WP HR S P ERA WHIP																					
<b>Ray Scarborough, R</b> ERA: 3.95 (1,1)	0.1 L 6 3 5 4 0 1 0 0 0 0 0 5 9 108.00 12.000																					
<b>Willard Nixon, R</b> ERA: 5.27 (1,1)	8.2 36 9 2 2 4 2 0 0 0 0 1 42 50 2.08 1.269																					

St. Louis Browns @ Boston Red Sox  
Fenway Park, Boston, MA  
Mon Jul 14 1952, 3:33 AM EDT  
Att. 4,196 - Unknown - 92 F


AB 38  
R 7  
H 12  
RBI 7  
BB 3  
SO 4  
LOB 14




Batter	1	2	3	4	5	6	7	8	9	AB	R	H	RBI	BB	SO	LOB	BOTTOM			
<b>Johnny Lipon, R</b> OBP: 0.304, SLG: 0.272 (1,6)										4	0	1	0	0	1	2				
<b>Clyde Vollmer, R</b> OBP: 0.340, SLG: 0.400 (9, FH)										1	0	0	0	0	0	0				
<b>Faye Throneberry, L</b> OBP: 0.330, SLG: 0.370 (1,9)										4	0	0	0	0	0	3				
<b>George Kell, R</b> OBP: 0.377, SLG: 0.409 (1,5)										4	0	0	0	0	0	1				
<b>George Schmees, L</b> OBP: 0.200, SLG: 0.212 (1,8)										3	1	1	0	1	0	0				
<b>Billy Goodman, L</b> OBP: 0.404, SLG: 0.468 (1,4)										4	1	1	0	0	0	1				
<b>Hoot Evers, R</b> OBP: 0.335, SLG: 0.422 (1,7)										4	0	1	0	0	1	3				
<b>Dick Gemert, R</b> OBP: 0.279, SLG: 0.490 (1,3)										3	1	1	3	1	0	1				
<b>Sammy White, R</b> OBP: 0.315, SLG: 0.432 (1,2)										2	0	1	0	0	0	2				
<b>Del Wilber, R</b> OBP: 0.305, SLG: 0.302 (9, FH)										2	1	1	0	0	1	0				
<b>Ray Scarborough, R</b> OBP: 0.333, SLG: 0.286 (1,1)										0	0	0	0	0	0	0				
<b>Willard Nixon, L</b> OBP: 0.296, SLG: 0.300 (1,1)										2	0	1	0	1	0	1				
<b>Dom DiMaggio, R</b> OBP: 0.395, SLG: 0.390 (9, FH)										1	1	1	2	0	0	0				
<b>Inning Stats</b>	R: 0 E: 0 K: 0 S: 3	H: 0 LOB: 0 BB: 0 P: 3	R: 0 E: 0 K: 0 S: 4	H: 1 LOB: 2 BB: 1 P: 8	R: 0 E: 0 K: 0 S: 4	H: 2 LOB: 1 BB: 0 P: 4	R: 0 E: 0 K: 0 S: 4	H: 1 LOB: 1 BB: 0 P: 4	R: 0 E: 0 K: 0 S: 3	H: 1 LOB: 0 BB: 0 P: 3	R: 0 E: 0 K: 0 S: 3	H: 0 LOB: 0 BB: 0 P: 3	R: 0 E: 0 K: 2 S: 7	H: 0 LOB: 1 BB: 1 P: 11	R: 5 E: 0 K: 1 S: 9	H: 4 LOB: 0 BB: 1 P: 13	1B: 6 2B: 1 3B: 0 HR: 2	SF: 0 SAC: 0 DP: 2 HBP: 0	WP: 0 PB: 0 SB: 0 CS: 0	PA: 37
<b>PITCHER</b>	IP WLS BF H R ER SO BB IBB HBP BLK WP HR S P ERA WHIP																			
<b>Dave Madison, R</b> ERA: 4.07 (1,1)	8.2 W 35 8 4 4 3 3 0 0 0 0 1 38 50 4.15 1.269																			
<b>Earl Harrist, R</b> ERA: 4.0 (9,1)	0.1 S 2 1 1 1 0 0 0 0 0 0 1 2 2 27.00 3.000																			


St. Louis Browns @ Boston Red Sox  
Fenway Park, Boston, MA  
Mon Jul 14 1952, 3:33 AM EDT  
Att. 4,196 - Unknown - 92 F

AB 34  
R 5  
H 9  
RBI 5  
BB 3  
SO 3  
LOB 14





Batter	1	2	3	4	5	6	7	8	9	AB	R	H	RBI	BB	SO	LOB	TOP			
<b>Hector Rodriguez, R</b> OBP: 0.356, SLG: 0.305 (1.5)	F2	F9		1-3			G3 2B 1B		FC6 1B	5	1	2	0	0	0	1	<b>Chicago White Sox @ Boston Red Sox</b> Fenway Park, Boston, MA Wed Jul 16 1952, 3:33 AM EDT Att: 11,026 - Unknown  <b>AB 34</b> <b>R 3</b> <b>H 9</b> <b>RBI 3</b> <b>BB 4</b> <b>SO 6</b> <b>LOB 16</b> 			
<b>Nelle Fox, L</b> OBP: 0.333, SLG: 0.370 (1.4)	BB 2B 1B	4-3		4-3			G3 1-2		FC6 1-2	5	1	1	0	0	0	3				
<b>Minnie Minoso, R</b> OBP: 0.392, SLG: 0.473 (1.8)	K			BB 1B 1B			6-3		1-3	5	1	2	1	0	1	2				
<b>Sam Mele, R</b> OBP: 0.342, SLG: 0.430 (1.9)	2B 1-2 BB			BB 1B			K			3	0	2	1	1	1	0				
<b>Eddie Robinson, L</b> OBP: 0.386, SLG: 0.478 (1.3)	1-3 2-H 2B			L6-4 BB			F4		4-3	3	0	1	1	1	0	1				
<b>Sherm Lollar, R</b> OBP: 0.337, SLG: 0.416 (1.2)	4-0			L6-4					F7	1	0	0	0	1	0	3				
<b>Phil Masi, R</b> OBP: 0.333, SLG: 0.302 (4.2)	IBB			1-2			K			2	0	0	0	0	1	0				
<b>Tom Wright, L</b> OBP: 0.356, SLG: 0.297 (1.7)	G3			BB			4-3		6-3	3	0	0	0	1	0	3				
<b>Willy Miranda, S</b> OBP: 0.360, SLG: 0.326 (1.6)				SH2-4 1B			6-3		F8	4	0	1	0	0	1	3				
<b>Joe Dobson, R</b> OBP: 0.237, SLG: 0.194 (3.1)				SH2-4						0	0	0	0	0	0	0				
<b>Lou Kretlow, R</b> OBP: 0.327, SLG: 0.271 (7.7)				1-2					K	1	0	0	0	0	1	0				
<b>Leo Thomas, R</b> OBP: 0.327, SLG: 0.271 (7.1)										1	0	0	0	0	0	0				
<b>Howie Judson, R</b> OBP: 0.222, SLG: 0.232 (8.1)										0	0	0	0	0	0	0				
<b>Bill Kennedy, L</b> OBP: 0.273, SLG: 0.294 (8.7)										1	0	0	0	0	1	0				
<b>Inning Stats</b>	R: 1 E: 0 K: 1 S: 7	H: 2 LOB: 3 BB: 2 P: 15	R: 0 E: 0 K: 0 S: 4	H: 1 LOB: 1 BB: 0 P: 4	R: 0 E: 0 K: 1 S: 6	H: 2 LOB: 2 BB: 2 P: 14	R: 0 E: 0 K: 1 S: 5	H: 0 LOB: 0 BB: 0 P: 5	R: 0 E: 0 K: 1 S: 5	H: 0 LOB: 0 BB: 0 P: 5	R: 2 E: 0 K: 0 S: 6	H: 3 LOB: 1 BB: 0 P: 6	R: 0 E: 0 K: 0 S: 3	H: 0 LOB: 0 BB: 0 P: 3	R: 0 E: 0 K: 1 S: 6	H: 1 LOB: 1 BB: 0 P: 6	1B: 6 2B: 4 3B: 0 HR: 0	SF: 0 SAC: 1 DP: 1 HBP: 0	WP: 0 PB: 0 SB: 0 CS: 0	PA: 39
<b>PITCHER</b> <b>Mel Parnell, L</b> ERA: 3.69 (1.1)	IP: 9.0 WLS: W BF: 39 H: 9 R: 3 ER: 3 SO: 6 BB: 3 IBB: 1 HBP: 0 BLK: 0 WP: 0 HR: 0 S: 47 P: 63 ERA: 3.00 WHIP: 1.333															<b>PITCHER</b>				

Batter	1	2	3	4	5	6	7	8	9	AB	R	H	RBI	BB	SO	LOB	BOTTOM			
<b>Johnny Lipon, R</b> OBP: 0.302, SLG: 0.266 (1.6)	5-3		5-3 6-3				BB BB		FC1-6 1B 1B	4	1	0	0	1	0	4	<b>Chicago White Sox @ Boston Red Sox</b> Fenway Park, Boston, MA Wed Jul 16 1952, 3:33 AM EDT Att: 11,026 - Unknown  <b>AB 37</b> <b>R 7</b> <b>H 13</b> <b>RBI 7</b> <b>BB 5</b> <b>SO 9</b> <b>LOB 24</b> 			
<b>Faye Throneberry, L</b> OBP: 0.330, SLG: 0.368 (1.9)	F8		1B FC5-2 1B	1B			K		1B 1B 1B	5	0	3	0	0	1	1				
<b>George Kell, R</b> OBP: 0.388, SLG: 0.427 (1.5)	F5		FC5-2 2B 1B	1B			FC4 BB		1B 1B 1B	4	1	3	1	1	0	0				
<b>Dom DiMaggio, R</b> OBP: 0.387, SLG: 0.381 (1.8)			5-3				K			2	1	0	0	0	0	2				
<b>George Schmees, L</b> OBP: 0.204, SLG: 0.216 (4.8)			FC5-2 2B				K		1-2 2-3 1B	3	0	1	0	0	2	4				
<b>Billy Goodman, L</b> OBP: 0.405, SLG: 0.473 (1.4)			HR BB				F4		FC4 K	4	2	1	2	1	1	7				
<b>Hoot Evers, R</b> OBP: 0.331, SLG: 0.432 (1.7)			1-H 2-H HR BB				5-3		K	5	2	2	3	0	2	5				
<b>Dick Gemert, R</b> OBP: 0.288, SLG: 0.461 (1.3)			K				F4		K	4	0	1	0	0	2	0				
<b>Sammy White, R</b> OBP: 0.314, SLG: 0.423 (1.2)			BB 1-2 2-H 1B				K		6-3	3	0	1	1	1	1	0				
<b>Mel Parnell, L</b> OBP: 0.128, SLG: 0.047 (1.1)			F8				4-3		FC1-6 1B	3	0	1	0	1	0	1				
<b>Inning Stats</b>	R: 0 E: 0 K: 0 S: 3	H: 0 LOB: 0 BB: 0 P: 3	R: 2 E: 0 K: 1 S: 6	H: 1 LOB: 1 BB: 2 P: 14	R: 4 E: 0 K: 0 S: 9	H: 6 LOB: 3 BB: 1 P: 13	R: 0 E: 0 K: 2 S: 9	H: 2 LOB: 2 BB: 0 P: 9	R: 0 E: 0 K: 1 S: 5	H: 0 LOB: 0 BB: 0 P: 5	R: 0 E: 0 K: 2 S: 7	H: 0 LOB: 2 BB: 2 P: 15	R: 0 E: 0 K: 1 S: 5	H: 0 LOB: 0 BB: 0 P: 5	R: 1 E: 0 K: 2 S: 11	H: 4 LOB: 3 BB: 0 P: 11	1B: 11 2B: 1 3B: 0 HR: 1	SF: 0 SAC: 0 DP: 0 HBP: 0	WP: 0 PB: 0 SB: 0 CS: 0	PA: 42
<b>PITCHER</b> <b>Joe Dobson, R</b> ERA: 2.64 (1.1)	IP: 2.2 WLS: L BF: 17 H: 7 R: 0 ER: 0 SO: 5 BB: 2 IBB: 0 HBP: 0 BLK: 0 WP: 0 HR: 1 S: 17 P: 25 ERA: 20.25 WHIP: 3.375															<b>PITCHER</b>				
<b>Lou Kretlow, R</b> ERA: 4.05 (3.1)	3.1	15	2	0	0	5	3	0	0	0	0	0	22	34	0.00	1.500				
<b>Howie Judson, R</b> ERA: 4.5 (7.1)	1.1	5	1	1	1	1	0	0	0	0	0	7	7	6.75	0.750					
<b>Bill Kennedy, L</b> ERA: 2.18 (8.1)	0.2	5	3	0	0	2	0	0	0	0	0	9	9	0.00	4.500					





Batter	1	2	3	4	5	6	7	8	9	AB	R	H	RBI	BB	SO	LOB	TOP			
Bill Glynn, L OBP: 0.350, SLG: 0.500 (1, 3)										5	1	3	1	0	0	0	<b>Cleveland Indians @ Boston Red Sox</b> Fenway Park, Boston, MA Sat Jul 19 1952, 3:33 AM EDT Att: 18,613 - Unknown			
Bobby Avila, R OBP: 0.384, SLG: 0.401 (1, 4)										5	1	1	0	0	1	2				
Al Rosen, R OBP: 0.401, SLG: 0.543 (1, 5)										5	0	2	0	0	0	3				
Larry Doby, L OBP: 0.384, SLG: 0.570 (1, 8)										5	0	2	0	0	1	3				
Joe Tipton, R OBP: 0.379, SLG: 0.459 (1, 2)										3	2	2	0	2	0	1				
Dale Mitchell, L OBP: 0.374, SLG: 0.396 (1, 7)										4	0	1	0	1	0	6				
Harry Simpson, L OBP: 0.345, SLG: 0.422 (1, 9)										4	0	1	2	0	0	3				
Merl Combs, L OBP: 0.254, SLG: 0.234 (1, 6)										4	0	0	1	0	0	3				
Bob Lemon, L OBP: 0.221, SLG: 0.328 (1, 1)										4	0	0	0	0	0	1				
<b>Inning Stats</b>	R: 0 E: 0 K: 0 S: 6	H: 3 LOB: 3 BB: 0 P: 6	R: 0 E: 0 K: 0 S: 3	H: 0 LOB: 0 BB: 0 P: 3	R: 0 E: 0 K: 0 S: 4	H: 1 LOB: 1 BB: 0 P: 4	R: 1 E: 0 K: 0 S: 5	H: 2 LOB: 1 BB: 0 P: 5	R: 3 E: 0 K: 0 S: 6	H: 3 LOB: 2 BB: 0 P: 14	R: 0 E: 0 K: 0 S: 4	H: 1 LOB: 1 BB: 0 P: 4	R: 0 E: 0 K: 0 S: 3	H: 0 LOB: 0 BB: 0 P: 3	R: 0 E: 0 K: 1 S: 6	H: 1 LOB: 2 BB: 1 P: 10	1B: 8 2B: 2 3B: 1 HR: 1	SF: 0 SAC: 0 DP: 0 HBP: 0	WP: 0 PB: 0 SB: 0 CS: 0	PA: 42
<b>PITCHER</b>	IP WLS BF H R ER SO BB IBB HBP BLK WP HR S P ERA WHIP	4.0 L 20 8 3 3 0 0 0 0 0 0 1 20 20 6.75 2.000	2.0 10 2 1 1 1 2 0 0 0 0 0 0 10 18 4.50 2.000	3.0 12 2 0 0 0 1 0 0 0 0 0 0 13 17 0.00 1.000																

Batter	1	2	3	4	5	6	7	8	9	AB	R	H	RBI	BB	SO	LOB	BOTTOM					
Johnny Lipon, R OBP: 0.299, SLG: 0.276 (1, 6)										4	0	1	0	0	1	2	<b>Cleveland Indians @ Boston Red Sox</b> Fenway Park, Boston, MA Sat Jul 19 1952, 3:33 AM EDT Att: 18,613 - Unknown					
Faye Throneberry, L OBP: 0.331, SLG: 0.358 (1, 9)										4	0	0	0	0	1	3						
George Kell, R OBP: 0.385, SLG: 0.421 (1, 5)										3	0	0	0	1	0	3						
George Schmees, L OBP: 0.200, SLG: 0.194 (1, 8)										4	0	0	0	0	0	1						
Billy Goodman, L OBP: 0.399, SLG: 0.465 (1, 4)										4	0	0	0	0	1	0						
Hoot Evers, R OBP: 0.339, SLG: 0.436 (1, 7)										4	0	1	0	0	0	0						
Dick Gemert, R OBP: 0.281, SLG: 0.446 (1, 3)										3	0	1	0	0	2	0						
Sammy White, R OBP: 0.322, SLG: 0.451 (1, 2)										3	0	2	0	0	0	2						
Sid Hudson, R OBP: 0.220, SLG: 0.225 (1, 1)										1	0	0	0	0	0	1						
Ray Scarborough, R OBP: 0.333, SLG: 0.286 (5, 1)										0	0	0	0	0	0	0						
Willard Nixon, L OBP: 0.304, SLG: 0.286 (6, PH) (7, 1)										1	0	0	0	1	0	0						
<b>Inning Stats</b>	R: 0 E: 0 K: 0 S: 3	H: 0 LOB: 0 BB: 0 P: 7	R: 0 E: 0 K: 2 S: 7	H: 0 LOB: 0 BB: 0 P: 7	R: 0 E: 0 K: 1 S: 5	H: 1 LOB: 0 BB: 0 P: 5	R: 0 E: 0 K: 0 S: 3	H: 0 LOB: 0 BB: 0 P: 3	R: 0 E: 0 K: 0 S: 5	H: 0 LOB: 0 BB: 0 P: 5	R: 0 E: 0 K: 0 S: 4	H: 1 LOB: 2 BB: 1 P: 8	R: 0 E: 0 K: 0 S: 5	H: 2 LOB: 2 BB: 0 P: 5	R: 0 E: 0 K: 1 S: 6	H: 1 LOB: 1 BB: 0 P: 6	R: 0 E: 0 K: 0 S: 3	H: 0 LOB: 0 BB: 0 P: 3	1B: 5 2B: 0 3B: 0 HR: 0	SF: 0 SAC: 0 DP: 1 HBP: 0	WP: 0 PB: 0 SB: 0 CS: 0	PA: 33
<b>PITCHER</b>	IP WLS BF H R ER SO BB IBB HBP BLK WP HR S P ERA WHIP	9.0 W 33 5 0 0 5 2 0 0 0 0 0 41 49 0.00 0.778																				





Batter	1	2	3	4	5	6	7	8	9	10	11	12	13	AB	R	H	RBI	BB	SO	LOB	TOP						
Dom DiMaggio, R (1, 8) OBP: 0.363, SLG: 0.377			5-3		L5			K		4-3		6-3		6	0	1	0	0	1	1							
Faye Throneberry, L (1, 9) OBP: 0.332, SLG: 0.353	F4		G3					K		K		4-3		6	0	1	0	0	2	2							
George Keli, R (1, 5) OBP: 0.389, SLG: 0.432	G4-6-3 1B			HBP 1B	CS			F8					SH5-4 1B BB	5	1	3	0	1	0	0							
Billy Goodman, L (1, 4) OBP: 0.397, SLG: 0.457	G4-6-3 1B			HBP BB				K		2B 1B			SH5-4	3	1	1	0	2	1	2							
Hoot Evers, R (1, 7) OBP: 0.339, SLG: 0.448		6-3		F3				6-3		F9	1-3		HR 1B	6	1	1	1	0	0	5							
Dick Cernert, R (1, 3) OBP: 0.301, SLG: 0.500		G6-4-3 1B			HBP			K				F8	HR	5	1	3	3	0	1	0							
Sammy White, R (1, 2) OBP: 0.327, SLG: 0.444	G6-4-3 1B			F4				6-3				6-3	K	5	0	0	0	1	1	4							
Johnny Lipon, R (1, 6) OBP: 0.294, SLG: 0.269			6-3	4-3						F4		6-3	5-3	6	0	1	0	0	0	5							
Mel Parnell, L (1, 1) OBP: 0.154, SLG: 0.064					F2					5-3				4	0	1	0	0	0	3							
Mickey McDermott, L (10, 1) OBP: 0.189, SLG: 0.236								FC6-4 1B						1	0	0	0	0	1	0							
Ray Scarborough, R (13, 1) OBP: 0.333, SLG: 0.286								FC6-4 1B					K	0	0	0	0	0	0	0							
<b>Inning Stats</b>	R: 0 E: 0 K: 0 S: 4	H: 2 LOB: 1 BB: 0 P: 4	R: 0 E: 0 K: 0 S: 3	H: 1 LOB: 0 BB: 0 P: 3	R: 0 E: 0 K: 0 S: 4	H: 1 LOB: 1 BB: 0 P: 4	R: 0 E: 0 K: 1 S: 5	H: 0 LOB: 0 BB: 0 P: 5	R: 0 E: 0 K: 1 S: 6	H: 1 LOB: 1 BB: 0 P: 6	R: 0 E: 0 K: 2 S: 7	H: 0 LOB: 0 BB: 0 P: 7	R: 1 E: 0 K: 0 S: 5	H: 2 LOB: 2 BB: 1 P: 9	R: 0 E: 0 K: 1 S: 6	H: 1 LOB: 0 BB: 1 P: 10	R: 0 E: 0 K: 0 S: 5	H: 0 LOB: 0 BB: 0 P: 5	R: 3 E: 0 K: 1 S: 7	H: 2 LOB: 0 BB: 1 P: 11	1B: 9 2B: 1 3B: 1 HR: 1	SF: 0 SAC: 1 DP: 2 HBP: 1	WP: 1 PB: 0 SB: 0 CS: 1	PA: 54			
<b>PITCHER</b>	IP 10.0	WLS 41	BF 10	H 1	ER 1	SO 5	BB 1	IBB 2	HBP 1	BLK 0	WP 1	HR 0	S 47	P 60	ERA 0.90	WHIP 1.100											
Mary Grissom, R (1, 1) ERA: 3.47																											
Harry Dorish, R (11, 1) ERA: 2.16	3.0	L	12	2	3	3	2	1	0	0	0	0	1	15	19	9.00	1.000										

Boston Red Sox @ Chicago White Sox  
Comiskey Park, Chicago, IL  
Tue Jul 22 1952, 4:33 AM EDT  
Att. 40,786 - Unknown

AB 47  
R 4  
H 12  
RBI 4  
BB 4  
SO 7  
LOB 22



Batter	1	2	3	4	5	6	7	8	9	10	11	12	13	AB	R	H	RBI	BB	SO	LOB	BOTTOM						
Willy Miranda, S (1, 6) OBP: 0.320, SLG: 0.349	6-3													5	0	0	0	1	3								
Sam Dente, R (12, PH) OBP: 0.259, SLG: 0.250		F8		F7										1	0	0	0	0	0								
Nellie Fox, L (1, 4) OBP: 0.337, SLG: 0.370	4-3													5	0	2	0	1	0								
Minnie Minoso, R (1, 8) OBP: 0.392, SLG: 0.476	F9													6	0	3	0	0	1								
Eddie Robinson, L (1, 3) OBP: 0.389, SLG: 0.492														5	1	1	0	0	0								
Sam Mele, R (1, 9) OBP: 0.340, SLG: 0.420														4	1	2	0	2	0								
Sherm Lollar, R (1, 2) OBP: 0.341, SLG: 0.427														5	0	1	1	0	0								
Hal Brown, R (13, PR) OBP: 0.231, SLG: 0.250														0	0	0	0	0	0								
Hector Rodriguez, R (1, 5) OBP: 0.302, SLG: 0.302														4	0	0	0	1	0								
Ray Coleman, L (13, PH) OBP: 0.282, SLG: 0.290														1	0	0	0	0	0								
Tom Wright, L (1, 7) OBP: 0.346, SLG: 0.300														0	0	0	0	0	0								
Leo Thomas, R (2, PH) OBP: 0.321, SLG: 0.265														1	0	0	0	0	1								
Bud Stewart, L (3, 7) OBP: 0.360, SLG: 0.379														4	0	1	0	1	0								
Mary Grissom, R (1, 1) OBP: 0.152, SLG: 0.188														3	0	0	1	1	1								
Harry Dorish, R (11, 1) OBP: 0.378, SLG: 0.302														1	0	0	0	0	2								
Bud Sheely, L (13, PH) OBP: 0.378, SLG: 0.302														1	0	0	0	0	2								
<b>Inning Stats</b>	R: 0 E: 0 K: 0 S: 3	H: 0 LOB: 0 BB: 0 P: 3	R: 1 E: 0 K: 1 S: 7	H: 2 LOB: 3 BB: 2 P: 15	R: 0 E: 0 K: 0 S: 5	H: 0 LOB: 0 BB: 0 P: 9	R: 0 E: 0 K: 0 S: 4	H: 0 LOB: 0 BB: 0 P: 8	R: 0 E: 0 K: 1 S: 6	H: 2 LOB: 1 BB: 0 P: 6	R: 0 E: 0 K: 0 S: 3	H: 0 LOB: 0 BB: 0 P: 3	R: 0 E: 0 K: 0 S: 4	H: 1 LOB: 2 BB: 1 P: 8	R: 0 E: 0 K: 0 S: 4	H: 1 LOB: 1 BB: 0 P: 4	R: 1 E: 0 K: 0 S: 5	H: 2 LOB: 0 BB: 0 P: 5	1B: 9 2B: 1 3B: 0 HR: 0	SF: 0 SAC: 2 DP: 1 HBP: 0	WP: 2 PB: 0 SB: 0 CS: 0	PA: 54					
<b>PITCHER</b>	IP 9.0	WLS 37	BF 14	H 1	ER 1	SO 3	BB 2	IBB 2	HBP 0	BLK 0	WP 2	HR 0	S 55	P 55	ERA 1.00	WHIP 0.889											
Mel Parnell, L (1, 1) ERA: 3.49																											
Mickey McDermott, L (10, 1) ERA: 3.21	3.0	W	14	4	1	1	1	2	0	0	0	0	0	14	22	3.00	2.000										
Ray Scarborough, R (13, 1) ERA: 3.84	1.0	S	3	0	0	0	0	0	0	0	0	0	0	3	3	0.00	0.000										

Boston Red Sox @ Chicago White Sox  
Comiskey Park, Chicago, IL  
Tue Jul 22 1952, 4:33 AM EDT  
Att. 40,786 - Unknown

AB 46  
R 2  
H 10  
RBI 2  
BB 6  
SO 4  
LOB 29



Batter	1	2	3	4	5	6	7	8	9	AB	R	H	RBI	BB	SO	LOB	TOP					
Dom DiMaggio, R OBP: 0.397, SLG: 0.381 (1, 8)										5	2	3	2	0	0	1						
Faye Throneberry, L OBP: 0.330, SLG: 0.262 (1, 9)										4	1	3	0	0	0	1						
Clyde Vollmer, R OBP: 0.336, SLG: 0.304 (9, PH)										1	0	0	0	0	1	2						
Ray Scarborough, R OBP: 0.333, SLG: 0.286 (9, 1)										0	0	0	0	0	0	0						
George Kell, R OBP: 0.393, SLG: 0.446 (1, 5)										4	2	3	3	0	0	1						
Billy Goodman, L OBP: 0.394, SLG: 0.450 (1, 4)										4	1	0	1	0	0	2						
Hoot Evers, R OBP: 0.335, SLG: 0.440 (1, 7)										5	1	1	2	0	1	1						
Dick Gemert, R OBP: 0.312, SLG: 0.504 (1, 3)										3	1	1	2	2	1	0						
Del Wilber, R OBP: 0.310, SLG: 0.318 (1, 2)										3	0	1	0	0	0	0						
Willard Nixon, L OBP: 0.360, SLG: 0.391 (9, PH)										1	0	1	0	0	0	0						
Mickey McDermott, L OBP: 0.189, SLG: 0.286 (9, PH)										0	1	0	0	0	0	0						
Sammy White, R OBP: 0.326, SLG: 0.442 (9, 2)										1	0	0	0	0	0	2						
Johnny Lipon, R OBP: 0.295, SLG: 0.270 (1, 6)										3	0	1	0	0	0	2						
Sid Hudson, R OBP: 0.209, SLG: 0.214 (1, 1)										2	0	0	0	0	0	0						
Ralph Brickner, R (5, 1)										1	0	0	0	0	0	1						
George Schmees, L OBP: 0.202, SLG: 0.188 (9, PH)										0	1	0	0	1	0	0						
George Schmees, L OBP: 0.202, SLG: 0.188 (9, 9)										0	1	0	0	1	0	0						
<b>Inning Stats</b>	R: 3 E: 0 K: 0 S: 7	H: 4 LOB: 2 BB: 1 P: 11	R: 0 E: 0 K: 0 S: 4	H: 2 LOB: 2 BB: 0 P: 4	R: 0 E: 0 K: 0 S: 3	H: 0 LOB: 0 BB: 0 P: 3	R: 0 E: 0 K: 0 S: 3	H: 0 LOB: 0 BB: 0 P: 3	R: 0 E: 0 K: 2 S: 4	H: 0 LOB: 0 BB: 0 P: 7	R: 0 E: 0 K: 0 S: 3	H: 1 LOB: 0 BB: 0 P: 3	R: 0 E: 0 K: 0 S: 4	H: 1 LOB: 1 BB: 0 P: 4	R: 0 E: 0 K: 0 S: 4	H: 1 LOB: 1 BB: 0 P: 4	R: 7 E: 0 K: 1 S: 10	H: 5 LOB: 2 BB: 2 P: 19	1B: 11 2B: 2 3B: 0 HR: 1	SF: 0 SAC: 2 DP: 1 HBP: 1	WP: 0 PB: 0 SB: 0 CS: 0	PA: 43
<b>PITCHER</b>	IP WLS BF H R ER SO BB IBB HBP BLK WP HR S P ERA WHIP																					
Hal Brown, R ERA: 3.32 (1, 1)	0.2	L	7	4	3	3	0	1	0	0	0	0	0	1	6	10	40.50	7.500				
Joe Dobson, R ERA: 2.79 (1, 1)	7.2	L	30	7	4	4	2	2	0	0	0	0	0	0	32	40	4.70	1.174				
Chuck Stobbs, L ERA: 3.21 (9, 1)	0.2	S	6	3	3	3	1	0	0	1	0	0	0	0	7	8	40.50	4.500				

**Boston Red Sox @ Chicago White Sox**  
Comiskey Park, Chicago, IL  
Wed Jul 23 1952, 4:33 AM EDT  
Att: 8,321 - Unknown

AB 37  
R 10  
H 14  
RBI 10  
BB 3  
SO 3  
LOB 13



Batter	1	2	3	4	5	6	7	8	9	AB	R	H	RBI	BB	SO	LOB	BOTTOM					
Nellie Fox, L OBP: 0.337, SLG: 0.369 (1, 4)										4	1	1	0	0	0	0						
Minnie Minoso, R OBP: 0.394, SLG: 0.478 (1, 8)										3	1	2	0	0	0	0						
Tom Wright, L OBP: 0.351, SLG: 0.333 (1, 7)										4	1	2	3	0	0	1						
Eddie Robinson, L OBP: 0.388, SLG: 0.492 (1, 3)										4	0	1	0	0	0	1						
Sam Mele, R OBP: 0.339, SLG: 0.417 (1, 9)										4	1	1	0	0	1	1						
Bud Shelly, L OBP: 0.376, SLG: 0.302 (1, 2)										0	0	0	0	0	0	0						
Sherm Lollar, R OBP: 0.343, SLG: 0.426 (2, PH)										3	0	1	0	1	0	0						
Hector Rodriguez, R OBP: 0.351, SLG: 0.361 (1, 5)										4	0	1	0	0	0	2						
Willy Miranda, S OBP: 0.324, SLG: 0.343 (1, 6)										4	0	1	1	0	0	2						
Hal Brown, R OBP: 0.231, SLG: 0.250 (1, 1)										0	0	0	0	0	0	0						
Joe Dobson, R OBP: 0.220, SLG: 0.179 (1, 1)										3	0	0	0	0	1	2						
Chuck Stobbs, L OBP: 0.212, SLG: 0.103 (9, 1)										0	0	0	0	0	0	0						
<b>Inning Stats</b>	R: 0 E: 0 K: 0 S: 4	H: 2 LOB: 0 BB: 0 P: 4	R: 1 E: 0 K: 0 S: 4	H: 2 LOB: 1 BB: 1 P: 8	R: 2 E: 0 K: 0 S: 5	H: 2 LOB: 0 BB: 0 P: 5	R: 0 E: 0 K: 1 S: 6	H: 2 LOB: 1 BB: 0 P: 6	R: 1 E: 0 K: 0 S: 5	H: 2 LOB: 1 BB: 0 P: 5	R: 0 E: 0 K: 0 S: 3	H: 0 LOB: 0 BB: 0 P: 3	R: 0 E: 0 K: 0 S: 5	H: 0 LOB: 0 BB: 0 P: 5	R: 0 E: 0 K: 1 S: 3	H: 0 LOB: 0 BB: 0 P: 3	R: 0 E: 0 K: 0 S: 3	H: 0 LOB: 0 BB: 0 P: 3	1B: 8 2B: 1 3B: 0 HR: 1	SF: 0 SAC: 1 DP: 2 HBP: 0	WP: 0 PB: 0 SB: 0 CS: 0	PA: 35
<b>PITCHER</b>	IP WLS BF H R ER SO BB IBB HBP BLK WP HR S P ERA WHIP																					
Sid Hudson, R ERA: 3.03 (1, 1)	4.1	L	21	10	4	4	1	1	0	0	0	0	0	0	22	26	8.31	2.538				
Ralph Brickner, R ERA: 1.8 (5, 1)	3.2	W	11	0	0	0	1	0	0	0	0	0	0	13	13	0.00	0.000					
Ray Scarborough, R ERA: 3.77 (9, 1)	1.0	S	3	0	0	0	0	0	0	0	0	0	0	3	3	0.00	0.000					

**Boston Red Sox @ Chicago White Sox**  
Comiskey Park, Chicago, IL  
Wed Jul 23 1952, 4:33 AM EDT  
Att: 8,321 - Unknown

AB 33  
R 4  
H 10  
RBI 4  
BB 1  
SO 2  
LOB 9



Batter	1	2	3	4	5	6	7	8	9	AB	R	H	RBI	BB	SO	LOB	TOP			
<b>Dom DiMaggio, R</b> OBP: 0.388, SLG: 0.378 (1, 8)										2	0	0	0	2	1	3	<b>Boston Red Sox @ Chicago White Sox</b> Comiskey Park, Chicago, IL Thu Jul 24 1952, 4:33 AM EDT Att: 15,671 - Unknown			
<b>Faye Throneberry, L</b> OBP: 0.359, SLG: 0.359 (1, 9)										4	0	1	0	0	1	2				
<b>George Kell, R</b> OBP: 0.389, SLG: 0.440 (1, 5)										4	0	0	0	0	0	4				
<b>Billy Goodman, L</b> OBP: 0.389, SLG: 0.443 (1, 4)										4	0	0	0	0	2	1				
<b>Hoot Evers, R</b> OBP: 0.328, SLG: 0.430 (1, 7)										4	0	0	0	0	0	0				
<b>Dick Gernert, R</b> OBP: 0.303, SLG: 0.488 (1, 3)										4	0	0	0	0	2	0				
<b>Sammy White, R</b> OBP: 0.326, SLG: 0.445 (1, 2)										3	0	1	0	0	1	0				
<b>Johnny Lipon, R</b> OBP: 0.297, SLG: 0.269 (8, PH)										1	0	0	0	1	0	0				
<b>Gus Niarhos, R</b> OBP: 0.213, SLG: 0.026 (8, PH)										1	0	0	0	0	0	0				
<b>Ted Lepcio, R</b> OBP: 0.326, SLG: 0.409 (8, 6)										0	0	0	0	0	0	0				
<b>Dizzy Trout, R</b> OBP: 0.161, SLG: 0.133 (8, PH)										1	0	0	0	1	1	0				
<b>Willard Nixon, L</b> OBP: 0.346, SLG: 0.375 (8, PH)										1	0	0	0	0	1	0				
<b>Ike Delock, R</b> (8, 1)										0	0	0	0	0	0	0				
<b>Sid Hudson, R</b> OBP: 0.209, SLG: 0.214 (8, 1)										0	0	0	0	0	0	0				
<b>Inning Stats</b>	R: 0 E: 0 K: 1 S: 5	H: 0 LOB: 1 BB: 1 P: 9	R: 0 E: 0 K: 1 S: 6	H: 1 LOB: 3 BB: 2 P: 14	R: 0 E: 0 K: 0 S: 3	H: 1 LOB: 0 BB: 0 P: 3	R: 0 E: 0 K: 0 S: 3	H: 0 LOB: 0 BB: 0 P: 3	R: 0 E: 0 K: 2 S: 7	H: 0 LOB: 0 BB: 0 P: 7	R: 0 E: 0 K: 1 S: 5	H: 0 LOB: 0 BB: 0 P: 5	R: 0 E: 1 K: 1 S: 6	H: 0 LOB: 2 BB: 1 P: 10	R: 0 E: 0 K: 1 S: 5	H: 0 LOB: 0 BB: 0 P: 5		1B: 1 2B: 1 3B: 0 HR: 0	SF: 0 SAC: 0 DP: 1 HBP: 0	WP: 0 PB: 0 SB: 1 CS: 0
<b>PITCHER</b> <b>Lou Kretlow, R</b> ERA: 2.79 (1, 1)	IP: 9.0 WLS: W BF: 33 H: 2 R: 0 ER: 0 SO: 9 BB: 4 IBB: 0 HBP: 0 BLK: 0 WP: 0 HR: 0 S: 47 P: 63 ERA: 0.00 WHIP: 0.667															<b>PITCHER</b> IP: WLS: BF: H: R: ER: SO: BB: IBB: HBP: BLK: WP: HR: S: P: ERA: WHIP:				

Batter	1	2	3	4	5	6	7	8	9	AB	R	H	RBI	BB	SO	LOB	BOTTOM				
<b>Nellie Fox, L</b> OBP: 0.341, SLG: 0.371 (1, 4)										3	1	2	0	1	0	0	<b>Boston Red Sox @ Chicago White Sox</b> Comiskey Park, Chicago, IL Thu Jul 24 1952, 4:33 AM EDT Att: 15,671 - Unknown				
<b>Minnie Minoso, R</b> OBP: 0.391, SLG: 0.474 (1, 8)										3	0	0	1	0	0	1					
<b>Tom Wright, L</b> OBP: 0.356, SLG: 0.342 (1, 7)										3	1	1	0	1	0	2					
<b>Eddie Robinson, L</b> OBP: 0.387, SLG: 0.488 (1, 3)										3	0	0	0	1	2	2					
<b>Sam Mele, R</b> OBP: 0.338, SLG: 0.415 (1, 9)										4	0	1	1	0	0	0					
<b>Sherm Lollar, R</b> OBP: 0.342, SLG: 0.420 (1, 2)										3	0	0	0	0	1	2					
<b>Sam Dente, R</b> OBP: 0.261, SLG: 0.252 (1, 5)										3	0	1	0	0	0	1					
<b>Willy Miranda, S</b> OBP: 0.338, SLG: 0.357 (1, 6)										3	1	2	0	0	0	0					
<b>Lou Kretlow, R</b> (1, 1)										2	0	0	0	0	2	2					
<b>Inning Stats</b>	R: 0 E: 0 K: 1 S: 6	H: 1 LOB: 0 BB: 0 P: 6	R: 0 E: 0 K: 0 S: 3	H: 0 LOB: 0 BB: 0 P: 3	R: 2 E: 1 K: 0 S: 5	H: 2 LOB: 1 BB: 1 P: 9	R: 0 E: 0 K: 2 S: 9	H: 2 LOB: 2 BB: 0 P: 9	R: 0 E: 0 K: 0 S: 2	H: 0 LOB: 0 BB: 1 P: 6	R: 0 E: 0 K: 1 S: 5	H: 0 LOB: 0 BB: 0 P: 5	R: 0 E: 0 K: 0 S: 4	H: 2 LOB: 1 BB: 1 P: 8	R: 1 E: 0 K: 0 S: 4	H: 2 LOB: 1 BB: 1 P: 8		1B: 6 2B: 2 3B: 0 HR: 0	SF: 0 SAC: 2 DP: 2 HBP: 1	WP: 0 PB: 0 SB: 1 CS: 0	PA: 33
<b>PITCHER</b> <b>Dizzy Trout, R</b> ERA: 3.68 <b>Ike Delock, R</b> ERA: 4.64 <b>Sid Hudson, R</b> ERA: 3.01	IP: 7.0 WLS: L BF: 28 H: 5 R: 2 ER: 1 SO: 5 BB: 2 IBB: 0 HBP: 1 BLK: 0 WP: 0 HR: 0 S: 35 P: 44 ERA: 1.29 WHIP: 1.000															<b>PITCHER</b> IP: WLS: BF: H: R: ER: SO: BB: IBB: HBP: BLK: WP: HR: S: P: ERA: WHIP:					

Batter	1	2	3	4	5	6	7	8	9	AB	R	H	RBI	BB	SO	LOB	TOP
Johnny Lipon, R OBP: 0.300, SLG: 0.270	5-3		SH3 1B		F2			BB 4-0		3	0	1	0	1	0	0	<b>Boston Red Sox @ St. Louis Browns</b> Sportsman's Park, St. Louis, MO Fri Jul 25 1952, 4:33 AM EDT Att. 4,769 - Unknown - 95 F
Archie Wilson, R OBP: 0.258, SLG: 0.303	1B		SH3		5-3			BB 0-3		3	0	1	0	0	1		
George Kell, R OBP: 0.387, SLG: 0.438	1B		F4		5-3			F6		4	0	1	0	0	2		
Dom DiMaggio, R OBP: 0.386, SLG: 0.374	1B		K2-3		F9			L7		3	0	0	0	1	2		
Hoot Evers, R OBP: 0.327, SLG: 0.442	K		F6		HR			F4		4	1	1	1	0	1	3	
Dick Gemert, R OBP: 0.301, SLG: 0.504	K		K		F4			HR		4	1	1	1	0	2	3	
Sammy White, R OBP: 0.325, SLG: 0.439			F8		BB			4-3		3	0	0	0	1	0	0	
Ted Lepcio, R OBP: 0.321, SLG: 0.402 Clyde Vollmer, R OBP: 0.333, SLG: 0.391	K		F8		F6			K		3	0	0	0	0	1	1	
Dick Brodowski, R OBP: 0.185, SLG: 0.269	6-3		6-3		K			6-3		3	0	0	0	0	1	0	
<b>Inning Stats</b>	R: 0 H: 2 E: 0 LOB: 3 K: 2 S: 9	H: 0 R: 0 ER: 0 SO: 5 BB: 0 IBB: 0 HBP: 0 BLK: 0	H: 1 R: 0 ER: 0 SO: 6 BB: 0 IBB: 0 HBP: 0 BLK: 0	H: 0 R: 0 ER: 0 SO: 5 BB: 0 IBB: 0 HBP: 0 BLK: 0	H: 0 R: 0 ER: 0 SO: 5 BB: 0 IBB: 0 HBP: 0 BLK: 0	H: 0 R: 0 ER: 0 SO: 5 BB: 0 IBB: 0 HBP: 0 BLK: 0	H: 1 R: 1 ER: 0 SO: 4 BB: 0 IBB: 0 HBP: 0 BLK: 0	H: 0 R: 0 ER: 0 SO: 3 BB: 0 IBB: 0 HBP: 0 BLK: 0	H: 0 R: 0 ER: 0 SO: 5 BB: 0 IBB: 0 HBP: 0 BLK: 0	H: 1 R: 1 ER: 0 SO: 6 BB: 0 IBB: 0 HBP: 0 BLK: 0	1B: 3 2B: 0 3B: 0 HR: 2	SF: 0 SAC: 1 DP: 0 HBP: 0	WP: 0 PA: 35 PB: 0 SB: 0 CS: 0				
<b>PITCHER</b> Tommy Byrne, L ERA: 4.56	IP: 9.0 WLS: W BF: 35 H: 5 R: 2 ER: 2 SO: 8 BB: 3 IBB: 0 HBP: 0 BLK: 0 WP: 0 HR: 2 S: 48 P: 60 ERA: 2.00 WHIP: 0.889																

Batter	1	2	3	4	5	6	7	8	9	AB	R	H	RBI	BB	SO	LOB	BOTTOM
Al Zarilla, L OBP: 0.337, SLG: 0.344	L8		F5			K		G3		4	0	0	0	0	1	1	<b>Boston Red Sox @ St. Louis Browns</b> Sportsman's Park, St. Louis, MO Fri Jul 25 1952, 4:33 AM EDT Att. 4,769 - Unknown - 95 F
Jim Rivera, L OBP: 0.317, SLG: 0.364	6-3		4-3			SH1-4 FC6-4 1B		6-3		4	1	1	0	0	0	0	
Jim Delsing, L OBP: 0.341, SLG: 0.369	6-3		F8			FC6-4 SH1-4 3B				2	1	0	0	1	0	0	
Dick Kryhoski, L OBP: 0.303, SLG: 0.379	K		F9			SH1-4				2	0	0	0	0	1	0	
Clint Courtney, L OBP: 0.332, SLG: 0.360	F8		E4		G5-4-3	FC6-4				2	0	0	0	1	0	0	
Jim Dyck, R OBP: 0.339, SLG: 0.428	6-3		G5-4-3		1-2 2-3 3-H	FC6-4 3B				3	1	0	1	0	0	3	
Bobby Young, L OBP: 0.326, SLG: 0.353	F8		F8		3-1	1-H 2-3 3-H		3B		3	0	1	2	0	0	0	
Joe Demaestri, R OBP: 0.252, SLG: 0.282	F8		F8		6-3	5-3				3	0	0	0	0	0	1	
Tommy Byrne, L OBP: 0.297, SLG: 0.367	1B		G3		G3	K2-3				3	0	1	0	0	1	0	
<b>Inning Stats</b>	R: 0 H: 0 E: 0 LOB: 0 K: 0 S: 3	H: 0 R: 0 ER: 0 SO: 5 BB: 0 IBB: 0 HBP: 0 BLK: 0	H: 1 R: 0 ER: 0 SO: 4 BB: 0 IBB: 0 HBP: 0 BLK: 0	H: 0 R: 0 ER: 0 SO: 3 BB: 0 IBB: 0 HBP: 0 BLK: 0	H: 0 R: 0 ER: 0 SO: 3 BB: 0 IBB: 0 HBP: 0 BLK: 0	H: 0 R: 0 ER: 0 SO: 3 BB: 0 IBB: 0 HBP: 0 BLK: 0	H: 2 R: 3 ER: 0 SO: 5 BB: 2 IBB: 1 HBP: 0 BLK: 0	H: 1 R: 0 ER: 0 SO: 5 BB: 0 IBB: 0 HBP: 0 BLK: 0	H: 0 R: 0 ER: 0 SO: 5 BB: 0 IBB: 0 HBP: 0 BLK: 0	H: 1 R: 1 ER: 0 SO: 6 BB: 0 IBB: 0 HBP: 0 BLK: 0	1B: 2 2B: 0 3B: 1 HR: 0	SF: 0 SAC: 1 DP: 1 HBP: 0	WP: 0 PA: 29 PB: 0 SB: 0 CS: 0				
<b>PITCHER</b> Dick Brodowski, R ERA: 3.91	IP: 8.0 WLS: L BF: 29 H: 3 R: 3 ER: 3 SO: 3 BB: 1 IBB: 1 HBP: 0 BLK: 0 WP: 0 HR: 0 S: 33 P: 41 ERA: 3.38 WHIP: 0.500																




Batter	1	2	3	4	5	6	7	8	9	AB	R	H	RBI	BB	SO	LOB	TOP																						
Johnny Lipon, R OBP: 0.299, SLG: 0.266 (1, 6)										4	0	1	0	0	0	2	<b>Boston Red Sox @ St. Louis Browns</b> Sportsman's Park, St. Louis, MO Sun Jul 27 1952, 4:33 AM EDT Unknown - 100 F																						
Archie Wilson, R OBP: 0.250, SLG: 0.312 Faye Throneberry, L OBP: 0.339, SLG: 0.360 (1, 9) (8, PH) (8, 9)										3	0	1	0	0	0	0																							
George Kell, R OBP: 0.380, SLG: 0.427 (1, 5)										3	0	0	0	1	0	1																							
Dom DiMaggio, R OBP: 0.383, SLG: 0.371 George Schmees, L OBP: 0.196, SLG: 0.164 (1, 8) (7, 8)										3	0	2	0	0	0	1																							
Hoot Evers, R OBP: 0.324, SLG: 0.439 (1, 7)										4	0	1	0	0	0	3																							
Dick Gemert, R OBP: 0.305, SLG: 0.493 (1, 3)										4	0	0	0	0	1	2																							
Ted Lepcio, R OBP: 0.301, SLG: 0.409 Billy Goodman, L OBP: 0.391, SLG: 0.442 (1, 4) (5, PR) (5, 4)										2	0	2	0	0	0	0																							
Gus Niarhos, R OBP: 0.216, SLG: 0.024 (1, 2)										3	0	0	0	1	0	1																							
Mel Parnell, L OBP: 0.151, SLG: 0.063 Del Wilber, R OBP: 0.301, SLG: 0.309 Ray Scarborough, R OBP: 0.313, SLG: 0.267 (1, 1) (5, PH) (5, 1)										1	0	0	0	0	0	0																							
<b>Inning Stats</b>	R: 0 E: 0 K: 0 S: 4	H: 1 LOB: 1 BB: 0 P: 4	R: 0 E: 1 K: 0 S: 4	H: 1 LOB: 1 BB: 0 P: 4	R: 0 E: 0 K: 0 S: 3	H: 0 LOB: 0 BB: 0 P: 3	R: 0 E: 0 K: 0 S: 3	H: 1 LOB: 2 BB: 0 P: 3	R: 0 E: 0 K: 0 S: 5	H: 2 LOB: 2 BB: 0 P: 5	R: 0 E: 0 K: 0 S: 3	H: 0 LOB: 0 BB: 0 P: 3	R: 0 E: 0 K: 0 S: 4	H: 1 LOB: 2 BB: 1 P: 8	R: 0 E: 0 K: 2 S: 7	H: 0 LOB: 0 BB: 0 P: 7		1B: 6 2B: 1 3B: 0 HR: 0	SF: 0 SAC: 0 DP: 1 HBP: 0	WP: 0 PB: 0 SB: 2 CS: 0	PA: 35																		
<b>PITCHER</b>	IP: 6.0 WLS: W BF: 24 ERA: 4.04	IP: 3.0 WLS: S BF: 11 ERA: 3.7											IP: 6.0 WLS: W BF: 24 ERA: 4.04	IP: 3.0 WLS: S BF: 11 ERA: 3.7											IP: 6.0 WLS: W BF: 24 ERA: 4.04	IP: 3.0 WLS: S BF: 11 ERA: 3.7											IP: 6.0 WLS: W BF: 24 ERA: 4.04	IP: 3.0 WLS: S BF: 11 ERA: 3.7	

Batter	1	2	3	4	5	6	7	8	9	AB	R	H	RBI	BB	SO	LOB	BOTTOM										
Al Zarilla, L OBP: 0.351, SLG: 0.348 (1, 8) (7, 7)										4	3	2	0	1	0	2	<b>Boston Red Sox @ St. Louis Browns</b> Sportsman's Park, St. Louis, MO Sun Jul 27 1952, 4:33 AM EDT Unknown - 100 F										
Jim Rivera, L OBP: 0.317, SLG: 0.366 (9, 7)										0	0	0	0	0	0	0											
Cass Michaels, R OBP: 0.328, SLG: 0.361 (1, 5) BB BB BB										3	2	3	2	1	0	0											
Bob Nieman, R OBP: 0.354, SLG: 0.436 (1, 9)										4	1	2	2	1	0	3											
Jim Dyck, R OBP: 0.345, SLG: 0.433 Jim Delsing, L OBP: 0.342, SLG: 0.370 (1, 7) (6, PH) (7, 8)										3	0	1	0	0	1	3											
Les Moss, R OBP: 0.337, SLG: 0.402 Clint Courtney, L OBP: 0.333, SLG: 0.361 (1, 2) (6, PH) (7, 2)										1	0	0	0	2	0	0											
Fred Marsh, R OBP: 0.272, SLG: 0.215 Joe Demaestri, R OBP: 0.246, SLG: 0.274 (1, 6) (7, 6)										3	0	0	1	0	0	4											
Bobby Young, L OBP: 0.327, SLG: 0.352 (1, 4)										4	0	1	0	0	1	3											
Gordon Goldsberry, L OBP: 0.292, SLG: 0.250 (1, 3)										4	0	0	0	0	1	1											
Gene Bearden, L OBP: 0.484, SLG: 0.517 Ned Garver, R OBP: 0.250, SLG: 0.227 Earl Harrist, R OBP: 0.115, SLG: 0.115 (1, 1) (6, PR) (7, 1)										2	1	2	0	1	0	0											
<b>Inning Stats</b>	R: 2 E: 0 K: 2 S: 9	H: 2 LOB: 2 BB: 2 P: 17	R: 0 E: 0 K: 1 S: 7	H: 2 LOB: 2 BB: 0 P: 7	R: 0 E: 0 K: 0 S: 3	H: 1 LOB: 1 BB: 1 P: 7	R: 2 E: 0 K: 0 S: 6	H: 3 LOB: 1 BB: 0 P: 6	R: 0 E: 0 K: 0 S: 3	H: 0 LOB: 0 BB: 0 P: 3	R: 2 E: 0 K: 0 S: 5	H: 2 LOB: 2 BB: 2 P: 13	R: 0 E: 0 K: 0 S: 4	H: 1 LOB: 1 BB: 0 P: 4	R: 2 E: 1 K: 1 S: 7	H: 2 LOB: 1 BB: 1 P: 11		1B: 11 2B: 2 3B: 0 HR: 0	SF: 0 SAC: 1 DP: 1 HBP: 0	WP: 0 PB: 0 SB: 0 CS: 0	PA: 42						
<b>PITCHER</b>	IP: 4.0 WLS: L BF: 22 ERA: 3.67	IP: 4.0 WLS: L BF: 20 ERA: 3.96											IP: 4.0 WLS: L BF: 22 ERA: 3.67	IP: 4.0 WLS: L BF: 20 ERA: 3.96											IP: 4.0 WLS: L BF: 22 ERA: 3.67	IP: 4.0 WLS: L BF: 20 ERA: 3.96	

Batter	1	2	3	4	5	6	7	8	9	AB	R	H	RBI	BB	SO	LOB	TOP			
<b>Billy Goodman, L</b> (1,4) OBP: 0.396, SLG: 0.445										5	1	3	2	1	0	1				
<b>Faye Throneberry, L</b> (1,9) OBP: 0.353, SLG: 0.370										6	1	1	2	0	0	6				
<b>Dom DiMaggio, R</b> (1,8) OBP: 0.386, SLG: 0.379										4	3	2	0	1	0	0				
<b>George Kell, R</b> (1,5) OBP: 0.383, SLG: 0.431 <b>Lou Boudreau, R</b> (9, PR) (9, 5)										4	1	2	1	0	0	0				
<b>Hoot Evers, R</b> (1,7) OBP: 0.326, SLG: 0.438										5	1	2	1	0	0	3				
<b>Willard Nixon, L</b> (1,1) OBP: 0.323, SLG: 0.345 <b>Al Benton, R</b> (8,1)										4	0	1	2	0	0	2				
<b>Dick Gemert, R</b> (1,3) OBP: 0.314, SLG: 0.490										3	1	1	0	2	1	1				
<b>Sammy White, R</b> (1,2) OBP: 0.324, SLG: 0.439										5	0	2	0	0	0	5				
<b>Johnny Lipon, R</b> (1,6) OBP: 0.301, SLG: 0.269										5	0	2	1	0	0	4				
<b>Inning Stats</b>	R: 2 E: 0 K: 0 S: 6	H: 3 LOB: 1 BB: 0 P: 6	R: 0 E: 0 K: 0 S: 4	H: 2 LOB: 1 BB: 0 P: 4	R: 1 E: 0 K: 1 S: 5	H: 2 LOB: 1 BB: 0 P: 5	R: 0 E: 0 K: 1 S: 6	H: 1 LOB: 2 BB: 1 P: 10	R: 2 E: 0 K: 0 S: 7	H: 4 LOB: 2 BB: 0 P: 7	R: 0 E: 0 K: 0 S: 3	H: 0 LOB: 0 BB: 0 P: 3	R: 0 E: 0 K: 0 S: 4	H: 1 LOB: 2 BB: 1 P: 8	R: 4 E: 0 K: 0 S: 6	H: 3 LOB: 2 BB: 2 P: 15	1B: 11 2B: 4 3B: 0 HR: 1	SF: 0 SAC: 1 DP: 1 HBP: 1	WP: 0 PB: 0 SB: 0 CS: 0	PA: 47
<b>PITCHER</b>	IP WLS BF H R ER SO BB IBB HBP BLK WP HR S P ERA WHIP																			
<b>Duane Pilette, R</b> (1,1) ERA: 3.66	2.2 L 14 7 3 3 0 0 0 0 0 0 0 1 14 14 10.12 2.625																			
<b>Stubby Overmire, L</b> (3,1) ERA: 3.15	4.1 19 5 2 2 1 1 0 0 0 0 0 0 20 24 4.15 1.385																			
<b>Dave Madison, R</b> (8,1) ERA: 4.26	1.0 8 2 3 3 0 2 0 1 0 0 0 0 5 14 27.00 4.000																			
<b>Satchel Paige, R</b> (9,1) ERA: 2.95	1.0 6 2 1 1 0 0 0 1 0 0 0 0 5 9 9.00 2.000																			

**Boston Red Sox @ St. Louis Browns**  
Sportsman's Park, St. Louis, MO  
Sun Jul 27 1952, 4:38 AM EDT  
Att: 6,555 - Unknown - 100 F


AB 41  
R 9  
H 16  
RBI 9  
BB 4  
SO 1  
LOB 22



Batter	1	2	3	4	5	6	7	8	9	AB	R	H	RBI	BB	SO	LOB	BOTTOM			
<b>Cass Michaels, R</b> (1,5) OBP: 0.326, SLG: 0.358 <b>Jim Dyck, R</b> (5,5) OBP: 0.346, SLG: 0.431										2	0	0	0	0	1	1				
<b>Jim Rivera, L</b> (1,7) OBP: 0.319, SLG: 0.366										3	1	1	0	1	0	2				
<b>Jim Delsing, L</b> (1,8) OBP: 0.345, SLG: 0.374										3	1	1	2	1	0	1				
<b>Dick Kryhoski, L</b> (1,3) OBP: 0.298, SLG: 0.371										4	0	0	0	0	0	3				
<b>Clint Courtney, L</b> (1,2) OBP: 0.340, SLG: 0.369										3	0	2	1	1	0	0				
<b>Bob Nieman, R</b> (1,9) OBP: 0.350, SLG: 0.430										4	0	0	0	0	1	3				
<b>Bobby Young, L</b> (1,4) OBP: 0.323, SLG: 0.348										4	0	0	0	0	0	1				
<b>Joe Demaestri, R</b> (1,6) OBP: 0.250, SLG: 0.287 <b>Gordon Caldsberry, L</b> (7, PH) OBP: 0.289, SLG: 0.247 <b>Fred Marsh, R</b> (8,6) OBP: 0.272, SLG: 0.215										2	0	1	0	0	0	0				
<b>Duane Pilette, R</b> (1,1) OBP: 0.222, SLG: 0.209 <b>Stubby Overmire, R</b> (3,1) OBP: 0.182, SLG: 0.273 <b>Gene Bearden, L</b> (7, PH) OBP: 0.469, SLG: 0.500 <b>Dave Madison, R</b> (8,1) OBP: 0.125, SLG: 0.125 <b>Satchel Paige, R</b> (9,1) OBP: 0.182, SLG: 0.143										2	0	0	0	0	0	0				
<b>Inning Stats</b>	R: 0 E: 0 K: 0 S: 4	H: 1 LOB: 0 BB: 0 P: 4	R: 0 E: 0 K: 2 S: 8	H: 1 LOB: 0 BB: 0 P: 8	R: 0 E: 0 K: 0 S: 2	H: 0 LOB: 1 BB: 2 P: 10	R: 0 E: 0 K: 1 S: 5	H: 0 LOB: 0 BB: 0 P: 5	R: 2 E: 0 K: 2 S: 9	H: 2 LOB: 1 BB: 1 P: 13	R: 0 E: 0 K: 0 S: 3	H: 0 LOB: 0 BB: 0 P: 3	R: 1 E: 1 K: 0 S: 3	H: 0 LOB: 0 BB: 1 P: 7	R: 0 E: 0 K: 0 S: 3	H: 0 LOB: 0 BB: 0 P: 3	1B: 2 2B: 3 3B: 0 HR: 0	SF: 0 SAC: 0 DP: 2 HBP: 0	WP: 0 PB: 0 SB: 0 CS: 0	PA: 34
<b>PITCHER</b>	IP WLS BF H R ER SO BB IBB HBP BLK WP HR S P ERA WHIP																			
<b>Willard Nixon, R</b> (1,1) ERA: 4.75	7.0 W 27 5 2 2 5 3 0 0 0 0 0 0 34 46 2.57 1.143																			
<b>Al Benton, R</b> (8,1) ERA:	2.0 S 7 0 1 0 0 1 0 0 0 0 0 0 6 10 0.00 0.500																			

**Boston Red Sox @ St. Louis Browns**  
Sportsman's Park, St. Louis, MO  
Sun Jul 27 1952, 4:38 AM EDT  
Att: 6,555 - Unknown - 100 F

AB 30  
R 3  
H 5  
RBI 3  
BB 4  
SO 5  
LOB 12



Batter	1	2	3	4	5	6	7	8	9	AB	R	H	RBI	BB	SO	LOB	TOP								
<b>Dom DiMaggio, R</b> OBP: 0.385, SLG: 0.379 (1, 8)	4-0 FC3-6 BB		0-3 K		4-0 1B BB		0-0 CS 1B		0-3 K	3	0	1	0	2	2	2									
<b>Faye Throneberry, L</b> OBP: 0.336, SLG: 0.372 (1, 9)	0-0 FC3-6 E S 1-2		0-3 K		0-0 1B		0-0 CS 1-2		0-0 1B	4	0	2	0	0	1	2									
<b>George Kell, R</b> OBP: 0.382, SLG: 0.429 (1, 5)	0-3 K 1-3			0-0 SH3-4 1B G3	0-0 F2			0-0 F8		4	1	1	0	0	1	4									
<b>Billy Goodman, L</b> OBP: 0.397, SLG: 0.446 (1, 4)	0-0 F7			0-0 G3 SH3-4 1B	0-0 F7			0-0 1B		4	0	2	0	0	0	3									
<b>Hoot Evers, R</b> OBP: 0.321, SLG: 0.432 (1, 7)		0-0		0-0 SH3-4		0-0 1-3		0-3 K		3	0	0	0	0	1	2									
<b>Dick Gamett, R</b> OBP: 0.313, SLG: 0.479 (1, 3)		0-3 K		4-0 G3 IBB		0-3 K		0-3 K		3	0	0	0	1	3	2									
<b>Del Wilber, R</b> OBP: 0.299, SLG: 0.319 (1, 2)		0-3 K		0-0 G3		0-0 L9			0-0 SH2-3 2B	4	0	1	1	0	1	2	AB 32								
<b>Johnny Lipon, R</b> OBP: 0.297, SLG: 0.265 (1, 6)			0-3 K	0-0 F3			0-3 K		0-0 SH2-3	3	0	0	0	0	2	2	R 1								
<b>Sid Hudson, R</b> OBP: 0.217, SLG: 0.222 <b>Willard Nixon, L</b> OBP: 0.313, SLG: 0.333 (9, PH)					0-0 F3		0-0 F9		0-3 K	3	0	1	0	0	0	0	H 8								
<b>Inning Stats</b>	R: 0 E: 0 K: 1 S: 5	H: 0 LOB: 1 BB: 1 P: 9	R: 0 E: 0 K: 2 S: 7	H: 0 LOB: 0 BB: 0 P: 7	R: 0 E: 0 K: 3 S: 10	H: 1 LOB: 1 BB: 0 P: 10	R: 1 E: 0 K: 0 S: 5	H: 2 LOB: 2 BB: 1 P: 9	R: 0 E: 0 K: 1 S: 4	H: 1 LOB: 2 BB: 1 P: 8	R: 0 E: 0 K: 1 S: 5	H: 1 LOB: 0 BB: 0 P: 5	R: 0 E: 0 K: 1 S: 5	H: 1 LOB: 0 BB: 0 P: 5	R: 0 E: 0 K: 2 S: 9	H: 2 LOB: 2 BB: 0 P: 9	R: 0 E: 0 K: 2 S: 8	H: 1 LOB: 1 BB: 0 P: 8	1B: 7 2B: 1 3B: 0 HR: 0	SF: 0 SAC: 2 DP: 0 HBP: 0	WP: 0 PB: 0 SB: 1 CS: 1	PA: 38			
<b>PITCHER</b> <b>Early Wynn, R</b> ERA: 3.46 (1, 1)	IP 9.0 WLS W BF 37 H 8 R 1 ER 1 SO 12 BB 2 IBB 1 HBP 0 BLK 0 WP 0 HR 0 S 58 P 70 ERA 1.00 WHIP 1.111																								

**Boston Red Sox @ Cleveland Indians**  
Cleveland Municipal Stadium, Cleveland, OH  
Tue Jul 29 1952, 3:33 AM EDT  
Att: 24,704 - Unknown

AB 32  
R 1  
H 8  
RBI 1  
BB 3  
SO 12  
LOB 20



Batter	1	2	3	4	5	6	7	8	9	AB	R	H	RBI	BB	SO	LOB	BOTTOM	
<b>Dale Mitchell, L</b> OBP: 0.376, SLG: 0.403 <b>Barney McCosky, L</b> OBP: 0.246, SLG: 0.286 (7, PR) (8, 7)	0-0 4-3		0-0 3-1			0-0 1B 1B	0-0 1B 1B			4	0	2	2	0	0	0		
<b>Bobby Avila, R</b> OBP: 0.375, SLG: 0.395 (1, 4)	0-0 5-3			0-0 4-3		0-0 G3 1B	0-0 1B 1B			4	0	2	1	0	0	0		
<b>Larry Doby, L</b> OBP: 0.391, SLG: 0.568 (1, 8)	0-0 1B			0-0 8-3 1B		0-0 G3 1B	0-0 F9			4	0	2	0	0	0	4		
<b>Al Rosen, R</b> OBP: 0.399, SLG: 0.537 (1, 5)	0-0 F8			0-0 8-3		0-3 K		0-0 F3		4	0	0	0	0	1	4		
<b>Harry Simpson, L</b> OBP: 0.341, SLG: 0.412 (1, 9)		0-0 4-3			0-0 4-3		0-0 E1 SH3-4 FC4-2 1B	0-0 F9		4	0	1	0	0	0	0		
<b>Luke Easter, L</b> OBP: 0.310, SLG: 0.417 (1, 3)		0-0 F7			0-0 HR		4-0 FC4-2 SH3-4 1B IBB	0-0 4-3		3	2	1	1	1	0	0		
<b>Ray Boone, R</b> OBP: 0.384, SLG: 0.395 (1, 6)		0-0 6-3			0-0 F2		0-0 SH3-4			2	0	0	0	0	0	0	AB 30	
<b>Jim Hegan, R</b> OBP: 0.312, SLG: 0.379 (1, 2)			0-0 L5		0-0 F9		4-0 FC4-2 1B IBB			2	1	0	0	1	0	0	R 4	
<b>Early Wynn, S</b> OBP: 0.222, SLG: 0.186 (1, 1)			0-0 F8			0-0 F7	0-0 FC4-2 1B			3	1	0	0	0	0	3	BB 2	
<b>Inning Stats</b>	R: 0 E: 0 K: 0 S: 4	H: 1 LOB: 1 BB: 0 P: 4	R: 0 E: 0 K: 0 S: 3	H: 0 LOB: 0 BB: 0 P: 3	R: 0 E: 0 K: 0 S: 3	H: 0 LOB: 0 BB: 0 P: 3	R: 1 E: 0 K: 0 S: 4	H: 1 LOB: 0 BB: 0 P: 4	R: 0 E: 0 K: 1 S: 7	H: 2 LOB: 2 BB: 0 P: 7	R: 3 E: 1 K: 0 S: 6	H: 3 LOB: 2 BB: 2 P: 14	R: 0 E: 0 K: 0 S: 3	H: 0 LOB: 0 BB: 0 P: 3	1B: 7 2B: 1 3B: 0 HR: 1	SF: 0 SAC: 1 DP: 1 HBP: 0	WP: 0 PB: 0 SB: 0 CS: 0	PA: 33
<b>PITCHER</b> <b>Sid Hudson, R</b> ERA: 3.11 (1, 1)	IP 8.0 WLS L BF 33 H 8 R 4 ER 4 SO 1 BB 0 IBB 2 HBP 0 BLK 0 WP 0 HR 1 S 33 P 41 ERA 4.50 WHIP 1.000																	

**Boston Red Sox @ Cleveland Indians**  
Cleveland Municipal Stadium, Cleveland, OH  
Tue Jul 29 1952, 3:33 AM EDT  
Att: 24,704 - Unknown

AB 30  
R 4  
H 8  
RBI 4  
BB 2  
SO 1  
LOB 11





Batter	1	2	3	4	5	6	7	8	9	AB R H RBI BB SO LOB	TOP											
<b>Billy Goodman, L</b> (1, 4) OBP: 0.398, SLG: 0.443										4 1 1 0 1 0 1	<b>Boston Red Sox @ Cleveland Indians</b> <b>Cleveland Municipal Stadium, Cleveland, OH</b> Wed Jul 30 1952, 3:33 AM EDT Att: 24,798 - Unknown											
<b>Faye Throneberry, L</b> (1, 9) OBP: 0.350, SLG: 0.965										4 0 0 0 0 2 3												
<b>Hoot Evers, R</b> (1, 7) OBP: 0.320, SLG: 0.443										4 1 1 2 0 1 0												
<b>Dom DiMaggio, R</b> (1, 8) OBP: 0.388, SLG: 0.377										4 1 1 0 0 0 0												
<b>George Kell, R</b> (1, 5) OBP: 0.393, SLG: 0.432										4 0 2 1 0 0 0												
<b>Dick Brodowski, R</b> (1, 1) OBP: 0.207, SLG: 0.286										2 0 1 0 0 0 0												
<b>Clyde Vollmer, R</b> (6, PH) OBP: 0.329, SLG: 0.385										1 0 0 0 0 0 1												
<b>Al Benton, R</b> (6, 1) OBP: 0.161, SLG: 0.133										1 0 0 0 0 1 1												
<b>Dizzy Trout, R</b> (9, 1) OBP: 0.161, SLG: 0.133										0 0 0 0 0 0 0												
<b>Dick Gemert, R</b> (1, 3) OBP: 0.311, SLG: 0.493										4 1 1 1 0 2 3												
<b>Del Wilber, R</b> (1, 2) OBP: 0.296, SLG: 0.316										4 0 1 0 0 0 1												
<b>Johnny Lipon, R</b> (1, 6) OBP: 0.298, SLG: 0.266										3 1 1 0 0 0 1												
<b>Inning Stats</b>	R: 2 E: 0 K: 0 S: 4	H: 1 LOB: 0 BB: 1 P: 8	R: 2 E: 0 K: 1 S: 8	H: 3 LOB: 1 BB: 0 P: 8	R: 0 E: 0 K: 0 S: 3	H: 0 LOB: 0 BB: 0 P: 3	R: 0 E: 0 K: 1 S: 6	H: 1 LOB: 1 BB: 0 P: 6	R: 0 E: 0 K: 0 S: 5	H: 0 LOB: 0 BB: 0 P: 5	R: 0 E: 0 K: 0 S: 4	H: 1 LOB: 1 BB: 0 P: 4	R: 0 E: 0 K: 0 S: 4	H: 1 LOB: 1 BB: 0 P: 4	R: 1 E: 0 K: 3 S: 11	H: 2 LOB: 1 BB: 0 P: 11	R: 0 E: 0 K: 0 S: 3	H: 0 LOB: 0 BB: 0 P: 3	1B: 6 2B: 1 3B: 0 HR: 2	SF: 0 SAC: 1 DP: 0 HBP: 0	WP: 0 PB: 0 SB: 3 CS: 0	PA: 37
<b>PITCHER</b>	IP WLS BF H R ER SO BB IBB HBP BLK WP HR S P ERA WHIP											<b>PITCHER</b>	IP WLS BF H R ER SO BB IBB HBP BLK WP HR S P ERA WHIP									
<b>Bob Feller, R</b> (1, 1) ERA: 4.94	9.0 L 37 9 5 5 6 1 0 0 0 0 2 48 52 5.00 1.111																					

AB	35
R	5
H	9
RBI	4
BB	1
SO	6
LOB	11



Batter	1	2	3	4	5	6	7	8	9	AB R H RBI BB SO LOB	BOTTOM											
<b>Dale Mitchell, L</b> (1, 7) OBP: 0.378, SLG: 0.401										2 0 0 0 1 0 0	<b>Boston Red Sox @ Cleveland Indians</b> <b>Cleveland Municipal Stadium, Cleveland, OH</b> Wed Jul 30 1952, 3:33 AM EDT Att: 24,798 - Unknown											
<b>Barney McCosky, L</b> (8, FR) OBP: 0.246, SLG: 0.286										0 0 0 0 0 0 0												
<b>Bobby Avila, R</b> (1, 4) OBP: 0.374, SLG: 0.392										3 0 0 0 1 0 2												
<b>Larry Doby, L</b> (1, 8) OBP: 0.387, SLG: 0.561										4 0 0 0 0 2 5												
<b>Al Rosen, R</b> (1, 5) OBP: 0.398, SLG: 0.532										3 1 0 0 1 0 0												
<b>Harry Simpson, L</b> (1, 9) OBP: 0.340, SLG: 0.418										4 1 1 1 0 1 1												
<b>Luke Easter, L</b> (1, 3) OBP: 0.309, SLG: 0.415										4 0 1 0 0 1 0												
<b>Bob Lemon, L</b> (9, FR) OBP: 0.205, SLG: 0.299										0 0 0 0 0 0 0												
<b>Ray Boone, R</b> (1, 6) OBP: 0.379, SLG: 0.390										3 0 0 0 0 0 0												
<b>Bill Glynn, L</b> (9, PH) OBP: 0.340, SLG: 0.408										1 0 1 1 0 0 0												
<b>Jim Hegan, R</b> (1, 2) OBP: 0.317, SLG: 0.383										3 1 2 0 0 1 0												
<b>Joe Tipton, R</b> (9, PH) OBP: 0.401, SLG: 0.475										0 0 0 0 1 0 0												
<b>Bob Feller, R</b> (1, 1) OBP: 0.255, SLG: 0.250										3 1 1 2 0 1 1												
<b>Hank Majeski, R</b> (9, PH) OBP: 0.379, SLG: 0.357										1 0 0 0 0 0 3												
<b>Inning Stats</b>	R: 0 E: 0 K: 1 S: 5	H: 0 LOB: 0 BB: 0 P: 5	R: 1 E: 0 K: 0 S: 4	H: 1 LOB: 0 BB: 0 P: 4	R: 0 E: 1 K: 0 S: 4	H: 1 LOB: 2 BB: 1 P: 8	R: 0 E: 0 K: 0 S: 3	H: 0 LOB: 0 BB: 0 P: 3	R: 2 E: 0 K: 1 S: 7	H: 2 LOB: 1 BB: 0 P: 8	R: 0 E: 0 K: 1 S: 5	H: 0 LOB: 0 BB: 0 P: 5	R: 0 E: 0 K: 2 S: 7	H: 0 LOB: 0 BB: 0 P: 7	R: 0 E: 0 K: 0 S: 2	H: 0 LOB: 1 BB: 1 P: 6	R: 1 E: 0 K: 1 S: 6	H: 2 LOB: 2 BB: 2 P: 14	1B: 3 2B: 3 3B: 0 HR: 2	SF: 0 SAC: 0 DP: 3 HBP: 1	WP: 0 PB: 0 SB: 0 CS: 0	PA: 36
<b>PITCHER</b>	IP WLS BF H R ER SO BB IBB HBP BLK WP HR S P ERA WHIP											<b>PITCHER</b>	IP WLS BF H R ER SO BB IBB HBP BLK WP HR S P ERA WHIP									
<b>Dick Brodowski, R</b> (1, 1) ERA: 4.01	5.0 W 21 4 3 3 2 1 0 0 0 0 2 23 28 5.40 1.000																					
<b>Al Benton, R</b> (6, 1) ERA: 0.64	3.1 S 13 2 1 1 4 2 0 0 0 0 0 19 27 2.70 1.200																					
<b>Dizzy Trout, R</b> (9, 1) ERA: 3.8	0.2 S 2 0 0 0 0 0 0 1 0 0 0 0 1 5 0.00 0.000																					

AB	31
R	4
H	6
RBI	4
BB	4
SO	6
LOB	12



Batter	1	2	3	4	5	6	7	8	9	AB	R	H	RBI	BB	SO	LOB	TOP																	
Billy Goodman, L (1.4)	F6		1-3		6-3		SH5-3		F8	4	0	0	0	0	0	0	<b>Boston Red Sox @ Cleveland Indians</b> Cleveland Municipal Stadium, Cleveland, OH Thu Jul 31 1952, 3:33 AM EDT Att: 11,634 - Unknown																	
Faye Throneberry, L (1.9)	K		6-3		F5		G3			4	0	1	0	0	1																			
Hoot Evers, R (1.7)	K		6-3		F7		BB			3	0	0	0	1	1																			
Dom DiMaggio, R (1.8)		1-3	6-3			SH1-3	5-3			4	0	1	0	0	3																			
George Kell, R (1.5)		1B			G4-6-3	SH1-3		FC5-6		1	0	1	0	2	0																			
Ralph Brickner, R (1.1)										1	0	1	0	0	0																			
Ike Delock, R (3.1)					G4-6-3	K		FC5-6		1	0	0	0	0	1																			
Mickey McDermott, L (5.1)										2	0	0	0	0	1																			
Ray Scarborough, R (8.1)										0	0	0	0	0	0																			
Dick Gemert, R (1.3)										2	1	0	0	2	3																			
Del Wilber, R (1.2)										4	1	2	2	0	2																			
Johnny Lipon, R (1.6)										4	0	1	0	0	3																			
<b>Inning Stats</b>	R: 0 E: 0 K: 2 S: 7	H: 0 LOB: 0 BB: 0 P: 7	R: 0 E: 0 K: 0 S: 5	H: 2 LOB: 3 BB: 1 P: 9	R: 0 E: 0 K: 0 S: 4	H: 1 LOB: 1 BB: 0 P: 4	R: 2 E: 0 K: 0 S: 3	H: 1 LOB: 0 BB: 2 P: 11	R: 0 E: 0 K: 1 S: 6	H: 0 LOB: 0 BB: 1 P: 10	R: 0 E: 0 K: 0 S: 4	H: 1 LOB: 2 BB: 1 P: 8	R: 0 E: 0 K: 0 S: 3	H: 1 LOB: 0 BB: 0 P: 3	R: 0 E: 0 K: 0 S: 3	H: 0 LOB: 0 BB: 0 P: 3	1B: 6 2B: 0 3B: 0 HR: 1	SF: 0 SAC: 2 DP: 2 HBP: 0	WP: 0 PB: 0 SB: 0 CS: 0	PA: 37														
<b>PITCHER</b>	IP WLS BF H R ER SO BB IBB HBP BLK WP HR S P ERA WHIP																																	
Bob Lemon, R (1.1)	9.0	W	37	7	2	2	3	5	0	0	0	0	0	0	1	38	58	2.00	1.333															

Batter	1	2	3	4	5	6	7	8	9	AB	R	H	RBI	BB	SO	LOB	BOTTOM																
Barney McCosky, L (1.7)	WP		BB							1	2	1	0	2	0	<b>Boston Red Sox @ Cleveland Indians</b> Cleveland Municipal Stadium, Cleveland, OH Thu Jul 31 1952, 3:33 AM EDT Att: 11,634 - Unknown																	
Hank Majeski, R (6. FH)	F7		BB		1B	S				1	0	0	0	0	2																		
Jim Fritley, R (7.7)			BB							0	1	0	0	1	0																		
Bobby Avila, R (1.4)	2B		BB							4	0	2	0	1	0																		
Larry Doby, L (1.8)	CS		BB		1B					5	1	1	4	0	4																		
Al Rosen, R (1.5)	BB		BB		1B					3	1	2	1	2	0																		
Harry Simpson, L (1.9)	BB		BB							5	0	2	1	0	1																		
Luke Easter, L (1.3)	1B		BB							4	0	2	0	0	1																		
Bill Glynn, L (8. FH)	F2		BB							1	0	0	0	0	1																		
Ray Boone, R (1.6)			BB							2	1	0	0	2	1																		
Joe Tipton, R (1.2)										3	1	1	2	1	0																		
Bob Lemon, L (1.1)										3	1	1	0	0	1																		
<b>Inning Stats</b>	R: 1 E: 0 K: 0 S: 5	H: 3 LOB: 2 BB: 1 P: 9	R: 0 E: 0 K: 0 S: 3	H: 0 LOB: 0 BB: 0 P: 3	R: 0 E: 0 K: 0 S: 3	H: 1 LOB: 2 BB: 2 P: 11	R: 0 E: 0 K: 1 S: 5	H: 1 LOB: 2 BB: 1 P: 9	R: 1 E: 0 K: 1 S: 6	H: 1 LOB: 1 BB: 1 P: 10	R: 0 E: 0 K: 0 S: 3	H: 0 LOB: 1 BB: 1 P: 7	R: 6 E: 0 K: 2 S: 12	H: 5 LOB: 1 BB: 2 P: 20	R: 0 E: 0 K: 2 S: 12	H: 0 LOB: 1 BB: 2 P: 20	1B: 8 2B: 3 3B: 1 HR: 1	SF: 0 SAC: 1 DP: 2 HBP: 0	WP: 1 PB: 1 SB: 1 CS: 1	PA: 42													
<b>PITCHER</b>	IP WLS BF H R ER SO BB IBB HBP BLK WP HR S P ERA WHIP																																
Ralph Brickner, R (1.1)	2.1	13	4	1	1	0	0	3	0	0	0	0	0	0	7	15	5.40	2.400															
Ike Delock, R (3.1)	1.2	7	2	1	1	1	1	2	0	0	0	0	0	1	19	31	8.10	1.500															
Mickey McDermott, L (5.1)	3.1	L	16	3	3	3	3	2	1	0	0	0	0	1	19	31	8.10	1.500															
Ray Scarborough, R (8.1)	0.2	6	3	3	3	1	1	1	0	0	0	0	0	0	7	11	40.50	6.000															



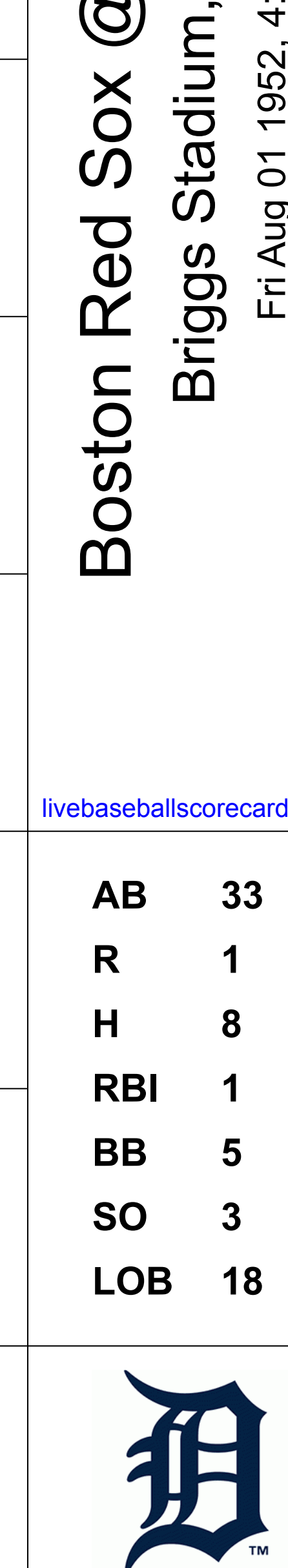
Batter	1	2	3	4	5	6	7	8	9	AB	R	H	RBI	BB	SO	LOB	TOP				
Billy Goodman, L (1.4)										4	0	1	0	0	0	0	<b>Boston Red Sox @ Detroit Tigers</b> Briggs Stadium, Detroit, MI Fri Aug 01 1952, 4:33 AM EDT Att: 37,412 - Unknown				
Archie Wilson, R (1.9)										4	0	1	0	0	0	1					
Hoot Evers, R (1.7)										4	0	0	0	0	0	2					
Dom DiMaggio, R (1.8)										4	2	2	0	0	0	0					
George Kell, R (1.5)										4	0	2	1	0	0	1					
Dick Gemert, R (1.3)										4	1	2	1	0	1	2					
Del Wilber, R (1.2)										3	0	0	0	0	0	1					
Gus Niarhos, R (7.2)										1	0	0	0	0	0	1					
Johnny Lipon, R (1.6)										3	0	1	0	0	0	0					
Mel Parnell, L (1.1)										3	0	0	0	0	2	2					
<b>Inning Stats</b>	R: 0 E: 0 K: 0 S: 3	H: 1 LOB: 0 BB: 0 P: 3	R: 1 E: 0 K: 1 S: 8	H: 3 LOB: 2 BB: 0 P: 8	R: 0 E: 0 K: 0 S: 3	H: 0 LOB: 0 BB: 0 P: 3	R: 2 E: 0 K: 0 S: 5	H: 2 LOB: 0 BB: 0 P: 5	R: 0 E: 0 K: 1 S: 6	H: 1 LOB: 1 BB: 0 P: 6	R: 0 E: 0 K: 1 S: 5	H: 0 LOB: 0 BB: 0 P: 3	R: 0 E: 0 K: 0 S: 3	H: 0 LOB: 0 BB: 0 P: 3	R: 0 E: 0 K: 0 S: 4	H: 1 LOB: 1 BB: 0 P: 4	1B: 5 2B: 4 3B: 0 HR: 0	SF: 0 SAC: 0 DP: 1 HBP: 0	WP: 0 PB: 0 SB: 1 CS: 0	PA: 34	
<b>PITCHER</b> Bill Wight, L (1.1) ERA: 3.26	IP: 9.0 WLS: L BF: 34	H: 9 R: 3 ER: 3 SO: 3	BB: 0 IBB: 0 HBP: 0 BLK: 1	WP: 0 HR: 0 S: 40 P: 40	ERA: 3.00 WHIP: 1.000	<b>PITCHER</b>	IP: 9.0 WLS: W BF: 38	H: 8 R: 1 ER: 1 SO: 3	BB: 4 IBB: 1 HBP: 0 BLK: 0	WP: 0 HR: 0 S: 39 P: 59	ERA: 1.00 WHIP: 1.333	<b>PITCHER</b>	IP: 9.0 WLS: W BF: 38	H: 8 R: 1 ER: 1 SO: 3	BB: 4 IBB: 1 HBP: 0 BLK: 0	WP: 0 HR: 0 S: 39 P: 59	ERA: 1.00 WHIP: 1.333	1B: 8 2B: 0 3B: 0 HR: 0	SF: 0 SAC: 0 DP: 1 HBP: 0	WP: 0 PB: 2 SB: 0 CS: 0	PA: 38

AB	34
R	3
H	9
RBI	2
BB	0
SO	3
LOB	10



**BOTTOM**

AB	33
R	1
H	8
RBI	1
BB	5
SO	3
LOB	18



Batter	1	2	3	4	5	6	7	8	9	AB R H RBI BB SO LOB	TOP										
<b>Billy Goodman, L</b> (1, 4) OBP: 0.388, SLG: 0.429	4-0 SH HR BB BB	0-0 L8		0-0 3-1			0-0 F8		0-0 F8	4 1 0 0 1 0 1	<b>Boston Red Sox @ Detroit Tigers</b> Briggs Stadium, Detroit, MI Sat Aug 02 1952, 4:33 AM EDT Att: 10,834 - Unknown										
<b>Archie Wilson, R</b> (1, 9) OBP: 0.271, SLG: 0.311 <b>Faye Throneberry, L</b> (9, PR) OBP: 0.329, SLG: 0.363	4-0 SH HR BB BB	0-0 FC5-4 1B			0-0 L8		0-0 4-3		4-0 1B BB	3 1 1 1 0 2 0 0 0 1 0 0 0 0 0 0											
<b>Hoot Evers, R</b> (1, 7) OBP: 0.312, SLG: 0.425	0-0 SH HR	0-0 FC5-4 1-2 2-3			0-0 L8		0-0 5-3		0-0 1B 1B	4 2 1 0 0 0 1											
<b>Dom DiMaggio, R</b> (1, 8) OBP: 0.388, SLG: 0.390	0-0 HR		0-0 L6		0-0 E1 1B			0-0 6-3	0-0 1B 1B 2-H	5 1 2 5 0 0 0											
<b>George Kell, R</b> (1, 5) OBP: 0.392, SLG: 0.443	0-0 5-3		0-0 L5		0-0 1B			0-0 HR 2B	0-0 1B 1-3 2-H	5 1 3 1 0 0 0											
<b>Dick Gemert, R</b> (1, 3) OBP: 0.317, SLG: 0.509	0-0 L7		0-0 F8		0-0 F8			0-0 HR	0-0 F2	5 1 1 2 0 0 3											
<b>Sammy White, R</b> (1, 2) OBP: 0.327, SLG: 0.449	0-0 F4			0-0 SH1-4 1B		0-0 5-3		0-0 SH4-3 3B		4 1 2 0 0 0 0											
<b>Johnny Lipon, R</b> (1, 6) OBP: 0.299, SLG: 0.265		0-0 F8		0-0 SH1-4 1-2		0-0 G5-4-3 BB		0-0 SH4-3		1 0 0 1 1 0 0											
<b>Dizzy Trout, R</b> (1, 1) OBP: 0.176, SLG: 0.242 <b>Al Benton, R</b> (6, 1) <b>Ralph Brickner, R</b> (8, 1) OBP: 0.250, SLG: 0.375				0-0 5-3		0-0 G5-4-3 1-2		0-0 K		3 1 1 1 0 0 2 1 0 0 0 0 1 0 0 0 0 0 0 0 0											
<b>Inning Stats</b>	R: 4 E: 1 K: 0 S: 5	H: 1 LOB: 0 BB: 2 P: 13	R: 1 E: 0 K: 0 S: 5	H: 2 LOB: 1 BB: 0 P: 5	R: 0 E: 0 K: 0 S: 3	H: 0 LOB: 0 BB: 0 P: 3	R: 0 E: 0 K: 0 S: 4	H: 1 LOB: 1 BB: 0 P: 4	R: 0 E: 1 K: 0 S: 5	H: 1 LOB: 2 BB: 0 P: 5	R: 0 E: 0 K: 0 S: 2	H: 0 LOB: 0 BB: 1 P: 6	R: 0 E: 0 K: 0 S: 3	H: 0 LOB: 0 BB: 0 P: 3	R: 3 E: 0 K: 1 S: 8	H: 3 LOB: 0 BB: 0 P: 8	R: 2 E: 0 K: 0 S: 5	H: 3 LOB: 1 BB: 1 P: 9	1B: 6 2B: 1 3B: 1 HR: 3	SF: 0 SAC: 3 DP: 1 HBP: 0	WP: 0 PA: 42 PB: 0 SB: 0 CS: 0
<b>PITCHER</b>	IP WLS BF H R ER SO BB IBB HBP BLK WP HR S P ERA WHIP											IP WLS BF H R ER SO BB IBB HBP BLK WP HR S P ERA WHIP									
<b>Hal Newhouser, L</b> (1, 1) ERA: 4.07 <b>Dick Littlefield, L</b> (9, 1) ERA: 4.0	8.0 L 36 8 8 7 1 3 0 0 0 0 0 3 35 47 7.88 1.375																				

<b>AB</b>	35
<b>R</b>	10
<b>H</b>	11
<b>RBI</b>	10
<b>BB</b>	4
<b>SO</b>	1
<b>LOB</b>	7



Batter	1	2	3	4	5	6	7	8	9	AB R H RBI BB SO LOB	BOTTOM										
<b>Johnny Pesky, L</b> (1, 4) OBP: 0.380, SLG: 0.269	0-0 E 1B 1B		0-0 FC4-6 1B 1-2		0-0 FC4-6 BB		0-0 L8		0-0 1-3	4 1 1 0 1 0 2	<b>Boston Red Sox @ Detroit Tigers</b> Briggs Stadium, Detroit, MI Sat Aug 02 1952, 4:33 AM EDT Att: 10,834 - Unknown										
<b>Johnny Groth, R</b> (1, 8) OBP: 0.352, SLG: 0.371	0-0 FC6 G4-3 1B 1-2		0-0 F8		0-0 FC4-6 1-2		0-0 F4		0-0 1B 1B	5 0 1 0 0 0 4											
<b>Fred Hatfield, L</b> (1, 5) OBP: 0.306, SLG: 0.320	0-0 G4-3 1B 1-2 2-H		0-0 1B			0-0 F5	0-0 G3		0-0 G5-4-3 1B	5 0 3 1 0 0 1											
<b>Walt Dropo, R</b> (1, 3) OBP: 0.343, SLG: 0.497	0-0 G4-3 1-2 2-3		0-3 K			0-0 4-1 HR 2B		0-0 1B 2B BB	0-0 G5-4-3 1-2	4 2 1 0 1 1 6											
<b>Pat Mullin, L</b> (1, 7) OBP: 0.340, SLG: 0.464	0-0 G3			0-0 G3		0-0 4-1 2-3		0-0 2B 1B		4 1 1 0 0 0 2											
<b>Cliff Mages, L</b> (1, 9) OBP: 0.290, SLG: 0.379		0-3 K		0-0 L9		0-0 HR		0-0 FC5-4 1B 2B 2-H 2-H		4 1 2 4 0 1 0											
<b>Joe Ginsberg, L</b> (1, 2) OBP: 0.311, SLG: 0.326		0-0 6-3		0-0 3-1		0-0 BB		0-0 FC5-4 BB		2 0 0 0 2 0 0											
<b>Al Federoff, R</b> (1, 6) OBP: 0.224, SLG: 0.228 <b>Don Kolloway, R</b> (8, PH) OBP: 0.296, SLG: 0.297 <b>Neil Berry, R</b> (9, 6) OBP: 0.308, SLG: 0.299		0-0 5-3			0-0 F5		0-0 F7		0-0 FC5-4 G4-3 1-2 2-3	3 0 0 0 0 0 1 1 0 0 0 0 0 2 0 0 0 0 0 0 0											
<b>Hal Newhouser, L</b> (1, 1) OBP: 0.344, SLG: 0.200 <b>Carl Linhart, L</b> (8, PH) <b>Dick Littlefield, L</b> (9, 1) OBP: 0.143, SLG: 0.143			0-0 FC4-6 BB		0-0 6-3		0-0 1B		0-0 G4-3 1-2	2 0 1 0 1 0 0 1 0 0 0 0 0 2 0 0 0 0 0 0 0											
<b>Inning Stats</b>	R: 1 E: 1 K: 0 S: 5	H: 2 LOB: 0 BB: 0 P: 5	R: 0 E: 0 K: 1 S: 5	H: 0 LOB: 0 BB: 0 P: 5	R: 0 E: 0 K: 1 S: 6	H: 1 LOB: 2 BB: 1 P: 10	R: 0 E: 0 K: 0 S: 3	H: 0 LOB: 0 BB: 0 P: 3	R: 0 E: 0 K: 0 S: 3	H: 0 LOB: 1 BB: 1 P: 7	R: 2 E: 0 K: 0 S: 5	H: 2 LOB: 1 BB: 1 P: 9	R: 0 E: 0 K: 0 S: 4	H: 1 LOB: 1 BB: 0 P: 4	R: 2 E: 0 K: 0 S: 4	H: 2 LOB: 1 BB: 2 P: 12	R: 0 E: 0 K: 0 S: 4	H: 2 LOB: 1 BB: 0 P: 4	1B: 7 2B: 2 3B: 0 HR: 1	SF: 0 SAC: 0 DP: 3 HBP: 0	WP: 0 PA: 40 PB: 0 SB: 0 CS: 0
<b>PITCHER</b>	IP WLS BF H R ER SO BB IBB HBP BLK WP HR S P ERA WHIP											IP WLS BF H R ER SO BB IBB HBP BLK WP HR S P ERA WHIP									
<b>Dizzy Trout, R</b> (1, 1) ERA: 3.86 <b>Al Benton, R</b> (6, 1) ERA: 1.75 <b>Ralph Brickner, R</b> (8, 1) ERA: 1.65	5.2 W 25 5 3 3 2 2 0 0 0 0 0 0 7 15 4.76 1.412																				



Batter	1	2	3	4	5	6	7	8	9	AB R H RBI BB SO LOB	TOP							
<b>Billy Goodman, L</b> (1,4) OBP: 0.386, SLG: 0.430	0-3 <b>K</b>			0-0 <b>F7</b>		0-0 <b>F5</b>			0-0 <b>2B</b>	4 0 1 0 0 1 1	<b>Boston Red Sox @ Detroit Tigers</b> Briggs Stadium, Detroit, MI Sun Aug 03 1952, 4:33 AM EDT Att: 17,659 - Unknown							
<b>Faye Throneberry, L</b> (1,9) OBP: 0.329, SLG: 0.365	0-0 <b>F4</b>			0-0 <b>4-3</b>			0-0 <b>2B</b>	0-3 <b>K</b>	4 0 1 0 0 1 1									
<b>Hoot Evers, R</b> (1,7) OBP: 0.307, SLG: 0.418	0-3 <b>K</b>			0-3 <b>K</b>			0-0 <b>F3</b>	0-0 <b>5-3</b>	4 0 0 0 0 2 2									
<b>Dom DiMaggio, R</b> (1,8) OBP: 0.390, SLG: 0.392		0-0 <b>G1-6-3</b> <b>1B</b>		0-0 <b>6-3</b>		0-0 <b>G5-4-3</b> <b>1B</b>			3 0 2 0 0 0 0									
<b>George Kell, R</b> (1,5) OBP: 0.389, SLG: 0.439		0-0 <b>G1-6-3</b>		0-0 <b>F6</b>		0-0 <b>G5-4-3</b>			3 0 0 0 0 0 3									
<b>Dick Gemert, R</b> (1,3) OBP: 0.311, SLG: 0.500		0-0 <b>L4</b>		0-0 <b>5-3</b>			0-0 <b>F8</b>		3 0 0 0 0 0 0									
<b>Sammy White, R</b> (1,2) OBP: 0.323, SLG: 0.443			0-0 <b>L8</b>		0-0 <b>F6</b>		0-3 <b>K</b>		3 0 0 0 0 1 0									
<b>Johnny Lipon, R</b> (1,6) OBP: 0.295, SLG: 0.262			0-0 <b>F4</b>		0-3 <b>K</b>		0-0 <b>6-3</b>		3 0 0 0 0 1 0									
<b>Dick Brodowski, R</b> (1,1) OBP: 0.200, SLG: 0.276			0-0 <b>F9</b>		4-0 <b>BB</b>		0-3 <b>K</b>		1 0 0 0 0 0 0									
<b>Ray Scarborough, R</b> (5,1) OBP: 0.353, SLG: 0.287								0 0 0 0 1 0 0										
<b>Willard Nixon, L</b> (9, PH) OBP: 0.303, SLG: 0.323								1 0 0 0 0 1 0										
<b>Inning Stats</b>	R: 0 E: 0 K: 2 S: 7	H: 0 LOB: 0 BB: 0 P: 7	R: 0 E: 0 K: 0 S: 3	H: 1 LOB: 0 BB: 0 P: 3	R: 0 E: 0 K: 0 S: 3	H: 0 LOB: 0 BB: 0 P: 3	R: 0 E: 0 K: 1 S: 5	H: 0 LOB: 1 BB: 1 P: 9	R: 0 E: 0 K: 0 S: 4	H: 2 LOB: 1 BB: 0 P: 4	R: 0 E: 0 K: 1 S: 5	H: 0 LOB: 0 BB: 0 P: 5	R: 0 E: 0 K: 2 S: 8	H: 1 LOB: 1 BB: 0 P: 8	1B: 2 2B: 2 3B: 0 HR: 0	SF: 0 SAC: 0 DP: 2 HBP: 0	WP: 0 PA: 30 PB: 0 SB: 0 CS: 0	
<b>PITCHER</b> <b>Art Houtteman, R</b> (1,1) ERA: 4.71	IP: 9.0 WLS: W BF: 30 H: 4 R: 0 ER: 0 SO: 7 BB: 1 IBB: 0 HBP: 0 BLK: 0 WP: 0 HR: 0 S: 43 P: 47 ERA: 0.00 WHIP: 0.556																	


AB	29
R	0
H	4
RBI	0
BB	1
SO	7
LOB	7




Batter	1	2	3	4	5	6	7	8	9	AB R H RBI BB SO LOB	BOTTOM								
<b>Johnny Groth, R</b> (1,8) OBP: 0.358, SLG: 0.377	0-0 <b>3B</b> <b>1B</b>		4-0 <b>SH2-4</b> <b>BB</b>	4-0 <b>1B</b> <b>BB</b>		0-0 <b>2B</b>		0-0 <b>L8</b>		3 1 2 1 2 0 0	<b>Boston Red Sox @ Detroit Tigers</b> Briggs Stadium, Detroit, MI Sun Aug 03 1952, 4:33 AM EDT Att: 17,659 - Unknown								
<b>Neil Barry, R</b> (1,6) OBP: 0.320, SLG: 0.321	0-0 <b>4-3</b> <b>3B</b>		0-0 <b>SH2-4</b>	0-0 <b>1B</b>		0-0 <b>5-3</b>		0-0 <b>CS</b> <b>BB</b>		3 1 2 2 1 0 1									
<b>Fred Hatfield, L</b> (1,5) OBP: 0.302, SLG: 0.316	0-0 <b>4-3</b>		0-0 <b>F8</b>	0-0 <b>3-1</b>		0-0 <b>4-3</b>		0-0 <b>CS</b>		4 0 0 1 0 0 4									
<b>Walt Dropo, R</b> (1,3) OBP: 0.347, SLG: 0.500	0-0 <b>5-3</b>		4-0 <b>BB</b>		0-0 <b>1B</b> <b>2B</b>		4-0 <b>G3</b> <b>BB</b>		2 1 1 0 2 0 0										
<b>Pat Mullin, L</b> (1,7) OBP: 0.339, SLG: 0.460	0-3 <b>K</b>		0-0 <b>F3</b>		0-0 <b>3-1</b> <b>1B</b>		0-0 <b>G3</b>		4 0 1 1 0 1 3										
<b>Cliff Mapes, L</b> (1,9) OBP: 0.289, SLG: 0.370		0-3 <b>K</b>		0-0 <b>G3</b>	0-0 <b>3-1</b>		4-0 <b>G6-4-3</b> <b>BB</b>		3 0 0 0 1 1 1										
<b>Matt Batts, R</b> (1,2) OBP: 0.320, SLG: 0.371		0-3 <b>K</b>		0-0 <b>HR</b>	0-0 <b>F6</b>		0-0 <b>G6-4-3</b>		4 1 1 1 0 1 3										
<b>Al Federoff, R</b> (1,4) OBP: 0.247, SLG: 0.253		0-0 <b>1B</b>		0-0 <b>BB</b> <b>1B</b>	0-0 <b>L7</b>		0-0 <b>SH5-4</b> <b>PB</b> <b>L8</b> <b>1B</b>		4 2 3 0 0 0 1										
<b>Art Houtteman, R</b> (1,1) OBP: 0.145, SLG: 0.113		0-0 <b>F4</b>		0-0 <b>F4</b>		0-0 <b>F3</b>		0-0 <b>SH5-4</b>		3 0 0 0 0 0 2									
<b>Inning Stats</b>	R: 2 E: 0 K: 1 S: 7	H: 2 LOB: 0 BB: 0 P: 7	R: 0 E: 0 K: 2 S: 8	H: 1 LOB: 1 BB: 0 P: 8	R: 0 E: 0 K: 0 S: 3	H: 0 LOB: 2 BB: 2 P: 11	R: 2 E: 0 K: 0 S: 6	H: 3 LOB: 2 BB: 1 P: 10	R: 1 E: 0 K: 0 S: 5	H: 2 LOB: 1 BB: 0 P: 5		R: 0 E: 0 K: 0 S: 4	H: 1 LOB: 1 BB: 0 P: 4	R: 0 E: 0 K: 0 S: 2	H: 0 LOB: 1 BB: 2 P: 10	R: 1 E: 0 K: 0 S: 3	H: 1 LOB: 0 BB: 1 P: 7	1B: 6 2B: 2 3B: 1 HR: 1	SF: 0 SAC: 2 DP: 1 HBP: 0
<b>PITCHER</b> <b>Dick Brodowski, R</b> (1,1) ERA: 4.26	IP: 4.0 WLS: L BF: 21 H: 4 R: 4 ER: 4 SO: 3 BB: 3 IBB: 0 HBP: 0 BLK: 0 WP: 0 HR: 1 S: 24 P: 36 ERA: 9.00 WHIP: 2.250																		
<b>Ray Scarborough, R</b> (5,1) ERA: 4.21	IP: 4.0 WLS: L BF: 17 H: 4 R: 2 ER: 1 SO: 0 BB: 3 IBB: 0 HBP: 0 BLK: 0 WP: 0 HR: 0 S: 14 P: 26 ERA: 2.25 WHIP: 1.750																		



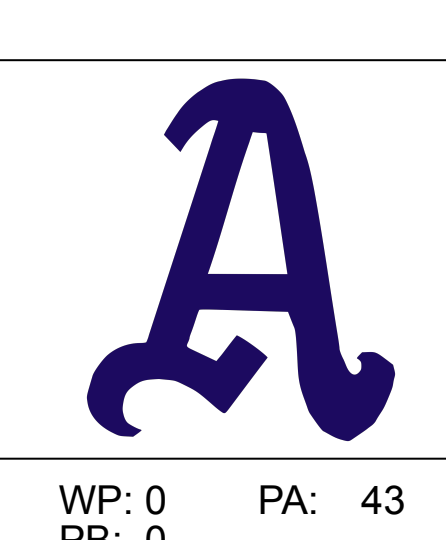


Batter	1	2	3	4	5	6	7	8	9	AB	R	H	RBI	BB	SO	LOB	TOP			
<b>Billy Goodman, L</b> OBP: 0.376, SLG: 0.418 (1, 4)										5	0	0	0	0	1	3	<b>Boston Red Sox @ Philadelphia Athletics</b> Shibe Park, Philadelphia, PA Thu Aug 07 1952, 3:33 AM EDT Unknown <a href="http://livebaseballscorecards.com">livebaseballscorecards.com</a>	<b>AB 37</b> <b>R 5</b> <b>H 11</b> <b>RBI 5</b> <b>BB 3</b> <b>SO 5</b> <b>LOB 18</b> 		
<b>Faye Throneberry, L</b> OBP: 0.389, SLG: 0.371 (1, 9)										5	0	2	0	0	0	1				
<b>Hoot Evers, R</b> OBP: 0.308, SLG: 0.425 (1, 7)										4	0	0	0	1	0	3				
<b>Dom DiMaggio, R</b> OBP: 0.386, SLG: 0.391 (1, 8)										5	1	1	0	0	1	2				
<b>George Kell, R</b> OBP: 0.386, SLG: 0.435 (1, 5)										4	1	2	0	0	1	1				
<b>Dick Gamert, R</b> OBP: 0.314, SLG: 0.491 (1, 3)										3	2	2	1	1	0	0				
<b>Sammy White, R</b> OBP: 0.324, SLG: 0.457 (1, 2)										4	0	1	1	0	1	3				
<b>Johnny Lipon, R</b> OBP: 0.303, SLG: 0.265 (8, PH)										2	1	1	0	1	0	0				
<b>Lou Boudreau, R</b> (8, 6)										1	0	0	1	0	0	1				
<b>Dizzy Trout, R</b> OBP: 0.171, SLG: 0.235 (4, PH)										1	0	0	0	0	1	3				
<b>Clyde Volmer, R</b> OBP: 0.331, SLG: 0.402 (4, 1)										1	0	1	2	0	0	0				
<b>Mickey McDermott, L</b> OBP: 0.193, SLG: 0.262 (8, PH)										1	0	1	0	0	0	0				
<b>Willard Nixon, L</b> OBP: 0.294, SLG: 0.313 (8, 1)										1	0	0	0	0	0	1				
<b>Ike Delock, R</b> (8, 1)										0	0	0	0	0	0	0				
<b>Inning Stats</b>	R: 0 E: 0 K: 0 S: 3	H: 1 LOB: 0 BB: 0 P: 3	R: 0 E: 0 K: 1 S: 8	H: 3 LOB: 3 BB: 0 P: 8	R: 0 E: 0 K: 1 S: 5	H: 0 LOB: 1 BB: 1 P: 9	R: 2 E: 0 K: 3 S: 10	H: 1 LOB: 1 BB: 2 P: 18	R: 0 E: 0 K: 0 S: 4	H: 0 LOB: 0 BB: 0 P: 4	R: 0 E: 0 K: 0 S: 4	H: 1 LOB: 1 BB: 0 P: 4	R: 3 E: 0 K: 0 S: 7	H: 4 LOB: 1 BB: 0 P: 7	R: 0 E: 0 K: 0 S: 3	H: 0 LOB: 0 BB: 0 P: 3	1B: 8 2B: 2 3B: 1 HR: 0	SF: 0 SAC: 0 DP: 0 HBP: 0	WP: 0 PB: 0 SB: 0 CS: 1	PA: 40
<b>PITCHER</b>	IP WLS BF H R ER SO BB IBB HBP BLK WP HR S P ERA WHIP																			
<b>Harry Byrd, R</b> ERA: 3.85	(1, 1)	7.0 W 34 11 5 5 5 3 0 0 0 0 0 0 0 6 4 1 53 6.43 2.000																		
<b>Bob Hooper, R</b> ERA: 4.77	(8, 1)	2.0 S 6 0 0 0 0 0 0 0 0 0 0 0 0 6 6 0.00 0.000																		

Batter	1	2	3	4	5	6	7	8	9	AB	R	H	RBI	BB	SO	LOB	BOTTOM					
<b>Eddie Joost, R</b> OBP: 0.415, SLG: 0.470 (1, 6)										2	3	1	1	3	0	0	<b>Boston Red Sox @ Philadelphia Athletics</b> Shibe Park, Philadelphia, PA Thu Aug 07 1952, 3:33 AM EDT Unknown <a href="http://livebaseballscorecards.com">livebaseballscorecards.com</a>	<b>AB 33</b> <b>R 7</b> <b>H 9</b> <b>RBI 7</b> <b>BB 3</b> <b>SO 3</b> <b>LOB 10</b> 				
<b>Ferns Fain, L</b> OBP: 0.436, SLG: 0.453 (1, 3)										4	1	1	0	0	1	3						
<b>Dave Philley, S</b> OBP: 0.329, SLG: 0.362 (1, 8)										3	1	1	0	0	0	0						
<b>Gus Zernial, R</b> OBP: 0.376, SLG: 0.503 (1, 7)										4	2	2	5	0	0	1						
<b>Elmer Valo, L</b> OBP: 0.451, SLG: 0.430 (1, 9)										4	0	4	1	0	0	0						
<b>Cass Michaels, R</b> OBP: 0.329, SLG: 0.367 (1, 4)										4	0	0	0	0	0	4						
<b>Pete Suder, R</b> OBP: 0.251, SLG: 0.249 (1, 5)										4	0	0	0	0	0	2						
<b>Ray Murray, R</b> OBP: 0.268, SLG: 0.312 (1, 2)										4	0	0	0	0	0	0						
<b>Harry Byrd, R</b> OBP: 0.190, SLG: 0.132 (8, 1)										3	0	0	0	0	2	0						
<b>Bob Hooper, R</b> OBP: 0.211, SLG: 0.297 (8, 1)										1	0	0	0	0	0	0						
<b>Inning Stats</b>	R: 2 E: 0 K: 0 S: 5	H: 2 LOB: 1 BB: 1 P: 9	R: 0 E: 0 K: 1 S: 5	H: 0 LOB: 0 BB: 0 P: 5	R: 3 E: 0 K: 0 S: 6	H: 3 LOB: 1 BB: 1 P: 10	R: 1 E: 0 K: 1 S: 6	H: 1 LOB: 0 BB: 0 P: 6	R: 0 E: 0 K: 0 S: 4	H: 1 LOB: 1 BB: 0 P: 4	R: 0 E: 0 K: 1 S: 6	H: 0 LOB: 2 BB: 1 P: 10	R: 1 E: 0 K: 0 S: 5	H: 2 LOB: 1 BB: 0 P: 5	R: 0 E: 0 K: 0 S: 3	H: 0 LOB: 0 BB: 0 P: 3			1B: 4 2B: 2 3B: 0 HR: 3	SF: 0 SAC: 1 DP: 0 HBP: 0	WP: 0 PB: 0 SB: 0 CS: 0	PA: 37
<b>PITCHER</b>	IP WLS BF H R ER SO BB IBB HBP BLK WP HR S P ERA WHIP																					
<b>Dizzy Trout, R</b> ERA: 4.18	(1, 1)	3.0 L 16 5 5 5 1 2 0 0 0 0 0 0 2 21 25 4.50 1.250																				
<b>Mickey McDermott, L</b> ERA: 3.78	(4, 1)	4.0 18 4 2 2 2 1 0 0 0 0 0 2 21 25 4.50 1.250																				
<b>Ike Delock, R</b> ERA: 4.28	(8, 1)	1.0 3 0 0 0 0 0 0 0 0 0 0 0 3 3 0.00 0.000																				

Batter	1	2	3	4	5	6	7	8	9	AB	R	H	RBI	BB	SO	LOB	TOP									
<b>Faye Throneberry, L</b> OBP: 0.333, SLG: 0.372	0-0 2B 4-3 1B	0-3 K			0-0 SH1-3 1B	0-0 F3		0-0 4-3	4-0 BB	5	1	2	0	1	1	4	Boston Red Sox @ Philadelphia Athletics Shibe Park, Philadelphia, PA Thu Aug 07 1952, 3:38 AM EDT Att: 6,227 - Unknown									
<b>Dom DiMaggio, R</b> OBP: 0.388, SLG: 0.394	0-0 4-3 FC5-2 2B	0-0 F7			0-0 SH1-3 1B	4-0 G3 BB	0-0 4-3	0-0 4-3	5	0	2	0	1	0	4											
<b>Billy Goodman, L</b> OBP: 0.378, SLG: 0.425	0-0 4-3		0-0 3B 2B	0-0 SH1-3	0-0 G3			0-0 1B 2B	4	2	2	1	0	0	3											
<b>George Kell, R</b> OBP: 0.389, SLG: 0.434	0-0 FC5-2		4-0 3B BB	0-0 F7	4-0 BB			0-0 B1-5-4 1B 2-3	3	1	1	0	2	0	3											
<b>Hoot Evers, R</b> OBP: 0.310, SLG: 0.433	0-0 F4		0-0 F8 3B	0-0 F9	0-0 F4			0-0 FC5 B1-5-4 1B 1-2 3-H	5	1	2	3	0	0	6											
<b>Willard Nixon, L</b> OBP: 0.297, SLG: 0.314																										
<b>Ralph Brickner, R</b> OBP: 0.250, SLG: 0.375																										
<b>Al Benton, R</b>																										
<b>Dick Gemert, R</b> OBP: 0.316, SLG: 0.483																										
<b>Sammy White, R</b> OBP: 0.330, SLG: 0.472																										
<b>Johnny Lipon, R</b> OBP: 0.305, SLG: 0.265																										
<b>Inning Stats</b>	R: 1 E: 0 K: 0 S: 5	H: 2 LOB: 1 BB: 0 P: 5	R: 0 E: 0 K: 1 S: 6	H: 1 LOB: 3 BB: 2 P: 14	R: 3 E: 0 K: 0 S: 6	H: 3 LOB: 1 BB: 1 P: 10	R: 0 E: 0 K: 0 S: 5	H: 2 LOB: 2 BB: 0 P: 5	R: 3 E: 0 K: 0 S: 6	H: 3 LOB: 3 BB: 2 P: 15	R: 0 E: 0 K: 0 S: 3	H: 0 LOB: 0 BB: 0 P: 3	R: 0 E: 0 K: 0 S: 3	H: 0 LOB: 0 BB: 0 P: 3	R: 1 E: 0 K: 0 S: 5	H: 3 LOB: 1 BB: 0 P: 5	R: 0 E: 0 K: 0 S: 3	H: 0 LOB: 1 BB: 1 P: 7	1B: 9 2B: 3 3B: 1 HR: 1	SF: 0 SAC: 1 DP: 1 HBP: 1	WP: 0 PB: 0 SB: 0 CS: 0	PA: 47				
<b>PITCHER</b>	IP	WLS	BF	H	R	ER	SO	BB	IBB	HBP	BLK	WP	HR	S	P	ERA	WHIP	<b>PITCHER</b>								
<b>Carl Scheib, R</b> ERA: 4.65	1.1	L	9	3	1	1	0	2	0	0	0	0	0	7	15	6.75	3.750									
<b>Johnny Kucab, R</b> ERA: 5.59	2.2		14	5	3	3	1	1	0	0	0	0	0	15	19	10.12	2.250									
<b>Ed Wright, R</b> ERA: 6.51	1.0		9	3	3	3	0	2	0	1	0	0	1	6	15	27.00	5.000									
<b>Bobo Newsom, R</b> ERA: 4.73	3.0		11	3	1	1	0	0	0	0	0	0	0	11	11	3.00	1.000									
<b>Bob Hooper, R</b> ERA: 4.73	1.0		4	0	0	0	0	1	0	0	0	0	0	3	7	0.00	1.000									

Batter	1	2	3	4	5	6	7	8	9	AB	R	H	RBI	BB	SO	LOB	BOTTOM									
<b>Eddie Joost, R</b> OBP: 0.412, SLG: 0.469	0-0 5-3		0-0 6-3 2B	0-0 F7	0-0 F8			0-3 K		5	0	1	0	0	1	6	Boston Red Sox @ Philadelphia Athletics Shibe Park, Philadelphia, PA Thu Aug 07 1952, 3:38 AM EDT Att: 6,227 - Unknown									
<b>Fernis Fain, L</b> OBP: 0.433, SLG: 0.448	0-0 1-3		0-0 6-3		4-0 1B BB	0-0 6-3		0-0 F8	4	1	0	0	1	0	2											
<b>Dave Philley, S</b> OBP: 0.330, SLG: 0.362	0-0 S 1B		0-0 L6		0-0 1B G3 1B	0-0 F8		0-0 FC4-6	5	1	2	0	0	0	2											
<b>Gus Zernial, R</b> OBP: 0.373, SLG: 0.499	0-0 F8		0-0 5-3		0-0 BLK 1-3 2-H 1B 1B	0-0 4-3		0-3 K	5	1	1	1	0	1	2											
<b>Elmer Valo, L</b> OBP: 0.450, SLG: 0.428																										
<b>Cass Michaels, R</b> OBP: 0.330, SLG: 0.368																										
<b>Pete Suder, R</b> OBP: 0.260, SLG: 0.258																										
<b>Joe Astroth, R</b> OBP: 0.309, SLG: 0.302																										
<b>Inning Stats</b>	R: 0 E: 0 K: 0 S: 4	H: 1 LOB: 1 BB: 0 P: 4	R: 0 E: 0 K: 0 S: 5	H: 2 LOB: 0 BB: 0 P: 5	R: 0 E: 0 K: 0 S: 4	H: 1 LOB: 1 BB: 0 P: 4	R: 0 E: 0 K: 0 S: 5	H: 2 LOB: 3 BB: 1 P: 9	R: 4 E: 0 K: 1 S: 10	H: 5 LOB: 2 BB: 1 P: 14	R: 0 E: 0 K: 0 S: 3	H: 0 LOB: 0 BB: 0 P: 3	R: 0 E: 0 K: 0 S: 4	H: 2 LOB: 1 BB: 0 P: 4	R: 0 E: 0 K: 1 S: 5	H: 0 LOB: 1 BB: 1 P: 9		R: 0 E: 0 K: 1 S: 5	H: 0 LOB: 1 BB: 1 P: 9	1B: 12 2B: 1 3B: 0 HR: 0	SF: 0 SAC: 0 DP: 1 HBP: 0	WP: 0 PB: 0 SB: 1 CS: 0	PA: 43			
<b>PITCHER</b>	IP	WLS	BF	H	R	ER	SO	BB	IBB	HBP	BLK	WP	HR	S	P	ERA		WHIP	<b>PITCHER</b>							
<b>Willard Nixon, R</b> ERA: 4.97	4.1		24	9	4	4	0	2	0	0	1	0	0	22	30	8.31	2.538									
<b>Ralph Brickner, R</b> ERA: 1.65	0.0		2	2	0	0	0	0	0	0	0	0	0	2	2	∞	∞									
<b>Al Benton, R</b> ERA: 1.35	4.2	W	17	2	0	0	3	2	0	0	0	0	0	21	29	0.00	0.857									





Batter	1	2	3	4	5	6	7	8	9	10	AB	R	H	RBI	BB	SO	LOB	TOP								
Dom DiMaggio, R OBP: 0.388, SLG: 0.492 (1, 8)	G3		G3		F2			1B		HR	5	1	2	1	0	0	0	<b>Boston Red Sox @ New York Yankees</b> Yankee Stadium, Bronx, NY Sat Aug 09 1952, 3:33 AM EDT Alt. 34,277 - Overcast  <b>AB 34</b> <b>R 3</b> <b>H 7</b> <b>RBI 3</b> <b>BB 3</b> <b>SO 5</b> <b>LOB 10</b>								
Faye Throneberry, L OBP: 0.335, SLG: 0.390 (1, 9)	G3		HR		K			K		2B	5	1	2	1	0	2	1									
Billy Goodman, L OBP: 0.375, SLG: 0.420 (1, 4)	F9		BB		F8			4-3		P6	4	0	0	0	1	0	2									
George Kell, R OBP: 0.392, SLG: 0.439 (1, 5)		SH5-3 1B	BB		K			SH1-4 F8-2 2B			3	0	2	0	1	1	0									
Hoot Evers, R OBP: 0.307, SLG: 0.429 (1, 7)	SH5-3 1-2		K		1-3			SH1-4 2-3			2	0	0	0	0	1	2									
Mel Parnell, L OBP: 0.150, SLG: 0.056 Al Benton, R (9, 1)	BB				K			F9		F8-2 3-H	3	0	0	0	1	1	1									
Dick Gernert, R OBP: 0.315, SLG: 0.494 (1, 3)	F8				F8			5-3		HR	4	1	1	1	0	0	2									
Sammy White, R OBP: 0.325, SLG: 0.465 (1, 2)	F9				F7			5-3		P4	4	0	0	0	0	0	2									
Johnny Lipon, R OBP: 0.300, SLG: 0.260 (1, 6)			F7		5-3			F5		5-3	4	0	0	0	0	0	0									
<b>Inning Stats</b>	R: 0 E: 0 K: 0 S: 3	H: 0 LOB: 0 BB: 0 P: 3	R: 0 E: 0 K: 0 S: 4	H: 1 LOB: 2 BB: 1 P: 8	R: 1 E: 0 K: 1 S: 6	H: 1 LOB: 2 BB: 2 P: 14	R: 0 E: 0 K: 1 S: 5	H: 0 LOB: 0 BB: 0 P: 5	R: 0 E: 0 K: 0 S: 3	H: 0 LOB: 0 BB: 0 P: 3	R: 0 E: 0 K: 1 S: 6	H: 1 LOB: 1 BB: 0 P: 6	R: 0 E: 0 K: 0 S: 3	H: 1 LOB: 0 BB: 0 P: 3	R: 2 E: 0 K: 0 S: 6	H: 3 LOB: 1 BB: 0 P: 6	1B: 2 2B: 3 3B: 0 HR: 3		SF: 0 SAC: 2 DP: 1 HBP: 0	WP: 0 PA: 39 PB: 0 SB: 0 CS: 0						
<b>PITCHER</b>	IP 9.0	WLS 33	H 4	R 1	ER 1	SO 5	BB 3	IBB 0	HBP 0	BLK 0	WP 0	HR 1	S 40	P 52	ERA 1.00	WHIP 0.778										
Vic Raschi, R ERA: 2.64 Johnny Sain, R ERA: 3.49 (10, 1)	1.0	L	6	3	2	2	0	0	0	0	0	2	6	6	18.00	3.000										

Batter	1	2	3	4	5	6	7	8	9	10	AB	R	H	RBI	BB	SO	LOB	BOTTOM								
Phil Rizzuto, R OBP: 0.352, SLG: 0.365 (1, 6)	G5-4-3 BB		FC5-6 S BB		F8		FC5		F7		3	0	0	0	2	0	7	<b>Boston Red Sox @ New York Yankees</b> Yankee Stadium, Bronx, NY Sat Aug 09 1952, 3:33 AM EDT Alt. 34,277 - Overcast  <b>AB 31</b> <b>R 1</b> <b>H 4</b> <b>RBI 1</b> <b>BB 8</b> <b>SO 2</b> <b>LOB 20</b>								
Mickey Mantle, S OBP: 0.382, SLG: 0.503 (1, 8)	G5-4-3 1-2r		FC5-6 1-3				FC6-4 BB		5-3		4	0	0	0	1	0	2									
Hank Bauer, R OBP: 0.355, SLG: 0.473 (1, 9)	F5				F7		FC6-4 1-2r		6-3		5	0	1	0	0	0	1									
Yogi Berra, L OBP: 0.361, SLG: 0.497 (1, 2)		G3			F8		F8		G3		5	0	0	0	0	0	2									
Gene Woodling, L OBP: 0.409, SLG: 0.497 (1, 7)		WP 2-3 BB			4-3		4-3		SH1-4 FC5-2 BB		3	0	0	0	2	0	2									
Johnny Mize, L OBP: 0.307, SLG: 0.352 Joe Collins, L OBP: 0.369, SLG: 0.469 Irv Noren, L OBP: 0.313, SLG: 0.329 (8, 3)		2-3			K		1B F7 1B		FC5-2 SH1-4 BB		3	0	1	0	0	1	1									
Gil McDougald, R OBP: 0.341, SLG: 0.370 (1, 5)		6-3			5-3		FC5 SH3-4 1B		SH1-4		3	0	1	0	0	0	1									
Billy Martin, R OBP: 0.329, SLG: 0.361 (1, 4)			4-3				F7 3-H		FC5-2 IBB		2	0	0	1	2	0	1									
Vic Raschi, R OBP: 0.316, SLG: 0.229 Jim Bredeweser, R OBP: 0.370, SLG: 0.292 Johnny Sain, R OBP: 0.321, SLG: 0.453 (10, 1)			K				SH3-4		FC5-2		2	0	1	0	0	1	0									
<b>Inning Stats</b>	R: 0 E: 0 K: 0 S: 2	H: 0 LOB: 1 BB: 1 P: 7	R: 0 E: 0 K: 0 S: 3	H: 0 LOB: 1 BB: 1 P: 7	R: 0 E: 0 K: 1 S: 5	H: 0 LOB: 1 BB: 0 P: 9	R: 0 E: 0 K: 0 S: 3	H: 0 LOB: 1 BB: 0 P: 7	R: 1 E: 0 K: 0 S: 5	H: 2 LOB: 2 BB: 0 P: 5	R: 0 E: 0 K: 0 S: 3	H: 0 LOB: 0 BB: 0 P: 3	R: 0 E: 0 K: 0 S: 3	H: 0 LOB: 3 BB: 0 P: 15	R: 0 E: 0 K: 0 S: 4	H: 1 LOB: 1 BB: 0 P: 4	1B: 4 2B: 0 3B: 0 HR: 0		SF: 0 SAC: 2 DP: 1 HBP: 0	WP: 1 PA: 41 PB: 0 SB: 1 CS: 0						
<b>PITCHER</b>	IP 8.0	WLS 33	H 3	R 1	ER 1	SO 2	BB 7	IBB 0	HBP 0	BLK 0	WP 1	HR 0	S 30	P 58	ERA 1.12	WHIP 1.250										
Mel Parnell, L ERA: 3.35 Al Benton, R ERA: 1.23 (9, 1)	2.0	W	8	1	0	0	0	1	0	0	0	0	7	11	0.00	0.500										


Batter	1	2	3	4	5	6	7	8	9	AB	R	H	RBI	BB	SO	LOB	TOP			
Dom DiMaggio, R OBP: 0.385, SLG: 0.398										4	0	0	0	1	1	5	<b>Boston Red Sox @ New York Yankees</b> Yankee Stadium, Bronx, NY Mon Aug 11 1952, 3:33 AM EDT Att: 51,005 - Unknown			
Faye Throneberry, L OBP: 0.329, SLG: 0.383										4	0	0	0	0	2	2				
Billy Goodman, L OBP: 0.377, SLG: 0.417										2	0	0	0	2	0	0				
George Kell, R OBP: 0.391, SLG: 0.435										3	0	0	0	1	0	2				
Hoot Evers, R OBP: 0.307, SLG: 0.424										3	0	0	0	1	1	1				
Sid Hudson, R OBP: 0.204, SLG: 0.208										1	0	0	0	0	0	0				
George Schmees, L (5, PH) OBP: 0.205, SLG: 0.184										0	0	0	0	1	0	0				
Ralph Brickner, R OBP: 0.250, SLG: 0.375										0	0	0	0	0	0	0				
Willard Nixon, L (6, PH) OBP: 0.289, SLG: 0.306										1	0	0	0	0	0	2				
Ray Scarborough, R OBP: 0.333, SLG: 0.250										1	0	0	0	0	1	1				
Dick Gemert, R OBP: 0.309, SLG: 0.484										4	0	0	0	0	2	1				
Sammy White, R OBP: 0.325, SLG: 0.467										3	0	1	0	0	0	1				
Gus Niarhos, R OBP: 0.226, SLG: 0.024										0	0	0	0	1	0	0				
Johnny Lipon, R OBP: 0.303, SLG: 0.261										3	0	1	0	1	0	2				
<b>Inning Stats</b>	R: 0 E: 0 K: 2 S: 7	H: 0 LOB: 0 BB: 0 P: 7	R: 0 E: 0 K: 0 S: 3	H: 0 LOB: 0 BB: 0 P: 3	R: 0 E: 0 K: 1 S: 6	H: 1 LOB: 1 BB: 0 P: 6	R: 0 E: 0 K: 1 S: 4	H: 0 LOB: 0 BB: 1 P: 8	R: 0 E: 1 K: 0 S: 4	H: 0 LOB: 3 BB: 2 P: 12	R: 0 E: 0 K: 0 S: 3	H: 0 LOB: 2 BB: 1 P: 11	R: 0 E: 0 K: 2 S: 7	H: 0 LOB: 1 BB: 1 P: 7	R: 0 E: 0 K: 0 S: 3	H: 0 LOB: 1 BB: 1 P: 7	1B: 1 2B: 1 3B: 0 HR: 0	SF: 0 SAC: 0 DP: 1 HBP: 0	WP: 0 PB: 0 SB: 0 CS: 0	PA: 37
<b>PITCHER</b> Allie Reynolds, R ERA: 1.98	IP: 9.0 WLS: W BF: 37 H: 2 R: 0 ER: 0 SO: 7 BB: 8 IBB: 0 HBP: 0 BLK: 0 WP: 0 HR: 0 S: 43 P: 75 ERA: 0.00 WHIP: 1.111															<b>PITCHER</b>				

Batter	1	2	3	4	5	6	7	8	9	AB	R	H	RBI	BB	SO	LOB	BOTTOM			
Hank Bauer, R OBP: 0.352, SLG: 0.468										4	0	0	1	0	1	2	<b>Boston Red Sox @ New York Yankees</b> Yankee Stadium, Bronx, NY Mon Aug 11 1952, 3:33 AM EDT Att: 51,005 - Unknown			
Phil Rizzuto, R OBP: 0.351, SLG: 0.364										4	1	1	0	0	0	2				
Mickey Mantle, S OBP: 0.385, SLG: 0.523										4	3	3	3	0	0	0				
Yogi Berra, L OBP: 0.362, SLG: 0.497										4	1	2	1	0	0	0				
Gene Woodling, L OBP: 0.410, SLG: 0.493										2	1	0	0	2	0	1				
Johnny Mize, L OBP: 0.305, SLG: 0.349										4	1	1	0	0	0	3				
Gil McDougald, R OBP: 0.343, SLG: 0.369										2	0	0	0	2	0	0				
Billy Martin, R OBP: 0.332, SLG: 0.361										3	0	1	2	1	1	2				
Allie Reynolds, R OBP: 0.197, SLG: 0.177										3	0	0	0	1	1	3				
<b>Inning Stats</b>	R: 1 E: 0 K: 1 S: 6	H: 1 LOB: 0 BB: 0 P: 6	R: 0 E: 0 K: 0 S: 2	H: 0 LOB: 0 BB: 1 P: 6	R: 0 E: 0 K: 0 S: 3	H: 0 LOB: 0 BB: 0 P: 3	R: 3 E: 0 K: 1 S: 8	H: 3 LOB: 2 BB: 2 P: 16	R: 2 E: 0 K: 0 S: 5	H: 2 LOB: 0 BB: 0 P: 5	R: 1 E: 1 K: 1 S: 6	H: 1 LOB: 2 BB: 2 P: 14	R: 0 E: 0 K: 0 S: 3	H: 1 LOB: 0 BB: 0 P: 3	R: 0 E: 0 K: 0 S: 3	H: 0 LOB: 1 BB: 1 P: 7		1B: 5 2B: 2 3B: 0 HR: 2	SF: 0 SAC: 0 DP: 2 HBP: 0	WP: 0 PB: 0 SB: 0 CS: 0
<b>PITCHER</b> Sid Hudson, R ERA: 3.49	IP: 4.0 WLS: L BF: 18 H: 4 R: 4 ER: 4 SO: 2 BB: 2 IBB: 1 HBP: 0 BLK: 0 WP: 0 HR: 1 S: 19 P: 31 ERA: 9.00 WHIP: 1.500															<b>PITCHER</b>				
Ralph Brickner, R ERA: 2.22	IP: 1.0 WLS: 5 BF: 2 H: 2 R: 2 ER: 2 SO: 0 BB: 0 IBB: 0 HBP: 0 BLK: 0 WP: 0 HR: 1 S: 5 P: 5 ERA: 18.00 WHIP: 2.000																			
Ray Scarborough, R ERA: 4.16	IP: 3.0 WLS: 13 BF: 2 H: 1 R: 1 ER: 1 SO: 1 BB: 0 IBB: 0 HBP: 0 BLK: 0 WP: 0 HR: 0 S: 12 P: 24 ERA: 3.00 WHIP: 1.667																			

Batter	1	2	3	4	5	6	7	8	9	10	11	12	13	AB	R	H	RBI	BB	SO	LOB	TOP				
<b>Eddie Joost, R</b> OBP: 0.454, SLG: 0.455 (1.6)	F2		BB 1B	BB 1-2		F8			6-3			F8		5	0	1	0	1	0	0					
<b>Ferris Fain, L</b> OBP: 0.436, SLG: 0.447 (1.3)	F9		BB 1-2	BB 1-2 2-3				G3				K		3	0	0	0	3	1	0					
<b>Dave Philley, S</b> OBP: 0.325, SLG: 0.359 (1.8)	6-3		G3	3-1				F9		F5		F4		6	0	0	0	0	0	6					
<b>Gus Zernial, R</b> OBP: 0.372, SLG: 0.493 (1.7)		F9		E4 1B	BB					F4				5	1	3	0	1	0	0					
<b>Elmer Valo, L</b> OBP: 0.442, SLG: 0.415 (1.9)		1B BB		FC1-6-5 1B	F8			4-3		F3			SH3-4 1B	4	1	0	0	1	0	3					
<b>Cass Michaels, R</b> OBP: 0.332, SLG: 0.365 (1.4)				S 1B	F7			6-3		1-3			F8	6	1	2	1	0	0	2					
<b>Billy Hitchcock, R</b> OBP: 0.313, SLG: 0.295 (1.5)		G4-6-3 1B		2-H 1B	L4									6	1	2	2	0	1	3					
<b>Joe Astroth, R</b> OBP: 0.308, SLG: 0.301 (1.2)				4-3 1B				6-3						6	0	3	0	0	0	1					
<b>Carl Scheib, R</b> OBP: 0.222, SLG: 0.222 (1.1)		G6-4-3 1-2		BB BB 2-H 1B				K						5	0	1	1	0	2	1					
<b>Inning Stats</b>	R: 0 E: 0 K: 0 S: 3	H: 0 LOB: 0 BB: 0 P: 3	R: 0 E: 0 K: 0 S: 3	H: 1 LOB: 1 BB: 1 P: 7	R: 0 E: 0 K: 1 S: 4	H: 2 LOB: 2 BB: 1 P: 8	R: 3 E: 1 K: 0 S: 7	H: 4 LOB: 3 BB: 2 P: 15	R: 0 E: 0 K: 1 S: 5	H: 0 LOB: 0 BB: 0 P: 5	R: 0 E: 0 K: 1 S: 4	H: 1 LOB: 1 BB: 0 P: 4	R: 0 E: 0 K: 1 S: 5	H: 0 LOB: 0 BB: 1 P: 9	R: 0 E: 0 K: 0 S: 3	H: 0 LOB: 0 BB: 0 P: 3	R: 0 E: 0 K: 1 S: 5	H: 0 LOB: 0 BB: 0 P: 5	R: 1 E: 0 K: 0 S: 5	H: 3 LOB: 2 BB: 0 P: 5	1B: 11 2B: 1 3B: 0 HR: 0	SF: 0 SAC: 1 DP: 2 HBP: 0	W/P: 0 PB: 0 SB: 1 CS: 0	PA: 53	
<b>PITCHER</b>	IP WLS BF H R ER SO BB IBB HBP BLK WP HR S P ERA WHIP	11.0 45 9 3 1 1 3 6 0 0 0 0 0 0 45 69 0.82 1.364	2.0 L 8 3 1 1 1 0 0 0 0 0 0 10 10 4.50 1.500																						

Philadelphia Athletics @ Boston Red Sox  
Fenway Park, Boston, MA  
Tue Aug 12 1952, 3:33 AM EDT  
Att. 17,156 - Unknown - 78 F

AB 46  
R 4  
H 12  
RBI 4  
BB 6  
SO 4  
LOB 16

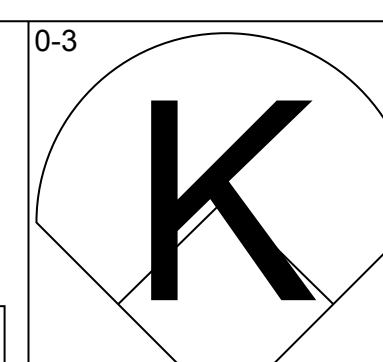
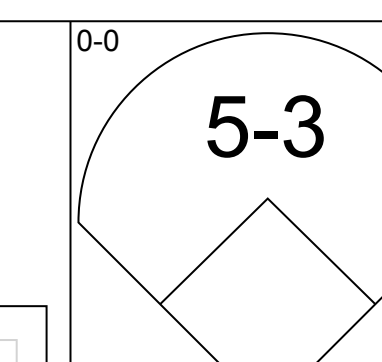
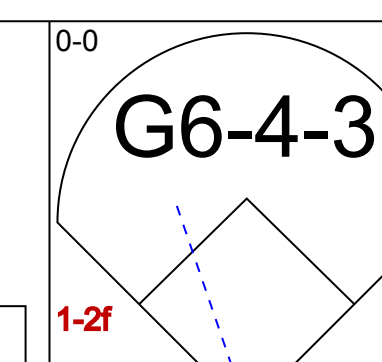
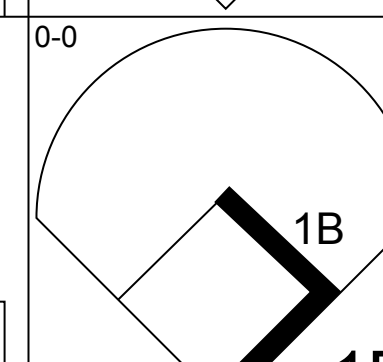
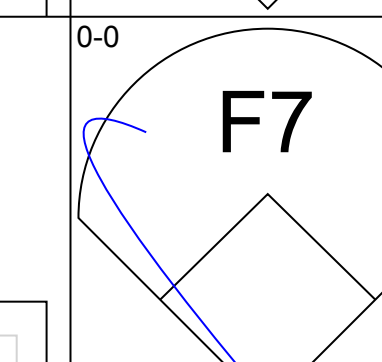
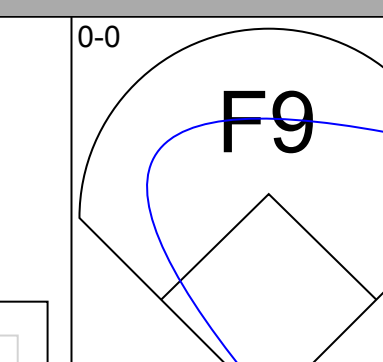
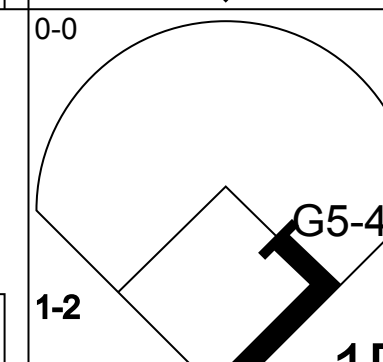
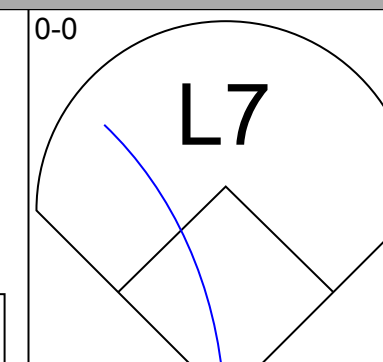
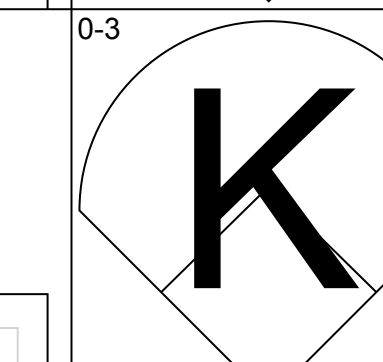
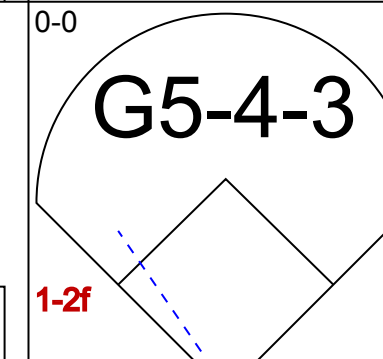
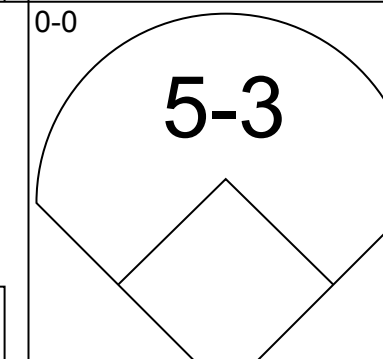
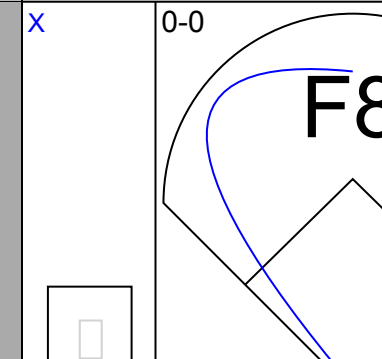
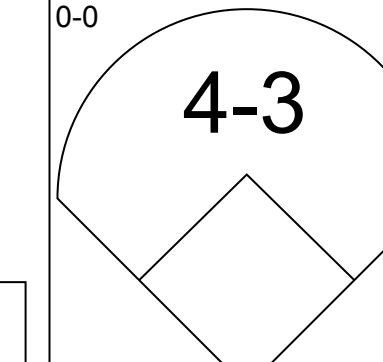
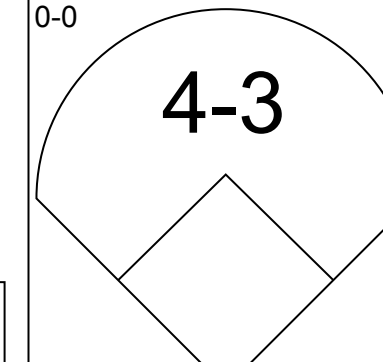
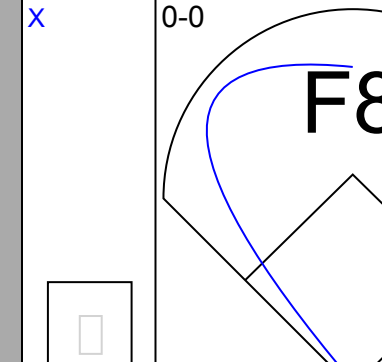
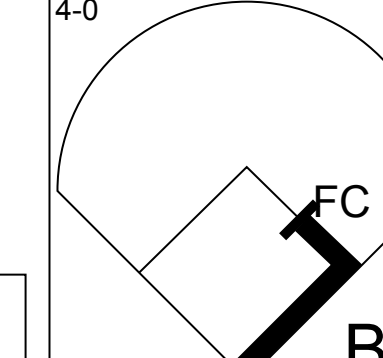
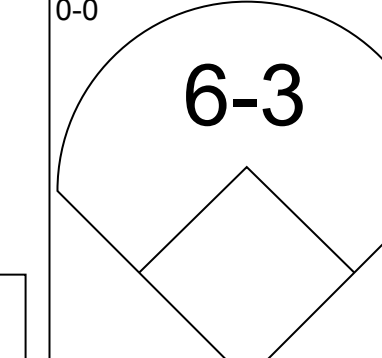
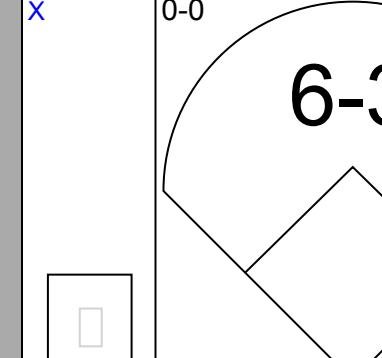
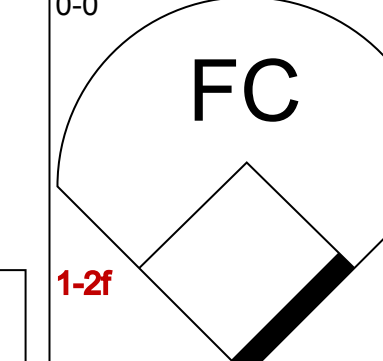
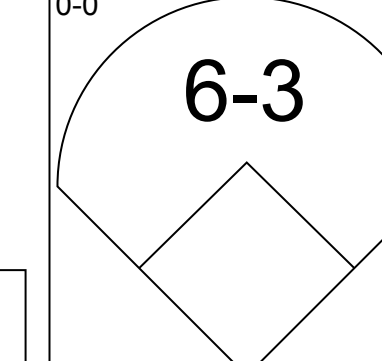
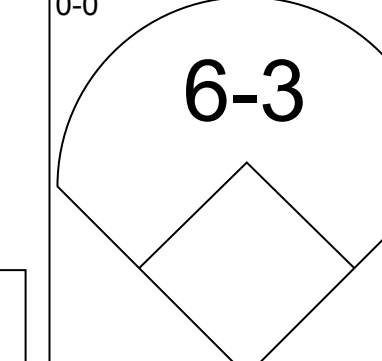
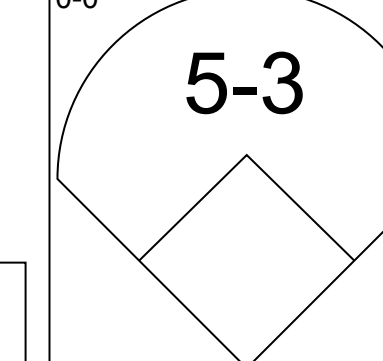
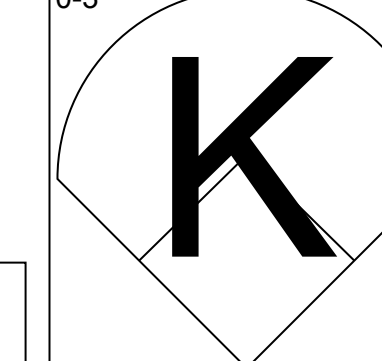
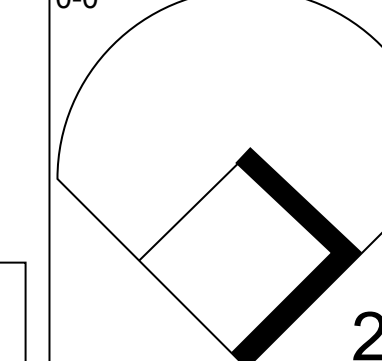
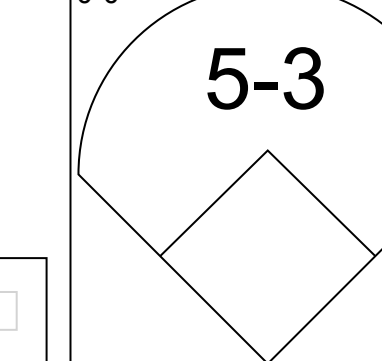
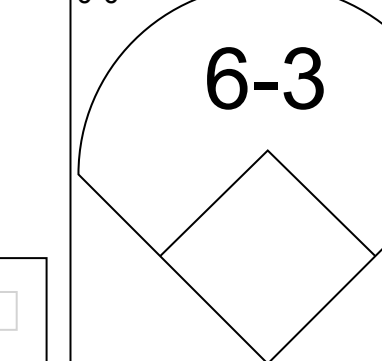
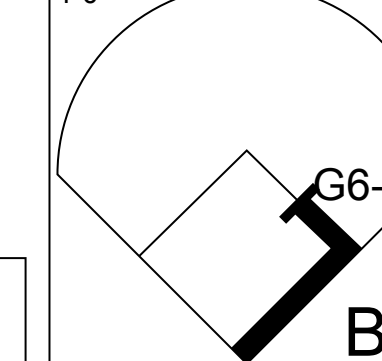


Batter	1	2	3	4	5	6	7	8	9	10	11	12	13	AB	R	H	RBI	BB	SO	LOB	BOTTOM				
<b>Billy Goodman, L</b> OBP: 0.371, SLG: 0.410 (1.4)	F8		6-3		4-3			F6		F8		F5		6	0	0	0	0	0	0					
<b>Faye Throneberry, L</b> OBP: 0.333, SLG: 0.351 (1.9)	K		1B 2B		F7			HR 1B		G6-4-3 1B			F8	6	2	3	0	0	1	0					
<b>Clyde Vollmer, R</b> OBP: 0.336, SLG: 0.423 (1.7)	2B BB		2-3 1B		1-3			HR		G6-4-3 1-2			F9	5	1	2	2	1	0	1					
<b>George Kell, R</b> OBP: 0.388, SLG: 0.434 (1.5)	1-3 2B		F7		K			5-3				F7		6	0	1	1	0	1	1					
<b>Hoot Evers, R</b> OBP: 0.306, SLG: 0.421 (1.8)	BB		K		E6			1B				F9		4	0	1	0	1	1	1					
<b>Dick Gemert, R</b> OBP: 0.311, SLG: 0.481 (1.3)	F7		G6-4-3 1B		F7			3-1				1B		5	0	2	0	0	0	5					
<b>Sammy White, R</b> OBP: 0.319, SLG: 0.458 (1.2)		F6		F8				5-3		4-3		6-3		5	0	0	0	0	0	2					
<b>Johnny Lipon, R</b> OBP: 0.297, SLG: 0.256 (1.6)		F7		G6-4-3 1-2				6-3		F7		F7		5	0	0	0	0	0	1					
<b>Dizzy Trout, R</b> OBP: 0.179, SLG: 0.237 (1.1)		F8						K		6-3				4	0	1	0	0	1	0					
<b>Inning Stats</b>	R: 0 E: 0 K: 1 S: 6	H: 1 LOB: 3 BB: 2 P: 14	R: 0 E: 0 K: 0 S: 3	H: 0 LOB: 0 BB: 0 P: 3	R: 1 E: 0 K: 1 S: 7	H: 2 LOB: 1 BB: 0 P: 7	R: 0 E: 0 K: 0 S: 5	H: 1 LOB: 0 BB: 0 P: 3	R: 0 E: 0 K: 1 S: 6	H: 0 LOB: 0 BB: 0 P: 6	R: 2 E: 0 K: 0 S: 6	H: 3 LOB: 1 BB: 0 P: 6	R: 0 E: 0 K: 0 S: 3	H: 0 LOB: 0 BB: 0 P: 3	R: 0 E: 0 K: 0 S: 4	H: 1 LOB: 1 BB: 0 P: 4	R: 0 E: 0 K: 1 S: 5	H: 0 LOB: 0 BB: 0 P: 5	R: 0 E: 0 K: 0 S: 3	H: 0 LOB: 0 BB: 0 P: 3	1B: 7 2B: 2 3B: 0 HR: 1	SF: 0 SAC: 0 DP: 2 HBP: 0	W/P: 0 PB: 0 SB: 0 CS: 0	PA: 49	
<b>PITCHER</b>	IP WLS BF H R ER SO BB IBB HBP BLK WP HR S P ERA WHIP	13.0 49 10 3 3 5 2 0 0 0 0 1 57 65 2.08 0.923																							

Philadelphia Athletics @ Boston Red Sox  
Fenway Park, Boston, MA  
Tue Aug 12 1952, 3:33 AM EDT  
Att. 17,156 - Unknown - 78 F


AB 47  
R 3  
H 10  
RBI 3  
BB 2  
SO 5  
LOB 11

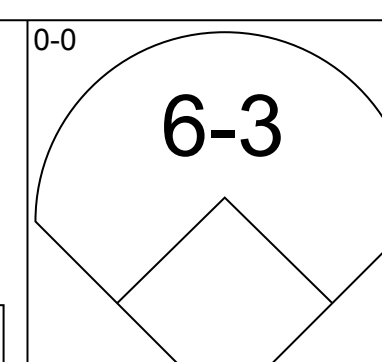
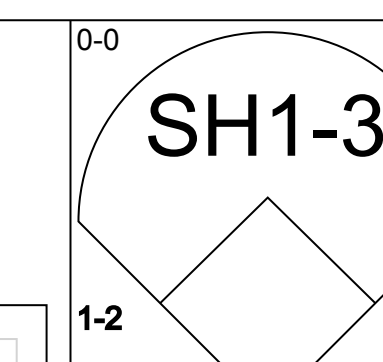
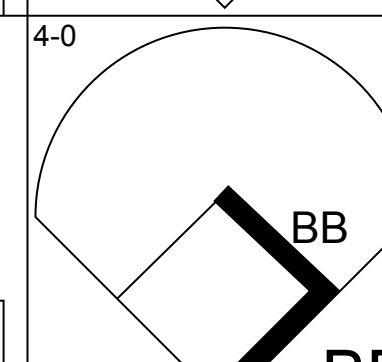
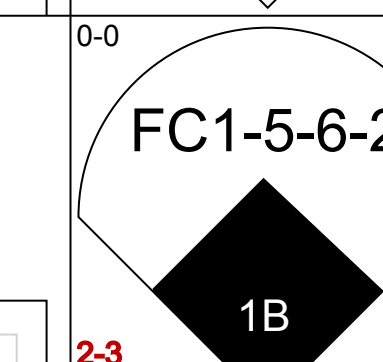
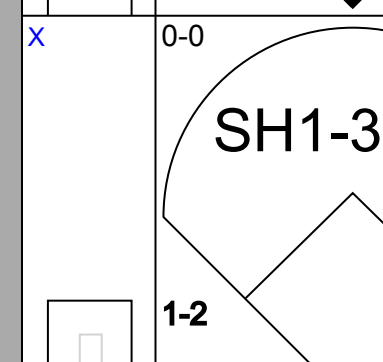
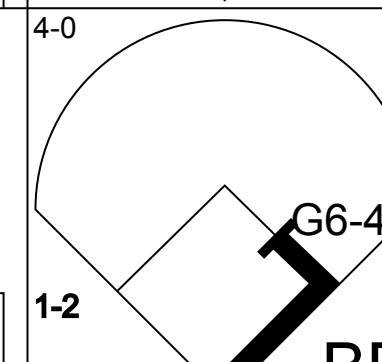
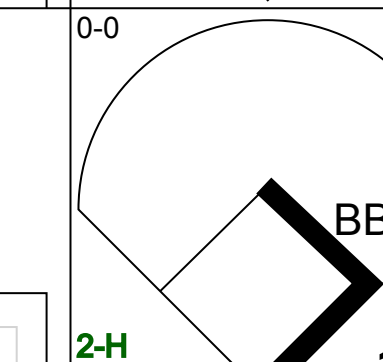
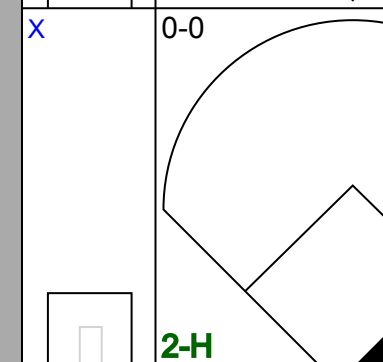
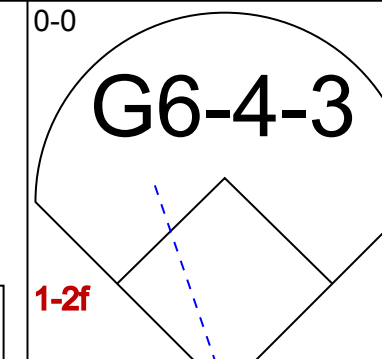
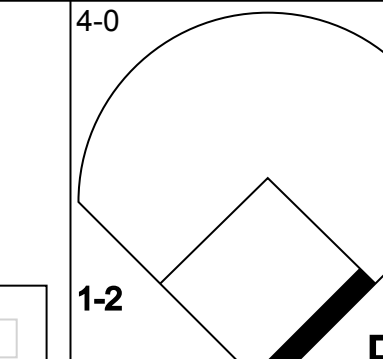
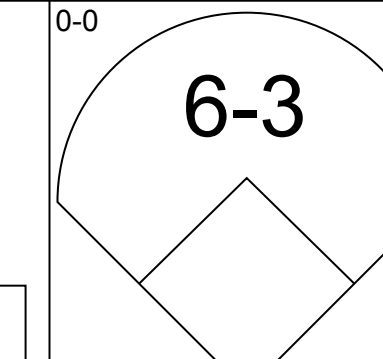
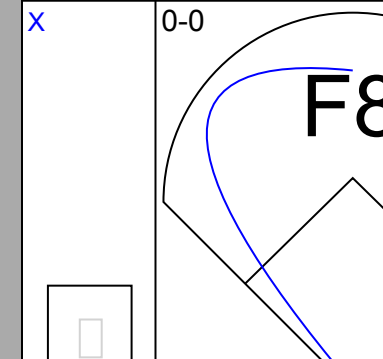
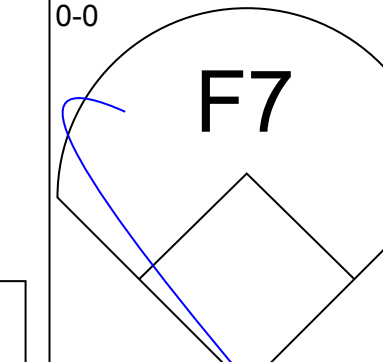
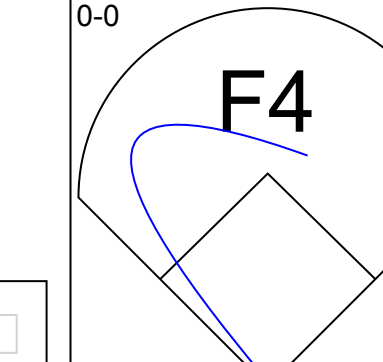
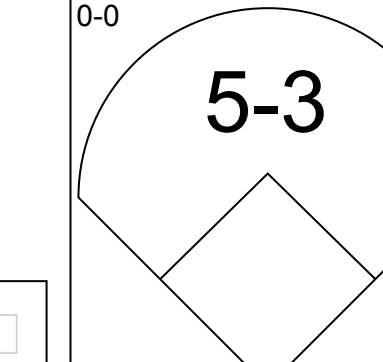
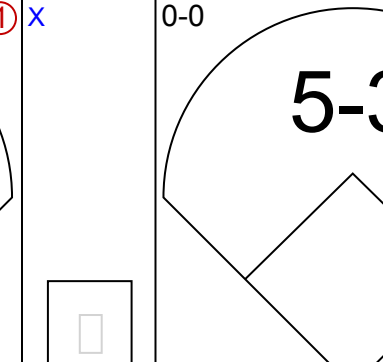
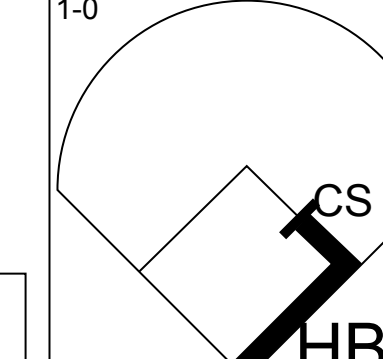
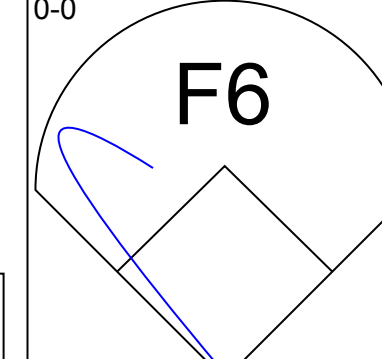
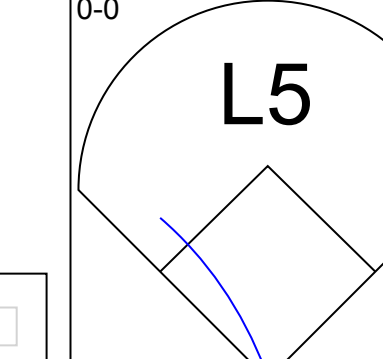
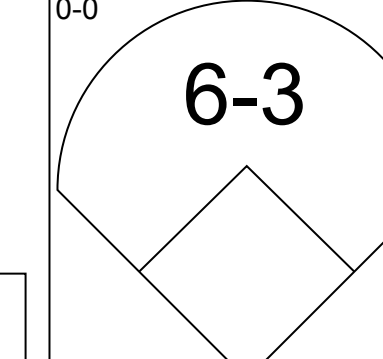
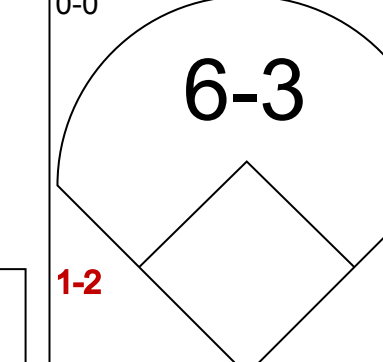

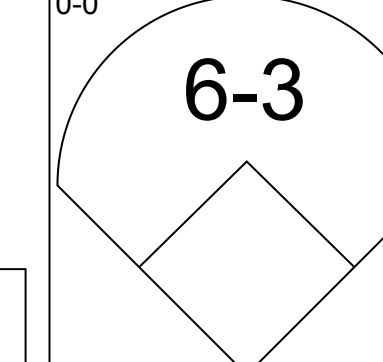
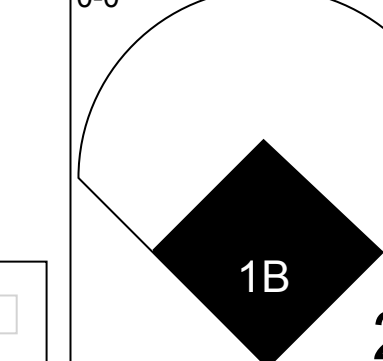
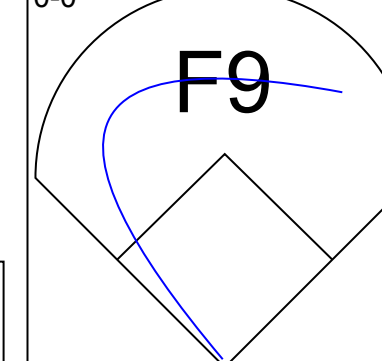
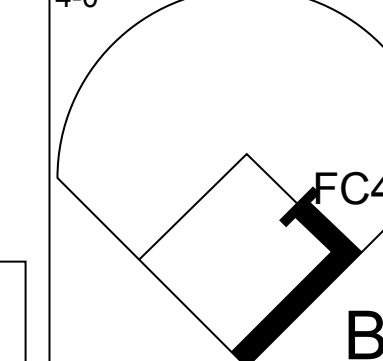
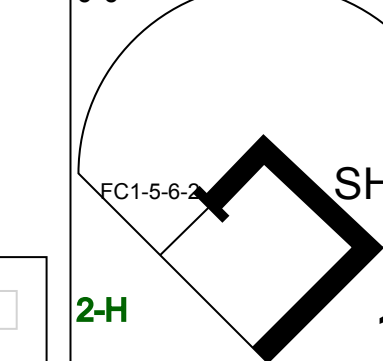
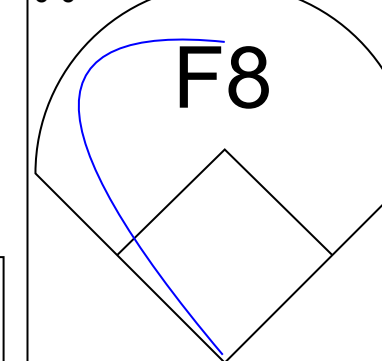
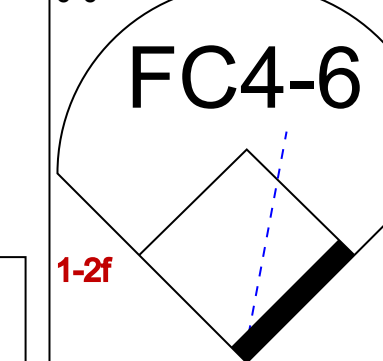


Batter	1	2	3	4	5	6	7	8	9	AB	R	H	RBI	BB	SO	LOB	TOP		
<b>Eddie Joost, R</b> OBP: 0.403, SLG: 0.451 (1, 6)										3	0	0	0	1	1	2			
<b>Feris Fain, L</b> OBP: 0.436, SLG: 0.445 (1, 3)										4	0	1	0	0	1	1			
<b>Dave Philley, S</b> OBP: 0.324, SLG: 0.357 (1, 8)										4	0	1	0	0	1	1			
<b>Gus Zernial, R</b> OBP: 0.369, SLG: 0.488 (1, 7)										4	0	0	0	0	0	2			
<b>Allie Clark, R</b> OBP: 0.308, SLG: 0.491 (1, 9)										3	0	0	0	0	0	0			
<b>Cass Michaels, R</b> OBP: 0.332, SLG: 0.363 (1, 4)										2	0	0	0	1	0	0			
<b>Billy Hitchcock, R</b> OBP: 0.310, SLG: 0.291 (1, 5)										3	0	0	0	0	0	1			
<b>Joe Astroth, R</b> OBP: 0.308, SLG: 0.306 (1, 2)										3	0	1	0	0	1	1			
<b>Dick Fowler, R</b> (1, 1)										2	0	0	0	0	0	0			
<b>Kite Thomas, R</b> OBP: 0.361, SLG: 0.440 (8, PH)										0	0	0	0	1	0	0			
<b>Johnny Kucab, R</b> OBP: 0.250, SLG: 0.250 (8, 1)										0	0	0	0	0	0	0			
<b>Inning Stats</b>	R: 0 E: 0 K: 1 S: 6	H: 2 LOB: 1 BB: 0 P: 6	R: 0 E: 0 K: 0 S: 3	H: 0 LOB: 1 BB: 1 P: 7	R: 0 E: 0 K: 0 S: 3	H: 0 LOB: 0 BB: 0 P: 3	R: 0 E: 0 K: 0 S: 3	H: 0 LOB: 0 BB: 0 P: 3	R: 0 E: 0 K: 1 S: 5	H: 0 LOB: 1 BB: 1 P: 9	R: 0 E: 0 K: 0 S: 3	H: 0 LOB: 0 BB: 0 P: 3	R: 0 E: 0 K: 0 S: 3	H: 1 LOB: 1 BB: 1 P: 7	R: 0 E: 0 K: 1 S: 5	H: 0 LOB: 0 BB: 0 P: 5	1B: 2 2B: 1 3B: 0 HR: 0	SF: 0 SAC: 0 DP: 2 HBP: 0	WP: 0 PA: 31 PB: 0 SB: 0 CS: 0
<b>PITCHER</b> <b>Mel Parnell, L</b> ERA: 3.15 (1, 1)	IP: 9.0 WLS: W BF: 31 H: 3 R: 0 ER: 0 SO: 4 BB: 3 IBB: 0 HBP: 0 BLK: 0 WP: 0 HR: 0 S: 36 P: 48 ERA: 0.00 WHIP: 0.667															<b>PITCHER</b>			

Philadelphia Athletics @ Boston Red Sox  
Fenway Park, Boston, MA  
Wed Aug 13 1952, 3:33 AM EDT  
Att: 9,561 - Unknown

AB 28  
R 0  
H 3  
RBI 0  
BB 3  
SO 4  
LOB 8



Batter	1	2	3	4	5	6	7	8	9	AB	R	H	RBI	BB	SO	LOB	BOTTOM
<b>Dom DiMaggio, R</b> OBP: 0.385, SLG: 0.395 (1, 8)										2	1	0	0	1	0	0	
<b>Billy Goodman, L</b> OBP: 0.370, SLG: 0.407 (1, 4)										2	1	0	0	1	0	1	
<b>Clyde Vollmer, R</b> OBP: 0.354, SLG: 0.457 (1, 7)										3	1	3	3	1	0	0	
<b>George Kell, R</b> OBP: 0.386, SLG: 0.430 (1, 5)										3	0	0	0	1	0	3	
<b>Hoot Evers, R</b> OBP: 0.304, SLG: 0.414 (1, 9)										4	0	0	0	0	0	3	
<b>Dick Gemert, R</b> OBP: 0.310, SLG: 0.474 (1, 3)										3	0	0	0	0	0	0	
<b>Sammy White, R</b> OBP: 0.321, SLG: 0.459 (1, 2)										4	0	2	0	0	0	1	
<b>Johnny Lipon, R</b> OBP: 0.304, SLG: 0.265 (1, 6)										3	1	2	0	1	0	1	
<b>Mel Parnell, L</b> OBP: 0.156, SLG: 0.069 (1, 1)										4	0	1	1	0	0	4	
<b>Inning Stats</b>	R: 0 E: 0 K: 0 S: 2	H: 0 LOB: 2 BB: 2 P: 10	R: 0 E: 0 K: 0 S: 2	H: 0 LOB: 0 BB: 0 P: 3	R: 2 E: 0 K: 0 S: 6	H: 3 LOB: 2 BB: 1 P: 10	R: 0 E: 0 K: 0 S: 4	H: 1 LOB: 1 BB: 0 P: 4	R: 1 E: 0 K: 0 S: 4	H: 1 LOB: 2 BB: 0 P: 5	R: 1 E: 0 K: 0 S: 4	H: 1 LOB: 1 BB: 1 P: 8	R: 0 E: 0 K: 0 S: 3	H: 0 LOB: 1 BB: 1 P: 7	1B: 6 2B: 1 3B: 0 HR: 1	SF: 0 SAC: 2 DP: 1 HBP: 1	WP: 1 PA: 36 PB: 0 SB: 0 CS: 1
<b>PITCHER</b> <b>Dick Fowler, R</b> ERA: 6.29 <b>Johnny Kucab, R</b> ERA: 5.54 (8, 1)	IP: 7.0 WLS: L BF: 32 H: 8 R: 4 ER: 4 SO: 4 BB: 4 IBB: 1 HBP: 0 BLK: 0 WP: 1 HR: 1 S: 27 P: 44 ERA: 5.14 WHIP: 1.714															<b>PITCHER</b>	

Philadelphia Athletics @ Boston Red Sox  
Fenway Park, Boston, MA  
Wed Aug 13 1952, 3:33 AM EDT  
Att: 9,561 - Unknown


AB 28  
R 4  
H 8  
RBI 4  
BB 5  
SO 0  
LOB 13



Batter	1	2	3	4	5	6	7	8	9	10	11	12	13	AB R H RBI BB SO LOB	TOP											
<b>Pete Suder, R</b> OBP: 0.267, SLG: 0.262 (1.6)														5 0 2 0 1 0 0	<b>Philadelphia Athletics @ Boston Red Sox</b> Fenway Park, Boston, MA Thu Aug 14 1952, 3:33 AM EDT Unknown											
<b>Ferris Fain, L</b> OBP: 0.435, SLG: 0.444 (1.3)														6 1 2 0 0 0 5												
<b>Dave Philley, S</b> OBP: 0.325, SLG: 0.356 (1.8)														5 1 1 0 1 0 1												
<b>Gus Zernial, R</b> OBP: 0.363, SLG: 0.480 (1.7)														6 0 0 0 0 4 3												
<b>Elmer Valo, L</b> OBP: 0.438, SLG: 0.410 (1.9)														6 1 1 1 0 0 1												
<b>Cass Michaels, R</b> OBP: 0.336, SLG: 0.365 (1.4)														4 0 2 0 1 0 0												
<b>Billy Hitchcock, R</b> OBP: 0.312, SLG: 0.293 (1.5)														5 1 2 2 0 0 1												
<b>Ray Murray, R</b> OBP: 0.255, SLG: 0.292 (1.2)														5 0 1 0 0 3 4												
<b>Harry Byrd, R</b> OBP: 0.146, SLG: 0.130 (1.1)														5 0 1 1 0 2 0												
<b>Inning Stats</b>	R: 3 E: 0 K: 2 S: 11	H: 4 LOB: 2 BB: 1 P: 15	R: 0 E: 0 K: 0 S: 3	H: 1 LOB: 0 BB: 0 P: 3	R: 0 E: 0 K: 0 S: 2	H: 0 LOB: 0 BB: 1 P: 6	R: 1 E: 0 K: 0 S: 5	H: 3 LOB: 2 BB: 1 P: 9	R: 0 E: 0 K: 1 S: 5	H: 0 LOB: 0 BB: 0 P: 5	R: 0 E: 0 K: 1 S: 5	H: 0 LOB: 0 BB: 0 P: 5	R: 0 E: 0 K: 1 S: 5	H: 0 LOB: 0 BB: 0 P: 5		R: 0 E: 0 K: 1 S: 5	H: 0 LOB: 0 BB: 0 P: 5	1B: 12 2B: 1 3B: 0 HR: 0	SF: 0 SAC: 0 DP: 4 HBP: 0	W/P: 0 PB: 0 SB: 0 CS: 0	PA: 50					
<b>PITCHER</b>	IP WLS BF H R ER SO BB IBB HBP BLK WP HR S P ERA WHIP																									
<b>Dick Brodowski, R</b> ERA: 4.52	3.1	19	8	4	4	2	3	0	0	0	0	0	0	20		32	10.80	3.300								
<b>Mickey McDermott, L</b> ERA: 3.46	9.2	31	4	0	0	7	0	0	0	0	0	0	0	45		45	0.00	0.414								

Batter	1	2	3	4	5	6	7	8	9	10	11	12	13	AB R H RBI BB SO LOB	BOTTOM												
<b>Dom DiMaggio, R</b> OBP: 0.350, SLG: 0.397 (1.8)														6 1 1 1 1 0 4	<b>Philadelphia Athletics @ Boston Red Sox</b> Fenway Park, Boston, MA Thu Aug 14 1952, 3:33 AM EDT Unknown												
<b>Billy Goodman, L</b> OBP: 0.371, SLG: 0.411 (1.4)														7 0 3 2 0 0 5													
<b>Clyde Vollmer, R</b> OBP: 0.353, SLG: 0.448 (1.7)														5 0 1 0 1 2 4													
<b>George Kell, R</b> OBP: 0.361, SLG: 0.423 (1.5)														6 0 0 0 0 0 3													
<b>Hoot Evers, R</b> OBP: 0.306, SLG: 0.412 (1.9)														4 1 1 0 1 2 0													
<b>Dick Gemert, R</b> OBP: 0.311, SLG: 0.485 (1.3)														6 1 2 2 0 2 3													
<b>Sammy White, R</b> OBP: 0.322, SLG: 0.456 (1.2)														6 0 2 0 0 0 3													
<b>Johnny Lipon, R</b> OBP: 0.306, SLG: 0.268 (1.6)														4 1 1 0 1 1 1													
<b>Dick Brodowski, R</b> OBP: 0.226, SLG: 0.300														1 1 1 0 0 0 0													
<b>Mickey McDermott, L</b> OBP: 0.217, SLG: 0.279 (4.1)														4 0 1 0 1 0 3													
<b>Inning Stats</b>	R: 0 E: 0 K: 0 S: 3	H: 0 LOB: 0 BB: 0 P: 7	R: 0 E: 0 K: 2 S: 7	H: 0 LOB: 0 BB: 0 P: 7	R: 2 E: 0 K: 0 S: 6	H: 3 LOB: 2 BB: 1 P: 10	R: 0 E: 0 K: 0 S: 4	H: 2 LOB: 1 BB: 0 P: 4	R: 0 E: 0 K: 0 S: 4	H: 1 LOB: 1 BB: 0 P: 4	R: 2 E: 0 K: 1 S: 6	H: 1 LOB: 0 BB: 0 P: 7	R: 0 E: 0 K: 1 S: 5	H: 2 LOB: 2 BB: 0 P: 7		R: 0 E: 0 K: 1 S: 5	H: 0 LOB: 0 BB: 0 P: 5	R: 0 E: 1 K: 0 S: 5	H: 1 LOB: 2 BB: 0 P: 5	R: 0 E: 0 K: 0 S: 4	H: 1 LOB: 2 BB: 1 P: 8	R: 1 E: 0 K: 0 S: 2	H: 1 LOB: 3 BB: 2 P: 10	1B: 9 2B: 2 3B: 1 HR: 1	SF: 0 SAC: 1 DP: 1 HBP: 1	W/P: 0 PB: 0 SB: 0 CS: 0	PA: 56
<b>PITCHER</b>	IP WLS BF H R ER SO BB IBB HBP BLK WP HR S P ERA WHIP																										
<b>Harry Byrd, R</b> ERA: 3.64	12.0	56	13	5	5	7	5	0	0	0	0	0	0	64		85	3.75	1.500									

**AB 47**  
**R 4**  
**H 12**  
**RBI 4**  
**BB 3**  
**SO 9**  
**LOB 15**




**AB 49**  
**R 5**  
**H 13**  
**RBI 5**  
**BB 5**  
**SO 7**  
**LOB 26**



Batter	1	2	3	4	5	6	7	8	9	AB	R	H	RBI	BB	SO	LOB	TOP										
<b>Pete Suder, R</b> (1, 6) OBP: 0.275, SLG: 0.271	0-0 4-3 BB 1B		0-0 6-3		0-0 F8 2B 1B		0-0 G1-6-3 1B		0-0 F9	5	1	3	0	0	0	0											
<b>Fernis Fain, L</b> (1, 3) OBP: 0.434, SLG: 0.440	4-0 4-3 WP 1-2 BB		4-0 BB		0-0 F8 1-2		0-0 G1-6-3 1-2		0-0 4-3	3	0	0	0	2	0	2											
<b>Elmer Valo, L</b> (1, 9) OBP: 0.440, SLG: 0.413	0-0 4-3 1-3 2-3		4-0 BB		0-0 2B			4-0 SH5-4 1B BB	0-0 F2	3	0	1	1	2	0	2											
<b>Gus Zernial, R</b> (1, 7) OBP: 0.362, SLG: 0.478	0-0 F7		0-0 4-3		0-3 K			0-0 SH5-4 1B		4	0	1	0	0	1	4											
<b>Cass Michaels, R</b> (1, 4) OBP: 0.336, SLG: 0.364		0-0 F8		0-0 1B FC5-2-5 1B		0-0 1-3		0-0 SH5-4		3	0	1	0	0	0	1											
<b>Dave Philley, S</b> (1, 8) OBP: 0.328, SLG: 0.356		4-0 FC5-4 BB		0-0 1B FC5-3		0-0 4-3		4-0 BB		2	0	1	0	2	0	0											
<b>Billy Hitchcock, R</b> (1, 5) OBP: 0.307, SLG: 0.289		0-0 FC5-4 1-2		0-0 FC5-2-5 BB 1-3 3-H		0-3 K		0-3 K		4	0	0	0	0	2	6											
<b>Joe Astroth, R</b> (1, 2) OBP: 0.307, SLG: 0.302		0-0 F9		0-0 BB 1-2		0-3 K		0-0 F5		3	0	0	0	1	1	4											
<b>Bobo Newsom, R</b> (1, 1) OBP: 0.222, SLG: 0.222			0-3 K		0-0 F4				0-0 HR	2	0	0	0	0	1	2											
<b>Bob Hooper, R</b> (5, 1) OBP: 0.200, SLG: 0.282										1	0	0	0	0	0	0											
<b>Kite Thomas, R</b> (9, PH) OBP: 0.367, SLG: 0.475										1	1	1	1	0	0	0											
<b>Inning Stats</b>	R: 0 E: 0 K: 0 S: 3	H: 1 LOB: 1 BB: 1 P: 7	R: 0 E: 0 K: 0 S: 3	H: 0 LOB: 1 BB: 1 P: 7	R: 0 E: 0 K: 1 S: 5	H: 0 LOB: 2 BB: 2 P: 13	R: 0 E: 0 K: 0 S: 4	H: 2 LOB: 2 BB: 1 P: 8	R: 1 E: 0 K: 1 S: 7	H: 2 LOB: 1 BB: 0 P: 7	R: 0 E: 0 K: 2 S: 7	H: 0 LOB: 0 BB: 0 P: 7	R: 0 E: 0 K: 0 S: 3	H: 1 LOB: 0 BB: 0 P: 3	R: 0 E: 0 K: 1 S: 6	H: 1 LOB: 3 BB: 2 P: 14	R: 1 E: 0 K: 0 S: 4	H: 1 LOB: 0 BB: 0 P: 4	1B: 6 2B: 2 3B: 0 HR: 1	SF: 0 SAC: 1 DP: 2 HBP: 0	WP: 1 PB: 0 SB: 0 CS: 0	PA: 39					
<b>PITCHER</b>	IP	WLS	BF	H	R	ER	SO	BB	IBB	HBP	BLK	WP	HR	S	P	ERA	WHIP										
<b>Willard Nixon, R</b> (1, 1) ERA: 4.62	7.1	W	33	7	1	1	4	7	0	0	0	1	0	34	62	1.23	1.909										
<b>Ellis Kinder, R</b> (8, 1) ERA: 2.12	1.2	S	6	1	1	1	1	0	0	0	0	0	1	8	8	5.40	0.600										

Philadelphia Athletics @ Boston Red Sox  
Fenway Park, Boston, MA  
Thu Aug 14 1952, 3:38 AM EDT  
Att: 17,022 - Unknown

AB 31  
R 2  
H 8  
RBI 2  
BB 7  
SO 5  
LOB 21



Batter	1	2	3	4	5	6	7	8	9	AB	R	H	RBI	BB	SO	LOB	BOTTOM										
<b>Dom DiMaggio, R</b> (1, 8) OBP: 0.382, SLG: 0.394	0-0 F9		4-0 BB		0-0 6-3			0-0 F8		3	0	0	0	1	0	0											
<b>Billy Goodman, L</b> (1, 4) OBP: 0.370, SLG: 0.409	0-0 F7		0-0 F8		0-0 4-1			0-0 HR 1B		4	1	1	0	0	0	2											
<b>Clyde Vollmer, R</b> (1, 7) OBP: 0.345, SLG: 0.436	0-0 F7			0-0 F8		0-0 5-3		0-3 K		4	0	0	0	0	1	1											
<b>George Kell, R</b> (1, 5) OBP: 0.384, SLG: 0.434		0-0 6-3		0-0 2B 1B		0-0 1B CS 1B		0-0 1B HR		4	2	3	2	0	0	0											
<b>Hoot Evers, R</b> (1, 9) OBP: 0.307, SLG: 0.409		0-0 F4		0-0 F8		0-0 1B		0-0 6-3		4	0	1	0	0	0	1											
<b>Dick Gemert, R</b> (1, 3) OBP: 0.311, SLG: 0.487		0-0 F8		0-0 3B 2B		0-3 K				3	1	1	1	0	1	2											
<b>Del Wilber, R</b> (1, 2) OBP: 0.308, SLG: 0.376			4-0 G3 SH1-4 BB		0-0 3B		0-3 K			2	0	1	1	1	1	0											
<b>Johnny Lipon, R</b> (1, 6) OBP: 0.303, SLG: 0.266			0-0 SH1-4		0-0 6-3		0-0 F8			2	0	0	0	0	0	1											
<b>Willard Nixon, L</b> (1, 1) OBP: 0.268, SLG: 0.282			0-0 G3		0-3 K					3	0	0	0	0	1	1											
<b>Ellis Kinder, R</b> (8, 1) ERA: 4.62			0-0 2-3				0-0 F7			0	0	0	0	0	0	0											
<b>Inning Stats</b>	R: 0 E: 0 K: 0 S: 3	H: 0 LOB: 0 BB: 0 P: 3	R: 0 E: 0 K: 0 S: 3	H: 0 LOB: 0 BB: 0 P: 3	R: 0 E: 0 K: 0 S: 3	H: 0 LOB: 2 BB: 2 P: 11	R: 2 E: 0 K: 0 S: 6	H: 3 LOB: 1 BB: 0 P: 6	R: 0 E: 0 K: 1 S: 5	H: 0 LOB: 0 BB: 0 P: 5	R: 0 E: 0 K: 1 S: 6	H: 2 LOB: 2 BB: 0 P: 6	R: 0 E: 0 K: 1 S: 5	H: 0 LOB: 0 BB: 0 P: 5	R: 2 E: 0 K: 1 S: 7	H: 2 LOB: 0 BB: 0 P: 7	1B: 4 2B: 2 3B: 1 HR: 1	SF: 0 SAC: 1 DP: 1 HBP: 0	WP: 0 PB: 0 SB: 0 CS: 1	PA: 32							
<b>PITCHER</b>	IP	WLS	BF	H	R	ER	SO	BB	IBB	HBP	BLK	WP	HR	S	P	ERA	WHIP										
<b>Bobo Newsom, R</b> (1, 1) ERA: 4.71	4.0	L	17	3	2	2	4	2	0	0	0	0	0	15	23	4.50	1.250										
<b>Bob Hooper, R</b> (5, 1) ERA: 4.62	4.0		15	4	2	2	4	0	0	0	0	0	1	23	23	4.50	1.000										

Philadelphia Athletics @ Boston Red Sox  
Fenway Park, Boston, MA  
Thu Aug 14 1952, 3:38 AM EDT  
Att: 17,022 - Unknown

AB 29  
R 4  
H 7  
RBI 4  
BB 2  
SO 4  
LOB 8



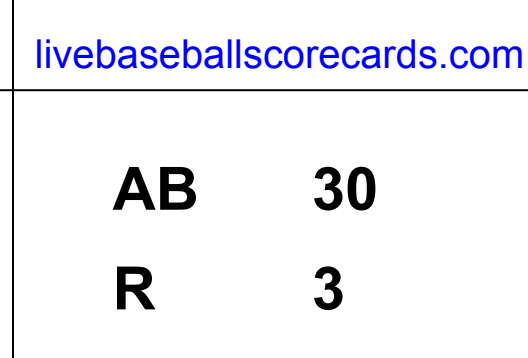
Batter	1	2	3	4	5	6	7	8	9	AB	R	H	RBI	BB	SO	LOB	TOP				
Hank Bauer, R OBP: 0.359, SLG: 0.473 (1, 9)										5	1	3	0	0	0	0	<b>New York Yankees @ Boston Red Sox</b> Fenway Park, Boston, MA Fri Aug 15 1952, 3:33 AM EDT Att: 33,418 - Unknown				
Phil Rizzuto, R OBP: 0.352, SLG: 0.367 (1, 6)										5	1	2	0	0	1	3					
Mickey Mantle, S OBP: 0.385, SLG: 0.512 (1, 8)										4	0	1	0	0	1	3					
Yogi Berra, L OBP: 0.368, SLG: 0.491 (1, 2)										3	0	0	1	1	0	2					
Gene Woodling, L OBP: 0.406, SLG: 0.487 (1, 7)										4	0	2	1	0	0	1					
Joe Collins, L OBP: 0.388, SLG: 0.467 (1, 3)										4	0	1	0	0	0	2					
Gil McDougald, R OBP: 0.348, SLG: 0.373 (7, 4)										4	0	2	0	0	1	2					
Billy Martin, R OBP: 0.327, SLG: 0.350 (7, PH)										2	0	0	0	0	0	2					
Johnny Mize, L OBP: 0.315, SLG: 0.345 (7, 5)										1	0	0	0	0	0	2					
Andy Carey, R OBP: 0.143, SLG: 0.091 (9, PH)										0	0	0	0	0	0	0					
Irv Noren, L OBP: 0.310, SLG: 0.323 (9, PH)										1	0	0	0	0	0	0					
Johnny Sain, R OBP: 0.317, SLG: 0.439 (9, PR)										4	0	1	0	0	0	3					
Jim Brideweser, R OBP: 0.414, SLG: 0.346 (9, PR)										0	0	0	0	0	0	0					
<b>Inning Stats</b>	R: 1 E: 0 K: 0 S: 5	H: 2 LOB: 1 BB: 0 P: 5	R: 0 E: 0 K: 0 S: 4	H: 1 LOB: 1 BB: 0 P: 4	R: 0 E: 0 K: 1 S: 5	H: 1 LOB: 0 BB: 0 P: 5	R: 0 E: 0 K: 0 S: 3	H: 0 LOB: 0 BB: 0 P: 3	R: 0 E: 0 K: 0 S: 3	H: 1 LOB: 0 BB: 0 P: 3	R: 0 E: 0 K: 1 S: 6	H: 2 LOB: 2 BB: 0 P: 5	R: 0 E: 0 K: 0 S: 5	H: 2 LOB: 2 BB: 1 P: 9	R: 0 E: 0 K: 1 S: 7	H: 2 LOB: 2 BB: 0 P: 7	1B: 10 2B: 3 3B: 0 HR: 0	SF: 0 SAC: 0 DP: 2 HBP: 0	WP: 0 PB: 0 SB: 0 CS: 0	PA: 38	
<b>PITCHER</b>	IP WLS BF H R ER SO BB IBB HBP BLK WP HR S P ERA WHIP	7.2 W 32 10 2 2 2 2 1 0 0 0 0 0 0 35 39 2.35 1.435	0.1 1 0 0 0 0 0 0 0 0 0 0 0 1 1 0.00 0.000	1.0 S 5 2 0 0 1 0 0 0 0 0 0 0 7 7 0.00 2.000																	

livebaseballscores.com

AB	37
R	2
H	12
RBI	2
BB	1
SO	3
LOB	20



Batter	1	2	3	4	5	6	7	8	9	AB	R	H	RBI	BB	SO	LOB	BOTTOM			
Dom DiMaggio, R OBP: 0.383, SLG: 0.393 (1, 8)										3	1	1	0	1	0	2	<b>New York Yankees @ Boston Red Sox</b> Fenway Park, Boston, MA Fri Aug 15 1952, 3:33 AM EDT Att: 33,418 - Unknown			
Billy Goodman, L OBP: 0.366, SLG: 0.404 (1, 4)										4	0	0	0	0	0	5				
Clyde Vollmer, R OBP: 0.346, SLG: 0.441 (7, 9)										3	0	1	1	0	1	0				
Faye Throneberry, L OBP: 0.332, SLG: 0.389 (7, 9)										1	0	0	0	0	0	0				
George Kell, R OBP: 0.381, SLG: 0.430 (1, 5)										4	0	0	0	0	0	1				
Hoot Evers, R OBP: 0.306, SLG: 0.407 (7, 7)										4	1	1	0	0	2	0				
Dick Gemert, R OBP: 0.311, SLG: 0.490 (1, 3)										3	1	1	0	0	0	0				
Sammy White, R OBP: 0.322, SLG: 0.453 (1, 2)										2	0	0	0	1	1	0				
Johnny Lipon, R OBP: 0.307, SLG: 0.275 (1, 6)										3	0	2	2	0	0	0				
Sid Hudson, R OBP: 0.192, SLG: 0.196 (8, 1)										3	0	0	0	0	2	3				
Mei Parnell, L OBP: 0.156, SLG: 0.069 (9, 1)										0	0	0	0	0	0	0				
Al Benton, R (9, 1)										0	0	0	0	0	0	0				
<b>Inning Stats</b>	R: 0 E: 0 K: 0 S: 3	H: 0 LOB: 0 BB: 0 P: 3	R: 0 E: 0 K: 1 S: 5	H: 0 LOB: 0 BB: 0 P: 5	R: 0 E: 0 K: 2 S: 7	H: 0 LOB: 0 BB: 0 P: 7	R: 0 E: 0 K: 1 S: 5	H: 0 LOB: 0 BB: 0 P: 5	R: 1 E: 0 K: 0 S: 5	H: 2 LOB: 1 BB: 0 P: 5	R: 2 E: 0 K: 1 S: 8	H: 3 LOB: 2 BB: 1 P: 12	R: 0 E: 0 K: 0 S: 3	H: 0 LOB: 0 BB: 0 P: 3	R: 0 E: 0 K: 1 S: 3	H: 0 LOB: 0 BB: 0 P: 3	1B: 3 2B: 3 3B: 0 HR: 0	SF: 0 SAC: 0 DP: 0 HBP: 0	WP: 0 PB: 0 SB: 0 CS: 0	PA: 32
<b>PITCHER</b>	IP WLS BF H R ER SO BB IBB HBP BLK WP HR S P ERA WHIP	8.0 L 32 6 3 3 3 6 1 1 0 0 0 0 42 50 3.38 0.875																		



Batter	1	2	3	4	5	6	7	8	9	AB	R	H	RBI	BB	SO	LOB	TOP
<b>Gil McDougald, R</b> OBP: 0.346, SLG: 0.371 (1, 5)										2	1	0	0	1	1	0	<b>New York Yankees @ Boston Red Sox</b> Fenway Park, Boston, MA Sat Aug 16 1952, 3:33 AM EDT Att: 28,635 - Unknown
<b>Phil Rizzuto, R</b> OBP: 0.353, SLG: 0.368 (1, 6)										2	1	1	0	0	0	0	
<b>Mickey Mantle, S</b> OBP: 0.387, SLG: 0.512 (1, 8)										2	1	1	0	1	1	0	
<b>Yogi Berra, L</b> OBP: 0.370, SLG: 0.500 (1, 2)										3	1	2	4	0	0	0	
<b>Gene Woodling, L</b> OBP: 0.405, SLG: 0.484 (1, 7)										2	0	0	0	1	0	2	
<b>Hank Bauer, R</b> OBP: 0.381, SLG: 0.480 (1, 9)										2	1	1	1	1	0	0	
<b>Joe Collins, L</b> OBP: 0.371, SLG: 0.465 (1, 3)										1	0	0	0	2	0	0	
<b>Billy Martin, R</b> OBP: 0.327, SLG: 0.350 (1, 4)										3	0	1	0	0	0	3	
<b>Allie Reynolds, R</b> OBP: 0.191, SLG: 0.172 (1, 1)										2	0	0	0	0	1	2	
<b>Inning Stats</b>	R: 1 E: 0 K: 0 S: 4	H: 2 LOB: 1 BB: 1 P: 8	R: 0 E: 0 K: 0 S: 3	H: 0 LOB: 1 BB: 1 P: 7	R: 0 E: 0 K: 2 S: 7	H: 0 LOB: 0 BB: 0 P: 7	R: 1 E: 0 K: 0 S: 4	H: 1 LOB: 0 BB: 0 P: 4	R: 0 E: 0 K: 1 S: 5	H: 1 LOB: 0 BB: 0 P: 5	R: 3 E: 0 K: 0 S: 3	H: 2 LOB: 1 BB: 4 P: 19					
<b>PITCHER</b>	IP WLS BF H R ER SO BB IBB HBP BLK WP HR S P ERA WHIP																
<b>Ray Scarborough, R</b> ERA: 4.38 (1, 1)	5.0	21	5	4	4	3	3	0	0	0	0	0	1	24	36	7.20	1.600
<b>Mickey McDermott, L</b> ERA: 3.53 (6, 1)	0.1	L	4	1	1	1	0	0	0	0	0	0	1	1	13	27.00	12.000
<b>Willard Nixon, R</b> ERA: 4.58 (6, 1)	0.2		1	0	0	0	0	0	0	0	0	0	0	1	1	0.00	0.000

AB	19
R	5
H	6
RBI	5
BB	6
SO	3
LOB	7



Batter	1	2	3	4	5	6	7	8	9	AB	R	H	RBI	BB	SO	LOB	BOTTOM
<b>Dom DiMaggio, R</b> OBP: 0.382, SLG: 0.392 (1, 8)										4	1	1	0	0	1	3	<b>New York Yankees @ Boston Red Sox</b> Fenway Park, Boston, MA Sat Aug 16 1952, 3:33 AM EDT Att: 28,635 - Unknown
<b>Billy Goodman, L</b> OBP: 0.369, SLG: 0.405 (1, 4)										2	1	1	0	0	0	0	
<b>Clyde Vollmer, R</b> OBP: 0.350, SLG: 0.452 ERA: 4.38 (1, 7)										3	0	2	0	0	1	2	
<b>Faye Throneberry, L</b> OBP: 0.332, SLG: 0.389 (5, PR)										0	1	0	0	0	0	0	
<b>George Kell, R</b> OBP: 0.381, SLG: 0.433 (1, 5)										2	1	1	2	0	0	1	
<b>Hoot Evers, R</b> OBP: 0.307, SLG: 0.406 (1, 9)										3	0	1	2	0	0	2	
<b>Dick Gemert, R</b> OBP: 0.311, SLG: 0.488 (1, 3)										3	0	1	0	0	1	3	
<b>Sammy White, R</b> OBP: 0.325, SLG: 0.455 (1, 2)										3	0	2	0	0	0	1	
<b>Johnny Lipon, R</b> OBP: 0.304, SLG: 0.272 (1, 6)										3	0	0	0	0	0	3	
<b>Ray Scarborough, R</b> OBP: 0.350, SLG: 0.222 (1, 1)										2	0	0	0	0	1	3	
<b>Mickey McDermott, L</b> OBP: 0.217, SLG: 0.279 (6, 1)										0	0	0	0	0	0	0	
<b>Willard Nixon, L</b> OBP: 0.282, SLG: 0.275 (6, 1)										1	0	0	0	0	1	0	
<b>Inning Stats</b>	R: 1 E: 0 K: 1 S: 6	H: 1 LOB: 1 BB: 0 P: 7	R: 0 E: 0 K: 1 S: 7	H: 2 LOB: 2 BB: 0 P: 7	R: 1 E: 0 K: 1 S: 7	H: 2 LOB: 1 BB: 0 P: 7	R: 0 E: 0 K: 1 S: 6	H: 1 LOB: 1 BB: 0 P: 6	R: 2 E: 0 K: 0 S: 6	H: 3 LOB: 1 BB: 0 P: 6	R: 0 E: 0 K: 1 S: 5	H: 0 LOB: 0 BB: 0 P: 5					
<b>PITCHER</b>	IP WLS BF H R ER SO BB IBB HBP BLK WP HR S P ERA WHIP																
<b>Allie Reynolds, R</b> ERA: 2.06 (1, 1)	6.0	W	28	9	4	3	5	0	0	1	0	0	0	37	38	4.50	1.500


AB	26
R	4
H	9
RBI	4
BB	0
SO	5
LOB	18






Batter	1	2	3	4	5	6	7	8	9	AB	R	H	RBI	BB	SO	LOB	TOP					
Billy Martin, R OBP: 0.332, SLG: 0.364 (1,4)	0-0 6-3 ①		0-0 BB 1-3 1B		0-0 3B			0-0 1-3 1B	0-0 FC6-4 ③	5	0	3	0	0	0	3	<p>New York Yankees @ Boston Red Sox</p> <p>Fenway Park, Boston, MA</p> <p>Sun Aug 17 1952, 3:33 AM EDT</p> <p>Att: 30,531 - Unknown</p>					
Phil Rizzuto, R OBP: 0.350, SLG: 0.365 (1,6)	0-0 F5 ②		0-0 F7		0-0 6-3 ③			0-0 1-3 ⑤		4	0	0	1	0	0	3						
Mickey Mantle, S OBP: 0.386, SLG: 0.509 (1,8)	0-0 F8 ③		3-H 4-0 1-2 BB					0-0 F6 ⑤		3	0	0	0	1	1	0						
Yogi Berra, L OBP: 0.371, SLG: 0.501 (1,2)		0-3 K	0-0 F9 ③					0-0 BB 2B		3	1	1	0	1	1	2						
Hank Bauer, R OBP: 0.360, SLG: 0.478 (1,9)		0-3 K		0-0 1B ②				0-0 F8 ②		4	0	1	0	0	1	2						
Gene Woodling, L OBP: 0.403, SLG: 0.481 (1,7)		0-0 F8 ③		0-0 G3 ②				0-0 BB 1B		4	0	1	1	0	0	1						
Gil McDougald, R OBP: 0.348, SLG: 0.370 (1,5)			0-0 F6 ①	0-0 L7 ③				0-0 BB 1B		4	0	1	0	0	1	0						
Joe Collins, L OBP: 0.373, SLG: 0.464 (1,3)			0-0 S E 1B		0-0 F4 ①			0-0 G3 ②	0-0 BB FC6-4 1-2 2-3 BB	3	1	1	0	1	0	0						
Ed Lopat, L OBP: 0.189, SLG: 0.171 (1,1)			0-0 E6 1B		0-0 6-3 ②			0-3 K ③	0-3 K ②	2	1	0	0	0	0	0						
Jim Brideweser, R OBP: 0.400, SLG: 0.333 (7, PH)			1-H F7 1B							1	0	0	0	0	1	0						
Tom Gorman, R (7, 1)										1	0	0	0	0	1	3						
<b>Inning Stats</b>	R: 0 E: 0 K: 0 S: 3	H: 0 LOB: 0 BB: 0 P: 3	R: 0 E: 0 K: 2 S: 7	H: 0 LOB: 0 BB: 0 P: 7	R: 2 E: 1 K: 0 S: 6	H: 2 LOB: 2 BB: 1 P: 10	R: 0 E: 0 K: 0 S: 3	H: 1 LOB: 0 BB: 0 P: 3	R: 0 E: 0 K: 1 S: 4	H: 1 LOB: 1 BB: 1 P: 4	R: 0 E: 0 K: 2 S: 5	H: 0 LOB: 1 BB: 1 P: 9	R: 0 E: 0 K: 1 S: 7	H: 0 LOB: 0 BB: 0 P: 7	R: 0 E: 0 K: 0 S: 3	H: 1 LOB: 0 BB: 1 P: 12	R: 1 E: 0 K: 1 S: 8	H: 3 LOB: 3 BB: 1 P: 12	1B: 6 2B: 2 3B: 1 HR: 0	SF: 0 SAC: 0 DP: 1 HBP: 0	WP: 0 PB: 0 SB: 1 CS: 0	PA: 37
<b>PITCHER</b> Mel Parnell, L ERA: 3.02 (1,1)	IP: 9.0 WLS: L BF: 37 H: 8 R: 3 ER: 1 SO: 6 BB: 3 IBB: 0 HBP: 0 BLK: 0 WP: 0 HR: 0 S: 46 P: 58 ERA: 1.00 WHIP: 1.222															<b>PITCHER</b>	IP: 9.0 WLS: L BF: 37 H: 8 R: 3 ER: 1 SO: 6 BB: 3 IBB: 0 HBP: 0 BLK: 0 WP: 0 HR: 0 S: 46 P: 58 ERA: 1.00 WHIP: 1.222					


AB	34
R	3
H	8
RBI	2
BB	3
SO	6
LOB	14




Batter	1	2	3	4	5	6	7	8	9	AB	R	H	RBI	BB	SO	LOB	BOTTOM					
Dom DiMaggio, R OBP: 0.382, SLG: 0.392 (1,8)	0-0 F1		0-0 BB FC5-2 1B		0-0 SH1-3 1B				0-3 K ③	5	0	2	0	0	1	0	<p>New York Yankees @ Boston Red Sox</p> <p>Fenway Park, Boston, MA</p> <p>Sun Aug 17 1952, 3:33 AM EDT</p> <p>Att: 30,531 - Unknown</p>					
Billy Goodman, L OBP: 0.368, SLG: 0.404 (1,4)	0-0 1-3 ②		0-0 FC5-2 BB 1-2 F9 1B		0-0 SH1-3 ①					3	1	1	0	0	0	0						
Clyde Vollmer, R OBP: 0.359, SLG: 0.456 (1,7)	0-0 1B		4-0 FC5-2 BB 1-2 2-3 BB		0-3 K ②					3	0	2	0	1	1	1						
Faye Throneberry, L OBP: 0.332, SLG: 0.389 (8, 9)										0	0	0	0	0	0	0						
George Kell, R OBP: 0.380, SLG: 0.431 (1,5)	0-0 1-2 1B		0-0 FC5-2 FC6-4 1-2 2-3 3-H		0-0 6-3 ③				0-0 5-3 ⑤	4	0	1	0	0	0	5						
Hoot Evers, R OBP: 0.306, SLG: 0.404 (8, 7)	0-0 F8 ③		0-0 F9 ②						0-0 4-3 ①	4	0	1	1	0	0	4						
Dick Gernert, R OBP: 0.310, SLG: 0.483 (1,3)			0-0 FC6-4 1B 1-2						0-0 E1 2B 6-3	4	1	1	0	0	0	3						
Sammy White, R OBP: 0.324, SLG: 0.456 (1,2)		0-3 K ①		0-0 6-3 ①					0-0 G6-4-3 ② ③	4	0	1	0	0	1	2						
Johnny Lipon, R OBP: 0.303, SLG: 0.269 (1,6)		0-0 F3 ②		4-0 CS BB					0-0 5-3 ①	3	0	0	1	1	0	2						
Mel Parnell, L OBP: 0.149, SLG: 0.066 (1,1)			0-3 K ③		0-3 K ③				0-3 K ②	3	0	0	0	0	2	3						
Vern Stephens, R OBP: 0.338, SLG: 0.388 (8, PH)					1-2 K ③					1	0	0	0	0	1	0						
<b>Inning Stats</b>	R: 0 E: 0 K: 0 S: 5	H: 2 LOB: 2 BB: 0 P: 5	R: 0 E: 0 K: 2 S: 8	H: 1 LOB: 1 BB: 0 P: 8	R: 1 E: 0 K: 0 S: 5	H: 2 LOB: 2 BB: 1 P: 9	R: 0 E: 0 K: 1 S: 4	H: 0 LOB: 0 BB: 1 P: 8	R: 0 E: 0 K: 1 S: 6	H: 1 LOB: 1 BB: 0 P: 6	R: 1 E: 1 K: 0 S: 5	H: 1 LOB: 1 BB: 0 P: 5	R: 0 E: 0 K: 0 S: 4	H: 1 LOB: 1 BB: 0 P: 4	R: 0 E: 0 K: 0 S: 3	H: 1 LOB: 0 BB: 0 P: 3	R: 0 E: 0 K: 2 S: 7	H: 0 LOB: 0 BB: 0 P: 7	1B: 8 2B: 1 3B: 0 HR: 0	SF: 0 SAC: 1 DP: 1 HBP: 0	WP: 0 PB: 0 SB: 0 CS: 1	PA: 37
<b>PITCHER</b> Ed Lopat, L ERA: 3.17 (1,1)	IP: 6.0 WLS: W BF: 27 H: 7 R: 2 ER: 1 SO: 4 BB: 2 IBB: 0 HBP: 0 BLK: 0 WP: 0 HR: 0 S: 33 P: 41 ERA: 1.50 WHIP: 1.500															<b>PITCHER</b>	IP: 6.0 WLS: W BF: 27 H: 7 R: 2 ER: 1 SO: 4 BB: 2 IBB: 0 HBP: 0 BLK: 0 WP: 0 HR: 0 S: 33 P: 41 ERA: 1.50 WHIP: 1.500					
Tom Gorman, R ERA: 5.68 (7, 1)	IP: 3.0 WLS: W BF: 10 H: 2 R: 0 ER: 0 SO: 2 BB: 0 IBB: 0 HBP: 0 BLK: 0 WP: 0 HR: 0 S: 14 P: 14 ERA: 0.00 WHIP: 0.667															<b>PITCHER</b>	IP: 3.0 WLS: W BF: 10 H: 2 R: 0 ER: 0 SO: 2 BB: 0 IBB: 0 HBP: 0 BLK: 0 WP: 0 HR: 0 S: 14 P: 14 ERA: 0.00 WHIP: 0.667					

AB	34
R	2
H	9
RBI	2
BB	2
SO	6
LOB	20




Batter	1	2	3	4	5	6	7	8	9	AB	R	H	RBI	BB	SO	LOB	TOP											
<b>Billy Martin, R</b> OBP: 0.326, SLG: 0.356 (1, 4)	0-0 6-3	0-0 F3		0-0 1-3		0-0 6-3		0-0 4-3		5	0	0	0	0	0	0	<b>New York Yankees @ Boston Red Sox</b> Fenway Park, Boston, MA Mon Aug 18 1952, 3:33 AM EDT Att: 29,596 - Unknown  <b>AB</b> 36 <b>R</b> 4 <b>H</b> 10 <b>RBI</b> 4 <b>BB</b> 7 <b>SO</b> 6 <b>LOB</b> 21 											
<b>Phil Rizzuto, R</b> OBP: 0.355, SLG: 0.372 (1, 6)	0-0 WP 3B S		0-0 2B E	0-0 2B		0-3 K		0-0 1B		5	2	4	0	0	1	0												
<b>Mickey Mantle, S</b> OBP: 0.386, SLG: 0.508 (1, 8)	0-3 K		0-0 E	4-0 3-6 BB		0-0 P6		0-0 F9		4	1	1	0	1	1	2												
<b>Yogi Berra, L</b> OBP: 0.369, SLG: 0.496 (1, 2)	4-0 3B BB		0-0 4-3	0-0 3-6			0-0 G3		0-0 F7	4	1	0	0	1	0	4												
<b>Gene Woodling, L</b> OBP: 0.409, SLG: 0.491 (1, 7)	0-0 1-H 3-H 3B		4-0 E		0-0 FC3-6 1B		0-0 F7		0-0 1B	4	0	3	2	1	0	0												
<b>Hank Bauer, R</b> OBP: 0.383, SLG: 0.477 (1, 9)	0-0 BB		0-0 E8		0-0 FC3-6 S 1B		4-0 1B BB		0-0 F7	3	0	1	2	2	0	2												
<b>Gil McDougald, R</b> OBP: 0.344, SLG: 0.368 (1, 5)	0-0 F9		0-0 K		0-3 K		0-0 1B		0-0 F8	5	0	1	0	0	2	6												
<b>Joe Collins, L</b> OBP: 0.374, SLG: 0.461 (1, 3)		0-0 F7	4-0 IBB		4-0 FC6-4 IBB		0-3 K			2	0	0	0	2	1	2												
<b>Vic Raschi, R</b> OBP: 0.302, SLG: 0.222 (1, 1)		0-0 1-3	0-3 K		0-0 FC6-4			0-0 F2		4	0	0	0	0	1	5												
<b>Inning Stats</b>	R: 2 E: 0 K: 1 S: 7	H: 2 LOB: 2 BB: 2 P: 15	R: 0 E: 0 K: 0 S: 3	H: 0 LOB: 0 BB: 0 P: 3	R: 2 E: 1 K: 2 S: 10	H: 3 LOB: 3 BB: 2 P: 18	R: 0 E: 0 K: 0 S: 3	H: 1 LOB: 1 BB: 1 P: 7	R: 0 E: 0 K: 1 S: 6	H: 1 LOB: 2 BB: 1 P: 10	R: 0 E: 0 K: 1 S: 6	H: 1 LOB: 2 BB: 1 P: 10	R: 0 E: 0 K: 0 S: 4	H: 1 LOB: 1 BB: 0 P: 4	R: 0 E: 0 K: 0 S: 4	H: 1 LOB: 1 BB: 0 P: 4	1B: 7 2B: 3 3B: 1 HR: 0	SF: 0 SAC: 0 DP: 1 HBP: 0	WP: 1 PB: 0 SB: 2 CS: 0	PA: 43								
<b>PITCHER</b>	IP	WLS	BF	H	R	ER	SO	BB	IBB	HBP	BLK	WP	HR	S	P	ERA	WHIP											
<b>Dizzy Trout, R</b> ERA: 3.9 (1, 1)	8.0	L	39	9	4	4	6	4	3	0	0	1	0	44	72	4.50	1.625											
<b>Al Benton, R</b> ERA: 1.38 (9, 1)	1.0		4	1	0	0	0	0	0	0	0	0	0	4	4	0.00	1.000											

Batter	1	2	3	4	5	6	7	8	9	AB	R	H	RBI	BB	SO	LOB	BOTTOM											
<b>Dom DiMaggio, R</b> OBP: 0.383, SLG: 0.390 (1, 8)	0-0 4-3		4-0 BB			0-0 5-3		4-0 4-3 BB		2	0	0	0	2	0	0	<b>New York Yankees @ Boston Red Sox</b> Fenway Park, Boston, MA Mon Aug 18 1952, 3:33 AM EDT Att: 29,596 - Unknown  <b>AB</b> 31 <b>R</b> 2 <b>H</b> 5 <b>RBI</b> 2 <b>BB</b> 2 <b>SO</b> 3 <b>LOB</b> 8 											
<b>Billy Goodman, L</b> OBP: 0.387, SLG: 0.402 (1, 4)	0-0 1B		0-0 F9			0-0 4-3		0-0 4-3		4	0	1	0	0	0	2												
<b>Clyde Volmer, R</b> OBP: 0.351, SLG: 0.444 (1, 7)	0-0 F9				0-0 P6			0-0 F2		4	0	0	0	0	0	2												
<b>Al Benton, R</b> ERA: 1.38 (9, 1)										0	0	0	0	0	0	0												
<b>George Kell, R</b> OBP: 0.379, SLG: 0.432 (1, 5)	0-0 F8				0-0 F7		0-0 2B		0-0 4-3	4	1	1	0	0	0	1												
<b>Hoot Evers, R</b> OBP: 0.305, SLG: 0.405 (1, 9)		0-0 F2			0-0 4-3		0-0 2B		0-0 F3	4	0	1	1	0	0	0												
<b>Dick Gernert, R</b> OBP: 0.309, SLG: 0.484 (1, 3)	0-3 K				0-0 1B 2B		0-0 6-3		0-0 F9	4	1	1	0	0	1	1												
<b>Sammy White, R</b> OBP: 0.324, SLG: 0.454 (1, 2)	0-0 6-3				0-0 2H 1B		0-0 5-3			3	0	1	1	0	0	1												
<b>Johnny Lipon, R</b> OBP: 0.300, SLG: 0.266 (1, 6)			0-0 5-3		0-0 F5		0-0 5-3			3	0	0	0	0	0	1												
<b>Dizzy Trout, R</b> OBP: 0.171, SLG: 0.225 (1, 1)			0-3 K			0-0 4-3			0-3 K	2	0	0	0	0	1	0												
<b>Faye Throneberry, L</b> OBP: 0.331, SLG: 0.387 (8, PH)										1	0	0	0	0	1	0												
<b>Inning Stats</b>	R: 0 E: 0 K: 0 S: 4	H: 1 LOB: 1 BB: 0 P: 4	R: 0 E: 0 K: 1 S: 5	H: 0 LOB: 0 BB: 0 P: 5	R: 0 E: 0 K: 0 S: 3	H: 0 LOB: 0 BB: 0 P: 3	R: 1 E: 0 K: 0 S: 4	H: 2 LOB: 0 BB: 0 P: 4	R: 0 E: 0 K: 0 S: 3	H: 0 LOB: 1 BB: 0 P: 3	R: 1 E: 0 K: 0 S: 5	H: 2 LOB: 1 BB: 0 P: 5	R: 0 E: 0 K: 1 S: 5	H: 0 LOB: 1 BB: 1 P: 9	R: 0 E: 0 K: 0 S: 3	H: 0 LOB: 0 BB: 0 P: 3	1B: 2 2B: 3 3B: 0 HR: 0	SF: 0 SAC: 0 DP: 0 HBP: 0	WP: 0 PB: 0 SB: 0 CS: 0	PA: 33								
<b>PITCHER</b>	IP	WLS	BF	H	R	ER	SO	BB	IBB	HBP	BLK	WP	HR	S	P	ERA	WHIP											
<b>Vic Raschi, R</b> ERA: 2.83 (1, 1)	9.0	W	33	5	2	2	3	2	0	0	0	0	0	37	45	2.00	0.778											

Batter	1	2	3	4	5	6	7	8	9	AB	R	H	RBI	BB	SO	LOB	TOP						
<b>Dale Mitchell, L</b> OBP: 0.399, SLG: 0.431 <b>Wally Westlake, R</b> OBP: 0.314, SLG: 0.263	0-0 G5-4-3 1B		0-0 FC5-4 BB	0-0 1-2 2-H 3-H 1B		0-0 E3 CS		0-0 F7		5	0	2	2	0	0	1							
<b>Bobby Avila, R</b> OBP: 0.384, SLG: 0.397	0-0 G5-4-3 1B		4-0 1-2 BB	0-0 FC5		0-0 CS		0-0 2B F8 1B	0-0 G5-4-3 1B	4	1	3	0	1	0	2							
<b>Al Rosen, R</b> OBP: 0.387, SLG: 0.509	0-0 G5-4-3		0-0 F7		0-0 F1		0-0 F6		0-0 G5-4-3	5	0	0	0	0	0	6							
<b>Larry Doby, L</b> OBP: 0.378, SLG: 0.575	0-0 1-3			0-0 1B BB 1B		0-3 K		0-0 F8 1-3 2B	0-0 F9	5	1	2	0	0	1	1							
<b>Luke Easter, L</b> OBP: 0.318, SLG: 0.439		0-0 F8		0-0 BB FC3-2 1B		0-0 HR		4-0 FC5-4 IBB		3	1	2	1	1	0	0							
<b>Harry Simpson, L</b> OBP: 0.338, SLG: 0.419		4-0 G5-4-3 BB		0-3 K		0-0 1B		0-0 F8		3	0	1	1	1	1	4							
<b>Ray Boone, R</b> OBP: 0.362, SLG: 0.357	0-0 G5-4-3		4-0 FC3-2 1B BB		0-0 F3		2-3 3-H 0-0 FC5-4			3	1	0	0	1	0	4							
<b>Jim Hegan, R</b> OBP: 0.307, SLG: 0.360			0-0 FC1-5 2B	4-0 1-2 2-3 3-H 1B BB		0-0 5-3		0-3 K		3	1	1	1	1	1	0							
<b>Early Wynn, S</b> OBP: 0.247, SLG: 0.189 <b>Mike Garcia, R</b> OBP: 0.171, SLG: 0.178			0-0 FC1-5 FC5-4	0-0 FC3-2 1B		0-0 4-3		0-0 G3		4	0	0	0	0	0	4							
<b>Inning Stats</b>	R: 0 E: 0 K: 0 S: 4	H: 2 LOB: 1 BB: 0 P: 4	R: 0 E: 0 K: 0 S: 2	H: 0 LOB: 0 BB: 1 P: 6	R: 0 E: 0 K: 1 S: 4	H: 1 LOB: 2 BB: 1 P: 8	R: 3 E: 0 K: 1 S: 8	H: 3 LOB: 2 BB: 2 P: 16	R: 1 E: 0 K: 1 S: 7	H: 2 LOB: 1 BB: 0 P: 7	R: 0 E: 1 K: 0 S: 3	H: 0 LOB: 0 BB: 0 P: 3	R: 1 E: 0 K: 0 S: 5	H: 2 LOB: 2 BB: 1 P: 9	R: 0 E: 0 K: 1 S: 5	H: 0 LOB: 0 BB: 0 P: 5	R: 0 E: 0 K: 0 S: 3	H: 1 LOB: 0 BB: 0 P: 3	1B: 8 2B: 2 3B: 0 HR: 1	SF: 0 SAC: 0 DP: 3 HBP: 0	WP: 0 PB: 0 SB: 0 CS: 1	PA: 41	
<b>PITCHER</b>	IP	WLS	BF	H	R	ER	SO	BB	IBB	HBP	BLK	WP	HR	S	P	ERA	WHIP						
<b>Dick Brodowski, R</b> ERA: 4.67 <b>Al Benton, R</b> ERA: 1.29	(1, 1)	7.0	34	10	5	5	2	4	1	0	0	0	1	33	53	6.43	2.000						
	(8, 1)	2.0	W 6	1	0	0	1	0	0	0	0	0	0	8	8	0.00	0.500						

Cleveland Indians @ Boston Red Sox  
Fenway Park, Boston, MA  
Tue Aug 19 1952, 3:33 AM EDT  
Att: 11,238 - Unknown


AB 35  
R 5  
H 11  
RBI 5  
BB 5  
SO 3  
LOB 22



Batter	1	2	3	4	5	6	7	8	9	AB	R	H	RBI	BB	SO	LOB	BOTTOM						
<b>Dom DiMaggio, R</b> OBP: 0.381, SLG: 0.386	0-0 6-3		0-3 K		0-0 5-3		4-0 1B E BB	0-0 4-3		4	1	0	0	1	1	2							
<b>Billy Goodman, L</b> OBP: 0.370, SLG: 0.410	0-0 F7		0-0 2B		0-0 F7		0-0 E 2B 1B		0-0 SH FC6 2B	5	2	3	0	0	0	0							
<b>Clyde Vollmer, R</b> OBP: 0.359, SLG: 0.455 <b>Mickey McDermott, L</b> OBP: 0.217, SLG: 0.279 <b>Al Benton, R</b> <b>George Schmees, L</b> OBP: 0.295, SLG: 0.184	0-0 3B 2B		0-0 F4		4-0 2B BB		0-0 E8 1-3 2-H 1B		0-0 SH FC6 IBB	3	2	2	1	1	0	1							
<b>Dick Gemert, R</b> OBP: 0.315, SLG: 0.498	0-0 2H 3B		0-0 F5		0-0 4-3		0-0 2B 2B		4-0 FC6 IBB	4	0	2	3	1	0	2							
<b>Hoot Evers, R</b> OBP: 0.303, SLG: 0.405	0-0 F8		0-0 F2		0-0 2B		0-0 F6		0-0 F5	5	0	1	1	0	0	5							
<b>Sammy White, R</b> OBP: 0.322, SLG: 0.450		0-0 FC5-4 1B		0-0 F8		0-0 F8		0-3 K	0-0 FC6	5	0	1	1	0	1	3							
<b>Ted Lepcio, R</b> OBP: 0.332, SLG: 0.408		0-0 F8		4-0 BB		0-0 F8		0-0 SH1-3 1B		3	0	1	0	1	0	2							
<b>Johnny Lipon, R</b> OBP: 0.297, SLG: 0.263			0-0 K		0-3 K		0-0 F8		0-0 SH1-3	3	0	0	0	0	1	2							
<b>Dick Brodowski, R</b> OBP: 0.212, SLG: 0.281 <b>Faye Throneberry, L</b> OBP: 0.332, SLG: 0.386		0-0 FC5-4			0-3 K		0-0 F8		4-0 BB	2	0	0	0	0	1	1							
<b>Inning Stats</b>	R: 1 E: 0 K: 0 S: 5	H: 2 LOB: 1 BB: 0 P: 5	R: 0 E: 0 K: 0 S: 4	H: 1 LOB: 0 BB: 0 P: 4	R: 0 E: 0 K: 1 S: 6	H: 1 LOB: 1 BB: 0 P: 6	R: 0 E: 0 K: 1 S: 5	H: 0 LOB: 1 BB: 1 P: 9	R: 0 E: 0 K: 1 S: 5	H: 0 LOB: 0 BB: 0 P: 5	R: 1 E: 0 K: 0 S: 4	H: 1 LOB: 1 BB: 1 P: 8	R: 3 E: 1 K: 0 S: 6	H: 3 LOB: 1 BB: 1 P: 10	R: 0 E: 0 K: 1 S: 6	H: 1 LOB: 2 BB: 1 P: 10	R: 0 E: 0 K: 0 S: 4	H: 1 LOB: 3 BB: 1 P: 8	1B: 4 2B: 5 3B: 1 HR: 0	SF: 0 SAC: 2 DP: 0 HBP: 0	WP: 0 PB: 0 SB: 0 CS: 0	PA: 42	
<b>PITCHER</b>	IP	WLS	BF	H	R	ER	SO	BB	IBB	HBP	BLK	WP	HR	S	P	ERA	WHIP						
<b>Early Wynn, R</b> ERA: 3.29 <b>Mike Garcia, R</b> ERA: 2.37	(1, 1)	8.0	L 40	10	6	6	4	4	1	0	0	0	0	43	63	6.75	1.750						
	(9, 1)	0.1	2	0	0	0	0	0	0	0	0	0	0	2	2	0.00	0.000						

Cleveland Indians @ Boston Red Sox  
Fenway Park, Boston, MA  
Tue Aug 19 1952, 3:33 AM EDT  
Att: 11,238 - Unknown

AB 35  
R 6  
H 10  
RBI 6  
BB 5  
SO 4  
LOB 18



Batter	1	2	3	4	5	6	7	8	9	AB	R	H	RBI	BB	SO	LOB	TOP					
Dale Mitchell, L OBP: 0.401, SLG: 0.434	F9 SH1-3 BB	F7	BB HR 1-3 3-H 2B		1B 1B	F3		5-3		5	2	2	1	1	0	2						
Bobby Avila, R OBP: 0.385, SLG: 0.397 George Strickland, R OBP: 0.230, SLG: 0.283	SH1-3		L7		1B 1B			K		3	2	1	0	1	0	0						
Larry Doby, L OBP: 0.385, SLG: 0.586 Harry Simpson, L OBP: 0.340, SLG: 0.419			1B		SH1-4 1B 1B			FC6-4 1B		3	4	3	2	2	0	0						
Luke Easter, L OBP: 0.322, SLG: 0.452 Bill Glynn, L OBP: 0.302, SLG: 0.395	F9		BB HR 1B		SH1-4 1B 1B			F5		5	3	3	6	0	0	2						
Hank Majeski, R OBP: 0.391, SLG: 0.375	K		BB HR 1B		SH1-4			FC6-4 1B		5	2	4	1	0	1	2						
Wally Westlake, R OBP: 0.318, SLG: 0.263		1-3 BB	1B		5-3			FC6-4		4	2	1	0	2	1	5						
Ray Boone, R OBP: 0.371, SLG: 0.374	1-3 BB	1-2 BB	1B 2B 1-2 2-3 3-H		K2-6-2 1B			F8		4	2	3	6	2	0	2						
Joe Tipton, R OBP: 0.376, SLG: 0.443	K	K	F5		1-3			L3		5	0	0	0	0	2	6						
Bob Lemon, L OBP: 0.208, SLG: 0.284	1-3		2B 1-3 2-H 3-H		K2-6-2			G3		5	1	1	2	0	1	3						
<b>Inning Stats</b>	R: 0 E: 0 K: 1 S: 5	H: 0 LOB: 2 BB: 1 P: 13	R: 0 E: 0 K: 1 S: 6	H: 1 LOB: 2 BB: 1 P: 10	R: 10 E: 0 K: 2 S: 14	H: 7 LOB: 1 BB: 4 P: 30	R: 0 E: 0 K: 1 S: 5	H: 1 LOB: 1 BB: 0 P: 5	R: 4 E: 0 K: 0 S: 7	H: 5 LOB: 1 BB: 0 P: 7	R: 0 E: 0 K: 0 S: 3	H: 0 LOB: 0 BB: 0 P: 3	R: 4 E: 0 K: 0 S: 6	H: 3 LOB: 1 BB: 1 P: 10	R: 0 E: 0 K: 1 S: 5	H: 0 LOB: 0 BB: 0 P: 5	R: 0 E: 0 K: 0 S: 4	H: 1 LOB: 2 BB: 1 P: 8	1B: 13 2B: 3 3B: 0 HR: 3	SF: 0 SAC: 2 DP: 1 HBP: 0	WP: 0 PB: 0 SB: 0 CS: 0	PA: 52
<b>PITCHER</b>	IP WLS BF H R ER SO BB IBB HBP BLK WP HR S P ERA WHIP																	<b>PITCHER</b>	IP WLS BF H R ER SO BB IBB HBP BLK WP HR S P ERA WHIP			
Mickey McDermott, L ERA: 3.77	(1, 1) 2.1 L 15 4 4 4 2 4 0 0 0 0 0 0 0 15 31 15.43 3.429																					
Ray Scarborough, R ERA: 4.7	(3, 1) 0.1 4 2 1 1 1 1 0 0 0 0 0 0 1 14 22 60.75 6.750																					
Willard Nixon, R ERA: 5.29	(3, 1) 1.1 12 7 9 9 2 2 0 0 0 0 0 0 3 3 0.00 1.000																					
Al Benton, R ERA: 1.24	(5, 1) 1.0 3 1 0 0 0 0 0 0 0 0 0 0 2 18 26 9.00 1.500																					
Dick Brodowski, R ERA: 4.88	(6, 1) 4.0 18 4 4 4 1 2 0 0 0 0 0 0 2 18 26 9.00 1.500																					
<b>Inning Stats</b>	R: 2 E: 0 K: 0 S: 5	H: 2 LOB: 1 BB: 1 P: 9	R: 1 E: 0 K: 0 S: 6	H: 3 LOB: 0 BB: 0 P: 6	R: 0 E: 0 K: 0 S: 5	H: 2 LOB: 3 BB: 1 P: 9	R: 0 E: 0 K: 0 S: 3	H: 0 LOB: 1 BB: 1 P: 7	R: 4 E: 3 K: 1 S: 10	H: 4 LOB: 2 BB: 1 P: 14	R: 0 E: 0 K: 0 S: 4	H: 1 LOB: 1 BB: 0 P: 4	R: 0 E: 1 K: 1 S: 6	H: 0 LOB: 1 BB: 0 P: 6	R: 0 E: 0 K: 0 S: 3	H: 0 LOB: 0 BB: 0 P: 3	R: 1 E: 0 K: 0 S: 6	H: 3 LOB: 2 BB: 0 P: 6	1B: 14 2B: 1 3B: 0 HR: 0	SF: 0 SAC: 0 DP: 0 HBP: 0	WP: 0 PB: 1 SB: 0 CS: 0	PA: 48
<b>PITCHER</b>	IP WLS BF H R ER SO BB IBB HBP BLK WP HR S P ERA WHIP																	<b>PITCHER</b>	IP WLS BF H R ER SO BB IBB HBP BLK WP HR S P ERA WHIP			
Bob Lemon, R ERA: 2.76	(1, 1) 9.0 W 48 15 8 5 2 4 0 0 0 0 0 0 0 48 64 5.00 2.111																					

Cleveland Indians @ Boston Red Sox  
Fenway Park, Boston, MA  
Wed Aug 20 1952, 3:33 AM EDT  
Att: 14,409 - Unknown

AB 41  
R 18  
H 18  
RBI 18  
BB 9  
SO 6  
LOB 23



Cleveland Indians @ Boston Red Sox  
Fenway Park, Boston, MA  
Wed Aug 20 1952, 3:33 AM EDT  
Att: 14,409 - Unknown

AB 44  
R 8  
H 15  
RBI 8  
BB 4  
SO 2  
LOB 25



Batter	1	2	3	4	5	6	7	8	9	AB	R	H	RBI	BB	SO	LOB	TOP			
<b>Dale Mitchell, L</b> OBP: 0.397, SLG: 0.429 (1, 7)	0-0 6-3		0-0 4-3			0-0 F9		0-0 1-3		4	0	0	0	0	0	1	<b>Cleveland Indians @ Boston Red Sox</b> Fenway Park, Boston, MA Thu Aug 21 1952, 3:33 AM EDT Att: 10,243 - Unknown			
<b>Bobby Avila, R</b> OBP: 0.384, SLG: 0.396 (1, 4)	0-0 G3			0-0 1B F8 1B		0-0 F8		0-0 F8		4	1	1	0	0	0	0				
<b>Larry Doby, L</b> OBP: 0.383, SLG: 0.585 (1, 8)	0-0 3-1			0-0 F9		0-0 2B		0-0 3-1		4	0	1	0	0	0	1				
<b>Luke Easter, L</b> OBP: 0.324, SLG: 0.452 (1, 3)		0-0 L8		0-0 1B		0-3 K		0-0 1B		4	0	2	0	0	1	1				
<b>Hank Majeski, R</b> OBP: 0.388, SLG: 0.372 (1, 5)		0-0 1B		0-0 F8			0-0 1-3		0-0 F4	4	0	1	1	0	0	2				
<b>Harry Simpson, L</b> OBP: 0.337, SLG: 0.415 (1, 9)		0-0 1B		0-0 K			0-0 6-3		0-0 4-3	4	0	0	0	0	1	3				
<b>Ray Boone, R</b> OBP: 0.370, SLG: 0.371 (1, 6)			0-0 5-3		0-3 K		0-0 BB			2	0	0	0	1	1	0				
<b>Jim Hegan, R</b> OBP: 0.308, SLG: 0.360 (1, 2)			0-0 4-3		0-0 1B		0-0 F8			3	0	1	0	0	0	1				
<b>Steve Gromek, S</b> OBP: 0.267, SLG: 0.120 (8, PH)								0-0 4-3		2	0	1	0	0	0	1				
<b>Bill Glynn, L</b> OBP: 0.299, SLG: 0.390 (8, PH)										1	0	0	0	0	0	0				
<b>Ted Wilks, R</b> OBP: 0.125, SLG: 0.125 (8, 1)										0	0	0	0	0	0	0				
<b>Inning Stats</b>	R: 0 E: 0 K: 0 S: 3	H: 0 LOB: 0 BB: 0 P: 3	R: 0 E: 0 K: 0 S: 3	H: 1 LOB: 0 BB: 0 P: 3	R: 0 E: 0 K: 0 S: 4	H: 1 LOB: 1 BB: 0 P: 4	R: 1 E: 0 K: 1 S: 7	H: 2 LOB: 1 BB: 0 P: 7	R: 0 E: 0 K: 1 S: 5	H: 1 LOB: 0 BB: 0 P: 5	R: 0 E: 0 K: 0 S: 6	H: 0 LOB: 1 BB: 1 P: 6	R: 0 E: 0 K: 0 S: 3	H: 0 LOB: 0 BB: 0 P: 3	R: 0 E: 0 K: 0 S: 4	H: 1 LOB: 1 BB: 0 P: 4	1B: 6 2B: 1 3B: 0 HR: 0	SF: 0 SAC: 0 DP: 2 HBP: 0	WP: 0 PB: 0 SB: 0 CS: 0	PA: 33
<b>PITCHER</b> Sid Hudson, R ERA: 3.28 (1, 1)	IP: 9.0 WLS: W BF: 33 H: 7 R: 1 ER: 1 SO: 3 BB: 1 IBB: 0 HBP: 0 BLK: 0 WP: 0 HR: 0 S: 38 P: 42 ERA: 1.00 WHIP: 0.889																			

Batter	1	2	3	4	5	6	7	8	9	AB	R	H	RBI	BB	SO	LOB	BOTTOM			
<b>Dom DiMaggio, R</b> OBP: 0.384, SLG: 0.387 (1, 8)	4-0 1B 1B 1B BB		0-0 1B 1B		0-0 F8		0-0 1B		3	2	2	0	1	0	0					
<b>Billy Goodman, L</b> OBP: 0.371, SLG: 0.410 (1, 4)	0-0 1-4-3 1-2		0-0 1B 1B		0-0 4-3		0-0 F8		4	0	1	0	0	0	2					
<b>Clyde Vollmer, R</b> OBP: 0.366, SLG: 0.448 (1, 7)	0-0 1B		0-0 1B		0-0 F9		0-3 K		4	0	2	1	0	1	0					
<b>Faye Throneberry, L</b> OBP: 0.335, SLG: 0.388 (9, 9)									0	0	0	0	0	0	0					
<b>Dick Gemert, R</b> OBP: 0.312, SLG: 0.487 (1, 3)	0-0 1-2 3-H 1B		0-0 G6-4-3 1-2 3-H 1B		0-0 F1		0-0 1-3		4	0	1	1	0	0	2					
<b>Hoot Evers, R</b> OBP: 0.306, SLG: 0.414 (1, 9)	0-0 9-4-3 1-2			0-0 5-3		0-0 HR		0-0 FC4 BB	3	1	1	1	1	0	2					
<b>Sammy White, R</b> OBP: 0.317, SLG: 0.444 (1, 2)		0-0 F2		0-0 E6 1B		0-3 K		0-0 FC4	4	1	0	0	0	1	1					
<b>Ted Lepcio, R</b> OBP: 0.338, SLG: 0.412 (1, 5)		0-0 6-3		0-0 L5		0-0 F6			3	0	0	0	0	0	1					
<b>Johnny Lipon, R</b> OBP: 0.303, SLG: 0.267 (1, 6)		0-0 F7		0-0 FC5-4 1B			0-0 F4		3	0	1	1	0	0	0					
<b>Sid Hudson, R</b> OBP: 0.182, SLG: 0.185 (1, 1)			0-3 K		0-0 FC5-4		0-0 6-3		3	0	0	0	0	1	1					
<b>Inning Stats</b>	R: 1 E: 0 K: 0 S: 4	H: 2 LOB: 1 BB: 1 P: 8	R: 0 E: 0 K: 0 S: 3	H: 0 LOB: 0 BB: 0 P: 3	R: 1 E: 0 K: 1 S: 7	H: 3 LOB: 1 BB: 0 P: 7	R: 1 E: 1 K: 0 S: 5	H: 1 LOB: 1 BB: 0 P: 5	R: 0 E: 0 K: 0 S: 3	H: 0 LOB: 0 BB: 0 P: 3	R: 1 E: 0 K: 1 S: 6	H: 1 LOB: 0 BB: 0 P: 6	R: 0 E: 0 K: 0 S: 4	H: 1 LOB: 1 BB: 0 P: 4	R: 0 E: 0 K: 1 S: 5	H: 0 LOB: 1 BB: 1 P: 9	1B: 7 2B: 1 3B: 0 HR: 1	SF: 0 SAC: 0 DP: 2 HBP: 0	WP: 0 PB: 0 SB: 0 CS: 0	PA: 33
<b>PITCHER</b> Steve Gromek, R ERA: 4.0 (1, 1)	IP: 7.0 WLS: L BF: 29 H: 8 R: 4 ER: 3 SO: 2 BB: 1 IBB: 0 HBP: 0 BLK: 0 WP: 1 HR: 1 S: 32 P: 36 ERA: 3.86 WHIP: 1.286																			
<b>PITCHER</b> Ted Wilks, R ERA: 3.44 (8, 1)	IP: 1.0 WLS: L BF: 4 H: 0 R: 0 ER: 0 SO: 1 BB: 1 IBB: 0 HBP: 0 BLK: 0 WP: 0 HR: 0 S: 5 P: 9 ERA: 0.00 WHIP: 1.000																			

Batter	1	2	3	4	5	6	7	8	9	AB	R	H	RBI	BB	SO	LOB	TOP																					
<b>Chico Carrasquel, R</b> OBP: 0.313, SLG: 0.319 (1, 6)	0-0 1-3		0-0 E 2B		0-0 E4 1B 4-3 F9		0-0 4-3			4	2	1	0	0	0	1	Chicago White Sox @ Boston Red Sox Fenway Park, Boston, MA Fri Aug 22 1952, 3:33 AM EDT Att: 5,367 - Unknown																					
<b>Nelle Fox, L</b> OBP: 0.344, SLG: 0.372 (1, 4)	0-0 3B		0-0 E4 2H 3B		0-0 4-3			0-0 F7		4	1	2	1	0	0	2																						
<b>Minnie Minoso, R</b> OBP: 0.383, SLG: 0.434 (1, 7)	4-0 BB		0-0 F9		0-0 CS 1B			0-0 F9		3	0	1	1	1	0	0																						
<b>Eddie Robinson, L</b> OBP: 0.383, SLG: 0.472 (1, 3)	0-0 F3		0-0 F6		0-0 F9			0-0 F7		4	0	0	1	0	0	3																						
<b>Sam Mele, R</b> OBP: 0.340, SLG: 0.422 (1, 9)	0-0 F7			0-0 6-3	0-0 CS	0-0 F9			0-0 5-3		4	0	0	0	0	2																						
<b>Jim Rivera, L</b> OBP: 0.322, SLG: 0.370 (1, 8)		0-0 4-3		0-0 F7		0-0 F9			0-0 F4		4	0	0	0	0	0																						
<b>Sherm Lollar, R</b> OBP: 0.354, SLG: 0.398 (1, 2)	0-0 F8		0-0 BB	4-0 BB		0-0 F8			4-0 BB		2	0	0	0	2	0																						
<b>Rocky Krsnich, R</b> OBP: 0.250, SLG: 0.176 (1, 5)	0-3 K		0-0 F3				0-0 F3		0-0 L1		4	0	0	0	1	2																						
<b>Joe Dobson, R</b> OBP: 0.250, SLG: 0.192 (1, 1)			0-0 4-3		0-0 4-3 E 1B		0-0 6-3			3	1	1	0	0	0	0																						
<b>Inning Stats</b>	R: 0 E: 0 K: 0 S: 4	H: 1 LOB: 2 BB: 1 P: 8	R: 0 E: 0 K: 1 S: 5	H: 0 LOB: 0 BB: 0 P: 5	R: 2 E: 1 K: 0 S: 5	H: 2 LOB: 0 BB: 0 P: 5	R: 0 E: 0 K: 0 S: 3	H: 0 LOB: 1 BB: 1 P: 7	R: 2 E: 1 K: 0 S: 5	H: 2 LOB: 0 BB: 0 P: 5	R: 0 E: 0 K: 0 S: 3	H: 0 LOB: 0 BB: 0 P: 3	R: 0 E: 0 K: 0 S: 3	H: 0 LOB: 0 BB: 0 P: 3	R: 0 E: 0 K: 0 S: 3	H: 0 LOB: 1 BB: 1 P: 7	1B: 2 2B: 1 3B: 2 HR: 0	SF: 0 SAC: 0 DP: 0 HBP: 0	WP: 0 PB: 0 SB: 0 CS: 1	PA: 36																		
<b>PITCHER</b>	IP	WLS	BF	H	R	ER	SO	BB	IBB	HBP	BLK	WP	HR	S	P	ERA	WHIP	<b>PITCHER</b>		IP	WLS	BF	H	R	ER	SO	BB	IBB	HBP	BLK	WP	HR	S	P	ERA	WHIP		
<b>Ike Delock, R</b> ERA: 4.17 (1, 1)	8.0	L	31	5	4	3	1	2	0	0	0	0	0	0	31	39	3.38	0.875	<b>Ike Delock, R</b> ERA: 4.17 (1, 1)		8.0	L	31	5	4	3	1	2	0	0	0	0	0	0	31	39	3.38	0.875
<b>Mickey McDermott, L</b> ERA: 3.74 (9, 1)	1.0		4	0	0	0	0	1	0	0	0	0	0	0	3	7	0.00	1.000	<b>Mickey McDermott, L</b> ERA: 3.74 (9, 1)		1.0		4	0	0	0	0	1	0	0	0	0	0	3	7	0.00	1.000	

Batter	1	2	3	4	5	6	7	8	9	AB	R	H	RBI	BB	SO	LOB	BOTTOM																			
<b>Dom DiMaggio, R</b> OBP: 0.382, SLG: 0.385 (1, 8)	0-0 6-3		0-0 F9						0-0 G1-4-3 1B		2	0	0	0	0	0	Chicago White Sox @ Boston Red Sox Fenway Park, Boston, MA Fri Aug 22 1952, 3:33 AM EDT Att: 5,367 - Unknown																			
<b>George Schmees, L</b> OBP: 0.207, SLG: 0.187 (5, 8)			0-0 F9						0-0 G1-4-3 1B		2	0	1	0	0	1																				
<b>Billy Goodman, L</b> OBP: 0.397, SLG: 0.406 (1, 4)	0-0 4-3		0-0 4-3						0-0 F4		4	0	0	0	0	1																				
<b>Clyde Vollmer, R</b> OBP: 0.359, SLG: 0.438 (1, 7)	0-3 K			0-0 F9					0-0 G1-4-3		4	0	0	0	1	1																				
<b>Dick Gemert, R</b> OBP: 0.316, SLG: 0.489 (1, 3)		0-0 BB 1B		0-0 FC6-4 1B					0-0 F8		3	1	2	0	0	0																				
<b>Hoot Evers, R</b> OBP: 0.303, SLG: 0.410 (1, 9)		0-0 F8		0-0 F3					0-0 F7		3	0	0	0	0	2																				
<b>Sammy White, R</b> OBP: 0.317, SLG: 0.441 (1, 2)		4-0 CS BB		0-0 FC6-4					0-0 F4		2	0	0	0	1	1																				
<b>Ted Lepcio, R</b> OBP: 0.338, SLG: 0.411 (1, 5)		0-0 FC5-4 1B		0-0 F5					0-0 6-3		3	0	1	1	0	0																				
<b>Johnny Lipon, R</b> OBP: 0.300, SLG: 0.264 (1, 6)		0-0 FC5-4		0-0 F7					0-0 1-3		3	0	0	0	0	2																				
<b>Ike Delock, R</b> (1, 1)									0-0 F3		2	0	0	0	1	0																				
<b>Vern Stephens, R</b> OBP: 0.237, SLG: 0.396 (8, PH)									0-0 F3		1	0	0	0	0	0																				
<b>Mickey McDermott, L</b> OBP: 0.213, SLG: 0.273 (9, 1)									0-0 K		0	0	0	0	0	0																				
<b>Inning Stats</b>	R: 0 E: 0 K: 1 S: 5	H: 0 LOB: 0 BB: 0 P: 5	R: 1 E: 0 K: 0 S: 4	H: 2 LOB: 1 BB: 1 P: 8	R: 0 E: 0 K: 0 S: 3	H: 0 LOB: 0 BB: 0 P: 3	R: 0 E: 0 K: 0 S: 4	H: 1 LOB: 1 BB: 0 P: 4	R: 0 E: 0 K: 1 S: 5	H: 0 LOB: 0 BB: 0 P: 5	R: 0 E: 0 K: 1 S: 5	H: 0 LOB: 0 BB: 0 P: 5	R: 0 E: 0 K: 0 S: 3	H: 0 LOB: 0 BB: 0 P: 3	R: 0 E: 0 K: 0 S: 3	H: 1 LOB: 0 BB: 0 P: 3	1B: 4 2B: 0 3B: 0 HR: 0	SF: 0 SAC: 0 DP: 1 HBP: 0	WP: 0 PB: 0 SB: 0 CS: 1	PA: 30																
<b>PITCHER</b>	IP	WLS	BF	H	R	ER	SO	BB	IBB	HBP	BLK	WP	HR	S	P	ERA	WHIP	<b>PITCHER</b>		IP	WLS	BF	H	R	ER	SO	BB	IBB	HBP	BLK	WP	HR	S	P	ERA	WHIP
<b>Joe Dobson, R</b> ERA: 2.48 (1, 1)	9.0	W	30	4	1	1	3	1	0	0	0	0	0	0	35	39	1.00	0.556	<b>Joe Dobson, R</b> ERA: 2.48 (1, 1)		9.0	W	30	4	1	1	3	1	0	0	0	0	35	39	1.00	0.556

Batter	1	2	3	4	5	6	7	8	9	AB	R	H	RBI	BB	SO	LOB	TOP					
Hector Rodriguez, R (1, 5) OBP: 0.353, SLG: 0.310	4-3		G3			P1		1-3		4	0	0	0	0	0	2						
Nelle Fox, L (1, 4) OBP: 0.343, SLG: 0.371	6-3			4-3		FC4-6		1B		4	1	1	0	0	0	2						
Minnie Minoso, R (1, 7) OBP: 0.382, SLG: 0.435	F9			F9		2B		L8		4	0	1	2	0	0	1						
Eddie Robinson, L (1, 3) OBP: 0.382, SLG: 0.470		1B		F8		4-1			G3	4	0	1	0	0	0	1						
Sam Mele, R (1, 9) OBP: 0.339, SLG: 0.420		1B			F3		6-3		F2	4	0	1	0	0	0	0						
Jim Rivera, L (1, 8) OBP: 0.320, SLG: 0.366		1B		F2		K			K	4	0	0	0	0	2	2						
Sherm Lollar, R (1, 2) OBP: 0.354, SLG: 0.407			G5-4-3		5-3					3	1	1	1	0	0	2						
Chico Carrasquel, R (1, 6) OBP: 0.313, SLG: 0.319				F4		FC4-6		F8		3	1	1	0	0	0	0						
Hal Brown, R (1, 1) OBP: 0.200, SLG: 0.214										1	0	0	0	0	1	0						
Tom Wright, L (8, PH) OBP: 0.348, SLG: 0.357										1	0	0	0	0	0	0						
Bill Kennedy, L (8, 1) OBP: 0.182, SLG: 0.182				K2-3		SH		F7		0	0	0	0	0	0	0						
<b>Inning Stats</b>	R: 0 E: 0 K: 0 S: 3	H: 0 LOB: 0 BB: 0 P: 3	R: 0 E: 0 K: 0 S: 4	H: 2 LOB: 1 BB: 0 P: 4	R: 0 E: 0 K: 1 S: 5	H: 0 LOB: 0 BB: 0 P: 5	R: 0 E: 0 K: 0 S: 3	H: 0 LOB: 0 BB: 0 P: 3	R: 0 E: 0 K: 1 S: 5	H: 0 LOB: 0 BB: 0 P: 5	R: 2 E: 0 K: 0 S: 6	H: 2 LOB: 1 BB: 0 P: 6	R: 1 E: 0 K: 0 S: 4	H: 1 LOB: 0 BB: 0 P: 4	R: 0 E: 0 K: 0 S: 4	H: 1 LOB: 1 BB: 0 P: 4	R: 0 E: 0 K: 1 S: 5	H: 0 LOB: 0 BB: 0 P: 5	1B: 4 2B: 1 3B: 0 HR: 1	SF: 0 SAC: 1 DP: 1 HBP: 0	WP: 0 PB: 0 SB: 0 CS: 0	PA: 33
<b>PITCHER</b> Mel Parnell, L ERA: 3.02	IP: 9.0 WLS: W BF: 33 H: 6 R: 3 ER: 3 SO: 3 BB: 0 IBB: 0 HBP: 0 BLK: 0 WP: 0 HR: 1 S: 39 P: 39 ERA: 3.00 WHIP: 0.667																					

Chicago White Sox @ Boston Red Sox  
Fenway Park, Boston, MA  
Sat Aug 23 1952, 3:33 AM EDT  
Att: 14,851 - Unknown

AB 32  
R 3  
H 6  
RBI 3  
BB 0  
SO 3  
LOB 10



Batter	1	2	3	4	5	6	7	8	9	AB	R	H	RBI	BB	SO	LOB	BOTTOM					
Faye Throneberry, L (1, 9) OBP: 0.330, SLG: 0.382	F2		E3		F4		F3			4	0	0	0	0	0	0						
Billy Goodman, L (1, 4) OBP: 0.366, SLG: 0.404	K		4-3			1B		4-3		4	1	1	0	0	1	1						
Clyde Vollmer, R (1, 7) OBP: 0.354, SLG: 0.441			F4			1B		F7		3	1	2	0	0	0	1						
George Schmees, L (6, PR) (7, 8) OBP: 0.205, SLG: 0.185						HR				1	1	0	0	0	0	0						
Dick Gemert, R (1, 3) OBP: 0.315, SLG: 0.483	1B		F8		F3		F8			3	0	0	0	1	0	3						
Hoot Evers, R (1, 8) (7, 7) OBP: 0.304, SLG: 0.409				L7		F8				3	0	1	2	0	0	1						
Sammy White, R (1, 2) OBP: 0.317, SLG: 0.450	F8			F4		HR				3	1	1	2	0	0	2						
Ted Lepcio, R (1, 5) OBP: 0.338, SLG: 0.409			E6		6-3			1B		3	0	1	0	0	0	0						
Johnny Lipon, R (1, 6) OBP: 0.297, SLG: 0.261			F7		F9		CS	L5		3	0	0	0	0	0	1						
Mel Parnell, L (1, 1) OBP: 0.141, SLG: 0.062			G3		4-3			F7		3	0	0	0	0	0	0						
<b>Inning Stats</b>	R: 1 E: 0 K: 1 S: 7	H: 2 LOB: 2 BB: 1 P: 11	R: 0 E: 1 K: 0 S: 3	H: 0 LOB: 0 BB: 0 P: 3	R: 0 E: 1 K: 0 S: 4	H: 0 LOB: 1 BB: 0 P: 4	R: 0 E: 0 K: 0 S: 3	H: 0 LOB: 0 BB: 0 P: 3	R: 0 E: 0 K: 0 S: 3	H: 0 LOB: 0 BB: 0 P: 3	R: 3 E: 0 K: 0 S: 6	H: 4 LOB: 1 BB: 0 P: 6	R: 0 E: 0 K: 0 S: 3	H: 0 LOB: 0 BB: 0 P: 3	R: 0 E: 0 K: 0 S: 3	H: 0 LOB: 0 BB: 0 P: 3	R: 0 E: 0 K: 1 S: 5	H: 0 LOB: 0 BB: 0 P: 5	1B: 5 2B: 0 3B: 0 HR: 1	SF: 0 SAC: 0 DP: 0 HBP: 0	WP: 1 PB: 0 SB: 1 CS: 1	PA: 32
<b>PITCHER</b> Hal Brown, R ERA: 3.34 Bill Kennedy, L ERA: 2.4	IP: 7.0 WLS: L BF: 28 H: 6 R: 4 ER: 4 SO: 1 BB: 4 IBB: 0 HBP: 0 BLK: 0 WP: 1 HR: 1 S: 29 P: 33 ERA: 5.14 WHIP: 1.000																					

Chicago White Sox @ Boston Red Sox  
Fenway Park, Boston, MA  
Sat Aug 23 1952, 3:33 AM EDT  
Att: 14,851 - Unknown

AB 30  
R 4  
H 6  
RBI 4  
BB 1  
SO 1  
LOB 9



Batter	1	2	3	4	5	6	7	8	9	10	AB	R	H	RBI	BB	SO	LOB	TOP				
Al Zarilla, L OBP: 0.365, SLG: 0.339 (1, 8)	0-0 4-3		0-0 L3			0-0 BB 1B		0-0 2-H 1B			4	0	2	1	0	0	0	<b>St. Louis Browns @ Boston Red Sox</b> Fenway Park, Boston, MA Sun Aug 24 1952, 3:33 AM EDT Unknown - 75 F				
Fred Marsh, R OBP: 0.351, SLG: 0.325 (1, 6)	0-0 1B			0-0 F8		4-0 1-2 BB		0-0 6-3			3	0	1	0	1	0	1					
Joe Demaestri, R OBP: 0.247, SLG: 0.279 (8, 6)					0-0 F9			0-0 4-3			4	0	0	0	0	0	2					
Bob Nieman, R OBP: 0.351, SLG: 0.414 (1, 9)	0-0 4-3								0-0 F6													
Clint Courtney, L OBP: 0.359, SLG: 0.390 (1, 2)		0-0 F8		0-0 3-1			0-3 K		0-0 F5													
Jim Dyck, R OBP: 0.354, SLG: 0.457 (1, 5)		0-0 6-3			0-0 F5		0-0 F4		0-3 K													
Don Lenhardt, R OBP: 0.349, SLG: 0.397 (1, 7)		0-0 1B			0-0 F9		0-0 F3			0-3 K												
Bobby Young, L OBP: 0.314, SLG: 0.333 (1, 4)	0-3 K				0-0 F8			4-0 SH5-3 1B BB		0-0 FC3-6 1B												
Gordon Goldsberry, L OBP: 0.303, SLG: 0.276 (1, 3)			0-0 3-1			4-0 B1-3 BB		0-0 SH5-3 1-2		0-0 FC3-6 CS												
Duane Pilette, R OBP: 0.207, SLG: 0.182 (1, 1)			0-0 F7			0-0 B1-3 1-2		0-0 F7		0-0 CS												
Vic Wertz, L OBP: 0.354, SLG: 0.502 (8, PH)																						
Marlin Stuart, L OBP: 0.200, SLG: 0.077 (8, 1)																						
Satchel Paige, R OBP: 0.121, SLG: 0.094 (10, 1)																						
<b>Inning Stats</b>	R: 0 E: 0 K: 0 S: 3	H: 1 LOB: 0 BB: 0 P: 3	R: 0 E: 0 K: 1 S: 6	H: 1 LOB: 1 BB: 0 P: 3	R: 0 E: 0 K: 0 S: 3	H: 0 LOB: 0 BB: 0 P: 3	R: 0 E: 0 K: 0 S: 3	H: 0 LOB: 0 BB: 0 P: 3	R: 0 E: 0 K: 0 S: 3	H: 1 LOB: 2 BB: 2 P: 11	R: 0 E: 0 K: 1 S: 5	H: 0 LOB: 0 BB: 0 P: 5	R: 1 E: 0 K: 0 S: 4	H: 1 LOB: 1 BB: 1 P: 8	R: 0 E: 0 K: 1 S: 5	H: 0 LOB: 0 BB: 0 P: 5	R: 0 E: 0 K: 1 S: 5	H: 1 LOB: 0 BB: 0 P: 5	1B: 5 2B: 1 3B: 0 HR: 0	SF: 0 SAC: 1 DP: 1 HBP: 0	WP: 0 PA: 36 PB: 0 SB: 0 CS: 1	
<b>PITCHER</b>	IP 8.0	WLS 29	BF 4	H 1	R 1	ER 1	SO 2	BB 3	IBB 0	HBP 0	BLK 0	WP 0	HR 0	S 30	P 42	ERA 1.12	WHIP 0.875					
Ellis Kinder, R ERA: 2.0 (1, 1)																						
Al Benton, R ERA: 1.16 (9, 1)																						

AB 31  
R 1  
H 5  
RBI 1  
BB 3  
SO 4  
LOB 7





Batter	1	2	3	4	5	6	7	8	9	10	AB	R	H	RBI	BB	SO	LOB	BOTTOM				
Faye Throneberry, L OBP: 0.335, SLG: 0.392 (1, 9)	0-0 3B		0-0 S S 1B		4-0 1B WP CS BB		0-0 3-1		0-0 FC3-6 1B 1-2		4	0	2	0	1	0	1	<b>St. Louis Browns @ Boston Red Sox</b> Fenway Park, Boston, MA Sun Aug 24 1952, 3:33 AM EDT Unknown - 75 F				
Billy Goodman, L OBP: 0.371, SLG: 0.406 (1, 4)	0-0 F6		4-0 S BB		0-0 CS 1B		4-0 BB		0-0 FC6-4 1B		3	0	2	0	2	0	1					
Clyde Vollmer, R OBP: 0.358, SLG: 0.434 (1, 7)	0-0 F3		0-3 K		0-3 K		0-0 F7		0-0 FC6-4		3	0	0	0	0	2	5					
George Schmees, L OBP: 0.202, SLG: 0.182 (6, 6)			1-2 2-3 K		1-2 3-H K		0-0 F4		0-0 FC6-4		2	0	0	0	0	0	3					
Dick Gernert, R OBP: 0.317, SLG: 0.481 (1, 3)	0-3 K			0-0 5-3 1B 1B		0-0 F2		0-0 F4		0-0 1B SH SH1-4 1B		5	2	2	0	0	1					
Hoot Evers, R OBP: 0.303, SLG: 0.407 (1, 8)		0-0 6-3		0-0 F7		0-0 BB 1B 1B		0-0 F7		0-0 SH SH1-4 1B 1-2		4	0	1	0	0	1					
Sammy White, R OBP: 0.316, SLG: 0.446 (1, 2)		0-0 6-3		0-0 5-3		0-0 L8		0-0 F6		0-0 SH1-4 1B 1-2 2-3		5	0	1	0	0	2					
Ted Lepcio, R OBP: 0.341, SLG: 0.411 (1, 5)		0-0 4-3		0-0 FC4-6 1B 2-H		0-0 BB 1B		0-0 L5		0-3 K		4	0	2	1	0	0					
George Kell, R OBP: 0.378, SLG: 0.431 (10, PH)						1-2 BB 1B				0-0 SH1-4 1B 1-2 2-3 3-H		1	0	0	0	1	3					
Johnny Lipon, R OBP: 0.299, SLG: 0.262 (1, 6)			0-3 K		0-0 FC4-6		4-0 BB BB		0-0 FC3-6 1B		3	0	1	0	1	1	1					
Lou Boudreau, R (10, PH)																						
Ellis Kinder, R (1, 1)			0-3 K			0-0 F5		0-0 F8		0-0 F3		3	0	0	0	0	1					
Al Benton, R (9, 1)																						
<b>Inning Stats</b>	R: 0 E: 0 K: 1 S: 6	H: 1 LOB: 0 BB: 0 P: 6	R: 0 E: 0 K: 0 S: 3	H: 0 LOB: 0 BB: 0 P: 3	R: 0 E: 0 K: 3 S: 10	H: 1 LOB: 2 BB: 1 P: 14	R: 1 E: 0 K: 0 S: 5	H: 2 LOB: 1 BB: 0 P: 5	R: 0 E: 0 K: 1 S: 5	H: 2 LOB: 3 BB: 1 P: 9	R: 0 E: 0 K: 0 S: 3	H: 0 LOB: 1 BB: 1 P: 7	R: 0 E: 0 K: 0 S: 3	H: 0 LOB: 0 BB: 0 P: 3	R: 0 E: 0 K: 0 S: 5	H: 2 LOB: 2 BB: 0 P: 5	R: 1 E: 1 K: 1 S: 7	H: 2 LOB: 2 BB: 0 P: 7	1B: 10 2B: 0 3B: 1 HR: 0	SF: 0 SAC: 2 DP: 0 HBP: 0	WP: 1 PA: 44 PB: 0 SB: 3 CS: 2	
<b>PITCHER</b>	IP 7.0	WLS 31	BF 7	H 1	R 1	ER 0	SO 5	BB 4	IBB 0	HBP 0	BLK 0	WP 1	HR 0	S 37	P 53	ERA 1.29	WHIP 1.571					
Duane Pilette, R ERA: 3.46 (1, 1)																						
Marlin Stuart, R ERA: 4.90 (8, 1)																						
Satchel Paige, R ERA: 2.97 (10, 1)																						

AB 38  
R 2  
H 11  
RBI 2  
BB 4  
SO 6  
LOB 23






Batter	1	2	3	4	5	6	7	8	9	AB	R	H	RBI	BB	SO	LOB	TOP		
Al Zarilla, L OBP: 0.360, SLG: 0.333 (1, 8)	0-0 1-3		0-3 K			0-0 4-3		0-0 6-3		4	0	0	0	0	1	0	<p>St. Louis Browns @ Boston Red Sox Fenway Park, Boston, MA Sun Aug 24 1952, 3:38 AM EDT Att: 26,789 - Unknown - 77 F</p> <p>AB 33 R 1 H 6 RBI 1 BB 1 SO 4 LOB 10</p> 		
Fred Marsh, R OBP: 0.349, SLG: 0.324 (1, 6)	0-0 1B		0-0 5-3			0-3 K		0-0 6-3		4	0	1	0	0	1	0			
Bob Nieman, R OBP: 0.350, SLG: 0.412 (1, 9)	0-0 F7			0-0 F9		0-0 1-3			0-0 FC6-4 1B	4	0	1	0	0	0	1			
Clint Courtney, L OBP: 0.357, SLG: 0.388 Les Moss, R OBP: 0.325, SLG: 0.349 (1, 2) (6, 2)	0-0 5-3			0-0 6-3			0-0 F8		0-0 FC6-4 1B	2	0	0	0	0	0	1			
Jim Dyck, R OBP: 0.352, SLG: 0.454 Joe Demaestri, R OBP: 0.250, SLG: 0.282 (1, 5) (5, 5)		0-0 6-3		0-3 K			0-0 5-3		0-0 1-2 1B	2	0	0	0	0	1	0			
Don Lenhardt, R OBP: 0.350, SLG: 0.410 (1, 7)		0-0 F8 3B			0-0 4-3		0-0 2B		0-3 K 1B	4	1	2	0	0	1	2			
Bobby Young, L OBP: 0.313, SLG: 0.331 (1, 4)		0-0 F8			0-0 6-3		4-0 BB		0-0 L6	3	0	0	1	1	0	2			
Gordon Goldsberry, L OBP: 0.303, SLG: 0.283 (1, 3)		3-H G3			0-0 2B		0-0 4-3			3	0	1	0	0	0	2			
Bobby Hogue, R OBP: 0.231, SLG: 0.231 Cliff Fannin, L OBP: 0.194, SLG: 0.074 (1, 1) (5, 1) (5, 1)			0-0 1-3			0-0 4-3		0-0 4-3		2	0	0	0	0	0	1			
										0	0	0	0	0	0	0			
										1	0	0	0	0	0	0			
Inning Stats	R: 0 E: 0 K: 0 S: 4	H: 1 LOB: 1 BB: 0 P: 4	R: 1 E: 0 K: 0 S: 4	H: 1 LOB: 0 BB: 0 P: 4	R: 0 E: 0 K: 1 S: 5	H: 0 LOB: 0 BB: 0 P: 5	R: 0 E: 0 K: 1 S: 5	H: 1 LOB: 1 BB: 0 P: 4	R: 0 E: 0 K: 0 S: 4	H: 0 LOB: 0 BB: 0 P: 5	R: 0 E: 0 K: 0 S: 3	H: 0 LOB: 0 BB: 0 P: 3	R: 0 E: 0 K: 1 S: 7	H: 2 LOB: 2 BB: 0 P: 7	1B: 3 2B: 2 3B: 1 HR: 0	SF: 0 SAC: 0 DP: 0 HBP: 0		WP: 0 PB: 0 SB: 0 CS: 0	PA: 34
PITCHER Dizzy Trout, R ERA: 3.7 (1, 1)	IP 9.0 WLS W BF 34 H 6 R 1 ER 1 SO 4 BB 1 IBB 0 HBP 0 BLK 0 WP 0 HR 0 S 41 P 45 ERA 1.00 WHIP 0.778																	PITCHER IP 9.0 WLS W BF 34 H 6 R 1 ER 1 SO 4 BB 1 IBB 0 HBP 0 BLK 0 WP 0 HR 0 S 41 P 45 ERA 1.00 WHIP 0.778	

Batter	1	2	3	4	5	6	7	8	9	AB	R	H	RBI	BB	SO	LOB	BOTTOM				
Faye Throneberry, L OBP: 0.339, SLG: 0.394 (1, 9)	0-0 G3 1B		0-0 1-3				0-0 F9			4	2	2	0	1	0	2	<p>St. Louis Browns @ Boston Red Sox Fenway Park, Boston, MA Sun Aug 24 1952, 3:38 AM EDT Att: 26,789 - Unknown - 77 F</p> <p>AB 35 R 12 H 12 RBI 11 BB 8 SO 1 LOB 17</p> 				
Billy Goodman, L OBP: 0.371, SLG: 0.406 (1, 4)	0-0 G3		0-0 FC5				0-0 F8			5	1	2	2	0	0	2					
Clyde Vollmer, R OBP: 0.361, SLG: 0.452 George Schmees, L OBP: 0.208, SLG: 0.182 (1, 7) (6, 8)	0-0 BB 2B		0-0 F9				0-0 K		0-0 BB	4	2	2	4	0	1	2					
Dick Gemert, R OBP: 0.318, SLG: 0.475 (1, 3)	3-H 2B		0-0 F8				0-0 F4			3	0	0	0	2	0	3					
Hoot Evers, R OBP: 0.307, SLG: 0.423 (1, 8) (6, 7)	0-0 G5-3 2B		0-0 F9			0-0 E5 1B			0-0 G5-4-3 1B	5	2	3	2	0	0	1					
Sammy White, R OBP: 0.318, SLG: 0.445 Del Wilber, R OBP: 0.304, SLG: 0.372 (1, 2) (7, 2)	4-0 BB		0-0 F4		0-0 F4	0-0 BB 1B		0-0 5-3		3	1	1	0	1	0	0					
Ted Lepcio, R OBP: 0.342, SLG: 0.495 (1, 5)	0-0 G5-3			0-0 BB	0-0 BB	0-0 BB 1B		0-0 F8		3	1	0	0	2	0	3					
Johnny Lipon, R OBP: 0.302, SLG: 0.263 (1, 6)		4-0 FC5 1-3 BB		0-0 L6	0-0 E8 1B	0-0 F7				3	1	1	2	1	0	1					
Dizzy Trout, R OBP: 0.178, SLG: 0.227 (1, 1)		0-0 F7		0-0 F9	0-0 BB 1B		0-0 E6 F9 F8 1B			4	2	1	1	0	0	2					
Inning Stats	R: 2 E: 0 K: 0 S: 5	H: 3 LOB: 2 BB: 2 P: 13	R: 0 E: 0 K: 0 S: 3	H: 0 LOB: 1 BB: 1 P: 7	R: 0 E: 0 K: 0 S: 3	H: 0 LOB: 0 BB: 1 P: 3	R: 0 E: 0 K: 0 S: 3	H: 0 LOB: 1 BB: 1 P: 7	R: 8 E: 2 K: 1 S: 12	H: 7 LOB: 2 BB: 3 P: 24	R: 1 E: 0 K: 0 S: 4	H: 1 LOB: 0 BB: 0 P: 4	R: 1 E: 1 K: 0 S: 4	H: 0 LOB: 1 BB: 1 P: 8	R: 0 E: 0 K: 0 S: 3	H: 1 LOB: 0 BB: 0 P: 3		1B: 9 2B: 1 3B: 0 HR: 2	SF: 0 SAC: 0 DP: 2 HBP: 0	WP: 0 PB: 0 SB: 1 CS: 0	PA: 43
PITCHER Bobby Hogue, R ERA: 5.12 Cliff Fannin, R ERA: 14.18 Marlin Stuart, R ERA: 4.87 (1, 1) (5, 1) (5, 1)	IP 4.0 WLS L BF 22 H 5 R 7 ER 5 SO 6 BB 6 IBB 0 HBP 0 BLK 0 WP 0 HR 1 S 16 P 40 ERA 13.50 WHIP 2.750																	PITCHER IP 4.0 WLS L BF 22 H 5 R 7 ER 5 SO 6 BB 6 IBB 0 HBP 0 BLK 0 WP 0 HR 1 S 16 P 40 ERA 13.50 WHIP 2.750			
	0.1	7	5	4	4	0	1	0	0	0	0	6	10	108.00	18.000						
	3.2	14	2	2	1	1	1	0	0	0	0	1	15	19	2.46	0.818					

Batter	1	2	3	4	5	6	7	8	9	AB	R	H	RBI	BB	SO	LOB	TOP			
Johnny Groth, R OBP: 0.341, SLG: 0.364 (1, 8)	1-3		1-3		6-3		F8			4	0	0	0	0	0	1				
Johnny Pesky, L OBP: 0.374, SLG: 0.260 (1, 6)	6-3		5-3			BB		F9		3	0	0	0	1	0	0				
Fred Hatfield, L OBP: 0.308, SLG: 0.313 (1, 5)	1B 2B			HR 1B		F5		FC6-4 1B		4	2	3	0	0	0	1				
Walt Dropo, R OBP: 0.341, SLG: 0.490 (1, 3)	2H 1B			HR		E2 1B		FC6-4 1-2		4	1	3	3	0	0	1				
Jim Delsing, L OBP: 0.324, SLG: 0.360 (1, 7)	4-3			4-3		E7 G4-6-3		3-1		4	0	0	0	0	0	4				
Steve Souchock, R OBP: 0.325, SLG: 0.517 (1, 9)			K		K		G4-6-3 1-2		F3	4	0	0	0	0	2	3				
Joe Ginsberg, L OBP: 0.321, SLG: 0.327 (1, 2)	4-3			6-3				F8		4	0	0	0	0	0	0				
Al Federoff, R OBP: 0.264, SLG: 0.248 (9, FH) Pat Mullin, L OBP: 0.324, SLG: 0.420	F6			6-3				F8		3	0	0	0	0	0	0				
Bill Wight, L OBP: 0.229, SLG: 0.255 Hal White, R OBP: 0.200, SLG: 0.200 (3, 1)			4-3		1-3			F5		1	0	0	0	0	0	0				
<b>Inning Stats</b>	R: 1 E: 0 K: 0 S: 5	H: 2 LOB: 1 BB: 0 P: 5	R: 0 E: 0 K: 1 S: 5	H: 0 LOB: 0 BB: 0 P: 5	R: 0 E: 0 K: 1 S: 3	H: 0 LOB: 0 BB: 0 P: 3	R: 2 E: 0 K: 1 S: 7	H: 2 LOB: 0 BB: 0 P: 7	R: 0 E: 2 K: 0 S: 4	H: 1 LOB: 2 BB: 1 P: 8	R: 0 E: 0 K: 0 S: 4	H: 1 LOB: 0 BB: 0 P: 4	R: 0 E: 0 K: 0 S: 4	H: 1 LOB: 1 BB: 0 P: 4	R: 0 E: 0 K: 0 S: 3	H: 0 LOB: 0 BB: 0 P: 3	1B: 5 2B: 1 3B: 0 HR: 1	SF: 0 SAC: 0 DP: 1 HBP: 0	WP: 0 PB: 0 SB: 0 CS: 0	PA: 35
<b>PITCHER</b> Sid Hudson, R ERA: 3.26 (1, 1)	IP: 9.0 WLS: W BF: 35 H: 7 R: 3 ER: 3 SO: 2 BB: 1 IBB: 0 HBP: 0 BLK: 0 WP: 0 HR: 1 S: 38 P: 42 ERA: 3.00 WHIP: 0.889															<b>PITCHER</b>				

**Detroit Tigers @ Boston Red Sox**  
 Fenway Park, Boston, MA  
 Tue Aug 26 1952, 3:33 AM EDT  
 Att: 26,287 - Unknown


AB 34  
 R 3  
 H 7  
 RBI 3  
 BB 1  
 SO 2  
 LOB 10



Batter	1	2	3	4	5	6	7	8	9	AB	R	H	RBI	BB	SO	LOB	BOTTOM			
Faye Throneberry, L OBP: 0.337, SLG: 0.390 (1, 9)	4-3		BB 1B 1B	F9		6-3	F3			5	1	1	0	0	0	1				
Billy Goodman, L OBP: 0.372, SLG: 0.403 (1, 4)	1-3		F7				BB BB	6-3		3	1	0	0	2	0	2				
Clyde Vollmer, R OBP: 0.361, SLG: 0.450 George Schmees, L OBP: 0.213, SLG: 0.180 (5, 8)	1-3		BB 1B	K			BB 1B BB	F3		3	1	1	1	0	1	1				
Dick Gemert, R OBP: 0.324, SLG: 0.480 (1, 3)		4-3 1B 2B	1-2 2-3 BB	K			1-2 2H BB 1B	L6		4	3	2	1	1	1	0				
Hoot Evers, R OBP: 0.313, SLG: 0.429 (5, 7)	4-3		2B 6-3 1B				2B BB			3	2	2	2	1	0	1				
Sammy White, R OBP: 0.323, SLG: 0.455 (1, 2)			6-3 2B	F7			2B BB			4	1	3	5	0	0	1				
Ted Lepcio, R OBP: 0.341, SLG: 0.407 (1, 5)	3H F3		1-3 2H 3H 2B	6-3		4-3	1H 2H 3H 2B			4	0	1	2	0	0	3				
Johnny Lipon, R OBP: 0.298, SLG: 0.259 (1, 6)	F9		K			5-3	F6			4	0	0	0	0	1	3				
Sid Hudson, R OBP: 0.186, SLG: 0.175 (1, 1)			BB 1B BB	F8		5-3	5-3			3	1	0	0	1	0	1				
<b>Inning Stats</b>	R: 0 E: 0 K: 0 S: 3	H: 0 LOB: 1 BB: 0 P: 3	R: 1 E: 0 K: 0 S: 5	H: 2 LOB: 1 BB: 0 P: 5	R: 5 E: 0 K: 1 S: 9	H: 4 LOB: 1 BB: 2 P: 17	R: 0 E: 0 K: 1 S: 5	H: 0 LOB: 1 BB: 1 P: 9	R: 0 E: 0 K: 0 S: 6	H: 1 LOB: 1 BB: 0 P: 6	R: 0 E: 0 K: 0 S: 3	H: 0 LOB: 0 BB: 0 P: 3	R: 5 E: 0 K: 0 S: 6	H: 3 LOB: 1 BB: 3 P: 18	R: 0 E: 0 K: 0 S: 3	H: 0 LOB: 0 BB: 0 P: 3	1B: 5 2B: 5 3B: 0 HR: 0	SF: 0 SAC: 0 DP: 0 HBP: 0	WP: 0 PB: 0 SB: 0 CS: 0	PA: 40
<b>PITCHER</b> Bill Wight, L ERA: 3.65 Hal White, R ERA: 4.31 (3, 1)	IP: 2.1 WLS: L BF: 15 H: 6 R: 6 ER: 6 SO: 6 BB: 2 IBB: 0 HBP: 0 BLK: 0 WP: 0 HR: 0 S: 13 P: 21 ERA: 23.14 WHIP: 3.429															<b>PITCHER</b>				

**Detroit Tigers @ Boston Red Sox**  
 Fenway Park, Boston, MA  
 Tue Aug 26 1952, 3:33 AM EDT  
 Att: 26,287 - Unknown

AB 34  
 R 11  
 H 10  
 RBI 11  
 BB 6  
 SO 3  
 LOB 13



Batter	1	2	3	4	5	6	7	8	9	AB	R	H	RBI	BB	SO	LOB	TOP																				
Johnny Groth, R OBP: 0.343, SLG: 0.365 (1, 8)	F9		BB 1B		F8			FC6-4 BB 1B		4	0	2	0	0	0	1																					
Neil Berry, R OBP: 0.302, SLG: 0.268 (1, 6)	BB		G4-6-3 BB 1-2		FC6-4 1-2			FC6-4 BB 1-2		1	0	0	0	3	0	1																					
Fred Hatfield, L OBP: 0.308, SLG: 0.313 (1, 5)	F7		G4-6-3 1-2		CS 1B			FC6-4 1-2 2-3		4	0	1	0	0	0	5																					
Walt Drogo, R OBP: 0.340, SLG: 0.491 (1, 3)	1-3			F8 2B		K 1-2		F9		4	0	1	0	0	1	4																					
Steve Souchock, R OBP: 0.320, SLG: 0.508 (1, 9)		L7		F8 2-3		6-3			F7		4	0	0	0	0	1																					
Jim Delsing, L OBP: 0.320, SLG: 0.355 (1, 7)		L8		F4			6-3		K		4	0	0	0	0	1	1																				
Matt Batts, R OBP: 0.315, SLG: 0.326 (1, 2)		1B		F7			K		1B		4	0	2	0	0	1	1																				
Al Federoff, R OBP: 0.265, SLG: 0.245 (1, 4)		4-3			FC6-4 BB		K				2	0	0	0	1	1																					
Dave Madison, R OBP: 0.111, SLG: 0.111 (1, 1)			4-3		K			5-3		1	0	0	0	0	0	0																					
Billy Hoelt, L OBP: 0.182, SLG: 0.161 (3, 1)										1	0	0	0	0	1	1																					
Don Kolloway, R OBP: 0.289, SLG: 0.319 (8, PH)										1	0	0	0	0	0	0																					
Hal White, R OBP: 0.200, SLG: 0.200 (8, 1)										0	0	0	0	0	0	0																					
Inning Stats	R: 0 E: 0 K: 0 S: 3	H: 0 LOB: 1 BB: 1 P: 7	R: 0 E: 0 K: 0 S: 4	H: 1 LOB: 1 BB: 0 P: 4	R: 0 E: 0 K: 0 S: 3	H: 1 LOB: 1 BB: 0 P: 7	R: 0 E: 0 K: 1 S: 5	H: 0 LOB: 0 BB: 1 P: 9	R: 0 E: 0 K: 1 S: 7	H: 0 LOB: 0 BB: 0 P: 7	R: 0 E: 0 K: 0 S: 4	H: 1 LOB: 2 BB: 1 P: 8	R: 0 E: 0 K: 1 S: 5	H: 1 LOB: 1 BB: 0 P: 5	1B: 5 2B: 2 3B: 0 HR: 0	SF: 0 SAC: 0 DP: 2 HBP: 0	WP: 0 PB: 0 SB: 0 CS: 1	PA: 34																			
PITCHER	IP	WLS	BF	H	R	ER	SO	BB	IBB	HBP	BLK	WP	HR	S	P	ERA	WHIP	PITCHER		IP	WLS	BF	H	R	ER	SO	BB	IBB	HBP	BLK	WP	HR	S	P	ERA	WHIP	
Mel Parnell, L ERA: 2.86 (1, 1)	9.0	W	34	6	0	0	5	4	0	0	0	0	0	40	56	0.00	1.111																				

Detroit Tigers @ Boston Red Sox  
Fenway Park, Boston, MA  
Wed Aug 27 1952, 3:33 AM EDT  
Att: 10,814 - Unknown - 86 F

AB	30
R	0
H	6
RBI	0
BB	4
SO	5
LOB	16



Batter	1	2	3	4	5	6	7	8	9	AB	R	H	RBI	BB	SO	LOB	BOTTOM																				
Faye Throneberry, L OBP: 0.336, SLG: 0.385 (1, 9)	F7		1B 2B BB	K		K				3	1	0	0	1	2	2																					
Billy Goodman, L OBP: 0.373, SLG: 0.403 (1, 4)	F7		2B 1B		HBP		L8			3	1	1	1	0	0	0																					
Clyde Vollmer, R OBP: 0.369, SLG: 0.466 George Schmees, L (7, PR) OBP: 0.213, SLG: 0.180 (8, 8)	1B		2B		F9		2B			4	1	3	1	0	0	1																					
Dick Gemert, R OBP: 0.322, SLG: 0.480 (1, 3)	K		2B		K		F9			4	0	1	2	0	2	3																					
Hoot Evers, R OBP: 0.315, SLG: 0.426 (8, 7)		CS BB	G5-4-3 BB		F9		F5			2	0	0	0	2	0	2																					
Sammy White, R OBP: 0.322, SLG: 0.453 (1, 2)	F9		K		1B		F8			4	0	1	0	0	1	3																					
Ted Lepcio, R OBP: 0.335, SLG: 0.399 (1, 5)	F9 1-2		G5-4-3 1-2		F4		6-3			4	0	0	0	0	0	4																					
Johnny Lipon, R OBP: 0.301, SLG: 0.260 (1, 6)			3B BB	1-3		L8		FC4-8 BB 1B		3	1	1	0	1	0	1																					
Mel Parnell, L OBP: 0.160, SLG: 0.116 (1, 1)			1B 3B	5-3		1B		FC4-6 1-2		4	1	2	1	0	0	1																					
Inning Stats	R: 0 E: 0 K: 1 S: 6	H: 1 LOB: 0 BB: 1 P: 6	R: 5 E: 0 K: 1 S: 8	H: 4 LOB: 1 BB: 3 P: 20	R: 0 E: 0 K: 1 S: 5	H: 0 LOB: 0 BB: 0 P: 5	R: 0 E: 0 K: 1 S: 5	H: 0 LOB: 1 BB: 0 P: 6	R: 0 E: 0 K: 1 S: 7	H: 2 LOB: 2 BB: 0 P: 7	R: 0 E: 0 K: 0 S: 4	H: 1 LOB: 1 BB: 0 P: 4	R: 0 E: 0 K: 0 S: 4	H: 1 LOB: 1 BB: 0 P: 4	1B: 5 2B: 3 3B: 1 HR: 0	SF: 0 SAC: 0 DP: 1 HBP: 1	WP: 0 PB: 0 SB: 0 CS: 1	PA: 36																			
PITCHER	IP	WLS	BF	H	R	ER	SO	BB	IBB	HBP	BLK	WP	HR	S	P	ERA	WHIP	PITCHER		IP	WLS	BF	H	R	ER	SO	BB	IBB	HBP	BLK	WP	HR	S	P	ERA	WHIP	
Dave Madison, R ERA: 4.8 (1, 1)	2.0	L	14	5	5	5	1	4	0	0	0	0	0	25	26	0.00	0.600																				
Billy Hoelt, L ERA: 3.99 (3, 1)	5.0		18	3	0	0	4	0	0	1	0	0	0	25	26	0.00	0.600																				
Hal White, R ERA: 4.22 (8, 1)	1.0		4	1	0	0	0	0	0	0	0	0	0	4	4	0.00	1.000																				

Detroit Tigers @ Boston Red Sox  
Fenway Park, Boston, MA  
Wed Aug 27 1952, 3:33 AM EDT  
Att: 10,814 - Unknown - 86 F


AB	31
R	5
H	9
RBI	5
BB	4
SO	5
LOB	17




Batter	1	2	3	4	5	6	7	8	9	AB	R	H	RBI	BB	SO	LOB	TOP						
Faye Throneberry L (1.9)	0-3 K		0-3 K		0-0 F2		0-0 G3			4	0	0	0	0	2	1	<b>Boston Red Sox @ Philadelphia Athletics</b> Shibe Park, Philadelphia, PA Thu Aug 28 1952, 3:33 AM EDT Atf. 4,808 - Overcast						
Billy Goodman L (1.4)	0-0 1B		0-0 L8		0-0 F7			0-0 6-3	4	1	1	0	0	0	1								
Clyde Vollmer R (1.7) George Schmees L (5. PR)	0-0 2B			0-3 K	0-0 2B			0-3 K	3	0	2	2	0	1	0								
Dick Gemert R (1.3)	0-3 K			0-0 HR	0-0 F3			0-0 1B	4	1	2	1	0	1	2								
Hoot Evers R (1.8)		0-0 1B		0-0 L3		0-0 F2		0-0 F7	4	0	1	0	0	0	1								
Sammy White R (1.2) Del Wilber R (8.2)		0-0 F9		0-0 BB		0-0 F9			3	0	1	0	0	0	1								
Ted Lepcio R (1.5)		0-0 L8		4-0 1B		0-0 6-3			1	1	1	1	0	0	0								
Johnny Lipon R (1.6)		0-0 F8		0-3 K			0-0 B1-6-4		0-0 F8	4	0	1	0	0	1	3							
Mickey McDermott L (1.1) Al Benton R (5.1)			0-0 F7		0-0 2B		0-0 B1-6-4			2	1	1	0	0	0	0							
Willard Nixon L (8.1)					0-0 1B		0-0 1-2		0-0 4-3	1	0	0	0	0	0	0							
<b>Inning Stats</b>	R: 1 E: 0 K: 2 S: 8	H: 2 LOB: 1 BB: 0 P: 8	R: 0 E: 0 K: 0 S: 4	H: 1 LOB: 1 BB: 0 P: 4	R: 0 E: 0 K: 1 S: 5	H: 0 LOB: 0 BB: 1 P: 5	R: 1 E: 0 K: 2 S: 9	H: 2 LOB: 2 BB: 1 P: 13	R: 1 E: 0 K: 0 S: 5	H: 2 LOB: 1 BB: 0 P: 5	R: 0 E: 0 K: 0 S: 3	H: 0 LOB: 0 BB: 0 P: 3	R: 0 E: 0 K: 0 S: 3	H: 1 LOB: 0 BB: 0 P: 3	R: 0 E: 0 K: 1 S: 6	H: 1 LOB: 1 BB: 0 P: 6		R: 1 E: 0 K: 0 S: 4	H: 1 LOB: 0 BB: 0 P: 4	1B: 6 2B: 3 3B: 0 HR: 2	SF: 0 SAC: 0 DP: 2 HBP: 0	WP: 0 PB: 0 SB: 0 CS: 1	PA: 36
<b>PITCHER</b>	IP WLS BF H R ER SO BB IBB HBP BLK WP HR S P ERA WHIP																						
Harry Byrd R (1.1)	8.0 W 32 9 3 3 6 1 0 0 0 0 1 43 47 3.38 1.250																						
Bob Hooper R (9.1)	1.0 S 4 1 1 1 0 0 0 0 0 0 1 4 4 9.00 1.000																						

Batter	1	2	3	4	5	6	7	8	9	AB	R	H	RBI	BB	SO	LOB	BOTTOM				
Eddie Joost R (1.6) Pete Suder R (6.6)	0-0 L7		4-0 BB		0-0 1B			4-0 BB		2	0	1	0	1	0	0	<b>Boston Red Sox @ Philadelphia Athletics</b> Shibe Park, Philadelphia, PA Thu Aug 28 1952, 3:33 AM EDT Atf. 4,808 - Overcast				
Ferns Fain L (1.3)	0-0 L7		0-3 K		0-0 1B			4-0 BB	3	1	1	0	1	1	1						
Dave Philley S (1.8)	0-0 HR			4-0 2B		0-0 FC5-4		4-0 F9	2	3	2	1	2	0	0						
Gus Zernial R (1.7)	0-0 F7			0-0 F8		0-0 FC5-4		0-0 F9	4	0	0	1	0	0	4						
Allie Clark R (1.9)		0-0 F9		0-0 2B		0-0 L4-3		4-0 2B	3	1	1	1	1	0	1						
Cass Michaels R (1.4)		0-0 1B		0-3 K			0-0 F7	0-0 2B	4	0	2	3	0	1	1						
Billy Hitchcock R (1.5) Kite Thomas R (6. PH) Bob Hooper R (9.1)		0-0 G5-4-3		0-0 4-3			0-0 6-3	0-3 K	3	0	0	0	0	0	2						
Ray Murray R (1.2)			0-0 6-3		0-0 5-3		0-0 5-3		3	0	0	0	0	0	0						
Harry Byrd R (1.1) Sherry Robertson L (8. PH)			0-3 K		0-3 K			0-0 3-1	2	0	0	0	0	2	0						
<b>Inning Stats</b>	R: 1 E: 0 K: 0 S: 4	H: 1 LOB: 0 BB: 0 P: 4	R: 0 E: 0 K: 0 S: 3	H: 1 LOB: 0 BB: 0 P: 3	R: 0 E: 0 K: 2 S: 7	H: 0 LOB: 1 BB: 1 P: 11	R: 1 E: 0 K: 1 S: 6	H: 1 LOB: 1 BB: 1 P: 10	R: 0 E: 0 K: 1 S: 6	H: 2 LOB: 2 BB: 0 P: 6	R: 0 E: 0 K: 0 S: 3	H: 1 LOB: 0 BB: 0 P: 3	R: 0 E: 0 K: 0 S: 3	H: 0 LOB: 0 BB: 0 P: 3	R: 4 E: 0 K: 1 S: 6	H: 1 LOB: 1 BB: 4 P: 22		1B: 4 2B: 3 3B: 0 HR: 1	SF: 0 SAC: 0 DP: 2 HBP: 0	WP: 0 PB: 0 SB: 0 CS: 0	PA: 34
<b>PITCHER</b>	IP WLS BF H R ER SO BB IBB HBP BLK WP HR S P ERA WHIP																				
Mickey McDermott L (1.1)	4.0 16 3 2 2 3 2 0 0 0 0 0 1 20 28 4.50 1.250																				
Al Benton R (5.1)	3.1 L 13 3 2 2 1 2 0 0 0 0 0 0 13 21 5.40 1.500																				
Willard Nixon R (8.1)	0.2 5 1 2 2 1 1 1 0 0 0 0 0 5 13 27.00 3.000																				

Batter	1	2	3	4	5	6	7	8	9	AB	R	H	RBI	BB	SO	LOB	TOP					
Faye Throneberry, L (1, 9) OBP: 0.326, SLG: 0.374	0-0 3-1		0-0 1-3		0-0 L9		0-0 F6			4	0	0	0	0	0	2	<b>Boston Red Sox @ Philadelphia Athletics</b> Shibe Park, Philadelphia, PA Fri Aug 29 1952, 3:33 AM EDT Unknown  <b>AB</b> 34 <b>R</b> 1 <b>H</b> 7 <b>RBI</b> 1 <b>BB</b> 0 <b>SO</b> 4 <b>LOB</b> 10 					
Billy Goodman, L (1, 4) OBP: 0.371, SLG: 0.402	0-0 F8		0-0 4-3		0-0 FC4 2H 1B		0-0 F8			4	0	1	1	0	0	0						
Clyde Vollmer, R (1, 7) OBP: 0.370, SLG: 0.475	0-0 2B			0-3 K	0-0 FC4 1-2		0-0 F8			4	0	1	0	0	1	1						
Dick Gemert, R (1, 3) OBP: 0.324, SLG: 0.488	0-3 K			0-0 1B 1B		0-3 K		0-0 F7		4	0	1	0	0	2	1						
Hoot Evers, R (1, 8) OBP: 0.311, SLG: 0.419		0-0 F9		0-0 F8		0-0 F4			0-0 5-3	4	0	0	0	0	0	1						
Sammy White, R (1, 2) OBP: 0.324, SLG: 0.452		0-0 FC6-4 1B		0-0 1B		0-0 F2			0-0 5-3	4	0	2	0	0	0	0						
Ted Lepcio, R (1, 5) OBP: 0.328, SLG: 0.386		0-0 F2		0-0 6-3			0-0 6-3		0-3 K	4	0	0	0	0	1	3						
Johnny Lipon, R (1, 6) OBP: 0.301, SLG: 0.265		0-0 FC6-4			0-0 1B 2B		0-0 F7			2	1	1	0	0	0	1						
Vern Stephens, R (5, 6) OBP: 0.336, SLG: 0.384		0-0 1-2								1	0	0	0	0	0	0						
Dick Brodowski, R (1, 1) OBP: 0.194, SLG: 0.257			0-0 5-3				0-0 F7			2	0	0	0	0	0	1						
Del Wilber, R (7, PH) OBP: 0.319, SLG: 0.420										1	0	1	0	0	0	0						
Ralph Brickner, R (7, 1) OBP: 0.250, SLG: 0.375										0	0	0	0	0	0	0						
<b>Inning Stats</b>	R: 0 E: 0 K: 1 S: 6	H: 1 LOB: 1 BB: 0 P: 6	R: 0 E: 0 K: 0 S: 4	H: 1 LOB: 1 BB: 0 P: 4	R: 0 E: 0 K: 0 S: 3	H: 0 LOB: 0 BB: 0 P: 3	R: 0 E: 0 K: 1 S: 7	H: 2 LOB: 2 BB: 0 P: 7	R: 1 E: 0 K: 0 S: 5	H: 2 LOB: 1 BB: 0 P: 5	R: 0 E: 0 K: 1 S: 5	H: 0 LOB: 0 BB: 0 P: 5	R: 0 E: 0 K: 0 S: 4	H: 1 LOB: 1 BB: 0 P: 4	R: 0 E: 0 K: 0 S: 3	H: 0 LOB: 0 BB: 0 P: 3	R: 0 E: 0 K: 1 S: 5	H: 0 LOB: 0 BB: 0 P: 5	1B: 5 2B: 2 3B: 0 HR: 0	SF: 0 SAC: 0 DP: 0 HBP: 0	WP: 0 PB: 0 SB: 0 CS: 0	PA: 34
<b>PITCHER</b> Carl Scheib, R (1, 1) ERA: 3.92	IP: 9.0 WLS: W BF: 34 H: 7 R: 1 ER: 1 SO: 4 BB: 0 IBB: 0 HBP: 0 BLK: 0 WP: 0 HR: 0 S: 42 P: 42 ERA: 1.00 WHIP: 0.778															ERA: 1.00 WHIP: 0.778						

Batter	1	2	3	4	5	6	7	8	9	AB	R	H	RBI	BB	SO	LOB	BOTTOM			
Eddie Joost, R (1, 6) OBP: 0.399, SLG: 0.441	1-0 BB 2B HBP		0-0 G3		4-0 E S HR BB		0-0 G6-4-3 1B			2	2	1	0	1	0	0	<b>Boston Red Sox @ Philadelphia Athletics</b> Shibe Park, Philadelphia, PA Fri Aug 29 1952, 3:33 AM EDT Unknown  <b>AB</b> 31 <b>R</b> 6 <b>H</b> 8 <b>RBI</b> 6 <b>BB</b> 2 <b>SO</b> 2 <b>LOB</b> 10 			
Ferns Fain, L (1, 3) OBP: 0.442, SLG: 0.447	4-0 1-2 2B BB		0-0 1B F8		0-0 1H HR		0-0 G6-4-3 1B 1-2			3	3	2	2	1	0	1				
Dave Philley, S (1, 8) OBP: 0.339, SLG: 0.358	0-0 F9		0-0 1B E		0-0 F2		0-0 B1-3			4	1	1	0	0	0	2				
Gus Zernial, R (1, 7) OBP: 0.363, SLG: 0.479	0-0 F8		0-0 F8		0-0 F7		0-0 F3			4	0	0	1	0	0	3				
Allie Clark, R (1, 9) OBP: 0.333, SLG: 0.493	0-0 1H 2H 2B		0-0 FC5-4 1B		0-0 1B		0-0 F3			4	0	3	3	0	0	0				
Cass Michaels, R (1, 4) OBP: 0.332, SLG: 0.388	0-0 5-3		0-0 FC5-4 1-2		0-0 F7		0-0 K 3B			4	0	1	0	0	0	3				
Billy Hitchcock, R (1, 5) OBP: 0.317, SLG: 0.289		0-0 6-3		0-0 F9		0-0 6-3		0-3 K		4	0	0	0	0	1	1				
Joe Astroth, R (1, 2) OBP: 0.321, SLG: 0.314		0-3 K		0-0 1-3		0-0 5-3				3	0	0	0	0	1	0				
Carl Scheib, R (1, 1) OBP: 0.194, SLG: 0.194		0-0 F7		0-0 F7		0-0 5-3				3	0	0	0	0	0	0				
<b>Inning Stats</b>	R: 2 E: 0 K: 0 S: 4	H: 1 LOB: 1 BB: 1 P: 9	R: 0 E: 0 K: 1 S: 5	H: 0 LOB: 0 BB: 0 P: 5	R: 2 E: 1 K: 0 S: 6	H: 3 LOB: 1 BB: 0 P: 6	R: 0 E: 0 K: 0 S: 3	H: 0 LOB: 0 BB: 0 P: 3	R: 2 E: 0 K: 0 S: 5	H: 2 LOB: 1 BB: 1 P: 9	R: 0 E: 0 K: 0 S: 3	H: 0 LOB: 0 BB: 0 P: 3	R: 0 E: 0 K: 1 S: 6	H: 1 LOB: 1 BB: 0 P: 6	R: 0 E: 0 K: 1 S: 6	H: 1 LOB: 1 BB: 0 P: 6		1B: 5 2B: 1 3B: 1 HR: 1	SF: 0 SAC: 0 DP: 1 HBP: 1	WP: 0 PB: 0 SB: 1 CS: 0
<b>PITCHER</b> Dick Brodowski, R (1, 1) ERA: 5.01	IP: 6.0 WLS: L BF: 27 H: 6 R: 6 ER: 5 SO: 1 BB: 6 IBB: 0 HBP: 1 BLK: 0 WP: 0 HR: 1 S: 26 P: 35 ERA: 7.50 WHIP: 1.333															ERA: 7.50 WHIP: 1.333				
<b>PITCHER</b> Ralph Brickner, R (7, 1) ERA: 2.06	IP: 2.0 WLS: 7 BF: 2 H: 2 R: 0 ER: 0 SO: 1 BB: 0 IBB: 0 HBP: 0 BLK: 0 WP: 0 HR: 0 S: 9 P: 9 ERA: 0.00 WHIP: 1.000															ERA: 0.00 WHIP: 1.000				

Batter	1	2	3	4	5	6	7	8	9	AB	R	H	RBI	BB	SO	LOB	TOP																				
<b>Johnny Lipon, R</b> OBP: 0.300, SLG: 0.261 (1, 6)	F8 BB	K	F9			F6	FC6-4			4	0	0	0	1	1	7	<b>Boston Red Sox @ Philadelphia Athletics</b> Shibe Park, Philadelphia, PA Fri Aug 29 1952, 3:38 AM EDT Att: 13,089 - Unknown  <a href="#">livebaseballscorecards.com</a>																				
<b>Billy Goodman, L</b> OBP: 0.369, SLG: 0.400 (1, 4)	FC6-3-4 F8 1B	F4				L8		SH2-3 1B		5	1	1	0	0	0	2																					
<b>Clyde Vollmer, R</b> OBP: 0.368, SLG: 0.471 <b>George Schmees, L</b> OBP: 0.211, SLG: 0.179 (6, 8)	FC5 1B	FC6-4		K		K		SH2-3		4	1	1	0	0	2	1																					
<b>George Kell, R</b> OBP: 0.381, SLG: 0.432 <b>Ted Lepcio, R</b> OBP: 0.326, SLG: 0.384 (7, PR) (7, 5)	FC5 1B		FC1-5 1B					F7		3	1	2	0	1	0	2																					
<b>Dick Gemert, R</b> OBP: 0.325, SLG: 0.485 (1, 3)	F8		FC1-5 2B					L6		4	2	1	1	1	1	4																					
<b>Hoot Evers, R</b> OBP: 0.309, SLG: 0.415 (1, 8) (6, 7)	1B		FC1-5 2B		K					5	0	1	1	0	2	4																					
<b>Del Wilber, R</b> OBP: 0.323, SLG: 0.430 (1, 2)	1B		1-2 2-H		K					5	0	2	2	0	2	2																					
<b>Faye Throneberry, L</b> OBP: 0.331, SLG: 0.373 (1, 9)	4-3							E3 BB		3	0	1	0	2	0	3																					
<b>Ike Delock, R</b> (1, 1) <b>Al Benton, R</b> (8, 1) <b>Sammy White, R</b> OBP: 0.324, SLG: 0.451 (9, PH)			K					L8		2	0	0	0	2	1	4																					
<b>Inning Stats</b>	R: 3 E: 0 K: 0 S: 7	H: 3 LOB: 2 BB: 1 P: 11	R: 0 E: 0 K: 1 S: 5	H: 0 LOB: 1 BB: 1 P: 9	R: 1 E: 0 K: 1 S: 7	H: 2 LOB: 3 BB: 2 P: 15	R: 0 E: 0 K: 2 S: 8	H: 1 LOB: 1 BB: 0 P: 8	R: 0 E: 0 K: 1 S: 5	H: 0 LOB: 0 BB: 0 P: 5	R: 0 E: 0 K: 1 S: 5	H: 1 LOB: 3 BB: 2 P: 13	R: 0 E: 0 K: 0 S: 4	H: 1 LOB: 1 BB: 0 P: 4	R: 0 E: 0 K: 2 S: 7	H: 0 LOB: 1 BB: 1 P: 11		1B: 8 2B: 1 3B: 0 HR: 0	SF: 0 SAC: 1 DP: 0 HBP: 0	WP: 0 PB: 0 SB: 0 CS: 0	PA: 45																
<b>PITCHER</b> <b>Charlie Bishop, R</b> ERA: 3.45 <b>Bobo Newsom, R</b> ERA: 4.39 (1, 1) (9, 1)	IP 8.0	WLS W	BF 41	H 9	R 5	ER 4	SO 7	BB 5	IBB 1	HBP 0	BLK 0	WP 0	HR 0	S 49	P 73	ERA 4.50		WHIP 1.750	<b>PITCHER</b>		IP 1.0	WLS S	BF 4	H 0	R 0	ER 0	SO 2	BB 1	IBB 0	HBP 0	BLK 0	WP 0	HR 0	S 7	P 11	ERA 0.00	WHIP 1.000
Batter	1	2	3	4	5	6	7	8	9	AB	R	H	RBI	BB	SO	LOB		BOTTOM																			
<b>Eddie Joost, R</b> OBP: 0.399, SLG: 0.442 (1, 6)	L7	1B BB				F7				4	0	1	2	1	0	2		<b>Boston Red Sox @ Philadelphia Athletics</b> Shibe Park, Philadelphia, PA Fri Aug 29 1952, 3:38 AM EDT Att: 13,089 - Unknown  <a href="#">livebaseballscorecards.com</a>																			
<b>Ferns Fain, L</b> OBP: 0.440, SLG: 0.445 <b>Kite Thomas, R</b> OBP: 0.360, SLG: 0.491 (1, 3) (8, 9)	HBP 1B	F7				5-3		F9		4	0	1	1	0	1	3																					
<b>Dave Philley, S</b> OBP: 0.342, SLG: 0.359 (1, 8)	FC6-4 HBP									2	0	1	1	1	0	0																					
<b>Gus Zernial, R</b> OBP: 0.362, SLG: 0.483 (1, 7)	L8									4	1	1	1	0	0	3																					
<b>Allie Clark, R</b> OBP: 0.338, SLG: 0.490 (1, 9) (8, 3)	FC6-4									3	1	1	0	1	0	2																					
<b>Cass Michaels, R</b> OBP: 0.332, SLG: 0.384 (1, 4)		5-3								3	1	0	0	1	0	1																					
<b>Billy Hitchcock, R</b> OBP: 0.317, SLG: 0.288 (1, 5)		1B E BB								2	1	0	0	1	1	0																					
<b>Ray Murray, R</b> OBP: 0.276, SLG: 0.280 (1, 2)		E F7 1B								2	2	1	0	2	0	0																					
<b>Charlie Bishop, R</b> OBP: 0.400, SLG: 0.250 <b>Sherry Robertson, L</b> OBP: 0.408, SLG: 0.278 <b>Bobo Newsom, R</b> OBP: 0.200, SLG: 0.200 (1, 1) (8, PH) (9, 1)		E4 1B								3	1	1	1	0	1	2																					
<b>Inning Stats</b>	R: 0 E: 0 K: 0 S: 4	H: 1 LOB: 2 BB: 0 P: 5	R: 3 E: 1 K: 0 S: 5	H: 2 LOB: 2 BB: 2 P: 13	R: 1 E: 0 K: 1 S: 6	H: 1 LOB: 0 BB: 0 P: 6	R: 0 E: 0 K: 0 S: 4	H: 1 LOB: 1 BB: 0 P: 4	R: 0 E: 0 K: 1 S: 5	H: 0 LOB: 1 BB: 1 P: 9	R: 0 E: 0 K: 1 S: 5	H: 0 LOB: 0 BB: 0 P: 5	R: 3 E: 0 K: 0 S: 5	H: 2 LOB: 1 BB: 2 P: 13	R: 0 E: 0 K: 1 S: 5	H: 0 LOB: 1 BB: 2 P: 11	1B: 5 2B: 1 3B: 0 HR: 1		SF: 0 SAC: 1 DP: 0 HBP: 1	WP: 0 PB: 0 SB: 0 CS: 0	PA: 38																
<b>PITCHER</b> <b>Ike Delock, R</b> ERA: 4.36 <b>Al Benton, R</b> ERA: 1.54 (1, 1) (8, 1)	IP 7.1	WLS L	BF 35	H 6	R 7	ER 5	SO 3	BB 6	IBB 1	HBP 1	BLK 0	WP 0	HR 1	S 33	P 62	ERA 6.14	WHIP 1.636		<b>PITCHER</b>		IP 0.2	WLS 3	BF 1	H 0	R 0	ER 0	SO 0	BB 0	IBB 0	HBP 0	BLK 0	WP 0	HR 0	S 3	P 3	ERA 0.00	WHIP 1.500

Batter	1	2	3	4	5	6	7	8	9	AB	R	H	RBI	BB	SO	LOB	TOP						
Dom DiMaggio, R OBP: 0.385, SLG: 0.389 George Schmees, L (7, PR) OBP: 0.224, SLG: 0.193 (7.9)	0-0 1-3		0-0 4-3		0-0 2B		0-0 1B HR	0-0 1B 1-2 3-H	0-0 1B 1-3 2-H	4	0	2	1	0	0	1	4 0 2 1 0 0 1						
George Kell, R OBP: 0.381, SLG: 0.431 (1.5)	0-0 4-3		0-0 1B 3-H		0-0 5-3		0-0 1B 1-3 HR	0-0 L7	0-0 L8	6	1	2	1	0	0	5	6 1 2 1 0 0 5						
Clyde Vollmer, R OBP: 0.364, SLG: 0.478 (1.7)	0-3 K		0-0 F8			0-0 E6 1B 2-3	0-0 HR 1-H 3-H	0-0 F3		5	2	1	3	0	1	3	5 2 1 3 0 1 3						
Vern Stephens, R OBP: 0.332, SLG: 0.380 Johnny Lipon, R OBP: 0.304, SLG: 0.261 (6.6)		0-0 F7		0-0 F7		0-0 2-3	0-0 FC6-4 BB		4-0 HR BB	3	0	0	0	0	0	1	3 0 0 0 0 0 1						
Dick Gemert, R OBP: 0.327, SLG: 0.492 (1.3)		0-3 K		0-0 F6		4-0 1B BB	0-0 F5		0-0 HR	4	1	1	2	1	1	1	4 1 1 2 1 1 1						
Hoot Evers, R OBP: 0.310, SLG: 0.415 (7.8)		0-0 FC6-4 1B		0-0 6-3		0-0 1B BB	0-0 FC6-4		0-0 F2	5	0	2	1	0	0	1	5 0 2 1 0 0 1						
Sammy White, R OBP: 0.325, SLG: 0.448 (1.2)		0-0 FC6-4 1-2		4-0 SH1-3 1B BB		0-0 G4-6-3 1B		0-0 1-3	0-0 1B 1B	4	2	1	0	1	0	3	4 2 1 0 1 0 3						
Ted Lepcio, R OBP: 0.333, SLG: 0.391 (1.4)			0-0 4-3 1B 1B		0-0 SH1-3		0-0 SH5-4 1B 1B	0-0 1B 1B	0-0 F7	4	3	3	0	0	0	1	4 3 3 0 0 0 1						
Mickey McDermott, L OBP: 0.264, SLG: 0.320 (1.1)			0-0 1-3		0-0 1B 2-H		0-0 SH5-4	0-0 1B 1B	0-0 1B 1-2	4	0	3	1	0	0	1	4 0 3 1 0 0 1						
<b>Inning Stats</b>	R: 0 E: 0 K: 1 S: 5	H: 0 LOB: 0 BB: 0 P: 5	R: 0 E: 0 K: 1 S: 6	H: 1 LOB: 1 BB: 0 P: 6	R: 1 E: 0 K: 0 S: 5	H: 2 LOB: 1 BB: 0 P: 5	R: 0 E: 0 K: 0 S: 3	H: 0 LOB: 0 BB: 0 P: 3	R: 1 E: 0 K: 0 S: 4	H: 2 LOB: 1 BB: 1 P: 8	R: 1 E: 1 K: 0 S: 4	H: 1 LOB: 1 BB: 1 P: 8	R: 4 E: 0 K: 0 S: 7	H: 4 LOB: 1 BB: 1 P: 11	R: 1 E: 0 K: 0 S: 6	H: 3 LOB: 2 BB: 0 P: 6	R: 3 E: 0 K: 0 S: 7	H: 4 LOB: 2 BB: 1 P: 11	1B: 14 2B: 1 3B: 0 HR: 2	SF: 0 SAC: 2 DP: 1 HBP: 0	WP: 0 PB: 0 SB: 0 CS: 0	PA: 47	
<b>PITCHER</b>	IP WLS BF H R ER SO BB IBB HBP BLK WP HR S P ERA WHIP	Bobby Shantz, L ERA: 2.02 Bob Hooper, R ERA: 4.96	7.0 L 33 10 7 6 2 3 0 0 0 0 1 34 46 7.71 1.857	2.0 14 7 4 4 0 1 0 0 0 0 1 13 17 18.00 4.000	<b>PITCHER</b>	IP WLS BF H R ER SO BB IBB HBP BLK WP HR S P ERA WHIP																	

Boston Red Sox @ Philadelphia Athletics  
Shibe Park, Philadelphia, PA

Sun Aug 31 1952, 3:33 AM EDT  
Unknown



AB 41  
R 11  
H 17  
RBI 11  
BB 4  
SO 2  
LOB 17

Batter	1	2	3	4	5	6	7	8	9	AB	R	H	RBI	BB	SO	LOB	BOTTOM		
Eddie Joost, R OBP: 0.400, SLG: 0.441 (1.6)	0-3 K		4-0 E 1B BB		0-0 1B			0-0 6-3		3	0	1	0	1	1	0	3 0 1 0 1 1 0		
Ferns Fain, L OBP: 0.441, SLG: 0.444 (1.3)	4-0 1B BB		0-0 E2 1B 1-3		0-0 F8			0-0 4-3		3	0	1	0	1	0	1	3 0 1 0 1 0 1		
Dave Philley, S OBP: 0.341, SLG: 0.358 (1.8)	0-0 1-2 1B		0-0 9-2-6-4 2-3F		0-0 4-3			0-0 4-3		4	0	1	0	0	0	2	4 0 1 0 0 0 2		
Gus Zernial, R OBP: 0.359, SLG: 0.479 (1.7)	0-0 F8		0-3 K		0-0 6-3			0-0 F8		4	0	0	0	0	1	3	4 0 0 0 0 1 3		
Allie Clark, R OBP: 0.342, SLG: 0.516 (1.9)	0-0 F9			0-0 F7		0-0 2B		0-0 HR		4	1	2	1	0	0	2	4 1 2 1 0 0 2		
Cass Michaels, R OBP: 0.331, SLG: 0.383 (1.4)		0-0 F4		0-0 G6-3 1B		0-0 6-3		0-0 F9		4	0	1	0	0	0	1	4 0 1 0 0 0 1		
Billy Hitchcock, R OBP: 0.313, SLG: 0.284 (1.5)		0-3 K		0-0 G6-3 1-2			0-0 5-3		0-0 6-3	4	0	0	0	0	1	1	4 0 0 0 0 1 1		
Joe Astroth, R OBP: 0.321, SLG: 0.314 (1.2)		0-0 1B		0-0 F7			0-0 F7			3	0	1	0	0	0	0	3 0 1 0 0 0 0		
Bobby Shantz, R OBP: 0.244, SLG: 0.262 Elmer Valo, L (7, PH) OBP: 0.436, SLG: 0.413 Bob Hooper, R OBP: 0.214, SLG: 0.366 (8.1)		0-0 F8		0-0 F7			0-0 4-3			2	0	0	0	0	0	1	2 0 0 0 0 0 1		
<b>Inning Stats</b>	R: 0 E: 0 K: 1 S: 6	H: 1 LOB: 2 BB: 1 P: 10	R: 0 E: 0 K: 1 S: 6	H: 1 LOB: 1 BB: 0 P: 6	R: 0 E: 1 K: 1 S: 5	H: 1 LOB: 1 BB: 1 P: 9	R: 0 E: 0 K: 0 S: 3	H: 1 LOB: 0 BB: 0 P: 3	R: 0 E: 0 K: 0 S: 3	H: 0 LOB: 0 BB: 0 P: 3	R: 0 E: 0 K: 0 S: 3	H: 0 LOB: 0 BB: 0 P: 3	R: 1 E: 0 K: 0 S: 4	H: 1 LOB: 0 BB: 0 P: 4	1B: 5 2B: 2 3B: 0 HR: 1	SF: 0 SAC: 0 DP: 2 HBP: 0	WP: 0 PB: 0 SB: 0 CS: 0	PA: 34	
<b>PITCHER</b>	IP WLS BF H R ER SO BB IBB HBP BLK WP HR S P ERA WHIP	Mickey McDermott, L ERA: 3.57	9.0 W 34 7 1 1 3 2 0 0 0 0 1 38 46 1.00 1.000	<b>PITCHER</b>	IP WLS BF H R ER SO BB IBB HBP BLK WP HR S P ERA WHIP														

Boston Red Sox @ Philadelphia Athletics  
Shibe Park, Philadelphia, PA

Sun Aug 31 1952, 3:33 AM EDT  
Unknown



AB 32  
R 1  
H 7  
RBI 1  
BB 2  
SO 3  
LOB 11

Batter	1	2	3	4	5	6	7	8	9	AB	R	H	RBI	BB	SO	LOB	TOP
<b>Dom DiMaggio, R</b> (1, 8) OBP: 0.385, SLG: 0.388 <b>George Schmees, L</b> (8, PR) OBP: 0.224, SLG: 0.193 (8, 9)	0-0 4-3		0-0 3-1			0-0 SH1-3		0-0 FC5-4		3	0	1	0	0	0	0	
<b>Billy Goodman, L</b> (1, 4) OBP: 0.368, SLG: 0.398	0-3 K			0-0 G6-4-3		0-0 F4		0-0 F8		4	0	1	0	0	1	2	
<b>Clyde Vollmer, R</b> (1, 7) OBP: 0.366, SLG: 0.486	0-0 3B			0-0 G6-4-3		4-0 BB		0-0 FC5-4		3	0	1	0	1	0	2	
<b>George Kell, R</b> (1, 5) OBP: 0.384, SLG: 0.433 <b>Ted Lepcio, R</b> (9, PR) OBP: 0.333, SLG: 0.391	0-0 F9			0-0 1B		4-0 BB				3	0	2	0	1	0	1	
<b>Dick Gernert, R</b> (1, 3) OBP: 0.322, SLG: 0.485		0-3 K		0-0 F6		0-0 BB		0-0 L7		4	0	0	0	0	1	5	
<b>Hoot Evers, R</b> (1, 9) OBP: 0.310, SLG: 0.413 (8, 8)	0-0 F8					0-0 G4-3		0-0 5-3		4	0	1	0	0	0	1	
<b>Del Wilber, R</b> (1, 2) OBP: 0.314, SLG: 0.417	0-3 K					0-3 K		0-0 5-3		3	0	0	0	0	2	1	
<b>Johnny Lipon, R</b> (1, 6) OBP: 0.301, SLG: 0.259				0-0 F8		0-0 G4-3		0-0 F8		3	0	0	0	0	0	1	
<b>Willard Nixon, L</b> (1, 1) OBP: 0.255, SLG: 0.267	0-0 F8							0-0 F6		3	0	1	0	0	0	0	
<b>Inning Stats</b> R: 0 H: 1 E: 0 LOB: 1 K: 1 BB: 0 S: 6 R: 0 H: 0 E: 0 LOB: 0 K: 2 BB: 0 S: 7 R: 0 H: 0 E: 0 LOB: 0 K: 0 BB: 0 S: 3 R: 0 H: 2 E: 0 LOB: 1 K: 0 BB: 0 S: 4 R: 0 H: 1 E: 0 LOB: 0 K: 1 BB: 0 S: 5 R: 0 H: 1 E: 0 LOB: 3 K: 0 BB: 2 S: 4 R: 0 H: 0 E: 0 LOB: 0 K: 0 BB: 0 S: 3 R: 0 H: 1 E: 0 LOB: 1 K: 0 BB: 0 S: 4 R: 0 H: 1 E: 0 LOB: 1 K: 0 BB: 0 S: 3 R: 0 H: 1 E: 0 LOB: 1 K: 0 BB: 0 S: 3	1B: 6 SF: 0 2B: 0 SAC: 1 3B: 1 DP: 3 HR: 0	WP: 0 PA: 33 FB: 0 SB: 0 CS: 0															
<b>PITCHER</b> <b>Harry Byrd, R</b> (1, 1) ERA: 3.52	IP 9.0 WLS W BF 33 H 7 R 0 ER 0 SO 4 BB 2 IBB 0 HBP 0 BLK 0 WP 0 HR 0 S 39 P 47 ERA 0.00 WHIP 1.000																

Boston Red Sox @ Philadelphia Athletics  
 Shibe Park, Philadelphia, PA  
 Sun Aug 31 1952, 3:38 AM EDT  
 Att: 20,923 - Unknown

AB 30  
 R 0  
 H 7  
 RBI 0  
 BB 2  
 SO 4  
 LOB 13



Batter	1	2	3	4	5	6	7	8	9	AB	R	H	RBI	BB	SO	LOB	BOTTOM
<b>Eddie Joost, R</b> (1, 6) OBP: 0.403, SLG: 0.443	0-0 6-3		0-0 G4-6-3			4-0 BB		0-0 BB		3	1	2	0	1	0	0	
<b>Fernis Fain, L</b> (1, 3) OBP: 0.443, SLG: 0.447	4-0 CS		0-0 G4-6-3			0-0 BB		4-0 BB		2	0	1	1	2	0	1	
<b>Dave Philley, S</b> (1, 8) OBP: 0.341, SLG: 0.356	0-0 4-3			4-0 BB		0-0 F7		0-0 3-1		3	0	0	0	1	0	4	
<b>Gus Zernial, R</b> (1, 7) OBP: 0.359, SLG: 0.485		0-0 HR		0-0 G5-4-3		0-3 K				3	1	1	1	0	1	2	
<b>Allie Clark, R</b> (1, 9) OBP: 0.341, SLG: 0.513 <b>Elmer Valo, L</b> (8, 9) OBP: 0.436, SLG: 0.413	0-0 F6			0-0 CS				0-3 K		3	0	1	0	0	1	0	
<b>Cass Michaels, R</b> (1, 4) OBP: 0.331, SLG: 0.381	4-0 BB			0-0 CS		0-0 F9		0-3 K		2	0	0	0	1	1	0	
<b>Billy Hitchcock, R</b> (1, 5) OBP: 0.316, SLG: 0.285	0-0 BB			0-0 CS		4-0 BB		0-0 6-3		2	0	1	0	1	0	0	
<b>Ray Murray, R</b> (1, 2) OBP: 0.269, SLG: 0.273	0-0 G6-4-3			0-0 G1-4-3						3	0	0	0	0	0	3	
<b>Harry Byrd, R</b> (1, 1) OBP: 0.172, SLG: 0.164	0-0 G6-4-3			0-0 BB		0-3 K		0-3 K		2	0	0	0	1	2	0	
<b>Inning Stats</b> R: 0 H: 0 E: 0 LOB: 0 K: 0 BB: 1 S: 2 R: 1 H: 2 E: 0 LOB: 1 K: 0 BB: 1 S: 4 R: 0 H: 1 E: 0 LOB: 0 K: 0 BB: 1 S: 2 R: 0 H: 1 E: 0 LOB: 0 K: 0 BB: 1 S: 2 R: 0 H: 0 E: 0 LOB: 0 K: 0 BB: 1 S: 2 R: 1 H: 1 E: 0 LOB: 1 K: 2 BB: 1 S: 8 R: 0 H: 0 E: 0 LOB: 0 K: 2 BB: 0 S: 7 R: 0 H: 1 E: 0 LOB: 2 K: 1 BB: 1 S: 6 R: 0 H: 1 E: 0 LOB: 0 K: 0 BB: 0 S: 6	1B: 4 SF: 0 2B: 1 SAC: 0 3B: 0 DP: 4 HR: 1	WP: 0 PA: 31 FB: 0 SB: 0 CS: 2															
<b>PITCHER</b> <b>Willard Nixon, R</b> (1, 1) ERA: 5.18	IP 8.0 WLS L BF 30 H 6 R 2 ER 2 SO 5 BB 7 IBB 0 HBP 0 BLK 0 WP 0 HR 1 S 33 P 61 ERA 2.25 WHIP 1.625																

Boston Red Sox @ Philadelphia Athletics  
 Shibe Park, Philadelphia, PA  
 Sun Aug 31 1952, 3:38 AM EDT  
 Att: 20,923 - Unknown

AB 23  
 R 2  
 H 6  
 RBI 2  
 BB 7  
 SO 5  
 LOB 10





Batter	1	2	3	4	5	6	7	8	9	AB	R	H	RBI	BB	SO	LOB	TOP					
Faye Throneberry, L (1.7) OBP: 0.327, SLG: 0.368	0-3 K		0-0 L4-3			0-0 4-3		0-0 FC3-6 BB		4	0	0	0	0	1	2						
Billy Goodman, L (1.4) OBP: 0.369, SLG: 0.405	0-0 HR			0-0 F7		0-0 L8		4-0 BB		3	1	1	1	1	0	0						
Al Zarilla, L (1.9) OBP: 0.355, SLG: 0.326	0-0 4-3			0-0 FC5-4 1B		0-3 K		0-3 K		4	0	1	0	0	2	2						
George Kell, R (1.5) OBP: 0.383, SLG: 0.430	0-0 F8			0-0 FC5-4 PB 1-2			4-0 BB BB		0-0 F7		3	0	0	0	1	0						
Dick Gemert, R (1.3) OBP: 0.321, SLG: 0.480		0-3 K		0-3 K 1-2			4-0 BB BB G5-4-3		0-0 F5		3	0	0	0	1	2						
Hoot Evers, R (1.8) OBP: 0.306, SLG: 0.408		0-0 1-3			0-0 6-3		0-3 K		0-0 F7		4	0	0	0	0	1	2					
Sammy White, R (1.2) OBP: 0.322, SLG: 0.444			0-0 F8		0-0 F4		0-0 G5-4-3 1-2				3	0	0	0	0	2						
Johnny Lipon, R (1.6) OBP: 0.301, SLG: 0.259			0-0 F9		0-0 1B			0-0 F8		3	0	1	0	0	0	0						
Ellis Kinder, R (1.1) Dick Brodowski, R (4.1) Clyde Vollmer, R (6. PH) Ike Delock, R (8.1)			0-0 E6 L4-3		0-0 F5			4-0 FC3-6 BB		1	0	0	0	0	0	0						
Inning Stats	R: 1 E: 0 K: 1 S: 6	H: 1 LOB: 0 BB: 0 P: 6	R: 0 E: 0 K: 1 S: 5	H: 0 LOB: 0 BB: 0 P: 5	R: 0 E: 1 K: 0 S: 3	H: 0 LOB: 0 BB: 0 P: 3	R: 0 E: 0 K: 1 S: 6	H: 1 LOB: 1 BB: 0 P: 6	R: 0 E: 0 K: 0 S: 4	H: 1 LOB: 1 BB: 0 P: 4	R: 0 E: 0 K: 1 S: 5	H: 0 LOB: 0 BB: 2 P: 5	R: 0 E: 0 K: 1 S: 4	H: 0 LOB: 1 BB: 2 P: 12	R: 0 E: 0 K: 1 S: 5	H: 0 LOB: 2 BB: 2 P: 13	R: 0 E: 0 K: 0 S: 3	H: 0 LOB: 0 BB: 0 P: 3	1B: 2 2B: 1 3B: 0 HR: 1	SF: 0 SAC: 0 DP: 2 HBP: 0	WP: 0 PB: 1 SB: 0 CS: 0	PA: 33
PITCHER Ray Scarborough, R (1.1) ERA: 4.17	IP 9.0 WLS W BF 33 H 3 R 1 ER 1 SO 6 BB 4 IBB 0 HBP 0 BLK 0 WP 0 HR 1 S 41 P 57 ERA 1.00 WHIP 0.778																					

Boston Red Sox @ New York Yankees  
Yankee Stadium, Bronx, NY  
Mon Sep 01 1952, 3:33 AM EDT  
Att: 16,529 - Unknown

[livebaseballscores.com](http://livebaseballscores.com)

AB	29
R	1
H	3
RBI	1
BB	4
SO	6
LOB	11




Batter	1	2	3	4	5	6	7	8	9	AB	R	H	RBI	BB	SO	LOB	BOTTOM					
Mickey Mantle, S (1.8) OBP: 0.393, SLG: 0.509	0-0 L8 3B		0-0 F7	0-0 F5			0-0 G4-6-3 1B			4	1	2	0	0	0	1						
Phil Rizzuto, R (1.6) OBP: 0.342, SLG: 0.352	0-0 L8		0-0 F9		0-0 F7		0-0 G4-6-3 1-2			4	0	0	1	0	0	1						
Joe Collins, L (1.3) OBP: 0.362, SLG: 0.468	0-0 HR		0-0 HR		4-0 3-1 BB			0-0 6-3		3	2	2	2	1	0	0						
Yogi Berra, L (1.2) OBP: 0.369, SLG: 0.509	0-0 F2		0-0 HR		0-0 3-1			4-0 FC6-4 BB		3	1	1	1	1	0	1						
Gene Woodling, L (1.7) OBP: 0.411, SLG: 0.501	0-0 1-3		4-0 BB		0-0 F7			0-0 FC6-4 BB E 1-2		3	0	0	0	1	0	2						
Irv Noren, L (1.9) OBP: 0.317, SLG: 0.337		0-0 HR	0-0 F9			0-0 G3		0-0 E3 BB 1-2		4	1	1	1	0	0	2						
Gil McDougald, R (1.5) OBP: 0.336, SLG: 0.354		0-0 6-3		0-0 CS 1B		0-3 K		4-0 BB 1-2 2-3 BB		3	0	1	0	1	1	0						
Billy Martin, R (1.4) OBP: 0.317, SLG: 0.342		0-0 4-3		0-0 F3 1-2		0-0 F7		0-3 K		4	0	0	0	0	1	4						
Ray Scarborough, R (1.1) OBP: 0.280, SLG: 0.217		0-0 2-3		0-0 1B			0-0 F8			3	0	1	0	0	0	0						
Inning Stats	R: 2 E: 0 K: 0 S: 5	H: 2 LOB: 0 BB: 0 P: 5	R: 1 E: 0 K: 0 S: 4	H: 1 LOB: 0 BB: 0 P: 4	R: 2 E: 0 K: 0 S: 5	H: 2 LOB: 1 BB: 1 P: 9	R: 0 E: 0 K: 0 S: 4	H: 2 LOB: 1 BB: 0 P: 4	R: 0 E: 0 K: 0 S: 3	H: 0 LOB: 1 BB: 1 P: 7	R: 0 E: 0 K: 1 S: 5	H: 0 LOB: 0 BB: 0 P: 5	R: 0 E: 1 K: 1 S: 6	H: 1 LOB: 0 BB: 0 P: 3	R: 0 E: 1 K: 1 S: 6	H: 0 LOB: 3 BB: 2 P: 14	R: 0 E: 0 K: 0 S: 3	H: 0 LOB: 0 BB: 0 P: 3	1B: 3 2B: 0 3B: 1 HR: 4	SF: 0 SAC: 0 DP: 1 HBP: 0	WP: 0 PB: 0 SB: 0 CS: 1	PA: 35
PITCHER	IP 3.0 WLS L BF 15 H 3 R 0 ER 0 SO 1 BB 1 IBB 0 HBP 0 BLK 0 WP 0 HR 0 S 14 P 18 ERA 2.56 WHIP 2.000																					
Ellis Kinder, R (1.1) Dick Brodowski, R (4.1) Ike Delock, R (8.1)	IP 4.0 WLS BF 14 H 3 R 0 ER 0 SO 1 BB 0 IBB 0 HBP 0 BLK 0 WP 0 HR 0 S 15 P 19 ERA 4.82 WHIP 2.000																					
PITCHER	IP 1.0 WLS BF 6 H 0 R 0 ER 0 SO 1 BB 2 IBB 0 HBP 0 BLK 0 WP 0 HR 0 S 6 P 14 ERA 4.31																					

Boston Red Sox @ New York Yankees  
Yankee Stadium, Bronx, NY  
Mon Sep 01 1952, 3:33 AM EDT  
Att: 16,529 - Unknown

[livebaseballscores.com](http://livebaseballscores.com)

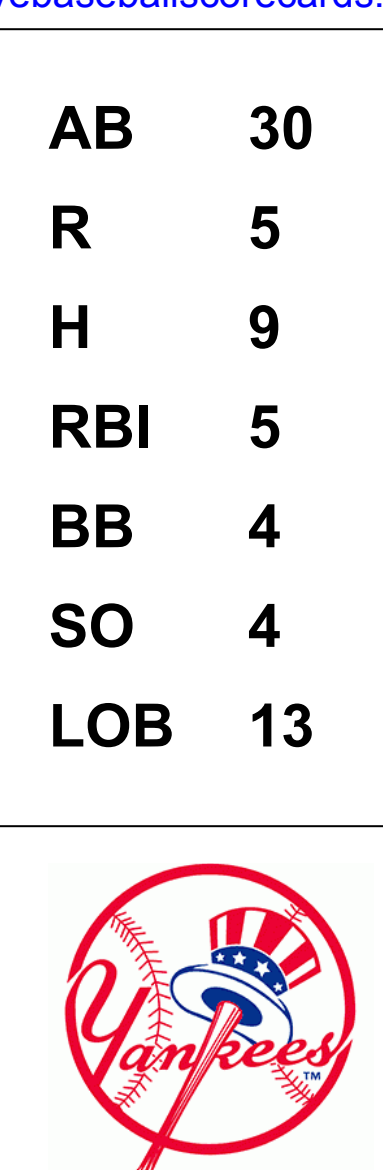
AB	31
R	5
H	8
RBI	5
BB	4
SO	2
LOB	11



Batter	1	2	3	4	5	6	7	8	9	AB R H RBI BB SO LOB	TOP									
<b>Dom DiMaggio, R</b> OBP: 0.384, SLG: 0.390 (1, 8)										4 0 2 0 0 0 0	<b>Boston Red Sox @ New York Yankees</b> Yankee Stadium, Bronx, NY Tue Sep 02 1952, 3:33 AM EDT Unknown									
<b>Billy Goodman, L</b> OBP: 0.368, SLG: 0.403 (1, 4)										4 0 1 0 0 0 3										
<b>Al Zarilla, L</b> OBP: 0.354, SLG: 0.325 (1, 9)										4 0 1 0 0 1 4										
<b>George Kell, R</b> OBP: 0.380, SLG: 0.426 (1, 5)										4 0 0 0 0 0 5										
<b>Dick Gernert, R</b> OBP: 0.320, SLG: 0.476 (1, 3)										4 0 1 0 0 1 0										
<b>Hoot Evers, R</b> OBP: 0.309, SLG: 0.408 (1, 7)										2 0 1 0 1 1 1										
<b>Sammy White, R</b> OBP: 0.319, SLG: 0.440 (1, 2)										3 0 0 0 0 3 3										
<b>Johnny Ligon, R</b> OBP: 0.303, SLG: 0.261 (1, 6) <b>Faye Throneberry, L</b> OBP: 0.326, SLG: 0.366 (7, 6) <b>Vern Stephens, R</b> OBP: 0.332, SLG: 0.390 (7, 6)										2 0 1 0 0 0 1 1 0 0 0 0 0 1 0 0 0 0 0 0 0										
<b>Mel Parnell, L</b> OBP: 0.167, SLG: 0.125 (1, 1)										3 0 1 0 0 0 1										
<b>Inning Stats</b>	R: 0 E: 0 K: 0 S: 4	H: 1 LOB: 1 BB: 0 P: 4	R: 0 E: 0 K: 2 S: 7	H: 1 LOB: 0 BB: 0 P: 7	R: 0 E: 0 K: 0 S: 3	H: 1 LOB: 0 BB: 0 P: 3	R: 0 E: 0 K: 1 S: 5	H: 0 LOB: 1 BB: 0 P: 5	R: 0 E: 1 K: 0 S: 5	H: 2 LOB: 2 BB: 0 P: 5		R: 0 E: 0 K: 1 S: 5	H: 0 LOB: 1 BB: 1 P: 9	R: 0 E: 0 K: 0 S: 3	H: 1 LOB: 0 BB: 0 P: 3	R: 0 E: 0 K: 0 S: 3	H: 1 LOB: 0 BB: 0 P: 3	1B: 8 SF: 0 2B: 1 SAC: 0 3B: 0 DP: 4 HR: 0 HBP: 0	WP: 0 PA: 32 SB: 0 CS: 1	
<b>PITCHER</b> <b>Tom Gorman, R</b> ERA: 4.81 (1, 1)	IP: 9.0	WLS: W	BF: 32	H: 8	R: 0	ER: 0	SO: 6	BB: 1	IBB: 0	HBP: 0		BLK: 0	WP: 0	HR: 0	S: 43	P: 47	ERA: 0.00	WHIP: 1.000		

Batter	1	2	3	4	5	6	7	8	9	AB R H RBI BB SO LOB	BOTTOM									
<b>Mickey Mantle, S</b> OBP: 0.392, SLG: 0.508 (1, 8)										3 0 1 2 0 0 1	<b>Boston Red Sox @ New York Yankees</b> Yankee Stadium, Bronx, NY Tue Sep 02 1952, 3:33 AM EDT Unknown									
<b>Phil Rizzuto, R</b> OBP: 0.342, SLG: 0.352 (1, 6)										3 0 1 0 0 0 2										
<b>Joe Collins, L</b> OBP: 0.363, SLG: 0.472 (1, 3)										3 1 1 0 1 0 1										
<b>Yogi Berra, L</b> OBP: 0.368, SLG: 0.507 (1, 2)										4 1 1 0 0 1 4										
<b>Gene Woodling, L</b> OBP: 0.407, SLG: 0.496 (1, 7)										4 0 0 1 0 1 1										
<b>Hank Bauer, R</b> OBP: 0.360, SLG: 0.468 (1, 9)										4 2 2 1 0 0 0										
<b>Gil McDougald, R</b> OBP: 0.337, SLG: 0.356 (1, 5)										3 0 1 0 1 1 2										
<b>Billy Martin, R</b> OBP: 0.316, SLG: 0.338 (1, 4)										3 1 0 0 1 0 2										
<b>Tom Gorman, R</b> OBP: 0.211, SLG: 0.118 (1, 1)										3 0 2 1 1 1 0										
<b>Inning Stats</b>	R: 3 E: 0 K: 0 S: 3	H: 3 LOB: 2 BB: 2 P: 16	R: 2 E: 0 K: 0 S: 5	H: 2 LOB: 1 BB: 1 P: 9	R: 0 E: 0 K: 0 S: 4	H: 2 LOB: 2 BB: 1 P: 8	R: 0 E: 0 K: 0 S: 4	H: 1 LOB: 1 BB: 0 P: 4	R: 0 E: 0 K: 1 S: 5	H: 0 LOB: 0 BB: 0 P: 5		R: 0 E: 0 K: 2 S: 7	H: 0 LOB: 0 BB: 0 P: 7	R: 0 E: 0 K: 0 S: 3	H: 0 LOB: 0 BB: 0 P: 7	1B: 6 SF: 0 2B: 1 SAC: 2 3B: 1 DP: 1 HR: 1 HBP: 0	WP: 0 PA: 36 SB: 0 CS: 0			
<b>PITCHER</b> <b>Mel Parnell, L</b> ERA: 2.98 (1, 1)	IP: 8.0	WLS: L	BF: 36	H: 9	R: 5	ER: 5	SO: 4	BB: 3	IBB: 1	HBP: 0		BLK: 0	WP: 0	HR: 1	S: 40	P: 56	ERA: 5.62	WHIP: 1.500		

AB	31
R	0
H	8
RBI	0
BB	1
SO	6
LOB	19



Batter	1	2	3	4	5	6	7	8	9	AB	R	H	RBI	BB	SO	LOB	TOP			
Billy Goodman, L (1.4)	[Diagram: BB, 1B]		[Diagram: BB, 1-2]		[Diagram: 4-3]		[Diagram: L5]			3	0	1	0	1	0	0	Boston Red Sox @ New York Yankees Yankee Stadium, Bronx, NY Tue Sep 02 1952, 3:38 AM EDT Att: 38,915 - Unknown	AB 32 R 0 H 5 RBI 0 BB 4 SO 5 LOB 22		
Al Zarilla, L (1.9)	[Diagram: F9]		[Diagram: F8]		[Diagram: 6-3]		[Diagram: F8]			4	0	0	0	0	3					
Vern Stephens, R (1.6)	[Diagram: BB, 1-2]		[Diagram: K]		[Diagram: BB]		[Diagram: 6-3]			2	0	0	0	2	2					
Dom DiMaggio, R (1.8)	[Diagram: K]		[Diagram: 5-3]		[Diagram: F3]		[Diagram: 6-3]			4	0	0	0	1	5					
George Kell, R (1.5)	[Diagram: P3]			[Diagram: FC6-4, 1B]		[Diagram: BB]		[Diagram: F7]		3	0	1	0	1	0	2				
Sammy White, R (1.2)		[Diagram: G2]		[Diagram: FC6-4, 1B]		[Diagram: F3]			[Diagram: F7]	4	0	1	0	0	0	1				
Dick Gemert, R (1.3)		[Diagram: 5-3]		[Diagram: K]		[Diagram: F2]			[Diagram: F7]	4	0	0	0	0	1	3				
Hoot Evers, R (1.7)		[Diagram: F3]		[Diagram: FC6-4, 1-2, 2-3]		[Diagram: K]			[Diagram: 1B]	4	0	1	0	0	1	3				
Sid Hudson, R (1.1) Faye Throneberry, L (9. PH)			[Diagram: BB, 1B]	[Diagram: K]			[Diagram: 5-3]		[Diagram: 4-3]	3 1	0 0	1 0	0 0	0 0	1 1	2				
Inning Stats	R:0 E:0 K:1 S:6	H:1 LOB:2 BB:1 P:10	R:0 E:0 K:0 S:3	H:0 LOB:0 BB:0 P:3	R:0 E:0 K:1 S:6	H:1 LOB:2 BB:1 P:10	R:0 E:0 K:2 S:9	H:2 LOB:2 BB:0 P:9	R:0 E:0 K:0 S:3	H:0 LOB:1 BB:1 P:7	R:0 E:0 K:1 S:5	H:0 LOB:1 BB:1 P:9	R:0 E:0 K:0 S:3	H:0 LOB:0 BB:0 P:3	R:0 E:0 K:0 S:3	H:1 LOB:1 BB:0 P:4	1B:5 2B:0 3B:0 HR:0	SF:0 SAC:0 DP:0 HBP:0	WP:0 PB:0 SB:0 CS:0	PA: 36
PITCHER	Ewell Blackwell, R (1.1) 5.0 W 22 4 0 0 4 3 0 0 0 0 0 0 0 0 27 39 0.00 1.400 Johnny Sain, R (6.1) 4.0 S 14 1 0 0 1 1 0 0 0 0 0 0 0 0 15 19 0.00 0.500									PITCHER IP WLS BF H R ER SO BB IBB HBP BLK WP HR S P ERA WHIP										

Batter	1	2	3	4	5	6	7	8	9	AB	R	H	RBI	BB	SO	LOB	BOTTOM	
Mickey Mantle, S (1.8)	[Diagram: G1-4-3, BB]		[Diagram: F8]		[Diagram: 1-3, 2-H, 3-H, 1B]		[Diagram: 1-3]			3	1	1	2	1	0	0	Boston Red Sox @ New York Yankees Yankee Stadium, Bronx, NY Tue Sep 02 1952, 3:38 AM EDT Att: 38,915 - Unknown	AB 30 R 4 H 8 RBI 4 BB 2 SO 1 LOB 11
Phil Rizzuto, R (1.6)	[Diagram: G1-4-3, 1-2]			[Diagram: G4-6-3, 1B]	[Diagram: 2-H, 3-H, 1B]		[Diagram: F9]			4	0	2	2	0	1			
Joe Collins, L (1.3)	[Diagram: BB]			[Diagram: G4-6-3, 1-2]	[Diagram: F2]		[Diagram: F9]			3	0	0	0	1	0	2		
Yogi Berra, L (1.2)	[Diagram: F8]			[Diagram: P3]		[Diagram: F8]		[Diagram: F8]		4	0	0	0	0	1			
Gene Wooding, L (1.7)		[Diagram: 4-3]			[Diagram: FC1-5, 1B]	[Diagram: 4-3]		[Diagram: 4-3]		4	0	1	0	0	0	0		
Irv Noren, L (1.9)		[Diagram: G3]			[Diagram: 1B, FC1-5]	[Diagram: 1B]		[Diagram: 1B]		3	1	2	0	0	0	0		
Gil McDougald, R (1.5)		[Diagram: 5-3]			[Diagram: FC1-5, 1-2, 2-3, 1B]	[Diagram: 1B]				3	1	1	0	0	0	2		
Billy Martin, R (1.4)			[Diagram: 5-3]		[Diagram: 1B, FC1-5]	[Diagram: 1B]		[Diagram: L4]		3	1	1	0	0	0	2		
Ewell Blackwell, R (1.1) Johnny Mize, L (5. PH) Johnny Sain, R (6.1)			[Diagram: 4-3]		[Diagram: 1-2, 2-3, 1B]		[Diagram: P4]		[Diagram: K]	1 1 1	0 0 0	0 0 0	0 0 0	0 0 1	0 0 0	0		
Inning Stats	R:0 E:0 K:0 S:2	H:0 LOB:1 BB:2 P:10	R:0 E:0 K:0 S:3	H:0 LOB:0 BB:0 P:3	R:0 E:0 K:0 S:3	H:1 LOB:0 BB:0 P:3	R:4 E:0 K:0 S:8	H:5 LOB:1 BB:0 P:8	R:0 E:0 K:0 S:5	H:2 LOB:2 BB:0 P:5	R:0 E:0 K:1 S:5	H:0 LOB:0 BB:0 P:5	R:0 E:0 K:0 S:3	H:0 LOB:0 BB:0 P:3	1B:8 2B:0 3B:0 HR:0	SF:0 SAC:0 DP:2 HBP:0	WP:0 PB:0 SB:0 CS:0	PA: 32
PITCHER	Sid Hudson, R (1.1) 8.0 L 32 8 4 4 1 2 0 0 0 0 0 0 0 0 32 40 4.50 1.250									PITCHER IP WLS BF H R ER SO BB IBB HBP BLK WP HR S P ERA WHIP								

Batter	1	2	3	4	5	6	7	8	9	AB	R	H	RBI	BB	SO	LOB	TOP																					
Billy Goodman, L (1, 4) OBP: 0.372, SLG: 0.405	F3		E 1B 1B			BB 1B	4-3 1B		6-3	5	1	3	0	0	0	0																						
Al Zarilla, L (1, 9) OBP: 0.347, SLG: 0.316	1-3		E6 1B F8		BB 1-2 BB		4-3 1-2 BB			3	1	0	0	1	0	2																						
Vern Stephens, R (1, 6) OBP: 0.333, SLG: 0.375	F7					F2	F8			4	0	1	1	0	0	3																						
Dom DiMaggio, R (1, 8) OBP: 0.379, SLG: 0.384		4-3 1B	F8		F7			6-3		4	0	1	1	0	0	3																						
George Kell, R (1, 5) OBP: 0.379, SLG: 0.423	4-3		F9							2	0	0	0	0	0	2																						
Ted Lepcio, R (3, 5) OBP: 0.335, SLG: 0.392		1-2						FC6-4 1B		2	0	1	0	0	1	0																						
Dick Gemert, R (1, 3) OBP: 0.312, SLG: 0.463										4	0	0	0	0	4	2																						
Hoot Evers, R (1, 7) OBP: 0.311, SLG: 0.406					F9				FC6-4 1-2	3	0	1	0	1	0	1																						
Sammy White, R (1, 2) OBP: 0.315, SLG: 0.433		L3			P5				L8	4	0	0	0	1	3																							
Dizzy Trout, R (5, PH) George Schmeiss, L (5, PH) Ike Delock, R (5, PH) Willard Nixon, L (7, PH) Ralph Brickner, R (7, PH) Faye Throneberry, L (5, PH)			F7						F9	1	0	0	0	0	0	0																						
Inning Stats	R: 0 E: 0 K: 0 S: 3	H: 0 LOB: 0 BB: 0 P: 3	R: 0 E: 0 K: 1 S: 6	H: 1 LOB: 2 BB: 1 P: 10	R: 2 E: 1 K: 0 S: 6	H: 2 LOB: 1 BB: 0 P: 6	R: 0 E: 0 K: 1 S: 5	H: 0 LOB: 0 BB: 0 P: 5	R: 0 E: 0 K: 3 S: 10	H: 1 LOB: 1 BB: 0 P: 10	R: 0 E: 0 K: 0 S: 4	H: 1 LOB: 1 BB: 0 P: 4	R: 0 E: 0 K: 1 S: 6	H: 1 LOB: 1 BB: 0 P: 6	R: 0 E: 0 K: 0 S: 3	H: 0 LOB: 0 BB: 0 P: 3	1B: 7 2B: 0 3B: 0 HR: 0	SF: 0 SAC: 0 DP: 0 HBP: 0	WP: 0 PA: 37 PB: 0 SB: 0 CS: 0																			
PITCHER	IP	WLS	BF	H	R	ER	SO	BB	IBB	HBP	BLK	WP	HR	S	P	ERA	WHIP	PITCHER				IP	WLS	BF	H	R	ER	SO	BB	IBB	HBP	BLK	WP	HR	S	P	ERA	WHIP
Randy Gumpert, R (1, 1) ERA: 4.26	9.0	W	37	7	2	0	6	2	0	0	0	0	0	47	55	0.00	1.000					9.0	W	37	7	2	0	6	2	0	0	0	0	0	0	0	0.00	1.000

**Boston Red Sox @ Washington Senators**  
Griffith Stadium, Washington, DC  
Wed Sep 03 1952, 3:33 AM EDT  
Att: 5,987 - Unknown

AB 35  
R 2  
H 7  
RBI 2  
BB 2  
SO 6  
LOB 16

Batter	1	2	3	4	5	6	7	8	9	AB	R	H	RBI	BB	SO	LOB	BOTTOM																						
Eddie Yost, R (1, 5) OBP: 0.362, SLG: 0.338	F9	E5 PB 1B	F7		SH1-4		FC 4-3			4	1	0	1	0	0	3																							
Gil Coan, L (1, 7) OBP: 0.294, SLG: 0.335	F8	PB 1B IBB			F5		4-3			3	1	0	1	2	0	3																							
Jackie Jensen, R (1, 9) OBP: 0.353, SLG: 0.409			4-3		6-3		6-3			4	1	1	2	1	0	4																							
Pete Runnels, L (1, 6) OBP: 0.375, SLG: 0.340		1B BB 1B			CS 1B			2B 1B		4	0	3	0	1	0	0																							
Mickey Vernon, L (1, 3) OBP: 0.358, SLG: 0.405	F8	F8			1B 3B		P4			5	1	2	0	0	0	4																							
Floyd Baker, L (1, 4) OBP: 0.353, SLG: 0.310					WP 2B 1B		6-3		F7	4	2	2	1	1	0	1																							
Jim Busby, R (1, 8) OBP: 0.257, SLG: 0.271					L1-4 1B 2B					5	1	3	2	0	1	1																							
Mickey Grasso, R (1, 2) OBP: 0.284, SLG: 0.250					L1-4			FC SH 4-3 BB		3	2	1	1	1	0	4																							
Randy Gumpert, R (1, 1) OBP: 0.231, SLG: 0.189	5-3							SH 4-3 FC		3	0	1	0	0	1	2																							
Inning Stats	R: 0 E: 0 K: 0 S: 3	H: 0 LOB: 2 BB: 2 P: 11	R: 6 E: 1 K: 0 S: 10	H: 6 LOB: 3 BB: 2 P: 18	R: 0 E: 0 K: 1 S: 5	H: 0 LOB: 1 BB: 1 P: 9	R: 2 E: 0 K: 0 S: 5	H: 4 LOB: 0 BB: 0 P: 5	R: 0 E: 0 K: 0 S: 3	H: 0 LOB: 0 BB: 0 P: 3	R: 1 E: 0 K: 1 S: 7	H: 0 LOB: 2 BB: 1 P: 11	R: 0 E: 0 K: 0 S: 4	H: 2 LOB: 1 BB: 0 P: 4	1B: 9 2B: 4 3B: 1 HR: 0	SF: 0 SAC: 2 DP: 1 HBP: 0	WP: 1 PA: 43 PB: 1 SB: 0 CS: 1																						
PITCHER	IP	WLS	BF	H	R	ER	SO	BB	IBB	HBP	BLK	WP	HR	S	P	ERA	WHIP	PITCHER				IP	WLS	BF	H	R	ER	SO	BB	IBB	HBP	BLK	WP	HR	S	P	ERA	WHIP	
Dizzy Trout, R (1, 1) ERA: 3.99	4.0	L	26	10	8	6	1	4	1	0	0	0	0	7	23	43	13.50	3.500					4.0	L	26	10	8	6	1	4	1	0	0	0	0	0	0	13.50	3.500
Ike Delock, R (5, 1) ERA: 4.2	2.0		7	1	0	0	0	0	0	0	0	0	0	7	7	0.00	0.500					2.0		7	1	0	0	0	0	0	0	0	0	0	0	0	0	0.00	0.500
Ralph Brickner, R (7, 1) ERA: 2.23	2.0		10	2	1	1	1	1	0	0	0	0	0	11	15	4.50	1.500					2.0		10	2	1	1	1	1	0	0	0	0	0	0	0	0	4.50	1.500

**Boston Red Sox @ Washington Senators**  
Griffith Stadium, Washington, DC  
Wed Sep 03 1952, 3:33 AM EDT  
Att: 5,987 - Unknown

AB 35  
R 9  
H 13  
RBI 8  
BB 6  
SO 2  
LOB 22

Batter	1	2	3	4	5	6	7	8	9	AB R H RBI BB SO LOB	TOP										
<b>Billy Goodman, L</b> (1, 4) OBP: 0.372, SLG: 0.405	0-0 BB 1B G6-4-3	0-0 1-3		0-0 4-3			0-0 FC4-6 1B		0-0 P6	5 1 2 0 0 0 4	<b>Boston Red Sox @ Washington Senators</b> Griffith Stadium, Washington, DC Thu Sep 04 1952, 3:33 AM EDT Att: 9,127 - Unknown <a href="http://livebaseballscorecards.com">livebaseballscorecards.com</a>										
<b>Al Zarilla, L</b> (1, 9) OBP: 0.345, SLG: 0.313	0-0 G6-4-3 1-2 1B		0-0 F8		0-0 3-1		0-0 FC4-6 G6-4-3 1-2		0-0 F8	5 0 1 0 0 0 2											
<b>Vern Stephens, R</b> (1, 5) OBP: 0.332, SLG: 0.370	4-0 G6-4-3 1-2 2-3 BB		0-0 5-3		0-3 K2-3		0-0 G6-4-3 1-2			3 0 0 0 1 1 1											
<b>Dom DiMaggio, R</b> (1, 8) OBP: 0.382, SLG: 0.386	0-0 G6-4-3 1-2 2-3 3-H		0-0 1B		0-0 1B			4-0 1-3 BB		3 0 2 0 1 0 2											
<b>Hoot Evers, R</b> (1, 7) OBP: 0.307, SLG: 0.401	0-0 F2		0-0 F8		0-0 F8			0-0 1-3 1-2		4 0 0 0 0 0 4											
<b>Del Wilber, R</b> (1, 2) OBP: 0.281, SLG: 0.414		0-0 5-3		4-0 BB BB		0-0 5-3 1B		0-0 F9		3 0 1 0 1 0 1											
<b>George Schmees, L</b> (1, 3) OBP: 0.215, SLG: 0.185		0-0 4-3		0-0 F7		0-0 P4		0-0 4-3		4 0 0 0 0 0 3											
<b>Johnny Ligon, R</b> (1, 6) OBP: 0.303, SLG: 0.259		0-0 E2 2B		4-0 1-2 BB		0-0 5-3 1-2			0-0 G3	2 1 0 0 1 0 1 1 0 0 0 0 0 0											
<b>Faye Throneberry, L</b> (9, PH) OBP: 0.322, SLG: 0.362																					
<b>Mickey McDermott, L</b> (1, 1) OBP: 0.288, SLG: 0.340		0-0 2B		0-0 F8		0-3 K			0-0 1B	3 0 1 1 0 1 3 1 0 1 0 0 0 0											
<b>Clyde Volmer, R</b> (9, PH) OBP: 0.371, SLG: 0.488																					
<b>Inning Stats</b>	R: 1 E: 0 K: 0 S: 4	H: 2 LOB: 1 BB: 1 P: 8	R: 1 E: 1 K: 0 S: 5	H: 1 LOB: 1 BB: 0 P: 5	R: 0 E: 0 K: 0 S: 4	H: 1 LOB: 1 BB: 0 P: 4	R: 0 E: 0 K: 1 S: 6	H: 0 LOB: 2 BB: 2 P: 11	R: 0 E: 0 K: 1 S: 6	H: 1 LOB: 1 BB: 0 P: 6		R: 0 E: 0 K: 0 S: 3	H: 1 LOB: 0 BB: 0 P: 3	R: 0 E: 0 K: 0 S: 3	H: 0 LOB: 1 BB: 1 P: 7	R: 0 E: 0 K: 0 S: 4	H: 1 LOB: 1 BB: 0 P: 4	1B: 7 2B: 1 3B: 0 HR: 0	SF: 0 SAC: 0 DP: 2 HBP: 0	WP: 0 PB: 0 SB: 0 CS: 0	PA: 38
<b>PITCHER</b> <b>Bob Porterfield, R</b> (1, 1) ERA: 2.59	IP: 9.0 WLS: W BF: 38 H: 8 R: 2 ER: 1 SO: 2 BB: 4 IBB: 0 HBP: 0 BLK: 0 WP: 0 HR: 0 S: 38 P: 54 ERA: 1.00 WHIP: 1.333																				

Batter	1	2	3	4	5	6	7	8	9	AB R H RBI BB SO LOB	BOTTOM										
<b>Eddie Yost, R</b> (1, 5) OBP: 0.365, SLG: 0.339	4-0 BB 1B	0-0 1B		0-0 5-3			4-0 BB			2 1 1 0 2 0 1	<b>Boston Red Sox @ Washington Senators</b> Griffith Stadium, Washington, DC Thu Sep 04 1952, 3:33 AM EDT Att: 9,127 - Unknown <a href="http://livebaseballscorecards.com">livebaseballscorecards.com</a>										
<b>Jim Busby, R</b> (1, 8) OBP: 0.299, SLG: 0.271	4-0 1B 1-2 F7 BB	0-0 1B		0-0 G3		0-0 F2				3 1 1 0 1 0 2											
<b>Jackie Jensen, R</b> (1, 9) OBP: 0.354, SLG: 0.409	0-0 1B 1-3 2-H 1B	0-0 F7		0-0 3B 1B		0-0 L9				4 1 2 1 0 0 3											
<b>Ken Wood, R</b> (1, 7) OBP: 0.320, SLG: 0.405	0-0 F7 3-H		0-0 F7		0-0 1-H 3B		0-0 F8			4 0 1 2 0 0 1											
<b>Pete Runnels, L</b> (1, 6) OBP: 0.374, SLG: 0.337	0-0 P5		4-0 BB		0-0 6-3		0-0 5-3			3 0 0 0 1 0 2											
<b>Mickey Vernon, L</b> (1, 3) OBP: 0.357, SLG: 0.404	0-0 1B 1-3		0-3 K		0-0 FC6-2-5 1B WP		0-0 F9			4 1 1 0 0 1 2											
<b>Mel Hoderlein, S</b> (1, 4) OBP: 0.313, SLG: 0.309	0-0 P3		0-3 K		0-0 1-3 WP 1B		0-0 6-3			4 0 1 0 0 1 3											
<b>Mickey Grasso, R</b> (1, 2) OBP: 0.284, SLG: 0.250		0-0 F7		0-0 2B		0-3 K		0-0 6-3		0 0 0 0 0 0 0 4 0 1 0 0 1 1											
<b>Clyde Klutz, R</b> (2, 2) OBP: 0.306, SLG: 0.299																					
<b>Bob Porterfield, R</b> (1, 1) OBP: 0.211, SLG: 0.232		0-3 K		0-3 K		0-3 K		0-0 5-3		4 0 0 0 0 3 1											
<b>Inning Stats</b>	R: 2 E: 0 K: 0 S: 5	H: 2 LOB: 2 BB: 2 P: 13	R: 0 E: 1 K: 1 S: 7	H: 2 LOB: 2 BB: 0 P: 7	R: 0 E: 0 K: 2 S: 7	H: 0 LOB: 1 BB: 1 P: 11	R: 0 E: 0 K: 1 S: 6	H: 1 LOB: 1 BB: 0 P: 6	R: 2 E: 0 K: 1 S: 8	H: 3 LOB: 1 BB: 0 P: 8		R: 0 E: 0 K: 1 S: 5	H: 0 LOB: 1 BB: 1 P: 9	R: 0 E: 0 K: 0 S: 3	H: 0 LOB: 0 BB: 0 P: 3	R: 0 E: 0 K: 0 S: 3	H: 0 LOB: 0 BB: 0 P: 3	1B: 6 2B: 1 3B: 1 HR: 0	SF: 0 SAC: 0 DP: 0 HBP: 0	WP: 1 PB: 0 SB: 0 CS: 0	PA: 36
<b>PITCHER</b> <b>Mickey McDermott, L</b> (1, 1) ERA: 3.63	IP: 8.0 WLS: L BF: 36 H: 4 R: 4 ER: 4 SO: 6 BB: 4 IBB: 0 HBP: 0 BLK: 1 WP: 1 HR: 0 S: 44 P: 60 ERA: 4.50 WHIP: 1.500																				

Batter	1	2	3	4	5	6	7	8	9	AB	R	H	RBI	BB	SO	LOB	TOP	
Billy Goodman, L (1.4)	0-0 4-3			0-0 3-1		0-0 1-3		0-0 1B		4	0	1	0	0	0	0		
Al Zarilla, L (1.9)	0-0 F7			4-0 1B BB		0-0 F8		4-0 1-2 BB		2	0	0	0	2	0	0		
Vern Stephens, R (1.5)	0-0 6-3			0-0 1B		0-0 6-3		0-0 F3		4	0	1	0	0	0	3		
Dom DiMaggio, R (1.8)		0-0 F8		0-0 FC1-2-5-2		0-0 6-3		4-0 FC5-4 BB		3	0	0	0	1	0	2		
Hoot Evers, R (1.7)	0-3 K			0-0 6-3		0-0 3B		0-0 FC5-4 1B		4	0	1	0	0	1	3		
Del Wilber, R (1.2)	0-3 K			0-0 6-3		0-0 6-3		0-0 F9		4	0	0	0	0	1	2		
George Schmees, L (1.3)				0-0 F5		0-0 F7		0-0 CS 2B		4	0	2	0	0	0	0		
Johnny Lipon, R (1.6)				0-0 6-3		0-3 K		4-0 1B BB		2	0	0	0	1	1	0		
Clyde Vollmer, R (9. PH)				0-0 6-3		0-0 K		0-0 F3		1	0	0	0	0	0	2		
Ellis Kinder, R (1.1)				0-3 K		0-0 P4		0-3 2-3 BB		2	0	0	0	0	1	0		
Faye Throneberry, L (8. PH)										1	0	0	0	0	1	1		
Dick Brodowski, R (8.1)										0	0	0	0	0	0	0		
Inning Stats	R: 0 H: 0 E: 0 LOB: 0 K: 0 BB: 0 S: 3	R: 0 H: 0 E: 0 LOB: 0 K: 2 BB: 0 S: 7	R: 0 H: 0 E: 0 LOB: 0 K: 1 BB: 0 S: 5	R: 0 H: 1 E: 0 LOB: 2 K: 0 BB: 0 S: 4	R: 0 H: 0 E: 0 LOB: 0 K: 1 BB: 0 S: 5	R: 0 H: 0 E: 0 LOB: 0 K: 0 BB: 0 S: 3	R: 0 H: 1 E: 0 LOB: 1 K: 0 BB: 0 S: 4	R: 0 H: 2 E: 0 LOB: 2 K: 1 BB: 2 S: 6	R: 0 H: 1 E: 0 LOB: 2 K: 0 BB: 1 S: 4	R: 0 H: 1 E: 0 LOB: 2 K: 0 BB: 1 S: 8	1B: 3 SF: 0 2B: 1 SAC: 0 3B: 1 DP: 0 HR: 0 HBP: 0	WP: 0 PA: 35						
PITCHER	IP WLS BF H R ER SO BB IBB HBP BLK WP HR S P ERA WHIP	PITCHER																
Raul Sanchez, R (1.1)	9.0 W 35 5 0 0 5 4 0 0 0 0 0 41 57 0.00 1.000																	

Boston Red Sox @ Washington Senators  
Griffith Stadium, Washington, DC

AB	31
R	0
H	5
RBI	0
BB	4
SO	5
LOB	13



livebaseballscorecards.com

Fri Sep 05 1952, 3:33 AM EDT  
Att: 3,897 - Unknown

Batter	1	2	3	4	5	6	7	8	9	AB	R	H	RBI	BB	SO	LOB	BOTTOM	
Eddie Yost, R (1.5)	0-3 K			0-0 P4		0-0 F7		0-3 K		4	0	0	0	0	2	1		
Gil Coan, L (1.7)	0-0 S 1B			0-0 F9		0-0 P6		0-0 BB E3 1B		4	0	2	0	0	0	0		
Jackie Jensen, R (1.9)	0-3 K			0-0 1B		0-0 F9		4-0 E BB		3	0	1	0	1	1	1		
Pete Runnels, L (1.6)	0-0 4-3			0-0 F7		0-0 F9		0-0 E3		4	0	0	0	0	0	4		
Mickey Vernon, L (1.3)		4-0 1B 4-3 BB		0-3 K		0-0 F7		1-2 2H 3H		2	1	0	0	1	1	0		
Floyd Baker, L (1.4)		0-0 4-3 4-3 1B		0-0 4-3		0-0 F7				3	0	1	0	0	0	0		
Jim Busby, R (1.8)		0-0 4-3 1-2 3H		0-0 F8		0-0 5-3				3	0	0	1	0	0	1		
Mickey Grasso, R (1.2)		0-0 4-3 2-3		0-0 1-3		0-0 5-3				3	0	0	0	0	0	1		
Raul Sanchez, R (1.1)		0-3 K		0-0 P6		0-0 E6				3	1	0	0	0	1	1		
Inning Stats	R: 0 H: 1 E: 0 LOB: 1 K: 2 BB: 0 S: 8	R: 1 H: 1 E: 0 LOB: 1 K: 1 BB: 1 S: 6	R: 0 H: 1 E: 0 LOB: 0 K: 0 BB: 0 S: 4	R: 0 H: 0 E: 0 LOB: 0 K: 1 BB: 0 S: 5	R: 0 H: 0 E: 0 LOB: 0 K: 0 BB: 0 S: 3	R: 0 H: 0 E: 0 LOB: 0 K: 0 BB: 0 S: 3	R: 0 H: 0 E: 0 LOB: 0 K: 0 BB: 0 S: 3	R: 1 H: 1 E: 2 LOB: 3 K: 1 BB: 1 S: 7	R: 0 H: 1 E: 0 LOB: 3 K: 1 BB: 1 S: 11	R: 0 H: 1 E: 0 LOB: 2 K: 0 BB: 1 S: 8	1B: 4 SF: 0 2B: 0 SAC: 0 3B: 0 DP: 0 HR: 0 HBP: 0	WP: 0 PA: 31						
PITCHER	IP WLS BF H R ER SO BB IBB HBP BLK WP HR S P ERA WHIP	PITCHER																
Ellis Kinder, R (1.1)	7.0 L 25 3 1 1 4 1 0 0 0 0 0 32 36 1.29 0.571																	
Dick Brodowski, R (8.1)	1.0 6 1 1 0 1 1 0 0 0 0 0 7 11 0.00 2.000																	

Boston Red Sox @ Washington Senators  
Griffith Stadium, Washington, DC

AB	29
R	2
H	4
RBI	1
BB	2
SO	5
LOB	9



livebaseballscorecards.com

Fri Sep 05 1952, 3:33 AM EDT  
Att: 3,897 - Unknown




Batter	1	2	3	4	5	6	7	8	9	AB	R	H	RBI	BB	SO	LOB	TOP										
<b>Eddie Joost, R</b> OBP: 0.396, SLG: 0.429 (1, 6)	5-3																4 0 2 0 1 0 0										
<b>Feris Fain, L</b> OBP: 0.441, SLG: 0.436 (1, 3)	6-3																2 1 0 0 0 1 0 2										
<b>Walt Kellner, R</b> OBP: 0.433, SLG: 0.409 (9, PH)	6-3																1 0 0 0 0 0 1 1										
<b>Elmer Valo, L</b> OBP: 0.433, SLG: 0.409 (9, PH)	6-3																0 0 0 0 0 1 0 0										
<b>Sherry Robertson, L</b> OBP: 0.413, SLG: 0.255 (1, 9)	F4																3 1 1 0 2 0 1										
<b>Gus Zernial, R</b> OBP: 0.359, SLG: 0.474 (1, 7)																	5 0 2 1 0 1 4										
<b>Dave Philley, S</b> OBP: 0.336, SLG: 0.348 (1, 8)																	2 0 0 0 2 1 2										
<b>Cass Michaels, R</b> OBP: 0.341, SLG: 0.374 (1, 4)																	4 0 0 0 0 0 4										
<b>Billy Hitchcock, R</b> OBP: 0.317, SLG: 0.290 (1, 5)																	4 0 1 1 0 0 3										
<b>Ray Murray, R</b> OBP: 0.250, SLG: 0.252 (1, 2)																	4 0 0 0 0 0 4										
<b>Charlie Bishop, R</b> OBP: 0.222, SLG: 0.125 (1, 1)																	1 0 0 0 0 0 0										
<b>Skeeter Kell, R</b> OBP: 0.275, SLG: 0.286 (5, PH)																	1 0 0 0 0 0 0										
<b>Tom Hamilton, L</b> OBP: 0.433, SLG: 0.409 (5, 3)																	2 0 0 0 0 0 1										
<b>Inning Stats</b>	R: 0 E: 0 K: 0 S: 3	H: 0 LOB: 0 BB: 0 P: 3	R: 0 E: 0 K: 2 S: 7	H: 0 LOB: 0 BB: 0 P: 7	R: 0 E: 1 K: 0 S: 4	H: 0 LOB: 2 BB: 1 P: 8	R: 1 E: 0 K: 0 S: 4	H: 1 LOB: 2 BB: 2 P: 12	R: 1 E: 0 K: 0 S: 5	H: 2 LOB: 2 BB: 1 P: 9	R: 0 E: 0 K: 0 S: 4	H: 1 LOB: 1 BB: 0 P: 4	R: 0 E: 0 K: 1 S: 6	H: 1 LOB: 1 BB: 0 P: 6	R: 0 E: 0 K: 0 S: 3	H: 0 LOB: 1 BB: 1 P: 7	R: 0 E: 0 K: 0 S: 3	H: 1 LOB: 2 BB: 2 P: 11	1B: 6 2B: 0 3B: 0 HR: 0	SF: 0 SAC: 0 DP: 1 HBP: 0	WP: 0 PB: 0 SB: 0 CS: 0	PA: 40					
<b>PITCHER</b> <b>Willard Nixon, R</b> ERA: 4.88 (1, 1)	IP: 9.0 WLS: W BF: 40 H: 6 R: 2 ER: 2 SO: 3 BB: 7 IBB: 0 HBP: 0 BLK: 0 WP: 0 HR: 0 S: 39 P: 67 ERA: 2.00 WHIP: 1.444													<b>PITCHER</b> <b>Willard Nixon, R</b> ERA: 4.88 (1, 1)	IP: 9.0 WLS: W BF: 40 H: 6 R: 2 ER: 2 SO: 3 BB: 7 IBB: 0 HBP: 0 BLK: 0 WP: 0 HR: 0 S: 39 P: 67 ERA: 2.00 WHIP: 1.444												
Batter	1	2	3	4	5	6	7	8	9	AB	R	H	RBI	BB	SO	LOB	BOTTOM										
<b>Dom DiMaggio, R</b> OBP: 0.382, SLG: 0.385 (1, 8)	2B																4 2 2 0 1 1 2										
<b>George Schmees, L</b> OBP: 0.224, SLG: 0.203 (8, 8)	2B																0 0 0 0 0 0 0										
<b>Billy Goodman, L</b> OBP: 0.373, SLG: 0.409 (1, 4)	2B																5 1 2 0 0 0 2										
<b>Clyde Vollmer, R</b> OBP: 0.376, SLG: 0.505 (1, 7)	6-3																3 0 0 1 2 0 3										
<b>Vern Stephens, R</b> OBP: 0.334, SLG: 0.380 (1, 5)	2B																3 1 2 1 1 0 2										
<b>Ted Lepcio, R</b> OBP: 0.337, SLG: 0.392 (7, PR)	2B																0 1 0 0 1 0 0										
<b>Hoot Evers, R</b> OBP: 0.316, SLG: 0.420 (1, 9)	F4																4 2 2 0 0 0 3										
<b>Al Zarilla, L</b> OBP: 0.344, SLG: 0.308 (8, 9)	F4																1 0 0 0 0 0 2										
<b>Dick Gemert, R</b> OBP: 0.316, SLG: 0.467 (1, 3)	2B																3 3 1 2 2 1 2										
<b>Del Wilber, R</b> OBP: 0.316, SLG: 0.421 (1, 2)	WP																4 0 2 4 0 1 0										
<b>Johnny Lipon, R</b> OBP: 0.302, SLG: 0.255 (1, 6)	L5																4 0 0 1 0 0 3										
<b>Willard Nixon, L</b> OBP: 0.231, SLG: 0.240 (1, 1)	4-3																4 0 0 0 0 0 2										
<b>Inning Stats</b>	R: 4 E: 0 K: 0 S: 6	H: 3 LOB: 1 BB: 2 P: 14	R: 0 E: 0 K: 0 S: 3	H: 0 LOB: 2 BB: 2 P: 11	R: 2 E: 0 K: 1 S: 7	H: 2 LOB: 0 BB: 0 P: 7	R: 1 E: 0 K: 0 S: 5	H: 2 LOB: 1 BB: 0 P: 5	R: 0 E: 0 K: 1 S: 6	H: 0 LOB: 0 BB: 0 P: 5	R: 0 E: 0 K: 1 S: 6	H: 1 LOB: 1 BB: 0 P: 6	R: 3 E: 0 K: 0 S: 6	H: 3 LOB: 2 BB: 1 P: 10	R: 0 E: 0 K: 0 S: 3	H: 0 LOB: 2 BB: 2 P: 11	1B: 5 2B: 5 3B: 0 HR: 1	SF: 0 SAC: 0 DP: 0 HBP: 0	WP: 1 PB: 0 SB: 0 CS: 0	PA: 42							
<b>PITCHER</b> <b>Charlie Bishop, R</b> ERA: 5.53 (1, 1)	IP: 4.0 WLS: L BF: 23 H: 7 R: 7 ER: 7 SO: 1 BB: 4 IBB: 0 HBP: 0 BLK: 0 WP: 1 HR: 1 S: 21 P: 37 ERA: 15.75 WHIP: 2.750													<b>PITCHER</b> <b>Walt Kellner, R</b> ERA: 6.75 (5, 1)	IP: 4.0 WLS: L BF: 19 H: 4 R: 3 ER: 3 SO: 2 BB: 3 IBB: 0 HBP: 0 BLK: 0 WP: 0 HR: 0 S: 20 P: 32 ERA: 6.75 WHIP: 1.750												

Philadelphia Athletics @ Boston Red Sox  
Fenway Park, Boston, MA

Sat Sep 06 1952, 3:38 AM EDT  
Att: 17,905 - Unknown

AB	33
R	2
H	6
RBI	2
BB	7
SO	3
LOB	22



WP	0	PA	40
PB	0		
SB	0		
CS	0		

Philadelphia Athletics @ Boston Red Sox  
Fenway Park, Boston, MA

Sat Sep 06 1952, 3:38 AM EDT  
Att: 17,905 - Unknown


AB	35
R	10
H	11
RBI	9
BB	7
SO	3
LOB	21



WP	1	PA	42
PB	0		
SB	0		
CS	0		

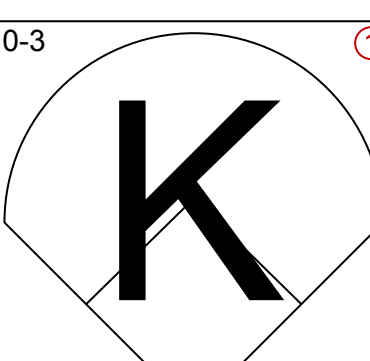
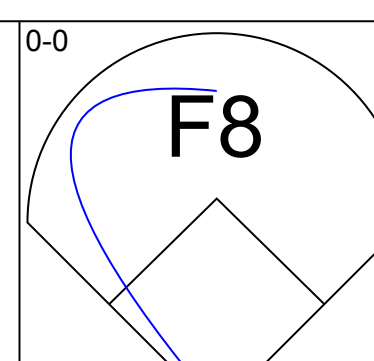
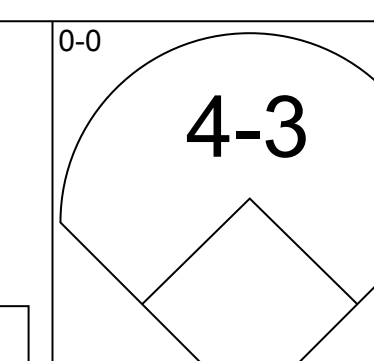
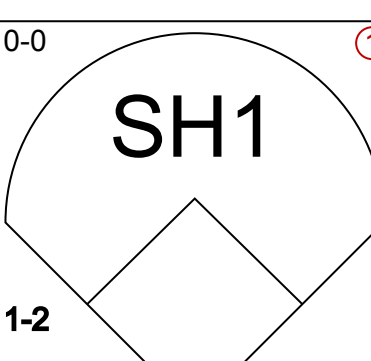
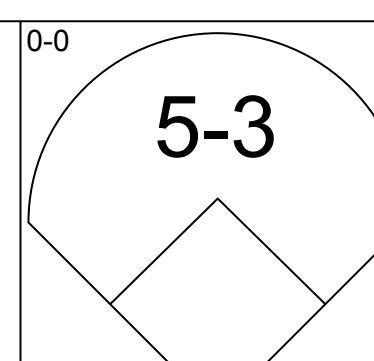
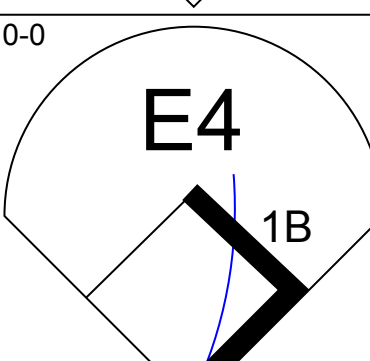
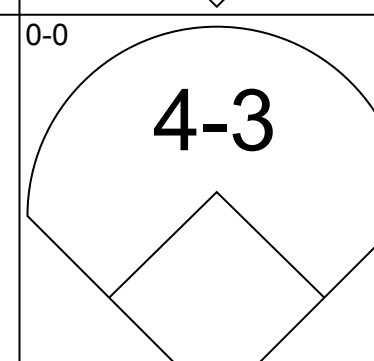
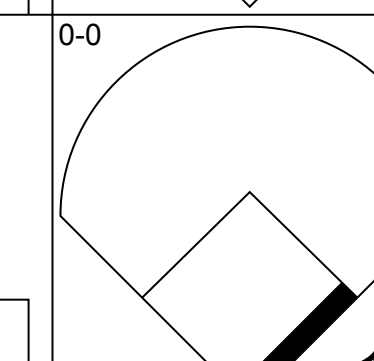
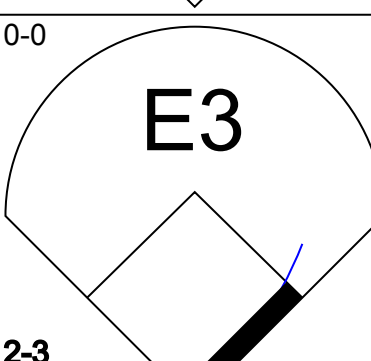
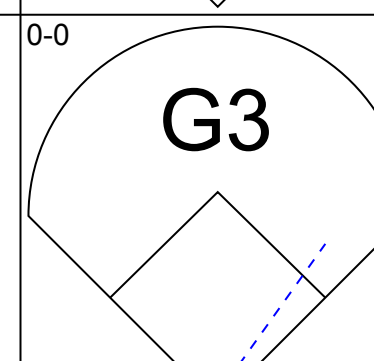
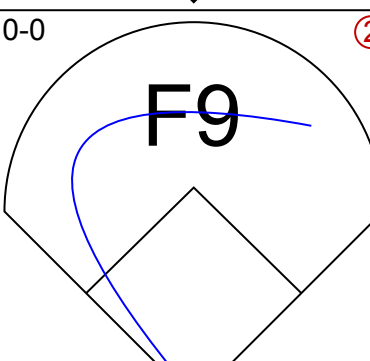
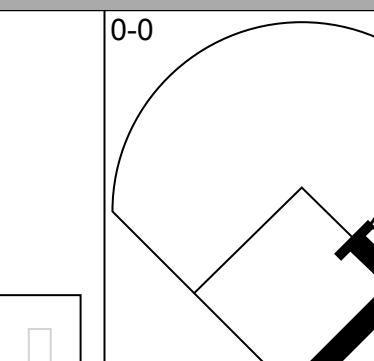
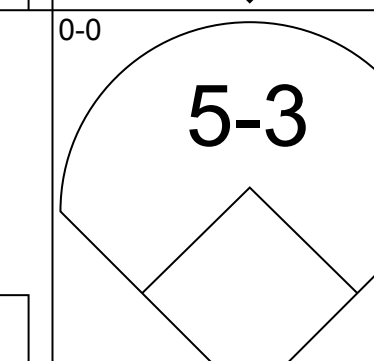
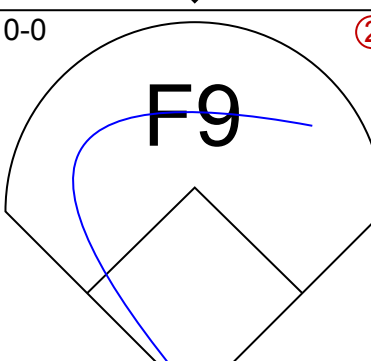
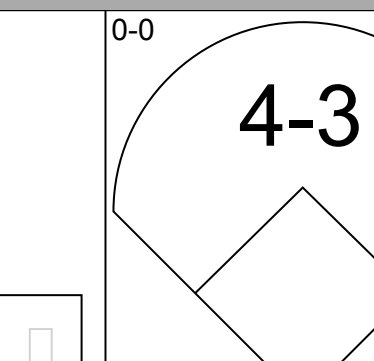
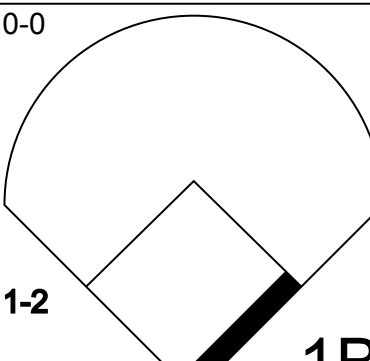
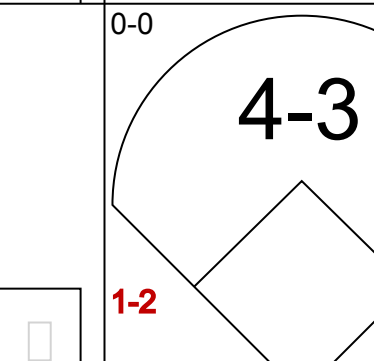
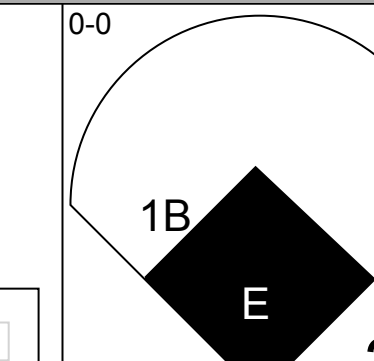
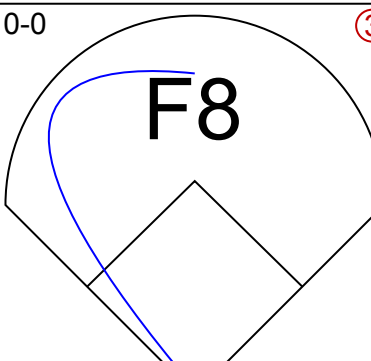
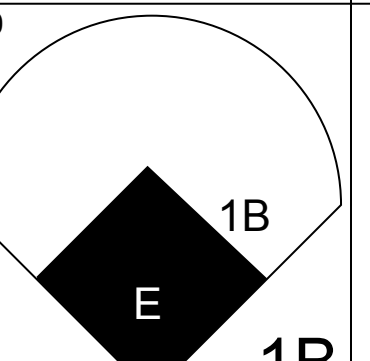
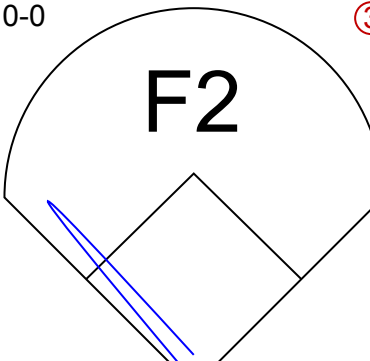
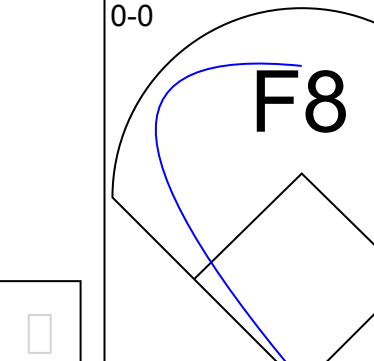
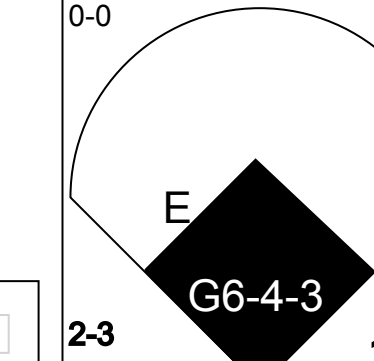

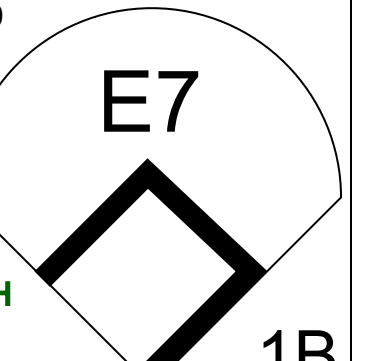
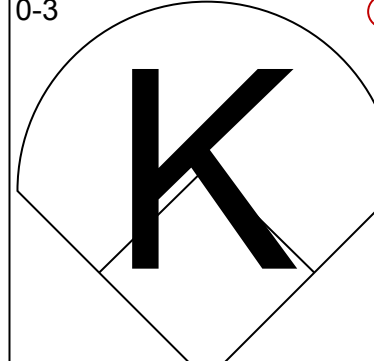
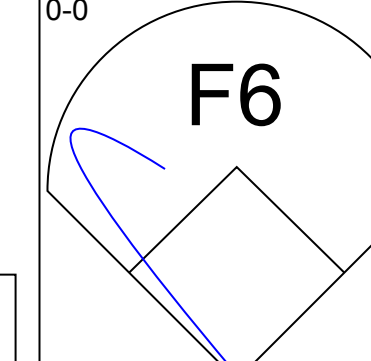
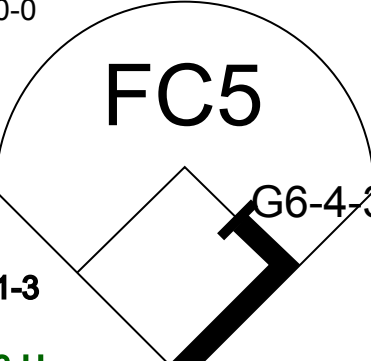
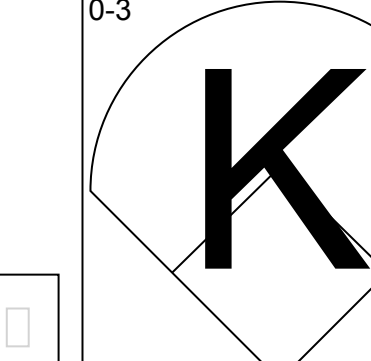
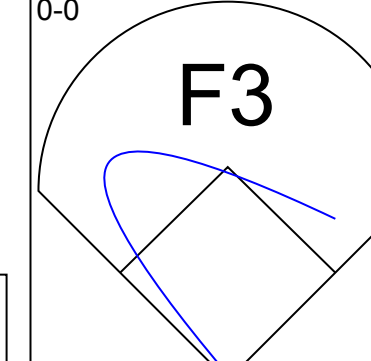
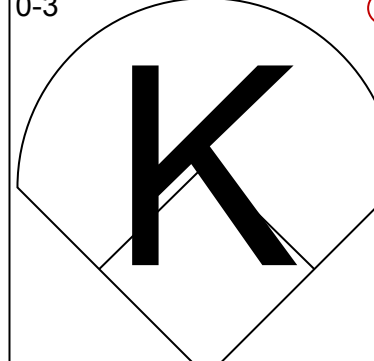
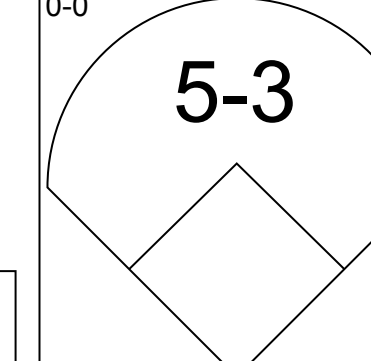
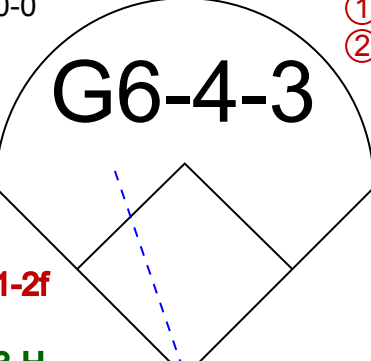
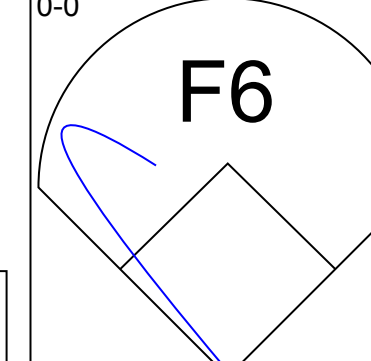
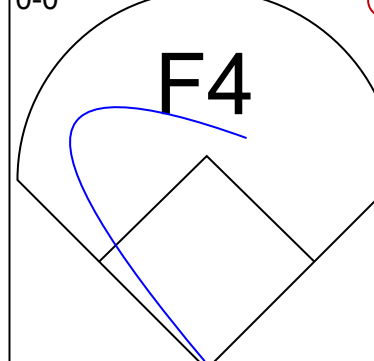
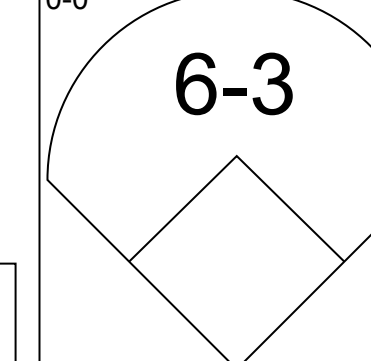
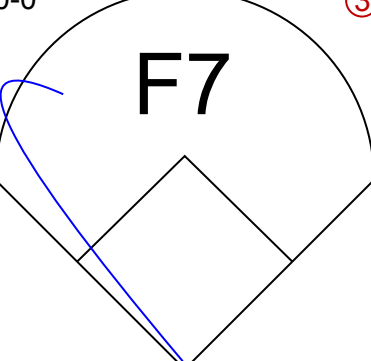
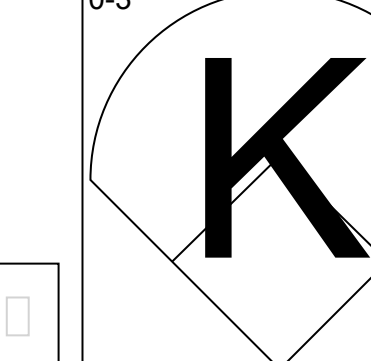
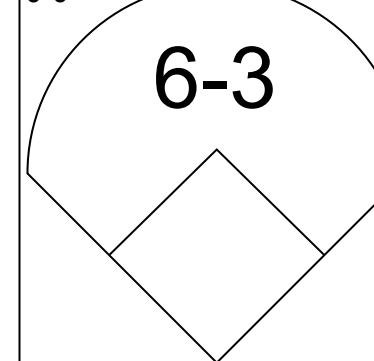
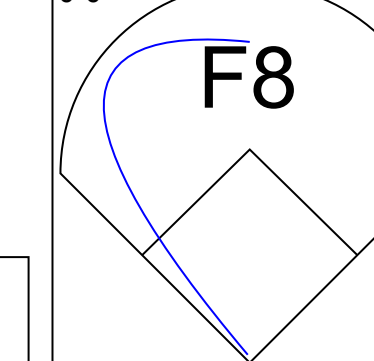
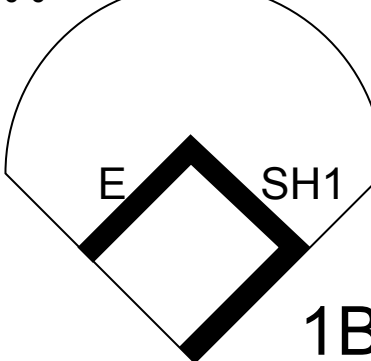
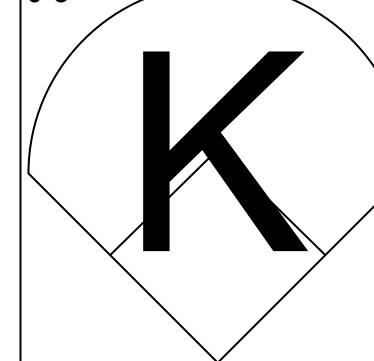


Batter	1	2	3	4	5	6	7	8	9	AB	R	H	RBI	BB	SO	LOB	TOP																			
<b>Eddie Joost, R</b> OBP: 0.398, SLG: 0.435 (1, 6)	5-3	K		HR		BB		BB		3	1	1	2	2	1	1	<b>Philadelphia Athletics @ Boston Red Sox</b> Fenway Park, Boston, MA Sun Sep 07 1952, 3:33 AM EDT Att: 15,658 - Unknown - 61 F																			
<b>Ferns Fain, L</b> OBP: 0.442, SLG: 0.438 (1, 3)	6-3	F9		BB		BB		BB		5	0	3	0	0	0	1																				
<b>Dave Philley, S</b> OBP: 0.336, SLG: 0.348 (1, 8)	1B		3-1			FC5-4		L7		3	0	1	0	2	0	2																				
<b>Gus Zernial, R</b> OBP: 0.356, SLG: 0.469 (1, 7)	5-3		5-3	K		FC5-4		F8		5	0	0	0	0	1	6																				
<b>Elmer Valo, L</b> OBP: 0.382, SLG: 0.407 (1, 9)		BB				F7		G3		4	1	1	0	1	0	0																				
<b>Cass Michaels, R</b> OBP: 0.339, SLG: 0.370 (1, 4)		BB		L3		4-3		F4		4	1	0	0	1	0	1																				
<b>Billy Hitchcock, R</b> OBP: 0.316, SLG: 0.295 (1, 5)				5-3		K		6-3		4	1	1	2	0	1	0																				
<b>Ray Murray, R</b> OBP: 0.256, SLG: 0.268 (1, 2)		F6		HR		F7		B1-6		4	1	2	0	0	0	1																				
<b>Harry Byrd, R</b> OBP: 0.169, SLG: 0.161 (1, 1)				K		5-3		B1-6		4	0	1	1	0	1	2																				
<b>Bob Hooper, R</b> OBP: 0.214, SLG: 0.366 (8, 1)								2B		0	0	0	0	0	0	0																				
<b>Inning Stats</b>	R: 0 E: 0 K: 0 S: 4	H: 1 LOB: 1 BB: 0 P: 4	R: 3 E: 0 K: 1 S: 7	H: 2 LOB: 1 BB: 2 P: 15	R: 0 E: 0 K: 0 S: 4	H: 1 LOB: 1 BB: 0 P: 4	R: 2 E: 0 K: 2 S: 10	H: 3 LOB: 2 BB: 1 P: 14	R: 0 E: 0 K: 1 S: 5	H: 0 LOB: 0 BB: 0 P: 5	R: 0 E: 0 K: 0 S: 4	H: 1 LOB: 3 BB: 2 P: 12	R: 0 E: 0 K: 0 S: 3	H: 0 LOB: 0 BB: 0 P: 3	R: 0 E: 0 K: 0 S: 4	H: 2 LOB: 2 BB: 1 P: 8	R: 0 E: 0 K: 0 S: 3	H: 0 LOB: 0 BB: 0 P: 3	1B: 7 2B: 2 3B: 1 HR: 1	SF: 0 SAC: 0 DP: 1 HBP: 0	WP: 0 PB: 0 SB: 0 CS: 0	PA: 42														
<b>PITCHER</b>	IP	WLS	BF	H	R	ER	SO	BB	IBB	HBP	BLK	WP	HR	S	P	ERA	WHIP	<b>PITCHER</b>		IP	WLS	BF	H	R	ER	SO	BB	IBB	HBP	BLK	WP	HR	S	P	ERA	WHIP
<b>Sid Hudson, R</b> ERA: 3.43 (1, 1)	7.2		38	10	5	5	4	6	0	0	0	0	1	40	64	5.87	2.087																			
<b>Ellis Kinder, R</b> ERA: 2.4 (8, 1)	1.1	W	4	0	0	0	0	0	0	0	0	0	0	4	4	0.00	0.000																			



Batter	1	2	3	4	5	6	7	8	9	AB	R	H	RBI	BB	SO	LOB	BOTTOM																			
<b>Dom DiMaggio, R</b> OBP: 0.364, SLG: 0.393 (1, 8)	HR	FC6-4				F9		BB		4	2	2	3	1	0	1	<b>Philadelphia Athletics @ Boston Red Sox</b> Fenway Park, Boston, MA Sun Sep 07 1952, 3:33 AM EDT Att: 15,658 - Unknown - 61 F																			
<b>Billy Goodman, L</b> OBP: 0.374, SLG: 0.409 (1, 4)	G6-4-3	CS		3-1		3-1		F8		5	2	2	0	0	0	1																				
<b>Clyde Vollmer, R</b> OBP: 0.382, SLG: 0.505 (1, 7)				F6		WP				2	0	1	0	1	0	0																				
<b>Al Zarilla, L</b> OBP: 0.347, SLG: 0.311 (8, PR) (9, 9)						BB				1	1	1	1	0	0	0																				
<b>Vern Stephens, R</b> OBP: 0.332, SLG: 0.376 (1, 5)	G6-4-3			K		5-3		K		5	0	1	1	0	2	4																				
<b>Hoot Evers, R</b> OBP: 0.320, SLG: 0.427 (1, 9) (9, 7)				2B		6-3		BB		3	3	1	2	2	0	2																				
<b>Dick Gemert, R</b> OBP: 0.315, SLG: 0.468 (1, 3)	6-3			K		F5		2B		4	1	1	1	0	1	1																				
<b>Sammy White, R</b> OBP: 0.316, SLG: 0.433 (1, 2)						F9		F9		3	1	1	1	1	0	0																				
<b>Johnny Lipon, R</b> OBP: 0.307, SLG: 0.260 (1, 6)		1B		FC6-4				F2		2	2	1	3	2	0	0																				
<b>Sid Hudson, R</b> OBP: 0.200, SLG: 0.190 (1, 1)						G6-4-3		1B		3	0	1	0	0	1	2																				
<b>Ellis Kinder, R</b> ERA: 5.03 (8, 1)						G6-4-3		F6		1	0	0	0	0	0	2																				
<b>Inning Stats</b>	R: 3 E: 0 K: 0 S: 5	H: 3 LOB: 0 BB: 0 P: 6	R: 1 E: 0 K: 0 S: 3	H: 1 LOB: 0 BB: 1 P: 7	R: 0 E: 0 K: 1 S: 5	H: 0 LOB: 0 BB: 0 P: 5	R: 1 E: 0 K: 1 S: 5	H: 1 LOB: 2 BB: 1 P: 13	R: 0 E: 0 K: 0 S: 3	H: 0 LOB: 0 BB: 0 P: 3	R: 0 E: 0 K: 1 S: 5	H: 0 LOB: 1 BB: 1 P: 9	R: 0 E: 0 K: 1 S: 12	H: 7 LOB: 2 BB: 2 P: 20	R: 7 E: 0 K: 1 S: 12	H: 7 LOB: 2 BB: 2 P: 20	1B: 7 2B: 3 3B: 0 HR: 2	SF: 0 SAC: 0 DP: 2 HBP: 1	WP: 1 PB: 0 SB: 0 CS: 1	PA: 42																
<b>PITCHER</b>	IP	WLS	BF	H	R	ER	SO	BB	IBB	HBP	BLK	WP	HR	S	P	ERA	WHIP	<b>PITCHER</b>		IP	WLS	BF	H	R	ER	SO	BB	IBB	HBP	BLK	WP	HR	S	P	ERA	WHIP
<b>Harry Byrd, R</b> ERA: 3.64 (1, 1)	7.1	L	34	7	9	9	4	6	1	1	0	0	0	7	7	11.04	1.773																			
<b>Bob Hooper, R</b> ERA: 5.03 (8, 1)	0.2		7	5	3	3	0	0	0	0	0	0	0	7	7	40.50	7.500																			




Batter	1	2	3	4	5	6	7	8	9	10	11	AB	R	H	RBI	BB	SO	LOB							
Dom DiMaggio, R OBP: 0.381, SLG: 0.389 (1, 8)												4	0	0	0	0	1	0							
Billy Goodman, L OBP: 0.372, SLG: 0.407 (1, 4)												5	0	1	0	0	0	1							
Clyde Vollmer, R OBP: 0.380, SLG: 0.500 Al Zarilla, L OBP: 0.346, SLG: 0.310 (1, 7) (8, 9)												4	0	1	0	0	0	4							
Vern Stephens, R OBP: 0.335, SLG: 0.383 Ted Lepcio, R OBP: 0.339, SLG: 0.393 (1, 5) (7, PR) (7, 5)												3	0	2	0	0	0	1							
Hoot Evers, R OBP: 0.321, SLG: 0.427 (1, 9) (8, 7)												5	1	2	0	0	0	2							
Dick Gamert, R OBP: 0.310, SLG: 0.460 (1, 3)												5	0	0	0	0	2	3							
Sammy White, R OBP: 0.315, SLG: 0.430 (1, 2)												5	0	1	0	0	1	3							
Johnny Lipon, R OBP: 0.303, SLG: 0.257 (1, 6)												4	0	0	0	0	1	2							
Dizzy Trout, R OBP: 0.164, SLG: 0.229 Ellis Kinder, R OBP: 0.321, SLG: 0.361 Ike Delock, R (1, 1) (9, 1) (10, PH) (10, 1)												3	0	1	0	0	0	0							
<b>Inning Stats</b>	R: 0 E: 1 K: 1 S: 7	H: 1 LOB: 2 BB: 0 P: 7	R: 0 E: 0 K: 2 S: 7	H: 0 LOB: 0 BB: 0 P: 7	R: 0 E: 0 K: 0 S: 3	H: 0 LOB: 0 BB: 0 P: 3	R: 0 E: 0 K: 0 S: 3	H: 1 LOB: 0 BB: 0 P: 3	R: 0 E: 0 K: 0 S: 3	H: 1 LOB: 1 BB: 0 P: 4	R: 2 E: 1 K: 0 S: 5	H: 2 LOB: 1 BB: 0 P: 5	R: 0 E: 1 K: 0 S: 5	H: 1 LOB: 2 BB: 0 P: 5	R: 0 E: 0 K: 2 S: 8	H: 1 LOB: 1 BB: 0 P: 8	R: 0 E: 0 K: 1 S: 5	H: 0 LOB: 0 BB: 0 P: 5	R: 1 E: 1 K: 0 S: 5	H: 2 LOB: 1 BB: 1 P: 5	1B: 8 2B: 1 3B: 0 HR: 0	SF: 0 SAC: 1 DP: 1 HBP: 0	WP: 0 PB: 0 SB: 0 CS: 0	PA: 43	
<b>PITCHER</b> Art Houtteman, R ERA: 4.17 (1, 1)	IP 11.0	WLS W 43	BF H 9	R ER 0	SO 6	BB 0	IBB 0	HBP 0	BLK 0	WP 0	HR 0	S 55	P 55	ERA 4.17	WHIP 0.818										

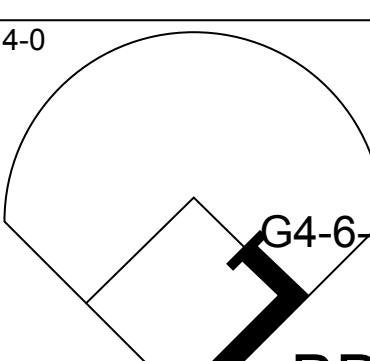
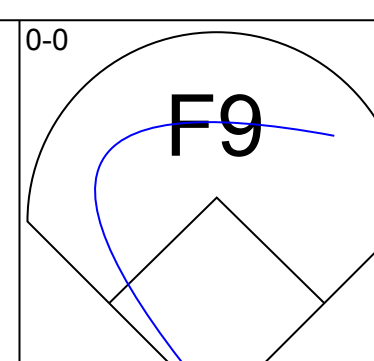
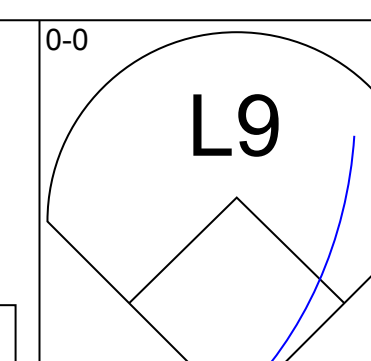
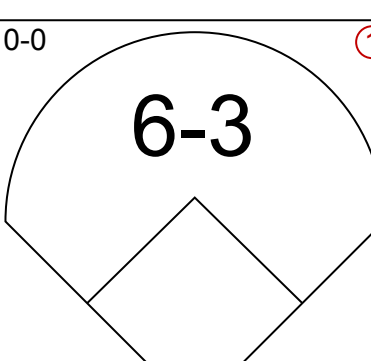
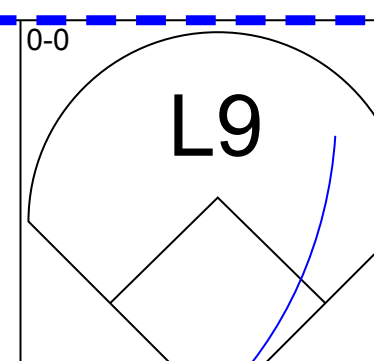
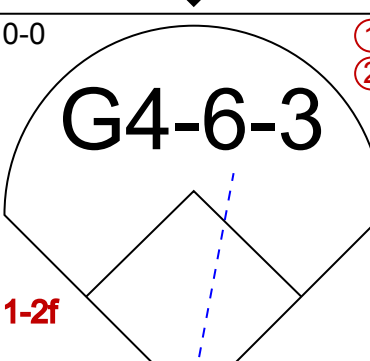
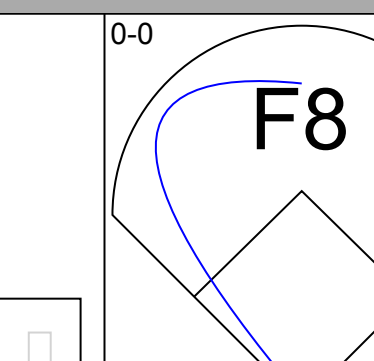
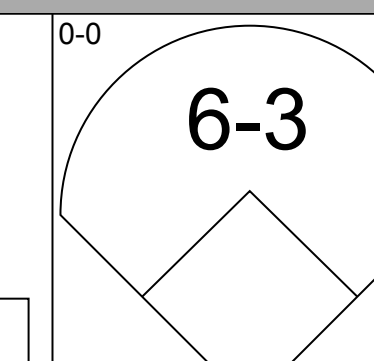
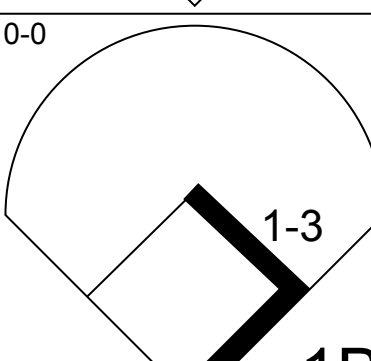
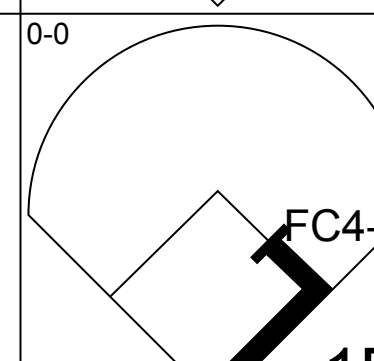
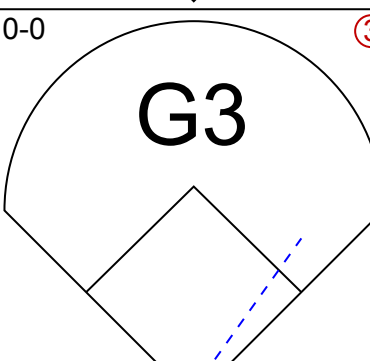
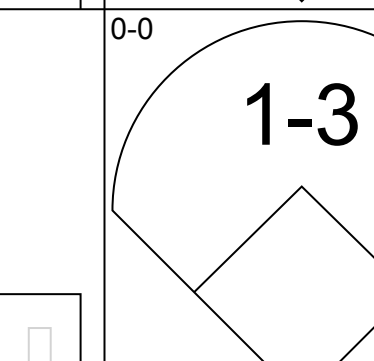
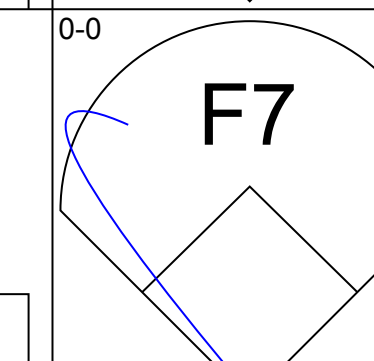
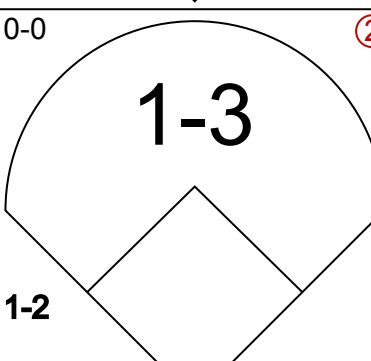
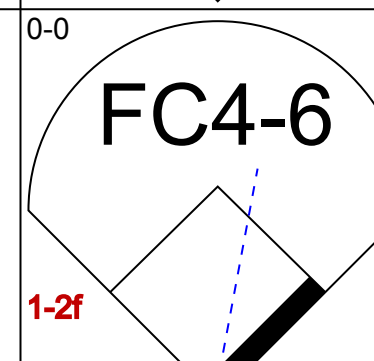
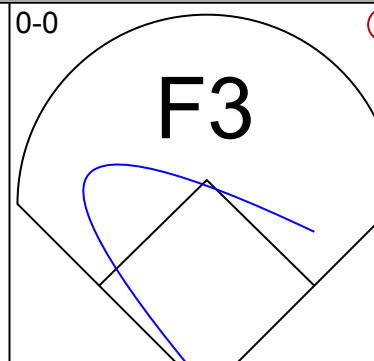
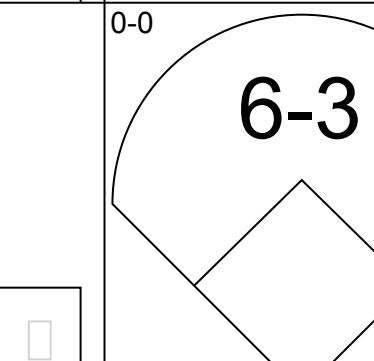
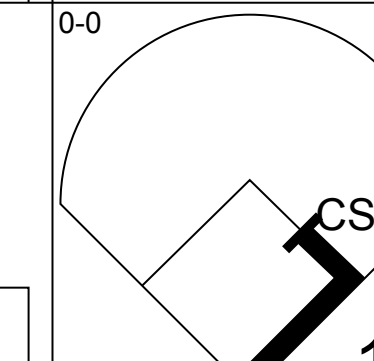
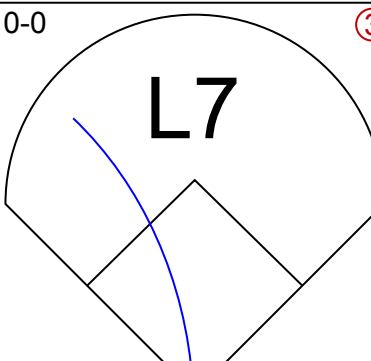
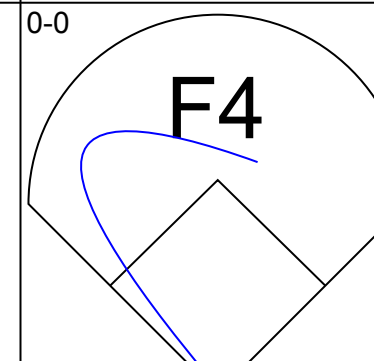
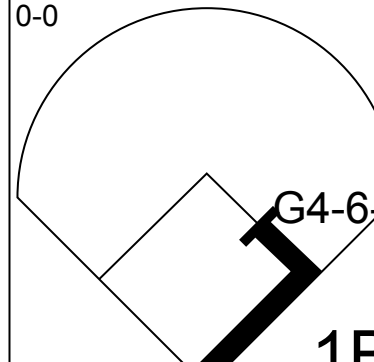
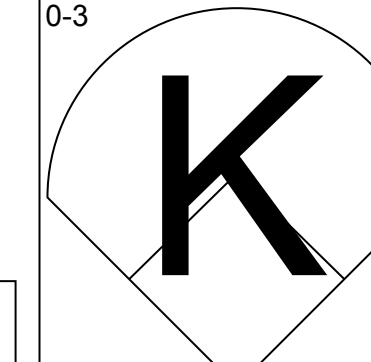
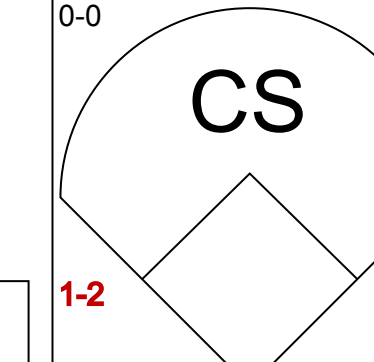
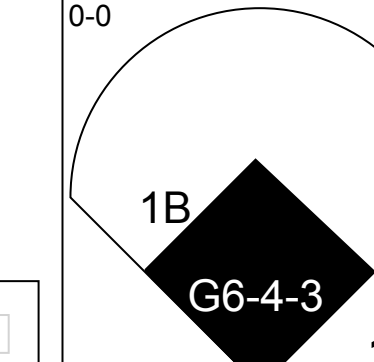

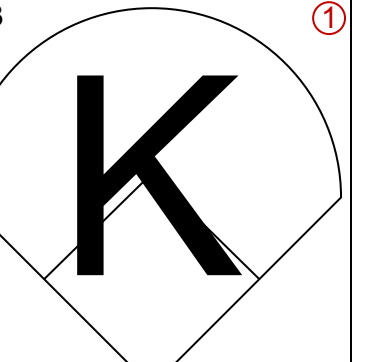

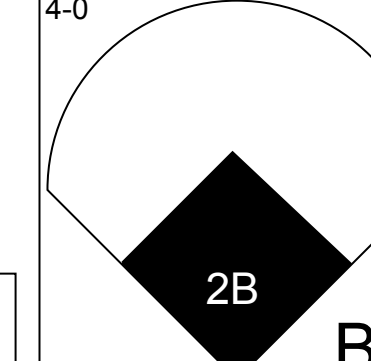
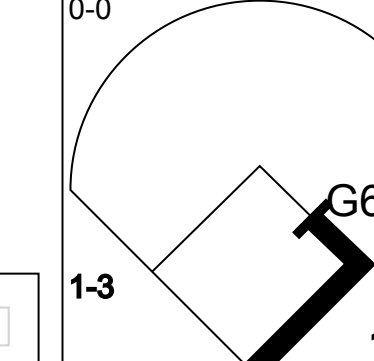
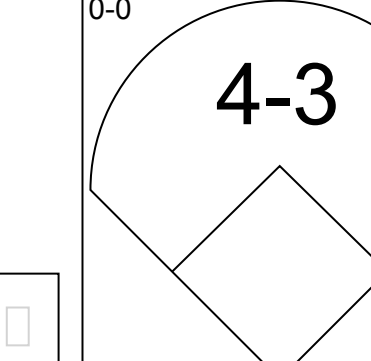
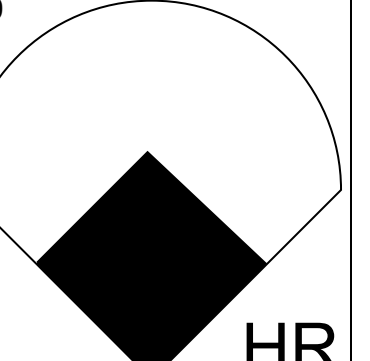
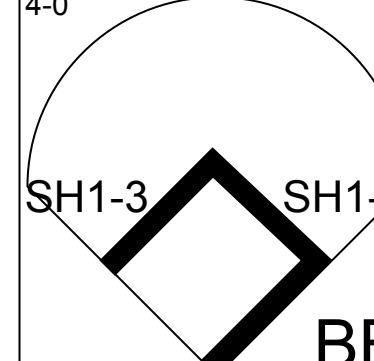

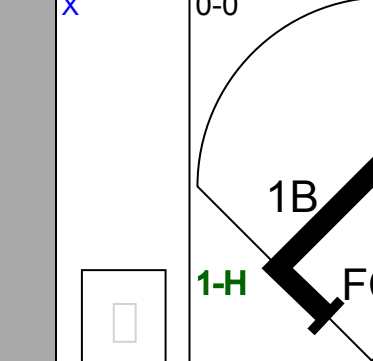
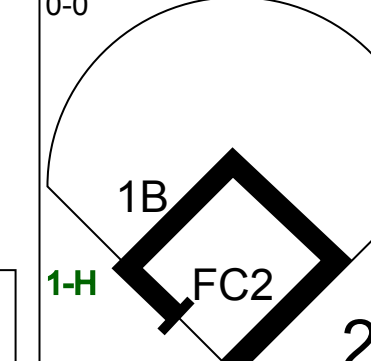

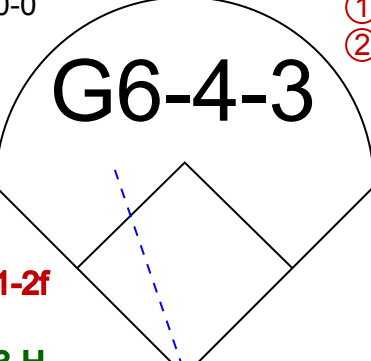

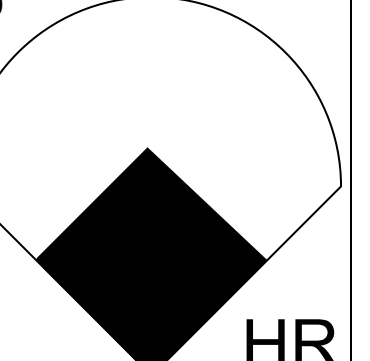
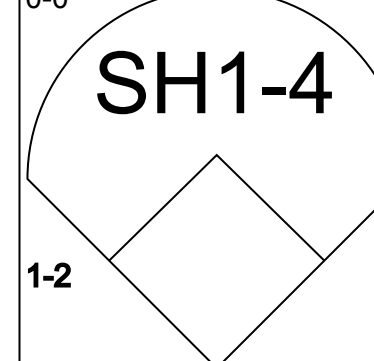

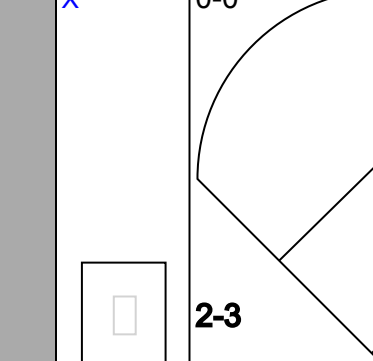
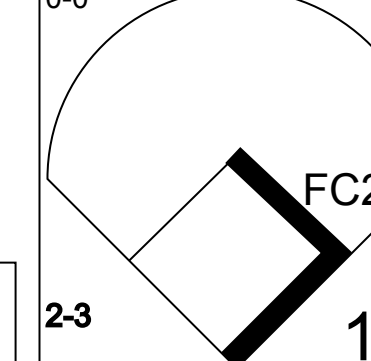

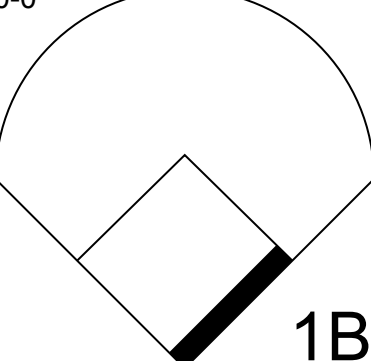


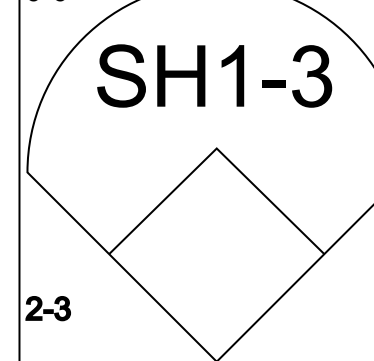

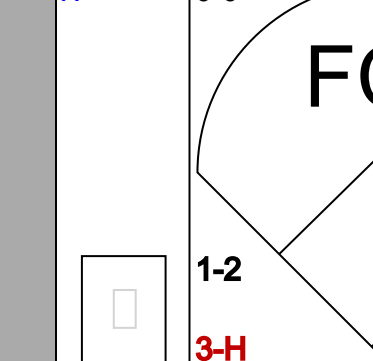

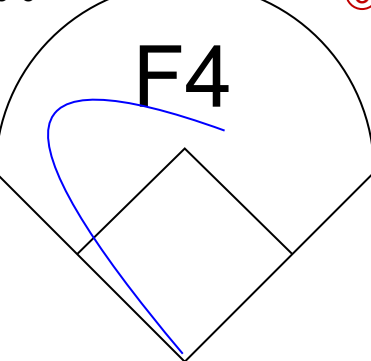

**TOP**

**Boston Red Sox @ Detroit Tigers**  
Briggs Stadium, Detroit, MI  
Tue Sep 09 1952, 4:33 AM EDT  
Att. 3,718 - Unknown

livebaseballscorecards.com

AB 42  
R 3  
H 9  
RBI 0  
BB 0  
SO 6  
LOB 18




Batter	1	2	3	4	5	6	7	8	9	10	11	AB	R	H	RBI	BB	SO	LOB										
Johnny Groh, R OBP: 0.334, SLG: 0.350 (1, 8)												4	0	0	0	1	0	3										
Harvey Kuenn, R OBP: 0.429, SLG: 0.429 (1, 6)												5	0	2	0	0	0	1										
Fred Hatfield, L OBP: 0.312, SLG: 0.317 (1, 5)												5	0	0	0	0	0	2										
Walt Dropo, R OBP: 0.333, SLG: 0.489 (1, 3)												5	0	1	0	0	0	2										
Russ Sullivan, L OBP: 0.400, SLG: 0.400 (1, 7)												5	1	2	0	0	2	0										
Cliff Mages, L OBP: 0.294, SLG: 0.373 (1, 9)												4	2	2	1	1	0	1										
Joe Ginsberg, L OBP: 0.333, SLG: 0.336 (1, 2)												3	1	2	2	2	0	1										
Al Federoff, R OBP: 0.275, SLG: 0.253 (1, 4)												3	0	3	0	0	0	0										
Art Houtteman, R OBP: 0.129, SLG: 0.103 (1, 1)												3	0	0	0	0	0	5										
<b>Inning Stats</b>	R: 0 E: 0 K: 0 S: 2	H: 0 LOB: 0 BB: 1 P: 6	R: 0 E: 0 K: 0 S: 3	H: 1 LOB: 0 BB: 0 P: 3	R: 0 E: 0 K: 0 S: 3	H: 0 LOB: 0 BB: 0 P: 7	R: 0 E: 0 K: 0 S: 3	H: 0 LOB: 0 BB: 0 P: 3	R: 1 E: 0 K: 0 S: 7	H: 3 LOB: 1 BB: 0 P: 11	R: 0 E: 0 K: 0 S: 4	H: 1 LOB: 1 BB: 0 P: 4	R: 0 E: 0 K: 0 S: 4	H: 1 LOB: 2 BB: 1 P: 8	R: 0 E: 0 K: 0 S: 4	H: 1 LOB: 1 BB: 0 P: 4	R: 2 E: 0 K: 1 S: 5	H: 2 LOB: 0 BB: 0 P: 5	1B: 9 2B: 1 3B: 0 HR: 2	SF: 0 SAC: 2 DP: 3 HBP: 0	WP: 0 PB: 0 SB: 0 CS: 1	PA: 44						
<b>PITCHER</b> Dizzy Trout, R ERA: 3.86 (1, 1)	IP 8.2	WLS 1	BF 35	H 9	R 2	ER 2	SO 1	BB 4	IBB 0	HBP 0	BLK 0	WP 0	HR 0	S 33	P 49	ERA 3.86	WHIP 1.500											
Ellis Kinder, R ERA: 2.39 (9, 1)	0.1	1	0	0	0	0	0	0	0	0	0	0	0	0	1	1	0.00	0.000										
Ike Delock, R ERA: 4.35 (10, 1)	1.1	L	7	3	2	2	1	0	0	0	0	0	2	9	9	13.50	2.250											

**BOTTOM**

**Boston Red Sox @ Detroit Tigers**  
Briggs Stadium, Detroit, MI  
Tue Sep 09 1952, 4:33 AM EDT  
Att. 3,718 - Unknown

livebaseballscorecards.com

AB 37  
R 4  
H 12  
RBI 3  
BB 4  
SO 2  
LOB 15



Batter	1	2	3	4	5	6	7	8	9	AB	R	H	RBI	BB	SO	LOB	TOP				
Dom DiMaggio, R (1, 8) OBP: 0.380, SLG: 0.387 Al Zarilla, L (7, 8) OBP: 0.344, SLG: 0.309	4-0 FC2-6 BB	0-0 6-3	0-0 6-3	0-0 6-3	0-3 K	0-0 F9	0-0 1-3	0-0 1-3	0-0 1-3	3	0	0	0	1	1	3					
Billy Goodman, L (1, 4) OBP: 0.373, SLG: 0.406	0-0 FC2-6 1B	0-0 6-3	0-0 6-3	0-0 6-3	0-0 6-3	4-0 G4-6-3 BB	0-0 FC4-6 1B	0-0 FC4-6 1B	0-0 FC4-6 1B	3	0	1	0	1	0	1					
Clyde Vollmer, R (1, 7) OBP: 0.376, SLG: 0.493 Faye Throneberry, L (6, 7) OBP: 0.320, SLG: 0.360	0-3 K	0-3 K	0-3 K2-3	0-3 K2-3	0-0 G4-6-3 1-2	0-0 G4-6-3 1-2	0-0 FC4-6 1B	0-0 FC4-6 1B	0-0 FC4-6 1B	3	0	0	0	0	2	2					
Vern Stephens, R (1, 5) OBP: 0.335, SLG: 0.383 Ted Lepcio, R (6, 5) OBP: 0.341, SLG: 0.396	0-0 FC6-4 1B	0-0 FC6-4 1B	0-0 5-3	0-0 5-3	0-0 5-3	0-0 5-3	0-0 5-3	0-0 5-3	0-0 5-3	3	0	1	0	0	0	0					
Hoot Evers, R (1, 9) OBP: 0.321, SLG: 0.429 Gene Stephens, L (7, 9) OBP: 0.250, SLG: 0.364	0-0 FC6-4 1-2	0-0 FC6-4 1-2	0-0 5-3	0-0 5-3	0-0 5-3	0-0 5-3	0-0 2B	0-0 L9	0-0 L9	3	1	1	0	0	0	2					
Dick Gemert, R (1, 3) OBP: 0.310, SLG: 0.460	0-0 1B	0-0 2B	0-0 6-3	0-0 6-3	0-0 6-3	0-0 6-3	0-0 F8	0-0 F5	0-0 F5	4	1	1	0	0	0	3					
Sammy White, R (1, 2) OBP: 0.314, SLG: 0.428	0-0 FC1-6 1B	0-0 FC1-6 1B	0-0 F9	0-0 F9	0-0 F9	0-0 6-3	0-0 6-3	0-3 K	0-3 K	4	0	1	1	0	1	1					
Johnny Lipon, R (1, 6) OBP: 0.302, SLG: 0.255 Milt Bolling, R (6, 6) OBP: 1.000, SLG: 1.000	0-0 FC1-6 1-2	0-0 FC1-6 G3	0-0 FC1-6 G3	0-0 FC1-6 G3	0-0 F7	0-0 F7	4-0 2B	0-0 2B	0-0 2B	2	0	0	0	0	0	1					
Mel Parnell, L (1, 1) OBP: 0.155, SLG: 0.115 Del Wilber, R (7, PH) OBP: 0.322, SLG: 0.435 Hersh Freeman, R (7, 1) OBP: 0.218, SLG: 0.023 Gus Niarhos, R (9, PH) OBP: 0.218, SLG: 0.023	0-0 G3	0-0 G3	0-0 G3	0-0 G3	0-0 4-3	0-0 4-3	0-0 4-3	0-0 G3	0-0 G3	2	0	0	0	0	0	1					
Inning Stats	R: 0 E: 0 K: 1 S: 6	H: 1 LOB: 2 BB: 1 P: 10	R: 1 E: 0 K: 0 S: 5	H: 2 LOB: 1 BB: 0 P: 5	R: 0 E: 0 K: 1 S: 5	H: 0 LOB: 0 BB: 0 P: 5	R: 0 E: 0 K: 0 S: 3	H: 0 LOB: 0 BB: 0 P: 3	R: 0 E: 0 K: 1 S: 5	H: 0 LOB: 0 BB: 0 P: 5	R: 0 E: 0 K: 0 S: 2	H: 0 LOB: 0 BB: 1 P: 6	R: 1 E: 0 K: 0 S: 5	H: 2 LOB: 2 BB: 1 P: 9	R: 0 E: 0 K: 0 S: 5	H: 2 LOB: 2 BB: 0 P: 5	R: 0 E: 0 K: 1 S: 6	H: 1 LOB: 1 BB: 0 P: 6	1B: 5 2B: 3 3B: 0 HR: 0	SF: 0 SAC: 0 DP: 1 HBP: 0	WP: 0 PA: 37 PB: 0 SB: 0 CS: 0
PITCHER Bill Wight, L (1, 1) ERA: 3.81	IP: 9.0 WLS: W BF: 37 H: 8 R: 2 ER: 2 SO: 4 BB: 3 IBB: 0 HBP: 0 BLK: 0 WP: 0 HR: 0 S: 42 P: 54 ERA: 2.00 WHIP: 1.222															PITCHER Bill Wight, L (1, 1) ERA: 3.81	IP: 9.0 WLS: W BF: 37 H: 8 R: 2 ER: 2 SO: 4 BB: 3 IBB: 0 HBP: 0 BLK: 0 WP: 0 HR: 0 S: 42 P: 54 ERA: 2.00 WHIP: 1.222				

Boston Red Sox @ Detroit Tigers  
Briggs Stadium, Detroit, MI  
Wed Sep 10 1952, 4:33 AM EDT  
Att: 3,079 - Unknown

AB 34  
R 2  
H 8  
RBI 2  
BB 3  
SO 4  
LOB 19



Batter	1	2	3	4	5	6	7	8	9	AB	R	H	RBI	BB	SO	LOB	BOTTOM		
Johnny Groth, R (1, 8) OBP: 0.337, SLG: 0.352	0-0 F4	0-0 FC6-4 1B	0-0 FC6-4 1B	0-0 6-3 1B	0-0 6-3 1B	0-0 FC1-6 1B	0-0 FC1-6 1B	0-0 5-3	0-0 5-3	5	0	3	4	0	0	0			
Harvey Kuenn, R (1, 6) OBP: 0.389, SLG: 0.389	0-0 1B	0-0 FC6-4 1-2	0-0 FC6-4 1-2	0-0 6-3 1-2	0-0 6-3 1-2	0-0 F9	0-0 F9	0-0 5-3	0-0 5-3	4	0	1	1	0	0	4			
Bill Tuttle, R (1, 7) OBP: 0.250, SLG: 0.250	0-0 G6-4-3 1B	0-0 G6-4-3 1B	0-0 5-3	0-3 K	0-3 K	0-0 FC1-6 1-2	0-0 FC1-6 1-2	0-0 5-3	0-0 5-3	4	0	1	0	0	1	2			
Walt Dropo, R (1, 3) OBP: 0.331, SLG: 0.485	0-0 G6-4-3 1-2	0-0 G6-4-3 1-2	0-0 E4 1B	0-0 E4 1B	0-0 E4 1B	0-0 F7	0-0 L6	0-0 5-3	0-0 5-3	4	0	0	0	0	0	3			
Steve Souchock, R (1, 5) OBP: 0.314, SLG: 0.506	0-0 1B	0-0 1B	0-0 6-3	0-0 6-3	0-0 6-3	0-0 F7	0-0 F7	0-0 CS	0-0 CS	4	1	2	0	0	0	1			
Don Lund, R (1, 9) OBP: 0.500, SLG: 0.500	0-0 1B	0-0 1B	0-0 1B	0-0 1B	0-0 5-3	0-0 5-3	0-0 F9	0-0 F9	0-0 F9	4	1	2	1	0	0	1			
Matt Batts, R (1, 2) OBP: 0.315, SLG: 0.336	0-0 F4	0-0 F4	0-0 F8	0-0 F8	0-0 F8	4-0 1B	0-3 K	0-0 6-3	0-0 6-3	3	1	0	0	1	1	3			
Al Federof, R (1, 4) OBP: 0.279, SLG: 0.258	0-0 F6	0-0 F6	0-0 F6	0-0 SH1 1B	0-0 SH1 1B	0-0 SH1 1B	0-0 SH1 1B	0-0 6-3	0-0 6-3	4	2	2	0	0	0	1			
Bill Wight, L (1, 1) OBP: 0.232, SLG: 0.255	0-0 1B	0-0 1B	0-0 1B	0-0 SH1	0-0 SH1	0-0 SH1	0-0 SH1	0-0 L5	0-0 L5	3	1	2	0	0	0	0			
Inning Stats	R: 0 E: 0 K: 0 S: 4	H: 2 LOB: 1 BB: 0 P: 4	R: 2 E: 0 K: 0 S: 7	H: 4 LOB: 2 BB: 0 P: 7	R: 0 E: 1 K: 0 S: 5	H: 1 LOB: 2 BB: 0 P: 5	R: 1 E: 0 K: 1 S: 7	H: 2 LOB: 1 BB: 0 P: 7	R: 0 E: 0 K: 0 S: 3	H: 0 LOB: 0 BB: 0 P: 3	R: 3 E: 0 K: 0 S: 6	H: 3 LOB: 1 BB: 1 P: 10	R: 0 E: 0 K: 1 S: 5	H: 1 LOB: 0 BB: 0 P: 5	R: 0 E: 0 K: 0 S: 3	H: 0 LOB: 0 BB: 0 P: 3	1B: 12 2B: 0 3B: 1 HR: 0	SF: 0 SAC: 1 DP: 1 HBP: 0	WP: 0 PA: 37 PB: 0 SB: 0 CS: 1
PITCHER Mel Parnell, L (1, 1) ERA: 3.17 Hersh Freeman, R (7, 1) ERA:	IP: 6.0 WLS: L BF: 31 H: 12 R: 6 ER: 6 SO: 1 BB: 1 IBB: 0 HBP: 0 BLK: 0 WP: 0 HR: 0 S: 32 P: 36 ERA: 9.00 WHIP: 2.167															PITCHER Mel Parnell, L (1, 1) ERA: 3.17 Hersh Freeman, R (7, 1) ERA:	IP: 2.0 WLS: L BF: 6 H: 1 R: 0 ER: 0 SO: 1 BB: 0 IBB: 0 HBP: 0 BLK: 0 WP: 0 HR: 0 S: 8 P: 8 ERA: 0.00 WHIP: 0.500		

Boston Red Sox @ Detroit Tigers  
Briggs Stadium, Detroit, MI  
Wed Sep 10 1952, 4:33 AM EDT  
Att: 3,079 - Unknown

AB 35  
R 6  
H 13  
RBI 6  
BB 1  
SO 2  
LOB 15



Batter	1	2	3	4	5	6	7	8	9	AB	R	H	RBI	BB	SO	LOB	TOP																					
Faye Throneberry, L (1.7) OBP: 0.323, SLG: 0.362 Dom DiMaggio, R (9, PH) OBP: 0.379, SLG: 0.386	3-1		F6					SH1 1B 1B	FC6-4	4	1	2	0	0	0	1																						
Gene Stephens, L (1.9) OBP: 0.250, SLG: 0.333 Sammy White, R (8, 2) OBP: 0.314, SLG: 0.428	F4		K					SH1 1B 1B		4	1	1	1	0	2	3																						
Hoot Evers, R (1.8) OBP: 0.318, SLG: 0.425	L7			F5		K		SH1		3	0	0	0	0	1	0																						
Del Wilber, R (1.2) OBP: 0.314, SLG: 0.423 Al Zarilla, L (8, PH) OBP: 0.347, SLG: 0.309 (8, 9)		F8		1-3		6-3		E 1B IBB		3	0	0	0	0	0	0																						
Billy Goodman, L (1.4) OBP: 0.374, SLG: 0.407		G3		S 1B		F8		E8 1B		4	0	2	2	0	0	0																						
Ted Lepcio, R (1.5) OBP: 0.340, SLG: 0.393				F8 1B				1-3 2-H 3-H 1B	K2-5-1-5-2	4	0	1	0	0	1	3																						
Milt Bolling, R (1.6) OBP: 0.667, SLG: 0.500			1B 4-3 1B		6-3			F7	FC6-4 BB	3	1	1	0	1	0	0																						
Dick Gemert, R (1.3) OBP: 0.309, SLG: 0.458			4-3 1B		F7			5-3	F8	4	0	1	0	0	0	1																						
Mickey McDermott, L (1.1) OBP: 0.254, SLG: 0.321 Al Benton, R (8, 1) Clyde Vollmer, R (9, PH) OBP: 0.375, SLG: 0.491 George Schmees, L (9, PR) OBP: 0.224, SLG: 0.203			4-3 1B		E3 1B			E4 1B	FC6-4	3	1	0	1	0	0	1																						
<b>Inning Stats</b>	R: 0 E: 0 K: 0 S: 3	H: 0 LOB: 0 BB: 0 P: 3	R: 0 E: 0 K: 0 S: 3	H: 1 LOB: 1 BB: 0 P: 3	R: 1 E: 0 K: 1 S: 7	H: 2 LOB: 1 BB: 0 P: 7	R: 0 E: 0 K: 0 S: 4	H: 1 LOB: 1 BB: 0 P: 4	R: 0 E: 1 K: 1 S: 7	H: 1 LOB: 2 BB: 0 P: 7	R: 0 E: 0 K: 0 S: 5	H: 0 LOB: 0 BB: 0 P: 5	R: 0 E: 0 K: 0 S: 3	H: 0 LOB: 0 BB: 0 P: 3	R: 3 E: 2 K: 1 S: 8	H: 3 LOB: 2 BB: 1 P: 12	R: 0 E: 0 K: 0 S: 3	H: 0 LOB: 1 BB: 1 P: 7	1B: 8 2B: 1 3B: 0 HR: 0	SF: 0 SAC: 1 DP: 1 HBP: 0	WP: 0 PA: 37 PB: 0 SB: 1 CS: 0																	
<b>PITCHER</b>	IP	WLS	BF	H	R	ER	SO	BB	IBB	HBP	BLK	WP	HR	S	P	ERA	WHIP	<b>PITCHER</b>				IP	WLS	BF	H	R	ER	SO	BB	IBB	HBP	BLK	WP	HR	S	P	ERA	WHIP
Virgil Trucks, R (1.1) ERA: 3.4	7.1		32	8	4	3	3	0	1	0	0	0	0	37	41	3.68	1.091																					
Dave Madison, R (8, 1) ERA: 4.74	0.2	W	1	0	0	0	1	0	0	0	0	0	0	3	3	0.00	0.000																					
Billy Hoelt, L (9, 1) ERA: 4.08	1.0	S	4	0	0	0	0	1	0	0	0	0	0	3	7	0.00	1.000																					

**Boston Red Sox @ Detroit Tigers**  
Briggs Stadium, Detroit, MI  
Thu Sep 11 1952, 4:33 AM EDT  
Alt. 3,550 - Unknown - 90 F

**AB 34**  
**R 4**  
**H 8**  
**RBI 4**  
**BB 2**  
**SO 4**  
**LOB 11**



Batter	1	2	3	4	5	6	7	8	9	AB	R	H	RBI	BB	SO	LOB	BOTTOM																					
Johnny Groth, R (1.8) OBP: 0.337, SLG: 0.353	6-3		1B 1-4-3 1B		F8			FC4-6 1B	FC6-4	5	1	2	0	0	0	2																						
Harvey Kuenn, R (1.6) OBP: 0.364, SLG: 0.364	F8		1-4-3 1B		E3			FC4-6 G6-3		4	0	1	1	0	0	2																						
Bill Tuttle, R (1.7) OBP: 0.125, SLG: 0.125	F4		1-4-3 1B		G6-4-3			G6-3		4	0	0	1	0	0	4																						
Walt Dropo, R (1.3) OBP: 0.332, SLG: 0.496		4-3	L1					HR	HR	4	2	2	2	0	0	1																						
Steve Souchock, R (1.5) OBP: 0.314, SLG: 0.504 Fred Hatfield, L (8, 5) OBP: 0.313, SLG: 0.317		6-3		K				E 1B	FC5-4 1B BB	3	0	1	0	0	1	0																						
Don Lund, R (1.9) OBP: 0.429, SLG: 0.429 Cliff Mapes, L (8, PH) OBP: 0.292, SLG: 0.371				K				F8 1B	K	3	0	1	0	0	1	1																						
Matt Batts, R (1.2) OBP: 0.333, SLG: 0.333 Carl Linhart, L (8, PR) Joe Ginsberg, L (9, 2) OBP: 0.333, SLG: 0.336				1B				F8	F7	4	0	1	0	0	0	2																						
Al Federoff, R (1.4) OBP: 0.284, SLG: 0.263								F9	FC5-4 1B	4	0	2	0	0	0	3																						
Virgil Trucks, R (1.1) OBP: 0.194, SLG: 0.230 Dave Madison, R (8, 1) OBP: 0.150, SLG: 0.105 Jim Delsing, L (8, PH) OBP: 0.317, SLG: 0.352 Billy Hoelt, L (9, 1) OBP: 0.194, SLG: 0.176				FC1-6 1B				F9	FC5-4 1B	3	1	1	0	0	0	3																						
<b>Inning Stats</b>	R: 0 E: 0 K: 0 S: 3	H: 0 LOB: 0 BB: 0 P: 3	R: 0 E: 0 K: 0 S: 4	H: 1 LOB: 1 BB: 0 P: 4	R: 2 E: 0 K: 0 S: 6	H: 3 LOB: 1 BB: 0 P: 6	R: 0 E: 1 K: 2 S: 9	H: 1 LOB: 2 BB: 0 P: 9	R: 0 E: 1 K: 0 S: 5	H: 2 LOB: 1 BB: 0 P: 5	R: 0 E: 0 K: 0 S: 4	H: 2 LOB: 1 BB: 0 P: 4	R: 0 E: 0 K: 0 S: 8	H: 3 LOB: 2 BB: 1 P: 12	R: 2 E: 0 K: 1 S: 8	H: 3 LOB: 1 BB: 1 P: 12	1B: 10 2B: 0 3B: 0 HR: 2	SF: 0 SAC: 0 DP: 2 HBP: 0	WP: 0 PA: 37 PB: 0 SB: 0 CS: 0																			
<b>PITCHER</b>	IP	WLS	BF	H	R	ER	SO	BB	IBB	HBP	BLK	WP	HR	S	P	ERA	WHIP	<b>PITCHER</b>				IP	WLS	BF	H	R	ER	SO	BB	IBB	HBP	BLK	WP	HR	S	P	ERA	WHIP
Mickey McDermott, L (1.1) ERA: 3.64	7.0		30	9	3	3	2	0	0	0	0	0	1	34	34	3.86	1.286																					
Al Benton, R (8, 1) ERA: 2.0	1.0	L	7	3	2	2	1	1	0	0	0	0	1	8	12	18.00	4.000																					

**Boston Red Sox @ Detroit Tigers**  
Briggs Stadium, Detroit, MI  
Thu Sep 11 1952, 4:33 AM EDT  
Alt. 3,550 - Unknown - 90 F

**AB 36**  
**R 5**  
**H 12**  
**RBI 5**  
**BB 1**  
**SO 3**  
**LOB 19**



Batter	1	2	3	4	5	6	7	8	9	AB	R	H	RBI	BB	SO	LOB	TOP			
<b>Dom DiMaggio, R</b> OBP: 0.377, SLG: 0.383 (1, 8)	 0-3		 0-0			 0-0		 0-3		3	0	0	0	0	2	1				
<b>Billy Goodman, L</b> OBP: 0.372, SLG: 0.404 (1, 4)	 0-0			 0-0		 0-0		 0-0		3	0	0	0	0	0	0				
<b>Al Zarilla, L</b> OBP: 0.342, SLG: 0.304 (1, 9)	 0-0			 0-0		 0-0		 0-0		4	0	0	0	0	0	1				
<b>Vern Stephens, R</b> OBP: 0.334, SLG: 0.379 (1, 5)		 0-0		 0-0			 4-0	 0-0	 0-0	3	0	0	0	1	0	0				
<b>Hoot Evers, R</b> OBP: 0.316, SLG: 0.422 (1, 7)	 0-3				 0-0		 0-0	 0-0		3	0	0	0	0	1	1				
<b>Sammy White, R</b> OBP: 0.314, SLG: 0.427 (1, 2)	 0-0			 0-0	 0-0		 0-0			3	0	1	0	0	0	0				
<b>Dick Gemert, R</b> OBP: 0.309, SLG: 0.456 (1, 3)			 0-0	 0-0	 0-0		 0-0	 0-0		3	0	1	0	0	0	2				
<b>Johnny Lipon, R</b> OBP: 0.300, SLG: 0.254 (1, 6)			 0-0	 0-0	 0-0			 0-3		2	0	0	0	0	1	1				
<b>Sid Hudson, R</b> OBP: 0.209, SLG: 0.200 (8, PH)			 0-0			 0-0	 0-0	 0-3		2	0	1	0	0	0	1				
<b>Faye Throneberry, L</b> OBP: 0.352, SLG: 0.350 (8, 1)			 0-0					 0-3		1	0	0	0	0	1	0				
<b>Al Benton, R</b> (8, 1)			 0-0					 0-3		0	0	0	0	0	0	0				
<b>Ike Delock, R</b> (8, 1)								 0-3		0	0	0	0	0	0	0				
<b>Inning Stats</b>	R: 0 E: 0 K: 1 S: 5	H: 0 LOB: 0 BB: 0 P: 5	R: 0 E: 0 K: 1 S: 5	H: 0 LOB: 0 BB: 0 P: 5	R: 0 E: 0 K: 0 S: 4	H: 1 LOB: 1 BB: 0 P: 4	R: 0 E: 0 K: 0 S: 3	H: 0 LOB: 0 BB: 0 P: 3	R: 0 E: 0 K: 0 S: 4	H: 1 LOB: 1 BB: 0 P: 4	R: 0 E: 1 K: 0 S: 3	H: 0 LOB: 1 BB: 1 P: 7	R: 0 E: 0 K: 3 S: 9	H: 0 LOB: 0 BB: 0 P: 9	R: 0 E: 0 K: 0 S: 3	H: 0 LOB: 0 BB: 0 P: 3	1B: 3 2B: 0 3B: 0 HR: 0	SF: 0 SAC: 3 DP: 1 HBP: 0	WP: 1 PB: 0 SB: 0 CS: 0	PA: 31
<b>PITCHER</b> <b>Early Wynn, R</b> ERA: 2.92 (1, 1)	IP: 9.0 WLS: W BF: 31 H: 3 R: 0 ER: 0 SO: 5 BB: 1 IBB: 0 HBP: 0 BLK: 0 WP: 1 HR: 0 S: 40 P: 44 ERA: 0.00 WHIP: 0.444															<b>PITCHER</b>				

**Boston Red Sox @ Cleveland Indians**  
Cleveland Municipal Stadium, Cleveland, OH

**AB 27**  
**R 0**  
**H 3**  
**RBI 0**  
**BB 1**  
**SO 5**  
**LOB 7**



WP: 1 PA: 31  
PB: 0  
SB: 0  
CS: 0

Batter	1	2	3	4	5	6	7	8	9	AB	R	H	RBI	BB	SO	LOB	BOTTOM			
<b>Dale Mitchell, L</b> OBP: 0.391, SLG: 0.422 (1, 7)	 0-0		 1-3		 0-0		 0-0	 4-0		3	0	2	1	1	0	1				
<b>Wally Westlake, R</b> OBP: 0.314, SLG: 0.287 (9, 7)	 0-0		 1-3		 0-0		 0-0	 4-0		0	0	0	0	0	0	0				
<b>Bobby Avila, R</b> OBP: 0.386, SLG: 0.393 (1, 4)	 0-0		 0-0		 0-0		 0-0	 0-0		5	0	1	0	0	0	7				
<b>Larry Doby, L</b> OBP: 0.373, SLG: 0.543 (1, 8)	 0-0			 0-0		 0-0	 0-3			4	1	1	0	0	1	1				
<b>Luke Easter, L</b> OBP: 0.343, SLG: 0.526 (1, 3)		 0-0		 0-3		 0-0		 0-0		4	0	1	0	0	1	1				
<b>Al Rosen, R</b> OBP: 0.386, SLG: 0.517 (1, 5)		 0-0		 0-0		 0-0	 0-0	 0-0	 4-0	3	2	1	1	1	0	0				
<b>Harry Simpson, L</b> OBP: 0.338, SLG: 0.408 (1, 9)	 0-3		 0-0		 0-0		 0-0	 0-0		4	0	1	0	0	1	3				
<b>Jim Hegan, R</b> OBP: 0.293, SLG: 0.341 (1, 2)			 0-0		 0-0		 0-0	 0-0		4	1	1	1	0	0	1				
<b>Ray Boone, R</b> OBP: 0.378, SLG: 0.376 (1, 6)			 4-0		 0-0		 0-0	 0-0	 0-0	3	1	2	1	1	0	1				
<b>Early Wynn, S</b> OBP: 0.277, SLG: 0.237 (1, 1)			 0-0		 0-0		 0-0	 0-0	 0-0	4	0	3	1	0	0	1				
<b>Inning Stats</b>	R: 0 E: 0 K: 0 S: 3	H: 1 LOB: 0 BB: 0 P: 3	R: 0 E: 1 K: 1 S: 5	H: 1 LOB: 1 BB: 0 P: 5	R: 0 E: 0 K: 0 S: 4	H: 1 LOB: 2 BB: 1 P: 8	R: 0 E: 1 K: 1 S: 6	H: 0 LOB: 1 BB: 0 P: 6	R: 1 E: 1 K: 0 S: 5	H: 3 LOB: 1 BB: 0 P: 5	R: 2 E: 0 K: 0 S: 6	H: 3 LOB: 1 BB: 0 P: 6	R: 0 E: 0 K: 1 S: 6	H: 1 LOB: 1 BB: 0 P: 6	R: 2 E: 0 K: 0 S: 6	H: 3 LOB: 3 BB: 2 P: 14	1B: 11 2B: 3 3B: 0 HR: 0	SF: 0 SAC: 1 DP: 2 HBP: 0	WP: 0 PB: 0 SB: 0 CS: 1	PA: 38
<b>PITCHER</b> <b>Sid Hudson, R</b> ERA: 3.45 (1, 1)	IP: 7.0 WLS: L BF: 30 H: 10 R: 3 ER: 3 SO: 3 BB: 1 IBB: 0 HBP: 0 BLK: 0 WP: 0 HR: 0 S: 35 P: 39 ERA: 3.86 WHIP: 1.571															<b>PITCHER</b>				
<b>Al Benton, R</b> ERA: 2.45 (8, 1)	0.2	6	3	2	2	0	1	0	0	0	0	5	9	27.00	6.000					
<b>Ike Delock, R</b> ERA: 4.33 (8, 1)	0.1	2	0	0	0	0	1	0	0	0	0	1	5	0.00	3.000					

**WP: 0**  
**PA: 38**  
**PB: 0**  
**SB: 0**  
**CS: 1**



**AB 34**  
**R 5**  
**H 13**  
**RBI 5**  
**BB 3**  
**SO 3**  
**LOB 16**

Fri Sep 12 1952, 3:33 AM EDT  
Att: 33,484 - Unknown

livebaseballscorecards.com





Batter	1	2	3	4	5	6	7	8	9	AB	R	H	RBI	BB	SO	LOB	TOP					
<b>Faye Throneberry, L</b> OBP: 0.319, SLG: 0.357 <b>Hoot Evers, R</b> OBP: 0.310, SLG: 0.421	0-0 F5		0-3 K		0-3 K		0-0 E3		0-3 K	4	0	0	0	0	2	0	<b>Boston Red Sox @ Chicago White Sox</b> Comiskey Park, Chicago, IL Mon Sep 15 1952, 4:33 AM EDT Att: 2,943 - Unknown					
<b>Billy Goodman, L</b> OBP: 0.373, SLG: 0.404	4-0 BB BB		0-0 5-3		0-0 6-3		0-0 F8			3	0	0	0	1	0	1						
<b>Al Zarilla, L</b> OBP: 0.336, SLG: 0.319	4-0 1-2 BB			0-0 HR	0-3 K		0-0 F8			3	1	1	1	1	1	0						
<b>Dick Gemert, R</b> OBP: 0.301, SLG: 0.449	0-0 F4			0-3 K		0-0 FC5-4 1B		0-0 F4		4	0	1	0	0	1	2						
<b>Gene Stephens, L</b> OBP: 0.250, SLG: 0.348	0-3 K			0-0 E 2B		0-0 FC5-4 CS S 1-2		0-0 4-3		4	0	1	0	0	1	3						
<b>Ted Lepcio, R</b> OBP: 0.335, SLG: 0.404		0-3 K		0-0 E8		0-0 F4			0-0 F8	4	0	0	0	0	1	2						
<b>Gus Niarhos, R</b> OBP: 0.250, SLG: 0.043 <b>Dom DiMaggio, R</b> OBP: 0.375, SLG: 0.382	0-0 F7			0-0 F2		0-0 BB		0-0 2B 1B		2	0	0	0	1	0	2						
<b>Mitt Bolling, R</b> OBP: 0.417, SLG: 0.300 <b>Vern Stephens, R</b> OBP: 0.330, SLG: 0.384 <b>George Schmees, L</b> OBP: 0.224, SLG: 0.203	0-3 K			0-3 K		0-0 CS	0-0 F2		0-0 2B	3	0	0	0	0	2	2						
<b>Mel Parnell, L</b> OBP: 0.159, SLG: 0.159			0-3 K		0-0 HR		0-0 F4		0-0 F8	4	1	1	1	0	1	2						
<b>Inning Stats</b>	R: 0 E: 0 K: 1 S: 5	H: 0 LOB: 2 BB: 2 P: 13	R: 0 E: 0 K: 2 S: 7	H: 0 LOB: 0 BB: 0 P: 7	R: 0 E: 0 K: 2 S: 7	H: 0 LOB: 0 BB: 0 P: 7	R: 1 E: 1 K: 2 S: 10	H: 2 LOB: 2 BB: 0 P: 10	R: 1 E: 0 K: 2 S: 8	H: 1 LOB: 1 BB: 1 P: 8	R: 0 E: 1 K: 0 S: 4	H: 0 LOB: 1 BB: 0 P: 4	R: 0 E: 0 K: 0 S: 3	H: 0 LOB: 0 BB: 0 P: 3	R: 0 E: 0 K: 1 S: 7	H: 2 LOB: 2 BB: 0 P: 7		1B: 2 2B: 2 3B: 0 HR: 2	SF: 0 SAC: 0 DP: 0 HBP: 0	WP: 0 PB: 0 SB: 1 CS: 1	PA: 38	
<b>PITCHER</b> <b>Lou Kretlow, R</b> ERA: 2.6	IP: 9.0 WLS: W BF: 37	H: 6 R: 2 ER: 2 SO: 10	BB: 3 IBB: 0 HBP: 0 BLK: 0	WP: 0 HR: 2 S: 54 P: 66	ERA: 2.00 WHIP: 1.000											<b>PITCHER</b>		IP: 9.0 WLS: W BF: 37	H: 6 R: 2 ER: 2 SO: 10	BB: 3 IBB: 0 HBP: 0 BLK: 0	WP: 0 HR: 2 S: 54 P: 66	ERA: 2.00 WHIP: 1.000

Batter	1	2	3	4	5	6	7	8	9	AB	R	H	RBI	BB	SO	LOB	BOTTOM					
<b>Willy Miranda, S</b> OBP: 0.297, SLG: 0.271	4-0 SH2-3 2B BB		0-0 IBB 1B 4-3 1B	0-0 F3			0-3 K	0-0 F9		4	2	1	0	1	1	3	<b>Boston Red Sox @ Chicago White Sox</b> Comiskey Park, Chicago, IL Mon Sep 15 1952, 4:33 AM EDT Att: 2,943 - Unknown					
<b>Nellie Fox, L</b> OBP: 0.335, SLG: 0.359	0-0 SH2-3 1-2		0-0 4-3 IBB 1B		4-0 E 1B K BB		0-0 6-3			2	0	1	0	1	0	0						
<b>Minnie Minoso, R</b> OBP: 0.382, SLG: 0.437	0-0 G3 2H		4-0 4-3 IBB		0-0 E 1B		0-0 6-3			3	0	2	1	1	0	0						
<b>Eddie Robinson, L</b> OBP: 0.382, SLG: 0.455	0-0 G3 2-3		0-0 4-3		0-0 E3		0-0 G3			4	0	0	1	0	0	5						
<b>Sam Mele, R</b> OBP: 0.338, SLG: 0.433	0-3 K		0-0 FC1-4-6 IBB		0-3 K		0-0 E 1B 1B		0-0 E9 1B	3	1	1	0	1	2	4						
<b>Jim Rivera, L</b> OBP: 0.315, SLG: 0.361		0-0 6-3	0-0 FC1-4-6 1-2		0-3 K		0-0 E9 1B		1-3 1B	4	1	1	0	0	1	5						
<b>Sherm Lollar, R</b> OBP: 0.354, SLG: 0.384 <b>Bud Stewart, L</b> OBP: 0.353, SLG: 0.381 <b>Darrell Johnson, R</b> OBP: 0.321, SLG: 0.261	0-0 4-3			0-0 3-1 2B		0-0 F5		4-0 1B BB		3	0	1	0	1	0	0						
<b>Rocky Krsnich, R</b> OBP: 0.303, SLG: 0.367	0-3 K			0-0 F7		0-0 F9		0-0 1B		4	0	1	2	0	1	1						
<b>Lou Kretlow, R</b> ERA: 3.22			0-3 K		0-0 3-1		0-3 K		0-3 K	4	0	0	0	0	3	3						
<b>Inning Stats</b>	R: 1 E: 0 K: 1 S: 6	H: 1 LOB: 1 BB: 1 P: 10	R: 0 E: 0 K: 1 S: 5	H: 0 LOB: 0 BB: 0 P: 5	R: 1 E: 0 K: 1 S: 7	H: 2 LOB: 3 BB: 2 P: 15	R: 0 E: 0 K: 0 S: 4	H: 1 LOB: 1 BB: 0 P: 4	R: 0 E: 1 K: 2 S: 8	H: 1 LOB: 2 BB: 1 P: 12	R: 0 E: 0 K: 1 S: 5	H: 0 LOB: 0 BB: 0 P: 5	R: 0 E: 0 K: 1 S: 5	H: 0 LOB: 0 BB: 0 P: 5	R: 2 E: 1 K: 1 S: 8	H: 3 LOB: 2 BB: 1 P: 12		1B: 6 2B: 2 3B: 0 HR: 0	SF: 0 SAC: 1 DP: 0 HBP: 0	WP: 0 PB: 0 SB: 0 CS: 0	PA: 37	
<b>PITCHER</b> <b>Mel Parnell, L</b> ERA: 3.22	IP: 8.0 WLS: L BF: 37	H: 8 R: 4 ER: 4 SO: 8	BB: 3 IBB: 2 HBP: 0 BLK: 0	WP: 0 HR: 0 S: 48 P: 68	ERA: 4.50 WHIP: 1.375											<b>PITCHER</b>		IP: 8.0 WLS: L BF: 37	H: 8 R: 4 ER: 4 SO: 8	BB: 3 IBB: 2 HBP: 0 BLK: 0	WP: 0 HR: 0 S: 48 P: 68	ERA: 4.50 WHIP: 1.375





Batter	1	2	3	4	5	6	7	8	9	AB	R	H	RBI	BB	SO	LOB	TOP					
Dom DiMaggio, R (1.8) OBP: 0.374, SLG: 0.380	K	F9			FC3-6 1B		5-3		F8	5	0	1	0	0	1	5						
Billy Goodman, L (1.4) OBP: 0.374, SLG: 0.403	F7			BB	FC3-6 1-2			HR 1B	FC4	4	1	1	0	1	0	3						
Clyde Vollmer, R (1.7) OBP: 0.373, SLG: 0.485	K			G6-4-3 BB	F5			K		3	0	0	0	1	2	2						
Dick Gemert, R (1.3) OBP: 0.307, SLG: 0.462		HR 1B		F4			F7		HR 1-H	4	2	2	2	0	0	2						
Hoot Evers, R (1.9) OBP: 0.316, SLG: 0.420	F8	G6-4-3					5-3		F7	4	0	0	0	0	0	3						
Del Wilber, R (1.2) OBP: 0.312, SLG: 0.441		HR			5-3		F8		F8	4	1	1	2	0	0	0						
Ted Lepcio, R (1.5) OBP: 0.327, SLG: 0.394		6-3			F8		5-3			4	0	1	0	0	0	0						
Mitt Bolling, R (1.6) OBP: 0.381, SLG: 0.444					F7		5-3		FC6-4 1B	3	0	0	0	1	0	1						
George Schmees, L (1.1) Ike Delock, R (3.1) Ralph Brickner, R (3.1) Hersh Freeman, R (4.1) Dick Brodowski, R (6.1) Vern Stephens, R (6.1)					F8				FC4 1B	1	0	1	0	0	0	0						
Inning Stats	R: 0 E: 0 K: 2 S: 7	H: 0 LOB: 0 BB: 0 P: 7	R: 2 E: 0 K: 0 S: 6	H: 3 LOB: 2 BB: 1 P: 10	R: 0 E: 0 K: 0 S: 2	H: 0 LOB: 1 BB: 2 P: 10	R: 0 E: 0 K: 0 S: 3	H: 0 LOB: 0 BB: 0 P: 3	R: 0 E: 0 K: 0 S: 4	H: 1 LOB: 1 BB: 0 P: 4	R: 0 E: 0 K: 0 S: 3	H: 0 LOB: 0 BB: 0 P: 3	R: 0 E: 0 K: 1 S: 4	H: 1 LOB: 1 BB: 0 P: 4	R: 2 E: 0 K: 1 S: 7	H: 2 LOB: 0 BB: 0 P: 7	R: 0 E: 0 K: 0 S: 5	H: 2 LOB: 2 BB: 0 P: 5	1B: 6 2B: 1 3B: 0 HR: 2	SF: 0 SAC: 0 DP: 1 HBP: 0	WP: 0 PB: 0 SB: 0 CS: 0	PA: 38
PITCHER Bob Cain, L (1.1) ERA: 4.08	IP: 9.0 WLS: W BF: 38 H: 9 R: 4 ER: 4 SO: 3 BB: 3 IBB: 0 HBP: 0 BLK: 0 WP: 0 HR: 2 S: 41 P: 53 ERA: 4.00 WHIP: 1.333											PITCHER IP: 9.0 WLS: W BF: 38 H: 9 R: 4 ER: 4 SO: 3 BB: 3 IBB: 0 HBP: 0 BLK: 0 WP: 0 HR: 2 S: 41 P: 53 ERA: 4.00 WHIP: 1.333										
Batter	1	2	3	4	5	6	7	8	9	AB	R	H	RBI	BB	SO	LOB	BOTTOM					
Fred Marsh, R (1.5) OBP: 0.333, SLG: 0.332	1B 3B		K		1B 1-2 BB			F7		4	1	1	0	1	1	2						
Gordon Goldsberry, L (1.3) Dick Kryhoski, L (4.3)	G5-4-3 1B			1B	1B		F7	F2		2	1	2	1	0	0	0						
Jim Dyck, R (1.8) OBP: 0.359, SLG: 0.457	F7			1B	1B		1B	6-3		5	2	3	2	0	0	1						
Vic Wertz, L (1.9) OBP: 0.380, SLG: 0.513	G5-4-3			1B	1B		L8			4	1	2	1	0	0	1						
Bob Nieman, R (1.7) OBP: 0.351, SLG: 0.443	1B G1-6-3 2B			1B	1B		F9			4	2	3	4	0	0	0						
Clint Courtney, L (1.2) Les Moss, R (8.2)	1-3			1B	1B		F5			4	1	1	0	0	0	3						
Bobby Young, L (1.4) OBP: 0.313, SLG: 0.328	G1-6-3 1B			1B	1B		1-3			4	0	2	0	0	0	1						
Joe Demaestri, R (1.6) OBP: 0.260, SLG: 0.303	G1-6-3			1B	1B		F5			3	0	1	1	1	0	1						
Bob Cain, L (1.1) OBP: 0.193, SLG: 0.170	F7			1B	1B		F8			4	1	0	1	0	0	4						
Inning Stats	R: 1 E: 0 K: 0 S: 4	H: 2 LOB: 0 BB: 0 P: 4	R: 1 E: 0 K: 0 S: 5	H: 2 LOB: 1 BB: 0 P: 5	R: 5 E: 0 K: 1 S: 11	H: 6 LOB: 2 BB: 1 P: 15	R: 2 E: 0 K: 0 S: 6	H: 4 LOB: 1 BB: 0 P: 6	R: 1 E: 0 K: 0 S: 4	H: 2 LOB: 2 BB: 1 P: 8	R: 0 E: 0 K: 0 S: 3	H: 0 LOB: 0 BB: 0 P: 3	R: 0 E: 0 K: 0 S: 3	H: 0 LOB: 0 BB: 0 P: 3	R: 0 E: 0 K: 0 S: 3	H: 0 LOB: 0 BB: 0 P: 3	1B: 11 2B: 4 3B: 1 HR: 1	SF: 0 SAC: 0 DP: 2 HBP: 0	WP: 0 PB: 0 SB: 0 CS: 0	PA: 39		
PITCHER George Schmees, L (1.1) ERA: 9.0	IP: 2.0 WLS: L BF: 6 H: 4 R: 2 ER: 2 SO: 2 BB: 0 IBB: 0 HBP: 0 BLK: 0 WP: 0 HR: 0 S: 9 P: 9 ERA: 135.00 WHIP: 15.000											PITCHER IP: 2.0 WLS: L BF: 6 H: 4 R: 2 ER: 2 SO: 2 BB: 0 IBB: 0 HBP: 0 BLK: 0 WP: 0 HR: 0 S: 9 P: 9 ERA: 135.00 WHIP: 15.000										
Ike Delock, R (3.1) ERA: 4.45	0.1	L	6	5	5	5	1	0	0	0	0	0	0	0	0	0	1	8	8	135.00	15.000	
Ralph Brickner, R (3.1) ERA: 2.18	0.2	4	1	0	0	0	0	1	0	0	0	0	0	0	0	0	0	3	7	0.00	3.000	
Hersh Freeman, R (4.1) ERA: 7.71	2.0	11	6	3	3	0	1	0	0	0	0	0	0	0	10	14	13.50	3.500				
Dick Brodowski, R (6.1) ERA: 4.64	3.0	9	0	0	0	0	0	0	0	0	0	0	0	0	9	9	0.00	0.000				

Boston Red Sox @ St. Louis Browns  
Sportsman's Park, St. Louis, MO  
Wed Sep 17 1952, 4:33 AM EDT  
Att: 1,250 - Unknown

AB 35  
R 4  
H 9  
RBI 4  
BB 3  
SO 3  
LOB 16



Boston Red Sox @ St. Louis Browns  
Sportsman's Park, St. Louis, MO  
Wed Sep 17 1952, 4:33 AM EDT  
Att: 1,250 - Unknown

AB 37  
R 10  
H 16  
RBI 10  
BB 2  
SO 1  
LOB 15









Batter	1	2	3	4	5	6	7	8	9	10	AB	R	H	RBI	BB	SO	LOB						
Irv Noren, L OBP: 0.307, SLG: 0.337 (1.7)	F7		L9			SH1-4 3B	F6			SH2-4 2B	5	2	2	0	0	0	1						
Phil Rizzuto, R OBP: 0.340, SLG: 0.343 (1.6)	F8			F3		SH1-4 2-3		6-3		SH2-4 2-3	3	0	0	0	0	0	0						
Mickey Mantle, S OBP: 0.391, SLG: 0.513 (1.8)	F8			K				F9			5	0	2	2	0	1	0						
Joe Collins, L OBP: 0.357, SLG: 0.477 (1.3)		F5				F8				K	5	0	2	0	0	1	2						
Yogi Berra, L OBP: 0.361, SLG: 0.481 (1.2)					3B	F8				K	5	0	1	0	0	0	4						
Hank Bauer, R OBP: 0.359, SLG: 0.473 (1.9)											3	1	1	0	1	0	1						
Gil McDougald, R OBP: 0.338, SLG: 0.360 (1.5)											4	0	2	0	0	0	2						
Billy Martin, R OBP: 0.325, SLG: 0.352 (1.4)				K							4	0	1	1	0	1	2						
Vic Raschi, R OBP: 0.282, SLG: 0.217 (9. PH)											2	0	0	0	0	0	1						
Johnny Mize, L OBP: 0.321, SLG: 0.386 (9.1)				F8		6-3					1	0	0	0	0	0	2						
Johnny Sain, R OBP: 0.310, SLG: 0.412 (9.1)											0	0	0	0	0	0	0						
<b>Inning Stats</b>	R: 0 E: 0 K: 0 S: 3	H: 0 LOB: 0 BB: 0 P: 3	R: 0 E: 0 K: 0 S: 4	H: 1 LOB: 1 BB: 0 P: 4	R: 0 E: 0 K: 1 S: 5	H: 0 LOB: 0 BB: 0 P: 5	R: 0 E: 0 K: 1 S: 6	H: 1 LOB: 1 BB: 0 P: 6	R: 0 E: 0 K: 1 S: 6	H: 0 LOB: 1 BB: 1 P: 7	R: 1 E: 0 K: 0 S: 5	H: 2 LOB: 1 BB: 0 P: 5	R: 1 E: 0 K: 0 S: 5	H: 2 LOB: 1 BB: 0 P: 5	R: 0 E: 0 K: 0 S: 4	H: 1 LOB: 1 BB: 0 P: 4	R: 0 E: 0 K: 0 S: 4	H: 2 LOB: 1 BB: 0 P: 4	R: 1 E: 0 K: 1 S: 7	H: 2 LOB: 1 BB: 0 P: 7	1B: 6 2B: 4 3B: 2 HR: 0	SF: 0 SAC: 3 DP: 1 HBP: 0	WP: 0 PA: 41
<b>PITCHER</b>	IP 8.0	WLS 32	BF 7	H 2	R 2	ER 2	SO 2	BB 1	IBB 0	HBP 0	BLK 0	WP 0	HR 0	S 35	P 39	ERA 2.25	WHIP 1.000						
Ellis Kinder, R ERA: 2.53																							
Dizzy Trout, R ERA: 3.84	IP 1.1	WLS L	BF 7	H 4	R 1	ER 1	SO 0	BB 0	IBB 0	HBP 0	BLK 0	WP 0	HR 0	S 7	P 7	ERA 6.75	WHIP 3.000						
Mickey McDermott, L ERA: 3.68	IP 10.1	WLS 2	BF 0	H 0	R 0	ER 0	SO 1	BB 0	IBB 0	HBP 0	BLK 0	WP 0	HR 0	S 4	P 4	ERA 0.00	WHIP 0.000						

**New York Yankees @ Boston Red Sox**  
Fenway Park, Boston, MA  
Wed Sep 24 1952, 3:33 AM EDT  
Unknown

AB	37
R	3
H	11
RBI	3
BB	1
SO	3
LOB	15

Batter	1	2	3	4	5	6	7	8	9	10	AB	R	H	RBI	BB	SO	LOB						
Dom DiMaggio, R OBP: 0.374, SLG: 0.380 (1.8)	FC4-6 1B			K						L4	5	1	3	0	0	1	0						
Billy Goodman, L OBP: 0.372, SLG: 0.397 (1.4)	FC4-6 G5-4-3			4-3				5-3			4	0	1	1	1	0	2						
Clyde Vollmer, R OBP: 0.370, SLG: 0.477 (1.7)	G5-4-3							4-3			4	0	0	0	1	0	4						
Vern Stephens, R OBP: 0.343, SLG: 0.386 (1.5)		FC4 1B				FC6-4					3	0	2	1	1	0	1						
Hoot Evers, R OBP: 0.316, SLG: 0.420 (1.9)		FC4 G5-4-3						6-3		F9	4	0	0	0	0	0	4						
Dick Gernert, R OBP: 0.309, SLG: 0.460 (1.3)											4	0	1	0	0	1	1						
Sammy White, R OBP: 0.312, SLG: 0.427 (1.2)				K							4	0	0	0	0	1	1						
Johnny Lipon, R OBP: 0.300, SLG: 0.251 (1.6)					F7						4	0	1	0	0	0	1						
Ellis Kinder, R (1.1)											2	0	0	0	0	0	1						
Faye Throneberry, L OBP: 0.332, SLG: 0.360 (8. PH)					5-3					F2	0	1	0	0	1	0	0						
Dizzy Trout, R OBP: 0.193, SLG: 0.226 (9.1)											0	0	0	0	0	0	0						
Mickey McDermott, L OBP: 0.296, SLG: 0.317 (10.1)											0	0	0	0	0	0	0						
Del Wilber, R OBP: 0.309, SLG: 0.434 (10. PH)											1	0	0	0	0	0	0						
<b>Inning Stats</b>	R: 0 E: 0 K: 0 S: 3	H: 1 LOB: 0 BB: 0 P: 3	R: 0 E: 0 K: 0 S: 3	H: 1 LOB: 1 BB: 0 P: 3	R: 0 E: 0 K: 1 S: 5	H: 0 LOB: 0 BB: 0 P: 5	R: 0 E: 0 K: 1 S: 5	H: 0 LOB: 2 BB: 2 P: 13	R: 0 E: 0 K: 1 S: 6	H: 1 LOB: 1 BB: 0 P: 6	R: 0 E: 0 K: 0 S: 3	H: 1 LOB: 1 BB: 1 P: 7	R: 0 E: 0 K: 0 S: 4	H: 1 LOB: 1 BB: 0 P: 4	R: 2 E: 0 K: 0 S: 5	H: 2 LOB: 1 BB: 1 P: 9	R: 0 E: 0 K: 0 S: 3	H: 0 LOB: 0 BB: 0 P: 3	R: 0 E: 0 K: 0 S: 4	H: 1 LOB: 1 BB: 0 P: 4	1B: 7 2B: 1 3B: 0 HR: 0	SF: 0 SAC: 0 DP: 2 HBP: 0	WP: 0 PA: 39
<b>PITCHER</b>	IP 8.0	WLS 32	BF 7	H 2	R 2	ER 2	SO 3	BB 4	IBB 0	HBP 0	BLK 0	WP 0	HR 0	S 34	P 50	ERA 2.25	WHIP 1.375						
Vic Raschi, R ERA: 2.78																							
Johnny Sain, R ERA: 3.52	IP 2.0	WLS W	BF 7	H 1	R 0	ER 0	SO 0	BB 0	IBB 0	HBP 0	BLK 0	WP 0	HR 0	S 7	P 7	ERA 0.00	WHIP 0.500						

**New York Yankees @ Boston Red Sox**  
Fenway Park, Boston, MA  
Wed Sep 24 1952, 3:33 AM EDT  
Unknown

AB	35
R	2
H	8
RBI	2
BB	4
SO	3
LOB	15



Batter	1	2	3	4	5	6	7	8	9	AB	R	H	RBI	BB	SO	LOB	TOP								
Hank Bauer, R OBP: 0.360, SLG: 0.469 (1, 9)	0-0 5-3		0-0 FC4 1B		0-0 F9		4-0 BB		0-0 F7	4	0	1	0	1	0	1	New York Yankees @ Boston Red Sox								
Phil Rizzuto, R OBP: 0.336, SLG: 0.343 (1, 6)	0-0 6-3		0-0 FC4 1-2			0-0 1-3	0-0 5-3			4	0	0	0	0	0	3	Fenway Park, Boston, MA								
Mickey Mantle, S OBP: 0.393, SLG: 0.524 (1, 8)	0-0 4-3		0-0 F5			0-0 2B 3B			0-0 4-3	4	1	1	0	0	0	1	Thu Sep 25 1952, 3:33 AM EDT								
Joe Collins, L OBP: 0.359, SLG: 0.478 (1, 3)		0-0 F9		0-0 F2		0-0 2B 2B			0-0 F4	4	0	1	1	0	0	0	Att: 7,207 - Unknown								
Yogi Berra, L OBP: 0.362, SLG: 0.483 (1, 2)		0-0 1B 1B		0-0 F2		0-0 2B 2B			0-0 F7	4	0	2	0	0	0	0	livebaseballscores.com								
Gene Woodling, L OBP: 0.398, SLG: 0.474 Irv Noren, L OBP: 0.310, SLG: 0.342 (1, 7) (8, 7)		0-0 F7		0-0 L8		0-0 F7			4-0 SH2-4 1B BB	3	0	0	0	0	0	2	AB 33								
Gil McDougald, R OBP: 0.339, SLG: 0.372 (1, 5)		0-0 1B			0-0 HR		0-0 F8		0-0 SH2-4	3	1	2	1	0	0	0	R 3								
Billy Martin, R OBP: 0.323, SLG: 0.347 (1, 4)		0-0 F7			0-0 F8		0-0 1B		0-0 F8	4	0	1	0	0	0	3	H 9								
Allie Reynolds, R OBP: 0.200, SLG: 0.176 (1, 1)			0-0 6-3		0-3 K		0-0 SH1-4-3		0-0 1B	3	0	1	1	0	1	0	RBI 3								
									2-2 1B								BB 2								
																	SO 1								
																	LOB 10								
<b>Inning Stats</b>	R: 0 E: 0 K: 0 S: 3	H: 0 LOB: 0 BB: 0 P: 3	R: 0 E: 0 K: 0 S: 5	H: 2 LOB: 2 BB: 0 P: 5	R: 0 E: 0 K: 0 S: 4	H: 1 LOB: 1 BB: 0 P: 4	R: 0 E: 0 K: 0 S: 3	H: 0 LOB: 0 BB: 0 P: 3	R: 1 E: 0 K: 1 S: 6	H: 1 LOB: 0 BB: 0 P: 6	R: 1 E: 0 K: 0 S: 5	H: 3 LOB: 1 BB: 0 P: 5	R: 0 E: 0 K: 0 S: 4	H: 1 LOB: 2 BB: 1 P: 8	R: 0 E: 0 K: 0 S: 3	H: 0 LOB: 0 BB: 0 P: 3	R: 1 E: 0 K: 0 S: 4	H: 1 LOB: 1 BB: 1 P: 8	1B: 5 2B: 2 3B: 1 HR: 1	SF: 0 SAC: 2 DP: 0 HBP: 0	WP: 0 PB: 0 SB: 0 CS: 0	PA: 37			
<b>PITCHER</b> Sid Hudson, R ERA: 3.34 (1, 1)	IP 9.0	WLS L	BF 37	H 9	R 3	ER 3	SO 1	BB 2	IBB 0	HBP 0	BLK 0	WP 0	HR 1	S 37	P 45	ERA 3.00	WHIP 1.222	<b>PITCHER</b>							

Batter	1	2	3	4	5	6	7	8	9	AB	R	H	RBI	BB	SO	LOB	BOTTOM								
Dom DiMaggio, R OBP: 0.372, SLG: 0.378 (1, 8)	0-3 K	0-0 F9			0-0 S 1B		0-0 F3		0-0 F7	5	0	1	0	0	1	3	New York Yankees @ Boston Red Sox								
Billy Goodman, L OBP: 0.370, SLG: 0.394 (1, 4)	0-3 K		0-0 6-3		4-0 L3 BB		0-0 1B			3	0	1	0	1	1	0	Fenway Park, Boston, MA								
Clyde Vollmer, R OBP: 0.370, SLG: 0.481 (1, 7)	4-0 BB		0-0 L4		0-0 L3		0-3 K			3	0	0	0	1	1	4	Thu Sep 25 1952, 3:33 AM EDT								
Dick Gemert, R OBP: 0.313, SLG: 0.469 (1, 3)	0-3 K		0-0 1-3			0-0 F7			0-0 FC3-6 1B	4	0	1	0	0	1	1	Att: 7,207 - Unknown								
Hoot Evers, R OBP: 0.320, SLG: 0.430 (1, 9)		0-0 HR		0-0 6-3		0-0 2B			0-0 FC3-6 FC5-4	4	1	2	1	0	0	1	R 2								
Sammy White, R OBP: 0.311, SLG: 0.424 (1, 2)		0-0 FC1-5 1B		0-0 1B		0-0 F3			0-0 FC5-4	4	0	2	0	0	0	2	H 8								
Ted Lepcio, R OBP: 0.324, SLG: 0.396 (1, 5)		0-0 E6 FC1-5		0-0 HR		0-0 1-3			0-3 K	4	1	1	1	0	1	3	RBI 2								
Johnny Lipon, R OBP: 0.298, SLG: 0.249 Vern Stephens, R OBP: 0.341, SLG: 0.381 (9, PH)		0-0 FC1-5		0-0 6-3			0-0 4-3		0-0 5-3	3	0	0	0	0	0	2	BB 3								
Sid Hudson, R OBP: 0.205, SLG: 0.186 Faye Throneberry, L OBP: 0.331, SLG: 0.359 (9, PH)		0-3 K		0-3 K		0-3 K			0-3 K	2	0	0	0	1	2	2	SO 8								
																	LOB 18								
<b>Inning Stats</b>	R: 0 E: 0 K: 3 S: 9	H: 0 LOB: 1 BB: 1 P: 13	R: 1 E: 1 K: 1 S: 8	H: 2 LOB: 2 BB: 0 P: 8	R: 0 E: 0 K: 0 S: 3	H: 0 LOB: 0 BB: 0 P: 3	R: 1 E: 0 K: 0 S: 4	H: 2 LOB: 0 BB: 0 P: 4	R: 0 E: 0 K: 0 S: 5	H: 1 LOB: 1 BB: 1 P: 9	R: 0 E: 0 K: 0 S: 4	H: 1 LOB: 1 BB: 0 P: 4	R: 0 E: 0 K: 1 S: 6	H: 1 LOB: 2 BB: 1 P: 10	R: 0 E: 0 K: 1 S: 6	H: 1 LOB: 0 BB: 0 P: 6	R: 0 E: 0 K: 1 S: 5	H: 0 LOB: 0 BB: 0 P: 5	1B: 5 2B: 2 3B: 0 HR: 2	SF: 0 SAC: 0 DP: 1 HBP: 0	WP: 0 PB: 0 SB: 1 CS: 0	PA: 37			
<b>PITCHER</b> Allie Reynolds, R ERA: 2.06 (1, 1)	IP 9.0	WLS W	BF 37	H 8	R 2	ER 2	SO 8	BB 3	IBB 0	HBP 0	BLK 0	WP 0	HR 2	S 50	P 62	ERA 2.00	WHIP 1.222	<b>PITCHER</b>							





Batter	1	2	3	4	5	6	7	8	9	AB	R	H	RBI	BB	SO	LOB				
<b>Eddie Yost, R</b> OBP: 0.378, SLG: 0.358 (1, 5)	4-0 BB		0-0 HR			0-3 K		0-0 1B		3	1	2	1	1	1	0				
<b>Jim Busby, R</b> OBP: 0.272, SLG: 0.305 (1, 8)	0-0 F7		0-0 6-3			0-0 1-3		0-0 F6		4	0	0	0	0	0	3				
<b>Jackie Jensen, R</b> OBP: 0.353, SLG: 0.400 (1, 9)	0-0 4-3			0-0 F9		1-0 CS HBP			0-0 6-3	3	0	0	0	0	0	1				
<b>Mickey Vernon, L</b> OBP: 0.354, SLG: 0.396 (1, 3)	0-3 K			0-3 K		0-0 CS	0-0 F3		0-0 4-3	4	0	0	0	0	2	1				
<b>Pete Runnels, L</b> OBP: 0.367, SLG: 0.332 (1, 6)		0-0 5-3		0-0 1B			0-3 K		4-0 BB	3	0	1	0	1	1	0				
<b>Gil Coan, L</b> OBP: 0.275, SLG: 0.320 (1, 7)		0-0 5-3		0-0 6-3			0-0 F9		0-0 4-3	4	0	0	0	0	0	2				
<b>Floyd Baker, L</b> OBP: 0.340, SLG: 0.293 (1, 4)		0-0 L8			0-0 1-5-3			0-0 F2		3	0	0	0	0	0	0				
<b>Mickey Grasso, R</b> OBP: 0.276, SLG: 0.241 (1, 2)			0-0 F2		0-0 F6			0-0 6-3		3	0	0	0	0	0	0				
<b>Spec Shea, R</b> OBP: 0.262, SLG: 0.270 (1, 1)			0-0 L9		0-0 6-3			0-0 1B 1B		3	0	1	0	0	0	0				
<b>Inning Stats</b>	R: 0 E: 0 K: 1 S: 5	H: 0 LOB: 1 BB: 1 P: 9	R: 0 E: 0 K: 0 S: 3	H: 0 LOB: 0 BB: 0 P: 3	R: 1 E: 0 K: 0 S: 4	H: 1 LOB: 0 BB: 0 P: 4	R: 0 E: 0 K: 1 S: 6	H: 1 LOB: 1 BB: 0 P: 6	R: 0 E: 0 K: 0 S: 3	H: 0 LOB: 0 BB: 0 P: 3	R: 0 E: 0 K: 1 S: 5	H: 0 LOB: 0 BB: 0 P: 5	R: 0 E: 0 K: 1 S: 5	H: 2 LOB: 2 BB: 0 P: 5	R: 0 E: 0 K: 0 S: 3	H: 0 LOB: 1 BB: 1 P: 7	1B: 3 2B: 0 3B: 0 HR: 1	SF: 0 SAC: 0 DP: 0 HBP: 1	WP: 0 PB: 0 SB: 0 CS: 1	PA: 34
<b>PITCHER</b> <b>Hersh Freeman, R</b> ERA: 3.29 (1, 1)	IP: 9.0 WLS: W BF: 33 H: 4 R: 1 ER: 1 SO: 4 BB: 2 IBB: 0 HBP: 1 BLK: 0 WP: 0 HR: 1 S: 38 P: 47 ERA: 1.00 WHIP: 0.667																			<b>PITCHER</b> <b>Hersh Freeman, R</b> ERA: 3.29 (1, 1)

**Washington Senators @ Boston Red Sox**  
Fenway Park, Boston, MA  
Fri Sep 26 1952, 3:33 AM EDT  
Att: 1,183 - Unknown

AB	30
R	1
H	4
RBI	1
BB	2
SO	4
LOB	7



Batter	1	2	3	4	5	6	7	8	9	AB	R	H	RBI	BB	SO	LOB				
<b>Johnny Lipon, R</b> OBP: 0.297, SLG: 0.255 (1, 5)	0-0 F7		0-0 L7		0-0 L8			0-0 1B 3B		4	1	1	0	0	0	3				
<b>Faye Throneberry, L</b> OBP: 0.333, SLG: 0.364 (1, 7)	0-0 F2		1-3 2H 2B			0-0 F8		0-0 1B		4	0	2	2	0	0	0				
<b>Gene Stephens, L</b> OBP: 0.217, SLG: 0.273 (1, 9)	0-0 4-3		0-0 4-3			0-3 K		0-0 G3		4	0	0	0	0	1	2				
<b>Dick Gemert, R</b> OBP: 0.312, SLG: 0.465 (1, 3)		0-0 6-3		0-0 F8		0-0 F8		4-0 1B BB		3	0	0	0	1	0	0				
<b>Dom DiMaggio, R</b> OBP: 0.375, SLG: 0.379 (1, 8)		0-0 5-3		0-0 F8			0-0 FC1-5 1B	0-0 1B		4	0	2	0	0	0	0				
<b>Del Wilber, R</b> OBP: 0.300, SLG: 0.421 (1, 2)		0-0 F7		0-0 5-3			0-0 E6 1B FC1-5	0-0 F9		4	1	0	0	0	0	3				
<b>Ted Lepcio, R</b> OBP: 0.324, SLG: 0.393 (1, 4)			4-0 FC6-4 BB		0-0 F7		0-0 FC1-5 1B 1-2 2-3F			2	0	0	0	1	0	2				
<b>Mitt Bolling, R</b> OBP: 0.313, SLG: 0.345 (1, 6)			0-0 FC6-4 1B 1-2 2B		0-0 5-3		0-0 G6-4-3 1B 1-2 2H			3	1	1	1	0	0	1				
<b>Hersh Freeman, R</b> OBP: 0.500, SLG: 0.500 (1, 1)			0-0 2B 1B 1-2		0-0		0-0 G6-4-3			3	0	2	0	0	0	2				
<b>Inning Stats</b>	R: 0 E: 0 K: 0 S: 3	H: 0 LOB: 0 BB: 0 P: 3	R: 0 E: 0 K: 0 S: 3	H: 0 LOB: 0 BB: 0 P: 3	R: 1 E: 0 K: 0 S: 5	H: 2 LOB: 2 BB: 1 P: 9	R: 0 E: 0 K: 0 S: 3	H: 0 LOB: 0 BB: 0 P: 3	R: 0 E: 0 K: 0 S: 4	H: 1 LOB: 1 BB: 0 P: 4	R: 0 E: 0 K: 1 S: 5	H: 0 LOB: 0 BB: 0 P: 5	R: 1 E: 1 K: 0 S: 5	H: 2 LOB: 1 BB: 0 P: 5	R: 1 E: 0 K: 0 S: 5	H: 3 LOB: 2 BB: 1 P: 9	1B: 6 2B: 1 3B: 1 HR: 0	SF: 0 SAC: 0 DP: 1 HBP: 0	WP: 0 PB: 0 SB: 0 CS: 0	PA: 33
<b>PITCHER</b> <b>Spec Shea, R</b> ERA: 2.93 (1, 1)	IP: 8.0 WLS: L BF: 33 H: 8 R: 3 ER: 2 SO: 1 BB: 2 IBB: 0 HBP: 0 BLK: 0 WP: 0 HR: 0 S: 33 P: 41 ERA: 2.25 WHIP: 1.250																			<b>PITCHER</b> <b>Spec Shea, R</b> ERA: 2.93 (1, 1)

**Washington Senators @ Boston Red Sox**  
Fenway Park, Boston, MA  
Fri Sep 26 1952, 3:33 AM EDT  
Att: 1,183 - Unknown


AB	31
R	3
H	8
RBI	3
BB	2
SO	1
LOB	13



Batter	1	2	3	4	5	6	7	8	9	AB	R	H	RBI	BB	SO	LOB														
<b>Eddie Yost, R</b> (1, 5) OBP: 0.378, SLG: 0.357										4	0	1	0	1	1	0														
<b>Jim Busby, R</b> (1, 8) OBP: 0.274, SLG: 0.306										5	0	2	2	0	0	1														
<b>Jackie Jensen, R</b> (1, 9) OBP: 0.352, SLG: 0.398										3	0	0	0	1	2	2														
<b>Pete Runnels, L</b> (1, 6) OBP: 0.366, SLG: 0.331										4	0	1	0	0	0	4														
<b>Fred Taylor, L</b> (1, 3) OBP: 0.364, SLG: 0.316										4	0	1	0	0	0	3														
<b>Gil Coan, L</b> (1, 7) OBP: 0.277, SLG: 0.320										3	1	1	0	1	0	0														
<b>Floyd Baker, L</b> (1, 4) OBP: 0.293, SLG: 0.293 (3, PH)										0	1	0	0	1	0	0														
<b>Mel Hoderlein, S</b> (3, 4) OBP: 0.333, SLG: 0.330										2	0	1	0	1	0	2														
<b>Clyde Klutcz, R</b> (1, 2) OBP: 0.293, SLG: 0.285										4	1	1	1	0	0	2														
<b>Mickey Crasso, R</b> (8, 2) OBP: 0.276, SLG: 0.241										0	0	0	0	0	0	0														
<b>Bob Porterfield, R</b> (1, 1) OBP: 0.210, SLG: 0.228										3	0	0	0	0	0	0														
<b>Inning Stats</b>	R: 0 E: 0 K: 1 S: 7	H: 2 LOB: 2 P: 7	R: 3 E: 0 K: 0 S: 5	H: 3 LOB: 2 BB: 3 P: 17	R: 0 E: 0 K: 0 S: 4	H: 1 LOB: 1 BB: 0 P: 4	R: 0 E: 0 K: 0 S: 3	H: 0 LOB: 0 BB: 0 P: 3	R: 0 E: 0 K: 1 S: 6	H: 1 LOB: 2 BB: 1 P: 10	R: 0 E: 0 K: 0 S: 4	H: 1 LOB: 1 BB: 0 P: 4	R: 0 E: 0 K: 0 S: 2	H: 0 LOB: 0 BB: 1 P: 6	R: 0 E: 0 K: 0 S: 3	H: 0 LOB: 0 BB: 0 P: 3	1B: 8 2B: 1 3B: 0 HR: 0	SF: 0 SAC: 1 DP: 2 HBP: 0	WP: 0 PB: 0 SB: 1 CS: 1	PA: 38										
<b>PITCHER</b>	IP WLS BF H R ER SO BB IBB HBP BLK WP HR S P ERA WHIP																													
<b>Dizzy Trout, R</b> (1, 1) ERA: 3.98	1.1	L	11	5	3	3	1	2	0	0	0	0	0	0	0	11	19	20.25	5.250											
<b>Dick Brodowski, R</b> (2, 1) ERA: 4.41	5.2		21	3	0	0	2	2	0	0	0	0	0	0	23	31	0.00	0.882												
<b>Ike Delock, R</b> (8, 1) ERA: 4.35	2.0		6	0	0	0	0	1	0	0	0	0	0	0	5	9	0.00	0.500												

**Washington Senators @ Boston Red Sox**  
Fenway Park, Boston, MA  
Sat Sep 27 1952, 3:33 AM EDT  
Att: 5,168 - Unknown

<b>AB</b>	<b>32</b>
<b>R</b>	<b>3</b>
<b>H</b>	<b>8</b>
<b>RBI</b>	<b>3</b>
<b>BB</b>	<b>5</b>
<b>SO</b>	<b>3</b>
<b>LOB</b>	<b>14</b>



Batter	1	2	3	4	5	6	7	8	9	AB	R	H	RBI	BB	SO	LOB													
<b>Johnny Lipon, R</b> (1, 5) OBP: 0.299, SLG: 0.255										4	1	1	0	1	1	2													
<b>Faye Throneberry, L</b> (1, 7) OBP: 0.331, SLG: 0.361 (3, PR)										2	0	0	0	0	0	2													
<b>Clyde Vollmer, R</b> (4, 7) OBP: 0.373, SLG: 0.482 (4, PR)										2	0	1	0	1	0	2													
<b>Mickey McDermott, L</b> (9, PR) OBP: 0.266, SLG: 0.317										0	0	0	0	0	0	0													
<b>Gene Stephens, L</b> (1, 9) OBP: 0.255, SLG: 0.313										4	1	2	1	1	0	3													
<b>Dick Gemert, R</b> (1, 3) OBP: 0.318, SLG: 0.467										3	0	2	0	2	1	2													
<b>Dom DiMaggio, R</b> (1, 8) OBP: 0.372, SLG: 0.378										5	0	1	0	0	0	6													
<b>Del Wilber, R</b> (1, 2) OBP: 0.299, SLG: 0.412 (9, PH)										3	0	0	0	1	0	4													
<b>Al Zarilla, L</b> (9, PH) OBP: 0.339, SLG: 0.325										1	0	0	0	0	0	3													
<b>Ted Lepcio, R</b> (1, 4) OBP: 0.330, SLG: 0.396										3	0	2	1	1	1	2													
<b>Mitt Bolling, R</b> (1, 6) OBP: 0.306, SLG: 0.364										4	0	1	0	0	1	5													
<b>Dizzy Trout, R</b> (1, 1) OBP: 0.185, SLG: 0.226										0	0	0	0	0	0	0													
<b>Dick Brodowski, R</b> (2, 1) OBP: 0.225, SLG: 0.308										2	0	1	0	0	0	2													
<b>Willard Nixon, L</b> (7, PH) OBP: 0.263, SLG: 0.264										0	0	0	0	1	0	0													
<b>Ike Delock, R</b> (8, 1) OBP: 0.250, SLG: 0.045										0	0	0	0	0	0	0													
<b>Sammy White, R</b> (9, PH) OBP: 0.310, SLG: 0.423										1	0	0	0	0	1	0													
<b>Inning Stats</b>	R: 0 E: 0 K: 0 S: 2	H: 0 LOB: 0 BB: 1 P: 6	R: 0 E: 0 K: 2 S: 9	H: 2 LOB: 2 BB: 0 P: 9	R: 0 E: 0 K: 1 S: 7	H: 2 LOB: 2 BB: 0 P: 7	R: 0 E: 0 K: 0 S: 4	H: 2 LOB: 1 BB: 1 P: 8	R: 0 E: 0 K: 1 S: 5	H: 1 LOB: 0 BB: 0 P: 5	R: 0 E: 0 K: 0 S: 2	H: 0 LOB: 0 BB: 1 P: 6	R: 0 E: 0 K: 0 S: 3	H: 0 LOB: 2 BB: 2 P: 11	R: 1 E: 0 K: 0 S: 6	H: 3 LOB: 3 BB: 0 P: 6	R: 1 E: 0 K: 1 S: 6	H: 1 LOB: 3 BB: 3 P: 18	1B: 9 2B: 2 3B: 0 HR: 0	SF: 0 SAC: 0 DP: 2 HBP: 0	WP: 0 PB: 0 SB: 0 CS: 1	PA: 43							
<b>PITCHER</b>	IP WLS BF H R ER SO BB IBB HBP BLK WP HR S P ERA WHIP																												
<b>Bob Porterfield, R</b> (1, 1) ERA: 2.72	9.0	W	42	11	2	2	5	8	0	0	0	0	0	0	44	76	2.00	2.111											

**Washington Senators @ Boston Red Sox**  
Fenway Park, Boston, MA  
Sat Sep 27 1952, 3:33 AM EDT  
Att: 5,168 - Unknown

<b>AB</b>	<b>34</b>
<b>R</b>	<b>2</b>
<b>H</b>	<b>11</b>
<b>RBI</b>	<b>2</b>
<b>BB</b>	<b>8</b>
<b>SO</b>	<b>5</b>
<b>LOB</b>	<b>33</b>

