

Boston Red Sox - 1953

Batter	1	2	3	4	5	6	7	8	9	AB	R	H	RBI	BB	SO	LOB	TOP										
Billy Goodman, L OBP: 0.500, SLG: 0.400 (1, 4)										5	2	2	0	1	0	3											
Jim Piersall, R OBP: 0.600, SLG: 0.500 (1, 9)										5	2	2	1	0	0	3											
Gene Stephens, L (1, 7)																											
Hoot Evers, R OBP: 1.000, SLG: 1.000 (7, 7)										4	0	0	0	0	0	3											
Dick Gemert, R OBP: 0.333, SLG: 0.400 (1, 3)										5	2	1	0	1	1	3											
George Kell, R OBP: 0.800, SLG: 1.000 (1, 5)										5	2	4	4	0	0	0											
Sammy White, R OBP: 0.400, SLG: 0.600 (1, 2)										5	1	2	1	0	0	2											
Tom Umphlett, R OBP: 0.400, SLG: 0.600 (1, 8)										5	1	2	2	0	0	2											
Mitt Bolling, R OBP: 0.600, SLG: 1.000 (1, 6)										5	0	4	1	0	0	1											
Mel Parnell, L (1, 1)																											
Clyde Vollmer, R (5, PH)										1	0	0	0	0	1	1											
Hal Brown, R (5, 1)										0	0	0	0	1	0	0											
Ken Holcombe, R (6, 1)										0	0	0	0	0	0	0											
Inning Stats	R: 2 E: 1 K: 0 S: 7	H: 4 LOB: 2 BB: 0 P: 7	R: 0 E: 0 K: 0 S: 4	H: 1 LOB: 2 BB: 0 P: 5	R: 0 E: 0 K: 0 S: 3	H: 0 LOB: 0 BB: 0 P: 3	R: 0 E: 0 K: 1 S: 5	H: 1 LOB: 0 BB: 0 P: 5	R: 5 E: 0 K: 0 S: 8	H: 5 LOB: 3 BB: 3 P: 20	R: 0 E: 0 K: 0 S: 4	H: 1 LOB: 1 BB: 0 P: 4	R: 0 E: 0 K: 0 S: 4	H: 1 LOB: 1 BB: 0 P: 4	R: 3 E: 0 K: 0 S: 7	H: 4 LOB: 1 BB: 0 P: 7	R: 1 E: 1 K: 1 S: 7	H: 2 LOB: 1 BB: 0 P: 7	1B: 14 2B: 6 3B: 0 HR: 0	SF: 0 SAC: 3 DP: 1 HBP: 1	WP: 3 PA: 50 PB: 0 SB: 0 CS: 1						
PITCHER	IP	WLS	BF	H	R	ER	SO	BB	IBB	HBP	BLK	WP	HR	S	P	ERA	WHIP										
Harry Byrd, R ERA: 13.5 (1, 1)	4.2	L	26	11	7	7	1	1	0	1	0	0	0	26	31	13.50	2.571										
John Mackinson, R ERA: 13.5 (5, 1)	1.1		7	1	0	0	0	2	0	0	0	1	0	5	13	0.00	2.250										
Bill Harrington, R ERA: 13.5 (7, 1)	2.0		11	5	3	3	0	0	0	0	0	0	0	11	11	13.50	2.500										
Marion Fricano, R ERA: 13.5 (9, 1)	1.0		5	2	1	0	1	0	0	0	0	1	0	7	7	0.00	2.000										

Boston Red Sox @ Philadelphia Athletics
 Connie Mack Stadium, Philadelphia, PA
 Thu Apr 16 1953, 3:33 AM EST
 Att: 5,599 - Unknown


AB	43
R	11
H	19
RBI	9
BB	3
SO	2
LOB	18





Batter	1	2	3	4	5	6	7	8	9	AB	R	H	RBI	BB	SO	LOB	BOTTOM											
Eddie Joost, R OBP: 0.400, SLG: 0.250 (1, 6)										4	0	0	0	1	1	4												
Dave Philley, S OBP: 0.667, SLG: 0.786 (1, 8)										5	1	3	3	0	0	0												
Cass Michaels, R OBP: 0.500, SLG: 0.455 (1, 4)										5	0	4	0	0	0	1												
Eddie Robinson, L OBP: 0.357, SLG: 0.273 (1, 3)										5	0	1	0	0	0	3												
Allie Clark, R OBP: 0.286, SLG: 0.538 (1, 9)										4	0	1	0	1	0	2												
Gus Zernial, R OBP: 0.429, SLG: 0.600 (1, 7)										5	2	2	1	0	0	5												
Pete Suder, R OBP: 0.200, SLG: 0.111 (1, 5)										3	1	1	0	1	0	0												
Ray Murray, R OBP: 0.250, SLG: 0.750 (1, 2)										4	0	1	1	0	1	1												
Harry Byrd, R ERA: 13.5 (5, 1)	4.0		20	8	4	4	2	2	0	0	0	0	0	0	0	0												
Elmer Valo, L ERA: 13.5 (5, PH)	1.1		7	3	2	2	0	0	0	0	0	0	0	0	0	0												
Bill Harrington, R ERA: 13.5 (7, 1)	2.0		11	5	3	3	0	0	0	0	0	0	0	0	0	0												
Tom Hamilton, L (8, PH)	1.0		5	2	1	0	1	0	0	0	0	1	0	0	0	0												
Marion Fricano, R (9, 1)	1.0		5	2	1	0	1	0	0	0	0	1	0	0	0	0												
Inning Stats	R: 1 E: 0 K: 0 S: 4	H: 2 LOB: 0 BB: 0 P: 4	R: 1 E: 0 K: 1 S: 7	H: 2 LOB: 1 BB: 1 P: 11	R: 0 E: 0 K: 0 S: 4	H: 1 LOB: 1 BB: 0 P: 4	R: 2 E: 0 K: 1 S: 7	H: 3 LOB: 2 BB: 1 P: 11	R: 0 E: 0 K: 0 S: 4	H: 1 LOB: 1 BB: 0 P: 4	R: 2 E: 0 K: 0 S: 6	H: 3 LOB: 1 BB: 0 P: 6	R: 0 E: 0 K: 0 S: 3	H: 1 LOB: 0 BB: 0 P: 3	R: 0 E: 0 K: 0 S: 3	H: 0 LOB: 0 BB: 0 P: 3	R: 0 E: 0 K: 0 S: 5	H: 2 LOB: 3 BB: 1 P: 9	1B: 11 2B: 3 3B: 0 HR: 1	SF: 0 SAC: 0 DP: 2 HBP: 0	WP: 1 PA: 42 PB: 0 SB: 0 CS: 0							
PITCHER	IP	WLS	BF	H	R	ER	SO	BB	IBB	HBP	BLK	WP	HR	S	P	ERA	WHIP											
Mel Parnell, L ERA: 9.0 (1, 1)	4.0		20	8	4	4	2	2	0	0	0	0	0	0	0	0	9.00	2.500										
Hal Brown, R ERA: 13.5 (5, 1)	1.1		7	3	2	2	0	0	0	0	0	0	0	7	7	13.50	2.250											
Ken Holcombe, R ERA: 13.5 (6, 1)	3.2	W	15	4	0	0	0	1	0	0	0	1	0	14	18	0.00	1.364											

Boston Red Sox @ Philadelphia Athletics
 Connie Mack Stadium, Philadelphia, PA
 Thu Apr 16 1953, 3:33 AM EST
 Att: 5,599 - Unknown

AB	39
R	6
H	15
RBI	5
BB	3
SO	2
LOB	18



Batter	1	2	3	4	5	6	7	8	9	AB	R	H	RBI	BB	SO	LOB	TOP			
Billy Goodman, L OBP: 0.500, SLG: 0.444	0-0 FC3-6 1B		0-0 1B			0-0 4-3			0-0 F7	4	0	2	0	0	0	0	Boston Red Sox @ Philadelphia Athletics Connie Mack Stadium, Philadelphia, PA Fri Apr 17 1953, 3:33 AM EST Att: 2,400 - Unknown AB 30 R 0 H 5 RBI 0 BB 0 SO 5 LOB 7 			
Jim Piersall, R OBP: 0.444, SLG: 0.375	0-0 FC3-6 CS 1-2		0-0 P4			0-0 1B			0-0 4-3	4	0	1	0	0	0	2				
Hoot Evers, R OBP: 0.333, SLG: 0.333	0-3 K 1-2			0-3 K		0-0 1-3			0-0 5-3	4	0	0	0	0	2	2				
Dick Gemert, R OBP: 0.222, SLG: 0.250		0-0 F4		0-0 F8			0-3 K			3	0	0	0	0	1	0				
George Kell, R OBP: 0.500, SLG: 0.625		0-0 5-3		0-0 P4			0-0 L7			3	0	0	0	0	0	0				
Sammy White, R OBP: 0.375, SLG: 0.500 Del Wilber, R (8, 2)		0-0 FC6-4 1B			0-0 F7		0-0 L6			3	0	1	0	0	0	0				
Tom Umphlett, R OBP: 0.375, SLG: 0.500		0-0 FC6-4 1B 1-2			0-0 6-3			0-0 G1-6-3 1B		3	0	1	0	0	0	1				
Mitt Bolling, R OBP: 0.500, SLG: 0.625			0-0 4-3		0-0 5-3			0-0 L5		3	0	0	0	0	0	1				
Mickey McDermott, L Ben Flowers, R Al Zarilla, L Ike Delock, R			0-3 K		0-3 K			0-0 G1-6-3 1-2		1	0	0	0	0	1	0				
Inning Stats	R: 0 E: 0 K: 1 S: 5	H: 1 LOB: 1 BB: 0 P: 5	R: 0 E: 0 K: 0 S: 4	H: 1 LOB: 1 BB: 0 P: 4	R: 0 E: 0 K: 1 S: 6	H: 0 LOB: 0 BB: 0 P: 6	R: 0 E: 0 K: 0 S: 3	H: 0 LOB: 0 BB: 0 P: 3	R: 0 E: 0 K: 1 S: 6	H: 1 LOB: 1 BB: 0 P: 6	R: 0 E: 0 K: 1 S: 5	H: 0 LOB: 0 BB: 0 P: 5	R: 0 E: 0 K: 0 S: 3	H: 1 LOB: 0 BB: 0 P: 3	R: 0 E: 0 K: 0 S: 3	H: 0 LOB: 0 BB: 0 P: 3		1B: 5 2B: 1 3B: 0 HR: 0	SF: 0 SAC: 0 DP: 2 HBP: 0	WP: 0 PB: 0 SB: 0 CS: 1
PITCHER Charlie Bishop, R ERA:	IP: 9.0 WLS: W BF: 30 H: 5 R: 0 ER: 0 SO: 5 BB: 0 IBB: 0 HBP: 0 BLK: 0 WP: 0 HR: 0 S: 40 P: 40 ERA: 0.00 WHIP: 0.556															PITCHER				

Batter	1	2	3	4	5	6	7	8	9	AB	R	H	RBI	BB	SO	LOB	BOTTOM			
Joe Demaestri, R OBP: 0.400, SLG: 0.250	4-0 E BB	0-0 1-2 3-H 1B		0-0 1-2 2-3 3-H 2B			0-0 6-3	0-3 K		4	0	1	1	1	1	5	Boston Red Sox @ Philadelphia Athletics Connie Mack Stadium, Philadelphia, PA Fri Apr 17 1953, 3:33 AM EST Att: 2,400 - Unknown AB 30 R 5 H 9 RBI 4 BB 6 SO 6 LOB 18 			
Dave Philley, S OBP: 0.575, SLG: 0.722	0-0 P6	0-0 P5		0-0 2B			0-0 P4			4	0	1	1	0	0	3				
Cass Michaels, R OBP: 0.438, SLG: 0.400	0-3 K 1-2		0-0 SH1-3 1B	0-3 6-3			0-3 K			4	0	1	0	0	2	2				
Eddie Robinson, L OBP: 0.294, SLG: 0.214	0-0 4-3		0-0 SH1-3 1-2	0-3 K			0-0 P3			3	0	0	0	0	1	1				
Allie Clark, R OBP: 0.333, SLG: 0.500 Elmer Valo, L OBP: 0.500, SLG: 0.500		0-0 F3	0-0 F8	4-0 G5-4-3 BB			0-0 BB 1B 1B			3	0	1	0	1	0	1				
Gus Zernial, R OBP: 0.444, SLG: 0.500		4-0 WP 1B BB	0-0 1-3	0-0 G5-4-3 1-2			4-0 1B BB BB			2	2	0	0	2	0	2				
Pete Suder, R OBP: 0.357, SLG: 0.308	0-0 1B 1-2 1B 1B			0-0 E 1B G6-4-3 1B			0-0 L4			4	2	3	0	0	0	0				
Joe Astroth, R OBP: 0.375, SLG: 0.286	0-3 K			0-0 G6-4-3 1-2 2B 1B			0-0 4-3			3	1	1	0	1	1	2				
Charlie Bishop, R OBP: 0.500, SLG: 0.333		0-0 1B 1-3 2-H		0-0 E3 G6-4-3 1-2 2-3			0-3 K			3	0	1	2	1	1	2				
Inning Stats	R: 0 E: 1 K: 1 S: 5	H: 0 LOB: 1 BB: 1 P: 9	R: 2 E: 0 K: 1 S: 8	H: 3 LOB: 2 BB: 1 P: 12	R: 0 E: 0 K: 0 S: 4	H: 1 LOB: 1 BB: 0 P: 4	R: 2 E: 1 K: 0 S: 6	H: 3 LOB: 1 BB: 0 P: 6	R: 0 E: 0 K: 1 S: 4	H: 0 LOB: 0 BB: 1 P: 8	R: 0 E: 0 K: 1 S: 5	H: 0 LOB: 0 BB: 0 P: 5	R: 0 E: 0 K: 1 S: 5	H: 0 LOB: 0 BB: 0 P: 5	R: 1 E: 0 K: 1 S: 6	H: 2 LOB: 3 BB: 3 P: 18		1B: 8 2B: 1 3B: 0 HR: 0	SF: 0 SAC: 1 DP: 2 HBP: 0	WP: 1 PB: 0 SB: 0 CS: 0
PITCHER Mickey McDermott, L ERA: 4.5 Ben Flowers, R ERA: Ike Delock, R ERA: 9.0	IP: 4.0 WLS: L BF: 21 H: 7 R: 4 ER: 2 SO: 2 BB: 1 IBB: 0 HBP: 0 BLK: 0 WP: 0 HR: 0 S: 23 P: 31 ERA: 4.50 WHIP: 2.250															PITCHER				

Batter	1	2	3	4	5	6	7	8	9	AB	R	H	RBI	BB	SO	LOB	TOP					
Billy Goodman, L (1.4) OBP: 0.429, SLG: 0.385	F5		1-3			P6		1B		4	0	1	0	0	0	0	Boston Red Sox @ Washington Senators Griffith Stadium, Washington, DC Sun Apr 19 1953, 3:33 AM EST Att: 9,898 - Unknown					
Jim Piersall, R (1.9) OBP: 0.308, SLG: 0.250	P4			K		1-3		K		4	0	0	0	0	2	1						
Gene Stephens, L (1.7)	K			CS BB		K		K2-3		3	0	0	0	1	3	1						
Dick Gemert, R (1.3) OBP: 0.154, SLG: 0.167		F8		K				F8		4	0	0	0	0	1	1						
George Kell, R (1.5) OBP: 0.593, SLG: 0.727		4-3 2B				6-3		BB BB		3	0	2	0	1	0	0						
Sammy White, R (1.2) OBP: 0.333, SLG: 0.417	4-3					1B		F7		4	0	1	0	0	0	3						
Tom Umphlett, R (1.8) OBP: 0.417, SLG: 0.455	2-3 4-3					1B		F8		4	0	1	0	0	0	3						
Mitt Bolling, R (1.6) OBP: 0.364, SLG: 0.455		4-3				1B		1-2 BB		3	0	1	0	1	0	2						
Hersh Freeman, R (1.1) Al Zarilla, L (8, PH) Bill Werle, L (8, 1)			P4			P6		F9		3	0	0	0	0	0	4						
			K			K		K		2	0	0	0	0	2	2						
										1	0	0	0	0	1	0						
										0	0	0	0	0	0	0						
Inning Stats	R: 0 E: 0 K: 1 S: 5	H: 0 LOB: 0 BB: 0 P: 5	R: 0 E: 0 K: 0 S: 4	H: 1 LOB: 1 BB: 0 P: 4	R: 0 E: 0 K: 1 S: 5	H: 0 LOB: 0 BB: 0 P: 5	R: 0 E: 0 K: 2 S: 6	H: 0 LOB: 1 BB: 1 P: 10	R: 0 E: 0 K: 1 S: 7	H: 2 LOB: 2 BB: 0 P: 7	R: 0 E: 0 K: 1 S: 5	H: 0 LOB: 0 BB: 0 P: 5	R: 0 E: 0 K: 0 S: 3	H: 0 LOB: 2 BB: 2 P: 11	R: 0 E: 0 K: 3 S: 10	H: 1 LOB: 1 BB: 0 P: 10	R: 0 E: 0 K: 0 S: 4	H: 1 LOB: 1 BB: 0 P: 4	1B: 4 2B: 2 3B: 0 HR: 0	SF: 0 SAC: 0 DP: 1 HBP: 0	WP: 0 PB: 0 SB: 0 CS: 1	PA: 34
PITCHER Walt Masterson, R (1.1) ERA:	IP: 9.0 WLS: W BF: 34 H: 5 R: 0 ER: 0 SO: 9 BB: 3 IBB: 0 HBP: 0 BLK: 0 WP: 0 HR: 0 S: 49 P: 61 ERA: 0.00 WHIP: 0.889															PITCHER						

Batter	1	2	3	4	5	6	7	8	9	AB	R	H	RBI	BB	SO	LOB	BOTTOM
Eddie Yost, R (1.5) OBP: 0.397, SLG: 0.333	F7		L7			2B BB		F7		3	0	0	0	1	0	2	Boston Red Sox @ Washington Senators Griffith Stadium, Washington, DC Sun Apr 19 1953, 3:33 AM EST Att: 9,898 - Unknown
Jim Busby, R (1.8) OBP: 0.385, SLG: 0.333	4-3		5-3			F9		F8		4	0	0	0	0	0	1	
Mickey Vernon, L (1.3) OBP: 0.500, SLG: 0.600	F7					F8		1-3 2B		4	1	2	0	0	0	0	
Jackie Jensen, R (1.9) OBP: 0.250, SLG: 0.583		1B F8 2B				P5		1-2 K		4	1	2	1	0	1	2	
Pete Runnels, L (1.6) OBP: 0.417, SLG: 0.500		F8 1B 1B				1-3		1B 3B		4	2	2	0	0	0	1	
Ken Wood, R (1.7) OBP: 0.167, SLG: 0.167		F8				6-3		1B SH2-4		4	0	1	2	0	0	2	
Wayne Terwilliger, R (1.4) OBP: 0.500, SLG: 0.700		2-3 3-H G5-4-3 1B				4-3		3-H SH2-4		2	0	1	1	0	0	0	
Mickey Grasso, R (1.2) OBP: 0.286, SLG: 0.286		3-H G5-4-3 1-2				F8		2-3 1B		3	0	1	0	0	0	1	
Walt Masterson, R (1.1)			4-3			K		K		3	0	0	0	0	2	2	
										1B: 5 2B: 2 3B: 2 HR: 0	SF: 0 SAC: 1 DP: 1 HBP: 0	WP: 0 PB: 0 SB: 0 CS: 0	PA: 33				
PITCHER Hersh Freeman, R (1.1) ERA: 3.86 Bill Werle, L (8, 1) ERA: 9.0	IP: 7.0 WLS: L BF: 28 H: 7 R: 3 ER: 3 SO: 3 BB: 1 IBB: 0 HBP: 0 BLK: 0 WP: 0 HR: 0 S: 33 P: 37 ERA: 3.86 WHIP: 1.143															PITCHER	

Batter	1	2	3	4	5	6	7	8	9	AB	R	H	RBI	BB	SO	LOB	TOP											
Eddie Yost, R OBP: 0.421, SLG: 0.375 (1, 5)	0-0 6-3 1B		0-0 FC5-4 1B		0-0 E9 1B		0-0 F8		4-0 FC6-4 BB	4	0	2	1	1	0	0	Washington Senators @ Boston Red Sox Fenway Park, Boston, MA Mon Apr 20 1953, 3:33 AM EST Att: 5,385 - Unknown AB 35 R 2 H 8 RBI 2 BB 6 SO 1 LOB 21											
Jim Busby, R OBP: 0.276, SLG: 0.235 (1, 8)	0-0 1-3		0-0 FC5-4 1-2		0-0 4-3		0-0 P3		0-0 FC6-4 2B	5	0	0	0	0	0	4												
Mickey Vernon, L OBP: 0.353, SLG: 0.400 (1, 3)	0-0 F5		0-0 P4		0-0 F5		0-0 3-1		0-0 F8	5	0	0	0	0	0	4												
Jackie Jensen, R OBP: 0.294, SLG: 0.563 (1, 9)		0-0 4-3		0-0 F9		4-0 IBB		0-0 4-3	0-0 1-3 2B	4	0	1	0	1	0	0												
Pete Runnels, L OBP: 0.353, SLG: 0.357 (1, 6)		0-0 6-3		0-0 6-3		0-0 4-3		4-0 BB 2B	0-0 F8	4	1	0	0	1	0	5												
Ken Wood, R OBP: 0.313, SLG: 0.333 (1, 7)		0-0 BB 1B		0-0 2B		0-0 6-3		4-0 2B 1-2 BB		3	0	2	0	1	0	0												
Wayne Terwilliger, R OBP: 0.429, SLG: 0.538 (1, 4)		4-0 1-2 BB		0-0 L4		0-3 K2-3		0-0 F8		3	0	0	0	1	1	3												
Mickey Grasso, R OBP: 0.455, SLG: 0.545 (1, 2)		0-0 4-3				0-0 BB 1B		0-0 1-3 2H 2B		4	1	3	1	0	0	2												
Connie Marrero, R Floyd Baker, L (8, PH) Sonny Dixon, S (8, 1)			0-0 5-3		4-0 E 1B 1-2 BB		0-0 4-3		0-0 P6	2	0	0	0	1	0	1												
Inning Stats	R: 0 E: 0 K: 0 S: 3	H: 0 LOB: 0 BB: 0 P: 3	R: 0 E: 0 K: 0 S: 4	H: 1 LOB: 2 BB: 1 P: 8	R: 0 E: 0 K: 0 S: 4	H: 1 LOB: 1 BB: 0 P: 4	R: 0 E: 0 K: 0 S: 4	H: 1 LOB: 1 BB: 0 P: 4	R: 1 E: 1 K: 0 S: 5	H: 2 LOB: 3 BB: 2 P: 13	R: 0 E: 0 K: 0 S: 6	H: 1 LOB: 1 BB: 0 P: 6	R: 0 E: 0 K: 0 S: 3	H: 0 LOB: 0 BB: 0 P: 3	R: 1 E: 0 K: 0 S: 4	H: 1 LOB: 2 BB: 1 P: 12	R: 0 E: 0 K: 0 S: 4	H: 1 LOB: 2 BB: 1 P: 8	1B: 5 2B: 3 3B: 0 HR: 0	SF: 0 SAC: 0 DP: 0 HBP: 0	WP: 0 PB: 0 SB: 0 CS: 0	PA: 41						
PITCHER	IP	WLS	BF	H	R	ER	SO	BB	IBB	HBP	BLK	WP	HR	S	P	ERA	WHIP											
Mel Parnell, L ERA: 4.63 Ellis Kinder, R ERA Bill Kennedy, L ERA	(1, 1) (8, 1) (9, 1)	7.2 1.0 0.1	W 6 S	34 2 1	6 0 0	2 0 0	2 0 0	1 0 0	4 1 0	1 0 0	0 0 0	0 0 0	0 0 1	0 5 1	31 9 1	51 9 1	2.35 0.00 0.00	1.304 3.000 0.000										

Batter	1	2	3	4	5	6	7	8	9	AB	R	H	RBI	BB	SO	LOB	BOTTOM										
Billy Goodman, L OBP: 0.444, SLG: 0.438 (1, 4)	0-0 F7		0-0 WP 1-3 1B 2B		0-0 F8		4-0 BB			3	1	1	0	1	0	1	Washington Senators @ Boston Red Sox Fenway Park, Boston, MA Mon Apr 20 1953, 3:33 AM EST Att: 5,385 - Unknown AB 30 R 4 H 7 RBI 3 BB 2 SO 4 LOB 10										
Jim Piersall, R OBP: 0.294, SLG: 0.250 (1, 9)	0-3 K		0-0 2H 3H 1B		0-0 F9		0-0 F7			4	0	1	1	0	1	2											
Gene Stephens, L (1, 7)	0-3 K		0-3 K		0-0 F2		0-0 P3			4	0	0	0	0	2	1											
Dick Gemert, R OBP: 0.294, SLG: 0.688 (1, 3)		0-0 HR	0-0 P5		0-0 HR		0-0 1B			4	2	3	2	0	0	1											
George Kell, R OBP: 0.500, SLG: 0.667 (1, 5)		0-0 5-3		0-0 F7		0-0 2B		0-0 P6		4	0	1	0	0	0	1											
Sammy White, R OBP: 0.250, SLG: 0.313 (1, 2)		0-0 F7		0-0 P6		0-0 P6		0-0 4-3		4	0	0	0	0	0	2											
Tom Umphlett, R OBP: 0.333, SLG: 0.357 (1, 8)		0-0 6-3		0-3 K		0-0 F7				3	0	0	0	0	1	1											
Mitt Bolling, R OBP: 0.429, SLG: 0.538 (1, 6)			0-0 FC1-5 2B		4-0 SH1-4 BB		0-0 F2			2	0	1	0	1	0	0											
Mel Parnell, L Ellis Kinder, R Bill Kennedy, L	(1, 1) (8, 1) (9, 1)	7.0 L	29 6	4 4	4 4	4 4	4 4	4 4	4 4	2 0	0 0	0 0	0 0	0 0	0 0	0 0											
Inning Stats	R: 0 E: 0 K: 2 S: 7	H: 0 LOB: 0 BB: 0 P: 7	R: 1 E: 0 K: 0 S: 4	H: 1 LOB: 0 BB: 0 P: 4	R: 2 E: 0 K: 1 S: 8	H: 3 LOB: 1 BB: 0 P: 8	R: 0 E: 0 K: 1 S: 5	H: 0 LOB: 0 BB: 0 P: 5	R: 0 E: 0 K: 0 S: 3	H: 0 LOB: 1 BB: 1 P: 7	R: 1 E: 0 K: 0 S: 5	H: 2 LOB: 1 BB: 0 P: 5	R: 0 E: 0 K: 0 S: 3	H: 0 LOB: 1 BB: 1 P: 7	R: 0 E: 0 K: 0 S: 4	H: 1 LOB: 1 BB: 0 P: 4	R: 0 E: 0 K: 0 S: 4	H: 1 LOB: 1 BB: 0 P: 4	1B: 2 2B: 3 3B: 0 HR: 2	SF: 0 SAC: 1 DP: 0 HBP: 0	WP: 1 PB: 0 SB: 0 CS: 0	PA: 33					
PITCHER	IP	WLS	BF	H	R	ER	SO	BB	IBB	HBP	BLK	WP	HR	S	P	ERA	WHIP										
Connie Marrero, R ERA: 5.14 Sonny Dixon, R ERA	(1, 1) (8, 1)	7.0 L	29 4	6 1	4 0	4 0	4 0	4 0	4 0	4 0	4 0	4 0	4 0	4 4	43 4	5.14 0.00	1.143 1.000										

Batter	1	2	3	4	5	6	7	8	9	AB	R	H	RBI	BB	SO	LOB	TOP			
Eddie Yost, R OBP: 0.417, SLG: 0.381 (1, 5)										5	2	2	0	0	0	2				
Jim Busby, R OBP: 0.304, SLG: 0.273 (1, 8)										5	0	2	0	0	0	1				
Mickey Vernon, L OBP: 0.364, SLG: 0.368 (1, 3)										4	0	1	2	1	0	2				
Jackie Jensen, R OBP: 0.409, SLG: 0.529 (1, 9)										1	0	0	0	4	0	1				
Pete Runnels, L OBP: 0.318, SLG: 0.278 (1, 6)										4	0	0	0	1	1	7				
Ken Wood, R OBP: 0.238, SLG: 0.250 (1, 7)										5	0	0	0	0	0	7				
Wayne Terwilliger, R OBP: 0.421, SLG: 0.529 (1, 4)										4	1	1	0	1	2	1				
Mickey Grasso, R OBP: 0.375, SLG: 0.500 (1, 2)										5	1	1	0	0	0	2				
Bob Porterfield, R (1, 1)										2	0	0	0	1	1	1				
Sandy Consuegra, R (7, 1)										0	0	0	0	0	0	0				
Frank Campos, L (8, PH)										1	0	0	1	0	0	1				
Al Sima, R (8, 1)										0	0	0	0	0	0	0				
Inning Stats	R: 0 E: 0 K: 0 S: 3	H: 0 LOB: 0 BB: 0 P: 3	R: 0 E: 0 K: 0 S: 3	H: 0 LOB: 1 BB: 1 P: 7	R: 1 E: 0 K: 0 S: 5	H: 2 LOB: 3 BB: 2 P: 13	R: 0 E: 1 K: 1 S: 6	H: 0 LOB: 1 BB: 0 P: 6	R: 0 E: 0 K: 2 S: 7	H: 0 LOB: 0 BB: 0 P: 7	R: 1 E: 0 K: 0 S: 5	H: 2 LOB: 2 BB: 1 P: 9	R: 2 E: 1 K: 0 S: 5	H: 1 LOB: 1 BB: 1 P: 9	R: 0 E: 0 K: 1 S: 6	H: 1 LOB: 2 BB: 1 P: 10	1B: 5 2B: 2 3B: 0 HR: 0	SF: 0 SAC: 0 DP: 0 HBP: 0	WP: 0 PB: 1 SB: 0 CS: 0	PA: 44
PITCHER	IP WLS BF H R ER SO BB IBB HBP BLK WP HR S P ERA WHIP																			
Mickey McDermott, L ERA: 3.27 (1, 1)	7.0 W 33 5 2 2 4 6 0 0 0 0 0 0 35 59 2.57 1.571																			
Ken Holcombe, R ERA: 3.18 (8, 1)	2.0 S 11 2 2 2 1 2 0 0 0 0 0 0 0 11 19 9.00 2.000																			

Washington Senators @ Boston Red Sox
Fenway Park, Boston, MA
Mon Apr 20 1953, 3:38 AM EST
Att: 7,534 - Unknown

AB 36
R 4
H 7
RBI 3
BB 8
SO 5
LOB 25



Batter	1	2	3	4	5	6	7	8	9	AB	R	H	RBI	BB	SO	LOB	BOTTOM			
Billy Goodman, L OBP: 0.435, SLG: 0.400 (1, 4)										4	1	1	0	1	0	1				
Jim Piersall, R OBP: 0.286, SLG: 0.211 (1, 9)										3	1	0	1	1	0	2				
Al Zarilla, L (7, PH) (8, 9)										1	0	0	0	0	0	3				
Gene Stephens, L (1, 7)										4	1	0	0	1	1	1				
Dick Gemert, R OBP: 0.318, SLG: 0.810 (1, 3)										5	2	2	4	0	0	1				
George Kell, R OBP: 0.500, SLG: 0.632 Ken Holcombe, R (8, 1)										4	2	2	0	0	0	0				
Sammy White, R OBP: 0.350, SLG: 0.550 (1, 2)										4	3	3	2	0	1	0				
Tom Umphlett, R OBP: 0.421, SLG: 0.471 (1, 8)										3	0	2	3	1	0	0				
Milt Bolling, R OBP: 0.471, SLG: 0.563 (1, 6)										3	0	2	0	0	0	1				
Mickey McDermott, L OBP: 0.250, SLG: 0.500 Billy Consolo, R (7, PR) (8, 5)										3	0	1	1	0	0	2				
Inning Stats	R: 0 E: 0 K: 0 S: 3	H: 0 LOB: 1 BB: 1 P: 7	R: 2 E: 0 K: 0 S: 5	H: 2 LOB: 1 BB: 1 P: 9	R: 1 E: 0 K: 0 S: 4	H: 1 LOB: 0 BB: 0 P: 4	R: 0 E: 0 K: 1 S: 6	H: 1 LOB: 0 BB: 0 P: 6	R: 0 E: 0 K: 1 S: 5	H: 0 LOB: 0 BB: 0 P: 5	R: 1 E: 0 K: 0 S: 5	H: 2 LOB: 1 BB: 0 P: 5	R: 7 E: 1 K: 0 S: 10	H: 7 LOB: 2 BB: 2 P: 18	R: 0 E: 0 K: 1 S: 5	H: 0 LOB: 0 BB: 0 P: 5	1B: 6 2B: 7 3B: 0 HR: 1	SF: 0 SAC: 1 DP: 1 HBP: 0	WP: 0 PB: 0 SB: 0 CS: 0	PA: 41
PITCHER	IP WLS BF H R ER SO BB IBB HBP BLK WP HR S P ERA WHIP																			
Bob Porterfield, R ERA: 10.22 (1, 1)	6.0 L 31 9 10 10 2 3 0 0 0 0 0 0 1 32 44 15.00 2.000																			
Sandy Consuegra, R ERA: 6.0 (7, 1)	1.0 7 4 1 1 0 1 0 0 0 0 0 0 6 10 9.00 5.000																			
Al Sima, L ERA: (8, 1)	1.0 3 0 0 0 0 1 0 0 0 0 0 0 5 5 0.00 0.000																			

Washington Senators @ Boston Red Sox
Fenway Park, Boston, MA
Mon Apr 20 1953, 3:38 AM EST
Att: 7,534 - Unknown

AB 36
R 11
H 13
RBI 11
BB 4
SO 3
LOB 13



Batter	1	2	3	4	5	6	7	8	9	AB	R	H	RBI	BB	SO	LOB	TOP										
Billy Goodman, L (1,4) OBP: 0.444, SLG: 0.391	0-0 4-3		0-0 1B			4-0 BB BB		0-0 F9		3	0	1	0	1	0	1	Boston Red Sox @ New York Yankees Yankee Stadium, Bronx, NY Tue Apr 21 1953, 3:33 AM EST Att: 7,193 - Unknown										
Jim Piersall, R (1,9) OBP: 0.320, SLG: 0.227	0-0 1B		0-0 F9			0-0 F8		4-0 1-2 BB		3	0	1	0	1	0	3											
Gene Stephens, L (1,7) OBP: 0.320, SLG: 0.227	0-3 K			4-0 CS BB		4-0 1-2 BB		0-3 K2-3		2	0	0	0	2	2	2											
Dick Gemert, R (1,3) OBP: 0.269, SLG: 0.680		0-0 G3		0-0 F7		0-0 F6		0-0 5-3		4	0	0	0	0	0	3											
George Kell, R (1,5) OBP: 0.458, SLG: 0.565		0-0 5-3		0-0 F4			0-0 5-3		0-0 1B	4	0	1	0	0	0	0											
Hoot Evers, R (9, PR) OBP: 0.333, SLG: 0.333										0	0	0	0	0	0	0											
Sammy White, R (1,2) OBP: 0.292, SLG: 0.458		0-0 6-3			0-0 5-3		0-0 6-3		0-0 F7	4	0	0	0	0	0	1											
Tom Umphlett, R (1,8) OBP: 0.391, SLG: 0.429			0-0 1B S 1B		0-0 6-3		0-0 F8		0-0 F6	4	0	1	0	0	0	1											
Mitt Bolling, R (1,6) OBP: 0.450, SLG: 0.526			0-0 F7		0-0 2-3			0-0 1B		3	0	1	0	0	0	1											
Billy Conzolo, R (8, PR) OBP: 0.333, SLG: 0.333										0	0	0	0	0	0	0											
Al Richter, R (8,6)										0	0	0	0	0	0	0											
Marv Grissom, R (1,1) OBP: 0.250, SLG: 0.250			0-0 P1			0-3 K		0-0 1B		2	0	0	0	0	1	1											
Al Zarilla, L (8, PH) OBP: 0.250, SLG: 0.250								1-3 BB 1B		1	0	1	0	0	0	0											
Bill Werle, L (8,1)										0	0	0	0	0	0	0											
Inning Stats	R: 0 E: 0 K: 1 S: 5	H: 1 LOB: 0 BB: 0 P: 5	R: 0 E: 0 K: 0 S: 3	H: 0 LOB: 0 BB: 0 P: 3	R: 0 E: 0 K: 0 S: 5	H: 2 LOB: 0 BB: 0 P: 5	R: 0 E: 0 K: 0 S: 2	H: 0 LOB: 0 BB: 0 P: 6	R: 0 E: 0 K: 0 S: 3	H: 0 LOB: 0 BB: 0 P: 3	R: 0 E: 0 K: 1 S: 5	H: 0 LOB: 2 BB: 2 P: 13	R: 0 E: 0 K: 0 S: 3	H: 0 LOB: 0 BB: 0 P: 3	R: 0 E: 0 K: 1 S: 6	H: 2 LOB: 2 BB: 1 P: 10	R: 0 E: 0 K: 0 S: 4	H: 1 LOB: 1 BB: 0 P: 4	1B: 6 2B: 0 3B: 0 HR: 0	SF: 0 SAC: 0 DP: 0 HBP: 0	WP: 0 PB: 0 SB: 1 CS: 1	PA: 34					
PITCHER	IP	WLS	BF	H	R	ER	SO	BB	IBB	HBP	BLK	WP	HR	S	P	ERA	WHIP										
Allie Reynolds, R (1,1) ERA: 0.5	9.0	W	34	6	0	0	3	4	0	0	0	0	0	36	52	0.00	1.111										




Batter	1	2	3	4	5	6	7	8	9	AB	R	H	RBI	BB	SO	LOB	BOTTOM										
Billy Martin, R (1,4) OBP: 0.233, SLG: 0.286	0-0 F9		4-0 CS BB			0-0 F9		0-0 G1-6-3 1B		3	0	1	0	1	0	0	Boston Red Sox @ New York Yankees Yankee Stadium, Bronx, NY Tue Apr 21 1953, 3:33 AM EST Att: 7,193 - Unknown										
Phil Rizzuto, R (1,6) OBP: 0.286, SLG: 0.231	0-0 F8		0-0 CS	0-0 F4		0-0 2-3 1B		0-0 G1-6-3		4	0	1	0	0	0	1											
Hank Bauer, R (1,9) OBP: 0.407, SLG: 0.458	0-0 1B			0-3 K		0-0 2-3		0-0 1-2		3	0	1	0	0	1	1											
Mickey Mantle, S (1,8) OBP: 0.407, SLG: 0.409	0-0 F9			0-0 1B		0-0 4-3				3	0	1	0	0	0	2											
Yogi Berra, L (1,2) OBP: 0.185, SLG: 0.154		0-0 F8		0-0 F9		0-3 K				3	0	0	0	0	1	1											
Gene Woodling, L (1,7) OBP: 0.476, SLG: 0.684		0-0 F7			4-0 CS BB	4-0 FC6 BB				1	0	0	0	2	0	0											
Joe Collins, L (1,3) OBP: 0.250, SLG: 0.400		0-0 F7			0-0 HR	0-0 F4		0-0 FC6		3	1	1	1	0	0	1											
Loren Babe, L (1,5) OBP: 0.286, SLG: 0.429			0-0 2-3		0-0 F2	0-0 FC6		0-3 K		3	0	0	0	0	0	1											
Allie Reynolds, R (1,1)			0-3 K		0-0 4-3			0-3 K		3	0	0	0	0	2	0											
Inning Stats	R: 0 E: 0 K: 0 S: 4	H: 1 LOB: 1 BB: 0 P: 4	R: 0 E: 0 K: 0 S: 3	H: 0 LOB: 0 BB: 0 P: 3	R: 0 E: 0 K: 1 S: 4	H: 0 LOB: 0 BB: 1 P: 8	R: 0 E: 0 K: 1 S: 6	H: 1 LOB: 0 BB: 0 P: 6	R: 1 E: 0 K: 0 S: 3	H: 1 LOB: 1 BB: 1 P: 7	R: 0 E: 0 K: 0 S: 4	H: 1 LOB: 1 BB: 0 P: 4	R: 0 E: 0 K: 1 S: 5	H: 0 LOB: 1 BB: 1 P: 9	R: 0 E: 0 K: 1 S: 5	H: 1 LOB: 0 BB: 0 P: 5		1B: 4 2B: 0 3B: 0 HR: 1	SF: 0 SAC: 0 DP: 1 HBP: 0	WP: 0 PB: 0 SB: 0 CS: 2	PA: 30						
PITCHER	IP	WLS	BF	H	R	ER	SO	BB	IBB	HBP	BLK	WP	HR	S	P	ERA	WHIP										
Mary Grissom, R (1,1) ERA: 1.29	7.0	L	26	4	1	1	3	3	0	0	0	0	0	29	41	1.29	1.000										
Bill Werle, L (8,1) ERA: 4.5	1.0		3	1	0	0	1	0	0	0	0	0	0	5	5	0.00	1.000										



Batter	1	2	3	4	5	6	7	8	9	AB	R	H	RBI	BB	SO	LOB	TOP		
Billy Goodman, L (1, 4) OBP: 0.438, SLG: 0.393	5-3		FC1-6-4		3-1			BB E 1B		5	1	2	0	0	0	1			
Jim Piersall, R (1, 9) OBP: 0.300, SLG: 0.222	F9			BB 1B		6-3		F9	F8	5	0	1	0	0	0	3			
Gene Stephens, L (1, 7) OBP: 0.300, SLG: 0.222	F2			K		4-3		E BB 1-2		3	0	0	0	1	1	1			
Dick Gemert, R (1, 3) OBP: 0.300, SLG: 0.643		F5		BB 1-2		P3		E BB		3	0	1	0	1	0	0			
George Kell, R (1, 5) OBP: 0.464, SLG: 0.577	6-3			BB 1-2			BB BB	E5 G5-4-3		3	1	1	1	1	0	2			
Sammy White, R (1, 2) OBP: 0.250, SLG: 0.393	L7			F5			5-3	G5-4-3		4	0	0	0	0	0	7			
Tom Umphlett, R (1, 8) OBP: 0.370, SLG: 0.400			6-3	P4			2-H 1B		4-3	4	0	1	1	0	0	3			
Mitt Bolling, R (1, 6) OBP: 0.375, SLG: 0.435			K		P5		P6		4-3	4	0	0	0	0	1	1			
Hal Brown, R (1, 1) Bill Kennedy, L (8, 1) Dom DiMaggio, R (9, PH) Billy Consolo, R (9, FR)				P6			F8		1B	2	0	0	0	1	0	1			
Inning Stats	R: 0 E: 0 K: 0 S: 3	H: 0 LOB: 0 BB: 0 P: 3	R: 0 E: 0 K: 0 S: 3	H: 0 LOB: 0 BB: 0 P: 3	R: 0 E: 0 K: 1 S: 5	H: 0 LOB: 1 BB: 1 P: 9	R: 0 E: 0 K: 1 S: 7	H: 2 LOB: 3 BB: 1 P: 11	R: 0 E: 0 K: 0 S: 3	H: 0 LOB: 0 BB: 0 P: 3	R: 1 E: 0 K: 0 S: 5	H: 2 LOB: 1 BB: 0 P: 5	R: 1 E: 1 K: 0 S: 4	H: 1 LOB: 2 BB: 2 P: 12	R: 0 E: 0 K: 0 S: 5	H: 2 LOB: 2 BB: 0 P: 5	1B: 6 2B: 1 3B: 0 HR: 0	SF: 0 SAC: 0 DP: 1 HBP: 0	WP: 0 PA: 38 CS: 0
PITCHER	IP	WLS	BF	H	R	ER	SO	BB	IBB	HBP	BLK	WP	HR	S	P	ERA	WHIP		
Vic Raschi, R (1, 1) ERA: 3.86	8.0	W	33	5	2	2	2	4	0	0	0	0	0	33	49	2.25	1.125		
Tom Gorman, R (9, 1) ERA:	1.0	S	5	2	0	0	0	0	0	0	0	0	0	5	5	0.00	2.000		

Boston Red Sox @ New York Yankees
Yankee Stadium, Bronx, NY
Wed Apr 22 1953, 3:33 AM EST
Att: 9,886 - Unknown


AB 34
R 2
H 7
RBI 2
BB 4
SO 2
LOB 19



Batter	1	2	3	4	5	6	7	8	9	AB	R	H	RBI	BB	SO	LOB	BOTTOM		
Billy Martin, R (1, 4) OBP: 0.286, SLG: 0.290	K			BB				FC6-4		3	1	1	0	2	1	1			
Phil Rizzuto, R (1, 6) OBP: 0.281, SLG: 0.267	K		F5				F7			4	0	1	1	0	1	2			
Hank Bauer, R (1, 9) OBP: 0.387, SLG: 0.429			F8				F8			4	0	1	0	0	1	2			
Mickey Mantle, S (1, 8) OBP: 0.387, SLG: 0.360	K			P5			4-3	PB 1B BB		3	1	0	0	1	1	1			
Yogi Berra, L (1, 2) OBP: 0.258, SLG: 0.267			FC3-6				P5	1B PB 1B		4	1	3	0	0	0	0			
Gene Woodling, L (1, 7) OBP: 0.444, SLG: 0.591	F9			F2			P6	1-2 2-3 3-H 1B IBB		3	1	0	0	1	0	2			
Joe Collins, L (1, 3) OBP: 0.211, SLG: 0.333 Johnny Mize, L (8, PH) OBP: 0.364, SLG: 0.300	FC3-6			G3			F9	1B F9 1B		3	0	0	0	0	0	2			
Loren Babe, L (1, 5) OBP: 0.364, SLG: 0.727	4-3						F7	1-2 2-3 3-H 1B		4	1	2	3	0	0	1			
Vic Raschi, R (1, 1) Bill Renna, R (8, PH) Tom Gorman, R (9, 1)	5-3						G3	HR 1-3 2-H 3-H 1B		3	0	0	0	0	1	0			
Inning Stats	R: 0 E: 0 K: 3 S: 10	H: 1 LOB: 1 BB: 0 P: 10	R: 0 E: 0 K: 0 S: 4	H: 1 LOB: 1 BB: 0 P: 4	R: 0 E: 0 K: 0 S: 3	H: 0 LOB: 1 BB: 1 P: 7	R: 0 E: 0 K: 0 S: 4	H: 1 LOB: 1 BB: 0 P: 4	R: 1 E: 0 K: 0 S: 4	H: 1 LOB: 1 BB: 1 P: 8	R: 0 E: 0 K: 0 S: 3	H: 0 LOB: 0 BB: 0 P: 3	R: 1 E: 0 K: 1 S: 7	H: 2 LOB: 1 BB: 0 P: 7	R: 4 E: 0 K: 1 S: 8	H: 3 LOB: 1 BB: 2 P: 16	1B: 6 2B: 2 3B: 0 HR: 1	SF: 0 SAC: 0 DP: 0 HBP: 0	WP: 0 PA: 37 CS: 0
PITCHER	IP	WLS	BF	H	R	ER	SO	BB	IBB	HBP	BLK	WP	HR	S	P	ERA	WHIP		
Hal Brown, R (1, 1) ERA: 8.31	7.1	L	35	9	6	6	5	3	1	0	0	0	0	41	57	7.36	1.636		
Bill Kennedy, L (8, 1) ERA:	0.2		2	0	0	0	0	0	0	0	0	0	0	2	2	0.00	0.000		

Boston Red Sox @ New York Yankees
Yankee Stadium, Bronx, NY
Wed Apr 22 1953, 3:33 AM EST
Att: 9,886 - Unknown

AB 33
R 6
H 9
RBI 6
BB 4
SO 5
LOB 12




Batter	1	2	3	4	5	6	7	8	9	AB	R	H	RBI	BB	SO	LOB	TOP					
Billy Goodman, L (1,4) OBP: 0.417, SLG: 0.355	F5			F2		F8		BB		3	0	0	0	1	0	0	Boston Red Sox @ New York Yankees Yankee Stadium, Bronx, NY Thu Apr 23 1953, 3:33 AM EST Att: 10,045 - Unknown					
Jim Piersall, R (1,9) OBP: 0.265, SLG: 0.194	G3			F8		F3		F8		4	0	0	0	0	0	2						
George Kell, R (1,5) OBP: 0.438, SLG: 0.533	F7			P5		F7				4	1	1	0	0	0	0						
Dick Gernert, R (1,3) OBP: 0.265, SLG: 0.563		5-3			K			F8		4	0	0	0	0	1	1						
Sammy White, R (1,2) OBP: 0.250, SLG: 0.375		6-3			1B			K		4	1	1	0	0	2	1						
Gene Stephens, L (1,7) OBP: 0.241, SLG: 0.083					1B			F9		4	1	2	0	0	1	0						
Tom Umphlett, R (1,8) OBP: 0.387, SLG: 0.483				F8		P6		SH2-4		4	0	2	2	0	0	2						
Mitt Bolling, R (1,6) OBP: 0.370, SLG: 0.423				F7				SH2-4		3	0	1	1	0	1	1						
Sid Hudson, R (1,1)				F7		F7				3	0	0	0	0	0	3						
Bill Werle, L (8,1)								6-3		0	0	0	0	0	0	0						
Ellis Kinder, R (9,1)										0	0	0	0	0	0	0						
Inning Stats	R: 0 E: 0 K: 0 S: 3	H: 0 LOB: 0 BB: 0 P: 3	R: 0 E: 0 K: 1 S: 5	H: 0 LOB: 0 BB: 0 P: 5	R: 0 E: 0 K: 0 S: 3	H: 0 LOB: 0 BB: 0 P: 3	R: 0 E: 0 K: 0 S: 3	H: 0 LOB: 0 BB: 0 P: 3	R: 1 E: 0 K: 1 S: 8	H: 3 LOB: 2 BB: 0 P: 8	R: 0 E: 0 K: 0 S: 3	H: 0 LOB: 0 BB: 0 P: 3	R: 0 E: 0 K: 1 S: 5	H: 0 LOB: 0 BB: 0 P: 5	R: 0 E: 0 K: 0 S: 4	H: 1 LOB: 2 BB: 1 P: 8	R: 2 E: 0 K: 2 S: 10	H: 3 LOB: 1 BB: 0 P: 10	1B: 6 2B: 0 3B: 1 HR: 0	SF: 0 SAC: 1 DP: 0 HBP: 0	WP: 0 PB: 0 SB: 0 CS: 0	PA: 35
PITCHER Johnny Sain, R (1,1) ERA: 2.14	IP: 9.0 WLS: W BF: 35 H: 7 R: 3 ER: 3 SO: 5 BB: 1 IBB: 0 HBP: 0 BLK: 0 WP: 0 HR: 0 S: 44 P: 48 ERA: 3.00 WHIP: 0.889																					

Batter	1	2	3	4	5	6	7	8	9	AB	R	H	RBI	BB	SO	LOB	BOTTOM					
Billy Martin, R (1,4) OBP: 0.282, SLG: 0.286	1-3			BB		K		4-3		4	0	1	0	0	1	0	Boston Red Sox @ New York Yankees Yankee Stadium, Bronx, NY Thu Apr 23 1953, 3:33 AM EST Att: 10,045 - Unknown					
Phil Rizzuto, R (1,6) OBP: 0.297, SLG: 0.242	K			1B		1-3		F8		3	1	0	0	2	1	0						
Hank Bauer, R (1,9) Johnny Mize, L (9, PH)	P6							F9		4	0	0	0	0	1	2						
Mickey Mantle, S (1,8) OBP: 0.444, SLG: 0.552		1B				F8		1B		4	3	3	3	1	0	0						
Yogi Berra, L (1,2) OBP: 0.286, SLG: 0.382		F9				F9		F9		4	1	2	2	0	0	2						
Gene Woodling, L (1,7) OBP: 0.516, SLG: 0.654						FC3-6		1B		4	0	4	1	0	0	0						
Joe Collins, L (1,3) OBP: 0.227, SLG: 0.333						FC3-6		1B		3	0	1	0	0	0	4						
Loren Babe, L (1,5) OBP: 0.286, SLG: 0.571						1-3		K		3	0	0	0	0	2	4						
Bill Renna, R (8, PH) Gil McDougald, R (9,5)										1	0	0	0	0	0	2						
Johnny Sain, R (1,1) Jim Bredeweser, R (9, PR)						3-1		F8		4	0	0	0	0	0	0						
Inning Stats	R: 0 E: 0 K: 1 S: 5	H: 2 LOB: 1 BB: 0 P: 4	R: 0 E: 0 K: 0 S: 4	H: 2 LOB: 1 BB: 0 P: 4	R: 0 E: 0 K: 1 S: 6	H: 1 LOB: 2 BB: 1 P: 10	R: 0 E: 0 K: 1 S: 7	H: 2 LOB: 2 BB: 0 P: 7	R: 0 E: 0 K: 1 S: 5	H: 0 LOB: 0 BB: 0 P: 5	R: 1 E: 0 K: 0 S: 8	H: 3 LOB: 2 BB: 0 P: 8	R: 0 E: 0 K: 0 S: 3	H: 0 LOB: 0 BB: 0 P: 3	R: 2 E: 0 K: 0 S: 5	H: 2 LOB: 1 BB: 1 P: 9	R: 3 E: 1 K: 0 S: 4	H: 1 LOB: 1 BB: 1 P: 8	1B: 8 2B: 1 3B: 0 HR: 2	SF: 0 SAC: 2 DP: 2 HBP: 0	WP: 0 PB: 0 SB: 0 CS: 0	PA: 40
PITCHER Sid Hudson, R (1,1) ERA: 3.68	IP: 7.1 WLS: L BF: 4 H: 10 R: 3 ER: 3 SO: 3 BB: 0 IBB: 0 HBP: 0 BLK: 0 WP: 0 HR: 1 S: 41 P: 49 ERA: 0.00 WHIP: 0.000																					
Bill Werle, L (8,1) ERA: 3.0	1.0	L	4	0	2	0	0	0	0	0	0	4	4	0.00	0.000							
Ellis Kinder, R (9,1)	0.1	3	1	1	0	0	1	0	0	0	1	2	6	0.00	6.000							

Batter	1	2	3	4	5	6	7	8	9	AB	R	H	RBI	BB	SO	LOB	TOP				
Eddie Joost, R OBP: 0.441, SLG: 0.360 (1, 6)	0-0 5-3		0-0 F3		0-0 1B	0-0 1B		0-0 CS BB		3	0	1	0	2	0	0	Philadelphia Athletics @ Boston Red Sox Fenway Park, Boston, MA Fri Apr 24 1953, 3:33 AM EST Att: 5,991 - Unknown livebaseballscorecards.com				
Dave Philley, S OBP: 0.500, SLG: 0.721 (1, 8)	0-0 1B		0-0 4-3		0-0 FC6-5 1B	0-0 F7		0-0 L6		5	1	2	0	0	0	3					
Cass Michaels, R OBP: 0.357, SLG: 0.395 (1, 4)	0-3 K		0-0 1B		0-0 FC6-5 HR			0-0 CS	0-0 3-1 E	5	2	2	0	0	1	2					
Eddie Robinson, L OBP: 0.349, SLG: 0.436 (1, 3)	0-0 2H 1B		0-0 1B		0-0 HR			0-0 BB 1B	0-0 3-1	5	2	4	3	0	0	1					
Elmer Valo, L OBP: 0.294, SLG: 0.143 (1, 9)	0-0 F9		0-0 F9		0-0 BB			0-0 1B BB	0-0 E4 CS	3	1	0	1	2	0	3					
Gus Zernial, R OBP: 0.477, SLG: 0.686 (1, 7)		0-0 4-3 1B		0-0 BB	0-0 3-1			0-0 1B 2H	0-0 F4	4	1	2	1	1	0	2					
Pete Suder, R OBP: 0.342, SLG: 0.351 (1, 5)		0-0 4-3		0-0 F3				0-0 FC6 BB 2B	0-0 1-3 2H 1B	4	0	2	1	0	0	2					
Ray Murray, R OBP: 0.300, SLG: 0.474 (1, 2)		0-0 G6-3 1B		0-0 F9				0-3 K	0-0 F8	4	0	1	1	0	1	3					
Alex Kellner, R OBP: 0.273, SLG: 0.222 (1, 1)		0-0 G6-3		0-0 F9				0-0 FC6 BB	0-0 4-3	4	0	0	0	0	0	3					
Inning Stats	R: 1 E: 0 K: 1 S: 7	H: 2 LOB: 1 BB: 0 P: 7	R: 1 E: 0 K: 0 S: 4	H: 2 LOB: 0 BB: 0 P: 4	R: 0 E: 0 K: 0 S: 5	H: 2 LOB: 2 BB: 0 P: 5	R: 0 E: 0 K: 0 S: 3	H: 0 LOB: 1 BB: 1 P: 7	R: 2 E: 0 K: 1 S: 6	H: 3 LOB: 1 BB: 1 P: 10	R: 2 E: 0 K: 0 S: 5	H: 3 LOB: 1 BB: 1 P: 9	R: 0 E: 0 K: 0 S: 2	H: 0 LOB: 0 BB: 1 P: 6	R: 1 E: 1 K: 0 S: 4	H: 1 LOB: 0 BB: 0 P: 4	1B: 10 2B: 3 3B: 0 HR: 1	SF: 0 SAC: 0 DP: 1 HBP: 0	WP: 0 PB: 0 SB: 1 CS: 2	PA: 43	
PITCHER	IP	WLS	BF	H	R	ER	SO	BB	IBB	HBP	BLK	WP	HR	S	P	ERA	WHIP				
Hersh Freeman, R ERA: 4.76 (1, 1)	4.1	L	20	8	3	3	1	1	0	0	0	0	0	21	25	6.23	2.077				
Willard Nixon, R ERA: 11.57 (5, 1)	2.1		14	5	3	3	1	3	0	0	0	0	1	13	25	11.57	3.429				
Ike Delock, R ERA: 3.86 (7, 1)	1.1		4	0	0	0	0	1	0	0	0	0	0	3	7	0.00	0.750				
Bill Kennedy, L ERA: 4.5 (9, 1)	1.0		4	1	1	1	0	0	0	0	0	0	0	4	4	9.00	1.000				


Batter	1	2	3	4	5	6	7	8	9	AB	R	H	RBI	BB	SO	LOB	BOTTOM				
Jack Merson, R (1, 4)	0-0 P6		0-0 P3			0-0 F8		0-0 4-3		4	0	0	0	0	0	0	Philadelphia Athletics @ Boston Red Sox Fenway Park, Boston, MA Fri Apr 24 1953, 3:33 AM EST Att: 5,991 - Unknown livebaseballscorecards.com				
Jim Piersall, R OBP: 0.237, SLG: 0.171 (1, 9)	0-0 F8				0-0 F8			0-0 L5	0-0 F9	4	0	0	0	0	0	0					
Hoot Evers, R OBP: 0.300, SLG: 0.500 (1, 7)	0-0 3B				0-0 F4			0-0 F8	0-0 L7	4	0	1	0	0	0	0					
Dick Gemert, R OBP: 0.289, SLG: 0.639 (1, 3)	0-0 F9				0-0 2B 1B			0-0 F9	0-0 HR	4	2	2	1	0	0	1					
George Kell, R OBP: 0.444, SLG: 0.559 (1, 5)		0-0 6-3			0-0 1H 2B			0-0 PB 1B	0-0 F8	4	0	2	1	0	0	0					
Sammy White, R OBP: 0.229, SLG: 0.343 (1, 2)		0-0 6-3			0-0 P6			0-0 P6		3	0	0	0	0	0	2					
Tom Umphlett, R OBP: 0.353, SLG: 0.438 (1, 8)		0-0 F7				0-0 F8		0-0 6-3		3	0	0	0	0	0	1					
Mitt Bolling, R OBP: 0.333, SLG: 0.379 (1, 6)			0-0 F2			0-0 5-3		0-0 F7		3	0	0	0	0	0	0					
Hersh Freeman, R (1, 1)									0-3 K	1	0	0	0	0	0	0					
Willard Nixon, L (5, 1)										1	0	0	0	0	0	0					
Ike Delock, R (7, 1)										0	0	0	0	0	0	0					
Dom DiMaggio, R (8, PH)										1	0	0	0	0	1	0					
Bill Kennedy, L (9, 1)										0	0	0	0	0	0	0					
Inning Stats	R: 0 E: 0 K: 0 S: 4	H: 1 LOB: 1 BB: 0 P: 4	R: 0 E: 0 K: 0 S: 3	H: 0 LOB: 0 BB: 0 P: 3	R: 0 E: 0 K: 0 S: 3	H: 0 LOB: 0 BB: 0 P: 3	R: 1 E: 0 K: 0 S: 5	H: 2 LOB: 1 BB: 0 P: 5	R: 0 E: 0 K: 0 S: 3	H: 0 LOB: 0 BB: 0 P: 3	R: 0 E: 0 K: 0 S: 4	H: 1 LOB: 1 BB: 0 P: 4	R: 0 E: 0 K: 1 S: 5	H: 0 LOB: 0 BB: 0 P: 5	R: 1 E: 0 K: 0 S: 4	H: 1 LOB: 0 BB: 0 P: 4	1B: 2 2B: 1 3B: 1 HR: 1	SF: 0 SAC: 0 DP: 0 HBP: 0	WP: 0 PB: 1 SB: 0 CS: 0	PA: 32	
PITCHER	IP	WLS	BF	H	R	ER	SO	BB	IBB	HBP	BLK	WP	HR	S	P	ERA	WHIP				
Alex Kellner, L ERA: 0.67 (1, 1)	9.0	W	32	5	2	2	1	0	0	0	0	0	1	34	34	2.00	0.556				



Batter	1	2	3	4	5	6	7	8	9	AB	R	H	RBI	BB	SO	LOB	TOP			
Eddie Joost, R OBP: 0.462, SLG: 0.357 (1, 6)										3	1	0	2	0	3					
Dave Philley, S OBP: 0.471, SLG: 0.660 (1, 8)										4	1	0	0	1	2	3				
Cass Michaels, R OBP: 0.340, SLG: 0.357 (1, 4)										4	0	0	0	1	1	2				
Eddie Robinson, L OBP: 0.340, SLG: 0.405 (1, 3)										3	0	0	1	1	0	3				
Allie Clark, R OBP: 0.265, SLG: 0.406 (1, 9)										4	0	0	1	0	1	4				
Gus Zernial, R OBP: 0.456, SLG: 0.632 (1, 7)										3	0	0	0	1	0	1				
Pete Suder, R OBP: 0.361, SLG: 0.439 (1, 5)										4	1	3	0	0	0	0				
Joe Astroth, R OBP: 0.417, SLG: 0.381 (1, 2)										4	0	1	1	0	0	3				
Carl Scheib, R Kite Thomas, R (9, PH) (1, 1)										3	0	0	0	0	0	4				
Inning Stats	R: 2 E: 0 K: 0 S: 4	H: 1 LOB: 1 BB: 2 P: 12	R: 1 E: 0 K: 0 S: 5	H: 2 LOB: 1 BB: 0 P: 5	R: 0 E: 0 K: 0 S: 3	H: 0 LOB: 0 BB: 0 P: 3	R: 0 E: 0 K: 0 S: 4	H: 1 LOB: 2 BB: 0 P: 8	R: 0 E: 0 K: 1 S: 6	H: 0 LOB: 1 BB: 0 P: 6	R: 0 E: 0 K: 0 S: 7	H: 0 LOB: 0 BB: 2 P: 15	R: 0 E: 0 K: 0 S: 3	H: 0 LOB: 0 BB: 0 P: 3	R: 0 E: 0 K: 1 S: 5	H: 0 LOB: 1 BB: 1 P: 9	1B: 3 2B: 2 3B: 0 HR: 0	SF: 0 SAC: 0 DP: 0 HBP: 0	WP: 0 PB: 0 SB: 3 CS: 0	PA: 39
PITCHER Mel Parnell, L ERA: 3.92 (1, 1)	IP: 9.0 WLS: W BF: 39 H: 5 R: 3 ER: 3 SO: 4 BB: 6 IBB: 0 HBP: 0 BLK: 0 WP: 0 HR: 0 S: 41 P: 65 ERA: 3.00 WHIP: 1.222															PITCHER				

Philadelphia Athletics @ Boston Red Sox
Fenway Park, Boston, MA
Sat Apr 25 1953, 3:33 AM EST
Att: 6,214 - Unknown

AB 33
R 3
H 5
RBI 3
BB 6
SO 4
LOB 23



Batter	1	2	3	4	5	6	7	8	9	AB	R	H	RBI	BB	SO	LOB	BOTTOM			
Billy Goodman, L OBP: 0.375, SLG: 0.314 (1, 4)										4	0	0	0	0	0	3				
Jim Piersall, R OBP: 0.310, SLG: 0.243 (1, 9)										2	2	2	0	1	0	0				
George Kell, R OBP: 0.425, SLG: 0.553 (1, 5)										4	2	1	1	0	0	4				
Dick Gemert, R OBP: 0.262, SLG: 0.575 (1, 3)										4	0	0	0	0	0	5				
Sammy White, R OBP: 0.231, SLG: 0.333 (1, 2)										4	0	1	0	0	0	2				
Gene Stephens, L OBP: 0.242, SLG: 0.107 (1, 7)										4	0	1	2	0	1	0				
Tom Umphlett, R OBP: 0.366, SLG: 0.429 (1, 8)										3	0	1	0	1	0	2				
Milt Bolling, R OBP: 0.303, SLG: 0.344 (1, 6)										3	0	0	0	0	0	1				
Mel Parnell, L OBP: 0.167, SLG: 0.167 (1, 1)										3	0	1	0	0	0	2				
Inning Stats	R: 2 E: 1 K: 0 S: 6	H: 2 LOB: 2 BB: 0 P: 7	R: 0 E: 0 K: 0 S: 4	H: 1 LOB: 2 BB: 1 P: 8	R: 0 E: 0 K: 0 S: 3	H: 0 LOB: 0 BB: 0 P: 3	R: 0 E: 0 K: 0 S: 3	H: 0 LOB: 1 BB: 1 P: 7	R: 2 E: 0 K: 1 S: 7	H: 2 LOB: 0 BB: 0 P: 7	R: 0 E: 0 K: 0 S: 4	H: 1 LOB: 0 BB: 0 P: 4	R: 0 E: 1 K: 0 S: 4	H: 1 LOB: 1 BB: 0 P: 4	R: 0 E: 0 K: 0 S: 3	H: 0 LOB: 0 BB: 0 P: 3	1B: 5 2B: 3 3B: 0 HR: 0	SF: 0 SAC: 1 DP: 1 HBP: 1	WP: 2 PB: 0 SB: 0 CS: 0	PA: 35
PITCHER Carl Scheib, R ERA: 2.16 (1, 1)	IP: 8.0 WLS: L BF: 35 H: 7 R: 4 ER: 2 SO: 1 BB: 2 IBB: 0 HBP: 1 BLK: 0 WP: 2 HR: 0 S: 34 P: 43 ERA: 2.25 WHIP: 1.125															PITCHER				

Philadelphia Athletics @ Boston Red Sox
Fenway Park, Boston, MA
Sat Apr 25 1953, 3:33 AM EST
Att: 6,214 - Unknown

AB 31
R 4
H 7
RBI 3
BB 2
SO 1
LOB 19



Batter	1	2	3	4	5	6	7	8	9	AB	R	H	RBI	BB	SO	LOB	TOP										
Billy Goodman, L OBP: 0.341, SLG: 0.282 (1, 4)	0-0 1-3		0-0 F7		0-3 K			0-0 3-1		4	0	0	0	0	1	3											
Jim Piersall, R OBP: 0.283, SLG: 0.220 (1, 9)	0-0 F9			0-0 E6		0-0 F7		0-0 F8		4	0	0	0	0	0	0											
Hoot Evers, R OBP: 0.214, SLG: 0.357 (1, 7)	0-0 1-3			0-0 F9		0-0 F3		0-0 E5		4	0	0	0	0	0	0											
Dick Gemert, R OBP: 0.283, SLG: 0.548 (1, 3)		4-0 L3 BB		4-0 CS BB		0-0 F7		0-3 K		2	0	0	0	2	1	1											
George Kell, R OBP: 0.432, SLG: 0.571 (1, 5)	0-0 L3			0-0 CS		0-0 SH3-4 1B		0-0 F9 1B		4	2	2	0	0	0	1											
Sammy White, R OBP: 0.214, SLG: 0.310 (1, 2)	0-0 F6				0-0 SH3-4			0-0 F9		3	0	0	0	0	0	1											
Tom Umphlett, R OBP: 0.381, SLG: 0.421 (1, 8)			0-0 1-3		0-0 3-1 1B			0-0 5-3		3	0	1	1	1	0	1											
Mitt Bolling, R OBP: 0.324, SLG: 0.361 (1, 6)			0-0 F5		0-0 3-1 1B			0-0 F5		4	0	2	1	0	0	1											
Mickey McDermott, L OBP: 0.286, SLG: 0.571 (1, 1)					0-0 3-1			0-0 4-3		3	0	1	0	0	0	3											
Inning Stats	R: 0 E: 0 K: 0 S: 3	H: 0 LOB: 0 BB: 0 P: 3	R: 0 E: 0 K: 0 S: 2	H: 0 LOB: 0 BB: 1 P: 6	R: 0 E: 0 K: 0 S: 4	H: 1 LOB: 0 BB: 0 P: 4	R: 0 E: 1 K: 0 S: 2	H: 0 LOB: 0 BB: 1 P: 6	R: 1 E: 0 K: 1 S: 8	H: 3 LOB: 2 BB: 0 P: 8	R: 0 E: 0 K: 0 S: 3	H: 0 LOB: 0 BB: 0 P: 3	R: 1 E: 0 K: 0 S: 5	H: 2 LOB: 1 BB: 0 P: 5	R: 0 E: 1 K: 1 S: 6	H: 0 LOB: 1 BB: 0 P: 6	R: 0 E: 0 K: 0 S: 3	H: 0 LOB: 1 BB: 1 P: 7	1B: 4 2B: 3 3B: 0 HR: 0	SF: 0 SAC: 1 DP: 1 HBP: 0	WP: 1 PB: 0 SB: 0 CS: 1	PA: 36					
PITCHER	IP	WLS	BF	H	R	ER	SO	BB	IBB	HBP	BLK	WP	HR	S	P	ERA	WHIP										
Billy Hoelt, L ERA: 2.25 (1, 1)	7.0	L	27	6	2	2	1	2	0	0	0	0	0	27	35	2.57	1.143										
Dave Madison, R ERA: 2.7 (8, 1)	2.0		8	0	0	0	1	1	0	0	0	1	0	9	13	0.00	0.500										

Boston Red Sox @ Detroit Tigers
Briggs Stadium, Detroit, MI
Tue Apr 28 1953, 4:33 AM EDT
Att: 3,059 - Unknown

AB 31
R 2
H 6
RBI 2
BB 3
SO 2
LOB 11



Batter	1	2	3	4	5	6	7	8	9	AB	R	H	RBI	BB	SO	LOB	BOTTOM										
Harvey Kuenn, R OBP: 0.358, SLG: 0.349 (1, 6)	0-0 F8		0-0 1-3	0-0 1-3				4-0 BB		3	0	0	0	1	0	4											
Fred Hatfield, L OBP: 0.448, SLG: 0.333 (7, PH) Steve Souchock, R OBP: 0.500, SLG: 0.500 (8, 1)	0-0 1-3		4-0 BB		0-0 4-3		0-0 F8			2	0	0	0	1	0	0											
Don Lund, R OBP: 0.500, SLG: 0.444 (1, 9)	0-3 K		4-0 BB		0-0 G6-4-3 1B			0-0 1B		3	0	2	0	1	1	0											
Walt Dropo, R OBP: 0.226, SLG: 0.305 (1, 3)		0-0 F7	0-0 5-3		0-0 G6-4-3			0-0 F8		4	0	0	0	0	0	5											
Bob Nieman, R OBP: 0.328, SLG: 0.462 (1, 7)		4-0 BB		0-0 F9		0-0 1-3		0-0 F8		3	0	0	0	1	0	1											
Jim Delsing, L OBP: 0.383, SLG: 0.429 (1, 8)		0-3 K		0-0 F4		4-0 BB		0-0 F9		3	0	0	0	1	1	2											
Matt Batts, R OBP: 0.302, SLG: 0.476 (1, 2)	0-0 F6			0-0 BB 1B		0-0 G5-4-3			0-0 6-3	4	0	1	0	0	0	2											
Owen Friend, R OBP: 0.236, SLG: 0.220 (1, 4)			0-0 5-3	4-0 BB BB		0-0 4-3			0-0 F9	3	0	0	0	1	0	0											
Billy Hoelt, L OBP: 0.500, SLG: 0.200 Frank Carswell, R OBP: 0.571, SLG: 0.400 Billy Hitchcock, R (8, 5)			4-0 BB 1-3 BB	4-0 BB		0-0 6-3			0-0 F8	0	0	0	0	2	0	0											
Inning Stats	R: 0 E: 0 K: 1 S: 5	H: 0 LOB: 0 BB: 0 P: 5	R: 0 E: 0 K: 1 S: 5	H: 0 LOB: 1 BB: 1 P: 9	R: 0 E: 0 K: 0 S: 3	H: 0 LOB: 3 BB: 3 P: 15	R: 0 E: 0 K: 0 S: 4	H: 1 LOB: 0 BB: 2 P: 12	R: 0 E: 0 K: 0 S: 3	H: 1 LOB: 0 BB: 0 P: 3	R: 0 E: 0 K: 0 S: 2	H: 0 LOB: 0 BB: 1 P: 6	R: 0 E: 0 K: 0 S: 3	H: 0 LOB: 1 BB: 1 P: 7	R: 0 E: 0 K: 0 S: 4	H: 1 LOB: 1 BB: 0 P: 4	R: 0 E: 0 K: 0 S: 3	H: 0 LOB: 0 BB: 0 P: 3	1B: 3 2B: 0 3B: 0 HR: 0	SF: 0 SAC: 0 DP: 2 HBP: 0	WP: 0 PB: 0 SB: 0 CS: 0	PA: 36					
PITCHER	IP	WLS	BF	H	R	ER	SO	BB	IBB	HBP	BLK	WP	HR	S	P	ERA	WHIP										
Mickey McDermott, L ERA: 1.8 (1, 1)	9.0	W	36	3	0	0	2	8	0	0	0	0	0	32	64	0.00	1.222										


Boston Red Sox @ Detroit Tigers
Briggs Stadium, Detroit, MI
Tue Apr 28 1953, 4:33 AM EDT
Att: 3,059 - Unknown


AB 28
R 0
H 3
RBI 0
BB 8
SO 2
LOB 15



Batter	1	2	3	4	5	6	7	8	9	AB	R	H	RBI	BB	SO	LOB	TOP				
Billy Goodman, L OBP: 0.340, SLG: 0.318 (1, 4)	F4	1B	6-3	BB		F5		4-3		5	1	1	0	1	0	1	Boston Red Sox @ Detroit Tigers Briggs Stadium, Detroit, MI Wed Apr 29 1953, 4:33 AM EDT Att: 1,767 - Unknown				
Jim Piersall, R OBP: 0.327, SLG: 0.244 (1, 9)	1B	1B	1B	BB	3-1			6-3		4	3	2	0	2	0	4					
George Kell, R OBP: 0.479, SLG: 0.630 Billy Conzolo, R (5, 5)	1B	FC4				K			3-1	4	3	4	2	0	0	0					
Dick Gemert, R OBP: 0.288, SLG: 0.511 (1, 3)	1B	FC4				F4			G3	5	0	1	1	1	0	3					
Sammy White, R OBP: 0.271, SLG: 0.417 (1, 2)	1B								K	6	2	4	5	0	2	2					
Gene Stephens, L OBP: 0.283, SLG: 0.125 (1, 7)	1B	K								4	0	1	1	0	1	3					
Tom Umphlett, R OBP: 0.383, SLG: 0.419 (1, 8)	1B	1-3								5	0	2	0	0	0	4					
Mitt Bolling, R OBP: 0.310, SLG: 0.415 (1, 6)	F6								F7	5	1	1	1	0	1	4					
Mel Parnell, L OBP: 0.273, SLG: 0.300 Ellis Kinder, R (9, 1)		K	K			3-1				4	0	1	0	1	2	0					
Inning Stats	R: 3 E: 0 K: 0 S: 7	H: 5 LOB: 2 BB: 1 P: 11	R: 3 E: 0 K: 2 S: 11	H: 3 LOB: 2 BB: 1 P: 15	R: 2 E: 0 K: 2 S: 10	H: 3 LOB: 2 BB: 1 P: 14	R: 0 E: 0 K: 0 S: 4	H: 1 LOB: 3 BB: 2 P: 12	R: 2 E: 0 K: 1 S: 7	H: 2 LOB: 1 BB: 0 P: 8	R: 0 E: 0 K: 0 S: 4	H: 1 LOB: 1 BB: 0 P: 4	R: 0 E: 0 K: 0 S: 4	H: 1 LOB: 1 BB: 0 P: 4	R: 0 E: 0 K: 1 S: 5	H: 0 LOB: 0 BB: 0 P: 5		1B: 12 2B: 2 3B: 1 HR: 2	SF: 0 SAC: 0 DP: 0 HBP: 1	WP: 0 PB: 0 SB: 1 CS: 0	PA: 50
PITCHER	IP	WLS	BF	H	R	ER	SO	BB	IBB	HBP	BLK	WP	HR	S	P	ERA	WHIP			ERA	WHIP
Dick Marlowe, R ERA: 5.65 (1, 1)	0.2	L	6	4	3	3	0	1	0	0	0	0	0	5	9	40.50	7.500			0.00	0.000
Milt Jordan, R ERA: 6.94 (1, 1)	0.2		8	4	3	3	1	1	0	0	0	0	0	9	13	40.50	7.500				
Paul Foytack, R ERA: 9.0 (2, 1)	2.2		15	4	2	2	3	3	0	0	0	0	1	18	30	6.75	2.625				
Hal Erickson, R ERA: 5.4 (5, 1)	2.0		10	3	2	2	2	0	0	1	0	0	1	13	14	9.00	1.500				
Dave Madison, R ERA: 2.35 (7, 1)	2.0		8	2	0	0	0	0	0	0	0	0	0	8	8	0.00	1.000				
PITCHER	IP	WLS	BF	H	R	ER	SO	BB	IBB	HBP	BLK	WP	HR	S	P	ERA	WHIP			ERA	WHIP
Art Houtteman, R ERA: 12.51 (9, 1)	1.0		3	0	0	0	1	0	0	0	0	0	0	5	5	0.00	0.000				

Batter	1	2	3	4	5	6	7	8	9	AB	R	H	RBI	BB	SO	LOB	BOTTOM				
Harvey Kuenn, R OBP: 0.347, SLG: 0.338 (1, 6)	6-3		1B		1-3				1-3	5	0	1	0	0	0	0	Boston Red Sox @ Detroit Tigers Briggs Stadium, Detroit, MI Wed Apr 29 1953, 4:33 AM EDT Att: 1,767 - Unknown				
Billy Hitchcock, R OBP: 0.500, SLG: 0.500 (1, 5)	3-1		G6-4-3		G5-4-3		F4		1B	5	1	3	0	0	0	1					
Don Lund, R OBP: 0.467, SLG: 0.571 (1, 8)	3B		K		G5-4-3		5-3		1B	5	0	2	0	0	1	4					
Walt Dropo, R OBP: 0.224, SLG: 0.297 (1, 3)	6-3		G6-4-3		1-2		5-3		1B	5	0	1	1	0	0	4					
Bob Nieman, R OBP: 0.333, SLG: 0.509 (1, 7)		HR			1-3		K		K	5	1	2	1	0	2	0					
Steve Souchock, R OBP: 0.429, SLG: 0.833 (1, 9)			G6-4-3		F7		HR		G6-4-3	4	1	2	1	1	0	3					
Matt Batts, R OBP: 0.340, SLG: 0.511 (1, 2)			G6-4-3		BB		HR		WP	3	1	2	0	1	0	1					
Jerry Priddy, R OBP: 0.500, SLG: 0.333 (1, 4)			BB		BB		1B		F9	2	0	1	1	2	0	2					
Dick Marlowe, R Milt Jordan, R Paul Foytack, R George Friesz, R Hal Erickson, R Gene Stephens, L Dave Madison, R Frank Crover, R Art Houtteman, R			K		4-3		F7		5-3	0	0	0	0	0	0	0					
Inning Stats	R: 0 E: 0 K: 0 S: 4	H: 1 LOB: 1 BB: 0 P: 4	R: 1 E: 0 K: 1 S: 6	H: 2 LOB: 1 BB: 1 P: 10	R: 0 E: 0 K: 1 S: 6	H: 2 LOB: 1 BB: 0 P: 6	R: 0 E: 0 K: 0 S: 3	H: 0 LOB: 2 BB: 2 P: 11	R: 0 E: 0 K: 1 S: 8	H: 3 LOB: 1 BB: 0 P: 8	R: 0 E: 1 K: 0 S: 4	H: 0 LOB: 1 BB: 0 P: 4	R: 0 E: 0 K: 1 S: 6	H: 1 LOB: 2 BB: 1 P: 10	R: 1 E: 0 K: 0 S: 6	H: 4 LOB: 2 BB: 0 P: 6		1B: 10 2B: 1 3B: 1 HR: 2	SF: 0 SAC: 0 DP: 4 HBP: 0	WP: 1 PB: 0 SB: 0 CS: 0	PA: 42
PITCHER	IP	WLS	BF	H	R	ER	SO	BB	IBB	HBP	BLK	WP	HR	S	P	ERA	WHIP			ERA	WHIP
Mel Parnell, L ERA: 4.03 (1, 1)	0.2	S	1	0	0	0	0	0	0	0	0	0	0	1	1	0.00	0.000				
Ellis Kinder, R ERA: (9, 1)																					

Batter	1	2	3	4	5	6	7	8	9	AB	R	H	RBI	BB	SO	LOB	TOP			
Billy Goodman, L (1,4) OBP: 0.382, SLG: 0.396	0-0 WP HBP PB 1B	4-0 BB		0-0 1B			0-0 F8	0-0 3B		4	1	3	2	1	0	0	Boston Red Sox @ Cleveland Indians Cleveland Municipal Stadium, Cleveland, OH Fri May 01 1953, 3:33 AM EDT Att: 14,391 - Unknown AB 36 R 8 H 11 RBI 7 BB 4 SO 3 LOB 16 			
Jim Piersall, R (1,9) OBP: 0.316, SLG: 0.224	1-0 PB WP F9 HBP	0-0 6-3		0-0 1-3			0-3 K	0-0 5-3		4	1	0	0	0	1	4				
George Kell, R (1,5) OBP: 0.453, SLG: 0.580	4-0 1-3 2-H BB		0-0 F7		0-0 G3		0-0 6-3		0-0 6-3	4	0	0	0	1	0	0				
Dick Gemert, R (1,3) OBP: 0.316, SLG: 0.510	0-3 K2-3		4-0 2B BB		0-0 F8			0-0 SH5-4 2B 1B	0-0 1B 1B	4	3	2	0	1	1	2				
Sammy White, R (1,2) OBP: 0.288, SLG: 0.442	0-0 F9		0-0 2B		0-0 5-3			0-0 SH5-4 1-2 1B 1B	0-0 1B 1B	4	0	2	3	0	0	1				
Gene Stephens, L (1,7) OBP: 0.279, SLG: 0.139	3-H 4-3		0-0 5-3			0-0 E1 1-3		1-0 2B 1B HBP	0-0 1B G5-4-3 1B	4	1	1	0	0	0	2				
Tom Umphlett, R (1,8) OBP: 0.365, SLG: 0.417		0-0 5-3	0-0 1-3		0-0 1-3		0-0 1-2 1B	0-0 1B 2B	0-0 G5-4-3 1B	5	0	1	1	0	0	4				
Mitt Bolling, R (1,6) OBP: 0.326, SLG: 0.409		0-0 FC1-6 1B		0-0 6-3		0-0 5-3		4-0 1B 3B BB		3	1	1	0	1	0	1				
Mary Grissom, R (1,1) Al Zarilla, L (8,PH) Ellis Kinder, R (8,1)		0-0 FC1-6 1-2		0-3 K		0-0 2-3		0-0 1-2 2-H 3-H 3B 1B		3	0	0	0	0	1	2				
Inning Stats	R: 2 E: 0 K: 1 S: 6	H: 1 LOB: 1 BB: 1 P: 11	R: 0 E: 1 K: 0 S: 4	H: 1 LOB: 2 BB: 1 P: 8	R: 1 E: 0 K: 1 S: 4	H: 1 LOB: 1 BB: 0 P: 8	R: 0 E: 0 K: 1 S: 6	H: 0 LOB: 0 BB: 0 P: 6	R: 0 E: 1 K: 0 S: 3	H: 0 LOB: 1 BB: 0 P: 3	R: 0 E: 0 K: 1 S: 5	H: 0 LOB: 0 BB: 0 P: 5	R: 4 E: 0 K: 0 S: 6	H: 4 LOB: 1 BB: 1 P: 11	R: 1 E: 0 K: 0 S: 5	H: 3 LOB: 1 BB: 0 P: 5	1B: 8 2B: 2 3B: 1 HR: 0	SF: 0 SAC: 1 DP: 1 HBP: 2	WP: 1 PB: 1 SB: 0 CS: 0	PA: 43
PITCHER	IP WLS BF H R ER SO BB IBB HBP BLK WP HR S P ERA WHIP																			
Bob Lemon, R (1,1) ERA: 3.09	8.0 L 38 8 7 7 3 4 0 0 2 0 1 0 38 56 7.88 1.500																			
Bob Chakales, R (9,1) ERA: 9.0	1.0 5 3 1 1 0 0 0 0 0 0 0 0 5 5 9.00 3.000																			

Batter	1	2	3	4	5	6	7	8	9	AB	R	H	RBI	BB	SO	LOB	BOTTOM			
Ray Boone, R (1,6) OBP: 0.400, SLG: 0.415	0-0 5-3		0-3 K		0-3 K			0-3 K		4	0	0	0	0	3	2	Boston Red Sox @ Cleveland Indians Cleveland Municipal Stadium, Cleveland, OH Fri May 01 1953, 3:33 AM EDT Att: 14,391 - Unknown AB 32 R 1 H 5 RBI 1 BB 2 SO 7 LOB 13 			
Bobby Avila, R (1,4) OBP: 0.453, SLG: 0.452	0-0 5-3		0-0 F8		0-0 FC4 1-2			0-0 FC5-4 1B		4	0	1	0	0	0	2				
Dale Mitchell, L (1,7) OBP: 0.326, SLG: 0.325	0-0 1B		0-0 F5		0-0 3-1			0-0 FC5-4 1-2 1B		4	0	1	0	0	0	2				
Larry Doby, L (1,8) OBP: 0.294, SLG: 0.362	0-3 K			0-0 HR		0-3 K		0-0 F9		4	1	1	1	0	2	2				
Al Rosen, R (1,5) OBP: 0.481, SLG: 0.625		0-0 F2		0-0 F8		0-3 K		0-0 F9		4	0	0	0	0	1	0				
Bill Glynn, L (1,3) OBP: 0.306, SLG: 0.107		4-0 4-3 BB		0-0 F7		4-0 6-3 BB		0-0 F7		2	0	0	0	2	0	0				
Harry Simpson, L (1,9) OBP: 0.316, SLG: 0.486		0-0 4-3 1-2		0-0 6-3		0-0 6-3 1-2		0-0 4-1		4	0	0	0	0	0	2				
Jim Hegan, R (1,2) Barney McCosky, L (7,PH) Dick Aylward, R (8,2)		0-0 L6		0-0 6-3		0-3 K		0-0 F2		2	0	0	0	0	0	1				
Bob Lemon, L (1,1) Bob Chakales, R (9,1)			0-0 2B		0-0 FC4 1B		0-0 F2			3	0	2	0	0	0	1				
Inning Stats	R: 0 E: 0 K: 1 S: 6	H: 1 LOB: 0 BB: 0 P: 6	R: 0 E: 0 K: 0 S: 3	H: 0 LOB: 1 BB: 1 P: 7	R: 0 E: 0 K: 1 S: 6	H: 1 LOB: 0 BB: 0 P: 6	R: 1 E: 0 K: 0 S: 4	H: 1 LOB: 0 BB: 0 P: 4	R: 0 E: 0 K: 2 S: 7	H: 0 LOB: 0 BB: 0 P: 7	R: 0 E: 0 K: 1 S: 5	H: 0 LOB: 1 BB: 1 P: 9	R: 0 E: 0 K: 1 S: 6	H: 1 LOB: 0 BB: 0 P: 6	R: 0 E: 0 K: 0 S: 3	H: 0 LOB: 0 BB: 0 P: 3	1B: 3 2B: 1 3B: 0 HR: 1	SF: 0 SAC: 0 DP: 0 HBP: 0	WP: 0 PB: 0 SB: 0 CS: 0	PA: 34
PITCHER	IP WLS BF H R ER SO BB IBB HBP BLK WP HR S P ERA WHIP																			
Mary Grissom, R (1,1) ERA: 1.29	7.0 W 27 4 1 1 6 2 0 0 0 0 0 0 1 37 45 1.29 0.857																			
Ellis Kinder, R (8,1) ERA:	2.0 S 7 1 0 0 1 0 0 0 0 0 0 0 9 9 0.00 0.500																			

Batter	1	2	3	4	5	6	7	8	9	AB R H RBI BB SO LOB	TOP												
Billy Goodman, L (1,4) OBP: 0.373, SLG: 0.404	FC1-5 2B			F6		F5		F7	SH5-3	4 0 1 0 0 0 0	Boston Red Sox @ Cleveland Indians Cleveland Municipal Stadium, Cleveland, OH Sat May 02 1953, 3:33 AM EDT Att: 6,204 - Unknown livebaseballscorecards.com												
Jim Piersall, R (1,9) OBP: 0.323, SLG: 0.241	FC1-5 G4-6-3			F3		6-3		1B	1B	5 1 2 1 0 0 1													
George Kell, R (1,5) OBP: 0.431, SLG: 0.545	G4-6-3			F8			F7	1B	F7	5 1 1 0 0 0 3													
Dick Gernert, R (1,3) OBP: 0.344, SLG: 0.527				F8		1B	1B	1B	1B	4 1 3 2 0 0 0													
Sammy White, R (1,2) OBP: 0.304, SLG: 0.446				F6		1B	1B	1B	1B	4 0 2 0 0 0 1													
Gene Stephens, L (1,7) OBP: 0.277, SLG: 0.150				K		1B	1B		F9	4 0 1 0 0 1 2													
Tom Umphlett, R (1,8) OBP: 0.375, SLG: 0.400				6-3		G6-4-3		F6	F9	2 1 0 0 2 0 2													
Mitt Bolling, R (1,6) OBP: 0.320, SLG: 0.396				6-3		1B		BB	BB	4 1 1 0 0 0 4													
Hal Brown, R (1,1) OBP: 0.286, SLG: 0.167				F4		F7		5-3	1B	4 0 1 1 0 0 0													
Inning Stats	R: 0 E: 0 K: 0 S: 3	H: 1 LOB: 0 BB: 0 P: 3	R: 0 E: 0 K: 1 S: 5	H: 0 LOB: 0 BB: 0 P: 5	R: 0 E: 0 K: 0 S: 3	H: 0 LOB: 0 BB: 0 P: 3	R: 0 E: 0 K: 0 S: 3	H: 0 LOB: 0 BB: 0 P: 3	R: 1 E: 0 K: 0 S: 5	H: 3 LOB: 1 BB: 0 P: 5	R: 0 E: 0 K: 0 S: 3	H: 0 LOB: 0 BB: 0 P: 3	R: 0 E: 0 K: 0 S: 5	H: 2 LOB: 3 BB: 1 P: 9	R: 2 E: 0 K: 0 S: 6	H: 3 LOB: 1 BB: 0 P: 6	R: 2 E: 0 K: 0 S: 6	H: 3 LOB: 2 BB: 1 P: 10	1B: 11 2B: 1 3B: 0 HR: 0	SF: 0 SAC: 1 DP: 2 HBP: 0	WP: 0 PA: 39 PB: 0 SB: 1 CS: 0		
PITCHER	IP WLS BF H R ER SO BB IBB HBP BLK WP HR S P ERA WHIP											PITCHER	IP WLS BF H R ER SO BB IBB HBP BLK WP HR S P ERA WHIP										
Bob Feller, R (1,1) ERA: 3.24	8.0 L 32 9 3 3 1 1 0 0 0 0 0 0 33 37 3.38 1.250											Bob Hooper, R (9,1) ERA: 3.6	1.0 7 3 2 2 0 1 0 0 0 0 0 0 6 10 18.00 4.000										




Batter	1	2	3	4	5	6	7	8	9	AB R H RBI BB SO LOB	BOTTOM												
Ray Boone, R (1,6) OBP: 0.389, SLG: 0.400	F9			CS		6-3			F9	4 0 1 0 0 0 0	Boston Red Sox @ Cleveland Indians Cleveland Municipal Stadium, Cleveland, OH Sat May 02 1953, 3:33 AM EDT Att: 6,204 - Unknown livebaseballscorecards.com												
Bobby Avila, R (1,4) OBP: 0.421, SLG: 0.413	F8			1B		L5			F8	4 0 0 0 0 0 1													
Dale Mitchell, L (1,7) OBP: 0.340, SLG: 0.409						F3			HR	4 1 2 1 0 0 0													
Larry Doby, L (1,8) OBP: 0.291, SLG: 0.340	K2-3			K		BB			K	3 0 0 0 1 3 1													
Al Rosen, R (1,5) OBP: 0.473, SLG: 0.605						G6-4-3				3 0 1 0 0 0 1													
Bill Glynn, L (1,3) OBP: 0.308, SLG: 0.129						L3				3 0 1 0 0 0 1													
Harry Simpson, L (1,9) OBP: 0.341, SLG: 0.500						1B			4-3	3 0 2 0 0 0 0													
Jim Hegan, R (1,2) OBP: 0.314, SLG: 0.438						1B			F8	2 0 0 0 0 0 3													
Barney McCosky, L (8,PH)						G5-4-3				1 0 0 0 0 0 0													
Joe Tipton, R (9,2)										0 0 0 0 0 0 0													
Bob Feller, R (1,1)										2 0 0 0 0 1 0													
Jim Lemon, R (8,PH)										1 0 0 0 0 1 0													
Bob Hooper, R (9,1)										0 0 0 0 0 0 0													
Inning Stats	R: 0 E: 0 K: 1 S: 6	H: 1 LOB: 1 BB: 0 P: 6	R: 0 E: 0 K: 0 S: 4	H: 2 LOB: 1 BB: 0 P: 4	R: 0 E: 0 K: 0 S: 3	H: 1 LOB: 0 BB: 0 P: 3	R: 0 E: 0 K: 1 S: 6	H: 1 LOB: 1 BB: 0 P: 6	R: 0 E: 0 K: 0 S: 5	H: 1 LOB: 0 BB: 0 P: 5	R: 0 E: 0 K: 0 S: 3	H: 0 LOB: 0 BB: 0 P: 3	R: 0 E: 0 K: 0 S: 2	H: 0 LOB: 0 BB: 1 P: 6	R: 0 E: 0 K: 1 S: 5	H: 0 LOB: 0 BB: 0 P: 5	R: 1 E: 0 K: 1 S: 6	H: 1 LOB: 0 BB: 0 P: 6	1B: 6 2B: 1 3B: 0 HR: 1	SF: 0 SAC: 0 DP: 3 HBP: 0	WP: 0 PA: 31 PB: 0 SB: 0 CS: 1		
PITCHER	IP WLS BF H R ER SO BB IBB HBP BLK WP HR S P ERA WHIP											PITCHER	IP WLS BF H R ER SO BB IBB HBP BLK WP HR S P ERA WHIP										
Hal Brown, R (1,1) ERA: 4.88	9.0 W 31 7 1 1 5 1 0 0 0 0 0 1 40 44 1.00 0.889																						



Batter	1	2	3	4	5	6	7	8	9	AB	R	H	RBI	BB	SO	LOB	TOP										
Billy Goodman, L OBP: 0.354, SLG: 0.368 (1, 4)	F7	F9		F8		BB 2B BB	4-3	F7		5	1	0	0	1	0	4	Boston Red Sox @ St. Louis Browns Sportsman's Park, St. Louis, MO Sun May 03 1953, 4:33 AM EDT Unknown										
Jim Piersall, R OBP: 0.294, SLG: 0.217 (1, 9)	6-3		F9		5-3	K	F9	F9		6	0	0	0	0	1	4											
Hoot Evers, R OBP: 0.400, SLG: 0.588 (1, 7)	F4		E	1B	WP 2B BB	2B 1-2		HR	4-6-3 1B HBP	3	4	2	1	2	0	0											
Dick Gemert, R OBP: 0.373, SLG: 0.542 (1, 3)		F4	F3		2B BB			6-3 1B	1B 4-6-3 BB	4	2	2	1	2	0	1											
George Kell, R OBP: 0.429, SLG: 0.567 Billy Consolo, R (8, 5)	F8	F8	E4 2B		1B 2B	F8		6-3 1B	K	5	0	2	3	0	0	3											
Sammy White, R OBP: 0.339, SLG: 0.500 (1, 2)	E 1B		BB		F4 2B		HR	1B BB	4-6-3	4	3	2	1	2	0	3											
Tom Umphlett, R OBP: 0.403, SLG: 0.446 (1, 8)	E3 1B PB		F8		1B		2B	1B 1B		6	3	4	2	0	0	3											
Mitt Bolling, R OBP: 0.339, SLG: 0.415 (1, 6)	PB 1B 1B			F7	F7		SH5-4 2B	1B BB	F8	5	1	2	2	1	0	4											
Sid Hudson, R OBP: 0.429, SLG: 0.429 (1, 1)	1-3 1B			1-3		CS 1B	SH5-4	1-2 2-H 1B		4	0	3	3	0	0	0											
Inning Stats	R: 0 E: 0 K: 0 S: 3	H: 0 LOB: 0 BB: 0 P: 3	R: 3 E: 1 K: 0 S: 7	H: 3 LOB: 1 BB: 0 P: 7	R: 1 E: 1 K: 0 S: 5	H: 2 LOB: 2 BB: 1 P: 9	R: 0 E: 0 K: 0 S: 3	H: 0 LOB: 0 BB: 0 P: 3	R: 2 E: 0 K: 1 S: 6	H: 2 LOB: 2 BB: 2 P: 14	R: 2 E: 0 K: 0 S: 6	H: 3 LOB: 1 BB: 0 P: 6	R: 4 E: 0 K: 0 S: 7	H: 4 LOB: 2 BB: 2 P: 15	R: 1 E: 0 K: 1 S: 6	H: 1 LOB: 2 BB: 1 P: 11		1B: 10 2B: 5 3B: 0 HR: 2	SF: 0 SAC: 1 DP: 0 HBP: 1	WP: 1 PB: 1 SB: 0 CS: 1	PA: 53						
PITCHER	IP	WLS	BF	H	R	ER	SO	BB	IBB	HBP	BLK	WP	HR	S	P	ERA	WHIP										
Dick Littlefield, L ERA: 2.6 (1, 1)	4.1	L	23	6	6	3	0	3	0	0	0	1	0	20	32	6.23	2.077										
Hal White, R ERA: 0.96 (5, 1)	0.2		3	1	0	0	0	0	0	0	0	0	0	3	3	0.00	1.500										
Marlin Stuart, R ERA: 4.91 (6, 1)	2.0		12	5	3	3	1	2	0	0	0	0	1	12	20	13.50	3.500										
Mike Blyzka, R ERA: 6.14 (8, 1)	0.1		7	4	4	4	0	2	0	0	0	0	1	5	13	108.00	18.000										
Bob Habenicht, R ERA: 5.4 (8, 1)	1.2		8	1	1	1	1	1	0	1	0	0	0	8	13	5.40	1.200										

Batter	1	2	3	4	5	6	7	8	9	AB	R	H	RBI	BB	SO	LOB	BOTTOM										
Johnny Groth, R OBP: 0.308, SLG: 0.310 (1, 8)	5-3		5-3		F9		4-3 1-1 2B	F8		5	0	1	1	0	0	2	Boston Red Sox @ St. Louis Browns Sportsman's Park, St. Louis, MO Sun May 03 1953, 4:33 AM EDT Unknown										
Bobby Young, L OBP: 0.333, SLG: 0.400 (1, 4)	HBP 1B		6-3		1-2 1B		4-3 2-3	HR		5	1	3	2	0	0	1											
Hank Edwards, L OBP: 0.444, SLG: 0.438 (1, 7)	F8			F8 1B BB	F7		4-3	F8		4	0	0	0	1	0	4											
Vic Wertz, L OBP: 0.386, SLG: 0.544 (1, 9)						G4-6-3 1B		4-3		3	0	2	0	0	0	0											
Bob Elliott, R OBP: 0.359, SLG: 0.481 Neil Berry, R (9, 5)	F7			F3	G4-6-3 1-2		F8	F8		4	0	0	0	0	0	5											
Dick Kryhoski, L OBP: 0.391, SLG: 0.950 (1, 3)		G3		F8		HR		HR		4	2	2	2	0	0	2											
Clint Courtney, L OBP: 0.188, SLG: 0.188 (1, 2)		K		4-3		F7		G3		4	0	0	0	0	1	2											
Billy Hunter, R OBP: 0.351, SLG: 0.280 (1, 6)		F9			FC6-4 1B		2B 1B	5-3		4	1	2	0	0	0	0											
Dick Littlefield, L (1, 1)										1	0	0	0	0	0	0											
Hal White, R (5, 1)										0	0	0	0	0	0	0											
Roy Sievers, R OBP: 0.285, SLG: 0.310 (5, PH)										1	0	0	0	0	0	1											
Marlin Stuart, L OBP: 0.295, SLG: 1.000 (8, 1)										0	0	0	0	0	0	0											
Dick Kokos, L OBP: 0.293, SLG: 0.293 (7, PH)										1	0	0	0	0	0	1											
Mike Blyzka, R (8, 1)										0	0	0	0	0	0	0											
Bob Habenicht, R (8, 1)										0	0	0	0	0	0	0											
Dixie Upright, L OBP: 0.263, SLG: 0.833 (9, PH)										1	1	1	0	0	0	0											
Inning Stats	R: 0 E: 0 K: 0 S: 4	H: 1 LOB: 2 BB: 0 P: 5	R: 0 E: 0 K: 1 S: 5	H: 0 LOB: 0 BB: 0 P: 5	R: 0 E: 0 K: 0 S: 3	H: 0 LOB: 0 BB: 0 P: 3	R: 0 E: 0 K: 0 S: 4	H: 1 LOB: 2 BB: 1 P: 8	R: 0 E: 0 K: 0 S: 5	H: 2 LOB: 0 BB: 0 P: 5	R: 1 E: 0 K: 0 S: 4	H: 2 LOB: 1 BB: 0 P: 4	R: 1 E: 0 K: 0 S: 5	H: 2 LOB: 1 BB: 0 P: 5	R: 1 E: 0 K: 0 S: 4	H: 1 LOB: 0 BB: 0 P: 4	R: 2 E: 0 K: 0 S: 5	H: 2 LOB: 0 BB: 0 P: 5	1B: 7 2B: 1 3B: 0 HR: 3	SF: 0 SAC: 0 DP: 1 HBP: 1	WP: 0 PB: 0 SB: 0 CS: 0	PA: 39					
PITCHER	IP	WLS	BF	H	R	ER	SO	BB	IBB	HBP	BLK	WP	HR	S	P	ERA	WHIP										
Sid Hudson, R ERA: 4.41 (1, 1)	9.0	W	39	11	5	5	1	1	0	1	0	0	3	39	44	5.00	1.333										



Batter	1	2	3	4	5	6	7	8	9	AB	R	H	RBI	BB	SO	LOB	TOP										
Billy Goodman, L OBP: 0.371, SLG: 0.393 (1, 4)										4	2	2	0	1	0	0	Boston Red Sox @ St. Louis Browns Sportsman's Park, St. Louis, MO Sun May 03 1953, 4:38 AM EDT Att: 13,463 - Unknown										
Jim Piersall, R OBP: 0.329, SLG: 0.292 (1, 9)										5	1	4	2	0	0	1											
Hoot Evers, R OBP: 0.409, SLG: 0.556 Gene Stephens, L OBP: 0.286, SLG: 0.167 (7, PH) (7, 7)										1	0	0	0	1	0	1											
Dick Gemert, R OBP: 0.380, SLG: 0.532 (1, 3)										3	0	1	0	1	0	3											
George Kell, R OBP: 0.441, SLG: 0.585 Billy Consolo, R (9, PR)										5	1	3	1	0	0	4											
Sammy White, R OBP: 0.313, SLG: 0.462 (1, 2)										5	0	0	0	0	0	6											
Tom Umphlett, R OBP: 0.394, SLG: 0.450 Al Zarilla, L OBP: 0.333, SLG: 0.333 (9, PH)											4	0	1	1	0	1		AB 38 R 5 H 14 RBI 5 BB 3 SO 1 LOB 20									
Mitt Bolling, R OBP: 0.333, SLG: 0.404 (1, 6)										4	0	1	0	0	0	1											
Mickey McDermott, L OBP: 0.273, SLG: 0.455 Bill Kennedy, L (8, 1)										4	0	1	0	0	0	1											
Inning Stats	R: 1 E: 0 K: 0 S: 5	H: 2 LOB: 2 BB: 1 P: 9	R: 0 E: 0 K: 0 S: 3	H: 0 LOB: 0 BB: 0 P: 3	R: 0 E: 0 K: 1 S: 4	H: 1 LOB: 2 BB: 1 P: 8	R: 0 E: 0 K: 1 S: 6	H: 2 LOB: 1 BB: 0 P: 6	R: 0 E: 0 K: 0 S: 4	H: 1 LOB: 1 BB: 0 P: 4	R: 1 E: 0 K: 0 S: 5	H: 2 LOB: 1 BB: 0 P: 5	R: 3 E: 0 K: 0 S: 7	H: 4 LOB: 1 BB: 0 P: 7	R: 0 E: 0 K: 0 S: 3	H: 0 LOB: 2 BB: 0 P: 7			R: 0 E: 0 K: 0 S: 5	H: 2 LOB: 2 BB: 0 P: 5	1B: 9 2B: 5 3B: 0 HR: 0	SF: 0 SAC: 2 DP: 0 HBP: 0	WP: 0 PB: 0 SB: 0 CS: 1	PA: 44			
PITCHER	IP	WLS	BF	H	R	ER	SO	BB	IBB	HBP	BLK	WP	HR	S	P	ERA	WHIP										
Duane Pilette, R ERA: 6.06 Satchel Paige, R ERA: 4.91 Hal White, R ERA: 0.9 Marlin Stuart, R ERA: 4.15 Virgil Trucks, R ERA: 1.44	(1, 1)	6.0	29	10	4	4	1	2	0	0	0	0	0	29	37	6.00	2.000										

Batter	1	2	3	4	5	6	7	8	9	AB	R	H	RBI	BB	SO	LOB	BOTTOM											
Johnny Groth, R OBP: 0.319, SLG: 0.311 (1, 8)										3	0	1	1	1	0	0	Boston Red Sox @ St. Louis Browns Sportsman's Park, St. Louis, MO Sun May 03 1953, 4:38 AM EDT Att: 13,463 - Unknown											
Billy Hunter, R OBP: 0.344, SLG: 0.264 (1, 6)										3	1	0	0	1	0	2												
Jim Dyck, R OBP: 0.292, SLG: 0.154 (1, 7)										4	1	0	0	0	0	3												
Bob Elliott, R OBP: 0.353, SLG: 0.466 Neil Berry, R (8, PR) Clint Courtney, L OBP: 0.188, SLG: 0.188 (9, 2)										4	0	1	1	0	1	1												
Don Lenhardt, R OBP: 0.600, SLG: 0.750 (1, 9)										4	0	2	1	0	0	0												
Les Moss, R OBP: 0.317, SLG: 0.324 Willy Miranda, S (8, PR) (9, 5)										3	0	0	0	1	1	1												
Roy Stevers, R OBP: 0.300, SLG: 0.311 (1, 3)										3	1	1	1	1	0	2												
Bobby Young, L OBP: 0.329, SLG: 0.382 (1, 4)										3	1	0	0	1	0	3												
Duane Pilette, R ERA: 6.06 Satchel Paige, R ERA: 4.91 Hal White, R ERA: 0.9 Vic Wertz, L OBP: 0.365, SLG: 0.534 Marlin Stuart, L OBP: 0.267, SLG: 1.000 Virgil Trucks, R ERA: 1.44	(1, 1)	7.1	31	5	6	4	3	4	0	0	0	0	0	33	49	4.91		1.227										
Inning Stats	R: 0 E: 0 K: 1 S: 5	H: 0 LOB: 1 BB: 1 P: 9	R: 0 E: 0 K: 0 S: 3	H: 0 LOB: 0 BB: 0 P: 3	R: 0 E: 0 K: 1 S: 5	H: 0 LOB: 0 BB: 0 P: 5	R: 0 E: 0 K: 0 S: 3	H: 0 LOB: 0 BB: 0 P: 3	R: 3 E: 0 K: 0 S: 6	H: 4 LOB: 1 BB: 1 P: 10	R: 0 E: 0 K: 1 S: 5	H: 0 LOB: 1 BB: 1 P: 9	R: 0 E: 2 K: 0 S: 6	H: 2 LOB: 2 BB: 2 P: 14	R: 3 E: 2 K: 0 S: 6	H: 2 LOB: 2 BB: 2 P: 14		R: 0 E: 0 K: 0 S: 5	H: 0 LOB: 0 BB: 0 P: 5	1B: 4 2B: 2 3B: 0 HR: 0	SF: 0 SAC: 0 DP: 1 HBP: 0	WP: 0 PB: 0 SB: 1 CS: 0	PA: 35					
PITCHER	IP	WLS	BF	H	R	ER	SO	BB	IBB	HBP	BLK	WP	HR	S	P	ERA	WHIP											
Mickey McDermott, L ERA: 2.63 Bill Kennedy, L ERA: 3.38	(1, 1)	7.1	L	31	5	6	4	3	4	0	0	0	0	33	49	4.91	1.227											

Batter	1	2	3	4	5	6	7	8	9	AB	R	H	RBI	BB	SO	LOB	TOP										
Billy Goodman, L OBP: 0.373, SLG: 0.394 (1,4)	F7		F9		B5-6-3 1B		WP F8 1B		1-3	5	1	2	0	0	0	1											
Jim Piersall, R OBP: 0.346, SLG: 0.314 (1,9)	FC6-4 1B		2H 1B		B5-6-3		WP 1B		K	5	0	3	1	0	1	1											
Gene Stephens, L OBP: 0.296, SLG: 0.156 (1,7)	F9		F6		BB		1-2 2-3 BB		K	3	0	0	0	2	1	3											
Dick Gemert, R OBP: 0.373, SLG: 0.508 (1,3)	FC6-4 1-2			FC1-5 SH BB	5-3		F8			3	0	0	1	1	0	4											
Sammy White, R OBP: 0.300, SLG: 0.441 (1,2)		K		SH FC1-5 1B		6-3	F3			3	1	0	0	0	1	2											
Ted Lepcio, R OBP: 0.250, SLG: 1.000 (1,5)		K		FC1-5 1B		HR		K		4	2	1	1	0	2	2											
Tom Umphlett, R OBP: 0.386, SLG: 0.438 (1,8)		5-3		1-2 2-3 1B		6-3		F4		4	0	1	1	0	0	0											
Mitt Bolling, R OBP: 0.313, SLG: 0.377 (1,6)			5-3	F8		K		5-3		4	0	0	0	0	1	2											
Mel Parnell, L OBP: 0.333, SLG: 0.308 (1,1)			S 1B BB	2H 1B			K		F8	3	1	1	1	1	1	0											
Inning Stats	R: 0 E: 0 K: 0 S: 4	H: 1 LOB: 1 BB: 0 P: 4	R: 0 E: 0 K: 2 S: 7	H: 0 LOB: 0 BB: 7	R: 1 E: 0 K: 0 S: 4	H: 1 LOB: 1 BB: 1 P: 8	R: 2 E: 1 K: 0 S: 5	H: 2 LOB: 1 BB: 1 P: 9	R: 0 E: 0 K: 1 S: 6	H: 1 LOB: 1 BB: 0 P: 6	R: 1 E: 0 K: 1 S: 7	H: 2 LOB: 2 BB: 1 P: 11	R: 0 E: 0 K: 1 S: 5	H: 0 LOB: 0 BB: 0 P: 5	R: 0 E: 1 K: 2 S: 8	H: 0 LOB: 1 BB: 0 P: 8	1B: 7 2B: 0 3B: 0 HR: 1	SF: 0 SAC: 1 DP: 1 HBP: 0	WP: 1 PB: 0 SB: 1 CS: 0	PA: 39							
PITCHER	IP	WLS	BF	H	R	ER	SO	BB	IBB	HBP	BLK	WP	HR	S	P	ERA	WHIP										
Saul Rogovin, R ERA: 5.88 (1,1)	8.0	L	35	8	5	3	5	4	0	0	0	1	1	41	57	3.38	1.500										
Gene Bearden, L ERA: 1.31 (9,1)	1.0		4	0	0	0	2	0	0	0	0	0	0	8	8	0.00	0.000										

Boston Red Sox @ Chicago White Sox
Comiskey Park, Chicago, IL
Tue May 05 1953, 4:33 AM EDT
Att: 11,144 - Unknown

AB 34
R 5
H 8
RBI 5
BB 4
SO 7
LOB 15





Batter	1	2	3	4	5	6	7	8	9	AB	R	H	RBI	BB	SO	LOB	BOTTOM										
Nellie Fox, L OBP: 0.349, SLG: 0.419 (1,4)	4-3		2H 1B			F7		K		4	0	1	0	0	1	3											
Feris Fain, L OBP: 0.388, SLG: 0.425 (1,3)	K2-6-3 BB			F7		F5		F8		3	0	0	0	1	0	3											
Minnie Minoso, R OBP: 0.366, SLG: 0.371 (1,7)	K2-6-3 1-2			1-3			FC5-4 1B		6-3	4	0	1	0	0	1	1											
Sam Mele, R OBP: 0.328, SLG: 0.377 (1,9)		F3		F9			FC5-4 FC6-4 1-2		1B 3B	4	1	1	0	0	0	1											
Jim Rivera, L OBP: 0.378, SLG: 0.348 (1,8)		B5-3			K		FC6-4 1-2		1B	4	0	1	1	0	1	1											
Vern Stephens, R OBP: 0.237, SLG: 0.286 (1,5)		K			K		F7		F9	4	0	0	0	0	2	2											
Red Wilson, R OBP: 0.318, SLG: 0.286 (1,2)			SH3 1B 1B		6-3			K	F4	4	0	1	0	0	1	1											
Chico Carrasquel, R OBP: 0.250, SLG: 0.246 (1,6)			SH3 1-2			4-3		HBP BB		1	0	0	0	1	0	0											
Saul Rogovin, R (1,1)			6-3					HBP BB		1	0	0	0	1	0	1											
Bill Wilson, R (8,PH)										0	0	0	0	0	0	0											
Gene Bearden, L (9,1)										0	0	0	0	0	0	0											
Inning Stats	R: 0 E: 0 K: 1 S: 4	H: 0 LOB: 1 BB: 1 P: 8	R: 0 E: 0 K: 1 S: 5	H: 0 LOB: 0 BB: 0 P: 5	R: 0 E: 0 K: 0 S: 4	H: 2 LOB: 2 BB: 0 P: 4	R: 0 E: 0 K: 0 S: 3	H: 0 LOB: 0 BB: 0 P: 3	R: 0 E: 0 K: 2 S: 7	H: 0 LOB: 0 BB: 0 P: 7	R: 0 E: 0 K: 0 S: 3	H: 1 LOB: 1 BB: 1 P: 7	R: 0 E: 0 K: 0 S: 4	H: 0 LOB: 2 BB: 1 P: 4	R: 0 E: 0 K: 2 S: 7	H: 0 LOB: 1 BB: 1 P: 12	R: 1 E: 0 K: 0 S: 5	H: 2 LOB: 1 BB: 0 P: 5	1B: 4 2B: 1 3B: 1 HR: 0	SF: 0 SAC: 1 DP: 1 HBP: 1	WP: 0 PB: 0 SB: 0 CS: 0	PA: 34					
PITCHER	IP	WLS	BF	H	R	ER	SO	BB	IBB	HBP	BLK	WP	HR	S	P	ERA	WHIP										
Mel Parnell, L ERA: 3.32 (1,1)	9.0	W	34	5	1	1	6	3	0	1	0	0	0	42	55	1.00	0.889										

Boston Red Sox @ Chicago White Sox
Comiskey Park, Chicago, IL
Tue May 05 1953, 4:33 AM EDT
Att: 11,144 - Unknown

AB 29
R 1
H 5
RBI 1
BB 3
SO 6
LOB 13



Batter	1	2	3	4	5	6	7	8	9	AB	R	H	RBI	BB	SO	LOB	TOP			
Billy Goodman, L OBP: 0.367, SLG: 0.386 (1, 4)	G3		4-3			1B	6-3			4	0	1	0	0	0	0	Boston Red Sox @ Chicago White Sox Comiskey Park, Chicago, IL Wed May 06 1953, 4:33 AM EDT Att. 4,500 - Unknown AB 33 R 2 H 6 RBI 2 BB 1 SO 5 LOB 9 			
Jim Piersall, R OBP: 0.329, SLG: 0.297 (1, 9)	K			F9		F8		K		4	0	0	0	0	2	1				
Hoot Evers, R OBP: 0.346, SLG: 0.455 (1, 7)	F4			6-3		F4		F6		4	0	0	0	0	0	1				
Dick Gemert, R OBP: 0.380, SLG: 0.500 (1, 3)		K		1B HBP		1B		K		3	0	1	0	0	2	0				
Sammy White, R OBP: 0.297, SLG: 0.431 (1, 2)		6-3		1B		F3			4-3	4	0	1	0	0	0	2				
Ted Lepcio, R OBP: 0.375, SLG: 0.714 (1, 5)		FC4 BB		F9			6-3		1B	3	0	1	0	1	0	2				
Tom Umphlett, R OBP: 0.365, SLG: 0.412 (1, 8)		FC4		F3			4-3		F8	4	0	0	0	0	0	2				
Mitt Bolling, R OBP: 0.309, SLG: 0.369 (1, 6)			F7		K			HR 1B	F7	4	1	1	0	0	1	1				
Marv Grissom, R (1, 1)					4-3					1	0	0	0	0	0	0				
Bill Werle, L (4, 1)										1	0	0	0	0	0	0				
Del Wilber, R OBP: 1.000, SLG: 4.000 (7, PH)										1	1	1	2	0	0	0				
Ben Flowers, R (7, 1)										0	0	0	0	0	0	0				
Bill Kennedy, L (7, 1)										0	0	0	0	0	0	0				
Inning Stats	R: 0 E: 0 K: 1 S: 5	H: 0 LOB: 0 BB: 0 P: 5	R: 0 E: 0 K: 1 S: 5	H: 0 LOB: 1 BB: 1 P: 9	R: 0 E: 0 K: 0 S: 3	H: 0 LOB: 0 BB: 0 P: 3	R: 0 E: 0 K: 0 S: 4	H: 1 LOB: 2 BB: 0 P: 5	R: 0 E: 0 K: 1 S: 5	H: 0 LOB: 0 BB: 0 P: 5	R: 2 E: 0 K: 0 S: 5	H: 2 LOB: 2 BB: 0 P: 5	R: 0 E: 0 K: 2 S: 7	H: 0 LOB: 0 BB: 0 P: 7	R: 0 E: 0 K: 0 S: 4	H: 1 LOB: 1 BB: 0 P: 4	1B: 5 2B: 0 3B: 0 HR: 1	SF: 0 SAC: 0 DP: 0 HBP: 1	WP: 0 PB: 0 SB: 0 CS: 0	PA: 35
PITCHER Billy Pierce, L ERA: 3.44 (1, 1)	IP: 9.0 WLS: W BF: 35 H: 6 R: 2 ER: 2 SO: 5 BB: 1 IBB: 0 HBP: 1 BLK: 0 WP: 0 HR: 1 S: 43 P: 48 ERA: 2.00 WHIP: 0.778															PITCHER				

Batter	1	2	3	4	5	6	7	8	9	AB	R	H	RBI	BB	SO	LOB	BOTTOM		
Nellie Fox, L OBP: 0.348, SLG: 0.429 (1, 4)	S 1B 2B		F9	L9			SH1-3	SH SH5-4		3	1	1	0	0	0	1	Boston Red Sox @ Chicago White Sox Comiskey Park, Chicago, IL Wed May 06 1953, 4:33 AM EDT Att. 4,500 - Unknown AB 31 R 6 H 8 RBI 6 BB 5 SO 4 LOB 18 		
Feris Fain, L OBP: 0.382, SLG: 0.416 (1, 3)	6-3		F9		1-3		BB WP 1B	SH5-4		4	0	1	1	0	0	1			
Minnie Minoso, R OBP: 0.379, SLG: 0.392 (1, 7)	S 1B			2B	K2-3		BB IBB	F9		4	2	2	1	1	1	2			
Sam Mele, R OBP: 0.354, SLG: 0.382 (1, 9)				2B BB	6-3					2	1	1	2	2	0	0			
Jim Rivera, L OBP: 0.372, SLG: 0.356 (1, 8)	K			2B		1-3	F6			4	0	1	2	0	1	4			
Vern Stephens, R OBP: 0.214, SLG: 0.256 (1, 5)	F8		F2			1-3	L4			4	0	0	0	0	0	5			
Sherm Lollar, R OBP: 0.420, SLG: 0.476 (1, 2)		5-3		2B				SH BB SH5-4 1B		3	1	2	0	1	0	0			
Chico Carrasquel, R OBP: 0.250, SLG: 0.236 (1, 6)		4-3			6-3	L4		SH5-4 SH BB		3	0	0	0	1	0	2			
Billy Pierce, L OBP: 0.214, SLG: 0.083 (1, 1)					K		E5 1B SH1-3 BB	B1		4	1	0	0	0	2	3			
Inning Stats	R: 2 E: 0 K: 1 S: 8	H: 3 LOB: 1 BB: 0 P: 8	R: 0 E: 0 K: 1 S: 5	H: 0 LOB: 0 BB: 0 P: 5	R: 2 E: 0 K: 0 S: 5	H: 2 LOB: 1 BB: 1 P: 9	R: 0 E: 0 K: 1 S: 6	H: 1 LOB: 1 BB: 0 P: 6	R: 0 E: 0 K: 0 S: 3	H: 0 LOB: 1 BB: 1 P: 7	R: 1 E: 1 K: 0 S: 5	H: 1 LOB: 3 BB: 2 P: 13	R: 1 E: 1 K: 0 S: 5	H: 1 LOB: 2 BB: 1 P: 9	1B: 4 2B: 4 3B: 0 HR: 0	SF: 0 SAC: 3 DP: 0 HBP: 0		WP: 1 PB: 0 SB: 2 CS: 0	PA: 39
PITCHER Mary Grissom, R ERA: 3.18 (1, 1)	IP: 3.0 WLS: L BF: 15 H: 5 R: 4 ER: 4 SO: 2 BB: 1 IBB: 0 HBP: 0 BLK: 0 WP: 0 HR: 0 S: 18 P: 22 ERA: 12.00 WHIP: 2.000															PITCHER			
Bill Werle, L ERA: 1.5 (4, 1)	3.0	11	1	0	0	2	1	0	0	0	0	0	14	18	0.00	0.667			
Ben Flowers, R ERA: (7, 1)	0.1	4	1	1	0	0	0	1	0	0	1	0	3	7	0.00	3.000			
Bill Kennedy, L ERA: 2.08 (7, 1)	1.2	9	1	1	0	0	2	0	0	0	0	0	7	15	0.00	1.800			


Batter	1	2	3	4	5	6	7	8	9	10	11	AB	R	H	RBI	BB	SO	LOB				
Phil Rizzuto, R OBP: 0.310, SLG: 0.266 (1, 6)	F5		P6		F7			6-3		FC3-6		5	0	0	0	0	0	2				
Yogi Berra, L OBP: 0.269, SLG: 0.282 (1, 2)	4-3		L9					1-3			K2-3	5	0	0	0	0	1	0				
Gene Woodling, L OBP: 0.446, SLG: 0.540 (1, 7)	L4										4-3	5	0	1	0	0	1	0				
Mickey Mantle, S OBP: 0.432, SLG: 0.534 (1, 8)		1B BB	F3									4	1	1	0	1	1	1				
Hank Bauer, R OBP: 0.367, SLG: 0.400 (1, 9)			P4		4-3							4	0	1	0	0	0	1				
Gil McDougald, R OBP: 0.369, SLG: 0.366 (1, 5)		1B 1B	F7					L6		P6		4	0	1	0	0	0	1				
Don Bollweg, L OBP: 0.375, SLG: 0.375 (1, 3)			L3					FC4-6				4	0	1	0	0	1	3				
Billy Martin, R OBP: 0.298, SLG: 0.247 (1, 4)								F9				4	0	1	1	0	1	2				
Johnny Sain, R OBP: 0.133, SLG: 0.133 (1, 1)		FC6-4										4	0	1	0	0	0	2				
Inning Stats	R: 0 E: 0 K: 0 S: 3	H: 0 LOB: 0 BB: 0 P: 3	R: 1 E: 0 K: 0 S: 5	H: 2 LOB: 1 BB: 1 P: 9	R: 0 E: 0 K: 1 S: 4	H: 1 LOB: 1 BB: 0 P: 4	R: 0 E: 0 K: 1 S: 5	H: 0 LOB: 0 BB: 0 P: 5	R: 0 E: 0 K: 1 S: 5	H: 1 LOB: 1 BB: 0 P: 4	R: 0 E: 0 K: 0 S: 3	H: 0 LOB: 0 BB: 0 P: 3	R: 0 E: 0 K: 1 S: 5	H: 0 LOB: 0 BB: 0 P: 5	R: 0 E: 0 K: 0 S: 5	H: 2 LOB: 2 BB: 0 P: 5	R: 0 E: 0 K: 1 S: 5	H: 1 LOB: 0 BB: 0 P: 5	1B: 7 2B: 0 3B: 0 HR: 0	SF: 0 SAC: 0 DP: 0 HBP: 0	WP: 0 PB: 0 SB: 0 CS: 1	PA: 41
PITCHER Hal Brown, R ERA: 3.14 (1, 1)	IP: 11.0 WLS: 7 BF: 40 H: 7 R: 1 ER: 1 SO: 5 BB: 1 IBB: 0 HBP: 0 BLK: 0 WP: 0 HR: 0 S: 49 P: 53 ERA: 0.82 WHIP: 0.727																					

TOP

New York Yankees @ Boston Red Sox
Fenway Park, Boston, MA
Fri May 08 1953, 3:33 AM EDT
Att: 33,055 - Unknown

livebaseballscorecards.com

AB 39
R 1
H 7
RBI 1
BB 1
SO 5
LOB 12




Batter	1	2	3	4	5	6	7	8	9	10	11	AB	R	H	RBI	BB	SO	LOB						
Billy Goodman, L OBP: 0.381, SLG: 0.446 (1, 4)	4-3					5-3						4	1	2	1	1	0	0						
Jim Piersall, R OBP: 0.326, SLG: 0.295 (1, 9)			2B					F8				4	0	1	0	0	1	3						
George Kell, R OBP: 0.431, SLG: 0.580 (1, 5)					5-3							4	0	1	0	0	0	1						
Dick Gernert, R OBP: 0.373, SLG: 0.528 (1, 3)						F7		L7				4	1	1	1	0	1	1						
Sammy White, R OBP: 0.282, SLG: 0.408 (1, 2)						F3						4	0	0	0	0	1	1						
Gene Stephens, L OBP: 0.276, SLG: 0.143 (1, 7)			F3									4	0	0	0	0	1	1						
Tom Umpflett, R OBP: 0.346, SLG: 0.389 (1, 8)												4	0	0	0	0	0	0						
Milt Bolling, R OBP: 0.306, SLG: 0.362 (1, 6)												4	0	1	0	0	0	0						
Hal Brown, R OBP: 0.200, SLG: 0.111 (1, 1)												3	0	0	0	0	0	1						
Inning Stats	R: 0 E: 0 K: 0 S: 3	H: 1 LOB: 0 BB: 0 P: 3	R: 1 E: 0 K: 0 S: 4	H: 1 LOB: 0 BB: 0 P: 4	R: 0 E: 0 K: 1 S: 6	H: 2 LOB: 1 BB: 0 P: 6	R: 0 E: 0 K: 0 S: 3	H: 0 LOB: 0 BB: 0 P: 3	R: 0 E: 0 K: 1 S: 5	H: 0 LOB: 0 BB: 0 P: 5	R: 0 E: 0 K: 0 S: 4	H: 1 LOB: 1 BB: 0 P: 4	R: 0 E: 1 K: 0 S: 4	H: 0 LOB: 2 BB: 1 P: 8	R: 0 E: 0 K: 2 S: 7	H: 0 LOB: 0 BB: 0 P: 7	R: 0 E: 0 K: 0 S: 3	H: 0 LOB: 0 BB: 0 P: 3	R: 1 E: 0 K: 0 S: 3	H: 1 LOB: 0 BB: 0 P: 3	1B: 2 2B: 2 3B: 0 HR: 2	SF: 0 SAC: 1 DP: 0 HBP: 0	WP: 0 PB: 0 SB: 0 CS: 1	PA: 37
PITCHER Johnny Sain, R ERA: 2.87 (1, 1)	IP: 10.1 WLS: 10 BF: 37 H: 6 R: 2 ER: 2 SO: 4 BB: 0 IBB: 1 HBP: 0 BLK: 0 WP: 0 HR: 2 S: 45 P: 49 ERA: 1.74 WHIP: 0.581																							

BOTTOM

New York Yankees @ Boston Red Sox
Fenway Park, Boston, MA
Fri May 08 1953, 3:33 AM EDT
Att: 33,055 - Unknown

livebaseballscorecards.com


AB 35
R 2
H 6
RBI 2
BB 1
SO 4
LOB 8



Batter	1	2	3	4	5	6	7	8	9	AB	R	H	RBI	BB	SO	LOB	TOP					
Phil Rizzuto, R OBP: 0.326, SLG: 0.286 (1, 6)										5	2	3	1	0	0	1						
Yogi Berra, L OBP: 0.287, SLG: 0.282 Charles Silvera, R OBP: 0.250, SLG: 0.250 (1, 2)										0	1	0	0	0	0	0						
Gil McDougald, R OBP: 0.367, SLG: 0.356 (1, 5)										4	1	1	0	1	2	2						
Mickey Mantle, S OBP: 0.430, SLG: 0.564 (1, 8)										5	1	2	2	0	0	4						
Hank Bauer, R OBP: 0.373, SLG: 0.397 (1, 9)										3	0	1	2	1	0	0						
Gene Woodling, L OBP: 0.423, SLG: 0.507 (1, 7)										4	0	0	1	0	1	4						
Billy Martin, R OBP: 0.258, SLG: 0.247 (1, 4)										4	0	1	0	0	0	2						
Don Bollweg, L OBP: 0.333, SLG: 0.500 (1, 3)										4	1	1	0	0	0	1						
Ewell Blackwell, R (1, 1) Irv Noren, L OBP: 0.800, SLG: 0.875 (7, PH) Tom Gorman, R (7, 1) Bill Renna, R OBP: 0.375, SLG: 0.688 (8, PH) Bob Kuzava, S (8, 1)										2	0	0	0	0	0	0						
Inning Stats	R: 3 E: 1 K: 0 S: 5	H: 2 LOB: 1 BB: 1 P: 10	R: 0 E: 0 K: 0 S: 3	H: 0 LOB: 0 BB: 0 P: 3	R: 1 E: 0 K: 1 S: 6	H: 1 LOB: 0 BB: 0 P: 6	R: 0 E: 0 K: 0 S: 3	H: 0 LOB: 0 BB: 0 P: 3	R: 0 E: 0 K: 0 S: 5	H: 2 LOB: 2 BB: 0 P: 5	R: 0 E: 0 K: 0 S: 3	H: 0 LOB: 0 BB: 0 P: 3	R: 2 E: 0 K: 2 S: 11	H: 4 LOB: 3 BB: 1 P: 15	R: 0 E: 0 K: 1 S: 6	H: 1 LOB: 1 BB: 0 P: 6	R: 0 E: 0 K: 1 S: 5	H: 0 LOB: 0 BB: 0 P: 5	1B: 8 2B: 0 3B: 1 HR: 1	SF: 0 SAC: 0 DP: 0 HBP: 1	WP: 1 PB: 0 SB: 1 CS: 2	PA: 40
PITCHER	IP WLS BF H R ER SO BB IBB HBP BLK WP HR S P ERA WHIP																					
Mickey McDermott, L ERA: 3.58	0.1 L 6 2 3 3 0 1 0 1 0 0 1 0 4 9 81.00 9.000																					
Bill Werle, L ERA: 1.54	5.2 19 3 1 1 1 0 0 0 0 0 1 21 21 1.59 0.529																					
Hersh Freeman, R ERA: 6.0	0.2 7 4 2 2 1 1 0 0 0 0 0 0 8 12 27.00 7.500																					
Bill Kennedy, L ERA: 1.59	1.1 5 1 0 0 2 0 0 0 0 0 0 0 9 9 0.00 0.750																					
Ellis Kinder, R ERA:	1.0 3 0 0 0 1 0 0 0 0 0 0 0 5 5 0.00 0.000																					

New York Yankees @ Boston Red Sox
Fenway Park, Boston, MA
Sat May 09 1953, 3:33 AM EDT
Att: 26,065 - Unknown


AB 37
R 6
H 10
RBI 6
BB 2
SO 5
LOB 17



Batter	1	2	3	4	5	6	7	8	9	AB	R	H	RBI	BB	SO	LOB	BOTTOM			
Billy Goodman, L OBP: 0.371, SLG: 0.423 (1, 4)										4	1	0	0	1	0	1				
Jim Piersall, R OBP: 0.319, SLG: 0.280 (1, 9)										4	1	0	0	0	1	3				
George Kell, R OBP: 0.429, SLG: 0.556 (1, 5)										3	1	0	0	2	0	1				
Dick Gemert, R OBP: 0.375, SLG: 0.507 (1, 3)										3	0	0	0	1	0	2				
Sammy White, R OBP: 0.293, SLG: 0.413 (1, 2)										4	0	2	1	0	0	4				
Gene Stephens, L OBP: 0.290, SLG: 0.170 (1, 7)										4	1	2	2	0	1	3				
Tom Umphlett, R OBP: 0.329, SLG: 0.368 (1, 8)										4	0	0	0	0	0	2				
Mitt Bolling, R OBP: 0.303, SLG: 0.356 (1, 6)										4	0	1	1	0	1	0				
Mickey McDermott, L OBP: 0.273, SLG: 0.455 (1, 1) Bill Werle, L (1, 1) Al Zarilla, L OBP: 0.296, SLG: 0.296 Hersh Freeman, R (7, 1) Bill Kennedy, L (7, 1) Dom DiMaggio, R OBP: 0.337, SLG: 0.333 (8, PH) Ellis Kinder, R (8, 1)										0	0	0	0	0	0	0				
Inning Stats	R: 1 E: 1 K: 2 S: 9	H: 1 LOB: 2 BB: 1 P: 13	R: 0 E: 0 K: 0 S: 3	H: 0 LOB: 2 BB: 2 P: 11	R: 0 E: 0 K: 0 S: 4	H: 1 LOB: 1 BB: 0 P: 4	R: 0 E: 0 K: 0 S: 3	H: 0 LOB: 0 BB: 0 P: 3	R: 0 E: 1 K: 0 S: 5	H: 2 LOB: 1 BB: 0 P: 5	R: 2 E: 0 K: 0 S: 4	H: 1 LOB: 1 BB: 1 P: 9	R: 0 E: 0 K: 1 S: 5	H: 0 LOB: 0 BB: 0 P: 5	R: 0 E: 0 K: 0 S: 3	H: 0 LOB: 0 BB: 0 P: 3	1B: 5 2B: 0 3B: 0 HR: 0	SF: 0 SAC: 0 DP: 0 HBP: 2	WP: 0 PB: 0 SB: 0 CS: 0	PA: 40
PITCHER	IP WLS BF H R ER SO BB IBB HBP BLK WP HR S P ERA WHIP																			
Ewell Blackwell, R ERA: 2.4	6.0 W 28 4 2 0 2 4 0 1 0 0 0 27 44 0.00 1.333																			
Tom Gorman, R ERA: 9.35	1.0 6 1 2 2 0 1 0 1 0 0 0 0 4 9 18.00 2.000																			
Bob Kuzava, L ERA:	2.0 S 6 0 0 0 1 0 0 0 0 0 0 0 8 8 0.00 0.000																			

New York Yankees @ Boston Red Sox
Fenway Park, Boston, MA
Sat May 09 1953, 3:33 AM EDT
Att: 26,065 - Unknown

AB 33
R 4
H 5
RBI 4
BB 5
SO 3
LOB 17



Batter	1	2	3	4	5	6	7	8	9	AB	R	H	RBI	BB	SO	LOB	TOP					
Phil Rizzuto, R (1, 6) OBP: 0.326, SLG: 0.279	4-3				L3	6-3	FC5			2	0	0	0	1	0	0	New York Yankees @ Boston Red Sox Fenway Park, Boston, MA Sun May 10 1953, 3:33 AM EDT Att: 28,884 - Unknown					
Joe Collins, L (6, FH) OBP: 0.357, SLG: 0.361										1	0	0	0	0	0	1						
Frank Verdi, R (6, 6)										0	0	0	0	0	0	0						
Bill Renna, R (7, FH) OBP: 0.353, SLG: 0.647										1	0	0	0	0	0	3						
Jim Bredeweser, R (7, 6)										0	0	0	0	1	0	0						
Irv Noren, L (1, 9) OBP: 0.500, SLG: 0.917										4	2	2	0	1	0	3						
Don Bollweg, L (1, 3) OBP: 0.412, SLG: 0.588										5	1	3	1	0	0	0						
Mickey Mantle, S (1, 8) OBP: 0.429, SLG: 0.554										5	1	2	2	0	1	3						
Gene Woodling, L (1, 7) OBP: 0.410, SLG: 0.486										5	1	1	0	0	0	4						
Gil McDougald, R (1, 5) OBP: 0.370, SLG: 0.360										5	2	2	1	0	1	2						
Billy Martin, R (1, 4) OBP: 0.276, SLG: 0.278										5	0	3	2	0	0	1						
Charles Silvera, R (1, 2) OBP: 0.250, SLG: 0.143										3	0	0	0	1	0	1						
Allie Reynolds, R (1, 1) OBP: 0.308, SLG: 0.273										2	0	1	0	0	1	0						
Johnny Mize, L (6, FH) OBP: 0.289, SLG: 0.303										1	0	0	1	0	0	1						
Vic Raschi, R (6, 1)										1	0	0	0	1	0	0						
Inning Stats	R: 0 E: 0 K: 0 S: 4	H: 1 LOB: 2 BB: 1 P: 8	R: 0 E: 0 K: 0 S: 5	H: 2 LOB: 3 BB: 1 P: 9	R: 0 E: 1 K: 1 S: 6	H: 0 LOB: 1 BB: 0 P: 6	R: 0 E: 0 K: 1 S: 5	H: 0 LOB: 0 BB: 0 P: 5	R: 1 E: 0 K: 0 S: 5	H: 2 LOB: 1 BB: 0 P: 5	R: 1 E: 0 K: 0 S: 5	H: 2 LOB: 1 BB: 0 P: 5	R: 3 E: 0 K: 0 S: 7	H: 4 LOB: 3 BB: 2 P: 15	R: 2 E: 0 K: 1 S: 8	H: 3 LOB: 1 BB: 0 P: 8	R: 0 E: 0 K: 0 S: 2	H: 0 LOB: 0 BB: 1 P: 6	1B: 10 2B: 4 3B: 0 HR: 0	SF: 0 SAC: 1 DP: 0 HBP: 0	WP: 0 PB: 0 SB: 2 CS: 0	PA: 47
PITCHER	IP WLS BF H R ER SO BB IBB HBP BLK WP HR S P ERA WHIP																					
Sid Hudson, R (1, 1) ERA: 4.7	6.2 L 32 9 4 4 2 2 2 0 0 0 0 0 0 34 42 5.40 1.650																					
Ellis Kinder, R (7, 1) ERA: 1.8	0.0 4 2 1 1 0 1 1 1 0 0 0 0 0 2 10 = =																					
Ken Holcombe, R (7, 1) ERA: 5.0	0.1 4 3 2 2 0 0 0 0 0 0 0 0 0 4 4 54.00 9.000																					
Bill Kennedy, L (8, 1) ERA: 1.35	1.0 3 0 0 0 1 0 0 0 0 0 0 0 0 5 5 0.00 0.000																					
Mickey McDermott, L (9, 1) ERA: 3.45	1.0 3 0 0 0 0 1 0 0 0 0 0 0 0 2 6 0.00 1.000																					
Batter	1	2	3	4	5	6	7	8	9	AB	R	H	RBI	BB	SO	LOB	BOTTOM					
Billy Goodman, L (1, 4) OBP: 0.374, SLG: 0.438	6-3				5-3					2	1	1	0	0	0	0	New York Yankees @ Boston Red Sox Fenway Park, Boston, MA Sun May 10 1953, 3:33 AM EDT Att: 28,884 - Unknown					
Ted Lepcio, R (5, FH) OBP: 0.300, SLG: 0.556										2	0	0	0	0	0	0						
Jim Piersall, R (1, 9) OBP: 0.316, SLG: 0.279										4	0	1	1	0	0	0						
George Kell, R (1, 5) OBP: 0.432, SLG: 0.553										4	0	2	0	0	0	0						
Dick Gernert, R (1, 3) OBP: 0.370, SLG: 0.494										4	0	1	0	0	1	1						
Sammy White, R (1, 2) OBP: 0.291, SLG: 0.440										4	1	1	1	0	0	2						
Gene Stephens, L (1, 7) OBP: 0.288, SLG: 0.175										4	0	1	0	0	0	1						
Tom Umphlett, R (1, 8) OBP: 0.326, SLG: 0.375										4	1	1	0	0	0	1						
Mitt Bolling, R (1, 6) OBP: 0.304, SLG: 0.355										3	0	1	1	0	0	1						
Sid Hudson, R (1, 1) OBP: 0.333, SLG: 0.333										2	0	0	0	0	0	1						
Ellis Kinder, R (7, 1) ERA: 1.8										0	0	0	0	0	0	0						
Ken Holcombe, R (7, 1) ERA: 5.0										0	0	0	0	0	0	0						
Bill Kennedy, L (8, 1) ERA: 1.35										0	0	0	0	0	0	0						
Del Wilber, R (8, FH) OBP: 0.300, SLG: 4.000										1	1	1	0	0	0	0						
Mickey McDermott, L (9, 1) ERA: 3.45										0	0	0	0	0	0	0						
Inning Stats	R: 0 E: 0 K: 0 S: 3	H: 0 LOB: 0 BB: 0 P: 3	R: 1 E: 1 K: 0 S: 4	H: 1 LOB: 0 BB: 0 P: 4	R: 1 E: 0 K: 0 S: 4	H: 2 LOB: 1 BB: 0 P: 4	R: 0 E: 0 K: 0 S: 4	H: 2 LOB: 1 BB: 0 P: 4	R: 1 E: 0 K: 0 S: 4	H: 2 LOB: 0 BB: 0 P: 4	R: 0 E: 0 K: 1 S: 4	H: 1 LOB: 1 BB: 0 P: 4	R: 1 E: 0 K: 0 S: 5	H: 2 LOB: 1 BB: 0 P: 5	R: 0 E: 0 K: 0 S: 3	H: 0 LOB: 0 BB: 0 P: 3	1B: 6 2B: 3 3B: 0 HR: 2	SF: 0 SAC: 0 DP: 2 HBP: 0	WP: 0 PB: 0 SB: 0 CS: 1	PA: 35		
PITCHER	IP WLS BF H R ER SO BB IBB HBP BLK WP HR S P ERA WHIP																					
Allie Reynolds, R (1, 1) ERA: 3.57	5.0 7 3 3 0 0 0 0 0 0 0 0 0 1 19 19 5.40 1.400																					
Vic Raschi, R (6, 1) ERA: 5.72	4.0 W 15 3 1 1 1 0 0 0 0 0 0 1 17 17 2.25 0.750																					

Batter	1	2	3	4	5	6	7	8	9	10	AB	R	H	RBI	BB	SO	LOB	TOP									
Fred Marsh, R OBP: 0.300, SLG: 0.300 Rocky Krsnich, R OBP: 0.292, SLG: 0.314 Ferris Fain, L OBP: 0.386, SLG: 0.392 (8, 3)	L5	K			K	F9		G4-6-3 BB		BB 2B	4	0	0	0	0	2	0										
Nellie Fox, L OBP: 0.364, SLG: 0.429 (1, 4)	K		F8		2B 5-3 1B		F7	G4-6-3 1-2 2-3 3-H 0-0		BB 2B	5	1	1	0	1	1	3										
Vern Stephens, R OBP: 0.275, SLG: 0.328 (1, 5)	F4		F7		5-3 2B		F7			5-3 K	6	0	1	0	0	1	2										
Sam Mele, R OBP: 0.391, SLG: 0.403 (1, 9)		F2			5-3 BB		6-3			F3	4	0	1	0	1	0	0										
Sherm Lollar, R OBP: 0.457, SLG: 0.569 Bob Boyd, L OBP: 0.500, SLG: 0.250 Harry Dorish, R OBP: 0.200, SLG: 0.200 (8, 1)		E3 1B HR 1B		F5	5-3			BB 1B		K	4	1	1	1	0	0	2										
Minnie Minsco, R OBP: 0.421, SLG: 0.380 (1, 7)		1B HR 1B		K				SH5-4 BB 1B		SH5-3 SH 2B BB	2	3	1	0	3	1	0										
Jim Rivera, L OBP: 0.376, SLG: 0.365 (1, 8)		1B HR 1B		1B	L7			BB SH5-4 1B		SH SH5-3 2B	4	2	3	1	0	0	3										
Chico Carrasquel, R OBP: 0.263, SLG: 0.315 (1, 6)		HR		1B			5-3	SH5-4 1B		SH5-3	3	1	2	4	0	0	0										
Lou Kretlow, R Luis Aloma, R Red Wilson, R OBP: 0.357, SLG: 0.280 (8, 2)		K		L6			K	BB IBB		2B IBB	1	0	0	0	0	1	0										
Inning Stats	R: 0 E: 0 K: 1 S: 5	H: 0 LOB: 0 BB: 0 P: 5	R: 4 E: 1 K: 2 S: 11	H: 3 LOB: 1 BB: 0 P: 11	R: 0 E: 0 K: 0 S: 3	H: 1 LOB: 1 BB: 0 P: 3	R: 0 E: 0 K: 1 S: 7	H: 2 LOB: 2 BB: 0 P: 7	R: 1 E: 0 K: 1 S: 7	H: 2 LOB: 3 BB: 2 P: 15	R: 0 E: 0 K: 0 S: 5	H: 0 LOB: 0 BB: 0 P: 5	R: 0 E: 0 K: 0 S: 4	H: 0 LOB: 0 BB: 0 P: 3	R: 2 E: 0 K: 0 S: 4	H: 2 LOB: 3 BB: 3 P: 16	R: 0 E: 0 K: 1 S: 5	H: 0 LOB: 0 BB: 0 P: 5	R: 2 E: 0 K: 1 S: 6	H: 1 LOB: 2 BB: 3 P: 18	1B: 8 2B: 2 3B: 0 HR: 1	SF: 0 SAC: 3 DP: 1 HBP: 0	WP: 0 PA: 48				
PITCHER	IP	WLS	BF	H	R	ER	SO	BB	IBB	HBP	BLK	WP	HR	S	P	ERA	WHIP										
Mel Parnell, L ERA: 3.91	8.0		38	10	7	6	6	4	1	0	0	0	1	45	65	6.75	1.750										
Hersh Freeman, R ERA: 5.94	1.0		3	0	0	0	1	0	0	0	0	0	0	5	5	0.00	0.000										
Elis Kinder, R ERA: 5.06	0.1	L	4	0	2	2	0	1	1	0	0	0	0	2	10	54.00	3.000										
Bill Kennedy, L ERA: 1.29	0.1		2	1	0	0	0	1	0	0	0	0	0	1	5	0.00	6.000										
Ben Flowers, R ERA:	0.1		1	0	0	0	1	0	0	0	0	0	0	3	3	0.00	0.000										

Chicago White Sox @ Boston Red Sox
Fenway Park, Boston, MA
Tue May 12 1953, 3:33 AM EDT
Att: 21,912 - Unknown

AB 37
R 9
H 11
RBI 9
BB 8
SO 8
LOB 12



Batter	1	2	3	4	5	6	7	8	9	10	AB	R	H	RBI	BB	SO	LOB	BOTTOM									
Jim Piersall, R OBP: 0.327, SLG: 0.278 (1, 9)	K	BB BB		S BB 1B		F7		5-3		1B 5-3 BB	4	0	1	0	2	1	1										
Gene Stephens, L OBP: 0.306, SLG: 0.213 (1, 7)	CS BB	BB		K		4-3				HR 3B	4	1	1	1	2	1	2										
George Kell, R OBP: 0.448, SLG: 0.588 (1, 5)	HR BB	K		L6-4 S BB				FC6-4 1B		HR	4	2	2	2	2	1	4										
Dick Gernert, R OBP: 0.368, SLG: 0.530 (1, 3)	HR			5-3		1-2 2-3 3-H		F8		HR 1B BB FC6-2	4	1	2	2	2	0	1										
Sammy White, R OBP: 0.293, SLG: 0.433 (1, 2)	6-3			L6-4		L8		L8		F4	6	1	1	0	0	0	7										
Ted Lepcio, R OBP: 0.400, SLG: 0.769 (1, 4)		FC1-5 1B BB		HR		5-3		FC6-4		FC6-2 IBB	4	1	2	2	1	0	1										
Tom Umpshett, R OBP: 0.322, SLG: 0.369 Al Zarilla, L OBP: 0.375, SLG: 0.286 Elis Kinder, R Bill Kennedy, L Ben Flowers, R		BB		4-3		3-1		F6		FC6-2 IBB	4	1	1	0	0	0	0										
Mitt Bolling, R OBP: 0.288, SLG: 0.346 (1, 6)	FC1-5 BB 1-3			2-3		2-3		E5		FC6-2 FC6-4	5	0	1	0	0	0	5										
Mel Parnell, L OBP: 0.278, SLG: 0.250 Del Wilber, R OBP: 0.657, SLG: 2.667 Hersh Freeman, R Hoot Evers, R OBP: 0.353, SLG: 0.435 (10, 8)		1-3		4-3		F2		6-3		FC6-4	3	0	0	0	0	0	3										
Inning Stats	R: 2 E: 0 K: 1 S: 5	H: 1 LOB: 0 BB: 2 P: 13	R: 1 E: 0 K: 1 S: 6	H: 1 LOB: 3 BB: 3 P: 18	R: 2 E: 0 K: 0 S: 6	H: 3 LOB: 1 BB: 0 P: 6	R: 0 E: 0 K: 1 S: 5	H: 1 LOB: 2 BB: 2 P: 13	R: 0 E: 0 K: 0 S: 3	H: 0 LOB: 0 BB: 0 P: 3	R: 0 E: 0 K: 0 S: 4	H: 0 LOB: 1 BB: 0 P: 4	R: 0 E: 1 K: 0 S: 4	H: 0 LOB: 1 BB: 0 P: 4	R: 2 E: 0 K: 0 S: 6	H: 3 LOB: 3 BB: 2 P: 14	R: 0 E: 0 K: 0 S: 4	H: 1 LOB: 2 BB: 1 P: 8	1B: 6 2B: 2 3B: 1 HR: 3	SF: 0 SAC: 0 DP: 1 HBP: 0	WP: 0 PA: 50						
PITCHER	IP	WLS	BF	H	R	ER	SO	BB	IBB	HBP	BLK	WP	HR	S	P	ERA	WHIP										
Lou Kretlow, R ERA: 2.53	1.1		11	2	3	3	1	5	0	0	0	0	1	8	28	16.20	4.200										
Luis Aloma, R ERA: 5.4	5.1		22	5	2	2	2	1	1	0	0	0	0	24	32	3.38	1.125										
Harry Dorish, R ERA: 4.09	3.0	W	17	4	2	2	0	2	1	0	0	0	1	14	26	6.00	2.000										

Chicago White Sox @ Boston Red Sox
Fenway Park, Boston, MA
Tue May 12 1953, 3:33 AM EDT
Att: 21,912 - Unknown

AB 40
R 7
H 11
RBI 7
BB 10
SO 3
LOB 28



Batter	1	2	3	4	5	6	7	8	9	AB	R	H	RBI	BB	SO	LOB	TOP			
Allie Clark, R OBP: 0.222, SLG: 0.359 (1, 3)										4	0	0	0	0	1	4				
Nelle Fox, L OBP: 0.361, SLG: 0.417 (1, 4)										3	0	0	0	1	0	1				
Vern Stephens, R OBP: 0.260, SLG: 0.309 (1, 5)										4	0	0	0	0	2	1				
Sam Mele, R OBP: 0.375, SLG: 0.383 (1, 9)										4	0	0	0	0	1	1				
Sherm Lollar, R OBP: 0.446, SLG: 0.548 (1, 2)										4	0	1	0	0	0	0				
Minnie Minoso, R OBP: 0.424, SLG: 0.379 (1, 7)										3	0	1	0	1	1	2				
Jim Rivera, L OBP: 0.375, SLG: 0.364 (1, 8)										3	0	1	0	0	0	1				
Chico Carrasquel, R OBP: 0.294, SLG: 0.316 (1, 6)										3	0	1	0	0	0	2				
Joe Dobson, R OBP: 0.147, SLG: 0.214 (5, 1)										1	0	0	0	0	1	0				
Earl Harrist, R OBP: 0.333, SLG: 0.287 (5, 1)										0	0	0	0	0	0	0				
Tom Wright, L OBP: 0.333, SLG: 0.300 (5, 1)										0	0	0	0	0	0	1				
Sandy Consuegra, R OBP: 0.361, SLG: 0.392 (5, 1)										0	0	0	0	0	0	0				
Ferris Fain, L OBP: 0.391, SLG: 0.392 (5, 1)										0	0	0	0	1	0	0				
Bob Boyd, L OBP: 0.302, SLG: 0.290 (5, 1)										0	0	0	0	0	0	0				
Lou Kretlow, R OBP: 0.290, SLG: 0.290 (5, 1)										0	0	0	0	0	0	0				
Inning Stats	R: 0 E: 0 K: 1 S: 5	H: 0 LOB: 0 BB: 0 P: 5	R: 0 E: 0 K: 1 S: 5	H: 0 LOB: 0 BB: 0 P: 5	R: 0 E: 0 K: 1 S: 5	H: 0 LOB: 0 BB: 0 P: 5	R: 0 E: 0 K: 0 S: 4	H: 1 LOB: 1 BB: 0 P: 4	R: 0 E: 0 K: 0 S: 4	H: 1 LOB: 1 BB: 0 P: 4	R: 0 E: 0 K: 0 S: 3	H: 0 LOB: 0 BB: 0 P: 3	R: 0 E: 0 K: 0 S: 3	H: 1 LOB: 3 BB: 2 P: 11	R: 0 E: 0 K: 2 S: 8	H: 1 LOB: 2 BB: 1 P: 12	1B: 4 2B: 0 3B: 0 HR: 0	SF: 0 SAC: 0 DP: 1 HBP: 0	WP: 0 PB: 0 SB: 0 CS: 0	PA: 33
PITCHER Mary Grissom, R ERA: 2.08 (1, 1)	IP: 9.0 WLS: W BF: 33 H: 4 R: 0 ER: 0 SO: 6 BB: 3 IBB: 0 HBP: 0 BLK: 0 WP: 0 HR: 0 S: 42 P: 54 ERA: 0.00 WHIP: 0.778															PITCHER	IP: 9.0 WLS: W BF: 33 H: 4 R: 0 ER: 0 SO: 6 BB: 3 IBB: 0 HBP: 0 BLK: 0 WP: 0 HR: 0 S: 42 P: 54 ERA: 0.00 WHIP: 0.778			

Chicago White Sox @ Boston Red Sox
Fenway Park, Boston, MA
Wed May 13, 1953, 3:33 AM EDT
Att: 3,698 - Unknown

AB 30
R 0
H 4
RBI 0
BB 3
SO 6
LOB 13

Batter	1	2	3	4	5	6	7	8	9	AB	R	H	RBI	BB	SO	LOB	BOTTOM			
Jim Piersall, R OBP: 0.333, SLG: 0.287 (1, 9)										4	0	2	0	0	0	2				
Gene Stephens, L OBP: 0.316, SLG: 0.206 (1, 7)										2	1	0	0	2	1	1				
George Kell, R OBP: 0.440, SLG: 0.583 (1, 5)										4	1	1	1	0	1	4				
Dick Gemert, R OBP: 0.392, SLG: 0.518 (1, 3)										2	0	0	0	2	1	0				
Sammy White, R OBP: 0.292, SLG: 0.436 (1, 2)										4	0	2	1	0	0	2				
Ted Lepcio, R OBP: 0.368, SLG: 0.625 (1, 4)										3	0	0	0	1	1	5				
Tom Umphlett, R OBP: 0.319, SLG: 0.356 (1, 8)										3	0	0	0	1	0	1				
Milt Bolling, R OBP: 0.307, SLG: 0.381 (1, 6)										3	1	1	1	1	0	2				
Mary Grissom, R (1, 1)										2	0	0	0	0	0	0				
Inning Stats	R: 1 E: 0 K: 2 S: 9	H: 2 LOB: 2 BB: 1 P: 13	R: 0 E: 1 K: 1 S: 6	H: 0 LOB: 3 BB: 2 P: 14	R: 0 E: 0 K: 1 S: 6	H: 1 LOB: 1 BB: 0 P: 6	R: 0 E: 0 K: 0 S: 3	H: 1 LOB: 0 BB: 0 P: 3	R: 1 E: 0 K: 0 S: 3	H: 1 LOB: 1 BB: 2 P: 11	R: 1 E: 0 K: 0 S: 4	H: 1 LOB: 0 BB: 0 P: 4	R: 0 E: 0 K: 0 S: 3	H: 0 LOB: 0 BB: 0 P: 3	R: 0 E: 0 K: 0 S: 2	H: 0 LOB: 1 BB: 2 P: 10	1B: 4 2B: 2 3B: 0 HR: 1	SF: 0 SAC: 1 DP: 2 HBP: 0	WP: 0 PB: 0 SB: 0 CS: 1	PA: 36
PITCHER Joe Dobson, R ERA: 2.76 (5, 1)	IP: 1.0 WLS: L BF: 2 H: 2 R: 0 ER: 0 SO: 2 BB: 0 IBB: 0 HBP: 0 BLK: 0 WP: 0 HR: 0 S: 25 P: 45 ERA: 4.50 WHIP: 2.500															PITCHER	IP: 1.0 WLS: L BF: 2 H: 2 R: 0 ER: 0 SO: 2 BB: 0 IBB: 0 HBP: 0 BLK: 0 WP: 0 HR: 0 S: 25 P: 45 ERA: 4.50 WHIP: 2.500			
Earl Harrist, R ERA: 7.5 (5, 1)	IP: 1.0 WLS: L BF: 2 H: 2 R: 0 ER: 0 SO: 2 BB: 0 IBB: 0 HBP: 0 BLK: 0 WP: 0 HR: 0 S: 2 P: 2 ERA: 0.00 WHIP: 0.000															PITCHER	IP: 1.0 WLS: L BF: 2 H: 2 R: 0 ER: 0 SO: 2 BB: 0 IBB: 0 HBP: 0 BLK: 0 WP: 0 HR: 0 S: 2 P: 2 ERA: 0.00 WHIP: 0.000			
Sandy Consuegra, R ERA: 9.0 (5, 1)	IP: 2.0 WLS: L BF: 7 H: 1 R: 1 ER: 1 SO: 0 BB: 0 IBB: 0 HBP: 0 BLK: 0 WP: 1 HR: 7 S: 7 P: 7 ERA: 4.50 WHIP: 0.500															PITCHER	IP: 2.0 WLS: L BF: 7 H: 1 R: 1 ER: 1 SO: 0 BB: 0 IBB: 0 HBP: 0 BLK: 0 WP: 1 HR: 7 S: 7 P: 7 ERA: 4.50 WHIP: 0.500			
Lou Kretlow, R ERA: 2.31 (5, 1)	IP: 1.0 WLS: L BF: 4 H: 0 R: 0 ER: 0 SO: 0 BB: 2 IBB: 0 HBP: 0 BLK: 0 WP: 0 HR: 2 S: 10 P: 10 ERA: 0.00 WHIP: 2.000															PITCHER	IP: 1.0 WLS: L BF: 4 H: 0 R: 0 ER: 0 SO: 0 BB: 2 IBB: 0 HBP: 0 BLK: 0 WP: 0 HR: 2 S: 10 P: 10 ERA: 0.00 WHIP: 2.000			

Chicago White Sox @ Boston Red Sox
Fenway Park, Boston, MA
Wed May 13, 1953, 3:33 AM EDT
Att: 3,698 - Unknown

AB 27
R 3
H 6
RBI 3
BB 7
SO 4
LOB 17

Batter	1	2	3	4	5	6	7	8	9	10	11	AB	R	H	RBI	BB	SO	LOB	TOP						
Ray Boone, R OBP: 0.385, SLG: 0.455 (1, 6)	G6-4-3 BB		F9		F8		F9					3	0	0	0	2	0	1							
Bobby Avila, R OBP: 0.365, SLG: 0.360 (1, 4)	G6-4-3 1-2r		6-3		F9		K					5	0	0	0	0	1	3							
Larry Doby, L OBP: 0.326, SLG: 0.395 (1, 8)	K2-3				K							5	0	2	0	0	2	1							
Al Rosen, R OBP: 0.443, SLG: 0.627 (1, 5)		HR			F2							5	1	3	1	0	0	1							
Harry Simpson, L OBP: 0.299, SLG: 0.446 (1, 9)	L6				HR 1B		SH2-4 1B			G6-4-3 1B		4	1	1	0	0	0	1							
Jim Lemon, R OBP: 0.200, SLG: 0.316 (1, 7)												4	1	1	2	0	2	2							
Dale Mitchell, L OBP: 0.282, SLG: 0.351 (11, PH)												1	0	0	0	0	0	1							
Bob Kennedy, R OBP: 0.400, SLG: 0.467 (11, 7)	K				HR							0	0	0	0	0	0	0							
Bill Glynn, L OBP: 0.342, SLG: 0.188 (1, 3)	K				K							4	0	1	0	1	2	1							
Joe Tipton, R OBP: 0.344, SLG: 0.567 (1, 2)					HR							4	1	1	1	0	0	4							
Bob Feller, R (1, 1)												2	0	0	0	1	0	0							
Dave Hoskins, L OBP: 0.571, SLG: 1.167 (7, 1)					F2							0	0	0	0	0	0	0							
Mike Garcia, R OBP: 0.279, SLG: 0.333 (8, 1)												1	0	0	0	0	0	0							
Inning Stats	R: 0 E: 0 K: 1 S: 4	H: 0 LOB: 0 BB: 1 P: 8	R: 1 E: 0 K: 2 S: 8	H: 1 LOB: 0 BB: 0 P: 8	R: 1 E: 0 K: 0 S: 4	H: 1 LOB: 0 BB: 0 P: 4	R: 2 E: 0 K: 2 S: 9	H: 2 LOB: 0 BB: 0 P: 9	R: 0 E: 0 K: 0 S: 3	H: 0 LOB: 1 BB: 1 P: 7	R: 0 E: 0 K: 1 S: 5	H: 0 LOB: 0 BB: 0 P: 5	R: 0 E: 0 K: 0 S: 3	H: 1 LOB: 0 BB: 0 P: 3	R: 0 E: 0 K: 1 S: 5	H: 1 LOB: 0 BB: 0 P: 5	R: 0 E: 0 K: 0 S: 3	H: 0 LOB: 1 BB: 1 P: 7	R: 0 E: 0 K: 0 S: 4	H: 1 LOB: 1 BB: 0 P: 4	1B: 6 2B: 0 3B: 0 HR: 3	SF: 0 SAC: 1 DP: 3 HBP: 0	WP: 0 PB: 0 SB: 0 CS: 0	PA: 43	
PITCHER	IP ERA WLS BF H R ER SO BB IBB HBP BLK WP HR S P ERA WHIP	4.1 3.82 5.2 21 4 0 0 2 2 0 0 0 0 0 0 23 31 0.00 1.059	1.0 4.26 1.0 W 4 1 0 0 0 0 0 0 0 0 0 0 4 4 0.00 1.000																						

Cleveland Indians @ Boston Red Sox
Fenway Park, Boston, MA
Thu May 14 1953, 3:33 AM EDT
Att. 4,428 - Unknown

AB 38
R 4
H 9
RBI 4
BB 4
SO 7
LOB 15



Batter	1	2	3	4	5	6	7	8	9	10	11	AB	R	H	RBI	BB	SO	LOB	BOTTOM					
Jim Piersall, R OBP: 0.324, SLG: 0.280 (1, 9)	K				6-3							6	0	1	1	0	2	2						
Gene Stephens, L OBP: 0.309, SLG: 0.206 (1, 7)	F4				K							5	1	1	0	0	1	1						
George Kell, R OBP: 0.442, SLG: 0.591 (1, 5)					4-3 BLK F7 1B							4	0	2	0	0	0	1						
Floyd Baker, L (8, PR) (9, 5)	1B 2B				4-3							1	1	0	0	0	1	0						
Dick Gernert, R OBP: 0.393, SLG: 0.511 (1, 3)	FC6-4 1B				F7							5	0	2	1	0	0	0						
Sammy White, R OBP: 0.277, SLG: 0.414 (1, 2)	FC6-4 1-2r				F9							5	1	0	0	0	0	4						
Ted Lepore, R OBP: 0.500, SLG: 0.842 (1, 4)		HR										3	2	3	1	2	0	0						
Tom Umpshett, R OBP: 0.327, SLG: 0.374 (1, 8)					FC6-4 1B							4	0	2	1	0	0	2						
Milt Bolling, R OBP: 0.312, SLG: 0.375 (1, 6)					F8							4	0	1	0	1	1	4						
Hal Brown, R OBP: 0.167, SLG: 0.091 (1, 1)												2	0	0	0	0	1	2						
Willard Nixon, L (5, 1)												2	0	0	0	0	0	1						
Ellis Kinder, R (11, 1)												0	0	0	0	0	0	0						
Al Zarilla, L OBP: 0.333, SLG: 0.250 (11, PH)					FC6-4 1-2r							1	0	0	0	0	0	2						
Inning Stats	R: 0 E: 0 K: 1 S: 7	H: 2 LOB: 2 BB: 0 P: 7	R: 1 E: 0 K: 1 S: 7	H: 2 LOB: 1 BB: 0 P: 7	R: 1 E: 0 K: 0 S: 4	H: 1 LOB: 0 BB: 0 P: 4	R: 0 E: 0 K: 1 S: 6	H: 1 LOB: 1 BB: 0 P: 6	R: 0 E: 0 K: 0 S: 3	H: 0 LOB: 1 BB: 1 P: 7	R: 0 E: 0 K: 0 S: 4	H: 1 LOB: 1 BB: 0 P: 4	R: 2 E: 0 K: 0 S: 5	H: 3 LOB: 2 BB: 1 P: 9	R: 0 E: 0 K: 1 S: 5	H: 0 LOB: 0 BB: 0 P: 5	R: 0 E: 0 K: 1 S: 5	H: 0 LOB: 0 BB: 0 P: 5	R: 1 E: 0 K: 0 S: 4	H: 2 LOB: 2 BB: 1 P: 8	1B: 9 2B: 2 3B: 0 HR: 1	SF: 0 SAC: 1 DP: 0 HBP: 0	WP: 0 PB: 0 SB: 0 CS: 0	PA: 46
PITCHER	IP ERA WLS BF H R ER SO BB IBB HBP BLK WP HR S P ERA WHIP	6.0 3.16 1.1 7 2 2 2 0 1 0 0 0 0 0 6 10 13.50 2.250	3.1 4.01 L 13 3 1 1 2 1 0 0 1 0 0 0 16 20 2.70 1.200																					

Cleveland Indians @ Boston Red Sox
Fenway Park, Boston, MA
Thu May 14 1953, 3:33 AM EDT
Att. 4,428 - Unknown

AB 42
R 5
H 12
RBI 4
BB 3
SO 6
LOB 19



Batter	1	2	3	4	5	6	7	8	9	AB	R	H	RBI	BB	SO	LOB	TOP			
Ray Boone, R (1, 6) OBP: 0.389, SLG: 0.443	4-0 BB BB BB		0-0 F8		4-0 1B BB			0-0 5-3		2	0	0	0	2	0	0	Cleveland Indians @ Boston Red Sox Fenway Park, Boston, MA Sat May 16 1953, 3:33 AM EDT Att: 18,459 - Unknown			
Bobby Avila, R (1, 4) OBP: 0.389, SLG: 0.360	4-0 BB BB BB		0-0 1-3		0-0 1-3 1B			0-0 6-3		3	0	1	0	1	0	0				
Larry Doby, L (1, 8) OBP: 0.323, SLG: 0.381	0-3 K2-3		0-0 P4		0-0 F9			4-0 BB		3	0	0	0	1	1	4				
Al Rosen, R (1, 5) OBP: 0.446, SLG: 0.616	4-0 1-2 2-3 BB			0-0 BLK 1B		0-0 P6		0-0 5-3		3	0	1	0	1	0	1				
Harry Simpson, L (1, 9) OBP: 0.286, SLG: 0.426 Hank Majeski, R (9, PH) OBP: 0.143, SLG: 0.143	0-3 K		0-0 F8		0-3 K			0-3 K		3	0	0	0	0	2	4				
Jim Lemon, R (1, 7) OBP: 0.167, SLG: 0.261	0-0 F9		0-3 K		0-0 5-3			0-0 5-3		4	0	0	0	0	1	4				
Bill Glynn, L (1, 3) OBP: 0.329, SLG: 0.179 Wally Westlake, R (9, PH) OBP: 0.250, SLG: 0.625		0-3 K		0-0 F8				0-3 K		3	0	0	0	0	2	1				
Joe Tipton, R (1, 2) OBP: 0.314, SLG: 0.515		0-0 P3			0-0 P4			0-0 6-3		3	0	0	0	0	0	0				
Bob Lemon, L (1, 1) OBP: 0.235, SLG: 0.471		0-3 K			0-0 G3			0-3 K		3	0	0	0	0	2	0				
Inning Stats	R: 0 E: 0 K: 2 S: 7	H: 0 LOB: 3 BB: 3 P: 19	R: 0 E: 0 K: 2 S: 7	H: 0 LOB: 0 BB: 0 P: 7	R: 0 E: 0 K: 1 S: 3	H: 0 LOB: 0 BB: 0 P: 3	R: 0 E: 0 K: 1 S: 6	H: 1 LOB: 1 BB: 0 P: 6	R: 0 E: 0 K: 0 S: 4	H: 0 LOB: 0 BB: 0 P: 5	R: 0 E: 0 K: 1 S: 5	H: 0 LOB: 0 BB: 0 P: 7	R: 0 E: 0 K: 0 S: 3	H: 0 LOB: 1 BB: 1 P: 7	R: 0 E: 0 K: 2 S: 7	H: 0 LOB: 0 BB: 0 P: 7		1B: 2 2B: 0 3B: 0 HR: 0	SF: 0 SAC: 0 DP: 0 HBP: 0	WP: 0 PB: 0 SB: 0 CS: 0
PITCHER Mickey McDermott, L (1, 1) ERA: 2.63	IP: 9.0 WLS: W BF: 34	H: 2 R: 0 ER: 0 SO: 10	BB: 5 IBB: 0 HBP: 0 BLK: 1	WP: 0 HR: 0 S: 49 P: 69	ERA: 0.00 WHIP: 0.778	PITCHER IP: 9.0 WLS: W BF: 34 H: 2 R: 0 ER: 0 SO: 10 BB: 5 IBB: 0 HBP: 0 BLK: 1 WP: 0 HR: 0 S: 49 P: 69 ERA: 0.00 WHIP: 0.778														

Batter	1	2	3	4	5	6	7	8	9	AB	R	H	RBI	BB	SO	LOB	BOTTOM			
Jim Piersall, R (1, 9) OBP: 0.322, SLG: 0.279	0-0 CS 1B		0-0 5-3		0-0 5-3			0-3 K		4	0	1	0	0	1	1	Cleveland Indians @ Boston Red Sox Fenway Park, Boston, MA Sat May 16 1953, 3:33 AM EDT Att: 18,459 - Unknown			
Gene Stephens, L (1, 7) OBP: 0.306, SLG: 0.222	0-0 F8		0-3 K			0-0 3-1		0-0 2B		4	0	1	0	0	1	2				
George Kell, R (1, 5) OBP: 0.444, SLG: 0.620	0-3 K			0-0 WP 1B 1B		0-0 HR		0-0 5-3		4	1	2	1	0	1	1				
Dick Gemert, R (1, 3) OBP: 0.378, SLG: 0.489		0-0 F8		0-0 F8		0-0 1-3		0-0 F9		4	0	0	0	0	0	2				
Sammy White, R (1, 2) OBP: 0.288, SLG: 0.441		0-0 3B		0-0 WP 1B		0-0 F5				3	0	2	0	0	0	0				
Ted Lepcio, R (1, 4) OBP: 0.596, SLG: 0.850		4-0 G6-4-3 BB		4-0 L1-3 BB			0-0 SH3-4 1B			1	0	1	0	2	0	0				
Tom Umphlett, R (1, 8) OBP: 0.320, SLG: 0.366		0-0 G6-4-3		0-0 L1-3			0-0 SH3-4			2	0	0	0	0	0	5				
Milt Bolling, R (1, 6) OBP: 0.302, SLG: 0.363			0-3 K		0-0 F8			0-0 5-3		3	0	0	0	0	1	1				
Mickey McDermott, L (1, 1) OBP: 0.286, SLG: 0.429			0-0 5-3 1B		0-0 F8			0-3 K		3	0	1	0	0	1	1				
Inning Stats	R: 0 E: 0 K: 1 S: 5	H: 1 LOB: 0 BB: 0 P: 5	R: 0 E: 0 K: 0 S: 3	H: 1 LOB: 1 BB: 1 P: 7	R: 0 E: 0 K: 2 S: 8	H: 1 LOB: 1 BB: 0 P: 8	R: 0 E: 0 K: 0 S: 4	H: 2 LOB: 2 BB: 1 P: 8	R: 0 E: 0 K: 0 S: 3	H: 0 LOB: 0 BB: 0 P: 3	R: 1 E: 0 K: 0 S: 4	H: 1 LOB: 0 BB: 0 P: 4	R: 0 E: 0 K: 1 S: 6	H: 1 LOB: 1 BB: 0 P: 6	R: 0 E: 0 K: 1 S: 6	H: 1 LOB: 1 BB: 0 P: 6		1B: 5 2B: 2 3B: 1 HR: 1	SF: 0 SAC: 1 DP: 2 HBP: 0	WP: 1 PB: 0 SB: 0 CS: 1
PITCHER Bob Lemon, R (1, 1) ERA: 3.42	IP: 8.0 WLS: L BF: 31	H: 8 R: 1 ER: 1 SO: 5	BB: 2 IBB: 0 HBP: 0 BLK: 0	WP: 1 HR: 1 S: 39 P: 47	ERA: 1.12 WHIP: 1.250	PITCHER IP: 8.0 WLS: L BF: 31 H: 8 R: 1 ER: 1 SO: 5 BB: 2 IBB: 0 HBP: 0 BLK: 0 WP: 1 HR: 1 S: 39 P: 47 ERA: 1.12 WHIP: 1.250														

Batter	1	2	3	4	5	6	7	8	9	AB	R	H	RBI	BB	SO	LOB	TOP										
Billy Hitchcock, R OBP: 0.316, SLG: 0.278 Pat Mullin, L OBP: 0.357, SLG: 0.250	0-0 F8 4-3 1B		0-0 G6-4-3				0-0 E8		0-0 3-1	4	0	1	0	0	1	2											
Harvey Kuenn, R OBP: 0.338, SLG: 0.350	0-0 4-3 1-2			0-0 1-4-3		0-0 F9				4	0	1	1	0	0	2											
Don Lund, R OBP: 0.389, SLG: 0.429	0-0 F8 2-3			0-3 K		0-0 F9		0-0 E3 FC6-4		4	0	0	0	0	1	2											
Bob Nieman, R OBP: 0.341, SLG: 0.474	0-3 K			0-0 F7		0-0 F7		0-0 FC6-4		4	0	0	0	0	1	3											
Walt Dropo, R OBP: 0.301, SLG: 0.426		0-0 5-3				0-0 6-3			0-0 F6	4	0	1	0	0	0	0											
Jim Delsing, L OBP: 0.416, SLG: 0.522 Frank Carswell, R OBP: 0.429, SLG: 0.273		0-0 4-3				4-0 BB 2B		0-0 F8		1	0	0	0	0	0	0											
Jerry Priddy, R OBP: 0.342, SLG: 0.258		0-0 6-3				4-0 2B 1-2 E BB		0-0 F6	0-0 5-3	3	1	0	0	1	0	0											
Johnny Bucha, R OBP: 0.286, SLG: 0.182 Johnny Pesky, L OBP: 0.366, SLG: 0.343			0-0 E6 G6-4-3			0-0 E 2B		4-0 2B WP BB	0-0 F7	2	2	1	1	1	0	0											
Dave Madison, R OBP: 0.290, SLG: 0.250 Ray Herbert, R OBP: 0.250, SLG: 0.440 Bill Wight, L OBP: 0.250, SLG: 0.250 Matt Batts, R OBP: 0.250, SLG: 0.440 Dick Marlowe, R OBP: 0.250, SLG: 0.250 Owen Friend, R OBP: 0.250, SLG: 0.250 Art Houtteman, R OBP: 0.250, SLG: 0.250 Fred Hatfield, L OBP: 0.250, SLG: 0.250			0-3 K			0-3 K		0-0 WP 2B	0-0 1-3	0	0	0	0	0	0	0											
Inning Stats	R: 0 E: 0 K: 1 S: 6	H: 1 LOB: 1 BB: 0 P: 6	R: 0 E: 0 K: 0 S: 3	H: 0 LOB: 0 BB: 0 P: 3	R: 0 E: 1 K: 1 S: 5	H: 0 LOB: 0 BB: 0 P: 5	R: 0 E: 0 K: 1 S: 5	H: 0 LOB: 0 BB: 0 P: 5	R: 3 E: 1 K: 1 S: 7	H: 1 LOB: 1 BB: 2 P: 15	R: 0 E: 0 K: 0 S: 4	H: 1 LOB: 1 BB: 0 P: 4	R: 2 E: 1 K: 1 S: 8	H: 2 LOB: 2 BB: 1 P: 12	R: 0 E: 0 K: 0 S: 3	H: 0 LOB: 0 BB: 0 P: 3	R: 0 E: 0 K: 0 S: 3	H: 0 LOB: 0 BB: 0 P: 3	1B: 2 2B: 3 3B: 0 HR: 0	SF: 0 SAC: 0 DP: 1 HBP: 0	WP: 1 PB: 0 SB: 0 CS: 0	PA: 37					
PITCHER	IP	WLS	BF	H	R	ER	SO	BB	IBB	HBP	BLK	WP	HR	S	P	ERA	WHIP										
Mel Parnell, L ERA: 3.93	6.2	W	29	5	5	3	5	3	0	0	0	1	0	36	48	4.05	1.200										
Ellis Kinder, R ERA: 3.12	7.1	S	8	0	0	0	0	0	0	0	0	0	0	8	8	0.00	0.000										

Detroit Tigers @ Boston Red Sox
Fenway Park, Boston, MA
Mon May 18, 1953, 3:38 AM EDT
Att: 6,591 - Unknown

AB	34
R	5
H	5
RBI	2
BB	3
SO	5
LOB	13



Batter	1	2	3	4	5	6	7	8	9	AB	R	H	RBI	BB	SO	LOB	BOTTOM										
Jim Piersall, R OBP: 0.320, SLG: 0.283			0-0 F6						0-0 F9	4	1	0	0	1	0	4											
Gene Stephens, L OBP: 0.287, SLG: 0.200	4-0 1B 1-2 BB BB	0-3 K		0-0 5-3					0-0 F9	4	1	0	0	1	1	1											
Floyd Baker, L OBP: 0.400, SLG: 0.250	0-0 BB 1-3 2-H 1B	0-0 CS 1B		0-0 4-3					0-0 2B 1B	4	1	3	1	0	0	0											
Dick Gemert, R OBP: 0.395, SLG: 0.480	4-0 BB 1-2 1B	0-0 1B		4-0 1B					0-0 F7	2	1	1	0	2	0	1											
Del Wilber, R OBP: 0.429, SLG: 1.333 Sammy White, R OBP: 0.303, SLG: 0.462	4-0 1B 1-2 2-3 3-H BB	0-0 F8		0-0 F8					0-0 1B 2B	2	1	0	1	1	0	2											
Ted Lepcio, R OBP: 0.543, SLG: 0.741	0-0 1B 1-2 2-H 3-H 1B		0-0 6-3						0-0 K	4	1	2	3	0	1	0											
Tom Umphlett, R OBP: 0.315, SLG: 0.356	0-0 1B 1-2 2-3 1B		0-0 E F9 1B						0-0 F8 4-3	4	1	2	0	0	0	1											
Milt Bolling, R OBP: 0.279, SLG: 0.333	0-0 F8 2-H 3-H		0-0 F9 1-H						0-0 F6 F9	4	0	0	2	0	0	1											
Mel Parnell, L OBP: 0.333, SLG: 0.316 Ellis Kinder, R OBP: 1.000, SLG: 1.000	0-0 1B 1-2 G6-4-3		0-0 E1 1B						0-0 F5	3	0	2	0	0	0	0											
Inning Stats	R: 6 E: 1 K: 0 S: 6	H: 4 LOB: 1 BB: 4 P: 22	R: 0 E: 0 K: 1 S: 6	H: 2 LOB: 1 BB: 0 P: 6	R: 1 E: 2 K: 0 S: 5	H: 2 LOB: 1 BB: 0 P: 5	R: 0 E: 0 K: 0 S: 3	H: 0 LOB: 0 BB: 1 P: 7	R: 0 E: 0 K: 1 S: 5	H: 0 LOB: 0 BB: 0 P: 5	R: 0 E: 0 K: 0 S: 3	H: 0 LOB: 0 BB: 0 P: 3	R: 1 E: 0 K: 0 S: 5	H: 3 LOB: 1 BB: 0 P: 5	R: 0 E: 0 K: 0 S: 4	H: 1 LOB: 1 BB: 0 P: 4	1B: 11 2B: 1 3B: 0 HR: 0	SF: 0 SAC: 0 DP: 1 HBP: 0	WP: 0 PB: 0 SB: 0 CS: 1	PA: 38							
PITCHER	IP	WLS	BF	H	R	ER	SO	BB	IBB	HBP	BLK	WP	HR	S	P	ERA	WHIP										
Dave Madison, R ERA: 4.12	0.0	L	4	1	4	4	0	1	0	0	0	0	0	2	6	∞	∞										
Ray Herbert, R ERA: 8.31	0.0		3	2	0	0	0	1	0	0	0	0	0	2	6	∞	∞										
Bill Wight, L ERA: 11.08	4.0		16	5	3	3	1	1	0	0	0	0	0	17	21	6.75	1.500										
Dick Marlowe, R ERA: 4.91	2.0		6	0	0	0	1	0	0	0	0	0	0	8	8	0.00	0.000										
Art Houtteman, R ERA: 9.1	2.0		9	4	1	1	0	0	0	0	0	0	0	9	9	4.50	2.000										

Detroit Tigers @ Boston Red Sox
Fenway Park, Boston, MA
Mon May 18, 1953, 3:38 AM EDT
Att: 6,591 - Unknown

AB	33
R	8
H	12
RBI	7
BB	5
SO	2
LOB	10



Batter	1	2	3	4	5	6	7	8	9	AB	R	H	RBI	BB	SO	LOB	TOP								
Johnny Groth, R OBP: 0.325, SLG: 0.351 (1, 8)	0-0 1-3		0-0 HR		0-0 F9		0-0 FC3-6			4	1	1	1	0	0	1									
Bobby Young, L OBP: 0.322, SLG: 0.357 (1, 4)	0-0 4-3		0-0 F8		0-0 3B		0-0 4-3			4	0	1	0	0	0	1									
Vic Wertz, L OBP: 0.376, SLG: 0.500 (1, 9)	0-0 F8			0-0 3-4-1 1B	0-0 P5			0-0 L3		4	1	1	0	0	0	1									
Don Lenhardt, R OBP: 0.450, SLG: 0.684 (1, 7)		0-0 6-3		0-0 3-4-1 1B		0-0 2B		0-0 HR		4	1	3	1	0	0	0									
Dick Kryhoski, L OBP: 0.424, SLG: 0.720 (1, 3)		0-3 K		0-0 3-4-1		0-3 K		0-0 F8		4	0	0	0	0	2	3									
Bob Elliott, R OBP: 0.377, SLG: 0.404 (1, 5)		4-0 BB		4-0 BB		0-0 6-3		0-0 L8		2	0	0	0	2	0	1									
Clint Courtney, L OBP: 0.304, SLG: 0.278 (1, 2)		0-0 F9		0-0 F8		0-0 P4		0-0 F9		4	0	0	1	0	0	4									
Billy Hunter, R OBP: 0.303, SLG: 0.287 (1, 6)			0-0 F7	0-0 F2			0-0 L7		0-0 F8	4	0	0	0	0	0	2									
Duane Pilette, R OBP: 0.222, SLG: 0.250 (1, 1)			0-3 K		0-0 5-3		4-0 FC3-6 BB		0-0 6-3	2	0	0	0	0	1	0									
Jim Dyck, R OBP: 0.333, SLG: 0.206 (7, PH)										0	0	0	0	1	0	0									
Satchel Paige, R OBP: 0.377, SLG: 0.404 (7, 1)										0	0	0	0	0	0	0									
Les Moss, R OBP: 0.352, SLG: 0.455 (9, PH)										1	0	0	0	0	0	0									
Inning Stats	R: 0 E: 0 K: 0 S: 3	H: 0 LOB: 0 BB: 0 P: 3	R: 0 E: 0 K: 1 S: 5	H: 0 LOB: 1 BB: 1 P: 9	R: 1 E: 0 K: 1 S: 6	H: 1 LOB: 0 BB: 0 P: 6	R: 1 E: 0 K: 0 S: 5	H: 2 LOB: 2 BB: 1 P: 9	R: 0 E: 0 K: 1 S: 4	H: 1 LOB: 1 BB: 0 P: 4	R: 0 E: 0 K: 1 S: 6	H: 1 LOB: 1 BB: 0 P: 6	R: 0 E: 0 K: 0 S: 3	H: 0 LOB: 0 BB: 1 P: 7	R: 1 E: 0 K: 0 S: 4	H: 1 LOB: 0 BB: 0 P: 4	R: 0 E: 0 K: 0 S: 3	H: 0 LOB: 0 BB: 0 P: 3	1B: 2 2B: 1 3B: 1 HR: 2	SF: 0 SAC: 0 DP: 0 HBP: 0	WP: 0 PB: 0 SB: 0 CS: 0	PA: 36			
PITCHER	IP	WLS	BF	H	R	ER	SO	BB	IBB	HBP	BLK	WP	HR	S	P	ERA	WHIP								
Hal Brown, R ERA: 3.73 (1, 1)	8.0	W	33	6	3	3	3	3	0	0	0	0	2	36	48	3.38	1.125								
Ellis Kinder, R ERA: 2.79 (9, 1)	1.0	S	3	0	0	0	0	0	0	0	0	0	0	3	3	0.00	0.000								

St. Louis Browns @ Boston Red Sox
Fenway Park, Boston, MA
Tue May 19 1953, 3:33 AM EDT
Att: 3,733 - Sunny - 72 F

AB 33
R 3
H 6
RBI 3
BB 3
SO 3
LOB 13



Batter	1	2	3	4	5	6	7	8	9	AB	R	H	RBI	BB	SO	LOB	BOTTOM								
Jim Piersall, R OBP: 0.310, SLG: 0.274 (1, 9)	0-3 K		0-0 1-4-3	0-0 6-3		0-0 F8				4	0	0	0	0	1	2									
Gene Stephens, L OBP: 0.286, SLG: 0.202 (1, 7)	0-0 F9		0-0 E S 1B		0-0 P4		0-0 1-3			4	1	1	0	0	0	0									
George Kell, R OBP: 0.439, SLG: 0.592 (1, 5)	0-0 FC5-4 1B		4-0 1-3 1B BB		0-0 5-3		0-0 6-3			3	0	1	0	1	0	0									
Dick Gemert, R OBP: 0.398, SLG: 0.510 (1, 3)	0-0 FC5-4		0-0 FC6-4 1B		0-0 HR		0-0 F8			4	1	2	2	0	0	1									
Sammy White, R OBP: 0.292, SLG: 0.445 (1, 2)		0-0 5-3	0-0 K		0-0 6-3			0-0 L4		4	0	0	0	0	1	2									
Ted Lepcio, R OBP: 0.497, SLG: 0.645 (1, 4)		0-0 6-3	0-0 FC6-4		0-0 6-3		0-0 F5			4	0	0	0	0	0	2									
Tom Umphlett, R OBP: 0.321, SLG: 0.381 (1, 8)		0-0 E5 1B		0-0 2B		0-0 F8		0-0 1B 2B		4	1	2	0	0	0	0									
Mitt Bolling, R OBP: 0.296, SLG: 0.350 (1, 6)		0-0 FC6-4 1B		0-0 F7		0-0 2B 1B		0-0 1B		4	1	3	1	0	0	1									
Hal Brown, R OBP: 0.200, SLG: 0.214 (1, 1)		0-0 FC6-4		0-0 F2		0-0 2B				3	0	1	1	0	0	3									
Ellis Kinder, R OBP: 1.000, SLG: 1.000 (9, 1)										0	0	0	0	0	0	0									
Inning Stats	R: 0 E: 0 K: 1 S: 6	H: 1 LOB: 1 BB: 0 P: 6	R: 0 E: 1 K: 0 S: 5	H: 1 LOB: 2 BB: 0 P: 5	R: 1 E: 0 K: 1 S: 7	H: 2 LOB: 1 BB: 1 P: 11	R: 0 E: 0 K: 0 S: 4	H: 1 LOB: 1 BB: 0 P: 4	R: 1 E: 0 K: 0 S: 5	H: 2 LOB: 1 BB: 0 P: 5	R: 0 E: 0 K: 0 S: 3	H: 0 LOB: 0 BB: 0 P: 3	R: 1 E: 0 K: 0 S: 4	H: 2 LOB: 1 BB: 0 P: 4	R: 0 E: 0 K: 0 S: 3	H: 0 LOB: 0 BB: 0 P: 3	1B: 6 2B: 3 3B: 0 HR: 1	SF: 0 SAC: 0 DP: 0 HBP: 0	WP: 0 PB: 0 SB: 1 CS: 0	PA: 35					
PITCHER	IP	WLS	BF	H	R	ER	SO	BB	IBB	HBP	BLK	WP	HR	S	P	ERA	WHIP								
Duane Pilette, R ERA: 4.71 (1, 1)	6.0	L	28	8	3	3	2	1	0	0	0	0	1	31	35	4.50	1.500								
Satchel Paige, R ERA: 4.24 (7, 1)	2.0	L	7	2	1	1	0	0	0	0	0	0	0	7	7	4.50	1.000								

St. Louis Browns @ Boston Red Sox
Fenway Park, Boston, MA
Tue May 19 1953, 3:33 AM EDT
Att: 3,733 - Sunny - 72 F


AB 34
R 4
H 10
RBI 4
BB 1
SO 2
LOB 11



Batter	1	2	3	4	5	6	7	8	9	AB	R	H	RBI	BB	SO	LOB	TOP			
Joe Demaestri, R (1, 6) OBP: 0.389, SLG: 0.387	0-0 G1-6-3 1B			0-0 5-3			0-0 FC5-4 1B	4-0 FC6-4 BB	0-0 F5								4 0 2 0 1 0 0			
Pete Suder, R (1, 5) OBP: 0.372, SLG: 0.396	0-0 G1-6-3 1-2			0-0 6-3			0-0 FC5-4 FC5 S E 1-2	0-0 FC6-4 1-2	0-0 4-3								5 1 0 0 0 0 4			
Eddie Robinson, L (1, 3) OBP: 0.294, SLG: 0.300	0-0 4-3			0-0 F9			0-0 FC5 1B E 1-3		0-0 L6								5 0 0 0 0 0 1			
Gus Zernial, R (1, 7) OBP: 0.386, SLG: 0.458		0-0 F7				0-3 K	0-0 E5 1B 1-2 3-H		0-0 FC5-4 1B								4 0 1 0 0 1 1			
Dave Philley, S (1, 9) OBP: 0.361, SLG: 0.423		0-0 6-3				0-0 F8	0-0 1B 1-2 2-3		0-0 FC5-4 1B 1-2								4 1 1 0 0 0 1			
Cass Michaels, R (1, 4) OBP: 0.327, SLG: 0.322		0-0 6-3				4-0 BB BB	0-0 5-3		0-0 1B 1-2								3 0 1 0 1 0 3			
Ed McGhee, R (1, 8) OBP: 0.364, SLG: 0.308			0-0 F9			4-0 FC6-4 BB 1-2		0-0 5-3	0-0 1B 1-3 2-H								3 0 1 1 1 0 0			
Ray Murray, R (1, 2) OBP: 0.283, SLG: 0.339			0-0 5-3			0-0 FC6-4 1-2		0-0 F7	4-0 IBB								3 0 0 0 1 0 2			
Alex Kellner, R (1, 1) OBP: 0.233, SLG: 0.185			0-0 5-3			0-0 4-3		0-0 BB 1B	0-0 F9								4 0 1 0 0 0 3			
Inning Stats	R: 0 E: 0 K: 0 S: 3	H: 1 LOB: 0 BB: 0 P: 3	R: 0 E: 0 K: 0 S: 3	H: 0 LOB: 0 BB: 0 P: 3	R: 0 E: 0 K: 0 S: 3	H: 0 LOB: 0 BB: 0 P: 3	R: 0 E: 0 K: 1 S: 5	H: 0 LOB: 2 BB: 2 P: 13	R: 1 E: 1 K: 0 S: 7	H: 2 LOB: 3 BB: 0 P: 7	R: 0 E: 0 K: 0 S: 4	H: 1 LOB: 2 BB: 1 P: 8	R: 1 E: 0 K: 0 S: 6	H: 3 LOB: 3 BB: 1 P: 10	R: 0 E: 0 K: 0 S: 3	H: 0 LOB: 0 BB: 0 P: 3	1B: 7 2B: 0 3B: 0 HR: 0	SF: 0 SAC: 0 DP: 1 HBP: 0	WP: 0 PB: 0 SB: 1 CS: 0	PA: 39
PITCHER	IP WLS BF H R ER SO BB IBB HBP BLK WP HR S P ERA WHIP																			
Mel Parnell, L (1, 1) ERA: 3.56	8.0 W 36 7 2 1 1 1 3 1 0 0 0 0 0 34 50 1.12 1.250																			
Ellis Kinder, R (9, 1) ERA: 1.98	1.0 S 3 0 0 0 0 0 0 0 0 0 0 0 0 3 3 0.00 0.000																			

Philadelphia Athletics @ Boston Red Sox
Fenway Park, Boston, MA
Fri May 22 1953, 3:33 AM EDT
Sunny - 62 F


AB 35
R 2
H 7
RBI 1
BB 4
SO 1
LOB 15



Batter	1	2	3	4	5	6	7	8	9	AB	R	H	RBI	BB	SO	LOB	BOTTOM			
Tom Umphlett, R (1, 8) OBP: 0.306, SLG: 0.368	0-0 6-3		0-0 5-3		0-0 F3			0-0 3B 2B									4 1 1 0 0 0 0			
Jim Piersall, R (1, 9) OBP: 0.301, SLG: 0.290	0-3 K2-3		0-0 FC4 1B			0-3 K		0-0 2B 3B									4 1 2 1 0 2 0			
George Kell, R (1, 5) OBP: 0.430, SLG: 0.600	0-0 HR		0-0 F8			0-3 K		0-0 1B									4 1 2 2 0 1 1			
Dick Gernert, R (1, 3) OBP: 0.394, SLG: 0.482	0-0 F7		0-0 FC4 1-2			0-0 P3		0-0 F8									4 0 0 0 0 0 2			
Hoot Evers, R (1, 7) OBP: 0.294, SLG: 0.367		0-0 WP 5-3 1B				0-0 6-3											3 0 1 0 0 0 0			
Gene Stephens, L (9, 7) OBP: 0.279, SLG: 0.200																	0 0 0 0 0 0 0			
Sammy White, R (1, 2) OBP: 0.280, SLG: 0.413		0-0 5-3 1-2			0-0 F8			0-0 G6-4-3 1B									3 0 1 0 0 0 1			
Ted Lepcio, R (1, 4) OBP: 0.412, SLG: 0.512		0-0 6-3			0-0 5-3			0-0 G6-4-3 1-2									3 0 0 0 0 0 2			
Mitt Bolling, R (1, 6) OBP: 0.300, SLG: 0.345		4-0 FC4 BB 2-3			0-0 P4			0-0 5-3									2 0 0 0 1 0 0			
Mel Parnell, L (1, 1) OBP: 0.304, SLG: 0.286		0-0 FC4			0-0 4-3			0-0 5-3									2 0 0 0 0 0 2			
Del Wilber, R (8, PH) OBP: 0.400, SLG: 1.333																	1 0 0 0 0 0 0			
Ellis Kinder, R (9, 1) OBP: 1.000, SLG: 1.000			0-0 1-2														0 0 0 0 0 0 0			
Inning Stats	R: 1 E: 0 K: 1 S: 6	H: 1 LOB: 0 BB: 0 P: 6	R: 0 E: 0 K: 0 S: 4	H: 1 LOB: 2 BB: 1 P: 8	R: 0 E: 0 K: 0 S: 4	H: 1 LOB: 1 BB: 0 P: 4	R: 0 E: 0 K: 0 S: 3	H: 0 LOB: 0 BB: 0 P: 3	R: 0 E: 0 K: 2 S: 7	H: 0 LOB: 0 BB: 0 P: 7	R: 0 E: 0 K: 0 S: 3	H: 1 LOB: 0 BB: 0 P: 3	R: 2 E: 0 K: 0 S: 6	H: 3 LOB: 1 BB: 0 P: 6	R: 0 E: 0 K: 0 S: 3	H: 0 LOB: 0 BB: 0 P: 3	1B: 4 2B: 1 3B: 1 HR: 1	SF: 0 SAC: 0 DP: 1 HBP: 0	WP: 1 PB: 0 SB: 0 CS: 0	PA: 31
PITCHER	IP WLS BF H R ER SO BB IBB HBP BLK WP HR S P ERA WHIP																			
Alex Kellner, L (1, 1) ERA: 2.33	8.0 L 31 7 3 3 3 1 0 0 0 1 1 36 40 3.38 1.000																			

Philadelphia Athletics @ Boston Red Sox
Fenway Park, Boston, MA
Fri May 22 1953, 3:33 AM EDT
Sunny - 62 F

AB 30
R 3
H 7
RBI 3
BB 1
SO 3
LOB 8



Batter	1	2	3	4	5	6	7	8	9	10	11	12	AB	R	H	RBI	BB	SO	LOB	TOP		
Joe Demaestri, R OBP: 0.366, SLG: 0.444 (1.6)	E6		HR		E8			K		5-3			5	1	1	1	0	1	2			
Loren Babe, L OBP: 0.320, SLG: 0.344 (1.5)	K		F8		L8			BB			F7		4	0	0	0	1	1	3			
Eddie Robinson, L OBP: 0.284, SLG: 0.289 (1.3)	F7		G3			F7		F8			4-3		5	0	0	1	0	0	2			
Gus Zernial, R OBP: 0.380, SLG: 0.450 Kite Thomas, R OBP: 0.172, SLG: 0.111 (1.7) (4.7)	F9			G2		4-3		K			P4		2	0	0	0	0	0	1			
Dave Philley, S OBP: 0.356, SLG: 0.415 (1.9)				1-3		4-3				3-1		F2	5	0	1	0	0	0	0			
Pete Sudor, R OBP: 0.364, SLG: 0.385 (1.4)				K				F9		K		P4	5	0	1	0	0	2	0			
Ed McChee, R OBP: 0.367, SLG: 0.302 (1.8)								K		6-3		1B	4	0	1	0	1	1	2			
Joe Astroth, R OBP: 0.338, SLG: 0.233 (1.2)								F5				1B	5	0	1	0	0	0	3			
Marlon Fricano, R OBP: 0.333, SLG: 0.500 Bobo Newsom, R OBP: 0.250, SLG: 0.143 Charlie Bishop, R OBP: 0.083, SLG: 0.083 Tom Hamilton, L OBP: 0.100, SLG: 0.100 (1.1) (8.1) (9.1) (12, PH) (12.1)													3	1	2	0	0	0	0			
Inning Stats	R: 0 E: 1 K: 1 S: 6	H: 0 LOB: 1 BB: 0 P: 6	R: 0 E: 0 K: 0 S: 4	H: 2 LOB: 1 BB: 0 P: 4	R: 1 E: 0 K: 0 S: 4	H: 1 LOB: 0 BB: 0 P: 4	R: 0 E: 0 K: 1 S: 5	H: 0 LOB: 0 BB: 0 P: 6	R: 0 E: 1 K: 1 S: 7	H: 1 LOB: 2 BB: 0 P: 7	R: 0 E: 0 K: 0 S: 3	H: 0 LOB: 0 BB: 0 P: 3	R: 0 E: 0 K: 2 S: 8	H: 0 LOB: 0 BB: 0 P: 5	R: 0 E: 0 K: 0 S: 3	H: 0 LOB: 0 BB: 0 P: 3	R: 0 E: 0 K: 0 S: 5	H: 2 LOB: 2 BB: 0 P: 6	1B: 5 2B: 1 3B: 0 HR: 1	SF: 0 SAC: 0 DP: 2 HBP: 0	WP: 0 PB: 0 SB: 0 CS: 0	PA: 45
PITCHER	IP	WLS	BF	H	R	ER	SO	BB	IBB	HBP	BLK	WP	HR	S	P	ERA	WHIP					
Willard Nixon, R ERA: 2.93 Bill Kennedy, L ERA: 0.96 Ellis Kinder, R ERA: 1.8 Hersh Freeman, R ERA: 4.3 (1.1) (8.1) (8.1) (10.1)	7.1	29	29	5	2	2	4	22	0	0	0	0	1	35	43	2.46	0.955					
0.1	1	0	0	0	0	0	0	0	0	0	0	0	0	1	1	0.00	0.000					
1.1	4	0	0	0	2	0	0	0	0	0	0	0	0	8	8	0.00	0.000					
3.0	W	11	2	0	0	0	0	0	0	0	0	0	0	11	11	0.00	0.667					

Philadelphia Athletics @ Boston Red Sox
Fenway Park, Boston, MA
Fri May 22 1953, 3:38 AM EDT
Att. 4,690 - Cloudy - 67 F

AB 43
R 2
H 7
RBI 2
BB 2
SO 6
LOB 16





Batter	1	2	3	4	5	6	7	8	9	10	11	12	AB	R	H	RBI	BB	SO	LOB	BOTTOM		
Tom Umphlett, R OBP: 0.315, SLG: 0.369 (1.8)	4-3		F8		FC6-4			BB			FC6-4		5	0	2	1	1	0	2			
Jim Piersall, R OBP: 0.304, SLG: 0.289 (1.9)	5-3		F9			FC8-6		SH1-4			FC6-4		4	0	1	0	1	0	2			
Hoot Evers, R OBP: 0.300, SLG: 0.429 (1.7)	HR		P6			FC8-6		P5			G1-2-3		5	2	1	1	1	0	6			
Dick Gernert, R OBP: 0.385, SLG: 0.462 (1.3)	6-3			6-3		G6-4-3		BB				F7	5	0	0	0	1	1	2			
Floyd Baker, L OBP: 0.333, SLG: 0.200 George Kell, R OBP: 0.444, SLG: 0.604 (1.5) (8, PH) (9.5)				G3				F7				2B	3	0	1	0	0	0	0			
Del Wilber, R OBP: 0.308, SLG: 1.000 Al Zarilla, L OBP: 0.273, SLG: 0.200 Sammy White, R OBP: 0.283, SLG: 0.423 (1.2) (8, PH) (9.2)												2B	1	0	0	0	0	2	1			
Ted Lepcio, R OBP: 0.393, SLG: 0.468 (1.4)												2B	3	0	0	0	0	2	1			
Milt Bolling, R OBP: 0.320, SLG: 0.342 (1.6)													2	0	1	1	0	0	1			
Willard Nixon, L ERA: 2.53 Bill Kennedy, L ERA: 5.4 Ellis Kinder, R OBP: 1.000, SLG: 1.000 Gene Stephens, L OBP: 0.286, SLG: 0.200 Hersh Freeman, R ERA: 2.76 (1.1) (8.1) (8.1) (12.1) (10.1)													3	0	1	0	0	0	3			
0.0	0	0	0	0	0	0	0	0	0	0	0	0	0	0	0	0	0	0	0			
0.0	0	0	0	0	0	0	0	0	0	0	0	0	0	0	0	0	0	0	0			
0.1	L	4	1	1	1	0	2	0	0	0	0	0	1	0	0	0	0	1				
Inning Stats	R: 1 E: 0 K: 0 S: 4	H: 1 LOB: 0 BB: 0 P: 6	R: 0 E: 0 K: 1 S: 6	H: 1 LOB: 1 BB: 0 P: 6	R: 0 E: 0 K: 0 S: 4	H: 1 LOB: 1 BB: 0 P: 4	R: 0 E: 0 K: 0 S: 3	H: 0 LOB: 0 BB: 0 P: 3	R: 0 E: 0 K: 0 S: 3	H: 0 LOB: 2 BB: 2 P: 13	R: 0 E: 0 K: 0 S: 4	H: 1 LOB: 3 BB: 2 P: 12	R: 1 E: 0 K: 1 S: 6	H: 1 LOB: 1 BB: 0 P: 6	R: 0 E: 0 K: 0 S: 2	H: 0 LOB: 1 BB: 2 P: 10	R: 0 E: 0 K: 0 S: 2	H: 1 LOB: 2 BB: 2 P: 10	1B: 6 2B: 2 3B: 0 HR: 1	SF: 0 SAC: 1 DP: 3 HBP: 1	WP: 0 PB: 0 SB: 0 CS: 0	PA: 51
PITCHER	IP	WLS	BF	H	R	ER	SO	BB	IBB	HBP	BLK	WP	HR	S	P	ERA	WHIP					
Marlon Fricano, R ERA: 2.53 Bobo Newsom, R ERA: 5.4 Charlie Bishop, R ERA: 3.8 Carl Scheib, R ERA: 2.76 (1.1) (8.1) (8.1) (12.1) (10.1)	7.1	29	29	5	1	1	2	3	0	0	1	0	1	30	42	1.23	1.091					
1.0	8	1	1	1	0	3	0	0	0	0	0	0	0	4	17	9.00	4.000					
2.2	10	1	0	0	1	3	0	0	0	0	0	0	0	9	21	0.00	1.500					
0.1	L	4	1	1	1	0	2	0	0	0	0	0	0	2	10	27.00	9.000					

Philadelphia Athletics @ Boston Red Sox
Fenway Park, Boston, MA
Fri May 22 1953, 3:38 AM EDT
Att. 4,690 - Cloudy - 67 F

AB 38
R 3
H 8
RBI 3
BB 11
SO 3
LOB 24



Batter	1	2	3	4	5	6	7	8	9	AB	R	H	RBI	BB	SO	LOB	TOP			
Tom Umpflett, R OBP: 0.313, SLG: 0.365	F8		P6			S SH5-4 1B		F8		4	1	1	0	0	0	0	Boston Red Sox @ New York Yankees Yankee Stadium, Bronx, NY Sat May 23 1953, 3:33 AM EDT Att: 26,255 - Unknown			
Jim Piersall, R OBP: 0.305, SLG: 0.290	F7		5-3			SH5-4		S 1B		3	0	1	0	0	0	0				
George Kell, R OBP: 0.430, SLG: 0.582	K			L7		5-3		P4		4	0	0	0	0	1	2				
Dick Gernert, R OBP: 0.395, SLG: 0.458		SH5-4 1B 6-3 BB				1B BB		F2		1	1	0	0	3	0	1				
Hoot Evers, R OBP: 0.318, SLG: 0.436		6-3 SH5-4 1B		F9		1B BB		F9		4	0	2	1	0	0	1				
Sammy White, R OBP: 0.277, SLG: 0.413		SH5-4		F3		F7		F9		3	0	0	0	0	0	3				
Ted Lepcio, R OBP: 0.367, SLG: 0.431		6-3		6-3		F9		K		4	0	0	1	0	1	1				
Mitt Bolling, R OBP: 0.313, SLG: 0.333		K		1-3		5-3				3	0	0	0	0	1	1				
Sid Hudson, R OBP: 0.286, SLG: 0.286			K		K			F8		3	0	0	0	0	2	0				
Inning Stats	R: 0 E: 0 K: 1 S: 5	H: 0 LOB: 0 BB: 0 P: 5	R: 1 E: 0 K: 1 S: 6	H: 1 LOB: 1 BB: 1 P: 10	R: 0 E: 0 K: 1 S: 5	H: 0 LOB: 0 BB: 0 P: 5	R: 0 E: 0 K: 0 S: 3	H: 0 LOB: 1 BB: 1 P: 7	R: 0 E: 0 K: 1 S: 5	H: 2 LOB: 2 BB: 1 P: 9	R: 0 E: 0 K: 0 S: 3	H: 0 LOB: 0 BB: 0 P: 3	R: 0 E: 0 K: 0 S: 4	H: 1 LOB: 1 BB: 0 P: 4	R: 0 E: 0 K: 1 S: 5	H: 0 LOB: 0 BB: 0 P: 5		1B: 4 2B: 0 3B: 0 HR: 0	SF: 0 SAC: 0 DP: 0 HBP: 0	WP: 0 PB: 0 SB: 0 CS: 0
PITCHER Vic Raschi, R ERA: 4.7	IP: 9.0 WLS: W BF: 34 H: 4 R: 2 ER: 2 SO: 5 BB: 3 IBB: 0 HBP: 0 BLK: 0 WP: 0 HR: 0 S: 41 P: 53 ERA: 2.00 WHIP: 0.778															PITCHER				

Batter	1	2	3	4	5	6	7	8	9	AB	R	H	RBI	BB	SO	LOB	BOTTOM	
Phil Rizzuto, R OBP: 0.364, SLG: 0.298	1B HBP		F8		F2					3	0	1	0	0	0	0	Boston Red Sox @ New York Yankees Yankee Stadium, Bronx, NY Sat May 23 1953, 3:33 AM EDT Att: 26,255 - Unknown	
Joe Collins, L OBP: 0.383, SLG: 0.423	FC6 1B					BB 1B 3-1 BB		F9		3	1	2	0	1	0	1		
Yogi Berra, L OBP: 0.286, SLG: 0.326	L7		F7			3-1 1B BB		4-3		4	1	1	0	0	0	4		
Mickey Mantle, S OBP: 0.434, SLG: 0.537	L8			F9		3-1 1B BB		F8		3	1	0	0	1	0	2		
Irv Noren, L OBP: 0.408, SLG: 0.595	FC6					3-1		L9		4	0	1	1	0	0	4		
Gene Woodling, L OBP: 0.405, SLG: 0.432		F7		F9		1-2 2-3 3-H		L7		3	0	0	0	1	0	1		
Gil McDougald, R OBP: 0.344, SLG: 0.341		5-3		F5		1-3 2-H 3-H		1B		3	0	1	2	0	0	1		
Billy Martin, R OBP: 0.259, SLG: 0.260		6-3			6-3			L6		3	0	0	0	0	0	1		
Vic Raschi, R OBP: 0.188, SLG: 0.071			K		F2			6-3		3	0	0	0	0	1	0		
Inning Stats	R: 0 E: 0 K: 0 S: 4	H: 1 LOB: 2 BB: 0 P: 5	R: 0 E: 0 K: 1 S: 6	H: 1 LOB: 1 BB: 0 P: 6	R: 0 E: 0 K: 0 S: 4	H: 1 LOB: 1 BB: 0 P: 4	R: 0 E: 0 K: 0 S: 3	H: 0 LOB: 0 BB: 0 P: 3	R: 3 E: 0 K: 0 S: 4	H: 2 LOB: 1 BB: 3 P: 16	R: 0 E: 0 K: 0 S: 4	H: 1 LOB: 1 BB: 0 P: 4	R: 0 E: 0 K: 0 S: 3	H: 0 LOB: 0 BB: 0 P: 3	1B: 6 2B: 0 3B: 0 HR: 0	SF: 0 SAC: 0 DP: 0 HBP: 1		WP: 0 PB: 0 SB: 0 CS: 0
PITCHER Sid Hudson, R ERA: 4.74	IP: 8.0 WLS: L BF: 33 H: 6 R: 3 ER: 3 SO: 1 BB: 2 IBB: 1 HBP: 1 BLK: 0 WP: 0 HR: 0 S: 31 P: 44 ERA: 3.38 WHIP: 1.000															PITCHER		

Batter	1	2	3	4	5	6	7	8	9	AB	R	H	RBI	BB	SO	LOB	TOP			
Tom Umphlett, R OBP: 0.309, SLG: 0.359										5	1	1	0	0	1	2	Boston Red Sox @ New York Yankees Yankee Stadium, Bronx, NY Sun May 24 1953, 3:33 AM EDT Att: 47,165 - Unknown			
Jim Piersall, R OBP: 0.310, SLG: 0.296										4	1	2	0	0	0	0				
George Kell, R OBP: 0.432, SLG: 0.571										2	1	0	0	2	0	2				
Dick Gemert, R OBP: 0.391, SLG: 0.452										4	0	1	0	0	0	4				
Hoot Evers, R OBP: 0.298, SLG: 0.405										3	0	0	1	0	0	3				
Gene Stephens, L OBP: 0.292, SLG: 0.242										1	1	1	1	0	0	0				
Sammy White, R OBP: 0.276, SLG: 0.408										4	0	1	2	0	2	1				
Ted Lepcio, R OBP: 0.361, SLG: 0.423										1	0	0	0	0	0	1				
Floyd Baker, L OBP: 0.370, SLG: 0.273										2	0	1	0	1	0	1				
Mitt Bolling, R OBP: 0.305, SLG: 0.325										3	0	0	0	0	1	1				
Al Zarilla, L OBP: 0.250, SLG: 0.182										1	0	0	0	0	0	0				
Hal Brown, R OBP: 0.250, SLG: 0.267										1	0	1	0	0	0	0				
Bill Kennedy, L OBP: 0.280, SLG: 0.923										1	0	0	0	0	1	0				
Del Wilber, R OBP: 0.280, SLG: 0.923										1	0	0	0	0	1	0				
Hersh Freeman, R OBP: 0.284, SLG: 0.471										0	0	0	0	0	0	0				
Mickey McDermott, L OBP: 0.284, SLG: 0.471										1	0	0	0	0	0	1				
Inning Stats	R: 3 E: 0 K: 0 S: 6	H: 3 LOB: 1 BB: 1 P: 10	R: 0 E: 0 K: 0 S: 5	H: 2 LOB: 2 BB: 0 P: 5	R: 0 E: 0 K: 1 S: 6	H: 1 LOB: 1 BB: 0 P: 6	R: 0 E: 0 K: 2 S: 7	H: 0 LOB: 0 BB: 0 P: 7	R: 0 E: 0 K: 0 S: 4	H: 1 LOB: 1 BB: 0 P: 4	R: 0 E: 0 K: 2 S: 7	H: 0 LOB: 0 BB: 0 P: 7	R: 1 E: 0 K: 1 S: 5	H: 1 LOB: 0 BB: 1 P: 9	R: 0 E: 0 K: 0 S: 3	H: 0 LOB: 1 BB: 1 P: 7	1B: 6 2B: 2 3B: 0 HR: 1	SF: 0 SAC: 0 DP: 1 HBP: 0	WP: 0 PB: 0 SB: 0 CS: 0	PA: 37
PITCHER Johnny Sain, R ERA: 3.22	IP: 9.0 WLS: W BF: 37 H: 8 R: 4 ER: 4 SO: 6 BB: 3 IBB: 0 HBP: 0 BLK: 0 WP: 0 HR: 1 S: 46 P: 58 ERA: 4.00 WHIP: 1.222															PITCHER				


Batter	1	2	3	4	5	6	7	8	9	AB	R	H	RBI	BB	SO	LOB	BOTTOM			
Phil Rizzuto, R OBP: 0.365, SLG: 0.303										5	0	2	1	0	1	0	Boston Red Sox @ New York Yankees Yankee Stadium, Bronx, NY Sun May 24 1953, 3:33 AM EDT Att: 47,165 - Unknown			
Joe Collins, L OBP: 0.400, SLG: 0.429										4	1	2	0	1	0	2				
Yogi Berra, L OBP: 0.291, SLG: 0.333										4	0	1	0	1	0	4				
Mickey Mantle, S OBP: 0.426, SLG: 0.524										5	1	1	0	0	2	5				
Irv Noren, L OBP: 0.400, SLG: 0.581										1	0	0	0	0	0	0				
Hank Bauer, R OBP: 0.398, SLG: 0.443										4	0	2	1	0	0	4				
Gene Woodling, L OBP: 0.397, SLG: 0.420										5	2	1	1	0	1	3				
Gil McDougald, R OBP: 0.350, SLG: 0.341										3	1	1	1	1	0	1				
Billy Martin, R OBP: 0.266, SLG: 0.261										3	2	1	0	0	0	2				
Johnny Sain, R OBP: 0.269, SLG: 0.308										4	1	2	4	0	0	0				
Inning Stats	R: 0 E: 0 K: 0 S: 4	H: 1 LOB: 1 BB: 0 P: 4	R: 4 E: 0 K: 1 S: 10	H: 5 LOB: 3 BB: 2 P: 18	R: 2 E: 1 K: 1 S: 6	H: 0 LOB: 0 BB: 0 P: 7	R: 2 E: 0 K: 0 S: 6	H: 3 LOB: 1 BB: 0 P: 6	R: 0 E: 0 K: 0 S: 5	H: 2 LOB: 2 BB: 0 P: 5	R: 0 E: 0 K: 0 S: 4	H: 1 LOB: 2 BB: 1 P: 8	R: 0 E: 0 K: 2 S: 3	H: 0 LOB: 0 BB: 0 P: 3	R: 0 E: 0 K: 2 S: 8	H: 1 LOB: 1 BB: 0 P: 8	1B: 11 2B: 2 3B: 0 HR: 0	SF: 0 SAC: 0 DP: 0 HBP: 1	WP: 1 PB: 0 SB: 0 CS: 0	PA: 42
PITCHER Hal Brown, R ERA: 4.46	IP: 1.1 WLS: L BF: 25 H: 6 R: 4 ER: 2 SO: 2 BB: 3 IBB: 0 HBP: 1 BLK: 0 WP: 0 HR: 0 S: 25 P: 38 ERA: 3.86 WHIP: 1.929															PITCHER				
Bill Kennedy, L ERA: 1.93	IP: 4.2 WLS: W BF: 25 H: 6 R: 4 ER: 2 SO: 2 BB: 3 IBB: 0 HBP: 1 BLK: 0 WP: 0 HR: 0 S: 25 P: 38 ERA: 3.86 WHIP: 1.929															PITCHER				
Hersh Freeman, R ERA: 3.96	IP: 2.0 WLS: W BF: 7 H: 1 R: 0 ER: 0 SO: 2 BB: 0 IBB: 0 HBP: 0 BLK: 0 WP: 0 HR: 0 S: 11 P: 11 ERA: 0.00 WHIP: 0.500															PITCHER				

Batter	1	2	3	4	5	6	7	8	9	AB	R	H	RBI	BB	SO	LOB	TOP					
Jim Piersall, R OBP: 0.317, SLG: 0.331										6	3	3	2	0	1	4	Boston Red Sox @ New York Yankees Yankee Stadium, Bronx, NY Mon May 25 1953, 3:33 AM EDT Att: 28,371 - Unknown					
Floyd Baker, L OBP: 0.424, SLG: 0.280										3	2	1	0	3	0							
George Kell, R OBP: 0.420, SLG: 0.551										6	0	1	2	0	0	5						
Dick Gemert, R OBP: 0.401, SLG: 0.449										3	1	1	0	3	1	0						
Gene Stephens, L OBP: 0.303, SLG: 0.255										3	0	2	2	0	0	3						
Hoot Evers, R OBP: 0.320, SLG: 0.422										3	1	2	2	0	0	0						
Tom Umphelett, R OBP: 0.313, SLG: 0.368										5	1	2	1	0	0	3						
Milt Bolling, R OBP: 0.304, SLG: 0.323										4	0	1	0	0	0	3						
Gus Niarhos, R OBP: 0.600, SLG: 1.000										5	3	3	0	0	0	1						
Mickey McDermott, L OBP: 0.429, SLG: 0.619										4	3	4	2	0	0	0						
Ellis Kinder, R OBP: 0.500, SLG: 0.500										1	0	0	0	0	1	1						
Hersh Freeman, R										0	0	0	0	0	0	0						
Bill Kennedy, L										0	0	0	0	0	0	0						
Inning Stats	R: 2 E: 0 K: 0 S: 6	H: 3 LOB: 2 BB: 1 P: 10	R: 1 E: 0 K: 1 S: 6	H: 2 LOB: 1 BB: 1 P: 10	R: 0 E: 0 K: 1 S: 5	H: 1 LOB: 0 BB: 0 P: 5	R: 2 E: 1 K: 0 S: 7	H: 3 LOB: 3 BB: 1 P: 11	R: 5 E: 0 K: 0 S: 7	H: 5 LOB: 2 BB: 2 P: 15	R: 1 E: 0 K: 0 S: 5	H: 2 LOB: 1 BB: 0 P: 5	R: 2 E: 1 K: 0 S: 5	H: 2 LOB: 1 BB: 1 P: 9	R: 1 E: 0 K: 1 S: 6	H: 2 LOB: 0 BB: 0 P: 6	R: 0 E: 0 K: 0 S: 3	H: 0 LOB: 0 BB: 0 P: 3	1B: 15 2B: 3 3B: 1 HR: 1	SF: 0 SAC: 1 DP: 0 HBP: 0	WP: 0 PB: 0 SB: 0 CS: 1	PA: 50
PITCHER	IP WLS BF H R ER SO BB IBB HBP BLK WP HR S P ERA WHIP																ERA WHIP					
Ewell Blackwell, R ERA: 4.11	(1, 1) 0.1 4 2 2 2 0 1 0 0 0 0 0 0 3 7 54.00 9.000																4.50 1.000					
Tom Gorman, R ERA: 4.3	(1, 1) 1.2 8 3 1 1 1 1 0 0 0 0 0 0 9 13 5.40 2.400																					
Jim McDonald, R ERA: 7.36	(3, 1) 2.1 L 15 7 5 3 1 1 0 0 0 0 0 0 16 20 11.57 3.429																					
Bob Kuzava, L ERA: 4.32	(5, 1) 1.2 10 4 3 3 0 0 2 0 0 0 0 0 8 16 16.20 2.400																					
Bill Miller, L ERA: 8.59	(7, 1) 1.0 6 2 2 1 0 1 0 0 0 0 0 0 5 9 9.00 3.000																					
Batter	1	2	3	4	5	6	7	8	9	AB	R	H	RBI	BB	SO	LOB	BOTTOM					
Phil Rizzuto, R OBP: 0.385, SLG: 0.306										2	2	1	0	4	1	2	Boston Red Sox @ New York Yankees Yankee Stadium, Bronx, NY Mon May 25 1953, 3:33 AM EDT Att: 28,371 - Unknown					
Billy Martin, R OBP: 0.288, SLG: 0.259										5	1	1	1	0	0	4						
Andy Carey, R OBP: 0.333, SLG: 0.571										0	0	0	0	0	0	0						
Hank Bauer, R OBP: 0.395, SLG: 0.437										6	2	2	2	0	0	2						
Mickey Mantle, S OBP: 0.442, SLG: 0.554										4	1	3	3	2	0	1						
Gil McDougald, R OBP: 0.349, SLG: 0.340										6	1	2	2	0	0	4						
Gene Woodling, L OBP: 0.393, SLG: 0.415										6	0	2	0	0	0	8						
Yogi Berra, L OBP: 0.278, SLG: 0.316										5	0	0	0	0	1	7						
Joe Collins, L OBP: 0.400, SLG: 0.407										3	1	0	1	2	0	1						
Ewell Blackwell, R ERA: 3.85	(1, 1) 0.1 4 2 2 2 0 1 0 0 0 0 0 0 3 7 5.40 2.438																					
Tom Gorman, R ERA: 4.3	(1, 1) 1.2 8 3 1 1 1 1 0 0 0 0 0 0 9 13 5.40 2.438																					
Jim McDonald, R ERA: 7.36	(3, 1) 2.1 L 15 7 5 3 1 1 0 0 0 0 0 0 16 20 11.57 3.429																					
Bob Kuzava, L ERA: 4.32	(5, 1) 1.2 10 4 3 3 0 0 2 0 0 0 0 0 8 16 16.20 2.400																					
Bill Miller, L ERA: 8.59	(7, 1) 1.0 6 2 2 1 0 1 0 0 0 0 0 0 5 9 9.00 3.000																					
Inning Stats	R: 0 E: 0 K: 0 S: 4	H: 1 LOB: 1 BB: 0 P: 4	R: 1 E: 1 K: 1 S: 7	H: 1 LOB: 1 BB: 0 P: 7	R: 2 E: 1 K: 0 S: 6	H: 2 LOB: 2 BB: 1 P: 10	R: 0 E: 0 K: 1 S: 5	H: 0 LOB: 1 BB: 1 P: 9	R: 0 E: 0 K: 0 S: 4	H: 1 LOB: 2 BB: 1 P: 8	R: 4 E: 0 K: 0 S: 7	H: 4 LOB: 2 BB: 1 P: 11	R: 0 E: 0 K: 0 S: 3	H: 0 LOB: 2 BB: 2 P: 11	R: 1 E: 0 K: 0 S: 5	H: 2 LOB: 1 BB: 0 P: 5	R: 2 E: 0 K: 1 S: 7	H: 2 LOB: 3 BB: 2 P: 16	1B: 12 2B: 0 3B: 0 HR: 1	SF: 0 SAC: 0 DP: 0 HBP: 1	WP: 1 PB: 0 SB: 0 CS: 0	PA: 51
PITCHER	IP WLS BF H R ER SO BB IBB HBP BLK WP HR S P ERA WHIP																ERA WHIP					
Mickey McDermott, L ERA: 3.85	(1, 1) 5.1 W 31 9 7 5 2 4 0 0 0 0 0 0 1 15 32 9.00 2.667																					
Ellis Kinder, R ERA: 3.0	(6, 1) 3.0 18 4 3 3 1 4 0 0 0 0 0 0 1 15 32 9.00 2.667																					
Hersh Freeman, R ERA: 3.91	(9, 1) 0.1 1 0 0 0 0 0 0 0 0 0 0 0 1 1 0.00 0.000																					
Bill Kennedy, L ERA: 1.88	(9, 1) 0.1 S 1 0 0 0 0 0 0 0 0 0 0 0 1 1 0.00 0.000																					

Batter	1	2	3	4	5	6	7	8	9	AB	R	H	RBI	BB	SO	LOB	TOP			
Jim Piersall, R OBP: 0.321, SLG: 0.336 (1, 9)										4	1	2	0	0	0	0				
Floyd Baker, L OBP: 0.432, SLG: 0.310 (1, 4)										4	0	2	0	0	0	1				
George Kell, R OBP: 0.415, SLG: 0.541 (1, 5)										4	0	1	0	0	1	2				
Dick Gemert, R OBP: 0.398, SLG: 0.450 (1, 3)										4	0	1	0	0	0	4				
Hoot Evers, R OBP: 0.315, SLG: 0.469 (1, 7)										4	1	1	1	0	0	1				
Tom Umpshett, R OBP: 0.331, SLG: 0.400 (1, 8)										4	1	4	0	0	0	0				
Milt Bolling, R OBP: 0.297, SLG: 0.315 Sammy White, R OBP: 0.274, SLG: 0.405 (9, PH)										3	0	0	0	0	0	3	AB 35			
Gus Niarhos, R OBP: 0.375, SLG: 0.625 Del Wilber, R OBP: 0.333, SLG: 0.923 Billy Consolo, R (9, FR)										1	0	0	0	0	0	1	R 3			
Marv Grissom, R OBP: 0.167, SLG: 0.167 Johnny Lipon, R (9, PH)										3	0	0	0	0	0	0	H 11			
										0	0	0	0	0	0	0	RBI 2			
										1	0	0	0	0	1	1	BB 1			
										0	0	0	0	0	0	0	SO 2			
										1	0	0	0	0	1	1	LOB 14			
Inning Stats	R: 0 E: 0 K: 0 S: 4	H: 1 LOB: 1 BB: 0 P: 4	R: 0 E: 0 K: 0 S: 4	H: 1 LOB: 1 BB: 0 P: 4	R: 1 E: 0 K: 0 S: 5	H: 2 LOB: 1 BB: 0 P: 5	R: 2 E: 0 K: 0 S: 5	H: 2 LOB: 0 BB: 0 P: 5	R: 0 E: 0 K: 0 S: 3	H: 1 LOB: 0 BB: 0 P: 3	R: 0 E: 0 K: 0 S: 3	H: 0 LOB: 0 BB: 0 P: 3	R: 0 E: 0 K: 1 S: 6	H: 1 LOB: 1 BB: 0 P: 6	R: 0 E: 0 K: 1 S: 5	H: 1 LOB: 1 BB: 1 P: 9	1B: 8 2B: 1 3B: 1 HR: 1	SF: 0 SAC: 0 DP: 2 HBP: 0	WP: 2 PB: 0 SB: 1 CS: 1	PA: 37
PITCHER Alex Kellner, L ERA: 2.4 (1, 1)	IP: 9.0 WLS: W BF: 36 H: 11 R: 3 ER: 3 SO: 2 BB: 1 IBB: 0 HBP: 0 BLK: 0 WP: 1 HR: 1 S: 39 P: 43 ERA: 3.00 WHIP: 1.333															PITCHER				

Boston Red Sox @ Philadelphia Athletics
 Connie Mack Stadium, Philadelphia, PA
 Wed May 27 1953, 3:33 AM EDT
 Att: 4,734 - Unknown


AB 35
 R 3
 H 11
 RBI 2
 BB 1
 SO 2
 LOB 14



Batter	1	2	3	4	5	6	7	8	9	AB	R	H	RBI	BB	SO	LOB	BOTTOM			
Eddie Joost, R OBP: 0.344, SLG: 0.333 (1, 6)										4	0	0	0	0	2	3				
Pete Suder, R OBP: 0.359, SLG: 0.386 (1, 4)										4	0	1	0	0	0	1				
Dave Philley, S OBP: 0.358, SLG: 0.412 (1, 9)										3	0	0	0	1	0	3				
Gus Zernial, R OBP: 0.370, SLG: 0.484 (1, 7)										4	1	1	1	0	0	1				
Eddie Robinson, L OBP: 0.291, SLG: 0.309 (1, 3)										2	1	0	0	2	0	1				
Loren Babe, L OBP: 0.330, SLG: 0.366 (1, 5)										4	1	2	1	0	0	1				
Ed McGhee, R OBP: 0.369, SLG: 0.316 (1, 8)										4	0	1	0	0	1	2	AB 32			
Ray Murray, R OBP: 0.279, SLG: 0.328 (1, 2)										4	1	1	1	0	1	2	R 4			
Alex Kellner, R OBP: 0.303, SLG: 0.300 (1, 1)										3	0	3	0	0	0	0	H 9			
										0	0	0	0	0	0	0	RBI 3			
										0	0	0	0	0	0	0	BB 3			
										0	0	0	0	0	0	0	SO 4			
										0	0	0	0	0	0	0	LOB 14			
Inning Stats	R: 0 E: 0 K: 1 S: 5	H: 0 LOB: 0 BB: 0 P: 5	R: 0 E: 0 K: 1 S: 5	H: 0 LOB: 1 BB: 1 P: 9	R: 0 E: 0 K: 1 S: 7	H: 2 LOB: 2 BB: 0 P: 7	R: 3 E: 0 K: 0 S: 6	H: 3 LOB: 1 BB: 1 P: 10	R: 0 E: 0 K: 0 S: 3	H: 0 LOB: 0 BB: 0 P: 3	R: 0 E: 0 K: 1 S: 6	H: 1 LOB: 1 BB: 0 P: 6	R: 0 E: 0 K: 0 S: 5	H: 3 LOB: 1 BB: 0 P: 5	R: 1 E: 0 K: 0 S: 5	H: 3 LOB: 1 BB: 0 P: 5	1B: 6 2B: 2 3B: 0 HR: 1	SF: 0 SAC: 0 DP: 1 HBP: 0	WP: 0 PB: 1 SB: 0 CS: 0	PA: 35
PITCHER Marv Grissom, R ERA: 2.48 Willard Nixon, R ERA: 2.81 (1, 1) (8, 1)	IP: 7.1 WLS: L BF: 34 H: 9 R: 4 ER: 3 SO: 4 BB: 3 IBB: 0 HBP: 0 BLK: 0 WP: 0 HR: 1 S: 39 P: 51 ERA: 3.68 WHIP: 1.636															PITCHER				

Boston Red Sox @ Philadelphia Athletics
 Connie Mack Stadium, Philadelphia, PA
 Wed May 27 1953, 3:33 AM EDT
 Att: 4,734 - Unknown


AB 32
 R 4
 H 9
 RBI 3
 BB 3
 SO 4
 LOB 14



Batter	1	2	3	4	5	6	7	8	9	AB	R	H	RBI	BB	SO	LOB	TOP					
Jim Piersall, R OBP: 0.314, SLG: 0.327	0-3 K		0-3 K				0-0 F8		0-3 K								4 0 0 0 0 3 5					
Floyd Baker, L OBP: 0.415, SLG: 0.281	0-0 P5		4-0 BB				0-0 1-3		0-0 P4								3 0 0 0 1 0 4					
George Kell, R OBP: 0.413, SLG: 0.532 Billy Conzolo, R OBP: 0.342, SLG: 0.423	0-0 F7		0-0 F7				4-0 G6-4-3 BB		0-3 K								2 0 0 0 1 0 2 1 0 0 0 0 1 0					
Dick Gemert, R OBP: 0.388, SLG: 0.437		0-0 P5		0-0 F8			0-0 G6-4-3 1-2		0-0 F8								4 0 0 0 0 0 1					
Gene Stephens, L OBP: 0.301, SLG: 0.265		0-0 FC5 2B		0-0 G3			0-0 F9		0-0 1-3								4 0 1 0 0 0 0					
Tom Umphlett, R OBP: 0.342, SLG: 0.423		0-0 F3		4-0 FC5-4 BB			4-0 BB 1B BB		0-0 HR								2 1 1 1 2 0 1					
Sammy White, R OBP: 0.266, SLG: 0.393		0-0 FC5 2-3		0-0 FC5-4 1-2			0-0 L8		0-0 F4								4 0 0 0 0 0 3					
Mitt Bolling, R OBP: 0.303, SLG: 0.321			0-0 4-3 1B		0-3 K		0-0 BB 1B		0-0 F7								4 0 2 0 0 1 0					
Mel Parnell, L OBP: 0.320, SLG: 0.304 Al Zarilla, L OBP: 0.308, SLG: 0.182 Bill Kennedy, L OBP: 0.409, SLG: 0.591			0-0 4-3		0-0 1-2 1B		0-0 1-2 2-3 BB		0-0 4-3								2 0 1 0 0 0 1 0 0 0 0 1 0 0 0 0 0 0 0 0 0 1 0 0 0 0 0 0					
Inning Stats	R: 0 E: 0 K: 1 S: 5	H: 0 LOB: 0 BB: 0 P: 5	R: 0 E: 0 K: 0 S: 4	H: 1 LOB: 1 BB: 0 P: 4	R: 0 E: 0 K: 1 S: 6	H: 1 LOB: 2 BB: 1 P: 10	R: 0 E: 0 K: 0 S: 3	H: 0 LOB: 1 BB: 1 P: 7	R: 0 E: 0 K: 1 S: 6	H: 1 LOB: 1 BB: 0 P: 6	R: 0 E: 0 K: 0 S: 2	H: 0 LOB: 0 BB: 1 P: 6	R: 0 E: 0 K: 1 S: 6	H: 1 LOB: 3 BB: 2 P: 14	R: 0 E: 0 K: 1 S: 5	H: 0 LOB: 0 BB: 0 P: 5	R: 1 E: 0 K: 0 S: 4	H: 1 LOB: 0 BB: 0 P: 4	1B: 3 2B: 1 3B: 0 HR: 1	SF: 0 SAC: 0 DP: 1 HBP: 0	WP: 0 PB: 0 SB: 0 CS: 0	PA: 36
PITCHER Marion Fricano, R ERA: 2.08	IP: 9.0 WLS: W BF: 36 H: 5 R: 1 ER: 1 SO: 5 BB: 5 IBB: 0 HBP: 0 BLK: 0 WP: 0 HR: 1 S: 41 P: 61 ERA: 1.00 WHIP: 1.111															PITCHER	IP: WLS: BF: H: R: ER: SO: BB: IBB: HBP: BLK: WP: HR: S: P: ERA: WHIP:					

Boston Red Sox @ Philadelphia Athletics
 Connie Mack Stadium, Philadelphia, PA
 Thu May 28 1953, 3:33 AM EDT
 Att: 1,262 - Sunny


AB 31
 R 1
 H 5
 RBI 1
 BB 5
 SO 5
 LOB 17



Batter	1	2	3	4	5	6	7	8	9	AB	R	H	RBI	BB	SO	LOB	BOTTOM			
Eddie Joost, R OBP: 0.354, SLG: 0.340	0-0 6-3			4-0 FC1-5 1B BB			0-0 F3			4	1	2	1	1	0	2				
Pete Suder, R OBP: 0.369, SLG: 0.390	0-0 BB 1B			0-0 FC1-5 1B			0-0 E6 2B		0-0 4-3	4	1	2	0	1	0	1				
Eddie Robinson, L OBP: 0.294, SLG: 0.314	0-0 G3-6-3 1-2			0-0 FC1-5 1-2 2-3f			0-0 BB 2B		4-0 BB	4	1	1	2	1	0	6				
Gus Zernial, R OBP: 0.371, SLG: 0.496		0-0 6-3		0-0 BB FC1-2 1B			0-0 G1-4-3 1-2		0-0 F3	5	0	2	1	0	0	3				
Dave Philley, S OBP: 0.359, SLG: 0.404		4-0 S 1B BB		1-0 BB HBP			0-0 P6		0-3 K	3	1	0	0	1	1	2				
Cass Michaels, R OBP: 0.345, SLG: 0.330		0-0 1B 1B		0-0 F2			0-3 K2-3		4-0 S SH1-3 BB	3	1	1	1	1	1	2				
Ed McGhee, R OBP: 0.368, SLG: 0.317		0-0 1B 1B		0-0 F9			0-0 L6		0-0 SH1-3	3	1	1	0	0	0	2				
Joe Astroth, R OBP: 0.341, SLG: 0.232		0-0 P6		4-0 2-3 BB			0-0 F7		4-0 BB	2	0	0	0	2	0	2				
Marion Fricano, R OBP: 0.300, SLG: 0.400		0-0 BB 1B		0-0 FC1-2 3-H			0-3 K		0-3 K	4	0	1	1	0	2	5				
Inning Stats	R: 0 E: 0 K: 0 S: 3	H: 1 LOB: 0 BB: 0 P: 3	R: 3 E: 0 K: 0 S: 7	H: 4 LOB: 3 BB: 2 P: 15	R: 0 E: 0 K: 0 S: 4	H: 1 LOB: 3 BB: 1 P: 9	R: 0 E: 0 K: 0 S: 3	H: 1 LOB: 1 BB: 1 P: 7	R: 0 E: 0 K: 1 S: 5	H: 0 LOB: 0 BB: 0 P: 5	R: 3 E: 1 K: 1 S: 9	H: 3 LOB: 1 BB: 0 P: 9	R: 0 E: 0 K: 1 S: 5	H: 0 LOB: 2 BB: 2 P: 13	R: 0 E: 0 K: 1 S: 5	H: 0 LOB: 1 BB: 1 P: 9	1B: 8 2B: 1 3B: 1 HR: 0	SF: 0 SAC: 1 DP: 2 HBP: 1	WP: 0 PB: 0 SB: 0 CS: 0	PA: 41
PITCHER Mel Parnell, L ERA: 3.85 Bill Kennedy, L ERA: 1.65	IP: 6.0 WLS: L BF: 32 H: 10 R: 6 ER: 3 SO: 2 BB: 4 IBB: 0 HBP: 1 BLK: 0 WP: 0 HR: 0 S: 31 P: 48 ERA: 4.50 WHIP: 2.333															PITCHER	IP: WLS: BF: H: R: ER: SO: BB: IBB: HBP: BLK: WP: HR: S: P: ERA: WHIP:			

Boston Red Sox @ Philadelphia Athletics
 Connie Mack Stadium, Philadelphia, PA
 Thu May 28 1953, 3:33 AM EDT
 Att: 1,262 - Sunny

AB 32
 R 6
 H 10
 RBI 6
 BB 7
 SO 4
 LOB 25



Batter	1	2	3	4	5	6	7	8	9	AB	R	H	RBI	BB	SO	LOB	TOP
Jim Piersall, R OBP: 0.306, SLG: 0.319 (1, 9)	0-0 6-3		0-0 6-3			0-0 F9		0-0 6-3		4	0	0	0	0	0	0	
Floyd Baker, L OBP: 0.376, SLG: 0.250 (1, 4)	0-0 L7		0-0 F7			0-3 K			0-0 F7	4	0	0	0	0	1	0	
George Kell, R OBP: 0.426, SLG: 0.559 Billy Conzolo, R OBP: 0.143, SLG: 0.429 (7, PR) (7, 5)	0-0 1B 3B			0-0 G6-4-3 1B				0-0 1B	0-0 1B 3B	3	1	3	0	0	0	0	
Dick Gemert, R OBP: 0.391, SLG: 0.439 (1, 3)	0-0 1B			0-0 L6			0-0 F7		0-0 1B 3B	4	0	2	2	0	0	2	
Hoot Evers, R OBP: 0.310, SLG: 0.453 (1, 7)	0-3 K			0-0 G6-4-3 1-2			0-0 1B		0-3 K	4	0	1	0	0	2	3	
Tom Umphlett, R OBP: 0.340, SLG: 0.418 (1, 8)		0-0 F8			0-0 F8		0-0 F8		0-0 1-2 1B	4	0	1	0	0	0	2	
Sammy White, R OBP: 0.299, SLG: 0.381 (1, 2)		0-0 F7			0-0 6-3		0-0 F9		0-0 1B	4	0	0	0	0	0	4	
Mitt Bolling, R OBP: 0.297, SLG: 0.313 (1, 6)		0-0 6-3			0-0 5-3			0-0 F8		3	0	0	0	0	0	0	
Sid Hudson, R OBP: 0.235, SLG: 0.235 (1, 1)			0-0 6-3			0-3 K		0-0 5-3		3	0	0	0	0	1	0	
Inning Stats	R: 1 E: 0 K: 1 S: 7	H: 2 LOB: 1 BB: 0 P: 7	R: 0 E: 0 K: 0 S: 3	H: 0 LOB: 0 BB: 0 P: 3	R: 0 E: 0 K: 0 S: 3	H: 1 LOB: 0 BB: 0 P: 3	R: 0 E: 0 K: 2 S: 7	H: 0 LOB: 0 BB: 0 P: 7	R: 0 E: 0 K: 0 S: 5	H: 2 LOB: 2 BB: 0 P: 5	R: 0 E: 0 K: 0 S: 3	H: 0 LOB: 0 BB: 0 P: 3	R: 1 E: 0 K: 1 S: 8	H: 3 LOB: 2 BB: 0 P: 8	1B: 6 2B: 0 3B: 2 HR: 0	SF: 0 SAC: 0 DP: 1 HBP: 0	WP: 0 PA: 34 CS: 0
PITCHER Johnny Schmitz, L ERA: 2.95 (1, 1)	IP: 9.0 WLS: W BF: 34 H: 8 R: 2 ER: 2 SO: 4 BB: 0 IBB: 0 HBP: 0 BLK: 0 WP: 0 HR: 0 S: 42 P: 42 ERA: 2.00 WHIP: 0.889																

Boston Red Sox @ Washington Senators
Griffith Stadium, Washington, DC
Fri May 29 1953, 3:33 AM EDT
Att: 7,139 - Unknown

AB 34
R 2
H 8
RBI 2
BB 0
SO 4
LOB 11



Batter	1	2	3	4	5	6	7	8	9	AB	R	H	RBI	BB	SO	LOB	BOTTOM
Eddie Yost, R OBP: 0.383, SLG: 0.290 (1, 5)	0-0 6-3		0-0 3B	0-0 E5		0-0 5-3				4	0	1	1	0	0	1	
Wayne Terwilliger, R OBP: 0.345, SLG: 0.338 (1, 4)	0-3 K		4-0 BB	0-0 F7			0-0 P2			3	0	0	0	1	1	2	
Mickey Vernon, L OBP: 0.424, SLG: 0.467 (1, 3)	0-0 G3		0-0 L9		0-0 F3		0-0 G3			4	0	0	0	0	0	2	
Clyde Vollmer, R OBP: 0.360, SLG: 0.367 (1, 7)		0-0 G5-4-3 1B		0-0 P4	0-3 K		0-0 6-3			4	0	1	0	0	1	0	
Jackie Jensen, R OBP: 0.366, SLG: 0.453 (1, 9)		0-0 G5-4-3 1-2		0-0 1B 1B	0-0 1B 1B		0-0 P6			4	1	2	0	0	0	1	
Pete Runnels, L OBP: 0.387, SLG: 0.298 (1, 6)		0-0 4-3		0-0 1B 2B	0-0 1B FC6-4		0-0 F7			4	1	2	0	0	0	0	
Jim Busby, R OBP: 0.343, SLG: 0.442 (1, 8)			0-0 3B 1B	0-0 2B E 1B	0-0 FC6-4		0-0 6-3			4	2	2	1	0	0	2	
Ed Fitz Gerald, R OBP: 0.250, SLG: 0.231 (1, 2)			0-0 F7	0-0 E 2B		0-0 F8				3	0	1	1	0	0	1	
Johnny Schmitz, R (1, 1)			0-3 K	0-3 K		0-0 1-3				3	0	0	0	0	2	3	
Inning Stats	R: 0 E: 0 K: 1 S: 5	H: 0 LOB: 0 BB: 0 P: 5	R: 0 E: 0 K: 0 S: 3	H: 1 LOB: 0 BB: 0 P: 3	R: 1 E: 0 K: 1 S: 7	H: 2 LOB: 2 BB: 1 P: 11	R: 3 E: 0 K: 1 S: 10	H: 4 LOB: 2 BB: 0 P: 10	R: 0 E: 0 K: 1 S: 7	H: 2 LOB: 2 BB: 0 P: 7	R: 0 E: 0 K: 0 S: 3	H: 0 LOB: 0 BB: 0 P: 3	R: 0 E: 0 K: 0 S: 3	H: 0 LOB: 0 BB: 0 P: 3	1B: 7 2B: 1 3B: 1 HR: 0	SF: 0 SAC: 0 DP: 1 HBP: 0	WP: 0 PA: 34 CS: 0
PITCHER Sid Hudson, R ERA: 4.5 (1, 1)	IP: 8.0 WLS: L BF: 34 H: 9 R: 4 ER: 3 SO: 4 BB: 1 IBB: 0 HBP: 0 BLK: 0 WP: 0 HR: 0 S: 41 P: 45 ERA: 3.38 WHIP: 1.250																

Boston Red Sox @ Washington Senators
Griffith Stadium, Washington, DC
Fri May 29 1953, 3:33 AM EDT
Att: 7,139 - Unknown

AB 33
R 4
H 9
RBI 3
BB 1
SO 4
LOB 12



Batter	1	2	3	4	5	6	7	8	9	AB	R	H	RBI	BB	SO	LOB	TOP										
Jim Piersall, R OBP: 0.316, SLG: 0.325 (1, 9)										3	2	1	1	0	0												
Floyd Baker, L OBP: 0.385, SLG: 0.325 (1, 4)										4	0	2	2	0	0	1											
Gene Stephens, L OBP: 0.299, SLG: 0.265 (1, 7)										4	0	1	0	0	1	2											
Dick Gemert, R OBP: 0.382, SLG: 0.427 (1, 3)										4	0	0	0	0	1	2											
Tom Umphlett, R OBP: 0.342, SLG: 0.419 Hoot Evers, R OBP: 0.300, SLG: 0.436 (1, 8) (4, 8) (5, 7)										2	0	1	0	0	0	0											
Mickey McDermott, L OBP: 0.350, SLG: 0.520 Ellis Kinder, R OBP: 0.667, SLG: 0.667 (1, 1) (6, 1)										3	0	0	0	0	0	1											
Johnny Lipon, R OBP: 0.200, SLG: 0.200 (1, 6)										4	1	1	0	0	0	1											
Gus Niarhos, R OBP: 0.300, SLG: 0.500 (1, 2)										2	0	0	0	0	0	0											
Billy Consolo, R OBP: 0.300, SLG: 0.600 (1, 5)										3	1	2	1	0	0	0											
Inning Stats	R: 0 E: 0 K: 0 S: 4	H: 2 LOB: 1 BB: 0 P: 4	R: 0 E: 0 K: 0 S: 3	H: 0 LOB: 0 BB: 0 P: 3	R: 1 E: 0 K: 1 S: 6	H: 2 LOB: 1 BB: 1 P: 10	R: 0 E: 0 K: 0 S: 3	H: 1 LOB: 0 BB: 0 P: 3	R: 3 E: 0 K: 0 S: 7	H: 4 LOB: 1 BB: 0 P: 7	R: 0 E: 0 K: 0 S: 3	H: 0 LOB: 0 BB: 0 P: 3	R: 0 E: 0 K: 0 S: 5	H: 0 LOB: 0 BB: 0 P: 5	R: 0 E: 0 K: 0 S: 3	H: 1 LOB: 0 BB: 0 P: 3	1B: 8 2B: 1 3B: 1 HR: 0	SF: 0 SAC: 1 DP: 3 HBP: 0	WP: 0 PB: 0 SB: 1 CS: 2	PA: 34							
PITCHER	IP	WLS	BF	H	R	ER	SO	BB	IBB	HBP	BLK	WP	HR	S	P	ERA	WHIP										
Connie Marrero, R ERA: 3.06 (1, 1)	5.0	L	22	9	4	4	1	1	0	0	0	0	0	23	27	7.20	2.000										
Chuck Stobbs, L ERA: 4.15 (6, 1)	2.0		6	0	0	0	0	0	0	0	0	0	0	6	6	0.00	0.000										
Walt Masterson, R ERA: 3.72 (8, 1)	2.0		6	1	0	0	1	0	0	0	0	0	0	8	8	0.00	0.500										

Boston Red Sox @ Washington Senators
Griffith Stadium, Washington, DC
Sat May 30 1953, 3:33 AM EDT
Unknown

AB 32
R 4
H 10
RBI 4
BB 1
SO 2
LOB 7





Batter	1	2	3	4	5	6	7	8	9	AB	R	H	RBI	BB	SO	LOB	BOTTOM										
Eddie Yost, R OBP: 0.384, SLG: 0.309 (1, 5)										4	1	1	1	1	0	1											
Wayne Terwilliger, R OBP: 0.349, SLG: 0.333 (1, 4)										2	0	0	0	2	0	0											
Mickey Vernon, L OBP: 0.420, SLG: 0.474 (1, 3)										4	1	1	0	0	1	4											
Clyde Vollmer, R OBP: 0.364, SLG: 0.371 (1, 7)										4	1	2	1	0	0	0											
Jackie Jensen, R OBP: 0.375, SLG: 0.477 (1, 9)										3	0	2	1	1	0	0											
Pete Runnels, L OBP: 0.377, SLG: 0.289 (1, 6)										4	0	0	0	0	1	4											
Jim Busby, R OBP: 0.341, SLG: 0.438 (1, 8)										4	0	1	0	0	0	1											
Ed Fitz Gerald, R OBP: 0.237, SLG: 0.218 (1, 2)										3	0	0	0	0	1	0											
Connie Marrero, R OBP: 0.190, SLG: 0.056 Mel Hofstetter, S OBP: 0.400, SLG: 0.250 Chuck Stobbs, L OBP: 0.143, SLG: 0.143 Gil Coan, L OBP: 0.300, SLG: 0.275 Walt Masterson, R OBP: 0.000, SLG: 0.000 Carmen Mauro, S OBP: 0.000, SLG: 0.000 (1, 1) (5, PH) (6, PH) (7, PH) (8, PH) (9, PH)										1	0	0	0	0	0	0											
Inning Stats	R: 1 E: 0 K: 0 S: 3	H: 1 LOB: 0 BB: 1 P: 7	R: 0 E: 0 K: 1 S: 5	H: 0 LOB: 0 BB: 0 P: 5	R: 0 E: 0 K: 0 S: 3	H: 0 LOB: 0 BB: 0 P: 3	R: 0 E: 0 K: 0 S: 5	H: 2 LOB: 2 BB: 0 P: 5	R: 0 E: 0 K: 1 S: 5	H: 0 LOB: 0 BB: 0 P: 5	R: 2 E: 0 K: 0 S: 6	H: 3 LOB: 1 BB: 0 P: 6	R: 0 E: 0 K: 2 S: 8	H: 1 LOB: 3 BB: 2 P: 16	R: 0 E: 0 K: 0 S: 3	H: 0 LOB: 1 BB: 1 P: 7	R: 0 E: 0 K: 0 S: 3	H: 1 LOB: 0 BB: 0 P: 3	1B: 4 2B: 1 3B: 2 HR: 1	SF: 0 SAC: 1 DP: 2 HBP: 0	WP: 0 PB: 0 SB: 0 CS: 0	PA: 37					
PITCHER	IP	WLS	BF	H	R	ER	SO	BB	IBB	HBP	BLK	WP	HR	S	P	ERA	WHIP										
Mickey McDermott, L ERA: 3.95 (1, 1)	5.2	W	23	6	3	3	2	1	0	0	0	0	0	26	30	4.76	1.235										
Ellis Kinder, R ERA: 2.53 (6, 1)	3.1	S	14	2	0	0	2	3	0	0	0	0	0	15	27	0.00	1.500										

Boston Red Sox @ Washington Senators
Griffith Stadium, Washington, DC
Sat May 30 1953, 3:33 AM EDT
Unknown

AB 32
R 3
H 8
RBI 3
BB 4
SO 4
LOB 11



Batter	1	2	3	4	5	6	7	8	9	AB	R	H	RBI	BB	SO	LOB	TOP	
Jim Piersall, R OBP: 0.317, SLG: 0.325	4-3	1B			4-3			SH1-4		3	0	1	0	0	0	0	Boston Red Sox @ Washington Senators Griffith Stadium, Washington, DC Sat May 30 1953, 3:38 AM EDT Att: 16,765 - Unknown livebaseballscorecards.com	
Floyd Baker, L OBP: 0.355, SLG: 0.295	E3		F8		6-3			P6		4	0	0	0	0	0	1		
Gene Stephens, L OBP: 0.289, SLG: 0.255	FC3-6		F7		F5			K		4	0	0	0	0	1	2		
Dick Gemert, R OBP: 0.373, SLG: 0.415	5-3		F7		F7				F3	4	0	0	0	0	0	1		
Hoot Evers, R OBP: 0.313, SLG: 0.441		1B			P4			FC1-5	6-3	4	1	2	0	0	0	0		
Willard Nixon, L OBP: 0.300, SLG: 0.300		1B			4-3			E5		4	0	2	0	0	0	1		
Hersh Freeman, R		1B						FC1-5	1B	0	0	0	0	0	0	0		
Johnny Lipon, R OBP: 0.111, SLG: 0.111		P5			5-3			FC1-5	F5	4	0	0	0	0	0	5		
Del Wilber, R OBP: 0.333, SLG: 0.813								G5-4-3		3	0	1	1	0	1	2		
Billy Consolo, R OBP: 0.308, SLG: 0.538								G5-4-3		3	0	1	0	0	1	2		
									SH1-4								AB 33 R 1 H 7 RBI 1 BB 0 SO 3 LOB 14 	
Inning Stats	R: 0 E: 1 K: 0 S: 4	H: 0 LOB: 1 BB: 0 P: 4	R: 1 E: 0 K: 1 S: 8	H: 4 LOB: 2 BB: 0 P: 8	R: 0 E: 0 K: 0 S: 3	H: 0 LOB: 0 BB: 0 P: 3	R: 0 E: 0 K: 0 S: 3	H: 0 LOB: 0 BB: 0 P: 3	R: 0 E: 0 K: 0 S: 5	H: 1 LOB: 1 BB: 0 P: 4	R: 0 E: 0 K: 1 S: 6	H: 1 LOB: 1 BB: 0 P: 6	R: 0 E: 0 K: 0 S: 4	H: 1 LOB: 1 BB: 0 P: 4	1B: 7 2B: 0 3B: 0 HR: 0	SF: 0 SAC: 1 DP: 1 HBP: 0		WP: 0 PB: 0 SB: 0 CS: 0
PITCHER Sonny Dixon, R ERA: 2.68	IP: 9.0 WLS: W BF: 34 H: 7 R: 1 ER: 1 SO: 3 BB: 0 IBB: 0 HBP: 0 BLK: 0 WP: 0 HR: 0 S: 40 P: 40 ERA: 1.00 WHIP: 0.778															PITCHER		


Batter	1	2	3	4	5	6	7	8	9	AB	R	H	RBI	BB	SO	LOB	BOTTOM						
Eddie Yost, R OBP: 0.384, SLG: 0.307	P4		BB	K			P6		E	4	0	1	0	1	1	3	Boston Red Sox @ Washington Senators Griffith Stadium, Washington, DC Sat May 30 1953, 3:38 AM EDT Att: 16,765 - Unknown livebaseballscorecards.com						
Wayne Terwilliger, R OBP: 0.359, SLG: 0.340	L4-3		BB	FC6					E8	3	0	1	0	2	0	5							
Mickey Vernon, L OBP: 0.416, SLG: 0.465	L4-3		BB				F5		F7	3	0	0	0	1	0	2							
Clyde Vollmer, R OBP: 0.354, SLG: 0.359		F9		F7			4-3		6-3	4	0	0	0	0	0	3							
Jackie Jensen, R OBP: 0.378, SLG: 0.471		1-3		2B			F7		6-3	2	0	0	0	2	0	0							
Pete Runnels, L OBP: 0.380, SLG: 0.290		1-3		2B			K		CS	3	1	1	0	1	1	1							
Jim Busby, R OBP: 0.345, SLG: 0.445				FC4			L5		CS	4	1	2	0	0	1	1							
Bob Oldis, R OBP: 0.143, SLG: 0.143				6-3			F9		E	3	0	0	1	0	0	1							
Carmen Mauro, L OBP: 0.197, SLG: 0.091				FC4					E	0	0	0	0	1	0	0							
Sonny Dixon, S				K2-3					P5	3	0	0	0	1	1	2							
																		AB 29 R 2 H 5 RBI 1 BB 9 SO 4 LOB 18 					
Inning Stats	R: 0 E: 0 K: 0 S: 2	H: 0 LOB: 1 BB: 1 P: 6	R: 0 E: 0 K: 1 S: 5	H: 0 LOB: 1 BB: 1 P: 9	R: 0 E: 0 K: 1 S: 6	H: 1 LOB: 3 BB: 2 P: 14	R: 1 E: 0 K: 1 S: 7	H: 2 LOB: 3 BB: 2 P: 15	R: 0 E: 0 K: 0 S: 3	H: 0 LOB: 0 BB: 0 P: 3	R: 0 E: 0 K: 1 S: 5	H: 0 LOB: 0 BB: 0 P: 5	R: 0 E: 0 K: 0 S: 4	H: 1 LOB: 1 BB: 0 P: 4	R: 0 E: 0 K: 0 S: 2	H: 0 LOB: 0 BB: 1 P: 6			R: 1 E: 1 K: 0 S: 3	H: 1 LOB: 3 BB: 2 P: 11	1B: 3 2B: 3 3B: 0 HR: 0	SF: 0 SAC: 0 DP: 1 HBP: 0	WP: 0 PB: 0 SB: 0 CS: 1
PITCHER Willard Nixon, R ERA: 2.22	IP: 8.1 WLS: L BF: 37 H: 5 R: 2 ER: 1 SO: 4 BB: 9 IBB: 0 HBP: 0 BLK: 0 WP: 0 HR: 0 S: 36 P: 72 ERA: 1.08 WHIP: 1.680															PITCHER							
Hersh Freeman, R ERA: 3.91	IP: 0.0 WLS: 1 BF: 1 H: 0 R: 0 ER: 0 SO: 0 BB: 0 IBB: 0 HBP: 0 BLK: 0 WP: 0 HR: 1 S: 1 P: 1 ERA: ∞ WHIP: ∞															PITCHER							

Batter	1	2	3	4	5	6	7	8	9	AB	R	H	RBI	BB	SO	LOB	TOP								
Eddie Yost, R OBP: 0.390, SLG: 0.312 (1, 5)	0-3 K			0-0 E BB 1B	4-0 BB		0-0 FC3-2 BB 1B	0-0 6-3		4	1	2	0	1	1	1									
Wayne Terwilliger, R OBP: 0.358, SLG: 0.344 (1, 4)	0-3 K			0-0 F8	4-0 BB		0-3 K		0-0 E 2B	4	1	1	0	1	2	4									
Mickey Vernon, L OBP: 0.415, SLG: 0.463 (1, 3)	0-0 4-3			0-0 F9	0-0 L9		0-0 BB FC3-2 1B		0-0 E4 1B	5	1	2	1	0	0	4									
Clyde Vollmer, R OBP: 0.355, SLG: 0.356 (1, 7)		0-3 K		4-0 E BB		0-0 F9	0-0 FC3-2 BB		0-0 FC1-5 1B	4	0	1	1	1	1	3									
Jackie Jensen, R OBP: 0.378, SLG: 0.462 (1, 9)		0-0 6-3		0-0 E5		0-0 L9	4-0 FC6 BB		4-0 FC5 FC1-5 BB	3	0	0	1	2	0	2									
Pete Runnels, L OBP: 0.368, SLG: 0.279 (1, 6)		0-0 F8		0-0 L1		0-0 F7	0-0 FC6		0-0 FC1-5	5	0	0	0	0	0	8									
Jim Busby, R OBP: 0.346, SLG: 0.444 (1, 8)			0-0 1-3		0-0 FC5-4 1B		0-0 1B 1B	0-0 6-3	0-0 F9	5	1	2	0	0	0	2									
Ed Fitz Gerald, R OBP: 0.250, SLG: 0.233 (1, 2)			0-0 4-3		0-0 F7		0-0 1B 1B	0-0 E7	0-0 FC5	5	1	2	0	0	0	3									
Julio Moreno, R (1, 1)			0-0 4-3		0-0 FC5-4 BB BB		0-0 1B 1B	0-0 F8		2	0	0	0	0	0	1									
Carmen Mauro, L OBP: 0.231, SLG: 0.167 (7, PH)										1	0	1	1	0	0	0									
Bob Porterfield, R OBP: 0.344, SLG: 0.581 (7, 1)										1	0	0	0	0	0	1									
Inning Stats	R: 0 E: 0 K: 2 S: 7	H: 0 LOB: 0 BB: 0 P: 7	R: 0 E: 0 K: 1 S: 5	H: 0 LOB: 0 BB: 0 P: 5	R: 0 E: 0 K: 0 S: 3	H: 0 LOB: 0 BB: 0 P: 3	R: 0 E: 1 K: 0 S: 5	H: 1 LOB: 3 BB: 1 P: 9	R: 0 E: 0 K: 0 S: 4	H: 1 LOB: 3 BB: 2 P: 12	R: 0 E: 0 K: 0 S: 3	H: 0 LOB: 0 BB: 0 P: 3	R: 3 E: 0 K: 1 S: 10	H: 5 LOB: 3 BB: 1 P: 14	R: 0 E: 1 K: 0 S: 4	H: 1 LOB: 1 BB: 0 P: 4	R: 2 E: 1 K: 0 S: 6	H: 3 LOB: 2 BB: 1 P: 10	1B: 10 2B: 1 3B: 0 HR: 0	SF: 0 SAC: 0 DP: 0 HBP: 0	WP: 0 PB: 0 SB: 0 CS: 0	PA: 44			
PITCHER	IP	WLS	BF	H	R	ER	SO	BB	IBB	HBP	BLK	WP	HR	S	P	ERA	WHIP								
Hal Brown, R ERA: 4.47 (1, 1)	6.0		27	5	3	3	3	3	0	0	0	0	0	30	42	4.50	1.333								
Ellis Kinder, R ERA: 2.31 (7, 1)	2.0		10	3	0	0	1	1	0	0	0	0	0	11	15	0.00	2.000								
Hersh Freeman, R ERA: 4.1 (9, 1)	1.0	L	7	3	2	1	0	1	0	0	0	0	0	6	10	9.00	4.000								

Washington Senators @ Boston Red Sox
Fenway Park, Boston, MA
Sun May 31 1953, 3:33 AM EDT
Unknown

livebaseballscorecards.com

AB 39
R 5
H 11
RBI 4
BB 5
SO 4
LOB 29




Batter	1	2	3	4	5	6	7	8	9	AB	R	H	RBI	BB	SO	LOB	BOTTOM								
Jim Piersall, R OBP: 0.319, SLG: 0.327 (1, 9)	0-0 1-3	0-0 1B		0-0 2B 1B		0-0 F8		0-3 K		5	0	2	0	0	1	1									
Gene Stephens, L OBP: 0.278, SLG: 0.243 (1, 7)	0-3 K	0-0 G3		0-0 P3			0-0 F7		0-0 G3	5	0	0	0	0	1	2									
Hoot Evers, R OBP: 0.333, SLG: 0.508 (1, 8)	0-0 HR		0-3 K	0-0 1H 2B			4-0 BB		0-0 6-3	4	1	2	1	1	1	0									
Dick Gemert, R OBP: 0.379, SLG: 0.413 (1, 3)	4-0 1B 2B BB		4-0 2B BB		0-0 F7		0-3 K		0-0 1B	3	1	1	0	2	1	1									
Ted Lepcio, R OBP: 0.364, SLG: 0.439 (1, 4)	0-0 2B 1B		0-0 BB 2B		0-0 L8		0-0 P4		0-0 F9	5	0	2	0	0	0	2									
Sammy White, R OBP: 0.279, SLG: 0.408 (1, 2)	0-0 2B		4-0 BB IBB		0-0 S 1B			0-0 2B 2B		3	1	3	1	1	0	0									
Johnny Lipon, R OBP: 0.167, SLG: 0.091 (1, 6)	0-0 F8		4-0 BB		0-0 L8			0-0 SH5-4 F8 2B		2	0	0	0	1	0	3									
George Kell, R OBP: 0.430, SLG: 0.570 (8, PH)			1-2 2-3 BB							1	0	1	1	0	0	0									
Mitt Bolling, R OBP: 0.297, SLG: 0.313 (8, FR)										0	1	0	0	0	0	0									
Billy Consolo, R OBP: 0.250, SLG: 0.438 (1, 5)		0-0 F2		0-0 K		0-0 6-3		0-0 SH5-4		3	0	0	0	0	1	3									
Floyd Baker, L OBP: 0.356, SLG: 0.295 (7, 5)			0-0 K		0-0 F3		0-3 K		0-0 F8	0	0	0	0	0	0	0									
Hal Brown, R OBP: 0.211, SLG: 0.222 (7, 1)		0-0 6-3			0-0 F3					3	0	0	0	0	1	0									
Ellis Kinder, R OBP: 0.667, SLG: 0.667 (7, 1)										0	0	0	0	0	0	0									
Al Zarilla, L OBP: 0.286, SLG: 0.167 (8, PH)										1	0	0	1	0	0	1									
Hersh Freeman, R (9, 1)										0	0	0	0	0	0	0									
Inning Stats	R: 2 E: 0 K: 1 S: 8	H: 3 LOB: 2 BB: 1 P: 12	R: 0 E: 0 K: 0 S: 4	H: 1 LOB: 1 BB: 0 P: 4	R: 0 E: 0 K: 2 S: 7	H: 1 LOB: 3 BB: 3 P: 19	R: 0 E: 0 K: 0 S: 4	H: 2 LOB: 2 BB: 0 P: 4	R: 0 E: 0 K: 0 S: 4	H: 1 LOB: 1 BB: 0 P: 4	R: 0 E: 0 K: 1 S: 5	H: 0 LOB: 0 BB: 0 P: 5	R: 0 E: 0 K: 1 S: 5	H: 0 LOB: 1 BB: 1 P: 9	R: 2 E: 0 K: 1 S: 7	H: 2 LOB: 1 BB: 0 P: 7	R: 0 E: 0 K: 0 S: 4	H: 1 LOB: 1 BB: 0 P: 4	1B: 5 2B: 5 3B: 0 HR: 1	SF: 0 SAC: 1 DP: 0 HBP: 0	WP: 0 PB: 0 SB: 1 CS: 0	PA: 41			
PITCHER	IP	WLS	BF	H	R	ER	SO	BB	IBB	HBP	BLK	WP	HR	S	P	ERA	WHIP								
Julio Moreno, R ERA: 2.32 (1, 1)	6.0		28	8	2	2	4	3	1	0	0	0	0	32	48	3.00	1.833								
Bob Porterfield, R ERA: 4.01 (7, 1)	3.0	W	13	3	2	2	2	1	0	0	0	0	0	16	20	6.00	1.333								

Washington Senators @ Boston Red Sox
Fenway Park, Boston, MA
Sun May 31 1953, 3:33 AM EDT
Unknown

livebaseballscorecards.com

AB 35
R 4
H 11
RBI 4
BB 5
SO 6
LOB 13



Batter	1	2	3	4	5	6	7	8	9	AB	R	H	RBI	BB	SO	LOB	TOP			
Eddie Yost, R OBP: 0.397, SLG: 0.348 (1, 5)	L5		HR		2B			SH1-3 1B		4	1	3	1	0	0	0	Washington Senators @ Boston Red Sox Fenway Park, Boston, MA Sun May 31 1953, 3:38 AM EDT Att: 29,590 - Unknown livebaseballscorecards.com			
Wayne Terwilliger, R OBP: 0.352, SLG: 0.338 (1, 4)	F2		K		5-3			SH1-3 1-2		3	0	0	0	0	1	1				
Mickey Vernon, L OBP: 0.417, SLG: 0.461 (1, 3)	FC4 1B		3-1		3-1			G6-4-3 BB		3	0	1	0	1	0	1				
Clyde Vollmer, R OBP: 0.359, SLG: 0.351 (1, 7)	FC4 1-2			HR BB				G6-4-3 1-2		2	1	0	0	2	0	3				
Jackie Jensen, R OBP: 0.376, SLG: 0.475 (1, 9)		F8		HR				5-3		4	1	1	2	0	1	1				
Pete Runnels, L OBP: 0.365, SLG: 0.279 (1, 6)	1-3			HR				F9		4	0	1	0	0	0	0				
Jim Busby, R OBP: 0.344, SLG: 0.457 (1, 8)				G5-4-3 1B				F3		4	1	1	1	0	0	1				
Mickey Grasso, R OBP: 0.269, SLG: 0.338 (1, 2)	6-3			5-3				5-3		3	0	0	0	0	0	0				
Spec Shea, R OBP: 0.500, SLG: 0.571 (1, 1)			F7		4-1			5-3		3	0	0	0	0	0	0				
Inning Stats	R: 0 E: 0 K: 0 S: 4	H: 1 LOB: 1 BB: 0 P: 4	R: 1 E: 0 K: 0 S: 4	H: 1 LOB: 0 BB: 0 P: 4	R: 1 E: 0 K: 1 S: 6	H: 1 LOB: 0 BB: 0 P: 6	R: 2 E: 0 K: 0 S: 4	H: 2 LOB: 0 BB: 1 P: 8	R: 0 E: 0 K: 0 S: 4	H: 0 LOB: 0 BB: 1 P: 8	R: 0 E: 0 K: 0 S: 3	H: 0 LOB: 0 BB: 0 P: 3	R: 0 E: 0 K: 0 S: 3	H: 1 LOB: 1 BB: 1 P: 7	R: 0 E: 0 K: 0 S: 3	H: 0 LOB: 0 BB: 0 P: 3	1B: 3 2B: 2 3B: 0 HR: 3	SF: 0 SAC: 1 DP: 3 HBP: 0	WP: 0 PB: 0 SB: 0 CS: 1	PA: 34
PITCHER Mel Parnell, L ERA: 3.69 (1, 1)	IP: 9.0 WLS: L BF: 34	H: 7 R: 4 ER: 4 SO: 2	BB: 3 IBB: 0 HBP: 0 BLK: 0	WP: 0 HR: 3 S: 35 P: 47	ERA: 4.00 WHIP: 1.111															

Batter	1	2	3	4	5	6	7	8	9	AB	R	H	RBI	BB	SO	LOB	BOTTOM			
Jim Piersall, R OBP: 0.317, SLG: 0.326 (1, 9)	F9	F8			L3 1-2			2B 1B		4	0	1	0	0	0	3	Washington Senators @ Boston Red Sox Fenway Park, Boston, MA Sun May 31 1953, 3:38 AM EDT Att: 29,590 - Unknown livebaseballscorecards.com			
Gene Stephens, L OBP: 0.269, SLG: 0.235 (1, 7)	F7		F8		P4			F7		4	0	0	0	0	1					
Hoot Evers, R OBP: 0.342, SLG: 0.522 (1, 8)	BB 1B		F8		5-3			5-3 1-3 2B		4	0	2	0	0	0	0				
Dick Gemert, R OBP: 0.387, SLG: 0.425 (1, 3)	FC4-6 BB		FC4-6 1B		2B			P4		3	0	2	0	1	0	2				
Ted Lepcio, R OBP: 0.357, SLG: 0.417 (1, 4)	K		FC4-6 1-2		G4-6-3 BB			1-3		3	0	0	0	1	1	5				
Sammy White, R OBP: 0.278, SLG: 0.404 (1, 2)		F8		8-4 1B	G4-6-3 1-2			F8		4	0	1	0	0	0	2				
Floyd Baker, L OBP: 0.366, SLG: 0.313 (1, 5)	1B 1B		F9		6-3			BB 1B		4	0	2	0	0	0	1				
Johnny Lipon, R OBP: 0.133, SLG: 0.071 Al Zarilla, L OBP: 0.333, SLG: 0.167 (9, PH)	F7		8-4 1-2		6-3			G6-4-3 BB		3	0	0	0	0	0	2				
Mel Parnell, L OBP: 0.321, SLG: 0.308 Del Wilber, R OBP: 0.316, SLG: 0.765 (9, PH)		1-3 1B		E4 L3	3-1			G6-4-3 1-2		3	0	1	0	0	0	0				
Inning Stats	R: 0 E: 0 K: 1 S: 6	H: 2 LOB: 2 BB: 1 P: 10	R: 0 E: 0 K: 0 S: 5	H: 2 LOB: 0 BB: 0 P: 5	R: 0 E: 0 K: 0 S: 4	H: 1 LOB: 1 BB: 0 P: 4	R: 0 E: 0 K: 0 S: 3	H: 1 LOB: 0 BB: 0 P: 3	R: 0 E: 0 K: 0 S: 3	H: 0 LOB: 0 BB: 1 P: 7	R: 0 E: 0 K: 0 S: 3	H: 0 LOB: 0 BB: 0 P: 3	R: 0 E: 0 K: 0 S: 5	H: 2 LOB: 2 BB: 0 P: 5	R: 0 E: 0 K: 0 S: 3	H: 1 LOB: 1 BB: 1 P: 7	1B: 7 2B: 4 3B: 0 HR: 0	SF: 0 SAC: 0 DP: 4 HBP: 0	WP: 0 PB: 0 SB: 0 CS: 0	PA: 36
PITCHER Spec Shea, R ERA: 2.52 (1, 1)	IP: 9.0 WLS: W BF: 36	H: 9 R: 0 ER: 0 SO: 1	BB: 3 IBB: 0 HBP: 0 BLK: 0	WP: 0 HR: 0 S: 35 P: 47	ERA: 0.00 WHIP: 1.333															

Batter	1	2	3	4	5	6	7	8	9	AB	R	H	RBI	BB	SO	LOB	TOP					
Tom Umphlett, R (1, 8) OBP: 0.340, SLG: 0.416 Hoot Evers, R (2, 8) OBP: 0.351, SLG: 0.577	0-0 6-3		0-0 FC6-4			0-0 9-2 2B	0-0 HR		0-0 P4	1	0	0	0	0	0	0	Boston Red Sox @ Cleveland Indians Cleveland Municipal Stadium, Cleveland, OH Tue Jun 02 1953, 3:33 AM EDT Att: 17,356 - Unknown					
Jim Piersall, R (1, 9) OBP: 0.316, SLG: 0.320	0-3 K			0-0 F3		4-0 BB BB	0-0 F9			3	0	0	0	1	1	0						
Gene Stephens, L (1, 7) OBP: 0.284, SLG: 0.254	0-3 K			0-0 FC6-5 2B		4-0 1-2 2-3 BB		0-0 5-3 1B		3	0	2	0	1	1	0						
George Kell, R (1, 5) OBP: 0.418, SLG: 0.553		0-0 5-3		0-0 FC6-5 BB		0-0 9-2		0-0 5-3		4	0	0	0	0	0	5						
Billy Goodman, L (1, 3) OBP: 0.368, SLG: 0.422	0-0 6-3			4-0 FC6-4 1-2 BB		0-0 F9		0-0 F8		3	0	0	0	1	0	3						
Ted Lepcio, R (1, 4) OBP: 0.342, SLG: 0.397 Al Zarilla, L (8, PH) OBP: 0.375, SLG: 0.167 Hal Brown, R (8, 1) OBP: 0.211, SLG: 0.222	0-0 F8			0-0 FC6-4 1-2			0-0 5-3	4-0 BB		3	0	0	0	0	0	2						
Sammy White, R (1, 2) OBP: 0.273, SLG: 0.396 Bill Kennedy, L (7, 1) OBP: 0.362, SLG: 0.306		0-3 K			0-3 K		0-0 5-3	0-0 4-3		3	0	0	0	0	2	0						
Johnny Lipon, R (1, 6) OBP: 0.211, SLG: 0.222			0-0 FC6-4 1B		0-0 4-3		0-0 1B 2B	0-0 F7		4	1	2	0	0	0	0						
Marv Grissom, R (1, 1) OBP: 0.333, SLG: 0.737			0-3 K			0-0 F2	0-0 HR 1B	0-3 K		2	0	0	0	0	1	1						
Inning Stats	R: 0 E: 0 K: 2 S: 7	H: 0 LOB: 0 BB: 0 P: 7	R: 0 E: 0 K: 0 S: 3	H: 0 LOB: 0 BB: 0 P: 3	R: 0 E: 0 K: 2 S: 8	H: 1 LOB: 1 BB: 0 P: 8	R: 0 E: 0 K: 0 S: 4	H: 1 LOB: 2 BB: 1 P: 8	R: 0 E: 0 K: 1 S: 5	H: 0 LOB: 0 BB: 0 P: 5	R: 0 E: 0 K: 0 S: 3	H: 1 LOB: 2 BB: 2 P: 11	R: 3 E: 0 K: 0 S: 6	H: 3 LOB: 0 BB: 0 P: 6	R: 0 E: 0 K: 0 S: 4	H: 1 LOB: 2 BB: 1 P: 8		R: 0 E: 0 K: 1 S: 5	H: 0 LOB: 0 BB: 0 P: 5	1B: 3 2B: 4 3B: 0 HR: 1	SF: 0 SAC: 0 DP: 1 HBP: 0	WP: 0 PB: 0 SB: 0 CS: 0
PITCHER Mike Garcia, R (1, 1) ERA: 3.42	IP: 9.0 WLS: W BF: 37 H: 7 R: 3 ER: 3 SO: 6 BB: 4 IBB: 0 HBP: 0 BLK: 0 WP: 0 HR: 1 S: 45 P: 61 ERA: 3.00 WHIP: 1.222															PITCHER						

AB 33
R 3
H 7
RBI 3
BB 4
SO 6
LOB 14



Batter	1	2	3	4	5	6	7	8	9	AB	R	H	RBI	BB	SO	LOB	BOTTOM			
Dale Mitchell, L (1, 7) OBP: 0.316, SLG: 0.385	0-0 1B 2B 1B	0-0 3-1		0-0 1-2 2B 1B		0-0 1-2 FC4 1B		0-0 F8		5	2	2	0	0	0	2	Boston Red Sox @ Cleveland Indians Cleveland Municipal Stadium, Cleveland, OH Tue Jun 02 1953, 3:33 AM EDT Att: 17,356 - Unknown			
Bobby Avila, R (1, 4) OBP: 0.372, SLG: 0.388	0-0 F2		0-0 F7	0-0 1-H 2-H 2B		0-0 1-2 1B		0-0 F2		5	0	2	2	0	0	2				
Larry Doby, L (1, 8) OBP: 0.327, SLG: 0.429	0-0 2B 1-3 1B		0-3 K	0-0 F4		0-0 F7		0-0 1-2 HR 1B		5	1	2	0	0	1	2				
Al Rosen, R (1, 5) OBP: 0.427, SLG: 0.643	0-0 1-3 3-H 2B		4-0 BB		0-0 F5		0-0 P3	0-0 1-H 2-H HR		4	1	2	4	1	0	0				
Wally Westlake, R (1, 9) OBP: 0.423, SLG: 0.680	0-0 5-3		0-0 5-3		4-0 BB BB		0-3 K	0-0 6-3		4	0	0	0	1	1	3				
Bill Glynn, L (1, 3) OBP: 0.353, SLG: 0.276	4-0 FC6-4 BB			0-0 SH1-3 1B 2B	4-0 1-2 BB		4-0 1B BB			1	1	1	0	3	0	0				
George Strickland, R (1, 6) OBP: 0.433, SLG: 0.375	0-0 1-2 FC6-4			0-0 SH1-3	0-0 F3		0-0 1-2 1B			3	0	1	0	0	0	5				
Jim Hegan, R (1, 2) OBP: 0.292, SLG: 0.341		0-3 K		0-0 3-H 1B 2B 1B	0-0 F8		0-0 4-3			4	1	1	1	0	1	4				
Mike Garcia, R (1, 1) OBP: 0.300, SLG: 0.367		0-0 4-3			0-0 P3		0-0 FC4 1B	0-0 1B HR 1B		4	1	2	0	0	0	1				
Inning Stats	R: 1 E: 0 K: 0 S: 6	H: 3 LOB: 3 BB: 1 P: 10	R: 0 E: 0 K: 1 S: 5	H: 0 LOB: 0 BB: 0 P: 5	R: 0 E: 0 K: 1 S: 5	H: 0 LOB: 1 BB: 1 P: 9	R: 3 E: 0 K: 0 S: 7	H: 4 LOB: 1 BB: 0 P: 7	R: 0 E: 0 K: 0 S: 3	H: 0 LOB: 2 BB: 2 P: 11	R: 0 E: 0 K: 0 S: 4	H: 2 LOB: 1 BB: 0 P: 4	R: 0 E: 0 K: 1 S: 6	H: 1 LOB: 2 BB: 1 P: 10	R: 3 E: 0 K: 0 S: 6	H: 3 LOB: 0 BB: 0 P: 6		1B: 9 2B: 3 3B: 0 HR: 1	SF: 0 SAC: 1 DP: 0 HBP: 0	WP: 0 PB: 0 SB: 0 CS: 0
PITCHER Mary Grissom, R (1, 1) ERA: 2.93 Bill Kennedy, L (7, 1) ERA: 1.56 Hal Brown, R (8, 1) ERA: 4.93	IP: 6.0 WLS: L BF: 30 H: 4 R: 4 ER: 4 SO: 2 BB: 4 IBB: 0 HBP: 0 BLK: 0 WP: 0 HR: 0 S: 30 P: 46 ERA: 6.00 WHIP: 2.167															PITCHER				

AB 35
R 7
H 13
RBI 7
BB 5
SO 3
LOB 19



Batter	1	2	3	4	5	6	7	8	9	AB	R	H	RBI	BB	SO	LOB	TOP			
Jim Piersall, R (1, 9) OBP: 0.320, SLG: 0.321 Al Zarilla, L (6, 9) OBP: 0.333, SLG: 0.143	0-0 4-3		4-0 L4-3 BB		0-0 2-3 1B		0-0 P4			2	0	1	0	1	0	0	Boston Red Sox @ Cleveland Indians Cleveland Municipal Stadium, Cleveland, OH Thu Jun 04 1953, 3:33 AM EDT Att: 5,225 - Unknown livebaseballscorecards.com			
Gene Stephens, L (1, 7) OBP: 0.282, SLG: 0.254	0-3 K		0-0 L4-3 1-2		0-0 G1-6-3 1-2			0-0 F8		4	0	0	0	0	1	3				
Hoot Evers, R (1, 8) OBP: 0.365, SLG: 0.558	4-0 BB 1B BB		4-0 BB		0-0 G6-4-3 1B			0-0 5-3		2	1	1	0	2	0	0				
George Kell, R (1, 5) OBP: 0.412, SLG: 0.543 Billy Conso, R (6, 5) OBP: 0.235, SLG: 0.412	4-0 1B BB		0-0 F7		0-0 G6-4-3 1-2			0-0 F9		2	0	0	0	1	0	2				
Billy Goodman, L (1, 3) OBP: 0.359, SLG: 0.400	0-0 1-2 2-H 1B		0-0 4-3		0-0 4-3			0-0 4-3		4	0	1	1	0	0	0				
Ted Lepcio, R (1, 4) OBP: 0.321, SLG: 0.366	0-0 F9		0-0 G6-4-3 1B				0-0 P6		4	0	1	0	0	0	2					
Sammy White, R (1, 2) OBP: 0.275, SLG: 0.394 Gus Niarhos, R (6, 2) OBP: 0.333, SLG: 0.500		0-0 1-3		0-0 G6-4-3 1-2			0-0 6-3		2	0	0	0	0	0	1					
Johnny Lipon, R (1, 6) OBP: 0.182, SLG: 0.190 Milt Bolling, R (5, PH) OBP: 0.309, SLG: 0.316		0-0 F5		4-0 1B SH1-4 BB			0-0 1B		1	0	0	0	0	0	0					
Mel Parnell, L (1, 1) OBP: 0.310, SLG: 0.296 Bill Kennedy, L (2, 1) OBP: 0.500, SLG: 0.500		0-3 K		0-0 SH1-4			0-0 1-3 1B		1	0	0	0	0	1	0					
Inning Stats	R: 1 E: 0 K: 1 S: 6	H: 1 LOB: 2 BB: 2 P: 14	R: 0 E: 0 K: 1 S: 5	H: 0 LOB: 1 BB: 0 P: 5	R: 0 E: 0 K: 0 S: 2	H: 0 LOB: 1 BB: 2 P: 10	R: 0 E: 0 K: 0 S: 3	H: 1 LOB: 0 BB: 0 P: 3	R: 0 E: 0 K: 0 S: 3	H: 1 LOB: 0 BB: 0 P: 3	R: 0 E: 0 K: 0 S: 5	H: 2 LOB: 2 BB: 0 P: 5	R: 0 E: 0 K: 0 S: 3	H: 0 LOB: 0 BB: 0 P: 3	R: 0 E: 0 K: 0 S: 4	H: 1 LOB: 1 BB: 0 P: 4		1B: 7 2B: 1 3B: 0 HR: 0	SF: 0 SAC: 1 DP: 4 HBP: 0	WP: 0 PB: 0 SB: 0 CS: 0
PITCHER Bob Lemon, R (1, 1) ERA: 2.59	IP: 9.0 WLS: W BF: 35 H: 7 R: 1 ER: 1 SO: 2 BB: 5 IBB: 0 HBP: 0 BLK: 0 WP: 0 HR: 0 S: 34 P: 54 ERA: 1.00 WHIP: 1.333															PITCHER				

AB 29
R 1
H 7
RBI 1
BB 5
SO 2
LOB 11



Batter	1	2	3	4	5	6	7	8	9	AB	R	H	RBI	BB	SO	LOB	BOTTOM			
Dale Mitchell, L (1, 7) OBP: 0.317, SLG: 0.381 Bob Kennedy, R (7, FR) OBP: 0.377, SLG: 0.390	0-0 6-3	0-0 FC4 1B		0-0 F2	0-0 FC1-2 BB HR		0-0 SH5-3 1B			5	1	1	1	0	0	5	Boston Red Sox @ Cleveland Indians Cleveland Municipal Stadium, Cleveland, OH Thu Jun 04 1953, 3:33 AM EDT Att: 5,225 - Unknown livebaseballscorecards.com			
Bobby Avila, R (1, 4) OBP: 0.383, SLG: 0.388	0-0 6-3	0-0 1-2 2-3 3-H 1B		0-0 1B	4-0 1-2 2-3 3-H BB HR		0-0 SH5-3		3	1	2	2	1	0	0					
Larry Doby, L (1, 8) OBP: 0.345, SLG: 0.456	4-0 1B BB	0-0 F2		0-0 1B	0-0 1-3 1B 1-H 2-H 3-H HR		4-0 G5-4-3 BB		3	1	2	4	2	0	3					
Al Rosen, R (1, 5) OBP: 0.422, SLG: 0.645	0-0 1-2 1B	0-3 K		0-3 K	0-0 E7		0-0 G5-4-3		5	0	1	0	0	2	7					
Wally Westlake, R (1, 9) OBP: 0.343, SLG: 0.515	0-0 G3	0-0 F2		0-0 F8	0-3 K		0-0 F7		5	0	0	0	0	1	8					
Bill Glynn, L (1, 3) OBP: 0.345, SLG: 0.266		0-0 1B BB BB 1B		0-0 F8	4-0 1B BB FC1-2 BB		0-0 2-3		4	1	1	0	1	0	0					
George Strickland, R (1, 6) OBP: 0.447, SLG: 0.433		4-0 BB 1B FC4 BB		0-0 F8	4-0 FC1-2 1B 1-2 BB BB		0-0 2B		3	2	2	0	2	0	0					
Jim Hegan, R (1, 2) OBP: 0.299, SLG: 0.344		0-0 FC4 1B BB 1B		0-0 1B	0-0 BB FC1-2 HR 1B		0-3 K		5	2	3	0	0	1	2					
Bob Lemon, L (1, 1) OBP: 0.219, SLG: 0.323		4-0 1B FC4 BB		0-0 4-3	0-3 K		0-0 F8		3	0	0	1	1	1	5					
Inning Stats	R: 0 E: 0 K: 0 S: 4	H: 1 LOB: 2 BB: 1 P: 8	R: 3 E: 0 K: 1 S: 9	H: 3 LOB: 3 BB: 2 P: 17	R: 0 E: 0 K: 0 S: 4	H: 1 LOB: 1 BB: 0 P: 4	R: 0 E: 0 K: 1 S: 7	H: 2 LOB: 2 BB: 0 P: 7	R: 5 E: 1 K: 2 S: 10	H: 2 LOB: 1 BB: 3 P: 22	R: 0 E: 0 K: 1 S: 6	H: 1 LOB: 0 BB: 0 P: 6	R: 0 E: 0 K: 0 S: 3	H: 1 LOB: 2 BB: 1 P: 7	R: 0 E: 0 K: 0 S: 4	H: 1 LOB: 1 BB: 0 P: 4		1B: 9 2B: 2 3B: 0 HR: 1	SF: 0 SAC: 1 DP: 1 HBP: 0	WP: 0 PB: 0 SB: 0 CS: 0
PITCHER Mel Parnell, L (1, 1) ERA: 3.99 Bill Kennedy, L (2, 1) ERA: 2.96	IP: 1.0 WLS: L BF: 33 H: 4 R: 3 ER: 3 SO: 3 BB: 3 IBB: 0 HBP: 0 BLK: 0 WP: 0 HR: 0 S: 8 P: 20 ERA: 27.00 WHIP: 7.000															PITCHER				

AB 36
R 8
H 12
RBI 8
BB 7
SO 5
LOB 30



Batter	1	2	3	4	5	6	7	8	9	AB	R	H	RBI	BB	SO	LOB	TOP										
Billy Goodman, L OBP: 0.370, SLG: 0.415 (1, 4)	0-0 WP SH5-3 1B	0-0 1-3 3-H 1B 2B	0-0 5-3		4-0 CS BB			0-0 6-3		4	1	2	1	1	0	3											
Jim Piersall, R OBP: 0.324, SLG: 0.330 (1, 9)	0-0 SH5-3 1-2	0-0 2-H 3-H 1B		0-0 SH5-3 1B 2B	0-0 CS	0-0 F3		0-0 F4		4	1	2	2	0	0	0											
Gene Stephens, L OBP: 0.288, SLG: 0.262 (1, 7)	0-0 WP 1B	0-0 F9		0-0 SH5-3 2-3		0-3 K			0-0 PB 1B	4	0	2	0	0	1	1											
Dick Gemert, R OBP: 0.387, SLG: 0.420 (1, 3)	4-0 G5-4-3 1-2 2-3 BB		0-0 F9	0-0 1-3 1B		0-0 F7			0-3 K	4	0	1	1	1	1	1											
Hoot Evers, R OBP: 0.344, SLG: 0.524 (1, 8)	0-0 G5-4-3 1-2		0-3 K	0-0 1-3 1B					0-0 F9	5	0	0	0	0	1	5											
Sammy White, R OBP: 0.285, SLG: 0.415 (1, 2)		0-0 F3	0-0 BB 1B WP	4-0 BB 1B BB					0-0 F6	4	2	2	1	1	0	1											
Floyd Baker, L OBP: 0.349, SLG: 0.296 (1, 5)		0-0 F5	0-0 WP BB 1B	0-0 G3					0-0 F9	4	0	1	0	0	0	2											
Johnny Lipon, R OBP: 0.231, SLG: 0.174 (1, 6)		4-0 1B 2B BB	4-0 WP BB		0-0 F2				0-0 F8	2	1	0	0	2	0	0											
Willard Nixon, L OBP: 0.357, SLG: 0.308 (1, 1)		0-0 2B 1B 1B	4-0 1-2 2-3 BB		0-0 F8				0-0 F7	3	1	1	0	1	0	0											
Inning Stats	R: 0 E: 0 K: 0 S: 4	H: 2 LOB: 2 BB: 1 P: 8	R: 3 E: 0 K: 0 S: 6	H: 3 LOB: 1 BB: 1 P: 10	R: 1 E: 0 K: 1 S: 7	H: 2 LOB: 2 BB: 2 P: 15	R: 1 E: 0 K: 0 S: 5	H: 0 LOB: 0 BB: 1 P: 6	R: 0 E: 0 K: 1 S: 5	H: 0 LOB: 0 BB: 0 P: 5	R: 1 E: 0 K: 0 S: 4	H: 1 LOB: 0 BB: 0 P: 4	R: 0 E: 0 K: 0 S: 3	H: 0 LOB: 0 BB: 0 P: 3	R: 0 E: 0 K: 1 S: 6	H: 1 LOB: 1 BB: 0 P: 6	1B: 8 2B: 2 3B: 0 HR: 1	SF: 0 SAC: 2 DP: 1 HBP: 0	WP: 2 PB: 1 SB: 0 CS: 1	PA: 43							
PITCHER	IP	WLS	BF	H	R	ER	SO	BB	IBB	HBP	BLK	WP	HR	S	P	ERA	WHIP										
Ray Herbert, R ERA: 9.0 (1, 1)	2.2	L	17	7	4	4	1	3	0	0	0	1	0	16	28	13.50	3.750										
Bill Wight, L ERA: 8.75 (3, 1)	1.1		8	2	1	1	0	2	0	0	0	1	0	6	14	6.75	3.000										
Earl Harritt, R ERA: 6.95 (5, 1)	3.0		10	1	1	1	1	1	0	0	0	0	1	11	15	3.00	0.667										
Hal Erickson, R ERA: 5.08 (8, 1)	2.0		7	1	0	0	1	0	0	0	0	0	0	9	9	0.00	0.500										

Boston Red Sox @ Detroit Tigers
Briggs Stadium, Detroit, MI
Sat Jun 06 1953, 4:33 AM EDT
Unknown

AB 34
R 6
H 11
RBI 5
BB 6
SO 3
LOB 13



Batter	1	2	3	4	5	6	7	8	9	AB	R	H	RBI	BB	SO	LOB	BOTTOM										
Johnny Pesky, L OBP: 0.296, SLG: 0.254 (1, 4)	4-0 G4-6-3 1B BB		0-0 1-3		0-0 E6 6-3 4-3				0-0 F3	4	1	1	0	1	0	0											
Harvey Kuenn, R OBP: 0.341, SLG: 0.346 (1, 6)	0-0 G4-6-3 1B		0-0 6-3		0-0 6-3				0-0 1B	5	0	2	0	0	0	2											
Pat Mullin, L OBP: 0.368, SLG: 0.343 (1, 7)	0-0 G4-6-3 1-2 2-3		0-3 K		0-0 4-3				0-3 K	5	0	1	1	0	2	3											
Bob Nieman, R OBP: 0.365, SLG: 0.480 (1, 9)	0-0 4-3			0-0 BB F8 1B	0-0 FC4-6 1B				0-0 5-3	4	1	2	0	0	0	3											
Jim Delsing, L OBP: 0.375, SLG: 0.426 (1, 8)		0-0 1-3		0-0 F6	0-0 FC4-6				4-0 WP BB	3	0	0	0	1	0	2											
Joe Ginsberg, L OBP: 0.433, SLG: 0.360 (1, 2)		0-0 F8		4-0 F8 BB BB					0-3 K	3	0	0	0	1	1	1											
Jerry Priddy, R OBP: 0.342, SLG: 0.313 (1, 3)		4-0 1B BB		4-0 F8 BB					0-3 K	2	0	0	0	2	1	1											
Fred Hatfield, L OBP: 0.357, SLG: 0.282 (1, 5)		0-0 1-2 1B		0-0 F8	0-0 1-2 2-3 3-H				0-0 F8	4	0	1	1	0	0	3											
Ray Herbert, R OBP: 0.429, SLG: 0.459 (3, 1)		0-3 K		0-3 K					0-0 F7	1	0	0	0	0	1	2											
Bill Wight, L OBP: 0.325, SLG: 0.259 (4, 1)										0	0	0	0	0	0	0											
Steve Souchock, R OBP: 0.325, SLG: 0.639 (5, 1)										0	0	0	0	0	1	2											
Earl Harritt, R OBP: 0.325, SLG: 0.639 (5, 1)										0	0	0	0	0	0	0											
Don Lund, R OBP: 0.325, SLG: 0.498 (7, 1)										0	0	0	0	0	0	0											
Hal Erickson, R OBP: 0.325, SLG: 0.498 (8, 1)										0	0	0	0	0	0	0											
Walt Dropp, R OBP: 0.266, SLG: 0.356 (9, 1)										0	0	0	0	0	0	0											
Inning Stats	R: 0 E: 0 K: 0 S: 3	H: 1 LOB: 1 BB: 1 P: 7	R: 0 E: 0 K: 1 S: 6	H: 1 LOB: 2 BB: 1 P: 10	R: 0 E: 0 K: 1 S: 5	H: 0 LOB: 0 BB: 0 P: 5	R: 1 E: 0 K: 1 S: 6	H: 1 LOB: 2 BB: 2 P: 14	R: 1 E: 0 K: 0 S: 5	H: 1 LOB: 1 BB: 0 P: 5	R: 0 E: 0 K: 0 S: 3	H: 0 LOB: 0 BB: 0 P: 3	R: 0 E: 0 K: 2 S: 7	H: 2 LOB: 2 BB: 0 P: 5	R: 0 E: 0 K: 2 S: 7	H: 0 LOB: 1 BB: 1 P: 11	R: 0 E: 0 K: 1 S: 6	H: 1 LOB: 1 BB: 0 P: 6	1B: 7 2B: 0 3B: 0 HR: 0	SF: 0 SAC: 0 DP: 1 HBP: 0	WP: 1 PB: 0 SB: 0 CS: 0	PA: 39					
PITCHER	IP	WLS	BF	H	R	ER	SO	BB	IBB	HBP	BLK	WP	HR	S	P	ERA	WHIP										
Willard Nixon, R ERA: 1.89 (1, 1)	9.0	W	39	7	2	1	6	5	0	0	0	1	0	46	66	1.00	1.333										

Boston Red Sox @ Detroit Tigers
Briggs Stadium, Detroit, MI
Sat Jun 06 1953, 4:33 AM EDT
Unknown

AB 34
R 2
H 7
RBI 2
BB 5
SO 6
LOB 19



Batter	1	2	3	4	5	6	7	8	9	AB	R	H	RBI	BB	SO	LOB	TOP			
Billy Goodman, L OBP: 0.390, SLG: 0.416 (1, 4)										4	0	1	0	1	0	4	Boston Red Sox @ Detroit Tigers Briggs Stadium, Detroit, MI Sun Jun 07 1953, 4:33 AM EDT Att: 11,917 - Unknown			
Jim Piersall, R OBP: 0.313, SLG: 0.315 (1, 9)										5	0	0	0	0	2	6				
Hoot Evers, R OBP: 0.340, SLG: 0.489 (1, 8)										4	1	1	0	1	0	2				
George Kell, R OBP: 0.406, SLG: 0.545 (1, 7)										4	0	0	0	0	0	3				
Gene Stephens, L OBP: 0.297, SLG: 0.273 (7, 7)										1	0	1	0	0	0	0				
Floyd Baker, L OBP: 0.375, SLG: 0.323 (1, 5)										5	0	2	1	0	0	2				
Sammy White, R OBP: 0.282, SLG: 0.405 (1, 2)										5	1	2	0	0	0	3				
Dick Gemert, R OBP: 0.382, SLG: 0.412 (1, 3)										4	0	2	0	0	0	1				
Mitt Bolling, R OBP: 0.312, SLG: 0.315 (1, 6)										3	1	1	0	1	0	2				
Hal Brown, R OBP: 0.304, SLG: 0.500 (1, 1)										4	1	3	3	0	0	2				
Inning Stats	R: 0 E: 1 K: 0 S: 5	H: 1 LOB: 2 BB: 0 P: 5	R: 2 E: 0 K: 0 S: 5	H: 2 LOB: 0 BB: 0 P: 5	R: 1 E: 1 K: 1 S: 7	H: 2 LOB: 1 BB: 0 P: 7	R: 0 E: 0 K: 0 S: 5	H: 2 LOB: 2 BB: 0 P: 5	R: 0 E: 0 K: 0 S: 3	H: 0 LOB: 0 BB: 0 P: 3	R: 0 E: 0 K: 0 S: 3	H: 0 LOB: 0 BB: 0 P: 3	R: 1 E: 1 K: 0 S: 4	H: 2 LOB: 1 BB: 1 P: 8	R: 0 E: 0 K: 1 S: 6	H: 2 LOB: 2 BB: 1 P: 10	1B: 11 2B: 1 3B: 0 HR: 1	SF: 0 SAC: 0 DP: 1 HBP: 0	WP: 0 PB: 1 SB: 0 CS: 0	PA: 42
PITCHER Art Houtteman, R ERA: 5.69 (1, 1)	IP: 9.0 WLS: L BF: 42	H: 13 R: 4 ER: 2 SO: 2	BB: 1 IBB: 2 HBP: 0 BLK: 0	WP: 0 HR: 1 S: 43 P: 55	ERA: 2.00 WHIP: 1.556											ERA: 2.00 WHIP: 1.556				

AB	39
R	4
H	13
RBI	4
BB	3
SO	2
LOB	25



Batter	1	2	3	4	5	6	7	8	9	AB	R	H	RBI	BB	SO	LOB	BOTTOM			
Fred Hatfield, L OBP: 0.358, SLG: 0.279 (1, 5)										3	0	1	0	1	0	1	Boston Red Sox @ Detroit Tigers Briggs Stadium, Detroit, MI Sun Jun 07 1953, 4:33 AM EDT Att: 11,917 - Unknown			
Harvey Kuenn, R OBP: 0.338, SLG: 0.339 (1, 6)										4	0	0	0	0	0	2				
Don Lund, R OBP: 0.366, SLG: 0.397 (1, 7)										4	0	1	0	0	0	0				
Bob Nieman, R OBP: 0.370, SLG: 0.484 (1, 9)										3	0	1	0	1	0	2				
Jim Delsing, L OBP: 0.358, SLG: 0.404 (1, 8)										4	0	0	0	0	0	2				
Walt Dropo, R OBP: 0.287, SLG: 0.354 (1, 3)										4	0	2	0	0	0	1				
Matt Batts, R OBP: 0.303, SLG: 0.412 (1, 2)										4	0	1	0	0	0	2				
Owen Friend, R OBP: 0.250, SLG: 0.306 (1, 4)										3	0	0	0	0	0	4				
Art Houtteman, R OBP: 0.176, SLG: 0.412 (1, 1)										3	1	2	0	0	0	0				
Inning Stats	R: 0 E: 0 K: 0 S: 3	H: 1 LOB: 1 BB: 1 P: 7	R: 0 E: 0 K: 0 S: 4	H: 1 LOB: 0 BB: 0 P: 4	R: 0 E: 0 K: 0 S: 3	H: 1 LOB: 0 BB: 0 P: 3	R: 0 E: 0 K: 0 S: 5	H: 2 LOB: 3 BB: 1 P: 9	R: 1 E: 0 K: 0 S: 4	H: 2 LOB: 0 BB: 0 P: 4	R: 0 E: 0 K: 0 S: 3	H: 0 LOB: 0 BB: 0 P: 3	R: 0 E: 0 K: 0 S: 3	H: 0 LOB: 0 BB: 0 P: 3	R: 0 E: 0 K: 0 S: 4	H: 1 LOB: 1 BB: 0 P: 4		1B: 7 2B: 2 3B: 0 HR: 0	SF: 0 SAC: 0 DP: 3 HBP: 0	WP: 0 PB: 0 SB: 0 CS: 0
PITCHER Hal Brown, R ERA: 4.32 (1, 1)	IP: 9.0 WLS: W BF: 34	H: 8 R: 1 ER: 1 SO: 0	BB: 2 IBB: 0 HBP: 0 BLK: 0	WP: 0 HR: 0 S: 32 P: 40	ERA: 1.00 WHIP: 1.111											ERA: 1.00 WHIP: 1.111				



Batter	1	2	3	4	5	6	7	8	9	AB	R	H	RBI	BB	SO	LOB	TOP			
Billy Goodman, L OBP: 0.385, SLG: 0.410 (1,4)	0-0 3-1		0-0 6-3		0-0 SH1-4 1B		0-0 F8			4	1	1	0	0	0	0	Boston Red Sox @ Detroit Tigers Briggs Stadium, Detroit, MI Mon Jun 08 1953, 4:33 AM EDT Att: 2,198 - Unknown			
Jim Piersall, R OBP: 0.318, SLG: 0.320 (1,9)	0-0 BB 1B		0-0 HR 1B		0-0 SH1-4 1-2		0-0 6-3			3	1	2	0	0	0	0				
Hoot Evers, R OBP: 0.356, SLG: 0.527 (1,8)	4-0 1-2 BB		0-0 HR		0-0 L6-4 1B 2-H			0-0 6-3		3	1	2	3	1	0	0				
George Kell, R OBP: 0.411, SLG: 0.544 (1,7)	0-0 F7		4-0 S BB		0-0 1-2 1B			0-0 F9		2	0	1	0	1	0	2				
Gene Stephens, L OBP: 0.295, SLG: 0.271 (5,7)										1	0	0	0	0	0	0				
Floyd Baker, L OBP: 0.355, SLG: 0.303 (1,5)	0-0 F9		0-0 F6		0-0 L6-4 2-3			0-0 F8		4	0	0	0	0	0	5				
Sammy White, R OBP: 0.281, SLG: 0.401 (1,2)		0-0 F6	0-0 F7			0-0 6-3			0-0 FC5-4 1B	4	0	1	0	0	0	1				
Dick Gemert, R OBP: 0.379, SLG: 0.408 (1,3)		0-0 FC4-6 1B		0-3 K		0-3 K			0-0 F8	4	0	1	0	0	2	1				
Mitt Bolling, R OBP: 0.304, SLG: 0.306 (1,6)		0-3 K		0-0 F7		0-0 4-3			0-0 F6	4	0	0	0	0	1	2				
Marv Grissom, R OBP: 0.500, SLG: 0.500 (7,1)		0-0 FC4-6		0-0 1-3			0-0 6-3		0-0 FC5-4	1	0	0	0	0	0	1				
Hersh Freeman, R OBP: 0.318, SLG: 0.700 (9, PH)		1-2							1-2	2	0	0	0	0	0	0				
Del Wilber, R OBP: 0.318, SLG: 0.700 (9, PH)										1	0	0	0	0	0	1				
Inning Stats	R: 0 E: 0 K: 0 S: 4	H: 1 LOB: 2 BB: 1 P: 8	R: 0 E: 0 K: 1 S: 6	H: 1 LOB: 0 BB: 0 P: 6	R: 2 E: 0 K: 0 S: 5	H: 2 LOB: 1 BB: 1 P: 9	R: 0 E: 0 K: 1 S: 5	H: 0 LOB: 0 BB: 0 P: 5	R: 1 E: 0 K: 0 S: 5	H: 3 LOB: 1 BB: 0 P: 5	R: 0 E: 0 K: 1 S: 5	H: 0 LOB: 0 BB: 0 P: 5	R: 0 E: 0 K: 0 S: 3	H: 0 LOB: 0 BB: 0 P: 3	R: 0 E: 0 K: 0 S: 4	H: 1 LOB: 1 BB: 0 P: 4	1B: 7 2B: 1 3B: 0 HR: 1	SF: 0 SAC: 1 DP: 1 HBP: 0	WP: 0 PB: 0 SB: 1 CS: 0	PA: 36
PITCHER Ned Garver, R ERA: 4.97 (1,1)	IP: 9.0 WLS: W BF: 36 H: 8 R: 3 ER: 3 SO: 3 BB: 2 IBB: 0 HBP: 0 BLK: 0 WP: 0 HR: 1 S: 40 P: 48 ERA: 3.00 WHIP: 1.111															PITCHER				

AB	33
R	3
H	8
RBI	3
BB	2
SO	3
LOB	13



Batter	1	2	3	4	5	6	7	8	9	AB	R	H	RBI	BB	SO	LOB	BOTTOM	
Harvey Kuenn, R OBP: 0.347, SLG: 0.347 (1,6)	0-0 BB SH3 1B	4-0 BB BB		0-0 FC3-6 1B			0-0 SH5-4 1B SH	0-0 6-3		4	1	3	0	1	0	0	Boston Red Sox @ Detroit Tigers Briggs Stadium, Detroit, MI Mon Jun 08 1953, 4:33 AM EDT Att: 2,198 - Unknown	
Fred Hatfield, L OBP: 0.382, SLG: 0.283 (1,5)	0-0 SH3	4-0 FC6-4 BB		0-0 FC3-6 CS			0-0 SH 1B SH5-4	0-0 WP 1B		2	1	1	0	1	0	1		
Don Lund, R OBP: 0.369, SLG: 0.396 (1,7)	4-0 BB BB	0-0 FC6-4		0-0 4-3			0-0 SH5-4	0-0 WP 1B		3	0	1	0	1	0	4		
Bob Nieman, R OBP: 0.371, SLG: 0.495 (1,9)	0-3 K		0-0 HR		0-0 6-3		4-0 1B IBB	0-0 F8		4	1	1	1	1	1	4		
Jim Delsing, L OBP: 0.368, SLG: 0.410 (1,8)	4-0 FC6-4 BB		0-0 1B 1B		0-0 2-3		0-0 1B 3B 1B			3	2	2	1	1	0	0		
Walt Dropo, R OBP: 0.271, SLG: 0.357 (1,3)	0-0 FC6-4		0-0 1B 1B		0-0 F8		0-0 1B 3B 1B			4	1	2	1	0	0	3		
Matt Batts, R OBP: 0.310, SLG: 0.431 (1,2)		0-0 F8		0-0 G5-4-3 1B		0-0 6-3	0-0 1B 3B			4	0	2	3	0	0	0		
Owen Friend, R OBP: 0.240, SLG: 0.292 (1,4)		0-0 F9		0-0 F9		0-0 F7	0-0 F7			4	0	0	0	0	0	3		
Ned Garver, R OBP: 0.235, SLG: 0.281 (1,1)		0-0 BB BB 1B		0-0 G5-4-3		0-0 F7		0-0 F6		4	0	1	0	0	0	2		
Inning Stats	R: 0 E: 0 K: 1 S: 6	H: 1 LOB: 3 BB: 2 P: 14	R: 0 E: 0 K: 0 S: 4	H: 1 LOB: 3 BB: 2 P: 12	R: 2 E: 0 K: 0 S: 6	H: 4 LOB: 1 BB: 0 P: 6	R: 0 E: 0 K: 0 S: 3	H: 1 LOB: 0 BB: 0 P: 3	R: 0 E: 0 K: 0 S: 3	H: 0 LOB: 0 BB: 0 P: 3	R: 4 E: 1 K: 0 S: 7	H: 4 LOB: 1 BB: 1 P: 11	R: 0 E: 0 K: 0 S: 5	H: 2 LOB: 2 BB: 0 P: 5	1B: 11 2B: 0 3B: 1 HR: 1	SF: 0 SAC: 3 DP: 1 HBP: 0		WP: 1 PB: 0 SB: 0 CS: 1
PITCHER Mary Grissom, R ERA: 3.19 (1,1)	IP: 2.0 WLS: L BF: 15 H: 5 R: 2 ER: 2 SO: 2 BB: 4 IBB: 0 HBP: 0 BLK: 0 WP: 0 HR: 0 S: 13 P: 29 ERA: 9.00 WHIP: 4.500															PITCHER		
Hersh Freeman, R ERA: 3.77 (3,1)	4.2 L 18 5 4 1 0 0 1 0 0 0 0 17 21 1.93 1.071																	
Ellis Kinder, R ERA: 2.03 (7,1)	1.1 7 3 0 0 0 0 0 0 0 0 1 0 7 7 0.00 2.250																	



Batter	1	2	3	4	5	6	7	8	9	AB	R	H	RBI	BB	SO	LOB	TOP					
Billy Goodman, L (1,4) OBP: 0.398, SLG: 0.417	F7																					
Jim Piersall, R (1,9) OBP: 0.309, SLG: 0.311	6-3	6-3																				
Hoot Evers, R (1,8) Tom Umphlett, R (8,8) OBP: 0.340, SLG: 0.416	K																					
Dick Gemert, R (1,3) OBP: 0.380, SLG: 0.405																						
Floyd Baker, L (1,5) OBP: 0.370, SLG: 0.329																						
Gene Stephens, L (1,7) OBP: 0.305, SLG: 0.307																						
Sammy White, R (1,2) OBP: 0.284, SLG: 0.398																						
Mitt Bolling, R (1,6) OBP: 0.303, SLG: 0.305																						
Mickey McDermott, L (1,1) OBP: 0.414, SLG: 0.586 Bill Kennedy, L (8,1) OBP: 0.500, SLG: 0.500 Ellis Kinder, R (8,1) OBP: 0.600, SLG: 0.800																						
Inning Stats	R: 0 E: 0 K: 1 S: 5	H: 0 LOB: 0 BB: 0 P: 5	R: 2 E: 0 K: 1 S: 7	H: 2 LOB: 3 BB: 3 P: 19	R: 1 E: 0 K: 0 S: 5	H: 2 LOB: 3 BB: 2 P: 13	R: 1 E: 0 K: 1 S: 8	H: 3 LOB: 2 BB: 0 P: 8	R: 0 E: 0 K: 2 S: 4	H: 2 LOB: 1 BB: 0 P: 4	R: 1 E: 1 K: 2 S: 8	H: 0 LOB: 0 BB: 0 P: 8	R: 1 E: 0 K: 1 S: 7	H: 2 LOB: 2 BB: 1 P: 11	R: 0 E: 1 K: 1 S: 6	H: 1 LOB: 1 BB: 0 P: 6	R: 0 E: 0 K: 0 S: 4	H: 1 LOB: 2 BB: 1 P: 8	1B: 6 2B: 5 3B: 0 HR: 2	SF: 0 SAC: 1 DP: 0 HBP: 0	WP: 0 PB: 1 SB: 0 CS: 0	PA: 47
PITCHER	IP	WLS	BF	H	R	ER	SO	BB	IBB	HBP	BLK	WP	HR	S	P	ERA	WHIP					
Don Larsen, R (1,1) ERA: 3.58	4.0	L	25	8	4	4	3	3	2	0	0	0	1	26	46	9.00	2.750					
Martin Stuart, R (5,1) ERA: 4.5	3.0	13	3	2	1	3	1	0	0	0	0	0	1	18	22	3.00	1.333					
Bobo Holloman, R (8,1) ERA: 5.18	1.0	4	1	0	0	1	0	0	0	0	0	0	0	6	6	0.00	1.000					
Satchel Paige, R (9,1) ERA: 3.32	1.0	5	1	0	0	0	0	0	1	0	0	0	0	4	8	0.00	1.000					

Boston Red Sox @ St. Louis Browns
Sportsman's Park, St. Louis, MO
Tue Jun 09 1953, 4:33 AM EDT
Att: 3,714 - Unknown - 98 F

AB 39
R 6
H 13
RBI 5
BB 7
SO 7
LOB 22



Batter	1	2	3	4	5	6	7	8	9	AB	R	H	RBI	BB	SO	LOB	BOTTOM					
Johnny Groth, R (1,8) OBP: 0.338, SLG: 0.392 Dick Kryhoski, L (8,PH) OBP: 0.375, SLG: 0.542 Satchel Paige, R (9,1)	1-3																					
Billy Hunter, R (1,6) OBP: 0.331, SLG: 0.324																						
Jim Dyck, R (1,7) OBP: 0.349, SLG: 0.323 Vic Wertz, L (1,9) OBP: 0.373, SLG: 0.448																						
Bob Elliott, R (1,5) OBP: 0.376, SLG: 0.416																						
Les Moss, R (1,2) OBP: 0.382, SLG: 0.436																						
Roy Stevers, R (1,3) OBP: 0.282, SLG: 0.230																						
Bobby Young, L (1,4) OBP: 0.317, SLG: 0.344 Don Lenhardt, R (4,PH) OBP: 0.351, SLG: 0.392 Neil Berry, R (5,4) OBP: 0.409, SLG: 0.619																						
Don Larsen, R (1,1) OBP: 0.161, SLG: 0.226 Martin Stuart, R (5,1) OBP: 0.375, SLG: 0.500 Babe Martin, R (7,PH) Bobo Holloman, R (8,1) OBP: 0.222, SLG: 0.222 Dick Kokoski, L (8,PH) OBP: 0.425, SLG: 0.435																						
Inning Stats	R: 0 E: 0 K: 0 S: 4	H: 1 LOB: 1 BB: 0 P: 4	R: 0 E: 0 K: 0 S: 3	H: 0 LOB: 0 BB: 0 P: 3	R: 0 E: 0 K: 1 S: 5	H: 0 LOB: 0 BB: 0 P: 5	R: 2 E: 0 K: 1 S: 8	H: 3 LOB: 3 BB: 2 P: 16	R: 0 E: 0 K: 2 S: 7	H: 0 LOB: 0 BB: 0 P: 7	R: 0 E: 0 K: 2 S: 7	H: 0 LOB: 0 BB: 0 P: 7	R: 0 E: 0 K: 1 S: 5	H: 0 LOB: 1 BB: 1 P: 9	R: 3 E: 0 K: 0 S: 7	H: 4 LOB: 3 BB: 2 P: 15	R: 0 E: 0 K: 0 S: 3	H: 0 LOB: 0 BB: 0 P: 3	1B: 6 2B: 1 3B: 0 HR: 1	SF: 0 SAC: 0 DP: 0 HBP: 0	WP: 2 PB: 0 SB: 0 CS: 0	PA: 40
PITCHER	IP	WLS	BF	H	R	ER	SO	BB	IBB	HBP	BLK	WP	HR	S	P	ERA	WHIP					
Mickey McDermott, L (1,1) ERA: 3.98	7.2	W	31	5	3	3	7	3	0	0	0	0	1	42	54	3.52	1.043					
Bill Kennedy, L (8,1) ERA: 3.7	0.0	4	3	2	2	0	0	1	0	0	0	0	1	3	7	-	-					
Ellis Kinder, R (8,1) ERA: 1.92	1.1	S	5	0	0	0	0	1	0	0	0	0	0	4	8	0.00	0.750					

Boston Red Sox @ St. Louis Browns
Sportsman's Park, St. Louis, MO
Tue Jun 09 1953, 4:33 AM EDT
Att: 3,714 - Unknown - 98 F

AB 35
R 5
H 8
RBI 3
BB 5
SO 7
LOB 11



Batter	1	2	3	4	5	6	7	8	9	AB	R	H	RBI	BB	SO	LOB	TOP					
Al Zarilla, L OBP: 0.379, SLG: 0.261 (1.8)	F8		SH1-3 1B		1B 2B	K		F8	F8	5	1	2	0	0	1	2	Boston Red Sox @ St. Louis Browns Sportsman's Park, St. Louis, MO Wed Jun 10 1953, 4:38 AM EDT Att: 3,693 - Unknown					
Jim Piersall, R OBP: 0.321, SLG: 0.327 (1.9)	F9		F8		4-3		K	FC6-4	FC6-4	5	0	0	0	0	1	3						
Billy Goodman, L OBP: 0.402, SLG: 0.420 (1.4)	F7		SH1-3 1-2		BB 1B			5-3	5-3	4	1	2	1	0	0	1						
Dick Gemert, R OBP: 0.382, SLG: 0.417 (1.3)		HR	F8		1B BB		K			3	1	1	1	1	1	2						
Floyd Baker, L OBP: 0.365, SLG: 0.324 (1.5)	F9			G3	1-2 2-H 1B		F8			4	0	1	1	0	0	1						
Gene Stephens, L OBP: 0.296, SLG: 0.296 (1.7)	F8			P4	P3		K			4	0	0	0	0	1	2						
Sammy White, R OBP: 0.294, SLG: 0.422 (1.2)		S 1B				SH1-3 2B	F3			4	0	3	0	0	0	0						
Johnny Lipon, R OBP: 0.241, SLG: 0.160 (1.6)		BB BB		6-3		SH1-3 2-3	6-3			2	0	0	0	1	0	1						
Sid Hudson, R OBP: 0.182, SLG: 0.182 (1.1)					L4		P4			3	0	0	0	0	1	3						
Ellis Kinder, R OBP: 0.667, SLG: 0.833 (8.1)	K							FC6-4 1B		1	0	1	0	0	0	0						
Inning Stats	R: 0 E: 0 K: 0 S: 3	H: 0 LOB: 0 BB: 0 P: 3	R: 1 E: 0 K: 1 S: 7	H: 2 LOB: 2 BB: 1 P: 11	R: 0 E: 0 K: 0 S: 4	H: 1 LOB: 1 BB: 0 P: 4	R: 0 E: 0 K: 0 S: 4	H: 1 LOB: 1 BB: 0 P: 4	R: 2 E: 0 K: 1 S: 6	H: 3 LOB: 2 BB: 1 P: 10	R: 0 E: 0 K: 1 S: 6	H: 1 LOB: 1 BB: 0 P: 6	R: 0 E: 0 K: 1 S: 8	H: 1 LOB: 1 BB: 0 P: 8	R: 0 E: 0 K: 1 S: 5	H: 0 LOB: 0 BB: 0 P: 5	R: 0 E: 0 K: 0 S: 4	H: 1 LOB: 1 BB: 0 P: 4	1B: 6 2B: 2 3B: 1 HR: 1	SF: 0 SAC: 2 DP: 0 HBP: 0	WP: 0 PB: 0 SB: 1 CS: 0	PA: 39
PITCHER	IP	WLS	BF	H	R	ER	SO	BB	IBB	HBP	BLK	WP	HR	S	P	ERA	WHIP					
Duane Pilette, R ERA: 5.73 (1.1)	4.2	L	23	7	3	3	1	2	0	0	0	0	1	23	31	5.79	1.929					
Satchel Paige, R ERA: 2.99 (5.1)	4.1		16	3	0	0	4	0	0	0	0	0	0	24	24	0.00	0.692					

AB 35
R 3
H 10
RBI 3
BB 2
SO 5
LOB 15




Batter	1	2	3	4	5	6	7	8	9	AB	R	H	RBI	BB	SO	LOB	BOTTOM				
Neil Berry, R OBP: 0.423, SLG: 0.600 (1.5)	E 1B		1B		F9			6-3		4	1	2	0	0	0	0	Boston Red Sox @ St. Louis Browns Sportsman's Park, St. Louis, MO Wed Jun 10 1953, 4:38 AM EDT Att: 3,693 - Unknown				
Bobby Young, L OBP: 0.329, SLG: 0.355 (1.4)	E2 1B		L4-6 1B			6-3		1B 1B 1B		4	1	3	0	0	0	0					
Dick Kokos, L OBP: 0.435, SLG: 0.431 (1.7)	F3		L4-6 2-3			1B BB		1B 1B		3	0	1	0	1	0	2					
Dick Kryhoski, L OBP: 0.386, SLG: 0.548 (1.3)	CS 1B			F3		1-2 1B		1-2 2-3 1B		4	0	3	1	0	0	0					
Hank Edwards, L OBP: 0.364, SLG: 0.333 (1.9)	F7				2B	P4		P6		4	0	1	0	0	0	6					
Clint Courtney, L OBP: 0.289, SLG: 0.243 (1.2)	CS 1-2		F7		F7	F9		G3		4	0	0	0	0	0	6					
Johnny Groth, R OBP: 0.324, SLG: 0.374 (1.8)			K		6-3		G2		L9	4	0	0	0	0	1	1					
Billy Hunter, R OBP: 0.326, SLG: 0.318 (1.6)					5-3		F9		F7	4	0	1	0	0	0	0					
Duane Pilette, R OBP: 0.250, SLG: 0.200 (1.1)					6-3		L6		L9	1	0	0	0	0	1	1					
Satchel Paige, R OBP: 0.372, SLG: 0.441 (9. PH)										2	0	0	0	0	0	0					
Vic Wertz, L										1	0	0	0	0	0	0					
Inning Stats	R: 2 E: 1 K: 0 S: 5	H: 3 LOB: 0 BB: 0 P: 5	R: 0 E: 0 K: 2 S: 8	H: 1 LOB: 1 BB: 0 P: 8	R: 0 E: 0 K: 0 S: 4	H: 1 LOB: 1 BB: 0 P: 4	R: 0 E: 0 K: 0 S: 4	H: 1 LOB: 2 BB: 1 P: 8	R: 0 E: 0 K: 0 S: 3	H: 0 LOB: 0 BB: 0 P: 3	R: 0 E: 0 K: 0 S: 6	H: 3 LOB: 3 BB: 0 P: 6	R: 0 E: 0 K: 0 S: 3	H: 0 LOB: 0 BB: 0 P: 3	1B: 10 2B: 2 3B: 0 HR: 0	SF: 0 SAC: 0 DP: 1 HBP: 0	WP: 0 PB: 0 SB: 0 CS: 1	PA: 37			
PITCHER	IP	WLS	BF	H	R	ER	SO	BB	IBB	HBP	BLK	WP	HR	S	P	ERA	WHIP				
Sid Hudson, R ERA: 4.03 (1.1)	7.1		31	11	2	2	2	1	0	0	0	0	0	34	38	2.46	1.636				
Ellis Kinder, R ERA: 1.82 (8.1)	1.2	S	5	0	0	0	0	0	0	0	0	0	0	5	5	0.00	0.000				

AB 35
R 2
H 11
RBI 1
BB 1
SO 2
LOB 16



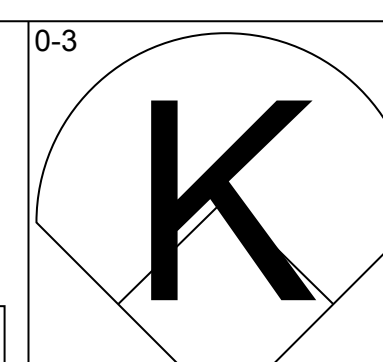
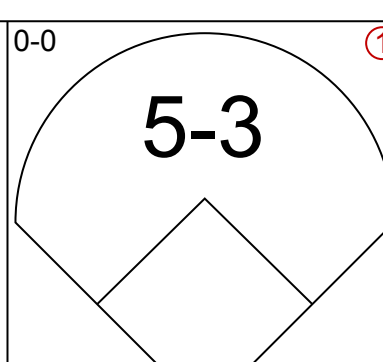
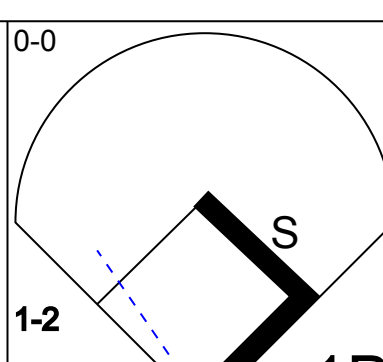
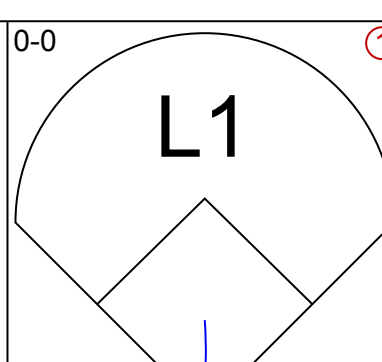
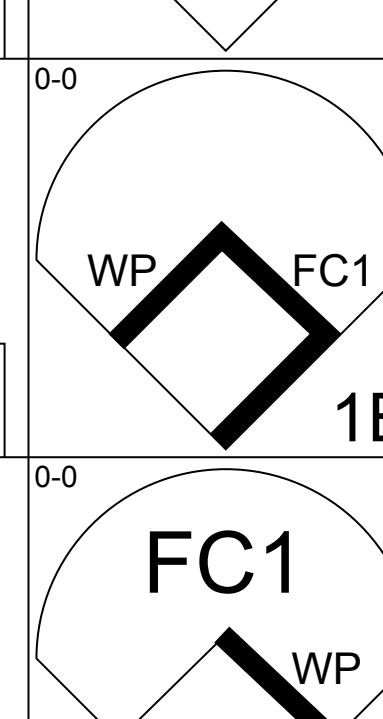
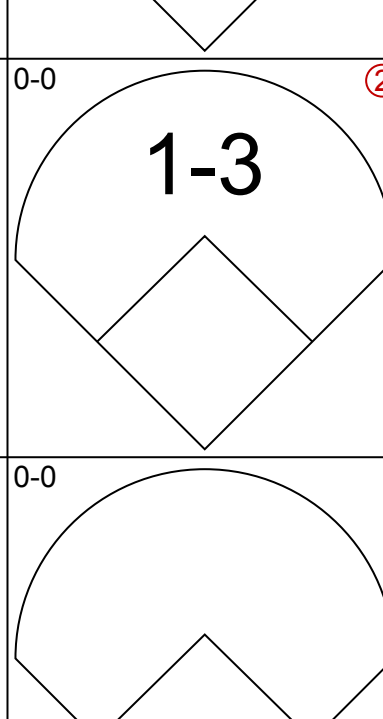
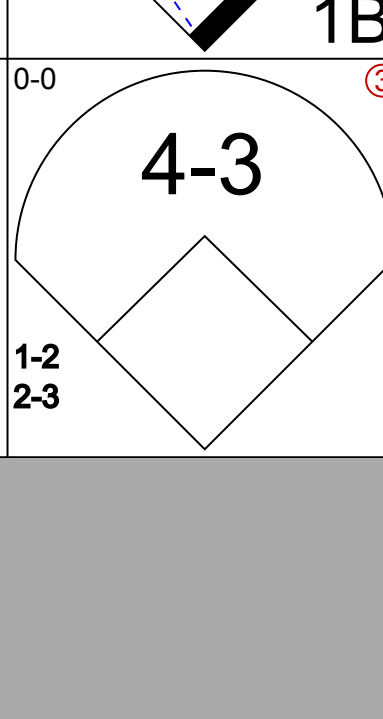
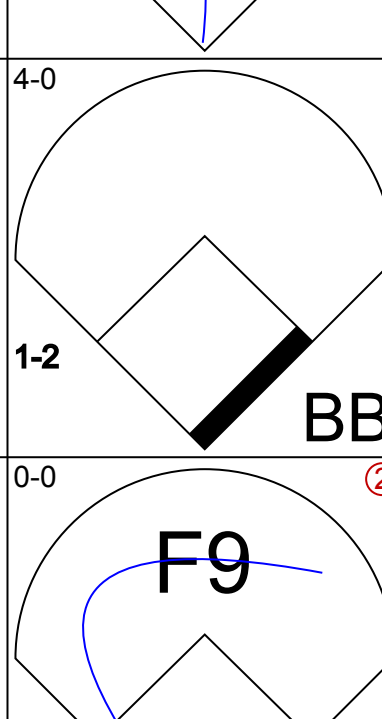
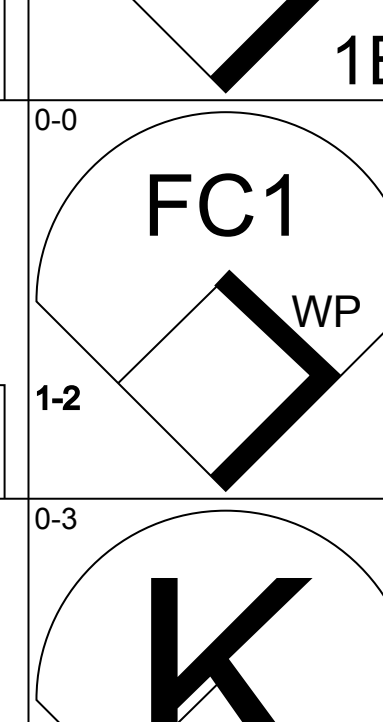
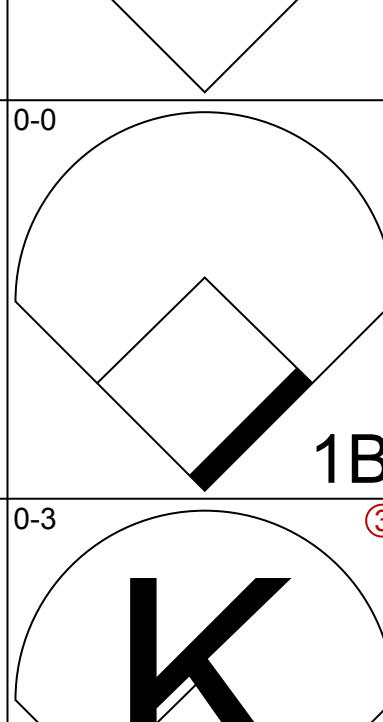

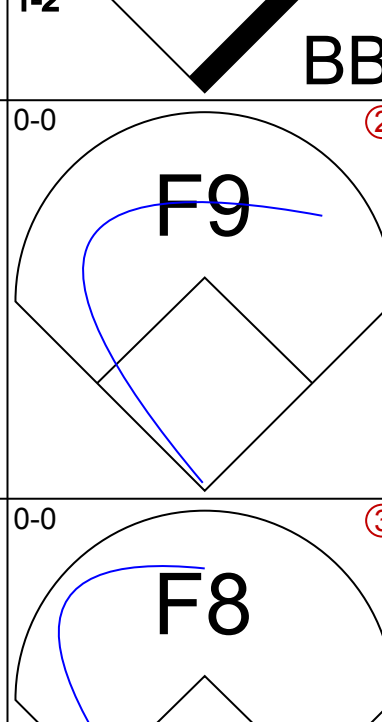
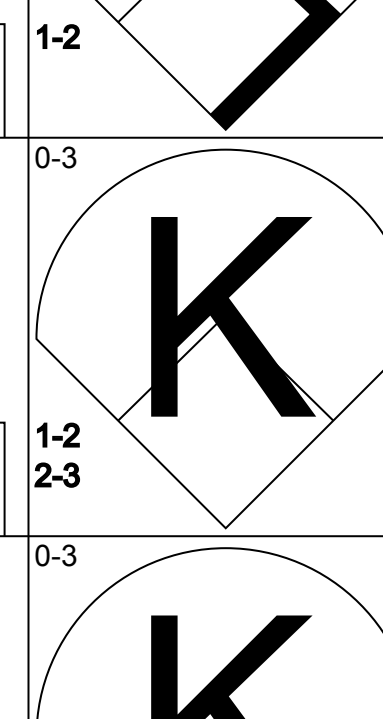


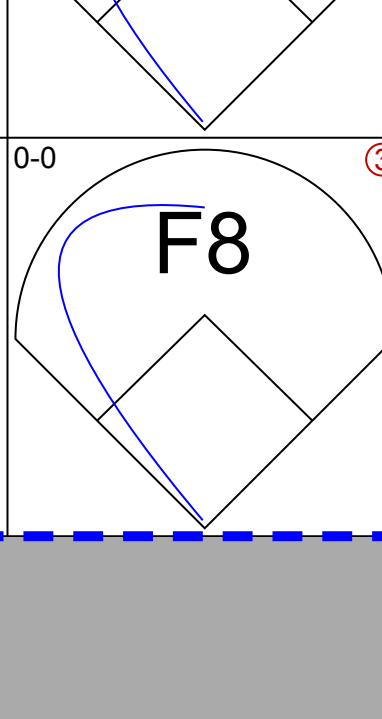
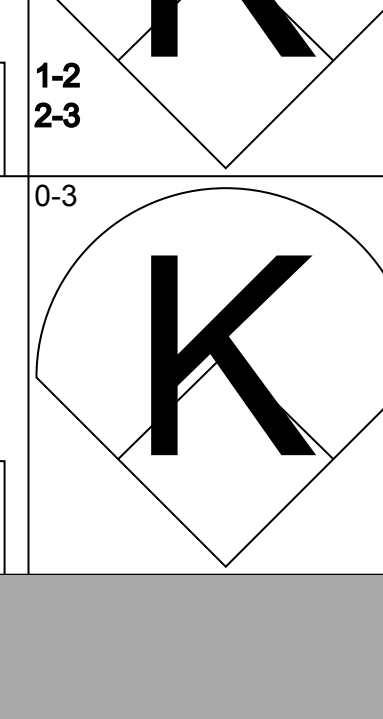
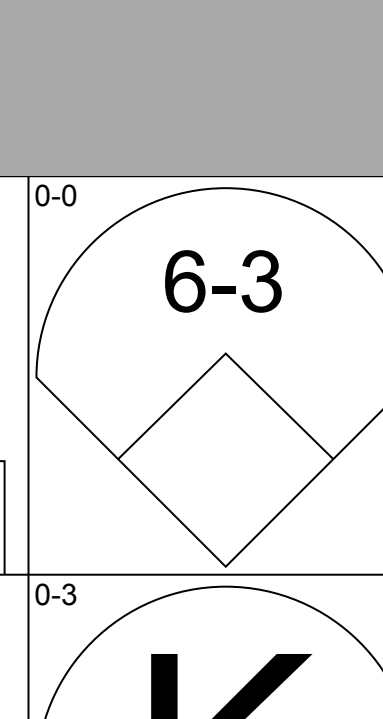
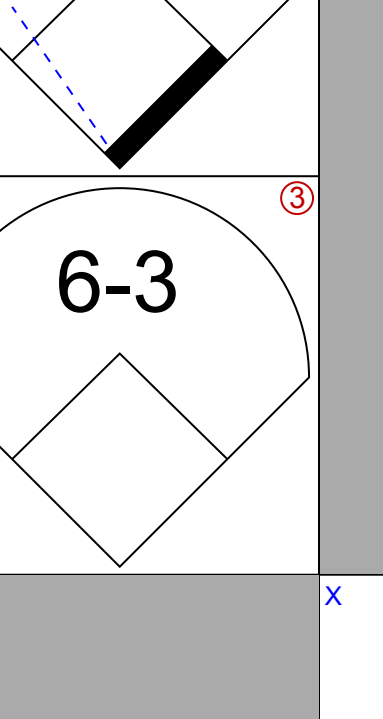
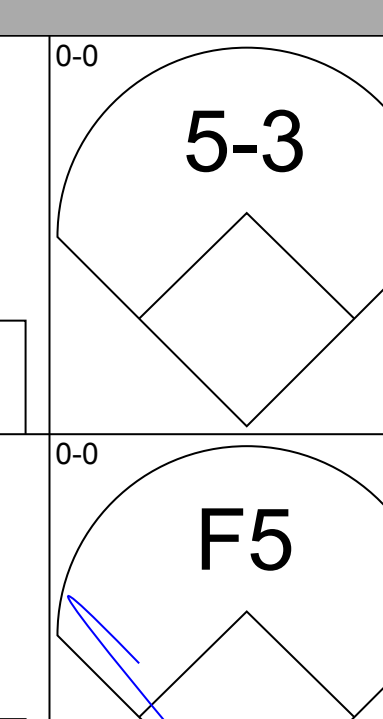
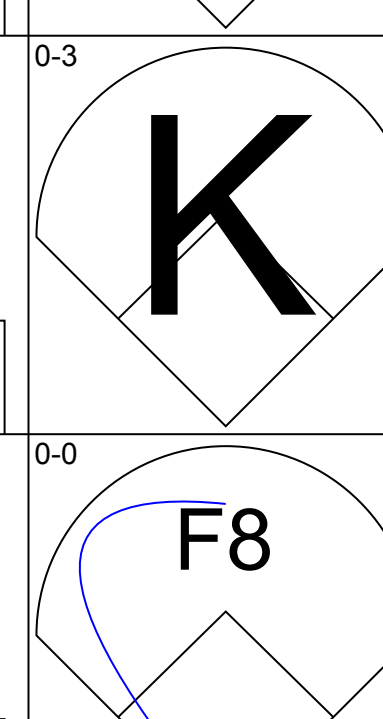
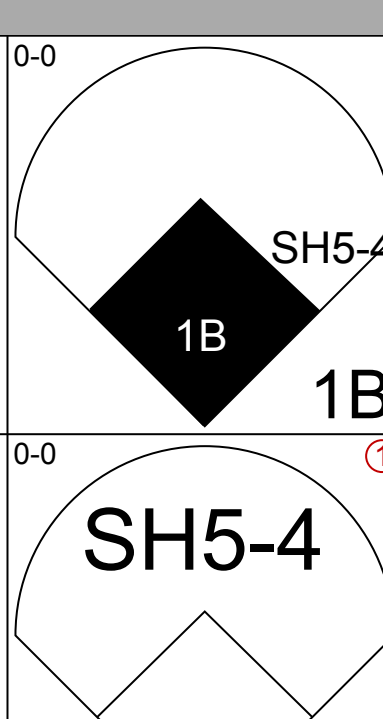
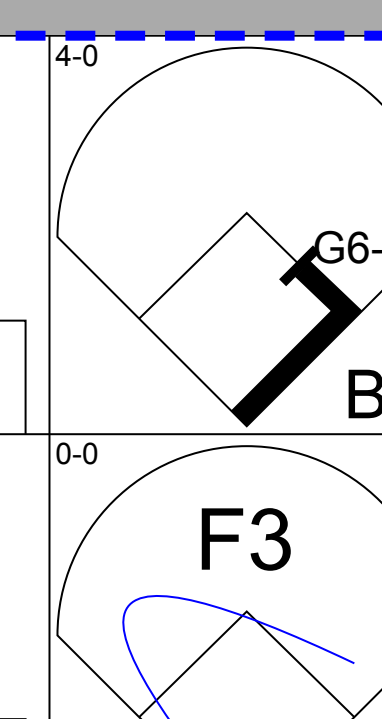
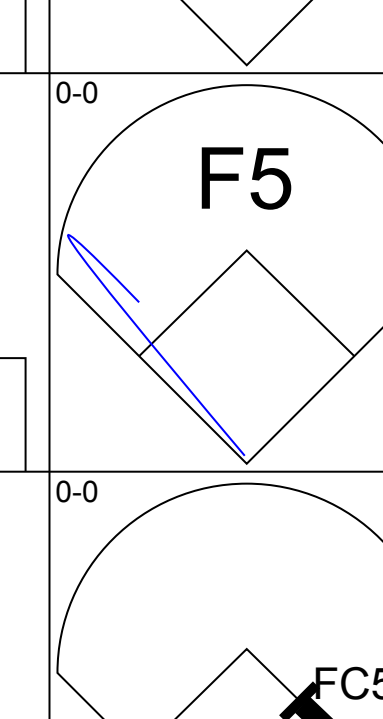
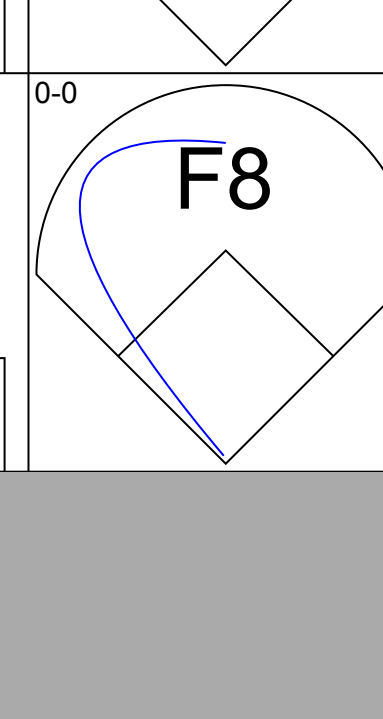
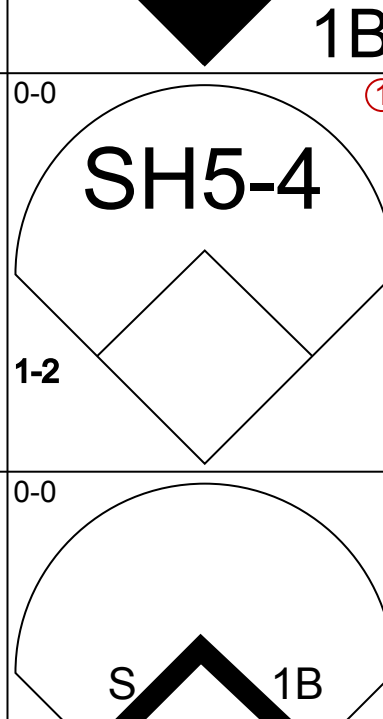
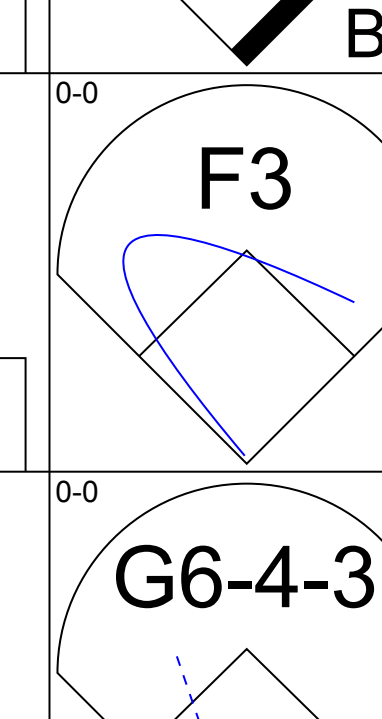
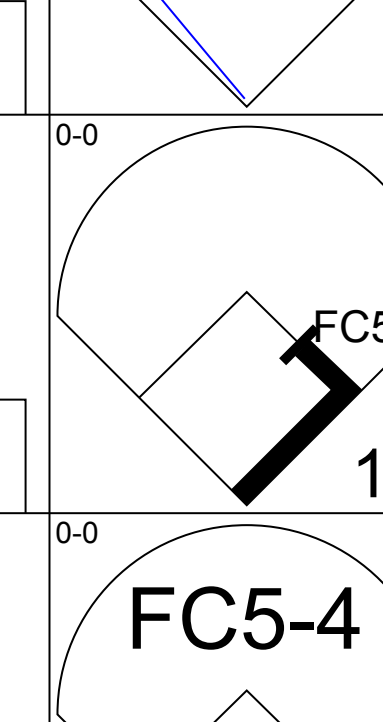
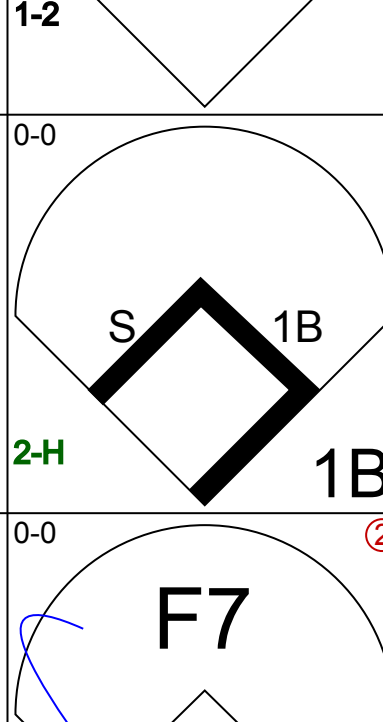
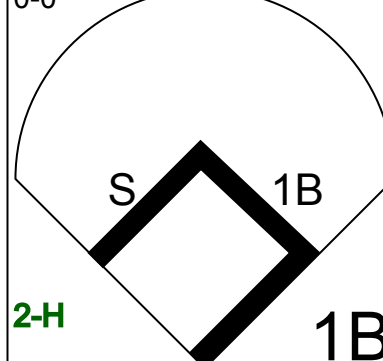
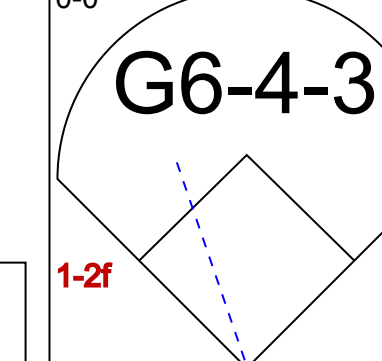

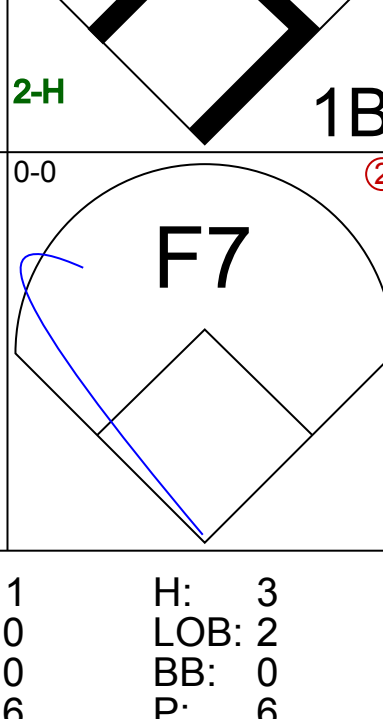
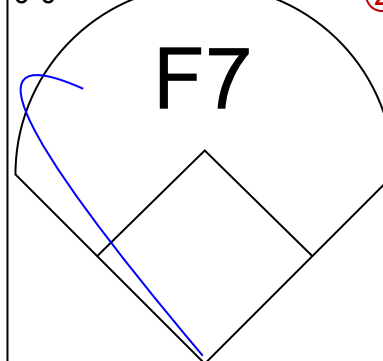
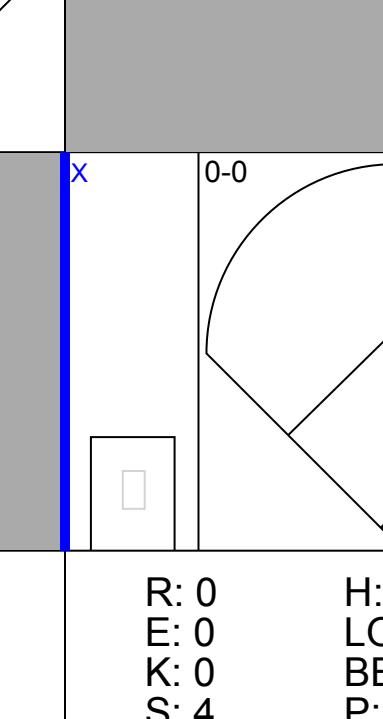
Batter	1	2	3	4	5	6	7	8	9	AB	R	H	RBI	BB	SO	LOB	TOP					
Al Zarilla, L OBP: 0.382, SLG: 0.231 (1,9)										3	0	0	0	2	0	2	Boston Red Sox @ St. Louis Browns Sportsman's Park, St. Louis, MO Thu Jun 11 1953, 4:33 AM EDT Att: 2,538 - Unknown					
Gene Stephens, L OBP: 0.299, SLG: 0.295 (1,7)										4	1	1	1	1	1	3						
Billy Goodman, L OBP: 0.409, SLG: 0.422 (1,4)										4	0	2	0	1	0	1						
Dick Gemert, R OBP: 0.392, SLG: 0.429 (1,3)										4	1	3	1	1	1	3						
Floyd Baker, L OBP: 0.348, SLG: 0.308 (1,5)										4	1	0	1	0	1	8						
Hoot Evers, R OBP: 0.333, SLG: 0.509 (1,8)										4	0	0	0	0	0	2						
Sammy White, R OBP: 0.297, SLG: 0.418 (1,2)										4	2	1	0	1	0	0						
Johnny Lipon, R OBP: 0.242, SLG: 0.207 (1,6)										4	1	1	2	0	1	0						
Willard Nixon, L OBP: 0.333, SLG: 0.294 (1,1)										4	1	1	1	0	0	1						
Inning Stats	R: 0 E: 0 K: 1 S: 6	H: 2 LOB: 2 BB: 1 P: 10	R: 0 E: 0 K: 0 S: 3	H: 0 LOB: 0 BB: 0 P: 3	R: 2 E: 1 K: 0 S: 5	H: 1 LOB: 2 BB: 2 P: 13	R: 2 E: 1 K: 1 S: 8	H: 2 LOB: 3 BB: 2 P: 16	R: 0 E: 0 K: 0 S: 3	H: 0 LOB: 0 BB: 0 P: 3	R: 0 E: 0 K: 0 S: 4	H: 1 LOB: 1 BB: 0 P: 4	R: 3 E: 0 K: 0 S: 6	H: 2 LOB: 1 BB: 1 P: 10	R: 0 E: 0 K: 1 S: 6	H: 1 LOB: 1 BB: 0 P: 6	R: 0 E: 0 K: 1 S: 5	H: 0 LOB: 0 BB: 0 P: 5	1B: 7 2B: 2 3B: 0 HR: 0	SF: 0 SAC: 3 DP: 0 HBP: 0	WP: 1 PB: 0 SB: 0 CS: 1	PA: 44
PITCHER	IP WLS BF L	H R ER SO	BB IBB HBP BLK	WP HR S P	ERA WHIP	PITCHER	IP WLS BF L	H R ER SO	BB IBB HBP BLK	WP HR S P	ERA WHIP											
Virgil Trucks, R ERA: 3.07 (1,1)	8.0	9	7	4	3	6	0	0	0	1	0	41	65	4.50	1.875							
Max Lanier, L ERA: 5.5 (9,1)	1.0	0	0	0	1	0	0	0	0	0	0	5	5	0.00	0.000							

AB	35
R	7
H	9
RBI	6
BB	6
SO	4
LOB	20



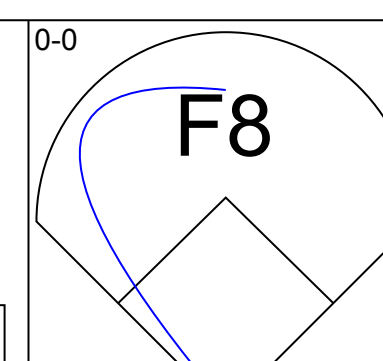
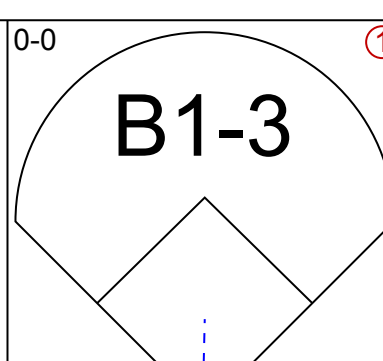
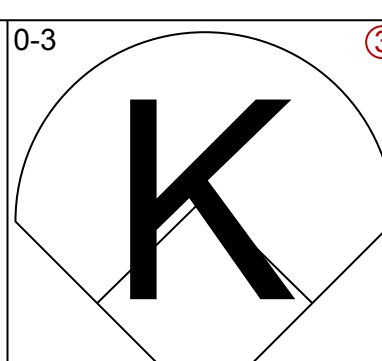
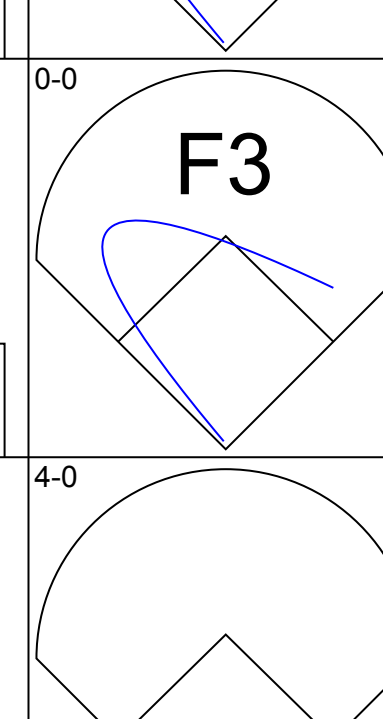
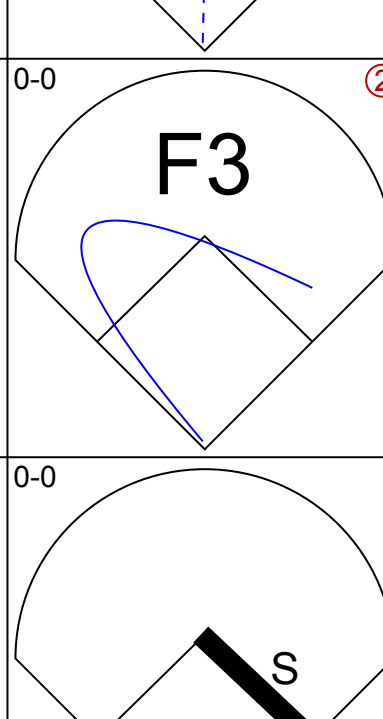
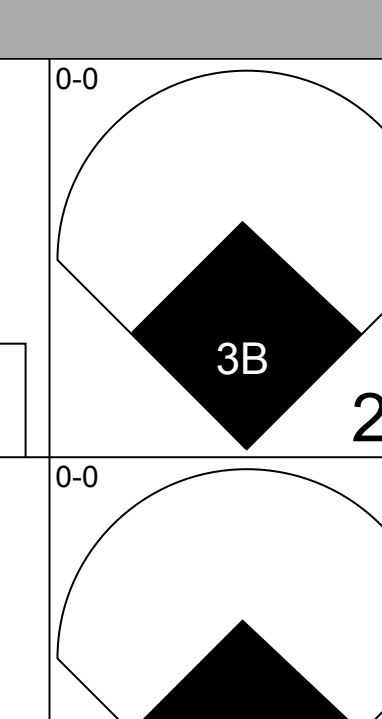
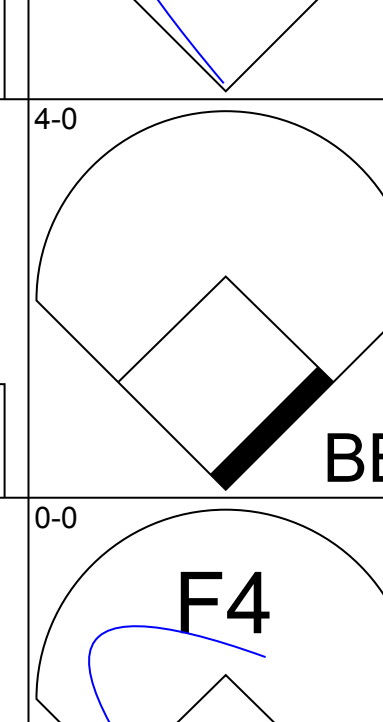
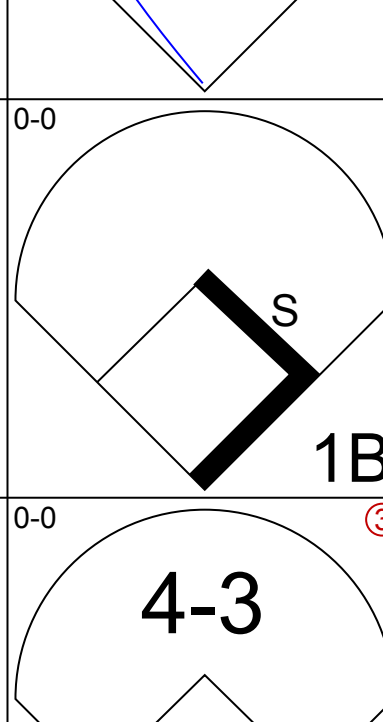
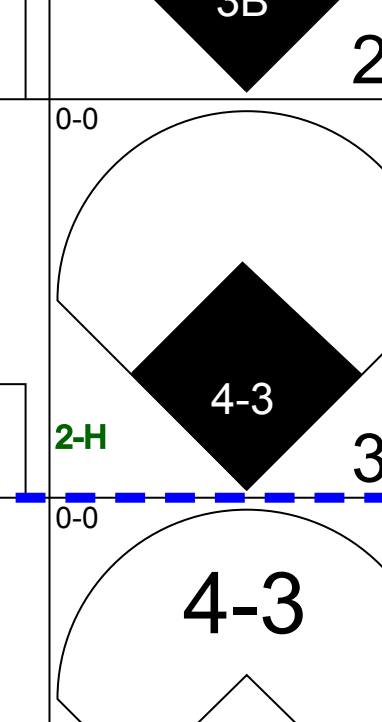
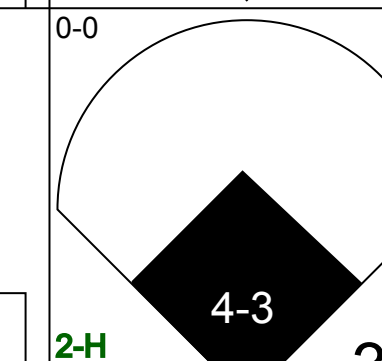
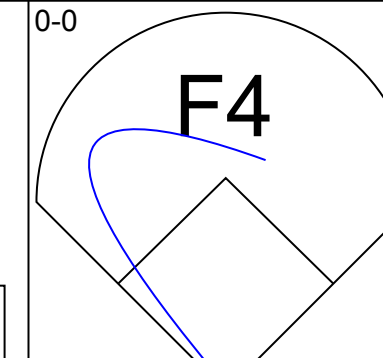
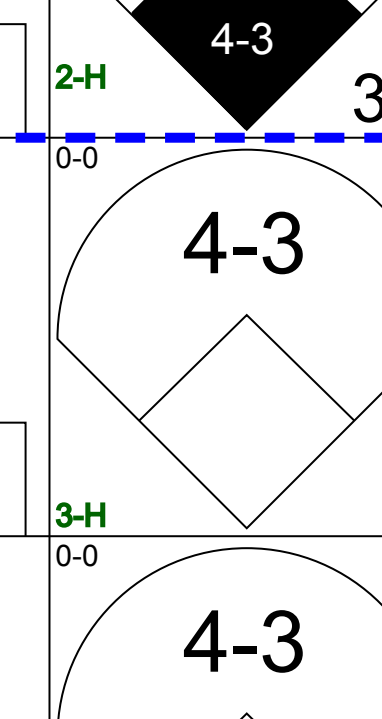
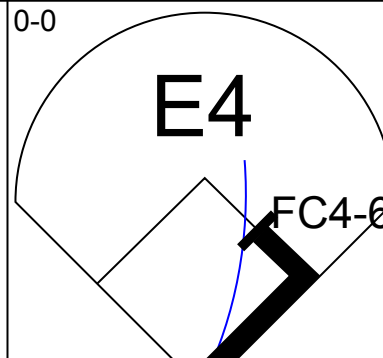
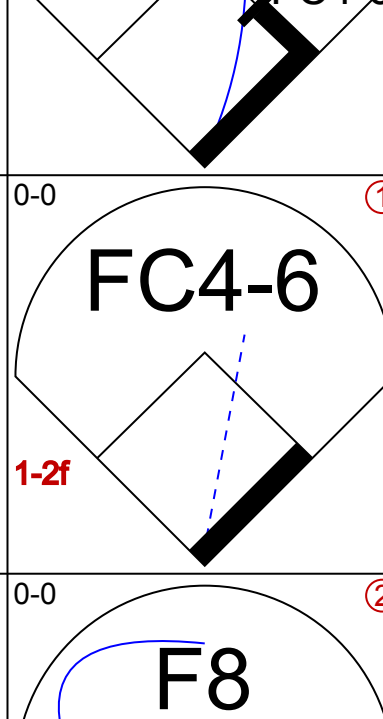

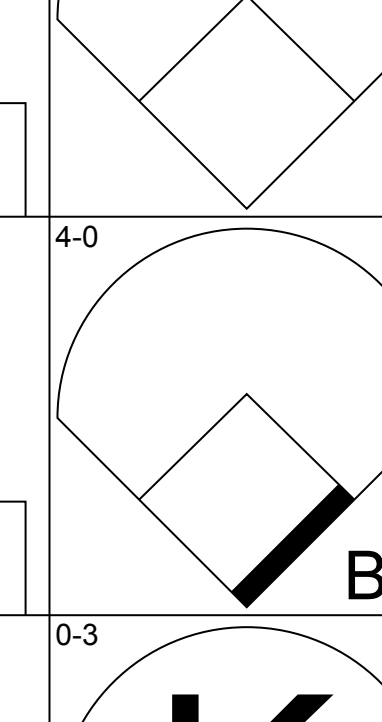
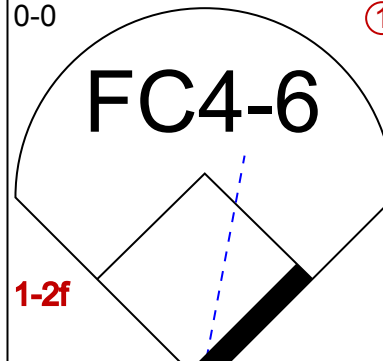
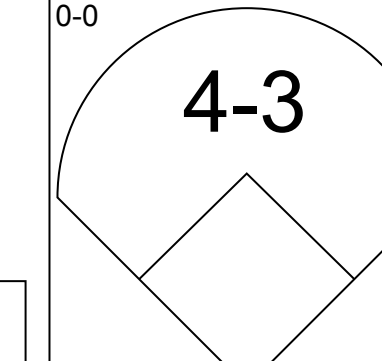

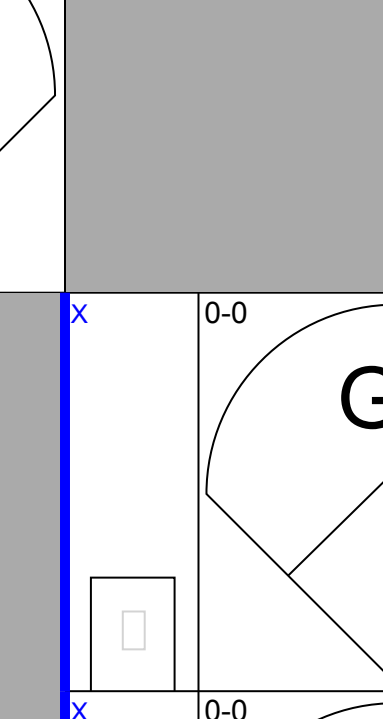
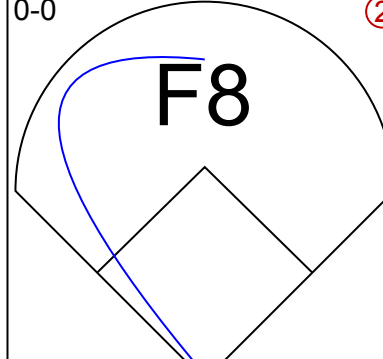
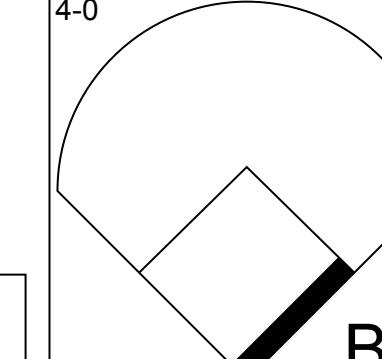

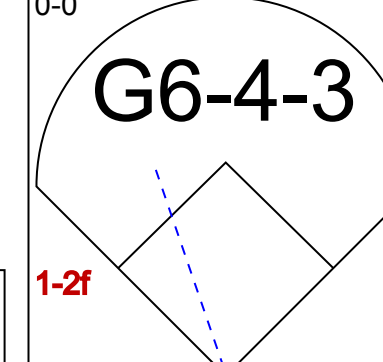
Batter	1	2	3	4	5	6	7	8	9	AB	R	H	RBI	BB	SO	LOB	BOTTOM					
Neil Berry, R OBP: 0.367, SLG: 0.517 (1,5)										4	0	0	0	0	0	1	Boston Red Sox @ St. Louis Browns Sportsman's Park, St. Louis, MO Thu Jun 11 1953, 4:33 AM EDT Att: 2,538 - Unknown					
Bobby Young, L OBP: 0.327, SLG: 0.353 (1,4)										4	0	1	0	0	1	0						
Dick Kokos, L OBP: 0.427, SLG: 0.420 (1,7)										4	0	1	0	0	2	1						
Dick Kryhoski, L OBP: 0.375, SLG: 0.531 (1,3)										4	0	0	0	0	1	2						
Hank Edwards, L OBP: 0.340, SLG: 0.310 (1,9)										3	0	0	0	0	1	1						
Clint Courtney, L OBP: 0.282, SLG: 0.237 (1,2)										3	0	0	0	0	0	0						
Johnny Groth, R OBP: 0.320, SLG: 0.369 (1,8)										3	0	0	0	0	0	0						
Billy Hunter, R OBP: 0.326, SLG: 0.319 (1,6)										3	0	1	0	0	1	0						
Virgil Trucks, R OBP: 0.160, SLG: 0.200 (1,1)										2	0	1	0	0	0	0						
Bob Elliott, R OBP: 0.377, SLG: 0.412 (8, PH)										1	0	0	0	0	0	1						
Max Lanier, R OBP: 0.200, SLG: 0.200 (9,1)										0	0	0	0	0	0	0						
Inning Stats	R: 0 E: 0 K: 2 S: 7	H: 0 LOB: 0 BB: 0 P: 7	R: 0 E: 0 K: 0 S: 3	H: 0 LOB: 0 BB: 0 P: 3	R: 0 E: 0 K: 0 S: 3	H: 0 LOB: 0 BB: 0 P: 3	R: 0 E: 0 K: 0 S: 3	H: 0 LOB: 0 BB: 0 P: 3	R: 0 E: 0 K: 2 S: 7	H: 0 LOB: 0 BB: 0 P: 7	R: 0 E: 0 K: 1 S: 6	H: 1 LOB: 1 BB: 0 P: 6	R: 0 E: 0 K: 0 S: 4	H: 1 LOB: 1 BB: 0 P: 4	R: 0 E: 0 K: 0 S: 4	H: 1 LOB: 1 BB: 0 P: 4	R: 0 E: 0 K: 1 S: 6	H: 1 LOB: 1 BB: 0 P: 6	1B: 3 2B: 1 3B: 0 HR: 0	SF: 0 SAC: 0 DP: 0 HBP: 0	WP: 0 PB: 0 SB: 0 CS: 0	PA: 31
PITCHER	IP WLS BF W	H R ER SO	BB IBB HBP BLK	WP HR S P	ERA WHIP	PITCHER	IP WLS BF W	H R ER SO	BB IBB HBP BLK	WP HR S P	ERA WHIP											
Willard Nixon, R ERA: 1.49 (1,1)	9.0	4	0	0	6	0	0	0	0	0	0	43	43	0.00	0.444							



Batter	1	2	3	4	5	6	7	8	9	AB	R	H	RBI	BB	SO	LOB	TOP			
Jim Piersall, R OBP: 0.319, SLG: 0.326 (1, 9)										4	1	1	0	0	1	1	Boston Red Sox @ Chicago White Sox Comiskey Park, Chicago, IL Fri Jun 12 1953, 4:33 AM EDT Att: 26,567 - Unknown			
Gene Stephens, L OBP: 0.304, SLG: 0.295 (1, 7)										3	0	1	0	1	0	2				
Billy Goodman, L OBP: 0.408, SLG: 0.421 (1, 4)										5	0	2	1	0	0	3				
Dick Gemert, R OBP: 0.383, SLG: 0.418 (1, 3)										5	0	0	0	0	3	6				
Floyd Baker, L OBP: 0.333, SLG: 0.293 (1, 5)										4	0	0	0	0	1	3				
Hoot Evers, R OBP: 0.339, SLG: 0.505 (1, 8)										3	1	1	0	1	1	0				
Sammy White, R OBP: 0.292, SLG: 0.412 (1, 2)										3	0	0	0	0	0	1				
Johnny Lipon, R OBP: 0.297, SLG: 0.303 (1, 6)										4	1	3	1	0	0	1				
Hal Brown, R OBP: 0.308, SLG: 0.520 Ellis Kinder, R OBP: 0.714, SLG: 0.857 (1, 1) (8, 1)										3 1	1 0	1 1	1 0	0 0	0 0	2 0				
Inning Stats	R: 0 E: 0 K: 3 S: 11	H: 1 LOB: 2 BB: 0 P: 11	R: 0 E: 0 K: 0 S: 4	H: 1 LOB: 1 BB: 0 P: 4	R: 0 E: 0 K: 1 S: 6	H: 0 LOB: 0 BB: 0 P: 6	R: 3 E: 1 K: 0 S: 7	H: 3 LOB: 1 BB: 0 P: 7	R: 1 E: 0 K: 0 S: 6	H: 3 LOB: 2 BB: 0 P: 6	R: 0 E: 0 K: 1 S: 5	H: 0 LOB: 0 BB: 0 P: 5	R: 0 E: 0 K: 0 S: 2	H: 0 LOB: 0 BB: 1 P: 6	R: 0 E: 0 K: 0 S: 4	H: 1 LOB: 2 BB: 1 P: 8		1B: 8 2B: 2 3B: 0 HR: 0	SF: 0 SAC: 3 DP: 1 HBP: 0	WP: 1 PB: 0 SB: 2 CS: 0
PITCHER	IP WLS BF H R ER SO BB IBB HBP BLK WP HR S P ERA WHIP																			
Saul Rogovin, R ERA: 6.02 Luis Aloma, R ERA: 3.97 (1, 1) (8, 1)	7.0 L 32 9 4 3 6 0 0 0 0 1 0 44 44 3.86 1.286																			

AB 35
R 4
H 10
RBI 3
BB 2
SO 6
LOB 19



Batter	1	2	3	4	5	6	7	8	9	AB	R	H	RBI	BB	SO	LOB	BOTTOM			
Nellie Fox, L OBP: 0.304, SLG: 0.335 (1, 4)										5	0	0	0	0	1	1	Boston Red Sox @ Chicago White Sox Comiskey Park, Chicago, IL Fri Jun 12 1953, 4:33 AM EDT Att: 26,567 - Unknown			
Ferns Fain, L OBP: 0.403, SLG: 0.393 (1, 3)										4	1	1	0	0	0	1				
Minnie Minoso, R OBP: 0.423, SLG: 0.389 (1, 7)										3	1	2	1	1	0	1				
Tom Wright, L OBP: 0.333, SLG: 0.381 (1, 9)										4	0	0	1	0	0	2				
Jim Rivera, L OBP: 0.348, SLG: 0.394 (1, 8)										4	1	1	1	0	0	1				
Red Wilson, R OBP: 0.405, SLG: 0.349 (1, 2)										3	0	1	0	1	0	1				
Fred Marsh, R OBP: 0.238, SLG: 0.200 (1, 5) (8, 6)										4	0	1	0	0	2	3				
Chico Carrasquel, R OBP: 0.315, SLG: 0.350 Gene Bearden, L OBP: 0.231, SLG: 0.231 Luis Aloma, R OBP: 0.474, SLG: 0.333 (1, 6) (7, PH) (8, 1) (9, PH)										2 1 0 0	0 0 0 0	0 0 0 0	0 0 0 0	0 0 0 0	0 0 0 0	0				
Saul Rogovin, R OBP: 0.250, SLG: 0.167 Vern Stephens, R OBP: 0.269, SLG: 0.256 (1, 1) (7, PH) (8, 5)										2 1 0	0 0 0	0 0 0	0 0 0	0 0 0	1 2 0					
Bud Stewart, L OBP: 0.400, SLG: 0.400 (8, PH)										1	0	0	0	0	0	0				
Inning Stats	R: 0 E: 0 K: 0 S: 3	H: 0 LOB: 1 BB: 1 P: 7	R: 0 E: 0 K: 0 S: 5	H: 2 LOB: 0 BB: 0 P: 5	R: 0 E: 0 K: 0 S: 4	H: 1 LOB: 1 BB: 0 P: 4	R: 1 E: 0 K: 0 S: 4	H: 2 LOB: 0 BB: 0 P: 4	R: 0 E: 1 K: 1 S: 6	H: 0 LOB: 1 BB: 0 P: 6	R: 0 E: 0 K: 1 S: 5	H: 0 LOB: 0 BB: 0 P: 5	R: 2 E: 0 K: 1 S: 7	H: 2 LOB: 1 BB: 1 P: 11	R: 0 E: 0 K: 1 S: 5	H: 0 LOB: 0 BB: 0 P: 5	1B: 4 2B: 1 3B: 1 HR: 1	SF: 0 SAC: 0 DP: 1 HBP: 0	WP: 1 PB: 0 SB: 1 CS: 0	PA: 37
PITCHER	IP WLS BF H R ER SO BB IBB HBP BLK WP HR S P ERA WHIP																			
Hal Brown, R ERA: 4.27 Ellis Kinder, R ERA: 1.71 (1, 1) (8, 1)	7.0 W 30 7 3 3 3 1 0 0 0 0 0 0 10 14 3.86 1.143																			

AB 35
R 3
H 7
RBI 3
BB 2
SO 5
LOB 12



Batter	1	2	3	4	5	6	7	8	9	AB	R	H	RBI	BB	SO	LOB	TOP					
Jim Piersall, R OBP: 0.322, SLG: 0.329 (1, 9)										4	0	2	0	0	1	1	Boston Red Sox @ Chicago White Sox Comiskey Park, Chicago, IL Sat Jun 13 1953, 4:33 AM EDT Att: 7,051 - Unknown					
Gene Stephens, L OBP: 0.302, SLG: 0.307 (1, 7)										4	0	1	1	0	1	2						
Billy Goodman, L OBP: 0.404, SLG: 0.416 Ted Lepcio, R OBP: 0.314, SLG: 0.355 (1, 4) (8, 4)										4	0	1	0	0	0	2						
Dick Gernert, R OBP: 0.385, SLG: 0.432 (1, 3)										3	1	1	1	1	0	2						
George Kell, R OBP: 0.404, SLG: 0.529 (1, 5)										4	0	1	0	0	0	2						
Hoot Evers, R OBP: 0.339, SLG: 0.500 Tom Umphlett, R OBP: 0.344, SLG: 0.420 (1, 8) (6, 8)										3	0	1	0	0	1	0						
Sammy White, R OBP: 0.286, SLG: 0.403 (1, 2)										4	0	0	0	0	0	3						
Johnny Lipon, R OBP: 0.282, SLG: 0.286 Milt Bolling, R OBP: 0.308, SLG: 0.310 (1, 6) (7, PH) (7, 6)										2	0	0	0	0	0	2						
Mickey McDermott, L OBP: 0.387, SLG: 0.548 Hersh Freeman, R Ben Flowers, R Del Wilber, R OBP: 0.357, SLG: 0.731 (1, 1) (6, 1) (8, 1) (9, PH)										2	1	0	0	0	0	0						
Inning Stats	R: 0 E: 0 K: 2 S: 7	H: 0 LOB: 0 BB: 0 P: 7	R: 0 E: 0 K: 0 S: 4	H: 2 LOB: 2 BB: 1 P: 8	R: 0 E: 1 K: 0 S: 4	H: 1 LOB: 1 BB: 0 P: 4	R: 1 E: 0 K: 1 S: 6	H: 1 LOB: 0 BB: 0 P: 6	R: 1 E: 1 K: 0 S: 5	H: 1 LOB: 1 BB: 0 P: 5	R: 0 E: 0 K: 0 S: 3	H: 0 LOB: 0 BB: 0 P: 3	R: 0 E: 0 K: 0 S: 3	H: 0 LOB: 0 BB: 0 P: 3	R: 0 E: 0 K: 0 S: 5	H: 2 LOB: 2 BB: 0 P: 5		R: 0 E: 0 K: 0 S: 4	H: 1 LOB: 1 BB: 0 P: 4	1B: 6 2B: 0 3B: 1 HR: 1	SF: 0 SAC: 0 DP: 0 HBP: 0	WP: 0 PB: 0 SB: 1 CS: 1
PITCHER Mike Fomieses, R ERA: 3.6 (1, 1)	IP: 9.0 WLS: W BF: 36 H: 8 R: 2 ER: 1 SO: 3 BB: 1 IBB: 0 HBP: 0 BLK: 0 WP: 0 HR: 1 S: 41 P: 45 ERA: 1.00 WHIP: 1.000															PITCHER IP: WLS: BF: H: R: ER: SO: BB: IBB: HBP: BLK: WP: HR: S: P: ERA: WHIP:						

AB	35
R	2
H	8
RBI	2
BB	1
SO	3
LOB	16




Batter	1	2	3	4	5	6	7	8	9	AB	R	H	RBI	BB	SO	LOB	BOTTOM			
Fred Marsh, R OBP: 0.292, SLG: 0.227 (1, 5)										2	1	1	0	1	1	0	Boston Red Sox @ Chicago White Sox Comiskey Park, Chicago, IL Sat Jun 13 1953, 4:33 AM EDT Att: 7,051 - Unknown			
Fernis Fain, L OBP: 0.400, SLG: 0.390 (1, 3)										4	0	1	0	0	1	2				
Minnie Minoso, R OBP: 0.425, SLG: 0.388 (1, 7)										3	1	1	1	1	1	1				
Sam Mele, R OBP: 0.404, SLG: 0.470 (1, 9)										1	1	0	0	3	0	0				
Jim Rivera, L OBP: 0.346, SLG: 0.389 (1, 8)										3	1	0	0	1	2	5				
Sherm Lollar, R OBP: 0.409, SLG: 0.482 (1, 2)										3	1	2	4	1	0	0				
Chico Carrasquel, R OBP: 0.309, SLG: 0.343 (1, 6)										4	0	0	0	0	1	2				
Nellie Fox, L OBP: 0.299, SLG: 0.329 (1, 4)										4	0	0	0	0	0	2				
Mike Fomieses, R OBP: 0.125, SLG: 0.133 (1, 1)										3	0	0	0	1	0	2				
Inning Stats	R: 0 E: 0 K: 3 S: 9	H: 0 LOB: 0 BB: 0 P: 9	R: 0 E: 0 K: 0 S: 3	H: 0 LOB: 0 BB: 0 P: 3	R: 0 E: 0 K: 0 S: 3	H: 0 LOB: 0 BB: 0 P: 3	R: 0 E: 0 K: 1 S: 6	H: 1 LOB: 2 BB: 1 P: 10	R: 0 E: 0 K: 0 S: 3	H: 0 LOB: 1 BB: 1 P: 7	R: 5 E: 0 K: 0 S: 5	H: 3 LOB: 0 BB: 3 P: 17	R: 0 E: 0 K: 1 S: 5	H: 0 LOB: 3 BB: 3 P: 17	R: 0 E: 0 K: 1 S: 6	H: 1 LOB: 1 BB: 0 P: 6		1B: 3 2B: 1 3B: 0 HR: 1	SF: 0 SAC: 1 DP: 0 HBP: 0	WP: 0 PB: 0 SB: 1 CS: 2
PITCHER Mickey McDermott, L ERA: 4.24 Hersh Freeman, R ERA: 3.58 Ben Flowers, R ERA: (1, 1) (6, 1) (8, 1)	IP: 5.1 WLS: L BF: 24 H: 4 R: 5 ER: 5 SO: 4 BB: 5 IBB: 0 HBP: 0 BLK: 0 WP: 0 HR: 1 S: 27 P: 47 ERA: 8.44 WHIP: 1.688															PITCHER IP: WLS: BF: H: R: ER: SO: BB: IBB: HBP: BLK: WP: HR: S: P: ERA: WHIP:				




Batter	1	2	3	4	5	6	7	8	9	AB	R	H	RBI	BB	SO	LOB	TOP			
Jim Piersall, R (1, 9) OBP: 0.321, SLG: 0.328	F9			6-3			6-3		0-0 1B	4	0	1	0	0	0	0	Boston Red Sox @ Chicago White Sox Comiskey Park, Chicago, IL Sun Jun 14 1953, 4:33 AM EDT Unknown			
Al Zarilla, L (1, 7) OBP: 0.351, SLG: 0.207 Johnny Lipon, R (9, PH) OBP: 0.275, SLG: 0.278	K			K			4-3		0-0 F4	3	0	0	0	0	2	0				
George Kell, R (1, 5) OBP: 0.397, SLG: 0.519	F9			4-3			F2		0-0	3	0	0	0	0	0	0				
Dick Gemert, R (1, 3) OBP: 0.385, SLG: 0.428		4-0 BB G6-4-3					K		0-0 F8	2	0	0	0	1	1	0				
Del Wilber, R (1, 2) OBP: 0.355, SLG: 0.724		0-0 G6-4-3 1-2					F9		0-0	3	0	1	0	0	0	1				
Tom Umphlett, R (1, 8) OBP: 0.337, SLG: 0.412		0-0 4-3					K		0-0 F2	3	0	0	0	0	1	1				
Ted Lepcio, R (1, 4) OBP: 0.303, SLG: 0.342							F7		0-0 F2	3	0	0	0	0	1	1				
Mitt Bolling, R (1, 6) OBP: 0.303, SLG: 0.304							K		0-0 F6	3	0	0	0	0	2	0				
Marv Grissom, R (1, 1) Billy Consolo, R (6, PH) OBP: 0.211, SLG: 0.368 Ben Flowers, R (6, 1) Sammy White, R (9, PH) OBP: 0.285, SLG: 0.401							1-3		0-0 K	1	0	0	0	0	0	0				
							6-3		0-0	1	0	0	0	0	0	0				
									0-0	1	0	0	0	0	0	0				
									0-0	1	0	0	0	0	1	0				
Inning Stats	R: 0 E: 0 K: 1 S: 5	H: 0 LOB: 0 BB: 0 P: 5	R: 0 E: 0 K: 0 S: 2	H: 0 LOB: 0 BB: 1 P: 6	R: 0 E: 0 K: 1 S: 5	H: 0 LOB: 0 BB: 0 P: 5	R: 0 E: 0 K: 1 S: 5	H: 0 LOB: 0 BB: 0 P: 5	R: 0 E: 0 K: 2 S: 7	H: 0 LOB: 0 BB: 0 P: 7	R: 0 E: 0 K: 0 S: 3	H: 0 LOB: 0 BB: 0 P: 3	R: 0 E: 0 K: 0 S: 4	H: 1 LOB: 1 BB: 0 P: 4	R: 0 E: 0 K: 1 S: 6	H: 1 LOB: 1 BB: 0 P: 6	1B: 1 2B: 1 3B: 0 HR: 0	SF: 0 SAC: 0 DP: 1 HBP: 0	WP: 0 PB: 0 SB: 0 CS: 0	PA: 29
PITCHER Billy Pierce, L (1, 1) ERA: 3.04	IP: 9.0 WLS: W BF: 29 H: 2 R: 0 ER: 0 SO: 8 BB: 1 IBB: 0 HBP: 0 BLK: 0 WP: 0 HR: 0 S: 44 P: 48 ERA: 0.00 WHIP: 0.333															PITCHER				

AB 28
R 0
H 2
RBI 0
BB 1
SO 8
LOB 4



Batter	1	2	3	4	5	6	7	8	9	AB	R	H	RBI	BB	SO	LOB	BOTTOM			
Fred Marsh, R (1, 5) OBP: 0.321, SLG: 0.240	2B WP BB									3	2	1	0	1	0	1	Boston Red Sox @ Chicago White Sox Comiskey Park, Chicago, IL Sun Jun 14 1953, 4:33 AM EDT Unknown			
Ferns Fain, L (1, 3) OBP: 0.398, SLG: 0.392	WP F9 2B									4	1	1	0	0	0	1				
Minnie Minoso, R (1, 7) OBP: 0.430, SLG: 0.403	E S F8 BB									3	1	2	1	1	0	0				
Tom Wright, L (1, 9) OBP: 0.315, SLG: 0.358	F9									4	0	0	1	0	0	2				
Jim Rivera, L (1, 8) OBP: 0.346, SLG: 0.402	F8									3	1	1	2	0	0	0				
Red Wilson, R (1, 2) OBP: 0.390, SLG: 0.333	4-3									3	0	0	0	0	0	0				
Chico Carrasquel, R (1, 6) OBP: 0.305, SLG: 0.338										3	1	0	0	0	1	0				
Nellie Fox, L (1, 4) OBP: 0.296, SLG: 0.325										3	0	0	0	0	0	1				
Billy Pierce, L (1, 1) OBP: 0.182, SLG: 0.129										3	0	1	1	0	0	0				
Inning Stats	R: 3 E: 0 K: 0 S: 4	H: 1 LOB: 0 BB: 2 P: 12	R: 0 E: 0 K: 1 S: 5	H: 0 LOB: 0 BB: 0 P: 5	R: 0 E: 0 K: 0 S: 3	H: 1 LOB: 0 BB: 0 P: 3	R: 0 E: 0 K: 0 S: 3	H: 0 LOB: 0 BB: 0 P: 3	R: 1 E: 2 K: 0 S: 4	H: 1 LOB: 0 BB: 0 P: 4	R: 0 E: 0 K: 0 S: 3	H: 0 LOB: 0 BB: 0 P: 3	R: 1 E: 0 K: 0 S: 4	H: 1 LOB: 1 BB: 0 P: 4	R: 1 E: 0 K: 0 S: 5	H: 2 LOB: 1 BB: 0 P: 5	1B: 3 2B: 2 3B: 1 HR: 1	SF: 0 SAC: 0 DP: 1 HBP: 0	WP: 1 PB: 0 SB: 1 CS: 1	PA: 32
PITCHER Marv Grissom, R (1, 1) ERA: 3.23 Ben Flowers, R (6, 1) ERA: 2.35	IP: 5.0 WLS: L BF: 19 H: 3 R: 4 ER: 2 SO: 1 BB: 2 IBB: 0 HBP: 0 BLK: 0 WP: 0 HR: 0 S: 19 P: 27 ERA: 3.60 WHIP: 1.000															PITCHER				

AB 29
R 6
H 6
RBI 5
BB 2
SO 1
LOB 5



Batter	1	2	3	4	5	6	7	8	9	AB	R	H	RBI	BB	SO	LOB	TOP			
Jim Piersall, R OBP: 0.316, SLG: 0.322	0-0 4-3		0-0 FC6			0-0 1-3		0-0 1-3		4	0	0	0	0	0	1	Boston Red Sox @ Chicago White Sox Comiskey Park, Chicago, IL Sun Jun 14 1953, 4:38 AM EDT Att: 28,319 - Unknown			
Gene Stephens, L OBP: 0.301, SLG: 0.306	0-0 3-1			0-3 K		0-0 1B		0-0 F9		4	0	1	0	0	1	0				
Billy Goodman, L OBP: 0.400, SLG: 0.411	0-0 2-3			0-0 4-3		0-0 1B		0-0 4-3		4	0	1	0	0	0	0				
Dick Gemert, R OBP: 0.382, SLG: 0.424		0-0 G4-6-3 1B		0-0 F9		0-3 K			0-3 K	4	0	1	0	0	2	2				
Floyd Baker, L OBP: 0.340, SLG: 0.302		0-0 G4-6-3								4	0	2	0	0	0	3				
Billy Conso, R OBP: 0.211, SLG: 0.368		0-0 1-2				0-0 1B		0-0 3-4-1		0	0	0	0	0	0	0				
Tom Umphlett, R OBP: 0.331, SLG: 0.404		0-3 K				0-0 F5				3	0	0	0	0	1	1				
George Kell, R OBP: 0.400, SLG: 0.519										0	0	0	0	1	0	0				
Al Zanilla, L OBP: 0.351, SLG: 0.207										0	0	0	0	0	0	0				
Sammy White, R OBP: 0.284, SLG: 0.403				0-0 5-3		0-0 F8				4	0	1	0	0	0	3				
Johnny Lipon, R OBP: 0.302, SLG: 0.308										3	0	2	0	0	0	1				
Mickey McDermott, L OBP: 0.375, SLG: 0.531										1	0	0	0	0	0	2				
Mel Parnell, L OBP: 0.275, SLG: 0.263										3	0	0	0	0	0	4				
Inning Stats	R: 0 E: 0 K: 0 S: 3	H: 0 LOB: 0 BB: 0 P: 3	R: 0 E: 0 K: 1 S: 5	H: 1 LOB: 0 BB: 0 P: 5	R: 0 E: 0 K: 0 S: 4	H: 1 LOB: 1 BB: 0 P: 4	R: 0 E: 0 K: 1 S: 5	H: 0 LOB: 0 BB: 0 P: 5	R: 0 E: 0 K: 0 S: 5	H: 2 LOB: 2 BB: 0 P: 5	R: 0 E: 0 K: 1 S: 7	H: 1 LOB: 1 BB: 0 P: 4	R: 0 E: 0 K: 0 S: 3	H: 0 LOB: 0 BB: 0 P: 3	R: 0 E: 0 K: 1 S: 6	H: 1 LOB: 2 BB: 1 P: 10	1B: 7 2B: 1 3B: 0 HR: 0	SF: 0 SAC: 0 DP: 1 HBP: 0	WP: 0 PB: 0 SB: 1 CS: 0	PA: 35
PITCHER Sandy Consuegra, R ERA: 3.32	IP: 9.0 WLS: W BF: 35 H: 8 R: 0 ER: 0 SO: 4 BB: 1 IBB: 0 HBP: 0 BLK: 0 WP: 0 HR: 0 S: 42 P: 46 ERA: 0.00 WHIP: 1.000															PITCHER				

AB 34
R 0
H 8
RBI 0
BB 1
SO 4
LOB 17



Batter	1	2	3	4	5	6	7	8	9	AB	R	H	RBI	BB	SO	LOB	BOTTOM				
Fred Marsh, R OBP: 0.313, SLG: 0.214	0-0 F7		4-0 CS BB		0-0 F8			0-0 F3		3	0	0	0	1	0	0	Boston Red Sox @ Chicago White Sox Comiskey Park, Chicago, IL Sun Jun 14 1953, 4:38 AM EDT Att: 28,319 - Unknown				
Ferns Fain, L OBP: 0.399, SLG: 0.388	0-0 L6		4-0 1B BB			4-0 FC6-4 BB		0-3 K		2	0	0	0	2	1	0					
Minnie Minoso, R OBP: 0.433, SLG: 0.407	0-0 FC6-4 1B		0-0 G1-4-3 1B			0-0 FC6-4				3	0	2	0	0	0	1					
Sam Mele, R OBP: 0.398, SLG: 0.461	0-0 FC6-4		0-0 G1-4-3			0-3 K				3	0	0	0	0	1	4					
Jim Rivera, L OBP: 0.346, SLG: 0.401		0-0 S 1B 1B		0-0 F8		0-3 K				3	1	1	0	0	1	1					
Sherm Lollar, R OBP: 0.407, SLG: 0.474		0-0 F7		4-0 G1-6-3 BB				0-0 6-3		2	0	0	0	1	0	1					
Chico Carrasquel, R OBP: 0.305, SLG: 0.338		0-0 FC2-6 1B		0-0 G1-6-3				0-3 K		3	0	1	1	0	1	1					
Nellie Fox, L OBP: 0.292, SLG: 0.320		0-0 FC2-6						0-0 L4		3	0	0	0	0	0	1					
Sandy Consuegra, R OBP: 0.111, SLG: 0.111		0-3 K						0-0 L4		3	0	0	0	0	2	1					
Inning Stats	R: 0 E: 0 K: 0 S: 4	H: 1 LOB: 1 BB: 0 P: 4	R: 1 E: 0 K: 1 S: 7	H: 2 LOB: 1 BB: 0 P: 7	R: 0 E: 0 K: 0 S: 2	H: 1 LOB: 1 BB: 2 P: 10	R: 0 E: 0 K: 0 S: 2	H: 0 LOB: 0 BB: 1 P: 6	R: 0 E: 0 K: 0 S: 3	H: 0 LOB: 0 BB: 0 P: 3	R: 0 E: 0 K: 2 S: 7	H: 0 LOB: 1 BB: 1 P: 11	R: 0 E: 0 K: 1 S: 5	H: 0 LOB: 0 BB: 0 P: 5	R: 0 E: 0 K: 2 S: 7	H: 0 LOB: 0 BB: 0 P: 7		1B: 4 2B: 0 3B: 0 HR: 0	SF: 0 SAC: 0 DP: 2 HBP: 0	WP: 0 PB: 0 SB: 1 CS: 1	PA: 29
PITCHER Mel Parnell, L ERA: 3.16	IP: 8.0 WLS: L BF: 29 H: 4 R: 1 ER: 1 SO: 6 BB: 4 IBB: 0 HBP: 0 BLK: 0 WP: 0 HR: 0 S: 37 P: 53 ERA: 1.12 WHIP: 1.000															PITCHER					

AB 25
R 1
H 4
RBI 1
BB 4
SO 6
LOB 10



Batter	1	2	3	4	5	6	7	8	9	AB	R	H	RBI	BB	SO	LOB	TOP																			
Harvey Kuenn, R (1, 6) OBP: 0.339, SLG: 0.337	0-0 1-3		0-0 5-3		0-0 1-3		0-0 F8		0-0 4-3	5	0	0	0	0	0	0	Detroit Tigers @ Boston Red Sox Fenway Park, Boston, MA Tue Jun 16 1953, 3:33 AM EDT Att: 19,151 - Unknown																			
Johnny Pesky, L (1, 4) OBP: 0.340, SLG: 0.341	0-0 2B F8 1B		0-0 E3 BB		0-0 6-3		0-0 G3		0-3 K	5	1	1	0	0	1	0																				
Ray Boone, R (1, 5) OBP: 0.397, SLG: 0.443 Steve Souchock, R (9, 7) OBP: 0.359, SLG: 0.632	0-0 1-3 2B		4-0 1-2 BB		4-0 BB		0-0 HR		0-0 2B 1B	3	2	3	1	2	0	0																				
Bob Nieman, R (1, 9) OBP: 0.361, SLG: 0.495 Fred Hatfield, L (9, PR) OBP: 0.344, SLG: 0.280	0-0 F8		0-0 F5		0-3 K		0-0 5-3		0-0 1B 2B	5	0	1	2	0	1	4																				
Jim Delsing, L (1, 8) OBP: 0.359, SLG: 0.446	0-0 3-H F4		0-0 F8				0-0 F7		4-0 FC4 BB BB	4	0	0	0	1	0	4																				
Walt Drogo, R (1, 3) OBP: 0.266, SLG: 0.347		0-0 5-3		0-0 2B		0-0 HR 1B		0-0 F7		4	1	2	0	0	0	1																				
Matt Batts, R (1, 2) OBP: 0.327, SLG: 0.445		0-0 1B		0-0 5-3		0-3 K		4-0 FC4 BB		3	0	1	0	1	1	2																				
Don Lund, R (1, 7) OBP: 0.348, SLG: 0.378		0-3 K		0-3 K		0-0 1-H HR		0-0 FC4 FC4-6		4	1	1	2	0	2	4																				
Billy Hoelt, L (1, 1) OBP: 0.286, SLG: 0.200	0-0 F4		0-0 1-3		0-0 4-3		0-0 FC4-6		0-0 FC4-6	4	0	0	0	0	0	4																				
Inning Stats	R: 1 E: 0 K: 0 S: 5	H: 2 LOB: 1 BB: 0 P: 5	R: 0 E: 0 K: 1 S: 6	H: 1 LOB: 1 BB: 0 P: 6	R: 0 E: 1 K: 0 S: 4	H: 0 LOB: 2 BB: 1 P: 8	R: 0 E: 0 K: 1 S: 6	H: 1 LOB: 1 BB: 0 P: 6	R: 0 E: 0 K: 1 S: 5	H: 0 LOB: 0 BB: 1 P: 9	R: 2 E: 0 K: 1 S: 7	H: 2 LOB: 0 BB: 0 P: 7	R: 1 E: 0 K: 0 S: 4	H: 1 LOB: 0 BB: 0 P: 4	R: 0 E: 0 K: 0 S: 3	H: 0 LOB: 2 BB: 2 P: 11	R: 1 E: 0 K: 1 S: 7	H: 2 LOB: 1 BB: 0 P: 7	1B: 4 2B: 3 3B: 0 HR: 2	SF: 0 SAC: 0 DP: 0 HBP: 0	WP: 1 PB: 0 SB: 0 CS: 0	PA: 41														
PITCHER	IP	WLS	BF	H	R	ER	SO	BB	IBB	HBP	BLK	WP	HR	S	P	ERA	WHIP	PITCHER	IP	WLS	BF	H	R	ER	SO	BB	IBB	HBP	BLK	WP	HR	S	P	ERA	WHIP	
Sid Hudson, R (1, 1) ERA: 4.14	7.0	L	31	7	4	4	4	2	0	0	0	0	2	37	45	5.14	1.286																			
Ben Flowers, R (8, 1) ERA: 2.79	2.0		10	2	1	1	1	2	0	0	0	1	0	10	18	4.50	2.000																			

AB	37
R	5
H	9
RBI	5
BB	4
SO	5
LOB	19



Batter	1	2	3	4	5	6	7	8	9	AB	R	H	RBI	BB	SO	LOB	BOTTOM																			
Billy Goodman, L (1, 4) OBP: 0.394, SLG: 0.403	0-3 K		0-0 F8		0-0 5-3		0-0 E 1B		0-0 F5	5	0	1	0	0	1	2	Detroit Tigers @ Boston Red Sox Fenway Park, Boston, MA Tue Jun 16 1953, 3:33 AM EDT Att: 19,151 - Unknown																			
Jim Piersall, R (1, 9) OBP: 0.319, SLG: 0.333	0-0 E 3B		0-0 F8		0-0 F8		0-0 E7 1-3 1B			4	1	2	0	0	0	0																				
Dick Gemert, R (1, 3) OBP: 0.380, SLG: 0.426	0-0 E3 2B		0-0 F2		0-0 5-3		0-3 K			4	0	1	1	0	1	2																				
George Kell, R (1, 7) OBP: 0.391, SLG: 0.506	0-0 3-H F9		0-0 6-3				0-0 F4		0-0 5-3	4	0	0	0	0	0	1																				
Sammy White, R (1, 2) OBP: 0.288, SLG: 0.417	0-0 F6			0-0 HR		4-0 BB		0-0 F8		3	1	1	1	1	0	1																				
Ted Lepcio, R (1, 5) OBP: 0.301, SLG: 0.349		0-0 6-3 1B 2B		0-3 K		0-0 F8		0-0 5-3		4	1	1	0	0	1	1																				
Tom Umphlett, R (1, 8) OBP: 0.329, SLG: 0.396		0-0 F2		4-0 1B BB		0-3 K		0-0 F7		3	0	0	0	1	1	2																				
Johnny Lipon, R (1, 6) OBP: 0.311, SLG: 0.317 Del Wilber, R (7, PH) OBP: 0.344, SLG: 0.700 Mitt Bolling, R (8, 6) OBP: 0.307, SLG: 0.304		0-0 6-3 2-3		0-0 1B		0-3 K		4-0 BB BB		2	0	1	0	0	0	1																				
Sid Hudson, R (1, 1) OBP: 0.208, SLG: 0.208 Billy Consolo, R (7, PH) OBP: 0.200, SLG: 0.350 Ben Flowers, R (8, 1) Hoot Evers, R (8, PH) OBP: 0.336, SLG: 0.496		0-0 2-3 1B		0-0 F5		0-0 F8		0-3 K		1	0	0	0	0	0	0																				
Inning Stats	R: 1 E: 1 K: 1 S: 7	H: 2 LOB: 1 BB: 0 P: 7	R: 0 E: 0 K: 0 S: 5	H: 2 LOB: 1 BB: 0 P: 5	R: 0 E: 0 K: 1 S: 3	H: 0 LOB: 0 BB: 0 P: 3	R: 1 E: 0 K: 1 S: 6	H: 2 LOB: 1 BB: 1 P: 10	R: 0 E: 0 K: 0 S: 3	H: 0 LOB: 0 BB: 0 P: 3	R: 0 E: 0 K: 1 S: 5	H: 0 LOB: 1 BB: 1 P: 9	R: 0 E: 1 K: 2 S: 9	H: 2 LOB: 2 BB: 0 P: 9	R: 0 E: 0 K: 0 S: 3	H: 0 LOB: 0 BB: 0 P: 3	R: 0 E: 0 K: 1 S: 5	H: 0 LOB: 1 BB: 1 P: 9	1B: 4 2B: 2 3B: 1 HR: 1	SF: 0 SAC: 0 DP: 0 HBP: 0	WP: 0 PB: 0 SB: 0 CS: 0	PA: 37														
PITCHER	IP	WLS	BF	H	R	ER	SO	BB	IBB	HBP	BLK	WP	HR	S	P	ERA	WHIP	PITCHER	IP	WLS	BF	H	R	ER	SO	BB	IBB	HBP	BLK	WP	HR	S	P	ERA	WHIP	
Billy Hoelt, L (1, 1) ERA: 4.52	9.0	W	37	8	3	3	6	3	0	0	0	0	1	46	58	3.00	1.222																			



Batter	1	2	3	4	5	6	7	8	9	AB	R	H	RBI	BB	SO	LOB	TOP				
Harvey Kuenn, R (1,6) OBP: 0.336, SLG: 0.333 Ray Herbert, R (5,1) Pat Mullin, L (9,PH) OBP: 0.419, SLG: 0.462	F7		1-3		FC4-6					3	0	0	0	0	0	2	Detroit Tigers @ Boston Red Sox Fenway Park, Boston, MA Wed Jun 17 1953, 3:33 AM EDT Att: 5,750 - Unknown				
Johnny Pesky, L (1,4) OBP: 0.354, SLG: 0.349 Jerry Priddy, R (5,4) Ray Boone, R (1,5) OBP: 0.400, SLG: 0.441	BB						5-3		1B	1	0	1	0	1	0	0					
Bob Nieman, R (1,9) OBP: 0.354, SLG: 0.486	F8									4	0	0	0	0	1	3					
Jim Delsing, L (1,8) OBP: 0.356, SLG: 0.440 Steve Souchock, R (5,7) OBP: 0.341, SLG: 0.600		4-3								2	0	0	0	0	0	0					
Walt Drogo, R (1,3) OBP: 0.266, SLG: 0.345	F9									4	1	1	0	0	0	0					
Matt Batts, R (1,2) OBP: 0.322, SLG: 0.439 Johnny Bucha, R (5,2) OBP: 0.304, SLG: 0.167		6-3								2	0	0	0	0	0	0					
Don Lund, R (1,7) OBP: 0.346, SLG: 0.371										3	0	0	0	1	1	2					
Dick Marlowe, R (1,1) OBP: 0.200, SLG: 0.200 Earl Harrist, R (2,1) Hal Erickson, R (4,1) Fred Hatfield, L (5,PH) OBP: 0.344, SLG: 0.280										0	0	0	0	0	0	0					
Inning Stats	R: 0 E: 0 K: 0 S: 3	H: 0 LOB: 1 BB: 1 P: 7	R: 0 E: 0 K: 0 S: 3	H: 0 LOB: 0 BB: 0 P: 3	R: 0 E: 0 K: 0 S: 4	H: 1 LOB: 2 BB: 1 P: 8	R: 0 E: 0 K: 1 S: 5	H: 0 LOB: 0 BB: 0 P: 5	R: 0 E: 0 K: 1 S: 6	H: 1 LOB: 1 BB: 0 P: 6	R: 0 E: 0 K: 0 S: 4	H: 1 LOB: 3 BB: 2 P: 12	R: 0 E: 0 K: 0 S: 2	H: 0 LOB: 0 BB: 1 P: 6	R: 1 E: 1 K: 1 S: 7	H: 1 LOB: 2 BB: 1 P: 11		1B: 5 2B: 0 3B: 0 HR: 0	SF: 0 SAC: 0 DP: 1 HBP: 0	WP: 0 PB: 0 SB: 0 CS: 0	PA: 38
PITCHER Willard Nixon, R (1,1) ERA: 1.23	IP: 9.0 WLS: W BF: 38 H: 5 R: 1 ER: 0 SO: 4 BB: 6 IBB: 0 HBP: 0 BLK: 0 WP: 0 HR: 0 S: 40 P: 64 ERA: 0.00 WHIP: 1.222											PITCHER	IP: 9.0 WLS: W BF: 38 H: 5 R: 1 ER: 0 SO: 4 BB: 6 IBB: 0 HBP: 0 BLK: 0 WP: 0 HR: 0 S: 40 P: 64 ERA: 0.00 WHIP: 1.222								


Batter	1	2	3	4	5	6	7	8	9	AB	R	H	RBI	BB	SO	LOB	BOTTOM			
Billy Goodman, L (1,4) OBP: 0.416, SLG: 0.431										3	2	3	2	3	0	0	Detroit Tigers @ Boston Red Sox Fenway Park, Boston, MA Wed Jun 17 1953, 3:33 AM EDT Att: 5,750 - Unknown			
Jim Piersall, R (1,9) OBP: 0.317, SLG: 0.331										5	3	1	1	0	1	5				
Dick Gemert, R (1,3) OBP: 0.391, SLG: 0.461										4	4	3	4	2	0	1				
Floyd Baker, L (1,5) OBP: 0.359, SLG: 0.322										4	2	2	3	2	0	3				
Sammy White, R (1,2) OBP: 0.299, SLG: 0.422										5	0	3	3	1	1	2				
Gene Stephens, L (1,7) OBP: 0.293, SLG: 0.296 George Kell, R (8,7) OBP: 0.389, SLG: 0.503										5	0	0	0	0	0	5				
Tom Umphlett, R (1,8) OBP: 0.343, SLG: 0.409										5	2	4	1	0	0	1				
Johnny Lipon, R (1,6) OBP: 0.327, SLG: 0.356 Milt Bolling, R (8,6) OBP: 0.305, SLG: 0.302										4	2	2	1	0	1	4				
Willard Nixon, L (1,1) OBP: 0.391, SLG: 0.381										4	2	2	2	1	1	2				
Inning Stats	R: 2 E: 0 K: 1 S: 5	H: 1 LOB: 1 BB: 2 P: 13	R: 2 E: 0 K: 1 S: 8	H: 3 LOB: 3 BB: 2 P: 16	R: 0 E: 0 K: 2 S: 8	H: 1 LOB: 2 BB: 1 P: 12	R: 7 E: 1 K: 0 S: 9	H: 6 LOB: 1 BB: 2 P: 17	R: 1 E: 0 K: 0 S: 6	H: 3 LOB: 2 BB: 0 P: 6	R: 0 E: 0 K: 0 S: 4	H: 1 LOB: 1 BB: 0 P: 4	R: 0 E: 0 K: 0 S: 4	H: 1 LOB: 1 BB: 0 P: 4	R: 5 E: 0 K: 1 S: 8	H: 4 LOB: 0 BB: 2 P: 16		1B: 13 2B: 7 3B: 0 HR: 2	SF: 0 SAC: 1 DP: 2 HBP: 0	WP: 1 PB: 0 SB: 0 CS: 3
PITCHER Dick Marlowe, R (1,1) ERA: 3.83 Earl Harrist, R (2,1) ERA: 7.01 Hal Erickson, R (4,1) ERA: 5.04 Ray Herbert, R (5,1) ERA: 10.08	IP: 1.1 WLS: L BF: 10 H: 4 R: 4 ER: 4 SO: 4 BB: 3 IBB: 0 HBP: 0 BLK: 0 WP: 1 HR: 0 S: 9 P: 21 ERA: 27.00 WHIP: 5.250											PITCHER	IP: 1.1 WLS: L BF: 10 H: 4 R: 4 ER: 4 SO: 4 BB: 3 IBB: 0 HBP: 0 BLK: 0 WP: 1 HR: 0 S: 9 P: 21 ERA: 27.00 WHIP: 5.250							



Batter	1	2	3	4	5	6	7	8	9	AB	R	H	RBI	BB	SO	LOB	TOP																
Harvey Kuenn, R (1,6) OBP: 0.335, SLG: 0.332	F5		L9				1-6-3			4	0	1	0	0	0	1																	
Johnny Pesky, L (1,4) OBP: 0.350, SLG: 0.337	FC6-4 BB		1-3				F6		F4	3	0	0	0	1	0	2																	
Ray Boone, R (1,5) OBP: 0.396, SLG: 0.430	FC6-4 1-2						F7	SH3-4 1B BB	F4	3	1	0	0	1	0	1																	
Bob Nieman, R (1,9) OBP: 0.354, SLG: 0.484	FC6-4 1-2						6-3	SH3-4 1-2		3	0	1	0	0	0	1																	
Jim Delsing, L (1,8) OBP: 0.359, SLG: 0.439			F6						F7	3	1	1	1	1	0	1																	
Walt Dropo, R (1,3) OBP: 0.273, SLG: 0.365	K									4	1	3	2	0	1	0																	
Matt Batts, R (1,2) OBP: 0.321, SLG: 0.434	F2									4	0	1	0	0	0	1																	
Don Lund, R (1,7) OBP: 0.339, SLG: 0.363			F7						G5-4-3 1B	4	0	0	0	0	0	2																	
Ned Garver, R (1,1) OBP: 0.231, SLG: 0.250										1	0	0	0	1	1	0																	
Steve Gromek, S (6,1)										1	0	0	0	0	1	0																	
Dick Weik, R (7,1)										0	0	0	0	0	0	0																	
Earl Harrist, R (7,1)										0	0	0	0	0	0	0																	
Pat Mullin, L (9, PH) OBP: 0.409, SLG: 0.450										1	0	0	0	0	0	1																	
Inning Stats	R: 0 E: 0 K: 0 S: 3	H: 0 LOB: 1 BB: 1 P: 7	R: 0 E: 0 K: 1 S: 5	H: 0 LOB: 2 BB: 0 P: 5	R: 0 E: 0 K: 0 S: 3	H: 0 LOB: 1 BB: 1 P: 7	R: 2 E: 0 K: 0 S: 4	H: 1 LOB: 0 BB: 1 P: 8	R: 0 E: 0 K: 1 S: 6	H: 1 LOB: 1 BB: 0 P: 6	R: 0 E: 0 K: 1 S: 5	H: 0 LOB: 0 BB: 0 P: 5	R: 0 E: 0 K: 0 S: 4	H: 1 LOB: 1 BB: 0 P: 4	R: 0 E: 0 K: 0 S: 4	H: 2 LOB: 1 BB: 0 P: 4	1B: 6 2B: 0 3B: 0 HR: 1	SF: 0 SAC: 1 DP: 1 HBP: 0	WP: 0 PB: 0 SB: 0 CS: 0	PA: 36													
PITCHER	IP WLS BF H R ER SO BB IBB HBP BLK WP HR S P ERA WHIP																																
Mary Grissom, R (1,1) ERA: 3.05	3.0	11	0	0	0	1	2	0	0	0	0	0	0	11	19	0.00	0.667																
Hersh Freeman, R (4,1) ERA: 3.89	2.0	9	2	2	2	1	1	0	0	0	0	0	1	10	14	9.00	1.500																
Ellis Kinder, R (6,1) ERA: 1.77	4.0	W	16	5	1	1	1	1	0	0	0	0	0	17	21	2.25	1.500																

Detroit Tigers @ Boston Red Sox
Fenway Park, Boston, MA
Thu Jun 18 1953, 3:33 AM EDT
Att: 3,108 - Unknown


AB 31
R 3
H 7
RBI 3
BB 4
SO 3
LOB 10



Batter	1	2	3	4	5	6	7	8	9	AB	R	H	RBI	BB	SO	LOB	BOTTOM																	
Billy Goodman, L (1,4) OBP: 0.434, SLG: 0.447										4	2	4	2	1	0	0																		
Ted Lepcio, R (7, PR) OBP: 0.309, SLG: 0.357										1	2	1	0	0	0	0																		
Jim Piersall, R (1,9) OBP: 0.318, SLG: 0.332										5	1	2	3	0	1	3																		
Al Zarilla, L (7, PH) OBP: 0.385, SLG: 0.233										1	1	1	0	1	0	0																		
Dick Gemert, R (1,3) OBP: 0.396, SLG: 0.474										5	2	2	4	2	2	5																		
Floyd Baker, L (1,5) OBP: 0.358, SLG: 0.323										3	0	1	0	0	0	3																		
Ellis Kinder, R (6,1) OBP: 0.636, SLG: 0.727										4	2	2	2	0	2	4																		
Sammy White, R (1,2) OBP: 0.312, SLG: 0.429										6	4	4	2	1	0	2																		
Gene Stephens, L (1,7) OBP: 0.303, SLG: 0.310										6	3	3	3	1	0	4																		
Tom Umphlett, R (1,8) OBP: 0.354, SLG: 0.414										5	2	3	3	1	0	2																		
Johnny Lipon, R (1,6) OBP: 0.364, SLG: 0.367										4	3	2	3	2	1	3																		
Marv Grissom, R (1,1) ERA: 5.18										1	0	0	0	0	0	2																		
Hersh Freeman, R (4,1) ERA: 9.75										1	0	1	0	0	0	0																		
George Kell, R (6,5) OBP: 0.396, SLG: 0.503										4	1	1	0	0	0	6																		
Inning Stats	R: 0 E: 0 K: 2 S: 8	H: 1 LOB: 1 BB: 0 P: 8	R: 3 E: 1 K: 1 S: 9	H: 4 LOB: 2 BB: 1 P: 13	R: 0 E: 0 K: 0 S: 5	H: 2 LOB: 2 BB: 0 P: 5	R: 0 E: 1 K: 0 S: 5	H: 1 LOB: 2 BB: 0 P: 5	R: 0 E: 0 K: 0 S: 3	H: 0 LOB: 0 BB: 0 P: 3	R: 2 E: 1 K: 1 S: 6	H: 2 LOB: 1 BB: 2 P: 14	R: 17 E: 0 K: 1 S: 19	H: 14 LOB: 3 BB: 6 P: 43	R: 1 E: 1 K: 1 S: 8	H: 3 LOB: 2 BB: 0 P: 8	1B: 24 2B: 2 3B: 0 HR: 1	SF: 0 SAC: 1 DP: 0 HBP: 0	WP: 1 PB: 0 SB: 1 CS: 1	PA: 60														
PITCHER	IP WLS BF H R ER SO BB IBB HBP BLK WP HR S P ERA WHIP																																	
Ned Garver, R (1,1) ERA: 5.18	5.1	L	29	10	5	4	3	2	0	0	0	0	0	1	13	25	81.00	9.000																
Steve Gromek, R (6,1) ERA: 9.75	1.0		12	7	9	9	2	2	1	0	0	0	1	0	4	8	54.00	12.000																
Dick Weik, R (7,1) ERA: 108.0	0.1		5	3	2	2	0	1	0	0	0	1	0	4	8	47.25	7.500																	
Earl Harrist, R (7,1) ERA: 8.33	1.1		14	7	7	7	1	3	0	0	0	0	0	13	25	47.25	7.500																	

Detroit Tigers @ Boston Red Sox
Fenway Park, Boston, MA
Thu Jun 18 1953, 3:33 AM EDT
Att: 3,108 - Unknown

AB 50
R 23
H 27
RBI 22
BB 9
SO 6
LOB 34



Batter	1	2	3	4	5	6	7	8	9	AB	R	H	RBI	BB	SO	LOB	TOP										
Johnny Groth, R (1,8) OBP: 0.305, SLG: 0.357	1-3		K			6-3		P6		4	0	0	0	0	1	1											
Roy Sievers, R (1,3) OBP: 0.316, SLG: 0.317	HR		6-3			6-3			6-3	4	1	1	1	0	0	0											
Jim Dyck, R (1,5) OBP: 0.317, SLG: 0.296	5-3			K			L7		L5	4	0	0	0	0	1	0											
Don Lenhardt, R (1,7) OBP: 0.333, SLG: 0.367	1B			F9			5-3		1B	4	0	2	0	0	0	0											
Vic Wertz, L (1,9) OBP: 0.368, SLG: 0.431	F2			L4			1B		4-3	4	0	1	0	0	0	2											
Les Moss, R (1,2) OBP: 0.344, SLG: 0.379		K				F8			K	3	0	0	0	0	2	1											
Billy Hunter, R (1,6) OBP: 0.301, SLG: 0.299		F7				1-3				3	0	1	0	0	0	0											
Bobby Young, L (1,4) OBP: 0.328, SLG: 0.353		F8				1-3				3	0	0	0	0	0	1											
Don Larsen, R (1,1) OBP: 0.200, SLG: 0.235 Satchel Paige, R (5,1)				4-3						1	0	0	0	0	0	0											
Dick Kokos, L (8, PH) OBP: 0.393, SLG: 0.378 Marlin Stuart, L (8,1) OBP: 0.333, SLG: 0.444						6-3			K	1	0	0	0	0	0	0											
Inning Stats	R: 1 E: 0 K: 0 S: 5	H: 2 LOB: 1 BB: 0 P: 5	R: 0 E: 0 K: 1 S: 5	H: 0 LOB: 0 BB: 0 P: 5	R: 0 E: 0 K: 1 S: 5	H: 0 LOB: 0 BB: 0 P: 5	R: 0 E: 0 K: 1 S: 3	H: 0 LOB: 0 BB: 0 P: 3	R: 0 E: 0 K: 1 S: 6	H: 1 LOB: 1 BB: 0 P: 6	R: 0 E: 0 K: 1 S: 6	H: 1 LOB: 1 BB: 0 P: 6	R: 0 E: 0 K: 0 S: 4	H: 1 LOB: 1 BB: 0 P: 4	1B: 3 2B: 0 3B: 1 HR: 1	SF: 0 SAC: 0 DP: 0 HBP: 0	WP: 0 PB: 0 SB: 0 CS: 0	PA: 32									
PITCHER	IP	WLS	BF	H	R	ER	SO	BB	IBB	HBP	BLK	WP	HR	S	P	ERA	WHIP										
Mickey McDermott, L (1,1) ERA: 4.01	6.0	W	20	2	1	1	3	0	0	0	0	0	1	26	26	1.50	0.333										
Ellis Kinder, R (7,1) ERA: 1.63	3.0	S	12	3	0	0	2	0	0	0	0	0	0	16	16	0.00	1.000										

St. Louis Browns @ Boston Red Sox
Fenway Park, Boston, MA
Fri Jun 19 1953, 3:33 AM EDT
Att: 10,567 - Unknown - 78 F


AB	32
R	1
H	5
RBI	1
BB	0
SO	5
LOB	6



Batter	1	2	3	4	5	6	7	8	9	AB	R	H	RBI	BB	SO	LOB	BOTTOM										
Billy Goodman, L (1,4) OBP: 0.444, SLG: 0.469	1B		F8			1B		FC6-4		4	1	3	2	1	0	0											
Jim Piersall, R (1,9) OBP: 0.320, SLG: 0.341	F9				2B	6-3		BB	FC6-4	5	1	2	1	0	0	4											
Dick Gemert, R (1,3) OBP: 0.398, SLG: 0.469	E5		P5		1B			FC4-6		2	0	0	0	2	0	2											
Floyd Baker, L (1,5) OBP: 0.361, SLG: 0.319 George Kell, R (6, PH) OBP: 0.397, SLG: 0.503	G4-3				BB	FC4-6		FC4-6		1	0	0	0	1	0	2											
Sammy White, R (1,2) OBP: 0.307, SLG: 0.421		K	FC5-4		1B	G6-4-3		P3		4	0	0	0	0	1	5											
Gene Stephens, L (1,7) OBP: 0.302, SLG: 0.308		K			F9	5-3		F8		4	1	1	0	0	1	1											
Tom Umphlett, R (1,8) OBP: 0.357, SLG: 0.428					L4					4	0	2	0	0	0	1											
Johnny Lipon, R (1,6) OBP: 0.339, SLG: 0.340	E6				4-3			P4		4	0	0	0	0	0	3											
Mickey McDermott, L (1,1) OBP: 0.371, SLG: 0.500 Ellis Kinder, R (7,1) OBP: 0.563, SLG: 0.667	FC4-6					K		F8		2	1	0	0	1	1	2											
Inning Stats	R: 0 E: 1 K: 0 S: 4	H: 1 LOB: 1 BB: 0 P: 4	R: 0 E: 1 K: 2 S: 9	H: 1 LOB: 2 BB: 0 P: 9	R: 0 E: 0 K: 0 S: 3	H: 0 LOB: 0 BB: 0 P: 3	R: 2 E: 0 K: 1 S: 7	H: 3 LOB: 1 BB: 1 P: 11	R: 2 E: 0 K: 0 S: 5	H: 2 LOB: 1 BB: 1 P: 9	R: 0 E: 0 K: 0 S: 3	H: 0 LOB: 1 BB: 1 P: 7	R: 0 E: 0 K: 0 S: 4	H: 1 LOB: 2 BB: 1 P: 8	1B: 4 2B: 4 3B: 1 HR: 0	SF: 0 SAC: 0 DP: 2 HBP: 0	WP: 0 PB: 0 SB: 0 CS: 0	PA: 38									
PITCHER	IP	WLS	BF	H	R	ER	SO	BB	IBB	HBP	BLK	WP	HR	S	P	ERA	WHIP										
Don Larsen, R (1,1) ERA: 3.7	4.1	L	22	6	2	2	3	2	0	0	0	0	0	9	17	6.75	1.846										
Satchel Paige, R (5,1) ERA: 2.96	2.2		11	2	2	2	0	2	0	0	0	0	0	4	8	0.00	2.000										
Marlin Stuart, R (8,1) ERA: 4.3	1.0		5	1	0	0	0	1	0	0	0	0	0	4	8	0.00	2.000										

St. Louis Browns @ Boston Red Sox
Fenway Park, Boston, MA
Fri Jun 19 1953, 3:33 AM EDT
Att: 10,567 - Unknown - 78 F

AB	33
R	4
H	9
RBI	4
BB	5
SO	3
LOB	22



Batter	1	2	3	4	5	6	7	8	9	AB	R	H	RBI	BB	SO	LOB	TOP			
Neil Berry, R OBP: 0.382, SLG: 0.515 (1,4)	F8	1B						5-3		4	0	2	0	0	0	0	St. Louis Browns @ Boston Red Sox Fenway Park, Boston, MA Sat Jun 20 1953, 3:33 AM EDT Att: 7,203 - Sunny - 97 F			
Roy Sievers, R OBP: 0.314, SLG: 0.315 (1,3)	1B BB 1B	K						1-3		4	1	1	0	0	2	2				
Jim Dyck, R OBP: 0.316, SLG: 0.291 (1,5)	1B 1-2 1B BB							K		3	1	0	0	1	2	1				
Don Lenhardt, R OBP: 0.343, SLG: 0.375 (1,7)	1B 1-2 1-3 1B							F3		4	0	2	0	0	1	0				
Vic Wertz, L OBP: 0.366, SLG: 0.428 (1,9)	1B 1-3 2-H 3-H 1B							K		4	0	1	2	0	2	1				
Johnny Groth, R OBP: 0.300, SLG: 0.351 (1,8)	FC5-2-5 1-2 1-2 3-H 1B							K		4	0	0	0	0	1	2				
Clint Courtney, L OBP: 0.282, SLG: 0.246 (1,2)	3-1							L8		3	0	0	0	0	0	2				
Billy Hunter, R OBP: 0.297, SLG: 0.295 (1,6)		6-3						6-3		3	0	0	0	0	1	0				
Mike Blyzka, R (1,1)		L5						L9		0	0	0	0	0	0	0				
Marlin Stuart, L OBP: 0.300, SLG: 0.400 (1,1)								F9		1	0	0	0	0	0	0				
Harry Brecheen, L OBP: 0.143, SLG: 0.143 (4,1)										2	0	0	0	0	0	0				
Inning Stats	R: 2 E: 0 K: 0 S: 6	H: 3 LOB: 2 BB: 1 P: 10	R: 0 E: 0 K: 1 S: 6	H: 1 LOB: 1 BB: 0 P: 6	R: 0 E: 0 K: 2 S: 7	H: 1 LOB: 0 BB: 0 P: 7	R: 0 E: 0 K: 1 S: 5	H: 0 LOB: 0 BB: 0 P: 5	R: 0 E: 0 K: 2 S: 7	H: 1 LOB: 1 BB: 0 P: 6	R: 0 E: 0 K: 0 S: 3	H: 0 LOB: 0 BB: 0 P: 3	R: 0 E: 0 K: 1 S: 5	H: 0 LOB: 0 BB: 0 P: 5	R: 0 E: 0 K: 1 S: 5	H: 0 LOB: 0 BB: 0 P: 5	1B: 6 2B: 0 3B: 0 HR: 0	SF: 0 SAC: 0 DP: 0 HBP: 0	WP: 0 PB: 0 SB: 1 CS: 1	PA: 34
PITCHER Mel Parnell, L ERA: 3.06 (1,1)	IP: 9.0 WLS: W BF: 33 H: 6 R: 2 ER: 2 SO: 9 BB: 1 IBB: 0 HBP: 0 BLK: 0 WP: 0 HR: 0 S: 50 P: 54 ERA: 2.00 WHIP: 0.778															PITCHER				

Batter	1	2	3	4	5	6	7	8	9	AB	R	H	RBI	BB	SO	LOB	BOTTOM			
Billy Goodman, L OBP: 0.432, SLG: 0.453 (1,4)	F7	F7		K				6-3		5	0	0	0	0	1	6	St. Louis Browns @ Boston Red Sox Fenway Park, Boston, MA Sat Jun 20 1953, 3:33 AM EDT Att: 7,203 - Sunny - 97 F			
Jim Piersall, R OBP: 0.319, SLG: 0.344 (1,9)	1B 1B 2B	6-3		G6-4-3				6-3		4	1	1	0	0	0	3				
Dick Gemert, R OBP: 0.395, SLG: 0.465 (1,3)	1B 2B 1B			P6				1-3		4	1	1	0	0	0	0				
Floyd Baker, L OBP: 0.375, SLG: 0.337 (1,5)	1B 2B 1B			F9				E7		4	0	3	1	0	0	0				
Sammy White, R OBP: 0.306, SLG: 0.422 (1,2)	1B 1-3 2-H 2B			F8				F7		4	0	1	1	0	0	2				
Gene Stephens, L OBP: 0.301, SLG: 0.303 (1,7)	K			1B 1B 1B BB				G3		3	1	0	0	1	1	3				
Tom Umphlett, R OBP: 0.365, SLG: 0.435 (1,8)	L8			1B 1-2 1B				FC6 1B		4	1	3	0	0	0	2				
Johnny Lipon, R OBP: 0.349, SLG: 0.339 (1,6)		SH3-4 BB		1B 1-2 1B				F5		3	0	1	0	1	0	2				
Mel Parnell, L OBP: 0.302, SLG: 0.293 (1,1)		SH3-4		1-3 2-H 1B				B5		3	0	2	2	0	0	1				
Inning Stats	R: 2 E: 0 K: 1 S: 9	H: 4 LOB: 2 BB: 0 P: 9	R: 0 E: 0 K: 0 S: 3	H: 0 LOB: 1 BB: 1 P: 7	R: 0 E: 0 K: 1 S: 7	H: 0 LOB: 0 BB: 0 P: 3	R: 2 E: 0 K: 1 S: 7	H: 3 LOB: 1 BB: 1 P: 11	R: 0 E: 1 K: 0 S: 4	H: 1 LOB: 1 BB: 0 P: 4	R: 0 E: 0 K: 0 S: 4	H: 1 LOB: 0 BB: 0 P: 4	R: 0 E: 0 K: 0 S: 5	H: 2 LOB: 2 BB: 0 P: 5	R: 0 E: 1 K: 0 S: 5	H: 0 LOB: 0 BB: 0 P: 5		1B: 10 2B: 2 3B: 0 HR: 0	SF: 0 SAC: 1 DP: 1 HBP: 0	WP: 0 PB: 0 SB: 0 CS: 0
PITCHER Mike Blyzka, R ERA: 5.04 (1,1)	IP: 0.1 WLS: L BF: 13 H: 3 R: 2 ER: 2 SO: 1 BB: 2 IBB: 0 HBP: 0 BLK: 0 WP: 0 HR: 0 S: 13 P: 21 ERA: 6.75 WHIP: 1.875															PITCHER				
PITCHER Marlin Stuart, R ERA: 4.46 (1,1)	IP: 2.2 WLS: L BF: 13 H: 3 R: 2 ER: 2 SO: 1 BB: 2 IBB: 0 HBP: 0 BLK: 0 WP: 0 HR: 0 S: 13 P: 21 ERA: 6.75 WHIP: 1.875															PITCHER				
PITCHER Harry Brecheen, L ERA: 3.1 (4,1)	IP: 5.0 WLS: L BF: 19 H: 5 R: 0 ER: 0 SO: 1 BB: 0 IBB: 0 HBP: 0 BLK: 0 WP: 0 HR: 0 S: 21 P: 21 ERA: 0.00 WHIP: 1.000															PITCHER				

Batter	1	2	3	4	5	6	7	8	9	AB	R	H	RBI	BB	SO	LOB	TOP			
Neil Berry, R OBP: 0.378, SLG: 0.500 Jim Dyck, R OBP: 0.314, SLG: 0.289	F8		E7			P4			E6	3	0	1	1	0	0	0	St. Louis Browns @ Boston Red Sox Fenway Park, Boston, MA Sun Jun 21 1953, 3:33 AM EDT Sunny - 74 F			
Bobby Young, L OBP: 0.327, SLG: 0.351	6-3		K			3-1				4	0	1	0	0	1	1				
Vic Wertz, L OBP: 0.360, SLG: 0.420	F8				F8				1-3	4	0	0	0	0	2					
Dick Kryhoski, L OBP: 0.348, SLG: 0.482		G3			L3				4-3	4	0	0	0	0	2					
Don Lenhardt, R OBP: 0.329, SLG: 0.358		5-3			F8					3	0	0	0	0	0					
Clint Courtney, L OBP: 0.276, SLG: 0.241		F9				F3			4-3	3	0	0	0	0	0					
Johnny Groth, R OBP: 0.300, SLG: 0.351			E		F9				K	3	1	1	0	0	1					
Billy Hunter, R OBP: 0.293, SLG: 0.291			6-3		6-3				F9	3	0	0	0	0	1					
Duane Pilette, R OBP: 0.278, SLG: 0.143 Hank Edwards, L (9, PH) OBP: 0.291, SLG: 0.260			F8			K			5-3	2	0	0	0	0	1					
Inning Stats	R: 0 E: 0 K: 0 S: 3	H: 0 LOB: 0 BB: 0 P: 3	R: 0 E: 0 K: 0 S: 3	H: 0 LOB: 0 BB: 0 P: 3	R: 1 E: 1 K: 1 S: 7	H: 2 LOB: 1 BB: 0 P: 7	R: 0 E: 0 K: 0 S: 3	H: 0 LOB: 0 BB: 0 P: 3	R: 0 E: 0 K: 1 S: 5	H: 0 LOB: 0 BB: 0 P: 5	R: 0 E: 0 K: 0 S: 3	H: 0 LOB: 0 BB: 0 P: 3	R: 0 E: 0 K: 1 S: 5	H: 0 LOB: 0 BB: 0 P: 5	R: 0 E: 1 K: 0 S: 5	H: 1 LOB: 2 BB: 0 P: 5	1B: 3 2B: 0 3B: 0 HR: 0	SF: 0 SAC: 0 DP: 0 HBP: 0	WP: 0 PB: 0 SB: 0 CS: 0	PA: 31
PITCHER Hal Brown, R ERA: 3.87	IP: 9.0 WLS: W BF: 31 H: 3 R: 1 ER: 1 SO: 3 BB: 0 IBB: 0 HBP: 0 BLK: 0 WP: 0 HR: 0 S: 37 P: 37 ERA: 1.00 WHIP: 0.333																			

Batter	1	2	3	4	5	6	7	8	9	AB	R	H	RBI	BB	SO	LOB	BOTTOM	
Billy Goodman, L OBP: 0.422, SLG: 0.442	F7		FC4-6			L8			6-3	4	0	0	2	0	0	2	St. Louis Browns @ Boston Red Sox Fenway Park, Boston, MA Sun Jun 21 1953, 3:33 AM EDT Sunny - 74 F	
Jim Piersall, R OBP: 0.318, SLG: 0.346	6-3		CS			E5			G2	4	0	1	0	0	0	1		
Dick Gemert, R OBP: 0.393, SLG: 0.462	G3				5-3				5-3	4	0	1	0	0	0	2		
Floyd Baker, L OBP: 0.379, SLG: 0.337		1-4-3			F8				SH3-4	3	0	1	0	1	0	1		
Del Wilber, R OBP: 0.343, SLG: 0.667		6-3				BB			3-1	3	0	1	0	0	0	2		
Gene Stephens, L OBP: 0.300, SLG: 0.298		3-1							SH3-4	3	0	0	0	1	0	2		
Tom Umphlett, R OBP: 0.368, SLG: 0.442			1B		6-3				E6	4	2	2	0	0	1	3		
Mitt Bolling, R OBP: 0.302, SLG: 0.299 Al Zarilla, L (7, PH) OBP: 0.400, SLG: 0.233 Johnny Lipon, R OBP: 0.344, SLG: 0.333			F8		E5				FC6-4	2	0	0	0	0	0	1		
Hal Brown, R OBP: 0.345, SLG: 0.536			FC4-6		F8				6-3	3	0	2	1	0	0	1		
Inning Stats	R: 0 E: 0 K: 0 S: 3	H: 0 LOB: 0 BB: 0 P: 3	R: 0 E: 0 K: 0 S: 3	H: 0 LOB: 0 BB: 0 P: 3	R: 1 E: 0 K: 0 S: 4	H: 2 LOB: 0 BB: 0 P: 4	R: 0 E: 0 K: 0 S: 5	H: 2 LOB: 2 BB: 0 P: 5	R: 0 E: 1 K: 0 S: 4	H: 0 LOB: 1 BB: 1 P: 8	R: 2 E: 1 K: 0 S: 5	H: 2 LOB: 1 BB: 1 P: 9	R: 0 E: 0 K: 1 S: 7	H: 2 LOB: 3 BB: 1 P: 11	1B: 6 2B: 2 3B: 0 HR: 0	SF: 0 SAC: 1 DP: 0 HBP: 0	WP: 0 PB: 0 SB: 0 CS: 2	PA: 37
PITCHER Duane Pilette, R ERA: 4.75	IP: 8.0 WLS: L BF: 35 H: 8 R: 3 ER: 3 SO: 1 BB: 3 IBB: 0 HBP: 0 BLK: 0 WP: 0 HR: 0 S: 34 P: 46 ERA: 3.38 WHIP: 1.375																	

Batter	1	2	3	4	5	6	7	8	9	AB	R	H	RBI	BB	SO	LOB	TOP						
Dale Mitchell, L (1, 7) OBP: 0.311, SLG: 0.393 Bob Kennedy, R (8, 7) OBP: 0.349, SLG: 0.347	F8				G4-6-3		G3		5-3								4 0 1 0 0 0 2 1 0 0 0 0 0 0						
Bobby Avila, R (1, 4) OBP: 0.381, SLG: 0.413	F7																3 0 1 0 1 0 0						
Al Rosen, R (1, 5) OBP: 0.411, SLG: 0.565	K				F5												3 0 0 0 1 1 3						
Luke Easter, L (1, 3) OBP: 0.400, SLG: 0.435 Bill Glynn, L (8, PR) OBP: 0.301, SLG: 0.255 (8, 3)					FC4-6												4 1 1 0 0 0 3 0 1 0 0 0 0 0						
Larry Doby, L (1, 8) OBP: 0.356, SLG: 0.456																	4 2 2 2 0 1 2						
Harry Simpson, L (1, 9) OBP: 0.308, SLG: 0.404																	4 0 1 2 0 0 0						
George Strickland, R (1, 6) OBP: 0.359, SLG: 0.347																	2 0 0 0 2 0 1						
Joe Tipton, R (1, 2) OBP: 0.375, SLG: 0.571 Barney McCosky, L (9, PH) OBP: 0.211, SLG: 0.333																	3 0 0 0 0 1 2 1 0 0 0 0 0 0						
Mike Garcia, R (1, 1) OBP: 0.357, SLG: 0.415 Bob Hooper, R (5, 1) OBP: 0.400, SLG: 0.250 Joe Ginsberg, L (9, PH) OBP: 0.407, SLG: 0.371																	2 0 1 0 0 1 1 0 0 0 0 1 0 0 1 0 0 0 0 1 0						
Inning Stats	R: 0 E: 0 K: 1 S: 5	H: 0 LOB: 0 BB: 0 P: 5	R: 2 E: 0 K: 1 S: 7	H: 2 LOB: 1 BB: 1 P: 11	R: 0 E: 1 K: 0 S: 4	H: 1 LOB: 2 BB: 1 P: 8	R: 0 E: 0 K: 1 S: 5	H: 0 LOB: 0 BB: 0 P: 5	R: 0 E: 0 K: 1 S: 4	H: 2 LOB: 1 BB: 0 P: 4	R: 0 E: 0 K: 1 S: 5	H: 0 LOB: 0 BB: 0 P: 5	R: 0 E: 0 K: 0 S: 2	H: 0 LOB: 1 BB: 2 P: 10	R: 2 E: 0 K: 0 S: 5	H: 2 LOB: 1 BB: 1 P: 9	R: 0 E: 0 K: 1 S: 5	H: 0 LOB: 0 BB: 0 P: 5	1B: 5 2B: 0 3B: 2 HR: 0	SF: 0 SAC: 0 DP: 2 HBP: 0	WP: 0 PB: 0 SB: 0 CS: 0	PA: 37	
PITCHER Willard Nixon, R (1, 1) ERA: 1.64	IP: 9.0 WLS: W BF: 37 H: 7 R: 4 ER: 4 SO: 5 BB: 5 IBB: 0 HBP: 0 BLK: 0 WP: 0 HR: 0 S: 42 P: 62 ERA: 4.00 WHIP: 1.333											PITCHER	IP: 9.0 WLS: W BF: 37 H: 7 R: 4 ER: 4 SO: 5 BB: 5 IBB: 0 HBP: 0 BLK: 0 WP: 0 HR: 0 S: 42 P: 62 ERA: 4.00 WHIP: 1.333										

Cleveland Indians @ Boston Red Sox
Fenway Park, Boston, MA
Tue Jun 23 1953, 3:33 AM EDT
Att: 5,346 - Unknown

AB 32
R 4
H 7
RBI 4
BB 5
SO 5
LOB 14



Batter	1	2	3	4	5	6	7	8	9	AB	R	H	RBI	BB	SO	LOB	BOTTOM						
Billy Goodman, L (1, 4) OBP: 0.434, SLG: 0.447					F7												3 2 1 0 2 0 2						
Hoot Evers, R (1, 7) OBP: 0.344, SLG: 0.500																	4 1 2 1 0 1 1						
Dick Gemert, R (1, 3) OBP: 0.391, SLG: 0.461																	5 0 1 2 0 1 4						
George Kell, R (1, 5) OBP: 0.381, SLG: 0.497																	5 1 2 0 0 1 3						
Sammy White, R (1, 2) OBP: 0.309, SLG: 0.440																	4 1 3 2 0 0 1						
Tom Umphlett, R (1, 8) OBP: 0.382, SLG: 0.433																	3 0 1 1 0 0 2						
Jim Piersall, R (1, 9) OBP: 0.319, SLG: 0.342																	3 0 1 0 1 0 0						
Johnny Lipon, R (1, 6) OBP: 0.338, SLG: 0.317 Floyd Baker, L (6, PH) OBP: 0.376, SLG: 0.333 Mitt Bolling, R (6, 6) OBP: 0.306, SLG: 0.303																	1 1 0 0 1 1 2 1 0 0 0 0 0 3 1 0 1 0 0 0 0						
Willard Nixon, L (1, 1) OBP: 0.385, SLG: 0.348																	2 0 0 0 1 0 5						
Inning Stats	R: 0 E: 0 K: 0 S: 3	H: 1 LOB: 0 BB: 0 P: 3	R: 1 E: 0 K: 1 S: 8	H: 3 LOB: 2 BB: 0 P: 8	R: 1 E: 0 K: 2 S: 8	H: 1 LOB: 2 BB: 1 P: 13	R: 1 E: 0 K: 0 S: 4	H: 1 LOB: 2 BB: 2 P: 12	R: 0 E: 0 K: 1 S: 5	H: 2 LOB: 3 BB: 1 P: 9	R: 0 E: 0 K: 1 S: 5	H: 0 LOB: 0 BB: 0 P: 5	R: 1 E: 0 K: 0 S: 4	H: 1 LOB: 0 BB: 0 P: 4	R: 2 E: 0 K: 0 S: 5	H: 3 LOB: 1 BB: 1 P: 9	R: 0 E: 0 K: 1 S: 5	H: 0 LOB: 0 BB: 0 P: 5	1B: 7 2B: 3 3B: 1 HR: 1	SF: 0 SAC: 2 DP: 1 HBP: 1	WP: 0 PB: 0 SB: 0 CS: 0	PA: 40	
PITCHER Mike Garcia, R (1, 1) ERA: 3.01 Bob Hooper, R (5, 1) ERA: 4.94	IP: 4.0 WLS: L BF: 17 H: 4 R: 3 ER: 3 SO: 1 BB: 2 IBB: 0 HBP: 0 BLK: 0 WP: 0 HR: 1 S: 25 P: 38 ERA: 6.75 WHIP: 2.750											PITCHER	IP: 4.0 WLS: L BF: 17 H: 4 R: 3 ER: 3 SO: 1 BB: 2 IBB: 0 HBP: 0 BLK: 0 WP: 0 HR: 1 S: 25 P: 38 ERA: 6.75 WHIP: 2.750										

Cleveland Indians @ Boston Red Sox
Fenway Park, Boston, MA
Tue Jun 23 1953, 3:33 AM EDT
Att: 5,346 - Unknown

AB 32
R 6
H 12
RBI 6
BB 5
SO 4
LOB 23



Batter	1	2	3	4	5	6	7	8	9	10	AB	R	H	RBI	BB	SO	LOB	TOP				
Bobby Avila, R OBP: 0.375, SLG: 0.406 (1.4)	0-0 6-3		0-0 G4-3			0-0 6-3			0-0 F8		4	0	0	0	0	0	2	Cleveland Indians @ Boston Red Sox Fenway Park, Boston, MA Tue Jun 23 1953, 3:38 AM EDT Att: 28,235 - Unknown				
George Strickland, R OBP: 0.364, SLG: 0.346 (1.6)	4-0 L5-3 BB			0-0 F9			0-0 F8 BB 1B		0-0 F8		3	1	1	0	1	0	0					
Al Rosen, R OBP: 0.408, SLG: 0.558 (1.5)	0-0 L5-3			0-0 P5			4-0 BB 1-2		0-0 4-3		3	0	0	0	1	0	1					
Larry Doby, L OBP: 0.354, SLG: 0.452 (1.8)		0-3 K		0-0 4-3			0-0 F8		0-0 L5-3 1B		4	0	1	0	0	1	2					
Bob Kennedy, R OBP: 0.333, SLG: 0.329 (1.9)	0-0 6-3				0-0 P6			0-0 F7		0-0 L5-3	4	0	0	1	0	0	2					
Wally Westlake, R OBP: 0.350, SLG: 0.436 (1.7)	0-0 1-3				0-0 6-3			0-0 L4		0-0 FC6-4 1B	4	0	1	0	0	0	1					
Bill Glynn, L OBP: 0.301, SLG: 0.253 Hank Majeski, R OBP: 0.278, SLG: 0.444 Luke Easter, L OBP: 0.400, SLG: 0.435 (10.3)			0-0 F8			0-0 G3		4-0 BB G6-4-3		0-0 FC6-4 1B	2	0	0	0	1	0	0					
Jim Hegan, R OBP: 0.321, SLG: 0.344 (1.2)			0-0 1B				0-0 F9		0-0 G6-4-3		3	0	1	0	0	0	1					
Bob Chakales, R OBP: 0.333, SLG: 0.333 (1.1)			0-0 G4-3 1B				0-0 F8		0-0 5-3		3	0	1	0	0	0	0					
Inning Stats	R: 0 E: 0 K: 0 S: 2	H: 0 LOB: 0 BB: 1 P: 6	R: 0 E: 0 K: 1 S: 5	H: 0 LOB: 0 BB: 0 P: 5	R: 0 E: 0 K: 0 S: 4	H: 2 LOB: 1 BB: 0 P: 4	R: 0 E: 0 K: 0 S: 3	H: 0 LOB: 0 BB: 0 P: 3	R: 0 E: 0 K: 0 S: 3	H: 0 LOB: 0 BB: 0 P: 3	R: 1 E: 0 K: 0 S: 4	H: 1 LOB: 1 BB: 1 P: 8	R: 0 E: 0 K: 0 S: 2	H: 0 LOB: 0 BB: 1 P: 6	R: 0 E: 0 K: 0 S: 3	H: 0 LOB: 0 BB: 0 P: 3	R: 0 E: 0 K: 0 S: 4		H: 2 LOB: 1 BB: 0 P: 4	1B: 5 2B: 2 3B: 0 HR: 0	SF: 0 SAC: 0 DP: 4 HBP: 0	WP: 0 PB: 0 SB: 0 CS: 0
PITCHER Mickey McDermott, L ERA: 3.64 (1.1)	IP 10.0	WLS W	BF 34	H 5	R 1	ER 1	SO 1	BB 3	IBB 0	HBP 0	BLK 0	WP 0	HR 0	S 33	P 45	ERA 0.90	WHIP 0.800					

AB	31
R	1
H	5
RBI	1
BB	3
SO	1
LOB	10



Batter	1	2	3	4	5	6	7	8	9	10	AB	R	H	RBI	BB	SO	LOB	BOTTOM				
Billy Goodman, L OBP: 0.430, SLG: 0.442 (1.4)	0-0 4-3			0-0 G5-4-3 1B		0-0 P5		0-0 CS	0-0 F9		4	0	1	0	0	0	0	Cleveland Indians @ Boston Red Sox Fenway Park, Boston, MA Tue Jun 23 1953, 3:38 AM EDT Att: 28,235 - Unknown				
Hoot Evers, R OBP: 0.333, SLG: 0.484 (1.7)	0-0 6-3			0-0 G5-4-3		0-0 6-3			0-0 5-3		4	0	0	0	0	0	1					
Dick Gemert, R OBP: 0.369, SLG: 0.455 (1.3)	0-0 F8			0-0 P4			4-0 FC1-4 BB		0-0 F3		3	0	0	0	1	0	0					
George Kell, R OBP: 0.384, SLG: 0.484 (1.5)		0-3 K			0-0 1B PB FC1-2 1B		0-0 FC1-4 G5-4-3		4-0 SH3 BB		3	1	1	0	1	1	1					
Sammy White, R OBP: 0.335, SLG: 0.434 (1.2)	0-0 F7			0-0 F8		0-0 F8		0-0 G5-4-3		0-0 SH3	3	0	0	0	0	0	2					
Tom Umphlett, R OBP: 0.369, SLG: 0.442 (1.8)	0-0 F2				0-0 WP FC1-2 1B			0-0 SH F7 2B		4-0 2B BB	3	1	2	0	1	0	0					
Jim Piersall, R OBP: 0.316, SLG: 0.338 (1.9)			0-0 F9		0-0 FC1-2 WP			0-0 SH CS		0-0 F7	3	0	0	0	0	0	4					
Johney Lipon, R OBP: 0.329, SLG: 0.306 Floyd Baker, L OBP: 0.373, SLG: 0.330 Mitt Bolling, R OBP: 0.309, SLG: 0.313 (9.6)			0-0 F7		0-0 K			0-0 P3		0-0 2B	2	0	0	0	0	1	2					
Mickey McDermott, L OBP: 0.333, SLG: 0.447 (1.1)			0-0 3-1			0-3 K		0-0 F7		1-3 2H 2B	1	0	0	0	0	0	2					
Inning Stats	R: 0 E: 0 K: 0 S: 3	H: 0 LOB: 0 BB: 0 P: 3	R: 0 E: 0 K: 1 S: 5	H: 0 LOB: 0 BB: 0 P: 5	R: 0 E: 0 K: 0 S: 3	H: 1 LOB: 0 BB: 0 P: 3	R: 0 E: 0 K: 1 S: 7	H: 2 LOB: 2 BB: 0 P: 7	R: 0 E: 0 K: 0 S: 5	H: 0 LOB: 0 BB: 0 P: 5	R: 0 E: 0 K: 0 S: 2	H: 0 LOB: 0 BB: 1 P: 6	R: 1 E: 0 K: 0 S: 4	H: 1 LOB: 0 BB: 0 P: 4	R: 0 E: 0 K: 0 S: 3	H: 0 LOB: 0 BB: 0 P: 3	R: 1 E: 0 K: 0 S: 3		H: 1 LOB: 2 BB: 2 P: 11	1B: 3 2B: 2 3B: 0 HR: 0	SF: 0 SAC: 2 DP: 2 HBP: 0	WP: 1 PB: 1 SB: 0 CS: 1
PITCHER Bob Chakales, R ERA: 2.21 (1.1)	IP 9.2	WLS L	BF 35	H 5	R 2	ER 2	SO 3	BB 3	IBB 0	HBP 0	BLK 0	WP 1	HR 0	S 38	P 50	ERA 1.86	WHIP 0.828					

AB	30
R	2
H	5
RBI	2
BB	3
SO	3
LOB	13



Batter	1	2	3	4	5	6	7	8	9	AB	R	H	RBI	BB	SO	LOB	TOP								
Dale Mitchell, L (1.7) OBP: 0.318, SLG: 0.398 Wally Westlake, R (7.7) OBP: 0.361, SLG: 0.446	F8	1B	1B	1B		BB	P4		1B	5	1	3	4	0	0	0									
Bobby Avila, R (1.4) OBP: 0.378, SLG: 0.408	K	1B	1B				4-3		1B	6	1	3	3	0	1	1									
Al Rosen, R (1.5) OBP: 0.410, SLG: 0.563	K	K	F9						1B	5	1	2	1	1	2	3									
Luke Easter, L (1.3) OBP: 0.429, SLG: 0.500 Bill Glynn, L (4.3) OBP: 0.306, SLG: 0.255		6-3	BB	1B					F7	3	1	2	0	0	0	0									
Larry Doby, L (1.8) OBP: 0.361, SLG: 0.450		BB	1B	1B	BB				4-3	3	2	1	2	3	1	4									
Bob Kennedy, R (1.9) OBP: 0.333, SLG: 0.321		BB	1B	1B	K				F8	5	2	1	1	1	1	5									
George Strickland, R (1.6) OBP: 0.357, SLG: 0.333		BB	1B	P5	F9				F9	4	1	0	0	1	0	4									
Jim Hegan, R (1.2) OBP: 0.331, SLG: 0.354		FC4-6	1B	1B	1B				5-3	5	2	3	2	0	0	0									
Early Wynn, S (1.1) OBP: 0.270, SLG: 0.314 Bob Lemon, L (8.1) OBP: 0.287, SLG: 0.395 Bob Hooper, R (9.1) OBP: 0.400, SLG: 0.250	FC4-6	1B	K						F8	3	1	0	0	0	1	5									
Inning Stats	R: 0 E: 0 K: 2 S: 7	H: 0 LOB: 0 BB: 0 P: 7	R: 4 E: 0 K: 1 S: 8	H: 3 LOB: 2 BB: 3 P: 20	R: 5 E: 0 K: 1 S: 10	H: 5 LOB: 1 BB: 1 P: 14	R: 0 E: 0 K: 2 S: 8	H: 1 LOB: 1 BB: 0 P: 8	R: 1 E: 0 K: 0 S: 5	H: 2 LOB: 3 BB: 2 P: 13	R: 0 E: 0 K: 0 S: 3	H: 0 LOB: 0 BB: 0 P: 3	R: 0 E: 0 K: 0 S: 3	H: 0 LOB: 0 BB: 0 P: 3	R: 1 E: 0 K: 0 S: 5	H: 2 LOB: 1 BB: 0 P: 5	R: 2 E: 0 K: 0 S: 7	H: 4 LOB: 3 BB: 1 P: 11	1B: 15 2B: 1 3B: 1 HR: 0	SF: 0 SAC: 1 DP: 0 HBP: 0	WP: 0 PB: 0 SB: 0 CS: 0	PA: 51			
PITCHER	IP	WLS	BF	H	R	ER	SO	BB	IBB	HBP	BLK	WP	HR	S	P	ERA	WHIP								
Mary Grissom, R (1.1) ERA: 3.59	1.2	L	11	3	4	4	2	3	0	0	0	0	0	12	24	21.60	3.600								
Hersh Freeman, R (2.1) ERA: 4.91	1.0		8	4	5	5	2	1	0	0	0	0	0	11	15	45.00	5.000								
Ben Flowers, R (3.1) ERA: 3.0	5.1		24	6	2	2	2	2	0	0	0	0	0	26	34	3.38	1.500								
Ellis Kinder, R (9.1) ERA: 2.01	1.0		8	4	2	2	0	1	0	0	0	0	0	7	11	18.00	5.000								

Cleveland Indians @ Boston Red Sox
Fenway Park, Boston, MA
Wed Jun 24 1953, 3:33 AM EDT
Att: 8,234 - Unknown

AB 43
R 13
H 17
RBI 13
BB 7
SO 6
LOB 23





Batter	1	2	3	4	5	6	7	8	9	AB	R	H	RBI	BB	SO	LOB	BOTTOM								
Billy Goodman, L (1.4) OBP: 0.429, SLG: 0.440 Ted Lepcio, R (6.4) OBP: 0.313, SLG: 0.360	1B	1-3			6-3		FC4-6	G6-4-3		3	1	1	0	0	0	1									
Gene Stephens, L (1.7) OBP: 0.303, SLG: 0.299	F8		K		1B		FC4-6		HBP	3	2	0	0	2	1	2									
Dick Gemert, R (1.3) OBP: 0.393, SLG: 0.455	6-3	1B	P3		1B		F7		BB	4	2	2	0	1	0	1									
Floyd Baker, L (1.5) OBP: 0.390, SLG: 0.346	6-3	1B	1B		6-3		HR	1B	HBP	4	2	3	0	0	0	2									
Sammy White, R (1.2) OBP: 0.303, SLG: 0.430 Del Wilber, R (4.2) OBP: 0.395, SLG: 0.800	6-3	1B	F7			1B	HR		BB	2	0	0	0	0	0	3									
Tom Umphlett, R (1.8) OBP: 0.370, SLG: 0.441	PO		F8		1B		F9		6-3	5	0	2	4	0	0	2									
Jim Piersall, R (1.9) OBP: 0.317, SLG: 0.347	PO	P6	7-3	1B		F9			5-3	5	0	2	0	0	0	3									
Mitt Bolling, R (1.6) OBP: 0.308, SLG: 0.318 Al Zanilla, L (9. PH) OBP: 0.415, SLG: 0.233				7-3		F9		5-3		4	0	1	0	0	0	3									
Mary Grissom, R (1.1) ERA: 3.59 Hersh Freeman, R (2.1) ERA: 4.91 Ben Flowers, R (3.1) ERA: 3.0 George Kell, R (8. PH) OBP: 0.387, SLG: 0.494 Billy Conzolo, R (9. PH) OBP: 0.350, SLG: 0.350 Ellis Kinder, R (9.1) OBP: 0.400, SLG: 0.250 Hoof Evers, L (9. PH) OBP: 0.321, SLG: 0.480		P3			5-3		K		F8	0	0	0	0	0	0	0									
Inning Stats	R: 3 E: 0 K: 0 S: 5	H: 3 LOB: 0 BB: 1 P: 9	R: 0 E: 0 K: 0 S: 4	H: 1 LOB: 0 BB: 0 P: 4	R: 0 E: 0 K: 1 S: 6	H: 1 LOB: 1 BB: 0 P: 6	R: 0 E: 0 K: 0 S: 3	H: 1 LOB: 0 BB: 0 P: 3	R: 0 E: 0 K: 0 S: 4	H: 1 LOB: 2 BB: 1 P: 8	R: 1 E: 0 K: 1 S: 7	H: 2 LOB: 1 BB: 0 P: 7	R: 3 E: 0 K: 0 S: 6	H: 3 LOB: 0 BB: 0 P: 6	R: 0 E: 0 K: 0 S: 3	H: 1 LOB: 2 BB: 0 P: 4	R: 2 E: 0 K: 0 S: 4	H: 1 LOB: 3 BB: 3 P: 17	1B: 10 2B: 3 3B: 1 HR: 1	SF: 0 SAC: 0 DP: 2 HBP: 2	WP: 1 PB: 1 SB: 0 CS: 0	PA: 46			
PITCHER	IP	WLS	BF	H	R	ER	SO	BB	IBB	HBP	BLK	WP	HR	S	P	ERA	WHIP								
Early Wynn, R (1.1) ERA: 4.41	7.1	W	36	13	7	7	2	2	0	1	0	0	0	37	46	8.59	2.045								
Bob Lemon, R (8.1) ERA: 2.71	0.2		5	1	2	2	0	2	0	1	0	0	0	2	11	27.00	4.500								
Bob Hooper, R (9.1) ERA: 4.76	1.0	S	4	0	0	0	0	1	0	0	0	0	0	3	7	0.00	1.000								

Cleveland Indians @ Boston Red Sox
Fenway Park, Boston, MA
Wed Jun 24 1953, 3:33 AM EDT
Att: 8,234 - Unknown

AB 38
R 9
H 14
RBI 8
BB 5
SO 2
LOB 24



Batter	1	2	3	4	5	6	7	8	9	AB	R	H	RBI	BB	SO	LOB	TOP								
Bobby Avila, R OBP: 0.374, SLG: 0.402 (1,4)	0-0 4-3		0-0 P6		0-0 F7	0-0 P4		0-0 F7	0-0 HR 1B	6	1	1	2	0	0	4	Cleveland Indians @ Boston Red Sox Fenway Park, Boston, MA Thu Jun 25 1953, 3:33 AM EDT Att: 5,970 - Unknown AB 43 R 15 H 16 RBI 14 BB 7 SO 1 LOB 25 								
George Strickland, R OBP: 0.371, SLG: 0.333 (1,6)	0-0 6-3		0-0 2B 1B		4-0 BB		4-0 1B HR BB	0-0 F8	4-0 HR BB	3	3	1	0	3	0	1									
Owen Friend, R OBP: 0.233, SLG: 0.313 (9,6)										0	0	0	0	0	0	0									
Al Rosen, R OBP: 0.412, SLG: 0.578 (1,5)	0-0 5-3		0-0 2B		0-0 F2		0-0 P4		0-0 1B HR	6	2	3	5	0	0	2									
Luke Easter, L OBP: 0.365, SLG: 0.517 (1,3)		4-0 2B BB	0-0 6-3			0-0 HR 1B		0-0 HR 1B		3	1	2	0	1	0	1									
Bill Glynn, L OBP: 0.306, SLG: 0.258 (7, PR)										2	1	1	0	0	0	1									
Larry Doby, L OBP: 0.372, SLG: 0.489 (1,8)		0-0 2B	0-0 6-3			0-0 HR 1B		0-0 HR 1B		5	3	4	5	1	0	1									
Bob Kennedy, R OBP: 0.333, SLG: 0.315 (1,9)		0-0 P5		0-0 P6		4-0 E BB		0-0 1-3		5	1	1	1	1	0	5									
Wally Westlake, R OBP: 0.365, SLG: 0.439 (1,7)		4-0 G6-4-3 BB		0-0 6-3		0-0 F8	0-0 F9		0-0 HBP 1B	1	0	0	0	1	0	0									
Dale Mitchell, L OBP: 0.318, SLG: 0.397 (6, PH)									0-0 1-2 3H 1B	3	1	1	1	0	0	2									
Jim Hegan, R OBP: 0.327, SLG: 0.344 (1,2)		0-0 G6-4-3		0-0 F9		0-0 P5		0-0 F8	0-0 1B WP HBP	4	0	0	0	0	0	4									
Joe Tipton, R OBP: 0.375, SLG: 0.571 (9, PR)										0	1	0	0	0	0	0									
Art Houtteman, R OBP: 0.222, SLG: 0.407 (1,1)			0-0 1B 2B 1B		0-3 K	0-0 E6		0-0 1B	0-0 F9	5	1	2	0	0	1	4									
Inning Stats	R: 0 E: 0 K: 0 S: 3	H: 0 LOB: 0 BB: 0 P: 3	R: 0 E: 0 K: 0 S: 3	H: 1 LOB: 2 BB: 2 P: 11	R: 2 E: 0 K: 0 S: 6	H: 3 LOB: 1 BB: 0 P: 6	R: 0 E: 0 K: 0 S: 3	H: 0 LOB: 0 BB: 0 P: 3	R: 0 E: 0 K: 1 S: 5	H: 0 LOB: 1 BB: 1 P: 9	R: 2 E: 1 K: 0 S: 6	H: 2 LOB: 2 BB: 1 P: 10	R: 3 E: 0 K: 0 S: 5	H: 2 LOB: 1 BB: 1 P: 9	R: 0 E: 0 K: 0 S: 4	H: 1 LOB: 1 BB: 0 P: 4	R: 8 E: 0 K: 0 S: 10	H: 7 LOB: 2 BB: 2 P: 19	1B: 11 2B: 2 3B: 0 HR: 3	SF: 0 SAC: 0 DP: 1 HBP: 1	WP: 1 PB: 0 SB: 2 CS: 0	PA: 51			
PITCHER	IP	WLS	BF	H	R	ER	SO	BB	IBB	HBP	BLK	WP	HR	S	P	ERA	WHIP								
Mel Parnell, L ERA: 3.24 (1,1)	5.0		24	6	4	4	1	4	0	0	0	0	1	22	38	7.20	2.000								
Ellis Kinder, R ERA: 2.49 (6,1)	3.0	L	14	3	3	3	0	1	0	0	0	0	1	13	17	9.00	1.333								
Mary Grissom, R ERA: 4.78 (9,1)	0.2		10	6	8	8	0	1	0	1	0	1	1	8	13	108.00	10.500								
Hersh Freeman, R ERA: 4.86 (9,1)	0.1		3	1	0	0	0	1	0	0	0	0	0	2	6	0.00	6.000								

Batter	1	2	3	4	5	6	7	8	9	AB	R	H	RBI	BB	SO	LOB	BOTTOM								
Billy Goodman, L OBP: 0.433, SLG: 0.450 (1,4)	0-0 1B 2B		0-0 F8		0-0 FC3-5 1B	0-0 1B		0-0 F8	0-0 4-3	5	1	3	0	0	0	1	Cleveland Indians @ Boston Red Sox Fenway Park, Boston, MA Thu Jun 25 1953, 3:33 AM EDT Att: 5,970 - Unknown AB 38 R 4 H 11 RBI 3 BB 1 SO 5 LOB 19 								
Hoot Evers, R OBP: 0.326, SLG: 0.465 (1,7)	4-0 1B BB		0-3 K		0-0 FC3-5 1B	0-0 F8		0-0 F3	0-0 F3	4	1	0	0	1	1	3									
Dick Gemert, R OBP: 0.390, SLG: 0.463 (1,3)	0-0 F7		0-0 HR		0-0 F3		0-3 K2-3		0-0 2-3	5	1	1	1	0	1	4									
George Kell, R OBP: 0.389, SLG: 0.495 (1,5)	0-0 1-2 2-3 1B		0-0 6-3		0-0 E S 1B	0-0 1B		0-0 F8		4	1	2	1	0	0	0									
Sammy White, R OBP: 0.302, SLG: 0.427 (1,2)	0-0 P2		0-0 F7		0-0 1B	0-0 1B		0-0 6-3		4	0	1	1	0	0	3									
Tom Umphlett, R OBP: 0.386, SLG: 0.437 (1,8)	0-0 6-3			0-0 6-3	0-0 1-3 1B			0-0 P6		4	0	1	0	0	0	3									
Jim Piersall, R OBP: 0.316, SLG: 0.345 (1,9)		0-0 1B		0-0 6-3	0-0 5-3			0-0 4-3		4	0	1	0	0	0	2									
Johnny Lipon, R OBP: 0.315, SLG: 0.292 (1,6)		0-3 K		0-0 P6		0-0 6-3		0-0 1B		3	0	0	0	0	1	1									
Al Zarilla, L OBP: 0.429, SLG: 0.258 (9, PH)										1	0	1	0	0	0	0									
Mitt Bolling, R OBP: 0.308, SLG: 0.318 (9,6)										0	0	0	0	0	0	0									
Mel Parnell, L OBP: 0.311, SLG: 0.302 (1,1)		0-3 K		0-3 K		0-0 FC3-5 1B		0-0 F3	0-3 K	2	0	1	0	0	1	1									
Ellis Kinder, R OBP: 0.538, SLG: 0.615 (6,1)										1	0	0	0	0	0	0									
Del Wilber, R OBP: 0.385, SLG: 0.778 (6, PH)										1	0	0	0	0	1	1									
Mary Grissom, R OBP: 0.385, SLG: 0.778 (9,1)										0	0	0	0	0	0	0									
Hersh Freeman, R OBP: 0.091, SLG: 0.091 (9,1)										0	0	0	0	0	0	0									
Inning Stats	R: 0 E: 0 K: 0 S: 5	H: 2 LOB: 3 BB: 1 P: 9	R: 0 E: 0 K: 2 S: 8	H: 1 LOB: 0 BB: 0 P: 8	R: 1 E: 0 K: 1 S: 6	H: 1 LOB: 0 BB: 0 P: 6	R: 0 E: 0 K: 0 S: 3	H: 0 LOB: 0 BB: 0 P: 3	R: 0 E: 0 K: 0 S: 4	H: 1 LOB: 1 BB: 0 P: 4	R: 0 E: 0 K: 1 S: 5	H: 0 LOB: 0 BB: 0 P: 5	R: 0 E: 0 K: 1 S: 6	H: 1 LOB: 1 BB: 0 P: 6	R: 0 E: 0 K: 0 S: 3	H: 0 LOB: 0 BB: 0 P: 3	1B: 9 2B: 1 3B: 0 HR: 1	SF: 0 SAC: 0 DP: 0 HBP: 0	WP: 0 PB: 0 SB: 1 CS: 0	PA: 39					
PITCHER	IP	WLS	BF	H	R	ER	SO	BB	IBB	HBP	BLK	WP	HR	S	P	ERA	WHIP								
Art Houtteman, R ERA: 5.16 (1,1)	9.0	W	39	11	4	4	5	1	0	0	0	0	1	48	52	4.00	1.333								

Batter	1	2	3	4	5	6	7	8	9	AB	R	H	RBI	BB	SO	LOB	TOP										
Ferns Fain, L OBP: 0.403, SLG: 0.382 (1, 3)	0-0 4-3		0-0 5-3		0-0 F8		0-0 F8		0-0 F8	5	0	0	2	0	0	3	Chicago White Sox @ Boston Red Sox Fenway Park, Boston, MA Fri Jun 26 1953, 3:33 AM EDT Att: 20,442 - Unknown										
Minnie Minoza, R OBP: 0.415, SLG: 0.415 (1, 7)	0-0 F8		0-3 K			0-0 6-3	0-0 F8		0-0 L7	5	0	0	0	0	1	3											
Bob Elliott, R OBP: 0.379, SLG: 0.432 (1, 5)	0-0 4-3			0-0 F6		0-0 F8		0-3 K		4	0	0	0	0	1	0											
Sam Mele, R OBP: 0.381, SLG: 0.429 (1, 9)		0-0 F7		0-0 6-3		0-0 L7		0-0 F5		4	0	0	0	0	0	0											
Sherm Lollar, R OBP: 0.421, SLG: 0.485 (1, 2)		0-3 K		0-0 FC5 1B			0-0 E 2B	0-0 F9		4	1	2	0	0	1	0											
Jim Rivera, L OBP: 0.348, SLG: 0.391 (1, 8)		4-0 BB		0-0 1-2 1B		0-0 E3 2B 3B		0-0 BB F8 1B		3	2	2	0	1	0	1											
Fred Marsh, R OBP: 0.288, SLG: 0.292 (1, 6)	0-0 1-3			0-0 FC5		0-3 K		0-0 BB 1-2 1B		4	0	1	0	0	1	5											
Nellie Fox, L OBP: 0.317, SLG: 0.364 (1, 4)			0-0 2B		0-0 F7		0-0 BB 3B 2B	4-0 BB 1-2 2-3 BB		3	1	2	1	1	0	0											
Sandy Consuegra, R OBP: 0.277, SLG: 0.377 (3, PH) Bud Stewart, L OBP: 0.288, SLG: 0.300 (3, PH) Mike Fomieleles, R OBP: 0.118, SLG: 0.125 (7, PH) Tom Wright, R OBP: 0.325, SLG: 0.403 (7, PH) Luis Aloma, R OBP: 0.190, SLG: 0.130 (8, PH)			0-0 F9		0-0 K		0-0 F8 3B	0-0 F5		0	0	0	0	0	0	0											
Inning Stats	R: 0 E: 0 K: 0 S: 3	H: 0 LOB: 0 BB: 0 P: 3	R: 0 E: 0 K: 1 S: 5	H: 0 LOB: 1 BB: 1 P: 9	R: 0 E: 0 K: 1 S: 6	H: 1 LOB: 1 BB: 0 P: 6	R: 0 E: 0 K: 0 S: 5	H: 2 LOB: 2 BB: 0 P: 5	R: 0 E: 0 K: 1 S: 5	H: 0 LOB: 0 BB: 0 P: 5	R: 0 E: 0 K: 0 S: 3	H: 0 LOB: 0 BB: 0 P: 3	R: 4 E: 1 K: 1 S: 9	H: 3 LOB: 0 BB: 0 P: 9	R: 0 E: 0 K: 1 S: 5	H: 0 LOB: 0 BB: 0 P: 5	R: 1 E: 0 K: 0 S: 5	H: 2 LOB: 2 BB: 1 P: 9	1B: 4 2B: 3 3B: 1 HR: 0	SF: 0 SAC: 0 DP: 0 HBP: 0	WP: 0 PB: 0 SB: 0 CS: 0	PA: 38					
PITCHER	IP	WLS	BF	H	R	ER	SO	BB	IBB	HBP	BLK	WP	HR	S	P	ERA	WHIP										
Hal Brown, R ERA: 3.79 (1, 1)	6.1		26	5	3	2	4	1	0	0	0	0	0	33	37	2.84	0.947										
Ellis Kinder, R ERA: 2.45 (7, 1)	0.2	L	3	1	1	0	0	0	0	0	0	0	0	3	3	0.00	1.500										
Ben Flowers, R ERA: 3.38 (8, 1)	1.0		5	2	1	1	1	0	0	0	0	0	0	7	7	9.00	2.000										
Mel Parnell, L ERA: 3.21 (9, 1)	1.0		4	0	0	0	0	1	0	0	0	0	0	3	7	0.00	1.000										

Batter	1	2	3	4	5	6	7	8	9	AB	R	H	RBI	BB	SO	LOB	BOTTOM										
Billy Goodman, L OBP: 0.434, SLG: 0.451 (1, 3) (8, 4)	0-0 E3 HR 1B		0-0 F8			0-0 SH1-4 1B		0-0 F8		4	1	2	0	0	0	0	Chicago White Sox @ Boston Red Sox Fenway Park, Boston, MA Fri Jun 26 1953, 3:33 AM EDT Att: 20,442 - Unknown										
Jim Piersall, R OBP: 0.317, SLG: 0.343 (1, 9)	0-0 5-3		4-0 5-3-6 BB			0-0 SH1-4		0-0 F3		2	0	0	0	1	0	1											
Hoot Evers, R OBP: 0.317, SLG: 0.450 (1, 7)	0-0 5-3		0-0 5-3-6 1-3f			0-3 K		0-3 K		4	0	0	0	0	2	3											
George Kell, R OBP: 0.386, SLG: 0.505 (1, 5)	0-0 HR			0-0 F3		0-0 F5		0-0 F5		4	1	1	2	0	0	1											
Sammy White, R OBP: 0.301, SLG: 0.424 (1, 2)	0-0 6-3			0-0 F7		0-0 WP SH3-4 1B		0-0 6-3		4	0	1	0	0	0	0											
Tom Umphlett, R OBP: 0.367, SLG: 0.433 (1, 8)		0-0 F8		4-0 CS BB		0-0 SH3-4		0-0 F4		2	0	0	0	1	0	0											
Ted Lepcio, R OBP: 0.316, SLG: 0.386 (1, 4) Floyd Baker, L OBP: 0.387, SLG: 0.343 (7, PH) Johnny Lipon, R OBP: 0.315, SLG: 0.292 (8, 6)			0-0 F7 3B		0-0 CS	0-3 5-3		0-3 K		2	1	1	0	0	0	0											
Mitt Bolling, R OBP: 0.305, SLG: 0.314 (1, 6) Dick Gemert, R OBP: 0.392, SLG: 0.463 (7, PH) (8, 3)		0-0 F7		0-0 CS		0-0 K		4-0 WP BB		2	0	0	1	0	1	0											
Hal Brown, R OBP: 0.323, SLG: 0.500 (1, 1) Ellis Kinder, R OBP: 0.538, SLG: 0.615 (7, PH) Al Zarilla, L OBP: 0.419, SLG: 0.250 (7, PH) Ben Flowers, R (8, 1) Mel Parnell, L OBP: 0.311, SLG: 0.302 (9, 1)		3-1 6-3		0-0 F8		0-0 F7		0-0 F8		2	0	0	0	0	0	0											
Inning Stats	R: 2 E: 1 K: 0 S: 5	H: 2 LOB: 0 BB: 0 P: 5	R: 1 E: 0 K: 0 S: 4	H: 1 LOB: 0 BB: 0 P: 4	R: 0 E: 0 K: 0 S: 2	H: 0 LOB: 1 BB: 1 P: 6	R: 0 E: 0 K: 0 S: 2	H: 0 LOB: 0 BB: 1 P: 6	R: 0 E: 0 K: 1 S: 5	H: 0 LOB: 0 BB: 0 P: 5	R: 0 E: 0 K: 1 S: 6	H: 1 LOB: 1 BB: 0 P: 6	R: 0 E: 0 K: 1 S: 6	H: 1 LOB: 2 BB: 1 P: 10	R: 0 E: 0 K: 1 S: 5	H: 0 LOB: 0 BB: 0 P: 5	R: 0 E: 0 K: 0 S: 3	H: 0 LOB: 0 BB: 0 P: 3	1B: 3 2B: 1 3B: 1 HR: 1	SF: 0 SAC: 2 DP: 1 HBP: 0	WP: 1 PB: 0 SB: 0 CS: 1	PA: 34					
PITCHER	IP	WLS	BF	H	R	ER	SO	BB	IBB	HBP	BLK	WP	HR	S	P	ERA	WHIP										
Sandy Consuegra, R ERA: 3.53 (1, 1)	2.0		9	3	3	3	0	0	0	0	0	0	0	15	23	0.00	0.750										
Mike Fomieleles, R ERA: 3.22 (3, 1)	4.0	W	13	1	0	0	2	2	0	0	0	0	0	15	23	0.00	0.750										
Luis Aloma, R ERA: 3.9 (7, 1)	1.0		5	1	0	0	1	1	0	0	0	1	0	6	10	0.00	2.000										
Harry Dorish, R ERA: 2.08 (8, 1)	2.0	S	6	0	0	0	1	0	0	0	0	0	0	8	8	0.00	0.000										


AB	36
R	5
H	8
RBI	5
BB	2
SO	5
LOB	16



Batter	1	2	3	4	5	6	7	8	9	AB	R	H	RBI	BB	SO	LOB	TOP			
Feris Fain, L (1, 3) OBP: 0.406, SLG: 0.381	4-0 FC5-4 BB		0-0 1B		4-0 G6-4-3 BB		0-0 F8		0-0 F8	3	0	1	0	2	0	2				
Minnie Minoza, R (1, 7) OBP: 0.414, SLG: 0.419	0-0 F9		0-0 1B		0-0 G6-4-3		0-0 5-3		0-0 2B	5	0	2	3	0	0	3				
Bob Elliott, R (1, 5) OBP: 0.371, SLG: 0.421	0-0 F7		0-0 G5-4-3		0-0 F8		0-0 F8		0-0 P6	5	0	0	0	0	0	5				
Sam Mele, R (1, 9) OBP: 0.379, SLG: 0.425	0-0 FC5-4				0-0 E8		0-0 6-3			4	0	1	0	0	0	1				
Sherm Lollar, R (1, 2) OBP: 0.411, SLG: 0.471		0-0 F4			0-0 F9		0-0 6-3			4	0	0	0	0	0	2				
Jim Rivera, L (1, 8) OBP: 0.354, SLG: 0.405		4-0 CS BB			0-0 G1-4-3 1B		0-0 4-3			3	1	2	1	1	0	0				
Fred Marsh, R (1, 6) OBP: 0.273, SLG: 0.275																				
Bud Sheely, L (9, PH) OBP: 0.524, SLG: 0.375																				
Red Wilson, R (9, PR) OBP: 0.373, SLG: 0.348																				
Chico Carrasquel, R (9, 6) OBP: 0.309, SLG: 0.332																				
Nellie Fox, L (1, 4) OBP: 0.326, SLG: 0.371																				
Bob Keegan, R (1, 1) OBP: 0.125, SLG: 0.125																				
Bud Stewart, L (7, PH) OBP: 0.318, SLG: 0.476																				
Saul Rogovin, R (7, 1) OBP: 0.185, SLG: 0.120																				
Gene Bearden, L (9, PH) OBP: 0.214, SLG: 0.214																				
Billy Pierce, L (9, 1) OBP: 0.162, SLG: 0.114																				
Inning Stats	R: 0 E: 0 K: 0 S: 3	H: 0 LOB: 1 BB: 1 P: 7	R: 0 E: 0 K: 0 S: 2	H: 0 LOB: 0 BB: 1 P: 6	R: 1 E: 0 K: 1 S: 7	H: 3 LOB: 1 BB: 0 P: 7	R: 0 E: 1 K: 0 S: 4	H: 1 LOB: 1 BB: 0 P: 4	R: 0 E: 0 K: 0 S: 3	H: 0 LOB: 0 BB: 0 P: 3	R: 2 E: 0 K: 0 S: 4	H: 1 LOB: 0 BB: 1 P: 8	R: 0 E: 0 K: 0 S: 4	H: 1 LOB: 1 BB: 0 P: 4	R: 3 E: 0 K: 0 S: 6	H: 3 LOB: 2 BB: 1 P: 10	1B: 7 2B: 1 3B: 0 HR: 2	SF: 0 SAC: 0 DP: 3 HBP: 0	WP: 0 PB: 0 SB: 0 CS: 1	PA: 39
PITCHER	IP: 8.0 WLS: 34 BF: 8 H: 5 R: 5 ER: 5 SO: 1 BB: 5 IBB: 0 HBP: 0 BLK: 0 WP: 0 HR: 2 S: 31 P: 51 ERA: 5.62 WHIP: 1.625	IP: 1.0 WLS: 5 BF: 2 H: 1 R: 1 ER: 1 SO: 0 BB: 0 IBB: 0 HBP: 0 BLK: 0 WP: 0 HR: 0 S: 5 P: 5 ERA: 9.00 WHIP: 2.000																		

Chicago White Sox @ Boston Red Sox
Fenway Park, Boston, MA
Sat Jun 27 1953, 3:33 AM EDT
Att: 15,677 - Unknown


AB 34
R 6
H 10
RBI 6
BB 5
SO 1
LOB 20



Batter	1	2	3	4	5	6	7	8	9	AB	R	H	RBI	BB	SO	LOB	BOTTOM					
Billy Goodman, L (1, 3) OBP: 0.433, SLG: 0.447	4-0 1B 2B BB		0-0 3-1		0-0 F7		0-0 FC6-4 2H 1B		0-0 F7	4	1	1	1	1	0	0						
Jim Piersall, R (1, 9) OBP: 0.321, SLG: 0.345	0-0 1-3 1B		0-0 1B F8		0-0 CS BB		0-0 FC6-4 1-2		0-0 5-3	4	1	2	0	1	0	1						
Hoot Evers, R (1, 7) OBP: 0.322, SLG: 0.450	1-0 2B HBP		0-0 1-3 1B		0-0 F7					0	0	0	0	0	0	0						
Gene Stephens, L (1, PR) OBP: 0.308, SLG: 0.305										3	2	2	0	0	0	1						
George Kell, R (1, 5) OBP: 0.389, SLG: 0.510	0-0 1-H 3-H 2B		0-0 F8		0-3 K		0-0 1B		0-0 1B	4	0	2	4	0	1	1						
Sammy White, R (1, 2) OBP: 0.296, SLG: 0.417	0-0 F9		0-0 6-3		0-0 F7		0-0 F8		0-0 F5	4	0	0	0	0	0	4						
Tom Umphlett, R (1, 8) OBP: 0.385, SLG: 0.429	0-0 6-3				0-0 1-3		0-0 F4		0-0 1B	4	0	1	0	0	0	2						
Ted Lepcio, R (1, 4) OBP: 0.304, SLG: 0.370			0-0 6-3		0-3 K		0-3 K		0-0 F7	4	0	0	0	0	2	2						
Milt Bolling, R (1, 6) OBP: 0.309, SLG: 0.314			0-0 F7		4-0 BB		0-0 SH5-4 1B		0-0 5-3	3	1	1	0	1	0	2						
Sid Hudson, R (1, 1) OBP: 0.179, SLG: 0.179			0-0 F6		0-0 F8		0-0 SH5-4			2	0	0	0	0	0	1						
Ellis Kinder, R (9, 1) OBP: 0.538, SLG: 0.615										0	0	0	0	0	0	0						
Del Wilber, R (9, PH) OBP: 0.375, SLG: 0.757										1	0	0	0	0	1	0						
Inning Stats	R: 2 E: 0 K: 0 S: 4	H: 2 LOB: 2 BB: 1 P: 9	R: 0 E: 0 K: 0 S: 3	H: 0 LOB: 0 BB: 0 P: 3	R: 1 E: 0 K: 0 S: 5	H: 2 LOB: 1 BB: 0 P: 5	R: 0 E: 0 K: 1 S: 5	H: 0 LOB: 1 BB: 1 P: 9	R: 0 E: 0 K: 1 S: 2	H: 0 LOB: 0 BB: 1 P: 6	R: 0 E: 0 K: 1 S: 5	H: 0 LOB: 1 BB: 0 P: 5	R: 1 E: 0 K: 1 S: 7	H: 2 LOB: 1 BB: 0 P: 7	R: 1 E: 0 K: 0 S: 6	H: 3 LOB: 2 BB: 0 P: 6	R: 0 E: 0 K: 1 S: 5	H: 0 LOB: 0 BB: 0 P: 5	1B: 8 2B: 1 3B: 0 HR: 0	SF: 0 SAC: 1 DP: 0 HBP: 1	WP: 1 PB: 0 SB: 0 CS: 1	PA: 38
PITCHER	IP: 6.0 WLS: 24 BF: 4 H: 3 R: 3 ER: 3 SO: 2 BB: 3 IBB: 0 HBP: 1 BLK: 0 WP: 0 HR: 0 S: 24 P: 37 ERA: 4.50 WHIP: 1.167	IP: 2.0 WLS: 11 BF: 5 H: 2 R: 2 ER: 2 SO: 1 BB: 0 IBB: 0 HBP: 0 BLK: 0 WP: 1 HR: 13 S: 13 P: 13 ERA: 9.00 WHIP: 2.500	IP: 1.0 WLS: 3 BF: 0 H: 0 R: 0 ER: 0 SO: 1 BB: 0 IBB: 0 HBP: 0 BLK: 0 WP: 0 HR: 5 S: 5 P: 5 ERA: 0.00 WHIP: 0.000																			

Chicago White Sox @ Boston Red Sox
Fenway Park, Boston, MA
Sat Jun 27 1953, 3:33 AM EDT
Att: 15,677 - Unknown


AB 33
R 5
H 9
RBI 5
BB 3
SO 4
LOB 14



Batter	1	2	3	4	5	6	7	8	9	AB	R	H	RBI	BB	SO	LOB	TOP								
Ferns Fain, L OBP: 0.411, SLG: 0.383 (1.3)	1-3		G3	HR		1B	CS	1B	1B	4	2	2	0	2	0	0									
Minnie Minoza, R OBP: 0.420, SLG: 0.438 (1.7)	L3		2B	HR		1B		F3	1B	6	2	4	3	0	0	1									
Bob Elliott, R OBP: 0.379, SLG: 0.427 (1.5)	BB		2B	FC5-4		1B		F8	F5	4	0	2	1	2	0	3									
Sam Mele, R OBP: 0.376, SLG: 0.420 (1.9)	1-3		K	FC5-4		F9		1B	3B	5	1	1	1	0	1	6									
Sherm Lollar, R OBP: 0.422, SLG: 0.483 (1.2)				1B		6-3		FC1-5	1B	5	2	4	0	0	0	0									
Jim Rivera, L OBP: 0.381, SLG: 0.429 (1.8)	F8		L8	1B		HR		FC1-5	1B	4	4	3	3	1	0	1									
Fred Marsh, R OBP: 0.269, SLG: 0.269 (1.6)								1-2	FC1-5	1	0	0	0	0	1	1									
Bud Stewart, L OBP: 0.348, SLG: 0.500 (4, PH)	K		SH5-3	L8		5-3		FC1-5	E	1	1	1	0	0	0	1	AB 42								
Vern Stephens, R OBP: 0.263, SLG: 0.250 (4.6)			SH5-3	HR				4-3	K	3	1	0	0	0	1	1	R 13								
Nellie Fox, L OBP: 0.324, SLG: 0.367 (1.4)	F8		L8	1B		F8		4-3		5	0	1	1	0	0	4	H 18								
Virgil Trucks, R OBP: 0.118, SLG: 0.147 (7, PH)			K	SH5-3				E3		2	0	0	1	0	2	0	RBI 10								
Tom Wright, L OBP: 0.321, SLG: 0.397 (7, PH)									B1-6-3	1	0	0	0	0	0	0	BB 5								
Harry Dorish, R OBP: 0.125, SLG: 0.125 (7.1)									1-2	1	0	0	0	0	0	1	SO 5								
Inning Stats	R: 0 E: 0 K: 0 S: 3	H: 0 LOB: 1 BB: 1 P: 7	R: 0 E: 0 K: 1 S: 6	H: 1 LOB: 1 BB: 0 P: 6	R: 1 E: 0 K: 2 S: 9	H: 2 LOB: 1 BB: 0 P: 9	R: 5 E: 0 K: 0 S: 7	H: 4 LOB: 1 BB: 2 P: 15	R: 1 E: 0 K: 0 S: 4	H: 1 LOB: 0 BB: 0 P: 4	R: 0 E: 0 K: 1 S: 6	H: 2 LOB: 2 BB: 1 P: 10	R: 2 E: 0 K: 0 S: 5	H: 2 LOB: 0 BB: 0 P: 5	R: 4 E: 0 K: 1 S: 9	H: 4 LOB: 0 BB: 0 P: 9	R: 0 E: 0 K: 0 S: 4	H: 2 LOB: 2 BB: 1 P: 8	1B: 14 2B: 1 3B: 1 HR: 2	SF: 0 SAC: 1 DP: 1 HBP: 0	WP: 1 PB: 0 SB: 1 CS: 2	PA: 49			
PITCHER	IP	WLS	BF	H	R	ER	SO	BB	IBB	HBP	BLK	WP	HR	S	P	ERA	WHIP								
Willard Nixon, R ERA: 2.47 (1.1)	5.1	L	29	10	7	7	4	3	0	0	0	0	2	34	46	11.81	2.438								
Ben Flowers, R ERA: 3.24 (6.1)	0.2		2	0	0	0	0	1	0	0	0	0	0	1	5	0.00	1.500								
Hersh Freeman, R ERA: 5.54 (7.1)	2.0		12	6	6	4	1	0	0	0	0	1	0	14	14	18.00	3.000								
Marv Grissom, R ERA: 4.7 (9.1)	1.0		5	2	0	0	0	1	0	0	0	0	0	4	8	0.00	3.000								

Chicago White Sox @ Boston Red Sox
Fenway Park, Boston, MA
Sun Jun 28 1953, 3:33 AM EDT
Att: 19,283 - Unknown


AB 42
R 13
H 18
RBI 10
BB 5
SO 5
LOB 18



Batter	1	2	3	4	5	6	7	8	9	AB	R	H	RBI	BB	SO	LOB	BOTTOM								
Billy Goodman, L OBP: 0.428, SLG: 0.440 (1.4)	1B	FC6-4		4-3		6-3			1-4-3	5	1	1	0	0	0	2									
Gene Stephens, L OBP: 0.304, SLG: 0.300 (1.7)	K		4-3		K				5-3	3	0	0	0	0	2	1									
Ted Lepcio, R OBP: 0.308, SLG: 0.372 (6, PH)									WP	2	0	1	0	0	1	1									
Dick Gemert, R OBP: 0.395, SLG: 0.465 (1.3)	WP		1B	F9		HR			5-3	5	2	3	0	0	1	1									
George Kell, R OBP: 0.389, SLG: 0.523 (7.7)	5-3		2B	1B		HR		F7	F8	5	1	2	3	0	0	2									
Sammy White, R OBP: 0.299, SLG: 0.417 (1.2)			F9		K			F8		0	0	0	0	0	0	0									
Del Wilber, R OBP: 0.349, SLG: 0.700 (2.2)	HBP									3	0	0	1	0	1	1									
Tom Umpflett, R OBP: 0.386, SLG: 0.445 (1.8)	F6								F8	4	0	2	0	0	0	2									
Jim Piersall, R OBP: 0.320, SLG: 0.344 (1.9)		4-3	4-3		6-3				FC5-4	4	0	1	0	0	0	3									
Mitt Bolling, R OBP: 0.308, SLG: 0.309 (1.6)	K			F2		6-3		FC5-4		3	0	0	0	1	1	1									
Willard Nixon, L OBP: 0.283, SLG: 0.333 (11.1)										1	0	0	0	1	1	0									
Ben Flowers, R OBP: 0.304, SLG: 0.300 (6.1)										0	0	0	0	0	0	0									
Floyd Baker, L OBP: 0.304, SLG: 0.330 (6, PH)										1	0	0	0	0	0	1									
Hersh Freeman, R OBP: 0.308, SLG: 0.372 (7.1)										0	0	0	0	0	0	0									
Al Zarilla, L OBP: 0.420, SLG: 0.342 (8, PH)										1	0	0	0	0	0	1									
Marv Grissom, R ERA: 4.7 (9.1)										0	0	0	0	0	0	0									
Inning Stats	R: 1 E: 0 K: 1 S: 7	H: 2 LOB: 2 BB: 0 P: 8	R: 0 E: 0 K: 1 S: 5	H: 0 LOB: 1 BB: 1 P: 9	R: 1 E: 0 K: 0 S: 6	H: 3 LOB: 2 BB: 0 P: 6	R: 0 E: 0 K: 1 S: 5	H: 0 LOB: 0 BB: 0 P: 5	R: 2 E: 0 K: 2 S: 10	H: 3 LOB: 1 BB: 0 P: 10	R: 0 E: 0 K: 1 S: 5	H: 0 LOB: 1 BB: 1 P: 9	R: 0 E: 0 K: 1 S: 5	H: 0 LOB: 0 BB: 0 P: 5	R: 0 E: 0 K: 0 S: 4	H: 1 LOB: 1 BB: 0 P: 4	R: 0 E: 0 K: 0 S: 4	H: 1 LOB: 1 BB: 0 P: 4	1B: 7 2B: 1 3B: 1 HR: 1	SF: 0 SAC: 0 DP: 0 HBP: 1	WP: 2 PB: 0 SB: 0 CS: 0	PA: 40			
PITCHER	IP	WLS	BF	H	R	ER	SO	BB	IBB	HBP	BLK	WP	HR	S	P	ERA	WHIP								
Virgil Trucks, R ERA: 3.26 (1.1)	6.0	W	29	8	4	4	6	2	0	1	0	0	1	38	47	6.00	1.667								
Harry Dorish, R ERA: 2.0 (7.1)	3.0	S	11	2	0	0	1	0	0	0	0	1	0	13	13	0.00	0.667								

Chicago White Sox @ Boston Red Sox
Fenway Park, Boston, MA
Sun Jun 28 1953, 3:33 AM EDT
Att: 19,283 - Unknown

AB 37
R 4
H 10
RBI 4
BB 2
SO 7
LOB 16



Batter	1	2	3	4	5	6	7	8	9	AB	R	H	RBI	BB	SO	LOB	TOP										
Andy Carey, R (1.5) OBP: 0.385, SLG: 0.568	5-3		G1-6-3					K		4	1	1	2	0	1	1	New York Yankees @ Boston Red Sox Fenway Park, Boston, MA Tue Jun 30 1953, 3:33 AM EDT Att: 32,837 - Cloudy - 85 F										
Joe Collins, L (1.3) OBP: 0.385, SLG: 0.423	4-3			F7		1B		F7		4	1	1	0	0	0												
Yogi Berra, L (1.2) OBP: 0.327, SLG: 0.455	F8			F7		1B				4	1	2	1	0	0												
Mickey Mantle, S (1.8) OBP: 0.412, SLG: 0.535				6-3						3	0	2	1	0	0												
Inv Noren, L (7.8) OBP: 0.341, SLG: 0.473										1	0	0	0	0	0												
Hank Bauer, R (1.9) OBP: 0.380, SLG: 0.421		G6-4-3								4	0	1	0	0	1	3											
Gil McDougald, R (1.4) OBP: 0.344, SLG: 0.366										3	0	1	0	1	0	1											
Gene Woodling, L (1.7) OBP: 0.403, SLG: 0.433										4	0	0	0	0	1	2											
Phil Rizzuto, R (1.6) OBP: 0.374, SLG: 0.303			1-4-3							2	1	0	0	1	0	0											
Allie Reynolds, R (1.1) OBP: 0.321, SLG: 0.227										2	0	0	0	1	1	1											
Inning Stats	R: 0 E: 0 K: 0 S: 3	H: 0 LOB: 0 BB: 0 P: 3	R: 0 E: 0 K: 1 S: 6	H: 2 LOB: 1 BB: 0 P: 6	R: 0 E: 0 K: 0 S: 2	H: 0 LOB: 0 BB: 1 P: 6	R: 0 E: 0 K: 0 S: 3	H: 0 LOB: 0 BB: 0 P: 3	R: 0 E: 0 K: 0 S: 3	H: 1 LOB: 0 BB: 0 P: 3	R: 3 E: 0 K: 1 S: 8	H: 4 LOB: 2 BB: 1 P: 12	R: 0 E: 0 K: 0 S: 3	H: 0 LOB: 0 BB: 0 P: 3	R: 0 E: 0 K: 2 S: 7	H: 0 LOB: 0 BB: 0 P: 7	R: 1 E: 0 K: 0 S: 4	H: 1 LOB: 1 BB: 1 P: 8	1B: 6 2B: 1 3B: 0 HR: 2	SF: 0 SAC: 0 DP: 4 HBP: 0	WP: 0 PA: 34 SB: 0 CS: 1						
PITCHER	IP	WLS	BF	H	R	ER	SO	BB	IBB	HBP	BLK	WP	HR	S	P	ERA	WHIP										
Mickey McDermott, L (1.1) ERA: 3.73	5.1	22	7	3	3	1	1	2	0	0	0	0	1	22	30	5.06	1.688										
Sid Hudson, R (6.1) ERA: 4.1	0.2	1	0	0	0	1	0	0	0	0	0	0	0	3	3	0.00	0.000										
Ellis Kinder, R (7.1) ERA: 2.63	3.0	W	11	1	1	1	2	1	0	0	0	0	1	14	18	3.00	0.667										

Batter	1	2	3	4	5	6	7	8	9	AB	R	H	RBI	BB	SO	LOB	BOTTOM										
Billy Goodman, L (1.4) OBP: 0.423, SLG: 0.434	F2							G3		5	0	1	0	0	0	1	New York Yankees @ Boston Red Sox Fenway Park, Boston, MA Tue Jun 30 1953, 3:33 AM EDT Att: 32,837 - Cloudy - 85 F										
Hoot Evers, R (1.7) OBP: 0.331, SLG: 0.463	K		P6		2B					5	0	3	0	0	1	2											
Dick Gemert, R (1.3) OBP: 0.392, SLG: 0.460	K		K		F8					5	0	1	0	0	3	3											
George Kell, R (1.5) OBP: 0.394, SLG: 0.545										5	1	3	1	0	0	3											
Gene Stephens, L (9. PR) OBP: 0.304, SLG: 0.300										0	1	0	0	0	0	0											
Sammy White, R (1.2) OBP: 0.309, SLG: 0.439										4	2	3	2	1	0	2											
Tom Umphlett, R (1.8) OBP: 0.370, SLG: 0.441										2	0	0	0	1	1	4											
Jim Piersall, R (1.9) OBP: 0.319, SLG: 0.349										4	1	1	0	0	0	7											
Milt Bolling, R (1.6) OBP: 0.302, SLG: 0.302										4	0	0	1	0	2	4											
Mickey McDermott, L (1.1) OBP: 0.341, SLG: 0.450										2	0	1	0	0	1	2											
Sid Hudson, R (6.1) OBP: 0.179, SLG: 0.179										0	0	0	0	0	0	0											
Floyd Baker, L (6. PH) OBP: 0.381, SLG: 0.336										1	0	0	1	0	0	0											
Ellis Kinder, R (7.1) OBP: 0.500, SLG: 0.571										1	0	0	0	0	0	0											
Inning Stats	R: 0 E: 0 K: 2 S: 7	H: 1 LOB: 0 BB: 0 P: 7	R: 1 E: 0 K: 1 S: 7	H: 2 LOB: 1 BB: 0 P: 7	R: 0 E: 0 K: 1 S: 6	H: 1 LOB: 1 BB: 0 P: 6	R: 1 E: 0 K: 1 S: 7	H: 2 LOB: 2 BB: 0 P: 8	R: 0 E: 0 K: 1 S: 7	H: 2 LOB: 3 BB: 1 P: 11	R: 1 E: 0 K: 0 S: 4	H: 1 LOB: 0 BB: 0 P: 4	R: 0 E: 0 K: 0 S: 5	H: 2 LOB: 3 BB: 1 P: 9	R: 0 E: 0 K: 1 S: 5	H: 0 LOB: 0 BB: 0 P: 5	R: 2 E: 0 K: 1 S: 6	H: 2 LOB: 1 BB: 0 P: 6	1B: 7 2B: 4 3B: 1 HR: 2	SF: 0 SAC: 0 DP: 1 HBP: 1	WP: 0 PA: 41 SB: 0 CS: 1						
PITCHER	IP	WLS	BF	H	R	ER	SO	BB	IBB	HBP	BLK	WP	HR	S	P	ERA	WHIP										
Allie Reynolds, R (1.1) ERA: 3.67	8.2	L	41	13	5	5	8	2	0	1	0	0	2	54	63	5.19	1.731										

Batter	1	2	3	4	5	6	7	8	9	AB	R	H	RBI	BB	SO	LOB	TOP		
Billy Martin, R OBP: 0.310, SLG: 0.348 (1, 4)	0-0 6-3		0-0 FC1-6 1B		0-0 F5			0-0 F9		4	0	0	0	0	0	1	New York Yankees @ Boston Red Sox Fenway Park, Boston, MA Wed Jul 01 1953, 3:33 AM EDT Att: 16,817 - Unknown - 75 F		
Bill Renna, R OBP: 0.327, SLG: 0.412 (1, 8)	0-3 K		0-0 1B			0-0 4-3		0-0 5-3		4	0	1	0	0	1	0			
Hank Bauer, R OBP: 0.373, SLG: 0.412 (1, 9)	0-0 F8		0-3 K			0-0 6-3			0-0 F8	4	0	0	0	0	1	2			
Mickey Mantle, S OBP: 0.407, SLG: 0.527 (1, 7)		0-3 K		0-0 E4 FC6-4		0-0 F8			0-0 F8	4	0	0	0	0	1	0			
Johnny Mize, L OBP: 0.357, SLG: 0.403 (1, 3)	0-0 P6		0-0 FC6-4 FC5-4				0-3 K		0-0 F8	4	0	0	0	0	1	1			
Yogi Berra, L OBP: 0.327, SLG: 0.453 (1, 2)	0-0 1B		0-3 K				0-3 K			3	0	1	0	0	2	1			
Gil McDougald, R OBP: 0.344, SLG: 0.365 (1, 5)	0-0 5-3		0-0 FC5-4				0-0 1B			3	0	1	0	0	0	2			
Phil Rizzuto, R OBP: 0.375, SLG: 0.305 (7, PH)			0-3 K		0-0 G6-4-3 1B		0-0 F7			2	0	1	0	0	1	0			
Andy Carey, R OBP: 0.375, SLG: 0.553 (7, 5)										1	0	0	0	0	0	1			
Johnny Sain, R OBP: 0.302, SLG: 0.275 (8, PH)			4-0 FC1-6 BB		0-0 G6-4-3			0-0 F8		1	0	0	0	1	0	1			
Gene Woodling, L OBP: 0.402, SLG: 0.431 (8, 1)										1	0	0	0	0	0	0			
Jim McDonald, R (8, 1)										0	0	0	0	0	0	0			
Inning Stats	R: 0 E: 0 K: 1 S: 5	H: 0 LOB: 0 BB: 0 P: 5	R: 0 E: 0 K: 1 S: 6	H: 1 LOB: 1 BB: 0 P: 6	R: 0 E: 0 K: 2 S: 8	H: 1 LOB: 2 BB: 1 P: 12	R: 0 E: 1 K: 1 S: 6	H: 0 LOB: 1 BB: 0 P: 6	R: 0 E: 0 K: 0 S: 3	H: 0 LOB: 0 BB: 0 P: 3	R: 0 E: 0 K: 2 S: 8	H: 1 LOB: 1 BB: 0 P: 8	R: 0 E: 0 K: 0 S: 3	H: 0 LOB: 0 BB: 0 P: 3	R: 0 E: 0 K: 0 S: 3	H: 0 LOB: 0 BB: 0 P: 3	1B: 4 2B: 0 3B: 0 HR: 0	SF: 0 SAC: 0 DP: 1 HBP: 0	WP: 0 PA: 32 CS: 0
PITCHER Mel Parnell, L ERA: 2.98 (1, 1)	IP: 9.0 WLS: W BF: 32 H: 4 R: 0 ER: 0 SO: 7 BB: 1 IBB: 0 HBP: 0 BLK: 0 WP: 0 HR: 0 S: 45 P: 49 ERA: 0.00 WHIP: 0.556															PITCHER Mel Parnell, L ERA: 2.98 (1, 1)	IP: 9.0 WLS: W BF: 32 H: 4 R: 0 ER: 0 SO: 7 BB: 1 IBB: 0 HBP: 0 BLK: 0 WP: 0 HR: 0 S: 45 P: 49 ERA: 0.00 WHIP: 0.556		

AB	31
R	0
H	4
RBI	0
BB	1
SO	7
LOB	9



Batter	1	2	3	4	5	6	7	8	9	AB	R	H	RBI	BB	SO	LOB	BOTTOM		
Billy Goodman, L OBP: 0.424, SLG: 0.438 (1, 4)	4-0 G6-4-3 1B BB		0-0 1B 2B		0-0 4-3		0-0 6-3			3	1	1	0	1	0	0	New York Yankees @ Boston Red Sox Fenway Park, Boston, MA Wed Jul 01 1953, 3:33 AM EDT Att: 16,817 - Unknown - 75 F		
Hoot Evers, R OBP: 0.329, SLG: 0.457 (1, 7)	0-0 G6-4-3 1B		0-0 F8		0-0 F2		0-3 K			4	0	1	0	0	1	1			
Dick Gemert, R OBP: 0.390, SLG: 0.457 (1, 3)	0-0 G6-4-3		0-0 6-3			0-0 1-3 2B 1B		0-0 F4		4	1	1	0	0	0	3			
George Kell, R OBP: 0.391, SLG: 0.539 (1, 5)	0-0 F9		0-0 1B		0-0 1-3		0-0 F8			4	0	1	1	0	0	2			
Sammy White, R OBP: 0.312, SLG: 0.444 (1, 2)		0-0 F8		0-0 6-3		0-0 1B 2B		0-0 1B		4	1	2	1	0	0	1			
Tom Umpshett, R OBP: 0.372, SLG: 0.447 (1, 8)		0-0 E6 1B		0-0 FC1-5 2B		0-0 G6-4-3 1B		0-0 P6		4	0	2	1	0	0	1			
Jim Piersall, R OBP: 0.316, SLG: 0.346 (1, 9)		0-0 F8		0-0 FC1-5 CS		0-0 G6-4-3				3	0	0	0	0	0	3			
Mitt Bolling, R OBP: 0.307, SLG: 0.324 (1, 6)		0-0 1B		0-3 K						3	1	2	1	0	1	1			
Mel Parnell, L OBP: 0.292, SLG: 0.283 (1, 1)		0-0 P5			0-0 P6		0-3 K			3	0	0	0	0	1	2			
Inning Stats	R: 0 E: 0 K: 0 S: 3	H: 1 LOB: 1 BB: 1 P: 7	R: 0 E: 1 K: 0 S: 5	H: 1 LOB: 2 BB: 0 P: 5	R: 1 E: 0 K: 0 S: 5	H: 2 LOB: 1 BB: 0 P: 5	R: 0 E: 0 K: 1 S: 5	H: 1 LOB: 1 BB: 0 P: 5	R: 0 E: 0 K: 0 S: 3	H: 0 LOB: 0 BB: 0 P: 3	R: 2 E: 0 K: 0 S: 5	H: 3 LOB: 0 BB: 0 P: 5	R: 1 E: 0 K: 2 S: 8	H: 1 LOB: 1 BB: 0 P: 8	R: 0 E: 0 K: 0 S: 4	H: 1 LOB: 1 BB: 0 P: 4		1B: 6 2B: 4 3B: 0 HR: 1	SF: 0 SAC: 0 DP: 3 HBP: 0
PITCHER Johnny Sain, R ERA: 3.01 (1, 1)	IP: 7.0 WLS: L BF: 29 H: 9 R: 4 ER: 4 SO: 3 BB: 1 IBB: 0 HBP: 0 BLK: 0 WP: 1 HR: 1 S: 34 P: 38 ERA: 5.14 WHIP: 1.429															PITCHER Jim McDonald, R ERA: 5.4 (8, 1)	IP: 1.0 WLS: L BF: 4 H: 1 R: 0 ER: 0 SO: 0 BB: 0 IBB: 0 HBP: 0 BLK: 0 WP: 0 HR: 0 S: 4 P: 4 ERA: 0.00 WHIP: 1.000		



Batter	1	2	3	4	5	6	7	8	9	AB R H RBI BB SO LOB	TOP											
Jim Busby, R OBP: 0.341, SLG: 0.400 (1, 8)										5 2 1 0 0 0 0	Washington Senators @ Boston Red Sox Fenway Park, Boston, MA Fri Jul 03 1953, 3:33 AM EDT Att: 14,445 - Unknown livebaseballscorecards.com											
Wayne Terwilliger, R OBP: 0.387, SLG: 0.536 (1, 4)										3 2 2 0 0 0 0												
Mickey Vernon, L OBP: 0.396, SLG: 0.477 (1, 3)										5 1 2 0 0 1 2												
Clyde Vollmer, R OBP: 0.367, SLG: 0.397 (1, 7)										4 1 1 2 1 2 3												
Jackie Jensen, R OBP: 0.387, SLG: 0.451 (1, 9)										5 2 3 1 0 0 3												
Eddie Yost, R OBP: 0.380, SLG: 0.349 (1, 5)										3 1 1 2 2 0 2												
Pete Runnels, L OBP: 0.364, SLG: 0.290 (1, 6)										4 0 1 1 1 0 4												
Ed Fitz Gerald, R OBP: 0.293, SLG: 0.320 (1, 2)										5 0 1 2 0 2 4												
Spec Shea, R OBP: 0.290, SLG: 0.300 (1, 1)										4 0 0 0 0 1 3												
Inning Stats	R: 2 E: 3 K: 0 S: 6	H: 1 LOB: 1 BB: 0 P: 6	R: 0 E: 0 K: 2 S: 7	H: 1 LOB: 0 BB: 0 P: 7	R: 0 E: 0 K: 1 S: 6	H: 1 LOB: 1 BB: 0 P: 6	R: 1 E: 1 K: 0 S: 5	H: 2 LOB: 1 BB: 0 P: 5	R: 1 E: 0 K: 1 S: 7	H: 2 LOB: 1 BB: 0 P: 7	R: 0 E: 0 K: 0 S: 3	H: 0 LOB: 1 BB: 1 P: 7	R: 5 E: 0 K: 0 S: 7	H: 4 LOB: 1 BB: 2 P: 15	R: 0 E: 0 K: 0 S: 3	H: 0 LOB: 0 BB: 0 P: 3	R: 0 E: 0 K: 2 S: 8	H: 1 LOB: 2 BB: 1 P: 12	1B: 10 2B: 2 3B: 0 HR: 0	SF: 0 SAC: 2 DP: 1 HBP: 0	WP: 0 PB: 0 SB: 1 CS: 0	PA: 44
PITCHER	IP WLS BF H R ER SO BB IBB HBP BLK WP HR S P ERA WHIP																					
Willard Nixon, R ERA: 3.0 (1, 1)	6.1 L 32 10 8 6 4 2 0 0 0 0 0 0 0 0 8.53 1.895																					
Ellis Kinder, R ERA: 2.7 (7, 1)	1.2 7 1 1 1 0 1 0 0 0 0 0 0 6 10 5.40 1.200																					
Ben Flowers, R ERA: 3.06 (9, 1)	1.0 5 1 0 0 2 1 0 0 0 0 0 0 8 12 0.00 2.000																					

Batter	1	2	3	4	5	6	7	8	9	AB R H RBI BB SO LOB	BOTTOM											
Billy Goodman, L OBP: 0.410, SLG: 0.421 (1, 4)										5 1 1 0 0 0 0	Washington Senators @ Boston Red Sox Fenway Park, Boston, MA Fri Jul 03 1953, 3:33 AM EDT Att: 14,445 - Unknown livebaseballscorecards.com											
Gene Stephens, L OBP: 0.306, SLG: 0.302 (1, 7)										2 0 1 0 0 0 1												
George Kell, R OBP: 0.394, SLG: 0.557 (5, FH)										2 1 1 1 0 0 0												
Floyd Baker, L OBP: 0.369, SLG: 0.325 (1, 5)										3 1 0 0 0 0 3												
Hoot Evers, R OBP: 0.325, SLG: 0.455 (6, 7)										1 0 0 0 0 0 0												
Dick Gemert, R OBP: 0.390, SLG: 0.452 (1, 3)										3 1 2 2 1 0 2												
Sammy White, R OBP: 0.317, SLG: 0.447 (1, 2)										3 0 1 1 1 0 1												
Gus Niarhos, R OBP: 0.333, SLG: 0.500 (9, 2)										0 0 0 0 0 0 0												
Tom Umphlett, R OBP: 0.386, SLG: 0.441 (1, 8)										4 0 1 0 0 0 4												
Inning Stats	R: 2 E: 1 K: 0 S: 6	H: 3 LOB: 1 BB: 0 P: 6	R: 0 E: 0 K: 0 S: 3	H: 0 LOB: 0 BB: 0 P: 3	R: 0 E: 2 K: 0 S: 4	H: 0 LOB: 1 BB: 0 P: 4	R: 0 E: 0 K: 0 S: 3	H: 1 LOB: 1 BB: 1 P: 7	R: 2 E: 1 K: 1 S: 8	H: 3 LOB: 2 BB: 1 P: 12	R: 0 E: 0 K: 1 S: 5	H: 0 LOB: 0 BB: 0 P: 5	R: 0 E: 0 K: 0 S: 3	H: 0 LOB: 0 BB: 0 P: 3	R: 0 E: 0 K: 0 S: 3	H: 0 LOB: 1 BB: 1 P: 7	R: 0 E: 0 K: 0 S: 3	H: 0 LOB: 0 BB: 0 P: 3	1B: 5 2B: 2 3B: 0 HR: 0	SF: 0 SAC: 0 DP: 2 HBP: 0	WP: 0 PB: 0 SB: 0 CS: 0	PA: 37
PITCHER	IP WLS BF H R ER SO BB IBB HBP BLK WP HR S P ERA WHIP																					
Spec Shea, R ERA: 2.66 (1, 1)	9.0 W 37 7 4 4 2 3 0 0 0 0 0 0 0 0 4.00 1.111																					
Willard Nixon, L OBP: 0.355, SLG: 0.296 (1, 1)										1 0 0 0 1 0 0	Washington Senators @ Boston Red Sox Fenway Park, Boston, MA Fri Jul 03 1953, 3:33 AM EDT Att: 14,445 - Unknown 											
Jim Piersall, R OBP: 0.311, SLG: 0.339 (6, 9)										2 0 0 0 0 0 1												
Mitt Bolling, R OBP: 0.303, SLG: 0.325 (1, 6)										4 0 0 0 0 0 2												
Inning Stats	R: 2 E: 1 K: 0 S: 6	H: 3 LOB: 1 BB: 0 P: 6	R: 0 E: 0 K: 0 S: 3	H: 0 LOB: 0 BB: 0 P: 3	R: 0 E: 2 K: 0 S: 4	H: 0 LOB: 1 BB: 0 P: 4	R: 0 E: 0 K: 0 S: 3	H: 1 LOB: 1 BB: 1 P: 7	R: 2 E: 1 K: 1 S: 8	H: 3 LOB: 2 BB: 1 P: 12	R: 0 E: 0 K: 1 S: 5	H: 0 LOB: 0 BB: 0 P: 5	R: 0 E: 0 K: 0 S: 3	H: 0 LOB: 0 BB: 0 P: 3	R: 0 E: 0 K: 0 S: 3	H: 0 LOB: 1 BB: 1 P: 7	R: 0 E: 0 K: 0 S: 3	H: 0 LOB: 0 BB: 0 P: 3	1B: 5 2B: 2 3B: 0 HR: 0	SF: 0 SAC: 0 DP: 2 HBP: 0	WP: 0 PB: 0 SB: 0 CS: 0	PA: 37
PITCHER	IP WLS BF H R ER SO BB IBB HBP BLK WP HR S P ERA WHIP																					
Spec Shea, R ERA: 2.66 (1, 1)	9.0 W 37 7 4 4 2 3 0 0 0 0 0 0 0 0 4.00 1.111																					

Batter	1	2	3	4	5	6	7	8	9	AB	R	H	RBI	BB	SO	LOB	TOP			
Jim Busby, R OBP: 0.337, SLG: 0.394 (1, 8)	0-3 K		0-0 1-3		0-3 K			0-0 F8		4	0	0	0	0	2	1	Washington Senators @ Boston Red Sox Fenway Park, Boston, MA Sat Jul 04 1953, 3:33 AM EDT Unknown			
Wayne Terwilliger, R OBP: 0.349, SLG: 0.348 (1, 4)	0-0 1B		0-0 1B		0-0 P6			0-0 P6		4	0	2	0	0	0	1				
Mickey Vernon, L OBP: 0.391, SLG: 0.471 (1, 3)	0-0 5-3		0-0 P4					0-3 K		4	0	0	0	0	1	1				
Clyde Vollmer, R OBP: 0.365, SLG: 0.394 (1, 7)		0-0 HR 1B		0-0 G3				0-0 F9		4	1	1	0	0	0	0				
Jackie Jensen, R OBP: 0.386, SLG: 0.446 (1, 9)		0-3 K		0-0 P3				4-0 BB		3	0	0	0	1	1	1				
Eddie Yost, R OBP: 0.384, SLG: 0.366 (1, 5)		0-0 HR		0-0 1B				0-3 K		4	1	3	2	0	1	1				
Pete Runnels, L OBP: 0.366, SLG: 0.293 (1, 6)		0-0 5-3		0-0 4-3				0-0 G6-4-3 1B		4	0	2	0	0	0	1				
Ed Fitz Gerald, R OBP: 0.292, SLG: 0.318 (1, 2)		0-3 K			0-0 SH5-3 1B			0-0 G6-4-3 1-2		4	0	1	0	0	1	3				
Walt Masterson, R OBP: 0.229, SLG: 0.161 (1, 1)			0-3 K		0-0 SH5-3			0-3 K		2	0	0	0	0	2	0				
Inning Stats	R: 0 E: 0 K: 1 S: 5	H: 1 LOB: 0 BB: 0 P: 5	R: 2 E: 0 K: 2 S: 9	H: 2 LOB: 0 BB: 0 P: 9	R: 0 E: 0 K: 1 S: 6	H: 1 LOB: 1 BB: 0 P: 6	R: 0 E: 0 K: 0 S: 4	H: 1 LOB: 1 BB: 0 P: 4	R: 0 E: 0 K: 1 S: 6	H: 0 LOB: 1 BB: 1 P: 9	R: 0 E: 0 K: 1 S: 5	H: 1 LOB: 0 BB: 0 P: 5	R: 0 E: 0 K: 1 S: 5	H: 0 LOB: 0 BB: 0 P: 5	R: 0 E: 0 K: 0 S: 5	H: 2 LOB: 2 BB: 0 P: 5	1B: 8 2B: 0 3B: 0 HR: 1	SF: 0 SAC: 1 DP: 1 HBP: 0	WP: 0 PB: 0 SB: 0 CS: 0	PA: 35
PITCHER Bill Henry, L ERA: 2.0 (1, 1)	IP: 9.0 WLS: W BF: 35 H: 9 R: 2 ER: 2 SO: 8 BB: 1 IBB: 0 HBP: 0 BLK: 0 WP: 0 HR: 1 S: 50 P: 54 ERA: 2.00 WHIP: 1.111															PITCHER				


Batter	1	2	3	4	5	6	7	8	9	AB	R	H	RBI	BB	SO	LOB	BOTTOM	
Billy Goodman, L OBP: 0.412, SLG: 0.432 (1, 4)	0-0 2B		0-0 F5			0-0 E6				4	1	2	1	0	0	0	Washington Senators @ Boston Red Sox Fenway Park, Boston, MA Sat Jul 04 1953, 3:33 AM EDT Unknown	
Hoot Evers, R OBP: 0.317, SLG: 0.443 (1, 7)	0-0 F7		0-0 5-3			0-3 K		0-0 1-3		4	0	0	0	0	1	3		
Dick Gemert, R OBP: 0.388, SLG: 0.447 (1, 3)	4-0 2B		0-3 K			0-0 P6		0-0 P4		3	1	0	0	1	1	2		
George Kell, R OBP: 0.391, SLG: 0.556 (8, PR) Floyd Baker, L OBP: 0.369, SLG: 0.325 (9, 5)	0-3 K				0-0 6-3			0-0 F8		4	0	1	0	0	1	3		
Del Wilber, R OBP: 0.367, SLG: 0.696 (1, 2)					0-0 6-3			0-0 E 2B		4	1	3	2	0	0	0		
Tom Umphlett, R OBP: 0.382, SLG: 0.434 (1, 8)	0-0 1-3				0-0 P3			0-0 F8		4	1	0	1	0	0	3		
Jim Piersall, R OBP: 0.313, SLG: 0.342 (1, 9)			0-0 4-3			0-0 F9		0-0 E6 2B		3	1	1	1	1	0	0		
Mitt Bolling, R OBP: 0.297, SLG: 0.318 (1, 6)			0-3 K			0-0 F8		0-0 5-3		4	0	0	0	0	2	4		
Bill Henry, L OBP: 0.500, SLG: 0.750 (1, 1)			0-3 K			0-0 4-3		0-0 2B		4	1	2	2	0	1	0		
Inning Stats	R: 2 E: 0 K: 1 S: 7	H: 2 LOB: 1 BB: 1 P: 11	R: 0 E: 0 K: 2 S: 7	H: 0 LOB: 0 BB: 0 P: 7	R: 0 E: 0 K: 1 S: 5	H: 0 LOB: 0 BB: 0 P: 5	R: 0 E: 0 K: 0 S: 3	H: 0 LOB: 0 BB: 0 P: 3	R: 0 E: 1 K: 1 S: 6	H: 0 LOB: 1 BB: 0 P: 6	R: 4 E: 1 K: 0 S: 8	H: 4 LOB: 1 BB: 0 P: 8	R: 1 E: 0 K: 1 S: 7	H: 3 LOB: 2 BB: 1 P: 11	1B: 3 2B: 6 3B: 0 HR: 0	SF: 0 SAC: 0 DP: 0 HBP: 0	WP: 0 PB: 0 SB: 0 CS: 0	PA: 36
PITCHER Walt Masterson, R ERA: 3.42 (1, 1)	IP: 8.0 WLS: L BF: 36 H: 9 R: 7 ER: 6 SO: 6 BB: 2 IBB: 0 HBP: 0 BLK: 0 WP: 0 HR: 0 S: 46 P: 54 ERA: 6.75 WHIP: 1.375															PITCHER		

Batter	1	2	3	4	5	6	7	8	9	AB	R	H	RBI	BB	SO	LOB	TOP					
Billy Goodman, L (1,4) OBP: 0.415, SLG: 0.439 Ted Lepcio, R (6,4) OBP: 0.308, SLG: 0.392			4-3			4-3		F5		4	2	1	0	0	0	0	Boston Red Sox @ Philadelphia Athletics Connie Mack Stadium, Philadelphia, PA Sun Jul 05 1953, 3:33 AM EDT Att: 4,554 - Unknown livebaseballscorecards.com					
Hoot Evers, R (1,7) OBP: 0.316, SLG: 0.432 Gene Stephens, L (6,FR) OBP: 0.303, SLG: 0.299			4-3					L4-6		3	0	1	1	1	1	1						
Dick Gemert, R (1,3) OBP: 0.390, SLG: 0.462										5	2	3	3	0	0	1						
George Kell, R (1,5) OBP: 0.394, SLG: 0.563 Floyd Baker, L (6,FR) OBP: 0.306, SLG: 0.322										4	2	3	0	0	0	0						
Tom Umphlett, R (1,8) OBP: 0.357, SLG: 0.426										5	1	2	1	0	0	3						
Jim Piersall, R (1,9) OBP: 0.308, SLG: 0.334										3	1	0	0	1	0	2						
Milt Bolling, R (1,6) OBP: 0.301, SLG: 0.318										3	1	1	2	1	0	0						
Gus Niarhos, R (1,2) OBP: 0.276, SLG: 0.353										3	1	0	1	1	0	1						
Mel Parnell, L (1,1) OBP: 0.288, SLG: 0.300										4	0	1	1	0	0	2						
Inning Stats	R: 8 E: 0 K: 1 S: 11	H: 7 LOB: 1 BB: 3 P: 23	R: 1 E: 0 K: 0 S: 5	H: 3 LOB: 1 BB: 0 P: 5	R: 0 E: 0 K: 0 S: 3	H: 0 LOB: 0 BB: 0 P: 3	R: 1 E: 0 K: 0 S: 4	H: 1 LOB: 0 BB: 0 P: 4	R: 0 E: 1 K: 0 S: 3	H: 0 LOB: 0 BB: 0 P: 3	R: 0 E: 0 K: 0 S: 3	H: 0 LOB: 0 BB: 0 P: 3	R: 0 E: 0 K: 0 S: 3	H: 1 LOB: 0 BB: 0 P: 3	R: 0 E: 0 K: 0 S: 3	H: 0 LOB: 0 BB: 0 P: 3		1B: 7 2B: 6 3B: 0 HR: 1	SF: 0 SAC: 0 DP: 2 HBP: 0	WP: 0 PB: 0 SB: 0 CS: 1	PA: 42	
PITCHER	IP WLS BF H R ER SO BB IBB HBP BLK WP HR S P ERA WHIP	0.1 L 7 4 6 6 1 1 1 0 0 0 0 7 15 162.00 15.000	0.1 5 3 2 2 0 1 0 0 0 0 0 4 8 54.00 12.000	8.1 29 6 2 2 0 1 0 0 0 0 1 28 32 2.16 0.840	PITCHER																	
Carl Scheib, R (1,1) ERA: 4.46																						
Marion Fricano, R (1,1) ERA: 3.39																						
Joe Coleman, R (1,1) ERA: 2.89																						
Batter	1	2	3	4	5	6	7	8	9	AB	R	H	RBI	BB	SO	LOB	BOTTOM					
Joe Demaestri, R (1,6) OBP: 0.320, SLG: 0.331			5-3					F4		3	0	0	0	1	0	3	Boston Red Sox @ Philadelphia Athletics Connie Mack Stadium, Philadelphia, PA Sun Jul 05 1953, 3:33 AM EDT Att: 4,554 - Unknown livebaseballscorecards.com					
Carmen Mauro, L (1,8) OBP: 0.200, SLG: 0.220										3	0	0	0	1	3	1						
Dave Philley, S (1,9) OBP: 0.346, SLG: 0.381										3	0	0	0	1	0	1						
Gus Zernial, R (1,7) OBP: 0.337, SLG: 0.500										4	0	0	0	0	0	2						
Pete Suder, R (1,5) OBP: 0.353, SLG: 0.407										4	0	1	0	0	1	0						
Eddie Robinson, L (1,3) OBP: 0.319, SLG: 0.386										4	1	1	0	0	0	2						
Cass Michaels, R (1,4) OBP: 0.316, SLG: 0.374											4	1	1	2	0	1						
Ray Murray, R (1,2) OBP: 0.310, SLG: 0.390										3	0	1	0	0	0	0						
Carl Scheib, R (1,1) OBP: 0.235, SLG: 0.212										0	0	0	0	0	0	0						
Marion Fricano, R (1,1) OBP: 0.231, SLG: 0.269										0	0	0	0	0	0	0						
Joe Coleman, R (1,1) OBP: 0.667, SLG: 0.667										3	0	2	0	0	0	1						
Inning Stats	R: 0 E: 0 K: 1 S: 4	H: 0 LOB: 0 BB: 1 P: 8	R: 0 E: 0 K: 0 S: 3	H: 0 LOB: 0 BB: 0 P: 3	R: 0 E: 0 K: 0 S: 4	H: 1 LOB: 1 BB: 0 P: 4	R: 0 E: 0 K: 0 S: 3	H: 1 LOB: 2 BB: 2 P: 11	R: 0 E: 0 K: 1 S: 6	H: 1 LOB: 1 BB: 0 P: 6	R: 0 E: 0 K: 1 S: 5	H: 0 LOB: 0 BB: 0 P: 5	R: 2 E: 0 K: 1 S: 8	H: 3 LOB: 1 BB: 0 P: 8	R: 0 E: 0 K: 1 S: 5	H: 0 LOB: 0 BB: 0 P: 5	R: 0 E: 0 K: 0 S: 3	H: 0 LOB: 0 BB: 0 P: 3	1B: 4 2B: 2 3B: 0 HR: 1	SF: 0 SAC: 0 DP: 2 HBP: 0	WP: 0 PB: 0 SB: 0 CS: 0	PA: 34
PITCHER	IP WLS BF H R ER SO BB IBB HBP BLK WP HR S P ERA WHIP	9.0 W 34 6 2 2 5 3 0 0 0 0 1 41 53 2.00 1.000	PITCHER																			
Mel Parnell, L (1,1) ERA: 2.92																						

Batter	1	2	3	4	5	6	7	8	9	AB	R	H	RBI	BB	SO	LOB	TOP					
Billy Goodman, L (1, 4) OBP: 0.416, SLG: 0.435	0-0 6-3	0-0 SH1-4		0-0 6-3			1-0 HBP		4-0 G5-4-3 BB	2	0	0	0	1	0	1						
Hoot Evers, R (1, 7) OBP: 0.307, SLG: 0.419	0-3 K	0-3 K			0-3 K		0-3 K		0-0 G5-4-3	5	0	0	0	0	4	5						
Dick Gemert, R (1, 3) OBP: 0.391, SLG: 0.466	0-0 1B	0-3 K			0-3 K			0-0 2B		4	1	2	0	0	2	2						
George Kell, R (1, 5) OBP: 0.392, SLG: 0.558	0-0 BB 1B		0-0 P4		0-0 P5			0-0 L9		4	0	1	0	0	0	1						
Tom Umphlett, R (1, 8) OBP: 0.355, SLG: 0.423	0-0 BB 1B		0-0 P4		0-0 F7			0-0 F3		4	0	1	1	0	0	1						
Del Wilber, R (1, 2) OBP: 0.370, SLG: 0.720	4-0 3H 1-2 2-3 BB		0-3 K		0-0 F2			0-0 4-3		3	0	0	0	1	1	1						
Jim Piersall, R (1, 9) OBP: 0.308, SLG: 0.331	0-3 K		0-0 6-3		0-3 K2-3			4-0 SH1-4 BB		3	1	0	0	1	2	3						
Mitt Bolling, R (1, 6) OBP: 0.306, SLG: 0.324		0-0 SH1-4 BB 1B		0-0 S 1B		0-0 P6		0-0 SH1-4		3	0	2	0	0	0	0						
Ike Delock, R (1, 1) Ted Lepcio, R (9, PH) Ellis Kinder, R (9, 1) OBP: 0.315, SLG: 0.398 OBP: 0.500, SLG: 0.571	4-0 SH1-4 BB		0-0 F8		0-3 K			0-0 BB 1B		2	0	0	0	1	1	1						
Inning Stats	R: 1 E: 0 K: 2 S: 10	H: 3 LOB: 3 BB: 1 P: 14	R: 0 E: 0 K: 2 S: 8	H: 1 LOB: 2 BB: 1 P: 12	R: 0 E: 0 K: 1 S: 5	H: 0 LOB: 0 BB: 0 P: 5	R: 0 E: 0 K: 0 S: 4	H: 1 LOB: 1 BB: 0 P: 4	R: 0 E: 0 K: 2 S: 7	H: 0 LOB: 0 BB: 0 P: 7	R: 0 E: 0 K: 1 S: 5	H: 0 LOB: 1 BB: 0 P: 5	R: 0 E: 0 K: 0 S: 7	H: 0 LOB: 1 BB: 0 P: 8	R: 0 E: 0 K: 0 S: 4	H: 1 LOB: 1 BB: 0 P: 4	R: 1 E: 0 K: 0 S: 3	H: 1 LOB: 1 BB: 2 P: 11	1B: 6 2B: 1 3B: 0 HR: 0	SF: 0 SAC: 2 DP: 1 HBP: 1	WP: 0 PB: 0 SB: 1 CS: 0	PA: 38
PITCHER Tommy Byrne, L (1, 1) ERA: 5.66	IP: 9.0 WLS: L BF: 38 H: 7 R: 2 ER: 2 SO: 10 BB: 4 IBB: 0 HBP: 1 BLK: 0 WP: 0 HR: 0 S: 53 P: 70 ERA: 2.00 WHIP: 1.222															PITCHER						

Boston Red Sox @ Washington Senators
Griffith Stadium, Washington, DC
Mon Jul 06 1953, 3:33 AM EDT
Att: 9,151 - Unknown


AB	31
R	2
H	7
RBI	2
BB	4
SO	10
LOB	15



Batter	1	2	3	4	5	6	7	8	9	AB	R	H	RBI	BB	SO	LOB	BOTTOM			
Jim Busby, R (1, 8) OBP: 0.333, SLG: 0.389	0-0 L8		0-0 G3			0-0 G5-4-3 1B	0-0 6-3			4	0	1	0	0	0	3				
Wayne Terwilliger, R (1, 4) OBP: 0.353, SLG: 0.350	0-0 F2		0-0 L7			0-0 G5-4-3 1-2		0-0 G4-6-3 1B		4	0	1	0	0	0	1				
Mickey Vernon, L (1, 3) OBP: 0.391, SLG: 0.482	0-0 F7		0-0 G3			0-0 1B		0-0 G4-6-3 1-2		4	0	1	0	0	0	1				
Clyde Vollmer, R (1, 7) OBP: 0.357, SLG: 0.381		0-0 FC3-5 BB 1B		0-0 F8		0-0 F7		0-0 6-3		4	0	1	0	0	0	1				
Jackie Jensen, R (1, 9) OBP: 0.376, SLG: 0.431		4-0 FC3-5 1B BB		0-0 P3		0-0 5-3		0-0 1-4-3		3	1	0	0	1	0	0				
Eddie Yost, R (1, 5) OBP: 0.386, SLG: 0.387		0-0 FC3-5 1B		0-0 5-3		0-0 BB 1B		0-0 F7		4	0	1	0	0	0	2				
Pete Runnels, L (1, 6) OBP: 0.357, SLG: 0.285		0-0 F5			0-0 F2		0-0 F7		0-0 P6	4	0	0	0	0	0	3				
Ed Fitz Gerald, R (1, 2) OBP: 0.315, SLG: 0.356		0-0 1-3 2H 1B			0-0 F9		0-0 BB 1B			3	0	2	1	0	0	0				
Tommy Byrne, L (1, 1) OBP: 0.257, SLG: 0.233		0-0 6-3			0-0 1-3		4-0 1-2 2-3 BB			2	0	0	0	1	0	2				
Inning Stats	R: 0 E: 0 K: 0 S: 3	H: 0 LOB: 0 BB: 0 P: 3	R: 1 E: 0 K: 0 S: 5	H: 2 LOB: 2 BB: 1 P: 9	R: 0 E: 0 K: 0 S: 3	H: 0 LOB: 0 BB: 0 P: 3	R: 0 E: 0 K: 0 S: 3	H: 0 LOB: 0 BB: 0 P: 3	R: 0 E: 0 K: 0 S: 4	H: 2 LOB: 1 BB: 0 P: 4	R: 0 E: 0 K: 0 S: 5	H: 2 LOB: 3 BB: 1 P: 9	R: 0 E: 0 K: 0 S: 3	H: 1 LOB: 0 BB: 0 P: 3	R: 0 E: 0 K: 0 S: 3	H: 0 LOB: 0 BB: 0 P: 3	1B: 7 2B: 0 3B: 0 HR: 0	SF: 0 SAC: 0 DP: 2 HBP: 0	WP: 0 PB: 0 SB: 0 CS: 0	PA: 34
PITCHER Ike Delock, R (1, 1) Ellis Kinder, R (9, 1) ERA: 1.74 ERA: 2.65	IP: 1.0 WLS: S BF: 3 H: 0 R: 0 ER: 0 SO: 0 BB: 0 IBB: 0 HBP: 0 BLK: 0 WP: 0 HR: 0 S: 3 P: 3 ERA: 0.00 WHIP: 0.000															PITCHER				

Boston Red Sox @ Washington Senators
Griffith Stadium, Washington, DC
Mon Jul 06 1953, 3:33 AM EDT
Att: 9,151 - Unknown

AB	32
R	1
H	7
RBI	1
BB	2
SO	0
LOB	13

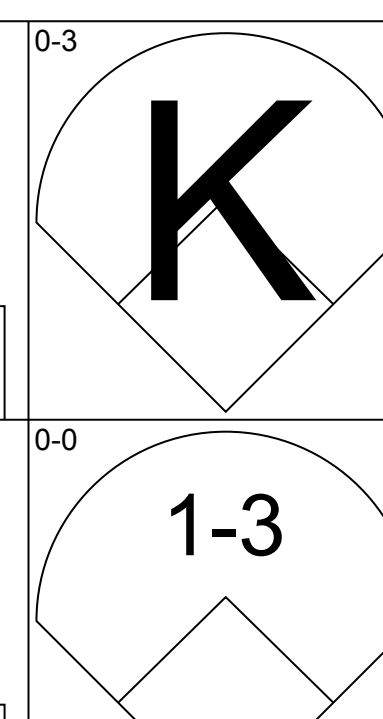
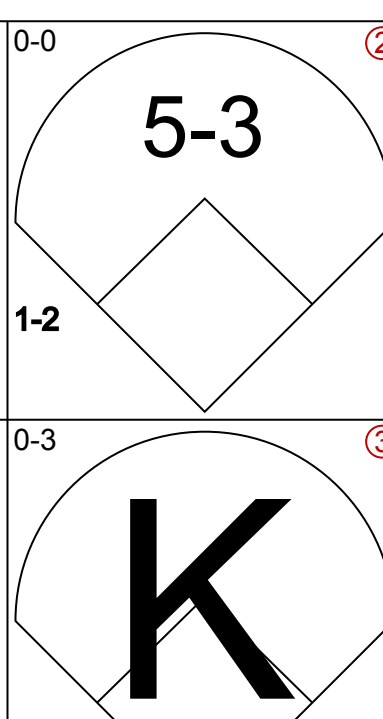
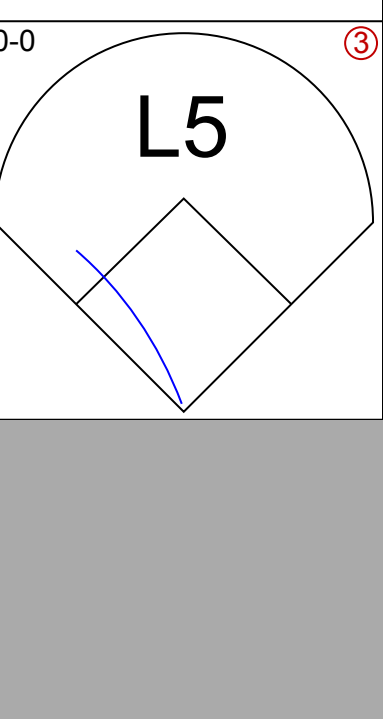
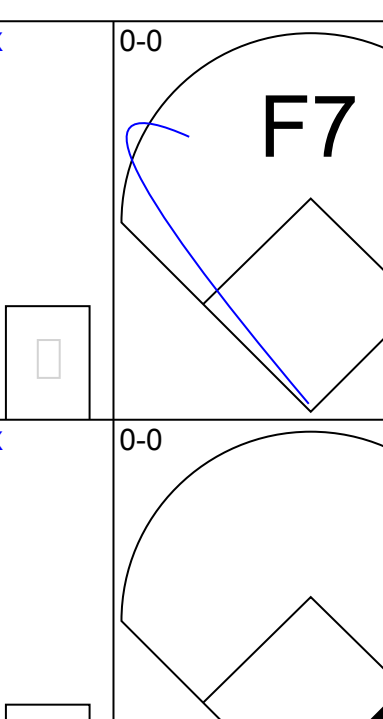

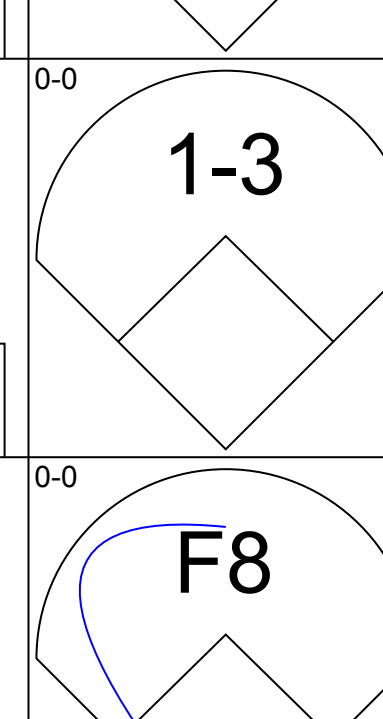

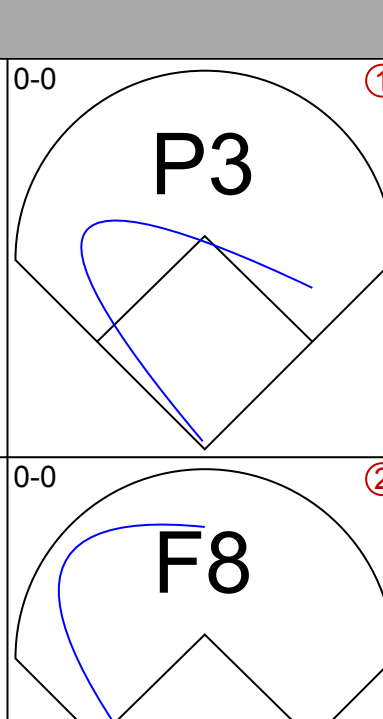
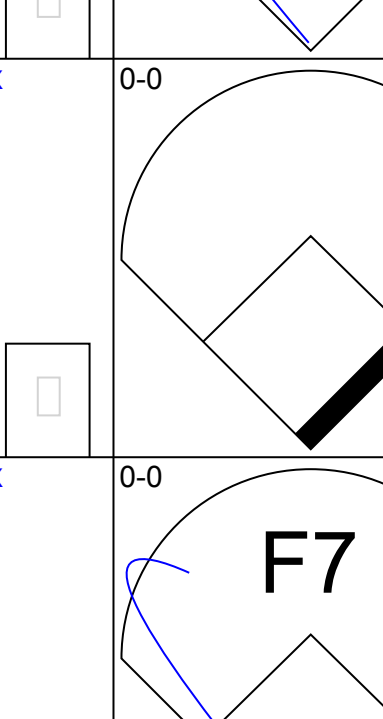
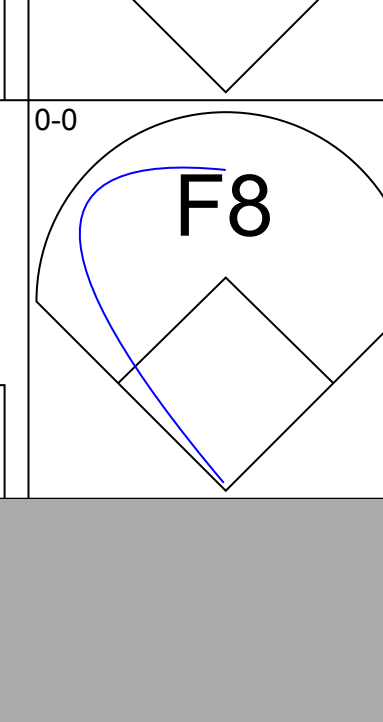
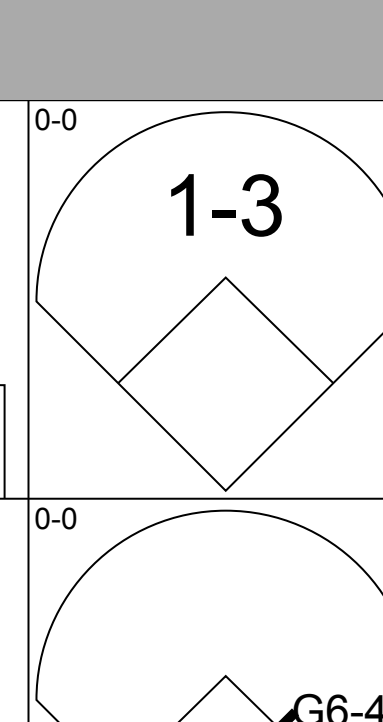
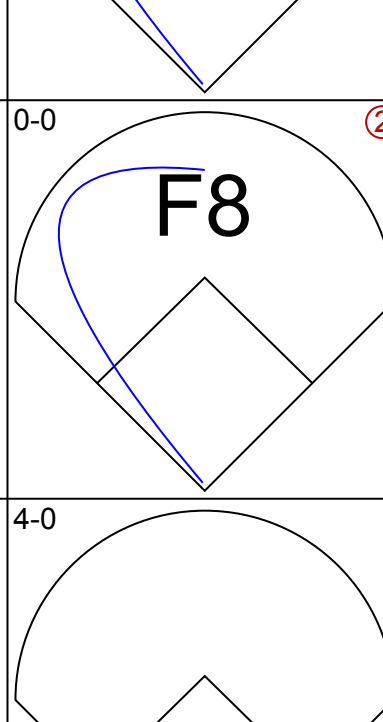
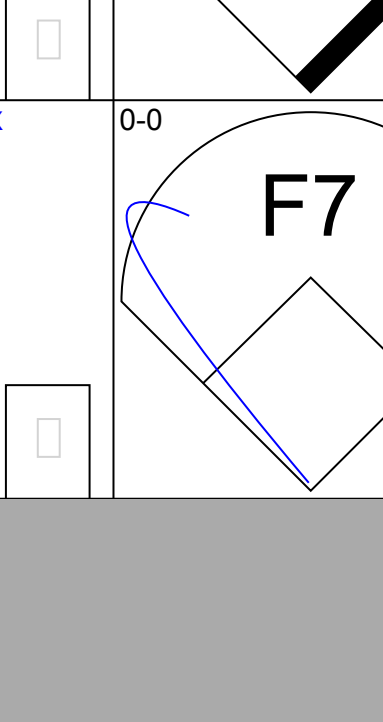
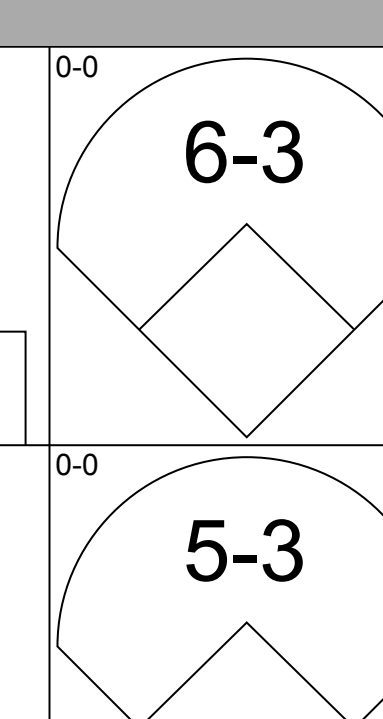
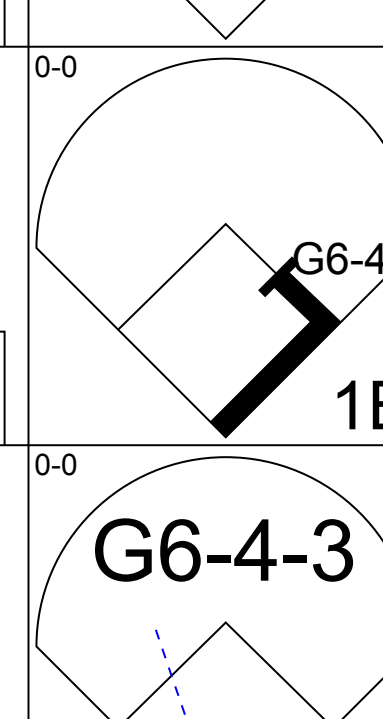
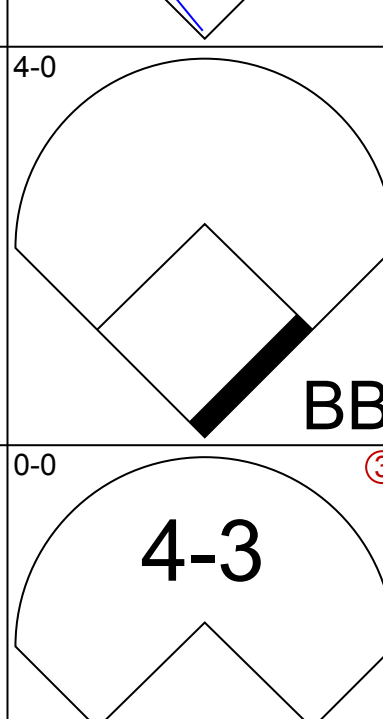
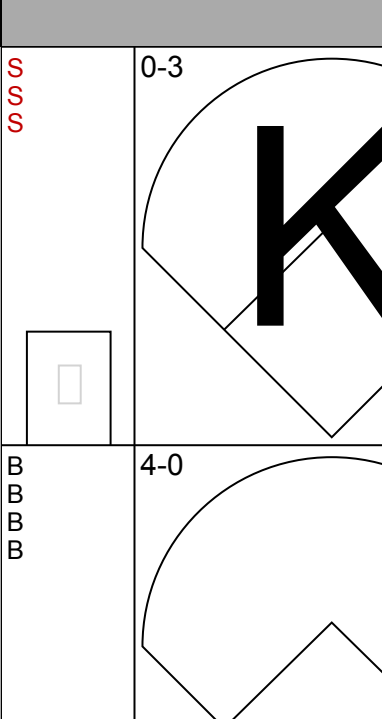
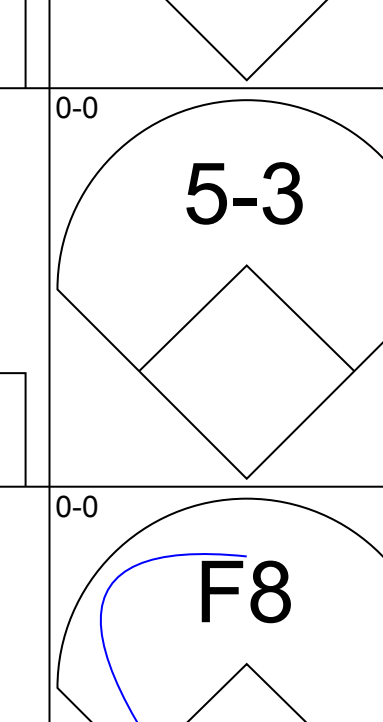
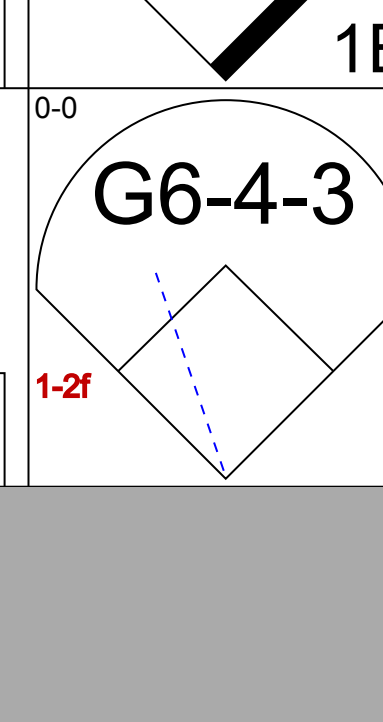
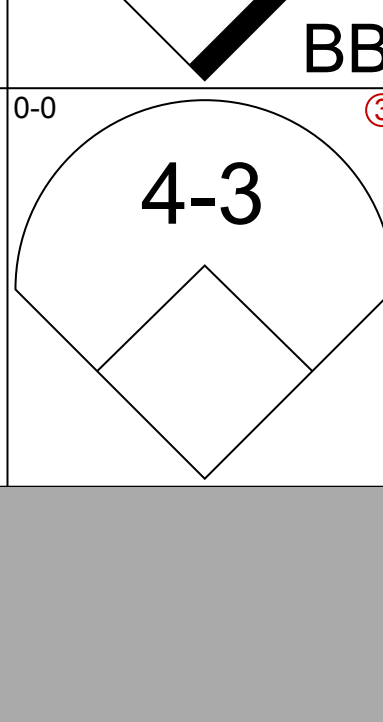
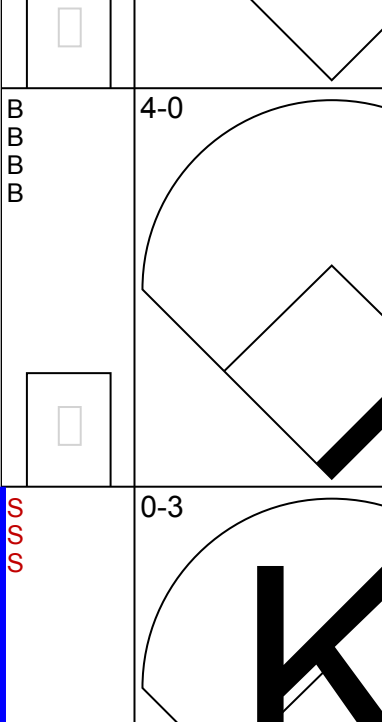
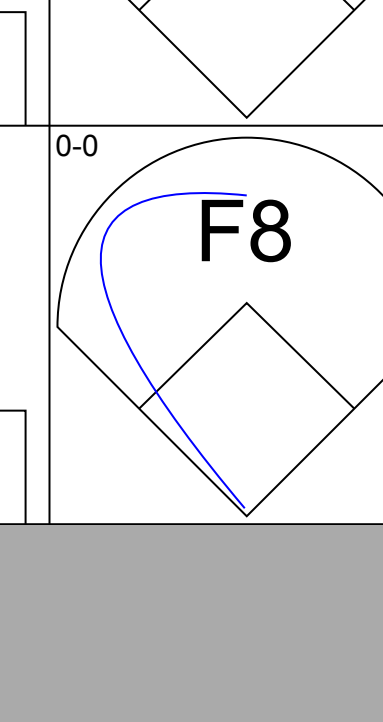
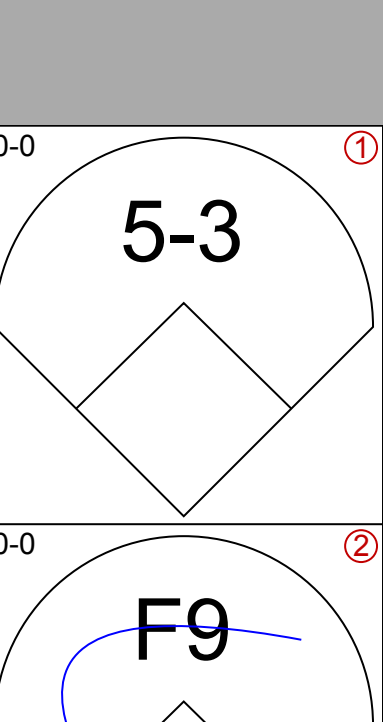
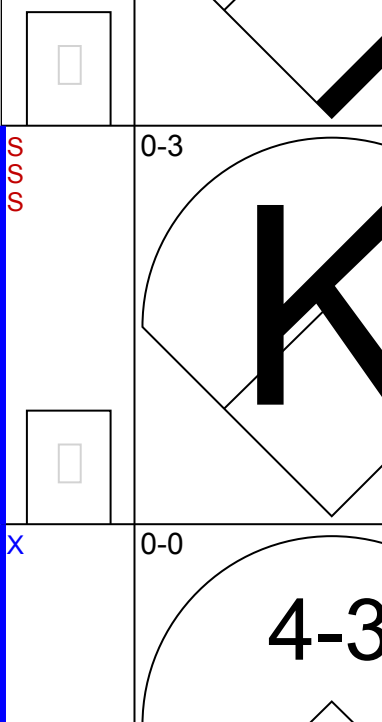
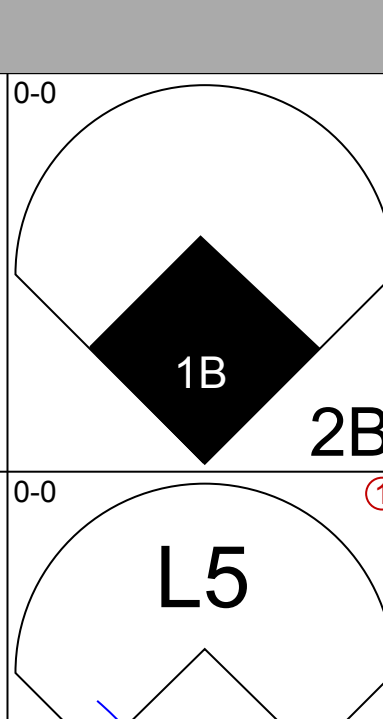
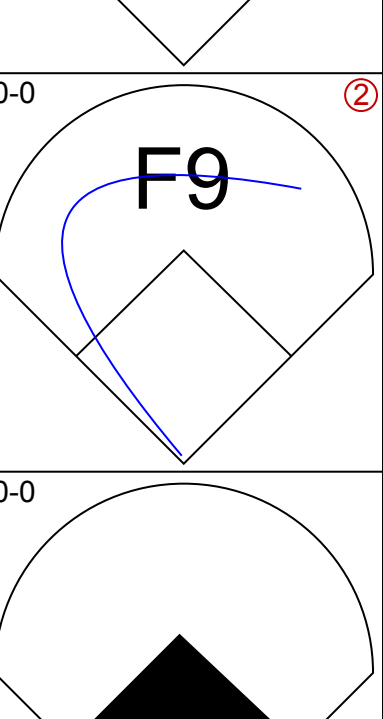
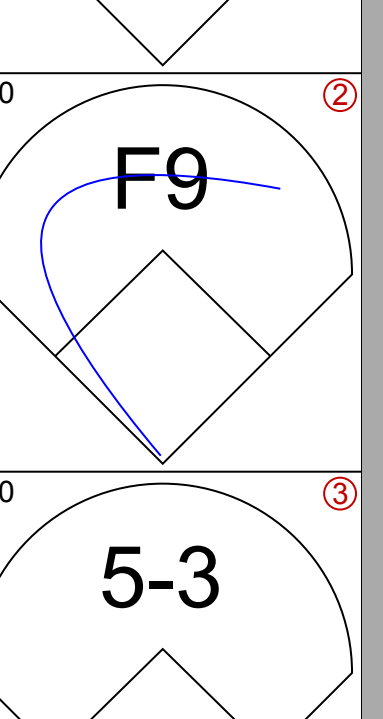
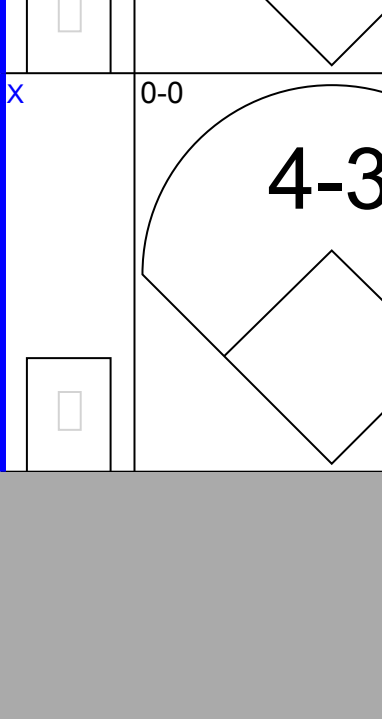
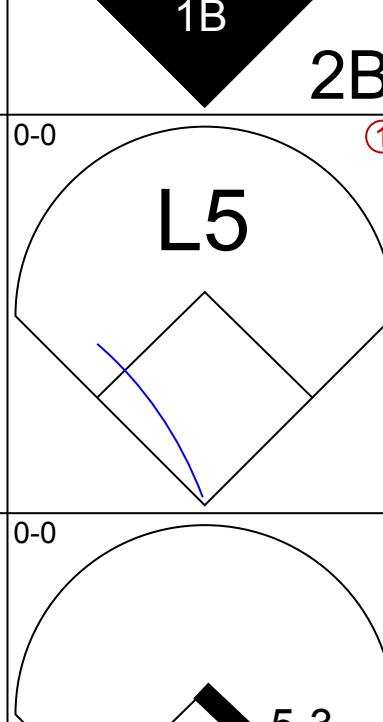
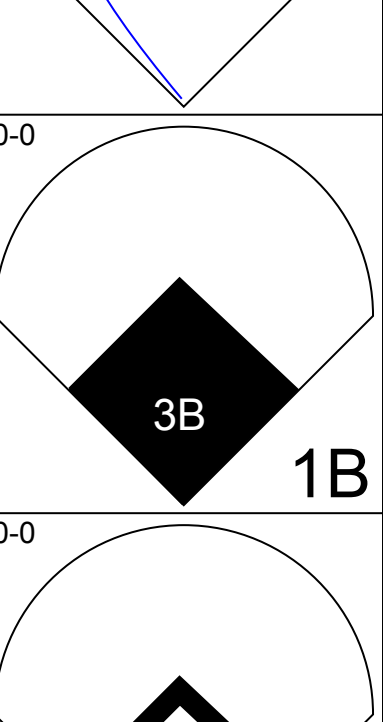
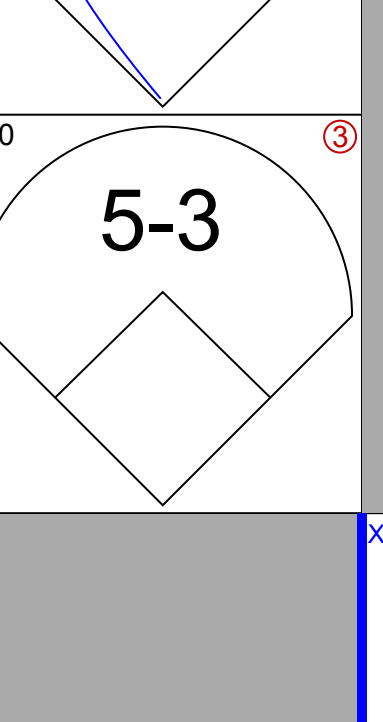
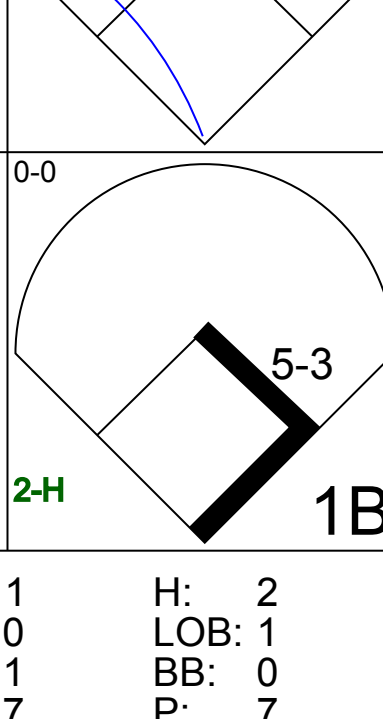
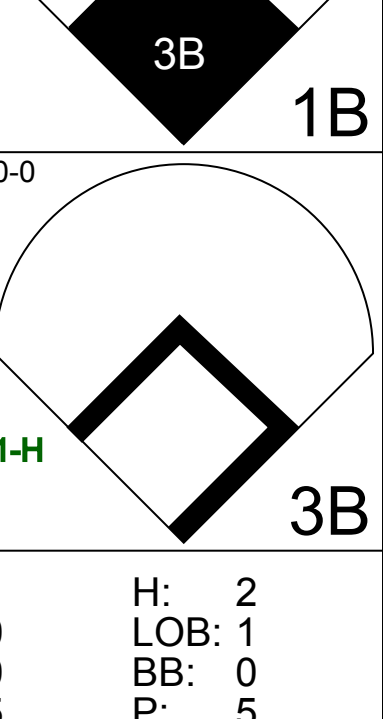
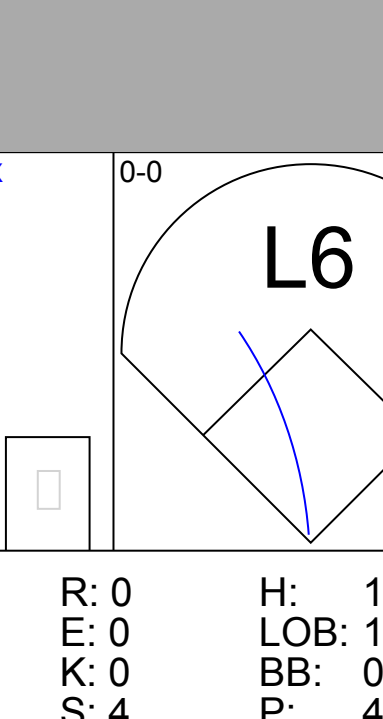


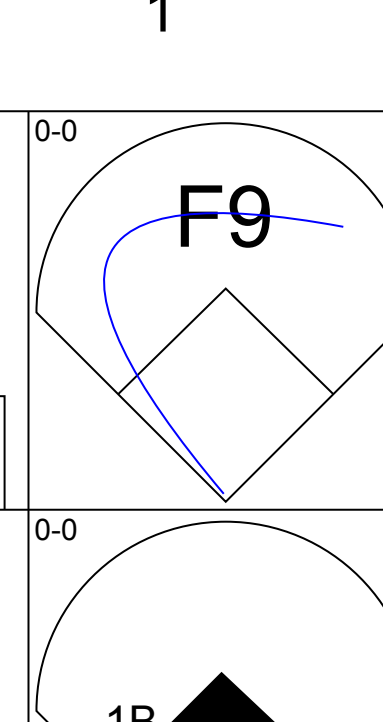
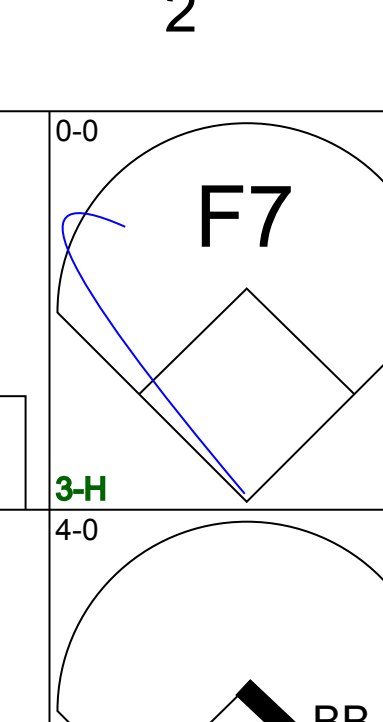
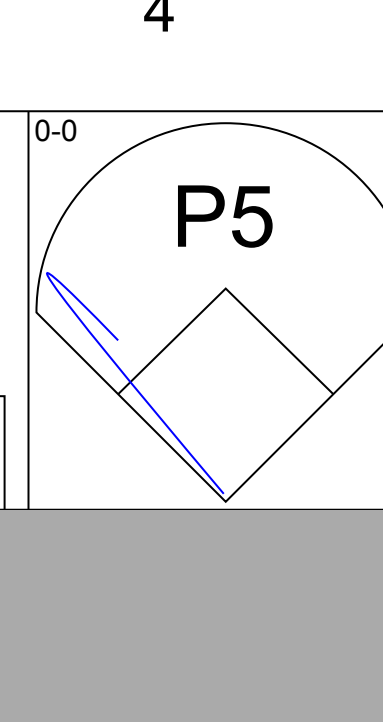
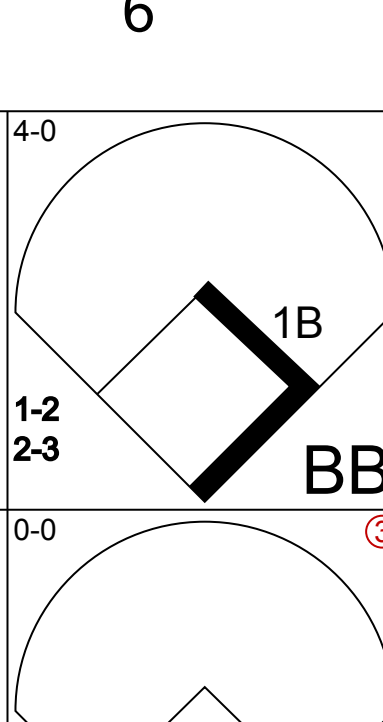

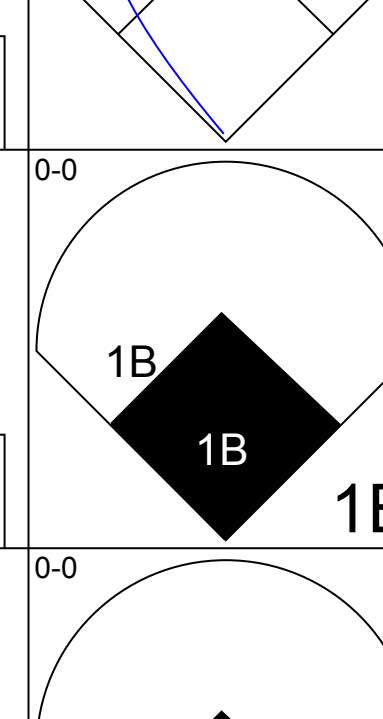
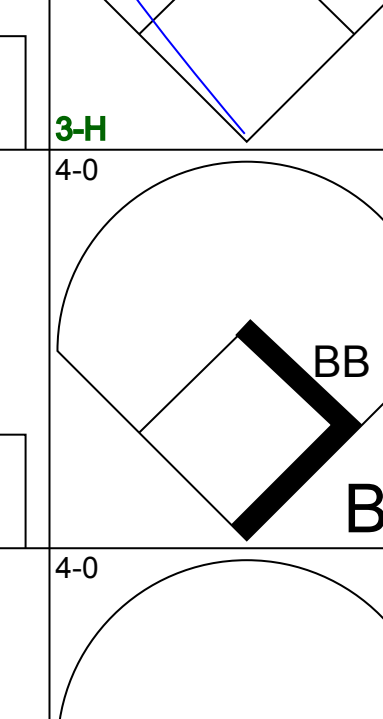
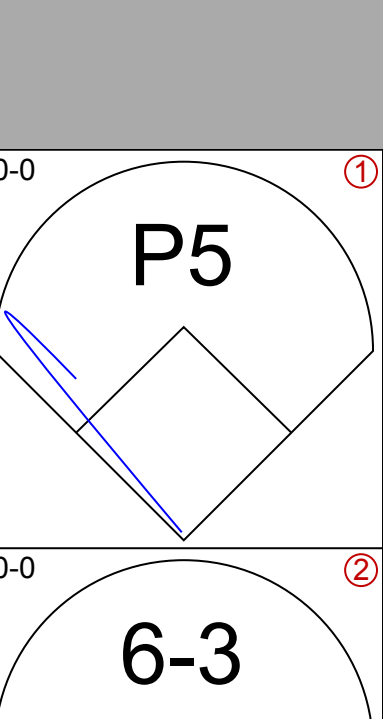
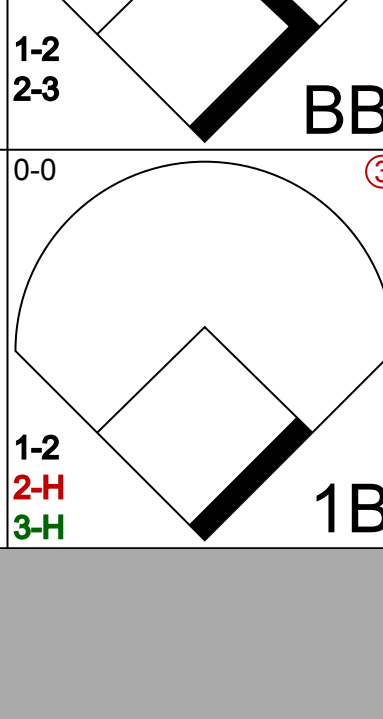
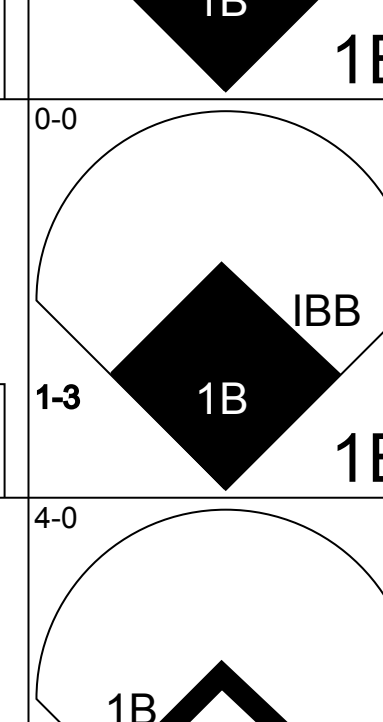
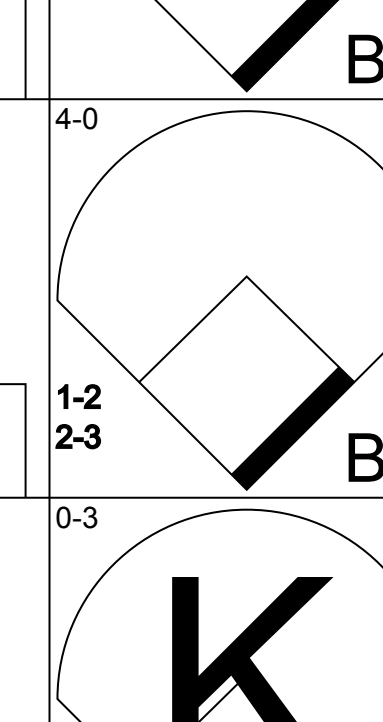
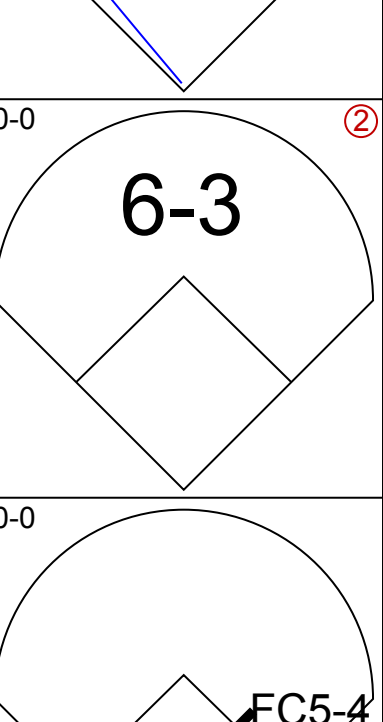
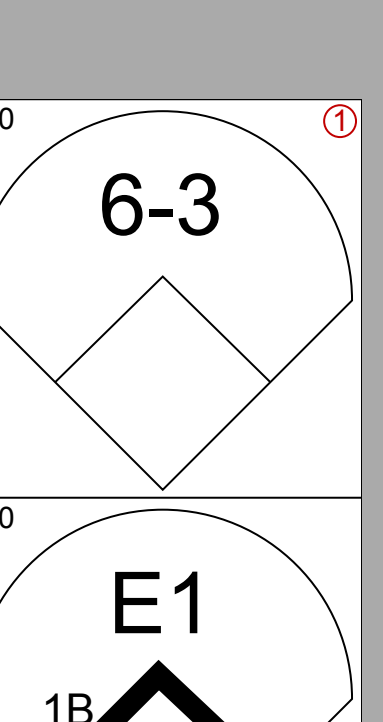
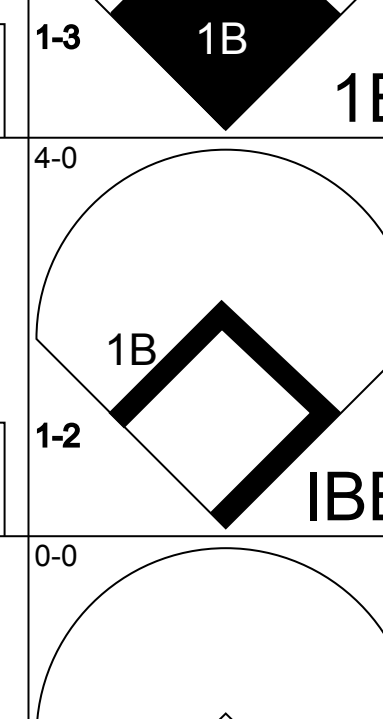
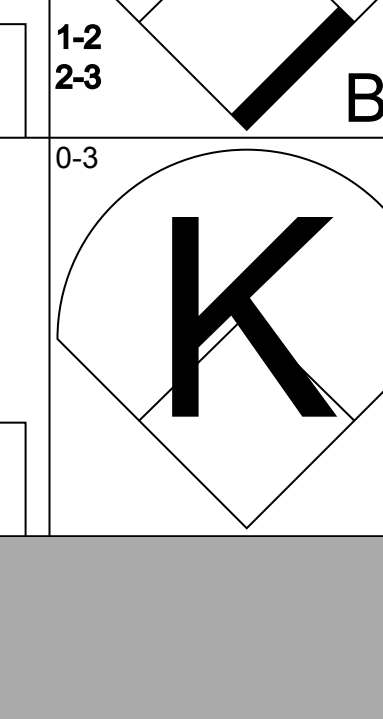
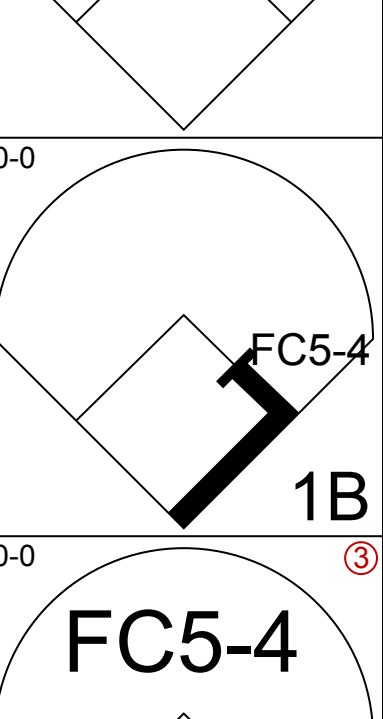
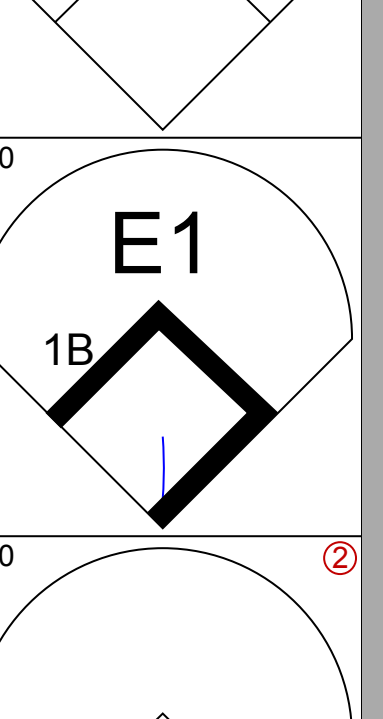
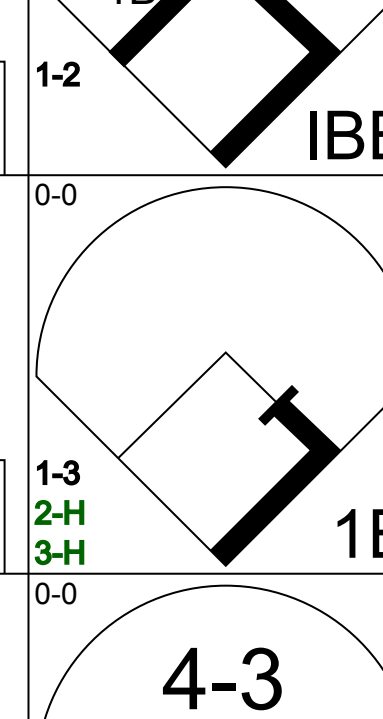
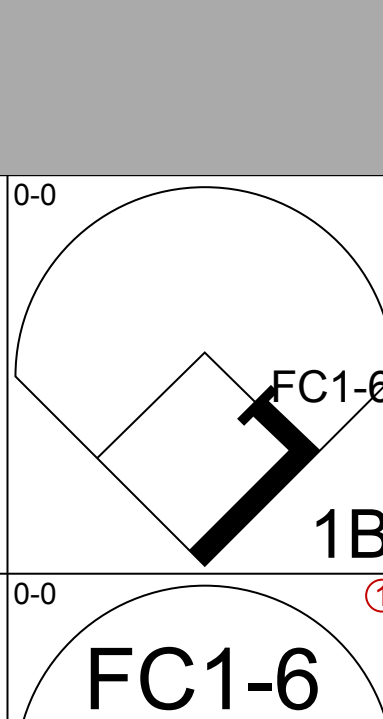
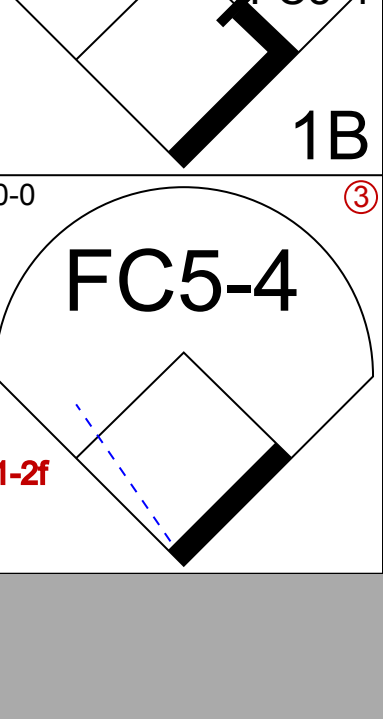
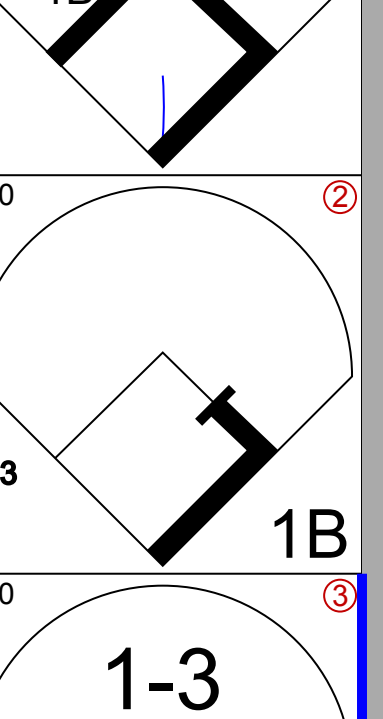
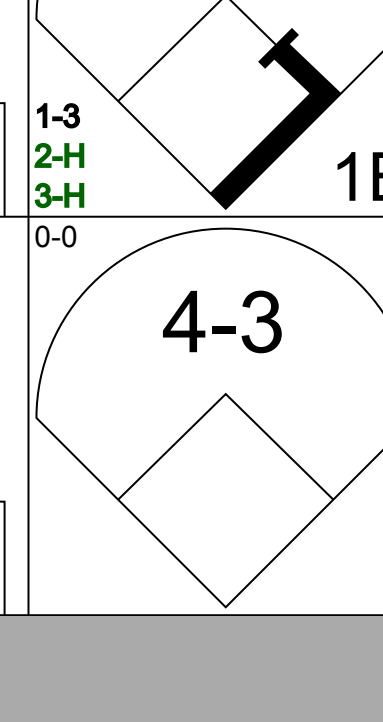
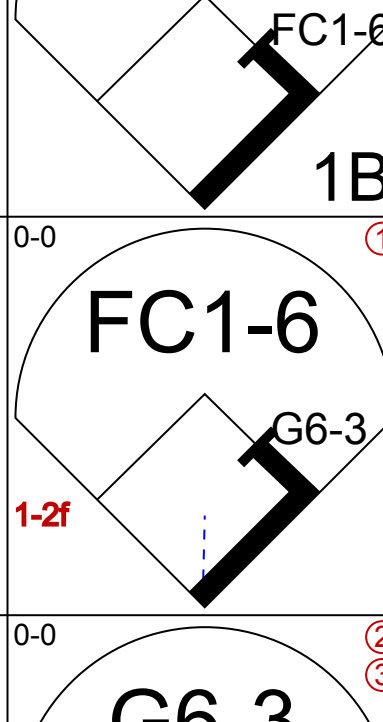
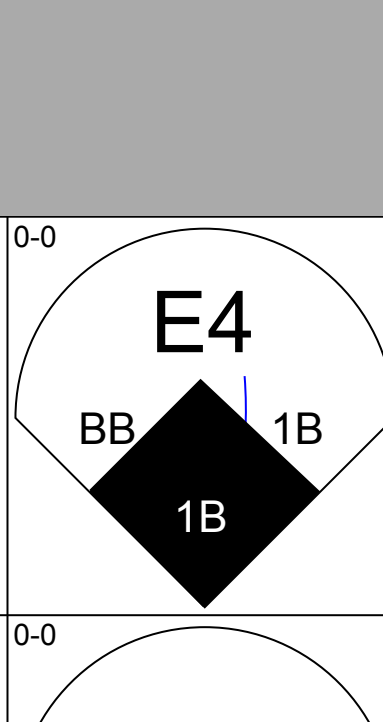
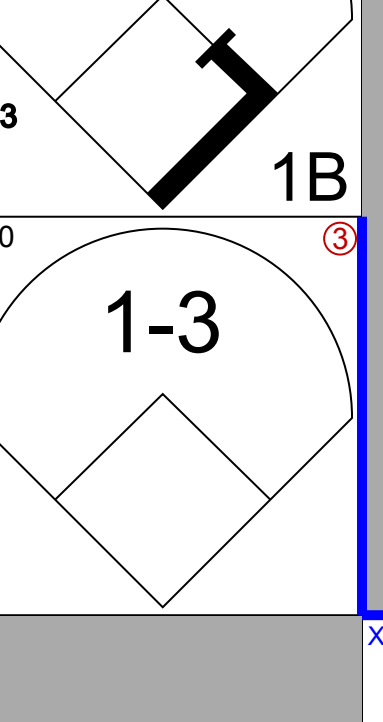
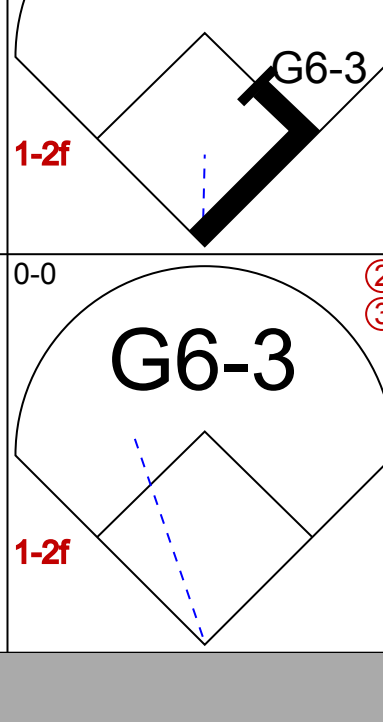
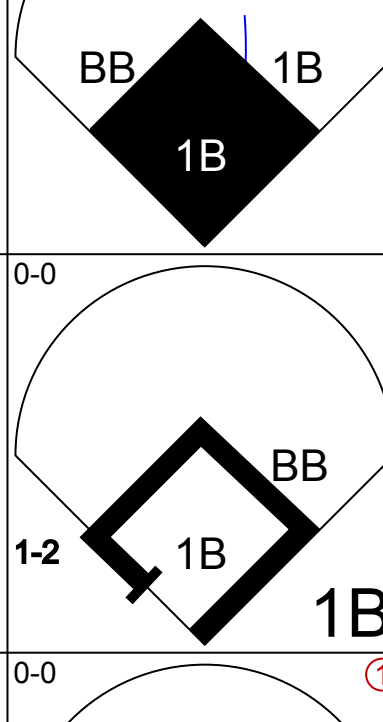
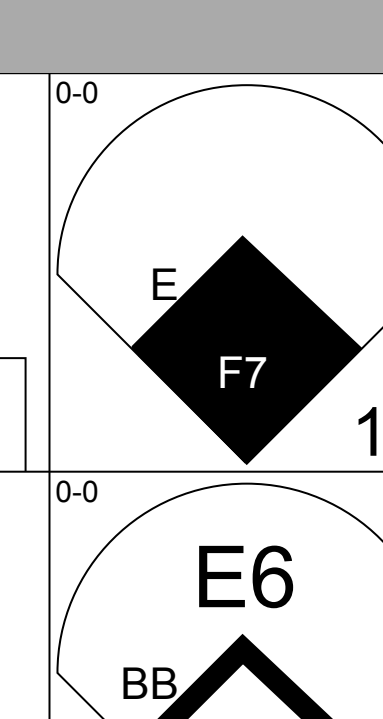
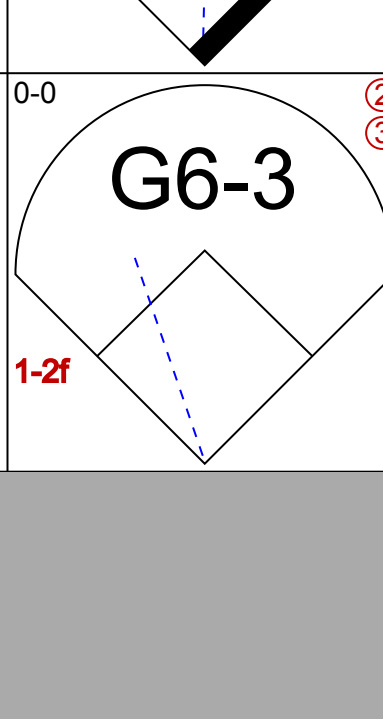
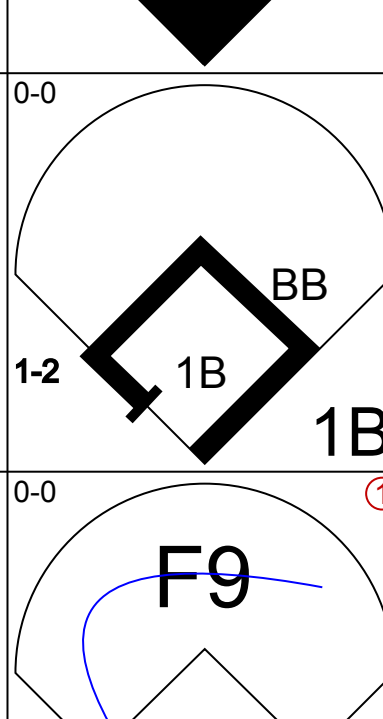
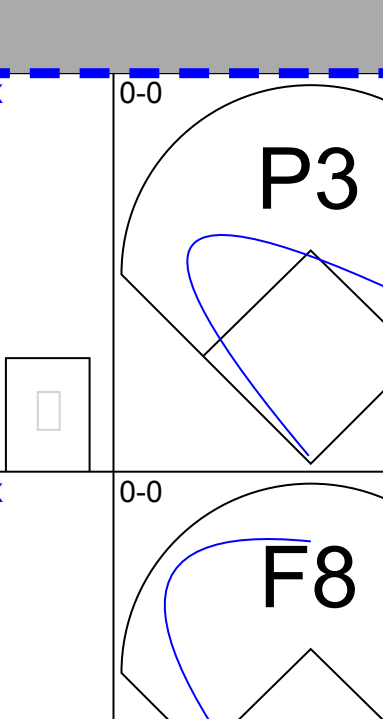
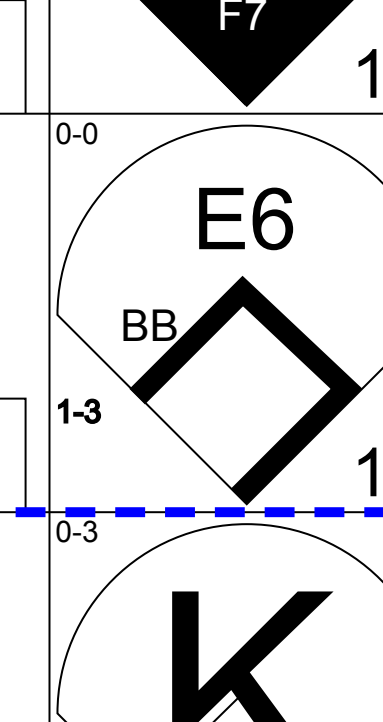
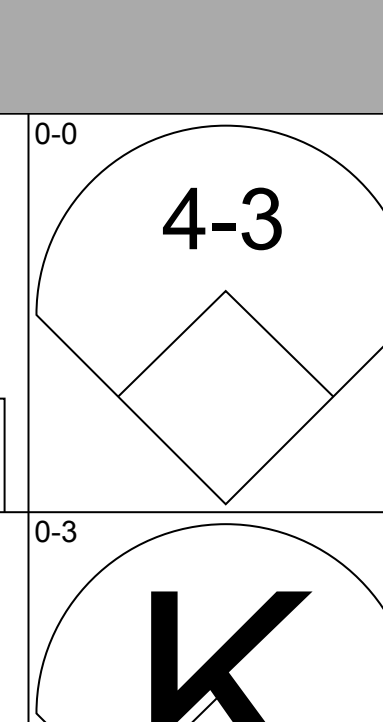
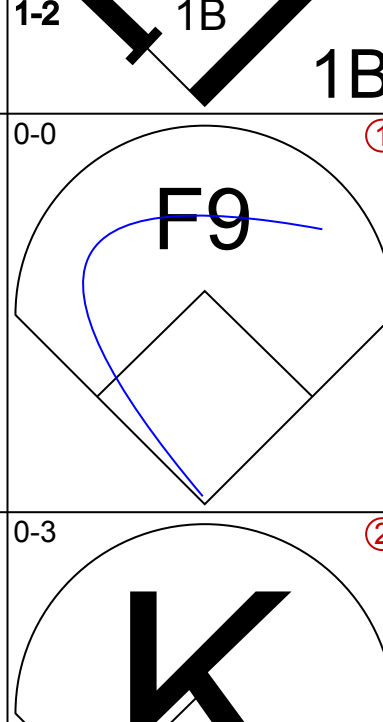
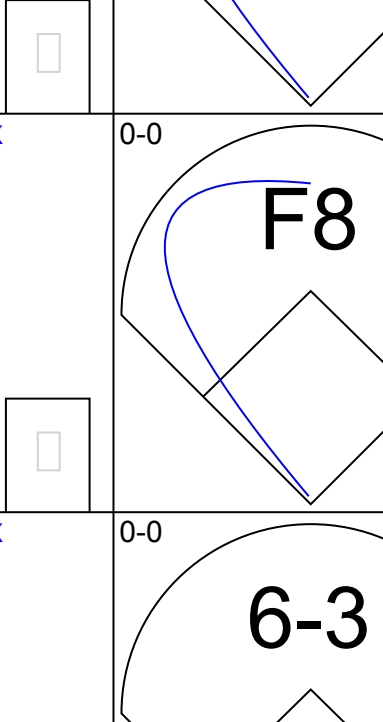
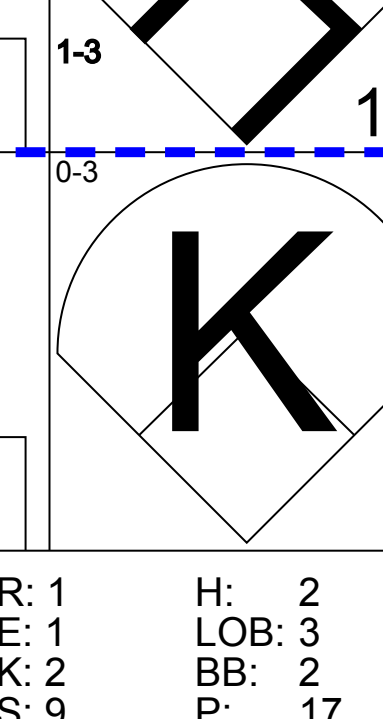
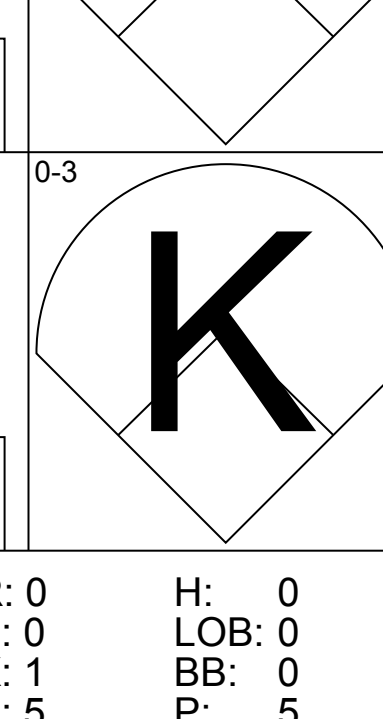
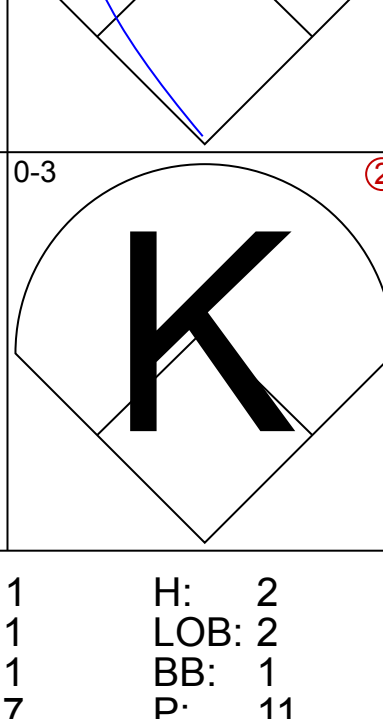
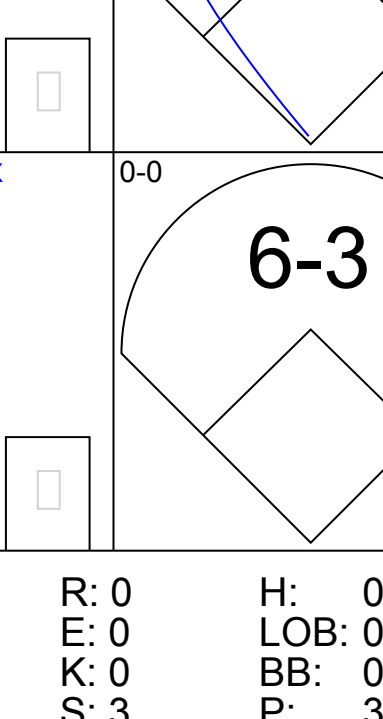
Batter	1	2	3	4	5	6	7	8	9	AB	R	H	RBI	BB	SO	LOB	TOP										
Billy Goodman, L (1,4) OBP: 0.412, SLG: 0.430	F7		4-3				4-3		4-3	5	0	1	1	0	0	2	Boston Red Sox @ Washington Senators Griffith Stadium, Washington, DC Tue Jul 07 1953, 3:33 AM EDT Att: 9,634 - Unknown										
Gene Stephens, L (1,7) OBP: 0.297, SLG: 0.293	K		K				E3		L6	4	0	0	0	0	2	2											
Floyd Baker, L (9, PH) OBP: 0.364, SLG: 0.319										1	0	0	0	0	0	1											
Hoot Evers, R (9,7)										0	0	0	0	0	0	0											
Dick Gemert, R (1,3) OBP: 0.394, SLG: 0.466	1B						L5		F5	4	0	2	0	1	0	2											
George Kell, R (1,5) OBP: 0.390, SLG: 0.552	1B								K	4	0	1	0	0	1	4											
Tom Umphlett, R (1,8) OBP: 0.362, SLG: 0.428	F3									4	0	3	0	0	0	2											
Del Wilber, R (1,2) OBP: 0.345, SLG: 0.667		5-3							F2	4	0	0	0	0	0	3											
Jim Piersall, R (1,9) OBP: 0.307, SLG: 0.330		6-3							F8	4	0	1	0	0	0	2											
Mitt Bolling, R (1,6) OBP: 0.310, SLG: 0.332	K									4	2	2	0	0	1	1											
Hal Brown, R (1,1) OBP: 0.324, SLG: 0.515									SH	2	0	1	0	0	0	0											
Inning Stats	R: 0 E: 0 K: 1 S: 7	H: 2 LOB: 2 BB: 0 P: 7	R: 0 E: 0 K: 1 S: 5	H: 0 LOB: 0 BB: 0 P: 5	R: 0 E: 0 K: 1 S: 6	H: 1 LOB: 2 BB: 1 P: 10	R: 0 E: 0 K: 0 S: 3	H: 2 LOB: 0 BB: 0 P: 3	R: 1 E: 0 K: 0 S: 6	H: 3 LOB: 2 BB: 0 P: 6	R: 0 E: 0 K: 0 S: 4	H: 1 LOB: 1 BB: 0 P: 4	R: 0 E: 1 K: 0 S: 4	H: 0 LOB: 1 BB: 0 P: 4	R: 0 E: 0 K: 1 S: 6	H: 1 LOB: 1 BB: 0 P: 6	R: 1 E: 1 K: 0 S: 5	H: 1 LOB: 1 BB: 0 P: 5	1B: 9 2B: 2 3B: 0 HR: 0	SF: 0 SAC: 2 DP: 1 HBP: 0	WP: 0 PB: 0 SB: 0 CS: 1	PA: 40					
PITCHER	IP	WLS	BF	H	R	ER	SO	BB	IBB	HBP	BLK	WP	HR	S	P	ERA	WHIP										
Jerry Lane, R (1,1) ERA: 1.13	8.0	L	34	10	1	1	4	1	0	0	0	0	0	41	45	1.12	1.375										
Walt Masterson, R (9,1) ERA: 3.47	1.0		5	1	1	1	0	0	0	0	0	0	0	5	5	9.00	1.000										




Batter	1	2	3	4	5	6	7	8	9	AB	R	H	RBI	BB	SO	LOB	BOTTOM										
Jim Busby, R (1,8) OBP: 0.332, SLG: 0.387			F8						F8	4	0	1	0	0	0	0	Boston Red Sox @ Washington Senators Griffith Stadium, Washington, DC Tue Jul 07 1953, 3:33 AM EDT Att: 9,634 - Unknown										
Wayne Terwilliger, R (1,4) OBP: 0.351, SLG: 0.346	FC5-4		6-3						6-3	3	0	0	0	1	0	1											
Mickey Vernon, L (1,3) OBP: 0.390, SLG: 0.479	F7		F8							4	0	1	0	0	0	2											
Gil Coan, L (1,7) OBP: 0.125, SLG: 0.174	G3								F7	4	0	0	0	0	0	3											
Jackie Jensen, R (1,9) OBP: 0.375, SLG: 0.429									F8	4	0	1	0	0	0	1											
Eddie Yost, R (1,5) OBP: 0.383, SLG: 0.383	K									3	0	0	0	0	1	1											
Pete Runnels, L (1,6) OBP: 0.353, SLG: 0.282	F7									3	0	0	0	0	0	1											
Ed Fitz Gerald, R (1,2) OBP: 0.322, SLG: 0.358										2	0	1	0	1	0	0											
Jerry Lane, R (1,1)										2	0	0	0	0	0	2											
Kite Thomas, R (8, PH) OBP: 0.170, SLG: 0.120										1	0	0	0	0	0	1											
Walt Masterson, R (9,1) OBP: 0.229, SLG: 0.161										0	0	0	0	0	0	0											
Inning Stats	R: 0 E: 0 K: 0 S: 4	H: 1 LOB: 1 BB: 0 P: 4	R: 0 E: 0 K: 1 S: 6	H: 1 LOB: 2 BB: 1 P: 10	R: 0 E: 0 K: 0 S: 3	H: 0 LOB: 0 BB: 0 P: 3	R: 0 E: 0 K: 0 S: 3	H: 0 LOB: 0 BB: 0 P: 3	R: 0 E: 0 K: 0 S: 3	H: 0 LOB: 1 BB: 1 P: 7	R: 0 E: 0 K: 0 S: 3	H: 0 LOB: 0 BB: 0 P: 3	R: 0 E: 0 K: 0 S: 3	H: 0 LOB: 0 BB: 0 P: 3	R: 0 E: 0 K: 0 S: 3	H: 1 LOB: 0 BB: 0 P: 3	R: 0 E: 0 K: 0 S: 4	H: 1 LOB: 1 BB: 0 P: 4	1B: 4 2B: 1 3B: 0 HR: 0	SF: 0 SAC: 0 DP: 1 HBP: 0	WP: 1 PB: 0 SB: 0 CS: 0	PA: 32					
PITCHER	IP	WLS	BF	H	R	ER	SO	BB	IBB	HBP	BLK	WP	HR	S	P	ERA	WHIP										
Hal Brown, R (1,1) ERA: 3.51	9.0	W	32	4	0	0	1	2	0	0	0	1	0	32	40	0.00	0.667										



Batter	1	2	3	4	5	6	7	8	9	AB	R	H	RBI	BB	SO	LOB	TOP					
Billy Goodman, L OBP: 0.405, SLG: 0.422 (1, 4)										4	0	0	0	0	1	2	Boston Red Sox @ New York Yankees Yankee Stadium, Bronx, NY Wed Jul 08 1953, 3:33 AM EDT Att: 41,910 - Unknown AB 32 R 2 H 6 RBI 2 BB 2 SO 4 LOB 9 					
Gene Stephens, L OBP: 0.296, SLG: 0.292 (1, 7)										4	0	1	0	0	1	1						
Dick Gemert, R OBP: 0.389, SLG: 0.460 (1, 3)										4	0	0	0	0	0	1						
George Kell, R OBP: 0.391, SLG: 0.549 (1, 5)										3	0	1	0	1	1	0						
Tom Umphlett, R OBP: 0.360, SLG: 0.423 (1, 8)										3	0	0	0	1	0	2						
Del Wilber, R OBP: 0.328, SLG: 0.632 Mickey McDermott, L OBP: 0.349, SLG: 0.452 (1, 2) (9, PH)										3	0	0	0	0	0	0						
Jim Piersall, R OBP: 0.307, SLG: 0.333 Al Zarilla, L OBP: 0.396, SLG: 0.222 (1, 9) (9, PH)										3	1	1	0	0	0	0						
Mitt Bolling, R OBP: 0.310, SLG: 0.332 (1, 6)										3	1	1	0	0	0	1						
Bill Henry, L OBP: 0.500, SLG: 0.750 Sid Hudson, R OBP: 0.226, SLG: 0.290 Floyd Baker, L OBP: 0.361, SLG: 0.316 Ben Flowers, R (8, 1)										0	0	0	0	0	0	0						
Inning Stats	R: 0 E: 0 K: 1 S: 5	H: 0 LOB: 0 BB: 0 P: 5	R: 0 E: 0 K: 0 S: 3	H: 0 LOB: 0 BB: 0 P: 3	R: 1 E: 0 K: 1 S: 7	H: 2 LOB: 1 BB: 0 P: 7	R: 0 E: 0 K: 0 S: 3	H: 1 LOB: 0 BB: 0 P: 3	R: 1 E: 0 K: 0 S: 5	H: 2 LOB: 1 BB: 0 P: 5	R: 0 E: 0 K: 0 S: 3	H: 0 LOB: 1 BB: 1 P: 7	R: 0 E: 0 K: 0 S: 3	H: 0 LOB: 0 BB: 0 P: 3	R: 0 E: 0 K: 2 S: 4	H: 1 LOB: 1 BB: 0 P: 4		R: 0 E: 0 K: 7 S: 11	H: 0 LOB: 1 BB: 1 P: 11	1B: 4 2B: 1 3B: 1 HR: 0	SF: 0 SAC: 0 DP: 1 HBP: 0	WP: 0 PB: 0 SB: 0 CS: 0
PITCHER Jim McDonald, R ERA: 3.75 (1, 1)	IP: 9.0 WLS: W BF: 34 H: 6 R: 2 ER: 2 SO: 4 BB: 2 IBB: 0 HBP: 0 BLK: 0 WP: 0 HR: 0 S: 40 P: 48 ERA: 2.00 WHIP: 0.889															PITCHER Jim McDonald, R ERA: 3.75 (1, 1)	IP: 9.0 WLS: W BF: 34 H: 6 R: 2 ER: 2 SO: 4 BB: 2 IBB: 0 HBP: 0 BLK: 0 WP: 0 HR: 0 S: 40 P: 48 ERA: 2.00 WHIP: 0.889					

Batter	1	2	3	4	5	6	7	8	9	AB	R	H	RBI	BB	SO	LOB	BOTTOM			
Phil Rizzuto, R OBP: 0.360, SLG: 0.294 (1, 6)										3	0	0	1	1	0	1	Boston Red Sox @ New York Yankees Yankee Stadium, Bronx, NY Wed Jul 08 1953, 3:33 AM EDT Att: 41,910 - Unknown AB 32 R 4 H 10 RBI 4 BB 4 SO 4 LOB 15 			
Don Bollweg, L OBP: 0.418, SLG: 0.561 Joe Collins, L OBP: 0.381, SLG: 0.413 (1, 3) (9, 3)										3	1	2	1	1	0	0				
Hank Bauer, R OBP: 0.387, SLG: 0.426 (1, 9)										3	1	1	0	1	0	0				
Mickey Mantle, S OBP: 0.408, SLG: 0.533 (1, 8)										3	0	1	0	1	1	3				
Gil McDougald, R OBP: 0.364, SLG: 0.395 (1, 5)										4	0	3	2	0	0	1				
Bill Renne, R OBP: 0.346, SLG: 0.393 Gene Woodling, L OBP: 0.392, SLG: 0.431 (1, 7) (3, PH)										1	0	0	0	0	0	1				
Irv Noren, L OBP: 0.313, SLG: 0.397 (8, 7)										3	1	0	0	0	0	2				
Yogi Berra, L OBP: 0.322, SLG: 0.436 (1, 2)										4	1	2	0	0	0	1				
Billy Martin, R OBP: 0.315, SLG: 0.358 (1, 4)										4	0	1	0	0	0	2				
Jim McDonald, R OBP: 0.063, SLG: 0.063 (1, 1)										4	0	0	0	0	3	4				
Inning Stats	R: 2 E: 0 K: 0 S: 5	H: 3 LOB: 1 BB: 1 P: 9	R: 1 E: 1 K: 2 S: 9	H: 2 LOB: 3 BB: 2 P: 17	R: 0 E: 0 K: 0 S: 3	H: 1 LOB: 0 BB: 0 P: 3	R: 0 E: 0 K: 1 S: 5	H: 0 LOB: 0 BB: 0 P: 5	R: 0 E: 0 K: 0 S: 4	H: 1 LOB: 1 BB: 0 P: 4	R: 1 E: 1 K: 1 S: 7	H: 2 LOB: 2 BB: 1 P: 11	R: 0 E: 1 K: 0 S: 4	H: 1 LOB: 1 BB: 0 P: 4	R: 0 E: 0 K: 0 S: 3	H: 0 LOB: 0 BB: 0 P: 3	1B: 10 2B: 0 3B: 0 HR: 0	SF: 0 SAC: 0 DP: 1 HBP: 0	WP: 0 PB: 0 SB: 0 CS: 0	PA: 36
PITCHER Bill Henry, L ERA: 4.5 (1, 1)	IP: 1.0 WLS: L BF: 8 H: 5 R: 3 ER: 3 SO: 0 BB: 0 IBB: 0 HBP: 0 BLK: 0 WP: 0 HR: 0 S: 7 P: 11 ERA: 27.00 WHIP: 5.000															PITCHER Sid Hudson, R ERA: 3.66 (2, 1)	IP: 6.0 WLS: L BF: 25 H: 5 R: 1 ER: 0 SO: 4 BB: 3 IBB: 0 HBP: 0 BLK: 0 WP: 0 HR: 0 S: 30 P: 42 ERA: 0.00 WHIP: 1.333			
Ben Flowers, R ERA: 3.27 (8, 1)	IP: 1.0 WLS: L BF: 3 H: 0 R: 0 ER: 0 SO: 0 BB: 0 IBB: 0 HBP: 0 BLK: 0 WP: 0 HR: 0 S: 3 P: 3 ERA: 0.00 WHIP: 0.000															PITCHER Ben Flowers, R ERA: 3.27 (8, 1)	IP: 1.0 WLS: L BF: 3 H: 0 R: 0 ER: 0 SO: 0 BB: 0 IBB: 0 HBP: 0 BLK: 0 WP: 0 HR: 0 S: 3 P: 3 ERA: 0.00 WHIP: 0.000			


Batter	1	2	3	4	5	6	7	8	9	AB	R	H	RBI	BB	SO	LOB	TOP			
Billy Goodman, L OBP: 0.405, SLG: 0.419 (1,4)	F7		HR	6-3			FC1-6 1B		1-3	4	1	1	0	1	0	1	Boston Red Sox @ New York Yankees Yankee Stadium, Bronx, NY Thu Jul 09 1953, 3:33 AM EDT Att: 20,714 - Unknown livebaseballscorecards.com			
Hoot Evers, R OBP: 0.304, SLG: 0.412 (1,7)	L3		HR		6-3		FC1-6 FC5-4 1-2†		F9	5	1	1	0	0	0	1				
Dick Gemert, R OBP: 0.392, SLG: 0.476 (1,3)	PO		HR				F7		F9	5	1	3	3	0	0	1				
George Kell, R OBP: 0.389, SLG: 0.542 (1,5)	PO	6-3	HR		P4		FC5-4 1-2†			3	0	0	0	1	0	2				
Sammy White, R OBP: 0.316, SLG: 0.444 (1,2)		F9			1-3				F7	4	0	1	0	0	0	1				
Tom Umphlett, R OBP: 0.386, SLG: 0.426 (1,8)			F9			FC1-6 BB			E 1B	3	1	2	0	1	0	2				
Jim Piersall, R OBP: 0.307, SLG: 0.332 (1,9)	K			1B	FC1-6 1-2†				E6 CS 1B	4	0	1	0	0	1	3				
Mitt Bolling, R OBP: 0.313, SLG: 0.335 (1,6)			5-3		L4-3 1B		F8			4	0	2	1	0	0	1				
Mel Parnell, L OBP: 0.268, SLG: 0.278 (1,1)			1-3	L4-3 1-2	F2				K 2-3	4	0	0	0	0	1	5				
Inning Stats	R: 0 E: 0 K: 0 S: 3	H: 1 LOB: 0 BB: 0 P: 3	R: 0 E: 0 K: 1 S: 6	H: 1 LOB: 1 BB: 0 P: 6	R: 3 E: 0 K: 0 S: 6	H: 3 LOB: 2 BB: 2 P: 14	R: 0 E: 0 K: 0 S: 4	H: 2 LOB: 1 BB: 0 P: 4	R: 0 E: 0 K: 0 S: 4	H: 1 LOB: 1 BB: 0 P: 4	R: 0 E: 0 K: 0 S: 4	H: 1 LOB: 1 BB: 0 P: 4	R: 1 E: 1 K: 1 S: 7	H: 2 LOB: 1 BB: 0 P: 7	R: 0 E: 0 K: 0 S: 3	H: 0 LOB: 0 BB: 0 P: 3	1B: 9 2B: 2 3B: 0 HR: 1	SF: 0 SAC: 0 DP: 1 HBP: 0	WP: 0 PB: 0 SB: 0 CS: 1	PA: 40
PITCHER Whitey Ford, L ERA: 2.75 (1,1)	IP: 9.0 WLS: L BF: 39	H: 11 R: 4 ER: 3 SO: 2	BB: 3 IBB: 0 HBP: 0 BLK: 0	WP: 0 HR: 1 S: 40 P: 52	ERA: 3.00 WHIP: 1.556											ERA: 3.00 WHIP: 1.556				

Batter	1	2	3	4	5	6	7	8	9	AB	R	H	RBI	BB	SO	LOB	BOTTOM					
Phil Rizzuto, R OBP: 0.397, SLG: 0.292 (1,6)	5-3		4-3		1-2 1B		6-3		P6	5	0	1	0	0	0	3	Boston Red Sox @ New York Yankees Yankee Stadium, Bronx, NY Thu Jul 09 1953, 3:33 AM EDT Att: 20,714 - Unknown livebaseballscorecards.com					
Don Bollweg, L OBP: 0.412, SLG: 0.549 (1,3)	6-3			K	F2			1B 1B		4	0	1	0	0	1	2						
Hank Bauer, R OBP: 0.381, SLG: 0.418 (1,9)	5-3			5-3		E5 FC5-4		K		4	0	0	0	0	1	1						
Mickey Mantle, S OBP: 0.409, SLG: 0.533 (1,8)		5-3		BB 1B		FC5-4 FC6-4 1-2†		G5-4-3 1B		4	0	2	0	0	0	1						
Gil McDougald, R OBP: 0.362, SLG: 0.390 (1,5)		4-3		BB 1B		F8		G5-4-3		3	0	0	0	1	0	3						
Bill Renne, R OBP: 0.386, SLG: 0.400 (1,7)				P3		FC6-4 1-2†		1B 1B		4	0	2	0	0	0	3						
Yogi Berra, L OBP: 0.320, SLG: 0.430 (1,2)	4-3			G5-4-3 BB			P6		K	3	0	0	0	1	1	2						
Billy Martin, R OBP: 0.314, SLG: 0.357 (1,4)			F8		G5-4-3 1-2†		5-3			4	0	1	0	0	0	1						
Whitey Ford, L OBP: 0.275, SLG: 0.250 (1,1)			1-3		1B				F8	2	0	1	0	1	0	0	Boston Red Sox @ New York Yankees Yankee Stadium, Bronx, NY Thu Jul 09 1953, 3:33 AM EDT Att: 20,714 - Unknown 					
Johnny Mize, L OBP: 0.365, SLG: 0.424 (9,PH)					BB					1	0	0	0	0	0	2						
Inning Stats	R: 0 E: 0 K: 0 S: 3	H: 0 LOB: 0 BB: 0 P: 3	R: 0 E: 0 K: 0 S: 4	H: 1 LOB: 1 BB: 0 P: 4	R: 0 E: 0 K: 1 S: 6	H: 0 LOB: 0 BB: 0 P: 3	R: 0 E: 0 K: 1 S: 6	H: 1 LOB: 2 BB: 1 P: 10	R: 0 E: 0 K: 0 S: 3	H: 1 LOB: 2 BB: 2 P: 11	R: 0 E: 1 K: 0 S: 4	H: 0 LOB: 1 BB: 0 P: 4	R: 0 E: 0 K: 0 S: 4	H: 1 LOB: 1 BB: 0 P: 4	R: 0 E: 0 K: 1 S: 6	H: 2 LOB: 1 BB: 0 P: 6	R: 0 E: 0 K: 1 S: 7	H: 2 LOB: 2 BB: 0 P: 7	1B: 7 2B: 1 3B: 0 HR: 0	SF: 0 SAC: 0 DP: 2 HBP: 0	WP: 0 PB: 0 SB: 0 CS: 0	PA: 37
PITCHER Mel Parnell, L ERA: 2.74 (1,1)	IP: 9.0 WLS: W BF: 37	H: 8 R: 0 ER: 0 SO: 3	BB: 3 IBB: 0 HBP: 0 BLK: 0	WP: 0 HR: 0 S: 40 P: 52	ERA: 0.00 WHIP: 1.222											ERA: 0.00 WHIP: 1.222						

Batter	1	2	3	4	5	6	7	8	9	10	11	12	AB	R	H	RBI	BB	SO	LOB	TOP		
Ed McChee, R OBP: 0.327, SLG: 0.314 (1.8)	0-0 4-3		0-0 FC5-4		0-0 1B			0-0 F7	0-0 F8			0-0 6-3	6	0	1	0	0	0	5			
Dave Philley, S OBP: 0.344, SLG: 0.378 (1.9)	0-3 K		0-0 4-3		0-0 F7			0-0 P5		0-0 6-3			5	0	0	0	0	1	3			
Eddie Robinson, L OBP: 0.325, SLG: 0.392 (1.3)	0-0 F9			0-3 K				0-0 P5		0-0 F9			5	1	1	0	0	1	0			
Gus Zernial, R OBP: 0.345, SLG: 0.520 (1.7)		0-0 G3		0-0 1B		0-0 2B		0-0 1B	0-0 2B	0-0 K			5	1	3	0	0	1	0			
Pete Suder, R OBP: 0.345, SLG: 0.390 (1.5)		0-0 1-3		0-0 1B		0-0 F8		0-0 FC1-2	0-0 1B		0-0 4-3		5	0	2	1	0	0	0			
Cass Michaels, R OBP: 0.317, SLG: 0.389 (1.4)	0-3 K			0-0 P6		0-0 F8		0-0 FC1-2	0-0 2B		0-3 K		5	0	1	1	0	2	2			
Joe Demaestri, R OBP: 0.326, SLG: 0.344 (1.6)			0-0 FC5-4	0-0 1B	0-0 F8			0-0 F9		0-0 F2		0-0 F3	5	0	1	0	0	0	4			
Ray Murray, R OBP: 0.324, SLG: 0.373 (1.2)			0-0 FC5-4	0-0 1B	0-0 F7			0-0 F9		0-0 FC1-2		0-0 5-3	4	0	1	0	1	0	0			
Marlon Fricano, R OBP: 0.186, SLG: 0.219 (1.1)			0-3 K		0-0 4-3			0-3 K		0-0 FC1-2		0-3 K	5	0	0	0	0	3	5			
Inning Stats	R: 0 E: 0 K: 1 S: 5	H: 0 LOB: 0 BB: 0 P: 5	R: 0 E: 0 K: 1 S: 5	H: 0 LOB: 0 BB: 0 P: 5	R: 0 E: 0 K: 1 S: 7	H: 2 LOB: 2 BB: 0 P: 7	R: 0 E: 0 K: 1 S: 4	H: 1 LOB: 1 BB: 0 P: 4	R: 1 E: 0 K: 0 S: 3	H: 2 LOB: 0 BB: 0 P: 4	R: 0 E: 0 K: 1 S: 5	H: 0 LOB: 0 BB: 0 P: 5	R: 0 E: 0 K: 1 S: 5	H: 0 LOB: 0 BB: 0 P: 5	R: 0 E: 0 K: 1 S: 5	H: 0 LOB: 0 BB: 0 P: 5	R: 0 E: 0 K: 1 S: 5	H: 0 LOB: 0 BB: 0 P: 6	1B: 7 2B: 3 3B: 0 HR: 0	SF: 0 SAC: 0 DP: 0 HBP: 0	WP: 0 PB: 0 SB: 0 CS: 0	PA: 46
PITCHER Willard Nixon, R ERA: 2.93 Elis Kinder, R ERA: 2.45	(1.1) (9.1)	IP 8.0	WLS 32	BF 9	H 2	R 2	ER 2	SO 5	BB 0	IBB 0	HBP 0	BLK 0	WP 0	HR 0	S 42	P 42	ERA 2.25	WHIP 1.125				
PITCHER																						

Philadelphia Athletics @ Boston Red Sox
Fenway Park, Boston, MA
Fri Jul 10 1953, 3:33 AM EDT
Alt. 22.657 - Cloudy - 75 F

AB 45
R 2
H 10
RBI 2
BB 1
SO 8
LOB 19




Batter	1	2	3	4	5	6	7	8	9	10	11	12	AB	R	H	RBI	BB	SO	LOB	BOTTOM		
Billy Goodman, L OBP: 0.411, SLG: 0.427 (1.4)	0-0 FC5-4		0-0 E4		0-0 FC5-4		4-0 BB		0-0 2B		0-0 L7-4		5	0	3	0	1	0	3			
Hoot Evers, R OBP: 0.303, SLG: 0.405 (1.7)	0-0 F8		0-3 K		0-0 FC5-4		4-0 BB		4-0 BB			4-0 SH5-4	3	0	0	0	1	1	4			
Floyd Baker, L OBP: 0.366, SLG: 0.316 (9, PH)	0-0 F8				0-0 FC6-4		4-0 G5-4-3		4-0 BB			4-0 SH5-4	0	0	0	0	1	0	0			
Gene Stephens, L OBP: 0.300, SLG: 0.292 (10.7)					0-0 FC6-4		1-2 G5-4-3		0-0 BB			0-0 FC6-2	5	1	1	0	1	0	7			
Dick Gernert, R OBP: 0.391, SLG: 0.471 (1.3)	4-0 FC5-4		0-0 P4		0-0 FC6-4		0-0 G5-4-3		0-0 F3			0-0 FC6-2	5	1	1	0	1	0	7			
George Kell, R OBP: 0.385, SLG: 0.535 (1.5)	0-0 FC5-4		0-0 F8		0-0 FC5-4		0-3 K		0-0 L5			0-0 SH5-4	5	0	1	0	0	1	4			
Sammy White, R OBP: 0.317, SLG: 0.440 (1.2)	0-3 K			0-3 K	0-0 FC5-4		0-0 G5-4-3		0-0 4-3			4-0 BB	5	0	1	0	1	2	4			
Tom Umphlett, R OBP: 0.381, SLG: 0.431 (1.8)		0-0 F8		0-0 HR		0-0 5-3		0-0 G5-4-3		0-0 5-3		0-0 FC6-2	6	1	1	1	0	0	4			
Jim Piersall, R OBP: 0.307, SLG: 0.339 (1.9)		0-0 P3		0-0 5-3		0-0 F8		0-0 HR		0-0 F4		4-0 BB	5	1	1	2	1	0	0			
Milt Bolling, R OBP: 0.315, SLG: 0.345 (1.6)		0-0 P3			0-0 3B		0-0 6-3		0-0 F8			4-0 L7-4	5	0	2	0	0	0	0			
Willard Nixon, L OBP: 0.353, SLG: 0.276 (1.1)			4-0 E		0-3 K		0-0 4-3		0-0 6-3			0-0 1B	2	0	0	0	1	1	1			
Elis Kinder, R OBP: 0.500, SLG: 0.563 (9.1)					0-0 BB						1-2 2-3 3-H	4-0 BB	2	0	1	0	0	0	0			
Inning Stats	R: 0 E: 0 K: 1 S: 6	H: 1 LOB: 2 BB: 1 P: 10	R: 0 E: 0 K: 0 S: 3	H: 0 LOB: 0 BB: 0 P: 3	R: 0 E: 1 K: 1 S: 6	H: 0 LOB: 2 BB: 1 P: 10	R: 1 E: 0 K: 2 S: 9	H: 2 LOB: 1 BB: 1 P: 9	R: 0 E: 0 K: 0 S: 5	H: 2 LOB: 2 BB: 0 P: 5	R: 0 E: 0 K: 0 S: 3	H: 0 LOB: 0 BB: 0 P: 3	R: 0 E: 0 K: 0 S: 4	H: 2 LOB: 1 BB: 0 P: 4	R: 0 E: 0 K: 0 S: 4	H: 2 LOB: 1 BB: 0 P: 4	R: 1 E: 0 K: 0 S: 3	H: 1 LOB: 3 BB: 3 P: 15	1B: 7 2B: 2 3B: 1 HR: 2	SF: 0 SAC: 1 DP: 3 HBP: 0	WP: 0 PB: 0 SB: 0 CS: 0	PA: 52
PITCHER Marlon Fricano, R ERA: 3.12	(1.1)	IP 11.2	WLS L	BF 52	H 11	R 3	ER 3	SO 5	BB 7	IBB 1	HBP 0	BLK 0	WP 0	HR 2	S 54	P 86	ERA 2.31	WHIP 1.543				
PITCHER																						

Philadelphia Athletics @ Boston Red Sox
Fenway Park, Boston, MA
Fri Jul 10 1953, 3:33 AM EDT
Alt. 22.657 - Cloudy - 75 F


AB 43
R 3
H 11
RBI 3
BB 8
SO 5
LOB 27




Batter	1	2	3	4	5	6	7	8	9	AB	R	H	RBI	BB	SO	LOB	TOP										
Joe Demaestri, R (1,6) OBP: 0.329, SLG: 0.368	F8		FC1-6 1B		F8			HR	F9	5	1	2	1	0	0	1	Philadelphia Athletics @ Boston Red Sox Fenway Park, Boston, MA Sat Jul 11 1953, 3:33 AM EDT Att: 11,692 - Unknown										
Dave Philley, S (1,9) OBP: 0.343, SLG: 0.377	L8		FC1-6 CS		E4			1B		4	0	1	0	0	0	1											
Eddie Robinson, L (1,3) OBP: 0.324, SLG: 0.389	F3		1-2 BB		4-3			F2		3	0	0	0	1	0	2											
Gus Zernial, R (1,7) OBP: 0.347, SLG: 0.516		FC1-5 E BB	F9		G1-4-3 BB			F9		2	0	0	0	2	0	2											
Pete Suder, R (1,5) OBP: 0.341, SLG: 0.385	E4 FC1-5 1B			F8		F8		1-3		4	1	0	0	0	0	3											
Cass Michaels, R (1,4) OBP: 0.321, SLG: 0.388	FC1-5 1B			1B BB		G1-4-3			1B BB G4-6-3 1B	3	1	1	0	1	0	3											
Ed McGhee, R (1,8) OBP: 0.332, SLG: 0.319 Carmen Mauro, L (9, PH) OBP: 0.232, SLG: 0.270	K			G5-4-3 1B			L9-3 1B	G4-6-3 1B BB	3	0	2	0	0	1	2	AB 32 R 3 H 8 RBI 2 BB 5 SO 2 LOB 21											
Ray Murray, R (1,2) OBP: 0.330, SLG: 0.377	FC4 1B			G5-4-3			L9-3	G4-6-3 1B	4	0	2	1	0	0	3												
Charlie Bishop, R (1,1) OBP: 0.094, SLG: 0.065 Loren Babe, L (9, PH) OBP: 0.277, SLG: 0.302 Frank Fanovich, L (9, 1) OBP: 0.167, SLG: 0.167 Carl Scheib, R (9, 1) OBP: 0.243, SLG: 0.222	FC4			K			5-3	G4-6-3	3	0	0	0	0	1	2												
Inning Stats	R: 0 E: 0 K: 0 S: 3	H: 0 LOB: 0 BB: 0 P: 3	R: 1 E: 1 K: 1 S: 7	H: 1 LOB: 2 BB: 1 P: 11	R: 0 E: 0 K: 0 S: 3	H: 1 LOB: 1 BB: 1 P: 7	R: 0 E: 0 K: 0 S: 3	H: 0 LOB: 0 BB: 0 P: 6	R: 0 E: 0 K: 0 S: 2	H: 0 LOB: 0 BB: 1 P: 6	R: 0 E: 0 K: 0 S: 3	H: 1 LOB: 0 BB: 0 P: 3	R: 1 E: 0 K: 0 S: 5	H: 2 LOB: 1 BB: 0 P: 5	R: 1 E: 0 K: 0 S: 4			H: 2 LOB: 1 BB: 1 P: 8	1B: 7 2B: 1 3B: 0 HR: 1	SF: 0 SAC: 0 DP: 4 HBP: 0	WP: 0 PB: 0 SB: 0 CS: 1	PA: 37					
PITCHER	IP	WLS	BF	H	R	ER	SO	BB	IBB	HBP	BLK	WP	HR	S	P	ERA	WHIP										
Mickey McDermott, L (1,1) ERA: 3.98	7.1		30	6	2	1	2	4	0	0	0	0	1	30	46	1.23	1.364										
Ellis Kinder, R (8,1) ERA: 2.54	1.2	W	7	2	1	1	0	1	0	0	0	0	0	6	10	5.40	1.800										

Batter	1	2	3	4	5	6	7	8	9	AB	R	H	RBI	BB	SO	LOB	BOTTOM										
Billy Goodman, L (1,4) OBP: 0.409, SLG: 0.424	L7	5-3			E 2H 1B		L4			4	0	1	1	0	0	2	Philadelphia Athletics @ Boston Red Sox Fenway Park, Boston, MA Sat Jul 11 1953, 3:33 AM EDT Att: 11,692 - Unknown										
Gene Stephens, L (1,7) OBP: 0.301, SLG: 0.291 George Kell, R (5, PH) OBP: 0.383, SLG: 0.531	HR BB		P1		5-3		P2			1	1	0	0	1	0	0											
Dick Gemert, R (1,3) OBP: 0.390, SLG: 0.478	1H HR		K		E5		5-3			4	1	1	2	0	1	1											
Sammy White, R (1,2) OBP: 0.312, SLG: 0.433	K		F8		F7		F8			4	0	0	0	0	1	2											
Ted Lepcio, R (1,5) OBP: 0.318, SLG: 0.394 Hoot Evers, R (6,7) OBP: 0.299, SLG: 0.400	1-3			G4-6-3 BB	F5		5-3			1	0	0	0	1	0	0											
Tom Umphlett, R (1,8) OBP: 0.380, SLG: 0.429		K		F9	P6			SH SH 1B		4	1	1	0	0	1	1											
Jim Piersall, R (1,9) OBP: 0.307, SLG: 0.337		1B BB		G4-6-3	E4			SH SH		2	0	0	0	1	0	1		AB 30 R 4 H 5 RBI 3 BB 3 SO 4 LOB 11									
Milt Bolling, R (1,6) OBP: 0.315, SLG: 0.350		K			1B 2B		P6		SH	3	1	1	0	0	1	2											
Mickey McDermott, L (1,1) ERA: 4.96 Ellis Kinder, R (8,1) ERA: 2.54		1-2 1B			L9		G3			3	0	1	0	0	0	1											
Inning Stats	R: 2 E: 0 K: 1 S: 6	H: 1 LOB: 1 BB: 1 P: 10	R: 0 E: 0 K: 2 S: 8	H: 1 LOB: 2 BB: 1 P: 12	R: 0 E: 0 K: 1 S: 5	H: 0 LOB: 0 BB: 0 P: 5	R: 0 E: 0 K: 0 S: 2	H: 0 LOB: 0 BB: 1 P: 6	R: 1 E: 1 K: 0 S: 6	H: 2 LOB: 2 BB: 0 P: 6	R: 0 E: 0 K: 0 S: 4	H: 0 LOB: 0 BB: 0 P: 4	R: 0 E: 0 K: 0 S: 3	H: 0 LOB: 0 BB: 0 P: 3	R: 1 E: 1 K: 0 S: 3	H: 1 LOB: 2 BB: 0 P: 3		1B: 3 2B: 1 3B: 0 HR: 1	SF: 0 SAC: 2 DP: 1 HBP: 0	WP: 0 PB: 0 SB: 0 CS: 0	PA: 35						
PITCHER	IP	WLS	BF	H	R	ER	SO	BB	IBB	HBP	BLK	WP	HR	S	P	ERA	WHIP										
Charlie Bishop, R (1,1) ERA: 4.96	8.0		32	4	3	3	4	3	0	0	0	0	0	37	49	3.38	0.875										
Frank Fanovich, L (9, 1) ERA: 5.97	0.0	L	1	1	1	1	0	0	0	0	0	0	0	1	1	∞	∞										
Carl Scheib, R (9, 1) ERA: 4.32	0.0		2	0	0	0	0	0	0	0	0	0	0	2	2	∞	∞										



Batter	1	2	3	4	5	6	7	8	9	AB	R	H	RBI	BB	SO	LOB	TOP					
Joe Demaestri, R (1, 6) OBP: 0.318, SLG: 0.355	F3		FC1-5		F8			F8	F9	5	0	0	0	0	0	3	Philadelphia Athletics @ Boston Red Sox Fenway Park, Boston, MA Sun Jul 12 1953, 3:33 AM EDT Cloudy - 69 F AB 37 R 5 H 10 RBI 5 BB 2 SO 1 LOB 19 					
Dave Philley, S (1, 9) Carmen Mauro, L (8, PR) OBP: 0.345, SLG: 0.378 OBP: 0.229, SLG: 0.266	F9		F8					F7	F7	4	0	2	0	0	0	2						
Eddie Robinson, L (1, 3) Tom Hamilton, L (7, 3) OBP: 0.321, SLG: 0.385 OBP: 0.231, SLG: 0.194	F2		1-3		F3			F9	F9	3	0	0	0	0	0	3						
Gus Zernial, R (1, 7) OBP: 0.343, SLG: 0.510		4-3			F9			F8	F8	4	0	0	0	0	0	3						
Pete Suder, R (1, 5) OBP: 0.343, SLG: 0.385	F2				F8			F8	F8	3	1	1	0	1	0	1						
Cass Michaels, R (1, 4) OBP: 0.319, SLG: 0.390	F9				P3			P6	P6	4	1	1	3	0	0	1						
Ed McGhee, R (1, 8) OBP: 0.340, SLG: 0.328			1B		P3			FC6-4	1B	4	1	3	1	0	0	1						
Neal Watlington, L (1, 2) OBP: 0.250, SLG: 0.250			FC1-5		F9			K	P6	4	0	1	0	0	1	2						
Morrie Martin, L (1, 1) Carl Scheib, R (4, 1) Joe Coleman, R (8, PH) Loren Babe, L (9, PH) OBP: 0.091, SLG: 0.091 OBP: 0.231, SLG: 0.211 OBP: 0.500, SLG: 0.500 OBP: 0.280, SLG: 0.302			FC1-5		4-3			FC6-4	BB	1	0	1	1	0	0	0						
Inning Stats	R: 0 E: 0 K: 0 S: 3	H: 0 LOB: 0 BB: 0 P: 3	R: 0 E: 0 K: 0 S: 3	H: 0 LOB: 0 BB: 0 P: 3	R: 1 E: 0 K: 0 S: 6	H: 3 LOB: 2 BB: 0 P: 6	R: 0 E: 0 K: 0 S: 4	H: 1 LOB: 1 BB: 0 P: 4	R: 0 E: 0 K: 0 S: 4	H: 0 LOB: 0 BB: 0 P: 3	R: 0 E: 0 K: 0 S: 4	H: 1 LOB: 1 BB: 0 P: 4	R: 0 E: 0 K: 1 S: 6	H: 1 LOB: 1 BB: 0 P: 6	R: 4 E: 0 K: 0 S: 7	H: 4 LOB: 1 BB: 1 P: 11		R: 0 E: 0 K: 0 S: 3	H: 0 LOB: 1 BB: 1 P: 7	1B: 9 2B: 1 3B: 0 HR: 0	SF: 0 SAC: 0 DP: 0 HBP: 0	WP: 0 PB: 0 SB: 0 CS: 0
PITCHER	IP WLS BF H R ER SO BB IBB HBP BLK WP HR S P ERA WHIP																					
Hal Brown, R (1, 1) ERA: 3.68	7.2 W 34 10 5 5 1 1 0 0 0 0 0 35 39 5.87 1.435																					
Ike Delock, R (8, 1) ERA: 1.54	1.1 S 5 0 0 0 0 1 0 0 0 0 0 0 4 8 0.00 0.750																					

Batter	1	2	3	4	5	6	7	8	9	AB	R	H	RBI	BB	SO	LOB	BOTTOM			
Billy Goodman, L (1, 4) Ted Lepcio, R (8, 4) OBP: 0.410, SLG: 0.434 OBP: 0.324, SLG: 0.394	1-3		P6		1B			BB		4	1	2	0	0	0	1	Philadelphia Athletics @ Boston Red Sox Fenway Park, Boston, MA Sun Jul 12 1953, 3:33 AM EDT Cloudy - 69 F AB 35 R 9 H 13 RBI 9 BB 3 SO 1 LOB 12 			
Hoot Evers, R (1, 7) OBP: 0.302, SLG: 0.400	6-3		BB		6-3		CS	P4		5	2	2	1	0	0	2				
Dick Gemert, R (1, 3) OBP: 0.393, SLG: 0.479	2B		2B		HBP		P5	F8		4	2	2	1	1	0	2				
George Kell, R (1, 5) Floyd Baker, L (7, PR) OBP: 0.388, SLG: 0.537 OBP: 0.396, SLG: 0.316	2B		2B		F7		HR	1B		3	1	2	1	1	0	1				
Del Wilber, R (1, 2) OBP: 0.354, SLG: 0.700	5-3		2B		HBP		HR			0	1	0	0	0	0	1				
Tom Umphlett, R (1, 8) OBP: 0.396, SLG: 0.426	F6		F2		P4		1B			4	0	1	0	0	0	2				
Jim Piersall, R (1, 9) OBP: 0.304, SLG: 0.333	F8				1-3		F9	F8		4	0	0	0	0	0	1				
Mitt Bolling, R (1, 6) OBP: 0.314, SLG: 0.348	K				F7		FC5-4	F7		4	0	1	0	0	1	1				
Hal Brown, R (1, 1) Ike Delock, R (8, 1) OBP: 0.324, SLG: 0.528 ERA: 5.4			1B		F8		FC5-4	P2		3	1	1	0	0	0	1				
Inning Stats	R: 1 E: 0 K: 0 S: 5	H: 2 LOB: 1 BB: 0 P: 5	R: 0 E: 0 K: 1 S: 5	H: 0 LOB: 0 BB: 0 P: 5	R: 4 E: 0 K: 0 S: 5	H: 3 LOB: 0 BB: 2 P: 13	R: 0 E: 0 K: 0 S: 3	H: 0 LOB: 0 BB: 0 P: 3	R: 1 E: 0 K: 0 S: 5	H: 2 LOB: 2 BB: 0 P: 6	R: 0 E: 0 K: 0 S: 4	H: 2 LOB: 1 BB: 0 P: 4	R: 3 E: 0 K: 0 S: 7	H: 4 LOB: 1 BB: 0 P: 7	R: 0 E: 0 K: 0 S: 3	H: 0 LOB: 1 BB: 1 P: 7		1B: 8 2B: 3 3B: 1 HR: 1	SF: 0 SAC: 0 DP: 0 HBP: 1	WP: 0 PB: 0 SB: 0 CS: 1
PITCHER	IP WLS BF H R ER SO BB IBB HBP BLK WP HR S P ERA WHIP																			
Morrie Martin, L (1, 1) ERA: 5.0	3.0 L 15 8 4 4 0 0 0 0 1 0 0 1 19 20 9.00 2.333																			
Carl Scheib, R (4, 1) ERA: 4.53	4.0 20 8 4 4 0 0 0 0 1 0 0 0 1 19 20 9.00 2.000																			
Joe Coleman, R (8, 1) ERA: 5.4	1.0 4 0 0 0 0 0 1 0 0 0 0 0 0 3 7 0.00 1.000																			

Batter	1	2	3	4	5	6	7	8	9	AB	R	H	RBI	BB	SO	LOB	TOP					
Billy Goodman, L OBP: 0.413, SLG: 0.436 (1,4)	1-3		4-3			F7		1B		4	0	1	0	0	0	0	Boston Red Sox @ Detroit Tigers Briggs Stadium, Detroit, MI Thu Jul 16 1953, 4:33 AM EDT Att: 16,011 - Unknown					
Gene Stephens, L OBP: 0.301, SLG: 0.301 (1,7)	K		K			HR		B1		4	1	1	1	0	2	1						
Dick Gemert, R OBP: 0.390, SLG: 0.481 (1,3)	HBP			F4		F8		F4		3	0	0	0	0	0	1						
George Kell, R OBP: 0.382, SLG: 0.526 (1,5)	F8			F7		HR		F7		4	1	1	0	0	0	2						
Sammy White, R OBP: 0.307, SLG: 0.425 (1,2)		5-3		F3		F8		F4		4	0	0	0	0	0	1						
Tom Umphlett, R OBP: 0.355, SLG: 0.419 (1,8)		F2			FC6	F9		1-3		4	0	1	0	0	0	1						
Jim Piersall, R OBP: 0.305, SLG: 0.344 (1,9)		BB		FC6	1B	HR		2B		3	1	2	2	1	0	1						
Mitt Bolling, R OBP: 0.316, SLG: 0.346 (1,6)	F7			2-6	1B			IBB		3	0	1	0	1	0	2						
Mel Parnell, L OBP: 0.254, SLG: 0.263 (1,1)			F3			K2-3		K		3	0	0	0	0	1	1						
Ellis Kinder, R OBP: 0.471, SLG: 0.529 (7,1)						4-3				1	0	0	0	0	1	2						
Sid Hudson, R OBP: 0.226, SLG: 0.290 (9,1)										0	0	0	0	0	0	0						
Bill Henry, L OBP: 0.333, SLG: 0.500 (9,1)										0	0	0	0	0	0	0						
Inning Stats	R: 0 E: 0 K: 1 S: 5	H: 0 LOB: 1 BB: 0 P: 6	R: 0 E: 0 K: 0 S: 3	H: 0 LOB: 1 BB: 1 P: 7	R: 0 E: 0 K: 1 S: 5	H: 0 LOB: 0 BB: 0 P: 5	R: 0 E: 0 K: 0 S: 3	H: 0 LOB: 0 BB: 0 P: 3	R: 0 E: 0 K: 0 S: 3	H: 1 LOB: 0 BB: 0 P: 3	R: 1 E: 0 K: 1 S: 6	H: 1 LOB: 0 BB: 0 P: 6	R: 2 E: 0 K: 0 S: 6	H: 3 LOB: 1 BB: 0 P: 6	R: 0 E: 0 K: 1 S: 4	H: 1 LOB: 1 BB: 1 P: 4	R: 0 E: 0 K: 1 S: 6	H: 1 LOB: 2 BB: 1 P: 10	1B: 4 2B: 2 3B: 0 HR: 2	SF: 0 SAC: 0 DP: 1 HBP: 1	WP: 0 PB: 0 SB: 0 CS: 0	PA: 36
PITCHER	IP	WLS	BF	H	R	ER	SO	BB	IBB	HBP	BLK	WP	HR	S	P	ERA	WHIP					
Steve Gromek, R ERA: 5.13 (1,1)	8.0	L	31	6	3	3	3	1	0	1	0	0	2	35	40	3.38	0.875					
Ray Herbert, R ERA: 6.6 (9,1)	1.0		5	1	0	0	1	0	1	0	0	0	0	6	10	0.00	1.000					

Batter	1	2	3	4	5	6	7	8	9	AB	R	H	RBI	BB	SO	LOB	BOTTOM					
Harvey Kuenn, R OBP: 0.366, SLG: 0.380 (1,6)	6-3	6-3			1B		FC6-4	BB	4-3	3	2	1	0	2	0	1	Boston Red Sox @ Detroit Tigers Briggs Stadium, Detroit, MI Thu Jul 16 1953, 4:33 AM EDT Att: 16,011 - Unknown					
Jerry Priddy, R OBP: 0.326, SLG: 0.299 (1,4)	SH1-3		5-3		1B		F2		BB	3	0	1	0	0	0	1						
Johnny Pesky, L OBP: 0.330, SLG: 0.341 (9,PH)	1-2				1B			1B	BB	1	0	1	0	0	0	0						
Ray Boone, R OBP: 0.390, SLG: 0.475 (1,5)	6-3		F9		F3		FC6-4	BB	BB	3	0	0	0	2	0	3						
Walt Dropo, R OBP: 0.283, SLG: 0.375 (1,3)	BB		F8		F4		FC6-4	1B	K	5	0	1	1	0	1	6						
Bob Nieman, R OBP: 0.346, SLG: 0.447 (1,7)	3-H			L6-4	1B					2	0	2	1	3	0	0						
Al Kaline, R OBP: 0.250, SLG: 0.250 (9,PR)	1-2			BB	1B		FC6	1B	G4-6-3	0	0	0	0	0	0	0						
Jim Delsing, L OBP: 0.377, SLG: 0.462 (1,8)	1-2			BB	1B		FC6	1B	BB	3	0	1	0	1	1	5						
Steve Souchock, R OBP: 0.313, SLG: 0.479 (9,PH)	1-2			1B	1B		K		G4-6-3	1	0	0	0	0	0	3						
Matt Batts, R OBP: 0.335, SLG: 0.425 (1,2)	5-3			L6-4		5-3		K		4	0	0	0	0	1	5						
Don Lund, R OBP: 0.329, SLG: 0.364 (1,9)		4-3			1B		F7		BB	3	0	1	0	1	0	0						
Steve Gromek, S OBP: 0.158, SLG: 0.111 (1,1)					FC6		F8			3	0	0	0	0	1	2						
Pat Mullin, L OBP: 0.353, SLG: 0.403 (8,PH)		K			FC6			K		1	0	0	0	0	1	1						
Ray Herbert, R OBP: 0.231, SLG: 0.091 (9,1)					1-2					0	0	0	0	0	0	0						
Inning Stats	R: 1 E: 0 K: 0 S: 5	H: 2 LOB: 3 BB: 2 P: 13	R: 0 E: 0 K: 1 S: 5	H: 0 LOB: 0 BB: 0 P: 5	R: 0 E: 0 K: 0 S: 3	H: 0 LOB: 0 BB: 0 P: 3	R: 0 E: 0 K: 0 S: 4	H: 2 LOB: 2 BB: 1 P: 8	R: 0 E: 0 K: 0 S: 5	H: 2 LOB: 3 BB: 1 P: 9	R: 0 E: 0 K: 0 S: 3	H: 0 LOB: 0 BB: 0 P: 3	R: 1 E: 0 K: 1 S: 6	H: 1 LOB: 2 BB: 2 P: 14	R: 0 E: 0 K: 2 S: 7	H: 0 LOB: 1 BB: 1 P: 11	R: 0 E: 0 K: 1 S: 5	H: 1 LOB: 3 BB: 2 P: 13	1B: 8 2B: 1 3B: 0 HR: 0	SF: 0 SAC: 1 DP: 2 HBP: 0	WP: 0 PB: 0 SB: 0 CS: 0	PA: 42
PITCHER	IP	WLS	BF	H	R	ER	SO	BB	IBB	HBP	BLK	WP	HR	S	P	ERA	WHIP					
Mel Parnell, L ERA: 2.89 (1,1)	6.2	W	31	6	2	2	1	5	1	0	0	0	0	12	20	0.00	3.000					
Ellis Kinder, R ERA: 2.48 (7,1)	1.1		8	2	0	0	3	2	0	0	0	0	0	3	7	0.00	3.000					
Sid Hudson, R ERA: 3.84 (9,1)	0.1	S	1	0	0	0	0	0	0	0	0	0	0	1	1	0.00	0.000					
Bill Henry, L ERA: 2.76 (9,1)	0.2		1	0	0	0	0	0	0	0	0	0	0	1	1	0.00	0.000					

Batter	1	2	3	4	5	6	7	8	9	AB	R	H	RBI	BB	SO	LOB	TOP					
Billy Goodman, L (1, 4) OBP: 0.414, SLG: 0.433	4-0 CS BB		0-0 4-3		0-0 SH1-3		0-0 F8		4-0 FC6-4 BB	2	0	0	0	2	0	0						
Hoot Evers, R (1, 7) OBP: 0.301, SLG: 0.393	0-3 K		0-0 F4		4-0 2B BB		0-0 F3		0-0 FC6-4 BB	3	0	0	0	1	1	1						
Ellis Kinder, R (8, 1)	1-2 K								1-2 FC6-4	1	0	0	0	0	0	2						
Dick Gemert, R (1, 3) OBP: 0.388, SLG: 0.476	0-0 F8				4-0 CS BB		0-0 F9		0-0 F7	3	0	0	1	1	0	2						
George Kell, R (1, 5) OBP: 0.384, SLG: 0.527		0-0 5-3		4-0 FC6-4 1B BB	0-0 1B 2B				0-0 5-3	3	0	1	1	1	0	0						
Sammy White, R (1, 2) OBP: 0.316, SLG: 0.430		4-0 HBP BB		0-0 FC6-4 1B			0-0 G6-4-3 1B		1-0 FC5-4 HBP	2	0	2	0	1	0	0						
Tom Umphlett, R (1, 8) OBP: 0.350, SLG: 0.412	0-3 K		0-0 FC6-4		0-0 K		0-3 K		0-0 FC5-4	4	0	0	0	0	2	5						
Jim Piersall, R (1, 9) OBP: 0.305, SLG: 0.341	1-0 HBP		0-0 F9		0-0 G6-4-3				0-0 5-3	3	0	0	0	0	0	3						
Mitt Bolling, R (1, 6) OBP: 0.323, SLG: 0.366	0-0 F3				0-0 E5 SH1-3 F9 1B		0-0 HR		0-0 CS BB 1B	4	2	3	1	0	0	2						
Hal Brown, R (1, 1) OBP: 0.325, SLG: 0.500			0-0 F8				0-0 6-3		4-0 CS BB	2	1	0	0	0	0	0						
Sid Hudson, R (7, 1) OBP: 0.226, SLG: 0.290					0-0 E SH1-3 2B HBP				1-2 CS	0	0	0	0	0	0	0						
Mel Parnell, L (7, 1) OBP: 0.254, SLG: 0.263									1-2 BB	0	0	0	0	0	0	0						
Gene Stephens, L (8, 7) OBP: 0.304, SLG: 0.301									1-2 CS	0	0	0	0	1	0	0						
Inning Stats	R: 0 E: 0 K: 1 S: 4	H: 0 LOB: 0 BB: 1 P: 8	R: 0 E: 0 K: 1 S: 5	H: 0 LOB: 2 BB: 1 P: 10	R: 0 E: 0 K: 0 S: 3	H: 1 LOB: 2 BB: 0 P: 3	R: 0 E: 0 K: 0 S: 3	H: 1 LOB: 2 BB: 2 P: 11	R: 2 E: 2 K: 0 S: 4	H: 2 LOB: 2 BB: 1 P: 9	R: 0 E: 0 K: 1 S: 5	H: 1 LOB: 0 BB: 0 P: 5	R: 1 E: 0 K: 0 S: 4	H: 1 LOB: 0 BB: 0 P: 4	R: 0 E: 0 K: 0 S: 3	H: 0 LOB: 1 BB: 0 P: 4	R: 0 E: 0 K: 0 S: 3	H: 1 LOB: 2 BB: 2 P: 11	1B: 4 2B: 2 3B: 0 HR: 1	SF: 0 SAC: 1 DP: 2 HBP: 3	WP: 0 PB: 0 SB: 0 CS: 4	PA: 38
PITCHER	IP	WLS	BF	H	R	ER	SO	BB	IBB	HBP	BLK	WP	HR	S	P	ERA	WHIP					
Ted Gray, L (1, 1) ERA: 3.92	7.0	L	29	5	3	1	3	5	0	2	0	0	1	28	50	1.29	1.429					
Dave Madison, R (8, 1) ERA: 5.73	2.0		9	1	0	0	0	2	0	1	0	0	0	6	15	0.00	1.500					

Boston Red Sox @ Detroit Tigers
Briggs Stadium, Detroit, MI
Fri Jul 17 1953, 4:33 AM EDT
Att: 17,260 - Unknown

AB 27
R 3
H 6
RBI 3
BB 7
SO 3
LOB 15



Batter	1	2	3	4	5	6	7	8	9	AB	R	H	RBI	BB	SO	LOB	BOTTOM				
Harvey Kuenn, R (1, 6) OBP: 0.362, SLG: 0.374	0-0 6-3	0-0 FC4-6			0-3 K		0-0 FC5 FC5-4		0-0 F8	5	0	0	0	0	1	4					
Johnny Pesky, L (1, 4) OBP: 0.332, SLG: 0.349	0-0 2B		0-0 CS 1B		0-0 F8		0-3 K		0-0 F7	5	0	2	0	0	1	3					
Ray Boone, R (1, 5) OBP: 0.384, SLG: 0.467	0-0 5-3		0-0 F9		0-0 F9		0-0 FC5-4		1-2 2-3 3-H	4	0	0	1	0	0	4					
Jim Delsing, L (1, 8) OBP: 0.375, SLG: 0.458	0-0 6-3		0-3 K				0-0 1B		0-0 5-3	4	0	1	0	0	1	4					
Bob Nieman, R (1, 7) OBP: 0.348, SLG: 0.446		0-0 F9		4-0 G5-6-4 1B BB		0-0 F8		0-0 1B	3	0	1	0	1	0	1						
Walt Dropo, R (1, 3) OBP: 0.283, SLG: 0.374		0-3 K		0-0 G5-6-4 1B		0-0 F4		0-0 F6	4	0	1	0	0	1	2						
Matt Batts, R (1, 2) OBP: 0.333, SLG: 0.422		0-0 1B 1B		0-0 G5-6-4		0-0 F4		0-0 F2	4	1	1	0	0	0	4						
Don Lund, R (1, 9) OBP: 0.335, SLG: 0.368		0-0 1B 1B		4-0 IBB			0-0 E FC5-4 1B		0-0 6-3	3	1	2	0	1	0	1					
Ted Gray, S (1, 1) OBP: 0.297, SLG: 0.212		0-0 1B 1B		0-0 G3			4-0 FC5-4 E BB		0-0 4-3	2	0	1	1	0	0	2					
Pat Mullin, L (7, PH) OBP: 0.362, SLG: 0.403							1-2 FC5-4 E BB			0	0	0	0	0	0	0					
Dave Madison, R (8, 1) OBP: 0.111, SLG: 0.111							1-2 BB			1	0	0	0	0	0	0					
Fred Hatfield, L (8, PH) OBP: 0.332, SLG: 0.274		1-3 2-H								1	0	0	0	0	0	0					
Inning Stats	R: 0 E: 0 K: 0 S: 4	H: 1 LOB: 1 BB: 0 P: 4	R: 1 E: 0 K: 1 S: 8	H: 3 LOB: 0 BB: 0 P: 8	R: 0 E: 0 K: 1 S: 5	H: 1 LOB: 2 BB: 0 P: 5	R: 0 E: 0 K: 0 S: 3	H: 1 LOB: 2 BB: 2 P: 11	R: 0 E: 0 K: 0 S: 4	H: 1 LOB: 1 BB: 0 P: 4	R: 1 E: 1 K: 1 S: 7	H: 1 LOB: 2 BB: 1 P: 11	R: 0 E: 0 K: 0 S: 4	H: 1 LOB: 1 BB: 0 P: 4	R: 0 E: 0 K: 0 S: 3	H: 0 LOB: 0 BB: 0 P: 3	1B: 8 2B: 1 3B: 0 HR: 0	SF: 0 SAC: 0 DP: 1 HBP: 0	WP: 0 PB: 0 SB: 0 CS: 1	PA: 38	
PITCHER	IP	WLS	BF	H	R	ER	SO	BB	IBB	HBP	BLK	WP	HR	S	P	ERA	WHIP				
Hal Brown, R (1, 1) ERA: 3.56	6.0	W	28	8	2	1	3	2	1	0	0	0	0	31	43	1.50	1.667				
Sid Hudson, R (7, 1) ERA: 3.92	0.2		2	0	0	0	1	0	0	0	0	0	0	4	4	0.00	0.000				
Mel Parnell, L (7, 1) ERA: 2.88	0.1		1	0	0	0	0	0	0	0	0	0	0	1	1	0.00	0.000				
Ellis Kinder, R (8, 1) ERA: 2.4	2.0	S	7	1	0	0	0	0	0	0	0	0	0	7	7	0.00	0.500				

Boston Red Sox @ Detroit Tigers
Briggs Stadium, Detroit, MI
Fri Jul 17 1953, 4:33 AM EDT
Att: 17,260 - Unknown

AB 35
R 2
H 9
RBI 2
BB 3
SO 4
LOB 25



Batter	1	2	3	4	5	6	7	8	9	AB	R	H	RBI	BB	SO	LOB	TOP		
Billy Goodman, L (1,4) OBP: 0.415, SLG: 0.434	F2		SH5-3		F6				HR	4	1	2	0	0	0	1			
Hoot Evers, R (1,7) OBP: 0.299, SLG: 0.404	F4		F9		F9	F7			HR	5	1	1	3	0	0	3			
Dick Gemert, R (1,3) OBP: 0.386, SLG: 0.470	F4			F6		2B		F8	F7	4	0	0	0	1	0	0			
George Kell, R (1,5) OBP: 0.389, SLG: 0.533		F6								3	0	2	0	1	0	0			
Floyd Baker, L (8, PR) OBP: 0.370, SLG: 0.322									HR	1	1	1	0	0	0	0			
Sammy White, R (1,2) OBP: 0.314, SLG: 0.436	F4			F8		L6		F8	HR	5	1	1	2	0	0	4			
Tom Umphlett, R (1,8) OBP: 0.351, SLG: 0.410	E7			F8		F8			4-3	4	0	1	0	1	0	3			
Jim Piersall, R (1,9) OBP: 0.307, SLG: 0.343	4-3				FC4-6	1B		F4		4	0	2	0	0	0	3			
Mitt Bolling, R (1,6) OBP: 0.326, SLG: 0.368			SH5-3		FC4-6		F3		HR	4	1	2	0	0	0	2			
Willard Nixon, L (1, 1) OBP: 0.283, SLG: 0.276										0	0	0	0	0	0	0			
Ben Flowers, R (2, 1) OBP: 0.345, SLG: 0.682			K		F8		F5		F7	2	0	0	0	0	1	2			
Del Wilber, R (7, PH) OBP: 0.345, SLG: 0.682										1	0	0	0	0	0	1			
Ike Delock, R (7, 1) OBP: 0.319, SLG: 0.386										1	0	0	0	0	0	0			
Ted Lepore, R (9, PH) OBP: 0.319, SLG: 0.386										1	0	0	0	0	0	1			
Ellis Kinder, R (9, 1) OBP: 0.444, SLG: 0.500										0	0	0	0	0	0	0			
Inning Stats	R: 0 E: 0 K: 0 S: 3	H: 0 LOB: 0 BB: 0 P: 3	R: 0 E: 1 K: 0 S: 4	H: 1 LOB: 1 BB: 0 P: 4	R: 0 E: 0 K: 1 S: 6	H: 1 LOB: 1 BB: 0 P: 6	R: 0 E: 0 K: 0 S: 4	H: 1 LOB: 1 BB: 0 P: 4	R: 0 E: 0 K: 0 S: 4	H: 1 LOB: 2 BB: 1 P: 8	R: 0 E: 0 K: 0 S: 5	H: 2 LOB: 2 BB: 0 P: 5	R: 0 E: 0 K: 0 S: 3	H: 0 LOB: 2 BB: 2 P: 11	R: 5 E: 0 K: 0 S: 8	H: 5 LOB: 0 BB: 0 P: 8	1B: 9 2B: 1 3B: 0 HR: 2	SF: 0 SAC: 1 DP: 0 HBP: 0	WP: 0 PA: 42
PITCHER	IP WLS BF H R ER SO BB IBB HBP BLK WP HR S P ERA WHIP																		
Billy Hoelt, L (1, 1) ERA: 4.35	8.2 L 41 12 5 5 1 3 0 0 0 0 2 40 52 5.19 1.731																		
Ray Herbert, R (9, 1) ERA: 6.55	0.1 1 0 0 0 0 0 0 0 0 0 0 1 1 0.00 0.000																		

Boston Red Sox @ Detroit Tigers
Briggs Stadium, Detroit, MI
Sat Jul 18 1953, 4:33 AM EDT
Att: 5,160 - Unknown

AB 38
R 5
H 12
RBI 5
BB 3
SO 1
LOB 20



Batter	1	2	3	4	5	6	7	8	9	AB	R	H	RBI	BB	SO	LOB	BOTTOM				
Harvey Kuenn, R (1,6) OBP: 0.360, SLG: 0.372	F9	F9		F4			F3		1-3	5	1	1	1	0	0	3					
Johnny Pesky, L (1,4) OBP: 0.324, SLG: 0.341	G3	F9			F8		F4			4	0	0	1	0	0	2					
Ray Boone, R (1,5) OBP: 0.379, SLG: 0.459	F9	F9			K			F7		4	0	0	0	0	1	2					
Jim Delsing, L (1,8) OBP: 0.373, SLG: 0.455	BB		F8		5-3			F6		4	0	1	1	0	0	0					
Bob Nieman, R (1,7) OBP: 0.356, SLG: 0.450	FC4			FC4-6						2	0	2	0	2	0	0					
Walt Dropo, R (1,3) OBP: 0.280, SLG: 0.369	FC4		F8			F8		F2		4	0	0	0	0	0	5					
Matt Batts, R (1,2) OBP: 0.332, SLG: 0.416		BB	FC4-6			K			6-3	3	1	0	0	1	1	2					
Don Lund, R (1,9) OBP: 0.333, SLG: 0.366		F9		F9		4-3			2-3	4	1	1	0	0	0	1					
Billy Hoelt, L (1, 1) OBP: 0.311, SLG: 0.162										2	0	0	0	1	1	0					
Ray Herbert, R (9, 1) ERA: 2.07										0	0	0	0	0	0	0					
Pat Mullin, L (9, PH) OBP: 0.371, SLG: 0.403										0	0	0	0	1	0	0					
Inning Stats	R: 1 E: 0 K: 0 S: 5	H: 2 LOB: 2 BB: 1 P: 9	R: 2 E: 0 K: 0 S: 4	H: 1 LOB: 2 BB: 2 P: 12	R: 0 E: 0 K: 0 S: 4	H: 1 LOB: 1 BB: 0 P: 4	R: 0 E: 0 K: 0 S: 3	H: 0 LOB: 0 BB: 0 P: 3	R: 0 E: 0 K: 1 S: 5	H: 0 LOB: 0 BB: 0 P: 5	R: 0 E: 0 K: 1 S: 6	H: 1 LOB: 1 BB: 0 P: 6	R: 0 E: 0 K: 1 S: 5	H: 0 LOB: 0 BB: 0 P: 5	R: 0 E: 0 K: 0 S: 3	H: 0 LOB: 1 BB: 1 P: 7	R: 0 E: 0 K: 0 S: 3	H: 0 LOB: 1 BB: 1 P: 7	1B: 5 2B: 0 3B: 0 HR: 0	SF: 0 SAC: 0 DP: 0 HBP: 0	WP: 0 PA: 37
PITCHER	IP WLS BF H R ER SO BB IBB HBP BLK WP HR S P ERA WHIP																				
Willard Nixon, R (1, 1) ERA: 3.22	1.0 9 3 3 0 0 0 0 0 0 0 0 21 21 0.00 0.400																				
Ben Flowers, R (2, 1) ERA: 2.07	5.0 17 2 0 0 0 2 0 0 0 0 0 0 21 21 0.00 0.400																				
Ike Delock, R (7, 1) ERA: 1.72	2.0 W 7 0 0 0 1 1 0 0 0 0 0 8 12 0.00 0.500																				
Ellis Kinder, R (9, 1) ERA: 2.36	1.0 S 4 0 0 0 0 1 0 0 0 0 0 3 7 0.00 1.000																				

Boston Red Sox @ Detroit Tigers
Briggs Stadium, Detroit, MI
Sat Jul 18 1953, 4:33 AM EDT
Att: 5,160 - Unknown

AB 32
R 3
H 5
RBI 3
BB 5
SO 3
LOB 15



Batter	1	2	3	4	5	6	7	8	9	AB	R	H	RBI	BB	SO	LOB	TOP					
Billy Goodman, L (1, 4) OBP: 0.407, SLG: 0.422	L6		F8		F8			F9		4	0	0	0	0	0	2	Boston Red Sox @ Chicago White Sox Comiskey Park, Chicago, IL Wed Jul 22 1953, 4:33 AM EDT Att: 13,245 - Unknown					
Gene Stephens, L (1, 7) OBP: 0.303, SLG: 0.297	K							FC6-4		2	0	0	0	1	2	0						
Del Wilber, R (8, PH) OBP: 0.338, SLG: 0.652										1	0	0	0	0	0	1						
Ellis Kinder, R (8, 1) OBP: 0.444, SLG: 0.500			BB							0	0	0	0	0	0	0						
Dick Gemert, R (1, 3) OBP: 0.384, SLG: 0.462	5-3		K							4	0	0	0	0	1	2						
George Kell, R (1, 5) OBP: 0.383, SLG: 0.535										4	0	0	0	0	0	0						
Sammy White, R (1, 2) OBP: 0.319, SLG: 0.443										4	0	2	0	0	0	0						
Billy Conso, R (9, PR) OBP: 0.182, SLG: 0.318										0	0	0	0	0	0	0						
Tom Umphlett, R (1, 8) OBP: 0.347, SLG: 0.401										3	0	0	0	1	0	2						
Jim Piersall, R (1, 9) OBP: 0.301, SLG: 0.335										3	0	0	0	0	0	2						
Mitt Bolling, R (1, 6) OBP: 0.326, SLG: 0.367										3	0	2	0	0	0	0						
Mel Parnell, L (1, 1) OBP: 0.242, SLG: 0.250										1	0	0	0	0	0	0						
Floyd Baker, L (8, PH) OBP: 0.370, SLG: 0.322			SH5-3							1	0	0	0	0	1	1						
Hoot Evers, R (8, 7) OBP: 0.301, SLG: 0.400										0	0	0	0	0	0	0						
Inning Stats	R: 0 E: 0 K: 1 S: 5	H: 0 LOB: 0 BB: 0 P: 5	R: 0 E: 0 K: 0 S: 3	H: 0 LOB: 1 BB: 1 P: 7	R: 0 E: 0 K: 1 S: 6	H: 1 LOB: 2 BB: 1 P: 10	R: 0 E: 0 K: 0 S: 4	H: 1 LOB: 1 BB: 0 P: 4	R: 0 E: 0 K: 0 S: 3	H: 0 LOB: 0 BB: 0 P: 3	R: 0 E: 0 K: 1 S: 5	H: 0 LOB: 0 BB: 0 P: 5	R: 0 E: 0 K: 0 S: 3	H: 0 LOB: 0 BB: 0 P: 3	R: 0 E: 0 K: 1 S: 6	H: 1 LOB: 1 BB: 0 P: 6	R: 0 E: 0 K: 0 S: 4	H: 1 LOB: 1 BB: 0 P: 4	1B: 4 2B: 0 3B: 0 HR: 0	SF: 0 SAC: 1 DP: 0 HBP: 0	WP: 0 PB: 0 SB: 0 CS: 0	PA: 33
PITCHER Virgil Trucks, R (1, 1) ERA: 2.65	IP: 9.0 WLS: W BF: 33 H: 4 R: 0 ER: 0 SO: 4 BB: 2 IBB: 0 HBP: 0 BLK: 0 WP: 0 HR: 0 S: 39 P: 47 ERA: 0.00 WHIP: 0.667															ERA: 0.00 WHIP: 0.667						

AB	30
R	0
H	4
RBI	0
BB	2
SO	4
LOB	10



Batter	1	2	3	4	5	6	7	8	9	AB	R	H	RBI	BB	SO	LOB	BOTTOM			
Nellie Fox, L (1, 4) OBP: 0.337, SLG: 0.378	4-3		F8		F8			F4		4	0	0	1	0	0	2	Boston Red Sox @ Chicago White Sox Comiskey Park, Chicago, IL Wed Jul 22 1953, 4:33 AM EDT Att: 13,245 - Unknown			
Ferns Fain, L (1, 3) OBP: 0.430, SLG: 0.386	E6				L8					3	0	1	0	1	0	0				
Minnie Minoso, R (1, 7) OBP: 0.423, SLG: 0.483										2	0	1	0	1	0	0				
Sam Mele, R (1, 9) OBP: 0.386, SLG: 0.478										3	0	0	0	1	1	4				
Jim Rivera, L (1, 8) OBP: 0.334, SLG: 0.402										4	0	1	0	0	3	2				
Rocky Krenich, R (1, 5) OBP: 0.294, SLG: 0.323										3	0	0	0	1	0	2				
Sherm Lollar, R (1, 2) OBP: 0.393, SLG: 0.418										3	0	0	0	0	0	1				
Chico Carrasquel, R (1, 6) OBP: 0.324, SLG: 0.354										2	1	1	0	1	0	0				
Virgil Trucks, R (1, 1) OBP: 0.180, SLG: 0.200										3	0	0	0	0	0	3				
Inning Stats	R: 0 E: 1 K: 0 S: 4	H: 1 LOB: 3 BB: 1 P: 8	R: 0 E: 0 K: 0 S: 3	H: 0 LOB: 0 BB: 0 P: 3	R: 0 E: 0 K: 1 S: 6	H: 1 LOB: 2 BB: 1 P: 10	R: 0 E: 0 K: 1 S: 5	H: 0 LOB: 0 BB: 0 P: 5	R: 1 E: 0 K: 0 S: 4	H: 1 LOB: 0 BB: 0 P: 4	R: 0 E: 0 K: 1 S: 5	H: 0 LOB: 0 BB: 0 P: 5	R: 0 E: 0 K: 0 S: 3	H: 0 LOB: 2 BB: 2 P: 11	R: 0 E: 0 K: 1 S: 6	H: 1 LOB: 2 BB: 1 P: 10		1B: 3 2B: 0 3B: 1 HR: 0	SF: 0 SAC: 1 DP: 0 HBP: 0	WP: 1 PB: 0 SB: 0 CS: 0
PITCHER Mel Parnell, L (1, 1) ERA: 2.77	IP: 7.0 WLS: L BF: 28 H: 3 R: 1 ER: 1 SO: 3 BB: 3 IBB: 1 HBP: 0 BLK: 0 WP: 1 HR: 0 S: 30 P: 46 ERA: 1.29 WHIP: 0.857															ERA: 1.29 WHIP: 0.857				
Ellis Kinder, R (8, 1) ERA: 2.27	IP: 1.0 WLS: L BF: 5 H: 1 R: 0 ER: 0 SO: 1 BB: 0 IBB: 1 HBP: 0 BLK: 0 WP: 0 HR: 0 S: 6 P: 10 ERA: 0.00 WHIP: 1.000															ERA: 0.00 WHIP: 1.000				

AB	27
R	1
H	4
RBI	1
BB	5
SO	4
LOB	14



Batter	1	2	3	4	5	6	7	8	9	AB	R	H	RBI	BB	SO	LOB	TOP								
Billy Goodman, L (1,4) OBP: 0.407, SLG: 0.419	0-0 FC6-4 1B		0-0 F8		0-0 6-3		0-0 2B FC1-2 BB	0-0 1-3		4	0	1	0	1	0	5	Boston Red Sox @ Chicago White Sox Comiskey Park, Chicago, IL Thu Jul 23 1953, 4:33 AM EDT Att: 13,675 - Unknown livebaseballscorecards.com								
Hoot Evers, R (1,7) OBP: 0.308, SLG: 0.431	0-0 F9		0-0 FC5-4 1-2		0-0 HR		0-0 FC1-2 1-3 2B	0-0 SH5-4 SH1-3 2B	5	2	3	2	0	0	2										
Dick Gemert, R (1,3) OBP: 0.383, SLG: 0.458	0-0 F3			0-0 2-3	0-0 F8		0-0 FC1-2 BB	0-0 SH5-4	3	0	0	0	1	0	2										
George Kell, R (1,5) OBP: 0.381, SLG: 0.529	0-0 FC6-4 1-2			0-0 BB BB	0-0 6-3	0-0 6-3	0-0 FC1-2 FC5-4	0-0 SH1-3	3	0	0	1	1	0	4										
Sammy White, R (1,2) OBP: 0.317, SLG: 0.437		0-0 6-3		0-0 BB BB	0-0 F8	0-0 FC5-4 1-2		0-0 4-3	4	0	0	0	1	0	3										
Tom Umphlett, R (1,8) OBP: 0.349, SLG: 0.403	0-0 F9			0-0 F7		0-0 3B 1B		0-0 1B SH1-3 1B	4	1	2	0	0	0	2										
Jim Piersall, R (1,9) OBP: 0.301, SLG: 0.341		0-0 G3		0-0 FC6-4 1-2		0-0 3B 1H		0-0 SH1-3	3	0	1	1	0	0	2										
Mitt Bolling, R (1,6) OBP: 0.327, SLG: 0.368 Johnny Lipon, R (5, PR) OBP: 0.307, SLG: 0.284			0-0 5-3		0-0 HR 1B	0-0 F8		0-0 F4	2	0	1	0	0	0	0										
Hal Brown, R (1,1) OBP: 0.341, SLG: 0.488			0-0 FC5-4 BB		0-0 5-3		0-3 K	0-0 2-3 1B	3	0	1	0	1	1	1										
Inning Stats	R: 0 E: 0 K: 0 S: 4	H: 1 LOB: 1 BB: 0 P: 4	R: 0 E: 0 K: 0 S: 3	H: 0 LOB: 0 BB: 0 P: 3	R: 0 E: 0 K: 0 S: 3	H: 0 LOB: 1 BB: 1 P: 7	R: 0 E: 0 K: 0 S: 3	H: 0 LOB: 2 BB: 2 P: 11	R: 2 E: 0 K: 0 S: 5	H: 2 LOB: 1 BB: 0 P: 5	R: 1 E: 0 K: 1 S: 6	H: 2 LOB: 3 BB: 2 P: 14	R: 0 E: 0 K: 0 S: 5	H: 2 LOB: 2 BB: 0 P: 5	R: 1 E: 0 K: 0 S: 4	H: 1 LOB: 0 BB: 0 P: 4		1B: 5 2B: 2 3B: 1 HR: 1	SF: 0 SAC: 3 DP: 0 HBP: 0	WP: 0 PB: 0 SB: 0 CS: 0	PA: 41				
PITCHER	IP	WLS	BF	H	R	ER	SO	BB	IBB	HBP	BLK	WP	HR	S	P	ERA	WHIP								
Saul Rogovin, R (1,1) ERA: 5.52	6.1	L	29	6	3	3	1	4	0	0	0	0	1	27	43	4.26	1.579								
Harry Dorish, R (7,1) ERA: 2.62	2.2		12	3	1	1	0	1	0	0	0	0	0	11	15	3.38	1.500								

Batter	1	2	3	4	5	6	7	8	9	AB	R	H	RBI	BB	SO	LOB	BOTTOM								
Nellie Fox, L (1,4) OBP: 0.334, SLG: 0.374	0-0 6-3	0-0 L9		0-0 F8			0-0 3-1			4	0	0	0	0	0	2	Boston Red Sox @ Chicago White Sox Comiskey Park, Chicago, IL Thu Jul 23 1953, 4:33 AM EDT Att: 13,675 - Unknown livebaseballscorecards.com								
Feris Fain, L (1,3) OBP: 0.431, SLG: 0.387	0-0 1B		0-0 FC5-4 BB 1B		0-0 F7		0-0 1-3		4	0	2	0	0	0	0										
Minnie Minoso, R (1,7) OBP: 0.421, SLG: 0.479	0-0 F3		0-0 FC5-4 1-2 BB		0-0 F8		0-0 1-3		3	0	0	0	1	0	1										
Sam Mele, R (1,9) OBP: 0.381, SLG: 0.471	0-0 L6		0-0 FC5-4 1-2 2-3		0-0 F8		0-0 F5		4	0	0	0	0	0	3										
Jim Rivera, L (1,8) OBP: 0.336, SLG: 0.409		0-0 SH1-4 WP BB	0-0 F3		0-3 K		0-0 HR		3	2	1	1	1	1	2										
Rocky Krenich, R (1,5) OBP: 0.288, SLG: 0.319 Tom Wright, L (6, PH) OBP: 0.308, SLG: 0.376 Fred Marsh, R (7, 5) OBP: 0.292, SLG: 0.271 Gene Bearden, L (9, PH) OBP: 0.200, SLG: 0.200		0-0 WP SH1-4 BB	0-0 F7		0-0 F8		0-3 K		1	1	0	0	1	0	2										
Sherm Lollar, R (1,2) OBP: 0.392, SLG: 0.416		0-0 SH1-4 1-2 2-3		0-0 1B		0-0 F7		0-0 F8	3	0	1	0	0	0	0										
Chico Carrasquel, R (1,6) OBP: 0.324, SLG: 0.350		0-0 2-3 3-H IBB		0-0 F7		0-0 F7		0-3 K2-3	3	0	0	0	1	1	1										
Saul Rogovin, R (1,1) OBP: 0.229, SLG: 0.100 Harry Dorish, R (7,1) OBP: 0.161, SLG: 0.161		0-0 F8 3-H		0-0 F8		0-0 6-3			2	0	0	1	0	0	2										
Inning Stats	R: 0 E: 0 K: 0 S: 4	H: 1 LOB: 1 BB: 0 P: 4	R: 2 E: 0 K: 0 S: 3	H: 0 LOB: 3 BB: 3 P: 15	R: 0 E: 0 K: 0 S: 4	H: 1 LOB: 1 BB: 1 P: 8	R: 0 E: 0 K: 0 S: 4	H: 1 LOB: 1 BB: 0 P: 4	R: 0 E: 0 K: 1 S: 5	H: 0 LOB: 0 BB: 0 P: 5	R: 0 E: 0 K: 0 S: 3	H: 0 LOB: 0 BB: 0 P: 3	R: 0 E: 0 K: 0 S: 3	H: 0 LOB: 0 BB: 0 P: 3	R: 1 E: 0 K: 2 S: 8	H: 1 LOB: 0 BB: 0 P: 8		1B: 3 2B: 0 3B: 0 HR: 1	SF: 0 SAC: 1 DP: 0 HBP: 0	WP: 1 PB: 0 SB: 1 CS: 0	PA: 35				
PITCHER	IP	WLS	BF	H	R	ER	SO	BB	IBB	HBP	BLK	WP	HR	S	P	ERA	WHIP								
Hal Brown, R (1,1) ERA: 3.52	9.0	W	35	4	3	3	3	3	1	0	0	1	1	37	53	3.00	0.778								

Batter	1	2	3	4	5	6	7	8	9	AB	R	H	RBI	BB	SO	LOB	TOP			
Billy Goodman, L (1,4) OBP: 0.413, SLG: 0.422 Ted Lepcio, R (8,FR) OBP: 0.319, SLG: 0.386 (8,4)	F7		1B	BB	BB			1B		3	2	2	0	2	0	0	Boston Red Sox @ St. Louis Browns Sportsman's Park, St. Louis, MO Fri Jul 24 1953, 4:33 AM EDT Unknown			
Hoot Evers, R (1,7) OBP: 0.311, SLG: 0.430 Gene Stephens, L (8,7)	K		1B	BB	BB			F9		5	1	2	0	0	1	3				
Dick Gemert, R (1,3) OBP: 0.385, SLG: 0.455	1B		HR	BB	BB			F7		2	1	0	0	3	0	1				
George Kell, R (1,5) OBP: 0.386, SLG: 0.531 Floyd Baker, L (8,5)	1B		HR	BB	BB			6-3		3	1	2	2	1	0	0				
Del Wilber, R (1,2) OBP: 0.329, SLG: 0.620	P3		F8	2	SH5-4			F5		5	1	1	1	0	0	4				
Tom Umphlett, R (1,8) OBP: 0.385, SLG: 0.416	K		HR	SH5-4	SH5-4			P6		5	2	3	3	0	1	0				
Jim Piersall, R (1,9) OBP: 0.301, SLG: 0.338	F8		F9	SH5-4	SH5-4			6-3		3	0	0	0	1	0	0				
Johnny Lipon, R (1,6) OBP: 0.288, SLG: 0.264	F8		F8	K	K			6-3		5	0	0	0	0	1	4				
Bill Henry, L (1,1) OBP: 0.231, SLG: 0.462	F8		F8	4-3	3B			K		4	0	1	2	0	1	0				
Inning Stats	R: 0 E: 0 K: 1 S: 6	H: 1 LOB: 2 BB: 1 P: 10	R: 0 E: 0 K: 1 S: 5	H: 0 LOB: 0 BB: 0 P: 5	R: 5 E: 0 K: 0 S: 7	H: 4 LOB: 0 BB: 1 P: 11	R: 1 E: 0 K: 0 S: 3	H: 1 LOB: 3 BB: 3 P: 15	R: 2 E: 0 K: 1 S: 8	H: 3 LOB: 2 BB: 1 P: 12	R: 0 E: 0 K: 0 S: 3	H: 0 LOB: 0 BB: 0 P: 3	R: 0 E: 0 K: 1 S: 6	H: 1 LOB: 1 BB: 1 P: 6	R: 0 E: 0 K: 0 S: 4	H: 1 LOB: 2 BB: 1 P: 8	1B: 9 2B: 0 3B: 1 HR: 1	SF: 0 SAC: 1 DP: 0 HBP: 0	WP: 0 PB: 0 SB: 0 CS: 0	PA: 44
PITCHER	IP	WLS	BF	H	R	ER	SO	BB	IBB	HBP	BLK	WP	HR	S	P	ERA	WHIP			
Dick Littlefield, L (1,1) ERA: 5.62	3.0	L	16	5	5	5	2	1	1	0	0	0	1	18	26	15.00	2.000			
Lou Kretlow, R (4,1) ERA: 4.43	6.0		29	6	3	3	2	5	0	0	0	0	0	27	47	4.50	1.833			

AB	36
R	8
H	11
RBI	8
BB	7
SO	4
LOB	12



Batter	1	2	3	4	5	6	7	8	9	AB	R	H	RBI	BB	SO	LOB	BOTTOM					
Johnny Groth, R (1,8) OBP: 0.305, SLG: 0.366	1B		1-2	1B				F8		3	0	1	0	1	0	1	Boston Red Sox @ St. Louis Browns Sportsman's Park, St. Louis, MO Fri Jul 24 1953, 4:33 AM EDT Unknown					
Dick Kokos, L (1,7) OBP: 0.401, SLG: 0.448	G6-4-3		F5					P4		4	0	1	0	0	0	3						
Roy Sievers, R (1,3) OBP: 0.335, SLG: 0.390	K		4-3					P4		4	0	1	0	0	1	4						
Vic Wertz, L (1,9) OBP: 0.378, SLG: 0.451	G6-4-3		G3					P4		4	0	0	0	0	0	3						
Don Lenhardt, R (1,5) OBP: 0.376, SLG: 0.454	F8		G3					K		4	0	1	0	0	1	0						
Clint Courtney, L (1,2) OBP: 0.321, SLG: 0.379	F5		G3					G1		3	0	1	0	0	0	0						
Billy Hunter, R (1,6) OBP: 0.272, SLG: 0.266	F9		G5-4-3					F8		3	0	0	0	0	0	2						
Bobby Young, L (1,4) OBP: 0.328, SLG: 0.358			1B					P5		3	0	1	0	0	0	0						
Dick Littlefield, L (1,1) OBP: 0.231, SLG: 0.167			K							0	0	0	0	0	0	0						
Jim Dyck, R (3,PH) OBP: 0.312, SLG: 0.343										1	0	0	0	0	1	1						
Lou Kretlow, R (4,1) OBP: 0.273, SLG: 0.200										2	0	1	0	0	1	0						
Inning Stats	R: 0 E: 0 K: 1 S: 5	H: 1 LOB: 1 BB: 1 P: 9	R: 0 E: 0 K: 0 S: 3	H: 0 LOB: 0 BB: 0 P: 3	R: 0 E: 0 K: 1 S: 7	H: 2 LOB: 2 BB: 0 P: 7	R: 0 E: 0 K: 0 S: 4	H: 2 LOB: 1 BB: 0 P: 4	R: 0 E: 0 K: 0 S: 4	H: 1 LOB: 1 BB: 0 P: 4	R: 0 E: 0 K: 1 S: 5	H: 0 LOB: 0 BB: 0 P: 5	R: 0 E: 0 K: 0 S: 3	H: 0 LOB: 0 BB: 0 P: 3	R: 0 E: 0 K: 1 S: 5	H: 0 LOB: 0 BB: 0 P: 5	R: 0 E: 0 K: 0 S: 3	H: 1 LOB: 0 BB: 0 P: 3	1B: 7 2B: 0 3B: 0 HR: 0	SF: 0 SAC: 0 DP: 3 HBP: 0	WP: 0 PB: 0 SB: 0 CS: 0	PA: 32
PITCHER	IP	WLS	BF	H	R	ER	SO	BB	IBB	HBP	BLK	WP	HR	S	P	ERA	WHIP					
Bill Henry, L (1,1) ERA: 2.27	9.0	W	32	7	0	0	4	1	0	0	0	0	0	39	43	0.00	0.889					



Batter	1	2	3	4	5	6	7	8	9	AB	R	H	RBI	BB	SO	LOB	TOP										
Billy Goodman, L (1,4) OBP: 0.413, SLG: 0.425	0-0 6-3		0-0 2B		0-0 1B 2B	0-0 F8		0-0 4-3	5 1 2 0 0 0 1																		
Hoot Evers, R (1,7) OBP: 0.304, SLG: 0.420	0-0 F9		0-3 K		0-0 F8		0-0 F2	0-0 L8	5 0 0 0 0 1 2																		
Dick Gemert, R (1,3) OBP: 0.386, SLG: 0.454	0-0 1B 1B		0-3 K		0-0 1-2 2B 1B		0-0 F9	0-3 K	5 1 2 0 0 2 1																		
George Kell, R (1,5) OBP: 0.388, SLG: 0.534	0-0 1-2 1B			0-0 6-3	0-0 1-2 2B		0-0 F3		4 0 2 2 0 0 0																		
Sammy White, R (1,2) OBP: 0.317, SLG: 0.435	0-3 K			0-0 WP E 1B	0-0 L7		0-0 1-3		4 1 1 0 0 1 3																		
Tom Umphlett, R (1,8) OBP: 0.385, SLG: 0.415		0-0 F8		0-0 E7 1-2 2B 1B		4-0 WP F7 5-3 BB		0-0 E1 1B	3 3 1 1 1 0 0																		
Jim Piersall, R (1,9) OBP: 0.303, SLG: 0.342		0-0 F9		0-0 2B		0-0 5-3		0-0 1B	4 0 2 2 0 0 1																		
Johnny Lipon, R (1,6) OBP: 0.274, SLG: 0.250		0-0 6-3		0-0 F7		0-0 F7		0-0 F8	4 0 0 1 0 0 1																		
Mickey McDermott, L (1,1) OBP: 0.321, SLG: 0.462			0-3 K		0-0 5-3		0-0 E1	0-0 L7	4 0 0 0 0 1 1																		
Inning Stats	R: 0 E: 0 K: 1 S: 7	H: 2 LOB: 2 BB: 0 P: 7	R: 0 E: 0 K: 0 S: 3	H: 0 LOB: 0 BB: 0 P: 3	R: 0 E: 0 K: 3 S: 10	H: 1 LOB: 1 BB: 0 P: 10	R: 2 E: 1 K: 0 S: 5	H: 3 LOB: 1 BB: 0 P: 5	R: 2 E: 0 K: 0 S: 6	H: 3 LOB: 1 BB: 0 P: 6	R: 1 E: 1 K: 0 S: 4	H: 0 LOB: 1 BB: 1 P: 8	R: 0 E: 0 K: 0 S: 3	H: 0 LOB: 0 BB: 0 P: 3	R: 1 E: 1 K: 0 S: 5	H: 1 LOB: 1 BB: 0 P: 5	R: 0 E: 0 K: 1 S: 5	H: 0 LOB: 0 BB: 0 P: 5	1B: 7 2B: 3 3B: 0 HR: 0	SF: 0 SAC: 0 DP: 0 HBP: 0	WP: 2 PB: 0 SB: 0 CS: 0	PA: 39					
PITCHER	IP	WLS	BF	H	R	ER	SO	BB	IBB	HBP	BLK	WP	HR	S	P	ERA	WHIP										
Bob Cain, L (1,1) ERA: 4.71	5.0	L	23	9	4	4	4	0	0	0	0	1	0	31	31	7.20	1.800										
Don Larsen, R (6,1) ERA: 4.18	4.0		16	1	2	1	1	1	0	0	0	1	0	17	21	2.25	0.500										

Boston Red Sox @ St. Louis Browns
Sportsman's Park, St. Louis, MO
Fri Jul 24 1953, 4:38 AM EDT
Att: 3,656 - Unknown

AB 38
R 6
H 10
RBI 6
BB 1
SO 5
LOB 10

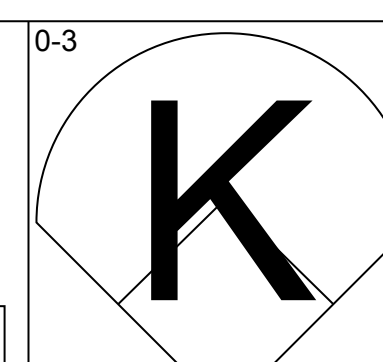
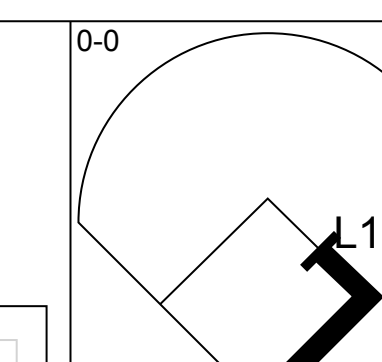
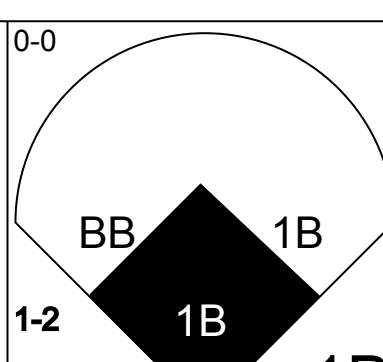
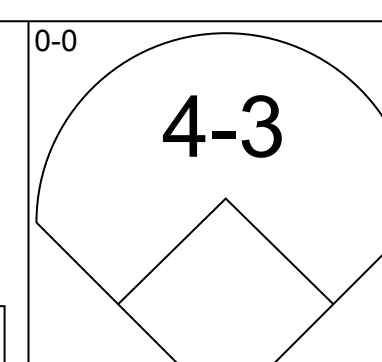
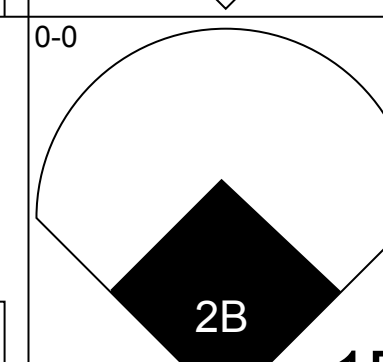
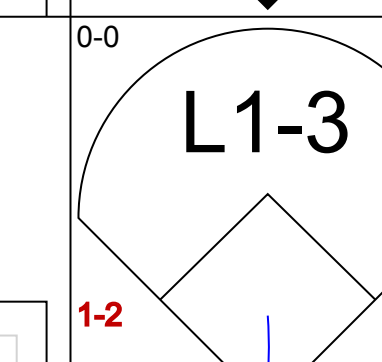
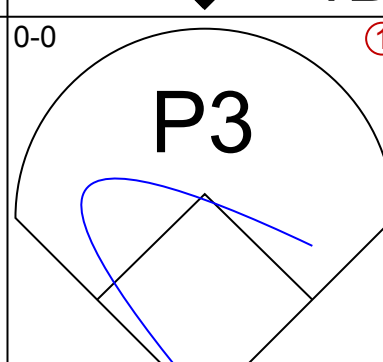
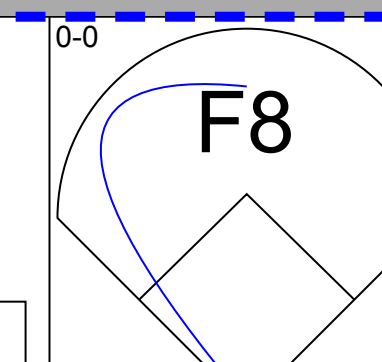
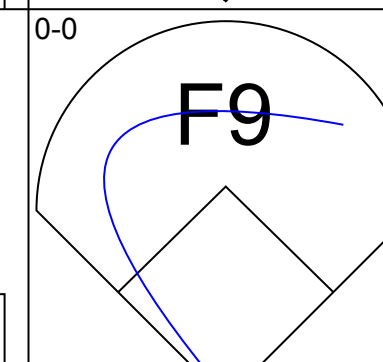
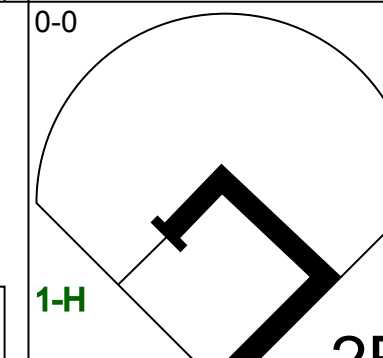


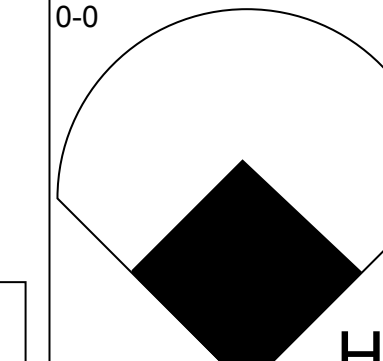
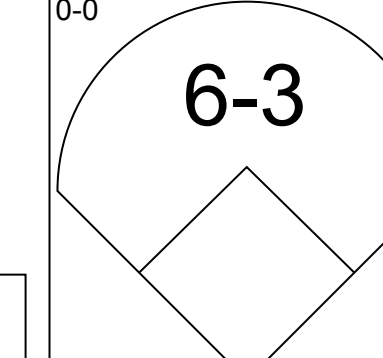
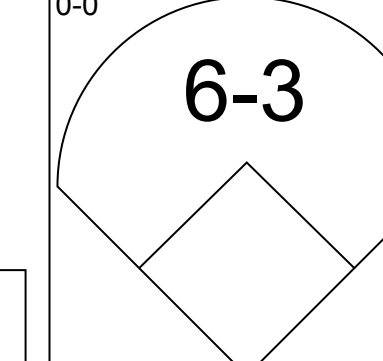
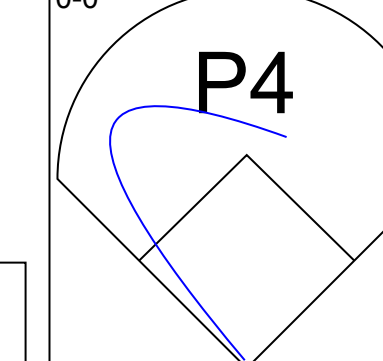
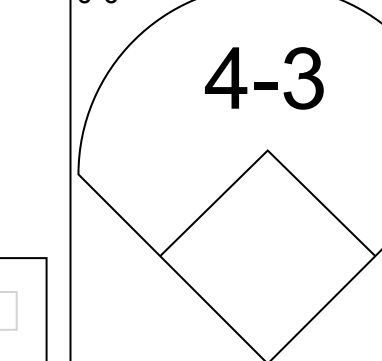


Batter	1	2	3	4	5	6	7	8	9	AB	R	H	RBI	BB	SO	LOB	BOTTOM										
Neil Berry, R (1,4) OBP: 0.333, SLG: 0.369	0-0 4-3		0-0 L4			0-0 P4		0-0 4-3	4 0 0 0 0 0 1																		
Roy Sievers, R (1,3) OBP: 0.338, SLG: 0.397	0-0 FC6-3 2B			0-0 FC5-4 1B		0-0 F9		0-0 F9	4 0 2 0 0 0 1																		
Don Lenhardt, R (1,7) OBP: 0.374, SLG: 0.445	0-0 FC6-3 2-3			0-0 FC5-4 1-2 1B		4-0 1B BB		0-3 K	3 0 0 0 1 1 3																		
Vic Wertz, L (1,9) OBP: 0.377, SLG: 0.448	0-3 K			0-3 K		0-0 1-2 1B		0-0 F7	4 0 1 0 0 2 2																		
Les Moss, R (1,2) OBP: 0.327, SLG: 0.373		0-0 F7		0-0 F7		0-3 K		0-0 G6-4-3 1B	4 0 1 0 0 1 3																		
Jim Dyck, R (1,5) OBP: 0.311, SLG: 0.339		0-0 4-3			0-0 6-3		4-0 1-3 BB	0-0 G6-4-3	3 0 0 0 1 0 1																		
Johnny Groth, R (1,8) OBP: 0.305, SLG: 0.366		0-0 F3			0-0 2-3 1B		0-0 L1-3		3 0 1 0 0 0 1																		
Billy Hunter, R (1,6) OBP: 0.270, SLG: 0.264			0-3 K		0-0 2-3		0-0 F8		3 0 0 0 0 1 1																		
Bob Cain, L (1,1) OBP: 0.231, SLG: 0.280				0-0 1-3		0-0 F2			1 0 0 0 0 0 0																		
Don Larsen, R (5,PH) OBP: 0.229, SLG: 0.348								4-3 2B	2 0 1 0 0 0 1																		
Inning Stats	R: 0 E: 0 K: 1 S: 6	H: 1 LOB: 1 BB: 0 P: 6	R: 0 E: 0 K: 0 S: 3	H: 0 LOB: 0 BB: 0 P: 3	R: 0 E: 0 K: 1 S: 5	H: 0 LOB: 0 BB: 0 P: 5	R: 0 E: 0 K: 1 S: 6	H: 1 LOB: 1 BB: 0 P: 6	R: 0 E: 0 K: 1 S: 4	H: 1 LOB: 2 BB: 0 P: 4	R: 0 E: 0 K: 1 S: 6	H: 1 LOB: 1 BB: 1 P: 10	R: 0 E: 0 K: 0 S: 2	H: 0 LOB: 0 BB: 1 P: 6	R: 0 E: 0 K: 1 S: 6	H: 1 LOB: 1 BB: 0 P: 6	R: 0 E: 0 K: 0 S: 3	H: 1 LOB: 0 BB: 0 P: 3	1B: 4 2B: 3 3B: 0 HR: 0	SF: 0 SAC: 0 DP: 2 HBP: 0	WP: 0 PB: 0 SB: 0 CS: 0	PA: 33					
PITCHER	IP	WLS	BF	H	R	ER	SO	BB	IBB	HBP	BLK	WP	HR	S	P	ERA	WHIP										
Mickey McDermott, L (1,1) ERA: 3.3	9.0	W	33	6	0	0	5	2	0	0	0	0	0	41	49	0.00	0.889										

Boston Red Sox @ St. Louis Browns
Sportsman's Park, St. Louis, MO
Fri Jul 24 1953, 4:38 AM EDT
Att: 3,656 - Unknown

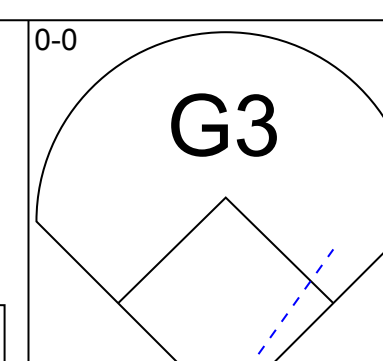
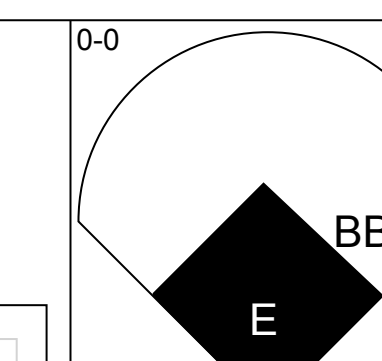
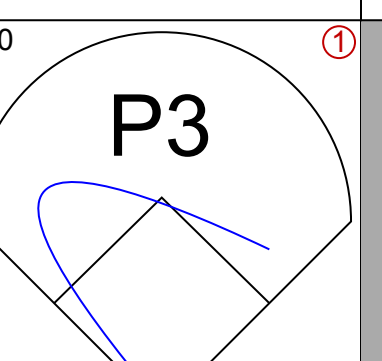
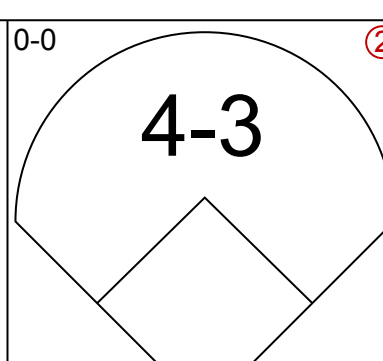
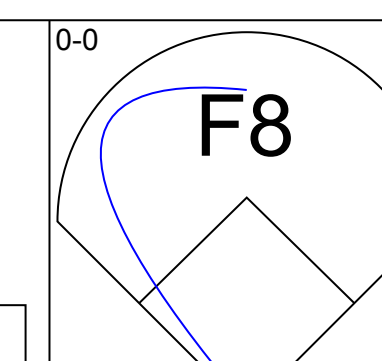
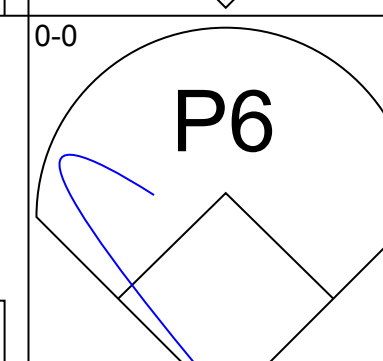
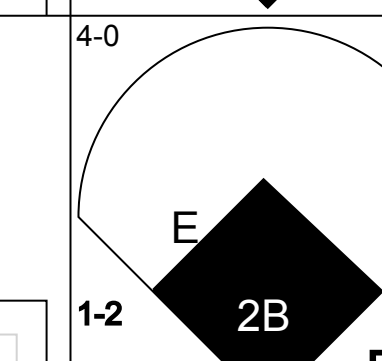
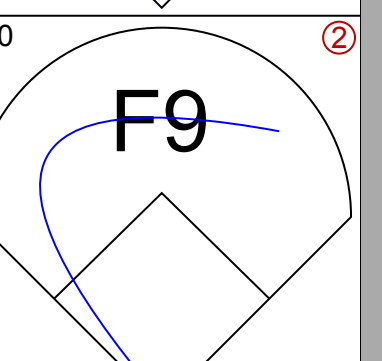
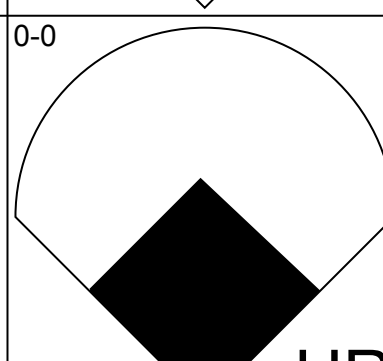
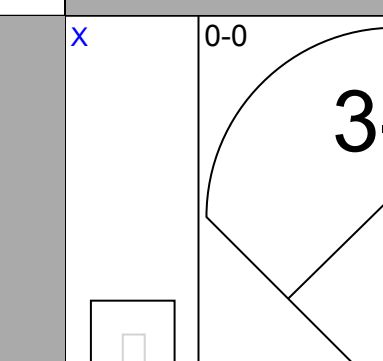
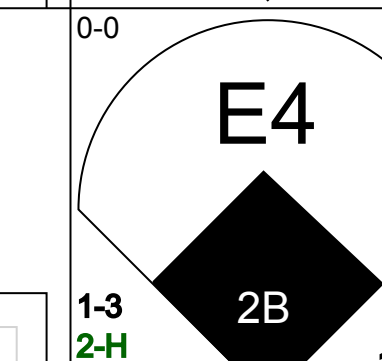
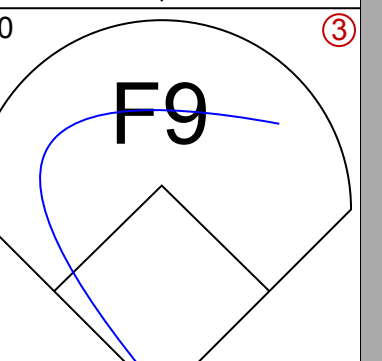
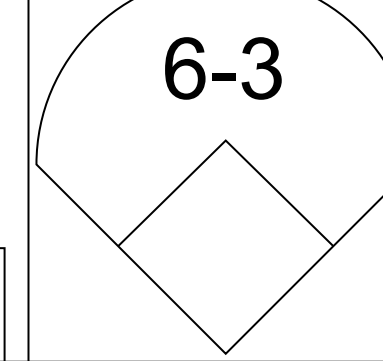
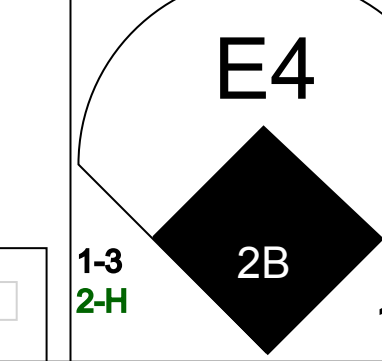
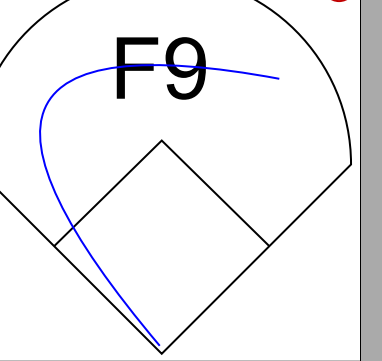
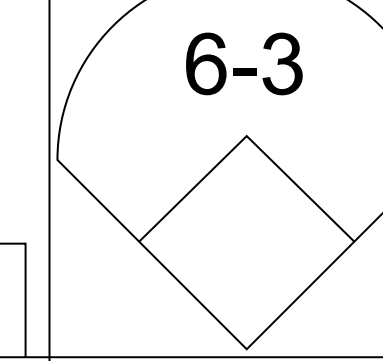
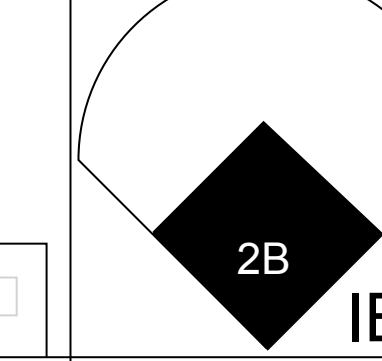
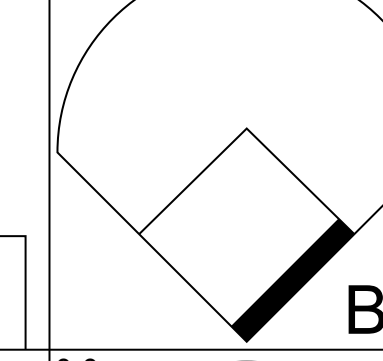
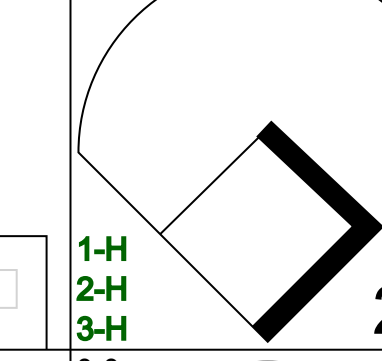
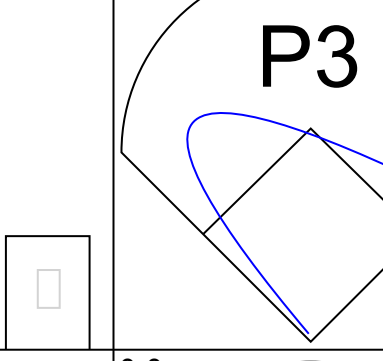

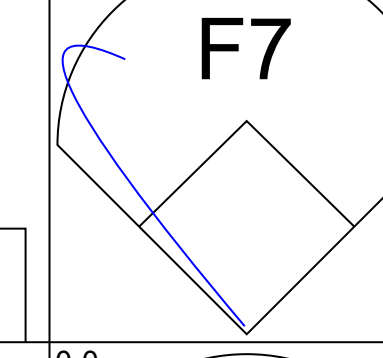
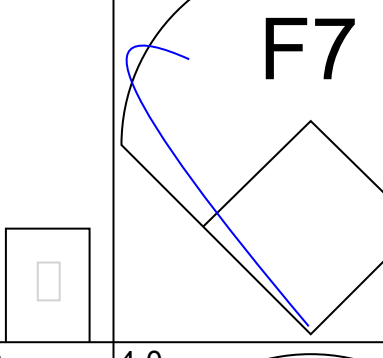
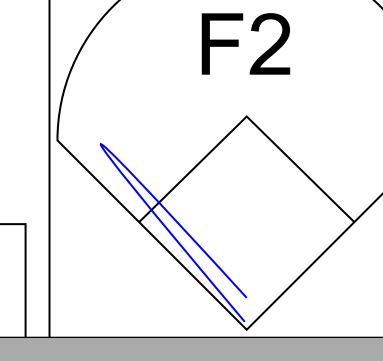

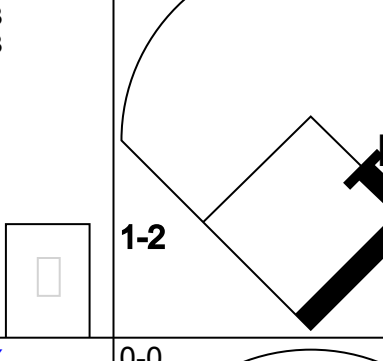
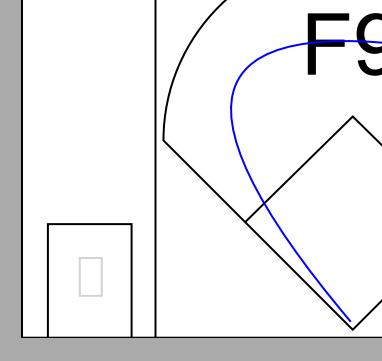

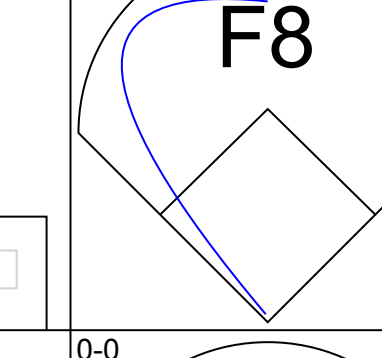
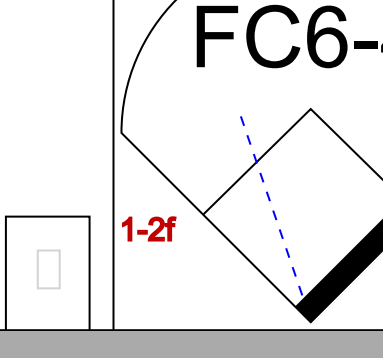


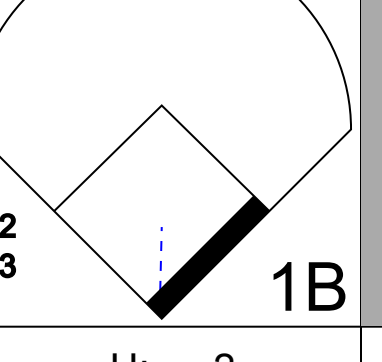
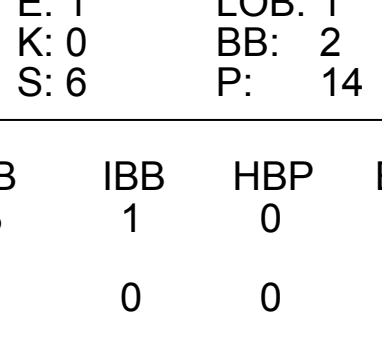
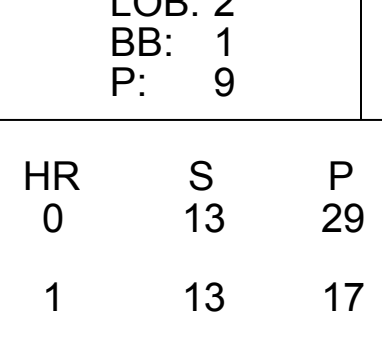



AB 31
R 0
H 6
RBI 0
BB 2
SO 5
LOB 14

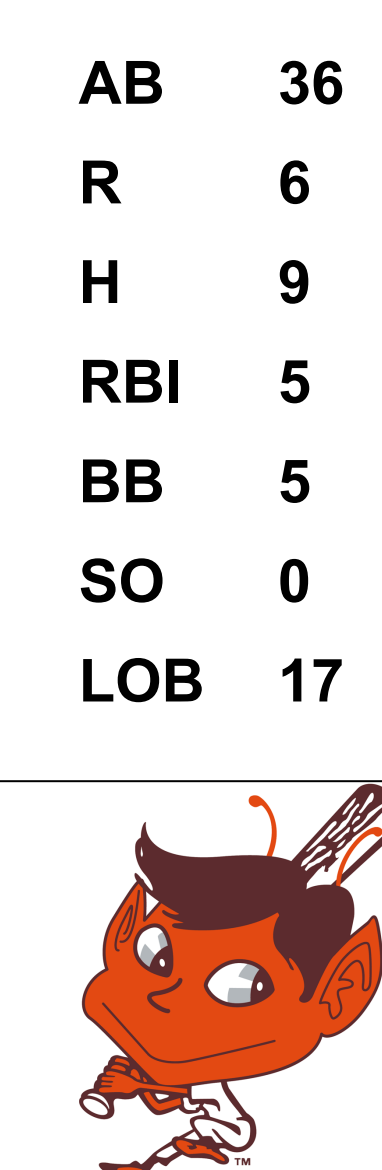


Batter	1	2	3	4	5	6	7	8	9	AB	R	H	RBI	BB	SO	LOB	TOP					
Billy Goodman, L (1, 4) OBP: 0.414, SLG: 0.426										4	1	2	0	0	1	0	Boston Red Sox @ St. Louis Browns Sportsman's Park, St. Louis, MO Sat Jul 25 1953, 4:33 AM EDT Att: 1,857 - Sunny - 92 F					
Hoot Evers, R (1, 7) OBP: 0.304, SLG: 0.418										3	1	1	0	0	0	3						
Al Zarilla, L (8, PH) OBP: 0.388, SLG: 0.216										1	0	0	0	0	0	0						
Gene Stephens, L (9, 7) OBP: 0.303, SLG: 0.297										0	0	0	0	0	0	0						
Dick Gemert, R (1, 3) OBP: 0.384, SLG: 0.452										4	1	1	0	0	1	1						
George Kell, R (1, 5) OBP: 0.386, SLG: 0.533										4	0	1	1	0	1	3						
Sammy White, R (1, 2) OBP: 0.322, SLG: 0.447										3	2	2	2	1	0	0						
Tom Umphlett, R (1, 8) OBP: 0.357, SLG: 0.420										4	1	2	3	0	0	0						
Jim Piersall, R (1, 9) OBP: 0.300, SLG: 0.340										3	0	0	0	0	0	2						
Johnny Lipon, R (1, 6) OBP: 0.273, SLG: 0.250										4	0	1	1	0	0	0						
Willard Nixon, L (1, 1) OBP: 0.341, SLG: 0.287										1	0	0	0	0	0	0						
Ike Delock, R (4, 1) OBP: 0.406, SLG: 0.250										1	1	1	0	0	0	0						
Billy Campbell, R (7, PH) OBP: 0.174, SLG: 0.354										1	0	0	0	0	1	0						
Ellis Kinder, R (7, 1) OBP: 0.219, SLG: 0.474										1	0	0	0	0	0	1						
Bill Henry, L (9, 1) OBP: 0.231, SLG: 0.492										0	0	0	0	0	0	0						
Ben Flowers, R (9, 1) OBP: 0.225, SLG: 0.263										0	0	0	0	0	0	0						
Inning Stats	R: 1 E: 0 K: 1 S: 6	H: 2 LOB: 1 BB: 0 P: 6	R: 1 E: 0 K: 0 S: 4	H: 1 LOB: 0 BB: 0 P: 4	R: 0 E: 0 K: 0 S: 3	H: 1 LOB: 0 BB: 0 P: 3	R: 0 E: 0 K: 1 S: 5	H: 0 LOB: 0 BB: 0 P: 5	R: 0 E: 0 K: 0 S: 3	H: 0 LOB: 0 BB: 0 P: 3	R: 3 E: 0 K: 1 S: 9	H: 4 LOB: 2 BB: 1 P: 13	R: 0 E: 0 K: 0 S: 5	H: 0 LOB: 0 BB: 0 P: 5	R: 0 E: 0 K: 0 S: 3	H: 0 LOB: 0 BB: 0 P: 3	R: 2 E: 0 K: 0 S: 5	H: 3 LOB: 0 BB: 0 P: 5	1B: 8 2B: 4 3B: 0 HR: 1	SF: 0 SAC: 1 DP: 2 HBP: 0	WP: 0 PB: 0 SB: 0 CS: 0	PA: 36
PITCHER	IP WLS BF H R ER SO BB IBB HBP BLK WP HR S P ERA WHIP																					
Harry Brecheen, L (1, 1) ERA: 3.63	7.0	L	28	8	5	5	4	1	0	0	0	0	0	0	1	35	39	6.43	1.286			
Satchel Paige, R (8, 1) ERA: 3.6	1.0	L	5	2	2	2	0	0	0	0	0	0	0	0	5	5	18.00	2.000				
Marlin Stuart, R (9, 1) ERA: 3.88	1.0		3	1	0	0	0	0	0	0	0	0	0	3	3	0.00	1.000					

AB	34
R	7
H	11
RBI	7
BB	1
SO	4
LOB	10



Batter	1	2	3	4	5	6	7	8	9	AB	R	H	RBI	BB	SO	LOB	BOTTOM					
Bobby Young, L (1, 4) OBP: 0.326, SLG: 0.356										5	1	1	0	0	0	3	Boston Red Sox @ St. Louis Browns Sportsman's Park, St. Louis, MO Sat Jul 25 1953, 4:33 AM EDT Att: 1,857 - Sunny - 92 F					
Dick Kokos, L (1, 7) OBP: 0.401, SLG: 0.459										4	2	1	2	1	0	2						
Hank Edwards, L (1, 8) OBP: 0.289, SLG: 0.235										4	1	2	0	0	0	2						
Johnny Groh, R (7, 8) OBP: 0.307, SLG: 0.370										1	0	1	0	0	0	0						
Vic Wertz, L (1, 9) OBP: 0.378, SLG: 0.447										3	1	1	0	1	0	1						
Don Lenhardt, R (9, PH) OBP: 0.371, SLG: 0.442										1	0	0	0	0	0	1						
Dick Kryhoski, L (1, 3) OBP: 0.358, SLG: 0.533										3	0	1	3	1	0	1						
Roy Sievers, R (9, PH) OBP: 0.336, SLG: 0.395										1	0	0	0	0	0	1						
Clint Courtney, L (1, 2) OBP: 0.316, SLG: 0.372										4	0	0	0	0	0	3						
Jim Dyck, R (1, 5) OBP: 0.314, SLG: 0.339										3	1	1	0	1	0	1						
Neil Berry, R (1, 6) OBP: 0.333, SLG: 0.358										2	0	0	0	1	0	2						
Billy Hunter, R (8, 6) OBP: 0.269, SLG: 0.263										1	0	0	0	0	0	0						
Harry Brecheen, L (1, 1) OBP: 0.160, SLG: 0.160										3	0	1	0	0	0	0						
Satchel Paige, R (8, 1) ERA: 1.93										1	0	0	0	0	0	0						
Marlin Stuart, L (9, 1) OBP: 0.167, SLG: 0.222										0	0	0	0	0	0	0						
Inning Stats	R: 0 E: 0 K: 0 S: 3	H: 0 LOB: 0 BB: 0 P: 3	R: 0 E: 0 K: 0 S: 3	H: 0 LOB: 1 BB: 1 P: 7	R: 4 E: 1 K: 0 S: 6	H: 3 LOB: 1 BB: 2 P: 14	R: 1 E: 0 K: 0 S: 5	H: 2 LOB: 2 BB: 1 P: 9	R: 0 E: 0 K: 0 S: 4	H: 1 LOB: 2 BB: 1 P: 8	R: 1 E: 0 K: 0 S: 5	H: 2 LOB: 1 BB: 0 P: 5	R: 0 E: 0 K: 0 S: 3	H: 0 LOB: 0 BB: 0 P: 3	R: 0 E: 0 K: 0 S: 3	H: 0 LOB: 0 BB: 0 P: 3	R: 0 E: 0 K: 0 S: 4	H: 1 LOB: 1 BB: 0 P: 4	1B: 6 2B: 2 3B: 0 HR: 1	SF: 0 SAC: 0 DP: 0 HBP: 0	WP: 0 PB: 0 SB: 0 CS: 0	PA: 41
PITCHER	IP WLS BF H R ER SO BB IBB HBP BLK WP HR S P ERA WHIP																					
Willard Nixon, R (1, 1) ERA: 3.64	3.0		17	4	5	5	0	1	0	0	0	0	0	1	13	17	3.00	1.667				
Ike Delock, R (4, 1) ERA: 1.93	3.0	W	14	4	1	1	0	0	0	0	0	0	0	8	8	0.00	0.429					
Ellis Kinder, R (7, 1) ERA: 2.19	2.1	W	8	1	0	0	0	0	0	0	0	0	0	1	1	0.00	0.000					
Bill Henry, L (9, 1) ERA: 2.25	0.1		1	0	0	0	0	0	0	0	0	0	0	1	1	0.00	0.000					
Ben Flowers, R (9, 1) ERA: 2.63	0.1	S	1	0	0	0	0	0	0	0	0	0	0	1	1	0.00	0.000					



Batter	1	2	3	4	5	6	7	8	9	AB	R	H	RBI	BB	SO	LOB	TOP					
Billy Goodman, L OBP: 0.408, SLG: 0.429	0-0 6-3		0-0 4-3		0-0 FC6-5 E 3B	0-0 F8		0-0 6-3		5	1	0	1	0	0	3	Boston Red Sox @ St. Louis Browns Sportsman's Park, St. Louis, MO Sun Jul 26 1953, 4:38 AM EDT Att: 4,565 - Unknown					
Hoot Evers, R OBP: 0.297, SLG: 0.408	0-0 P4		0-0 5-3		0-0 F8		0-0 6-3		0-0 E3 1B	5	0	0	0	0	0	1						
Dick Gemert, R OBP: 0.387, SLG: 0.448	4-0 BB		0-0 F3		0-0 E7 3B 1B		4-0 BB		0-0 5-3	3	1	1	0	2	0	1						
Floyd Baker, L OBP: 0.372, SLG: 0.339	0-0 F3			0-0 F7	0-0 2B 3B		0-0 1B		0-0 1B	5	1	3	2	0	0	1						
Del Wilber, R OBP: 0.338, SLG: 0.622		4-0 BB		0-0 6-3	0-0 WP 2B		0-0 F7		0-0 P4	3	0	1	1	1	0	2						
Ellis Kinder, R OBP: 0.421, SLG: 0.474				4-0 BB	0-0 6-3		0-0 K		0-0 P5	0	0	0	0	0	0	0						
George Kell, R OBP: 0.393, SLG: 0.530					0-0 6-3					1	0	0	0	0	0	2						
Tom Umphlett, R OBP: 0.361, SLG: 0.420					0-0 L8					4	0	0	0	1	1	6						
Jim Piersall, R OBP: 0.301, SLG: 0.339					0-0 2B 1B				0-0 F7	4	1	2	0	0	0	1						
Johnny Lipon, R OBP: 0.281, SLG: 0.256					0-0 E5 2B FC6-5				0-0 E9	3	1	1	1	0	0	0						
Mel Parnell, L OBP: 0.242, SLG: 0.250					0-0 K				0-0 K	0	0	0	0	0	0	0						
Ben Flowers, R OBP: 0.333, SLG: 0.491					0-0 K				0-0 K	1	0	0	0	0	0	0						
Mickey McDermott, L OBP: 0.333, SLG: 0.491					0-0 K				0-0 K	1	0	0	0	0	0	1						
Ike Delock, R OBP: 0.333, SLG: 0.200					0-0 K				0-0 K	1	0	0	0	0	0	1						
Sammy White, R OBP: 0.319, SLG: 0.451					0-0 K				0-0 K	1	0	0	0	0	1	1						
Inning Stats	R: 0 E: 0 K: 0 S: 3	H: 0 LOB: 1 BB: 1 P: 7	R: 1 E: 0 K: 0 S: 6	H: 2 LOB: 1 BB: 1 P: 10	R: 0 E: 0 K: 0 S: 3	H: 0 LOB: 0 BB: 0 P: 3	R: 0 E: 0 K: 0 S: 3	H: 0 LOB: 1 BB: 1 P: 7	R: 4 E: 2 K: 0 S: 8	H: 4 LOB: 1 BB: 0 P: 8	R: 0 E: 0 K: 0 S: 4	H: 1 LOB: 1 BB: 0 P: 4	R: 0 E: 0 K: 1 S: 6	H: 1 LOB: 2 BB: 1 P: 10	R: 0 E: 1 K: 1 S: 6	H: 0 LOB: 1 BB: 0 P: 6	R: 0 E: 1 K: 0 S: 5	H: 1 LOB: 2 BB: 0 P: 5	1B: 5 2B: 3 3B: 1 HR: 0	SF: 0 SAC: 1 DP: 1 HBP: 0	WP: 1 PB: 0 SB: 0 CS: 0	PA: 42
PITCHER	IP WLS BF H R ER SO BB IBB HBP BLK WP HR S P ERA WHIP																					
Mike Blyzka, R ERA: 5.27	(1, 1) 4.2 22 5 5 1 1 3 0 0 0 0 0 21 33 1.93 1.714																					
Marlin Stuart, R ERA: 3.64	(5, 1) 4.1 W 20 4 0 0 2 1 0 0 0 1 0 23 27 0.00 1.154																					

Batter	1	2	3	4	5	6	7	8	9	AB	R	H	RBI	BB	SO	LOB	BOTTOM			
Johnny Groth, R OBP: 0.308, SLG: 0.369	4-0 BB 1B	0-0 FC6-4 1B		0-0 L4			0-0 F8	0-0 F9		4	1	1	0	1	0	0	Boston Red Sox @ St. Louis Browns Sportsman's Park, St. Louis, MO Sun Jul 26 1953, 4:38 AM EDT Att: 4,565 - Unknown			
Dick Kokos, L OBP: 0.400, SLG: 0.455	4-0 1B 1B	0-0 F5		0-0 2B			4-0 1B HR			2	2	1	0	2	0	1				
Roy Sievers, R OBP: 0.336, SLG: 0.393	0-0 SH 1B	0-0 FC6-4 1B		0-0 P4			0-0 F7			4	1	1	1	0	0	3				
Don Lenhardt, R OBP: 0.369, SLG: 0.438	0-0 SH 1B	0-0 F7		0-3 K			0-0 K			3	1	1	1	0	1	1				
Vic Wertz, L OBP: 0.376, SLG: 0.446	1-2 2H 1B	0-0 F7		0-0 K			1-2 HR 1B			1	1	1	0	0	0	0				
Jim Dyck, R OBP: 0.323, SLG: 0.383	0-0 SH 1B		0-0 6-3		0-3 K		0-0 K			3	2	1	3	0	1	0				
Les Moss, R OBP: 0.325, SLG: 0.370	0-3 K		0-0 F3		0-0 F3		0-0 1B			4	0	1	0	0	1	3				
Neil Berry, R OBP: 0.351, SLG: 0.377	0-0 E7		0-0 1B		0-0 1B		0-0 P5	0-0 F9		2	0	2	2	0	0	0				
Bobby Young, L OBP: 0.323, SLG: 0.352	1-2 2H 3H 1B		0-0 1B		0-0 1B		0-0 F9			2	0	0	0	0	0	1				
Billy Hunter, R OBP: 0.268, SLG: 0.266	0-0 2B		0-0 6-3		0-0 6-3		0-0 L6			4	0	1	0	0	0	1				
Mike Blyzka, R OBP: 0.150, SLG: 0.200	0-0 1-3		0-0 6-3		0-0 6-3		0-0 F7			2	0	0	0	0	0	2				
Inning Stats	R: 5 E: 1 K: 1 S: 9	H: 4 LOB: 2 BB: 2 P: 17	R: 0 E: 0 K: 0 S: 4	H: 1 LOB: 1 BB: 0 P: 4	R: 0 E: 0 K: 0 S: 4	H: 1 LOB: 1 BB: 0 P: 4	R: 0 E: 0 K: 0 S: 4	H: 1 LOB: 0 BB: 0 P: 4	R: 0 E: 0 K: 2 S: 7	H: 0 LOB: 0 BB: 0 P: 7	R: 0 E: 0 K: 0 S: 3	H: 0 LOB: 0 BB: 0 P: 3	R: 3 E: 0 K: 0 S: 6	H: 3 LOB: 1 BB: 1 P: 10	R: 0 E: 0 K: 0 S: 3	H: 0 LOB: 0 BB: 0 P: 3	1B: 7 2B: 2 3B: 0 HR: 1	SF: 0 SAC: 1 DP: 0 HBP: 0	WP: 0 PB: 0 SB: 0 CS: 0	PA: 37
PITCHER	IP WLS BF H R ER SO BB IBB HBP BLK WP HR S P ERA WHIP																			
Mel Parnell, L ERA: 2.99	(1, 1) 4.0 17 5 1 0 1 0 0 0 0 0 0 19 19 0.00 1.250																			
Ben Flowers, R ERA: 2.53	(5, 1) 2.2 L 10 1 2 2 2 1 0 0 0 0 0 0 13 17 6.75 0.750																			
Ike Delock, R ERA: 2.53	(7, 1) 1.1 6 2 1 1 0 0 0 0 0 0 1 6 6 6.75 1.500																			

Batter	1	2	3	4	5	6	7	8	9	AB	R	H	RBI	BB	SO	LOB	TOP		
Nellie Fox, L OBP: 0.333, SLG: 0.374 (1, 4)	0-0 4-3		0-0 6-3		0-0 F8			0-0 F8	0-0 HR 2B	5	1	2	0	0	1		Chicago White Sox @ Boston Red Sox Fenway Park, Boston, MA Wed Jul 29 1953, 3:33 AM EDT Att: 19,083 - Unknown		
Ferns Fain, L OBP: 0.414, SLG: 0.363 (1, 3)	0-0 G3		0-0 F8			0-0 F7		4-0 BB	4-0 HR BB	3	1	0	0	2	0				
Minnie Minoso, R OBP: 0.417, SLG: 0.496 (1, 7)	0-0 6-3			0-0 F9		0-0 F8		0-0 F9	0-0 HR	5	1	1	3	0	0	2			
Bob Elliott, R OBP: 0.399, SLG: 0.449 Fred Marsh, R OBP: 0.303, SLG: 0.333 (9, PR) (9, 5)		0-0 2B		4-0 1-3 BB BB		0-0 F2			0-0 1B HR	3	0	2	0	1	0	0			
Sam Mele, R OBP: 0.385, SLG: 0.492 (1, 9)	0-0 F9			4-0 1-3 BB			0-3 K		0-0 F8	4	1	1	1	1	1	2			
Red Wilson, R OBP: 0.342, SLG: 0.311 (1, 2)	0-0 P4			0-0 1-3 BB			0-0 F2		0-0 SH1-3 2B 1B	4	1	0	0	0	0	5			
Jim Rivera, L OBP: 0.340, SLG: 0.417 (1, 8)	4-0 BB			0-0 6-3			0-0 4-3		0-0 SH1-3 2B 1B	3	1	1	1	1	0	2			
Chico Carrasquel, R OBP: 0.316, SLG: 0.343 (1, 6)	0-3 K				0-3 K			0-0 6-3	0-3 K	4	0	0	0	0	3	4			
Billy Pierce, L OBP: 0.218, SLG: 0.140 (1, 1)			0-0 4-3		0-3 K			0-0 BB 1B	0-0 SH1-3	3	0	1	0	0	1	0			
Inning Stats	R: 0 E: 0 K: 0 S: 3	H: 0 LOB: 0 BB: 0 P: 3	R: 0 E: 0 K: 1 S: 6	H: 1 LOB: 2 BB: 1 P: 10	R: 0 E: 0 K: 0 S: 3	H: 0 LOB: 0 BB: 0 P: 3	R: 0 E: 0 K: 0 S: 3	H: 0 LOB: 2 BB: 2 P: 7	R: 0 E: 0 K: 0 S: 3	H: 0 LOB: 0 BB: 0 P: 3	R: 0 E: 0 K: 1 S: 5	H: 0 LOB: 0 BB: 0 P: 5	R: 0 E: 0 K: 0 S: 4	H: 1 LOB: 2 BB: 1 P: 8	R: 3 E: 1 K: 1 S: 12	H: 6 LOB: 1 BB: 1 P: 16	1B: 3 2B: 3 3B: 0 HR: 2	SF: 0 SAC: 1 DP: 0 HBP: 0	WP: 0 PA: 41 PB: 0 SB: 0 CS: 0
PITCHER	IP WLS BF H R ER SO BB IBB HBP BLK WP HR S P ERA WHIP	IP WLS BF H R ER SO BB IBB HBP BLK WP HR S P ERA WHIP	IP WLS BF H R ER SO BB IBB HBP BLK WP HR S P ERA WHIP	IP WLS BF H R ER SO BB IBB HBP BLK WP HR S P ERA WHIP	IP WLS BF H R ER SO BB IBB HBP BLK WP HR S P ERA WHIP	IP WLS BF H R ER SO BB IBB HBP BLK WP HR S P ERA WHIP	IP WLS BF H R ER SO BB IBB HBP BLK WP HR S P ERA WHIP	IP WLS BF H R ER SO BB IBB HBP BLK WP HR S P ERA WHIP	IP WLS BF H R ER SO BB IBB HBP BLK WP HR S P ERA WHIP	IP WLS BF H R ER SO BB IBB HBP BLK WP HR S P ERA WHIP	IP WLS BF H R ER SO BB IBB HBP BLK WP HR S P ERA WHIP	IP WLS BF H R ER SO BB IBB HBP BLK WP HR S P ERA WHIP	IP WLS BF H R ER SO BB IBB HBP BLK WP HR S P ERA WHIP	IP WLS BF H R ER SO BB IBB HBP BLK WP HR S P ERA WHIP	IP WLS BF H R ER SO BB IBB HBP BLK WP HR S P ERA WHIP	IP WLS BF H R ER SO BB IBB HBP BLK WP HR S P ERA WHIP	IP WLS BF H R ER SO BB IBB HBP BLK WP HR S P ERA WHIP	IP WLS BF H R ER SO BB IBB HBP BLK WP HR S P ERA WHIP	IP WLS BF H R ER SO BB IBB HBP BLK WP HR S P ERA WHIP
Mickey McDermott, L ERA: 3.23 (1, 1)	8.0 L	34	5	4	2	4	4	0	0	0	0	0	0	0	0	0	2.25	1.125	
Elis Kinder, R ERA: 2.24 (9, 1)	0.2	6	3	4	0	1	1	0	0	0	0	0	2	7	11	0.00	6.000		
Ben Flowers, R ERA: 2.08 (9, 1)	0.1	1	0	0	0	0	0	0	0	0	0	0	0	1	1	0.00	0.000		

AB 35
R 8
H 8
RBI 8
BB 5
SO 5
LOB 16



Batter	1	2	3	4	5	6	7	8	9	AB	R	H	RBI	BB	SO	LOB	BOTTOM		
Billy Goodman, L OBP: 0.402, SLG: 0.419 (1, 4) (4, 3)	0-0 F7	0-0 FC6-4		0-0 F8			0-0 L8		0-0 E3 HR	5	1	0	0	0	0	1	Chicago White Sox @ Boston Red Sox Fenway Park, Boston, MA Wed Jul 29 1953, 3:33 AM EDT Att: 19,083 - Unknown		
Hoot Evers, R OBP: 0.302, SLG: 0.419 (1, 7)	0-0 5-3		4-0 5-3 BB BB		0-0 2B FC6-2 1B		0-0 P4		0-0 HR	4	1	2	2	1	0	0			
Dick Gemert, R OBP: 0.392, SLG: 0.455 Ted Lepcio, R OBP: 0.328, SLG: 0.388 (3, PR) (4, 4)	0-0 2B		4-0 1-2 BB		0-0 B1		4-0 BB		0-0 1B	1	0	1	0	1	0	0			
George Kell, R OBP: 0.385, SLG: 0.526 (1, 5)	4-0 BB		0-0 F2		0-0 2B		0-0 F7		0-0 F9	4	0	1	0	1	0	4			
Sammy White, R OBP: 0.318, SLG: 0.444 (1, 2)	0-3 K		0-0 5-3		0-0 FC6-2		0-0 F3			4	0	0	0	0	1	6			
Tom Umphlett, R OBP: 0.381, SLG: 0.420 Al Zarilla, L OBP: 0.380, SLG: 0.211 (1, 8) (9, 8)		0-0 1B 2B	4-0 FC6-4 BB		0-3 K		0-0 F7		0-0 F9	3	1	1	0	1	1	2			
Jim Piersall, R OBP: 0.300, SLG: 0.338 (1, 9)	0-3 K	0-3 K	0-0 FC6-4		0-0 5-3		0-0 F9			4	0	0	0	0	1	4			
Johnny Lipon, R OBP: 0.275, SLG: 0.250 Del Wilber, R OBP: 0.333, SLG: 0.613 (9, PH) (9, PH)	0-0 5-3		0-0 P6		0-0 L9			0-3 K		3	0	0	0	0	0	1			
Mickey McDermott, L OBP: 0.333, SLG: 0.482 Elis Kinder, R OBP: 0.421, SLG: 0.474 Ben Flowers, R OBP: 0.187, SLG: 0.292 (9, PH) (9, PH)	0-0 FC6-4 1B		0-0 1-3		0-3 K		0-3 K		0-3 K	0	0	0	0	0	0	0			
Inning Stats	R: 0 E: 0 K: 1 S: 6	H: 1 LOB: 1 BB: 0 P: 10	R: 1 E: 0 K: 1 S: 7	H: 2 LOB: 1 BB: 0 P: 7	R: 0 E: 0 K: 0 S: 3	H: 0 LOB: 3 BB: 3 P: 15	R: 0 E: 0 K: 0 S: 3	H: 0 LOB: 0 BB: 0 P: 3	R: 0 E: 0 K: 1 S: 5	H: 2 LOB: 2 BB: 0 P: 7	R: 0 E: 0 K: 1 S: 3	H: 0 LOB: 0 BB: 1 P: 7	R: 0 E: 0 K: 0 S: 3	H: 0 LOB: 0 BB: 0 P: 3	R: 2 E: 1 K: 2 S: 10	H: 2 LOB: 1 BB: 0 P: 10	1B: 3 2B: 3 3B: 0 HR: 1	SF: 0 SAC: 0 DP: 0 HBP: 0	WP: 0 PA: 40 PB: 0 SB: 0 CS: 0
PITCHER	IP WLS BF H R ER SO BB IBB HBP BLK WP HR S P ERA WHIP	IP WLS BF H R ER SO BB IBB HBP BLK WP HR S P ERA WHIP	IP WLS BF H R ER SO BB IBB HBP BLK WP HR S P ERA WHIP	IP WLS BF H R ER SO BB IBB HBP BLK WP HR S P ERA WHIP	IP WLS BF H R ER SO BB IBB HBP BLK WP HR S P ERA WHIP	IP WLS BF H R ER SO BB IBB HBP BLK WP HR S P ERA WHIP	IP WLS BF H R ER SO BB IBB HBP BLK WP HR S P ERA WHIP	IP WLS BF H R ER SO BB IBB HBP BLK WP HR S P ERA WHIP	IP WLS BF H R ER SO BB IBB HBP BLK WP HR S P ERA WHIP	IP WLS BF H R ER SO BB IBB HBP BLK WP HR S P ERA WHIP	IP WLS BF H R ER SO BB IBB HBP BLK WP HR S P ERA WHIP	IP WLS BF H R ER SO BB IBB HBP BLK WP HR S P ERA WHIP	IP WLS BF H R ER SO BB IBB HBP BLK WP HR S P ERA WHIP	IP WLS BF H R ER SO BB IBB HBP BLK WP HR S P ERA WHIP	IP WLS BF H R ER SO BB IBB HBP BLK WP HR S P ERA WHIP	IP WLS BF H R ER SO BB IBB HBP BLK WP HR S P ERA WHIP	IP WLS BF H R ER SO BB IBB HBP BLK WP HR S P ERA WHIP	IP WLS BF H R ER SO BB IBB HBP BLK WP HR S P ERA WHIP	IP WLS BF H R ER SO BB IBB HBP BLK WP HR S P ERA WHIP
Billy Pierce, L ERA: 2.66 (1, 1)	9.0 W	40	7	3	1	6	5	0	0	0	0	0	0	0	0	0	1.00	1.333	

AB 35
R 3
H 7
RBI 3
BB 5
SO 6
LOB 19



Batter	1	2	3	4	5	6	7	8	9	AB	R	H	RBI	BB	SO	LOB	TOP							
Harvey Kuenn, R OBP: 0.353, SLG: 0.373 (1, 6)										5	2	2	0	0	1	0								
Jerry Priddy, R OBP: 0.316, SLG: 0.282 (1, 4)										4	1	0	0	1	0	1								
Ray Boone, R OBP: 0.400, SLG: 0.530 (1, 5)										3	1	2	2	1	0	0								
Walt Dropo, R OBP: 0.288, SLG: 0.393 (1, 3)										3	0	1	0	1	0	2								
Bob Nieman, R OBP: 0.363, SLG: 0.445 (1, 7)										4	1	1	0	0	1	4								
Al Kaline, R OBP: 0.167, SLG: 0.167 (7, 7)										0	0	0	0	0	0	0								
Jim Delsing, L OBP: 0.374, SLG: 0.453 (1, 8)										4	0	1	2	0	0	2								
Matt Batts, R OBP: 0.337, SLG: 0.438 (1, 2)										4	0	0	0	0	0	3								
Don Lund, R OBP: 0.331, SLG: 0.375 (1, 9)										4	0	0	0	0	2	4								
Ralph Branca, R OBP: 0.250, SLG: 0.417 (1, 1)										4	0	0	0	0	1	2								
Inning Stats	R: 0 E: 0 K: 0 S: 3	H: 0 LOB: 0 BB: 0 P: 3	R: 0 E: 1 K: 0 S: 5	H: 1 LOB: 2 BB: 0 P: 5	R: 0 E: 0 K: 1 S: 5	H: 0 LOB: 0 BB: 0 P: 5	R: 2 E: 1 K: 0 S: 6	H: 2 LOB: 2 BB: 1 P: 10	R: 2 E: 1 K: 0 S: 4	H: 2 LOB: 1 BB: 2 P: 12	R: 0 E: 0 K: 1 S: 5	H: 0 LOB: 0 BB: 0 P: 5	R: 1 E: 0 K: 1 S: 7	H: 2 LOB: 1 BB: 0 P: 7	R: 0 E: 0 K: 1 S: 5	H: 0 LOB: 0 BB: 0 P: 5	R: 0 E: 0 K: 1 S: 5	H: 0 LOB: 0 BB: 0 P: 5	1B: 5 2B: 2 3B: 0 HR: 0	SF: 0 SAC: 0 DP: 1 HBP: 0	WP: 0 PB: 0 SB: 0 CS: 0	PA: 38		
PITCHER	IP	WLS	BF	H	R	ER	SO	BB	IBB	HBP	BLK	WP	HR	S	P	ERA	WHIP							
Bill Henry, L ERA: 2.97 (1, 1)	4.0	L	21	5	4	4	1	2	0	0	0	0	0	21	29	9.00	1.750							
Frank Sullivan, R ERA: (5, 1)	2.0		6	0	0	0	1	1	0	0	0	0	0	7	11	0.00	0.500							
Ike Delock, R ERA: 3.91 (7, 1)	2.0		8	2	1	1	2	0	0	0	0	0	0	12	12	4.50	1.000							
Ben Flowers, R ERA: 3.18 (9, 1)	1.0		3	0	0	0	1	0	0	0	0	0	0	5	5	0.00	0.000							

Detroit Tigers @ Boston Red Sox
Fenway Park, Boston, MA
Fri Jul 31 1953, 3:33 AM EDT
Att: 21,647 - Unknown

AB 35
R 5
H 7
RBI 4
BB 3
SO 5
LOB 18



Batter	1	2	3	4	5	6	7	8	9	AB	R	H	RBI	BB	SO	LOB	BOTTOM							
Johnny Lipon, R OBP: 0.282, SLG: 0.263 (1, 6)										3	1	1	0	1	0	0								
Billy Goodman, L OBP: 0.400, SLG: 0.415 (1, 4)										5	0	1	1	0	1	3								
Del Wilber, R OBP: 0.308, SLG: 0.553 (1, 3)										5	1	0	0	0	2	3								
Floyd Baker, L OBP: 0.373, SLG: 0.341 (1, 5)										4	0	2	1	0	0	1								
Hoot Evers, R OBP: 0.307, SLG: 0.415 (1, 7)										3	0	0	0	1	0	1								
Al Zarilla, L OBP: 0.379, SLG: 0.244 (1, 8)										3	0	1	0	1	1	2								
Jim Piersall, R OBP: 0.308, SLG: 0.348 (1, 9)										4	0	3	0	0	0	0								
Sammy White, R OBP: 0.314, SLG: 0.436 (1, 2)										3	0	0	0	1	1	5								
Bill Henry, L OBP: 0.287, SLG: 0.467 (1, 1)										2	1	1	0	0	0	1								
Frank Sullivan, R OBP: 0.305, SLG: 0.385 (5, PH)										0	0	0	0	0	0	0								
Ted Lepore, R OBP: 0.285, SLG: 0.467 (6, PH)										1	0	0	0	0	1	2								
Ike Delock, R OBP: 0.308, SLG: 0.415 (7, 1)										0	0	0	0	0	0	0								
Tom Linpholt, R OBP: 0.302, SLG: 0.429 (8, PH)										1	0	0	0	0	0	1								
Ben Flowers, R OBP: 0.171, SLG: 0.111 (9, 1)										0	0	0	0	0	0	0								
Inning Stats	R: 0 E: 0 K: 1 S: 5	H: 0 LOB: 0 BB: 0 P: 5	R: 0 E: 0 K: 0 S: 5	H: 2 LOB: 2 BB: 0 P: 5	R: 2 E: 2 K: 1 S: 8	H: 2 LOB: 1 BB: 0 P: 8	R: 0 E: 0 K: 0 S: 4	H: 1 LOB: 1 BB: 0 P: 4	R: 0 E: 0 K: 1 S: 5	H: 0 LOB: 1 BB: 1 P: 9	R: 0 E: 0 K: 2 S: 8	H: 1 LOB: 2 BB: 1 P: 12	R: 1 E: 0 K: 1 S: 7	H: 3 LOB: 2 BB: 1 P: 11	R: 0 E: 0 K: 0 S: 2	H: 0 LOB: 0 BB: 1 P: 6	R: 0 E: 0 K: 0 S: 3	H: 0 LOB: 0 BB: 0 P: 3	1B: 7 2B: 2 3B: 0 HR: 0	SF: 0 SAC: 1 DP: 2 HBP: 0	WP: 0 PB: 0 SB: 0 CS: 0	PA: 39		
PITCHER	IP	WLS	BF	H	R	ER	SO	BB	IBB	HBP	BLK	WP	HR	S	P	ERA	WHIP							
Ralph Branca, R ERA: 5.01 (1, 1)	9.0	W	39	9	3	1	6	4	0	0	0	0	0	47	63	1.00	1.444							

Detroit Tigers @ Boston Red Sox
Fenway Park, Boston, MA
Fri Jul 31 1953, 3:33 AM EDT
Att: 21,647 - Unknown

AB 34
R 3
H 9
RBI 2
BB 4
SO 6
LOB 19



Batter	1	2	3	4	5	6	7	8	9	AB	R	H	RBI	BB	SO	LOB	TOP			
Harvey Kuenn, R OBP: 0.351, SLG: 0.372 (1, 6)										4	0	1	1	0	0	1	Detroit Tigers @ Boston Red Sox Fenway Park, Boston, MA Sun Aug 02 1953, 3:33 AM EDT Unknown			
Johnny Pesky, L OBP: 0.356, SLG: 0.396 (1, 4)										4	0	0	0	0	0	2				
Ray Boone, R OBP: 0.401, SLG: 0.533 (1, 5)										4	1	2	0	0	0	1				
Jim Delsing, L OBP: 0.379, SLG: 0.454 (1, 8)										4	0	1	1	0	0	1				
Walt Dropo, R OBP: 0.287, SLG: 0.388 (1, 3)										4	0	1	0	0	0	1				
Bob Nieman, R OBP: 0.380, SLG: 0.438 (1, 7)										4	0	1	0	0	0	1				
Don Lund, R OBP: 0.325, SLG: 0.366 (1, 9)										4	0	0	0	0	0	2				
Johnny Bucha, R OBP: 0.302, SLG: 0.263 (1, 2)										3	1	2	0	1	0	1				
Ned Garver, R OBP: 0.208, SLG: 0.204 (1, 1)										4	0	1	0	0	1	3				
Inning Stats	R: 1 E: 0 K: 0 S: 5	H: 2 LOB: 1 BB: 0 P: 5	R: 0 E: 0 K: 0 S: 4	H: 2 LOB: 1 BB: 0 P: 4	R: 0 E: 0 K: 0 S: 4	H: 1 LOB: 1 BB: 0 P: 4	R: 0 E: 0 K: 0 S: 4	H: 1 LOB: 1 BB: 0 P: 4	R: 0 E: 0 K: 0 S: 3	H: 0 LOB: 0 BB: 0 P: 3	R: 1 E: 0 K: 0 S: 4	H: 1 LOB: 1 BB: 1 P: 8	R: 0 E: 0 K: 0 S: 3	H: 0 LOB: 0 BB: 0 P: 3	R: 0 E: 0 K: 1 S: 6	H: 1 LOB: 1 BB: 0 P: 6	1B: 7 2B: 2 3B: 0 HR: 0	SF: 0 SAC: 0 DP: 1 HBP: 0	WP: 0 PB: 0 SB: 1 CS: 0	PA: 36
PITCHER Willard Nixon, R ERA: 3.51 (1, 1)	IP: 9.0 WLS: L BF: 36 H: 9 R: 2 ER: 2 SO: 1 BB: 1 IBB: 0 HBP: 0 BLK: 0 WP: 0 HR: 0 S: 37 P: 41 ERA: 2.00 WHIP: 1.111															PITCHER				

Batter	1	2	3	4	5	6	7	8	9	AB	R	H	RBI	BB	SO	LOB	BOTTOM					
Billy Consoletto, R OBP: 0.235, SLG: 0.412 (1, 4)										4	0	1	0	0	1	0	Detroit Tigers @ Boston Red Sox Fenway Park, Boston, MA Sun Aug 02 1953, 3:33 AM EDT Unknown					
Billy Goodman, L OBP: 0.390, SLG: 0.403 (1, 3)										4	0	0	0	0	0	1						
Ted Lepcio, R OBP: 0.325, SLG: 0.389 (1, 5)										4	0	1	0	0	0	1						
Hoot Evers, R OBP: 0.308, SLG: 0.409 (9, PR)										4	0	1	0	0	1	2						
Gene Stephens, L OBP: 0.309, SLG: 0.294 (9, PR)										0	0	0	0	0	0	0						
Tom Umphlett, R OBP: 0.353, SLG: 0.410 (1, 8)										4	0	0	0	0	1	1						
Jim Piersall, R OBP: 0.311, SLG: 0.350 (1, 9)										4	1	1	0	0	0	1						
Johnny Lipon, R OBP: 0.282, SLG: 0.264 (1, 6)										3	0	1	0	0	1	1						
Gus Niarhos, R OBP: 0.250, SLG: 0.273 (5, PH)										1	0	0	0	0	0	0						
Sammy White, R OBP: 0.315, SLG: 0.440 (6, 2)										2	0	1	1	0	0	1						
Willard Nixon, L OBP: 0.308, SLG: 0.235 (1, 1)										3	0	0	0	0	0	1						
Inning Stats	R: 0 E: 0 K: 0 S: 4	H: 1 LOB: 1 BB: 0 P: 4	R: 0 E: 0 K: 2 S: 7	H: 0 LOB: 0 BB: 0 P: 7	R: 0 E: 0 K: 1 S: 5	H: 0 LOB: 0 BB: 0 P: 5	R: 0 E: 0 K: 1 S: 5	H: 0 LOB: 0 BB: 0 P: 5	R: 1 E: 0 K: 0 S: 5	H: 2 LOB: 1 BB: 0 P: 5	R: 0 E: 0 K: 0 S: 4	H: 1 LOB: 1 BB: 0 P: 4	R: 0 E: 0 K: 0 S: 4	H: 1 LOB: 1 BB: 0 P: 4	R: 0 E: 0 K: 0 S: 3	H: 0 LOB: 0 BB: 0 P: 3	R: 0 E: 0 K: 0 S: 4	H: 1 LOB: 1 BB: 0 P: 4	1B: 5 2B: 1 3B: 0 HR: 0	SF: 0 SAC: 0 DP: 0 HBP: 0	WP: 1 PB: 0 SB: 1 CS: 0	PA: 33
PITCHER Ned Garver, R ERA: 4.73 (1, 1)	IP: 9.0 WLS: W BF: 33 H: 6 R: 1 ER: 1 SO: 4 BB: 0 IBB: 0 HBP: 0 BLK: 0 WP: 1 HR: 0 S: 41 P: 41 ERA: 1.00 WHIP: 0.667															PITCHER						

AB	35
R	2
H	9
RBI	2
BB	1
SO	1
LOB	13



AB	33
R	1
H	6
RBI	1
BB	0
SO	4
LOB	9




Batter	1	2	3	4	5	6	7	8	9	AB	R	H	RBI	BB	SO	LOB	TOP					
Harvey Kuenn, R (1,6) OBP: 0.353, SLG: 0.378	4-0 FC6-4 BB		0-0 2B		0-0 L1		0-0 FC6-4 1B BB	0-0 HR 2B		4	2	2	2	1	0	1						
Jerry Priddy, R (1,4) OBP: 0.325, SLG: 0.295	0-0 FC6-4 3B		0-0 1B 2B		0-0 FC6-4 1B		4-0 FC1-2 1B BB	0-0 F6		4	2	2	1	1	0	3						
Ray Boone, R (1,5) OBP: 0.407, SLG: 0.555	0-0 4-3 3B		0-0 PO 1B 2B		0-0 FC6-4		0-0 FC1-2 1B	0-0 HR		5	2	4	4	0	0	1						
Jim Delsing, L (1,8) OBP: 0.376, SLG: 0.449	0-0 4-3		0-0 F2			4-0 1B 1B BB	0-0 FC1-2 FC6-4	0-0 3-1		4	0	0	1	1	0	5						
Walt Dropo, R (1,3) OBP: 0.286, SLG: 0.386	0-0 F3		0-0 1B			0-0 F7	0-0 FC6-4		0-3 K	5	0	1	0	0	1	4						
Bob Nieman, R (1,7) OBP: 0.381, SLG: 0.438		0-3 K	0-0 PO	0-3 K		0-0 1B 1B		0-0 1B 1B	0-0 F8	5	1	2	0	0	2	0						
Matt Batts, R (1,2) OBP: 0.336, SLG: 0.434 Al Kaline, R (8, PR) OBP: 0.167, SLG: 0.167 Johnny Bucha, R (8, 2) OBP: 0.299, SLG: 0.260	0-0 4-3		0-3 K		0-0 F9		0-0 F5	0-0 2B 1B	0-3 K	4	0	2	0	0	1	0	AB 40					
Don Lund, R (1,9) OBP: 0.322, SLG: 0.363 Johnny Pesky, L (8, PH) OBP: 0.359, SLG: 0.399 Steve Souchock, R (8, 9) OBP: 0.313, SLG: 0.472	0-0 F9		0-0 F8			0-0 F5		0-0 2B 1B		0	1	1	1	1	0	0	R 9					
Dick Marlowe, R (1,1) OBP: 0.241, SLG: 0.241 Ray Herbert, R (8, 1) OBP: 0.250, SLG: 0.143			0-0 6-3				0-0 FC6-4 1B		0-3 K	3	0	0	0	0	0	2	H 15					
										4	0	1	0	0	2	2	RBI 9					
										0	0	0	0	0	0	0	BB 3					
										0	0	0	0	0	0	0	SO 7					
										4	0	1	0	0	2	2	LOB 18					
										0	0	0	0	0	0	0						
Inning Stats	R: 2 E: 0 K: 0 S: 4	H: 1 LOB: 0 BB: 1 P: 8	R: 0 E: 0 K: 1 S: 5	H: 0 LOB: 0 BB: 0 P: 5	R: 2 E: 0 K: 0 S: 6	H: 4 LOB: 1 BB: 0 P: 6	R: 0 E: 0 K: 2 S: 7	H: 0 LOB: 0 BB: 0 P: 7	R: 0 E: 0 K: 1 S: 6	H: 1 LOB: 1 BB: 0 P: 6	R: 0 E: 0 K: 0 S: 4	H: 2 LOB: 2 BB: 1 P: 8	R: 0 E: 0 K: 0 S: 5	H: 2 LOB: 3 BB: 1 P: 9	R: 5 E: 0 K: 1 S: 10	H: 5 LOB: 1 BB: 0 P: 10	R: 0 E: 0 K: 2 S: 7	H: 0 LOB: 0 BB: 0 P: 7	1B: 10 2B: 3 3B: 1 HR: 1	SF: 0 SAC: 0 DP: 0 HBP: 0	WP: 0 PB: 0 SB: 0 CS: 0	PA: 44
PITCHER	IP WLS BF H R ER SO BB IBB HBP BLK WP HR S P ERA WHIP																					
Sid Hudson, R (1,1) ERA: 4.09	6.1	L	30	10	4	4	4	3	0	0	0	0	0	0	35	47	5.68	2.053				
Frank Sullivan, R (7,1) ERA: 12.27	1.2	L	10	5	5	5	1	0	0	0	0	0	0	1	12	12	27.00	3.000				
Ike Delock, R (9,1) ERA: 3.76	1.0	S	3	0	0	0	2	0	0	0	0	0	0	0	7	7	0.00	0.000				

Detroit Tigers @ Boston Red Sox
Fenway Park, Boston, MA
Sun Aug 02 1953, 3:38 AM EDT
Att: 20,434 - Unknown

livebaseballscores.com

AB 40
R 9
H 15
RBI 9
BB 3
SO 7
LOB 18





Batter	1	2	3	4	5	6	7	8	9	AB	R	H	RBI	BB	SO	LOB	BOTTOM					
Billy Consolo, R (1,4) OBP: 0.231, SLG: 0.385	0-3 K	0-0 1B			0-0 6-3	0-0 F9		0-0 1-6-3		5	0	1	2	0	1	2						
Gene Stephens, L (1,7) OBP: 0.308, SLG: 0.294 Del Wilber, R (8, PH) OBP: 0.301, SLG: 0.540	0-3 K	0-3 K			0-3 K		0-0 6-3 SH1-4 1B		0-0 6-3	4	0	1	0	0	3	2						
Ted Lepcio, R (1,5) OBP: 0.323, SLG: 0.393	0-0 6-3		0-0 6-3		0-0 2B		0-0 SH1-4		0-3 K	4	0	1	0	0	1	0						
Billy Goodman, L (1,3) OBP: 0.390, SLG: 0.403		0-0 FC6-4 1B	0-0 4-3		0-0 F8		0-0 6-3		0-0 1B	5	0	2	0	0	0	2						
Tom Umphlett, R (1,8) OBP: 0.351, SLG: 0.407		0-0 F8	0-0 F7			0-0 1B 1B	0-0 5-3		0-0 L3	5	1	1	0	0	0	3						
Jim Piersall, R (1,9) OBP: 0.313, SLG: 0.357		0-0 FC6-4 1B		0-0 F2		0-0 SH 1B		0-0 F9 3B		4	3	2	0	0	0	1						
Sammy White, R (1,2) OBP: 0.317, SLG: 0.440		0-0 BB 1B 1B		0-0 F2		0-0 G6-4-3 SH 1B		0-0 F9		4	1	2	2	0	0	0	AB 38					
Johnny Lipon, R (1,6) OBP: 0.300, SLG: 0.284		0-0 BB 1B 1B		0-0 1B		0-0 SH G6-4-3		0-0 1B		3	1	3	1	0	0	0	R 6					
Sid Hudson, R (1,1) OBP: 0.211, SLG: 0.243 Frank Sullivan, R (7,1) OBP: 0.317, SLG: 0.440		4-0 1B		0-0 F2		0-0 G6-4-3		0-0 F8		2	0	0	0	1	0	3	H 13					
Floyd Baker, L (8, PH) OBP: 0.375, SLG: 0.338 Ike Delock, R (9,1) OBP: 0.286, SLG: 0.167		0-0 1B		0-0 F2		0-0 F2		0-0 F8		1	0	0	0	0	0	1	RBI 5					
										0	0	0	0	0	0	0	BB 1					
										1	0	0	0	0	0	1	SO 5					
										0	0	0	0	0	0	0	LOB 14					
										2	0	0	0	1	0	3						
										0	0	0	0	0	0	0						
										1	0	0	0	0	0	1						
										0	0	0	0	0	0	0						
										0	0	0	0	0	0	0						
Inning Stats	R: 0 E: 0 K: 2 S: 7	H: 0 LOB: 0 BB: 0 P: 7	R: 3 E: 0 K: 1 S: 9	H: 4 LOB: 2 BB: 1 P: 13	R: 0 E: 0 K: 0 S: 3	H: 0 LOB: 0 BB: 0 P: 3	R: 0 E: 0 K: 0 S: 4	H: 1 LOB: 1 BB: 0 P: 4	R: 0 E: 0 K: 0 S: 6	H: 1 LOB: 1 BB: 0 P: 6	R: 2 E: 0 K: 0 S: 6	H: 3 LOB: 1 BB: 0 P: 6	R: 0 E: 0 K: 0 S: 4	H: 1 LOB: 1 BB: 0 P: 4	R: 1 E: 0 K: 0 S: 5	H: 2 LOB: 1 BB: 0 P: 5	R: 0 E: 0 K: 1 S: 6	H: 1 LOB: 1 BB: 0 P: 6	1B: 11 2B: 1 3B: 1 HR: 0	SF: 0 SAC: 2 DP: 1 HBP: 0	WP: 0 PB: 0 SB: 0 CS: 0	PA: 41
PITCHER	IP WLS BF H R ER SO BB IBB HBP BLK WP HR S P ERA WHIP																					
Dick Marlowe, R (1,1) ERA: 4.67	7.1	W	35	12	6	6	4	1	0	0	0	0	0	0	42	46	7.36	1.773				
Ray Herbert, R (8,1) ERA: 6.41	1.2	S	6	1	0	0	1	0	0	0	0	0	0	8	8	0.00	0.600					

Detroit Tigers @ Boston Red Sox
Fenway Park, Boston, MA
Sun Aug 02 1953, 3:38 AM EDT
Att: 20,434 - Unknown

livebaseballscores.com

AB 38
R 6
H 13
RBI 5
BB 1
SO 5
LOB 14



Batter	1	2	3	4	5	6	7	8	9	AB	R	H	RBI	BB	SO	LOB	TOP			
Johnny Groth, R OBP: 0.310, SLG: 0.373 (1, 8)	3-1			4-3		2B	P4			4	1	1	0	0	0	2	St. Louis Browns @ Boston Red Sox Fenway Park, Boston, MA Tue Aug 04 1953, 3:33 AM EDT Att: 12,318 - Cloudy - 67 F			
Neil Barry, R OBP: 0.341, SLG: 0.345 Bobby Young, L OBP: 0.318, SLG: 0.345 (1, 4) (8, 4)	4-0			4-3		F9		F7		3	0	0	0	1	0	2				
Roy Sievers, R OBP: 0.332, SLG: 0.386 (1, 3)	F8			L9		1-H 2-H		F9		4	0	1	2	0	0	1				
Don Lenhardt, R OBP: 0.393, SLG: 0.486 (1, 7)	CS	F9		G5-4-3		BB		F9		3	0	1	0	1	0	0				
Jim Dyck, R OBP: 0.311, SLG: 0.363 (1, 9)		5-3		G5-4-3		P6		K		4	0	0	0	0	1	3				
Les Moss, R OBP: 0.324, SLG: 0.361 (1, 2)		F2		1B			P6	F8		4	0	1	0	0	0	0				
Vern Stephens, R OBP: 0.266, SLG: 0.252 (1, 5)				F7		SH2-4		5-3		3	0	1	0	1	0	1				
Billy Hunter, R OBP: 0.272, SLG: 0.268 (1, 6)				G5-4-3		6-3				3	0	1	0	0	0	1				
Duane Pilette, R OBP: 0.290, SLG: 0.333 Satchel Paige, R (8, 1)				F8		1B	SH2-4			2	1	1	0	0	0	0				
						2B	1-2 2-3			0	0	0	0	0	0	0				
Inning Stats	R: 0 E: 0 K: 0 S: 2	H: 0 LOB: 0 BB: 1 P: 6	R: 0 E: 0 K: 0 S: 3	H: 0 LOB: 0 BB: 0 P: 3	R: 0 E: 0 K: 0 S: 3	H: 1 LOB: 0 BB: 0 P: 3	R: 0 E: 0 K: 0 S: 3	H: 0 LOB: 0 BB: 0 P: 3	R: 0 E: 0 K: 0 S: 4	H: 2 LOB: 1 BB: 0 P: 4	R: 2 E: 0 K: 0 S: 6	H: 3 LOB: 2 BB: 1 P: 10	R: 0 E: 0 K: 0 S: 4	H: 1 LOB: 2 BB: 1 P: 8	R: 0 E: 0 K: 0 S: 3	H: 0 LOB: 0 BB: 0 P: 5	1B: 6 2B: 1 3B: 0 HR: 0	SF: 0 SAC: 1 DP: 2 HBP: 0	WP: 0 PB: 0 SB: 0 CS: 1	PA: 35
PITCHER Mickey McDermott, L ERA: 3.15 (1, 1)	IP: 9.0 WLS: W BF: 34 H: 7 R: 2 ER: 2 SO: 1 BB: 3 IBB: 0 HBP: 0 BLK: 0 WP: 0 HR: 0 S: 33 P: 45 ERA: 2.00 WHIP: 1.11															PITCHER				

Batter	1	2	3	4	5	6	7	8	9	AB	R	H	RBI	BB	SO	LOB	BOTTOM			
Billy Goodman, L OBP: 0.391, SLG: 0.407 (1, 4)	4-3			4-3		4-3		2B		4	2	2	0	0	0	1	St. Louis Browns @ Boston Red Sox Fenway Park, Boston, MA Tue Aug 04 1953, 3:33 AM EDT Att: 12,318 - Cloudy - 67 F			
Karl Olson, R OBP: 0.250, SLG: 0.500 (1, 7)	K			4-3		4-3		1B		4	1	1	1	0	1	2				
Dick Gemert, R OBP: 0.396, SLG: 0.455 (1, 3)	K			CS		FC5-4		1B		2	1	1	1	2	1	0				
George Kell, R OBP: 0.385, SLG: 0.520 (1, 5)		F8		3-H		FC5-4		2B		3	1	1	0	1	0	2				
Sammy White, R OBP: 0.314, SLG: 0.436 (8, PH)		P4		1-2		BB		2B		3	0	0	0	0	2	1				
Floyd Baker, L OBP: 0.379, SLG: 0.351 Ted Lepcio, R OBP: 0.323, SLG: 0.393 (8, PH)		P4		K		K		3B		1	1	1	3	0	0	0				
Ted Lepcio, R OBP: 0.323, SLG: 0.393 (9, 6)				K				2B		0	0	0	0	0	0	0				
Tom Umphlett, R OBP: 0.350, SLG: 0.411 (1, 8)		5-3								4	0	1	1	0	0	0				
Jim Piersall, R OBP: 0.312, SLG: 0.356 (1, 9)				1-3		P4-3		P5		4	0	1	0	0	0	1				
Johnny Lipon, R OBP: 0.295, SLG: 0.279 Del Wilber, R OBP: 0.236, SLG: 0.534 (8, PH)				K		P4-3		K		2	0	0	0	0	1	1				
Del Wilber, R OBP: 0.236, SLG: 0.534 (9, 2)						1-2				1	0	0	0	0	1	0				
Mickey McDermott, L OBP: 0.317, SLG: 0.458 (1, 1)				4-3		E4		L8		3	0	0	0	0	0	0				
Inning Stats	R: 0 E: 0 K: 2 S: 7	H: 0 LOB: 0 BB: 0 P: 7	R: 0 E: 0 K: 0 S: 3	H: 0 LOB: 0 BB: 0 P: 3	R: 0 E: 0 K: 1 S: 5	H: 0 LOB: 0 BB: 0 P: 5	R: 1 E: 0 K: 1 S: 6	H: 2 LOB: 1 BB: 1 P: 10	R: 0 E: 0 K: 0 S: 3	H: 1 LOB: 0 BB: 0 P: 3	R: 0 E: 1 K: 0 S: 4	H: 0 LOB: 2 BB: 1 P: 8	R: 0 E: 0 K: 1 S: 5	H: 0 LOB: 0 BB: 0 P: 5	R: 5 E: 0 K: 1 S: 10	H: 5 LOB: 1 BB: 1 P: 14	1B: 4 2B: 4 3B: 1 HR: 0	SF: 0 SAC: 0 DP: 1 HBP: 0	WP: 0 PB: 0 SB: 0 CS: 1	PA: 34
PITCHER Duane Pilette, R ERA: 5.65 Satchel Paige, R ERA: 3.65 (1, 1) (8, 1)	IP: 7.2 WLS: L BF: 32 H: 7 R: 6 ER: 6 SO: 6 BB: 3 IBB: 0 HBP: 0 BLK: 0 WP: 0 HR: 0 S: 41 P: 53 ERA: 7.04 WHIP: 1.304															PITCHER				

Batter	1	2	3	4	5	6	7	8	9	AB	R	H	RBI	BB	SO	LOB	TOP	
Johnny Groth, R OBP: 0.308, SLG: 0.370	E6 1B		G6-4-3 1-2		FC6-4 1B		FC1-4 G4-6-3			4	0	0	0	0	0	4	St. Louis Browns @ Boston Red Sox Fenway Park, Boston, MA Wed Aug 05 1953, 3:33 AM EDT Att: 5,027 - Sunny - 64 F	
Dick Kokos, L OBP: 0.395, SLG: 0.443	K		P6		FC6 1B		G4-6-3 1-2			4	0	1	0	0	1	3		
Dick Kryhoski, L OBP: 0.345, SLG: 0.505	E3 1B			L8	FC6 1-2			3-1		4	0	0	0	0	3			
Vic Wertz, L OBP: 0.375, SLG: 0.446				P6		4-1		4-3		4	0	1	0	0	0			
Clint Courtney, L OBP: 0.313, SLG: 0.363	L3 1-2			E3 1B		BB		F8		3	0	0	0	1	3			
Vern Stephens, R OBP: 0.272, SLG: 0.259		G5-4-3 1B			F7			6-3		4	0	2	0	0	1			
Bobby Young, L OBP: 0.317, SLG: 0.344		P6		P6		F8		G5-4-3 1B		4	0	1	0	0	4			
Billy Hunter, R OBP: 0.273, SLG: 0.267 Don Lenhardt, R OBP: 0.391, SLG: 0.483		G5-4-3 1-2		1-3			FC1-4 1B BB	G5-4-3 1-2		2	0	0	0	1	1			
Don Larsen, R OBP: 0.315, SLG: 0.423			G6-4-3 1B		FC6-4 1B		FC1-4 1B			3	0	3	0	0	0			
Inning Stats	R: 0 E: 2 K: 1 S: 7	H: 1 LOB: 2 BB: 0 P: 7	R: 0 E: 0 K: 0 S: 3	H: 1 LOB: 0 BB: 0 P: 3	R: 0 E: 0 K: 0 S: 3	H: 1 LOB: 2 BB: 0 P: 5	R: 0 E: 0 K: 0 S: 5	H: 0 LOB: 1 BB: 1 P: 7	R: 0 E: 0 K: 0 S: 3	H: 1 LOB: 1 BB: 1 P: 7	R: 0 E: 0 K: 0 S: 3	H: 0 LOB: 0 BB: 0 P: 3	R: 0 E: 0 K: 0 S: 3	H: 1 LOB: 0 BB: 0 P: 3	1B: 8 2B: 1 3B: 0 HR: 0	SF: 0 SAC: 0 DP: 5 HBP: 0		WP: 0 PB: 0 SB: 0 CS: 0
PITCHER Ben Flowers, R ERA: 2.59	IP: 9.0 WLS: W BF: 35 H: 8 R: 0 ER: 0 SO: 1 BB: 2 IBB: 0 HBP: 0 BLK: 0 WP: 0 HR: 0 S: 35 P: 43 ERA: 0.00 WHIP: 1.111																	

Batter	1	2	3	4	5	6	7	8	9	AB	R	H	RBI	BB	SO	LOB	BOTTOM	
Billy Goodman, L OBP: 0.393, SLG: 0.414	HR 2B		F8		2B 2B		4-3			4	2	2	1	0	0	0	St. Louis Browns @ Boston Red Sox Fenway Park, Boston, MA Wed Aug 05 1953, 3:33 AM EDT Att: 5,027 - Sunny - 64 F	
Karl Olson, R OBP: 0.125, SLG: 0.250	L1		F9		5-3		5-3			4	0	0	0	0	2			
Dick Gemert, R OBP: 0.397, SLG: 0.467	HR 2H		K		2B		K			4	1	2	3	0	2			
George Kell, R OBP: 0.386, SLG: 0.518 Floyd Baker, L OBP: 0.376, SLG: 0.351				K	6-3			BB		3	0	1	0	1	1			
Sammy White, R OBP: 0.314, SLG: 0.437	1B									0	0	0	0	0	0			
Tom Umphlett, R OBP: 0.349, SLG: 0.407	F9			CS 2B		F2		F8		4	0	1	0	0	2			
Jim Piersall, R OBP: 0.312, SLG: 0.357	1-3			BB		F8		L8		3	0	0	0	1	2			
Johnny Lipon, R OBP: 0.304, SLG: 0.292		5-3		F9		2B 2B		L4		4	1	1	0	0	2			
Ben Flowers, R OBP: 0.182, SLG: 0.273		6-3			SH1-4 2B	2B IBB				2	1	1	0	1	0			
		6-3			SH1-4	2B				2	0	1	1	0	0			
Inning Stats	R: 2 E: 0 K: 0 S: 6	H: 3 LOB: 1 BB: 0 P: 6	R: 0 E: 0 K: 1 S: 5	H: 0 LOB: 0 BB: 0 P: 5	R: 0 E: 0 K: 1 S: 5	H: 1 LOB: 1 BB: 1 P: 9	R: 2 E: 0 K: 0 S: 6	H: 2 LOB: 2 BB: 1 P: 8	R: 0 E: 0 K: 1 S: 5	H: 0 LOB: 0 BB: 0 P: 5	R: 0 E: 0 K: 0 S: 3	H: 0 LOB: 1 BB: 1 P: 7	R: 0 E: 0 K: 0 S: 3	H: 0 LOB: 0 BB: 0 P: 3	1B: 1 2B: 7 3B: 0 HR: 1	SF: 0 SAC: 1 DP: 0 HBP: 0	WP: 0 PB: 0 SB: 0 CS: 1	PA: 34
PITCHER Don Larsen, R ERA: 4.32	IP: 8.0 WLS: L BF: 34 H: 9 R: 5 ER: 5 SO: 3 BB: 2 IBB: 1 HBP: 0 BLK: 0 WP: 0 HR: 1 S: 37 P: 49 ERA: 5.62 WHIP: 1.375																	

Batter	1	2	3	4	5	6	7	8	9	10	AB	R	H	RBI	BB	SO	LOB	TOP								
Billy Hunter, R OBP: 0.273, SLG: 0.269 Dick Kokos, L OBP: 0.394, SLG: 0.441 Neil Berry, R OBP: 0.348, SLG: 0.353	(1, 6) X 0-0 1B 2B	(0, 3) K		(0, 0) F8		(0, 0) F2		(0, 0) 4-3		(0, 0) 1B	4	1	1	0	0	1	5									
Dick Kryhoski, L OBP: 0.341, SLG: 0.495	(1, 3) X 0-0 HR 1B		(0, 0) F5		(0, 0) G3	(0, 0) FC4-6			(0, 0) E3 SH1-4	(0, 0) F9	6	2	1	1	0	0	2									
Don Lenhardt, R OBP: 0.396, SLG: 0.500	(1, 7) X 0-0 HR		(0, 0) 1-3		(0, 0) 1B BB			(0, 0) 1B	(0, 0) SH1-4	(0, 3) K	4	2	2	2	1	1	1									
Vic Wertz, L OBP: 0.375, SLG: 0.443	(1, 9) X 0-0 F8		(0, 0) F8		(0, 0) 1B			(0, 0) F8	(0, 0) HR BB		4	1	1	0	1	0	1									
Vern Stephens, R OBP: 0.298, SLG: 0.293	(1, 5) B 4-0 BB			(0, 0) SH3-4 BB	(0, 0) 1B	(0, 0) 1B		(0, 3) K	(0, 0) HR BB		4	1	3	4	1	1	1									
Clint Courtney, L OBP: 0.311, SLG: 0.357	(1, 2) X 0-0 L3		(0, 0) F8	(0, 0) SH3-4 BB	(0, 0) F8			(0, 0) 4-1	(0, 3) K		4	0	0	0	1	1	4									
Johnny Groth, R OBP: 0.307, SLG: 0.369		(0, 0) 4-3		(0, 0) SH3-4	(0, 0) F2			(0, 0) 4-3 SH3-4 1B	(0, 0) 6-3		4	0	1	0	0	0	2									
Bobby Young, L OBP: 0.321, SLG: 0.354		(0, 0) SH3 1B		(0, 0) 1B		(0, 0) B1-3		(0, 0) SH3-4		(0, 0) HR	3	1	2	1	1	0	0									
Lou Kretlow, R OBP: 0.235, SLG: 0.188 Dick Littlefield, L OBP: 0.258, SLG: 0.207 Marlin Stuart, L OBP: 0.182, SLG: 0.227	(1, 1) X 0-0 SH3 1B	(0, 0) SH3		(0, 3) K		(0, 0) FC4-6 1B		(0, 0) 4-3		(0, 0) 3-1	1	0	0	0	0	1	3									
	R: 3 E: 0 K: 0 S: 5	H: 3 LOB: 0 BB: 1 P: 9	R: 0 E: 0 K: 1 S: 6	H: 1 LOB: 1 BB: 0 P: 6	R: 0 E: 0 K: 0 S: 3	H: 0 LOB: 0 BB: 0 P: 3	R: 0 E: 0 K: 1 S: 6	H: 1 LOB: 3 BB: 2 P: 14	R: 1 E: 0 K: 0 S: 5	H: 2 LOB: 2 BB: 1 P: 9	R: 0 E: 0 K: 0 S: 4	H: 1 LOB: 1 BB: 0 P: 6	R: 0 E: 0 K: 1 S: 7	H: 1 LOB: 0 BB: 1 P: 11	R: 1 E: 0 K: 1 S: 7	H: 2 LOB: 1 BB: 0 P: 7	1B: 9 2B: 2 3B: 0 HR: 3	SF: 0 SAC: 4 DP: 1 HBP: 0	WP: 0 PA: 48							
	PITCHER										PITCHER															
Hal Brown, R ERA: 3.71	(1, 1) 4.1	WLS 23	H 7	R 4	ER 4	SO 2	BB 3	IBB 1	HBP 0	BLK 0	WP 0	HR 1	S 23	P 39	ERA 8.31	WHIP 2.308										
Willard Nixon, R ERA: 3.59	(5, 1) 5.1	L 24	H 6	R 4	ER 3	SO 2	BB 1	IBB 0	HBP 0	BLK 0	WP 0	HR 2	S 27	P 31	ERA 5.06	WHIP 1.312										
Elis Kinder, R ERA: 2.34	(10, 1) 0.1	1	H 0	R 0	ER 0	SO 1	BB 0	IBB 0	HBP 0	BLK 0	WP 0	HR 0	S 3	P 3	ERA 0.00	WHIP 0.000										

St. Louis Browns @ Boston Red Sox
Fenway Park, Boston, MA
Thu Aug 06 1953, 3:33 AM EDT
Att: 6,792 - Sunny - 74 F

AB 39
R 8
H 13
RBI 8
BB 5
SO 5
LOB 21



Batter	1	2	3	4	5	6	7	8	9	10	AB	R	H	RBI	BB	SO	LOB	BOTTOM								
Billy Goodman, L OBP: 0.394, SLG: 0.415	(1, 4) X 0-0 6-3	(0, 0) FC6-4 BB		(0, 0) L9 WP 2B		(0, 3) K			(0, 0) BB 2B BB	(0, 0) F8	4	2	1	0	2	1	1									
Karl Olson, R OBP: 0.071, SLG: 0.143	(1, 7) X 0-0 L9	(0, 0) FC6-4		(0, 0) L9			(0, 3) K		(0, 3) K	(0, 3) K	6	0	0	0	0	3	5									
Dick Gemert, R OBP: 0.397, SLG: 0.464	(1, 3) X 0-0 F8		(0, 0) 5-3		(0, 0) 3-1 2B 1B		(0, 0) P4		(0, 0) 2B 1B BB		4	2	1	0	1	0	0									
George Kell, R OBP: 0.396, SLG: 0.518 Gene Stephens, L OBP: 0.308, SLG: 0.294 Al Zarilla, L OBP: 0.367, SLG: 0.234	(1, 5) X 0-0 P6	(0, 0) P6	(0, 0) G5-4-3 BB	(0, 0) 3-1	(0, 0) 3-1		(0, 0) L8		(0, 0) 1B 1B 2B		4	0	1	1	1	0	1									
Sammy White, R OBP: 0.313, SLG: 0.438 Floyd Baker, L OBP: 0.383, SLG: 0.356	(1, 2) X 0-0 6-3	(0, 0) 6-3	(0, 0) G5-4-3	(0, 0) 2B	(0, 0) 2B			(0, 0) F7	(0, 0) 1B 1B		4	0	1	1	0	0	1									
Tom Umpshett, R OBP: 0.350, SLG: 0.408 Ted Williams, L OBP: 0.298, SLG: 0.534	(1, 8) X 0-0 5-3	(0, 0) BB 1B 1B		(0, 0) 5-3	(0, 0) 5-3			(0, 0) 1B 1B	(0, 0) P3		4	1	2	0	0	0	1									
Del Wilber, R OBP: 0.298, SLG: 0.534	(10, 2) X 0-0 BB 1B 1B			(0, 0) 5-3	(0, 0) 5-3			(0, 0) 1B 1B	(0, 0) 1B		0	0	0	0	0	0	0									
Jim Piersall, R OBP: 0.317, SLG: 0.365	(1, 9) X 0-0 BB 1B 1B			(0, 0) 4-3		(0, 0) 3-1 2B		(0, 0) 1B	(0, 0) 1B		5	1	4	1	0	0	0									
Johnny Lipon, R OBP: 0.308, SLG: 0.284	(1, 6) X 0-0 1B BB	(0, 0) 1B BB		(0, 0) BB	(0, 0) F2		(0, 0) F9	(0, 0) F9	(0, 0) F8		3	0	0	0	2	0	5									
Hal Brown, R OBP: 0.360, SLG: 0.489 Willard Nixon, L OBP: 0.293, SLG: 0.222 Elis Kinder, R OBP: 0.490, SLG: 0.450 Mickey McDermott, L OBP: 0.311, SLG: 0.450	(1, 1) X 0-0 BB 1B	(0, 0) BB 1B	(0, 0) K	(0, 0) K	(0, 0) 3-1		(0, 0) 3-1	(0, 3) K	(0, 0) F7		2	0	1	2	0	1	1									
	R: 0 E: 0 K: 0 S: 3	H: 0 LOB: 0 BB: 0 P: 3	R: 2 E: 0 K: 0 S: 6	H: 3 LOB: 3 BB: 2 P: 14	R: 0 E: 0 K: 0 S: 2	H: 0 LOB: 0 BB: 1 P: 6	R: 0 E: 0 K: 1 S: 5	H: 3 LOB: 1 BB: 1 P: 9	R: 2 E: 0 K: 0 S: 6	H: 3 LOB: 1 BB: 0 P: 6	R: 0 E: 0 K: 1 S: 6	H: 1 LOB: 1 BB: 0 P: 6	R: 0 E: 0 K: 1 S: 7	H: 0 LOB: 0 BB: 0 P: 5	R: 0 E: 0 K: 1 S: 8	H: 3 LOB: 2 BB: 2 P: 16	R: 0 E: 0 K: 1 S: 5	H: 0 LOB: 0 BB: 0 P: 5	1B: 8 2B: 4 3B: 0 HR: 0	SF: 0 SAC: 0 DP: 1 HBP: 0	WP: 1 PA: 47					
	PITCHER										PITCHER															
Lou Kretlow, R ERA: 4.92	(1, 1) 4.2	WLS 23	H 6	R 4	ER 4	SO 1	BB 4	IBB 0	HBP 0	BLK 0	WP 1	HR 0	S 21	P 37	ERA 7.71	WHIP 2.143										
Dick Littlefield, L ERA: 3.38	(5, 1) 3.2	17	H 4	R 3	ER 3	SO 4	BB 2	IBB 0	HBP 0	BLK 0	WP 0	HR 0	S 23	P 31	ERA 7.36	WHIP 1.636										
Marlin Stuart, R ERA: 3.81	(9, 1) 1.2	W 7	H 2	R 0	ER 0	SO 1	BB 0	IBB 0	HBP 0	BLK 0	WP 0	HR 0	S 9	P 9	ERA 0.00	WHIP 1.200										

St. Louis Browns @ Boston Red Sox
Fenway Park, Boston, MA
Thu Aug 06 1953, 3:33 AM EDT
Att: 6,792 - Sunny - 74 F

AB 41
R 7
H 12
RBI 6
BB 6
SO 6
LOB 21



Batter	1	2	3	4	5	6	7	8	9	AB	R	H	RBI	BB	SO	LOB	TOP				
Al Smith, R OBP: 0.336, SLG: 0.353 Dale Mitchell, L OBP: 0.344, SLG: 0.438	0-0 1B 2B	0-0 F9		0-3 K			0-0 1B G3 1B		0-0 4-3	3	1	1	0	0	1	2	Cleveland Indians @ Boston Red Sox Fenway Park, Boston, MA Sat Aug 08 1953, 3:33 AM EDT Att: 22,731 - Unknown livebaseballscores.com				
Bobby Avila, R OBP: 0.353, SLG: 0.386	0-0 HBP 1B 2H	0-0 F8			0-0 1-3		0-0 G3		0-0 F9	5	1	1	1	0	0	4					
Luke Easter, L OBP: 0.353, SLG: 0.444 Bill Glynn, L OBP: 0.332, SLG: 0.314	1-0 F8 1B WP HBP	0-0 F9			0-0 FC5-4 1B		0-0 F9		0-0 F8	0	0	0	0	0	0	0					
Al Rosen, R OBP: 0.401, SLG: 0.583	0-0 F9		0-0 6-3		0-0 FC5-4 1B		0-0 1B			4	0	1	0	0	0	3					
Wally Westlake, R OBP: 0.410, SLG: 0.467 Larry Doby, L OBP: 0.366, SLG: 0.453	0-0 WP 2B 1B 1-2 2H		0-0 5-3		0-0 F7		0-0 P6			3	1	1	1	0	0	1					
Bob Kennedy, R OBP: 0.315, SLG: 0.298 Harry Simpson, L OBP: 0.293, SLG: 0.360	0-0 F8 2-3		0-0 6-3			0-3 K		0-0 G3		2	0	0	0	0	0	2					
George Strickland, R OBP: 0.331, SLG: 0.360	0-0 1H 3H 2B		0-0 6-3			0-0 1B		0-0 F3		4	0	2	1	0	0	0					
Jim Hegan, R OBP: 0.280, SLG: 0.312 Joe Tipton, R OBP: 0.374, SLG: 0.458	0-3 K		0-0 FC4-6 1B		0-0 F5		0-3 K			3	0	1	0	0	1	3					
Early Wynn, S OBP: 0.329, SLG: 0.418 Joe Ginsberg, L OBP: 0.400, SLG: 0.354 Owen Friend, R OBP: 0.247, SLG: 0.308		4-0 BB	0-0 FC4-6		0-0 F9			0-0 4-3 1B		2	0	0	0	1	0	2					
Inning Stats	R: 4 E: 0 K: 1 S: 9	H: 4 LOB: 2 BB: 0 P: 10	R: 0 E: 0 K: 0 S: 3	H: 0 LOB: 1 BB: 1 P: 7	R: 0 E: 0 K: 0 S: 3	H: 0 LOB: 0 BB: 0 P: 3	R: 0 E: 0 K: 1 S: 6	H: 1 LOB: 1 BB: 0 P: 6	R: 0 E: 0 K: 0 S: 4	H: 1 LOB: 1 BB: 0 P: 4	R: 0 E: 0 K: 1 S: 5	H: 2 LOB: 2 BB: 0 P: 5	R: 0 E: 0 K: 1 S: 5	H: 0 LOB: 0 BB: 0 P: 5	R: 0 E: 0 K: 0 S: 4	H: 1 LOB: 2 BB: 0 P: 4		1B: 8 2B: 2 3B: 0 HR: 0	SF: 0 SAC: 0 DP: 0 HBP: 1	WP: 1 PB: 0 SB: 0 CS: 0	PA: 39
PITCHER	IP WLS BF H R ER SO BB IBB HBP BLK WP HR S P ERA WHIP	0.2 7 4 4 4 0 0 0 0 1 0 0 0 0 6 7 54.00 6.000	8.1 W 32 6 0 0 4 1 0 0 0 0 0 0 39 43 0.00 0.840																		

AB	37
R	4
H	10
RBI	3
BB	1
SO	4
LOB	24




Batter	1	2	3	4	5	6	7	8	9	AB	R	H	RBI	BB	SO	LOB	BOTTOM			
Billy Goodman, L OBP: 0.390, SLG: 0.410	0-0 BB 1B	0-0 F8		0-0 6-3			0-0 F8			4	1	1	0	0	0	0	Cleveland Indians @ Boston Red Sox Fenway Park, Boston, MA Sat Aug 08 1953, 3:33 AM EDT Att: 22,731 - Unknown livebaseballscores.com			
Hoot Evers, R OBP: 0.312, SLG: 0.408	4-0 1B 2B BB		0-0 2B 1B		0-0 6-3		0-0 F8			3	2	1	0	1	0	0				
Dick Gemert, R OBP: 0.391, SLG: 0.454	0-0 F3		0-3 K		0-0 5-3		0-0 5-3			4	0	0	0	0	1	3				
George Kell, R OBP: 0.386, SLG: 0.511	0-0 P5		0-0 P4		0-0 F5		4-0 2B BB			3	0	0	0	1	0	3				
Sammy White, R OBP: 0.320, SLG: 0.448	0-0 2B 1B 1-2 2H		0-0 1H 1B 2B		0-0 P6		0-0 2B		0-0 2B 1H	4	2	3	2	0	0	0				
Tom Umphlett, R OBP: 0.357, SLG: 0.420	0-0 1H 2H 2B		0-0 2H 1B		0-3 K		0-3 K			3	0	2	3	0	1	0				
Jim Piersall, R OBP: 0.319, SLG: 0.363	0-0 3-1		0-0 4-3		0-0 P4					3	0	0	0	0	0	2				
Johnny Lipon, R OBP: 0.294, SLG: 0.270		0-3 K		0-0 F7		0-3 K				3	0	0	0	0	2	0				
Bill Henry, L OBP: 0.267, SLG: 0.467 Sid Hudson, R OBP: 0.195, SLG: 0.225		0-0 P4		0-0 F7		0-0 F5				0	0	0	0	0	0	0				
Inning Stats	R: 3 E: 0 K: 0 S: 6	H: 3 LOB: 1 BB: 1 P: 10	R: 0 E: 0 K: 1 S: 5	H: 0 LOB: 0 BB: 0 P: 5	R: 2 E: 0 K: 1 S: 8	H: 3 LOB: 1 BB: 0 P: 8	R: 0 E: 0 K: 0 S: 3	H: 0 LOB: 0 BB: 0 P: 3	R: 0 E: 0 K: 1 S: 5	H: 0 LOB: 0 BB: 0 P: 5	R: 0 E: 0 K: 1 S: 5	H: 0 LOB: 0 BB: 0 P: 5	R: 0 E: 0 K: 0 S: 3	H: 1 LOB: 2 BB: 1 P: 7	1B: 4 2B: 3 3B: 0 HR: 0	SF: 0 SAC: 0 DP: 0 HBP: 0		WP: 0 PB: 0 SB: 0 CS: 0	PA: 32	
PITCHER	IP WLS BF H R ER SO BB IBB HBP BLK WP HR S P ERA WHIP	8.0 L 32 7 5 5 4 2 0 0 0 0 0 0 38 46 5.62 1.125																		



Batter	1	2	3	4	5	6	7	8	9	AB	R	H	RBI	BB	SO	LOB	TOP			
Billy Goodman, L (1,4) OBP: 0.390, SLG: 0.409	0-0 4-3			0-0 1-3			0-0 F7		0-0 6-3	4	0	0	0	0	0	1				
Gene Stephens, L (1,7) OBP: 0.304, SLG: 0.290	0-0 1-3			0-0 F5			0-0 F9			3	0	0	0	0	0	0				
Dick Gemert, R (1,3) OBP: 0.385, SLG: 0.446	0-3 K			0-0 F3			0-0 F8			3	0	0	0	0	1	0				
George Kell, R (1,5) OBP: 0.381, SLG: 0.503		0-0 F7			0-0 5-3			0-0 5-3		3	0	0	0	0	0	0				
Sammy White, R (1,2) OBP: 0.316, SLG: 0.442		0-0 6-3			0-0 P6			0-0 6-3		3	0	0	0	0	0	0				
Tom Umphlett, R (1,8) OBP: 0.396, SLG: 0.423		0-0 5-3			0-0 5-3			0-0 1-3		3	0	0	0	0	0	0				
Jim Piersall, R (1,9) OBP: 0.318, SLG: 0.360			0-0 G5-4-3 1B		0-0 4-3			4-0 BB		2	0	1	0	1	0	0				
Ted Lepcio, R (1,6) OBP: 0.316, SLG: 0.383			0-0 G5-4-3		0-0 6-3			0-3 K		2	0	0	0	0	0	1				
Ted Williams, L (9, PH) OBP: 0.333, SLG: 1.333			1-2							1	0	0	0	0	1	1				
Ben Flowers, R (1,1) OBP: 0.154, SLG: 0.231			0-0 F9					0-3 K		2	0	0	0	0	1	0				
Mickey McDermott, L (8, 1) OBP: 0.311, SLG: 0.450										0	0	0	0	0	0	0				
Ellis Kinder, R (8, 1) OBP: 0.381, SLG: 0.429										0	0	0	0	0	0	0				
Floyd Baker, L (9, PH) OBP: 0.385, SLG: 0.358										1	0	0	0	0	0	1				
Inning Stats	R: 0 E: 0 K: 1 S: 5	H: 0 LOB: 0 BB: 0 P: 5	R: 0 E: 0 K: 0 S: 3	H: 0 LOB: 0 BB: 0 P: 3	R: 0 E: 0 K: 0 S: 3	H: 1 LOB: 0 BB: 0 P: 3	R: 0 E: 0 K: 0 S: 3	H: 0 LOB: 0 BB: 0 P: 3	R: 0 E: 0 K: 1 S: 5	H: 0 LOB: 0 BB: 0 P: 5	R: 0 E: 0 K: 0 S: 3	H: 0 LOB: 0 BB: 0 P: 3	R: 0 E: 0 K: 0 S: 3	H: 0 LOB: 0 BB: 0 P: 3	R: 0 E: 0 K: 1 S: 5	H: 0 LOB: 1 BB: 1 P: 9	1B: 1 2B: 0 3B: 0 HR: 0	SF: 0 SAC: 0 DP: 1 HBP: 0	WP: 0 PB: 0 SB: 0 CS: 0	PA: 28
PITCHER Bob Porterfield, R (1,1) ERA: 3.55	IP: 9.0 WLS: W BF: 28 H: 1 R: 0 ER: 0 SO: 3 BB: 1 IBB: 0 HBP: 0 BLK: 0 WP: 0 HR: 0 S: 33 P: 37 ERA: 0.00 WHIP: 0.222																			

Boston Red Sox @ Washington Senators
Griffith Stadium, Washington, DC
Mon Aug 10 1953, 3:33 AM EDT
Att: 13,631 - Unknown


AB 27
R 0
H 1
RBI 0
BB 1
SO 3
LOB 4



Batter	1	2	3	4	5	6	7	8	9	AB	R	H	RBI	BB	SO	LOB	BOTTOM			
Eddie Yost, R (1,5) OBP: 0.389, SLG: 0.365	0-3 K	0-0 F8			0-0 6-3			0-0 SH1-4 E 1B		4	1	1	0	0	1	2				
Pompeyo Davallio, R (1,6) OBP: 0.360, SLG: 0.375	0-0 5-3	0-0 FC4-6			0-0 6-3			0-0 SH1-4		3	0	0	0	0	0	2				
Mickey Vernon, L (1,3) OBP: 0.403, SLG: 0.514	0-0 2B		0-0 G4-6-3 1B		0-0 F7			0-0 E9 1B		4	1	3	1	0	0	0				
Kite Thomas, R (1,9) OBP: 0.264, SLG: 0.309	0-0 2B		0-0 G4-6-3					0-0 F8		4	0	1	1	0	0	2				
Gil Coan, L (1,7) OBP: 0.258, SLG: 0.207	4-0 BB		0-0 FC6-4 1B		0-0 F7			4-0 1B		2	0	1	0	2	0	0				
Jim Busby, R (1,8) OBP: 0.342, SLG: 0.394	0-3 K		0-0 FC6-4		0-0 P4			0-0 1B		4	0	1	0	0	1	3				
Wayne Terwilliger, R (1,4) OBP: 0.333, SLG: 0.322		0-0 FC1-5 1B		4-0 BB				0-0 5-3		2	0	1	0	1	0	0				
Frank Sacka, R (1,2) OBP: 0.375, SLG: 0.375		0-0 FC1-5 1B		0-0 G1-6-4-3				0-0 L8		3	0	1	0	0	0	1				
Bob Porterfield, R (1,1) OBP: 0.333, SLG: 0.528		0-0 FC1-5		0-3 K				0-0 6-3		3	0	0	0	0	1	2				
Inning Stats	R: 1 E: 0 K: 2 S: 9	H: 2 LOB: 2 BB: 1 P: 13	R: 0 E: 0 K: 0 S: 5	H: 2 LOB: 2 BB: 0 P: 5	R: 0 E: 0 K: 0 S: 4	H: 2 LOB: 1 BB: 0 P: 4	R: 0 E: 0 K: 1 S: 4	H: 0 LOB: 0 BB: 1 P: 8	R: 0 E: 0 K: 0 S: 3	H: 0 LOB: 0 BB: 0 P: 3	R: 0 E: 0 K: 0 S: 3	H: 0 LOB: 0 BB: 0 P: 3	R: 0 E: 0 K: 0 S: 3	H: 0 LOB: 0 BB: 0 P: 3	R: 1 E: 1 K: 0 S: 5	H: 3 LOB: 2 BB: 1 P: 9	1B: 8 2B: 1 3B: 0 HR: 0	SF: 0 SAC: 1 DP: 2 HBP: 0	WP: 0 PB: 0 SB: 0 CS: 0	PA: 33
PITCHER Ben Flowers, R (1,1) ERA: 2.57	IP: 7.1 WLS: L BF: 29 H: 7 R: 2 ER: 2 SO: 3 BB: 2 IBB: 0 HBP: 0 BLK: 0 WP: 0 HR: 0 S: 33 P: 41 ERA: 2.46 WHIP: 1.227																			
Mickey McDermott, L (8, 1) ERA: 3.24	0.0 WLS: L BF: 1 H: 1 R: 0 ER: 0 SO: 0 BB: 0 IBB: 0 HBP: 0 BLK: 0 WP: 0 HR: 0 S: 1 P: 1 ERA: - WHIP: -																			
Ellis Kinder, R (8, 1) ERA: 2.21	0.2 WLS: L BF: 3 H: 1 R: 0 ER: 0 SO: 0 BB: 1 IBB: 0 HBP: 0 BLK: 0 WP: 0 HR: 0 S: 2 P: 6 ERA: 0.00 WHIP: 3.000																			

Boston Red Sox @ Washington Senators
Griffith Stadium, Washington, DC
Mon Aug 10 1953, 3:33 AM EDT
Att: 13,631 - Unknown

AB 29
R 2
H 9
RBI 2
BB 3
SO 3
LOB 12



Batter	1	2	3	4	5	6	7	8	9	AB	R	H	RBI	BB	SO	LOB	TOP							
Billy Goodman, L OBP: 0.391, SLG: 0.410 (1, 4)	0-0 G5-4-3 1B	0-0 2B F7 1B		0-3 K		0-0 4-3		0-0 SH5-3		4	2	2	0	0	1	0								
Hoot Evers, R OBP: 0.309, SLG: 0.406 (1, 7)	0-0 G5-4-3 1B	0-0 1-3 2B		0-0 5-3		0-0 F8		0-0 5-3		5	0	2	0	0	0	1								
Dick Gemert, R OBP: 0.385, SLG: 0.444 (1, 3)	0-0 G5-4-3	0-0 F7						0-0 L4		4	2	1	1	1	0	4								
George Kell, R OBP: 0.387, SLG: 0.503 (1, 5)	0-0 1B	0-0 BB						0-0 4-3		2	3	1	1	3	0	0								
Sammy White, R OBP: 0.321, SLG: 0.445 (1, 2)	0-0 BB 1B	0-0 6-3						0-0 1B		4	0	3	2	0	0	2								
Tom Umphlett, R OBP: 0.356, SLG: 0.421 (1, 8)	0-0 BB 1B		0-0 F7					0-0 F9		4	0	1	1	1	0	2								
Jim Piersall, R OBP: 0.317, SLG: 0.357 (1, 9)	0-0 FC5-4 BB		0-0 F8					0-0 F9		4	0	0	1	1	0	4								
Ted Lepcio, R OBP: 0.309, SLG: 0.374 (1, 6)	0-0 FC5-4		0-0 5-3							3	0	0	0	0	1	4								
Del Wilber, R OBP: 0.295, SLG: 0.528 (7, PH)										1	0	0	0	0	1	1								
Johnny Lipon, R OBP: 0.290, SLG: 0.266 (7, 6)										0	0	0	0	0	0	0								
Mel Parnell, L OBP: 0.257, SLG: 0.265 (1, 1)										4	0	1	0	0	0	0								
Ellis Kinder, R OBP: 0.381, SLG: 0.429 (9, 1)		4-3								0	0	0	0	0	0	0								
Bill Henry, L OBP: 0.267, SLG: 0.467 (9, 1)										0	0	0	0	0	0	0								
Ben Flowers, R OBP: 0.154, SLG: 0.231 (9, 1)										0	0	0	0	0	0	0								
Inning Stats	R: 2 E: 0 K: 0 S: 7	H: 5 LOB: 3 BB: 1 P: 11	R: 1 E: 0 K: 0 S: 5	H: 2 LOB: 2 BB: 1 P: 9	R: 0 E: 0 K: 0 S: 3	H: 0 LOB: 0 BB: 0 P: 3	R: 0 E: 0 K: 1 S: 5	H: 0 LOB: 1 BB: 2 P: 5	R: 2 E: 0 K: 1 S: 6	H: 1 LOB: 1 BB: 2 P: 14	R: 0 E: 0 K: 0 S: 3	H: 0 LOB: 0 BB: 0 P: 3	R: 2 E: 1 K: 1 S: 6	H: 1 LOB: 1 BB: 2 P: 14	R: 0 E: 0 K: 0 S: 4	H: 1 LOB: 1 BB: 0 P: 4	R: 0 E: 0 K: 0 S: 4	H: 1 LOB: 1 BB: 0 P: 4	1B: 10 2B: 1 3B: 0 HR: 0	SF: 0 SAC: 2 DP: 1 HBP: 0	WP: 2 PB: 0 SB: 0 CS: 0	PA: 43		
PITCHER Alex Kellner, L ERA: 3.56 (1, 1)	IP: 9.0 WLS: L BF: 43 H: 11 R: 7 ER: 7 SO: 3 BB: 6 IBB: 0 HBP: 0 BLK: 0 WP: 2 HR: 0 S: 43 P: 67 ERA: 7.00 WHIP: 1.889																							

Boston Red Sox @ Philadelphia Athletics
Connie Mack Stadium, Philadelphia, PA
 Tue Aug 11 1953, 3:33 AM EDT
 Sunny - 86 F

AB 35
 R 7
 H 11
 RBI 6
 BB 6
 SO 3
 LOB 18



Batter	1	2	3	4	5	6	7	8	9	AB	R	H	RBI	BB	SO	LOB	BOTTOM						
Loren Babe, L OBP: 0.291, SLG: 0.309 (1, 5)	0-0 1-3	0-0 FC4-6 1B		0-0 4-3					0-0 E SH1-4 1B	5	0	2	0	0	0	0							
Dave Philley, S OBP: 0.383, SLG: 0.421 (1, 9)	0-0 G3	0-0 FC4-6		0-0 CS 1B					0-0 SH1-4	4	0	1	0	0	1	1							
Elmer Valo, L OBP: 0.333, SLG: 0.143 (1, 7)	0-0 HR 1B	0-0 F3		0-3 K					0-0 E4	5	1	1	1	0	1	4							
Carmen Mauro, L OBP: 0.243, SLG: 0.263 (9, PR)									0-0 E4	0	0	0	0	0	0	0							
Eddie Robinson, L OBP: 0.319, SLG: 0.389 (1, 3)	0-0 HR 1B	0-3 K							0-0 FC3-2-5	5	1	1	0	0	2	3							
Marion Fricano, R OBP: 0.176, SLG: 0.182 (9, PR)									0-0 K	0	0	0	0	0	0	0							
Cass Michaels, R OBP: 0.351, SLG: 0.416 (1, 4)	0-0 HR		4-0 G3 BB						0-0 K	4	1	2	3	1	1	2							
Ed McGhee, R OBP: 0.314, SLG: 0.325 (1, 8)	4-0 1B BB		0-0 F9						0-0 6-3	3	0	0	0	1	1	2							
Pete Suder, R OBP: 0.326, SLG: 0.360 (1, 6)	0-0 1B		0-0 G3						0-3 K	4	0	1	0	0	1	2							
Joe Astroth, R OBP: 0.330, SLG: 0.342 (1, 2)	0-0 F7		4-0 BB						0-0 5-3	3	1	1	0	1	0	2							
Alex Kellner, R OBP: 0.277, SLG: 0.262 (1, 1)			4-0 E BB						0-0 SH1-4 E 1B	2	1	0	0	1	2	2							
Gus Zernial, R OBP: 0.349, SLG: 0.533 (9, PH)									0-0 K	1	0	1	1	0	0	0							
Bobby Shantz, R OBP: 0.256, SLG: 0.297 (9, PR)									0-0 SH1-4 E 1B	0	1	0	0	0	0	0							
Inning Stats	R: 3 E: 0 K: 0 S: 7	H: 4 LOB: 2 BB: 1 P: 11	R: 1 E: 1 K: 1 S: 6	H: 1 LOB: 1 BB: 1 P: 10	R: 0 E: 0 K: 1 S: 5	H: 0 LOB: 2 BB: 2 P: 13	R: 0 E: 0 K: 1 S: 5	H: 1 LOB: 1 BB: 0 P: 5	R: 0 E: 0 K: 1 S: 5	H: 0 LOB: 0 BB: 0 P: 5	R: 0 E: 0 K: 1 S: 5	H: 0 LOB: 0 BB: 0 P: 5	R: 0 E: 0 K: 2 S: 8	H: 1 LOB: 1 BB: 0 P: 8	R: 2 E: 1 K: 1 S: 9	H: 3 LOB: 2 BB: 0 P: 9	1B: 9 2B: 1 3B: 0 HR: 1	SF: 0 SAC: 1 DP: 1 HBP: 0	WP: 1 PB: 0 SB: 0 CS: 1	PA: 41			
PITCHER Mel Parnell, L ERA: 3.4 (1, 1)	IP: 8.0 WLS: W BF: 36 H: 9 R: 6 ER: 5 SO: 8 BB: 4 IBB: 0 HBP: 0 BLK: 0 WP: 1 HR: 1 S: 48 P: 64 ERA: 5.62 WHIP: 1.625																						
Ellis Kinder, R ERA: 2.2 (9, 1)	0.1	3	1	0	0	0	0	0	0	0	0	3	3	0.00	3.000								
Bill Henry, L ERA: 4.74 (9, 1)	0.1	1	0	0	0	0	0	0	0	0	1	1	0.00	0.000									
Ben Flowers, R ERA: 2.56 (9, 1)	0.1	S	1	0	0	0	1	0	0	0	3	3	0.00	0.000									

Boston Red Sox @ Philadelphia Athletics
Connie Mack Stadium, Philadelphia, PA
 Tue Aug 11 1953, 3:33 AM EDT
 Sunny - 86 F

AB 36
 R 6
 H 10
 RBI 5
 BB 4
 SO 9
 LOB 18




Batter	1	2	3	4	5	6	7	8	9	10	AB	R	H	RBI	BB	SO	LOB		
Billy Goodman, L OBP: 0.391, SLG: 0.495 (1, 4)	0-0 6-3		0-0 1B BB 1B		0-0 4-3			0-0 K		0-0 F8	5	0	1	1	0	1	1		
Hoot Evers, R OBP: 0.309, SLG: 0.399 (1, 7)	0-0 P6		4-0 1-2 1B BB		0-0 F8			0-0 P4		0-0 BB 2-H 1B	4	0	1	1	1	0	0		
Dick Gemert, R OBP: 0.390, SLG: 0.441 (1, 3)	0-0 F2		0-0 1-2 2-3 1B		4-0 CS BB			0-0 K		4-0 BB 1-2 BB	3	0	1	0	2	1	0		
George Kell, R OBP: 0.385, SLG: 0.494 (1, 5)		0-0 4-3	0-0 F7		0-0 F7			4-0 BB		0-0 K	4	0	0	0	1	1	6		
Sammy White, R OBP: 0.321, SLG: 0.443 (1, 2)	0-0 F9		0-0 1-3		0-0 L5			0-0 F8			4	0	0	0	0	0	1		
Tom Umpshett, R OBP: 0.348, SLG: 0.411 (1, 8)	0-0 F7		0-0 F3		0-0 6-3			0-0 1-3			4	0	0	0	0	0	1		
Jim Piersall, R OBP: 0.322, SLG: 0.366 (1, 9)			0-0 SH1-3 1B		0-0 F9			0-0 3B		0-0 1B SH1-4 F8 1B	4	2	3	0	0	0	0		
Ted Lepcio, R OBP: 0.307, SLG: 0.365 Floyd Baker, L OBP: 0.352, SLG: 0.355 Johnny Lipon, R OBP: 0.290, SLG: 0.266 (7, PH)			0-0 SH1-3		0-3 K			0-0 F9		0-0 SH1-4	1	0	0	0	0	0	1		
Mickey McDermott, L OBP: 0.323, SLG: 0.453 Bill Henry, L OBP: 0.267, SLG: 0.467 Ellis Kinder, R OBP: 0.394, SLG: 0.409 (10, 1)			0-0 2-H 1B		0-3 K			0-0 4-3		0-0 F8 1B 2-3 1B	4	1	2	1	0	1	0		
Inning Stats	R: 0 E: 0 K: 0 S: 3	H: 0 LOB: 0 BB: 0 P: 3	R: 0 E: 0 K: 0 S: 3	H: 0 LOB: 0 BB: 0 P: 3	R: 1 E: 0 K: 0 S: 6	H: 4 LOB: 3 BB: 1 P: 10	R: 0 E: 0 K: 2 S: 7	H: 0 LOB: 0 BB: 0 P: 7	R: 0 E: 0 K: 0 S: 2	H: 0 LOB: 0 BB: 1 P: 6	R: 0 E: 0 K: 1 S: 5	H: 1 LOB: 1 BB: 0 P: 4	R: 0 E: 0 K: 1 S: 5	H: 0 LOB: 0 BB: 1 P: 9	R: 2 E: 0 K: 1 S: 8	H: 3 LOB: 2 BB: 1 P: 12	1B: 7 2B: 0 3B: 1 HR: 0	SF: 0 SAC: 2 DP: 0 HBP: 0	WP: 0 PA: 40 PB: 0 SB: 0 CS: 1
PITCHER	IP 7.0	WLS L	BF 26	H 5	R 1	ER 1	SO 2	BB 2	IBB 0	HBP 0	BLK 0	WP 0	HR 0	S 28	P 36	ERA 1.29	WHIP 1.000		
Marion Fricano, R ERA: 3.82 Morie Martin, L ERA: 4.33 (8, 1)	3.0	L	14	3	2	2	3	2	0	0	0	0	0	18	26	6.00	1.667		

TOP

Boston Red Sox @ Philadelphia Athletics
 Connie Mack Stadium, Philadelphia, PA
 Wed Aug 12 1953, 3:33 AM EDT
 Att: 2,988 - Unknown - 79 F

AB 34
 R 3
 H 8
 RBI 3
 BB 4
 SO 5
 LOB 10




Batter	1	2	3	4	5	6	7	8	9	10	AB	R	H	RBI	BB	SO	LOB		
Joe Demaestri, R OBP: 0.311, SLG: 0.370 (1, 6)	0-0 F7		0-0 5-3		0-0 F8			0-0 FC5-2 1-2 2-3 3-H 1B		0-0 P4	5	0	1	1	0	0	0		
Dave Philley, S OBP: 0.359, SLG: 0.417 (1, 9)	0-0 F8		0-0 L8		0-0 F9			0-0 FC5-2 1-2 2-3 3-H 1B		4-0 S BB FC4-6 BB	4	1	0	0	1	0	3		
Elmer Valo, L OBP: 0.357, SLG: 0.156 (1, 7)	4-0 BB		0-3 K		0-0 F8			0-0 F8		4-0 FC4-6 BB	3	0	0	0	2	1	3		
Eddie Robinson, L OBP: 0.317, SLG: 0.392 Charlie Bishop, R OBP: 0.114, SLG: 0.095 (10, PR)	0-0 6-3		0-0 4-3		0-0 4-3			0-0 1B		0-0 FC4-6 E	5	0	1	1	0	0	2		
Cass Michaels, R OBP: 0.348, SLG: 0.409 (1, 4)		4-0 BB BB	0-0 1B		0-0 F7			0-0 F2		0-0 F3	4	0	1	0	1	0	2		
Ed McChes, R OBP: 0.321, SLG: 0.330 (1, 8)		0-3 K	0-0 F8		0-0 F8			4-0 SH5-4 1B BB		0-0 E6	4	1	1	0	1	1	3		
Ray Murray, R OBP: 0.368, SLG: 0.466 Carmen Mauro, L OBP: 0.234, SLG: 0.253 Joe Astroth, R OBP: 0.327, SLG: 0.338 (8, 2)		0-0 P4	0-0 F3		0-0 F3			0-0 FC5-4 1B		0-0 FC5-4 1B	3	0	1	0	0	0	2		
Loren Babe, L OBP: 0.293, SLG: 0.305 (1, 5)		4-0 1-2 BB	0-0 G1		0-0 SH5-4			0-0 4-3			2	0	0	0	1	0	0		
Marion Fricano, R OBP: 0.170, SLG: 0.174 Gus Zernial, R OBP: 0.350, SLG: 0.533 Bobby Shantz, R OBP: 0.256, SLG: 0.297 Morie Martin, L OBP: 0.121, SLG: 0.121 (8, 1)		0-3 K	0-3 K		0-3 K			4-0 FC5-2 1B IBB		0-0 6-3	2	0	0	0	0	2	2		
Inning Stats	R: 0 E: 0 K: 0 S: 3	H: 0 LOB: 1 BB: 1 P: 7	R: 0 E: 0 K: 2 S: 7	H: 0 LOB: 2 BB: 2 P: 15	R: 0 E: 0 K: 1 S: 5	H: 0 LOB: 0 BB: 0 P: 5	R: 0 E: 0 K: 0 S: 4	H: 1 LOB: 1 BB: 0 P: 4	R: 0 E: 0 K: 1 S: 5	H: 1 LOB: 3 BB: 2 P: 13	R: 0 E: 0 K: 0 S: 4	H: 1 LOB: 1 BB: 0 P: 4	R: 0 E: 0 K: 0 S: 3	H: 0 LOB: 0 BB: 0 P: 3	R: 1 E: 1 K: 0 S: 4	H: 0 LOB: 2 BB: 2 P: 12	1B: 5 2B: 0 3B: 0 HR: 0	SF: 0 SAC: 1 DP: 0 HBP: 0	WP: 0 PA: 43 PB: 0 SB: 1 CS: 0
PITCHER	IP 9.0	WLS W	BF 38	H 5	R 2	ER 2	SO 4	BB 1	IBB 0	HBP 0	BLK 0	WP 0	HR 0	S 40	P 64	ERA 2.00	WHIP 1.111		
Mickey McDermott, L ERA: 3.17 Bill Henry, L ERA: 3.7 Ellis Kinder, R ERA: 2.1 (10, 1)	0.1	S	2	0	0	0	0	1	0	0	0	0	0	1	5	0.00	3.000		
Ellis Kinder, R ERA: 2.1 (10, 1)	0.2	S	3	0	0	0	0	0	0	0	0	0	0	3	3	0.00	0.000		

BOTTOM

Boston Red Sox @ Philadelphia Athletics
 Connie Mack Stadium, Philadelphia, PA
 Wed Aug 12 1953, 3:33 AM EDT
 Att: 2,988 - Unknown - 79 F

AB 35
 R 2
 H 5
 RBI 2
 BB 7
 SO 4
 LOB 20



Batter	1	2	3	4	5	6	7	8	9	AB	R	H	RBI	BB	SO	LOB	TOP			
Billy Goodman, L (1,4) OBP: 0.390, SLG: 0.402	4-0 1B BB		0-0 P6			0-0 P4			0-0 F8	3	0	0	0	1	0	0				
Hoot Evers, R (1,7) OBP: 0.305, SLG: 0.393	0-3 K					0-0 F8			0-0 F7	4	0	0	0	0	1	1				
Dick Gemert, R (1,3) OBP: 0.389, SLG: 0.439	0-0 G6-4-3 1B					0-0 5-3			0-0 F8	4	0	1	0	0	0	0				
George Kell, R (1,5) OBP: 0.384, SLG: 0.491	0-0 G6-4-3 1-2					0-0 6-3			4-0 BB	2	0	0	0	1	0	2				
Sammy White, R (1,2) OBP: 0.319, SLG: 0.439		0-3 K				0-0 6-3			0-0 P6	3	0	0	0	0	1	1				
Tom Umphlett, R (1,8) OBP: 0.346, SLG: 0.408		0-0 P6				0-0 F8			0-0 F5	3	0	0	0	0	0	1				
Jim Piersall, R (1,9) OBP: 0.322, SLG: 0.366		0-0 5-3				0-0 1B			0-0 F7	3	0	1	0	0	0	0				
Ted Lepcio, R (1,6) OBP: 0.310, SLG: 0.367			0-0 1B			0-0 P6			0-3 K	2	0	1	0	0	0	1				
Ted Williams, L (8, PH) OBP: 0.200, SLG: 0.800										1	0	0	0	0	1	0				
Johnny Lipon, R (8, 6) OBP: 0.290, SLG: 0.266			0-0 G5-4-3 1B			0-0 P6				0	0	0	0	0	0	0				
Sid Hudson, R (1,1) OBP: 0.182, SLG: 0.209			0-0 G5-4-3 1-2			0-0 P5			0-0 L6	3	0	0	0	0	0	1				
Inning Stats	R: 0 E: 0 K: 1 S: 5	H: 1 LOB: 1 BB: 1 P: 9	R: 0 E: 0 K: 1 S: 5	H: 0 LOB: 0 BB: 0 P: 5	R: 0 E: 0 K: 0 S: 3	H: 1 LOB: 0 BB: 0 P: 3	R: 0 E: 0 K: 0 S: 3	H: 0 LOB: 0 BB: 0 P: 3	R: 0 E: 0 K: 0 S: 4	H: 1 LOB: 1 BB: 0 P: 4	R: 0 E: 0 K: 0 S: 3	H: 0 LOB: 1 BB: 1 P: 7	R: 0 E: 0 K: 1 S: 5	H: 0 LOB: 0 BB: 0 P: 5	R: 0 E: 0 K: 0 S: 3	H: 0 LOB: 0 BB: 0 P: 3	1B: 3 2B: 0 3B: 0 HR: 0	SF: 0 SAC: 0 DP: 2 HBP: 0	WP: 0 PB: 0 SB: 0 CS: 0	PA: 30
PITCHER Joe Coleman, R (1,1) ERA: 2.68	IP: 9.0 WLS: W BF: 30 H: 3 R: 0 ER: 0 SO: 3 BB: 2 IBB: 0 HBP: 0 BLK: 0 WP: 0 HR: 0 S: 34 P: 42 ERA: 0.00 WHIP: 0.556																			

Boston Red Sox @ Philadelphia Athletics
 Connie Mack Stadium, Philadelphia, PA
 Thu Aug 13 1953, 3:33 AM EDT
 Att: 4,281 - Cloudy

AB	28
R	0
H	3
RBI	0
BB	2
SO	3
LOB	7



Batter	1	2	3	4	5	6	7	8	9	AB	R	H	RBI	BB	SO	LOB	BOTTOM			
Joe Demaestri, R (1,6) OBP: 0.310, SLG: 0.368	0-0 5-3		0-0 F7			0-0 P6 G3 2H 1B			0-0 F9	4	0	1	1	0	0	3				
Dave Philley, S (1,9) OBP: 0.356, SLG: 0.413	0-0 3-1					0-0 G3 1-2			0-0 G3	4	0	0	0	0	0	3				
Elmer Valo, L (1,7) OBP: 0.333, SLG: 0.143	0-0 F8					0-0 P6 2-3				3	0	0	0	0	0	1				
Eddie Robinson, L (1,3) OBP: 0.315, SLG: 0.389		0-0 4-3				0-0 4-3			0-0 P4	3	0	0	0	0	0	0				
Cass Michaels, R (1,4) OBP: 0.345, SLG: 0.405		0-0 6-3				0-3 K			0-0 6-3	3	0	0	0	0	1	0				
Ed McChes, R (1,8) OBP: 0.316, SLG: 0.327		0-0 F8				0-0 6-3			0-0 F9	3	0	0	0	0	0	0				
Ray Murray, R (1,2) OBP: 0.373, SLG: 0.469			0-0 F3			0-0 1B			0-0 FC2-5 1B	3	0	2	0	0	0	0				
Loren Babe, L (1,5) OBP: 0.297, SLG: 0.310			0-0 1B			0-0 F9			0-0 FC2-5 1B	3	0	2	0	0	0	1				
Joe Coleman, R (1,1) OBP: 0.417, SLG: 0.455			0-0 L7			0-0 1B 2B			0-0 FC2-5	3	1	1	0	0	0	3				
Inning Stats	R: 0 E: 0 K: 0 S: 3	H: 0 LOB: 0 BB: 0 P: 3	R: 0 E: 0 K: 0 S: 3	H: 0 LOB: 0 BB: 0 P: 3	R: 0 E: 0 K: 0 S: 4	H: 1 LOB: 1 BB: 0 P: 4	R: 0 E: 0 K: 0 S: 3	H: 0 LOB: 0 BB: 0 P: 3	R: 0 E: 0 K: 0 S: 6	H: 1 LOB: 1 BB: 0 P: 6	R: 1 E: 0 K: 0 S: 4	H: 2 LOB: 0 BB: 0 P: 4	R: 0 E: 0 K: 0 S: 3	H: 0 LOB: 0 BB: 0 P: 3	R: 0 E: 0 K: 0 S: 5	H: 2 LOB: 2 BB: 0 P: 5	1B: 5 2B: 1 3B: 0 HR: 0	SF: 0 SAC: 0 DP: 0 HBP: 0	WP: 0 PB: 0 SB: 0 CS: 0	PA: 29
PITCHER Sid Hudson, R (1,1) ERA: 3.63	IP: 8.0 WLS: L BF: 29 H: 6 R: 1 ER: 1 SO: 1 BB: 0 IBB: 0 HBP: 0 BLK: 0 WP: 0 HR: 0 S: 31 P: 31 ERA: 1.12 WHIP: 0.750																			

Boston Red Sox @ Philadelphia Athletics
 Connie Mack Stadium, Philadelphia, PA
 Thu Aug 13 1953, 3:33 AM EDT
 Att: 4,281 - Cloudy

AB	29
R	1
H	6
RBI	1
BB	0
SO	1
LOB	11



Batter	1	2	3	4	5	6	7	8	9	AB	R	H	RBI	BB	SO	LOB	TOP			
Eddie Yost, R OBP: 0.385, SLG: 0.359 (1, 5)	L5		F9			5-3		1-3 2-H 2B	1-3	5	0	1	1	1	0	5	Washington Senators @ Boston Red Sox Fenway Park, Boston, MA Sat Aug 15 1953, 3:38 AM EDT Att: 24,339 - Unknown livebaseballscorecards.com			
Pete Runnels, L OBP: 0.355, SLG: 0.327 (1, 4)	2B BB		F8			F8	4-3	K		4	1	0	0	1	1	3				
Mickey Vernon, L OBP: 0.399, SLG: 0.501 (1, 3)	F9		P6			F9	P5			4	0	0	0	1	0	2				
Jackie Jensen, R OBP: 0.376, SLG: 0.437 (1, 9)	1-H 2B			4-3		F8			K	5	0	2	1	0	1	4				
Gil Coan, L OBP: 0.265, SLG: 0.200 (1, 7)	L5		F9			1B E HBP	G3		1B 1B HBP	3	1	0	0	0	0	2				
Jim Busby, R OBP: 0.350, SLG: 0.403 (1, 8)		F5		1B 2B		6-3 1B		SH 1B	1B	5	1	4	0	0	0	0				
Frank Sacka, R OBP: 0.400, SLG: 0.294 (1, 2)	F8			1B IBB		F9		SH 1B	P3	3	1	0	0	1	0	4				
Pompeyo Davallillo, R OBP: 0.333, SLG: 0.341 (1, 6)						FC6		F9		5	0	3	0	0	0	3				
Bob Porterfield, R OBP: 0.341, SLG: 0.513 (1, 1)	6-3			1-2 2-3 1B		6-3		2B 1B	K	5	0	1	1	0	1	9				
Inning Stats	R: 1 E: 0 K: 0 S: 4	H: 1 LOB: 1 BB: 1 P: 8	R: 0 E: 0 K: 0 S: 4	H: 1 LOB: 1 BB: 0 P: 4	R: 0 E: 0 K: 0 S: 3	H: 0 LOB: 0 BB: 0 P: 3	R: 0 E: 0 K: 0 S: 5	H: 2 LOB: 3 BB: 1 P: 9	R: 0 E: 0 K: 0 S: 3	H: 0 LOB: 1 BB: 1 P: 7	R: 0 E: 0 K: 0 S: 4	H: 1 LOB: 1 BB: 0 P: 4	R: 2 E: 1 K: 2 S: 11	H: 3 LOB: 3 BB: 1 P: 15	R: 0 E: 0 K: 1 S: 7	H: 2 LOB: 3 BB: 0 P: 8	1B: 8 2B: 3 3B: 0 HR: 0	SF: 0 SAC: 1 DP: 0 HBP: 2	WP: 0 PB: 0 SB: 0 CS: 0	PA: 46
PITCHER	IP WLS BF H R ER SO BB IBB HBP BLK WP HR S P ERA WHIP																			
Ben Flowers, R ERA: 2.54 (1, 1)	7.1 L 37 9 4 2 0 2 2 1 0 0 0 0 0 6 10 2.46 1.500																			
Frank Sullivan, R ERA: 5.19 (8, 1)	0.2 3 0 0 0 2 1 0 0 0 0 0 0 0 3 4 0.00 6.000																			
Willard Nixon, R ERA: 3.54 (9, 1)	0.1 4 2 0 0 0 0 0 0 0 1 0 0 0 0 6 0.00 6.000																			
Ellis Kinder, R ERA: 2.08 (9, 1)	0.2 2 0 0 0 1 0 0 0 0 0 0 0 0 4 4 0.00 0.000																			
Batter	1	2	3	4	5	6	7	8	9	AB	R	H	RBI	BB	SO	LOB	BOTTOM			
Billy Goodman, L OBP: 0.393, SLG: 0.405 (1, 4)	K		6-3			2B 1B		4-3		4	1	1	0	0	1	0	Washington Senators @ Boston Red Sox Fenway Park, Boston, MA Sat Aug 15 1953, 3:38 AM EDT Att: 24,339 - Unknown livebaseballscorecards.com			
Hoot Evers, R OBP: 0.302, SLG: 0.385 (1, 7)	1B BB		F8			F8		F7		3	1	0	0	1	0	1				
Dick Gemert, R OBP: 0.388, SLG: 0.439 (1, 3)	1B CS 1B			F9		1-H 2B			FC6-4 BB	3	0	2	1	1	0	0				
George Kell, R OBP: 0.382, SLG: 0.485 (1, 5)	CS 1B			F2		F7			F7	4	0	1	1	0	0	2				
Sammy White, R OBP: 0.317, SLG: 0.439 (1, 2)	F8			F8		L7			FC6-4 BB	4	0	0	0	0	0	4				
Tom Umpthlett, R OBP: 0.342, SLG: 0.403 (1, 8)		5-3				2B 1B		6-3		3	0	1	0	0	0	0				
Ted Williams, L OBP: 0.286, SLG: 0.667 (9, FH)										0	0	0	0	1	0	0				
Billy Conzolo, R OBP: 0.231, SLG: 0.385 (9, PR)										0	0	0	0	0	0	0				
Jim Piersall, R OBP: 0.321, SLG: 0.366 (1, 9)		5-3				F9		K		4	0	0	0	0	1	3				
Ted Lepcio, R OBP: 0.299, SLG: 0.353 (1, 6)			K			F7		F8		3	0	0	0	0	1	1				
Ben Flowers, R OBP: 0.200, SLG: 0.333 (1, 1)										2	0	1	0	0	1	0				
Frank Sullivan, R OBP: 0.500, SLG: 0.500 (8, 1)										0	0	0	0	0	0	0				
Floyd Baker, L OBP: 0.380, SLG: 0.353 (9, PH)			K							1	0	0	0	0	0	0				
Willard Nixon, L OBP: 0.310, SLG: 0.243 (9, 1)										0	0	0	0	0	0	0				
Ellis Kinder, R OBP: 0.364, SLG: 0.409 (9, 1)						1-H 2B				0	0	0	0	0	0	0				
Inning Stats	R: 1 E: 0 K: 1 S: 6	H: 2 LOB: 1 BB: 1 P: 10	R: 0 E: 0 K: 1 S: 5	H: 0 LOB: 0 BB: 0 P: 5	R: 0 E: 0 K: 1 S: 5	H: 0 LOB: 0 BB: 0 P: 5	R: 0 E: 0 K: 0 S: 3	H: 0 LOB: 0 BB: 0 P: 3	R: 0 E: 0 K: 0 S: 4	H: 2 LOB: 2 BB: 0 P: 4	R: 0 E: 0 K: 0 S: 5	H: 2 LOB: 1 BB: 0 P: 5	R: 0 E: 0 K: 1 S: 5	H: 0 LOB: 0 BB: 0 P: 5	R: 0 E: 0 K: 0 S: 3	H: 0 LOB: 2 BB: 2 P: 11	1B: 4 2B: 2 3B: 0 HR: 0	SF: 0 SAC: 0 DP: 0 HBP: 0	WP: 0 PB: 0 SB: 0 CS: 2	PA: 34
PITCHER	IP WLS BF H R ER SO BB IBB HBP BLK WP HR S P ERA WHIP																			
Bob Porterfield, R ERA: 3.48 (1, 1)	9.0 W 34 6 2 2 4 3 0 0 0 0 0 0 0 39 51 2.00 1.000																			

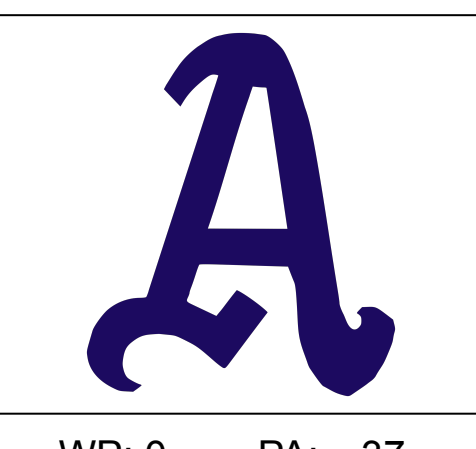
Batter	1	2	3	4	5	6	7	8	9	AB	R	H	RBI	BB	SO	LOB	TOP				
Eddie Yost, R OBP: 0.391, SLG: 0.365 (1, 5)	4-0 BB BB		4-0 1B 2B BB	0-0 G6-4-3 1B			0-0 6-3	4-0 1B BB		2	1	1	0	3	0	0	Washington Senators @ Boston Red Sox Fenway Park, Boston, MA Sun Aug 16 1953, 3:38 AM EDT Att: 25,564 - Unknown livebaseballscorecards.com				
Pete Runnels, L OBP: 0.360, SLG: 0.329 (1, 4)	4-0 G6-4-3 BB		0-0 F8	0-0 G6-4-3			4-0 1B FC1 BB	0-0 1B		3	0	1	0	2	0	2					
Mickey Vernon, L OBP: 0.398, SLG: 0.498 (1, 3)	0-0 F8		0-0 2B BB 1B	0-0 P5			0-0 BB FC1 1B	0-0 P5		5	2	2	0	0	0	4					
Jackie Jensen, R OBP: 0.371, SLG: 0.432 (1, 9)	0-0 G6-4-3		0-0 BB 2B 2B		0-0 5-3		0-0 FC1 BB 1B		0-0 F8	5	2	1	1	0	0	4					
Gil Coan, L OBP: 0.269, SLG: 0.191 (1, 7)		0-0 L8	4-0 BB 2B BB		0-0 4-3		4-0 1B BB		0-0 6-3	3	1	0	0	2	0	0					
Jim Busby, R OBP: 0.348, SLG: 0.398 (1, 8)		0-0 5-3	0-0 2B BB		0-0 F8		0-0 1B		0-0 F8	4	1	1	3	1	0	0					
Mickey Grasso, R OBP: 0.284, SLG: 0.297 (1, 2)		0-0 1B 1B	0-0 2B 2B			0-0 6-3	0-0 F8			4	0	2	3	0	0	2					
Pompeyo Davallillo, R OBP: 0.314, SLG: 0.320 (1, 6)		0-0 1B	0-0 F9			0-0 5-3		0-0 F8		4	0	1	0	0	0	1					
Spec Shea, R OBP: 0.204, SLG: 0.191 (1, 1)	0-3 K		0-0 F8			0-0 F8		0-3 K		4	0	0	0	0	2	3					
Inning Stats	R: 0 E: 0 K: 0 S: 2	H: 0 LOB: 1 BB: 2 P: 10	R: 0 E: 0 K: 1 S: 7	H: 2 LOB: 2 BB: 0 P: 7	R: 5 E: 0 K: 0 S: 6	H: 3 LOB: 1 BB: 3 P: 18	R: 0 E: 0 K: 0 S: 3	H: 1 LOB: 0 BB: 0 P: 3	R: 0 E: 0 K: 0 S: 3	H: 0 LOB: 0 BB: 0 P: 3	R: 2 E: 0 K: 0 S: 5	H: 2 LOB: 2 BB: 2 P: 13	R: 0 E: 0 K: 1 S: 6	H: 1 LOB: 2 BB: 1 P: 10	R: 0 E: 0 K: 0 S: 3	H: 0 LOB: 0 BB: 0 P: 3	1B: 7 2B: 2 3B: 0 HR: 0	SF: 0 SAC: 0 DP: 2 HBP: 0	WP: 0 PB: 0 SB: 0 CS: 0	PA: 42	
PITCHER	IP	WLS	BF	H	R	ER	SO	BB	IBB	HBP	BLK	WP	HR	S	P	ERA	WHIP				
Hal Brown, R ERA: 4.05 (1, 1)	2.1	L	14	4	4	4	1	4	0	0	0	0	0	12	28	15.43	3.429				
Frank Sullivan, R ERA: 5.23 (3, 1)	1.2		7	2	1	1	0	1	0	0	0	0	0	6	10	5.40	1.800				
Sid Hudson, R ERA: 3.63 (5, 1)	5.0		21	3	2	2	1	3	0	0	0	0	0	20	32	3.60	1.200				

Batter	1	2	3	4	5	6	7	8	9	AB	R	H	RBI	BB	SO	LOB	BOTTOM					
Billy Goodman, L OBP: 0.390, SLG: 0.401 (1, 4)	0-0 L3-6 WP 1B		0-0 L7	0-0 F8			0-0 6-3		0-0 5-3	5	0	1	0	0	0	2	Washington Senators @ Boston Red Sox Fenway Park, Boston, MA Sun Aug 16 1953, 3:38 AM EDT Att: 25,564 - Unknown livebaseballscorecards.com					
Jim Piersall, R OBP: 0.324, SLG: 0.366 (1, 9)	4-0 S BB		4-0 2B 5-3 BB		0-3 K		0-0 1B			2	1	1	0	2	1	0						
Ted Williams, L OBP: 0.400, SLG: 1.111 (1, 7)	0-0 L3-6		0-0 2B		0-0 HR		0-0 F7			3	1	2	1	0	0	2						
Hoot Evers, R OBP: 0.301, SLG: 0.382 (6, 7)	2-3		1-3 2B				0-0 4-3			1	0	0	0	0	0	1						
George Kell, R OBP: 0.379, SLG: 0.478 (1, 5)	0-0 F7		0-0 5-3		0-0 P3		0-0 4-3			4	0	0	1	0	0	3						
Dick Gernert, R OBP: 0.390, SLG: 0.436 (1, 3)		4-0 HR BB	0-0 P8		0-0 P6			0-0 5-3		3	1	0	0	1	0	1						
Sammy White, R OBP: 0.321, SLG: 0.445 (1, 2)		0-0 HR		0-0 F7		0-0 P4		0-0 F9		4	1	1	2	0	0	0						
Tom Umphlett, R OBP: 0.338, SLG: 0.397 (1, 8)		0-0 P5		0-0 E 1B		0-0 F8		0-0 6-3		4	0	1	0	0	0	0						
Ted Lepcio, R OBP: 0.286, SLG: 0.336 (1, 6)		0-0 5-3		0-0 E4		0-0 E6		0-0 F8		3	0	0	0	0	0	1						
Floyd Baker, L OBP: 0.377, SLG: 0.350 (9, PH)				1-2					0-0 F8	1	0	0	0	0	0	0						
Hal Brown, R OBP: 0.352, SLG: 0.471 (1, 1)		0-3 K		0-0 F2		0-0 F7		0-3 K		1	0	0	0	0	1	0						
Frank Sullivan, R OBP: 0.500, SLG: 0.500 (3, 1)										0	0	0	0	0	0	0						
Al Zarilla, L OBP: 0.351, SLG: 0.229 (4, PH)										1	0	0	0	0	2	2						
Sid Hudson, R OBP: 0.178, SLG: 0.205 (5, 1)										1	0	0	0	0	1	1						
Mickey McDermott, L OBP: 0.318, SLG: 0.446 (9, PH)										1	0	0	0	0	1	0						
Inning Stats	R: 0 E: 0 K: 0 S: 3	H: 1 LOB: 1 BB: 1 P: 7	R: 2 E: 0 K: 1 S: 6	H: 1 LOB: 0 BB: 1 P: 10	R: 1 E: 0 K: 0 S: 4	H: 1 LOB: 1 BB: 1 P: 8	R: 0 E: 1 K: 0 S: 5	H: 1 LOB: 2 BB: 0 P: 5	R: 1 E: 0 K: 1 S: 6	H: 1 LOB: 0 BB: 0 P: 6	R: 0 E: 1 K: 0 S: 4	H: 0 LOB: 1 BB: 0 P: 4	R: 0 E: 0 K: 0 S: 4	H: 1 LOB: 1 BB: 0 P: 4	R: 0 E: 0 K: 0 S: 3	H: 0 LOB: 0 BB: 0 P: 3	R: 0 E: 0 K: 1 S: 5	H: 0 LOB: 0 BB: 0 P: 5	1B: 3 2B: 2 3B: 0 HR: 2	SF: 0 SAC: 0 DP: 1 HBP: 0	WP: 1 PB: 0 SB: 1 CS: 0	PA: 37
PITCHER	IP	WLS	BF	H	R	ER	SO	BB	IBB	HBP	BLK	WP	HR	S	P	ERA	WHIP					
Spec Shea, R ERA: 3.7 (1, 1)	9.0	W	37	6	4	4	3	3	0	0	0	1	2	40	52	4.00	1.000					

Batter	1	2	3	4	5	6	7	8	9	AB	R	H	RBI	BB	SO	LOB	TOP								
Joe Demaestri, R (1, 6) OBP: 0.295, SLG: 0.357 Ray Murray, R (9, PH) OBP: 0.366, SLG: 0.455	0-0 6-3		0-0 L7		0-0 F7		0-0 6-3		0-0 F7	4	0	0	0	0	0	2									
Dave Philley, S (1, 9) OBP: 0.355, SLG: 0.412	0-0 1B		0-0 FC6-4 1-2		0-0 1B 2-H			0-0 F7		4	0	2	0	0	0	1									
Eddie Robinson, L (1, 3) OBP: 0.322, SLG: 0.400	0-0 F3			0-0 HR 1B		0-0 HR		0-0 4-3		4	2	2	1	0	0	1									
Gus Zernial, R (1, 7) OBP: 0.350, SLG: 0.537	0-0 P3			0-0 HR 1-H		0-0 HR		0-0 F8		4	2	2	3	0	0	1									
Carmen Mauro, L (1, 8) OBP: 0.250, SLG: 0.278		0-3 K		0-0 CS 1B		0-0 G3		0-0 F8		4	0	1	0	0	1	0									
Cass Michaels, R (1, 4) OBP: 0.345, SLG: 0.394 Tom Hamilton, L (9, PH) OBP: 0.240, SLG: 0.178	0-0 1-3		0-0 5-3		0-0 5-3 1-2		0-0 5-3		0-0 F9 BB 1B	3	0	0	0	0	0	1									
Loren Babe, L (1, 5) OBP: 0.295, SLG: 0.307	0-0 F8		0-0 G3		0-0 G3		0-3 K		4-0 F9 BB 1-2	3	0	0	0	1	1	0									
Joe Astroth, R (1, 2) OBP: 0.335, SLG: 0.352 Elmer Valo, L (9, PH) OBP: 0.330, SLG: 0.191			4-0 FC6-4 BB		0-0 1B 2B		0-0 F6		0-0 F9 1-2 2-3	2	0	1	0	1	0	0									
Charlie Bishop, R (1, 1) OBP: 0.102, SLG: 0.085 Morrie Martin, L (7, 1) OBP: 0.121, SLG: 0.121 Neal Watlington, L (9, PH) OBP: 0.206, SLG: 0.161			0-3 K		0-0 5-3		0-0 1-3		4-0 BB	3	0	0	0	0	1	2									
Inning Stats	R: 0 E: 0 K: 0 S: 4	H: 1 LOB: 1 BB: 0 P: 4	R: 0 E: 0 K: 1 S: 5	H: 0 LOB: 0 BB: 0 P: 5	R: 0 E: 0 K: 1 S: 5	H: 0 LOB: 1 BB: 1 P: 9	R: 2 E: 0 K: 0 S: 5	H: 3 LOB: 0 BB: 0 P: 5	R: 0 E: 0 K: 1 S: 4	H: 2 LOB: 2 BB: 0 P: 4	R: 2 E: 0 K: 1 S: 7	H: 2 LOB: 0 BB: 0 P: 7	R: 0 E: 0 K: 0 S: 3	H: 0 LOB: 0 BB: 0 P: 3	R: 0 E: 0 K: 0 S: 3	H: 0 LOB: 0 BB: 0 P: 3	R: 0 E: 0 K: 0 S: 4	H: 1 LOB: 3 BB: 2 P: 12	1B: 5 2B: 1 3B: 0 HR: 3	SF: 0 SAC: 0 DP: 0 HBP: 0	WP: 0 PB: 0 SB: 0 CS: 1	PA: 37			
PITCHER	IP	WLS	BF	H	R	ER	SO	BB	IBB	HBP	BLK	WP	HR	S	P	ERA	WHIP								
Ben Flowers, R (1, 1) ERA: 2.88	5.0		22	8	4	4	2	1	0	0	0	0	3	25	29	7.20	1.800								
Ellis Kinder, R (6, 1) ERA: 1.96	4.0	W	15	1	0	0	1	2	0	0	0	0	0	15	23	0.00	0.750								

Philadelphia Athletics @ Boston Red Sox
Fenway Park, Boston, MA
Wed Aug 19 1953, 3:33 AM EDT
Att: 12,084 - Sunny - 73 F


AB 34
R 4
H 9
RBI 4
BB 3
SO 3
LOB 13



Batter	1	2	3	4	5	6	7	8	9	AB	R	H	RBI	BB	SO	LOB	BOTTOM								
Billy Goodman, L (1, 4) OBP: 0.391, SLG: 0.407	0-0 F9 1B 2B	0-0 FC6 1-2		0-0 1B 2-H		0-0 4-3		0-0 E6 L4-3		5	1	2	1	0	0	3									
Jim Piersall, R (1, 9) OBP: 0.325, SLG: 0.367 Al Zarilla, L (5, 9) OBP: 0.365, SLG: 0.240	0-0 F9 2-3		0-0 6-3	0-0 1B 1-3		0-0 4-3 1B		0-0 L4-3		3	0	1	0	0	0	1									
Ted Williams, L (1, 7) OBP: 0.500, SLG: 1.071 Karl Olson, R (8, 7) OBP: 0.067, SLG: 0.133	4-0 4-3 BB		4-0 BB		0-0 F7		0-0 F7		0-0 L4-3	2	1	1	2	2	0	0									
George Kell, R (1, 5) OBP: 0.379, SLG: 0.477	0-0 4-3 1B		0-0 F8		0-0 P5		0-0 HR 1-H		0-0 SH3-4 1B 2B	4	1	2	1	0	0	1									
Dick Gemert, R (1, 3) OBP: 0.389, SLG: 0.430	0-0 4-3		0-3 K		0-0 5-3		0-0 SH3-4		0-0 SH3-4	3	0	0	0	0	1	3									
Sammy White, R (1, 2) OBP: 0.320, SLG: 0.444	0-0 F9			0-0 1B F8 2B		0-3 K2-3		0-0 FC6 1B		4	1	2	1	0	1	2									
Tom Umphlett, R (1, 8) OBP: 0.337, SLG: 0.395		0-3 K		0-0 1B 1B		0-0 F8		0-0 FC6 1B		4	1	1	0	0	1	1									
Milt Bolling, R (1, 6) OBP: 0.329, SLG: 0.365	0-0 F8		0-0 F8		0-0 F8		1-0 1B HBP		0-0 1-3	3	0	0	1	0	0	2									
Ben Flowers, R (1, 1) OBP: 0.176, SLG: 0.294 Ellis Kinder, R (6, 1) OBP: 0.375, SLG: 0.417	0-0 E5 FC6		0-0 F7		0-0 F7		0-0 1B		0-0 F6	2	0	0	0	0	0	1									
Inning Stats	R: 1 E: 0 K: 0 S: 5	H: 2 LOB: 2 BB: 1 P: 9	R: 0 E: 1 K: 1 S: 6	H: 0 LOB: 1 BB: 0 P: 6	R: 0 E: 0 K: 1 S: 5	H: 0 LOB: 1 BB: 1 P: 9	R: 2 E: 0 K: 0 S: 6	H: 4 LOB: 2 BB: 0 P: 6	R: 0 E: 0 K: 0 S: 3	H: 0 LOB: 0 BB: 0 P: 3	R: 3 E: 0 K: 0 S: 7	H: 4 LOB: 1 BB: 0 P: 7	R: 0 E: 1 K: 0 S: 3	H: 0 LOB: 0 BB: 0 P: 3	R: 0 E: 1 K: 0 S: 3	H: 0 LOB: 0 BB: 0 P: 3	1B: 7 2B: 4 3B: 0 HR: 1	SF: 0 SAC: 1 DP: 1 HBP: 1	WP: 0 PB: 0 SB: 0 CS: 0	PA: 38					
PITCHER	IP	WLS	BF	H	R	ER	SO	BB	IBB	HBP	BLK	WP	HR	S	P	ERA	WHIP								
Charlie Bishop, R (1, 1) ERA: 5.29	6.1	L	33	11	6	6	3	2	0	1	0	0	1	36	45	8.53	2.053								
Morrie Martin, L (7, 1) ERA: 4.35	1.2		5	0	0	0	0	0	0	0	0	0	0	5	5	0.00	0.000								

Philadelphia Athletics @ Boston Red Sox
Fenway Park, Boston, MA
Wed Aug 19 1953, 3:33 AM EDT
Att: 12,084 - Sunny - 73 F

AB 34
R 6
H 11
RBI 6
BB 2
SO 3
LOB 15



Batter	1	2	3	4	5	6	7	8	9	AB	R	H	RBI	BB	SO	LOB	TOP
Billy Goodman, L (1.4) OBP: 0.388, SLG: 0.403	6-3			F8		1-4-3		P1		4	0	0	0	0	0	2	Boston Red Sox @ Washington Senators Griffith Stadium, Washington, DC Fri Aug 21 1953, 3:33 AM EDT Unknown livebaseballscorecards.com
Jim Piersall, R (1.9) OBP: 0.325, SLG: 0.367	F7			F9						3	0	1	0	0	0	0	
Al Zarilla, L (7. PR) OBP: 0.375, SLG: 0.255										1	1	1	0	0	0	0	
Dick Gemert, R (1.3) OBP: 0.388, SLG: 0.429	F9			F3						4	0	1	0	0	0	2	
George Kell, R (1.5) OBP: 0.378, SLG: 0.473										3	0	0	0	1	0	0	
Sammy White, R (1.2) OBP: 0.317, SLG: 0.440	F7									4	0	0	0	0	0	3	
Karl Olson, R (1.7) OBP: 0.053, SLG: 0.105	F8									4	0	0	1	0	1	2	
Tom Umphlett, R (1.8) OBP: 0.336, SLG: 0.393										2	0	0	0	0	0	0	
Ted Williams, L (7. PH) OBP: 0.474, SLG: 1.000										1	0	0	0	0	0	2	
Billy Consolo, R (7.5) OBP: 0.231, SLG: 0.385										0	0	0	0	0	0	0	
Mitt Bolling, R (1.6) OBP: 0.329, SLG: 0.363										2	0	0	0	1	0	0	
Hal Brown, R (1.1) OBP: 0.351, SLG: 0.463										3	0	1	0	0	0	1	
Ike Delock, R (8.1) OBP: 0.286, SLG: 0.167										0	0	0	0	0	0	0	
Inning Stats	R: 0 E: 0 K: 0 S: 3	H: 0 LOB: 0 BB: 0 P: 3	R: 0 E: 0 K: 0 S: 3	H: 0 LOB: 0 BB: 0 P: 3	R: 0 E: 0 K: 0 S: 3	H: 0 LOB: 0 BB: 0 P: 3	R: 0 E: 0 K: 0 S: 3	H: 1 LOB: 1 BB: 0 P: 4	R: 1 E: 0 K: 0 S: 5	H: 2 LOB: 2 BB: 1 P: 9	R: 0 E: 0 K: 1 S: 5	H: 1 LOB: 2 BB: 0 P: 8	R: 0 E: 0 K: 1 S: 5	H: 0 LOB: 0 BB: 0 P: 5	1B: 4 2B: 0 3B: 0 HR: 0	SF: 0 SAC: 0 DP: 0 HBP: 0	WP: 0 PA: 33 CS: 0
PITCHER Chuck Stobbs, L (1.1) ERA: 3.23	IP: 9.0 WLS: W BF: 33 H: 4 R: 1 ER: 1 SO: 1 BB: 2 IBB: 0 HBP: 0 BLK: 0 WP: 0 HR: 0 S: 33 P: 41 ERA: 1.00 WHIP: 0.667											PITCHER	IP: 9.0 WLS: W BF: 33 H: 4 R: 1 ER: 1 SO: 1 BB: 2 IBB: 0 HBP: 0 BLK: 0 WP: 0 HR: 0 S: 33 P: 41 ERA: 1.00 WHIP: 0.667				



Batter	1	2	3	4	5	6	7	8	9	AB	R	H	RBI	BB	SO	LOB	BOTTOM
Eddie Yost, R (1.5) OBP: 0.384, SLG: 0.357	F7		F2			F7				5	1	2	1	0	0	5	Boston Red Sox @ Washington Senators Griffith Stadium, Washington, DC Fri Aug 21 1953, 3:33 AM EDT Unknown livebaseballscorecards.com
Pete Runnels, L (1.6) OBP: 0.360, SLG: 0.325	F8		F7			FC4-6				5	2	1	0	0	0	7	
Mickey Vernon, L (1.3) OBP: 0.397, SLG: 0.505	3-1		F8							4	2	2	1	1	0	3	
Jackie Jensen, R (1.9) OBP: 0.366, SLG: 0.422										4	1	0	1	1	0	3	
Gil Coan, L (1.7) OBP: 0.283, SLG: 0.227	4-3									4	1	2	1	0	0	0	
Jim Busby, R (1.8) OBP: 0.352, SLG: 0.402	6-3									4	1	1	0	1	0	3	
Mel Hoderlein, S (1.4) OBP: 0.259, SLG: 0.220										3	0	0	0	0	0	3	
Clyde Vollmer, R (7. PH) OBP: 0.343, SLG: 0.389										1	0	1	1	0	0	0	
Jerry Snyder, R (7. PR) OBP: 0.385, SLG: 0.421										0	0	0	0	0	0	0	
Wayne Terwilliger, R (8.4) OBP: 0.336, SLG: 0.324										1	0	1	1	0	0	0	
Ed Fitz Gerald, R (1.2) OBP: 0.308, SLG: 0.326										3	0	0	1	1	0	4	
Chuck Stobbs, L (1.1) OBP: 0.282, SLG: 0.222										3	1	2	1	0	0	2	
Inning Stats	R: 0 E: 0 K: 0 S: 3	H: 0 LOB: 0 BB: 0 P: 3	R: 0 E: 0 K: 0 S: 3	H: 0 LOB: 0 BB: 0 P: 3	R: 0 E: 0 K: 0 S: 4	H: 1 LOB: 1 BB: 0 P: 4	R: 2 E: 0 K: 0 S: 6	H: 3 LOB: 1 BB: 0 P: 6	R: 2 E: 1 K: 0 S: 7	H: 2 LOB: 2 BB: 2 P: 13	R: 3 E: 0 K: 0 S: 7	H: 4 LOB: 2 BB: 1 P: 11	1B: 10 2B: 1 3B: 1 HR: 0	SF: 0 SAC: 3 DP: 0 HBP: 0	WP: 1 PA: 44 CS: 0		
PITCHER Hal Brown, R (1.1) ERA: 4.22	IP: 7.0 WLS: L BF: 39 H: 10 R: 9 ER: 6 SO: 6 BB: 4 IBB: 0 HBP: 0 BLK: 0 WP: 1 HR: 0 S: 35 P: 51 ERA: 7.71 WHIP: 2.000											PITCHER Ike Delock, R (8.1) ERA: 4.45	IP: 1.0 WLS: 5 BF: 2 H: 2 R: 0 ER: 0 SO: 0 BB: 0 IBB: 0 HBP: 0 BLK: 0 WP: 0 HR: 0 S: 5 P: 5 ERA: 0.00 WHIP: 2.000				



Batter	1	2	3	4	5	6	7	8	9	AB	R	H	RBI	BB	SO	LOB	TOP						
Billy Goodman, L OBP: 0.388, SLG: 0.401 (1, 3)	4-0 BB BB		0-0 SH1-3 1B		0-0 F8		0-0 E6 1B		0-0 F8	4	2	1	0	1	0	1	Boston Red Sox @ Washington Senators Griffith Stadium, Washington, DC Sat Aug 22 1953, 3:33 AM EDT Att: 9,419 - Unknown livebaseballscorecards.com						
Jim Piersall, R OBP: 0.326, SLG: 0.366 (1, 9)	4-0 1-3 BB		0-0 SH1-3		0-0 5-3		0-0 1B SH1-3 1B		0-0 F2	3	1	1	1	1	0	0							
Ted Williams, L OBP: 0.593, SLG: 1.091 Karl Olson, R OBP: 0.050, SLG: 0.100 (7, PR) (7, 7)	0-0 1-3		0-0 E 1B		4-0 BB		0-0 SH1-3 1B			3	0	2	2	1	0	2							
George Kell, R OBP: 0.373, SLG: 0.468 (1, 5)	0-0 1-3		0-0 E6 1-2		0-0 L6		0-0 SH1-3			3	0	0	1	0	0	4							
Floyd Baker, L OBP: 0.369, SLG: 0.333 (1, 4)	0-0 P6		0-0 P6				0-0 F9		0-0 F8	4	0	0	0	0	0	6							
Mickey McDermott, L OBP: 0.319, SLG: 0.451 Ellis Kinder, R OBP: 0.360, SLG: 0.400 (1, 1) (7, 1)		0-0 FC5-4 1B	0-0 4-3				0-0 E6 G5-4-3		0-0 F7	3	0	1	0	0	0	2							
Tom Umphlett, R OBP: 0.332, SLG: 0.388 (1, 8)		0-0 FC5-4 1-2			0-0 F8		0-0 G5-4-3		0-0 6-3	4	0	0	0	0	0	2							
Mitt Bolling, R OBP: 0.325, SLG: 0.356 Billy Console, R OBP: 0.353, SLG: 0.385 Sammy White, R OBP: 0.317, SLG: 0.439 (7, PR) (7, 2)	0-0 P6		0-0 P4				4-0 E 1B BB		0-3 K	2	0	0	0	1	0	1							
Gus Niarhos, R OBP: 0.300, SLG: 0.308 Al Zarilla, L OBP: 0.353, SLG: 0.236 Johnny Lipon, R OBP: 0.286, SLG: 0.262 (1, 2) (7, PH) (7, 6)	0-3 K2-3		0-3 K				0-3 K		0-0 5-3	2	0	0	0	0	2	1							
Inning Stats	R: 0 E: 0 K: 0 S: 3	H: 0 LOB: 2 BB: 2 P: 11	R: 0 E: 0 K: 1 S: 6	H: 1 LOB: 1 BB: 0 P: 6	R: 1 E: 1 K: 0 S: 6	H: 2 LOB: 2 BB: 0 P: 6	R: 0 E: 0 K: 1 S: 5	H: 0 LOB: 0 BB: 0 P: 5	R: 0 E: 0 K: 0 S: 3	H: 0 LOB: 1 BB: 1 P: 7	R: 0 E: 0 K: 0 S: 3	H: 0 LOB: 0 BB: 0 P: 3	R: 3 E: 1 K: 1 S: 8	H: 2 LOB: 2 BB: 1 P: 12	R: 0 E: 0 K: 1 S: 5	H: 0 LOB: 0 BB: 0 P: 5		R: 0 E: 0 K: 0 S: 3	H: 0 LOB: 0 BB: 0 P: 3	1B: 5 2B: 0 3B: 0 HR: 0	SF: 0 SAC: 2 DP: 1 HBP: 0	WP: 0 PB: 0 SB: 0 CS: 0	PA: 38
PITCHER Walt Masterson, R ERA: 3.26 Jerry Lane, R ERA: 4.05 (1, 1) (9, 1)	IP: 8.0 WLS: L BF: 35	H: 5 R: 4 ER: 2 SO: 4	BB: 4 IBB: 0 HBP: 0 BLK: 0	WP: 0 HR: 0 S: 39 P: 55	ERA: 2.25 WHIP: 1.125															ERA: 0.00 WHIP: 0.000			

Batter	1	2	3	4	5	6	7	8	9	AB	R	H	RBI	BB	SO	LOB	BOTTOM				
Eddie Yost, R OBP: 0.382, SLG: 0.357 (1, 5)	0-0 6-3		0-0 E 1B F7 1B		0-0 FC5 1-2		0-3 K		0-0 1-4-3	5	1	1	0	0	1	4	Boston Red Sox @ Washington Senators Griffith Stadium, Washington, DC Sat Aug 22 1953, 3:33 AM EDT Att: 9,419 - Unknown livebaseballscorecards.com				
Wayne Terwilliger, R OBP: 0.336, SLG: 0.326 (1, 4)	4-0 1B G3 BB		0-0 P4		0-0 F7		0-0 F9 3B		0-0 F8	4	1	1	0	1	0	1					
Mickey Vernon, L OBP: 0.394, SLG: 0.499 (1, 3)	0-0 G3		0-0 E1 FC6-4 1B		0-0 FC6-4 1B		0-0 F7		0-3 K	5	0	2	0	0	1	2					
Jackie Jensen, R OBP: 0.369, SLG: 0.421 (1, 9)	4-0 1B BB		0-0 F7		0-0 F7		0-0 F9		0-0 FC6-4 1B	4	0	1	2	1	0	2					
Clyde Vollmer, R OBP: 0.345, SLG: 0.393 (1, 7)	0-0 1-2 2-3 1B		0-0 FC6-4 1-2		0-0 FC6-4 1-2		0-0 1B		0-0 FC6-4 1-2	5	0	2	0	0	0	3					
Jim Busby, R OBP: 0.352, SLG: 0.404 (1, 8)	0-0 L4		0-0 F3		0-0 L4		0-0 F8			4	0	0	0	0	0	4					
Ed Fitz Gerald, R OBP: 0.310, SLG: 0.332 (1, 2)		0-3 K		0-0 1B 1B		0-0 4-3 1B 2B		0-0 F7	4	1	2	0	0	1	0						
Pompeyo Davallillo, R OBP: 0.305, SLG: 0.310 Glenn Loria, L OBP: 0.287, SLG: 0.232 Jerry Lane, R (8, PH) (9, 1)	0-0 4-3		0-0 FC5 1B		0-0 4-3		0-0 S 1B			3	0	1	0	0	0	1					
Walt Masterson, R OBP: 0.200, SLG: 0.133 Pete Runnels, L OBP: 0.360, SLG: 0.323 (8, PH) (9, 6)	0-3 K		0-0 P3		0-0 1B		0-0 K			3	0	1	1	0	1	2					
Inning Stats	R: 0 E: 0 K: 0 S: 4	H: 1 LOB: 3 BB: 2 P: 12	R: 0 E: 0 K: 2 S: 7	H: 0 LOB: 0 BB: 0 P: 7	R: 1 E: 1 K: 0 S: 5	H: 2 LOB: 2 BB: 0 P: 5	R: 0 E: 0 K: 0 S: 4	H: 1 LOB: 1 BB: 0 P: 4	R: 1 E: 0 K: 1 S: 7	H: 2 LOB: 1 BB: 0 P: 7	R: 1 E: 0 K: 0 S: 5	H: 2 LOB: 1 BB: 0 P: 5	R: 0 E: 0 K: 1 S: 6	H: 1 LOB: 1 BB: 0 P: 6	R: 0 E: 0 K: 1 S: 6	H: 1 LOB: 1 BB: 0 P: 6		1B: 10 2B: 1 3B: 1 HR: 0	SF: 0 SAC: 0 DP: 0 HBP: 0	WP: 0 PB: 0 SB: 1 CS: 0	PA: 41
PITCHER Mickey McDermott, L ERA: 2.98 Ellis Kinder, R ERA: 2.0 (1, 1) (7, 1)	IP: 6.0 WLS: W BF: 28	H: 8 R: 2 ER: 1 SO: 3	BB: 2 IBB: 0 HBP: 0 BLK: 0	WP: 0 HR: 0 S: 32 P: 40	ERA: 1.50 WHIP: 1.667															ERA: 3.00 WHIP: 1.333	

Batter	1	2	3	4	5	6	7	8	9	AB	R	H	RBI	BB	SO	LOB	TOP			
Billy Goodman, L OBP: 0.388, SLG: 0.403 (1, 3)	0-0 SH3 1B 2B		0-0 1-3 1B		0-0 4-3 1-2	0-0 P6		0-0 L3	5 1 2 0 0 0 2											
Jim Piersall, R OBP: 0.326, SLG: 0.365 (1, 9)	0-0 SH3 2-3		0-0 1-3 1-2		0-0 F9 1-2		0-0 F9	4 1 1 0 0 0 2												
Ted Williams, L OBP: 0.581, SLG: 1.120 Karl Olson, R OBP: 0.095, SLG: 0.190 (7, 7)	0-3 K		0-0 F5		4-0 BB		0-0 HR	3 1 1 1 1 1 2 1 0 1 1 0 0 0												
George Kell, R OBP: 0.370, SLG: 0.465 (1, 5)	0-0 1B		0-0 F7		0-0 P5		0-0 5-3	5 0 1 1 0 0 4												
Floyd Baker, L OBP: 0.364, SLG: 0.329 (1, 4)	0-3 K		0-0 F2		0-0 E 1B		0-0 L1	5 1 1 0 0 1 2												
Mel Parnell, L OBP: 0.289, SLG: 0.289 Billy Conso, R OBP: 0.231, SLG: 0.385 Ben Flowers, R OBP: 0.176, SLG: 0.294 Bill Henry, L OBP: 0.211, SLG: 0.368 (8, 1)		0-0 SH1-3 1B		0-0 F8		0-0 E3 E		0-0 6-3 2B	4 1 2 0 0 0 0 0 0 0 0 0 0											
Tom Umphlett, R OBP: 0.332, SLG: 0.387 (1, 8)		0-0 SH1-3 1-2		0-0 1B		0-0 5-6-3		0-0 P1	3 0 1 0 0 0 2											
Mitt Bolling, R OBP: 0.324, SLG: 0.354 Johnny Lipon, R OBP: 0.287, SLG: 0.264 (3, 6)		0-3 K		0-0 6-3		0-0 E8 1B		0-0 6-3	1 0 0 0 0 1 1 3 0 1 1 0 0 2											
Gus Niarhos, R OBP: 0.303, SLG: 0.286 Sammy White, R OBP: 0.316, SLG: 0.438 (8, 2)		0-0 F2		0-0 4-3 BB		0-0 F8		0-0 F8	2 0 0 0 0 1 0 2 1 0 0 0 0 2											
Inning Stats	R: 1 E: 0 K: 2 S: 9	H: 2 LOB: 1 BB: 0 P: 9	R: 0 E: 0 K: 1 S: 6	H: 1 LOB: 1 BB: 0 P: 6	R: 0 E: 0 K: 0 S: 4	H: 1 LOB: 1 BB: 0 P: 4	R: 0 E: 0 K: 0 S: 3	H: 0 LOB: 2 BB: 2 P: 11	R: 2 E: 2 K: 0 S: 6	H: 2 LOB: 1 BB: 0 P: 6	R: 1 E: 0 K: 0 S: 4	H: 1 LOB: 0 BB: 0 P: 4	R: 0 E: 0 K: 0 S: 4	H: 1 LOB: 2 BB: 0 P: 4	R: 1 E: 0 K: 0 S: 5	H: 2 LOB: 1 BB: 0 P: 5	1B: 7 2B: 3 3B: 0 HR: 1	SF: 0 SAC: 2 DP: 0 HBP: 0	WP: 0 PB: 0 SB: 0 CS: 0	PA: 41
PITCHER	IP WLS BF H R ER SO BB IBB HBP BLK WP HR S P ERA WHIP	IP WLS BF H R ER SO BB IBB HBP BLK WP HR S P ERA WHIP																		
Connie Marrero, R ERA: 3.26 Sonny Dixon, R ERA: 3.81	(1, 1) 6.0 L 28 7 3 1 3 2 0 0 0 0 0 0 32 40 1.50 1.500	(7, 1) 3.0 L 13 4 2 2 0 0 0 0 0 0 1 13 6.00 1.333																		

Boston Red Sox @ Washington Senators
Griffith Stadium, Washington, DC
Sun Aug 23 1953, 3:33 AM EDT
Att: 12,215 - Unknown

AB 37
R 5
H 11
RBI 4
BB 2
SO 3
LOB 21



Batter	1	2	3	4	5	6	7	8	9	AB	R	H	RBI	BB	SO	LOB	BOTTOM			
Eddie Yost, R OBP: 0.384, SLG: 0.355 (1, 5)	4-0 G4-6-3 BB		0-0 E6 4-3 SH1-3		4-0 BB	0-0 E8 1-1 2-2 3-H		4-0 1-2 BB	2 0 0 0 3 0 0											
Pete Runnels, L OBP: 0.356, SLG: 0.320 (1, 6)	0-0 G4-6-3 1-2		0-0 SH1-3 1-2		0-0 F7	0-0 F7		0-3 K	4 0 0 0 0 1 7											
Mickey Vernon, L OBP: 0.390, SLG: 0.494 (1, 3)	0-0 F9		0-0 4-3 2-3		0-0 F8		0-0 F7	5 0 0 0 0 0 5												
Jackie Jensen, R OBP: 0.370, SLG: 0.419 (1, 9)		0-3 K	4-0 FC6-4 BB		0-0 P3		0-0 L7	4 0 1 0 1 1 1												
Clyde Vollmer, R OBP: 0.343, SLG: 0.388 (1, 7)		0-0 4-3	0-0 FC6-4 1-2		0-0 6-3		1-0 HBP	4 0 0 0 0 1 3												
Jim Busby, R OBP: 0.353, SLG: 0.403 (1, 8)		4-0 2B BB		0-0 FC5-4 1B		0-0 1-3		0-0 F8	4 1 1 0 1 0 1											
Wayne Terwilliger, R OBP: 0.339, SLG: 0.332 (1, 4)		0-0 1-H 2B		0-0 FC5-4 4-3 1-2		0-0 S 1B E 1B		4-0 FC5-6 BB	3 1 2 1 1 0 1											
Mickey Grasso, R OBP: 0.267, SLG: 0.301 Jerry Snyder, R OBP: 0.352, SLG: 0.421 Ed Fitz Gerald, R OBP: 0.310, SLG: 0.332 (8, 2)		4-0 BB		0-0 4-3		0-0 BB E 1B		0-0 FC5-6 SH	3 1 1 0 1 0 2 0 0 0 0 0 0 0											
Connie Marrero, R OBP: 0.227, SLG: 0.150 Kite Thomas, R OBP: 0.302, SLG: 0.290 Pompeyo Davallillo, R OBP: 0.352, SLG: 0.310 Sonny Dixon, S OBP: 0.259, SLG: 0.208 (7, 1)		0-0 4-3		0-0 K		4-0 E BB		0-0 SH BB	2 0 0 0 0 1 0 0 0 0 0 0 0											
Inning Stats	R: 0 E: 0 K: 0 S: 2	H: 0 LOB: 0 BB: 1 P: 6	R: 1 E: 0 K: 1 S: 6	H: 1 LOB: 2 BB: 2 P: 14	R: 0 E: 0 K: 0 S: 4	H: 0 LOB: 1 BB: 1 P: 8	R: 0 E: 0 K: 0 S: 3	H: 1 LOB: 1 BB: 1 P: 7	R: 3 E: 1 K: 0 S: 6	H: 2 LOB: 2 BB: 1 P: 10	R: 0 E: 0 K: 0 S: 3	H: 0 LOB: 1 BB: 0 P: 4	R: 0 E: 1 K: 1 S: 6	H: 0 LOB: 3 BB: 2 P: 14	R: 0 E: 0 K: 1 S: 5	H: 1 LOB: 0 BB: 0 P: 5	1B: 4 2B: 2 3B: 0 HR: 0	SF: 0 SAC: 2 DP: 2 HBP: 1	WP: 0 PB: 0 SB: 1 CS: 1	PA: 42
PITCHER	IP WLS BF H R ER SO BB IBB HBP BLK WP HR S P ERA WHIP	IP WLS BF H R ER SO BB IBB HBP BLK WP HR S P ERA WHIP																		
Mel Parnell, L ERA: 3.23 Ben Flowers, R ERA: 2.87 Bill Henry, L ERA: 3.83	(1, 1) 7.0 0.1 (8, 1) 1.2	(8, 1) 4 W 5	(8, 1) 0 0 0 2 0 0 0 0 0 0 0 0 0 9 9 0.00 0.600																	

Boston Red Sox @ Washington Senators
Griffith Stadium, Washington, DC
Sun Aug 23 1953, 3:33 AM EDT
Att: 12,215 - Unknown


AB 31
R 4
H 5
RBI 1
BB 8
SO 4
LOB 23



Batter	1	2	3	4	5	6	7	8	9	AB	R	H	RBI	BB	SO	LOB	TOP			
Billy Goodman, L (1, 3) OBP: 0.387, SLG: 0.400	4-0 1B BB F8 BB		0-0 4-3			0-0 6-3		0-0 F7		3	1	0	0	1	0	0				
Jim Piersall, R (1, 9) OBP: 0.327, SLG: 0.365	4-0 F8 1B 1-2 1B BB		0-0 4-3			0-0 G3 WP 1B		0-0 5-3		3	2	1	0	1	0	0				
Ted Williams, L (1, 7) Karl Olson, R (8, 7) OBP: 1.000 OBP: 0.095, SLG: 0.190	0-0 1B 1-2 2-3 1B		0-0 4-3			0-0 G3		0-0 F8		4	0	1	0	0	0	1				
George Kell, R (1, 5) OBP: 0.372, SLG: 0.473	0-0 F8 2-3 3-H			0-0 F7		0-0 1B			0-0 HR	4	1	2	3	0	0	2				
Floyd Baker, L (1, 4) OBP: 0.367, SLG: 0.329	0-0 1-2 3-H 1B			0-0 6-3		0-0 F8			4-0 4-3 BB	3	0	1	1	1	0	1				
Sammy White, R (1, 2) OBP: 0.313, SLG: 0.433	0-0 G6-4-3 1-2 3-H 1B			0-0 F2			0-0 F5		0-0 P6	4	0	0	0	0	0	3				
Tom Umphlett, R (1, 8) OBP: 0.333, SLG: 0.388		0-0 G4-3 1B			0-0 P6				0-0 4-3	4	0	2	0	0	0	1				
Mitt Bolling, R (1, 6) OBP: 0.352, SLG: 0.352			0-0 G4-3			0-0 G3			0-3 K	2	0	0	0	0	0	1				
Mickey McDermott, L (7, PH) OBP: 0.315, SLG: 0.444			1-2						0-3 K	1	0	0	0	0	1	1				
Ted Lepcio, R (7, 6) OBP: 0.286, SLG: 0.336										1	0	0	0	0	0	0				
Dick Gernert, R (9, PH) OBP: 0.387, SLG: 0.428										1	0	0	0	0	1	1				
Sid Hudson, R (1, 1) OBP: 0.167, SLG: 0.191										1	0	0	0	0	0	0				
Frank Sullivan, R (4, 1) OBP: 0.333, SLG: 0.333										1	0	0	0	0	0	0				
Del Wilber, R (7, PH) OBP: 0.290, SLG: 0.521										1	0	0	0	0	0	1				
Ike Delock, R (7, 1) OBP: 0.286, SLG: 0.167										0	0	0	0	0	0	0				
Inning Stats	R: 2 E: 0 K: 0 S: 4	H: 2 LOB: 1 BB: 2 P: 12	R: 0 E: 0 K: 0 S: 3	H: 1 LOB: 0 BB: 0 P: 3	R: 0 E: 0 K: 0 S: 3	H: 0 LOB: 0 BB: 0 P: 3	R: 0 E: 0 K: 0 S: 3	H: 0 LOB: 0 BB: 0 P: 3	R: 1 E: 0 K: 1 S: 5	H: 2 LOB: 1 BB: 0 P: 5	R: 0 E: 0 K: 1 S: 6	H: 1 LOB: 1 BB: 0 P: 6	R: 0 E: 0 K: 0 S: 3	H: 0 LOB: 1 BB: 1 P: 10	R: 1 E: 0 K: 1 S: 6	H: 1 LOB: 1 BB: 1 P: 10	1B: 6 2B: 0 3B: 0 HR: 1	SF: 0 SAC: 0 DP: 2 HBP: 0	WP: 1 PB: 0 SB: 0 CS: 0	PA: 35
PITCHER	IP	WLS	BF	H	R	ER	SO	BB	IBB	HBP	BLK	WP	HR	S	P	ERA	WHIP			
Virgil Trucks, R (1, 1) ERA: 2.72	9.0	W	35	7	4	4	2	3	0	0	0	1	1	36	48	4.00	1.111			

Boston Red Sox @ Chicago White Sox
Comiskey Park, Chicago, IL
Thu Aug 27 1953, 4:33 AM EDT
Att: 23,270 - Unknown


AB 32
R 4
H 7
RBI 4
BB 3
SO 2
LOB 12



Batter	1	2	3	4	5	6	7	8	9	AB	R	H	RBI	BB	SO	LOB	BOTTOM			
Chico Carrasquel, R (1, 6) OBP: 0.315, SLG: 0.350	0-0 FC4-6 F7 2B			0-0 4-3		0-0 G6-4-3		0-0 1B		5	1	2	1	0	0	2				
Nellie Fox, L (1, 4) OBP: 0.335, SLG: 0.354	4-0 FC4-6 BB		0-0 4-3	0-0 G6-4-3 1B		0-0 5-3		0-0 1B		4	0	2	0	1	0	0				
Minnie Minoso, R (1, 7) OBP: 0.420, SLG: 0.478	0-0 FC4-6 1-2 2-3 HBP		0-3 K	0-0 G6-4-3			0-0 6-3	0-0 2-3		5	0	0	0	0	1	5				
Tom Wright, L (1, 9) OBP: 0.353, SLG: 0.423	1-0 1B		0-0 1B 3B 1B		0-0 1B 1B 1B		0-3 K			3	1	2	0	0	1	0				
Sam Mele, R (8, 9) OBP: 0.397, SLG: 0.453	1-2 HBP									0	0	0	0	0	0	0				
Bob Boyd, L (1, 3) OBP: 0.389, SLG: 0.433	0-0 F7		0-0 3B 1B		0-0 1B 1B		0-0 FC6-4 1B			4	1	3	1	0	0	2				
Bob Elliott, R (1, 5) OBP: 0.374, SLG: 0.408	3-H F8		1-3 3B 1B		1-2 1B		0-0 FC6-4			3	1	0	0	1	0	5				
Jim Rivera, L (1, 8) OBP: 0.328, SLG: 0.418		0-0 4-3 1B	0-0 1B 3B		0-0 1B 1B		0-0 4-3			4	1	3	3	0	0	0				
Sherm Lollar, R (1, 2) OBP: 0.401, SLG: 0.420		0-0 4-3	0-0 1B		0-0 G6-4-3		4-0 SH1-4 1B BB			3	1	1	1	1	0	4				
Virgil Trucks, R (1, 1) OBP: 0.189, SLG: 0.216		0-0 F2	0-0 5-3		0-0 G6-4-3 1B		0-0 SH1-4			3	0	1	0	0	0	2				
Inning Stats	R: 1 E: 0 K: 0 S: 4	H: 1 LOB: 2 BB: 1 P: 9	R: 0 E: 0 K: 0 S: 4	H: 1 LOB: 1 BB: 0 P: 4	R: 4 E: 0 K: 1 S: 9	H: 4 LOB: 1 BB: 1 P: 13	R: 0 E: 0 K: 0 S: 3	H: 1 LOB: 0 BB: 0 P: 3	R: 0 E: 0 K: 1 S: 6	H: 1 LOB: 1 BB: 0 P: 6	R: 1 E: 0 K: 0 S: 5	H: 2 LOB: 2 BB: 1 P: 9	R: 0 E: 0 K: 0 S: 3	H: 0 LOB: 1 BB: 1 P: 10	R: 0 E: 0 K: 0 S: 6	H: 0 LOB: 1 BB: 1 P: 10	1B: 12 2B: 1 3B: 1 HR: 0	SF: 0 SAC: 1 DP: 3 HBP: 1	WP: 0 PB: 0 SB: 0 CS: 0	PA: 39
PITCHER	IP	WLS	BF	H	R	ER	SO	BB	IBB	HBP	BLK	WP	HR	S	P	ERA	WHIP			
Sid Hudson, R (1, 1) ERA: 3.77	3.0	L	18	6	5	5	1	2	0	1	0	0	0	17	26	15.00	2.667			
Frank Sullivan, R (4, 1) ERA: 4.05	3.0		11	5	0	0	0	0	0	0	0	0	0	11	11	0.00	1.667			
Ike Delock, R (7, 1) ERA: 4.45	2.0		10	3	1	1	1	1	0	0	0	0	0	11	15	4.50	2.000			

Boston Red Sox @ Chicago White Sox
Comiskey Park, Chicago, IL
Thu Aug 27 1953, 4:33 AM EDT
Att: 23,270 - Unknown

AB 34
R 6
H 14
RBI 6
BB 3
SO 2
LOB 20



Batter	1	2	3	4	5	6	7	8	9	AB	R	H	RBI	BB	SO	LOB	TOP					
Billy Goodman, L OBP: 0.383, SLG: 0.386 (1, 3)	F7		4-3		F7		F7		F7	5	0	0	0	0	0	1	Boston Red Sox @ Chicago White Sox Comiskey Park, Chicago, IL Fri Aug 28 1953, 4:33 AM EDT Att: 32,119 - Unknown livebaseballscores.com					
Jim Piersall, R OBP: 0.331, SLG: 0.370 (1, 9)	2B		FC1-6		P4		3B		G6-4-3	2	1	1	1	3	0	0						
Ted Williams, L OBP: 0.526, SLG: 0.969 Karl Olson, R OBP: 0.130, SLG: 0.182 (6, 7)	1B		FC1-6		F8		BB		G6-4-3	3	1	1	1	0	0	1						
George Kell, R OBP: 0.378, SLG: 0.480 (1, 5)	1B		1B		BB		BB		1-2	3	0	3	1	1	0	0						
Floyd Baker, L OBP: 0.370, SLG: 0.325 (1, 4)	1B		1B		1B		BB		BB	2	0	0	0	2	0	5						
Bill Henry, L OBP: 0.217, SLG: 0.348 (1, 1)	G6-3		4-3		4-3		1B		1-3	4	0	1	0	0	0	2						
Tom Umphlett, R OBP: 0.333, SLG: 0.387 (1, 8)			F8		1-3		FC6-4		1B	4	1	1	0	0	0	2						
Mitt Bolling, R OBP: 0.321, SLG: 0.350 (1, 6)	F3		6-3		6-3		5-3		G6-4-3	4	0	1	1	0	0	0						
Gus Niarhos, R OBP: 0.294, SLG: 0.276 Sammy White, R OBP: 0.313, SLG: 0.433 (3, 2)	F7				K		3B		G6-4-3	1	0	0	0	0	0	0						
Inning Stats	R: 2 E: 0 K: 0 S: 4	H: 2 LOB: 1 BB: 2 P: 12	R: 0 E: 0 K: 0 S: 3	H: 0 LOB: 0 BB: 0 P: 3	R: 0 E: 0 K: 0 S: 4	H: 1 LOB: 2 BB: 1 P: 8	R: 0 E: 0 K: 0 S: 3	H: 0 LOB: 0 BB: 0 P: 3	R: 0 E: 0 K: 1 S: 5	H: 0 LOB: 0 BB: 0 P: 5	R: 0 E: 0 K: 0 S: 4	H: 2 LOB: 2 BB: 2 P: 8	R: 1 E: 0 K: 0 S: 5	H: 2 LOB: 2 BB: 2 P: 13	R: 1 E: 0 K: 0 S: 4	H: 2 LOB: 0 BB: 0 P: 4	R: 0 E: 0 K: 0 S: 2	H: 0 LOB: 0 BB: 1 P: 6	1B: 6 2B: 2 3B: 1 HR: 0	SF: 0 SAC: 0 DP: 3 HBP: 0	WP: 0 PB: 1 SB: 0 CS: 0	PA: 39
PITCHER	IP	WLS	BF	H	R	ER	SO	BB	IBB	HBP	BLK	WP	HR	S	P	ERA	WHIP					
Bob Keegan, R ERA: 4.14 (1, 1)	6.2	L	30	7	3	3	1	5	0	0	0	0	0	27	47	4.05	1.800					
Luis Aloma, R ERA: 4.0 (7, 1)	0.1		2	0	0	0	0	1	0	0	0	0	0	1	5	0.00	3.000					
Harry Dorish, R ERA: 3.26 (8, 1)	2.0		7	2	1	0	0	1	0	0	0	0	0	6	10	0.00	1.500					

Batter	1	2	3	4	5	6	7	8	9	AB	R	H	RBI	BB	SO	LOB	BOTTOM				
Chico Carrasquel, R OBP: 0.314, SLG: 0.348 (1, 6)	L6		P3			E3	F8			5	1	1	0	0	0	1	Boston Red Sox @ Chicago White Sox Comiskey Park, Chicago, IL Fri Aug 28 1953, 4:33 AM EDT Att: 32,119 - Unknown livebaseballscores.com				
Nellie Fox, L OBP: 0.336, SLG: 0.357 (1, 4)	1B		6-3			F8	L6		F8	4	1	1	1	1	0	2					
Minnie Minoso, R OBP: 0.422, SLG: 0.479 (1, 7)	1B		F7			IBB			E8	3	1	2	0	1	0	0					
Sam Mele, R OBP: 0.364, SLG: 0.449 (1, 9)	K				P3	F8			6-3	4	0	0	1	0	1	4					
Bob Elliott, R OBP: 0.371, SLG: 0.403 (1, 5)	P6				F8	F9			6-3	4	0	0	0	0	0	4					
Sherm Lollar, R OBP: 0.402, SLG: 0.419 Red Wilson, R OBP: 0.345, SLG: 0.289 (8, FR) (9, 2)	K		P3			1B				3	0	1	1	1	1	0					
Bob Boyd, L OBP: 0.384, SLG: 0.420 (1, 3)	BB				5-3	K			K	3	0	0	0	1	2	3					
Jim Rivera, L OBP: 0.326, SLG: 0.414 (1, 8)	K				F8		P5		F3	4	0	0	0	0	1	1					
Bob Keegan, R OBP: 0.143, SLG: 0.143 Luis Aloma, R OBP: 0.370, SLG: 0.464 Harry Dorish, R OBP: 0.175, SLG: 0.175 Rocky Kramlich, R OBP: 0.285, SLG: 0.273 (9, PH)	F2				1-3				F2	2	0	0	0	0	0	0					
Inning Stats	R: 0 E: 0 K: 1 S: 6	H: 1 LOB: 2 BB: 1 P: 10	R: 0 E: 0 K: 2 S: 7	H: 0 LOB: 1 BB: 1 P: 11	R: 0 E: 0 K: 0 S: 3	H: 0 LOB: 0 BB: 0 P: 3	R: 0 E: 0 K: 0 S: 3	H: 0 LOB: 0 BB: 0 P: 3	R: 0 E: 0 K: 1 S: 7	H: 1 LOB: 2 BB: 2 P: 15	R: 0 E: 0 K: 0 S: 4	H: 1 LOB: 1 BB: 0 P: 4	R: 1 E: 1 K: 1 S: 7	H: 2 LOB: 1 BB: 0 P: 7	R: 0 E: 0 K: 0 S: 4	H: 1 LOB: 1 BB: 0 P: 4	1B: 5 2B: 0 3B: 1 HR: 0	SF: 0 SAC: 0 DP: 0 HBP: 0	WP: 0 PB: 0 SB: 0 CS: 0	PA: 38	
PITCHER	IP	WLS	BF	H	R	ER	SO	BB	IBB	HBP	BLK	WP	HR	S	P	ERA	WHIP				
Bill Henry, L ERA: 3.41 (1, 1)	9.0	W	38	6	3	1	5	3	1	0	0	0	0	44	60	1.00	1.000				

Batter	1	2	3	4	5	6	7	8	9	AB	R	H	RBI	BB	SO	LOB	TOP																		
Tom Umphlett, R (1, 8) OBP: 0.328, SLG: 0.382	L5		6-3		5-3			K		4	0	0	0	0	1	0	Boston Red Sox @ Cleveland Indians Cleveland Municipal Stadium, Cleveland, OH Sun Aug 30 1953, 3:33 AM EDT Unknown																		
Jim Piersall, R (1, 9) OBP: 0.334, SLG: 0.371	F8				P3			1-3 2B		4	0	2	0	0	0	0																			
Ted Williams, L (1, 7) OBP: 0.339, SLG: 0.974 Billy Conzolo, R (6, PR) OBP: 0.231, SLG: 0.385 Karl Olson, R (8, 7) OBP: 0.125, SLG: 0.174	HR				1B BB			1-3 BB		2	2	1	1	2	0	1																			
George Kell, R (1, 5) OBP: 0.378, SLG: 0.475	F7				SH1-3 1B E 1B			1-3 BB		3	1	1	0	1	0	2																			
Floyd Baker, L (1, 4) OBP: 0.370, SLG: 0.323	K				SH1-3 E 1B			L3 BB		4	1	1	1	0	1	4																			
Billy Goodman, L (1, 3) OBP: 0.381, SLG: 0.397	L4				SH1-3			G3		3	0	0	0	0	0	0																			
Hal Brown, R (1, 1) Frank Sullivan, R (5, 1) Ellis Kinder, R (5, 1) Al Zanilla, L (9, PH) OBP: 0.357, SLG: 0.232	F7				6-3			6-3		2	0	0	0	0	0	0																			
Sammy White, R (1, 2) Mickey McDermott, L (9, PR) OBP: 0.315, SLG: 0.439 OBP: 0.311, SLG: 0.438					K			P6		3	1	1	1	1	1	0																			
Ted Lepcio, R (1, 6) Johanny Liron, R (5, 6) Dick Gemert, R (9, PH) OBP: 0.385, SLG: 0.425	F7				6-3			K		1	0	0	0	0	1	0																			
					HR			BB		1	0	0	0	0	1	1																			
					F7			K		2	0	0	0	0	0	0																			
					F8			K		1	0	0	0	0	1	1																			
					HR					1	0	0	0	0	1	1																			
Inning Stats	R: 1 E: 0 K: 0 S: 4	H: 1 LOB: 0 BB: 0 P: 4	R: 0 E: 0 K: 1 S: 5	H: 0 LOB: 0 BB: 0 P: 5	R: 0 E: 0 K: 1 S: 5	H: 0 LOB: 0 BB: 0 P: 5	R: 3 E: 1 K: 0 S: 5	H: 2 LOB: 1 BB: 0 P: 9	R: 1 E: 0 K: 0 S: 5	H: 2 LOB: 1 BB: 0 P: 5	R: 0 E: 0 K: 0 S: 2	H: 0 LOB: 0 BB: 1 P: 6	R: 0 E: 0 K: 1 S: 5	H: 0 LOB: 0 BB: 0 P: 5	R: 0 E: 0 K: 2 S: 6	H: 1 LOB: 3 BB: 1 P: 10	R: 0 E: 0 K: 2 S: 7	H: 0 LOB: 1 BB: 1 P: 11	1B: 3 2B: 2 3B: 0 HR: 2	SF: 0 SAC: 1 DP: 1 HBP: 0	WP: 0 PB: 0 SB: 0 CS: 0	PA: 36													
PITCHER	IP WLS BF H R ER SO BB IBB HBP BLK WP HR S P ERA WHIP																																		
Bob Feller, R (1, 1) ERA: 3.68	6.0	W	24	5	5	3	2	2	0	0	0	0	0	0	2	26	34	4.50	1.167																
Dave Hoskins, R (7, 1) ERA: 3.51	3.0	W	12	1	0	0	4	2	0	0	0	0	0	0	0	18	26	0.00	1.000																

AB	31
R	5
H	6
RBI	3
BB	4
SO	6
LOB	8



Batter	1	2	3	4	5	6	7	8	9	AB	R	H	RBI	BB	SO	LOB	BOTTOM																		
Bobby Avila, R (1, 4) OBP: 0.350, SLG: 0.378	FC5-6 1B BB	FC6-5 CS			G3			2B		4	1	2	0	1	0	1	Boston Red Sox @ Cleveland Indians Cleveland Municipal Stadium, Cleveland, OH Sun Aug 30 1953, 3:33 AM EDT Unknown																		
Bill Glynn, L (1, 3) OBP: 0.340, SLG: 0.338	FC5-6 1B	CS			K			F2		5	0	1	0	0	1	2																			
Dale Mitchell, L (1, 7) Bob Kennedy, R (9, 9) OBP: 0.302, SLG: 0.455 OBP: 0.311, SLG: 0.311	FC5-6 1B				4-3			F8		4	2	0	0	1	0	3																			
Al Rosen, R (1, 5) OBP: 0.407, SLG: 0.605	F9				6-3			BB 1B		4	1	2	1	0	0	2																			
Larry Doby, L (1, 8) OBP: 0.364, SLG: 0.436	1B BB				F9			BB 1B		2	0	0	0	3	0	2																			
Wally Westlake, R (1, 9) OBP: 0.432, SLG: 0.496	1B				E6 2B			BB 1B		3	1	2	3	1	0	0																			
George Strickland, R (1, 6) OBP: 0.353, SLG: 0.367	F9				E6 2B			BB 1B		3	1	1	1	1	1	5																			
Jim Hegan, R (1, 2) OBP: 0.292, SLG: 0.353 Luke Easter, L (7, PH) OBP: 0.357, SLG: 0.458 Joe Tipton, R (8, 2) OBP: 0.365, SLG: 0.448		FC6-5 SH3-4 1B			K 2B			6-3 F5		3	0	2	1	0	0	0																			
Bob Feller, R (1, 1) OBP: 0.204, SLG: 0.116 Harry Simpson, L (6, PH) OBP: 0.302, SLG: 0.361 Dave Hoskins, L (7, 1) OBP: 0.308, SLG: 0.367		SH3-4			K 2B			4-3 K		1	0	0	0	0	1	1																			
					K					1	0	0	0	0	0	0																			
					K					1	0	0	0	0	1	3																			
Inning Stats	R: 2 E: 1 K: 0 S: 5	H: 2 LOB: 2 BB: 2 P: 13	R: 0 E: 0 K: 0 S: 3	H: 1 LOB: 0 BB: 0 P: 3	R: 0 E: 0 K: 0 S: 3	H: 0 LOB: 0 BB: 0 P: 3	R: 2 E: 1 K: 1 S: 7	H: 2 LOB: 1 BB: 0 P: 7	R: 1 E: 0 K: 2 S: 8	H: 1 LOB: 3 BB: 3 P: 20	R: 0 E: 0 K: 0 S: 4	H: 1 LOB: 1 BB: 0 P: 4	R: 1 E: 0 K: 1 S: 7	H: 2 LOB: 2 BB: 2 P: 15	R: 0 E: 0 K: 0 S: 4	H: 1 LOB: 2 BB: 0 P: 5		1B: 6 2B: 4 3B: 0 HR: 0	SF: 0 SAC: 1 DP: 0 HBP: 1	WP: 0 PB: 0 SB: 0 CS: 1	PA: 42														
PITCHER	IP WLS BF H R ER SO BB IBB HBP BLK WP HR S P ERA WHIP																																		
Hal Brown, R (1, 1) ERA: 4.33	4.2		23	6	5	4	2	4	0	0	0	0	0	0	0	4	39	7.71	2.143																
Frank Sullivan, R (5, 1) ERA: 4.05	0.0	L	1	0	0	0	0	1	0	0	0	0	0	0	0	4	4	∞	∞																
Ellis Kinder, R (5, 1) ERA: 2.01	3.1	L	17	4	1	1	2	2	0	1	0	0	0	0	18	27	2.70	1.800																	



Batter	1	2	3	4	5	6	7	8	9	AB	R	H	RBI	BB	SO	LOB	TOP	
Tom Umphlett, R OBP: 0.327, SLG: 0.380 (1, 8)										4	0	1	0	0	1	2	Boston Red Sox @ Cleveland Indians Cleveland Municipal Stadium, Cleveland, OH Sun Aug 30 1953, 3:38 AM EDT Att: 34,939 - Unknown	
Jim Piersall, R OBP: 0.333, SLG: 0.370 (1, 9)										4	0	1	1	0	1	1		
Karl Olson, R OBP: 0.107, SLG: 0.148 (1, 7)										4	0	0	0	0	2			
George Kell, R OBP: 0.376, SLG: 0.473 Billy Conso, R OBP: 0.231, SLG: 0.385 (8, 5)										4	1	1	0	0	0	0		
Floyd Baker, L OBP: 0.370, SLG: 0.323 Dick Gemert, R OBP: 0.384, SLG: 0.424 (6, 3)										3	1	1	0	0	0	0		
Billy Goodman, L OBP: 0.382, SLG: 0.398 (6, 4)										4	0	2	1	0	0	0		
Del Wilber, R OBP: 0.291, SLG: 0.515 Sammy White, R OBP: 0.316, SLG: 0.441 (6, 2)										3	1	1	1	0	0	2		
Ted Lepcio, R OBP: 0.285, SLG: 0.333 Milt Bolling, R OBP: 0.319, SLG: 0.348 (6, 6)										2	1	1	0	0	0	1		
Ben Flowers, R OBP: 0.158, SLG: 0.263 Ike Delock, R OBP: 0.286, SLG: 0.167 Bill Henry, L OBP: 0.208, SLG: 0.333 Al Zarilla, L OBP: 0.352, SLG: 0.228 (9, PH)										2	0	0	0	0	2	3		
Inning Stats	R: 0 E: 0 K: 0 S: 3	H: 0 LOB: 0 BB: 0 P: 3	R: 2 E: 1 K: 1 S: 8	H: 3 LOB: 1 BB: 0 P: 8	R: 2 E: 0 K: 1 S: 8	H: 3 LOB: 1 BB: 0 P: 8	R: 0 E: 0 K: 0 S: 4	H: 1 LOB: 0 BB: 0 P: 4	R: 0 E: 0 K: 1 S: 5	H: 0 LOB: 0 BB: 0 P: 5	R: 0 E: 0 K: 0 S: 3	H: 0 LOB: 0 BB: 0 P: 3	R: 0 E: 0 K: 0 S: 5	H: 2 LOB: 2 BB: 0 P: 5	1B: 10 2B: 0 3B: 0 HR: 0	SF: 0 SAC: 0 DP: 1 HBP: 0		WP: 0 PA: 36 PB: 0 SB: 0 CS: 0
PITCHER	IP WLS BF H R ER SO BB IBB HBP BLK WP HR S P ERA WHIP																	
Art Houtteman, R ERA: 5.23 Bob Hooper, R ERA: 3.53 (7, 1)	6.0 W 25 8 4 3 3 0 0 0 0 0 0 0 0 0 0 0 4.50 1.333																	

AB 36
R 4
H 10
RBI 3
BB 0
SO 4
LOB 13



Batter	1	2	3	4	5	6	7	8	9	AB	R	H	RBI	BB	SO	LOB	BOTTOM			
Bobby Avila, R OBP: 0.353, SLG: 0.381 (1, 4)										4	2	2	1	1	0	2	Boston Red Sox @ Cleveland Indians Cleveland Municipal Stadium, Cleveland, OH Sun Aug 30 1953, 3:38 AM EDT Att: 34,939 - Unknown			
Bill Glynn, L OBP: 0.340, SLG: 0.337 (1, 3)										4	1	1	2	1	2	3				
Dale Mitchell, L OBP: 0.368, SLG: 0.459 Bob Kennedy, R OBP: 0.311, SLG: 0.311 (6, PR)										5	0	3	2	0	0	1				
Al Rosen, R OBP: 0.407, SLG: 0.602 Owen Friend, R OBP: 0.244, SLG: 0.322 (9, 5)										4	0	1	0	1	1	3				
Larry Doby, L OBP: 0.364, SLG: 0.438 (1, 8)										5	1	2	1	0	2	4				
Wally Westlake, R OBP: 0.440, SLG: 0.504 (9, 7)										4	2	3	1	0	0	3				
George Strickland, R OBP: 0.352, SLG: 0.367 (1, 6)										3	1	1	0	0	0	4				
Joe Ginsberg, L OBP: 0.392, SLG: 0.333 (1, 2)										3	1	1	1	1	0	1				
Art Houtteman, R OBP: 0.174, SLG: 0.267 Hank Majeski, R OBP: 0.294, SLG: 0.364 Luke Easter, L OBP: 0.355, SLG: 0.456 Bob Hooper, R OBP: 0.182, SLG: 0.100 (7, 1)										2	0	0	0	0	0	3				
Inning Stats	R: 0 E: 0 K: 2 S: 8	H: 1 LOB: 1 BB: 0 P: 8	R: 2 E: 0 K: 0 S: 6	H: 2 LOB: 2 BB: 1 P: 10	R: 0 E: 0 K: 1 S: 5	H: 0 LOB: 0 BB: 0 P: 5	R: 0 E: 0 K: 0 S: 3	H: 1 LOB: 0 BB: 0 P: 3	R: 1 E: 0 K: 0 S: 5	H: 2 LOB: 2 BB: 1 P: 9	R: 5 E: 2 K: 1 S: 11	H: 6 LOB: 3 BB: 2 P: 19	R: 0 E: 0 K: 0 S: 3	H: 0 LOB: 0 BB: 0 P: 3	R: 0 E: 0 K: 2 S: 8	H: 2 LOB: 2 BB: 0 P: 8		1B: 11 2B: 3 3B: 0 HR: 0	SF: 0 SAC: 1 DP: 1 HBP: 0	WP: 0 PA: 41 PB: 0 SB: 0 CS: 0
PITCHER	IP WLS BF H R ER SO BB IBB HBP BLK WP HR S P ERA WHIP																			
Ben Flowers, R ERA: 3.41 Ike Delock, R ERA: 4.99 Bill Henry, L ERA: 3.27 (6, 1)	5.0 L 26 9 6 6 3 2 0 0 0 0 0 0 0 0 0 0 27.00 12.000																			



Batter	1	2	3	4	5	6	7	8	9	AB	R	H	RBI	BB	SO	LOB	TOP										
Billy Consoletto, R OBP: 0.250, SLG: 0.372 (1, 4)	F9	K		K			HR 1B		1B F7	4	2	1	0	1	2	2	Boston Red Sox @ Cleveland Indians Cleveland Municipal Stadium, Cleveland, OH Mon Aug 31 1953, 3:33 AM EDT Att: 12,228 - Unknown livebaseballscorecards.com										
Jim Piersall, R OBP: 0.336, SLG: 0.371 (1, 9)	BB		G3-6-3 1B		1-4-3		FC1-2-5 HR		BB 1B	4	1	2	0	1	0	2											
Ted Williams, L OBP: 0.920, SLG: 0.976 Hoot Evers, R OBP: 0.300, SLG: 0.381 (7, 7)	K		G3-6-3 1-2		6-3		HR 1-H 2-H		F7	4	1	1	3	0	1	2											
George Kell, R OBP: 0.379, SLG: 0.473 (1, 5)	F7		1B 1B		F3		1B		BB 1-2	4	1	2	0	1	0	1											
Billy Goodman, L OBP: 0.384, SLG: 0.403 (1, 3)		E FC4-6 2B	1-2 1B			G5-4-3 1B	F9		F5	5	1	3	0	0	0	3											
Mickey McDermott, L OBP: 0.308, SLG: 0.429 Ellis Kinder, R OBP: 0.340, SLG: 0.385 (8, 1)		E4 FC4-6 2-3	1-2 2-H 1B		F3				4-3	4	0	1	1	0	0	2											
Sammy White, R OBP: 0.316, SLG: 0.439 (1, 2)		FC4-6 4-3 1-2 3-H	FC6-4 1-2		G5-4-3 1-2				G6-3 1B	4	0	1	1	0	0	4											
Tom Umphlett, R OBP: 0.325, SLG: 0.377 (1, 8)		E6 4-3 1-2		5-3			K		G6-3	4	0	0	0	0	1	2											
Johnny Lipon, R OBP: 0.284, SLG: 0.261 (1, 6)		4-3 1-2 2-3		6-3			1B FC1-2-5 1B		F7	4	0	1	0	0	0	2											
Inning Stats	R: 0 E: 0 K: 1 S: 5	H: 0 LOB: 1 BB: 1 P: 9	R: 1 E: 2 K: 1 S: 8	H: 1 LOB: 2 BB: 0 P: 8	R: 1 E: 0 K: 0 S: 6	H: 4 LOB: 0 BB: 0 P: 6	R: 0 E: 0 K: 1 S: 5	H: 0 LOB: 0 BB: 0 P: 5	R: 0 E: 0 K: 0 S: 3	H: 1 LOB: 0 BB: 0 P: 3	R: 3 E: 0 K: 1 S: 9	H: 4 LOB: 1 BB: 0 P: 9	R: 0 E: 0 K: 0 S: 3	H: 1 LOB: 2 BB: 2 P: 12	R: 1 E: 0 K: 0 S: 4	H: 1 LOB: 2 BB: 2 P: 12		1B: 10 2B: 1 3B: 0 HR: 1	SF: 0 SAC: 0 DP: 3 HBP: 0	WP: 0 PB: 0 SB: 1 CS: 0	PA: 41						
PITCHER	IP	WLS	BF	H	R	ER	SO	BB	IBB	HBP	BLK	WP	HR	S	P	ERA	WHIP										
Mike Garcia, R ERA: 3.08 (1, 1)	7.0	L	32	10	5	5	4	1	0	0	0	0	1	39	43	6.43	1.571										
Bill Wright, L ERA: 5.76 (8, 1)	1.0		3	1	0	0	0	0	0	0	0	0	0	3	3	0.00	1.000										
Bob Hooper, R ERA: 3.62 (9, 1)	1.0		6	1	1	1	0	2	0	0	0	0	0	4	12	9.00	3.000										

Batter	1	2	3	4	5	6	7	8	9	AB	R	H	RBI	BB	SO	LOB	BOTTOM										
Bobby Avila, R OBP: 0.351, SLG: 0.379 (1, 4)	F7	L6-4 1-2			F2		G6-4-3 1-2	E6 1-3 2-H 1B		5	0	1	1	0	0	3	Boston Red Sox @ Cleveland Indians Cleveland Municipal Stadium, Cleveland, OH Mon Aug 31 1953, 3:33 AM EDT Att: 12,228 - Unknown livebaseballscorecards.com										
Bill Glynn, L OBP: 0.341, SLG: 0.336 (1, 3)	4-3		4-3			FC4-6 1B BB	1B	F8		4	1	1	0	1	0	2											
Dale Mitchell, L OBP: 0.368, SLG: 0.457 (1, 7)	BB BB		F8			K	1-2 1B		3-4-1	4	0	1	0	1	1	1											
Al Rosen, R OBP: 0.407, SLG: 0.600 (1, 5)	BB 1-2 BB		K			FC4-6 1B	F7		6-3	4	0	1	0	1	1	2											
Larry Doby, L OBP: 0.366, SLG: 0.446 (1, 8)	1-2 2-3 BB			K		FC4-6 1B BB		1B 1B	HR	4	2	2	1	1	1	2											
Wally Westlake, R OBP: 0.433, SLG: 0.490 (1, 9)	K			5-3		1-2 2-3 BB	1B	F9	F7	4	0	0	0	1	1	4											
George Strickland, R OBP: 0.357, SLG: 0.374 (1, 6)				6-3		1-2 2-3 3-H	1B		1B BB E 1B	4	1	3	1	0	0	0											
Jim Hegan, R OBP: 0.292, SLG: 0.349 (1, 2)					5-3		F8		F2	3	0	0	0	1	0	5											
Mike Garcia, R OBP: 0.265, SLG: 0.309 Hank Majeski, R OBP: 0.314, SLG: 0.382 (7, PH)									F8	2	0	0	0	0	0	2											
Bill Wright, L OBP: 0.273, SLG: 0.273 (8, 1)									G6-4-3 E 1-2 BB	1	0	1	0	0	0	0											
Al Smith, R OBP: 0.336, SLG: 0.336 Bob Hooper, R OBP: 0.382, SLG: 0.100 (9, 1)										0	0	0	0	1	0	0											
Inning Stats	R: 0 E: 0 K: 1 S: 5	H: 0 LOB: 3 BB: 3 P: 17	R: 0 E: 0 K: 0 S: 3	H: 1 LOB: 1 BB: 1 P: 7	R: 0 E: 0 K: 1 S: 5	H: 0 LOB: 0 BB: 0 P: 5	R: 0 E: 0 K: 1 S: 5	H: 0 LOB: 0 BB: 0 P: 5	R: 0 E: 0 K: 0 S: 3	H: 2 LOB: 3 BB: 2 P: 15	R: 0 E: 0 K: 0 S: 5	H: 3 LOB: 2 BB: 0 P: 5	R: 0 E: 0 K: 0 S: 6	H: 3 LOB: 2 BB: 1 P: 10	R: 1 E: 0 K: 0 S: 4	H: 1 LOB: 0 BB: 0 P: 4	1B: 8 2B: 2 3B: 0 HR: 1	SF: 0 SAC: 0 DP: 2 HBP: 0	WP: 0 PB: 0 SB: 0 CS: 0	PA: 42							
PITCHER	IP	WLS	BF	H	R	ER	SO	BB	IBB	HBP	BLK	WP	HR	S	P	ERA	WHIP										
Mickey McDermott, L ERA: 2.95 (1, 1)	7.2	W	36	8	3	2	4	7	0	0	0	0	0	37	65	2.35	1.957										
Ellis Kinder, R ERA: 2.08 (8, 1)	1.1	S	6	2	1	1	0	0	0	0	0	0	1	6	6	6.75	1.500										

Batter	1	2	3	4	5	6	7	8	9	AB	R	H	RBI	BB	SO	LOB	TOP				
Billy Consolo, R OBP: 0.224, SLG: 0.333 (1, 4)										5	0	0	0	0	4	5	Boston Red Sox @ Cleveland Indians Cleveland Municipal Stadium, Cleveland, OH Tue Sep 01 1953, 3:33 AM EDT Att: 4,801 - Unknown livebaseballscorecards.com				
Jim Piersall, R OBP: 0.336, SLG: 0.370 (1, 9)										4	1	1	0	1	1	4					
Hoot Evers, R OBP: 0.302, SLG: 0.386 (1, 7)										4	2	2	1	0	0	1					
George Kell, R OBP: 0.380, SLG: 0.473 (8, PR)										4	0	2	0	0	0	1					
Ted Lepcio, R OBP: 0.295, SLG: 0.333 (8, 5)										0	0	0	0	0	0	0					
Billy Goodman, L OBP: 0.384, SLG: 0.402 (6, 3)										3	0	1	2	0	0	1					
Dick Gemert, R OBP: 0.384, SLG: 0.423 (6, 3)										1	0	0	0	0	1	1					
Willard Nixon, L OBP: 0.302, SLG: 0.237 (2, 1)										1	0	0	0	0	1	1					
Hal Brown, R OBP: 0.339, SLG: 0.446 (3, 1)										0	0	0	0	0	0	0					
Frank Sullivan, R OBP: 0.250, SLG: 0.250 (6, PH)										1	0	0	0	0	1	0					
Al Zarilla, L OBP: 0.347, SLG: 0.224 (6, 1)										1	0	0	0	0	1	1					
Ike Delock, R OBP: 0.250, SLG: 0.143 (1, 2)										4	0	2	0	0	0	0					
Sammy White, R OBP: 0.317, SLG: 0.442 (1, 2)										4	0	2	0	0	0	0					
Tom Umphlett, R OBP: 0.326, SLG: 0.375 (1, 8)										2	0	0	0	2	1	1					
Johnny Lipon, R OBP: 0.283, SLG: 0.261 (1, 6)										4	0	1	0	0	0	3					
Inning Stats	R: 2 E: 0 K: 2 S: 10	H: 3 LOB: 1 BB: 0 P: 10	R: 0 E: 0 K: 1 S: 5	H: 0 LOB: 1 BB: 1 P: 9	R: 0 E: 0 K: 0 S: 2	H: 0 LOB: 0 BB: 1 P: 6	R: 0 E: 0 K: 1 S: 5	H: 0 LOB: 0 BB: 0 P: 5	R: 0 E: 0 K: 2 S: 7	H: 2 LOB: 1 BB: 0 P: 7	R: 0 E: 0 K: 1 S: 7	H: 2 LOB: 2 BB: 0 P: 7	R: 0 E: 0 K: 2 S: 8	H: 1 LOB: 1 BB: 0 P: 8	R: 0 E: 0 K: 0 S: 4	H: 1 LOB: 2 BB: 1 P: 8	1B: 7 2B: 2 3B: 0 HR: 0	SF: 0 SAC: 0 DP: 1 HBP: 0	WP: 0 PB: 0 SB: 0 CS: 0	PA: 38	
PITCHER	IP	WLS	BF	H	R	ER	SO	BB	IBB	HBP	BLK	WP	HR	S	P	ERA	WHIP				
Early Wynn, R ERA: 3.66 (1, 1)	8.0	W	33	8	3	3	10	2	0	0	0	0	0	51	59	3.38	1.250				
Lou Brisse, L ERA: 7.62 (9, 1)	1.0	S	5	1	0	0	0	1	0	0	0	0	0	4	8	0.00	2.000				

Batter	1	2	3	4	5	6	7	8	9	AB	R	H	RBI	BB	SO	LOB	BOTTOM				
Bobby Avila, R OBP: 0.354, SLG: 0.380 (1, 4)										4	3	2	1	1	0	0	Boston Red Sox @ Cleveland Indians Cleveland Municipal Stadium, Cleveland, OH Tue Sep 01 1953, 3:33 AM EDT Att: 4,801 - Unknown livebaseballscorecards.com				
Owen Friend, R OBP: 0.242, SLG: 0.320 (8, 4)										1	0	0	0	0	0	1					
Bill Glynn, L OBP: 0.340, SLG: 0.333 (1, 3)										3	1	0	0	1	1	2					
Dale Mitchell, L OBP: 0.367, SLG: 0.453 (1, 7)										4	2	0	1	1	0	4					
Al Rosen, R OBP: 0.409, SLG: 0.605 (9, 5)										4	2	2	3	1	1	4					
Hank Majeski, R OBP: 0.314, SLG: 0.382 (9, 5)										0	0	0	0	0	0	0					
Larry Doby, L OBP: 0.372, SLG: 0.452 (1, 8)										3	2	3	2	2	0	0					
Wally Westlake, R OBP: 0.438, SLG: 0.500 (1, 9)										5	0	3	3	0	1	4					
George Strickland, R OBP: 0.357, SLG: 0.376 (1, 6)										5	1	2	1	0	1	3					
Jim Hegan, R OBP: 0.290, SLG: 0.343 (1, 2)										4	1	0	0	1	1	4					
Early Wynn, S OBP: 0.307, SLG: 0.412 (8, PH)										4	1	1	1	0	1	2					
Luke Easter, L OBP: 0.359, SLG: 0.456 (8, PH)										0	0	0	0	0	0	0					
Lou Brisse, L ERA: 5.55 (9, 1)										0	0	0	0	0	0	0					
Inning Stats	R: 0 E: 1 K: 0 S: 4	H: 0 LOB: 3 BB: 2 P: 12	R: 5 E: 1 K: 1 S: 9	H: 4 LOB: 1 BB: 2 P: 17	R: 0 E: 0 K: 0 S: 3	H: 0 LOB: 0 BB: 0 P: 3	R: 3 E: 0 K: 1 S: 8	H: 3 LOB: 2 BB: 2 P: 16	R: 0 E: 0 K: 1 S: 5	H: 0 LOB: 0 BB: 0 P: 5	R: 2 E: 1 K: 2 S: 11	H: 3 LOB: 2 BB: 0 P: 11	R: 3 E: 0 K: 0 S: 6	H: 3 LOB: 1 BB: 1 P: 10	R: 0 E: 0 K: 1 S: 5	H: 0 LOB: 1 BB: 0 P: 6	1B: 9 2B: 3 3B: 0 HR: 1	SF: 0 SAC: 2 DP: 0 HBP: 1	WP: 0 PB: 0 SB: 0 CS: 1	PA: 47	
PITCHER	IP	WLS	BF	H	R	ER	SO	BB	IBB	HBP	BLK	WP	HR	S	P	ERA	WHIP				
Willard Nixon, R ERA: 3.92 (1, 1)	1.1	L	13	4	5	5	0	3	0	0	0	0	0	3	7	0.00	1.500				
Hal Brown, R ERA: 4.32 (2, 1)	0.2		2	0	0	0	1	1	0	0	0	0	0	3	7	0.00	1.500				
Frank Sullivan, R ERA: 4.96 (3, 1)	3.0		14	3	3	3	2	2	0	0	0	0	0	16	24	9.00	1.667				
Ike Delock, R ERA: 5.55 (6, 1)	3.0		18	6	5	4	3	1	0	1	0	0	1	22	27	12.00	2.333				

Batter	1	2	3	4	5	6	7	8	9	AB	R	H	RBI	BB	SO	LOB	TOP		
Billy Consolo, R (1, 4) OBP: 0.231, SLG: 0.353 Billy Goodman, L (7, PH) OBP: 0.385, SLG: 0.403 (7, 4)	0-0 5-3		0-0 2B		0-3 K		0-0 1B 2H 1B		0-0 F9	3	0	1	0	0	1	0			
Jim Piersall, R (1, 9) OBP: 0.341, SLG: 0.372	0-0 BB 1B		0-0 5-3		4-0 BB		0-0 1B		1-0 HBP	3	0	2	0	1	0	1			
Ted Williams, L (1, 7) OBP: 0.519, SLG: 0.933 Hoot Evers, R (7, PR) OBP: 0.301, SLG: 0.385 (7, 7)	4-0 FC6-4 BB		0-0 F7		0-3 K		0-0 1B		0-0 F2	3	0	1	1	1	1	2			
George Kell, R (1, 5) OBP: 0.380, SLG: 0.470	0-0 F4			1-0 HR HBP		0-0 F9		0-0 F8	3	1	0	0	1	0	4				
Dick Gernert, R (1, 3) OBP: 0.382, SLG: 0.428	0-0 FC6-4			1-0 HR		0-0 5-3		0-0 F7	5	1	1	2	0	0	4				
Sammy White, R (1, 2) OBP: 0.317, SLG: 0.439		0-0 F5		0-0 6-3		0-0 6-3		4-0 S 1B BB	3	1	0	0	1	0	0				
Tom Umphlett, R (1, 8) OBP: 0.323, SLG: 0.372		0-0 5-3		0-0 F7			0-0 F4		0-0 F5	4	0	0	0	0	0	1			
Johnny Lipon, R (1, 6) OBP: 0.288, SLG: 0.268		0-3 K		0-0 F6			0-0 SH1-4 1B		0-0 1B	4	1	2	1	0	1	0			
Mel Parnell, L (1, 1) OBP: 0.250, SLG: 0.268 Ellis Kinder, R (8, 1) OBP: 0.346, SLG: 0.385			0-3 K		0-0 F7		0-0 SH1-4 1B		0-0 G3	3	0	0	0	0	1	1			
Inning Stats	R: 0 E: 0 K: 0 S: 4	H: 1 LOB: 2 BB: 1 P: 8	R: 0 E: 0 K: 1 S: 5	H: 0 LOB: 0 BB: 0 P: 5	R: 0 E: 0 K: 1 S: 6	H: 1 LOB: 1 BB: 0 P: 6	R: 2 E: 0 K: 0 S: 4	H: 1 LOB: 0 BB: 0 P: 5	R: 0 E: 0 K: 0 S: 3	H: 0 LOB: 0 BB: 0 P: 3	R: 2 E: 0 K: 0 S: 7	H: 4 LOB: 2 BB: 0 P: 7	R: 1 E: 0 K: 0 S: 4	H: 1 LOB: 1 BB: 1 P: 8	R: 0 E: 0 K: 0 S: 3	H: 0 LOB: 2 BB: 1 P: 8	1B: 6 2B: 1 3B: 0 HR: 1	SF: 0 SAC: 1 DP: 0 HBP: 2	WP: 0 PA: 41 PB: 0 SB: 2 CS: 0
PITCHER	IP WLS BF H R ER SO BB IBB HBP BLK WP HR S P ERA WHIP	7.0 L 31 7 4 4 4 2 0 1 0 0 1 36 45 5.14 1.286	2.0 S 10 1 1 1 0 2 0 1 0 0 0 7 16 4.50 1.500																

Boston Red Sox @ Detroit Tigers
Briggs Stadium, Detroit, MI
Wed Sep 02 1953, 4:33 AM EDT
Att: 5,366 - Unknown

AB 34
R 5
H 8
RBI 5
BB 4
SO 4
LOB 14



Batter	1	2	3	4	5	6	7	8	9	AB	R	H	RBI	BB	SO	LOB	BOTTOM				
Harvey Kuenn, R (1, 6) OBP: 0.354, SLG: 0.383	0-0 4-3		0-0 1B 1-3 2B		0-0 F3		0-0 L9-3			4	0	1	0	0	0	1					
Fred Hatfield, L (1, 4) OBP: 0.348, SLG: 0.304 Matt Batts, R (8, PH) OBP: 0.323, SLG: 0.414 Al Kaline, R (8, PR) OBP: 0.231, SLG: 0.167 Jerry Priddy, R (9, 4) OBP: 0.292, SLG: 0.281	0-3 K		0-3 K		0-0 F9			0-0 L4-3 1B		3	0	0	0	0	2	2					
Ray Boone, R (1, 5) OBP: 0.395, SLG: 0.525	4-0 FC6-4 BB		0-0 2-3 3-H 1B		0-0 L6		0-0 1B 1B		0-0 L4-3 1B	3	1	2	1	1	0	1					
Bob Nieman, R (1, 7) OBP: 0.360, SLG: 0.462	0-0 FC6-4		0-0 L6		0-0 L9		0-0 F7			4	0	0	0	0	0	5					
Walt Dropo, R (1, 3) OBP: 0.283, SLG: 0.371		0-0 L6-3 1B		0-0 G6-4-3 BB 1B		0-0 F8		0-3 K		4	0	2	0	0	1	1					
Jim Delsing, L (1, 8) OBP: 0.376, SLG: 0.427		0-0 L6-3		4-0 G6-4-3 BB		0-0 1B 1B		0-0 E5		3	0	1	0	1	0	1					
Steve Souchock, R (1, 9) OBP: 0.326, SLG: 0.483 Pat Mullin, L (9, PH) OBP: 0.367, SLG: 0.388		0-0 CS 1B		0-0 G6-4-3		0-0 1B		0-0 F5		3	0	2	1	0	0	2					
Johnny Bucha, R (1, 2) OBP: 0.317, SLG: 0.285 Johnny Pesky, L (9, PH) OBP: 0.350, SLG: 0.383		0-0 CS		0-0 F3		0-0 F8		0-0 F6		2	0	0	0	1	0	1					
Billy Hoelt, L (1, 1) OBP: 0.262, SLG: 0.175 Don Lund, R (7, PH) OBP: 0.326, SLG: 0.390 Ray Scarborough, R (8, 1) OBP: 0.077, SLG: 0.308			0-0 CS		0-0 F3		0-0 F8		0-0 L9-3 BB	2	1	1	0	0	1	0					
Inning Stats	R: 0 E: 0 K: 1 S: 5	H: 0 LOB: 1 BB: 1 P: 9	R: 0 E: 0 K: 0 S: 3	H: 2 LOB: 0 BB: 0 P: 3	R: 1 E: 0 K: 1 S: 8	H: 3 LOB: 2 BB: 0 P: 8	R: 0 E: 0 K: 0 S: 3	H: 1 LOB: 1 BB: 1 P: 7	R: 0 E: 0 K: 0 S: 5	H: 0 LOB: 0 BB: 0 P: 5	R: 1 E: 0 K: 0 S: 5	H: 3 LOB: 2 BB: 0 P: 5	R: 0 E: 0 K: 1 S: 4	H: 0 LOB: 0 BB: 1 P: 8	R: 0 E: 0 K: 0 S: 3	H: 1 LOB: 1 BB: 0 P: 3	R: 0 E: 1 K: 1 S: 6	H: 0 LOB: 1 BB: 0 P: 6	1B: 9 2B: 4 3B: 0 HR: 0	SF: 0 SAC: 0 DP: 4 HBP: 0	WP: 0 PA: 36 PB: 0 SB: 0 CS: 1
PITCHER	IP WLS BF H R ER SO BB IBB HBP BLK WP HR S P ERA WHIP	7.0 W 28 9 2 2 4 3 0 0 0 0 0 33 45 2.57 1.714	2.0 S 7 1 0 0 1 0 0 0 0 0 0 9 9 0.00 0.500																		

Boston Red Sox @ Detroit Tigers
Briggs Stadium, Detroit, MI
Wed Sep 02 1953, 4:33 AM EDT
Att: 5,366 - Unknown


AB 32
R 2
H 10
RBI 2
BB 3
SO 5
LOB 17



Batter	1	2	3	4	5	6	7	8	9	AB	R	H	RBI	BB	SO	LOB	TOP		
Billy Goodman, L (1,4) OBP: 0.387, SLG: 0.407	0-0 G6-4-3 BB 1B		0-0 1B			0-0 F8	0-0 F7		0-0 2B	5	0	3	0	0	0	0			
Ted Williams, L (1,7) OBP: 0.544, SLG: 0.935	4-0 G6-4-3 BB		0-0 1B			4-0 1B BB		0-0 HR	1-3 4-3	1	0	1	0	2	0	0			
Hoot Evers, R (6,FR) OBP: 0.303, SLG: 0.396	1-2 G6-4-3 BB		1-3 1B			0-0 BB		0-0 HR		2	1	1	1	0	0	3			
George Kell, R (1,5) OBP: 0.381, SLG: 0.478	0-0 G6-4-3		0-0 F9			0-0 1B		0-0 HR		4	1	2	1	0	0	4			
Dick Gernert, R (1,3) OBP: 0.379, SLG: 0.424	0-3 K		0-0 F8			0-0 F3		0-0 F2		4	0	0	0	0	1	3			
Sammy White, R (1,2) OBP: 0.314, SLG: 0.434		0-0 F2		0-0 5-3		0-0 4-3		0-0 F7		4	0	0	0	0	0	2			
Al Zarilla, L (1,9) OBP: 0.342, SLG: 0.226	0-3 K		0-3 K			0-0 HR 1B		0-3 K		4	1	1	0	0	3	0			
Tom Umphlett, R (1,8) OBP: 0.322, SLG: 0.370	0-0 F6		0-0 F4			0-0 HR		0-0 6-3		2	0	0	0	0	0	0			
Karl Olson, R (7,PH) OBP: 0.133, SLG: 0.276						1-H HR				2	1	1	2	0	0	0			
Johnny Lipon, R (1,6) OBP: 0.285, SLG: 0.264			0-0 F5			0-0 4-3		4-0 2B BB		2	0	0	0	0	0	0			
Mickey McDermott, L (7,PH) OBP: 0.304, SLG: 0.423						0-0 5-3				1	0	0	0	0	0	0			
Milt Boling, R (7,6) OBP: 0.319, SLG: 0.348										0	0	0	0	0	0	0			
Floyd Baker, L (9,PH) OBP: 0.373, SLG: 0.323										0	0	0	0	1	0	0			
Billy Conzolo, R (9,PR) OBP: 0.231, SLG: 0.353										0	0	0	0	0	0	0			
Ben Flowers, R (1,1) OBP: 0.158, SLG: 0.263			0-3 K			0-0 F9		0-3 K		0	0	0	0	0	0	0			
Willard Nixon, L (1,1) OBP: 0.283, SLG: 0.220										3	0	0	0	0	2	0			
Ike Delock, R (7,1) OBP: 0.250, SLG: 0.143										1	0	0	0	0	0	0			
Del Wilber, R (9,PH) OBP: 0.288, SLG: 0.510										1	0	0	0	0	1	1			
Inning Stats	R: 0 E: 0 K: 1 S: 5	H: 1 LOB: 1 BB: 1 P: 9	R: 0 E: 0 K: 1 S: 5	H: 0 LOB: 0 BB: 0 P: 5	R: 0 E: 0 K: 1 S: 7	H: 2 LOB: 2 BB: 0 P: 7	R: 0 E: 0 K: 1 S: 5	H: 0 LOB: 0 BB: 0 P: 5	R: 0 E: 0 K: 0 S: 4	H: 1 LOB: 2 BB: 1 P: 8	R: 2 E: 0 K: 0 S: 5	H: 2 LOB: 0 BB: 0 P: 5	R: 2 E: 0 K: 1 S: 7	H: 2 LOB: 0 BB: 0 P: 7	R: 0 E: 0 K: 1 S: 6	H: 1 LOB: 3 BB: 1 P: 10	1B: 5 2B: 1 3B: 0 HR: 3	SF: 0 SAC: 0 DP: 1 HBP: 0	WP: 0 PA: 38 PB: 0 SB: 0 CS: 0
PITCHER	IP	WLS	BF	H	R	ER	SO	BB	IBB	HBP	BLK	WP	HR	S	P	ERA	WHIP		
Steve Gromek, R (1,1) ERA: 4.49	7.0	W	30	8	4	4	5	2	0	0	0	0	3	38	46	5.14	1.429		
Dick Marlowe, R (8,1) ERA: 5.07	1.2		7	1	0	0	2	1	0	0	0	0	0	10	14	0.00	1.200		
Ray Herbert, R (9,1) ERA: 5.27	0.1	S	1	0	0	0	0	0	0	0	0	0	0	1	1	0.00	0.000		

Boston Red Sox @ Detroit Tigers
Briggs Stadium, Detroit, MI
Thu Sep 03 1953, 4:33 AM EDT
Att: 3,600 - Unknown


AB 35
R 4
H 9
RBI 4
BB 3
SO 7
LOB 13



Batter	1	2	3	4	5	6	7	8	9	AB	R	H	RBI	BB	SO	LOB	BOTTOM		
Harvey Kuenn, R (1,6) OBP: 0.353, SLG: 0.382	0-0 E 1B F9	0-0 G6-4-3		0-0 5-3			0-0 6-3			4	1	1	0	0	0	1			
Fred Hatfield, L (1,4) OBP: 0.354, SLG: 0.308	0-0 E9 3B 1B		0-0 E 1B			0-0 6-3	4-0 1B BB			3	2	2	0	1	0	0			
Ray Boone, R (1,5) OBP: 0.392, SLG: 0.520	0-0 F9		0-0 E6 1B			0-0 F9	0-0 F7			4	0	0	1	0	0	3			
Jim Delsing, L (1,8) OBP: 0.379, SLG: 0.427	4-0 3B BB		0-3 K			0-0 3-1	0-0 1B			3	1	1	0	1	1	2			
Bob Nieman, R (1,7) OBP: 0.363, SLG: 0.468	0-0 F9 3B		0-0 1B			4-0 SH5-3 BB	0-0 F8			3	1	2	3	1	0	2			
Walt Dropo, R (1,3) OBP: 0.281, SLG: 0.369	0-0 F9		0-3 K			0-0 SH5-3		0-0 6-3		3	0	0	1	0	1	2			
Steve Souchock, R (1,9) OBP: 0.333, SLG: 0.474	0-0 5-3		0-0 5-3			0-3 K		0-0 6-3		4	0	0	0	0	1	3			
Matt Batts, R (1,2) OBP: 0.328, SLG: 0.418		4-0 FC3-6 BB		0-0 3-1		4-0 IBB		0-0 2B		2	0	1	0	2	0	0			
Steve Gromek, S (1,1) OBP: 0.105, SLG: 0.081		0-0 FC3-6		0-0 5-3		0-3 K		0-0 5-3		3	0	0	0	0	1	3			
Dick Marlowe, R (8,1) OBP: 0.219, SLG: 0.219										1	0	0	0	0	0	1			
Ray Herbert, R (9,1) OBP: 0.238, SLG: 0.158		0-0 G6-4-3								0	0	0	0	0	0	0			
Inning Stats	R: 4 E: 1 K: 0 S: 6	H: 3 LOB: 0 BB: 1 P: 10	R: 0 E: 0 K: 0 S: 2	H: 0 LOB: 1 BB: 1 P: 6	R: 1 E: 1 K: 2 S: 10	H: 2 LOB: 2 BB: 0 P: 10	R: 0 E: 0 K: 0 S: 3	H: 0 LOB: 0 BB: 0 P: 3	R: 0 E: 0 K: 2 S: 7	H: 0 LOB: 2 BB: 2 P: 15	R: 0 E: 0 K: 0 S: 4	H: 1 LOB: 1 BB: 1 P: 8	R: 0 E: 0 K: 0 S: 4	H: 1 LOB: 1 BB: 0 P: 4	1B: 5 2B: 1 3B: 1 HR: 0	SF: 0 SAC: 1 DP: 1 HBP: 0	WP: 0 PA: 36 PB: 0 SB: 0 CS: 0		
PITCHER	IP	WLS	BF	H	R	ER	SO	BB	IBB	HBP	BLK	WP	HR	S	P	ERA	WHIP		
Ben Flowers, R (1,1) ERA: 3.87	0.1	L	5	3	4	4	0	1	0	0	0	0	0	4	8	108.00	12.000		
Willard Nixon, R (1,1) ERA: 3.78	6.1		25	2	1	1	4	3	1	0	0	0	0	29	45	1.42	0.789		
Ike Delock, R (7,1) ERA: 5.35	1.1		6	2	0	0	0	0	0	0	0	0	0	6	6	0.00	1.500		

Boston Red Sox @ Detroit Tigers
Briggs Stadium, Detroit, MI
Thu Sep 03 1953, 4:33 AM EDT
Att: 3,600 - Unknown


AB 30
R 5
H 7
RBI 5
BB 5
SO 4
LOB 17



Batter	1	2	3	4	5	6	7	8	9	AB	R	H	RBI	BB	SO	LOB	TOP						
Billy Goodman, L (1,4) OBP: 0.387, SLG: 0.409	6-3		F8		L7			G6-4-3 1B	1B 2B	5	1	2	3	0	0	2	Boston Red Sox @ Philadelphia Athletics Connie Mack Stadium, Philadelphia, PA Sun Sep 06 1953, 3:33 AM EDT Unknown						
Jim Piersall, R (1,9) OBP: 0.338, SLG: 0.368	6-3			F2	F8			G6-4-3 1B	F4	5	0	0	0	0	0	5							
Ted Williams, L (1,7) OBP: 0.374, SLG: 1.000 Hoot Evers, R (8, PR) OBP: 0.302, SLG: 0.394 (8,7)	HR			G6-4-3 BB				S 1B IBB	F7	2	1	2	1	2	0	0							
George Kell, R (1,5) OBP: 0.382, SLG: 0.475	L7			G6-4-3				1B BB	PB 1B	4	0	1	1	1	1	2							
Dick Gernert, R (1,3) OBP: 0.381, SLG: 0.425		F2			F5			1B	BB	4	0	2	1	1	0	0							
Sammy White, R (1,2) OBP: 0.313, SLG: 0.430	6-3				1B BB			1B	BB	4	1	0	0	1	0	5							
Karl Olson, R (1,8) OBP: 0.176, SLG: 0.303	F8				1B 1B L7				SH SH 2B 1B	4	2	2	0	0	0	0							
Johnny Lipon, R (1,6) OBP: 0.283, SLG: 0.262 Al Zarilla, L (5, PH) OBP: 0.351, SLG: 0.238 Mitt Bolling, R (5,6) OBP: 0.318, SLG: 0.346			5-3		1B				SH SH 2B	1	0	0	0	0	0	0							
Hal Brown, R (1,1) OBP: 0.333, SLG: 0.439 Frank Sullivan, R (3,1) OBP: 0.250, SLG: 0.250 Billy Conzoto, R (5, PH) OBP: 0.245, SLG: 0.365 Ike Delock, R (5,1) OBP: 0.222, SLG: 0.125 Ellis Kinder, R (8,1) OBP: 0.346, SLG: 0.385		6-3			1B				SH 2B F7	1	0	0	0	0	0	0							
Inning Stats	R: 1 E: 0 K: 0 S: 4	H: 1 LOB: 0 BB: 0 P: 4	R: 0 E: 0 K: 0 S: 3	H: 0 LOB: 0 BB: 0 P: 3	R: 0 E: 0 K: 0 S: 3	H: 0 LOB: 0 BB: 1 P: 3	R: 0 E: 0 K: 0 S: 2	H: 0 LOB: 0 BB: 1 P: 6	R: 2 E: 0 K: 1 S: 6	H: 3 LOB: 2 BB: 0 P: 10	R: 0 E: 0 K: 2 S: 6	H: 2 LOB: 1 BB: 0 P: 6	R: 0 E: 0 K: 1 S: 7	H: 0 LOB: 0 BB: 0 P: 7	R: 1 E: 0 K: 0 S: 4	H: 2 LOB: 2 BB: 2 P: 12		R: 4 E: 1 K: 0 S: 8	H: 3 LOB: 2 BB: 1 P: 12	1B: 9 2B: 2 3B: 0 HR: 1	SF: 0 SAC: 2 DP: 3 HBP: 0	WP: 0 PB: 1 SB: 1 CS: 1	PA: 42
PITCHER Marion Fricano, R (1,1) ERA: 4.26	IP: 9.0 WLS: L BF: 42 H: 11 R: 8 ER: 6 SO: 3 BB: 4 IBB: 1 HBP: 0 BLK: 0 WP: 0 HR: 1 S: 43 P: 63 ERA: 6.00 WHIP: 1.667											PITCHER	IP: 9.0 WLS: L BF: 42 H: 11 R: 8 ER: 6 SO: 3 BB: 4 IBB: 1 HBP: 0 BLK: 0 WP: 0 HR: 1 S: 43 P: 63 ERA: 6.00 WHIP: 1.667										



Batter	1	2	3	4	5	6	7	8	9	AB	R	H	RBI	BB	SO	LOB	BOTTOM				
Loren Babe, L (1,5) OBP: 0.295, SLG: 0.302	F9		1B 2B	F3		4-3			3-1	5	1	1	0	0	0	4	Boston Red Sox @ Philadelphia Athletics Connie Mack Stadium, Philadelphia, PA Sun Sep 06 1953, 3:33 AM EDT Unknown				
Dave Philley, S (1,9) OBP: 0.364, SLG: 0.434	3-1		F6	4-3			G4-6-3 BB	FC6-4 1B	FC6-4	4	0	1	1	1	0	2					
Eddie Robinson, L (1,3) OBP: 0.318, SLG: 0.405	K		1B 1B		P4		G4-6-3 1B	FC6-4	FC6-4	5	1	1	1	0	1	2					
Gus Zernial, R (1,7) OBP: 0.351, SLG: 0.555		E6 1B	1B 1B		5-3			1B	P6	4	1	1	0	1	0	1					
Carmen Mauro, L (1,8) OBP: 0.280, SLG: 0.307			L9			4-3				4	0	2	1	0	0	3					
Cass Michaels, R (1,4) OBP: 0.343, SLG: 0.379	F9			CS			1B SH1-4	F6		4	0	2	1	0	0	1					
Joe Demaestri, R (1,6) OBP: 0.286, SLG: 0.333 Elmer Valo, L (8, PH) OBP: 0.338, SLG: 0.185 Spider Wilhelm, R (9,6) OBP: 0.263, SLG: 0.216	F3		L6				SH1-4	3-1		2	0	0	0	0	0	3					
Joe Astroth, R (1,2) OBP: 0.372, SLG: 0.401				SH3-4 1B			1B	5-3		3	0	2	0	1	0	0					
Marion Fricano, R (1,1) OBP: 0.180, SLG: 0.169 Tom Hamilton, L (8, PH) OBP: 0.263, SLG: 0.216			K		SH3-4		K	3-1 1B 2B		2	0	0	0	0	2	4					
Inning Stats	R: 0 E: 0 K: 1 S: 5	H: 0 LOB: 0 BB: 0 P: 5	R: 1 E: 1 K: 1 S: 7	H: 1 LOB: 2 BB: 1 P: 11	R: 2 E: 0 K: 0 S: 7	H: 4 LOB: 2 BB: 0 P: 7	R: 0 E: 0 K: 0 S: 4	H: 1 LOB: 1 BB: 0 P: 4	R: 0 E: 0 K: 1 S: 7	H: 1 LOB: 0 BB: 0 P: 7	R: 0 E: 0 K: 0 S: 2	H: 2 LOB: 1 BB: 2 P: 10	R: 0 E: 0 K: 0 S: 3	H: 0 LOB: 0 BB: 0 P: 3	R: 1 E: 0 K: 0 S: 5	H: 2 LOB: 1 BB: 0 P: 5		1B: 9 2B: 2 3B: 0 HR: 0	SF: 0 SAC: 2 DP: 1 HBP: 0	WP: 0 PB: 0 SB: 0 CS: 1	PA: 41
PITCHER Hal Brown, R (1,1) ERA: 4.36 Frank Sullivan, R (3,1) ERA: 4.59 Ike Delock, R (5,1) ERA: 4.95 Ellis Kinder, R (8,1) ERA: 2.09	IP: 2.2 WLS: 5 BF: 15 H: 5 R: 1 ER: 0 SO: 2 BB: 0 IBB: 0 HBP: 0 BLK: 0 WP: 0 HR: 0 S: 5 P: 22 ERA: 6.75 WHIP: 1.875											PITCHER	IP: 2.2 WLS: 5 BF: 15 H: 5 R: 1 ER: 0 SO: 2 BB: 0 IBB: 0 HBP: 0 BLK: 0 WP: 0 HR: 0 S: 5 P: 22 ERA: 6.75 WHIP: 1.875								



Batter	1	2	3	4	5	6	7	8	9	AB	R	H	RBI	BB	SO	LOB	TOP																					
Gil McDougald, R OBP: 0.375, SLG: 0.439 (1, 5) (8, 4)	0-0 6-3		0-0 F8 1B 1B		0-0 6-3		0-0 F9		0-0 1B 1B	5	2	2	0	0	0	1	New York Yankees @ Boston Red Sox Fenway Park, Boston, MA Mon Sep 07 1953, 3:38 AM EDT Att: 32,123 - Cloudy - 81 F																					
Joe Collins, L OBP: 0.365, SLG: 0.436 (1, 3)	0-0 4-3		0-0 1B 1B		0-0 HR		0-0 G6-4-3 1B		0-0 1B 1B	5	2	4	1	0	0	0																						
Hank Bauer, R OBP: 0.396, SLG: 0.462 (1, 9) BB	4-0		0-0 F8 2-3		0-0 P4		0-0 G6-4-3 1-2		0-0 1B	4	0	1	2	1	0	4																						
Yogi Berra, L OBP: 0.365, SLG: 0.529 (1, 2)	0-0 G3		0-0 1B		0-0 1B				0-0 FC4-6 1B	5	0	3	1	0	0	1																						
Mickey Mantle, S OBP: 0.392, SLG: 0.502 (1, 8)		0-0 4-3 1B	0-0 F9		0-0 F9				0-0 FC4-6 1B 1-2	4	1	1	0	0	0	4																						
Gene Woodling, L OBP: 0.426, SLG: 0.451 (1, 7)		0-0 4-3 1-2	0-0 L9				0-0 P3		0-0 CS 1B	4	0	1	0	0	0	3																						
Billy Martin, R OBP: 0.309, SLG: 0.384 (1, 4) (8, 6)		0-0 6-3		0-3 K		0-0 F3		0-0 1B	0-0 1-2 3-H	4	0	1	1	0	1	1																						
Willy Miranda, S OBP: 0.298, SLG: 0.275 (8, PH) Irv Noren, L OBP: 0.364, SLG: 0.415 (8, 5) Andy Carey, R OBP: 0.365, SLG: 0.552	4-0		0-0 G6-4-3 1B		0-0 5-3			0-0 K	0-3 2-3	2	0	1	0	1	0	0																						
Vic Raschi, R OBP: 0.190, SLG: 0.164 (1, 1) Don Bollweg, L OBP: 0.405, SLG: 0.526 (7, PH) Johnny Sain, R OBP: 0.300, SLG: 0.308 (7, 1) Allie Reynolds, R OBP: 0.256, SLG: 0.182 (9, 1)	0-0 6-3		0-0 G6-4-3 1-2				4-0 1B BB		0-0 L4	2	0	0	0	0	0	3																						
Inning Stats	R: 0 E: 0 K: 0 S: 3	H: 0 LOB: 1 BB: 1 P: 7	R: 0 E: 0 K: 0 S: 4	H: 1 LOB: 2 BB: 1 P: 8	R: 1 E: 0 K: 0 S: 6	H: 3 LOB: 2 BB: 0 P: 6	R: 0 E: 0 K: 1 S: 5	H: 1 LOB: 0 BB: 0 P: 5	R: 1 E: 0 K: 0 S: 5	H: 2 LOB: 1 BB: 0 P: 5	R: 0 E: 0 K: 0 S: 3	H: 0 LOB: 0 BB: 0 P: 3	R: 0 E: 0 K: 0 S: 3	H: 1 LOB: 1 BB: 1 P: 7	R: 1 E: 0 K: 0 S: 7	H: 3 LOB: 2 BB: 0 P: 7		R: 2 E: 0 K: 0 S: 5	H: 3 LOB: 0 BB: 0 P: 5	1B: 13 2B: 1 3B: 0 HR: 1	SF: 0 SAC: 0 DP: 3 HBP: 0	WP: 0 PA: 40 PB: 0 CS: 1																
PITCHER	IP	WLS	BF	H	R	ER	SO	BB	IBB	HBP	BLK	WP	HR	S	P	ERA	WHIP	PITCHER				IP	WLS	BF	H	R	ER	SO	BB	IBB	HBP	BLK	WP	HR	S	P	ERA	WHIP
Sid Hudson, R ERA: 3.72 Hal Brown, R ERA: 4.47	(1, 1) (8, 1)	7.0 L	30 10	8 6	2 3	2 3	1 1	3 0	0 0	0 0	0 0	0 0	1 0	29 12	41 12	2.57 13.50	1.571 3.000																					

AB	37
R	5
H	14
RBI	5
BB	3
SO	2
LOB	19



Batter	1	2	3	4	5	6	7	8	9	AB	R	H	RBI	BB	SO	LOB	BOTTOM																					
Billy Goodman, L OBP: 0.389, SLG: 0.411 (1, 4) (7, 3)	0-0 FC6-4 1B		0-0 G3 1-2			0-0 L9 1B 1B		0-0 L8		0-0 4-3	5	0	2	0	0	3	New York Yankees @ Boston Red Sox Fenway Park, Boston, MA Mon Sep 07 1953, 3:38 AM EDT Att: 32,123 - Cloudy - 81 F																					
Jim Piersall, R OBP: 0.336, SLG: 0.368 (1, 9)	0-0 FC6-4 1-2			0-0 5-3		0-0 S 1B		0-0 SH5-4 1B		0-0	4	0	2	1	0	1																						
Karl Olson, R OBP: 0.150, SLG: 0.256 (1, 7) Ted Williams, L OBP: 0.561, SLG: 1.000 (6, PH) Hoot Evers, R OBP: 0.302, SLG: 0.394 (7, 7)	0-0 G6-4-3 1-2			0-0 6-3		0-0 L9 2-3 3-H		0-0 SH5-4 1-2		0-0	2	0	0	0	0	1																						
George Kell, R OBP: 0.380, SLG: 0.478 (1, 5)		0-0 F7		0-0 F8		0-0 1B IBB		0-0 P6		0-0	3	0	0	0	1	1																						
Dick Gernert, R OBP: 0.380, SLG: 0.424 (1, 3) Floyd Baker, L OBP: 0.371, SLG: 0.321 (6, PH) Sammy White, R OBP: 0.314, SLG: 0.432 (7, 2)		0-3 K		0-0 F9		0-0 P4		0-0 1-3		0-0	2	0	0	0	1	0																						
Del Wilber, R OBP: 0.273, SLG: 0.481 (1, 2) Al Zarilla, L OBP: 0.346, SLG: 0.234 (6, PH) Milt Bolling, R OBP: 0.316, SLG: 0.349 (7, 6)		0-0 6-3		0-3 K		0-3 K			0-0 2B	2	0	0	0	0	1	0																						
Tom Umphlett, R OBP: 0.321, SLG: 0.370 (1, 8)			0-0 F9		0-0 6-3		0-0		0-0 2B	4	0	2	1	0	0	0																						
Ted Lepcio, R OBP: 0.296, SLG: 0.340 (1, 6) (7, 4)			4-0 FC1-6 BB			0-0 1B BB 1B		0-0 5-3		0-0	3	1	2	0	1	1																						
Sid Hudson, R OBP: 0.190, SLG: 0.188 (1, 1) Mickey McDermott, L OBP: 0.236, SLG: 0.410 (7, PH) Hal Brown, R OBP: 0.333, SLG: 0.439 (8, 1) Billy Consolo, R OBP: 0.241, SLG: 0.358 (9, PH)			0-0 FC1-6 PB		0-0 6-3		4-0 1B BB 1B		0-3 K	1	1	0	0	1	0	1																						
Inning Stats	R: 0 E: 0 K: 0 S: 3	H: 1 LOB: 0 BB: 0 P: 3	R: 0 E: 0 K: 1 S: 5	H: 0 LOB: 0 BB: 0 P: 5	R: 0 E: 0 K: 0 S: 3	H: 0 LOB: 0 BB: 0 P: 3	R: 0 E: 0 K: 1 S: 5	H: 0 LOB: 0 BB: 0 P: 5	R: 2 E: 0 K: 1 S: 8	H: 3 LOB: 2 BB: 2 P: 16	R: 0 E: 0 K: 1 S: 6	H: 2 LOB: 1 BB: 0 P: 6	R: 0 E: 0 K: 0 S: 4	H: 1 LOB: 0 BB: 0 P: 4	R: 1 E: 0 K: 1 S: 7	H: 2 LOB: 1 BB: 0 P: 7		1B: 7 2B: 2 3B: 0 HR: 0	SF: 0 SAC: 1 DP: 1 HBP: 0	WP: 0 PA: 37 PB: 1 CS: 0																		
PITCHER	IP	WLS	BF	H	R	ER	SO	BB	IBB	HBP	BLK	WP	HR	S	P	ERA	WHIP	PITCHER				IP	WLS	BF	H	R	ER	SO	BB	IBB	HBP	BLK	WP	HR	S	P	ERA	WHIP
Vic Raschi, R ERA: 3.55 Johnny Sain, R ERA: 3.06 Allie Reynolds, R ERA: 3.78	(1, 1) (7, 1) (9, 1)	6.0 W	24 10	4 5	2 1	2 1	3 1	2 0	0 0	0 0	0 0	0 0	0 0	27 12	39 12	3.00 4.50	1.000 2.500																					



Batter	1	2	3	4	5	6	7	8	9	AB	R	H	RBI	BB	SO	LOB	TOP	
Bobby Avila, R OBP: 0.351, SLG: 0.379	0-0 2B		0-0 F8			0-0 4-3 2B	0-0 F3		4-0 BB	4	0	2	0	1	0	2	Cleveland Indians @ Boston Red Sox Fenway Park, Boston, MA Wed Sep 09 1953, 3:33 AM EDT Att: 29,793 - Unknown	
Bill Glynn, L OBP: 0.325, SLG: 0.311	0-0 P4			0-0 E7 FC1		0-3 K		4-0 FC5-6 BB	0-3 K	4	0	0	0	1	2	3		
Dale Mitchell, L OBP: 0.359, SLG: 0.450 Bob Kennedy, R OBP: 0.310, SLG: 0.309	0-3 K			0-0 4-3		0-0 4-3		0-0 FC5-6 1-2 HR	0-0 F7	5	1	0	0	0	1	5		
Al Rosen, R OBP: 0.411, SLG: 0.615	0-0 F8			0-0 FC1		4-0 S BB		0-0 1-H HR		3	1	1	2	1	0	2		
Larry Doby, L OBP: 0.367, SLG: 0.452		0-3 K		0-3 K		0-3 K		0-3 K		4	0	0	0	0	4	3		
Wally Westlake, R OBP: 0.434, SLG: 0.535		0-0 F7					0-3 K		0-0 1B	4	0	2	0	0	1	0		
George Strickland, R OBP: 0.359, SLG: 0.362		0-0 6-3				0-0 F8		0-0 1B	0-0 1B	4	0	2	0	0	0	1		
Jim Hegan, R OBP: 0.289, SLG: 0.364			0-3 K			0-0 F8		0-0 F8	0-0 F7	4	0	0	0	0	1	4		
Mike Garcia, R OBP: 0.278, SLG: 0.318			0-0 1-3			0-0 F9		1-2 1B	0-0 P3	4	0	1	0	0	0	1		
Inning Stats	R: 0 E: 0 K: 1 S: 6	H: 1 LOB: 1 BB: 0 P: 6	R: 0 E: 0 K: 1 S: 5	H: 0 LOB: 0 BB: 0 P: 5	R: 0 E: 0 K: 1 S: 5	H: 0 LOB: 1 BB: 0 P: 6	R: 0 E: 1 K: 0 S: 4	H: 1 LOB: 1 BB: 0 P: 4	R: 0 E: 0 K: 2 S: 8	H: 2 LOB: 2 BB: 1 P: 12	R: 0 E: 0 K: 1 S: 7	H: 3 LOB: 2 BB: 1 P: 12	R: 0 E: 0 K: 1 S: 5	H: 0 LOB: 1 BB: 1 P: 9	1B: 5 2B: 2 3B: 0 HR: 1	SF: 0 SAC: 0 DP: 0 HBP: 0	WP: 0 PB: 0 SB: 2 CS: 0	PA: 39
PITCHER Bill Henry, L ERA: 3.11	IP: 9.0 WLS: L BF: 39	H: 8 R: 2 ER: 2 SO: 9	BB: 3 IBB: 0 HBP: 0 BLK: 0	WP: 0 HR: 1 S: 54 P: 66	ERA: 2.00 WHIP: 1.222													

AB	36
R	2
H	8
RBI	2
BB	3
SO	9
LOB	21



Batter	1	2	3	4	5	6	7	8	9	AB	R	H	RBI	BB	SO	LOB	BOTTOM			
Billy Goodman, L OBP: 0.386, SLG: 0.408	0-0 G3		0-0 G3		0-0 4-3			0-0 6-3		4	0	0	0	0	0	1	Cleveland Indians @ Boston Red Sox Fenway Park, Boston, MA Wed Sep 09 1953, 3:33 AM EDT Att: 29,793 - Unknown			
Jim Piersall, R OBP: 0.337, SLG: 0.366	4-0 BB		0-0 F9			0-0 F8		0-0 F9		3	0	0	0	1	0	0				
Ted Williams, L OBP: 0.543, SLG: 0.946	4-0 1-2 BB		0-0 P4			0-0 F8		0-3 K		3	0	0	0	1	1	0				
George Kell, R OBP: 0.379, SLG: 0.475	0-0 F7			4-0 CS BB		0-0 P6			0-0 5-3	3	0	0	0	1	0	2				
Dick Gernert, R OBP: 0.379, SLG: 0.422	0-3 K			0-0 F7			0-0 G4-6-3 1B		0-0 6-3	4	0	1	0	0	1	3				
Sammy White, R OBP: 0.313, SLG: 0.431		0-0 6-3		0-0 P6			0-0 G4-6-3 1-2 1B		0-0 1B	4	1	1	0	0	0	1				
Tom Umphlett, R OBP: 0.324, SLG: 0.373		0-0 6-3			0-0 SH5-4 1B			0-0 HBP 1B		4	0	3	0	0	0	0				
Mitt Bolling, R OBP: 0.325, SLG: 0.354		0-0 1B			0-0 SH5-4		1-0 HBP 1B		0-0 1-2 2H 1B	2	0	2	1	0	0	0				
Bill Henry, L OBP: 0.185, SLG: 0.296 Floyd Baker, L OBP: 0.369, SLG: 0.320		0-0 4-3			0-0 K		0-3 K		0-0 4-3	3	0	0	0	0	2	4				
Inning Stats	R: 0 E: 0 K: 1 S: 5	H: 0 LOB: 2 BB: 2 P: 13	R: 0 E: 0 K: 0 S: 4	H: 1 LOB: 1 BB: 0 P: 4	R: 0 E: 0 K: 0 S: 3	H: 0 LOB: 0 BB: 0 P: 3	R: 0 E: 0 K: 0 S: 2	H: 0 LOB: 1 BB: 1 P: 6	R: 0 E: 0 K: 1 S: 6	H: 1 LOB: 1 BB: 0 P: 6	R: 0 E: 0 K: 1 S: 3	H: 2 LOB: 2 BB: 0 P: 7	R: 0 E: 0 K: 1 S: 5	H: 0 LOB: 0 BB: 0 P: 5	R: 1 E: 0 K: 0 S: 6	H: 3 LOB: 2 BB: 0 P: 6	1B: 7 2B: 0 3B: 0 HR: 0	SF: 0 SAC: 1 DP: 1 HBP: 1	WP: 0 PB: 0 SB: 0 CS: 1	PA: 36
PITCHER Mike Garcia, R ERA: 3.1	IP: 9.0 WLS: W BF: 36	H: 7 R: 1 ER: 1 SO: 4	BB: 3 IBB: 0 HBP: 1 BLK: 0	WP: 0 HR: 0 S: 40 P: 53	ERA: 1.00 WHIP: 1.111															

AB	31
R	1
H	7
RBI	1
BB	3
SO	4
LOB	13



Batter	1	2	3	4	5	6	7	8	9	AB	R	H	RBI	BB	SO	LOB	TOP					
Dick Kokos, L OBP: 0.362, SLG: 0.409 Hank Edwards, L OBP: 0.287, SLG: 0.237	F8		G6-4-3 BB		F7		3-1		4-3	1	0	0	0	0	0	0						
Billy Hunter, R OBP: 0.256, SLG: 0.258	K		G6-4-3			B2-3				3	0	0	0	1	1							
Dick Kryhoski, L OBP: 0.330, SLG: 0.505	F2				F9	1B			K	4	1	1	0	0	1							
Vic Wertz, L OBP: 0.376, SLG: 0.459		4-3			F8	1B			K	4	1	1	0	0	1							
Don Lenhardt, R OBP: 0.401, SLG: 0.487 Johnny Lipon, R OBP: 0.283, SLG: 0.262		BB 1B				1B			F8	3	0	2	0	1	0	0						
Johnny Groth, R OBP: 0.315, SLG: 0.372	K				F8	1B				4	0	2	1	0	1	2						
Les Moss, R OBP: 0.342, SLG: 0.386		BB			4-3	G4-6-3 1B			K	3	0	1	1	1	1							
Bobby Young, L OBP: 0.309, SLG: 0.331	4-3				6-3	G4-6-3			6-3	4	0	0	0	0	0	5						
Duane Pilette, R OBP: 0.240, SLG: 0.244			K						F7	3	0	0	0	1	2	0						
Inning Stats	R: 0 E: 0 K: 1 S: 5	H: 0 LOB: 0 BB: 0 P: 5	R: 0 E: 0 K: 1 S: 6	H: 1 LOB: 2 BB: 1 P: 10	R: 0 E: 0 K: 1 S: 4	H: 0 LOB: 0 BB: 1 P: 8	R: 0 E: 0 K: 0 S: 4	H: 1 LOB: 1 BB: 0 P: 4	R: 0 E: 0 K: 0 S: 3	H: 0 LOB: 1 BB: 1 P: 7	R: 2 E: 0 K: 0 S: 6	H: 4 LOB: 2 BB: 1 P: 10	R: 0 E: 0 K: 2 S: 7	H: 0 LOB: 1 BB: 1 P: 11	R: 0 E: 0 K: 2 S: 8	H: 1 LOB: 1 BB: 0 P: 8	R: 0 E: 0 K: 0 S: 3	H: 0 LOB: 0 BB: 0 P: 3	1B: 7 2B: 0 3B: 0 HR: 0	SF: 0 SAC: 0 DP: 2 HBP: 0	WP: 0 PB: 0 SB: 0 CS: 0	PA: 37
PITCHER	IP	WLS	BF	H	R	ER	SO	BB	IBB	HBP	BLK	WP	HR	S	P	ERA	WHIP					
Willard Nixon, R ERA: 3.76	5.1	L	25	6	2	2	3	4	0	0	0	0	0	27	43	3.38	1.875					
Ike Delock, R ERA: 4.54	2.2		9	1	0	0	4	1	0	0	0	0	0	16	20	0.00	0.750					
Ellis Kinder, R ERA: 1.99	1.0		3	0	0	0	0	0	0	0	0	0	0	3	3	0.00	0.000					

St. Louis Browns @ Boston Red Sox
Fenway Park, Boston, MA
Fri Sep 11 1953, 3:33 AM EDT
Att. 3,660 - Unknown - 65 F

AB 32
R 2
H 7
RBI 2
BB 5
SO 7
LOB 11



Batter	1	2	3	4	5	6	7	8	9	AB	R	H	RBI	BB	SO	LOB	BOTTOM				
Billy Goodman, L OBP: 0.387, SLG: 0.408	G3					L6			G6-4-3 1B	4	0	2	0	0	0	0					
Jim Piersall, R OBP: 0.334, SLG: 0.362	L8		6-3			F9			G6-4-3	4	0	0	0	0	0	2					
Ted Williams, L OBP: 0.513, SLG: 0.953	3-1				F7				G6-3	4	0	0	0	0	0	0					
George Kell, R OBP: 0.378, SLG: 0.469		L6			P1				6-3	3	0	0	0	0	0	0					
Dick Gemert, R OBP: 0.377, SLG: 0.418		F8			6-3				F7	3	0	0	0	0	0	0					
Sammy White, R OBP: 0.314, SLG: 0.432		E3			K				1B	3	0	1	0	0	1	0					
Tom Umphlett, R OBP: 0.327, SLG: 0.375		G3			P4				F7	3	0	0	0	0	0	2					
Mitt Bolling, R OBP: 0.325, SLG: 0.351 Floyd Baker, L OBP: 0.200, SLG: 0.316 Ted Lepcio, R OBP: 0.296, SLG: 0.340			P5		5-3				F9	2	0	0	0	0	0	0					
Willard Nixon, L OBP: 0.277, SLG: 0.214 Ike Delock, R OBP: 0.200, SLG: 0.111 Del Wilber, R OBP: 0.270, SLG: 0.476 Ellis Kinder, R OBP: 0.370, SLG: 0.407			6-3			5-3			P4	1	0	0	0	0	0	0					
Inning Stats	R: 0 E: 0 K: 0 S: 3	H: 0 LOB: 0 BB: 0 P: 3	R: 0 E: 1 K: 0 S: 4	H: 0 LOB: 1 BB: 0 P: 4	R: 0 E: 0 K: 0 S: 3	H: 0 LOB: 0 BB: 0 P: 3	R: 0 E: 0 K: 1 S: 5	H: 0 LOB: 0 BB: 0 P: 5	R: 0 E: 0 K: 0 S: 3	H: 0 LOB: 0 BB: 0 P: 3	R: 0 E: 0 K: 0 S: 4	H: 1 LOB: 1 BB: 0 P: 4	R: 0 E: 0 K: 0 S: 3	H: 1 LOB: 0 BB: 0 P: 3	R: 0 E: 0 K: 0 S: 3	H: 1 LOB: 0 BB: 0 P: 3	1B: 3 2B: 0 3B: 0 HR: 0	SF: 0 SAC: 0 DP: 1 HBP: 0	WP: 0 PB: 0 SB: 0 CS: 0	PA: 30	
PITCHER	IP	WLS	BF	H	R	ER	SO	BB	IBB	HBP	BLK	WP	HR	S	P	ERA	WHIP				
Duane Pilette, R ERA: 4.77	9.0	W	30	3	0	0	1	0	0	0	0	0	0	32	32	0.00	0.333				

St. Louis Browns @ Boston Red Sox
Fenway Park, Boston, MA
Fri Sep 11 1953, 3:33 AM EDT
Att. 3,660 - Unknown - 65 F

AB 30
R 0
H 3
RBI 0
BB 0
SO 1
LOB 6



Batter	1	2	3	4	5	6	7	8	9	AB	R	H	RBI	BB	SO	LOB	TOP	
Chico Carrasquel, R OBP: 0.324, SLG: 0.359 (1, 6)	0-0 6-3		0-0 F8		0-0 G3		0-0 E5	0-0 L7-4		5	0	0	0	0	0	1		
Fernis Fain, L OBP: 0.410, SLG: 0.356 (1, 3)	4-0 2B 4-3 BB		0-0 F7		4-0 BB		0-3 K2-3		0-0 F9	3	1	0	0	2	1	1		
Minnie Minoso, R OBP: 0.416, SLG: 0.466 (1, 9) (6, 7) (8, 9)	0-0 4-3 1-3 2B			0-0 1B 2B		0-0 F4		0-0 5-3	0-3 K	5	1	2	0	0	1	2		
Sam Mele, R OBP: 0.359, SLG: 0.437 (1, 8) (6, 9) (8, 8)	0-0 4-3			0-3 K		4-0 WP E BB		0-0 F3	4-0 BB BB	3	1	0	1	2	1	3		
Sherm Lollar, R OBP: 0.388, SLG: 0.405 Red Wilson, R OBP: 0.358, SLG: 0.298 (1, 2) (6, PR) (6, 2)	0-0 F3		0-3 K		0-0 SH CS		4-0 BB BB		0-0 G3	2	0	0	0	0	1	2		
Bud Sheely, L OBP: 0.345, SLG: 0.239 (8, 2)					1-H CS		4-0 BB BB			1	0	0	0	0	0	1		
Connie Ryan, R OBP: 0.363, SLG: 0.428 (1, 5)		0-0 5-3		0-0 1B 1B		0-3 K		4-0 BB BB		3	1	1	1	1	1	1		
Bob Elliott, R OBP: 0.392, SLG: 0.392 Jim Rivera, L OBP: 0.325, SLG: 0.410 (1, 7) (6, PR) (6, 8)		0-0 5-3		0-0 FC6-4 1B		4-0 IBB		4-0 BB BB		2	0	1	0	1	0	0		
Nellie Fox, L OBP: 0.339, SLG: 0.357 (8, PH) (8, 4)				1-2 FC6-4 1B		1-2 IBB		1-2 2B BB		0	1	0	0	1	0	0		
Neil Berry, R OBP: 0.333, SLG: 0.318 Bud Stewart, L OBP: 0.403, SLG: 0.429 Virgil Trucks, R OBP: 0.205, SLG: 0.277 Harry Dorish, R OBP: 0.171, SLG: 0.171 Bob Keegan, R OBP: 0.316, SLG: 0.278 (1, 4) (8, PH) (8, 1) (8, 1) (8, 1)		0-0 F8		0-0 FC6-4		4-0 IBB		0-3 K		2	0	0	0	1	0	2		
Billy Pierce, L OBP: 0.167, SLG: 0.114 Bob Boyd, L OBP: 0.357, SLG: 0.418 (1, 1) (8, PH) (8, 7)				1-2 IBB		1-2 IBB		0-0 K		1	0	0	0	0	0	0		
			0-0 1-3		0-0 6-3		0-3 K		0-0 L7-4 1-H 2-H 3-H	3	0	0	0	0	1	3		
Inning Stats	R: 1 E: 0 K: 0 S: 4	H: 1 LOB: 1 BB: 1 P: 8	R: 0 E: 0 K: 0 S: 3	H: 0 LOB: 0 BB: 0 P: 3	R: 0 E: 0 K: 2 S: 10	H: 3 LOB: 2 BB: 0 P: 10	R: 0 E: 0 K: 0 S: 3	H: 0 LOB: 1 BB: 3 P: 7	R: 0 E: 1 K: 1 S: 6	H: 0 LOB: 1 BB: 0 P: 6	R: 3 E: 0 K: 1 S: 5	H: 1 LOB: 0 BB: 3 P: 17	R: 0 E: 0 K: 1 S: 5	H: 0 LOB: 1 BB: 1 P: 9	1B: 2 2B: 5 3B: 0 HR: 0	SF: 0 SAC: 1 DP: 2 HBP: 0	WP: 1 PA: 41	
PITCHER	IP WLS BF H R ER SO BB IBB HBP BLK WP HR S P ERA WHIP																	
Mel Parnell, L ERA: 3.31 Frank Sullivan, R ERA: 4.79 Sid Hudson, R ERA: 3.67 (1, 1) (8, 1) (9, 1)	7.0 W 4 S	33 L 4 4	4 1 0	5 1 0	5 1 0	5 1 0	5 1 0	5 1 0	5 1 0	5 1 0	5 1 0	5 1 0	5 1 0	5 1 0	5 1 0	5 1 0	6.43 9.00 0.00	1.286 2.000 1.000

Chicago White Sox @ Boston Red Sox
Fenway Park, Boston, MA
Sun Sep 13 1953, 3:33 AM EDT
Att: 22,774 - Unknown

livebaseballscorecards.com

AB 31
R 6
H 5
RBI 5
BB 9
SO 7
LOB 19



Batter	1	2	3	4	5	6	7	8	9	AB	R	H	RBI	BB	SO	LOB	BOTTOM		
Billy Goodman, L OBP: 0.385, SLG: 0.404 (1, 4)	0-0 F8		0-0 4-3			0-0 F7	0-0 FC6-4			4	0	0	0	0	0	2			
Jim Piersall, R OBP: 0.333, SLG: 0.361 (1, 9)	0-0 F8			0-0 F3		0-0 F6	0-0 FC6-4			4	0	0	0	0	0	2			
Ted Williams, L OBP: 0.894, SLG: 0.887 Hoot Evers, R OBP: 0.306, SLG: 0.399 (1, 7) (9, 7)	4-0 BB			0-3 K		0-0 2B		0-0 1-3		3	1	1	0	1	1	0			
George Kell, R OBP: 0.382, SLG: 0.484 Floyd Baker, L OBP: 0.364, SLG: 0.314 (1, 5) (8, PR) (9, 5)	0-0 F9			0-3 K		0-0 HR 2B		0-0 1B 2B		4	1	2	1	0	1	1			
Dick Gernert, R OBP: 0.377, SLG: 0.423 (1, 3)					0-0 F8		0-0 HR 2B		0-0 2B BB	4	2	2	2	0	0	0			
Sammy White, R OBP: 0.318, SLG: 0.439 (1, 2)		0-0 6-3			0-0 4-3		4-0 2B BB		0-0 BB 2B	3	1	1	1	1	0	0			
Tom Umphlett, R OBP: 0.333, SLG: 0.382 (1, 8)		0-0 6-3			0-0 F3		0-0 FC6-4 2B		0-0 BB IBB	3	0	1	0	1	0	0			
Mitt Bolling, R OBP: 0.326, SLG: 0.358 (1, 6)					0-3 K		0-0 HR		4-0 FC6-4 BB	2	1	1	2	2	1	0			
Mel Parnell, L ERA: 2.65 Frank Sullivan, R ERA: 2.96 Al Zarilla, L OBP: 0.338, SLG: 0.227 Sid Hudson, R OBP: 0.180, SLG: 0.188 (1, 1) (8, 1) (6, PH) (8, 1) (8, 1)	7.0 L 3 1	29 W 3 1	5 2 0	5 2 0	5 2 0	5 2 0	5 2 0	5 2 0	5 2 0	5 2 0	5 2 0	5 2 0	5 2 0	5 2 0	5 2 0	5 2 0	6.43 54.00 0.00	1.000 6.000 0.000	
Inning Stats	R: 0 E: 0 K: 0 S: 3	H: 0 LOB: 1 BB: 1 P: 7	R: 0 E: 0 K: 0 S: 3	H: 0 LOB: 0 BB: 0 P: 3	R: 0 E: 0 K: 1 S: 5	H: 0 LOB: 0 BB: 0 P: 5	R: 0 E: 0 K: 2 S: 7	H: 0 LOB: 0 BB: 0 P: 7	R: 0 E: 0 K: 0 S: 3	H: 0 LOB: 0 BB: 0 P: 3	R: 1 E: 0 K: 1 S: 6	H: 1 LOB: 0 BB: 0 P: 6	R: 4 E: 0 K: 0 S: 7	H: 4 LOB: 2 BB: 2 P: 15	R: 2 E: 0 K: 0 S: 5	H: 3 LOB: 2 BB: 2 P: 13	1B: 1 2B: 5 3B: 0 HR: 2	SF: 0 SAC: 0 DP: 1 HBP: 0	WP: 0 PA: 36
PITCHER	IP WLS BF H R ER SO BB IBB HBP BLK WP HR S P ERA WHIP																		
Billy Pierce, L ERA: 2.65 Virgil Trucks, R ERA: 2.96 Harry Dorish, R ERA: 3.2 Bob Keegan, R ERA: 3.52 (1, 1) (8, 1) (8, 1) (8, 1) (8, 1)	0.1 L 3 1	3 W 3 1	2 2 0	2 2 0	2 2 0	2 2 0	2 2 0	2 2 0	2 2 0	2 2 0	2 2 0	2 2 0	2 2 0	2 2 0	2 2 0	2 2 0	54.00 ∞ ∞	6.000 ∞ ∞	

Chicago White Sox @ Boston Red Sox
Fenway Park, Boston, MA
Sun Sep 13 1953, 3:33 AM EDT
Att: 22,774 - Unknown

livebaseballscorecards.com

AB 31
R 7
H 8
RBI 7
BB 5
SO 4
LOB 10



Batter	1	2	3	4	5	6	7	8	9	AB	R	H	RBI	BB	SO	LOB	TOP			
Chico Carrasquel, R OBP: 0.329, SLG: 0.359 (1, 6)										5	1	2	0	1	1	3	Chicago White Sox @ Boston Red Sox Fenway Park, Boston, MA Mon Sep 14 1953, 3:33 AM EDT Att: 5,239 - Unknown			
Fernis Fain, L OBP: 0.412, SLG: 0.358 (1, 3)										4	3	2	1	0	0	3				
Minnie Minoso, R OBP: 0.416, SLG: 0.465 (1, 9) (3, 7)										5	0	2	1	0	1	2				
Sam Mele, R OBP: 0.358, SLG: 0.434 (1, 8) (3, 9)										3	1	0	1	1	0	3				
Sherm Lollar, R OBP: 0.391, SLG: 0.415 (1, 2)										5	1	3	3	0	1	1				
Connie Ryan, R OBP: 0.361, SLG: 0.422 (1, 5)										4	1	0	0	1	1	4				
Bob Elliott, R OBP: 0.365, SLG: 0.391 (1, 7)										1	0	0	0	0	0	0		AB 38 R 10 H 12 RBI 10 BB 3 SO 6 LOB 20		
Jim Rivera, L OBP: 0.327, SLG: 0.409 (3, 8)										3	1	1	1	0	0	0				
Nellie Fox, L OBP: 0.340, SLG: 0.357 (1, 4)										5	1	2	2	0	0	1				
Connie Johnson, R OBP: 0.111, SLG: 0.059 (1, 1)										3	1	0	1	0	2	3				
Mike Fomiele, R OBP: 0.119, SLG: 0.122 (8, 1)										0	0	0	0	0	0	0				
Inning Stats	R: 0 E: 0 K: 0 S: 3	H: 1 LOB: 0 BB: 0 P: 3	R: 0 E: 0 K: 1 S: 5	H: 0 LOB: 0 BB: 0 P: 5	R: 0 E: 0 K: 1 S: 6	H: 1 LOB: 1 BB: 0 P: 6	R: 1 E: 1 K: 0 S: 4	H: 1 LOB: 1 BB: 0 P: 5	R: 0 E: 0 K: 1 S: 5	H: 0 LOB: 1 BB: 0 P: 6	R: 1 E: 0 K: 1 S: 7	H: 2 LOB: 1 BB: 0 P: 7	R: 0 E: 1 K: 1 S: 6	H: 0 LOB: 1 BB: 0 P: 6	R: 0 E: 1 K: 1 S: 6	H: 0 LOB: 1 BB: 0 P: 6	1B: 10 2B: 3 3B: 0 HR: 0	SF: 0 SAC: 3 DP: 1 HBP: 2	WP: 0 PB: 0 SB: 0 CS: 0	PA: 46
PITCHER	IP WLS BF H R ER SO BB IBB HBP BLK WP HR S P ERA WHIP	IP WLS BF H R ER SO BB IBB HBP BLK WP HR S P ERA WHIP																		
Bill Henry, L ERA: 3.48 (1, 1)	5.1 L 28 7 8 5 3 2 1 1 0 0 0 0 30 43 8.44 1.688																			
Ike Delock, R ERA: 4.57 (6, 1)	0.2 5 3 1 0 0 0 0 0 0 0 0 5 5 0.00 4.500																			
Ben Flowers, R ERA: 3.92 (7, 1)	2.0 9 2 1 1 2 0 0 1 0 0 0 12 13 4.50 1.000																			
Frank Sullivan, R ERA: 4.57 (9, 1)	1.0 4 0 0 0 1 0 0 0 0 0 0 6 6 0.00 0.000																			

Batter	1	2	3	4	5	6	7	8	9	AB	R	H	RBI	BB	SO	LOB	BOTTOM			
Billy Goodman, L OBP: 0.387, SLG: 0.407 (1, 4)										4	0	2	1	1	0	2	Chicago White Sox @ Boston Red Sox Fenway Park, Boston, MA Mon Sep 14 1953, 3:33 AM EDT Att: 5,239 - Unknown			
Jim Piersall, R OBP: 0.332, SLG: 0.358 (1, 9)										4	1	0	0	0	0	4				
Karl Olson, R OBP: 0.156, SLG: 0.250 (1, 7)										5	0	1	0	0	0	3				
George Kell, R OBP: 0.385, SLG: 0.489 (1, 5)										4	0	2	0	1	0	1				
Dick Gernert, R OBP: 0.377, SLG: 0.422 (1, 3)										4	0	1	0	1	1	3				
Sammy White, R OBP: 0.317, SLG: 0.439 (1, 2)										4	2	1	0	0	0	3		AB 35 R 6 H 11 RBI 5 BB 6 SO 4 LOB 23		
Del Wilber, R OBP: 0.274, SLG: 0.472 (9, 2)										1	0	0	0	1	0					
Tom Umphlett, R OBP: 0.336, SLG: 0.382 (1, 8)										2	1	1	1	2	0	0				
Mitt Bolling, R OBP: 0.331, SLG: 0.364 (1, 6)										3	1	2	0	1	1	3				
Bill Henry, L OBP: 0.172, SLG: 0.276 (1, 1)										2	0	0	0	0	1	3				
Ike Delock, R OBP: 0.200, SLG: 0.111 (6, 1)										0	0	0	0	0	0	0				
Al Zepher, R OBP: 0.333, SLG: 0.294 (6, 1)										1	0	0	0	0	0	1				
Ben Flowers, R OBP: 0.150, SLG: 0.263 (7, 1)										0	0	0	0	0	0	0				
Ted Williams, L OBP: 0.402, SLG: 0.693 (8, 1)										1	1	1	3	0	0	0				
Frank Sullivan, R OBP: 0.220, SLG: 0.220 (9, 1)										0	0	0	0	0	0	0				
Inning Stats	R: 0 E: 0 K: 1 S: 5	H: 1 LOB: 2 BB: 1 P: 10	R: 1 E: 1 K: 1 S: 6	H: 0 LOB: 2 BB: 2 P: 14	R: 0 E: 0 K: 1 S: 6	H: 1 LOB: 3 BB: 2 P: 14	R: 0 E: 0 K: 0 S: 3	H: 0 LOB: 0 BB: 0 P: 3	R: 0 E: 0 K: 0 S: 3	H: 1 LOB: 1 BB: 0 P: 3	R: 1 E: 1 K: 0 S: 5	H: 2 LOB: 1 BB: 0 P: 5	R: 4 E: 0 K: 0 S: 6	H: 4 LOB: 0 BB: 1 P: 10	R: 0 E: 0 K: 1 S: 5	H: 0 LOB: 0 BB: 0 P: 5	1B: 5 2B: 5 3B: 0 HR: 1	SF: 0 SAC: 0 DP: 4 HBP: 1	WP: 0 PB: 0 SB: 0 CS: 0	PA: 42
PITCHER	IP WLS BF H R ER SO BB IBB HBP BLK WP HR S P ERA WHIP	IP WLS BF H R ER SO BB IBB HBP BLK WP HR S P ERA WHIP																		
Connie Johnson, R ERA: 3.66 (1, 1)	7.0 W 35 10 5 3 3 5 0 1 0 0 0 1 35 56 3.86 2.143																			
Mike Fomiele, R ERA: 3.92 (8, 1)	2.0 S 7 1 1 1 1 1 0 0 0 0 0 1 8 12 4.50 1.000																			

Batter	1	2	3	4	5	6	7	8	9	AB	R	H	RBI	BB	SO	LOB	TOP					
Chico Carrasquel, R OBP: 0.329, SLG: 0.360 (1, 6)										5	2	2	0	0	0	1	Chicago White Sox @ Boston Red Sox Fenway Park, Boston, MA Tue Sep 15 1953, 3:33 AM EDT Att: 4,556 - Unknown livebaseballscorecards.com					
Ferns Fain, L OBP: 0.406, SLG: 0.354 (1, 3)										5	0	0	0	0	0	2						
Minnie Minoso, R OBP: 0.417, SLG: 0.465 (1, 7)										4	1	2	2	1	1	0						
Sam Mele, R OBP: 0.358, SLG: 0.434 (1, 9)										5	0	1	1	0	0	2						
Sherm Lollar, R OBP: 0.392, SLG: 0.414 (1, 2)										3	0	1	0	1	0	1						
Bob Elliott, R OBP: 0.384, SLG: 0.391 (6, PR)										3	1	1	0	0	0	2						
Bob Boyd, L OBP: 0.357, SLG: 0.418 Rocky Krsnich, R OBP: 0.271, SLG: 0.287 (6, 5)										0	0	0	0	0	0	0						
Jim Rivera, L OBP: 0.325, SLG: 0.407 (1, 8)										3	0	0	0	0	1	3						
Nellie Fox, L OBP: 0.341, SLG: 0.360 (1, 4)										4	1	2	1	0	0	1						
Bob Keegan, R OBP: 0.348, SLG: 0.318 (1, 1)										4	1	2	1	0	0	2						
Inning Stats	R: 0 E: 0 K: 0 S: 3	H: 0 LOB: 1 BB: 1 P: 7	R: 2 E: 0 K: 0 S: 6	H: 3 LOB: 1 BB: 0 P: 6	R: 0 E: 0 K: 0 S: 3	H: 0 LOB: 0 BB: 0 P: 3	R: 0 E: 0 K: 1 S: 5	H: 0 LOB: 1 BB: 1 P: 9	R: 2 E: 0 K: 0 S: 6	H: 3 LOB: 1 BB: 0 P: 6	R: 0 E: 0 K: 0 S: 4	H: 2 LOB: 2 BB: 0 P: 4	R: 0 E: 0 K: 1 S: 5	H: 0 LOB: 0 BB: 0 P: 5	R: 0 E: 0 K: 0 S: 4	H: 1 LOB: 1 BB: 0 P: 4	R: 2 E: 0 K: 0 S: 5	H: 3 LOB: 3 BB: 0 P: 5	1B: 9 2B: 3 3B: 0 HR: 0	SF: 0 SAC: 1 DP: 1 HBP: 0	WP: 0 PB: 1 SB: 2 CS: 0	PA: 40
PITCHER Mickey McDermott, L ERA: 3.02 (1, 1)	IP: 9.0 WLS: L BF: 40	H: 12 R: 6 ER: 6 SO: 2	BB: 2 IBB: 0 HBP: 0 BLK: 0	WP: 0 HR: 0 S: 41 P: 49	ERA: 6.00 WHIP: 1.556	PITCHER																

Batter	1	2	3	4	5	6	7	8	9	AB	R	H	RBI	BB	SO	LOB	BOTTOM			
Billy Goodman, L OBP: 0.384, SLG: 0.404 (1, 4)										4	0	0	0	0	0	0	Chicago White Sox @ Boston Red Sox Fenway Park, Boston, MA Tue Sep 15 1953, 3:33 AM EDT Att: 4,556 - Unknown livebaseballscorecards.com			
Jim Piersall, R OBP: 0.332, SLG: 0.357 (1, 9)										4	0	1	0	0	0	0				
Ted Williams, L OBP: 0.505, SLG: 0.920 (1, 7)										3	0	2	0	0	0	0				
George Kell, R OBP: 0.382, SLG: 0.485 (1, 5)										3	0	0	0	0	0	3				
Dick Gernert, R OBP: 0.377, SLG: 0.420 (1, 3)										2	0	0	0	1	0	1				
Sammy White, R OBP: 0.315, SLG: 0.436 (1, 2)										3	0	0	0	0	0	1				
Tom Umphlett, R OBP: 0.334, SLG: 0.380 (1, 8)										3	0	0	0	0	0	0				
Milt Bolling, R OBP: 0.328, SLG: 0.360 (1, 6)										3	0	0	0	0	0	0				
Mickey McDermott, L OBP: 0.311, SLG: 0.427 Floyd Baker, L OBP: 0.362, SLG: 0.312 (8, PH)										2	0	0	0	0	0	0				
Inning Stats	R: 0 E: 0 K: 0 S: 4	H: 2 LOB: 1 BB: 0 P: 4	R: 0 E: 0 K: 0 S: 2	H: 0 LOB: 0 BB: 1 P: 6	R: 0 E: 0 K: 0 S: 3	H: 0 LOB: 0 BB: 0 P: 3	R: 0 E: 0 K: 0 S: 4	H: 1 LOB: 1 BB: 0 P: 4	R: 0 E: 0 K: 0 S: 3	H: 0 LOB: 0 BB: 0 P: 3	R: 0 E: 0 K: 0 S: 3	H: 0 LOB: 0 BB: 0 P: 3	R: 0 E: 0 K: 0 S: 3	H: 0 LOB: 0 BB: 0 P: 3	R: 0 E: 0 K: 0 S: 3	H: 0 LOB: 0 BB: 0 P: 3		1B: 3 2B: 0 3B: 0 HR: 0	SF: 0 SAC: 0 DP: 2 HBP: 0	WP: 0 PB: 0 SB: 0 CS: 0
PITCHER Bob Keegan, R ERA: 3.12 (1, 1)	IP: 9.0 WLS: W BF: 29	H: 3 R: 0 ER: 0 SO: 0	BB: 1 IBB: 0 HBP: 0 BLK: 0	WP: 0 HR: 0 S: 28 P: 32	ERA: 0.00 WHIP: 0.444	PITCHER														

Batter	1	2	3	4	5	6	7	8	9	AB	R	H	RBI	BB	SO	LOB	TOP					
Harvey Kuenn, R OBP: 0.358, SLG: 0.387 (1, 6)																	5 1 2 0 0 0 0					
Fred Hatfield, L OBP: 0.358, SLG: 0.333 (1, 4)																	4 1 1 0 1 0 1					
Ray Boone, R OBP: 0.387, SLG: 0.504 (1, 5)																	5 0 3 1 0 1 0					
Bob Nieman, R OBP: 0.365, SLG: 0.470 (1, 7)																	5 2 1 2 0 1 5					
Walt Dropo, R OBP: 0.285, SLG: 0.369 (1, 3)																	4 2 1 1 1 1 2					
Steve Souchock, R OBP: 0.336, SLG: 0.488 (1, 9)																	5 1 4 2 0 0 1					
Matt Batts, R OBP: 0.327, SLG: 0.416 (1, 2)																	5 0 3 1 0 1 2					
Al Kaline, R OBP: 0.316, SLG: 0.278 (1, 8)																	5 1 3 1 0 0 2					
Ted Gray, S OBP: 0.303, SLG: 0.267 (1, 1)																	5 0 0 0 0 0 5					
Inning Stats	R: 1 E: 0 K: 0 S: 5	H: 2 LOB: 1 BB: 0 P: 5	R: 2 E: 0 K: 0 S: 7	H: 4 LOB: 3 BB: 1 P: 11	R: 1 E: 1 K: 0 S: 5	H: 2 LOB: 1 BB: 0 P: 5	R: 0 E: 0 K: 0 S: 3	H: 0 LOB: 0 BB: 0 P: 3	R: 1 E: 0 K: 1 S: 7	H: 3 LOB: 1 BB: 0 P: 7	R: 0 E: 0 K: 0 S: 3	H: 0 LOB: 0 BB: 0 P: 3	R: 0 E: 0 K: 3 S: 10	H: 1 LOB: 2 BB: 1 P: 14	R: 0 E: 0 K: 0 S: 3	H: 0 LOB: 0 BB: 0 P: 3	R: 3 E: 0 K: 0 S: 8	H: 6 LOB: 2 BB: 0 P: 8	1B: 14 2B: 3 3B: 0 HR: 1	SF: 0 SAC: 0 DP: 2 HBP: 0	WP: 0 PB: 0 SB: 0 CS: 0	PA: 45
PITCHER	IP WLS BF H R ER SO BB IBB HBP BLK WP HR S P ERA WHIP																					
Willard Nixon, R ERA: 3.93 (1, 1)	1.2 L 11 5 3 3 0 1 0 0 0 0 0 1 10 14 16.20 3.600																					
Ike Delock, R ERA: 4.44 (2, 1)	3.1 15 6 2 1 1 0 0 0 0 0 0 0 17 17 2.70 1.800																					
Frank Sullivan, R ERA: 4.18 (6, 1)	2.0 8 1 0 0 3 1 0 0 0 0 0 0 13 17 0.00 1.000																					
Hal Brown, R ERA: 4.65 (8, 1)	2.0 11 6 3 3 0 0 0 0 0 0 0 0 11 11 13.50 3.000																					

Detroit Tigers @ Boston Red Sox
Fenway Park, Boston, MA
Wed Sep 16 1953, 3:33 AM EDT
Att: 2,739 - Unknown

AB 43
R 8
H 18
RBI 8
BB 2
SO 4
LOB 18



Batter	1	2	3	4	5	6	7	8	9	AB	R	H	RBI	BB	SO	LOB	BOTTOM					
Billy Consolo, R OBP: 0.237, SLG: 0.345 (1, 5)																	5 0 1 0 0 2 1					
Jim Piersall, R OBP: 0.331, SLG: 0.357 (1, 9)																	4 1 1 0 0 0 2					
Karl Olson, R OBP: 0.143, SLG: 0.229 (1, 7)																	4 0 0 0 0 0 3					
Dick Gemert, R OBP: 0.376, SLG: 0.418 (1, 3)																	4 0 1 0 0 0 1					
Del Wilber, R OBP: 0.291, SLG: 0.509 (1, 2)																	4 1 3 2 0 1 0					
Ted Lepcio, R OBP: 0.301, SLG: 0.360 (1, 4)																	3 1 1 1 1 0 1					
Tom Umphlett, R OBP: 0.331, SLG: 0.377 (1, 8)																	4 0 0 0 0 0 4					
Milt Bolling, R OBP: 0.327, SLG: 0.359 (1, 6)																	4 0 1 0 0 2 3					
Willard Nixon, L OBP: 0.277, SLG: 0.214 (1, 1)																	0 0 0 0 0 0 0					
Ike Delock, R OBP: 0.182, SLG: 0.100 (2, 1)																	1 0 0 0 0 0 1 2					
Hoot Evers, R OBP: 0.265, SLG: 0.299 (5, PH)																	1 0 0 0 0 0 0 0					
Frank Sullivan, R OBP: 0.331, SLG: 0.357 (6, 1)																	0 0 0 0 0 0 0 0					
Sammy White, R OBP: 0.323, SLG: 0.425 (7, PH)																	1 0 0 0 0 0 0 0					
Hal Brown, R OBP: 0.303, SLG: 0.431 (8, 1)																	0 0 0 0 0 0 0 0					
George Kell, R OBP: 0.354, SLG: 0.489 (9, PH)																	1 0 1 0 0 0 0 0					
Inning Stats	R: 0 E: 0 K: 0 S: 4	H: 1 LOB: 1 BB: 0 P: 4	R: 0 E: 0 K: 1 S: 7	H: 2 LOB: 2 BB: 0 P: 7	R: 0 E: 0 K: 1 S: 5	H: 0 LOB: 0 BB: 0 P: 5	R: 1 E: 0 K: 0 S: 4	H: 1 LOB: 0 BB: 0 P: 4	R: 0 E: 0 K: 2 S: 7	H: 0 LOB: 0 BB: 0 P: 7	R: 1 E: 0 K: 1 S: 8	H: 3 LOB: 3 BB: 1 P: 12	R: 0 E: 1 K: 0 S: 4	H: 0 LOB: 1 BB: 0 P: 4	R: 0 E: 0 K: 1 S: 6	H: 1 LOB: 1 BB: 0 P: 6	R: 0 E: 0 K: 0 S: 4	H: 1 LOB: 1 BB: 0 P: 4	1B: 6 2B: 1 3B: 0 HR: 2	SF: 0 SAC: 1 DP: 0 HBP: 0	WP: 1 PB: 0 SB: 0 CS: 0	PA: 38
PITCHER	IP WLS BF H R ER SO BB IBB HBP BLK WP HR S P ERA WHIP																					
Ted Gray, L ERA: 4.4 (1, 1)	9.0 W 38 9 3 3 6 1 0 0 0 0 1 2 49 53 3.00 1.111																					

Detroit Tigers @ Boston Red Sox
Fenway Park, Boston, MA
Wed Sep 16 1953, 3:33 AM EDT
Att: 2,739 - Unknown

AB 36
R 3
H 9
RBI 3
BB 1
SO 6
LOB 17



Batter	1	2	3	4	5	6	7	8	9	AB	R	H	RBI	BB	SO	LOB	TOP				
Harvey Kuenn, R OBP: 0.356, SLG: 0.384 (1, 6)	0-0 4-3		0-0 F7		0-0 6-3			0-0 6-3		4	0	0	0	0	0	0					
Fred Hatfield, L OBP: 0.354, SLG: 0.329 (1, 4)	0-0 1-3		0-0 1-3			0-0 F8		0-0 L6		4	0	0	0	0	0	0					
Ray Boone, R OBP: 0.388, SLG: 0.504 (1, 5)	0-0 1B		0-0 6-3			0-0 G6-4-3 1B			0-0 F8	4	0	2	0	0	0	0					
Bob Nieman, R OBP: 0.362, SLG: 0.466 (1, 7)	0-0 F8			0-0 1-3		0-0 G6-4-3 1B			0-0 F9	4	0	0	0	0	0	2					
Walt Dropo, R OBP: 0.286, SLG: 0.369 (1, 3)		0-0 2B 1B		0-0 F2			4-0 FC4-6 BB		0-0 F9	3	1	1	0	1	0	0					
Steve Souchock, R OBP: 0.340, SLG: 0.494 (1, 9)		0-0 F8 1-H 2B		0-0 1B			0-0 FC4-6 6-3 1-2			3	0	2	1	0	0	1					
Johnny Bucha, R OBP: 0.308, SLG: 0.301 (1, 2)		0-0 F8 2-3		0-0 F8			0-0 6-3 1-2			3	0	0	0	0	0	3					
Al Kaline, R OBP: 0.273, SLG: 0.238 (1, 8)		0-0 L4-3			0-0 L4-3			0-0 L6		3	0	0	0	0	0	2					
Ned Garver, R OBP: 0.218, SLG: 0.194 (1, 1)		0-0 F7			0-0 F8			0-0 F4		3	0	0	0	0	0	1					
Inning Stats	R: 0 E: 0 K: 0 S: 4	H: 1 LOB: 1 BB: 0 P: 4	R: 1 E: 0 K: 0 S: 5	H: 2 LOB: 1 BB: 0 P: 5	R: 0 E: 0 K: 0 S: 3	H: 0 LOB: 0 BB: 0 P: 3	R: 0 E: 0 K: 0 S: 4	H: 1 LOB: 1 BB: 0 P: 4	R: 0 E: 0 K: 0 S: 3	H: 0 LOB: 0 BB: 0 P: 3	R: 0 E: 0 K: 0 S: 3	H: 0 LOB: 0 BB: 0 P: 3	R: 0 E: 0 K: 0 S: 3	H: 0 LOB: 0 BB: 0 P: 3	R: 0 E: 0 K: 0 S: 3	H: 0 LOB: 0 BB: 0 P: 3	1B: 4 2B: 1 3B: 0 HR: 0	SF: 0 SAC: 0 DP: 1 HBP: 0	WP: 0 PB: 0 SB: 0 CS: 0	PA: 32	
PITCHER	IP	WLS	BF	H	R	ER	SO	BB	IBB	HBP	BLK	WP	HR	S	P	ERA	WHIP				
Sid Hudson, R ERA: 3.54 (1, 1)	8.0	W	29	5	1	1	0	1	0	0	0	0	0	28	32	1.12	0.750				
Ellis Kinder, R ERA: 1.89 (9, 1)	1.0	S	3	0	0	0	0	0	0	0	0	0	0	3	3	0.00	0.000				

Detroit Tigers @ Boston Red Sox
Fenway Park, Boston, MA
Thu Sep 17 1953, 3:33 AM EDT
Att: 2,272 - Unknown

AB 31
R 1
H 5
RBI 1
BB 1
SO 0
LOB 9



Batter	1	2	3	4	5	6	7	8	9	AB	R	H	RBI	BB	SO	LOB	BOTTOM				
Billy Goodman, L OBP: 0.385, SLG: 0.406 (1, 4)	0-0 F5		0-0 2B			0-0 SH1-4 1B		0-0 F7		4	0	2	0	0	0	0					
Jim Piersall, R OBP: 0.331, SLG: 0.356 (1, 9)	0-0 4-3		0-0 6-3			0-0 SH1-4 1-2		0-0 HR 1B		3	1	1	0	0	0	1					
Ted Williams, L OBP: 0.495, SLG: 0.924 Hoot Evers, R OBP: 0.305, SLG: 0.397 (1, 7) (9, 7)	0-0 F7			0-0 F5		0-0 F2		0-0 HR 1-H		4	1	1	2	0	0	1					
George Kell, R OBP: 0.384, SLG: 0.489 (1, 5)		0-0 WP 1B		0-0 6-3		0-0 L6		0-0 WP BB 1B		4	0	2	0	0	0	1					
Dick Gernert, R OBP: 0.375, SLG: 0.416 (1, 3)		0-0 L8 1-2		0-0 F7			0-0 5-3	4-0 WP BB		3	0	0	0	1	0	1					
Sammy White, R OBP: 0.316, SLG: 0.435 (1, 2)		0-0 F7			0-0 WP 1B		0-0 L8	4-0 FC5-4 BB		3	0	1	0	1	0	1					
Tom Umphlett, R OBP: 0.331, SLG: 0.376 (1, 8)		0-3 K			0-0 7-4 WP 1B		0-0 E6	0-0 FC5-4 1-2		4	0	1	0	0	1	4					
Mitt Bolling, R OBP: 0.325, SLG: 0.356 (1, 6)			0-0 5-3		0-0 L8 1-2 2-3		0-0 5-3			3	0	0	0	0	0	3					
Sid Hudson, R OBP: 0.173, SLG: 0.180 Del Wilber, R OBP: 0.288, SLG: 0.505 Ellis Kinder, R OBP: 0.378, SLG: 0.414 (1, 1) (8, PH) (9, 1)		0-0 L4			0-0 7-4 2-2			0-0 F7		2	0	0	0	0	0	2					
Inning Stats	R: 0 E: 0 K: 0 S: 3	H: 0 LOB: 0 BB: 0 P: 3	R: 0 E: 0 K: 1 S: 6	H: 1 LOB: 1 BB: 0 P: 6	R: 0 E: 0 K: 0 S: 4	H: 1 LOB: 1 BB: 0 P: 4	R: 0 E: 0 K: 0 S: 3	H: 0 LOB: 0 BB: 0 P: 3	R: 0 E: 0 K: 0 S: 4	H: 2 LOB: 1 BB: 0 P: 4	R: 0 E: 0 K: 0 S: 4	H: 1 LOB: 1 BB: 0 P: 4	R: 0 E: 1 K: 0 S: 4	H: 0 LOB: 1 BB: 0 P: 4	R: 2 E: 0 K: 0 S: 6	H: 3 LOB: 3 BB: 2 P: 14	1B: 6 2B: 2 3B: 0 HR: 1	SF: 0 SAC: 1 DP: 1 HBP: 0	WP: 3 PB: 0 SB: 0 CS: 0	PA: 34	
PITCHER	IP	WLS	BF	H	R	ER	SO	BB	IBB	HBP	BLK	WP	HR	S	P	ERA	WHIP				
Ned Garver, R ERA: 4.45 (1, 1)	8.0	L	34	8	2	2	1	2	0	0	0	3	1	34	42	2.25	1.250				

Detroit Tigers @ Boston Red Sox
Fenway Park, Boston, MA
Thu Sep 17 1953, 3:33 AM EDT
Att: 2,272 - Unknown

AB 31
R 2
H 8
RBI 2
BB 2
SO 1
LOB 14



Batter	1	2	3	4	5	6	7	8	9	AB	R	H	RBI	BB	SO	LOB	TOP									
Gil McDougald, R OBP: 0.361, SLG: 0.416 (1, 5)										4	0	1	0	0	0	0	New York Yankees @ Boston Red Sox Fenway Park, Boston, MA Sat Sep 19 1953, 3:33 AM EDT Att: 24,427 - Unknown									
Joe Collins, L OBP: 0.374, SLG: 0.454 (1, 3)										3	0	0	0	1	0											
Hank Bauer, R OBP: 0.389, SLG: 0.452 (1, 9)										4	0	2	0	0	1	1										
Yogi Berra, L OBP: 0.362, SLG: 0.524 (1, 2)										4	0	0	0	0	3											
Mickey Mantle, S OBP: 0.396, SLG: 0.500 (1, 8)										3	0	0	0	0	1	2										
Billy Martin, R OBP: 0.309, SLG: 0.386 (1, 4)										3	0	2	0	0	0	0										
Irv Noren, L OBP: 0.353, SLG: 0.395 (1, 7)										3	0	0	0	0	1	2										
Phil Rizzuto, R OBP: 0.385, SLG: 0.356 (1, 6)										3	0	0	0	0	1	0										
Vic Raschi, R OBP: 0.175, SLG: 0.150 (1, 1)										2	0	0	0	0	1	0										
Johnny Mize, L OBP: 0.336, SLG: 0.406 (8, PH)										1	0	0	0	0	0	0										
Johnny Sain, R OBP: 0.296, SLG: 0.303 (8, 1)										0	0	0	0	0	0	0										
Inning Stats	R: 0 E: 0 K: 0 S: 5	H: 2 LOB: 2 BB: 0 P: 5	R: 0 E: 0 K: 1 S: 5	H: 0 LOB: 0 BB: 0 P: 5	R: 0 E: 0 K: 1 S: 5	H: 0 LOB: 1 BB: 1 P: 9	R: 0 E: 0 K: 1 S: 6	H: 1 LOB: 1 BB: 0 P: 6	R: 0 E: 0 K: 0 S: 3	H: 0 LOB: 0 BB: 0 P: 5	R: 0 E: 0 K: 0 S: 3	H: 1 LOB: 0 BB: 0 P: 3	R: 0 E: 0 K: 0 S: 3	H: 1 LOB: 0 BB: 0 P: 3	R: 0 E: 0 K: 0 S: 3	H: 0 LOB: 0 BB: 0 P: 3	R: 0 E: 0 K: 1 S: 5	H: 0 LOB: 0 BB: 0 P: 5	1B: 4 2B: 2 3B: 0 HR: 0	SF: 0 SAC: 0 DP: 2 HBP: 0	WP: 0 PB: 0 CS: 0	PA: 31				
PITCHER Mel Parnell, L ERA: 3.18 (1, 1)	IP: 9.0 WLS: W BF: 31	H: 5 R: 0 ER: 0 SO: 5	BB: 1 IBB: 0 HBP: 0 BLK: 0	WP: 0 HR: 0 S: 40 P: 44	ERA: 0.00 WHIP: 0.667											ERA: 0.00 WHIP: 0.667										

Batter	1	2	3	4	5	6	7	8	9	AB	R	H	RBI	BB	SO	LOB	BOTTOM									
Billy Goodman, L OBP: 0.381, SLG: 0.402 (1, 4)										5	0	0	1	0	0	5	New York Yankees @ Boston Red Sox Fenway Park, Boston, MA Sat Sep 19 1953, 3:33 AM EDT Att: 24,427 - Unknown									
Jim Piersall, R OBP: 0.332, SLG: 0.359 (1, 9)										4	0	2	0	0	0	2										
Ted Williams, L OBP: 0.515, SLG: 0.938 (1, 7)										2	0	2	0	2	0	0										
Hoot Evers, R OBP: 0.305, SLG: 0.397 (8, PR) (9, 7)										0	1	0	0	0	0	0										
George Kell, R OBP: 0.381, SLG: 0.484 (1, 5)										4	0	0	0	0	1	6										
Dick Gernert, R OBP: 0.373, SLG: 0.412 (1, 3)										4	0	0	0	0	1	4										
Sammy White, R OBP: 0.318, SLG: 0.435 (1, 2)										4	1	2	0	0	2	1										
Tom Umphlett, R OBP: 0.332, SLG: 0.377 (1, 8)										4	1	2	0	0	0	1										
Mitt Bolling, R OBP: 0.324, SLG: 0.357 (1, 6)										4	0	1	0	0	0	3										
Mel Parnell, L OBP: 0.255, SLG: 0.256 (1, 1)										2	0	0	0	2	1	0										
Inning Stats	R: 0 E: 0 K: 0 S: 3	H: 1 LOB: 1 BB: 1 P: 7	R: 0 E: 0 K: 0 S: 4	H: 1 LOB: 0 BB: 0 P: 4	R: 0 E: 0 K: 1 S: 5	H: 0 LOB: 0 BB: 0 P: 5	R: 0 E: 0 K: 2 S: 8	H: 1 LOB: 1 BB: 0 P: 8	R: 0 E: 0 K: 0 S: 3	H: 0 LOB: 0 BB: 0 P: 3	R: 0 E: 0 K: 0 S: 4	H: 1 LOB: 2 BB: 1 P: 8	R: 1 E: 0 K: 1 S: 7	H: 2 LOB: 2 BB: 1 P: 11	R: 2 E: 2 K: 1 S: 9	H: 3 LOB: 3 BB: 1 P: 13	1B: 6 2B: 3 3B: 0 HR: 0	SF: 0 SAC: 0 DP: 1 HBP: 0	WP: 0 PB: 0 CS: 0	PA: 37						
PITCHER Vic Raschi, R ERA: 3.45 (1, 1)	IP: 7.0 WLS: L BF: 29	H: 6 R: 1 ER: 1 SO: 4	BB: 3 IBB: 0 HBP: 0 BLK: 0	WP: 0 HR: 0 S: 34 P: 46	ERA: 1.29 WHIP: 1.286											ERA: 1.29 WHIP: 1.286										
Johnny Sain, R ERA: 3.03 (8, 1)	IP: 1.0 WLS: L BF: 8	H: 3 R: 2 ER: 1 SO: 1	BB: 1 IBB: 0 HBP: 0 BLK: 0	WP: 0 HR: 0 S: 9 P: 13	ERA: 9.00 WHIP: 4.000											ERA: 9.00 WHIP: 4.000										

Batter	1	2	3	4	5	6	7	8	9	10	11	AB	R	H	RBI	BB	SO	LOB	TOP					
Billy Conso, R OBP: 0.227, SLG: 0.313 Billy Goodman, L OBP: 0.384, SLG: 0.409 (11, PH)	K			K		6-3		F7			1B	4	0	0	0	0	2	1						
Jim Piersall, R OBP: 0.329, SLG: 0.354 (1, 9)	F9			2B		K				5-3	F8	5	1	1	1	0	1	2						
Hoot Evers, R OBP: 0.301, SLG: 0.390 (1, 7)	5-3			F8		K				5-3	F9	5	0	0	0	0	1	3						
Dick Gernert, R OBP: 0.372, SLG: 0.418 (1, 3)				F7				F7		P4	2-1-5	4	0	1	1	0	0	0						
Floyd Baker, L OBP: 0.359, SLG: 0.307 (1, 5)	F7			FC5				P6			F8	4	0	0	0	0	0	1						
Karl Olson, R OBP: 0.140, SLG: 0.214 Ted Williams, L OBP: 0.514, SLG: 0.920 Tom Umpshett, R OBP: 0.334, SLG: 0.379 (7, PH)	F9					K		F8			P6	2	0	0	0	0	1	0						
Ted Lepcio, R OBP: 0.305, SLG: 0.360 (1, 6)				F4		5-3					1B	4	0	2	0	0	0	0						
Gus Niarhos, R OBP: 0.300, SLG: 0.286 (1, 2)				F7				FC5-6			1B	4	1	2	0	0	0	1						
Mickey McDermott, L OBP: 0.316, SLG: 0.419 Al Zarilla, L OBP: 0.333, SLG: 0.224 Sid Hudson, R OBP: 0.173, SLG: 0.180 (11, PR)	F8					4-3		F4			1B	4	0	1	0	0	0	2						
Inning Stats	R: 0 E: 0 K: 1 S: 5	H: 0 LOB: 0 BB: 0 P: 5	R: 0 E: 0 K: 0 S: 3	H: 0 LOB: 0 BB: 0 P: 3	R: 0 E: 0 K: 0 S: 3	H: 0 LOB: 0 BB: 0 P: 3	R: 1 E: 0 K: 1 S: 7	H: 2 LOB: 1 BB: 0 P: 7	R: 0 E: 0 K: 2 S: 7	H: 0 LOB: 0 BB: 0 P: 7	R: 0 E: 0 K: 0 S: 3	H: 1 LOB: 1 BB: 0 P: 4	R: 0 E: 0 K: 0 S: 3	H: 0 LOB: 0 BB: 0 P: 3	R: 0 E: 0 K: 0 S: 3	H: 1 LOB: 1 BB: 0 P: 3	R: 1 E: 0 K: 0 S: 5	H: 3 LOB: 2 BB: 0 P: 5	1B: 7 2B: 1 3B: 0 HR: 0	SF: 0 SAC: 0 DP: 0 HBP: 0	WP: 0 PB: 0 SB: 1 CS: 0	PA: 39		
PITCHER	IP 9.0	WLS 3	BF 31	H 4	R 1	ER 1	SO 5	BB 0	IBB 0	HBP 0	BLK 0	WP 0	HR 0	S 41	P 41	ERA 1.00	WHIP 0.444							
Vic Raschi, R ERA: 3.33 Johnny Sain, R ERA: 3.0	2.0	L	9	4	1	1	0	0	0	0	0	0	0	8	8	4.50	2.000							

Boston Red Sox @ New York Yankees
 Yankee Stadium, Bronx, NY
 Sat Sep 26 1953, 3:33 AM EDT
 Att: 13,307 - Cloudy - 75 F

livebaseballscores.com

AB 39
R 2
H 8
RBI 2
BB 0
SO 5
LOB 10




Batter	1	2	3	4	5	6	7	8	9	10	11	AB	R	H	RBI	BB	SO	LOB	BOTTOM				
Andy Carey, R OBP: 0.389, SLG: 0.531 (1, 5)	F8			BB		K				FC5-4	SH1-3	4	0	2	0	1	1	0					
Bill Renna, R OBP: 0.365, SLG: 0.483 Gil McDougald, R OBP: 0.314, SLG: 0.419 Irv Noren, R OBP: 0.301, SLG: 0.391 Charles Silvers, R OBP: 0.302, SLG: 0.341 Gene Woodling, R OBP: 0.302, SLG: 0.488 Johnny Sain, R OBP: 0.307, SLG: 0.324 (8, PH)	K			P6		K		6-3		SH1-3	BB	2	0	0	0	0	1	1					
Mickey Mantle, S OBP: 0.399, SLG: 0.500 (1, 8)	K			BB		1B				P6	1B	2	1	0	0	3	1	0					
Don Bollweg, L OBP: 0.384, SLG: 0.503 (1, 3)				F9				F3		FC5-4	1B	5	0	1	0	0	0	4					
Hank Bauer, R OBP: 0.394, SLG: 0.448 (10, 7)	F8			BB				F8		F9		4	0	1	1	1	0	2					
Gus Triandos, R OBP: 0.204, SLG: 0.255 Phil Rizzuto, R OBP: 0.386, SLG: 0.355 Joe Collins, L OBP: 0.386, SLG: 0.442 (9, PR)	5-3			BB		K						4	0	1	0	0	1	5					
Jerry Coleman, R OBP: 0.200, SLG: 0.200 (1, 4)				1-6-3		6-3				SH5-3	L1	4	0	0	0	0	1	0					
Willy Miranda, S OBP: 0.286, SLG: 0.266 Johnny Mize, L OBP: 0.339, SLG: 0.394 Billy Martin, R OBP: 0.312, SLG: 0.394 (6, PH)	P4			F7		B1-3				IBB	1B	1	0	0	0	0	0	0					
Vic Raschi, R OBP: 0.192, SLG: 0.159 Yogi Berra, L OBP: 0.362, SLG: 0.520 (10, 2)	F9			6-3		2B		K			K	3	0	1	0	0	0	0					
Inning Stats	R: 0 E: 0 K: 2 S: 7	H: 0 LOB: 0 BB: 0 P: 7	R: 0 E: 0 K: 0 S: 3	H: 0 LOB: 0 BB: 0 P: 3	R: 0 E: 0 K: 1 S: 6	H: 1 LOB: 3 BB: 2 P: 14	R: 1 E: 0 K: 2 S: 9	H: 2 LOB: 2 BB: 1 P: 13	R: 0 E: 0 K: 0 S: 3	H: 0 LOB: 0 BB: 0 P: 3	R: 0 E: 0 K: 1 S: 5	H: 1 LOB: 2 BB: 1 P: 9	R: 0 E: 0 K: 0 S: 3	H: 0 LOB: 2 BB: 2 P: 11	R: 0 E: 0 K: 1 S: 6	H: 1 LOB: 1 BB: 0 P: 6	1B: 6 2B: 2 3B: 0 HR: 0	SF: 0 SAC: 2 DP: 1 HBP: 0	WP: 0 PB: 0 SB: 1 CS: 1	PA: 45			
PITCHER	IP 10.0	WLS W	BF 41	H 6	R 1	ER 1	SO 7	BB 4	IBB 2	HBP 0	BLK 0	WP 0	HR 0	S 49	P 73	ERA 0.90	WHIP 1.000						
Mickey McDermott, L ERA: 3.01 Sid Hudson, R ERA: 3.92	1.0	S	4	1	0	0	1	0	0	0	0	0	0	6	6	0.00	1.000						

Boston Red Sox @ New York Yankees
 Yankee Stadium, Bronx, NY
 Sat Sep 26 1953, 3:33 AM EDT
 Att: 13,307 - Cloudy - 75 F

livebaseballscores.com


AB 37
R 1
H 7
RBI 1
BB 6
SO 8
LOB 17



Batter	1	2	3	4	5	6	7	8	9	AB	R	H	RBI	BB	SO	LOB	TOP			
Billy Goodman, L (1,4) OBP: 0.384, SLG: 0.409 Billy Consolo, R (8,4) OBP: 0.239, SLG: 0.323	0-0 4-3		0-0 FC3-6			0-0 L1-3			0-0 SH BB 1B	3	0	1	0	0	0	1				
Jim Piersall, R (1,9) OBP: 0.359, SLG: 0.354	0-0 CS 1B			0-0 F9		0-0 L1-3			0-0 SH BB L7 2-3	3	1	1	0	0	0	1				
Ted Williams, L (1,7) OBP: 0.509, SLG: 0.901 Karl Olson, R (7,7) OBP: 0.138, SLG: 0.211	0-0 F9			0-0 FC5 1B		0-0 F8			0-0 2-3	3	0	1	0	0	0	1				
George Kell, R (1,5) OBP: 0.383, SLG: 0.483 Ted Lepcio, R (8,5) OBP: 0.309, SLG: 0.360	0-0 CS 1-2	0-0 3-1		0-0 1B				0-0 G5-4-3 1B	4-0 BB IBB	3	0	2	0	0	0	0				
Dick Gernert, R (1,3) OBP: 0.371, SLG: 0.415		0-0 F7		0-0 F4		0-0 G5-4-3		0-0 1-2 BB	4-0 BB	3	0	0	1	1	0	3				
Sammy White, R (1,2) OBP: 0.318, SLG: 0.433		0-0 P6		0-0 FC5 2-3f		0-3 K		0-0 L7	0-0 L7	4	0	0	1	0	1	4				
Tom Umphlett, R (1,8) OBP: 0.331, SLG: 0.376			0-0 6-3		0-0 F2			0-0 6-3	0-0 F9	4	0	0	0	0	0	2				
Mitt Bolling, R (1,6) OBP: 0.320, SLG: 0.353			0-0 F8		0-3 K		0-3 K			3	0	0	0	0	2	0				
Bill Henry, L (1,1) OBP: 0.188, SLG: 0.281 Ellis Kinder, R (9,1) OBP: 0.379, SLG: 0.414			0-0 FC3-6 1B		0-3 K		0-3 K			3	0	1	0	0	2	0				
Inning Stats	R: 0 E: 0 K: 0 S: 3	H: 1 LOB: 0 BB: 0 P: 3	R: 0 E: 0 K: 0 S: 3	H: 0 LOB: 0 BB: 0 P: 3	R: 0 E: 0 K: 0 S: 4	H: 1 LOB: 1 BB: 0 P: 4	R: 0 E: 0 K: 0 S: 5	H: 2 LOB: 2 BB: 0 P: 5	R: 0 E: 0 K: 1 S: 5	H: 0 LOB: 0 BB: 0 P: 7	R: 0 E: 0 K: 0 S: 3	H: 1 LOB: 0 BB: 0 P: 3	R: 0 E: 0 K: 1 S: 5	H: 0 LOB: 0 BB: 0 P: 7	R: 2 E: 1 K: 0 S: 5	H: 1 LOB: 2 BB: 2 P: 13	1B: 7 2B: 1 3B: 0 HR: 0	SF: 0 SAC: 1 DP: 2 HBP: 0	WP: 0 PB: 0 SB: 0 CS: 1	PA: 35
PITCHER Whitey Ford, L (1,1) ERA: 3.0	IP: 9.0 WLS: L BF: 34 H: 7 R: 2 ER: 2 SO: 5 BB: 1 IBB: 1 HBP: 0 BLK: 0 WP: 0 HR: 0 S: 42 P: 50 ERA: 2.00 WHIP: 0.889																			

Boston Red Sox @ New York Yankees
Yankee Stadium, Bronx, NY
Sun Sep 27 1953, 3:33 AM EST
Att: 22,070 - Overcast - 68 F

AB 31
R 2
H 7
RBI 2
BB 2
SO 5
LOB 14



Batter	1	2	3	4	5	6	7	8	9	AB	R	H	RBI	BB	SO	LOB	BOTTOM			
Gil McDougald, R (1,5) OBP: 0.361, SLG: 0.416	0-0 F9		0-0 F8			0-0 1-3		0-0 4-3		4	0	0	0	0	0	0				
Phil Rizzuto, R (1,6) OBP: 0.383, SLG: 0.351 (6,4) (7,6)	0-0 F7		0-0 6-3			0-0 F9		0-0 P6		4	0	0	0	0	0	0				
Hank Bauer, R (1,9) OBP: 0.394, SLG: 0.446	4-0 BB		0-0 F9			0-0 L8			4-0 BB 3B	2	1	0	0	2	0	0				
Yogi Berra, L (1,2) OBP: 0.363, SLG: 0.523	4-0 1-2 BB		0-0 F8		0-0 6-3			0-0 1-H 3B	0-0 3B	3	0	1	1	1	0	0				
Mickey Mantle, S (1,8) OBP: 0.398, SLG: 0.497	0-0 F4		0-0 L7		0-0 5-3			4-0 BB G4-6-3	4-0 BB	3	0	0	0	1	0	2				
Billy Martin, R (1,4) OBP: 0.313, SLG: 0.395 (6,6) (7,4)		4-0 BB FC6-4 BB		0-0 F2		0-0 2B		0-0 L3	0-0 L3	3	0	1	0	1	0	2				
Irv Noren, L (1,7) OBP: 0.351, SLG: 0.388		0-0 FC6-4 BB 1-2f		1-0 G6-4-3 HBP		4-0 BB		0-0 G4-6-3 1-2f	0-0 G4-6-3	2	0	0	0	1	0	3				
Joe Collins, L (1,3) OBP: 0.365, SLG: 0.439		4-0 BB FC6 1-3		0-3 K		0-0 P6				2	0	0	0	1	1	3				
Whitey Ford, L (1,1) OBP: 0.345, SLG: 0.293		0-0 FC6 1-2f		0-0 G6-4-3 1-2f		0-3 K				3	0	0	0	0	1	2				
Inning Stats	R: 0 E: 0 K: 0 S: 3	H: 0 LOB: 2 BB: 2 P: 11	R: 0 E: 0 K: 0 S: 2	H: 0 LOB: 1 BB: 2 P: 10	R: 0 E: 0 K: 0 S: 3	H: 0 LOB: 0 BB: 0 P: 3	R: 0 E: 0 K: 0 S: 3	H: 0 LOB: 0 BB: 0 P: 3	R: 0 E: 0 K: 1 S: 4	H: 0 LOB: 0 BB: 0 P: 5	R: 0 E: 0 K: 0 S: 3	H: 1 LOB: 2 BB: 1 P: 8	R: 0 E: 0 K: 1 S: 5	H: 0 LOB: 0 BB: 0 P: 5	R: 1 E: 0 K: 0 S: 3	H: 1 LOB: 1 BB: 2 P: 11	1B: 0 2B: 1 3B: 1 HR: 0	SF: 0 SAC: 0 DP: 2 HBP: 1	WP: 0 PB: 0 SB: 1 CS: 0	PA: 34
PITCHER Bill Henry, L (1,1) ERA: 3.26 Ellis Kinder, R (9,1) ERA: 1.65	IP: 8.0 WLS: W BF: 30 H: 1 R: 1 ER: 1 SO: 2 BB: 6 IBB: 1 HBP: 1 BLK: 0 WP: 0 HR: 0 S: 27 P: 52 ERA: 1.12 WHIP: 0.875																			

Boston Red Sox @ New York Yankees
Yankee Stadium, Bronx, NY
Sun Sep 27 1953, 3:33 AM EST
Att: 22,070 - Overcast - 68 F

AB 26
R 1
H 2
RBI 1
BB 7
SO 2
LOB 12

