Boston Red Sox - 1954

Boston Red Sox @ Philadelphia Athletics

Connie Mack Stadium, Philadelphia, PA

Tue Apr 13 1954, 3:33 AM EST

Att. 16,331 - Unknown

TOP

livebaseballscorecards.com

Batter	1	2	3	4	5	6	7	8	9	AB	R	H	RBI	BB	SO	LOB
Billy Consolo, R (1, 4) OBP: 0.250, SLG: 0.250	P6		2B SF7 1B		K		F8	F9		4	1	1	0	0	1	0
Harry Agganis, L (8, PH)										1	0	0	0	0	0	3
Joe Dobson, R (8, 1)										0	0	0	0	0	0	0
Ellis Kinder, R (8, 1)										0	0	0	0	0	0	0
Jim Piersall, R (1, 8) OBP: 0.400, SLG: 0.800	L9		1-3 2B		S 2B		1-3		F8	5	0	2	0	0	0	0
Jackie Jensen, R (1, 9) OBP: 0.800, SLG: 3.000	FC4 BB		SF7 3-H		2-3 G4-6-3 BB		2B		HR	2	1	2	2	2	0	0
George Kell, R (1, 5)	FC4 1-2f		5-3		G4-6-3 1-2f		F8		P3	5	0	0	0	0	0	5
Billy Goodman, L (1, 7) (8, 4) OBP: 0.800, SLG: 1.000		FC5-4 1B		1-3		1-3 1B		1B WP 1B	2B	5	1	4	0	0	0	0
Dick Gernert, R (1, 3)		FC5-4 FC6-4 1-2f		F7		1-3 1-2		1-2 1B BB	L5	4	0	0	0	1	0	3
Sammy White, R (1, 2) OBP: 0.500, SLG: 1.250		FC6-4 FC5-4 1-2f		HR		FC5-4 2-H 1B		F7		4	1	2	2	0	0	3
Ted Lepcio, R (1, 6)		FC5-4 1-2f		BB		FC5-4 1-2f		F7		3	0	0	0	1	0	4
Mel Parnell, L (1, 1)			K	4-3		G3		1-2 2-3 1B		2	0	0	0	0	1	1
Floyd Baker, L (6, PH)										1	0	0	0	0	0	1
Tom Herrin, R (6, 1)										0	0	0	0	0	0	0
Charlie Maxwell, L (8, PH) OBP: 1.000, SLG: 1.000										1	0	1	0	0	0	0
Karl Olson, R (8, 7)										0	0	0	0	0	0	0
Inning Stats	R: 0 E: 0 K: 0 S: 3 H: 0 LOB: 1 BB: 1 P: 7	R: 0 E: 0 K: 0 S: 4 H: 1 LOB: 1 BB: 0 P: 4	R: 1 E: 0 K: 1 S: 7 H: 2 LOB: 1 BB: 0 P: 7	R: 1 E: 0 K: 0 S: 4 H: 1 LOB: 1 BB: 1 P: 8	R: 0 E: 0 K: 1 S: 5 H: 1 LOB: 1 BB: 1 P: 9	R: 1 E: 1 K: 0 S: 5 H: 2 LOB: 1 BB: 0 P: 5	R: 0 E: 0 K: 0 S: 4 H: 1 LOB: 1 BB: 0 P: 4	R: 0 E: 0 K: 0 S: 5 H: 2 LOB: 3 BB: 1 P: 9	R: 1 E: 0 K: 0 S: 5 H: 2 LOB: 1 BB: 0 P: 5	1B: 6 2B: 4 3B: 0 HR: 2	SF: 1 SAC: 0 DP: 1 HBP: 0					

	AB	37
	R	4
	H	12
	RBI	4
	BB	4
	SO	2
	LOB	20

PITCHER	IP	WLS	BF	H	R	ER	SO	BB	IBB	HBP	BLK	WP	HR	S	P	ERA	WHIP
Bobby Shantz, L (1, 1) ERA: 3.6	5.0	W	22	5	2	2	2	3	0	0	0	0	1	23	35	3.60	1.600
Ozzie Van Brabant, R (6, 1) ERA: 4.5	2.0		9	3	1	1	0	0	0	0	0	0	0	9	9	4.50	1.500
Bill Upton, R (8, 1) ERA: 4.5	2.0	S	11	4	1	1	0	1	0	0	0	1	1	10	14	4.50	2.500

PITCHER	IP	WLS	BF	H	R	ER	SO	BB	IBB	HBP	BLK	WP	HR	S	P	ERA	WHIP

Batter	1	2	3	4	5	6	7	8	9	AB	R	H	RBI	BB	SO	LOB
Joe Demaestri, R (1, 6) OBP: 0.200, SLG: 0.200	0-0 CS 1B	0-0 ③ P3		0-0 ③ F7		0-0 ② FC1-4 1B 1-2f		0-0 ① 5-3		5	0	1	0	0	0	3
Spook Jacobs, R (1, 4) OBP: 0.800, SLG: 0.800	0-0 ① FC1-4 1B 1-2		0-0 1B		0-0 ① P4	0-0 1B 1-2		0-0 BB 1B BB 1B		5	1	4	0	0	0	0
Vic Power, R (1, 8) OBP: 0.200, SLG: 0.200	0-0 ② FC1-4 BB 1B 1-2f		0-0 ① L8		0-0 E5 HR	0-0 ③ 1-3		0-0 BB BB 1B 1-2		5	2	1	0	0	0	4
Gus Zernial, R (1, 7) OBP: 0.400, SLG: 1.000	BBBB 4-0 1B 2B BB 1-2		SSS 0-3 ② K		0-0 1-H HR		0-0 ① P5	0-0 ② F7		4	2	1	2	1	1	3
Don Bollweg, L (1, 3) OBP: 0.600, SLG: 0.750	0-0 2B 1B 1-2 2-H		0-0 ③ 1-3		0-0 ② 4-3		0-0 PB 2B	BBBB 4-0 BB BB 1-2 2-3		4	1	2	1	1	0	1
Bill Renna, R (1, 9) OBP: 0.800, SLG: 1.667	0-0 2B 1-H 2-H			H 1-0 FC1-4 HBP	0-0 3B		0-0 ② L8	BBBB 4-0 BB BB 1-2 2-3 3-H		3	0	2	3	1	0	1
Pete Suder, R (1, 5)	0-0 ③ 1-3			0-0 ① P5	0-0 ③ L6		4-0 PB IBB	0-0 ③ P3		4	0	0	0	1	0	6
Joe Astroth, R (1, 2) Elmer Valo, L (7, PH) Billy Shantz, R (8, 2)		0-0 ① F8		0-0 ② FC1-4 1B 1-2f		SSS 0-3 ① K	4-0 IBB 1-2 2-3			3 0 0	0 0 0	0 0 0	0 0 0	0 1 0	1 0 0	1 0 0
Bobby Shantz, R (1, 1) OBP: 0.500, SLG: 0.500 Ozzie Van Brabant, R (6, 1) Eddie Joost, R (7, PH) Bill Upton, R (8, 1)		0-0 ② 6-3		0-0 1-2 1B		BBBB 4-0 FC1-4 BB	0-0 ③ F8			2 0 1 0	0 0 0 0	1 0 0 0	0 0 0 0	0 1 0 0	0 0 0 0	0 0 3 0
Inning Stats	R: 3 E: 0 K: 0 S: 6 H: 4 LOB: 1 BB: 1 P: 10	R: 0 E: 0 K: 0 S: 3 H: 0 LOB: 0 BB: 0 P: 3	R: 0 E: 0 K: 1 S: 6 H: 1 LOB: 1 BB: 0 P: 6	R: 0 E: 0 K: 0 S: 4 H: 1 LOB: 2 BB: 0 P: 5	R: 2 E: 1 K: 0 S: 6 H: 2 LOB: 1 BB: 0 P: 6	R: 0 E: 0 K: 1 S: 6 H: 1 LOB: 2 BB: 1 P: 10	R: 0 E: 0 K: 0 S: 4 H: 1 LOB: 3 BB: 2 P: 12	R: 1 E: 0 K: 0 S: 5 H: 2 LOB: 3 BB: 2 P: 13		1B: 8 2B: 2 3B: 1 HR: 1	SF: 0 SAC: 0 DP: 0 HBP: 1					

PITCHER		IP	WLS	BF	H	R	ER	SO	BB	IBB	HBP	BLK	WP	HR	S	P	ERA	WHIP
Mel Parnell, L ERA: 7.2	(1, 1)	5.0	L	25	8	5	4	1	1	0	1	0	0	1	25	30	7.20	1.800
Tom Herrin, R ERA:	(6, 1)	2.0		11	2	0	0	1	1	2	0	0	0	0	10	22	0.00	1.500
Joe Dobson, R ERA: 13.5	(8, 1)	0.2		5	2	1	1	0	1	0	0	0	0	0	4	8	13.50	4.500
Ellis Kinder, R ERA:	(8, 1)	0.1		2	0	0	0	0	1	0	0	0	0	0	1	5	0.00	3.000

PITCHER	IP	WLS	BF	H	R	ER	SO	BB	IBB	HBP	BLK	WP	HR	S	P	ERA	WHIP

BOTTOM

Boston Red Sox @ Philadelphia Athletics

Connie Mack Stadium, Philadelphia, PA

Tue Apr 13 1954, 3:33 AM EST

Att. 16,331 - Unknown

livebaseballscorecards.com

AB	36
R	6
H	12
RBI	6
BB	6
SO	2
LOB	22

WP: 0 PA: 43
PB: 1
SB: 0
CS: 1

Batter	1	2	3	4	5	6	7	8	9	AB	R	H	RBI	BB	SO	LOB
Eddie Yost, R (1, 5) OBP: 0.385, SLG: 0.300	K		F7		1-3		P6			4	0	0	0	0	1	1
Tom Umphlett, R (1, 9) OBP: 0.222, SLG: 0.222	5-3		P4			F8	FC5-4			4	0	0	0	0	0	1
Mickey Vernon, L (1, 3) OBP: 0.154, SLG: 0.385	K			4-3		BB, BB, 1B		P4		4	0	1	0	0	1	0
Roy Sievers, R (1, 7) OBP: 0.333, SLG: 0.500		FC6-4, S, BB		HR		BB		P6		2	1	1	1	2	0	0
Jim Busby, R (1, 8) OBP: 0.091, SLG: 0.182		K		K		F7		K		4	0	0	0	0	3	3
Joe Tipton, R (1, 2)		FC6-4, BB		BB		BB			P6	1	0	0	0	3	0	0
Jerry Snyder, R (1, 6)		FC6-4		F8		F8			6-3	2	0	0	0	0	0	3
Clyde Vollmer, R (6, PH)										1	0	0	0	0	0	3
Camilo Pascual, R (6, 1)										0	0	0	0	0	0	0
Ed Fitz Gerald, R (9, PH) OBP: 0.125, SLG: 0.125										1	0	0	0	0	0	0
Wayne Terwilliger, R (1, 4) OBP: 0.364, SLG: 0.222		F9		F9			FC5-4, 1B		BB	3	0	1	0	1	0	2
Bob Porterfield, R (1, 1)			P4		K		F9		4-3	2	0	0	0	0	1	0
Bunky Stewart, L (5, 1)										0	0	0	0	0	0	0
Pete Runnels, L (6, 6)										2	0	0	0	0	0	2
Inning Stats	R: 0 E: 0 K: 2 S: 7 H: 0 LOB: 0 BB: 0 P: 7	R: 0 E: 0 K: 1 S: 5 H: 0 LOB: 2 BB: 2 P: 13	R: 0 E: 0 K: 0 S: 3 H: 0 LOB: 0 BB: 0 P: 3	R: 1 E: 0 K: 1 S: 6 H: 1 LOB: 1 BB: 1 P: 10	R: 0 E: 0 K: 1 S: 5 H: 0 LOB: 0 BB: 0 P: 5	R: 0 E: 0 K: 0 S: 4 H: 1 LOB: 3 BB: 2 P: 12	R: 0 E: 0 K: 0 S: 4 H: 1 LOB: 1 BB: 0 P: 4	R: 0 E: 0 K: 1 S: 5 H: 0 LOB: 0 BB: 0 P: 5	R: 0 E: 0 K: 0 S: 3 H: 0 LOB: 1 BB: 1 P: 7	1B: 2 2B: 0 3B: 0 HR: 1 SF: 0 SAC: 0 DP: 0 HBP: 0						

PITCHER	IP	WLS	BF	H	R	ER	SO	BB	IBB	HBP	BLK	WP	HR	S	P	ERA	WHIP
Bill Henry, L (1, 1) ERA: 1.0	9.0	W	36	3	1	1	6	6	0	0	0	0	1	42	66	1.00	1.000

PITCHER	IP	WLS	BF	H	R	ER	SO	BB	IBB	HBP	BLK	WP	HR	S	P	ERA	WHIP

TOP

Washington Senators @ Boston Red Sox

Fenway Park, Boston, MA

Thu Apr 15 1954, 3:33 AM EST

Att. 17,272 - Unknown

livebaseballscorecards.com

AB	30
R	1
H	3
RBI	1
BB	6
SO	6
LOB	15

WP: 0 PB: 0 SB: 1 CS: 0 PA: 36

Batter	1	2	3	4	5	6	7	8	9	AB	R	H	RBI	BB	SO	LOB
Billy Goodman, L (1, 4) OBP: 0.556, SLG: 0.667	1-6-3		L9	F7		FC3-6 1B		SH1-3 1-2		4	0	1	0	0	0	2
Jim Piersall, R (1, 9) OBP: 0.300, SLG: 0.500	CS 1B		F8	F8		FC3-6 G6-4-3 1-2f		6-3		5	0	1	0	0	0	4
Jackie Jensen, R (1, 8) OBP: 0.600, SLG: 1.333	BB 1-2 BB		F8		1B 2B	G6-4-3 1-2f		F9		4	1	1	0	1	0	2
George Kell, R (1, 5) OBP: 0.333, SLG: 0.250	1-2 BB			3B 1B	SH1-3 2-H 2B 1B		L5			3	2	2	1	1	0	0
Harry Agganis, L (1, 3) OBP: 0.500, SLG: 1.000	1-3			1-H HR 3B	SH1-3 1-2		1B 1B			3	1	2	1	0	0	2
Charlie Maxwell, L (1, 7) OBP: 0.333, SLG: 0.333 Karl Olson, R (5, PH) OBP: 0.500, SLG: 1.000 (6, 7)		K	1-3	1-3	1B 2-H 2B		L7			2 2	0 1	0 1	0 1	0 0	1 0	1 1
Sammy White, R (1, 2) OBP: 0.750, SLG: 1.625	2B			HR 3-H	1B 2-H		1B 1-2			4	1	4	3	0	0	0
Ted Lepcio, R (1, 6) OBP: 0.250, SLG: 0.143		F9		1B	L5		6-3			4	0	1	0	0	0	4
Bill Henry, L (1, 1) OBP: 0.250, SLG: 0.250		1-3		1-2 1B	1-3			E4 SH1-3		4	0	1	0	0	0	2
Inning Stats	R: 0 H: 1 E: 0 LOB: 2 K: 0 BB: 2 S: 3 P: 11	R: 0 H: 1 E: 0 LOB: 1 K: 1 BB: 0 S: 6 P: 6	R: 0 H: 0 E: 0 LOB: 0 K: 0 BB: 0 S: 3 P: 3	R: 3 H: 5 E: 0 LOB: 2 K: 0 BB: 0 S: 8 P: 8	R: 3 H: 4 E: 0 LOB: 1 K: 0 BB: 0 S: 7 P: 7	R: 0 H: 1 E: 0 LOB: 0 K: 0 BB: 0 S: 3 P: 3	R: 0 H: 2 E: 0 LOB: 2 K: 0 BB: 0 S: 5 P: 5	R: 0 H: 0 E: 1 LOB: 1 K: 0 BB: 0 S: 4 P: 4		1B: 9 SF: 0 2B: 3 SAC: 2 3B: 1 DP: 1 HR: 1 HBP: 0						

PITCHER		IP	WLS	BF	H	R	ER	SO	BB	IBB	HBP	BLK	WP	HR	S	P	ERA	WHIP
Bob Porterfield, R ERA: 11.25	(1, 1)	4.0	L	22	9	5	5	1	2	0	0	0	0	1	22	30	11.25	2.750
Bunky Stewart, L ERA: 9.0	(5, 1)	1.0		5	2	1	1	0	0	0	0	0	0	0	5	5	9.00	2.000
Camilo Pascual, R ERA:	(6, 1)	3.0		12	3	0	0	0	0	0	0	0	0	0	12	12	0.00	1.000

PITCHER	IP	WLS	BF	H	R	ER	SO	BB	IBB	HBP	BLK	WP	HR	S	P	ERA	WHIP

BOTTOM

Washington Senators @ Boston Red Sox

Fenway Park, Boston, MA

Thu Apr 15 1954, 3:33 AM EST

Att. 17,272 - Unknown

livebaseballscorecards.com

AB	35
R	6
H	14
RBI	6
BB	2
SO	1
LOB	18

WP: 0 PA: 39
PB: 0
SB: 0
CS: 1

Philadelphia Athletics @ Boston Red Sox

Fenway Park, Boston, MA

Sun Apr 18 1954, 3:33 AM EST

Unknown

TOP

livebaseballscorecards.com

Batter	1	2	3	4	5	6	7	8	9	AB	R	H	RBI	BB	SO	LOB
Joe Demaestri, R (1, 6) OBP: 0.357, SLG: 0.429	K		HBP 1B; 1-3 1B	1-3 2-H 2B		E3 FC5-4-3-2; 1-2 1		SH1-4 1B		5	0	3	1	0	1	1
Spook Jacobs, R (1, 4) OBP: 0.538, SLG: 0.538	6-3		HBP; 1-2 3-H 1B	1-3		FC5-4-3-2; 1-2 2-H 2B		SH1-4; 1-2		4	1	1	1	0	0	4
Vic Power, R (1, 8) OBP: 0.357, SLG: 0.429	F8		F5	2; 3-H	FC1-5 PB 1B	1-H 2B 2B		6-3		5	1	2	1	0	0	3
Gus Zernial, R (1, 7) OBP: 0.429, SLG: 0.636		F4	1-2 2-3 HBP		1B FC1-5; 1-2 BB	2-H 2B		K		3	0	1	1	1	1	1
Don Bollweg, L (1, 3) OBP: 0.357, SLG: 0.417		1B 2B	K		FC1-5; 1-2 2-3f 1B	F2			4-3	5	1	1	0	0	1	6
Bill Renna, R (1, 9) OBP: 0.500, SLG: 0.636		F4		F9 S 1B	F9		6-3		F4	5	1	1	0	0	0	3
Pete Suder, R (1, 5) OBP: 0.214, SLG: 0.154		2-H 1B		F9; 1-3	1-2 2-3 1B		1-3		4-3	5	0	2	1	0	0	1
Billy Shantz, R (1, 2) OBP: 0.500, SLG: 0.500			5-3	BB 2B; 3-H 1B	4-3		1B			4	1	2	1	0	0	3
Bob Trice, R (1, 1) OBP: 0.667, SLG: 0.500			CI 1B 1B	2B 2; 1-2 BB		E FC5-4-3-2 1B	K			2	1	1	0	1	1	1

AB	38
R	6
H	14
RBI	6
BB	2
SO	4
LOB	23

Inning Stats	1	2	3	4	5	6	7	8	9
	R: 0 E: 0 K: 1 S: 5	H: 0 LOB: 0 BB: 0 P: 5	R: 1 E: 0 K: 0 S: 4	H: 2 LOB: 1 BB: 0 P: 4	R: 1 E: 1 K: 1 S: 8	H: 2 LOB: 3 BB: 0 P: 9	R: 2 E: 0 K: 0 S: 5	H: 3 LOB: 2 BB: 1 P: 9	R: 0 E: 0 K: 0 S: 5	H: 2 LOB: 3 BB: 1 P: 9	R: 2 E: 1 K: 0 S: 6	H: 3 LOB: 1 BB: 0 P: 6	R: 0 E: 0 K: 1 S: 6	H: 1 LOB: 1 BB: 0 P: 6	R: 0 E: 0 K: 1 S: 6	H: 1 LOB: 1 BB: 0 P: 6	R: 0 E: 0 K: 0 S: 3	H: 0 LOB: 0 BB: 0 P: 3

1B: 10	SF: 0	WP: 0	PA: 43
2B: 5	SAC: 1	PB: 1	
3B: 0	DP: 1	SB: 1	
HR: 0	HBP: 1	CS: 0	

PITCHER		IP	WLS	BF	H	R	ER	SO	BB	IBB	HBP	BLK	WP	HR	S	P	ERA	WHIP
Tom Brewer, R (1, 1) ERA: 8.1		3.1	L	19	7	4	3	2	1	0	1	0	0	0	21	26	8.10	2.400
Hal Brown, R (4, 1) ERA: 3.38		2.2		14	5	2	1	0	1	0	0	0	0	0	12	16	3.38	2.250
Frank Sullivan, R (7, 1) ERA:		2.0		8	2	0	0	2	0	0	0	0	0	0	12	12	0.00	1.000
Tex Clevenger, R (9, 1) ERA:		1.0		3	0	0	0	0	0	0	0	0	0	0	3	3	0.00	0.000

PITCHER	IP	WLS	BF	H	R	ER	SO	BB	IBB	HBP	BLK	WP	HR	S	P	ERA	WHIP

BOTTOM

Philadelphia Athletics @ Boston Red Sox

Fenway Park, Boston, MA

Sun Apr 18 1954, 3:33 AM EST

Unknown

livebaseballscorecards.com

Batter	1	2	3	4	5	6	7	8	9	AB	R	H	RBI	BB	SO	LOB
Billy Goodman, L (1, 4) OBP: 0.500, SLG: 0.643	1-3		HR 1B	2B			4-3	2-3		5	1	2	0	0	0	3
Jim Piersall, R (1, 9) OBP: 0.200, SLG: 0.333	F9		F3	6-3			L4		F5	5	0	0	0	0	0	2
Jackie Jensen, R (1, 8) OBP: 0.533, SLG: 1.182	FC5-4 1B		1-H HR		F5		F6		5-3	5	1	2	2	0	0	0
George Kell, R (1, 5) OBP: 0.357, SLG: 0.308	FC5-4 1-2f		BB 1B		F7			BB 1B SF6	L5	5	1	2	0	0	0	1
Harry Agganis, L (1, 3) OBP: 0.500, SLG: 0.875		2B 2B	F2		F7			BB 1-2 2B		4	0	2	0	0	0	1
Hoot Evers, R (8, PR)										0	1	0	0	0	0	0
Tex Clevenger, R (9, 1)								1B		0	0	0	0	0	0	0
Charlie Maxwell, L (1, 7) OBP: 0.429, SLG: 0.500		2-3 2B	B B B FC5-4 1-2 BB			6-3		F6		3	0	1	0	1	0	2
Mickey Owen, R (1, 2)		I I I G6-4-3 IBB	FC5-4 1-2f				B B B B 1B BB	B B B B 2B 1-2 2-3 BB		1	0	0	0	2	0	2
Frank Sullivan, R (7, 1)										0	0	0	0	0	0	0
Dick Gernert, R (8, PH) (9, 3)										0	0	0	0	1	0	0
Ted Lepcio, R (1, 6) OBP: 0.250, SLG: 0.200		F2		F5		G4-6-3 1-2 1B		SF6 3-H		3	0	1	1	0	0	3
Tom Brewer, R (1, 1)		G6-4-3 1-2f		6-3		G4-6-3 1-2f		1-3 2-H 2B		1	0	0	0	0	0	3
Hal Brown, R (4, 1)										1	0	0	0	0	0	0
Sammy White, R (6, PH) (7, 2) OBP: 0.700, SLG: 1.500										2	0	1	1	0	0	2

	AB	35
	R	4
	H	11
	RBI	4
	BB	4
	SO	0
	LOB	19

Inning Stats	1	2	3	4	5	6	7	8	9
	R: 0 H: 1 E: 0 LOB: 1 K: 0 BB: 0 S: 4 P: 4	R: 0 H: 2 E: 0 LOB: 2 K: 0 BB: 1 S: 4 P: 8	R: 2 H: 3 E: 0 LOB: 2 K: 0 BB: 1 S: 6 P: 10	R: 0 H: 1 E: 0 LOB: 1 K: 0 BB: 0 S: 4 P: 4	R: 0 H: 0 E: 0 LOB: 0 K: 0 BB: 0 S: 3 P: 3	R: 0 H: 1 E: 0 LOB: 1 K: 0 BB: 1 S: 3 P: 7	R: 0 H: 0 E: 0 LOB: 0 K: 0 BB: 0 S: 3 P: 3	R: 2 H: 3 E: 0 LOB: 3 K: 0 BB: 1 S: 6 P: 10	R: 0 H: 0 E: 0 LOB: 0 K: 0 BB: 0 S: 3 P: 3

	1B: 6	SF: 1	WP: 0	PA: 40
	2B: 4	SAC: 0	PB: 0	
	3B: 0	DP: 2	SB: 0	
	HR: 1	HBP: 0	CS: 0	

PITCHER	IP	WLS	BF	H	R	ER	SO	BB	IBB	HBP	BLK	WP	HR	S	P	ERA	WHIP
Bob Trice, R (1, 1) ERA: 4.0	9.0	W	40	11	4	4	0	3	1	0	0	0	1	36	52	4.00	1.556

PITCHER	IP	WLS	BF	H	R	ER	SO	BB	IBB	HBP	BLK	WP	HR	S	P	ERA	WHIP

Batter	1	2	3	4	5	6	7	8	9	10	11	12	13	AB	R	H	RBI	BB	SO	LOB
Joe Demaestri, R (1, 6) OBP: 0.250, SLG: 0.300	6-3		F2		E5 0-3		K		F8			F8		6	0	0	0	0	1	4
Spook Jacobs, R (1, 4) OBP: 0.421, SLG: 0.421	1-3		F7		9-3 1-2f		1-3			WP 1B		F9		6	0	1	0	0	0	3
Vic Power, R (1, 8) OBP: 0.300, SLG: 0.400	P3			4-3	4-3			F8		F2 1-2		2B		6	0	1	0	0	0	1
Gus Zernial, R (1, 7) OBP: 0.400, SLG: 0.882		HR		HR		F7		K		F8		F5		6	2	2	2	0	1	2
Don Bollweg, L (1, 3) OBP: 0.350, SLG: 0.353		4-3		BB 1B 1B		FC5-4 1B		G3		5-3			F8	5	1	1	0	1	0	1
Bill Renna, R (1, 9) OBP: 0.400, SLG: 0.471		P5		FC5 1-2 1B		FC5-4 1-2f			4-3		K		F8	6	0	1	0	0	1	1
Pete Suder, R (1, 5) OBP: 0.300, SLG: 0.316		P4		FC5 1-2 2-H 1B		F9			G3 2B		1B		F5	6	0	3	1	0	0	1
Joe Astroth, R (1, 2) OBP: 0.375, SLG: 0.429		2B		FC5 1-2 2-3f			F2		G3 IBB		1B			4	0	2	0	1	0	2
Arnie Portocarrero, R (1, 1) OBP: 0.333, SLG: 1.000 Elmer Valo, L (9, PH) Moe Burtschy, R (9, 1)		6-3		K			3B		G3 1-2 2-3		P3			3 1 1	0 0 0	1 0 0	0 0 0	0 0 0	1 0 0	3 2 1
Inning Stats	R: 0 E: 0 K: 0 S: 3 H: 0 LOB: 0 BB: 0 P: 3	R: 1 E: 0 K: 0 S: 4 H: 1 LOB: 0 BB: 0 P: 4	R: 0 E: 0 K: 0 S: 4 H: 1 LOB: 1 BB: 0 P: 4	R: 2 E: 0 K: 1 S: 8 H: 3 LOB: 2 BB: 1 P: 12	R: 0 E: 1 K: 0 S: 3 H: 0 LOB: 0 BB: 0 P: 3	R: 0 E: 0 K: 0 S: 4 H: 1 LOB: 1 BB: 0 P: 4	R: 0 E: 0 K: 1 S: 6 H: 1 LOB: 1 BB: 0 P: 6	R: 0 E: 0 K: 1 S: 5 H: 0 LOB: 0 BB: 0 P: 5	R: 0 E: 0 K: 0 S: 4 H: 1 LOB: 2 BB: 1 P: 8	R: 0 E: 0 K: 0 S: 4 H: 1 LOB: 1 BB: 0 P: 4	R: 0 E: 0 K: 1 S: 6 H: 2 LOB: 1 BB: 0 P: 6	R: 0 E: 0 K: 0 S: 4 H: 1 LOB: 1 BB: 0 P: 4	R: 0 E: 0 K: 0 S: 3 H: 0 LOB: 0 BB: 0 P: 3	1B: 6 2B: 4 3B: 1 HR: 2	SF: 0 SAC: 0 DP: 1 HBP: 0					

PITCHER		IP	WLS	BF	H	R	ER	SO	BB	IBB	HBP	BLK	WP	HR	S	P	ERA	WHIP
Sid Hudson, R ERA: 2.7	(1, 1)	10.0		41	9	3	3	3	1	1	0	0	1	2	45	53	2.70	1.000
Ellis Kinder, R ERA:	(11, 1)	3.0	W	11	3	0	0	1	0	0	0	0	0	0	13	13	0.00	1.000

PITCHER	IP	WLS	BF	H	R	ER	SO	BB	IBB	HBP	BLK	WP	HR	S	P	ERA	WHIP

TOP

Philadelphia Athletics @ Boston Red Sox

Fenway Park, Boston, MA

Sun Apr 18 1954, 3:38 AM EST

Att. 22,566 - Unknown

livebaseballscorecards.com

AB	50
R	3
H	12
RBI	3
BB	2
SO	4
LOB	21

PA: 52

WP: 1
PB: 0
SB: 0
CS: 0

Philadelphia Athletics @ Boston Red Sox

Fenway Park, Boston, MA

Sun Apr 18 1954, 3:38 AM EST

Att. 22,566 - Unknown

livebaseballscorecards.com

BOTTOM

Batter	1	2	3	4	5	6	7	8	9	10	11	12	13	AB	R	H	RBI	BB	SO	LOB
Billy Goodman, L (1, 4) OBP: 0.400, SLG: 0.474	BBBB 4-0 1B BB BB	x 0-0 F8 ③		x 0-0 F7 ②			x 0-0 F7 ②			x 0-0 FC2-6 ① 1-2f BB		x 0-0 F8 ②		5	0	0	0	1	0	3
Jim Piersall, R (1, 9) OBP: 0.286, SLG: 0.316	BBBB 4-0 1B 1-2 BB		x 0-0 1B HR 1B	SSS 0-3 K ③			x 0-0 F8 ③			BBBB 4-0 1-2 BB		x 0-0 FC6-4 ③ 1-2f		4	1	1	0	2	1	1
Jackie Jensen, R (1, 8) OBP: 0.524, SLG: 1.118	x 0-0 1-2 2-3 1B		x 0-0 1-2 HR 1B		x 0-0 6-3 ①			x 0-0 6-3 ①		SSS 0-3 K ②			x 0-0 HR	6	2	3	1	0	1	2
George Kell, R (1, 5) OBP: 0.263, SLG: 0.222	x 0-0 F2 ①		x 0-0 P6 ①		x 0-0 P5 ②			x 0-0 5-3 ②		x 0-0 1-3 ③				5	0	0	0	0	0	7
Harry Agganis, L (1, 3) OBP: 0.385, SLG: 0.846	SSS 0-3 K ②		x 0-0 1-H 2-H HR		SSS 0-3 K ③			x 0-0 3-1 ③			x 0-0 F8 ①			5	1	1	3	0	2	3
Charlie Maxwell, L (1, 7) OBP: 0.300, SLG: 0.333	x 0-0 F8 ③		x 0-0 ②			x 0-0 4-3 ①			x 0-0 6-3 ①		x 0-0 3-1 ②			3	0	0	0	0	0	3
Karl Olson, R (7, 7) OBP: 0.250, SLG: 0.500														2	0	0	0	0	0	0
Sammy White, R (1, 2) OBP: 0.600, SLG: 1.200		x 0-0 P ①	x 0-0 2B			x 0-0 5-3 ②			x 0-0 G5-4-3 1B		SSS 0-3 K ③			5	0	2	0	0	1	0
Milt Bolling, R (1, 6)		SSS 0-3 K ②	x 0-0 F8 ③			x 0-0 F8 ③			x 0-0 G5-4-3 ② ③ 1-2f			x 0-0 F2 ①		5	0	0	0	0	1	2
Sid Hudson, R (1, 1) OBP: 0.333, SLG: 0.333	x 0-0 1B			SSS 0-3 K ①			x 0-0 6-3 ①			BBBB 4-0 FC2-6 BB		x 0-0 FC6-4 1B		3	0	1	0	0	1	0
Dick Gernert, R (10, PH)														0	0	0	0	1	0	0
Ellis Kinder, R (11, 1) OBP: 1.000, SLG: 1.000														1	0	1	0	0	0	0
Inning Stats	R: 0 E: 0 K: 1 S: 6 H: 1 LOB: 3 BB: 2 P: 14	R: 0 E: 0 K: 1 S: 6 H: 1 LOB: 1 BB: 0 P: 6	R: 3 E: 0 K: 0 S: 7 H: 4 LOB: 1 BB: 0 P: 7	R: 0 E: 0 K: 2 S: 7 H: 0 LOB: 0 BB: 0 P: 7	R: 0 E: 0 K: 1 S: 5 H: 0 LOB: 0 BB: 0 P: 5	R: 0 E: 0 K: 0 S: 3 H: 0 LOB: 0 BB: 0 P: 3	R: 0 E: 0 K: 0 S: 3 H: 0 LOB: 0 BB: 0 P: 3	R: 0 E: 0 K: 0 S: 3 H: 0 LOB: 0 BB: 0 P: 3	R: 0 E: 0 K: 0 S: 3 H: 1 LOB: 0 BB: 0 P: 3	R: 0 E: 0 K: 1 S: 5 H: 0 LOB: 2 BB: 2 P: 13	R: 0 E: 0 K: 1 S: 5 H: 0 LOB: 0 BB: 0 P: 5	R: 0 E: 0 K: 0 S: 4 H: 1 LOB: 1 BB: 0 P: 4	R: 1 E: 0 K: 0 S: 1 H: 1 LOB: 0 BB: 0 P: 1	1B: 6 2B: 1 3B: 0 HR: 2	SF: 0 SAC: 0 DP: 1 HBP: 0				

PITCHER		IP	WLS	BF	H	R	ER	SO	BB	IBB	HBP	BLK	WP	HR	S	P	ERA	WHIP
Arnie Portocarrero, R ERA: 3.38	(1, 1)	8.0		32	6	3	3	5	2	0	0	0	0	1	40	48	3.38	1.000
Moe Burtschy, R ERA: 2.25	(9, 1)	4.0	L	16	3	1	1	2	2	0	0	0	0	1	18	26	2.25	1.250

PITCHER	IP	WLS	BF	H	R	ER	SO	BB	IBB	HBP	BLK	WP	HR	S	P	ERA	WHIP

AB	44
R	4
H	9
RBI	4
BB	4
SO	7
LOB	21

WP: 0 PA: 48
PB: 0
SB: 0
CS: 0

Batter	1	2	3	4	5	6	7	8	9	AB	R	H	RBI	BB	SO	LOB
Hank Bauer, R (1, 9) OBP: 0.333, SLG: 0.545	F8		F8		BB 1-2			6-3	FC6-4 BB 1-2f 2-3	4	0	0	0	1	0	2
Joe Collins, L (1, 3) OBP: 0.429, SLG: 0.200	BB 1B		K		F8			1B BB	BB 1-2	3	0	1	0	2	1	2
Mickey Mantle, S (1, 8) OBP: 0.217, SLG: 0.200	BB 1-2		K			K		K	K	4	0	0	0	1	4	4
Yogi Berra, L (1, 2) OBP: 0.190, SLG: 0.200	F8			F8		F9		1B 1-2		4	0	1	0	0	0	2
Gene Woodling, L (1, 7) OBP: 0.111, SLG: 0.111	F8			1B CS		4-3		G3		4	0	1	0	0	0	4
Gil McDougald, R (1, 5) OBP: 0.333, SLG: 0.313		K		K 1-2			K		2B E E	4	1	1	0	0	3	1
Jerry Coleman, R (1, 4) OBP: 0.294, SLG: 0.313		G3			K		BB		E6 FC6-4 E 2-3	2	0	0	0	1	1	0
Enos Slaughter, L (9, PH)										1	0	0	0	0	0	1
Phil Rizzuto, R (1, 6) OBP: 0.353, SLG: 0.286		BB			BB 1B		F9		F5	2	0	1	0	1	0	1
Eddie Robinson, L (9, PH) OBP: 0.333, SLG: 0.333										1	0	0	0	0	0	2
Harry Byrd, R (1, 1)										2	0	0	0	0	1	2
Bill Skowron, R (7, PH) OBP: 0.313, SLG: 0.571		K			F7		K		FC6 FC6-4 1-2 3-H	1	0	0	0	0	1	1
Tom Gorman, R (7, 1)										0	0	0	0	0	0	0
Irv Noren, L (9, PH)										1	0	0	1	0	0	1
Inning Stats	R: 0 E: 0 K: 0 S: 4 H: 1 LOB: 2 BB: 1 P: 8	R: 0 E: 0 K: 2 S: 7 H: 0 LOB: 1 BB: 1 P: 11	R: 0 E: 0 K: 2 S: 7 H: 0 LOB: 0 BB: 0 P: 7	R: 0 E: 0 K: 1 S: 5 H: 1 LOB: 1 BB: 0 P: 5	R: 0 E: 0 K: 1 S: 6 H: 1 LOB: 2 BB: 1 P: 10	R: 0 E: 0 K: 1 S: 5 H: 0 LOB: 0 BB: 0 P: 5	R: 0 E: 0 K: 2 S: 7 H: 0 LOB: 1 BB: 1 P: 11	R: 0 E: 0 K: 1 S: 6 H: 1 LOB: 2 BB: 1 P: 10	R: 1 E: 2 K: 1 S: 8 H: 1 LOB: 3 BB: 1 P: 12	1B: 4 2B: 2 3B: 0 HR: 0	SF: 0 SAC: 0 DP: 1 HBP: 0						

TOP

New York Yankees @ Boston Red Sox

Fenway Park, Boston, MA

Mon Apr 19 1954, 3:33 AM EST

Att. 18,682 - Unknown

livebaseballscorecards.com

AB	33
R	1
H	5
RBI	1
BB	6
SO	11
LOB	23

PITCHER		IP	WLS	BF	H	R	ER	SO	BB	IBB	HBP	BLK	WP	HR	S	P	ERA	WHIP
Willard Nixon, R ERA:	(1, 1)	8.1	W	36	5	1	0	10	5	0	0	0	0	0	51	71	0.00	1.200
Ellis Kinder, R ERA:	(9, 1)	0.2	S	3	0	0	0	1	1	0	0	0	0	0	4	8	0.00	1.500

PITCHER	IP	WLS	BF	H	R	ER	SO	BB	IBB	HBP	BLK	WP	HR	S	P	ERA	WHIP

Batter	1	2	3	4	5	6	7	8	9	AB	R	H	RBI	BB	SO	LOB
Billy Goodman, L (1, 4) OBP: 0.458, SLG: 0.500	G6-4-3 1B		1-2 1B		BB		F7			3	0	2	0	1	0	1
Jim Piersall, R (1, 9) OBP: 0.240, SLG: 0.261	F9		F9		F9		K			4	0	0	0	0	1	5
Jackie Jensen, R (1, 8) OBP: 0.480, SLG: 1.095	G6-4-3 1-2f			HR	F8			L8		4	1	1	1	0	0	2
George Kell, R (1, 5) OBP: 0.261, SLG: 0.190		6-3		E5 E 1B FC4-6		BB L3		K		3	1	0	0	1	1	0
Harry Agganis, L (1, 3) OBP: 0.412, SLG: 0.765		G3-6-3 1B		E9 FC4-6 1-3 1B		L3 1-2		4-3		4	0	2	0	0	0	1
Charlie Maxwell, L (1, 7) OBP: 0.308, SLG: 0.333 Karl Olson, R (7, 7) OBP: 0.250, SLG: 0.500		G3-6-3 1-2f		FC4-6 FC6-4 1-2f 3-H		1B				3 0	0 0	1 0	1 0	0 0	0 0	2 0
Mickey Owen, R (1, 2) Sammy White, R (9, 2) OBP: 0.600, SLG: 1.200			F8 L5			5-3				3 0	0 0	0 0	0 0	0 0	0 0	2 0
Ted Lepcio, R (1, 6) OBP: 0.333, SLG: 0.308			1B 1B FC6-4 1-2f				1B			3	0	2	0	0	0	1
Willard Nixon, L (1, 1) Ellis Kinder, R (9, 1) OBP: 1.000, SLG: 1.000			K	1-3			F2			3 0	0 0	0 0	0 0	0 0	1 0	2 0
Inning Stats	R: 0 E: 0 K: 0 S: 3 H: 1 LOB: 0 BB: 0 P: 3	R: 0 E: 0 K: 0 S: 3 H: 1 LOB: 0 BB: 0 P: 3	R: 0 E: 0 K: 1 S: 7 H: 2 LOB: 2 BB: 0 P: 7	R: 2 E: 2 K: 0 S: 6 H: 2 LOB: 1 BB: 0 P: 6	R: 0 E: 0 K: 0 S: 3 H: 0 LOB: 1 BB: 1 P: 7	R: 0 E: 0 K: 0 S: 3 H: 1 LOB: 1 BB: 1 P: 7	R: 0 E: 0 K: 1 S: 6 H: 1 LOB: 1 BB: 0 P: 6	R: 0 E: 0 K: 1 S: 5 H: 0 LOB: 0 BB: 0 P: 5		1B: 7 2B: 1 3B: 0 HR: 1 SF: 0 SAC: 0 DP: 3 HBP: 0				WP: 0 PB: 0 SB: 0 CS: 0 PA: 32		

PITCHER		IP	WLS	BF	H	R	ER	SO	BB	IBB	HBP	BLK	WP	HR	S	P	ERA	WHIP
Harry Byrd, R ERA: 1.5	(1, 1)	6.0	L	25	7	2	1	1	2	0	0	0	0	1	25	33	1.50	1.500
Tom Gorman, R ERA:	(7, 1)	2.0		7	1	0	0	2	0	0	0	0	0	0	11	11	0.00	0.500

PITCHER	IP	WLS	BF	H	R	ER	SO	BB	IBB	HBP	BLK	WP	HR	S	P	ERA	WHIP

BOTTOM

New York Yankees @ Boston Red Sox

Fenway Park, Boston, MA

Mon Apr 19 1954, 3:33 AM EST

Att. 18,682 - Unknown

livebaseballscorecards.com

AB	30
R	2
H	8
RBI	2
BB	2
SO	3
LOB	16

Batter	1	2	3	4	5	6	7	8	9	AB	R	H	RBI	BB	SO	LOB
Gil McDougald, R (1, 5) OBP: 0.308, SLG: 0.333	6-3		P3		5-3		2B (1-H)		G3 (1-2)	5	0	1	1	0	0	3
Hank Bauer, R (1, 9) OBP: 0.379, SLG: 0.667	6-3		1B (3-H)			HR	4-3		1B (2-H)	5	1	3	3	0	0	1
Mickey Mantle, S (1, 8) OBP: 0.250, SLG: 0.360	5-3		4-3			1B (WP)		HR	K	5	1	2	1	0	1	2
Yogi Berra, L (1, 2) OBP: 0.160, SLG: 0.167		G3		F7		K (1-2)		F7		4	0	0	0	0	1	1
Eddie Robinson, L (1, 3) OBP: 0.429, SLG: 0.500		BB		F6		P6		1B 2B		3	0	1	0	1	0	1
Joe Collins, L (8, PR) (8, 3) OBP: 0.429, SLG: 0.200										0	0	0	0	0	0	0
Gene Woodling, L (1, 7) OBP: 0.154, SLG: 0.154		K2-3		6-3		K		WP (2-H) 1B		4	0	1	0	0	2	2
Jerry Coleman, R (1, 4) OBP: 0.238, SLG: 0.250		L4			P3		5-3	4-3 (2-3)		4	0	0	0	0	0	2
Phil Rizzuto, R (1, 6) OBP: 0.429, SLG: 0.471			1B 2B (SH1-3)		2B		BB		P5	3	2	2	0	1	0	0
Jim McDonald, R (1, 1) OBP: 0.333, SLG: 0.333			SH1-3 (2-3)		K		K		1B (G3)	3	1	1	0	0	2	2
Inning Stats	R: 0 E: 0 K: 0 S: 3 H: 0 LOB: 0 BB: 0 P: 3	R: 0 E: 0 K: 1 S: 5 H: 0 LOB: 1 BB: 1 P: 9	R: 1 E: 0 K: 0 S: 5 H: 2 LOB: 1 BB: 0 P: 5	R: 0 E: 0 K: 0 S: 3 H: 0 LOB: 0 BB: 0 P: 3	R: 0 E: 0 K: 1 S: 6 H: 1 LOB: 1 BB: 0 P: 6	R: 1 E: 0 K: 2 S: 9 H: 2 LOB: 1 BB: 0 P: 9	R: 1 E: 0 K: 1 S: 6 H: 1 LOB: 1 BB: 1 P: 10	R: 1 E: 0 K: 0 S: 5 H: 3 LOB: 2 BB: 0 P: 5	R: 1 E: 0 K: 1 S: 7 H: 2 LOB: 1 BB: 0 P: 7	1B: 5 2B: 4 3B: 0 HR: 2 SF: 0 SAC: 1 DP: 0 HBP: 0	WP: 2 PB: 0 SB: 0 CS: 0 PA: 39					

PITCHER		IP	WLS	BF	H	R	ER	SO	BB	IBB	HBP	BLK	WP	HR	S	P	ERA	WHIP
Mel Parnell, L ERA: 5.54	(1, 1)	8.0	L	34	9	4	4	5	2	0	0	0	2	2	42	50	4.50	1.375
Tom Herrin, R ERA: 3.0	(9, 1)	1.0		5	2	1	1	1	0	0	0	0	0	0	7	7	9.00	2.000

PITCHER	IP	WLS	BF	H	R	ER	SO	BB	IBB	HBP	BLK	WP	HR	S	P	ERA	WHIP

TOP

New York Yankees @ Boston Red Sox

Fenway Park, Boston, MA

Mon Apr 19 1954, 3:38 AM EST

Att. 27,762 - Unknown

livebaseballscorecards.com

AB	36
R	5
H	11
RBI	5
BB	2
SO	6
LOB	14

Batter	1	2	3	4	5	6	7	8	9	AB	R	H	RBI	BB	SO	LOB
Billy Goodman, L (1, 4) OBP: 0.429, SLG: 0.440	1-3		BBBB 4-0 1-2 BB			4-3		6-3		3	0	0	0	1	0	0
Charlie Maxwell, L (1, 7) OBP: 0.235, SLG: 0.250	4-3		F5			F8		3-1		4	0	0	0	0	0	2
Jackie Jensen, R (1, 8) OBP: 0.483, SLG: 1.000	BBBB 4-0 BB		F9			BBBB 4-0 BB			6-3	2	0	0	0	2	0	2
George Kell, R (1, 5) OBP: 0.259, SLG: 0.167	1-3			BBBB 4-0 FC3-6 BB		F6			6-3	3	0	0	0	1	0	2
Harry Agganis, L (1, 3) OBP: 0.381, SLG: 0.667		0-0 FC1-4 1B		0-0 FC3-6 CS 1-2f			SSS 0-3 K		0-3 K	4	0	1	0	0	2	1
Sammy White, R (1, 2) OBP: 0.500, SLG: 1.000		0-0 FC1-4 L4-3 1-2f		SSS 0-3 K 1-2			0-0 6-3			3	0	0	0	0	1	2
Jim Piersall, R (1, 9) OBP: 0.214, SLG: 0.231		0-0 L4-3 1-2			0-0 6-3		0-0 E3 FC5-6-4			3	0	0	0	0	0	1
Ted Lepcio, R (1, 6) OBP: 0.278, SLG: 0.250			0-0 6-3		0-0 5-3		0-0 FC5-6-4 1-2f			3	0	0	0	0	0	1
Mel Parnell, L (1, 1) Floyd Baker, L (8, PH) Tom Herrin, R (9, 1)			BBBB 4-0 S BB		SSS 0-3 K			0-0 F8		1 1 0	0 0 0	0 0 0	0 0 0	1 0 0	1 0 0	0 0 0
Inning Stats	R: 0 H: 0 E: 0 LOB: 1 K: 0 BB: 1 S: 3 P: 7	R: 0 H: 1 E: 0 LOB: 0 K: 0 BB: 0 S: 3 P: 3	R: 0 H: 0 E: 0 LOB: 2 K: 0 BB: 2 S: 3 P: 11	R: 0 H: 0 E: 0 LOB: 1 K: 1 BB: 1 S: 4 P: 8	R: 0 H: 0 E: 0 LOB: 0 K: 1 BB: 0 S: 5 P: 5	R: 0 H: 0 E: 0 LOB: 1 K: 0 BB: 1 S: 3 P: 7	R: 0 H: 0 E: 1 LOB: 1 K: 1 BB: 0 S: 6 P: 6	R: 0 H: 0 E: 0 LOB: 0 K: 0 BB: 0 S: 3 P: 3	R: 0 H: 0 E: 0 LOB: 0 K: 1 BB: 0 S: 5 P: 5	1B: 1 SF: 0 2B: 2 SAC: 0 3B: 0 DP: 2 HR: 0 HBP: 0						WP: 0 PA: 32 PB: 0 SB: 1 CS: 1

PITCHER	IP	WLS	BF	H	R	ER	SO	BB	IBB	HBP	BLK	WP	HR	S	P	ERA	WHIP
Jim McDonald, R (1, 1) ERA:	9.0	W	32	1	0	0	4	5	0	0	0	0	0	35	55	0.00	0.667

PITCHER	IP	WLS	BF	H	R	ER	SO	BB	IBB	HBP	BLK	WP	HR	S	P	ERA	WHIP

BOTTOM

New York Yankees @ Boston Red Sox

Fenway Park, Boston, MA

Mon Apr 19 1954, 3:38 AM EST

Att. 27,762 - Unknown

livebaseballscorecards.com

AB	27
R	0
H	1
RBI	0
BB	5
SO	4
LOB	11

Boston Red Sox @ New York Yankees

Yankee Stadium, Bronx, NY

Wed Apr 21 1954, 3:33 AM EST

Att. 26,356 - Unknown

TOP

livebaseballscorecards.com

Batter	1	2	3	4	5	6	7	8	9	AB	R	H	RBI	BB	SO	LOB
Billy Goodman, L (1, 4) OBP: 0.394, SLG: 0.400	1-3		F7		1-H 1B			F9	F9	5	0	1	1	0	0	1
Hoot Evers, R (1, 7)	F5		F8		F9			5-3		4	0	0	0	0	0	1
Jackie Jensen, R (1, 9) OBP: 0.515, SLG: 1.000	BB			FC6-5 2B		P6		BB 1B		3	0	2	0	1	0	0
George Kell, R (1, 5) OBP: 0.258, SLG: 0.179	F8			FC6-5 1B 2-3		E4		1-2 BB 1B		4	0	1	0	0	0	2
Dick Gernert, R (1, 3) OBP: 0.455, SLG: 0.143		1-3		G6-4-3 1-3 1B		K		1-2 2-3 BB		3	0	1	0	1	1	1
Sammy White, R (1, 2) OBP: 0.455, SLG: 0.864		1B		G6-4-3 1-2f		K		P6		4	0	1	0	0	1	6
Jim Piersall, R (1, 8) OBP: 0.219, SLG: 0.233		F9			S 1B 1B		F9		F7	4	1	1	0	0	0	1
Ted Lepcio, R (1, 6) OBP: 0.227, SLG: 0.200		F8			K		1-4-3		P4	4	0	0	0	0	1	2
Leo Kiely, L (1, 1)			K		F8		F7		1B	2	0	0	0	0	1	1
Billy Consolo, R (7, PH) OBP: 0.200, SLG: 0.200										1	0	0	0	0	0	0
Tom Brewer, R (7, 1)										0	0	0	0	0	0	0
Frank Sullivan, R (7, 1)										0	0	0	0	0	0	0
Karl Olson, R (9, PH) OBP: 0.400, SLG: 0.600										1	0	1	0	0	0	0

	AB	35
	R	1
	H	8
	RBI	1
	BB	2
	SO	4
	LOB	15

Inning Stats	1	2	3	4	5	6	7	8	9
	R: 0 E: 0 K: 0 S: 3	H: 0 LOB: 1 BB: 1 P: 7	R: 0 E: 0 K: 0 S: 4	H: 1 LOB: 1 BB: 0 P: 4	R: 0 E: 0 K: 1 S: 5	H: 0 LOB: 0 BB: 0 P: 5	R: 0 E: 0 K: 0 S: 4	H: 2 LOB: 1 BB: 0 P: 4	R: 1 E: 0 K: 1 S: 7	H: 2 LOB: 1 BB: 0 P: 7	R: 0 E: 1 K: 2 S: 8	H: 0 LOB: 1 BB: 0 P: 8	R: 0 E: 0 K: 0 S: 3	H: 0 LOB: 0 BB: 0 P: 3	R: 0 E: 0 K: 0 S: 5	H: 2 LOB: 3 BB: 1 P: 9	R: 0 E: 0 K: 0 S: 4	H: 1 LOB: 1 BB: 0 P: 4

	1B: 7	SF: 0
	2B: 1	SAC: 0
	3B: 0	DP: 1
	HR: 0	HBP: 0

	WP: 0	PA: 37
	PB: 0	
	SB: 1	
	CS: 0	

PITCHER	IP	WLS	BF	H	R	ER	SO	BB	IBB	HBP	BLK	WP	HR	S	P	ERA	WHIP
Ed Lopat, L (1, 1) ERA: 1.06	9.0	W	37	8	1	1	4	2	0	0	0	0	0	43	51	1.00	1.111

PITCHER	IP	WLS	BF	H	R	ER	SO	BB	IBB	HBP	BLK	WP	HR	S	P	ERA	WHIP

Batter	1	2	3	4	5	6	7	8	9	AB	R	H	RBI	BB	SO	LOB
Gil McDougald, R (1, 5) OBP: 0.323, SLG: 0.462	HR		1B		6-3	K2-3		6-3		5	2	2	1	0	1	1
Hank Bauer, R (1, 9) OBP: 0.394, SLG: 0.700	L4		3B 1-H		F8		BB 1B			3	1	1	1	1	0	0
Mickey Mantle, S (1, 8) OBP: 0.281, SLG: 0.464	K		P5		HR		1-3 1B 1-2			3	1	1	1	1	1	1
Yogi Berra, L (1, 2) OBP: 0.241, SLG: 0.357	FC4-6 1B		FC4 CS		HR		1-3 1-2 2-H			4	1	3	2	0	0	1
Bill Skowron, R (1, 3) OBP: 0.316, SLG: 0.529	FC4-6 1-2f		K 1-2		1B		F9			3	0	1	0	0	1	3
Joe Collins, L (7, PH) OBP: 0.375, SLG: 0.167 (8, 3)										1	0	0	0	0	0	2
Gene Woodling, L (1, 7) OBP: 0.176, SLG: 0.176		K		FC6-4 1B	F3		1-3 1-2 2-3			4	0	1	0	0	1	3
Jerry Coleman, R (1, 4) OBP: 0.200, SLG: 0.208		F8		FC6-4 SH2-3 1-2f		F7	F3			4	0	0	0	0	0	3
Phil Rizzuto, R (1, 6) OBP: 0.417, SLG: 0.450		1B		SH2-3 1-2		F8		P6		3	0	1	0	0	0	0
Ed Lopat, L (1, 1) OBP: 0.125, SLG: 0.125		L3		1-4-3		1B		K		4	0	1	0	0	1	2
Inning Stats	R: 1 E: 0 K: 1 S: 7 H: 2 LOB: 1 BB: 0 P: 7	R: 0 E: 0 K: 1 S: 6 H: 1 LOB: 1 BB: 0 P: 6	R: 1 E: 0 K: 1 S: 7 H: 2 LOB: 2 BB: 0 P: 7	R: 0 E: 0 K: 0 S: 4 H: 1 LOB: 1 BB: 0 P: 4	R: 2 E: 0 K: 0 S: 6 H: 3 LOB: 1 BB: 0 P: 6	R: 0 E: 0 K: 1 S: 6 H: 1 LOB: 1 BB: 0 P: 6	R: 1 E: 0 K: 0 S: 4 H: 1 LOB: 2 BB: 2 P: 12	R: 0 E: 0 K: 1 S: 5 H: 0 LOB: 0 BB: 0 P: 5		1B: 7 2B: 1 3B: 1 HR: 3 SF: 0 SAC: 1 DP: 1 HBP: 0						

PITCHER		IP	WLS	BF	H	R	ER	SO	BB	IBB	HBP	BLK	WP	HR	S	P	ERA	WHIP
Leo Kiely, L ERA: 6.0	(1, 1)	6.0	L	28	10	4	4	4	0	0	0	0	0	3	36	36	6.00	1.667
Tom Brewer, R ERA: 10.8	(7, 1)	0.0		2	0	1	1	0	2	0	0	0	0	0	0	8	∞	∞
Frank Sullivan, R ERA:	(7, 1)	2.0		7	1	0	0	1	0	0	0	0	0	0	9	9	0.00	0.500

PITCHER	IP	WLS	BF	H	R	ER	SO	BB	IBB	HBP	BLK	WP	HR	S	P	ERA	WHIP

BOTTOM

Boston Red Sox @ New York Yankees

Yankee Stadium, Bronx, NY

Wed Apr 21 1954, 3:33 AM EST

Att. 26,356 - Unknown

livebaseballscorecards.com

AB	34
R	5
H	11
RBI	5
BB	2
SO	5
LOB	16

WP: 0	PA: 37		
PB: 0			
SB: 0			
CS: 1			

Boston Red Sox @ Washington Senators

Griffith Stadium, Washington, DC

Fri Apr 23 1954, 3:33 AM EST

Att. 8,033 - Unknown

TOP

livebaseballscorecards.com

Batter	1	2	3	4	5	6	7	8	9	AB	R	H	RBI	BB	SO	LOB
Billy Goodman, L (1, 4) OBP: 0.395, SLG: 0.457	F5		3-1		WP 2B 1-H 2-H		1B 2B		FC1-5 G4-6-3 2-3	5	2	2	2	0	0	1
Charlie Maxwell, L (1, 7) OBP: 0.286, SLG: 0.263 Karl Olson, R (7, 7) OBP: 0.333, SLG: 0.500	K		1B	BB WP S			K		G4-6-3 1-2f	3 1	0 0	1 0	0 0	1 0	2 0	1 1
Jackie Jensen, R (1, 9) OBP: 0.486, SLG: 0.900	K		1-3	F8			E S 1B 2-H 1B			4	1	1	1	0	1	3
George Kell, R (1, 5) OBP: 0.314, SLG: 0.281		1B 2B		1B	F3 1-3 3-H		1-H 1B			4	1	3	1	0	0	1
Harry Agganis, L (1, 3) OBP: 0.320, SLG: 0.560		F9		P4	P3		G3			4	0	0	0	0	0	4
Sammy White, R (1, 2) OBP: 0.400, SLG: 0.760 Del Wilber, R (7, 2)		5-3		F8		L7		F7		3 1	0 0	0 0	0 0	0 0	0 0	2 0
Jim Piersall, R (1, 8) OBP: 0.222, SLG: 0.235	2-H 1B			4-3		E6 8-4		F9		4	0	1	1	0	0	1
Ted Lepcio, R (1, 6) OBP: 0.231, SLG: 0.174	P3				BB 1B 2B	1-2f		6-3		3	1	0	0	1	0	2
Bill Henry, L (1, 1) OBP: 0.286, SLG: 0.286 Bill Werle, L (7, 1) Dick Gernert, R (9, PH) OBP: 0.500, SLG: 0.375			6-3		1-2 2B 1B		1-3		FC1-5 2B	3 0 1	1 0 0	1 0 1	0 0 0	0 0 0	0 0 0	0 0 0
Inning Stats	R: 0 E: 0 K: 2 S: 7 H: 0 LOB: 0 BB: 0 P: 7	R: 1 E: 0 K: 0 S: 5 H: 2 LOB: 1 BB: 0 P: 5	R: 0 E: 0 K: 0 S: 4 H: 1 LOB: 1 BB: 0 P: 4	R: 0 E: 0 K: 0 S: 4 H: 1 LOB: 1 BB: 0 P: 4	R: 3 E: 0 K: 0 S: 5 H: 2 LOB: 1 BB: 2 P: 13	R: 0 E: 1 K: 0 S: 3 H: 0 LOB: 0 BB: 0 P: 3	R: 2 E: 0 K: 1 S: 8 H: 3 LOB: 1 BB: 0 P: 8	R: 0 E: 0 K: 0 S: 3 H: 0 LOB: 0 BB: 0 P: 3	R: 0 E: 0 K: 0 S: 3 H: 1 LOB: 0 BB: 0 P: 3	1B: 6 2B: 5 3B: 0 HR: 0 SF: 0 SAC: 0 DP: 2 HBP: 0						

	AB	36
	R	6
	H	10
	RBI	5
	BB	2
	SO	3
	LOB	16

WP: 1 PB: 0 SB: 2 CS: 0 PA: 38

PITCHER		IP	WLS	BF	H	R	ER	SO	BB	IBB	HBP	BLK	WP	HR	S	P	ERA	WHIP
Spec Shea, R ERA: 7.0	(1, 1)	5.0		23	6	4	4	2	2	0	0	0	1	0	25	33	7.20	1.600
Connie Marrero, R ERA: 1.8	(6, 1)	2.0	W	9	3	2	1	1	0	0	0	0	0	0	11	11	4.50	1.500
Johnny Schmitz, L ERA: 0.82	(8, 1)	2.0	S	6	1	0	0	0	0	0	0	0	0	0	6	6	0.00	0.500

PITCHER	IP	WLS	BF	H	R	ER	SO	BB	IBB	HBP	BLK	WP	HR	S	P	ERA	WHIP

BOTTOM

Boston Red Sox @ Washington Senators

Griffith Stadium, Washington, DC

Fri Apr 23 1954, 3:33 AM EST

Att. 8,033 - Unknown

Batter	1	2	3	4	5	6	7	8	9	AB	R	H	RBI	BB	SO	LOB
Eddie Yost, R (1, 5) OBP: 0.444, SLG: 0.385	BBBB 4-0 2B BB		x 0-0 ② 5-3		x 0-0 ② 5-3		BBBB 4-0 BB 1B BB BB	H 1-0 HBP		2	2	0	0	2	0	0
Jim Busby, R (1, 8) OBP: 0.324, SLG: 0.531	x 0-0 1-H 2B		BBBB 4-0 WP HR BB		x 0-0 1B		x 0-0 BB BB 1-2 1B 1B	SSS 0-3 ③ K		4	2	3	1	1	1	1
Mickey Vernon, L (1, 3) OBP: 0.286, SLG: 0.467	x 0-0 ① F5		x 0-0 1-H HR		x 0-0 ③ 5-3		BBBB 4-0 BB 1B 1-2 2-3 BB			3	2	1	2	1	0	2
Roy Sievers, R (1, 7) OBP: 0.303, SLG: 0.280	x 0-0 ② F8		x 0-0 ③ F9			x 0-0 ① F9	BBBB 4-0 1B 1B E 1-2 2-3 3-H BB			3	1	0	1	1	0	1
Clyde Vollmer, R (1, 9) OBP: 0.308, SLG: 0.500	x 0-0 ③ F7			x 0-0 1B	SSS 0-3 ② K	x 0-0 E 1-2 2-H 3-H 1B				4	0	2	2	0	1	1
Mel Hoderlein, S (1, 6) OBP: 0.286, SLG: 0.429		SSS 0-3 ① K2-3		x 0-0 ① F8		x 0-0 FC5 2B	x 0-0 E5 1-3 2-H 1B			4	0	2	0	0	1	1
Ed Fitz Gerald, R (1, 2) OBP: 0.300, SLG: 0.222		x 0-0 ② 6-3		x 0-0 G5-4-3 1-2 1B		x 0-0 ③ FC5 2-3	x 0-0 ③ F8			4	0	1	0	0	0	3
Wayne Terwilliger, R (1, 4) OBP: 0.344, SLG: 0.250		x 0-0 ③ F8		x 0-0 ② ③ G5-4-3 1-2f			x 0-0 ① F7	x 0-0 ① 5-3		4	0	0	0	0	0	2
Spec Shea, R (1, 1)			x 0-0 ① 5-3		x 0-0 ① P4		x 0-0 ② F8	SSS 0-3 ② K		1	0	0	0	0	0	0
Joe Tipton, R (5, PH) OBP: 0.538, SLG: 0.333										1	0	0	0	0	0	0
Connie Marrero, R (6, 1)										0	0	0	0	0	0	0
Tom Umphlett, R (7, PH) OBP: 0.222, SLG: 0.294										1	0	0	0	0	0	0
Johnny Schmitz, R (8, 1)										1	0	0	0	0	1	0
Inning Stats	R: 1 H: 1 E: 0 LOB: 1 K: 0 BB: 1 S: 4 P: 8	R: 0 H: 0 E: 0 LOB: 0 K: 1 BB: 0 S: 5 P: 5	R: 2 H: 1 E: 0 LOB: 0 K: 0 BB: 1 S: 4 P: 8	R: 0 H: 2 E: 0 LOB: 1 K: 0 BB: 0 S: 4 P: 4	R: 0 H: 1 E: 0 LOB: 1 K: 0 BB: 0 S: 4 P: 4	R: 0 H: 1 E: 0 LOB: 1 K: 1 BB: 0 S: 6 P: 6	R: 4 H: 3 E: 1 LOB: 2 K: 0 BB: 3 S: 6 P: 18	R: 0 H: 0 E: 0 LOB: 1 K: 2 BB: 0 S: 7 P: 8		1B: 6 SF: 0 2B: 2 SAC: 0 3B: 0 DP: 1 HR: 1 HBP: 1						

livebaseballscorecards.com

AB	32
R	7
H	9
RBI	6
BB	5
SO	4
LOB	11

WP: 1 PA: 38
PB: 0
SB: 0
CS: 0

PITCHER		IP	WLS	BF	H	R	ER	SO	BB	IBB	HBP	BLK	WP	HR	S	P	ERA	WHIP
Bill Henry, L ERA: 3.45	(1, 1)	6.2		29	7	5	5	2	3	0	0	0	1	1	30	42	6.75	1.500
Bill Werle, L ERA: 6.75	(7, 1)	1.1	L	9	2	2	1	2	2	0	1	0	0	0	10	19	6.75	3.000

PITCHER	IP	WLS	BF	H	R	ER	SO	BB	IBB	HBP	BLK	WP	HR	S	P	ERA	WHIP

Boston Red Sox @ Washington Senators

Griffith Stadium, Washington, DC

Sat Apr 24 1954, 3:33 AM EST

Att. 5,582 - Unknown

TOP

Batter	1	2	3	4	5	6	7	8	9	AB	R	H	RBI	BB	SO	LOB
Billy Goodman, L (1, 4) OBP: 0.395, SLG: 0.436	BBBB 4-0 G4-6-3 BB		x 0-0 B1-6-3 1-2 1B		SSS 0-3 ③ K		x 0-0 ③ P4	x 0-0 ③ P6		4	0	1	0	1	1	5
Karl Olson, R (1, 7) OBP: 0.364, SLG: 0.600	x 0-0 ①② G4-6-3 1-2f		x 0-0 ①②③ B1-6-3 1-2f 2-3f			x 0-0 ① P6		x 0-0 2B 3B	BBBB 4-0 SH1-4 1B BB	4	2	1	0	1	0	3
Jackie Jensen, R (1, 9) OBP: 0.512, SLG: 0.909	BBBB 4-0 BB			SSS 0-3 ① K		x 0-0 PB 1B		x 0-0 1B 3-H 2B	x 0-0 ① SH1-4 1-2	3	1	2	1	1	1	0
George Kell, R (1, 5) OBP: 0.350, SLG: 0.286	x 0-0 ③ F5			BBBB 4-0 G4-3 BB		x 0-0 ② F9		x 0-0 SH2-4 1B 2-H 1B	x 4-0 5-3 1B PB IBB	3	1	1	1	2	0	2
Billy Consolo, R (9, PR) OBP: 0.200, SLG: 0.200										0	1	0	0	0	0	0
Floyd Baker, L (9, 5)										0	0	0	0	0	0	0
Dick Gernert, R (1, 3) OBP: 0.563, SLG: 0.400		BBBB 4-0 1B BB		x 0-0 ②③ G4-3 1-2f		BBBB 4-0 FC6-4 1-2 BB		x 0-0 ① SH2-4 1-2	x 0-0 PB 5-3 1-2 2-H 1B	2	0	1	1	2	0	1
Sammy White, R (1, 2) OBP: 0.333, SLG: 0.633		x 0-0 ① F8			x 0-0 ① 5-3	x 0-0 ③ FC6-4 1-2f		x 0-0 ② 5-3	x 0-0 ② 5-3 1-2 2-3	5	0	0	0	0	0	6
Jim Piersall, R (1, 8) OBP: 0.268, SLG: 0.282		x 0-0 G6-4-3 1-2 1B			x 0-0 E 1B		SSS 0-3 ① K	x 0-0 1B 2-H 1B	x 0-0 ③ 5-3 2-3 3-H	5	1	3	1	0	1	2
Ted Lepcio, R (1, 6) OBP: 0.267, SLG: 0.222		x 0-0 ②③ G6-4-3 1-2f			x 0-0 ② F7		x 0-0 1B	x 0-0 1B 2-H 1B		4	0	2	1	0	0	3
Mel Parnell, L (1, 1)			H 1-0 B1-6-3 1B HBP		x 0-0 E4 1-2		SSS 0-3 ② K	x 0-0 1B 1-2 1B		0	0	0	0	0	0	0
Tom Brewer, R (3, PR)										0	0	0	0	0	0	0
Hal Brown, R (3, 1) OBP: 0.250, SLG: 0.250										3	0	1	0	0	1	2
Inning Stats	R: 0 E: 0 K: 0 S: 2 H: 0 LOB: 1 BB: 2 P: 10	R: 0 E: 0 K: 0 S: 3 H: 1 LOB: 1 BB: 1 P: 7	R: 0 E: 0 K: 0 S: 2 H: 1 LOB: 1 BB: 0 P: 3	R: 0 E: 0 K: 1 S: 4 H: 0 LOB: 0 BB: 1 P: 8	R: 0 E: 1 K: 1 S: 7 H: 1 LOB: 2 BB: 0 P: 7	R: 0 E: 0 K: 0 S: 4 H: 1 LOB: 2 BB: 1 P: 8	R: 0 E: 0 K: 2 S: 8 H: 1 LOB: 1 BB: 0 P: 8	R: 4 E: 0 K: 0 S: 9 H: 6 LOB: 2 BB: 0 P: 9	R: 2 E: 0 K: 0 S: 4 H: 1 LOB: 2 BB: 2 P: 12	1B: 10 2B: 1 3B: 2 HR: 0	SF: 0 SAC: 2 DP: 3 HBP: 1						

livebaseballscorecards.com

AB	33
R	6
H	12
RBI	5
BB	7
SO	4
LOB	24

WP: 0 PB: 2 SB: 0 CS: 0 PA: 43

PITCHER		IP	WLS	BF	H	R	ER	SO	BB	IBB	HBP	BLK	WP	HR	S	P	ERA	WHIP
Mickey McDermott, L ERA: 4.02	(1, 1)	7.2	L	34	9	4	4	4	5	0	1	0	0	0	36	57	4.70	1.826
Sonny Dixon, R ERA: 2.08	(8, 1)	0.1		3	2	0	0	0	0	0	0	0	0	0	3	3	0.00	6.000
Dean Stone, L ERA: 4.5	(9, 1)	1.0		6	1	2	1	0	1	1	0	0	0	0	4	12	9.00	2.000

PITCHER	IP	WLS	BF	H	R	ER	SO	BB	IBB	HBP	BLK	WP	HR	S	P	ERA	WHIP

BOTTOM

Batter	1	2	3	4	5	6	7	8	9	AB	R	H	RBI	BB	SO	LOB
Eddie Yost, R (1, 5) OBP: 0.400, SLG: 0.333	F7		F9			5-3		F8		4	0	0	0	0	0	1
Jim Busby, R (1, 8) OBP: 0.342, SLG: 0.571	L9		BBBB 4-0 S BB			L6		1-H 3B		3	0	1	1	1	0	0
Tom Umphlett, R (1, 7) OBP: 0.238, SLG: 0.300	1B		F8 1-2			P5		4-3		3	0	1	0	0	0	1
Tom Wright, L (8, 7) OBP: 0.200, SLG: 0.300										1	0	0	0	0	0	1
Roy Sievers, R (1, 3) OBP: 0.270, SLG: 0.241	P4			SSS 0-3 K			P5		F7	4	0	0	0	0	1	1
Clyde Vollmer, R (1, 9) OBP: 0.353, SLG: 0.500		F7		F7			FC5 1B		E 1B	4	0	2	0	0	0	0
Mel Hoderlein, S (1, 6) OBP: 0.273, SLG: 0.364		P4		6-3			FC5 G5-4-3 1-2		E 1-2 1B	4	0	1	0	0	0	1
Joe Tipton, R (1, 2) OBP: 0.471, SLG: 0.308		1B		5-3			G5-4-3 1-2f		E7 1-2 2-3	4	0	1	0	0	0	4
Wayne Terwilliger, R (1, 4) OBP: 0.306, SLG: 0.219		F7		6-3				E5 3B	L5	4	1	0	0	0	0	4
Mickey McDermott, L (1, 1) OBP: 0.167, SLG: 0.167			4-3	4-3				F7 SB 2	K	2	0	0	0	0	0	0
Sonny Dixon, S (8, 1)										0	0	0	0	0	0	0
Pete Runnels, L (8, PH) OBP: 0.261, SLG: 0.200										1	0	0	0	0	0	1
Dean Stone, L (9, 1)										0	0	0	0	0	0	0
Ed Fitz Gerald, R (9, PH) OBP: 0.286, SLG: 0.211										1	0	0	0	0	1	3
Inning Stats	R: 0 E: 0 K: 0 S: 4 H: 1 LOB: 1 BB: 0 P: 4	R: 0 E: 0 K: 0 S: 4 H: 1 LOB: 1 BB: 0 P: 4	R: 0 E: 0 K: 0 S: 3 H: 0 LOB: 1 BB: 1 P: 7	R: 0 E: 0 K: 1 S: 5 H: 0 LOB: 0 BB: 0 P: 5	R: 0 E: 0 K: 0 S: 3 H: 0 LOB: 0 BB: 0 P: 3	R: 0 E: 0 K: 0 S: 3 H: 0 LOB: 0 BB: 0 P: 3	R: 0 E: 0 K: 0 S: 4 H: 1 LOB: 1 BB: 0 P: 4	R: 1 E: 1 K: 0 S: 5 H: 1 LOB: 1 BB: 0 P: 5	R: 0 E: 1 K: 1 S: 8 H: 2 LOB: 3 BB: 0 P: 8	1B: 5 2B: 0 3B: 1 HR: 0	SF: 0 SAC: 0 DP: 1 HBP: 0						

PITCHER		IP	WLS	BF	H	R	ER	SO	BB	IBB	HBP	BLK	WP	HR	S	P	ERA	WHIP
Mel Parnell, L ERA: 4.8	(1, 1)	2.0		8	2	0	0	0	0	0	0	0	0	0	8	8	0.00	1.000
Hal Brown, R ERA: 0.93	(3, 1)	7.0	W	28	4	1	0	2	1	0	0	0	0	0	31	35	0.00	0.714

PITCHER	IP	WLS	BF	H	R	ER	SO	BB	IBB	HBP	BLK	WP	HR	S	P	ERA	WHIP

Boston Red Sox @ Washington Senators

Griffith Stadium, Washington, DC

Sat Apr 24 1954, 3:33 AM EST

Att. 5,582 - Unknown

livebaseballscorecards.com

AB	35
R	1
H	6
RBI	1
BB	1
SO	2
LOB	17

1B: 5	SF: 0
2B: 0	SAC: 0
3B: 1	DP: 1
HR: 0	HBP: 0

WP: 0	PA: 36
PB: 0	
SB: 1	
CS: 0	

Boston Red Sox @ Washington Senators

Griffith Stadium, Washington, DC

Sun Apr 25 1954, 3:33 AM EDT

Att. 9,462 - Unknown

TOP

livebaseballscorecards.com

Batter	1	2	3	4	5	6	7	8	9	AB	R	H	RBI	BB	SO	LOB
Billy Goodman, L (1, 4) OBP: 0.426, SLG: 0.465	SH1-4 1B		1B FC4-2-6 1B		F7			L9-4-6 1B 1B		4	1	3	0	0	0	0
Karl Olson, R (1, 7) OBP: 0.357, SLG: 0.538	SH1-4 1-2		FC4-2-6 1-3 1B		F9			F2		3	0	1	0	0	0	1
Jackie Jensen, R (1, 9) OBP: 0.489, SLG: 0.838	L7		FC4-2-6 S 1-2 3-H			5-3		1-2 1B		4	0	1	1	0	0	2
George Kell, R (1, 5) OBP: 0.318, SLG: 0.256	6-3		F7 1-2			5-3		L9-4-6 2-3		4	0	0	0	0	0	4
Floyd Baker, L (8, 5)										0	0	0	0	0	0	0
Dick Gernert, R (1, 3) OBP: 0.500, SLG: 0.357		5-3	L7			1B			F7	4	0	1	0	0	0	1
Sammy White, R (1, 2) OBP: 0.294, SLG: 0.559		4-3		F8		P6			S S S K	4	0	0	0	0	1	1
Jim Piersall, R (1, 8) OBP: 0.311, SLG: 0.293		B B B B 4-0 BB BB		B B B B 4-0 G5-4-3 BB			5-3		1B	2	0	1	0	2	0	0
Ted Lepcio, R (1, 6) OBP: 0.265, SLG: 0.200		B B B B 4-0 1-2 BB		G5-4-3 1-2f			6-3		F9	3	0	0	0	1	0	2
Leo Kiely, L (1, 1)		S S S K			4-3		S S S K			3	0	0	0	0	2	2
Tom Herrin, R (8, 1)										0	0	0	0	0	0	0
Inning Stats	R: 0 E: 0 K: 0 S: 4 H: 1 LOB: 1 BB: 0 P: 4	R: 0 E: 0 K: 1 S: 5 H: 0 LOB: 2 BB: 2 P: 13	R: 1 E: 0 K: 0 S: 5 H: 2 LOB: 1 BB: 0 P: 5	R: 0 E: 0 K: 0 S: 2 H: 0 LOB: 0 BB: 1 P: 6	R: 0 E: 0 K: 0 S: 3 H: 0 LOB: 0 BB: 0 P: 3	R: 0 E: 0 K: 0 S: 4 H: 1 LOB: 1 BB: 0 P: 4	R: 0 E: 0 K: 1 S: 5 H: 0 LOB: 0 BB: 0 P: 5	R: 0 E: 0 K: 0 S: 4 H: 2 LOB: 1 BB: 0 P: 4	R: 0 E: 0 K: 1 S: 6 H: 1 LOB: 1 BB: 0 P: 6	1B: 7 2B: 1 3B: 0 HR: 0 SF: 0 SAC: 1 DP: 2 HBP: 0							

PITCHER	IP	WLS	BF	H	R	ER	SO	BB	IBB	HBP	BLK	WP	HR	S	P	ERA	WHIP
Chuck Stobbs, L (1, 1) ERA: 3.2	9.0	W	35	7	1	1	3	3	0	0	0	0	0	38	50	1.00	1.111

PITCHER	IP	WLS	BF	H	R	ER	SO	BB	IBB	HBP	BLK	WP	HR	S	P	ERA	WHIP

AB	31
R	1
H	7
RBI	1
BB	3
SO	3
LOB	13

WP: 0 PB: 0 SB: 1 CS: 0 PA: 35

Batter	1	2	3	4	5	6	7	8	9	AB	R	H	RBI	BB	SO	LOB
Eddie Yost, R (1, 5) OBP: 0.409, SLG: 0.333	6-3		6-3			1-3 1B		BB E 1B 1B		3	1	1	0	1	0	1
Jim Busby, R (1, 8) OBP: 0.381, SLG: 0.579	G6-4-3 1B			5-3 BB		1-3 1-2		1-2 2-H E 1B 1B		3	0	2	1	1	0	1
Tom Umphlett, R (1, 7) OBP: 0.200, SLG: 0.250	G6-4-3 1-2f			5-3 1-2		1-3		E5 1B 2B 1-2 2-3		4	1	0	0	0	0	5
Clyde Vollmer, R (1, 9) OBP: 0.333, SLG: 0.450		K		1-3		P3		2B 1B 1-3 2-H 3-H		4	1	1	1	0	1	2
Roy Sievers, R (1, 3) OBP: 0.293, SLG: 0.303		4-3		6-3			FC4-6 1B	1B 2B 1-H 3-H		4	1	2	2	0	0	1
Mel Hoderlein, S (1, 6) OBP: 0.267, SLG: 0.333		4-3			K		FC4-6 G4-6-3 1-2f	2-H 1B		4	0	1	1	0	1	1
Ed Fitz Gerald, R (1, 2) OBP: 0.240, SLG: 0.174			F8		F8		G4-6-3 1-2f	P5		4	0	0	0	0	0	2
Wayne Terwilliger, R (1, 4) OBP: 0.359, SLG: 0.353			2B		3B			SH1-4 1B BB		2	1	2	0	1	0	0
Chuck Stobbs, L (1, 1) OBP: 0.200, SLG: 0.200			6-3		K			SH1-4 1-2		2	0	0	0	0	1	2
Inning Stats	R: 0 H: 1 E: 0 LOB: 0 K: 0 BB: 0 S: 3 P: 3	R: 0 H: 0 E: 0 LOB: 0 K: 1 BB: 0 S: 5 P: 5	R: 0 H: 1 E: 0 LOB: 1 K: 0 BB: 0 S: 4 P: 4	R: 0 H: 0 E: 0 LOB: 1 K: 0 BB: 1 S: 3 P: 7	R: 0 H: 1 E: 0 LOB: 1 K: 2 BB: 0 S: 8 P: 8	R: 0 H: 1 E: 0 LOB: 1 K: 0 BB: 0 S: 4 P: 4	R: 0 H: 1 E: 0 LOB: 0 K: 0 BB: 0 S: 3 P: 3	R: 5 H: 4 E: 1 LOB: 1 K: 0 BB: 2 S: 7 P: 15		1B: 6 SF: 0 2B: 2 SAC: 1 3B: 1 DP: 2 HR: 0 HBP: 0						

PITCHER		IP	WLS	BF	H	R	ER	SO	BB	IBB	HBP	BLK	WP	HR	S	P	ERA	WHIP
Leo Kiely, L ERA: 3.95	(1, 1)	7.2	L	33	9	5	2	3	3	0	0	0	0	0	36	48	2.35	1.565
Tom Herrin, R ERA: 2.7	(8, 1)	0.1		1	0	0	0	0	0	0	0	0	0	0	1	1	0.00	0.000

PITCHER	IP	WLS	BF	H	R	ER	SO	BB	IBB	HBP	BLK	WP	HR	S	P	ERA	WHIP

BOTTOM

Boston Red Sox @ Washington Senators

Griffith Stadium, Washington, DC

Sun Apr 25 1954, 3:33 AM EDT

Att. 9,462 - Unknown

livebaseballscorecards.com

AB	30
R	5
H	9
RBI	5
BB	3
SO	3
LOB	15

WP: 0 PA: 34
PB: 0
SB: 0
CS: 0

Cleveland Indians @ Boston Red Sox

Fenway Park, Boston, MA

Thu Apr 29 1954, 3:33 AM EDT

Att. 6,595 - Unknown

TOP

livebaseballscorecards.com

Batter	1	2	3	4	5	6	7	8	9	AB	R	H	RBI	BB	SO	LOB
Bobby Avila, R (1, 4) OBP: 0.490, SLG: 0.524	BBBB 4-0 BB 1B BB	x 0-0 FC6-4 1-2 1B		x 0-0 SH5-3 E 1B		BBB 4-0 SH1-3 BB		x 0-0 WP 1B		3	1	3	0	2	0	0
Rudy Regalado, R (1, 5) Al Smith, R (6, 5) OBP: 0.556, SLG: 0.571	BBBBB 4-0 1B 1-2 1B BB	x 0-0 ① FC6-4 1B 1-2f 2-3 SF8		x 0-0 ① SH5-3 1-3		x 0-0 ① SH1-3 1-2		x 0-0 ③ P4 1-2		1 1	2 0	0 0	0 0	1 0	0 0	2 1
Wally Westlake, R (1, 7) OBP: 0.421, SLG: 0.706	x 0-0 1B 1-2 2-H 1B 1B	x 0-0 1-3 3-H 1B		x 0-0 ② F8		x 0-0 ② 6-3			x 0-0 FC5-4 1B	5	1	3	2	0	0	2
Al Rosen, R (1, 3) OBP: 0.354, SLG: 0.452	x 0-0 ① 1-H 2-H 1B	x 0-0 ② SF8 3-H		BBBB 4-0 BB		SSS 0-3 ③ K			x 0-0 ① FC5-4 1-2f	3	0	1	3	1	1	2
Larry Doby, L (1, 8) OBP: 0.340, SLG: 0.359	BBBBB 4-0 FC5 BB BB	x 0-0 ③ F7		SSS 0-3 ③ K			x 0-0 ① 4-3		x 0-0 ② F9	4	0	0	0	1	1	4
Dave Philley, S (1, 9) OBP: 0.194, SLG: 0.281	BBBBB 4-0 1-2 BB	x 0-0 ① P4	x 0-0 HR				x 0-0 ② F5		SSS 0-3 ③ K	4	1	1	1	1	1	1
George Strickland, R (1, 6) OBP: 0.326, SLG: 0.294	x 0-0 ② F4	x 0-0 ② F8	x 0-0 ① 6-3				SSS 0-3 ③ K			4	0	0	0	0	1	2
Jim Hegan, R (1, 2) OBP: 0.281, SLG: 0.414	x 0-0 ③ FC5 2-3f	x 0-0 1B	SSS 0-3 ② K					SSS 0-3 ① K		4	0	1	0	0	2	2
Mike Garcia, R (1, 1)		BBBB 4-0 FC6-4 1B 1B BB	SSS 0-3 ③ K	x 0-0 ③ F8				x 0-0 ② F6		3	1	0	0	1	1	1

	AB	32
	R	6
	H	9
	RBI	6
	BB	7
	SO	7
	LOB	17

Inning Stats																		
	R: 3	H: 2	R: 2	H: 2	R: 0	H: 1	R: 0	H: 1	R: 1	H: 1	R: 0	H: 0	R: 0	H: 0	R: 0	H: 1	R: 0	H: 1
	E: 0	LOB: 2	E: 0	LOB: 1	E: 0	LOB: 1	E: 1	LOB: 2	E: 0	LOB: 0	E: 0	LOB: 1	E: 0	LOB: 0	E: 0	LOB: 1	E: 0	LOB: 1
	K: 0	BB: 4	K: 0	BB: 1	K: 1	BB: 1	K: 1	BB: 1	K: 1	BB: 0	K: 1	BB: 1	K: 1	BB: 0	K: 1	BB: 0	K: 1	BB: 0
	S: 4	P: 20	S: 5	P: 9	S: 6	P: 6	S: 6	P: 10	S: 6	P: 6	S: 5	P: 9	S: 5	P: 5	S: 6	P: 6	S: 6	P: 6

	1B: 8	SF: 1	WP: 1	PA: 42
	2B: 0	SAC: 2	PB: 0	
	3B: 0	DP: 0	SB: 0	
	HR: 1	HBP: 0	CS: 0	

PITCHER		IP	WLS	BF	H	R	ER	SO	BB	IBB	HBP	BLK	WP	HR	S	P	ERA	WHIP
Willard Nixon, R ERA: 3.12	(1, 1)	0.1	L	6	2	3	3	0	4	0	0	0	0	0	2	18	81.00	18.000
Bill Werle, L ERA: 6.0	(1, 1)	4.2		21	5	3	3	3	2	0	0	0	0	1	25	33	5.79	1.500
Tex Clevenger, R ERA:	(6, 1)	1.0		4	0	0	0	1	1	0	0	0	0	0	5	9	0.00	1.000
Tom Brewer, R ERA: 5.68	(7, 1)	3.0		11	2	0	0	3	0	0	0	0	1	0	17	17	0.00	0.667

PITCHER		IP	WLS	BF	H	R	ER	SO	BB	IBB	HBP	BLK	WP	HR	S	P	ERA	WHIP

Cleveland Indians @ Boston Red Sox

Fenway Park, Boston, MA

Thu Apr 29 1954, 3:33 AM EDT

Att. 6,595 - Unknown

BOTTOM

Batter	1	2	3	4	5	6	7	8	9	AB	R	H	RBI	BB	SO	LOB
Billy Consolo, R (1, 4) OBP: 0.111, SLG: 0.111	5-3		F7		K		5-3			4	0	0	0	0	1	3
Billy Goodman, L (1, 7) OBP: 0.431, SLG: 0.511	1B		FC5-4 1-2f		3B 1-H 2-H		1-3			4	0	2	2	0	0	1
Jackie Jensen, R (1, 8) OBP: 0.449, SLG: 0.756	K			5-3	1-3		P4			4	0	0	0	0	1	2
George Kell, R (1, 5) OBP: 0.313, SLG: 0.256	K			5-3		E6 2B 1B		F7		4	1	1	0	0	1	1
Harry Agganis, L (1, 3) OBP: 0.345, SLG: 0.552		G6-4-3 1B		1B		F8		K		4	0	2	0	0	1	1
Sammy White, R (1, 2) OBP: 0.263, SLG: 0.500		G6-4-3 1-2f		F2		E5 2B		F7		4	0	0	0	0	0	3
Jim Piersall, R (1, 9) OBP: 0.327, SLG: 0.318		1-3			BB 3B BB	1-3 2-H 2B			1-3	3	1	1	1	1	0	0
Milt Bolling, R (1, 6)			K		1-2 3B BB	5-3			K	3	1	0	0	1	2	2
Willard Nixon, L (1, 1) Bill Werle, L (1, 1) Charlie Maxwell, L (5, PH) OBP: 0.273, SLG: 0.250 Tex Clevenger, R (6, 1) Dick Gernert, R (6, PH) OBP: 0.476, SLG: 0.333 Tom Brewer, R (7, 1) Hoot Evers, R (9, PH)			FC5-4 BB		K	K			6-3	0 0 1 0 1 0 1	0 0 0 0 0 0 0	0 0 0 0 1 0 1	0 0 0 0 0 0 0	0 1 0 0 0 1 0	0 0 1 0 1 0 0	0 0 2 0 2 0 0
Inning Stats	R: 0 E: 0 K: 2 S: 8 H: 1 LOB: 1 BB: 0 P: 8	R: 0 E: 0 K: 0 S: 3 H: 1 LOB: 0 BB: 0 P: 3	R: 0 E: 0 K: 1 S: 5 H: 0 LOB: 1 BB: 1 P: 9	R: 0 E: 0 K: 0 S: 4 H: 1 LOB: 1 BB: 0 P: 4	R: 2 E: 0 K: 2 S: 8 H: 1 LOB: 1 BB: 2 P: 16	R: 1 E: 2 K: 1 S: 8 H: 2 LOB: 2 BB: 0 P: 8	R: 0 E: 0 K: 0 S: 3 H: 0 LOB: 0 BB: 0 P: 3	R: 0 E: 0 K: 1 S: 5 H: 0 LOB: 0 BB: 0 P: 5	R: 0 E: 0 K: 1 S: 5 H: 0 LOB: 0 BB: 0 P: 5	1B: 4 2B: 1 3B: 1 HR: 0	SF: 0 SAC: 0 DP: 1 HBP: 0					

	AB	33
	R	3
	H	6
	RBI	3
	BB	3
	SO	8
	LOB	17

WP: 0 PB: 0 SB: 0 CS: 0 PA: 36

livebaseballscorecards.com

PITCHER		IP	WLS	BF	H	R	ER	SO	BB	IBB	HBP	BLK	WP	HR	S	P	ERA	WHIP
Mike Garcia, R ERA: 4.57	(1, 1)	9.0	W	36	6	3	3	8	3	0	0	0	0	0	49	61	3.00	1.000

PITCHER	IP	WLS	BF	H	R	ER	SO	BB	IBB	HBP	BLK	WP	HR	S	P	ERA	WHIP

Chicago White Sox @ Boston Red Sox

Fenway Park, Boston, MA

Fri Apr 30 1954, 3:33 AM EDT

Att. 4,199 - Unknown

TOP

livebaseballscorecards.com

Batter	1	2	3	4	5	6	7	8	9	AB	R	H	RBI	BB	SO	LOB
Chico Carrasquel, R (1, 6) OBP: 0.339, SLG: 0.393	0-0 FC2-5 1B 1B		0-0 L7		0-0 F2		0-0 6-3		0-0 P6	5	0	1	0	0	0	0
Nellie Fox, L (1, 4) OBP: 0.377, SLG: 0.357	0-0 1-2 E 1B		0-0 F2		0-0 4-3			0-0 4-3		4	1	1	0	0	0	0
Minnie Minoso, R (1, 9) OBP: 0.322, SLG: 0.585	0-0 FC2-5 SF8 1-H 2-3f			B B B B 4-0 1B 2B BB	H 1-0 PO HBP			0-0 P6		2	2	0	0	1	0	1
Ferris Fain, L (1, 3) OBP: 0.390, SLG: 0.491	0-0 SF8 3-H			0-0 2B 1B 1-2 1B	0-0 PO 1-2	0-0 FC1-6 1B		0-0 1B 1B		3	2	3	1	0	0	0
Bob Boyd, L (1, 7) OBP: 0.333, SLG: 0.364 Jim Rivera, L (8, 7) OBP: 0.259, SLG: 0.364	0-0 F8			0-0 1B 1-3 2-H 2B		0-0 FC1-6 1-2f		0-0 1B 1-2 1B		4 0	0 0	2 0	1 0	0 0	0 0	1 0
Grady Hatton, L (1, 5) OBP: 0.278, SLG: 0.313		0-0 F7		0-0 S 2-3 3-H 1B		0-0 F9		0-0 FC6-4 1-2 2-H 1B		4	0	2	2	0	0	1
Sherm Lollar, R (1, 2) OBP: 0.353, SLG: 0.333		0-0 L5		0-0 P3 1-2		0-0 4-3		0-0 FC6-4 1-2f		4	0	0	0	0	0	5
Johnny Groth, R (1, 8) OBP: 0.346, SLG: 0.529		0-0 P5		0-0 P3			0-0 F7		0-0 3-1	4	0	0	0	0	0	2
Bob Keegan, R (1, 1)			S S S 0-3 K	0-0 6-3			S S S 0-3 K		S S S 0-3 K	4	0	0	0	0	3	2
Inning Stats	R: 2 E: 1 K: 0 S: 5 H: 2 LOB: 0 BB: 0 P: 5	R: 0 E: 0 K: 0 S: 3 H: 0 LOB: 0 BB: 0 P: 3	R: 0 E: 0 K: 1 S: 5 H: 0 LOB: 0 BB: 0 P: 5	R: 2 E: 0 K: 0 S: 6 H: 3 LOB: 2 BB: 1 P: 10	R: 0 E: 0 K: 0 S: 2 H: 0 LOB: 0 BB: 0 P: 3	R: 0 E: 0 K: 0 S: 4 H: 1 LOB: 1 BB: 0 P: 4	R: 0 E: 0 K: 1 S: 5 H: 0 LOB: 0 BB: 0 P: 5	R: 1 E: 0 K: 0 S: 6 H: 3 LOB: 2 BB: 0 P: 6	R: 0 E: 0 K: 1 S: 5 H: 0 LOB: 0 BB: 0 P: 5	1B: 8 2B: 1 3B: 0 HR: 0	SF: 1 SAC: 0 DP: 0 HBP: 1						

	AB	34
	R	5
	H	9
	RBI	4
	BB	1
	SO	3
	LOB	12

WP: 0 PB: 0 SB: 1 CS: 0 PA: 38

PITCHER		IP	WLS	BF	H	R	ER	SO	BB	IBB	HBP	BLK	WP	HR	S	P	ERA	WHIP
Sid Hudson, R ERA: 3.46	(1, 1)	3.0	L	15	5	4	2	1	1	0	0	0	0	0	16	20	6.00	2.000
Frank Sullivan, R ERA:	(4, 1)	4.0		13	1	0	0	1	0	0	1	0	0	0	14	15	0.00	0.250
Joe Dobson, R ERA: 6.75	(8, 1)	2.0		9	3	1	1	1	0	0	0	0	0	0	11	11	4.50	1.500

PITCHER	IP	WLS	BF	H	R	ER	SO	BB	IBB	HBP	BLK	WP	HR	S	P	ERA	WHIP

BOTTOM

Chicago White Sox @ Boston Red Sox

Fenway Park, Boston, MA

Fri Apr 30 1954, 3:33 AM EDT

Att. 4,199 - Unknown

Batter	1	2	3	4	5	6	7	8	9	AB	R	H	RBI	BB	SO	LOB
Milt Bolling, R (1, 6) OBP: 0.231, SLG: 0.250	P4		FC5 2B		F5			1B 1B 1B		4	0	2	0	0	0	0
Billy Goodman, L (1, 7) OBP: 0.418, SLG: 0.490	F8		F8			G5-4-3 1B		F7		4	0	1	0	0	0	2
Jackie Jensen, R (1, 8) OBP: 0.472, SLG: 0.750	1B		BBBB BB			G5-4-3 1-2f		1B 1-2 1B		3	0	2	0	1	0	1
George Kell, R (1, 5) OBP: 0.308, SLG: 0.255	G3		FC5 2-3f			5-3		1-3 2-3 1B		4	0	1	0	0	0	3
Harry Agganis, L (1, 3) OBP: 0.333, SLG: 0.500		4-3		P4			BBBB FC5-4 1B BB	G3		3	0	0	0	1	0	2
Sammy White, R (1, 2) OBP: 0.262, SLG: 0.476		F9		6-3			FC5-4 1-2 1B		P4	4	0	1	0	0	0	0
Jim Piersall, R (1, 9) OBP: 0.340, SLG: 0.319		1B		F8			FC5-4 BB 1-2f 2-3		BBBB BB	3	0	1	0	1	0	2
Billy Consolo, R (1, 4) OBP: 0.154, SLG: 0.083		F8			5-3		BBBB G4-3 BB 1-2		F7	3	0	0	0	1	0	2
Sid Hudson, R (1, 1) OBP: 0.250, SLG: 0.250			P4		3-1		G4-3 1-2f		P6	1	0	0	0	0	0	0
Frank Sullivan, R (4, 1)										1	0	0	0	0	0	0
Dick Gernert, R (7, PH) OBP: 0.455, SLG: 0.313										1	0	0	0	0	0	3
Joe Dobson, R (8, 1)										0	0	0	0	0	0	0
Charlie Maxwell, L (9, PH) OBP: 0.261, SLG: 0.238										1	0	0	0	0	0	1
Inning Stats	R: 0 H: 1 E: 0 LOB: 1 K: 0 BB: 0 S: 4 P: 4	R: 0 H: 1 E: 0 LOB: 1 K: 0 BB: 0 S: 4 P: 4	R: 0 H: 1 E: 0 LOB: 2 K: 0 BB: 1 S: 4 P: 8	R: 0 H: 0 E: 0 LOB: 0 K: 0 BB: 0 S: 3 P: 3	R: 0 H: 0 E: 0 LOB: 0 K: 0 BB: 0 S: 3 P: 3	R: 0 H: 1 E: 0 LOB: 0 K: 0 BB: 0 S: 3 P: 3	R: 0 H: 1 E: 0 LOB: 2 K: 0 BB: 2 S: 3 P: 11	R: 0 H: 3 E: 0 LOB: 2 K: 0 BB: 0 S: 5 P: 5	R: 0 H: 0 E: 0 LOB: 1 K: 0 BB: 1 S: 3 P: 7	1B: 7 SF: 0 2B: 1 SAC: 0 3B: 0 DP: 2 HR: 0 HBP: 0						

livebaseballscorecards.com

AB	32
R	0
H	8
RBI	0
BB	4
SO	0
LOB	16

WP: 0 PA: 36
PB: 0
SB: 0
CS: 0

PITCHER		IP	WLS	BF	H	R	ER	SO	BB	IBB	HBP	BLK	WP	HR	S	P	ERA	WHIP
Bob Keegan, R ERA: 2.05	(1, 1)	9.0	W	36	8	0	0	0	4	0	0	0	0	0	32	48	0.00	1.333

PITCHER	IP	WLS	BF	H	R	ER	SO	BB	IBB	HBP	BLK	WP	HR	S	P	ERA	WHIP

Chicago White Sox @ Boston Red Sox

Fenway Park, Boston, MA

Sat May 01 1954, 3:33 AM EDT

Att. 14,932 - Unknown

TOP

livebaseballscorecards.com

Batter	1	2	3	4	5	6	7	8	9	AB	R	H	RBI	BB	SO	LOB
Chico Carrasquel, R (1, 6) OBP: 0.333, SLG: 0.373	F8			1-3 1B BB	5-3			F8		3	0	0	0	1	0	1
Nellie Fox, L (1, 4) OBP: 0.369, SLG: 0.350	1-3			F7		G3-6-3 1B		F8		4	0	1	0	0	0	1
Minnie Minoso, R (1, 9) OBP: 0.333, SLG: 0.579	5-3			1-3 1B 1-2		F9			6-3 E 1B	4	1	2	0	0	0	1
Ferris Fain, L (1, 3) OBP: 0.365, SLG: 0.456		P4		1-3 1-2 2-3		G3-6-3 1-2f			6-3 1-2	4	0	0	0	0	0	4
Sherm Lollar, R (1, 2) OBP: 0.382, SLG: 0.422		P6		BB			HR		E7 WP SF8 2-H 1B	3	1	2	2	1	0	0
Don Nicholas, L (9, PR)										0	1	0	0	0	0	0
Red Wilson, R (9, 2) OBP: 0.250, SLG: 0.250										0	0	0	0	0	0	0
Cass Michaels, R (1, 5) OBP: 0.409, SLG: 0.368		P4		K			F8		2-3 BB	3	0	0	0	0	1	3
Bud Stewart, L (9, PH)										0	0	0	0	1	0	0
Grady Hatton, L (9, 5) OBP: 0.278, SLG: 0.313										0	0	0	0	0	0	0
Johnny Groth, R (1, 8) OBP: 0.339, SLG: 0.537			F8		2B		6-3		SF8 3-H	3	0	1	1	0	0	0
Bill Wilson, R (1, 7) OBP: 0.278, SLG: 0.375			F3		P5		5-3		K2-3	4	0	0	0	0	1	3
Virgil Trucks, R (1, 1) OBP: 0.091, SLG: 0.091			6-3		6-3			K		3	0	0	0	0	1	1

	AB	31
	R	3
	H	6
	RBI	3
	BB	3
	SO	3
	LOB	14

Inning Stats										
	R: 0 E: 0 K: 0 S: 3	H: 0 LOB: 0 BB: 0 P: 3	R: 0 E: 0 K: 0 S: 3	H: 0 LOB: 0 BB: 0 P: 3	R: 0 E: 0 K: 0 S: 3	H: 0 LOB: 0 BB: 0 P: 3	R: 0 E: 0 K: 1 S: 6	H: 1 LOB: 3 BB: 2 P: 14	R: 0 E: 0 K: 0 S: 4	H: 1 LOB: 1 BB: 0 P: 4
	R: 0 E: 0 K: 0 S: 3	H: 1 LOB: 0 BB: 0 P: 3	R: 1 E: 0 K: 0 S: 4	H: 1 LOB: 0 BB: 0 P: 4	R: 0 E: 0 K: 1 S: 5	H: 0 LOB: 0 BB: 0 P: 5	R: 2 E: 1 K: 1 S: 7	H: 2 LOB: 2 BB: 1 P: 11	1B: 4 2B: 1 3B: 0 HR: 1	SF: 1 SAC: 0 DP: 1 HBP: 0
	WP: 1 PB: 0 SB: 0 CS: 0	PA: 35								

PITCHER		IP	WLS	BF	H	R	ER	SO	BB	IBB	HBP	BLK	WP	HR	S	P	ERA	WHIP
Bill Henry, L ERA: 3.0	(1, 1)	8.1	L	32	6	3	2	2	2	0	0	0	0	1	34	42	2.16	0.960
Tom Brewer, R ERA: 5.14	(9, 1)	0.2		3	0	0	0	1	1	0	0	0	1	0	4	8	0.00	1.500

PITCHER	IP	WLS	BF	H	R	ER	SO	BB	IBB	HBP	BLK	WP	HR	S	P	ERA	WHIP

BOTTOM

Chicago White Sox @ Boston Red Sox

Fenway Park, Boston, MA

Sat May 01 1954, 3:33 AM EDT

Att. 14,932 - Unknown

Batter	1	2	3	4	5	6	7	8	9	AB	R	H	RBI	BB	SO	LOB
Milt Bolling, R (1, 6) OBP: 0.235, SLG: 0.200	K		5-3			1B BB		K 1-2		3	0	0	0	1	2	1
Billy Goodman, L (1, 7) OBP: 0.424, SLG: 0.481	G6-4-3 BB			F7		1-2 1B			F7	3	0	1	0	1	0	0
Jackie Jensen, R (1, 8) OBP: 0.439, SLG: 0.688	G6-4-3 1-2f			F8		F4			K	4	0	0	0	0	1	3
George Kell, R (1, 5) OBP: 0.286, SLG: 0.235		F8		F8			F8		1-3	4	0	0	0	0	0	0
Harry Agganis, L (1, 3) OBP: 0.333, SLG: 0.471		1-3 BB			F7		K			2	0	0	0	1	1	0
Sammy White, R (1, 2) OBP: 0.244, SLG: 0.444		1-3 1-2			K		5-3			3	0	0	0	0	1	1
Jim Piersall, R (1, 9) OBP: 0.321, SLG: 0.300		1-3			F6			K		3	0	0	0	0	1	1
Billy Consolo, R (1, 4) OBP: 0.133, SLG: 0.071			K			K		4-3		2	0	0	0	0	2	0
Charlie Maxwell, L (8, PH) OBP: 0.250, SLG: 0.227										1	0	0	0	0	0	0
Ted Lepcio, R (9, 4) OBP: 0.265, SLG: 0.200										0	0	0	0	0	0	0
Bill Henry, L (1, 1) OBP: 0.200, SLG: 0.200			F7			L6		E6 WP		3	0	0	0	0	0	0
Tom Brewer, R (9, 1)										0	0	0	0	0	0	0

| | | | | | | | | | |

Batter	1	2	3	4	5	6	7	8	9	AB	R	H	RBI	BB	SO	LOB
Eddie Yost, R (1, 5) OBP: 0.333, SLG: 0.221	BBBB 4-0 CS BB		x 0-0 ② 6-3			BBBB 4-0 HR BB	SSS 0-3 ① K	x 0-0 ③ FC6-4 1-2f		3	1	0	0	2	1	2
Jim Busby, R (1, 8) OBP: 0.333, SLG: 0.449	SSS 0-3 ① K		SSS 0-3 ③ K			x 0-0 1-H HR	x 0-0 ② 5-3		x 0-0 ① 6-3	5	1	1	2	0	2	1
Mickey Vernon, L (1, 3) OBP: 0.325, SLG: 0.493	SSS 0-3 ②③ K 1-2			x 0-0 G5-4-3 1B		x 0-0 ① 4-3	x 0-0 HR 1B		x 0-0 FC6-4 1B	5	1	3	0	0	1	1
Roy Sievers, R (1, 7) OBP: 0.346, SLG: 0.567		x 0-0 ① F8		x 0-0 ①② G5-4-3 1-2f		x 0-0 HR 1B	x 0-0 1-H HR		x 0-0 ② P3	5	2	2	2	0	0	2
Clyde Vollmer, R (1, 9) OBP: 0.261, SLG: 0.378		SSS 0-3 ② K		SSS 0-3 ③ K		x 0-0 1-H HR	x 0-0 ③ F8		x 0-0 ③ FC6-4 1-2f	5	1	1	2	0	2	1
Pete Runnels, L (1, 6) OBP: 0.412, SLG: 0.293		BBBB 4-0 BB BB			x 0-0 ① 1-3	x 0-0 2B 1B		x 0-0 1B 1B		3	0	2	0	1	0	0
Bob Oldis, R (1, 2) OBP: 0.600, SLG: 0.750		BBBB 4-0 1-2 BB			x 0-0 ② 1-3	x 0-0 1-3 2B		x 0-0 1-2 FC6-4 1B		3	0	2	0	1	0	0
Wayne Terwilliger, R (1, 4) OBP: 0.319, SLG: 0.267		x 0-0 ③ P6			BBBB 4-0 BB	x 0-0 ② F7		x 0-0 ① F2		3	0	0	0	1	0	6
Spec Shea, R (1, 1) Dean Stone, L (1, 1) Tom Wright, L (6, PH) OBP: 0.250, SLG: 0.269 Sonny Dixon, S (6, 1) Tom Umphlett, R (8, PH) OBP: 0.167, SLG: 0.207 Johnny Schmitz, R (8, 1)			x 0-0 ① G3		x 0-0 ③ 1-3	x 0-0 ③ F8		SSS 0-3 ② K		0 2 1 0 1 0	0 0 0 0 0 0	0 0 0 0 0 0	0 0 0 0 0 0	0 0 0 0 1 0	0 0 0 0 0 0	0 1 2 0 2 0
Inning Stats	R: 0 E: 0 K: 2 S: 6 H: 0 LOB: 1 BB: 1 P: 10	R: 0 E: 0 K: 1 S: 5 H: 0 LOB: 2 BB: 2 P: 13	R: 0 E: 0 K: 1 S: 5 H: 0 LOB: 0 BB: 0 P: 5	R: 0 E: 0 K: 1 S: 5 H: 1 LOB: 0 BB: 0 P: 5	R: 0 E: 0 K: 0 S: 3 H: 0 LOB: 1 BB: 1 P: 7	R: 4 E: 0 K: 0 S: 8 H: 5 LOB: 2 BB: 1 P: 12	R: 2 E: 0 K: 1 S: 7 H: 2 LOB: 0 BB: 0 P: 7	R: 0 E: 0 K: 1 S: 7 H: 2 LOB: 2 BB: 0 P: 7	R: 0 E: 0 K: 0 S: 4 H: 1 LOB: 1 BB: 0 P: 4	1B: 7 2B: 2 3B: 0 HR: 3 SF: 0 SAC: 0 DP: 2 HBP: 0						

PITCHER	IP	WLS	BF	H	R	ER	SO	BB	IBB	HBP	BLK	WP	HR	S	P	ERA	WHIP
Tex Clevenger, R (1, 1) ERA: 4.91	5.1	W	24	5	4	4	5	5	0	0	0	0	2	29	49	6.75	1.875
Ellis Kinder, R (6, 1) ERA: 2.35	3.2	S	17	6	2	2	2	0	0	0	0	0	1	21	21	4.91	1.636

PITCHER	IP	WLS	BF	H	R	ER	SO	BB	IBB	HBP	BLK	WP	HR	S	P	ERA	WHIP

Washington Senators @ Boston Red Sox

Fenway Park, Boston, MA

Fri May 07 1954, 3:33 AM EDT

Att. 19,110 - Unknown

TOP

livebaseballscorecards.com

AB	36
R	6
H	11
RBI	6
BB	5
SO	7
LOB	18

WP: 0 PB: 0 SB: 0 CS: 1 PA: 41

Batter	1	2	3	4	5	6	7	8	9	AB	R	H	RBI	BB	SO	LOB
Billy Goodman, L (1, 4) OBP: 0.413, SLG: 0.466	0-0 1B 2B 1B	0-0 ③ P6		0-0 ③ F8		0-0 ③ 4-3				4	1	1	0	0	0	1
Charlie Maxwell, L (1, 7) OBP: 0.321, SLG: 0.360	0-0 2B 1-2 6-3 1B	BBBB 4-0 1B HR BB			0-0 1B 3B		0-0 ① F8			3	3	2	0	1	0	0
Karl Olson, R (8, 7) OBP: 0.357, SLG: 0.538										0	0	0	0	0	0	0
Jackie Jensen, R (1, 8) OBP: 0.426, SLG: 0.673	0-0 1-3 2-H 1B 2B	0-0 ① P6			0-0 ① P4		0-0 ② F7			4	1	1	1	0	0	2
George Kell, R (1, 5) OBP: 0.300, SLG: 0.255	0-0 ① 6-3 3-H	0-0 1-3 HR 1B			0-0 ② F7		0-0 1B			4	1	2	1	0	0	2
Harry Agganis, L (1, 3) OBP: 0.350, SLG: 0.474	0-0 2-H 1B	0-0 ② P6			0-0 3-H 1B		0-0 ③ 4-3			4	0	2	2	0	0	3
Sammy White, R (1, 2) OBP: 0.245, SLG: 0.490	0-0 ② F3	0-0 1-H 3-H HR			0-0 ③ F9			SSS 0-3 ① K		4	1	1	3	0	1	2
Jim Piersall, R (1, 9) OBP: 0.333, SLG: 0.321	SSS 0-3 ③ K	0-0 ③ 6-3				BBBB 4-0 BB		0-0 FC5 2B		3	0	1	0	1	1	1
Milt Bolling, R (1, 6) OBP: 0.190, SLG: 0.158		0-0 ① F7		0-0 ① F8		0-0 ① F3		SSS 0-3 ② K		4	0	0	0	0	1	2
Tex Clevenger, R (1, 1)		SSS 0-3 ② K		SSS 0-3 ② K		SSS 0-3 ② K		0-0 ③ FC5 2-3		2	0	0	0	0	2	0
Ellis Kinder, R (6, 1) OBP: 0.333, SLG: 0.333										2	0	0	0	0	1	2
Inning Stats	R: 3 H: 4 E: 0 LOB: 1 K: 1 BB: 0 S: 9 P: 9	R: 0 H: 0 E: 0 LOB: 0 K: 1 BB: 0 S: 5 P: 5	R: 3 H: 2 E: 0 LOB: 0 K: 0 BB: 1 S: 5 P: 9	R: 0 H: 0 E: 0 LOB: 0 K: 1 BB: 0 S: 5 P: 5	R: 1 H: 2 E: 0 LOB: 1 K: 0 BB: 0 S: 5 P: 5	R: 0 H: 0 E: 0 LOB: 1 K: 1 BB: 1 S: 5 P: 9	R: 0 H: 1 E: 0 LOB: 1 K: 0 BB: 0 S: 4 P: 4	R: 0 H: 1 E: 0 LOB: 1 K: 2 BB: 0 S: 8 P: 8		1B: 6 SF: 0 2B: 2 SAC: 0 3B: 1 DP: 0 HR: 1 HBP: 0						

PITCHER		IP	WLS	BF	H	R	ER	SO	BB	IBB	HBP	BLK	WP	HR	S	P	ERA	WHIP
Spec Shea, R ERA: 10.22	(1, 1)	0.1	L	5	4	3	3	0	0	0	0	0	0	0	5	5	81.00	12.000
Dean Stone, L ERA: 6.75	(1, 1)	4.2		19	4	4	4	3	1	0	0	0	0	1	24	28	7.71	1.071
Sonny Dixon, R ERA: 1.72	(6, 1)	2.0		8	1	0	0	1	1	0	0	0	0	0	9	13	0.00	1.000
Johnny Schmitz, L ERA: 2.45	(8, 1)	1.0		4	1	0	0	2	0	0	0	0	0	0	8	8	0.00	1.000

PITCHER	IP	WLS	BF	H	R	ER	SO	BB	IBB	HBP	BLK	WP	HR	S	P	ERA	WHIP

BOTTOM

Washington Senators @ Boston Red Sox

Fenway Park, Boston, MA

Fri May 07 1954, 3:33 AM EDT
Att. 19,110 - Unknown

livebaseballscorecards.com

AB	34
R	7
H	10
RBI	7
BB	2
SO	6
LOB	15

WP: 0 PA: 36
PB: 0
SB: 0
CS: 0

Boston Red Sox @ Chicago White Sox

Comiskey Park, Chicago, IL

Tue May 11 1954, 4:33 AM EDT

Att. 20,090 - Unknown

TOP

livebaseballscorecards.com

Batter	1	2	3	4	5	6	7	8	9	AB	R	H	RBI	BB	SO	LOB
Billy Goodman, L (1, 4) OBP: 0.388, SLG: 0.435	5-3		6-3		F7		F9			4	0	0	0	0	0	1
Charlie Maxwell, L (1, 7) Karl Olson, R (7, 7) OBP: 0.323, SLG: 0.357 OBP: 0.333, SLG: 0.500	K		S 1B		4-3			1-3		3 1	0 0	1 0	0 0	0 0	1 0	0 0
Jackie Jensen, R (1, 9) OBP: 0.415, SLG: 0.636	S 1B BB		P5 1-2			5-3		F4		3	1	0	0	1	0	1
George Kell, R (1, 5) OBP: 0.313, SLG: 0.259	1-H 1B		BB			P5		F7		3	0	1	1	1	0	0
Harry Agganis, L (1, 3) OBP: 0.341, SLG: 0.500	K		K			3B			F8	4	0	1	0	0	2	3
Sammy White, R (1, 2) OBP: 0.245, SLG: 0.472		SH1-4 1B		5-3		6-3			5-3	4	0	1	0	0	0	1
Jim Piersall, R (1, 8) OBP: 0.333, SLG: 0.321		SH1-4 1-2		G6-4-3 1B			F9		F3	3	0	1	0	0	0	0
Milt Bolling, R (1, 6) OBP: 0.208, SLG: 0.182		K		G6-4-3 1-2f			FC2-6 1B			3	0	1	0	0	1	2
Leo Kiely, L (1, 1)		F8			5-3					2	0	0	0	0	0	1
Frank Sullivan, R (5, 1)										1	0	0	0	0	0	1
Bill Werle, L (7, 1)										0	0	0	0	0	0	0
Ellis Kinder, R (7, 1) OBP: 0.333, SLG: 0.333							FC2-6 1-2f			0	0	0	0	0	0	0
Inning Stats	R: 1 E: 0 K: 2 S: 8 H: 1 LOB: 1 BB: 1 P: 12	R: 0 E: 0 K: 1 S: 6 H: 1 LOB: 1 BB: 0 P: 6	R: 0 E: 0 K: 1 S: 6 H: 1 LOB: 2 BB: 1 P: 10	R: 0 E: 0 K: 0 S: 3 H: 1 LOB: 0 BB: 0 P: 3	R: 0 E: 0 K: 0 S: 3 H: 0 LOB: 0 BB: 0 P: 3	R: 0 E: 0 K: 0 S: 4 H: 1 LOB: 1 BB: 0 P: 4	R: 0 E: 0 K: 0 S: 4 H: 1 LOB: 1 BB: 0 P: 4	R: 0 E: 0 K: 0 S: 3 H: 0 LOB: 0 BB: 0 P: 3	R: 0 E: 0 K: 0 S: 3 H: 0 LOB: 0 BB: 0 P: 3	1B: 5 2B: 0 3B: 1 HR: 0 SF: 0 SAC: 1 DP: 1 HBP: 0	WP: 0 PB: 0 SB: 2 CS: 0 PA: 34					

	AB	31
	R	1
	H	6
	RBI	1
	BB	2
	SO	4
	LOB	10

PITCHER	IP	WLS	BF	H	R	ER	SO	BB	IBB	HBP	BLK	WP	HR	S	P	ERA	WHIP
Bob Keegan, R (1, 1) ERA: 1.66	9.0	W	34	6	1	1	4	2	0	0	0	0	0	40	48	1.00	0.889

PITCHER	IP	WLS	BF	H	R	ER	SO	BB	IBB	HBP	BLK	WP	HR	S	P	ERA	WHIP

Boston Red Sox @ Chicago White Sox

Comiskey Park, Chicago, IL

Tue May 11 1954, 4:33 AM EDT

Att. 20,090 - Unknown

livebaseballscorecards.com

Batter	1	2	3	4	5	6	7	8	9	AB	R	H	RBI	BB	SO	LOB
Chico Carrasquel, R (1, 6) OBP: 0.345, SLG: 0.398	BBBB 4-0 G1-6-3 BB		x 0-0 ① FC5-6-4 BB BB 1-2f		BBBB 4-0 1B G6-4-3 BB		SSS 0-3 ① K			2	1	0	0	2	1	2
Nellie Fox, L (1, 4) OBP: 0.340, SLG: 0.327	x 0-0 ①② G1-6-3 1-2f		BBBB 4-0 L3-6 BB 1-2 BB		x 0-0 G6-4-3 1-3 1B		x 0-0 2B 3-H 1B			3	0	2	1	1	0	1
Johnny Groth, R (1, 8) OBP: 0.333, SLG: 0.461	x 0-0 ③ F7		BBBB 4-0 1-2 2-3 BB		x 0-0 ① G6-4-3 1-2f 3-H ②		x 0-0 ② F8			3	0	0	0	1	0	2
Minnie Minoso, R (1, 7) OBP: 0.355, SLG: 0.546		x 0-0 ① 5-3	x 0-0 ②③ L3-6 2-3		x 0-0 FC6-4 1B		x 0-0 1-3 2B			4	0	2	0	0	0	3
Sherm Lollar, R (1, 2) OBP: 0.378, SLG: 0.412		x 0-0 1B 1B		BBBB 4-0 5-3 E BB	x 0-0 ③ FC6-4 1-2f		x 0-0 ③ 6-3			3	0	1	0	1	0	3
Cass Michaels, R (1, 5) OBP: 0.500, SLG: 0.553		x 0-0 1-2 1B		SSS 0-3 ① K 1-2		x 0-0 ① 6-3		BBBB 4-0 G3-6-3 BB		3	0	1	0	1	1	1
Bill Wilson, R (1, 9) OBP: 0.342, SLG: 0.419 Bud Stewart, L (8, PH) Jim Rivera, L (9, 9) OBP: 0.243, SLG: 0.290		x 0-0 ② P6		BBBB 4-0 5-3 BB		SSS 0-3 ② K		x 0-0 ①② G3-6-3 1-2f		2 1 0	0 0 0	0 0 0	0 0 0	1 0 0	1 0 0	2 1 0
Bob Boyd, L (1, 3) OBP: 0.231, SLG: 0.245		x 0-0 ③ 4-3		x 0-0 ② 5-3 1-2 2-3		x 0-0 ③ 5-3		x 0-0 ③ F8		4	0	0	0	0	0	4
Bob Keegan, R (1, 1) OBP: 0.222, SLG: 0.286			x 0-0 FC5-6-4 1B	SSS 0-3 ③ K			x 0-0 1B 3B			3	1	2	0	0	1	2

	AB	28
	R	2
	H	8
	RBI	1
	BB	7
	SO	4
	LOB	21

Inning Stats	1	2	3	4	5	6	7	8	9
	R: 0 E: 0 K: 0 S: 2 H: 0 LOB: 0 BB: 1 P: 6	R: 0 E: 0 K: 0 S: 5 H: 2 LOB: 2 BB: 0 P: 5	R: 0 E: 0 K: 0 S: 3 H: 1 LOB: 2 BB: 2 P: 11	R: 0 E: 1 K: 2 S: 7 H: 0 LOB: 2 BB: 2 P: 15	R: 1 E: 0 K: 0 S: 4 H: 2 LOB: 1 BB: 1 P: 8	R: 0 E: 0 K: 1 S: 5 H: 0 LOB: 0 BB: 0 P: 5	R: 1 E: 0 K: 1 S: 8 H: 3 LOB: 2 BB: 0 P: 8	R: 0 E: 0 K: 0 S: 2 H: 0 LOB: 0 BB: 1 P: 6	

	1B: 6	SF: 0	WP: 0	PA: 35
	2B: 2	SAC: 0	PB: 0	
	3B: 1	DP: 4	SB: 0	
	HR: 0	HBP: 0	CS: 0	

PITCHER		IP	WLS	BF	H	R	ER	SO	BB	IBB	HBP	BLK	WP	HR	S	P	ERA	WHIP
Leo Kiely, L ERA: 3.57	(1, 1)	4.0		20	4	1	1	2	6	0	0	0	0	0	18	42	2.25	2.500
Frank Sullivan, R ERA: 0.87	(5, 1)	2.1	L	8	2	1	1	2	0	0	0	0	0	0	12	12	3.86	0.857
Bill Werle, L ERA: 5.68	(7, 1)	0.1		3	2	0	0	0	0	0	0	0	0	0	3	3	0.00	6.000
Ellis Kinder, R ERA: 2.0	(7, 1)	1.1		4	0	0	0	0	1	0	0	0	0	0	3	7	0.00	0.750

PITCHER	IP	WLS	BF	H	R	ER	SO	BB	IBB	HBP	BLK	WP	HR	S	P	ERA	WHIP

Boston Red Sox @ Chicago White Sox

Comiskey Park, Chicago, IL

Wed May 12 1954, 4:33 AM EDT

Att. 3,970 - Unknown

livebaseballscorecards.com

Batter	1	2	3	4	5	6	7	8	9	AB	R	H	RBI	BB	SO	LOB
Billy Goodman, L (1, 4) OBP: 0.366, SLG: 0.409	6-3		F8			4-3			F7	4	0	0	0	0	0	0
Charlie Maxwell, L (1, 7) OBP: 0.343, SLG: 0.355	1B			BB		5-3			K	3	0	1	0	1	1	0
Jackie Jensen, R (1, 9) OBP: 0.391, SLG: 0.593	K			F8			F4		5-3	4	0	0	0	0	1	2
George Kell, R (1, 5) OBP: 0.299, SLG: 0.246	6-3			F9			E4 CS			3	0	0	0	0	0	2
Billy Consolo, R (7, PR) OBP: 0.133, SLG: 0.071										0	0	0	0	0	0	0
Floyd Baker, L (7, 5)										0	0	0	0	0	0	0
Harry Agganis, L (1, 3) OBP: 0.319, SLG: 0.467		F9		4-3			K 1-2			3	0	0	0	0	1	2
Sammy White, R (1, 2) OBP: 0.250, SLG: 0.464		CS 1B			L7			F2		3	0	1	0	0	0	0
Jim Piersall, R (1, 8) OBP: 0.318, SLG: 0.305		K 1-2			F9			4-3		3	0	0	0	0	1	1
Milt Bolling, R (1, 6) OBP: 0.222, SLG: 0.167			CS BB		P3			E6		2	0	0	0	1	0	0
Tom Brewer, R (1, 1)			K 1-2			5-3		1-3		3	0	0	0	0	1	2

Inning Stats	1	2	3	4	5	6	7	8	9		
	R: 0 H: 1 E: 0 LOB: 1 K: 1 BB: 0 S: 6 P: 6	R: 0 H: 1 E: 0 LOB: 0 K: 1 BB: 0 S: 5 P: 5	R: 0 H: 0 E: 0 LOB: 0 K: 1 BB: 1 S: 4 P: 8	R: 0 H: 0 E: 0 LOB: 1 K: 0 BB: 1 S: 3 P: 7	R: 0 H: 0 E: 0 LOB: 0 K: 0 BB: 0 S: 3 P: 3	R: 0 H: 0 E: 0 LOB: 0 K: 0 BB: 0 S: 3 P: 3	R: 0 H: 0 E: 1 LOB: 1 K: 1 BB: 0 S: 5 P: 5	R: 0 H: 0 E: 1 LOB: 1 K: 0 BB: 0 S: 4 P: 4	R: 0 H: 0 E: 0 LOB: 0 K: 1 BB: 0 S: 5 P: 5	1B: 2 SF: 0 2B: 1 SAC: 0 3B: 0 DP: 1 HR: 0 HBP: 0	WP: 0 PA: 30 PB: 0 SB: 0 CS: 3

PITCHER	IP	WLS	BF	H	R	ER	SO	BB	IBB	HBP	BLK	WP	HR	S	P	ERA	WHIP
Don Johnson, R (1, 1) ERA: 1.93	9.0	W	30	2	0	0	5	2	0	0	0	0	0	38	46	0.00	0.444

PITCHER	IP	WLS	BF	H	R	ER	SO	BB	IBB	HBP	BLK	WP	HR	S	P	ERA	WHIP

AB	28
R	0
H	2
RBI	0
BB	2
SO	5
LOB	9

BOTTOM

Boston Red Sox @ Chicago White Sox

Comiskey Park, Chicago, IL

Wed May 12 1954, 4:33 AM EDT

Att. 3,970 - Unknown

Batter	1	2	3	4	5	6	7	8	9	AB	R	H	RBI	BB	SO	LOB
Chico Carrasquel, R (1, 6) OBP: 0.333, SLG: 0.382	F9	6-3			P3		5-3			4	0	0	0	0	0	1
Nellie Fox, L (1, 4) OBP: 0.345, SLG: 0.327	4-3 BB BB BB		L5			4-3		G4-6-3 1B		3	1	1	0	1	0	0
Minnie Minoso, R (1, 7) OBP: 0.360, SLG: 0.535	BB 4-3 1-2 BB		K			BB BB		G4-6-3 1-2f		2	0	0	0	2	1	1
Willard Marshall, L (1, 9) OBP: 0.263, SLG: 0.125 Jim Rivera, L (7, 9) OBP: 0.263, SLG: 0.313	4-3 1-2 2-3		4-3			F7		BB 1B		3 1	0 0	0 1	0 0	0 0	0 0	3 0
Cass Michaels, R (1, 5) OBP: 0.519, SLG: 0.538	BB BB			4-3		1-2 BB		1-2 BB		1	0	0	0	3	0	0
Carl Sawatski, L (1, 2) OBP: 0.000, SLG: 0.000	FC6-4 1-2 2-3 3-H BB			G4-6-3 BB		L9		K		2	0	0	1	2	1	4
Bob Boyd, L (1, 3) OBP: 0.218, SLG: 0.231	FC6-4 1-2f			G4-6-3 1-2f			4-3			3	0	0	0	0	0	4
Johnny Groth, R (1, 8) OBP: 0.333, SLG: 0.457		5-3			F7		SH2-6-3 1B			3	0	1	0	0	0	0
Don Johnson, R (1, 1)		K			K		SH2-6-3 1-2			2	0	0	0	0	2	0
Inning Stats	R: 1 E: 0 K: 0 S: 3 H: 0 LOB: 3 BB: 4 P: 19	R: 0 E: 0 K: 1 S: 5 H: 0 LOB: 0 BB: 0 P: 5	R: 0 E: 0 K: 1 S: 5 H: 0 LOB: 0 BB: 0 P: 5	R: 0 E: 0 K: 0 S: 2 H: 0 LOB: 0 BB: 1 P: 6	R: 0 E: 0 K: 1 S: 5 H: 0 LOB: 0 BB: 0 P: 5	R: 0 E: 0 K: 0 S: 3 H: 0 LOB: 2 BB: 2 P: 11	R: 0 E: 0 K: 0 S: 4 H: 1 LOB: 1 BB: 0 P: 4	R: 0 E: 0 K: 1 S: 6 H: 2 LOB: 2 BB: 1 P: 10		1B: 3 2B: 0 3B: 0 HR: 0	SF: 0 SAC: 1 DP: 2 HBP: 0						

livebaseballscorecards.com

AB	24
R	1
H	3
RBI	1
BB	8
SO	4
LOB	13

WP: 0 PB: 0 SB: 0 CS: 0 PA: 33

PITCHER	IP	WLS	BF	H	R	ER	SO	BB	IBB	HBP	BLK	WP	HR	S	P	ERA	WHIP
Tom Brewer, R (1, 1) ERA: 3.0	8.0	L	33	3	1	1	4	8	0	0	0	0	0	33	65	1.12	1.375

PITCHER	IP	WLS	BF	H	R	ER	SO	BB	IBB	HBP	BLK	WP	HR	S	P	ERA	WHIP

Boston Red Sox @ Baltimore Orioles

Memorial Stadium, Baltimore, MD

Thu May 13 1954, 3:33 AM EDT

Att. 12,564 - Unknown

TOP

livebaseballscorecards.com

Batter	1	2	3	4	5	6	7	8	9	AB	R	H	RBI	BB	SO	LOB
Billy Goodman, L (1, 4) OBP: 0.382, SLG: 0.451	1B 1B		1B 1-H 3B	G3			1-3 1B 2B 1B	F5		5	2	3	1	0	0	1
Charlie Maxwell, L (1, 7) OBP: 0.375, SLG: 0.389	G5-4-3 1-2 1B		1B BB E 3-H 1B	4-3			1-3 1-2 2B 1B		K	5	2	3	1	0	1	0
Jackie Jensen, R (1, 9) OBP: 0.378, SLG: 0.556	L4		E 1-2 2B BB	1-3			1-3 1-2 2-3		L1	4	1	0	0	1	0	4
George Kell, R (1, 5) OBP: 0.310, SLG: 0.277 Floyd Baker, L (7, PR) (7, 5)	G5-4-3 1-2f		E9 1-3 2-H 2B 1B	P6			G3 2-H 3-H 2B		4-3	4 1	1 0	2 0	2 0	0 0	0 0	2 0
Harry Agganis, L (1, 3) OBP: 0.333, SLG: 0.490		F7	1B 2-H 3-H 2B			FC5-6 E SF8 1B	G3 2-3			4	2	2	2	0	0	1
Sammy White, R (1, 2) OBP: 0.250, SLG: 0.450		6-3	CS 2-H 1B			E6 FC5-6 1-2	1-3			4	0	1	1	0	0	3
Jim Piersall, R (1, 8) OBP: 0.300, SLG: 0.286		1-3	K 1-2			FC5-6 1-2f 2-3		B3		4	0	0	0	0	1	3
Milt Bolling, R (1, 6) OBP: 0.226, SLG: 0.154			P4	K		SF8 3-H		WP BB		2	0	0	1	1	1	0
Bill Henry, L (1, 1) OBP: 0.143, SLG: 0.143			E4 3B	K		F7		L8 1-2		4	1	0	0	0	1	2
Inning Stats	R: 0 E: 0 K: 0 S: 4 H: 2 LOB: 1 BB: 0 P: 4	R: 0 E: 0 K: 0 S: 3 H: 0 LOB: 0 BB: 0 P: 3	R: 6 E: 2 K: 1 S: 10 H: 5 LOB: 1 BB: 1 P: 14	R: 0 E: 0 K: 2 S: 7 H: 0 LOB: 0 BB: 0 P: 7	R: 0 E: 0 K: 0 S: 3 H: 0 LOB: 0 BB: 0 P: 3	R: 1 E: 1 K: 0 S: 5 H: 1 LOB: 1 BB: 0 P: 5	R: 2 E: 0 K: 0 S: 6 H: 3 LOB: 2 BB: 0 P: 6	R: 0 E: 0 K: 0 S: 3 H: 0 LOB: 1 BB: 1 P: 7	R: 0 E: 0 K: 1 S: 5 H: 0 LOB: 0 BB: 0 P: 5	1B: 8 2B: 3 3B: 1 HR: 0 SF: 1 SAC: 0 DP: 2 HBP: 0						

	AB	37
	R	9
	H	11
	RBI	8
	BB	2
	SO	4
	LOB	16

PITCHER		IP	WLS	BF	H	R	ER	SO	BB	IBB	HBP	BLK	WP	HR	S	P	ERA	WHIP
Duane Pillette, R ERA: 4.73	(1, 1)	2.1	L	14	6	6	5	0	1	0	0	0	0	0	13	17	19.29	3.000
Howie Fox, R ERA: 4.09	(3, 1)	4.2		19	5	3	2	3	0	0	0	0	0	0	25	25	3.86	1.071
Marlin Stuart, R ERA: 5.0	(8, 1)	2.0		7	0	0	0	1	1	0	0	0	1	0	8	12	0.00	0.500

PITCHER		IP	WLS	BF	H	R	ER	SO	BB	IBB	HBP	BLK	WP	HR	S	P	ERA	WHIP

Boston Red Sox @ Baltimore Orioles

Memorial Stadium, Baltimore, MD

Thu May 13 1954, 3:33 AM EDT

Att. 12,564 - Unknown

BOTTOM

Batter	1	2	3	4	5	6	7	8	9	AB	R	H	RBI	BB	SO	LOB
Bobby Young, L (1, 4) OBP: 0.367, SLG: 0.338	4-3		2B 1B		BBB E BB		SSS 1-2 K		1-3	3	0	1	0	1	1	1
Chico Garcia, R (9, PH) OBP: 0.091, SLG: 0.091										1	0	0	0	0	0	0
Chuck Diering, R (1, 8) OBP: 0.250, SLG: 0.182	1B		P5		1-2 L6		BBBB 1B BB			3	0	1	0	1	0	2
Dick Kryhoski, L (1, 3) OBP: 0.542, SLG: 0.682	F8		1-3 2B		4-3		1-2 2-H 1B			4	0	2	1	0	0	2
Sam Mele, R (1, 7) OBP: 0.194, SLG: 0.322	F7		F8			6-3	F7			4	0	0	0	0	0	5
Vic Wertz, L (1, 9) OBP: 0.323, SLG: 0.236		SSS K		F7		4-3		F5		4	0	0	0	0	1	0
Vern Stephens, R (1, 5) OBP: 0.313, SLG: 0.462		SSS K		P4		1B		F8		4	0	1	0	0	1	0
Les Moss, R (1, 2) OBP: 0.444, SLG: 0.500	1B			BBBB FC6-4 BB		5-3		P4		3	0	1	0	1	0	1
Billy Hunter, R (1, 6) OBP: 0.183, SLG: 0.179	1-3			FC6-4 1-2f			F8		F8	4	0	0	0	0	0	2
Duane Pillette, R (1, 1) OBP: 0.111, SLG: 0.222			4-3		F3		BBBB WP 1B BB		F3	0	0	0	0	0	0	0
Howie Fox, R (3, 1) OBP: 0.250, SLG: 0.250										2	0	0	0	0	0	0
Bob Kennedy, R (7, PH) OBP: 0.500, SLG: 0.500										0	1	0	0	1	0	0
Marlin Stuart, L (8, 1)										0	0	0	0	0	0	0
Don Larsen, R (9, PH) OBP: 0.273, SLG: 0.364										1	0	0	0	0	0	0
Inning Stats	R: 0 E: 0 K: 0 S: 4 H: 1 LOB: 1 BB: 0 P: 4	R: 0 E: 0 K: 2 S: 8 H: 1 LOB: 1 BB: 0 P: 8	R: 0 E: 0 K: 0 S: 5 H: 2 LOB: 2 BB: 0 P: 5	R: 0 E: 0 K: 0 S: 3 H: 0 LOB: 1 BB: 1 P: 7	R: 0 E: 1 K: 0 S: 3 H: 0 LOB: 1 BB: 1 P: 7	R: 0 E: 0 K: 0 S: 4 H: 1 LOB: 1 BB: 0 P: 4	R: 1 E: 0 K: 1 S: 6 H: 1 LOB: 2 BB: 2 P: 14	R: 0 E: 0 K: 0 S: 3 H: 0 LOB: 0 BB: 0 P: 3	R: 0 E: 0 K: 0 S: 3 H: 0 LOB: 0 BB: 0 P: 3							

PITCHER	IP	WLS	BF	H	R	ER	SO	BB	IBB	HBP	BLK	WP	HR	S	P	ERA	WHIP
Bill Henry, L (1, 1) ERA: 2.45	9.0	W	37	6	1	1	3	4	0	0	0	1	0	39	55	1.00	1.111

PITCHER	IP	WLS	BF	H	R	ER	SO	BB	IBB	HBP	BLK	WP	HR	S	P	ERA	WHIP

AB	33
R	1
H	6
RBI	1
BB	4
SO	3
LOB	13

1B: 5	SF: 0	WP: 1	PA: 37
2B: 1	SAC: 0	PB: 0	
3B: 0	DP: 0	SB: 0	
HR: 0	HBP: 0	CS: 0	

livebaseballscorecards.com

Batter	1	2	3	4	5	6	7	8	9	AB	R	H	RBI	BB	SO	LOB
Billy Goodman, L (1, 4) OBP: 0.383, SLG: 0.461	6-3		1-H 2B		FC5-4 1-2f			G4-6-3 1B	F7	5	0	2	1	0	0	2
Charlie Maxwell, L (1, 7) OBP: 0.341, SLG: 0.350	P6		K			F9		G4-6-3 1-2f		4	0	0	0	0	1	2
Jackie Jensen, R (1, 9) (5, 8) OBP: 0.372, SLG: 0.537	6-3			1-3		K		S 1B 1B		4	1	1	0	0	1	0
George Kell, R (1, 5) OBP: 0.333, SLG: 0.299		6-3		2B		BB		1B 1-2 BB		2	0	1	0	2	0	0
Billy Consolo, R (8, PR) OBP: 0.133, SLG: 0.071										0	0	0	0	0	0	0
Floyd Baker, L (8, 5)										0	0	0	0	0	0	0
Harry Agganis, L (1, 3) OBP: 0.345, SLG: 0.481		K		F2		1-2 BB		S 1-3 2-H 1B		3	0	1	1	1	1	1
Sammy White, R (1, 2) OBP: 0.234, SLG: 0.422		K		4-3		F8		K 1-2		4	0	0	0	0	2	5
Jim Piersall, R (1, 8) OBP: 0.306, SLG: 0.292			2B 1B		K		K		L5	2	1	1	0	0	1	0
Karl Olson, R (5, 9) OBP: 0.294, SLG: 0.438										2	0	0	0	0	1	0
Milt Bolling, R (1, 6) OBP: 0.229, SLG: 0.200			K		6-3		K		2B	4	0	1	0	0	2	1
Willard Nixon, L (1, 1)			K		FC5-4 BB		K		L7	2	0	0	0	1	2	1
Ellis Kinder, R (8, 1) OBP: 0.333, SLG: 0.333										0	0	0	0	0	0	0
Hoot Evers, R (9, PH)										1	0	0	0	0	0	1

TOP

Boston Red Sox @ Baltimore Orioles

Memorial Stadium, Baltimore, MD

Fri May 14 1954, 3:33 AM EDT
Att. 16,484 - Unknown - 60 F

livebaseballscorecards.com

AB	33
R	2
H	7
RBI	2
BB	4
SO	11
LOB	13

Inning Stats	1	2	3	4	5	6	7	8	9
	R: 0 E: 0 K: 0 S: 3	H: 0 LOB: 0 BB: 0 P: 3	R: 0 E: 0 K: 2 S: 7	H: 0 LOB: 0 BB: 0 P: 7	R: 1 E: 0 K: 3 S: 11	H: 2 LOB: 1 BB: 0 P: 11	R: 0 E: 0 K: 0 S: 4	H: 1 LOB: 1 BB: 0 P: 4	R: 0 E: 0 K: 1 S: 5	H: 0 LOB: 1 BB: 1 P: 9	R: 0 E: 0 K: 1 S: 5	H: 0 LOB: 2 BB: 2 P: 13	R: 0 E: 0 K: 3 S: 9	H: 0 LOB: 0 BB: 0 P: 9	R: 1 E: 0 K: 1 S: 7	H: 3 LOB: 3 BB: 1 P: 11	R: 0 E: 0 K: 0 S: 4	H: 1 LOB: 1 BB: 0 P: 4

1B: 4 SF: 0
2B: 3 SAC: 0
3B: 0 DP: 1
HR: 0 HBP: 0

WP: 0 PA: 37
PB: 0
SB: 2
CS: 0

PITCHER		IP	WLS	BF	H	R	ER	SO	BB	IBB	HBP	BLK	WP	HR	S	P	ERA	WHIP
Bob Turley, R ERA: 1.76	(1, 1)	8.0	W	33	6	2	2	11	4	0	0	0	0	0	51	67	2.25	1.250
Marlin Stuart, R ERA: 4.5	(9, 1)	1.0	S	4	1	0	0	0	0	0	0	0	0	0	4	4	0.00	1.000

PITCHER	IP	WLS	BF	H	R	ER	SO	BB	IBB	HBP	BLK	WP	HR	S	P	ERA	WHIP

Batter	1	2	3	4	5	6	7	8	9	AB	R	H	RBI	BB	SO	LOB
Bobby Young, L (1, 4) OBP: 0.349, SLG: 0.319	4-3		1-3			F9		FC FC5-2 1-3 3-H		4	1	0	1	0	0	1
Gil Coan, L (1, 8) OBP: 0.286, SLG: 0.241	5-3		F7			F5		FC5-2 IBB		3	1	0	0	1	0	0
Dick Kryhoski, L (1, 3) OBP: 0.464, SLG: 0.577	4-3			K			1-3	FC5-2 1-2 2-3 3-Hf		4	1	0	0	0	1	3
Sam Mele, R (1, 7) OBP: 0.212, SLG: 0.323		BB		P4			1-3	1B 1-3 2-H 3-H		3	1	1	2	1	0	0
Vic Wertz, L (1, 9) OBP: 0.333, SLG: 0.254		1B 1-2		F8			F5	FC6-4 1-2 3-H		4	1	2	1	0	0	0
Vern Stephens, R (1, 5) OBP: 0.298, SLG: 0.439		K	K		K			5-3 FC6-4		4	0	0	0	0	2	4
Clint Courtney, L (1, 2) OBP: 0.281, SLG: 0.389		B1-5 1-H 2-H			P6			1B		3	0	2	2	0	0	0
Chuck Diering, R (8, PR) OBP: 0.250, SLG: 0.182										0	1	0	0	0	0	0
Les Moss, R (9, 2) OBP: 0.444, SLG: 0.500										0	0	0	0	0	0	0
Billy Hunter, R (1, 6) OBP: 0.190, SLG: 0.186		B1-5 3-Hf			F3			1B 1-2 FC		3	1	1	0	0	0	1
Bob Turley, R (1, 1)			K			K				2	0	0	0	0	2	0
Bob Kennedy, R (8, PH) OBP: 0.571, SLG: 0.600										1	0	1	1	0	0	0
Marlin Stuart, L (9, 1)								FC 1-3 2-H FC5-2		0	0	0	0	0	0	0
Inning Stats	R: 0 E: 0 K: 0 S: 3 H: 0 LOB: 0 BB: 0 P: 3	R: 2 E: 0 K: 1 S: 6 H: 2 LOB: 0 BB: 1 P: 10	R: 0 E: 0 K: 1 S: 5 H: 0 LOB: 0 BB: 0 P: 5	R: 0 E: 0 K: 1 S: 5 H: 0 LOB: 0 BB: 0 P: 5	R: 0 E: 0 K: 1 S: 5 H: 0 LOB: 0 BB: 0 P: 5	R: 0 E: 0 K: 1 S: 5 H: 0 LOB: 0 BB: 0 P: 5	R: 0 E: 0 K: 0 S: 3 H: 0 LOB: 0 BB: 0 P: 3	R: 5 E: 1 K: 0 S: 9 H: 5 LOB: 2 BB: 1 P: 13		1B: 6 2B: 1 3B: 1 HR: 0 SF: 0 SAC: 0 DP: 1 HBP: 0						

PITCHER		IP	WLS	BF	H	R	ER	SO	BB	IBB	HBP	BLK	WP	HR	S	P	ERA	WHIP
Willard Nixon, R ERA: 3.94	(1, 1)	7.1	L	26	4	4	4	5	1	0	0	0	0	0	35	39	4.91	0.682
Ellis Kinder, R ERA: 4.66	(8, 1)	0.2		7	3	3	3	0	0	1	0	0	0	0	6	10	40.50	4.500

PITCHER	IP	WLS	BF	H	R	ER	SO	BB	IBB	HBP	BLK	WP	HR	S	P	ERA	WHIP

BOTTOM

Boston Red Sox @ Baltimore Orioles

Memorial Stadium, Baltimore, MD

Fri May 14 1954, 3:33 AM EDT
Att. 16,484 - Unknown - 60 F

AB	31
R	7
H	7
RBI	7
BB	2
SO	5
LOB	9

livebaseballscorecards.com

Batter	1	2	3	4	5	6	7	8	9	AB	R	H	RBI	BB	SO	LOB
Billy Goodman, L (1, 4) OBP: 0.376, SLG: 0.450	1-3		3-1			SH2-4 1B		4-3		4	0	1	0	0	0	1
Charlie Maxwell, L (1, 7) (7, 8) Billy Consolo, R (8, PR) OBP: 0.133, SLG: 0.071 Karl Olson, R (8, 8) OBP: 0.294, SLG: 0.438	4-3		F8			SH2-4 1-2		BBBB 4-0 BB		2 0 0	0 0 0	0 0 0	0 0 0	1 0 0	0 0 0	1 0 0
Jackie Jensen, R (1, 9) OBP: 0.354, SLG: 0.507	1-3			F8		P4		F7		4	0	0	0	0	0	2
George Kell, R (1, 5) OBP: 0.329, SLG: 0.286		BBBB 4-0 1B SF8 BB		5-3		F8			F5	3	1	0	0	1	0	1
Harry Agganis, L (1, 3) OBP: 0.373, SLG: 0.491		G1-6-3 1-3 1B		BBBB 4-0 BB			1B		3-1	3	0	2	0	1	0	0
Sammy White, R (1, 2) OBP: 0.227, SLG: 0.415 Ted Williams, L (7, PH) (7, 7)		SF8 3-H		SSS 0-3 K			F7		6-3	1 2	0 0	0 0	1 0	0 0	1 0	1 1
Jim Piersall, R (1, 8) OBP: 0.297, SLG: 0.284 Floyd Baker, L (7, PH) Mickey Owen, R (7, 2)		G1-6-3 1-2f			F8		F8			2 1 0	0 0 0	0 0 0	0 0 0	0 0 0	0 0 0	1 1 0
Milt Bolling, R (1, 6) OBP: 0.216, SLG: 0.188 Hoot Evers, R (7, PH) Ted Lepcio, R (7, 6) OBP: 0.265, SLG: 0.200			P6		2-3		SSS 0-3 K			2 1 0	0 0 0	0 0 0	0 0 0	0 1 0	0 0 0	0 1 0
Tex Clevenger, R (1, 1) OBP: 0.200, SLG: 0.400			2B		F7			1-6-3		3	0	1	0	0	0	0
Inning Stats	R: 0 H: 0 E: 0 LOB: 0 K: 0 BB: 0 S: 3 P: 3	R: 1 H: 1 E: 0 LOB: 0 K: 0 BB: 1 S: 3 P: 7	R: 0 H: 1 E: 0 LOB: 1 K: 0 BB: 0 S: 4 P: 4	R: 0 H: 0 E: 0 LOB: 1 K: 1 BB: 1 S: 5 P: 9	R: 0 H: 0 E: 0 LOB: 0 K: 0 BB: 0 S: 3 P: 3	R: 0 H: 1 E: 0 LOB: 1 K: 0 BB: 0 S: 4 P: 4	R: 0 H: 1 E: 0 LOB: 1 K: 1 BB: 0 S: 6 P: 6	R: 0 H: 0 E: 0 LOB: 1 K: 0 BB: 1 S: 3 P: 7	R: 0 H: 0 E: 0 LOB: 0 K: 0 BB: 0 S: 3 P: 3	1B: 3 SF: 1 2B: 1 SAC: 1 3B: 0 DP: 1 HR: 0 HBP: 0						

TOP

Boston Red Sox @ Baltimore Orioles

Memorial Stadium, Baltimore, MD

Sat May 15 1954, 3:33 AM EDT

Att. 8,904 - Unknown

livebaseballscorecards.com

AB	28
R	1
H	4
RBI	1
BB	3
SO	2
LOB	10

WP: 0 PA: 33
PB: 0
SB: 0
CS: 0

PITCHER		IP	WLS	BF	H	R	ER	SO	BB	IBB	HBP	BLK	WP	HR	S	P	ERA	WHIP
Joe Coleman, R ERA: 1.77	(1, 1)	8.0	W	30	4	1	1	2	3	0	0	0	0	0	31	43	1.12	0.875
Marlin Stuart, R ERA: 4.09	(9, 1)	1.0	S	3	0	0	0	0	0	0	0	0	0	0	3	3	0.00	0.000

PITCHER	IP	WLS	BF	H	R	ER	SO	BB	IBB	HBP	BLK	WP	HR	S	P	ERA	WHIP

Boston Red Sox @ Baltimore Orioles

Memorial Stadium, Baltimore, MD

Sat May 15 1954, 3:33 AM EDT

Att. 8,904 - Unknown

livebaseballscorecards.com

Batter	1	2	3	4	5	6	7	8	9	AB	R	H	RBI	BB	SO	LOB
Bobby Young, L (1, 4) OBP: 0.333, SLG: 0.303	P8		F7		4-3		P4			4	0	0	0	0	0	2
Gil Coan, L (1, 8) OBP: 0.269, SLG: 0.226	4-3		F5			F9		F8		4	0	0	0	0	0	0
Dick Kryhoski, L (1, 3) OBP: 0.406, SLG: 0.500	4-3		6-3			E1 1B		F8		4	0	0	0	0	0	0
Sam Mele, R (1, 7) OBP: 0.214, SLG: 0.318		E 1B 1B		6-3		F8		K		4	1	1	0	0	1	1
Vic Wertz, L (1, 9) OBP: 0.333, SLG: 0.258		E4 1B 1-3 SH4-3		F8		FC6-4 1-2 1B				3	1	1	0	0	0	1
Vern Stephens, R (1, 5) OBP: 0.310, SLG: 0.447		SH4-3 2-3 3-H 1B		CS 1B		FC6-4 1-2f				3	0	2	1	0	0	2
Clint Courtney, L (1, 2) OBP: 0.267, SLG: 0.368		P6		CS 1-2	6-3		F2			3	0	0	0	0	0	2
Billy Hunter, R (1, 6) OBP: 0.200, SLG: 0.197		SH4-3 1-2 3-H			1B		E6 6-3			2	0	1	1	0	0	0
Joe Coleman, R (1, 1) OBP: 0.083, SLG: 0.083 Marlin Stuart, L (9, 1)		K			K		6-3 2-3			3 0	0 0	0 0	0 0	0 0	2 0	3 0
Inning Stats	R: 0 E: 0 K: 0 S: 3 H: 0 LOB: 0 BB: 0 P: 3	R: 2 E: 1 K: 1 S: 8 H: 2 LOB: 1 BB: 0 P: 8	R: 0 E: 0 K: 0 S: 3 H: 0 LOB: 0 BB: 0 P: 3	R: 0 E: 0 K: 0 S: 3 H: 1 LOB: 0 BB: 0 P: 3	R: 0 E: 0 K: 1 S: 6 H: 1 LOB: 1 BB: 0 P: 6	R: 0 E: 1 K: 0 S: 5 H: 1 LOB: 2 BB: 0 P: 5	R: 0 E: 1 K: 0 S: 4 H: 0 LOB: 1 BB: 0 P: 4	R: 0 E: 0 K: 1 S: 5 H: 0 LOB: 0 BB: 0 P: 5		1B: 5 2B: 0 3B: 0 HR: 0	SF: 0 SAC: 1 DP: 0 HBP: 0			WP: 0 PB: 0 SB: 0 CS: 1	PA: 32		

PITCHER	IP	WLS	BF	H	R	ER	SO	BB	IBB	HBP	BLK	WP	HR	S	P	ERA	WHIP
Tex Clevenger, R (1, 1) ERA: 2.35	8.0	L	31	5	2	0	3	0	0	0	0	0	0	37	37	0.00	0.625

PITCHER	IP	WLS	BF	H	R	ER	SO	BB	IBB	HBP	BLK	WP	HR	S	P	ERA	WHIP

AB	30
R	2
H	5
RBI	2
BB	0
SO	3
LOB	11

Boston Red Sox @ Detroit Tigers

Briggs Stadium, Detroit, MI

Sun May 16 1954, 4:33 AM EDT

Unknown

TOP

livebaseballscorecards.com

Batter	1	2	3	4	5	6	7	8	9	AB	R	H	RBI	BB	SO	LOB
Billy Goodman, L (1, 4) OBP: 0.367, SLG: 0.435	4-3		2B SF8 1B 1-2	FC1-5 FC1-6 1-2 2-3f			1-3	L9		5	1	1	0	0	0	2
Harry Agganis, L (1, 3) OBP: 0.391, SLG: 0.517	F5		SF8 1B 2B 1-3 2-H	FC1-6 1-2f 2-3			1B 1B 1B		4-3 S 1B	5	2	3	1	0	0	2
Jackie Jensen, R (1, 9) OBP: 0.345, SLG: 0.493	L9		SF8 2-3 3-H	P6			1B E 1-2 1B		4-3 1-3	4	1	1	1	0	0	3
Ted Williams, L (1, 7) OBP: 0.500, SLG: 0.500 Jim Piersall, R (7, PR) OBP: 0.297, SLG: 0.284 (7, 8) Hoot Evers, R (9, PH)		G6-4-3 1B 1B	1B 1B 3-H 1B		3-1		5-3 E 1-3 2-H 1B		S S S K	4 0 1	1 0 0	3 0 0	2 0 0	0 0 1	0 0 1	0 0 1
George Kell, R (1, 5) OBP: 0.345, SLG: 0.297		G6-4-3 1-2 1B	FC5 1B 1-2 1B		F7		FC3 5-3 1-2 3-H		IBB	4	0	2	0	1	0	1
Karl Olson, R (1, 8) OBP: 0.273, SLG: 0.381 (7, 7)		G6-4-3 1-2f 2-3	1-2 2-H 1B		1-3		5-3 1-2 2-3		5-3	5	0	1	1	0	0	6
Del Wilber, R (1, 2) Sammy White, R (7, 2) OBP: 0.227, SLG: 0.415	6-3		FC5 2-3f			6-3	P2			4 0	0 0	0 0	0 0	0 0	0 0	6 0
Milt Bolling, R (1, 6) OBP: 0.244, SLG: 0.176			B B B B 1B 2B BB	B B B FC1-5 BB BB		5-3		P6		2	1	0	0	2	0	0
Hal Brown, R (1, 1) OBP: 0.286, SLG: 0.167 Ellis Kinder, R (7, 1) OBP: 0.250, SLG: 0.250			S S S K	B B B FC1-6 FC1-5 1-2 BB		6-3		L9		2 1	0 0	0 0	0 0	1 0	1 0	1 0
Inning Stats	R: 0 E: 0 K: 0 S: 3 H: 0 LOB: 0 BB: 0 P: 3	R: 0 E: 0 K: 0 S: 4 H: 2 LOB: 1 BB: 0 P: 4	R: 4 E: 0 K: 1 S: 10 H: 5 LOB: 2 BB: 1 P: 14	R: 0 E: 0 K: 0 S: 3 H: 0 LOB: 2 BB: 2 P: 11	R: 0 E: 0 K: 0 S: 3 H: 0 LOB: 0 BB: 0 P: 3	R: 0 E: 0 K: 0 S: 3 H: 0 LOB: 0 BB: 0 P: 3	R: 2 E: 1 K: 0 S: 7 H: 3 LOB: 3 BB: 0 P: 7	R: 0 E: 0 K: 0 S: 3 H: 0 LOB: 0 BB: 0 P: 3	R: 0 E: 0 K: 1 S: 6 H: 1 LOB: 2 BB: 1 P: 10	1B: 10 2B: 1 3B: 0 HR: 0 SF: 1 SAC: 0 DP: 1 HBP: 0						

	AB	37
	R	6
	H	11
	RBI	5
	BB	4
	SO	2
	LOB	22

WP: 0 PB: 0 SB: 1 CS: 0 PA: 42

PITCHER		IP	WLS	BF	H	R	ER	SO	BB	IBB	HBP	BLK	WP	HR	S	P	ERA	WHIP
Ted Gray, L ERA: 4.88	(1, 1)	3.0		17	7	4	4	1	2	0	0	0	0	0	17	25	12.00	3.000
Al Aber, L ERA: 1.62	(4, 1)	4.0		17	3	2	1	0	1	0	0	0	0	0	16	20	2.25	1.000
Dick Marlowe, R ERA: 1.29	(8, 1)	1.0	W	3	0	0	0	0	0	0	0	0	0	0	3	3	0.00	0.000
Billy Hoeft, L ERA: 4.85	(9, 1)	1.0	S	5	1	0	0	1	0	1	0	0	0	0	6	10	0.00	1.000

PITCHER		IP	WLS	BF	H	R	ER	SO	BB	IBB	HBP	BLK	WP	HR	S	P	ERA	WHIP

Boston Red Sox @ Detroit Tigers

Briggs Stadium, Detroit, MI

Sun May 16 1954, 4:33 AM EDT

Unknown

BOTTOM

livebaseballscorecards.com

Batter	1	2	3	4	5	6	7	8	9	AB	R	H	RBI	BB	SO	LOB
Harvey Kuenn, R (1, 6) OBP: 0.308, SLG: 0.396	FC6-5 5-3 1B	P3			F9		1B 3-H 2B	F8		5	1	2	1	0	0	2
Fred Hatfield, L (1, 4) OBP: 0.389, SLG: 0.313	5-3 1-2	P6			P4		E 2-H 1B			4	1	1	1	0	0	1
Ray Boone, R (1, 5) OBP: 0.463, SLG: 0.532	FC6-5 BB 2-3	F9			5-3		E7 2-H 1B			4	0	1	1	0	0	1
Jim Delsing, L (1, 7) OBP: 0.389, SLG: 0.375	BBBB 1-2 BB	6-3				4-3	F7			3	0	0	0	1	0	1
Chuck Kress, L (1, 3) OBP: 0.357, SLG: 0.308	4-3		BBBB 3B BB			SSS K		5-3 1B		3	2	1	0	1	1	2
Al Kaline, R (1, 9) OBP: 0.326, SLG: 0.303		BBBB 3B BB	L3			L6-3		L7		3	1	0	0	1	0	2
Bill Tuttle, R (1, 8) OBP: 0.421, SLG: 0.518		1-H SF8 3B	1-H 3B				BBBB G1-6-3 1B 2B BB	5-3 1-2		3	2	2	2	1	0	1
Frank House, L (1, 2) OBP: 0.405, SLG: 0.508		SF8 3-H	5-3				1-2 G1-6-3 1B	1B IBB		2	0	1	1	1	0	1
Ted Gray, S (1, 1) Al Aber, L (4, 1) OBP: 0.250, SLG: 0.250 Johnny Pesky, L (7, PH) Dick Marlowe, R (8, 1) OBP: 1.000, SLG: 1.000 Matt Batts, R (8, PH) OBP: 0.267, SLG: 0.286 Reno Bertoia, R (8, PR) Billy Hoeft, L (9, 1)		F7		L6			G1-6-3 1-2f 2-3	1-3 2-H 1B		1 1 1 0 1 0 0 0	0 0 0 0 0 0 0 0	0 0 0 0 0 0 0 0	0 0 0 0 0 0 0 0	0 0 0 0 0 0 0 0	0 0 0 0 0 0 0 0	0 1 2 0 0 0 0 0
Inning Stats	R: 0 H: 1 E: 0 LOB: 2 K: 0 BB: 1 S: 4 P: 8	R: 2 H: 1 E: 0 LOB: 0 K: 0 BB: 1 S: 4 P: 8	R: 0 H: 0 E: 0 LOB: 0 K: 0 BB: 0 S: 3 P: 3	R: 1 H: 1 E: 0 LOB: 1 K: 0 BB: 1 S: 4 P: 8	R: 0 H: 0 E: 0 LOB: 0 K: 0 BB: 0 S: 3 P: 3	R: 0 H: 0 E: 0 LOB: 0 K: 1 BB: 0 S: 5 P: 5	R: 3 H: 4 E: 1 LOB: 1 K: 0 BB: 1 S: 6 P: 10	R: 1 H: 2 E: 0 LOB: 2 K: 0 BB: 1 S: 5 P: 9		1B: 6 SF: 1 2B: 1 SAC: 0 3B: 2 DP: 1 HR: 0 HBP: 0						

	AB	31
	R	7
	H	9
	RBI	7
	BB	5
	SO	1
	LOB	14

WP: 0 PA: 37
PB: 0
SB: 0
CS: 0

PITCHER		IP	WLS	BF	H	R	ER	SO	BB	IBB	HBP	BLK	WP	HR	S	P	ERA	WHIP
Hal Brown, R ERA: 3.31	(1, 1)	6.2		29	6	6	5	1	4	0	0	0	0	0	27	43	6.75	1.500
Ellis Kinder, R ERA: 4.91	(7, 1)	1.1	L	8	3	1	1	0	0	1	0	0	0	0	7	11	6.75	2.250

PITCHER	IP	WLS	BF	H	R	ER	SO	BB	IBB	HBP	BLK	WP	HR	S	P	ERA	WHIP

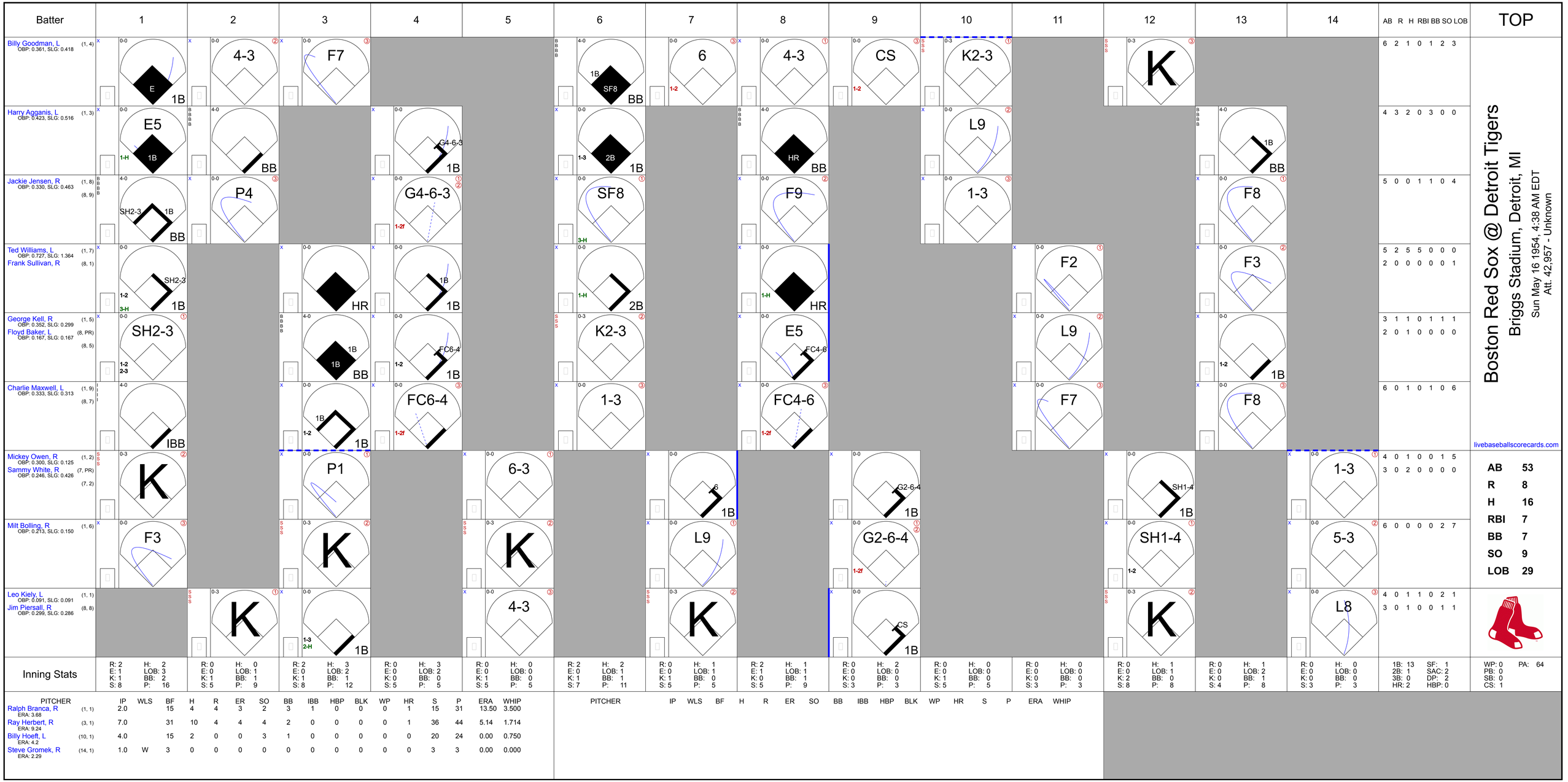
Batter
1
2
3
4
5
6
7
8
9
10
11
12
13
14
AB R H RBI BB SO LOB
TOP
Billy Goodman, L (1, 4)
OBP: 0.361, SLG: 0.418
E 1B
4-3
F7
1B BB
6 1-2
4-3
CS 1-2
K2-3
K
6 2 1 0 1 2 3
Harry Agganis, L (1, 3)
OBP: 0.423, SLG: 0.516
E5 1-H 1B
BB
G4-6-3 1B
2B 1B
HR BB
L9
1B BB
4 3 2 0 3 0 0
Jackie Jensen, R (1, 8) (8, 9)
OBP: 0.330, SLG: 0.463
SH2-3 1B BB
P4
G4-6-3 1-2f
SF8 3-H
F9
1-3
F8
5 0 0 1 1 0 4
Ted Williams, L (1, 7)
OBP: 0.727, SLG: 1.364
Frank Sullivan, R (8, 1)
SH2-3 1-2 3-H 1B
HR
1B 1B
1-H 2B
1-H HR
F2
F3
5 2 5 5 0 0 0
2 0 0 0 0 0 1
George Kell, R (1, 5)
OBP: 0.352, SLG: 0.299
Floyd Baker, L (8, PR)
OBP: 0.167, SLG: 0.167
(8, 5)
SH2-3 1-2 2-3
1B BB
FC6-4 1-2 1B
K2-3
E5 FC4-6
L9
1-2 1B
3 1 1 0 1 1 1
2 0 1 0 0 0 0
Charlie Maxwell, L (1, 9)
OBP: 0.333, SLG: 0.313
(8, 7)
IBB
1B 1-2 1B
FC6-4 1-2f
1-3
FC4-6 1-2f
F7
F8
6 0 1 0 1 0 6
Mickey Owen, R (1, 2)
OBP: 0.300, SLG: 0.125
Sammy White, R (7, PR)
OBP: 0.246, SLG: 0.426
(7, 2)
K
P1
6-3
6 1B
G2-6-4 1B
SH1-4 1B
1-3
4 0 1 0 0 1 5
3 0 2 0 0 0 0
Milt Bolling, R (1, 6)
OBP: 0.213, SLG: 0.150
F3
K
K
L9
G2-6-4 1-2f
SH1-4 1-2
5-3
6 0 0 0 0 2 7
Leo Kiely, L (1, 1)
OBP: 0.091, SLG: 0.091
Jim Piersall, R (8, 8)
OBP: 0.299, SLG: 0.286
K
1-3 2-H 1B
4-3
K
K
CS 1B
K
L8
4 0 1 1 0 2 1
3 0 1 0 0 1 1
Boston Red Sox @ Detroit Tigers
Briggs Stadium, Detroit, MI
Sun May 16 1954, 4:38 AM EDT
Att. 42,957 - Unknown
livebaseballscorecards.com
AB 53
R 8
H 16
RBI 7
BB 7
SO 9
LOB 29
Inning Stats
R: 2 E: 1 K: 1 S: 8
H: 2 LOB: 3 BB: 2 P: 16
R: 0 E: 0 K: 1 S: 5
H: 0 LOB: 1 BB: 1 P: 9
R: 2 E: 0 K: 1 S: 8
H: 3 LOB: 2 BB: 1 P: 12
R: 0 E: 0 K: 0 S: 5
H: 3 LOB: 2 BB: 0 P: 5
R: 0 E: 0 K: 1 S: 5
H: 0 LOB: 0 BB: 0 P: 5
R: 2 E: 0 K: 1 S: 7
H: 2 LOB: 1 BB: 1 P: 11
R: 0 E: 0 K: 1 S: 5
H: 1 LOB: 1 BB: 0 P: 5
R: 2 E: 1 K: 0 S: 5
H: 1 LOB: 1 BB: 1 P: 9
R: 0 E: 0 K: 0 S: 3
H: 2 LOB: 0 BB: 0 P: 3
R: 0 E: 0 K: 1 S: 5
H: 0 LOB: 0 BB: 0 P: 5
R: 0 E: 0 K: 0 S: 3
H: 0 LOB: 0 BB: 0 P: 3
R: 0 E: 0 K: 2 S: 8
H: 1 LOB: 1 BB: 0 P: 8
R: 0 E: 0 K: 0 S: 4
H: 1 LOB: 2 BB: 1 P: 8
R: 0 E: 0 K: 0 S: 3
H: 0 LOB: 0 BB: 0 P: 3
1B: 13 2B: 1 3B: 0 HR: 2
SF: 1 SAC: 2 DP: 2 HBP: 0
PA: 64
WP: 0 PB: 0 SB: 0 CS: 1
PITCHER IP WLS BF H R ER SO BB IBB HBP BLK WP HR S P ERA WHIP
Ralph Branca, R (1, 1) ERA: 3.68 2.0 15 4 4 3 2 3 1 0 0 0 0 1 15 31 13.50 3.500
Ray Herbert, R (3, 1) ERA: 9.24 7.0 31 10 4 4 4 2 0 0 0 0 0 1 36 44 5.14 1.714
Billy Hoeft, L (10, 1) ERA: 4.2 4.0 15 2 0 0 3 1 0 0 0 0 0 0 20 24 0.00 0.750
Steve Gromek, R (14, 1) ERA: 2.29 1.0 W 3 0 0 0 0 0 0 0 0 0 0 0 3 3 0.00 0.000
PITCHER IP WLS BF H R ER SO BB IBB HBP BLK WP HR S P ERA WHIP

BOTTOM

Boston Red Sox @ Detroit Tigers

Briggs Stadium, Detroit, MI

Sun May 16 1954, 4:38 AM EDT

Att. 42,957 - Unknown

livebaseballscorecards.com

Batter	1	2	3	4	5	6	7	8	9	10	11	12	13	14	AB	R	H	RBI	BB	SO	LOB
Harvey Kuenn, R (1, 6) OBP: 0.291, SLG: 0.374	1-3		E5 HR	E5 3-H		FC6-4 1-2f			SH FC4 1-3		K			4-3	6	1	0	0	0	1	2
Frank Bolling, R (1, 4) OBP: 0.313, SLG: 0.360 Chuck Kress, L (9, PH) OBP: 0.333, SLG: 0.286 Billy Hoeft, L (10, 1) Steve Gromek, S (14, 1) OBP: 0.200, SLG: 0.111	BBBB FC5-4 BB		F9	5-3			E8 BLK 2B		FC4 G5-4-3 1-2f 3-H		K			K	3	1	1	0	1	0	2
															1	0	0	1	0	0	1
															1	0	0	0	0	1	0
															1	0	0	0	0	1	0
Ray Boone, R (1, 5) OBP: 0.451, SLG: 0.581	FC5-4 1-2f		HR 1-H		5-3		P6 3-H		G5-4-3 1-2f		1-3			HR	7	2	2	3	0	0	2
Walt Dropo, R (1, 3) OBP: 0.289, SLG: 0.374	K		F9		2B		6-3		K	K		6-3			6	0	1	0	0	2	1
Don Lund, R (1, 7) Jim Delsing, L (10, PH) OBP: 0.381, SLG: 0.366 (11, 7)		5-3	1-3		6-3		K			F8		G3			4	0	0	0	0	1	0
															2	0	0	0	0	0	0
Al Kaline, R (1, 9) OBP: 0.327, SLG: 0.305		2B 1B		L7		L5-3		L1-3		BB S 1B		L8			6	1	2	0	0	0	0
Bill Tuttle, R (1, 8) OBP: 0.436, SLG: 0.529		1-H SF8 2B		BBBB 1B BB		FC5-4 1B 1B		P3		IIII BB 1-2 IBB			6-3		4	1	2	1	2	0	0
Matt Batts, R (1, 2) OBP: 0.333, SLG: 0.333		SF8 3-H		1-3 3B 1B		FC5-4 1-2 1B		4-3		BBBB BB 1-2 2-3 BB			K		4	1	2	1	1	1	0
Ralph Branca, R (1, 1) Ray Herbert, R (3, 1) OBP: 0.500, SLG: 1.500 Frank House, L (9, PH) OBP: 0.413, SLG: 0.508 Reno Bertoia, R (9, PR) Fred Hatfield, L (10, 4) OBP: 0.350, SLG: 0.278		6-3		1-H E 3B		FC5-4 FC6-4 1-2f 2-3			BBBB E SH FC4 BB	K			K		1	0	0	0	0	0	0
															2	1	1	1	0	0	2
															0	0	0	0	1	0	0
															0	1	0	0	0	0	0
															2	0	0	0	0	2	3
Inning Stats	R: 0 E: 0 K: 1 S: 5 H: 0 LOB: 1 BB: 1 P: 9	R: 2 E: 0 K: 0 S: 5 H: 2 LOB: 0 BB: 0 P: 5	R: 2 E: 1 K: 0 S: 5 H: 1 LOB: 0 BB: 0 P: 5	R: 2 E: 1 K: 0 S: 5 H: 2 LOB: 1 BB: 1 P: 9	R: 0 E: 0 K: 0 S: 3 H: 1 LOB: 0 BB: 0 P: 3	R: 0 E: 0 K: 0 S: 5 H: 2 LOB: 2 BB: 0 P: 5	R: 1 E: 1 K: 1 S: 6 H: 1 LOB: 0 BB: 0 P: 6	R: 0 E: 0 K: 0 S: 3 H: 0 LOB: 0 BB: 0 P: 3	R: 1 E: 1 K: 0 S: 3 H: 0 LOB: 1 BB: 1 P: 7	R: 0 E: 0 K: 2 S: 8 H: 1 LOB: 3 BB: 2 P: 16	R: 0 E: 0 K: 2 S: 7 H: 0 LOB: 0 BB: 0 P: 7	R: 0 E: 0 K: 0 S: 3 H: 0 LOB: 0 BB: 0 P: 3	R: 0 E: 0 K: 2 S: 7 H: 0 LOB: 0 BB: 0 P: 7	R: 1 E: 0 K: 1 S: 5 H: 1 LOB: 0 BB: 0 P: 5	1B: 5 2B: 3 3B: 1 HR: 2	SF: 1 SAC: 1 DP: 1 HBP: 0	PA: 57				

	AB	50
	R	9
	H	11
	RBI	7
	BB	5
	SO	9
	LOB	13

PITCHER	IP	WLS	BF	H	R	ER	SO	BB	IBB	HBP	BLK	WP	HR	S	P	ERA	WHIP
Leo Kiely, L (1, 1) ERA: 4.01	7.0		32	9	7	4	2	2	0	0	1	0	1	34	42	5.14	1.571
Frank Sullivan, R (8, 1) ERA: 1.06	6.2	L	25	2	2	1	7	2	1	0	0	0	1	36	48	1.35	0.600

PITCHER	IP	WLS	BF	H	R	ER	SO	BB	IBB	HBP	BLK	WP	HR	S	P	ERA	WHIP

Batter	1	2	3	4	5	6	7	8	9	AB	R	H	RBI	BB	SO	LOB
Billy Goodman, L (1, 4) OBP: 0.353, SLG: 0.400	x 0-0 ① P3		x 0-0 ② F7		x 0-0 ② 1-3 1-2 2-3			x 0-0 ① 6-3	B B B B 4-0 BB	4	0	0	0	1	0	3
Harry Agganis, L (1, 3) OBP: 0.395, SLG: 0.478	S S S 0-3 ② K		x 0-0 ③ 3-1		x 0-0 ③ 6-3			x 0-0 ② F8	x 0-0 ③ F7	5	0	0	0	0	1	5
Ted Williams, L (1, 7) OBP: 0.667, SLG: 1.154	B B B B 4-0 FC5-4 BB			x 0-0 ① L4		x 0-0 ① 3-1		4-0 HR IBB		2	1	0	0	2	0	0
Jackie Jensen, R (1, 8) OBP: 0.327, SLG: 0.488	x 0-0 ③ FC5-4 1-2f			x 0-0 ② 5-3		x 0-0 ② 5-3		x 0-0 1-H 2-H HR		4	1	1	3	0	0	1
Charlie Maxwell, L (1, 9) OBP: 0.328, SLG: 0.308		x 0-0 ① L9		x 0-0 ③ F7		x 0-0 ③ G3		x 0-0 1B		4	0	1	0	0	0	0
Sammy White, R (1, 2) OBP: 0.233, SLG: 0.403		x 0-0 ② 6-3			x 0-0 ① P6		x 0-0 ① F2	x 0-0 ③ P4		4	0	0	0	0	0	1
Ted Lepcio, R (1, 5) OBP: 0.289, SLG: 0.303		x 0-0 E6			x 0-0 HR		x 0-0 ② 5-3		B B B B 4-0 SH1-4 BB	3	1	1	1	1	0	0
Milt Bolling, R (1, 6) OBP: 0.220, SLG: 0.186		x 0-0 ③ F7			x 0-0 1-3 2B		x 0-0 ③ P6		x 0-0 ① SH1-4 1-2	3	0	1	0	0	0	1
Tom Brewer, R (1, 1)			x 0-0 ① F8		B B B B 4-0 1-3 BB			x 0-0 HR 2B	x 0-0 ② 6-3	1	0	0	0	1	0	0
Floyd Baker, L (8, PH) OBP: 0.286, SLG: 0.429										1	1	1	0	0	0	0
Sid Hudson, R (8, 1) OBP: 0.200, SLG: 0.200										1	0	0	0	0	0	1
Inning Stats	R: 0 E: 0 K: 1 S: 5 H: 0 LOB: 1 BB: 1 P: 9	R: 0 E: 1 K: 0 S: 4 H: 0 LOB: 1 BB: 0 P: 4	R: 0 E: 0 K: 0 S: 3 H: 0 LOB: 0 BB: 0 P: 3	R: 0 E: 0 K: 0 S: 3 H: 0 LOB: 0 BB: 0 P: 3	R: 1 E: 0 K: 0 S: 5 H: 2 LOB: 2 BB: 1 P: 9	R: 0 E: 0 K: 0 S: 3 H: 0 LOB: 0 BB: 0 P: 3	R: 0 E: 0 K: 0 S: 3 H: 0 LOB: 0 BB: 0 P: 3	R: 3 E: 0 K: 0 S: 6 H: 3 LOB: 1 BB: 1 P: 10	R: 0 E: 0 K: 0 S: 3 H: 0 LOB: 2 BB: 2 P: 11	1B: 1 2B: 2 3B: 0 HR: 2 SF: 0 SAC: 1 DP: 0 HBP: 0						

PITCHER	IP	WLS	BF	H	R	ER	SO	BB	IBB	HBP	BLK	WP	HR	S	P	ERA	WHIP
Ned Garver, R (1, 1) ERA: 1.47	9.0	L	38	5	4	4	1	4	1	0	0	0	2	35	55	4.00	1.000

PITCHER	IP	WLS	BF	H	R	ER	SO	BB	IBB	HBP	BLK	WP	HR	S	P	ERA	WHIP

TOP

Boston Red Sox @ Detroit Tigers

Briggs Stadium, Detroit, MI

Mon May 17 1954, 4:33 AM EDT

Att. 5,254 - Unknown

livebaseballscorecards.com

AB	32
R	4
H	5
RBI	4
BB	5
SO	1
LOB	12

WP: 0	PA: 38		
PB: 0			
SB: 0			
CS: 0			

Boston Red Sox @ Detroit Tigers

Briggs Stadium, Detroit, MI

Mon May 17 1954, 4:33 AM EDT

Att. 5,254 - Unknown

BOTTOM

Batter	1	2	3	4	5	6	7	8	9	AB	R	H	RBI	BB	SO	LOB
Harvey Kuenn, R (1, 6) OBP: 0.298, SLG: 0.378	3-1		F9		FC3-6 1B		CS SH2-4 1B			4	0	2	0	0	0	0
Fred Hatfield, L (1, 4) OBP: 0.348, SLG: 0.250	BB		3-4-1		FC3-6 BB BB 1-2f		SH2-4 1-2			2	0	0	0	1	0	1
Ray Boone, R (1, 5) OBP: 0.443, SLG: 0.562	K		6-3		BB 1-2 BB		K 2-3			3	0	0	0	1	2	2
Jim Delsing, L (1, 7) OBP: 0.376, SLG: 0.353	F8			K	BB 1-2 2-3			P5		3	0	0	0	1	1	1
Chuck Kress, L (1, 3) OBP: 0.316, SLG: 0.278		G3		1B FC6-4 1B	F8			3-1		4	1	1	0	0	0	3
Al Kaline, R (1, 9) OBP: 0.324, SLG: 0.303		L6-3		FC6-4 1-3 1B		L4-3		L1-3		4	0	1	0	0	0	0
Bill Tuttle, R (1, 8) OBP: 0.438, SLG: 0.527		HR 1B		FC6-4 1-2f 3-H		L5-4 1B 1B			6-3	4	1	2	1	0	0	1
Frank House, L (1, 2) OBP: 0.418, SLG: 0.552		1-H HR		F8		1-2 1B			K	4	1	2	2	0	1	1
Ned Garver, R (1, 1) OBP: 0.200, SLG: 0.158		5-3			F8	L5-4 2-3			K	3	0	0	0	0	0	2
Matt Batts, R (9, PH) OBP: 0.318, SLG: 0.316										1	0	0	0	0	1	0
Inning Stats	R: 0 E: 0 K: 1 S: 5 H: 0 LOB: 1 BB: 1 P: 9	R: 2 E: 0 K: 0 S: 5 H: 2 LOB: 0 BB: 0 P: 5	R: 0 E: 0 K: 0 S: 3 H: 0 LOB: 0 BB: 0 P: 3	R: 1 E: 1 K: 1 S: 7 H: 2 LOB: 1 BB: 0 P: 7	R: 0 E: 0 K: 0 S: 4 H: 1 LOB: 3 BB: 2 P: 12	R: 0 E: 0 K: 0 S: 4 H: 2 LOB: 1 BB: 0 P: 4	R: 0 E: 0 K: 1 S: 5 H: 1 LOB: 0 BB: 0 P: 5	R: 0 E: 0 K: 0 S: 3 H: 0 LOB: 0 BB: 0 P: 3	R: 0 E: 0 K: 2 S: 7 H: 0 LOB: 0 BB: 0 P: 7	1B: 7 2B: 1 3B: 0 HR: 1 SF: 0 SAC: 1 DP: 1 HBP: 0							

	AB	32
	R	3
	H	8
	RBI	3
	BB	3
	SO	5
	LOB	11

PITCHER	IP	WLS	BF	H	R	ER	SO	BB	IBB	HBP	BLK	WP	HR	S	P	ERA	WHIP
Tom Brewer, R (1, 1) ERA: 3.27	7.0	W	30	8	3	3	3	3	0	0	0	0	1	33	45	3.86	1.571
Sid Hudson, R (8, 1) ERA: 3.0	2.0	S	6	0	0	0	2	0	0	0	0	0	0	10	10	0.00	0.000

PITCHER	IP	WLS	BF	H	R	ER	SO	BB	IBB	HBP	BLK	WP	HR	S	P	ERA	WHIP

livebaseballscorecards.com

Boston Red Sox @ Cleveland Indians

Cleveland Municipal Stadium, Cleveland, OH

Tue May 18 1954, 3:33 AM EDT

Att. 14,562 - Unknown

TOP

livebaseballscorecards.com

Batter	1	2	3	4	5	6	7	8	9	AB	R	H	RBI	BB	SO	LOB
Billy Goodman, L (1, 4) OBP: 0.364, SLG: 0.424	4-3 3B	BB BB		F7		FC4-6-3-2 1-2 2-H		1-2 1B		4	1	2	0	1	0	4
Harry Agganis, L (1, 3) OBP: 0.395, SLG: 0.458	G3	1-2 2-3 3-H BB		1-2 2-3 BB			K	K		3	0	0	1	2	2	3
Ted Williams, L (1, 7) OBP: 0.579, SLG: 0.941	4-3	F9		4-3			E BB 1B	F9		4	0	1	1	0	0	6
Jim Piersall, R (7, PR) (7, 9)	3-H									1	0	0	0	0	0	2
Jackie Jensen, R (1, 8) OBP: 0.311, SLG: 0.461	F8		F8		P3		K		F3	5	0	0	0	0	1	1
Charlie Maxwell, L (1, 9) OBP: 0.317, SLG: 0.286		K	F7		F4		FC5 E 1-2 BB		6-3	4	0	0	0	1	1	0
(7, 7)																
Ted Lepcio, R (1, 5) OBP: 0.268, SLG: 0.278		K	F8		F9		E6 1-2 2-3		K	3	0	0	0	0	1	0
George Kell, R (7, PH) OBP: 0.348, SLG: 0.295										1	0	0	0	0	0	2
Floyd Baker, L (7, PR) OBP: 0.286, SLG: 0.429										0	0	0	0	0	0	0
(7, 5)																
Dick Gernert, R (9, PH) OBP: 0.435, SLG: 0.294										1	0	0	0	0	1	0
Sammy White, R (1, 2) OBP: 0.234, SLG: 0.395		1B BB 1B		F8		F9	FC5 2-3f			4	1	1	0	0	0	3
Milt Bolling, R (1, 6) OBP: 0.259, SLG: 0.200		1B BB 1-2 BB		BB BB 1B		E FC4-6-3-2 BB		5-3		2	1	1	0	2	0	0
Bill Henry, L (1, 1) OBP: 0.235, SLG: 0.188		BB 1-3 2-H 1B		BB 1-2 BB		E6 FC4-6-3-2 1-2		1B BB		2	0	1	1	1	0	1
Tom Herrin, R (6, 1)										0	0	0	0	0	0	0
Bill Werle, L (7, 1)										0	0	0	0	0	0	0
Don Lenhardt, R (8, PH) OBP: 0.243, SLG: 0.182										0	0	0	0	1	0	0
Hal Brown, R (8, 1) OBP: 0.286, SLG: 0.167										0	0	0	0	0	0	0

Inning Stats																								
	R: 1	H: 1	R: 2	H: 2	R: 0	H: 0	R: 0	H: 1	R: 0	H: 0	R: 0	H: 0	R: 0	H: 1	R: 0	H: 1	R: 0	H: 0	1B: 5	SF: 0	WP: 0	PA: 42
	E: 0	LOB: 0	E: 0	LOB: 3	E: 0	LOB: 0	E: 0	LOB: 3	E: 0	LOB: 0	E: 1	LOB: 1	E: 1	LOB: 3	E: 0	LOB: 2	E: 0	LOB: 0	2B: 1	SAC: 0	PB: 0	
	K: 0	BB: 0	K: 2	BB: 3	K: 0	BB: 0	K: 0	BB: 2	K: 0	BB: 0	K: 0	BB: 1	K: 2	BB: 1	K: 1	BB: 1	K: 1	BB: 0	3B: 1	DP: 1	SB: 0	
	S: 4	P: 4	S: 9	P: 21	S: 3	P: 3	S: 4	P: 12	S: 3	P: 3	S: 3	P: 7	S: 9	P: 13	S: 6	P: 10	S: 5	P: 5	HR: 0	HBP: 0	CS: 0	

	AB	34
	R	3
	H	6
	RBI	3
	BB	8
	SO	6
	LOB	22

PITCHER	IP	WLS	BF	H	R	ER	SO	BB	IBB	HBP	BLK	WP	HR	S	P	ERA	WHIP
Art Houtteman, R (1, 1) ERA: 3.53	1.2		11	3	3	3	2	3	0	0	0	0	0	12	24	16.20	3.600
Bob Chakales, R (2, 1) ERA: 0.87	5.2	W	26	3	0	0	2	5	0	0	0	0	0	25	45	0.00	1.412
Hal Newhouser, L (8, 1) ERA: 1.8	1.2	S	5	0	0	0	2	0	0	0	0	0	0	9	9	0.00	0.000

PITCHER	IP	WLS	BF	H	R	ER	SO	BB	IBB	HBP	BLK	WP	HR	S	P	ERA	WHIP

BOTTOM

Boston Red Sox @ Cleveland Indians

Cleveland Municipal Stadium, Cleveland, OH

Tue May 18 1954, 3:33 AM EDT

Att. 14,562 - Unknown

Batter	1	2	3	4	5	6	7	8	9	AB	R	H	RBI	BB	SO	LOB
Al Smith, R (1, 7) OBP: 0.381, SLG: 0.362	6-3		2B		E7 1B, 1-3	K		FC4-6 1-2f 3-H		5	0	2	1	0	1	3
Bobby Avila, R (1, 4) OBP: 0.455, SLG: 0.474	P6		P5		2-3 3-H		2B	F2		5	1	2	0	0	0	2
Dave Philley, S (1, 9) OBP: 0.265, SLG: 0.343	6-3		P6		1-3		P6			4	0	0	0	0	0	4
Al Rosen, R (1, 3) OBP: 0.421, SLG: 0.636		HR	6-3			HR	1-H 2B			4	2	3	3	0	0	1
Larry Doby, L (1, 8) OBP: 0.363, SLG: 0.426		SH5-4 1B SF8 1B		G6-4-3 1B		5-3 1B BB	P5			3	2	2	0	1	0	1
Rudy Regalado, R (1, 5) OBP: 0.389, SLG: 0.469		SH5-4 1-2 1B		F8		5-3 1-2	6-3			4	0	1	0	0	0	3
George Strickland, R (1, 6) OBP: 0.330, SLG: 0.361		SH5-4 1-2 2-3		G6-4-3 1-2f		1-3 2-H 1B		K		3	0	1	1	0	1	1
Jim Hegan, R (1, 2) OBP: 0.280, SLG: 0.461		SF8 3-H			F2	1-3 1-2		E FC4-6 2B		3	1	1	1	0	0	1
Art Houtteman, R (1, 1) OBP: 0.250, SLG: 0.182		5-3			E 1B 1B	BB		E1 FC4-6 2-3		0	0	0	0	0	0	0
Bob Chakales, R (2, 1) OBP: 0.500, SLG: 0.333										2	0	1	0	1	0	1
Hal Newhouser, L (8, 1)										1	0	0	0	0	0	1
Inning Stats	R: 0 E: 0 K: 0 S: 3 H: 0 LOB: 0 BB: 0 P: 3	R: 2 E: 0 K: 0 S: 6 H: 3 LOB: 1 BB: 0 P: 6	R: 0 E: 0 K: 0 S: 4 H: 1 LOB: 1 BB: 0 P: 4	R: 0 E: 0 K: 0 S: 3 H: 1 LOB: 0 BB: 0 P: 3	R: 0 E: 1 K: 0 S: 5 H: 3 LOB: 2 BB: 0 P: 5	R: 2 E: 0 K: 1 S: 7 H: 2 LOB: 2 BB: 2 P: 15	R: 1 E: 0 K: 0 S: 5 H: 2 LOB: 1 BB: 0 P: 5	R: 1 E: 1 K: 1 S: 7 H: 1 LOB: 1 BB: 0 P: 7		1B: 8 2B: 3 3B: 0 HR: 2	SF: 1 SAC: 1 DP: 1 HBP: 0						

livebaseballscorecards.com

AB	34
R	6
H	13
RBI	6
BB	2
SO	2
LOB	18

WP: 0 PB: 0 SB: 0 CS: 0 PA: 38

PITCHER		IP	WLS	BF	H	R	ER	SO	BB	IBB	HBP	BLK	WP	HR	S	P	ERA	WHIP
Bill Henry, L ERA: 3.08	(1, 1)	5.0	L	23	9	4	4	0	1	0	0	0	0	2	22	26	7.20	2.000
Tom Herrin, R ERA: 3.86	(6, 1)	1.1		8	3	1	1	1	1	0	0	0	0	0	9	13	6.75	3.000
Bill Werle, L ERA: 5.14	(7, 1)	0.2		2	0	0	0	0	0	0	0	0	0	0	2	2	0.00	0.000
Hal Brown, R ERA: 3.12	(8, 1)	1.0		5	1	1	0	1	0	0	0	0	0	0	7	7	0.00	1.000

PITCHER	IP	WLS	BF	H	R	ER	SO	BB	IBB	HBP	BLK	WP	HR	S	P	ERA	WHIP

Batter	1	2	3	4	5	6	7	8	9	AB	R	H	RBI	BB	SO	LOB
Billy Goodman, L (1, 4) OBP: 0.351, SLG: 0.408	4-3 ①	4-3 ③			5-3 ②			4-3 ①		4	0	0	0	0	0	1
Harry Agganis, L (1, 3) OBP: 0.388, SLG: 0.440	4-3 ②		3-1 ①		F5 ③			BBBB 4-0 G1-4-3 BB		3	0	0	0	1	0	0
Jackie Jensen, R (1, 8) OBP: 0.299, SLG: 0.441	SSS 0-3 K ③		0-0 F7 ②			0-0 F9 ①		0-0 G1-4-3 ②③ 1-2f		4	0	0	0	0	1	1
Ted Williams, L (1, 7) OBP: 0.522, SLG: 0.857		0-0 FC3 2B	0-0 P3 ③			0-0 L1 ②			0-0 G3 ①	4	1	1	0	0	0	0
George Kell, R (1, 5) OBP: 0.355, SLG: 0.296		BBBB 4-0 E FC3 5-3 BB		0-0 1B ①		0-0 F7 ③			0-0 5-3 ②	3	1	1	0	1	0	0
Charlie Maxwell, L (1, 9) OBP: 0.328, SLG: 0.305		0-0 FC3 5-3 3B 1-3 2-H		0-0 S 2B			BBBB 4-0 SH3-4 BB		SSS 0-3 K ③	3	1	1	0	1	1	1
Sammy White, R (1, 2) OBP: 0.228, SLG: 0.385		0-0 5-3 ① 1-2 3-H	SSS 0-3 K ② 2-3				0-0 SH3-4 ① 1-2			2	0	0	1	0	1	2
Milt Bolling, R (1, 6) OBP: 0.263, SLG: 0.250		0-0 3B 2-H	0-0 6-3 ③				0-0 P3 ②			3	0	1	1	0	0	2
Willard Nixon, L (1, 1)		SSS 0-3 K ②			SSS 0-3 K ①		SSS 0-3 K ③			3	0	0	0	0	3	2
Inning Stats	R: 0 E: 0 K: 1 S: 5 H: 0 LOB: 0 BB: 0 P: 5	R: 3 E: 1 K: 1 S: 8 H: 2 LOB: 1 BB: 1 P: 12	R: 0 E: 0 K: 0 S: 3 H: 0 LOB: 0 BB: 0 P: 3	R: 0 E: 0 K: 1 S: 6 H: 2 LOB: 1 BB: 0 P: 6	R: 0 E: 0 K: 1 S: 5 H: 0 LOB: 0 BB: 0 P: 5	R: 0 E: 0 K: 0 S: 3 H: 0 LOB: 0 BB: 0 P: 3	R: 0 E: 0 K: 1 S: 5 H: 0 LOB: 1 BB: 1 P: 9	R: 0 E: 0 K: 0 S: 2 H: 0 LOB: 0 BB: 1 P: 6	R: 0 E: 0 K: 1 S: 5 H: 0 LOB: 0 BB: 0 P: 5	1B: 1 2B: 2 3B: 1 HR: 0 SF: 0 SAC: 1 DP: 1 HBP: 0						

TOP

Boston Red Sox @ Cleveland Indians

Cleveland Municipal Stadium, Cleveland, OH

Wed May 19 1954, 3:33 AM EDT

Att. 4,023 - Unknown

livebaseballscorecards.com

AB	29
R	3
H	4
RBI	2
BB	3
SO	6
LOB	9

PITCHER	IP	WLS	BF	H	R	ER	SO	BB	IBB	HBP	BLK	WP	HR	S	P	ERA	WHIP
Bob Lemon, R (1, 1) ERA: 2.57	9.0	W	33	4	3	2	6	3	0	0	0	0	0	42	54	2.00	0.778

PITCHER	IP	WLS	BF	H	R	ER	SO	BB	IBB	HBP	BLK	WP	HR	S	P	ERA	WHIP

BOTTOM

Boston Red Sox @ Cleveland Indians

Cleveland Municipal Stadium, Cleveland, OH

Wed May 19 1954, 3:33 AM EDT

Att. 4,023 - Unknown

livebaseballscorecards.com

Batter	1	2	3	4	5	6	7	8	9	AB	R	H	RBI	BB	SO	LOB
Al Smith, R (1, 7) OBP: 0.398, SLG: 0.366	BBBB; 4-0 G4-6-3 BB		x 0-0 FC6-2 SH1-3 1-2 1B 1B	x 0-0 ③ 6-3			BBBB; 4-0 CS BB			2	1	1	0	2	0	1
Bobby Avila, R (1, 4) OBP: 0.460, SLG: 0.479	x 0-0 ① P3		x 0-0 ① SH1-3 1-2 2-3		x 0-0 G1-6-3 1B		0-0 ③ CS 1-2	x 0-0 BB E SF7 1B		3	1	2	0	0	0	1
Dave Philley, S (1, 9) OBP: 0.256, SLG: 0.330	x 0-0 ②③ G4-6-3 1-2f		x 0-0 ② FC6-2 1B E 2-3 3-H		x 0-0 ①② G1-6-3 1-2f			x 0-0 E6 SF7 BB 1-2 E		4	2	0	0	0	0	5
Al Rosen, R (1, 3) OBP: 0.431, SLG: 0.664		x 0-0 HR	x 0-0 E6 1-H 3-H 1B		x 0-0 ③ 6-3			BBBB; 4-0 FC4-6 1-2 2-3 BB		3	1	2	2	1	0	0
Larry Doby, L (1, 8) OBP: 0.359, SLG: 0.418		x 0-0 ① 4-3	BBBB; 4-0 BB			x 0-0 ① F7		x 0-0 ① SF7 2-3 3-H		2	0	0	1	1	0	0
Rudy Regalado, R (1, 5) OBP: 0.375, SLG: 0.444		x 0-0 ② 1-3	x 0-0 ③ L6			x 0-0 G6-4-3 1B		x 0-0 ② FC4-6 1-2f 3-H		4	0	1	0	0	0	3
George Strickland, R (1, 6) OBP: 0.328, SLG: 0.350		BBBB; 4-0 FC6 BB	x 0-0 ① F7			x 0-0 ②③ G6-4-3 1-2f		x 0-0 ③ F7		3	0	0	0	1	0	2
Hal Naragon, L (1, 2) OBP: 0.250, SLG: 0.259		x 0-0 ③ FC6 1-2f	x 0-0 1B				x 0-0 ① 3-1			3	0	1	0	0	0	1
Bob Lemon, L (1, 1) OBP: 0.136, SLG: 0.050			BBBB; 4-0 SH1-3 1B FC6-2 BB	SSS; 0-3 ② K			x 0-0 ② F8			2	0	0	0	1	1	1
Inning Stats	R: 0 E: 0 K: 0 S: 2 H: 0 LOB: 0 BB: 1 P: 6	R: 1 E: 0 K: 0 S: 4 H: 1 LOB: 1 BB: 1 P: 8	R: 2 E: 1 K: 0 S: 5 H: 2 LOB: 2 BB: 2 P: 13	R: 0 E: 0 K: 1 S: 6 H: 1 LOB: 1 BB: 0 P: 6	R: 0 E: 0 K: 0 S: 3 H: 1 LOB: 0 BB: 0 P: 3	R: 0 E: 0 K: 0 S: 3 H: 1 LOB: 0 BB: 0 P: 3	R: 0 E: 0 K: 0 S: 2 H: 0 LOB: 0 BB: 1 P: 6	R: 2 E: 2 K: 0 S: 5 H: 1 LOB: 1 BB: 1 P: 9		1B: 6 2B: 0 3B: 0 HR: 1	SF: 1 SAC: 1 DP: 3 HBP: 0						

PITCHER	IP	WLS	BF	H	R	ER	SO	BB	IBB	HBP	BLK	WP	HR	S	P	ERA	WHIP
Willard Nixon, R (1, 1) ERA: 3.38	8.0	L	34	7	5	2	1	6	0	0	0	0	1	30	54	2.25	1.625

PITCHER	IP	WLS	BF	H	R	ER	SO	BB	IBB	HBP	BLK	WP	HR	S	P	ERA	WHIP

AB	26
R	5
H	7
RBI	3
BB	6
SO	1
LOB	14

WP: 0 PB: 0 SB: 0 CS: 1 PA: 35

Batter	1	2	3	4	5	6	7	8	9	AB	R	H	RBI	BB	SO	LOB
Harry Agganis, L (1, 3) OBP: 0.389, SLG: 0.475	K		1B		F8	HR		4-3		5	1	2	3	0	1	0
Jim Piersall, R (1, 8) OBP: 0.293, SLG: 0.280	F9		SH1-4 1-2		G1-6-3 1B	B1		5-3		4	0	1	0	0	0	0
Ted Williams, L (1, 7) OBP: 0.536, SLG: 0.792 Karl Olson, R (9, 7) OBP: 0.273, SLG: 0.381	BB		BB		G1-6-3 1-2f	1B			4-3	3 0	0 0	1 0	0 0	2 0	0 0	1 0
Jackie Jensen, R (1, 9) OBP: 0.304, SLG: 0.439	P5		P6			SH3-4 WP 1B 1B 1-2 1B			5-3	5	1	2	0	0	0	3
George Kell, R (1, 5) OBP: 0.357, SLG: 0.286		FC5-4 1B BB	F7			1-2 SH3-4 1B BB P5			F7	3	1	0	0	2	0	4
Sammy White, R (1, 2) OBP: 0.220, SLG: 0.370		P5		P4		SH3-4 1-2 2-3	E5 8-5			3	0	0	0	0	0	1
Ted Lepcio, R (1, 4) OBP: 0.311, SLG: 0.308		FC5-4 1-2 1B		SH1-3 BB		3B 2-H 3-H 1B	8-5 2-3f			3	1	2	2	1	0	1
Milt Bolling, R (1, 6) OBP: 0.267, SLG: 0.294		FC5-4 1-2f 2-3		SH1-3 1-2		HR 1-H 3B	K			3	1	1	1	0	1	2
Frank Sullivan, R (1, 1)		K		K		HR BB		K		3	1	0	0	1	3	3
Inning Stats	R: 0 E: 0 K: 1 S: 5 H: 0 LOB: 1 BB: 1 P: 9	R: 0 E: 0 K: 1 S: 6 H: 1 LOB: 2 BB: 1 P: 10	R: 0 E: 0 K: 0 S: 4 H: 1 LOB: 2 BB: 1 P: 8	R: 0 E: 0 K: 1 S: 5 H: 0 LOB: 1 BB: 1 P: 9	R: 0 E: 0 K: 0 S: 3 H: 1 LOB: 0 BB: 0 P: 3	R: 6 E: 0 K: 0 S: 9 H: 6 LOB: 2 BB: 2 P: 17	R: 0 E: 1 K: 1 S: 5 H: 0 LOB: 0 BB: 0 P: 5	R: 0 E: 0 K: 1 S: 5 H: 0 LOB: 0 BB: 0 P: 5	R: 0 E: 0 K: 0 S: 3 H: 0 LOB: 0 BB: 0 P: 3	1B: 7 2B: 1 3B: 1 HR: 1 SF: 0 SAC: 3 DP: 2 HBP: 0						

PITCHER		IP	WLS	BF	H	R	ER	SO	BB	IBB	HBP	BLK	WP	HR	S	P	ERA	WHIP
Whitey Ford, L ERA: 6.93	(1, 1)	6.0	L	32	9	6	6	3	6	0	0	0	1	1	32	56	9.00	2.500
Bob Kuzava, L ERA: 5.84	(7, 1)	2.0		6	0	0	0	2	0	0	0	0	0	0	10	10	0.00	0.000
Tom Gorman, R ERA: 1.69	(9, 1)	1.0		3	0	0	0	0	0	0	0	0	0	0	3	3	0.00	0.000

PITCHER	IP	WLS	BF	H	R	ER	SO	BB	IBB	HBP	BLK	WP	HR	S	P	ERA	WHIP

TOP

Boston Red Sox @ New York Yankees

Yankee Stadium, Bronx, NY

Fri May 21 1954, 3:33 AM EDT
Att. 30,119 - Cloudy - 53 F

livebaseballscorecards.com

AB	32
R	6
H	9
RBI	6
BB	6
SO	5
LOB	15

WP: 1 PA: 41
PB: 0
SB: 0
CS: 0

Batter	1	2	3	4	5	6	7	8	9	AB	R	H	RBI	BB	SO	LOB
Hank Bauer, R (1, 9) OBP: 0.325, SLG: 0.389	E4 K2-3		K			2B 1-H		FC6-4 HR 1-2f		4	1	1	1	0	1	2
Phil Rizzuto, R (1, 6) OBP: 0.321, SLG: 0.337	P6		G6-4-3 1-2f			F8		P5		3	0	0	0	0	0	3
Enos Slaughter, L (8, PH) OBP: 0.413, SLG: 0.432										1	0	0	0	0	0	1
Willy Miranda, S (9, 6)										0	0	0	0	0	0	0
Mickey Mantle, S (1, 8) OBP: 0.318, SLG: 0.432	K2-3 1-2			K		K		HR 1-H		4	1	1	2	0	3	2
Yogi Berra, L (1, 2) OBP: 0.333, SLG: 0.525		K		G3		F8		L5		4	0	0	0	0	1	1
Eddie Robinson, L (1, 3) OBP: 0.294, SLG: 0.261		1B 1B		K			K		G3	4	0	1	0	0	2	0
Gene Woodling, L (1, 7) OBP: 0.394, SLG: 0.405		S 1-3 1B			4-3		FC6-4 1B		4-3	4	0	2	0	0	0	0
Gil McDougald, R (1, 4) OBP: 0.323, SLG: 0.330		K 1-2			K		FC6-4 FC5-4 1-2f		5-3	2	0	0	0	0	2	2
Joe Collins, L (7, PH) OBP: 0.381, SLG: 0.438										1	0	0	0	0	0	1
Jerry Coleman, R (8, 4) OBP: 0.220, SLG: 0.316										1	0	0	0	0	0	0
Andy Carey, R (1, 5) OBP: 0.290, SLG: 0.476		F7			F7		FC5-4 1-2f			3	0	0	0	0	0	3
Whitey Ford, L (1, 1)			G6-4-3 BB			2B 1B		FC6-4 1B		0	0	0	0	1	0	0
Bobby Brown, L (6, PH) OBP: 0.667, SLG: 0.500										1	1	1	0	0	0	0
Bob Kuzava, S (7, 1)										0	0	0	0	0	0	0
Irv Noren, L (8, PH) OBP: 0.349, SLG: 0.404										1	0	1	0	0	0	0
Tom Gorman, R (9, 1)										0	0	0	0	0	0	0
Inning Stats	R: 0 E: 1 K: 1 S: 5 H: 0 LOB: 0 BB: 0 P: 5	R: 0 E: 0 K: 2 S: 9 H: 2 LOB: 2 BB: 0 P: 9	R: 0 E: 0 K: 1 S: 4 H: 0 LOB: 0 BB: 1 P: 8	R: 0 E: 0 K: 2 S: 7 H: 0 LOB: 0 BB: 0 P: 7	R: 0 E: 0 K: 1 S: 5 H: 0 LOB: 0 BB: 0 P: 5	R: 1 E: 0 K: 1 S: 7 H: 2 LOB: 1 BB: 0 P: 7	R: 0 E: 0 K: 1 S: 6 H: 1 LOB: 1 BB: 0 P: 6	R: 2 E: 0 K: 0 S: 5 H: 2 LOB: 0 BB: 0 P: 5	R: 0 E: 0 K: 0 S: 3 H: 0 LOB: 0 BB: 0 P: 3	1B: 5 2B: 1 3B: 0 HR: 1	SF: 0 SAC: 0 DP: 1 HBP: 0						

PITCHER	IP	WLS	BF	H	R	ER	SO	BB	IBB	HBP	BLK	WP	HR	S	P	ERA	WHIP
Frank Sullivan, R (1, 1) ERA: 1.73	9.0	W	34	7	3	3	9	1	0	0	0	0	1	51	55	3.00	0.889

PITCHER	IP	WLS	BF	H	R	ER	SO	BB	IBB	HBP	BLK	WP	HR	S	P	ERA	WHIP

BOTTOM

Boston Red Sox @ New York Yankees

Yankee Stadium, Bronx, NY

Fri May 21 1954, 3:33 AM EDT

Att. 30,119 - Cloudy - 53 F

livebaseballscorecards.com

AB	33
R	3
H	7
RBI	3
BB	1
SO	9
LOB	15

WP: 0	PB: 0	SB: 1	CS: 0
PA: 34			

Batter	1	2	3	4	5	6	7	8	9	AB	R	H	RBI	BB	SO	LOB
Harry Agganis, L (1, 3) OBP: 0.383, SLG: 0.464	S S S 0-3 ① K		0-0 ③ CS 1-2	x 0-0 1B 1B		x 0-0 ② F8		S S S 0-3 ② K		4	0	1	0	0	2	3
Jim Piersall, R (1, 8) OBP: 0.302, SLG: 0.304	x 0-0 L3 1B			x 0-0 ① F9		x 0-0 1-3 2B		x 0-0 ③ B2-3		4	0	2	0	0	0	3
Ted Williams, L (1, 7) OBP: 0.531, SLG: 0.741 Karl Olson, R (9, PR) OBP: 0.273, SLG: 0.381	x 0-0 ②③ L3 1-2			x 0-0 G6-4-3 1-3 1B		S S S 0-3 ③ K			B B B B 4-0 G6-4-3 BB	3 0	0 0	1 0	0 0	1 0	1 0	3 0
Jackie Jensen, R (1, 9) OBP: 0.293, SLG: 0.422		x 0-0 ① E9		x 0-0 ②③ G6-4-3 1-2f			x 0-0 ① 6-3		x 0-0 ①② G6-4-3 1-2f	4	0	0	0	0	0	3
George Kell, R (1, 5) OBP: 0.343, SLG: 0.273		x 0-0 ② 5-3			x 0-0 ① 5-3		x 0-0 ② 6-3		x 0-0 ③ 6-3	4	0	0	0	0	0	1
Sammy White, R (1, 2) OBP: 0.212, SLG: 0.357		x 0-0 ③ P6			x 0-0 ② P6		S S S 0-3 ③ K			3	0	0	0	0	1	0
Ted Lepcio, R (1, 4) OBP: 0.333, SLG: 0.333			x 0-0 FC6-4 1B		S S S 0-3 ③ K			x 0-0 1B 1B		3	0	2	0	0	1	0
Milt Bolling, R (1, 6) OBP: 0.270, SLG: 0.296			x 0-0 ① FC6-4 CS 1-2f			x 0-0 ① F8		x 0-0 1-2 1B		3	0	1	0	0	0	1
Tex Clevenger, R (1, 1) OBP: 0.167, SLG: 0.333 Charlie Maxwell, L (6, PH) OBP: 0.338, SLG: 0.305 Tom Brewer, R (6, 1) Billy Goodman, L (8, PH) OBP: 0.348, SLG: 0.404 Tom Herrin, R (8, 1) Bill Werle, L (8, 1)			S S S 0-3 ② K			B B B B 4-0 2B BB		x 0-0 ① F8		1 0 0 1 0 0	0 0 0 0 0 0	0 0 0 0 0 0	0 1 0 0 0 0	0 0 0 0 0 0	1 0 0 0 0 0	1 0 0 2 0 0
Inning Stats	R: 0 E: 0 K: 1 S: 5 H: 1 LOB: 0 BB: 0 P: 5	R: 0 E: 1 K: 0 S: 3 H: 0 LOB: 0 BB: 0 P: 3	R: 0 E: 0 K: 1 S: 5 H: 1 LOB: 0 BB: 0 P: 5	R: 0 E: 0 K: 0 S: 4 H: 2 LOB: 1 BB: 0 P: 4	R: 0 E: 0 K: 1 S: 5 H: 0 LOB: 0 BB: 0 P: 5	R: 0 E: 0 K: 1 S: 6 H: 1 LOB: 2 BB: 1 P: 10	R: 0 E: 0 K: 1 S: 5 H: 0 LOB: 0 BB: 0 P: 5	R: 0 E: 0 K: 1 S: 7 H: 2 LOB: 2 BB: 0 P: 7	R: 0 E: 0 K: 0 S: 2 H: 0 LOB: 1 BB: 1 P: 6	1B: 6 2B: 2 3B: 0 HR: 0	SF: 0 SAC: 0 DP: 3 HBP: 0						

PITCHER	IP	W/L/S	BF	H	R	ER	SO	BB	IBB	HBP	BLK	WP	HR	S	P	ERA	WHIP
Allie Reynolds, R (1, 1) ERA: 0.99	9.0	W	32	7	0	0	6	2	0	0	0	0	0	42	50	0.00	1.000

PITCHER	IP	W/L/S	BF	H	R	ER	SO	BB	IBB	HBP	BLK	WP	HR	S	P	ERA	WHIP

TOP

Boston Red Sox @ New York Yankees

Yankee Stadium, Bronx, NY

Sat May 22 1954, 3:33 AM EDT
Att. 22,953 - Cloudy - 62 F

livebaseballscorecards.com

AB	30
R	0
H	7
RBI	0
BB	2
SO	6
LOB	17

WP: 0 PB: 0 SB: 0 CS: 1 PA: 33

BOTTOM

Boston Red Sox @ New York Yankees

Yankee Stadium, Bronx, NY

Sat May 22 1954, 3:33 AM EDT

Att. 22,953 - Cloudy - 62 F

livebaseballscorecards.com

Batter	1	2	3	4	5	6	7	8	9	AB	R	H	RBI	BB	SO	LOB
Hank Bauer, R (1, 9) OBP: 0.328, SLG: 0.402	K		6-3 1B 2B		SH3-4 HR 1B	K		SF8		4	2	2	2	0	2	0
Phil Rizzuto, R (1, 6) OBP: 0.321, SLG: 0.337	6-3		6-3		SH3-4		3B 1B	K		3	1	1	0	0	0	1
Willy Miranda, S (8, 6)										0	0	0	0	0	0	0
Enos Slaughter, L (8, PH) OBP: 0.404, SLG: 0.421										1	0	0	0	0	1	2
Jerry Coleman, R (9, 6) OBP: 0.220, SLG: 0.316										0	0	0	0	0	0	0
Mickey Mantle, S (1, 8) OBP: 0.344, SLG: 0.519	1B		1B S E		HR		3B	5-3		5	2	4	4	0	0	2
Yogi Berra, L (1, 2) OBP: 0.338, SLG: 0.524	3-1		E		FC3-6		L6			4	0	2	0	0	0	2
Eddie Robinson, L (1, 3) OBP: 0.273, SLG: 0.240		F8	E3 FC4-6		FC3-6 FC3		P6			4	0	0	0	0	0	3
Joe Collins, L (8, 3) OBP: 0.381, SLG: 0.438										0	0	0	0	0	0	0
Gene Woodling, L (1, 7) OBP: 0.379, SLG: 0.386		1-3	FC4-6		FC3 FC6-4		F7			4	0	0	0	0	0	4
Gil McDougald, R (1, 4) OBP: 0.321, SLG: 0.321		L5		F7	FC6-4			SH 1B SF8 BB		3	1	0	0	1	0	2
Andy Carey, R (1, 5) OBP: 0.301, SLG: 0.470			SH3-4 2B HBP	6-3		4-3		SH 1B		3	1	1	0	0	0	0
Allie Reynolds, R (1, 1) OBP: 0.375, SLG: 0.400			SH3-4	K		4-3		SH		2	0	0	0	0	1	0
Inning Stats	R: 0 E: 0 K: 1 S: 6 H: 1 LOB: 1 BB: 0 P: 6	R: 0 E: 0 K: 0 S: 3 H: 0 LOB: 0 BB: 0 P: 3	R: 3 E: 1 K: 0 S: 7 H: 3 LOB: 2 BB: 0 P: 8	R: 0 E: 0 K: 1 S: 5 H: 0 LOB: 0 BB: 0 P: 5	R: 2 E: 1 K: 0 S: 7 H: 3 LOB: 2 BB: 0 P: 7	R: 0 E: 0 K: 1 S: 5 H: 0 LOB: 0 BB: 0 P: 5	R: 1 E: 0 K: 0 S: 5 H: 2 LOB: 1 BB: 0 P: 5	R: 1 E: 0 K: 1 S: 7 H: 1 LOB: 2 BB: 1 P: 11		1B: 7 2B: 1 3B: 1 HR: 1	SF: 1 SAC: 3 DP: 0 HBP: 1						

	AB	33
	R	7
	H	10
	RBI	6
	BB	1
	SO	4
	LOB	16

WP: 0 PB: 0 SB: 1 CS: 0 PA: 39

PITCHER		IP	WLS	BF	H	R	ER	SO	BB	IBB	HBP	BLK	WP	HR	S	P	ERA	WHIP
Tex Clevenger, R ERA: 3.54	(1, 1)	5.0	L	25	7	5	4	2	0	0	1	0	0	1	28	29	7.20	1.400
Tom Brewer, R ERA: 3.38	(6, 1)	2.0		8	2	1	1	1	0	0	0	0	0	0	10	10	4.50	1.000
Tom Herrin, R ERA: 5.4	(8, 1)	0.1		4	1	1	1	0	1	0	0	0	0	0	3	7	27.00	6.000
Bill Werle, L ERA: 4.7	(8, 1)	0.2		2	0	0	0	1	0	0	0	0	0	0	4	4	0.00	0.000

PITCHER	IP	WLS	BF	H	R	ER	SO	BB	IBB	HBP	BLK	WP	HR	S	P	ERA	WHIP

Batter	1	2	3	4	5	6	7	8	9	AB	R	H	RBI	BB	SO	LOB
Harry Agganis, L (1, 3) OBP: 0.380, SLG: 0.456	0-0 E FC6 FC5-2 1B	0-0 ② F9		0-0 ② F8		S S S 0-3 ③ K		0-0 ① F9	1B 1B	6	1	2	0	0	1	2
Jim Piersall, R (1, 8) OBP: 0.315, SLG: 0.318	0-0 FC6 FC5-2 1-3 1B	0-0 ③ 4-3		0-0 BB 1-2 1B			0-0 ① 5-3	0-0 BB 1B	0-0 1B 1-2 1B	6	3	3	0	0	0	2
Ted Williams, L (1, 7) OBP: 0.579, SLG: 0.733	I I I I 4-0 FC5-2 1B IBB		0-0 ① G3	B B B B 4-0 1-2 2-3 BB			0-0 BB 1B 1B	B B B B 4-0 1-2 1B BB	0-0 L5-4 1B 1-2 2-H 1B	3	3	2	1	3	0	0
Jackie Jensen, R (1, 9) OBP: 0.283, SLG: 0.406 Floyd Baker, L (8, PH) OBP: 0.250, SLG: 0.375 Karl Olson, R (8, 9) OBP: 0.304, SLG: 0.409	0-0 ① FC5-2 1B FC1-2-5-2 1-2 2-3 3-Hf	S S S 0-3 ② K	0-0 ③ G3			0-0 ② F8	0-0 ② P6	0-0 1-2 2-H	4 0 0 0 0 1 7 1 0 0 0 0 0 2 1 0 1 1 0 0 0							
George Kell, R (1, 5) OBP: 0.361, SLG: 0.290	0-0 FC1-2-5-2 2B 1-3 2-H 3-H 1B	B B B B 4-0 1B BB		0-0 ① F8		1B BB 1-2 1B	BB 1B 1-2 2-H 1B	0-0 ② ③ L5-4 2-3		5	2	3	3	1	0	2
Sammy White, R (1, 2) OBP: 0.233, SLG: 0.364	0-0 ② FC1-2-5-2 2B 1-2 3-H	0-0 1-2 1B		0-0 ② F8		B B B B 4-0 1B 1-2 2-3 BB	0-0 BB 1-2 2-H 1B			4	1	2	1	1	0	2
Ted Lepcio, R (1, 4) OBP: 0.358, SLG: 0.370 (7, 6)	0-0 ③ 1-H 2-H 2B	0-0 ③ 5-3		0-0 ③ 6-3			0-0 1B 1-2 2-3 3-H 1B	B B B B 4-0 1-2 2-3 BB		4	0	2	2	1	0	2
Milt Bolling, R (1, 6) OBP: 0.288, SLG: 0.316 Billy Goodman, L (7, PH) OBP: 0.351, SLG: 0.406 (7, 4)		0-0 FC1-6 1B		0-0 FC6 1B		0-0 ① F7	0-0 1-2 2-H 3-H 1B	0-0 ③ F7		3	0	2	0	0	0	0
										2	0	1	2	0	0	3
Bill Henry, L (1, 1) OBP: 0.211, SLG: 0.167 Charlie Maxwell, L (6, PH) OBP: 0.333, SLG: 0.300 Hal Brown, R (6, 1) OBP: 0.286, SLG: 0.167 Don Lenhardt, R (7, PH) OBP: 0.237, SLG: 0.176 Ellis Kinder, R (7, 1) OBP: 0.200, SLG: 0.200	0-0 ① FC1-6 1-2f			0-0 ① FC6 BB 1B 1-2f		0-0 ② F8	0-0 ③ 6-3		0-0 ① L3	2	0	0	0	0	0	2
										1	0	0	0	0	0	0
										0	0	0	0	0	0	0
										1	0	0	0	0	0	2
										1	0	0	0	0	0	0
Inning Stats	R: 3 E: 1 K: 0 S: 6 H: 3 LOB: 2 BB: 1 P: 10	R: 0 E: 0 K: 0 S: 4 H: 1 LOB: 1 BB: 0 P: 4	R: 0 E: 0 K: 1 S: 6 H: 1 LOB: 2 BB: 1 P: 10	R: 0 E: 0 K: 0 S: 5 H: 2 LOB: 3 BB: 1 P: 9	R: 0 E: 0 K: 0 S: 3 H: 0 LOB: 0 BB: 0 P: 3	R: 0 E: 0 K: 1 S: 5 H: 0 LOB: 0 BB: 0 P: 5	R: 3 E: 0 K: 0 S: 7 H: 4 LOB: 2 BB: 1 P: 11	R: 2 E: 0 K: 0 S: 6 H: 3 LOB: 3 BB: 2 P: 14	R: 2 E: 0 K: 0 S: 6 H: 4 LOB: 1 BB: 0 P: 6	1B: 17 2B: 2 3B: 0 HR: 0	SF: 0 SAC: 0 DP: 1 HBP: 0						

TOP

Boston Red Sox @ New York Yankees

Yankee Stadium, Bronx, NY

Sun May 23 1954, 3:33 AM EDT

Att. 38,524 - Cloudy - 66 F

livebaseballscorecards.com

AB	44
R	10
H	18
RBI	10
BB	6
SO	2
LOB	26

PITCHER		IP	WLS	BF	H	R	ER	SO	BB	IBB	HBP	BLK	WP	HR	S	P	ERA	WHIP
Tom Morgan, R ERA: 2.82	(1, 1)	4.0		22	7	3	2	1	2	1	0	0	0	0	21	33	4.50	2.250
Johnny Sain, R ERA: 2.37	(5, 1)	3.2	L	19	6	5	5	1	2	0	0	0	0	0	19	27	12.27	2.182
Tom Gorman, R ERA: 1.69	(8, 1)	0.0		2	1	0	0	0	1	0	0	0	0	0	1	5	∞	∞
Bob Kuzava, L ERA: 6.59	(8, 1)	1.1		7	4	2	2	0	0	0	0	0	0	0	7	7	13.50	3.000

PITCHER	IP	WLS	BF	H	R	ER	SO	BB	IBB	HBP	BLK	WP	HR	S	P	ERA	WHIP

WP: 0	PA: 50
PB: 0	
SB: 0	
CS: 0	

BOTTOM

Batter	1	2	3	4	5	6	7	8	9	AB	R	H	RBI	BB	SO	LOB
Hank Bauer, R (1, 9) OBP: 0.354, SLG: 0.443	1B		BB	BB	2B		SH1-3		3B	3	3	3	1	2	0	0
Phil Rizzuto, R (1, 6) OBP: 0.327, SLG: 0.337	F9		FC6	FC4-6 1B	BB		P4		HR	3	1	1	1	1	0	2
Enos Slaughter, L (7, PH) OBP: 0.396, SLG: 0.410										1	0	0	0	0	0	1
Willy Miranda, S (8, 6)										0	0	0	0	0	0	0
Irv Noren, L (9, PH) OBP: 0.359, SLG: 0.466										1	1	1	2	0	0	0
Mickey Mantle, S (1, 8) OBP: 0.354, SLG: 0.548	P4		HR	FC4-6 1B	IBB			B5-3	K	5	1	2	4	1	1	1
Yogi Berra, L (1, 2) OBP: 0.326, SLG: 0.504	F2		4-3	FC4-6	F9			F7		5	0	0	0	0	0	6
Bill Skowron, R (1, 3) OBP: 0.313, SLG: 0.466		4-3 2B	BB 1B	FC6-4		6-3		BB 1B		4	0	2	0	0	0	2
Joe Collins, L (7, 3) OBP: 0.395, SLG: 0.455										1	0	1	0	0	0	0
Gene Woodling, L (1, 7) OBP: 0.380, SLG: 0.374		4-3	BB		K	G3		BB		3	0	0	0	2	1	1
Andy Carey, R (1, 5) OBP: 0.299, SLG: 0.449		K	F7		1B 2B BB	4-3		K		3	1	0	0	1	1	3
Eddie Robinson, L (8, PH) OBP: 0.268, SLG: 0.235										1	0	0	0	0	1	2
Gil McDougald, R (9, 5) OBP: 0.321, SLG: 0.321										0	0	0	0	0	0	0
Jerry Coleman, R (1, 4) OBP: 0.219, SLG: 0.306		P3		E6 1-4-3 1B	2B S E 1B		L3		1-3	5	2	1	0	0	0	1
Tom Morgan, R (1, 1) OBP: 0.167, SLG: 0.182			F7	1-4-3	F9		SH1-3 1B		F8	1	0	0	0	0	0	0
Bob Cerv, R (4, PH) OBP: 0.192, SLG: 0.391										1	0	0	0	0	0	1
Johnny Sain, R (5, 1) OBP: 0.250, SLG: 0.250										2	0	1	0	0	0	2
Tom Gorman, R (8, 1)										0	0	0	0	0	0	0
Bob Kuzava, S (8, 1)										0	0	0	0	0	0	0
Bobby Brown, L (9, PH) OBP: 0.500, SLG: 0.333										1	0	0	0	0	0	0
Inning Stats	R: 0 E: 0 K: 0 S: 4 H: 1 LOB: 1 BB: 0 P: 4	R: 0 E: 0 K: 1 S: 6 H: 1 LOB: 1 BB: 0 P: 6	R: 3 E: 1 K: 0 S: 6 H: 2 LOB: 2 BB: 2 P: 14	R: 2 E: 1 K: 0 S: 6 H: 2 LOB: 2 BB: 1 P: 10	R: 2 E: 1 K: 1 S: 7 H: 2 LOB: 3 BB: 3 P: 19	R: 0 E: 0 K: 0 S: 3 H: 0 LOB: 0 BB: 0 P: 3	R: 0 E: 0 K: 0 S: 4 H: 1 LOB: 1 BB: 0 P: 4	R: 0 E: 0 K: 1 S: 6 H: 1 LOB: 2 BB: 1 P: 10	R: 2 E: 0 K: 1 S: 7 H: 2 LOB: 0 BB: 0 P: 7	1B: 7 2B: 2 3B: 1 HR: 2 SF: 0 SAC: 1 DP: 0 HBP: 0	WP: 0 PB: 0 SB: 1 CS: 0 PA: 48					

PITCHER		IP	WLS	BF	H	R	ER	SO	BB	IBB	HBP	BLK	WP	HR	S	P	ERA	WHIP
Bill Henry, L ERA: 3.56	(1, 1)	5.0		31	8	7	4	2	5	1	0	0	0	1	29	53	7.20	2.600
Hal Brown, R ERA: 2.95	(6, 1)	1.0		3	0	0	0	0	0	0	0	0	0	0	3	3	0.00	0.000
Ellis Kinder, R ERA: 5.14	(7, 1)	3.0	W	14	4	2	2	2	1	0	0	0	0	1	17	21	6.00	1.667

PITCHER	IP	WLS	BF	H	R	ER	SO	BB	IBB	HBP	BLK	WP	HR	S	P	ERA	WHIP

Boston Red Sox @ New York Yankees

Yankee Stadium, Bronx, NY

Sun May 23 1954, 3:33 AM EDT
Att. 38,524 - Cloudy - 66 F

livebaseballscorecards.com

AB	40
R	9
H	12
RBI	8
BB	7
SO	4
LOB	22

Batter	1	2	3	4	5	6	7	8	9	AB	R	H	RBI	BB	SO	LOB
Harry Agganis, L (1, 3) OBP: 0.375, SLG: 0.457	SSS 0-3 ① K		x 0-0 ① F8		x 0-0 2B		x 0-0 ③ F7			4	0	1	0	0	1	1
Jim Piersall, R (1, 8) OBP: 0.333, SLG: 0.341	x 0-0 1B 2B		BBBB 4-0 BB BB		x 0-0 ③ F9			x 0-0 FC4-6 1B		3	1	2	0	1	0	1
Ted Williams, L (1, 7) OBP: 0.571, SLG: 0.697	x 0-0 BB BB 2-H 1B		BBBB 4-0 G6-4-3 1-2 BB			x 0-0 ① 3-1		x 0-0 ① FC4-6 G5-4-3 1-2f		3	0	1	1	1	0	1
Jackie Jensen, R (1, 9) OBP: 0.290, SLG: 0.422	BBBB 4-0 L5-4 BB 1-2 BB		x 0-0 ② ③ G6-4-3 1-2f			x 0-0 2B 3B		x 0-0 ② ③ G5-4-3 1-2f		3	1	1	0	1	0	3
Billy Goodman, L (1, 5) OBP: 0.356, SLG: 0.413	BBBB 4-0 1-2 2-3 BB			x 0-0 E6 G6-4-3		x 0-0 L5-4 3-H 2B			x 0-0 ① F7	3	0	1	1	1	0	0
Sammy White, R (1, 2) OBP: 0.234, SLG: 0.391	x 0-0 ② ③ L5-4 2-3			x 0-0 ① ② G6-4-3 1-2f		x 0-0 ② ③ L5-4 2-3			x 0-0 HR	4	1	1	1	0	0	5
Ted Lepcio, R (1, 4) OBP: 0.351, SLG: 0.360		x 0-0 ① F6		x 0-0 ③ F7			x 0-0 B3-6 SH 1B		x 0-0 ② 1-3	4	0	1	0	0	0	0
Milt Bolling, R (1, 6) OBP: 0.275, SLG: 0.300		x 0-0 ② 5-3			x 0-0 ① P6		x 0-0 SH 1-2		SSS 0-3 ③ K	3	0	0	0	0	1	0
Willard Nixon, L (1, 1)		x 0-0 ③ G3			x 0-0 ② F8		x 0-0 ① ② B3-6 2-3f			3	0	0	0	0	0	2

| Inning Stats | | |

Batter	1	2	3	4	5	6	7	8	9	AB	R	H	RBI	BB	SO	LOB
Joe Demaestri, R (1, 6) OBP: 0.217, SLG: 0.256	S S S 0-3 ① K		x 0-0 ③ F4		x 0-0 ③ F7			x 0-0 SH3-4 1B		4	0	1	0	0	1	0
Spook Jacobs, R (1, 4) OBP: 0.352, SLG: 0.315	B B B B 4-0 G3 PB BB		x 0-0 BB 1B 1B			x 0-0 ① 1-3		x 0-0 ① SH3-4 1-2		2	1	1	0	1	0	0
Don Bollweg, L (1, 3) OBP: 0.317, SLG: 0.275	x 0-0 ② G3 1-3			x 0-0 ① F9		x 0-0 ② 4-3		B B B B 4-0 BB		3	0	0	0	1	0	2
Gus Zernial, R (1, 7) OBP: 0.331, SLG: 0.405	x 0-0 ③ F7			S S S 0-3 ② K		x 0-0 ③ 5-3		x 0-0 ② F7		4	0	0	0	0	1	4
Elmer Valo, L (1, 9) OBP: 0.333, SLG: 0.267		x 0-0 ① G3		B B B B 4-0 1B 1-2 BB			x 0-0 ① 6-3	x 0-0 ③ 6-3		3	0	0	0	1	0	2
Vic Power, R (1, 8) OBP: 0.281, SLG: 0.349		x 0-0 ② 4-3		x 0-0 FC6-4 1-2 2-H 1B			x 0-0 ② 6-3		x 0-0 ① P5	4	0	1	1	0	0	0
Jim Finigan, R (1, 5) OBP: 0.420, SLG: 0.500		x 0-0 ③ F7		x 0-0 ③ FC6-4 1-2f			x 0-0 1B 2B		x 0-0 ② P5	4	1	1	0	0	0	2
Joe Astroth, R (1, 2) OBP: 0.161, SLG: 0.138			x 0-0 ① 1-3		x 0-0 ① 5-3		x 0-0 2-H 1B		x 0-0 ③ F9	4	0	1	1	0	0	0
Marion Fricano, R (1, 1) OBP: 0.222, SLG: 0.222 Lou Limmer, L (7, PH) OBP: 0.267, SLG: 0.120 Morrie Martin, L (8, 1) OBP: 0.308, SLG: 0.385			x 0-0 ② 4-3		x 0-0 ② 1-3		S S S 0-3 ③ K			2 1 0	0 0 0	0 0 0	0 0 0	0 1 0	0 1 0	0 1 0
Inning Stats	R: 0 H: 0 E: 0 LOB: 1 K: 1 BB: 1 S: 5 P: 9	R: 0 H: 0 E: 0 LOB: 0 K: 0 BB: 0 S: 3 P: 3	R: 0 H: 0 E: 0 LOB: 0 K: 0 BB: 0 S: 3 P: 3	R: 1 H: 2 E: 0 LOB: 2 K: 1 BB: 1 S: 7 P: 11	R: 0 H: 0 E: 0 LOB: 0 K: 0 BB: 0 S: 3 P: 3	R: 0 H: 0 E: 0 LOB: 0 K: 0 BB: 0 S: 3 P: 3	R: 1 H: 2 E: 0 LOB: 1 K: 1 BB: 0 S: 7 P: 7	R: 0 H: 1 E: 0 LOB: 2 K: 0 BB: 1 S: 4 P: 8	R: 0 H: 0 E: 0 LOB: 0 K: 0 BB: 0 S: 3 P: 3	1B: 4 SF: 0 2B: 1 SAC: 1 3B: 0 DP: 0 HR: 0 HBP: 0						WP: 0 PA: 35 PB: 1 SB: 0 CS: 0

PITCHER	IP	WLS	BF	H	R	ER	SO	BB	IBB	HBP	BLK	WP	HR	S	P	ERA	WHIP
Willard Nixon, R (1, 1) ERA: 3.0	9.0	W	35	5	2	2	3	3	0	0	0	0	0	38	50	2.00	0.889

PITCHER	IP	WLS	BF	H	R	ER	SO	BB	IBB	HBP	BLK	WP	HR	S	P	ERA	WHIP

BOTTOM

Boston Red Sox @ Philadelphia Athletics

Connie Mack Stadium, Philadelphia, PA

Tue May 25 1954, 3:33 AM EDT

Att. 4,594 - Unknown

livebaseballscorecards.com

AB	31
R	2
H	5
RBI	2
BB	3
SO	3
LOB	11

Batter	1	2	3	4	5	6	7	8	9	10	AB	R	H	RBI	BB	SO	LOB
Harry Agganis, L (1, 3) OBP: 0.364, SLG: 0.434	K		BB, 1B, BB	4-3		F9		3-1		K	5	1	0	0	1	2	3
Jim Piersall, R (1, 8) OBP: 0.337, SLG: 0.348	5-3		F9		1B, 1B, BB		F9		F8, SF7, 2B		4	2	1	0	1	0	1
Ted Williams, L (1, 7) OBP: 0.553, SLG: 0.649	3-1		1B, 1-2, BB		1B, 1-2, 1B		3-1		F8, 2-3		4	0	1	0	1	0	1
Jackie Jensen, R (1, 9) OBP: 0.310, SLG: 0.432		1B, BB	1-2, 2-H, 1B		FC6-4, 1-2, 2-H, 1B		WP, BB		SF7, 3-H		2	0	2	3	2	0	0
Billy Goodman, L (1, 5) (8, 4) OBP: 0.341, SLG: 0.395		F8	F8		F2		1-3, 1-3		P5		5	0	0	0	0	0	6
Sammy White, R (1, 2) OBP: 0.232, SLG: 0.381		BB, 1-3, 1B	3-1		K			K	K	K	5	0	1	0	0	3	4
Ted Lepcio, R (1, 4) (8, 6) OBP: 0.355, SLG: 0.352		P4		4-3	FC6-4, 1-2f			WP, 5-3, HR, 1B		BB	4	1	1	0	1	0	4
Milt Bolling, R (1, 6) OBP: 0.292, SLG: 0.295		1-2, BB		BB		4-3		5-3, 1-2		1-2, BB	1	0	0	0	2	0	0
Del Wilber, R (8, PH)											1	0	0	0	0	0	1
Grady Hatton, L (8, 5) OBP: 0.289, SLG: 0.194											0	0	0	0	1	0	0
Leo Kiely, L (1, 1) OBP: 0.083, SLG: 0.083											1	0	0	0	0	0	3
Charlie Maxwell, L (4, PH) OBP: 0.320, SLG: 0.295											1	0	0	0	0	1	1
Hal Brown, R (4, 1) OBP: 0.250, SLG: 0.143											1	0	0	0	0	0	0
Don Lenhardt, R (8, PH) OBP: 0.256, SLG: 0.286											1	1	1	2	0	0	0
Ellis Kinder, R (8, 1) OBP: 0.200, SLG: 0.200											0	0	0	0	0	0	0
Floyd Baker, L (10, PH) OBP: 0.222, SLG: 0.333											1	0	0	0	0	0	2
Tom Herrin, R (10, 1)											0	0	0	0	0	0	0
Bill Werle, L (10, 1)		4-3		K		F7		HR, 2-H		L3	0	0	0	0	0	0	0
Inning Stats	R: 0 E: 0 K: 1 S: 5 H: 0 LOB: 0 BB: 0 P: 5	R: 0 E: 0 K: 0 S: 4 H: 1 LOB: 3 BB: 2 P: 12	R: 1 E: 0 K: 0 S: 4 H: 1 LOB: 2 BB: 2 P: 12	R: 0 E: 0 K: 1 S: 5 H: 0 LOB: 1 BB: 1 P: 9	R: 1 E: 0 K: 1 S: 7 H: 2 LOB: 2 BB: 1 P: 11	R: 0 E: 0 K: 0 S: 3 H: 0 LOB: 0 BB: 0 P: 3	R: 0 E: 0 K: 0 S: 3 H: 0 LOB: 1 BB: 1 P: 7	R: 2 E: 0 K: 1 S: 7 H: 2 LOB: 0 BB: 0 P: 7	R: 1 E: 0 K: 0 S: 4 H: 1 LOB: 0 BB: 0 P: 4	R: 0 E: 0 K: 2 S: 7 H: 0 LOB: 2 BB: 2 P: 15						

PITCHER		IP	WLS	BF	H	R	ER	SO	BB	IBB	HBP	BLK	WP	HR	S	P	ERA	WHIP
Art Ditmar, R ERA: 5.4	(1, 1)	7.0		32	4	2	2	3	7	0	0	0	1	0	31	59	2.57	1.571
Morrie Martin, L ERA: 4.25	(8, 1)	2.0		9	3	3	3	1	0	0	0	0	1	1	11	11	13.50	1.500
Moe Burtschy, R ERA: 2.4	(10, 1)	1.0	W	5	0	0	0	2	2	0	0	0	0	0	7	15	0.00	2.000

PITCHER	IP	WLS	BF	H	R	ER	SO	BB	IBB	HBP	BLK	WP	HR	S	P	ERA	WHIP

TOP

Boston Red Sox @ Philadelphia Athletics

Connie Mack Stadium, Philadelphia, PA

Wed May 26 1954, 3:33 AM EDT
Att. 4,154 - Unknown

livebaseballscorecards.com

AB	36
R	5
H	7
RBI	5
BB	9
SO	6
LOB	26

1B: 5	SF: 1	WP: 3	PA: 46
2B: 1	SAC: 0	PB: 0	
3B: 0	DP: 0	SB: 0	
HR: 1	HBP: 0	CS: 0	

Batter	1	2	3	4	5	6	7	8	9	10	AB	R	H	RBI	BB	SO	LOB
Spook Jacobs, R (1, 4) OBP: 0.354, SLG: 0.318	B5-3		BB HR 1-2 1B		F7			SH3-4 1B 1B	L9		5	2	2	0	0	0	1
Elmer Valo, L (1, 9) OBP: 0.326, SLG: 0.242	6-3		HR 1-2 2-3 BB		F7			SH3-4 1-2		4-3	3	1	0	0	1	0	0
Jim Finigan, R (1, 5) OBP: 0.432, SLG: 0.500	FC6-4 1B		P6			F8		1B BB		5-3 1B 1B	4	1	2	0	1	0	3
Gus Zernial, R (1, 7) OBP: 0.326, SLG: 0.422	FC6-4 1-2f		1-H 2-H 3-H HR			F9		F9		5-3 1-2	5	1	1	4	0	0	4
Vic Power, R (1, 8) OBP: 0.293, SLG: 0.353		FC3-6 1B	K			L4		FC6 1-2 2-H 1B		1B IBB	4	0	2	1	1	1	0
Don Bollweg, L (1, 3) OBP: 0.308, SLG: 0.264		FC3-6 G5-4-3 1-2f		P5			K	FC6 1-2f		1-2 2-H 1B	4	0	0	0	0	1	3
Bill Renna, R (10, PH) OBP: 0.331, SLG: 0.426											1	0	1	1	0	0	0
Joe Demaestri, R (1, 6) OBP: 0.211, SLG: 0.248		G5-4-3 1-2f		1-3			5-3		F8		4	0	0	0	0	0	1
Joe Astroth, R (1, 2) OBP: 0.200, SLG: 0.156			BB HR 1B BB				E6		1B		3	1	1	0	1	1	0
Art Ditmar, R (1, 1)			K		6-3		K		K		2	0	0	0	0	1	1
Lou Limmer, L (7, PH) OBP: 0.258, SLG: 0.115											1	0	0	0	0	1	1
Morrie Martin, L (8, 1) OBP: 0.308, SLG: 0.385											0	0	0	0	0	0	0
Jim Robertson, R (9, PH) OBP: 0.320, SLG: 0.200											1	0	0	0	0	1	1
Moe Burtschy, R (10, 1) OBP: 0.500, SLG: 0.500											0	0	0	0	0	0	0
Inning Stats	R: 0 H: 1 E: 0 LOB: 1 K: 0 BB: 0 S: 4 P: 4	R: 0 H: 1 E: 0 LOB: 0 K: 0 BB: 0 S: 3 P: 3	R: 4 H: 2 E: 0 LOB: 0 K: 2 BB: 2 S: 9 P: 17	R: 0 H: 0 E: 0 LOB: 0 K: 1 BB: 0 S: 5 P: 5	R: 0 H: 0 E: 0 LOB: 0 K: 0 BB: 0 S: 3 P: 3	R: 0 H: 0 E: 0 LOB: 0 K: 0 BB: 0 S: 3 P: 3	R: 0 H: 0 E: 1 LOB: 1 K: 2 BB: 0 S: 8 P: 8	R: 1 H: 2 E: 0 LOB: 2 K: 0 BB: 1 S: 5 P: 9	R: 0 H: 1 E: 0 LOB: 1 K: 1 BB: 0 S: 6 P: 6	R: 1 H: 2 E: 0 LOB: 2 K: 0 BB: 1 S: 4 P: 8	1B: 8 SF: 0 2B: 0 SAC: 1 3B: 0 DP: 1 HR: 1 HBP: 0						

PITCHER		IP	WLS	BF	H	R	ER	SO	BB	IBB	HBP	BLK	WP	HR	S	P	ERA	WHIP
Leo Kiely, L ERA: 4.88	(1, 1)	3.0		14	4	4	4	2	2	0	0	0	0	1	16	24	12.00	2.000
Hal Brown, R ERA: 2.42	(4, 1)	4.0		13	0	0	0	3	0	0	0	0	0	0	19	19	0.00	0.000
Ellis Kinder, R ERA: 5.06	(8, 1)	2.0		10	3	1	1	1	1	0	0	0	0	0	11	15	4.50	2.000
Tom Herrin, R ERA: 6.35	(10, 1)	0.2	L	4	1	1	1	0	0	1	0	0	0	0	3	7	13.50	1.500
Bill Werle, L ERA: 4.7	(10, 1)	0.0		1	1	0	0	0	0	0	0	0	0	0	1	1	∞	∞

PITCHER	IP	WLS	BF	H	R	ER	SO	BB	IBB	HBP	BLK	WP	HR	S	P	ERA	WHIP

BOTTOM

Boston Red Sox @ Philadelphia Athletics

Connie Mack Stadium, Philadelphia, PA

Wed May 26 1954, 3:33 AM EDT

Att. 4,154 - Unknown

livebaseballscorecards.com

AB	37
R	6
H	9
RBI	6
BB	4
SO	6
LOB	15

Batter	1	2	3	4	5	6	7	8	9	AB	R	H	RBI	BB	SO	LOB
Hank Bauer, R (1, 9) OBP: 0.360, SLG: 0.466	P4		P5	F8		1B 1B 1-2 2-H	F9		L6	2	0	0	0	0	0	0
Eddie Robinson, L (4, PH) OBP: 0.259, SLG: 0.226										1	0	0	0	0	0	3
Tom Morgan, R (4, 1) OBP: 0.167, SLG: 0.182										0	0	0	0	0	0	0
Bobby Brown, L (6, PH) OBP: 0.600, SLG: 0.500										1	1	1	1	0	0	0
Bob Grim, R (6, 1)										2	0	0	0	0	0	2
Jerry Coleman, R (1, 6) OBP: 0.237, SLG: 0.365	6-3			HR	K	1B 1-2 2-H		4-3	4-3	6	2	2	2	0	1	2
Mickey Mantle, S (1, 8) OBP: 0.375, SLG: 0.543	K			BB 1B 5-3	BB G3	BB 1B 1B 1-2 2-H		L5		3	2	1	1	2	1	0
Yogi Berra, L (1, 2) OBP: 0.325, SLG: 0.483		4-3		5-3 1-2	G3 1-2	BB 1B 1-2 2-H		BB		4	1	1	1	1	0	2
Gene Woodling, L (1, 7) OBP: 0.392, SLG: 0.361		FC4-6 BB		BB 1B BB	F7	1B 1-2 2-3 BB		F7		2	1	0	0	3	0	2
Joe Collins, L (1, 3) OBP: 0.393, SLG: 0.455		FC4-6 WP S 1-2f		F7	6-3 1B				SH5-4 1B BB	4	1	1	2	1	0	3
Gil McDougald, R (1, 4) OBP: 0.325, SLG: 0.299		P1 1-3		BB 1B 1-2 2-3 BB	6-3 F9				SH5-4 1-2	3	0	0	0	1	0	3
Andy Carey, R (1, 5) OBP: 0.354, SLG: 0.455			G3	BB 1-2 2-H 3-H 1B		BB 1B BB	F9		2-H 1B	4	1	2	3	1	0	0
Allie Reynolds, R (1, 1) OBP: 0.353, SLG: 0.375			K	1-2 2-3 BB		1B 1-2 1B BB	F9		IBB	1	0	0	0	0	1	0
Enos Slaughter, L (4, PH) OBP: 0.423, SLG: 0.400										1	1	0	0	3	0	0
(4, 9)																
Inning Stats	R: 0 E: 0 K: 1 S: 5 H: 0 LOB: 0 BB: 0 P: 5	R: 0 E: 0 K: 0 S: 3 H: 0 LOB: 1 BB: 1 P: 7	R: 0 E: 0 K: 1 S: 5 H: 0 LOB: 0 BB: 0 P: 5	R: 3 E: 0 K: 0 S: 5 H: 2 LOB: 3 BB: 4 P: 21	R: 0 E: 0 K: 1 S: 5 H: 0 LOB: 1 BB: 1 P: 9	R: 6 E: 0 K: 0 S: 8 H: 5 LOB: 2 BB: 3 P: 20	R: 0 E: 0 K: 0 S: 3 H: 0 LOB: 0 BB: 0 P: 3	R: 0 E: 0 K: 0 S: 3 H: 0 LOB: 1 BB: 1 P: 7	R: 1 E: 0 K: 0 S: 4 H: 1 LOB: 2 BB: 2 P: 12	1B: 7 2B: 0 3B: 0 HR: 1 SF: 0 SAC: 1 DP: 0 HBP: 0						

PITCHER		IP	WLS	BF	H	R	ER	SO	BB	IBB	HBP	BLK	WP	HR	S	P	ERA	WHIP
Frank Sullivan, R ERA: 2.43	(1, 1)	3.2		18	2	3	3	2	5	0	0	0	1	1	17	37	7.36	1.909
Tom Herrin, R ERA: 9.39	(4, 1)	2.0		11	2	4	4	1	3	0	0	0	0	0	10	22	18.00	2.500
Ellis Kinder, R ERA: 6.19	(6, 1)	0.0		4	3	2	2	0	1	0	0	0	0	0	3	7	∞	∞
Hal Brown, R ERA: 2.45	(6, 1)	3.1	L	14	1	1	1	0	2	1	0	0	0	0	11	23	2.70	0.900

PITCHER	IP	WLS	BF	H	R	ER	SO	BB	IBB	HBP	BLK	WP	HR	S	P	ERA	WHIP

TOP

New York Yankees @ Boston Red Sox

Fenway Park, Boston, MA

Fri May 28 1954, 3:33 AM EDT

Att. 31,034 - Unknown

livebaseballscorecards.com

AB	34
R	10
H	8
RBI	10
BB	12
SO	3
LOB	17

WP: 1	PA: 47
PB: 0	
SB: 1	
CS: 0	

Batter	1	2	3	4	5	6	7	8	9	AB	R	H	RBI	BB	SO	LOB
Harry Agganis, L (1, 3) OBP: 0.383, SLG: 0.476	F8		2B HR BB	HR		BB FC6-2 1B		FC6-4 1B		4	2	3	1	1	0	0
Jim Piersall, R (1, 9) OBP: 0.330, SLG: 0.351	4-3		1-3 2-H HR 2B	6-3		FC6-2 FC5 BB 1-2 3-H		FC6-4 1-2f		5	1	1	1	0	0	3
Ted Williams, L (1, 7) OBP: 0.558, SLG: 0.615	P5		HR IBB		G5-4-3 BB	1-2 2-3 BB		F9		2	1	0	0	3	0	1
Jackie Jensen, R (1, 8) OBP: 0.306, SLG: 0.448		5-3	1-H 2-H 3-H HR		G5-4-3 1-2f	K			L6	5	1	1	4	0	1	4
Billy Goodman, L (1, 5) OBP: 0.352, SLG: 0.407		4-3	WP 2B		1B HR BB	FC5 2-3f			FC6-4 1B	4	1	2	0	1	0	3
Sammy White, R (1, 2) OBP: 0.240, SLG: 0.376		FC5-4 BB	5-3 2-3		1-2 HR 1B	5-3			F8	4	1	1	0	1	0	2
Ted Lepcio, R (1, 4) OBP: 0.348, SLG: 0.397 Don Lenhardt, R (9, PH) OBP: 0.250, SLG: 0.278	FC5-4 1-2f		6-3		1-H 2-H HR	5-3			FC6-4 1-2f	4 1	1 0	1 0	3 0	0 0	0 0	2 1
Milt Bolling, R (1, 6) OBP: 0.289, SLG: 0.281			SH1-4 2B BB	F7	1-3	F8				3	1	0	0	1	0	0
Frank Sullivan, R (1, 1) Tom Herrin, R (4, 1) Ellis Kinder, R (6, 1) OBP: 0.200, SLG: 0.200 Hal Brown, R (6, 1) OBP: 0.300, SLG: 0.125			SH1-4 1-2	K		1B FC6-2 BB		5-3		0 1 0 1	0 0 0 0	0 0 0 0	0 0 0 0	0 1 0 1	0 0 0 0	0 0 0 0
Inning Stats	R: 0 E: 0 K: 0 S: 3 H: 0 LOB: 0 BB: 0 P: 3	R: 0 E: 0 K: 0 S: 3 H: 0 LOB: 1 BB: 1 P: 7	R: 5 E: 0 K: 0 S: 6 H: 3 LOB: 1 BB: 3 P: 18	R: 1 E: 0 K: 1 S: 6 H: 1 LOB: 0 BB: 0 P: 6	R: 3 E: 0 K: 0 S: 4 H: 2 LOB: 0 BB: 2 P: 12	R: 0 E: 0 K: 1 S: 6 H: 1 LOB: 3 BB: 2 P: 14	R: 0 E: 0 K: 0 S: 3 H: 0 LOB: 0 BB: 0 P: 3	R: 0 E: 0 K: 0 S: 4 H: 1 LOB: 1 BB: 0 P: 4	R: 0 E: 0 K: 0 S: 4 H: 1 LOB: 1 BB: 0 P: 4	1B: 4 2B: 2 3B: 0 HR: 3	SF: 0 SAC: 1 DP: 1 HBP: 0						

PITCHER		IP	WLS	BF	H	R	ER	SO	BB	IBB	HBP	BLK	WP	HR	S	P	ERA	WHIP
Allie Reynolds, R ERA: 1.86	(1, 1)	3.0		16	3	5	5	0	3	1	0	0	1	1	12	28	15.00	2.000
Tom Morgan, R ERA: 3.57	(4, 1)	2.0		10	3	4	4	1	2	0	0	0	0	2	10	18	18.00	2.500
Bob Grim, R ERA: 3.1	(6, 1)	4.0	W	17	3	0	0	1	2	0	0	0	0	0	17	25	0.00	1.250

PITCHER		IP	WLS	BF	H	R	ER	SO	BB	IBB	HBP	BLK	WP	HR	S	P	ERA	WHIP

BOTTOM

New York Yankees @ Boston Red Sox

Fenway Park, Boston, MA

Fri May 28 1954, 3:33 AM EDT

Att. 31,034 - Unknown

livebaseballscorecards.com

AB	34
R	9
H	9
RBI	9
BB	8
SO	2
LOB	16

WP: 1 PA: 43
PB: 0
SB: 0
CS: 0

Batter	1	2	3	4	5	6	7	8	9	AB	R	H	RBI	BB	SO	LOB
Hank Bauer, R (1, 9) OBP: 0.359, SLG: 0.460	P3		F9		1B 2B 1B	P6		SH1-4 HR 1B 1-2	K	6	2	2	0	0	1	2
Jerry Coleman, R (1, 6) OBP: 0.235, SLG: 0.354	B2-3		K		2B 1B 1B 1-2		K	SH1-4 1-2 2-3	F4	5	1	1	0	0	2	1
Mickey Mantle, S (1, 8) OBP: 0.392, SLG: 0.587	1B		HR		1B 2B 1-3 2-H		K	HR IBB		4	3	3	2	1	1	0
Yogi Berra, L (1, 2) OBP: 0.333, SLG: 0.503	5-3		F7		FC4-6 1B 2-H 3-H		PB 1B BB	HR 1-H 2-H 3-H		4	1	2	6	1	0	1
Gene Woodling, L (1, 7) OBP: 0.393, SLG: 0.363		F8		F7	FC4-6 G4-6-3 1-2f		PB 1B 1-2	FC6-4 1B		5	0	2	0	0	0	1
Joe Collins, L (1, 3) OBP: 0.373, SLG: 0.426		L7		3-1	G4-6-3 1-2f			BB 1-2 2-3	FC6-4 1-2f	3	0	0	0	0	0	1
Bill Skowron, R (7, PH) (7, 3) OBP: 0.347, SLG: 0.470										1	0	0	0	1	0	1
Gil McDougald, R (1, 4) OBP: 0.333, SLG: 0.321		1B 2B		2B BB		2B	P5	F9		4	1	2	0	1	0	4
Andy Carey, R (1, 5) OBP: 0.365, SLG: 0.484		2-H 1B		1-3 2B		F9		1B 2B	5-3	5	1	3	1	0	0	1
Harry Byrd, R (1, 1) OBP: 0.167, SLG: 0.167		F7		K		6-3		SH1-4 HR 1B 2-H	1B	3	0	0	0	0	1	4
Johnny Sain, R (7, 1) OBP: 0.500, SLG: 0.500										2	1	2	1	0	0	0
Inning Stats	R: 0 E: 0 K: 0 S: 4 H: 1 LOB: 1 BB: 0 P: 4	R: 1 E: 0 K: 0 S: 5 H: 2 LOB: 1 BB: 0 P: 5	R: 1 E: 0 K: 1 S: 6 H: 1 LOB: 0 BB: 0 P: 6	R: 0 E: 0 K: 1 S: 6 H: 1 LOB: 2 BB: 1 P: 10	R: 3 E: 0 K: 0 S: 6 H: 4 LOB: 0 BB: 0 P: 6	R: 0 E: 0 K: 0 S: 4 H: 1 LOB: 1 BB: 0 P: 4	R: 0 E: 0 K: 2 S: 8 H: 1 LOB: 3 BB: 2 P: 16	R: 5 E: 0 K: 0 S: 8 H: 5 LOB: 1 BB: 1 P: 12	R: 0 E: 0 K: 1 S: 6 H: 1 LOB: 1 BB: 0 P: 6	1B: 10 2B: 5 3B: 0 HR: 2	SF: 0 SAC: 1 DP: 1 HBP: 0						

TOP

New York Yankees @ Boston Red Sox

Fenway Park, Boston, MA

Sat May 29 1954, 3:33 AM EDT

Att. 21,992 - Unknown

livebaseballscorecards.com

AB	42
R	10
H	17
RBI	10
BB	4
SO	5
LOB	16

WP: 0 PB: 1 SB: 0 CS: 0 PA: 47

PITCHER		IP	WLS	BF	H	R	ER	SO	BB	IBB	HBP	BLK	WP	HR	S	P	ERA	WHIP
Sid Hudson, R ERA: 4.5	(1, 1)	5.0	L	24	9	5	5	2	1	0	0	0	0	1	27	31	9.00	2.000
Leo Kiely, L ERA: 4.55	(6, 1)	2.0		10	2	0	0	2	2	0	0	0	0	0	12	20	0.00	2.000
Hal Brown, R ERA: 3.81	(8, 1)	0.1		5	3	4	4	0	0	1	0	0	0	0	4	8	108.00	9.000
Bill Werle, L ERA: 4.82	(8, 1)	1.2		8	3	1	1	1	0	0	0	0	0	1	10	10	5.40	1.800

PITCHER	IP	WLS	BF	H	R	ER	SO	BB	IBB	HBP	BLK	WP	HR	S	P	ERA	WHIP

BOTTOM

New York Yankees @ Boston Red Sox

Fenway Park, Boston, MA

Sat May 29 1954, 3:33 AM EDT

Att. 21,992 - Unknown

livebaseballscorecards.com

Batter	1	2	3	4	5	6	7	8	9	AB	R	H	RBI	BB	SO	LOB
Harry Agganis, L (1, 3) OBP: 0.370, SLG: 0.458	4-3		F9		K			F9		4	0	0	0	0	1	1
Jim Piersall, R (1, 9) OBP: 0.318, SLG: 0.337	F9		F9			6-3		P3		4	0	0	0	0	0	1
Ted Williams, L (1, 7) OBP: 0.554, SLG: 0.667	BB			K		HR		4-3		3	1	1	1	1	1	0
Jackie Jensen, R (1, 8) OBP: 0.304, SLG: 0.437	F8			4-3 S 1B BB		P6			F7	3	1	0	0	1	0	1
Billy Goodman, L (1, 5) OBP: 0.341, SLG: 0.393		P6		4-3 1-3		L7			F8	4	0	0	0	0	0	1
Sammy White, R (1, 2) OBP: 0.241, SLG: 0.371		6-3		3-H 1B			P4		5-3	4	0	1	1	0	0	0
Ted Lepcio, R (1, 4) OBP: 0.333, SLG: 0.377		K		6-3			E6 FC5-4			3	0	0	0	0	1	1
Milt Bolling, R (1, 6) OBP: 0.291, SLG: 0.273			BB 5-3		K		F2			2	0	0	0	1	1	1
Sid Hudson, R (1, 1) OBP: 0.167, SLG: 0.167			5-3 1-2		F7		FC5-4 1-2f			1	0	0	0	0	0	1
Charlie Maxwell, L (5, PH) OBP: 0.324, SLG: 0.290										1	0	0	0	0	0	0
Leo Kiely, L (6, 1) OBP: 0.083, SLG: 0.083										0	0	0	0	0	0	0
Don Lenhardt, R (7, PH) OBP: 0.244, SLG: 0.270										1	0	0	0	0	0	1
Hal Brown, R (8, 1) OBP: 0.300, SLG: 0.125										0	0	0	0	0	0	0
Bill Werle, L (8, 1)										0	0	0	0	0	0	0

	AB	30
	R	2
	H	2
	RBI	2
	BB	3
	SO	4
	LOB	8

Inning Stats	1	2	3	4	5	6	7	8	9
	R: 0 H: 0 E: 0 LOB: 1 K: 0 BB: 1 S: 3 P: 7	R: 0 H: 0 E: 0 LOB: 0 K: 1 BB: 0 S: 5 P: 5	R: 0 H: 0 E: 0 LOB: 1 K: 0 BB: 1 S: 3 P: 7	R: 1 H: 1 E: 0 LOB: 1 K: 1 BB: 1 S: 6 P: 10	R: 0 H: 0 E: 0 LOB: 0 K: 2 BB: 0 S: 7 P: 7	R: 1 H: 1 E: 0 LOB: 0 K: 0 BB: 0 S: 4 P: 4	R: 0 H: 0 E: 1 LOB: 1 K: 0 BB: 0 S: 4 P: 4	R: 0 H: 0 E: 0 LOB: 0 K: 0 BB: 0 S: 3 P: 3	R: 0 H: 0 E: 0 LOB: 0 K: 0 BB: 0 S: 3 P: 3

	1B	1	SF	0	WP	0	PA	33
	2B	0	SAC	0	PB	0		
	3B	0	DP	0	SB	1		
	HR	1	HBP	0	CS	0		

PITCHER		IP	WLS	BF	H	R	ER	SO	BB	IBB	HBP	BLK	WP	HR	S	P	ERA	WHIP
Harry Byrd, R ERA: 2.41	(1, 1)	6.0	W	23	2	2	2	4	3	0	0	0	0	1	28	40	3.00	0.833
Johnny Sain, R ERA: 2.05	(7, 1)	3.0	S	10	0	0	0	0	0	0	0	0	0	0	10	10	0.00	0.000

PITCHER	IP	WLS	BF	H	R	ER	SO	BB	IBB	HBP	BLK	WP	HR	S	P	ERA	WHIP

New York Yankees @ Boston Red Sox

Fenway Park, Boston, MA

Sun May 30 1954, 3:33 AM EDT

Att. 27,407 - Unknown

livebaseballscorecards.com

Batter	1	2	3	4	5	6	7	8	9	AB	R	H	RBI	BB	SO	LOB
Hank Bauer, R (1, 9) OBP: 0.352, SLG: 0.451	6-3		L7		FC5-4 1-2f			L9		3	0	0	0	0	0	1
Enos Slaughter, L (8, PH) OBP: 0.415, SLG: 0.390										1	0	0	0	0	0	0
(8, 9)																
Jerry Coleman, R (1, 6) OBP: 0.226, SLG: 0.341	F9			6-3		K		1B		3	0	0	0	0	1	0
Eddie Robinson, L (8, PH) OBP: 0.271, SLG: 0.241										1	0	1	0	0	0	0
Willy Miranda, S (8, PR)										0	0	0	0	0	0	0
(8, 6)																
Mickey Mantel, S (1, 8) OBP: 0.395, SLG: 0.607	K			BB		HR		K		3	1	1	1	1	2	1
Yogi Berra, L (1, 2) OBP: 0.325, SLG: 0.490		F7		F2		4-3			3-1	4	0	0	0	0	0	1
Gene Woodling, L (1, 7) OBP: 0.396, SLG: 0.362		FC3-6 1B		1-2 BB		1-3			P6	3	0	1	0	1	0	0
Joe Collins, L (1, 3) OBP: 0.365, SLG: 0.412		FC3-6 1-2f		L9			F6		BB 1B	4	0	1	0	0	0	3
Gil McDougald, R (1, 4) OBP: 0.327, SLG: 0.313		1-3			P5		K		1-2 BB	3	0	0	0	0	1	1
Bobby Brown, L (9, PH) OBP: 0.667, SLG: 0.500										0	0	0	0	1	0	0
Andy Carey, R (1, 5) OBP: 0.361, SLG: 0.469			4-3		6-3		CS HBP		1-3	3	0	0	0	0	0	2
Jim McDonald, R (1, 1) OBP: 0.429, SLG: 0.364			F9		FC5-4 BB		CS 1-2	4-3		1	0	0	0	1	0	0
Irv Noren, L (8, PH) OBP: 0.354, SLG: 0.458										1	0	0	0	0	0	0
Allie Reynolds, R (8, 1) OBP: 0.353, SLG: 0.375										0	0	0	0	0	0	0
Inning Stats	R: 0 E: 0 K: 1 S: 5 H: 0 LOB: 0 BB: 0 P: 5	R: 0 E: 0 K: 0 S: 4 H: 1 LOB: 1 BB: 0 P: 4	R: 0 E: 0 K: 0 S: 3 H: 0 LOB: 0 BB: 0 P: 3	R: 0 E: 0 K: 0 S: 3 H: 0 LOB: 2 BB: 2 P: 11	R: 0 E: 0 K: 0 S: 3 H: 0 LOB: 1 BB: 1 P: 7	R: 1 E: 0 K: 1 S: 6 H: 1 LOB: 0 BB: 0 P: 6	R: 0 E: 0 K: 1 S: 4 H: 0 LOB: 0 BB: 0 P: 5	R: 0 E: 0 K: 1 S: 6 H: 1 LOB: 1 BB: 0 P: 6	R: 0 E: 0 K: 0 S: 4 H: 1 LOB: 2 BB: 1 P: 8	1B: 3 2B: 0 3B: 0 HR: 1 SF: 0 SAC: 0 DP: 0 HBP: 1						

	AB	30
	R	1
	H	4
	RBI	1
	BB	4
	SO	4
	LOB	9

WP: 0 PB: 0 SB: 0 CS: 1 PA: 36

PITCHER	IP	WLS	BF	H	R	ER	SO	BB	IBB	HBP	BLK	WP	HR	S	P	ERA	WHIP
Willard Nixon, R (1, 1) ERA: 2.57	9.0	W	35	4	1	1	4	4	0	1	0	0	1	38	55	1.00	0.889

PITCHER	IP	WLS	BF	H	R	ER	SO	BB	IBB	HBP	BLK	WP	HR	S	P	ERA	WHIP

BOTTOM

New York Yankees @ Boston Red Sox

Fenway Park, Boston, MA

Sun May 30 1954, 3:33 AM EDT

Att. 27,407 - Unknown

Batter	1	2	3	4	5	6	7	8	9	AB	R	H	RBI	BB	SO	LOB
Billy Goodman, L (1, 5) OBP: 0.343, SLG: 0.389	BBBB 4-0 BB 4-3 BB	x 0-0 ③ 4-3			x 0-0 ① 1-3		x 0-0 BB 1B 1B	x 0-0 ③ 4-3		4	1	1	0	1	0	2
Jim Piersall, R (1, 9) OBP: 0.316, SLG: 0.333	x 0-0 ① 4-3 1-2		x 0-0 ① F9		x 0-0 BB 1B		x 0-0 ② F8			4	0	1	0	0	0	2
Ted Williams, L (1, 7) OBP: 0.567, SLG: 0.651	BBBB 4-0 FC5 BB BB		SSS 0-3 ② K		BBBB 4-0 G6-4-3 1-2 BB		BBBB 4-0 1B 1-2 1B BB			1	1	0	0	3	1	0
Jackie Jensen, R (1, 8) OBP: 0.303, SLG: 0.431	x 0-0 ② F9		x 0-0 ③ 5-3		x 0-0 ②③ G6-4-3 1-2f		x 0-0 1B 1-2 2-H 1B			4	0	1	1	0	0	4
Harry Agganis, L (1, 3) OBP: 0.374, SLG: 0.455	BBBBB 4-0 1-2 2-3 BB			x 0-0 ① 6-3		x 0-0 ① F7	x 0-0 1-2 2-H 1B			3	0	1	1	1	0	0
Sammy White, R (1, 2) OBP: 0.241, SLG: 0.376	x 0-0 ③ FC5 2-3f			x 0-0 E 2B		x 0-0 E6	x 0-0 ③ F8			4	1	1	0	0	0	5
Ted Lepcio, R (1, 4) OBP: 0.329, SLG: 0.369		x 0-0 ① F8		x 0-0 ② L9		x 0-0 ② F9		x 0-0 SH1-4 1B		4	0	1	0	0	0	2
Milt Bolling, R (1, 6) OBP: 0.280, SLG: 0.261		x 0-0 ② 4-3		x 0-0 E4 2-H		x 0-0 ③ L7		x 0-0 ① SH1-4 1-2		3	0	0	0	0	0	1
Willard Nixon, L (1, 1)		BBBB 4-0 BB		x 0-0 ③ 6-3			SSS 0-3 ① K	x 0-0 ② 1-3		3	0	0	0	1	1	2
Inning Stats	R: 0 H: 0 E: 0 LOB: 3 K: 0 BB: 3 S: 3 P: 15	R: 0 H: 0 E: 0 LOB: 1 K: 0 BB: 1 S: 3 P: 7	R: 0 H: 0 E: 0 LOB: 0 K: 1 BB: 0 S: 5 P: 5	R: 1 H: 1 E: 1 LOB: 1 K: 0 BB: 0 S: 5 P: 5	R: 0 H: 1 E: 0 LOB: 1 K: 0 BB: 1 S: 3 P: 7	R: 0 H: 0 E: 1 LOB: 1 K: 0 BB: 0 S: 4 P: 4	R: 2 H: 3 E: 0 LOB: 2 K: 1 BB: 1 S: 8 P: 12	R: 0 H: 1 E: 0 LOB: 1 K: 0 BB: 0 S: 4 P: 4		1B: 5 SF: 0 2B: 1 SAC: 1 3B: 0 DP: 1 HR: 0 HBP: 0						

livebaseballscorecards.com

AB	30
R	3
H	6
RBI	2
BB	6
SO	2
LOB	18

WP: 0 PA: 37
PB: 0
SB: 0
CS: 0

PITCHER		IP	WLS	BF	H	R	ER	SO	BB	IBB	HBP	BLK	WP	HR	S	P	ERA	WHIP
Jim McDonald, R ERA: 3.4	(1, 1)	7.0	L	33	5	3	2	2	6	0	0	0	0	0	31	55	2.57	1.571
Allie Reynolds, R ERA: 1.82	(8, 1)	1.0		4	1	0	0	0	0	0	0	0	0	0	4	4	0.00	1.000

PITCHER	IP	WLS	BF	H	R	ER	SO	BB	IBB	HBP	BLK	WP	HR	S	P	ERA	WHIP

Philadelphia Athletics @ Boston Red Sox

Fenway Park, Boston, MA

Mon May 31 1954, 3:33 AM EDT

Unknown

TOP

livebaseballscorecards.com

Batter	1	2	3	4	5	6	7	8	9	AB	R	H	RBI	BB	SO	LOB
Spook Jacobs, R (1, 4) OBP: 0.365, SLG: 0.333	E G3 1B	1B 3B 1B 2-3 3-H		4-3 ①	L1-5 ②③ 3-H		F7 ②		BB 1B 1-2 2-3	6	2	3	1	0	0	3
Elmer Valo, L (1, 9) OBP: 0.328, SLG: 0.300	E7 G3 1-3	3B 1B 1-2 3-H		F8 ②		3-1 ①	F8 ③		BB 1-2 2-3 3-H	5	1	1	2	1	0	1
Jim Finigan, R (1, 5) OBP: 0.427, SLG: 0.518	K ①	3B 1-H 2-H		1B BB		1B 1B BB		BB	K ②	3	1	1	2	3	2	5
Gus Zernial, R (1, 7) OBP: 0.344, SLG: 0.500	G3 ② 1-3 3-H	P3 ②		1-2 1B		K ②		P6 ①	P6 ③	6	0	1	1	0	1	7
Vic Power, R (1, 3) OBP: 0.292, SLG: 0.336	BB	5-3 ③		F8 ③		1B 2B 1B 1-2		L8 ②		4	1	1	0	1	0	4
Ed McGhee, R (1, 8) OBP: 0.323, SLG: 0.444	K ③		HR		BB BB L1-5 BB	2B 1B 1-2 2-H		F7 ③		4	2	2	2	1	1	3
Eddie Joost, R (1, 6) OBP: 0.357, SLG: 0.333		SH1 BB 1B 1B	F8 ①		BB 1-2	2B 1-H 2-H			F9 ①	4	1	2	2	1	0	0
Joe Astroth, R (1, 2) OBP: 0.222, SLG: 0.150		1B SH1 1B BB 1-2	6-3 ②		K ①	F8 ③			1B BB BB 1B	4	2	1	0	1	1	3
Art Ditmar, R (1, 1) Morrie Martin, L (2, 1) OBP: 0.235, SLG: 0.294 Dutch Romberger, R (4, 1) Lou Limmer, L (5, PH) OBP: 0.257, SLG: 0.103 Moe Burtschy, R (5, 1) OBP: 0.333, SLG: 0.333 Don Bollweg, L (7, PH) OBP: 0.317, SLG: 0.277 Marion Fricano, R (7, 1) OBP: 0.200, SLG: 0.200 Pete Suder, R (9, PH) OBP: 0.271, SLG: 0.299		SH1 ① 1-2 2-3	F7 ③		1-2 BB 2-3		K ①		BB 1B 1-2 BB	0 1 0 0 0 0 1 0 0	0 0 0 0 0 0 0 0 0	0 0 0 0 1 0 0 0 1	0 0 0 0 0 0 1 0 0	0 0 0 0 0 0 0 0 0	0 0 0 0 0 0 0 0 0	0 0 0 0 0 0 0 0 0
Inning Stats	R: 1 E: 1 K: 2 S: 9 H: 1 LOB: 2 BB: 1 P: 13	R: 4 E: 0 K: 0 S: 7 H: 4 LOB: 1 BB: 1 P: 11	R: 1 E: 0 K: 0 S: 4 H: 1 LOB: 0 BB: 0 P: 4	R: 0 E: 0 K: 0 S: 4 H: 1 LOB: 2 BB: 1 P: 8	R: 0 E: 0 K: 1 S: 4 H: 0 LOB: 2 BB: 3 P: 16	R: 3 E: 0 K: 1 S: 8 H: 3 LOB: 1 BB: 1 P: 12	R: 0 E: 0 K: 1 S: 5 H: 0 LOB: 0 BB: 0 P: 5	R: 0 E: 0 K: 0 S: 3 H: 0 LOB: 1 BB: 1 P: 7	R: 1 E: 0 K: 1 S: 7 H: 2 LOB: 3 BB: 2 P: 15	1B: 9 2B: 2 3B: 1 HR: 1	SF: 0 SAC: 1 DP: 1 HBP: 0						

AB	38
R	10
H	12
RBI	10
BB	10
SO	6
LOB	26

WP: 0 PB: 0 SB: 0 CS: 0 PA: 49

PITCHER		IP	WLS	BF	H	R	ER	SO	BB	IBB	HBP	BLK	WP	HR	S	P	ERA	WHIP
Tom Brewer, R ERA: 4.62	(1, 1)	1.1		12	5	5	4	2	2	0	0	0	0	0	14	22	27.00	5.250
Tom Herrin, R ERA: 8.76	(2, 1)	4.2	W	23	5	4	4	2	5	0	0	0	0	1	22	42	7.71	2.143
Ellis Kinder, R ERA: 5.68	(7, 1)	3.0	S	14	2	1	1	2	3	0	0	0	0	0	15	27	3.00	1.667

PITCHER	IP	WLS	BF	H	R	ER	SO	BB	IBB	HBP	BLK	WP	HR	S	P	ERA	WHIP

BOTTOM

Philadelphia Athletics @ Boston Red Sox

Fenway Park, Boston, MA

Mon May 31 1954, 3:33 AM EDT

Unknown

livebaseballscorecards.com

Batter	1	2	3	4	5	6	7	8	9	AB	R	H	RBI	BB	SO	LOB
Billy Goodman, L (1, 5) OBP: 0.350, SLG: 0.385	HR 1B 1B	G3 E BB BB 1-2 2-3	G3 ②	3B BB	FC6-4 ③ 1-2f	F8 ③		F8 ③		4	3	1	0	2	0	3
Billy Consolo, R (7, 5) OBP: 0.125, SLG: 0.067										1	0	0	0	0	0	0
Jim Piersall, R (1, 9) OBP: 0.342, SLG: 0.391	HR 1B 1-2	G3 E BB 1-2 2-3 3-H	F7 ③	1B 3B 1-H		1B 3B	5-3 1B			5	4	4	2	1	0	0
Ted Williams, L (1, 7) OBP: 0.578, SLG: 0.711	HR 1-H 2-H	G3 ① 1-2 2-3 3-H	HBP			FC5-4 BB 2B 1B 3-H	5-3 ① 1-2			2	2	1	4	1	0	2
Karl Olson, R (4, PR) OBP: 0.320, SLG: 0.417 (5, 7) (8, 8)			BB							2	1	1	1	0	0	1
Jackie Jensen, R (1, 8) OBP: 0.331, SLG: 0.440	E S HBP	E IBB	1B			FC5-4 BB 1-2	BB			2	1	2	1	3	0	0
Charlie Maxwell, L (7, PR) OBP: 0.324, SLG: 0.290 (8, 7)										0	0	0	0	0	0	0
Harry Agganis, L (1, 3) OBP: 0.357, SLG: 0.431	P6 ①	E1 1-3 2-H 3-H	K	K		FC5-4 ① 2B 1B 1-2f 2-3	F9 ②			6	1	0	1	0	2	10
Sammy White, R (1, 2) OBP: 0.254, SLG: 0.386	P5 ② BB		HR 1B 1B 1-2 2-H	1-4-3 ①		F2 ③ 1B 2B 1-3 3-H				5	1	2	2	1	0	3
Ted Lepcio, R (1, 4) OBP: 0.342, SLG: 0.362	P5 ③ 1-3	P5 ②	HR 1B 1B 1-2 2-H	BB BB		1B IBB 2B		F8 ①		4	2	1	1	2	0	4
Milt Bolling, R (1, 6) OBP: 0.318, SLG: 0.378			HR 1-H 2-H	FC6-4 BB 1-2		2B 1B 1-3 2-H 3-H		HR		5	4	4	5	1	0	3
Tom Brewer, R (1, 1)		BB BB G3 1B 1-2	K ①	F9 ②	K ②	2B 2-H 3-H		P3 ②		0	0	0	0	0	0	0
Tom Herrin, R (2, 1) OBP: 0.200, SLG: 0.200										4	1	1	0	0	2	2
Floyd Baker, L (6, PH) OBP: 0.300, SLG: 0.500										1	0	1	2	0	0	0
Ellis Kinder, R (7, 1) OBP: 0.167, SLG: 0.167										1	0	0	0	0	0	0
Inning Stats	R: 3 E: 0 K: 0 S: 6 H: 3 LOB: 1 BB: 0 P: 7	R: 4 E: 1 K: 0 S: 6 H: 2 LOB: 3 BB: 4 P: 22	R: 0 E: 0 K: 1 S: 5 H: 0 LOB: 0 BB: 0 P: 5	R: 7 E: 0 K: 2 S: 13 H: 6 LOB: 2 BB: 2 P: 22	R: 0 E: 0 K: 1 S: 5 H: 0 LOB: 2 BB: 2 P: 13	R: 5 E: 0 K: 0 S: 7 H: 5 LOB: 1 BB: 2 P: 15	R: 0 E: 0 K: 0 S: 4 H: 1 LOB: 2 BB: 1 P: 8	R: 1 E: 0 K: 0 S: 4 H: 1 LOB: 0 BB: 0 P: 4		1B: 11 2B: 2 3B: 2 HR: 3 SF: 0 SAC: 0 DP: 0 HBP: 2						

AB	42
R	20
H	18
RBI	19
BB	11
SO	4
LOB	28

WP: 0 PB: 0 SB: 1 CS: 0 PA: 55

PITCHER		IP	WLS	BF	H	R	ER	SO	BB	IBB	HBP	BLK	WP	HR	S	P	ERA	WHIP
Art Ditmar, R (1, 1) ERA: 7.71		1.0	L	11	5	7	6	0	2	0	1	0	0	1	8	17	54.00	7.000
Morrie Martin, L (2, 1) ERA: 5.07		2.1		15	4	5	5	2	1	1	1	0	0	1	16	25	19.29	2.143
Dutch Romberger, R (4, 1) ERA: 27.0		0.2		6	2	2	2	1	2	0	0	0	0	0	6	14	27.00	6.000
Moe Burtschy, R (5, 1) ERA: 5.09		2.0		14	5	5	5	1	3	1	0	0	0	0	12	28	22.50	4.000
Marion Fricano, R (7, 1) ERA: 5.14		2.0		9	2	1	1	0	1	0	0	0	0	1	8	12	4.50	1.500

PITCHER	IP	WLS	BF	H	R	ER	SO	BB	IBB	HBP	BLK	WP	HR	S	P	ERA	WHIP

Philadelphia Athletics @ Boston Red Sox

Fenway Park, Boston, MA

Mon May 31 1954, 3:38 AM EDT

Att. 23,255 - Unknown

TOP

livebaseballscorecards.com

Batter	1	2	3	4	5	6	7	8	9	AB	R	H	RBI	BB	SO	LOB
Spook Jacobs, R (1, 4) OBP: 0.356, SLG: 0.325	4-1		F7		5-3			5-3		4	0	0	0	0	0	0
Elmer Valo, L (1, 9) OBP: 0.308, SLG: 0.278	F7		P4			F7		F9		4	0	0	0	0	0	0
Jim Finigan, R (1, 5) OBP: 0.430, SLG: 0.512	BB		L4			F7		1B		3	0	1	0	1	0	0
Gus Zernial, R (1, 7) OBP: 0.348, SLG: 0.500	F9			FC5-4 1B		1B		L8		4	0	2	0	0	0	2
Vic Power, R (1, 3) OBP: 0.285, SLG: 0.327		6-3		F8		F7			F8	4	0	0	0	0	0	2
Ed McGhee, R (1, 8) OBP: 0.314, SLG: 0.419		5-3		FC5-4 1-2f			L4		1B	4	0	1	0	0	0	1
Joe Demaestri, R (1, 6) OBP: 0.208, SLG: 0.230		E5 1B		F8			K		P4	4	0	0	0	0	1	2
Billy Shantz, R (1, 2) OBP: 0.289, SLG: 0.372		1-2 1B			F2		1B		FC6-4 1-2 1B	4	0	3	0	0	0	0
Ozzie Van Brabant, R (1, 1) Pete Suder, R (7, PH) OBP: 0.268, SLG: 0.294 Art Ditmar, R (7, 1) Joe Astroth, R (9, PH) OBP: 0.217, SLG: 0.146		4-3			K		F9		FC6-4 1-2f	2 1 0 1	0 0 0 0	0 0 0 0	0 0 0 0	0 0 0 0	1 0 0 0	2 1 0 2
Inning Stats	R: 0 E: 0 K: 0 S: 3 H: 0 LOB: 1 BB: 1 P: 7	R: 0 E: 1 K: 0 S: 5 H: 1 LOB: 2 BB: 0 P: 5	R: 0 E: 0 K: 0 S: 3 H: 0 LOB: 0 BB: 0 P: 3	R: 0 E: 0 K: 0 S: 4 H: 1 LOB: 1 BB: 0 P: 4	R: 0 E: 0 K: 1 S: 5 H: 0 LOB: 0 BB: 0 P: 5	R: 0 E: 0 K: 0 S: 4 H: 1 LOB: 1 BB: 0 P: 4	R: 0 E: 0 K: 1 S: 6 H: 1 LOB: 1 BB: 0 P: 6	R: 0 E: 0 K: 0 S: 4 H: 1 LOB: 1 BB: 0 P: 4	R: 0 E: 0 K: 0 S: 5 H: 2 LOB: 2 BB: 0 P: 5	1B: 7 2B: 0 3B: 0 HR: 0 SF: 0 SAC: 0 DP: 0 HBP: 0						

PITCHER	IP	WLS	BF	H	R	ER	SO	BB	IBB	HBP	BLK	WP	HR	S	P	ERA	WHIP
Bill Henry, L (1, 1) ERA: 2.94	9.0	W	36	7	0	0	2	1	0	0	0	0	0	39	43	0.00	0.889

PITCHER	IP	WLS	BF	H	R	ER	SO	BB	IBB	HBP	BLK	WP	HR	S	P	ERA	WHIP

AB	35
R	0
H	7
RBI	0
BB	1
SO	2
LOB	12

WP: 0 PB: 0 SB: 0 CS: 0 PA: 36

BOTTOM

Philadelphia Athletics @ Boston Red Sox

Fenway Park, Boston, MA

Mon May 31 1954, 3:38 AM EDT

Att. 23,255 - Unknown

Batter	1	2	3	4	5	6	7	8	9	AB	R	H	RBI	BB	SO	LOB
Billy Goodman, L (1, 5) OBP: 0.345, SLG: 0.373	BBBB 4-0 BB 1B 2B BB	x 0-0 ② F7			x 0-0 ① L7		x 0-0 ① 6-3	x 0-0 ③ 4-3		4	1	0	0	1	0	2
Jim Piersall, R (1, 9) OBP: 0.347, SLG: 0.416	x 0-0 ① F8	x 0-0 ③ G3			x 0-0 HR		BBBB 4-0 2B SF8 BB			3	2	1	1	1	0	2
Ted Williams, L (1, 7) OBP: 0.574, SLG: 0.714 Karl Olson, R (8, 7) OBP: 0.320, SLG: 0.417	x 0-0 BB 1-2 2B 1B		x 0-0 ① 6-3		x 0-0 ② F8		x 0-0 1-3 2B			4 0	1 0	2 0	0 0	0 0	0 0	0 0
Jackie Jensen, R (1, 8) OBP: 0.329, SLG: 0.433	BBBB 4-0 1-2 2-3 2B BB		x 0-0 ② 5-3		x 0-0 ③ P5		x 0-0 ② SF8 3-H			2	1	0	1	1	0	0
Harry Agganis, L (1, 3) OBP: 0.361, SLG: 0.467	x 0-0 CS 1-H 2-H 3-H 2B		x 0-0 ③ G3			x 0-0 HR	x 0-0 ③ F8			4	1	2	4	0	0	1
Ted Lepcio, R (1, 4) OBP: 0.349, SLG: 0.352	SSS 0-3 ②③ K 2-3			x 0-0 ① 5-3		H 1-0 1B SF9 HBP		BBBB 4-0 1B FC5-4 BB		2	2	0	0	1	1	1
Milt Bolling, R (1, 6) OBP: 0.326, SLG: 0.397		x 0-0 1B 2B		x 0-0 ② F9		x 0-0 ① 1-3 1B	SSS 0-3 ① K			4	1	2	0	0	1	1
Mickey Owen, R (1, 2) OBP: 0.357, SLG: 0.200		x 0-0 ① P5		BBBB 4-0 BB		x 0-0 ② SF9 3-H		x 0-0 FC5-4 1-3 1B		2	0	1	1	1	0	1
Bill Henry, L (1, 1) OBP: 0.217, SLG: 0.182		x 0-0 2-H 1B		x 0-0 ③ F2		x 0-0 ③ 4-3		x 0-0 ② FC5-4 1-2f 3-H		4	0	1	2	0	0	2
Inning Stats	R: 3 H: 2 E: 0 LOB: 0 K: 1 BB: 2 S: 6 P: 14	R: 1 H: 2 E: 0 LOB: 1 K: 0 BB: 0 S: 5 P: 5	R: 0 H: 0 E: 0 LOB: 0 K: 0 BB: 0 S: 3 P: 3	R: 0 H: 0 E: 0 LOB: 1 K: 0 BB: 1 S: 3 P: 7	R: 1 H: 1 E: 0 LOB: 0 K: 0 BB: 0 S: 4 P: 4	R: 2 H: 2 E: 0 LOB: 0 K: 0 BB: 0 S: 4 P: 5	R: 1 H: 1 E: 0 LOB: 1 K: 0 BB: 1 S: 4 P: 8	R: 1 H: 1 E: 0 LOB: 1 K: 1 BB: 1 S: 6 P: 10		1B: 4 SF: 2 2B: 3 SAC: 0 3B: 0 DP: 0 HR: 2 HBP: 1						

livebaseballscorecards.com

AB	29
R	9
H	9
RBI	9
BB	5
SO	2
LOB	10

WP: 0 PB: 0 SB: 0 CS: 1 PA: 37

PITCHER		IP	WLS	BF	H	R	ER	SO	BB	IBB	HBP	BLK	WP	HR	S	P	ERA	WHIP
Ozzie Van Brabant, R ERA: 6.86	(1, 1)	6.0	L	27	7	7	7	1	3	0	1	0	0	2	25	38	10.50	1.667
Art Ditmar, R ERA: 7.83	(7, 1)	2.0		10	2	2	2	1	2	0	0	0	0	0	10	18	9.00	2.000

PITCHER	IP	WLS	BF	H	R	ER	SO	BB	IBB	HBP	BLK	WP	HR	S	P	ERA	WHIP

Batter	1	2	3	4	5	6	7	8	9	AB	R	H	RBI	BB	SO	LOB
Spook Jacobs, R (1, 4) OBP: 0.371, SLG: 0.354	0-0 2B HR 1B	FC3-2 1B 1-2 BB 2-H 1B	4-3 SF9 2-H 2B		1B 2B	4-3		1B		4	4	4	2	0	0	0
Pete Suder, R (5, 4) OBP: 0.274, SLG: 0.300										2	0	1	0	0	0	1
Elmer Valo, L (1, 9) OBP: 0.310, SLG: 0.300	0-0 1-3 HR 2B	BB FC3-2 1-2 2B 2-3 1B	4-3 2-3		6-3		SSS 0-3 K	SSS 0-3 K		6	2	2	0	0	2	3
Jim Finigan, R (1, 5) OBP: 0.425, SLG: 0.500	SSS 0-3 K	0-0 FC3-2 BB 2B 1-2 2-3 3-Hf	SF9 3-H		BBBB 4-0 1B BB		0-0 FC5-4 1B		0-0 F8	4	1	1	1	1	1	5
Gus Zernial, R (1, 7) OBP: 0.360, SLG: 0.545	0-0 2-H 3-H HR	BBBB 4-0 2B 1-2 2-3 3-H BB	F7		1-2 2-H FC5-4 1B		0-0 FC5-4 FC6-4 1-2f		0-0 HR	5	2	3	6	1	0	1
Vic Power, R (1, 3) OBP: 0.287, SLG: 0.333	0-0 6-3	0-0 1-3 2-H 3-H 2B		0-0 F7	1-2f FC5-4		1-2f FC6-4		FC6-4 1B	6	0	2	2	0	0	3
Ed McGhee, R (1, 8) OBP: 0.293, SLG: 0.378	0-0 1-3	0-0 4-3		0-0 1B 1B		0-0 L6		0-0 5-3	0-0 FC6-4 1-2f	6	0	1	0	0	0	3
Eddie Joost, R (1, 6) OBP: 0.406, SLG: 0.500		0-0 E6 FC3-5 1B	0-0 3B 1B	0-0 G6-4-3 1-2 1B		0-0 HR		0-0 HR 2B	0-0 P3	4	2	3	1	0	0	0
Joe Demaestri, R (6, 6) OBP: 0.211, SLG: 0.240										2	1	1	0	0	0	1
Billy Shantz, R (1, 2) OBP: 0.301, SLG: 0.404		0-0 FC3-5 1-2 1B 1B	0-0 1-H 2B 3B	0-0 G6-4-3 1-2f		0-0 1B		0-0 F9		3	2	2	1	0	0	2
Jim Robertson, R (4, 2) OBP: 0.300, SLG: 0.200										2	0	1	0	0	0	1
Bob Trice, R (1, 1) OBP: 0.364, SLG: 0.500		0-0 FC3-5 1B 1B 1-2 FC3-2 2-3f	0-0 2B 3-H 2B		0-0 1-3	0-0 F7		0-0 2-H HR		5	2	2	3	0	0	3
Inning Stats	R: 3 E: 0 K: 1 S: 8 H: 3 LOB: 0 BB: 0 P: 8	R: 4 E: 1 K: 0 S: 8 H: 4 LOB: 2 BB: 1 P: 12	R: 4 E: 0 K: 0 S: 7 H: 4 LOB: 0 BB: 0 P: 7	R: 0 E: 0 K: 0 S: 4 H: 2 LOB: 1 BB: 0 P: 4	R: 1 E: 0 K: 0 S: 5 H: 2 LOB: 2 BB: 1 P: 9	R: 1 E: 0 K: 0 S: 5 H: 2 LOB: 1 BB: 0 P: 5	R: 0 E: 0 K: 1 S: 6 H: 1 LOB: 1 BB: 0 P: 6	R: 2 E: 0 K: 1 S: 8 H: 3 LOB: 1 BB: 0 P: 8	R: 1 E: 0 K: 0 S: 5 H: 2 LOB: 1 BB: 0 P: 5	1B: 12 2B: 6 3B: 1 HR: 4 SF: 1 SAC: 0 DP: 1 HBP: 0							

PITCHER	IP	WLS	BF	H	R	ER	SO	BB	IBB	HBP	BLK	WP	HR	S	P	ERA	WHIP
Tex Clevenger, R (1, 1) ERA: 4.98	1.1	L	11	6	7	4	1	0	0	0	0	0	1	13	13	27.00	4.500
Sid Hudson, R (2, 1) ERA: 5.82	1.2		11	5	4	4	0	1	0	0	0	0	0	10	14	21.60	3.600
Bill Werle, L (4, 1) ERA: 5.87	6.0		30	12	5	5	2	1	0	0	0	0	3	33	37	7.50	2.167

PITCHER	IP	WLS	BF	H	R	ER	SO	BB	IBB	HBP	BLK	WP	HR	S	P	ERA	WHIP

TOP

Philadelphia Athletics @ Boston Red Sox

Fenway Park, Boston, MA

Tue Jun 01 1954, 3:33 AM EDT

Att. 2,342 - Unknown

livebaseballscorecards.com

AB	49
R	16
H	23
RBI	16
BB	2
SO	3
LOB	23

WP: 0	PB: 0	SB: 0	CS: 0
PA: 52			

BOTTOM

Philadelphia Athletics @ Boston Red Sox

Fenway Park, Boston, MA

Tue Jun 01 1954, 3:33 AM EDT

Att. 2,342 - Unknown

livebaseballscorecards.com

Batter	1	2	3	4	5	6	7	8	9	AB	R	H	RBI	BB	SO	LOB
Billy Goodman, L (1, 5) OBP: 0.347, SLG: 0.370	BBBB		F8			2-3	F8		G6-4-3 1-2f	1	0	0	0	1	0	0
Bill Werle, L (4, 1)										2	0	0	0	0	0	1
Karl Olson, R (9, PH) OBP: 0.308, SLG: 0.400										1	0	0	0	0	0	1
Jim Piersall, R (1, 9) OBP: 0.352, SLG: 0.414	G6-4-3 1-2f			4-3		1B		BBBB G3-5		3	0	1	0	1	0	1
Ted Williams, L (1, 7) OBP: 0.556, SLG: 0.679	F9			1B		6-3		G3-5 1-2f		4	0	1	0	0	0	2
Jackie Jensen, R (1, 8) OBP: 0.327, SLG: 0.427		4-3		F8			F7	HR 1B		4	1	1	0	0	0	1
Harry Agganis, L (1, 3) OBP: 0.358, SLG: 0.463		F8		F8			1B E 2B	1-2 HR 1B		1	0	0	0	0	0	0
Dick Gernert, R (4, 3) OBP: 0.462, SLG: 0.400										3	2	2	0	0	0	1
Sammy White, R (1, 2) OBP: 0.270, SLG: 0.424		1B			5-3		SH5-3 E 2-3 2B 1B	1-H 2-H HR		4	2	3	3	0	0	0
Ted Lepcio, R (1, 4) OBP: 0.333, SLG: 0.333		F2			3-1		E5 SH5-3 1-2 3-H 2B	P5		4	1	0	1	0	0	2
Milt Bolling, R (1, 6) OBP: 0.326, SLG: 0.395			F8		P5		SH5-3 1-2 2-3		G6-4-3 1B	3	0	1	0	0	0	0
Tex Clevenger, R (1, 1) OBP: 0.167, SLG: 0.333			L8			5-3	2-H 3-H 2B		P3	0	0	0	0	0	0	0
Sid Hudson, R (2, 1) OBP: 0.167, SLG: 0.167										0	0	0	0	0	0	0
Del Wilber, R (3, PH)										1	0	0	0	0	0	0
Don Lenhardt, R (4, 5) OBP: 0.250, SLG: 0.300										3	0	1	2	0	0	1

	AB	34
	R	6
	H	10
	RBI	6
	BB	2
	SO	0
	LOB	10

Inning Stats	1	2	3	4	5	6	7	8	9
	R: 0 E: 0 K: 0 S: 2 H: 0 LOB: 0 BB: 1 P: 6	R: 0 E: 0 K: 0 S: 4 H: 1 LOB: 1 BB: 0 P: 4	R: 0 E: 0 K: 0 S: 3 H: 0 LOB: 0 BB: 0 P: 3	R: 0 E: 0 K: 0 S: 4 H: 1 LOB: 1 BB: 0 P: 4	R: 0 E: 0 K: 0 S: 3 H: 0 LOB: 0 BB: 0 P: 3	R: 0 E: 0 K: 0 S: 4 H: 1 LOB: 1 BB: 0 P: 4	R: 3 E: 1 K: 0 S: 7 H: 3 LOB: 1 BB: 0 P: 7	R: 3 E: 0 K: 0 S: 5 H: 3 LOB: 0 BB: 1 P: 9	R: 0 E: 0 K: 0 S: 3 H: 1 LOB: 0 BB: 0 P: 3

	1B: 7	SF: 0	WP: 0	PA: 37
	2B: 2	SAC: 1	PB: 0	
	3B: 0	DP: 3	SB: 0	
	HR: 1	HBP: 0	CS: 0	

PITCHER	IP	WLS	BF	H	R	ER	SO	BB	IBB	HBP	BLK	WP	HR	S	P	ERA	WHIP
Bob Trice, R (1, 1) ERA: 4.89	9.0	W	37	10	6	4	0	2	0	0	0	0	1	35	43	4.00	1.333

PITCHER	IP	WLS	BF	H	R	ER	SO	BB	IBB	HBP	BLK	WP	HR	S	P	ERA	WHIP

Chicago White Sox @ Boston Red Sox

Fenway Park, Boston, MA

Wed Jun 02 1954, 3:33 AM EDT

Att. 20,442 - Unknown

TOP

livebaseballscorecards.com

Batter	1	2	3	4	5	6	7	8	9	AB	R	H	RBI	BB	SO	LOB
Chico Carrasquel, R (1, 6) OBP: 0.340, SLG: 0.396	F4		K			F7		HR		4	1	1	1	0	1	0
Nellie Fox, L (1, 4) OBP: 0.384, SLG: 0.363	F7			F8		2B 1B		BB 1B		3	1	1	0	1	0	0
Minnie Minoso, R (1, 7) OBP: 0.400, SLG: 0.599	E3			1-3		1-H 2B		K		4	0	1	1	0	1	1
Ferris Fain, L (1, 3) OBP: 0.398, SLG: 0.468	F8			2B		F7		F8		4	0	1	0	0	0	3
George Kell, R (1, 5) OBP: 0.328, SLG: 0.261		4-3		6-3			E5 1B 1B G1-2-3	1-2 1B		4	0	1	0	0	0	1
Matt Batts, R (1, 2) OBP: 0.357, SLG: 0.360		K			G5-4-3 1B		G1-2-3 1B 1-2 1B	4-3		4	0	2	0	0	1	2
Jim Rivera, L (1, 9) OBP: 0.333, SLG: 0.402 (7, 8)		4-3			G5-4-3 1-2f		G1-2-3 1-2 2-3 1B		K	4	0	1	0	0	1	1
Johnny Groth, R (1, 8) OBP: 0.340, SLG: 0.393			1-3		P6		G1-2-3 1-2 2-3 3-Hf		F9	2	0	0	0	0	0	0
Bud Stewart, L (7, PH) OBP: 0.250, SLG: 0.077										1	0	0	0	0	0	3
Bill Wilson, R (7, 9) OBP: 0.310, SLG: 0.371										0	0	0	0	0	0	0
Phil Cavarretta, L (9, PH)										1	0	0	0	0	0	0
Sandy Consuegra, R (1, 1) OBP: 0.250, SLG: 0.182			1-3			L4	K		G3	2	0	0	0	0	0	0
Carl Sawatski, L (7, PH) OBP: 0.286, SLG: 0.258										1	0	0	0	0	1	2
Jack Harshman, L (7, 1) OBP: 0.333, SLG: 0.200										0	0	0	0	0	0	0
Willard Marshall, L (9, PH) OBP: 0.324, SLG: 0.241										1	0	0	0	0	0	0

AB 35
R 2
H 8
RBI 2
BB 1
SO 5
LOB 13

Inning Stats	1	2	3	4	5	6	7	8	9
	R: 0 E: 1 K: 0 S: 4	R: 0 E: 0 K: 1 S: 5	R: 0 E: 0 K: 1 S: 5	R: 0 E: 0 K: 0 S: 4	R: 0 E: 0 K: 0 S: 3	R: 1 E: 0 K: 0 S: 5	R: 0 E: 1 K: 1 S: 7	R: 1 E: 0 K: 1 S: 7	R: 0 E: 0 K: 1 S: 5
	H: 0 LOB: 1 BB: 0 P: 4	H: 0 LOB: 0 BB: 0 P: 5	H: 0 LOB: 0 BB: 0 P: 5	H: 1 LOB: 1 BB: 0 P: 4	H: 1 LOB: 0 BB: 0 P: 3	H: 2 LOB: 1 BB: 0 P: 5	H: 2 LOB: 2 BB: 0 P: 7	H: 2 LOB: 2 BB: 1 P: 11	H: 0 LOB: 0 BB: 0 P: 5

1B: 5 SF: 0
2B: 2 SAC: 0
3B: 0 DP: 2
HR: 1 HBP: 0

WP: 0 PA: 36
PB: 0
SB: 0
CS: 0

PITCHER		IP	WLS	BF	H	R	ER	SO	BB	IBB	HBP	BLK	WP	HR	S	P	ERA	WHIP
Frank Sullivan, R ERA: 2.45	(1, 1)	7.0	W	29	7	2	2	3	1	0	0	0	0	1	34	38	2.57	1.143
Ellis Kinder, R ERA: 5.14	(8, 1)	2.0	S	7	1	0	0	2	0	0	0	0	0	0	11	11	0.00	0.500

PITCHER	IP	WLS	BF	H	R	ER	SO	BB	IBB	HBP	BLK	WP	HR	S	P	ERA	WHIP

Batter	1	2	3	4	5	6	7	8	9	AB	R	H	RBI	BB	SO	LOB
Billy Goodman, L (1, 5) OBP: 0.357, SLG: 0.377	FC6-4 1B	3-1			G6-4-3 1B		BBBB CS BB			3	0	2	0	1	0	0
Jim Piersall, R (1, 9) OBP: 0.341, SLG: 0.400	FC6-4 BB 3B; 1-2f	F8			G6-4-3; 1-2f		SSS K; 1-2			4	1	0	0	0	1	3
Ted Williams, L (1, 7) OBP: 0.539, SLG: 0.643	BBBB 3B BB; 1-2		6-3		L9		6-3			3	1	0	0	1	0	0
Jackie Jensen, R (1, 8) OBP: 0.331, SLG: 0.444	1B 3B; 1-H 2-H		F9			F8		F9 1B		4	1	2	2	0	0	0
Harry Agganis, L (1, 3) OBP: 0.362, SLG: 0.460	1B 2B 1B; 3-H		F2			BBBB S 1B BB		F9; 1-2		3	2	1	1	1	0	1
Sammy White, R (1, 2) OBP: 0.286, SLG: 0.430	2B 1B; 1-2			F7		FC5-4 1B; 1-2		IBB		3	0	2	0	1	0	0
Ted Lepcio, R (1, 4) OBP: 0.330, SLG: 0.329	F7			F7		FC5-4; 1-2 2-H		F9		4	0	1	1	0	0	4
Milt Bolling, R (1, 6) OBP: 0.333, SLG: 0.424	2B; 1-H 2-H			2B		FC5-4; 1-2f 2-3		F7		4	0	2	1	0	0	4
Frank Sullivan, R (1, 1) Ellis Kinder, R (8, 1) OBP: 0.167, SLG: 0.167		6-3		6-3		F8				3 0	0 0	0 0	0 0	0 0	0 0	3 0
Inning Stats	R: 4 H: 5 E: 0 LOB: 2 K: 0 BB: 1 S: 7 P: 11	R: 0 H: 0 E: 0 LOB: 0 K: 0 BB: 0 S: 3 P: 3	R: 0 H: 0 E: 0 LOB: 0 K: 0 BB: 0 S: 3 P: 3	R: 0 H: 1 E: 0 LOB: 1 K: 0 BB: 0 S: 4 P: 4	R: 0 H: 1 E: 0 LOB: 0 K: 0 BB: 0 S: 3 P: 3	R: 1 H: 2 E: 0 LOB: 2 K: 0 BB: 1 S: 5 P: 9	R: 0 H: 0 E: 0 LOB: 0 K: 1 BB: 1 S: 4 P: 8	R: 0 H: 1 E: 0 LOB: 2 K: 0 BB: 1 S: 4 P: 8		1B: 7 SF: 0 2B: 3 SAC: 0 3B: 1 DP: 2 HR: 0 HBP: 0						

PITCHER	IP	WLS	BF	H	R	ER	SO	BB	IBB	HBP	BLK	WP	HR	S	P	ERA	WHIP
Sandy Consuegra, R (1, 1) ERA: 3.86	6.0	L	27	9	5	5	0	2	0	0	0	0	0	25	33	7.50	1.833
Jack Harshman, L (7, 1) ERA: 6.88	2.0		8	1	0	0	1	1	1	0	0	0	0	8	16	0.00	1.000

PITCHER	IP	WLS	BF	H	R	ER	SO	BB	IBB	HBP	BLK	WP	HR	S	P	ERA	WHIP

BOTTOM

Chicago White Sox @ Boston Red Sox

Fenway Park, Boston, MA

Wed Jun 02 1954, 3:33 AM EDT

Att. 20,442 - Unknown

livebaseballscorecards.com

AB	31
R	5
H	10
RBI	5
BB	4
SO	1
LOB	15

WP: 0	PA: 35		
PB: 0			
SB: 1			
CS: 1			

Batter	1	2	3	4	5	6	7	8	9	AB	R	H	RBI	BB	SO	LOB
Chico Carrasquel, R (1, 6) OBP: 0.341, SLG: 0.392	0-0 3B 1B		0-0 P6	4-0 FC1-2 BB 1-2 BB		0-0 5-3		0-3 K		4	1	1	0	1	1	0
Nellie Fox, L (1, 4) OBP: 0.389, SLG: 0.377	0-0 1-H 6-3 3B		0-0 F7	4-0 1-2 2-3 3-H FC1-2 BB		0-0 G3		0-0 2B 1B		4	2	2	2	1	0	0
Minnie Minoso, R (1, 7) OBP: 0.400, SLG: 0.597	0-0 6-3 3-H		0-0 P3	0-0 1-2 2-3 3-Hf FC1-2		1-0 S HBP		0-0 1-H E 2B		4	1	1	2	0	0	3
Ferris Fain, L (1, 3) OBP: 0.398, SLG: 0.468	0-0 6-3			0-0 1B 1B 2B 3-1		4-0 1-2 BB		0-0 P4		4	1	1	0	1	0	4
George Kell, R (1, 5) OBP: 0.331, SLG: 0.266	0-0 1B			0-0 2-3 1B 2B 1B	0-0 6-3	0-3 K2-3		0-0 2-H E6		5	1	2	0	0	1	2
Sherm Lollar, R (1, 2) OBP: 0.370, SLG: 0.431 Matt Batts, R (8, 2) OBP: 0.357, SLG: 0.360	0-3 K			0-0 1-2 3-H 2B FC6-2 1B	0-0 5-3		0-0 6-3	0-3 K		5 0	0 0	1 0	1 0	0 0	2 0	2 0
Jim Rivera, L (1, 9) OBP: 0.345, SLG: 0.431		0-0 4-3		0-0 1-3 2-H E 2B	0-0 S 1B 1B		0-0 L9		0-0 FC1-5 2B	5	2	3	1	0	0	0
Johnny Groth, R (1, 8) OBP: 0.348, SLG: 0.403		0-0 4-3		4-0 E BB IBB	0-0 1-H 1B		0-0 2B	0-0 2-3 FC1-5 CS		4	1	2	1	1	0	1
Virgil Trucks, R (1, 1) OBP: 0.167, SLG: 0.172 Don Johnson, R (8, 1) OBP: 0.056, SLG: 0.059		0-0 L4		0-0 1-3 2-H 3-Hf FC6-2 BB BB FC1-2	0-0 F3		0-0 6-3	0-3 1-2 K		4 1	0 0	0 0	0 0	0 0	0 1	4 1
Inning Stats	R: 2 E: 0 K: 1 S: 8 H: 3 LOB: 1 BB: 0 P: 8	R: 0 E: 0 K: 0 S: 3 H: 0 LOB: 0 BB: 0 P: 3	R: 0 E: 0 K: 0 S: 3 H: 0 LOB: 0 BB: 0 P: 3	R: 4 E: 1 K: 0 S: 7 H: 4 LOB: 3 BB: 3 P: 19	R: 1 E: 0 K: 0 S: 5 H: 2 LOB: 1 BB: 0 P: 5	R: 0 E: 0 K: 1 S: 5 H: 0 LOB: 2 BB: 1 P: 10	R: 0 E: 0 K: 0 S: 4 H: 1 LOB: 1 BB: 0 P: 4	R: 2 E: 1 K: 2 S: 10 H: 2 LOB: 1 BB: 0 P: 10	R: 0 E: 0 K: 1 S: 5 H: 1 LOB: 0 BB: 0 P: 5	1B: 7 2B: 5 3B: 1 HR: 0	SF: 0 SAC: 0 DP: 0 HBP: 1						

PITCHER		IP	WLS	BF	H	R	ER	SO	BB	IBB	HBP	BLK	WP	HR	S	P	ERA	WHIP
Hal Brown, R ERA: 4.97	(1, 1)	3.0	L	16	7	6	5	1	0	0	0	0	0	0	18	18	15.00	2.333
Tom Herrin, R ERA: 8.1	(4, 1)	1.0		6	0	0	0	0	2	1	0	0	0	0	3	15	0.00	2.000
Tom Brewer, R ERA: 4.45	(5, 1)	3.0		14	3	1	1	1	1	0	1	0	0	0	14	19	3.00	1.333
Ellis Kinder, R ERA: 5.09	(8, 1)	2.0		9	3	2	1	3	0	0	0	0	0	0	15	15	4.50	1.500

PITCHER	IP	WLS	BF	H	R	ER	SO	BB	IBB	HBP	BLK	WP	HR	S	P	ERA	WHIP

TOP

Chicago White Sox @ Boston Red Sox

Fenway Park, Boston, MA

Thu Jun 03 1954, 3:33 AM EDT

Att. 5,148 - Unknown

livebaseballscorecards.com

AB	40
R	9
H	13
RBI	7
BB	4
SO	5
LOB	17

PA: 45

WP: 0 PB: 0 SB: 2 CS: 1

Batter	1	2	3	4	5	6	7	8	9	AB	R	H	RBI	BB	SO	LOB
Billy Goodman, L (1, 5) OBP: 0.363, SLG: 0.378	4-3		BB	G3		HR 1B		BB 1B	4-3	5	1	2	0	1	0	4
Jim Piersall, R (1, 9) OBP: 0.343, SLG: 0.395	BB		F9		BB 1B	F8		F9		4	1	1	0	1	0	4
Ted Williams, L (1, 7) OBP: 0.531, SLG: 0.667	K		F9		1B BB	1-H 2-H HR		F8		4	1	1	3	1	1	3
Jackie Jensen, R (1, 8) OBP: 0.333, SLG: 0.439	5-3		F8		FC5-4 1B	6-3		1-2 BB		4	0	1	1	1	0	2
Harry Agganis, L (1, 3) OBP: 0.364, SLG: 0.481		1B 1B		HR	K		P4	F7		5	1	2	1	0	1	4
Sammy White, R (1, 2) OBP: 0.275, SLG: 0.413		P4		F8	K		F6		F8	5	0	0	0	0	1	3
Ted Lepcio, R (1, 4) OBP: 0.354, SLG: 0.357		FC5-4 1B		1B 1B	FC5-4		2B 1B		1-3 1B	5	1	4	0	0	0	2
Milt Bolling, R (1, 6) OBP: 0.337, SLG: 0.433		L7		K		L5	1-H 2B		1-3 1B	5	0	2	1	0	1	3
Hal Brown, R (1, 1) OBP: 0.273, SLG: 0.111		FC5-4		1-2		HR 1B	K		1-3	1	0	0	0	0	0	2
Tom Herrin, R (4, 1) OBP: 0.200, SLG: 0.200										0	0	0	0	0	0	0
Charlie Maxwell, L (4, PH) OBP: 0.333, SLG: 0.302										1	0	1	0	0	0	0
Tom Brewer, R (5, 1) OBP: 0.286, SLG: 0.167										1	1	1	0	0	0	0
Grady Hatton, L (7, PH) OBP: 0.282, SLG: 0.188										1	0	0	0	0	1	1
Ellis Kinder, R (8, 1) OBP: 0.167, SLG: 0.167										0	0	0	0	0	0	0
Don Lenhardt, R (9, PH) OBP: 0.244, SLG: 0.293										1	0	0	0	0	0	2
Inning Stats	R: 0 E: 0 K: 1 S: 5 H: 0 LOB: 1 BB: 1 P: 9	R: 0 E: 0 K: 0 S: 5 H: 2 LOB: 2 BB: 0 P: 5	R: 0 E: 0 K: 0 S: 3 H: 0 LOB: 1 BB: 1 P: 7	R: 1 E: 0 K: 1 S: 8 H: 3 LOB: 2 BB: 0 P: 8	R: 1 E: 0 K: 2 S: 9 H: 2 LOB: 2 BB: 1 P: 13	R: 3 E: 0 K: 0 S: 6 H: 3 LOB: 0 BB: 0 P: 6	R: 1 E: 0 K: 1 S: 7 H: 2 LOB: 1 BB: 0 P: 7	R: 0 E: 0 K: 0 S: 4 H: 1 LOB: 2 BB: 1 P: 8	R: 0 E: 0 K: 0 S: 5 H: 2 LOB: 2 BB: 0 P: 5	1B: 12 2B: 1 3B: 0 HR: 2 SF: 0 SAC: 0 DP: 0 HBP: 0						

PITCHER		IP	WLS	BF	H	R	ER	SO	BB	IBB	HBP	BLK	WP	HR	S	P	ERA	WHIP
Virgil Trucks, R ERA: 2.96	(1, 1)	7.2	W	40	13	6	6	5	4	0	0	0	0	2	46	62	7.04	2.217
Don Johnson, R ERA: 2.78	(8, 1)	1.1	S	6	2	0	0	0	0	0	0	0	0	0	6	6	0.00	1.500

PITCHER	IP	WLS	BF	H	R	ER	SO	BB	IBB	HBP	BLK	WP	HR	S	P	ERA	WHIP

BOTTOM

Chicago White Sox @ Boston Red Sox

Fenway Park, Boston, MA

Thu Jun 03 1954, 3:33 AM EDT

Att. 5,148 - Unknown

livebaseballscorecards.com

AB	42
R	6
H	15
RBI	6
BB	4
SO	5
LOB	30

WP: 0	PA: 46		
PB: 0			
SB: 0			
CS: 0			

Batter	1	2	3	4	5	6	7	8	9	AB	R	H	RBI	BB	SO	LOB
Chico Carrasquel, R (1, 6) OBP: 0.343, SLG: 0.386	BBB 4-0 1B BB 0-3 K		x 0-0 E6 CS			BBBB 4-0 1B FC3-2 1B BB		x 0-0 ① ② G5-4-3 1-2f		3	1	0	0	2	1	3
Nellie Fox, L (1, 4) OBP: 0.389, SLG: 0.378	x 0-0 1B 1-2 1B 1B	x 0-0 ① G3	x 0-0 ② ③ F9 1-2			x 0-0 FC3-2 1B 1-2 1B		x 0-0 ③ 3-1		5	1	2	0	0	0	1
Minnie Minoso, R (1, 7) OBP: 0.410, SLG: 0.600	x 0-0 1B FC5 1-2 2-H 1B	H 1-0 1B 1B HBP		x 0-0 BB 1B		x 0-0 FC3-2 1-2 2-3 1B			x 0-0 ① 6-3	4	2	3	1	0	0	0
Ferris Fain, L (1, 3) OBP: 0.403, SLG: 0.469	x 0-0 FC5 1-3 2-H 1B	x 0-0 1B 1-2 1B 1B		BBBB 4-0 G5-4-3 1-2 BB		x 0-0 ① FC3-2 G6-4-3 1-2 2-3 3-Hf			x 0-0 ② L9	4	1	2	1	1	0	3
George Kell, R (1, 5) OBP: 0.327, SLG: 0.258	III 4-0 FC5 1B IBB	x 0-0 ② P6		x 0-0 ① F8		x 0-0 ② ③ G6-4-3 1-2f			SSS 0-3 ③ K	4	1	0	0	1	1	7
Sherm Lollar, R (1, 2) OBP: 0.367, SLG: 0.425	x 0-0 ① FC5 1B 1-2 2-3f 3-H 1B	x 0-0 1B 1-2 2-H 1B		x 0-0 ② ③ G5-4-3 1-2f			x 0-0 ① 6-3			4	1	1	2	0	0	4
Jim Rivera, L (1, 9) OBP: 0.350, SLG: 0.434	x 0-0 1B 1-2 2-H 1B	x 0-0 FC1-6-4 1-2 2-H 1B			x 0-0 ① F8		x 0-0 ② 1-3			4	0	2	2	0	0	0
Johnny Groth, R (1, 8) OBP: 0.345, SLG: 0.399	SSS 0-3 ② K	x 0-0 ③ FC1-6-4 1-2f			x 0-0 G1-6-3 1B		x 0-0 ③ 4-3			4	0	1	0	0	1	4
Bob Keegan, R (1, 1) OBP: 0.211, SLG: 0.235	x 0-0 1-2 2-H 1B		x 0-0 ① L4		x 0-0 ② ③ G1-6-3 1-2f			x 0-0 G5-4-3 1B		4	0	2	1	0	0	1
Inning Stats	R: 5 E: 0 K: 2 S: 12 H: 5 LOB: 2 BB: 2 P: 20	R: 2 E: 0 K: 0 S: 6 H: 3 LOB: 2 BB: 0 P: 7	R: 0 E: 1 K: 0 S: 3 H: 0 LOB: 0 BB: 0 P: 3	R: 0 E: 0 K: 0 S: 3 H: 1 LOB: 1 BB: 1 P: 7	R: 0 E: 0 K: 0 S: 3 H: 1 LOB: 0 BB: 0 P: 3	R: 0 E: 0 K: 0 S: 4 H: 2 LOB: 2 BB: 1 P: 8	R: 0 E: 0 K: 0 S: 3 H: 0 LOB: 0 BB: 0 P: 3	R: 0 E: 0 K: 0 S: 3 H: 1 LOB: 0 BB: 0 P: 3	R: 0 E: 0 K: 1 S: 5 H: 0 LOB: 0 BB: 0 P: 5	1B: 13 2B: 0 3B: 0 HR: 0	SF: 0 SAC: 0 DP: 4 HBP: 1						

TOP

Chicago White Sox @ Boston Red Sox

Fenway Park, Boston, MA

Fri Jun 04 1954, 3:33 AM EDT

Att. 2,621 - Unknown

livebaseballscorecards.com

AB	36
R	7
H	13
RBI	7
BB	4
SO	3
LOB	23

WP: 0 PB: 0 SB: 0 CS: 1 PA: 41

PITCHER		IP	WLS	BF	H	R	ER	SO	BB	IBB	HBP	BLK	WP	HR	S	P	ERA	WHIP
Willard Nixon, R ERA: 3.95	(1, 1)	1.1	L	13	6	7	7	2	1	1	1	0	0	0	14	23	47.25	5.250
Tom Brewer, R ERA: 4.34	(2, 1)	0.2		4	2	0	0	0	0	0	0	0	0	0	4	4	0.00	3.000
Tom Herrin, R ERA: 6.23	(3, 1)	4.0		15	4	0	0	0	2	0	0	0	0	0	13	21	0.00	1.500
Hal Brown, R ERA: 4.5	(7, 1)	3.0		9	1	0	0	1	0	0	0	0	0	0	11	11	0.00	0.333

PITCHER	IP	WLS	BF	H	R	ER	SO	BB	IBB	HBP	BLK	WP	HR	S	P	ERA	WHIP

BOTTOM

Chicago White Sox @ Boston Red Sox

Fenway Park, Boston, MA

Fri Jun 04 1954, 3:33 AM EDT

Att. 2,621 - Unknown

livebaseballscorecards.com

Batter	1	2	3	4	5	6	7	8	9	AB	R	H	RBI	BB	SO	LOB
Billy Goodman, L (1, 5) OBP: 0.364, SLG: 0.374	F7	F8			BB, FC5-4		G6-4-3		F8	4	0	1	0	1	0	1
Jim Piersall, R (1, 9) OBP: 0.348, SLG: 0.398	1B		1B		FC5-4		G6-4-3			4	0	2	0	0	0	2
Ted Williams, L (1, 7) OBP: 0.529, SLG: 0.656	G6-4-3		F7		F9		FC6-4			4	0	2	0	0	0	2
Jackie Jensen, R (1, 8) OBP: 0.325, SLG: 0.427	G6-4-3		F6		F7		FC6-4			4	0	0	0	0	0	5
Harry Agganis, L (1, 3) OBP: 0.361, SLG: 0.474		F7	F7			L8		G6-4-3		4	0	1	0	0	0	1
Sammy White, R (1, 2) OBP: 0.281, SLG: 0.411		BB, 1B, 2B		5-3		3B, 1B		G6-4-3		3	2	1	0	1	0	1
Ted Lepcio, R (1, 4) OBP: 0.360, SLG: 0.386		2B, SF9, 1B		K		3B		1-3		4	1	2	1	0	1	0
Milt Bolling, R (1, 6) OBP: 0.343, SLG: 0.457		2B		2B		5-3			5-3	4	0	2	1	0	0	1
Willard Nixon, L (1, 1)		SF9		5-3		K			K	0	0	0	0	0	0	0
Tom Brewer, R (2, 1) OBP: 0.286, SLG: 0.167										0	0	0	0	0	0	0
Grady Hatton, L (2, PH) OBP: 0.275, SLG: 0.188										0	0	0	1	0	0	0
Tom Herrin, R (3, 1) OBP: 0.167, SLG: 0.167										1	0	0	0	0	0	1
Charlie Maxwell, L (6, PH) OBP: 0.329, SLG: 0.297										1	0	0	0	0	1	1
Hal Brown, R (7, 1) OBP: 0.273, SLG: 0.111										0	0	0	0	0	0	0
Dick Gernert, R (9, PH) OBP: 0.444, SLG: 0.381										1	0	0	0	0	1	0
Inning Stats	R: 0 E: 0 K: 0 S: 4 H: 2 LOB: 1 BB: 0 P: 4	R: 2 E: 0 K: 0 S: 5 H: 2 LOB: 1 BB: 1 P: 9	R: 0 E: 0 K: 0 S: 4 H: 1 LOB: 1 BB: 0 P: 4	R: 0 E: 0 K: 1 S: 6 H: 1 LOB: 1 BB: 0 P: 6	R: 0 E: 0 K: 0 S: 3 H: 0 LOB: 1 BB: 1 P: 7	R: 1 E: 0 K: 1 S: 7 H: 2 LOB: 1 BB: 0 P: 7	R: 0 E: 0 K: 0 S: 4 H: 2 LOB: 1 BB: 0 P: 4	R: 0 E: 0 K: 0 S: 3 H: 1 LOB: 0 BB: 0 P: 3	R: 0 E: 0 K: 1 S: 5 H: 0 LOB: 0 BB: 0 P: 5	1B: 8 2B: 2 3B: 1 HR: 0	SF: 1 SAC: 0 DP: 3 HBP: 0						

	AB	34
	R	3
	H	11
	RBI	3
	BB	2
	SO	3
	LOB	15

PITCHER	IP	WLS	BF	H	R	ER	SO	BB	IBB	HBP	BLK	WP	HR	S	P	ERA	WHIP
Bob Keegan, R (1, 1) ERA: 2.35	9.0	W	37	11	3	3	3	2	0	0	0	0	0	41	49	3.00	1.444

PITCHER	IP	WLS	BF	H	R	ER	SO	BB	IBB	HBP	BLK	WP	HR	S	P	ERA	WHIP

Batter	1	2	3	4	5	6	7	8	9	AB	R	H	RBI	BB	SO	LOB
Frank Bolling, R (1, 4) OBP: 0.318, SLG: 0.361	K		BB		F9	P3		K		4	0	0	0	1	2	3
Bill Tuttle, R (1, 8) OBP: 0.424, SLG: 0.500	6-3		F8		BB, 1B 1B		F3	4-3 2-3		5	0	1	0	0	0	2
Bob Nieman, R (1, 7) OBP: 0.423, SLG: 0.583 Jim Delsing, L (8, 7) OBP: 0.346, SLG: 0.362	2B		P4		1-2 BB 1B		1B 2B	3-H 1B		5 0	1 0	4 0	1 0	0 0	0 0	1 0
Ray Boone, R (1, 5) OBP: 0.390, SLG: 0.429 Fred Hatfield, L (9, 5) OBP: 0.327, SLG: 0.289	F9			2B BB	1-2 2-3 G6-4-3 BB		2-H 1B	5-3		3 0	1 0	1 0	1 0	2 0	0 0	2 0
Walt Dropo, R (1, 3) OBP: 0.293, SLG: 0.356		HR	L6	G6-4-3 1-2f	K		L4-6-3 1B			5	1	2	1	0	1	5
Al Kaline, R (1, 9) OBP: 0.302, SLG: 0.308		L6-3	1-H 2B		L6-3	K	L4-6-3 1-2			5	0	1	1	0	1	2
Red Wilson, R (1, 2) OBP: 0.342, SLG: 0.382		5-3	P6		P6		1B SH 1B	6-3		5	1	1	0	0	0	1
Harvey Kuenn, R (1, 6) OBP: 0.285, SLG: 0.333		6-3	FC5-4 IBB		1B 1B		SH 1-2 E 1B			3	1	2	0	1	0	0
George Zuverink, R (1, 1) OBP: 0.200, SLG: 0.200			1-3	1-2f FC5-4	1-2 1B		SH 4-3 1-H 2-H 1B			3	1	1	0	0	0	2

TOP

Detroit Tigers @ Boston Red Sox

Fenway Park, Boston, MA

Sat Jun 05 1954, 3:33 AM EDT

Att. 4,624 - Overcast

livebaseballscorecards.com

AB	38
R	6
H	13
RBI	4
BB	4
SO	4
LOB	18

Inning Stats	1	2	3	4	5	6	7	8	9
	R: 0 E: 0 K: 1 S: 6	R: 1 E: 0 K: 0 S: 4	R: 0 E: 0 K: 0 S: 3	R: 1 E: 0 K: 0 S: 4	R: 0 E: 0 K: 0 S: 4	R: 0 E: 0 K: 0 S: 5	R: 1 E: 0 K: 2 S: 9	R: 3 E: 1 K: 1 S: 9	R: 0 E: 0 K: 0 S: 3
	H: 1 LOB: 1 BB: 0 P: 6	H: 1 LOB: 0 BB: 0 P: 4	H: 0 LOB: 1 BB: 1 P: 7	H: 1 LOB: 2 BB: 2 P: 12	H: 2 LOB: 2 BB: 1 P: 8	H: 2 LOB: 1 BB: 0 P: 5	H: 2 LOB: 1 BB: 0 P: 9	H: 3 LOB: 1 BB: 0 P: 9	H: 1 LOB: 0 BB: 0 P: 3

PITCHER		IP	WLS	BF	H	R	ER	SO	BB	IBB	HBP	BLK	WP	HR	S	P	ERA	WHIP	PITCHER		IP	WLS	BF	H	R	ER	SO	BB	IBB	HBP	BLK	WP	HR	S	P	ERA	WHIP
Bill Henry, L ERA: 3.04	(1, 1)	4.1	L	22	5	2	2	1	3	1	0	0	0	1	20	36	4.15	1.846																			
Ellis Kinder, R ERA: 5.74	(5, 1)	3.2		18	7	4	4	3	0	0	0	0	0	0	24	24	9.82	1.909																			
Bill Werle, L ERA: 5.51	(9, 1)	1.0		3	1	0	0	0	0	0	0	0	0	0	3	3	0.00	1.000																			

1B: 9	SF: 0	WP: 0	PA: 43
2B: 3	SAC: 1	PB: 0	
3B: 0	DP: 2	SB: 0	
HR: 1	HBP: 0	CS: 0	

Detroit Tigers @ Boston Red Sox

Fenway Park, Boston, MA

Sat Jun 05 1954, 3:33 AM EDT

Att. 4,624 - Overcast

BOTTOM

Batter	1	2	3	4	5	6	7	8	9	AB	R	H	RBI	BB	SO	LOB
Billy Goodman, L (1, 5) OBP: 0.355, SLG: 0.364	F7			4-3		FC3-6 1-2f			6-3	4	0	0	0	0	0	1
Jim Piersall, R (1, 9) OBP: 0.345, SLG: 0.394	G1-6-3 1B			F7		F8			P3	4	0	1	0	0	0	1
Ted Williams, L (1, 7) OBP: 0.506, SLG: 0.618	G1-6-3 1-2f			P5		P5			F8	4	0	0	0	0	0	2
Jackie Jensen, R (1, 8) OBP: 0.326, SLG: 0.421		L9			BBB SH1-3 1B BB		5-3			2	0	0	0	1	0	0
Harry Agganis, L (1, 3) OBP: 0.360, SLG: 0.471		L9			SH1-3 1-2 1B		1-3			3	0	1	0	0	0	0
Ted Lepcio, R (1, 4) OBP: 0.363, SLG: 0.382		BBB CS BB			SH1-3 1-2 2-3		6-3			1	0	0	0	1	0	0
Milt Bolling, R (1, 6) OBP: 0.333, SLG: 0.443		CS 1-2		F7	F8			F7		3	0	0	0	0	0	2
Mickey Owen, R (1, 2) OBP: 0.294, SLG: 0.154				SSS K	5-3			5-3		3	0	0	0	0	1	2
Bill Henry, L (1, 1) OBP: 0.208, SLG: 0.174				P4		FC3-6 1B		4-3		1	0	0	0	0	0	0
Ellis Kinder, R (5, 1) OBP: 0.286, SLG: 0.286										1	0	1	0	0	0	0
Grady Hatton, L (8, PH) OBP: 0.268, SLG: 0.182										1	0	0	0	0	0	0
Bill Werle, L (9, 1)										0	0	0	0	0	0	0
Inning Stats	R: 0 E: 0 K: 0 S: 3 H: 1 LOB: 0 BB: 0 P: 3	R: 0 E: 0 K: 0 S: 2 H: 0 LOB: 0 BB: 1 P: 6	R: 0 E: 0 K: 1 S: 5 H: 0 LOB: 0 BB: 0 P: 5	R: 0 E: 0 K: 0 S: 3 H: 0 LOB: 0 BB: 0 P: 3	R: 0 E: 0 K: 0 S: 4 H: 1 LOB: 2 BB: 1 P: 8	R: 0 E: 0 K: 0 S: 4 H: 1 LOB: 1 BB: 0 P: 4	R: 0 E: 0 K: 0 S: 3 H: 0 LOB: 0 BB: 0 P: 3	R: 0 E: 0 K: 0 S: 3 H: 0 LOB: 0 BB: 0 P: 3	R: 0 E: 0 K: 0 S: 3 H: 0 LOB: 0 BB: 0 P: 3	1B: 3 2B: 0 3B: 0 HR: 0 SF: 0 SAC: 1 DP: 1 HBP: 0						

PITCHER	IP	WLS	BF	H	R	ER	SO	BB	IBB	HBP	BLK	WP	HR	S	P	ERA	WHIP
George Zuverink, R (1, 1) ERA: 3.59	9.0	W	30	3	0	0	1	2	0	0	0	0	0	30	38	0.00	0.556

PITCHER	IP	WLS	BF	H	R	ER	SO	BB	IBB	HBP	BLK	WP	HR	S	P	ERA	WHIP

livebaseballscorecards.com

AB	27
R	0
H	3
RBI	0
BB	2
SO	1
LOB	8

WP: 0 PA: 31
PB: 0
SB: 0
CS: 1

Detroit Tigers @ Boston Red Sox

Fenway Park, Boston, MA

Sat Jun 05 1954, 3:38 AM EDT

Att. 19,085 - Unknown

livebaseballscorecards.com

Batter	1	2	3	4	5	6	7	8	9	AB	R	H	RBI	BB	SO	LOB
Frank Bolling, R (1, 4) OBP: 0.311, SLG: 0.352	L7		5-3		F7		5-3			4	0	0	0	0	0	1
Bill Tuttle, R (1, 8) OBP: 0.426, SLG: 0.500	K		G5-4-3 1B		E3 1B 1B 2-3		1B			4	1	2	0	0	1	1
Bob Nieman, R (1, 7) OBP: 0.400, SLG: 0.536	K		G5-4-3 1-2f		1B 1-3 3-H 1B		F8			4	0	1	1	0	1	2
Ray Boone, R (1, 5) OBP: 0.399, SLG: 0.434		L6-4-3 1B 1B 1B		CS BB	1-3 3-H 1B			P4		3	1	2	1	1	0	0
Walt Dropo, R (1, 3) OBP: 0.298, SLG: 0.360		L6-4-3 1-2 1B		L6-4-3 1-2 1B	F9			F3		4	0	2	0	0	0	2
Al Kaline, R (1, 9) OBP: 0.295, SLG: 0.300		L6-4-3 1-2 2-3		L6-4-3 1-2		L6		L5-3		4	0	0	0	0	0	3
Harvey Kuenn, R (1, 6) OBP: 0.289, SLG: 0.347		1B 3-H 1B			2B 3B	6-3			4-3	4	1	2	1	0	0	0
Frank House, L (1, 2) OBP: 0.368, SLG: 0.465		1-3 1B			K	4-3			K	4	0	1	0	0	2	1
Dick Marlowe, R (1, 1) OBP: 0.400, SLG: 0.600 Al Aber, L (6, 1) OBP: 0.250, SLG: 0.250 Don Lund, R (7, PH) OBP: 0.227, SLG: 0.238 Dick Weik, R (7, 1) Red Wilson, R (9, PH) OBP: 0.333, SLG: 0.371		K			E 1B 3-H 2B		5-3		K	2 0 1 0 1	1 0 0 0 0	1 0 0 0 0	1 0 0 0 0	0 0 0 0 0	1 0 0 0 1	2 0 0 0 0
Inning Stats	R: 0 E: 0 K: 2 S: 7 H: 0 LOB: 0 BB: 0 P: 7	R: 1 E: 0 K: 1 S: 8 H: 4 LOB: 2 BB: 0 P: 8	R: 0 E: 0 K: 0 S: 3 H: 1 LOB: 0 BB: 0 P: 3	R: 0 E: 0 K: 0 S: 2 H: 1 LOB: 0 BB: 1 P: 6	R: 3 E: 1 K: 1 S: 10 H: 4 LOB: 2 BB: 0 P: 10	R: 0 E: 0 K: 0 S: 3 H: 0 LOB: 0 BB: 0 P: 3	R: 0 E: 0 K: 0 S: 4 H: 1 LOB: 1 BB: 0 P: 4	R: 0 E: 0 K: 0 S: 3 H: 0 LOB: 0 BB: 0 P: 3	R: 0 E: 0 K: 2 S: 7 H: 0 LOB: 0 BB: 0 P: 7	1B: 9 2B: 1 3B: 1 HR: 0	SF: 0 SAC: 0 DP: 3 HBP: 0						

	AB	35
	R	4
	H	11
	RBI	4
	BB	1
	SO	6
	LOB	12

WP: 0 PB: 0 SB: 0 CS: 1 PA: 36

PITCHER	IP	WLS	BF	H	R	ER	SO	BB	IBB	HBP	BLK	WP	HR	S	P	ERA	WHIP
Leo Kiely, L (1, 1) ERA: 3.96	9.0	W	36	11	4	2	6	1	0	0	0	0	0	47	51	2.00	1.333

PITCHER	IP	WLS	BF	H	R	ER	SO	BB	IBB	HBP	BLK	WP	HR	S	P	ERA	WHIP

Detroit Tigers @ Boston Red Sox

Fenway Park, Boston, MA

Sat Jun 05 1954, 3:38 AM EDT

Att. 19,085 - Unknown

BOTTOM

Batter	1	2	3	4	5	6	7	8	9	AB	R	H	RBI	BB	SO	LOB
Grady Hatton, L (1, 5) OBP: 0.261, SLG: 0.162	L9	L9			F8	BB		4-3		4	0	0	0	1	0	1
Karl Olson, R (1, 8) Jim Piersall, R (7, 9) OBP: 0.342, SLG: 0.391	F8	6-3			G3	1-2 2-3 BB		P4		3 1	0 0	1 0	0 0	1 0	0 0	0 0
Ted Williams, L (1, 7) OBP: 0.495, SLG: 0.611	HR 2B	K			G3 2-3	F7				4	1	1	0	0	1	4
Jackie Jensen, R (1, 9) (7, 8) OBP: 0.324, SLG: 0.436	2-H HR	4-3			4-3		K			4	1	1	2	0	1	1
Harry Agganis, L (1, 3) OBP: 0.364, SLG: 0.489	BB	HR			P5	P5				3	1	1	1	1	0	0
Sammy White, R (1, 2) OBP: 0.288, SLG: 0.414	6-3	K			HR 1B	BB 1B				4	1	2	0	0	1	1
Ted Lepcio, R (1, 4) OBP: 0.377, SLG: 0.424	K	1B			HR 1-H	FC5-4 1-2 BB				3	1	2	2	1	1	0
Milt Bolling, R (1, 6) OBP: 0.330, SLG: 0.430	2-3	F7			BB G3 BB	FC5-4 1-2f				3	0	0	0	1	0	3
Leo Kiely, L (1, 1) OBP: 0.125, SLG: 0.188	2B	K			G3 1-2			K		4	0	1	0	0	2	2
Inning Stats	R: 2 E: 0 K: 0 S: 5 H: 2 LOB: 1 BB: 1 P: 9	R: 0 E: 0 K: 1 S: 6 H: 1 LOB: 1 BB: 0 P: 6	R: 0 E: 0 K: 1 S: 5 H: 0 LOB: 0 BB: 0 P: 5	R: 1 E: 0 K: 2 S: 9 H: 2 LOB: 1 BB: 0 P: 9	R: 0 E: 0 K: 0 S: 4 H: 1 LOB: 1 BB: 0 P: 4	R: 2 E: 0 K: 0 S: 5 H: 2 LOB: 3 BB: 3 P: 17	R: 0 E: 0 K: 1 S: 6 H: 1 LOB: 2 BB: 1 P: 10	R: 0 E: 0 K: 1 S: 5 H: 0 LOB: 0 BB: 0 P: 5			1B: 3 2B: 3 3B: 0 HR: 3	SF: 0 SAC: 0 DP: 0 HBP: 0			WP: 0 PB: 0 SB: 0 CS: 0	PA: 38	

PITCHER		IP	WLS	BF	H	R	ER	SO	BB	IBB	HBP	BLK	WP	HR	S	P	ERA	WHIP
Dick Marlowe, R ERA: 3.8	(1, 1)	5.2	L	29	8	5	5	4	4	0	0	0	0	3	33	49	7.94	2.118
Al Aber, L ERA: 1.59	(6, 1)	0.1		1	0	0	0	0	0	0	0	0	0	0	1	1	0.00	0.000
Dick Weik, R ERA: 3.18	(7, 1)	2.0		8	1	0	0	2	1	0	0	0	0	0	11	15	0.00	1.000

PITCHER	IP	WLS	BF	H	R	ER	SO	BB	IBB	HBP	BLK	WP	HR	S	P	ERA	WHIP

AB	33
R	5
H	9
RBI	5
BB	5
SO	6
LOB	12

livebaseballscorecards.com

Detroit Tigers @ Boston Red Sox

Fenway Park, Boston, MA

Sun Jun 06 1954, 3:33 AM EDT

Att. 15,838 - Unknown

TOP

Batter	1	2	3	4	5	6	7	8	9	AB	R	H	RBI	BB	SO	LOB
Frank Bolling, R (1, 4) OBP: 0.313, SLG: 0.353	BB, 1B	FC4, 1-2f		F7			FC6-4, 1-2		K	5	1	2	0	0	1	2
Bill Tuttle, R (1, 8) OBP: 0.420, SLG: 0.487	BB, 1-2	5-3			6-3		FC6-4, 1-2f, 2-3		F8	4	1	0	0	1	0	3
Bob Nieman, R (1, 7) OBP: 0.371, SLG: 0.485	1B, 1-3, 2-H		F8		5-3		F7		1-3	5	1	1	1	0	0	2
Ray Boone, R (1, 5) OBP: 0.401, SLG: 0.463	K		HR		P4			HBP, 2B		4	1	2	1	0	1	2
Walt Dropo, R (1, 3) OBP: 0.303, SLG: 0.366	2B, 2-H, 3-H		5-3			G6-4-3, BB		K		3	0	1	2	1	1	1
Al Kaline, R (1, 9) OBP: 0.290, SLG: 0.294 Fred Hatfield, L (8, PH) OBP: 0.340, SLG: 0.289 Don Lund, R (8, 9) OBP: 0.227, SLG: 0.238	L9		L1-3			F3		HBP, BB		3 0 0	0 0 0	0 0 0	0 0 0	0 1 0	0 0 0	2 0 0
Harvey Kuenn, R (1, 6) OBP: 0.284, SLG: 0.340	6-3			6-3		G6-4-3, 1-2f		F9		4	0	0	0	0	0	4
Frank House, L (1, 2) OBP: 0.372, SLG: 0.457 Reno Bertoia, R (8, PR) Red Wilson, R (8, 2) OBP: 0.333, SLG: 0.371		BB, FC3-6		2-3			F5	1-2, 2-3, HBP		2 0 0	0 0 0	0 0 0	0 0 0	1 0 0	0 0 0	0 0 0
Ralph Branca, R (1, 1) OBP: 0.385, SLG: 0.364 Ray Herbert, R (4, 1) OBP: 0.250, SLG: 0.750 Jim Delsing, L (7, PH) OBP: 0.350, SLG: 0.366 Al Aber, L (7, 1) OBP: 0.250, SLG: 0.250 Chuck Kress, L (8, PH) OBP: 0.211, SLG: 0.243 Dick Weik, R (8, 1)		FC3-6, FC4, 1-2f		1B			FC6-4, 1B		K	2 0 1 0 0 1	0 0 0 0 0 0	1 0 1 0 0 0	0 0 0 0 0 0	0 0 0 0 0 1	0 0 0 0 0 3	1 0 0 0 0 0
Inning Stats	R: 3 E: 0 K: 1 S: 8 H: 3 LOB: 1 BB: 1 P: 12	R: 0 E: 0 K: 0 S: 3 H: 0 LOB: 1 BB: 1 P: 7	R: 1 E: 0 K: 0 S: 4 H: 1 LOB: 0 BB: 0 P: 4	R: 0 E: 0 K: 0 S: 4 H: 1 LOB: 1 BB: 0 P: 4	R: 0 E: 0 K: 0 S: 3 H: 0 LOB: 0 BB: 0 P: 3	R: 0 E: 0 K: 0 S: 2 H: 0 LOB: 0 BB: 1 P: 6	R: 0 E: 0 K: 0 S: 5 H: 2 LOB: 2 BB: 0 P: 5	R: 0 E: 0 K: 2 S: 8 H: 1 LOB: 3 BB: 1 P: 13	R: 0 E: 0 K: 1 S: 5 H: 0 LOB: 0 BB: 0 P: 5	1B: 5 2B: 2 3B: 0 HR: 1	SF: 0 SAC: 0 DP: 1 HBP: 1						

PITCHER	IP	WLS	BF	H	R	ER	SO	BB	IBB	HBP	BLK	WP	HR	S	P	ERA	WHIP
Willard Nixon, R (1, 1) ERA: 4.06	7.2	W	35	8	4	4	2	4	0	1	0	0	1	34	51	4.70	1.565
Ellis Kinder, R (8, 1) ERA: 5.46	1.1	S	4	0	0	0	2	0	0	0	0	0	0	8	8	0.00	0.000

PITCHER	IP	WLS	BF	H	R	ER	SO	BB	IBB	HBP	BLK	WP	HR	S	P	ERA	WHIP

AB	34
R	4
H	8
RBI	4
BB	4
SO	4
LOB	20

WP: 0 PB: 0 SB: 0 CS: 0 PA: 39

livebaseballscorecards.com

Detroit Tigers @ Boston Red Sox

Fenway Park, Boston, MA

Sun Jun 06 1954, 3:33 AM EDT

Att. 15,838 - Unknown

BOTTOM

Batter	1	2	3	4	5	6	7	8	9	AB	R	H	RBI	BB	SO	LOB
Grady Hatton, L (1, 5) OBP: 0.275, SLG: 0.195	F3	4-3		1-3 2B		3-1 1-2		IBB		4	0	1	0	1	0	2
Karl Olson, R (1, 8) OBP: 0.324, SLG: 0.438	2B		L9	6-3		6-3		K		4	0	1	0	0	0	3
Charlie Maxwell, L (8, PH) (9, 7) OBP: 0.324, SLG: 0.292										1	0	0	0	0	1	2
Don Lenhardt, R (1, 7) OBP: 0.240, SLG: 0.283	5-3		1B	K		F8		F8		5	0	1	0	0	1	6
Jim Piersall, R (9, 9) OBP: 0.342, SLG: 0.391										0	0	0	0	0	0	0
Jackie Jensen, R (1, 9) (9, 8) OBP: 0.328, SLG: 0.458	F8		F7		HR 1B		HR			4	2	2	1	0	0	2
Harry Agganis, L (1, 3) OBP: 0.367, SLG: 0.507		4-3	P5		1-H HR		BBBB G5-4-3 BB			3	1	1	2	1	0	1
Sammy White, R (1, 2) OBP: 0.287, SLG: 0.416		HR 2B		F2	K		G5-4-3 1-2f			4	1	1	0	0	1	1
Ted Lepcio, R (1, 4) OBP: 0.382, SLG: 0.453		2-H HR		HR HBP	F8		6-3			3	2	1	2	0	0	0
Milt Bolling, R (1, 6) OBP: 0.336, SLG: 0.462		P6		1-H HR	F7			SH1-4 1B		4	1	2	2	0	0	0
Willard Nixon, L (1, 1) OBP: 0.263, SLG: 0.125		1B		BBBB 2B BB		3-1 1B		SH1-4 1-2		2	0	2	0	1	0	0
Ellis Kinder, R (8, 1) OBP: 0.286, SLG: 0.286										0	0	0	0	0	0	0
Inning Stats	R: 0 E: 0 K: 0 S: 4 H: 1 LOB: 1 BB: 0 P: 4	R: 2 E: 0 K: 0 S: 6 H: 3 LOB: 1 BB: 0 P: 6	R: 0 E: 0 K: 0 S: 4 H: 1 LOB: 1 BB: 0 P: 4	R: 2 E: 0 K: 1 S: 7 H: 2 LOB: 2 BB: 1 P: 12	R: 2 E: 0 K: 1 S: 7 H: 2 LOB: 0 BB: 0 P: 7	R: 0 E: 0 K: 0 S: 4 H: 1 LOB: 1 BB: 0 P: 4	R: 1 E: 0 K: 0 S: 3 H: 1 LOB: 0 BB: 1 P: 7	R: 0 E: 0 K: 1 S: 6 H: 1 LOB: 2 BB: 1 P: 10		1B: 5 2B: 3 3B: 0 HR: 4	SF: 0 SAC: 1 DP: 1 HBP: 1						

PITCHER	IP	WLS	BF	H	R	ER	SO	BB	IBB	HBP	BLK	WP	HR	S	P	ERA	WHIP
Ralph Branca, R (1, 1) ERA: 4.45	3.1		19	7	4	4	0	1	0	1	0	0	2	17	22	10.80	2.400
Ray Herbert, R (4, 1) ERA: 7.24	2.2	L	11	3	2	2	2	0	0	0	0	0	1	15	15	6.75	1.125
Al Aber, L (7, 1) ERA: 2.0	1.0		4	1	1	1	0	1	0	0	0	0	1	3	7	9.00	2.000
Dick Weik, R (8, 1) ERA: 2.7	1.0		5	1	0	0	1	0	1	0	0	0	0	6	10	0.00	1.000

PITCHER	IP	WLS	BF	H	R	ER	SO	BB	IBB	HBP	BLK	WP	HR	S	P	ERA	WHIP

AB	34
R	7
H	12
RBI	7
BB	3
SO	3
LOB	17

livebaseballscorecards.com

WP: 0 PB: 0 SB: 0 CS: 0 PA: 39

TOP

Detroit Tigers @ Boston Red Sox

Fenway Park, Boston, MA

Mon Jun 07 1954, 3:33 AM EDT

Unknown

Batter	1	2	3	4	5	6	7	8	9	AB	R	H	RBI	BB	SO	LOB
Frank Bolling, R (1, 4) OBP: 0.316, SLG: 0.360	6-3 2B		P6		FC5-4 1B 1-2 2-3		K		F8	5	0	2	0	0	1	1
Bill Tuttle, R (1, 8) OBP: 0.408, SLG: 0.471	6-3		4-3		P4			5-3	FC6-4 1-2f	5	0	0	0	0	0	5
Bob Nieman, R (1, 7) OBP: 0.359, SLG: 0.459	6-3 2-3		6-3		FC5-4 1-2f 2-3 3-H			S 1B 1B 1B		4	0	1	1	0	0	3
Don Lund, R (8, PR) OBP: 0.227, SLG: 0.238 (8, 7)										0	1	0	0	0	0	0
Ray Boone, R (1, 5) OBP: 0.398, SLG: 0.457	6-3			5-3	P5			1B S 1-2 1B		4	0	1	0	0	0	3
Walt Dropo, R (1, 3) OBP: 0.302, SLG: 0.363		G3		FC1-4 1B		5-3		K 1-2 2-3		4	0	1	0	0	1	2
Al Kaline, R (1, 9) OBP: 0.289, SLG: 0.293		L6-3		FC1-4 FC5-4 1-2f		L8		2-3 3-H 1B		4	0	1	1	0	0	1
Harvey Kuenn, R (1, 6) OBP: 0.283, SLG: 0.338		1B 1B		FC5-4 1-2f		6-3		5-3		4	0	1	0	0	0	3
Frank House, L (1, 2) OBP: 0.383, SLG: 0.467		1-2 1B			1B 1B FC5-4 1B		P6		FC4-6 1B	4	1	3	0	0	0	0
Reno Bertoia, R (9, PR)										0	0	0	0	0	0	0
Steve Gromek, S (1, 1) OBP: 0.200, SLG: 0.111		K			FC5-4 1B 1-2		1-3		FC4-6 FC6-4 1-2f	2	0	1	0	0	1	2
Jim Delsing, L (7, PH) OBP: 0.348, SLG: 0.364										1	0	0	0	0	0	0
Bob Miller, R (7, 1) OBP: 0.500, SLG: 0.500										0	0	0	0	0	0	0
Ray Herbert, R (7, 1) OBP: 0.250, SLG: 0.750										0	0	0	0	0	0	0
Fred Hatfield, L (9, PH) OBP: 0.333, SLG: 0.283										1	0	0	0	0	0	1
Inning Stats	R: 0 E: 0 K: 0 S: 4 H: 1 LOB: 1 BB: 0 P: 4	R: 0 E: 0 K: 1 S: 7 H: 2 LOB: 2 BB: 0 P: 7	R: 0 E: 0 K: 0 S: 3 H: 0 LOB: 0 BB: 0 P: 3	R: 0 E: 0 K: 0 S: 4 H: 1 LOB: 1 BB: 0 P: 4	R: 1 E: 0 K: 0 S: 6 H: 3 LOB: 2 BB: 0 P: 6	R: 0 E: 0 K: 0 S: 3 H: 0 LOB: 0 BB: 0 P: 3	R: 0 E: 0 K: 1 S: 5 H: 0 LOB: 0 BB: 0 P: 5	R: 1 E: 0 K: 1 S: 8 H: 3 LOB: 2 BB: 0 P: 8	R: 0 E: 0 K: 0 S: 4 H: 1 LOB: 1 BB: 0 P: 4	1B: 10 2B: 1 3B: 0 HR: 0	SF: 0 SAC: 0 DP: 0 HBP: 0						

	AB	38
	R	2
	H	11
	RBI	2
	BB	0
	SO	3
	LOB	21

WP: 0 PB: 0 SB: 2 CS: 0 PA: 38

PITCHER		IP	WLS	BF	H	R	ER	SO	BB	IBB	HBP	BLK	WP	HR	S	P	ERA	WHIP
Frank Sullivan, R ERA: 2.42	(1, 1)	8.0	W	35	11	2	2	3	0	0	0	0	0	0	41	41	2.25	1.375
Ellis Kinder, R ERA: 5.28	(9, 1)	1.0	S	3	0	0	0	0	0	0	0	0	0	0	3	3	0.00	0.000

PITCHER	IP	WLS	BF	H	R	ER	SO	BB	IBB	HBP	BLK	WP	HR	S	P	ERA	WHIP

livebaseballscorecards.com

Detroit Tigers @ Boston Red Sox

Fenway Park, Boston, MA

Mon Jun 07 1954, 3:33 AM EDT

Unknown

BOTTOM

Batter	1	2	3	4	5	6	7	8	9	AB	R	H	RBI	BB	SO	LOB
Grady Hatton, L (1, 5) OBP: 0.273, SLG: 0.182	P4	F7		P6			FC1-5 1-2 BB			3	0	0	0	1	0	0
Karl Olson, R (1, 8) OBP: 0.324, SLG: 0.429	5-3		HBP 1B 1B		5-3		FC1-5 1-2 2-3f			3	0	1	0	0	0	0
Jim Piersall, R (7, PH) (8, 9) OBP: 0.340, SLG: 0.388										1	0	0	0	0	0	2
Don Lenhardt, R (1, 7) OBP: 0.278, SLG: 0.306	BB 1B 1B		1B 1B 1-2 HBP		FC4-6 1B		F8			3	1	2	0	0	0	2
Jackie Jensen, R (1, 9) (8, 8) OBP: 0.332, SLG: 0.455	1B 1B 1-2 BB		1B 2B 1-2 2-H 1B		FC4-6 1-2f		P5			3	2	1	0	1	0	3
Harry Agganis, L (1, 3) OBP: 0.370, SLG: 0.507	1B 1-3 2-H 1B		2B 1-2 2-H 1B		4-3			4-3		4	0	2	1	0	0	1
Sammy White, R (1, 2) OBP: 0.299, SLG: 0.429	S 1-3 3-H 1B		1-3 2-H 2B			K		FC4-6 BB		3	0	2	2	1	1	0
Ted Lepcio, R (1, 4) OBP: 0.368, SLG: 0.434	K 1-2		K			5-3		FC4-6 2B 1-2f		4	0	0	0	0	2	5
Milt Bolling, R (1, 6) OBP: 0.333, SLG: 0.463		K		P1		P4		2B 1-3		4	0	1	0	0	1	0
Frank Sullivan, R (1, 1) Ellis Kinder, R (9, 1) OBP: 0.286, SLG: 0.286		K		4-3			FC1-5 BB	F3		3	0	0	0	1	1	2
										0	0	0	0	0	0	0
Inning Stats	R: 2 H: 3 E: 0 LOB: 2 K: 1 BB: 1 S: 8 P: 12	R: 0 H: 0 E: 0 LOB: 0 K: 2 BB: 0 S: 7 P: 7	R: 1 H: 4 E: 0 LOB: 2 K: 1 BB: 0 S: 7 P: 8	R: 0 H: 0 E: 0 LOB: 0 K: 0 BB: 0 S: 3 P: 3	R: 0 H: 1 E: 0 LOB: 1 K: 0 BB: 0 S: 4 P: 4	R: 0 H: 0 E: 0 LOB: 0 K: 1 BB: 0 S: 5 P: 5	R: 0 H: 0 E: 0 LOB: 2 K: 0 BB: 2 S: 3 P: 11	R: 0 H: 1 E: 0 LOB: 2 K: 0 BB: 1 S: 4 P: 8		1B: 7 SF: 0 2B: 2 SAC: 0 3B: 0 DP: 0 HR: 0 HBP: 1						

livebaseballscorecards.com

AB	31
R	3
H	9
RBI	3
BB	4
SO	5
LOB	15

PITCHER		IP	WLS	BF	H	R	ER	SO	BB	IBB	HBP	BLK	WP	HR	S	P	ERA	WHIP
Steve Gromek, R ERA: 3.32	(1, 1)	6.0	L	26	8	3	3	5	1	0	1	0	0	0	34	39	4.50	1.500
Bob Miller, L ERA: 3.38	(7, 1)	0.0		2	0	0	0	0	2	0	0	0	0	0	0	8	∞	∞
Ray Herbert, R ERA: 6.75	(7, 1)	2.0		8	1	0	0	0	1	0	0	0	0	0	7	11	0.00	1.000

PITCHER	IP	WLS	BF	H	R	ER	SO	BB	IBB	HBP	BLK	WP	HR	S	P	ERA	WHIP

Batter	1	2	3	4	5	6	7	8	9	10	11	12	AB	R	H	RBI	BB	SO	LOB
Frank Bolling, R (1, 4) OBP: 0.311, SLG: 0.354	F4		P6 1-2		E5 1B 1B		6-3		K		P1		6	1	1	0	0	1	2
Bill Tuttle, R (1, 8) OBP: 0.411, SLG: 0.469	K		2-H 1B		2-H 1B		F2		5-3			FC4 BB	5	0	2	2	1	1	0
Bob Nieman, R (1, 7) OBP: 0.356, SLG: 0.429	1B			1B BB	F8		F4		F7			FC4 G6-4-3 1-2	5	0	1	0	1	0	2
Ray Boone, R (1, 5) OBP: 0.394, SLG: 0.458 Reno Bertoia, R (8, 5) Dick Marlowe, R (9, 1) OBP: 0.286, SLG: 0.429	K			F9		FC2-5 2B		K		K		F5	4 0 2	0 0 0	1 0 0	0 0 0	0 0 0	2 0 1	2 0 2
Walt Dropo, R (1, 3) OBP: 0.303, SLG: 0.358		6-3		K		BB FC2-5 BB		FC5-4 1B		K		G6-4-3 1-2f	5	0	1	0	1	2	3
Al Kaline, R (1, 9) OBP: 0.287, SLG: 0.291		L6-3		FC4-6 1-2 1B	FC2-5 BB 1-2 2-3f			K		K			5	0	1	0	0	2	3
Harvey Kuenn, R (1, 6) OBP: 0.276, SLG: 0.330		K		FC4-6 1-2f	F2			FC5-4 1-2f			P5		5	0	0	0	0	1	5
Red Wilson, R (1, 2) OBP: 0.357, SLG: 0.361 Johnny Pesky, L (9, PH) OBP: 0.267, SLG: 0.333 Frank House, L (9, 2) OBP: 0.387, SLG: 0.471			S 1B BB		F2	1-2 2-3 BB			HR BB		G3 1B		1 0 1	1 1 0	0 0 1	0 0 0	2 1 0	0 0 0	0 0 0
Ned Garver, R (1, 1) OBP: 0.219, SLG: 0.172 Fred Hatfield, L (9, PH) OBP: 0.340, SLG: 0.354 (9, 5)			F8		5-3	K			HR 1-H		G3 1-2		3 2	0 1	0 1	0 2	0 0	1 0	4 1
Inning Stats	R: 0 E: 0 K: 2 S: 8 H: 1 LOB: 1 BB: 0 P: 8	R: 0 E: 0 K: 1 S: 5 H: 0 LOB: 0 BB: 0 P: 5	R: 1 E: 0 K: 0 S: 3 H: 1 LOB: 1 BB: 1 P: 7	R: 0 E: 0 K: 1 S: 6 H: 1 LOB: 2 BB: 1 P: 10	R: 1 E: 1 K: 0 S: 5 H: 2 LOB: 1 BB: 0 P: 5	R: 0 E: 0 K: 1 S: 6 H: 1 LOB: 3 BB: 2 P: 14	R: 0 E: 0 K: 0 S: 3 H: 0 LOB: 0 BB: 0 P: 3	R: 0 E: 0 K: 2 S: 8 H: 1 LOB: 1 BB: 0 P: 8	R: 2 E: 0 K: 1 S: 6 H: 1 LOB: 0 BB: 1 P: 10	R: 0 E: 0 K: 3 S: 9 H: 0 LOB: 0 BB: 0 P: 9	R: 0 E: 0 K: 0 S: 4 H: 1 LOB: 1 BB: 0 P: 4	R: 0 E: 0 K: 0 S: 3 H: 0 LOB: 1 BB: 1 P: 7	1B: 7 2B: 1 3B: 0 HR: 1	SF: 0 SAC: 0 DP: 1 HBP: 0	WP: 0 PB: 0 SB: 1 CS: 0	PA: 50		

PITCHER	IP	WLS	BF	H	R	ER	SO	BB	IBB	HBP	BLK	WP	HR	S	P	ERA	WHIP
Tom Brewer, R (1, 1) ERA: 3.73	12.0	W	50	9	4	3	11	6	0	0	0	0	1	66	90	2.25	1.250

PITCHER	IP	WLS	BF	H	R	ER	SO	BB	IBB	HBP	BLK	WP	HR	S	P	ERA	WHIP

Detroit Tigers @ Boston Red Sox

Fenway Park, Boston, MA

Mon Jun 07 1954, 3:38 AM EDT

Att. 7,135 - Unknown

TOP

livebaseballscorecards.com

AB	44
R	4
H	9
RBI	4
BB	6
SO	11
LOB	24

Detroit Tigers @ Boston Red Sox

Fenway Park, Boston, MA

Mon Jun 07 1954, 3:38 AM EDT

Att. 7,135 - Unknown

livebaseballscorecards.com

BOTTOM

Batter	1	2	3	4	5	6	7	8	9	10	11	12	AB	R	H	RBI	BB	SO	LOB
Grady Hatton, L (1, 5) OBP: 0.283, SLG: 0.170	F8		L9		1B BB	SH5-3 1-2		F5			SH1-3 BB		3	0	0	0	2	0	0
Karl Olson, R (1, 8) OBP: 0.357, SLG: 0.525	G6-4-3 1B		1B 5-3 2B		L9	L7		3B			K		5	1	3	0	0	0	2
Jim Piersall, R (8, PR) OBP: 0.338, SLG: 0.385 (9, 9)													1	0	0	0	0	1	1
Don Lenhardt, R (1, 7) OBP: 0.305, SLG: 0.389	G6-4-3 1-2f		5-3 2-3 1B		BB 1-3 1B		HR	F8			SH1-3 1-2		5	1	3	1	0	0	2
Jackie Jensen, R (1, 9) OBP: 0.337, SLG: 0.460 (9, 8)		5-3 1B 2B	5-3 1-2 3-H		BB 1-2		L9		L4-3 1B		1-3		5	1	2	1	1	0	2
Harry Agganis, L (1, 3) OBP: 0.363, SLG: 0.493		L9	K		K		F8		L4-3 1-2			SH3 1B 1B	6	1	1	0	0	2	6
Sammy White, R (1, 2) OBP: 0.296, SLG: 0.428		5-3 2-3		6-3	5-3		E 2B		6-3			SH3 1-2	5	0	1	0	0	0	4
Ted Lepcio, R (1, 4) OBP: 0.383, SLG: 0.442		1B 1B 3-H		S 1B		SH1-4 1B 1B	E5 2-3			F8		1B IBB	5	1	3	1	1	0	1
Milt Bolling, R (1, 6) OBP: 0.344, SLG: 0.464		1-2 1B		F8 1-2		SH1-4 1-2	F8			G5-4-3 BB		1-2 2-H 1B	4	0	2	1	1	0	3
Tom Brewer, R (1, 1) OBP: 0.250, SLG: 0.182		1-3		F7		SH5-3 2-H 1B		1-3		G5-4-3 1-2f			5	0	1	1	0	0	4

	AB	44
	R	5
	H	16
	RBI	5
	BB	5
	SO	3
	LOB	25

Inning Stats	1	2	3	4	5	6	7	8	9	10	11	12
	R: 0 E: 0 K: 0 S: 3	H: 1 LOB: 0 BB: 0 P: 3	R: 1 E: 0 K: 0 S: 6	H: 3 LOB: 2 BB: 0 P: 6	R: 1 E: 0 K: 1 S: 7	H: 2 LOB: 1 BB: 0 P: 7	R: 0 E: 0 K: 0 S: 4	H: 1 LOB: 1 BB: 0 P: 4	R: 0 E: 0 K: 0 S: 6	H: 2 LOB: 2 BB: 0 P: 6	R: 0 E: 0 K: 0 S: 4	H: 1 LOB: 1 BB: 0 P: 4	R: 0 E: 0 K: 0 S: 3	H: 1 LOB: 0 BB: 0 P: 3	R: 0 E: 0 K: 0 S: 2	H: 0 LOB: 0 BB: 1 P: 6	R: 0 E: 0 K: 1 S: 5	H: 0 LOB: 1 BB: 1 P: 9	R: 1 E: 0 K: 0 S: 3	H: 2 LOB: 2 BB: 1 P: 7

| | | | | | | | | | | | | |

Baltimore Orioles @ Boston Red Sox

Fenway Park, Boston, MA

Tue Jun 08 1954, 3:33 AM EDT

Att. 15,769 - Unknown

TOP

livebaseballscorecards.com

Batter	1	2	3	4	5	6	7	8	9	AB	R	H	RBI	BB	SO	LOB
Cal Abrams, L (1, 9) OBP: 0.347, SLG: 0.291	FC1-4 1B		4-3 2-3			4-3	BB		K	4	0	1	0	1	1	1
Billy Hunter, R (1, 6) OBP: 0.234, SLG: 0.246	F5		K			HR 1B	F5		E 1B	5	2	2	0	0	1	4
Eddie Waitkus, L (1, 3) OBP: 0.330, SLG: 0.398	FC1-4 FC6-4 1-2f			1B 1B		HR 1-2		K	E5 1-H	5	2	3	0	0	1	1
Bob Kennedy, R (1, 5) OBP: 0.333, SLG: 0.403	FC6-4 1-2f			1-H		K		F8 PB 2B	K	5	1	2	0	0	2	4
Jim Fridley, R (1, 7) OBP: 0.348, SLG: 0.500		6-3		K		1-H 2-H HR		1-2 2B BB	2-H 2B	4	2	2	4	1	1	1
Les Moss, R (1, 2) OBP: 0.324, SLG: 0.323		K		1-3		F7		F8 2-3	6-3	5	0	0	0	0	1	4
Gil Coan, L (1, 8) OBP: 0.284, SLG: 0.219		K			F2		F8	1-H 3-H 1B 2B		4	0	1	2	0	1	0
Chuck Diering, R (9, 8) OBP: 0.314, SLG: 0.267										0	0	0	0	0	0	0
Bobby Young, L (1, 4) OBP: 0.358, SLG: 0.382			4-3 SH3-4 BB		G5-4-3 1B		3-4-1 1B	1B IBB		2	0	2	0	2	0	0
Bob Chakales, R (1, 1) OBP: 0.333, SLG: 0.200			SH3-4 1-2		G5-4-3 1-2f		3-4-1 1-2	1-2 2-H 1B		1	0	0	0	0	0	1
Dick Kryhoski, L (7, PH) OBP: 0.327, SLG: 0.383										1	0	0	0	0	0	1
Mike Blyzka, R (7, 1) OBP: 0.333, SLG: 0.333										1	0	1	0	0	0	0
Inning Stats	R: 0 E: 0 K: 0 S: 4 H: 1 LOB: 1 BB: 0 P: 4	R: 0 E: 0 K: 2 S: 7 H: 0 LOB: 0 BB: 0 P: 7	R: 0 E: 0 K: 1 S: 5 H: 0 LOB: 1 BB: 1 P: 9	R: 0 E: 0 K: 1 S: 6 H: 2 LOB: 1 BB: 0 P: 6	R: 0 E: 0 K: 0 S: 3 H: 1 LOB: 0 BB: 0 P: 3	R: 3 E: 0 K: 1 S: 8 H: 3 LOB: 0 BB: 0 P: 8	R: 0 E: 0 K: 0 S: 4 H: 1 LOB: 2 BB: 1 P: 8	R: 2 E: 0 K: 1 S: 7 H: 3 LOB: 2 BB: 2 P: 15	R: 2 E: 1 K: 2 S: 10 H: 3 LOB: 1 BB: 0 P: 10	1B: 11 2B: 2 3B: 0 HR: 1 SF: 0 SAC: 1 DP: 1 HBP: 0	WP: 0 PB: 1 SB: 0 CS: 0 PA: 42					

	AB	37
	R	7
	H	14
	RBI	6
	BB	4
	SO	8
	LOB	17

PITCHER		IP	WLS	BF	H	R	ER	SO	BB	IBB	HBP	BLK	WP	HR	S	P	ERA	WHIP
Tex Clevenger, R ERA: 4.71	(1, 1)	7.0		29	8	3	3	5	2	0	0	0	0	1	37	45	3.86	1.429
Hal Brown, R ERA: 5.29	(8, 1)	2.0	L	13	6	4	4	3	1	1	0	0	0	0	17	25	18.00	3.500

PITCHER	IP	WLS	BF	H	R	ER	SO	BB	IBB	HBP	BLK	WP	HR	S	P	ERA	WHIP

Batter	1	2	3	4	5	6	7	8	9	AB	R	H	RBI	BB	SO	LOB
Grady Hatton, L (1, 5) OBP: 0.262, SLG: 0.154	F7	F7		P4		FC6-4 E 1-2f		F3	FC6-4 1-2f	5	0	0	0	0	0	5
Dick Gernert, R (9, PH) OBP: 0.429, SLG: 0.364										1	0	0	0	0	0	3
Karl Olson, R (1, 8) OBP: 0.362, SLG: 0.511	1B		6-3		G5-3 BB 1B	E5 1-2		F3		5	0	2	0	0	0	1
Don Lenhardt, R (1, 7) OBP: 0.328, SLG: 0.439	P6		BBBB 6-3 BB		BBBB G5-3 1-2 BB	F8		HR		3	1	1	1	2	0	3
Jackie Jensen, R (1, 9) OBP: 0.333, SLG: 0.452	F8		6-3 1-2		G5-3 1-2 2-3f		1B S 1B	P6		5	0	1	0	0	0	4
Harry Agganis, L (1, 3) OBP: 0.353, SLG: 0.478		4-3	SSS K		3-1		B2 1-2		L7	5	0	0	0	0	1	3
Sammy White, R (1, 2) OBP: 0.312, SLG: 0.440		2B 1B		BB E 1B		F8	2-3 1B		1B E 1B	5	1	4	0	0	0	0
Ted Lepcio, R (1, 4) OBP: 0.392, SLG: 0.449		1-3 2B		BBBB FC6-4 1-2 BB		E1 HR	BBBB BB		E8 1B 1-2	3	1	1	0	2	0	1
Milt Bolling, R (1, 6) OBP: 0.353, SLG: 0.491	IIII IBB			FC6-4 1-4-3 1-2f 2-H		1-H HR	P4		FC6-4 1-2 2-3 1B	4	1	2	2	1	0	4
Tex Clevenger, R (1, 1) OBP: 0.222, SLG: 0.333		F9		1-4-3 2-3		FC6-4 1B	F7		F7	3	0	1	0	0	0	4
Billy Goodman, L (7, PH) OBP: 0.353, SLG: 0.362										1	0	0	0	0	0	3
Hal Brown, R (8, 1) OBP: 0.273, SLG: 0.111										0	0	0	0	0	0	0
Charlie Maxwell, L (9, PH) OBP: 0.320, SLG: 0.288										1	0	0	0	0	0	3
Inning Stats	R: 0 E: 0 K: 0 S: 4 H: 1 LOB: 1 BB: 0 P: 4	R: 0 E: 0 K: 0 S: 5 H: 2 LOB: 3 BB: 1 P: 9	R: 0 E: 0 K: 1 S: 5 H: 0 LOB: 1 BB: 1 P: 9	R: 1 E: 1 K: 0 S: 4 H: 1 LOB: 1 BB: 1 P: 8	R: 0 E: 0 K: 0 S: 3 H: 1 LOB: 1 BB: 1 P: 7	R: 2 E: 2 K: 0 S: 7 H: 2 LOB: 2 BB: 0 P: 7	R: 0 E: 0 K: 0 S: 5 H: 2 LOB: 3 BB: 1 P: 9	R: 1 E: 0 K: 0 S: 4 H: 1 LOB: 0 BB: 0 P: 4	R: 0 E: 1 K: 0 S: 6 H: 2 LOB: 3 BB: 0 P: 6	1B: 9 2B: 1 3B: 0 HR: 2 SF: 0 SAC: 0 DP: 1 HBP: 0	WP: 0 PB: 0 SB: 1 CS: 0 PA: 46					

PITCHER	IP	WLS	BF	H	R	ER	SO	BB	IBB	HBP	BLK	WP	HR	S	P	ERA	WHIP
Bob Chakales, R (1, 1) ERA: 3.32	6.0		30	7	3	2	1	3	1	0	0	0	1	28	44	3.00	1.667
Mike Blyzka, R (7, 1) ERA: 4.58	3.0	W	16	5	1	1	0	1	0	0	0	0	1	15	19	3.00	2.000

PITCHER	IP	WLS	BF	H	R	ER	SO	BB	IBB	HBP	BLK	WP	HR	S	P	ERA	WHIP

BOTTOM

Baltimore Orioles @ Boston Red Sox

Fenway Park, Boston, MA

Tue Jun 08 1954, 3:33 AM EDT

Att. 15,769 - Unknown

livebaseballscorecards.com

AB	41
R	4
H	12
RBI	3
BB	5
SO	1
LOB	34

Batter	1	2	3	4	5	6	7	8	9	AB	R	H	RBI	BB	SO	LOB
Bobby Young, L (1, 4) OBP: 0.357, SLG: 0.386	S S S 0-3 ① K		x 0-0 1B 1B 1-2 1B	x 0-0 1B SF9 2B 2-H 3-H	x 0-0 ② FC3-6 1-2f 2-3		S S S 0-3 ① K		x 0-0 ③ 4-3	6	1	2	2	0	2	5
Billy Hunter, R (1, 6) OBP: 0.241, SLG: 0.252	S S S 0-3 ② K		x 0-0 1B 1B 1-2 2-H	x 0-0 FC4-6 1B 2-3	x 0-0 ③ F2		x 0-0 ② F8			5	0	2	1	0	1	4
Eddie Waitkus, L (1, 3) OBP: 0.333, SLG: 0.396	B B B B 4-0 BB		x 0-0 G6-4-3 1-2 2-3	x 0-0 ① SF9 3-H		x 0-0 ① F7	x 0-0 ③ F3			3	0	1	1	1	0	2
Sam Mele, R (1, 9) OBP: 0.289, SLG: 0.359 Cal Abrams, L (8, 9) OBP: 0.347, SLG: 0.291	S S S 0-3 ③ K		x 0-0 ① P6	x 0-0 FC4-6 1B 1-2		x 0-0 1B 1B		x 0-0 ① 2-3		5 0	0 0	2 0	0 0	1 0	4 0	
Bob Kennedy, R (1, 5) OBP: 0.325, SLG: 0.389		x 0-0 5-3 1B	x 0-0 ② ③ G6-4-3 1-2f	x 0-0 ② FC4-6 1-2f 2-3		x 0-0 ② L8		x 0-0 ② F7		5	0	1	0	0	0	6
Jim Fridley, R (1, 7) OBP: 0.351, SLG: 0.485		S S S 0-3 ① K	4-0 BB 1B BB x 0-0 ③ F9			x 0-0 1-2 1B		x 0-0 ③ F2		4	1	1	0	1	1	3
Les Moss, R (1, 2) OBP: 0.333, SLG: 0.314		x 0-0 ② 5-3 1-2	B B B B 4-0 1B 1-2 2B BB	x 0-0 FC1-5 1B 1B		x 0-0 ③ 1-3			S S S 0-3 ① K	4	1	1	0	1	1	3
Chuck Diering, R (1, 8) OBP: 0.339, SLG: 0.300		x 0-0 ③ F3		x 0-0 2B 2B 1-2 2-H 1B	x 0-0 FC3-6 FC1-5 1-2 1B		x 0-0 E 1B		x 0-0 ② P5	5	1	3	1	0	0	1
Bob Turley, R (1, 1) OBP: 0.171, SLG: 0.176 Howie Fox, R (8, 1) OBP: 0.200, SLG: 0.200 Dick Kryhoski, L (9, PH) OBP: 0.333, SLG: 0.389 Mike Blyzka, R (9, 1) OBP: 0.333, SLG: 0.333			x 0-0 1B 1B 1B	x 0-0 2B 1-3 2-H 2B	x 0-0 ① FC1-5 FC3-6 1-2 2-3f		x 0-0 FC6 1-2		x 0-0 1B	4 0 1 0	2 0 0 0	2 0 1 0	1 0 0 0	0 0 0 0	0 0 0 0	3 0 0 0
Inning Stats	R: 0 E: 0 K: 3 S: 9 H: 0 LOB: 1 BB: 1 P: 13	R: 0 E: 0 K: 1 S: 6 H: 1 LOB: 1 BB: 0 P: 6	R: 1 E: 0 K: 0 S: 6 H: 4 LOB: 2 BB: 0 P: 6	R: 5 E: 0 K: 0 S: 8 H: 5 LOB: 2 BB: 2 P: 16	R: 0 E: 0 K: 0 S: 5 H: 2 LOB: 2 BB: 0 P: 5	R: 0 E: 0 K: 0 S: 5 H: 2 LOB: 2 BB: 0 P: 5	R: 0 E: 1 K: 1 S: 7 H: 1 LOB: 2 BB: 0 P: 7	R: 0 E: 0 K: 0 S: 3 H: 0 LOB: 0 BB: 0 P: 3	R: 0 E: 0 K: 1 S: 6 H: 1 LOB: 1 BB: 0 P: 6	1B: 14 2B: 2 3B: 0 HR: 0	SF: 1 SAC: 0 DP: 1 HBP: 0						

PITCHER		IP	WLS	BF	H	R	ER	SO	BB	IBB	HBP	BLK	WP	HR	S	P	ERA	WHIP
Bill Henry, L ERA: 3.79	(1, 1)	3.0		19	8	6	6	4	3	0	0	0	0	0	24	36	18.00	3.667
Ellis Kinder, R ERA: 5.1	(4, 1)	1.0		5	2	0	0	0	0	0	0	0	0	0	5	5	0.00	2.000
Bill Werle, L ERA: 4.66	(5, 1)	3.0		15	5	0	0	1	0	0	0	0	0	0	17	17	0.00	1.667
Frank Sullivan, R ERA: 2.31	(8, 1)	2.0	W	7	1	0	0	1	0	0	0	0	0	0	9	9	0.00	0.500

PITCHER	IP	WLS	BF	H	R	ER	SO	BB	IBB	HBP	BLK	WP	HR	S	P	ERA	WHIP

Baltimore Orioles @ Boston Red Sox

Fenway Park, Boston, MA

Wed Jun 09 1954, 3:33 AM EDT

Att. 4,682 - Unknown

TOP

livebaseballscorecards.com

AB	42
R	6
H	16
RBI	6
BB	3
SO	6
LOB	31

BOTTOM

Baltimore Orioles @ Boston Red Sox

Fenway Park, Boston, MA

Wed Jun 09 1954, 3:33 AM EDT

Att. 4,682 - Unknown

livebaseballscorecards.com

Batter	1	2	3	4	5	6	7	8	9	AB	R	H	RBI	BB	SO	LOB
Milt Bolling, R (1, 6) OBP: 0.370, SLG: 0.496	0-0 BB 2B 1B	4-0 BB 1-2 BB	0-0 ③ F7			0-3 ① K		4-0 BB		3	1	2	0	2	1	1
Karl Olson, R (1, 8) OBP: 0.346, SLG: 0.480	0-3 ① K	4-0 G6-4-3 1-2 2-3 BB		4-0 SH2-4 1B BB		0-0 G6-4-3 1B		0-3 ① K		5	0	1	0	0	1	6
Don Lenhardt, R (1, 7) OBP: 0.309, SLG: 0.410	0-0 ② P6	0-0 ②③ G6-4-3 1-2f		0-0 SH2-4 1-2 1B		0-0 ②③ G6-4-3 1-2f		0-0 ② L5		4	0	0	0	0	2	2
Jackie Jensen, R (1, 9) OBP: 0.345, SLG: 0.456	4-0 1-2 2B BB		0-0 ① 4-3	0-0 ① SH2-4 1-2 2-3			0-3 ① K	0-3 ③ K		3	4	2	0	2	0	2
Sammy White, R (1, 2) OBP: 0.327, SLG: 0.468	0-0 WP E 1-H 2-H 2B		4-0 1B 2B BB	0-0 ② F7			0-0 BB 3B 1B		0-0 3B 1B	4	2	3	3	1	0	2
Harry Agganis, L (1, 3) OBP: 0.356, SLG: 0.481	4-0 S S 2-3 BB		0-0 ③ F8				4-0 3B 1-2 BB		0-0 1-H 3B	3	0	1	1	1	0	2
Ted Lepcio, R (1, 4) OBP: 0.395, SLG: 0.464	0-0 ③ S 1-H 3-H		0-0 2B 1-3 2-H		0-0 ① 4-3		0-0 ② P6			4	0	1	2	1	1	1
Billy Consolo, R (1, 5) OBP: 0.150, SLG: 0.056		0-3 ① K	4-0 IBB		0-0 ② F3		0-0 1-H 2-H 3B			3	0	0	0	1	0	4
Bill Henry, L (1, 1) OBP: 0.231, SLG: 0.167 Ellis Kinder, R (4, 1) OBP: 0.286, SLG: 0.286 Bill Werle, L (5, 1) Frank Sullivan, R (8, 1)		4-0 BB BB BB	0-0 ② P4		0-0 ③ F8		0-0 ③ F8			1 0 1 0	0 0 0 0	0 0 0 0	0 0 0 0	1 0 0 1	0 0 1 0	3 0 0 0

Inning Stats																								
	R: 3	E: 1	K: 1	S: 6	H: 2	LOB: 2	BB: 2	P: 14	R: 0	E: 0	K: 1	S: 4	H: 0	LOB: 2	BB: 3	P: 16	R: 1	E: 0	K: 0	S: 5	H: 2	LOB: 3	BB: 2	P: 13
	R: 0	E: 0	K: 1	S: 4	H: 1	LOB: 2	BB: 1	P: 8	R: 0	E: 0	K: 0	S: 3	H: 0	LOB: 0	BB: 0	P: 3	R: 0	E: 0	K: 1	S: 5	H: 1	LOB: 0	BB: 0	P: 5
	R: 2	E: 0	K: 1	S: 7	H: 2	LOB: 1	BB: 1	P: 11	R: 0	E: 0	K: 2	S: 7	H: 0	LOB: 1	BB: 1	P: 11	R: 1	E: 0	K: 0	S: 2	H: 2	LOB: 1	BB: 0	P: 2

1B: 6	SF: 0
2B: 2	SAC: 1
3B: 2	DP: 2
HR: 0	HBP: 0

WP: 1	PA: 42
PB: 0	
SB: 1	
CS: 0	

AB	31
R	7
H	10
RBI	6
BB	10
SO	6
LOB	23

PITCHER		IP	WLS	BF	H	R	ER	SO	BB	IBB	HBP	BLK	WP	HR	S	P	ERA	WHIP
Bob Turley, R ERA: 2.85	(1, 1)	7.0		36	8	6	5	4	8	1	0	0	1	0	34	70	6.43	2.286
Howie Fox, R ERA: 3.86	(8, 1)	1.0		4	0	0	0	2	1	0	0	0	0	0	7	11	0.00	1.000
Mike Blyzka, R ERA: 5.09	(9, 1)	0.0	L	2	2	1	1	0	0	0	0	0	0	0	2	2	∞	∞

PITCHER	IP	WLS	BF	H	R	ER	SO	BB	IBB	HBP	BLK	WP	HR	S	P	ERA	WHIP

Batter	1	2	3	4	5	6	7	8	9	AB	R	H	RBI	BB	SO	LOB
Bobby Young, L (1, 4) OBP: 0.363, SLG: 0.393	F8		1B		K		4-3 SH5-3 HR 1B		S 2B 1B	5	2	3	0	0	1	1
Billy Hunter, R (1, 6) OBP: 0.234, SLG: 0.244	6-3		F8		FC1-6 FC5-4 1-2f		SH5-3 1-2		F9 1-2	4	0	0	0	0	0	3
Eddie Waitkus, L (1, 3) OBP: 0.328, SLG: 0.382	K2-3		F8		FC5-4 1-2f		4-3 2-3		2B BB	4	1	0	0	1	1	3
Sam Mele, R (1, 9) OBP: 0.288, SLG: 0.376 Cal Abrams, L (8, 9) OBP: 0.352, SLG: 0.308		5-3		5-3		F9	HR 3-H		1-H 2-H 2B	4 1	1 0	1 1	2 2	0 0	0 0	0 0
Bob Kennedy, R (1, 5) OBP: 0.329, SLG: 0.403		1B 1B		F9		6-3 1B 2B	5-3		5-3	5	1	2	0	0	0	1
Jim Fridley, R (1, 7) OBP: 0.346, SLG: 0.471		F7		1B 1B		6-3 2-3		5-3		4	0	1	0	0	0	2
Les Moss, R (1, 2) OBP: 0.372, SLG: 0.359		1-2 1B		FC6-4 1-3 1B		1B 3-H 1B		F8		4	0	3	1	0	0	0
Chuck Diering, R (1, 8) OBP: 0.333, SLG: 0.296		4-3		FC6-4 1-2f		1-2 1B		4-3		4	0	1	0	0	0	4
Joe Coleman, R (1, 1) OBP: 0.171, SLG: 0.212			K		FC1-6 1B	K			F7	4	0	1	0	0	2	2
Inning Stats	R: 0 E: 0 K: 1 S: 5 H: 0 LOB: 0 BB: 0 P: 5	R: 0 E: 0 K: 0 S: 5 H: 2 LOB: 2 BB: 0 P: 5	R: 0 E: 0 K: 1 S: 6 H: 1 LOB: 1 BB: 0 P: 6	R: 0 E: 0 K: 0 S: 5 H: 2 LOB: 2 BB: 0 P: 5	R: 0 E: 0 K: 1 S: 6 H: 1 LOB: 1 BB: 0 P: 6	R: 1 E: 0 K: 1 S: 8 H: 3 LOB: 2 BB: 0 P: 8	R: 2 E: 0 K: 0 S: 5 H: 2 LOB: 0 BB: 0 P: 5	R: 0 E: 0 K: 0 S: 3 H: 0 LOB: 0 BB: 0 P: 3	R: 2 E: 0 K: 0 S: 5 H: 2 LOB: 1 BB: 1 P: 9	1B: 10 2B: 2 3B: 0 HR: 1 SF: 0 SAC: 1 DP: 0 HBP: 0						

TOP

Baltimore Orioles @ Boston Red Sox

Fenway Park, Boston, MA

Thu Jun 10 1954, 3:33 AM EDT

Unknown

livebaseballscorecards.com

AB	39
R	5
H	13
RBI	5
BB	1
SO	4
LOB	16

PITCHER		IP	WLS	BF	H	R	ER	SO	BB	IBB	HBP	BLK	WP	HR	S	P	ERA	WHIP
Leo Kiely, L ERA: 3.86	(1, 1)	8.0	L	35	11	3	3	4	0	0	0	0	0	1	43	43	3.38	1.375
Bill Werle, L ERA: 5.31	(9, 1)	1.0		6	2	2	2	0	1	0	0	0	0	0	5	9	18.00	3.000

PITCHER	IP	WLS	BF	H	R	ER	SO	BB	IBB	HBP	BLK	WP	HR	S	P	ERA	WHIP

Baltimore Orioles @ Boston Red Sox

Fenway Park, Boston, MA

Thu Jun 10 1954, 3:33 AM EDT

Unknown

BOTTOM

Batter	1	2	3	4	5	6	7	8	9	AB	R	H	RBI	BB	SO	LOB
Milt Bolling, R (1, 6) OBP: 0.366, SLG: 0.496	F8		K			L5			FC6-4 (1B) 2B	4	1	1	0	0	1	0
Karl Olson, R (1, 8) OBP: 0.339, SLG: 0.463	K		6-3			4-3			FC6-4 (2-3) 1B	4	0	1	0	0	1	0
Don Lenhardt, R (1, 7) OBP: 0.319, SLG: 0.431	2B			G6-4-3 (1B)		F7			FC6-4 (1-2f, 3-H)	4	0	2	1	0	0	1
Jackie Jensen, R (1, 9) OBP: 0.338, SLG: 0.445	F3			G6-4-3 (1-2f)			1-3		P6	4	0	0	0	0	0	3
Sammy White, R (1, 2) OBP: 0.331, SLG: 0.465		BB (F5, 1B)		6-3			G3-6-3 (1B)		K	3	0	1	0	1	1	1
Harry Agganis, L (1, 3) OBP: 0.361, SLG: 0.485		1B (1-2)			FC1-5, E (1B)		G3-6-3 (1-2f)			3	0	2	0	0	0	1
Ted Lepcio, R (1, 4) OBP: 0.386, SLG: 0.451		F5 (2-3)			E5, CS, FC1-5 (1-2)			6-3		3	0	0	0	0	0	3
Billy Consolo, R (1, 5) OBP: 0.130, SLG: 0.048		K			FC1-5 (1-2, 2-3f)			K		3	0	0	0	0	2	3
Leo Kiely, L (1, 1) OBP: 0.111, SLG: 0.167			P4		K (2-3)			K		2	0	0	0	0	1	2
Floyd Baker, L (8, PH) OBP: 0.273, SLG: 0.455										1	0	0	0	0	1	0
Bill Werle, L (9, 1)										0	0	0	0	0	0	0
Inning Stats	R: 0 E: 0 K: 1 S: 6 H: 1 LOB: 1 BB: 0 P: 6	R: 0 E: 0 K: 1 S: 5 H: 1 LOB: 1 BB: 1 P: 9	R: 0 E: 0 K: 1 S: 5 H: 0 LOB: 0 BB: 0 P: 5	R: 0 E: 0 K: 0 S: 3 H: 1 LOB: 0 BB: 0 P: 3	R: 0 E: 1 K: 1 S: 6 H: 1 LOB: 2 BB: 0 P: 6	R: 0 E: 0 K: 0 S: 3 H: 0 LOB: 0 BB: 0 P: 3	R: 0 E: 0 K: 0 S: 3 H: 1 LOB: 0 BB: 0 P: 3	R: 0 E: 0 K: 2 S: 7 H: 0 LOB: 0 BB: 0 P: 7	R: 1 E: 0 K: 1 S: 7 H: 2 LOB: 1 BB: 0 P: 7	1B: 5 2B: 3 3B: 0 HR: 0	SF: 0 SAC: 0 DP: 3 HBP: 0						

PITCHER	IP	WLS	BF	H	R	ER	SO	BB	IBB	HBP	BLK	WP	HR	S	P	ERA	WHIP
Joe Coleman, R (1, 1) ERA: 2.55	9.0	W	32	7	1	1	7	1	0	0	0	0	0	45	49	1.00	0.889

PITCHER	IP	WLS	BF	H	R	ER	SO	BB	IBB	HBP	BLK	WP	HR	S	P	ERA	WHIP

AB	31
R	1
H	7
RBI	1
BB	1
SO	7
LOB	14

WP: 0 PA: 32
PB: 0
SB: 0
CS: 1

livebaseballscorecards.com

Baltimore Orioles @ Boston Red Sox

Fenway Park, Boston, MA

Thu Jun 10 1954, 3:38 AM EDT

Att. 6,875 - Unknown

TOP

livebaseballscorecards.com

Batter	1	2	3	4	5	6	7	8	9	AB	R	H	RBI	BB	SO	LOB
Cal Abrams, L (1, 9) OBP: 0.369, SLG: 0.327	K		G6-3 BB		1B SF8 2-3 1B		FC1-6 BB		3B 2B	3	2	2	0	2	1	0
Billy Hunter, R (1, 6) OBP: 0.246, SLG: 0.246	1B 1B BB		G6-3 1-2f		SF8 1B 1-3 3-H 1B		FC1-6 1-2f		3B BB	3	3	1	1	2	0	2
Eddie Waitkus, L (1, 3) OBP: 0.331, SLG: 0.404	F9		FC4-6 1B		SF8 1-2 3-H		F8		SF7 1-H 2-H 3B	4	1	2	3	0	0	2
Bob Kennedy, R (1, 5) OBP: 0.333, SLG: 0.407	1B 1-3 1B		FC4-6 1-2f		HR 2-H 1B		5-3		SF7 3-H	4	1	2	2	0	0	2
Clint Courtney, L (1, 2) OBP: 0.317, SLG: 0.408	1-2 3-H 1B			F8	HR 1-H			6-3	3-1	5	1	2	3	0	0	0
Jim Fridley, R (1, 7) OBP: 0.341, SLG: 0.459	F9			CS 1B	F8			P3		4	0	1	0	0	0	2
Gil Coan, L (1, 8) OBP: 0.277, SLG: 0.212 Chuck Diering, R (8, PH) OBP: 0.344, SLG: 0.296 (8, 8)	4-3			G3 1-2		K		BB		3 0	0 0	0 0	0 0	0 1	1 0	1 0
Bobby Young, L (1, 4) OBP: 0.361, SLG: 0.386	P6				1B SH1-4 1B BB	4-3		F7		3	1	0	0	1	0	1
Duane Pillette, R (1, 1) OBP: 0.136, SLG: 0.143	G3				SH1-4 1-2	5-3			P4	3	0	0	0	0	0	0

TOP	
AB	32
R	9
H	10
RBI	9
BB	6
SO	2
LOB	10

Inning Stats	1	2	3	4	5	6	7	8	9	1B: 7	SF: 2	WP: 0	PA: 41
R:	1	0	0	0	5	0	0	0	3	2B: 1	SAC: 1	PB: 0	
E:	0	0	0	0	0	0	0	0	0	3B: 1	DP: 1	SB: 0	
K:	1	0	0	0	0	1	0	0	0	HR: 1	HBP: 0	CS: 1	
S:	7	3	3	3	7	5	3	3	5				
H:	2	0	1	1	4	0	0	0	2				
LOB:	2	0	1	0	0	0	1	1	0				
BB:	1	0	1	0	1	0	1	1	1				
P:	11	3	7	3	11	5	7	7	9				

PITCHER		IP	WLS	BF	H	R	ER	SO	BB	IBB	HBP	BLK	WP	HR	S	P	ERA	WHIP
Tom Herrin, R ERA: 7.25	(1, 1)	5.0	L	24	8	6	6	1	3	0	0	0	0	1	23	35	10.80	2.200
Hal Brown, R ERA: 5.0	(6, 1)	2.0		7	0	0	0	1	1	0	0	0	0	0	8	12	0.00	0.500
Bill Henry, L ERA: 4.11	(8, 1)	2.0		10	2	3	3	0	2	0	0	0	0	0	8	16	13.50	2.000

PITCHER	IP	WLS	BF	H	R	ER	SO	BB	IBB	HBP	BLK	WP	HR	S	P	ERA	WHIP

Batter	1	2	3	4	5	6	7	8	9	AB	R	H	RBI	BB	SO	LOB
Milt Bolling, R (1, 6) OBP: 0.356, SLG: 0.480	5-3		L6			K		5-3		4	0	0	0	0	1	0
Karl Olson, R (1, 8) OBP: 0.333, SLG: 0.448	6-3			FC3-6, 1B, CS; 1B		E6, FC6-4		4-3		4	0	1	0	0	0	0
Don Lenhardt, R (1, 7) OBP: 0.316, SLG: 0.420	K			FC3-6; 1-2; 1B		FC6-4, BB; 1-2f		F3		4	0	1	0	0	1	1
Jackie Jensen, R (1, 9) OBP: 0.337, SLG: 0.438		P4		FC3-6; 1-2f; 2-3		FC6-4; 1-2; BB			F9	3	0	0	0	1	0	2
Sammy White, R (1, 2) OBP: 0.329, SLG: 0.460		FC4-6, 1B		K; 3-H		FC6-4; 1-2f			F8	4	0	1	0	0	1	4
Harry Agganis, L (1, 3) OBP: 0.353, SLG: 0.473		FC4-6, S; 1-2f			F8		F9		1-3	4	0	0	0	0	0	1
Ted Lepcio, R (1, 4) OBP: 0.385, SLG: 0.448		F9; 1-2			6-3		1B			3	0	1	0	0	0	1
Billy Consolo, R (1, 5) OBP: 0.154, SLG: 0.083			6-3		1B		K			3	0	1	0	0	1	1
Tom Herrin, R (1, 1) OBP: 0.143, SLG: 0.143			5-3		F9		F9			1	0	0	0	0	0	0
Dick Gernert, R (5, PH) OBP: 0.414, SLG: 0.348										1	0	0	0	0	0	1
Hal Brown, R (6, 1) OBP: 0.273, SLG: 0.111										0	0	0	0	0	0	0
Charlie Maxwell, L (7, PH) OBP: 0.316, SLG: 0.284										1	0	0	0	0	0	1
Bill Henry, L (8, 1) OBP: 0.231, SLG: 0.167										0	0	0	0	0	0	0
Inning Stats	R: 0 H: 0 E: 0 LOB: 0 K: 1 BB: 0 S: 5 P: 5	R: 0 H: 1 E: 0 LOB: 1 K: 0 BB: 0 S: 4 P: 4	R: 0 H: 0 E: 0 LOB: 0 K: 0 BB: 0 S: 3 P: 3	R: 0 H: 2 E: 0 LOB: 2 K: 1 BB: 0 S: 6 P: 6	R: 0 H: 1 E: 0 LOB: 1 K: 0 BB: 0 S: 4 P: 4	R: 0 H: 0 E: 1 LOB: 2 K: 1 BB: 1 S: 6 P: 10	R: 0 H: 1 E: 0 LOB: 1 K: 1 BB: 0 S: 6 P: 6	R: 0 H: 0 E: 0 LOB: 0 K: 0 BB: 0 S: 3 P: 3	R: 0 H: 0 E: 0 LOB: 0 K: 0 BB: 0 S: 3 P: 3	1B: 5 SF: 0 2B: 1 SAC: 0 3B: 0 DP: 1 HR: 0 HBP: 0						WP: 0 PA: 33 PB: 0 SB: 1 CS: 1	

PITCHER	IP	WLS	BF	H	R	ER	SO	BB	IBB	HBP	BLK	WP	HR	S	P	ERA	WHIP
Duane Pillette, R (1, 1) ERA: 3.15	9.0	W	33	5	0	0	4	1	0	0	0	0	0	40	44	0.00	0.667

PITCHER	IP	WLS	BF	H	R	ER	SO	BB	IBB	HBP	BLK	WP	HR	S	P	ERA	WHIP

BOTTOM

Baltimore Orioles @ Boston Red Sox

Fenway Park, Boston, MA

Thu Jun 10 1954, 3:38 AM EDT

Att. 6,875 - Unknown

livebaseballscorecards.com

AB	32
R	0
H	5
RBI	0
BB	1
SO	4
LOB	12

Cleveland Indians @ Boston Red Sox

Fenway Park, Boston, MA

Fri Jun 11 1954, 3:33 AM EDT

Att. 28,499 - Unknown

TOP

livebaseballscorecards.com

Batter	1	2	3	4	5	6	7	8	9	AB	R	H	RBI	BB	SO	LOB
Al Smith, R (1, 5) OBP: 0.393, SLG: 0.384	BBBB 4-0 E HR BB	x 0-0 G6-4-3 1B			x 0-0 ① F8		x 0-0 SH1-3 1B		BBBB 4-0 3B BB	3	1	2	0	2	0	0
Sam Dente, R (1, 4) OBP: 0.235, SLG: 0.313	x 0-0 E5 1-3 HR	x 0-0 ② ③ G6-4-3 1-2f			x 0-0 ② 1-3		x 0-0 ② SH1-3 1-2		x 0-0 ① 1-2 3B	4	1	1	0	0	0	3
Larry Doby, L (1, 8) OBP: 0.341, SLG: 0.435	x 0-0 2-H 3-H HR	SSS 0-3 ① K			x 0-0 ③ P4		IIII 4-0 IBB		BBBB 4-0 S BB	3	1	1	3	2	1	0
Vic Wertz, L (1, 3) OBP: 0.293, SLG: 0.257 Bill Glynn, L (6, PR) (6, 3) OBP: 0.339, SLG: 0.340	x 0-0 G3 1B 1B	x 0-0 ② F8				x 0-0 SH5-3 1B	x 0-0 ③ G3		x 0-0 ② P6 1-2	3 2	1 0	2 0	0 0	0 0	0 0	0 4
Dave Philley, S (1, 9) OBP: 0.263, SLG: 0.374	x 0-0 ① G3 1-2	x 0-0 ③ 6-3				x 0-0 ① SH5-3 1-2		SSS 0-3 ① K	SSS 0-3 ③ K	4	0	0	0	0	2	3
Wally Westlake, R (1, 7) OBP: 0.330, SLG: 0.500	x 0-0 ② 2-H 1B			x 0-0 ① F2		x 0-0 ② F7		x 0-0 HR		4	1	2	2	0	0	2
George Strickland, R (1, 6) OBP: 0.327, SLG: 0.360	x 0-0 ③ 6-3			x 0-0 HR		BBBB 4-0 BB		BBBB 4-0 FC6-4 BB		2	1	1	1	2	0	0
Jim Hegan, R (1, 2) OBP: 0.290, SLG: 0.406		x 0-0 SH3-4 1B		x 0-0 ② 5-3		x 0-0 ③ F3		x 0-0 ② FC6-4 1-2f		4	0	1	0	0	0	3
Art Houtteman, R (1, 1) OBP: 0.259, SLG: 0.400		x 0-0 ① SH3-4 1-2		SSS 0-3 ③ K			SSS 0-3 ① K	x 0-0 ③ 6-3		3	0	0	0	0	2	1
Inning Stats	R: 4 H: 3 E: 1 LOB: 0 K: 0 BB: 1 S: 6 P: 10	R: 0 H: 2 E: 0 LOB: 1 K: 0 BB: 0 S: 4 P: 4	R: 0 H: 0 E: 0 LOB: 0 K: 1 BB: 0 S: 5 P: 5	R: 1 H: 1 E: 0 LOB: 0 K: 1 BB: 0 S: 6 P: 6	R: 0 H: 0 E: 0 LOB: 0 K: 0 BB: 0 S: 3 P: 3	R: 0 H: 1 E: 0 LOB: 2 K: 0 BB: 1 S: 4 P: 8	R: 0 H: 1 E: 0 LOB: 2 K: 1 BB: 1 S: 6 P: 10	R: 1 H: 1 E: 1 LOB: 1 K: 1 BB: 1 S: 6 P: 10	R: 0 H: 1 E: 0 LOB: 2 K: 1 BB: 2 S: 5 P: 13	1B: 6 SF: 0 2B: 0 SAC: 3 3B: 1 DP: 1 HR: 3 HBP: 0						

	AB	32
	R	6
	H	10
	RBI	6
	BB	6
	SO	5
	LOB	16

	WP: 0	PA: 41
	PB: 0	
	SB: 1	
	CS: 0	

PITCHER		IP	WLS	BF	H	R	ER	SO	BB	IBB	HBP	BLK	WP	HR	S	P	ERA	WHIP
Willard Nixon, R ERA: 4.25	(1, 1)	8.1	L	38	10	6	5	4	4	1	0	0	0	3	41	61	5.40	1.680
Bill Werle, L ERA: 5.14	(9, 1)	0.2		3	0	0	0	1	1	0	0	0	0	0	4	8	0.00	1.500

PITCHER		IP	WLS	BF	H	R	ER	SO	BB	IBB	HBP	BLK	WP	HR	S	P	ERA	WHIP

Cleveland Indians @ Boston Red Sox

Fenway Park, Boston, MA

Fri Jun 11 1954, 3:33 AM EDT

Att. 28,499 - Unknown

livebaseballscorecards.com

Batter	1	2	3	4	5	6	7	8	9	AB	R	H	RBI	BB	SO	LOB
Jim Piersall, R (1, 9) OBP: 0.342, SLG: 0.388	BB 1B		1B 1B 1-2		K		F8			4	0	2	0	0	1	1
Billy Goodman, L (1, 7) OBP: 0.356, SLG: 0.361	BB 1-2		1B 1-2 2-3		4-3			F8		3	0	1	0	1	0	0
Harry Agganis, L (1, 3) OBP: 0.346, SLG: 0.465	F5		SF8 3-H		4-3			F8		3	0	0	1	0	0	2
Jackie Jensen, R (1, 8) OBP: 0.330, SLG: 0.428	K		F8			5-3		F9		4	0	0	0	0	1	4
Sammy White, R (1, 2) OBP: 0.322, SLG: 0.448	F7		F9			6-3			K	4	0	0	0	0	1	4
Ted Lepcio, R (1, 4) OBP: 0.388, SLG: 0.458		K		1B		6-3			2B 2B	4	1	2	0	0	1	0
Milt Bolling, R (1, 6) OBP: 0.360, SLG: 0.489		G5-4-3 1B		P4			5-3		2B 2-H	4	0	2	1	0	0	1
Billy Consolo, R (1, 5) OBP: 0.133, SLG: 0.071		G5-4-3 1-2f		P4			K		F8	4	0	0	0	0	1	3
Willard Nixon, L (1, 1) OBP: 0.318, SLG: 0.211			1B 1B SF8 1B	F8			1B		4-3	3	1	2	0	0	0	1
Bill Werle, L (9, 1)										0	0	0	0	0	0	0
Charlie Maxwell, L (9, PH) OBP: 0.312, SLG: 0.279										1	0	0	0	0	0	1

Inning Stats	1	2	3	4	5	6	7	8	9		
	R: 0 H: 1	R: 0 H: 1	R: 1 H: 3	R: 0 H: 1	R: 0 H: 0	R: 0 H: 0	R: 0 H: 1	R: 0 H: 0	R: 1 H: 2	1B: 7 SF: 1	WP: 0 PA: 36
	E: 0 LOB: 2	E: 0 LOB: 0	E: 0 LOB: 2	E: 0 LOB: 1	E: 0 LOB: 0	E: 0 LOB: 0	E: 0 LOB: 1	E: 0 LOB: 0	E: 0 LOB: 1	2B: 2 SAC: 0	PB: 0
	K: 1 BB: 1	K: 1 BB: 0	K: 0 BB: 0	K: 0 BB: 0	K: 1 BB: 0	K: 0 BB: 0	K: 1 BB: 0	K: 0 BB: 0	K: 1 BB: 0	3B: 0 DP: 1	SB: 0
	S: 6 P: 10	S: 5 P: 5	S: 6 P: 6	S: 4 P: 4	S: 5 P: 5	S: 3 P: 3	S: 6 P: 6	S: 3 P: 3	S: 7 P: 7	HR: 0 HBP: 0	CS: 0

PITCHER	IP	WLS	BF	H	R	ER	SO	BB	IBB	HBP	BLK	WP	HR	S	P	ERA	WHIP
Art Houtteman, R (1, 1) ERA: 3.11	9.0	W	36	9	2	2	5	1	0	0	0	0	0	45	49	2.00	1.111

PITCHER	IP	WLS	BF	H	R	ER	SO	BB	IBB	HBP	BLK	WP	HR	S	P	ERA	WHIP

Batter	1	2	3	4	5	6	7	8	9	AB	R	H	RBI	BB	SO	LOB
Al Smith, R (1, 5) OBP: 0.410, SLG: 0.399	BBBB 4-0 FC1-6 BB		BBBB 4-0 BB		H 1-0 HBP		x 0-0 BB 1B 1-2 2-H 1B		x 0-0 2B	2	1	2	1	2	0	0
Sam Dente, R (1, 4) OBP: 0.200, SLG: 0.263 Dale Mitchell, L (7, PH) OBP: 0.343, SLG: 0.179 Don Mossi, L (7, 1)	x 0-0 ① FC1-6 G4-6-3 1-2f		x 0-0 ② F9		x 0-0 ③ 1-6-3		BBBB 4-0 1B 1-2 2-3 BB		SSS 0-3 ① K	3 0 1	0 0 0	0 0 0	0 0 0	0 1 1	0 0 0	4 0 1
Larry Doby, L (1, 8) OBP: 0.342, SLG: 0.431	x 0-0 ②③ G4-6-3 1-2f		x 0-0 ③ F7			SSS 0-3 ① K	x 0-0 FC5 1-3 2-H 3-H 1B		IIII 4-0 IBB	4	0	1	2	1	1	2
Vic Wertz, L (1, 3) OBP: 0.307, SLG: 0.255 Bill Glynn, L (7, PR) OBP: 0.333, SLG: 0.333 (7, 3)		BBBB 4-0 E 1B BB		SSS 0-3 ① K		BBBB 4-0 BB	BBBB 4-0 BB		x 0-0 ② F9	1 1	1 0	0 0	0 0	3 0	1 0	0 2
Dave Philley, S (1, 9) OBP: 0.262, SLG: 0.370		x 0-0 F9 FC5-2 1-H 1B		x 0-0 ② 6-3		x 0-0 ② F8	SSS 0-3 ② K		x 0-0 ③ 4-3	5	0	1	1	0	1	6
Wally Westlake, R (1, 7) OBP: 0.316, SLG: 0.477		x 0-0 ① F9 2-3		x 0-0 ③ P1		x 0-0 ③ 4-3	x 0-0 ③ FC5 2-3f			4	0	0	0	0	0	5
George Strickland, R (1, 6) OBP: 0.325, SLG: 0.354		x 0-0 ② FC5-2 3-H			BBB 4-0 SH2-3 BB		SSS 0-3 ① K	x 0-0 ① F9		3	0	0	0	1	1	1
Jim Hegan, R (1, 2) OBP: 0.289, SLG: 0.409		x 0-0 ③ F7			x 0-0 ① P4		x 0-0 1B 2B	SSS 0-3 ② K		4	1	1	0	0	1	2
Bob Feller, R (1, 1) OBP: 0.385, SLG: 0.273 Rudy Regalado, R (7, PH) OBP: 0.350, SLG: 0.364 Dave Pope, L (7, PR) OBP: 0.263, SLG: 0.176 Hank Majeski, R (7, 4) OBP: 0.273, SLG: 0.200			x 0-0 ① L6		x 0-0 ② SH2-3 1-2		BBBB 4-0 BB 1B 1B BB	SSS 0-3 ③ K		1 0 0 1	0 0 1 0	0 0 0 0	0 0 0 0	0 1 0 0	0 0 0 1	0 0 0 0
Inning Stats	R: 0 H: 0 E: 0 LOB: 0 K: 0 BB: 1 S: 2 P: 6	R: 1 H: 1 E: 1 LOB: 1 K: 0 BB: 1 S: 4 P: 8	R: 0 H: 0 E: 0 LOB: 1 K: 0 BB: 1 S: 3 P: 7	R: 0 H: 0 E: 0 LOB: 0 K: 1 BB: 0 S: 5 P: 5	R: 0 H: 0 E: 0 LOB: 2 K: 0 BB: 1 S: 3 P: 8	R: 0 H: 0 E: 0 LOB: 1 K: 1 BB: 1 S: 5 P: 9	R: 3 H: 3 E: 0 LOB: 3 K: 2 BB: 3 S: 10 P: 22	R: 0 H: 0 E: 0 LOB: 0 K: 2 BB: 0 S: 7 P: 7	R: 0 H: 1 E: 0 LOB: 2 K: 1 BB: 1 S: 6 P: 10	1B: 3 SF: 0 2B: 2 SAC: 1 3B: 0 DP: 1 HR: 0 HBP: 1						WP: 0 PA: 41 PB: 0 SB: 0 CS: 0

TOP

Cleveland Indians @ Boston Red Sox

Fenway Park, Boston, MA

Sat Jun 12 1954, 3:33 AM EDT

Att. 18,917 - Unknown

livebaseballscorecards.com

AB	30
R	4
H	5
RBI	4
BB	9
SO	7
LOB	23

PITCHER		IP	WLS	BF	H	R	ER	SO	BB	IBB	HBP	BLK	WP	HR	S	P	ERA	WHIP
Tom Brewer, R ERA: 3.8	(1, 1)	6.1	L	29	3	4	3	3	7	0	1	0	0	0	27	56	4.26	1.579
Ellis Kinder, R ERA: 4.68	(7, 1)	2.2		12	2	0	0	4	1	1	0	0	0	0	18	26	0.00	1.125

PITCHER	IP	WLS	BF	H	R	ER	SO	BB	IBB	HBP	BLK	WP	HR	S	P	ERA	WHIP

Batter	1	2	3	4	5	6	7	8	9	AB	R	H	RBI	BB	SO	LOB
Jim Piersall, R (1, 9) OBP: 0.346, SLG: 0.399	K		1B 1B 1B		FC3 SF7 2B		5-3			4	2	2	0	0	1	0
Billy Goodman, L (1, 7) OBP: 0.362, SLG: 0.373	E 2B		FC5 1B 1-3 1B		4-3		K			3	1	2	0	0	0	1
Don Lenhardt, R (7, PH) (8, 7) OBP: 0.312, SLG: 0.414										1	0	0	0	0	1	0
Harry Agganis, L (1, 3) OBP: 0.339, SLG: 0.454	G3		P6		FC3 S 2-3			6-3		4	0	0	0	0	0	4
Jackie Jensen, R (1, 8) OBP: 0.329, SLG: 0.426	E4 2-H		1B 1-2 3-H		SF7 1-2 3-H			6-3		3	0	1	2	0	0	0
Sammy White, R (1, 2) OBP: 0.315, SLG: 0.438	6-3		F8		K			P5		4	0	0	0	0	1	4
Ted Lepcio, R (1, 4) OBP: 0.378, SLG: 0.444		6-3	FC5 2-3f			K			K	4	0	0	0	0	2	2
Milt Bolling, R (1, 6) OBP: 0.351, SLG: 0.474		K		K		K			F8	4	0	0	0	0	3	0
Billy Consolo, R (1, 5) OBP: 0.152, SLG: 0.097		S 1B		L5		K			L3	3	0	1	0	0	1	0
Del Wilber, R (9, PH)										1	0	0	0	0	0	0
Tom Brewer, R (1, 1) OBP: 0.214, SLG: 0.154		K 1-2		5-3			F9			2	0	0	0	0	1	1
Ellis Kinder, R (7, 1) OBP: 0.250, SLG: 0.250										1	0	0	0	0	0	0
Inning Stats	R: 1 H: 1 E: 1 LOB: 1 K: 1 BB: 0 S: 7 P: 7	R: 0 H: 1 E: 0 LOB: 1 K: 2 BB: 0 S: 8 P: 8	R: 1 H: 3 E: 0 LOB: 2 K: 0 BB: 0 S: 6 P: 6	R: 0 H: 0 E: 0 LOB: 0 K: 1 BB: 0 S: 5 P: 5	R: 1 H: 1 E: 0 LOB: 1 K: 1 BB: 0 S: 7 P: 7	R: 0 H: 0 E: 0 LOB: 0 K: 3 BB: 0 S: 9 P: 9	R: 0 H: 0 E: 0 LOB: 0 K: 1 BB: 0 S: 5 P: 5	R: 0 H: 0 E: 0 LOB: 0 K: 0 BB: 0 S: 3 P: 3	R: 0 H: 0 E: 0 LOB: 0 K: 1 BB: 0 S: 5 P: 5	1B: 4 SF: 1 2B: 2 SAC: 0 3B: 0 DP: 0 HR: 0 HBP: 0						

PITCHER		IP	WLS	BF	H	R	ER	SO	BB	IBB	HBP	BLK	WP	HR	S	P	ERA	WHIP
Bob Feller, R ERA: 4.81	(1, 1)	6.0	W	26	6	3	2	8	0	0	0	0	0	0	42	42	3.00	1.000
Don Mossi, L ERA: 3.0	(7, 1)	3.0	S	9	0	0	0	2	0	0	0	0	0	0	13	13	0.00	0.000

PITCHER	IP	WLS	BF	H	R	ER	SO	BB	IBB	HBP	BLK	WP	HR	S	P	ERA	WHIP

BOTTOM

Cleveland Indians @ Boston Red Sox

Fenway Park, Boston, MA

Sat Jun 12 1954, 3:33 AM EDT

Att. 18,917 - Unknown

livebaseballscorecards.com

AB	34
R	3
H	6
RBI	2
BB	0
SO	10
LOB	12

Batter	1	2	3	4	5	6	7	8	9	AB	R	H	RBI	BB	SO	LOB
George Strickland, R (1, 6) OBP: 0.335, SLG: 0.362	BBBB 4-0 1-3 BB		x 0-0 SH5-3 1-2 ①		x 0-0 G5-4-3 1B		x 0-0 SH5-3 1-2 2-3 ①		x 0-0 E6 1B	2	0	2	0	1	0	0
Rudy Regalado, R (1, 5) OBP: 0.344, SLG: 0.357	x 0-0 1-3 1-2 ①		x 0-0 P6 ②		x 0-0 G5-4-3 1-2f ②③		x 0-0 FC4-6 2-3 3-H 1B		x 0-0 F2 ③	5	0	1	1	0	0	4
Larry Doby, L (1, 8) OBP: 0.336, SLG: 0.422	SSS 0-3 K ②		x 0-0 4-3 ③			SSS 0-3 K ①	x 0-0 FC4-6 1-2f 3-H ②			4	0	0	1	0	2	3
Vic Wertz, L (1, 3) OBP: 0.313, SLG: 0.263 Bill Glynn, L (7, 3) OBP: 0.333, SLG: 0.333	x 0-0 F9 ③			x 0-0 1B 1B 1B		x 0-0 1B 1B	x 0-0 F2 ③			4 0	1 0	2 0	0 0	0 0	0 0	2 0
Dave Philley, S (1, 9) OBP: 0.266, SLG: 0.372		x 0-0 4-3 ①		x 0-0 1B 1-2 1B		x 0-0 1-3 1B ②		x 0-0 F7 ①		4	0	2	0	0	0	0
Wally Westlake, R (1, 7) OBP: 0.333, SLG: 0.517		x 0-0 HR		x 0-0 1-3 2-H G5-4-3 1B		BBBB 4-0 BB		x 0-0 F9 ②		3	1	2	2	1	0	0
Jim Hegan, R (1, 2) OBP: 0.281, SLG: 0.397		x 0-0 6-3 ②		SSS 0-3 K ①		SSS 0-3 K ③		x 0-0 6-3 ③		4	0	0	0	0	2	4
Sam Dente, R (1, 4) OBP: 0.190, SLG: 0.250 Hank Majeski, R (3, 4) OBP: 0.286, SLG: 0.231		x 0-0 6-3 ③		x 0-0 G5-4-3 1-2f ②③			x 0-0 SH5-3 SH 1B 1B		SSS 0-3 K ①	1 3	0 1	0 1	0 0	0 0	0 1	0 2
Early Wynn, S (1, 1) OBP: 0.250, SLG: 0.267			x 0-0 SH5-3 1B		x 0-0 G3 ①		x 0-0 SH 1B SH5-3 1-2 FC4-6		x 0-0 6-3 ②	3	1	1	0	0	0	0
Inning Stats	R: 0 E: 0 K: 1 S: 5 H: 0 LOB: 1 BB: 1 P: 9	R: 1 E: 0 K: 0 S: 4 H: 1 LOB: 0 BB: 0 P: 4	R: 0 E: 0 K: 0 S: 4 H: 1 LOB: 1 BB: 0 P: 4	R: 1 E: 0 K: 1 S: 7 H: 3 LOB: 1 BB: 0 P: 7	R: 0 E: 0 K: 0 S: 3 H: 1 LOB: 0 BB: 0 P: 3	R: 0 E: 0 K: 2 S: 8 H: 2 LOB: 2 BB: 1 P: 12	R: 2 E: 0 K: 0 S: 6 H: 2 LOB: 1 BB: 0 P: 6	R: 0 E: 0 K: 0 S: 3 H: 0 LOB: 0 BB: 0 P: 3	R: 0 E: 1 K: 1 S: 6 H: 1 LOB: 1 BB: 0 P: 6	1B: 10 2B: 0 3B: 0 HR: 1	SF: 0 SAC: 3 DP: 2 HBP: 0					

PITCHER		IP	WLS	BF	H	R	ER	SO	BB	IBB	HBP	BLK	WP	HR	S	P	ERA	WHIP
Frank Sullivan, R ERA: 2.68	(1, 1)	7.0	L	31	10	4	4	4	2	0	0	0	0	1	37	45	5.14	1.714
Hal Brown, R ERA: 4.74	(8, 1)	2.0		7	1	0	0	1	0	0	0	0	0	0	9	9	0.00	0.500

PITCHER	IP	WLS	BF	H	R	ER	SO	BB	IBB	HBP	BLK	WP	HR	S	P	ERA	WHIP

TOP

Cleveland Indians @ Boston Red Sox

Fenway Park, Boston, MA

Sun Jun 13 1954, 3:33 AM EDT

Unknown

livebaseballscorecards.com

AB	33
R	4
H	11
RBI	4
BB	2
SO	5
LOB	15

WP: 0	PA: 38
PB: 0	
SB: 0	
CS: 0	

Cleveland Indians @ Boston Red Sox

Fenway Park, Boston, MA

Sun Jun 13 1954, 3:33 AM EDT

Unknown

BOTTOM

Batter	1	2	3	4	5	6	7	8	9	AB	R	H	RBI	BB	SO	LOB
Jim Piersall, R (1, 9) OBP: 0.348, SLG: 0.399	0-0 S 1B E 1B	0-0 P4		0-0 5-3			0-0 FC1 1B		0-0 F8 ①	5	1	2	0	0	0	4
Billy Goodman, L (1, 7) OBP: 0.357, SLG: 0.368	0-0 E S 1-2 1B		0-0 F7 ①		0-0 P4 ①		0-0 FC1 FC6-4 1-2		0-0 FC4-6 ② 1-2f	5	0	1	0	0	0	2
Harry Agganis, L (1, 3) OBP: 0.330, SLG: 0.441	0-0 F7 ① 1-2 2-3		0-3 K ② S S S		0-0 F8 ②		0-0 P5 ②		0-0 P4 ③	5	0	0	0	0	1	5
Jackie Jensen, R (1, 8) OBP: 0.327, SLG: 0.433	0-0 E5 2-3 3-H		0-0 3B		0-0 4-3 ③		0-0 FC6-4 ③ 1-2f			4	0	1	1	0	0	3
Sammy White, R (1, 2) OBP: 0.319, SLG: 0.436	S S S 0-3 K ②		0-0 1-3 ③			0-0 1B		B B B B 4-0 G5-4-3 BB		3	0	1	0	1	1	3
Ted Lepcio, R (1, 4) OBP: 0.374, SLG: 0.438	S S S 0-3 K ③			0-0 1B 1B		S S S 0-3 K ①		0-0 G5-4-3 ① ② 1-2f		4	0	1	0	0	2	4
Milt Bolling, R (1, 6) OBP: 0.354, SLG: 0.471		0-0 1B		S S S 0-3 K ①		0-0 P4 ②		B B B B 4-0 BB		3	0	1	0	1	1	2
Billy Consolo, R (1, 5) OBP: 0.139, SLG: 0.088		0-0 F8 ①		S S S 0-3 K ②		0-0 F2 ③		0-0 4-3 ③		3	0	0	0	0	1	3
Charlie Maxwell, L (8, PH) OBP: 0.308, SLG: 0.275										1	0	0	0	0	0	1
Grady Hatton, L (9, 5) OBP: 0.262, SLG: 0.154										0	0	0	0	0	0	0
Frank Sullivan, R (1, 1) OBP: 0.222, SLG: 0.067		S S S 0-3 K ②		0-0 1-3 1B			0-0 F8 ①		B B B B 4-0 FC4-6 BB	2	0	1	0	0	1	1
Floyd Baker, L (7, PH) OBP: 0.250, SLG: 0.417										1	0	0	0	0	0	0
Hal Brown, R (8, 1) OBP: 0.273, SLG: 0.111										0	0	0	0	0	0	0
Karl Olson, R (9, PH) OBP: 0.344, SLG: 0.448										0	0	0	0	1	0	0
Inning Stats	R: 1 H: 2 E: 1 LOB: 2 K: 2 BB: 0 S: 10 P: 10	R: 0 H: 1 E: 0 LOB: 1 K: 1 BB: 0 S: 6 P: 6	R: 0 H: 1 E: 0 LOB: 1 K: 1 BB: 0 S: 6 P: 6	R: 0 H: 2 E: 0 LOB: 2 K: 2 BB: 0 S: 9 P: 9	R: 0 H: 0 E: 0 LOB: 0 K: 0 BB: 0 S: 3 P: 3	R: 0 H: 1 E: 0 LOB: 1 K: 1 BB: 0 S: 6 P: 6	R: 0 H: 1 E: 0 LOB: 2 K: 0 BB: 0 S: 5 P: 5	R: 0 H: 0 E: 0 LOB: 1 K: 0 BB: 2 S: 2 P: 10	R: 0 H: 0 E: 0 LOB: 1 K: 0 BB: 1 S: 3 P: 7	1B: 7 SF: 0 2B: 0 SAC: 0 3B: 1 DP: 1 HR: 0 HBP: 0						

PITCHER	IP	WLS	BF	H	R	ER	SO	BB	IBB	HBP	BLK	WP	HR	S	P	ERA	WHIP
Early Wynn, R (1, 1) ERA: 3.86	9.0	W	39	8	1	1	7	3	0	0	0	0	0	50	62	1.00	1.222

PITCHER	IP	WLS	BF	H	R	ER	SO	BB	IBB	HBP	BLK	WP	HR	S	P	ERA	WHIP

AB	36
R	1
H	8
RBI	1
BB	3
SO	7
LOB	28

WP: 0 PA: 39
PB: 0
SB: 2
CS: 0

livebaseballscorecards.com

Cleveland Indians @ Boston Red Sox

Fenway Park, Boston, MA

Sun Jun 13 1954, 3:38 AM EDT

Att. 26,750 - Unknown

TOP

livebaseballscorecards.com

Batter	1	2	3	4	5	6	7	8	9	AB	R	H	RBI	BB	SO	LOB
George Strickland, R (1, 6) OBP: 0.332, SLG: 0.356	5-3		K		SF9		1B HBP	K		3	1	0	1	0	2	1
Rudy Regalado, R (1, 5) OBP: 0.346, SLG: 0.358	F9		6-3		2-H 1B		1-3 2-H 3-H 1B		F9	5	1	2	3	0	0	0
Larry Doby, L (1, 8) OBP: 0.333, SLG: 0.417	3-1			K	F9		1-3 3-H 1B		F8	5	0	1	1	0	1	1
Vic Wertz, L (1, 3) OBP: 0.319, SLG: 0.280		4-3		2B		F9	1-3 3-H 1B		2B 1B	4	0	2	1	0	0	0
Bill Glynn, L (7, PR) OBP: 0.344, SLG: 0.345 (7, 3)										1	0	1	0	0	0	0
Dave Philley, S (1, 9) OBP: 0.265, SLG: 0.373		K		F2		F8	K		1-3 2B	5	0	1	0	0	2	3
Wally Westlake, R (1, 7) OBP: 0.327, SLG: 0.532		HR		P5		F8	4-3		F8	5	1	1	1	0	0	5
Hank Majeski, R (1, 4) OBP: 0.389, SLG: 0.529		HR			1B SH1-3 SF9 1B		5-3	1B		4	2	3	1	0	0	0
Hal Naragon, L (1, 2) OBP: 0.250, SLG: 0.300		4-3			SH1-3 1-2		1B 1B	2B		3	1	2	0	0	0	0
Mike Garcia, R (1, 1) OBP: 0.118, SLG: 0.063			F3		SF9 2-3 1B		1-3 1B	K		2	1	1	0	0	0	0
Dale Mitchell, L (7, PH) OBP: 0.361, SLG: 0.207										1	1	1	0	0	0	0
Bob Hooper, R (7, 1)										1	0	0	0	0	1	1
Inning Stats	R: 0 E: 0 K: 0 S: 3 H: 0 LOB: 0 BB: 0 P: 3	R: 2 E: 0 K: 1 S: 7 H: 2 LOB: 0 BB: 0 P: 7	R: 0 E: 0 K: 1 S: 5 H: 0 LOB: 0 BB: 0 P: 5	R: 0 E: 0 K: 1 S: 6 H: 1 LOB: 1 BB: 0 P: 6	R: 2 E: 0 K: 0 S: 6 H: 3 LOB: 1 BB: 0 P: 6	R: 0 E: 0 K: 0 S: 3 H: 0 LOB: 0 BB: 0 P: 3	R: 4 E: 0 K: 1 S: 10 H: 5 LOB: 2 BB: 0 P: 11	R: 0 E: 0 K: 2 S: 8 H: 2 LOB: 1 BB: 0 P: 8	R: 0 E: 0 K: 0 S: 5 H: 2 LOB: 2 BB: 0 P: 5	1B: 10 2B: 3 3B: 0 HR: 2	SF: 1 SAC: 1 DP: 0 HBP: 1						

AB	39
R	8
H	15
RBI	8
BB	0
SO	6
LOB	11

WP: 0 PB: 0 SB: 0 CS: 0 PA: 42

PITCHER	IP	WLS	BF	H	R	ER	SO	BB	IBB	HBP	BLK	WP	HR	S	P	ERA	WHIP
Tex Clevenger, R (1, 1) ERA: 5.08	5.0	L	21	6	4	4	3	0	0	0	0	0	2	27	27	7.20	1.200
Tom Herrin, R (6, 1) ERA: 8.37	1.1		8	3	4	4	0	0	0	1	0	0	0	7	8	27.00	2.250
Bill Werle, L (7, 1) ERA: 4.91	1.0		6	4	0	0	1	0	0	0	0	0	0	8	8	0.00	4.000
Hal Brown, R (8, 1) ERA: 4.54	1.2		7	2	0	0	2	0	0	0	0	0	0	11	11	0.00	1.200

PITCHER	IP	WLS	BF	H	R	ER	SO	BB	IBB	HBP	BLK	WP	HR	S	P	ERA	WHIP

Batter	1	2	3	4	5	6	7	8	9	AB	R	H	RBI	BB	SO	LOB
Jim Piersall, R (1, 9) OBP: 0.352, SLG: 0.397	B B B B 4-0 BB		x 0-0 1-2 FC3-6 1B		x 0-0 ② F9			x 0-0 ① F7		3	0	1	0	1	0	0
Billy Goodman, L (1, 7) OBP: 0.349, SLG: 0.359	x 0-0 ① F7		x 0-0 ① 1-2f 2-3 FC3-6		x 0-0 ③ 1-3			x 0-0 ② 5-3		4	0	0	0	0	0	3
Harry Agganis, L (1, 3) OBP: 0.333, SLG: 0.445	S S S 0-3 ② K		x 0-0 ② 3-H SF9			x 0-0 5-3 1B		x 0-0 BB 1B		3	0	2	1	0	1	1
Jackie Jensen, R (1, 8) OBP: 0.326, SLG: 0.426	x 0-0 ③ P4		x 0-0 ③ F7			x 0-0 ① 1-2 5-3		B B B B 4-0 1-2 BB		3	0	0	0	1	0	3
Sammy White, R (1, 2) OBP: 0.312, SLG: 0.426		x 0-0 ① F7		x 0-0 ① F2		S S S 0-3 ② K		x 0-0 ③ F5		4	0	0	0	0	1	3
Ted Lepcio, R (1, 4) OBP: 0.364, SLG: 0.424		x 0-0 ② 6-3		x 0-0 ② 5-3		S S S 0-3 ③ K			S S S 0-3 ① K	4	0	0	0	0	2	1
Milt Bolling, R (1, 6) OBP: 0.364, SLG: 0.479		x 0-0 1B		x 0-0 1B		x 0-0 ① F8			x 0-0 FC4-6 1B	4	0	3	0	0	0	0
Billy Consolo, R (1, 5) OBP: 0.125, SLG: 0.079		S S S 0-3 ③ K		S S S 0-3 ③ K		x 0-0 ② 4-3			x 0-0 ② 1-2f FC4-6	4	0	0	0	0	2	3
Tex Clevenger, R (1, 1) OBP: 0.300, SLG: 0.400 Floyd Baker, L (5, PH) OBP: 0.231, SLG: 0.385 Tom Herrin, R (6, 1) OBP: 0.143, SLG: 0.143 Bill Werle, L (7, 1) Hal Brown, R (8, 1) OBP: 0.273, SLG: 0.111 Charlie Maxwell, L (9, PH) OBP: 0.304, SLG: 0.271			x 0-0 FC3-6 SF9 1B 1B		x 0-0 ① G3		x 0-0 ③ 6-3		x 0-0 ③ F9	1 1 0 1 0 1	1 0 0 0 0 0	1 0 0 0 0 0	0 0 0 0 0 0	0 0 0 0 0 0	0 0 0 0 0 0	0 0 0 0 0 1
Inning Stats	R: 0 H: 0 E: 0 LOB: 1 K: 1 BB: 1 S: 5 P: 9	R: 0 H: 1 E: 0 LOB: 1 K: 1 BB: 0 S: 6 P: 6	R: 1 H: 2 E: 0 LOB: 1 K: 0 BB: 0 S: 5 P: 5	R: 0 H: 1 E: 0 LOB: 1 K: 1 BB: 0 S: 6 P: 6	R: 0 H: 0 E: 0 LOB: 0 K: 0 BB: 0 S: 3 P: 3	R: 0 H: 1 E: 0 LOB: 1 K: 2 BB: 0 S: 8 P: 8	R: 0 H: 0 E: 0 LOB: 0 K: 0 BB: 0 S: 3 P: 3	R: 0 H: 1 E: 0 LOB: 2 K: 0 BB: 1 S: 4 P: 8	R: 0 H: 1 E: 0 LOB: 1 K: 1 BB: 0 S: 6 P: 6	1B: 7 2B: 0 3B: 0 HR: 0	SF: 1 SAC: 0 DP: 0 HBP: 0			WP: 0 PB: 0 SB: 0 CS: 0	PA: 36		

PITCHER		IP	WLS	BF	H	R	ER	SO	BB	IBB	HBP	BLK	WP	HR	S	P	ERA	WHIP
Mike Garcia, R ERA: 2.27	(1, 1)	6.0	W	24	5	1	1	5	1	0	0	0	0	0	33	37	1.50	1.000
Bob Hooper, R ERA: 1.13	(7, 1)	3.0	S	12	2	0	0	1	1	0	0	0	0	0	13	17	0.00	1.000

PITCHER	IP	WLS	BF	H	R	ER	SO	BB	IBB	HBP	BLK	WP	HR	S	P	ERA	WHIP

BOTTOM

Cleveland Indians @ Boston Red Sox

Fenway Park, Boston, MA

Sun Jun 13 1954, 3:38 AM EDT

Att. 26,750 - Unknown

livebaseballscorecards.com

AB	33
R	1
H	7
RBI	1
BB	2
SO	6
LOB	15

Cleveland Indians @ Boston Red Sox

Fenway Park, Boston, MA

Mon Jun 14 1954, 3:33 AM EDT

Att. 2,572 - Cloudy

TOP

livebaseballscorecards.com

Batter	1	2	3	4	5	6	7	8	9	AB	R	H	RBI	BB	SO	LOB
George Strickland, R (1, 6) OBP: 0.336, SLG: 0.373	E6 1-3 1B	HBP 1-2 BB	F8		HR 2-H 3-H		F8		2B 1B	5	2	2	3	1	0	2
Rudy Regalado, R (1, 5) OBP: 0.348, SLG: 0.355 Al Smith, R (3, 5) OBP: 0.417, SLG: 0.429	1-3 2-3	HBP 1-2 2-3 3-H		BB	HR		5-3		1B 1-3 2B	1	0	0	1	0	0	1
										3	2	2	1	1	0	0
Larry Doby, L (1, 8) OBP: 0.342, SLG: 0.426	BB 1B	K		K	2B 1B		2B		2B 2-H 3-H 1B	5	2	3	2	1	2	4
Vic Wertz, L (1, 3) OBP: 0.326, SLG: 0.293 (9, 9)	1-3 3-H 1B		3-1	F4	1B 1-H 2B		3-1		2B 1B BB	5	1	2	1	1	0	2
Dave Philley, S (1, 9) OBP: 0.272, SLG: 0.376 Bill Glynn, L (9, PH) OBP: 0.339, SLG: 0.339 (9, 3)	F8		1B 1B 1B	P4	CS 2-3 1B			FC1-5 1B BB	P6	4	1	2	0	1	0	3
										1	0	0	0	0	0	2
Wally Westlake, R (1, 7) OBP: 0.336, SLG: 0.535		F8	F7		BB 2B BB CS 1-2	5-3		FC1-5 1-2 1B	1B 1-3 2-H 2B	5	1	2	1	1	0	1
Hank Majeski, R (1, 4) OBP: 0.458, SLG: 0.565	1B HBP 1B	1B 1-2 1B 1B			F2	4-3		FC1-5 G6-4-3 1-2 2-3f	2-3 3-H 1B	6	2	4	1	0	0	3
Jim Hegan, R (1, 2) OBP: 0.289, SLG: 0.397	1-3 1B	1B 1-2 2-H 1B			2B 1-2 HR BB	4-3 1-2		G6-4-3 1-2f	P6	5	1	2	1	1	0	5
Bob Lemon, L (1, 1) OBP: 0.211, SLG: 0.229 Ray Narleski, R (8, 1)	HBP BB 1B	1B 1-3 2-H 1B			HR 1-3 2-H 2B	P6			F2	4	1	3	2	0	0	1
										1	0	0	0	0	0	0
Inning Stats	R: 0 E: 1 K: 0 S: 4 H: 1 LOB: 2 BB: 1 P: 8	R: 1 E: 0 K: 1 S: 7 H: 3 LOB: 3 BB: 1 P: 12	R: 2 E: 0 K: 0 S: 7 H: 4 LOB: 2 BB: 0 P: 7	R: 0 E: 0 K: 1 S: 5 H: 0 LOB: 1 BB: 1 P: 9	R: 6 E: 0 K: 0 S: 7 H: 6 LOB: 0 BB: 2 P: 15	R: 0 E: 0 K: 0 S: 4 H: 1 LOB: 1 BB: 0 P: 4	R: 0 E: 0 K: 0 S: 4 H: 1 LOB: 1 BB: 0 P: 4	R: 0 E: 0 K: 0 S: 3 H: 1 LOB: 1 BB: 1 P: 7	R: 4 E: 0 K: 0 S: 8 H: 5 LOB: 2 BB: 1 P: 12	1B: 15 2B: 5 3B: 0 HR: 2 SF: 0 SAC: 0 DP: 1 HBP: 1						

AB	45
R	13
H	22
RBI	13
BB	7
SO	2
LOB	24

PITCHER		IP	WLS	BF	H	R	ER	SO	BB	IBB	HBP	BLK	WP	HR	S	P	ERA	WHIP
Bill Henry, L ERA: 5.07	(1, 1)	4.1	L	31	13	9	9	2	5	0	1	0	0	2	29	50	18.69	4.154
Tom Herrin, R ERA: 7.52	(5, 1)	2.2		9	3	0	0	0	0	0	0	0	0	0	9	9	0.00	1.125
Tom Brewer, R ERA: 4.38	(8, 1)	2.0		13	6	4	4	0	2	0	0	0	0	0	11	19	18.00	4.000

PITCHER	IP	WLS	BF	H	R	ER	SO	BB	IBB	HBP	BLK	WP	HR	S	P	ERA	WHIP

Batter	1	2	3	4	5	6	7	8	9	AB	R	H	RBI	BB	SO	LOB
Jim Piersall, R (1, 9) OBP: 0.353, SLG: 0.397	6-3		1-3 1B		3-1 BB 1B	P4		F9		5	1	2	0	0	0	1
Billy Goodman, L (1, 7) OBP: 0.351, SLG: 0.357	F7		1-3 1-2		BB 3-1 1-2 1B	1-3		BBBB G4-6-3 BB		4	0	1	0	1	0	2
Harry Agganis, L (1, 3) OBP: 0.340, SLG: 0.443	BBBB BB		BBBB FC5-4 BB		3-1 1-2 2-3		2B 1B 1B	G4-6-3 1-2f		3	1	1	0	2	0	3
Karl Olson, R (1, 8) OBP: 0.348, SLG: 0.452	L1		FC5-4 1-2f		BBBB BB BB		1B 1B 2B 1-3		SSS K	4	1	1	0	1	1	3
Ted Lepcio, R (1, 4) OBP: 0.365, SLG: 0.426		6-3		L6	BBBB 1-2 2-3 3-H BB		6-3		1B 2B	4	1	1	1	1	0	2
Milt Bolling, R (1, 6) OBP: 0.365, SLG: 0.476		FC6-4 1B		6-3	SSS K		WP 1B SF9 2-3 3-H 1B		5-3	5	1	2	1	0	1	4
Billy Consolo, R (1, 5) OBP: 0.143, SLG: 0.100		FC6-4 1-2f		1B	6-3		WP 1-2 3-H 1B		2-H 1B	2	0	1	0	0	0	1
Jackie Jensen, R (5, PH) OBP: 0.324, SLG: 0.424										1	0	0	0	0	0	3
Grady Hatton, L (6, 5) OBP: 0.284, SLG: 0.185										2	0	2	2	0	0	0
Mickey Owen, R (1, 2) OBP: 0.318, SLG: 0.235		5-3		1-2 1B		1B	1-2 2-H	SF9	SSS K	4	0	2	1	0	1	2
Bill Henry, L (1, 1) OBP: 0.214, SLG: 0.154			SSS K	SSS K		SSS K		F7		2	0	0	0	0	2	2
Tom Herrin, R (5, 1) OBP: 0.125, SLG: 0.125										1	0	0	0	0	1	1
Charlie Maxwell, L (7, PH) OBP: 0.300, SLG: 0.268										1	0	0	0	0	0	1
Tom Brewer, R (8, 1) OBP: 0.214, SLG: 0.154										0	0	0	0	0	0	0
Inning Stats	R: 0 E: 0 K: 0 S: 3 H: 0 LOB: 1 BB: 1 P: 7	R: 0 E: 0 K: 0 S: 4 H: 1 LOB: 1 BB: 0 P: 4	R: 0 E: 0 K: 1 S: 6 H: 1 LOB: 2 BB: 1 P: 10	R: 0 E: 0 K: 1 S: 7 H: 2 LOB: 2 BB: 0 P: 7	R: 1 E: 0 K: 1 S: 7 H: 2 LOB: 3 BB: 2 P: 15	R: 0 E: 0 K: 1 S: 6 H: 1 LOB: 1 BB: 0 P: 6	R: 3 E: 0 K: 0 S: 7 H: 4 LOB: 1 BB: 0 P: 7	R: 0 E: 0 K: 0 S: 2 H: 0 LOB: 0 BB: 1 P: 6	R: 1 E: 0 K: 2 S: 9 H: 2 LOB: 1 BB: 0 P: 9	1B: 11 2B: 2 3B: 0 HR: 0 SF: 1 SAC: 0 DP: 1 HBP: 0	WP: 1 PB: 0 SB: 0 CS: 0 PA: 44					

PITCHER	IP	WLS	BF	H	R	ER	SO	BB	IBB	HBP	BLK	WP	HR	S	P	ERA	WHIP
Bob Lemon, R (1, 1) ERA: 2.85	7.0	W	36	11	4	4	4	4	0	0	0	1	0	40	56	5.14	2.143
Ray Narleski, R (8, 1) ERA: 2.92	2.0	S	8	2	1	1	2	1	0	0	0	0	0	11	15	4.50	1.500

PITCHER	IP	WLS	BF	H	R	ER	SO	BB	IBB	HBP	BLK	WP	HR	S	P	ERA	WHIP

Cleveland Indians @ Boston Red Sox

Fenway Park, Boston, MA

Mon Jun 14 1954, 3:33 AM EDT

Att. 2,572 - Cloudy

livebaseballscorecards.com

BOTTOM

AB	38
R	5
H	13
RBI	5
BB	5
SO	6
LOB	25

Batter	1	2	3	4	5	6	7	8	9	AB	R	H	RBI	BB	SO	LOB
Jim Piersall, R (1, 8) OBP: 0.351, SLG: 0.394	6-3		G1-6-3 1B		L9			6-3		4	0	1	0	0	0	0
Grady Hatton, L (1, 5) OBP: 0.296, SLG: 0.246	HR		G1-6-3 1-2f			F8		BB		3	1	1	1	1	0	1
Billy Goodman, L (1, 7) OBP: 0.349, SLG: 0.360	G3			5-3		2B		P4		4	0	1	0	0	0	1
Charlie Maxwell, L (1, 9) OBP: 0.296, SLG: 0.264	3-1			K		F8		K		1	0	0	0	0	0	0
Jackie Jensen, R (2, 9) OBP: 0.320, SLG: 0.418										3	0	0	0	0	2	2
Harry Agganis, L (1, 3) OBP: 0.338, SLG: 0.436		1-3		BB 1B		P6			K	3	0	0	0	1	1	1
Sammy White, R (1, 2) OBP: 0.311, SLG: 0.422		L5		1-2 1B			P4		P6	4	0	1	0	0	0	0
Ted Lepcio, R (1, 4) OBP: 0.369, SLG: 0.429		1B		L9			5-3		FC5-4 1B	4	0	2	0	0	0	2
Milt Bolling, R (1, 6) OBP: 0.363, SLG: 0.470		K			F8		FC6-4 1B		FC5-4 1-2f	4	0	1	0	0	1	2
Leo Kiely, L (1, 1) OBP: 0.105, SLG: 0.158			K		F7		FC6-4 1-2f			1	0	0	0	0	1	0
Hal Brown, R (3, 1) OBP: 0.250, SLG: 0.100										1	0	0	0	0	0	0
Karl Olson, R (7, PH) OBP: 0.343, SLG: 0.444										1	0	0	0	0	0	1
Bill Henry, L (7, 1) OBP: 0.214, SLG: 0.154										0	0	0	0	0	0	0
Inning Stats	R: 1 E: 0 K: 0 S: 4 H: 1 LOB: 0 BB: 0 P: 4	R: 0 E: 0 K: 1 S: 6 H: 1 LOB: 1 BB: 0 P: 6	R: 0 E: 0 K: 1 S: 5 H: 1 LOB: 0 BB: 0 P: 5	R: 0 E: 0 K: 1 S: 6 H: 1 LOB: 2 BB: 1 P: 10	R: 0 E: 0 K: 0 S: 3 H: 0 LOB: 0 BB: 0 P: 3	R: 0 E: 0 K: 0 S: 4 H: 1 LOB: 1 BB: 0 P: 4	R: 0 E: 0 K: 0 S: 4 H: 1 LOB: 1 BB: 0 P: 4	R: 0 E: 0 K: 1 S: 5 H: 0 LOB: 1 BB: 1 P: 9	R: 0 E: 0 K: 1 S: 6 H: 1 LOB: 1 BB: 0 P: 6	1B: 5 2B: 1 3B: 0 HR: 1 SF: 0 SAC: 0 DP: 1 HBP: 0						

PITCHER	IP	WLS	BF	H	R	ER	SO	BB	IBB	HBP	BLK	WP	HR	S	P	ERA	WHIP
Steve Gromek, R (1, 1) ERA: 3.05	9.0	W	35	7	1	1	5	2	0	0	0	0	1	43	51	1.00	1.000

PITCHER	IP	WLS	BF	H	R	ER	SO	BB	IBB	HBP	BLK	WP	HR	S	P	ERA	WHIP

Boston Red Sox @ Detroit Tigers

Briggs Stadium, Detroit, MI

Tue Jun 15 1954, 4:33 AM EDT

Att. 32,330 - Unknown

TOP

livebaseballscorecards.com

AB	33
R	1
H	7
RBI	1
BB	2
SO	5
LOB	10

WP: 0 PB: 0 SB: 0 CS: 0

PA: 35

Batter	1	2	3	4	5	6	7	8	9	AB	R	H	RBI	BB	SO	LOB
Harvey Kuenn, R (1, 6) OBP: 0.282, SLG: 0.344	L9	P4	FC5-4 1-2f		6-3		4-3			5	0	0	0	0	0	8
Al Kaline, R (1, 9) OBP: 0.291, SLG: 0.305	1B BB	K		L1-3		K		L6-3		4	0	0	0	1	2	3
Bob Nieman, R (1, 7) OBP: 0.304, SLG: 0.348	1B 1-2		3-1	F7		CS 1B		5-3		4	0	2	0	0	0	0
Jim Delsing, L (6, PR) OBP: 0.350, SLG: 0.358										1	0	0	0	0	0	0
(7, 7)																
Ray Boone, R (1, 5) OBP: 0.394, SLG: 0.519	K		1B 1B BB	4-3		1B 1-2 BB		P5		3	1	0	0	2	1	2
Walt Dropo, R (1, 3) OBP: 0.321, SLG: 0.393	K		1B 1B 1-3 1B		5-3	1B 1-2				4	1	2	0	0	1	2
Bill Tuttle, R (1, 8) OBP: 0.406, SLG: 0.466		4-3	1B 1B 1-2 3-H 1B		1B SH1-3 BB	F9				3	2	1	1	1	0	2
Red Wilson, R (1, 2) OBP: 0.386, SLG: 0.375	BB 1B BB		FC1-6 1B 1-2 2-H 1B		SH1-3 S 1-3 1B		SH1-3 BB			2	0	2	1	2	0	0
Frank Bolling, R (1, 4) OBP: 0.313, SLG: 0.348		BB 1-2 1B	FC1-6 1-2 2-H 1B		SH1-3 1-2 BB		F7			3	0	2	1	1	0	1
Steve Gromek, S (1, 1) OBP: 0.229, SLG: 0.129		1-2 2-3 BB	FC1-6 FC5-4 1-2f 2-3		SH1-3 1-2 2-3 3-H		SH1-3 1-2			1	0	0	1	1	0	2
Inning Stats	R: 0 E: 0 K: 2 S: 8 H: 1 LOB: 2 BB: 1 P: 12	R: 0 E: 0 K: 1 S: 6 H: 1 LOB: 3 BB: 2 P: 14	R: 3 E: 0 K: 0 S: 7 H: 4 LOB: 2 BB: 1 P: 11	R: 0 E: 0 K: 0 S: 3 H: 0 LOB: 0 BB: 0 P: 3	R: 1 E: 0 K: 0 S: 4 H: 1 LOB: 2 BB: 2 P: 12	R: 0 E: 0 K: 1 S: 6 H: 2 LOB: 2 BB: 1 P: 10	R: 0 E: 0 K: 0 S: 3 H: 0 LOB: 1 BB: 1 P: 7	R: 0 E: 0 K: 0 S: 3 H: 0 LOB: 0 BB: 0 P: 3							

PITCHER		IP	WLS	BF	H	R	ER	SO	BB	IBB	HBP	BLK	WP	HR	S	P	ERA	WHIP
Leo Kiely, L ERA: 4.22	(1, 1)	2.1	L	16	5	3	3	3	4	0	0	0	0	0	18	34	11.57	3.857
Hal Brown, R ERA: 4.36	(3, 1)	3.2		17	4	1	1	1	3	0	0	0	0	0	16	28	2.46	1.909
Bill Henry, L ERA: 4.92	(7, 1)	2.0		7	0	0	0	0	1	0	0	0	0	0	6	10	0.00	0.500

PITCHER	IP	WLS	BF	H	R	ER	SO	BB	IBB	HBP	BLK	WP	HR	S	P	ERA	WHIP

BOTTOM

Boston Red Sox @ Detroit Tigers

Briggs Stadium, Detroit, MI

Tue Jun 15 1954, 4:33 AM EDT

Att. 32,330 - Unknown

1B: 9	SF: 0
2B: 0	SAC: 2
3B: 0	DP: 0
HR: 0	HBP: 0
WP: 0	PA: 40
PB: 0	
SB: 1	
CS: 1	

AB	30
R	4
H	9
RBI	4
BB	8
SO	4
LOB	20

livebaseballscorecards.com

Boston Red Sox @ Detroit Tigers

Briggs Stadium, Detroit, MI

Wed Jun 16 1954, 4:33 AM EDT

Att. 5,105 - Unknown

TOP

Batter	1	2	3	4	5	6	7	8	9	AB	R	H	RBI	BB	SO	LOB
Jim Piersall, R (1, 8) OBP: 0.343, SLG: 0.384	L8		G5-4-3 1-2f		K			1-3		4	0	0	0	0	1	2
Grady Hatton, L (1, 5) OBP: 0.293, SLG: 0.295	HR		K			F8		F7		4	1	1	1	0	1	0
Billy Goodman, L (1, 7) OBP: 0.342, SLG: 0.352	4-3			P5		6-3		F7		4	0	0	0	0	0	0
Karl Olson, R (8, 7) OBP: 0.343, SLG: 0.444										0	0	0	0	0	0	0
Sammy White, R (1, 2) OBP: 0.304, SLG: 0.413	F7			6-3		F8			E5 SH1-4	4	0	0	0	0	0	0
Harry Agganis, L (1, 3) OBP: 0.338, SLG: 0.435		4-3		L9			FC5 E 1B 1B		SH1-4 1-2	3	1	1	0	0	0	0
Jackie Jensen, R (1, 9) OBP: 0.328, SLG: 0.429		2B			E1 4-3 E 1B		FC1-5 E 1-2 1B		K	4	1	3	0	0	1	1
Ted Lepcio, R (1, 4) OBP: 0.366, SLG: 0.420		5-3			4-3 2-3		FC5 G5-3 FC1-5 1-2 2-H		IBB	3	0	0	0	1	0	3
Milt Bolling, R (1, 6) OBP: 0.354, SLG: 0.458		K			E5 3-H		FC1-5 1-2 2-3f		L9	4	0	0	1	0	1	5
Willard Nixon, L (1, 1) OBP: 0.320, SLG: 0.190			BB G5-4-3		F5		G5-3 2-3f			2	0	0	0	1	0	3
Inning Stats	R: 1 E: 0 K: 0 S: 4 H: 1 LOB: 0 BB: 0 P: 4	R: 0 E: 0 K: 1 S: 6 H: 1 LOB: 1 BB: 0 P: 6	R: 0 E: 0 K: 1 S: 4 H: 0 LOB: 0 BB: 1 P: 8	R: 0 E: 0 K: 0 S: 3 H: 0 LOB: 0 BB: 0 P: 3	R: 1 E: 2 K: 1 S: 7 H: 1 LOB: 1 BB: 0 P: 7	R: 0 E: 0 K: 0 S: 3 H: 0 LOB: 0 BB: 0 P: 3	R: 1 E: 1 K: 0 S: 5 H: 2 LOB: 1 BB: 0 P: 5	R: 0 E: 0 K: 0 S: 3 H: 0 LOB: 0 BB: 0 P: 3	R: 0 E: 1 K: 1 S: 6 H: 0 LOB: 2 BB: 1 P: 10	1B: 3 2B: 1 3B: 0 HR: 1 SF: 0 SAC: 1 DP: 2 HBP: 0	WP: 0 PB: 0 SB: 0 CS: 0 PA: 35					

livebaseballscorecards.com

	AB	32
	R	3
	H	5
	RBI	2
	BB	2
	SO	4
	LOB	14

PITCHER		IP	WLS	BF	H	R	ER	SO	BB	IBB	HBP	BLK	WP	HR	S	P	ERA	WHIP
Ned Garver, R ERA: 1.49	(1, 1)	8.0	L	30	5	3	2	3	1	0	0	0	0	1	35	39	2.25	0.750
Al Aber, L ERA: 2.79	(9, 1)	1.0		5	0	0	0	1	0	1	0	0	0	0	6	10	0.00	0.000

PITCHER		IP	WLS	BF	H	R	ER	SO	BB	IBB	HBP	BLK	WP	HR	S	P	ERA	WHIP

Boston Red Sox @ Detroit Tigers

Briggs Stadium, Detroit, MI

Wed Jun 16 1954, 4:33 AM EDT

Att. 5,105 - Unknown

BOTTOM

Batter	1	2	3	4	5	6	7	8	9	AB	R	H	RBI	BB	SO	LOB
Harvey Kuenn, R (1, 6) OBP: 0.282, SLG: 0.343	6-3		L3 1B		G6-4-3 1-2f			L9		4	0	1	0	0	0	2
Al Kaline, R (1, 9) OBP: 0.287, SLG: 0.301	L4		L3 1-2			L6-3			L9	3	0	0	0	0	0	1
Wayne Belardi, L (9, PH) OBP: 0.375, SLG: 0.481										1	0	0	0	0	0	0
Jim Delsing, L (1, 7) OBP: 0.342, SLG: 0.350	F9		K			6-3			K	4	0	0	0	0	2	1
Ray Boone, R (1, 5) OBP: 0.391, SLG: 0.513		6-3		6-3		F8			4-3	2	0	0	0	0	0	0
Fred Hatfield, L (6, 5) OBP: 0.333, SLG: 0.351										2	0	0	0	0	0	0
Walt Dropo, R (1, 3) OBP: 0.316, SLG: 0.387		K		5-3			5-3			3	0	0	0	0	1	0
Bill Tuttle, R (1, 8) OBP: 0.405, SLG: 0.464		HR 1B		K			K			3	1	1	0	0	2	0
Frank House, L (1, 2) OBP: 0.394, SLG: 0.500		1-H HR			BB 1B		L5			3	1	2	2	0	0	0
Frank Bolling, R (1, 4) OBP: 0.309, SLG: 0.343		P3			F2			L9		3	0	0	0	0	0	1
Ned Garver, R (1, 1) OBP: 0.257, SLG: 0.194			K		4-0 G6-4-3 1-2 BB			5-3		1	0	0	0	1	1	0
Bob Nieman, R (8, PH) OBP: 0.300, SLG: 0.343										1	0	0	0	0	0	0
Al Aber, L (9, 1) OBP: 0.250, SLG: 0.250										0	0	0	0	0	0	0
Inning Stats	R: 0 E: 0 K: 0 S: 3 H: 0 LOB: 0 BB: 0 P: 3	R: 2 E: 0 K: 1 S: 7 H: 2 LOB: 0 BB: 0 P: 7	R: 0 E: 0 K: 2 S: 8 H: 1 LOB: 1 BB: 0 P: 8	R: 0 E: 0 K: 1 S: 5 H: 0 LOB: 0 BB: 0 P: 5	R: 0 E: 0 K: 0 S: 3 H: 1 LOB: 1 BB: 1 P: 7	R: 0 E: 0 K: 0 S: 3 H: 0 LOB: 0 BB: 0 P: 3	R: 0 E: 0 K: 1 S: 5 H: 0 LOB: 0 BB: 0 P: 5	R: 0 E: 0 K: 0 S: 3 H: 0 LOB: 0 BB: 0 P: 3	R: 0 E: 0 K: 1 S: 5 H: 0 LOB: 0 BB: 0 P: 5	1B: 3 2B: 0 3B: 0 HR: 1	SF: 0 SAC: 0 DP: 1 HBP: 0						

PITCHER	IP	WLS	BF	H	R	ER	SO	BB	IBB	HBP	BLK	WP	HR	S	P	ERA	WHIP
Willard Nixon, R (1, 1) ERA: 3.95	9.0	W	31	4	2	2	6	1	0	0	0	0	1	42	46	2.00	0.556

PITCHER	IP	WLS	BF	H	R	ER	SO	BB	IBB	HBP	BLK	WP	HR	S	P	ERA	WHIP

WP: 0 PB: 0 SB: 0 CS: 0 PA: 31

AB	30
R	2
H	4
RBI	2
BB	1
SO	6
LOB	5

livebaseballscorecards.com

Batter	1	2	3	4	5	6	7	8	9	AB	R	H	RBI	BB	SO	LOB
Jim Piersall, R (1, 8) OBP: 0.346, SLG: 0.389	E3 1B 1B		L9		L3-6 2B 2-H			H 1-0 HBP		3	0	1	1	0	0	0
Grady Hatton, L (1, 5) OBP: 0.278, SLG: 0.277	F7		P6		L3-6 2-3			P5		4	0	0	0	0	0	3
Billy Goodman, L (1, 7) OBP: 0.345, SLG: 0.355	1B 1-2		1B			4-3		F8		4	0	2	0	0	0	1
Sid Hudson, R (8, 1) OBP: 0.167, SLG: 0.167										0	0	0	0	0	0	0
Del Wilber, R (1, 2)	F8		F7			6-3			F5	3	0	0	0	0	0	3
Sammy White, R (8, 2) OBP: 0.303, SLG: 0.411										1	0	0	0	0	0	0
Harry Agganis, L (1, 3) OBP: 0.336, SLG: 0.431	1B 1-2 2-H			F3		F8			F4	4	0	1	0	0	0	0
Jackie Jensen, R (1, 9) OBP: 0.331, SLG: 0.431		S 1B		CS 1B			5-3		L9	4	0	2	0	0	0	0
Ted Lepcio, R (1, 4) OBP: 0.359, SLG: 0.411		F8 1-2		F8 1-2			P6			3	0	0	0	0	0	2
Milt Bolling, R (1, 6) OBP: 0.354, SLG: 0.456		1-3			SH3-4 2B 1B		L6			3	1	1	0	0	0	1
Tom Brewer, R (1, 1)		F8			SH3-4 1-2			5-3		1	0	0	0	0	0	1
Karl Olson, R (8, PH) OBP: 0.338, SLG: 0.438										1	0	0	0	0	0	0
(8, 7)																
Inning Stats	R: 0 E: 1 K: 0 S: 5 H: 2 LOB: 2 BB: 0 P: 5	R: 0 E: 0 K: 0 S: 4 H: 1 LOB: 1 BB: 0 P: 4	R: 0 E: 0 K: 0 S: 4 H: 1 LOB: 1 BB: 0 P: 4	R: 0 E: 0 K: 0 S: 3 H: 1 LOB: 0 BB: 0 P: 3	R: 1 E: 0 K: 0 S: 4 H: 2 LOB: 0 BB: 0 P: 4	R: 0 E: 0 K: 0 S: 3 H: 0 LOB: 0 BB: 0 P: 3	R: 0 E: 0 K: 0 S: 3 H: 0 LOB: 0 BB: 0 P: 3	R: 0 E: 0 K: 0 S: 3 H: 0 LOB: 1 BB: 0 P: 4	R: 0 E: 0 K: 0 S: 3 H: 0 LOB: 0 BB: 0 P: 3	1B: 6 2B: 2 3B: 0 HR: 0	SF: 0 SAC: 1 DP: 1 HBP: 1						

PITCHER	IP	WLS	BF	H	R	ER	SO	BB	IBB	HBP	BLK	WP	HR	S	P	ERA	WHIP
George Zuverink, R (1, 1) ERA: 3.39	9.0	W	33	7	1	1	0	0	0	1	0	0	0	32	33	1.00	0.778

PITCHER	IP	WLS	BF	H	R	ER	SO	BB	IBB	HBP	BLK	WP	HR	S	P	ERA	WHIP

TOP

Boston Red Sox @ Detroit Tigers

Briggs Stadium, Detroit, MI

Thu Jun 17 1954, 4:33 AM EDT

Att. 3,285 - Unknown

livebaseballscorecards.com

AB	31
R	1
H	7
RBI	1
BB	0
SO	0
LOB	11

PA: 33

WP: 0 PB: 0 SB: 1 CS: 1

Boston Red Sox @ Detroit Tigers

Briggs Stadium, Detroit, MI

Thu Jun 17 1954, 4:33 AM EDT

Att. 3,285 - Unknown

BOTTOM

Batter	1	2	3	4	5	6	7	8	9	AB	R	H	RBI	BB	SO	LOB
Harvey Kuenn, R (1, 6) OBP: 0.289, SLG: 0.349	G3-6-1 1B		E S 1B 1B		1B 1B		5-3			4	1	3	0	0	0	0
Fred Hatfield, L (1, 5) OBP: 0.358, SLG: 0.356	G3-6-1 1-2f		1B BB		1B 1-2 3-H		HBP			2	0	1	1	1	0	1
Jim Delsing, L (1, 7) OBP: 0.340, SLG: 0.347	F2		1B 1-2 3-H		F8		F8			4	0	1	1	0	0	3
Wayne Belardi, L (1, 3) OBP: 0.361, SLG: 0.433		E1 FC6-4	P4		4-3			FC6-5 1B BB		3	0	0	0	1	0	4
Reno Bertoia, R (8, PR)										0	0	0	0	0	0	0
Walt Dropo, R (9, 3) OBP: 0.316, SLG: 0.387										0	0	0	0	0	0	0
Frank House, L (1, 2) OBP: 0.396, SLG: 0.497		F8		G5-4-3 BB		L3		FC6-5 1-2 1B		3	0	1	0	1	0	1
Al Kaline, R (1, 9) OBP: 0.286, SLG: 0.300		FC6-4 S 1-2f		L8		1B 1B		FC6-5 L5-3 1-2 2-3f		4	0	1	0	0	0	4
Bill Tuttle, R (1, 8) OBP: 0.403, SLG: 0.460		4-3 1-2		G5-4-3 1-2f		G5-4-3 1-3 1B		L5-3 1-2		4	0	1	0	0	0	4
Frank Bolling, R (1, 4) OBP: 0.309, SLG: 0.343			F9		1B SH2-4 1B 1B		G5-4-3 1-2f			3	1	1	0	0	0	2
George Zuverink, R (1, 1) OBP: 0.190, SLG: 0.190			6-3		SH2-4 1-2		F8			2	0	0	0	0	0	0
Inning Stats	R: 0 H: 1 E: 0 LOB: 0 K: 0 BB: 0 S: 3 P: 3	R: 0 H: 0 E: 1 LOB: 1 K: 0 BB: 0 S: 4 P: 4	R: 1 H: 2 E: 0 LOB: 2 K: 0 BB: 1 S: 5 P: 9	R: 0 H: 0 E: 0 LOB: 0 K: 0 BB: 1 S: 2 P: 6	R: 1 H: 3 E: 0 LOB: 2 K: 0 BB: 0 S: 6 P: 6	R: 0 H: 2 E: 0 LOB: 1 K: 0 BB: 0 S: 4 P: 4	R: 0 H: 0 E: 0 LOB: 1 K: 0 BB: 0 S: 3 P: 4	R: 0 H: 1 E: 0 LOB: 2 K: 0 BB: 1 S: 3 P: 7		1B: 9 SF: 0 2B: 1 SAC: 1 3B: 0 DP: 4 HR: 0 HBP: 1						

livebaseballscorecards.com

AB	29
R	2
H	9
RBI	2
BB	3
SO	0
LOB	19

PITCHER	IP	WLS	BF	H	R	ER	SO	BB	IBB	HBP	BLK	WP	HR	S	P	ERA	WHIP
Tom Brewer, R (1, 1) ERA: 4.15	7.0	L	30	8	2	2	0	2	0	1	0	0	0	27	36	2.57	1.429
Sid Hudson, R (8, 1) ERA: 5.56	1.0		4	1	0	0	0	1	0	0	0	0	0	3	7	0.00	2.000

PITCHER	IP	WLS	BF	H	R	ER	SO	BB	IBB	HBP	BLK	WP	HR	S	P	ERA	WHIP

Batter	1	2	3	4	5	6	7	8	9	AB	R	H	RBI	BB	SO	LOB
Jim Piersall, R (1, 9) OBP: 0.344, SLG: 0.386	x 0-0 ① 1-3		SSS 0-3 ③ K			x 0-0 1B		x 0-0 ③ F9		4	0	1	0	0	1	0
Grady Hatton, L (1, 5) OBP: 0.265, SLG: 0.261	SSS 0-3 ② K			SSS 0-3 ① K		x 0-0 ③ F8			x 0-0 ① F9	4	0	0	0	0	2	1
Karl Olson, R (1, 8) OBP: 0.319, SLG: 0.412	x 0-0 ③ 5-3			x 0-0 E3 G5-4-3			x 0-0 ① 5-3		x 0-0 ② G3	4	0	0	0	0	0	0
Sammy White, R (1, 2) OBP: 0.302, SLG: 0.407		x 0-0 ① 5-3		x 0-0 ② ③ G5-4-3 1-2f			x 0-0 ② 6-3		x 0-0 1B	4	0	1	0	0	0	1
Billy Goodman, L (1, 3) OBP: 0.343, SLG: 0.349		x 0-0 ② 3-1			x 0-0 ① 4-3		BBBB 4-0 1B BB		x 0-0 ③ F9	3	0	0	0	1	0	1
Jackie Jensen, R (1, 7) OBP: 0.335, SLG: 0.431		BBBB 4-0 BB			SSS 0-3 ② K		x 0-0 1-3 S 1B			2	0	1	0	1	1	0
Ted Lepcio, R (1, 4) OBP: 0.359, SLG: 0.409		x 0-0 ③ 5-3			x 0-0 CS 1B		x 0-0 ③ F9 1-2			3	0	1	0	0	0	3
Milt Bolling, R (1, 6) OBP: 0.348, SLG: 0.447			SSS 0-3 ① K		0-0 ③ CS 1-2	x 0-0 ① F7		x 0-0 ① P5		3	0	0	0	0	1	0
Frank Sullivan, R (1, 1) OBP: 0.200, SLG: 0.059			SSS 0-3 ② K			x 0-0 ② F8		SSS 0-3 ② K		2	0	0	0	0	1	0
Harry Agganis, L (8, PH) OBP: 0.335, SLG: 0.429										1	0	0	0	0	1	0
Mel Parnell, L (8, 1)										0	0	0	0	0	0	0
Inning Stats	R: 0 H: 0 E: 0 LOB: 0 K: 1 BB: 0 S: 5 P: 5	R: 0 H: 0 E: 0 LOB: 1 K: 0 BB: 1 S: 3 P: 7	R: 0 H: 0 E: 0 LOB: 0 K: 3 BB: 0 S: 9 P: 9	R: 0 H: 0 E: 1 LOB: 0 K: 1 BB: 0 S: 5 P: 5	R: 0 H: 1 E: 0 LOB: 0 K: 1 BB: 0 S: 5 P: 5	R: 0 H: 1 E: 0 LOB: 1 K: 0 BB: 0 S: 4 P: 4	R: 0 H: 1 E: 0 LOB: 2 K: 0 BB: 1 S: 4 P: 8	R: 0 H: 0 E: 0 LOB: 0 K: 1 BB: 0 S: 5 P: 5	R: 0 H: 1 E: 0 LOB: 1 K: 0 BB: 0 S: 4 P: 4	1B: 4 SF: 0 2B: 0 SAC: 0 3B: 0 DP: 1 HR: 0 HBP: 0						

TOP

Boston Red Sox @ Cleveland Indians

Cleveland Municipal Stadium, Cleveland, OH

Fri Jun 18 1954, 3:33 AM EDT
Att. 23,706 - Unknown

livebaseballscorecards.com

AB	30
R	0
H	4
RBI	0
BB	2
SO	7
LOB	6

WP: 0 PA: 33
PB: 0
SB: 1
CS: 1

PITCHER	IP	WLS	BF	H	R	ER	SO	BB	IBB	HBP	BLK	WP	HR	S	P	ERA	WHIP
Mike Garcia, R (1, 1) ERA: 2.09	9.0	W	32	4	0	0	7	2	0	0	0	0	0	44	52	0.00	0.667

PITCHER	IP	WLS	BF	H	R	ER	SO	BB	IBB	HBP	BLK	WP	HR	S	P	ERA	WHIP

BOTTOM

Boston Red Sox @ Cleveland Indians

Cleveland Municipal Stadium, Cleveland, OH

Fri Jun 18 1954, 3:33 AM EDT

Att. 23,706 - Unknown

livebaseballscorecards.com

Batter	1	2	3	4	5	6	7	8	9	AB	R	H	RBI	BB	SO	LOB
George Strickland, R (1, 6) OBP: 0.335, SLG: 0.367	6-3		G3		1B (1-2)		6-3			4	0	1	0	0	0	0
Rudy Regalado, R (1, 5) OBP: 0.355, SLG: 0.348	BB (BLK, 1B)		1-3		6-3			F7		3	1	0	0	1	0	2
Larry Doby, L (1, 8) OBP: 0.366, SLG: 0.446	1B (1-H)		4-3			2B (1B)		3-1		4	1	2	1	0	0	0
Vic Wertz, L (1, 3) OBP: 0.323, SLG: 0.299	F8			4-3		1B (2-H)		F7		3	0	1	1	0	0	1
Al Rosen, R (8, PH) OBP: 0.418, SLG: 0.626										1	0	0	0	0	0	0
Bill Glynn, L (9, 3) OBP: 0.339, SLG: 0.339										0	0	0	0	0	0	0
Dave Philley, S (1, 9) OBP: 0.271, SLG: 0.364	4-3			4-3	K					3	0	0	0	0	1	2
Wally Westlake, R (1, 7) OBP: 0.341, SLG: 0.513		G3		3-1		L4-3 (1-2)				3	0	1	0	0	0	0
Hank Majeski, R (1, 4) OBP: 0.385, SLG: 0.474		6-3			K2-3	L4-3 (1-2)				3	0	0	0	0	1	2
Hal Naragon, L (1, 2) OBP: 0.273, SLG: 0.308		BB			1B		5-3			2	0	1	0	1	0	0
Mike Garcia, R (1, 1) OBP: 0.108, SLG: 0.057		K			K		P6			3	0	0	0	0	2	2
Inning Stats	R: 1 E: 0 K: 0 S: 4 H: 1 LOB: 1 BB: 1 P: 8	R: 0 E: 0 K: 1 S: 5 H: 0 LOB: 1 BB: 1 P: 9	R: 0 E: 0 K: 0 S: 3 H: 0 LOB: 0 BB: 0 P: 3	R: 0 E: 0 K: 0 S: 3 H: 0 LOB: 0 BB: 0 P: 3	R: 0 E: 0 K: 2 S: 9 H: 2 LOB: 2 BB: 0 P: 9	R: 1 E: 0 K: 1 S: 7 H: 3 LOB: 1 BB: 0 P: 7	R: 0 E: 0 K: 0 S: 3 H: 0 LOB: 0 BB: 0 P: 3	R: 0 E: 0 K: 0 S: 3 H: 0 LOB: 0 BB: 0 P: 3		1B: 5 2B: 2 3B: 0 HR: 0 SF: 0 SAC: 0 DP: 1 HBP: 0						

	AB	29
	R	2
	H	6
	RBI	2
	BB	2
	SO	4
	LOB	9

PITCHER		IP	WLS	BF	H	R	ER	SO	BB	IBB	HBP	BLK	WP	HR	S	P	ERA	WHIP
Frank Sullivan, R ERA: 2.67	(1, 1)	7.0	L	28	6	2	2	4	2	0	0	1	0	0	34	42	2.57	1.143
Mel Parnell, L ERA: 4.5	(8, 1)	1.0		3	0	0	0	0	0	0	0	0	0	0	3	3	0.00	0.000

PITCHER	IP	WLS	BF	H	R	ER	SO	BB	IBB	HBP	BLK	WP	HR	S	P	ERA	WHIP

Boston Red Sox @ Cleveland Indians

Cleveland Municipal Stadium, Cleveland, OH

Sat Jun 19 1954, 3:33 AM EDT

Att. 10,827 - Unknown

TOP

livebaseballscorecards.com

Batter	1	2	3	4	5	6	7	8	9	AB	R	H	RBI	BB	SO	LOB
Jim Piersall, R (1, 9) OBP: 0.351, SLG: 0.394	BBBB 4-0 1B BB		x 0-0 1B SF7 1B	x 0-0 ② F9		x 0-0 PB 1B 2B	x 0-0 ③ F8			4	2	2	0	1	0	3
Grady Hatton, L (1, 5) OBP: 0.284, SLG: 0.274	x 0-0 ① F7		x 0-0 BB 1-3 1B	x 0-0 1-3 3-H 1B		BBBB 4-0 1B SF7 2-3 BB		x 0-0 ① 3-1		4	1	2	1	1	0	1
Karl Olson, R (1, 8) OBP: 0.325, SLG: 0.403	x 0-0 ② F9		BBBB 4-0 FC4-6 1-2 BB	x 0-0 ③ F9		x 0-0 FC4-6 1-3 3-H 1B		x 0-0 ② F9		4	0	1	1	1	0	3
Sammy White, R (1, 2) OBP: 0.304, SLG: 0.411	x 0-0 1-2 1B		x 0-0 ② SF7 3-H		x 0-0 SH3-4 1B	x 0-0 ② SF7 3-H		x 0-0 ③ P6		3	0	2	2	0	0	0
Billy Goodman, L (1, 3) OBP: 0.341, SLG: 0.347	x 0-0 ③ L4		x 0-0 ③ FC4-6 1-2f		x 0-0 ① SH3-4 1-2	x 0-0 ③ FC4-6 1-2f			x 0-0 FC6-4 1B	4	0	1	0	0	0	5
Jackie Jensen, R (1, 7) OBP: 0.344, SLG: 0.462		x 0-0 CS 2B	x 0-0 1B 2B	BBBB 4-0 BB		x 0-0 HR			x 0-0 ① FC6-4 S 1-2f	4	2	3	1	1	0	1
Ted Lepcio, R (1, 4) OBP: 0.360, SLG: 0.405		SSS 0-3 ① K	x 0-0 1B SH2-4 1B 2-H 1B	x 0-0 ② P4		BBBB 4-0 4-3 SH3-4 BB			x 0-0 ② F3 1-2	4	1	1	1	1	1	4
Milt Bolling, R (1, 6) OBP: 0.342, SLG: 0.439		x 0-0 ② ③ F7 2-3	x 0-0 ① SH2-4 1-2	x 0-0 ③ 6-3		x 0-0 ① SH3-4 1-2			x 0-0 ③ F8	3	0	0	0	0	0	4
Ellis Kinder, R (1, 1) OBP: 0.250, SLG: 0.250			SSS 0-3 ① K	x 0-0 1B 2-3 1B		SSS 0-3 ① K	x 0-0 ② 4-3 2-3			4	0	1	0	0	2	1
Sid Hudson, R (7, 1) OBP: 0.167, SLG: 0.167										0	0	0	0	0	0	0

Inning Stats	R: 0 E: 0 K: 0 S: 4	H: 1 LOB: 2 BB: 1 P: 8	R: 0 E: 0 K: 1 S: 5	H: 1 LOB: 0 BB: 0 P: 5	R: 1 E: 0 K: 1 S: 7	H: 2 LOB: 2 BB: 1 P: 11	R: 2 E: 0 K: 0 S: 7	H: 4 LOB: 2 BB: 0 P: 7	R: 0 E: 0 K: 0 S: 4	H: 1 LOB: 2 BB: 1 P: 8
	R: 2 E: 0 K: 1 S: 7	H: 2 LOB: 1 BB: 1 P: 11	R: 1 E: 0 K: 0 S: 4	H: 1 LOB: 1 BB: 1 P: 8	R: 0 E: 0 K: 0 S: 3	H: 0 LOB: 0 BB: 0 P: 3	R: 0 E: 0 K: 0 S: 4	H: 1 LOB: 1 BB: 0 P: 4	1B: 9 2B: 3 3B: 0 HR: 1	SF: 2 SAC: 3 DP: 0 HBP: 0	WP: 0 PB: 1 SB: 1 CS: 1	PA: 44

	AB	34
	R	6
	H	13
	RBI	6
	BB	5
	SO	3
	LOB	22

PITCHER		IP	WLS	BF	H	R	ER	SO	BB	IBB	HBP	BLK	WP	HR	S	P	ERA	WHIP
Bob Lemon, R ERA: 3.13	(1, 1)	5.1	L	30	11	5	5	3	4	0	0	0	0	0	32	48	8.44	2.812
Dave Hoskins, R ERA: 2.89	(6, 1)	0.2		2	0	0	0	0	0	0	0	0	0	0	2	2	0.00	0.000
Ray Narleski, R ERA: 2.83	(7, 1)	2.0		8	1	1	1	0	1	0	0	0	0	1	7	11	4.50	1.000
Bob Hooper, R ERA: 2.31	(9, 1)	1.0		4	1	0	0	0	0	0	0	0	0	0	4	4	0.00	1.000

PITCHER	IP	WLS	BF	H	R	ER	SO	BB	IBB	HBP	BLK	WP	HR	S	P	ERA	WHIP

BOTTOM

Boston Red Sox @ Cleveland Indians

Cleveland Municipal Stadium, Cleveland, OH

Sat Jun 19 1954, 3:33 AM EDT

Att. 10,827 - Unknown

livebaseballscorecards.com

Batter	1	2	3	4	5	6	7	8	9	AB	R	H	RBI	BB	SO	LOB
George Strickland, R (1, 6) OBP: 0.333, SLG: 0.365	S S S 0-3 K2-3 ①		x 0-0 F8 ①	x 0-0 1B		x 0-0 SH2-3 ② 1-2 2-3		x 0-0 F9 ②		4	0	1	0	0	1	0
Rudy Regalado, R (1, 5) OBP: 0.363, SLG: 0.355	B B B B 4-0 BB		B B B B 4-0 E 1B BB	S S S 0-3 K ③		x 0-0 F7 ③		x 0-0 2B		3	1	1	0	2	1	3
Larry Doby, L (1, 8) OBP: 0.359, SLG: 0.436	S S S 0-3 K ②		x 0-0 E4 1B 1-3 FC6-4		x 0-0 F8 ①		x 0-0 P4 ①	x 0-0 4-3 ③		5	1	0	0	0	1	3
Vic Wertz, L (1, 3) OBP: 0.325, SLG: 0.298	x 0-0 P6 ③		B B B B 4-0 FC6-4 1B BB		S S S 0-3 K ②		x 0-0 1B BB 1B		x 0-0 F7 ①	4	0	1	0	1	1	1
Dave Philley, S (1, 9) OBP: 0.286, SLG: 0.380		x 0-0 5-3 1B 1B	x 0-0 FC6-4 1-2 2-3 3-H 1B		x 0-0 2B	B B B B 4-0 1B 1-2 BB			x 0-0 FC6-4 1B	4	1	4	1	1	0	0
Wally Westlake, R (1, 7) OBP: 0.336, SLG: 0.500		x 0-0 5-3 ① 1-2	x 0-0 FC6-4 ② 1-2f 2-3 3-H		x 0-0 F8 ③		x 0-0 1-2 2-3 1B		x 0-0 P4 ②	5	0	1	1	0	0	5
Hank Majeski, R (1, 4) OBP: 0.405, SLG: 0.512 Al Rosen, R (7, PH) (8, 4) OBP: 0.413, SLG: 0.618		x 0-0 2-H 1B	x 0-0 F7 ③			x 0-0 SH2-3 2B	x 0-0 F9 ②		x 0-0 FC6-4 ③ 1-2f	3 2	0 0	2 0	1 0	0 0	0 0	2 4
Hal Naragon, L (1, 2) OBP: 0.263, SLG: 0.296 Dave Pope, L (6, PH) OBP: 0.250, SLG: 0.167 Jim Hegan, R (7, 2) OBP: 0.274, SLG: 0.373		x 0-0 F5 ②		x 0-0 F8 ①		x 0-0 P7 ①	S S S 0-3 K ③			2 1 1	0 0 0	0 0 0	0 0 0	0 0 0	0 0 1	1 1 3
Bob Lemon, L (1, 1) OBP: 0.200, SLG: 0.216 Dave Hoskins, L (6, 1) Dale Mitchell, L (6, PH) OBP: 0.368, SLG: 0.200 Ray Narleski, R (7, 1) Bill Glynn, L (8, PH) OBP: 0.333, SLG: 0.333 Bob Hooper, R (9, 1)		S S S 0-3 K ③		x 0-0 F8 ②		B B B B 4-0 SH2-3 BB		x 0-0 F8 ①		2 0 0 0 1 0	0 0 0 0 0 0	0 0 0 0 0 0	0 0 0 0 0 0	1 0 1 0 0 0	1 0 0 0 0 0	1 0 0 0 0 0
Inning Stats	R: 0 H: 0 E: 0 LOB: 1 K: 2 BB: 1 S: 7 P: 11	R: 1 H: 2 E: 0 LOB: 1 K: 1 BB: 0 S: 7 P: 7	R: 2 H: 1 E: 1 LOB: 2 K: 0 BB: 2 S: 5 P: 13	R: 0 H: 1 E: 0 LOB: 1 K: 1 BB: 0 S: 6 P: 6	R: 0 H: 1 E: 0 LOB: 1 K: 1 BB: 0 S: 6 P: 6	R: 0 H: 1 E: 0 LOB: 2 K: 0 BB: 1 S: 4 P: 8	R: 0 H: 2 E: 0 LOB: 3 K: 1 BB: 1 S: 7 P: 11	R: 0 H: 1 E: 0 LOB: 1 K: 0 BB: 0 S: 4 P: 4	R: 0 H: 1 E: 0 LOB: 1 K: 0 BB: 0 S: 4 P: 4	1B: 7 2B: 3 3B: 0 HR: 0	SF: 0 SAC: 1 DP: 0 HBP: 0			WP: 0 PB: 0 SB: 0 CS: 0	PA: 43		

	AB	37
	R	3
	H	10
	RBI	3
	BB	5
	SO	6
	LOB	24

PITCHER		IP	WLS	BF	H	R	ER	SO	BB	IBB	HBP	BLK	WP	HR	S	P	ERA	WHIP
Ellis Kinder, R ERA: 4.15	(1, 1)	6.1	W	33	8	3	1	5	5	0	0	0	0	0	38	58	1.42	2.053
Sid Hudson, R ERA: 4.97	(7, 1)	2.2	S	10	2	0	0	1	0	0	0	0	0	0	12	12	0.00	0.750

PITCHER	IP	WLS	BF	H	R	ER	SO	BB	IBB	HBP	BLK	WP	HR	S	P	ERA	WHIP

Batter	1	2	3	4	5	6	7	8	9	AB	R	H	RBI	BB	SO	LOB
Jim Piersall, R (1, 9) OBP: 0.354, SLG: 0.397	0-0 1B G6-4-3 1B		0-0 ① F5		0-0 F8 1B			0-0 ① F4		4	1	2	0	0	0	0
Grady Hatton, L (1, 5) OBP: 0.293, SLG: 0.276	0-0 G6-4-3 1-3 1B		BBBB 4-0 BB		0-0 ②③ F8 1-2			0-0 ② F9		3	0	1	0	1	0	1
Karl Olson, R (1, 8) OBP: 0.309, SLG: 0.382	0-0 ①② G6-4-3 1-2f 3-H		0-0 ② F9			0-0 ① F7		0-0 ③ F8		4	0	0	0	0	0	2
Sammy White, R (1, 2) OBP: 0.303, SLG: 0.408	0-0 CS 1B		0-0 ③ F3			0-0 ② F2			0-0 ① F7	4	0	1	0	0	0	1
Billy Goodman, L (1, 3) OBP: 0.335, SLG: 0.340	0-0 ③ CS 1-2	0-0 E3 1B		0-0 E3 FC5-4		0-0 ③ 6-3			0-0 ② 4-3	4	0	0	0	0	0	0
Jackie Jensen, R (1, 7) OBP: 0.343, SLG: 0.455		0-0 ① F8		0-0 ① F8			BBBB 4-0 BB		0-0 ③ F7	3	0	0	0	1	0	2
Ted Lepcio, R (1, 4) OBP: 0.360, SLG: 0.404		0-0 1-2 1B		0-0 ② FC5-4 1-2f			SSS 0-3 ① K			3	0	1	0	0	1	2
Milt Bolling, R (1, 6) OBP: 0.337, SLG: 0.431		0-0 ② F8		0-0 ③ F8			0-0 ② F4			3	0	0	0	0	0	4
Leo Kiely, L (1, 1) OBP: 0.095, SLG: 0.143		0-0 ③ 4-3			0-0 ① P2		SSS 0-3 ③ K			2	0	0	0	0	0	2
Hal Brown, R (5, 1) OBP: 0.250, SLG: 0.100										0	0	0	0	0	0	0
Harry Agganis, L (7, PH) OBP: 0.333, SLG: 0.426										1	0	0	0	0	1	1
Tex Clevenger, R (7, 1) OBP: 0.300, SLG: 0.400										0	0	0	0	0	0	0
Inning Stats	R: 1 H: 3 E: 0 LOB: 0 K: 0 BB: 0 S: 4 P: 4	R: 0 H: 1 E: 1 LOB: 2 K: 0 BB: 0 S: 5 P: 5	R: 0 H: 0 E: 0 LOB: 1 K: 0 BB: 1 S: 3 P: 7	R: 0 H: 0 E: 1 LOB: 1 K: 0 BB: 0 S: 4 P: 4	R: 0 H: 1 E: 0 LOB: 0 K: 0 BB: 0 S: 3 P: 3	R: 0 H: 0 E: 0 LOB: 0 K: 0 BB: 0 S: 3 P: 3	R: 0 H: 0 E: 0 LOB: 1 K: 2 BB: 1 S: 7 P: 11	R: 0 H: 0 E: 0 LOB: 0 K: 0 BB: 0 S: 3 P: 3	R: 0 H: 0 E: 0 LOB: 0 K: 0 BB: 0 S: 3 P: 3	1B: 5 SF: 0 2B: 0 SAC: 0 3B: 0 DP: 1 HR: 0 HBP: 0						

PITCHER		IP	WLS	BF	H	R	ER	SO	BB	IBB	HBP	BLK	WP	HR	S	P	ERA	WHIP
Bob Feller, R ERA: 4.1	(1, 1)	9.0	W	33	5	1	1	2	2	0	0	0	0	0	35	43	1.00	0.778

PITCHER		IP	WLS	BF	H	R	ER	SO	BB	IBB	HBP	BLK	WP	HR	S	P	ERA	WHIP

TOP

Boston Red Sox @ Cleveland Indians

Cleveland Municipal Stadium, Cleveland, OH

Sun Jun 20 1954, 3:33 AM EDT

Unknown

livebaseballscorecards.com

AB	31
R	1
H	5
RBI	0
BB	2
SO	2
LOB	15

WP: 0 PA: 34
PB: 0
SB: 0
CS: 1

BOTTOM

Boston Red Sox @ Cleveland Indians

Cleveland Municipal Stadium, Cleveland, OH

Sun Jun 20 1954, 3:33 AM EDT

Unknown

livebaseballscorecards.com

Batter	1	2	3	4	5	6	7	8	9	AB	R	H	RBI	BB	SO	LOB
Al Smith, R (1, 7) OBP: 0.419, SLG: 0.444	HR	BB		F8		3-1 SH5-4 BB		K		3	1	1	1	2	1	1
Rudy Regalado, R (1, 5) OBP: 0.354, SLG: 0.348	F7	SF8 3-H		F9		SH5-4 1-2		6-3		3	0	0	1	0	0	1
Larry Doby, L (1, 8) OBP: 0.352, SLG: 0.427	F2	FC4-6 1-2f			E3 E SF7	3-1 2-3		4-3		5	1	0	0	0	0	3
Al Rosen, R (1, 3) OBP: 0.420, SLG: 0.617	E 1B BB		6-3		E6 BB 1-3 1B	BB				2	0	1	0	2	0	0
Dave Philley, S (1, 9) OBP: 0.289, SLG: 0.381	E4 1-3 1B		1B BB		SF7 3-H	1-3				2	0	1	1	1	0	2
Hank Majeski, R (1, 4) OBP: 0.413, SLG: 0.500 Bobby Avila, R (8, 4) OBP: 0.441, SLG: 0.500	6-3		G6-4-3 1-2 1B		BB BB		6-3			3 0	0 0	1 0	0 0	1 0	0 0	2 0
George Strickland, R (1, 6) OBP: 0.336, SLG: 0.364		5-3 1B SF8 1B	G6-4-3 1-2f		1-2 2-3 BB		K			3	1	1	0	1	1	2
Jim Hegan, R (1, 2) OBP: 0.280, SLG: 0.376		5-3 1-2 1B		P6	K		1B			4	0	2	0	0	1	3
Bob Feller, R (1, 1) OBP: 0.353, SLG: 0.267		5-3 1-2 2-3		1B	K		1-3			4	0	1	0	0	1	6
Inning Stats	R: 1 E: 1 K: 0 S: 5 H: 2 LOB: 2 BB: 1 P: 9	R: 1 E: 0 K: 0 S: 5 H: 2 LOB: 2 BB: 1 P: 9	R: 0 E: 0 K: 0 S: 3 H: 1 LOB: 1 BB: 1 P: 7	R: 0 E: 0 K: 0 S: 4 H: 1 LOB: 1 BB: 0 P: 4	R: 1 E: 2 K: 2 S: 9 H: 1 LOB: 3 BB: 2 P: 17	R: 0 E: 0 K: 0 S: 3 H: 0 LOB: 2 BB: 2 P: 11	R: 0 E: 0 K: 1 S: 6 H: 1 LOB: 1 BB: 0 P: 6	R: 0 E: 0 K: 1 S: 5 H: 0 LOB: 0 BB: 0 P: 5		1B: 7 2B: 0 3B: 0 HR: 1	SF: 2 SAC: 1 DP: 1 HBP: 0						

	AB	29
	R	3
	H	8
	RBI	3
	BB	7
	SO	4
	LOB	20

PITCHER		IP	WLS	BF	H	R	ER	SO	BB	IBB	HBP	BLK	WP	HR	S	P	ERA	WHIP
Leo Kiely, L ERA: 4.22	(1, 1)	4.1	L	24	7	3	2	0	4	0	0	0	0	1	20	36	4.15	2.538
Hal Brown, R ERA: 4.2	(5, 1)	1.2		8	0	0	0	2	3	0	0	0	0	0	9	21	0.00	1.800
Tex Clevenger, R ERA: 4.79	(7, 1)	2.0		7	1	0	0	2	0	0	0	0	0	0	11	11	0.00	0.500

PITCHER	IP	WLS	BF	H	R	ER	SO	BB	IBB	HBP	BLK	WP	HR	S	P	ERA	WHIP

Boston Red Sox @ Cleveland Indians

Cleveland Municipal Stadium, Cleveland, OH

Sun Jun 20 1954, 3:38 AM EDT

Att. 36,751 - Unknown

TOP

livebaseballscorecards.com

Batter	1	2	3	4	5	6	7	8	9	AB	R	H	RBI	BB	SO	LOB
Jim Piersall, R (1, 9) OBP: 0.345, SLG: 0.386	F9		4-3		6-3		6-3		6-3	5	0	0	0	0	0	1
Grady Hatton, L (1, 5) OBP: 0.295, SLG: 0.278	1B		F8		F8			6-3		3	1	1	0	0	0	0
Billy Consolo, R (7, 4) OBP: 0.140, SLG: 0.098	1B									1	0	0	0	0	0	0
Karl Olson, R (1, 8) OBP: 0.329, SLG: 0.413	1B 1-2		1B		F9			2B		4	0	3	0	0	0	0
Harry Agganis, L (1, 3) OBP: 0.336, SLG: 0.428	L4-3 1-3 2-H		1-3			F5		F7		4	0	2	1	0	0	1
Jackie Jensen, R (1, 7) OBP: 0.341, SLG: 0.449	L4-3 1-2		P4			6-3		B B B B	BB	3	0	0	0	1	0	4
Ted Lepcio, R (1, 4) (7, 5) OBP: 0.363, SLG: 0.425		P4		1-3		HR			F9	4	1	2	1	0	0	2
Milt Bolling, R (1, 6) OBP: 0.330, SLG: 0.421		5-3		1-3 1-2		5-3			P4	4	0	0	0	0	0	1
Mickey Owen, R (1, 2) OBP: 0.346, SLG: 0.286		1B		5-3			F7		1-3	4	0	2	0	0	0	1
Willard Nixon, L (1, 1) OBP: 0.296, SLG: 0.174		6-3		6-3			F9		1-3 1-2	2	0	0	0	0	0	2
Bill Werle, L (4, 1)										0	0	0	0	0	0	0
Floyd Baker, L (7, PH) OBP: 0.214, SLG: 0.357										1	0	0	0	0	0	0
Tom Herrin, R (7, 1) OBP: 0.125, SLG: 0.125										0	0	0	0	0	0	0
Don Lenhardt, R (9, PH) OBP: 0.308, SLG: 0.408										1	0	0	0	0	0	1

	AB	36
	R	2
	H	10
	RBI	2
	BB	1
	SO	0
	LOB	13

Inning Stats	1	2	3	4	5	6	7	8	9	1B: 8	SF: 0	WP: 0	PA: 37
R	1	0	0	0	0	1	0	0	0	2B: 2	SAC: 0	PB: 0	
E	0	0	0	0	0	0	0	0	0	3B: 0	DP: 1	SB: 0	
K	0	0	0	0	0	0	0	0	0	HR: 1	HBP: 0	CS: 0	
S	5	4	5	4	3	4	3	4	4				
H	3	1	2	1	0	1	0	1	1				
LOB	1	1	2	1	0	0	0	2	0				
BB	0	0	0	0	0	0	0	1	0				
P	5	4	5	4	3	4	3	8	4				

PITCHER	IP	WLS	BF	H	R	ER	SO	BB	IBB	HBP	BLK	WP	HR	S	P	ERA	WHIP
Art Houtteman, R (1, 1) ERA: 3.02	9.0	W	37	10	2	2	0	1	0	0	0	0	1	36	40	2.00	1.222

PITCHER	IP	WLS	BF	H	R	ER	SO	BB	IBB	HBP	BLK	WP	HR	S	P	ERA	WHIP

Batter	1	2	3	4	5	6	7	8	9	AB	R	H	RBI	BB	SO	LOB
Al Smith, R (1, 7) OBP: 0.424, SLG: 0.463	B B B B 4-0 SH1-3 1B 4-3 BB	x 0-0 1-H 2-H HR		x 0-0 1-H HR HBP 1B	S S S 0-3 ② K		x 0-0 ② L5			4	3	2	4	1	1	1
Rudy Regalado, R (1, 5) OBP: 0.355, SLG: 0.345	x 0-0 4-3 SH1-3 1-2 1B	x 0-0 ② 6-3		H 1-0 1-2 HR HBP	S S S 0-3 ③ K		x 0-0 ③ F8			4	1	1	0	0	1	1
Larry Doby, L (1, 8) OBP: 0.351, SLG: 0.436	x 0-0 ① SH1-3 1-2 2-3	S S S 0-3 ③ K		x 0-0 1-H 2-H HR		x 0-0 ① 1-3		x 0-0 ① F2		4	1	1	3	0	1	0
Al Rosen, R (1, 3) OBP: 0.420, SLG: 0.608	B B B B 4-0 4-3 BB		x 0-0 ① 6-3	x 0-0 CS 1B		x 0-0 ② F7		x 0-0 ② 5-3		4	0	1	0	1	0	0
Dave Philley, S (1, 9) OBP: 0.291, SLG: 0.379	x 0-0 ② 4-3 1-2 2-3 3-H		x 0-0 ② P6	x 0-0 ② 1B 1-2 1B		B B B B 4-0 BB BB BB		x 0-0 ③ G3		4	0	1	1	1	0	2
Hank Majeski, R (1, 4) OBP: 0.420, SLG: 0.489	x 0-0 ③ 6-3		x 0-0 ③ F7	x 0-0 FC6-4 1-2 1B		B B B B 4-0 BB 1-2 BB				3	0	1	0	1	0	2
George Strickland, R (1, 6) OBP: 0.339, SLG: 0.368		x 0-0 ① 1-3		x 0-0 1B 2B x 0-0 ③ FC6-4 1-2		B B B B 4-0 1-2 2-3 BB				3	1	1	0	1	0	2
Hal Naragon, L (1, 2) OBP: 0.279, SLG: 0.310		x 0-0 1B HR 1B		x 0-0 ① 4-3	x 0-0 SH3 1B	S S S 0-3 ③ K				4	1	2	0	0	1	4
Art Houtteman, R (1, 1) OBP: 0.324, SLG: 0.419		x 0-0 1-2 HR 1B		x 0-0 2-H S 1B 1B	x 0-0 ① SH3 1-2		x 0-0 ① 1-6-3			3	2	2	1	0	0	0
Inning Stats	R: 1 H: 1 E: 0 LOB: 2 K: 0 BB: 2 S: 4 P: 12	R: 3 H: 3 E: 0 LOB: 0 K: 1 BB: 0 S: 8 P: 8	R: 0 H: 0 E: 0 LOB: 0 K: 0 BB: 0 S: 3 P: 3	R: 5 H: 7 E: 0 LOB: 2 K: 0 BB: 0 S: 9 P: 10	R: 0 H: 1 E: 0 LOB: 1 K: 2 BB: 0 S: 8 P: 8	R: 0 H: 0 E: 0 LOB: 3 K: 1 BB: 3 S: 5 P: 17	R: 0 H: 0 E: 0 LOB: 0 K: 0 BB: 0 S: 3 P: 3	R: 0 H: 0 E: 0 LOB: 0 K: 0 BB: 0 S: 3 P: 3		1B: 9 SF: 0 2B: 1 SAC: 2 3B: 0 DP: 0 HR: 2 HBP: 1					WP: 0 PA: 41 PB: 0 SB: 1 CS: 1	

PITCHER		IP	WLS	BF	H	R	ER	SO	BB	IBB	HBP	BLK	WP	HR	S	P	ERA	WHIP
Willard Nixon, R ERA: 4.9	(1, 1)	3.1	L	21	8	9	9	1	2	0	1	0	0	2	20	29	24.30	3.000
Bill Werle, L ERA: 4.38	(4, 1)	2.2		14	4	0	0	3	3	0	0	0	0	0	17	29	0.00	2.625
Tom Herrin, R ERA: 6.99	(7, 1)	2.0		6	0	0	0	0	0	0	0	0	0	0	6	6	0.00	0.000

PITCHER	IP	WLS	BF	H	R	ER	SO	BB	IBB	HBP	BLK	WP	HR	S	P	ERA	WHIP

BOTTOM

Boston Red Sox @ Cleveland Indians

Cleveland Municipal Stadium, Cleveland, OH

Sun Jun 20 1954, 3:38 AM EDT

Att. 36,751 - Unknown

livebaseballscorecards.com

AB	33
R	9
H	12
RBI	9
BB	5
SO	4
LOB	12

Batter	1	2	3	4	5	6	7	8	9	10	11	12	AB	R	H	RBI	BB	SO	LOB
Jim Piersall, R (1, 9) OBP: 0.340, SLG: 0.376	F9		K		6-3			K		FC4 BB	E6 FC6-4 1-2 2-3		5	0	0	0	1	2	2
Karl Olson, R (1, 8) OBP: 0.333, SLG: 0.398 Billy Goodman, L (11, PH) OBP: 0.333, SLG: 0.338 (11, 7)	4-3		E S BB		F8			3B BB		F9	FC6-4 1-2f		3 1	1 0	0 0	0 0	2 0	0 0	1 3
Harry Agganis, L (1, 3) OBP: 0.336, SLG: 0.420	4-3		S 1-3 BB		F5			L8		FC4 1B 1-2f		2B E BB	4	1	0	0	2	0	2
Sammy White, R (1, 2) OBP: 0.308, SLG: 0.426		F7	6-3 1-2			F8		1-H 3B		FC5-4 1-3 1B		1-H 1B 2B	6	1	3	1	0	0	2
Jackie Jensen, R (1, 7) OBP: 0.333, SLG: 0.436 (11, 8)	5-3			4-3		6-3		K		FC5-4 1-2f		K	6	0	0	0	0	2	4
Ted Lepcio, R (1, 5) OBP: 0.362, SLG: 0.418	1B 1B			BB BB		6-3			K		F3	5-3	5	0	1	0	1	1	1
Milt Bolling, R (1, 6) OBP: 0.340, SLG: 0.420	1-2 1B			1-2 BB			P4		BB		K	1B BB	3	0	1	0	3	1	0
Billy Consolo, R (1, 4) OBP: 0.163, SLG: 0.109	4-3			K			F8		F7		E BB	1-3 2-H 1B	5	0	1	1	1	1	5
Tom Brewer, R (1, 1) OBP: 0.158, SLG: 0.111 Grady Hatton, L (11, PH) OBP: 0.302, SLG: 0.278 Ellis Kinder, R (11, 1) OBP: 0.231, SLG: 0.231			5-3	K			F8		4-3		1-2 E BB	F9	4 0 1	0 0 0	0 0 0	0 0 0	1 1 0	3 0 2	0 0
Inning Stats	R: 0 H: 0 E: 0 LOB: 0 K: 0 BB: 0 S: 3 P: 3	R: 0 H: 2 E: 0 LOB: 2 K: 0 BB: 0 S: 5 P: 5	R: 0 H: 0 E: 0 LOB: 2 K: 1 BB: 2 S: 5 P: 13	R: 0 H: 0 E: 0 LOB: 2 K: 2 BB: 2 S: 7 P: 15	R: 0 H: 0 E: 0 LOB: 0 K: 0 BB: 0 S: 3 P: 3	R: 0 H: 0 E: 0 LOB: 0 K: 0 BB: 0 S: 3 P: 3	R: 0 H: 0 E: 0 LOB: 0 K: 0 BB: 0 S: 3 P: 3	R: 1 H: 1 E: 0 LOB: 1 K: 2 BB: 1 S: 8 P: 12	R: 0 H: 0 E: 0 LOB: 1 K: 1 BB: 1 S: 5 P: 9	R: 0 H: 1 E: 0 LOB: 2 K: 0 BB: 1 S: 4 P: 8	R: 0 H: 0 E: 1 LOB: 3 K: 1 BB: 2 S: 6 P: 14	R: 2 H: 2 E: 1 LOB: 2 K: 1 BB: 2 S: 7 P: 15	1B: 4 SF: 0 2B: 1 SAC: 0 3B: 1 DP: 0 HR: 0 HBP: 0						

PITCHER	IP	WLS	BF	H	R	ER	SO	BB	IBB	HBP	BLK	WP	HR	S	P	ERA	WHIP
Bob Turley, R (1, 1) ERA: 3.34	12.0	L	54	6	3	3	8	11	0	0	0	0	0	59	103	2.25	1.417

PITCHER	IP	WLS	BF	H	R	ER	SO	BB	IBB	HBP	BLK	WP	HR	S	P	ERA	WHIP

TOP

Boston Red Sox @ Baltimore Orioles

Memorial Stadium, Baltimore, MD

Tue Jun 22 1954, 3:33 AM EDT

Att. 13,093 - Unknown

livebaseballscorecards.com

AB	43
R	3
H	6
RBI	2
BB	11
SO	8
LOB	25

WP: 0 PA: 54
PB: 0
SB: 2
CS: 0

Batter	1	2	3	4	5	6	7	8	9	10	11	12	AB	R	H	RBI	BB	SO	LOB
Cal Abrams, L (1, 9) OBP: 0.374, SLG: 0.361	F7		2B BB		1B 1B BB	F8			SH3 1B		P6		4	1	1	0	2	0	0
Dick Kryhoski, L (1, 3) OBP: 0.338, SLG: 0.390	G3		F9		E 1B 1-2 G3-2-3 1B		F3		SH3 1-2		K		5	0	1	0	0	1	1
Gil Coan, L (1, 7) OBP: 0.319, SLG: 0.302	1B		1-3 2B		G3-2-3 E 1-2 2-H 1B		E4 1B		IBB		P4		5	0	4	1	1	0	0
Vern Stephens, R (1, 5) OBP: 0.337, SLG: 0.466	4-3		K		SH G3-2-3 1-2 2-3		F7		F9			F8	5	0	0	0	0	1	6
Clint Courtney, L (1, 2) OBP: 0.325, SLG: 0.388		F8	IBB		G3-2-3 1-2 2-3 3-Hf		IBB		1-3			F7	4	0	0	0	2	0	5
Chuck Diering, R (1, 8) OBP: 0.379, SLG: 0.370		2-3 BB BB	F8		BB		4-3			6-3		K	4	0	0	0	2	1	5
Bobby Young, L (1, 4) OBP: 0.364, SLG: 0.366		2-3 1-2 BB			1-3	F7		F7		F9			4	0	0	0	1	0	3
Billy Hunter, R (1, 6) OBP: 0.245, SLG: 0.241		2-3 1-2 2-3			K	F3		P6		BB			3	0	0	0	0	1	2
Jim Bridewieser, R (8, PH) OBP: 0.318, SLG: 0.323 (9, 6)													1	0	0	0	1	0	0
Bob Turley, R (1, 1) OBP: 0.136, SLG: 0.140		1-3			G3	P4		K		P5			5	0	0	0	0	1	3
Inning Stats	R: 0 H: 1 E: 0 LOB: 1 K: 0 BB: 0 S: 4 P: 4	R: 0 H: 0 E: 0 LOB: 2 K: 0 BB: 2 S: 3 P: 11	R: 0 H: 1 E: 0 LOB: 3 K: 1 BB: 2 S: 6 P: 14	R: 0 H: 0 E: 0 LOB: 0 K: 1 BB: 0 S: 5 P: 5	R: 1 H: 2 E: 1 LOB: 3 K: 0 BB: 2 S: 5 P: 13	R: 0 H: 0 E: 0 LOB: 0 K: 0 BB: 0 S: 3 P: 3	R: 0 H: 1 E: 1 LOB: 2 K: 0 BB: 1 S: 4 P: 8	R: 0 H: 0 E: 0 LOB: 0 K: 1 BB: 0 S: 5 P: 5	R: 0 H: 1 E: 0 LOB: 2 K: 0 BB: 1 S: 4 P: 8	R: 0 H: 0 E: 0 LOB: 1 K: 0 BB: 1 S: 3 P: 7	R: 0 H: 0 E: 0 LOB: 0 K: 1 BB: 0 S: 5 P: 5	R: 0 H: 0 E: 0 LOB: 0 K: 1 BB: 0 S: 5 P: 5	1B: 5 SF: 0 2B: 1 SAC: 2 3B: 0 DP: 1 HR: 0 HBP: 0						

PITCHER	IP	WLS	BF	H	R	ER	SO	BB	IBB	HBP	BLK	WP	HR	S	P	ERA	WHIP
Tom Brewer, R (1, 1) ERA: 3.66	10.0		45	6	1	1	3	6	3	0	0	0	0	42	78	0.90	1.200
Ellis Kinder, R (11, 1) ERA: 3.95	2.0	W	6	0	0	0	2	0	0	0	0	0	0	10	10	0.00	0.000

PITCHER	IP	WLS	BF	H	R	ER	SO	BB	IBB	HBP	BLK	WP	HR	S	P	ERA	WHIP

BOTTOM

Boston Red Sox @ Baltimore Orioles

Memorial Stadium, Baltimore, MD

Tue Jun 22 1954, 3:33 AM EDT

Att. 13,093 - Unknown

livebaseballscorecards.com

AB	40
R	1
H	6
RBI	1
BB	9
SO	5
LOB	25

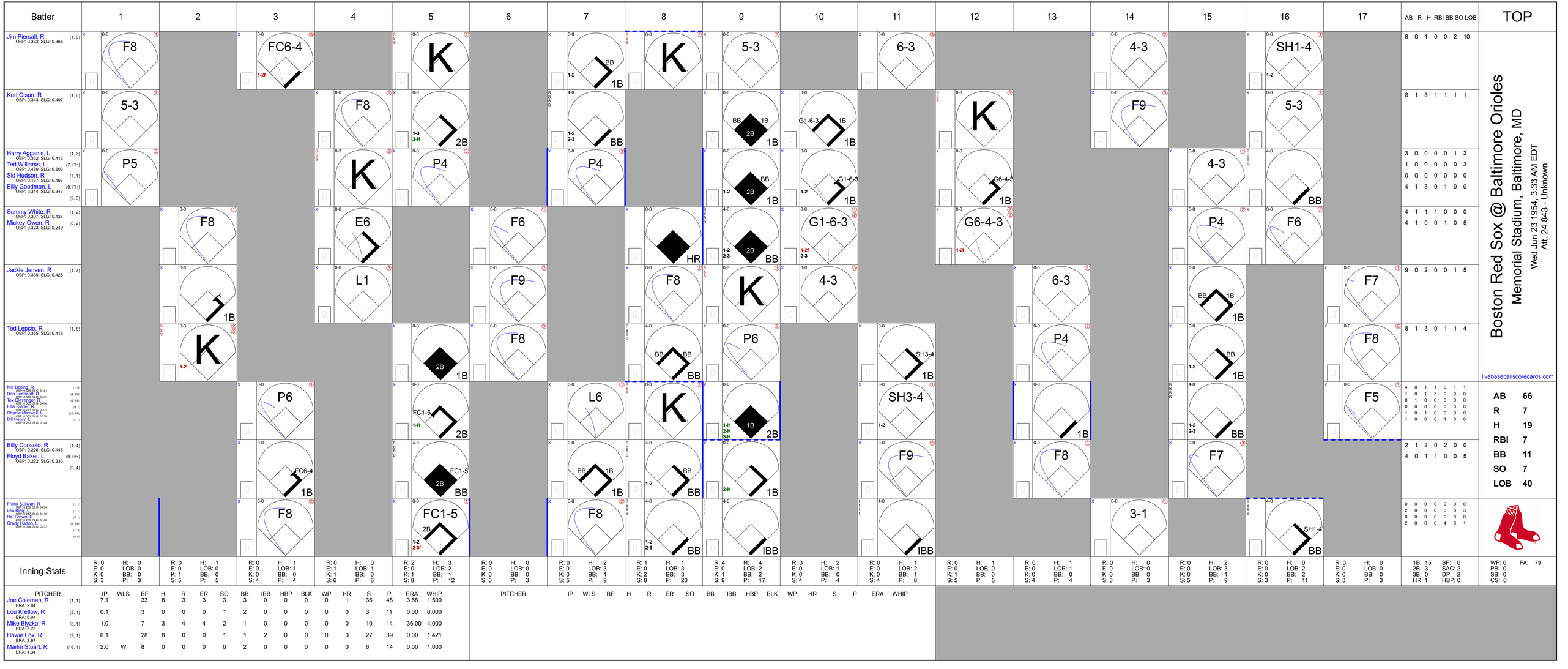
Batter
1
2
3
4
5
6
7
8
9
10
11
12
13
14
15
16
17
AB R H RBI BB SO LOB
TOP
Jim Piersall, R (1, 9)
OBP: 0.332, SLG: 0.365
F8
FC6-4
1-2f
K
1-2
BB
1B
K
5-3
BB
1B
2B
1B
6-3
4-3
SH1-4
1-2
8 0 1 0 0 2 10
Karl Olson, R (1, 8)
OBP: 0.343, SLG: 0.407
5-3
F8
1-3
2-H
2B
BB
1-2
2-3
BB
BB
1B
2B
1B
G1-6-3
1B
K
F9
5-3
8 1 3 1 1 1 1
Harry Agganis, L (1, 3)
OBP: 0.332, SLG: 0.413
Ted Williams, L (7, PH)
OBP: 0.489, SLG: 0.603
Sid Hudson, R (7, 1)
OBP: 0.167, SLG: 0.167
Billy Goodman, L (9, PH)
OBP: 0.344, SLG: 0.347
(9, 3)
P5
K
P4
P4
BB
1-2
2B
1B
G1-6-3
1B
G6-4-3
1B
4-3
BB
3 0 0 0 0 1 2
1 0 0 0 0 0 3
0 0 0 0 0 0 0
4 1 3 0 1 0 0
Sammy White, R (1, 2)
OBP: 0.307, SLG: 0.437
Mickey Owen, R (8, 2)
OBP: 0.323, SLG: 0.240
F8
K
1B
E6
L1
F6
F9
HR
F8
K
BB
1-2
2-3
2B
G1-6-3
1-2f
2-3
G6-4-3
1-2f
P4
F6
4 1 1 1 0 0 0
4 1 0 0 1 0 5
Jackie Jensen, R (1, 7)
OBP: 0.330, SLG: 0.428
6-3
P4
BB
1B
F7
9 0 2 0 0 1 5
Ted Lepcio, R (1, 5)
OBP: 0.365, SLG: 0.416
K
1-2
2B
1B
F8
BB
BB
P6
SH3-4
1B
P4
BB
1-2
1B
F8
8 1 3 0 1 1 4
Milt Bolling, R (1, 6)
OBP: 0.421, SLG: 0.421
Don Lenhardt, R (9, PH)
OBP: 0.310, SLG: 0.431
Tex Clevenger, R (9, PR)
OBP: 0.295, SLG: 0.400
Ellis Kinder, R (6, 1)
OBP: 0.231, SLG: 0.231
Charlie Maxwell, L (13, PH)
OBP: 0.305, SLG: 0.274
Bill Henry, L (13, 1)
OBP: 0.233, SLG: 0.148
P6
FC1-5
1-H
2B
L6
K
1B
2B
SH3-4
1B
F5
4 0 1 1 0 1 1
1 0 1 3 0 0 0
0 1 0 0 0 0 0
0 0 0 0 0 0 0
1 0 1 0 0 0 0
1 0 0 0 1 0 0
Billy Consolo, R (1, 4)
OBP: 0.226, SLG: 0.146
Floyd Baker, L (9, PH)
OBP: 0.222, SLG: 0.333
(9, 4)
FC6-4
1B
FC1-5
2B
BB
BB
1-2
BB
2-H
1B
F9
F8
F7
2 1 2 0 2 0 0
4 0 1 1 0 0 5
Frank Sullivan, R (1, 1)
OBP: 0.200, SLG: 0.059
Leo Kiely, L (1, 1)
OBP: 0.130, SLG: 0.130
Hal Brown, R (6, 1)
OBP: 0.250, SLG: 0.100
Grady Hatton, L (7, PH)
OBP: 0.324, SLG: 0.272
(7, 3)
(9, 6)
F8
FC1-5
2B
1-2
2-3f
F8
BB
1-2
2-3
IBB
F9
IBB
3-1
SH1-4
BB
0 0 0 0 0 0 0 0
2 0 0 0 0 0 3
0 0 0 0 0 0 0
2 0 0 0 4 0 1
Inning Stats
R: 0 H: 0 E: 0 LOB: 0 K: 0 BB: 0 S: 3 P: 3
R: 0 H: 1 E: 0 LOB: 0 K: 1 BB: 0 S: 5 P: 5
R: 0 H: 1 E: 0 LOB: 1 K: 0 BB: 0 S: 4 P: 4
R: 0 H: 0 E: 1 LOB: 1 K: 1 BB: 0 S: 6 P: 6
R: 2 H: 3 E: 0 LOB: 2 K: 1 BB: 1 S: 8 P: 12
R: 0 H: 0 E: 0 LOB: 0 K: 0 BB: 0 S: 3 P: 3
R: 0 H: 2 E: 0 LOB: 3 K: 0 BB: 1 S: 5 P: 9
R: 1 H: 1 E: 0 LOB: 3 K: 2 BB: 3 S: 8 P: 20
R: 4 H: 4 E: 0 LOB: 2 K: 1 BB: 2 S: 9 P: 17
R: 0 H: 2 E: 0 LOB: 1 K: 0 BB: 0 S: 4 P: 4
R: 0 H: 1 E: 0 LOB: 2 K: 0 BB: 1 S: 4 P: 8
R: 0 H: 1 E: 0 LOB: 0 K: 1 BB: 0 S: 5 P: 5
R: 0 H: 1 E: 0 LOB: 1 K: 0 BB: 0 S: 4 P: 4
R: 0 H: 0 E: 0 LOB: 0 K: 0 BB: 0 S: 3 P: 3
R: 0 H: 2 E: 0 LOB: 3 K: 0 BB: 1 S: 5 P: 9
R: 0 H: 0 E: 0 LOB: 2 K: 0 BB: 2 S: 3 P: 11
R: 0 H: 0 E: 0 LOB: 0 K: 0 BB: 0 S: 3 P: 3
1B: 15 2B: 3 3B: 0 HR: 1
SF: 0 SAC: 2 DP: 2 HBP: 0
WP: 0 PB: 0 SB: 0 CS: 0
PA: 79
PITCHER IP WLS BF H R ER SO BB IBB HBP BLK WP HR S P ERA WHIP
Joe Coleman, R (1, 1) ERA: 2.84 7.1 33 8 3 3 3 3 0 0 0 0 1 36 48 3.68 1.500
Lou Kretlow, R (8, 1) ERA: 6.04 0.1 3 0 0 0 1 2 0 0 0 0 0 3 11 0.00 6.000
Mike Blyzka, R (8, 1) ERA: 5.73 1.0 7 3 4 4 2 1 0 0 0 0 0 10 14 36.00 4.000
Howie Fox, R (9, 1) ERA: 2.97 6.1 28 8 0 0 1 1 2 0 0 0 0 0 27 39 0.00 1.421
Marlin Stuart, R (16, 1) ERA: 4.34 2.0 W 8 0 0 0 0 2 0 0 0 0 0 6 14 0.00 1.000
PITCHER IP WLS BF H R ER SO BB IBB HBP BLK WP HR S P ERA WHIP
Boston Red Sox @ Baltimore Orioles
Memorial Stadium, Baltimore, MD
Wed Jun 23 1954, 3:33 AM EDT
Att. 24,843 - Unknown
livebaseballscorecards.com
AB 66
R 7
H 19
RBI 7
BB 11
SO 7
LOB 40

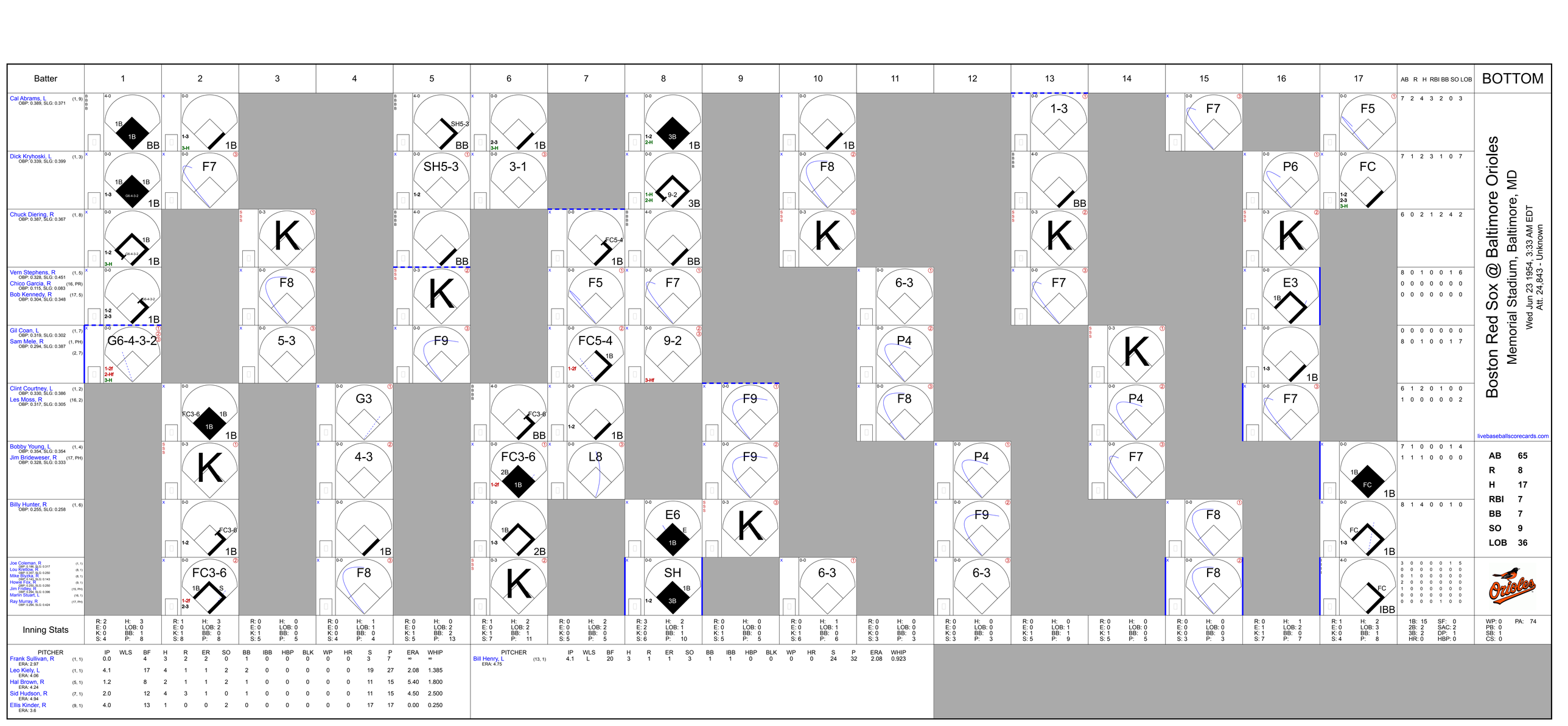
Batter
1
2
3
4
5
6
7
8
9
10
11
12
13
14
15
16
17
AB R H RBI BB SO LOB
BOTTOM
Cal Abrams, L (1, 9) OBP: 0.389, SLG: 0.371
Dick Kryhoski, L (1, 3) OBP: 0.339, SLG: 0.399
Chuck Diering, R (1, 8) OBP: 0.387, SLG: 0.367
Vern Stephens, R (1, 5) OBP: 0.328, SLG: 0.451
Chico Garcia, R (16, PR) OBP: 0.115, SLG: 0.083
Bob Kennedy, R (17, 5) OBP: 0.304, SLG: 0.348
Gil Coan, L (1, 7) OBP: 0.319, SLG: 0.302
Sam Mele, R (1, PH) OBP: 0.294, SLG: 0.387 (2, 7)
Clint Courtney, L (1, 2) OBP: 0.330, SLG: 0.386
Les Moss, R (16, 2) OBP: 0.317, SLG: 0.305
Bobby Young, L (1, 4) OBP: 0.354, SLG: 0.354
Jim Brideweser, R (17, PH) OBP: 0.328, SLG: 0.333
Billy Hunter, R (1, 6) OBP: 0.255, SLG: 0.258
Joe Coleman, R (1, 1) OBP: 0.317, SLG: 0.317
Lou Kretlow, R (8, 1) OBP: 0.357, SLG: 0.250
Mike Blyzka, R (8, 1) OBP: 0.143, SLG: 0.143
Howie Fox, L (9, 1) OBP: 0.286, SLG: 0.250
Jim Fridley, L (15, PH) OBP: 0.286, SLG: 0.396
Marvin Stuart, L (16, 1)
Ray Murray, R (17, PH) OBP: 0.284, SLG: 0.424
Inning Stats
PITCHER IP WLS BF H R ER SO BB IBB HBP BLK WP HR S P ERA WHIP
Frank Sullivan, R (1, 1) ERA: 2.97 0.0 4 3 2 2 0 1 0 0 0 0 0 3 7 ∞ ∞
Leo Kiely, L (1, 1) ERA: 4.06 4.1 17 4 1 1 2 2 0 0 0 0 0 19 27 2.08 1.385
Hal Brown, R (5, 1) ERA: 4.24 1.2 8 2 1 1 2 1 0 0 0 0 0 11 15 5.40 1.800
Sid Hudson, R (7, 1) ERA: 4.94 2.0 12 4 3 1 0 1 0 0 0 0 0 11 15 4.50 2.500
Ellis Kinder, R (9, 1) ERA: 3.6 4.0 13 1 0 0 2 0 0 0 0 0 0 17 17 0.00 0.250
PITCHER IP WLS BF H R ER SO BB IBB HBP BLK WP HR S P ERA WHIP
Bill Henry, L (13, 1) ERA: 4.75 4.1 L 20 3 1 1 3 1 1 0 0 0 0 24 32 2.08 0.923
Boston Red Sox @ Baltimore Orioles
Memorial Stadium, Baltimore, MD
Wed Jun 23 1954, 3:33 AM EDT
Att. 24,843 - Unknown
livebaseballscorecards.com
AB 65
R 8
H 17
RBI 7
BB 7
SO 9
LOB 36
1B: 15 2B: 2 3B: 2 HR: 0
SF: 0 SAC: 2 DP: 1 HBP: 0
WP: 0 PB: 0 SB: 1 CS: 0
PA: 74

Boston Red Sox @ Chicago White Sox

Comiskey Park, Chicago, IL

Fri Jun 25 1954, 4:33 AM EDT

Att. 35,529 - Unknown

TOP

Batter	1	2	3	4	5	6	7	8	9	AB	R	H	RBI	BB	SO	LOB
Jim Piersall, R (1, 9) OBP: 0.329, SLG: 0.361	4-3		F8		E 1B		P4		F9	5	0	1	0	0	0	1
Karl Olson, R (1, 8) OBP: 0.359, SLG: 0.415	BBBB 4-0 G4-6-3 BB		1B 1B		E9 1-3 1B		6-3			3	0	2	0	1	0	1
Harry Agganis, L (1, 3) OBP: 0.326, SLG: 0.406	G4-6-3 1-2f		F7		F5			F8		4	0	0	0	0	0	4
Sammy White, R (1, 2) OBP: 0.311, SLG: 0.435		BBBB 4-0 2B BB	1-2 1B		6-3			F7		3	1	1	0	1	0	2
Jackie Jensen, R (1, 7) OBP: 0.328, SLG: 0.429		1-H E 2B	6-3			G2		F9		4	1	1	1	0	0	2
Ted Lepcio, R (1, 5) OBP: 0.363, SLG: 0.412		F8 2-H		F7		6-3			4-3 SH5-3 HR 1B	4	1	1	0	0	0	0
Milt Bolling, R (1, 6) OBP: 0.338, SLG: 0.417		BBBB 4-0 4-3 BB		P4		6-3			SH5-3 1-2	2	0	0	0	1	0	0
Billy Consolo, R (1, 4) OBP: 0.228, SLG: 0.154		4-3 1-2		6-3			1B		4-3 2-3	4	0	1	0	0	0	2
Willard Nixon, L (1, 1) OBP: 0.286, SLG: 0.167		5-3			6-3		F7		HR 3-H	1	0	0	0	0	0	1
Tex Clevenger, R (2, 1) OBP: 0.273, SLG: 0.364										1	0	0	0	0	0	0
Leo Kiely, L (6, 1) OBP: 0.087, SLG: 0.130										0	0	0	0	0	0	0
Billy Goodman, L (7, PH) OBP: 0.342, SLG: 0.345										1	0	0	0	0	0	1
Sid Hudson, R (7, 1) OBP: 0.167, SLG: 0.167										0	0	0	0	0	0	0
Ted Williams, L (9, PH) OBP: 0.495, SLG: 0.649										1	1	1	2	0	0	0
Inning Stats	R: 0 E: 0 K: 0 S: 2 H: 0 LOB: 0 BB: 1 P: 6	R: 2 E: 1 K: 0 S: 4 H: 1 LOB: 1 BB: 2 P: 12	R: 0 E: 0 K: 0 S: 5 H: 2 LOB: 2 BB: 0 P: 5	R: 0 E: 0 K: 0 S: 3 H: 0 LOB: 0 BB: 0 P: 3	R: 0 E: 1 K: 0 S: 5 H: 2 LOB: 2 BB: 0 P: 5	R: 0 E: 0 K: 0 S: 3 H: 0 LOB: 0 BB: 0 P: 3	R: 0 E: 0 K: 0 S: 4 H: 1 LOB: 1 BB: 0 P: 4	R: 0 E: 0 K: 0 S: 3 H: 0 LOB: 0 BB: 0 P: 3	R: 2 E: 0 K: 0 S: 5 H: 2 LOB: 0 BB: 0 P: 5	1B: 6 2B: 1 3B: 0 HR: 1	SF: 0 SAC: 1 DP: 1 HBP: 0						

	AB	33
	R	4
	H	8
	RBI	3
	BB	3
	SO	0
	LOB	14

WP: 0 PB: 0 SB: 0 CS: 0 PA: 37

PITCHER	IP	WLS	BF	H	R	ER	SO	BB	IBB	HBP	BLK	WP	HR	S	P	ERA	WHIP
Bob Keegan, R (1, 1) ERA: 2.55	9.0	W	37	8	4	4	0	3	0	0	0	0	1	34	46	4.00	1.222

PITCHER	IP	WLS	BF	H	R	ER	SO	BB	IBB	HBP	BLK	WP	HR	S	P	ERA	WHIP

livebaseballscorecards.com

Batter	1	2	3	4	5	6	7	8	9	AB	R	H	RBI	BB	SO	LOB
Chico Carrasquel, R (1, 6) OBP: 0.359, SLG: 0.408	6-3	E SF8 BB	1B		L5		F8			4	1	1	0	1	0	0
Nellie Fox, L (1, 4) OBP: 0.390, SLG: 0.412	3B 1B	E5 FC5 1-3 1B	4-3			FC5 BB 1B		F3		5	1	3	0	0	0	1
Minnie Minoso, R (1, 7) OBP: 0.409, SLG: 0.548	1B 3B 1-H	SF8 3-H		K		K		1-3		4	1	1	2	0	2	1
Ferris Fain, L (1, 3) OBP: 0.404, SLG: 0.433	1B 1B BB	BB FC5 BB		K		FC5 1B 1-2 BB		G3		2	2	0	0	3	1	0
George Kell, R (1, 5) OBP: 0.343, SLG: 0.343	HBP 1B 1-2 3-H 1B	FC5 BB 1-2 2-3f		E4		FC5 1B 1-3 2-3f				4	0	1	1	0	0	4
Phil Cavarretta, L (1, 9) OBP: 0.400, SLG: 0.500 Ed McGhee, R (6, PR) OBP: 0.238, SLG: 0.328 (7, 9)	L8	1-2 2-3 BB		F8		2-3 3-H 1B				3 0	0 0	1 0	1 0	1 0	0 0	3 0
Jim Rivera, L (1, 8) OBP: 0.347, SLG: 0.447	HBP 1-2 2-H 1B	F7			E8 1B	L4				4	1	2	1	0	0	5
Sherm Lollar, R (1, 2) OBP: 0.372, SLG: 0.429	FC6-4 1-2 2-3 HBP		F5		2B		L7			3	0	1	0	0	0	0
Bob Keegan, R (1, 1) OBP: 0.192, SLG: 0.234	FC6-4 1-2f		P4		6-3		2-3			4	0	0	0	0	0	3
Inning Stats	R: 3 E: 0 K: 0 S: 7 H: 4 LOB: 3 BB: 1 P: 12	R: 1 E: 1 K: 0 S: 4 H: 1 LOB: 3 BB: 3 P: 16	R: 0 E: 0 K: 0 S: 4 H: 1 LOB: 1 BB: 0 P: 4	R: 0 E: 1 K: 2 S: 8 H: 0 LOB: 1 BB: 0 P: 8	R: 1 E: 1 K: 0 S: 4 H: 2 LOB: 0 BB: 1 P: 4	R: 1 E: 1 K: 1 S: 7 H: 2 LOB: 2 BB: 1 P: 11	R: 0 E: 0 K: 0 S: 3 H: 0 LOB: 0 BB: 0 P: 3	R: 0 E: 0 K: 0 S: 3 H: 0 LOB: 0 BB: 0 P: 3		1B: 8 2B: 1 3B: 1 HR: 0 SF: 1 SAC: 0 DP: 0 HBP: 1						

BOTTOM

Boston Red Sox @ Chicago White Sox

Comiskey Park, Chicago, IL

Fri Jun 25 1954, 4:33 AM EDT

Att. 35,529 - Unknown

livebaseballscorecards.com

AB	33
R	6
H	10
RBI	5
BB	5
SO	3
LOB	17

PITCHER		IP	WLS	BF	H	R	ER	SO	BB	IBB	HBP	BLK	WP	HR	S	P	ERA	WHIP
Willard Nixon, R ERA: 5.33	(1, 1)	1.0	L	11	5	4	4	0	2	0	1	0	0	0	8	17	36.00	7.000
Tex Clevenger, R ERA: 4.69	(2, 1)	4.2		22	5	2	2	3	3	0	0	0	0	0	25	37	3.86	1.714
Leo Kiely, L ERA: 4.03	(6, 1)	0.1		1	0	0	0	0	0	0	0	0	0	0	1	1	0.00	0.000
Sid Hudson, R ERA: 4.6	(7, 1)	2.0		6	0	0	0	0	0	0	0	0	0	0	6	6	0.00	0.000

PITCHER	IP	WLS	BF	H	R	ER	SO	BB	IBB	HBP	BLK	WP	HR	S	P	ERA	WHIP

Batter	1	2	3	4	5	6	7	8	9	AB	R	H	RBI	BB	SO	LOB
Jim Piersall, R (1, 9) OBP: 0.327, SLG: 0.359	1B		F9		F9			P6		4	1	1	0	0	0	1
Harry Agganis, L (1, 3) OBP: 0.325, SLG: 0.403	1B G6-4-3 1-2		1-3			4-3		4-3		4	1	1	0	0	0	0
Ted Williams, L (1, 7) OBP: 0.495, SLG: 0.636	G6-4-3 1-3 2-H		G3			6-3			BBBBB 3B	3	1	1	1	1	0	0
Karl Olson, R (9, 7) OBP: 0.359, SLG: 0.415									BB	0	0	0	0	0	0	0
Sammy White, R (1, 2) OBP: 0.305, SLG: 0.427	G6-4-3 1-2f 3-H			F7		SSS K			SSS K	4	0	0	0	0	2	2
Jackie Jensen, R (1, 8) OBP: 0.331, SLG: 0.439	S 1B			B1-3			B3-1		1-H 3B	4	0	2	1	0	0	0
Ted Lepcio, R (1, 5) OBP: 0.366, SLG: 0.411	SSS K 1-2			CS 1B			BBBB CS BB		6-3	3	0	1	0	1	1	2
Milt Bolling, R (1, 6) OBP: 0.341, SLG: 0.415		5-3	CS 1-2				E5 1-2		IIII IBB	3	0	1	0	1	0	1
Billy Consolo, R (1, 4) OBP: 0.230, SLG: 0.161		G5-4-3 1B			SSS K		F9		SSS K	4	0	1	0	0	2	4
Frank Sullivan, R (1, 1) OBP: 0.174, SLG: 0.050		G5-4-3 1-2f			P4			F8		3	0	0	0	0	0	2
Inning Stats	R: 2 E: 0 K: 1 S: 8 H: 4 LOB: 1 BB: 0 P: 8	R: 0 E: 0 K: 0 S: 3 H: 1 LOB: 0 BB: 0 P: 3	R: 0 E: 0 K: 0 S: 3 H: 0 LOB: 0 BB: 0 P: 3	R: 0 E: 0 K: 0 S: 3 H: 1 LOB: 0 BB: 0 P: 3	R: 0 E: 0 K: 1 S: 6 H: 1 LOB: 1 BB: 0 P: 6	R: 0 E: 0 K: 1 S: 5 H: 0 LOB: 0 BB: 0 P: 5	R: 0 E: 1 K: 0 S: 3 H: 0 LOB: 1 BB: 1 P: 7	R: 0 E: 0 K: 0 S: 3 H: 0 LOB: 0 BB: 0 P: 3	R: 1 E: 0 K: 2 S: 8 H: 1 LOB: 2 BB: 2 P: 16	1B: 7 2B: 0 3B: 1 HR: 0 SF: 0 SAC: 0 DP: 2 HBP: 0						

PITCHER		IP	WLS	BF	H	R	ER	SO	BB	IBB	HBP	BLK	WP	HR	S	P	ERA	WHIP
Don Johnson, R ERA: 3.18	(1, 1)	7.0	L	26	7	2	2	3	1	0	0	0	0	0	31	35	2.57	1.143
Morrie Martin, L ERA: 5.12	(8, 1)	1.0		3	0	0	0	0	0	0	0	0	0	0	3	3	0.00	0.000
Billy Pierce, L ERA: 3.38	(9, 1)	1.0		6	1	1	1	2	1	1	0	0	0	0	8	16	9.00	2.000

PITCHER	IP	WLS	BF	H	R	ER	SO	BB	IBB	HBP	BLK	WP	HR	S	P	ERA	WHIP

Boston Red Sox @ Chicago White Sox

Comiskey Park, Chicago, IL

Sat Jun 26 1954, 4:33 AM EDT

Att. 10,127 - Unknown

TOP

livebaseballscorecards.com

AB	32
R	3
H	8
RBI	2
BB	3
SO	5
LOB	12

WP: 0	PA: 36		
PB: 0			
SB: 1			
CS: 2			

Batter	1	2	3	4	5	6	7	8	9	AB	R	H	RBI	BB	SO	LOB
Chico Carrasquel, R (1, 6) OBP: 0.358, SLG: 0.403	BBBB 4-0 1B 1B BB		x 0-0 F7 ①		x 0-0 6-3 ③		x 0-0 5-3 ③			3	1	0	0	1	0	3
Nellie Fox, L (1, 4) OBP: 0.385, SLG: 0.406	x 0-0 L9 ①		x 0-0 5-3 ②			x 0-0 F9 ①		x 0-0 G3 ①		4	0	0	0	0	0	1
Phil Cavarretta, L (1, 9) OBP: 0.458, SLG: 0.500	x 0-0 P4 ②		x 0-0 FC6 1B			BBBB 4-0 BB		BBBB 4-0 FC6-4 BB BB		2	0	1	0	2	0	1
Ferris Fain, L (1, 3) OBP: 0.406, SLG: 0.432	x 0-0 1B 1-2 1B		x 0-0 FC6 ③ 1-2f			SSS 0-3 K ②		BBBB 4-0 FC6-4 1-2 BB		3	0	1	0	1	1	2
George Kell, R (1, 5) OBP: 0.342, SLG: 0.341	x 0-0 1-2 2-H 1B			x 0-0 F2 ①		x 0-0 P6 ③		x 0-0 FC6-4 ② 1-2f 2-3		4	0	1	1	0	0	3
Carl Sawatski, L (1, 2) OBP: 0.361, SLG: 0.431	x 0-0 F5 ③			x 0-0 F8 ②			x 0-0 6-3 2B	SSS 0-3 K ③		3	0	1	0	0	0	2
Fred Marsh, R (7, PR) OBP: 0.286, SLG: 0.167										0	0	0	0	0	0	0
Morrie Martin, L (8, 1) OBP: 0.222, SLG: 0.278										0	0	0	0	0	0	0
Cass Michaels, R (8, PH) OBP: 0.442, SLG: 0.447										1	0	0	0	0	1	2
Billy Pierce, L (9, 1) OBP: 0.261, SLG: 0.227										0	0	0	0	0	0	0
Jim Rivera, L (1, 8) OBP: 0.345, SLG: 0.440		BBBB 4-0 G4-6-3 BB		x 0-0 L3 ③			SSS 0-3 K ①		x 0-0 G3 ①	3	0	0	0	1	1	1
Willard Marshall, L (1, 7) OBP: 0.350, SLG: 0.242		x 0-0 G4-6-3 ① ② 1-2f			BBBB 4-0 CS BB		H 1-0 6-3 HBP		x 0-0 6-3 ②	1	0	0	0	1	0	1
Minnie Minoso, R (5, PR) OBP: 0.409, SLG: 0.545 (6, 7)										1	0	0	0	0	0	0
Don Johnson, R (1, 1) OBP: 0.042, SLG: 0.043		x 0-0 5-3 ③			x 0-0 G3 ① ② 1-2		x 0-0 6-3 ② 1-2 2-3		x 0-0 1-3 ③	2	0	0	0	0	0	1
Sherm Lollar, R (7, PH) OBP: 0.368, SLG: 0.424 (8, 2)										2	0	0	0	0	0	2
Inning Stats	R: 1 H: 2 E: 0 LOB: 2 K: 0 BB: 1 S: 5 P: 9	R: 0 H: 0 E: 0 LOB: 0 K: 0 BB: 1 S: 2 P: 6	R: 0 H: 1 E: 0 LOB: 1 K: 0 BB: 0 S: 4 P: 4	R: 0 H: 0 E: 0 LOB: 0 K: 0 BB: 0 S: 3 P: 3	R: 0 H: 0 E: 0 LOB: 1 K: 0 BB: 1 S: 2 P: 6	R: 0 H: 0 E: 0 LOB: 1 K: 1 BB: 1 S: 5 P: 9	R: 0 H: 1 E: 0 LOB: 2 K: 1 BB: 0 S: 6 P: 7	R: 0 H: 0 E: 0 LOB: 2 K: 1 BB: 2 S: 5 P: 13	R: 0 H: 0 E: 0 LOB: 0 K: 0 BB: 0 S: 3 P: 3	1B: 3 SF: 0 2B: 1 SAC: 0 3B: 0 DP: 1 HR: 0 HBP: 1						WP: 0 PA: 36 PB: 0 SB: 0 CS: 1	

PITCHER	IP	WLS	BF	H	R	ER	SO	BB	IBB	HBP	BLK	WP	HR	S	P	ERA	WHIP
Frank Sullivan, R (1, 1) ERA: 2.71	9.0	W	36	4	1	1	3	6	0	1	0	0	0	35	60	1.00	1.111

PITCHER	IP	WLS	BF	H	R	ER	SO	BB	IBB	HBP	BLK	WP	HR	S	P	ERA	WHIP

BOTTOM

Boston Red Sox @ Chicago White Sox

Comiskey Park, Chicago, IL

Sat Jun 26 1954, 4:33 AM EDT

Att. 10,127 - Unknown

livebaseballscorecards.com

AB	29
R	1
H	4
RBI	1
BB	6
SO	3
LOB	19

Batter	1	2	3	4	5	6	7	8	9	AB	R	H	RBI	BB	SO	LOB
Jim Piersall, R (1, 9) OBP: 0.326, SLG: 0.357	P4		4-3			E 1B 1-2 1B		FC1-6 1-2f 2B		4	1	1	0	0	0	1
Harry Agganis, L (1, 3) OBP: 0.322, SLG: 0.399	F5			K		P4		1-H 2B		2	0	0	0	0	1	0
Billy Goodman, L (6, PH) (6, 3) OBP: 0.344, SLG: 0.351										2	0	1	1	0	0	2
Ted Williams, L (1, 7) OBP: 0.485, SLG: 0.617	K			5-3		E4 1-3 2-H 1B		F9		4	0	1	1	0	1	0
Sammy White, R (1, 2) OBP: 0.300, SLG: 0.419		5-3		1-3		K			F7	4	0	0	0	0	1	2
Jackie Jensen, R (1, 8) OBP: 0.330, SLG: 0.436		K			K		SH1-3 1B		F7	4	0	1	0	0	2	0
Grady Hatton, L (1, 5) OBP: 0.324, SLG: 0.274		FC5-4 1B			K		SH1-3 1-2		F8	3	0	1	0	0	1	0
Milt Bolling, R (1, 6) OBP: 0.336, SLG: 0.409		FC5-4 1-2f			F7		F8			3	0	0	0	0	0	2
Billy Consolo, R (1, 4) OBP: 0.219, SLG: 0.153			G3			F8	F8			3	0	0	0	0	0	1
Tom Brewer, R (1, 1) OBP: 0.227, SLG: 0.190			F9			1B 1B 1B		FC1-6 1B		3	1	2	0	0	0	0
Inning Stats	R: 0 E: 0 K: 1 S: 5 H: 0 LOB: 0 BB: 0 P: 5	R: 0 E: 0 K: 1 S: 6 H: 1 LOB: 1 BB: 0 P: 6	R: 0 E: 0 K: 0 S: 3 H: 0 LOB: 0 BB: 0 P: 3	R: 0 E: 0 K: 1 S: 5 H: 0 LOB: 0 BB: 0 P: 5	R: 0 E: 0 K: 2 S: 7 H: 0 LOB: 0 BB: 0 P: 7	R: 1 E: 1 K: 1 S: 8 H: 3 LOB: 2 BB: 0 P: 8	R: 0 E: 0 K: 0 S: 4 H: 1 LOB: 1 BB: 0 P: 4	R: 1 E: 0 K: 0 S: 4 H: 2 LOB: 0 BB: 0 P: 4	R: 0 E: 0 K: 0 S: 3 H: 0 LOB: 0 BB: 0 P: 3	1B: 6 2B: 1 3B: 0 HR: 0	SF: 0 SAC: 1 DP: 0 HBP: 0						

PITCHER	IP	WLS	BF	H	R	ER	SO	BB	IBB	HBP	BLK	WP	HR	S	P	ERA	WHIP
Virgil Trucks, R (1, 1) ERA: 2.82	9.0	L	33	7	2	2	6	0	0	0	0	0	0	45	45	2.00	0.778

PITCHER	IP	WLS	BF	H	R	ER	SO	BB	IBB	HBP	BLK	WP	HR	S	P	ERA	WHIP

TOP

Boston Red Sox @ Chicago White Sox

Comiskey Park, Chicago, IL

Sun Jun 27 1954, 4:33 AM EDT

Unknown

livebaseballscorecards.com

AB	32
R	2
H	7
RBI	2
BB	0
SO	6
LOB	8

PA: 33

WP: 0 PB: 0 SB: 0 CS: 0

Boston Red Sox @ Chicago White Sox

Comiskey Park, Chicago, IL

Sun Jun 27 1954, 4:33 AM EDT

Unknown

BOTTOM

Batter	1	2	3	4	5	6	7	8	9	AB	R	H	RBI	BB	SO	LOB
Chico Carrasquel, R (1, 6) OBP: 0.356, SLG: 0.399	6-3		BBBB 4-0 1B E FC4-2 BB	5-3			F8			3	0	0	0	1	0	1
Nellie Fox, L (1, 4) OBP: 0.383, SLG: 0.404	4-3		0-0 E1 FC4-2 1B 1-2 1B		G6-4-3 1B			4-3		4	1	1	0	0	0	1
Minnie Minoso, R (1, 7) OBP: 0.407, SLG: 0.541	F8		0-0 1B FC4-2 1-2 2-3 1B		0-0 G6-4-3 1-2f			L8		4	0	1	0	0	0	1
Ferris Fain, L (1, 3) OBP: 0.400, SLG: 0.424		6-3	0-0 FC4-2 1B 1-2 2-3 3-Hf		F7			S S S K		4	0	0	0	0	1	3
George Kell, R (1, 5) OBP: 0.345, SLG: 0.344		0-0 1B 1B 1B	0-0 G4-6-3 1B 1-2 2-3 3-H			F2			P6	4	0	2	1	0	0	0
Carl Sawatski, L (1, 2) OBP: 0.354, SLG: 0.418		0-0 1B 1-2 1B	0-0 G4-6-3 1-2f			F9			L9	4	0	1	0	0	0	3
Jim Rivera, L (1, 8) OBP: 0.343, SLG: 0.435		0-0 1-2 2-3 1B		P6		F7		S S S K		4	0	1	0	0	1	0
Phil Cavarretta, L (1, 9) OBP: 0.407, SLG: 0.429		S S S K		G3			4-3			3	0	0	0	0	1	3
Virgil Trucks, R (1, 1) OBP: 0.146, SLG: 0.149		6-3		1B			F8			3	0	1	0	0	0	3
Inning Stats	R: 0 H: 0 E: 0 LOB: 0 K: 0 BB: 0 S: 3 P: 3	R: 0 H: 3 E: 0 LOB: 3 K: 1 BB: 0 S: 8 P: 8	R: 1 H: 2 E: 1 LOB: 2 K: 0 BB: 1 S: 5 P: 9	R: 0 H: 1 E: 0 LOB: 1 K: 0 BB: 0 S: 4 P: 4	R: 0 H: 1 E: 0 LOB: 0 K: 0 BB: 0 S: 3 P: 3	R: 0 H: 0 E: 0 LOB: 0 K: 0 BB: 0 S: 3 P: 3	R: 0 H: 0 E: 0 LOB: 0 K: 0 BB: 0 S: 3 P: 3	R: 0 H: 0 E: 0 LOB: 0 K: 1 BB: 0 S: 5 P: 5	R: 0 H: 0 E: 0 LOB: 0 K: 1 BB: 0 S: 5 P: 5	1B: 7 SF: 0 2B: 0 SAC: 0 3B: 0 DP: 2 HR: 0 HBP: 0							

PITCHER		IP	WLS	BF	H	R	ER	SO	BB	IBB	HBP	BLK	WP	HR	S	P	ERA	WHIP
Tom Brewer, R (1, 1) ERA: 3.23		9.0	W	34	7	1	0	3	1	0	0	0	0	0	39	43	0.00	0.889

PITCHER	IP	WLS	BF	H	R	ER	SO	BB	IBB	HBP	BLK	WP	HR	S	P	ERA	WHIP

AB	33
R	1
H	7
RBI	1
BB	1
SO	3
LOB	15

WP: 0 PA: 34
PB: 0
SB: 0
CS: 0

livebaseballscorecards.com

Batter	1	2	3	4	5	6	7	8	9	AB	R	H	RBI	BB	SO	LOB
Jim Piersall, R (1, 9) OBP: 0.325, SLG: 0.360	F9		F9			2B		4-3		4	0	1	0	0	0	0
Harry Agganis, L (1, 3) OBP: 0.321, SLG: 0.394	BBBB, 4-0, 1B, SF7, BB		F6			P6		4-3		3	1	0	0	1	0	1
Karl Olson, R (1, 8) OBP: 0.364, SLG: 0.429	1-3, CS, 1B			6-3		F8		2B		4	0	2	0	0	0	1
Jackie Jensen, R (1, 7) OBP: 0.325, SLG: 0.430	SF7, 3-H			SSS, K		4-3		SSS, K		3	0	0	1	0	2	2
Sammy White, R (1, 2) OBP: 0.309, SLG: 0.432	CS, 1-2	2B		1B			BB, 1B		P4	3	0	3	0	0	0	0
Mickey Owen, R (7, PR) (7, 2) OBP: 0.313, SLG: 0.231										1	0	0	0	0	0	0
Ted Lepcio, R (1, 5) OBP: 0.364, SLG: 0.404		6-3		SSS, K			P4		BBBB, BB	3	0	0	0	1	1	3
Milt Bolling, R (1, 6) OBP: 0.335, SLG: 0.402		F8			4-3		BBBB, 4-0, 1-2, BB		P4	3	0	0	0	1	0	2
Billy Consolo, R (1, 4) OBP: 0.206, SLG: 0.143		F8			SSS, K		P6		SSS, K	4	0	0	0	0	2	4
Bill Henry, L (1, 1) OBP: 0.219, SLG: 0.138			SSS, K		6-3		L6			2	0	0	0	0	1	0
Russ Kemmerer, R (5, 1)										0	0	0	0	0	0	0
Don Lenhardt, R (7, PH) OBP: 0.313, SLG: 0.425										1	0	0	0	0	0	2
Willard Nixon, L (7, 1) OBP: 0.286, SLG: 0.167										0	0	0	0	0	0	0
Inning Stats	R: 1 E: 0 K: 0 S: 3 H: 1 LOB: 0 BB: 1 P: 7	R: 0 E: 0 K: 0 S: 4 H: 1 LOB: 1 BB: 0 P: 4	R: 0 E: 0 K: 1 S: 5 H: 0 LOB: 0 BB: 0 P: 5	R: 0 E: 0 K: 2 S: 8 H: 1 LOB: 1 BB: 0 P: 8	R: 0 E: 0 K: 1 S: 5 H: 0 LOB: 0 BB: 0 P: 5	R: 0 E: 0 K: 0 S: 4 H: 1 LOB: 1 BB: 0 P: 4	R: 0 E: 0 K: 0 S: 4 H: 1 LOB: 2 BB: 1 P: 8	R: 0 E: 0 K: 1 S: 6 H: 1 LOB: 1 BB: 0 P: 6	R: 0 E: 0 K: 1 S: 5 H: 0 LOB: 1 BB: 1 P: 9	1B: 3 2B: 3 3B: 0 HR: 0	SF: 1 SAC: 0 DP: 0 HBP: 0					

TOP

Boston Red Sox @ Chicago White Sox

Comiskey Park, Chicago, IL

Sun Jun 27 1954, 4:38 AM EDT

Att. 29,684 - Unknown

livebaseballscorecards.com

AB	31
R	1
H	6
RBI	1
BB	3
SO	6
LOB	15

PITCHER	IP	WLS	BF	H	R	ER	SO	BB	IBB	HBP	BLK	WP	HR	S	P	ERA	WHIP
Jack Harshman, L (1, 1) ERA: 4.56	9.0	W	35	6	1	1	6	3	0	0	0	0	0	44	56	1.00	1.000

PITCHER	IP	WLS	BF	H	R	ER	SO	BB	IBB	HBP	BLK	WP	HR	S	P	ERA	WHIP

WP: 0 PB: 0 SB: 0 CS: 1 PA: 36

Batter	1	2	3	4	5	6	7	8	9	AB	R	H	RBI	BB	SO	LOB
Chico Carrasquel, R (1, 6) OBP: 0.357, SLG: 0.402	P3		1B 2B	F8		E1 FC6-4 FC2-5 1-2	1-2 2-H 3-H 1B			5	0	2	2	0	0	1
Nellie Fox, L (1, 4) OBP: 0.383, SLG: 0.408	BLK 1B 2B		BB 2-3 1B		G3	FC2-5 FC6-4 1-2 2-3f	K			5	1	2	0	0	1	4
Minnie Minoso, R (1, 7) OBP: 0.413, SLG: 0.542	S 2-H 1B		BBBB 1-2 BB		BBBB E 2B BB	FC6-4 1-2f 2-3		G4-6-3 1B		3	1	2	1	2	0	2
Ferris Fain, L (1, 3) OBP: 0.396, SLG: 0.417 Ron Jackson, R (9, 3)	F9 1-2		SSS K		BBBB 2B E 1-3 BB	F7		G4-6-3 1-2f		4 0	1 0	0 0	0 0	1 0	1 0	7 0
George Kell, R (1, 5) OBP: 0.348, SLG: 0.353 Cass Michaels, R (8, 5) OBP: 0.446, SLG: 0.468	SSS K		F7		E2 1-H 3-H 2B		G3 WP 1B 1B	1B 3B		4 1	1 1	2 1	1 0	0 0	1 0	4 0
Sherm Lollar, R (1, 2) OBP: 0.374, SLG: 0.422		F2		1B E 1B	BBBB BB		SSS K	BBBB HBP 1B BB		3	2	1	0	2	1	1
Jim Rivera, L (1, 9) OBP: 0.349, SLG: 0.434		SSS K		E9 1-H SF7 1B	P6		BBBB 1-2 G3 1B BB	H 1-0 1B 1-2 HBP		3	2	1	0	1	1	2
Johnny Groth, R (1, 8) OBP: 0.359, SLG: 0.400		4-3		SF7 3-H	SSS K		G3 1-2 2-3	1-2 2-H 3-H 1B		4	0	1	3	0	1	4
Jack Harshman, L (1, 1) OBP: 0.304, SLG: 0.167			G3	SSS K		FC2-5 E 1B	BBBB 1B BB	SSS K		4	0	1	0	1	2	2
Inning Stats	R: 1 H: 2 E: 0 LOB: 1 K: 1 BB: 0 S: 7 P: 7	R: 0 H: 0 E: 0 LOB: 0 K: 1 BB: 0 S: 5 P: 5	R: 0 H: 2 E: 0 LOB: 3 K: 1 BB: 1 S: 7 P: 11	R: 2 H: 2 E: 1 LOB: 0 K: 1 BB: 0 S: 7 P: 7	R: 2 H: 1 E: 2 LOB: 2 K: 1 BB: 3 S: 6 P: 18	R: 0 H: 1 E: 1 LOB: 2 K: 0 BB: 0 S: 5 P: 5	R: 2 H: 2 E: 0 LOB: 2 K: 2 BB: 2 S: 9 P: 17	R: 2 H: 3 E: 0 LOB: 2 K: 1 BB: 1 S: 7 P: 12		1B: 9 SF: 1 2B: 3 SAC: 0 3B: 1 DP: 1 HR: 0 HBP: 1						

PITCHER		IP	WLS	BF	H	R	ER	SO	BB	IBB	HBP	BLK	WP	HR	S	P	ERA	WHIP
Bill Henry, L ERA: 4.6	(1, 1)	4.1	L	22	6	5	1	4	3	0	0	1	0	0	27	39	2.08	2.077
Russ Kemmerer, R ERA:	(5, 1)	1.2		9	2	0	0	1	1	0	0	0	0	0	10	14	0.00	1.800
Willard Nixon, R ERA: 5.67	(7, 1)	2.0		14	5	4	4	3	3	0	1	0	1	0	16	29	18.00	4.000

PITCHER	IP	WLS	BF	H	R	ER	SO	BB	IBB	HBP	BLK	WP	HR	S	P	ERA	WHIP

BOTTOM

Boston Red Sox @ Chicago White Sox

Comiskey Park, Chicago, IL

Sun Jun 27 1954, 4:38 AM EDT

Att. 29,684 - Unknown

livebaseballscorecards.com

AB	36
R	9
H	13
RBI	7
BB	7
SO	8
LOB	27

Batter	1	2	3	4	5	6	7	8	9	AB	R	H	RBI	BB	SO	LOB
Gil McDougald, R (1, 4) OBP: 0.347, SLG: 0.380	1-0 1B HBP	0-3 K	0-0 PB 1-3 3B 2B	4-0 1-2 BB		0-0 F7		0-3 K		2	2	1	0	1	1	0
Jerry Coleman, R (5, 4) OBP: 0.273, SLG: 0.300										2	0	0	0	0	1	0
Joe Collins, L (1, 3) OBP: 0.383, SLG: 0.465	0-0 1-2 1B 1B	0-3 K	4-0 2-3 3-H 3B BB	0-3 K			0-0 L8	4-0 BLK BB		4	2	1	0	2	2	2
Mickey Mantle, S (1, 8) OBP: 0.408, SLG: 0.565	0-0 BB 1-2 2-H 1B		4-0 1B SF8 BB 0-0 1-H 3-H 3B		0-0 BB 1B		0-0 1B 1B	0-3 1-2 K		5	2	4	3	1	1	1
Yogi Berra, L (1, 2) OBP: 0.332, SLG: 0.481	0-0 BB 1-2 2-H 1B		0-0 1-3 3B 1B 0-0 4-3		0-0 F2		0-0 1B 1-3 1B 1B		0-0 L5	5	2	3	1	0	0	2
Charles Silvera, R (7, 2) OBP: 0.417, SLG: 0.333										1	0	0	0	0	0	0
Hank Bauer, R (1, 9) OBP: 0.384, SLG: 0.470	4-0 FC6-4 1-2 2-3 BB		0-0 SF8 3-H	0-0 2B 2B	0-3 K		0-0 1B 1-2 SF9 3-H 1B		0-0 F7	4	2	2	2	1	1	1
Gene Woodling, L (1, 7) OBP: 0.375, SLG: 0.368	0-0 P2		0-0 1-H 1B 3B	0-0 5-3	4-0 1-2 BB		0-0 1-3 2-H 1B		0-0 4-3	5	1	2	2	1	0	4
Andy Carey, R (1, 5) OBP: 0.338, SLG: 0.433	0-0 L9		0-0 5-6-3 3-H 1B 1B	0-0 1B 2-H 2B	0-0 F7		0-0 SF9 3-H			4	2	2	3	0	0	5
Phil Rizzuto, R (1, 6) OBP: 0.325, SLG: 0.299	0-0 FC6-4 1-2f		0-0 5-6-3 1-2	0-0 WP 2-H 1B		0-3 K	0-0 F7			5	0	1	1	0	1	5
Willy Miranda, S (7, 6) OBP: 0.353, SLG: 0.308										0	0	0	0	0	0	0
Harry Byrd, R (1, 1) OBP: 0.211, SLG: 0.211		0-0 6-3	0-0 2B PB 2-H 1B	0-0 P4		0-0 6-3		0-3 K		5	1	1	1	0	1	1
Tom Gorman, R (8, 1)										0	0	0	0	0	0	0
Inning Stats	R: 2 E: 0 K: 0 S: 6 H: 3 LOB: 3 BB: 1 P: 11	R: 0 E: 0 K: 2 S: 7 H: 0 LOB: 0 BB: 0 P: 7	R: 7 E: 0 K: 0 S: 9 H: 6 LOB: 1 BB: 2 P: 17	R: 2 E: 0 K: 1 S: 8 H: 3 LOB: 2 BB: 1 P: 12	R: 0 E: 0 K: 1 S: 6 H: 1 LOB: 2 BB: 1 P: 10	R: 0 E: 0 K: 1 S: 5 H: 0 LOB: 0 BB: 0 P: 5	R: 3 E: 0 K: 0 S: 7 H: 4 LOB: 1 BB: 0 P: 7	R: 0 E: 0 K: 3 S: 9 H: 0 LOB: 1 BB: 1 P: 13	R: 0 E: 0 K: 0 S: 3 H: 0 LOB: 0 BB: 0 P: 3	1B: 12 2B: 3 3B: 2 HR: 0	SF: 2 SAC: 0 DP: 0 HBP: 1						

TOP

New York Yankees @ Boston Red Sox

Fenway Park, Boston, MA

Tue Jun 29 1954, 3:33 AM EDT

Att. 24,828 - Unknown

livebaseballscorecards.com

AB	42
R	14
H	17
RBI	13
BB	6
SO	8
LOB	21

WP: 1 PB: 1 SB: 0 CS: 0 PA: 51

PITCHER		IP	WLS	BF	H	R	ER	SO	BB	IBB	HBP	BLK	WP	HR	S	P	ERA	WHIP
Hal Brown, R ERA: 4.63	(1, 1)	0.0	L	4	3	2	2	0	0	0	1	0	0	0	3	4	∞	∞
Tex Clevenger, R ERA: 5.86	(1, 1)	2.2		16	5	7	7	2	3	0	0	0	0	0	17	29	23.62	3.000
Bill Henry, L ERA: 4.63	(3, 1)	3.1		17	5	2	2	3	2	0	0	0	1	0	21	29	5.40	2.100
Russ Kemmerer, R ERA: 5.79	(7, 1)	3.0		14	4	3	3	3	1	0	0	1	0	0	19	23	9.00	1.667

PITCHER	IP	WLS	BF	H	R	ER	SO	BB	IBB	HBP	BLK	WP	HR	S	P	ERA	WHIP

BOTTOM

New York Yankees @ Boston Red Sox

Fenway Park, Boston, MA

Tue Jun 29 1954, 3:33 AM EDT

Att. 24,828 - Unknown

livebaseballscorecards.com

Batter	1	2	3	4	5	6	7	8	9	AB	R	H	RBI	BB	SO	LOB
Grady Hatton, L (1, 5) OBP: 0.318, SLG: 0.261	P4		F8			K		G3	G4-6-3 BB 1-2	4	0	0	0	1	1	1
Jim Piersall, R (1, 9) OBP: 0.322, SLG: 0.356	5-3		1-3			K		1B 1B	K	5	1	1	0	0	2	3
Ted Williams, L (1, 7) OBP: 0.477, SLG: 0.600	G3			F7		F9		1B 1B BB 1-3	G4-6-3 1-2f	4	0	1	0	0	0	1
Don Lenhardt, R (8, PR) OBP: 0.309, SLG: 0.419 (9, 7)										1	1	0	0	0	0	2
Karl Olson, R (1, 8) OBP: 0.369, SLG: 0.431		4-3		F7			2B 1B	BB 1B 1-2 3-H		4	1	2	1	0	0	0
Billy Goodman, L (1, 3) OBP: 0.346, SLG: 0.359		1B			3-1		1-3 1B	L9		4	1	2	0	0	0	2
Sammy White, R (1, 2) OBP: 0.312, SLG: 0.433		P5			F7		2-H 3-H 1B	BB 1-2 2-3		4	0	2	2	0	0	1
Ted Lepcio, R (1, 4) OBP: 0.362, SLG: 0.398		K			P4		K	1-2 2-3 3-H BB		3	0	0	1	1	2	2
Milt Bolling, R (1, 6) OBP: 0.333, SLG: 0.404			1-3			1B 2B	F2	5-3		4	1	1	0	0	0	4
Hal Brown, R (1, 1) OBP: 0.250, SLG: 0.100										0	0	0	0	0	0	0
Tex Clevenger, R (1, 1) OBP: 0.273, SLG: 0.364										0	0	0	0	0	0	0
Bill Henry, L (3, 1) OBP: 0.212, SLG: 0.133										1	0	0	0	0	1	0
Charlie Maxwell, L (6, PH) OBP: 0.313, SLG: 0.284										1	0	1	1	0	0	0
Russ Kemmerer, R (7, 1)										1	0	0	0	0	1	1
Harry Agganis, L (9, PH) OBP: 0.324, SLG: 0.396			K			2-H 1B	K		BB 1B	1	0	1	0	0	0	0
Inning Stats	R: 0 E: 0 K: 0 S: 3 H: 0 LOB: 0 BB: 0 P: 3	R: 0 E: 0 K: 1 S: 6 H: 1 LOB: 1 BB: 0 P: 6	R: 0 E: 0 K: 1 S: 5 H: 0 LOB: 0 BB: 0 P: 5	R: 0 E: 0 K: 0 S: 3 H: 0 LOB: 0 BB: 0 P: 3	R: 0 E: 0 K: 0 S: 3 H: 0 LOB: 0 BB: 0 P: 3	R: 1 E: 0 K: 2 S: 9 H: 2 LOB: 1 BB: 0 P: 9	R: 2 E: 0 K: 2 S: 10 H: 3 LOB: 1 BB: 0 P: 10	R: 2 E: 0 K: 0 S: 7 H: 4 LOB: 3 BB: 1 P: 11	R: 0 E: 0 K: 1 S: 5 H: 1 LOB: 1 BB: 1 P: 9	1B: 9 2B: 2 3B: 0 HR: 0	SF: 0 SAC: 0 DP: 1 HBP: 0						

AB	37
R	5
H	11
RBI	5
BB	2
SO	7
LOB	17

WP: 0 PB: 0 SB: 0 CS: 0 PA: 39

PITCHER		IP	WLS	BF	H	R	ER	SO	BB	IBB	HBP	BLK	WP	HR	S	P	ERA	WHIP
Harry Byrd, R ERA: 3.96	(1, 1)	7.2	W	34	10	5	5	6	1	0	0	0	0	0	45	49	5.87	1.435
Tom Gorman, R ERA: 1.95	(8, 1)	1.1	S	5	1	0	0	1	1	0	0	0	0	0	6	10	0.00	1.500

PITCHER	IP	WLS	BF	H	R	ER	SO	BB	IBB	HBP	BLK	WP	HR	S	P	ERA	WHIP

Batter	1	2	3	4	5	6	7	8	9	AB	R	H	RBI	BB	SO	LOB
Gil McDougald, R (1, 4) OBP: 0.344, SLG: 0.376	F4		K		K	K			FC4-6, 1B	5	0	1	0	0	3	3
Joe Collins, L (1, 3) OBP: 0.377, SLG: 0.450	FC3-6, BB, BB		F2		4-3		F9		FC4-6, 1-2f	4	0	0	0	1	0	1
Mickey Mantle, S (1, 8) OBP: 0.410, SLG: 0.575	FC3-6, 1-2, BB		K		HR		4-1			3	1	1	1	1	1	0
Yogi Berra, L (1, 2) OBP: 0.328, SLG: 0.474	FC3-6, 1-2f, 2-3			K	G3		F8			4	0	0	0	0	1	2
Gene Woodling, L (1, 7) OBP: 0.377, SLG: 0.368	F9			G3, BB, BB		E3, BB, 1B		G3-6, 1B		3	0	1	0	1	0	2
Hank Bauer, R (1, 9) OBP: 0.381, SLG: 0.463		F2		G3, 1-2, BB		F7		K		3	0	0	0	1	1	2
Bobby Brown, L (1, 5) OBP: 0.304, SLG: 0.283		2-3, 1B		G3, 1-2, 2-3		BB, 1-2, 1B		G3-6, 1-2f		4	0	2	0	0	0	3
Phil Rizzuto, R (1, 6) OBP: 0.326, SLG: 0.298		2-3, 1-2		HBP		F8			G1-4-3, 1B	1	0	0	0	0	0	1
Irv Noren, L (6, PH) OBP: 0.368, SLG: 0.427										1	0	0	0	0	0	2
Willy Miranda, S (6, 6) OBP: 0.353, SLG: 0.308										0	0	0	0	0	0	0
Bob Cerv, R (9, PH) OBP: 0.200, SLG: 0.344										1	0	1	0	0	0	0
Tom Morgan, R (1, 1) OBP: 0.217, SLG: 0.364		K		L9		BB, 1-2, 2-3			G1-4-3, 1-2f	1	0	0	0	0	1	1
Eddie Robinson, L (4, PH) OBP: 0.309, SLG: 0.310										1	0	0	0	0	0	3
Tom Gorman, R (4, 1)										0	0	0	0	0	0	0
Bill Skowron, R (6, PH) OBP: 0.347, SLG: 0.511										0	0	0	1	0	0	0
Jim McDonald, R (6, 1) OBP: 0.348, SLG: 0.263										0	0	0	0	0	0	0
Bob Kuzava, S (8, 1)										0	0	0	0	0	0	0
Andy Carey, R (9, PH) OBP: 0.336, SLG: 0.430										1	0	0	0	0	0	1
Inning Stats	R: 0 E: 0 K: 0 S: 3 H: 0 LOB: 2 BB: 2 P: 11	R: 0 E: 0 K: 1 S: 6 H: 1 LOB: 1 BB: 0 P: 6	R: 0 E: 0 K: 2 S: 7 H: 0 LOB: 0 BB: 0 P: 7	R: 0 E: 0 K: 1 S: 5 H: 0 LOB: 3 BB: 2 P: 14	R: 1 E: 0 K: 1 S: 6 H: 1 LOB: 0 BB: 0 P: 6	R: 0 E: 1 K: 1 S: 7 H: 1 LOB: 3 BB: 1 P: 11	R: 0 E: 0 K: 0 S: 3 H: 0 LOB: 0 BB: 0 P: 3	R: 0 E: 0 K: 1 S: 5 H: 1 LOB: 0 BB: 0 P: 5	R: 0 E: 0 K: 0 S: 4 H: 2 LOB: 1 BB: 0 P: 4	1B: 5 2B: 0 3B: 0 HR: 1 SF: 0 SAC: 0 DP: 2 HBP: 1						

PITCHER		IP	WLS	BF	H	R	ER	SO	BB	IBB	HBP	BLK	WP	HR	S	P	ERA	WHIP
Willard Nixon, R ERA: 5.16	(1, 1)	9.0	W	38	6	1	1	7	5	0	1	0	0	1	46	67	1.00	1.222

PITCHER	IP	WLS	BF	H	R	ER	SO	BB	IBB	HBP	BLK	WP	HR	S	P	ERA	WHIP

TOP

New York Yankees @ Boston Red Sox

Fenway Park, Boston, MA

Wed Jun 30 1954, 3:33 AM EDT

Att. 9,399 - Unknown

livebaseballscorecards.com

AB	32
R	1
H	6
RBI	1
BB	5
SO	7
LOB	21

WP: 0 PA: 38
PB: 0
SB: 0
CS: 0

BOTTOM

New York Yankees @ Boston Red Sox

Fenway Park, Boston, MA

Wed Jun 30 1954, 3:33 AM EDT

Att. 9,399 - Unknown

livebaseballscorecards.com

Batter	1	2	3	4	5	6	7	8	9	AB	R	H	RBI	BB	SO	LOB
Grady Hatton, L (1, 5) OBP: 0.313, SLG: 0.269	F7		FC6-4, 1B, 2B	F5		F8		4-3		5	1	1	0	0	0	1
Jim Piersall, R (1, 9) OBP: 0.315, SLG: 0.348	4-3		F4	6-3		FC6-4 1-2f		5-3		5	0	0	0	0	0	2
Ted Williams, L (1, 7) OBP: 0.482, SLG: 0.586	4-3		FC6-4, IBB	BB			5-3, 1B, BB	F3		2	1	0	0	3	0	0
Karl Olson, R (1, 8) OBP: 0.365, SLG: 0.425		1B	FC6-4, HBP, 1B 1-2f 2-3	K			5-3 1-2			4	1	1	0	0	1	4
Billy Goodman, L (1, 3) OBP: 0.349, SLG: 0.359	1B, 1B, 1B		1B, HBP, HBP 1-2		6-3		F8			3	2	1	0	0	0	1
Sammy White, R (1, 2) OBP: 0.315, SLG: 0.434	P3		HBP, HBP, 1B 1-3 2-H 3-H		1-3		E, 1B 2-H			4	1	2	3	0	0	1
Ted Lepcio, R (1, 4) OBP: 0.364, SLG: 0.397	1B, 1B 1-2		HBP, HBP 1-2		6-3		E6, 1B 2-3			3	0	1	0	0	0	1
Milt Bolling, R (1, 6) OBP: 0.341, SLG: 0.408	1B 1-3 2-H		HBP 1-2 2-3 3-H			F7	1B 1-2 3-H			3	0	2	3	0	0	0
Willard Nixon, L (1, 1) OBP: 0.281, SLG: 0.179	F8		5-3			FC6-4, 1B	4-3			4	0	1	0	0	0	7
Inning Stats	R: 0 E: 0 K: 0 S: 3 H: 0 LOB: 0 BB: 0 P: 3	R: 1 E: 0 K: 0 S: 6 H: 4 LOB: 2 BB: 0 P: 6	R: 3 E: 0 K: 0 S: 5 H: 2 LOB: 3 BB: 1 P: 12	R: 0 E: 0 K: 1 S: 5 H: 0 LOB: 1 BB: 1 P: 9	R: 0 E: 0 K: 0 S: 3 H: 0 LOB: 0 BB: 0 P: 3	R: 0 E: 0 K: 0 S: 4 H: 1 LOB: 1 BB: 0 P: 4	R: 2 E: 1 K: 0 S: 6 H: 2 LOB: 2 BB: 1 P: 10	R: 0 E: 0 K: 0 S: 3 H: 0 LOB: 0 BB: 0 P: 3		1B: 8 2B: 1 3B: 0 HR: 0 SF: 0 SAC: 0 DP: 0 HBP: 3		WP: 0 PB: 0 SB: 0 CS: 0 PA: 39			

	AB	33
	R	6
	H	9
	RBI	6
	BB	3
	SO	1
	LOB	17

PITCHER		IP	WLS	BF	H	R	ER	SO	BB	IBB	HBP	BLK	WP	HR	S	P	ERA	WHIP
Tom Morgan, R ERA: 4.3	(1, 1)	3.0	L	18	6	4	4	0	0	1	3	0	0	0	14	21	12.00	2.000
Tom Gorman, R ERA: 1.82	(4, 1)	2.0		7	0	0	0	1	1	0	0	0	0	0	8	12	0.00	0.500
Jim McDonald, R ERA: 3.1	(6, 1)	2.0		11	3	2	1	0	1	0	0	0	0	0	10	14	4.50	2.000
Bob Kuzava, L ERA: 4.5	(8, 1)	1.0		3	0	0	0	0	0	0	0	0	0	0	3	3	0.00	0.000

PITCHER	IP	WLS	BF	H	R	ER	SO	BB	IBB	HBP	BLK	WP	HR	S	P	ERA	WHIP

Batter	1	2	3	4	5	6	7	8	9	AB	R	H	RBI	BB	SO	LOB
Gil McDougald, R (1, 4) OBP: 0.349, SLG: 0.381	0-0 1B 1B 1B		SSS 0-3 ① K	x 0-0 ① 6-3		x 0-0 BB 1B		x 0-0 FC6 1B		5	1	3	0	0	1	0
Joe Collins, L (1, 3) OBP: 0.389, SLG: 0.455 Eddie Robinson, L (5, 3) OBP: 0.313, SLG: 0.307	0-0 G3 1B 6-3 1-2 1B		BBBB 4-0 HR BB	BBB 4-0 1B E BB		BBBB 4-0 8-3-4 1-2 BB		x 0-0 ① P5		1 1	3 0	1 0	0 0	2 1	0 0	0 1
Mickey Mantle, S (1, 8) OBP: 0.409, SLG: 0.584	0-0 G3 1-2 2-H 1B		x 0-0 1-H HR	x 0-0 ② F7		x 0-0 ① F8		SSS 0-3 ② K		5	1	2	3	0	1	4
Yogi Berra, L (1, 2) OBP: 0.326, SLG: 0.469	0-0 ① G3 1-2 2-3		x 0-0 ② F8	x 0-0 E8 1-H 1B		x 0-0 ② ③ 8-3-4 1-2f		x 0-0 ③ FC6 1-2f		5	0	1	0	0	0	5
Hank Bauer, R (1, 9) OBP: 0.386, SLG: 0.478	0-0 ② 6-3 3-H		x 0-0 HR	SSS 0-3 ③ K			x 0-0 E 1B		BBBB 4-0 G6-3 BB	4	1	2	2	1	1	2
Gene Woodling, L (1, 7) OBP: 0.378, SLG: 0.371	0-0 ③ 1-3		BBBB 4-0 HR BB		x 0-0 2B		SSS 0-3 ① K		x 0-0 ① ② G6-3 1-2f	4	1	1	0	1	1	3
Andy Carey, R (1, 5) OBP: 0.338, SLG: 0.451		x 0-0 ① 1-3	x 0-0 1-H HR		x 0-0 ① 5-3		SSS 0-3 ② K		x 0-0 1B	5	1	2	2	0	1	2
Phil Rizzuto, R (1, 6) OBP: 0.328, SLG: 0.294		x 0-0 ② 6-3	BBBB 4-0 FC5-4 BB		SSS 0-3 ② K		III 4-0 1-2 IBB		x 0-0 ③ 4-3	3	0	0	0	2	1	2
Allie Reynolds, R (1, 1) OBP: 0.222, SLG: 0.229 Bob Grim, R (4, 1) OBP: 0.156, SLG: 0.250 Johnny Sain, R (7, 1) OBP: 0.500, SLG: 0.375		SSS 0-3 ③ K	x 0-0 ③ FC5-4 1-2f		SSS 0-3 ③ K		x 0-0 ③ P4			2 2 0	0 0 0	0 0 0	0 0 0	0 0 0	1 1 0	1 3 0
Inning Stats	R: 2 E: 0 K: 0 S: 6 H: 3 LOB: 1 BB: 0 P: 6	R: 0 E: 0 K: 1 S: 5 H: 0 LOB: 0 BB: 0 P: 5	R: 5 E: 0 K: 1 S: 8 H: 3 LOB: 1 BB: 3 P: 20	R: 1 E: 1 K: 1 S: 6 H: 1 LOB: 1 BB: 1 P: 10	R: 0 E: 0 K: 2 S: 8 H: 1 LOB: 1 BB: 0 P: 8	R: 0 E: 0 K: 0 S: 3 H: 1 LOB: 1 BB: 1 P: 7	R: 0 E: 0 K: 2 S: 8 H: 1 LOB: 2 BB: 1 P: 12	R: 0 E: 0 K: 1 S: 6 H: 1 LOB: 1 BB: 0 P: 6	R: 0 E: 0 K: 0 S: 3 H: 1 LOB: 1 BB: 1 P: 7	1B: 8 2B: 2 3B: 0 HR: 3 SF: 0 SAC: 0 DP: 2 HBP: 0						

PITCHER		IP	WLS	BF	H	R	ER	SO	BB	IBB	HBP	BLK	WP	HR	S	P	ERA	WHIP
Frank Sullivan, R ERA: 3.47	(1, 1)	3.0	L	18	6	7	7	2	3	0	0	0	0	3	19	31	21.00	3.000
Hal Brown, R ERA: 4.53	(4, 1)	1.0		5	1	1	0	1	1	0	0	0	0	0	6	10	0.00	2.000
Ellis Kinder, R ERA: 3.45	(5, 1)	2.0		8	2	0	0	2	1	0	0	0	0	0	11	15	0.00	1.500
Sid Hudson, R ERA: 4.18	(7, 1)	3.0		13	3	0	0	3	1	1	0	0	0	0	17	25	0.00	1.333

PITCHER	IP	WLS	BF	H	R	ER	SO	BB	IBB	HBP	BLK	WP	HR	S	P	ERA	WHIP

TOP

New York Yankees @ Boston Red Sox

Fenway Park, Boston, MA

Thu Jul 01 1954, 3:33 AM EDT

Att. 8,118 - Unknown

livebaseballscorecards.com

AB	37
R	8
H	12
RBI	7
BB	7
SO	8
LOB	23

Batter	1	2	3	4	5	6	7	8	9	AB	R	H	RBI	BB	SO	LOB
Milt Bolling, R (1, 6) OBP: 0.342, SLG: 0.405	5-3		WP, 1B 1-2 1B	1B BB		F2		5-3		4	1	1	0	1	0	2
Billy Goodman, L (1, 3) OBP: 0.350, SLG: 0.357	6-3		K 1-2 2-3	1-3 3-H 1B		1-2 2-3 BB		2-3		4	0	1	1	1	1	2
Ted Williams, L (1, 7) OBP: 0.479, SLG: 0.578	P5		2-H 3-H 1B	F8		SF8 3-H		BB		3	0	1	3	1	0	2
Jackie Jensen, R (1, 9) OBP: 0.323, SLG: 0.430		2B	5-3		K	L9		F2		5	0	1	0	0	1	4
Karl Olson, R (1, 8) OBP: 0.375, SLG: 0.441 Billy Consolo, R (9, PR) OBP: 0.206, SLG: 0.143		K	1B 2B	L7		FC1-5 BB 1B			G6-4-3 1B	5 0	1 0	3 0	0 0	0 0	1 0	1 0
Sammy White, R (1, 2) OBP: 0.317, SLG: 0.431		K	BB G6-3 2-H 1B	P5		4-0 FC1-5 1-2 BB			P3	4	1	1	1	1	1	2
Ted Lepcio, R (1, 4) OBP: 0.365, SLG: 0.397		K	G6-3 BB 1-2 1B			BB 1B		FC1-5 1-2 2-3f	G6-4-3 1-2f	5	2	2	0	0	1	4
Grady Hatton, L (1, 5) OBP: 0.328, SLG: 0.274			WP, 1B 1B	G6-3 1-2 2-3 BB		BB 1B 1-2 SF8 BB		F8		2	2	1	0	2	0	2
Frank Sullivan, R (1, 1) OBP: 0.174, SLG: 0.050 Floyd Baker, L (3, PH) OBP: 0.211, SLG: 0.316 Hal Brown, R (4, 1) OBP: 0.250, SLG: 0.100 Charlie Maxwell, L (4, PH) OBP: 0.310, SLG: 0.280 Ellis Kinder, R (5, 1) OBP: 0.231, SLG: 0.231 Harry Agganis, L (6, PH) OBP: 0.327, SLG: 0.399 Sid Hudson, R (7, 1) OBP: 0.143, SLG: 0.143			F8	G6-3 1-2f 2-3 3-H		BB 1-2 2-H 1B		K		0 1 0 1 0 1 1	0 0 0 0 0 0 0	0 0 0 0 0 1 1	0 0 0 0 0 0 0	0 0 0 0 0 0 0	0 1 0 2 0 0 2	0 0 0 0 0 0 0
Inning Stats	R: 0 E: 0 K: 0 S: 3 H: 0 LOB: 0 BB: 0 P: 3	R: 0 E: 0 K: 3 S: 10 H: 1 LOB: 1 BB: 0 P: 10	R: 2 E: 0 K: 1 S: 8 H: 3 LOB: 1 BB: 0 P: 8	R: 3 E: 0 K: 0 S: 6 H: 4 LOB: 2 BB: 2 P: 14	R: 0 E: 0 K: 1 S: 5 H: 0 LOB: 0 BB: 0 P: 5	R: 2 E: 0 K: 0 S: 5 H: 2 LOB: 2 BB: 2 P: 13	R: 0 E: 0 K: 1 S: 6 H: 1 LOB: 2 BB: 1 P: 10	R: 0 E: 0 K: 0 S: 3 H: 0 LOB: 1 BB: 1 P: 7	R: 0 E: 0 K: 0 S: 3 H: 1 LOB: 1 BB: 0 P: 3	1B: 10 2B: 2 3B: 0 HR: 0 SF: 1 SAC: 0 DP: 2 HBP: 0						

PITCHER		IP	WLS	BF	H	R	ER	SO	BB	IBB	HBP	BLK	WP	HR	S	P	ERA	WHIP
Allie Reynolds, R ERA: 2.84	(1, 1)	3.2		20	8	5	5	4	2	0	0	0	1	0	26	34	12.27	2.727
Bob Grim, R ERA: 4.06	(4, 1)	2.1		13	3	2	2	1	3	0	0	0	0	0	12	24	7.71	2.571
Johnny Sain, R ERA: 2.02	(7, 1)	3.0	W	10	1	0	0	1	1	0	0	0	0	0	11	15	0.00	0.667

PITCHER	IP	WLS	BF	H	R	ER	SO	BB	IBB	HBP	BLK	WP	HR	S	P	ERA	WHIP

BOTTOM

New York Yankees @ Boston Red Sox

Fenway Park, Boston, MA

Thu Jul 01 1954, 3:33 AM EDT

Att. 8,118 - Unknown

livebaseballscorecards.com

AB	36
R	7
H	12
RBI	6
BB	6
SO	6
LOB	24

WP: 1 PA: 43
PB: 0
SB: 0
CS: 0

Batter	1	2	3	4	5	6	7	8	9	AB	R	H	RBI	BB	SO	LOB
Spook Jacobs, R (1, 4) OBP: 0.347, SLG: 0.307	F7		FC, G6-4-3 1-2		1B 1B 1-2 1B		BBBB 4-0 BB		BBBB 4-0 BB BB	3	1	1	0	2	0	1
Eddie Joost, R (1, 5) OBP: 0.400, SLG: 0.441	SSS 0-3 K		0-0 G6-4-3 1-2f 2-3		0-0 E 1-H 2-H 1B		0-0 P4		BBBB 4-0 1-2 BB	4	0	1	2	1	1	4
Lou Limmer, L (1, 3) OBP: 0.310, SLG: 0.390	0-0 1B		0-0 3-1		0-0 E6 1-2		0-0 F8		0-0 P4	5	0	1	0	0	0	6
Bill Renna, R (1, 9) OBP: 0.328, SLG: 0.442	0-0 F7			0-0 L7	0-0 4-3			0-0 6-3		4	0	0	0	0	0	3
Gus Zernial, R (1, 7) OBP: 0.337, SLG: 0.477		0-0 F7		SSS 0-3 K		0-0 6-3		0-0 L9		4	0	0	0	0	1	0
Bill Wilson, R (1, 8) OBP: 0.342, SLG: 0.520		0-0 HR		SSS 0-3 K		SSS 0-3 K		0-0 5-3		4	1	1	1	0	2	0
Joe Demaestri, R (1, 6) OBP: 0.242, SLG: 0.268		0-0 F7			0-0 6-3	0-0 5-3			0-0 P4	4	0	0	0	0	0	0
Billy Shantz, R (1, 2) OBP: 0.326, SLG: 0.394 Don Bollweg, L (9, PH) OBP: 0.335, SLG: 0.310		0-0 5-3			0-0 4-3		0-0 2B		0-0 SF9 3B	3 1	0 1	1 1	0 0	0 0	0 0	0 0
Bob Trice, R (1, 1) OBP: 0.372, SLG: 0.462 Elmer Valo, L (9, PH) OBP: 0.388, SLG: 0.393			0-0 G6-4-3, FC 1B		BBBB 4-0 1B 1B BB		0-0 P3		0-0 SF9 3-H	2 0	1 0	1 0	0 1	1 0	0 0	1 0
Inning Stats	R: 0 E: 0 K: 1 S: 6 H: 1 LOB: 1 BB: 0 P: 6	R: 1 E: 0 K: 0 S: 4 H: 1 LOB: 0 BB: 0 P: 4	R: 0 E: 0 K: 0 S: 4 H: 1 LOB: 1 BB: 0 P: 4	R: 0 E: 0 K: 2 S: 7 H: 0 LOB: 0 BB: 0 P: 7	R: 2 E: 1 K: 0 S: 6 H: 2 LOB: 2 BB: 1 P: 10	R: 0 E: 0 K: 1 S: 5 H: 0 LOB: 0 BB: 0 P: 5	R: 0 E: 0 K: 0 S: 4 H: 1 LOB: 2 BB: 1 P: 8	R: 0 E: 0 K: 0 S: 3 H: 0 LOB: 0 BB: 0 P: 3	R: 1 E: 0 K: 0 S: 4 H: 1 LOB: 2 BB: 2 P: 12	1B: 4 2B: 1 3B: 1 HR: 1 SF: 1 SAC: 0 DP: 1 HBP: 0						

PITCHER	IP	WLS	BF	H	R	ER	SO	BB	IBB	HBP	BLK	WP	HR	S	P	ERA	WHIP
Tom Brewer, R (1, 1) ERA: 3.32	8.2	W	38	7	4	4	4	4	0	0	0	0	1	42	58	4.15	1.269
Ellis Kinder, R (9, 1) ERA: 3.42	0.1	S	1	0	0	0	0	0	0	0	0	0	0	1	1	0.00	0.000

PITCHER	IP	WLS	BF	H	R	ER	SO	BB	IBB	HBP	BLK	WP	HR	S	P	ERA	WHIP

Philadelphia Athletics @ Boston Red Sox

Fenway Park, Boston, MA

Fri Jul 02 1954, 3:33 AM EDT

Att. 12,913 - Unknown

TOP

livebaseballscorecards.com

AB	34
R	4
H	7
RBI	4
BB	4
SO	4
LOB	15

WP: 0	PA: 39		
PB: 0			
SB: 0			
CS: 0			

BOTTOM

Batter	1	2	3	4	5	6	7	8	9	AB	R	H	RBI	BB	SO	LOB
Milt Bolling, R (1, 6) OBP: 0.339, SLG: 0.397	F2		1-3		BB 1-2 2-3		FC6-4 1-2f	1-3		4	1	0	0	1	0	2
Billy Goodman, L (1, 3) OBP: 0.353, SLG: 0.359	F7			2B	1B 1-2 2-H 3-H		F7			4	1	2	2	0	0	1
Ted Williams, L (1, 7) OBP: 0.488, SLG: 0.581	1B			K	1B 1-2 2-H			BB 2B 3B		3	1	2	1	1	1	1
Jackie Jensen, R (1, 9) OBP: 0.322, SLG: 0.431	F8			2B 1-H	F8			F8		4	0	1	1	0	0	3
Karl Olson, R (1, 8) OBP: 0.371, SLG: 0.443		K		1-3		6-3		2B 1-3		4	1	1	0	0	1	1
Sammy White, R (1, 2) OBP: 0.316, SLG: 0.426		6-3		6-3		P6		BB		3	1	0	0	1	0	1
Ted Lepcio, R (1, 4) OBP: 0.363, SLG: 0.394		5-3			1B FC1-5 BB	P4		P6		4	0	1	0	0	0	3
Grady Hatton, L (1, 5) OBP: 0.333, SLG: 0.296			F2		BB 1B BB 1-2 FC1-5		F9	3B 1-H 2-H 3-H		3	2	1	3	1	0	0
Tom Brewer, R (1, 1) OBP: 0.269, SLG: 0.320 Ellis Kinder, R (9, 1) OBP: 0.231, SLG: 0.231			1-3		FC1-5 BB 1B 1-2 2-3f		FC6-4 1B	3B 3-H		4 0	1 0	2 0	1 0	0 0	0 0	2 0
Inning Stats	R: 0 E: 0 K: 0 S: 4 H: 1 LOB: 1 BB: 0 P: 4	R: 0 E: 0 K: 1 S: 5 H: 0 LOB: 0 BB: 0 P: 5	R: 0 E: 0 K: 0 S: 3 H: 0 LOB: 0 BB: 0 P: 3	R: 1 E: 0 K: 1 S: 7 H: 2 LOB: 1 BB: 0 P: 7	R: 3 E: 0 K: 0 S: 5 H: 3 LOB: 1 BB: 2 P: 13	R: 0 E: 0 K: 0 S: 3 H: 0 LOB: 0 BB: 0 P: 3	R: 0 E: 0 K: 0 S: 4 H: 1 LOB: 1 BB: 0 P: 4	R: 4 E: 0 K: 0 S: 6 H: 3 LOB: 1 BB: 2 P: 14		1B: 6 2B: 2 3B: 2 HR: 0 SF: 0 SAC: 0 DP: 0 HBP: 0						

PITCHER	IP	WLS	BF	H	R	ER	SO	BB	IBB	HBP	BLK	WP	HR	S	P	ERA	WHIP
Bob Trice, R (1, 1) ERA: 5.09	8.0	L	37	10	8	8	2	4	0	0	0	0	0	37	53	9.00	1.750

PITCHER	IP	WLS	BF	H	R	ER	SO	BB	IBB	HBP	BLK	WP	HR	S	P	ERA	WHIP

Philadelphia Athletics @ Boston Red Sox

Fenway Park, Boston, MA

Fri Jul 02 1954, 3:33 AM EDT

Att. 12,913 - Unknown

livebaseballscorecards.com

AB	33
R	8
H	10
RBI	8
BB	4
SO	2
LOB	14

PA: 37

WP: 0
PB: 0
SB: 0
CS: 0

Batter	1	2	3	4	5	6	7	8	9	AB	R	H	RBI	BB	SO	LOB
Spook Jacobs, R (1, 4) OBP: 0.345, SLG: 0.304	6-3	SF9 2-3 3-H		F3 1-2 2-3	BB 1-2			4-3		3	0	0	1	1	0	2
Eddie Joost, R (1, 5) OBP: 0.422, SLG: 0.447	BB 1B	G4-6-3 1-2f		1B 2-H 3-H	K			1B		4	1	2	2	1	1	4
Lou Limmer, L (1, 3) OBP: 0.314, SLG: 0.390	P3		F8	1B 1-2		F7		L3 1-2		5	0	2	0	0	0	1
Bill Renna, R (1, 9) OBP: 0.333, SLG: 0.443	1B 1-2		BB HR	1B 1-2 2-H		F4		L3 1-2		4	1	2	1	1	0	2
Gus Zernial, R (1, 7) OBP: 0.339, SLG: 0.489	F7		HR 1-H	K		1B			F9	5	1	2	2	0	1	4
Bill Wilson, R (1, 8) OBP: 0.336, SLG: 0.500		HBP	F8	P4		K			K	4	1	0	0	0	2	3
Joe Demaestri, R (1, 6) OBP: 0.241, SLG: 0.267		SF9 1-2	P6		F8		K		5-3	5	1	1	0	0	1	0
Joe Astroth, R (1, 2) OBP: 0.280, SLG: 0.188		SF9 1-2 2-3		PB E	P5		4-3			4	1	2	0	0	0	0
Alex Kellner, R (1, 1) OBP: 0.175, SLG: 0.184		G4-6-3 1-2 2-3 3-H		FC2 PB 1-2	BB		K			4	1	2	1	0	1	1
Inning Stats	R: 0 E: 0 K: 0 S: 4 H: 1 LOB: 2 BB: 1 P: 8	R: 2 E: 0 K: 0 S: 5 H: 3 LOB: 1 BB: 0 P: 6	R: 2 E: 0 K: 0 S: 4 H: 1 LOB: 0 BB: 1 P: 8	R: 3 E: 1 K: 1 S: 10 H: 4 LOB: 2 BB: 0 P: 10	R: 0 E: 0 K: 1 S: 6 H: 1 LOB: 2 BB: 1 P: 10	R: 0 E: 0 K: 1 S: 6 H: 1 LOB: 1 BB: 0 P: 6	R: 0 E: 0 K: 2 S: 7 H: 0 LOB: 0 BB: 0 P: 7	R: 0 E: 0 K: 0 S: 4 H: 2 LOB: 1 BB: 0 P: 4	R: 0 E: 0 K: 1 S: 5 H: 0 LOB: 0 BB: 0 P: 5	1B: 12 2B: 1 3B: 0 HR: 1 SF: 1 SAC: 0 DP: 2 HBP: 1						

PITCHER		IP	WLS	BF	H	R	ER	SO	BB	IBB	HBP	BLK	WP	HR	S	P	ERA	WHIP
Tex Clevenger, R ERA: 5.82	(1, 1)	0.1		2	0	0	0	0	1	0	0	0	0	0	1	5	0.00	3.000
Sid Hudson, R ERA: 4.64	(1, 1)	0.2	L	7	4	2	2	0	0	0	1	0	0	0	6	7	27.00	6.000
Russ Kemmerer, R ERA: 6.75	(2, 1)	2.0		7	1	2	2	0	1	0	0	0	0	1	6	10	9.00	1.000
Hal Brown, R ERA: 4.53	(4, 1)	4.0		20	6	3	2	5	1	0	0	0	0	0	29	33	4.50	1.750
Frank Sullivan, R ERA: 3.38	(8, 1)	2.0		7	2	0	0	1	0	0	0	0	0	0	9	9	0.00	1.000

PITCHER	IP	WLS	BF	H	R	ER	SO	BB	IBB	HBP	BLK	WP	HR	S	P	ERA	WHIP

TOP

Philadelphia Athletics @ Boston Red Sox

Fenway Park, Boston, MA

Sat Jul 03 1954, 3:33 AM EDT

Att. 7,232 - Unknown

livebaseballscorecards.com

AB	38
R	7
H	13
RBI	7
BB	3
SO	6
LOB	17

WP: 0 PA: 43
PB: 1
SB: 0
CS: 0

Batter	1	2	3	4	5	6	7	8	9	AB	R	H	RBI	BB	SO	LOB
Milt Bolling, R (1, 6) OBP: 0.332, SLG: 0.388	F9		L6-4 2-3		K			K	K	5	0	0	0	0	3	4
Billy Goodman, L (1, 3) OBP: 0.347, SLG: 0.353	F8		F8			1-3		K		4	0	0	0	0	1	2
Ted Williams, L (1, 7) OBP: 0.496, SLG: 0.579	6-3			WP 1B BB		BB		1B		2	1	1	0	2	0	0
Jackie Jensen, R (1, 9) OBP: 0.318, SLG: 0.424		1-3		P4		F2		F8		4	0	0	0	0	0	3
Karl Olson, R (1, 8) OBP: 0.367, SLG: 0.437		K		1-H 1B		P3			5-3	4	0	1	1	0	1	1
Sammy White, R (1, 2) OBP: 0.315, SLG: 0.427		L7		K			2B		L5	4	0	1	0	0	1	1
Ted Lepcio, R (1, 4) OBP: 0.365, SLG: 0.396			BB BB 1B	F8			L6		3B 1B	4	1	2	0	0	0	2
Grady Hatton, L (1, 5) OBP: 0.339, SLG: 0.317			L6-4 BB 1-2 BB		4-1		K		1-H 1B 3B	3	1	1	1	1	1	1
Tex Clevenger, R (1, 1) OBP: 0.273, SLG: 0.364 Sid Hudson, R (1, 1) OBP: 0.143, SLG: 0.143 Russ Kemmerer, R (2, 1) Billy Consolo, R (3, PH) OBP: 0.217, SLG: 0.143 Hal Brown, R (4, 1) OBP: 0.231, SLG: 0.091 Don Lenhardt, R (7, PH) OBP: 0.305, SLG: 0.413 Frank Sullivan, R (8, 1) OBP: 0.174, SLG: 0.050 Del Wilber, R (9, PH) OBP: 0.083, SLG: 0.083			1-2 2-3 BB		5-3		P6		3-H 1B	0 0 0 0 1 1 0 1	0 0 0 0 0 0 0 0	0 0 0 1 0 0 0 1	0 0 0 0 0 0 0 0	0 0 0 0 0 0 0 0	0 0 0 0 0 0 0 0	0 0 0 0 0 0 1 0
Inning Stats	R: 0 E: 0 K: 0 S: 3 H: 0 LOB: 0 BB: 0 P: 3	R: 0 E: 0 K: 1 S: 5 H: 0 LOB: 0 BB: 0 P: 5	R: 0 E: 0 K: 0 S: 3 H: 1 LOB: 2 BB: 2 P: 11	R: 1 E: 0 K: 1 S: 6 H: 1 LOB: 1 BB: 1 P: 10	R: 0 E: 0 K: 1 S: 5 H: 0 LOB: 0 BB: 0 P: 5	R: 0 E: 0 K: 0 S: 3 H: 0 LOB: 1 BB: 1 P: 7	R: 0 E: 0 K: 1 S: 6 H: 1 LOB: 1 BB: 0 P: 6	R: 0 E: 0 K: 2 S: 8 H: 1 LOB: 1 BB: 0 P: 8	R: 2 E: 0 K: 1 S: 8 H: 3 LOB: 1 BB: 0 P: 8	1B: 5 2B: 2 3B: 1 HR: 0	SF: 0 SAC: 0 DP: 1 HBP: 0	WP: 1 PB: 0 SB: 0 CS: 0	PA: 37			

PITCHER	IP	WLS	BF	H	R	ER	SO	BB	IBB	HBP	BLK	WP	HR	S	P	ERA	WHIP
Alex Kellner, L (1, 1) ERA: 3.72	9.0	W	37	7	3	3	7	4	0	0	0	1	0	47	63	3.00	1.222

PITCHER	IP	WLS	BF	H	R	ER	SO	BB	IBB	HBP	BLK	WP	HR	S	P	ERA	WHIP

BOTTOM

Philadelphia Athletics @ Boston Red Sox

Fenway Park, Boston, MA

Sat Jul 03 1954, 3:33 AM EDT

Att. 7,232 - Unknown

livebaseballscorecards.com

AB	33
R	3
H	7
RBI	3
BB	4
SO	7
LOB	15

TOP

Philadelphia Athletics @ Boston Red Sox

Fenway Park, Boston, MA

Sun Jul 04 1954, 3:33 AM EDT

Att. 13,861 - Unknown

livebaseballscorecards.com

Batter	1	2	3	4	5	6	7	8	9	AB	R	H	RBI	BB	SO	LOB
Spook Jacobs, R (1, 4) OBP: 0.347, SLG: 0.307	G5-4-3 1B		5-3		F7		1B			4	0	2	0	0	0	1
Eddie Joost, R (1, 5) OBP: 0.417, SLG: 0.425	G5-4-3 1-2f		G4-6-3 BB		K		5-3			2	0	0	0	1	1	2
Jim Finigan, R (7, PH) OBP: 0.385, SLG: 0.433 (7, 5)										1	0	0	0	0	0	1
Lou Limmer, L (1, 3) OBP: 0.311, SLG: 0.385	1B 1B		G4-6-3 1-2f			F9		G3		4	0	1	0	0	0	1
Bill Renna, R (1, 9) OBP: 0.336, SLG: 0.441	1-3 1B			F8		E BB		K		3	0	1	0	1	1	0
Gus Zernial, R (1, 7) OBP: 0.333, SLG: 0.480	F9			K		P3		F9		4	0	0	0	0	1	3
Bill Wilson, R (1, 8) OBP: 0.341, SLG: 0.495		FC6-4 BB		FC5-4 1B		E5 1-3			3-1	3	0	1	0	1	0	1
Joe Demaestri, R (1, 6) OBP: 0.241, SLG: 0.266		FC6-4 1-2f		FC5-4 1-2f		K			5-3 1B	4	0	1	0	0	1	4
Billy Shantz, R (1, 2) OBP: 0.324, SLG: 0.391		F9	5-3				G6-4-3 1B		5-3 1-2	1	0	0	0	0	0	1
Joe Astroth, R (2, 2) OBP: 0.281, SLG: 0.193										3	0	1	0	0	0	1
Al Sima, R (1, 1) OBP: 0.100, SLG: 0.100		K	2B				G6-4-3 1-2f		4-3	1	0	0	0	0	1	1
Sonny Dixon, S (3, 1) OBP: 0.091, SLG: 0.182										1	0	1	0	0	0	0
Pete Suder, R (7, PH) OBP: 0.258, SLG: 0.300										1	0	0	0	0	0	1
Hal Raether, R (7, 1)										0	0	0	0	0	0	0
Jim Robertson, R (9, PH) OBP: 0.256, SLG: 0.162										1	0	0	0	0	0	1
Inning Stats	R: 0 E: 0 K: 0 S: 5 H: 3 LOB: 2 BB: 0 P: 5	R: 0 E: 0 K: 1 S: 5 H: 0 LOB: 1 BB: 1 P: 9	R: 0 E: 0 K: 0 S: 2 H: 0 LOB: 0 BB: 1 P: 6	R: 0 E: 0 K: 1 S: 6 H: 1 LOB: 1 BB: 0 P: 6	R: 0 E: 0 K: 1 S: 6 H: 1 LOB: 1 BB: 0 P: 6	R: 0 E: 1 K: 1 S: 6 H: 0 LOB: 2 BB: 1 P: 10	R: 0 E: 0 K: 0 S: 4 H: 2 LOB: 1 BB: 0 P: 4	R: 0 E: 0 K: 1 S: 5 H: 0 LOB: 0 BB: 0 P: 5	R: 0 E: 0 K: 0 S: 4 H: 1 LOB: 1 BB: 0 P: 4	1B: 7 2B: 1 3B: 0 HR: 0	SF: 0 SAC: 0 DP: 3 HBP: 0						

	AB	33
	R	0
	H	8
	RBI	0
	BB	3
	SO	5
	LOB	18

WP: 0 PB: 0 SB: 0 CS: 0 PA: 36

PITCHER	IP	WLS	BF	H	R	ER	SO	BB	IBB	HBP	BLK	WP	HR	S	P	ERA	WHIP
Leo Kiely, L (1, 1) ERA: 3.49	9.0	W	36	8	0	0	5	3	0	0	0	0	0	43	55	0.00	1.222

PITCHER	IP	WLS	BF	H	R	ER	SO	BB	IBB	HBP	BLK	WP	HR	S	P	ERA	WHIP

Batter	1	2	3	4	5	6	7	8	9	AB	R	H	RBI	BB	SO	LOB
Milt Bolling, R (1, 6) OBP: 0.342, SLG: 0.396	CS 1B	1-H 1B 2B		BBBB 1B FC1-2 BB	FC6-4 1-2f		BBBB 1-2 2-3 3-H BB			3	1	2	1	2	0	2
Billy Goodman, L (1, 3) OBP: 0.352, SLG: 0.358	FC5 1-2 1B	2-H 1B		BLK FC1-2 1-3 1B		1-3	G1-2-3 3-Hf			5	1	3	1	0	0	3
Ted Williams, L (1, 7) OBP: 0.492, SLG: 0.566	FC5 BB 1-2f 1B	6-3		FC1-2 BLK 1-2 E 3-H		4-3 1B		BBBB G6-4-3 BB		4	2	1	0	1	0	4
Jackie Jensen, R (1, 9) OBP: 0.324, SLG: 0.432 Jim Piersall, R (4, PR) OBP: 0.313, SLG: 0.345 (5, 9)	BBBB 1B 1-2 1B BB	HR 2B		E6 1-H 2-H 1B		4-3 1-2		G6-4-3 1-2f		2 2	2 0	2 0	1 0	1 0	0 0	0 2
Karl Olson, R (1, 8) OBP: 0.361, SLG: 0.427	1B 1-2 2-H 1B	5-3		P3		SSS K		6-3		5	0	1	1	0	1	3
Sammy White, R (1, 2) OBP: 0.318, SLG: 0.440	FC6-4 1-2 2-H 1B	2-H HR			1-3		P4			4	1	2	3	0	0	0
Ted Lepcio, R (1, 4) OBP: 0.368, SLG: 0.398	FC6-4 1-2f	5-3			1B 1B		BB BLK BB 1B			4	1	2	0	0	0	2
Grady Hatton, L (1, 5) OBP: 0.351, SLG: 0.327		2B 1B	1-3		FC6-4 1-2 1B		BBBB BB BB 1-2 G1-2-3 BB			3	0	2	0	1	0	0
Leo Kiely, L (1, 1) OBP: 0.111, SLG: 0.115		SSS K		P3	P3		BBBB BB 1-2 2-3 BB			3	0	0	0	1	1	3
Inning Stats	R: 2 E: 0 K: 0 S: 6 H: 4 LOB: 2 BB: 1 P: 10	R: 1 E: 0 K: 1 S: 7 H: 3 LOB: 1 BB: 0 P: 7	R: 2 E: 0 K: 0 S: 5 H: 2 LOB: 0 BB: 0 P: 5	R: 2 E: 1 K: 0 S: 5 H: 2 LOB: 1 BB: 1 P: 9	R: 0 E: 0 K: 0 S: 5 H: 2 LOB: 2 BB: 0 P: 5	R: 0 E: 0 K: 1 S: 6 H: 1 LOB: 1 BB: 0 P: 6	R: 1 E: 0 K: 0 S: 3 H: 1 LOB: 2 BB: 3 P: 15	R: 0 E: 0 K: 0 S: 2 H: 0 LOB: 0 BB: 1 P: 6		1B: 12 2B: 2 3B: 0 HR: 1	SF: 0 SAC: 0 DP: 2 HBP: 0					

PITCHER		IP	WLS	BF	H	R	ER	SO	BB	IBB	HBP	BLK	WP	HR	S	P	ERA	WHIP
Al Sima, L ERA: 3.64	(1, 1)	2.1	L	15	9	5	5	1	1	0	0	0	0	1	16	20	19.29	4.286
Sonny Dixon, R ERA: 3.28	(3, 1)	3.2		17	5	2	1	1	1	0	0	1	0	0	18	22	2.46	1.636
Hal Raether, R ERA: 4.5	(7, 1)	2.0		9	1	1	1	0	4	0	0	1	0	0	5	21	4.50	2.500

PITCHER	IP	WLS	BF	H	R	ER	SO	BB	IBB	HBP	BLK	WP	HR	S	P	ERA	WHIP

BOTTOM

Philadelphia Athletics @ Boston Red Sox

Fenway Park, Boston, MA

Sun Jul 04 1954, 3:33 AM EDT

Att. 13,861 - Unknown

livebaseballscorecards.com

AB	35
R	8
H	15
RBI	7
BB	6
SO	2
LOB	19

Batter	1	2	3	4	5	6	7	8	9	AB	R	H	RBI	BB	SO	LOB
Milt Bolling, R (1, 6) OBP: 0.341, SLG: 0.389	L6		SH5-3 2B BB	P4		L4 / G4-6-3 BB	FC5 2-3f			4	1	0	0	2	0	7
Billy Goodman, L (1, 3) OBP: 0.345, SLG: 0.351	F8		SH5-3 1-2		G3	FC2 1B / G4-6-3		6-3		5	1	0	0	0	0	4
Ted Williams, L (1, 7) OBP: 0.511, SLG: 0.594	BB		2B 2-H		HR BB	1B 2B BB 1-2 2-3	1B 2B		F9	2	2	2	1	3	0	0
Jim Piersall, R (7, PR) (7, 8) OBP: 0.311, SLG: 0.344										1	1	0	0	0	0	0
Jackie Jensen, R (1, 9) OBP: 0.328, SLG: 0.445	4-3		6-3		HR 1-H	2B HR 1B 1-3 2-H 3-H	1B BB 1B 2-H		F3	6	3	3	5	0	0	2
Karl Olson, R (1, 8) (7, 7) OBP: 0.360, SLG: 0.431		1-3	F8		4-3	HR 2B 1-3 3-H	BB BB 1B 1-3		P5	6	1	2	1	0	0	1
Sammy White, R (1, 2) OBP: 0.322, SLG: 0.440		3B 1B		4-3	1B	HR IBB	F8		6-3	5	2	2	0	1	0	3
Ted Lepcio, R (1, 4) OBP: 0.375, SLG: 0.427		1-H 3B		F2	F7	HR 1-H 2-H 3-H	FC5 BB 1-2 BB		1B	5	1	3	5	1	0	1
Grady Hatton, L (1, 5) OBP: 0.363, SLG: 0.336	K		BB 1B			E SH E 1B / 1B WP HBP	1-2 2-3 3-H BB		F9	3	1	2	0	0	1	1
Billy Consolo, R (6, PR) (6, 5) OBP: 0.225, SLG: 0.141										1	0	0	1	1	0	1
Willard Nixon, L (1, 1) OBP: 0.306, SLG: 0.194	F9		1-2 BB			SH BB E 1B 1-3 / BB 1-3 1B	K			3	1	1	0	1	1	4

TOP

Boston Red Sox @ Washington Senators

Griffith Stadium, Washington, DC

Mon Jul 05 1954, 3:33 AM EDT

Cloudy

	AB	R	H	RBI	BB	SO	LOB
	41	14	15	13	9	2	24

livebaseballscorecards.com

Inning Stats	1	2	3	4	5	6	7	8	9
	R: 0 E: 0 K: 0 S: 3	H: 0 LOB: 1 BB: 1 P: 7	R: 1 E: 0 K: 1 S: 7	H: 2 LOB: 1 BB: 0 P: 7	R: 1 E: 0 K: 0 S: 4	H: 1 LOB: 1 BB: 1 P: 8	R: 0 E: 0 K: 0 S: 4	H: 1 LOB: 2 BB: 1 P: 8	R: 2 E: 0 K: 0 S: 5	H: 2 LOB: 1 BB: 1 P: 9	R: 8 E: 2 K: 0 S: 9	H: 5 LOB: 3 BB: 3 P: 22	R: 2 E: 0 K: 1 S: 8	H: 3 LOB: 3 BB: 2 P: 16	R: 0 E: 0 K: 0 S: 3	H: 0 LOB: 0 BB: 0 P: 3	R: 0 E: 0 K: 0 S: 4	H: 1 LOB: 1 BB: 0 P: 4

	1B	SF	WP	PA
	9	0	1	53
	2B	SAC	PB	
	3	2	0	
	3B	DP	SB	
	1	1	0	
	HR	HBP	CS	
	2	1	0	

PITCHER		IP	WLS	BF	H	R	ER	SO	BB	IBB	HBP	BLK	WP	HR	S	P	ERA	WHIP
Connie Marrero, R ERA: 4.3	(1, 1)	5.0	L	25	6	4	4	1	4	0	0	0	0	1	23	39	7.20	2.000
Bunky Stewart, L ERA: 6.59	(6, 1)	0.1		5	1	4	0	0	1	0	0	0	0	0	4	8	0.00	6.000
Camilo Pascual, R ERA: 5.86	(6, 1)	0.0		6	4	4	0	0	0	1	1	0	1	1	4	9	∞	∞
Gus Keriazakos, R ERA: 4.85	(6, 1)	3.2		17	4	2	2	1	3	0	0	0	0	0	16	28	4.91	1.909

PITCHER	IP	WLS	BF	H	R	ER	SO	BB	IBB	HBP	BLK	WP	HR	S	P	ERA	WHIP

Batter	1	2	3	4	5	6	7	8	9	AB	R	H	RBI	BB	SO	LOB
Eddie Yost, R (1, 5) OBP: 0.394, SLG: 0.366	S S S 0-3 ① K		B B B B 4-0 FC4-6 BB		x 0-0 ③ 5-3			x 0-0 ② F8		3	0	0	0	1	1	0
Johnny Pesky, L (1, 4)	x 0-0 ② G3		x 0-0 ① FC4-6 FC5-4 1-2f			x 0-0 3-1 1B		x 0-0 ③ F7		4	0	1	0	0	0	1
Mickey Vernon, L (1, 3) Roy Sievers, R (8, 3) OBP: 0.332, SLG: 0.421	x 0-0 1B 1B		x 0-0 ② F8			x 0-0 ① 3-1 1-2			x 0-0 ① 5-3	3 1	0 0	1 0	0 0	0 0	0 0	2 0
Clyde Vollmer, R (1, 7) OBP: 0.282, SLG: 0.353	x 0-0 1-2 1B		x 0-0 ③ FC5-4 1-2f			x 0-0 ② F7			x 0-0 1B 1B	4	0	2	0	0	0	2
Jim Busby, R (1, 8) OBP: 0.341, SLG: 0.444	x 0-0 ③ F3			x 0-0 ① 5-3		x 0-0 ③ 5-3			x 0-0 1-2 FC6-4 1B	4	0	1	0	0	0	3
Pete Runnels, L (1, 6) OBP: 0.368, SLG: 0.402 Jerry Snyder, R (8, 6)		x 0-0 ① 4-3		B B B B 4-0 G4-6-3 BB			x 0-0 ① F8		S S S 0-3 ② K	2 1	0 0	0 0	0 0	1 0	0 1	0 2
Tom Umphlett, R (1, 9) OBP: 0.270, SLG: 0.284		x 0-0 ② P4		x 0-0 ② ③ G4-6-3 1-2f			x 0-0 ② 5-3		x 0-0 ③ FC6-4 1-2f	4	0	0	0	0	0	3
Ed Fitz Gerald, R (1, 2) OBP: 0.353, SLG: 0.325		x 0-0 1B			x 0-0 ① 4-3		x 0-0 ③ F8			3	0	1	0	0	0	0
Connie Marrero, R (1, 1) Tom Wright, L (5, PH) OBP: 0.331, SLG: 0.355 Bunky Stewart, L (6, 1) Camilo Pascual, R (6, 1) Gus Keriazakos, R (6, 1)		S S S 0-3 ③ K			x 0-0 ② F7			x 0-0 ① 6-3		1 1 0 0 1	0 0 0 0 0	0 0 0 0 0	0 0 0 0 0	0 0 0 0 0	1 0 0 0 0	1 0 0 0 0
Inning Stats	R: 0 H: 2 E: 0 LOB: 2 K: 1 BB: 0 S: 7 P: 7	R: 0 H: 1 E: 0 LOB: 1 K: 1 BB: 0 S: 6 P: 6	R: 0 H: 0 E: 0 LOB: 1 K: 0 BB: 1 S: 3 P: 7	R: 0 H: 0 E: 0 LOB: 0 K: 0 BB: 1 S: 2 P: 6	R: 0 H: 0 E: 0 LOB: 0 K: 0 BB: 0 S: 3 P: 3	R: 0 H: 1 E: 0 LOB: 1 K: 0 BB: 0 S: 4 P: 4	R: 0 H: 0 E: 0 LOB: 0 K: 0 BB: 0 S: 3 P: 3	R: 0 H: 0 E: 0 LOB: 0 K: 0 BB: 0 S: 3 P: 3	R: 0 H: 2 E: 0 LOB: 2 K: 1 BB: 0 S: 7 P: 7	1B: 6 2B: 0 3B: 0 HR: 0	SF: 0 SAC: 0 DP: 1 HBP: 0					WP: 0 PB: 0 SB: 0 CS: 0	PA: 34

PITCHER	IP	WLS	BF	H	R	ER	SO	BB	IBB	HBP	BLK	WP	HR	S	P	ERA	WHIP
Willard Nixon, R (1, 1) ERA: 4.66	9.0	W	34	6	0	0	3	2	0	0	0	0	0	38	46	0.00	0.889

PITCHER	IP	WLS	BF	H	R	ER	SO	BB	IBB	HBP	BLK	WP	HR	S	P	ERA	WHIP

BOTTOM

Boston Red Sox @ Washington Senators

Griffith Stadium, Washington, DC

Mon Jul 05 1954, 3:33 AM EDT

Cloudy

livebaseballscorecards.com

AB	32
R	0
H	6
RBI	0
BB	2
SO	3
LOB	14

Batter	1	2	3	4	5	6	7	8	9	AB	R	H	RBI	BB	SO	LOB
Milt Bolling, R (1, 6) OBP: 0.336, SLG: 0.382	F8		F7		G3			G3		4	0	0	0	0	0	0
Billy Goodman, L (1, 3) OBP: 0.344, SLG: 0.346	BB		P6			P4		F8		3	0	0	0	1	0	0
Ted Williams, L (1, 7) OBP: 0.504, SLG: 0.577	K		4-3			BB		4-3		3	0	0	0	1	1	1
Jackie Jensen, R (1, 9) OBP: 0.327, SLG: 0.442	F8			K		1B			6-3	4	0	1	0	0	1	1
Karl Olson, R (1, 8) OBP: 0.357, SLG: 0.425		F7		1B		P3			6-3	4	0	1	0	0	0	2
Sammy White, R (1, 2) OBP: 0.321, SLG: 0.437		P6		F5		F7			1B	4	0	1	0	0	0	3
Ted Lepcio, R (1, 4) OBP: 0.373, SLG: 0.437		HR		F8			P5		L7	4	1	1	1	0	0	2
Billy Consolo, R (1, 5) OBP: 0.230, SLG: 0.149		1B			L4		F7			3	0	1	0	0	0	0
Bill Henry, L (1, 1) OBP: 0.200, SLG: 0.125		K			K		5-3			2	0	0	0	0	2	1
Ellis Kinder, R (5, 1) OBP: 0.231, SLG: 0.231										0	0	0	0	0	0	0
Jim Piersall, R (7, PH) OBP: 0.310, SLG: 0.342										1	0	0	0	0	0	0
Hal Brown, R (7, 1) OBP: 0.231, SLG: 0.091										0	0	0	0	0	0	0
Inning Stats	R: 0 E: 0 K: 1 S: 5 H: 0 LOB: 1 BB: 1 P: 9	R: 1 E: 0 K: 1 S: 7 H: 2 LOB: 1 BB: 0 P: 7	R: 0 E: 0 K: 0 S: 3 H: 0 LOB: 0 BB: 0 P: 3	R: 0 E: 0 K: 1 S: 6 H: 1 LOB: 1 BB: 0 P: 6	R: 0 E: 0 K: 1 S: 5 H: 0 LOB: 0 BB: 0 P: 5	R: 0 E: 0 K: 0 S: 4 H: 1 LOB: 2 BB: 1 P: 8	R: 0 E: 0 K: 0 S: 3 H: 0 LOB: 0 BB: 0 P: 3	R: 0 E: 0 K: 0 S: 3 H: 0 LOB: 0 BB: 0 P: 3	R: 0 E: 0 K: 0 S: 4 H: 1 LOB: 1 BB: 0 P: 4	1B: 4 2B: 0 3B: 0 HR: 1 SF: 0 SAC: 0 DP: 0 HBP: 0						

PITCHER	IP	WLS	BF	H	R	ER	SO	BB	IBB	HBP	BLK	WP	HR	S	P	ERA	WHIP
Chuck Stobbs, L (1, 1) ERA: 4.96	9.0	W	34	5	1	1	4	2	0	0	0	0	1	40	48	1.00	0.778

PITCHER	IP	WLS	BF	H	R	ER	SO	BB	IBB	HBP	BLK	WP	HR	S	P	ERA	WHIP

TOP

Boston Red Sox @ Washington Senators

Griffith Stadium, Washington, DC

Mon Jul 05 1954, 3:38 AM EDT

Att. 14,514 - Cloudy

livebaseballscorecards.com

AB	32
R	1
H	5
RBI	1
BB	2
SO	4
LOB	10

PA: 34

WP: 0
PB: 0
SB: 0
CS: 0

BOTTOM

Boston Red Sox @ Washington Senators

Griffith Stadium, Washington, DC

Mon Jul 05 1954, 3:38 AM EDT

Att. 14,514 - Cloudy

livebaseballscorecards.com

Batter	1	2	3	4	5	6	7	8	9	AB	R	H	RBI	BB	SO	LOB
Eddie Yost, R (1, 5) OBP: 0.399, SLG: 0.372	G6-4-3 1B		BBBB SH1-3 BB		1B 1B 1-2 HR 1B	F7 ②		E SH2-3 1B		4	1	3	0	1	0	1
Wayne Terwilliger, R (1, 4) OBP: 0.268, SLG: 0.275	G6-4-3 ① ② 1-2f		SH1-3 ① 1-2		1B 1-2 2-3 HR 1B	6-3 ③		SH2-3 ① 1-2		3	1	1	0	0	0	2
Mickey Vernon, L (1, 3) OBP: 0.365, SLG: 0.565	F9 ③		P4 ②		1-2 2-3 3-H HR 1B		E9 2B	P4 ② 2-3		5	2	2	1	0	0	2
Roy Sievers, R (1, 7) OBP: 0.330, SLG: 0.429		E6 5-3 1B	F9 ③		1-H 2-H 3-H HR		4-3 ①	P4 ③		5	1	1	4	0	0	2
Jim Busby, R (1, 8) OBP: 0.340, SLG: 0.441		5-3 1-2 1B		5-3 ①	6-3 ①		F9 ②			4	0	1	0	0	0	0
Pete Runnels, L (1, 6) OBP: 0.369, SLG: 0.411		F5 ①		1B	F9 ②		1B 3B			4	1	2	0	0	0	2
Tom Umphlett, R (1, 9) OBP: 0.269, SLG: 0.283		5-3 ② 1-2 2-3		F9 ②	F8 ③		HBP 3-H 1B			4	0	1	1	0	0	3
Joe Tipton, R (1, 2) OBP: 0.348, SLG: 0.301		IIII IBB		F7 ③		BBBB SH1-4 BB	H 1-0 1-2 HBP			1	0	0	0	2	0	1
Chuck Stobbs, L (1, 1) OBP: 0.182, SLG: 0.227		G3 ③			1B 1B 1B 1B	SH1-4 ① 1-2	F8 ③			3	1	1	0	0	0	5

Inning Stats	1	2	3	4	5	6	7	8	9
	R: 0 E: 0 K: 0 S: 3	R: 0 E: 1 K: 0 S: 5	R: 0 E: 0 K: 0 S: 3	R: 0 E: 0 K: 0 S: 4	R: 5 E: 0 K: 0 S: 8	R: 0 E: 0 K: 0 S: 3	R: 2 E: 1 K: 0 S: 6	R: 0 E: 1 K: 0 S: 4	
	H: 1 LOB: 0 BB: 0 P: 3	H: 1 LOB: 3 BB: 1 P: 9	H: 0 LOB: 1 BB: 1 P: 7	H: 1 LOB: 1 BB: 0 P: 4	H: 5 LOB: 0 BB: 0 P: 8	H: 0 LOB: 1 BB: 1 P: 7	H: 3 LOB: 2 BB: 0 P: 7	H: 1 LOB: 1 BB: 0 P: 4	

1B: 9	SF: 0
2B: 1	SAC: 3
3B: 1	DP: 1
HR: 1	HBP: 1

WP: 0	PA: 40
PB: 0	
SB: 0	
CS: 0	

AB	**33**
R	**7**
H	**12**
RBI	**6**
BB	**3**
SO	**0**
LOB	**18**

PITCHER		IP	WLS	BF	H	R	ER	SO	BB	IBB	HBP	BLK	WP	HR	S	P	ERA	WHIP
Bill Henry, L ERA: 4.84	(1, 1)	4.0	L	21	7	4	4	0	1	1	0	0	0	0	19	27	9.00	2.000
Ellis Kinder, R ERA: 3.47	(5, 1)	2.0		8	1	1	1	0	1	0	0	0	0	1	7	11	4.50	1.000
Hal Brown, R ERA: 4.7	(7, 1)	2.0		11	4	2	2	0	0	0	1	0	0	0	10	11	9.00	2.000

PITCHER	IP	WLS	BF	H	R	ER	SO	BB	IBB	HBP	BLK	WP	HR	S	P	ERA	WHIP

Batter	1	2	3	4	5	6	7	8	9	AB	R	H	RBI	BB	SO	LOB
Milt Bolling, R (1, 6) OBP: 0.333, SLG: 0.375	F7		BBB, SH, SF9, BB	FC6-4, 1-2f			F7		5-3	4	1	0	0	1	0	2
Billy Goodman, L (1, 3) OBP: 0.347, SLG: 0.359	3B		SH, 1-3		F7		1B		3-1	3	0	2	0	0	0	0
Harry Agganis, L (9, PH) OBP: 0.325, SLG: 0.397										1	0	0	0	0	0	0
Ted Williams, L (1, 7) OBP: 0.497, SLG: 0.566	BBBB, G6-4-3, BB		SF9, 3-H		6-3		SSS, K			2	0	0	1	1	1	1
Jackie Jensen, R (1, 9) OBP: 0.326, SLG: 0.440	G6-4-3, 1-2f		P4		P6			1B		4	0	1	0	0	0	3
Karl Olson, R (1, 8) OBP: 0.354, SLG: 0.420		FC4-6, 1B	5-3			F8		F8		4	0	1	0	0	0	2
Sammy White, R (1, 2) OBP: 0.320, SLG: 0.434		F7		FC4-6, 1B		5-3		SSS, K		4	0	1	0	0	1	2
Ted Lepcio, R (1, 4) OBP: 0.375, SLG: 0.438		FC4-6, BB, 1-2f	SSS, K			S, 1B		1-2, 1B		4	0	2	0	0	1	2
Grady Hatton, L (1, 5) OBP: 0.362, SLG: 0.330		BBBB, 1-2, BB		FC4-6, BB, 1-2f		SSS, K, 1-2		P4		2	0	0	0	1	1	2
Don Lenhardt, R (8, PH) OBP: 0.301, SLG: 0.408										1	0	0	0	0	0	2
Billy Consolo, R (8, 5) OBP: 0.230, SLG: 0.149										0	0	0	0	0	0	0
Frank Sullivan, R (1, 1) OBP: 0.192, SLG: 0.045		SSS, K		BBBB, FC6-4, 1-2, BB			SSS, K		SSS, K	2	0	0	0	1	2	2
Charlie Maxwell, L (9, PH) OBP: 0.306, SLG: 0.276										1	0	0	0	0	1	0
Inning Stats	R: 0 H: 1 E: 0 LOB: 1 K: 0 BB: 1 S: 3 P: 7	R: 0 H: 1 E: 0 LOB: 2 K: 1 BB: 1 S: 6 P: 10	R: 1 H: 0 E: 1 LOB: 1 K: 0 BB: 1 S: 4 P: 8	R: 0 H: 1 E: 0 LOB: 2 K: 1 BB: 1 S: 6 P: 10	R: 0 H: 0 E: 0 LOB: 0 K: 0 BB: 0 S: 3 P: 3	R: 0 H: 1 E: 0 LOB: 1 K: 1 BB: 0 S: 6 P: 6	R: 0 H: 1 E: 0 LOB: 1 K: 2 BB: 0 S: 8 P: 8	R: 0 H: 2 E: 0 LOB: 2 K: 1 BB: 0 S: 7 P: 7	R: 0 H: 0 E: 0 LOB: 0 K: 1 BB: 0 S: 5 P: 5	1B: 6 SF: 1 2B: 0 SAC: 1 3B: 1 DP: 1 HR: 0 HBP: 0						

PITCHER		IP	WLS	BF	H	R	ER	SO	BB	IBB	HBP	BLK	WP	HR	S	P	ERA	WHIP
Whitey Ford, L ERA: 3.47	(1, 1)	8.0	W	35	7	1	0	6	4	0	0	0	0	0	43	59	0.00	1.375
Johnny Sain, R ERA: 1.86	(9, 1)	1.0	S	3	0	0	0	1	0	0	0	0	0	0	5	5	0.00	0.000

PITCHER		IP	WLS	BF	H	R	ER	SO	BB	IBB	HBP	BLK	WP	HR	S	P	ERA	WHIP

TOP

Boston Red Sox @ New York Yankees

Yankee Stadium, Bronx, NY

Tue Jul 06 1954, 3:33 AM EDT
Att. 26,253 - Unknown - 76 F

livebaseballscorecards.com

AB	32
R	1
H	7
RBI	1
BB	4
SO	7
LOB	18

WP: 0 PA: 38
PB: 0
SB: 1
CS: 0

BOTTOM

Boston Red Sox @ New York Yankees

Yankee Stadium, Bronx, NY

Tue Jul 06 1954, 3:33 AM EDT
Att. 26,253 - Unknown - 76 F

Batter	1	2	3	4	5	6	7	8	9	AB	R	H	RBI	BB	SO	LOB
Gil McDougald, R (1, 4) OBP: 0.354, SLG: 0.376	B B B B 4-0 BB		x 0-0 1B		x 0-0 ② F2		B B B B 4-0 BB			2	0	1	0	2	0	0
Joe Collins, L (1, 3) OBP: 0.397, SLG: 0.497	x 0-0 ① F8		S S S 0-3 ③ K		x 0-0 HR		x 0-0 ③ 4-3			4	1	1	1	0	1	3
Mickey Mantle, S (1, 8) OBP: 0.398, SLG: 0.585	x 0-0 ② P5			x 0-0 1B 1B	x 0-0 ③ F7			S S S 0-3 ① K		4	0	1	0	0	1	1
Yogi Berra, L (1, 2) OBP: 0.343, SLG: 0.473	x 0-0 ③ P5			x 0-0 ① P5		x 0-0 ① 4-3		x 0-0 3B 1B		4	1	1	0	0	0	2
Irv Noren, L (1, 9) OBP: 0.391, SLG: 0.483		x 0-0 ① 4-3		x 0-0 S 1-3 1B		x 0-0 ② 4-3		x 0-0 1-H 1B 3B		4	1	2	1	0	0	0
Gene Woodling, L (1, 7) OBP: 0.381, SLG: 0.373		x 0-0 ② F8		B B B 4-0 1-2 BB		x 0-0 ③ 3-1		x 0-0 CS 3-H 1B		3	0	1	1	1	0	0
Andy Carey, R (1, 5) OBP: 0.328, SLG: 0.478		x 0-0 ③ 5-3		x 0-0 ② F9			x 0-0 HR	x 0-0 ② ③ F8 1-2		4	1	1	1	0	0	4
Phil Rizzuto, R (1, 6) OBP: 0.316, SLG: 0.274 Willy Miranda, S (8, 6) OBP: 0.381, SLG: 0.353			x 0-0 ① P6	x 0-0 ③ 1-3			x 0-0 ① F2			3 0	0 0	0 0	0 0	0 0	0 0	3 0
Whitey Ford, L (1, 1) OBP: 0.250, SLG: 0.192 Johnny Sain, R (9, 1) OBP: 0.500, SLG: 0.375			S S S 0-3 ② K		x 0-0 ① 1-3		x 0-0 ② F7			3 0	0 0	0 0	0 0	0 0	1 0	0 0
Inning Stats	R: 0 E: 0 K: 0 S: 3 H: 0 LOB: 1 BB: 1 P: 7	R: 0 E: 0 K: 0 S: 3 H: 0 LOB: 0 BB: 0 P: 3	R: 0 E: 0 K: 2 S: 8 H: 1 LOB: 1 BB: 0 P: 8	R: 0 E: 0 K: 0 S: 5 H: 2 LOB: 3 BB: 1 P: 9	R: 1 E: 0 K: 0 S: 4 H: 1 LOB: 0 BB: 0 P: 4	R: 0 E: 0 K: 0 S: 3 H: 0 LOB: 0 BB: 0 P: 3	R: 1 E: 0 K: 0 S: 4 H: 1 LOB: 1 BB: 1 P: 8	R: 2 E: 0 K: 1 S: 7 H: 3 LOB: 0 BB: 0 P: 7		1B: 5 2B: 0 3B: 1 HR: 2	SF: 0 SAC: 0 DP: 0 HBP: 0						

PITCHER	IP	WLS	BF	H	R	ER	SO	BB	IBB	HBP	BLK	WP	HR	S	P	ERA	WHIP
Frank Sullivan, R (1, 1) ERA: 3.48	8.0	L	34	8	4	4	3	3	0	0	0	0	2	37	49	4.50	1.375

PITCHER	IP	WLS	BF	H	R	ER	SO	BB	IBB	HBP	BLK	WP	HR	S	P	ERA	WHIP

AB	31
R	4
H	8
RBI	4
BB	3
SO	3
LOB	13

WP: 0 PA: 34
PB: 0
SB: 1
CS: 1

livebaseballscorecards.com

Batter	1	2	3	4	5	6	7	8	9	AB	R	H	RBI	BB	SO	LOB
Milt Bolling, R (1, 6) OBP: 0.340, SLG: 0.379	HR 1B	P7		BBBB HR BB		1B				4	2	2	0	1	0	1
Harry Agganis, L (1, 3) OBP: 0.324, SLG: 0.408	K	F9		1-H HR		3-1				4	1	1	2	0	1	2
Ted Williams, L (1, 7) OBP: 0.503, SLG: 0.596	1-H HR		BBBB G4-6-3 BB BB	1B			F9			3	1	2	2	1	0	0
Charlie Maxwell, L (7, 7) OBP: 0.306, SLG: 0.276										0	0	0	0	0	0	0
Jackie Jensen, R (1, 9) OBP: 0.325, SLG: 0.435	L6		BBBB 1-2 G4-6-3 BB	F8			6-3			3	0	0	0	1	0	1
Karl Olson, R (1, 8) OBP: 0.351, SLG: 0.415	WP 1B 1B		G4-6-3 1-2f 2-3		6-3		1-3			4	1	1	0	0	0	2
Sammy White, R (1, 2) OBP: 0.324, SLG: 0.434	1-H 1B		BBBB BB		P3			1B 1B 2B 1B		2	0	1	1	1	0	0
Mickey Owen, R (7, 2) OBP: 0.333, SLG: 0.259										1	1	1	0	0	0	0
Ted Lepcio, R (1, 4) OBP: 0.373, SLG: 0.435	K		L5	F8				1-2 1B 2B 1B		4	1	1	0	0	1	3
Grady Hatton, L (1, 5) OBP: 0.366, SLG: 0.363		HR		4-3		F3		1-2 2-3 2B 1B		4	2	2	1	0	0	0
Tom Brewer, R (1, 1) OBP: 0.259, SLG: 0.308		K		F2		P6		1-H 2-H 3-H 2B		1	0	0	0	0	1	0
Bill Henry, L (2, 1) OBP: 0.200, SLG: 0.125										0	0	0	0	0	0	0
Russ Kemmerer, R (2, 1)										1	0	0	0	0	0	0
Floyd Baker, L (6, PH) OBP: 0.200, SLG: 0.300										1	0	0	0	0	0	0
Hal Brown, R (6, 1) OBP: 0.286, SLG: 0.250										1	0	1	3	0	0	0
Inning Stats	R: 3 E: 0 K: 2 S: 11 H: 4 LOB: 1 BB: 0 P: 11	R: 1 E: 0 K: 1 S: 6 H: 1 LOB: 0 BB: 0 P: 6	R: 0 E: 0 K: 0 S: 2 H: 0 LOB: 2 BB: 3 P: 14	R: 2 E: 0 K: 0 S: 5 H: 2 LOB: 1 BB: 1 P: 9	R: 0 E: 0 K: 0 S: 3 H: 0 LOB: 0 BB: 0 P: 3	R: 0 E: 0 K: 0 S: 4 H: 1 LOB: 1 BB: 0 P: 4	R: 0 E: 0 K: 0 S: 3 H: 0 LOB: 0 BB: 0 P: 3	R: 3 E: 0 K: 0 S: 4 H: 4 LOB: 1 BB: 0 P: 4		1B: 8 2B: 1 3B: 0 HR: 3 SF: 0 SAC: 0 DP: 1 HBP: 0				WP: 1 PB: 0 SB: 0 CS: 0 PA: 37		

PITCHER	IP	WLS	BF	H	R	ER	SO	BB	IBB	HBP	BLK	WP	HR	S	P	ERA	WHIP
Allie Reynolds, R (1, 1) ERA: 3.23	3.2		21	7	6	6	3	4	0	0	0	1	3	23	39	14.73	3.000
Marlin Stuart, R (4, 1) ERA: 4.75	3.1	W	15	5	3	3	0	0	0	0	0	0	0	15	15	8.10	1.500
Tom Gorman, R (8, 1) ERA: 1.57	0.0		1	0	0	0	0	0	0	0	0	0	0	0	0	∞	∞

PITCHER	IP	WLS	BF	H	R	ER	SO	BB	IBB	HBP	BLK	WP	HR	S	P	ERA	WHIP

TOP

Boston Red Sox @ New York Yankees

Yankee Stadium, Bronx, NY

Wed Jul 07 1954, 3:33 AM EDT

Att. 12,910 - Cloudy

livebaseballscorecards.com

AB	33
R	9
H	12
RBI	9
BB	4
SO	3
LOB	9

Batter	1	2	3	4	5	6	7	8	9	AB	R	H	RBI	BB	SO	LOB
Gil McDougald, R (1, 4) OBP: 0.359, SLG: 0.379	6-3	SH3 2-3 3-H	1B			1B 1B	BBB HR BB			3	2	2	1	1	0	0
Joe Collins, L (1, 3) OBP: 0.397, SLG: 0.513	1-3	HR 3-H	L6			1B 1-2 3B	L9			5	2	2	2	0	0	2
Mickey Mantle, S (1, 8) OBP: 0.404, SLG: 0.599	HR	BB 3B BB	F9			1-2 2-H 3B 1B	1-2 HR 1B			4	4	3	2	1	0	0
Hank Bauer, R (8, 9) OBP: 0.383, SLG: 0.471										0	0	0	0	0	0	0
Yogi Berra, L (1, 2) OBP: 0.346, SLG: 0.490	4-3	1-2 3B BB	F2			1-H 2-H 3B 3B	1-H 2-H HR			4	3	2	5	1	0	0
Irv Noren, L (1, 9) OBP: 0.401, SLG: 0.514 (8, 8)	1B 1B 1B WP 1-H 2-H 3B			0-0 1B		0-0 1B 3-H 3B	S S S K			5	3	4	3	0	1	0
Gene Woodling, L (1, 7) OBP: 0.381, SLG: 0.383	1B 1-2 1B 1B 3B 3-H			F7		P5	F8			5	1	2	0	0	0	2
Andy Carey, R (1, 5) OBP: 0.331, SLG: 0.479	SH1-4 1B 1-3 2-H SH3 1B 6-3				F8	3-H 1B				4	1	2	2	0	0	1
Phil Rizzuto, R (1, 6) OBP: 0.317, SLG: 0.275		SH3 SH1-4 1-2 HR 3-H 1B	F3		S S S K		F8			3	1	1	1	0	1	0
Eddie Robinson, L (6, PH) OBP: 0.314, SLG: 0.300										1	0	0	0	0	0	1
Willy Miranda, S (7, 6) OBP: 0.381, SLG: 0.353										0	0	0	0	0	0	0
Allie Reynolds, R (1, 1) OBP: 0.216, SLG: 0.222	SH1-4 1-2 2-3		L3		F8	S S S K				1	0	0	0	0	0	0
Marlin Stuart, L (4, 1)										2	0	0	0	0	1	1
Tom Gorman, R (8, 1)										0	0	0	0	0	0	0
Inning Stats	R: 1 E: 0 K: 0 S: 4 H: 1 LOB: 0 BB: 0 P: 4	R: 8 E: 0 K: 0 S: 10 H: 7 LOB: 1 BB: 2 P: 18	R: 0 E: 0 K: 0 S: 4 H: 1 LOB: 1 BB: 0 P: 4	R: 0 E: 0 K: 0 S: 4 H: 1 LOB: 1 BB: 0 P: 4	R: 0 E: 0 K: 1 S: 5 H: 0 LOB: 0 BB: 0 P: 5	R: 5 E: 0 K: 1 S: 11 H: 6 LOB: 1 BB: 0 P: 11	R: 3 E: 0 K: 1 S: 7 H: 2 LOB: 0 BB: 1 P: 11			1B: 11 2B: 0 3B: 4 HR: 3 SF: 0 SAC: 2 DP: 0 HBP: 0				WP: 1 PB: 0 SB: 0 CS: 0 PA: 42		

BOTTOM

Boston Red Sox @ New York Yankees

Yankee Stadium, Bronx, NY

Wed Jul 07 1954, 3:33 AM EDT

Att. 12,910 - Cloudy

livebaseballscorecards.com

AB	37
R	17
H	18
RBI	16
BB	3
SO	3
LOB	7

PITCHER		IP	WLS	BF	H	R	ER	SO	BB	IBB	HBP	BLK	WP	HR	S	P	ERA	WHIP
Tom Brewer, R ERA: 3.99	(1, 1)	1.2	L	12	6	7	7	0	1	0	0	0	0	2	11	15	37.80	4.200
Bill Henry, L ERA: 5.06	(2, 1)	0.0		3	2	2	2	0	1	0	0	0	1	0	2	6	∞	∞
Russ Kemmerer, R ERA: 4.5	(2, 1)	3.1		12	2	0	0	1	0	0	0	0	0	0	14	14	0.00	0.600
Hal Brown, R ERA: 5.82	(6, 1)	2.0		15	8	8	8	2	1	0	0	0	0	1	18	22	36.00	4.500

PITCHER	IP	WLS	BF	H	R	ER	SO	BB	IBB	HBP	BLK	WP	HR	S	P	ERA	WHIP

Batter	1	2	3	4	5	6	7	8	9	AB	R	H	RBI	BB	SO	LOB
Milt Bolling, R (1, 6) OBP: 0.348, SLG: 0.383	0-0 SH5-3 2B 1B	4-0 G3 BB		4-0 BB 1-2 BB		0-3 ② K		0-0 G5-3 BB 1-2 1B		3	1	2	0	2	1	1
Billy Goodman, L (1, 3) OBP: 0.350, SLG: 0.356	0-0 ① SH5-3 1-2	0-0 ② G3 1-2		4-0 1-2 2-3 BB		1-0 BB HBP		0-3 ① K		2	0	0	0	1	1	3
Ted Williams, L (1, 7) OBP: 0.507, SLG: 0.586	4-0 2B SF7 BB	0-0 ③ 6-3		0-0 ③ L9		4-0 FC6-4 1-2 2-3 BB		4-0 1-2 2-3 BB		2	1	0	0	3	0	4
Sammy White, R (1, 2) OBP: 0.325, SLG: 0.438 Mickey Owen, R (3, 2) OBP: 0.333, SLG: 0.300	0-0 1-3 2-H 2B		0-0 ① 1-3		0-0 2B	0-0 ③ FC6-4 1-2f		0-0 ②③ G5-3 2-3f		2 3	0 0	1 1	1 0	0 0	0 0	0 6
Jackie Jensen, R (1, 8) OBP: 0.326, SLG: 0.430	4-0 IBB		4-0 G5-4-3 BB		0-0 ① P4		0-0 E6		0-3 ① K	3	0	0	0	2	1	1
Ted Lepcio, R (1, 4) OBP: 0.366, SLG: 0.427	0-0 ② SF7 3-H		0-0 ②③ G5-4-3 1-2f		0-0 ② 6-3		0-3 ① K		0-3 ② K	4	0	0	1	0	2	3
Grady Hatton, L (1, 5) OBP: 0.361, SLG: 0.350	0-0 ③ P5			0-0 ① F7	0-0 ③ P4		0-0 ② L5		1-0 HBP	4	0	0	0	0	0	4
Jim Piersall, R (1, 9) OBP: 0.312, SLG: 0.348		0-3 ① K		0-0 BB BB 1B		0-0 BB 2B	0-0 ③ 6-3		0-0 ③ 1-3	5	0	2	0	0	1	2
Leo Kiely, L (1, 1) OBP: 0.138, SLG: 0.250 Russ Kemmerer, R (5, 1) Karl Olson, R (6, PH) OBP: 0.349, SLG: 0.413 Hal Brown, R (6, 1) OBP: 0.286, SLG: 0.250 Don Lenhardt, R (8, PH) OBP: 0.310, SLG: 0.416 Bill Henry, L (8, 1) OBP: 0.200, SLG: 0.125		0-0 HR		0-3 ② K		0-0 ① 6-3		0-0 BB 1B 1B		2 0 1 0 1 0	1 0 0 0 0 0	1 0 0 0 1 0	1 0 0 0 0 0	0 0 0 0 0 0	1 0 0 0 0 0	1 0 1 0 0 0
Inning Stats	R: 2 E: 0 K: 0 S: 5 H: 2 LOB: 2 BB: 2 P: 13	R: 1 E: 0 K: 1 S: 6 H: 1 LOB: 1 BB: 1 P: 10	R: 0 E: 0 K: 0 S: 2 H: 0 LOB: 0 BB: 1 P: 6	R: 0 E: 0 K: 1 S: 6 H: 1 LOB: 3 BB: 2 P: 14	R: 0 E: 0 K: 0 S: 4 H: 1 LOB: 1 BB: 0 P: 4	R: 0 E: 0 K: 1 S: 6 H: 1 LOB: 3 BB: 1 P: 11	R: 0 E: 1 K: 1 S: 6 H: 0 LOB: 1 BB: 0 P: 6	R: 0 E: 0 K: 1 S: 6 H: 2 LOB: 2 BB: 1 P: 10	R: 0 E: 0 K: 2 S: 7 H: 0 LOB: 1 BB: 0 P: 8	1B: 4 2B: 3 3B: 0 HR: 1	SF: 1 SAC: 1 DP: 2 HBP: 2					

TOP

Boston Red Sox @ Philadelphia Athletics

Connie Mack Stadium, Philadelphia, PA

Fri Jul 09 1954, 3:33 AM EDT

Att. 5,625 - Unknown

livebaseballscorecards.com

AB	32
R	3
H	8
RBI	3
BB	8
SO	7
LOB	26

PITCHER	IP	WLS	BF	H	R	ER	SO	BB	IBB	HBP	BLK	WP	HR	S	P	ERA	WHIP
Alex Kellner, L (1, 1) ERA: 3.67	9.0	W	44	8	3	3	7	7	1	2	0	0	1	48	82	3.00	1.667

PITCHER	IP	WLS	BF	H	R	ER	SO	BB	IBB	HBP	BLK	WP	HR	S	P	ERA	WHIP

BOTTOM

Batter	1	2	3	4	5	6	7	8	9	AB	R	H	RBI	BB	SO	LOB
Spook Jacobs, R (1, 4) OBP: 0.348, SLG: 0.309	4-3		B1	L8		6-3		5-3		5	0	0	0	0	0	1
Joe Demaestri, R (1, 6) OBP: 0.241, SLG: 0.285	BB G3-6-3		HR		HR	K		5-3		4	2	2	2	1	1	0
Jim Finigan, R (1, 5) OBP: 0.380, SLG: 0.415	G3-6-3 1-2f		BB HR		P6		2B BB			2	2	0	0	2	0	1
Bill Renna, R (1, 9) OBP: 0.331, SLG: 0.439		L7	HR 1-H		1B 1-3 BB		L8			4	1	2	2	0	0	1
Gus Zernial, R (1, 7) OBP: 0.343, SLG: 0.488		P3	K		BB 1-3 1-2		IHR 2B 1-H			3	1	1	1	1	1	0
Bill Wilson, R (1, 8) OBP: 0.366, SLG: 0.545		1B E E 1B	P4		1-3 1-2 2-3		IHR 2-H			4	2	2	2	0	0	2
Vic Power, R (1, 3) OBP: 0.280, SLG: 0.319		E5 E 1-3 1B	BB SH2-3	BB	K					2	1	1	0	2	1	0
Joe Astroth, R (1, 2) OBP: 0.262, SLG: 0.181		E4 2-H 3-H 1B	K	L8			F7			4	0	1	2	0	1	4
Alex Kellner, R (1, 1) OBP: 0.163, SLG: 0.171		K	SH2-3 1-2			5-3		6-3		3	0	0	0	0	1	1
Inning Stats	R: 0 E: 0 K: 0 S: 2 H: 0 LOB: 0 BB: 1 P: 6	R: 2 E: 2 K: 1 S: 8 H: 3 LOB: 1 BB: 0 P: 8	R: 3 E: 0 K: 1 S: 7 H: 2 LOB: 0 BB: 1 P: 11	R: 0 E: 0 K: 1 S: 5 H: 0 LOB: 1 BB: 1 P: 9	R: 1 E: 0 K: 0 S: 5 H: 2 LOB: 3 BB: 2 P: 13	R: 0 E: 0 K: 1 S: 5 H: 0 LOB: 0 BB: 0 P: 5	R: 3 E: 0 K: 1 S: 7 H: 2 LOB: 0 BB: 1 P: 11	R: 0 E: 0 K: 0 S: 3 H: 0 LOB: 0 BB: 0 P: 3		1B: 4 2B: 1 3B: 0 HR: 4 SF: 0 SAC: 1 DP: 1 HBP: 0						

PITCHER		IP	WLS	BF	H	R	ER	SO	BB	IBB	HBP	BLK	WP	HR	S	P	ERA	WHIP
Leo Kiely, L ERA: 3.91	(1, 1)	4.1	L	23	7	6	5	3	4	0	0	0	0	3	25	41	10.38	2.538
Russ Kemmerer, R ERA: 4.22	(5, 1)	0.2		3	0	0	0	0	1	0	0	0	0	0	2	6	0.00	1.500
Hal Brown, R ERA: 6.09	(6, 1)	2.0		9	2	3	3	2	1	0	0	0	0	0	12	16	13.50	1.500
Bill Henry, L ERA: 5.0	(8, 1)	1.0		3	0	0	0	0	0	0	0	0	0	0	3	3	0.00	0.000

PITCHER	IP	WLS	BF	H	R	ER	SO	BB	IBB	HBP	BLK	WP	HR	S	P	ERA	WHIP

Boston Red Sox @ Philadelphia Athletics

Connie Mack Stadium, Philadelphia, PA

Fri Jul 09 1954, 3:33 AM EDT

Att. 5,625 - Unknown

livebaseballscorecards.com

AB	31
R	9
H	9
RBI	9
BB	6
SO	5
LOB	10

WP: 0 PB: 0 SB: 0 CS: 0 PA: 38

Batter	1	2	3	4	5	6	7	8	9	10	11	AB	R	H	RBI	BB	SO	LOB
Milt Bolling, R (1, 6) OBP: 0.342, SLG: 0.376	5-3		F8			SH1-3 1-2		5-3		6-3 2-3	SF9 3-H	4	0	0	1	0	0	1
Jim Piersall, R (1, 9) OBP: 0.313, SLG: 0.347	F9			F9		F2		1B 1B		2B 1B	F8	6	1	2	0	0	0	3
Ted Williams, L (1, 7) OBP: 0.516, SLG: 0.596	K			BB		WP BB		1-3 1B		1-H 2B		3	0	2	1	2	1	0
Jackie Jensen, R (1, 8) OBP: 0.324, SLG: 0.424		2B BB		P5		6-3 1-2 2-3		P4		4-3		4	1	0	0	1	0	6
Billy Goodman, L (1, 3) OBP: 0.351, SLG: 0.361		1-H 2B		3-1			6-3	G3			1B BB 1B	5	1	2	1	0	0	3
Grady Hatton, L (1, 5) OBP: 0.362, SLG: 0.347		F7			F7		2B SF8 BB		K		1-3 SF9 1B	4	2	1	0	1	1	0
Ted Lepcio, R (1, 4) OBP: 0.363, SLG: 0.427		F7			F2		1-3 2B		K		K 1-2	5	0	1	0	0	2	2
Del Wilber, R (1, 2) OBP: 0.118, SLG: 0.067 Sammy White, R (11, PR) OBP: 0.325, SLG: 0.438 Mickey Owen, R (11, 2) OBP: 0.333, SLG: 0.300			P3		F7		SF8 3-H		5-3		BB IBB	3	0	0	1	1	0	0
												0	0	0	0	0	0	0
												0	0	0	0	0	0	0
Willard Nixon, L (1, 1) OBP: 0.325, SLG: 0.229 Billy Consolo, R (10, PR) OBP: 0.230, SLG: 0.149 Ellis Kinder, R (10, 1) OBP: 0.231, SLG: 0.231 Harry Agganis, L (11, PH) OBP: 0.327, SLG: 0.408 Sid Hudson, R (11, 1) OBP: 0.143, SLG: 0.143			K			WP SH1-3 1B	F8			E7 6-3 1B	BB 1-2 2-3 3-H	4	0	2	0	0	1	1
												0	0	0	0	0	0	0
												0	0	0	0	0	0	0
												0	0	0	1	1	0	0
												0	0	0	0	0	0	0
Inning Stats	R: 0 E: 0 K: 1 S: 5 H: 0 LOB: 0 BB: 0 P: 5	R: 1 E: 0 K: 0 S: 3 H: 1 LOB: 0 BB: 1 P: 7	R: 0 E: 0 K: 1 S: 5 H: 0 LOB: 0 BB: 0 P: 5	R: 0 E: 0 K: 0 S: 3 H: 0 LOB: 1 BB: 1 P: 7	R: 0 E: 0 K: 0 S: 3 H: 0 LOB: 0 BB: 0 P: 3	R: 0 E: 0 K: 0 S: 4 H: 1 LOB: 2 BB: 1 P: 8	R: 1 E: 0 K: 0 S: 4 H: 1 LOB: 1 BB: 1 P: 8	R: 0 E: 0 K: 0 S: 5 H: 2 LOB: 2 BB: 0 P: 5	R: 0 E: 0 K: 2 S: 7 H: 0 LOB: 0 BB: 0 P: 7	R: 1 E: 1 K: 0 S: 5 H: 3 LOB: 1 BB: 0 P: 5	R: 2 E: 0 K: 1 S: 7 H: 2 LOB: 2 BB: 2 P: 15	1B: 7 2B: 3 3B: 0 HR: 0 SF: 2 SAC: 1 DP: 0 HBP: 0	WP: 1 PB: 0 SB: 1 CS: 0 PA: 47					

PITCHER		IP	WLS	BF	H	R	ER	SO	BB	IBB	HBP	BLK	WP	HR	S	P	ERA	WHIP
Arnie Portocarrero, R ERA: 3.22	(1, 1)	9.0		35	5	2	2	4	4	0	0	0	1	0	39	55	2.00	1.000
Sonny Dixon, R ERA: 4.35	(10, 1)	1.0	L	7	5	3	3	0	0	0	0	0	0	0	7	7	27.00	5.000
Moe Burtschy, R ERA: 4.29	(11, 1)	1.0		5	0	0	0	1	1	1	0	0	0	0	5	13	0.00	1.000

PITCHER		IP	WLS	BF	H	R	ER	SO	BB	IBB	HBP	BLK	WP	HR	S	P	ERA	WHIP

TOP

Boston Red Sox @ Philadelphia Athletics

Connie Mack Stadium, Philadelphia, PA

Sat Jul 10 1954, 3:33 AM EDT

Att. 3,047 - Unknown

livebaseballscorecards.com

AB	38
R	5
H	10
RBI	5
BB	6
SO	5
LOB	16

Boston Red Sox @ Philadelphia Athletics

Connie Mack Stadium, Philadelphia, PA

Sat Jul 10 1954, 3:33 AM EDT

Att. 3,047 - Unknown

livebaseballscorecards.com

BOTTOM

Batter	1	2	3	4	5	6	7	8	9	10	11	AB	R	H	RBI	BB	SO	LOB
Spook Jacobs, R (1, 4) OBP: 0.349, SLG: 0.308	F2	L3			FC1-5 1-2 3-H 1B		4-3			BBBB 4-0 SH5-3 1B FC5-4 BB		4	1	1	1	1	0	3
Joe Demaestri, R (1, 6) OBP: 0.240, SLG: 0.283	F9	SSS 0-3 K			FC1-5 G5-4-3 1-2 2-3f			P6		FC5-4 SH5-3 1-2 1B		5	0	1	0	0	1	2
Jim Finigan, R (1, 5) OBP: 0.378, SLG: 0.409	BBBB 4-0 BB	5-3			G5-4-3 1-2f			F8		SH5-3 1-2 2-3		3	0	0	0	1	0	2
Bill Renna, R (1, 9) OBP: 0.328, SLG: 0.431	F7	P4				F9		6-3		IIII 4-0 FC5-4 IBB		4	0	0	0	1	0	1
Gus Zernial, R (1, 7) OBP: 0.341, SLG: 0.482		BB 1B 1B		F9		P3			6-3	FC5-4 1-2f 2-3 3-H		5	1	1	1	0	0	2
Bill Wilson, R (1, 8) OBP: 0.374, SLG: 0.543		BBBB 4-0 SH3-4 1B 1-2 BB		0-0 G3-6-1 1B		F8			0-0 1B 1B	SSS 0-3 K		4	0	2	0	1	1	2
Lou Limmer, L (1, 3) OBP: 0.298, SLG: 0.389		F7		G3-6-1 1-2f			E2 CS		1-3 1B		F9	5	0	1	0	0	0	3
Jim Robertson, R (1, 2) OBP: 0.275, SLG: 0.222 Elmer Valo, L (9, PH) OBP: 0.394, SLG: 0.389 Joe Astroth, R (10, 2) OBP: 0.269, SLG: 0.181		SH3-4 1-2 2-H 1B			SH 1B 2B		5-3 1-2		BBBB 4-0 BB		BBBB 4-0 G1-4-3 BB	3 0 0	1 0 0	2 0 0	1 0 0	0 1 0	0 0 1	1 0 0
Arnie Portocarrero, R (1, 1) OBP: 0.186, SLG: 0.231 Don Bollweg, L (9, PH) OBP: 0.335, SLG: 0.311 Sonny Dixon, S (10, 1) OBP: 0.091, SLG: 0.182 Moe Burtschy, R (11, 1) OBP: 0.167, SLG: 0.167 Vic Power, R (11, PH) OBP: 0.279, SLG: 0.317		SH3-4 1-2 2-3			SH FC1-5 1B 2-3			BBBB 4-0 BB	4-3		G1-4-3 1-2f	0 1 0 0 1	0 0 0 0 0	0 0 0 0 0	0 0 0 0 0	1 0 0 0 0	0 0 0 0 0	0 2 0 0 1
Inning Stats	R: 0 H: 0 E: 0 LOB: 1 K: 0 BB: 1 S: 3 P: 7	R: 1 H: 2 E: 0 LOB: 2 K: 0 BB: 1 S: 5 P: 9	R: 0 H: 0 E: 0 LOB: 0 K: 1 BB: 0 S: 5 P: 5	R: 0 H: 1 E: 0 LOB: 0 K: 0 BB: 0 S: 3 P: 3	R: 1 H: 2 E: 0 LOB: 1 K: 0 BB: 0 S: 5 P: 5	R: 0 H: 0 E: 0 LOB: 0 K: 0 BB: 0 S: 3 P: 3	R: 0 H: 0 E: 1 LOB: 1 K: 0 BB: 1 S: 3 P: 7	R: 0 H: 0 E: 0 LOB: 0 K: 0 BB: 0 S: 3 P: 3	R: 0 H: 2 E: 0 LOB: 2 K: 0 BB: 1 S: 4 P: 8	R: 1 H: 1 E: 0 LOB: 2 K: 1 BB: 2 S: 6 P: 14	R: 0 H: 0 E: 0 LOB: 0 K: 0 BB: 1 S: 2 P: 6	1B: 7 SF: 0 2B: 1 SAC: 3 3B: 0 DP: 3 HR: 0 HBP: 0						

PITCHER		IP	WLS	BF	H	R	ER	SO	BB	IBB	HBP	BLK	WP	HR	S	P	ERA	WHIP
Willard Nixon, R ERA: 4.43	(1, 1)	9.0		36	7	2	2	1	4	0	0	0	0	0	34	50	2.00	1.222
Ellis Kinder, R ERA: 3.58	(10, 1)	1.0	W	6	1	1	1	1	1	1	0	0	0	0	6	14	9.00	2.000
Sid Hudson, R ERA: 4.5	(11, 1)	1.0	S	3	0	0	0	0	1	0	0	0	0	0	2	6	0.00	1.000

PITCHER	IP	WLS	BF	H	R	ER	SO	BB	IBB	HBP	BLK	WP	HR	S	P	ERA	WHIP

AB	35
R	3
H	8
RBI	3
BB	7
SO	2
LOB	19

WP: 0 PA: 45
PB: 0
SB: 0
CS: 1

Batter	1	2	3	4	5	6	7	8	9	AB	R	H	RBI	BB	SO	LOB
Milt Bolling, R (1, 6) OBP: 0.348, SLG: 0.383	F8	BB		SH5-3 1B; F2		1B HR 1B	K		2B	6	2	3	1	1	1	3
Jim Piersall, R (1, 9) OBP: 0.321, SLG: 0.365	1B 1B 1B	L8		SH5-3	HR	HR 1B	F8		BB	5	3	3	1	1	0	3
Ted Williams, L (1, 7) OBP: 0.531, SLG: 0.629	1B 1B		1B 2B BB	1B E 1B IBB	FC8-4 1B FC6-4 BB	HR		E 1B	K	2	4	2	3	3	0	0
Charlie Maxwell, L (6, 7) OBP: 0.310, SLG: 0.282										2	0	1	0	0	1	2
Sammy White, R (1, 2) OBP: 0.325, SLG: 0.436	F3		F9	E1 1B	FC8-4 1B	G6-4-3 E 1B		F8	F8	6	1	2	0	0	0	5
Mickey Owen, R (8, 2) OBP: 0.324, SLG: 0.290										1	0	0	0	0	0	2
Billy Goodman, L (1, 3) OBP: 0.354, SLG: 0.364	1B		2B 1B	E 1B	FC8-4 FC6-4 BB HR	E4 G6-4-3		E3 FC5-4		6	3	3	1	0	0	4
Harry Agganis, L (8, PR) OBP: 0.327, SLG: 0.408 (8, 3)										0	0	0	0	0	0	0
Jackie Jensen, R (1, 8) OBP: 0.328, SLG: 0.429	L7		1B 2B	E 1B	FC6-4 BB	G6-4-3		K		4	2	2	4	1	0	4
Karl Olson, R (6, 8) OBP: 0.346, SLG: 0.410										1	0	0	0	0	1	2
Ted Lepcio, R (1, 4) OBP: 0.362, SLG: 0.433		2B	6-3	E6 2B	FC6-4 HR BB	L5		FC5-4		6	1	2	3	0	0	6
Grady Hatton, L (1, 5) OBP: 0.363, SLG: 0.373		F7	1B	G3	HR		K		F9 2B	5	1	2	4	0	1	2
Billy Consolo, R (7, 5) OBP: 0.240, SLG: 0.176										1	1	1	0	0	0	0
Frank Sullivan, R (1, 1) OBP: 0.219, SLG: 0.111		5-3	F8	BB	F8				F9	5	0	1	0	1	0	3
Inning Stats	R: 1 E: 0 K: 0 S: 6 H: 3 LOB: 2 BB: 0 P: 6	R: 0 E: 0 K: 0 S: 4 H: 1 LOB: 2 BB: 1 P: 8	R: 3 E: 0 K: 0 S: 6 H: 3 LOB: 1 BB: 1 P: 10	R: 5 E: 2 K: 0 S: 8 H: 4 LOB: 2 BB: 2 P: 16	R: 5 E: 0 K: 0 S: 6 H: 3 LOB: 0 BB: 2 P: 14	R: 3 E: 1 K: 0 S: 7 H: 4 LOB: 1 BB: 0 P: 7	R: 0 E: 0 K: 2 S: 8 H: 1 LOB: 1 BB: 0 P: 8	R: 0 E: 1 K: 1 S: 7 H: 1 LOB: 2 BB: 0 P: 7	R: 1 E: 0 K: 1 S: 7 H: 2 LOB: 2 BB: 1 P: 11	1B: 13 2B: 6 3B: 0 HR: 3 SF: 0 SAC: 1 DP: 1 HBP: 0							

TOP

Boston Red Sox @ Philadelphia Athletics

Connie Mack Stadium, Philadelphia, PA

Sun Jul 11 1954, 3:33 AM EDT

Unknown

livebaseballscorecards.com

AB	50
R	18
H	22
RBI	17
BB	7
SO	4
LOB	36

WP: 0 PB: 0 SB: 0 CS: 0 PA: 58

PITCHER		IP	WLS	BF	H	R	ER	SO	BB	IBB	HBP	BLK	WP	HR	S	P	ERA	WHIP
Bob Trice, R ERA: 5.6	(1, 1)	3.1	L	24	10	9	8	0	2	1	0	0	0	0	21	33	21.60	3.600
Dutch Romberger, R ERA: 13.5	(4, 1)	1.2		15	7	8	8	0	3	0	0	0	0	3	12	24	43.20	6.000
Sonny Dixon, R ERA: 4.19	(6, 1)	4.0		19	5	1	1	4	1	0	0	0	0	0	26	30	2.25	1.500

PITCHER	IP	WLS	BF	H	R	ER	SO	BB	IBB	HBP	BLK	WP	HR	S	P	ERA	WHIP

BOTTOM

Boston Red Sox @ Philadelphia Athletics

Connie Mack Stadium, Philadelphia, PA

Sun Jul 11 1954, 3:33 AM EDT

Unknown

livebaseballscorecards.com

Batter	1	2	3	4	5	6	7	8	9	AB	R	H	RBI	BB	SO	LOB
Spook Jacobs, R (1, 4) OBP: 0.348, SLG: 0.305	BBBB 4-0 BB		0-0 ① 5-3		0-0 E1 BB		0-0 ③ F7			3	0	0	0	1	0	0
Joe Demaestri, R (1, 6) OBP: 0.240, SLG: 0.280	0-0 ① F8		0-0 ② F7		BBBB 4-0 1-2 BB			0-0 ① 5-3		3	0	0	0	1	0	1
Jim Finigan, R (1, 5) OBP: 0.371, SLG: 0.401	0-0 ② F9		SSS 0-3 ③ K		0-0 ③ L4			SSS 0-3 ② K		4	0	0	0	0	2	3
Bill Renna, R (1, 9) OBP: 0.331, SLG: 0.436	0-0 ③ F5			0-0 6-3 2B		0-0 ① L4		0-0 FC6-4 1B		4	0	2	0	0	0	1
Gus Zernial, R (1, 7) OBP: 0.339, SLG: 0.478 Elmer Valo, L (9, 7) OBP: 0.394, SLG: 0.389		SSS 0-3 ① K		0-0 ① F9		0-0 1B		0-0 ③ FC6-4 1-2f		4 0	0 0	1 0	0 0	0 0	1 0	2 0
Bill Wilson, R (1, 8) OBP: 0.371, SLG: 0.531		0-0 ② F8		0-0 ② 6-3 2-3		SSS 0-3 ② K			H 1-0 HBP	3	0	0	0	0	1	2
Lou Limmer, L (1, 3) OBP: 0.303, SLG: 0.394 Don Bollweg, L (3, 3) OBP: 0.330, SLG: 0.305		0-0 1B 1B		0-0 ③ 4-3		0-0 ③ F4			0-0 ① F8	1 3	0 0	1 0	0 0	0 0	0 0	0 3
Joe Astroth, R (1, 2) OBP: 0.268, SLG: 0.184		0-0 FC6-4 1-2 1B			0-0 ① 5-3		0-0 ① 5-3		SSS 0-3 ② K	4	0	1	0	0	1	1
Bob Trice, R (1, 1) OBP: 0.348, SLG: 0.429 Dutch Romberger, R (4, 1) Sonny Dixon, S (6, 1) OBP: 0.083, SLG: 0.167 Vic Power, R (9, PH) OBP: 0.277, SLG: 0.316		0-0 ③ FC6-4 1-2f			SSS 0-3 ② K		SSS 0-3 ② K		0-0 ③ 5-3	1 1 1 1	0 0 0 0	0 0 0 0	0 0 0 0	0 0 0 0	0 1 1 0	2 0 0 1

	AB	33
	R	0
	H	5
	RBI	0
	BB	2
	SO	7
	LOB	16

Inning Stats	1	2	3	4	5	6	7	8	9
	R: 0 H: 0 E: 0 LOB: 1 K: 0 BB: 1 S: 3 P: 7	R: 0 H: 2 E: 0 LOB: 2 K: 1 BB: 0 S: 7 P: 7	R: 0 H: 0 E: 0 LOB: 0 K: 1 BB: 0 S: 5 P: 5	R: 0 H: 1 E: 0 LOB: 1 K: 0 BB: 0 S: 4 P: 4	R: 0 H: 0 E: 1 LOB: 2 K: 1 BB: 1 S: 6 P: 10	R: 0 H: 1 E: 0 LOB: 1 K: 1 BB: 0 S: 6 P: 6	R: 0 H: 0 E: 0 LOB: 0 K: 1 BB: 0 S: 5 P: 5	R: 0 H: 1 E: 0 LOB: 1 K: 1 BB: 0 S: 6 P: 6	R: 0 H: 0 E: 0 LOB: 1 K: 1 BB: 0 S: 5 P: 6

	1B: 4	SF: 0	WP: 0	PA: 36
	2B: 1	SAC: 0	PB: 0	
	3B: 0	DP: 0	SB: 0	
	HR: 0	HBP: 1	CS: 0	

PITCHER	IP	WLS	BF	H	R	ER	SO	BB	IBB	HBP	BLK	WP	HR	S	P	ERA	WHIP
Frank Sullivan, R (1, 1) ERA: 3.14	9.0	W	36	5	0	0	7	2	0	1	0	0	0	47	56	0.00	0.778

PITCHER	IP	WLS	BF	H	R	ER	SO	BB	IBB	HBP	BLK	WP	HR	S	P	ERA	WHIP

Boston Red Sox @ Philadelphia Athletics

Connie Mack Stadium, Philadelphia, PA

Sun Jul 11 1954, 3:38 AM EDT

Att. 7,445 - Unknown

TOP

livebaseballscorecards.com

Batter	1	2	3	4	5	6	7	8	9	AB	R	H	RBI	BB	SO	LOB
Milt Bolling, R (1, 6) OBP: 0.347, SLG: 0.382	F8	3-4-1 1B 1B 2-3 1B	P2			5-3	F7		E S 1B 1B	6	2	2	0	0	0	1
Jim Piersall, R (1, 9) OBP: 0.321, SLG: 0.364	BB 1B 1B	3-4-1 1B 1-2 3-H 1B		L6		1-3		P3	1-3 1-3	6	2	2	1	0	0	1
Ted Williams, L (1, 7) OBP: 0.533, SLG: 0.625 Charlie Maxwell, L (8, PR) OBP: 0.318, SLG: 0.291 (8, 7)	B B B B 1B 1B 1-2 BB	3-4-1 1-2 2-3		1B		E1 BB 1B 1B		1B 2B 1B	WP 3-H 1B	4 1	2 1	2 1	0 1	1 0	0 0	2 0
Sammy White, R (1, 2) OBP: 0.332, SLG: 0.441	4-3 1B 1-2 2-H 1B	BB 2-H 3-H 1B		F8		BB 1B 1-2 1B		1-2 2B 1B	6-3 1-3	6	2	4	3	0	0	2
Billy Goodman, L (1, 3) OBP: 0.360, SLG: 0.370	4-3 1-2 2-H 1B	B B B B FC6-4 1-2 BB		4-3		B B B B 1B 1-2 2-3 BB		1-H 2-H 1B 2B	L6	4	1	2	3	2	0	2
Jackie Jensen, R (1, 8) OBP: 0.326, SLG: 0.425	4-3 1-2 2-3	FC6-4 1-2f			S S S K	1-2 2-H 3-H 1B		6-3		5	0	1	2	0	1	6
Ted Lepcio, R (1, 4) OBP: 0.359, SLG: 0.426	S S S K		F8		F9	F8		B B B 1B BB		4	0	0	0	1	1	4
Grady Hatton, L (1, 5) OBP: 0.364, SLG: 0.382		F8	L4		2B		6-3	1-2 2-H 1B		5	0	2	1	0	0	0
Tom Brewer, R (1, 1) OBP: 0.281, SLG: 0.355		1B 1B 2B			S S S K		S S S K	S S S K		5	1	2	0	0	3	3
Inning Stats	R: 2 E: 0 K: 1 S: 8 H: 3 LOB: 2 BB: 1 P: 12	R: 3 E: 0 K: 0 S: 7 H: 4 LOB: 2 BB: 1 P: 11	R: 0 E: 0 K: 0 S: 4 H: 1 LOB: 1 BB: 0 P: 4	R: 0 E: 0 K: 0 S: 4 H: 1 LOB: 1 BB: 0 P: 4	R: 0 E: 0 K: 2 S: 8 H: 1 LOB: 1 BB: 0 P: 8	R: 2 E: 1 K: 0 S: 6 H: 2 LOB: 2 BB: 1 P: 10	R: 0 E: 0 K: 1 S: 5 H: 0 LOB: 0 BB: 0 P: 5	R: 3 E: 0 K: 1 S: 9 H: 4 LOB: 2 BB: 1 P: 13	R: 1 E: 0 K: 0 S: 5 H: 2 LOB: 1 BB: 0 P: 5	1B: 15 2B: 3 3B: 0 HR: 0 SF: 0 SAC: 0 DP: 0 HBP: 0						

	AB	46
	R	11
	H	18
	RBI	11
	BB	4
	SO	5
	LOB	21

		WP: 2	PA: 50
		PB: 0	
		SB: 1	
		CS: 0	

PITCHER		IP	WLS	BF	H	R	ER	SO	BB	IBB	HBP	BLK	WP	HR	S	P	ERA	WHIP
Marion Fricano, R ERA: 6.09	(1, 1)	2.0	L	15	7	5	5	1	2	0	0	0	0	0	15	23	22.50	4.500
Al Sima, L ERA: 3.82	(3, 1)	6.0		30	9	5	3	4	2	0	0	0	0	0	36	44	4.50	1.833
Moe Burtschy, R ERA: 4.4	(9, 1)	1.0		5	2	1	1	0	0	0	0	0	1	0	5	5	9.00	2.000

PITCHER	IP	WLS	BF	H	R	ER	SO	BB	IBB	HBP	BLK	WP	HR	S	P	ERA	WHIP

Batter	1	2	3	4	5	6	7	8	9	AB	R	H	RBI	BB	SO	LOB
Joe Demaestri, R (1, 6) OBP: 0.243, SLG: 0.281	L4	BB			FC3-6 1B		F9			3	0	1	0	1	0	0
Don Bollweg, L (1, 3) OBP: 0.323, SLG: 0.298	4-3	F9			FC3-6 1B 1-2f		4-3			4	0	0	0	0	0	4
Jim Finigan, R (1, 5) OBP: 0.373, SLG: 0.400	FC6-4 BB		F9		FC4-6 1B 1-2			K		3	0	1	0	1	1	0
Bill Renna, R (1, 9) OBP: 0.330, SLG: 0.433	FC6-4 1-2f		L4-3 1B		FC4-6 1-2f			F7		4	0	1	0	0	0	3
Elmer Valo, L (1, 7) OBP: 0.383, SLG: 0.375		P5	L4-3 1-2			F2		F8		4	0	0	0	0	0	1
Vic Power, R (1, 8) OBP: 0.281, SLG: 0.316		BB 1B 4-3 BB		E6 L6-3		1B			F2	3	1	1	0	1	0	0
Pete Suder, R (1, 4) OBP: 0.258, SLG: 0.298		4-3 BB 1-2 1B		F9		P3			4-3	4	0	1	0	0	0	2
Jim Robertson, R (1, 2) OBP: 0.273, SLG: 0.208		4-3 1-2 2-3 BB		L6-3 1-2		F7			F7	3	0	0	0	1	0	2
Marion Fricano, R (1, 1) OBP: 0.208, SLG: 0.174		4-3 1-2 2-3 3-H			6-3		5-3			0	0	0	0	0	0	0
Joe Astroth, R (2, PH) OBP: 0.265, SLG: 0.182										1	0	0	1	0	0	2
Al Sima, R (3, 1) OBP: 0.083, SLG: 0.083										2	0	0	0	0	0	0
Moe Burtschy, R (9, 1) OBP: 0.167, SLG: 0.167										0	0	0	0	0	0	0
Inning Stats	R: 0 H: 0 E: 0 LOB: 1 K: 0 BB: 1 S: 3 P: 7	R: 1 H: 1 E: 0 LOB: 3 K: 0 BB: 3 S: 4 P: 16	R: 0 H: 1 E: 0 LOB: 0 K: 0 BB: 0 S: 3 P: 3	R: 0 H: 0 E: 1 LOB: 0 K: 0 BB: 0 S: 3 P: 3	R: 0 H: 2 E: 0 LOB: 2 K: 0 BB: 0 S: 5 P: 5	R: 0 H: 1 E: 0 LOB: 1 K: 0 BB: 0 S: 4 P: 4	R: 0 H: 0 E: 0 LOB: 0 K: 0 BB: 0 S: 3 P: 3	R: 0 H: 0 E: 0 LOB: 0 K: 1 BB: 0 S: 5 P: 5	R: 0 H: 0 E: 0 LOB: 0 K: 0 BB: 0 S: 3 P: 3	1B: 5 SF: 0 2B: 2 SAC: 0 3B: 0 DP: 2 HR: 0 HBP: 0						

PITCHER	IP	WLS	BF	H	R	ER	SO	BB	IBB	HBP	BLK	WP	HR	S	P	ERA	WHIP
Tom Brewer, R (1, 1) ERA: 3.71	9.0	W	35	5	1	1	1	4	0	0	0	0	0	33	49	1.00	1.000

PITCHER	IP	WLS	BF	H	R	ER	SO	BB	IBB	HBP	BLK	WP	HR	S	P	ERA	WHIP

BOTTOM

Boston Red Sox @ Philadelphia Athletics

Connie Mack Stadium, Philadelphia, PA

Sun Jul 11 1954, 3:38 AM EDT

Att. 7,445 - Unknown

livebaseballscorecards.com

AB	31
R	1
H	5
RBI	1
BB	4
SO	1
LOB	14

Detroit Tigers @ Boston Red Sox

Fenway Park, Boston, MA

Thu Jul 15 1954, 3:33 AM EDT

Att. 4,801 - Unknown

TOP

livebaseballscorecards.com

Batter	1	2	3	4	5	6	7	8	9	AB	R	H	RBI	BB	SO	LOB
Harvey Kuenn, R (1, 6) OBP: 0.289, SLG: 0.350	F9		G6-3 1-2f			F8		CS 1-2 1B 1B		4	1	1	0	0	0	3
Bill Tuttle, R (1, 8) OBP: 0.368, SLG: 0.442	K			F8		FC4-6 1-2f		K 1-2 2-3		4	0	0	0	0	2	3
Jim Delsing, L (1, 7) OBP: 0.336, SLG: 0.330	3-1			P4			BB BB 1B BB	2-H 1B		3	0	1	1	1	0	0
Ray Boone, R (1, 5) OBP: 0.390, SLG: 0.489		4-3		5-3			F9	F2		4	0	0	0	0	0	2
Walt Dropo, R (1, 3) OBP: 0.320, SLG: 0.395		BB G1-6-3 BB			P4		BB 1-2 1B		FC5-4 1B	3	0	2	0	1	0	0
Frank House, L (1, 2) OBP: 0.330, SLG: 0.405		G1-6-3 1-2f			F9		BB 1-2 2-3 BB		F8	3	0	0	0	1	0	2
Al Kaline, R (1, 9) OBP: 0.269, SLG: 0.275			L9		L3-1		F7		F8	2	0	0	0	0	0	0
Wayne Belardi, L (7, PH) OBP: 0.365, SLG: 0.437										1	0	0	0	0	0	3
Don Lund, R (7, 9) OBP: 0.171, SLG: 0.135										1	0	0	0	0	0	1
Reno Bertoia, R (1, 4) OBP: 0.294, SLG: 0.308			BB 1B BB			BB FC4-6 BB	F9		FC5-4 1-2f	0	0	0	0	2	0	0
Bob Nieman, R (7, PH) OBP: 0.304, SLG: 0.362										1	0	0	0	0	0	3
Frank Bolling, R (7, 4) OBP: 0.289, SLG: 0.311										1	0	0	0	0	0	1
Steve Gromek, S (1, 1) OBP: 0.234, SLG: 0.143			G6-3 1-2 1B			FC4-6 FC4-6 1-2f		CS 1B 1B		2	0	1	0	0	0	1
Steve Souchock, R (8, PH) OBP: 0.250, SLG: 0.143										1	0	1	0	0	0	0
Bob Miller, R (8, 1) OBP: 0.333, SLG: 0.333										0	0	0	0	0	0	0
Ray Herbert, R (8, 1) OBP: 0.364, SLG: 0.778										0	0	0	0	0	0	0
Inning Stats	R: 0 E: 0 K: 1 S: 5 H: 0 LOB: 0 BB: 0 P: 5	R: 0 E: 0 K: 0 S: 2 H: 0 LOB: 0 BB: 1 P: 6	R: 0 E: 0 K: 0 S: 3 H: 1 LOB: 1 BB: 1 P: 7	R: 0 E: 0 K: 0 S: 3 H: 0 LOB: 0 BB: 0 P: 3	R: 0 E: 0 K: 0 S: 3 H: 0 LOB: 0 BB: 0 P: 3	R: 0 E: 0 K: 0 S: 3 H: 0 LOB: 1 BB: 1 P: 7	R: 0 E: 0 K: 0 S: 4 H: 1 LOB: 3 BB: 2 P: 12	R: 1 E: 0 K: 1 S: 7 H: 3 LOB: 1 BB: 0 P: 7	R: 0 E: 0 K: 0 S: 4 H: 1 LOB: 1 BB: 0 P: 4	1B: 6 2B: 1 3B: 0 HR: 0 SF: 0 SAC: 0 DP: 3 HBP: 0	WP: 0 PB: 0 SB: 0 CS: 2 PA: 35					

	AB	30
	R	1
	H	6
	RBI	1
	BB	5
	SO	2
	LOB	19

PITCHER		IP	WLS	BF	H	R	ER	SO	BB	IBB	HBP	BLK	WP	HR	S	P	ERA	WHIP
Willard Nixon, R ERA: 4.22	(1, 1)	7.0	W	28	4	1	1	1	5	0	0	0	0	0	25	45	1.29	1.286
Ellis Kinder, R ERA: 3.44	(8, 1)	2.0	S	7	2	0	0	1	0	0	0	0	0	0	9	9	0.00	1.000

PITCHER		IP	WLS	BF	H	R	ER	SO	BB	IBB	HBP	BLK	WP	HR	S	P	ERA	WHIP

Detroit Tigers @ Boston Red Sox

Fenway Park, Boston, MA

Thu Jul 15 1954, 3:33 AM EDT

Att. 4,801 - Unknown

livebaseballscorecards.com

Batter	1	2	3	4	5	6	7	8	9	AB	R	H	RBI	BB	SO	LOB
Milt Bolling, R (1, 6) OBP: 0.349, SLG: 0.384	G3, SF8, 1B 1B	5-3 1-2		FC5-4 1-2f			FC4-6 1B			4	1	2	0	0	0	2
Jim Piersall, R (1, 9) OBP: 0.324, SLG: 0.364	G3 1-2 2B 1B	F8			BB FC6		F8			3	1	1	0	1	0	2
Ted Williams, L (1, 7) OBP: 0.526, SLG: 0.637	G3 1-2 2-3		HR		F4		FC4-6 1-2f			4	1	1	1	0	0	4
Sammy White, R (1, 2) OBP: 0.328, SLG: 0.436	SF8 3-H		5-3		FC6 2B 1-2f		F8			3	0	0	1	0	0	2
Jackie Jensen, R (1, 8) OBP: 0.331, SLG: 0.431	BB 2B		1-3		2B 1-3			SH3-4 1B 1B		3	0	2	0	1	0	0
Harry Agganis, L (1, 3) OBP: 0.327, SLG: 0.411	1-3 2-H 2B		F6		F8			SH3-4 1-2		3	0	1	1	0	0	2
Ted Lepcio, R (1, 4) OBP: 0.357, SLG: 0.423	5-3			L9		6-3		2-H 1B		4	0	1	0	0	0	2
Grady Hatton, L (1, 5) OBP: 0.367, SLG: 0.381		FC4-6 1B		4-3		G3		IBB		3	0	1	0	1	0	0
Willard Nixon, L (1, 1) OBP: 0.326, SLG: 0.237 Ellis Kinder, R (8, 1) OBP: 0.214, SLG: 0.214		FC4-6 5-3 1-2f		FC5-4 1B		P6		K		3 1	0 0	1 0	0 0	0 0	0 1	1 2
Inning Stats	R: 2 E: 0 K: 0 S: 6 H: 3 LOB: 2 BB: 1 P: 10	R: 0 E: 0 K: 0 S: 4 H: 1 LOB: 1 BB: 0 P: 4	R: 1 E: 0 K: 0 S: 4 H: 1 LOB: 0 BB: 0 P: 4	R: 0 E: 0 K: 0 S: 4 H: 1 LOB: 1 BB: 0 P: 4	R: 0 E: 0 K: 0 S: 4 H: 1 LOB: 2 BB: 1 P: 8	R: 0 E: 0 K: 0 S: 3 H: 0 LOB: 0 BB: 0 P: 3	R: 0 E: 0 K: 0 S: 4 H: 1 LOB: 1 BB: 0 P: 4	R: 0 E: 0 K: 1 S: 6 H: 2 LOB: 2 BB: 1 P: 10		1B: 7 2B: 2 3B: 0 HR: 1 SF: 1 SAC: 1 DP: 0 HBP: 0						

BOTTOM	
AB	31
R	3
H	10
RBI	3
BB	3
SO	1
LOB	17

WP: 0 PB: 0 SB: 0 CS: 0 PA: 36

PITCHER		IP	WLS	BF	H	R	ER	SO	BB	IBB	HBP	BLK	WP	HR	S	P	ERA	WHIP
Steve Gromek, R ERA: 2.83	(1, 1)	7.0	L	31	8	3	3	0	2	0	0	0	0	1	29	37	3.86	1.429
Bob Miller, L ERA: 3.38	(8, 1)	0.2		4	2	0	0	0	0	1	0	0	0	0	3	7	0.00	3.000
Ray Herbert, R ERA: 5.73	(8, 1)	0.1		1	0	0	0	1	0	0	0	0	0	0	3	3	0.00	0.000

PITCHER	IP	WLS	BF	H	R	ER	SO	BB	IBB	HBP	BLK	WP	HR	S	P	ERA	WHIP

Batter	1	2	3	4	5	6	7	8	9	AB	R	H	RBI	BB	SO	LOB
Harvey Kuenn, R (1, 6) OBP: 0.293, SLG: 0.352	4-3		E 1B 1B		F8		1-2 2-H 1B		2B IBB	4	1	2	1	1	0	1
Bill Tuttle, R (1, 8) OBP: 0.375, SLG: 0.449	E BB		E 1-2 1B		1-3 1B		K		1-H 2-H 2B	4	1	3	2	1	1	2
Bob Nieman, R (1, 7) OBP: 0.310, SLG: 0.370	E4 1-H 2B		6-3 1-2 2-3 IBB			K	L8		K	3	0	1	1	1	1	2
Jim Delsing, L (7, 7) OBP: 0.335, SLG: 0.329										1	0	0	0	0	1	1
Ray Boone, R (1, 5) OBP: 0.388, SLG: 0.483	G6-4-3 BB		6-3 1-2			E6		6-3		3	0	0	0	1	0	3
Walt Dropo, R (1, 3) OBP: 0.319, SLG: 0.389	G6-4-3 1-2f			5-3		P9		CS BB		3	0	0	0	1	0	3
Red Wilson, R (1, 2) OBP: 0.337, SLG: 0.301		K		1-3		F8		F8		4	0	0	0	0	1	2
Al Kaline, R (1, 9) OBP: 0.273, SLG: 0.279		L6-3		L6-3			1B 1B 1B	CS 1-2	SH3-4 2B 1B	4	2	2	0	0	0	0
Reno Bertoia, R (1, 4) OBP: 0.286, SLG: 0.294		K			6-3		1B 1-2 1B		F8	4	0	1	0	0	1	1
George Zuverink, R (1, 1) OBP: 0.171, SLG: 0.200			5-3		1B		F9		SH3-4 1-2	3	0	1	0	0	0	2
Al Aber, L (9, 1) OBP: 0.200, SLG: 0.143										0	0	0	0	0	0	0
Inning Stats	R: 1 E: 1 K: 0 S: 3 H: 1 LOB: 1 BB: 2 P: 11	R: 0 E: 0 K: 2 S: 7 H: 0 LOB: 0 BB: 0 P: 7	R: 0 E: 1 K: 0 S: 4 H: 2 LOB: 2 BB: 1 P: 8	R: 0 E: 0 K: 0 S: 3 H: 0 LOB: 0 BB: 0 P: 3	R: 0 E: 0 K: 0 S: 4 H: 2 LOB: 2 BB: 0 P: 4	R: 0 E: 1 K: 1 S: 6 H: 0 LOB: 1 BB: 0 P: 6	R: 1 E: 0 K: 1 S: 8 H: 3 LOB: 2 BB: 0 P: 8	R: 0 E: 0 K: 0 S: 2 H: 0 LOB: 0 BB: 1 P: 6	R: 2 E: 0 K: 1 S: 7 H: 2 LOB: 1 BB: 1 P: 11	1B: 8 2B: 2 3B: 0 HR: 0	SF: 0 SAC: 1 DP: 1 HBP: 0						

TOP

Detroit Tigers @ Boston Red Sox

Fenway Park, Boston, MA

Thu Jul 15 1954, 3:38 AM EDT

Att. 16,893 - Unknown

livebaseballscorecards.com

AB	33
R	4
H	10
RBI	4
BB	5
SO	5
LOB	17

PITCHER		IP	WLS	BF	H	R	ER	SO	BB	IBB	HBP	BLK	WP	HR	S	P	ERA	WHIP
Leo Kiely, L ERA: 3.82	(1, 1)	6.1		28	8	2	2	3	2	1	0	0	0	0	31	43	2.84	1.579
Ellis Kinder, R ERA: 3.6	(7, 1)	2.2	L	11	2	2	2	2	1	1	0	0	0	0	13	21	6.75	1.125

PITCHER	IP	WLS	BF	H	R	ER	SO	BB	IBB	HBP	BLK	WP	HR	S	P	ERA	WHIP

WP: 0 PB: 0 SB: 0 CS: 1 PA: 40

Detroit Tigers @ Boston Red Sox

Fenway Park, Boston, MA

Thu Jul 15 1954, 3:38 AM EDT

Att. 16,893 - Unknown

BOTTOM

Batter	1	2	3	4	5	6	7	8	9	AB	R	H	RBI	BB	SO	LOB
Milt Bolling, R (1, 6) OBP: 0.354, SLG: 0.391	SH1-3 2B		F8		SF8 3-H		BBBB 4-0 1B BB		x 0-0 BB 1B	3	0	2	1	1	0	0
Jim Piersall, R (1, 9) OBP: 0.330, SLG: 0.371	0-0 ① SH1-3 2-3		SSS 0-3 ③ K		x 0-0 1-H 2B		x 0-0 FC5-4 1-2 1B		BBBB 4-0 1-2 BB	3	0	2	1	1	1	0
Ted Williams, L (1, 7) OBP: 0.517, SLG: 0.617	0-0 ② F2			x 0-0 ① 4-3	4-0 IBB		SSS 0-3 ② K		x 0-0 ③ 4-3	4	0	0	0	1	1	5
Sammy White, R (1, 2) OBP: 0.327, SLG: 0.434	0-0 ③ 1-3			x 0-0 1B	x 0-0 ③ L9		x 0-0 ③ FC5-4 1-2f			4	0	1	0	0	0	5
Jackie Jensen, R (1, 8) OBP: 0.330, SLG: 0.426		x 0-0 ① F6		x 0-0 ② F3		BBBB 4-0 FC4-6 BB		x 0-0 ① F7		3	0	0	0	1	0	1
Harry Agganis, L (1, 3) OBP: 0.322, SLG: 0.404		x 0-0 ② P6		x 0-0 ③ 6-3		x 0-0 ① FC4-6 1-2f		x 0-0 ② P6		4	0	0	0	0	0	2
Ted Lepcio, R (1, 4) OBP: 0.356, SLG: 0.420		x 0-0 1B			x 0-0 ① 5-3	x 0-0 ② L6		x 0-0 ③ L9		4	0	1	0	0	0	1
Grady Hatton, L (1, 5) OBP: 0.365, SLG: 0.372		SSS 0-3 ③ K			BBBB 4-0 1B SF8 BB	x 0-0 ③ L9			x 0-0 ① L9	3	1	0	0	1	1	2
Leo Kiely, L (1, 1) OBP: 0.161, SLG: 0.267 Ellis Kinder, R (7, 1) OBP: 0.200, SLG: 0.200 Charlie Maxwell, L (9, PH) OBP: 0.315, SLG: 0.288			x 0-0 ① F3		x 0-0 1-3 2B 1B		x 0-0 ① 1-4-3		x 0-0 ② 6-3	2 1 1	1 0 0	1 0 0	0 0 0	0 0 0	0 0 0	0 0 0
Inning Stats	R: 0 H: 1 E: 0 LOB: 1 K: 0 BB: 0 S: 4 P: 4	R: 0 H: 1 E: 0 LOB: 1 K: 1 BB: 0 S: 6 P: 6	R: 0 H: 0 E: 0 LOB: 0 K: 1 BB: 0 S: 5 P: 5	R: 0 H: 1 E: 0 LOB: 1 K: 0 BB: 0 S: 4 P: 4	R: 2 H: 2 E: 0 LOB: 2 K: 0 BB: 2 S: 5 P: 13	R: 0 H: 0 E: 0 LOB: 1 K: 0 BB: 1 S: 3 P: 7	R: 0 H: 1 E: 0 LOB: 2 K: 1 BB: 1 S: 6 P: 10	R: 0 H: 0 E: 0 LOB: 0 K: 0 BB: 0 S: 3 P: 3	R: 0 H: 1 E: 0 LOB: 2 K: 0 BB: 1 S: 4 P: 8	1B: 5 SF: 1 2B: 2 SAC: 1 3B: 0 DP: 0 HR: 0 HBP: 0						

livebaseballscorecards.com

AB	32
R	2
H	7
RBI	2
BB	5
SO	3
LOB	16

WP: 0 PB: 0 SB: 0 CS: 0 PA: 39

PITCHER		IP	WLS	BF	H	R	ER	SO	BB	IBB	HBP	BLK	WP	HR	S	P	ERA	WHIP
George Zuverink, R ERA: 3.29	(1, 1)	8.2	W	38	7	2	2	3	4	1	0	0	0	0	39	59	2.08	1.269
Al Aber, L ERA: 3.29	(9, 1)	0.1	S	1	0	0	0	0	0	0	0	0	0	0	1	1	0.00	0.000

PITCHER	IP	WLS	BF	H	R	ER	SO	BB	IBB	HBP	BLK	WP	HR	S	P	ERA	WHIP

Detroit Tigers @ Boston Red Sox

Fenway Park, Boston, MA

Fri Jul 16 1954, 3:33 AM EDT

Att. 4,872 - Unknown

livebaseballscorecards.com

Batter	1	2	3	4	5	6	7	8	9	AB	R	H	RBI	BB	SO	LOB
Harvey Kuenn, R (1, 6) OBP: 0.290, SLG: 0.348	6-3		1-3			4-3		F7		4	0	0	0	0	0	1
Bill Tuttle, R (1, 8) OBP: 0.373, SLG: 0.445	BB		5-3			F7			K	3	0	0	0	1	1	0
Jim Delsing, L (1, 7) OBP: 0.329, SLG: 0.323	P4			K		4-3			6-3	4	0	0	0	0	1	1
Ray Boone, R (1, 5) OBP: 0.386, SLG: 0.478	F3			5-3			P2		BB	3	0	0	0	1	0	1
Wayne Belardi, L (1, 3) OBP: 0.370, SLG: 0.433 Fred Hatfield, L (9, PR) OBP: 0.374, SLG: 0.329		HBP		K			K		1B	3 0	0 0	1 0	0 0	0 0	2 0	0 0
Frank House, L (1, 2) OBP: 0.325, SLG: 0.397		F8			F9		F8		4-3	4	0	0	0	0	0	3
Al Kaline, R (1, 9) OBP: 0.277, SLG: 0.283		K			1B			FC6-4	1B	3	0	2	0	0	1	1
Reno Bertoia, R (1, 4) OBP: 0.250, SLG: 0.250		P4			F9			FC6-4		3	0	0	0	0	0	3
Ned Garver, R (1, 1) OBP: 0.250, SLG: 0.200 Bob Nieman, R (8, PH) OBP: 0.308, SLG: 0.367 Ted Gray, S (8, 1) OBP: 0.100, SLG: 0.100			4-3		K			L9		2 1 0	0 0 0	0 0 0	0 0 0	0 0 0	1 0 0	1 1 0

TOP	
AB	30
R	0
H	3
RBI	0
BB	2
SO	6
LOB	12

Inning Stats	1	2	3	4	5	6	7	8	9					
	R: 0 E: 0 K: 0 S: 3	H: 0 LOB: 1 BB: 1 P: 7	R: 0 E: 0 K: 1 S: 5	H: 0 LOB: 1 BB: 0 P: 6	R: 0 E: 0 K: 0 S: 3	H: 0 LOB: 0 BB: 0 P: 3	R: 0 E: 0 K: 2 S: 7	H: 0 LOB: 0 BB: 0 P: 7	R: 0 E: 0 K: 1 S: 6	H: 1 LOB: 1 BB: 0 P: 6	R: 0 E: 0 K: 0 S: 3	H: 0 LOB: 0 BB: 0 P: 3	R: 0 E: 0 K: 1 S: 5	H: 0 LOB: 0 BB: 0 P: 5	R: 0 E: 0 K: 0 S: 4	H: 1 LOB: 1 BB: 0 P: 4	R: 0 E: 0 K: 1 S: 6	H: 1 LOB: 2 BB: 1 P: 10	1B: 3 2B: 0 3B: 0 HR: 0	SF: 0 SAC: 0 DP: 0 HBP: 1	WP: 0 PB: 0 SB: 0 CS: 0	PA: 33

PITCHER		IP	WLS	BF	H	R	ER	SO	BB	IBB	HBP	BLK	WP	HR	S	P	ERA	WHIP
Frank Sullivan, R ERA: 2.86	(1, 1)	9.0	W	33	3	0	0	6	2	0	1	0	0	0	42	51	0.00	0.556

PITCHER	IP	WLS	BF	H	R	ER	SO	BB	IBB	HBP	BLK	WP	HR	S	P	ERA	WHIP

BOTTOM

Detroit Tigers @ Boston Red Sox

Fenway Park, Boston, MA

Fri Jul 16 1954, 3:33 AM EDT

Att. 4,872 - Unknown

Batter	1	2	3	4	5	6	7	8	9	AB	R	H	RBI	BB	SO	LOB
Milt Bolling, R (1, 6) OBP: 0.349, SLG: 0.385	P5		L9		5-3		K			4	0	0	0	0	1	2
Jim Piersall, R (1, 9) OBP: 0.329, SLG: 0.369	3-1		FC6-4 1-2f			SH3-4 BB 1B 1B	6-3			4	1	1	0	0	0	2
Ted Williams, L (1, 7) OBP: 0.522, SLG: 0.623	F2			1B E 2B		BBBB 1B SH3-4 1-2 BB		BBBB G6-4-3 BB		2	1	1	0	2	0	0
Sammy White, R (1, 2) OBP: 0.323, SLG: 0.429		P4		6-3		SH3-4 1-2 2-3		G6-4-3 1-2f		3	0	0	0	0	0	2
Jackie Jensen, R (1, 8) OBP: 0.332, SLG: 0.427		E9 L9 1B		1-3		2-3 3-H 1B		F7		4	0	2	1	0	0	1
Harry Agganis, L (1, 3) OBP: 0.322, SLG: 0.403		L9 2-3		E E 2-3 1B		L9				3	1	1	0	0	0	3
Ted Lepcio, R (1, 4) OBP: 0.352, SLG: 0.415		4-3		E4 1-H 3-H		1-3				3	0	0	0	0	0	3
Grady Hatton, L (1, 5) OBP: 0.364, SLG: 0.371			FC6-4 1B		4-3		4-3			3	0	1	0	0	0	0
Frank Sullivan, R (1, 1) OBP: 0.229, SLG: 0.167			F8		K		2B			3	0	1	0	0	1	1
Inning Stats	R: 0 H: 0 E: 0 LOB: 0 K: 0 BB: 0 S: 3 P: 3	R: 0 H: 1 E: 1 LOB: 1 K: 0 BB: 0 S: 4 P: 4	R: 0 H: 1 E: 0 LOB: 1 K: 0 BB: 0 S: 4 P: 4	R: 2 H: 2 E: 1 LOB: 1 K: 0 BB: 0 S: 5 P: 5	R: 0 H: 0 E: 0 LOB: 0 K: 1 BB: 0 S: 5 P: 5	R: 1 H: 2 E: 0 LOB: 2 K: 0 BB: 1 S: 5 P: 9	R: 0 H: 1 E: 0 LOB: 1 K: 1 BB: 0 S: 6 P: 6	R: 0 H: 0 E: 0 LOB: 0 K: 0 BB: 1 S: 2 P: 6		1B: 5 SF: 0 2B: 2 SAC: 1 3B: 0 DP: 1 HR: 0 HBP: 0						

livebaseballscorecards.com

AB	29
R	3
H	7
RBI	1
BB	2
SO	2
LOB	14

WP: 0 PA: 32
PB: 0
SB: 0
CS: 0

PITCHER		IP	WLS	BF	H	R	ER	SO	BB	IBB	HBP	BLK	WP	HR	S	P	ERA	WHIP
Ned Garver, R ERA: 2.21	(1, 1)	7.0	L	29	7	3	1	2	1	0	0	0	0	0	32	36	1.29	1.143
Ted Gray, L ERA: 4.94	(8, 1)	1.0		3	0	0	0	0	1	0	0	0	0	0	2	6	0.00	1.000

PITCHER	IP	WLS	BF	H	R	ER	SO	BB	IBB	HBP	BLK	WP	HR	S	P	ERA	WHIP

Batter	1	2	3	4	5	6	7	8	9	AB	R	H	RBI	BB	SO	LOB
Harvey Kuenn, R (1, 6) OBP: 0.291, SLG: 0.349	F7		BB BB 1B BB		F9		FC6-4 G6-4-3 1-2f		4-3 1-3 2-H 3-H 1B 2B	4	2	1	2	1	0	2
Bill Tuttle, R (1, 8) OBP: 0.374, SLG: 0.442	FC6 1B		BB 1-2 1B BB		6-3		G6-4-3 1-2f		K	4	1	1	0	1	1	5
Jim Delsing, L (1, 7) OBP: 0.327, SLG: 0.317	FC6 1-2f		FC6-4 1B 1-2 2-3 BB		2-3			F3	4-3 2-3 3-H	4	0	0	1	1	0	3
Ray Boone, R (1, 5) OBP: 0.389, SLG: 0.480	P6		FC6-4 1-2 2-H 3-H 1B			L5		FC5-4 1B	3-H 1B	5	0	3	3	0	0	1
Walt Dropo, R (1, 3) OBP: 0.320, SLG: 0.384		FC4-6 BB	FC6-4 1-2f 2-3			FC6-4 BB		FC5-4 1-2f	F8	3	0	0	0	2	0	4
Frank House, L (1, 2) OBP: 0.319, SLG: 0.389		FC4-6 FC6-4 1-2f	4-3			P6		4-3		4	0	0	0	0	0	5
Al Kaline, R (1, 9) OBP: 0.277, SLG: 0.283		FC6-4 1-2f		L8		FC6-4 1-2f			2B 2B 1B	4	1	1	0	0	0	2
Reno Bertoia, R (1, 4) OBP: 0.286, SLG: 0.333		P4		5-3			E5 1B		1-3 2B 2B	4	1	2	0	0	0	1
Ray Herbert, R (1, 1) OBP: 0.308, SLG: 0.636 Bob Nieman, R (7, PH) OBP: 0.313, SLG: 0.367 Fred Hatfield, L (7, PR) OBP: 0.374, SLG: 0.329 Bob Miller, R (7, 1) OBP: 0.333, SLG: 0.333 Wayne Belardi, L (9, PH) OBP: 0.376, SLG: 0.433 Frank Bolling, R (9, PR) OBP: 0.289, SLG: 0.311			K	1-6-3			FC6-4 BB		2B 4-3 BB	2 0 0 0 0 0	0 0 0 0 0 1	0 0 0 0 0 0	0 1 0 0 1 0	1 0 0 0 0 0	0 0 0 0 0 0	0 0 0 0 0 0
Inning Stats	R: 0 H: 1 E: 0 LOB: 1 K: 0 BB: 0 S: 4 P: 4	R: 0 H: 0 E: 0 LOB: 1 K: 0 BB: 1 S: 3 P: 7	R: 2 H: 1 E: 0 LOB: 2 K: 1 BB: 3 S: 6 P: 18	R: 0 H: 0 E: 0 LOB: 0 K: 0 BB: 0 S: 3 P: 3	R: 0 H: 0 E: 0 LOB: 0 K: 0 BB: 0 S: 3 P: 3	R: 0 H: 0 E: 0 LOB: 1 K: 0 BB: 1 S: 3 P: 7	R: 0 H: 1 E: 1 LOB: 2 K: 0 BB: 1 S: 3 P: 7	R: 0 H: 1 E: 0 LOB: 1 K: 0 BB: 0 S: 4 P: 4	R: 4 H: 4 E: 0 LOB: 1 K: 1 BB: 1 S: 9 P: 13	1B: 6 SF: 0 2B: 2 SAC: 0 3B: 0 DP: 1 HR: 0 HBP: 0						

PITCHER		IP	WLS	BF	H	R	ER	SO	BB	IBB	HBP	BLK	WP	HR	S	P	ERA	WHIP
Tom Brewer, R ERA: 3.86	(1, 1)	8.0	W	36	6	5	5	1	7	0	0	0	0	0	31	59	5.62	1.625
Ellis Kinder, R ERA: 3.7	(9, 1)	1.0	S	5	2	1	1	1	0	0	0	0	0	0	7	7	9.00	2.000

PITCHER	IP	WLS	BF	H	R	ER	SO	BB	IBB	HBP	BLK	WP	HR	S	P	ERA	WHIP

TOP

Detroit Tigers @ Boston Red Sox

Fenway Park, Boston, MA

Sat Jul 17 1954, 3:33 AM EDT

Att. 8,796 - Unknown

livebaseballscorecards.com

AB	34
R	6
H	8
RBI	6
BB	7
SO	2
LOB	23

WP: 0 PA: 41
PB: 0
SB: 0
CS: 0

Detroit Tigers @ Boston Red Sox

Fenway Park, Boston, MA

Sat Jul 17 1954, 3:33 AM EDT

Att. 8,796 - Unknown

BOTTOM

Batter	1	2	3	4	5	6	7	8	9	AB	R	H	RBI	BB	SO	LOB
Milt Bolling, R (1, 6) OBP: 0.347, SLG: 0.379	HBP		6-3	F7		FC5-4 1-2f 2-H		L9		4	2	0	0	0	0	3
Jim Piersall, R (1, 9) OBP: 0.326, SLG: 0.366	K		4-3	4-3		S		5-3		5	1	1	1	0	1	3
Ted Williams, L (1, 7) OBP: 0.522, SLG: 0.624 Charlie Maxwell, L (7, 7) OBP: 0.315, SLG: 0.288	F7		2B		4-3 BBB	WP BB				3 0	1 0	1 0	0 0	1 0	0 0	1 0
Sammy White, R (1, 2) OBP: 0.329, SLG: 0.432	E 1-2 1B		BB BBBB		F8	FC5 WP 1-2 2-3				3	1	2	0	1	0	0
Jackie Jensen, R (1, 8) OBP: 0.337, SLG: 0.430	E9 1-H 2-H 1B		1B 1-3 2-H		CS BB BBBB	FC5 1-3 2-3 3-H				3	0	2	2	1	0	2
Harry Agganis, L (1, 3) OBP: 0.321, SLG: 0.405	6-3		F7		CS 1-2	1B 2B	P4			4	1	1	0	0	0	3
Ted Lepcio, R (1, 4) OBP: 0.347, SLG: 0.409		K SSS		6-3		F8	P3			4	0	0	0	0	1	1
Grady Hatton, L (1, 5) OBP: 0.373, SLG: 0.378		G6-4-3 1B		1B		E 1B IBB	F7			3	1	2	0	1	0	0
Tom Brewer, R (1, 1) OBP: 0.306, SLG: 0.371 Ellis Kinder, R (9, 1) OBP: 0.200, SLG: 0.200		G6-4-3 1-2f		1B 1-2		FC5-4 1-2 2-H 1B		F8		4 0	0 0	2 0	1 0	0 0	0 0	1 0
Inning Stats	R: 2 E: 1 K: 1 S: 7 H: 2 LOB: 1 BB: 0 P: 8	R: 0 E: 0 K: 1 S: 5 H: 1 LOB: 0 BB: 0 P: 5	R: 1 E: 0 K: 0 S: 5 H: 2 LOB: 2 BB: 1 P: 9	R: 0 E: 0 K: 0 S: 5 H: 2 LOB: 2 BB: 0 P: 5	R: 0 E: 0 K: 0 S: 2 H: 0 LOB: 0 BB: 1 P: 6	R: 4 E: 1 K: 0 S: 7 H: 4 LOB: 2 BB: 2 P: 15	R: 0 E: 0 K: 0 S: 3 H: 0 LOB: 0 BB: 0 P: 3	R: 0 E: 0 K: 0 S: 3 H: 0 LOB: 0 BB: 0 P: 3		1B: 9 2B: 2 3B: 0 HR: 0 SF: 0 SAC: 0 DP: 1 HBP: 1						

livebaseballscorecards.com

AB	33
R	7
H	11
RBI	4
BB	4
SO	2
LOB	14

WP: 1 PA: 39
PB: 0
SB: 1
CS: 1

PITCHER		IP	WLS	BF	H	R	ER	SO	BB	IBB	HBP	BLK	WP	HR	S	P	ERA	WHIP
Ray Herbert, R ERA: 6.12	(1, 1)	6.0	L	32	11	7	6	2	3	1	1	0	1	0	31	48	9.00	2.333
Bob Miller, L ERA: 3.12	(7, 1)	2.0		6	0	0	0	0	0	0	0	0	0	0	6	6	0.00	0.000

Batter	1	2	3	4	5	6	7	8	9	AB	R	H	RBI	BB	SO	LOB
Cal Abrams, L (1, 9) OBP: 0.401, SLG: 0.396	4-3		BB			K		6-3		3	0	0	0	1	1	0
Eddie Waitkus, L (1, 3) OBP: 0.321, SLG: 0.378	G3		F3 2-3			BB		L3		3	0	0	0	1	0	2
Chuck Diering, R (1, 8) OBP: 0.395, SLG: 0.373	BB			G4-6-3 BB		F9			K	2	0	0	0	2	1	1
Vern Stephens, R (1, 5) OBP: 0.305, SLG: 0.410	1-3			G4-6-3 1-2f		F9			K	4	0	0	0	0	1	3
Sam Mele, R (1, 7) OBP: 0.288, SLG: 0.377		F2		5-3			FC4-6 1B		6-3	4	0	1	0	0	0	0
Clint Courtney, L (1, 2) OBP: 0.324, SLG: 0.374		1-3			G3		P4			3	0	0	0	0	0	1
Bobby Young, L (1, 4) OBP: 0.344, SLG: 0.339		3-1-3			L9		FC4-6 1-2f			3	0	0	0	0	0	1
Billy Hunter, R (1, 6) OBP: 0.271, SLG: 0.282			E6 CS SH1-4		BB		4-3			2	0	0	0	1	0	1
Bob Turley, R (1, 1) OBP: 0.135, SLG: 0.137			SH1-4 1-2		K			L9		1	0	0	0	0	1	1
Gil Coan, L (8, PH) OBP: 0.295, SLG: 0.286										1	0	0	0	0	0	0
Howie Fox, R (8, 1) OBP: 0.222, SLG: 0.222										0	0	0	0	0	0	0
Inning Stats	R: 0 E: 0 K: 0 S: 3 H: 0 LOB: 1 BB: 1 P: 7	R: 0 E: 0 K: 0 S: 3 H: 0 LOB: 0 BB: 0 P: 3	R: 0 E: 1 K: 0 S: 3 H: 0 LOB: 1 BB: 1 P: 7	R: 0 E: 0 K: 0 S: 2 H: 0 LOB: 0 BB: 1 P: 6	R: 0 E: 0 K: 1 S: 5 H: 0 LOB: 1 BB: 1 P: 9	R: 0 E: 0 K: 1 S: 5 H: 0 LOB: 1 BB: 1 P: 9	R: 0 E: 0 K: 0 S: 4 H: 1 LOB: 1 BB: 0 P: 4	R: 0 E: 0 K: 0 S: 3 H: 0 LOB: 0 BB: 0 P: 3	R: 0 E: 0 K: 2 S: 7 H: 0 LOB: 0 BB: 0 P: 7	1B: 1 2B: 0 3B: 0 HR: 0 SF: 0 SAC: 1 DP: 1 HBP: 0						

PITCHER	IP	WLS	BF	H	R	ER	SO	BB	IBB	HBP	BLK	WP	HR	S	P	ERA	WHIP
Russ Kemmerer, R (1, 1) ERA: 2.29	9.0	W	32	1	0	0	4	5	0	0	0	0	0	35	55	0.00	0.667

PITCHER	IP	WLS	BF	H	R	ER	SO	BB	IBB	HBP	BLK	WP	HR	S	P	ERA	WHIP

Baltimore Orioles @ Boston Red Sox

Fenway Park, Boston, MA

Sun Jul 18 1954, 3:33 AM EDT

Unknown

TOP

livebaseballscorecards.com

AB	26
R	0
H	1
RBI	0
BB	5
SO	4
LOB	10

WP: 0 PA: 32
PB: 0
SB: 0
CS: 1

Batter	1	2	3	4	5	6	7	8	9	AB	R	H	RBI	BB	SO	LOB
Milt Bolling, R (1, 6) OBP: 0.345, SLG: 0.375	BBBB 4-0 BB		SSS 0-3 ① K	x 0-0 ③ 6-3		x 0-0 ③ P6				3	0	0	0	1	1	4
Jim Piersall, R (1, 9) OBP: 0.325, SLG: 0.375	SSS 0-3 ① K		x 0-0 ② L9		x 0-0 HR		x 0-0 ① F8			4	1	1	1	0	1	2
Ted Williams, L (1, 7) OBP: 0.516, SLG: 0.613	x 0-0 ② P4		x 0-0 1-2 BB 2B 1B		x 0-0 ① G3		x 0-0 ② F7			4	1	1	0	0	0	1
Sammy White, R (1, 2) OBP: 0.331, SLG: 0.441	x 0-0 ③ P3		BBBB 4-0 1-2 2-3 2B BB		SSS 0-3 ② K		x 0-0 HR			3	1	1	1	1	1	1
Jackie Jensen, R (1, 8) OBP: 0.342, SLG: 0.442		x 0-0 3B	x 0-0 1-3 2-H 3-H 2B		BBBB 4-0 PO BB		x 0-0 ③ F8			3	0	2	2	1	0	0
Harry Agganis, L (1, 3) OBP: 0.324, SLG: 0.415		x 0-0 ① F3	SSS 0-3 ③ K		0-0 ③ 1-2 PO	x 0-0 ① 1B		x 0-0 3B		4	0	2	0	0	1	3
Ted Lepcio, R (1, 4) OBP: 0.346, SLG: 0.406		x 0-0 ② F2		x 0-0 ① 6-3		x 0-0 BB 1B		SSS 0-3 ① K		4	0	1	0	0	1	2
Grady Hatton, L (1, 5) OBP: 0.376, SLG: 0.384		x 0-0 ③ P4		x 0-0 2B	x 0-0 ② F9			BBBB 4-0 G4-6-3 BB		3	0	1	0	1	0	2
Russ Kemmerer, R (1, 1)			BBBB 4-0 BB 1B 2B BB	SSS 0-3 ② K	BBBB 4-0 1-2 BB			x 0-0 ②③ 1-2f G4-6-3		2	1	0	0	2	1	3
Inning Stats	R: 0 E: 0 K: 1 S: 5 H: 0 LOB: 1 BB: 1 P: 9	R: 0 E: 0 K: 0 S: 4 H: 1 LOB: 1 BB: 0 P: 4	R: 2 E: 0 K: 2 S: 9 H: 2 LOB: 2 BB: 2 P: 17	R: 0 E: 0 K: 1 S: 6 H: 1 LOB: 1 BB: 0 P: 6	R: 1 E: 0 K: 1 S: 5 H: 1 LOB: 0 BB: 1 P: 9	R: 0 E: 0 K: 0 S: 4 H: 2 LOB: 2 BB: 1 P: 8	R: 1 E: 0 K: 0 S: 4 H: 1 LOB: 0 BB: 0 P: 4	R: 0 E: 0 K: 1 S: 5 H: 1 LOB: 1 BB: 1 P: 9		1B: 3 2B: 2 3B: 2 HR: 2	SF: 0 SAC: 0 DP: 1 HBP: 0						

PITCHER		IP	WLS	BF	H	R	ER	SO	BB	IBB	HBP	BLK	WP	HR	S	P	ERA	WHIP
Bob Turley, R ERA: 3.77	(1, 1)	7.0	L	32	8	4	4	5	5	0	0	0	0	2	37	57	5.14	1.857
Howie Fox, R ERA: 2.23	(8, 1)	1.0		4	1	0	0	1	1	0	0	0	0	0	5	9	0.00	2.000

PITCHER	IP	WLS	BF	H	R	ER	SO	BB	IBB	HBP	BLK	WP	HR	S	P	ERA	WHIP

BOTTOM

Baltimore Orioles @ Boston Red Sox

Fenway Park, Boston, MA

Sun Jul 18 1954, 3:33 AM EDT

Unknown

livebaseballscorecards.com

AB	30
R	4
H	9
RBI	4
BB	6
SO	6
LOB	18

1B: 3 SF: 0
2B: 2 SAC: 0
3B: 2 DP: 1
HR: 2 HBP: 0

WP: 0 PA: 37
PB: 0
SB: 0
CS: 0

Batter	1	2	3	4	5	6	7	8	9	AB	R	H	RBI	BB	SO	LOB
Cal Abrams, L (1, 9) OBP: 0.401, SLG: 0.394	1-3		K		4-3 1-3			BB 5-3 1-3 BLK 1B	FC5-4 BB	4	1	1	0	1	1	1
Chuck Diering, R (1, 8) OBP: 0.385, SLG: 0.362	F3		F2			L8		5-3 1-2	FC5-4 1-2f	5	0	0	0	0	0	4
Eddie Waitkus, L (1, 3) OBP: 0.326, SLG: 0.385	2B		P6			1-3		BLK BB 1B IBB		3	1	1	0	1	0	0
Bob Kennedy, R (1, 5) OBP: 0.289, SLG: 0.326	L4			6-3		F8		1-2 2-3 3-H BLK 1B BB		3	0	0	1	1	0	1
Sam Mele, R (1, 7) OBP: 0.283, SLG: 0.370		F3		5-3			L9	K		4	0	0	0	0	1	3
Les Moss, R (1, 2) OBP: 0.300, SLG: 0.294		2B 2B		F8			K	1-H 2-H 3-H 1B		3	1	1	0	0	1	0
Clint Courtney, L (8, PH) OBP: 0.327, SLG: 0.377 (8, 2)										1	0	1	1	0	0	0
Jim Brideweser, R (1, 4) OBP: 0.340, SLG: 0.320		P4			FC6-5-4 2B			FC6-4 BB	SH2-3 1B	2	0	1	0	1	0	1
Bobby Young, L (8, 4) OBP: 0.346, SLG: 0.341										1	0	1	0	0	0	0
Billy Hunter, R (1, 6) OBP: 0.271, SLG: 0.286		2-H 2B			FC6-5-4 E S 2-3			FC6-4 1-2f	P1	4	0	1	1	0	0	3
Duane Pillette, R (1, 1) OBP: 0.150, SLG: 0.108		6-3			K			1B BB BB	SH2-3 1-2	2	1	0	0	1	1	2
Inning Stats	R: 0 E: 0 K: 0 S: 4 H: 1 LOB: 1 BB: 0 P: 4	R: 1 E: 0 K: 0 S: 5 H: 2 LOB: 1 BB: 0 P: 5	R: 0 E: 0 K: 1 S: 5 H: 0 LOB: 0 BB: 0 P: 5	R: 0 E: 0 K: 0 S: 3 H: 0 LOB: 0 BB: 0 P: 3	R: 0 E: 0 K: 1 S: 6 H: 1 LOB: 1 BB: 0 P: 6	R: 0 E: 0 K: 0 S: 3 H: 0 LOB: 0 BB: 0 P: 3	R: 0 E: 0 K: 1 S: 5 H: 0 LOB: 1 BB: 1 P: 9	R: 3 E: 0 K: 1 S: 6 H: 2 LOB: 2 BB: 3 P: 18	R: 0 E: 0 K: 0 S: 4 H: 1 LOB: 2 BB: 1 P: 8	1B: 3 2B: 4 3B: 0 HR: 0	SF: 0 SAC: 1 DP: 0 HBP: 0						

TOP

Baltimore Orioles @ Boston Red Sox

Fenway Park, Boston, MA

Sun Jul 18 1954, 3:38 AM EDT

Att. 16,782 - Unknown

livebaseballscorecards.com

AB	32
R	4
H	7
RBI	3
BB	5
SO	4
LOB	15

WP: 0 PB: 0 SB: 1 CS: 0 PA: 38

PITCHER		IP	WLS	BF	H	R	ER	SO	BB	IBB	HBP	BLK	WP	HR	S	P	ERA	WHIP
Bill Henry, L ERA: 4.71	(1, 1)	7.0		26	4	1	1	3	1	0	0	0	0	0	31	35	1.29	0.714
Frank Sullivan, R ERA: 3.08	(8, 1)	1.2	L	10	3	3	3	1	2	1	0	1	0	0	9	21	16.20	3.000
Mel Parnell, L ERA: 4.41	(9, 1)	0.1		2	0	0	0	0	1	0	0	0	0	0	1	5	0.00	3.000

PITCHER	IP	WLS	BF	H	R	ER	SO	BB	IBB	HBP	BLK	WP	HR	S	P	ERA	WHIP

Batter	1	2	3	4	5	6	7	8	9	AB	R	H	RBI	BB	SO	LOB
Milt Bolling, R (1, 6) OBP: 0.344, SLG: 0.373	E2 G4-6-3		P3			FC5-4 1B		F9		4	0	1	0	0	0	1
Jim Piersall, R (1, 9) OBP: 0.324, SLG: 0.371	G4-6-3 1-2f		6-3			F2		BB BB		3	0	0	0	1	0	3
Ted Williams, L (1, 7) OBP: 0.521, SLG: 0.633	FC6-4 BB			HR		F5		1-2 BB		2	1	1	1	2	0	1
Sammy White, R (1, 2) OBP: 0.327, SLG: 0.435	FC6-4 1-2f			F8		FC5-4 1-2f		P2		4	0	0	0	0	0	4
Jackie Jensen, R (1, 8) OBP: 0.341, SLG: 0.437		F7		L7			2B G1-2-3 BB	F7		3	0	0	0	1	0	2
Harry Agganis, L (1, 3) OBP: 0.326, SLG: 0.420		CS 1B		F2			1-3 2B		L3	4	0	2	0	0	0	0
Ted Lepcio, R (1, 4) OBP: 0.341, SLG: 0.400		P6			5-3		4-3		E6 FC5-4	4	0	0	0	0	0	3
Grady Hatton, L (1, 5) OBP: 0.378, SLG: 0.389		CS 1-2	2B		F9		IBB		F5	3	0	1	0	1	0	1
Bill Henry, L (1, 1) OBP: 0.189, SLG: 0.118			P1		F8		G1-2-3 3-Hf		FC5-4 1-2f	2	0	0	0	0	0	1
Charlie Maxwell, L (7, PH) OBP: 0.311, SLG: 0.284										1	0	0	0	0	0	3
Frank Sullivan, R (8, 1) OBP: 0.229, SLG: 0.167										0	0	0	0	0	0	0
Mel Parnell, L (9, 1)										0	0	0	0	0	0	0
Karl Olson, R (9, PH) OBP: 0.344, SLG: 0.407										1	0	0	0	0	0	1
Inning Stats	R: 0 E: 1 K: 0 S: 3 H: 0 LOB: 1 BB: 1 P: 7	R: 0 E: 0 K: 0 S: 3 H: 1 LOB: 0 BB: 0 P: 3	R: 0 E: 0 K: 0 S: 4 H: 1 LOB: 1 BB: 0 P: 4	R: 1 E: 0 K: 0 S: 4 H: 1 LOB: 0 BB: 0 P: 4	R: 0 E: 0 K: 0 S: 3 H: 0 LOB: 0 BB: 0 P: 3	R: 0 E: 0 K: 0 S: 4 H: 1 LOB: 1 BB: 0 P: 4	R: 0 E: 0 K: 0 S: 3 H: 1 LOB: 2 BB: 2 P: 11	R: 0 E: 0 K: 0 S: 3 H: 0 LOB: 2 BB: 2 P: 11	R: 0 E: 1 K: 0 S: 4 H: 0 LOB: 1 BB: 0 P: 4	1B: 2 2B: 2 3B: 0 HR: 1	SF: 0 SAC: 0 DP: 2 HBP: 0					

PITCHER	IP	WLS	BF	H	R	ER	SO	BB	IBB	HBP	BLK	WP	HR	S	P	ERA	WHIP
Duane Pillette, R (1, 1) ERA: 2.86	9.0	W	36	5	1	1	0	4	1	0	0	0	1	31	51	1.00	1.000

PITCHER	IP	WLS	BF	H	R	ER	SO	BB	IBB	HBP	BLK	WP	HR	S	P	ERA	WHIP

BOTTOM

Baltimore Orioles @ Boston Red Sox

Fenway Park, Boston, MA

Sun Jul 18 1954, 3:38 AM EDT

Att. 16,782 - Unknown

livebaseballscorecards.com

AB	31
R	1
H	5
RBI	1
BB	5
SO	0
LOB	20

1B: 2	SF: 0	WP: 0	PA: 37		
2B: 2	SAC: 0	PB: 0			
3B: 0	DP: 2	SB: 0			
HR: 1	HBP: 0	CS: 1			

Batter	1	2	3	4	5	6	7	8	9	AB	R	H	RBI	BB	SO	LOB
Cal Abrams, L (1, 9) OBP: 0.398, SLG: 0.387	3-1	BBB 4-0 1-2 2-3 3-H E 1B BB		SSS 0-3 K		0-0 4-3 2-3		0-0 F9		4	1	0	1	1	1	3
Eddie Waitkus, L (1, 3) OBP: 0.336, SLG: 0.396	0-0 1B 2B	0-0 E7 1-H 2-H 3-H 1B		0-0 F9		0-0 G3		BBBB 4-0 1-2 1B BB		4	0	2	2	1	0	2
Chuck Diering, R (1, 8) OBP: 0.380, SLG: 0.358	0-0 G5-4-3 2-3 1B	0-0 6-3		0-0 4-3		SSS 0-3 K		0-0 F8		5	0	1	0	0	1	5
Bob Kennedy, R (1, 5) OBP: 0.299, SLG: 0.356	0-0 G5-4-3 1-2f		0-0 1B 1B		0-0 HR		SSS 0-3 K	0-0 1-3 2-H 1B		5	1	3	2	0	1	2
Sam Mele, R (1, 7) OBP: 0.281, SLG: 0.380		0-0 6-3	0-0 F8		0-0 F9		0-0 HR	0-0 G3		5	1	1	1	0	0	3
Clint Courtney, L (1, 2) OBP: 0.325, SLG: 0.370		BBBB 4-0 1B 1B BB BB	0-0 F7		0-0 F9		0-0 F9		0-0 F8	4	1	0	0	1	0	1
Bobby Young, L (1, 4) OBP: 0.351, SLG: 0.350		SSS 0-3 K	0-0 1-3 1B		0-0 2B		0-0 1B		0-0 F7	5	0	3	0	0	1	1
Billy Hunter, R (1, 6) OBP: 0.270, SLG: 0.284		0-0 BB 1B 1-2 1B 1B	SSS 0-3 K		0-0 4-3		0-0 P5		0-0 F3	5	1	1	0	0	1	4
Bob Chakales, R (1, 1) OBP: 0.500, SLG: 0.533 Howie Fox, R (6, 1) OBP: 0.300, SLG: 0.300 Mike Blyzka, R (9, 1) OBP: 0.111, SLG: 0.111		0-0 BB 1-2 2-3 1B 1B		0-0 1B		0-0 4-3 2B		0-0 BB 1B 1B		3 1 0	1 1 0	3 1 0	0 0 0	0 0 0	0 0 0	0 0 0
Inning Stats	R: 0 E: 0 K: 0 S: 4 H: 2 LOB: 1 BB: 0 P: 4	R: 4 E: 1 K: 1 S: 8 H: 3 LOB: 1 BB: 2 P: 16	R: 0 E: 0 K: 1 S: 7 H: 2 LOB: 2 BB: 0 P: 7	R: 0 E: 0 K: 1 S: 6 H: 1 LOB: 1 BB: 0 P: 6	R: 1 E: 0 K: 0 S: 5 H: 2 LOB: 1 BB: 0 P: 5	R: 0 E: 0 K: 1 S: 6 H: 1 LOB: 1 BB: 0 P: 6	R: 1 E: 0 K: 1 S: 7 H: 2 LOB: 1 BB: 0 P: 7	R: 1 E: 0 K: 0 S: 5 H: 2 LOB: 2 BB: 1 P: 9	R: 0 E: 0 K: 0 S: 3 H: 0 LOB: 0 BB: 0 P: 3	1B: 10 2B: 3 3B: 0 HR: 2	SF: 0 SAC: 0 DP: 1 HBP: 0						

PITCHER		IP	WLS	BF	H	R	ER	SO	BB	IBB	HBP	BLK	WP	HR	S	P	ERA	WHIP
Sid Hudson, R ERA: 5.05	(1, 1)	1.2		11	5	4	3	1	2	0	0	0	0	0	11	19	16.20	4.200
Hal Brown, R ERA: 5.81	(2, 1)	4.1		19	6	1	1	3	0	0	0	0	0	1	25	25	2.08	1.385
Mel Parnell, L ERA: 4.67	(7, 1)	1.0		5	2	1	1	1	0	0	0	0	0	1	7	7	9.00	2.000
Tex Clevenger, R ERA: 5.76	(8, 1)	2.0	W	9	2	1	1	0	1	0	0	0	0	0	8	12	4.50	1.500

PITCHER	IP	WLS	BF	H	R	ER	SO	BB	IBB	HBP	BLK	WP	HR	S	P	ERA	WHIP

TOP

Baltimore Orioles @ Boston Red Sox

Fenway Park, Boston, MA

Mon Jul 19 1954, 3:33 AM EDT

Unknown

livebaseballscorecards.com

AB	41
R	7
H	15
RBI	6
BB	3
SO	5
LOB	21

WP: 0 PB: 0 SB: 0 CS: 0 PA: 44

Baltimore Orioles @ Boston Red Sox

Fenway Park, Boston, MA

Mon Jul 19 1954, 3:33 AM EDT

Unknown

BOTTOM

livebaseballscorecards.com

Batter	1	2	3	4	5	6	7	8	9	AB	R	H	RBI	BB	SO	LOB
Milt Bolling, R (1, 6) OBP: 0.349, SLG: 0.374	H 1-0 CS HBP		x 0-0 5-3 ②			x 0-0 HR 1B 1B	B B B B 4-0 BB		S S S 0-3 K ②	2	1	1	0	1	0	1
Del Wilber, R (9, PH) OBP: 0.111, SLG: 0.063										1	0	0	0	0	1	3
Jim Piersall, R (1, 9) OBP: 0.326, SLG: 0.375	x 0-0 F3 ①		x 0-0 6-3 ③			x 0-0 1-2 HR 1B	x 0-0 B5-3 ③		x 0-0 1-3 2-H 3-H HR 2B	5	2	2	2	0	0	3
Ted Williams, L (1, 7) OBP: 0.523, SLG: 0.648	B B B B 4-0 1-2 BB ②			x 0-0 F9 ①		x 0-0 1-H 2-H HR		x 0-0 6-3 ①	I I I I 4-0 HR IBB	3	2	1	3	2	0	0
Sammy White, R (1, 2) OBP: 0.326, SLG: 0.432	x 0-0 F3 ③			x 0-0 P4 ②		x 0-0 5-3 ②		x 0-0 G6-4-3 1B	x 0-0 1-H 2-H 3-H HR	4	0	1	0	0	0	1
Mickey Owen, R (8, PR) (9, 2) OBP: 0.342, SLG: 0.406										1	1	1	4	0	0	0
Jackie Jensen, R (1, 8) OBP: 0.340, SLG: 0.433		x 0-0 F8 ①		x 0-0 F8 ③		B B B B 4-0 1B BB		x 0-0 G6-4-3 ② ③ 1-2f		3	0	0	0	1	0	1
Harry Agganis, L (1, 3) OBP: 0.329, SLG: 0.419		x 0-0 F9 ②			x 0-0 L9 ①	x 0-0 1-3 1B			B B B B 4-0 BB BB 2B BB	3	1	1	0	1	0	0
Ted Lepcio, R (1, 4) OBP: 0.337, SLG: 0.394		x 0-0 F3 ③			x 0-0 5-3 ②	x 0-0 4-3 ③			x 0-0 L6 ①	4	0	0	0	0	0	3
Grady Hatton, L (1, 5) OBP: 0.381, SLG: 0.395			x 0-0 2B		x 0-0 3-1 ③		x 0-0 F8 ①		B B B B B 4-0 1-2 BB 2B BB	3	1	1	0	1	0	0
Sid Hudson, R (1, 1) OBP: 0.143, SLG: 0.143			S S S 0-3 K ①			x 0-0 6-3 ①	x 0-0 P3 ②		B B B B 4-0 1-2 2-3 2B HR BB	0	0	0	0	0	0	0
Hal Brown, R (2, 1) OBP: 0.267, SLG: 0.231										1	0	0	0	0	1	1
Karl Olson, R (6, PH) OBP: 0.342, SLG: 0.404										1	0	0	0	0	0	0
Mel Parnell, L (7, 1)										0	0	0	0	0	0	0
Don Lenhardt, R (7, PH) OBP: 0.306, SLG: 0.410										1	0	0	0	0	0	0
Tex Clevenger, R (8, 1) OBP: 0.275, SLG: 0.364										0	0	0	0	0	0	0
Charlie Maxwell, L (9, PH) OBP: 0.319, SLG: 0.284										0	1	0	0	1	0	0
Inning Stats	R: 0 E: 0 K: 0 S: 2 H: 0 LOB: 1 BB: 1 P: 7	R: 0 E: 0 K: 0 S: 3 H: 0 LOB: 0 BB: 0 P: 3	R: 0 E: 0 K: 1 S: 6 H: 1 LOB: 1 BB: 0 P: 6	R: 0 E: 0 K: 0 S: 3 H: 0 LOB: 0 BB: 0 P: 3	R: 0 E: 0 K: 0 S: 3 H: 0 LOB: 0 BB: 0 P: 3	R: 3 E: 0 K: 0 S: 7 H: 4 LOB: 2 BB: 1 P: 11	R: 0 E: 0 K: 0 S: 3 H: 0 LOB: 1 BB: 1 P: 7	R: 0 E: 0 K: 0 S: 3 H: 1 LOB: 1 BB: 0 P: 3	R: 6 E: 0 K: 1 S: 6 H: 2 LOB: 0 BB: 4 P: 22	1B: 4 2B: 2 3B: 0 HR: 2	SF: 0 SAC: 0 DP: 1 HBP: 1					

	AB	32
	R	9
	H	8
	RBI	9
	BB	7
	SO	2
	LOB	13

PITCHER		IP	WLS	BF	H	R	ER	SO	BB	IBB	HBP	BLK	WP	HR	S	P	ERA	WHIP
Bob Chakales, R ERA: 3.91	(1, 1)	5.2		24	5	3	3	1	2	0	1	0	0	1	23	32	4.76	1.235
Howie Fox, R ERA: 2.72	(6, 1)	2.2		12	1	3	3	0	4	0	0	0	0	0	8	24	10.12	1.875
Mike Blyzka, R ERA: 6.4	(9, 1)	0.1	L	4	2	3	3	1	0	1	0	0	0	1	5	9	81.00	6.000

PITCHER	IP	WLS	BF	H	R	ER	SO	BB	IBB	HBP	BLK	WP	HR	S	P	ERA	WHIP

Batter	1	2	3	4	5	6	7	8	9	AB	R	H	RBI	BB	SO	LOB
Cal Abrams, L (1, 9) OBP: 0.396, SLG: 0.382	4-3	FC4-6 1-2f 2-3		SH 2B 1-2 2-3		BBBB 1B BB		5-3		3	1	0	0	1	0	2
Chuck Diering, R (1, 8) OBP: 0.386, SLG: 0.366	H 1-0 FC4-6 HBP	F9		G3 E 2B 1-H 2-H 3-H		G4-6-3 1-2 1B			SSS 0-3 K	4	1	2	3	0	1	2
Eddie Waitkus, L (1, 3) OBP: 0.325, SLG: 0.381	FC4-6 BB 1-2f FC3-2		F7	G3 2-3		F7			F9	5	0	0	0	0	0	4
Bob Kennedy, R (1, 5) OBP: 0.296, SLG: 0.347	BBBB 4-0 FC3-2 1-2 BB		F9	E6 3-H		G4-6-3 1-2f			SSS 0-3 K	4	0	0	1	1	1	2
Sam Mele, R (1, 7) OBP: 0.281, SLG: 0.378	FC3-2 1-2 2-H		1B 1B	P4			F8			4	0	1	0	0	0	3
Les Moss, R (1, 2) OBP: 0.309, SLG: 0.303		1B G3 1B 1B	1-3 1B	F7			F8			4	1	2	0	0	0	1
Jim Brideweser, R (1, 4) OBP: 0.333, SLG: 0.313		G3 1-2	4-3		6-3		4-3			3	0	0	0	0	0	3
Bobby Young, L (7, PH) OBP: 0.349, SLG: 0.349 (7, 4)										1	0	0	0	0	0	0
Billy Hunter, R (1, 6) OBP: 0.274, SLG: 0.288		FC4-6 1B 2-3 1B		SH E 2B 1B	F8			F7		4	1	2	0	0	0	0
Don Larsen, R (1, 1) OBP: 0.267, SLG: 0.333										2	1	1	1	0	0	1
Lou Kretlow, R (4, 1) OBP: 0.231, SLG: 0.167										1	0	0	0	0	0	0
Gil Coan, L (8, PH) OBP: 0.293, SLG: 0.284										1	0	0	0	0	0	0
Billy O'Dell, S (8, 1)		FC4-6 1-2 3-H 1B		E6 SH 2B 1-2	6-3			F7		0	0	0	0	0	0	0
Inning Stats	R: 0 E: 1 K: 0 S: 3 H: 0 LOB: 2 BB: 1 P: 8	R: 1 E: 0 K: 0 S: 6 H: 3 LOB: 2 BB: 0 P: 6	R: 0 E: 0 K: 0 S: 5 H: 2 LOB: 2 BB: 0 P: 5	R: 4 E: 3 K: 0 S: 8 H: 2 LOB: 1 BB: 0 P: 8	R: 0 E: 0 K: 0 S: 3 H: 0 LOB: 0 BB: 0 P: 3	R: 0 E: 0 K: 0 S: 3 H: 1 LOB: 1 BB: 1 P: 7	R: 0 E: 0 K: 0 S: 3 H: 0 LOB: 0 BB: 0 P: 3	R: 0 E: 0 K: 0 S: 3 H: 0 LOB: 0 BB: 0 P: 3	R: 0 E: 0 K: 2 S: 7 H: 0 LOB: 0 BB: 0 P: 7	1B: 7 2B: 1 3B: 0 HR: 0 SF: 0 SAC: 1 DP: 1 HBP: 1						

PITCHER		IP	WLS	BF	H	R	ER	SO	BB	IBB	HBP	BLK	WP	HR	S	P	ERA	WHIP
Leo Kiely, L ERA: 3.8	(1, 1)	5.1	W	30	8	5	2	0	2	0	1	0	0	0	27	36	3.38	1.875
Ellis Kinder, R ERA: 3.47	(6, 1)	3.2	S	10	0	0	0	2	0	0	0	0	0	0	14	14	0.00	0.000

PITCHER	IP	WLS	BF	H	R	ER	SO	BB	IBB	HBP	BLK	WP	HR	S	P	ERA	WHIP

TOP

Baltimore Orioles @ Boston Red Sox

Fenway Park, Boston, MA

Mon Jul 19 1954, 3:38 AM EDT

Att. 7,033 - Unknown

livebaseballscorecards.com

AB	36
R	5
H	8
RBI	5
BB	2
SO	2
LOB	18

WP: 0 PA: 40
PB: 0
SB: 0
CS: 0

Baltimore Orioles @ Boston Red Sox

Fenway Park, Boston, MA

Mon Jul 19 1954, 3:38 AM EDT

Att. 7,033 - Unknown

BOTTOM

livebaseballscorecards.com

Batter	1	2	3	4	5	6	7	8	9	AB	R	H	RBI	BB	SO	LOB
Milt Bolling, R (1, 6) OBP: 0.353, SLG: 0.387	HR	L5		HR 1B (1-2)	BB (FC5-4)		F8			4	2	2	1	1	0	2
Jim Piersall, R (1, 9) OBP: 0.327, SLG: 0.390	F3	2B (1-H)		HR (1-H, 2-H)	FC5-4 (1-2f)		F6			5	1	2	4	0	0	2
Ted Williams, L (1, 7) OBP: 0.525, SLG: 0.662	BB 1B	IBB		HR	4-3			6-3		3	1	1	1	2	0	1
Karl Olson, R (9, 7) OBP: 0.342, SLG: 0.404	BB									0	0	0	0	0	0	0
Harry Agganis, L (1, 3) OBP: 0.330, SLG: 0.426	BB 1B (1-2)	K		F7		4-3		3B		5	0	2	0	0	1	2
Jackie Jensen, R (1, 8) OBP: 0.343, SLG: 0.453	K		HR	HR		BB (S)		5-3		4	2	2	2	1	1	3
Grady Hatton, L (1, 5) OBP: 0.376, SLG: 0.385	BB (FC6-4, 1-2, 2-3)		4-3	F8		F8 (1-2)		F8		4	0	0	0	1	0	2
Ted Lepcio, R (1, 4) OBP: 0.336, SLG: 0.390	FC6-4 (1-2f)		F8	BB		6-3				3	0	0	0	1	0	4
Mickey Owen, R (1, 2) OBP: 0.357, SLG: 0.400		1B (2B)	F8	F6			BB (SH1-4)			3	1	1	0	1	0	1
Sammy White, R (8, 2) OBP: 0.326, SLG: 0.432										0	0	0	0	0	0	0
Leo Kiely, L (1, 1) OBP: 0.176, SLG: 0.273		F8		HR 1B	K		SH1-4 (1-2)			3	1	1	0	0	1	1
Ellis Kinder, R (6, 1) OBP: 0.200, SLG: 0.200										0	0	0	0	0	0	0
Inning Stats	R: 1 E: 0 K: 1 S: 7 H: 2 LOB: 3 BB: 2 P: 15	R: 1 E: 0 K: 1 S: 7 H: 2 LOB: 2 BB: 1 P: 11	R: 1 E: 0 K: 0 S: 4 H: 1 LOB: 0 BB: 0 P: 4	R: 5 E: 0 K: 0 S: 8 H: 5 LOB: 1 BB: 1 P: 12	R: 0 E: 0 K: 1 S: 5 H: 0 LOB: 1 BB: 1 P: 9	R: 0 E: 0 K: 0 S: 3 H: 0 LOB: 1 BB: 1 P: 7	R: 0 E: 0 K: 0 S: 3 H: 0 LOB: 1 BB: 1 P: 7	R: 0 E: 0 K: 0 S: 4 H: 1 LOB: 1 BB: 0 P: 4		1B: 4 2B: 1 3B: 1 HR: 5 SF: 0 SAC: 1 DP: 0 HBP: 0						

	AB	34
	R	8
	H	11
	RBI	8
	BB	7
	SO	3
	LOB	18

PITCHER		IP	WLS	BF	H	R	ER	SO	BB	IBB	HBP	BLK	WP	HR	S	P	ERA	WHIP
Don Larsen, R ERA: 4.5	(1, 1)	3.1	L	23	10	8	8	2	2	1	0	0	0	5	24	36	21.60	3.600
Lou Kretlow, R ERA: 5.04	(4, 1)	3.2		15	0	0	0	1	4	0	0	0	0	0	13	29	0.00	1.091
Billy O'Dell, L ERA:	(8, 1)	1.0		4	1	0	0	0	0	0	0	0	0	0	4	4	0.00	1.000

PITCHER	IP	WLS	BF	H	R	ER	SO	BB	IBB	HBP	BLK	WP	HR	S	P	ERA	WHIP

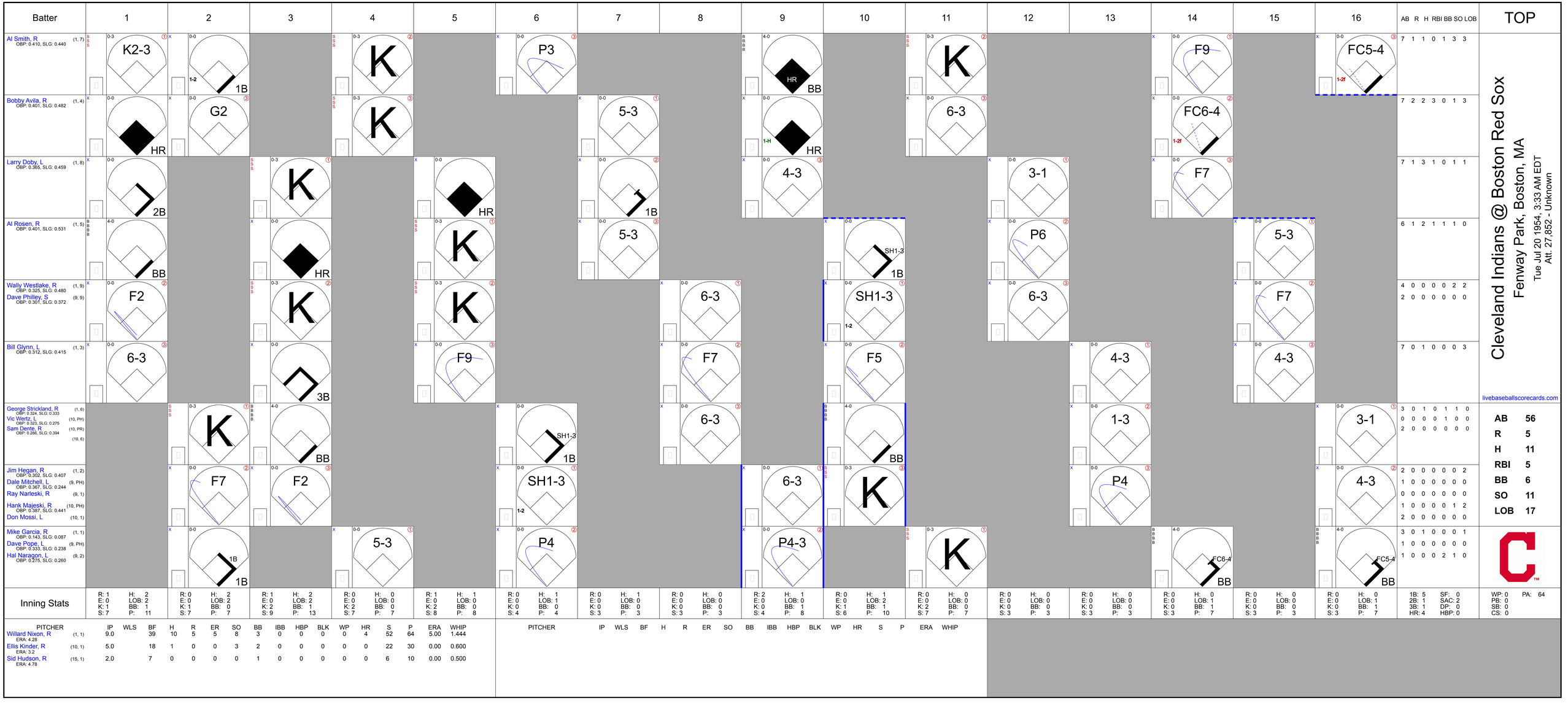
Batter
1
2
3
4
5
6
7
8
9
10
11
12
13
14
15
16
AB R H RBI BB SO LOB
TOP
Al Smith, R (1, 7) OBP: 0.410, SLG: 0.440
K2-3
1B
K
P3
5-3
HR BB
6-3
F9
FC5-4
Bobby Avila, R (1, 4) OBP: 0.401, SLG: 0.482
HR
G2
K
1-H HR
FC6-4
Larry Doby, L (1, 8) OBP: 0.365, SLG: 0.459
2B
K
HR
4-3
F7
Al Rosen, R (1, 5) OBP: 0.401, SLG: 0.531
BB
HR
5-3
SH1-3 1B
3-1
P6
5-3
Wally Westlake, R (1, 9) OBP: 0.325, SLG: 0.480
Dave Philley, S (9, 9) OBP: 0.301, SLG: 0.372
F2
K
K
6-3
SH1-3
F7
Bill Glynn, L (1, 3) OBP: 0.312, SLG: 0.415
6-3
3B
F9
F5
4-3
4-3
George Strickland, R (1, 6) OBP: 0.324, SLG: 0.333
Vic Wertz, L (10, PH) OBP: 0.323, SLG: 0.275
Sam Dente, R (10, PR) OBP: 0.286, SLG: 0.394 (10, 6)
K
BB
SH1-3 1B
6-3
BB
1-3
3-1
Jim Hegan, R (1, 2) OBP: 0.302, SLG: 0.407
Dale Mitchell, L (9, PH) OBP: 0.367, SLG: 0.244
Ray Narleski, R (9, 1)
Hank Majeski, R (10, PH) OBP: 0.387, SLG: 0.441
Don Mossi, L (10, 1)
F7
F2
SH1-3
6-3
K
P4
4-3
Mike Garcia, R (1, 1) OBP: 0.143, SLG: 0.087
Dave Pope, L (9, PH) OBP: 0.333, SLG: 0.238
Hal Naragon, L (9, 2) OBP: 0.275, SLG: 0.260
1B
5-3
P4
P4-3
K
FC6-4 BB
FC5-4 BB
Inning Stats
R: 1 E: 0 K: 1 S: 7 H: 2 LOB: 2 BB: 1 P: 11
R: 0 E: 0 K: 1 S: 7 H: 2 LOB: 2 BB: 0 P: 7
R: 1 E: 0 K: 2 S: 9 H: 2 LOB: 2 BB: 1 P: 13
R: 0 E: 0 K: 2 S: 7 H: 0 LOB: 0 BB: 0 P: 7
R: 1 E: 0 K: 2 S: 8 H: 1 LOB: 0 BB: 0 P: 8
R: 0 E: 0 K: 0 S: 4 H: 1 LOB: 1 BB: 0 P: 4
R: 0 E: 0 K: 0 S: 3 H: 1 LOB: 0 BB: 0 P: 3
R: 0 E: 0 K: 0 S: 3 H: 0 LOB: 0 BB: 0 P: 3
R: 2 E: 0 K: 0 S: 4 H: 1 LOB: 0 BB: 1 P: 8
R: 0 E: 0 K: 1 S: 6 H: 1 LOB: 2 BB: 1 P: 10
R: 0 E: 0 K: 2 S: 7 H: 0 LOB: 0 BB: 0 P: 7
R: 0 E: 0 K: 0 S: 3 H: 0 LOB: 0 BB: 0 P: 3
R: 0 E: 0 K: 0 S: 3 H: 0 LOB: 0 BB: 0 P: 3
R: 0 E: 0 K: 0 S: 3 H: 0 LOB: 1 BB: 1 P: 7
R: 0 E: 0 K: 0 S: 3 H: 0 LOB: 0 BB: 0 P: 3
R: 0 E: 0 K: 0 S: 3 H: 0 LOB: 1 BB: 1 P: 7
PITCHER IP WLS BF H R ER SO BB IBB HBP BLK WP HR S P ERA WHIP
Willard Nixon, R (1, 1) ERA: 4.28 9.0 39 10 5 5 8 3 0 0 0 0 0 4 52 64 5.00 1.444
Ellis Kinder, R (10, 1) ERA: 3.2 5.0 18 1 0 0 3 2 0 0 0 0 0 0 22 30 0.00 0.600
Sid Hudson, R (15, 1) ERA: 4.78 2.0 7 0 0 0 0 1 0 0 0 0 0 0 6 10 0.00 0.500
PITCHER IP WLS BF H R ER SO BB IBB HBP BLK WP HR S P ERA WHIP
Cleveland Indians @ Boston Red Sox
Fenway Park, Boston, MA
Tue Jul 20 1954, 3:33 AM EDT
Att. 27,852 - Unknown
livebaseballscorecards.com
AB 56
R 5
H 11
RBI 5
BB 6
SO 11
LOB 17
1B: 5 2B: 1 3B: 1 HR: 4
SF: 0 SAC: 2 DP: 0 HBP: 0
WP: 0 PB: 0 SB: 0 CS: 0
PA: 64

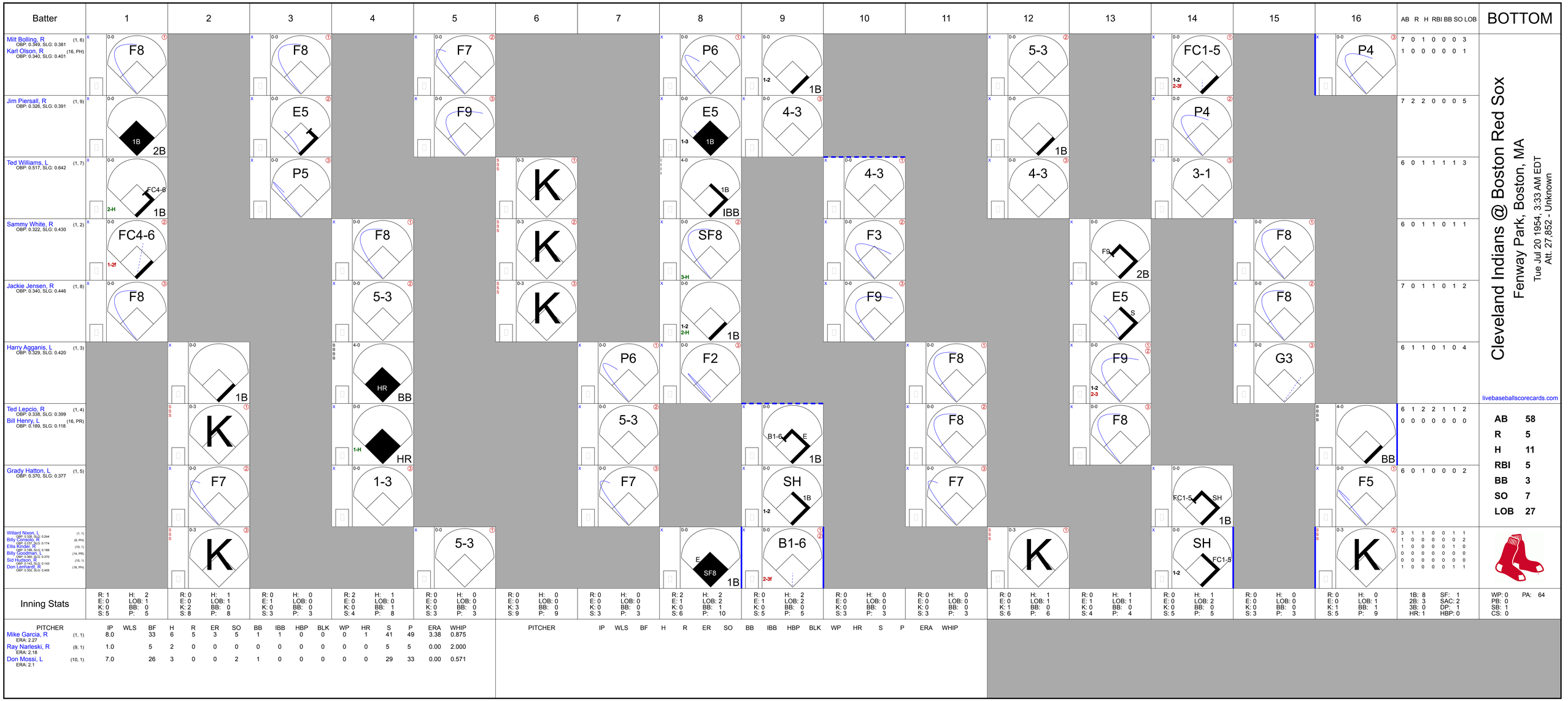
Batter
1
2
3
4
5
6
7
8
9
10
11
12
13
14
15
16
AB R H RBI BB SO LOB
BOTTOM
Milt Bolling, R (1, 6) OBP: 0.349, SLG: 0.381
Karl Olson, R (16, PH) OBP: 0.340, SLG: 0.401
F8
F8
F7
P6
1-2
1B
5-3
FC1-5
1-2
2-3f
P4
7 0 1 0 0 0 3
1 0 0 0 0 0 1
Jim Piersall, R (1, 9) OBP: 0.326, SLG: 0.391
1B
2B
E5
F9
E5
1-3
1B
4-3
1B
P4
7 2 2 0 0 0 5
Ted Williams, L (1, 7) OBP: 0.517, SLG: 0.642
FC4-6
2-H
1B
P5
K
4-3
4-3
3-1
6 0 1 1 1 1 3
Sammy White, R (1, 2) OBP: 0.322, SLG: 0.430
FC4-6
1-2f
F8
SF8
3-H
1B
IBB
F3
F9
2B
F8
6 0 1 1 0 1 1
Jackie Jensen, R (1, 8) OBP: 0.340, SLG: 0.446
F8
5-3
K
1-2
2-H
1B
F9
E5
S
F8
7 0 1 1 0 1 2
Harry Agganis, L (1, 3) OBP: 0.329, SLG: 0.420
1B
HR
BB
P6
F2
F8
1-2
2-3
F9
G3
6 1 1 0 1 0 4
Ted Lepcio, R (1, 4) OBP: 0.338, SLG: 0.399
Bill Henry, L (16, PR) OBP: 0.189, SLG: 0.118
K
1-H
HR
5-3
B1-6
E
1B
F8
BB
6 1 2 2 1 1 2
0 0 0 0 0 0 0
Grady Hatton, L (1, 5) OBP: 0.370, SLG: 0.377
F7
1-3
F7
SH
1-2
1B
F8
FC1-5
SH
1B
F5
6 0 1 0 0 0 2
Willard Nixon, L (1, 1) OBP: 0.338, SLG: 0.344
Billy Consolo, R (9, PH) OBP: 0.277, SLG: 0.174
Ellis Kinder, R (10, 1) OBP: 0.333, SLG: 0.188
Billy Goodman, L (14, PR) OBP: 0.366, SLG: 0.370
Sid Hudson, R (15, 1) OBP: 0.143, SLG: 0.143
Don Lenhardt, R (16, PH) OBP: 0.302, SLG: 0.405
K
5-3
E
SF8
1B
B1-6
2-3f
K
SH
FC1-5
K
3 1 1 0 0 1 1
1 0 0 0 0 0 2
1 0 0 0 0 1 0
0 0 0 0 0 0 0
0 0 0 0 0 0 0
1 0 0 0 0 1 1
Cleveland Indians @ Boston Red Sox
Fenway Park, Boston, MA
Tue Jul 20 1954, 3:33 AM EDT
Att. 27,852 - Unknown
livebaseballscorecards.com
AB 58
R 5
H 11
RBI 5
BB 3
SO 7
LOB 27
Inning Stats
R: 1 E: 0 K: 0 S: 5 H: 2 LOB: 1 BB: 0 P: 5
R: 0 E: 0 K: 2 S: 8 H: 1 LOB: 1 BB: 0 P: 8
R: 0 E: 1 K: 0 S: 3 H: 0 LOB: 0 BB: 0 P: 3
R: 2 E: 0 K: 0 S: 4 H: 1 LOB: 0 BB: 1 P: 8
R: 0 E: 0 K: 0 S: 3 H: 0 LOB: 0 BB: 0 P: 3
R: 0 E: 0 K: 3 S: 9 H: 0 LOB: 0 BB: 0 P: 9
R: 0 E: 0 K: 0 S: 3 H: 0 LOB: 0 BB: 0 P: 3
R: 2 E: 1 K: 0 S: 6 H: 2 LOB: 2 BB: 1 P: 10
R: 0 E: 1 K: 0 S: 5 H: 2 LOB: 2 BB: 0 P: 5
R: 0 E: 0 K: 0 S: 3 H: 0 LOB: 0 BB: 0 P: 3
R: 0 E: 0 K: 0 S: 3 H: 0 LOB: 0 BB: 0 P: 3
R: 0 E: 0 K: 1 S: 6 H: 1 LOB: 1 BB: 0 P: 6
R: 0 E: 1 K: 0 S: 4 H: 1 LOB: 1 BB: 0 P: 4
R: 0 E: 0 K: 0 S: 5 H: 1 LOB: 2 BB: 0 P: 5
R: 0 E: 0 K: 0 S: 3 H: 0 LOB: 0 BB: 0 P: 3
R: 0 E: 0 K: 1 S: 5 H: 0 LOB: 1 BB: 1 P: 9
1B: 8 2B: 3 3B: 0 HR: 1
SF: 1 SAC: 2 DP: 1 HBP: 0
WP: 0 PB: 0 SB: 1 CS: 0
PA: 64
PITCHER IP WLS BF H R ER SO BB IBB HBP BLK WP HR S P ERA WHIP
Mike Garcia, R (1, 1) ERA: 2.27 8.0 33 6 5 3 5 1 1 0 0 0 1 41 49 3.38 0.875
Ray Narleski, R (9, 1) ERA: 2.18 1.0 5 2 0 0 0 0 0 0 0 0 0 5 5 0.00 2.000
Don Mossi, L (10, 1) ERA: 2.1 7.0 26 3 0 0 2 1 0 0 0 0 0 29 33 0.00 0.571
PITCHER IP WLS BF H R ER SO BB IBB HBP BLK WP HR S P ERA WHIP

Batter	1	2	3	4	5	6	7	8	9	AB	R	H	RBI	BB	SO	LOB
Al Smith, R (1, 7) OBP: 0.410, SLG: 0.443	WP 1B		2B		6-3 ①	F3 ②		FC6-4 ② 1-2f 2-3		5	0	2	0	0	0	3
Bobby Avila, R (1, 4) OBP: 0.398, SLG: 0.477	6-3 ① 1-2		F5 ③		HR 1B	F7 ③		F7 ③		5	1	1	0	0	0	5
Larry Doby, L (1, 8) OBP: 0.364, SLG: 0.465	F8 ②			L4 ①	1-H HR		3-1 ①			4	1	1	2	0	0	1
Al Rosen, R (1, 5) OBP: 0.405, SLG: 0.541	1-3 ③			BBBB WP 1B BB	HR		BBBB 3-4-3 1B BB			2	2	1	1	2	0	1
Vic Wertz, L (1, 3) OBP: 0.321, SLG: 0.275		F8 ①		FC6-4 1-H 1B	SSS K ②		3-4-3 ② 1-2			4	0	1	1	0	1	1
Bill Glynn, L (7, 3) OBP: 0.312, SLG: 0.415										0	0	0	0	0	0	0
Dave Philley, S (1, 9) OBP: 0.303, SLG: 0.373		G3 ②		FC6-4 ② 1-2f BB HR	1B 1B		2-H 1B ③			4	1	2	0	0	0	1
George Strickland, R (1, 6) OBP: 0.329, SLG: 0.340		4-3 ③		BBBB 1-2 HR BB	1-3 1B ③			FC6-4 2B		3	1	2	0	1	0	0
Jim Hegan, R (1, 2) OBP: 0.305, SLG: 0.419			P3 ①	1-H 2-H HR	SSS K ①			BBBB FC6-4 BB		3	1	1	3	1	1	0
Art Houtteman, R (1, 1) OBP: 0.289, SLG: 0.381			F9 ②	6-3 ③	BBBB BB			SSS K ①		1	0	0	0	0	0	0
Dave Hoskins, L (3, 1)										1	0	0	0	1	0	0
Ray Narleski, R (6, 1)										1	0	0	0	0	1	2
Inning Stats	R: 0 H: 1 E: 0 LOB: 1 K: 0 BB: 0 S: 4 P: 4	R: 0 H: 0 E: 0 LOB: 0 K: 0 BB: 0 S: 3 P: 3	R: 0 H: 1 E: 0 LOB: 1 K: 0 BB: 0 S: 4 P: 4	R: 4 H: 2 E: 0 LOB: 0 K: 0 BB: 2 S: 5 P: 13	R: 3 H: 5 E: 0 LOB: 2 K: 1 BB: 0 S: 9 P: 9	R: 0 H: 0 E: 0 LOB: 1 K: 1 BB: 1 S: 5 P: 9	R: 0 H: 1 E: 0 LOB: 2 K: 0 BB: 1 S: 3 P: 7	R: 0 H: 1 E: 0 LOB: 2 K: 1 BB: 1 S: 6 P: 10		1B: 6 SF: 0 2B: 2 SAC: 0 3B: 0 DP: 0 HR: 3 HBP: 0						WP: 2 PA: 38 PB: 0 SB: 0 CS: 0

PITCHER		IP	WLS	BF	H	R	ER	SO	BB	IBB	HBP	BLK	WP	HR	S	P	ERA	WHIP
Tom Brewer, R ERA: 4.26	(1, 1)	5.0		25	9	7	7	1	2	0	0	0	2	3	25	33	12.60	2.200
Tex Clevenger, R ERA: 5.4	(6, 1)	3.0		13	2	0	0	2	3	0	0	0	0	0	14	26	0.00	1.667

PITCHER	IP	WLS	BF	H	R	ER	SO	BB	IBB	HBP	BLK	WP	HR	S	P	ERA	WHIP

TOP

Cleveland Indians @ Boston Red Sox

Fenway Park, Boston, MA

Wed Jul 21 1954, 3:33 AM EDT

Att. 8,671 - Overcast

livebaseballscorecards.com

AB	33
R	7
H	11
RBI	7
BB	5
SO	3
LOB	14

Batter	1	2	3	4	5	6	7	8	9	AB	R	H	RBI	BB	SO	LOB
Milt Bolling, R (1, 6) OBP: 0.343, SLG: 0.374	1-3	FC1-5 G6-4-3 1-2 2-3f	F8			6-3		K		5	0	0	0	0	1	3
Jim Piersall, R (1, 9) OBP: 0.330, SLG: 0.395	1B 1B	G6-4-3 1-2f		SH1-4 BB 1B		2B 3-1 1B		F8		5	1	3	0	0	0	2
Ted Williams, L (1, 7) OBP: 0.523, SLG: 0.671	1-3 1B		HR	BBB SH1-4 1-2 BB		3-1 1-3 2B		4-3		4	1	3	1	1	0	0
Harry Agganis, L (1, 3) OBP: 0.329, SLG: 0.423	P5		3B 2B	SH1-4 1-2 2-3		3-1 2-3 3-H				3	1	1	1	0	0	3
Jackie Jensen, R (1, 8) OBP: 0.341, SLG: 0.451	P4		2-H 2B 3B	BBB 6-4 BB		5-3				3	1	1	1	1	0	3
Ted Lepcio, R (1, 4) OBP: 0.337, SLG: 0.401		E3 1B 1B	3-H 2B 2B	6-4 1-2f				F5		4	2	1	1	0	0	3
Grady Hatton, L (1, 5) OBP: 0.373, SLG: 0.376		BB 1-3 1B 1B	F7		G3		BBB BB			3	1	1	0	1	0	1
Mickey Owen, R (1, 2) OBP: 0.370, SLG: 0.421		BBB FC1-5 1B 1-2 BB	2-H 2B		6-3		F8			3	0	1	1	1	0	1
Tom Brewer, R (1, 1) Don Lenhardt, R (5, PH) Tex Clevenger, R (6, 1) OBP: 0.316, SLG: 0.378 OBP: 0.299, SLG: 0.400 OBP: 0.250, SLG: 0.333		FC1-5 1-2 2-H 3-H 1B	F2		SSS K		SSS K			2 1 1	0 0 0	1 0 0	2 0 0	0 0 0	0 1 1	1 0 1
Inning Stats	R: 0 H: 2 E: 0 LOB: 2 K: 0 BB: 0 S: 5 P: 5	R: 2 H: 2 E: 1 LOB: 1 K: 0 BB: 1 S: 5 P: 9	R: 4 H: 5 E: 0 LOB: 1 K: 0 BB: 0 S: 8 P: 8	R: 0 H: 1 E: 0 LOB: 2 K: 0 BB: 2 S: 3 P: 11	R: 0 H: 0 E: 0 LOB: 0 K: 1 BB: 0 S: 5 P: 5	R: 1 H: 2 E: 0 LOB: 1 K: 0 BB: 0 S: 5 P: 5	R: 0 H: 0 E: 0 LOB: 1 K: 1 BB: 1 S: 5 P: 9	R: 0 H: 0 E: 0 LOB: 0 K: 1 BB: 0 S: 5 P: 5		1B: 6 SF: 0 2B: 5 SAC: 1 3B: 1 DP: 2 HR: 1 HBP: 0						WP: 0 PA: 39 PB: 0 SB: 0 CS: 0	

PITCHER		IP	WLS	BF	H	R	ER	SO	BB	IBB	HBP	BLK	WP	HR	S	P	ERA	WHIP
Art Houtteman, R ERA: 3.87	(1, 1)	2.0		15	8	6	5	0	1	0	0	0	0	1	14	18	22.50	4.500
Dave Hoskins, R ERA: 2.63	(3, 1)	3.1		15	4	1	1	1	2	0	0	0	0	0	15	23	2.70	1.800
Ray Narleski, R ERA: 2.08	(6, 1)	2.2		9	0	0	0	2	1	0	0	0	0	0	12	16	0.00	0.375

PITCHER	IP	WLS	BF	H	R	ER	SO	BB	IBB	HBP	BLK	WP	HR	S	P	ERA	WHIP

BOTTOM

Cleveland Indians @ Boston Red Sox

Fenway Park, Boston, MA

Wed Jul 21 1954, 3:33 AM EDT

Att. 8,671 - Overcast

livebaseballscorecards.com

AB	34
R	7
H	12
RBI	7
BB	4
SO	3
LOB	18

Cleveland Indians @ Boston Red Sox

Fenway Park, Boston, MA

Thu Jul 22 1954, 3:33 AM EDT

Unknown

TOP

livebaseballscorecards.com

Batter	1	2	3	4	5	6	7	8	9	AB	R	H	RBI	BB	SO	LOB
Al Smith, R (1, 7) OBP: 0.410, SLG: 0.440	BBBB 4-0 E E BB	x 0-0 G6-4-3 1-2 1B			SSS 0-3 ① K		x 0-0 ① 5-3		x 0-0 ② F7	4	1	1	0	1	1	0
Bobby Avila, R (1, 4) OBP: 0.392, SLG: 0.470	x 0-0 ① F9	x 0-0 ②③ G6-4-3 1-2f			x 0-0 ② 1-3		x 0-0 ② F8		x 0-0 ③ F8	5	0	0	0	0	0	3
Larry Doby, L (1, 8) OBP: 0.360, SLG: 0.460	x 0-0 E4 E 1-H HR		SSS 0-3 ① K		x 0-0 ③ P6		x 0-0 ③ F7			4	1	0	0	0	1	0
Al Rosen, R (1, 5) OBP: 0.406, SLG: 0.546	x 0-0 ② L5 1-2		x 0-0 ② 5-3			BBBB 4-0 HR BB		x 0-0 E 3B		3	2	1	0	1	0	1
Vic Wertz, L (1, 3) OBP: 0.330, SLG: 0.320 Bill Glynn, L (8, 3) OBP: 0.312, SLG: 0.415	x 0-0 2-H HR		x 0-0 FC4-6 1B			x 0-0 1-H HR		SSS 0-3 ① K		4 0	2 0	3 0	4 0	0 0	1 0	1 0
Dave Philley, S (1, 9) OBP: 0.305, SLG: 0.373	x 0-0 1B		x 0-0 ③ FC4-6 1-2f			BBBB 4-0 SH5-3 BB		x 0-0 E4 3-H		3	0	1	1	1	0	1
George Strickland, R (1, 6) OBP: 0.326, SLG: 0.337	SSS 0-3 ③ K			x 0-0 ① P5		x 0-0 ① SH5-3 1-2		x 0-0 ② F3		3	0	0	0	0	1	2
Jim Hegan, R (1, 2) OBP: 0.308, SLG: 0.418		BBBB 4-0 FC3-6 BB		x 0-0 G1-6-3 1B		x 0-0 ② 5-3		SSS 0-3 ③ K		3	0	1	0	1	1	2
Bob Feller, R (1, 1) OBP: 0.290, SLG: 0.276		x 0-0 ① FC3-6 1B 1-2f		x 0-0 ②③ G1-6-3 1-2f		x 0-0 ③ 6-3			x 0-0 ① 6-3	4	0	0	0	0	0	3
Inning Stats	R: 3 E: 2 K: 1 S: 8 H: 2 LOB: 1 BB: 1 P: 12	R: 0 E: 0 K: 0 S: 3 H: 1 LOB: 1 BB: 1 P: 7	R: 0 E: 0 K: 1 S: 6 H: 1 LOB: 1 BB: 0 P: 6	R: 0 E: 0 K: 0 S: 3 H: 1 LOB: 0 BB: 0 P: 3	R: 0 E: 0 K: 1 S: 5 H: 0 LOB: 0 BB: 0 P: 5	R: 2 E: 0 K: 0 S: 4 H: 1 LOB: 1 BB: 2 P: 12	R: 0 E: 0 K: 0 S: 3 H: 0 LOB: 0 BB: 0 P: 3	R: 1 E: 1 K: 2 S: 9 H: 1 LOB: 1 BB: 0 P: 9	R: 0 E: 0 K: 0 S: 3 H: 0 LOB: 0 BB: 0 P: 3	1B: 4 2B: 0 3B: 1 HR: 2 SF: 0 SAC: 1 DP: 2 HBP: 0						

	AB	33
	R	6
	H	7
	RBI	5
	BB	4
	SO	5
	LOB	13

WP: 0 PB: 0 SB: 0 CS: 0 PA: 38

PITCHER		IP	WLS	BF	H	R	ER	SO	BB	IBB	HBP	BLK	WP	HR	S	P	ERA	WHIP
Frank Sullivan, R ERA: 3.1	(1, 1)	8.0	L	35	7	6	3	5	4	0	0	0	0	2	41	57	3.38	1.375
Bill Henry, L ERA: 4.66	(9, 1)	1.0		3	0	0	0	0	0	0	0	0	0	0	3	3	0.00	0.000

PITCHER	IP	WLS	BF	H	R	ER	SO	BB	IBB	HBP	BLK	WP	HR	S	P	ERA	WHIP

Cleveland Indians @ Boston Red Sox

Fenway Park, Boston, MA

Thu Jul 22 1954, 3:33 AM EDT

Unknown

livebaseballscorecards.com

BOTTOM

Batter	1	2	3	4	5	6	7	8	9	AB	R	H	RBI	BB	SO	LOB
Milt Bolling, R (1, 6) OBP: 0.341, SLG: 0.375	K		2B	P4		P4			K	5	0	1	0	0	2	3
Jim Piersall, R (1, 9) OBP: 0.334, SLG: 0.396	FC4-6 1B		L4		HR BB		3-1 BB 1B		F9	4	1	2	0	1	0	1
Ted Williams, L (1, 7) OBP: 0.525, SLG: 0.684	FC4-6 1-2f		BB		1-H HR		1-2 3-1 BB		F7	3	1	1	2	2	0	1
Sammy White, R (1, 2) OBP: 0.318, SLG: 0.425	F9		F8		K		F8			4	0	0	0	0	1	5
Jackie Jensen, R (1, 8) OBP: 0.343, SLG: 0.450		3B BB	P6		G4-6-3 1B		1-2 2-3 3-1			3	1	1	0	1	0	4
Harry Agganis, L (1, 3) OBP: 0.328, SLG: 0.428		1-H 3B	F9		1-2f G4-6-3		4-3			4	0	1	1	0	0	3
Ted Lepcio, R (1, 4) OBP: 0.332, SLG: 0.395		5-3	P6			P5		6-3		4	0	0	0	0	0	1
Billy Consolo, R (1, 5) OBP: 0.250, SLG: 0.169		K	1B BB			S BB		P5		2	0	0	0	2	1	1
Frank Sullivan, R (1, 1) OBP: 0.237, SLG: 0.182		6-3	1-2 1B			1-2 K		K		3	0	1	0	0	1	2
Grady Hatton, L (8, PH) OBP: 0.371, SLG: 0.373										1	0	0	0	0	1	0
Bill Henry, L (9, 1) OBP: 0.189, SLG: 0.118										0	0	0	0	0	0	0

AB	33	1B: 4	SF: 0	WP: 0	PA: 39
R	3	2B: 1	SAC: 0	PB: 0	
H	7	3B: 1	DP: 1	SB: 1	
RBI	3	HR: 1	HBP: 0	CS: 0	
BB	6				
SO	6				
LOB	21				

Inning Stats	1	2	3	4	5	6	7	8	9
	R: 0 H: 1 E: 0 LOB: 1 K: 1 BB: 0 S: 6 P: 6	R: 1 H: 1 E: 0 LOB: 1 K: 1 BB: 1 S: 6 P: 10	R: 0 H: 1 E: 0 LOB: 2 K: 0 BB: 1 S: 4 P: 8	R: 0 H: 1 E: 0 LOB: 2 K: 0 BB: 1 S: 4 P: 8	R: 2 H: 2 E: 0 LOB: 0 K: 1 BB: 1 S: 6 P: 10	R: 0 H: 0 E: 0 LOB: 1 K: 1 BB: 1 S: 5 P: 9	R: 0 H: 1 E: 0 LOB: 2 K: 0 BB: 1 S: 4 P: 8	R: 0 H: 0 E: 0 LOB: 0 K: 1 BB: 0 S: 5 P: 5	R: 0 H: 0 E: 0 LOB: 0 K: 1 BB: 0 S: 5 P: 5

PITCHER	IP	WLS	BF	H	R	ER	SO	BB	IBB	HBP	BLK	WP	HR	S	P	ERA	WHIP
Bob Feller, R (1, 1) ERA: 2.99	9.0	W	39	7	3	3	6	6	0	0	0	0	1	45	69	3.00	1.444

PITCHER	IP	WLS	BF	H	R	ER	SO	BB	IBB	HBP	BLK	WP	HR	S	P	ERA	WHIP

Batter	1	2	3	4	5	6	7	8	9	AB	R	H	RBI	BB	SO	LOB
Al Smith, R (1, 5) OBP: 0.413, SLG: 0.453	BBBB 4-0 1B E SF9 BB		x 0-0 L4-6 E 1B	x 0-0 ③ F8		x 0-0 ② 6-3		x 0-0 HR		4	2	2	1	1	0	1
Bobby Avila, R (1, 4) OBP: 0.389, SLG: 0.465	x 0-0 E6 1B 1-2		x 0-0 E4 1-2		x 0-0 ① F9	x 0-0 2B 1B		x 0-0 ① F8		5	0	1	0	0	0	2
Larry Doby, L (1, 8) OBP: 0.363, SLG: 0.465	x 0-0 FC6-4 1B 1-2 2-3		SSS 0-3 ① K		x 0-0 2B BB 1B	x 0-0 1-3 2B		SSS 0-3 ② K		5	1	3	0	0	2	2
Vic Wertz, L (1, 3) OBP: 0.327, SLG: 0.324 Bill Glynn, L (8, 3) OBP: 0.312, SLG: 0.415	x 0-0 ① SF9 3-H		x 0-0 ②③ L4-6 2-3		x 0-0 BB 1-3 2B	x 0-0 ③ F8		x 0-0 ③ 4-3		4 0	0 0	1 0	1 0	0 0	0 0	4 0
Wally Westlake, R (1, 7) OBP: 0.327, SLG: 0.492	SSS 0-3 ② K			x 0-0 HR	BBBB 4-0 BB BB		x 0-0 ① P4		x 0-0 ① 5-3	4	1	1	1	1	1	2
Dave Philley, S (1, 9) OBP: 0.309, SLG: 0.377	x 0-0 ③ FC6-4 1-2f			x 0-0 SH1-3 1B 1B	x 0-0 ② F5		x 0-0 1B 1B		x 0-0 1B 1B	5	1	3	0	0	0	5
George Strickland, R (1, 6) OBP: 0.328, SLG: 0.337		x 0-0 ① F3		x 0-0 ① SH1-3 1-2	BBBB 4-0 1-2 2-3 3-H BB		x 0-0 1-3 1B		x 0-0 ② F8	3	0	1	1	1	0	1
Hal Naragon, L (1, 2) OBP: 0.282, SLG: 0.269		x 0-0 ② G3		x 0-0 SH5-3 2-H 1B	x 0-0 ③ F9		x 0-0 ② F5		x 0-0 1-3 1B	5	0	2	1	0	0	5
Bob Lemon, L (1, 1) OBP: 0.196, SLG: 0.271		x 0-0 ③ 5-3		x 0-0 ② SH5-3 1-2		x 0-0 ① F7	x 0-0 ③ 4-3		x 0-0 ③ 5-3	4	0	0	0	0	0	4
Inning Stats	R: 1 E: 1 K: 1 S: 7 H: 1 LOB: 2 BB: 1 P: 11	R: 0 E: 0 K: 0 S: 3 H: 0 LOB: 0 BB: 0 P: 3	R: 0 E: 1 K: 1 S: 6 H: 1 LOB: 1 BB: 0 P: 6	R: 2 E: 0 K: 0 S: 6 H: 3 LOB: 1 BB: 0 P: 6	R: 1 E: 0 K: 0 S: 5 H: 2 LOB: 3 BB: 2 P: 13	R: 0 E: 0 K: 0 S: 5 H: 2 LOB: 2 BB: 0 P: 5	R: 0 E: 0 K: 0 S: 5 H: 2 LOB: 2 BB: 0 P: 5	R: 1 E: 0 K: 1 S: 6 H: 1 LOB: 0 BB: 0 P: 6	R: 0 E: 0 K: 0 S: 5 H: 2 LOB: 2 BB: 0 P: 5							

TOP

Cleveland Indians @ Boston Red Sox

Fenway Park, Boston, MA

Thu Jul 22 1954, 3:38 AM EDT

Att. 16,882 - Unknown

livebaseballscorecards.com

AB	39
R	5
H	14
RBI	5
BB	3
SO	3
LOB	26

1B: 10 SF: 1
2B: 3 SAC: 2
3B: 0 DP: 1
HR: 2 HBP: 0

WP: 0 PA: 45
PB: 0
SB: 0
CS: 0

PITCHER		IP	WLS	BF	H	R	ER	SO	BB	IBB	HBP	BLK	WP	HR	S	P	ERA	WHIP
Hal Brown, R ERA: 5.66	(1, 1)	8.0	L	40	12	5	4	3	3	0	0	0	0	2	43	55	4.50	1.875
Bill Henry, L ERA: 4.61	(9, 1)	1.0		5	2	0	0	0	0	0	0	0	0	0	5	5	0.00	2.000

PITCHER	IP	WLS	BF	H	R	ER	SO	BB	IBB	HBP	BLK	WP	HR	S	P	ERA	WHIP

BOTTOM

Cleveland Indians @ Boston Red Sox

Fenway Park, Boston, MA

Thu Jul 22 1954, 3:38 AM EDT

Att. 16,882 - Unknown

livebaseballscorecards.com

Batter	1	2	3	4	5	6	7	8	9	AB	R	H	RBI	BB	SO	LOB
Billy Consolo, R (1, 5) OBP: 0.262, SLG: 0.187	S S S 0-3 ① K			x 0-0 ① 6-3		x 0-0 WP 1-2 1B		x 0-0 1B		4	0	2	0	0	1	0
Jim Piersall, R (1, 9) OBP: 0.330, SLG: 0.391	x 0-0 ② F9			x 0-0 ② 5-3		x 0-0 ② F2 1-2 2-3		x 0-0 ③ 6-3		4	0	0	0	0	0	3
Ted Williams, L (1, 7) OBP: 0.525, SLG: 0.677	x 0-0 ③ F7			B B B 4-0 BB		x 0-0 ③ 1-3			x 0-0 ① HR 1B	3	1	1	0	1	0	2
Harry Agganis, L (1, 3) OBP: 0.327, SLG: 0.436		x 0-0 ① 4-3		x 0-0 ③ P4			x 0-0 ① 4-3		x 0-0 1-H HR	4	1	1	2	0	0	1
Jackie Jensen, R (1, 8) OBP: 0.342, SLG: 0.448		x 0-0 ② F9			x 0-0 ① F8		x 0-0 FC1-4 1B		x 0-0 ① F7	4	0	1	0	0	0	0
Del Wilber, R (1, 2) OBP: 0.091, SLG: 0.050		x 0-0 ③ P5			x 0-0 ② F8		x 0-0 ② FC1-4 1-2f		x 0-0 ② 5-3	4	0	0	0	0	0	1
Ted Lepcio, R (1, 4) OBP: 0.331, SLG: 0.393			x 0-0 ① 5-3		x 0-0 ③ F7		x 0-0 ③ F7		x 0-0 FC5-4 1B	4	0	1	0	0	0	1
Milt Bolling, R (1, 6) OBP: 0.337, SLG: 0.369			x 0-0 ② F8			x 0-0 ① F8		x 0-0 ① 6-3	x 0-0 ③ FC5-4 1-2f	4	0	0	0	0	0	1
Hal Brown, R (1, 1) OBP: 0.294, SLG: 0.267 Charlie Maxwell, L (8, PH) OBP: 0.315, SLG: 0.280 Bill Henry, L (9, 1) OBP: 0.189, SLG: 0.118			x 0-0 ③ 6-3			x 0-0 WP 1B 1B		S S S 0-3 ② K		2 1 0	0 0 0	1 0 0	0 0 0	0 1 0	0 0 0	0 0 0
Inning Stats	R: 0 E: 0 K: 1 S: 5 H: 0 LOB: 0 BB: 0 P: 5	R: 0 E: 0 K: 0 S: 3 H: 0 LOB: 0 BB: 0 P: 3	R: 0 E: 0 K: 0 S: 3 H: 0 LOB: 0 BB: 0 P: 3	R: 0 E: 0 K: 0 S: 3 H: 0 LOB: 1 BB: 1 P: 7	R: 0 E: 0 K: 0 S: 3 H: 0 LOB: 0 BB: 0 P: 3	R: 0 E: 0 K: 0 S: 5 H: 2 LOB: 2 BB: 0 P: 5	R: 0 E: 0 K: 0 S: 4 H: 1 LOB: 1 BB: 0 P: 4	R: 0 E: 0 K: 1 S: 6 H: 1 LOB: 1 BB: 0 P: 6	R: 2 E: 0 K: 0 S: 6 H: 3 LOB: 1 BB: 0 P: 6	1B: 6 2B: 0 3B: 0 HR: 1	SF: 0 SAC: 0 DP: 0 HBP: 0						

	AB	34
	R	2
	H	7
	RBI	2
	BB	1
	SO	2
	LOB	9

WP: 1 PB: 0 SB: 0 CS: 0 PA: 35

PITCHER		IP	WLS	BF	H	R	ER	SO	BB	IBB	HBP	BLK	WP	HR	S	P	ERA	WHIP
Bob Lemon, R ERA: 3.48	(1, 1)	9.0	W	35	7	2	2	2	1	0	0	0	1	1	38	42	2.00	0.889

PITCHER	IP	WLS	BF	H	R	ER	SO	BB	IBB	HBP	BLK	WP	HR	S	P	ERA	WHIP

Batter	1	2	3	4	5	6	7	8	9	AB	R	H	RBI	BB	SO	LOB
Chico Carrasquel, R (1, 6) OBP: 0.362, SLG: 0.382	0-0 SH5-3 E 1B		0-0 BB 1B 1B	0-0 2-H 3-H 1B		4-0 1B 1-2 BB		0-3 K ②		4	1	3	2	1	1	0
Nellie Fox, L (1, 4) OBP: 0.359, SLG: 0.394	0-0 ① SH5-3 1-2		0-0 BB 1-2 1B	0-0 ③ L9		0-0 G6-4-3 1-2 2-3 1B		0-0 ③ 4-3		4	0	2	0	0	0	1
Minnie Minoso, R (1, 7) OBP: 0.408, SLG: 0.546	4-0 2-H BB		0-0 ② F9		4-0 1B 1B BB	0-0 ① SF8 3-H			0-0 ① F7	2	1	0	1	2	0	2
Johnny Groth, R (1, 8) OBP: 0.360, SLG: 0.379	0-3 K ②		4-0 1-2 2-3 BB		0-0 ② 1B 1-2 6-3 1B	0-0 ② ③ G6-4-3 1-2f			0-0 ② F5	4	1	1	0	1	1	3
Matt Batts, R (1, 2) OBP: 0.337, SLG: 0.396	0-0 ③ F8		0-0 ③ P3		0-0 6-3 1-3 2-H 1B		4-0 FC6-4 BB		0-0 ③ F8	4	0	1	1	1	0	4
Jim Rivera, L (1, 9) OBP: 0.353, SLG: 0.440		0-0 FC4-6 1B		0-0 S 1B 2B	0-0 ① F9		0-0 ① FC6-4 1-2f CS			4	1	2	0	0	0	3
Cass Michaels, R (1, 5) OBP: 0.404, SLG: 0.439		0-0 ① FC4-6 L1-3 1-2f		4-0 S 1B BB	0-0 ② 6-3 1-2 3-H		0-3 ② ③ K 1-2			3	1	0	1	1	1	3
Ron Jackson, R (1, 3) OBP: 0.377, SLG: 0.592		0-0 ② ③ L1-3 1-2		0-3 ① K 1-2 2-3	0-3 ③ K			0-0 HR		4	1	1	1	0	2	4
Harry Dorish, R (1, 1) OBP: 0.118, SLG: 0.118 Virgil Trucks, R (7, 1) OBP: 0.185, SLG: 0.203			0-3 ① K	0-3 ② K		0-0 1B BB SF8 1B		0-0 ① 1-3		3	1	1	0	0	2	2
										1	0	0	0	0	0	0
Inning Stats	R: 1 H: 1 E: 1 LOB: 1 K: 1 BB: 1 S: 6 P: 10	R: 0 H: 1 E: 0 LOB: 0 K: 0 BB: 0 S: 3 P: 3	R: 0 H: 2 E: 0 LOB: 3 K: 1 BB: 1 S: 7 P: 11	R: 2 H: 2 E: 0 LOB: 1 K: 2 BB: 1 S: 9 P: 13	R: 2 H: 2 E: 0 LOB: 1 K: 1 BB: 1 S: 7 P: 11	R: 1 H: 2 E: 0 LOB: 1 K: 0 BB: 1 S: 4 P: 8	R: 0 H: 0 E: 0 LOB: 1 K: 1 BB: 1 S: 4 P: 8	R: 1 H: 1 E: 0 LOB: 0 K: 1 BB: 0 S: 6 P: 6	R: 0 H: 0 E: 0 LOB: 0 K: 0 BB: 0 S: 3 P: 3	1B: 9 SF: 1 2B: 3 SAC: 1 3B: 0 DP: 3 HR: 1 HBP: 0						

PITCHER		IP	WLS	BF	H	R	ER	SO	BB	IBB	HBP	BLK	WP	HR	S	P	ERA	WHIP
Russ Kemmerer, R ERA: 3.65	(1, 1)	5.0	L	29	10	6	5	5	5	0	0	0	0	0	34	54	9.00	3.000
Tex Clevenger, R ERA: 5.26	(6, 1)	3.0		9	1	1	1	2	1	0	0	0	0	1	12	16	3.00	0.667
Bill Henry, L ERA: 4.56	(9, 1)	1.0		3	0	0	0	0	0	0	0	0	0	0	3	3	0.00	0.000

PITCHER	IP	WLS	BF	H	R	ER	SO	BB	IBB	HBP	BLK	WP	HR	S	P	ERA	WHIP

TOP

Chicago White Sox @ Boston Red Sox

Fenway Park, Boston, MA

Fri Jul 23 1954, 3:33 AM EDT

Att. 18,810 - Unknown

livebaseballscorecards.com

AB	33
R	7
H	11
RBI	6
BB	6
SO	7
LOB	22

WP: 0	PA: 41		
PB: 0			
SB: 2			
CS: 1			

BOTTOM

Chicago White Sox @ Boston Red Sox

Fenway Park, Boston, MA

Fri Jul 23 1954, 3:33 AM EDT

Att. 18,810 - Unknown

livebaseballscorecards.com

Batter	1	2	3	4	5	6	7	8	9	AB	R	H	RBI	BB	SO	LOB
Billy Consolo, R (1, 5) OBP: 0.261, SLG: 0.190	0-0 ① 1B		0-0 ③ F8			0-0 ② 6-3		0-0 ② 6-3		4	0	1	0	0	0	0
Jim Piersall, R (1, 9) OBP: 0.329, SLG: 0.389	0-0 G6-3 1B			0-0 ① 6-3		0-0 ③ 5-3		SSS 0-3 ③ K		4	0	1	0	0	1	0
Ted Williams, L (1, 7) OBP: 0.520, SLG: 0.673	0-0 ②③ G6-3 1-2f			0-0 2B			0-0 ① 4-3		0-0 ① F9	4	0	1	0	0	0	1
Sammy White, R (1, 2) OBP: 0.320, SLG: 0.429		0-0 ① 2B		0-0 ② L5			0-0 BB 2B 1B		0-0 ② F8	4	1	2	0	0	0	1
Jackie Jensen, R (1, 8) OBP: 0.344, SLG: 0.447		0-0 2-3 1B		0-0 ③ F8			BBBB 4-0 2B 1-2 BB		SSS 0-3 ③ K	3	0	1	0	1	1	1
Harry Agganis, L (1, 3) OBP: 0.324, SLG: 0.432		0-0 ② 2-3 1-2			SSS 0-3 ① K		0-0 ② L9			3	0	0	0	0	1	3
Ted Lepcio, R (1, 4) OBP: 0.331, SLG: 0.396		0-0 ③ 5-3			0-0 ② 6-3		0-0 1-3 2-H 2B			3	0	1	1	0	0	1
Milt Bolling, R (1, 6) OBP: 0.334, SLG: 0.366			0-0 ① L7		0-0 ③ F5		SSS 0-3 ③ K			3	0	0	0	0	1	2
Russ Kemmerer, R (1, 1)			0-0 ② 2-3			0-0 ① P4		0-0 ① P4		1	0	0	0	0	0	0
Tex Clevenger, R (6, 1) OBP: 0.231, SLG: 0.308										1	0	0	0	0	0	0
Charlie Maxwell, L (8, PH) OBP: 0.312, SLG: 0.277										1	0	0	0	0	0	0
Bill Henry, L (9, 1) OBP: 0.189, SLG: 0.118										0	0	0	0	0	0	0
Inning Stats	R: 0 E: 0 K: 0 S: 3 H: 2 LOB: 0 BB: 0 P: 3	R: 0 E: 0 K: 0 S: 4 H: 2 LOB: 1 BB: 0 P: 4	R: 0 E: 0 K: 0 S: 3 H: 0 LOB: 0 BB: 0 P: 3	R: 0 E: 0 K: 0 S: 4 H: 1 LOB: 1 BB: 0 P: 4	R: 0 E: 0 K: 1 S: 5 H: 0 LOB: 0 BB: 0 P: 5	R: 0 E: 0 K: 0 S: 3 H: 0 LOB: 0 BB: 0 P: 3	R: 1 E: 0 K: 1 S: 7 H: 2 LOB: 2 BB: 1 P: 11	R: 0 E: 0 K: 1 S: 5 H: 0 LOB: 0 BB: 0 P: 5	R: 0 E: 0 K: 1 S: 5 H: 0 LOB: 0 BB: 0 P: 5	1B: 4 2B: 3 3B: 0 HR: 0 SF: 0 SAC: 0 DP: 1 HBP: 0							

	AB	31
	R	1
	H	7
	RBI	1
	BB	1
	SO	4
	LOB	9

WP: 0 PB: 0 SB: 0 CS: 0 PA: 32

PITCHER		IP	WLS	BF	H	R	ER	SO	BB	IBB	HBP	BLK	WP	HR	S	P	ERA	WHIP
Harry Dorish, R ERA: 2.72	(1, 1)	6.2	W	25	7	1	1	1	1	0	0	0	0	0	26	30	1.35	1.200
Virgil Trucks, R ERA: 2.61	(7, 1)	2.1	S	7	0	0	0	3	0	0	0	0	0	0	13	13	0.00	0.000

PITCHER	IP	WLS	BF	H	R	ER	SO	BB	IBB	HBP	BLK	WP	HR	S	P	ERA	WHIP

Batter	1	2	3	4	5	6	7	8	9	AB	R	H	RBI	BB	SO	LOB
Chico Carrasquel, R (1, 6) OBP: 0.359, SLG: 0.378	5-3		F3		5-3			F8		4	0	0	0	0	0	1
Nellie Fox, L (1, 4) OBP: 0.358, SLG: 0.393	4-3		1B 1B 2-H 1B		F7			F9		4	1	1	1	0	0	0
Minnie Minoso, R (1, 7) OBP: 0.409, SLG: 0.544	BBBB CS BB		1B 1-2 1B			4-3			6-3	3	0	1	0	1	0	0
Johnny Groth, R (1, 8) OBP: 0.359, SLG: 0.377	CS 1-2	4-3	FC6-4 1-2 2-H 1B			SSS K			F9	4	0	1	1	0	1	0
Sherm Lollar, R (1, 2) OBP: 0.347, SLG: 0.387		SSS K	FC6-4 1-2f			P6			F8	4	0	0	0	0	1	2
Cass Michaels, R (1, 5) OBP: 0.403, SLG: 0.435		BBBB BB		3-1			6-3			2	0	0	0	1	0	0
Jim Rivera, L (1, 9) OBP: 0.349, SLG: 0.435		SSS K		1-3			L6			3	0	0	0	0	1	1
Ron Jackson, R (1, 3) OBP: 0.375, SLG: 0.596			1B 2B	6-3			F9			3	1	1	0	0	0	0
Bob Keegan, R (1, 1) OBP: 0.169, SLG: 0.186			6-3		F8			F8		2	0	0	0	0	0	1
Morrie Martin, L (7, 1) OBP: 0.200, SLG: 0.250										0	0	0	0	0	0	0
Matt Batts, R (8, PH) OBP: 0.333, SLG: 0.391										1	0	0	0	0	0	0
Dick Strahs, L (8, 1)										0	0	0	0	0	0	0
Inning Stats	R: 0 E: 0 K: 0 S: 2 H: 0 LOB: 0 BB: 1 P: 6	R: 0 E: 0 K: 2 S: 7 H: 0 LOB: 1 BB: 1 P: 11	R: 2 E: 0 K: 0 S: 7 H: 4 LOB: 2 BB: 0 P: 7	R: 0 E: 0 K: 0 S: 3 H: 0 LOB: 0 BB: 0 P: 3	R: 0 E: 0 K: 0 S: 3 H: 0 LOB: 0 BB: 0 P: 3	R: 0 E: 0 K: 1 S: 5 H: 0 LOB: 0 BB: 0 P: 5	R: 0 E: 0 K: 0 S: 3 H: 0 LOB: 0 BB: 0 P: 3	R: 0 E: 0 K: 0 S: 3 H: 0 LOB: 0 BB: 0 P: 3	R: 0 E: 0 K: 0 S: 3 H: 0 LOB: 0 BB: 0 P: 3	1B: 3 2B: 1 3B: 0 HR: 0 SF: 0 SAC: 0 DP: 0 HBP: 0						

PITCHER		IP	WLS	BF	H	R	ER	SO	BB	IBB	HBP	BLK	WP	HR	S	P	ERA	WHIP
Leo Kiely, L ERA: 3.62	(1, 1)	9.0	W	32	4	2	2	3	2	0	0	0	0	0	36	44	2.00	0.667

PITCHER	IP	WLS	BF	H	R	ER	SO	BB	IBB	HBP	BLK	WP	HR	S	P	ERA	WHIP

TOP

Chicago White Sox @ Boston Red Sox

Fenway Park, Boston, MA

Sat Jul 24 1954, 3:33 AM EDT

Att. 12,507 - Unknown

livebaseballscorecards.com

AB	30
R	2
H	4
RBI	2
BB	2
SO	3
LOB	5

Batter	1	2	3	4	5	6	7	8	9	AB	R	H	RBI	BB	SO	LOB
Billy Consolo, R (1, 5) OBP: 0.290, SLG: 0.207	BBBB 4-0 BB		x 0-0 HR 1B	x 0-0 1-2 1B		BBBB 4-0 1-2 BB		x 0-0 ① 4-3		3	1	2	0	2	0	0
Jim Piersall, R (1, 9) OBP: 0.324, SLG: 0.383	x 0-0 ① F9		SSS 0-3 ① K	x 0-0 ③ 6-3		x 0-0 ③ F2		x 0-0 ② 6-3		5	0	0	0	0	1	6
Ted Williams, L (1, 7) OBP: 0.526, SLG: 0.692	BBBB 4-0 1-2 BB		x 0-0 1-2 HR 1B		x 0-0 1B		x 0-0 HR	x 0-0 ③ F9		4	2	3	1	1	0	0
Harry Agganis, L (1, 3) OBP: 0.319, SLG: 0.426	x 0-0 ② F7		x 0-0 ② F5		x 0-0 ① F5		x 0-0 ① P6			4	0	0	0	0	0	5
Jackie Jensen, R (1, 8) OBP: 0.343, SLG: 0.453	x 0-0 ③ P4		x 0-0 1-H 2-H HR		x 0-0 ② F3		x 0-0 ② G3			4	1	1	3	0	0	3
Del Wilber, R (1, 2) OBP: 0.154, SLG: 0.250		x 0-0 ① F4	x 0-0 PO 1B		x 0-0 ③ F8		x 0-0 HR			4	1	2	1	0	0	1
Ted Lepcio, R (1, 4) OBP: 0.333, SLG: 0.397		SSS 0-3 ② K	0-0 ③ PO 1-2	SSS 0-3 ① K		x 0-0 FC4-6 1B	x 0-0 1B 1B			4	0	2	0	0	2	0
Milt Bolling, R (1, 6) OBP: 0.336, SLG: 0.368		x 0-0 1B		x 0-0 ② F8		SSS 0-3 ① K	x 0-0 1-2 1B			4	0	2	0	0	1	1
Leo Kiely, L (1, 1) OBP: 0.184, SLG: 0.250		SSS 0-3 ③ K		BBBB 4-0 1B BB		x 0-0 ② FC4-6 BB 1-2f	x 0-0 ③ L5			3	0	0	0	1	1	4
Inning Stats	R: 0 H: 0 E: 0 LOB: 2 K: 0 BB: 2 S: 3 P: 11	R: 0 H: 1 E: 0 LOB: 1 K: 2 BB: 0 S: 8 P: 8	R: 3 H: 4 E: 0 LOB: 0 K: 1 BB: 0 S: 8 P: 8	R: 0 H: 1 E: 0 LOB: 2 K: 1 BB: 1 S: 6 P: 10	R: 0 H: 1 E: 0 LOB: 1 K: 0 BB: 0 S: 4 P: 4	R: 0 H: 1 E: 0 LOB: 2 K: 1 BB: 1 S: 6 P: 10	R: 2 H: 4 E: 0 LOB: 2 K: 0 BB: 0 S: 7 P: 7	R: 0 H: 0 E: 0 LOB: 0 K: 0 BB: 0 S: 3 P: 3		1B: 9 SF: 0 2B: 0 SAC: 0 3B: 0 DP: 0 HR: 3 HBP: 0						

PITCHER		IP	WLS	BF	H	R	ER	SO	BB	IBB	HBP	BLK	WP	HR	S	P	ERA	WHIP
Bob Keegan, R ERA: 2.99	(1, 1)	6.2	L	35	12	5	5	5	4	0	0	0	0	3	41	57	6.75	2.400
Morrie Martin, L ERA: 4.62	(7, 1)	0.1		1	0	0	0	0	0	0	0	0	0	0	1	1	0.00	0.000
Dick Strahs, R ERA:	(8, 1)	1.0		3	0	0	0	0	0	0	0	0	0	0	3	3	0.00	0.000

PITCHER	IP	WLS	BF	H	R	ER	SO	BB	IBB	HBP	BLK	WP	HR	S	P	ERA	WHIP

BOTTOM

Chicago White Sox @ Boston Red Sox

Fenway Park, Boston, MA

Sat Jul 24 1954, 3:33 AM EDT

Att. 12,507 - Unknown

livebaseballscorecards.com

AB	35
R	5
H	12
RBI	5
BB	4
SO	5
LOB	20

Batter	1	2	3	4	5	6	7	8	9	AB	R	H	RBI	BB	SO	LOB
Chico Carrasquel, R (1, 6) OBP: 0.359, SLG: 0.377	5-3	K			E 1B 1B		BBBB 1B G3 1B BB		F7	4	2	1	0	1	1	2
Nellie Fox, L (1, 4) OBP: 0.361, SLG: 0.394	BBBB 6-3 BB		P3		E5 BB 1-3 5-3 1B		G3 1-2		G6-4-3 1B	4	1	2	0	1	0	1
Minnie Minoso, R (1, 7) OBP: 0.409, SLG: 0.542	6-3 1-2		1-3		5-3 BB 3-H 1B		1B SH1-3 2-3 1B		G6-4-3 1-2f	5	1	2	1	0	0	2
Phil Cavarretta, L (1, 3) OBP: 0.435, SLG: 0.431	SSS K		1B		BBBB 5-3 1-2 2-3 BB		SH1-3 1-3 3-H 1B			3	0	2	1	1	1	1
Jim Rivera, L (1, 9) OBP: 0.346, SLG: 0.431		4-3	F7		5-3 1-2 2-3 3-H		SH1-3 1-2 3-H			3	0	0	2	0	0	3
Matt Batts, R (1, 2) OBP: 0.330, SLG: 0.379		BBBB 1B 1B BB		4-3	P4		L6			3	1	0	0	1	0	3
Cass Michaels, R (1, 5) OBP: 0.401, SLG: 0.431		1B 1-2 1B	SSS K		P6			F7		4	0	1	0	0	1	0
Johnny Groth, R (1, 8) OBP: 0.357, SLG: 0.375		1-2 2-H 1B	F7		5-3			L1		4	0	1	1	0	0	0
Jack Harshman, L (1, 1) OBP: 0.316, SLG: 0.323		SSS K			F9		F7	SSS K		4	0	0	0	0	2	2
Inning Stats	R: 0 E: 0 K: 1 S: 5 H: 0 LOB: 1 BB: 1 P: 9	R: 1 E: 0 K: 2 S: 9 H: 2 LOB: 2 BB: 1 P: 13	R: 0 E: 0 K: 0 S: 4 H: 1 LOB: 1 BB: 0 P: 4	R: 0 E: 0 K: 1 S: 5 H: 0 LOB: 0 BB: 0 P: 5	R: 2 E: 1 K: 0 S: 6 H: 3 LOB: 2 BB: 1 P: 10	R: 0 E: 0 K: 0 S: 3 H: 0 LOB: 0 BB: 0 P: 3	R: 2 E: 0 K: 0 S: 5 H: 2 LOB: 1 BB: 1 P: 9	R: 0 E: 0 K: 1 S: 5 H: 0 LOB: 0 BB: 0 P: 5	R: 0 E: 0 K: 0 S: 3 H: 1 LOB: 0 BB: 0 P: 3	1B: 9 2B: 0 3B: 0 HR: 0	SF: 0 SAC: 1 DP: 1 HBP: 0					

TOP

Chicago White Sox @ Boston Red Sox

Fenway Park, Boston, MA

Sun Jul 25 1954, 3:33 AM EDT

Unknown

livebaseballscorecards.com

AB	34
R	5
H	9
RBI	5
BB	4
SO	5
LOB	14

WP: 0 PB: 0 SB: 0 CS: 0 PA: 39

PITCHER	IP	WLS	BF	H	R	ER	SO	BB	IBB	HBP	BLK	WP	HR	S	P	ERA	WHIP
Willard Nixon, R (1, 1) ERA: 4.33	9.0	L	39	9	5	5	5	4	0	0	0	0	0	45	61	5.00	1.444

PITCHER	IP	WLS	BF	H	R	ER	SO	BB	IBB	HBP	BLK	WP	HR	S	P	ERA	WHIP

Batter	1	2	3	4	5	6	7	8	9	AB	R	H	RBI	BB	SO	LOB
Billy Consolo, R (1, 5) OBP: 0.278, SLG: 0.198	K		K		K		K			4	0	0	0	0	4	1
Jim Piersall, R (1, 9) OBP: 0.326, SLG: 0.384	G5-6-3 1B			BB 1B 2B	K		K			4	1	2	0	0	2	0
Ted Williams, L (1, 7) OBP: 0.525, SLG: 0.686	G5-6-3 1-2f			BB 2B 1B 1-2	1B BB BB		K			3	1	1	0	1	1	1
Harry Agganis, L (1, 3) OBP: 0.318, SLG: 0.421		K		K	1B 1-2 BB			6-3		3	0	0	0	1	2	2
Jackie Jensen, R (1, 8) OBP: 0.344, SLG: 0.452		K		2B 1-2 2-3 BB	F2 1-2 2-3 1B			F2		3	0	1	0	1	1	0
Del Wilber, R (1, 2) OBP: 0.167, SLG: 0.286		K		2B 1-3 2-H 3-H	P4			5-3		4	0	1	2	0	1	3
Ted Lepcio, R (1, 4) OBP: 0.332, SLG: 0.393			K	IBB	P6				K	3	0	0	0	1	2	0
Milt Bolling, R (1, 6) OBP: 0.336, SLG: 0.365			BB	K	F5				F2	2	0	0	0	1	1	3
Don Lenhardt, R (9, PH) OBP: 0.295, SLG: 0.395										1	0	0	0	0	0	0
Willard Nixon, L (1, 1) OBP: 0.306, SLG: 0.227			F7	K	K				F7	3	0	0	0	0	2	4
Karl Olson, R (9, PH) OBP: 0.338, SLG: 0.399										1	0	0	0	0	0	0
Inning Stats	R: 0 E: 0 K: 1 S: 5 H: 1 LOB: 0 BB: 0 P: 5	R: 0 E: 0 K: 3 S: 9 H: 0 LOB: 0 BB: 0 P: 9	R: 0 E: 0 K: 2 S: 7 H: 0 LOB: 1 BB: 1 P: 11	R: 2 E: 0 K: 3 S: 12 H: 3 LOB: 3 BB: 2 P: 20	R: 0 E: 0 K: 2 S: 8 H: 1 LOB: 3 BB: 2 P: 16	R: 0 E: 0 K: 1 S: 5 H: 0 LOB: 0 BB: 0 P: 5	R: 0 E: 0 K: 3 S: 9 H: 0 LOB: 0 BB: 0 P: 9	R: 0 E: 0 K: 0 S: 3 H: 0 LOB: 0 BB: 0 P: 3	R: 0 E: 0 K: 1 S: 5 H: 0 LOB: 0 BB: 0 P: 5	1B: 4 2B: 1 3B: 0 HR: 0 SF: 0 SAC: 0 DP: 1 HBP: 0							

PITCHER	IP	WLS	BF	H	R	ER	SO	BB	IBB	HBP	BLK	WP	HR	S	P	ERA	WHIP
Jack Harshman, L (1, 1) ERA: 3.43	9.0	W	36	5	2	2	16	4	1	0	0	0	0	63	83	2.00	1.000

PITCHER	IP	WLS	BF	H	R	ER	SO	BB	IBB	HBP	BLK	WP	HR	S	P	ERA	WHIP

BOTTOM

Chicago White Sox @ Boston Red Sox

Fenway Park, Boston, MA

Sun Jul 25 1954, 3:33 AM EDT

Unknown

livebaseballscorecards.com

AB	31
R	2
H	5
RBI	2
BB	5
SO	16
LOB	14

WP: 0 PB: 0 SB: 0 CS: 0 PA: 36

Chicago White Sox @ Boston Red Sox

Fenway Park, Boston, MA

Sun Jul 25 1954, 3:38 AM EDT

Att. 26,068 - Unknown

TOP

livebaseballscorecards.com

Batter	1	2	3	4	5	6	7	8	9	AB	R	H	RBI	BB	SO	LOB
Chico Carrasquel, R (1, 6) OBP: 0.360, SLG: 0.383	6-3		BB, BB, BB		F8		HR		F8	4	1	1	1	1	0	1
Nellie Fox, L (1, 4) OBP: 0.361, SLG: 0.392	F8		BB, 1-2			F9	1B		K	4	0	1	0	1	1	1
Minnie Minoso, R (1, 7) OBP: 0.412, SLG: 0.543	5-3		BB, 1-2, 2-3			4-3	1-2			3	1	2	0	1	0	0
Phil Cavarretta, L (1, 3) OBP: 0.416, SLG: 0.408		F8	G3			4-3, 1-2	F5			4	0	0	0	0	0	6
Jim Rivera, L (1, 9) OBP: 0.348, SLG: 0.430		5-3, E		F8		BB		F7		3	2	1	0	1	0	0
Sherm Lollar, R (1, 2) OBP: 0.350, SLG: 0.389		5-3, 1-2		5-3		2B, 1-2, 2-H	1B	G5-4-3	1B	4	0	2	1	0	0	1
Cass Michaels, R (1, 5) OBP: 0.398, SLG: 0.432		E4, CS, 2-H		6-3		2B, 1-H, 2-H		G5-4-3, 1-2f		4	0	1	1	0	0	1
Johnny Groth, R (1, 8) OBP: 0.353, SLG: 0.371		CS, 1-2	F5		P3		F8		F9	4	0	0	0	0	0	0
Don Johnson, R (1, 1) OBP: 0.088, SLG: 0.032			G3		5-3		6-3		BB	2	0	0	0	0	0	0
Morrie Martin, L (6, 1) OBP: 0.200, SLG: 0.250										0	0	0	0	0	0	0
Sandy Consuegra, R (6, 1) OBP: 0.237, SLG: 0.194										1	0	0	0	1	0	0
Inning Stats	R: 0 E: 0 K: 0 S: 3 H: 0 LOB: 0 BB: 0 P: 3	R: 1 E: 1 K: 0 S: 4 H: 1 LOB: 0 BB: 0 P: 4	R: 0 E: 0 K: 0 S: 3 H: 0 LOB: 3 BB: 3 P: 15	R: 0 E: 0 K: 0 S: 3 H: 0 LOB: 0 BB: 0 P: 3	R: 0 E: 0 K: 0 S: 3 H: 0 LOB: 0 BB: 0 P: 3	R: 2 E: 0 K: 0 S: 5 H: 3 LOB: 2 BB: 1 P: 9	R: 1 E: 0 K: 0 S: 6 H: 3 LOB: 2 BB: 0 P: 6	R: 0 E: 0 K: 0 S: 3 H: 1 LOB: 0 BB: 0 P: 3	R: 0 E: 0 K: 1 S: 5 H: 0 LOB: 1 BB: 1 P: 9	1B: 6 2B: 1 3B: 0 HR: 1 SF: 0 SAC: 0 DP: 1 HBP: 0						

	AB	33
	R	4
	H	8
	RBI	3
	BB	5
	SO	1
	LOB	10

WP: 0 PB: 0 SB: 0 CS: 1 PA: 39

PITCHER		IP	WLS	BF	H	R	ER	SO	BB	IBB	HBP	BLK	WP	HR	S	P	ERA	WHIP
Tom Brewer, R ERA: 4.16	(1, 1)	2.2		12	1	1	0	0	3	0	0	0	0	0	9	21	0.00	1.500
Ellis Kinder, R ERA: 3.34	(3, 1)	5.1	L	22	7	3	3	0	1	0	0	0	0	1	21	25	5.06	1.500
Hal Brown, R ERA: 5.58	(9, 1)	1.0		4	0	0	0	1	1	0	0	0	0	0	5	9	0.00	1.000

PITCHER	IP	WLS	BF	H	R	ER	SO	BB	IBB	HBP	BLK	WP	HR	S	P	ERA	WHIP

BOTTOM

Batter	1	2	3	4	5	6	7	8	9	AB	R	H	RBI	BB	SO	LOB
Billy Consolo, R (1, 6) OBP: 0.294, SLG: 0.231	0-0 1-3 SF9 1B 1B	0-0 ③ 1-3 1B		0-0 ③ FC6-5 2-3		0-0 1B 2B		0-0 ③ F9		5	1	3	0	0	0	1
Jim Piersall, R (1, 9) OBP: 0.330, SLG: 0.386	0-0 SF9 1-3 1-2 1B		0-0 ① F9		BB BB BB 1B	B B B B 4-0 1B BB			0-0 ① 6-3	4	1	2	0	1	0	0
Ted Williams, L (1, 7) OBP: 0.527, SLG: 0.682	0-0 ① 1-3 1-2 2-3		0-0 ② F8		B B B B 4-0 BB BB 1-2 BB	0-0 ② FC6-4 1-2 2-H 1B			0-0 FC5-4 1B	4	0	2	0	1	0	2
Harry Agganis, L (1, 3) OBP: 0.319, SLG: 0.422 Sammy White, R (6, PH) OBP: 0.320, SLG: 0.429 Billy Goodman, L (6, PH) OBP: 0.358, SLG: 0.367 (7, 3)	0-0 ② SF9 2-3 3-H	0-0 1B 1B			0-0 ① F8	0-0 ③ FC6-4 1-2f			0-0 ② F7	2 0 2	0 0 0	1 0 0	1 0 0	0 0 0	0 0 0	2 0 3
Jackie Jensen, R (1, 8) OBP: 0.345, SLG: 0.450	B B B B 4-0 S BB	0-0 1-2 1B			0-0 ② F4		0-0 ① 6-3		0-0 ③ FC5-4 1-2f	4	0	1	0	1	0	3
Grady Hatton, L (1, 5) OBP: 0.368, SLG: 0.367	S S S 0-3 ③ K 1-2		0-0 ③ 4-3		B B B 4-0 BB 1-2 2-3 BB		0-0 ② 4-3			3	0	0	0	1	1	4
Ted Lepcio, R (1, 4) OBP: 0.331, SLG: 0.389		0-0 ① F8		0-0 ① 4-3	B B B 4-0 1-2 2-3 3-H BB		S S S 0-3 ③ K			3	0	0	1	1	1	0
Mickey Owen, R (1, 2) OBP: 0.340, SLG: 0.381		S S S 0-3 ② K		0-0 ② P5	0-0 ③ F8			0-0 ① F8		4	0	0	0	0	1	3
Tom Brewer, R (1, 1) OBP: 0.333, SLG: 0.395 Ellis Kinder, R (3, 1) OBP: 0.222, SLG: 0.278 Charlie Maxwell, L (8, PH) OBP: 0.309, SLG: 0.274 Hal Brown, R (9, 1) OBP: 0.294, SLG: 0.267		0-0 1B 1B		0-0 FC6-5 2B		0-0 ① P4		0-0 ② 4-3		1 2 1 0	0 0 0 0	1 1 0 0	0 0 0 0	0 0 0 0	0 0 0 0	0 0 0 0
Inning Stats	R: 1 E: 0 K: 1 S: 7 H: 2 LOB: 2 BB: 1 P: 11	R: 0 E: 0 K: 1 S: 6 H: 2 LOB: 2 BB: 0 P: 6	R: 0 E: 0 K: 0 S: 5 H: 2 LOB: 2 BB: 0 P: 5	R: 0 E: 0 K: 0 S: 4 H: 1 LOB: 1 BB: 0 P: 4	R: 1 E: 0 K: 0 S: 4 H: 1 LOB: 3 BB: 3 P: 16	R: 0 E: 0 K: 0 S: 4 H: 2 LOB: 2 BB: 1 P: 8	R: 0 E: 0 K: 1 S: 5 H: 0 LOB: 0 BB: 0 P: 5	R: 0 E: 0 K: 0 S: 3 H: 0 LOB: 0 BB: 0 P: 3	R: 0 E: 0 K: 0 S: 4 H: 1 LOB: 1 BB: 0 P: 4	1B: 9 2B: 2 3B: 0 HR: 0	SF: 1 SAC: 0 DP: 0 HBP: 0						

PITCHER		IP	WLS	BF	H	R	ER	SO	BB	IBB	HBP	BLK	WP	HR	S	P	ERA	WHIP
Don Johnson, R ERA: 3.11	(1, 1)	5.1	W	29	9	2	2	2	5	0	0	0	0	0	28	48	3.38	2.625
Morrie Martin, L ERA: 4.6	(6, 1)	0.1		1	1	0	0	0	0	0	0	0	0	0	1	1	0.00	3.000
Sandy Consuegra, R ERA: 2.69	(6, 1)	3.1	S	11	1	0	0	1	0	0	0	0	0	0	13	13	0.00	0.300

PITCHER	IP	WLS	BF	H	R	ER	SO	BB	IBB	HBP	BLK	WP	HR	S	P	ERA	WHIP

Chicago White Sox @ Boston Red Sox

Fenway Park, Boston, MA

Sun Jul 25 1954, 3:38 AM EDT

Att. 26,068 - Unknown

livebaseballscorecards.com

AB	35
R	2
H	11
RBI	2
BB	5
SO	3
LOB	18

WP: 0 PB: 0 SB: 1 CS: 0 PA: 41

Boston Red Sox @ Cleveland Indians

Cleveland Municipal Stadium, Cleveland, OH

Tue Jul 27 1954, 3:33 AM EDT

Att. 19,692 - Unknown

livebaseballscorecards.com

Batter	1	2	3	4	5	6	7	8	9	AB	R	H	RBI	BB	SO	LOB
Billy Consolo, R (1, 6) OBP: 0.299, SLG: 0.240	6-3		4-3 BB 1B		P4		K		E 1B 1-2	5	0	2	0	0	1	0
Jim Piersall, R (1, 9) OBP: 0.329, SLG: 0.381	K		4-3 BB 1-2		4-3		F8		E8 FC6-4 1-2 2-3	4	0	0	0	1	1	2
Ted Williams, L (1, 7) OBP: 0.520, SLG: 0.670	1B BB		4-3 1-2 2-3		E4 1B		6-3		SF8 3-H	3	0	0	1	1	0	2
Sammy White, R (1, 2) OBP: 0.321, SLG: 0.429	1B 1-2		5-3		1B 1-2			F8	FC6-4 1-2f	5	0	2	0	0	0	4
Billy Goodman, L (1, 3) OBP: 0.357, SLG: 0.366	4-3			1B 1B G5-4-3 1B	K			F7		1	0	0	0	0	0	2
Harry Agganis, L (1, 3) OBP: 0.319, SLG: 0.421										3	1	1	0	0	1	2
Jackie Jensen, R (1, 8) OBP: 0.351, SLG: 0.466		BB CS		G5-4-3 1B 1B 1-2		HR		2B		3	1	3	1	1	0	0
Grady Hatton, L (1, 5) OBP: 0.371, SLG: 0.366		K 1-2		G5-4-3 1-2 2-3		G1-6-3 BB		G3		3	0	1	0	1	1	2
Ted Lepcio, R (1, 4) OBP: 0.328, SLG: 0.386		K		G5-4-3 1-2f 2-3 3-H		F8			F8	3	0	0	0	0	1	3
Karl Olson, R (9, PH) OBP: 0.335, SLG: 0.396										1	0	0	0	0	0	0
Frank Sullivan, R (1, 1) OBP: 0.220, SLG: 0.167			P6	F8		G1-6-3 1-2f			E 1B SF8 1B	3	0	0	0	0	0	2
Charlie Maxwell, L (9, PH) OBP: 0.316, SLG: 0.282										1	1	1	0	0	0	0

Inning Stats	R: 0 E: 0 K: 1 S: 6	H: 1 LOB: 2 BB: 1 P: 10	R: 0 E: 0 K: 2 S: 6	H: 0 LOB: 0 BB: 1 P: 10	R: 0 E: 0 K: 0 S: 4	H: 1 LOB: 2 BB: 1 P: 8	R: 1 E: 0 K: 0 S: 5	H: 3 LOB: 1 BB: 0 P: 5	R: 0 E: 1 K: 1 S: 7	H: 1 LOB: 2 BB: 0 P: 7	R: 1 E: 0 K: 0 S: 3	H: 1 LOB: 0 BB: 1 P: 7	R: 0 E: 0 K: 1 S: 5	H: 0 LOB: 0 BB: 0 P: 5	R: 0 E: 0 K: 0 S: 4	H: 1 LOB: 1 BB: 0 P: 4	R: 1 E: 1 K: 0 S: 6	H: 2 LOB: 2 BB: 0 P: 6	1B: 8 2B: 2 3B: 0 HR: 1	SF: 1 SAC: 0 DP: 3 HBP: 0	WP: 0 PB: 0 SB: 0 CS: 1	PA: 40					

PITCHER	IP	WLS	BF	H	R	ER	SO	BB	IBB	HBP	BLK	WP	HR	S	P	ERA	WHIP
Bob Lemon, R (1, 1) ERA: 3.4	9.0	W	40	10	3	2	5	4	0	0	0	0	1	46	62	2.00	1.556

PITCHER	IP	WLS	BF	H	R	ER	SO	BB	IBB	HBP	BLK	WP	HR	S	P	ERA	WHIP

TOP

AB	35
R	3
H	10
RBI	2
BB	4
SO	5
LOB	19

BOTTOM

Boston Red Sox @ Cleveland Indians

Cleveland Municipal Stadium, Cleveland, OH

Tue Jul 27 1954, 3:33 AM EDT

Att. 19,692 - Unknown

livebaseballscorecards.com

Batter	1	2	3	4	5	6	7	8	9	AB	R	H	RBI	BB	SO	LOB
Al Smith, R (1, 7) OBP: 0.407, SLG: 0.458	K	P1		5-3		P6		5-3		5	0	0	0	0	1	3
Bobby Avila, R (1, 4) OBP: 0.378, SLG: 0.446	F8	P6		2B BB		1-3				3	1	0	0	1	0	3
Larry Doby, L (1, 8) OBP: 0.368, SLG: 0.488	E 1B 1B	F5		1-H 2B			4-3			4	1	2	1	0	0	2
Bill Glynn, L (8, 3) OBP: 0.302, SLG: 0.401										0	0	0	0	0	0	0
Al Rosen, R (1, 5) OBP: 0.407, SLG: 0.544	E5 1-H 2B 1B		HR	6-3			BB			3	3	2	1	1	0	1
Vic Wertz, L (1, 3) OBP: 0.330, SLG: 0.349	2-H 2B		K		F9		1-H HR			4	1	2	3	0	1	0
Wally Westlake, R (8, 8) OBP: 0.327, SLG: 0.492										0	0	0	0	0	0	0
Dave Philley, S (1, 9) OBP: 0.315, SLG: 0.379	BB		E 2B		P4		CS 1B			3	0	2	0	1	0	0
Sam Dente, R (1, 6) OBP: 0.213, SLG: 0.289	F2		E5 G5-4-3 2-3		P4		6-3 1-2			4	0	0	0	0	0	4
Jim Hegan, R (1, 2) OBP: 0.315, SLG: 0.429		1B 1B	G5-4-3 1-2f			SH2-3 1B		F8		4	0	2	0	0	0	2
Bob Lemon, L (1, 1) OBP: 0.218, SLG: 0.288		1-2 1B		K		SH2-3 1-2		K		3	0	1	0	0	2	0
Inning Stats	R: 2 E: 1 K: 1 S: 8 H: 3 LOB: 2 BB: 1 P: 12	R: 0 E: 0 K: 0 S: 5 H: 2 LOB: 2 BB: 0 P: 5	R: 1 E: 1 K: 1 S: 7 H: 2 LOB: 1 BB: 0 P: 7	R: 1 E: 0 K: 1 S: 6 H: 1 LOB: 1 BB: 1 P: 10	R: 0 E: 0 K: 0 S: 3 H: 0 LOB: 0 BB: 0 P: 3	R: 0 E: 0 K: 0 S: 4 H: 1 LOB: 1 BB: 0 P: 4	R: 2 E: 0 K: 0 S: 4 H: 2 LOB: 0 BB: 1 P: 8	R: 0 E: 0 K: 1 S: 5 H: 0 LOB: 0 BB: 0 P: 5		1B: 6 2B: 3 3B: 0 HR: 2		SF: 0 SAC: 1 DP: 1 HBP: 0			WP: 0 PB: 0 SB: 0 CS: 1		PA: 37

	AB	33
	R	6
	H	11
	RBI	5
	BB	3
	SO	4
	LOB	15

PITCHER	IP	WLS	BF	H	R	ER	SO	BB	IBB	HBP	BLK	WP	HR	S	P	ERA	WHIP
Frank Sullivan, R (1, 1) ERA: 3.27	8.0	L	37	11	6	5	4	3	0	0	0	0	2	42	54	5.62	1.750

PITCHER	IP	WLS	BF	H	R	ER	SO	BB	IBB	HBP	BLK	WP	HR	S	P	ERA	WHIP

Batter	1	2	3	4	5	6	7	8	9	AB	R	H	RBI	BB	SO	LOB
Billy Consolo, R (1, 6) OBP: 0.297, SLG: 0.240	SSS 0-3 ① K		x 0-0 ② F8		x 0-0 1B 1B		SSS 0-3 ② K			4	1	1	0	0	2	1
Jim Piersall, R (1, 9) OBP: 0.330, SLG: 0.382	SSS 0-3 ② K		x 0-0 1B		x 0-0 1B 1-3 1B		SSS 0-3 ③ K			4	0	2	0	0	2	1
Ted Williams, L (1, 7) OBP: 0.520, SLG: 0.667	SSS 0-3 ③ K		x 0-0 ③ F5		x 0-0 1B 1-3 3-H			x 0-0 G6-4-3 1B		4	0	2	1	0	1	1
Sammy White, R (1, 2) OBP: 0.318, SLG: 0.423		x 0-0 ① F5		x 0-0 ① F3	x 0-0 ③ F5			x 0-0 ① ② G6-4-3 1-2f		4	0	0	0	0	0	3
Billy Goodman, L (1, 3) OBP: 0.359, SLG: 0.368		x 0-0 6-3 1B		x 0-0 ② F7		x 0-0 ① F7		x 0-0 S 1B		4	0	2	0	0	0	0
Jackie Jensen, R (1, 8) OBP: 0.350, SLG: 0.463		x 0-0 ② 6-3 1-2		x 0-0 1B		x 0-0 ② F8		x 0-0 ③ F8 1-2		4	0	1	0	0	0	2
Grady Hatton, L (1, 5) OBP: 0.373, SLG: 0.366		BBB 4-0 BB		x 0-0 ③ F9		x 0-0 CS 1B			x 0-0 ① P6	3	0	1	0	1	0	1
Ted Lepcio, R (1, 4) OBP: 0.328, SLG: 0.387		SSS 0-3 ③ K			x 0-0 ① F3	0-0 ③ CS 1-2	x 0-0 ① 2B		x 0-0 ② 6-3	4	0	1	0	0	1	2
Russ Kemmerer, R (1, 1) OBP: 0.300, SLG: 0.125 Charlie Maxwell, L (9, PH) OBP: 0.313, SLG: 0.279			SSS 0-3 ① K		x 0-0 ② 5-3		x 0-0 1B		x 0-0 ③ F8	3 1	0 0	1 0	0 0	0 0	1 0	0 0
Inning Stats	R: 0 E: 0 K: 3 S: 9 H: 0 LOB: 0 BB: 0 P: 9	R: 0 E: 0 K: 1 S: 6 H: 1 LOB: 2 BB: 1 P: 10	R: 0 E: 0 K: 1 S: 6 H: 1 LOB: 1 BB: 0 P: 6	R: 0 E: 0 K: 0 S: 4 H: 1 LOB: 1 BB: 0 P: 4	R: 1 E: 0 K: 0 S: 6 H: 3 LOB: 2 BB: 0 P: 6	R: 0 E: 0 K: 0 S: 3 H: 1 LOB: 0 BB: 0 P: 3	R: 0 E: 0 K: 2 S: 8 H: 2 LOB: 1 BB: 0 P: 8	R: 0 E: 0 K: 0 S: 4 H: 2 LOB: 1 BB: 0 P: 4	R: 0 E: 0 K: 0 S: 3 H: 0 LOB: 0 BB: 0 P: 3	1B: 10 2B: 1 3B: 0 HR: 0	SF: 0 SAC: 0 DP: 1 HBP: 0			WP: 0 PB: 0 SB: 1 CS: 1		PA: 37	

PITCHER	IP	WLS	BF	H	R	ER	SO	BB	IBB	HBP	BLK	WP	HR	S	P	ERA	WHIP
Early Wynn, R (1, 1) ERA: 3.28	9.0	W	36	11	1	1	7	1	0	0	0	0	0	49	53	1.00	1.333

PITCHER	IP	WLS	BF	H	R	ER	SO	BB	IBB	HBP	BLK	WP	HR	S	P	ERA	WHIP

TOP

Boston Red Sox @ Cleveland Indians

Cleveland Municipal Stadium, Cleveland, OH

Wed Jul 28 1954, 3:33 AM EDT

Att. 18,729 - Unknown

livebaseballscorecards.com

AB	35
R	1
H	11
RBI	1
BB	1
SO	7
LOB	11

BOTTOM

Batter	1	2	3	4	5	6	7	8	9	AB	R	H	RBI	BB	SO	LOB
Al Smith, R (1, 7) OBP: 0.405, SLG: 0.453	BBBB 4-0 BB		x 0-0 ① F9			x 0-0 ① P2	x 0-0 ③ F5			3	0	0	0	1	0	1
Bobby Avila, R (1, 4) OBP: 0.377, SLG: 0.444	x 0-0 ① L6		SSS 0-3 ② K			x 0-0 2B 1B		x 0-0 ① P6		4	1	1	0	0	1	1
Larry Doby, L (1, 8) OBP: 0.365, SLG: 0.483	SSS 0-3 ② K		x 0-0 ③ P6			x 0-0 ② F8		x 0-0 ② F9		4	0	0	0	0	1	2
Al Rosen, R (1, 5) OBP: 0.405, SLG: 0.543	SSS 0-3 ③ K			x 0-0 ① 4-3		x 0-0 1-H 1B 2B		x 0-0 ③ F7		4	1	1	1	0	1	1
Vic Wertz, L (1, 3) OBP: 0.335, SLG: 0.354 Bill Glynn, L (9, 3) OBP: 0.302, SLG: 0.401		x 0-0 1B 1B		x 0-0 ② F8		x 0-0 2-H 1B				3 0	0 0	2 0	1 0	0 0	0 0	0 0
Dave Philley, S (1, 9) OBP: 0.312, SLG: 0.375		x 0-0 ① P6		SSS 0-3 ③ K		x 0-0 ③ P6				3	0	0	0	0	1	2
Sam Dente, R (1, 6) OBP: 0.220, SLG: 0.292		x 0-0 1-2 1B			x 0-0 ① 6-3		x 0-0 ① 6-3			3	0	1	0	0	0	0
Jim Hegan, R (1, 2) OBP: 0.312, SLG: 0.424		x 0-0 ② F8			x 0-0 ② 4-3		x 0-0 ② 4-3			3	0	0	0	0	0	2
Early Wynn, S (1, 1) OBP: 0.279, SLG: 0.255		x 0-0 ③ G3			x 0-0 ③ 6-3		BBBB 4-0 BB			2	0	0	0	1	0	2
Inning Stats	R: 0 E: 0 K: 2 S: 7 H: 0 LOB: 1 BB: 1 P: 11	R: 0 E: 0 K: 0 S: 5 H: 2 LOB: 2 BB: 0 P: 5	R: 0 E: 0 K: 1 S: 5 H: 0 LOB: 0 BB: 0 P: 5	R: 0 E: 0 K: 1 S: 5 H: 0 LOB: 0 BB: 0 P: 5	R: 0 E: 0 K: 0 S: 3 H: 0 LOB: 0 BB: 0 P: 3	R: 2 E: 0 K: 0 S: 6 H: 3 LOB: 1 BB: 0 P: 6	R: 0 E: 0 K: 0 S: 3 H: 0 LOB: 1 BB: 1 P: 7	R: 0 E: 0 K: 0 S: 3 H: 0 LOB: 0 BB: 0 P: 3		1B: 4 2B: 1 3B: 0 HR: 0 SF: 0 SAC: 0 DP: 0 HBP: 0				WP: 0 PB: 0 SB: 0 CS: 0 PA: 31		

PITCHER	IP	WLS	BF	H	R	ER	SO	BB	IBB	HBP	BLK	WP	HR	S	P	ERA	WHIP
Russ Kemmerer, R (1, 1) ERA: 3.31	8.0	L	31	5	2	2	4	2	0	0	0	0	0	37	45	2.25	0.875

PITCHER	IP	WLS	BF	H	R	ER	SO	BB	IBB	HBP	BLK	WP	HR	S	P	ERA	WHIP

Boston Red Sox @ Cleveland Indians

Cleveland Municipal Stadium, Cleveland, OH

Wed Jul 28 1954, 3:33 AM EDT

Att. 18,729 - Unknown

livebaseballscorecards.com

AB	29
R	2
H	5
RBI	2
BB	2
SO	4
LOB	11

Boston Red Sox @ Cleveland Indians

Cleveland Municipal Stadium, Cleveland, OH

Thu Jul 29 1954, 3:33 AM EDT

Att. 10,126 - Unknown

TOP

livebaseballscorecards.com

Batter	1	2	3	4	5	6	7	8	9	AB	R	H	RBI	BB	SO	LOB
Jim Piersall, R (1, 9) OBP: 0.336, SLG: 0.387	0-0 ① L6	0-0 2B 1B 1B		0-0 S SH1-4 1B		0-0 SH1-4 HR 1B	0-0 2-H G3 1B		0-0 ① 1-3	6	2	4	1	0	0	0
Billy Goodman, L (1, 3) OBP: 0.364, SLG: 0.377	0-0 HR 1B	0-0 1-3 1B 2B		0-0 ① SH1-4 1-2		0-0 ① SH1-4 1-2	0-0 ② G3 1-2		0-0 1B	4	2	3	0	0	0	1
Ted Williams, L (1, 7) OBP: 0.529, SLG: 0.685 Karl Olson, R (7, PR) OBP: 0.333, SLG: 0.393 (7, 7)	0-0 1-H HR	B B B B 4-0 1B BB		4-0 2-3 BB		B B B B 4-0 HR BB	B B B B 4-0 BB		S S S 0-3 ② K	1 1	2 0	1 0	2 0	4 0	0 1	0 1
Jackie Jensen, R (1, 8) OBP: 0.352, SLG: 0.481 Charlie Maxwell, L (9, 8) OBP: 0.313, SLG: 0.279	0-0 HR	0-0 1-2 2-H 3-H 1B		0-0 ② P5		0-0 1-H 2-H HR	0-0 ③ 4-3		S S S 0-3 ③ K	6 0	2 0	3 0	6 0	0 0	1 0	5 0
Grady Hatton, L (1, 5) OBP: 0.365, SLG: 0.356 Milt Bolling, R (8, 5) OBP: 0.336, SLG: 0.365	S S S 0-3 ② K	0-0 ③ F9		0-0 ③ P4		S S S 0-3 ② K		0-0 ① G3		5 0	0 0	0 0	0 0	0 0	2 0	4 0
Del Wilber, R (1, 2) OBP: 0.200, SLG: 0.258	B B B B 4-0 FC6-4 BB		0-0 ① F8		B B B B 4-0 BB BB	0-0 E5 FC6-4		0-0 ② F2		3	0	0	0	2	0	0
Ted Lepcio, R (1, 4) OBP: 0.329, SLG: 0.389	0-0 ③ FC6-4 1-2f		B B B B 4-0 BB		0-0 ① F7	0-0 ③ FC6-4 1-2f		0-0 2B 2B		4	1	1	0	1	0	3
Billy Consolo, R (1, 6) OBP: 0.310, SLG: 0.260		S S S 0-3 ① K	0-0 ② P2		B B B B 4-0 L6-3 1-2 BB		0-0 SH3-4 1B 1B	2-H 0-0 2B		4	1	2	1	1	1	1
Leo Kiely, L (1, 1) OBP: 0.167, SLG: 0.225		0-0 ② F8	S S S 0-3 ③ K		0-0 ② ③ L6-3 1-2		0-0 ① SH3-4 1-2	0-0 ③ G3		4	0	0	0	0	1	4
Inning Stats	R: 3 H: 3 E: 0 LOB: 1 K: 1 BB: 1 S: 8 P: 12	R: 2 H: 3 E: 0 LOB: 2 K: 1 BB: 1 S: 8 P: 12	R: 0 H: 0 E: 0 LOB: 1 K: 1 BB: 1 S: 5 P: 9	R: 0 H: 1 E: 0 LOB: 2 K: 0 BB: 1 S: 4 P: 8	R: 0 H: 0 E: 0 LOB: 1 K: 0 BB: 2 S: 2 P: 10	R: 3 H: 2 E: 1 LOB: 1 K: 1 BB: 1 S: 8 P: 12	R: 1 H: 2 E: 0 LOB: 2 K: 0 BB: 1 S: 5 P: 9	R: 1 H: 2 E: 0 LOB: 1 K: 0 BB: 0 S: 5 P: 5	R: 0 H: 1 E: 0 LOB: 1 K: 2 BB: 0 S: 8 P: 8	1B: 8 SF: 0 2B: 4 SAC: 3 3B: 0 DP: 1 HR: 3 HBP: 0						WP: 0 PA: 49 PB: 0 SB: 1 CS: 0	

	AB	38
	R	10
	H	14
	RBI	10
	BB	8
	SO	6
	LOB	19

PITCHER		IP	WLS	BF	H	R	ER	SO	BB	IBB	HBP	BLK	WP	HR	S	P	ERA	WHIP
Bob Feller, R ERA: 3.45	(1, 1)	1.2	L	13	6	5	5	2	2	0	0	0	0	2	15	23	27.00	4.800
Dave Hoskins, R ERA: 2.59	(2, 1)	0.1		1	0	0	0	0	0	0	0	0	0	0	1	1	0.00	0.000
Ray Narleski, R ERA: 1.96	(3, 1)	3.0		13	1	0	0	1	4	0	0	0	0	0	11	27	0.00	1.667
Hal Newhouser, L ERA: 3.34	(6, 1)	1.0		7	2	3	3	1	1	0	0	0	0	1	8	12	27.00	3.000
Bob Hooper, R ERA: 4.82	(7, 1)	3.0		15	5	2	2	2	1	0	0	0	0	0	18	22	6.00	2.000

PITCHER		IP	WLS	BF	H	R	ER	SO	BB	IBB	HBP	BLK	WP	HR	S	P	ERA	WHIP

BOTTOM

Boston Red Sox @ Cleveland Indians

Cleveland Municipal Stadium, Cleveland, OH

Thu Jul 29 1954, 3:33 AM EDT

Att. 10,126 - Unknown

Batter	1	2	3	4	5	6	7	8	9	AB	R	H	RBI	BB	SO	LOB
Al Smith, R (1, 7) (7, 6) OBP: 0.402, SLG: 0.456	5-3		P6		3B		F9		P5	5	0	1	1	0	0	1
Bobby Avila, R (1, 4) OBP: 0.378, SLG: 0.452	BB		P3		F8				HR	3	1	1	1	1	0	1
Larry Doby, L (1, 8) OBP: 0.362, SLG: 0.479	1-3		F9			P6		P6-3		3	0	0	0	0	0	1
Dave Pope, L (8, 8) OBP: 0.320, SLG: 0.227										1	0	0	0	0	0	0
Al Rosen, R (1, 5) OBP: 0.409, SLG: 0.543	BB			CS BB		FC6-4 1B		5-3		2	0	1	0	2	0	0
Vic Wertz, L (1, 3) OBP: 0.338, SLG: 0.357	F7			F9		FC6-4		1B		4	0	2	0	0	0	3
Dave Philley, S (1, 9) OBP: 0.309, SLG: 0.371		5-3		K		FC6-4 FC6-4		F9		4	0	0	0	0	1	4
Sam Dente, R (1, 6) OBP: 0.250, SLG: 0.306		6-3 1B			G6-4-3 BB 3B BB	FC6-4			5-3	1	1	1	0	1	0	0
Wally Westlake, R (6, PH) (7, 7) OBP: 0.324, SLG: 0.486										2	0	0	0	0	0	2
Jim Hegan, R (1, 2) OBP: 0.312, SLG: 0.420		6-3			G6-4-3		6-3		1B	2	0	0	0	1	0	1
Hal Naragon, L (8, 2) OBP: 0.291, SLG: 0.278					BB					1	0	1	0	0	0	0
Bob Feller, R (1, 1) OBP: 0.280, SLG: 0.276		1-3			G6-4-3		5-3		F7	0	0	0	0	0	0	0
Dave Hoskins, L (2, 1)										0	0	0	0	0	0	0
Rudy Regalado, R (2, PH) OBP: 0.344, SLG: 0.329										1	0	0	0	0	0	1
Ray Narleski, R (3, 1)										0	0	0	0	0	0	0
Hank Majeski, R (5, PH) OBP: 0.381, SLG: 0.433										1	0	0	0	0	0	2
Hal Newhouser, L (6, 1)										0	0	0	0	0	0	0
Bob Hooper, R (7, 1)										1	0	0	0	0	0	0
Dale Mitchell, L (9, PH) OBP: 0.360, SLG: 0.238										1	0	0	0	0	0	1
Inning Stats	R: 0 H: 0 E: 0 LOB: 2 K: 0 BB: 2 S: 3 P: 11	R: 0 H: 1 E: 0 LOB: 1 K: 0 BB: 0 S: 4 P: 4	R: 0 H: 0 E: 0 LOB: 0 K: 0 BB: 0 S: 3 P: 3	R: 0 H: 0 E: 0 LOB: 1 K: 1 BB: 1 S: 4 P: 8	R: 1 H: 1 E: 0 LOB: 1 K: 0 BB: 2 S: 3 P: 11	R: 0 H: 2 E: 0 LOB: 2 K: 0 BB: 0 S: 5 P: 5	R: 0 H: 0 E: 0 LOB: 0 K: 0 BB: 0 S: 3 P: 3	R: 1 H: 2 E: 0 LOB: 1 K: 0 BB: 0 S: 5 P: 5	R: 0 H: 1 E: 0 LOB: 1 K: 0 BB: 0 S: 4 P: 4	1B: 5 SF: 0 2B: 1 SAC: 0 3B: 1 DP: 2 HR: 1 HBP: 0						

livebaseballscorecards.com

AB	32
R	2
H	7
RBI	2
BB	5
SO	1
LOB	17

WP: 0 PA: 37
PB: 0
SB: 0
CS: 1

PITCHER	IP	WLS	BF	H	R	ER	SO	BB	IBB	HBP	BLK	WP	HR	S	P	ERA	WHIP
Leo Kiely, L (1, 1) ERA: 3.48	9.0	W	37	7	2	2	1	5	0	0	0	0	1	34	54	2.00	1.333

PITCHER	IP	WLS	BF	H	R	ER	SO	BB	IBB	HBP	BLK	WP	HR	S	P	ERA	WHIP

Boston Red Sox @ Detroit Tigers

Briggs Stadium, Detroit, MI

Fri Jul 30 1954, 4:33 AM EDT

Att. 29,402 - Unknown

TOP

livebaseballscorecards.com

Batter	1	2	3	4	5	6	7	8	9	AB	R	H	RBI	BB	SO	LOB
Jim Piersall, R (1, 9) OBP: 0.332, SLG: 0.383	5-3		F8		K			G5-4-3 1-2f		4	0	0	0	0	1	2
Billy Goodman, L (1, 3) OBP: 0.359, SLG: 0.372	L6		P5			L7		F8		4	0	0	0	0	0	0
Ted Williams, L (1, 7) OBP: 0.521, SLG: 0.670	F8			P6		K			L6	4	0	0	0	0	1	0
Jackie Jensen, R (1, 8) OBP: 0.351, SLG: 0.477		6-3		6-3		BB			F8	3	0	0	0	1	0	0
Grady Hatton, L (1, 5) OBP: 0.367, SLG: 0.364		2B 1B		2B		1-3			4-3	4	0	2	0	0	0	1
Sammy White, R (1, 2) OBP: 0.315, SLG: 0.419		F7		5-3			K			3	0	0	0	0	1	2
Ted Lepcio, R (1, 4) OBP: 0.329, SLG: 0.391		1-3 2B			5-3		P6			3	0	1	0	0	0	0
Billy Consolo, R (1, 6) OBP: 0.303, SLG: 0.252		K			F8		6-3			3	0	0	0	0	1	2
Willard Nixon, L (1, 1) OBP: 0.314, SLG: 0.261			K		2B			BB G5-4-3		2	0	1	0	0	1	0
Harry Agganis, L (8, PH) OBP: 0.321, SLG: 0.421										0	0	0	0	1	0	0
Tom Hurd, R (8, 1)										0	0	0	0	0	0	0
Inning Stats	R: 0 E: 0 K: 0 S: 3 H: 0 LOB: 0 BB: 0 P: 3	R: 0 E: 0 K: 1 S: 7 H: 2 LOB: 2 BB: 0 P: 7	R: 0 E: 0 K: 1 S: 5 H: 0 LOB: 0 BB: 0 P: 5	R: 0 E: 0 K: 0 S: 4 H: 1 LOB: 1 BB: 0 P: 4	R: 0 E: 0 K: 1 S: 6 H: 1 LOB: 1 BB: 0 P: 6	R: 0 E: 0 K: 1 S: 5 H: 0 LOB: 1 BB: 1 P: 9	R: 0 E: 0 K: 1 S: 5 H: 0 LOB: 1 BB: 0 P: 5	R: 0 E: 0 K: 0 S: 2 H: 0 LOB: 0 BB: 1 P: 6	R: 0 E: 0 K: 0 S: 3 H: 0 LOB: 0 BB: 0 P: 3	1B: 1 2B: 3 3B: 0 HR: 0 SF: 0 SAC: 0 DP: 1 HBP: 0						

	AB	30
	R	0
	H	4
	RBI	0
	BB	2
	SO	5
	LOB	7

WP: 0 PB: 0 SB: 0 CS: 0 PA: 32

PITCHER	IP	WLS	BF	H	R	ER	SO	BB	IBB	HBP	BLK	WP	HR	S	P	ERA	WHIP
Ned Garver, R (1, 1) ERA: 2.41	9.0	W	32	4	0	0	5	2	0	0	0	0	0	40	48	0.00	0.667

PITCHER	IP	WLS	BF	H	R	ER	SO	BB	IBB	HBP	BLK	WP	HR	S	P	ERA	WHIP

BOTTOM

Boston Red Sox @ Detroit Tigers

Briggs Stadium, Detroit, MI

Fri Jul 30 1954, 4:33 AM EDT

Att. 29,402 - Unknown

Batter	1	2	3	4	5	6	7	8	9	AB	R	H	RBI	BB	SO	LOB
Harvey Kuenn, R (1, 6) OBP: 0.309, SLG: 0.371	5-3		F9		F9			BB		3	1	0	0	1	0	4
Bill Tuttle, R (1, 8) OBP: 0.378, SLG: 0.436	K			5-3		F7		K		4	0	0	0	0	2	1
Bob Nieman, R (1, 7) OBP: 0.315, SLG: 0.385	1-3			K		1B 1B BB		2-H HR 2B		3	1	1	1	1	1	0
Reno Bertoia, R (8, PR) OBP: 0.290, SLG: 0.308										0	1	0	0	0	0	0
Steve Souchock, R (9, 7) OBP: 0.241, SLG: 0.519										0	0	0	0	0	0	0
Ray Boone, R (1, 5) OBP: 0.394, SLG: 0.476		FC4-6 1B		F8		1-3 1B		HR IBB		3	1	2	0	1	0	0
Wayne Belardi, L (1, 3) OBP: 0.383, SLG: 0.479		FC4-6 L6-4-3 1-2f			3-1	1-2 3-H L1-4-3 1B			F2	3	0	1	1	0	0	1
Walt Dropo, R (8, 3) OBP: 0.329, SLG: 0.379										1	0	0	0	0	0	2
Al Kaline, R (1, 9) OBP: 0.280, SLG: 0.311		L6-4-3 1-2			1B	1-2 L1-4-3		1-H 2-H HR		4	1	2	3	0	0	3
Frank House, L (1, 2) OBP: 0.306, SLG: 0.376			6-3		E 2B		P6		F8	4	0	1	0	0	0	1
Frank Bolling, R (1, 4) OBP: 0.303, SLG: 0.339			SH1-3 1B		E IBB		F8			2	0	1	0	1	0	0
Ned Garver, R (1, 1) OBP: 0.235, SLG: 0.191			SH1-3 1-2		E6 1-2 2-3		5-3			2	0	0	0	0	0	2
Inning Stats	R: 0 E: 0 K: 1 S: 5 H: 0 LOB: 0 BB: 0 P: 5	R: 0 E: 0 K: 0 S: 3 H: 1 LOB: 0 BB: 0 P: 3	R: 0 E: 0 K: 0 S: 4 H: 1 LOB: 1 BB: 0 P: 4	R: 0 E: 0 K: 1 S: 5 H: 0 LOB: 0 BB: 0 P: 5	R: 0 E: 1 K: 0 S: 5 H: 2 LOB: 3 BB: 1 P: 9	R: 1 E: 0 K: 0 S: 4 H: 2 LOB: 1 BB: 1 P: 8	R: 0 E: 0 K: 0 S: 3 H: 0 LOB: 0 BB: 0 P: 3	R: 4 E: 0 K: 1 S: 7 H: 2 LOB: 1 BB: 2 P: 15		1B: 5 2B: 2 3B: 0 HR: 1 SF: 0 SAC: 1 DP: 2 HBP: 0					

livebaseballscorecards.com

AB	29
R	5
H	8
RBI	5
BB	4
SO	3
LOB	14

WP: 0 PB: 0 SB: 1 CS: 0 PA: 34

PITCHER		IP	WLS	BF	H	R	ER	SO	BB	IBB	HBP	BLK	WP	HR	S	P	ERA	WHIP
Willard Nixon, R ERA: 4.17	(1, 1)	7.0	L	27	6	1	1	2	1	1	0	0	0	0	29	37	1.29	1.000
Tom Hurd, R ERA: 36.0	(8, 1)	1.0		7	2	4	4	1	1	1	0	0	0	1	7	15	36.00	3.000

PITCHER	IP	WLS	BF	H	R	ER	SO	BB	IBB	HBP	BLK	WP	HR	S	P	ERA	WHIP

Boston Red Sox @ Detroit Tigers

Briggs Stadium, Detroit, MI

Sat Jul 31 1954, 4:33 AM EDT

Att. 7,526 - Unknown

TOP

Batter	1	2	3	4	5	6	7	8	9	AB	R	H	RBI	BB	SO	LOB
Jim Piersall, R (1, 9) OBP: 0.333, SLG: 0.381	0-0 4-3 1B 1B	H 1-0 1-2 2-3 HBP			0-0 F8		0-0 6-3		0-0 6-3	4	1	1	0	0	0	0
Billy Goodman, L (1, 3) OBP: 0.356, SLG: 0.369	0-0 4-3 1-2	0-0 6-3			0-0 F8		0-0 BB 1B		0-0 E4 HR	5	1	1	0	0	0	4
Ted Williams, L (1, 7) OBP: 0.527, SLG: 0.686 Karl Olson, R (9, 7) OBP: 0.333, SLG: 0.393	B B B B 4-0 1B BB		0-0 1B		0-0 L9		B B B B 4-0 1-2 BB		0-0 1-H HR	3 0	1 0	2 0	2 0	2 0	0 0	0 0
Jackie Jensen, R (1, 8) OBP: 0.350, SLG: 0.473	0-0 G4-6-3 1-2 2-H 1B		0-0 F8			0-0 6-3	0-0 L9		0-0 F8	5	0	1	1	0	0	3
Grady Hatton, L (1, 5) OBP: 0.368, SLG: 0.378	0-0 G4-6-3 1-2f		0-0 F8			B B B B 4-0 1B BB		0-0 E4 FC1-6	0-0 HR	4	1	1	1	1	0	3
Del Wilber, R (1, 2) OBP: 0.189, SLG: 0.242 Charlie Maxwell, L (6, PH) OBP: 0.309, SLG: 0.276 Mickey Owen, R (6, 2) OBP: 0.327, SLG: 0.364		0-0 L9	0-0 P5			0-0 L9		0-0 FC1-6 1-2f HBP	0-0 F7	2 1 2	0 0 0	0 0 0	0 0 0	0 0 0	0 0 0	1 1 1
Ted Lepcio, R (1, 4) OBP: 0.331, SLG: 0.393		0-0 HBP 1B 1B		0-0 5-3		0-0 1-2 1B		0-0 F2		4	0	2	0	0	0	1
Billy Consolo, R (1, 6) OBP: 0.309, SLG: 0.255		0-0 HBP 1-2 1B		0-0 6-3		S S S 0-3 K		H 1-0 1-2 HBP		3	0	1	0	0	1	2
Tom Brewer, R (1, 1) OBP: 0.317, SLG: 0.375 Ellis Kinder, R (6, 1) OBP: 0.200, SLG: 0.250		0-0 L9		S S S 0-3 K			0-0 L6	0-0 P6		2 2	0 0	0 0	0 0	0 0	1 0	2 2
Inning Stats	R: 1 H: 2 E: 0 LOB: 1 K: 0 BB: 1 S: 4 P: 8	R: 0 H: 2 E: 0 LOB: 3 K: 0 BB: 0 S: 5 P: 6	R: 0 H: 1 E: 0 LOB: 1 K: 0 BB: 0 S: 4 P: 4	R: 0 H: 0 E: 0 LOB: 0 K: 1 BB: 0 S: 5 P: 5	R: 0 H: 0 E: 0 LOB: 0 K: 0 BB: 0 S: 3 P: 3	R: 0 H: 1 E: 0 LOB: 2 K: 1 BB: 1 S: 6 P: 10	R: 0 H: 1 E: 0 LOB: 2 K: 0 BB: 1 S: 4 P: 8	R: 0 H: 0 E: 1 LOB: 2 K: 0 BB: 0 S: 4 P: 5	R: 3 H: 2 E: 1 LOB: 0 K: 0 BB: 0 S: 6 P: 6	1B: 7 SF: 0 2B: 0 SAC: 0 3B: 0 DP: 1 HR: 2 HBP: 2						

PITCHER	IP	WLS	BF	H	R	ER	SO	BB	IBB	HBP	BLK	WP	HR	S	P	ERA	WHIP
Steve Gromek, R (1, 1) ERA: 2.59	9.0	L	42	9	4	2	2	3	0	2	0	0	2	41	55	2.00	1.333

PITCHER	IP	WLS	BF	H	R	ER	SO	BB	IBB	HBP	BLK	WP	HR	S	P	ERA	WHIP

AB	37
R	4
H	9
RBI	4
BB	3
SO	2
LOB	20

WP: 0 PA: 42
PB: 0
SB: 0
CS: 0

livebaseballscorecards.com

Boston Red Sox @ Detroit Tigers

Briggs Stadium, Detroit, MI

Sat Jul 31 1954, 4:33 AM EDT

Att. 7,526 - Unknown

BOTTOM

Batter	1	2	3	4	5	6	7	8	9	AB	R	H	RBI	BB	SO	LOB
Harvey Kuenn, R (1, 6) OBP: 0.309, SLG: 0.371	0-0 1B 1B		0-0 ① SH5-3 1-2		0-0 ③ 5-3		0-0 ③ P6			3	0	1	0	0	0	1
Bill Tuttle, R (1, 8) OBP: 0.377, SLG: 0.434	SSS 0-3 ① K		0-0 ② L5 2-3			0-0 ① 1-6-3		0-0 G5-4-3 1B		4	0	1	0	0	1	2
Bob Nieman, R (1, 7) OBP: 0.322, SLG: 0.391 Reno Bertoia, R (6, PR) OBP: 0.290, SLG: 0.308 Steve Souchock, R (7, 7) OBP: 0.233, SLG: 0.500	0-0 1-2 1B		SSS 0-3 ③ K			0-0 FC5-4 BB 1B		0-0 ① P2		3 0 1	0 0 0	2 0 0	0 0 0	0 0 0	1 0 0	1 0 1
Ray Boone, R (1, 5) OBP: 0.392, SLG: 0.472	0-0 ② L6			0-0 E8 L5-3 BB		BBBB 4-0 FC5-4 1-2 BB		0-0 ②③ G5-4-3 1-2f		3	0	0	0	1	0	3
Wayne Belardi, L (1, 3) OBP: 0.379, SLG: 0.468	0-0 ③ F9			BBBB 4-0 L5-3 1-2 BB		SSS 0-3 ② K			0-0 ① F9	3	0	0	0	1	1	4
Al Kaline, R (1, 9) OBP: 0.277, SLG: 0.307		0-0 ① L9		0-0 ①② L5-3 1-2 2-3		0-0 ③ FC5-4 1-2f 2-3			0-0 ② L4	4	0	0	0	0	0	4
Frank House, L (1, 2) OBP: 0.302, SLG: 0.369		SSS 0-3 ② K		0-0 ③ 4-3			0-0 ① G3		0-0 ③ P5	4	0	0	0	0	1	1
Frank Bolling, R (1, 4) OBP: 0.300, SLG: 0.336		0-0 ③ F8			SSS 0-3 ① K		SSS 0-3 ② K			3	0	0	0	0	2	0
Steve Gromek, S (1, 1) OBP: 0.254, SLG: 0.154			BBBB 4-0 WP SH5-3 BB		SSS 0-3 ② K		0-0 1B			2	0	1	0	1	1	0
Inning Stats	R: 0 H: 2 E: 0 LOB: 2 K: 1 BB: 0 S: 7 P: 7	R: 0 H: 0 E: 0 LOB: 0 K: 1 BB: 0 S: 5 P: 5	R: 0 H: 0 E: 0 LOB: 1 K: 1 BB: 1 S: 5 P: 9	R: 0 H: 0 E: 1 LOB: 1 K: 0 BB: 1 S: 3 P: 7	R: 0 H: 0 E: 0 LOB: 0 K: 2 BB: 0 S: 7 P: 7	R: 0 H: 1 E: 0 LOB: 2 K: 1 BB: 1 S: 6 P: 10	R: 0 H: 1 E: 0 LOB: 1 K: 1 BB: 0 S: 6 P: 6	R: 0 H: 1 E: 0 LOB: 0 K: 0 BB: 0 S: 3 P: 3	R: 0 H: 0 E: 0 LOB: 0 K: 0 BB: 0 S: 3 P: 3	1B: 5 SF: 0 2B: 0 SAC: 1 3B: 0 DP: 2 HR: 0 HBP: 0						WP: 1 PA: 34 PB: 0 SB: 0 CS: 0

	AB	30
	R	0
	H	5
	RBI	0
	BB	3
	SO	7
	LOB	17

livebaseballscorecards.com

PITCHER		IP	WLS	BF	H	R	ER	SO	BB	IBB	HBP	BLK	WP	HR	S	P	ERA	WHIP
Tom Brewer, R ERA: 3.97	(1, 1)	5.1	W	21	3	0	0	5	2	0	0	0	1	0	29	37	0.00	0.938
Ellis Kinder, R ERA: 3.18	(6, 1)	3.2	S	13	2	0	0	2	1	0	0	0	0	0	16	20	0.00	0.818

PITCHER	IP	WLS	BF	H	R	ER	SO	BB	IBB	HBP	BLK	WP	HR	S	P	ERA	WHIP

Batter	1	2	3	4	5	6	7	8	9	AB	R	H	RBI	BB	SO	LOB
Jim Piersall, R (1, 9) OBP: 0.340, SLG: 0.384	0-0 2B 1B		BBBB 4-0 WP 1B BB		BBBB 4-0 HR BB	x 0-0 1B 1B 1-2 2-3 1B		x 0-0 ① P4		3	3	2	0	2	0	0
Ted Williams, L (1, 7) OBP: 0.528, SLG: 0.704	x 0-0 1-H 2B 2B		x 0-0 FC5-4 1-H 1B		x 0-0 1-H HR	x 0-0 ② F8		x 0-0 ② 6-3		5	2	3	4	0	0	3
Karl Olson, R (8, 7) OBP: 0.333, SLG: 0.393										0	0	0	0	0	0	0
Sam Mele, R (1, 3) OBP: 0.294, SLG: 0.386	x 0-0 G6-4-3 2-H 2B		x 0-0 ① FC5-4 HR 1-2f		x 0-0 G4-3 1B	x 0-0 1B 1-2 2-H 3-H 1B		x 0-0 2B		3	1	2	1	0	0	1
Billy Goodman, L (5, PR) (5, 3) OBP: 0.361, SLG: 0.377										2	0	2	2	0	0	0
Jackie Jensen, R (1, 8) OBP: 0.353, SLG: 0.481	BBBB 4-0 G6-4-3 BB		x 0-0 1-H HR		x 0-0 ① ② G4-3 1-2f	x 0-0 1-2 2-3 1B		x 0-0 ③ 5-3		4	1	2	2	1	0	2
Del Wilber, R (1, 2) OBP: 0.171, SLG: 0.216	x 0-0 ① ② G6-4-3 1-2f 2-3		x 0-0 ② F8		x 0-0 ③ 6-3	x 0-0 ③ L9			x 0-0 ① 6-3	4	0	0	0	0	0	6
Mickey Owen, R (6, 2) OBP: 0.321, SLG: 0.356										1	0	0	0	0	0	0
Ted Lepcio, R (1, 4) OBP: 0.329, SLG: 0.393	SSS 0-3 ③ K		x 0-0 ③ 5-3			x 0-0 ① 6-3	x 0-0 2B		x 0-0 ② L9	5	0	1	0	0	1	1
Milt Bolling, R (1, 5) OBP: 0.334, SLG: 0.363		x 0-0 E1 CS		x 0-0 ① L9		x 0-0 1B 1B	x 0-0 ① P3		SSS 0-3 ③ K	2	0	0	0	0	0	0
Grady Hatton, L (4, 5) OBP: 0.368, SLG: 0.377										3	1	1	0	0	1	1
Billy Consolo, R (1, 6) OBP: 0.315, SLG: 0.257		x 0-0 ① ② F5 1-2		SSS 0-3 ② K		x 0-0 1B 1B 1-2 1B	4-0 G6-4-3 IBB			3	1	1	0	1	1	1
Mel Parnell, L (1, 1)		x 0-0 ③ F7		x 0-0 ③ 6-3		x 0-0 1B 1-2 2-H 1B	x 0-0 ② ③ G6-4-3 1-2f			2	0	0	0	0	0	0
Sid Hudson, R (4, 1) OBP: 0.222, SLG: 0.222										2	1	1	1	0	0	2
Ellis Kinder, R (8, 1) OBP: 0.200, SLG: 0.250										0	0	0	0	0	0	0
Inning Stats	R: 2 E: 0 K: 1 S: 7 H: 3 LOB: 1 BB: 1 P: 11	R: 0 E: 1 K: 0 S: 3 H: 0 LOB: 0 BB: 0 P: 3	R: 3 E: 0 K: 0 S: 5 H: 2 LOB: 0 BB: 1 P: 9	R: 0 E: 0 K: 1 S: 5 H: 0 LOB: 0 BB: 0 P: 5	R: 2 E: 0 K: 0 S: 4 H: 2 LOB: 1 BB: 1 P: 8	R: 3 E: 0 K: 0 S: 9 H: 6 LOB: 3 BB: 0 P: 9	R: 0 E: 0 K: 0 S: 3 H: 1 LOB: 1 BB: 1 P: 7	R: 0 E: 0 K: 0 S: 4 H: 1 LOB: 1 BB: 0 P: 4	R: 0 E: 0 K: 1 S: 5 H: 0 LOB: 0 BB: 0 P: 5	1B: 9 2B: 4 3B: 0 HR: 2	SF: 0 SAC: 0 DP: 3 HBP: 0						

TOP

Boston Red Sox @ Detroit Tigers

Briggs Stadium, Detroit, MI

Sun Aug 01 1954, 4:33 AM EDT

Att. 15,825 - Unknown

livebaseballscorecards.com

AB	39
R	10
H	15
RBI	10
BB	4
SO	3
LOB	17

WP: 1 PB: 0 SB: 0 CS: 1 PA: 43

PITCHER		IP	WLS	BF	H	R	ER	SO	BB	IBB	HBP	BLK	WP	HR	S	P	ERA	WHIP
Al Aber, L ERA: 4.01	(1, 1)	0.0	L	4	3	2	2	0	1	0	0	0	0	0	3	7	∞	∞
Dick Marlowe, R ERA: 3.9	(1, 1)	4.0		14	2	3	3	2	1	0	0	0	1	1	17	21	6.75	0.750
Ray Herbert, R ERA: 7.2	(5, 1)	1.0		5	2	2	2	0	1	0	0	0	0	1	4	8	18.00	3.000
Bob Miller, L ERA: 3.25	(6, 1)	4.0		20	8	3	3	1	0	1	0	0	0	0	21	25	6.75	2.000

PITCHER	IP	WLS	BF	H	R	ER	SO	BB	IBB	HBP	BLK	WP	HR	S	P	ERA	WHIP

Boston Red Sox @ Detroit Tigers

Briggs Stadium, Detroit, MI

Sun Aug 01 1954, 4:33 AM EDT

Att. 15,825 - Unknown

BOTTOM

Batter	1	2	3	4	5	6	7	8	9	AB	R	H	RBI	BB	SO	LOB
Harvey Kuenn, R (1, 6) OBP: 0.313, SLG: 0.375	BBB 4-0 FC4-6 BB	x 0-0 1-2 2-3 1B		x 0-0 CS 1B 1-2 1B	x 0-0 FC5-4 1B		x 0-0 ③ F8		x 0-0 ① SF8 3-H	4	0	3	1	1	0	2
Bill Tuttle, R (1, 8) OBP: 0.376, SLG: 0.435	x 0-0 ① FC4-6 1B 1-2f SSS	0-3 ③ K		x 0-0 1-2 2-3 1B	x 0-0 ③ FC5-4 1-2f			x 0-0 1B SF8 2B	x 0-0 ② F7	6	1	2	0	0	1	6
Bob Nieman, R (1, 7) OBP: 0.329, SLG: 0.416	x 0-0 ② F8		x 0-0 FC6-4 1B	x 0-0 ① SF8 3-H		SSS 0-3 ① K		BBBB 4-0 SF8 1B BB	x 0-0 1-H HR	4	1	2	3	1	1	1
Ray Boone, R (1, 5) OBP: 0.391, SLG: 0.469	x 0-0 1-2 1B	x 0-0 ① FC6-4 E 1B 1-2f SSS		0-3 ②③ K 2-3		x 0-0 ② F9		x 0-0 FC6-4 1-2 2-3 1B	x 0-0 ③ F8	6	0	2	0	0	1	3
Walt Dropo, R (1, 3) OBP: 0.331, SLG: 0.380 Wayne Belardi, L (5, 3) OBP: 0.378, SLG: 0.468	x 0-0 ③ F8	x 0-0 E 1-2 1B			x 0-0 E 1B 1B	x 0-0 ③ F8		x 0-0 ① SF8 2-3 3-H		2 2	0 1	1 1	0 1	0 0	0 0	2 0
Al Kaline, R (1, 9) OBP: 0.273, SLG: 0.303		x 0-0 ① L5-3	x 0-0 ② L9		x 0-0 L5 1B 1-2 6-3		x 0-0 ① L5-3	SSS 0-3 ② K		5	1	0	0	0	1	5
Red Wilson, R (1, 2) OBP: 0.343, SLG: 0.328	BBBB 4-0 FC1-5 BB BB		x 0-0 FC5 1-2 2-3		x 0-0 PB 6-3 5-3 1-3 2-H 1B		BBBB 4-0 1B BB	x 0-0 ③ FC6-4 1-2f		3	1	1	1	2	0	4
Frank Bolling, R (1, 4) OBP: 0.304, SLG: 0.341	BBBB 4-0 1B FC1-5 1-2 BB		x 0-0 ③ F7		x 0-0 ① 6-3 1-2 3-H		x 0-0 1-2 1B		x 0-0 1B SF8 2B	4	1	2	1	1	0	4
Al Aber, L (1, 1) OBP: 0.227, SLG: 0.200 Dick Marlowe, R (1, 1) OBP: 0.308, SLG: 0.333 Steve Souchock, R (4, PH) OBP: 0.238, SLG: 0.517 Ray Herbert, R (5, 1) OBP: 0.357, SLG: 0.667 Hoot Evers, R (5, PH) OBP: 0.050, SLG: 0.200 Bob Miller, R (6, 1) OBP: 0.100, SLG: 0.100 Frank House, L (9, PH) OBP: 0.304, SLG: 0.372	x 0-0 ② FC1-5 1B 1-2 2-3f		x 0-0 1B 1B SF8 1B		x 0-0 ② 5-3 2-H		x 0-0 ② F7		x 0-0 HR 2-3 1B	0 1 1 0 1 1 1	0 0 1 0 0 1 1	0 0 1 0 0 0 1	0 0 0 0 0 0 0	0 0 0 0 0 0 0	0 0 0 0 0 0 0	0 2 0 0 0 0 2
Inning Stats	R: 0 E: 0 K: 0 S: 4 H: 1 LOB: 2 BB: 1 P: 8	R: 0 E: 0 K: 1 S: 6 H: 1 LOB: 3 BB: 2 P: 14	R: 0 E: 1 K: 0 S: 6 H: 2 LOB: 3 BB: 0 P: 6	R: 1 E: 0 K: 1 S: 7 H: 3 LOB: 2 BB: 0 P: 7	R: 3 E: 1 K: 0 S: 7 H: 3 LOB: 1 BB: 0 P: 7	R: 0 E: 0 K: 1 S: 5 H: 0 LOB: 0 BB: 0 P: 5	R: 0 E: 0 K: 0 S: 4 H: 1 LOB: 2 BB: 1 P: 8	R: 1 E: 0 K: 1 S: 7 H: 2 LOB: 2 BB: 1 P: 11	R: 3 E: 0 K: 0 S: 6 H: 3 LOB: 0 BB: 0 P: 6	1B: 13 2B: 3 3B: 0 HR: 1	SF: 3 SAC: 0 DP: 1 HBP: 0		WP: 0 PB: 1 SB: 0 CS: 1	PA: 49			

livebaseballscorecards.com

AB	41
R	8
H	16
RBI	8
BB	5
SO	4
LOB	31

PITCHER		IP	WLS	BF	H	R	ER	SO	BB	IBB	HBP	BLK	WP	HR	S	P	ERA	WHIP
Mel Parnell, L ERA: 4.35	(1, 1)	3.1		21	7	1	1	1	3	0	0	0	0	0	20	32	2.70	3.000
Sid Hudson, R ERA: 4.79	(4, 1)	3.2	W	19	6	4	2	2	2	0	0	0	0	0	21	29	4.91	2.182
Ellis Kinder, R ERA: 3.45	(8, 1)	2.0	S	9	3	3	3	1	0	0	0	0	0	1	11	11	13.50	1.500

PITCHER	IP	WLS	BF	H	R	ER	SO	BB	IBB	HBP	BLK	WP	HR	S	P	ERA	WHIP

Batter	1	2	3	4	5	6	7	8	9	AB	R	H	RBI	BB	SO	LOB
Jim Piersall, R (1, 9) OBP: 0.339, SLG: 0.385	1-3		K			2B		F7		4	0	1	0	0	1	1
Ted Williams, L (1, 7) OBP: 0.524, SLG: 0.695	6-3			G4-6-3 1B		F6		F8		4	0	1	0	0	0	1
Sam Mele, R (1, 3) OBP: 0.293, SLG: 0.381	5-3			K			BB 1B E	F9		3	1	0	0	1	1	1
Jackie Jensen, R (1, 8) OBP: 0.354, SLG: 0.481		K		G4-6-3 1-2f			E 1-2 FC5-4 1B		S 1B	4	1	2	0	0	1	1
Sammy White, R (1, 2) OBP: 0.314, SLG: 0.417		F2			6-3		E8 FC5-4 1-3 2-H 1B		F8 1-2	4	0	1	1	0	0	1
Ted Lepcio, R (1, 4) Karl Olson, R (7, PH) Billy Goodman, L (7, 4) OBP: 0.327, SLG: 0.390 OBP: 0.338, SLG: 0.393 OBP: 0.359, SLG: 0.375		K			K		BB FC5-4		F8	2 0 1	0 0 0	0 0 0	0 0 0	0 1 0	2 0 0	0 0 1
Milt Bolling, R (1, 5) Don Lenhardt, R (7, PH) Grady Hatton, L (7, 5) OBP: 0.335, SLG: 0.362 OBP: 0.292, SLG: 0.390 OBP: 0.366, SLG: 0.375			BB FC5-4		5-3		FC5-4 1-2f 2-3 3-H		F7	1 1 1	0 0 0	0 1 0	0 1 0	1 0 0	0 0 0	0 2 1
Billy Consolo, R (1, 6) OBP: 0.308, SLG: 0.250			FC5-4 SH1-3 1-2f			F8	K			3	0	0	0	0	1	3
Frank Sullivan, R (1, 1) Del Wilber, R (7, PH) Tex Clevenger, R (7, 1) OBP: 0.214, SLG: 0.162 OBP: 0.167, SLG: 0.211 OBP: 0.231, SLG: 0.308			SH1-3 1-2			K	F2			1 1 0	0 0 0	0 0 0	0 0 0	0 0 0	1 0 0	0 2 0
Inning Stats	R: 0 E: 0 K: 0 S: 3 H: 0 LOB: 0 BB: 0 P: 3	R: 0 E: 0 K: 2 S: 7 H: 0 LOB: 0 BB: 0 P: 7	R: 0 E: 0 K: 1 S: 5 H: 0 LOB: 1 BB: 1 P: 9	R: 0 E: 0 K: 1 S: 5 H: 1 LOB: 0 BB: 0 P: 5	R: 0 E: 0 K: 1 S: 5 H: 0 LOB: 0 BB: 0 P: 5	R: 0 E: 0 K: 1 S: 6 H: 1 LOB: 1 BB: 0 P: 6	R: 2 E: 1 K: 1 S: 7 H: 2 LOB: 2 BB: 2 P: 15	R: 0 E: 0 K: 0 S: 3 H: 0 LOB: 0 BB: 0 P: 3	R: 0 E: 0 K: 0 S: 4 H: 1 LOB: 1 BB: 0 P: 4	1B: 4 2B: 1 3B: 0 HR: 0 SF: 0 SAC: 1 DP: 1 HBP: 0						

PITCHER	IP	WLS	BF	H	R	ER	SO	BB	IBB	HBP	BLK	WP	HR	S	P	ERA	WHIP
Jack Harshman, L (1, 1) ERA: 3.79	9.0	W	34	5	2	2	7	3	0	0	0	0	0	45	57	2.00	0.889

PITCHER	IP	WLS	BF	H	R	ER	SO	BB	IBB	HBP	BLK	WP	HR	S	P	ERA	WHIP

TOP

Boston Red Sox @ Chicago White Sox

Comiskey Park, Chicago, IL

Tue Aug 03 1954, 4:33 AM EDT

Att. 30,062 - Unknown

livebaseballscorecards.com

AB	30
R	2
H	5
RBI	2
BB	3
SO	7
LOB	14

WP: 0 PB: 0 SB: 1 CS: 0 PA: 34

BOTTOM

Boston Red Sox @ Chicago White Sox

Comiskey Park, Chicago, IL

Tue Aug 03 1954, 4:33 AM EDT

Att. 30,062 - Unknown

Batter	1	2	3	4	5	6	7	8	9	AB	R	H	RBI	BB	SO	LOB
Chico Carrasquel, R (1, 6) OBP: 0.361, SLG: 0.381	0-0 1B FC1 1B	0-0 F6			0-0 L5		BBBB 4-0 HBP 2B BB			3	2	1	0	1	0	0
Nellie Fox, L (1, 4) OBP: 0.368, SLG: 0.393	0-0 E FC1 1-3 2B 1B		0-0 F7			0-0 S 1B 1B	H 1-0 2B 1-2 HBP			3	2	2	0	0	0	0
Minnie Minoso, R (1, 7) OBP: 0.414, SLG: 0.549	0-0 FC1 2B 1-3 G1-2-3 3-H		0-0 F3			0-0 F6 1-2	0-0 1-3 2-H 2B			4	0	1	2	0	0	2
Phil Cavarretta, L (1, 3) OBP: 0.426, SLG: 0.450	0-0 1-3 3-H 2B		0-0 F5			0-0 1B SH3 2-H 1B	4-0 IBB			3	1	2	2	1	0	0
Jim Rivera, L (1, 9) OBP: 0.361, SLG: 0.456	4-0 IBB			0-0 4-3		0-0 SH3 1-3 1B 1B	0-0 F7			3	1	1	0	1	0	3
Cass Michaels, R (1, 5) OBP: 0.404, SLG: 0.428	0-3 K			0-0 F6		0-0 SH3 1-2 3-H	0-0 L4			3	0	0	1	0	1	6
Sherm Lollar, R (1, 2) OBP: 0.344, SLG: 0.380	0-0 G1-2-3 3-Hf			0-0 6-3		0-0 2-H 1B	0-0 F5			4	0	1	1	0	0	3
Johnny Groth, R (1, 8) OBP: 0.344, SLG: 0.360		0-0 F2			0-0 1-3	0-0 4-3		0-3 K		4	0	0	0	0	1	1
Jack Harshman, L (1, 1) OBP: 0.286, SLG: 0.286		0-0 F8			0-3 K		0-0 F8	0-0 4-3		4	0	0	0	0	1	0
Inning Stats	R: 2 E: 1 K: 1 S: 8 H: 3 LOB: 2 BB: 1 P: 12	R: 0 E: 0 K: 0 S: 3 H: 0 LOB: 0 BB: 0 P: 3	R: 0 E: 0 K: 0 S: 3 H: 0 LOB: 0 BB: 0 P: 3	R: 0 E: 0 K: 0 S: 3 H: 0 LOB: 0 BB: 0 P: 3	R: 0 E: 0 K: 1 S: 5 H: 0 LOB: 0 BB: 0 P: 5	R: 3 E: 0 K: 0 S: 7 H: 4 LOB: 1 BB: 0 P: 7	R: 1 E: 0 K: 0 S: 4 H: 1 LOB: 3 BB: 2 P: 13	R: 0 E: 0 K: 1 S: 5 H: 0 LOB: 0 BB: 0 P: 5		1B: 6 2B: 2 3B: 0 HR: 0	SF: 0 SAC: 1 DP: 1 HBP: 1					

livebaseballscorecards.com

AB	31
R	6
H	8
RBI	6
BB	3
SO	3
LOB	15

WP: 0 PB: 0 SB: 1 CS: 0 PA: 36

PITCHER		IP	WLS	BF	H	R	ER	SO	BB	IBB	HBP	BLK	WP	HR	S	P	ERA	WHIP
Frank Sullivan, R ERA: 3.47	(1, 1)	6.0	L	26	7	5	5	2	0	1	0	0	0	0	29	33	7.50	1.167
Tex Clevenger, R ERA: 5.23	(7, 1)	2.0		10	1	1	1	1	1	1	1	0	0	0	9	18	4.50	1.000

PITCHER	IP	WLS	BF	H	R	ER	SO	BB	IBB	HBP	BLK	WP	HR	S	P	ERA	WHIP

Boston Red Sox @ Chicago White Sox

Comiskey Park, Chicago, IL

Wed Aug 04 1954, 4:33 AM EDT

Att. 8,854 - Unknown

TOP

livebaseballscorecards.com

Batter	1	2	3	4	5	6	7	8	9	10	AB	R	H	RBI	BB	SO	LOB
Jim Piersall, R (1, 9) OBP: 0.337, SLG: 0.382	F7		F9			F8		HR 1-2 1B		6-3	5	1	1	0	0	0	0
Ted Williams, L (1, 7) OBP: 0.525, SLG: 0.704	FC4-6 BB		1-3			FC6-4 BB		HR 1-H 2-H		F5	3	1	1	3	2	0	0
Sam Mele, R (1, 3) OBP: 0.289, SLG: 0.375	FC4-6 1-2f			5-3		FC6-4 1-2f		5-3		5-3	4	0	0	0	0	0	2
Del Wilber, R (9, 2) OBP: 0.163, SLG: 0.205											1	0	0	0	0	0	0
Jackie Jensen, R (1, 8) OBP: 0.353, SLG: 0.479	K			F7			K		BB 2B 1B		4	1	1	0	0	2	1
Mickey Owen, R (1, 2) OBP: 0.304, SLG: 0.333		F7		F8			G3		F7		3	0	0	0	0	0	0
Billy Goodman, L (9, PH) OBP: 0.358, SLG: 0.374											1	0	0	0	0	0	1
(9, 3)																	
Ted Lepcio, R (1, 4) OBP: 0.329, SLG: 0.393		1B 2B			K		P4		2B BB		3	1	1	0	1	1	0
Milt Bolling, R (1, 5) OBP: 0.335, SLG: 0.361					6-3			F9			3	0	1	0	0	0	0
Don Lenhardt, R (9, PH) OBP: 0.300, SLG: 0.410		L3-6 2-3 1B							2B		1	0	1	2	0	0	0
Grady Hatton, L (9, PR) OBP: 0.366, SLG: 0.375											0	0	0	0	0	0	0
(9, 5)																	
Billy Consolo, R (1, 6) OBP: 0.306, SLG: 0.250		L3-6 1-2			K			1B HR 1B	5-3		4	1	1	0	0	1	3
Russ Kemmerer, R (1, 1) OBP: 0.273, SLG: 0.111			B1-3			K		K	K		1	0	0	0	0	0	0
Hal Brown, R (3, 1) OBP: 0.276, SLG: 0.250											1	0	0	0	0	1	0
Karl Olson, R (8, PH) OBP: 0.335, SLG: 0.391											1	0	0	0	0	1	1
Tom Hurd, R (8, 1)											0	0	0	0	0	0	0
Harry Agganis, L (9, PH) OBP: 0.320, SLG: 0.419											1	0	0	0	0	1	1
Ellis Kinder, R (9, 1) OBP: 0.200, SLG: 0.250											0	0	0	0	0	0	0
Inning Stats	R: 0 E: 0 K: 1 S: 5 H: 0 LOB: 1 BB: 1 P: 9	R: 0 E: 0 K: 0 S: 4 H: 2 LOB: 1 BB: 0 P: 4	R: 0 E: 0 K: 0 S: 3 H: 0 LOB: 0 BB: 0 P: 3	R: 0 E: 0 K: 0 S: 3 H: 0 LOB: 0 BB: 0 P: 3	R: 0 E: 0 K: 2 S: 7 H: 0 LOB: 0 BB: 0 P: 7	R: 0 E: 0 K: 1 S: 5 H: 0 LOB: 1 BB: 1 P: 9	R: 0 E: 0 K: 1 S: 5 H: 0 LOB: 0 BB: 0 P: 5	R: 3 E: 0 K: 1 S: 8 H: 3 LOB: 0 BB: 0 P: 8	R: 2 E: 0 K: 1 S: 7 H: 2 LOB: 1 BB: 1 P: 11	R: 0 E: 0 K: 0 S: 3 H: 0 LOB: 0 BB: 0 P: 3	1B: 4 2B: 3 3B: 0 HR: 1 SF: 0 SAC: 0 DP: 1 HBP: 0	WP: 0 PB: 0 SB: 0 CS: 0 PA: 39					

PITCHER		IP	WLS	BF	H	R	ER	SO	BB	IBB	HBP	BLK	WP	HR	S	P	ERA	WHIP
Billy Pierce, L ERA: 3.43	(1, 1)	8.1		34	7	5	5	6	3	0	0	0	0	1	43	55	5.40	1.200
Sandy Consuegra, R ERA: 3.08	(9, 1)	1.2	W	5	0	0	0	1	0	0	0	0	0	0	7	7	0.00	0.000

PITCHER	IP	WLS	BF	H	R	ER	SO	BB	IBB	HBP	BLK	WP	HR	S	P	ERA	WHIP

AB	36
R	5
H	7
RBI	5
BB	3
SO	7
LOB	9

Batter	1	2	3	4	5	6	7	8	9	10	AB	R	H	RBI	BB	SO	LOB
Chico Carrasquel, R (1, 6) OBP: 0.359, SLG: 0.379	BB BB HR 1B	G1-6-3 1-2f		5-3			6-3		F4		5	1	1	0	0	0	2
Nellie Fox, L (1, 4) OBP: 0.372, SLG: 0.397	BB HR 1-2 BB		G3 HBP BB 1B	4-3			2B			BB SH2-4 1B BB	3	3	2	0	2	0	0
Minnie Minoso, R (1, 7) OBP: 0.415, SLG: 0.546	HR 1-2 2-3 BB		BB G3 FC3-2 1-2 HBP		6-3		K			SH2-4 1-2	2	1	0	0	1	1	1
Phil Cavarretta, L (1, 3) OBP: 0.424, SLG: 0.476 Ron Jackson, R (8, 3) OBP: 0.349, SLG: 0.534 George Kell, R (10, PH) OBP: 0.344, SLG: 0.350	1-H 2-H 3-H HR		G3 1-2 2-3	4-3				F9		1B BB BB	3 1 0	1 0 0	1 0 0	4 0 0	0 0 1	0 0 0	2 0 0
Jim Rivera, L (1, 9) OBP: 0.364, SLG: 0.455	5-3 1B		FC3-2 BB IBB		K			3-1		1B 1-2 2-3 BB	3	0	1	0	2	1	0
Matt Batts, R (1, 2) OBP: 0.349, SLG: 0.364	5-3 1-2		FC3-2 1-2 2-3 3-H BB			F7		6-3		1-2 2-3 3-H 1B	4	0	1	2	1	0	1
Cass Michaels, R (1, 5) OBP: 0.398, SLG: 0.420	F8		FC3-2 1-2 2-3 3-Hf			5-3			F9		4	0	0	0	0	0	3
Johnny Groth, R (1, 8) OBP: 0.343, SLG: 0.361		4-3	F8			6-3			2B		4	0	1	0	0	0	3
Billy Pierce, L (1, 1) OBP: 0.286, SLG: 0.231 Sandy Consuegra, R (9, 1) OBP: 0.262, SLG: 0.225		G1-6-3 BB		5-3			K		6-3		2 1	0 0	0 0	0 0	1 0	1 0	0 1
Inning Stats	R: 4 H: 3 E: 0 LOB: 0 K: 0 BB: 2 S: 5 P: 13	R: 0 H: 0 E: 0 LOB: 0 K: 0 BB: 1 S: 2 P: 6	R: 1 H: 1 E: 0 LOB: 3 K: 0 BB: 2 S: 4 P: 13	R: 0 H: 0 E: 0 LOB: 0 K: 0 BB: 0 S: 3 P: 3	R: 0 H: 0 E: 0 LOB: 0 K: 1 BB: 0 S: 5 P: 5	R: 0 H: 0 E: 0 LOB: 0 K: 0 BB: 0 S: 3 P: 3	R: 0 H: 1 E: 0 LOB: 1 K: 2 BB: 0 S: 8 P: 8	R: 0 H: 0 E: 0 LOB: 0 K: 0 BB: 0 S: 3 P: 3	R: 0 H: 1 E: 0 LOB: 1 K: 0 BB: 0 S: 4 P: 4	R: 1 H: 1 E: 0 LOB: 3 K: 0 BB: 3 S: 2 P: 14	1B: 4 SF: 0 2B: 2 SAC: 1 3B: 0 DP: 1 HR: 1 HBP: 1						

PITCHER		IP	WLS	BF	H	R	ER	SO	BB	IBB	HBP	BLK	WP	HR	S	P	ERA	WHIP
Russ Kemmerer, R ERA: 4.41	(1, 1)	2.0		12	4	5	5	0	3	0	1	0	0	1	8	21	22.50	3.500
Hal Brown, R ERA: 5.21	(3, 1)	5.0		18	1	0	0	3	1	1	0	0	0	0	22	30	0.00	0.400
Tom Hurd, R ERA: 18.0	(8, 1)	1.0		3	0	0	0	0	0	0	0	0	0	0	3	3	0.00	0.000
Ellis Kinder, R ERA: 3.51	(9, 1)	1.1	L	9	2	1	1	0	3	0	0	0	0	0	6	18	6.75	3.750

PITCHER	IP	WLS	BF	H	R	ER	SO	BB	IBB	HBP	BLK	WP	HR	S	P	ERA	WHIP

BOTTOM

Boston Red Sox @ Chicago White Sox

Comiskey Park, Chicago, IL

Wed Aug 04 1954, 4:33 AM EDT

Att. 8,854 - Unknown

livebaseballscorecards.com

AB	32
R	6
H	7
RBI	6
BB	8
SO	3
LOB	13

Boston Red Sox @ Chicago White Sox

Comiskey Park, Chicago, IL

Thu Aug 05 1954, 4:33 AM EDT

Att. 10,042 - Unknown

TOP

livebaseballscorecards.com

Batter	1	2	3	4	5	6	7	8	9	AB	R	H	RBI	BB	SO	LOB
Jim Piersall, R (1, 9) OBP: 0.343, SLG: 0.385	1-3		L4-3, 1B		BB, 1B		FC4-6, 1B, SF7, BB		BB	3	1	2	0	2	0	0
Ted Williams, L (1, 7) OBP: 0.519, SLG: 0.692	6-3		L4-3 1-2		F8		FC4-6 1-2		F8	5	0	1	0	0	0	3
Billy Goodman, L (1, 3) OBP: 0.359, SLG: 0.378	2B		4-3		BB 1-2		FC4-6, 1B 1-2f 2-3		F7	5	0	2	0	0	0	3
Jackie Jensen, R (1, 8) OBP: 0.353, SLG: 0.478	F8			FC3-6, 1B	BB 1-2 2-3		SF7 3-H		F2	3	0	1	1	1	0	2
Grady Hatton, L (1, 5) OBP: 0.366, SLG: 0.371 Sam Mele, R (7, PH) OBP: 0.292, SLG: 0.378 Milt Bolling, R (7, 5) OBP: 0.335, SLG: 0.361		BB SH1-3		FC3-6 BB 1-2f	4-3		1-2			2 1 0	0 0 0	0 1 0	0 0 0	1 0 0	0 0 0	4 0 0
Mickey Owen, R (1, 2) OBP: 0.300, SLG: 0.314		BB SH1-3 1-2		F5		6-3	F8			3	0	0	0	1	0	3
Ted Lepcio, R (1, 4) OBP: 0.329, SLG: 0.390		SH1-3 1-2 2-3		BB 1-2		6-3		K		2	0	0	0	1	1	0
Billy Consolo, R (1, 6) OBP: 0.304, SLG: 0.250		K		K		1B		F4		4	0	1	0	0	2	4
Tom Brewer, R (1, 1) OBP: 0.310, SLG: 0.366 Tex Clevenger, R (3, 1) OBP: 0.231, SLG: 0.308 Harry Agganis, L (5, PH) OBP: 0.319, SLG: 0.418 Leo Kiely, L (5, 1) OBP: 0.167, SLG: 0.225 Don Lenhardt, R (6, PH) OBP: 0.297, SLG: 0.405 Tom Hurd, R (6, 1) OBP: 0.333, SLG: 0.388 Karl Olson, R (8, PH) Frank Sullivan, R (8, 1) OBP: 0.214, SLG: 0.162		L7			F9	F9		F8		1 0 1 0 1 0 0 1 0	0 0 0 0 0 0 0 0 0	0 0 0 0 0 0 0 0 0	0 0 0 0 0 0 0 0 0	0 0 0 0 0 0 0 0 0	0 0 0 0 0 0 0 0 0	2 0 0 0 1 0 0 0 0
Inning Stats	R: 0 E: 0 K: 0 S: 4 H: 1 LOB: 1 BB: 0 P: 4	R: 0 E: 0 K: 1 S: 5 H: 0 LOB: 2 BB: 2 P: 13	R: 0 E: 0 K: 0 S: 3 H: 1 LOB: 0 BB: 0 P: 3	R: 0 E: 0 K: 1 S: 6 H: 1 LOB: 2 BB: 1 P: 10	R: 0 E: 0 K: 0 S: 5 H: 2 LOB: 3 BB: 1 P: 9	R: 0 E: 0 K: 0 S: 4 H: 1 LOB: 1 BB: 0 P: 4	R: 1 E: 0 K: 0 S: 5 H: 2 LOB: 2 BB: 1 P: 9	R: 0 E: 0 K: 1 S: 5 H: 0 LOB: 0 BB: 0 P: 5	R: 0 E: 0 K: 0 S: 3 H: 0 LOB: 1 BB: 1 P: 7	1B: 7 2B: 2 3B: 0 HR: 0 SF: 1 SAC: 1 DP: 1 HBP: 0						

AB	32
R	1
H	8
RBI	1
BB	6
SO	3
LOB	22

WP: 0	PA: 40
PB: 0	
SB: 0	
CS: 0	

PITCHER		IP	WLS	BF	H	R	ER	SO	BB	IBB	HBP	BLK	WP	HR	S	P	ERA	WHIP
Bob Keegan, R ERA: 2.89	(1, 1)	6.0	W	29	7	1	1	2	5	0	0	0	0	0	28	48	1.50	2.000
Morrie Martin, L ERA: 4.03	(7, 1)	3.0	S	11	1	0	0	1	1	0	0	0	0	0	12	16	0.00	0.667

PITCHER	IP	WLS	BF	H	R	ER	SO	BB	IBB	HBP	BLK	WP	HR	S	P	ERA	WHIP

BOTTOM

Boston Red Sox @ Chicago White Sox

Comiskey Park, Chicago, IL

Thu Aug 05 1954, 4:33 AM EDT

Att. 10,042 - Unknown

Batter	1	2	3	4	5	6	7	8	9	AB	R	H	RBI	BB	SO	LOB
Chico Carrasquel, R (1, 6) OBP: 0.358, SLG: 0.385	SSS 0-3 ① K		x 0-0 HR	SSS 0-3 ② K		x 0-0 ③ 1-3				4	1	1	1	0	2	0
Nellie Fox, L (1, 4) OBP: 0.373, SLG: 0.397	BBBB 4-0 HBP 2B BB		x 0-0 E E 1B	x 0-0 ③ 4-3			x 0-0 ① 3-1			3	2	1	0	1	0	0
Minnie Minoso, R (1, 7) OBP: 0.418, SLG: 0.546	H 1-0 1-2 2B HBP		x 0-0 E1 E 1-3 SF9 1B		BBBB 4-0 E G3 BB		x 0-0 ② F8			2	2	1	0	1	0	0
Phil Cavarretta, L (1, 3) OBP: 0.426, SLG: 0.481	x 0-0 1-H 2-H 2B		BBBB 4-0 E BB		x 0-0 ① G3 1-2		x 0-0 ③ F4			3	0	1	2	1	0	1
Jim Rivera, L (1, 9) OBP: 0.360, SLG: 0.450	x 0-0 ② 5-3		x 0-0 E4 1-2 2-3 3-H		x 0-0 ② F8			x 0-0 ① F5		4	0	0	1	0	0	4
Carl Sawatski, L (1, 2) OBP: 0.316, SLG: 0.361	x 0-0 ③ 4-3		x 0-0 ① SF9 3-H		x 0-0 E4 2-3			x 0-0 1B		3	0	1	1	0	0	2
Fred Marsh, R (1, 5) OBP: 0.258, SLG: 0.241		x 0-0 ① 6-3	SSS 0-3 ② K		x 0-0 ③ F3			SSS 0-3 ② K		4	0	0	0	0	2	5
Johnny Groth, R (1, 8) OBP: 0.340, SLG: 0.357		x 0-0 ② F9	x 0-0 ③ 6-3			x 0-0 ① P4		SSS 0-3 ③ K		4	0	0	0	0	1	3
Bob Keegan, R (1, 1) OBP: 0.169, SLG: 0.203 Morrie Martin, L (7, 1) OBP: 0.250, SLG: 0.333		x 0-0 ③ 6-3		SSS 0-3 ① K		x 0-0 ② F3				3 0	0 0	0 0	0 0	0 0	1 0	0 0
Inning Stats	R: 2 H: 1 E: 0 LOB: 1 K: 1 BB: 1 S: 6 P: 11	R: 0 H: 0 E: 0 LOB: 0 K: 0 BB: 0 S: 3 P: 3	R: 3 H: 3 E: 2 LOB: 2 K: 1 BB: 1 S: 9 P: 13	R: 0 H: 0 E: 0 LOB: 0 K: 2 BB: 0 S: 7 P: 7	R: 0 H: 0 E: 1 LOB: 2 K: 0 BB: 1 S: 4 P: 8	R: 0 H: 0 E: 0 LOB: 0 K: 0 BB: 0 S: 3 P: 3	R: 0 H: 0 E: 0 LOB: 0 K: 0 BB: 0 S: 3 P: 3	R: 0 H: 1 E: 0 LOB: 1 K: 2 BB: 0 S: 8 P: 8		1B: 3 SF: 1 2B: 1 SAC: 0 3B: 0 DP: 0 HR: 1 HBP: 1						

livebaseballscorecards.com

AB	30
R	5
H	5
RBI	5
BB	3
SO	6
LOB	15

WP: 0 PA: 35
PB: 0
SB: 0
CS: 0

PITCHER		IP	WLS	BF	H	R	ER	SO	BB	IBB	HBP	BLK	WP	HR	S	P	ERA	WHIP
Tom Brewer, R ERA: 4.28	(1, 1)	2.0	L	13	4	5	5	1	2	0	1	0	0	1	12	21	22.50	3.000
Tex Clevenger, R ERA: 5.04	(3, 1)	2.0		7	0	0	0	3	0	0	0	0	0	0	13	13	0.00	0.000
Leo Kiely, L ERA: 3.44	(5, 1)	1.0		5	0	0	0	0	1	0	0	0	0	0	4	8	0.00	1.000
Tom Hurd, R ERA: 9.0	(6, 1)	2.0		6	0	0	0	0	0	0	0	0	0	0	6	6	0.00	0.000
Frank Sullivan, R ERA: 3.45	(8, 1)	1.0		4	1	0	0	2	0	0	0	0	0	0	8	8	0.00	1.000

PITCHER	IP	WLS	BF	H	R	ER	SO	BB	IBB	HBP	BLK	WP	HR	S	P	ERA	WHIP

Boston Red Sox @ Baltimore Orioles

Memorial Stadium, Baltimore, MD

Fri Aug 06 1954, 3:33 AM EDT

Att. 17,139 - Unknown

TOP

livebaseballscorecards.com

Batter	1	2	3	4	5	6	7	8	9	10	AB	R	H	RBI	BB	SO	LOB
Jim Piersall, R (1, 9) OBP: 0.341, SLG: 0.382	6-3		F7			P4		6-4-3		HR 1B	5	1	1	0	0	0	1
Ted Williams, L (1, 7) OBP: 0.521, SLG: 0.701	BB			F8		1-3		IBB		1-H HR	3	1	1	2	2	0	0
Billy Goodman, L (1, 4) OBP: 0.360, SLG: 0.378	F5			CS 1B		4-3		G3		IBB 1B	5	0	2	0	0	0	3
Jackie Jensen, R (1, 8) OBP: 0.350, SLG: 0.472	F7			L8			F9		K	F9	5	0	0	0	0	1	3
Harry Agganis, L (1, 3) OBP: 0.323, SLG: 0.417		4-3		CS	BB 1B FC1		4-3 1B		E BB	K	3	1	1	0	2	1	1
Grady Hatton, L (1, 5) OBP: 0.370, SLG: 0.374		G3			FC1 1B		4-3		E9 1B	IBB	4	0	2	0	1	0	1
Del Wilber, R (1, 2) OBP: 0.170, SLG: 0.190		K			P5		F7		FC6-4 IBB	F9	3	0	0	0	1	1	3
Karl Olson, R (9, PR) OBP: 0.333, SLG: 0.388											0	0	0	0	0	0	0
Mickey Owen, R (9, 2) OBP: 0.295, SLG: 0.308											1	0	0	0	0	0	2
Billy Consolo, R (1, 6) OBP: 0.298, SLG: 0.244			K		FC1 G4-6-3			F3	K		3	0	0	0	0	1	1
Charlie Maxwell, L (9, PH) OBP: 0.306, SLG: 0.273											1	0	0	0	0	1	3
Milt Bolling, R (9, 6) OBP: 0.335, SLG: 0.361											0	0	0	0	0	0	0
Willard Nixon, L (1, 1) OBP: 0.315, SLG: 0.265			P6		G4-6-3			6-4-3	FC6-4		3	0	1	0	0	0	2
Sam Mele, R (9, PH) OBP: 0.291, SLG: 0.376											1	0	0	0	0	0	3
Ellis Kinder, R (9, 1) OBP: 0.200, SLG: 0.250											0	0	0	0	0	0	0
Inning Stats	R: 0 H: 0 E: 0 LOB: 1 K: 0 BB: 1 S: 3 P: 7	R: 0 H: 0 E: 0 LOB: 0 K: 1 BB: 0 S: 5 P: 5	R: 0 H: 0 E: 0 LOB: 0 K: 1 BB: 0 S: 5 P: 5	R: 0 H: 1 E: 0 LOB: 0 K: 0 BB: 0 S: 3 P: 3	R: 1 H: 1 E: 1 LOB: 1 K: 0 BB: 1 S: 4 P: 8	R: 0 H: 0 E: 0 LOB: 0 K: 0 BB: 0 S: 3 P: 3	R: 0 H: 1 E: 0 LOB: 1 K: 0 BB: 0 S: 4 P: 4	R: 0 H: 1 E: 0 LOB: 2 K: 0 BB: 1 S: 4 P: 8	R: 0 H: 1 E: 1 LOB: 3 K: 2 BB: 2 S: 8 P: 16	R: 2 H: 3 E: 0 LOB: 2 K: 1 BB: 1 S: 8 P: 12	1B: 7 SF: 0 2B: 0 SAC: 0 3B: 0 DP: 1 HR: 1 HBP: 0						

PITCHER	IP	WLS	BF	H	R	ER	SO	BB	IBB	HBP	BLK	WP	HR	S	P	ERA	WHIP
Joe Coleman, R (1, 1) ERA: 3.32	7.0		25	3	1	0	2	2	0	0	0	0	0	27	35	0.00	0.714
Bob Chakales, R (8, 1) ERA: 3.76	3.0	L	18	5	2	2	3	1	3	0	0	0	1	20	36	6.00	2.000

PITCHER	IP	WLS	BF	H	R	ER	SO	BB	IBB	HBP	BLK	WP	HR	S	P	ERA	WHIP

AB	37
R	3
H	8
RBI	2
BB	6
SO	5
LOB	23

WP: 0	PA: 44		
PB: 0			
SB: 0			
CS: 1			

Boston Red Sox @ Baltimore Orioles

Memorial Stadium, Baltimore, MD

Fri Aug 06 1954, 3:33 AM EDT

Att. 17,139 - Unknown

livebaseballscorecards.com

Batter	1	2	3	4	5	6	7	8	9	10	AB	R	H	RBI	BB	SO	LOB
Cal Abrams, L (1, 9) OBP: 0.387, SLG: 0.367	3-1		K			BB BB G6-4-3 BB		5-3 SH1-4 BB		5-3	3	1	0	0	2	1	2
Eddie Waitkus, L (1, 3) OBP: 0.330, SLG: 0.378	F9		3-1			G6-4-3 BB 1-2 BB		SH1-4 1-2		F7	3	0	0	0	1	0	2
Chuck Diering, R (1, 8) OBP: 0.380, SLG: 0.329	K			F9		G6-4-3 1-2 2-3 BB		5-3 IBB			2	0	0	0	2	1	0
Bob Kennedy, R (1, 5) OBP: 0.318, SLG: 0.365		G6-4-3 1B		K		G6-4-3 1-2f 2-3 3-H		5-3 1-2 2-3			4	0	1	0	0	1	4
Clint Courtney, L (1, 2) OBP: 0.324, SLG: 0.375		F8		4-3		F7			F4		4	0	0	0	0	0	2
Jim Fridley, R (1, 7) OBP: 0.313, SLG: 0.407		G6-4-3 1-2f			F6		SH3-4 1B		F8		4	0	1	0	0	0	1
Bobby Young, L (1, 4) OBP: 0.343, SLG: 0.344			BB 1B		K2-3		SH3-4 1-2		1B		3	0	2	0	0	1	0
Billy Hunter, R (1, 6) OBP: 0.289, SLG: 0.330			F7		1B		6-3		P4		4	0	1	0	0	0	3
Joe Coleman, R (1, 1) OBP: 0.185, SLG: 0.274 Dick Kryhoski, L (7, PH) OBP: 0.306, SLG: 0.345 Bob Chakales, R (8, 1) OBP: 0.429, SLG: 0.450 Gil Coan, L (10, PH) OBP: 0.300, SLG: 0.291			BB 1-2 BB		K		G3			G3	1 1 0 1	0 0 0 0	0 0 0 0	1 0 0 0	1 0 0 0	1 0 0 0	1 1 0 0
Inning Stats	R: 0 H: 0 E: 0 LOB: 0 K: 1 BB: 0 S: 5 P: 5	R: 0 H: 1 E: 0 LOB: 0 K: 0 BB: 0 S: 3 P: 3	R: 0 H: 1 E: 0 LOB: 2 K: 1 BB: 1 S: 6 P: 10	R: 0 H: 0 E: 0 LOB: 0 K: 1 BB: 0 S: 5 P: 5	R: 0 H: 1 E: 0 LOB: 1 K: 2 BB: 0 S: 8 P: 8	R: 1 H: 0 E: 0 LOB: 1 K: 0 BB: 3 S: 2 P: 14	R: 0 H: 1 E: 0 LOB: 1 K: 0 BB: 0 S: 4 P: 4	R: 0 H: 0 E: 0 LOB: 1 K: 0 BB: 2 S: 2 P: 10	R: 0 H: 1 E: 0 LOB: 1 K: 0 BB: 0 S: 4 P: 4	R: 0 H: 0 E: 0 LOB: 0 K: 0 BB: 0 S: 3 P: 3	1B: 5 2B: 0 3B: 0 HR: 0	SF: 0 SAC: 2 DP: 2 HBP: 0						

PITCHER	IP	WLS	BF	H	R	ER	SO	BB	IBB	HBP	BLK	WP	HR	S	P	ERA	WHIP
Willard Nixon, R (1, 1) ERA: 4.0	8.0		31	4	1	1	5	5	1	0	0	0	0	35	59	1.12	1.125
Ellis Kinder, R (9, 1) ERA: 3.42	2.0	W	7	1	0	0	0	0	0	0	0	0	0	7	7	0.00	0.500

PITCHER	IP	WLS	BF	H	R	ER	SO	BB	IBB	HBP	BLK	WP	HR	S	P	ERA	WHIP

AB	30
R	1
H	5
RBI	0
BB	6
SO	5
LOB	16

WP: 0 PA: 38
PB: 0
SB: 0
CS: 0

Batter	1	2	3	4	5	6	7	8	9	AB	R	H	RBI	BB	SO	LOB
Jim Piersall, R (1, 9) OBP: 0.343, SLG: 0.382	B B B B 4-0 G6-4-3 BB			x 0-0 ① L8		x 0-0 G3-6-3 1B		x 0-0 ② P4		3	0	1	0	1	0	0
Ted Williams, L (1, 7) OBP: 0.514, SLG: 0.688	x 0-0 ① F7			x 0-0 ② F8		x 0-0 ②③ G3-6-3 1-2f		x 0-0 ③ G3		4	0	0	0	0	0	2
Billy Goodman, L (1, 4) OBP: 0.361, SLG: 0.376	x 0-0 ②③ G6-4-3 1-2f			B B B B 4-0 BB BB			B B B B 4-0 1B E BB		x 0-0 ① 5-3	2	1	0	0	2	0	1
Jackie Jensen, R (1, 8) OBP: 0.349, SLG: 0.468		S S S 0-3 ① K		B B B B 4-0 1-2 BB			x 0-0 ① F8		x 0-0 ② 5-3	3	0	0	0	1	1	1
Harry Agganis, L (1, 3) OBP: 0.319, SLG: 0.411		x 0-0 ② F7		x 0-0 ③ F9			S S S 0-3 ② K		x 0-0 ③ L7	4	0	0	0	0	1	3
Grady Hatton, L (1, 5) OBP: 0.370, SLG: 0.373		x 0-0 ③ F9			x 0-0 ① 1-3		x 0-0 E 1-2 1B			3	0	1	0	0	0	0
Sammy White, R (1, 2) OBP: 0.311, SLG: 0.413			x 0-0 ① F8		x 0-0 ② F8		x 0-0 E6 1-2 2-H			3	0	0	0	0	0	1
Billy Consolo, R (1, 6) OBP: 0.294, SLG: 0.240 Charlie Maxwell, L (7, PH) OBP: 0.303, SLG: 0.270 Milt Bolling, R (7, 6) OBP: 0.335, SLG: 0.361			S S S 0-3 ② K		S S S 0-3 ③ K		S S S 0-3 ③ K			2	0	0	0	0	2	0
										1	0	0	0	0	1	2
										0	0	0	0	0	0	0
Mel Parnell, L (1, 1) Tom Hurd, R (3, 1) Don Lenhardt, R (6, PH) OBP: 0.293, SLG: 0.400 Hal Brown, R (6, 1) OBP: 0.278, SLG: 0.250 Karl Olson, R (8, PH) OBP: 0.331, SLG: 0.386 Sid Hudson, R (8, 1) OBP: 0.222, SLG: 0.222			x 0-0 ③ 4-3			S S S 0-3 ① K		x 0-0 ① F9		1	0	0	0	0	0	0
										0	0	0	0	0	0	0
										1	0	0	0	0	1	0
										0	0	0	0	0	0	0
										1	0	0	0	0	0	0
										0	0	0	0	0	0	0

TOP

Boston Red Sox @ Baltimore Orioles

Memorial Stadium, Baltimore, MD

Sat Aug 07 1954, 3:33 AM EDT

Att. 9,682 - Unknown

livebaseballscorecards.com

AB	28
R	1
H	2
RBI	0
BB	4
SO	6
LOB	10

Inning Stats	1	2	3	4	5	6	7	8	9
	R: 0 E: 0 K: 0 S: 2	R: 0 E: 0 K: 1 S: 5	R: 0 E: 0 K: 1 S: 5	R: 0 E: 0 K: 0 S: 3	R: 0 E: 0 K: 1 S: 5	R: 0 E: 0 K: 1 S: 5	R: 1 E: 1 K: 2 S: 9	R: 0 E: 0 K: 0 S: 3	R: 0 E: 0 K: 0 S: 3
	H: 0 LOB: 0 BB: 1 P: 6	H: 0 LOB: 0 BB: 0 P: 5	H: 0 LOB: 0 BB: 0 P: 5	H: 0 LOB: 2 BB: 2 P: 11	H: 0 LOB: 0 BB: 0 P: 5	H: 1 LOB: 0 BB: 0 P: 5	H: 1 LOB: 2 BB: 1 P: 13	H: 0 LOB: 0 BB: 0 P: 3	H: 0 LOB: 0 BB: 0 P: 3

| | | | | | | | | | |

Batter	1	2	3	4	5	6	7	8	9	AB	R	H	RBI	BB	SO	LOB
Cal Abrams, L (1, 9) OBP: 0.392, SLG: 0.374	G4-6-3 1B		BB 1-2	L8			2B 1-3			3	1	2	0	1	0	0
Chuck Diering, R (1, 8) OBP: 0.385, SLG: 0.331	G4-6-3 1-2f		BB 1-2 2-3		BB CS		IBB			2	0	1	0	2	0	1
Eddie Waitkus, L (1, 3) OBP: 0.329, SLG: 0.373	BB 1B		F9		F7		F5			3	0	0	0	1	0	7
Bob Kennedy, R (1, 5) OBP: 0.317, SLG: 0.362	FC6-4 1-3		F2		5-3 1-2		F8			4	0	1	0	0	0	7
Jim Fridley, R (1, 7) OBP: 0.311, SLG: 0.404	FC6-4 1-2f		BB 1-2 2-H 3-H			F2		F2		4	0	1	2	0	0	2
Les Moss, R (1, 2) OBP: 0.325, SLG: 0.290		6-3	BB 1-2 2-3			4-3		P4		3	0	0	0	1	0	0
Billy Hunter, R (1, 6) OBP: 0.285, SLG: 0.325		F2	F2			F3		5-3		4	0	0	0	0	0	3
Bobby Young, L (1, 4) OBP: 0.343, SLG: 0.344		F8		K			FC3-6 1B			3	0	1	0	0	1	0
Bob Turley, R (1, 1) OBP: 0.145, SLG: 0.133			1B BB 1B BB	5-3			FC3-6 2B 1-2f			2	1	0	0	1	0	1
Inning Stats	R: 0 E: 0 K: 0 S: 4 H: 2 LOB: 2 BB: 1 P: 8	R: 0 E: 0 K: 0 S: 3 H: 0 LOB: 0 BB: 0 P: 3	R: 2 E: 0 K: 0 S: 5 H: 2 LOB: 3 BB: 3 P: 17	R: 0 E: 0 K: 1 S: 5 H: 0 LOB: 0 BB: 0 P: 5	R: 0 E: 0 K: 0 S: 2 H: 0 LOB: 0 BB: 1 P: 6	R: 0 E: 0 K: 0 S: 3 H: 0 LOB: 0 BB: 0 P: 3	R: 0 E: 0 K: 0 S: 5 H: 2 LOB: 3 BB: 1 P: 9	R: 0 E: 0 K: 0 S: 3 H: 0 LOB: 0 BB: 0 P: 3		1B: 5 2B: 1 3B: 0 HR: 0 SF: 0 SAC: 0 DP: 1 HBP: 0						

PITCHER		IP	WLS	BF	H	R	ER	SO	BB	IBB	HBP	BLK	WP	HR	S	P	ERA	WHIP
Mel Parnell, L ERA: 4.63	(1, 1)	2.2	L	15	4	2	2	0	4	0	0	0	0	0	11	27	6.75	3.000
Tom Hurd, R ERA: 5.68	(3, 1)	2.1		7	0	0	0	1	1	0	0	0	0	0	8	12	0.00	0.429
Hal Brown, R ERA: 5.08	(6, 1)	2.0		9	2	0	0	0	0	1	0	0	0	0	8	12	0.00	1.000
Sid Hudson, R ERA: 4.68	(8, 1)	1.0		3	0	0	0	0	0	0	0	0	0	0	3	3	0.00	0.000

PITCHER	IP	WLS	BF	H	R	ER	SO	BB	IBB	HBP	BLK	WP	HR	S	P	ERA	WHIP

BOTTOM

Boston Red Sox @ Baltimore Orioles

Memorial Stadium, Baltimore, MD

Sat Aug 07 1954, 3:33 AM EDT
Att. 9,682 - Unknown

livebaseballscorecards.com

AB	28
R	2
H	6
RBI	2
BB	6
SO	1
LOB	21

WP: 0 PB: 0 SB: 0 CS: 1 PA: 34

Batter	1	2	3	4	5	6	7	8	9	10	11	AB	R	H	RBI	BB	SO	LOB
Jim Piersall, R (1, 9) OBP: 0.348, SLG: 0.386	3-1 BB 1B		G1-6-3 BB 1B		FC4-6 1B 3-H		FC5 2-3			F2	1-2 2-3 1B	6	1	4	1	0	0	2
Ted Williams, L (1, 7) OBP: 0.517, SLG: 0.683 Karl Olson, R (11, 7) OBP: 0.331, SLG: 0.386	3-1 1-2 BB		G1-6-3 1-2 BB		FC4-6 FC4-6 1-2f			G4-6-3 1B		BB 1-2	4-3	3 0	0 0	1 0	0 0	3 0	0 0	4 0
Billy Goodman, L (1, 4) OBP: 0.356, SLG: 0.369	3-1 1-3 2-3		G1-6-3 1-2f 2-3		FC4-6 1-2f			G4-6-3 1-2f		G3		5	0	0	0	0	0	8
Jackie Jensen, R (1, 8) OBP: 0.349, SLG: 0.467	P5		CS 1B 3-H			F7		F8			SH1-4 E 1B	5	1	2	1	0	0	1
Harry Agganis, L (1, 3) OBP: 0.318, SLG: 0.409		4-3	CS 1-2	L9		G4-6-3 1B			P6		SH1-4 1-2	4	0	1	0	0	0	0
Grady Hatton, L (1, 5) OBP: 0.371, SLG: 0.371		BB 1B		F8		G4-6-3 1-2f			4-3		E 1B IBB	4	1	1	0	1	0	1
Del Wilber, R (1, 2) OBP: 0.160, SLG: 0.178 Sammy White, R (7, 2) OBP: 0.310, SLG: 0.411	F7		F8				K		F7		E6 1-2 2-H	3 2	0 0	0 0	0 0	1 0	1 0	1 1
Billy Consolo, R (1, 6) OBP: 0.311, SLG: 0.263	1-2 BB				SH1-4 1B 2B		FC5 SH3-4 1B			K	1-2 2-H 1B	4	1	3	1	1	1	0
Russ Kemmerer, R (1, 1) OBP: 0.250, SLG: 0.100 Sid Hudson, R (7, 1) OBP: 0.182, SLG: 0.182	K				SH1-4 2-3		SH3-4 1-2			E5 BB	F7	1 2	0 0	0 0	0 0	1 0	2 2	2 0
Inning Stats	R: 0 H: 1 E: 0 LOB: 1 K: 0 BB: 1 S: 3 P: 7	R: 0 H: 1 E: 0 LOB: 2 K: 1 BB: 1 S: 6 P: 10	R: 1 H: 2 E: 0 LOB: 0 K: 0 BB: 1 S: 3 P: 7	R: 0 H: 0 E: 0 LOB: 0 K: 0 BB: 0 S: 3 P: 3	R: 1 H: 2 E: 0 LOB: 1 K: 0 BB: 0 S: 5 P: 5	R: 0 H: 1 E: 0 LOB: 0 K: 0 BB: 0 S: 3 P: 3	R: 0 H: 1 E: 0 LOB: 1 K: 1 BB: 0 S: 6 P: 6	R: 0 H: 1 E: 0 LOB: 0 K: 0 BB: 0 S: 3 P: 3	R: 0 H: 0 E: 0 LOB: 0 K: 0 BB: 0 S: 3 P: 3	R: 0 H: 0 E: 1 LOB: 2 K: 1 BB: 1 S: 6 P: 10	R: 2 H: 3 E: 1 LOB: 3 K: 0 BB: 1 S: 7 P: 11	1B: 11 SF: 0 2B: 1 SAC: 3 3B: 0 DP: 3 HR: 0 HBP: 0						

PITCHER	IP	WLS	BF	H	R	ER	SO	BB	IBB	HBP	BLK	WP	HR	S	P	ERA	WHIP
Duane Pillette, R (1, 1) ERA: 3.26	11.0	L	47	12	4	3	3	4	1	0	0	0	0	48	68	2.46	1.455

PITCHER	IP	WLS	BF	H	R	ER	SO	BB	IBB	HBP	BLK	WP	HR	S	P	ERA	WHIP

TOP

Boston Red Sox @ Baltimore Orioles

Memorial Stadium, Baltimore, MD

Sun Aug 08 1954, 3:33 AM EDT

Unknown

livebaseballscorecards.com

AB	39
R	4
H	12
RBI	3
BB	5
SO	3
LOB	22

WP: 0 PA: 48
PB: 0
SB: 0
CS: 1

Boston Red Sox @ Baltimore Orioles

Memorial Stadium, Baltimore, MD

Sun Aug 08 1954, 3:33 AM EDT

Unknown

livebaseballscorecards.com

Batter	1	2	3	4	5	6	7	8	9	10	11	AB	R	H	RBI	BB	SO	LOB
Cal Abrams, L (1, 9) OBP: 0.399, SLG: 0.387	F5		1B 3B		G6-3 1B		BB BB		1B 1B		1-3 1B	5	1	4	0	1	0	0
Eddie Waitkus, L (1, 3) OBP: 0.333, SLG: 0.373	F7		1B 3-H 1B		F8		G6-4-3 1-2 BB		1B 1-2 1B		F7	5	0	2	1	1	0	3
Chuck Diering, R (1, 8) OBP: 0.382, SLG: 0.328	1-3		1-3 1B		G6-3 1-2f		G6-4-3 1-2f		F7			5	0	1	0	0	0	5
Bob Kennedy, R (1, 5) OBP: 0.315, SLG: 0.358		G4-3 1B	5-3			6-3		5-3		F8		5	0	1	0	0	0	2
Clint Courtney, L (1, 2) OBP: 0.325, SLG: 0.377		G4-3 1-2f		E6 S		2B		BB		1-3		4	0	1	0	1	0	1
Jim Fridley, R (1, 7) OBP: 0.303, SLG: 0.392		P4		K 1-2		5-3		F9		K		5	0	0	0	0	2	3
Bobby Young, L (1, 4) OBP: 0.346, SLG: 0.341			SH3 S SF7 BB	IBB		IBB		L1			G3	2	1	0	0	3	0	1
Billy Hunter, R (1, 6) OBP: 0.282, SLG: 0.322 Jim Brideweser, R (11, PH) OBP: 0.352, SLG: 0.354			SH3 1-3	F7		P9			K		6-3	3	0	0	0	0	1	4
												1	0	0	0	0	0	0
Duane Pillette, R (1, 1) OBP: 0.170, SLG: 0.106 Dick Kryhoski, L (11, PH) OBP: 0.309, SLG: 0.345			SF7 3-H	P6			K		K		1B HBP	3	0	0	1	0	2	2
												0	0	0	0	0	0	0
Inning Stats	R: 0 H: 0 E: 0 LOB: 0 K: 0 BB: 0 S: 3 P: 3	R: 0 H: 1 E: 0 LOB: 0 K: 0 BB: 0 S: 3 P: 3	R: 2 H: 3 E: 0 LOB: 2 K: 0 BB: 1 S: 6 P: 10	R: 0 H: 0 E: 1 LOB: 2 K: 1 BB: 1 S: 6 P: 10	R: 0 H: 1 E: 0 LOB: 0 K: 0 BB: 0 S: 3 P: 3	R: 0 H: 1 E: 0 LOB: 2 K: 0 BB: 1 S: 4 P: 8	R: 0 H: 0 E: 0 LOB: 1 K: 1 BB: 2 S: 4 P: 12	R: 0 H: 0 E: 0 LOB: 1 K: 0 BB: 1 S: 3 P: 7	R: 0 H: 2 E: 0 LOB: 2 K: 2 BB: 0 S: 9 P: 9	R: 0 H: 0 E: 0 LOB: 0 K: 1 BB: 0 S: 5 P: 5	R: 0 H: 1 E: 0 LOB: 2 K: 0 BB: 0 S: 4 P: 5	1B: 7 SF: 1 2B: 1 SAC: 1 3B: 1 DP: 3 HR: 0 HBP: 1						

	AB	38
	R	2
	H	9
	RBI	2
	BB	6
	SO	5
	LOB	21

WP: 0 PA: 47
PB: 0
SB: 2
CS: 0

PITCHER	IP	WLS	BF	H	R	ER	SO	BB	IBB	HBP	BLK	WP	HR	S	P	ERA	WHIP
Russ Kemmerer, R (1, 1) ERA: 4.17	6.1		29	6	2	2	2	3	2	0	0	0	0	28	48	2.84	1.421
Sid Hudson, R (7, 1) ERA: 4.21	4.2	W	18	3	0	0	3	1	0	1	0	0	0	22	27	0.00	0.857

PITCHER	IP	WLS	BF	H	R	ER	SO	BB	IBB	HBP	BLK	WP	HR	S	P	ERA	WHIP

Batter	1	2	3	4	5	6	7	8	9	AB	R	H	RBI	BB	SO	LOB
Jim Piersall, R (1, 9) OBP: 0.344, SLG: 0.382	F8		4-3		5-3		F3		CS 2-3	4	0	0	0	0	0	1
Ted Williams, L (1, 7) OBP: 0.517, SLG: 0.679	SH1-3 1B		1B IBB		L7			6-3		3	1	1	0	1	0	0
Billy Goodman, L (1, 4) OBP: 0.356, SLG: 0.369	SH1-3 1-2		1B 1-3 2-H		K			F9		3	0	1	1	0	1	0
Jackie Jensen, R (1, 8) OBP: 0.351, SLG: 0.470	1-3		S 1-3 3-H			4-3		1B 2B		4	1	2	1	0	0	1
Harry Agganis, L (1, 3) OBP: 0.318, SLG: 0.407		4-3	F2 1-2			1-3		2-H 1B		4	0	1	1	0	0	2
Sammy White, R (1, 2) OBP: 0.312, SLG: 0.413		5-3 1B	F9			CS 1B		F8		1	0	1	0	0	0	0
Mickey Owen, R (2, 2) OBP: 0.297, SLG: 0.309										3	0	1	0	0	0	3
Ted Lepcio, R (1, 5) OBP: 0.331, SLG: 0.398		5-3 1-2	K			CS 1-2	SF8 3B		CS 1B	4	1	2	0	0	1	1
Billy Consolo, R (1, 6) OBP: 0.309, SLG: 0.263		4-3	F7				5-3		L3 1-2 1B	4	0	1	0	0	0	2
Frank Sullivan, R (1, 1) OBP: 0.222, SLG: 0.205			1B 2B		K		SF8 3-H		L3 1-2	2	1	1	1	0	1	0
Ellis Kinder, R (8, 1) OBP: 0.190, SLG: 0.238										1	0	0	0	0	0	2
Inning Stats	R: 0 E: 0 K: 0 S: 4 H: 1 LOB: 1 BB: 0 P: 4	R: 0 E: 0 K: 0 S: 4 H: 1 LOB: 1 BB: 0 P: 4	R: 2 E: 0 K: 0 S: 6 H: 3 LOB: 2 BB: 1 P: 10	R: 0 E: 0 K: 2 S: 7 H: 0 LOB: 0 BB: 0 P: 7	R: 0 E: 0 K: 1 S: 5 H: 0 LOB: 0 BB: 0 P: 5	R: 0 E: 0 K: 0 S: 3 H: 1 LOB: 0 BB: 0 P: 3	R: 1 E: 0 K: 0 S: 4 H: 1 LOB: 0 BB: 0 P: 4	R: 1 E: 0 K: 0 S: 5 H: 2 LOB: 1 BB: 0 P: 5	R: 0 E: 0 K: 0 S: 3 H: 2 LOB: 0 BB: 0 P: 3	1B: 8 2B: 3 3B: 1 HR: 0	SF: 1 SAC: 1 DP: 1 HBP: 0						

PITCHER	IP	WLS	BF	H	R	ER	SO	BB	IBB	HBP	BLK	WP	HR	S	P	ERA	WHIP
Don Larsen, R (1, 1) ERA: 4.12	8.0	L	33	9	4	4	3	0	1	0	0	0	0	38	42	4.50	1.125
Bob Chakales, R (9, 1) ERA: 3.71	1.0		3	2	0	0	0	0	0	0	0	0	0	3	3	0.00	2.000

PITCHER	IP	WLS	BF	H	R	ER	SO	BB	IBB	HBP	BLK	WP	HR	S	P	ERA	WHIP

TOP

Boston Red Sox @ Baltimore Orioles

Memorial Stadium, Baltimore, MD

Sun Aug 08 1954, 3:38 AM EDT

Att. 17,549 - Unknown

livebaseballscorecards.com

AB	33
R	4
H	11
RBI	4
BB	1
SO	3
LOB	12

WP: 0 PB: 0 SB: 1 CS: 2 PA: 38

Boston Red Sox @ Baltimore Orioles

Memorial Stadium, Baltimore, MD

Sun Aug 08 1954, 3:38 AM EDT

Att. 17,549 - Unknown

livebaseballscorecards.com

Batter	1	2	3	4	5	6	7	8	9	AB	R	H	RBI	BB	SO	LOB
Cal Abrams, L (1, 9) OBP: 0.402, SLG: 0.389	E SF7 1B		FC1-5 G3 1-2 2-3f		1-3 1B		BBBB 1-2 BB		F3	4	1	2	0	1	0	3
Eddie Waitkus, L (1, 3) OBP: 0.332, SLG: 0.368	BBBB 1-2 G4-6-3 BB		G3 1-2 2-3		G3		F8			3	0	0	0	1	0	6
Bob Kennedy, R (1, 5) OBP: 0.309, SLG: 0.353	SF7 2-H		F6			F8		4-3		3	0	0	1	0	0	2
Clint Courtney, L (1, 2) OBP: 0.328, SLG: 0.379	G4-6-3 1-2f			F9		F8 1B		1B		4	0	2	0	0	0	1
Chuck Diering, R (1, 8) OBP: 0.384, SLG: 0.331		FC4-6 1B		CS 1B		F8		F3		4	0	2	0	0	0	2
Bobby Young, L (1, 4) OBP: 0.342, SLG: 0.337		FC4-6 G1-4-3 1-2f		F9 1-2		P5		1-3		4	0	0	0	0	0	4
Jim Fridley, R (1, 7) OBP: 0.307, SLG: 0.394		G1-4-3 1-2f			FC4-6 1B		FC3-6 1B		P3	4	0	2	0	0	0	1
Billy Hunter, R (1, 6) OBP: 0.284, SLG: 0.321 Dick Kryhoski, L (7, PH) OBP: 0.307, SLG: 0.343 Jim Brideweser, R (8, 6) OBP: 0.350, SLG: 0.351			BBBB FC1-5 1B BB		SSS K		FC3-6 FC5-4 1-2f		P6	1 1 1	0 0 0	0 0 0	0 0 0	1 0 0	1 0 0	1 1 0
Don Larsen, R (1, 1) OBP: 0.313, SLG: 0.467 Bob Chakales, R (9, 1) OBP: 0.429, SLG: 0.450 Vern Stephens, R (9, PH) OBP: 0.311, SLG: 0.397			G3 FC1-5 1-2 1B		FC4-6 1B 1-2f		FC5-4 BB 1-2f		E6	3 0 1	0 0 0	1 0 0	0 0 0	0 0 0	0 0 0	2 0 0
Inning Stats	R: 1 E: 1 K: 0 S: 3 H: 1 LOB: 0 BB: 1 P: 7	R: 0 E: 0 K: 0 S: 3 H: 1 LOB: 0 BB: 0 P: 3	R: 0 E: 0 K: 0 S: 4 H: 1 LOB: 2 BB: 1 P: 8	R: 0 E: 0 K: 0 S: 3 H: 1 LOB: 0 BB: 0 P: 3	R: 0 E: 0 K: 1 S: 7 H: 2 LOB: 2 BB: 0 P: 7	R: 0 E: 0 K: 0 S: 4 H: 1 LOB: 1 BB: 0 P: 4	R: 0 E: 0 K: 0 S: 4 H: 1 LOB: 2 BB: 1 P: 8	R: 0 E: 0 K: 0 S: 4 H: 1 LOB: 1 BB: 0 P: 4	R: 0 E: 1 K: 0 S: 4 H: 0 LOB: 1 BB: 0 P: 4	1B: 9 2B: 0 3B: 0 HR: 0 SF: 1 SAC: 0 DP: 2 HBP: 0						

PITCHER	IP	WLS	BF	H	R	ER	SO	BB	IBB	HBP	BLK	WP	HR	S	P	ERA	WHIP
Frank Sullivan, R (1, 1) ERA: 3.26	7.0	W	29	8	1	0	1	3	0	0	0	0	0	28	40	0.00	1.571
Ellis Kinder, R (8, 1) ERA: 3.33	2.0	S	8	1	0	0	0	0	0	0	0	0	0	8	8	0.00	0.500

PITCHER	IP	WLS	BF	H	R	ER	SO	BB	IBB	HBP	BLK	WP	HR	S	P	ERA	WHIP

AB	33
R	1
H	9
RBI	1
BB	3
SO	1
LOB	23

WP: 0 PB: 0 SB: 0 CS: 1 PA: 37

Batter	1	2	3	4	5	6	7	8	9	AB	R	H	RBI	BB	SO	LOB
Eddie Yost, R (1, 5) OBP: 0.404, SLG: 0.411	B B B B 4-0 FC5-4 BB		x 0-0 ② L7			x 0-0 ① L7		x 0-0 1B		3	0	1	0	1	0	0
Jim Busby, R (1, 8) OBP: 0.337, SLG: 0.398	x 0-0 ① FC5-4 4-3 1-2f		x 0-0 ③ 5-3			x 0-0 ② F9		x 0-0 ③ F8		4	0	0	0	0	0	2
Mickey Vernon, L (1, 3) OBP: 0.368, SLG: 0.532	x 0-0 ② 4-3 1-2			x 0-0 FC5-4 1B		x 0-0 ③ 6-3			x 0-0 ① 4-3	4	0	1	0	0	0	1
Roy Sievers, R (1, 7) OBP: 0.350, SLG: 0.474	B B B B 4-0 BB			x 0-0 ① FC5-4 1-2f			x 0-0 ① F7		x 0-0 ② P6	3	0	0	0	1	0	1
Clyde Vollmer, R (1, 9) OBP: 0.287, SLG: 0.319	S S S 0-3 ③ K			x 0-0 ② F8			x 0-0 2B		B B B B 4-0 BB	3	0	1	0	1	1	3
Pete Runnels, L (1, 6) OBP: 0.370, SLG: 0.401		x 0-0 G5-4-3 1B		S S S 0-3 ③ K			x 0-0 ② L9		x 0-0 ③ 4-3	4	0	1	0	0	1	3
Ed Fitz Gerald, R (1, 2) OBP: 0.357, SLG: 0.390		x 0-0 ① ② G5-4-3 1-2f			x 0-0 ① F8		x 0-0 ③ L3			3	0	0	0	0	0	2
Wayne Terwilliger, R (1, 4) OBP: 0.273, SLG: 0.276		x 0-0 ③ 5-3			x 0-0 ② 5-3			x 0-0 ① F9		3	0	0	0	0	0	0
Bob Porterfield, R (1, 1) OBP: 0.139, SLG: 0.134 Tom Umphlett, R (8, PH) OBP: 0.272, SLG: 0.307 Camilo Pascual, R (8, 1) OBP: 0.125, SLG: 0.067			x 0-0 ① G2		x 0-0 ③ 1-3			x 0-0 ② 5-3		2 1 0	0 0 0	0 0 0	0 0 0	0 0 0	0 0 0	0 0 0
Inning Stats	R: 0 H: 0 E: 0 LOB: 2 K: 1 BB: 2 S: 5 P: 13	R: 0 H: 1 E: 0 LOB: 0 K: 0 BB: 0 S: 3 P: 3	R: 0 H: 0 E: 0 LOB: 0 K: 0 BB: 0 S: 3 P: 3	R: 0 H: 1 E: 0 LOB: 1 K: 1 BB: 0 S: 6 P: 6	R: 0 H: 0 E: 0 LOB: 0 K: 0 BB: 0 S: 3 P: 3	R: 0 H: 0 E: 0 LOB: 0 K: 0 BB: 0 S: 3 P: 3	R: 0 H: 1 E: 0 LOB: 1 K: 0 BB: 0 S: 4 P: 4	R: 0 H: 1 E: 0 LOB: 1 K: 0 BB: 0 S: 4 P: 4	R: 0 H: 0 E: 0 LOB: 1 K: 0 BB: 1 S: 3 P: 7	1B: 3 SF: 0 2B: 1 SAC: 0 3B: 0 DP: 1 HR: 0 HBP: 0						WP: 0 PA: 33 PB: 0 SB: 0 CS: 0

PITCHER		IP	WLS	BF	H	R	ER	SO	BB	IBB	HBP	BLK	WP	HR	S	P	ERA	WHIP
Mel Parnell, L ERA: 3.34	(1, 1)	9.0	W	33	4	0	0	2	3	0	0	0	0	0	34	46	0.00	0.778

PITCHER	IP	WLS	BF	H	R	ER	SO	BB	IBB	HBP	BLK	WP	HR	S	P	ERA	WHIP

TOP

Washington Senators @ Boston Red Sox

Fenway Park, Boston, MA

Tue Aug 10 1954, 3:33 AM EDT

Att. 12,367 - Unknown

livebaseballscorecards.com

AB	30
R	0
H	4
RBI	0
BB	3
SO	2
LOB	12

Batter	1	2	3	4	5	6	7	8	9	AB	R	H	RBI	BB	SO	LOB
Jim Piersall, R (1, 9) OBP: 0.341, SLG: 0.378	K	F8		F9		F8				4	0	0	0	0	1	4
Ted Williams, L (1, 7) OBP: 0.523, SLG: 0.682	BB		2B 1B	BB		1B				2	1	2	1	2	0	0
Billy Goodman, L (1, 4) OBP: 0.357, SLG: 0.374	G4-3 1B		2B	4-3		F9				4	1	2	0	0	0	2
Jackie Jensen, R (1, 8) OBP: 0.350, SLG: 0.470	G4-3		K2-3 SF7 2B		5-3		F7			4	1	1	2	0	0	2
Harry Agganis, L (1, 3) OBP: 0.320, SLG: 0.406		BB	K2-3		1B		F8			3	0	1	0	1	1	1
Grady Hatton, L (1, 5) OBP: 0.373, SLG: 0.375		2B	E IBB		F8		6-3			3	0	1	0	1	0	1
Del Wilber, R (1, 2) OBP: 0.148, SLG: 0.167		5-3	SF7		F5			5-3		3	0	0	1	0	0	3
Billy Consolo, R (1, 6) OBP: 0.314, SLG: 0.271		BB	F7			F8 1B 2B		F5		3	1	1	0	1	0	1
Mel Parnell, L (1, 1)		K		G3		1-3		F5		4	0	0	0	0	1	4
Inning Stats	R: 0 E: 0 K: 1 S: 5 H: 1 LOB: 1 BB: 1 P: 9	R: 0 E: 0 K: 1 S: 6 H: 1 LOB: 3 BB: 2 P: 14	R: 3 E: 1 K: 1 S: 8 H: 3 LOB: 1 BB: 1 P: 12	R: 0 E: 0 K: 0 S: 3 H: 0 LOB: 1 BB: 1 P: 7	R: 0 E: 0 K: 0 S: 4 H: 1 LOB: 1 BB: 0 P: 4	R: 1 E: 0 K: 0 S: 5 H: 2 LOB: 1 BB: 0 P: 5	R: 0 E: 0 K: 0 S: 3 H: 0 LOB: 0 BB: 0 P: 3	R: 0 E: 0 K: 0 S: 3 H: 0 LOB: 0 BB: 0 P: 3		1B: 4 2B: 4 3B: 0 HR: 0	SF: 1 SAC: 0 DP: 1 HBP: 0					

PITCHER	IP	WLS	BF	H	R	ER	SO	BB	IBB	HBP	BLK	WP	HR	S	P	ERA	WHIP
Bob Porterfield, R (1, 1) ERA: 2.53	7.0	L	33	8	4	4	3	4	1	0	0	0	0	34	54	5.14	1.714
Camilo Pascual, R (8, 1) ERA: 4.95	1.0		3	0	0	0	0	0	0	0	0	0	0	3	3	0.00	0.000

PITCHER	IP	WLS	BF	H	R	ER	SO	BB	IBB	HBP	BLK	WP	HR	S	P	ERA	WHIP

BOTTOM

Washington Senators @ Boston Red Sox

Fenway Park, Boston, MA

Tue Aug 10 1954, 3:33 AM EDT

Att. 12,367 - Unknown

livebaseballscorecards.com

AB	30
R	4
H	8
RBI	4
BB	5
SO	3
LOB	18

WP: 0 PB: 0 SB: 0 CS: 0 PA: 36

Batter	1	2	3	4	5	6	7	8	9	AB	R	H	RBI	BB	SO	LOB
Eddie Yost, R (1, 5) OBP: 0.404, SLG: 0.418	HR		F7		BB			F7		3	1	1	1	1	0	0
Pete Runnels, L (1, 6) OBP: 0.371, SLG: 0.401	L3 1B		K		BB			F7		3	0	1	0	1	1	0
Mickey Vernon, L (1, 3) OBP: 0.365, SLG: 0.527	L3 1-2			4-3	L3			P6		4	0	0	0	0	0	4
Roy Sievers, R (1, 7) OBP: 0.349, SLG: 0.470	5-3			FC6-4 BB		F7			P6	3	0	0	0	1	0	0
Jim Busby, R (1, 8) OBP: 0.338, SLG: 0.397		5-3		FC6-4 FC6-4 1-2f		G5-4-3 BB			5-3 1B	3	0	1	0	1	0	1
Tom Umphlett, R (1, 9) OBP: 0.272, SLG: 0.306		FC3-6 1B		FC6-4 1-2f		G5-4-3 1-2f			5-3 1-2	4	0	1	0	0	0	3
Johnny Pesky, L (1, 4) OBP: 0.298, SLG: 0.327		FC3-6 1-2f			4-3		F9		4-3	4	0	0	0	0	0	2
Bob Oldis, R (1, 2) OBP: 0.381, SLG: 0.400		6-3			F7		K			3	0	0	0	0	1	1
Connie Marrero, R (1, 1)			K		BB BB BB		6-3			1	0	0	0	0	1	0
Mickey McDermott, L (5, PH) OBP: 0.240, SLG: 0.217										0	0	0	0	1	0	0
Bunky Stewart, L (5, 1)										0	0	0	0	0	0	0
Tom Wright, L (7, PH) OBP: 0.331, SLG: 0.345										1	0	0	0	0	0	0
Gus Keriazakos, R (7, 1)										0	0	0	0	0	0	0
Inning Stats	R: 1 E: 0 K: 0 S: 4 H: 2 LOB: 0 BB: 0 P: 4	R: 0 E: 0 K: 0 S: 4 H: 1 LOB: 1 BB: 0 P: 4	R: 0 E: 0 K: 2 S: 7 H: 0 LOB: 0 BB: 0 P: 7	R: 0 E: 0 K: 0 S: 3 H: 0 LOB: 1 BB: 1 P: 7	R: 0 E: 0 K: 0 S: 3 H: 0 LOB: 3 BB: 3 P: 15	R: 0 E: 0 K: 0 S: 2 H: 0 LOB: 0 BB: 1 P: 6	R: 0 E: 0 K: 1 S: 5 H: 0 LOB: 0 BB: 0 P: 5	R: 0 E: 0 K: 0 S: 3 H: 0 LOB: 0 BB: 0 P: 3	R: 0 E: 0 K: 0 S: 4 H: 1 LOB: 1 BB: 0 P: 4	1B: 3 2B: 1 3B: 0 HR: 1 SF: 0 SAC: 0 DP: 2 HBP: 0						

PITCHER	IP	WLS	BF	H	R	ER	SO	BB	IBB	HBP	BLK	WP	HR	S	P	ERA	WHIP
Tom Brewer, R (1, 1) ERA: 4.05	9.0	W	34	4	1	1	3	5	0	0	0	0	1	35	55	1.00	1.000

PITCHER	IP	WLS	BF	H	R	ER	SO	BB	IBB	HBP	BLK	WP	HR	S	P	ERA	WHIP

TOP

Washington Senators @ Boston Red Sox

Fenway Park, Boston, MA

Wed Aug 11 1954, 3:33 AM EDT

Att. 5,903 - Unknown

livebaseballscorecards.com

AB	29
R	1
H	4
RBI	1
BB	5
SO	3
LOB	11

WP: 0 PB: 0 SB: 0 CS: 0 PA: 34

Batter	1	2	3	4	5	6	7	8	9	AB	R	H	RBI	BB	SO	LOB
Jim Piersall, R (1, 9) OBP: 0.344, SLG: 0.393	HR 2B		HR 1B		HR	SF4 1-2 2-3 3-H		G5-4-3 1-2f		4	3	3	2	0	0	1
Ted Williams, L (1, 7) OBP: 0.527, SLG: 0.709 Karl Olson, R (9, 7) OBP: 0.331, SLG: 0.386	2-H HR		1-H HR		FC9-6 1B	FC6-4 IBB		3-1		4 0	2 0	3 0	4 0	1 0	0 0	0 0
Billy Goodman, L (1, 4) OBP: 0.353, SLG: 0.369	P6		G3		L7	FC6-4 1-2f 2-H 3-H				4	0	0	1	0	0	2
Jackie Jensen, R (1, 8) OBP: 0.349, SLG: 0.471	K		4-3 2B		FC9-6 S 1-2f	5-3				4	0	1	0	0	1	2
Harry Agganis, L (1, 3) OBP: 0.319, SLG: 0.404	1B		4-3 2-3		P6 1-2		K			4	0	1	0	0	1	2
Grady Hatton, L (1, 5) OBP: 0.371, SLG: 0.373	G3		P5			BB 1B 1B 1B	4-3			4	1	1	0	0	0	2
Del Wilber, R (1, 2) OBP: 0.155, SLG: 0.173		P4		F7		1B BB 1-2 SF4 1B	4-3			4	1	1	0	0	0	0
Billy Consolo, R (1, 6) OBP: 0.319, SLG: 0.294		K		F8		E 1B 1-2 2-3 FC6-4 BB		HR		3	2	1	1	1	1	0
Tom Brewer, R (1, 1) OBP: 0.326, SLG: 0.378		K		K		1-2 2-3 3-H E E 1B		G5-4-3 1B		4	1	2	1	0	2	0
Inning Stats	R: 2 E: 0 K: 1 S: 8 H: 3 LOB: 1 BB: 0 P: 8	R: 0 E: 0 K: 2 S: 7 H: 0 LOB: 0 BB: 0 P: 7	R: 2 E: 0 K: 0 S: 6 H: 3 LOB: 1 BB: 0 P: 6	R: 0 E: 0 K: 1 S: 5 H: 0 LOB: 0 BB: 0 P: 5	R: 1 E: 0 K: 0 S: 5 H: 2 LOB: 1 BB: 0 P: 5	R: 4 E: 2 K: 0 S: 6 H: 3 LOB: 1 BB: 2 P: 14	R: 0 E: 0 K: 1 S: 5 H: 0 LOB: 0 BB: 0 P: 5	R: 1 E: 0 K: 0 S: 4 H: 2 LOB: 0 BB: 0 P: 4		1B: 7 2B: 2 3B: 0 HR: 4 SF: 1 SAC: 0 DP: 1 HBP: 0						

PITCHER		IP	WLS	BF	H	R	ER	SO	BB	IBB	HBP	BLK	WP	HR	S	P	ERA	WHIP
Connie Marrero, R ERA: 4.63	(1, 1)	4.0	L	18	6	4	4	4	0	0	0	0	0	2	26	26	9.00	1.500
Bunky Stewart, L ERA: 7.88	(5, 1)	2.0		13	5	5	4	0	1	1	0	0	0	1	11	19	18.00	3.000
Gus Keriazakos, R ERA: 3.34	(7, 1)	2.0		7	2	1	1	1	0	0	0	0	0	1	9	9	4.50	1.000

PITCHER	IP	WLS	BF	H	R	ER	SO	BB	IBB	HBP	BLK	WP	HR	S	P	ERA	WHIP

BOTTOM

Washington Senators @ Boston Red Sox

Fenway Park, Boston, MA

Wed Aug 11 1954, 3:33 AM EDT

Att. 5,903 - Unknown

livebaseballscorecards.com

AB	35
R	10
H	13
RBI	9
BB	2
SO	5
LOB	9

WP: 0 PB: 0 SB: 1 CS: 0 PA: 38

Washington Senators @ Boston Red Sox

Fenway Park, Boston, MA

Wed Aug 11 1954, 3:38 AM EDT

Att. 17,133 - Unknown

livebaseballscorecards.com

Batter	1	2	3	4	5	6	7	8	9	AB	R	H	RBI	BB	SO	LOB
Eddie Yost, R (1, 5) OBP: 0.408, SLG: 0.417	BBBB 4-0 BB	x 0-0 6-3 ③		BBBB 4-0 1-2 2-3 BB			BBBB 4-0 4-3 1-3 E BB		BBBB 4-0 1-2 2B BB	1	2	0	0	4	0	2
Pete Runnels, L (1, 6) OBP: 0.371, SLG: 0.407	x 0-0 F9 ①		x 0-0 1B 2B	x 0-0 F7 ③			x 0-0 1-3 ① 1-2		x 0-0 1-3 2B 1-H 2-H 2B	5	2	2	2	0	0	5
Mickey Vernon, L (1, 3) OBP: 0.364, SLG: 0.523	SSS 0-3 K ②		x 0-0 G6-4-3 2-H 1B		x 0-0 F8 ①		x 0-0 4-3 ② 2-3		x 0-0 F8 ①	5	0	1	1	0	1	4
Roy Sievers, R (1, 7) OBP: 0.347, SLG: 0.465	BBBB 4-0 1-2 BB		x 0-0 ① ② G6-4-3 1-2f		x 0-0 ② 6-3		x 0-0 E4 FC4 3-H		x 0-0 ② 1-3 2-3	4	0	0	0	1	0	3
Jim Busby, R (1, 8) OBP: 0.337, SLG: 0.397	SSS 0-3 K ③		x 0-0 F7 ③		x 0-0 ③ 6-3		x 0-0 ③ FC4 1-2f		x 0-0 2B 3-H	5	0	1	1	0	1	3
Clyde Vollmer, R (1, 9) OBP: 0.292, SLG: 0.327 Tom Umphlett, R (9, PR) OBP: 0.272, SLG: 0.306 (9, 9)		SSS 0-3 K ①		x 0-0 5-3 ①		x 0-0 2B		x 0-0 ① 1-3	4-0 IBB	4 0	0 0	1 0	0 0	1 0	1 0	0 0
Ed Fitz Gerald, R (1, 2) OBP: 0.350, SLG: 0.382		x 0-0 F3 ②		x 0-0 5-3 ②		x 0-0 ① L9		x 0-0 ② 6-3	x 0-0 ③ F3	5	0	0	0	0	0	3
Wayne Terwilliger, R (1, 4) OBP: 0.276, SLG: 0.277		x 0-0 BB 1B		BBBB 4-0 WP 1B BB		SSS 0-3 K ②		x 0-0 ③ 5-3		3	0	1	0	1	1	1
Johnny Schmitz, R (1, 1) OBP: 0.211, SLG: 0.167 Mickey McDermott, L (9, PH) OBP: 0.250, SLG: 0.229 Jerry Snyder, R (9, PR) OBP: 0.271, SLG: 0.241 Camilo Pascual, R (9, 1) OBP: 0.125, SLG: 0.067		BBBB 4-0 1-2 BB		x 0-0 WP 1-2 1B		x 0-0 6-3 ③			x 0-0 BB 2B 1B	2 1 0 0	0 0 1 0	1 1 0 0	0 0 0 0	1 0 0 0	0 0 0 0	1 0 0 0
Inning Stats	R: 0 E: 0 K: 2 S: 7 / H: 0 LOB: 2 BB: 2 P: 15	R: 0 E: 0 K: 1 S: 6 / H: 1 LOB: 2 BB: 1 P: 10	R: 1 E: 0 K: 0 S: 4 / H: 2 LOB: 0 BB: 0 P: 4	R: 0 E: 0 K: 0 S: 4 / H: 1 LOB: 3 BB: 2 P: 12	R: 0 E: 0 K: 0 S: 3 / H: 0 LOB: 0 BB: 0 P: 3	R: 0 E: 0 K: 1 S: 6 / H: 1 LOB: 1 BB: 0 P: 6	R: 1 E: 1 K: 0 S: 4 / H: 0 LOB: 1 BB: 1 P: 8	R: 0 E: 0 K: 0 S: 3 / H: 0 LOB: 0 BB: 0 P: 3	R: 3 E: 0 K: 0 S: 6 / H: 3 LOB: 2 BB: 2 P: 14	1B: 4 2B: 4 3B: 0 HR: 0	SF: 0 SAC: 0 DP: 1 HBP: 0						

TOP	
AB	35
R	5
H	8
RBI	4
BB	8
SO	4
LOB	22

WP: 1 PB: 0 SB: 0 CS: 0 PA: 43

PITCHER		IP	WLS	BF	H	R	ER	SO	BB	IBB	HBP	BLK	WP	HR	S	P	ERA	WHIP
Tex Clevenger, R ERA: 4.88	(1, 1)	3.2		19	4	1	1	3	5	0	0	0	1	0	20	40	2.46	2.455
Tom Hurd, R ERA: 3.72	(4, 1)	3.1		13	1	1	0	1	1	0	0	0	0	0	14	18	0.00	0.600
Sid Hudson, R ERA: 4.5	(8, 1)	1.0		5	1	2	2	0	1	0	0	0	0	0	4	8	18.00	2.000
Ellis Kinder, R ERA: 3.4	(9, 1)	1.0	L	6	2	1	1	0	0	1	0	0	0	0	5	9	9.00	2.000

PITCHER	IP	WLS	BF	H	R	ER	SO	BB	IBB	HBP	BLK	WP	HR	S	P	ERA	WHIP

BOTTOM

Washington Senators @ Boston Red Sox

Fenway Park, Boston, MA

Wed Aug 11 1954, 3:38 AM EDT

Att. 17,133 - Unknown

livebaseballscorecards.com

Batter	1	2	3	4	5	6	7	8	9	AB	R	H	RBI	BB	SO	LOB
Jim Piersall, R (1, 9) OBP: 0.343, SLG: 0.399	L7		4-3			K		HR		4	1	1	1	0	1	1
Ted Williams, L (1, 7) OBP: 0.521, SLG: 0.697	K			6-3		K		E6 1B G6-4-3		4	0	0	0	0	2	1
Karl Olson, R (8, PR) OBP: 0.331, SLG: 0.386										0	1	0	0	0	0	0
Sam Mele, R (1, 3) OBP: 0.295, SLG: 0.380	1B			P4		1B 1-2		G6-4-3 1B 1-3		3	0	2	0	0	0	0
Grady Hatton, L (8, 5) OBP: 0.373, SLG: 0.376										1	0	1	0	0	0	0
Jackie Jensen, R (1, 8) OBP: 0.350, SLG: 0.478		1B 1B		HR		P6		G6-4-3 1-2f 3-H		4	1	2	1	0	0	3
Billy Goodman, L (1, 4) OBP: 0.352, SLG: 0.368		G1-4-3 1B 1-2		P6			F7	6-3		4	0	1	0	0	0	1
Del Wilber, R (1, 2) OBP: 0.164, SLG: 0.200		P6			K		1B 2B		1-4-3	3	0	1	0	0	1	2
Harry Agganis, L (7, PR) OBP: 0.318, SLG: 0.403										1	1	0	0	0	0	0
(8, 3)																
Ted Lepcio, R (1, 5) OBP: 0.329, SLG: 0.395		G1-4-3 1-2f			6-3		K		K	2	0	0	0	0	0	2
Sammy White, R (7, PH) OBP: 0.311, SLG: 0.411										1	0	0	0	0	1	1
Mickey Owen, R (8, 2) OBP: 0.292, SLG: 0.304										1	0	0	0	0	1	0
Billy Consolo, R (1, 6) OBP: 0.317, SLG: 0.293			5-3		K		1B 2-H		K	4	0	1	1	0	2	0
Tex Clevenger, R (1, 1) OBP: 0.214, SLG: 0.286			K			1B BB		L5		1	0	0	0	0	1	0
Tom Hurd, R (4, 1)										0	0	0	0	1	0	0
Don Lenhardt, R (7, PH) OBP: 0.290, SLG: 0.395										1	0	0	0	0	0	2
Sid Hudson, R (8, 1) OBP: 0.182, SLG: 0.182										0	0	0	0	0	0	0
Ellis Kinder, R (9, 1) OBP: 0.190, SLG: 0.238										0	0	0	0	0	0	0

Inning Stats	1	2	3	4	5	6	7	8	9
	R: 0 E: 0 K: 1 S: 5	H: 1 LOB: 1 BB: 0 P: 5	R: 0 E: 0 K: 0 S: 4	H: 2 LOB: 1 BB: 0 P: 4	R: 0 E: 0 K: 1 S: 5	H: 0 LOB: 0 BB: 0 P: 5	R: 1 E: 0 K: 0 S: 4	H: 1 LOB: 0 BB: 0 P: 4	R: 0 E: 0 K: 2 S: 7	H: 0 LOB: 0 BB: 0 P: 7	R: 0 E: 0 K: 2 S: 8	H: 1 LOB: 2 BB: 1 P: 12	R: 1 E: 0 K: 1 S: 7	H: 2 LOB: 2 BB: 0 P: 7	R: 2 E: 1 K: 0 S: 5	H: 2 LOB: 1 BB: 0 P: 5	R: 0 E: 0 K: 2 S: 7	H: 0 LOB: 0 BB: 0 P: 7

	AB	34
	R	4
	H	9
	RBI	3
	BB	1
	SO	9
	LOB	13

	1B: 6	SF: 0	WP: 0	PA: 35
	2B: 1	SAC: 0	PB: 0	
	3B: 0	DP: 2	SB: 0	
	HR: 2	HBP: 0	CS: 0	

PITCHER		IP	WLS	BF	H	R	ER	SO	BB	IBB	HBP	BLK	WP	HR	S	P	ERA	WHIP
Johnny Schmitz, L ERA: 3.37	(1, 1)	8.0	W	32	9	4	3	7	1	0	0	0	0	2	45	49	3.38	1.250
Camilo Pascual, R ERA: 4.89	(9, 1)	1.0	S	3	0	0	0	2	0	0	0	0	0	0	7	7	0.00	0.000

PITCHER	IP	WLS	BF	H	R	ER	SO	BB	IBB	HBP	BLK	WP	HR	S	P	ERA	WHIP

Batter	1	2	3	4	5	6	7	8	9	AB	R	H	RBI	BB	SO	LOB
Eddie Yost, R (1, 5) OBP: 0.409, SLG: 0.417	F2		6-3 BB		P5	1B		SH		3	2	1	2	1	0	1
Pete Runnels, L (1, 6) OBP: 0.372, SLG: 0.408	1B SF7 BB		6-3		2B	F8		F8		4	2	1	1	1	0	5
Mickey Vernon, L (1, 3) OBP: 0.368, SLG: 0.531	S					PB 1B		F3		5	0	4	3	0	0	2
Roy Sievers, R (1, 7) OBP: 0.346, SLG: 0.463	SF7		5-3		K	PB		L3		4	0	1	2	0	1	4
Jim Busby, R (1, 8) OBP: 0.333, SLG: 0.393	F7			5-3		F9 / F8			1-3	5	0	0	0	0	0	3
Tom Umphlett, R (1, 9) OBP: 0.271, SLG: 0.304		6-3		6-3		1B E	K		P4	5	1	1	0	0	1	0
Ed Fitz Gerald, R (1, 2) OBP: 0.351, SLG: 0.387		4-3		F7		E 1B	4-3		1B 2B	5	1	2	0	0	0	0
Wayne Terwilliger, R (1, 4) OBP: 0.278, SLG: 0.277		L4			S SH2-6 2B	E6	K		1B IBB	4	2	1	1	1	1	1
Chuck Stobbs, L (1, 1) OBP: 0.225, SLG: 0.167			F5		SH2-6	1B 1B		E		2	1	1	0	2	0	0
Inning Stats	R: 1 E: 0 K: 0 S: 4 H: 1 LOB: 1 BB: 1 P: 8	R: 0 E: 0 K: 0 S: 3 H: 0 LOB: 0 BB: 0 P: 3	R: 1 E: 0 K: 0 S: 4 H: 1 LOB: 1 BB: 1 P: 8	R: 0 E: 0 K: 0 S: 3 H: 0 LOB: 0 BB: 0 P: 3	R: 2 E: 0 K: 1 S: 8 H: 3 LOB: 1 BB: 0 P: 8	R: 5 E: 1 K: 0 S: 9 H: 5 LOB: 2 BB: 1 P: 13	R: 0 E: 0 K: 2 S: 7 H: 0 LOB: 0 BB: 0 P: 7	R: 0 E: 1 K: 0 S: 4 H: 0 LOB: 2 BB: 1 P: 8	R: 0 E: 0 K: 0 S: 4 H: 2 LOB: 2 BB: 1 P: 8	1B: 8 2B: 4 3B: 0 HR: 0	SF: 1 SAC: 2 DP: 0 HBP: 0						

PITCHER		IP	WLS	BF	H	R	ER	SO	BB	IBB	HBP	BLK	WP	HR	S	P	ERA	WHIP
Willard Nixon, R ERA: 4.22	(1, 1)	5.1	L	27	7	8	6	1	3	0	0	0	0	0	26	38	10.12	1.875
Hal Brown, R ERA: 4.97	(6, 1)	1.2		8	3	1	0	2	0	0	0	0	0	0	12	12	0.00	1.800
Sid Hudson, R ERA: 4.32	(8, 1)	2.0		10	2	0	0	0	1	1	0	0	0	0	8	16	0.00	1.500

PITCHER	IP	WLS	BF	H	R	ER	SO	BB	IBB	HBP	BLK	WP	HR	S	P	ERA	WHIP

TOP

Washington Senators @ Boston Red Sox

Fenway Park, Boston, MA

Thu Aug 12 1954, 3:33 AM EDT

Unknown

livebaseballscorecards.com

AB	37
R	9
H	12
RBI	9
BB	5
SO	3
LOB	16

BOTTOM

Washington Senators @ Boston Red Sox

Fenway Park, Boston, MA

Thu Aug 12 1954, 3:33 AM EDT

Unknown

livebaseballscorecards.com

Batter	1	2	3	4	5	6	7	8	9	AB	R	H	RBI	BB	SO	LOB
Jim Piersall, R (1, 9) OBP: 0.341, SLG: 0.396	G3			F8		F9	1B 1-3 1B		F6	5	0	1	0	0	0	1
Ted Williams, L (1, 7) OBP: 0.517, SLG: 0.688	F9			4-3		BBBB 4-0 1B 1-2 1B BB	SSS 0-3 K			3	1	0	0	1	1	2
Sam Mele, R (1, 3) OBP: 0.294, SLG: 0.378	F7			SSS 0-3 K		0-0 F2	1-3 3-H FC6-4 1B			4	0	1	1	0	1	2
Jackie Jensen, R (1, 8) OBP: 0.351, SLG: 0.486		F5			0-0 HR	1-3 2-H 1B 1B 1B	1-2f FC6-4			4	2	2	2	0	0	1
Billy Goodman, L (1, 4) OBP: 0.351, SLG: 0.366		G3			4-3	1-2 3-H 1B 1B		F7		4	0	1	1	0	0	0
Sammy White, R (1, 2) OBP: 0.310, SLG: 0.409		F8			F8	1-3 2-H BB 1B		1-3		4	0	1	1	0	0	0
Ted Lepcio, R (1, 5) OBP: 0.331, SLG: 0.395			5-3		1B	BBB 4-0 1-2 BB		F7		3	0	1	0	1	0	0
Billy Consolo, R (1, 6) OBP: 0.310, SLG: 0.285			E5 G4-6-3		SSS 0-3 K	0-0 P4			SSS 0-3 K	4	0	0	0	0	2	4
Willard Nixon, L (1, 1) OBP: 0.309, SLG: 0.260 Hal Brown, R (6, 1) OBP: 0.316, SLG: 0.250 Karl Olson, R (7, PH) OBP: 0.335, SLG: 0.390 Sid Hudson, R (8, 1) OBP: 0.182, SLG: 0.182 Don Lenhardt, R (9, PH) OBP: 0.287, SLG: 0.391			G4-6-3 1-2f			BBBB 4-0 BB 1B	1B 1B 1B		F9	1 0 1 0 1	0 1 1 0 0	0 0 1 0 0	0 0 0 0 0	0 1 0 0 0	0 0 0 0 0	1 0 0 0 0
Inning Stats	R: 0 E: 0 K: 0 S: 3 H: 0 LOB: 0 BB: 0 P: 3	R: 0 E: 0 K: 0 S: 3 H: 0 LOB: 0 BB: 0 P: 3	R: 0 E: 1 K: 0 S: 3 H: 0 LOB: 0 BB: 0 P: 3	R: 0 E: 0 K: 1 S: 5 H: 0 LOB: 0 BB: 0 P: 5	R: 1 E: 0 K: 1 S: 7 H: 2 LOB: 1 BB: 0 P: 7	R: 3 E: 0 K: 0 S: 6 H: 3 LOB: 3 BB: 3 P: 18	R: 1 E: 0 K: 1 S: 7 H: 3 LOB: 1 BB: 0 P: 7	R: 0 E: 0 K: 0 S: 3 H: 0 LOB: 0 BB: 0 P: 3	R: 0 E: 0 K: 1 S: 5 H: 0 LOB: 0 BB: 0 P: 5	1B: 7 2B: 0 3B: 0 HR: 1	SF: 0 SAC: 0 DP: 1 HBP: 0						

	AB	34
	R	5
	H	8
	RBI	5
	BB	3
	SO	4
	LOB	11

PITCHER	IP	WLS	BF	H	R	ER	SO	BB	IBB	HBP	BLK	WP	HR	S	P	ERA	WHIP
Chuck Stobbs, L (1, 1) ERA: 4.38	9.0	W	37	8	5	5	4	3	0	0	0	0	1	42	54	5.00	1.222

PITCHER	IP	WLS	BF	H	R	ER	SO	BB	IBB	HBP	BLK	WP	HR	S	P	ERA	WHIP

WP: 0 PB: 0 SB: 0 CS: 0 PA: 37

Washington Senators @ Boston Red Sox

Fenway Park, Boston, MA

Thu Aug 12 1954, 3:38 AM EDT

Att. 7,783 - Unknown

TOP

livebaseballscorecards.com

Batter	1	2	3	4	5	6	7	8	9	AB	R	H	RBI	BB	SO	LOB
Eddie Yost, R (1, 5) OBP: 0.408, SLG: 0.414	S S S 0-3 ① K		x 0-0 ② P4		x 0-0 ③ 5-3			B B B B 4-0 BB		3	0	0	0	1	1	2
Pete Runnels, L (1, 6) OBP: 0.371, SLG: 0.406	x 0-0 1B		x 0-0 ③ F7			S S S 0-3 ① K		x 0-0 ③ G3		4	0	1	0	0	1	2
Mickey Vernon, L (1, 3) OBP: 0.367, SLG: 0.528	x 0-0 ② L9			x 0-0 ① F8		x 0-0 ② F7			x 0-0 1B 1B G1-2-3 1B	4	0	1	0	0	0	1
Roy Sievers, R (1, 7) OBP: 0.347, SLG: 0.464	x 0-0 ③ F8			x 0-0 5-3 1B		x 0-0 ③ 1-3			x 0-0 G1-2-3 1B 1-2 1B	4	0	2	0	0	0	1
Jim Busby, R (1, 8) OBP: 0.333, SLG: 0.392		x 0-0 ① 5-3		x 0-0 ② 5-3 1-2			x 0-0 ① 6-3		x 0-0 G1-2-3 1-2 2-3 1B	4	0	1	0	0	0	1
Tom Umphlett, R (1, 9) OBP: 0.267, SLG: 0.300		x 0-0 ② P5		x 0-0 ③ 5-3			x 0-0 ② P5		x 0-0 ① ② G1-2-3 1-2 2-3 3-Hf	4	0	0	0	0	0	4
Mickey McDermott, L (1, 1) OBP: 0.253, SLG: 0.233		x 0-0 ③ 4-3			x 0-0 4-3 4-3 1B		x 0-0 ③ 1-3		x 0-0 ③ 5-3	3	0	1	0	0	0	0
Ed Fitz Gerald, R (8, 2) OBP: 0.350, SLG: 0.385										1	0	0	0	0	0	2
Wayne Terwilliger, R (1, 4) OBP: 0.279, SLG: 0.277			x 0-0 SH1-4 1B		x 0-0 ① 4-3 1-2			S S S 0-3 ① K		3	0	1	0	0	1	1
Bob Oldis, R (1, 2) OBP: 0.364, SLG: 0.381			x 0-0 ① SH1-4 1-2		x 0-0 ② 4-3 2-3			x 0-0 ② 4-3		1	0	0	0	0	0	1
Tom Wright, L (8, PH) OBP: 0.328, SLG: 0.342										1	0	0	0	0	0	0
Gus Keriazakos, R (8, 1)										0	0	0	0	0	0	0

	AB	32
	R	0
	H	7
	RBI	0
	BB	1
	SO	3
	LOB	15

Inning Stats										
	R: 0	H: 1	R: 0	H: 0	R: 0	H: 1	R: 0	H: 1	R: 0	H: 0
	E: 0	LOB: 1	E: 0	LOB: 0	E: 0	LOB: 1	E: 0	LOB: 1	E: 0	LOB: 0
	K: 1	BB: 0	K: 0	BB: 0	K: 0	BB: 0	K: 0	BB: 0	K: 1	BB: 0
	S: 6	P: 6	S: 3	P: 3	S: 4	P: 4	S: 4	P: 4	S: 5	P: 5

	R: 0	H: 0	R: 0	H: 3	1B: 7	SF: 0	WP: 0	PA: 34
	E: 0	LOB: 0	E: 0	LOB: 2	2B: 0	SAC: 1	PB: 0	
	K: 0	BB: 0	K: 1	BB: 0	3B: 0	DP: 1	SB: 0	
	S: 3	P: 3	S: 5	P: 5	HR: 0	HBP: 0	CS: 0	

PITCHER	IP	WLS	BF	H	R	ER	SO	BB	IBB	HBP	BLK	WP	HR	S	P	ERA	WHIP
Frank Sullivan, R (1, 1) ERA: 3.06	9.0	W	34	7	0	0	3	1	0	0	0	0	0	39	43	0.00	0.889

PITCHER	IP	WLS	BF	H	R	ER	SO	BB	IBB	HBP	BLK	WP	HR	S	P	ERA	WHIP

Batter	1	2	3	4	5	6	7	8	9	AB	R	H	RBI	BB	SO	LOB
Jim Piersall, R (1, 9) OBP: 0.340, SLG: 0.392	K		5-3		BB, E, BB	2-3		K		4	1	0	0	1	2	0
Ted Williams, L (1, 7) OBP: 0.517, SLG: 0.682 Karl Olson, R (8, 7) OBP: 0.333, SLG: 0.387	F7		1-3, 1B, BB		E, 1-2, 2B, BB	4-3		5-3		2 1	1 0	0 0	0 0	2 0	0 0	0 0
Sam Mele, R (1, 3) OBP: 0.297, SLG: 0.379 Harry Agganis, L (8, 3) OBP: 0.317, SLG: 0.402	6-3		1-3, 1-2, 1B		E5, 1-3, 2-H, 2B, 1B		F8	K		4 1	1 0	2 0	1 0	0 0	0 1	0 0
Jackie Jensen, R (1, 8) OBP: 0.353, SLG: 0.488		5-3	1-3, 1-2, 2-3		SH5-3, SF7, 2-H, 3-H, 2B		2B, SF7, 1B			4	2	2	2	0	0	2
Billy Goodman, L (1, 4) OBP: 0.351, SLG: 0.369		K2-3	F5		SH5-3, 2-3		BB, 1-3, 2B			3	0	1	0	0	1	2
Mickey Owen, R (1, 2) OBP: 0.290, SLG: 0.298		1B, BB		5-3	SF7, 3-H		SF7, 3-H			1	0	0	2	1	0	0
Ted Lepcio, R (1, 5) OBP: 0.338, SLG: 0.403		BB, 1-3, 1B		4-3, 2B	1B		BB, BB			3	0	3	0	1	0	0
Billy Consolo, R (1, 6) OBP: 0.314, SLG: 0.281		1-2, BB		4-3, 2-3	K		1-2, 2-3, BB			2	0	0	0	2	1	2
Frank Sullivan, R (1, 1) OBP: 0.204, SLG: 0.186		F8		6-3		5-3	K			4	0	0	0	0	1	7
Inning Stats	R: 0 E: 0 K: 1 S: 5 H: 0 LOB: 0 BB: 0 P: 5	R: 0 E: 0 K: 1 S: 6 H: 1 LOB: 3 BB: 2 P: 14	R: 0 E: 0 K: 0 S: 4 H: 1 LOB: 2 BB: 1 P: 8	R: 0 E: 0 K: 0 S: 4 H: 1 LOB: 1 BB: 0 P: 4	R: 4 E: 1 K: 1 S: 8 H: 3 LOB: 1 BB: 2 P: 16	R: 0 E: 0 K: 0 S: 3 H: 0 LOB: 0 BB: 0 P: 3	R: 1 E: 0 K: 1 S: 7 H: 2 LOB: 3 BB: 2 P: 15	R: 0 E: 0 K: 2 S: 7 H: 0 LOB: 0 BB: 0 P: 7		1B: 5 2B: 3 3B: 0 HR: 0 SF: 2 SAC: 1 DP: 0 HBP: 0				WP: 0 PB: 0 SB: 0 CS: 0 PA: 39	

PITCHER		IP	WLS	BF	H	R	ER	SO	BB	IBB	HBP	BLK	WP	HR	S	P	ERA	WHIP
Mickey McDermott, L ERA: 3.79	(1, 1)	7.0	L	36	8	5	5	4	7	0	0	0	0	0	37	65	6.43	2.143
Gus Keriazakos, R ERA: 3.23	(8, 1)	1.0		3	0	0	0	2	0	0	0	0	0	0	7	7	0.00	0.000

PITCHER	IP	WLS	BF	H	R	ER	SO	BB	IBB	HBP	BLK	WP	HR	S	P	ERA	WHIP

BOTTOM

Washington Senators @ Boston Red Sox

Fenway Park, Boston, MA

Thu Aug 12 1954, 3:38 AM EDT

Att. 7,783 - Unknown

livebaseballscorecards.com

AB	29
R	5
H	8
RBI	5
BB	7
SO	6
LOB	13

Batter	1	2	3	4	5	6	7	8	9	AB	R	H	RBI	BB	SO	LOB
Jim Piersall, R (1, 9) OBP: 0.338, SLG: 0.390	P3		4-3	K			F9		1B	5	0	1	0	0	1	1
Ted Williams, L (1, 7) OBP: 0.518, SLG: 0.679	6-3		1B, SF9, 1B		BB		FC6-4, 1B		F8	4	1	2	0	1	0	2
Sam Mele, R (1, 3) OBP: 0.296, SLG: 0.377	6-3		SF9, 1B, 1-3		L6		FC6-4, 1-2f			4	1	1	0	0	0	2
Jackie Jensen, R (1, 8) OBP: 0.354, SLG: 0.488 Karl Olson, R (2, 8) OBP: 0.327, SLG: 0.382		FC6-4, BB	SF9, 1-2, 3-H		K			F8		0 2	0 0	0 0	0 1	1 0	0 1	0 1
Billy Goodman, L (1, 4) OBP: 0.349, SLG: 0.368		FC6-4, 2B, 1-2f	1B, 2-H		P6			F7		4	0	1	1	0	0	2
Sammy White, R (1, 2) OBP: 0.309, SLG: 0.411		2B, 1-3	K			K		G3		4	0	1	0	0	2	1
Ted Lepcio, R (1, 5) OBP: 0.339, SLG: 0.402		6-3	1B			G4-6-3, BB			F7	3	0	1	0	1	0	2
Billy Consolo, R (1, 6) OBP: 0.313, SLG: 0.276		IBB	K			G4-6-3, 1-2f			K	3	0	0	0	1	2	2
Leo Kiely, L (1, 1) OBP: 0.182, SLG: 0.238 Milt Bolling, R (7, PH) OBP: 0.334, SLG: 0.360 Tex Clevenger, R (7, 1) OBP: 0.214, SLG: 0.286 Don Lenhardt, R (9, PH) OBP: 0.295, SLG: 0.398		K	1B, 1-3				K		1B	2 1 0 1	0 0 0 0	1 0 0 1	0 0 0 0	0 1 0 0	1 0 0 0	3 0 0 0
Inning Stats	R: 0 E: 0 K: 0 S: 3 H: 0 LOB: 0 BB: 0 P: 3	R: 0 E: 0 K: 1 S: 6 H: 1 LOB: 3 BB: 2 P: 14	R: 2 E: 0 K: 1 S: 8 H: 3 LOB: 1 BB: 0 P: 8	R: 0 E: 0 K: 2 S: 8 H: 2 LOB: 1 BB: 0 P: 8	R: 0 E: 0 K: 1 S: 5 H: 0 LOB: 1 BB: 1 P: 9	R: 0 E: 0 K: 1 S: 4 H: 0 LOB: 0 BB: 1 P: 8	R: 0 E: 0 K: 1 S: 6 H: 1 LOB: 1 BB: 0 P: 6	R: 0 E: 0 K: 0 S: 3 H: 0 LOB: 0 BB: 0 P: 3	R: 0 E: 0 K: 1 S: 7 H: 2 LOB: 2 BB: 0 P: 7	1B: 8 2B: 1 3B: 0 HR: 0 SF: 1 SAC: 0 DP: 1 HBP: 0						

PITCHER	IP	WLS	BF	H	R	ER	SO	BB	IBB	HBP	BLK	WP	HR	S	P	ERA	WHIP
Whitey Ford, L (1, 1) ERA: 2.96	9.0	W	38	9	2	2	8	3	1	0	0	0	0	50	66	2.00	1.333

PITCHER	IP	WLS	BF	H	R	ER	SO	BB	IBB	HBP	BLK	WP	HR	S	P	ERA	WHIP

TOP

Boston Red Sox @ New York Yankees

Yankee Stadium, Bronx, NY

Fri Aug 13 1954, 3:33 AM EDT

Att. 29,213 - Sunny - 76 F

livebaseballscorecards.com

AB	33
R	2
H	9
RBI	2
BB	4
SO	8
LOB	16

WP: 0 PB: 0 SB: 0 CS: 0 PA: 38

Batter	1	2	3	4	5	6	7	8	9	AB	R	H	RBI	BB	SO	LOB
Hank Bauer, R (1, 9) OBP: 0.370, SLG: 0.474	K		F8		G6-4-3 1B 1-2	F9		F7		5	0	1	0	0	1	1
Bob Cerv, R (1, 7) OBP: 0.250, SLG: 0.375 Irv Noren, L (7, PH) OBP: 0.388, SLG: 0.519 (8, 7)	1B		K		G6-4-3 1-2f		4-3			3 1	0 0	1 0	0 0	0 0	1 0	2 0
Mickey Mantle, S (1, 8) OBP: 0.400, SLG: 0.576	P6			5-3		F2	BB			3	0	0	0	1	0	1
Yogi Berra, L (1, 2) OBP: 0.362, SLG: 0.488	5-3			F7		E FC3 3B BB	F7			3	1	0	0	1	0	2
Bill Skowron, R (1, 3) OBP: 0.394, SLG: 0.573 Joe Collins, L (7, PH) OBP: 0.361, SLG: 0.453 (8, 3)		1B 3B		2B		FC3 3B 1-3	K			3 1	2 0	2 0	0 0	0 0	0 1	1 1
Andy Carey, R (1, 5) OBP: 0.350, SLG: 0.408		K		6-3		3B IBB		G3 S HR 1B		3	2	1	0	1	1	2
Jerry Coleman, R (1, 4) OBP: 0.288, SLG: 0.304		G5-4-3 3-H 1B			FC6 FC1-6 2B	F9		G3 1-3		4	1	2	1	0	0	4
Willy Miranda, S (1, 6) OBP: 0.310, SLG: 0.412 Enos Slaughter, L (6, PH) OBP: 0.395, SLG: 0.358 Phil Rizzuto, R (7, 6) OBP: 0.301, SLG: 0.260		G5-4-3 1-2f			FC6 FC1-6 2-3	1B 3B 1-H 2-H 3-H		HR 3-H		2 1 1	0 1 1	0 1 1	0 3 2	0 0 0	0 0 0	2 0 0
Whitey Ford, L (1, 1) OBP: 0.294, SLG: 0.205			4-3		FC1-6 1B 1-2f 3-H	1B 3-H		4-3		4	0	1	2	0	0	1
Inning Stats	R: 0 E: 0 K: 1 S: 6 H: 1 LOB: 1 BB: 0 P: 6	R: 1 E: 0 K: 1 S: 6 H: 2 LOB: 0 BB: 0 P: 6	R: 0 E: 0 K: 1 S: 5 H: 0 LOB: 0 BB: 0 P: 5	R: 0 E: 0 K: 0 S: 4 H: 1 LOB: 1 BB: 0 P: 4	R: 1 E: 0 K: 0 S: 5 H: 2 LOB: 1 BB: 0 P: 5	R: 4 E: 1 K: 0 S: 6 H: 2 LOB: 1 BB: 2 P: 14	R: 0 E: 0 K: 1 S: 5 H: 0 LOB: 1 BB: 1 P: 9	R: 2 E: 0 K: 0 S: 5 H: 2 LOB: 0 BB: 0 P: 5		1B: 5 2B: 2 3B: 2 HR: 1 SF: 0 SAC: 0 DP: 2 HBP: 0						

PITCHER		IP	WLS	BF	H	R	ER	SO	BB	IBB	HBP	BLK	WP	HR	S	P	ERA	WHIP
Leo Kiely, L ERA: 3.42	(1, 1)	6.0	L	28	8	6	2	3	1	1	0	0	0	0	32	40	3.00	1.500
Tex Clevenger, R ERA: 5.02	(7, 1)	2.0		9	2	2	2	1	1	0	0	0	0	1	10	14	9.00	1.500

PITCHER	IP	WLS	BF	H	R	ER	SO	BB	IBB	HBP	BLK	WP	HR	S	P	ERA	WHIP

BOTTOM

Red Sox @ New York Yankees

Yankee Stadium, Bronx, NY

Fri Aug 13 1954, 3:33 AM EDT
Att. 29,213 - Sunny - 76 F

Boston Red Sox

livebaseballscorecards.com

AB	34
R	8
H	10
RBI	8
BB	3
SO	4
LOB	17

Batter	1	2	3	4	5	6	7	8	9	AB	R	H	RBI	BB	SO	LOB
Jim Piersall, R (1, 9) OBP: 0.336, SLG: 0.388	F2		F3		BB 1B		F8		F9	5	0	1	0	0	0	1
Ted Williams, L (1, 7) OBP: 0.520, SLG: 0.674	L6		1B BB		FC6-4 BB (1-2)		BB		4-3	2	0	0	0	3	0	0
Billy Goodman, L (1, 4) OBP: 0.348, SLG: 0.366	F5		1B (1-2)		FC6-4 (1-2f)		F5			4	0	1	0	0	0	4
Harry Agganis, L (1, 3) OBP: 0.316, SLG: 0.400		F2	4-3			1B	F5			4	0	1	0	0	0	4
Grady Hatton, L (1, 5) OBP: 0.367, SLG: 0.369		F2		F4		F9		3-1		4	0	0	0	0	0	1
Karl Olson, R (1, 8) OBP: 0.326, SLG: 0.375		1B BB		F8		K		6-3		3	0	0	0	1	1	1
Mickey Owen, R (1, 2) OBP: 0.288, SLG: 0.295		1B (1-2)		5-3		K		E6		4	0	1	0	0	1	1
Billy Consolo, R (1, 6) OBP: 0.311, SLG: 0.281		K		5-3			2B	K		4	1	1	0	0	2	3
Russ Kemmerer, R (1, 1) OBP: 0.214, SLG: 0.083			K	K					F5	2	0	0	0	0	2	0
Mel Parnell, L (5, 1)										0	0	0	0	0	0	0
Charlie Maxwell, L (7, PH) OBP: 0.310, SLG: 0.289										1	0	1	1	0	0	0
Ellis Kinder, R (7, 1) OBP: 0.190, SLG: 0.238							2B (2-H)			0	0	0	0	0	0	0
Sammy White, R (9, PH) OBP: 0.309, SLG: 0.409										1	0	0	0	0	0	0
Inning Stats	R: 0 E: 0 K: 0 S: 3 H: 0 LOB: 0 BB: 0 P: 3	R: 0 E: 0 K: 1 S: 6 H: 1 LOB: 2 BB: 1 P: 10	R: 0 E: 0 K: 1 S: 6 H: 1 LOB: 2 BB: 1 P: 10	R: 0 E: 0 K: 0 S: 3 H: 0 LOB: 0 BB: 0 P: 3	R: 0 E: 0 K: 1 S: 6 H: 1 LOB: 2 BB: 1 P: 10	R: 0 E: 0 K: 2 S: 8 H: 1 LOB: 1 BB: 0 P: 8	R: 1 E: 0 K: 0 S: 5 H: 2 LOB: 2 BB: 1 P: 9	R: 0 E: 1 K: 1 S: 6 H: 0 LOB: 1 BB: 0 P: 6	R: 0 E: 0 K: 0 S: 3 H: 0 LOB: 0 BB: 0 P: 3	1B: 4 2B: 2 3B: 0 HR: 0	SF: 0 SAC: 0 DP: 0 HBP: 0						

PITCHER	IP	WLS	BF	H	R	ER	SO	BB	IBB	HBP	BLK	WP	HR	S	P	ERA	WHIP
Ralph Branca, R (1, 1) ERA: 4.79	6.0	W	25	4	0	0	5	3	0	0	0	0	0	32	44	0.00	1.167
Johnny Sain, R (7, 1) ERA: 2.7	3.0	S	13	2	1	1	1	1	0	0	0	0	0	14	18	3.00	1.000

PITCHER	IP	WLS	BF	H	R	ER	SO	BB	IBB	HBP	BLK	WP	HR	S	P	ERA	WHIP

TOP

Boston Red Sox @ New York Yankees

Yankee Stadium, Bronx, NY

Sat Aug 14 1954, 3:33 AM EDT

Att. 45,150 - Unknown

livebaseballscorecards.com

AB	34
R	1
H	6
RBI	1
BB	4
SO	6
LOB	15

WP: 0 PB: 0 SB: 0 CS: 0 PA: 38

Batter	1	2	3	4	5	6	7	8	9	AB	R	H	RBI	BB	SO	LOB
Phil Rizzuto, R (1, 6) OBP: 0.303, SLG: 0.263	4-3 4-3 1B		F7 ③		BB E 1B 1-2 3-H	F9 ②				4	0	2	1	0	0	4
Joe Collins, L (1, 3) OBP: 0.359, SLG: 0.450	4-3 ① 1-2			FC3-6 1B 1B	E8 BB 1-2 2-H	F4 ③				4	0	1	0	0	0	5
Mickey Mantle, S (1, 8) OBP: 0.399, SLG: 0.572	4-3 ② ③ 2-3			F5 ① B B B	G4-6-3 1-2 2-3 BB		F9 ①			3	0	0	0	1	0	2
Yogi Berra, L (1, 2) OBP: 0.361, SLG: 0.486		F6 ①		FC3-6 1-2 1B	G4-6-3 ② ③ 1-2f		S S S K ②			4	0	1	0	0	1	3
Irv Noren, L (1, 7) OBP: 0.386, SLG: 0.516		F7 ②		FC3-6 ② S 1-2f 2-3		BB SH1-3 1B 1B	3-1 ③			4	1	1	0	0	0	2
Enos Slaughter, L (1, 9) OBP: 0.382, SLG: 0.343 Hank Bauer, R (9, 9) OBP: 0.370, SLG: 0.474		F8 ③		F8 ③ 1-2		SH1-3 ① 1-2		4-3 ①		3 0	0 0	0 0	0 0	0 0	0 0	2 0
Andy Carey, R (1, 5) OBP: 0.355, SLG: 0.408			S 1B	B B B 1B S 1B BB	B B B 1B BB BB			F4 ②		2	1	1	0	2	0	0
Jerry Coleman, R (1, 4) OBP: 0.287, SLG: 0.300			F6 ① 1-2		5-3 ① 1-2	B B B 1B 1-2 2-3 BB		S S S K ③		3	0	0	0	1	1	2
Ralph Branca, R (1, 1) OBP: 0.421, SLG: 0.412 Bill Skowron, R (6, PH) OBP: 0.398, SLG: 0.576 Johnny Sain, R (7, 1) OBP: 0.412, SLG: 0.333			F9 ②		1B E 1B 2-3	1-2 2-3 3-H 1B				2 1 0	1 0 0	0 1 0	0 1 0	0 0 0	0 0 0	1 0 0
Inning Stats	R: 0 H: 1 E: 0 LOB: 0 K: 0 BB: 0 S: 3 P: 3	R: 0 H: 0 E: 0 LOB: 0 K: 0 BB: 0 S: 3 P: 3	R: 0 H: 1 E: 0 LOB: 1 K: 0 BB: 0 S: 4 P: 4	R: 0 H: 2 E: 0 LOB: 2 K: 0 BB: 0 S: 5 P: 5	R: 2 H: 2 E: 1 LOB: 2 K: 0 BB: 2 S: 5 P: 13	R: 1 H: 2 E: 0 LOB: 3 K: 0 BB: 2 S: 5 P: 13	R: 0 H: 0 E: 0 LOB: 0 K: 1 BB: 0 S: 5 P: 5	R: 0 H: 0 E: 0 LOB: 0 K: 1 BB: 0 S: 5 P: 5		1B: 8 SF: 0 2B: 0 SAC: 1 3B: 0 DP: 1 HR: 0 HBP: 0						

PITCHER		IP	WLS	BF	H	R	ER	SO	BB	IBB	HBP	BLK	WP	HR	S	P	ERA	WHIP
Russ Kemmerer, R ERA: 3.97	(1, 1)	4.1	L	19	6	2	1	0	1	0	0	0	0	0	18	22	2.08	1.615
Mel Parnell, L ERA: 3.44	(5, 1)	1.2		10	2	1	1	0	3	0	0	0	0	0	7	19	5.40	3.000
Ellis Kinder, R ERA: 3.32	(7, 1)	2.0		6	0	0	0	2	0	0	0	0	0	0	10	10	0.00	0.000

PITCHER	IP	WLS	BF	H	R	ER	SO	BB	IBB	HBP	BLK	WP	HR	S	P	ERA	WHIP

BOTTOM

Boston Red Sox @ New York Yankees

Yankee Stadium, Bronx, NY

Sat Aug 14 1954, 3:33 AM EDT

Att. 45,150 - Unknown

livebaseballscorecards.com

AB	30
R	3
H	8
RBI	2
BB	4
SO	2
LOB	21

WP: 0 PA: 35
PB: 0
SB: 3
CS: 0

Batter	1	2	3	4	5	6	7	8	9	AB	R	H	RBI	BB	SO	LOB
Jim Piersall, R (1, 9) OBP: 0.339, SLG: 0.393	G1-6-3 1B		F8			BB BB HR 1B	F9 1-3 SF7 2B	G5-4-3 1-2f		5	2	3	0	0	0	4
Ted Williams, L (1, 7) OBP: 0.515, SLG: 0.663	G1-6-3 1-2f		3-1			BBBB 4-0 BB HR 1-2 BB	F9 2-3 3-H		6-3	4	1	0	1	1	0	4
Billy Goodman, L (1, 4) OBP: 0.349, SLG: 0.366	6-3			1B G4-6-3 1B		BBBB 4-0 HR 1-2 2-3 BB	SF7 3-H		4-3	3	2	1	1	1	0	0
Harry Agganis, L (1, 3) OBP: 0.320, SLG: 0.412		4-3		G4-6-3 1-3 1B		1-H 2-H 3-H HR	F8		1B	5	1	3	4	0	0	0
Karl Olson, R (1, 8) OBP: 0.322, SLG: 0.376		SSS K		G4-6-3 1-2f 3-H		5-3		HR 2B	5-3	5	1	1	0	0	1	2
Grady Hatton, L (1, 5) OBP: 0.362, SLG: 0.362		L1		P3		F9		F9		4	0	0	0	0	0	1
Sammy White, R (1, 2) OBP: 0.308, SLG: 0.416			F7		P5	E6		2-H HR		4	1	1	2	0	0	0
Billy Consolo, R (1, 6) OBP: 0.315, SLG: 0.287			BB 1B		6-3	5-3		1B		4	0	2	0	0	0	1
Tom Brewer, R (1, 1) OBP: 0.326, SLG: 0.378			BBBB 4-0 1-2 BB		4-3		2B F9 1B	1-2 G5-4-3 1B		0	0	0	0	0	0	0
Tom Hurd, R (1, 1) OBP: 0.333, SLG: 0.235										0	0	0	0	0	0	0
Hal Brown, R (1, 1) OBP: 0.299, SLG: 0.380										1	0	0	0	1	0	0
Sam Mele, R (7, PH) OBP: 0.274, SLG: 0.286										1	1	1	0	0	0	0
Tex Clevenger, R (7, 1) OBP: 0.317, SLG: 0.297										0	0	0	0	0	0	0
Charlie Maxwell, L (8, PH) OBP: 0.182, SLG: 0.182										1	0	1	0	0	0	0
Sid Hudson, R (8, 1)										0	0	0	0	0	0	0
Inning Stats	R: 0 E: 0 K: 0 S: 3 H: 1 LOB: 0 BB: 0 P: 3	R: 0 E: 0 K: 1 S: 5 H: 0 LOB: 0 BB: 0 P: 5	R: 0 E: 0 K: 0 S: 4 H: 1 LOB: 2 BB: 1 P: 8	R: 1 E: 0 K: 0 S: 4 H: 2 LOB: 0 BB: 0 P: 4	R: 0 E: 0 K: 0 S: 3 H: 0 LOB: 0 BB: 0 P: 3	R: 4 E: 1 K: 0 S: 6 H: 2 LOB: 1 BB: 2 P: 14	R: 2 E: 0 K: 0 S: 5 H: 2 LOB: 0 BB: 0 P: 5	R: 2 E: 0 K: 0 S: 6 H: 4 LOB: 1 BB: 0 P: 6	R: 0 E: 0 K: 0 S: 4 H: 1 LOB: 1 BB: 0 P: 4	1B: 9 2B: 2 3B: 0 HR: 2	SF: 1 SAC: 0 DP: 3 HBP: 0						

PITCHER		IP	WLS	BF	H	R	ER	SO	BB	IBB	HBP	BLK	WP	HR	S	P	ERA	WHIP
Bob Grim, R ERA: 3.33	(1, 1)	7.0	W	31	8	7	7	1	3	0	0	0	0	1	30	42	9.00	1.571
Art Schallock, L ERA: 4.26	(8, 1)	0.1		3	2	2	2	0	0	0	0	0	0	1	3	3	54.00	6.000
Tom Morgan, R ERA: 3.59	(8, 1)	1.2	S	7	3	0	0	0	0	0	0	0	0	0	7	7	0.00	1.800

PITCHER	IP	WLS	BF	H	R	ER	SO	BB	IBB	HBP	BLK	WP	HR	S	P	ERA	WHIP

TOP

Boston Red Sox @ New York Yankees

Yankee Stadium, Bronx, NY

Sun Aug 15 1954, 3:33 AM EDT

Att. 23,822 - Cloudy - 69 F

livebaseballscorecards.com

AB	37
R	9
H	13
RBI	8
BB	3
SO	1
LOB	12

WP: 0	PA: 41																	
PB: 0																		
SB: 0																		
CS: 0																		

Batter	1	2	3	4	5	6	7	8	9	AB	R	H	RBI	BB	SO	LOB
Phil Rizzuto, R (1, 6) OBP: 0.307, SLG: 0.260	BB	F2	P5	4-3		2B		4-3		3	2	0	0	3	0	4
Joe Collins, L (1, 3) OBP: 0.362, SLG: 0.453	F8	1B	BB		L3	2B		4-3		5	1	2	3	1	0	2
Mickey Mantle, S (1, 8) OBP: 0.405, SLG: 0.580	BB	1B	1B		HR	F9		BB		3	3	2	2	3	0	1
Yogi Berra, L (1, 2) OBP: 0.365, SLG: 0.487	BB	K	2B		FC4-6		1B	3-1		5	1	3	2	1	1	4
Irv Noren, L (1, 7) OBP: 0.386, SLG: 0.516	BB	F7	2B		FC4-6		P5			4	1	1	2	1	0	2
Enos Slaughter, L (1, 9) OBP: 0.383, SLG: 0.347	PB	4-3	6-3		5-3					5	1	2	1	0	0	3
Andy Carey, R (1, 5) OBP: 0.352, SLG: 0.405	PB	F8	F9		6-3	K				5	1	1	2	0	1	2
Jerry Coleman, R (1, 4) OBP: 0.293, SLG: 0.303	BB		PB SH1-4	F9		BB	F9			4	3	2	0	1	0	2
Bob Grim, R (1, 1) OBP: 0.208, SLG: 0.235										3	1	2	1	0	0	1
Art Schallock, L (8, 1)										0	0	0	0	0	0	0
Tom Morgan, R (8, 1) OBP: 0.171, SLG: 0.265			SH1-4			P6		F8		1	0	0	0	0	0	0
Inning Stats	R: 8 E: 0 K: 1 S: 10 H: 5 LOB: 2 BB: 5 P: 30	R: 0 E: 0 K: 0 S: 3 H: 0 LOB: 0 BB: 0 P: 3	R: 3 E: 0 K: 0 S: 6 H: 3 LOB: 2 BB: 2 P: 14	R: 0 E: 0 K: 0 S: 4 H: 1 LOB: 1 BB: 0 P: 4	R: 1 E: 0 K: 0 S: 5 H: 2 LOB: 1 BB: 0 P: 5	R: 2 E: 0 K: 0 S: 5 H: 2 LOB: 1 BB: 1 P: 9	R: 0 E: 0 K: 1 S: 7 H: 2 LOB: 2 BB: 0 P: 7	R: 0 E: 0 K: 0 S: 3 H: 0 LOB: 2 BB: 2 P: 11		1B: 12 2B: 2 3B: 0 HR: 1 SF: 0 SAC: 1 DP: 0 HBP: 0						

PITCHER		IP	WLS	BF	H	R	ER	SO	BB	IBB	HBP	BLK	WP	HR	S	P	ERA	WHIP
Tom Brewer, R ERA: 4.46	(1, 1)	0.1	L	7	2	6	6	0	4	0	0	0	0	0	3	19	162.00	18.000
Tom Hurd, R ERA: 5.4	(1, 1)	0.1		4	2	1	1	0	1	0	0	0	0	0	3	7	27.00	9.000
Hal Brown, R ERA: 5.29	(1, 1)	5.1		28	9	7	7	1	3	0	0	0	0	1	27	39	11.81	2.250
Tex Clevenger, R ERA: 4.94	(7, 1)	1.0		5	2	0	0	1	0	0	0	0	0	0	7	7	0.00	2.000
Sid Hudson, R ERA: 4.24	(8, 1)	1.0		5	0	0	0	0	2	0	0	0	0	0	3	11	0.00	2.000

PITCHER	IP	WLS	BF	H	R	ER	SO	BB	IBB	HBP	BLK	WP	HR	S	P	ERA	WHIP

BOTTOM

Boston Red Sox @ New York Yankees

Yankee Stadium, Bronx, NY

Sun Aug 15 1954, 3:33 AM EDT

Att. 23,822 - Cloudy - 69 F

livebaseballscorecards.com

AB	38
R	14
H	15
RBI	13
BB	10
SO	2
LOB	21

Boston Red Sox @ Washington Senators

Griffith Stadium, Washington, DC

Tue Aug 17 1954, 3:33 AM EDT

Att. 7,220 - Unknown

livebaseballscorecards.com

Batter	1	2	3	4	5	6	7	8	9	AB	R	H	RBI	BB	SO	LOB
Billy Goodman, L (1, 4) OBP: 0.352, SLG: 0.370	BBBB; 4-0 5-3 BB		x 0-0 1-3 2B		x 0-0 BB 1B 1B	x 0-0 ③ L7		x 0-0 E6 1B 1-2		4	1	2	0	1	0	2
Ted Williams, L (1, 7) OBP: 0.510, SLG: 0.652	x 0-0 ① F5		SSS; 0-3 ① K		BBBB; 4-0 FC5 1B 1-2 BB		x 0-0 ① 4-3	SSS; 0-3 ② K		4	0	0	0	1	2	4
Sam Mele, R (1, 3) OBP: 0.298, SLG: 0.378	x 0-0 ② 5-3 1-2		x 0-0 ② 1-3 2-3		x 0-0 FC5 1-2 2-H 1B		x 0-0 ② 6-3	x 0-0 BB 1-3 2-H 1B		4	0	1	1	0	0	2
Grady Hatton, L (7, 5) OBP: 0.364, SLG: 0.365										1	0	1	1	0	0	0
Jackie Jensen, R (1, 8) OBP: 0.354, SLG: 0.486	x 0-0 ③ P5		x 0-0 ③ F9		x 0-0 ① F9		x 0-0 1B 1B 1B	BBBB; 4-0 FC6-4 1-2 BB		4	1	1	0	1	0	4
Karl Olson, R (1, 9) OBP: 0.324, SLG: 0.376		x 0-0 ① F7		x 0-0 1B G6-4-3 1B	x 0-0 ② FC5 1-2 2-3f		x 0-0 1B 1-3 1B	x 0-0 ③ FC6-4 1-2f		5	1	2	0	0	0	5
Sammy White, R (1, 2) OBP: 0.309, SLG: 0.416		x 0-0 ② P4		x 0-0 G6-4-3 1-3 1B	x 0-0 ③ F8		x 0-0 1-3 3-H 1B		SSS; 0-3 ① K	5	0	2	1	0	1	2
Ted Lepcio, R (1, 5) OBP: 0.341, SLG: 0.409		x 0-0 E 2B		x 0-0 ① ② G6-4-3 1-2f 3-H		x 0-0 4-3 2B	x 0-0 ③ F7		BBBB; 4-0 CS BB	4	0	2	0	0	0	3
Harry Agganis, L (7, 3) OBP: 0.322, SLG: 0.412										0	0	0	0	1	0	0
Billy Consolo, R (1, 6) OBP: 0.312, SLG: 0.284		x 0-0 E6 FC6-4 2-3		x 0-0 1B		x 0-0 ① 4-3 2-3		SSS; 0-3 ① K	SSS; 0-3 ② ③ K 1-2	5	0	1	0	0	2	3
Frank Sullivan, R (1, 1) OBP: 0.208, SLG: 0.191		x 0-0 ③ FC6-4 1-2f		x 0-0 ③ 2-3		x 0-0 ② P4		x 0-0 E 1B 1B		4	1	1	0	0	0	4
Sid Hudson, R (9, 1) OBP: 0.182, SLG: 0.182										0	0	0	0	0	0	0
Inning Stats	R: 0 E: 0 K: 0 S: 3 H: 0 LOB: 1 BB: 1 P: 7	R: 0 E: 1 K: 0 S: 5 H: 1 LOB: 2 BB: 0 P: 5	R: 0 E: 0 K: 1 S: 6 H: 1 LOB: 1 BB: 0 P: 6	R: 1 E: 0 K: 0 S: 5 H: 3 LOB: 1 BB: 0 P: 5	R: 1 E: 0 K: 0 S: 5 H: 2 LOB: 2 BB: 1 P: 9	R: 0 E: 0 K: 0 S: 4 H: 1 LOB: 1 BB: 0 P: 4	R: 1 E: 0 K: 0 S: 6 H: 3 LOB: 2 BB: 0 P: 6	R: 1 E: 1 K: 2 S: 10 H: 2 LOB: 3 BB: 1 P: 14	R: 0 E: 0 K: 2 S: 6 H: 0 LOB: 1 BB: 1 P: 10	1B: 10 2B: 4 3B: 0 HR: 0	SF: 0 SAC: 0 DP: 2 HBP: 0						

	AB	40
	R	4
	H	13
	RBI	3
	BB	4
	SO	5
	LOB	29

WP: 0 PB: 0 SB: 0 CS: 1 PA: 44

PITCHER		IP	WLS	BF	H	R	ER	SO	BB	IBB	HBP	BLK	WP	HR	S	P	ERA	WHIP
Chuck Stobbs, L ERA: 4.33	(1, 1)	7.2	L	39	13	4	3	3	2	0	0	0	0	0	43	51	3.52	1.957
Gus Keriazakos, R ERA: 3.19	(8, 1)	0.1		2	0	0	0	0	1	0	0	0	0	0	1	5	0.00	3.000
Connie Marrero, R ERA: 4.55	(9, 1)	1.0		3	0	0	0	2	1	0	0	0	0	0	6	10	0.00	1.000

PITCHER	IP	WLS	BF	H	R	ER	SO	BB	IBB	HBP	BLK	WP	HR	S	P	ERA	WHIP

Batter	1	2	3	4	5	6	7	8	9	AB	R	H	RBI	BB	SO	LOB
Eddie Yost, R (1, 5) OBP: 0.413, SLG: 0.409	0-0 3B 1B		0-3 K		0-3 K			0-0 5-3		4	1	1	0	0	2	0
Pete Runnels, L (1, 6) OBP: 0.374, SLG: 0.411	0-0 1-H 1B 3B		0-0 F7			0-0 G3		0-3 K		4	1	1	1	0	1	0
Mickey Vernon, L (1, 3) OBP: 0.368, SLG: 0.524	0-0 4-3		0-0 G3			0-0 F7			0-0 1B SF7 1B	4	1	1	0	0	0	1
Jim Busby, R (1, 8) OBP: 0.339, SLG: 0.396	0-0 S 3-H 1B			0-0 F7		0-0 6-3			0-0 SF7 1-3 1B	4	0	2	1	0	0	0
Roy Sievers, R (1, 7) OBP: 0.341, SLG: 0.451	0-0 L5 1-2			0-0 F7			0-3 K		0-0 SF7 1-2 3-H	3	0	0	1	0	1	1
Tom Wright, L (1, 9) OBP: 0.322, SLG: 0.333	0-0 L9			0-0 1B			0-0 G3 1B		0-0 F8	4	0	2	0	0	0	2
Ed Fitz Gerald, R (1, 2) OBP: 0.343, SLG: 0.373		0-0 P4		0-0 F9			0-0 G3 1-2		0-0 P4	4	0	0	0	0	0	3
Wayne Terwilliger, R (1, 4) OBP: 0.275, SLG: 0.272		0-0 F8			0-0 5-3		0-3 K			3	0	0	0	0	1	1
Chuck Stobbs, L (1, 1) OBP: 0.214, SLG: 0.158		0-0 G3			0-0 3-1			0-0 F9		2	0	0	0	0	0	0
Gus Keriazakos, R (8, 1)										0	0	0	0	0	0	0
Johnny Pesky, L (8, PH) OBP: 0.295, SLG: 0.324										1	0	0	0	0	0	0
Connie Marrero, R (9, 1)										0	0	0	0	0	0	0
Inning Stats	R: 2 H: 3 E: 0 LOB: 1 K: 0 BB: 0 S: 6 P: 6	R: 0 H: 0 E: 0 LOB: 0 K: 0 BB: 0 S: 3 P: 3	R: 0 H: 0 E: 0 LOB: 0 K: 1 BB: 0 S: 5 P: 5	R: 0 H: 1 E: 0 LOB: 1 K: 0 BB: 0 S: 4 P: 4	R: 0 H: 0 E: 0 LOB: 0 K: 1 BB: 0 S: 5 P: 5	R: 0 H: 0 E: 0 LOB: 0 K: 0 BB: 0 S: 3 P: 3	R: 0 H: 1 E: 0 LOB: 1 K: 2 BB: 0 S: 8 P: 8	R: 0 H: 0 E: 0 LOB: 0 K: 1 BB: 0 S: 5 P: 5	R: 1 H: 2 E: 0 LOB: 1 K: 0 BB: 0 S: 5 P: 5	1B: 6 SF: 1 2B: 0 SAC: 0 3B: 1 DP: 0 HR: 0 HBP: 0						

PITCHER	IP	WLS	BF	H	R	ER	SO	BB	IBB	HBP	BLK	WP	HR	S	P	ERA	WHIP
Frank Sullivan, R (1, 1) ERA: 3.06	8.2	W	33	7	3	3	5	0	0	0	0	0	0	43	43	3.12	0.808
Sid Hudson, R (9, 1) ERA: 4.21	0.1	S	1	0	0	0	0	0	0	0	0	0	0	1	1	0.00	0.000

PITCHER	IP	WLS	BF	H	R	ER	SO	BB	IBB	HBP	BLK	WP	HR	S	P	ERA	WHIP

BOTTOM

Boston Red Sox @ Washington Senators

Griffith Stadium, Washington, DC

Tue Aug 17 1954, 3:33 AM EDT

Att. 7,220 - Unknown

livebaseballscorecards.com

AB	33
R	3
H	7
RBI	3
BB	0
SO	5
LOB	8

WP: 0	PA: 34		
PB: 0			
SB: 1			
CS: 0			

Batter	1	2	3	4	5	6	7	8	9	10	11	AB	R	H	RBI	BB	SO	LOB
Billy Goodman, L (1, 4) OBP: 0.352, SLG: 0.370	L5		F7		E8, FC4-6, 1-3, 2-H, 1B	2-H, 1B		E6			4-3	6	0	2	2	0	0	1
Ted Williams, L (1, 7) OBP: 0.501, SLG: 0.637	K		4-3		FC4-6, 1-2f, 3-H	P4		K			G3	6	0	0	1	0	2	4
Sam Mele, R (1, 3) OBP: 0.299, SLG: 0.381 Harry Agganis, L (5, 3) OBP: 0.322, SLG: 0.410	1B, 2B		P3		F9		4-3		K		BB, 1B, 1B	3 2	1 1	1 0	0 0	0 1	0 1	1 0
Jackie Jensen, R (1, 8) OBP: 0.358, SLG: 0.487	2-H, 1B			F7		SH3-4, E, BLK, 1B	BB, F3		F8		1-3, 1B	5	1	3	1	1	0	0
Karl Olson, R (1, 9) OBP: 0.319, SLG: 0.369	F8			5-3		FC1, BLK, SH3-4, 1-2, 2B	F3, 1-2		F9		1-2, 3-H, 1B	6	1	1	1	0	0	3
Sammy White, R (1, 2) OBP: 0.313, SLG: 0.421		1B		5-3		SH3-4, 1-2, 2-3		1B, 2B		FC1-6, 1B	F2	5	1	3	0	0	0	2
Ted Lepcio, R (1, 5) OBP: 0.339, SLG: 0.407 Grady Hatton, L (5, 5) OBP: 0.368, SLG: 0.366	F9		5-3		BLK, 2B, IBB	SH1-4, 2-H, 1B		FC1-6, G3, 1-2f				2 2	0 1	0 1	0 1	0 1	0 0	1 1
Billy Consolo, R (1, 6) OBP: 0.314, SLG: 0.282 Charlie Maxwell, L (6, PH) OBP: 0.314, SLG: 0.293 Milt Bolling, R (6, 6) OBP: 0.333, SLG: 0.359	K		1B, 1B, BB	K, 1-2, 2-3, 3-H	SH1-4, 1-2	G3, 1-2						1 1 1	1 0 0	0 0 0	1 0 0	1 0 0	1 1 0	1 2 1
Leo Kiely, L (1, 1) OBP: 0.196, SLG: 0.250 Tom Hurd, R (5, 1) Mickey Owen, R (6, PH) OBP: 0.297, SLG: 0.323 Tom Brewer, R (6, 1) OBP: 0.319, SLG: 0.370 Sid Hudson, R (9, 1) OBP: 0.167, SLG: 0.167	K		E, 1B, FC4-6, 1-2	2-H, 3-H, 1B, 2B	K	L7						2 0 1 1 1	1 0 1 0 0	1 0 1 0 0	0 0 2 0 0	1 0 0 1 0	1 0 0 1 0	1 0 0 1 1
Inning Stats	R: 1 E: 0 K: 1 S: 7 H: 2 LOB: 1 BB: 0 P: 7	R: 0 E: 0 K: 2 S: 8 H: 1 LOB: 1 BB: 0 P: 8	R: 0 E: 0 K: 0 S: 3 H: 0 LOB: 0 BB: 0 P: 3	R: 0 E: 0 K: 0 S: 3 H: 0 LOB: 0 BB: 0 P: 3	R: 2 E: 1 K: 0 S: 5 H: 2 LOB: 1 BB: 1 P: 9	R: 4 E: 1 K: 1 S: 9 H: 3 LOB: 1 BB: 1 P: 13	R: 0 E: 0 K: 0 S: 2 H: 0 LOB: 0 BB: 1 P: 6	R: 1 E: 1 K: 2 S: 10 H: 2 LOB: 2 BB: 0 P: 10	R: 0 E: 0 K: 1 S: 5 H: 0 LOB: 0 BB: 0 P: 5	R: 0 E: 0 K: 0 S: 4 H: 1 LOB: 1 BB: 0 P: 4	R: 1 E: 0 K: 0 S: 5 H: 2 LOB: 2 BB: 1 P: 9	1B: 10 2B: 3 3B: 0 HR: 0	SF: 0 SAC: 2 DP: 0 HBP: 0			WP: 0 PB: 0 SB: 0 CS: 0	PA: 51	

PITCHER		IP	WLS	BF	H	R	ER	SO	BB	IBB	HBP	BLK	WP	HR	S	P	ERA	WHIP
Mickey McDermott, L ERA: 3.76	(1, 1)	5.0		23	6	5	2	3	1	0	0	0	0	0	28	32	3.60	1.400
Camilo Pascual, R ERA: 4.88	(6, 1)	0.2		5	2	2	0	1	0	1	0	1	0	0	6	10	0.00	3.000
Bunky Stewart, L ERA: 7.81	(6, 1)	0.1		1	0	0	0	0	0	0	0	0	0	0	1	1	0.00	0.000
Spec Shea, R ERA: 6.98	(7, 1)	1.0		3	0	0	0	0	1	0	0	0	0	0	2	6	0.00	1.000
Gus Keriazakos, R ERA: 3.27	(8, 1)	2.0		9	2	1	1	3	0	0	0	0	0	0	15	15	4.50	1.000

PITCHER		IP	WLS	BF	H	R	ER	SO	BB	IBB	HBP	BLK	WP	HR	S	P	ERA	WHIP
Connie Marrero, R ERA: 4.55	(10, 1)	2.0	L	10	3	1	1	0	1	0	0	0	0	0	9	13	4.50	2.000

TOP

Boston Red Sox @ Washington Senators

Griffith Stadium, Washington, DC

Wed Aug 18 1954, 3:33 AM EDT

Att. 4,840 - Unknown

livebaseballscorecards.com

AB	45
R	9
H	13
RBI	8
BB	4
SO	7
LOB	20

Batter	1	2	3	4	5	6	7	8	9	10	11	AB	R	H	RBI	BB	SO	LOB
Eddie Yost, R (1, 5) OBP: 0.414, SLG: 0.407	BBBB 4-0 FC1-6 E BB		x 0-0 BB E 1-3 1B		x 0-0 ① 5-3 1-2	BBBB 4-0 FC4-6 1-2 BB		x 0-0 ① F7	x 0-0 ③ FC6-4 1-2f			4	0	1	0	2	0	2
Pete Runnels, L (1, 6) OBP: 0.373, SLG: 0.408	x 0-0 FC1 FC1-6 1-2		x 0-0 FC1 BB 1-2 3-H		x 0-0 1B 1B 1B 2-H	x 0-0 ② FC4-6 1-2f 2-3		x 0-0 ② 5-3		BBBB 4-0 FC5-6 BB		5	1	1	2	1	0	4
Mickey Vernon, L (1, 3) OBP: 0.366, SLG: 0.520	x 0-0 ① FC1-6 G4-6-3 1-2f 2-3		x 0-0 ② F9		x 0-0 BB 1B 1-3 1B	x 0-0 ③ 1-3		x 0-0 ③ F9		x 0-0 ① FC5-6 1-2f 2B		6	1	1	0	0	0	7
Jim Busby, R (1, 8) OBP: 0.341, SLG: 0.397	x 0-0 ② ③ G4-6-3 1-2f		BBBB 4-0 1-2 2-3 BB		BBBB 4-0 FC 1B 1-2 BB		x 0-0 ① 6-3		x 0-0 3B 2B	x 0-0 ② F3		4	1	1	0	2	0	3
Roy Sievers, R (1, 7) OBP: 0.345, SLG: 0.464		x 0-0 ① F3	x 0-0 ③ F8		x 0-0 FC 1-2 2-H 3-H 1B		x 0-0 2B 2B		x 0-0 SF7 2-H 3B	x 0-0 ③ 1-H 2B		6	2	4	3	0	0	3
Tom Umphlett, R (1, 9) OBP: 0.265, SLG: 0.294 Tom Wright, L (5, PH) OBP: 0.327, SLG: 0.346 (6, 9)	x 0-0 ② 6-3	x 0-0 ① F2	x 0-0 FC G4-6-3 1-2 2-3				x 0-0 5-3 2-H 2B		x 0-0 ① 1-3		x 0-0 1B	2 4	0 0	0 2	0 1	0 0	0 0	0 3
Joe Tipton, R (1, 2) OBP: 0.344, SLG: 0.308 Jerry Snyder, R (9, PR) OBP: 0.271, SLG: 0.241 Bob Oldis, R (10, 2) OBP: 0.348, SLG: 0.364	x 0-0 ③ 5-3	x 0-0 ② F9	x 0-0 ② ③ G4-6-3 1-2f				x 0-0 ② 5-3 2-3		x 0-0 SF7 1B 1B	S S S 0-3 ① K		5 0 1	0 1 0	1 0 0	0 0 0	0 0 0	0 0 1	4 0 1
Wayne Terwilliger, R (1, 4) OBP: 0.276, SLG: 0.272		x 0-0 ① 6-3	x 0-0 ③ 1B	H 1-0 FC4-6 BB HBP		x 0-0 E3		x 0-0 ② SF7 1-2 3-H		x 0-0 ② F8		4	0	1	1	0	0	2
Mickey McDermott, L (1, 1) 1961: 1.29 IN 1 1/3G Camilo Pascual, R (8, 1) 1961: 0-0, ERA: 0.00 Bunky Stewart, L (8, 1) Johnny Pesky, L (8, PH) 1961: 0-0, ERA: 0.00 Spec Shea, R (7, 1) Ed Fitz Gerald, R (7, PH) 1961: 0-0, ERA: 0.00 Gus Keriazakos, R (9, 1) Clyde Vollmer, R (9, PH) 1961: 0-0, ERA: 0.00 Connie Marrero, R (10, 1) Harmon Killebrew, R (11, PH)			x 0-0 1B FC1 1B		x 0-0 5-3 1B 1B	x 0-0 ① P6	x 0-0 ③ 4-3		x 0-0 FC6-4 2-H 1B		x 0-0 4-3	2 0 0 1 0 1 0 0 1	2 0 0 0 1 0 1 0 0	2 0 0 0 0 0 0 1 0	0 0 0 0 0 1 0 1 0	0 0 0 0 0 0 0 0 0	0 0 0 0 1 0 2 0 1	0 0 0 0 1 0 0 0 1
Inning Stats	R: 0 E: 1 K: 0 S: 3 H: 0 LOB: 1 BB: 1 P: 7	R: 0 E: 0 K: 0 S: 3 H: 0 LOB: 0 BB: 0 P: 3	R: 1 E: 1 K: 0 S: 6 H: 2 LOB: 3 BB: 1 P: 10	R: 0 E: 0 K: 0 S: 3 H: 1 LOB: 1 BB: 0 P: 3	R: 3 E: 0 K: 0 S: 7 H: 4 LOB: 2 BB: 1 P: 11	R: 0 E: 0 K: 0 S: 3 H: 0 LOB: 2 BB: 1 P: 8	R: 1 E: 1 K: 0 S: 6 H: 2 LOB: 2 BB: 0 P: 6	R: 0 E: 0 K: 0 S: 3 H: 0 LOB: 0 BB: 0 P: 3	R: 3 E: 0 K: 0 S: 7 H: 4 LOB: 1 BB: 0 P: 7	R: 0 E: 0 K: 0 S: 3 H: 1 LOB: 2 BB: 1 P: 7	R: 0 E: 0 K: 1 S: 6 H: 1 LOB: 1 BB: 0 P: 6	1B: 10 2B: 4 3B: 1 HR: 0	SF: 1 SAC: 0 DP: 2 HBP: 1					

PITCHER		IP	WLS	BF	H	R	ER	SO	BB	IBB	HBP	BLK	WP	HR	S	P	ERA	WHIP
Leo Kiely, L ERA: 3.61	(1, 1)	4.1		21	6	4	4	0	2	0	0	0	0	0	19	27	8.31	1.846
Tom Hurd, R ERA: 5.06	(5, 1)	0.2		4	1	0	0	0	1	0	0	0	0	0	3	7	0.00	3.000
Tom Brewer, R ERA: 4.57	(6, 1)	3.0		16	4	3	3	0	1	0	1	0	0	0	14	19	9.00	1.667
Sid Hudson, R ERA: 4.14	(9, 1)	3.0	W	13	4	1	1	1	1	0	0	0	0	0	14	18	3.00	1.667

PITCHER	IP	WLS	BF	H	R	ER	SO	BB	IBB	HBP	BLK	WP	HR	S	P	ERA	WHIP

BOTTOM

Boston Red Sox @ Washington Senators

Griffith Stadium, Washington, DC

Wed Aug 18 1954, 3:33 AM EDT

Att. 4,840 - Unknown

livebaseballscorecards.com

AB	47
R	8
H	15
RBI	8
BB	5
SO	1
LOB	33

WP: 0 PB: 0 SB: 0 CS: 0 PA: 54

Boston Red Sox @ Washington Senators

Griffith Stadium, Washington, DC

Thu Aug 19 1954, 3:33 AM EDT

Att. 3,782 - Unknown

TOP

livebaseballscorecards.com

Batter	1	2	3	4	5	6	7	8	9	AB	R	H	RBI	BB	SO	LOB
Billy Goodman, L (1, 4) OBP: 0.354, SLG: 0.372	0-0 BB 1B 1B	0-3 K 1-2		0-0 E BB 1B		0-0 F9 BB 1B 1B	0-0 6-3 2-3		0-0 1-3	6	2	3	0	0	1	2
Ted Williams, L (1, 7) OBP: 0.510, SLG: 0.643 Don Lenhardt, R (9, 7) OBP: 0.295, SLG: 0.398	BBBB 4-0 1B 1-2 2B BB		0-0 1B E 1B	BBBB 4-0 E 1-2 BB		BBBB 4-0 1B 1-2 HR BB	BBBB 4-0 FC6-4 BB		0-0 1B FC1-2 2B	2 0	3 0	2 0	0 0	4 0	0 0	0 0
Sam Mele, R (1, 3) OBP: 0.294, SLG: 0.374 Harry Agganis, L (9, PH) OBP: 0.324, SLG: 0.412 (9, 3)	0-0 F9	0-0 F5	0-0 E5 G6-4-3 1-2 2-3	0-0 FC6-4 1-2f		0-0 F9 2-3			0-0 FC1-2 2-3 1B	5 1	0 0	0 1	0 0	0 0	0 0	9 0
Jackie Jensen, R (1, 8) OBP: 0.360, SLG: 0.487	0-0 1-2 2-H 2B 1B	0-0 E 1-2 SF8 1B	0-0 G6-4-3 1-2f			0-0 1-2 HR 3-H 1B		0-0 5-3	0-0 FC1-2 1-2 3-H	6	3	3	2	0	0	5
Karl Olson, R (1, 9) OBP: 0.320, SLG: 0.385	0-0 F8	0-0 E7 SF8 1-3 2-H			0-0 4-3	0-0 1-H 2-H HR		0-0 E 1B 1B	0-0 F8	6	2	2	3	0	0	5
Sammy White, R (1, 2) OBP: 0.314, SLG: 0.422	0-0 1-H 2-H 2B		IIII 4-0 FC5-4 IBB		0-0 6-3	0-0 F8		0-0 F9		4	0	1	2	1	0	1
Ted Lepcio, R (1, 5) OBP: 0.338, SLG: 0.404 Grady Hatton, L (7, 5) OBP: 0.370, SLG: 0.369	0-0 G3		0-0 SF8 2-3 3-H		BBBB 4-0 HBP BB	0-0 P5		0-0 E6 1-H 1B 1B		2 1	0 1	0 1	1 0	1 0	0 0	1 0
Billy Consolo, R (1, 6) OBP: 0.321, SLG: 0.287		0-0 CS 1B	0-0 FC5-4 1-2f		H 1-0 1-2 HBP		0-0 P3	0-0 2-H 1B		4	0	2	1	0	0	2
Mel Parnell, L (1, 1) OBP: 0.176, SLG: 0.133		0-0 P6		0-0 F8	0-0 F8		0-0 6-3 2B	0-0 P4		5	0	1	0	0	0	4

	AB	R	H	RBI	BB	SO	LOB
	42	11	16	9	6	1	29

Inning Stats																																
	R: 3	H: 3		R: 0	H: 1		R: 2	H: 2		R: 0	H: 1		R: 0	H: 0		R: 4	H: 3		R: 0	H: 1		R: 2	H: 3		R: 0	H: 2		1B: 12	SF: 1		WP: 0	PA: 50	
	E: 0	LOB: 1		E: 0	LOB: 1		E: 1	LOB: 2		E: 1	LOB: 2		E: 0	LOB: 2		E: 0	LOB: 0		E: 0	LOB: 2		E: 1	LOB: 1		E: 0	LOB: 2		2B: 4	SAC: 0		PB: 0		
	K: 0	BB: 1		K: 1	BB: 0		K: 0	BB: 1		K: 0	BB: 1		K: 0	BB: 1		K: 0	BB: 1		K: 0	BB: 1		K: 0	BB: 0		K: 0	BB: 0		3B: 0	DP: 2		SB: 0		
	S: 6	P: 10		S: 5	P: 5		S: 6	P: 10		S: 4	P: 8		S: 3	P: 8		S: 6	P: 10		S: 4	P: 8		S: 6	P: 6		S: 5	P: 5		HR: 1	HBP: 1		CS: 1		

PITCHER		IP	WLS	BF	H	R	ER	SO	BB	IBB	HBP	BLK	WP	HR	S	P	ERA	WHIP
Dean Stone, L ERA: 3.89	(1, 1)	2.2	L	16	6	5	3	1	1	1	0	0	0	0	16	24	10.12	2.625
Camilo Pascual, R ERA: 5.12	(3, 1)	3.1		18	4	4	4	0	3	0	1	0	0	1	14	27	10.80	2.100
Bunky Stewart, L ERA: 7.62	(7, 1)	1.0		5	1	0	0	0	1	0	0	0	0	0	4	8	0.00	2.000
Spec Shea, R ERA: 6.9	(8, 1)	2.0		11	5	2	1	0	0	0	0	0	0	0	11	11	4.50	2.500

PITCHER	IP	WLS	BF	H	R	ER	SO	BB	IBB	HBP	BLK	WP	HR	S	P	ERA	WHIP

BOTTOM

Boston Red Sox @ Washington Senators

Griffith Stadium, Washington, DC

Thu Aug 19 1954, 3:33 AM EDT

Att. 3,782 - Unknown

livebaseballscorecards.com

Batter	1	2	3	4	5	6	7	8	9	AB	R	H	RBI	BB	SO	LOB
Eddie Yost, R (1, 5) OBP: 0.415, SLG: 0.409	0-0 1B FC4-6 1B		0-0 F8 ②			0-0 1B 1B 1B	0-0 S 2-H 1B		0-0 F9 ②	5	2	3	1	0	0	1
Pete Runnels, L (1, 6) OBP: 0.376, SLG: 0.411	0-0 FC4-6 1-3 1B		0-3 K ③			0-0 1B 1-2 2B 1B	0-3 K 1-2 ②		0-0 2-H 1B	5	1	3	1	0	2	1
Mickey Vernon, L (1, 3) OBP: 0.364, SLG: 0.516	0-3 K ①			0-0 F7 ①		0-0 2B 1-3 2-H 1B	0-0 6-3 ③		0-3 K ③	5	0	1	1	0	2	4
Jim Busby, R (1, 8) OBP: 0.342, SLG: 0.400	0-0 FC4-6 1-2f 3-H ②			0-3 K ②		0-0 1-3 3-H 2B		0-0 F8 1B		4	0	2	2	0	1	1
Roy Sievers, R (1, 7) OBP: 0.342, SLG: 0.459	0-0 F9 ③			0-0 F8 ③		0-0 P6 ②		0-0 F8 1-2 ①		4	0	0	0	0	0	4
Tom Umphlett, R (1, 9) OBP: 0.264, SLG: 0.293		0-3 K ①			0-0 F3 ①	0-0 L7 ③		0-0 G6-4-3 1B		4	0	1	0	0	1	2
Ed Fitz Gerald, R (1, 2) OBP: 0.340, SLG: 0.377		0-0 4-3 ②			0-0 5-3 ②		0-0 2B 3B	0-0 G6-4-3 ② ③ 1-2f		4	1	1	0	0	0	2
Wayne Terwilliger, R (1, 4) OBP: 0.278, SLG: 0.276		0-0 5-3 ③			0-0 6-3 ③		0-0 1B 3-H 2B		B B B B 4-0 S 1B BB	3	2	1	1	1	0	0
Dean Stone, L (1, 1) OBP: 0.185, SLG: 0.189			0-0 4-3 ①			0-0 6-3 ①	0-0 F8 ①		0-0 L8 1-2 ①	0	0	0	0	0	0	0
Camilo Pascual, R (3, 1) OBP: 0.105, SLG: 0.056										1	0	0	0	0	0	0
Harmon Killebrew, R (6, PH)										1	0	0	0	0	0	0
Bunky Stewart, L (7, 1)										0	0	0	0	0	0	0
Clyde Vollmer, R (7, PH) OBP: 0.286, SLG: 0.327										1	0	0	0	0	0	1
Spec Shea, R (8, 1)										0	0	0	0	0	0	0
Jerry Snyder, R (9, PH) OBP: 0.267, SLG: 0.236										1	0	0	0	0	0	1
Inning Stats	R: 1 E: 0 K: 1 S: 7 H: 2 LOB: 1 BB: 0 P: 7	R: 0 E: 0 K: 1 S: 5 H: 0 LOB: 0 BB: 0 P: 5	R: 0 E: 0 K: 1 S: 5 H: 0 LOB: 0 BB: 0 P: 5	R: 0 E: 0 K: 1 S: 5 H: 0 LOB: 0 BB: 0 P: 5	R: 0 E: 0 K: 0 S: 3 H: 0 LOB: 0 BB: 0 P: 3	R: 2 E: 0 K: 0 S: 7 H: 4 LOB: 2 BB: 0 P: 7	R: 2 E: 0 K: 1 S: 8 H: 3 LOB: 1 BB: 0 P: 8	R: 0 E: 0 K: 0 S: 4 H: 2 LOB: 1 BB: 0 P: 4	R: 1 E: 0 K: 1 S: 6 H: 1 LOB: 1 BB: 1 P: 10	1B: 9 2B: 2 3B: 1 HR: 0	SF: 0 SAC: 0 DP: 1 HBP: 0						

	AB	38
	R	6
	H	12
	RBI	6
	BB	1
	SO	6
	LOB	17

WP: 0 PB: 0 SB: 2 CS: 0 PA: 39

PITCHER		IP	WLS	BF	H	R	ER	SO	BB	IBB	HBP	BLK	WP	HR	S	P	ERA	WHIP
Mel Parnell, L ERA: 3.98	(1, 1)	9.0	W	39	12	6	6	6	1	0	0	0	0	0	50	54	6.00	1.444

PITCHER	IP	WLS	BF	H	R	ER	SO	BB	IBB	HBP	BLK	WP	HR	S	P	ERA	WHIP

Batter	1	2	3	4	5	6	7	8	9	AB	R	H	RBI	BB	SO	LOB
Bill Skowron, R (1, 5) OBP: 0.403, SLG: 0.623	K		HR		1B			F7		4	1	2	1	0	1	0
Joe Collins, L (1, 3) OBP: 0.366, SLG: 0.459	K		K		G3-6 1-2f			L6		4	0	0	0	0	2	1
Mickey Mantle, S (1, 8) OBP: 0.413, SLG: 0.582	FC6 1B			FC3 FC1 1B		F8			BBBB G4-6-3 BB	3	1	2	0	1	0	0
Yogi Berra, L (1, 2) OBP: 0.361, SLG: 0.481	FC6 1-2f			FC3 E FC1 1-3 4-3		F3			F2	4	1	0	0	0	0	3
Irv Noren, L (1, 9) OBP: 0.380, SLG: 0.501		4-3		FC1 CS 4-3 1-3 3-H		L5			G4-6-3 1-2f	4	0	0	0	0	0	2
Gene Woodling, L (1, 7) OBP: 0.359, SLG: 0.351		K		4-3 1-2 3-H			F3			3	0	0	1	0	1	1
Jerry Coleman, R (1, 4) OBP: 0.296, SLG: 0.300		5-3		F3			5-3			3	0	0	0	0	0	1
Willy Miranda, S (1, 6) OBP: 0.306, SLG: 0.381			K	BBBB BB			4-3			2	0	0	0	1	1	0
Bob Grim, R (1, 1) OBP: 0.196, SLG: 0.222			F5	CS 2-3	5-3			F8		3	0	0	0	0	0	0

TOP

New York Yankees @ Boston Red Sox

Fenway Park, Boston, MA

Fri Aug 20 1954, 3:33 AM EDT

Att. 30,174 - Unknown

livebaseballscorecards.com

AB	30
R	3
H	4
RBI	2
BB	2
SO	5
LOB	8

Inning Stats	1	2	3	4	5	6	7	8	9	1B	SF	WP	PA
R	0	0	1	2	0	0	0	0	0	3	0	0	33
E	0	0	0	2	0	0	0	0	0	2B 0	SAC 0	PB 0	
K	2	1	2	0	0	0	0	0	0	3B 0	DP 2	SB 0	
S	8	5	8	5	3	3	3	3	2	HR 1	HBP 0	CS 1	
H	1	0	1	1	1	0	0	0	0				
LOB	1	0	0	1	0	0	0	0	1				
BB	0	0	0	1	0	0	0	0	1				
P	8	5	8	9	3	3	3	3	6				

PITCHER		IP	WLS	BF	H	R	ER	SO	BB	IBB	HBP	BLK	WP	HR	S	P	ERA	WHIP
Willard Nixon, R ERA: 4.06	(1, 1)	8.0	W	29	4	3	1	5	1	0	0	0	0	1	38	42	1.12	0.625
Sid Hudson, R ERA: 4.07	(9, 1)	1.0	S	3	0	0	0	0	1	0	0	0	0	0	2	6	0.00	1.000

PITCHER		IP	WLS	BF	H	R	ER	SO	BB	IBB	HBP	BLK	WP	HR	S	P	ERA	WHIP

Batter	1	2	3	4	5	6	7	8	9	AB	R	H	RBI	BB	SO	LOB
Billy Goodman, L (1, 4) OBP: 0.353, SLG: 0.371	G4-6-3 1B 1B		4-3		4-3		G4-6-3 1-2f			4	0	1	0	0	0	1
Ted Williams, L (1, 7) OBP: 0.515, SLG: 0.651	G4-6-3 1-2 1B		BBBB FC5-4 BB		1B 5-3 1B		2B 2B			3	1	3	0	1	0	0
Jackie Jensen, R (1, 8) OBP: 0.359, SLG: 0.484	G4-6-3 1-2f 2-3		FC5-4 1-2f		5-3 1-2		BBBB 2B BB			3	1	0	0	1	0	4
Harry Agganis, L (1, 3) OBP: 0.326, SLG: 0.416	SSS K		SSS K		FC5-4 2-3 1B		1-H 2-H 2B			4	0	2	2	0	2	2
Karl Olson, R (1, 9) OBP: 0.318, SLG: 0.382		E SF8 1B	F8		FC5-4 1-2f		L4			4	1	1	0	0	0	3
Grady Hatton, L (1, 5) OBP: 0.368, SLG: 0.367		E8 1-3	F2			4-3		5-3 2B 1B		4	1	1	0	0	0	1
Sammy White, R (1, 2) OBP: 0.313, SLG: 0.420		SF8 3-H	BBBB BB BB			SSS K		5-3 1-2		2	0	0	1	1	1	1
Billy Consolo, R (1, 6) OBP: 0.320, SLG: 0.282		E6 G6-4-3	BBBB 1-2 BB			F7		F8		3	0	0	0	1	0	2
Willard Nixon, L (1, 1) OBP: 0.322, SLG: 0.296 Sid Hudson, R (9, 1) OBP: 0.167, SLG: 0.167		G6-4-3 1-2f	SSS K				G4-6-3 1B	2-H 2B		4 0	0 0	2 0	1 0	0 0	1 0	4 0
Inning Stats	R: 0 H: 2 E: 0 LOB: 1 K: 1 BB: 0 S: 6 P: 6	R: 1 H: 1 E: 2 LOB: 1 K: 0 BB: 0 S: 5 P: 5	R: 0 H: 0 E: 0 LOB: 1 K: 1 BB: 1 S: 5 P: 9	R: 0 H: 0 E: 0 LOB: 2 K: 1 BB: 2 S: 5 P: 13	R: 0 H: 2 E: 0 LOB: 2 K: 0 BB: 0 S: 5 P: 5	R: 0 H: 0 E: 0 LOB: 0 K: 1 BB: 0 S: 5 P: 5	R: 2 H: 3 E: 0 LOB: 1 K: 0 BB: 1 S: 5 P: 9	R: 1 H: 2 E: 0 LOB: 1 K: 0 BB: 0 S: 4 P: 4		1B: 7 SF: 1 2B: 3 SAC: 0 3B: 0 DP: 3 HR: 0 HBP: 0						

PITCHER	IP	WLS	BF	H	R	ER	SO	BB	IBB	HBP	BLK	WP	HR	S	P	ERA	WHIP
Bob Grim, R (1, 1) ERA: 3.34	8.0	L	36	10	4	3	4	4	0	0	0	0	0	40	56	3.38	1.750

PITCHER	IP	WLS	BF	H	R	ER	SO	BB	IBB	HBP	BLK	WP	HR	S	P	ERA	WHIP

BOTTOM

New York Yankees @ Boston Red Sox

Fenway Park, Boston, MA

Fri Aug 20 1954, 3:33 AM EDT

Att. 30,174 - Unknown

livebaseballscorecards.com

AB	31
R	4
H	10
RBI	4
BB	4
SO	4
LOB	18

New York Yankees @ Boston Red Sox

Fenway Park, Boston, MA

Sat Aug 21 1954, 3:33 AM EDT

Att. 25,003 - Unknown

TOP

livebaseballscorecards.com

Batter	1	2	3	4	5	6	7	8	9	10	11	12	AB	R	H	RBI	BB	SO	LOB
Irv Noren, L (1, 9) OBP: 0.379, SLG: 0.501	4-3		1B		1-3 2B		F9		K		5-3		6	0	2	0	0	1	1
Joe Collins, L (1, 3) OBP: 0.368, SLG: 0.463	2B		K		P5			BB 1B	P1		BB 1B		6	2	3	0	0	1	3
Mickey Mantle, S (1, 8) OBP: 0.412, SLG: 0.580	2-H 2B		K			K		F8	4-3		1-2 BB		5	0	1	1	1	2	2
Yogi Berra, L (1, 2) OBP: 0.361, SLG: 0.478 Charles Silvera, R (10, 2) OBP: 0.342, SLG: 0.265	F9			F3		BB		1B 1-2 2B BB		K	F9		3 1	1 0	0 0	0 0	2 0	1 0	1 2
Bill Skowron, R (1, 5) OBP: 0.400, SLG: 0.613 Andy Carey, R (8, 5) OBP: 0.362, SLG: 0.418	F8			6-3		F9		2B 1-2 2-H HR 1B		1B 1B		SF8 3B	4 2	1 2	1 2	1 0	0 0	0 0	2 0
Gene Woodling, L (1, 7) OBP: 0.358, SLG: 0.352 Bob Cerv, R (12, 7) OBP: 0.268, SLG: 0.404		F8		K		4-3		1-3 2-H HR 2B		1B 1-2 E BB		K	5 0	2 0	1 0	1 0	1 0	2 0	2 0
Jerry Coleman, R (1, 4) OBP: 0.298, SLG: 0.301 Eddie Robinson, L (7, PH) OBP: 0.336, SLG: 0.356 Ralph Branca, R (7, 1) OBP: 0.421, SLG: 0.412 Hank Bauer, R (8, PH) OBP: 0.374, SLG: 0.491 Johnny Sain, R (8, 1) OBP: 0.389, SLG: 0.313 Whitey Ford, L (10, 1) OBP: 0.268, SLG: 0.188	6-3		1B			F3		2-H 3-H HR		F3		SF8 3-H	2 1 0 1 1 0 0	0 0 0 1 1 0 0	1 0 0 3 1 0 1	0 0 0 0 0 0 0	0 0 0 0 0 0 0	0 0 0 0 0 2 0	0 0 0 0 0 0 0
Willy Miranda, S (1, 6) OBP: 0.321, SLG: 0.391 (7, 4)	F7		2B 1B					6-3	4-3	E1 CS 1-H 2-H 1B		WP 1B	6	0	3	1	0	0	0
Tom Morgan, R (1, 1) OBP: 0.162, SLG: 0.250 Allie Reynolds, R (6, 1) OBP: 0.205, SLG: 0.209 Enos Slaughter, L (7, PH) OBP: 0.394, SLG: 0.346 Phil Rizzuto, R (7, 6) OBP: 0.304, SLG: 0.258			6-3		K			BB	5-3		CS 1-2	F2 P6 1-2	2 0 0 3	0 0 0 0	0 0 0 0	0 0 1 0	0 0 0 0	1 0 0 1	1 0 0 1
Inning Stats	R: 1 E: 0 K: 0 S: 5 H: 2 LOB: 1 BB: 0 P: 5	R: 0 E: 0 K: 0 S: 3 H: 0 LOB: 0 BB: 0 P: 3	R: 0 E: 0 K: 2 S: 8 H: 1 LOB: 1 BB: 0 P: 8	R: 0 E: 0 K: 1 S: 5 H: 0 LOB: 0 BB: 0 P: 5	R: 0 E: 0 K: 1 S: 7 H: 3 LOB: 2 BB: 0 P: 7	R: 0 E: 0 K: 1 S: 5 H: 0 LOB: 1 BB: 1 P: 9	R: 0 E: 0 K: 0 S: 3 H: 0 LOB: 1 BB: 1 P: 7	R: 5 E: 0 K: 0 S: 7 H: 4 LOB: 0 BB: 1 P: 11	R: 0 E: 0 K: 1 S: 5 H: 0 LOB: 0 BB: 0 P: 5	R: 2 E: 1 K: 1 S: 6 H: 2 LOB: 0 BB: 1 P: 10	R: 0 E: 0 K: 0 S: 4 H: 1 LOB: 2 BB: 1 P: 8	R: 1 E: 0 K: 1 S: 7 H: 2 LOB: 1 BB: 0 P: 7	1B: 9 2B: 4 3B: 1 HR: 1	SF: 1 SAC: 0 DP: 0 HBP: 0	WP: 1 PB: 0 SB: 0 CS: 1	PA: 55

	AB	48
	R	9
	H	15
	RBI	8
	BB	5
	SO	8
	LOB	17

PITCHER		IP	WLS	BF	H	R	ER	SO	BB	IBB	HBP	BLK	WP	HR	S	P	ERA	WHIP
Ellis Kinder, R ERA: 3.55	(1, 1)	7.1		33	9	5	5	5	3	0	0	0	0	0	40	52	6.14	1.636
Sid Hudson, R ERA: 4.18	(8, 1)	0.2		3	1	1	1	0	0	0	0	0	0	1	3	3	13.50	1.500
Leo Kiely, L ERA: 3.58	(9, 1)	0.2		2	0	0	0	1	0	0	0	0	0	0	4	4	0.00	0.000
Russ Kemmerer, R ERA: 4.07	(9, 1)	3.1	W	16	5	3	2	2	2	0	0	0	1	0	18	26	5.40	2.100

PITCHER	IP	WLS	BF	H	R	ER	SO	BB	IBB	HBP	BLK	WP	HR	S	P	ERA	WHIP

New York Yankees @ Boston Red Sox

Fenway Park, Boston, MA

Sat Aug 21 1954, 3:33 AM EDT

Att. 25,003 - Unknown

livebaseballscorecards.com

Batter	1	2	3	4	5	6	7	8	9	10	11	12	AB	R	H	RBI	BB	SO	LOB
Billy Goodman, L (1, 4) OBP: 0.355, SLG: 0.371	BB		FC3-6 P3 1B 1-2f		3B 2B	4-3			5-3	BB		L1 1B 1-2 2-H 3-H	5	2	1	0	2	0	4
Ted Williams, L (1, 7) OBP: 0.516, SLG: 0.646	K		P3 1-2		3B IBB		SH1-4 SF8 BB		3B BB	K			2	2	0	0	3	1	2
Jim Piersall, R (9, PR) OBP: 0.339, SLG: 0.393													0	1	0	0	0	0	0
Don Lenhardt, R (10, 7) OBP: 0.299, SLG: 0.400													2	0	1	2	0	1	1
Jackie Jensen, R (1, 8) OBP: 0.361, SLG: 0.488	L6		FC3-6 2-H 1B		1-H 2-H 2B 3B		SF8 SH1-4 1-2 BB		F8		K		5	1	2	3	1	1	2
Harry Agganis, L (1, 3) OBP: 0.324, SLG: 0.418	F8		FC3-6 1-2f		L4		SH1-4 1-2 2-3		3B 1-H		1-3		5	0	1	1	0	0	3
Karl Olson, R (1, 9) OBP: 0.309, SLG: 0.372		F8		F8	F9		SF8 2-3 3-H		1-3		6-3		5	0	0	1	0	0	3
Grady Hatton, L (1, 5) OBP: 0.376, SLG: 0.380		FC5-4 1B		FC5-4 1B	3-H 2B		P6			HR 1B		K	5	1	4	1	0	0	1
Ted Lepcio, R (12, PH) OBP: 0.338, SLG: 0.403													1	0	0	0	0	1	0
Sammy White, R (1, 2) OBP: 0.314, SLG: 0.427		FC5-4 1-2f		FC5-4 1B 1-2f	5-6-3			L6		1-H HR		BB BB 1B	6	2	2	2	0	0	3
Billy Consolo, R (1, 6) OBP: 0.320, SLG: 0.280		B2-3		1-3 1B		F2		K		K	K	BB 1B 1-2 BB	5	1	1	0	1	2	1
Ellis Kinder, R (1, 1) OBP: 0.208, SLG: 0.217													2	0	0	0	1	0	2
Sid Hudson, R (8, 1) OBP: 0.161, SLG: 0.167													0	0	0	0	0	0	0
Sam Mele, R (8, PH) OBP: 0.293, SLG: 0.373													1	0	0	0	0	1	0
Leo Kiely, L (9, 1) OBP: 0.196, SLG: 0.250													0	0	0	0	0	0	0
Russ Kemmerer, R (9, 1) OBP: 0.200, SLG: 0.077													1	0	0	0	0	1	0
Mickey Owen, R (12, PH) OBP: 0.307, SLG: 0.323													0	0	0	0	1	0	0
Tom Brewer, R (12, PR) OBP: 0.319, SLG: 0.370			BB FC3-6	1-3		6-3						1B BB 1-2 2-3	0	0	0	0	0	0	0
Inning Stats	R: 0 E: 0 K: 1 S: 5 H: 0 LOB: 1 BB: 1 P: 9	R: 0 E: 0 K: 0 S: 4 H: 1 LOB: 1 BB: 0 P: 4	R: 1 E: 0 K: 0 S: 4 H: 1 LOB: 1 BB: 1 P: 8	R: 0 E: 0 K: 0 S: 5 H: 2 LOB: 2 BB: 0 P: 5	R: 3 E: 0 K: 0 S: 6 H: 3 LOB: 1 BB: 1 P: 10	R: 0 E: 0 K: 0 S: 3 H: 0 LOB: 0 BB: 0 P: 3	R: 1 E: 0 K: 0 S: 3 H: 0 LOB: 1 BB: 2 P: 11	R: 0 E: 0 K: 2 S: 7 H: 0 LOB: 0 BB: 0 P: 7	R: 1 E: 0 K: 0 S: 4 H: 1 LOB: 2 BB: 1 P: 8	R: 2 E: 0 K: 3 S: 11 H: 2 LOB: 1 BB: 1 P: 15	R: 0 E: 0 K: 1 S: 5 H: 0 LOB: 0 BB: 0 P: 5	R: 2 E: 0 K: 1 S: 6 H: 2 LOB: 2 BB: 2 P: 14	1B: 7 2B: 2 3B: 2 HR: 1	SF: 1 SAC: 1 DP: 0 HBP: 0	WP: 0 PB: 0 SB: 0 CS: 0	PA: 56			

PITCHER	IP	WLS	BF	H	R	ER	SO	BB	IBB	HBP	BLK	WP	HR	S	P	ERA	WHIP
Tom Morgan, R (1, 1) ERA: 3.75	5.0		25	7	4	4	1	2	1	0	0	0	0	24	36	7.20	1.800
Allie Reynolds, R (6, 1) ERA: 3.35	1.0		3	0	0	0	0	0	0	0	0	0	0	3	3	0.00	0.000
Ralph Branca, R (7, 1) ERA: 4.87	1.0		5	0	1	1	0	2	0	0	0	0	0	3	11	9.00	2.000
Johnny Sain, R (8, 1) ERA: 2.94	2.0		10	3	3	3	2	1	0	0	0	0	1	13	17	13.50	2.000
Whitey Ford, L (10, 1) ERA: 2.92	2.2	L	13	2	2	2	5	3	0	0	0	0	0	20	32	6.75	1.875

PITCHER	IP	WLS	BF	H	R	ER	SO	BB	IBB	HBP	BLK	WP	HR	S	P	ERA	WHIP

AB	45
R	10
H	12
RBI	10
BB	9
SO	8
LOB	22

Batter	1	2	3	4	5	6	7	8	9	AB	R	H	RBI	BB	SO	LOB
Andy Carey, R (1, 5) OBP: 0.363, SLG: 0.418	F7		FC5-4 E 1-2f		1B		E2 2-H 1B		K	5	0	2	0	0	1	2
Joe Collins, L (1, 3) OBP: 0.366, SLG: 0.457	BB		E3 1-3		F9		P4		F8	4	0	0	0	1	0	4
Mickey Mantle, S (1, 8) (8, 6) OBP: 0.410, SLG: 0.574	P6		4-3		F9		BB		3-1	4	0	0	0	1	0	5
Yogi Berra, L (1, 2) OBP: 0.359, SLG: 0.474	4-3			F3	4-3		F7			4	0	0	0	0	0	3
Enos Slaughter, L (1, 9) (8, 7) OBP: 0.408, SLG: 0.378		G6-4-3 1B		1B 1B	1B 2B		4-3			4	1	3	0	0	0	2
Irv Noren, L (1, 7) (8, 8) OBP: 0.378, SLG: 0.499		P4		K	F8			G5-4-3 1B		4	0	1	0	0	1	3
Jerry Coleman, R (1, 4) OBP: 0.301, SLG: 0.305		G6-4-3 1-2f		1-2 1B	2-H 1B			G5-4-3 1-2f		4	0	2	1	0	0	2
Willy Miranda, S (1, 6) Eddie Robinson, L (4, PH) Phil Rizzuto, R (4, 6) Hank Bauer, R (8, PH) (8, 9) OBP: 0.329, SLG: 0.391 OBP: 0.333, SLG: 0.352 OBP: 0.303, SLG: 0.257 OBP: 0.373, SLG: 0.490			BB CS	3-1	K			4-3		0 1 1 1	0 0 0 0	0 0 0 0	0 0 0 0	1 0 1 0	0 0 0 0	0 2 1 0
Harry Byrd, R (1, 1) Bob Cerv, R (7, PH) Allie Reynolds, R (7, 1) Bill Skowron, R (9, PH) OBP: 0.277, SLG: 0.209 OBP: 0.281, SLG: 0.434 OBP: 0.205, SLG: 0.209 OBP: 0.403, SLG: 0.622			BB FC5-4 1-2		K	E 2B		2B		1 1 0 1	0 1 0 0	0 1 0 1	0 0 0 0	1 0 0 0	1 0 0 0	0 0 0 0

Inning Stats										
	R: 0 E: 0 K: 0 S: 3	H: 0 LOB: 1 BB: 1 P: 7	R: 0 E: 0 K: 0 S: 3	H: 1 LOB: 0 BB: 0 P: 3	R: 0 E: 1 K: 0 S: 3	H: 0 LOB: 2 BB: 2 P: 11	R: 0 E: 0 K: 1 S: 7	H: 2 LOB: 2 BB: 0 P: 7	R: 0 E: 0 K: 1 S: 6	H: 1 LOB: 1 BB: 0 P: 6
	R: 1 E: 0 K: 1 S: 7	H: 2 LOB: 1 BB: 0 P: 7	R: 1 E: 1 K: 0 S: 5	H: 2 LOB: 2 BB: 1 P: 9	R: 0 E: 0 K: 0 S: 3	H: 1 LOB: 0 BB: 0 P: 3	R: 0 E: 0 K: 1 S: 6	H: 1 LOB: 1 BB: 0 P: 6	1B: 7 2B: 3 3B: 0 HR: 0	SF: 0 SAC: 0 DP: 2 HBP: 0	WP: 0 PB: 0 SB: 0 CS: 1	PA: 39

PITCHER	IP	WLS	BF	H	R	ER	SO	BB	IBB	HBP	BLK	WP	HR	S	P	ERA	WHIP
Frank Sullivan, R (1, 1) ERA: 2.94	9.0	W	39	10	2	1	4	4	0	0	0	0	0	43	59	1.00	1.556

PITCHER	IP	WLS	BF	H	R	ER	SO	BB	IBB	HBP	BLK	WP	HR	S	P	ERA	WHIP

TOP

New York Yankees @ Boston Red Sox

Fenway Park, Boston, MA

Sun Aug 22 1954, 3:33 AM EDT

Att. 30,046 - Unknown

livebaseballscorecards.com

AB	35
R	2
H	10
RBI	1
BB	4
SO	4
LOB	24

BOTTOM

New York Yankees @ Boston Red Sox

Fenway Park, Boston, MA

Sun Aug 22 1954, 3:33 AM EDT

Att. 30,046 - Unknown

livebaseballscorecards.com

Batter	1	2	3	4	5	6	7	8	9	AB	R	H	RBI	BB	SO	LOB
Billy Goodman, L (1, 4) OBP: 0.358, SLG: 0.373	BBBB 4-0 BB		x 0-0 HR 1B		x 0-0 1-2 2B 1B	x 0-0 ③ F3		x 0-0 ② F3		4	2	2	0	1	0	1
Ted Williams, L (1, 7) OBP: 0.520, SLG: 0.663	x 0-0 ① F3		x 0-0 1-H HR		x 0-0 1-H 2-H 2B		BBBB 4-0 SH3-4 BB 1B BB	x 0-0 1B		4	2	3	4	1	0	1
Jackie Jensen, R (1, 8) OBP: 0.362, SLG: 0.485 Charlie Maxwell, L (8, 8) OBP: 0.311, SLG: 0.290	x 0-0 ② P3		H 1-0 S HBP		x 0-0 ① F7		BBBB 4-0 1-2 SH3-4 1B BB	x 0-0 ③ F8		2 1	1 0	0 0	0 0	1 0	0 0	2 1
Harry Agganis, L (1, 3) OBP: 0.324, SLG: 0.416	x 0-0 ③ F8		BBBB 4-0 1-2 G6-4-3 BB		x 0-0 ② F5		x 0-0 ① SH3-4 1-2 2-3			2	0	0	0	1	0	2
Karl Olson, R (1, 9) OBP: 0.308, SLG: 0.366		x 0-0 E6	x 0-0 ② ③ G6-4-3 1-2f		x 0-0 ③ 5-3		BBBB 4-0 1B SF8 BB			3	1	0	0	1	0	3
Grady Hatton, L (1, 5) OBP: 0.378, SLG: 0.382		x 0-0 ① F8		x 0-0 G6-4-3 1B		x 0-0 ① F3	x 0-0 1-3 2-H 3-H 1B			4	0	2	2	0	0	1
Sammy White, R (1, 2) OBP: 0.313, SLG: 0.429		x 0-0 ② F9		x 0-0 ① ② G6-4-3 1-2f		x 0-0 1B E 2B	x 0-0 ② SF8 3-H			3	1	1	1	0	0	2
Billy Consolo, R (1, 6) OBP: 0.319, SLG: 0.280	SSS 0-3 ③ K			x 0-0 ③ F9		x 0-0 K 2-3 1B	SSS 0-3 ③ K			4	0	1	0	0	2	2
Frank Sullivan, R (1, 1) OBP: 0.211, SLG: 0.196			x 0-0 ① P6		x 0-0 1B 2B 1B	SSS 0-3 ② K 1-2 3-H		x 0-0 ① F8		4	1	1	0	0	1	1
Inning Stats	R: 0 H: 0 E: 0 LOB: 1 K: 0 BB: 1 S: 3 P: 7	R: 0 H: 0 E: 1 LOB: 1 K: 1 BB: 0 S: 6 P: 6	R: 2 H: 2 E: 0 LOB: 1 K: 0 BB: 1 S: 4 P: 9	R: 0 H: 1 E: 0 LOB: 0 K: 0 BB: 0 S: 3 P: 3	R: 2 H: 3 E: 0 LOB: 1 K: 0 BB: 0 S: 6 P: 6	R: 1 H: 2 E: 0 LOB: 1 K: 1 BB: 0 S: 7 P: 7	R: 3 H: 1 E: 0 LOB: 1 K: 1 BB: 3 S: 6 P: 18	R: 0 H: 1 E: 0 LOB: 1 K: 0 BB: 0 S: 4 P: 4		1B: 7 SF: 1 2B: 2 SAC: 1 3B: 0 DP: 2 HR: 1 HBP: 1						

	AB	31
	R	8
	H	10
	RBI	7
	BB	5
	SO	3
	LOB	16

WP: 0 PB: 0 SB: 1 CS: 0 PA: 39

PITCHER		IP	WLS	BF	H	R	ER	SO	BB	IBB	HBP	BLK	WP	HR	S	P	ERA	WHIP
Harry Byrd, R ERA: 3.04	(1, 1)	6.0	L	28	8	5	4	2	2	0	1	0	0	1	29	38	6.00	1.667
Allie Reynolds, R ERA: 3.5	(7, 1)	2.0		11	2	3	3	1	3	0	0	0	0	0	10	22	13.50	2.500

PITCHER	IP	WLS	BF	H	R	ER	SO	BB	IBB	HBP	BLK	WP	HR	S	P	ERA	WHIP

Detroit Tigers @ Boston Red Sox

Fenway Park, Boston, MA

Tue Aug 24 1954, 3:33 AM EDT

Att. 17,637 - Unknown

TOP

livebaseballscorecards.com

Batter	1	2	3	4	5	6	7	8	9	AB	R	H	RBI	BB	SO	LOB
Harvey Kuenn, R (1, 6) OBP: 0.323, SLG: 0.382	P4		SH, SH, 1B	F3			E6, CS	FC4, 1B		5	1	2	1	0	0	0
Red Wilson, R (1, 2) Fred Hatfield, L (8, PH) OBP: 0.377, SLG: 0.330 Frank House, L (8, 2) OBP: 0.298, SLG: 0.356	F2		SH, SF7		K		FC9-4, 1B	P5		3 1 0	1 0 0	1 0 0	0 0 0	0 0 0	1 0 0	0 2 0
Bob Nieman, R (1, 7) OBP: 0.333, SLG: 0.467	1B		SF7		2B		FC9-4, 1B	FC4		4	2	2	1	0	0	3
Ray Boone, R (1, 5) OBP: 0.385, SLG: 0.480	F8		1-3, 1B		1-H, 2B		1B		6-3	5	1	3	1	0	0	1
Walt Dropo, R (1, 3) OBP: 0.349, SLG: 0.399		5-3	1-3		F8		1B		1B	5	0	2	1	0	0	2
Al Kaline, R (1, 9) Jim Delsing, L (5, 8) OBP: 0.325, SLG: 0.338		HR	1B		L5-3		F9		1B	3 2	1 0	2 1	2 0	0 0	0 0	1 2
Hoot Evers, R (1, 8) (5, 9) OBP: 0.194, SLG: 0.254		K	K			F8		P2	P4	5	0	0	0	0	2	3
Frank Bolling, R (1, 4) OBP: 0.296, SLG: 0.329		F7		4-3		6-3		E, 2B	F9	5	1	1	0	0	0	2
Ned Garver, R (1, 1) Dick Marlowe, R (3, 1) OBP: 0.286, SLG: 0.308 Ray Herbert, R (4, 1) OBP: 0.294, SLG: 0.533 George Zuverink, R (9, 1) OBP: 0.140, SLG: 0.143			1B, SH, BB	K		4-3		E6, 1B		0 1 2 0	1 0 0 0	0 0 0 0	0 0 0 0	1 0 0 0	0 1 0 0	0 0 1 0
Inning Stats	R: 0 E: 0 K: 0 S: 4 H: 1 LOB: 1 BB: 0 P: 4	R: 1 E: 0 K: 1 S: 6 H: 1 LOB: 0 BB: 0 P: 6	R: 4 E: 1 K: 1 S: 9 H: 3 LOB: 1 BB: 1 P: 13	R: 0 E: 0 K: 1 S: 5 H: 0 LOB: 0 BB: 0 P: 5	R: 1 E: 0 K: 1 S: 7 H: 2 LOB: 1 BB: 0 P: 7	R: 0 E: 0 K: 0 S: 3 H: 0 LOB: 0 BB: 0 P: 3	R: 1 E: 1 K: 0 S: 6 H: 3 LOB: 2 BB: 0 P: 6	R: 1 E: 1 K: 0 S: 6 H: 2 LOB: 2 BB: 0 P: 6	R: 0 E: 0 K: 0 S: 5 H: 2 LOB: 2 BB: 0 P: 5	1B: 10 2B: 3 3B: 0 HR: 1 SF: 1 SAC: 1 DP: 0 HBP: 0	WP: 0 PB: 0 SB: 0 CS: 1 PA: 44					

	AB	41
	R	8
	H	14
	RBI	6
	BB	1
	SO	4
	LOB	17

PITCHER	IP	WLS	BF	H	R	ER	SO	BB	IBB	HBP	BLK	WP	HR	S	P	ERA	WHIP
Mel Parnell, L (1, 1) ERA: 4.37	2.1		13	4	5	3	1	1	0	0	0	0	1	14	18	11.57	2.143
Tom Brewer, R (3, 1) ERA: 4.56	4.1		19	6	2	2	3	0	0	0	0	0	0	25	25	4.15	1.385
Ellis Kinder, R (7, 1) ERA: 3.56	2.1	L	12	4	1	1	0	0	0	0	0	0	0	12	12	3.86	1.714

PITCHER	IP	WLS	BF	H	R	ER	SO	BB	IBB	HBP	BLK	WP	HR	S	P	ERA	WHIP

Batter	1	2	3	4	5	6	7	8	9	AB	R	H	RBI	BB	SO	LOB
Billy Goodman, L (1, 4) OBP: 0.358, SLG: 0.371	BBBB 4-0 BB 1B BB		x 0-0 ① F5	x 0-0 BB 1B 1-2 1B	SSS 0-3 ③ K			x 0-0 ① L7		4	2	1	0	1	1	0
Ted Williams, L (1, 7) OBP: 0.519, SLG: 0.657	x 0-0 ① F8		x 0-0 WP HR 1B	BBBB 4-0 1B BB 1-2 2-3 BB		x 0-0 ① F7		x 0-0 ② 4-1		4	2	1	0	1	0	1
Jackie Jensen, R (1, 8) OBP: 0.364, SLG: 0.492	BBBB 4-0 1B 1-2 BB		x 0-0 1-H HR	x 0-0 BB S 1-3 2-H 3-H 1B		x 0-0 ② 5-3		SSS 0-3 ③ K		4	1	2	4	1	1	0
Harry Agganis, L (1, 3) OBP: 0.328, SLG: 0.417	x 0-0 1-3 2-H 1B		x 0-0 E G3 1B	4-0 BB 1-2 IBB		x 0-0 ③ 6-3			x 0-0 ① F8	4	1	2	1	1	0	0
Karl Olson, R (1, 9) OBP: 0.310, SLG: 0.367	SSS 0-3 ② K		x 0-0 E9 G3 1-3 1B	SSS 0-3 ② K			SSS 0-3 ① K		x 0-0 3-1 1B 1B	5	0	2	0	0	3	5
Grady Hatton, L (1, 5) OBP: 0.378, SLG: 0.380	x 0-0 ③ F7		x 0-0 ② G3 2-3 3-H	BBBB 4-0 1-2 2-3 3-H BB			x 0-0 6-3 1B 1B		x 0-0 ② 3-1 1-2	4	0	1	2	1	0	4
Sammy White, R (1, 2) OBP: 0.317, SLG: 0.431		x 0-0 G6-4-3 1B	x 0-0 ③ F8	x 0-0 ③ 1-3			x 0-0 6-3 1-2 1B		x 0-0 ③ 2-H 1B	5	0	3	0	0	0	4
Billy Consolo, R (1, 6) OBP: 0.313, SLG: 0.274		x 0-0 ① ② G6-4-3 1-2f		SSS 0-3 ① K	x 0-0 ① L6		x 0-0 ② 6-3 1-2 2-3			4	0	0	0	0	1	3
Mel Parnell, L (1, 1) OBP: 0.167, SLG: 0.125 Tom Brewer, R (3, 1) OBP: 0.327, SLG: 0.375 Ellis Kinder, R (7, 1) OBP: 0.200, SLG: 0.208		x 0-0 ③ 6-3		x 0-0 BB 1B 1B	x 0-0 ② 6-3		x 0-0 ③ 6-3			1 2 1	0 1 0	0 1 0	0 0 0	0 0 0	0 0 0	0 0 2
Inning Stats	R: 1 H: 1 E: 0 LOB: 2 K: 1 BB: 2 S: 6 P: 14	R: 0 H: 1 E: 0 LOB: 0 K: 0 BB: 0 S: 3 P: 3	R: 3 H: 4 E: 1 LOB: 1 K: 0 BB: 0 S: 7 P: 7	R: 3 H: 3 E: 0 LOB: 3 K: 2 BB: 3 S: 10 P: 22	R: 0 H: 0 E: 0 LOB: 0 K: 1 BB: 0 S: 5 P: 5	R: 0 H: 0 E: 0 LOB: 0 K: 0 BB: 0 S: 3 P: 3	R: 0 H: 2 E: 0 LOB: 2 K: 1 BB: 0 S: 7 P: 7	R: 0 H: 0 E: 0 LOB: 0 K: 1 BB: 0 S: 5 P: 5	R: 0 H: 2 E: 0 LOB: 2 K: 0 BB: 0 S: 4 P: 4	1B: 12 SF: 0 2B: 0 SAC: 0 3B: 0 DP: 1 HR: 1 HBP: 0						WP: 1 PA: 43 PB: 0 SB: 1 CS: 0

PITCHER		IP	WLS	BF	H	R	ER	SO	BB	IBB	HBP	BLK	WP	HR	S	P	ERA	WHIP
Ned Garver, R ERA: 2.72	(1, 1)	2.1		13	5	4	4	1	2	0	0	0	1	1	13	21	15.43	3.000
Dick Marlowe, R ERA: 4.11	(3, 1)	1.0		7	3	3	3	1	1	0	0	0	0	0	8	12	27.00	4.000
Ray Herbert, R ERA: 5.9	(4, 1)	4.2	W	19	3	0	0	4	1	1	0	0	0	0	25	33	0.00	0.857
George Zuverink, R ERA: 3.44	(9, 1)	1.0	S	4	2	0	0	0	0	0	0	0	0	0	4	4	0.00	2.000

PITCHER	IP	WLS	BF	H	R	ER	SO	BB	IBB	HBP	BLK	WP	HR	S	P	ERA	WHIP

BOTTOM

Detroit Tigers @ Boston Red Sox

Fenway Park, Boston, MA

Tue Aug 24 1954, 3:33 AM EDT

Att. 17,637 - Unknown

livebaseballscorecards.com

AB	38
R	7
H	13
RBI	7
BB	5
SO	6
LOB	19

Batter	1	2	3	4	5	6	7	8	9	AB	R	H	RBI	BB	SO	LOB
Harvey Kuenn, R (1, 6) OBP: 0.326, SLG: 0.387	0-0 2B SF9 1B		0-0 CS 1-3 1B		0-0 1B 2B			0-0 ① F9		4	2	3	0	0	0	0
Fred Hatfield, L (1, 4) OBP: 0.388, SLG: 0.348	0-0 SF9 1-3 5-3 2B		0-0 ① 1-3 1-2		0-0 2-H 1B			H 1-0 E HBP		3	1	2	1	0	0	1
Bob Nieman, R (1, 7) OBP: 0.327, SLG: 0.459	0-0 ① SF9 2-3 3-H		S S S 0-3 ②③ K 2-3		0-0 ③ P4			0-0 ② F7		3	0	0	1	0	1	3
Ray Boone, R (1, 5) OBP: 0.384, SLG: 0.478	0-0 ② 5-3 3-H			0-0 G4-6-3 1B		0-0 ① 6-3		0-0 E6 1-2		4	0	1	1	0	0	1
Walt Dropo, R (1, 3) OBP: 0.346, SLG: 0.395	0-0 ③ P3			0-0 ①② G4-6-3 1-2f		0-0 ② F8		S S S 0-3 ③ K		3	0	0	0	0	0	1
Wayne Belardi, L (8, PH) OBP: 0.358, SLG: 0.467 (8, 3)										1	0	0	0	0	1	2
Jim Delsing, L (1, 8) OBP: 0.324, SLG: 0.337		0-0 ① 4-3		0-0 1B		0-0 ③ 1-3			0-0 ① 4-3	4	0	1	0	0	0	0
Hoot Evers, R (1, 9) OBP: 0.197, SLG: 0.254		0-0 ② L9	S S S 0-3 ③ K				0-0 ① L7		0-0 S 1B	4	0	1	0	0	1	1
Frank House, L (1, 2) OBP: 0.298, SLG: 0.354		0-0 E4 1B			0-0 ① P5		0-0 ② G3	S S S 0-3 ② K 1-2		4	0	1	0	0	1	1
Steve Gromek, S (1, 1) OBP: 0.236, SLG: 0.141		0-0 ③ 6-3			0-0 ② F9		S S S 0-3 ③ K		0-0 ③ P5	2	0	0	0	0	0	1
Bob Miller, R (5, 1) OBP: 0.100, SLG: 0.100										0	0	0	0	0	0	0
Steve Souchock, R (7, PH) OBP: 0.235, SLG: 0.469										1	0	0	0	0	1	0
Ted Gray, S (7, 1) OBP: 0.083, SLG: 0.083										0	0	0	0	0	0	0
Frank Bolling, R (9, PH) OBP: 0.295, SLG: 0.328										1	0	0	0	0	0	1
Inning Stats	R: 2 E: 0 K: 0 S: 5 H: 2 LOB: 0 BB: 0 P: 5	R: 0 E: 1 K: 0 S: 4 H: 1 LOB: 1 BB: 0 P: 4	R: 0 E: 0 K: 1 S: 5 H: 1 LOB: 1 BB: 0 P: 5	R: 0 E: 0 K: 1 S: 6 H: 2 LOB: 1 BB: 0 P: 6	R: 1 E: 0 K: 0 S: 5 H: 2 LOB: 1 BB: 0 P: 5	R: 0 E: 0 K: 0 S: 3 H: 0 LOB: 0 BB: 0 P: 3	R: 0 E: 0 K: 1 S: 5 H: 0 LOB: 0 BB: 0 P: 5	R: 0 E: 1 K: 1 S: 6 H: 0 LOB: 2 BB: 0 P: 7	R: 0 E: 0 K: 1 S: 6 H: 1 LOB: 1 BB: 0 P: 6	1B: 7 2B: 3 3B: 0 HR: 0	SF: 1 SAC: 0 DP: 2 HBP: 1						

TOP

Detroit Tigers @ Boston Red Sox

Fenway Park, Boston, MA

Wed Aug 25 1954, 3:33 AM EDT

Att. 7,856 - Unknown

livebaseballscorecards.com

AB	34
R	3
H	9
RBI	3
BB	0
SO	5
LOB	12

WP: 0 PB: 0 SB: 1 CS: 1 PA: 36

PITCHER		IP	WLS	BF	H	R	ER	SO	BB	IBB	HBP	BLK	WP	HR	S	P	ERA	WHIP
Willard Nixon, R ERA: 4.06	(1, 1)	7.0	W	27	8	3	3	3	0	0	0	0	0	0	33	33	3.86	1.143
Frank Sullivan, R ERA: 2.91	(8, 1)	2.0	S	9	1	0	0	2	0	0	1	0	0	0	12	13	0.00	0.500

PITCHER	IP	WLS	BF	H	R	ER	SO	BB	IBB	HBP	BLK	WP	HR	S	P	ERA	WHIP

Detroit Tigers @ Boston Red Sox

Fenway Park, Boston, MA

Wed Aug 25 1954, 3:33 AM EDT

Att. 7,856 - Unknown

BOTTOM

Batter	1	2	3	4	5	6	7	8	9	AB	R	H	RBI	BB	SO	LOB
Billy Goodman, L (1, 4) OBP: 0.361, SLG: 0.371	F7		BB		2B		5-3	K		3	1	1	1	2	1	3
Ted Williams, L (1, 7) OBP: 0.519, SLG: 0.657	4-3		BB		2B SF9		F8			3	1	1	2	1	0	1
Jackie Jensen, R (1, 8) OBP: 0.365, SLG: 0.495	S 1B		L7		SF9 1B		5-3			4	1	2	0	0	0	3
Harry Agganis, L (1, 3) OBP: 0.325, SLG: 0.413	F9			F9	SF9		4-3			3	0	0	1	0	0	2
Karl Olson, R (1, 9) OBP: 0.309, SLG: 0.365		F8		P6	1B			F8		4	0	1	1	0	0	0
Grady Hatton, L (1, 5) OBP: 0.376, SLG: 0.382		5-3		F9	4-3			BB		4	0	1	0	0	0	1
Sammy White, R (1, 2) OBP: 0.314, SLG: 0.426		4-3			F8	5-3		6-3		4	0	0	0	0	0	1
Billy Consolo, R (1, 6) OBP: 0.317, SLG: 0.280			5-3		2B	5-3		BB IBB		3	1	1	0	1	0	0
Willard Nixon, L (1, 1) OBP: 0.323, SLG: 0.286 Frank Sullivan, R (8, 1) OBP: 0.224, SLG: 0.196			3-1		1B 2B BB	3-1		BB		2 0	1 0	0 0	0 0	1 1	0 0	0 0
Inning Stats	R: 0 H: 1 E: 0 LOB: 1 K: 0 BB: 0 S: 4 P: 4	R: 0 H: 0 E: 0 LOB: 0 K: 0 BB: 0 S: 3 P: 3	R: 0 H: 0 E: 0 LOB: 2 K: 0 BB: 2 S: 3 P: 11	R: 0 H: 0 E: 0 LOB: 0 K: 0 BB: 0 S: 3 P: 3	R: 5 H: 5 E: 0 LOB: 1 K: 0 BB: 1 S: 8 P: 12	R: 0 H: 0 E: 0 LOB: 0 K: 0 BB: 0 S: 3 P: 3	R: 0 H: 0 E: 0 LOB: 1 K: 0 BB: 1 S: 3 P: 7	R: 0 H: 1 E: 0 LOB: 3 K: 1 BB: 2 S: 6 P: 14		1B: 3 SF: 1 2B: 4 SAC: 0 3B: 0 DP: 0 HR: 0 HBP: 0						

livebaseballscorecards.com

	AB	30
	R	5
	H	7
	RBI	5
	BB	6
	SO	1
	LOB	11

WP: 0 PB: 0 SB: 1 CS: 0 PA: 37

PITCHER		IP	WLS	BF	H	R	ER	SO	BB	IBB	HBP	BLK	WP	HR	S	P	ERA	WHIP
Steve Gromek, R ERA: 2.92	(1, 1)	4.1	L	21	5	5	5	0	3	0	0	0	0	0	18	30	10.38	1.846
Bob Miller, L ERA: 2.9	(5, 1)	1.2		6	1	0	0	0	0	0	0	0	0	0	6	6	0.00	0.600
Ted Gray, L ERA: 6.54	(7, 1)	2.0		10	1	0	0	1	2	1	0	0	0	0	9	21	0.00	1.500

PITCHER	IP	WLS	BF	H	R	ER	SO	BB	IBB	HBP	BLK	WP	HR	S	P	ERA	WHIP

Baltimore Orioles @ Boston Red Sox

Fenway Park, Boston, MA

Thu Aug 26 1954, 3:33 AM EDT

Att. 10,710 - Unknown

TOP

livebaseballscorecards.com

Batter	1	2	3	4	5	6	7	8	9	AB	R	H	RBI	BB	SO	LOB
Cal Abrams, L (1, 9) OBP: 0.390, SLG: 0.384	4-3	F9		CS 1-2	K		P4		B1-3	5	0	0	0	0	1	0
Gil Coan, L (1, 7) OBP: 0.296, SLG: 0.291	1B 2B 1B	F9			4-3		G3		3-1 2B 2B	5	2	2	0	0	0	0
Eddie Waitkus, L (1, 3) OBP: 0.340, SLG: 0.392	1-2 2B 1B		F7		2B		2B		3-1 2-3	5	1	3	0	0	0	1
Vern Stephens, R (1, 5) OBP: 0.316, SLG: 0.404	1-H 2-H 2B 2B		F7		IBB		K		3-H 2B	4	1	2	3	1	1	1
Clint Courtney, L (1, 2) OBP: 0.328, SLG: 0.362	2-H 2B		L4		3-1			B5-3	F2	5	0	1	1	0	0	3
Chuck Diering, R (1, 8) OBP: 0.364, SLG: 0.324	K			1B SF7 1B		L4		P5		4	1	1	0	0	1	1
Bobby Young, L (1, 4) OBP: 0.338, SLG: 0.355	IBB			CS 1-3 1B		5-3		2B		3	0	2	0	1	0	0
Billy Hunter, R (1, 6) OBP: 0.282, SLG: 0.312	P4			SF7 3-H		2B		BB		2	0	1	1	1	0	2
Bob Turley, R (1, 1) OBP: 0.130, SLG: 0.119		K		K		6-3		G3		4	0	0	0	0	2	4
Inning Stats	R: 3 E: 0 K: 1 S: 9 H: 4 LOB: 2 BB: 1 P: 13	R: 0 E: 0 K: 1 S: 5 H: 0 LOB: 0 BB: 0 P: 5	R: 0 E: 0 K: 0 S: 3 H: 0 LOB: 0 BB: 0 P: 3	R: 1 E: 0 K: 1 S: 6 H: 2 LOB: 0 BB: 0 P: 6	R: 0 E: 0 K: 1 S: 6 H: 1 LOB: 2 BB: 1 P: 10	R: 0 E: 0 K: 0 S: 4 H: 1 LOB: 1 BB: 0 P: 4	R: 0 E: 0 K: 1 S: 6 H: 1 LOB: 1 BB: 0 P: 6	R: 0 E: 0 K: 0 S: 4 H: 1 LOB: 2 BB: 1 P: 8	R: 1 E: 0 K: 0 S: 5 H: 2 LOB: 1 BB: 0 P: 5	1B: 4 2B: 8 3B: 0 HR: 0 SF: 1 SAC: 0 DP: 0 HBP: 0						

AB	37
R	5
H	12
RBI	5
BB	3
SO	5
LOB	12

WP: 0 PB: 0 SB: 0 CS: 1 PA: 42

PITCHER		IP	WLS	BF	H	R	ER	SO	BB	IBB	HBP	BLK	WP	HR	S	P	ERA	WHIP
Sid Hudson, R ERA: 4.5	(1, 1)	4.0	L	18	6	4	4	3	0	1	0	0	0	0	23	27	9.00	1.500
Leo Kiely, L ERA: 3.55	(5, 1)	1.0		5	1	0	0	1	0	1	0	0	0	0	6	10	0.00	1.000
Tom Hurd, R ERA: 3.95	(6, 1)	3.0		13	3	0	0	1	1	0	0	0	0	0	14	18	0.00	1.333
Hal Brown, R ERA: 5.34	(9, 1)	1.0		5	2	1	1	0	0	0	0	0	0	0	5	5	9.00	2.000

PITCHER	IP	WLS	BF	H	R	ER	SO	BB	IBB	HBP	BLK	WP	HR	S	P	ERA	WHIP

Batter	1	2	3	4	5	6	7	8	9	AB	R	H	RBI	BB	SO	LOB
Billy Goodman, L (1, 4) OBP: 0.357, SLG: 0.366	1-3		K		6-3			G5-4-3 1-2f	FC5 2-3f	5	0	0	0	0	1	5
Ted Williams, L (1, 7) OBP: 0.518, SLG: 0.665	F2			3-1		1B		HR		4	1	2	1	0	0	0
Jackie Jensen, R (1, 8) OBP: 0.366, SLG: 0.493	BB			FC6-4 1B		P4		5-3		3	0	1	0	1	0	1
Harry Agganis, L (1, 3) OBP: 0.321, SLG: 0.409	1-3			K		P6			F9	4	0	0	0	0	1	3
Karl Olson, R (1, 9) OBP: 0.308, SLG: 0.362		F3		FC6-4 1-2f		K			1B 1B 1B	4	1	1	0	0	1	2
Grady Hatton, L (1, 5) OBP: 0.378, SLG: 0.382		F9			1-3 1B BB		P4		BB 1B 1-2 SF8 1B	3	1	1	0	1	0	0
Sammy White, R (1, 2) OBP: 0.313, SLG: 0.424		F2			K		6-3		FC5 BB 1-2 2-H 1B	4	0	1	1	0	1	1
Billy Consolo, R (1, 6) OBP: 0.320, SLG: 0.281			F5		1-3 1-2 1B		5-3		1-2 2-3 BB	3	0	1	0	1	0	0
Sid Hudson, R (1, 1) OBP: 0.154, SLG: 0.154 Leo Kiely, L (5, 1) OBP: 0.196, SLG: 0.250 Charlie Maxwell, L (5, PH) OBP: 0.308, SLG: 0.287 Tom Hurd, R (6, 1) Jim Piersall, R (8, PH) OBP: 0.341, SLG: 0.393 Hal Brown, R (9, 1) OBP: 0.333, SLG: 0.235 Sam Mele, R (9, PH) OBP: 0.292, SLG: 0.373			1-3		1-3 1-2 2-3			G5-4-3 BB	SF8 3-H	1 0 1 0 0 0 0	0 0 0 0 0 0 0	0 0 0 0 1 0 0	0 0 0 0 0 0 0	0 0 0 0 0 0 1	0 0 0 0 0 0 0	0 0 2 0 0 0 0
Inning Stats	R: 0 E: 0 K: 0 S: 3 H: 0 LOB: 1 BB: 1 P: 7	R: 0 E: 0 K: 0 S: 3 H: 0 LOB: 0 BB: 0 P: 3	R: 0 E: 0 K: 1 S: 5 H: 0 LOB: 0 BB: 0 P: 5	R: 0 E: 0 K: 1 S: 6 H: 1 LOB: 1 BB: 0 P: 6	R: 0 E: 0 K: 1 S: 6 H: 1 LOB: 2 BB: 1 P: 10	R: 0 E: 0 K: 1 S: 6 H: 1 LOB: 1 BB: 0 P: 6	R: 0 E: 0 K: 0 S: 3 H: 0 LOB: 0 BB: 0 P: 3	R: 1 E: 0 K: 0 S: 3 H: 1 LOB: 0 BB: 1 P: 7	R: 2 E: 0 K: 0 S: 6 H: 3 LOB: 2 BB: 1 P: 10	1B: 6 2B: 0 3B: 0 HR: 1	SF: 1 SAC: 0 DP: 1 HBP: 0		WP: 0 PB: 0 SB: 0 CS: 0	PA: 37		

PITCHER	IP	WLS	BF	H	R	ER	SO	BB	IBB	HBP	BLK	WP	HR	S	P	ERA	WHIP
Bob Turley, R (1, 1) ERA: 3.75	9.0	W	37	7	3	3	4	4	0	0	0	0	1	41	57	3.00	1.222

PITCHER	IP	WLS	BF	H	R	ER	SO	BB	IBB	HBP	BLK	WP	HR	S	P	ERA	WHIP

BOTTOM

Baltimore Orioles @ Boston Red Sox

Fenway Park, Boston, MA

Thu Aug 26 1954, 3:33 AM EDT

Att. 10,710 - Unknown

livebaseballscorecards.com

AB	32
R	3
H	7
RBI	3
BB	4
SO	4
LOB	14

Baltimore Orioles @ Boston Red Sox

Fenway Park, Boston, MA

Fri Aug 27 1954, 3:33 AM EDT

Att. 4,048 - Unknown

TOP

livebaseballscorecards.com

Batter	1	2	3	4	5	6	7	8	9	AB	R	H	RBI	BB	SO	LOB
Cal Abrams, L (1, 9) OBP: 0.390, SLG: 0.380	B B B B 4-0 1B 1B BB	x 0-0 ③ 4-3			x 0-0 ② 4-3		B B B 4-0 1B BB	x 0-0 ③ F8		3	1	0	0	2	0	3
Gil Coan, L (1, 7) OBP: 0.294, SLG: 0.286	x 0-0 ① P4		x 0-0 ① F7		B B B B 4-0 BB 1B BB		x 0-0 ① F8		x 0-0 ① 1-3	4	1	0	0	1	0	2
Eddie Waitkus, L (1, 3) OBP: 0.344, SLG: 0.393	x 0-0 1B 1-2 1B		x 0-0 ② 4-3		B B B B 4-0 1B 1-2 BB		x 0-0 1-3 1B		x 0-0 ② L7	4	0	2	0	1	0	0
Vern Stephens, R (1, 5) OBP: 0.317, SLG: 0.404	x 0-0 1-2 2-H 1B		x 0-0 ③ 6-3		x 0-0 1-2 2-H 1B		x 0-0 ② P4		x 0-0 ③ F8	5	0	2	2	0	0	2
Clint Courtney, L (1, 2) OBP: 0.325, SLG: 0.358	x 0-0 ② F8			x 0-0 ① F7	x 0-0 ③ F8		x 0-0 ③ F9			4	0	0	0	0	0	6
Chuck Diering, R (1, 8) OBP: 0.360, SLG: 0.320	x 0-0 ③ F8			S S S 0-3 ② K		x 0-0 ① P4		S S S 0-3 ① K		4	0	0	0	0	2	2
Bobby Young, L (1, 4) OBP: 0.337, SLG: 0.352		x 0-0 ① F9		B B B B 4-0 BB		x 0-0 ② 1-3		x 0-0 ② F7		3	0	0	0	1	0	0
Billy Hunter, R (1, 6) OBP: 0.287, SLG: 0.318		x 0-0 SH2-3 1B		x 0-0 ③ 1-3		x 0-0 1B		x 0-0 1B		4	0	3	0	0	0	1
Lou Kretlow, R (1, 1) OBP: 0.214, SLG: 0.154 Dick Kryhoski, L (8, PH) OBP: 0.307, SLG: 0.335 Bob Chakales, R (8, 1) OBP: 0.409, SLG: 0.429		x 0-0 ② SH2-3 1-2			S S S 0-3 ① K	x 0-0 ③ 4-3		x 0-0 1-2 1B		2 1 0	0 0 0	0 1 0	0 0 0	1 0 0	1 0 0	1 0 0

Inning Stats																		
	R: 1	H: 2	R: 0	H: 1	R: 0	H: 0	R: 0	H: 0	R: 1	H: 1	R: 0	H: 1	R: 0	H: 2	R: 0	H: 0	1B: 8	SF: 0	WP: 0	PA: 40
	E: 0	LOB: 2	E: 0	LOB: 1	E: 0	LOB: 0	E: 0	LOB: 1	E: 0	LOB: 2	E: 0	LOB: 1	E: 0	LOB: 2	E: 0	LOB: 0	2B: 0	SAC: 1	PB: 0	
	K: 0	BB: 1	K: 0	BB: 0	K: 1	BB: 1	K: 0	BB: 1	K: 1	BB: 2	K: 0	BB: 0	K: 0	BB: 1	K: 1	BB: 0	3B: 0	DP: 0	SB: 0	
	S: 5	P: 9	S: 4	P: 4	S: 3	P: 3	S: 5	P: 9	S: 6	P: 14	S: 4	P: 4	S: 4	P: 8	S: 7	P: 7	HR: 0	HBP: 0	CS: 0	

PITCHER		IP	WLS	BF	H	R	ER	SO	BB	IBB	HBP	BLK	WP	HR	S	P	ERA	WHIP
Russ Kemmerer, R ERA: 3.93	(1, 1)	6.1	W	30	6	2	2	2	5	0	0	0	0	0	29	49	2.84	1.737
Ellis Kinder, R ERA: 3.46	(7, 1)	2.2	S	10	2	0	0	1	0	0	0	0	0	0	12	12	0.00	0.750

PITCHER	IP	WLS	BF	H	R	ER	SO	BB	IBB	HBP	BLK	WP	HR	S	P	ERA	WHIP

AB	34
R	2
H	8
RBI	2
BB	5
SO	3
LOB	17

Batter	1	2	3	4	5	6	7	8	9	AB	R	H	RBI	BB	SO	LOB
Jim Piersall, R (1, 9) OBP: 0.338, SLG: 0.389	5-3		F9		P3		F3			4	0	0	0	0	0	0
Karl Olson, R (8, 9) OBP: 0.308, SLG: 0.362										0	0	0	0	0	0	0
Ted Williams, L (1, 7) OBP: 0.518, SLG: 0.662	F7		BB		FC6-4 1B		4-3			3	0	1	0	1	0	0
Jackie Jensen, R (1, 8) OBP: 0.365, SLG: 0.491	K		K		FC6-4 1-2f			CS 1B		4	0	1	0	0	2	2
Harry Agganis, L (1, 3) OBP: 0.323, SLG: 0.410		HR 1B		4-3		F8 E SF7 1B		K 1-2		4	2	2	0	0	1	1
Grady Hatton, L (1, 5) OBP: 0.376, SLG: 0.379		F7		BB 1B		E4 1-2		F7		4	0	1	0	0	0	2
Sammy White, R (1, 2) OBP: 0.316, SLG: 0.433		1-H HR		4-0 1-2 BB		F8 2-3				2	1	1	2	1	0	2
Ted Lepcio, R (1, 4) OBP: 0.335, SLG: 0.401		P4		K		SF7 3-H				2	0	0	1	0	1	2
Billy Consolo, R (1, 6) OBP: 0.316, SLG: 0.276		F9		1-3		5-3				3	0	0	0	0	0	3
Russ Kemmerer, R (1, 1) OBP: 0.176, SLG: 0.067			K		5-3		F9			2	0	0	0	0	1	0
Ellis Kinder, R (7, 1) OBP: 0.192, SLG: 0.200										1	0	0	0	0	0	0
Inning Stats	R: 0 E: 0 K: 1 S: 5 H: 0 LOB: 0 BB: 0 P: 5	R: 2 E: 0 K: 0 S: 5 H: 2 LOB: 0 BB: 0 P: 5	R: 0 E: 0 K: 2 S: 7 H: 0 LOB: 1 BB: 1 P: 11	R: 0 E: 0 K: 1 S: 6 H: 1 LOB: 2 BB: 1 P: 10	R: 0 E: 0 K: 0 S: 4 H: 1 LOB: 1 BB: 0 P: 4	R: 1 E: 1 K: 0 S: 5 H: 1 LOB: 1 BB: 0 P: 5	R: 0 E: 0 K: 0 S: 3 H: 0 LOB: 0 BB: 0 P: 3	R: 0 E: 0 K: 1 S: 5 H: 1 LOB: 0 BB: 0 P: 5		1B: 5 2B: 1 3B: 0 HR: 1 SF: 1 SAC: 0 DP: 1 HBP: 0						

PITCHER	IP	WLS	BF	H	R	ER	SO	BB	IBB	HBP	BLK	WP	HR	S	P	ERA	WHIP
Lou Kretlow, R (1, 1) ERA: 4.74	7.0	L	29	5	3	2	4	2	0	0	0	0	1	35	43	2.57	1.000
Bob Chakales, R (8, 1) ERA: 3.52	1.0		3	1	0	0	1	0	0	0	0	0	0	5	5	0.00	1.000

PITCHER	IP	WLS	BF	H	R	ER	SO	BB	IBB	HBP	BLK	WP	HR	S	P	ERA	WHIP

BOTTOM

Baltimore Orioles @ Boston Red Sox

Fenway Park, Boston, MA

Fri Aug 27 1954, 3:33 AM EDT

Att. 4,048 - Unknown

livebaseballscorecards.com

AB	29
R	3
H	6
RBI	3
BB	2
SO	5
LOB	12

WP: 0 PA: 32
PB: 0
SB: 0
CS: 1

Batter	1	2	3	4	5	6	7	8	9	10	11	AB	R	H	RBI	BB	SO	LOB
Cal Abrams, L (1, 9) OBP: 0.390, SLG: 0.386	F7		K			FC4-2 3B 2-H		P4		G4-6-3 1B		5	0	2	1	0	1	1
Jim Brideweser, R (1, 4) (9, 6) OBP: 0.328, SLG: 0.328	CS BB		K			4-3		1-3		F8		4	0	0	0	1	1	3
Eddie Waitkus, L (1, 3) OBP: 0.339, SLG: 0.386	K 1-2			G1		FC4-2 FC5-4 3-H		6-3		G4-6-3 1-2f		5	0	0	0	0	1	4
Vern Stephens, R (1, 5) OBP: 0.316, SLG: 0.402		1-6-3		G3		FC5-4 1-2f			SH1-3 1B 1B		F7	4	0	1	0	0	0	1
Bob Kennedy, R (9, PR) (9, 5) OBP: 0.301, SLG: 0.355												1	1	0	0	0	0	0
Jim Fridley, R (1, 7) OBP: 0.303, SLG: 0.371		1B 1B		P5			K		SH1-3 1-2		F9	4	0	1	0	0	1	0
Les Moss, R (1, 2) OBP: 0.336, SLG: 0.287		1-2 1B			K		FC6-4 BB		1B BB		F8	2	0	1	0	2	1	0
Chico Garcia, R (9, PR) (9, 4) OBP: 0.200, SLG: 0.177												1	0	0	0	0	0	0
Chuck Diering, R (1, 8) OBP: 0.362, SLG: 0.322		F8			G6-4-3 1B		K		1-2 2-H 1B			4	0	2	1	0	1	3
Billy Hunter, R (1, 6) OBP: 0.284, SLG: 0.315		F8			G6-4-3 1-2f		FC6-4 1-2f		K			3	0	0	0	0	0	4
Dick Kryhoski, L (9, PH) OBP: 0.306, SLG: 0.333												1	0	0	0	0	1	2
Clint Courtney, L (9, 2) OBP: 0.325, SLG: 0.358												0	0	0	0	0	0	0
Don Larsen, R (1, 1) OBP: 0.286, SLG: 0.438			6-3			3B 2B		2B	F9			3	1	2	0	0	0	0
Gil Coan, L (9, PH) OBP: 0.293, SLG: 0.284												1	0	0	0	0	0	2
Bob Chakales, R (9, 1) OBP: 0.409, SLG: 0.429												0	0	0	0	0	0	0
Inning Stats	R: 0 E: 0 K: 1 S: 4 / H: 0 LOB: 1 BB: 1 P: 8	R: 0 E: 0 K: 0 S: 5 / H: 2 LOB: 2 BB: 0 P: 5	R: 0 E: 0 K: 2 S: 7 / H: 0 LOB: 0 BB: 0 P: 7	R: 0 E: 0 K: 0 S: 3 / H: 0 LOB: 0 BB: 0 P: 3	R: 0 E: 0 K: 1 S: 5 / H: 1 LOB: 0 BB: 0 P: 5	R: 1 E: 0 K: 0 S: 5 / H: 2 LOB: 1 BB: 0 P: 5	R: 0 E: 0 K: 2 S: 7 / H: 0 LOB: 1 BB: 1 P: 11	R: 0 E: 0 K: 0 S: 4 / H: 1 LOB: 1 BB: 0 P: 4	R: 1 E: 0 K: 1 S: 7 / H: 2 LOB: 2 BB: 1 P: 11	R: 0 E: 0 K: 0 S: 3 / H: 1 LOB: 0 BB: 0 P: 3	R: 0 E: 0 K: 0 S: 3 / H: 0 LOB: 0 BB: 0 P: 3							

PITCHER		IP	WLS	BF	H	R	ER	SO	BB	IBB	HBP	BLK	WP	HR	S	P	ERA	WHIP
Mel Parnell, L ERA: 4.02	(1, 1)	8.1		34	8	2	2	6	3	0	0	0	0	0	43	55	2.16	1.320
Ellis Kinder, R ERA: 3.36	(9, 1)	2.2	W	8	1	0	0	1	0	0	0	0	0	0	10	10	0.00	0.375

PITCHER	IP	WLS	BF	H	R	ER	SO	BB	IBB	HBP	BLK	WP	HR	S	P	ERA	WHIP

TOP

Baltimore Orioles @ Boston Red Sox

Fenway Park, Boston, MA

Sat Aug 28 1954, 3:33 AM EDT

Att. 8,104 - Unknown

livebaseballscorecards.com

AB	38
R	2
H	9
RBI	2
BB	3
SO	7
LOB	20

1B: 6	SF: 0	WP: 0	PA: 42
2B: 3	SAC: 1	PB: 0	
3B: 1	DP: 3	SB: 0	
HR: 0	HBP: 0	CS: 1	

Batter	1	2	3	4	5	6	7	8	9	10	11	AB	R	H	RBI	BB	SO	LOB
Sam Mele, R (1, 9) OBP: 0.296, SLG: 0.386	HR		BB 1B	G6-4-3 1-2f			E9 1B IBB		F2		2-3 3-H 1B	6	1	3	2	0	0	4
Ted Williams, L (1, 7) OBP: 0.522, SLG: 0.660	BB		F9		G3-6 BB		1B 1-2 IBB		IBB			1	0	0	0	4	0	1
Jackie Jensen, R (1, 8) OBP: 0.365, SLG: 0.489	F7		1-2 BB		F8		1-2 2-3 1B		F9			4	0	1	0	1	0	4
Harry Agganis, L (1, 3) OBP: 0.319, SLG: 0.404	F9		F8		G3-6 1-2f		P6			1-3		5	0	0	0	0	0	7
Grady Hatton, L (1, 5) OBP: 0.377, SLG: 0.377	P4			BB 1B SF8 BB		P6		L1-4 SH3 1B		F7		4	1	1	0	1	0	1
Sammy White, R (1, 2) OBP: 0.315, SLG: 0.431		F9		1B BB 1-2 1B		K		SH3 1-2		1-3		4	0	1	0	0	1	0
Mickey Owen, R (11, 2) OBP: 0.307, SLG: 0.323												0	0	0	0	0	0	0
Ted Lepcio, R (1, 4) OBP: 0.336, SLG: 0.399		6-3		1B 1-2 2-3 BB		K		L1-4 2-3			E6 SH1-4 1B 1B	4	1	1	0	1	1	1
Billy Consolo, R (1, 6) OBP: 0.309, SLG: 0.271		K		SF8 3-H			F8	K			FC 1B SH1-4	4	0	0	1	0	2	1
Mel Parnell, L (1, 1) OBP: 0.190, SLG: 0.158			F5	G6-4-3 1-2 2-3 1B			F8	2B			SH1-4 1-2 2-3	3	0	1	0	0	0	0
Ellis Kinder, R (9, 1) OBP: 0.222, SLG: 0.269												1	0	1	0	0	0	0
Inning Stats	R: 1 H: 1 E: 0 LOB: 1 K: 0 BB: 1 S: 4 P: 8	R: 0 H: 0 E: 0 LOB: 0 K: 1 BB: 0 S: 5 P: 5	R: 0 H: 1 E: 0 LOB: 2 K: 0 BB: 1 S: 4 P: 8	R: 1 H: 2 E: 0 LOB: 2 K: 0 BB: 2 S: 4 P: 12	R: 0 H: 0 E: 0 LOB: 0 K: 0 BB: 1 S: 2 P: 6	R: 0 H: 0 E: 0 LOB: 0 K: 2 BB: 0 S: 7 P: 7	R: 0 H: 1 E: 1 LOB: 3 K: 0 BB: 1 S: 5 P: 9	R: 0 H: 1 E: 0 LOB: 0 K: 0 BB: 0 S: 3 P: 3	R: 0 H: 1 E: 0 LOB: 2 K: 1 BB: 1 S: 6 P: 10	R: 0 H: 0 E: 0 LOB: 0 K: 0 BB: 0 S: 3 P: 3	R: 1 H: 2 E: 1 LOB: 2 K: 0 BB: 0 S: 4 P: 4						

PITCHER	IP	WLS	BF	H	R	ER	SO	BB	IBB	HBP	BLK	WP	HR	S	P	ERA	WHIP
Don Larsen, R (1, 1) ERA: 4.22	8.0		34	6	2	2	3	5	1	0	0	0	1	34	58	2.25	1.375
Bob Chakales, R (9, 1) ERA: 3.53	2.1	L	12	3	1	1	1	0	1	0	0	0	0	13	17	3.86	1.286

PITCHER	IP	WLS	BF	H	R	ER	SO	BB	IBB	HBP	BLK	WP	HR	S	P	ERA	WHIP

Baltimore Orioles @ Boston Red Sox

Fenway Park, Boston, MA

Sat Aug 28 1954, 3:33 AM EDT

Att. 8,104 - Unknown

livebaseballscorecards.com

AB	36
R	3
H	9
RBI	3
BB	7
SO	4
LOB	19

1B: 7	SF: 1	WP: 0	PA: 46
2B: 2	SAC: 2	PB: 0	
3B: 0	DP: 3	SB: 0	
HR: 1	HBP: 0	CS: 0	

Cleveland Indians @ Boston Red Sox

Fenway Park, Boston, MA

Sun Aug 29 1954, 3:33 AM EDT

Unknown

TOP

livebaseballscorecards.com

Batter	1	2	3	4	5	6	7	8	9	AB	R	H	RBI	BB	SO	LOB
Al Smith, R (1, 7) OBP: 0.395, SLG: 0.441	BBBB 4-0 FC4-6 BB		0-0 ① P4	H 1-0 1-2 HBP		0-0 HR 2B	BBBB 4-0 BB 1B 1-2 BB		0-0 E9 1B	3	1	2	0	2	0	1
Bobby Avila, R (1, 4) OBP: 0.399, SLG: 0.478	0-0 ① F5		BBBB 4-0 FC4-6 BB	0-0 ③ 4-3		0-0 HR 1B	1-2 2-H 3-H 0-0 BB 1B		0-0 ③ P5	5	1	2	2	1	0	5
Larry Doby, L (1, 8) OBP: 0.363, SLG: 0.494	0-0 ② FC4-6 1B 1-2f		0-0 ② FC4-6 BB 1-2f 2-3		0-0 ① 4-3	0-0 1-H 2-H HR	BBBB 4-0 1-2 2-3 BB			4	1	1	3	1	0	3
Al Rosen, R (1, 5) OBP: 0.384, SLG: 0.489	0-0 1-2 1B		BBBB 4-0 FC6 1-2 BB		0-0 2B	0-0 ③ 5-3	0-0 ③ 5-3			4	0	2	0	1	0	3
Vic Wertz, L (1, 3) OBP: 0.334, SLG: 0.386 Bill Glynn, L (8, 3) OBP: 0.306, SLG: 0.397	0-0 ③ 4-3		0-0 ③ FC6 1-2f		0-0 ② F5		0-0 HR	SSS 0-3 ① K		5 0	1 0	1 0	1 0	0 0	1 0	6 0
Wally Westlake, R (1, 9) OBP: 0.344, SLG: 0.477		0-0 ① 6-3		0-0 ① 6-3	BBBB 4-0 BB		0-0 FC4-6 SH3-4 1B 1B	0-0 ② L3		4	1	1	0	1	0	0
Sam Dente, R (1, 6) OBP: 0.329, SLG: 0.342		0-0 ② P4		0-0 ② P5	0-0 ③ F9		0-0 ① SH3-4 1-2	0-0 ③ L4		4	0	0	0	0	0	2
Jim Hegan, R (1, 2) OBP: 0.307, SLG: 0.389		0-0 ③ F9		0-0 E 1B		SSS 0-3 ① K	BBBB 4-0 FC4-6 BB		0-0 ① 6-3	4	0	1	0	1	1	0
Bob Lemon, L (1, 1) OBP: 0.250, SLG: 0.325			0-0 FC4-6 2B	0-0 E3 HBP 1-3		0-0 ② G1	0-0 ② FC4-6 BB 1-2f 2-3 1B		0-0 ② 4-3	5	1	1	0	0	0	3
Inning Stats	R: 0 E: 0 K: 0 S: 4 H: 1 LOB: 2 BB: 1 P: 8	R: 0 E: 0 K: 0 S: 3 H: 0 LOB: 0 BB: 0 P: 3	R: 0 E: 0 K: 0 S: 4 H: 1 LOB: 3 BB: 2 P: 12	R: 0 E: 1 K: 0 S: 5 H: 1 LOB: 3 BB: 0 P: 6	R: 0 E: 0 K: 0 S: 4 H: 1 LOB: 2 BB: 1 P: 8	R: 3 E: 0 K: 1 S: 8 H: 3 LOB: 0 BB: 0 P: 8	R: 3 E: 0 K: 0 S: 6 H: 3 LOB: 3 BB: 3 P: 18	R: 0 E: 0 K: 1 S: 5 H: 0 LOB: 0 BB: 0 P: 5	R: 0 E: 1 K: 0 S: 4 H: 1 LOB: 1 BB: 0 P: 4	1B: 6 2B: 3 3B: 0 HR: 2 SF: 0 SAC: 1 DP: 0 HBP: 1						

	AB	38
	R	6
	H	11
	RBI	6
	BB	7
	SO	2
	LOB	23

WP: 0 PB: 0 SB: 0 CS: 0 PA: 47

PITCHER		IP	WLS	BF	H	R	ER	SO	BB	IBB	HBP	BLK	WP	HR	S	P	ERA	WHIP
Tom Brewer, R ERA: 4.67	(1, 1)	6.1	L	34	9	5	5	1	4	0	1	0	0	2	31	48	7.11	2.053
Tom Hurd, R ERA: 4.5	(7, 1)	0.1		4	1	1	1	0	2	0	0	0	0	0	2	10	27.00	9.000
Leo Kiely, L ERA: 3.54	(7, 1)	0.1		2	0	0	0	0	1	0	0	0	0	0	1	5	0.00	3.000
Hal Brown, R ERA: 5.22	(8, 1)	2.0		7	1	0	0	1	0	0	0	0	0	0	9	9	0.00	0.500

PITCHER	IP	WLS	BF	H	R	ER	SO	BB	IBB	HBP	BLK	WP	HR	S	P	ERA	WHIP

Batter	1	2	3	4	5	6	7	8	9	AB	R	H	RBI	BB	SO	LOB
Sam Mele, R (1, 9) OBP: 0.295, SLG: 0.384	6-3		F9		F2		G1-6-3 1B			4	0	1	0	0	0	0
Ted Williams, L (1, 7) OBP: 0.522, SLG: 0.656	1B 1B		6-3		BB		G1-6-3 1-2f			3	0	1	0	1	0	1
Jackie Jensen, R (1, 8) OBP: 0.366, SLG: 0.496	1-2 1B		HR		K			F2		4	1	2	1	0	1	1
Harry Agganis, L (1, 3) OBP: 0.318, SLG: 0.401	K		4-3			1B SF8 BB		F8		3	1	0	0	1	1	2
Grady Hatton, L (1, 5) OBP: 0.378, SLG: 0.379	3-1			G3		1-3 1B		FC6-4 1B		4	0	2	0	0	0	2
Sammy White, R (1, 2) OBP: 0.314, SLG: 0.431		F7		2B		F3		FC6-4 1-2f		4	0	1	0	0	0	3
Ted Lepcio, R (1, 4) OBP: 0.333, SLG: 0.396		K		K		SF8 3-H			6-3	3	0	0	1	0	2	1
Billy Consolo, R (1, 6) OBP: 0.308, SLG: 0.271		1B		K		K			F8	4	0	1	0	0	2	2
Tom Brewer, R (1, 1) OBP: 0.314, SLG: 0.360 Tom Hurd, R (7, 1) Leo Kiely, L (7, 1) OBP: 0.196, SLG: 0.250 Jim Piersall, R (7, PH) OBP: 0.337, SLG: 0.388 Hal Brown, R (8, 1) OBP: 0.333, SLG: 0.235 Karl Olson, R (9, PH) OBP: 0.306, SLG: 0.361	K				L5		6-3		5-3	2 0 0 1 0 1	0 0 0 0 0 0	0 0 0 0 0 0	0 0 0 0 0 0	1 0 0 0 0 0	1 0 0 0 0 0	1 0 0 0 0 0
Inning Stats	R: 0 E: 0 K: 1 S: 7 H: 2 LOB: 2 BB: 0 P: 7	R: 0 E: 0 K: 2 S: 8 H: 1 LOB: 1 BB: 0 P: 8	R: 1 E: 0 K: 0 S: 4 H: 1 LOB: 0 BB: 0 P: 4	R: 0 E: 0 K: 2 S: 8 H: 1 LOB: 1 BB: 0 P: 8	R: 0 E: 0 K: 1 S: 5 H: 0 LOB: 1 BB: 1 P: 9	R: 1 E: 0 K: 1 S: 6 H: 1 LOB: 1 BB: 1 P: 10	R: 0 E: 0 K: 0 S: 3 H: 1 LOB: 0 BB: 0 P: 3	R: 0 E: 0 K: 0 S: 4 H: 1 LOB: 1 BB: 0 P: 4	R: 0 E: 0 K: 0 S: 3 H: 0 LOB: 0 BB: 0 P: 3	1B: 6 2B: 1 3B: 0 HR: 1 SF: 1 SAC: 0 DP: 1 HBP: 0				WP: 0 PB: 0 SB: 0 CS: 0	PA: 36	

PITCHER		IP	WLS	BF	H	R	ER	SO	BB	IBB	HBP	BLK	WP	HR	S	P	ERA	WHIP
Bob Lemon, R ERA: 2.84	(1, 1)	9.0	W	36	8	2	2	7	2	0	0	0	0	1	48	56	2.00	1.111

PITCHER	IP	WLS	BF	H	R	ER	SO	BB	IBB	HBP	BLK	WP	HR	S	P	ERA	WHIP

BOTTOM

Cleveland Indians @ Boston Red Sox

Fenway Park, Boston, MA

Sun Aug 29 1954, 3:33 AM EDT

Unknown

livebaseballscorecards.com

AB	33
R	2
H	8
RBI	2
BB	2
SO	7
LOB	13

Cleveland Indians @ Boston Red Sox

Fenway Park, Boston, MA

Sun Aug 29 1954, 3:38 AM EDT

Att. 36,344 - Unknown

TOP

livebaseballscorecards.com

Batter	1	2	3	4	5	6	7	8	9	AB	R	H	RBI	BB	SO	LOB
Al Smith, R (1, 7) OBP: 0.393, SLG: 0.438	P4	K		1B; 1-3 1B			F8	F3		5	0	1	0	0	1	4
Bobby Avila, R (1, 4) OBP: 0.397, SLG: 0.475	G3		E6; 4-3 SF9; S	S; 1-3 3-H 1B			F8		4-3	5	1	1	1	0	0	0
Larry Doby, L (1, 8) OBP: 0.359, SLG: 0.489	F7		4-3; 1-3	K; 1-2			P4		4-3	5	0	0	0	0	1	3
Al Rosen, R (1, 5) OBP: 0.386, SLG: 0.502		BB; 4-6-3 1B	SF9; 3-H		4-3			SF9; 3B	HR	3	3	2	2	1	0	0
Vic Wertz, L (1, 3) OBP: 0.333, SLG: 0.395		4-6-3; 1-2	HR		3-1			SF9; 3-H	K	3	1	1	2	0	0	1
Bill Glynn, L (8, 3) OBP: 0.304, SLG: 0.395										1	0	0	0	0	1	0
Wally Westlake, R (1, 9) OBP: 0.347, SLG: 0.477		SH; 2-H 1B	3-1		K			F8 1B; 1B		4	2	2	1	0	1	0
Sam Dente, R (1, 6) OBP: 0.335, SLG: 0.344		SH; 1-2		BB; 1B		6-3		1-2 1B		2	1	1	0	1	0	0
Hal Naragon, L (1, 2) OBP: 0.287, SLG: 0.298		K		K		F8		F8; 2-3		3	0	0	0	0	2	3
Dale Mitchell, L (8, PH) OBP: 0.377, SLG: 0.269										1	0	0	0	0	0	2
Jim Hegan, R (8, 2) OBP: 0.307, SLG: 0.389										0	0	0	0	0	0	0
Art Houtteman, R (1, 1) OBP: 0.306, SLG: 0.373		1-2 2-H 1B		K		6-3		1-2 3-H 1B		4	0	2	2	0	1	1
Inning Stats	R: 0 E: 0 K: 0 S: 3 H: 0 LOB: 0 BB: 0 P: 3	R: 2 E: 0 K: 2 S: 10 H: 2 LOB: 2 BB: 1 P: 14	R: 2 E: 1 K: 0 S: 5 H: 1 LOB: 0 BB: 0 P: 5	R: 1 E: 0 K: 3 S: 11 H: 2 LOB: 2 BB: 1 P: 15	R: 0 E: 0 K: 1 S: 5 H: 0 LOB: 0 BB: 0 P: 5	R: 0 E: 0 K: 0 S: 3 H: 0 LOB: 0 BB: 0 P: 3	R: 0 E: 0 K: 0 S: 3 H: 0 LOB: 0 BB: 0 P: 3	R: 2 E: 0 K: 0 S: 7 H: 4 LOB: 2 BB: 0 P: 7	R: 1 E: 0 K: 1 S: 6 H: 1 LOB: 0 BB: 0 P: 6	1B: 7 2B: 0 3B: 1 HR: 2	SF: 2 SAC: 1 DP: 0 HBP: 0						

AB	36
R	8
H	10
RBI	8
BB	2
SO	7
LOB	14

WP: 0 PB: 0 SB: 2 CS: 0 PA: 41

PITCHER		IP	WLS	BF	H	R	ER	SO	BB	IBB	HBP	BLK	WP	HR	S	P	ERA	WHIP
Frank Sullivan, R ERA: 3.0	(1, 1)	4.0	L	21	5	5	3	5	2	0	0	0	0	1	29	37	6.75	1.750
Tex Clevenger, R ERA: 4.71	(5, 1)	3.0		9	0	0	0	1	0	0	0	0	0	0	11	11	0.00	0.000
Sid Hudson, R ERA: 4.79	(8, 1)	2.0		11	5	3	3	1	0	0	0	0	0	1	13	13	13.50	2.500

PITCHER	IP	WLS	BF	H	R	ER	SO	BB	IBB	HBP	BLK	WP	HR	S	P	ERA	WHIP

Cleveland Indians @ Boston Red Sox

Fenway Park, Boston, MA

Sun Aug 29 1954, 3:38 AM EDT

Att. 36,344 - Unknown

BOTTOM

livebaseballscorecards.com

Batter	1	2	3	4	5	6	7	8	9	AB	R	H	RBI	BB	SO	LOB
Sam Mele, R (1, 9) OBP: 0.294, SLG: 0.381	G1-4-3 BB 1B		5-3		5-3		G5-4-3 1-2f 2-3		K	5	0	1	0	0	1	3
Ted Williams, L (1, 7) OBP: 0.524, SLG: 0.660	BBBB G1-4-3 1-2 BB		2B		G3		3-H 1B			3	0	2	1	1	0	0
Jackie Jensen, R (1, 8) OBP: 0.366, SLG: 0.493	G1-4-3 1-2f 2-3		BBBB BB		6-3		F8			3	0	0	0	1	0	3
Harry Agganis, L (1, 3) OBP: 0.320, SLG: 0.398	BBBB BB		F9			BBBB G3 BB		F9		2	0	0	0	2	0	2
Grady Hatton, L (1, 5) OBP: 0.377, SLG: 0.375	P6		F8			G3 1-2		BBBB G4-3 BB		3	0	0	0	1	0	5
Sammy White, R (1, 2) OBP: 0.311, SLG: 0.427		4-3		SSS K		F8		G4-3 1-2f		4	0	0	0	0	1	2
Ted Lepcio, R (1, 4) OBP: 0.329, SLG: 0.392		SSS K		F7	SSS K				5-3	4	0	0	0	0	2	1
Billy Consolo, R (1, 6) OBP: 0.315, SLG: 0.273		BBBB BB		1B			BBBB G5-4-3 1B BB		P5 1B	2	1	1	0	2	0	0
Frank Sullivan, R (1, 1) OBP: 0.220, SLG: 0.192 Jim Piersall, R (4, PH) OBP: 0.336, SLG: 0.387 Tex Clevenger, R (5, 1) OBP: 0.214, SLG: 0.286 Charlie Maxwell, L (7, PH) OBP: 0.314, SLG: 0.295 Sid Hudson, R (8, 1) OBP: 0.154, SLG: 0.154 Billy Goodman, L (9, PH) OBP: 0.359, SLG: 0.368		SSS K		P4			G5-4-3 1-2 1B		1B	1 1 0 1 0 0 1	0 0 0 0 0 0 0	0 0 0 1 0 0 1	0 0 0 0 0 0 0	0 1 0 0 0 0 0	1 0 0 0 0 0 0	1 1 0 0 0 0 0
Inning Stats	R: 0 E: 0 K: 0 S: 3 H: 1 LOB: 2 BB: 2 P: 11	R: 0 E: 0 K: 2 S: 7 H: 0 LOB: 1 BB: 1 P: 11	R: 0 E: 0 K: 0 S: 4 H: 1 LOB: 2 BB: 1 P: 8	R: 0 E: 0 K: 1 S: 6 H: 1 LOB: 1 BB: 0 P: 6	R: 0 E: 0 K: 0 S: 3 H: 0 LOB: 0 BB: 0 P: 3	R: 0 E: 0 K: 1 S: 5 H: 0 LOB: 1 BB: 1 P: 9	R: 1 E: 0 K: 0 S: 4 H: 2 LOB: 1 BB: 1 P: 8	R: 0 E: 0 K: 0 S: 2 H: 0 LOB: 0 BB: 1 P: 6	R: 0 E: 0 K: 1 S: 6 H: 1 LOB: 1 BB: 0 P: 6	1B: 5 2B: 1 3B: 0 HR: 0	SF: 0 SAC: 0 DP: 3 HBP: 0					

	AB	30
	R	1
	H	6
	RBI	1
	BB	7
	SO	5
	LOB	18

WP: 0 PB: 0 SB: 0 CS: 0 PA: 37

PITCHER		IP	WLS	BF	H	R	ER	SO	BB	IBB	HBP	BLK	WP	HR	S	P	ERA	WHIP
Art Houtteman, R ERA: 3.48	(1, 1)	9.0	W	37	6	1	1	5	7	0	0	0	0	0	40	68	1.00	1.444

PITCHER	IP	WLS	BF	H	R	ER	SO	BB	IBB	HBP	BLK	WP	HR	S	P	ERA	WHIP

Cleveland Indians @ Boston Red Sox

Fenway Park, Boston, MA

Mon Aug 30 1954, 3:33 AM EDT

Att. 11,426 - Unknown

livebaseballscorecards.com

Batter	1	2	3	4	5	6	7	8	9	AB	R	H	RBI	BB	SO	LOB
Al Smith, R (1, 7) OBP: 0.390, SLG: 0.434	6-3		F7			L1	F9			4	0	0	0	0	0	1
Bobby Avila, R (1, 4) (5, 6) OBP: 0.394, SLG: 0.471	6-3			5-3		F7	P4			4	0	0	0	0	0	1
Larry Doby, L (1, 8) OBP: 0.359, SLG: 0.487	4-3			4-3			BB, 1B	P4		4	1	1	0	0	0	0
Al Rosen, R (1, 5) OBP: 0.387, SLG: 0.501		1B		K			BBBB, 1B, FC6-4	4-3		3	1	1	0	1	1	0
Vic Wertz, L (1, 3) OBP: 0.341, SLG: 0.401		1B			FC4, 1B		FC6-4, 1B	BBBB, WP, S, BB		3	0	3	1	1	0	0
Bill Glynn, L (8, PR) (8, 3) OBP: 0.304, SLG: 0.395										0	0	0	0	0	0	0
Wally Westlake, R (1, 9) OBP: 0.341, SLG: 0.468		K			F8		FC6-4, 2B, HR	P3		4	1	0	1	0	1	4
Sam Dente, R (1, 6) OBP: 0.333, SLG: 0.342		P6			L8		HR, 2B		F8	1	0	0	0	0	0	1
Dale Mitchell, L (5, PH) OBP: 0.371, SLG: 0.264										1	0	0	0	0	0	1
Jim Hegan, R (5, 2) OBP: 0.308, SLG: 0.393										2	1	1	0	0	0	0
Hal Naragon, L (1, 2) OBP: 0.284, SLG: 0.295			F7		FC4		HR		K	1	0	0	0	0	0	0
Hank Majeski, R (5, PH) (5, 4) OBP: 0.356, SLG: 0.407										3	1	1	3	0	1	1
Ray Narleski, R (1, 1)										1	0	0	0	0	0	0
Dave Hoskins, L (3, 1)										0	0	0	0	0	0	0
Bob Hooper, R (4, 1)										0	0	0	0	0	0	0
Dave Pope, L (6, PH) OBP: 0.337, SLG: 0.360										1	0	0	0	0	0	0
Hal Newhouser, L (6, 1) OBP: 0.154, SLG: 0.154										1	0	1	0	0	0	0
Mike Garcia, R (8, 1) OBP: 0.203, SLG: 0.141			4-3			P8	1B		4-3	1	0	0	0	0	0	0
Inning Stats	R: 0 E: 0 K: 0 S: 3 H: 0 LOB: 0 BB: 0 P: 3	R: 0 E: 0 K: 1 S: 6 H: 2 LOB: 1 BB: 0 P: 6	R: 0 E: 0 K: 0 S: 3 H: 0 LOB: 0 BB: 0 P: 3	R: 0 E: 0 K: 1 S: 5 H: 0 LOB: 0 BB: 0 P: 5	R: 0 E: 0 K: 0 S: 4 H: 1 LOB: 1 BB: 0 P: 4	R: 0 E: 0 K: 0 S: 3 H: 0 LOB: 0 BB: 0 P: 3	R: 5 E: 0 K: 0 S: 8 H: 5 LOB: 1 BB: 1 P: 12	R: 0 E: 0 K: 0 S: 3 H: 0 LOB: 2 BB: 1 P: 7	R: 0 E: 0 K: 1 S: 5 H: 0 LOB: 0 BB: 0 P: 5	1B: 6 2B: 1 3B: 0 HR: 1 SF: 0 SAC: 0 DP: 0 HBP: 0						

TOP

AB	34
R	5
H	8
RBI	5
BB	2
SO	3
LOB	9

WP: 1 PA: 36
PB: 0
SB: 1
CS: 0

PITCHER		IP	WLS	BF	H	R	ER	SO	BB	IBB	HBP	BLK	WP	HR	S	P	ERA	WHIP
Willard Nixon, R ERA: 4.12	(1, 1)	6.1		25	6	4	4	2	1	0	0	0	0	0	28	32	5.68	1.105
Ellis Kinder, R ERA: 3.43	(7, 1)	0.2	L	4	2	1	1	0	0	0	0	0	0	1	4	4	13.50	3.000
Hal Brown, R ERA: 5.1	(8, 1)	2.0		7	0	0	0	1	1	0	0	0	1	0	8	12	0.00	0.500

PITCHER		IP	WLS	BF	H	R	ER	SO	BB	IBB	HBP	BLK	WP	HR	S	P	ERA	WHIP

Batter	1	2	3	4	5	6	7	8	9	AB	R	H	RBI	BB	SO	LOB
Billy Goodman, L (1, 4) OBP: 0.359, SLG: 0.368	0-0 BB BB 1B 1B	0-0 ② F9	0-0 ③ FC6-4 1-2f		0-0 ② F9			0-0 1B		5	1	2	0	0	0	4
Ted Williams, L (1, 7) OBP: 0.526, SLG: 0.659 Karl Olson, R (7, 9) OBP: 0.305, SLG: 0.359	B B B B 4-0 1B BB 1-2 BB	B B B 4-0 FC6-4 BB		0-0 BB 1B 1B	0-0 ③ G3			0-0 ① F8		2 1	1 0	1 0	0 0	2 0	0 0	0 1
Jackie Jensen, R (1, 8) OBP: 0.366, SLG: 0.491	B B B B 4-0 1B 1-2 2-3 BB	0-0 ③ FC6-4 1-2f		0-0 ① F8		0-0 FC4-6 1B		S S S 0-3 ② K		4	0	1	0	1	1	4
Harry Agganis, L (1, 3) OBP: 0.321, SLG: 0.398	0-0 1-2 2-3 3-H 1B		0-0 ① P4	0-0 BB 1B 1-2 1B		0-0 ① FC4-6 FC4-6 1-2f		0-0 ③ 6-3		5	1	2	1	0	0	2
Sam Mele, R (1, 9) OBP: 0.295, SLG: 0.379 (7, 7)	S S S 0-3 ① K		0-0 1B 2B 1B	B B B B 4-0 1B 1-2 2-3 BB		0-0 ② FC4-6 1-2f			0-0 ① 5-3	4	1	1	0	1	1	4
Grady Hatton, L (1, 5) OBP: 0.377, SLG: 0.375	0-0 ② P4		0-0 2B 1-3 1B	0-0 FC6-4 1-3 2-H 3-H 1B		0-0 ③ L4			0-0 ② G3	5	0	2	2	0	0	4
Sammy White, R (1, 2) OBP: 0.310, SLG: 0.427	0-0 ③ F8		0-0 1-3 3-H 2B	0-0 ② P4			0-0 ① L6		0-0 ③ 5-3	5	0	1	1	0	0	5
Billy Consolo, R (1, 6) OBP: 0.314, SLG: 0.272		0-0 SH1-4 1B	0-0 ② P6	0-0 ③ FC6-4 1-2f			S S S 0-3 ② K			4	0	1	0	0	1	4
Willard Nixon, L (1, 1) OBP: 0.328, SLG: 0.281 Ellis Kinder, R (7, 1) OBP: 0.222, SLG: 0.269 Don Lenhardt, R (7, PH) OBP: 0.296, SLG: 0.396 Hal Brown, R (8, 1) OBP: 0.333, SLG: 0.235		0-0 ① SH1-4 1-2	B B B B 4-0 FC6-4 BB		0-0 ① F7		0-0 ③ G3			1 0 1 0	0 0 0 0	0 0 0 0	0 0 0 0	1 0 0 0	0 0 0 0	0 0 0 0
Inning Stats	R: 1 E: 0 K: 1 S: 7 H: 2 LOB: 3 BB: 2 P: 15	R: 0 E: 0 K: 0 S: 4 H: 1 LOB: 2 BB: 1 P: 8	R: 1 E: 0 K: 0 S: 6 H: 3 LOB: 3 BB: 1 P: 10	R: 2 E: 0 K: 0 S: 6 H: 3 LOB: 2 BB: 1 P: 10	R: 0 E: 0 K: 0 S: 3 H: 0 LOB: 0 BB: 0 P: 3	R: 0 E: 0 K: 0 S: 4 H: 1 LOB: 1 BB: 0 P: 4	R: 0 E: 0 K: 1 S: 5 H: 0 LOB: 0 BB: 0 P: 5	R: 0 E: 0 K: 1 S: 6 H: 1 LOB: 1 BB: 0 P: 6	R: 0 E: 0 K: 0 S: 3 H: 0 LOB: 0 BB: 0 P: 3	1B: 10 2B: 1 3B: 0 HR: 0	SF: 0 SAC: 1 DP: 0 HBP: 0			WP: 0 PB: 0 SB: 0 CS: 0	PA: 43		

PITCHER		IP	WLS	BF	H	R	ER	SO	BB	IBB	HBP	BLK	WP	HR	S	P	ERA	WHIP
Ray Narleski, R ERA: 2.21	(1, 1)	2.2		18	6	2	2	1	4	0	0	0	0	0	16	32	6.75	3.750
Dave Hoskins, R ERA: 3.12	(3, 1)	0.2		5	2	2	2	0	1	0	0	0	0	0	4	8	27.00	4.500
Bob Hooper, R ERA: 4.41	(4, 1)	1.2		6	1	0	0	0	0	0	0	0	0	0	6	6	0.00	0.600
Hal Newhouser, L ERA: 2.66	(6, 1)	2.1	W	9	2	0	0	1	0	0	0	0	0	0	11	11	0.00	0.857
Mike Garcia, R ERA: 2.51	(8, 1)	1.2	S	5	0	0	0	1	0	0	0	0	0	0	7	7	0.00	0.000

PITCHER	IP	WLS	BF	H	R	ER	SO	BB	IBB	HBP	BLK	WP	HR	S	P	ERA	WHIP

BOTTOM

Cleveland Indians @ Boston Red Sox

Fenway Park, Boston, MA

Mon Aug 30 1954, 3:33 AM EDT

Att. 11,426 - Unknown

livebaseballscorecards.com

AB	37
R	4
H	11
RBI	4
BB	5
SO	3
LOB	28

Batter	1	2	3	4	5	6	7	8	9	AB	R	H	RBI	BB	SO	LOB
Chico Carrasquel, R (1, 6) OBP: 0.358, SLG: 0.383	S S S 0-3 ① K		x 0-0 ② BB 1B 2-3 1B		x 0-0 PB 1-3 1B		x 0-0 ③ P5			4	1	2	0	0	1	0
Nellie Fox, L (1, 4) OBP: 0.375, SLG: 0.401	x 0-0 CS 1B		x 0-0 BB 1-2 1B		x 0-0 ② G3 2-H 3-H			x 0-0 FC5-4 1B		4	0	3	0	0	0	0
Minnie Minoso, R (1, 8) OBP: 0.423, SLG: 0.552	x 0-0 ② ③ 4-3 1-2		B B B B 4-0 BB 1-2 2-3		x 0-0 3B			x 0-0 ① FC5-4 G4-6-3 1-2f		3	0	1	0	1	0	2
George Kell, R (1, 3) OBP: 0.343, SLG: 0.375		x 0-0 ① F7	x 0-0 ③ 5-3		x 0-0 ③ F8			x 0-0 ② ③ G4-6-3 1-2f		4	0	0	0	0	0	5
Jim Rivera, L (1, 9) OBP: 0.354, SLG: 0.435		x 0-0 ② 4-3		S S S 0-3 ① K		x 0-0 ① 1B			x 0-0 ① 3-1	4	0	1	0	0	1	0
Matt Batts, R (1, 2) OBP: 0.313, SLG: 0.338		x 0-0 FC6-4 1B		x 0-0 ② P5		x 0-0 ② P6			x 0-0 ② F7	4	0	1	0	0	0	0
Johnny Groth, R (1, 7) OBP: 0.337, SLG: 0.362		x 0-0 ③ FC6-4 1-2f		x 0-0 ③ F8		x 0-0 ③ P4			x 0-0 ③ F2	4	0	0	0	0	0	1
Fred Marsh, R (1, 5) OBP: 0.354, SLG: 0.390			x 0-0 1B SH5-4 1B		x 0-0 ① 5-3		x 0-0 ① P5			3	0	1	0	0	0	0
Billy Pierce, L (1, 1) OBP: 0.265, SLG: 0.200			x 0-0 ① SH5-4 1-2		x 0-0 1B BLK PB 1B		x 0-0 ② F7			0	0	0	0	0	0	0
Dick Strahs, L (2, 1)										0	0	0	0	0	0	0
Willard Marshall, L (5, PH) OBP: 0.316, SLG: 0.191										1	1	1	0	0	0	0
Morrie Martin, L (5, 1) OBP: 0.207, SLG: 0.276										1	0	0	0	0	0	0
Inning Stats	R: 0 E: 0 K: 1 S: 5 H: 1 LOB: 0 BB: 0 P: 5	R: 0 E: 0 K: 0 S: 4 H: 1 LOB: 1 BB: 0 P: 4	R: 0 E: 0 K: 0 S: 5 H: 3 LOB: 3 BB: 1 P: 9	R: 0 E: 0 K: 1 S: 5 H: 0 LOB: 0 BB: 0 P: 5	R: 2 E: 0 K: 0 S: 6 H: 3 LOB: 1 BB: 0 P: 6	R: 0 E: 0 K: 0 S: 3 H: 1 LOB: 0 BB: 0 P: 3	R: 0 E: 0 K: 0 S: 3 H: 0 LOB: 0 BB: 0 P: 3	R: 0 E: 0 K: 0 S: 3 H: 1 LOB: 0 BB: 0 P: 3	R: 0 E: 0 K: 0 S: 3 H: 0 LOB: 0 BB: 0 P: 3	1B: 9 2B: 0 3B: 1 HR: 0 SF: 0 SAC: 1 DP: 1 HBP: 0						

TOP

Chicago White Sox @ Boston Red Sox

Fenway Park, Boston, MA

Wed Sep 01 1954, 3:33 AM EDT

Att. 5,320 - Unknown

livebaseballscorecards.com

AB	32
R	2
H	10
RBI	0
BB	1
SO	2
LOB	8

WP: 0 PB: 2 SB: 0 CS: 1 PA: 34

PITCHER		IP	WLS	BF	H	R	ER	SO	BB	IBB	HBP	BLK	WP	HR	S	P	ERA	WHIP
Russ Kemmerer, R ERA: 3.92	(1, 1)	4.2		21	8	2	2	2	1	0	0	1	0	0	24	28	3.86	1.929
Tom Hurd, R ERA: 3.44	(5, 1)	4.1	W	13	2	0	0	0	0	0	0	0	0	0	13	13	0.00	0.462

PITCHER	IP	WLS	BF	H	R	ER	SO	BB	IBB	HBP	BLK	WP	HR	S	P	ERA	WHIP

Batter	1	2	3	4	5	6	7	8	9	AB	R	H	RBI	BB	SO	LOB
Billy Goodman, L (1, 4) OBP: 0.360, SLG: 0.367	BBBB 4-0 6-3 1B BB	x 0-0 ② FC4-6 BB BB 1-2f	x 0-0 ③ 4-3		x 0-0 1B		x 0-0 ① FC5-6 1B 1-2f FC5-4			4	2	1	0	1	0	3
Ted Williams, L (1, 7) OBP: 0.527, SLG: 0.655	x 0-0 ① 6-3 1-2	BBBB 4-0 BB 1-2 BB		BBBB 4-0 FC1 1B 1B BB	x 0-0 ① F7		x 0-0 FC5-4 1-3 1B			3	1	1	0	2	0	2
Jackie Jensen, R (1, 8) OBP: 0.368, SLG: 0.490	BBBB 4-0 1B SF7 BB	BBBB 4-0 FC6-4 1-2 2-3 BB		x 0-0 1B E E 1-2 1B	x 0-0 ② F5		x 0-0 ② FC5-4 1-2f 3-H			3	2	1	1	2	0	2
Sam Mele, R (1, 3) OBP: 0.294, SLG: 0.376	x 0-0 FC5 1B 1-3 2-H 1B	x 0-0 ③ FC6-4 1-2f		x 0-0 FC1 BB E 1-2 2-3	x 0-0 ③ L8		x 0-0 ③ P4			5	0	1	1	0	0	7
Karl Olson, R (1, 9) OBP: 0.307, SLG: 0.362	x 0-0 ② SF7 3-H		x 0-0 1B 5-4-3 S 1B	x 0-0 E6 BB 1-2 2-H 3-H 1B		x 0-0 ① 5-3		SSS 0-3 ① K		4	1	2	2	0	1	0
Sammy White, R (1, 2) OBP: 0.311, SLG: 0.426	x 0-0 FC5 1-2 1B		x 0-0 ① 5-4-3 1-2	x 0-0 ① L5		x 0-0 ② L6		x 0-0 1B		5	0	2	0	0	0	3
Ted Lepcio, R (1, 5) OBP: 0.330, SLG: 0.392	x 0-0 ③ FC5 1-2 2-3f		x 0-0 S 1B 2-3 1B	SSS 0-3 ② K		x 0-0 1B		x 0-0 ② F8		5	1	2	0	0	1	5
Billy Consolo, R (1, 6) OBP: 0.312, SLG: 0.267		SSS 0-3 ① K	SSS 0-3 ② K 1-2 3-H	BBBB 4-0 1-2 2-3 BB		x 0-0 ③ P6		SSS 0-3 ③ K		4	0	0	0	1	3	3
Russ Kemmerer, R (1, 1) OBP: 0.250, SLG: 0.118 Tom Hurd, R (5, 1) OBP: 1.000, SLG: 1.000		BBBB 4-0 FC4-6 BB	x 0-0 2-H 1B	x 0-0 ③ G3			x 0-0 FC5-6 1B			2 1	0 0	1 1	1 0	1 0	0 0	3 0
Inning Stats	R: 2 E: 0 K: 0 S: 5 H: 2 LOB: 2 BB: 2 P: 13	R: 0 E: 0 K: 1 S: 5 H: 0 LOB: 3 BB: 3 P: 17	R: 2 E: 0 K: 1 S: 8 H: 3 LOB: 1 BB: 0 P: 8	R: 2 E: 2 K: 1 S: 8 H: 2 LOB: 3 BB: 2 P: 16	R: 0 E: 0 K: 0 S: 4 H: 1 LOB: 1 BB: 0 P: 4	R: 0 E: 0 K: 0 S: 4 H: 1 LOB: 1 BB: 0 P: 4	R: 1 E: 0 K: 0 S: 5 H: 2 LOB: 1 BB: 0 P: 5	R: 0 E: 0 K: 2 S: 8 H: 1 LOB: 1 BB: 0 P: 8		1B: 12 2B: 0 3B: 0 HR: 0 SF: 1 SAC: 0 DP: 0 HBP: 0						

PITCHER		IP	WLS	BF	H	R	ER	SO	BB	IBB	HBP	BLK	WP	HR	S	P	ERA	WHIP
Billy Pierce, L ERA: 3.47	(1, 1)	1.2	L	12	2	2	2	1	5	0	0	0	0	0	9	29	10.80	4.200
Dick Strahs, R ERA: 4.76	(2, 1)	2.1		15	5	4	3	2	2	0	0	0	0	0	17	25	11.57	3.000
Morrie Martin, L ERA: 3.83	(5, 1)	4.0		17	5	1	1	2	0	0	0	0	0	0	21	21	2.25	1.250

PITCHER	IP	WLS	BF	H	R	ER	SO	BB	IBB	HBP	BLK	WP	HR	S	P	ERA	WHIP

BOTTOM

Chicago White Sox @ Boston Red Sox

Fenway Park, Boston, MA

Wed Sep 01 1954, 3:33 AM EDT

Att. 5,320 - Unknown

livebaseballscorecards.com

AB	36
R	7
H	12
RBI	5
BB	7
SO	5
LOB	28

WP: 0 PA: 44
PB: 0
SB: 2
CS: 0

Batter	1	2	3	4	5	6	7	8	9	AB	R	H	RBI	BB	SO	LOB
Chico Carrasquel, R (1, 6) OBP: 0.358, SLG: 0.385	4-3 4-3 2B		5-3 ①		FC5 BB 1B	F8 ②		6-3 ③		5	1	2	0	0	0	3
Nellie Fox, L (1, 4) OBP: 0.373, SLG: 0.398	4-3 ① 2-3		6-3 ②		B B B 4-0 FC5 1-2 1B BB	L7 ③			F9 ①	4	1	0	0	1	0	2
Minnie Minoso, R (1, 8) OBP: 0.420, SLG: 0.547	4-3 ② 3-H		5-3 ③		FC5 ① BB 1B BB 1-2 2-3f		4-3 ①		1-3 ②	5	1	0	1	0	0	2
George Kell, R (1, 3) OBP: 0.347, SLG: 0.378	5-3 ③			HR 1B	BB BB G1-2-3 1-2 2-H 1B		L9 ②		1B	5	1	3	1	0	0	0
Sherm Lollar, R (1, 2) OBP: 0.329, SLG: 0.346		E 1B 1B		L8 ① B B B	4-0 BB 1-2 2-3 BB		1-3 ③		P6 ③	4	1	1	0	1	0	2
Johnny Groth, R (1, 9) (8, 7) OBP: 0.341, SLG: 0.372		S S S 0-3 ① K		0-0 1-H HR B B B	4-0 1-2 2-3 3-H BB			x 0-0 SH1-4 1B		3	1	2	3	1	1	1
Fred Marsh, R (1, 5) OBP: 0.368, SLG: 0.403	0-0 FC3-6 1-2 1B			0-0 1B	0-0 ② ③ G1-2-3 3-Hf			0-0 ① SH1-4 1-2		3	0	2	0	0	0	3
Ed McGhee, R (1, 7) Jim Rivera, L (8, PH) (8, 9) OBP: 0.239, SLG: 0.282 OBP: 0.355, SLG: 0.435	0-0 ② FC3-6 1-2f 2-H			0-0 ② F7		0-0 SH2-4 1B		4-0 IBB		3 0	0 0	1 0	0 0	0 1	0 0	2 0
Harry Dorish, R (1, 1) Don Johnson, R (7, 1) Phil Cavarretta, L (8, PH) Jack Harshman, L (8, 1) OBP: 0.125, SLG: 0.125 OBP: 0.079, SLG: 0.029 OBP: 0.400, SLG: 0.409 OBP: 0.271, SLG: 0.286	0-0 ③ G3			S S S 0-3 ③ K		0-0 ① SH2-4 1-2		0-0 ② F9		2 0 1 0	0 0 0 0	0 0 0 0	0 0 0 0	1 0 0 0	2 0 2 0	2 0 0 0
Inning Stats	R: 1 H: 1 E: 0 LOB: 0 K: 0 BB: 0 S: 4 P: 4	R: 1 H: 2 E: 1 LOB: 1 K: 1 BB: 0 S: 7 P: 7	R: 0 H: 0 E: 0 LOB: 0 K: 0 BB: 0 S: 3 P: 3	R: 2 H: 3 E: 0 LOB: 1 K: 1 BB: 0 S: 8 P: 8	R: 2 H: 2 E: 0 LOB: 2 K: 0 BB: 3 S: 4 P: 16	R: 0 H: 1 E: 0 LOB: 1 K: 0 BB: 0 S: 4 P: 4	R: 0 H: 0 E: 0 LOB: 0 K: 0 BB: 0 S: 3 P: 3	R: 0 H: 1 E: 0 LOB: 2 K: 0 BB: 1 S: 4 P: 8	R: 0 H: 1 E: 0 LOB: 1 K: 0 BB: 0 S: 4 P: 4	1B: 9 2B: 1 3B: 0 HR: 1	SF: 0 SAC: 2 DP: 1 HBP: 0						

PITCHER	IP	WLS	BF	H	R	ER	SO	BB	IBB	HBP	BLK	WP	HR	S	P	ERA	WHIP
Mel Parnell, L (1, 1) ERA: 4.26	3.1	L	16	6	4	3	1	0	0	0	0	0	1	18	18	8.10	1.800
Tex Clevenger, R (4, 1) ERA: 4.91	1.0		6	2	2	2	1	1	0	0	0	0	0	7	11	18.00	3.000
Hal Brown, R (5, 1) ERA: 5.06	0.2		3	0	0	0	0	2	0	0	0	0	0	1	9	0.00	3.000
Leo Kiely, L (6, 1) ERA: 3.48	2.0		7	1	0	0	0	0	0	0	0	0	0	7	7	0.00	0.500
Sid Hudson, R (8, 1) ERA: 4.64	2.0		9	2	0	0	0	0	1	0	0	0	0	8	12	0.00	1.000

PITCHER	IP	WLS	BF	H	R	ER	SO	BB	IBB	HBP	BLK	WP	HR	S	P	ERA	WHIP

TOP

Chicago White Sox @ Boston Red Sox

Fenway Park, Boston, MA

Wed Sep 01 1954, 3:38 AM EDT

Att. 10,854 - Unknown

livebaseballscorecards.com

AB	35
R	6
H	11
RBI	5
BB	4
SO	2
LOB	19

WP: 0 PA: 41
PB: 0
SB: 0
CS: 0

Batter	1	2	3	4	5	6	7	8	9	AB	R	H	RBI	BB	SO	LOB
Billy Goodman, L (1, 4) OBP: 0.358, SLG: 0.366	F8			6-3 1B		6-3		6-3		4	1	1	0	0	0	0
Ted Williams, L (1, 7) OBP: 0.527, SLG: 0.655	BB G6-4-3			4-3 1-3 2B		P5		F8		3	0	1	0	1	0	0
Jackie Jensen, R (1, 8) OBP: 0.365, SLG: 0.486	G6-4-3 1-2f			6-3 3-H		F7		P4		4	0	0	1	0	0	2
Harry Agganis, L (1, 3) OBP: 0.323, SLG: 0.398		FC6-4 1B		4-3 2-3			BB HR		L9	3	1	1	0	1	0	1
Sam Mele, R (1, 9) OBP: 0.296, SLG: 0.386		FC6-4 G4-6-3 1-2f		F8			HR 1-H		BB	3	1	1	2	1	0	2
Grady Hatton, L (1, 5) OBP: 0.375, SLG: 0.374		G4-6-3 1-2f			G6-4-3 1B		F8		F9	4	0	1	0	0	0	2
Sammy White, R (1, 2) OBP: 0.311, SLG: 0.425			F8		G6-4-3 1-2f		1B 1B		K	4	0	1	0	0	1	2
Billy Consolo, R (1, 6) OBP: 0.313, SLG: 0.269										2	0	1	0	0	0	0
Charlie Maxwell, L (7, PH) OBP: 0.321, SLG: 0.302					1B					1	0	1	0	0	0	0
Milt Bolling, R (8, 6) OBP: 0.333, SLG: 0.359							1-3 1B			0	0	0	0	0	0	0
Mel Parnell, L (1, 1) OBP: 0.182, SLG: 0.150										1	0	0	0	0	0	0
Tex Clevenger, R (4, 1) OBP: 0.238, SLG: 0.286										0	0	0	0	0	0	0
Hal Brown, R (5, 1) OBP: 0.333, SLG: 0.235										0	0	0	0	0	0	0
Don Lenhardt, R (5, PH) OBP: 0.293, SLG: 0.391										1	0	0	0	0	0	1
Leo Kiely, L (6, 1) OBP: 0.196, SLG: 0.250										0	0	0	0	0	0	0
Jim Piersall, R (7, PH) OBP: 0.336, SLG: 0.386										1	0	0	0	0	0	1
Sid Hudson, R (8, 1) OBP: 0.154, SLG: 0.154										0	0	0	0	0	0	0
Inning Stats	R: 0 H: 0 E: 0 LOB: 0 K: 0 BB: 1 S: 2 P: 6	R: 0 H: 1 E: 0 LOB: 0 K: 0 BB: 0 S: 3 P: 3	R: 0 H: 0 E: 0 LOB: 0 K: 0 BB: 0 S: 3 P: 3	R: 1 H: 2 E: 0 LOB: 1 K: 0 BB: 0 S: 5 P: 5	R: 0 H: 2 E: 0 LOB: 1 K: 0 BB: 0 S: 4 P: 4	R: 0 H: 0 E: 0 LOB: 0 K: 0 BB: 0 S: 3 P: 3	R: 2 H: 3 E: 0 LOB: 1 K: 0 BB: 1 S: 5 P: 9	R: 0 H: 0 E: 0 LOB: 0 K: 0 BB: 0 S: 3 P: 3	R: 0 H: 0 E: 0 LOB: 1 K: 1 BB: 1 S: 5 P: 9	1B: 6 2B: 1 3B: 0 HR: 1	SF: 0 SAC: 0 DP: 3 HBP: 0					

PITCHER		IP	WLS	BF	H	R	ER	SO	BB	IBB	HBP	BLK	WP	HR	S	P	ERA	WHIP
Harry Dorish, R ERA: 2.75	(1, 1)	6.1	W	25	7	3	3	0	2	0	0	0	0	1	23	31	4.26	1.421
Don Johnson, R ERA: 3.13	(7, 1)	0.2		2	1	0	0	0	0	0	0	0	0	0	2	2	0.00	1.500
Jack Harshman, L ERA: 2.66	(8, 1)	2.0	S	7	0	0	0	1	1	0	0	0	0	0	8	12	0.00	0.500

PITCHER	IP	WLS	BF	H	R	ER	SO	BB	IBB	HBP	BLK	WP	HR	S	P	ERA	WHIP

BOTTOM

Chicago White Sox @ Boston Red Sox

Fenway Park, Boston, MA

Wed Sep 01 1954, 3:38 AM EDT

Att. 10,854 - Unknown

livebaseballscorecards.com

AB	31
R	3
H	8
RBI	3
BB	3
SO	1
LOB	11

Boston Red Sox @ Philadelphia Athletics

Connie Mack Stadium, Philadelphia, PA

Fri Sep 03 1954, 3:33 AM EDT

Att. 2,874 - Unknown

TOP

livebaseballscorecards.com

Batter	1	2	3	4	5	6	7	8	9	AB	R	H	RBI	BB	SO	LOB
Billy Goodman, L (1, 4) OBP: 0.361, SLG: 0.371	4-3		HR 2B (2-H)	1B 1B (1-2)		6-3		FC5-4 1B (1-2)		5	2	3	1	0	0	0
Ted Williams, L (1, 7) OBP: 0.526, SLG: 0.663	F8		HR (2-H)	E 1B (1-2, 2-H)		4-3		FC5-4 (1-2f, 2-H)		4	2	2	3	0	0	0
Karl Olson, R (6, 9) OBP: 0.306, SLG: 0.360										1	0	0	0	0	0	1
Jackie Jensen, R (1, 8) OBP: 0.364, SLG: 0.483	F2		E6	E7 1B (1-H, 2-H)		F3		L7		5	0	1	1	0	0	1
Harry Agganis, L (1, 3) OBP: 0.321, SLG: 0.395		F7	4-3	F8			FC4-6 E 1B		L9	5	0	1	0	0	0	2
Sam Mele, R (1, 9) OBP: 0.301, SLG: 0.387 (6, 7)		G3-6-3 1B		E 1B 1B	5-3		FC 1B (1-2) FC4-6		BBBB 3B BB	4	2	2	0	1	0	1
Grady Hatton, L (1, 5) OBP: 0.376, SLG: 0.381		G3-6-3 (1-2f)		E9 1B FC6-4 1B (1-3)	F5		FC4-6 (1-2f, 2-3)		1B 3B (1-H)	5	2	2	1	0	0	3
Sammy White, R (1, 2) OBP: 0.314, SLG: 0.429			P2	FC6-4 1B (2-3, 3-H)	2B		SSS K		1B (3-H)	5	0	3	2	0	1	1
Milt Bolling, R (1, 6) OBP: 0.334, SLG: 0.356			BBBB WP 2B BB	FC6-4 FC1-6 (1-2f, 3-H)	BBBB BB			SSS 5-3	K	3	1	0	1	2	1	2
Frank Sullivan, R (1, 1) OBP: 0.219, SLG: 0.179			SSS K (1-2)	FC1-6 1B (1-2f)	SSS K			BBBB 1B E BB	5-3	4	2	0	0	1	2	5

| | | | | | | | | | |

Batter	1	2	3	4	5	6	7	8	9	AB	R	H	RBI	BB	SO	LOB
Spook Jacobs, R (1, 4) OBP: 0.339, SLG: 0.287	BBBB 4-0 E S 1B BB		x 0-0 G4-6-3 ②③ 1-2f			x 0-0 F6 ②		x 0-0 F7 ③		3	1	0	0	1	0	1
Lou Limmer, L (1, 3) OBP: 0.300, SLG: 0.420	x 0-0 CS 1B 1-H			x 0-0 F8 ①		BBBB 4-0 FC4-6 BB			x 0-0 4-3 ①	3	0	1	1	1	0	0
Jim Finigan, R (1, 5) OBP: 0.393, SLG: 0.415	x 0-0 E6 G5-4-3 ① 1-2			x 0-0 4-3 ②		x 0-0 FC4-6 ③ 1-2f			x 0-0 6-3 ②	4	0	0	0	0	0	2
Gus Zernial, R (1, 7) OBP: 0.331, SLG: 0.461	x 0-0 G5-4-3 ②③ 1-2f			x 0-0 L7 ③			SSS 0-3 K ①		x 0-0 F8 ③	4	0	0	0	0	1	1
Bill Renna, R (1, 9) OBP: 0.298, SLG: 0.373		x 0-0 F8 ①			SSS 0-3 K ①		x 0-0 1B			3	0	1	0	0	1	0
Bill Wilson, R (1, 8) OBP: 0.341, SLG: 0.422		x 0-0 6-3 ②			x 0-0 F8 ②		x 0-0 P3 ②			3	0	0	0	0	0	1
Joe Demaestri, R (1, 6) OBP: 0.253, SLG: 0.314		x 0-0 5-3 ③			x 0-0 FC5-4 1B		SSS 0-3 K ③			3	0	1	0	0	1	1
Joe Astroth, R (1, 2) OBP: 0.285, SLG: 0.251			x 0-0 G4-6-3 1B		x 0-0 FC5-4 ③ 1-2f			x 0-0 F7 ①		3	0	1	0	0	0	1
Arnie Portocarrero, R (1, 1) OBP: 0.185, SLG: 0.213 Al Sima, R (4, 1) OBP: 0.056, SLG: 0.056 Elmer Valo, L (6, PH) OBP: 0.352, SLG: 0.328 Bill Oster, L (7, 1)			x 0-0 F5 ①			x 0-0 F7 ①		x 0-0 G3 ②		1 0 1 1	0 0 0 0	0 0 0 0	0 0 0 0	0 0 0 0	0 0 0 0	1 0 0 0
Inning Stats	R: 1 H: 1 E: 1 LOB: 0 K: 0 BB: 1 S: 3 P: 7	R: 0 H: 0 E: 0 LOB: 0 K: 0 BB: 0 S: 3 P: 3	R: 0 H: 1 E: 0 LOB: 0 K: 0 BB: 0 S: 3 P: 3	R: 0 H: 0 E: 0 LOB: 0 K: 0 BB: 0 S: 3 P: 3	R: 0 H: 1 E: 0 LOB: 1 K: 1 BB: 0 S: 6 P: 6	R: 0 H: 0 E: 0 LOB: 1 K: 0 BB: 1 S: 3 P: 7	R: 0 H: 1 E: 0 LOB: 1 K: 2 BB: 0 S: 8 P: 8	R: 0 H: 0 E: 0 LOB: 0 K: 0 BB: 0 S: 3 P: 3	R: 0 H: 0 E: 0 LOB: 0 K: 0 BB: 0 S: 3 P: 3	1B: 4 SF: 0 2B: 0 SAC: 0 3B: 0 DP: 2 HR: 0 HBP: 0						

PITCHER	IP	WLS	BF	H	R	ER	SO	BB	IBB	HBP	BLK	WP	HR	S	P	ERA	WHIP
Frank Sullivan, R (1, 1) ERA: 2.9	9.0	W	31	4	1	1	3	2	0	0	0	0	0	35	43	1.00	0.667

PITCHER	IP	WLS	BF	H	R	ER	SO	BB	IBB	HBP	BLK	WP	HR	S	P	ERA	WHIP

BOTTOM

Boston Red Sox @ Philadelphia Athletics

Connie Mack Stadium, Philadelphia, PA

Fri Sep 03 1954, 3:33 AM EDT

Att. 2,874 - Unknown

livebaseballscorecards.com

AB	29
R	1
H	4
RBI	1
BB	2
SO	3
LOB	8

WP: 0 PA: 31
PB: 0
SB: 1
CS: 1

Boston Red Sox @ Philadelphia Athletics

Connie Mack Stadium, Philadelphia, PA

Sat Sep 04 1954, 3:33 AM EDT

Att. 2,124 - Unknown

TOP

livebaseballscorecards.com

Batter	1	2	3	4	5	6	7	8	9	AB	R	H	RBI	BB	SO	LOB
Billy Goodman, L (1, 4) OBP: 0.366, SLG: 0.375	0-0 G5-6-3 1B		BB BB FC3-6 1B	0-0 FC6-5 1-H 1B		0-0 G4-6-3 1-2f			BBBB 4-0 BB	4	1	3	1	1	0	1
Ted Williams, L (1, 7) OBP: 0.523, SLG: 0.655	0-0 G5-6-3 1-2f		BBBB 4-0 FC3-6 BB 1-2 FC5-2 BB	0-0 FC6-5 1-2f			0-0 4-1		0-0 F2	4	0	0	0	1	0	3
Jackie Jensen, R (1, 8) OBP: 0.364, SLG: 0.480	BBBB 4-0 BB		BBBB 4-0 FC3-6 1-2 2-3 BB		SSS 0-3 K		0-0 6-3		0-0 P6	3	0	0	0	2	1	1
Harry Agganis, L (1, 3) OBP: 0.321, SLG: 0.394	0-0 4-3		0-0 FC3-6 FC5-2 1-2f 2-3 3-H		0-0 FC5-4 1B		0-0 3-1			4	0	1	1	0	0	3
Sam Mele, R (1, 9) OBP: 0.300, SLG: 0.384		BBBB 4-0 L3 BB	0-0 FC5-2 1-2 3-H		0-0 FC5-4 1-2f			SSS 0-3 K		3	0	0	0	1	1	3
Grady Hatton, L (1, 5) OBP: 0.377, SLG: 0.379		0-0 L3 1-2	0-0 F9		BBBB 4-0 BB			BBBB 4-0 FC5-4 BB		2	0	0	0	2	0	3
Sammy White, R (1, 2) OBP: 0.311, SLG: 0.425		0-0 E6 FC6-4		0-0 F8	0-0 6-3			0-0 P4		4	0	0	0	0	0	3
Milt Bolling, R (1, 6) OBP: 0.334, SLG: 0.353 Jim Piersall, R (8, PH) OBP: 0.335, SLG: 0.385 Billy Consolo, R (8, 6) OBP: 0.313, SLG: 0.269		0-0 FC6-4 1-2f		BBBB 4-0 E S 1B BB		0-0 6-3		0-0 FC5-4 1-2f		2 1 0	1 0 0	0 0 0	0 0 0	1 0 0	0 0 0	1 1 0
Willard Nixon, L (1, 1) OBP: 0.343, SLG: 0.350 Ellis Kinder, R (6, 1) OBP: 0.222, SLG: 0.269 Charlie Maxwell, L (9, PH) OBP: 0.318, SLG: 0.299			0-0 HR	SSS 0-3 K		0-0 G4-6-3 1B			0-0 4-3	3 0 1	1 0 0	2 0 0	1 0 0	0 0 0	1 0 0	1 0 0
Inning Stats	R: 0 H: 1 E: 0 LOB: 1 K: 0 BB: 1 S: 3 P: 7	R: 0 H: 0 E: 1 LOB: 1 K: 0 BB: 1 S: 3 P: 7	R: 2 H: 2 E: 0 LOB: 2 K: 0 BB: 2 S: 5 P: 13	R: 1 H: 1 E: 0 LOB: 1 K: 1 BB: 1 S: 6 P: 10	R: 0 H: 1 E: 1 LOB: 2 K: 1 BB: 1 S: 6 P: 10	R: 0 H: 1 E: 0 LOB: 0 K: 0 BB: 0 S: 3 P: 3	R: 0 H: 0 E: 0 LOB: 0 K: 0 BB: 0 S: 3 P: 3	R: 0 H: 0 E: 0 LOB: 1 K: 1 BB: 1 S: 5 P: 9	R: 0 H: 0 E: 0 LOB: 1 K: 0 BB: 1 S: 3 P: 7	1B: 5 SF: 0 2B: 1 SAC: 0 3B: 0 DP: 3 HR: 1 HBP: 0						WP: 0 PA: 39 PB: 0 SB: 1 CS: 0	

	AB	31
	R	3
	H	6
	RBI	3
	BB	8
	SO	3
	LOB	20

PITCHER	IP	WLS	BF	H	R	ER	SO	BB	IBB	HBP	BLK	WP	HR	S	P	ERA	WHIP
Johnny Gray, R (1, 1) ERA: 6.44	9.0	W	39	6	3	3	3	8	0	0	0	0	1	37	69	3.00	1.556

PITCHER	IP	WLS	BF	H	R	ER	SO	BB	IBB	HBP	BLK	WP	HR	S	P	ERA	WHIP

Batter	1	2	3	4	5	6	7	8	9	AB	R	H	RBI	BB	SO	LOB
Spook Jacobs, R (1, 4) OBP: 0.338, SLG: 0.287	0-0 1B 9-2 1B	0-0 5-3			0-3 K		0-0 P3			4	0	1	0	0	1	1
Lou Limmer, L (1, 3) OBP: 0.302, SLG: 0.425	0-0 1B E 1-3 1B		0-0 G3			0-0 E 2B		0-0 G3		4	2	2	0	0	0	0
Jim Finigan, R (1, 5) OBP: 0.392, SLG: 0.413	0-0 9-2 3-Hf		0-0 G6-4-3 1B			0-0 6-3		0-0 L8		4	0	1	0	0	0	3
Gus Zernial, R (1, 7) OBP: 0.333, SLG: 0.461 Vic Power, R (9, 7) OBP: 0.283, SLG: 0.332	0-0 E8 1B 1-H 1B		0-0 G6-4-3 1-2f			0-0 E7 1B 2-H 1B		0-3 K		4 0	2 0	2 0	1 0	0 0	1 0	1 0
Bill Renna, R (1, 9) OBP: 0.300, SLG: 0.373 Joe Taylor, R (1, PR) (2, 9) OBP: 0.206, SLG: 0.265	1-0 1B HBP			0-0 5-3		0-0 1B 2-H				0 2	0 0	0 1	0 1	0 0	0 0	0 0
Bill Wilson, R (1, 8) OBP: 0.341, SLG: 0.421	0-0 1B 1-2 2-H			0-3 K		0-3 K				3	0	1	1	0	2	0
Joe Demaestri, R (1, 6) OBP: 0.251, SLG: 0.312	0-3 K			0-0 F8			0-3 K			3	0	0	0	0	2	2
Jim Robertson, R (1, 2) OBP: 0.293, SLG: 0.233		0-3 K			0-3 K		0-0 1B			3	0	1	0	0	2	0
Johnny Gray, R (1, 1) OBP: 0.071, SLG: 0.037		0-3 K			0-3 K		0-3 K			3	0	0	0	0	3	1
Inning Stats	R: 2 E: 1 K: 1 S: 8 H: 4 LOB: 2 BB: 0 P: 9	R: 0 E: 0 K: 2 S: 7 H: 0 LOB: 0 BB: 0 P: 7	R: 0 E: 0 K: 0 S: 3 H: 1 LOB: 0 BB: 0 P: 3	R: 0 E: 0 K: 1 S: 5 H: 0 LOB: 0 BB: 0 P: 5	R: 0 E: 0 K: 3 S: 9 H: 0 LOB: 0 BB: 0 P: 9	R: 2 E: 1 K: 1 S: 7 H: 3 LOB: 0 BB: 0 P: 7	R: 0 E: 0 K: 2 S: 8 H: 1 LOB: 1 BB: 0 P: 8	R: 0 E: 0 K: 1 S: 5 H: 0 LOB: 0 BB: 0 P: 5		1B: 8 2B: 2 3B: 0 HR: 0	SF: 0 SAC: 0 DP: 2 HBP: 1					

PITCHER		IP	WLS	BF	H	R	ER	SO	BB	IBB	HBP	BLK	WP	HR	S	P	ERA	WHIP
Willard Nixon, R ERA: 4.15	(1, 1)	5.1	L	22	7	4	3	7	0	0	1	0	0	0	35	36	5.06	1.312
Ellis Kinder, R ERA: 3.34	(6, 1)	2.2		9	2	0	0	4	0	0	0	0	0	0	17	17	0.00	0.750

PITCHER	IP	WLS	BF	H	R	ER	SO	BB	IBB	HBP	BLK	WP	HR	S	P	ERA	WHIP

BOTTOM

Boston Red Sox @ Philadelphia Athletics

Connie Mack Stadium, Philadelphia, PA

Sat Sep 04 1954, 3:33 AM EDT

Att. 2,124 - Unknown

livebaseballscorecards.com

AB	30
R	4
H	9
RBI	3
BB	0
SO	11
LOB	8

1B: 8 2B: 2 3B: 0 HR: 0 SF: 0 SAC: 0 DP: 2 HBP: 1

WP: 0 PB: 0 SB: 0 CS: 0 PA: 31

Batter	1	2	3	4	5	6	7	8	9	AB	R	H	RBI	BB	SO	LOB
Billy Goodman, L (1, 4) OBP: 0.369, SLG: 0.376	4-3	1B HR 1B	BBBB 4-0 BB		F8		HR 1B		SSS 0-3 K	4	2	2	0	1	0	0
Billy Consolo, R (8, 4) OBP: 0.312, SLG: 0.268										1	0	0	0	0	1	2
Ted Williams, L (1, 7) OBP: 0.523, SLG: 0.662	BBBB 4-0 BB HR BB	0-0 1B HR 1B 1-3	SSS 0-3 K			0-0 F8	0-0 HR 1B 1-H		0-0 FC5-4 1-2f	4	3	2	2	1	1	2
Don Lenhardt, R (7, 7) OBP: 0.290, SLG: 0.387										1	0	0	0	0	0	2
Jackie Jensen, R (1, 8) OBP: 0.365, SLG: 0.484	BBBB 4-0 HR BB 1-2	0-0 HR 1B 1-H 3-H	0-0 P3			0-0 L5	0-0 6-3			4	2	1	3	1	0	2
Karl Olson, R (7, 8) OBP: 0.306, SLG: 0.360										0	0	0	0	0	0	0
Sam Mele, R (1, 9) OBP: 0.306, SLG: 0.396	0-0 HR 1-H 2-H	BBBB 4-0 1B CS BB		0-0 G3 SH1-3 1B		0-0 F8		0-0 3-1		3	1	2	3	1	0	0
Jim Piersall, R (7, 9) OBP: 0.334, SLG: 0.384										1	0	0	0	0	0	0
Grady Hatton, L (1, 5) OBP: 0.379, SLG: 0.379	BBBB 4-0 BB 1B BB	0-0 P2		0-0 SH1-3 1-2			0-0 L6	SSS 0-3 K		0	1	0	0	1	0	0
Ted Lepcio, R (2, PH) OBP: 0.328, SLG: 0.389 (2, 5)										3	0	0	0	0	1	1
Harry Agganis, L (1, 3) OBP: 0.322, SLG: 0.392	0-0 P6	0-0 FC6-4 1B 1-3		0-0 G3 2-3			BBBB 4-0 1B HR BB	0-0 3-1		4	1	1	0	1	0	2
Mickey Owen, R (1, 2) OBP: 0.325, SLG: 0.333	BBBB 4-0 1B BB 1-2	0-0 FC6-4 1-2f		0-0 F9			0-0 HR 1B 1-2		0-0 FC6-4 HBP 1B	4	1	2	0	1	0	3
Milt Bolling, R (1, 6) OBP: 0.340, SLG: 0.368	0-0 FC5-4 1B 1-2 2-H	0-0 CS 3-H	0-0 SH1-3 1B		0-0 F7		0-0 HR 1-H 2-H		H 1-0 FC6-4 HBP 1-2	4	1	3	4	0	0	0
Tom Brewer, R (1, 1) OBP: 0.291, SLG: 0.333	0-0 FC5-4 1-2f		0-0 SH1-3 1-2		0-0 P3		0-0 F9		0-0 FC6-4 FC5-4 1-2f 2-3	4	0	0	0	0	0	4
Inning Stats	R: 4 H: 2 E: 0 LOB: 2 K: 0 BB: 4 S: 5 P: 21	R: 3 H: 4 E: 0 LOB: 1 K: 0 BB: 1 S: 6 P: 10	R: 0 H: 1 E: 0 LOB: 2 K: 1 BB: 1 S: 6 P: 10	R: 0 H: 1 E: 0 LOB: 1 K: 0 BB: 0 S: 4 P: 4	R: 0 H: 0 E: 0 LOB: 0 K: 0 BB: 0 S: 3 P: 3	R: 0 H: 0 E: 0 LOB: 0 K: 0 BB: 0 S: 3 P: 3	R: 5 H: 4 E: 0 LOB: 0 K: 0 BB: 1 S: 7 P: 11	R: 0 H: 0 E: 0 LOB: 0 K: 1 BB: 0 S: 5 P: 5	R: 0 H: 1 E: 0 LOB: 2 K: 1 BB: 0 S: 6 P: 7	1B: 9 SF: 0 2B: 0 SAC: 2 3B: 0 DP: 0 HR: 4 HBP: 1						

TOP

Boston Red Sox @ Philadelphia Athletics

Connie Mack Stadium, Philadelphia, PA

Sun Sep 05 1954, 3:33 AM EDT

Unknown

livebaseballscorecards.com

AB	37
R	12
H	13
RBI	12
BB	7
SO	3
LOB	18

WP: 0 PA: 48
PB: 0
SB: 0
CS: 1

PITCHER		IP	WLS	BF	H	R	ER	SO	BB	IBB	HBP	BLK	WP	HR	S	P	ERA	WHIP
Charlie Bishop, R ERA: 5.09	(1, 1)	0.2	L	8	2	4	4	0	4	0	0	0	0	1	4	20	54.00	9.000
Al Sima, L ERA: 5.33	(1, 1)	1.1		8	4	3	3	0	1	0	0	0	0	1	7	11	20.25	3.750
Bill Oster, L ERA: 6.17	(3, 1)	4.2		22	6	5	5	1	2	0	0	0	0	2	22	30	9.64	1.714
Moe Burtschy, R ERA: 3.73	(7, 1)	2.1		9	1	0	0	2	0	0	1	0	0	0	12	13	0.00	0.429

PITCHER	IP	WLS	BF	H	R	ER	SO	BB	IBB	HBP	BLK	WP	HR	S	P	ERA	WHIP

Batter	1	2	3	4	5	6	7	8	9	AB	R	H	RBI	BB	SO	LOB
Spook Jacobs, R (1, 4) OBP: 0.337, SLG: 0.285	6-3		BB FC3-6 SF8	P6			6-3			3	1	0	0	1	0	0
Lou Limmer, L (1, 3) OBP: 0.305, SLG: 0.424	1B 1B		BB FC3-6 1-2		F8			5-3		3	0	1	0	1	0	0
Jim Finigan, R (1, 5) OBP: 0.389, SLG: 0.409	P6		FC3-6 3B 1-2f 2-3		6-3			1-3		4	1	0	0	0	0	3
Gus Zernial, R (1, 7) OBP: 0.332, SLG: 0.460	FC6 1B 1-2		SF8 3-H		F7			F7		3	0	1	1	0	0	0
Vic Power, R (1, 8) OBP: 0.285, SLG: 0.346	FC6 1-2f		1B 3B 1-H			F9			HR	4	2	2	2	0	0	2
Joe Taylor, R (1, 9) OBP: 0.211, SLG: 0.263		5-3	1B 3-H			5-3			F9	4	0	1	1	0	0	0
Joe Demaestri, R (1, 6) OBP: 0.250, SLG: 0.309		6-3	F9			G3			P3	4	0	0	0	0	0	1
Joe Astroth, R (1, 2) OBP: 0.294, SLG: 0.277		1B		5-3			G4-6-3 1B		HR	4	1	3	1	0	0	0
Charlie Bishop, R (1, 1) OBP: 0.115, SLG: 0.115		P5		K			G4-6-3 1-2f		G3	0	0	0	0	0	0	0
Al Sima, R (1, 1) OBP: 0.056, SLG: 0.056										0	0	0	0	0	0	0
Elmer Valo, L (2, PH) OBP: 0.351, SLG: 0.327										1	0	0	0	0	0	1
Bill Oster, L (3, 1)										1	0	0	0	0	1	0
Moe Burtschy, R (7, 1) OBP: 0.188, SLG: 0.133										1	0	0	0	0	0	1
Don Bollweg, L (9, PH) OBP: 0.328, SLG: 0.358										1	0	0	0	0	0	0
Inning Stats	R: 0 E: 0 K: 0 S: 5 H: 2 LOB: 2 BB: 0 P: 5	R: 0 E: 0 K: 0 S: 4 H: 1 LOB: 1 BB: 0 P: 4	R: 3 E: 0 K: 0 S: 5 H: 2 LOB: 1 BB: 2 P: 13	R: 0 E: 0 K: 1 S: 5 H: 0 LOB: 0 BB: 0 P: 5	R: 0 E: 0 K: 0 S: 3 H: 0 LOB: 0 BB: 0 P: 3	R: 0 E: 0 K: 0 S: 3 H: 0 LOB: 0 BB: 0 P: 3	R: 0 E: 0 K: 0 S: 3 H: 1 LOB: 0 BB: 0 P: 3	R: 0 E: 0 K: 0 S: 3 H: 0 LOB: 0 BB: 0 P: 3	R: 2 E: 0 K: 0 S: 5 H: 2 LOB: 0 BB: 0 P: 5	1B: 5 2B: 0 3B: 1 HR: 2 SF: 1 SAC: 0 DP: 1 HBP: 0						

PITCHER		IP	WLS	BF	H	R	ER	SO	BB	IBB	HBP	BLK	WP	HR	S	P	ERA	WHIP
Tom Brewer, R ERA: 4.69	(1, 1)	9.0	W	36	8	5	5	1	2	0	0	0	0	2	36	44	5.00	1.111

PITCHER	IP	WLS	BF	H	R	ER	SO	BB	IBB	HBP	BLK	WP	HR	S	P	ERA	WHIP

BOTTOM

Boston Red Sox @ Philadelphia Athletics

Connie Mack Stadium, Philadelphia, PA

Sun Sep 05 1954, 3:33 AM EDT

Unknown

livebaseballscorecards.com

AB	33
R	5
H	8
RBI	5
BB	2
SO	1
LOB	8

1B: 5	SF: 1	WP: 0	PA: 36
2B: 0	SAC: 0	PB: 0	
3B: 1	DP: 1	SB: 0	
HR: 2	HBP: 0	CS: 0	

Batter	1	2	3	4	5	6	7	8	9	AB	R	H	RBI	BB	SO	LOB
Billy Goodman, L (1, 4) OBP: 0.365, SLG: 0.372	F7		F9				1-6-3	F7		5	0	0	0	0	0	4
Ted Williams, L (1, 7) OBP: 0.522, SLG: 0.660	2B		G5-6-3 1-2f		F7		4-3	G1-4-3 BB		4	0	1	0	1	0	1
Billy Consolo, R (8, PR) OBP: 0.312, SLG: 0.268										0	0	0	0	0	0	0
Jim Piersall, R (8, 9) OBP: 0.334, SLG: 0.384										0	0	0	0	0	0	0
Jackie Jensen, R (1, 8) OBP: 0.365, SLG: 0.491	F2			E8 4-3 1B	FC6-5 2B		HR	G1-4-3 1-2f		5	2	2	1	0	0	2
Sam Mele, R (1, 9) OBP: 0.304, SLG: 0.393 (8, 7)	P6			4-3 2-3	FC6-5 1B 2-3		1B 3B 1B		K	5	1	1	0	0	1	3
Grady Hatton, L (1, 5) OBP: 0.382, SLG: 0.382		G3		1B 1B 3-H 1B	1-2 1B		1-2 3B 1B		G3	5	2	3	1	0	0	0
Harry Agganis, L (1, 3) OBP: 0.323, SLG: 0.397		K		BB 1B 1-2 1B	P4		1-H 2-H 1B 3B		F7	5	1	2	2	0	1	2
Sammy White, R (1, 2) OBP: 0.313, SLG: 0.426	6-3			BB 1-2 2-H 1B		2-3	2B 3-H 1B			4	0	2	2	0	0	0
Milt Bolling, R (1, 6) OBP: 0.345, SLG: 0.380			1B 3B	BB 1-2 2-3 BB		F8	1-3 2B			3	1	2	0	1	0	0
Russ Kemmerer, R (1, 1) OBP: 0.250, SLG: 0.143			G5-6-3 3-H 1B	F2		K	K			4	0	1	1	0	2	5
Ellis Kinder, R (8, 1) OBP: 0.222, SLG: 0.269										0	0	0	0	0	0	0
Inning Stats	R: 0 E: 0 K: 0 S: 4 H: 1 LOB: 1 BB: 0 P: 4	R: 0 E: 0 K: 1 S: 5 H: 0 LOB: 0 BB: 0 P: 5	R: 1 E: 0 K: 0 S: 4 H: 2 LOB: 0 BB: 0 P: 4	R: 2 E: 1 K: 0 S: 7 H: 3 LOB: 3 BB: 1 P: 11	R: 0 E: 0 K: 0 S: 5 H: 2 LOB: 2 BB: 0 P: 5	R: 0 E: 0 K: 1 S: 5 H: 0 LOB: 0 BB: 0 P: 5	R: 4 E: 0 K: 1 S: 11 H: 6 LOB: 2 BB: 0 P: 11	R: 0 E: 0 K: 0 S: 2 H: 0 LOB: 1 BB: 1 P: 6	R: 0 E: 0 K: 1 S: 5 H: 0 LOB: 0 BB: 0 P: 5	1B: 8 2B: 3 3B: 2 HR: 1 SF: 0 SAC: 0 DP: 2 HBP: 0						

PITCHER		IP	WLS	BF	H	R	ER	SO	BB	IBB	HBP	BLK	WP	HR	S	P	ERA	WHIP
Sonny Dixon, R ERA: 4.06	(1, 1)	6.2	L	32	11	6	5	2	1	0	0	0	0	1	35	39	6.75	1.800
Marion Fricano, R ERA: 5.71	(7, 1)	0.1		4	3	1	1	1	0	0	0	0	0	0	6	6	27.00	9.000
Moe Burtschy, R ERA: 3.64	(8, 1)	2.0		6	0	0	0	1	1	0	0	0	0	0	7	11	0.00	0.500

PITCHER	IP	WLS	BF	H	R	ER	SO	BB	IBB	HBP	BLK	WP	HR	S	P	ERA	WHIP

TOP

Boston Red Sox @ Philadelphia Athletics

Connie Mack Stadium, Philadelphia, PA

Sun Sep 05 1954, 3:38 AM EDT

Att. 5,788 - Unknown

livebaseballscorecards.com

AB	40
R	7
H	14
RBI	7
BB	2
SO	4
LOB	17

WP: 0 PA: 42
PB: 0
SB: 0
CS: 0

BOTTOM

Batter	1	2	3	4	5	6	7	8	9	AB	R	H	RBI	BB	SO	LOB
Spook Jacobs, R (1, 4) OBP: 0.335, SLG: 0.282	4-3		L3		F7		4-3		P6	4	0	0	0	0	0	1
Bill Wilson, R (9, PH) OBP: 0.340, SLG: 0.419										1	0	0	0	0	0	1
Lou Limmer, L (1, 3) OBP: 0.304, SLG: 0.419	2B, BB		F2		F9			K		3	1	0	0	1	1	0
Jim Finigan, R (1, 5) OBP: 0.392, SLG: 0.425	1-H, 2B		2B			K		HR		4	1	3	2	0	1	0
Elmer Valo, L (1, 7) OBP: 0.353, SLG: 0.323	G6-4-3, BB		BB			3-1		3-1		2	0	0	0	2	0	0
Vic Power, R (1, 8) OBP: 0.284, SLG: 0.345	G6-4-3, 1-2f		F7			5-3		1B		4	0	1	0	0	0	4
Joe Taylor, R (1, 9) OBP: 0.238, SLG: 0.341		BB		5-3			HR	K		3	1	1	1	1	1	1
Joe Demaestri, R (1, 6) OBP: 0.250, SLG: 0.311		K	F7				5-3		2B	4	0	1	0	0	1	1
Jim Robertson, R (1, 2) OBP: 0.285, SLG: 0.225		F7	P3				F7		K	4	0	0	0	0	1	2
Sonny Dixon, S (1, 1) OBP: 0.242, SLG: 0.281		K			K		1B		K	2	0	0	0	0	2	1
Marion Fricano, R (7, 1) OBP: 0.139, SLG: 0.114										0	0	0	0	0	0	0
Don Bollweg, L (7, PH) OBP: 0.328, SLG: 0.360										1	0	1	0	0	0	0
Charlie Bishop, R (7, PR) OBP: 0.115, SLG: 0.115										0	0	0	0	0	0	0
Moe Burtschy, R (8, 1) OBP: 0.188, SLG: 0.133										0	0	0	0	0	0	0
Gus Zernial, R (9, PH) OBP: 0.331, SLG: 0.458										1	0	0	0	0	1	1
Inning Stats	R: 1 E: 0 K: 0 S: 3 H: 1 LOB: 1 BB: 2 P: 11	R: 0 E: 0 K: 2 S: 7 H: 0 LOB: 1 BB: 1 P: 11	R: 0 E: 0 K: 0 S: 4 H: 1 LOB: 2 BB: 1 P: 8	R: 0 E: 0 K: 0 S: 3 H: 0 LOB: 0 BB: 0 P: 3	R: 0 E: 0 K: 1 S: 5 H: 0 LOB: 0 BB: 0 P: 5	R: 0 E: 0 K: 1 S: 5 H: 0 LOB: 0 BB: 0 P: 5	R: 1 E: 0 K: 0 S: 5 H: 2 LOB: 1 BB: 0 P: 5	R: 1 E: 0 K: 2 S: 9 H: 2 LOB: 1 BB: 0 P: 9	R: 0 E: 0 K: 2 S: 8 H: 1 LOB: 1 BB: 0 P: 8							

PITCHER		IP	WLS	BF	H	R	ER	SO	BB	IBB	HBP	BLK	WP	HR	S	P	ERA	WHIP
Russ Kemmerer, R ERA: 3.88	(1, 1)	7.2	W	32	6	3	3	5	4	0	0	0	0	2	38	54	3.52	1.304
Ellis Kinder, R ERA: 3.3	(8, 1)	1.1	S	5	1	0	0	3	0	0	0	0	0	0	11	11	0.00	0.750

PITCHER	IP	WLS	BF	H	R	ER	SO	BB	IBB	HBP	BLK	WP	HR	S	P	ERA	WHIP

Boston Red Sox @ Philadelphia Athletics

Connie Mack Stadium, Philadelphia, PA

Sun Sep 05 1954, 3:38 AM EDT

Att. 5,788 - Unknown

AB	33
R	3
H	7
RBI	3
BB	4
SO	8
LOB	12

1B: 2	SF: 0	WP: 0	PA: 37
2B: 3	SAC: 0	PB: 0	
3B: 0	DP: 1	SB: 0	
HR: 2	HBP: 0	CS: 0	

livebaseballscorecards.com

Batter	1	2	3	4	5	6	7	8	9	AB	R	H	RBI	BB	SO	LOB
Billy Goodman, L (1, 4) OBP: 0.365, SLG: 0.372	6-3		3B 1B		F8		1B SF9 1B	L8		5	2	2	0	0	0	0
Ted Williams, L (1, 7) OBP: 0.523, SLG: 0.665	L6		1-H 1B 3B		F9		BB BB 1-3 1B		BBBB FC1-6 BB	4	1	2	1	1	0	0
Jackie Jensen, R (1, 8) OBP: 0.367, SLG: 0.492	BBBB BB BB		CS 3-H 1B			1B 1B 1B	SF9 3-H		FC1-6 G4-6-3 1-2f	3	1	2	2	1	0	1
Harry Agganis, L (1, 3) OBP: 0.328, SLG: 0.398	BBBB 1-2 BB		BBBB 1-2 BB			1B SF7 1-2 1B	BBBB BB 1-2 BB		G4-6-3 1-2f	2	1	1	0	3	0	1
Sam Mele, R (1, 9) OBP: 0.303, SLG: 0.391 Jim Piersall, R (9, 9) OBP: 0.334, SLG: 0.384	SSS K		P4			1B 1-3 2-H 1B	F8			4 0	0 0	1 0	1 0	0 0	1 0	5 0
Grady Hatton, L (1, 5) OBP: 0.384, SLG: 0.380		6-3		BBBB 0-3 BB		F2	BBBB 1-2 2-3 BB			2	0	0	0	2	0	2
Sammy White, R (1, 2) OBP: 0.310, SLG: 0.423		SSS K		9-3 1-2f		SF7 3-H	1-3			3	0	0	1	0	1	4
Milt Bolling, R (1, 6) OBP: 0.344, SLG: 0.378		SSS K		SSS K		1B 1-2		F8		4	0	1	0	0	2	0
Mel Parnell, L (1, 1) OBP: 0.160, SLG: 0.130 Ellis Kinder, R (7, 1) OBP: 0.214, SLG: 0.259 Sid Hudson, R (9, 1) OBP: 0.154, SLG: 0.154			F3		SSS K	4-3		4-3		3 1 0	0 0 0	0 0 0	0 0 0	1 0 0	2 0 0	2 0 0
Inning Stats	R: 0 E: 0 K: 1 S: 5 H: 0 LOB: 2 BB: 2 P: 13	R: 0 E: 0 K: 2 S: 7 H: 0 LOB: 0 BB: 0 P: 7	R: 2 E: 0 K: 0 S: 5 H: 3 LOB: 1 BB: 1 P: 9	R: 0 E: 0 K: 1 S: 4 H: 0 LOB: 0 BB: 1 P: 8	R: 0 E: 0 K: 1 S: 5 H: 0 LOB: 0 BB: 0 P: 5	R: 2 E: 0 K: 0 S: 7 H: 4 LOB: 2 BB: 0 P: 7	R: 1 E: 0 K: 0 S: 5 H: 2 LOB: 3 BB: 2 P: 13	R: 0 E: 0 K: 0 S: 3 H: 0 LOB: 0 BB: 0 P: 3	R: 0 E: 0 K: 0 S: 2 H: 0 LOB: 0 BB: 1 P: 6	1B: 8 2B: 1 3B: 1 HR: 0	SF: 2 SAC: 0 DP: 2 HBP: 0					

TOP

Boston Red Sox @ New York Yankees

Yankee Stadium, Bronx, NY

Mon Sep 06 1954, 3:33 AM EDT

Unknown

livebaseballscorecards.com

AB	31
R	5
H	9
RBI	5
BB	7
SO	5
LOB	15

WP: 0 PB: 0 SB: 0 CS: 1 PA: 40

PITCHER		IP	WLS	BF	H	R	ER	SO	BB	IBB	HBP	BLK	WP	HR	S	P	ERA	WHIP
Bob Grim, R ERA: 3.52	(1, 1)	6.0		27	7	4	4	5	4	0	0	0	0	0	33	49	6.00	1.833
Tom Morgan, R ERA: 3.72	(7, 1)	0.1		4	2	1	1	0	1	0	0	0	0	0	3	7	27.00	9.000
Jim Konstanty, R ERA: 3.03	(7, 1)	1.2		6	0	0	0	0	1	0	0	0	0	0	5	9	0.00	0.600
Allie Reynolds, R ERA: 3.38	(9, 1)	1.0	W	3	0	0	0	0	1	0	0	0	0	0	2	6	0.00	1.000

PITCHER	IP	WLS	BF	H	R	ER	SO	BB	IBB	HBP	BLK	WP	HR	S	P	ERA	WHIP

BOTTOM

Boston Red Sox @ New York Yankees

Yankee Stadium, Bronx, NY

Mon Sep 06 1954, 3:33 AM EDT

Unknown

livebaseballscorecards.com

Batter	1	2	3	4	5	6	7	8	9	AB	R	H	RBI	BB	SO	LOB
Hank Bauer, R (1, 9) OBP: 0.369, SLG: 0.481	F5		SH5-3 1B 1B		1B BB		E6 BB 1B	5-3		4	2	1	0	1	0	0
Irv Noren, L (1, 7) OBP: 0.386, SLG: 0.513	1B WP 1B BB		SH5-3 1-2		F8		K		BB BB 4-3 1B	3	2	1	0	1	1	2
Mickey Mantle, S (1, 8) OBP: 0.404, SLG: 0.547	F8		6-3		FC4-6 1-2 1B		BB 1B 1-2 BB		4-3 BB 1-2 1B BB	3	1	1	0	2	0	2
Yogi Berra, L (1, 2) OBP: 0.366, SLG: 0.485	FC5 1B 1-3 1B		FC5-4 2-H 1B		FC4-6 1-2f		BB 1-2 2-H 1B		1B 4-3 1-2 2-3 BB	4	0	3	2	1	0	2
Bill Skowron, R (1, 3) OBP: 0.388, SLG: 0.594	 1-2 3-H 1B		FC5-4 1-2f		F8		 1-2 2-3 BB		4-3 1-2 2-3 3-H	4	0	1	2	1	0	3
Gil McDougald, R (1, 4) OBP: 0.364, SLG: 0.427 Eddie Robinson, L (7, PH) OBP: 0.346, SLG: 0.373 Jerry Coleman, R (8, 4) OBP: 0.282, SLG: 0.284	FC5 2-3f			F8	L6	K			1B IBB	3 1 0	0 0 0	0 0 0	0 0 0	0 0 1	0 1 0	2 3 0
Andy Carey, R (1, 5) OBP: 0.364, SLG: 0.419		5-3		4-3	2B			K	 1-2 2-3 3-H 1B	5	0	2	1	0	1	0
Willy Miranda, S (1, 6) OBP: 0.322, SLG: 0.382 Enos Slaughter, L (6, PH) OBP: 0.453, SLG: 0.375 Tom Morgan, R (7, 1) OBP: 0.143, SLG: 0.220 Jim Konstanty, R (7, 1) Joe Collins, L (8, PH) OBP: 0.374, SLG: 0.465 Allie Reynolds, R (9, 1) OBP: 0.188, SLG: 0.191		F9		F7		PO BB			HR	2 0 0 0 1 0	0 0 0 0 1 0	0 0 0 0 1 0	0 0 0 0 1 0	0 1 0 0 1 0	0 0 0 0 0 0	0 0 0 0 0 0
Bob Grim, R (1, 1) OBP: 0.188, SLG: 0.210 Bob Cerv, R (6, PH) OBP: 0.308, SLG: 0.500 Phil Rizzuto, R (7, 6) OBP: 0.301, SLG: 0.255 Tommy Byrne, L (8, PH) Woodie Held, R (9, 6)		K			P4	PO 1-2	K	F7		2 0 1 1 0	0 0 0 0 0	0 0 0 0 0	0 0 0 0 0	1 0 1 0 0	0 0 0 0 0	0 0 0 0 0
Inning Stats	R: 1 H: 2 E: 0 LOB: 2 K: 0 BB: 1 S: 5 P: 9	R: 0 H: 0 E: 0 LOB: 0 K: 1 BB: 0 S: 5 P: 5	R: 1 H: 2 E: 0 LOB: 1 K: 0 BB: 0 S: 5 P: 5	R: 0 H: 0 E: 0 LOB: 0 K: 0 BB: 0 S: 3 P: 3	R: 0 H: 1 E: 0 LOB: 2 K: 0 BB: 1 S: 4 P: 8	R: 0 H: 1 E: 0 LOB: 1 K: 0 BB: 1 S: 3 P: 7	R: 1 H: 1 E: 1 LOB: 3 K: 3 BB: 2 S: 11 P: 19	R: 1 H: 1 E: 0 LOB: 0 K: 1 BB: 0 S: 6 P: 6	R: 2 H: 2 E: 0 LOB: 3 K: 0 BB: 3 S: 3 P: 15	1B: 8 SF: 0 2B: 1 SAC: 1 3B: 0 DP: 0 HR: 1 HBP: 0						

AB	34
R	6
H	10
RBI	6
BB	8
SO	5
LOB	14

WP: 1 PA: 44
PB: 0
SB: 0
CS: 0

PITCHER		IP	WLS	BF	H	R	ER	SO	BB	IBB	HBP	BLK	WP	HR	S	P	ERA	WHIP
Mel Parnell, L ERA: 4.1	(1, 1)	6.2		32	7	3	2	3	5	0	0	0	1	0	33	53	2.70	1.800
Ellis Kinder, R ERA: 3.51	(7, 1)	1.1	L	8	2	3	3	2	2	0	0	0	0	1	10	18	20.25	3.000
Sid Hudson, R ERA: 4.62	(9, 1)	0.1		3	1	0	0	0	0	1	0	0	0	0	2	6	0.00	3.000

PITCHER	IP	WLS	BF	H	R	ER	SO	BB	IBB	HBP	BLK	WP	HR	S	P	ERA	WHIP

Boston Red Sox @ New York Yankees

Yankee Stadium, Bronx, NY

Mon Sep 06 1954, 3:38 AM EDT

Att. 39,959 - Unknown

TOP

livebaseballscorecards.com

Batter	1	2	3	4	5	6	7	8	9	AB	R	H	RBI	BB	SO	LOB
Billy Goodman, L (1, 4) OBP: 0.368, SLG: 0.373	1B		F7		FC1-6 1-2f		1B HR 2-3 3-H 1B	BBBB BB		4	1	2	1	1	0	1
Ted Williams, L (1, 7) OBP: 0.526, SLG: 0.670	FC6-4 1-2 1B		FC5-4 1B			1B 1B 2B	1-2 HR 3-H 1B	F8		5	2	4	1	0	0	1
Jackie Jensen, R (1, 8) OBP: 0.365, SLG: 0.495	P4		FC5-4 1-2f			1-3	1-H 2-H HR		G3	5	1	1	3	0	0	4
Sam Mele, R (1, 3) OBP: 0.304, SLG: 0.391 Harry Agganis, L (7, PH) OBP: 0.329, SLG: 0.401 (7, 3)	F9			P6		1B 2-3 1B	F8		2B	3 2	0 0	1 1	0 0	0 0	0 0	2 0
Karl Olson, R (1, 9) OBP: 0.306, SLG: 0.359 Charlie Maxwell, L (7, PH) OBP: 0.315, SLG: 0.296 Tom Hurd, R (7, 1) OBP: 0.667, SLG: 0.500	FC6-4 1-2f			K		G4-6-3 1-2 3-H 1B	K		P4	3 1 1	0 0 0	1 0 0	1 0 0	0 0 0	1 1 0	2 0 1
Sammy White, R (1, 2) OBP: 0.307, SLG: 0.418		3-1		4-3		G4-6-3 1-2f		F7	6-3	5	0	0	0	0	0	3
Ted Lepcio, R (1, 5) OBP: 0.329, SLG: 0.388 Billy Consolo, R (8, PR) OBP: 0.312, SLG: 0.268 (8, 6)		K			F8		5-3 1B BB	HR 1B		3 0	1 1	1 0	0 0	1 0	1 0	0 0
Milt Bolling, R (1, 6) OBP: 0.344, SLG: 0.378 Grady Hatton, L (8, PH) OBP: 0.383, SLG: 0.378 (8, 5)		K			1-3		1B 5-3 1-2 1B	F8		3 1	1 0	1 0	0 0	0 0	1 0	0 1
Leo Kiely, L (1, 1) OBP: 0.208, SLG: 0.261 Tex Clevenger, R (5, 1) OBP: 0.214, SLG: 0.286 Don Lenhardt, R (7, PH) OBP: 0.287, SLG: 0.383 Jim Piersall, R (7, 9) OBP: 0.336, SLG: 0.393			K		FC1-6 1B		5-3 1-2 2-3	1-H HR		2 0 1 1	0 0 0 1	1 0 0 1	0 0 0 2	0 0 0 0	1 0 2 0	0 0 2 0
Inning Stats	R: 0 E: 0 K: 0 S: 5 H: 2 LOB: 2 BB: 0 P: 5	R: 0 E: 0 K: 2 S: 7 H: 0 LOB: 0 BB: 0 P: 7	R: 0 E: 0 K: 1 S: 6 H: 1 LOB: 1 BB: 0 P: 6	R: 0 E: 0 K: 1 S: 5 H: 0 LOB: 0 BB: 0 P: 5	R: 0 E: 0 K: 0 S: 4 H: 1 LOB: 1 BB: 0 P: 4	R: 1 E: 0 K: 0 S: 5 H: 3 LOB: 1 BB: 0 P: 5	R: 5 E: 0 K: 1 S: 9 H: 4 LOB: 0 BB: 1 P: 13	R: 2 E: 0 K: 0 S: 5 H: 2 LOB: 1 BB: 1 P: 9	R: 0 E: 0 K: 0 S: 4 H: 1 LOB: 1 BB: 0 P: 4	1B: 10 2B: 2 3B: 0 HR: 2 SF: 0 SAC: 0 DP: 1 HBP: 0						

	AB	40
	R	8
	H	14
	RBI	8
	BB	2
	SO	5
	LOB	17

WP: 0 PB: 0 SB: 0 CS: 0 PA: 42

PITCHER		IP	WLS	BF	H	R	ER	SO	BB	IBB	HBP	BLK	WP	HR	S	P	ERA	WHIP
Whitey Ford, L ERA: 2.9	(1, 1)	6.1		29	10	5	5	4	1	0	0	0	0	0	36	40	7.11	1.737
Allie Reynolds, R ERA: 3.43	(7, 1)	0.2		3	1	1	1	1	0	0	0	0	0	1	5	5	13.50	1.500
Johnny Sain, R ERA: 3.3	(8, 1)	2.0	L	10	3	2	2	0	1	0	0	0	0	1	9	13	9.00	2.000

PITCHER		IP	WLS	BF	H	R	ER	SO	BB	IBB	HBP	BLK	WP	HR	S	P	ERA	WHIP

BOTTOM

Batter	1	2	3	4	5	6	7	8	9	AB	R	H	RBI	BB	SO	LOB
Hank Bauer, R (1, 9) (6, 7) OBP: 0.369, SLG: 0.478	K		G1		E 2B IBB	SH1-3 1B		F8		4	1	1	0	1	1	0
Irv Noren, L (1, 7) OBP: 0.387, SLG: 0.512	1B 1B BB		F7		E6 2B 1-3 2-H 3-H	SH1-3 1-2		F7		1	1	0	0	1	0	0
Bob Cerv, R (5, PH) OBP: 0.303, SLG: 0.492										1	1	0	1	0	0	1
Phil Rizzuto, R (6, 6) OBP: 0.301, SLG: 0.255										0	0	0	0	0	0	0
Tommy Byrne, L (8, PH)										1	0	0	0	0	0	0
Jerry Coleman, R (9, 6) OBP: 0.282, SLG: 0.284										0	0	0	0	0	0	0
Mickey Mantle, S (1, 8) OBP: 0.402, SLG: 0.542	F8		6-3		BB	K		L9		4	1	0	0	1	1	2
Yogi Berra, L (1, 2) OBP: 0.368, SLG: 0.488	1B 1B 1-2			P5	1B 2B 1-H 2-H 3-H		1B FC6-2-4-1-5 1B		F2	5	1	3	3	0	0	0
Bill Skowron, R (1, 3) OBP: 0.392, SLG: 0.595	1B 1-2 2-H			1B	6-3		F6		K	3	0	2	1	0	0	1
Joe Collins, L (7, PH) OBP: 0.372, SLG: 0.462										2	0	0	0	0	1	1
Gil McDougald, R (1, 4) (8, 3) OBP: 0.365, SLG: 0.426	1-3			K	1B 2-H	FC6-2-4-1-5 1-3	1B		K	5	0	2	1	0	2	2
Andy Carey, R (1, 5) OBP: 0.365, SLG: 0.419			G4-3 1B		4-3 1-2 1B	FC6-2-4-1-5 1-3 3-H				4	0	2	0	0	0	2
Willy Miranda, S (1, 6) OBP: 0.325, SLG: 0.385			G4-3 1-2f		SH E 1B G1		IBB			2	1	1	0	0	0	1
Enos Slaughter, L (5, PH) (6, 9) OBP: 0.405, SLG: 0.371										1	0	0	0	1	0	2
Whitey Ford, L (1, 1) OBP: 0.239, SLG: 0.169			4-3		SH E E 1-3	4-3	F9			2	1	0	0	0	0	0
Allie Reynolds, R (7, 1) OBP: 0.188, SLG: 0.191										0	0	0	0	0	0	0
Eddie Robinson, L (7, PH) OBP: 0.344, SLG: 0.369										1	0	0	0	0	0	3
Johnny Sain, R (8, 1) OBP: 0.389, SLG: 0.313										0	0	0	0	0	0	0

Inning Stats																		
	R: 1	H: 2	R: 0	H: 1	R: 0	H: 0	R: 0	H: 1	R: 6	H: 4	R: 0	H: 1	R: 0	H: 2	R: 0	H: 0	R: 0	H: 0
	E: 0	LOB: 2	E: 0	LOB: 0	E: 0	LOB: 0	E: 0	LOB: 0	E: 2	LOB: 2	E: 0	LOB: 1	E: 0	LOB: 3	E: 0	LOB: 0	E: 0	LOB: 0
	K: 1	BB: 1	K: 0	BB: 0	K: 0	BB: 0	K: 1	BB: 0	K: 0	BB: 2	K: 0	BB: 0	K: 0	BB: 1	K: 0	BB: 0	K: 2	BB: 0
	S: 7	P: 11	S: 3	P: 3	S: 3	P: 3	S: 5	P: 5	S: 9	P: 17	S: 6	P: 6	S: 5	P: 9	S: 3	P: 3	S: 7	P: 7

1B: 10	SF: 0	WP: 0	PA: 42
2B: 1	SAC: 2	PB: 0
3B: 0	DP: 1	SB: 0
HR: 0	HBP: 0	CS: 0

PITCHER		IP	WLS	BF	H	R	ER	SO	BB	IBB	HBP	BLK	WP	HR	S	P	ERA	WHIP
Leo Kiely, L ERA: 3.43	(1, 1)	4.1		22	6	7	1	2	2	1	0	0	0	0	23	35	2.08	1.846
Tex Clevenger, R ERA: 4.79	(5, 1)	1.2		8	3	0	0	1	0	0	0	0	0	0	10	10	0.00	1.800
Tom Hurd, R ERA: 2.95	(7, 1)	3.0	W	12	2	0	0	2	0	1	0	0	0	0	15	19	0.00	0.667

PITCHER	IP	WLS	BF	H	R	ER	SO	BB	IBB	HBP	BLK	WP	HR	S	P	ERA	WHIP

Boston Red Sox @ New York Yankees

Yankee Stadium, Bronx, NY

Mon Sep 06 1954, 3:38 AM EDT

Att. 39,959 - Unknown

livebaseballscorecards.com

AB	36
R	7
H	11
RBI	6
BB	4
SO	5
LOB	15

Batter	1	2	3	4	5	6	7	8	9	AB	R	H	RBI	BB	SO	LOB
Billy Goodman, L (1, 4) OBP: 0.368, SLG: 0.373	BB, 1B, 1B	BB, 1B			1-3		6-3		5-3	5	1	2	0	0	0	0
Ted Williams, L (1, 7) Karl Olson, R (9, 7) OBP: 0.306, SLG: 0.359	BBBB, E, 1B, BB, 1-2, BB	BBBB, 1-2, BB			4-3		G3		P6	3 0	1 0	0 0	0 0	0 0	2 0	0 0
Jackie Jensen, R (1, 8) OBP: 0.366, SLG: 0.494	BB, E, G4-6-3, 1-2, 2-H, 1B	F3			S, 1B		F8		P6	5	1	2	1	0	0	2
Harry Agganis, L (1, 3) OBP: 0.328, SLG: 0.398	E3, G4-6-3, BB, 1-2, 2-3		F3		BBBB, 1-2, BB			4-3		3	0	0	0	1	0	2
Grady Hatton, L (1, 5) OBP: 0.381, SLG: 0.375	BBBB, G4-6-3, 1-2, 2-3, 3-H, BB		SSS, K		P6			4-3		3	0	0	1	1	1	2
Charlie Maxwell, L (1, 9) Sam Mele, R (1, PH) (1, 9) Jim Piersall, R (8, 9) OBP: 0.315, SLG: 0.296 OBP: 0.306, SLG: 0.404 OBP: 0.336, SLG: 0.393	G4-6-3, 1-2f, 2-3, 3-H		F7			2B		HR		0 4 0	0 1 0	0 2 0	0 1 0	0 0 0	0 0 0	0 2 0
Sammy White, R (1, 2) OBP: 0.306, SLG: 0.423	6-3			4-3	SSS, K			HR		4	1	1	1	0	1	2
Milt Bolling, R (1, 6) OBP: 0.343, SLG: 0.376		F8		5-3		F7		FC4-6, 1B		4	0	1	0	0	0	1
Frank Sullivan, R (1, 1) OBP: 0.206, SLG: 0.167		L9		6-3		L6		FC4-6, 1-2f		4	0	0	0	0	0	2
Inning Stats	R: 3 E: 1 K: 0 S: 5 H: 2 LOB: 1 BB: 2 P: 13	R: 0 E: 0 K: 0 S: 4 H: 1 LOB: 2 BB: 1 P: 8	R: 0 E: 0 K: 1 S: 5 H: 0 LOB: 0 BB: 0 P: 5	R: 0 E: 0 K: 0 S: 3 H: 0 LOB: 0 BB: 0 P: 3	R: 0 E: 0 K: 0 S: 4 H: 1 LOB: 2 BB: 1 P: 8	R: 0 E: 0 K: 1 S: 6 H: 1 LOB: 1 BB: 0 P: 6	R: 0 E: 0 K: 0 S: 3 H: 0 LOB: 0 BB: 0 P: 3	R: 2 E: 0 K: 0 S: 6 H: 3 LOB: 1 BB: 0 P: 6	R: 0 E: 0 K: 0 S: 3 H: 0 LOB: 0 BB: 0 P: 3	1B: 5 2B: 1 3B: 0 HR: 2 SF: 0 SAC: 0 DP: 1 HBP: 0						

TOP

Boston Red Sox @ Detroit Tigers

Briggs Stadium, Detroit, MI

Wed Sep 08 1954, 4:33 AM EDT

Att. 5,625 - Unknown

livebaseballscorecards.com

AB	35
R	5
H	8
RBI	4
BB	4
SO	2
LOB	13

WP: 0 PB: 0 SB: 1 CS: 0

PA: 39

PITCHER	IP	WLS	BF	H	R	ER	SO	BB	IBB	HBP	BLK	WP	HR	S	P	ERA	WHIP
Steve Gromek, R (1, 1) ERA: 2.89	0.0	L	5	2	3	1	0	2	0	0	0	0	0	3	11	∞	∞
Bob Miller, L (1, 1) ERA: 2.47	5.0		18	2	0	0	1	2	0	0	0	0	0	18	26	0.00	0.800
Dick Marlowe, R (6, 1) ERA: 4.15	2.0		7	1	0	0	1	0	0	0	0	0	0	9	9	0.00	0.500
Billy Hoeft, L (8, 1) ERA: 4.7	2.0		9	3	2	2	0	0	0	0	0	0	2	9	9	9.00	1.500

PITCHER	IP	WLS	BF	H	R	ER	SO	BB	IBB	HBP	BLK	WP	HR	S	P	ERA	WHIP

Boston Red Sox @ Detroit Tigers

Briggs Stadium, Detroit, MI

Wed Sep 08 1954, 4:33 AM EDT

Att. 5,625 - Unknown

BOTTOM

Batter	1	2	3	4	5	6	7	8	9	AB	R	H	RBI	BB	SO	LOB
Harvey Kuenn, R (1, 6) OBP: 0.332, SLG: 0.390	F7		F7		1B 1-3 2-H 1B		1B			4	0	2	1	0	0	0
Fred Hatfield, L (1, 4) OBP: 0.381, SLG: 0.350	F8		K		FC6-4 1-2 3-H 1B		K			4	0	1	1	0	2	1
Bob Nieman, R (1, 7) OBP: 0.313, SLG: 0.427	6-3			K	FC6-4 1-2f			1-3		4	0	0	0	0	1	2
Ray Boone, R (1, 5) OBP: 0.377, SLG: 0.480		K		L3		6-3		F8		4	0	0	0	0	1	0
Wayne Belardi, L (1, 3) OBP: 0.344, SLG: 0.423		1B 1B		1-3		L3		E4		4	0	1	0	0	0	0
Al Kaline, R (1, 9) OBP: 0.316, SLG: 0.365		K			L3	1B		L5		4	0	1	0	0	1	2
Bill Tuttle, R (1, 8) OBP: 0.356, SLG: 0.405		1-2 1B			BB 1B 1B	K			6-3	4	1	2	0	0	1	1
Frank House, L (1, 2) OBP: 0.301, SLG: 0.364		F9			1B 1-2 1B BB		6-3		F8	3	1	0	0	1	0	2
Steve Gromek, S (1, 1) OBP: 0.275, SLG: 0.183 Bob Miller, R (1, 1) OBP: 0.077, SLG: 0.077 Jim Delsing, L (5, PH) OBP: 0.323, SLG: 0.334 Dick Marlowe, R (6, 1) OBP: 0.222, SLG: 0.235 Chick King, R (7, PH) OBP: 0.321, SLG: 0.320 Billy Hoeft, L (8, 1) OBP: 0.328, SLG: 0.320 Walt Dropo, R (9, PH) OBP: 0.339, SLG: 0.389			5-3		F7		K		K	0 1 1 0 1 0 1	0 0 0 0 0 0 0	0 0 0 0 0 1 0	0 0 0 0 0 0 0	0 0 0 0 0 1 0	0 0 2 0 0 0 0	0 0 0 0 0 0 0
Inning Stats	R: 0 E: 0 K: 0 S: 3 H: 0 LOB: 0 BB: 0 P: 3	R: 0 E: 0 K: 2 S: 9 H: 2 LOB: 2 BB: 0 P: 9	R: 0 E: 0 K: 1 S: 5 H: 0 LOB: 0 BB: 0 P: 5	R: 0 E: 0 K: 1 S: 5 H: 0 LOB: 0 BB: 0 P: 5	R: 2 E: 0 K: 0 S: 6 H: 3 LOB: 2 BB: 1 P: 10	R: 0 E: 0 K: 1 S: 6 H: 1 LOB: 1 BB: 0 P: 6	R: 0 E: 0 K: 2 S: 8 H: 1 LOB: 1 BB: 0 P: 8	R: 0 E: 1 K: 0 S: 4 H: 0 LOB: 1 BB: 0 P: 4	R: 0 E: 0 K: 1 S: 5 H: 0 LOB: 0 BB: 0 P: 5	1B: 7 2B: 0 3B: 0 HR: 0 SF: 0 SAC: 0 DP: 0 HBP: 0						

livebaseballscorecards.com

AB	35
R	2
H	7
RBI	2
BB	1
SO	8
LOB	10

WP: 0 PB: 0 SB: 0 CS: 0 PA: 36

PITCHER		IP	WLS	BF	H	R	ER	SO	BB	IBB	HBP	BLK	WP	HR	S	P	ERA	WHIP
Frank Sullivan, R ERA: 2.85	(1, 1)	9.0	W	36	7	2	2	8	1	0	0	0	0	0	51	55	2.00	0.889

Batter	1	2	3	4	5	6	7	8	9	AB	R	H	RBI	BB	SO	LOB
Billy Goodman, L (1, 4) OBP: 0.369, SLG: 0.374	6-3		HBP BB 1B 1-2 1B	1B		F7		4-3		5	1	2	0	0	0	1
Ted Williams, L (1, 7) OBP: 0.521, SLG: 0.655	F7		F7	L3			BBB 4-0 G5-4-3 BB		L9	4	0	0	0	1	0	3
Charlie Maxwell, L (9, 7) OBP: 0.315, SLG: 0.296										0	0	0	0	0	0	0
Jackie Jensen, R (1, 8) OBP: 0.366, SLG: 0.491	BBBB 4-0 E BB		BBBB 4-0 HBP 1-2 2-3 1B BB		4-3		G5-4-3 1-2f		5-3	3	1	0	0	2	0	1
Karl Olson, R (9, 8) OBP: 0.306, SLG: 0.359										0	0	0	0	0	0	0
Sam Mele, R (1, 3) OBP: 0.307, SLG: 0.403	E6 1-3		H 1-0 1B 1-2 2-3 3-H 1B HBP		HR	P6			4-3	1	0	0	1	0	0	1
Harry Agganis, L (3, PR) OBP: 0.328, SLG: 0.405 (3, 3)										3	2	1	1	0	0	0
Jim Piersall, R (1, 9) OBP: 0.337, SLG: 0.401	5-3		1B 1-2 2-H 3-H 1B		HR			F3		4	1	2	3	0	0	2
Sammy White, R (1, 2) OBP: 0.306, SLG: 0.422		5-3	1-3 2-H 1B		6-3			SSS 0-3 K		4	0	1	1	0	1	0
Ted Lepcio, R (1, 5) OBP: 0.329, SLG: 0.390		5-3	6-3		SSS 0-3 K			1B 2B		4	1	1	0	0	1	2
Milt Bolling, R (1, 6) OBP: 0.340, SLG: 0.373		1-3		F7		5-3		2-H 1B 1B		3	0	0	0	0	0	0
Billy Consolo, R (8, PH) OBP: 0.315, SLG: 0.271 (8, 6)										1	1	1	1	0	0	0
Willard Nixon, L (1, 1) OBP: 0.352, SLG: 0.349			BBBB 4-0 BB 1B HBP BB	3-1		SSS 0-3 K		2-H 1B 1B		3	1	1	1	1	0	
Inning Stats	R: 0 H: 0 E: 1 LOB: 2 K: 0 BB: 1 S: 4 P: 8	R: 0 H: 0 E: 0 LOB: 0 K: 0 BB: 0 S: 3 P: 3	R: 4 H: 3 E: 0 LOB: 2 K: 0 BB: 2 S: 5 P: 14	R: 0 H: 1 E: 0 LOB: 1 K: 0 BB: 0 S: 4 P: 4	R: 2 H: 2 E: 0 LOB: 0 K: 1 BB: 0 S: 7 P: 7	R: 0 H: 0 E: 0 LOB: 0 K: 1 BB: 0 S: 5 P: 5	R: 0 H: 0 E: 0 LOB: 0 K: 0 BB: 1 S: 2 P: 6	R: 2 H: 3 E: 0 LOB: 1 K: 1 BB: 0 S: 8 P: 8	R: 0 H: 0 E: 0 LOB: 0 K: 0 BB: 0 S: 3 P: 3	1B: 6 SF: 0 2B: 1 SAC: 0 3B: 0 DP: 1 HR: 2 HBP: 1						

TOP

Boston Red Sox @ Detroit Tigers

Briggs Stadium, Detroit, MI

Thu Sep 09 1954, 4:33 AM EDT

Att. 3,897 - Unknown

livebaseballscorecards.com

AB	35
R	8
H	9
RBI	8
BB	4
SO	3
LOB	10

WP: 0 PA: 40
PB: 0
SB: 0
CS: 0

PITCHER		IP	WLS	BF	H	R	ER	SO	BB	IBB	HBP	BLK	WP	HR	S	P	ERA	WHIP
Al Aber, L ERA: 3.73	(1, 1)	5.0	L	25	6	6	6	1	3	0	1	0	0	2	23	36	10.80	1.800
Ray Herbert, R ERA: 5.88	(6, 1)	4.0		15	3	2	2	2	1	0	0	0	0	0	18	22	4.50	1.000

PITCHER	IP	WLS	BF	H	R	ER	SO	BB	IBB	HBP	BLK	WP	HR	S	P	ERA	WHIP

Boston Red Sox @ Detroit Tigers

Briggs Stadium, Detroit, MI

Thu Sep 09 1954, 4:33 AM EDT

Att. 3,897 - Unknown

BOTTOM

Batter	1	2	3	4	5	6	7	8	9	AB	R	H	RBI	BB	SO	LOB
Harvey Kuenn, R (1, 6) OBP: 0.331, SLG: 0.389	3-1		4-3		6-3			6-3 G3 1B		4	0	1	0	0	0	0
Fred Hatfield, L (1, 4) OBP: 0.389, SLG: 0.356	1B		BBBB 2-3 BB		1B			G3 1-2		3	0	2	0	1	0	1
Bob Nieman, R (1, 7) OBP: 0.312, SLG: 0.421	P6		BBBB 2-3 1-2 BB		SSS K			6-3 2-3		3	0	0	0	1	1	3
Ray Boone, R (1, 5) OBP: 0.375, SLG: 0.476	F9		2-3 1-2 2-3			F9		5-3		4	0	0	0	0	0	4
Wayne Belardi, L (1, 3) OBP: 0.338, SLG: 0.416		SSS K	G3			G3			P5	4	0	0	0	0	1	2
Al Kaline, R (1, 9) OBP: 0.315, SLG: 0.364		S 1B		L5-3		L8			L5-3	4	0	1	0	0	0	0
Bill Tuttle, R (1, 8) OBP: 0.353, SLG: 0.402		SSS K 1-2		SSS K			5-3		6-3	4	0	0	0	0	2	1
Frank House, L (1, 2) OBP: 0.304, SLG: 0.363		BBBB BB		F8			BBBB G6-4-3 BB			1	0	0	0	2	0	0
Al Aber, L (1, 1) OBP: 0.175, SLG: 0.135		SSS K			6-3		G6-4-3 1-2f			1	0	0	0	0	1	2
Chick King, R (5, PH) OBP: 0.310, SLG: 0.308										1	0	0	0	0	0	0
Ray Herbert, R (6, 1) OBP: 0.263, SLG: 0.471										1	0	0	0	0	0	1

Inning Stats	1	2	3	4	5	6	7	8	9
	R: 0 E: 0 K: 0 S: 4	H: 1 LOB: 1 BB: 0 P: 4	R: 0 E: 0 K: 3 S: 10	H: 1 LOB: 2 BB: 1 P: 14	R: 0 E: 0 K: 0 S: 3	H: 0 LOB: 2 BB: 2 P: 11	R: 0 E: 0 K: 0 S: 5	H: 0 LOB: 0 BB: 0 P: 5	R: 0 E: 0 K: 1 S: 6	H: 1 LOB: 1 BB: 0 P: 6	R: 0 E: 0 K: 0 S: 3	H: 0 LOB: 0 BB: 0 P: 3	R: 0 E: 0 K: 0 S: 2	H: 0 LOB: 0 BB: 1 P: 6	R: 0 E: 0 K: 0 S: 4	H: 1 LOB: 1 BB: 0 P: 4	R: 0 E: 0 K: 0 S: 3	H: 0 LOB: 0 BB: 0 P: 3

1B: 4	SF: 0
2B: 0	SAC: 0
3B: 0	DP: 1
HR: 0	HBP: 0

WP: 0	PA: 34
PB: 0	
SB: 1	
CS: 0	

AB	30
R	0
H	4
RBI	0
BB	4
SO	5
LOB	14

livebaseballscorecards.com

PITCHER	IP	WLS	BF	H	R	ER	SO	BB	IBB	HBP	BLK	WP	HR	S	P	ERA	WHIP
Willard Nixon, R (1, 1) ERA: 3.94	9.0	W	34	4	0	0	5	4	0	0	0	0	0	40	56	0.00	0.889

PITCHER	IP	WLS	BF	H	R	ER	SO	BB	IBB	HBP	BLK	WP	HR	S	P	ERA	WHIP

Batter	1	2	3	4	5	6	7	8	9	AB	R	H	RBI	BB	SO	LOB
Billy Goodman, L (1, 4) OBP: 0.369, SLG: 0.374	G3 BB 1B		1-3		1-3		2-3 1B		6-3	5	0	2	0	0	0	0
Ted Williams, L (1, 7) OBP: 0.518, SLG: 0.648	1-2 G3 BB		K		4-3		K		4-3	4	0	0	0	1	2	2
Jackie Jensen, R (1, 8) OBP: 0.364, SLG: 0.488	F7		F7			F9	6-3			4	0	0	0	0	0	4
Harry Agganis, L (1, 3) OBP: 0.327, SLG: 0.406	G3 1-2 2-3			4-3		1B 2B		P5		4	1	1	0	0	0	2
Grady Hatton, L (1, 5) OBP: 0.382, SLG: 0.380	K			1B 1B 2B		F9		E 1B		4	1	2	0	0	1	3
Jim Piersall, R (1, 9) OBP: 0.338, SLG: 0.402		6-3		1B 8-2 2-3 1B		2-H 1B		F3		4	0	2	1	0	0	1
Sammy White, R (1, 2) OBP: 0.305, SLG: 0.420		K		1-3 3-H 1B		F5		E6 1-2		4	0	1	1	0	1	2
Billy Consolo, R (1, 6) OBP: 0.319, SLG: 0.270 Sam Mele, R (8, PH) OBP: 0.306, SLG: 0.402 Ted Lepcio, R (8, 6) OBP: 0.329, SLG: 0.390		BB		8-2 3-Hf			1B 4-3 BB		1-3	1 1 0	0 0 0	0 0 0	0 0 0	2 0 0	0 0 0	2 2 0
Leo Kiely, L (1, 1) OBP: 0.204, SLG: 0.255 Karl Olson, R (5, PH) OBP: 0.305, SLG: 0.358 Hal Brown, R (5, 1) OBP: 0.333, SLG: 0.235 Charlie Maxwell, L (7, PH) OBP: 0.312, SLG: 0.293 Sid Hudson, R (7, 1) OBP: 0.154, SLG: 0.154 Don Lenhardt, R (9, PH) OBP: 0.284, SLG: 0.379		F7	K		K		4-3 1-2		K	1 1 0 1 0 1	0 0 0 0 0 0	0 0 0 0 0 0	0 1 0 0 0 0	0 0 0 0 0 1	0 1 0 0 0 0	1 0 0 1 0 0
Inning Stats	R: 0 H: 1 E: 0 LOB: 2 K: 1 BB: 1 S: 6 P: 10	R: 0 H: 0 E: 0 LOB: 1 K: 1 BB: 1 S: 5 P: 9	R: 0 H: 0 E: 0 LOB: 0 K: 1 BB: 0 S: 5 P: 5	R: 1 H: 3 E: 0 LOB: 1 K: 0 BB: 0 S: 5 P: 5	R: 0 H: 0 E: 0 LOB: 0 K: 1 BB: 0 S: 5 P: 5	R: 1 H: 2 E: 0 LOB: 1 K: 0 BB: 0 S: 5 P: 5	R: 0 H: 1 E: 0 LOB: 2 K: 1 BB: 1 S: 6 P: 10	R: 0 H: 1 E: 1 LOB: 2 K: 0 BB: 0 S: 5 P: 5	R: 0 H: 0 E: 0 LOB: 0 K: 1 BB: 0 S: 5 P: 5	1B: 6 2B: 3 3B: 0 HR: 0	SF: 0 SAC: 0 DP: 1 HBP: 0					

PITCHER	IP	WLS	BF	H	R	ER	SO	BB	IBB	HBP	BLK	WP	HR	S	P	ERA	WHIP
Mike Garcia, R (1, 1) ERA: 2.56	9.0	W	38	8	2	2	6	3	0	0	0	0	0	47	59	2.00	1.222

PITCHER	IP	WLS	BF	H	R	ER	SO	BB	IBB	HBP	BLK	WP	HR	S	P	ERA	WHIP

TOP

Boston Red Sox @ Cleveland Indians

Cleveland Municipal Stadium, Cleveland, OH

Fri Sep 10 1954, 3:33 AM EDT
Att. 34,561 - Unknown

livebaseballscorecards.com

AB	35
R	2
H	8
RBI	2
BB	3
SO	6
LOB	20

WP: 0	PA: 38		
PB: 0			
SB: 0			
CS: 0			

Batter	1	2	3	4	5	6	7	8	9	AB	R	H	RBI	BB	SO	LOB
Al Smith, R (1, 7) OBP: 0.394, SLG: 0.433	1B		SF9 1B 2-3 1B	FC6-4 1-2f			5-3			4	1	2	0	0	0	1
Bobby Avila, R (1, 4) OBP: 0.396, SLG: 0.471	P9		SF9 1-2 3-H		6-3		1B			3	0	1	1	0	0	1
Larry Doby, L (1, 8) OBP: 0.359, SLG: 0.481 Wally Westlake, R (8, 8) OBP: 0.339, SLG: 0.464	K		2B 2-H 1B		PB 1B		K			4 0	1 0	2 0	1 0	0 0	2 0	2 0
Vic Wertz, L (1, 3) OBP: 0.331, SLG: 0.410 Bill Glynn, L (9, 3) OBP: 0.305, SLG: 0.394	P6		2B 1-H		K 1-2			4-3		4 0	0 0	1 0	1 0	0 0	1 0	2 0
Rudy Regalado, R (1, 5) OBP: 0.340, SLG: 0.318		F8	5-3		5-3			K		4	0	0	0	0	1	2
Dave Philley, S (1, 9) OBP: 0.316, SLG: 0.365		K		5-3		F8		2B		4	0	1	0	0	1	0
George Strickland, R (1, 6) OBP: 0.324, SLG: 0.328		K		L6		K		F8		4	0	0	0	0	2	1
Jim Hegan, R (1, 2) OBP: 0.302, SLG: 0.387			1B SH1-3 SF9 1B	HR		F8				3	2	2	1	0	0	0
Mike Garcia, R (1, 1) OBP: 0.208, SLG: 0.155			SH1-3 1-2	FC6-4 1B			G3			2	0	1	0	0	0	0
Inning Stats	R: 0 H: 1 E: 0 LOB: 1 K: 1 BB: 0 S: 6 P: 6	R: 0 H: 0 E: 0 LOB: 0 K: 2 BB: 0 S: 7 P: 7	R: 3 H: 4 E: 0 LOB: 1 K: 0 BB: 0 S: 7 P: 7	R: 1 H: 2 E: 0 LOB: 1 K: 0 BB: 0 S: 5 P: 5	R: 0 H: 1 E: 0 LOB: 1 K: 1 BB: 0 S: 6 P: 6	R: 0 H: 0 E: 0 LOB: 0 K: 1 BB: 0 S: 5 P: 5	R: 0 H: 1 E: 0 LOB: 1 K: 1 BB: 0 S: 6 P: 6	R: 0 H: 1 E: 0 LOB: 1 K: 1 BB: 0 S: 6 P: 6		1B: 7 SF: 1 2B: 2 SAC: 1 3B: 0 DP: 0 HR: 1 HBP: 0						

PITCHER		IP	WLS	BF	H	R	ER	SO	BB	IBB	HBP	BLK	WP	HR	S	P	ERA	WHIP
Leo Kiely, L ERA: 3.61	(1, 1)	4.0	L	19	7	4	4	3	0	0	0	0	0	1	25	25	9.00	1.750
Hal Brown, R ERA: 4.95	(5, 1)	2.0		7	1	0	0	2	0	0	0	0	0	0	11	11	0.00	0.500
Sid Hudson, R ERA: 4.48	(7, 1)	2.0		8	2	0	0	2	0	0	0	0	0	0	12	12	0.00	1.000

PITCHER	IP	WLS	BF	H	R	ER	SO	BB	IBB	HBP	BLK	WP	HR	S	P	ERA	WHIP

BOTTOM

Boston Red Sox @ Cleveland Indians

Cleveland Municipal Stadium, Cleveland, OH

Fri Sep 10 1954, 3:33 AM EDT

Att. 34,561 - Unknown

livebaseballscorecards.com

AB	32
R	4
H	10
RBI	4
BB	0
SO	7
LOB	9

WP: 0 PA: 34
PB: 1
SB: 0
CS: 0

Batter	1	2	3	4	5	6	7	8	9	AB	R	H	RBI	BB	SO	LOB
Billy Goodman, L (1, 4) OBP: 0.370, SLG: 0.375	F7		6-3			BB 1B		1-2 1B		4	0	2	0	0	0	0
Ted Williams, L (1, 7) OBP: 0.517, SLG: 0.645	F8			G5-4-3 1B		1-2 BB		F7		3	0	1	0	1	0	2
Karl Olson, R (8, 7) OBP: 0.305, SLG: 0.358										0	0	0	0	0	0	0
Jackie Jensen, R (1, 8) OBP: 0.363, SLG: 0.486	1B			G5-4-3 1-2f		K			F5	4	0	1	0	0	1	3
Harry Agganis, L (1, 3) OBP: 0.325, SLG: 0.402	F2			F9			4-3		K	4	0	0	0	0	1	1
Grady Hatton, L (1, 5) OBP: 0.378, SLG: 0.375		P6			F9		4-3		K	4	0	0	0	0	1	0
Jim Piersall, R (1, 9) OBP: 0.336, SLG: 0.399		K			F9		1-3			3	0	0	0	0	1	0
Mickey Owen, R (1, 2) OBP: 0.317, SLG: 0.324		6-3			P4			F7		2	0	0	0	0	0	0
Sammy White, R (8, PH) OBP: 0.304, SLG: 0.419										1	0	0	0	0	0	0
(8, 2)																
Billy Consolo, R (1, 6) OBP: 0.315, SLG: 0.267			P6			4-3		F9		3	0	0	0	0	0	0
Mel Parnell, L (1, 1) OBP: 0.148, SLG: 0.120			F7			5-3		1B 1B		2	0	0	0	0	0	0
Charlie Maxwell, L (8, PH) OBP: 0.318, SLG: 0.300										1	0	1	0	0	0	0
Tom Brewer, R (8, PR) OBP: 0.291, SLG: 0.333										0	0	0	0	0	0	0
Ellis Kinder, R (8, 1) OBP: 0.214, SLG: 0.259										0	0	0	0	0	0	0
Inning Stats	R: 0 H: 1 E: 0 LOB: 1 K: 0 BB: 0 S: 4 P: 4	R: 0 H: 0 E: 0 LOB: 0 K: 1 BB: 0 S: 5 P: 5	R: 0 H: 0 E: 0 LOB: 0 K: 0 BB: 0 S: 3 P: 3	R: 0 H: 1 E: 0 LOB: 0 K: 0 BB: 0 S: 3 P: 3	R: 0 H: 0 E: 0 LOB: 0 K: 0 BB: 0 S: 3 P: 3	R: 0 H: 1 E: 0 LOB: 2 K: 1 BB: 1 S: 6 P: 10	R: 0 H: 0 E: 0 LOB: 0 K: 0 BB: 0 S: 3 P: 3	R: 0 H: 2 E: 0 LOB: 2 K: 0 BB: 0 S: 5 P: 5	R: 0 H: 0 E: 0 LOB: 0 K: 2 BB: 0 S: 7 P: 7	1B: 5 SF: 0 2B: 0 SAC: 0 3B: 0 DP: 1 HR: 0 HBP: 0						

PITCHER	IP	WLS	BF	H	R	ER	SO	BB	IBB	HBP	BLK	WP	HR	S	P	ERA	WHIP
Art Houtteman, R (1, 1) ERA: 3.32	9.0	W	32	5	0	0	4	1	0	0	0	0	0	39	43	0.00	0.667

PITCHER	IP	WLS	BF	H	R	ER	SO	BB	IBB	HBP	BLK	WP	HR	S	P	ERA	WHIP

TOP

Boston Red Sox @ Cleveland Indians

Cleveland Municipal Stadium, Cleveland, OH

Sat Sep 11 1954, 3:33 AM EDT

Att. 18,496 - Unknown

livebaseballscorecards.com

AB	31
R	0
H	5
RBI	0
BB	1
SO	4
LOB	6

WP: 0 PA: 32
PB: 0
SB: 0
CS: 0

BOTTOM

Boston Red Sox @ Cleveland Indians

Cleveland Municipal Stadium, Cleveland, OH

Sat Sep 11 1954, 3:33 AM EDT

Att. 18,496 - Unknown

livebaseballscorecards.com

Batter	1	2	3	4	5	6	7	8	9	AB	R	H	RBI	BB	SO	LOB
Al Smith, R (1, 7) OBP: 0.391, SLG: 0.430	6-3			F7		F7		FC5 FC 2-3		4	0	0	0	0	0	2
Bobby Avila, R (1, 4) OBP: 0.396, SLG: 0.470	G4-3 1B			P5		K		FC 2B 1-3 3-H		4	1	1	1	0	1	2
Hank Majeski, R (1, 5) OBP: 0.343, SLG: 0.387	G4-3 1-2f			5-3			SH1-4 E 1B	2B 2-H		3	0	1	0	0	0	1
Dave Pope, L (7, PR) OBP: 0.337, SLG: 0.391										0	0	0	0	0	0	0
Al Rosen, R (8, 5) OBP: 0.398, SLG: 0.506										1	0	1	1	0	0	0
Vic Wertz, L (1, 3) OBP: 0.331, SLG: 0.417		4-3			HR		E5 SH1-4 1-2	F7		3	1	1	1	0	0	1
Bill Glynn, L (7, PR) OBP: 0.303, SLG: 0.391										1	0	0	0	0	0	1
(8, 3)																
Wally Westlake, R (1, 8) OBP: 0.336, SLG: 0.460		E6 G6-4-3			K		SH1-4 1-2 2-3			2	0	0	0	0	1	0
Dave Philley, S (1, 9) OBP: 0.314, SLG: 0.362		G6-4-3 1-2f			F9		K			3	0	0	0	0	1	4
George Strickland, R (1, 6) OBP: 0.322, SLG: 0.325			6-3		6-3		1-3			3	0	0	0	0	0	3
Jim Hegan, R (1, 2) OBP: 0.302, SLG: 0.387			P6			K		FC5 SH3-4 FC 1B		3	1	1	0	0	1	0
Art Houtteman, R (1, 1) OBP: 0.303, SLG: 0.365			K			1B		SH3-4 1-2		2	0	1	0	0	1	0
Inning Stats	R: 0 E: 0 K: 0 S: 3 H: 1 LOB: 0 BB: 0 P: 3	R: 0 E: 1 K: 0 S: 3 H: 0 LOB: 0 BB: 0 P: 3	R: 0 E: 0 K: 1 S: 5 H: 0 LOB: 0 BB: 0 P: 5	R: 0 E: 0 K: 0 S: 3 H: 0 LOB: 0 BB: 0 P: 3	R: 1 E: 0 K: 1 S: 6 H: 1 LOB: 0 BB: 0 P: 6	R: 0 E: 0 K: 2 S: 8 H: 1 LOB: 1 BB: 0 P: 8	R: 0 E: 1 K: 1 S: 7 H: 1 LOB: 3 BB: 0 P: 7	R: 2 E: 1 K: 0 S: 6 H: 2 LOB: 1 BB: 0 P: 6		1B: 4 2B: 1 3B: 0 HR: 1 SF: 0 SAC: 3 DP: 2 HBP: 0						

	AB	29
	R	3
	H	6
	RBI	3
	BB	0
	SO	5
	LOB	14

WP: 0 PB: 0 SB: 0 CS: 0 PA: 31

PITCHER		IP	WLS	BF	H	R	ER	SO	BB	IBB	HBP	BLK	WP	HR	S	P	ERA	WHIP
Mel Parnell, L ERA: 3.82	(1, 1)	7.0	L	25	4	1	1	5	0	0	0	0	0	1	35	35	1.29	0.571
Ellis Kinder, R ERA: 3.57	(8, 1)	1.0		6	2	2	1	0	0	0	0	0	0	0	6	6	9.00	2.000

PITCHER	IP	WLS	BF	H	R	ER	SO	BB	IBB	HBP	BLK	WP	HR	S	P	ERA	WHIP

Batter	1	2	3	4	5	6	7	8	9	AB	R	H	RBI	BB	SO	LOB
Billy Goodman, L (1, 4) OBP: 0.370, SLG: 0.376	F7	1-3		1B			6-3		1B 2-H	5	0	2	0	0	0	1
Ted Williams, L (1, 7) OBP: 0.516, SLG: 0.649	BB G3		F5	G3			HR		L8	4	1	1	1	1	0	2
Jackie Jensen, R (1, 8) OBP: 0.362, SLG: 0.482	BB G3 1-2		6-3		F9		K		P6	4	0	0	0	1	1	1
Harry Agganis, L (1, 3) OBP: 0.324, SLG: 0.400	G3 1-2 2-3		1B BB		P4			P6		4	1	1	0	0	0	2
Grady Hatton, L (1, 5) OBP: 0.380, SLG: 0.372	F8		1B 1-2 BB		4-3			1B BB		2	0	0	0	2	0	2
Jim Piersall, R (1, 9) OBP: 0.335, SLG: 0.398		F8	1B 1-2 2-H			L5		F7		4	0	1	1	0	0	1
Sammy White, R (1, 2) OBP: 0.308, SLG: 0.422		3B 1B	P4			G5-4-3 1B		1B 1-2		4	1	3	0	0	0	2
Billy Consolo, R (1, 6) OBP: 0.312, SLG: 0.263 Charlie Maxwell, L (8, PH) OBP: 0.315, SLG: 0.297 Ted Lepcio, R (8, 6) OBP: 0.329, SLG: 0.390		F8		F8		G5-4-3 1-2f		G3		3 1 0	0 0 0	0 0 0	0 0 0	0 0 0	0 0 0	2 2 0
Tom Brewer, R (1, 1) OBP: 0.296, SLG: 0.375 Tom Hurd, R (4, 1) OBP: 0.667, SLG: 0.500 Karl Olson, R (7, PH) OBP: 0.303, SLG: 0.356 Hal Brown, R (7, 1) OBP: 0.333, SLG: 0.235 Sam Mele, R (9, PH) OBP: 0.308, SLG: 0.407 Tex Clevenger, R (9, PR) OBP: 0.214, SLG: 0.286		1-H 3B		F9			F7		1B 2B	2 0 1 0 1	0 0 0 0 0	1 0 0 0 1	1 0 0 0 0	0 0 0 0 0	0 0 0 0 0	0 0 0 0 0
Inning Stats	R: 0 E: 0 K: 0 S: 3 H: 0 LOB: 2 BB: 2 P: 11	R: 1 E: 0 K: 0 S: 5 H: 2 LOB: 1 BB: 0 P: 5	R: 1 E: 0 K: 0 S: 5 H: 2 LOB: 2 BB: 1 P: 9	R: 0 E: 0 K: 0 S: 4 H: 1 LOB: 1 BB: 0 P: 4	R: 0 E: 0 K: 0 S: 3 H: 0 LOB: 0 BB: 0 P: 3	R: 0 E: 0 K: 0 S: 3 H: 1 LOB: 0 BB: 0 P: 3	R: 1 E: 0 K: 1 S: 6 H: 1 LOB: 0 BB: 0 P: 6	R: 0 E: 0 K: 0 S: 4 H: 1 LOB: 2 BB: 1 P: 8	R: 0 E: 0 K: 0 S: 4 H: 2 LOB: 1 BB: 0 P: 4	1B: 7 2B: 1 3B: 1 HR: 1	SF: 0 SAC: 0 DP: 1 HBP: 0			WP: 0 PB: 0 SB: 0 CS: 0	PA: 39		

PITCHER	IP	WLS	BF	H	R	ER	SO	BB	IBB	HBP	BLK	WP	HR	S	P	ERA	WHIP
Bob Keegan, R (1, 1) ERA: 3.03	9.0	W	39	10	3	3	1	4	0	0	0	0	1	37	53	3.00	1.556

PITCHER	IP	WLS	BF	H	R	ER	SO	BB	IBB	HBP	BLK	WP	HR	S	P	ERA	WHIP

TOP

Boston Red Sox @ Chicago White Sox

Comiskey Park, Chicago, IL

Sun Sep 12 1954, 4:33 AM EDT

Unknown

livebaseballscorecards.com

AB	35
R	3
H	10
RBI	3
BB	4
SO	1
LOB	15

Batter	1	2	3	4	5	6	7	8	9	AB	R	H	RBI	BB	SO	LOB
Chico Carrasquel, R (1, 6) OBP: 0.352, SLG: 0.375	1-3	F7		SF9 3-H		P6		L6		4	0	0	1	0	0	3
Nellie Fox, L (1, 4) OBP: 0.371, SLG: 0.399	S S 1B	FC1-2 3-Hf		1-H 2-H 2B		F7		S 1B		5	1	3	2	0	0	3
Minnie Minoso, R (1, 7) OBP: 0.418, SLG: 0.540 Willard Marshall, L (5, 7) OBP: 0.328, SLG: 0.228	E S 1-3 1B	1B	K			1B		F5 1-2		3 2	0 0	2 1	0 0	0 0	1 0	1 1
Jim Rivera, L (1, 9) OBP: 0.352, SLG: 0.427	K 1-3 3-H	K			1B 2B	1-3				4	1	1	0	0	2	2
Ron Jackson, R (1, 3) OBP: 0.341, SLG: 0.481	G3	K2-3			F8		6-3 FC6-2 2B			4	0	1	0	0	1	2
Sherm Lollar, R (1, 2) OBP: 0.330, SLG: 0.349		F3		BB 1B SF9 BB	F3		6-3 2-3			3	1	0	0	1	0	2
Joe Kirrene, R (1, 5) OBP: 0.412, SLG: 0.357		S BB FC1-2 BB		BB 1-2 2B 1B	1B 2-H 1B		FC6-2 3-H			3	1	2	1	1	0	1
Ed McGhee, R (1, 8) OBP: 0.293, SLG: 0.300		S 1-2 BB		1-2 2-3 2B BB	S 1-3 1B		F8			2	1	1	0	2	0	1
Bob Keegan, R (1, 1) OBP: 0.159, SLG: 0.176		1-2 2-3 BB		K	6-3 1-2			F9		3	0	0	0	1	1	5
Inning Stats	R: 1 H: 2 E: 0 LOB: 1 K: 1 BB: 0 S: 7 P: 7	R: 0 H: 0 E: 0 LOB: 3 K: 0 BB: 3 S: 3 P: 15	R: 0 H: 1 E: 0 LOB: 0 K: 2 BB: 0 S: 7 P: 7	R: 3 H: 2 E: 0 LOB: 1 K: 2 BB: 2 S: 9 P: 17	R: 1 H: 3 E: 0 LOB: 2 K: 0 BB: 0 S: 6 P: 6	R: 0 H: 1 E: 0 LOB: 1 K: 0 BB: 0 S: 4 P: 4	R: 0 H: 1 E: 0 LOB: 1 K: 0 BB: 0 S: 4 P: 4	R: 0 H: 1 E: 0 LOB: 1 K: 0 BB: 0 S: 4 P: 4		1B: 8 SF: 1 2B: 3 SAC: 0 3B: 0 DP: 0 HR: 0 HBP: 0						WP: 0 PA: 39 PB: 0 SB: 7 CS: 0

PITCHER		IP	WLS	BF	H	R	ER	SO	BB	IBB	HBP	BLK	WP	HR	S	P	ERA	WHIP
Tom Brewer, R ERA: 4.83	(1, 1)	3.0	L	17	4	4	4	3	5	0	0	0	0	0	18	38	12.00	3.000
Tom Hurd, R ERA: 2.96	(4, 1)	3.0		14	5	1	1	2	0	0	0	0	0	0	18	18	3.00	1.667
Hal Brown, R ERA: 4.85	(7, 1)	2.0		8	2	0	0	0	0	0	0	0	0	0	8	8	0.00	1.000

PITCHER	IP	WLS	BF	H	R	ER	SO	BB	IBB	HBP	BLK	WP	HR	S	P	ERA	WHIP

BOTTOM

Boston Red Sox @ Chicago White Sox

Comiskey Park, Chicago, IL

Sun Sep 12 1954, 4:33 AM EDT

Unknown

AB	33
R	5
H	11
RBI	4
BB	5
SO	5
LOB	21

livebaseballscorecards.com

Batter	1	2	3	4	5	6	7	8	9	AB	R	H	RBI	BB	SO	LOB
Billy Goodman, L (1, 4) OBP: 0.369, SLG: 0.373	F7		6-3		BBB 4-0, 4-3, 1-2, 2-3, BB		F7			3	0	0	0	1	0	0
Ted Williams, L (1, 7) OBP: 0.512, SLG: 0.641	F8		G3		4-3 1-2 2-3 3-H			6-3		4	0	0	1	0	0	2
Jackie Jensen, R (1, 8) OBP: 0.361, SLG: 0.482	5-3			4-3 6-3 2B	SSS 0-3, K			6-3		4	1	1	0	0	1	2
Harry Agganis, L (1, 3) OBP: 0.324, SLG: 0.405		G6-4-3 3B		4-3 2-3		F7		HR		3	1	1	0	0	0	1
Sam Mele, R (8, PH) OBP: 0.310, SLG: 0.418 (8, 3)										1	1	1	1	0	0	0
Ted Lepcio, R (1, 5) OBP: 0.328, SLG: 0.387		BBBB 4-0, G6-4-3, BB		6-3 3-H		4-3		SSS 0-3, K2-3		3	0	0	1	1	1	0
Jim Piersall, R (1, 9) OBP: 0.333, SLG: 0.394		G6-4-3 1-2f 3-H		F9		SSS 0-3, K			6-3	4	0	0	0	0	1	1
Sammy White, R (1, 2) OBP: 0.310, SLG: 0.425		1B			BB 4-3 2B		1-3		6-3	4	1	2	0	0	0	0
Billy Consolo, R (1, 6) OBP: 0.314, SLG: 0.273		SSS 0-3, K			BBBB 4-0, 4-3, BB BB		SF8 3B		SSS 0-3, K	3	1	1	0	1	2	1
Frank Sullivan, R (1, 1) OBP: 0.203, SLG: 0.164			L6		F8		SF8 3-H			1	0	0	0	0	0	0
Karl Olson, R (5, PH) OBP: 0.302, SLG: 0.355										1	0	0	0	0	0	2
Russ Kemmerer, R (5, 1) OBP: 0.250, SLG: 0.143										0	0	0	0	0	0	0
Don Lenhardt, R (7, PH) OBP: 0.282, SLG: 0.379										0	0	0	1	0	0	0
Hal Brown, R (7, 1) OBP: 0.333, SLG: 0.235										0	0	0	0	0	0	0
Inning Stats	R: 0 E: 0 K: 0 S: 3 H: 0 LOB: 0 BB: 0 P: 3	R: 1 E: 0 K: 1 S: 6 H: 2 LOB: 1 BB: 1 P: 10	R: 0 E: 0 K: 0 S: 3 H: 0 LOB: 0 BB: 0 P: 3	R: 1 E: 0 K: 0 S: 4 H: 1 LOB: 0 BB: 0 P: 4	R: 1 E: 0 K: 1 S: 6 H: 1 LOB: 2 BB: 2 P: 14	R: 0 E: 0 K: 1 S: 5 H: 0 LOB: 0 BB: 0 P: 5	R: 1 E: 0 K: 0 S: 4 H: 1 LOB: 0 BB: 0 P: 4	R: 1 E: 0 K: 1 S: 6 H: 1 LOB: 0 BB: 0 P: 6	R: 0 E: 0 K: 1 S: 5 H: 0 LOB: 0 BB: 0 P: 5	1B: 1 2B: 2 3B: 2 HR: 1 SF: 1 SAC: 0 DP: 1 HBP: 0						

PITCHER	IP	WLS	BF	H	R	ER	SO	BB	IBB	HBP	BLK	WP	HR	S	P	ERA	WHIP
Billy Pierce, L (1, 1) ERA: 3.57	7.2		30	5	4	4	3	3	0	0	0	0	0	33	45	4.70	1.043
Don Johnson, R (8, 1) ERA: 3.06	0.1		2	1	1	1	1	0	0	0	0	0	1	4	4	27.00	3.000
Virgil Trucks, R (9, 1) ERA: 2.84	1.0	W	3	0	0	0	1	0	0	0	0	0	0	5	5	0.00	0.000

PITCHER	IP	WLS	BF	H	R	ER	SO	BB	IBB	HBP	BLK	WP	HR	S	P	ERA	WHIP

TOP

Boston Red Sox @ Chicago White Sox

Comiskey Park, Chicago, IL

Sun Sep 12 1954, 4:38 AM EDT

Att. 13,637 - Unknown

livebaseballscorecards.com

AB	31
R	5
H	6
RBI	4
BB	3
SO	5
LOB	9

PA:	35
WP:	0
PB:	0
SB:	0
CS:	0

Batter	1	2	3	4	5	6	7	8	9	AB	R	H	RBI	BB	SO	LOB
Chico Carrasquel, R (1, 6) OBP: 0.351, SLG: 0.373	BBBB 4-0 HR 1B BB	x 0-0 G5-4-3 ②③ 1-2f		SSS 0-3 K ③			SSS 0-3 K ①			3	1	0	0	1	2	2
Nellie Fox, L (1, 4) OBP: 0.372, SLG: 0.399	x 0-0 1-2 HR 1B		BBBB 4-0 2B BB		x 0-0 6-3 ①		x 0-0 4-3 ②			3	2	1	0	1	0	0
Minnie Minoso, R (1, 7) OBP: 0.418, SLG: 0.548	x 0-0 1-H 2-H HR		x 0-0 G3 1-H 1B 2B		x 0-0 6-3 ②		x 0-0 F9 ③			4	2	2	4	0	0	0
Jim Rivera, L (1, 9) OBP: 0.350, SLG: 0.424	x 0-0 6-3 ①		x 0-0 G3 ① 2-3		x 0-0 F8 ③			SSS 0-3 K ①		4	0	0	0	0	1	1
Ron Jackson, R (1, 3) OBP: 0.348, SLG: 0.481	x 0-0 6-3 ②		x 0-0 3-H 1B			x 0-0 L6 ①		x 0-0 S 1B 1B		4	1	2	1	0	0	0
Carl Sawatski, L (1, 2) OBP: 0.287, SLG: 0.308	x 0-0 L4 ③		x 0-0 F8 ②			BBBB 4-0 BB BB		SSS 0-3 K ② 1-2		3	0	0	0	1	1	2
Joe Kirrene, R (1, 5) OBP: 0.429, SLG: 0.389 Fred Marsh, R (9, 5) OBP: 0.376, SLG: 0.400		x 0-0 1B 1B	x 0-0 L3 ③			x 0-0 F9 ②		x 0-0 2-H 1B 1B		4 0	1 0	2 0	1 0	0 0	0 0	2 0
Ed McGhee, R (1, 8) OBP: 0.307, SLG: 0.310		x 0-0 1-2 G5-4-3 1B		SSS 0-3 K ①		BBBB 4-0 1-2 BB		x 0-0 2-H 1B		3	0	2	1	1	1	0
Billy Pierce, L (1, 1) OBP: 0.259, SLG: 0.200 Don Johnson, R (8, 1) OBP: 0.079, SLG: 0.029 George Kell, R (8, PH) OBP: 0.348, SLG: 0.378 Virgil Trucks, R (9, 1) OBP: 0.198, SLG: 0.216		SSS 0-3 K ①		x 0-0 6-3 ②		SSS 0-3 K ③		x 0-0 L7 ③		3 0 1 0	0 0 0 0	0 0 0 0	0 0 0 0	0 0 0 0	2 0 0 0	4 0 1 0
Inning Stats	R: 3 E: 0 K: 0 S: 5 — H: 2 LOB: 0 BB: 1 P: 9	R: 0 E: 0 K: 1 S: 6 — H: 2 LOB: 1 BB: 0 P: 6	R: 2 E: 0 K: 0 S: 5 — H: 2 LOB: 1 BB: 1 P: 9	R: 0 E: 0 K: 2 S: 7 — H: 0 LOB: 0 BB: 0 P: 7	R: 0 E: 0 K: 0 S: 3 — H: 0 LOB: 0 BB: 0 P: 3	R: 0 E: 0 K: 1 S: 5 — H: 0 LOB: 2 BB: 2 P: 13	R: 0 E: 0 K: 1 S: 5 — H: 0 LOB: 0 BB: 0 P: 5	R: 2 E: 0 K: 2 S: 10 — H: 3 LOB: 1 BB: 0 P: 10		1B: 7 2B: 1 3B: 0 HR: 1 — SF: 0 SAC: 0 DP: 1 HBP: 0						

PITCHER	IP	WLS	BF	H	R	ER	SO	BB	IBB	HBP	BLK	WP	HR	S	P	ERA	WHIP
Frank Sullivan, R (1, 1) ERA: 3.03	4.0		19	6	5	5	3	2	0	0	0	0	1	23	31	11.25	2.000
Russ Kemmerer, R (5, 1) ERA: 3.76	2.0		8	0	0	0	1	2	0	0	0	0	0	8	16	0.00	1.000
Hal Brown, R (7, 1) ERA: 4.93	2.0	L	9	3	2	2	3	0	0	0	0	0	0	15	15	9.00	1.500

PITCHER	IP	WLS	BF	H	R	ER	SO	BB	IBB	HBP	BLK	WP	HR	S	P	ERA	WHIP

BOTTOM

Boston Red Sox @ Chicago White Sox

Comiskey Park, Chicago, IL

Sun Sep 12 1954, 4:38 AM EDT

Att. 13,637 - Unknown

livebaseballscorecards.com

AB	32
R	7
H	9
RBI	7
BB	4
SO	7
LOB	12

PA: 36

WP: 0 PB: 0 SB: 1 CS: 0

Boston Red Sox @ Baltimore Orioles

Memorial Stadium, Baltimore, MD

Tue Sep 14 1954, 3:33 AM EDT

Att. 13,045 - Unknown

TOP

livebaseballscorecards.com

Batter	1	2	3	4	5	6	7	8	9	AB	R	H	RBI	BB	SO	LOB
Billy Goodman, L (1, 4) OBP: 0.368, SLG: 0.372	5-3		4-3			5-3		1-2 2-H 3-H 1B		4	0	1	1	0	0	1
Ted Williams, L (1, 7) OBP: 0.510, SLG: 0.637	G5-4-3 1B			4-3			4-3		F9	4	0	1	0	0	0	0
Jackie Jensen, R (1, 8) OBP: 0.359, SLG: 0.479	G5-4-3 1-2f			L7			F9		6-3	4	0	0	0	0	0	1
Harry Agganis, L (1, 3) OBP: 0.321, SLG: 0.401		F9		G3			P6		G3	4	0	0	0	0	0	0
Grady Hatton, L (1, 5) OBP: 0.376, SLG: 0.368		F8			F7			3-1		3	0	0	0	0	0	0
Jim Piersall, R (1, 9) OBP: 0.333, SLG: 0.394		P6			5-3			BB 1B 1B 1B		3	1	1	0	0	0	0
Sammy White, R (1, 2) OBP: 0.312, SLG: 0.429			SH5-3 2B		F8			1-2 BB 1B 1B		3	0	2	0	0	0	0
Milt Bolling, R (1, 6) OBP: 0.339, SLG: 0.372			SH5-3 2-3			F8		B B B B 4-0 1B 1-2 2-3 BB		1	0	0	0	0	0	0
Charlie Maxwell, L (8, PH) OBP: 0.321, SLG: 0.297										0	0	0	0	1	0	0
Billy Consolo, R (8, PR) OBP: 0.314, SLG: 0.273										0	0	0	0	0	0	0
(8, 6)																
Willard Nixon, L (1, 1) OBP: 0.342, SLG: 0.338			F7			S S S K		S S S K		2	0	0	0	0	1	1
Sam Mele, R (8, PH) OBP: 0.309, SLG: 0.416										1	0	0	0	0	1	3
Sid Hudson, R (8, 1) OBP: 0.154, SLG: 0.154										0	0	0	0	0	0	0
Inning Stats	R: 0 E: 0 K: 0 S: 3 H: 1 LOB: 0 BB: 0 P: 3	R: 0 E: 0 K: 0 S: 3 H: 0 LOB: 0 BB: 0 P: 3	R: 0 E: 0 K: 0 S: 4 H: 1 LOB: 1 BB: 0 P: 4	R: 0 E: 0 K: 0 S: 3 H: 0 LOB: 0 BB: 0 P: 3	R: 0 E: 0 K: 0 S: 3 H: 0 LOB: 0 BB: 0 P: 3	R: 0 E: 0 K: 1 S: 5 H: 0 LOB: 0 BB: 0 P: 5	R: 0 E: 0 K: 0 S: 3 H: 0 LOB: 0 BB: 0 P: 3	R: 1 E: 0 K: 1 S: 7 H: 3 LOB: 2 BB: 1 P: 11	R: 0 E: 0 K: 0 S: 3 H: 0 LOB: 0 BB: 0 P: 3	1B: 4 2B: 1 3B: 0 HR: 0 SF: 0 SAC: 1 DP: 1 HBP: 0						

	AB	29
	R	1
	H	5
	RBI	1
	BB	1
	SO	2
	LOB	6

WP: 0 PB: 0 SB: 0 CS: 0 PA: 31

PITCHER	IP	WLS	BF	H	R	ER	SO	BB	IBB	HBP	BLK	WP	HR	S	P	ERA	WHIP
Joe Coleman, R (1, 1) ERA: 3.45	9.0	W	31	5	1	1	2	1	0	0	0	0	0	34	38	1.00	0.667

PITCHER	IP	WLS	BF	H	R	ER	SO	BB	IBB	HBP	BLK	WP	HR	S	P	ERA	WHIP

Batter	1	2	3	4	5	6	7	8	9	AB	R	H	RBI	BB	SO	LOB
Cal Abrams, L (1, 9) OBP: 0.397, SLG: 0.393	E9 SH4-3 1B		1-3		P5		E 1-2 1B			4	1	2	0	0	0	0
Bobby Young, L (1, 4) OBP: 0.331, SLG: 0.342	SH4-3 2-3		1B 1B 2B		6-3		E8 1-H 2-H 1B			3	1	2	1	0	0	0
Joe Durham, R (1, 7) OBP: 0.364, SLG: 0.450	6-3		1B 2-3 1B		S S S K		S S S K			4	0	1	0	0	2	2
Bob Kennedy, R (1, 5) OBP: 0.319, SLG: 0.363	B B B B BB		1-2 3-H 1B			S S S K		B B B B FC5-4 BB		2	0	1	1	2	1	0
Frank Kellert, R (1, 3) OBP: 0.227, SLG: 0.105	F9		P2			5-3		FC5-4 1-2f 1B		4	0	0	0	0	0	5
Clint Courtney, L (1, 2) OBP: 0.316, SLG: 0.357		F9 P6				3-1		1-2 1B		4	0	1	0	0	0	2
Chuck Diering, R (1, 8) OBP: 0.364, SLG: 0.320		5-3	6-3				F7	F7		4	0	0	0	0	0	2
Billy Hunter, R (1, 6) OBP: 0.289, SLG: 0.317		FC5-4 1B	6-3				6-3	S S S K		4	0	1	0	0	1	2
Joe Coleman, R (1, 1) OBP: 0.211, SLG: 0.301		FC5-4 1-2f	6-3				1B 1B 1B			3	1	1	0	0	0	1
Inning Stats	R: 0 H: 1 E: 1 LOB: 2 K: 0 BB: 1 S: 4 P: 8	R: 0 H: 1 E: 0 LOB: 1 K: 0 BB: 0 S: 4 P: 4	R: 1 H: 3 E: 0 LOB: 2 K: 0 BB: 0 S: 6 P: 6	R: 0 H: 0 E: 0 LOB: 0 K: 0 BB: 0 S: 3 P: 3	R: 0 H: 0 E: 0 LOB: 0 K: 1 BB: 0 S: 5 P: 5	R: 0 H: 0 E: 0 LOB: 0 K: 1 BB: 0 S: 5 P: 5	R: 2 H: 3 E: 1 LOB: 1 K: 1 BB: 0 S: 8 P: 8	R: 0 H: 1 E: 0 LOB: 2 K: 1 BB: 1 S: 6 P: 10		1B: 8 SF: 0 2B: 1 SAC: 1 3B: 0 DP: 0 HR: 0 HBP: 0						WP: 0 PA: 35 PB: 0 SB: 0 CS: 0

PITCHER		IP	WLS	BF	H	R	ER	SO	BB	IBB	HBP	BLK	WP	HR	S	P	ERA	WHIP
Willard Nixon, R ERA: 3.89	(1, 1)	7.0	L	30	8	3	2	3	1	0	0	0	0	0	35	39	2.57	1.286
Sid Hudson, R ERA: 4.41	(8, 1)	1.0		5	1	0	0	1	1	0	0	0	0	0	6	10	0.00	2.000

PITCHER	IP	WLS	BF	H	R	ER	SO	BB	IBB	HBP	BLK	WP	HR	S	P	ERA	WHIP

BOTTOM

Boston Red Sox @ Baltimore Orioles

Memorial Stadium, Baltimore, MD

Tue Sep 14 1954, 3:33 AM EDT

Att. 13,045 - Unknown

livebaseballscorecards.com

AB	32
R	3
H	9
RBI	2
BB	2
SO	4
LOB	14

Batter	1	2	3	4	5	6	7	8	9	AB	R	H	RBI	BB	SO	LOB
Billy Goodman, L (1, 4) OBP: 0.371, SLG: 0.372	BB PB 1B		CS BB		4-3			6-3 S BB		2	0	1	0	2	0	0
Ted Williams, L (1, 7) OBP: 0.505, SLG: 0.630	P4		F8 1-2		4-3			K 1-2		4	0	0	0	0	1	3
Jackie Jensen, R (1, 8) OBP: 0.358, SLG: 0.476	FC5 BB 1-2 BB		F9			5-3		6-3 2-3		3	0	0	0	1	0	1
Harry Agganis, L (1, 3) OBP: 0.321, SLG: 0.398	L9			FC5-6 1B FC5-2 BB		F6		K		3	0	0	0	1	1	3
Grady Hatton, L (1, 5) OBP: 0.378, SLG: 0.368	1-2 2-3 BB			FC5-6 1-2 1B		4-3			F9	3	0	1	0	1	0	0
Jim Piersall, R (1, 9) OBP: 0.332, SLG: 0.395	FC5 2-3f			FC5-6 FC5-2 1-2f 2-3			SH2-3 2B		5-3	4	1	1	0	0	0	5
Sammy White, R (1, 2) OBP: 0.312, SLG: 0.428		F4	FC5-2 1-2 3-H				SH2-3 2-H		1B 1B	3	0	1	1	0	0	2
Milt Bolling, R (1, 6) OBP: 0.338, SLG: 0.370		F9	F8				P5		1-3 1B	4	0	1	0	0	0	2
Mel Parnell, L (1, 1) OBP: 0.129, SLG: 0.103		6-3		F7			5-3		1-3	4	0	0	0	0	0	2
Inning Stats	R: 0 H: 1 E: 0 LOB: 3 K: 0 BB: 2 S: 4 P: 12	R: 0 H: 0 E: 0 LOB: 0 K: 0 BB: 0 S: 3 P: 3	R: 0 H: 0 E: 0 LOB: 0 K: 0 BB: 1 S: 2 P: 6	R: 0 H: 1 E: 0 LOB: 2 K: 0 BB: 1 S: 4 P: 8	R: 0 H: 0 E: 0 LOB: 0 K: 0 BB: 0 S: 3 P: 3	R: 0 H: 0 E: 0 LOB: 0 K: 0 BB: 0 S: 3 P: 3	R: 1 H: 1 E: 0 LOB: 0 K: 0 BB: 0 S: 4 P: 4	R: 0 H: 0 E: 0 LOB: 1 K: 2 BB: 1 S: 7 P: 11	R: 0 H: 2 E: 0 LOB: 2 K: 0 BB: 0 S: 5 P: 5	1B: 4 SF: 0 2B: 1 SAC: 1 3B: 0 DP: 0 HR: 0 HBP: 0						

PITCHER	IP	WLS	BF	H	R	ER	SO	BB	IBB	HBP	BLK	WP	HR	S	P	ERA	WHIP
Lou Kretlow, R (1, 1) ERA: 4.31	9.0	W	36	5	1	1	2	5	0	0	0	0	0	35	55	1.00	1.111

PITCHER	IP	WLS	BF	H	R	ER	SO	BB	IBB	HBP	BLK	WP	HR	S	P	ERA	WHIP

TOP

Boston Red Sox @ Baltimore Orioles

Memorial Stadium, Baltimore, MD

Wed Sep 15 1954, 3:33 AM EDT

Att. 6,719 - Unknown

livebaseballscorecards.com

AB	30
R	1
H	5
RBI	1
BB	5
SO	2
LOB	18

WP: 0 PA: 36
PB: 1
SB: 1
CS: 1

BOTTOM

Boston Red Sox @ Baltimore Orioles

Memorial Stadium, Baltimore, MD

Wed Sep 15 1954, 3:33 AM EDT

Att. 6,719 - Unknown

livebaseballscorecards.com

Batter	1	2	3	4	5	6	7	8	9	AB	R	H	RBI	BB	SO	LOB
Cal Abrams, L (1, 9) OBP: 0.396, SLG: 0.392	F8			SH1-3, 1B		F5		SH3-4 1-2		3	0	1	0	0	0	1
Chuck Diering, R (1, 8) OBP: 0.361, SLG: 0.317	5-3			SH1-3 1-2		FC5-4 1-2f		FC6-5-4-1 2-3		3	0	0	0	0	0	2
Joe Durham, R (1, 7) OBP: 0.308, SLG: 0.375	5-3			F7			P3	G3		4	0	0	0	0	0	2
Bob Kennedy, R (1, 5) OBP: 0.315, SLG: 0.358		L6		K			6-3		K	4	0	0	0	0	2	1
Frank Kellert, R (1, 3) OBP: 0.269, SLG: 0.182		5-3			F8		BBBB 1B		1B 2B	3	2	1	0	1	0	0
Clint Courtney, L (1, 2) OBP: 0.318, SLG: 0.357		1-3			F9		1B 1-2		1B IBB	3	0	1	0	1	0	0
Billy Hunter, R (1, 6) OBP: 0.289, SLG: 0.316			F8		1-3		1B 1-2 2-H		F9	4	0	1	1	0	0	2
Bobby Young, L (1, 4) OBP: 0.330, SLG: 0.340 Jim Brideweser, R (7, PH) OBP: 0.327, SLG: 0.327 (8, 4)			K			K	K		1B 1-2 2-3	2 2	0 0	0 1	0 0	0 0	2 1	0 2
Lou Kretlow, R (1, 1) OBP: 0.222, SLG: 0.160 Jim Fridley, R (9, PH) OBP: 0.314, SLG: 0.377			1-3			FC5-4		SH3-4	1B 1-2 2-3 3-H	3 1	0 0	2 1	0 1	0 0	0 0	0 0
Inning Stats	R: 0 E: 0 K: 0 S: 3 H: 0 LOB: 0 BB: 0 P: 3	R: 0 E: 0 K: 0 S: 3 H: 0 LOB: 0 BB: 0 P: 3	R: 0 E: 0 K: 1 S: 5 H: 0 LOB: 0 BB: 0 P: 5	R: 0 E: 0 K: 1 S: 6 H: 1 LOB: 1 BB: 0 P: 6	R: 0 E: 0 K: 0 S: 3 H: 0 LOB: 0 BB: 0 P: 3	R: 0 E: 0 K: 1 S: 6 H: 1 LOB: 1 BB: 0 P: 6	R: 1 E: 0 K: 1 S: 7 H: 2 LOB: 2 BB: 1 P: 11	R: 0 E: 0 K: 0 S: 4 H: 1 LOB: 1 BB: 0 P: 4	R: 1 E: 0 K: 1 S: 7 H: 3 LOB: 3 BB: 1 P: 11	1B: 7 2B: 1 3B: 0 HR: 0 SF: 0 SAC: 2 DP: 0 HBP: 0				WP: 0 PB: 0 SB: 0 CS: 0	PA: 36	

	AB	32
	R	2
	H	8
	RBI	2
	BB	2
	SO	5
	LOB	10

PITCHER	IP	WLS	BF	H	R	ER	SO	BB	IBB	HBP	BLK	WP	HR	S	P	ERA	WHIP
Mel Parnell, L (1, 1) ERA: 3.63	8.2	L	36	8	2	2	5	1	1	0	0	0	0	44	52	2.08	1.038

PITCHER	IP	WLS	BF	H	R	ER	SO	BB	IBB	HBP	BLK	WP	HR	S	P	ERA	WHIP

Batter	1	2	3	4	5	6	7	8	9	AB	R	H	RBI	BB	SO	LOB
Jim Piersall, R (1, 8) OBP: 0.331, SLG: 0.392	G3		BB			K			5-3	3	0	0	0	1	1	0
Ted Williams, L (1, 7) OBP: 0.501, SLG: 0.623	F8		F5			1-3			F7	4	0	0	0	0	0	2
Jackie Jensen, R (1, 9) OBP: 0.357, SLG: 0.474	F3			P3		P4			2B, 1B	4	0	1	0	0	0	0
Sam Mele, R (1, 3) OBP: 0.309, SLG: 0.417		K		F7			F7		1-3, 2B	4	0	1	0	0	1	0
Billy Goodman, L (1, 4) OBP: 0.368, SLG: 0.369		6-3		F7			K		K	4	0	0	0	0	2	2
Sammy White, R (1, 2) OBP: 0.310, SLG: 0.425		4-3			F7		F7			3	0	0	0	0	0	0
Ted Lepcio, R (1, 5) OBP: 0.330, SLG: 0.390			2B		FC5-4, BB			K		2	0	1	0	1	1	0
Milt Bolling, R (1, 6) OBP: 0.336, SLG: 0.367			K		F3			K		3	0	0	0	0	2	2
Frank Sullivan, R (1, 1) OBP: 0.203, SLG: 0.164			K		FC5-4 1-2f			K		0	0	0	0	0	0	0
Guy Morton Jr., R (3, PH)										1	0	0	0	0	1	1
Russ Kemmerer, R (3, 1) OBP: 0.250, SLG: 0.143										0	0	0	0	0	0	0
Billy Consolo, R (5, PH) OBP: 0.313, SLG: 0.272										1	0	0	0	0	0	1
Hal Brown, R (5, 1) OBP: 0.318, SLG: 0.222										1	0	0	0	0	1	0
Inning Stats	R: 0 E: 0 K: 0 S: 3 H: 0 LOB: 0 BB: 0 P: 3	R: 0 E: 0 K: 1 S: 5 H: 0 LOB: 0 BB: 0 P: 5	R: 0 E: 0 K: 2 S: 8 H: 1 LOB: 2 BB: 1 P: 12	R: 0 E: 0 K: 0 S: 3 H: 0 LOB: 0 BB: 0 P: 3	R: 0 E: 0 K: 0 S: 3 H: 0 LOB: 1 BB: 1 P: 7	R: 0 E: 0 K: 1 S: 5 H: 0 LOB: 0 BB: 0 P: 5	R: 0 E: 0 K: 1 S: 5 H: 0 LOB: 0 BB: 0 P: 5	R: 0 E: 0 K: 3 S: 9 H: 0 LOB: 0 BB: 0 P: 9	R: 0 E: 0 K: 1 S: 7 H: 2 LOB: 2 BB: 0 P: 7	1B: 1 2B: 2 3B: 0 HR: 0 SF: 0 SAC: 0 DP: 0 HBP: 0						

PITCHER	IP	WLS	BF	H	R	ER	SO	BB	IBB	HBP	BLK	WP	HR	S	P	ERA	WHIP
Dean Stone, L (1, 1) ERA: 3.28	9.0	W	32	3	0	0	9	2	0	0	0	0	0	48	56	0.00	0.556

PITCHER	IP	WLS	BF	H	R	ER	SO	BB	IBB	HBP	BLK	WP	HR	S	P	ERA	WHIP

TOP

Boston Red Sox @ Washington Senators

Griffith Stadium, Washington, DC

Fri Sep 17 1954, 3:33 AM EDT

Att. 4,589 - Unknown

livebaseballscorecards.com

AB	30
R	0
H	3
RBI	0
BB	2
SO	9
LOB	8

Batter	1	2	3	4	5	6	7	8	9	AB	R	H	RBI	BB	SO	LOB
Eddie Yost, R (1, 5) OBP: 0.406, SLG: 0.381	6-3	K		HBP			5-3			2	0	0	0	0	1	0
Wayne Terwilliger, R (4, PR) OBP: 0.283, SLG: 0.275 (5, 5)										1	0	0	0	0	0	0
Pete Runnels, L (1, 4) OBP: 0.366, SLG: 0.393	6-3		K	F7			K			4	0	0	0	0	2	1
Mickey Vernon, L (1, 3) OBP: 0.368, SLG: 0.514	K		CS BB		K		P4			3	0	0	0	1	2	0
Jim Busby, R (1, 8) OBP: 0.334, SLG: 0.382		F2	P4 1-2		5-3			1-3		4	0	0	0	0	0	1
Tom Wright, L (1, 7) OBP: 0.323, SLG: 0.333		E 3B		FC1-4 1B	K2-3			K 1B FC6-4		4	2	2	0	0	2	0
Jim Lemon, R (1, 9) OBP: 0.303, SLG: 0.359		K		FC1-4 3B 1-2f		K FC4-6		FC6-4 1B 1-3		4	1	1	0	0	2	2
Ed Fitz Gerald, R (1, 2) OBP: 0.356, SLG: 0.402		E5 HR 1B 3-H		3B 1-H		F9		FC6-4 FC6 1-2f 3-H		4	2	2	3	0	0	2
Jerry Snyder, R (1, 6) OBP: 0.275, SLG: 0.254		HR IBB		SF7 3B 3-H		L5		FC6 1-2f		3	2	1	1	1	0	2
Dean Stone, L (1, 1) OBP: 0.189, SLG: 0.234		HR 1-H 2-H		SF7 3-H		FC4-6 1-2f				2	1	1	4	0	0	1
Inning Stats	R: 0 E: 0 K: 1 S: 5 H: 0 LOB: 0 BB: 0 P: 5	R: 4 E: 1 K: 2 S: 10 H: 3 LOB: 0 BB: 1 P: 14	R: 0 E: 0 K: 1 S: 4 H: 0 LOB: 0 BB: 1 P: 8	R: 3 E: 0 K: 0 S: 6 H: 3 LOB: 1 BB: 0 P: 7	R: 0 E: 0 K: 2 S: 7 H: 0 LOB: 0 BB: 0 P: 7	R: 0 E: 1 K: 1 S: 6 H: 0 LOB: 1 BB: 0 P: 6	R: 0 E: 0 K: 1 S: 5 H: 0 LOB: 0 BB: 0 P: 5	R: 1 E: 1 K: 1 S: 7 H: 1 LOB: 1 BB: 0 P: 7		1B: 3 2B: 0 3B: 3 HR: 1	SF: 1 SAC: 0 DP: 0 HBP: 1		WP: 0 PB: 0 SB: 0 CS: 1	PA: 35		

PITCHER		IP	WLS	BF	H	R	ER	SO	BB	IBB	HBP	BLK	WP	HR	S	P	ERA	WHIP
Frank Sullivan, R ERA: 3.19	(1, 1)	2.0	L	10	3	4	4	3	0	1	0	0	0	1	15	19	18.00	1.500
Russ Kemmerer, R ERA: 4.04	(3, 1)	2.0		10	3	3	3	1	1	0	1	0	0	0	10	15	13.50	2.000
Hal Brown, R ERA: 4.74	(5, 1)	4.0		15	1	1	0	5	0	0	0	0	0	0	25	25	0.00	0.250

PITCHER	IP	WLS	BF	H	R	ER	SO	BB	IBB	HBP	BLK	WP	HR	S	P	ERA	WHIP

BOTTOM

Boston Red Sox @ Washington Senators

Griffith Stadium, Washington, DC

Fri Sep 17 1954, 3:33 AM EDT

Att. 4,589 - Unknown

livebaseballscorecards.com

AB	31
R	8
H	7
RBI	8
BB	2
SO	9
LOB	9

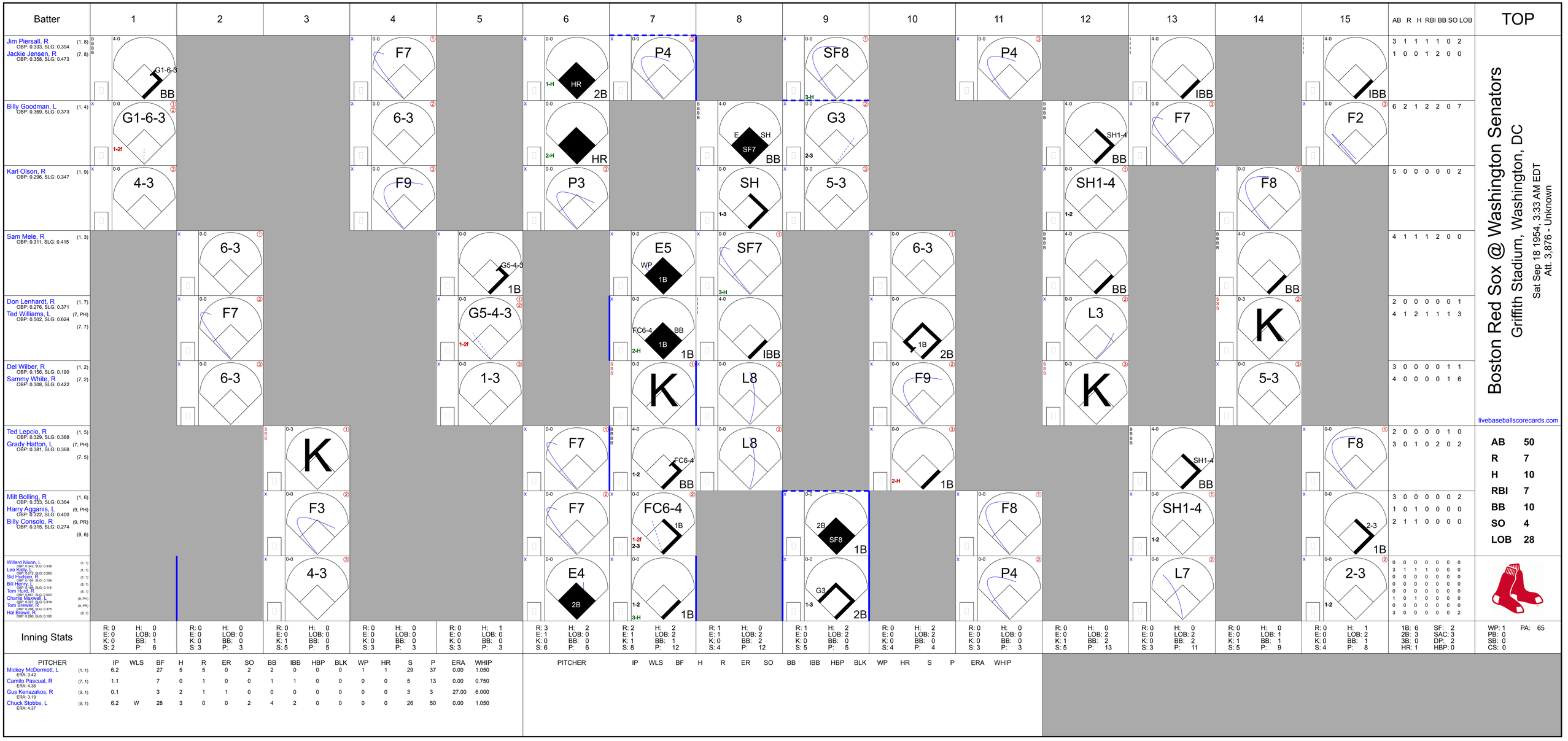
Batter
1
2
3
4
5
6
7
8
9
10
11
12
13
14
15
AB R H RBI BB SO LOB
TOP
Jim Piersall, R
OBP: 0.333, SLG: 0.394
(1, 8)
Jackie Jensen, R
OBP: 0.358, SLG: 0.473
(7, 8)
4-0 G1-6-3 BB
0-0 F7
0-0 HR 1-H 2B
0-0 P4
0-0 SF8 3-H
0-0 P4
4-0 IBB
4-0 IBB
3 1 1 1 1 0 2
1 0 0 1 2 0 0
Billy Goodman, L
OBP: 0.369, SLG: 0.373
(1, 4)
0-0 G1-6-3 1-2f
0-0 6-3
0-0 HR 2-H
4-0 E SH SF7 BB
0-0 G3 2-3
4-0 SH1-4 BB
0-0 F7
0-0 F2
6 2 1 2 2 0 7
Karl Olson, R
OBP: 0.296, SLG: 0.347
(1, 9)
0-0 4-3
0-0 F9
0-0 P3
0-0 SH 1-3
0-0 5-3
0-0 SH1-4 1-2
0-0 F8
5 0 0 0 0 0 2
Sam Mele, R
OBP: 0.311, SLG: 0.415
(1, 3)
0-0 6-3
0-0 G5-4-3 1B
0-0 E5 WP 1B
0-0 SF7 3-H
0-0 6-3
4-0 BB
4-0 BB
4 1 1 1 2 0 0
Don Lenhardt, R
OBP: 0.276, SLG: 0.371
(1, 7)
Ted Williams, L
OBP: 0.502, SLG: 0.624
(7, PH)
(7, 7)
0-0 F7
0-0 G5-4-3 1-2f
0-0 FC6-4 BB 2-H 1B 1B
4-0 IBB
0-0 1B 2B
0-0 L3
0-3 K
2 0 0 0 0 0 1
4 1 2 1 1 1 3
Del Wilber, R
OBP: 0.156, SLG: 0.190
(1, 2)
Sammy White, R
OBP: 0.308, SLG: 0.422
(7, 2)
0-0 6-3
0-0 1-3
0-3 K
0-0 L8
0-0 F9
0-3 K
0-0 5-3
3 0 0 0 0 1 1
4 0 0 0 0 1 6
Ted Lepcio, R
OBP: 0.329, SLG: 0.388
(1, 5)
Grady Hatton, L
OBP: 0.381, SLG: 0.368
(7, PH)
(7, 5)
0-3 K
0-0 F7
4-0 FC6-4 1-2 BB
0-0 L8
0-0 1B 2-H
4-0 SH1-4 BB
0-0 F8
2 0 0 0 0 1 0
3 0 1 0 2 0 2
Milt Bolling, R
OBP: 0.333, SLG: 0.364
(1, 6)
Harry Agganis, L
OBP: 0.322, SLG: 0.400
(9, PH)
Billy Consolo, R
OBP: 0.315, SLG: 0.274
(9, PR)
(9, 6)
0-0 F3
0-0 F7
0-0 FC6-4 1-2f 2-3 1B
0-0 2B SF8 1B
0-0 F8
0-0 SH1-4 1-2
0-0 2-3 1B
3 0 0 0 0 0 2
1 0 1 0 0 0 0
2 1 1 0 0 0 0
Willard Nixon, L
OBP: 0.342, SLG: 0.338
(1, 1)
Leo Kiely, L
OBP: 0.272, SLG: 0.260
(1, 1)
Sid Hudson, R
OBP: 0.114, SLG: 0.154
(7, 1)
Bill Henry, L
OBP: 0.188, SLG: 0.118
(8, 1)
Tom Hurd, R
OBP: 0.667, SLG: 0.500
(8, 1)
Charlie Maxwell, L
OBP: 0.327, SLG: 0.314
(9, PH)
Tom Brewer, R
OBP: 0.400, SLG: 0.375
(9, PR)
Hal Brown, R
OBP: 0.280, SLG: 0.190
(9, 1)
4-3
E4 2B
1-2 3-H 1B
G3 1-3 2B
P4
2-3 1-2
L7
2-3 1-2
0 0 0 0 0 0 0
3 1 1 1 0 0 0
0 0 0 0 0 0 0
0 0 0 0 0 0 0
0 0 0 0 0 0 0
1 0 1 0 0 0 0
0 0 0 0 0 0 0
3 0 0 0 0 0 2
Inning Stats
R: 0 E: 0 K: 0 S: 2 H: 0 LOB: 0 BB: 1 P: 6
R: 0 E: 0 K: 0 S: 3 H: 0 LOB: 0 BB: 0 P: 3
R: 0 E: 0 K: 1 S: 5 H: 0 LOB: 0 BB: 0 P: 5
R: 0 E: 0 K: 0 S: 3 H: 0 LOB: 0 BB: 0 P: 3
R: 0 E: 0 K: 0 S: 3 H: 1 LOB: 0 BB: 0 P: 3
R: 3 E: 1 K: 0 S: 6 H: 2 LOB: 0 BB: 0 P: 6
R: 2 E: 1 K: 1 S: 8 H: 2 LOB: 2 BB: 1 P: 12
R: 1 E: 1 K: 0 S: 4 H: 0 LOB: 2 BB: 2 P: 12
R: 1 E: 0 K: 0 S: 5 H: 2 LOB: 2 BB: 0 P: 5
R: 0 E: 0 K: 0 S: 4 H: 2 LOB: 2 BB: 0 P: 4
R: 0 E: 0 K: 0 S: 3 H: 0 LOB: 0 BB: 0 P: 3
R: 0 E: 0 K: 1 S: 5 H: 0 LOB: 2 BB: 2 P: 13
R: 0 E: 0 K: 0 S: 3 H: 0 LOB: 2 BB: 2 P: 11
R: 0 E: 0 K: 1 S: 5 H: 0 LOB: 1 BB: 1 P: 9
R: 0 E: 0 K: 0 S: 4 H: 1 LOB: 2 BB: 1 P: 8
1B: 6 2B: 3 3B: 0 HR: 1
SF: 2 SAC: 3 DP: 2 HBP: 0
WP: 1 PB: 0 SB: 0 CS: 0
PA: 65
AB 50
R 7
H 10
RBI 7
BB 10
SO 4
LOB 28
Boston Red Sox @ Washington Senators
Griffith Stadium, Washington, DC
Sat Sep 18 1954, 3:33 AM EDT
Att. 3,876 - Unknown
livebaseballscorecards.com
PITCHER IP WLS BF H R ER SO BB IBB HBP BLK WP HR S P ERA WHIP
Mickey McDermott, L (1, 1) ERA: 3.42 6.2 27 5 5 0 2 2 0 0 0 1 1 29 37 0.00 1.050
Camilo Pascual, R (7, 1) ERA: 4.36 1.1 7 0 1 0 0 1 1 0 0 0 0 5 13 0.00 0.750
Gus Keriazakos, R (9, 1) ERA: 3.19 0.1 3 2 1 1 0 0 0 0 0 0 0 3 3 27.00 6.000
Chuck Stobbs, L (9, 1) ERA: 4.37 6.2 W 28 3 0 0 2 4 2 0 0 0 0 26 50 0.00 1.050
PITCHER IP WLS BF H R ER SO BB IBB HBP BLK WP HR S P ERA WHIP
livebaseballscorecards.com

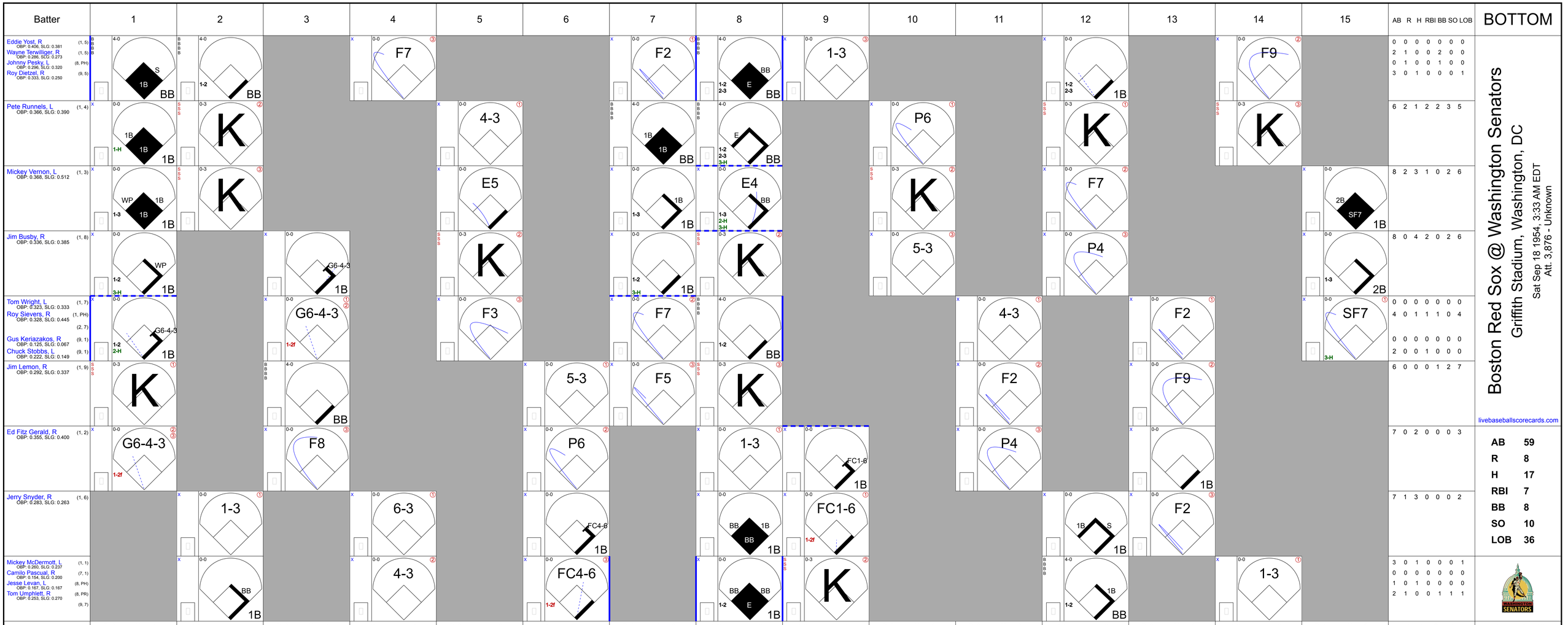
Batter
1
2
3
4
5
6
7
8
9
10
11
12
13
14
15
AB R H RBI BB SO LOB
BOTTOM
Eddie Yost, R (1, 5) OBP: 0.406, SLG: 0.381
Wayne Terwilliger, R (1, 5)
OBP: 0.286, SLG: 0.273
Johnny Pesky, L (8, PH)
OBP: 0.296, SLG: 0.320
Roy Dietzel, R (9, 5)
OBP: 0.333, SLG: 0.250
Pete Runnels, L (1, 4) OBP: 0.366, SLG: 0.390
Mickey Vernon, L (1, 3) OBP: 0.368, SLG: 0.512
Jim Busby, R (1, 8) OBP: 0.336, SLG: 0.385
Tom Wright, L (1, 7) OBP: 0.323, SLG: 0.333
Roy Sievers, R (1, PH) (2, 7) OBP: 0.328, SLG: 0.445
Gus Keriazakos, R (9, 1) OBP: 0.125, SLG: 0.067
Chuck Stobbs, L (9, 1) OBP: 0.222, SLG: 0.149
Jim Lemon, R (1, 9) OBP: 0.292, SLG: 0.337
Ed Fitz Gerald, R (1, 2) OBP: 0.355, SLG: 0.400
Jerry Snyder, R (1, 6) OBP: 0.283, SLG: 0.263
Mickey McDermott, L (1, 1) OBP: 0.260, SLG: 0.237
Camilo Pascual, R (7, 1) OBP: 0.154, SLG: 0.200
Jesse Levan, L (8, PH) OBP: 0.167, SLG: 0.167
Tom Umphlett, R (8, PR) OBP: 0.253, SLG: 0.270
(9, 7)
Boston Red Sox @ Washington Senators
Griffith Stadium, Washington, DC
Sat Sep 18 1954; 3:33 AM EDT
Att. 3,876 - Unknown
livebaseballscorecards.com
AB 59
R 8
H 17
RBI 7
BB 8
SO 10
LOB 36
Inning Stats
PITCHER IP WLS BF H R ER SO BB IBB HBP BLK WP HR S P ERA WHIP
Willard Nixon, R (1, 1) ERA: 4.03 0.0 4 3 3 3 0 1 0 0 0 0 0 0 3 7 ∞ ∞
Leo Kiely, L (1, 1) ERA: 3.5 6.1 27 6 1 1 4 3 0 0 0 1 0 32 44 1.42 1.421
Sid Hudson, R (7, 1) ERA: 4.61 1.0 7 2 3 2 0 2 0 0 0 0 0 5 13 18.00 4.000
Bill Henry, L (8, 1) ERA: 4.56 0.0 1 0 0 0 0 0 0 0 0 0 0 1 1 ∞ ∞
Tom Hurd, R (8, 1) ERA: 2.88 0.2 3 0 0 0 2 1 0 0 0 0 0 0 6 10 0.00 1.500
PITCHER IP WLS BF H R ER SO BB IBB HBP BLK WP HR S P ERA WHIP
Hal Brown, R (9, 1) ERA: 4.54 6.1 L 26 6 1 1 4 1 0 0 0 0 0 33 37 1.42 1.105
1B: 16 SF: 1
2B: 1 SAC: 0
3B: 0 DP: 2
HR: 0 HBP: 0
WP: 1 PA: 68
PB: 0
SB: 2
CS: 0

Batter	1	2	3	4	5	6	7	8	9	AB	R	H	RBI	BB	SO	LOB
Billy Goodman, L (1, 4) OBP: 0.367, SLG: 0.371	0-0 2B 1B		0-0 ① F7	0-0 ③ 4-3			0-0 ② 6-3 2-3		0-0 ② 6-3	5	1	1	0	0	0	2
Ted Williams, L (1, 7) OBP: 0.503, SLG: 0.624	0-0 6-3 1-H 1B 2B		4-0 BBBBB G4-3 BB		0-3 ① SSS K		4-0 BBBBB 1B BB		0-0 ③ F8	3	1	1	1	2	1	0
Jackie Jensen, R (1, 9) OBP: 0.357, SLG: 0.472	0-0 ① 6-3 2-3		0-0 ②③ G4-3 1-2f		0-0 ② P4		0-0 1-2 3-H 1B			4	0	1	1	0	0	2
Harry Agganis, L (1, 3) OBP: 0.324, SLG: 0.400	0-0 CS 3-H 1B			0-0 E 1B 1B	0-3 ③ SSS K		0-0 ③ G3			4	1	2	1	0	1	2
Grady Hatton, L (1, 5) OBP: 0.379, SLG: 0.366	0-0 ② F7			0-0 E9 1-3 1B 1B		0-0 ① L4		0-0 ① F8		4	1	1	0	0	0	1
Jim Piersall, R (1, 8) OBP: 0.334, SLG: 0.393	0-0 ③ CS 1-2	4-0 BBBBB SH1-3 BB		0-0 E 2-H 3-H 1B 1B		0-0 ② F9		0-0 ② 5-3		3	1	1	2	1	0	0
Del Wilber, R (1, 2) OBP: 0.179, SLG: 0.246		0-0 ① SH1-3 1-2		0-0 2-H 1B		0-0 ③ 4-3		0-0 3B		3	0	2	1	0	0	0
Milt Bolling, R (1, 6) OBP: 0.333, SLG: 0.363		0-0 ② 5-3		0-0 ① F9			0-0 6-3 SH2-4 1B 1B	0-0 ③ F3		4	1	1	0	0	0	3
Mel Parnell, L (1, 1) OBP: 0.118, SLG: 0.094		0-0 ③ F9		0-0 ② P2			0-0 ① SH2-4 1-2		0-0 ① 1-3	3	0	0	0	0	0	2
Inning Stats	R: 2 E: 0 K: 0 S: 5 H: 3 LOB: 0 BB: 0 P: 5	R: 0 E: 0 K: 0 S: 3 H: 0 LOB: 1 BB: 1 P: 7	R: 0 E: 0 K: 0 S: 2 H: 0 LOB: 0 BB: 1 P: 6	R: 3 E: 2 K: 0 S: 7 H: 4 LOB: 1 BB: 0 P: 7	R: 0 E: 0 K: 2 S: 7 H: 0 LOB: 0 BB: 0 P: 7	R: 0 E: 0 K: 0 S: 3 H: 0 LOB: 0 BB: 0 P: 3	R: 1 E: 0 K: 0 S: 5 H: 2 LOB: 2 BB: 1 P: 9	R: 0 E: 0 K: 0 S: 4 H: 1 LOB: 1 BB: 0 P: 4	R: 0 E: 0 K: 0 S: 3 H: 0 LOB: 0 BB: 0 P: 3	1B: 8 2B: 1 3B: 1 HR: 0	SF: 0 SAC: 2 DP: 1 HBP: 0						

TOP

Boston Red Sox @ Washington Senators

Griffith Stadium, Washington, DC

Sun Sep 19 1954, 3:33 AM EDT

Att. 4,945 - Unknown

livebaseballscorecards.com

AB	33
R	6
H	10
RBI	6
BB	3
SO	2
LOB	12

WP: 0 PB: 0 SB: 0 CS: 1 PA: 39

PITCHER		IP	WLS	BF	H	R	ER	SO	BB	IBB	HBP	BLK	WP	HR	S	P	ERA	WHIP
Bob Porterfield, R ERA: 3.27	(1, 1)	3.0	L	16	7	5	5	0	2	0	0	0	0	0	14	22	15.00	3.000
Bunky Stewart, L ERA: 7.53	(4, 1)	2.0		6	0	0	0	2	0	0	0	0	0	0	10	10	0.00	0.000
Camilo Pascual, R ERA: 4.28	(6, 1)	4.0		16	3	1	1	0	1	0	0	0	0	0	15	19	2.25	1.000

PITCHER	IP	WLS	BF	H	R	ER	SO	BB	IBB	HBP	BLK	WP	HR	S	P	ERA	WHIP

BOTTOM

Boston Red Sox @ Washington Senators

Griffith Stadium, Washington, DC

Sun Sep 19 1954, 3:33 AM EDT

Att. 4,945 - Unknown

Batter	1	2	3	4	5	6	7	8	9	AB	R	H	RBI	BB	SO	LOB
Eddie Yost, R (1, 5) OBP: 0.406, SLG: 0.381	5-3		G6-4-3		FC5-4			F8		0	0	0	0	0	0	0
Wayne Terwilliger, R (1, 5) OBP: 0.285, SLG: 0.272			1-2 1B		1-2f					4	0	1	0	0	0	1
Pete Runnels, L (1, 4) OBP: 0.367, SLG: 0.388	BBBB G4-6-3 BB		G6-4-3 1-2f			F7		BBBB WP 1B BB		2	1	0	0	2	0	2
Mickey Vernon, L (1, 3) OBP: 0.367, SLG: 0.510	G4-6-3 1-2f			4-3		G3		1-H 1B		4	0	1	1	0	0	1
Jim Busby, R (1, 8) OBP: 0.337, SLG: 0.385		1B 1B		5-3		BBBB FC5 BB		P5		3	0	1	0	1	0	1
Roy Sievers, R (1, 7) OBP: 0.329, SLG: 0.446		F8		2B		BBBB 1-2 BB		L6		3	0	1	0	1	0	2
Jim Lemon, R (1, 9) OBP: 0.300, SLG: 0.363		1-2 G5-4-3 1B		SSS K		FC5 2-3f			SF8 3B	4	1	2	0	0	1	3
Ed Fitz Gerald, R (1, 2) OBP: 0.351, SLG: 0.395		G5-4-3 1-2f			5-3		F8		F2	4	0	0	0	0	0	3
Jerry Snyder, R (1, 6) OBP: 0.289, SLG: 0.261			BBBB FC5-4 BB		BBBB FC5-4 BB		6-3		3-H SF8	1	0	0	1	2	0	0
Bob Porterfield, R (1, 1) OBP: 0.141, SLG: 0.128			FC5-4 1B 1-2f		L9		F9		4-3	1	0	0	0	0	0	1
Bunky Stewart, L (4, 1)										0	0	0	0	0	0	0
Carlos Paula, R (5, PH) OBP: 0.211, SLG: 0.176										1	0	0	0	0	0	1
Camilo Pascual, R (6, 1) OBP: 0.148, SLG: 0.192										1	0	0	0	0	0	0
Tom Umphlett, R (9, PH) OBP: 0.253, SLG: 0.269										1	0	0	0	0	0	0
Inning Stats	R: 0 H: 0 E: 0 LOB: 0 K: 0 BB: 1 S: 2 P: 6	R: 0 H: 2 E: 0 LOB: 1 K: 0 BB: 0 S: 4 P: 4	R: 0 H: 1 E: 0 LOB: 1 K: 0 BB: 1 S: 3 P: 7	R: 0 H: 1 E: 0 LOB: 1 K: 1 BB: 0 S: 6 P: 6	R: 0 H: 0 E: 0 LOB: 1 K: 0 BB: 1 S: 3 P: 7	R: 0 H: 0 E: 0 LOB: 2 K: 0 BB: 2 S: 3 P: 11	R: 0 H: 0 E: 0 LOB: 0 K: 0 BB: 0 S: 3 P: 3	R: 1 H: 1 E: 0 LOB: 1 K: 0 BB: 1 S: 4 P: 8	R: 1 H: 1 E: 0 LOB: 0 K: 0 BB: 0 S: 4 P: 4							

livebaseballscorecards.com

AB	29
R	2
H	6
RBI	2
BB	6
SO	1
LOB	15

1B: 4 SF: 1
2B: 1 SAC: 0
3B: 1 DP: 3
HR: 0 HBP: 0

WP: 1 PA: 36
PB: 0
SB: 0
CS: 0

PITCHER		IP	WLS	BF	H	R	ER	SO	BB	IBB	HBP	BLK	WP	HR	S	P	ERA	WHIP
Mel Parnell, L ERA: 3.46	(1, 1)	9.0	W	36	6	2	2	1	6	0	0	0	1	0	32	56	2.00	1.333

PITCHER	IP	WLS	BF	H	R	ER	SO	BB	IBB	HBP	BLK	WP	HR	S	P	ERA	WHIP

Philadelphia Athletics @ Boston Red Sox

Fenway Park, Boston, MA

Mon Sep 20 1954, 3:33 AM EDT

Att. 1,555 - Unknown

livebaseballscorecards.com

Batter	1	2	3	4	5	6	7	8	9	AB	R	H	RBI	BB	SO	LOB
Pete Suder, R (1, 4) OBP: 0.230, SLG: 0.276	F8		4-3			4-3			FC6-4 3-1 HR 1-2f	4	1	0	0	0	0	1
Lou Limmer, L (1, 3) OBP: 0.301, SLG: 0.400	CS 1B			K			4-3		3-1 1-2	4	0	1	0	0	1	1
Jim Finigan, R (1, 5) OBP: 0.376, SLG: 0.413	F7 1-2			F8			5-3		HR 2-H	4	1	1	2	0	0	1
Gus Zernial, R (1, 7) OBP: 0.315, SLG: 0.420		K		K			P5		F7	4	0	0	0	0	2	0
Vic Power, R (1, 9) OBP: 0.284, SLG: 0.346		BB 1B			5-3			FC1-6-5 2B		3	0	2	0	0	0	0
Bill Wilson, R (1, 8) OBP: 0.340, SLG: 0.428		G6-4-3 BB 1-2			6-3			K		2	0	0	0	1	1	1
Jack Littrell, R (1, 6) OBP: 0.333, SLG: 0.313		G6-4-3 1-2f			5-3			FC1-6-5 2-3		3	0	0	0	0	0	3
Jim Robertson, R (1, 2) OBP: 0.294, SLG: 0.229			P5			P6		K		3	0	0	0	0	1	1
Johnny Gray, R (1, 1) OBP: 0.057, SLG: 0.029			K			6-3			FC6-4 BB	2	0	0	0	0	1	0
Bill Oster, L (8, 1)										0	0	0	0	0	0	0
Elmer Valo, L (9, PH) OBP: 0.356, SLG: 0.333										0	0	0	0	1	0	0

Inning Stats	1	2	3	4	5	6	7	8	9		
	R: 0 H: 1 E: 0 LOB: 0 K: 0 BB: 0 S: 3 P: 3	R: 0 H: 1 E: 0 LOB: 1 K: 1 BB: 1 S: 5 P: 9	R: 0 H: 0 E: 0 LOB: 0 K: 1 BB: 0 S: 5 P: 5	R: 0 H: 0 E: 0 LOB: 0 K: 2 BB: 0 S: 7 P: 7	R: 0 H: 0 E: 0 LOB: 0 K: 0 BB: 0 S: 3 P: 3	R: 0 H: 0 E: 0 LOB: 0 K: 0 BB: 0 S: 3 P: 3	R: 0 H: 0 E: 0 LOB: 0 K: 0 BB: 0 S: 3 P: 3	R: 0 H: 1 E: 0 LOB: 1 K: 2 BB: 0 S: 8 P: 8	R: 2 H: 1 E: 0 LOB: 0 K: 0 BB: 1 S: 4 P: 8	1B: 2 SF: 0 2B: 1 SAC: 0 3B: 0 DP: 1 HR: 1 HBP: 0	WP: 0 PA: 31 PB: 0 SB: 0 CS: 1

PITCHER	IP	WLS	BF	H	R	ER	SO	BB	IBB	HBP	BLK	WP	HR	S	P	ERA	WHIP
Tom Brewer, R (1, 1) ERA: 4.68	9.0	W	31	4	2	2	6	2	0	0	0	0	1	41	49	2.00	0.667

PITCHER	IP	WLS	BF	H	R	ER	SO	BB	IBB	HBP	BLK	WP	HR	S	P	ERA	WHIP

BOTTOM

Philadelphia Athletics @ Boston Red Sox

Fenway Park, Boston, MA

Mon Sep 20 1954, 3:33 AM EDT

Att. 1,555 - Unknown

Batter	1	2	3	4	5	6	7	8	9	AB	R	H	RBI	BB	SO	LOB
Billy Goodman, L (1, 4) OBP: 0.369, SLG: 0.372	0-0 ① 6-3		BBB 4-0 FC4-5 BB	0-0 ③ 1-3 1B		0-0 ③ 6-3		0-0 BB 1B		4	0	2	0	1	0	1
Ted Williams, L (1, 7) SSS	0-3 ② K		0-0 ① FC4-5 1-2f		BBBB 4-0 G2-5-4 1B BB		0-0 HR	BBBB 4-0 1-2 BB		3	1	1	1	2	1	1
Jackie Jensen, R (1, 9) OBP: 0.359, SLG: 0.473	0-0 1B		0-0 ② F7		0-0 WP G2-5-4 1-2 1B		0-0 1B 2B 1B	0-0 ③ P3		5	1	3	0	0	0	3
Sam Mele, R (1, 3) OBP: 0.310, SLG: 0.413	0-0 ③ 4-3		0-0 ③ P4		0-0 ① ② G2-5-4 1-2 2-3f		0-0 1-2 2B 1B			4	1	1	0	0	0	4
Grady Hatton, L (1, 5) OBP: 0.381, SLG: 0.364		0-0 ① F2		BBBB 4-0 SH1-3 E 1B BB	BBBB 4-0 FC6-4 2-3 BB		0-0 ① F7			2	1	0	0	2	0	2
Jim Piersall, R (1, 8) OBP: 0.335, SLG: 0.397		0-0 1B 1B		0-0 E6 SH1-3 1-2 1B	0-0 ③ FC6-4 1-2f		0-0 ② 1-H 2-H 2B			4	1	2	2	0	0	3
Sammy White, R (1, 2) OBP: 0.306, SLG: 0.419		0-0 ② F9		0-0 ① SH1-3 1-2 2-3		0-0 ① 5-3	0-0 ③ P5			3	0	0	0	0	0	1
Milt Bolling, R (1, 6) OBP: 0.337, SLG: 0.370		0-0 1-2 1B		0-0 1B 2-H 3-H 1B		0-0 2B		0-0 ① F8		4	0	3	2	0	0	0
Tom Brewer, R (1, 1) OBP: 0.279, SLG: 0.350		SSS 0-3 ③ K		SSS 0-3 ② K		0-0 ② F9		0-0 ② 6-3		4	0	0	0	0	2	4
Inning Stats	R: 0 H: 1 E: 0 LOB: 1 K: 1 BB: 0 S: 6 P: 6	R: 0 H: 2 E: 0 LOB: 2 K: 1 BB: 0 S: 7 P: 7	R: 0 H: 0 E: 0 LOB: 1 K: 0 BB: 1 S: 3 P: 7	R: 2 H: 2 E: 1 LOB: 2 K: 1 BB: 1 S: 7 P: 11	R: 0 H: 1 E: 0 LOB: 2 K: 0 BB: 2 S: 3 P: 11	R: 0 H: 1 E: 0 LOB: 1 K: 0 BB: 0 S: 4 P: 4	R: 3 H: 4 E: 0 LOB: 0 K: 0 BB: 0 S: 6 P: 6	R: 0 H: 1 E: 0 LOB: 2 K: 0 BB: 1 S: 4 P: 8		1B: 9 SF: 0 2B: 2 SAC: 1 3B: 0 DP: 1 HR: 1 HBP: 0				WP: 1 PA: 39 PB: 0 SB: 0 CS: 0		

livebaseballscorecards.com

	AB	33
	R	5
	H	12
	RBI	5
	BB	5
	SO	3
	LOB	19

PITCHER		IP	WLS	BF	H	R	ER	SO	BB	IBB	HBP	BLK	WP	HR	S	P	ERA	WHIP
Johnny Gray, R ERA: 6.24	(1, 1)	7.0	L	34	11	5	4	3	4	0	0	0	1	1	36	52	5.14	2.143
Bill Oster, L ERA: 7.11	(8, 1)	1.0		5	1	0	0	0	1	0	0	0	0	0	4	8	0.00	2.000

PITCHER	IP	WLS	BF	H	R	ER	SO	BB	IBB	HBP	BLK	WP	HR	S	P	ERA	WHIP

Batter	1	2	3	4	5	6	7	8	9	10	AB	R	H	RBI	BB	SO	LOB
Pete Suder, R (1, 4) OBP: 0.230, SLG: 0.275	1-3		1B		FC6-4 1-2f 2-3		SF9 3-H		1-3 1-2		4	0	1	1	0	0	3
Lou Limmer, L (1, 3) OBP: 0.299, SLG: 0.397	3-1		G3		F6		1-2 1B		K		5	0	1	0	0	1	4
Jim Finigan, R (1, 5) OBP: 0.374, SLG: 0.411	F8			4-3		1B G4-6-3 1B	F8			F8	5	1	1	0	0	0	2
Gus Zernial, R (1, 7) OBP: 0.317, SLG: 0.418		F8		K		G4-6-3 1-3 1B		K		BB	4	0	1	0	1	2	0
Vic Power, R (1, 9) OBP: 0.287, SLG: 0.360		HR		1B		G4-6-3 1-2f 3-H		3B		K	5	1	3	1	0	1	2
Bill Wilson, R (1, 8) OBP: 0.336, SLG: 0.422		5-3		P4		1-3		1-3		F7	5	0	0	0	0	0	3
Jack Littrell, R (1, 6) OBP: 0.273, SLG: 0.250		F2			E3 FC6-4 HBP		E5 6-3 SF9	K			4	1	0	0	0	1	1
Joe Astroth, R (1, 2) OBP: 0.292, SLG: 0.273 Jim Robertson, R (8, 2) OBP: 0.299, SLG: 0.229			4-3		1-0 FC6-4 1-2 HBP		6-3 2-3			4-0 FC3-6 BB	2 0	0 0	0 0	0 0	0 1	0 0	1 0
Lee Wheat, R (1, 1) OBP: 0.143, SLG: 0.143 Elmer Valo, L (7, PH) OBP: 0.359, SLG: 0.333 Sonny Dixon, S (7, 1) OBP: 0.250, SLG: 0.265			6-3		K		4-0 1B BB			0-0 FC3-6 1-3 1-2f	2 0 1	0 0 0	0 0 0	0 0 0	1 1 0	2 0 1	2 0 1
Inning Stats	R: 0 E: 0 K: 0 S: 3 H: 0 LOB: 0 BB: 0 P: 3	R: 1 E: 0 K: 0 S: 4 H: 1 LOB: 0 BB: 0 P: 4	R: 0 E: 0 K: 0 S: 4 H: 1 LOB: 1 BB: 0 P: 4	R: 0 E: 0 K: 1 S: 6 H: 1 LOB: 1 BB: 0 P: 6	R: 0 E: 1 K: 1 S: 6 H: 0 LOB: 2 BB: 0 P: 7	R: 1 E: 0 K: 0 S: 4 H: 2 LOB: 0 BB: 0 P: 4	R: 1 E: 1 K: 0 S: 5 H: 1 LOB: 2 BB: 1 P: 9	R: 0 E: 0 K: 2 S: 8 H: 1 LOB: 1 BB: 0 P: 8	R: 0 E: 0 K: 1 S: 5 H: 0 LOB: 1 BB: 1 P: 9	R: 0 E: 0 K: 1 S: 5 H: 0 LOB: 1 BB: 1 P: 9	1B: 5 2B: 0 3B: 1 HR: 1	SF: 1 SAC: 0 DP: 1 HBP: 1					

PITCHER	IP	WLS	BF	H	R	ER	SO	BB	IBB	HBP	BLK	WP	HR	S	P	ERA	WHIP
Willard Nixon, R (1, 1) ERA: 3.99	6.2		29	6	3	2	2	1	0	1	0	0	1	31	36	2.70	1.050
Tom Hurd, R (7, 1) ERA: 2.73	1.1		5	1	0	0	2	0	0	0	0	0	0	9	9	0.00	0.750
Sid Hudson, R (9, 1) ERA: 4.54	1.0		4	0	0	0	1	1	0	0	0	0	0	5	9	0.00	1.000
Russ Kemmerer, R (10, 1) ERA: 3.98	1.0	W	4	0	0	0	1	1	0	0	0	0	0	5	9	0.00	1.000

PITCHER	IP	WLS	BF	H	R	ER	SO	BB	IBB	HBP	BLK	WP	HR	S	P	ERA	WHIP

TOP

Philadelphia Athletics @ Boston Red Sox

Fenway Park, Boston, MA

Tue Sep 21 1954, 3:33 AM EDT

Unknown

livebaseballscorecards.com

AB	37
R	3
H	7
RBI	2
BB	3
SO	6
LOB	19

WP: 0 PB: 0 SB: 0 CS: 0 PA: 42

Batter	1	2	3	4	5	6	7	8	9	10	AB	R	H	RBI	BB	SO	LOB
Billy Goodman, L (1, 4) OBP: 0.371, SLG: 0.377	S S S 0-3 ① K		x 0-0 2B SF7 1B		x 0-0 ① FC4-5 G4-5-3 2-3			x 0-0 1B 2B		x 0-0 BB 1B 1B	5	3	3	0	0	1	1
Ted Williams, L (1, 7) OBP: 0.507, SLG: 0.634	x 0-0 G5-4-3 1B		x 0-0 1-3 2B		x 0-0 ②③ G4-5-3 1-2f			x 0-0 FC5-4 2-H 1B		B B B B 4-0 1B 1-2 BB	4	0	3	1	1	0	1
Jackie Jensen, R (1, 9) (4, 8) OBP: 0.358, SLG: 0.471	x 0-0 ②③ G5-4-3 1-2f		x 0-0 ① SF7 3-H			x 0-0 ① P3		x 0-0 ② FC5-4 1-2f		x 0-0 1-2 2-H 1B	4	0	1	2	0	0	2
Sam Mele, R (1, 3) (4, 9) OBP: 0.312, SLG: 0.414		x 0-0 FC5-4 HBP 1B 1B	x 0-0 ② 5-3			x 0-0 G4-6-3 1B		x 0-0 ③ P5			4	1	2	0	0	0	2
Grady Hatton, L (1, 5) OBP: 0.379, SLG: 0.363		x 0-0 ① F9	x 0-0 ③ F9			x 0-0 ②③ G4-6-3 1-2f			x 0-0 SH 1B		4	0	1	0	0	0	3
Jim Piersall, R (1, 8) OBP: 0.337, SLG: 0.397 Harry Agganis, L (4, 3) OBP: 0.322, SLG: 0.399		H 1-0 FC5-4 1-2 HBP	x 0-0 ① F8			x 0-0 ① F8			x 0-0 SH 1-3		0 2	0 0	0 0	0 0	0 0	0 0	0 0
Sammy White, R (1, 2) OBP: 0.305, SLG: 0.416	x 0-0 ② FC5-4 1B 1-2f 2-3		x 0-0 ② 5-3			x 0-0 ② F8			B B B B 4-0 G6-4-3 BB		3	0	0	0	1	0	2
Milt Bolling, R (1, 6) OBP: 0.336, SLG: 0.368	x 0-0 1-2 3-H 1B		S S S 0-3 ③ K			S S S 0-3 ③ K			S S S 0-3 ① K		4	0	1	1	0	3	3
Willard Nixon, L (1, 1) OBP: 0.347, SLG: 0.358 Tom Hurd, R (7, 1) OBP: 0.667, SLG: 0.500 Charlie Maxwell, L (8, PH) OBP: 0.325, SLG: 0.311 Sid Hudson, R (9, 1) OBP: 0.154, SLG: 0.154 Karl Olson, R (9, PH) OBP: 0.295, SLG: 0.345 Russ Kemmerer, R (10, 1) OBP: 0.250, SLG: 0.143	x 0-0 ③ 4-3		x 0-0 FC4-5 2B					S S S 0-3 ① K	x 0-0 ②③ G6-4-3 1-2f		2 0 1 0 1 0	0 0 0 0 0 0	1 0 0 0 0 0	0 0 0 0 0 0	0 0 0 0 0 0	0 0 0 0 0 0	2 0 1 0 3 0
Inning Stats	R: 0 H: 1 E: 0 LOB: 0 K: 1 BB: 0 S: 5 P: 5	R: 1 H: 2 E: 0 LOB: 2 K: 0 BB: 0 S: 5 P: 6	R: 1 H: 2 E: 0 LOB: 1 K: 0 BB: 0 S: 5 P: 5	R: 0 H: 0 E: 0 LOB: 0 K: 1 BB: 0 S: 5 P: 5	R: 0 H: 1 E: 0 LOB: 0 K: 0 BB: 0 S: 3 P: 3	R: 0 H: 1 E: 0 LOB: 0 K: 0 BB: 0 S: 3 P: 3	R: 0 H: 0 E: 0 LOB: 0 K: 1 BB: 0 S: 5 P: 5	R: 1 H: 2 E: 0 LOB: 1 K: 1 BB: 0 S: 7 P: 7	R: 0 H: 1 E: 1 LOB: 2 K: 1 BB: 1 S: 6 P: 10	R: 1 H: 2 E: 0 LOB: 2 K: 0 BB: 1 S: 2 P: 6	1B: 9 2B: 3 3B: 0 HR: 0	SF: 1 SAC: 1 DP: 4 HBP: 1		WP: 0 PB: 0 SB: 0 CS: 0	PA: 39		

PITCHER		IP	WLS	BF	H	R	ER	SO	BB	IBB	HBP	BLK	WP	HR	S	P	ERA	WHIP
Lee Wheat, R ERA: 6.23	(1, 1)	6.0		23	7	2	2	2	0	0	1	0	0	0	26	27	3.00	1.167
Sonny Dixon, R ERA: 4.43	(7, 1)	3.0	L	16	5	2	2	3	2	0	0	0	0	0	20	28	6.00	2.333

PITCHER	IP	WLS	BF	H	R	ER	SO	BB	IBB	HBP	BLK	WP	HR	S	P	ERA	WHIP

BOTTOM

Philadelphia Athletics @ Boston Red Sox

Fenway Park, Boston, MA

Tue Sep 21 1954, 3:33 AM EDT

Unknown

livebaseballscorecards.com

AB	34
R	4
H	12
RBI	4
BB	2
SO	5
LOB	19

Batter	1	2	3	4	5	6	7	8	9	AB	R	H	RBI	BB	SO	LOB
Pete Suder, R (1, 4) OBP: 0.224, SLG: 0.268	SSS 0-3 ① K		x 0-0 ③ 6-3		x 0-0 ③ L8		x 0-0 ③ F9		x 0-0 ②③ G3-6-3 1-2f	5	0	0	0	0	1	5
Lou Limmer, L (1, 3) OBP: 0.299, SLG: 0.395	x 0-0 ② 3-1			x 0-0 ① F8		SSS 0-3 ① K		x 0-0 BB 1B G6-4-3 1B		4	1	1	0	0	1	0
Jim Finigan, R (1, 5) OBP: 0.375, SLG: 0.418	x 0-0 ③ F8			x 0-0 HR		SSS 0-3 ② K		x 0-0 G6-4-3 BB 1-2 1B		4	1	2	1	0	1	0
Bill Renna, R (1, 7) OBP: 0.301, SLG: 0.377		x 0-0 ① 4-3		SSS 0-3 ② K		x 0-0 HR		BBB 4-0 G6-4-3 1-2 2-3 BB		3	1	1	1	1	1	0
Vic Power, R (1, 9) OBP: 0.287, SLG: 0.359		SSS 0-3 ② K		x 0-0 ③ 3-1		x 0-0 1B		x 0-0 ①② G6-4-3 1-2f 2-3 3-H		4	0	1	0	0	1	2
Bill Wilson, R (1, 8) OBP: 0.335, SLG: 0.418		BBB 4-0 BB			SSS 0-3 ① K	x 0-0 ③ F8		x 0-0 ③ F7		3	0	0	0	1	1	2
Joe Demaestri, R (1, 6) OBP: 0.257, SLG: 0.314		SSS 0-3 ③ K			x 0-0 E 1B		x 0-0 ① F7		BBB 4-0 1B SH3-4 BB	3	0	1	0	1	1	1
Jim Robertson, R (1, 2) OBP: 0.299, SLG: 0.238			SSS 0-3 ① K		x 0-0 E6 1-2		x 0-0 2B		x 0-0 ① SH3-4 1-2	3	0	1	0	0	1	1
Ozzie Van Brabant, R (1, 1) OBP: 0.429, SLG: 0.200 Marion Fricano, R (2, 1) OBP: 0.122, SLG: 0.100 Elmer Valo, L (7, PH) OBP: 0.357, SLG: 0.332 Moe Burtschy, R (7, 1) OBP: 0.167, SLG: 0.118 Gus Zernial, R (9, PH) OBP: 0.318, SLG: 0.420 Johnny Gray, R (9, PR) OBP: 0.057, SLG: 0.029			x 0-0 ② P3		SSS 0-3 ② K		x 0-0 ② F9		x 0-0 G3-6-3 2-3 1B	0 2 1 0 1	0 0 0 0 0	0 0 0 0 1	0 0 0 0 0	0 0 0 0 0	0 1 0 0 0	0 2 1 0 0
Inning Stats	R: 0 E: 0 K: 1 S: 5 H: 0 LOB: 0 BB: 0 P: 5	R: 0 E: 0 K: 2 S: 7 H: 0 LOB: 1 BB: 1 P: 11	R: 0 E: 0 K: 1 S: 5 H: 0 LOB: 0 BB: 0 P: 5	R: 1 E: 0 K: 1 S: 6 H: 1 LOB: 0 BB: 0 P: 6	R: 0 E: 1 K: 2 S: 9 H: 1 LOB: 2 BB: 0 P: 9	R: 1 E: 0 K: 2 S: 9 H: 2 LOB: 1 BB: 0 P: 9	R: 0 E: 0 K: 0 S: 4 H: 1 LOB: 1 BB: 0 P: 4	R: 1 E: 0 K: 0 S: 4 H: 2 LOB: 1 BB: 1 P: 8	R: 0 E: 0 K: 0 S: 3 H: 1 LOB: 2 BB: 1 P: 7	1B: 5 2B: 1 3B: 0 HR: 2	SF: 0 SAC: 1 DP: 2 HBP: 0					

PITCHER	IP	WLS	BF	H	R	ER	SO	BB	IBB	HBP	BLK	WP	HR	S	P	ERA	WHIP
Frank Sullivan, R (1, 1) ERA: 3.19	8.1	W	36	8	3	3	9	3	0	0	0	0	2	51	63	3.24	1.320
Tom Hurd, R (9, 1) ERA: 2.67	0.2	S	1	0	0	0	0	0	0	0	0	0	0	1	1	0.00	0.000

PITCHER	IP	WLS	BF	H	R	ER	SO	BB	IBB	HBP	BLK	WP	HR	S	P	ERA	WHIP

Philadelphia Athletics @ Boston Red Sox

Fenway Park, Boston, MA

Tue Sep 21 1954, 3:38 AM EDT

Att. 2,774 - Unknown

TOP

livebaseballscorecards.com

AB	33
R	3
H	8
RBI	2
BB	3
SO	9
LOB	14

WP: 0 PA: 37
PB: 0
SB: 0
CS: 0

Batter	1	2	3	4	5	6	7	8	9	AB	R	H	RBI	BB	SO	LOB
Billy Goodman, L (1, 4) OBP: 0.377, SLG: 0.386	E 2B	HR 1B		BB 8-4		FC1-6 1B		2B		4	2	4	0	1	0	0
Ted Williams, L (1, 7) OBP: 0.506, SLG: 0.629	BB FC5-4	P6		8-4		FC1-6 FC4		IBB CS		3	0	0	0	2	0	4
Jackie Jensen, R (1, 8) OBP: 0.358, SLG: 0.476	FC5-4 1B	HR		1B		FC4		K		5	1	2	3	0	1	4
Sam Mele, R (1, 9) OBP: 0.314, SLG: 0.412	P4	BB		K			HBP E 1B			2	0	0	0	1	1	2
Grady Hatton, L (1, 5) OBP: 0.386, SLG: 0.368	BB 1B	BB			FC6-4 1B		E 1B			3	0	3	0	1	0	0
Harry Agganis, L (1, 3) OBP: 0.322, SLG: 0.396	BB	4-3			FC6-4 1-3 1B		FC1 L5-3			3	0	0	0	1	0	5
Sammy White, R (1, 2) OBP: 0.303, SLG: 0.413	P6		P3		1-3		K			4	0	0	0	0	1	7
Milt Bolling, R (1, 6) OBP: 0.337, SLG: 0.368		HR 1B BB	P4		1B		L5-3			3	1	1	0	1	0	3
Frank Sullivan, R (1, 1) OBP: 0.192, SLG: 0.154		K	K			1-3		P6		4	0	0	0	0	2	1
Tom Hurd, R (9, 1) OBP: 0.667, SLG: 0.500										0	0	0	0	0	0	0
Inning Stats	R: 1 E: 1 K: 0 S: 5 H: 2 LOB: 3 BB: 2 P: 13	R: 3 E: 0 K: 1 S: 7 H: 2 LOB: 2 BB: 3 P: 19	R: 0 E: 0 K: 1 S: 5 H: 0 LOB: 0 BB: 0 P: 5	R: 0 E: 0 K: 1 S: 5 H: 1 LOB: 1 BB: 1 P: 9	R: 0 E: 0 K: 0 S: 4 H: 2 LOB: 2 BB: 0 P: 4	R: 0 E: 0 K: 0 S: 4 H: 1 LOB: 1 BB: 0 P: 4	R: 0 E: 1 K: 1 S: 6 H: 1 LOB: 2 BB: 0 P: 7	R: 0 E: 0 K: 1 S: 5 H: 1 LOB: 2 BB: 1 P: 9		1B: 7 2B: 5 3B: 0 HR: 1	SF: 0 SAC: 0 DP: 3 HBP: 1			WP: 0 PB: 0 SB: 0 CS: 1	PA: 39		

PITCHER		IP	WLS	BF	H	R	ER	SO	BB	IBB	HBP	BLK	WP	HR	S	P	ERA	WHIP
Ozzie Van Brabant, R ERA: 7.09	(1, 1)	1.2	L	12	4	4	4	1	3	0	0	0	0	1	11	23	21.60	4.200
Marion Fricano, R ERA: 5.23	(2, 1)	4.1		18	4	0	0	2	3	0	0	0	0	0	19	31	0.00	1.615
Moe Burtschy, R ERA: 3.8	(7, 1)	2.0		9	2	0	0	2	0	1	1	0	0	0	11	16	0.00	1.000

PITCHER	IP	WLS	BF	H	R	ER	SO	BB	IBB	HBP	BLK	WP	HR	S	P	ERA	WHIP

BOTTOM

Philadelphia Athletics @ Boston Red Sox

Fenway Park, Boston, MA

Tue Sep 21 1954, 3:38 AM EDT

Att. 2,774 - Unknown

livebaseballscorecards.com

AB	31
R	4
H	10
RBI	3
BB	7
SO	5
LOB	26

Batter	1	2	3	4	5	6	7	8	9	10	11	AB	R	H	RBI	BB	SO	LOB
Jesse Levan, L (1, 5) OBP: 0.250, SLG: 0.250	P5		6-3		G1-6-3 1-2f		K			4-3 2B		1	0	0	0	0	0	0
Eddie Yost, R (1, 5) OBP: 0.406, SLG: 0.381												0	0	0	0	0	0	0
Wayne Terwilliger, R (1, 5) OBP: 0.288, SLG: 0.277												4	0	1	0	0	1	5
Pete Runnels, L (1, 4) OBP: 0.368, SLG: 0.386	K			K		L6		1B 1B		4-3 2-3		5	0	1	0	0	2	1
Mickey Vernon, L (1, 3) OBP: 0.361, SLG: 0.498	1B			F2		G3		F9		4-3		5	0	1	0	0	0	2
Jim Busby, R (1, 8) OBP: 0.337, SLG: 0.384	P4			2B		5-3		G1-4-3 1-2 1B			E6 S 1B	5	1	2	0	0	0	1
Roy Sievers, R (1, 7) OBP: 0.332, SLG: 0.444		F7		IBB			F8	G1-4-3 1-2f			K 1-2	4	0	0	0	1	1	3
Jim Lemon, R (1, 9) OBP: 0.294, SLG: 0.336		K		K			5-3 BB 1B		G6-4-3 1B		P5	5	0	2	0	0	2	3
Ed Fitz Gerald, R (1, 2) OBP: 0.348, SLG: 0.385		6-3			F7		5-3 1-2 BB		F8		1B BB	3	0	0	0	2	0	1
Jerry Snyder, R (1, 6) OBP: 0.300, SLG: 0.266			5-3		1B 1B		5-3 1-2 2-3		G6-4-3 1-2f		1-2 2-H 1B	4	0	1	0	0	0	3
Tom Wright, L (11, PH) OBP: 0.319, SLG: 0.329												1	0	1	1	0	0	0
Johnny Pesky, L (11, 6) OBP: 0.296, SLG: 0.320												0	0	0	0	0	0	0
Chuck Stobbs, L (1, 1) OBP: 0.237, SLG: 0.157			1-3		G1-6-3 1-3 1B		HBP			4-3	K	4	0	1	0	0	1	2
Inning Stats	R: 0 E: 0 K: 1 S: 6 / H: 1 LOB: 1 BB: 0 P: 6	R: 0 E: 0 K: 1 S: 5 / H: 0 LOB: 0 BB: 0 P: 5	R: 0 E: 0 K: 0 S: 3 / H: 0 LOB: 0 BB: 0 P: 3	R: 0 E: 0 K: 2 S: 8 / H: 1 LOB: 2 BB: 1 P: 12	R: 0 E: 0 K: 0 S: 4 / H: 2 LOB: 1 BB: 0 P: 4	R: 0 E: 0 K: 0 S: 3 / H: 0 LOB: 0 BB: 0 P: 3	R: 0 E: 0 K: 1 S: 6 / H: 1 LOB: 3 BB: 1 P: 11	R: 0 E: 0 K: 0 S: 4 / H: 2 LOB: 1 BB: 0 P: 4	R: 0 E: 0 K: 0 S: 3 / H: 1 LOB: 0 BB: 0 P: 3	R: 0 E: 0 K: 0 S: 4 / H: 1 LOB: 1 BB: 0 P: 4	R: 1 E: 1 K: 2 S: 9 / H: 1 LOB: 2 BB: 1 P: 13	1B: 8 2B: 2 3B: 0 HR: 0	SF: 0 SAC: 0 DP: 3 HBP: 1	WP: 0 PB: 0 SB: 1 CS: 0	PA: 45			

PITCHER	IP	WLS	BF	H	R	ER	SO	BB	IBB	HBP	BLK	WP	HR	S	P	ERA	WHIP
Hal Brown, R (1, 1) ERA: 4.12	11.0	L	45	10	1	0	7	2	1	1	0	0	0	55	68	0.00	1.091

PITCHER	IP	WLS	BF	H	R	ER	SO	BB	IBB	HBP	BLK	WP	HR	S	P	ERA	WHIP

TOP

Washington Senators @ Boston Red Sox

Fenway Park, Boston, MA

Fri Sep 24 1954, 3:33 AM EDT

Unknown

livebaseballscorecards.com

AB	41
R	1
H	10
RBI	1
BB	3
SO	7
LOB	21

Washington Senators @ Boston Red Sox

Fenway Park, Boston, MA

Fri Sep 24 1954, 3:33 AM EDT

Unknown

livebaseballscorecards.com

Batter	1	2	3	4	5	6	7	8	9	10	11	AB	R	H	RBI	BB	SO	LOB
Billy Goodman, L (1, 4) OBP: 0.376, SLG: 0.383	BBBB 4-0 3-4-1 BB		x 0-0 ① F9		x 0-0 ③ F2			x 0-0 ② 1-3		x 0-0 ② 5-3		4	0	0	0	1	0	1
Ted Williams, L (1, 7) OBP: 0.509, SLG: 0.630	x 0-0 ① 3-4-1 1-2		x 0-0 FC5-4 1B			x 0-0 L4-3 1B		BBBB 4-0 BB		x 0-0 2-3 1B		4	0	3	0	1	0	1
Jackie Jensen, R (1, 9) OBP: 0.356, SLG: 0.472	SSS 0-3 ② K		SSS 0-3 ② K			x 0-0 ①② L4-3 1-2		x 0-0 ③ P3		x 0-0 ③ P4		5	0	0	0	0	2	6
Sam Mele, R (1, 3) OBP: 0.313, SLG: 0.407	4-0 IBB		x 0-0 ③ FC5-4 1-2f			x 0-0 ③ F8			x 0-0 ① P4		x 0-0 ① F7	4	0	0	0	1	0	1
Grady Hatton, L (1, 5) OBP: 0.384, SLG: 0.367 Don Lenhardt, R (11, PH) OBP: 0.274, SLG: 0.367	SSS 0-3 ③ K			x 0-0 ① F9			SSS 0-3 ① K		x 0-0 1B		x 0-0 ② 5-3	4 1	0 0	1 0	0 0	2 0	2 0	2 0
Jim Piersall, R (1, 8) OBP: 0.333, SLG: 0.392		x 0-0 ① 5-3		x 0-0 ② P4			x 0-0 ② F7		x 0-0 ② P1		x 0-0 ③ F8	5	0	0	0	0	0	1
Sammy White, R (1, 2) OBP: 0.303, SLG: 0.414		x 0-0 ② F7		x 0-0 ③ P3			x 0-0 2B		x 0-0 ③ F8			4	0	1	0	0	0	1
Milt Bolling, R (1, 6) OBP: 0.339, SLG: 0.370		x 0-0 1B			x 0-0 ① F9		x 0-0 ③ F8			x 0-0 1B SH2-4 1B		4	0	2	0	0	0	1
Hal Brown, R (1, 1) OBP: 0.250, SLG: 0.167		SSS 0-3 ③ K			x 0-0 ② P4			x 0-0 ① 1-3		x 0-0 ① SH2-4 1-2		3	0	0	0	0	1	1
Inning Stats	R: 0 H: 0 E: 0 LOB: 2 K: 2 BB: 2 S: 7 P: 15	R: 0 H: 1 E: 0 LOB: 1 K: 1 BB: 0 S: 6 P: 6	R: 0 H: 1 E: 0 LOB: 1 K: 1 BB: 0 S: 6 P: 6	R: 0 H: 0 E: 0 LOB: 0 K: 0 BB: 0 S: 3 P: 3	R: 0 H: 0 E: 0 LOB: 0 K: 0 BB: 0 S: 3 P: 3	R: 0 H: 1 E: 0 LOB: 0 K: 0 BB: 0 S: 3 P: 3	R: 0 H: 1 E: 0 LOB: 1 K: 1 BB: 0 S: 6 P: 6	R: 0 H: 0 E: 0 LOB: 1 K: 0 BB: 1 S: 3 P: 7	R: 0 H: 1 E: 0 LOB: 1 K: 0 BB: 0 S: 4 P: 4	R: 0 H: 2 E: 0 LOB: 2 K: 0 BB: 0 S: 5 P: 5	R: 0 H: 0 E: 0 LOB: 0 K: 0 BB: 0 S: 3 P: 3						

PITCHER	IP	WLS	BF	H	R	ER	SO	BB	IBB	HBP	BLK	WP	HR	S	P	ERA	WHIP
Chuck Stobbs, L (1, 1) ERA: 4.1	11.0	W	42	7	0	0	5	2	1	0	0	0	0	49	61	0.00	0.818

PITCHER	IP	WLS	BF	H	R	ER	SO	BB	IBB	HBP	BLK	WP	HR	S	P	ERA	WHIP

AB	38
R	0
H	7
RBI	0
BB	3
SO	5
LOB	15

1B: 6	SF: 0	WP: 0	PA: 42
2B: 2	SAC: 1	PB: 0	
3B: 0	DP: 1	SB: 0	
HR: 0	HBP: 0	CS: 0	

Washington Senators @ Boston Red Sox

Fenway Park, Boston, MA

Fri Sep 24 1954, 3:38 AM EDT

Att. 3,931 - Unknown

livebaseballscorecards.com

TOP

Batter	1	2	3	4	5	6	7	8	9	AB	R	H	RBI	BB	SO	LOB
Bob Oldis, R (1, 5) OBP: 0.360, SLG: 0.375	FC6-4 1B		F8	F9		1B		P4		1	0	1	0	0	0	0
Eddie Yost, R (1, 5) OBP: 0.406, SLG: 0.381										0	0	0	0	0	0	0
Wayne Terwilliger, R (1, 5) OBP: 0.288, SLG: 0.277										4	0	1	0	0	0	2
Jim Busby, R (1, 8) OBP: 0.338, SLG: 0.386	FC6-4 1B 1-2f		2B		1B 1B	F8			F2	5	1	2	0	0	0	2
Carlos Paula, R (1, 7) OBP: 0.240, SLG: 0.217	G1-4-3 1B 1-3		F8		E 1B WP 1-2	F9			4-3	5	1	2	0	0	0	2
Roy Sievers, R (1, 3) OBP: 0.332, SLG: 0.448	G1-4-3 1-2f			6-3 3B	E8 WP BB E 1-3 2-H 1B		F8		K	5	2	2	1	0	1	2
Jim Lemon, R (1, 9) OBP: 0.285, SLG: 0.325		F8		6-3 3-H	K		K			4	0	0	1	0	2	2
Roy Dietzel, R (1, 4) OBP: 0.360, SLG: 0.238		6-3		WP E 1B	BB 1-2		K			3	1	1	0	1	1	0
Steve Korcheck, R (1, 2) OBP: 0.143, SLG: 0.143										4	0	1	0	0	1	2
Ed Fitz Gerald, R (9, 2) OBP: 0.348, SLG: 0.385		FC6-4 1B		F8	K 1-3 2-H 3-H			P4		0	0	0	0	0	0	0
Jerry Snyder, R (1, 6) OBP: 0.305, SLG: 0.272		FC6-4 1-2f		E6 1B 1-H	K			1B		4	1	2	0	0	1	2
Bob Porterfield, R (1, 1) OBP: 0.149, SLG: 0.136			6-3	2-H 1B		K		F8		2	0	1	1	0	0	0
Camilo Pascual, R (5, 1) OBP: 0.138, SLG: 0.179										2	0	0	0	0	1	1

	AB	39
	R	6
	H	13
	RBI	3
	BB	1
	SO	7
	LOB	15

Inning Stats	1	2	3	4	5	6	7	8	9			
	R: 0 E: 0 K: 0 S: 4	H: 2 LOB: 1 BB: 0 P: 4	R: 0 E: 0 K: 0 S: 4	H: 1 LOB: 1 BB: 0 P: 4	R: 0 E: 0 K: 0 S: 4	H: 1 LOB: 1 BB: 0 P: 4	R: 3 E: 1 K: 0 S: 7	H: 4 LOB: 0 BB: 0 P: 7	R: 3 E: 2 K: 3 S: 12	H: 3 LOB: 1 BB: 1 P: 16	R: 0 E: 0 K: 1 S: 6	H: 1 LOB: 1 BB: 0 P: 6
	R: 0 E: 0 K: 2 S: 7	H: 0 LOB: 0 BB: 0 P: 7	R: 0 E: 0 K: 0 S: 4	H: 1 LOB: 1 BB: 0 P: 4	R: 0 E: 0 K: 1 S: 5	H: 0 LOB: 0 BB: 0 P: 5	1B: 11 2B: 1 3B: 1 HR: 0	SF: 0 SAC: 0 DP: 1 HBP: 0	WP: 2 PB: 0 SB: 0 CS: 0	PA: 40		

PITCHER		IP	WLS	BF	H	R	ER	SO	BB	IBB	HBP	BLK	WP	HR	S	P	ERA	WHIP
Mel Parnell, L ERA: 3.7	(1, 1)	4.0	L	22	11	6	4	0	0	0	0	0	1	0	22	22	9.00	2.750
Tom Brewer, R ERA: 4.65	(5, 1)	1.0		4	0	0	0	3	1	0	0	0	1	0	9	13	0.00	1.000
Russ Kemmerer, R ERA: 3.82	(6, 1)	3.0		11	2	0	0	3	0	0	0	0	0	0	17	17	0.00	0.667
Bill Henry, L ERA: 4.52	(9, 1)	1.0		3	0	0	0	1	0	0	0	0	0	0	5	5	0.00	0.000

PITCHER		IP	WLS	BF	H	R	ER	SO	BB	IBB	HBP	BLK	WP	HR	S	P	ERA	WHIP

BOTTOM

Washington Senators @ Boston Red Sox

Fenway Park, Boston, MA

Fri Sep 24 1954, 3:38 AM EDT

Att. 3,931 - Unknown

livebaseballscorecards.com

Batter	1	2	3	4	5	6	7	8	9	AB	R	H	RBI	BB	SO	LOB
Billy Goodman, L (1, 4) OBP: 0.372, SLG: 0.379	F7	L6		2-3 1-2 2-3		4-3		F7		5	0	0	0	0	0	3
Ted Williams, L (1, 7) OBP: 0.512, SLG: 0.630	BB		L5	1B BB		BB			FC6-4 1B	2	1	1	0	3	0	0
Jackie Jensen, R (1, 9) OBP: 0.357, SLG: 0.475	BB 1-3 2B		1B 1B	1-2 2-H 3-H 1B		L8			FC6-4 1B 1-2f 5-3	5	1	3	2	0	0	2
Sam Mele, R (1, 3) OBP: 0.316, SLG: 0.408	FC5-4 BB BB		1-2 1B	P6		P5			5-3 2-3 1B	4	0	2	0	1	0	3
Grady Hatton, L (1, 5) OBP: 0.386, SLG: 0.367 Ted Lepcio, R (1, PR) OBP: 0.326, SLG: 0.384 (2, 5)	FC5-4 1-2 2-3 3-H BB		F8		1-3		F5		5-3 1-2 3-H	0 4	0 0	0 0	1 1	1 0	0 0	0 3
Jim Piersall, R (1, 8) OBP: 0.332, SLG: 0.389	FC5-4 1-2 2-3		F3		1B BB		6-3		5-3	4	0	0	0	1	0	6
Sammy White, R (1, 2) OBP: 0.306, SLG: 0.415		1-3 1B		2-3 1B 1B BB	BB 1-3 1B		5-3			3	1	2	0	1	0	0
Milt Bolling, R (1, 6) OBP: 0.337, SLG: 0.368 Charlie Maxwell, L (5, PH) OBP: 0.330, SLG: 0.311 Billy Consolo, R (6, 6) OBP: 0.313, SLG: 0.272		K		F8	L3 1-2 BB			F9		2 0 1	0 0 0	0 0 0	0 0 0	0 1 0	1 0 0	2 0 0
Mel Parnell, L (1, 1) OBP: 0.139, SLG: 0.118 Tom Brewer, R (5, 1) OBP: 0.279, SLG: 0.350 Harry Agganis, L (5, PH) OBP: 0.321, SLG: 0.395 Russ Kemmerer, R (6, 1) OBP: 0.250, SLG: 0.143 Karl Olson, R (8, PH) OBP: 0.293, SLG: 0.344 Bill Henry, L (9, 1) OBP: 0.189, SLG: 0.118	1-3 1-2			2-3 1B 1-2 1B	L3 1-2			F8		2 0 1 0 1 0	1 0 0 0 0 0	1 0 0 0 0 0	0 0 0 0 0 0	0 0 0 0 0 0	0 0 3 0 0 0	1 0 0 0 0 0
Inning Stats	R: 1 E: 0 K: 0 S: 3 H: 1 LOB: 2 BB: 3 P: 15	R: 0 E: 0 K: 1 S: 6 H: 1 LOB: 1 BB: 0 P: 6	R: 0 E: 0 K: 0 S: 5 H: 2 LOB: 2 BB: 0 P: 5	R: 2 E: 0 K: 0 S: 5 H: 2 LOB: 2 BB: 2 P: 13	R: 0 E: 0 K: 0 S: 3 H: 1 LOB: 2 BB: 2 P: 11	R: 0 E: 0 K: 0 S: 3 H: 0 LOB: 1 BB: 1 P: 7	R: 0 E: 0 K: 0 S: 3 H: 0 LOB: 0 BB: 0 P: 3	R: 0 E: 0 K: 0 S: 3 H: 0 LOB: 0 BB: 0 P: 3	R: 1 E: 1 K: 0 S: 5 H: 2 LOB: 1 BB: 0 P: 5	1B: 8 2B: 3 3B: 0 HR: 0 SF: 0 SAC: 0 DP: 2 HBP: 0						

AB	34
R	4
H	9
RBI	4
BB	8
SO	1
LOB	23

WP: 0 PA: 42
PB: 0
SB: 0
CS: 0

PITCHER		IP	WLS	BF	H	R	ER	SO	BB	IBB	HBP	BLK	WP	HR	S	P	ERA	WHIP
Bob Porterfield, R ERA: 3.32	(1, 1)	4.1		26	7	3	3	1	7	0	0	0	0	0	21	49	6.23	3.231
Camilo Pascual, R ERA: 4.08	(5, 1)	4.2	W	16	2	1	0	0	1	0	0	0	0	0	15	19	0.00	0.643

PITCHER	IP	WLS	BF	H	R	ER	SO	BB	IBB	HBP	BLK	WP	HR	S	P	ERA	WHIP

Washington Senators @ Boston Red Sox

Fenway Park, Boston, MA

Sat Sep 25 1954, 3:33 AM EDT

Att. 6,727 - Unknown

TOP

livebaseballscorecards.com

Batter	1	2	3	4	5	6	7	8	9	AB	R	H	RBI	BB	SO	LOB
Jesse Levan, L (1, 5) OBP: 0.222, SLG: 0.222	F8			BB	F7		6-3		K 1-2	1	0	0	0	0	0	0
Eddie Yost, R (1, 5) OBP: 0.406, SLG: 0.381										0	0	0	0	0	0	0
Wayne Terwilliger, R (1, 5) OBP: 0.287, SLG: 0.274										3	1	0	0	1	1	1
Pete Runnels, L (1, 4) OBP: 0.367, SLG: 0.385	6-3			1B 1-2	K		4-3			4	1	1	0	0	1	0
Mickey Vernon, L (1, 3) OBP: 0.359, SLG: 0.495	F9			F9	K			F7		4	0	0	0	0	1	2
Jim Busby, R (1, 8) OBP: 0.337, SLG: 0.387		6-3		1B 1-3 2-H		F2		1-3		4	1	1	1	0	0	0
Roy Sievers, R (1, 7) OBP: 0.333, SLG: 0.446		6-3		IBB		HR		5-3		2	1	0	0	2	0	0
Tom Umphlett, R (8, 7) OBP: 0.253, SLG: 0.269										0	0	0	0	0	0	0
Jim Lemon, R (1, 9) OBP: 0.291, SLG: 0.355		K		1B 1-2 2-3 3-H		HR 1-H			K	4	1	2	3	0	2	0
Ed Fitz Gerald, R (1, 2) OBP: 0.349, SLG: 0.386			4-3	1B 1-2 2-3 3-H		F2			4-3	4	1	2	1	0	0	0
Jerry Snyder, R (1, 6) OBP: 0.298, SLG: 0.265			6-3	F3		5-3			4-3 1-2	4	0	0	0	0	0	4
Johnny Schmitz, R (1, 1) OBP: 0.145, SLG: 0.117			F8	1-3			1-3		WP 2-H	2	0	0	0	0	0	3
Camilo Pascual, R (6, 1) OBP: 0.161, SLG: 0.200										2	0	1	1	0	0	0

	AB	34
	R	6
	H	7
	RBI	6
	BB	3
	SO	5
	LOB	10

Inning Stats										
	R: 0 E: 0 K: 0 S: 3	H: 0 LOB: 0 BB: 0 P: 3	R: 0 E: 0 K: 1 S: 5	H: 0 LOB: 0 BB: 0 P: 5	R: 0 E: 0 K: 0 S: 3	H: 0 LOB: 0 BB: 0 P: 3	R: 3 E: 0 K: 0 S: 7	H: 4 LOB: 3 BB: 2 P: 15	R: 0 E: 0 K: 2 S: 7	H: 0 LOB: 0 BB: 0 P: 7
	R: 2 E: 0 K: 0 S: 4	H: 1 LOB: 0 BB: 1 P: 8	R: 0 E: 0 K: 0 S: 3	H: 0 LOB: 0 BB: 0 P: 3	R: 0 E: 0 K: 0 S: 3	H: 0 LOB: 0 BB: 0 P: 3	R: 1 E: 0 K: 2 S: 9	H: 2 LOB: 1 BB: 0 P: 9	1B: 5 2B: 1 3B: 0 HR: 1	SF: 0 SAC: 0 DP: 0 HBP: 0
	WP: 1 PB: 0 SB: 0 CS: 0	PA: 37								

PITCHER		IP	WLS	BF	H	R	ER	SO	BB	IBB	HBP	BLK	WP	HR	S	P	ERA	WHIP
Willard Nixon, R ERA: 4.06	(1, 1)	3.1		16	4	3	3	1	1	1	0	0	0	0	16	24	8.10	1.500
Tom Hurd, R ERA: 3.03	(4, 1)	2.2		10	1	2	2	2	1	0	0	0	0	1	13	17	6.75	0.750
Sid Hudson, R ERA: 4.42	(7, 1)	2.0		6	0	0	0	0	0	0	0	0	0	0	6	6	0.00	0.000
Ellis Kinder, R ERA: 3.62	(9, 1)	1.0	W	5	2	1	1	2	0	0	0	0	1	0	9	9	9.00	2.000

PITCHER	IP	WLS	BF	H	R	ER	SO	BB	IBB	HBP	BLK	WP	HR	S	P	ERA	WHIP

Batter	1	2	3	4	5	6	7	8	9	AB	R	H	RBI	BB	SO	LOB
Billy Goodman, L (1, 4) OBP: 0.372, SLG: 0.380	F5		F5		F8 2B	FC6-4 1-2f		1B BB		4	0	1	0	1	0	3
Ted Williams, L (1, 7) OBP: 0.514, SLG: 0.631	K			WP 1B HR 1B	BB		SH5-4 BB FC5-2 1B	FC5-4 1-3 1B		4	1	3	0	1	1	0
Jackie Jensen, R (1, 9) OBP: 0.358, SLG: 0.473	6-3			WP HR 1-2 1B	F8 2-3		FC5-2 SH5-4 1-2 BB	FC5-4 1-2f		4	1	1	0	1	0	4
Sam Mele, R (1, 3) OBP: 0.321, SLG: 0.419		G5-4-3 BB		1-H 2-H HR	F8		SH5-4 1-2 2-3		2B 1B 1B	3	2	2	3	1	0	2
Jim Piersall, R (1, 8) OBP: 0.335, SLG: 0.391	G5-4-3 1-2f			P2		G6-4-3 BB	FC5-2 IBB		1B 1B 2B 1-3	3	1	1	0	2	0	1
Sammy White, R (1, 2) OBP: 0.305, SLG: 0.413	6-3			6-3		G6-4-3 1-2f	FC5-2 1-2 2-3 3-Hf		1B 1B 1B 2-3 3-H	5	1	1	1	0	0	4
Ted Lepcio, R (1, 5) OBP: 0.328, SLG: 0.384			E6 4-3			4-3 1B BB	F5		1B 1B 1-3 3-H	2	1	1	0	1	0	0
Harry Agganis, L (7, PH) OBP: 0.320, SLG: 0.394										1	0	0	0	0	0	3
Grady Hatton, L (8, 5) OBP: 0.387, SLG: 0.369				1B						1	0	1	1	0	0	0
Billy Consolo, R (1, 6) OBP: 0.315, SLG: 0.275			K	L1		1B 1-2		G3	1B 1-2 3-H	5	0	2	1	0	1	2
Willard Nixon, L (1, 1) OBP: 0.342, SLG: 0.353 Tom Hurd, R (4, 1) OBP: 0.500, SLG: 0.333 Don Lenhardt, R (6, PH) OBP: 0.280, SLG: 0.374 Sid Hudson, R (7, 1) OBP: 0.154, SLG: 0.154 Charlie Maxwell, L (8, PH) OBP: 0.328, SLG: 0.308 Ellis Kinder, R (9, 1) OBP: 0.214, SLG: 0.259			4-3 1-2		L4	FC6-4 1-2 2-H		K		1 1 1 0 1 0	0 0 0 0 0 0	0 0 1 0 0 0	0 0 1 0 1 0	0 0 0 0 0 0	0 0 0 0 0 0	1 1 0 0 0 0
Inning Stats	R: 0 H: 0 E: 0 LOB: 0 K: 1 BB: 0 S: 5 P: 5	R: 0 H: 0 E: 0 LOB: 0 K: 0 BB: 1 S: 2 P: 6	R: 0 H: 0 E: 1 LOB: 1 K: 1 BB: 0 S: 6 P: 6	R: 3 H: 4 E: 0 LOB: 1 K: 0 BB: 0 S: 7 P: 7	R: 0 H: 1 E: 0 LOB: 2 K: 0 BB: 1 S: 4 P: 8	R: 1 H: 2 E: 0 LOB: 2 K: 0 BB: 2 S: 4 P: 12	R: 0 H: 1 E: 0 LOB: 3 K: 0 BB: 2 S: 4 P: 12	R: 0 H: 1 E: 0 LOB: 2 K: 1 BB: 1 S: 6 P: 10	R: 3 H: 5 E: 0 LOB: 2 K: 0 BB: 0 S: 5 P: 5	1B: 11 SF: 0 2B: 2 SAC: 1 3B: 0 DP: 2 HR: 1 HBP: 0						

PITCHER		IP	WLS	BF	H	R	ER	SO	BB	IBB	HBP	BLK	WP	HR	S	P	ERA	WHIP
Johnny Schmitz, L ERA: 2.91	(1, 1)	5.2		26	6	4	4	2	4	0	0	0	1	1	26	42	6.35	1.765
Camilo Pascual, R ERA: 4.22	(6, 1)	2.1	L	18	8	3	3	1	2	1	0	0	0	0	17	29	11.57	4.286

PITCHER	IP	WLS	BF	H	R	ER	SO	BB	IBB	HBP	BLK	WP	HR	S	P	ERA	WHIP

BOTTOM

Washington Senators @ Boston Red Sox

Fenway Park, Boston, MA

Sat Sep 25 1954, 3:33 AM EDT

Att. 6,727 - Unknown

livebaseballscorecards.com

AB	36
R	7
H	14
RBI	7
BB	7
SO	3
LOB	20

WP: 1 PA: 44
PB: 0
SB: 0
CS: 0

Washington Senators @ Boston Red Sox

Fenway Park, Boston, MA

Sun Sep 26 1954, 3:33 AM EST

Att. 14,175 - Unknown

TOP

livebaseballscorecards.com

Batter	1	2	3	4	5	6	7	8	9	AB	R	H	RBI	BB	SO	LOB
Jesse Levan, L (1, 5) OBP: 0.300, SLG: 0.300	0-0 BB 1B 1B	0-0 1-3			0-0 5-3		0-0 P3		0-0 F7	1	1	1	0	0	0	0
Eddie Yost, R (1, 5) OBP: 0.406, SLG: 0.381										0	0	0	0	0	0	0
Wayne Terwilliger, R (1, 5) OBP: 0.284, SLG: 0.271										4	0	0	0	0	0	2
Pete Runnels, L (1, 4) OBP: 0.368, SLG: 0.383	BBBB 4-0 1-2 1B 2B BB	BBBB 4-0 BB			0-0 4-3		0-0 F7			2	1	0	0	2	0	1
Mickey Vernon, L (1, 3) OBP: 0.357, SLG: 0.492	SSS 0-3 K	0-0 G3			0-0 F9		0-0 F5			4	0	0	0	0	1	4
Gus Keriazakos, R (7, 1) OBP: 0.125, SLG: 0.067										0	0	0	0	0	0	0
Bunky Stewart, L (7, 1)										0	0	0	0	0	0	0
Jim Busby, R (1, 8) OBP: 0.340, SLG: 0.388	0-0 2B 1-2 2-H 1B		0-0 F9			0-0 S 1B		H 1-0 G5-4-3 HBP		3	0	2	1	0	0	0
Tom Umphlett, R (8, PR)										0	0	0	0	0	0	0
OBP: 0.253, SLG: 0.269 (8, 8)																
Roy Sievers, R (1, 7) OBP: 0.333, SLG: 0.446	0-0 1-3 2-H 2B		0-0 P6			0-0 P4		0-0 G5-4-3 1-2f		4	0	1	1	0	0	2
(7, 3)																
Jim Lemon, R (1, 9) OBP: 0.283, SLG: 0.344	SSS 0-3 K		0-0 1-3			SSS 0-3 K 1-2		0-0 F7		4	0	0	0	0	2	4
Joe Tipton, R (1, 2) OBP: 0.356, SLG: 0.293	III 4-0 IBB	BBBB 4-0 CS BB				III 4-0 FC6-4 IBB			0-0 5-3	1	0	0	0	3	0	0
Jerry Snyder, R (1, 6) OBP: 0.297, SLG: 0.265	SSS 0-3 K	0-0 L8 1-2				0-0 FC6-4 1-2f			0-0 5-3 1B	4	0	1	0	0	1	6
Dean Stone, L (1, 1) OBP: 0.172, SLG: 0.212		0-0 3-1		0-0 F9			0-0 1B		0-0 5-3 1-2	2	0	0	0	0	0	0
Tom Wright, L (7, PH) OBP: 0.323, SLG: 0.333										1	0	1	0	0	0	0
Carlos Paula, R (7, 7) OBP: 0.231, SLG: 0.208										1	0	0	0	0	0	1

	AB	31
	R	2
	H	6
	RBI	2
	BB	5
	SO	4
	LOB	20

Inning Stats										
	R: 2	H: 3	R: 0	H: 0	R: 0	H: 0	R: 0	H: 0	R: 0	H: 1
	E: 0	LOB: 3	E: 0	LOB: 1	E: 0	LOB: 0	E: 0	LOB: 0	E: 0	LOB: 1
	K: 3	BB: 2	K: 0	BB: 1	K: 0	BB: 0	K: 1	BB: 1	K: 0	BB: 0
	S: 12	P: 20	S: 3	P: 7	S: 3	P: 3	S: 2	P: 3	S: 4	P: 4

| | | | | | | | | | | | | | | | |

Batter	1	2	3	4	5	6	7	8	9	AB	R	H	RBI	BB	SO	LOB
Billy Goodman, L (1, 4) OBP: 0.369, SLG: 0.376	F7		F9		F9	F7		F7		5	0	0	0	0	0	4
Ted Williams, L (1, 7) OBP: 0.513, SLG: 0.635	K		L9		BB (1-2)	HR		P6		4	1	1	1	1	1	1
Karl Olson, R (9, 7) OBP: 0.293, SLG: 0.344										0	0	0	0	0	0	0
Jackie Jensen, R (1, 9) OBP: 0.360, SLG: 0.472	5-3			BB (S, 1B)	F7		BB (SH1-4, 2B)	HR (1B)		3	3	1	0	2	0	2
Sam Mele, R (1, 3) OBP: 0.323, SLG: 0.431		K		F5		1B	SH1-4 (1-2)	HR (1-H)		4	2	2	2	0	1	1
Grady Hatton, L (1, 5) OBP: 0.388, SLG: 0.372		F8		P6 (1-2)		SH, 1B (2-H)	1B, HR (2-H)	F7		5	2	2	2	0	0	1
Jim Piersall, R (1, 8) OBP: 0.339, SLG: 0.395		1B		1B (2-H)		SH, 1B (1-3)	HR (2-3)			3	1	3	1	0	0	0
Sammy White, R (1, 2) OBP: 0.307, SLG: 0.426		F2			HR	K	HR (1-H, 3-H)			4	2	2	4	0	1	3
Billy Consolo, R (1, 6) OBP: 0.321, SLG: 0.277			BB (SH1-4)		BB	1B (2-3, 3-H)	K			2	0	1	1	2	1	0
Frank Sullivan, R (1, 1) OBP: 0.184, SLG: 0.147			SH1-4 (1-2)		P1	K	K			3	0	0	0	0	2	3
Inning Stats	R: 0 E: 0 K: 1 S: 5 H: 0 LOB: 0 BB: 0 P: 5	R: 0 E: 0 K: 1 S: 6 H: 1 LOB: 1 BB: 0 P: 6	R: 0 E: 0 K: 0 S: 3 H: 0 LOB: 1 BB: 1 P: 7	R: 1 E: 0 K: 0 S: 3 H: 1 LOB: 1 BB: 1 P: 7	R: 1 E: 0 K: 0 S: 4 H: 1 LOB: 2 BB: 2 P: 12	R: 2 E: 0 K: 2 S: 11 H: 3 LOB: 2 BB: 0 P: 11	R: 5 E: 0 K: 2 S: 11 H: 4 LOB: 0 BB: 1 P: 15	R: 2 E: 0 K: 0 S: 5 H: 2 LOB: 0 BB: 0 P: 5		1B: 6 2B: 2 3B: 0 HR: 4	SF: 0 SAC: 3 DP: 0 HBP: 0						

BOTTOM

Washington Senators @ Boston Red Sox

Fenway Park, Boston, MA

Sun Sep 26 1954, 3:33 AM EST

Att. 14,175 - Unknown

AB	33
R	11
H	12
RBI	11
BB	5
SO	6
LOB	15

WP: 0 PB: 0 SB: 1 CS: 0 PA: 41

livebaseballscorecards.com

PITCHER		IP	WLS	BF	H	R	ER	SO	BB	IBB	HBP	BLK	WP	HR	S	P	ERA	WHIP
Dean Stone, L ERA: 3.22	(1, 1)	6.0	L	28	6	4	4	4	4	0	0	0	0	1	32	48	6.00	1.667
Gus Keriazakos, R ERA: 3.92	(7, 1)	0.1		6	4	5	5	0	1	0	0	0	0	2	5	9	135.00	15.000
Bunky Stewart, L ERA: 7.64	(7, 1)	1.2		7	2	2	2	2	0	0	0	0	0	1	11	11	10.80	1.200

PITCHER	IP	WLS	BF	H	R	ER	SO	BB	IBB	HBP	BLK	WP	HR	S	P	ERA	WHIP