


Boston Red Sox - 1954

Batter	1	2	3	4	5	6	7	8	9	AB	R	H	RBI	BB	SO	LOB	TOP		
Billy Conso, R (1,4) OBP: 0.250, SLG: 0.250 Harry Agganis, L (8,PH) Joe Dobson, R (8,1) Ellis Kinder, R (8,1)	0-0 P6		0-0 2B SF7 1B		0-3 K		0-0 F8	0-0 F9		4	1	1	0	0	1	0	Boston Red Sox @ Philadelphia Athletics Connie Mack Stadium, Philadelphia, PA Tue Apr 13 1954, 3:33 AM EST Att: 16,331 - Unknown livebaseballscorecards.com		
Jim Piersall, R (1,8) OBP: 0.400, SLG: 0.800	0-0 L9		0-0 1-3 2B		0-0 S 2B		0-0 1-3		0-0 F8	5	0	2	0	0	0	0			
Jackie Jensen, R (1,9) OBP: 0.800, SLG: 3.000	4-0 FC4 BB		0-0 SF7		4-0 G4-6-3 BB		0-0 2B		0-0 HR	2	1	2	2	2	0	0			
George Kell, R (1,5)	0-0 FC4		0-0 5-3		0-0 G4-6-3		0-0 F8		0-0 P3	5	0	0	0	0	0	5			
Billy Goodman, L (1,7) OBP: 0.800, SLG: 1.000		0-0 FC5-4 1B		0-0 1-3		0-0 1-3 1B		0-0 1B WP 1B		5	1	4	0	0	0	0			
Dick Gemert, R (1,3)		0-0 FC5-4 1B FC6-4		0-0 F7		0-0 1-3 1B		4-0 1B BB		4	0	0	0	1	0	3			
Sammy White, R (1,2) OBP: 0.500, SLG: 1.250		0-0 FC6-4 FC5-4		0-0 HR		0-0 FC5-4 1B		0-0 F7		4	1	2	2	0	0	3			
Ted Lepcio, R (1,6)		0-0 FC5-4		4-0 BB		0-0 FC5-4		0-0 F7		3	0	0	0	1	0	4			
Mel Parnell, L (1,1) Floyd Baker, L (6,PH) Tom Herrin, R (6,1) Charlie Maxwell, L (8,PH) Karl Olson, R (8,7)			0-3 K		0-0 4-3		0-0 G3		0-0 1B	2	0	0	0	0	1	1			
Inning Stats	R: 0 E: 0 K: 0 S: 3	H: 0 LOB: 1 BB: 1 P: 7	R: 0 E: 0 K: 0 S: 4	H: 1 LOB: 1 BB: 0 P: 4	R: 1 E: 0 K: 1 S: 7	H: 2 LOB: 1 BB: 0 P: 7	R: 1 E: 0 K: 0 S: 4	H: 1 LOB: 1 BB: 1 P: 8	R: 0 E: 0 K: 1 S: 5	H: 1 LOB: 1 BB: 1 P: 9	R: 0 E: 0 K: 0 S: 4	H: 1 LOB: 1 BB: 0 P: 4	R: 0 E: 0 K: 0 S: 5	H: 2 LOB: 3 BB: 1 P: 9	R: 1 E: 0 K: 0 S: 5	H: 2 LOB: 1 BB: 0 P: 5		1B: 6 2B: 4 3B: 0 HR: 2	SF: 1 SAC: 0 DP: 1 HBP: 0
PITCHER	IP WLS BF H R ER SO BB IBB HBP BLK WP HR S P ERA WHIP																		
Bobby Shantz, L (1,1) ERA: 3.6	5.0 W 22 5 2 2 2 3 0 0 0 0 0 1 23 35 3.60 1.600																		
Ozzie Van Brabant, R (6,1) ERA: 4.5	2.0 9 3 1 1 0 0 0 0 0 0 0 0 9 9 4.50 1.500																		
Bill Upton, R (8,1) ERA: 4.5	2.0 S 11 4 1 1 0 1 0 0 0 0 1 1 10 14 4.50 2.500																		



Batter	1	2	3	4	5	6	7	8	9	AB	R	H	RBI	BB	SO	LOB	BOTTOM		
Joe Demaestri, R (1,6) OBP: 0.200, SLG: 0.200	0-0 CS 1B		0-0 P3		0-0 F7		0-0 FC1-4 1B		0-0 5-3	5	0	1	0	0	0	3	Boston Red Sox @ Philadelphia Athletics Connie Mack Stadium, Philadelphia, PA Tue Apr 13 1954, 3:33 AM EST Att: 16,331 - Unknown livebaseballscorecards.com		
Spook Jacobs, R (1,4) OBP: 0.800, SLG: 0.800	0-0 FC1-4 1B		0-0 1B		0-0 P4		0-0 1B		0-0 BB 1B	5	1	4	0	0	0	0			
Vic Power, R (1,8) OBP: 0.200, SLG: 0.200	0-0 FC1-4 1B		0-0 L8		0-0 E5 HR		0-0 1-3		0-0 BB BB 1B	5	2	1	0	0	0	4			
Gus Zernial, R (1,7) OBP: 0.400, SLG: 1.000	4-0 1B 2B BB		0-3 K		0-0 1-H HR		0-0 P5		0-0 F7	4	2	1	2	1	1	3			
Don Bollweg, L (1,3) OBP: 0.600, SLG: 0.750	0-0 1-2 2H 2B 1B		0-0 1-3		0-0 4-3		0-0 PB 2B		4-0 BB BB	4	1	2	1	1	0	1			
Bill Renno, R (1,9) OBP: 0.800, SLG: 1.667	0-0 1-H 2H 2B		1-0 FC1-4 HBP		0-0 3B		0-0 L8		4-0 1-2 2-3 3-H BB	3	0	2	3	1	0	1			
Pete Suder, R (1,5)	0-0 1-3		0-0 P5		0-0 L6		4-0 PB IBB		0-0 P3	4	0	0	0	1	0	6			
Joe Astroth, R (1,2) Elmer Valo, L (7,PH) Billy Shantz, R (8,2)		0-0 F8		0-0 FC1-4 1B		0-3 K		1-2 2-3 IBB		3	0	0	0	0	1	1			
Bobby Shantz, R (1,1) OBP: 0.500, SLG: 0.500 Ozzie Van Brabant, R (6,1) Eddie Joost, R (7,PH) Bill Upton, R (8,1)		0-0 6-3		0-0 1-2 1B		4-0 FC1-4 BB		0-0 F8		2	0	1	0	0	0	0			
Inning Stats	R: 3 E: 0 K: 0 S: 6	H: 4 LOB: 1 BB: 1 P: 10	R: 0 E: 0 K: 0 S: 3	H: 0 LOB: 0 BB: 0 P: 3	R: 0 E: 0 K: 1 S: 6	H: 1 LOB: 1 BB: 0 P: 6	R: 0 E: 0 K: 0 S: 4	H: 1 LOB: 2 BB: 0 P: 5	R: 2 E: 1 K: 1 S: 6	H: 2 LOB: 1 BB: 0 P: 6	R: 0 E: 0 K: 1 S: 6	H: 1 LOB: 2 BB: 1 P: 10	R: 0 E: 0 K: 0 S: 4	H: 1 LOB: 3 BB: 2 P: 12	R: 1 E: 0 K: 0 S: 5	H: 2 LOB: 3 BB: 2 P: 13		1B: 8 2B: 2 3B: 1 HR: 1	SF: 0 SAC: 0 DP: 0 HBP: 1
PITCHER	IP WLS BF H R ER SO BB IBB HBP BLK WP HR S P ERA WHIP																		
Mel Parnell, L (1,1) ERA: 7.2	5.0 L 25 8 5 4 1 1 0 0 0 0 0 10 22 7.20 1.800																		
Tom Herrin, R (6,1) ERA	2.0 2 0 0 1 1 2 0 0 0 0 0 4 8 13.50 4.500																		
Joe Dobson, R (8,1) ERA: 13.5	0.2 5 2 1 1 0 1 0 0 0 0 0 0 1 5 0.00 3.000																		
Ellis Kinder, R (8,1) ERA	0.1 2 0 0 0 0 1 0 0 0 0 0 0 1 5 0.00 3.000																		



Batter	1	2	3	4	5	6	7	8	9	AB	R	H	RBI	BB	SO	LOB	TOP			
Eddie Yost, R OBP: 0.385, SLG: 0.300 (1, 5)										4	0	0	0	0	1	1				
Tom Umphlett, R OBP: 0.222, SLG: 0.222 (1, 9)										4	0	0	0	0	0	1				
Mickey Vernon, L OBP: 0.154, SLG: 0.385 (1, 3)										4	0	1	0	0	1	0				
Roy Sievers, R OBP: 0.333, SLG: 0.500 (1, 7)										2	1	1	1	2	0	0				
Jim Busby, R OBP: 0.091, SLG: 0.182 (1, 8)										4	0	0	0	0	3	3				
Joe Tipton, R (1, 2)										1	0	0	0	3	0	0				
Jerry Snyder, R (1, 6)										2	0	0	0	0	0	3				
Clyde Vollmer, R (6, PH)										1	0	0	0	0	0	3				
Camilo Pascual, R (6, 1)										0	0	0	0	0	0	0				
Ed Fitz Gerald, R OBP: 0.125, SLG: 0.125 (9, PH)										1	0	0	0	0	0	0				
Wayne Terwilliger, R OBP: 0.364, SLG: 0.222 (1, 4)										3	0	1	0	1	0	2				
Bob Porterfield, R (1, 1)										2	0	0	0	0	1	0				
Bunky Stewart, L (5, 1)										0	0	0	0	0	0	0				
Pete Runnels, L (6, 6)										2	0	0	0	0	0	2				
Inning Stats	R: 0 E: 0 K: 2 S: 7	H: 0 LOB: 0 BB: 0 P: 7	R: 0 E: 0 K: 1 S: 5	H: 0 LOB: 2 BB: 2 P: 13	R: 0 E: 0 K: 0 S: 3	H: 0 LOB: 0 BB: 0 P: 3	R: 1 E: 0 K: 1 S: 6	H: 1 LOB: 1 BB: 1 P: 10	R: 0 E: 0 K: 0 S: 4	H: 1 LOB: 3 BB: 2 P: 12	R: 0 E: 0 K: 0 S: 4	H: 1 LOB: 1 BB: 0 P: 4	R: 0 E: 0 K: 1 S: 5	H: 0 LOB: 1 BB: 1 P: 5	R: 0 E: 0 K: 0 S: 3	H: 0 LOB: 1 BB: 1 P: 7	1B: 2 2B: 0 3B: 0 HR: 1	SF: 0 SAC: 0 DP: 0 HBP: 0	WP: 0 PB: 0 SB: 1 CS: 0	PA: 36
PITCHER Bill Henry, L ERA: 1.0 (1, 1)	IP: 9.0 WLS: W BF: 36 H: 3 R: 1 ER: 1 SO: 6 BB: 6 IBB: 0 HBP: 0 BLK: 0 WP: 0 HR: 1 S: 42 P: 66 ERA: 1.00 WHIP: 1.000																			

Washington Senators @ Boston Red Sox
Fenway Park, Boston, MA
Thu Apr 15 1954, 3:33 AM EST
Att: 17,272 - Unknown

AB	30
R	1
H	3
RBI	1
BB	6
SO	6
LOB	15



Batter	1	2	3	4	5	6	7	8	9	AB	R	H	RBI	BB	SO	LOB	BOTTOM			
Billy Goodman, L OBP: 0.556, SLG: 0.667 (1, 4)										4	0	1	0	0	0	2				
Jim Piersall, R OBP: 0.300, SLG: 0.500 (1, 9)										5	0	1	0	0	0	4				
Jackie Jensen, R OBP: 0.600, SLG: 1.333 (1, 8)										4	1	1	0	1	0	2				
George Kell, R OBP: 0.333, SLG: 0.250 (1, 5)										3	2	2	1	1	0	0				
Harry Agganis, L OBP: 0.500, SLG: 1.000 (1, 3)										3	1	2	1	0	0	2				
Charlie Maxwell, L OBP: 0.333, SLG: 0.333 (1, 7)										2	0	0	0	0	1	1				
Karl Olson, R OBP: 0.500, SLG: 1.000 (5, PH) (6, 7)										2	1	1	1	0	0	1				
Sammy White, R OBP: 0.750, SLG: 1.625 (1, 2)										4	1	4	3	0	0	0				
Ted Lepcio, R OBP: 0.250, SLG: 0.143 (1, 6)										4	0	1	0	0	0	4				
Bill Henry, L OBP: 0.250, SLG: 0.250 (1, 1)										4	0	1	0	0	0	2				
Inning Stats	R: 0 E: 0 K: 0 S: 3	H: 1 LOB: 2 BB: 2 P: 11	R: 0 E: 0 K: 1 S: 6	H: 1 LOB: 1 BB: 0 P: 6	R: 0 E: 0 K: 0 S: 3	H: 0 LOB: 0 BB: 0 P: 3	R: 3 E: 0 K: 0 S: 8	H: 5 LOB: 2 BB: 0 P: 8	R: 3 E: 0 K: 0 S: 7	H: 4 LOB: 1 BB: 0 P: 7	R: 0 E: 0 K: 0 S: 3	H: 1 LOB: 0 BB: 0 P: 3	R: 0 E: 0 K: 0 S: 5	H: 2 LOB: 2 BB: 0 P: 5	R: 0 E: 1 K: 0 S: 4	H: 0 LOB: 1 BB: 0 P: 4	1B: 9 2B: 3 3B: 1 HR: 1	SF: 0 SAC: 2 DP: 1 HBP: 0	WP: 0 PB: 0 SB: 0 CS: 1	PA: 39
PITCHER Bob Porterfield, R ERA: 11.25 (1, 1)	IP: 4.0 WLS: L BF: 22 H: 9 R: 5 ER: 5 SO: 1 BB: 2 IBB: 0 HBP: 0 BLK: 0 WP: 0 HR: 1 S: 22 P: 30 ERA: 11.25 WHIP: 2.750																			
Bunky Stewart, L ERA: 9.0 (5, 1)	IP: 1.0 WLS: L BF: 5 H: 2 R: 1 ER: 1 SO: 0 BB: 0 IBB: 0 HBP: 0 BLK: 0 WP: 0 HR: 0 S: 5 P: 5 ERA: 9.00 WHIP: 2.000																			
Camilo Pascual, R ERA: 0.00 (6, 1)	IP: 3.0 WLS: L BF: 12 H: 3 R: 0 ER: 0 SO: 0 BB: 0 IBB: 0 HBP: 0 BLK: 0 WP: 0 HR: 0 S: 12 P: 12 ERA: 0.00 WHIP: 1.000																			


Washington Senators @ Boston Red Sox
Fenway Park, Boston, MA
Thu Apr 15 1954, 3:33 AM EST
Att: 17,272 - Unknown

AB	35
R	6
H	14
RBI	6
BB	2
SO	1
LOB	18



Batter	1	2	3	4	5	6	7	8	9	AB	R	H	RBI	BB	SO	LOB	TOP				
Joe Demaestri, R OBP: 0.357, SLG: 0.429 (1, 6)										5	0	3	1	0	1	1	Philadelphia Athletics @ Boston Red Sox Fenway Park, Boston, MA Sun Apr 18 1954, 3:33 AM EST Unknown				
Spook Jacobs, R OBP: 0.538, SLG: 0.538 (1, 4)										4	1	1	1	0	0	4					
Vic Power, R OBP: 0.357, SLG: 0.429 (1, 8)										5	1	2	1	0	0	3					
Gus Zernial, R OBP: 0.429, SLG: 0.636 (1, 7)										3	0	1	1	1	1	1					
Don Bollweg, L OBP: 0.357, SLG: 0.417 (1, 3)										5	1	1	0	0	1	6					
Bill Renna, R OBP: 0.500, SLG: 0.636 (1, 9)										5	1	1	0	0	0	3					
Pete Suder, R OBP: 0.214, SLG: 0.154 (1, 5)										5	0	2	1	0	0	1					
Billy Shantz, R OBP: 0.500, SLG: 0.500 (1, 2)										4	1	2	1	0	0	3					
Bob Trice, R OBP: 0.667, SLG: 0.500 (1, 1)										2	1	1	0	1	1	1					
Inning Stats	R: 0 E: 0 K: 1 S: 5	H: 0 LOB: 0 BB: 0 P: 5	R: 1 E: 0 K: 0 S: 4	H: 2 LOB: 1 BB: 0 P: 4	R: 1 E: 1 K: 1 S: 8	H: 2 LOB: 3 BB: 0 P: 9	R: 2 E: 0 K: 0 S: 5	H: 3 LOB: 2 BB: 1 P: 9	R: 0 E: 0 K: 0 S: 6	H: 1 LOB: 1 BB: 0 P: 6	R: 0 E: 0 K: 1 S: 6	H: 1 LOB: 1 BB: 0 P: 6	R: 0 E: 0 K: 0 S: 3	H: 0 LOB: 0 BB: 0 P: 3	R: 0 E: 0 K: 0 S: 3	H: 0 LOB: 0 BB: 0 P: 3	1B: 10 2B: 5 3B: 0 HR: 0	SF: 0 SAC: 1 DP: 1 HBP: 1	WP: 0 PB: 1 SB: 1 CS: 0	PA: 43	
PITCHER	IP WLS BF H R ER SO BB IBB HBP BLK WP HR S P ERA WHIP	IP WLS BF H R ER SO BB IBB HBP BLK WP HR S P ERA WHIP	IP WLS BF H R ER SO BB IBB HBP BLK WP HR S P ERA WHIP	IP WLS BF H R ER SO BB IBB HBP BLK WP HR S P ERA WHIP	IP WLS BF H R ER SO BB IBB HBP BLK WP HR S P ERA WHIP	IP WLS BF H R ER SO BB IBB HBP BLK WP HR S P ERA WHIP	IP WLS BF H R ER SO BB IBB HBP BLK WP HR S P ERA WHIP	IP WLS BF H R ER SO BB IBB HBP BLK WP HR S P ERA WHIP	IP WLS BF H R ER SO BB IBB HBP BLK WP HR S P ERA WHIP	IP WLS BF H R ER SO BB IBB HBP BLK WP HR S P ERA WHIP	IP WLS BF H R ER SO BB IBB HBP BLK WP HR S P ERA WHIP	IP WLS BF H R ER SO BB IBB HBP BLK WP HR S P ERA WHIP	IP WLS BF H R ER SO BB IBB HBP BLK WP HR S P ERA WHIP	IP WLS BF H R ER SO BB IBB HBP BLK WP HR S P ERA WHIP	IP WLS BF H R ER SO BB IBB HBP BLK WP HR S P ERA WHIP	IP WLS BF H R ER SO BB IBB HBP BLK WP HR S P ERA WHIP	IP WLS BF H R ER SO BB IBB HBP BLK WP HR S P ERA WHIP	IP WLS BF H R ER SO BB IBB HBP BLK WP HR S P ERA WHIP	IP WLS BF H R ER SO BB IBB HBP BLK WP HR S P ERA WHIP	IP WLS BF H R ER SO BB IBB HBP BLK WP HR S P ERA WHIP	IP WLS BF H R ER SO BB IBB HBP BLK WP HR S P ERA WHIP

AB	38
R	6
H	14
RBI	6
BB	2
SO	4
LOB	23



Batter	1	2	3	4	5	6	7	8	9	AB	R	H	RBI	BB	SO	LOB	BOTTOM				
Billy Goodman, L OBP: 0.500, SLG: 0.643 (1, 4)										5	1	2	0	0	0	3	Philadelphia Athletics @ Boston Red Sox Fenway Park, Boston, MA Sun Apr 18 1954, 3:33 AM EST Unknown				
Jim Piersall, R OBP: 0.200, SLG: 0.333 (1, 9)										5	0	0	0	0	0	2					
Jackie Jensen, R OBP: 0.533, SLG: 1.182 (1, 8)										5	1	2	2	0	0	0					
George Kell, R OBP: 0.357, SLG: 0.308 (1, 5)										5	1	2	0	0	0	1					
Harry Agganis, L OBP: 0.500, SLG: 0.875 (8, PR)										4	0	2	0	0	0	1					
Hoot Evers, R (8, PR)										0	1	0	0	0	0	0					
Tex Clevenger, R (9, 1)										0	0	0	0	0	0	0					
Charlie Maxwell, L OBP: 0.429, SLG: 0.500 (1, 7)										3	0	1	0	1	0	2					
Mickey Owen, R (1, 2)										1	0	0	0	2	0	2					
Frank Sullivan, R (7, 1)										0	0	0	0	0	0	0					
Dick Gemert, R (8, PH) (9, 3)										0	0	0	0	1	0	0					
Ted Lepcio, R OBP: 0.250, SLG: 0.200 (1, 6)										3	0	1	1	0	0	3					
Tom Brewer, R (1, 1)										1	0	0	0	0	0	3					
Hal Brown, R (4, 1)										1	0	0	0	0	0	0					
Sammy White, R OBP: 0.700, SLG: 1.500 (6, PH) (7, 2)										2	0	1	1	0	0	2					
Inning Stats	R: 0 E: 0 K: 0 S: 4	H: 1 LOB: 1 BB: 0 P: 4	R: 0 E: 0 K: 0 S: 4	H: 2 LOB: 2 BB: 1 P: 8	R: 2 E: 0 K: 0 S: 6	H: 3 LOB: 2 BB: 1 P: 10	R: 0 E: 0 K: 0 S: 4	H: 1 LOB: 1 BB: 0 P: 4	R: 0 E: 0 K: 0 S: 3	H: 0 LOB: 0 BB: 0 P: 3	R: 0 E: 0 K: 0 S: 3	H: 0 LOB: 0 BB: 0 P: 3	R: 2 E: 0 K: 0 S: 6	H: 3 LOB: 3 BB: 1 P: 10	R: 0 E: 0 K: 0 S: 3	H: 0 LOB: 0 BB: 0 P: 3	1B: 6 2B: 4 3B: 0 HR: 1	SF: 1 SAC: 0 DP: 2 HBP: 0	WP: 0 PB: 0 SB: 0 CS: 0	PA: 40	
PITCHER	IP WLS BF H R ER SO BB IBB HBP BLK WP HR S P ERA WHIP	IP WLS BF H R ER SO BB IBB HBP BLK WP HR S P ERA WHIP	IP WLS BF H R ER SO BB IBB HBP BLK WP HR S P ERA WHIP	IP WLS BF H R ER SO BB IBB HBP BLK WP HR S P ERA WHIP	IP WLS BF H R ER SO BB IBB HBP BLK WP HR S P ERA WHIP	IP WLS BF H R ER SO BB IBB HBP BLK WP HR S P ERA WHIP	IP WLS BF H R ER SO BB IBB HBP BLK WP HR S P ERA WHIP	IP WLS BF H R ER SO BB IBB HBP BLK WP HR S P ERA WHIP	IP WLS BF H R ER SO BB IBB HBP BLK WP HR S P ERA WHIP	IP WLS BF H R ER SO BB IBB HBP BLK WP HR S P ERA WHIP	IP WLS BF H R ER SO BB IBB HBP BLK WP HR S P ERA WHIP	IP WLS BF H R ER SO BB IBB HBP BLK WP HR S P ERA WHIP	IP WLS BF H R ER SO BB IBB HBP BLK WP HR S P ERA WHIP	IP WLS BF H R ER SO BB IBB HBP BLK WP HR S P ERA WHIP	IP WLS BF H R ER SO BB IBB HBP BLK WP HR S P ERA WHIP	IP WLS BF H R ER SO BB IBB HBP BLK WP HR S P ERA WHIP	IP WLS BF H R ER SO BB IBB HBP BLK WP HR S P ERA WHIP	IP WLS BF H R ER SO BB IBB HBP BLK WP HR S P ERA WHIP	IP WLS BF H R ER SO BB IBB HBP BLK WP HR S P ERA WHIP	IP WLS BF H R ER SO BB IBB HBP BLK WP HR S P ERA WHIP	IP WLS BF H R ER SO BB IBB HBP BLK WP HR S P ERA WHIP


AB	35
R	4
H	11
RBI	4
BB	4
SO	0
LOB	19



Batter	1	2	3	4	5	6	7	8	9	10	11	12	13	AB	R	H	RBI	BB	SO	LOB	TOP	
Joe Demaestri, R OBP: 0.250, SLG: 0.300 (1.6)	6-3		F2		E5		K		F8			F8		6	0	0	0	0	1	4		
Spook Jacobs, R OBP: 0.421, SLG: 0.421 (1.4)	1-3		F7		9-3		1-3				WP 1B	F9		6	0	1	0	0	0	3		
Vic Power, R OBP: 0.300, SLG: 0.400 (1.8)	P3				4-3		4-3		F8		F2			6	0	1	0	0	0	1		
Gus Zernial, R OBP: 0.400, SLG: 0.882 (1.7)		HR							F7		K			6	2	2	2	0	1	2		
Don Bollweg, L OBP: 0.350, SLG: 0.353 (1.3)		4-3			1B 1B		FC5-4 1B		G3		5-3			5	1	1	0	1	0	1		
Bill Renna, R OBP: 0.400, SLG: 0.471 (1.9)		P5			FC5 1B		FC5-4 1B				4-3			6	0	1	0	0	1	1		
Pete Suder, R OBP: 0.300, SLG: 0.316 (1.5)		P4			FC5 1B		F9				G3 2B			6	0	3	1	0	0	1		
Joe Astroth, R OBP: 0.375, SLG: 0.429 (1.2)					FC5 2B		F2				G3 1BB			4	0	2	0	1	0	2		
Amie Portocarrero, R OBP: 0.333, SLG: 1.000 (9, PH)					6-3		K				G3			3	0	1	0	0	1	3		
Elmer Valo, L (9, PH)					6-3		K				G3			1	0	0	0	0	0	2		
Moe Burtzschy, R (9, 1)					6-3		K				1-2 2-3			1	0	0	0	0	0	1		
Inning Stats	R: 0 E: 0 K: 0 S: 3	H: 0 LOB: 0 BB: 0 P: 3	R: 1 E: 0 K: 0 S: 4	H: 1 LOB: 0 BB: 4 P: 4	R: 0 E: 0 K: 0 S: 4	H: 1 LOB: 1 BB: 0 P: 4	R: 2 E: 0 K: 1 S: 8	H: 3 LOB: 2 BB: 1 P: 12	R: 0 E: 1 K: 0 S: 3	H: 0 LOB: 0 BB: 0 P: 3	R: 0 E: 0 K: 0 S: 4	H: 1 LOB: 1 BB: 0 P: 4	R: 0 E: 0 K: 0 S: 6	H: 2 LOB: 1 BB: 0 P: 6	R: 0 E: 0 K: 0 S: 4	H: 1 LOB: 1 BB: 0 P: 4	R: 0 E: 0 K: 0 S: 3	H: 0 LOB: 0 BB: 0 P: 3	1B: 6 2B: 4 3B: 1 HR: 2	SF: 0 SAC: 0 DP: 1 HBP: 0	WP: 1 PB: 0 SB: 0 CS: 0	PA: 52
PITCHER	IP 10.0	WLS 41	BF 9	H 9	R 3	ER 3	SO 3	BB 1	IBB 1	HBP 0	BLK 0	WP 1	HR 2	S 45	P 53	ERA 2.70	WHIP 1.000					
Sid Hudson, R ERA: 2.7 (1.1)																						
Ellis Kinder, R ERA: (11.1)	IP 3.0	WLS W	BF 11	H 3	R 0	ER 0	SO 1	BB 0	IBB 0	HBP 0	BLK 0	WP 0	HR 0	S 13	P 13	ERA 0.00	WHIP 1.000					

Philadelphia Athletics @ Boston Red Sox
Fenway Park, Boston, MA
Sun Apr 18 1954, 3:38 AM EST
Att. 22,566 - Unknown

AB 50
R 3
H 12
RBI 3
BB 2
SO 4
LOB 21



Batter	1	2	3	4	5	6	7	8	9	10	11	12	13	AB	R	H	RBI	BB	SO	LOB	BOTTOM			
Billy Goodman, L OBP: 0.400, SLG: 0.474 (1.4)	1B BB	F8		F7			F7			FC2-6 BB		F8		5	0	0	0	1	0	3				
Jim Piersall, R OBP: 0.286, SLG: 0.316 (1.9)	1B BB			K			F8			1-2 BB		FC6-4		4	1	1	0	2	1	1				
Jackie Jensen, R OBP: 0.524, SLG: 1.118 (1.8)	1-2 2-3 1B		HR 1B		6-3		6-3			K				6	2	3	1	0	1	2				
George Kell, R OBP: 0.263, SLG: 0.222 (1.5)	F2		P6		P5		5-3			1-3				5	0	0	0	0	0	7				
Harry Agganis, L OBP: 0.385, SLG: 0.846 (1.3)	K		HR		K		3-1					F8		5	1	1	3	0	2	3				
Charlie Maxwell, L OBP: 0.300, SLG: 0.333 (1.7)	F8									6-3		3-1		3	0	0	0	0	0	3				
Karl Olson, R OBP: 0.250, SLG: 0.500 (7.7)						4-3				6-3				2	0	0	0	0	0	0				
Sammy White, R OBP: 0.600, SLG: 1.200 (1.2)		P			P5		5-3			G5-4 1B		K		5	0	2	0	0	1	0				
Milt Bolling, R (1.6)		K		F8			F8			G5-4-3		F2		5	0	0	0	0	1	2				
Sid Hudson, R OBP: 0.333, SLG: 0.333 (1.1)							6-3					FC6-4 1B		3	0	1	0	0	1	0				
Dick Gernert, R (10, PH)										FC2-6 BB				0	0	0	0	1	0	0				
Ellis Kinder, R OBP: 1.000, SLG: 1.000 (11.1)														1	0	1	0	0	0	0				
Inning Stats	R: 0 E: 0 K: 1 S: 6	H: 1 LOB: 3 BB: 2 P: 14	R: 0 E: 0 K: 1 S: 6	H: 1 LOB: 1 BB: 0 P: 6	R: 3 E: 0 K: 0 S: 7	H: 4 LOB: 1 BB: 0 P: 7	R: 0 E: 0 K: 2 S: 7	H: 0 LOB: 0 BB: 0 P: 7	R: 0 E: 0 K: 1 S: 5	H: 0 LOB: 0 BB: 0 P: 5	R: 0 E: 0 K: 0 S: 3	H: 0 LOB: 0 BB: 0 P: 3	R: 0 E: 0 K: 0 S: 5	H: 0 LOB: 0 BB: 2 P: 13	R: 0 E: 0 K: 1 S: 5	H: 0 LOB: 0 BB: 0 P: 5	R: 0 E: 0 K: 0 S: 4	H: 1 LOB: 1 BB: 0 P: 4	R: 1 E: 0 K: 0 S: 1	H: 1 LOB: 0 BB: 0 P: 1	1B: 6 2B: 1 3B: 0 HR: 2	SF: 0 SAC: 0 DP: 1 HBP: 0	WP: 0 PB: 0 SB: 0 CS: 0	PA: 48
PITCHER	IP 8.0	WLS 32	BF 6	H 6	R 3	ER 3	SO 5	BB 2	IBB 0	HBP 0	BLK 0	WP 0	HR 1	S 40	P 48	ERA 3.38	WHIP 1.000							
Amie Portocarrero, R ERA: 3.38 (1.1)																								
Moe Burtzschy, R ERA: 2.25 (9.1)	IP 4.0	WLS L	BF 16	H 3	R 1	ER 1	SO 2	BB 0	IBB 0	HBP 0	BLK 0	WP 0	HR 1	S 18	P 26	ERA 2.25	WHIP 1.250							

Philadelphia Athletics @ Boston Red Sox
Fenway Park, Boston, MA
Sun Apr 18 1954, 3:38 AM EST
Att. 22,566 - Unknown

AB 44
R 4
H 9
RBI 4
BB 4
SO 7
LOB 21



Batter	1	2	3	4	5	6	7	8	9	AB	R	H	RBI	BB	SO	LOB	TOP					
Hank Bauer, R (1, 9) OBP: 0.333, SLG: 0.545	F8		F8					6-3	FC6-4 BB	4	0	0	0	1	0	2	New York Yankees @ Boston Red Sox Fenway Park, Boston, MA Mon Apr 19 1954, 3:33 AM EST Att: 18,682 - Unknown livebaseballscores.com					
Joe Collins, L (1, 3) OBP: 0.429, SLG: 0.200	BB		K				F8	1B	BB	3	0	1	0	2	1	2						
Mickey Mantle, S (1, 8) OBP: 0.217, SLG: 0.200	BB		K					K	K	4	0	0	0	1	4	4						
Yogi Berra, L (1, 2) OBP: 0.190, SLG: 0.200	F8									4	0	1	0	0	0	2						
Gene Woodling, L (1, 7) OBP: 0.111, SLG: 0.111	F8									4	0	1	0	0	0	4						
Gil McDougald, R (1, 5) OBP: 0.333, SLG: 0.313			K							4	1	1	0	0	3	1						
Jerry Coleman, R (1, 4) Enos Slaughter, L (9, PH) OBP: 0.294, SLG: 0.313			G3							2	0	0	0	1	1	0						
Phil Rizzuto, R (1, 6) Eddie Robinson, L (9, PH) OBP: 0.353, SLG: 0.286										2	0	1	0	1	0	1						
Harry Byrd, R (1, 1) Bill Skowron, R (7, PH) Tom Gorman, R (7, 1) Irv Noren, L (9, PH) OBP: 0.313, SLG: 0.571			BB							1	0	0	0	0	1	1						
			K							1	0	0	0	0	1	1						
Inning Stats	R: 0 E: 0 K: 0 S: 4	H: 1 LOB: 2 BB: 1 P: 8	R: 0 E: 0 K: 2 S: 7	H: 0 LOB: 1 BB: 1 P: 11	R: 0 E: 0 K: 2 S: 7	H: 0 LOB: 0 BB: 0 P: 7	R: 0 E: 0 K: 1 S: 5	H: 1 LOB: 1 BB: 0 P: 5	R: 0 E: 0 K: 1 S: 6	H: 1 LOB: 2 BB: 1 P: 10	R: 0 E: 0 K: 1 S: 5	H: 0 LOB: 0 BB: 0 P: 5	R: 0 E: 0 K: 2 S: 7	H: 0 LOB: 1 BB: 1 P: 11	R: 0 E: 0 K: 1 S: 6	H: 1 LOB: 2 BB: 1 P: 10	R: 1 E: 2 K: 1 S: 8	H: 1 LOB: 3 BB: 1 P: 12	1B: 4 2B: 2 3B: 0 HR: 0	SF: 0 SAC: 0 DP: 1 HBP: 0	WP: 0 PB: 0 SB: 0 CS: 1	PA: 39
PITCHER	IP WLS BF H R ER SO BB IBB HBP BLK WP HR S P ERA WHIP																					
Willard Nixon, R (1, 1) ERA:	8.1 W 36 5 1 0 10 5 0 0 0 0 0 0 0 51 71 0.00 1.200																					
Ellis Kinder, R (9, 1) ERA:	0.2 S 3 0 0 0 1 1 0 0 0 0 0 0 0 4 8 0.00 1.500																					

Batter	1	2	3	4	5	6	7	8	9	AB	R	H	RBI	BB	SO	LOB	BOTTOM			
Billy Goodman, L (1, 4) OBP: 0.458, SLG: 0.500	G6-4-3		1B							3	0	2	0	1	0	1	New York Yankees @ Boston Red Sox Fenway Park, Boston, MA Mon Apr 19 1954, 3:33 AM EST Att: 18,682 - Unknown livebaseballscores.com			
Jim Piersall, R (1, 9) OBP: 0.240, SLG: 0.261	F9		F9							4	0	0	0	0	1	5				
Jackie Jensen, R (1, 8) OBP: 0.480, SLG: 1.095	G6-4-3									4	1	1	1	0	0	2				
George Kell, R (1, 5) OBP: 0.261, SLG: 0.190										3	1	0	0	1	1	0				
Harry Agganis, L (1, 3) OBP: 0.412, SLG: 0.765										4	0	2	0	0	0	1				
Charlie Maxwell, L (1, 7) Karl Olson, R (7, 7) OBP: 0.308, SLG: 0.333										3	0	1	1	0	0	2				
Mickey Owen, R (1, 2) Sammy White, R (9, 2) OBP: 0.250, SLG: 0.500										0	0	0	0	0	0	0				
Ted Lepcio, R (1, 6) OBP: 0.600, SLG: 1.200										3	0	0	0	0	0	2				
Willard Nixon, L (1, 1) Ellis Kinder, R (9, 1) OBP: 1.000, SLG: 1.000										3	0	0	0	0	1	2				
										0	0	0	0	0	0	0				
Inning Stats	R: 0 E: 0 K: 0 S: 3	H: 1 LOB: 0 BB: 0 P: 3	R: 0 E: 0 K: 1 S: 7	H: 2 LOB: 2 BB: 0 P: 7	R: 2 E: 2 K: 0 S: 6	H: 2 LOB: 1 BB: 0 P: 6	R: 0 E: 0 K: 0 S: 3	H: 1 LOB: 1 BB: 1 P: 7	R: 0 E: 0 K: 1 S: 6	H: 1 LOB: 1 BB: 0 P: 6	R: 0 E: 0 K: 1 S: 5	H: 0 LOB: 0 BB: 0 P: 5	R: 0 E: 0 K: 1 S: 5	H: 0 LOB: 0 BB: 0 P: 5	R: 0 E: 0 K: 1 S: 5	H: 0 LOB: 0 BB: 0 P: 5	1B: 7 2B: 1 3B: 0 HR: 1	SF: 0 SAC: 0 DP: 3 HBP: 0	WP: 0 PB: 0 SB: 0 CS: 0	PA: 32
PITCHER	IP WLS BF H R ER SO BB IBB HBP BLK WP HR S P ERA WHIP																			
Harry Byrd, R (1, 1) ERA: 1.5	6.0 L 25 7 2 1 1 2 0 0 0 0 0 0 0 11 25 33 0.00 1.500																			
Tom Gorman, R (7, 1) ERA:	2.0 7 1 0 0 2 0 0 0 0 0 0 0 0 11 11 0.00 0.500																			

Batter	1	2	3	4	5	6	7	8	9	AB	R	H	RBI	BB	SO	LOB	TOP								
Gil McDougald, R OBP: 0.308, SLG: 0.333 (1.5)	0-0 6-3		0-0 P3		0-0 5-3		0-0 2B		0-0 G3	5	0	1	1	0	0	3	New York Yankees @ Boston Red Sox Fenway Park, Boston, MA Mon Apr 19 1954, 3:38 AM EST Att: 27,762 - Unknown								
Hank Bauer, R OBP: 0.379, SLG: 0.667 (1.9)	0-0 6-3		0-0 1B		0-0 HR		0-0 4-3		0-0 1B	5	1	3	3	0	0	1									
Mickey Mantle, S OBP: 0.250, SLG: 0.360 (1.8)	0-0 5-3		0-0 4-3		0-0 WP 1B		0-0 HR		0-3 K	5	1	2	1	0	1	2									
Yogi Berra, L OBP: 0.160, SLG: 0.167 (1.2)		0-0 G3		0-0 F7		0-3 K		0-0 F7		4	0	0	0	0	1	1									
Eddie Robinson, L OBP: 0.429, SLG: 0.500 (1.3)		4-0 BB		0-0 F6		0-0 P6		0-0 1B 2B		3	0	1	0	1	0	1									
Joe Collins, L OBP: 0.429, SLG: 0.200 (8.3)		0-3 BB		0-0 F6		0-3 K		0-0 WP 1B		0	0	0	0	0	0	0									
Gene Woodling, L OBP: 0.154, SLG: 0.154 (1.7)		0-3 K2-3		0-0 6-3		0-3 K		0-0 2H 1B		4	0	1	0	0	2	2									
Jerry Coleman, R OBP: 0.238, SLG: 0.250 (1.4)		0-0 L4		0-0 P3		0-0 5-3		0-0 4-3		4	0	0	0	0	0	2									
Phil Rizzuto, R OBP: 0.429, SLG: 0.471 (1.6)			0-0 SH1-3 1B 2B		0-0 2B		4-0 2B BB		0-0 P5	3	2	2	0	1	0	0									
Jim McDonald, R OBP: 0.333, SLG: 0.333 (1.1)			0-0 SH1-3 2-3		0-3 K		0-3 K		0-0 G3 1B	3	1	1	0	0	2	2									
Inning Stats	R: 0 E: 0 K: 0 S: 3	H: 0 LOB: 0 BB: 0 P: 3	R: 0 E: 0 K: 1 S: 5	H: 0 LOB: 1 BB: 1 P: 9	R: 1 E: 0 K: 0 S: 5	H: 2 LOB: 1 BB: 0 P: 5	R: 0 E: 0 K: 0 S: 3	H: 0 LOB: 0 BB: 0 P: 3	R: 0 E: 0 K: 1 S: 6	H: 1 LOB: 1 BB: 0 P: 6	R: 1 E: 0 K: 2 S: 9	H: 2 LOB: 1 BB: 0 P: 9	R: 1 E: 0 K: 1 S: 6	H: 1 LOB: 1 BB: 1 P: 10	R: 1 E: 0 K: 0 S: 5	H: 3 LOB: 3 BB: 0 P: 5	R: 1 E: 0 K: 1 S: 7	H: 2 LOB: 1 BB: 0 P: 7	1B: 5 2B: 4 3B: 0 HR: 2	SF: 0 SAC: 1 DP: 0 HBP: 0	WP: 2 PB: 0 SB: 0 CS: 0	PA: 39			
PITCHER	IP	WLS	BF	H	R	ER	SO	BB	IBB	HBP	BLK	WP	HR	S	P	ERA	WHIP								
Mel Parnell, L ERA: 5.54 (1.1)	8.0	L	34	9	4	4	5	2	0	0	0	2	2	42	50	4.50	1.375								
Tom Herrin, R ERA: 3.0 (9.1)	1.0		5	2	1	1	1	0	0	0	0	0	0	7	7	9.00	2.000								

Batter	1	2	3	4	5	6	7	8	9	AB	R	H	RBI	BB	SO	LOB	BOTTOM								
Billy Goodman, L OBP: 0.429, SLG: 0.440 (1.4)	0-0 1-3		4-0 1-2 BB		0-0 4-3		0-0 6-3		0-0 3-1	3	0	0	0	1	0	0	New York Yankees @ Boston Red Sox Fenway Park, Boston, MA Mon Apr 19 1954, 3:38 AM EST Att: 27,762 - Unknown								
Charlie Maxwell, L OBP: 0.235, SLG: 0.250 (1.7)	0-0 4-3		0-0 F5		0-0 F8		0-0 3-1		0-0 3-1	4	0	0	0	0	0	2									
Jackie Jensen, R OBP: 0.483, SLG: 1.000 (1.8)	4-0 BB		0-0 F9		4-0 BB		0-0 6-3		0-0 6-3	2	0	0	0	2	0	2									
George Kell, R OBP: 0.259, SLG: 0.167 (1.5)	0-0 1-3		0-0 FC3-6 BB		0-0 FC3-6 CS		0-0 F6		0-0 6-3	3	0	0	0	1	0	2									
Harry Agganis, L OBP: 0.381, SLG: 0.667 (1.3)		0-0 FC1-4 1B		0-0 FC3-6 CS		0-3 K		0-3 K		4	0	1	0	0	2	1									
Sammy White, R OBP: 0.500, SLG: 1.000 (1.2)		0-0 FC1-4 L4-3		0-3 K		0-0 6-3		0-0 6-3		3	0	0	0	0	1	2									
Jim Piersall, R OBP: 0.214, SLG: 0.231 (1.9)		0-0 L4-3		0-0 6-3		0-0 E3		0-0 FC5-6-4		3	0	0	0	0	0	1									
Ted Lepcio, R OBP: 0.278, SLG: 0.250 (1.6)			0-0 6-3		0-0 5-3		0-0 FC5-6-4		0-0 F8	3	0	0	0	0	0	1									
Mel Parnell, L (1.1)			4-0 BB		0-3 K		0-0 F8		0-0 F8	1	0	0	0	1	1	0									
Floyd Baker, L (8. PH)										1	0	0	0	0	0	0									
Tom Herrin, R (9.1)										0	0	0	0	0	0	0									
Inning Stats	R: 0 E: 0 K: 0 S: 3	H: 0 LOB: 1 BB: 1 P: 7	R: 0 E: 0 K: 0 S: 3	H: 1 LOB: 0 BB: 0 P: 3	R: 0 E: 0 K: 0 S: 3	H: 0 LOB: 2 BB: 2 P: 11	R: 0 E: 0 K: 1 S: 4	H: 0 LOB: 1 BB: 1 P: 8	R: 0 E: 0 K: 1 S: 5	H: 0 LOB: 0 BB: 0 P: 5	R: 0 E: 0 K: 0 S: 3	H: 0 LOB: 1 BB: 1 P: 7	R: 0 E: 1 K: 1 S: 6	H: 0 LOB: 1 BB: 0 P: 6	R: 0 E: 0 K: 0 S: 3	H: 0 LOB: 0 BB: 0 P: 3	R: 0 E: 0 K: 1 S: 5	H: 0 LOB: 0 BB: 0 P: 5	1B: 1 2B: 2 3B: 0 HR: 0	SF: 0 SAC: 0 DP: 2 HBP: 0	WP: 0 PB: 0 SB: 0 CS: 1	PA: 32			
PITCHER	IP	WLS	BF	H	R	ER	SO	BB	IBB	HBP	BLK	WP	HR	S	P	ERA	WHIP								
Jim McDonald, R ERA: (1.1)	9.0	W	32	1	0	0	4	5	0	0	0	0	0	35	55	0.00	0.667								

Batter	1	2	3	4	5	6	7	8	9	AB	R	H	RBI	BB	SO	LOB	TOP						
Billy Goodman, L OBP: 0.394, SLG: 0.400 (1, 4)	0-0 1-3		0-0 F7		0-0 1-H 1B			0-0 F9	0-0 F9	5	0	1	1	0	0	1	Boston Red Sox @ New York Yankees Yankee Stadium, Bronx, NY Wed Apr 21 1954, 3:33 AM EST Att: 26,356 - Unknown						
Hoot Evers, R (1, 7)	0-0 F5		0-0 F8		0-0 F9			0-0 5-3		4	0	0	0	0	0	1							
Jackie Jensen, R OBP: 0.515, SLG: 1.000 (1, 9)	4-0 BB			0-0 FC6-5 2B		0-0 P6		0-0 BB 1B		3	0	2	0	1	0	0							
George Kell, R OBP: 0.258, SLG: 0.179 (1, 5)	0-0 F8			0-0 FC6-5 1B 2-3		0-0 E4		0-0 BB 1B		4	0	1	0	0	0	2							
Dick Gernert, R OBP: 0.455, SLG: 0.143 (1, 3)	0-0 1-3			0-0 G6-4-3 1B		0-3 K		4-0 BB 1B		3	0	1	0	1	1	1							
Sammy White, R OBP: 0.455, SLG: 0.864 (1, 2)	0-0 1B			0-0 G6-4-3 1-2		0-3 K		0-0 P6		4	0	1	0	0	1	6							
Jim Piersall, R OBP: 0.219, SLG: 0.233 (1, 8)	0-0 F9				0-0 S 1B			0-0 F9		4	1	1	0	0	0	1							
Ted Lepcio, R OBP: 0.227, SLG: 0.200 (1, 6)	0-0 F8				0-3 K			0-0 1-4-3		4	0	0	0	0	1	2							
Leo Kiely, L (1, 1)			0-3 K					0-0 F7		2	0	0	0	0	1	1							
Billy Conso, R OBP: 0.200, SLG: 0.200 (7, PH)					0-0 F8					1	0	0	0	0	0	0							
Tom Brewer, R (7, 1)										0	0	0	0	0	0	0							
Frank Sullivan, R (7, 1)										0	0	0	0	0	0	0							
Karl Olson, R OBP: 0.400, SLG: 0.600 (9, PH)										1	0	1	0	0	0	0							
Inning Stats	R: 0 E: 0 K: 0 S: 3	H: 0 LOB: 1 BB: 1 P: 7	R: 0 E: 0 K: 0 S: 4	H: 1 LOB: 1 BB: 0 P: 4	R: 0 E: 0 K: 1 S: 5	H: 0 LOB: 0 BB: 0 P: 5	R: 0 E: 0 K: 0 S: 4	H: 2 LOB: 1 BB: 0 P: 4	R: 1 E: 0 K: 1 S: 7	H: 2 LOB: 1 BB: 0 P: 7	R: 0 E: 1 K: 2 S: 8	H: 0 LOB: 1 BB: 0 P: 8	R: 0 E: 0 K: 0 S: 3	H: 0 LOB: 0 BB: 0 P: 3	R: 0 E: 0 K: 0 S: 5	H: 2 LOB: 3 BB: 1 P: 9	R: 0 E: 0 K: 0 S: 4	H: 1 LOB: 1 BB: 0 P: 4	1B: 7 2B: 1 3B: 0 HR: 0	SF: 0 SAC: 0 DP: 1 HBP: 0	WP: 0 PB: 0 SB: 1 CS: 0	PA: 37	
PITCHER Ed Lopat, L ERA: 1.06 (1, 1)	IP: 9.0 WLS: W BF: 37 H: 8 R: 1 ER: 1 SO: 4 BB: 2 IBB: 0 HBP: 0 BLK: 0 WP: 0 HR: 0 S: 43 P: 51 ERA: 1.00 WHIP: 1.111											PITCHER	IP: 9.0 WLS: W BF: 37 H: 8 R: 1 ER: 1 SO: 4 BB: 2 IBB: 0 HBP: 0 BLK: 0 WP: 0 HR: 0 S: 43 P: 51 ERA: 1.00 WHIP: 1.111										



Batter	1	2	3	4	5	6	7	8	9	AB	R	H	RBI	BB	SO	LOB	BOTTOM						
Gil McDougald, R OBP: 0.323, SLG: 0.462 (1, 5)	0-0 HR		0-0 3B 1B		0-0 6-3	0-3 K2-3		0-0 6-3		5	2	2	1	0	1	1	Boston Red Sox @ New York Yankees Yankee Stadium, Bronx, NY Wed Apr 21 1954, 3:33 AM EST Att: 26,356 - Unknown						
Hank Bauer, R OBP: 0.394, SLG: 0.700 (1, 9)	0-0 L4		0-0 1-H 3B		0-0 F8		4-0 BB 1B BB			3	1	1	1	1	0	0							
Mickey Mantle, S OBP: 0.281, SLG: 0.464 (1, 8)	0-3 K		0-0 P5		0-0 HR		4-0 1-3 1B BB			3	1	1	1	1	1	1							
Yogi Berra, L OBP: 0.241, SLG: 0.357 (1, 2)	0-0 FC4-6 1B		0-0 FC4 CS		0-0 HR		0-0 1-2 2H 1B			4	1	3	2	0	0	1							
Bill Skowron, R OBP: 0.316, SLG: 0.529 (1, 3)	0-0 FC4-6		0-3 K		0-0 HR		0-0 F9			3	0	1	0	0	1	3							
Joe Collins, L OBP: 0.375, SLG: 0.167 (7, PH) (8, 3)	0-0 1-2		0-0 K		0-0 1B		0-0 F9			1	0	0	0	0	0	2							
Gene Woodling, L OBP: 0.176, SLG: 0.176 (1, 7)		0-3 K		0-0 FC6-4 1B	0-0 F3		0-0 1-3			4	0	1	0	0	1	3							
Jerry Coleman, R OBP: 0.200, SLG: 0.208 (1, 4)	0-0 F8		0-0 FC6-4 SH2-3		0-0 F7		0-0 F3			4	0	0	0	0	0	3							
Phil Rizzuto, R OBP: 0.417, SLG: 0.450 (1, 6)	0-0 1B		0-0 SH2-3		0-0 F8		0-0 P6			3	0	1	0	0	0	0							
Ed Lopat, L OBP: 0.125, SLG: 0.125 (1, 1)	0-0 L3		0-0 1-4-3		0-0 1B		0-3 K			4	0	1	0	0	1	2							
Inning Stats	R: 1 E: 0 K: 1 S: 7	H: 2 LOB: 1 BB: 0 P: 7	R: 0 E: 0 K: 1 S: 6	H: 1 LOB: 0 BB: 0 P: 6	R: 1 E: 0 K: 1 S: 7	H: 2 LOB: 2 BB: 0 P: 7	R: 0 E: 0 K: 0 S: 4	H: 1 LOB: 1 BB: 0 P: 4	R: 2 E: 0 K: 0 S: 6	H: 3 LOB: 1 BB: 0 P: 6	R: 0 E: 0 K: 1 S: 6	H: 1 LOB: 2 BB: 0 P: 6	R: 1 E: 0 K: 0 S: 4	H: 1 LOB: 2 BB: 2 P: 12	R: 0 E: 0 K: 1 S: 5	H: 0 LOB: 0 BB: 0 P: 5	1B: 7 2B: 1 3B: 1 HR: 3	SF: 0 SAC: 1 DP: 1 HBP: 0	WP: 0 PB: 0 SB: 0 CS: 1	PA: 37			
PITCHER Leo Kiely, L ERA: 6.0 (1, 1)	IP: 6.0 WLS: L BF: 28 H: 10 R: 4 ER: 4 SO: 4 BB: 0 IBB: 0 HBP: 0 BLK: 0 WP: 0 HR: 3 S: 36 P: 36 ERA: 6.00 WHIP: 1.667											PITCHER	IP: 6.0 WLS: L BF: 28 H: 10 R: 4 ER: 4 SO: 4 BB: 0 IBB: 0 HBP: 0 BLK: 0 WP: 0 HR: 3 S: 36 P: 36 ERA: 6.00 WHIP: 1.667										
Tom Brewer, R ERA: 10.8 (7, 1)	0.0	2	0	1	1	0	2	0	0	0	0	0	8										
Frank Sullivan, R ERA: (7, 1)	2.0	7	1	0	0	1	0	0	0	0	0	0	9	9	0.00	0.500							



Batter	1	2	3	4	5	6	7	8	9	AB	R	H	RBI	BB	SO	LOB	TOP										
Billy Goodman, L (1.4) OBP: 0.395, SLG: 0.457	F5		3-1		WP		1B		FC1-5	5	2	2	2	0	0	1	Boston Red Sox @ Washington Senators Griffith Stadium, Washington, DC Fri Apr 23 1954, 3:33 AM EST Att: 8,033 - Unknown										
Charlie Maxwell, L (1.7) OBP: 0.286, SLG: 0.263 Karl Olson, R (7.7) OBP: 0.333, SLG: 0.500	K				WP		K		G4-6-3	3	0	1	0	1	2	1											
Jackie Jensen, R (1.9) OBP: 0.486, SLG: 0.900	K		1-3				F8			4	1	1	1	0	1	3											
George Kell, R (1.5) OBP: 0.314, SLG: 0.281							F3			4	1	3	1	0	0	1											
Harry Agganis, L (1.3) OBP: 0.320, SLG: 0.560	F9				P4		P3			4	0	0	0	0	0	4											
Sammy White, R (1.2) OBP: 0.400, SLG: 0.760 Del Wilber, R (7.2)	5-3				F8		L7		F7	3	0	0	0	0	0	2											
Jim Piersall, R (1.8) OBP: 0.222, SLG: 0.235					4-3		E6		F9	4	0	1	1	0	0	1											
Ted Lepcio, R (1.6) OBP: 0.231, SLG: 0.174	P3						8-4		6-3	3	1	0	0	1	0	2											
Bill Henry, L (1.1) OBP: 0.286, SLG: 0.286 Bill Werle, L (7.1)			6-3				1-3			3	1	1	0	0	0	0											
Dick Gemert, R (9, PH) OBP: 0.500, SLG: 0.375									FC1-5	0	0	0	0	0	0	0											
Inning Stats	R: 0 E: 0 K: 2 S: 7	H: 0 LOB: 0 BB: 0 P: 7	R: 1 E: 0 K: 0 S: 5	H: 2 LOB: 1 BB: 0 P: 5	R: 0 E: 0 K: 0 S: 4	H: 1 LOB: 1 BB: 0 P: 4	R: 0 E: 0 K: 0 S: 4	H: 1 LOB: 1 BB: 0 P: 4	R: 3 E: 0 K: 0 S: 5	H: 2 LOB: 1 BB: 2 P: 13	R: 0 E: 1 K: 0 S: 3	H: 0 LOB: 0 BB: 0 P: 3	R: 2 E: 0 K: 1 S: 8	H: 3 LOB: 0 BB: 0 P: 8	R: 0 E: 0 K: 0 S: 3	H: 0 LOB: 0 BB: 0 P: 3	R: 0 E: 0 K: 0 S: 3	H: 1 LOB: 0 BB: 0 P: 3	1B: 6 2B: 5 3B: 0 HR: 0	SF: 0 SAC: 0 DP: 2 HBP: 0	WP: 1 PB: 0 SB: 2 CS: 0	PA: 38					
PITCHER	IP	WLS	BF	H	R	ER	SO	BB	IBB	HBP	BLK	WP	HR	S	P	ERA	WHIP										
Spec Shea, R (1.1) ERA: 7.0	5.0		23	6	4	4	2	2	0	0	0	1	0	25	33	7.20	1.600										
Connie Marrero, R (6.1) ERA: 1.5	2.0	W	9	3	2	1	1	0	0	0	0	0	0	11	11	4.50	1.500										
Johnny Schmitz, L (8.1) ERA: 0.82	2.0	S	6	1	0	0	0	0	0	0	0	0	0	6	6	0.00	0.500										

AB	36
R	6
H	10
RBI	5
BB	2
SO	3
LOB	16



Batter	1	2	3	4	5	6	7	8	9	AB	R	H	RBI	BB	SO	LOB	BOTTOM										
Eddie Yost, R (1.5) OBP: 0.444, SLG: 0.385	2B		5-3		5-3		BB			2	2	0	0	2	0	0	Boston Red Sox @ Washington Senators Griffith Stadium, Washington, DC Fri Apr 23 1954, 3:33 AM EST Att: 8,033 - Unknown										
Jim Busby, R (1.8) OBP: 0.524, SLG: 0.531			WP				BB		K	4	2	3	1	1	1	1											
Mickey Vernon, L (1.3) OBP: 0.286, SLG: 0.467	F5				5-3					3	2	1	2	1	0	2											
Roy Sievers, R (1.7) OBP: 0.303, SLG: 0.280	F8		F9				F9			3	1	0	1	1	0	1											
Clyde Vollmer, R (1.9) OBP: 0.308, SLG: 0.500	F7						K			4	0	2	2	0	1	1											
Mel Hoderlein, S (1.6) OBP: 0.286, SLG: 0.429			K2-3		F8		FC5		E5	4	0	2	0	0	1	1											
Ed Fitz Gerald, R (1.2) OBP: 0.300, SLG: 0.222			6-3				FC5		F8	4	0	1	0	0	0	3											
Wayne Terwilliger, R (1.4) OBP: 0.344, SLG: 0.250			F8		G5-4-3				F7	4	0	0	0	0	0	2											
Spec Shea, R (1.1)			5-3				P4		F8	1	0	0	0	0	0	0											
Joe Tipton, R (5, PH) OBP: 0.536, SLG: 0.333 Connie Marrero, R (6.1)									K	0	0	0	0	0	0	0											
Tom Umphlett, R (7, PH) OBP: 0.222, SLG: 0.294 Johnny Schmitz, R (8.1)										1	0	0	0	0	0	0											
Inning Stats	R: 1 E: 0 K: 0 S: 4	H: 1 LOB: 1 BB: 1 P: 8	R: 0 E: 0 K: 1 S: 5	H: 0 LOB: 0 BB: 0 P: 5	R: 2 E: 0 K: 0 S: 4	H: 1 LOB: 0 BB: 1 P: 8	R: 0 E: 0 K: 0 S: 4	H: 2 LOB: 1 BB: 0 P: 4	R: 0 E: 0 K: 1 S: 6	H: 1 LOB: 1 BB: 0 P: 6	R: 4 E: 1 K: 0 S: 6	H: 3 LOB: 2 BB: 3 P: 18	R: 0 E: 0 K: 2 S: 7	H: 0 LOB: 1 BB: 0 P: 8	1B: 6 2B: 2 3B: 0 HR: 1	SF: 0 SAC: 0 DP: 1 HBP: 1	WP: 1 PB: 0 SB: 0 CS: 0	PA: 38									
PITCHER	IP	WLS	BF	H	R	ER	SO	BB	IBB	HBP	BLK	WP	HR	S	P	ERA	WHIP										
Bill Henry, L (1.1) ERA: 3.45	6.2		29	7	5	5	2	3	0	0	0	1	1	30	42	6.75	1.500										
Bill Werle, L (7.1) ERA: 6.75	1.1	L	9	2	2	1	2	2	0	1	0	0	0	10	19	6.75	3.000										



Batter	1	2	3	4	5	6	7	8	9	AB	R	H	RBI	BB	SO	LOB	TOP					
Billy Goodman, L OBP: 0.426, SLG: 0.465 (1, 4)	SH1-4 1B		1B FC4-2-6		F7			L9-4-6 1B		4	1	3	0	0	0	0	Boston Red Sox @ Washington Senators Griffith Stadium, Washington, DC Sun Apr 25 1954, 3:33 AM EDT Att: 9,462 - Unknown livebaseballscorecards.com					
Karl Olson, R OBP: 0.357, SLG: 0.538 (1, 7)	SH1-4		1B FC4-2-6		F9			F2		3	0	1	0	0	0	1						
Jackie Jensen, R OBP: 0.489, SLG: 0.838 (1, 9)	L7		FC4-2-6		5-3			1B		4	0	1	1	0	0	2						
George Kell, R OBP: 0.318, SLG: 0.256 Floyd Baker, L (8, 5)	6-3		F7		5-3			L9-4-6		4	0	0	0	0	0	4						
Dick Gemert, R OBP: 0.500, SLG: 0.357 (1, 3)		5-3	L7		1B			F7		4	0	1	0	0	0	1						
Sammy White, R OBP: 0.294, SLG: 0.559 (1, 2)		4-3		F8		P6		K		4	0	0	0	0	1	1						
Jim Piersall, R OBP: 0.311, SLG: 0.293 (1, 8)		BB	BB	G5-4-3 BB		5-3		1B		2	0	1	0	2	0	0						
Ted Lepcio, R OBP: 0.265, SLG: 0.200 (1, 6)		BB	G5-4-3		6-3			F9		3	0	0	0	1	0	2						
Leo Kiely, L Tom Herrin, R (1, 1) (8, 1)	K			4-3		K				3	0	0	0	0	2	2						
										0	0	0	0	0	0	0						
Inning Stats	R: 0 E: 0 K: 0 S: 4	H: 1 LOB: 1 BB: 0 P: 4	R: 0 E: 0 K: 1 S: 5	H: 0 LOB: 2 BB: 2 P: 13	R: 1 E: 0 K: 0 S: 5	H: 2 LOB: 1 BB: 0 P: 5	R: 0 E: 0 K: 0 S: 2	H: 0 LOB: 0 BB: 1 P: 6	R: 0 E: 0 K: 0 S: 3	H: 0 LOB: 0 BB: 0 P: 3	R: 0 E: 0 K: 0 S: 4	H: 1 LOB: 1 BB: 0 P: 4	R: 0 E: 0 K: 1 S: 5	H: 0 LOB: 0 BB: 0 P: 5	R: 0 E: 0 K: 0 S: 4	H: 2 LOB: 1 BB: 0 P: 4	R: 0 E: 0 K: 1 S: 6	H: 1 LOB: 1 BB: 0 P: 6	1B: 7 2B: 1 3B: 0 HR: 0	SF: 0 SAC: 1 DP: 2 HBP: 0	WP: 0 PB: 0 SB: 1 CS: 0	PA: 35
PITCHER Chuck Stobbs, L ERA: 3.2 (1, 1)	IP: 9.0 WLS: W BF: 35 H: 7 R: 1 ER: 1 SO: 3 BB: 3 IBB: 0 HBP: 0 BLK: 0 WP: 0 HR: 0 S: 38 P: 50 ERA: 1.00 WHIP: 1.111																					

Batter	1	2	3	4	5	6	7	8	9	AB	R	H	RBI	BB	SO	LOB	BOTTOM			
Eddie Yost, R OBP: 0.409, SLG: 0.333 (1, 5)	6-3		6-3			1-3 1B		E 1B BB		3	1	1	0	1	0	1	Boston Red Sox @ Washington Senators Griffith Stadium, Washington, DC Sun Apr 25 1954, 3:33 AM EDT Att: 9,462 - Unknown livebaseballscorecards.com			
Jim Busby, R OBP: 0.381, SLG: 0.579 (1, 8)	G6-4-3 1B			5-3 BB		1-3		E 1B		3	0	2	1	1	0	1				
Tom Umphlett, R OBP: 0.200, SLG: 0.250 (1, 7)	G6-4-3			5-3		1-3		E5 1B 2B		4	1	0	0	0	0	5				
Clyde Vollmer, R OBP: 0.333, SLG: 0.450 (1, 9)		K		1-3		P3		2B 1B		4	1	1	1	0	1	2				
Roy Sievers, R OBP: 0.293, SLG: 0.303 (1, 3)		4-3		6-3				1B 2B		4	1	2	2	0	0	1				
Mel Hoderlein, S OBP: 0.287, SLG: 0.333 (1, 6)		4-3			K			1B 2B		4	0	1	1	0	1	1				
Ed Fitz Gerald, R OBP: 0.240, SLG: 0.174 (1, 2)			F8		F8		G4-6-3	P5		4	0	0	0	0	0	2				
Wayne Terwilliger, R OBP: 0.359, SLG: 0.353 (1, 4)								SH1-4 1B BB		2	1	2	0	1	0	0				
Chuck Stobbs, L OBP: 0.200, SLG: 0.200 (1, 1)			6-3		K			SH1-4		2	0	0	0	0	1	2				
Inning Stats	R: 0 E: 0 K: 0 S: 3	H: 1 LOB: 0 BB: 0 P: 3	R: 0 E: 0 K: 1 S: 5	H: 0 LOB: 0 BB: 0 P: 5	R: 0 E: 0 K: 0 S: 4	H: 1 LOB: 1 BB: 0 P: 4	R: 0 E: 0 K: 0 S: 3	H: 0 LOB: 1 BB: 1 P: 7	R: 0 E: 0 K: 2 S: 8	H: 1 LOB: 1 BB: 0 P: 8	R: 0 E: 0 K: 0 S: 4	H: 1 LOB: 1 BB: 0 P: 4	R: 0 E: 0 K: 0 S: 3	H: 1 LOB: 0 BB: 0 P: 3	R: 5 E: 1 K: 0 S: 7	H: 4 LOB: 1 BB: 2 P: 15	1B: 6 2B: 2 3B: 1 HR: 0	SF: 0 SAC: 1 DP: 2 HBP: 0	WP: 0 PB: 0 SB: 0 CS: 0	PA: 34
PITCHER Leo Kiely, L ERA: 3.95 Tom Herrin, R ERA: 2.7 (1, 1) (8, 1)	IP: 7.2 WLS: L BF: 33 H: 9 R: 5 ER: 2 SO: 3 BB: 3 IBB: 0 HBP: 0 BLK: 0 WP: 0 HR: 0 S: 36 P: 48 ERA: 2.35 WHIP: 1.565																			

Batter	1	2	3	4	5	6	7	8	9	AB	R	H	RBI	BB	SO	LOB	TOP	
Bobby Avila, R OBP: 0.490, SLG: 0.524 (1, 4)										3	1	3	0	2	0	0	Cleveland Indians @ Boston Red Sox Fenway Park, Boston, MA Thu Apr 29 1954, 3:33 AM EDT Att: 6,595 - Unknown	
Rudy Renalado, R OBP: 0.396, SLG: 0.571 Al Smith, R (6, 5)										1	2	0	0	1	0	2		
Wally Westlake, R OBP: 0.421, SLG: 0.706 (1, 7)										5	1	3	2	0	0	2		
Al Rosen, R OBP: 0.354, SLG: 0.452 (1, 3)										3	0	1	3	1	1	2		
Larry Doby, L OBP: 0.340, SLG: 0.359 (1, 8)										4	0	0	0	1	1	4		
Dave Philley, S OBP: 0.194, SLG: 0.281 (1, 9)										4	1	1	1	1	1	1		
George Strickland, R OBP: 0.320, SLG: 0.294 (1, 6)										4	0	0	0	0	1	2		
Jim Hegan, R OBP: 0.281, SLG: 0.414 (1, 2)										4	0	1	0	0	2	2		
Mike Garcia, R (1, 1)										3	1	0	0	1	1	1		
Inning Stats	R: 3 E: 0 K: 0 S: 4	H: 2 LOB: 2 BB: 4 P: 20	R: 2 E: 0 K: 0 S: 5	H: 2 LOB: 1 BB: 1 P: 9	R: 0 E: 0 K: 1 S: 6	H: 1 LOB: 1 BB: 0 P: 6	R: 0 E: 1 K: 1 S: 6	H: 0 LOB: 1 BB: 1 P: 9	R: 0 E: 0 K: 1 S: 5	H: 0 LOB: 0 BB: 0 P: 5	R: 0 E: 0 K: 1 S: 6	H: 1 LOB: 1 BB: 0 P: 6	R: 0 E: 0 K: 1 S: 6	H: 1 LOB: 1 BB: 0 P: 6	1B: 8 2B: 0 3B: 0 HR: 1	SF: 1 SAC: 2 DP: 0 HBP: 0	WP: 1 PB: 0 SB: 0 CS: 0	PA: 42
PITCHER	IP WLS BF H R ER SO BB IBB HBP BLK WP HR S P ERA WHIP																	
Willard Nixon, R ERA: 3.12 (1, 1)	0.1 L 6 2 3 3 0 4 0 0 0 0 0 0 2 18 81.00 18.000																	
Bill Werle, L ERA: 6.0 (1, 1)	4.2 21 5 3 3 3 2 0 0 0 0 0 1 25 33 5.79 1.500																	
Tex Clevenger, R ERA: (6, 1)	1.0 4 0 0 0 1 1 0 0 0 0 0 0 5 9 0.00 1.000																	
Tom Brewer, R ERA: 5.68 (7, 1)	3.0 11 2 0 0 3 0 0 0 0 0 1 0 17 17 0.00 0.667																	

Batter	1	2	3	4	5	6	7	8	9	AB	R	H	RBI	BB	SO	LOB	BOTTOM					
Billy Consolo, R OBP: 0.111, SLG: 0.111 (1, 4)										4	0	0	0	0	1	3	Cleveland Indians @ Boston Red Sox Fenway Park, Boston, MA Thu Apr 29 1954, 3:33 AM EDT Att: 6,595 - Unknown					
Billy Goodman, L OBP: 0.431, SLG: 0.511 (1, 7)										4	0	2	2	0	0	1						
Jackie Jensen, R OBP: 0.449, SLG: 0.756 (1, 8)										4	0	0	0	0	1	2						
George Kell, R OBP: 0.313, SLG: 0.256 (1, 5)										4	1	1	0	0	1	1						
Harry Agganis, L OBP: 0.345, SLG: 0.552 (1, 3)										4	0	2	0	0	1	1						
Sammy White, R OBP: 0.283, SLG: 0.500 (1, 2)										4	0	0	0	0	0	3						
Jim Piersall, R OBP: 0.327, SLG: 0.318 (1, 9)										3	1	1	1	1	0	0						
Mitt Bolling, R (1, 6)										3	1	0	0	1	2	2						
Willard Nixon, L (1, 1)																						
Bill Werle, L (1, 1)																						
Charlie Maxwell, L OBP: 0.270, SLG: 0.290 (5, PH)																						
Tex Clevenger, R (6, 1)																						
Dick Garnett, R OBP: 0.470, SLG: 0.333 (7, 1)																						
Tom Brewer, R (7, 1)																						
Hoot Evers, R (9, PH)																						
Inning Stats	R: 0 E: 0 K: 2 S: 8	H: 1 LOB: 0 BB: 0 P: 8	R: 0 E: 0 K: 0 S: 3	H: 1 LOB: 0 BB: 0 P: 3	R: 0 E: 0 K: 1 S: 5	H: 0 LOB: 1 BB: 1 P: 9	R: 0 E: 0 K: 0 S: 4	H: 1 LOB: 1 BB: 0 P: 4	R: 2 E: 0 K: 2 S: 8	H: 1 LOB: 2 BB: 2 P: 16	R: 1 E: 2 K: 1 S: 8	H: 2 LOB: 2 BB: 0 P: 8	R: 0 E: 0 K: 0 S: 3	H: 0 LOB: 0 BB: 0 P: 3	R: 0 E: 0 K: 1 S: 5	H: 0 LOB: 0 BB: 0 P: 5	R: 0 E: 0 K: 1 S: 5	H: 0 LOB: 0 BB: 0 P: 5	1B: 4 2B: 1 3B: 1 HR: 0	SF: 0 SAC: 0 DP: 1 HBP: 0	WP: 0 PB: 0 SB: 0 CS: 0	PA: 36
PITCHER	IP WLS BF H R ER SO BB IBB HBP BLK WP HR S P ERA WHIP																					
Mike Garcia, R ERA: 4.57 (1, 1)	9.0 W 36 6 3 3 8 3 0 0 0 0 0 0 49 61 3.00 1.000																					

Batter	1	2	3	4	5	6	7	8	9	AB	R	H	RBI	BB	SO	LOB	TOP			
Chico Carrasquel, R (1,6)										5	0	1	0	0	0	0	Chicago White Sox @ Boston Red Sox Fenway Park, Boston, MA Fri Apr 30 1954, 3:33 AM EDT Att: 4,199 - Unknown			
Nellie Fox, L (1,4)										4	1	1	0	0	0	0				
Minnie Minoso, R (1,9)										2	2	0	0	1	0	1				
Ferris Fain, L (1,3)										3	2	3	1	0	0	0				
Bob Boyd, L (1,7)										4	0	2	1	0	0	1				
Jim Rivera, L (8,7)										0	0	0	0	0	0	0				
Grady Hatton, L (1,5)										4	0	2	2	0	0	1				
Sherm Lollar, R (1,2)										4	0	0	0	0	0	5				
Johnny Groth, R (1,8)										4	0	0	0	0	2					
Bob Keegan, R (1,1)										4	0	0	0	0	3	2				
Inning Stats	R: 2 E: 1 K: 0 S: 5	H: 2 LOB: 0 BB: 0 P: 5	R: 0 E: 0 K: 0 S: 3	H: 0 LOB: 0 BB: 0 P: 3	R: 0 E: 0 K: 1 S: 5	H: 0 LOB: 0 BB: 0 P: 5	R: 2 E: 0 K: 0 S: 6	H: 3 LOB: 2 BB: 1 P: 10	R: 0 E: 0 K: 0 S: 2	H: 1 LOB: 0 BB: 0 P: 4	R: 0 E: 0 K: 1 S: 5	H: 0 LOB: 0 BB: 0 P: 5	R: 1 E: 0 K: 0 S: 6	H: 3 LOB: 3 BB: 0 P: 6	R: 0 E: 0 K: 1 S: 5	H: 0 LOB: 0 BB: 0 P: 5		1B: 8 2B: 1 3B: 0 HR: 0	SF: 1 SAC: 0 DP: 0 HBP: 1	WP: 0 PB: 0 SB: 1 CS: 0
PITCHER	IP WLS BF H R ER SO BB IBB HBP BLK WP HR S P ERA WHIP																			
Sid Hudson, R (1,1)	3.0 L 15 5 4 2 1 1 0 0 0 0 0 0 16 20 6.00 2.000																			
Frank Sullivan, R (4,1)	4.0 13 1 0 0 1 0 0 1 0 0 0 0 14 15 0.00 0.250																			
Joe Dobson, R (8,1)	2.0 9 3 1 1 1 0 0 0 0 0 0 0 11 11 4.50 1.500																			

Batter	1	2	3	4	5	6	7	8	9	AB	R	H	RBI	BB	SO	LOB	BOTTOM			
Mitt Bolling, R (1,6)										4	0	2	0	0	0	0	Chicago White Sox @ Boston Red Sox Fenway Park, Boston, MA Fri Apr 30 1954, 3:33 AM EDT Att: 4,199 - Unknown			
Billy Goodman, L (1,7)										4	0	1	0	0	2					
Jackie Jensen, R (1,8)										3	0	2	0	1	0	1				
George Kell, R (1,5)										4	0	1	0	0	3					
Harry Agganis, L (1,3)										3	0	0	0	1	0	2				
Sammy White, R (1,2)										4	0	1	0	0	0	0				
Jim Piersall, R (1,9)										3	0	1	0	1	0	2				
Billy Consolo, R (1,4)										3	0	0	0	1	0	2				
Sid Hudson, R (1,1)										1	0	0	0	0	0	0				
Inning Stats	R: 0 E: 0 K: 0 S: 4	H: 1 LOB: 1 BB: 0 P: 4	R: 0 E: 0 K: 0 S: 4	H: 1 LOB: 1 BB: 0 P: 4	R: 0 E: 0 K: 0 S: 4	H: 1 LOB: 2 BB: 1 P: 8	R: 0 E: 0 K: 0 S: 3	H: 0 LOB: 0 BB: 0 P: 3	R: 0 E: 0 K: 0 S: 3	H: 1 LOB: 0 BB: 0 P: 3	R: 0 E: 0 K: 0 S: 3	H: 1 LOB: 2 BB: 2 P: 11	R: 0 E: 0 K: 0 S: 5	H: 3 LOB: 2 BB: 0 P: 5	R: 0 E: 0 K: 0 S: 3	H: 0 LOB: 1 BB: 1 P: 7		1B: 7 2B: 1 3B: 0 HR: 0	SF: 0 SAC: 0 DP: 2 HBP: 0	WP: 0 PB: 0 SB: 0 CS: 0
PITCHER	IP WLS BF H R ER SO BB IBB HBP BLK WP HR S P ERA WHIP																			
Bob Keegan, R (1,1)	9.0 W 36 8 0 0 0 4 0 0 0 0 0 0 32 48 0.00 1.333																			

Batter	1	2	3	4	5	6	7	8	9	AB	R	H	RBI	BB	SO	LOB	TOP			
Eddie Yost, R OBP: 0.333, SLG: 0.221 (1, 5)			6-3				K	FC6-4		3	1	0	0	2	1	2				
Jim Busby, R OBP: 0.333, SLG: 0.449 (1, 8)	K		K				5-3		6-3	5	1	1	2	0	2	1				
Mickey Vernon, L OBP: 0.325, SLG: 0.493 (1, 3)	K					4-3		HR	FC6-4	5	1	3	0	0	1	1				
Roy Sievers, R OBP: 0.346, SLG: 0.567 (1, 7)									P3	5	2	2	2	0	0	2				
Clyde Vollmer, R OBP: 0.261, SLG: 0.378 (1, 9)	K		K					F8	FC6-4	5	1	1	2	0	2	1				
Pete Runnels, L OBP: 0.412, SLG: 0.293 (1, 6)					1-3				1B	3	0	2	0	1	0	0				
Bob Ojdis, R OBP: 0.600, SLG: 0.750 (1, 2)					1-3				FC6-4	3	0	2	0	1	0	0				
Wayne Terwilliger, R OBP: 0.319, SLG: 0.267 (1, 4)						F7		F2		3	0	0	0	1	0	6				
Spec Shea, R Dean Stone, L Tom Wright, L Sonny Dixon, S Tom Linphlett, R Johnny Schmitz, R (1, 1)			G3		1-3			K		0	0	0	0	0	0	0				
Inning Stats	R: 0 E: 0 K: 2 S: 6	H: 0 LOB: 1 BB: 1 P: 10	R: 0 E: 0 K: 1 S: 5	H: 0 LOB: 2 BB: 2 P: 13	R: 0 E: 0 K: 1 S: 5	H: 1 LOB: 0 BB: 0 P: 5	R: 0 E: 0 K: 0 S: 3	H: 0 LOB: 1 BB: 1 P: 7	R: 4 E: 0 K: 0 S: 8	H: 5 LOB: 2 BB: 1 P: 12	R: 2 E: 0 K: 1 S: 7	H: 2 LOB: 0 BB: 0 P: 7	R: 0 E: 0 K: 1 S: 7	H: 2 LOB: 2 BB: 0 P: 7	R: 0 E: 0 K: 0 S: 4	H: 1 LOB: 1 BB: 0 P: 4	1B: 7 2B: 2 3B: 0 HR: 3	SF: 0 SAC: 0 DP: 2 HBP: 0	WP: 0 PB: 0 SB: 0 CS: 1	PA: 41
PITCHER	IP WLS BF H R ER SO BB IBB HBP BLK WP HR S P ERA WHIP	5.1 W 24 5 4 4 5 5 0 0 0 0 2 29 49 6.75 1.875	3.2 S 17 6 2 2 2 0 0 0 0 0 1 21 21 4.91 1.636																	

Washington Senators @ Boston Red Sox
Fenway Park, Boston, MA
Fri May 07 1954, 3:33 AM EDT
Att: 19,110 - Unknown

AB 36
R 6
H 11
RBI 6
BB 5
SO 7
LOB 18



Batter	1	2	3	4	5	6	7	8	9	AB	R	H	RBI	BB	SO	LOB	BOTTOM				
Billy Goodman, L OBP: 0.413, SLG: 0.466 (1, 4)		P6				4-3				4	1	1	0	0	0	1					
Charlie Maxwell, L OBP: 0.321, SLG: 0.360 Karl Olson, R OBP: 0.357, SLG: 0.538 (1, 7)										3	3	2	0	1	0	0					
Jackie Jensen, R OBP: 0.426, SLG: 0.673 (1, 8)			P6		P4					4	1	1	1	0	0	2					
George Kell, R OBP: 0.300, SLG: 0.255 (1, 5)	6-3									4	1	2	1	0	0	2					
Harry Agganis, L OBP: 0.350, SLG: 0.474 (1, 3)			P6					4-3		4	0	2	2	0	0	3					
Sammy White, R OBP: 0.245, SLG: 0.490 (1, 2)								K		4	1	1	3	0	1	2					
Jim Piersall, R OBP: 0.333, SLG: 0.321 (1, 9)	K		6-3					FC5		3	0	1	0	1	1	1					
Mitt Bolling, R OBP: 0.190, SLG: 0.158 (1, 6)								K		4	0	0	0	0	1	2					
Tex Clevenger, R Ellis Kinder, R OBP: 0.333, SLG: 0.333 (1, 1)	K		K		K		K	FC5		2	0	0	0	0	2	0					
Inning Stats	R: 3 E: 0 K: 1 S: 9	H: 4 LOB: 1 BB: 0 P: 9	R: 0 E: 0 K: 1 S: 5	H: 0 LOB: 0 BB: 0 P: 5	R: 3 E: 0 K: 0 S: 5	H: 2 LOB: 1 BB: 1 P: 9	R: 0 E: 0 K: 1 S: 5	H: 0 LOB: 0 BB: 0 P: 5	R: 1 E: 0 K: 0 S: 5	H: 2 LOB: 1 BB: 0 P: 5	R: 0 E: 0 K: 1 S: 4	H: 1 LOB: 1 BB: 0 P: 4	R: 0 E: 0 K: 2 S: 8	H: 1 LOB: 1 BB: 0 P: 8	R: 0 E: 0 K: 0 S: 4	H: 1 LOB: 1 BB: 0 P: 4	1B: 6 2B: 2 3B: 1 HR: 1	SF: 0 SAC: 0 DP: 0 HBP: 0	WP: 0 PB: 0 SB: 0 CS: 0	PA: 36	
PITCHER	IP WLS BF H R ER SO BB IBB HBP BLK WP HR S P ERA WHIP	0.1 L 5 4 3 3 0 0 0 0 0 0 1 24 28 7.71 1.071	2.0 8 1 0 0 1 1 0 0 0 0 0 9 13 0.00 1.000	1.0 4 1 0 0 2 0 0 0 0 0 0 8 8 0.00 1.000																	

Washington Senators @ Boston Red Sox
Fenway Park, Boston, MA
Fri May 07 1954, 3:33 AM EDT
Att: 19,110 - Unknown

AB 34
R 7
H 10
RBI 7
BB 2
SO 6
LOB 15



Batter	1	2	3	4	5	6	7	8	9	AB	R	H	RBI	BB	SO	LOB	TOP			
Billy Goodman, L (1.4) OBP: 0.388, SLG: 0.435	5-3		6-3		F7		F9			4	0	0	0	0	0	1	Boston Red Sox @ Chicago White Sox Comiskey Park, Chicago, IL Tue May 11 1954, 4:33 AM EDT Att: 20,090 - Unknown			
Charlie Maxwell, L (1.7) OBP: 0.323, SLG: 0.357 Karl Olson, R (7.7) OBP: 0.333, SLG: 0.500	K		1B		4-3			1-3		3	0	1	0	0	1	0				
Jackie Jensen, R (1.9) OBP: 0.415, SLG: 0.636	1B BB		P5		5-3			F4		3	1	0	0	1	0	1				
George Kell, R (1.5) OBP: 0.313, SLG: 0.259	1B		BB		P5			F7		3	0	1	1	1	0	0				
Harry Agganis, L (1.3) OBP: 0.341, SLG: 0.500	K		K		3B			F8		4	0	1	0	0	2	3				
Sammy White, R (1.2) OBP: 0.245, SLG: 0.472		SH1-4 1B		5-3		6-3		5-3		4	0	1	0	0	0	1				
Jim Piersall, R (1.8) OBP: 0.333, SLG: 0.321	SH1-4 1B		G6-4-3 1B		F9			F3		3	0	1	0	0	0	0				
Mitt Bolling, R (1.6) OBP: 0.208, SLG: 0.182	K		G6-4-3 1B		FC2-6 1B					3	0	1	0	0	1	2				
Leo Kiely, L (1.1) Frank Sullivan, R (5.1) Bill Werle, L (7.1) Ellis Kinder, R (7.1) OBP: 0.333, SLG: 0.333	F8				5-3		FC2-6 1-2			2	0	0	0	0	0	1				
Inning Stats	R: 1 E: 0 K: 2 S: 8	H: 1 LOB: 1 BB: 1 P: 12	R: 0 E: 0 K: 1 S: 6	H: 1 LOB: 1 BB: 0 P: 6	R: 0 E: 0 K: 1 S: 6	H: 1 LOB: 2 BB: 1 P: 10	R: 0 E: 0 K: 0 S: 3	H: 1 LOB: 0 BB: 0 P: 3	R: 0 E: 0 K: 0 S: 4	H: 1 LOB: 1 BB: 0 P: 4	R: 0 E: 0 K: 0 S: 4	H: 1 LOB: 1 BB: 0 P: 4	R: 0 E: 0 K: 0 S: 3	H: 0 LOB: 0 BB: 0 P: 3	R: 0 E: 0 K: 0 S: 3	H: 0 LOB: 0 BB: 0 P: 3		1B: 5 2B: 0 3B: 1 HR: 0	SF: 0 SAC: 1 DP: 1 HBP: 0	WP: 0 PB: 0 SB: 2 CS: 0
PITCHER Bob Keegan, R (1.1) ERA: 1.66	IP: 9.0 WLS: W BF: 34 H: 6 R: 1 ER: 1 SO: 4 BB: 2 IBB: 0 HBP: 0 BLK: 0 WP: 0 HR: 0 S: 40 P: 48 ERA: 1.00 WHIP: 0.889															PITCHER				

Batter	1	2	3	4	5	6	7	8	9	AB	R	H	RBI	BB	SO	LOB	BOTTOM			
Chico Carrasquel, R (1.6) OBP: 0.345, SLG: 0.398	G1-6-3 BB		FC5-6-4 BB BB		1B G6-4-3 BB		K			2	1	0	0	2	1	2	Boston Red Sox @ Chicago White Sox Comiskey Park, Chicago, IL Tue May 11 1954, 4:33 AM EDT Att: 20,090 - Unknown			
Nellie Fox, L (1.4) OBP: 0.340, SLG: 0.327	G1-6-3 1-2		L3-6 BB 1-2		G6-4-3 1B		2B 1B			3	0	2	1	1	0	1				
Johnny Groth, R (1.8) OBP: 0.333, SLG: 0.461	F7		1-2 2-3 BB		G6-4-3 1-2 3-H		F8			3	0	0	0	1	0	2				
Minnie Minoso, R (1.7) OBP: 0.355, SLG: 0.546	5-3		L3-6 2-3		FC6-4 1B		2B			4	0	2	0	0	0	3				
Sherm Lollar, R (1.2) OBP: 0.378, SLG: 0.412	1B 1B		5-3 E BB		FC6-4 1-2		6-3			3	0	1	0	1	0	3				
Cass Michaels, R (1.5) OBP: 0.500, SLG: 0.553	1B 1-2 1B		K		6-3		G3-6-3 BB			3	0	1	0	1	1	1				
Bill Wilson, R (1.9) OBP: 0.342, SLG: 0.419 Bud Stewart, L (6. PH) Jim Rivera, L (9.9) OBP: 0.243, SLG: 0.290	P6		5-3 BB		K		G3-6-3 1-2			2	0	0	0	1	1	2				
Bob Boyd, L (1.3) OBP: 0.231, SLG: 0.245	4-3		5-3		5-3		F8			1	0	0	0	0	0	0				
Bob Keegan, R (1.1) OBP: 0.222, SLG: 0.286			FC5-6-4 1B		K		1B 3B			3	1	2	0	0	1	2				
Inning Stats	R: 0 E: 0 K: 0 S: 2	H: 0 LOB: 0 BB: 1 P: 6	R: 0 E: 0 K: 0 S: 5	H: 2 LOB: 2 BB: 0 P: 5	R: 0 E: 0 K: 2 S: 7	H: 1 LOB: 2 BB: 2 P: 11	R: 0 E: 1 K: 2 S: 7	H: 0 LOB: 2 BB: 2 P: 15	R: 1 E: 0 K: 0 S: 4	H: 3 LOB: 2 BB: 0 P: 8	R: 0 E: 0 K: 1 S: 5	H: 0 LOB: 0 BB: 0 P: 5	R: 1 E: 0 K: 1 S: 8	H: 3 LOB: 2 BB: 0 P: 8	R: 0 E: 0 K: 0 S: 2	H: 0 LOB: 0 BB: 1 P: 6		1B: 6 2B: 2 3B: 1 HR: 0	SF: 0 SAC: 0 DP: 4 HBP: 0	WP: 0 PB: 0 SB: 0 CS: 0
PITCHER Leo Kiely, L (1.1) ERA: 3.57 Frank Sullivan, R (5.1) ERA: 0.87 Bill Werle, L (7.1) ERA: 5.68 Ellis Kinder, R (7.1) ERA: 2.0	IP: 4.0 WLS: L BF: 8 H: 4 R: 1 ER: 1 SO: 2 BB: 0 IBB: 0 HBP: 0 BLK: 0 WP: 0 HR: 0 S: 18 P: 12 ERA: 3.86 WHIP: 0.857															PITCHER				

Batter	1	2	3	4	5	6	7	8	9	AB	R	H	RBI	BB	SO	LOB	TOP			
Billy Goodman, L OBP: 0.366, SLG: 0.409 (1, 4)	0-0 6-3		0-0 F8			0-0 4-3			0-0 F7	4	0	0	0	0	0	0	Boston Red Sox @ Chicago White Sox Comiskey Park, Chicago, IL Wed May 12 1954, 4:33 AM EDT Att: 3,970 - Unknown			
Charlie Maxwell, L OBP: 0.343, SLG: 0.355 (1, 7)	0-0 1B			4-0 BB		0-0 5-3			0-3 K	3	0	1	0	1	1	0				
Jackie Jensen, R OBP: 0.391, SLG: 0.593 (1, 9)	0-3 K			0-0 F8					0-0 5-3	4	0	0	0	0	1	2				
George Kell, R OBP: 0.299, SLG: 0.246 Billy Conzolo, R OBP: 0.133, SLG: 0.071 Floyd Baker, L (7, 5)	0-0 6-3			0-0 F9					0-0 E4 CS	3	0	0	0	0	0	2				
Harry Agganis, L OBP: 0.319, SLG: 0.467 (1, 3)			0-0 F9						0-3 K	3	0	0	0	0	1	2				
Sammy White, R OBP: 0.250, SLG: 0.464 (1, 2)			0-0 CS 1B			0-0 L7			0-0 F2	3	0	1	0	0	0	0				
Jim Piersall, R OBP: 0.318, SLG: 0.305 (1, 8)	0-3 K					0-0 F9			0-0 4-3	3	0	0	0	0	1	1				
Mitt Bolling, R OBP: 0.222, SLG: 0.167 (1, 6)			4-0 CS BB			0-0 P3			0-0 E6	2	0	0	0	1	0	0				
Tom Brewer, R (1, 1)			0-3 K						0-0 1-3	3	0	0	0	0	1	2				
Inning Stats	R: 0 E: 0 K: 1 S: 6	H: 1 LOB: 1 BB: 0 P: 6	R: 0 E: 0 K: 1 S: 5	H: 1 LOB: 0 BB: 0 P: 5	R: 0 E: 0 K: 1 S: 4	H: 0 LOB: 0 BB: 1 P: 8	R: 0 E: 0 K: 0 S: 3	H: 0 LOB: 1 BB: 0 P: 7	R: 0 E: 0 K: 0 S: 3	H: 0 LOB: 0 BB: 0 P: 3	R: 0 E: 1 K: 1 S: 5	H: 0 LOB: 1 BB: 0 P: 5	R: 0 E: 1 K: 0 S: 4	H: 0 LOB: 1 BB: 0 P: 4	R: 0 E: 0 K: 1 S: 5	H: 0 LOB: 0 BB: 0 P: 5	1B: 2 2B: 1 3B: 0 HR: 0	SF: 0 SAC: 0 DP: 1 HBP: 0	WP: 0 PB: 0 SB: 0 CS: 3	PA: 30
PITCHER Don Johnson, R ERA: 1.93 (1, 1)	IP: 9.0 WLS: W BF: 30	H: 2 R: 0 ER: 0 SO: 5	BB: 2 IBB: 0 HBP: 0 BLK: 0	WP: 0 HR: 0 S: 38 P: 46	ERA: 0.00 WHIP: 0.444	PITCHER										IP: WLS: BF: H: R: ER: SO: BB: IBB: HBP: BLK: WP: HR: S: P: ERA: WHIP				

Batter	1	2	3	4	5	6	7	8	9	AB	R	H	RBI	BB	SO	LOB	BOTTOM
Chico Carrasquel, R OBP: 0.333, SLG: 0.382 (1, 6)	0-0 F9	0-0 6-3			0-0 P3				0-0 5-3	4	0	0	0	0	0	1	Boston Red Sox @ Chicago White Sox Comiskey Park, Chicago, IL Wed May 12 1954, 4:33 AM EDT Att: 3,970 - Unknown
Nellie Fox, L OBP: 0.345, SLG: 0.327 (1, 4)	4-0 4-3 BB BB		0-0 L5			0-0 4-3			0-0 G4-6-3 1B	3	1	1	0	1	0	0	
Minnie Minoso, R OBP: 0.360, SLG: 0.535 (1, 7)	4-0 BB 1-2 BB		0-3 K			4-0 BB BB			0-0 G4-6-3 1-2 BB	2	0	0	0	2	1	1	
Willard Marshall, L OBP: 0.263, SLG: 0.125 Jim Rivera, L OBP: 0.263, SLG: 0.313 (1, 9) (7, 9)	0-0 4-3		0-0 4-3			0-0 F7			0-0 BB 1B	3	0	0	0	0	0	3	
Cass Michaels, R OBP: 0.519, SLG: 0.538 (1, 5)	4-0 BB BB					4-0 1-2 BB			4-0 1-2 BB	1	0	0	0	3	0	0	
Carl Sawatski, L (1, 2)	4-0 FC6-4 1-2 2-3 3-H BB			4-0 G4-6-3 BB		0-0 L9			0-3 K	2	0	0	1	2	1	4	
Bob Boyd, L OBP: 0.218, SLG: 0.231 (1, 3)	0-0 FC6-4			0-0 G4-6-3					0-0 4-3	3	0	0	0	0	0	4	
Johnny Groth, R OBP: 0.333, SLG: 0.457 (1, 8)			0-0 5-3			0-0 F7			0-0 SH2-6-3 1B	3	0	1	0	0	0	0	
Don Johnson, R (1, 1)			0-3 K			0-3 K			0-0 SH2-6-3 1-2	2	0	0	0	0	2	0	
Inning Stats	R: 1 E: 0 K: 0 S: 3	H: 0 LOB: 3 BB: 4 P: 19	R: 0 E: 0 K: 1 S: 5	H: 0 LOB: 0 BB: 0 P: 5	R: 0 E: 0 K: 0 S: 2	H: 0 LOB: 0 BB: 1 P: 6	R: 0 E: 0 K: 0 S: 3	H: 0 LOB: 2 BB: 2 P: 11	R: 0 E: 0 K: 0 S: 4	H: 1 LOB: 1 BB: 0 P: 4	R: 0 E: 0 K: 1 S: 6	H: 2 LOB: 2 BB: 1 P: 10	1B: 3 2B: 0 3B: 0 HR: 0	SF: 0 SAC: 1 DP: 2 HBP: 0	WP: 0 PB: 0 SB: 0 CS: 0	PA: 33	
PITCHER Tom Brewer, R ERA: 3.0 (1, 1)	IP: 8.0 WLS: L BF: 33	H: 3 R: 1 ER: 1 SO: 4	BB: 8 IBB: 0 HBP: 0 BLK: 0	WP: 0 HR: 0 S: 33 P: 65	ERA: 1.12 WHIP: 1.375	PITCHER										IP: WLS: BF: H: R: ER: SO: BB: IBB: HBP: BLK: WP: HR: S: P: ERA: WHIP	

Batter	1	2	3	4	5	6	7	8	9	AB	R	H	RBI	BB	SO	LOB	TOP										
Billy Goodman, L OBP: 0.382, SLG: 0.451 (1, 4)										5	2	3	1	0	0	1	Boston Red Sox @ Baltimore Orioles Memorial Stadium, Baltimore, MD Thu May 13 1954, 3:33 AM EDT Att: 12,564 - Unknown										
Charlie Maxwell, L OBP: 0.375, SLG: 0.389 (1, 7)										5	2	3	1	0	1	0											
Jackie Jensen, R OBP: 0.378, SLG: 0.556 (1, 9)										4	1	0	0	1	0	4											
George Kell, R OBP: 0.310, SLG: 0.277 Floyd Baker, L (7, PR) (7, 5)										4	1	2	2	0	0	2											
Harry Agganis, L OBP: 0.333, SLG: 0.490 (1, 3)										4	2	2	2	0	0	1											
Sammy White, R OBP: 0.250, SLG: 0.450 (1, 2)										4	0	1	1	0	0	3											
Jim Piersall, R OBP: 0.300, SLG: 0.286 (1, 8)										4	0	0	0	0	1	3											
Mitt Bolling, R OBP: 0.226, SLG: 0.154 (1, 6)										2	0	0	1	1	1	0											
Bill Henry, L OBP: 0.143, SLG: 0.143 (1, 1)										4	1	0	0	0	1	2											
Inning Stats	R: 0 E: 0 K: 0 S: 4	H: 2 LOB: 1 BB: 0 P: 4	R: 0 E: 0 K: 0 S: 3	H: 0 LOB: 0 BB: 0 P: 3	R: 6 E: 2 K: 1 S: 10	H: 5 LOB: 1 BB: 1 P: 14	R: 0 E: 0 K: 2 S: 7	H: 0 LOB: 0 BB: 0 P: 7	R: 0 E: 0 K: 0 S: 3	H: 0 LOB: 0 BB: 0 P: 3	R: 1 E: 1 K: 0 S: 5	H: 1 LOB: 1 BB: 0 P: 5	R: 2 E: 0 K: 0 S: 6	H: 3 LOB: 2 BB: 0 P: 6	R: 0 E: 0 K: 0 S: 3	H: 0 LOB: 1 BB: 1 P: 7		R: 0 E: 0 K: 1 S: 5	H: 0 LOB: 0 BB: 0 P: 5	R: 0 E: 0 K: 1 S: 5	H: 0 LOB: 0 BB: 0 P: 5	1B: 8 2B: 3 3B: 1 HR: 0	SF: 1 SAC: 0 DP: 2 HBP: 0	WP: 1 PB: 0 SB: 0 CS: 1	PA: 40		
PITCHER	IP	WLS	BF	H	R	ER	SO	BB	IBB	HBP	BLK	WP	HR	S	P	ERA	WHIP										
Duane Pilette, R ERA: 4.73 (1, 1)	2.1	L	14	6	6	5	0	1	0	0	0	0	0	13	17	19.29	3.000										
Howie Fox, R ERA: 4.09 (3, 1)	4.2		19	5	3	2	3	0	0	0	0	0	0	25	25	3.86	1.071										
Marlin Stuart, R ERA: 5.0 (8, 1)	2.0		7	0	0	0	1	1	0	0	0	1	0	8	12	0.00	0.500										

Batter	1	2	3	4	5	6	7	8	9	AB	R	H	RBI	BB	SO	LOB	BOTTOM										
Bobby Young, L OBP: 0.367, SLG: 0.338 Chico Garcia, R OBP: 0.091, SLG: 0.091 (9, PH)										3	0	1	0	1	1	1	Boston Red Sox @ Baltimore Orioles Memorial Stadium, Baltimore, MD Thu May 13 1954, 3:33 AM EDT Att: 12,564 - Unknown										
Chuck Diering, R OBP: 0.250, SLG: 0.182 (1, 8)										3	0	1	0	1	0	2											
Dick Kryhoski, L OBP: 0.542, SLG: 0.682 (1, 3)										4	0	2	1	0	0	2											
Sam Mele, R OBP: 0.194, SLG: 0.322 (1, 7)										4	0	0	0	0	0	5											
Vic Wertz, L OBP: 0.323, SLG: 0.236 (1, 9)										4	0	0	0	0	1	0											
Vern Stephens, R OBP: 0.313, SLG: 0.462 (1, 5)										4	0	1	0	0	1	0											
Les Moss, R OBP: 0.444, SLG: 0.500 (1, 2)										3	0	1	0	1	0	1											
Billy Hunter, R OBP: 0.183, SLG: 0.179 (1, 6)										4	0	0	0	0	0	2											
Duane Pilette, R OBP: 0.111, SLG: 0.222 Howie Fox, R OBP: 0.250, SLG: 0.250 Bob Kennedy, R OBP: 0.500, SLG: 0.500 Marlin Stuart, L (8, 1) Don Larsen, R OBP: 0.273, SLG: 0.364 (9, PH)										0	0	0	0	0	0	0											
Inning Stats	R: 0 E: 0 K: 0 S: 4	H: 1 LOB: 1 BB: 0 P: 4	R: 0 E: 0 K: 2 S: 8	H: 1 LOB: 0 BB: 0 P: 8	R: 0 E: 0 K: 0 S: 5	H: 2 LOB: 2 BB: 0 P: 5	R: 0 E: 0 K: 0 S: 3	H: 0 LOB: 1 BB: 1 P: 7	R: 0 E: 0 K: 0 S: 3	H: 0 LOB: 1 BB: 1 P: 7	R: 0 E: 0 K: 0 S: 4	H: 1 LOB: 1 BB: 0 P: 4	R: 1 E: 0 K: 1 S: 6	H: 1 LOB: 2 BB: 2 P: 14	R: 0 E: 0 K: 0 S: 3	H: 0 LOB: 0 BB: 0 P: 3		R: 0 E: 0 K: 0 S: 3	H: 0 LOB: 0 BB: 0 P: 3	R: 0 E: 0 K: 0 S: 3	H: 0 LOB: 0 BB: 0 P: 3	1B: 5 2B: 1 3B: 0 HR: 0	SF: 0 SAC: 0 DP: 0 HBP: 0	WP: 1 PB: 0 SB: 0 CS: 0	PA: 37		
PITCHER	IP	WLS	BF	H	R	ER	SO	BB	IBB	HBP	BLK	WP	HR	S	P	ERA	WHIP										
Bill Henry, L ERA: 2.45 (1, 1)	9.0	W	37	6	1	1	3	4	0	0	0	1	0	39	55	1.00	1.111										



Batter	1	2	3	4	5	6	7	8	9	AB	R	H	RBI	BB	SO	LOB	TOP			
Billy Goodman, L (1,4) OBP: 0.383, SLG: 0.461	0-0 6-3		0-0 1-H 2B		0-0 1-2			0-0 G4-6-3 1B	0-0 F7	5	0	2	1	0	0	2				
Charlie Maxwell, L (1,7) OBP: 0.341, SLG: 0.350	0-0 P6		0-3 K					0-0 G4-6-3 1B		4	0	0	0	0	1	2				
Jackie Jensen, R (1,9) OBP: 0.372, SLG: 0.537	0-0 6-3			0-0 1-3				0-0 S 1B		4	1	1	0	0	1	0				
George Kell, R (1,5) OBP: 0.333, SLG: 0.299		0-0 6-3		0-0 2B				4-0 1B BB		2	0	1	0	2	0	0				
Billy Conzolo, R (8, PR) OBP: 0.133, SLG: 0.071								1-2 BB		0	0	0	0	0	0	0				
Floyd Baker, L (8,5)										0	0	0	0	0	0	0				
Harry Agganis, L (1,3) OBP: 0.345, SLG: 0.481		0-3 K		0-0 F2				0-0 S 1B		3	0	1	1	1	1	1				
Sammy White, R (1,2) OBP: 0.234, SLG: 0.422		0-3 K		0-0 4-3				1-3 2-H 1B		4	0	0	0	0	2	5				
Sammy White, R (1,2) OBP: 0.234, SLG: 0.422								0-3 K		4	0	0	0	0	2	5				
Jim Piersall, R (1,8) OBP: 0.306, SLG: 0.292			0-0 2B 1B		0-3 K				0-0 L5	2	1	1	0	0	1	0				
Karl Olson, R (5,9) OBP: 0.294, SLG: 0.438										2	0	0	0	0	1	0				
Mitt Bolling, R (1,6) OBP: 0.229, SLG: 0.200			0-3 K		0-0 6-3				0-0 2B	4	0	1	0	0	2	1				
Willard Nixon, L (1,1)			0-3 K		4-0 FC5-4 BB					2	0	0	0	1	2	1				
Ellis Kinder, R (8,1) OBP: 0.333, SLG: 0.333									0-0 L7	0	0	0	0	0	0	0				
Hoot Evers, R (9, PH)										1	0	0	0	0	0	1				
Inning Stats	R: 0 E: 0 K: 0 S: 3	H: 0 LOB: 0 BB: 0 P: 3	R: 0 E: 0 K: 2 S: 7	H: 0 LOB: 0 BB: 0 P: 7	R: 1 E: 0 K: 3 S: 11	H: 2 LOB: 1 BB: 0 P: 11	R: 0 E: 0 K: 0 S: 4	H: 1 LOB: 1 BB: 0 P: 4	R: 0 E: 0 K: 1 S: 5	H: 0 LOB: 1 BB: 1 P: 9	R: 0 E: 0 K: 3 S: 9	H: 0 LOB: 0 BB: 0 P: 9	R: 0 E: 0 K: 1 S: 7	H: 3 LOB: 3 BB: 1 P: 11	R: 0 E: 0 K: 0 S: 4	H: 1 LOB: 1 BB: 0 P: 4	1B: 4 2B: 3 3B: 0 HR: 0	SF: 0 SAC: 0 DP: 1 HBP: 0	WP: 0 PB: 0 SB: 2 CS: 0	PA: 37
PITCHER	IP	WLS	BF	H	R	ER	SO	BB	IBB	HBP	BLK	WP	HR	S	P	ERA	WHIP			
Bob Turley, R (1,1) ERA: 1.76	8.0	W	33	6	2	2	11	4	0	0	0	0	0	51	67	2.25	1.250			
Marlin Stuart, R (9,1) ERA: 4.5	1.0	S	4	1	0	0	0	0	0	0	0	0	0	4	4	0.00	1.000			

Boston Red Sox @ Baltimore Orioles
Memorial Stadium, Baltimore, MD

AB 33
R 2
H 7
RBI 2
BB 4
SO 11
LOB 13



WP: 0 PA: 37
PB: 0
SB: 2
CS: 0

Fri May 14 1954, 3:33 AM EDT
Att: 16,484 - Unknown - 60 F

Batter	1	2	3	4	5	6	7	8	9	AB	R	H	RBI	BB	SO	LOB	BOTTOM			
Bobby Young, L (1,4) OBP: 0.349, SLG: 0.319	0-0 4-3		0-0 1-3			0-0 F9		0-0 FC 1B		4	1	0	1	0	0	1				
Gil Coan, L (1,8) OBP: 0.286, SLG: 0.241	0-0 5-3		0-0 F7			0-0 F5		0-0 FC5-2 1B IBB		3	1	0	0	1	0	0				
Dick Kryhoski, L (1,3) OBP: 0.464, SLG: 0.577	0-0 4-3			0-3 K				0-0 FC5-2 1B 1B		4	1	0	0	0	1	3				
Sam Mele, R (1,7) OBP: 0.212, SLG: 0.323		4-0 1B 3B BB		0-0 P4				0-0 1-3 2-H 3-H 1B		3	1	1	2	1	0	0				
Vic Wertz, L (1,9) OBP: 0.333, SLG: 0.254		0-0 1-2 3B 1B		0-0 F8				0-0 1-2 3-H FC6-4 1B		4	1	2	1	0	0	0				
Vern Stephens, R (1,5) OBP: 0.298, SLG: 0.439		0-3 K			0-3 K			0-0 5-3 FC6-4		4	0	0	0	0	2	4				
Clint Courtney, L (1,2) OBP: 0.281, SLG: 0.389								0-0 FC6-4		3	0	2	2	0	0	0				
Chuck Diering, R (8, PR) OBP: 0.250, SLG: 0.182								0-0 1B 1B		0	1	0	0	0	0	0				
Les Moss, R (9,2) OBP: 0.444, SLG: 0.500		1-H 2-H 3B						0-0 1B 1B		0	0	0	0	0	0	0				
Billy Hunter, R (1,6) OBP: 0.190, SLG: 0.186		0-0 1-H 2-H 3B						0-0 1B FC 1B		3	1	1	0	0	0	1				
Bob Turley, R (1,1)								0-0 FC FC5-2 1B		2	0	0	0	0	2	0				
Bob Kennedy, R (8, PH) OBP: 0.571, SLG: 0.600								0-0 FC FC5-2 1B		1	0	1	1	0	0	0				
Marlin Stuart, L (9,1) ERA: 4.66								1-3 2-H 1B		0	0	0	0	0	0	0				
Inning Stats	R: 0 E: 0 K: 0 S: 3	H: 0 LOB: 0 BB: 0 P: 3	R: 2 E: 0 K: 1 S: 6	H: 2 LOB: 0 BB: 1 P: 10	R: 0 E: 0 K: 1 S: 5	H: 0 LOB: 0 BB: 0 P: 5	R: 0 E: 0 K: 1 S: 5	H: 0 LOB: 0 BB: 0 P: 5	R: 0 E: 0 K: 1 S: 5	H: 0 LOB: 0 BB: 0 P: 5	R: 0 E: 0 K: 0 S: 3	H: 0 LOB: 0 BB: 0 P: 3	R: 5 E: 1 K: 0 S: 9	H: 5 LOB: 2 BB: 1 P: 13	R: 0 E: 0 K: 0 S: 4	H: 1 LOB: 1 BB: 0 P: 4	1B: 6 2B: 1 3B: 1 HR: 0	SF: 0 SAC: 0 DP: 1 HBP: 0	WP: 0 PB: 0 SB: 0 CS: 0	PA: 33
PITCHER	IP	WLS	BF	H	R	ER	SO	BB	IBB	HBP	BLK	WP	HR	S	P	ERA	WHIP			
Willard Nixon, R (1,1) ERA: 3.94	7.1	L	26	4	4	4	5	1	0	0	0	0	0	35	39	4.91	0.682			
Ellis Kinder, R (8,1) ERA: 4.66	0.2		7	3	3	3	0	0	1	0	0	0	0	6	10	40.50	4.500			

Boston Red Sox @ Baltimore Orioles
Memorial Stadium, Baltimore, MD

AB 31
R 7
H 7
RBI 7
BB 2
SO 5
LOB 9



WP: 0 PA: 33
PB: 0
SB: 0
CS: 0

Fri May 14 1954, 3:33 AM EDT
Att: 16,484 - Unknown - 60 F

Batter	1	2	3	4	5	6	7	8	9	AB	R	H	RBI	BB	SO	LOB	TOP										
Billy Goodman, L (1,4) OBP: 0.376, SLG: 0.450	0-0 1-3		0-0 3-1			0-0 SH2-4 1B		0-0 4-3		4	0	1	0	0	0	1	Boston Red Sox @ Baltimore Orioles Memorial Stadium, Baltimore, MD Sat May 15 1954, 3:33 AM EDT Att: 8,904 - Unknown										
Charlie Maxwell, L (1,7) (7,8) OBP: 0.297, SLG: 0.333	0-0 4-3		0-0 F8			0-0 SH2-4		4-0 BB		2	0	0	0	1	0	1											
Billy Conso, R (8, PR) Karl Olson, R (8,8) OBP: 0.294, SLG: 0.438						1-2				0	0	0	0	0	0	0											
Jackie Jensen, R (1,9) OBP: 0.354, SLG: 0.507	0-0 1-3			0-0 F8		0-0 P4		0-0 F7		4	0	0	0	0	0	2											
George Kell, R (1,5) OBP: 0.329, SLG: 0.286		4-0 1B SF8 BB		0-0 5-3		0-0 F8			0-0 F5	3	1	0	0	1	0	1											
Harry Agganis, L (1,3) OBP: 0.373, SLG: 0.491		0-0 1B G1-6-3		4-0 BB					0-0 3-1	3	0	2	0	1	0	0											
Sammy White, R (1,2) OBP: 0.227, SLG: 0.415 Ted Williams, L (7, PH) (7,7)		0-0 1B SF8		0-3 BB		0-0 F7			0-0 6-3	1	0	0	1	0	1	1											
Jim Piersall, R (1,8) Floyd Baker, L (7, PH) Mickey Owen, R (7,2)		0-0 G1-6-3		0-0 K		0-0 F8		0-0 F8		2	0	0	0	0	0	1											
Mitt Bolling, R (1,6) OBP: 0.216, SLG: 0.188 Hoot Evers, R (7, PH) Ted Lepcio, R (7,6) OBP: 0.265, SLG: 0.200			0-0 P6		0-0 2-3		0-3 K			2	0	0	0	0	0	0											
Tex Clevenger, R (1,1) OBP: 0.200, SLG: 0.400			0-0 2B		0-0 F7			0-0 1-6-3		3	0	1	0	0	0	0											
Inning Stats	R: 0 E: 0 K: 0 S: 3	H: 0 LOB: 0 BB: 0 P: 3	R: 1 E: 0 K: 0 S: 3	H: 1 LOB: 0 BB: 1 P: 7	R: 0 E: 0 K: 0 S: 4	H: 1 LOB: 1 BB: 0 P: 4	R: 0 E: 0 K: 1 S: 5	H: 0 LOB: 1 BB: 1 P: 9	R: 0 E: 0 K: 0 S: 3	H: 0 LOB: 0 BB: 0 P: 3	R: 0 E: 0 K: 0 S: 4	H: 1 LOB: 1 BB: 0 P: 4	R: 0 E: 0 K: 1 S: 6	H: 1 LOB: 1 BB: 0 P: 6	R: 0 E: 0 K: 0 S: 3	H: 0 LOB: 0 BB: 1 P: 7	R: 0 E: 0 K: 0 S: 3	H: 0 LOB: 0 BB: 0 P: 3	1B: 3 2B: 1 3B: 0 HR: 0	SF: 1 SAC: 1 DP: 1 HBP: 0	WP: 0 PB: 0 SB: 0 CS: 0	PA: 33					
PITCHER	IP	WLS	BF	H	R	ER	SO	BB	IBB	HBP	BLK	WP	HR	S	P	ERA	WHIP										
Joe Coleman, R (1,1) ERA: 1.77	8.0	W	30	4	1	1	2	3	0	0	0	0	0	31	43	1.12	0.875										
Marlin Stuart, R (9,1) ERA: 4.09	1.0	S	3	0	0	0	0	0	0	0	0	0	0	3	3	0.00	0.000										

AB	28
R	1
H	4
RBI	1
BB	3
SO	2
LOB	10




Batter	1	2	3	4	5	6	7	8	9	AB	R	H	RBI	BB	SO	LOB	BOTTOM										
Bobby Young, L (1,4) OBP: 0.333, SLG: 0.303	0-0 P8		0-0 F7		0-0 4-3		0-0 P4			4	0	0	0	0	0	2	Boston Red Sox @ Baltimore Orioles Memorial Stadium, Baltimore, MD Sat May 15 1954, 3:33 AM EDT Att: 8,904 - Unknown										
Gil Coan, L (1,8) OBP: 0.269, SLG: 0.226	0-0 4-3		0-0 F5			0-0 F9		0-0 F8		4	0	0	0	0	0	0											
Dick Kryhoski, L (1,3) OBP: 0.406, SLG: 0.500	0-0 4-3		0-0 6-3			0-0 E1 1B		0-0 F8		4	0	0	0	0	0	0											
Sam Mele, R (1,7) OBP: 0.214, SLG: 0.318		0-0 E 1B 1B		0-0 6-3		0-0 F8		0-3 K		4	1	1	0	0	1	1											
Vic Wertz, L (1,9) OBP: 0.333, SLG: 0.258		0-0 E4 1B SH4-3		0-0 F8		0-0 FC6-4 1B				3	1	1	0	0	0	1											
Vern Stephens, R (1,5) OBP: 0.310, SLG: 0.447		0-0 SH4-3 1B		0-0 CS 1B		0-0 FC6-4				3	0	2	1	0	0	2											
Clint Courtney, L (1,2) OBP: 0.267, SLG: 0.368		0-0 P6		0-0 CS 1-2		0-0 6-3		0-0 F2		3	0	0	0	0	0	2											
Billy Hunter, R (1,6) OBP: 0.200, SLG: 0.197		0-0 SH4-3			0-0 1B		0-0 E6 6-3			2	0	1	1	0	0	0											
Joe Coleman, R (1,1) OBP: 0.083, SLG: 0.083 Marlin Stuart, L (9,1)		0-0 K		0-3 K		0-0 6-3		0-0 6-3		3	0	0	0	0	2	3											
Inning Stats	R: 0 E: 0 K: 0 S: 3	H: 0 LOB: 0 BB: 0 P: 3	R: 2 E: 1 K: 1 S: 8	H: 2 LOB: 1 BB: 0 P: 8	R: 0 E: 0 K: 0 S: 3	H: 0 LOB: 0 BB: 0 P: 3	R: 0 E: 0 K: 0 S: 3	H: 1 LOB: 0 BB: 0 P: 3	R: 0 E: 0 K: 1 S: 6	H: 1 LOB: 1 BB: 0 P: 6	R: 0 E: 1 K: 0 S: 5	H: 0 LOB: 2 BB: 0 P: 5	R: 0 E: 1 K: 0 S: 4	H: 0 LOB: 1 BB: 0 P: 4	R: 0 E: 0 K: 1 S: 5	H: 0 LOB: 0 BB: 0 P: 5		1B: 5 2B: 0 3B: 0 HR: 0	SF: 0 SAC: 1 DP: 0 HBP: 0	WP: 0 PB: 0 SB: 0 CS: 1	PA: 32						
PITCHER	IP	WLS	BF	H	R	ER	SO	BB	IBB	HBP	BLK	WP	HR	S	P	ERA	WHIP										
Tex Clevenger, R (1,1) ERA: 2.35	8.0	L	31	5	2	0	3	0	0	0	0	0	0	37	37	0.00	0.625										



Batter	1	2	3	4	5	6	7	8	9	AB	R	H	RBI	BB	SO	LOB	TOP								
Billy Goodman, L (1, 4) OBP: 0.367, SLG: 0.435	4-3		2B SF8 1B	FC1-5 FC1-6			1-3	L9		5	1	1	0	0	0	2									
Harry Agganis, L (1, 3) OBP: 0.391, SLG: 0.517	F5		SF8 1B 2B	FC1-6			1B 1B		4-3 S 1B	5	2	3	1	0	0	2									
Jackie Jensen, R (1, 9) OBP: 0.345, SLG: 0.493	L9		SF8	P6			1B E 1B		4-3 1-3 1B	4	1	1	1	0	0	3									
Ted Williams, L (1, 7) OBP: 0.500, SLG: 0.500																									
Jim Piersall, R (7, PR) OBP: 0.297, SLG: 0.284		G6-4-3 1B	1B		3-1		5-3 E 1B		K	4	1	3	2	0	0	0									
Hoot Evers, R (9, PH)		1B	1B				1-3 2H 1B			0	0	0	0	0	0	0									
George Kell, R (1, 5) OBP: 0.345, SLG: 0.297		1B	1B				FC3 5-3			4	0	2	0	1	0	1									
Karl Olson, R (1, 8) OBP: 0.273, SLG: 0.381		G6-4-3 1B	1B				1-2 3H 1B		IBB	5	0	1	1	0	0	6									
Del Wilber, R (1, 2)		6-3								4	0	0	0	0	0	6									
Sammy White, R (7, 2) OBP: 0.227, SLG: 0.415			FC5				P2			0	0	0	0	0	0	0									
Mitt Bolling, R (1, 6) OBP: 0.244, SLG: 0.176			2B BB	FC1-5 BB			5-3		P6	2	1	0	0	2	0	0									
Hal Brown, R (1, 1) OBP: 0.286, SLG: 0.167										2	0	0	0	1	1	1									
Ellis Kinder, R (7, 1) OBP: 0.250, SLG: 0.250			K	FC1-6 FC1-5 BB			6-3		L9	1	0	0	0	0	0	0									
Inning Stats	R: 0 E: 0 K: 0 S: 3	H: 0 LOB: 0 BB: 0 P: 3	R: 0 E: 0 K: 0 S: 4	H: 2 LOB: 1 BB: 0 P: 4	R: 4 E: 0 K: 1 S: 10	H: 5 LOB: 2 BB: 1 P: 14	R: 0 E: 0 K: 0 S: 3	H: 0 LOB: 0 BB: 0 P: 3	R: 0 E: 0 K: 0 S: 3	H: 0 LOB: 0 BB: 0 P: 3	R: 2 E: 1 K: 0 S: 7	H: 3 LOB: 3 BB: 0 P: 7	R: 0 E: 0 K: 1 S: 6	H: 0 LOB: 0 BB: 0 P: 3	R: 0 E: 0 K: 1 S: 6	H: 1 LOB: 2 BB: 1 P: 10	1B: 10 2B: 1 3B: 0 HR: 0	SF: 1 SAC: 0 DP: 1 HBP: 0	WP: 0 PB: 0 SB: 1 CS: 0	PA: 42					
PITCHER	IP	WLS	BF	H	R	ER	SO	BB	IBB	HBP	BLK	WP	HR	S	P	ERA	WHIP								
Ted Gray, L (1, 1) ERA: 4.88	3.0		17	7	4	4	1	2	0	0	0	0	0	17	25	12.00	3.000								
Al Aber, L (4, 1) ERA: 1.52	4.0		17	3	2	1	0	1	0	0	0	0	0	16	20	2.25	1.000								
Dick Marlowe, R (8, 1) ERA: 1.29	1.0	W	3	0	0	0	0	0	0	0	0	0	0	3	3	0.00	0.000								
Billy Hoelt, L (9, 1) ERA: 4.85	1.0	S	5	1	0	0	1	0	1	0	0	0	0	6	10	0.00	1.000								

Boston Red Sox @ Detroit Tigers
Briggs Stadium, Detroit, MI
Sun May 16 1954, 4:33 AM EDT
Unknown


AB 37
R 6
H 11
RBI 5
BB 4
SO 2
LOB 22



Batter	1	2	3	4	5	6	7	8	9	AB	R	H	RBI	BB	SO	LOB	BOTTOM								
Harvey Kuenn, R (1, 6) OBP: 0.308, SLG: 0.396	FC6-5 5-3 1B	P3								5	1	2	1	0	0	2									
Fred Hatfield, L (1, 4) OBP: 0.389, SLG: 0.313	5-3		P6							4	1	1	1	0	0	1									
Ray Boone, R (1, 5) OBP: 0.463, SLG: 0.532	FC6-5 BB		F9							4	0	1	1	0	0	1									
Jim Delsing, L (1, 7) OBP: 0.389, SLG: 0.375	4-0 1-2 BB		6-3							3	0	0	0	1	0	1									
Chuck Kress, L (1, 3) OBP: 0.357, SLG: 0.308	4-3			3B BB						3	2	1	0	1	1	2									
Al Kaline, R (1, 9) OBP: 0.326, SLG: 0.303		4-0 3B BB		L3						3	1	0	0	1	0	2									
Bill Tuttle, R (1, 8) OBP: 0.421, SLG: 0.518		1H SF8 3B								3	2	2	2	1	0	1									
Frank House, L (1, 2) OBP: 0.405, SLG: 0.508		SF8		5-3						2	0	1	1	1	0	1									
Ted Gray, S (1, 1) ERA: 3.26, SLG: 0.250		3H								1	0	0	0	0	0	0									
Al Aber, L (4, 1) ERA: 1.52										1	0	0	0	0	0	1									
Johnny Pesky, L (7, PH)										1	0	0	0	0	0	2									
Dick Marlowe, R (8, 1) OBP: 0.267, SLG: 1.000										0	0	0	0	0	0	0									
Matt Batts, R (8, PH) OBP: 0.267, SLG: 0.268										1	0	1	1	0	0	0									
Reno Bertoia, R (8, PH) ERA: 4.91										0	0	0	0	0	0	0									
Billy Hoelt, L (9, 1)										0	0	0	0	0	0	0									
Inning Stats	R: 0 E: 0 K: 0 S: 4	H: 1 LOB: 2 BB: 1 P: 8	R: 2 E: 0 K: 0 S: 4	H: 1 LOB: 0 BB: 1 P: 8	R: 0 E: 0 K: 0 S: 3	H: 0 LOB: 0 BB: 0 P: 3	R: 1 E: 0 K: 0 S: 4	H: 1 LOB: 1 BB: 1 P: 8	R: 0 E: 0 K: 0 S: 3	H: 0 LOB: 0 BB: 0 P: 3	R: 0 E: 0 K: 1 S: 5	H: 0 LOB: 0 BB: 0 P: 5	R: 3 E: 1 K: 0 S: 6	H: 4 LOB: 1 BB: 1 P: 10	R: 1 E: 0 K: 0 S: 5	H: 2 LOB: 2 BB: 1 P: 9	1B: 6 2B: 1 3B: 2 HR: 0	SF: 1 SAC: 0 DP: 1 HBP: 0	WP: 0 PB: 0 SB: 0 CS: 0	PA: 37					
PITCHER	IP	WLS	BF	H	R	ER	SO	BB	IBB	HBP	BLK	WP	HR	S	P	ERA	WHIP								
Hal Brown, R (1, 1) ERA: 3.31	6.2		29	6	6	5	1	4	0	0	0	0	0	27	43	6.75	1.500								
Ellis Kinder, R (7, 1) ERA: 4.91	1.1	L	8	3	1	1	0	0	1	0	0	0	0	7	11	6.75	2.250								

Boston Red Sox @ Detroit Tigers
Briggs Stadium, Detroit, MI
Sun May 16 1954, 4:33 AM EDT
Unknown

AB 31
R 7
H 9
RBI 7
BB 5
SO 1
LOB 14



Batter	1	2	3	4	5	6	7	8	9	10	11	12	13	14	AB	R	H	RBI	BB	SO	LOB	TOP										
Billy Goodman, L OBP: 0.361, SLG: 0.418 (1, 4)															6	2	1	0	1	2	3											
Harry Agganis, L OBP: 0.423, SLG: 0.516 (1, 3)															4	3	2	0	3	0	0											
Jackie Jensen, R OBP: 0.330, SLG: 0.463 (8, 9)															5	0	0	1	1	0	4											
Ted Williams, L OBP: 0.727, SLG: 1.364 Frank Sullivan, R (8, 1)															5	2	5	5	0	0	0											
George Kell, R OBP: 0.352, SLG: 0.299 Floyd Baker, L OBP: 0.167, SLG: 0.167 (8, 5)															3	1	1	0	1	1	1											
Charlie Maxwell, L OBP: 0.333, SLG: 0.313 (8, 7)															6	0	1	0	1	0	6											
Mickey Owen, R OBP: 0.300, SLG: 0.125 Sammy White, R OBP: 0.246, SLG: 0.426 (7, 2)															4	0	1	0	0	1	5											
Milt Bolling, R OBP: 0.213, SLG: 0.150 (1, 6)															6	0	0	0	0	2	7											
Leo Kiely, L OBP: 0.291, SLG: 0.091 Jim Piersall, R OBP: 0.299, SLG: 0.286 (8, 8)															4	0	1	1	0	2	1											
Inning Stats	R: 2 E: 1 K: 1 S: 8	H: 2 LOB: 3 BB: 2 P: 16	R: 0 E: 0 K: 1 S: 5	H: 0 LOB: 1 BB: 1 P: 9	R: 2 E: 0 K: 1 S: 8	H: 3 LOB: 2 BB: 1 P: 12	R: 0 E: 0 K: 1 S: 5	H: 3 LOB: 0 BB: 0 P: 5	R: 0 E: 0 K: 1 S: 7	H: 1 LOB: 1 BB: 0 P: 5	R: 2 E: 1 K: 0 S: 5	H: 1 LOB: 1 BB: 0 P: 9	R: 0 E: 0 K: 1 S: 3	H: 2 LOB: 0 BB: 0 P: 3	R: 0 E: 0 K: 1 S: 5	H: 0 LOB: 0 BB: 0 P: 3	R: 0 E: 0 K: 0 S: 4	H: 1 LOB: 1 BB: 1 P: 8	R: 0 E: 0 K: 0 S: 3	H: 2 LOB: 2 BB: 1 P: 8	R: 0 E: 0 K: 0 S: 3	H: 0 LOB: 0 BB: 0 P: 3	R: 0 E: 0 K: 0 S: 3	H: 0 LOB: 0 BB: 0 P: 3	1B: 13 2B: 1 3B: 0 HR: 2	SF: 1 SAC: 2 DP: 2 HBP: 0	WP: 0 PB: 0 SB: 0 CS: 1	PA: 64				
PITCHER	PITCHER														PITCHER																	
Ralph Branca, R ERA: 3.68 (3, 1)	IP: 2.0	WLS: 15	BF: 15	H: 4	R: 4	ER: 3	SO: 2	BB: 3	IBB: 0	HBP: 0	BLK: 0	WP: 0	HR: 1	S: 15	P: 31	ERA: 5.14	WHIP: 1.714															
Ray Herbert, R ERA: 3.24 (10, 1)	IP: 4.0	WLS: 31	BF: 10	H: 4	R: 4	ER: 4	SO: 4	BB: 2	IBB: 0	HBP: 0	BLK: 0	WP: 0	HR: 0	S: 20	P: 24	ERA: 0.00	WHIP: 0.750															
Billy Hoelt, L ERA: 4.2 (14, 1)	IP: 1.0	WLS: 3	BF: 0	H: 0	R: 0	ER: 0	SO: 0	BB: 0	IBB: 0	HBP: 0	BLK: 0	WP: 0	HR: 0	S: 3	P: 3	ERA: 0.00	WHIP: 0.000															

Boston Red Sox @ Detroit Tigers
Briggs Stadium, Detroit, MI
Sun May 16 1954, 4:38 AM EDT
Att. 42,957 - Unknown

AB: 53
R: 8
H: 16
RBI: 7
BB: 7
SO: 9
LOB: 29



Batter	1	2	3	4	5	6	7	8	9	10	11	12	13	14	AB	R	H	RBI	BB	SO	LOB	BOTTOM										
Harvey Kuenn, R OBP: 0.291, SLG: 0.374 (1, 6)															6	1	0	0	0	1	2											
Frank Bolling, R OBP: 0.313, SLG: 0.360 Chuck Kress, L OBP: 0.333, SLG: 0.286 Billy Hoelt, L OBP: 0.200, SLG: 0.111 (14, 1)															3	1	1	0	1	0	2											
Ray Boone, R OBP: 0.451, SLG: 0.581 (1, 5)															7	2	2	3	0	0	2											
Walt Dropo, R OBP: 0.289, SLG: 0.374 (1, 3)															6	0	1	0	0	2	1											
Don Lund, R Jim Delsing, L OBP: 0.381, SLG: 0.366 (11, 7)															4	0	0	0	0	1	0											
Al Kaline, R OBP: 0.327, SLG: 0.305 (1, 9)															6	1	2	0	0	0												
Bill Tuttle, R OBP: 0.436, SLG: 0.529 (1, 8)															4	1	2	1	2	0	0											
Matt Batts, R OBP: 0.333, SLG: 0.333 (1, 2)															4	1	2	1	1	1	0											
Ralph Branca, R Ray Herbert, R OBP: 0.500, SLG: 1.500 Frank House, L OBP: 0.413, SLG: 0.508 Reno Bertoia, R Fred Hatfield, L OBP: 0.299, SLG: 0.278 (10, 4)															1	0	0	0	0	0	0											
Inning Stats	R: 0 E: 0 K: 1 S: 5	H: 0 LOB: 1 BB: 1 P: 9	R: 2 E: 0 K: 0 S: 5	H: 2 LOB: 0 BB: 0 P: 5	R: 2 E: 1 K: 0 S: 5	H: 1 LOB: 0 BB: 0 P: 5	R: 2 E: 0 K: 0 S: 5	H: 2 LOB: 1 BB: 1 P: 9	R: 0 E: 0 K: 0 S: 3	H: 1 LOB: 0 BB: 0 P: 6	R: 0 E: 0 K: 0 S: 6	H: 0 LOB: 0 BB: 0 P: 3	R: 1 E: 1 K: 0 S: 3	H: 0 LOB: 1 BB: 1 P: 7	R: 0 E: 0 K: 2 S: 7	H: 0 LOB: 0 BB: 0 P: 7	R: 0 E: 0 K: 0 S: 3	H: 0 LOB: 0 BB: 0 P: 3	R: 0 E: 0 K: 0 S: 7	H: 0 LOB: 0 BB: 0 P: 7	R: 0 E: 0 K: 1 S: 5	H: 1 LOB: 0 BB: 0 P: 5	1B: 5 2B: 3 3B: 1 HR: 2	SF: 1 SAC: 1 DP: 1 HBP: 0	WP: 0 PB: 0 SB: 1 CS: 0	PA: 57						
PITCHER	PITCHER														PITCHER																	
Leo Kiely, L ERA: 4.01 (8, 1)	IP: 7.0	WLS: 32	BF: 9	H: 7	R: 7	ER: 4	SO: 2	BB: 2	IBB: 0	HBP: 0	BLK: 1	WP: 0	HR: 1	S: 34	P: 42	ERA: 1.35	WHIP: 0.600															
Frank Sullivan, R ERA: 1.06 (8, 1)	IP: 6.2	WLS: 25	BF: 2	H: 2	R: 2	ER: 1	SO: 7	BB: 2	IBB: 1	HBP: 0	BLK: 0	WP: 0	HR: 0	S: 36	P: 48	ERA: 1.35	WHIP: 0.600															


Boston Red Sox @ Detroit Tigers
Briggs Stadium, Detroit, MI
Sun May 16 1954, 4:38 AM EDT
Att. 42,957 - Unknown

AB: 50
R: 9
H: 11
RBI: 7
BB: 5
SO: 9
LOB: 13




Batter	1	2	3	4	5	6	7	8	9	AB	R	H	RBI	BB	SO	LOB	TOP			
Billy Goodman, L (1, 4) OBP: 0.353, SLG: 0.400										4	0	0	0	1	0	3	Boston Red Sox @ Detroit Tigers Briggs Stadium, Detroit, MI Mon May 17 1954, 4:33 AM EDT Att: 5,254 - Unknown			
Harry Agganis, L (1, 3) OBP: 0.395, SLG: 0.478										5	0	0	0	0	1	5				
Ted Williams, L (1, 7) OBP: 0.667, SLG: 1.154										2	1	0	0	2	0	0				
Jackie Jensen, R (1, 8) OBP: 0.327, SLG: 0.488										4	1	1	3	0	0	1				
Charlie Maxwell, L (1, 9) OBP: 0.328, SLG: 0.308										4	0	1	0	0	0	0				
Sammy White, R (1, 2) OBP: 0.233, SLG: 0.403										4	0	0	0	0	0	1				
Ted Lepcio, R (1, 5) OBP: 0.289, SLG: 0.303										3	1	1	1	1	0	0				
Mitt Bolling, R (1, 6) OBP: 0.220, SLG: 0.186										3	0	1	0	0	0	1				
Tom Brewer, R (1, 1) OBP: 0.296, SLG: 0.429										1	0	0	0	1	0	0				
Floyd Baker, L (8, PH) OBP: 0.200, SLG: 0.200										1	1	1	0	0	0	0				
Sid Hudson, R (8, 1)										1	0	0	0	0	0	1				
Inning Stats	R: 0 E: 0 K: 1 S: 5	H: 0 LOB: 1 BB: 1 P: 9	R: 0 E: 1 K: 0 S: 4	H: 0 LOB: 1 BB: 0 P: 4	R: 0 E: 0 K: 0 S: 3	H: 0 LOB: 0 BB: 0 P: 3	R: 0 E: 0 K: 0 S: 3	H: 0 LOB: 0 BB: 0 P: 3	R: 1 E: 0 K: 0 S: 5	H: 2 LOB: 2 BB: 1 P: 9	R: 0 E: 0 K: 0 S: 3	H: 0 LOB: 0 BB: 0 P: 3	R: 0 E: 0 K: 0 S: 3	R: 3 E: 0 K: 0 S: 6	H: 3 LOB: 1 BB: 1 P: 10	R: 0 E: 0 K: 0 S: 3	H: 0 LOB: 2 BB: 2 P: 11	1B: 1 2B: 2 3B: 0 HR: 2	SF: 0 SAC: 1 DP: 0 HBP: 0	WP: 0 PA: 38 PB: 0 SB: 0 CS: 0
PITCHER Ned Garver, R (1, 1) ERA: 1.47	IP: 9.0 WLS: L BF: 38 H: 5 R: 4 ER: 4 SO: 1 BB: 4 IBB: 1 HBP: 0 BLK: 0 WP: 0 HR: 2 S: 35 P: 55 ERA: 4.00 WHIP: 1.000															PITCHER Ned Garver, R (1, 1) ERA: 1.47				


AB 32
R 4
H 5
RBI 4
BB 5
SO 1
LOB 12




Batter	1	2	3	4	5	6	7	8	9	AB	R	H	RBI	BB	SO	LOB	BOTTOM	
Harvey Kuenn, R (1, 6) OBP: 0.298, SLG: 0.378										4	0	2	0	0	0	0	Boston Red Sox @ Detroit Tigers Briggs Stadium, Detroit, MI Mon May 17 1954, 4:33 AM EDT Att: 5,254 - Unknown	
Fred Hatfield, L (1, 4) OBP: 0.348, SLG: 0.250										2	0	0	0	1	0	1		
Ray Boone, R (1, 5) OBP: 0.443, SLG: 0.562										3	0	0	0	1	2	2		
Jim Delsing, L (1, 7) OBP: 0.376, SLG: 0.353										3	0	0	0	1	1	1		
Chuck Kress, L (1, 3) OBP: 0.316, SLG: 0.278										4	1	1	0	0	0	3		
Al Kaline, R (1, 9) OBP: 0.324, SLG: 0.303										4	0	1	0	0	0	0		
Bill Tuttle, R (1, 8) OBP: 0.438, SLG: 0.527										4	1	2	1	0	0	1		
Frank House, L (1, 2) OBP: 0.418, SLG: 0.552										4	1	2	2	0	1	1		
Ned Garver, R (1, 1) OBP: 0.200, SLG: 0.158										3	0	0	0	0	0	2		
Matt Batts, R (8, PH) OBP: 0.318, SLG: 0.316										1	0	0	0	0	1	0		
Inning Stats	R: 0 E: 0 K: 1 S: 5	H: 0 LOB: 1 BB: 1 P: 9	R: 2 E: 0 K: 0 S: 5	H: 2 LOB: 0 BB: 0 P: 5	R: 0 E: 0 K: 0 S: 3	H: 0 LOB: 0 BB: 0 P: 3	R: 1 E: 1 K: 1 S: 7	H: 2 LOB: 1 BB: 0 P: 7	R: 0 E: 0 K: 0 S: 4	H: 1 LOB: 3 BB: 2 P: 12	R: 0 E: 0 K: 0 S: 5	H: 1 LOB: 0 BB: 0 P: 5	R: 0 E: 0 K: 0 S: 3	R: 0 E: 0 K: 2 S: 7	H: 0 LOB: 0 BB: 0 P: 7	1B: 7 2B: 1 3B: 0 HR: 1	SF: 0 SAC: 1 DP: 1 HBP: 0	WP: 0 PA: 36 PB: 0 SB: 0 CS: 1
PITCHER Tom Brewer, R (1, 1) ERA: 3.27	IP: 7.0 WLS: W BF: 30 H: 8 R: 3 ER: 3 SO: 3 BB: 3 IBB: 0 HBP: 0 BLK: 0 WP: 0 HR: 1 S: 33 P: 45 ERA: 3.86 WHIP: 1.571															PITCHER Sid Hudson, R (8, 1) ERA: 3.0		

AB 32
R 3
H 8
RBI 3
BB 3
SO 5
LOB 11

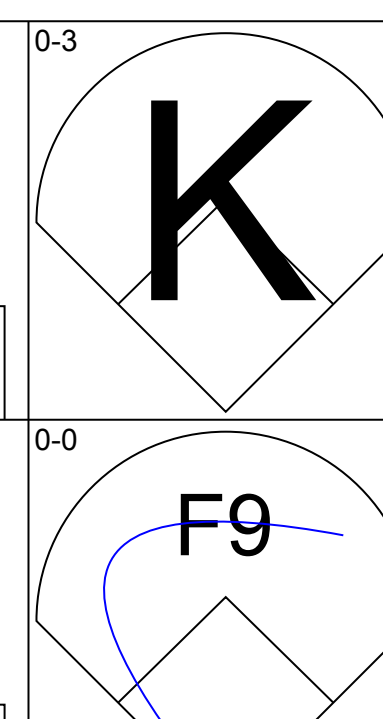
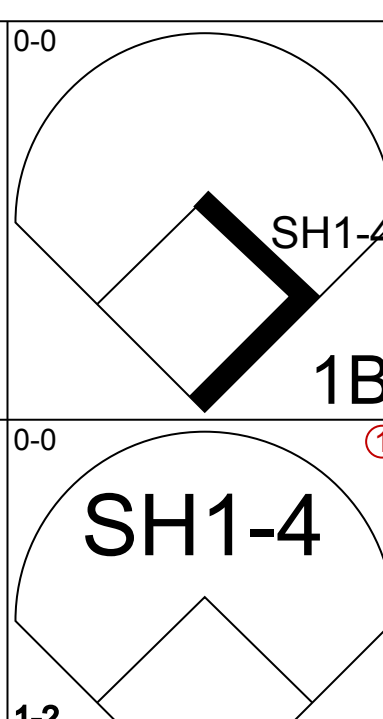
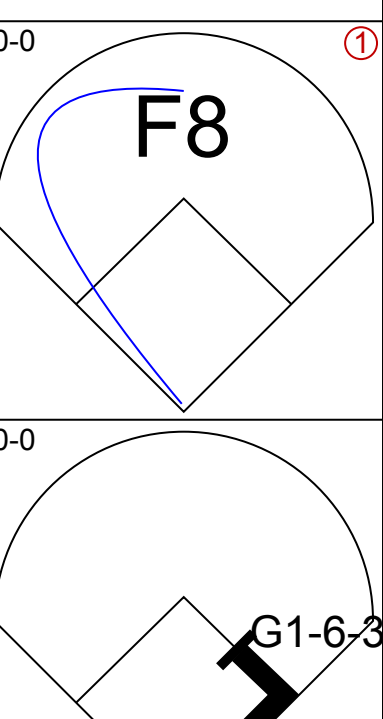
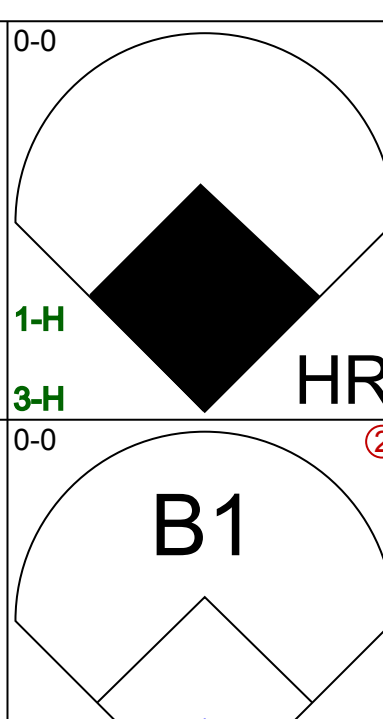
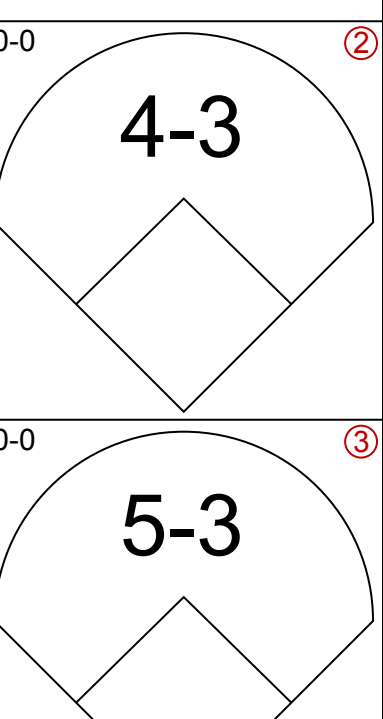
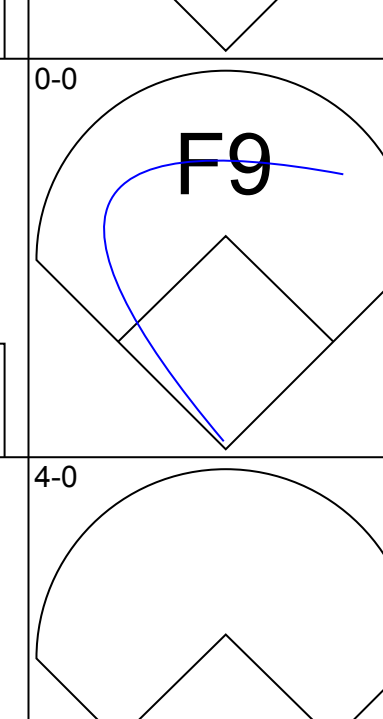
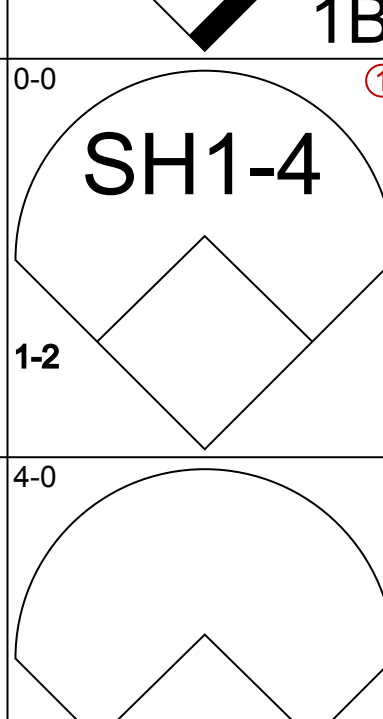
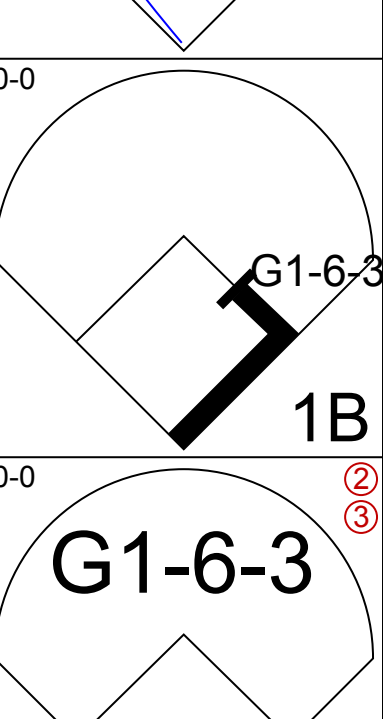
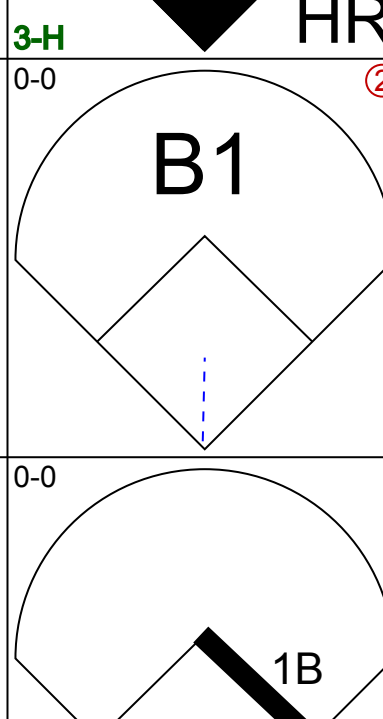
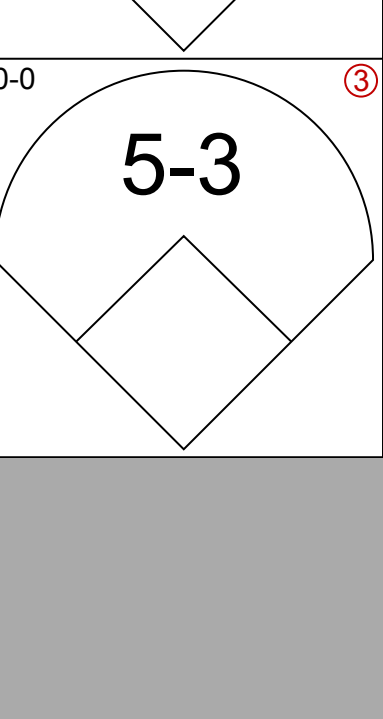
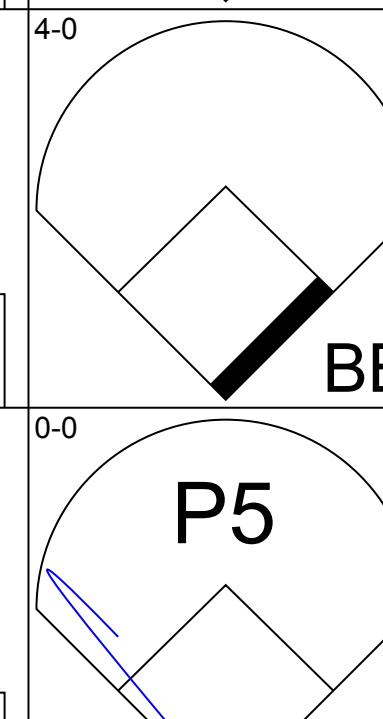
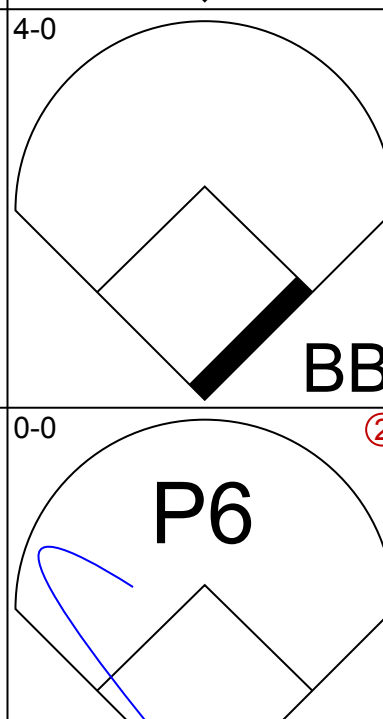
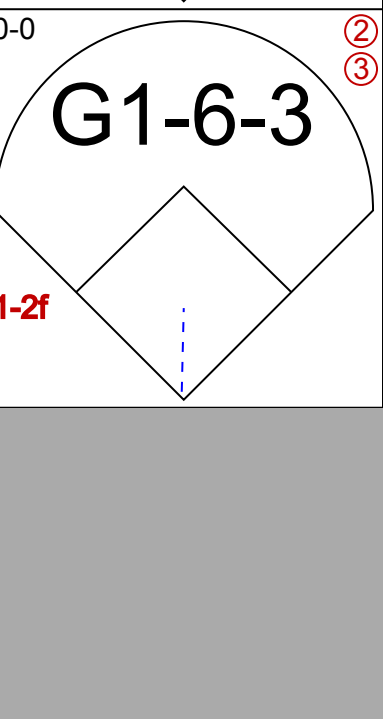
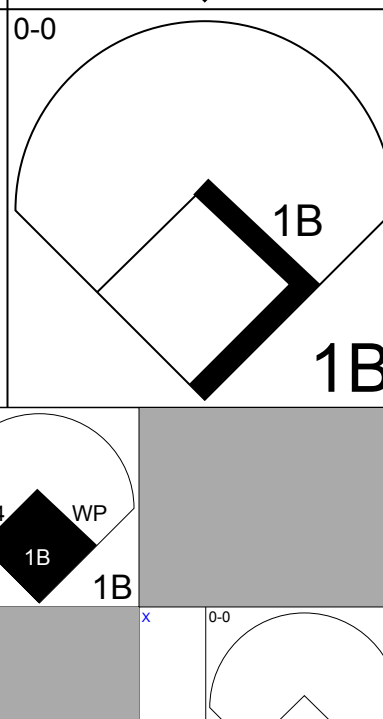

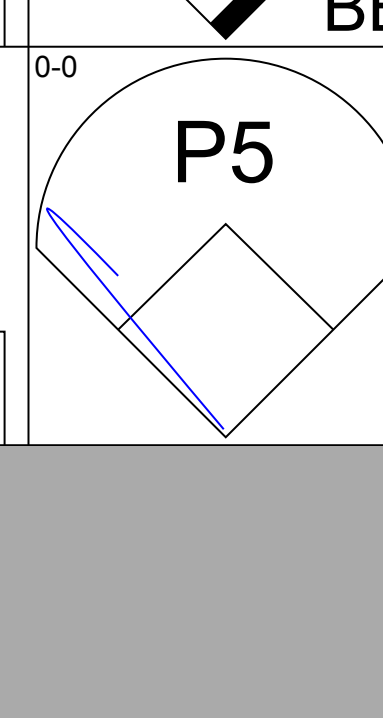
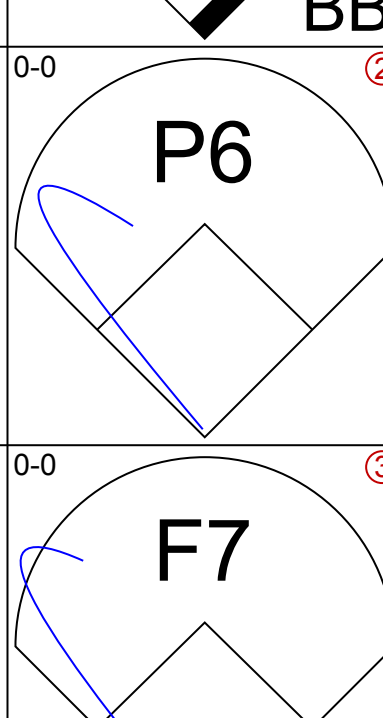

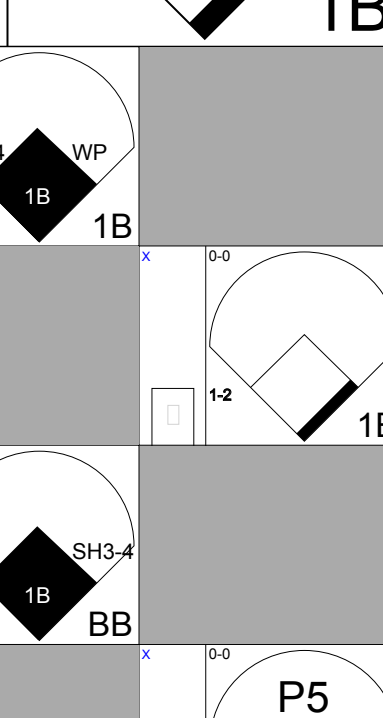

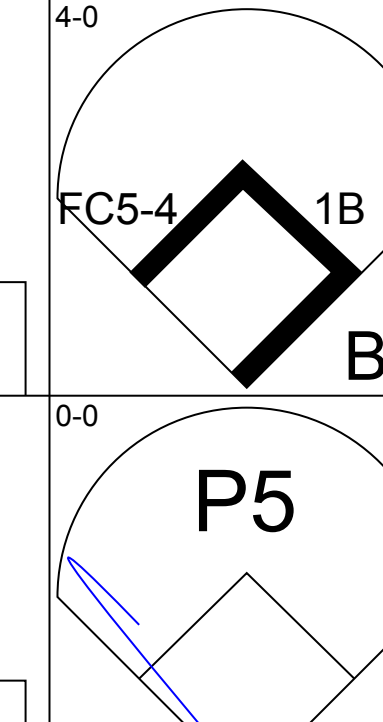
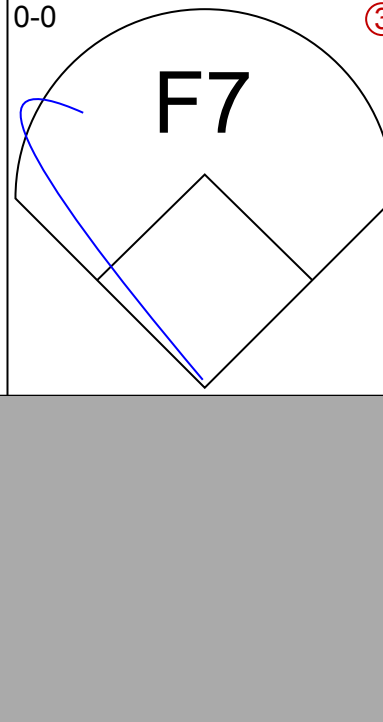


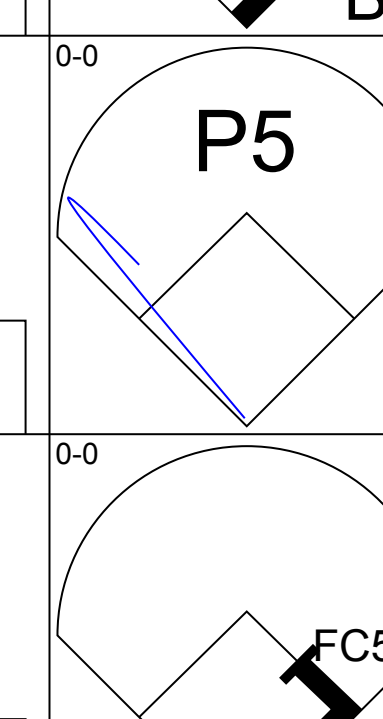
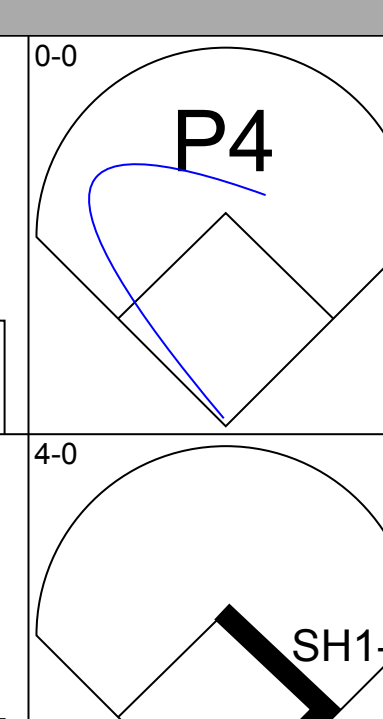
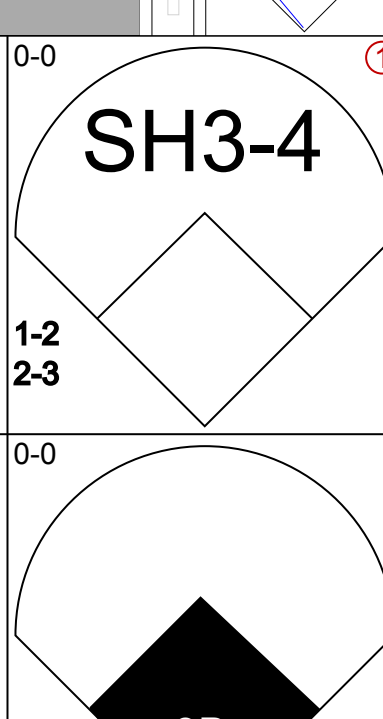
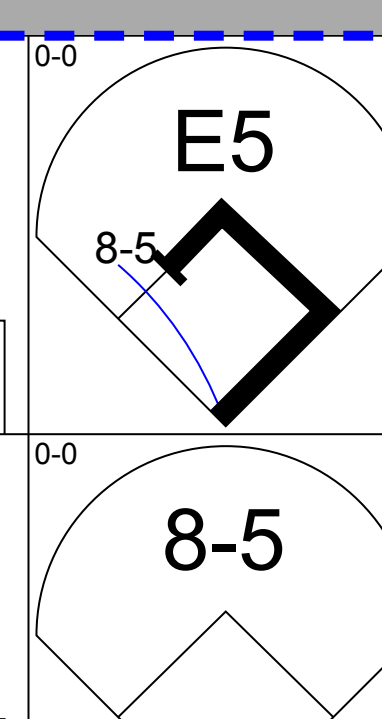
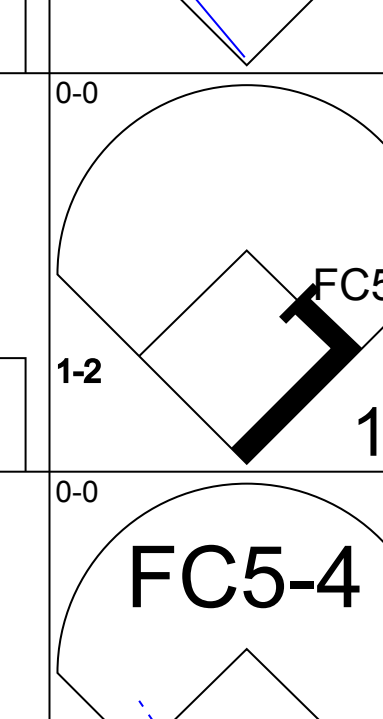
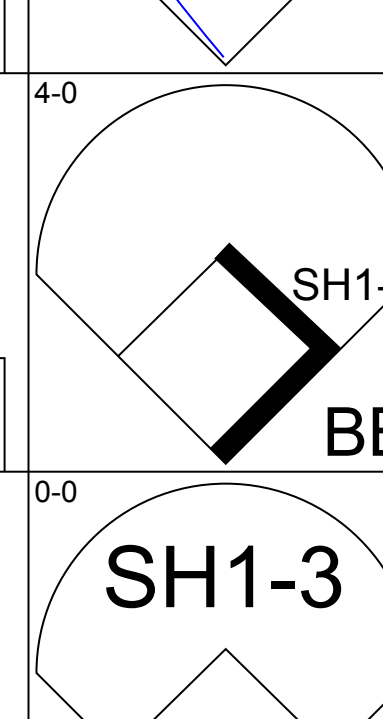
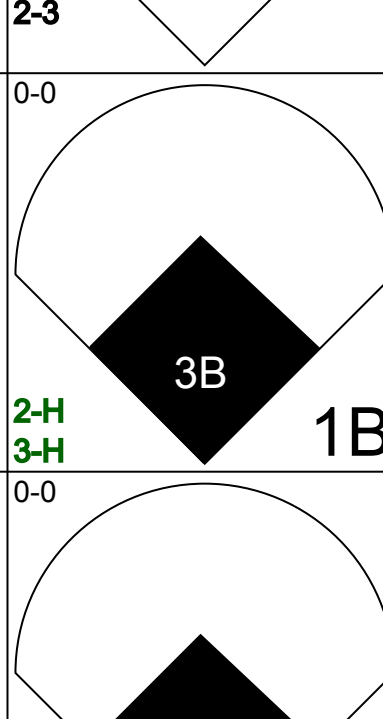
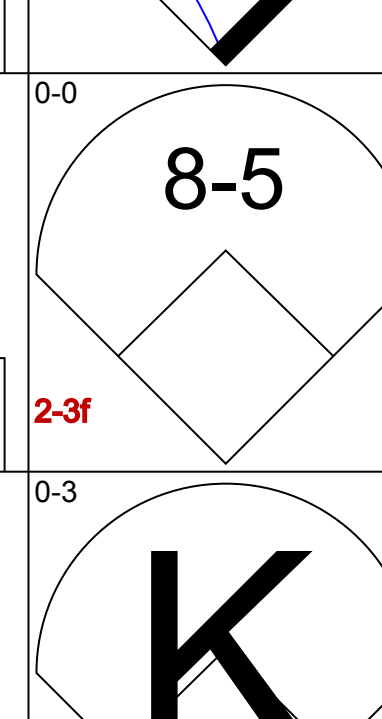
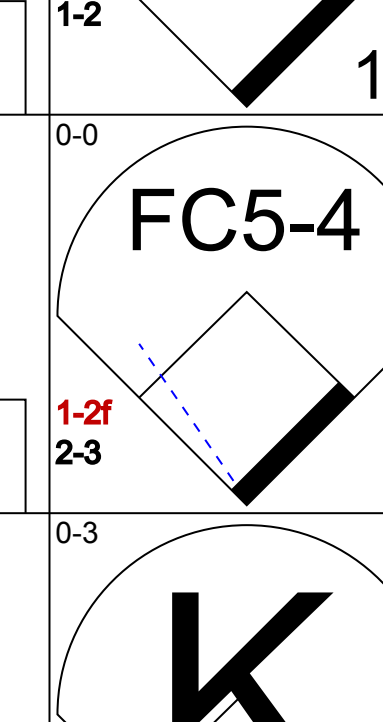
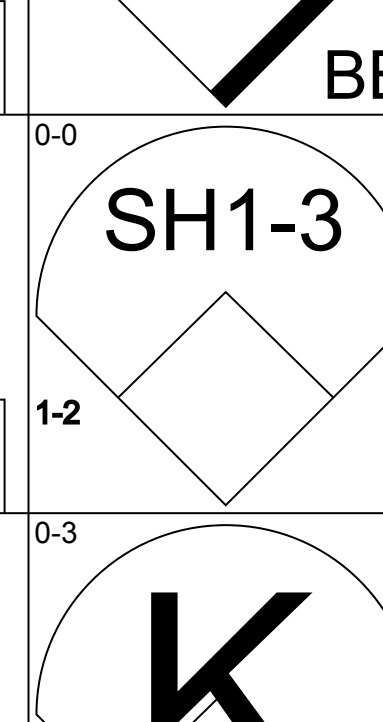
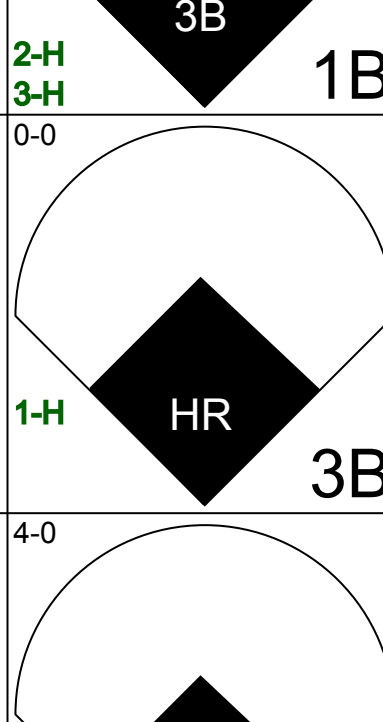
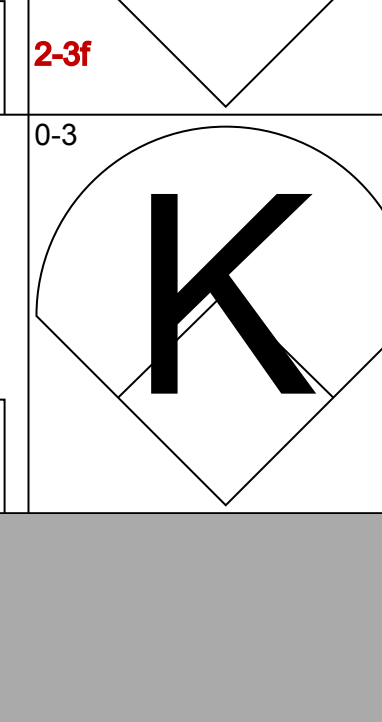
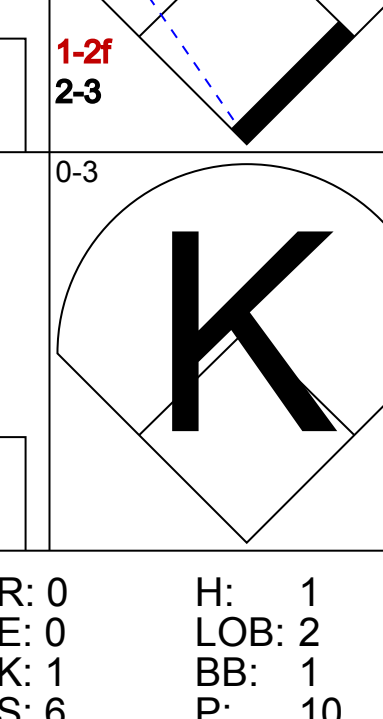
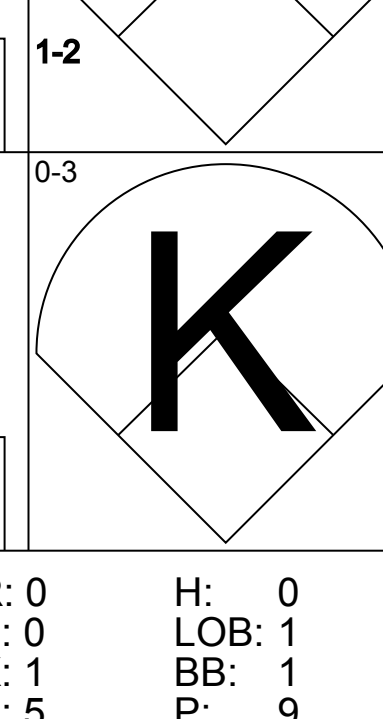
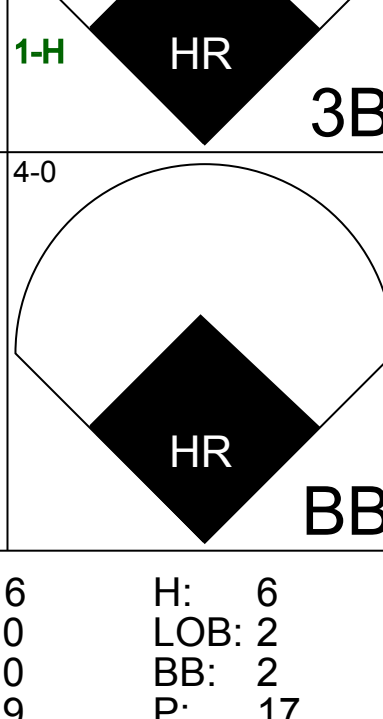
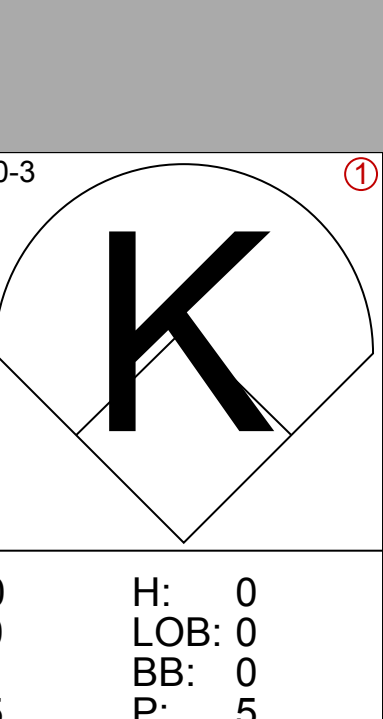


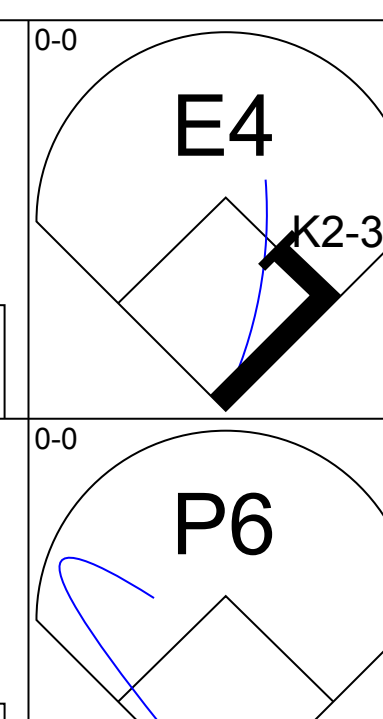
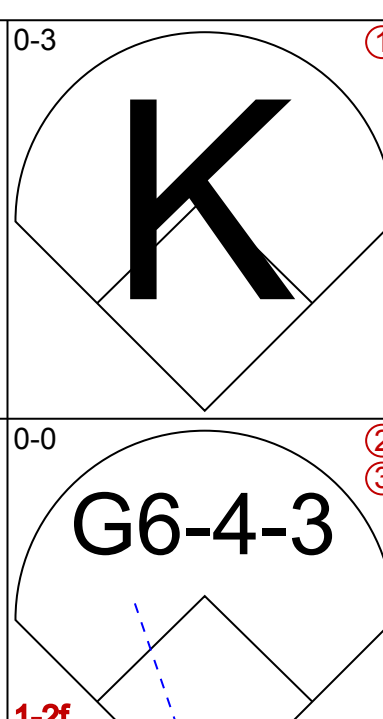
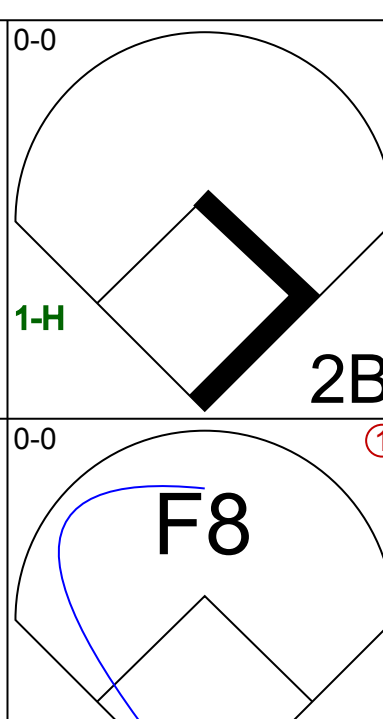
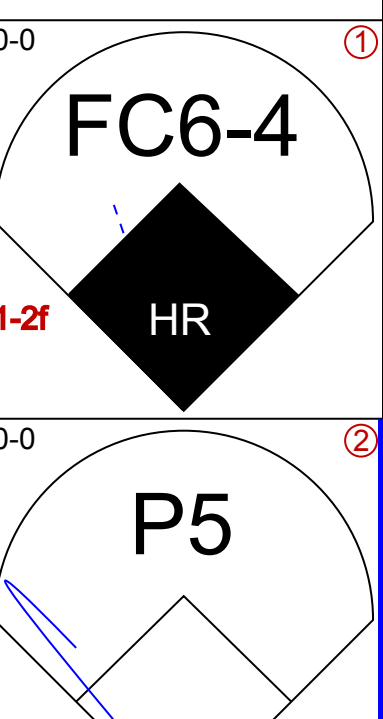
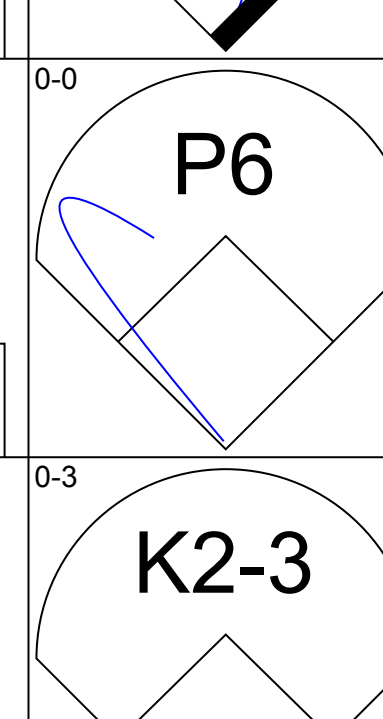
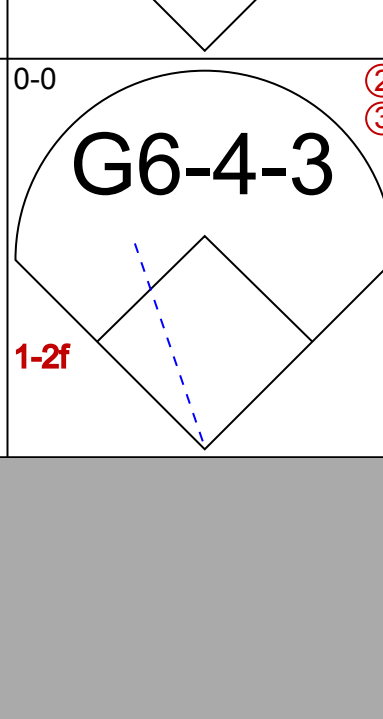
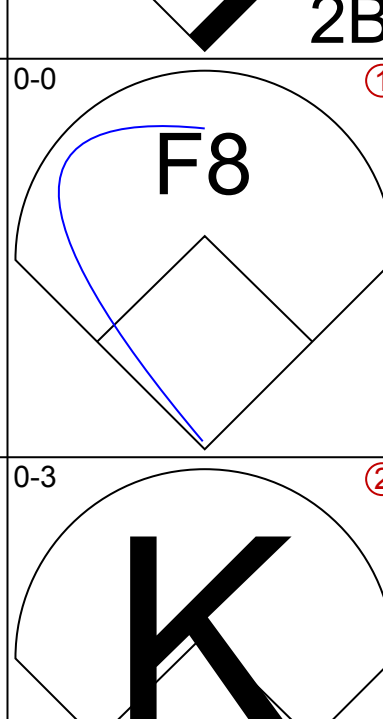
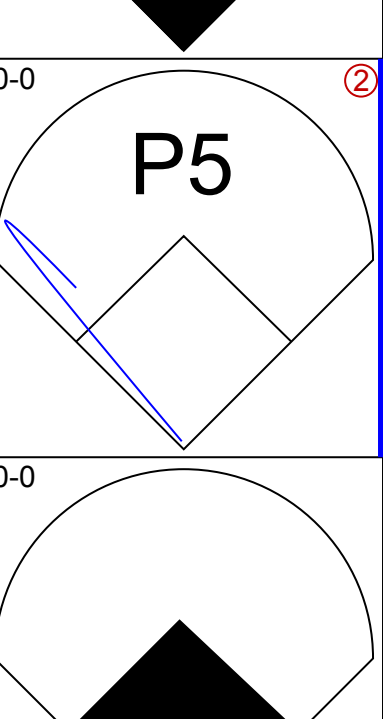
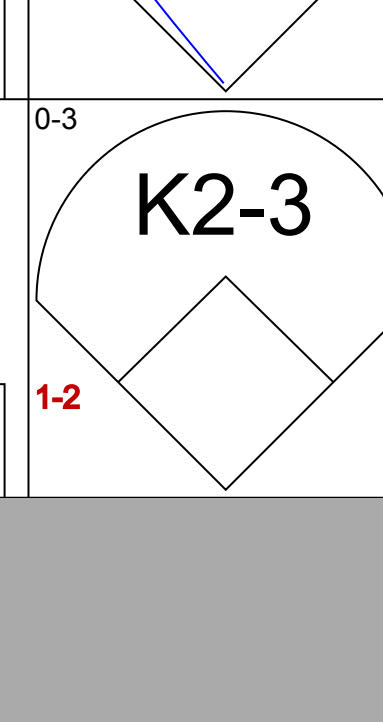
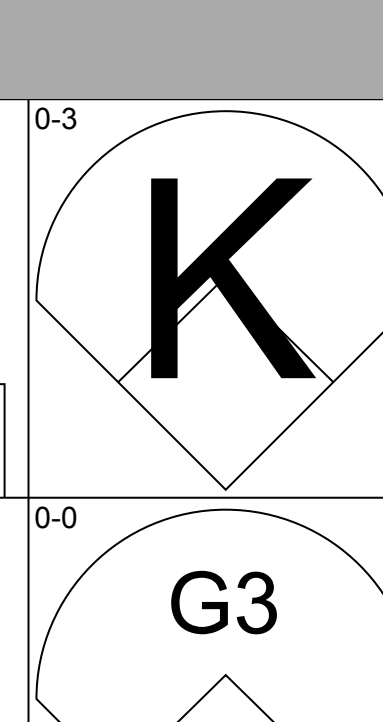
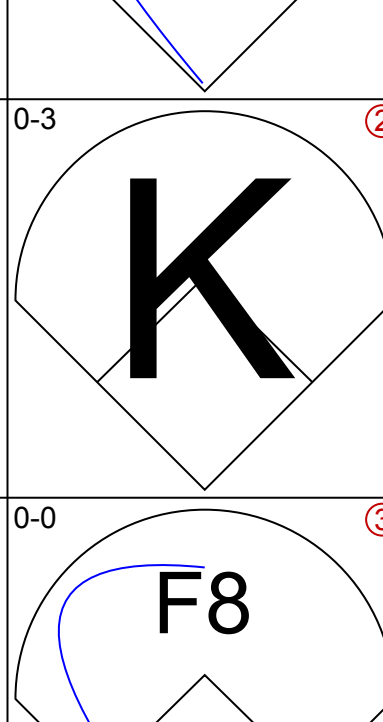
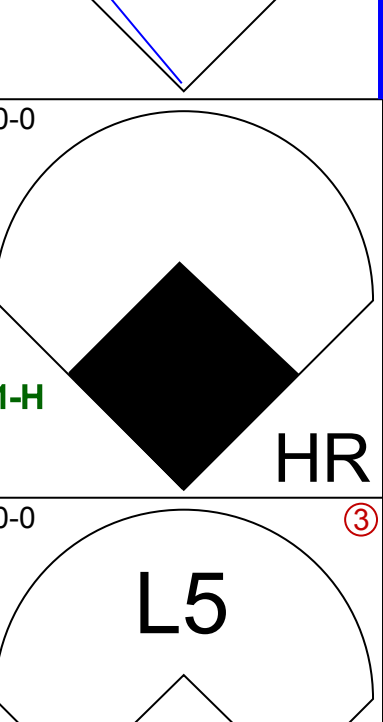
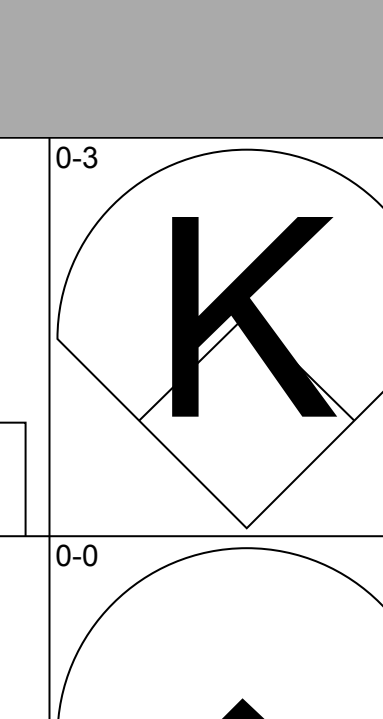
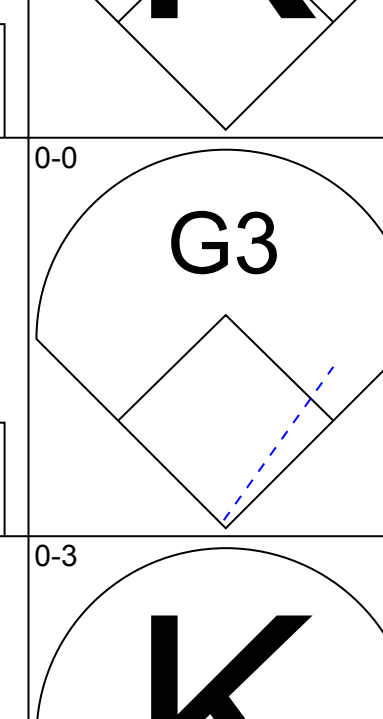
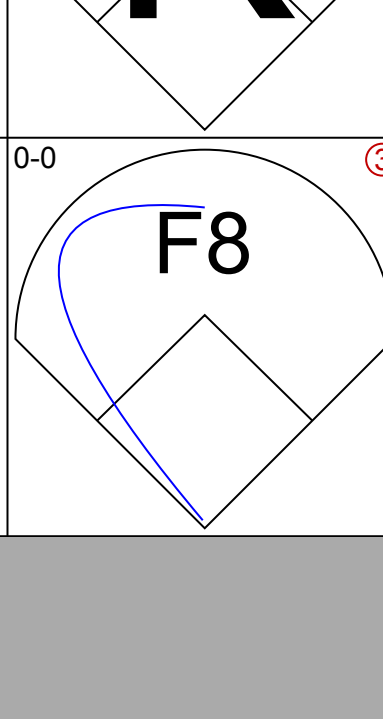
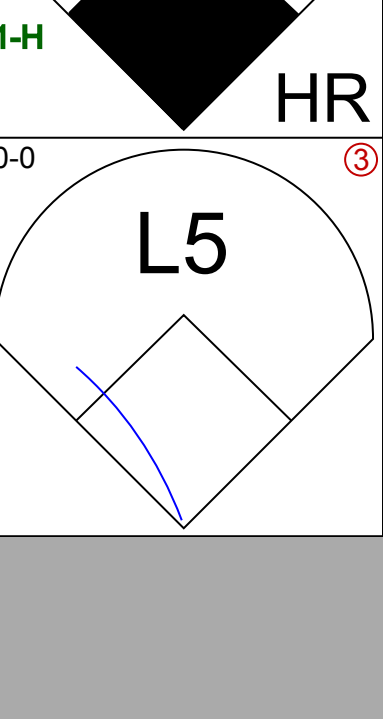
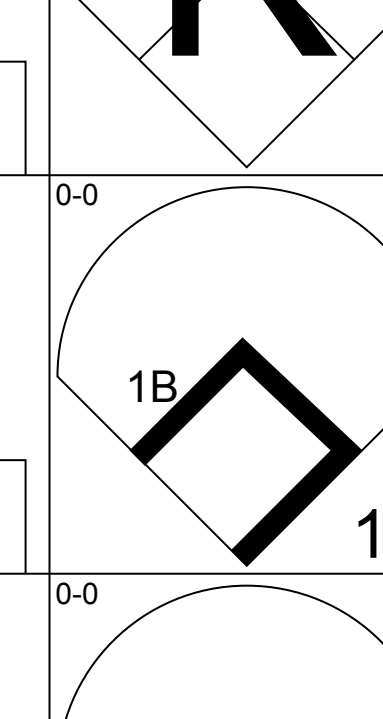
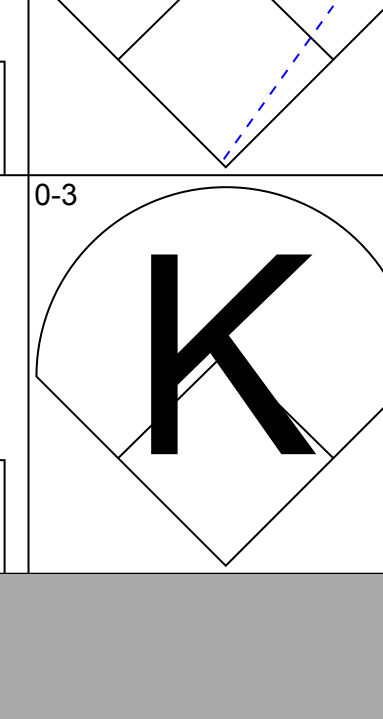


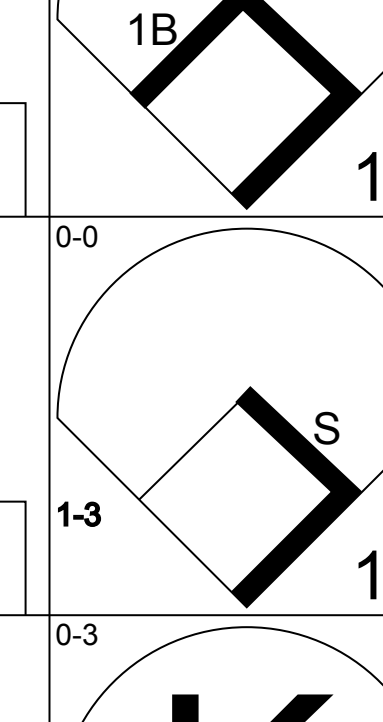
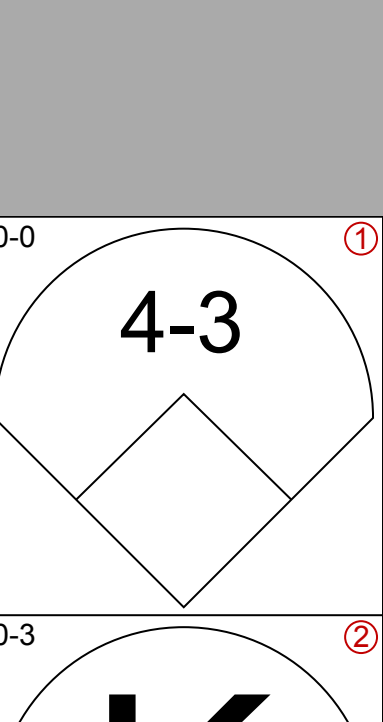
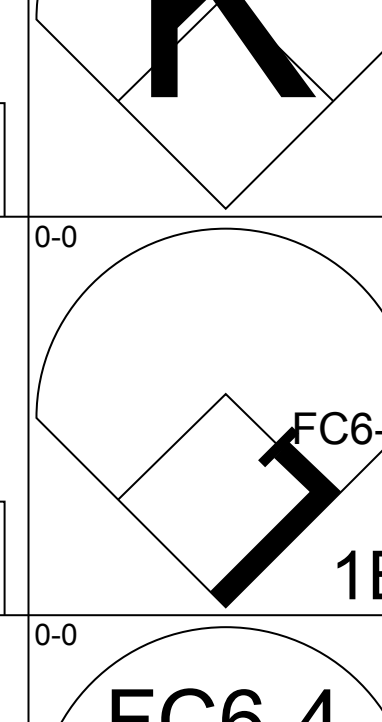

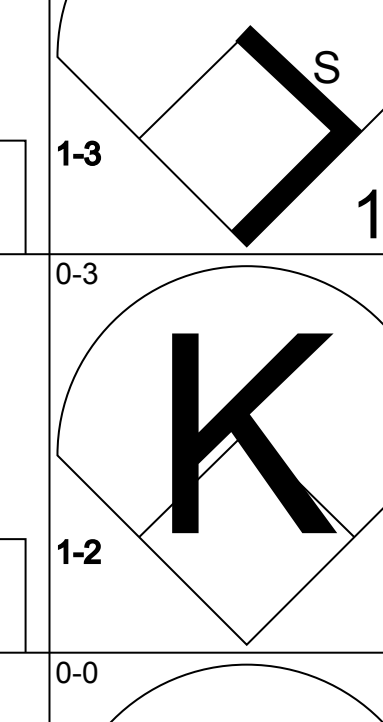
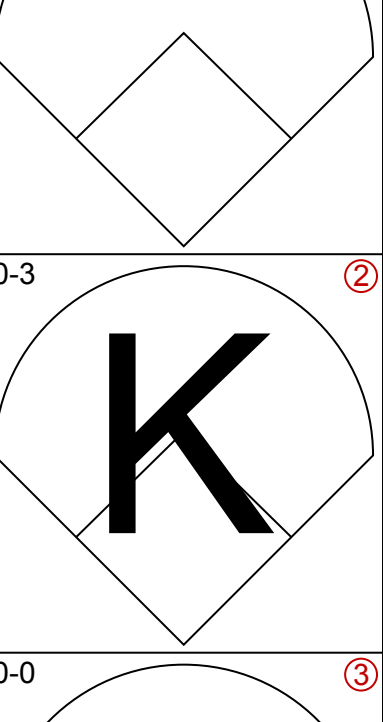
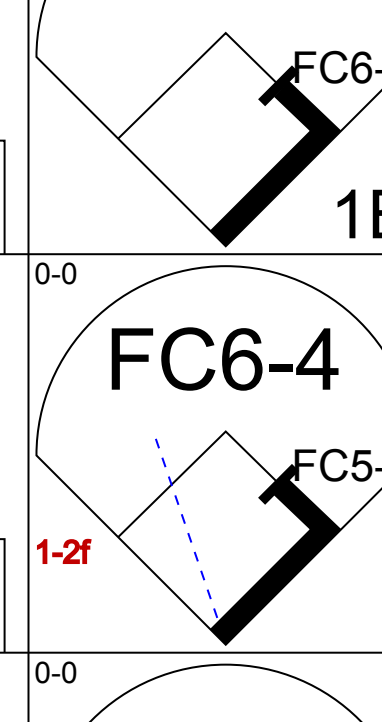

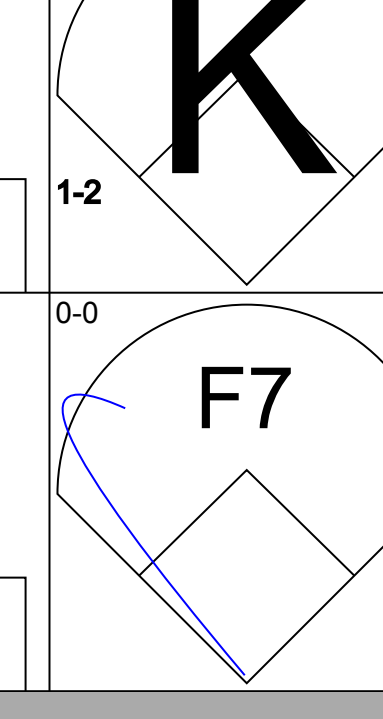
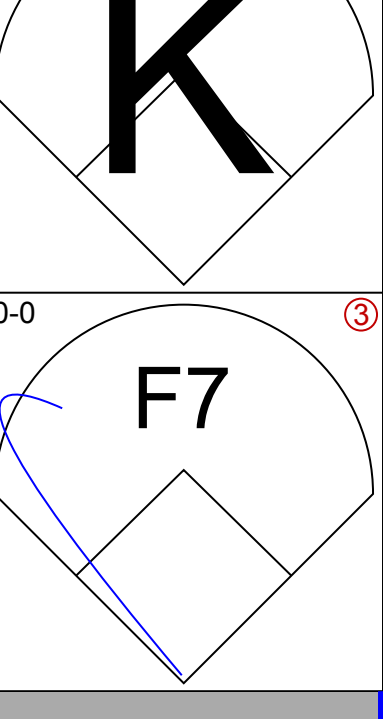
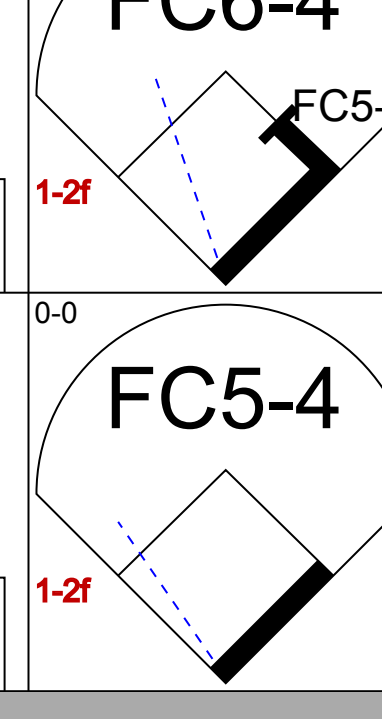
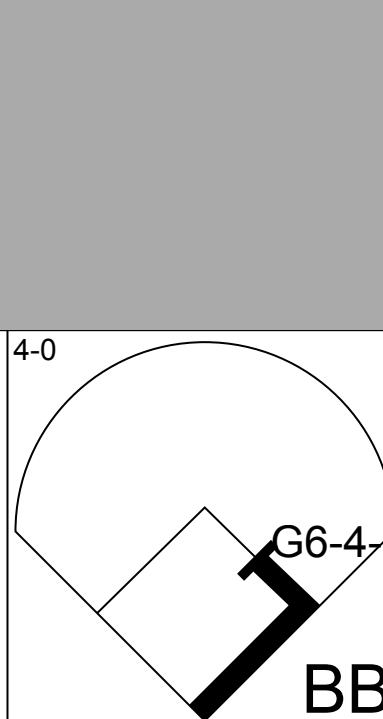
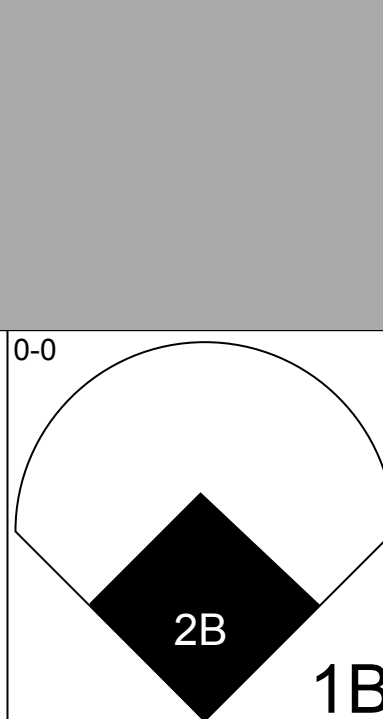
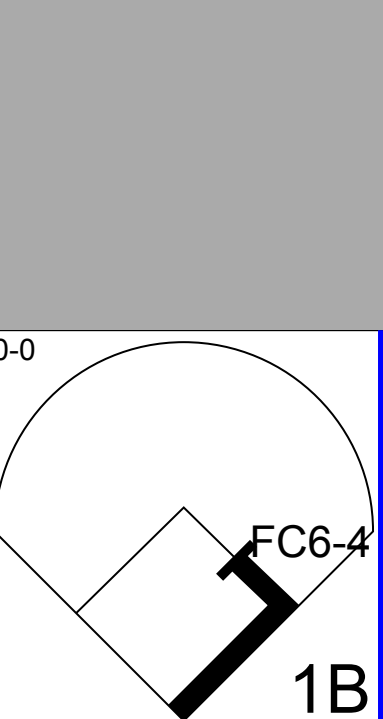
Batter	1	2	3	4	5	6	7	8	9	AB	R	H	RBI	BB	SO	LOB	TOP			
Billy Goodman, L (1, 4) OBP: 0.364, SLG: 0.424	0-0 4-3 3B	4-0 BB BB		0-0 F7		0-0 FC4-6-3-2 1-2 2-H		0-0 1B		4	1	2	0	1	0	4	Boston Red Sox @ Cleveland Indians Cleveland Municipal Stadium, Cleveland, OH Tue May 18 1954, 3:33 AM EDT Att: 14,562 - Unknown AB 34 R 3 H 6 RBI 3 BB 8 SO 6 LOB 22 			
Harry Agganis, L (1, 3) OBP: 0.395, SLG: 0.458	0-0 G3	4-0 1-2 2-3 3-H		4-0 1-2 2-3 BB			0-3 K	0-3 K		3	0	0	1	2	2	3				
Ted Williams, L (1, 7) OBP: 0.379, SLG: 0.941	0-0 4-3	4-0 F9		0-0 4-3			0-0 E BB 1B	0-0 F9		4	0	1	1	0	0	6				
Jim Piersall, R (7, PR) OBP: 0.295, SLG: 0.282										1	0	0	0	0	0	2				
Jackie Jensen, R (1, 8) OBP: 0.311, SLG: 0.461	0-0 F8		0-0 F8		0-0 P3		0-3 K		0-0 F3	5	0	0	0	0	1	1				
Charlie Maxwell, L (1, 9) OBP: 0.317, SLG: 0.286		0-3 K	0-0 F7		0-0 F4		4-0 FC5 E BB		0-0 6-3	4	0	0	0	1	1	0				
Ted Lepcio, R (1, 5) OBP: 0.298, SLG: 0.278		0-3 K	0-0 F8		0-0 F9		0-0 E6		0-3 K	3	0	0	0	0	1	0				
George Kell, R (7, PH) OBP: 0.348, SLG: 0.295										1	0	0	0	0	0	2				
Floyd Baker, L (7, PR) OBP: 0.296, SLG: 0.429										0	0	0	0	0	0	0				
Dick Gemert, R (8, PH) OBP: 0.435, SLG: 0.294										1	0	0	0	0	1	0				
Sammy White, R (1, 2) OBP: 0.234, SLG: 0.395		0-0 BB 1B		0-0 F8		0-0 F9	0-0 FC5			4	1	1	0	0	0	3				
Mitt Bolling, R (1, 6) OBP: 0.259, SLG: 0.200		4-0 1B BB BB		0-0 BB BB 1B		4-0 E BB		0-0 5-3		2	1	1	0	2	0	0				
Bill Henry, L (1, 1) OBP: 0.235, SLG: 0.188		0-0 BB 1B		0-0 BB BB		0-0 E6		4-0 BB		2	0	1	1	1	0	1				
Tom Herrin, R (6, 1)										0	0	0	0	0	0	0				
Bill Werle, L (7, 1)										0	0	0	0	0	0	0				
Don Lenhardt, R (8, PH) OBP: 0.243, SLG: 0.182										0	0	0	0	1	0	0				
Hal Brown, R (8, 1) OBP: 0.255, SLG: 0.167										0	0	0	0	0	0	0				
Inning Stats	R: 1 E: 0 K: 0 S: 4	H: 1 LOB: 0 BB: 0 P: 4	R: 2 E: 0 K: 2 S: 9	H: 2 LOB: 3 BB: 3 P: 21	R: 0 E: 0 K: 0 S: 3	H: 0 LOB: 0 BB: 0 P: 3	R: 0 E: 0 K: 0 S: 4	H: 1 LOB: 3 BB: 2 P: 12	R: 0 E: 0 K: 0 S: 3	H: 0 LOB: 1 BB: 1 P: 7	R: 0 E: 1 K: 2 S: 9	H: 1 LOB: 3 BB: 1 P: 13	R: 0 E: 0 K: 1 S: 6	H: 2 LOB: 2 BB: 1 P: 10	R: 0 E: 0 K: 1 S: 5	H: 0 LOB: 0 BB: 0 P: 5	1B: 5 2B: 1 3B: 1 HR: 0	SF: 0 SAC: 0 DP: 1 HBP: 0	WP: 0 PB: 0 SB: 0 CS: 0	PA: 42
PITCHER	IP WLS BF H R ER SO BB IBB HBP BLK WP HR S P ERA WHIP	1.2 L 11 3 3 3 2 3 0 0 0 0 0 12 24 16.20 3.600	5.2 W 26 3 0 0 2 5 0 0 0 0 0 25 45 0.00 1.412	1.2 S 5 0 0 0 2 0 0 0 0 0 0 9 9 0.00 0.000	PITCHER										IP WLS BF H R ER SO BB IBB HBP BLK WP HR S P ERA WHIP					

Batter	1	2	3	4	5	6	7	8	9	AB	R	H	RBI	BB	SO	LOB	BOTTOM				
Al Smith, R (1, 7) OBP: 0.381, SLG: 0.362	0-0 6-3		0-0 2B		0-0 E7 1B	0-3 K		0-0 FC4-6 1-2 3-H		5	0	2	1	0	1	3	Boston Red Sox @ Cleveland Indians Cleveland Municipal Stadium, Cleveland, OH Tue May 18 1954, 3:33 AM EDT Att: 14,562 - Unknown AB 34 R 6 H 13 RBI 6 BB 2 SO 2 LOB 18 				
Bobby Avila, R (1, 4) OBP: 0.455, SLG: 0.474	0-0 P6		0-0 P5		0-0 1B		0-0 2B 1B	0-0 F2		5	1	2	0	0	0	2					
Dave Philley, S (1, 9) OBP: 0.265, SLG: 0.343	0-0 6-3		0-0 P6		0-0 1-3		0-0 P6			4	0	0	0	0	0	4					
Al Rosen, R (1, 3) OBP: 0.421, SLG: 0.636		0-0 HR	0-0 6-3		0-0 HR		0-0 2B			4	2	3	3	0	0	1					
Larry Doby, L (1, 8) OBP: 0.363, SLG: 0.426		0-0 SH5-4 1B SF8 1B		0-0 G6-4-3 1B		4-0 5-3 1B BB		0-0 P5		3	2	2	0	1	0	1					
Rudy Regalado, R (1, 5) OBP: 0.388, SLG: 0.469		0-0 SH5-4 1B		0-0 F8		0-0 5-3		0-0 6-3		4	0	1	0	0	0	3					
George Strickland, R (1, 6) OBP: 0.330, SLG: 0.361		0-0 SH5-4		0-0 G6-4-3		0-0 1-3 1B		0-3 K		3	0	1	1	0	1	1					
Jim Hegan, R (1, 2) OBP: 0.280, SLG: 0.461		0-0 SF8			0-0 F2	0-0 1-3		0-0 E FC4-6 2B		3	1	1	1	0	0	1					
Art Houtteman, R (1, 1) OBP: 0.250, SLG: 0.182		0-0 5-3			0-0 1B			0-0 E1 FC4-6		0	0	0	0	0	0	0					
Bob Chakales, R (2, 1) OBP: 0.500, SLG: 0.333					0-0 E 1B					2	0	1	0	1	0	1					
Hal Newhouser, L (8, 1) OBP: 0.280, SLG: 0.461					0-0 1B					1	0	0	0	0	0	1					
Inning Stats	R: 0 E: 0 K: 0 S: 3	H: 0 LOB: 0 BB: 0 P: 3	R: 2 E: 0 K: 0 S: 6	H: 3 LOB: 1 BB: 0 P: 6	R: 0 E: 0 K: 0 S: 4	H: 1 LOB: 1 BB: 0 P: 4	R: 0 E: 0 K: 0 S: 3	H: 1 LOB: 0 BB: 0 P: 3	R: 0 E: 1 K: 1 S: 5	H: 3 LOB: 2 BB: 0 P: 5	R: 2 E: 0 K: 1 S: 7	H: 2 LOB: 2 BB: 2 P: 15	R: 1 E: 0 K: 0 S: 5	H: 2 LOB: 1 BB: 0 P: 5	R: 1 E: 1 K: 1 S: 7	H: 1 LOB: 1 BB: 0 P: 7		1B: 8 2B: 3 3B: 0 HR: 2	SF: 1 SAC: 1 DP: 1 HBP: 0	WP: 0 PB: 0 SB: 0 CS: 0	PA: 38
PITCHER	IP WLS BF H R ER SO BB IBB HBP BLK WP HR S P ERA WHIP	5.0 L 23 9 4 4 4 1 0 0 0 0 0 9 13 6.75 3.000	1.1 8 3 1 1 1 1 1 0 0 0 0 0 9 13 6.75 3.000	0.2 2 0 0 0 0 0 0 0 0 0 0 0 2 2 0.00 0.000	1.0 5 1 1 0 1 0 0 0 0 0 0 0 7 7 0.00 1.000	PITCHER										IP WLS BF H R ER SO BB IBB HBP BLK WP HR S P ERA WHIP					

Batter	1	2	3	4	5	6	7	8	9	AB	R	H	RBI	BB	SO	LOB	TOP					
Billy Goodman, L OBP: 0.351, SLG: 0.408	0-0 4-3	0-0 4-3			0-0 5-3			0-0 4-3		4	0	0	0	0	0	1	Boston Red Sox @ Cleveland Indians Cleveland Municipal Stadium, Cleveland, OH Wed May 19 1954, 3:33 AM EDT Att: 4,023 - Unknown					
Harry Agganis, L OBP: 0.398, SLG: 0.440	0-0 4-3		0-0 3-1		0-0 F5			4-0 G1-4-3 BB		3	0	0	0	1	0	0						
Jackie Jensen, R OBP: 0.299, SLG: 0.441	0-3 K		0-0 F7		0-0 F9			0-0 G1-4-3		4	0	0	0	0	1	1						
Ted Williams, L OBP: 0.522, SLG: 0.857		0-0 FC3 2B	0-0 P3		0-0 L1			0-0 G3		4	1	1	0	0	0	0						
George Kell, R OBP: 0.355, SLG: 0.296		4-0 E FC3 5-3 BB		0-0 1B	0-0 F7			0-0 5-3		3	1	1	0	1	0	0						
Charlie Maxwell, L OBP: 0.328, SLG: 0.305		0-0 FC3 5-3 3B		0-0 S 2B			4-0 SH3-4 BB	0-3 K		3	1	1	0	1	1	1						
Sammy White, R OBP: 0.228, SLG: 0.385		0-0 5-3		0-3 K			0-0 SH3-4			2	0	0	1	0	1	2						
Mitt Bolling, R OBP: 0.263, SLG: 0.250		0-0 3B		0-0 6-3			0-0 P3			3	0	1	1	0	0	2						
Willard Nixon, L (1, 1)		0-3 K		0-3 K			0-3 K			3	0	0	0	0	3	2						
Inning Stats	R: 0 E: 0 K: 1 S: 5	H: 0 LOB: 0 BB: 0 P: 5	R: 3 E: 1 K: 1 S: 8	H: 2 LOB: 1 BB: 1 P: 12	R: 0 E: 0 K: 0 S: 3	H: 0 LOB: 0 BB: 0 P: 3	R: 0 E: 0 K: 1 S: 6	H: 2 LOB: 1 BB: 0 P: 6	R: 0 E: 0 K: 0 S: 5	H: 0 LOB: 0 BB: 0 P: 5	R: 0 E: 0 K: 0 S: 3	H: 0 LOB: 0 BB: 0 P: 3	R: 0 E: 0 K: 1 S: 5	H: 0 LOB: 0 BB: 1 P: 9	R: 0 E: 0 K: 0 S: 2	H: 0 LOB: 0 BB: 0 P: 6	R: 0 E: 0 K: 1 S: 5	H: 0 LOB: 0 BB: 0 P: 5	1B: 1 2B: 2 3B: 1 HR: 0	SF: 0 SAC: 1 DP: 1 HBP: 0	WP: 0 PB: 0 SB: 1 CS: 0	PA: 33
PITCHER Bob Lemon, R ERA: 2.57	IP: 9.0 WLS: W BF: 33 H: 4 R: 3 ER: 2 SO: 6 BB: 3 IBB: 0 HBP: 0 BLK: 0 WP: 0 HR: 0 S: 42 P: 54 ERA: 2.00 WHIP: 0.778															PITCHER						

Batter	1	2	3	4	5	6	7	8	9	AB	R	H	RBI	BB	SO	LOB	BOTTOM			
Al Smith, R OBP: 0.398, SLG: 0.366	4-0 G4-6-3 BB		0-0 FC6-2 SH1-3 1B	0-0 6-3			4-0 CS BB			2	1	1	0	2	0	1	Boston Red Sox @ Cleveland Indians Cleveland Municipal Stadium, Cleveland, OH Wed May 19 1954, 3:33 AM EDT Att: 4,023 - Unknown			
Bobby Avila, R OBP: 0.460, SLG: 0.479	0-0 P3		0-0 SH1-3		0-0 G1-6-3 1B		0-0 CS	0-0 BB E SF7 1B		3	1	2	0	0	0	1				
Dave Philley, S OBP: 0.256, SLG: 0.330	0-0 G4-6-3		0-0 FC6-2 1B E		0-0 G1-6-3			0-0 E6 SF7 BB E		4	2	0	0	0	0	5				
Al Rosen, R OBP: 0.431, SLG: 0.664		0-0 HR	0-0 E6 1B		0-0 6-3		4-0 FC4-6 BB			3	1	2	2	1	0	0				
Larry Doby, L OBP: 0.359, SLG: 0.418		0-0 4-3	0-0 BB		0-0 F7		0-0 SF7			2	0	0	1	1	0	0				
Rudy Regalado, R OBP: 0.375, SLG: 0.444		0-0 1-3	0-0 L6		0-0 G6-4-3 1B		0-0 FC4-6			4	0	1	0	0	0	3				
George Strickland, R OBP: 0.329, SLG: 0.350		4-0 FC6 BB		0-0 F7		0-0 G6-4-3		0-0 F7		3	0	0	0	1	0	2				
Hal Naragon, L OBP: 0.250, SLG: 0.259		0-0 FC6		0-0 1B			0-0 3-1			3	0	1	0	0	0	1				
Bob Lemon, L OBP: 0.136, SLG: 0.050			4-0 SH1-3 FC6-2 BB	0-3 K			0-0 F8			2	0	0	0	1	1	1				
Inning Stats	R: 0 E: 0 K: 0 S: 2	H: 0 LOB: 1 BB: 1 P: 6	R: 1 E: 0 K: 0 S: 4	H: 1 LOB: 1 BB: 1 P: 8	R: 2 E: 1 K: 0 S: 5	H: 2 LOB: 2 BB: 2 P: 13	R: 0 E: 0 K: 1 S: 6	H: 1 LOB: 1 BB: 0 P: 6	R: 0 E: 0 K: 0 S: 3	H: 1 LOB: 0 BB: 0 P: 3	R: 0 E: 0 K: 0 S: 2	H: 0 LOB: 0 BB: 1 P: 6	R: 0 E: 2 K: 0 S: 5	H: 1 LOB: 1 BB: 1 P: 9	R: 2 E: 2 K: 0 S: 5	H: 1 LOB: 1 BB: 1 P: 9	1B: 6 2B: 0 3B: 0 HR: 1	SF: 1 SAC: 1 DP: 3 HBP: 0	WP: 0 PB: 0 SB: 0 CS: 1	PA: 35
PITCHER Willard Nixon, R ERA: 3.38	IP: 8.0 WLS: L BF: 34 H: 7 R: 5 ER: 2 SO: 1 BB: 6 IBB: 0 HBP: 0 BLK: 0 WP: 0 HR: 1 S: 30 P: 54 ERA: 2.25 WHIP: 1.625															PITCHER				

Batter	1	2	3	4	5	6	7	8	9	AB	R	H	RBI	BB	SO	LOB	TOP					
Harry Agganis, L (1,3) OBP: 0.389, SLG: 0.475										5	1	2	3	0	1	0	Boston Red Sox @ New York Yankees Yankee Stadium, Bronx, NY Fri May 21 1954, 3:33 AM EDT Att: 30,119 - Cloudy - 53 F					
Jim Piersall, R (1,8) OBP: 0.293, SLG: 0.280										4	0	1	0	0	0	0						
Ted Williams, L (1,7) OBP: 0.536, SLG: 0.792 Karl Olson, R (9,7) OBP: 0.273, SLG: 0.381										3	0	1	0	2	0	1						
Jackie Jensen, R (1,9) OBP: 0.304, SLG: 0.439										5	1	2	0	0	0	3						
George Kell, R (1,5) OBP: 0.357, SLG: 0.286										3	1	0	0	2	0	4						
Sammy White, R (1,2) OBP: 0.220, SLG: 0.370										3	0	0	0	0	0	1						
Ted Lepcio, R (1,4) OBP: 0.311, SLG: 0.308										3	1	2	2	1	0	1						
Mitt Bolling, R (1,6) OBP: 0.267, SLG: 0.294										3	1	1	1	0	1	2						
Frank Sullivan, R (1,1)										3	1	0	0	1	3	3						
Inning Stats	R: 0 E: 0 K: 1 S: 5	H: 0 LOB: 1 BB: 1 P: 9	R: 0 E: 0 K: 1 S: 6	H: 1 LOB: 2 BB: 1 P: 10	R: 0 E: 0 K: 0 S: 4	H: 1 LOB: 2 BB: 1 P: 8	R: 0 E: 0 K: 1 S: 5	H: 0 LOB: 1 BB: 1 P: 9	R: 0 E: 0 K: 0 S: 3	H: 0 LOB: 0 BB: 0 P: 3	R: 6 E: 0 K: 0 S: 9	H: 6 LOB: 2 BB: 2 P: 17	R: 0 E: 1 K: 1 S: 5	H: 0 LOB: 0 BB: 0 P: 5	R: 0 E: 0 K: 1 S: 5	H: 0 LOB: 0 BB: 0 P: 5		R: 0 E: 0 K: 0 S: 3	H: 0 LOB: 0 BB: 0 P: 3	1B: 7 2B: 1 3B: 1 HR: 1	SF: 0 SAC: 3 DP: 2 HBP: 0	WP: 1 PB: 0 CS: 0
PITCHER	IP WLS BF H R ER SO BB IBB HBP BLK WP HR S P ERA WHIP																					
Whitey Ford, L (1,1) ERA: 6.93	6.0 L 32 9 6 6 3 6 0 0 0 0 1 1 32 56 9.00 2.500																					
Bob Kuzava, L (7,1) ERA: 5.84	2.0 6 0 0 0 2 0 0 0 0 0 0 0 10 10 0.00 0.000																					
Tom Gorman, R (9,1) ERA: 1.69	1.0 3 0 0 0 0 0 0 0 0 0 0 0 3 3 0.00 0.000																					

Batter	1	2	3	4	5	6	7	8	9	AB	R	H	RBI	BB	SO	LOB	BOTTOM					
Hank Bauer, R (1,9) OBP: 0.325, SLG: 0.389										4	1	1	1	0	1	2	Boston Red Sox @ New York Yankees Yankee Stadium, Bronx, NY Fri May 21 1954, 3:33 AM EDT Att: 30,119 - Cloudy - 53 F					
Phil Rizzuto, R (1,6) OBP: 0.321, SLG: 0.337 Enos Slaughter, L (8, PH) OBP: 0.413, SLG: 0.432 Willy Miranda, S (9,6)										3	0	0	0	0	0	3						
Mickey Mantle, S (1,8) OBP: 0.318, SLG: 0.432										4	1	1	2	0	3	2						
Yogi Berra, L (1,2) OBP: 0.333, SLG: 0.525										4	0	0	0	0	1	1						
Eddie Robinson, L (1,3) OBP: 0.294, SLG: 0.261										4	0	1	0	0	2	0						
Gene Woodling, L (1,7) OBP: 0.394, SLG: 0.405										4	0	2	0	0	0	0						
Gil McDougald, R (1,4) OBP: 0.323, SLG: 0.330 Joe Collins, L (7, PH) OBP: 0.381, SLG: 0.438 Jerry Coleman, R (8,4) OBP: 0.220, SLG: 0.316										2	0	0	0	0	2	2						
Andy Carey, R (1,5) OBP: 0.290, SLG: 0.476										3	0	0	0	0	0	3						
Whitey Ford, L (1,1) Bobby Brown, L (6, PH) OBP: 0.467, SLG: 0.500 Bob Kuzava, S (7,1) Irv Noren, L (8, PH) OBP: 0.349, SLG: 0.404 Tom Gorman, R (9,1)										0	0	0	0	1	0	0						
Inning Stats	R: 0 E: 1 K: 1 S: 5	H: 0 LOB: 0 BB: 0 P: 5	R: 0 E: 0 K: 2 S: 9	H: 2 LOB: 2 BB: 0 P: 9	R: 0 E: 0 K: 1 S: 4	H: 0 LOB: 0 BB: 1 P: 8	R: 0 E: 0 K: 2 S: 7	H: 0 LOB: 0 BB: 0 P: 7	R: 0 E: 0 K: 1 S: 5	H: 0 LOB: 0 BB: 0 P: 5	R: 1 E: 0 K: 1 S: 7	H: 2 LOB: 1 BB: 0 P: 7	R: 0 E: 0 K: 1 S: 6	H: 1 LOB: 1 BB: 0 P: 6	R: 2 E: 0 K: 0 S: 5	H: 2 LOB: 2 BB: 0 P: 5		R: 0 E: 0 K: 0 S: 3	H: 0 LOB: 0 BB: 0 P: 3	1B: 5 2B: 1 3B: 0 HR: 1	SF: 0 SAC: 0 DP: 1 HBP: 0	WP: 0 PB: 0 CS: 0
PITCHER	IP WLS BF H R ER SO BB IBB HBP BLK WP HR S P ERA WHIP																					
Frank Sullivan, R (1,1) ERA: 1.73	9.0 W 34 7 3 3 9 1 0 0 0 0 1 51 55 3.00 0.889																					

Batter	1	2	3	4	5	6	7	8	9	AB	R	H	RBI	BB	SO	LOB	TOP					
Harry Agganis, L (1, 3) OBP: 0.380, SLG: 0.456										6	1	2	0	0	1	2						
Jim Piersall, R (1, 8) OBP: 0.315, SLG: 0.318										6	3	3	0	0	0	2						
Ted Williams, L (1, 7) OBP: 0.579, SLG: 0.733										3	3	2	1	3	0	0						
Jackie Jensen, R (1, 9) OBP: 0.283, SLG: 0.406										4	0	0	0	0	1	7						
Floyd Baker, L (8, PH) OBP: 0.250, SLG: 0.375										1	0	0	0	0	0	2						
Karl Olson, R (8, 9) OBP: 0.304, SLG: 0.409										1	0	1	1	0	0	0						
George Kell, R (1, 5) OBP: 0.361, SLG: 0.290										5	2	3	3	1	0	2						
Sammy White, R (1, 2) OBP: 0.233, SLG: 0.364										4	1	2	1	1	0	2						
Ted Lepcio, R (1, 4) OBP: 0.358, SLG: 0.370										4	0	2	2	1	0	2						
Mitt Bolling, R (1, 6) OBP: 0.288, SLG: 0.316										3	0	2	0	0	0	0						
Billy Goodman, L (7, PH) OBP: 0.333, SLG: 0.300										2	0	1	2	0	0	3						
Bill Henry, L (1, 1) OBP: 0.211, SLG: 0.167										2	0	0	0	0	0	2						
Charlie Maxwell, L (6, PH) OBP: 0.333, SLG: 0.300										1	0	0	0	0	0	0						
Hal Brown, R (6, 1) OBP: 0.286, SLG: 0.167										0	0	0	0	0	0	0						
Don Lenhardt, R (7, PH) OBP: 0.237, SLG: 0.176										1	0	0	0	0	0	2						
Ellis Kinder, R (7, 1) OBP: 0.200, SLG: 0.200										1	0	0	0	0	0	0						
Inning Stats	R: 3 E: 1 K: 0 S: 6	H: 3 LOB: 2 BB: 1 P: 10	R: 0 E: 0 K: 0 S: 4	H: 1 LOB: 1 BB: 0 P: 4	R: 0 E: 0 K: 1 S: 6	H: 1 LOB: 2 BB: 1 P: 10	R: 0 E: 0 K: 0 S: 5	H: 2 LOB: 3 BB: 1 P: 9	R: 0 E: 0 K: 1 S: 3	H: 0 LOB: 0 BB: 0 P: 3	R: 0 E: 0 K: 1 S: 5	H: 0 LOB: 0 BB: 0 P: 5	R: 3 E: 0 K: 0 S: 7	H: 4 LOB: 2 BB: 1 P: 11	R: 2 E: 0 K: 0 S: 6	H: 3 LOB: 3 BB: 2 P: 14	R: 2 E: 0 K: 0 S: 6	H: 4 LOB: 1 BB: 0 P: 6	1B: 17 2B: 2 3B: 0 HR: 0	SF: 0 SAC: 0 DP: 1 HBP: 0	WP: 0 PB: 0 SB: 0 CS: 0	PA: 50
PITCHER	IP WLS BF H R ER SO BB IBB HBP BLK WP HR S P ERA WHIP																					
Tom Morgan, R (1, 1) ERA: 2.82	4.0	22	7	3	2	1	2	1	0	0	0	0	0	21	33	4.50	2.250					
Johanny Seain, R (5, 1) ERA: 2.37	3.2	L 19	6	5	5	1	2	0	0	0	0	0	0	19	27	12.27	2.182					
Tom Gorman, R (8, 1) ERA: 1.69	0.0	2	1	0	0	0	1	0	0	0	0	0	0	1	5	∞	∞					
Bob Kuzava, L (8, 1) ERA: 6.99	1.1	7	4	2	2	0	0	0	0	0	0	0	0	7	7	13.50	3.000					

Boston Red Sox @ New York Yankees
 Yankee Stadium, Bronx, NY
 Sun May 23 1954, 3:33 AM EDT
 Att: 38,524 - Cloudy - 66 F

AB 44
 R 10
 H 18
 RBI 10
 BB 6
 SO 2
 LOB 26

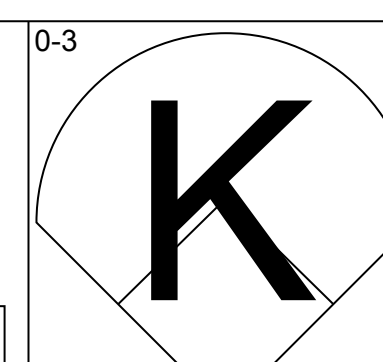
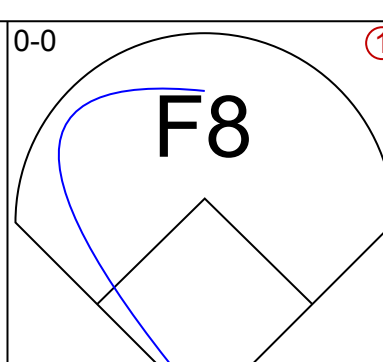
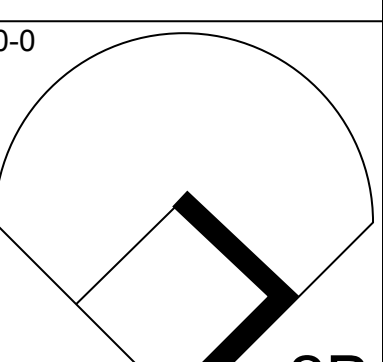
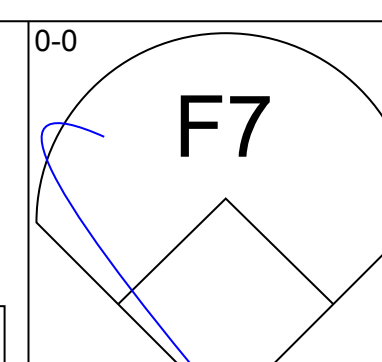
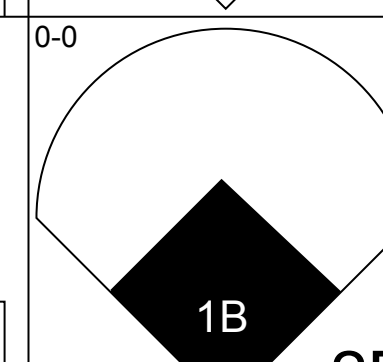
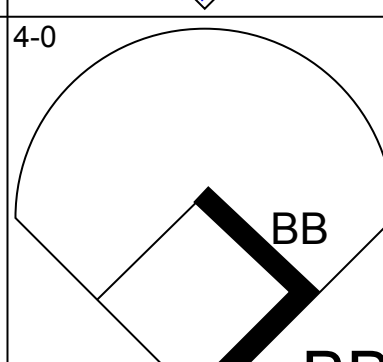
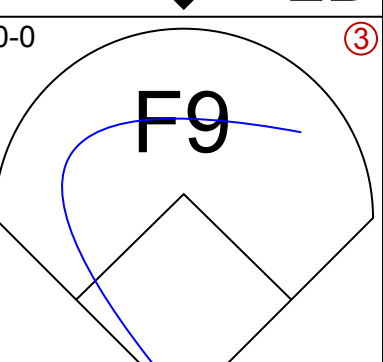
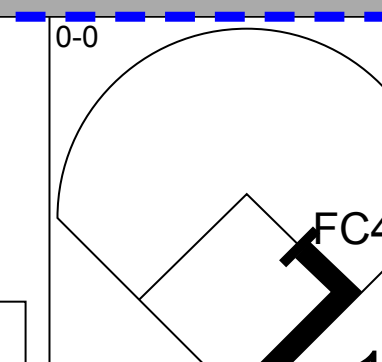
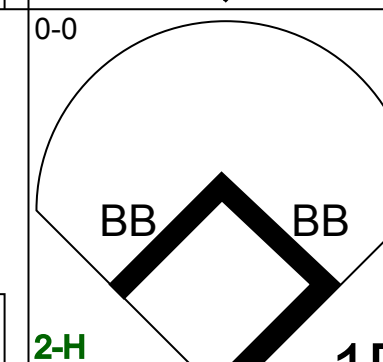
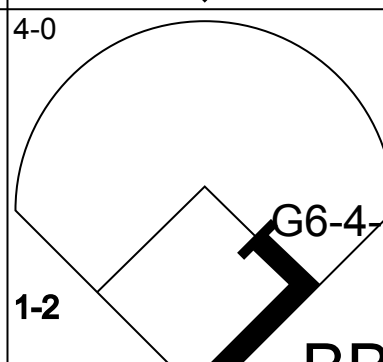

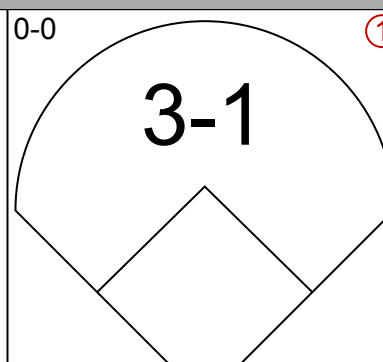
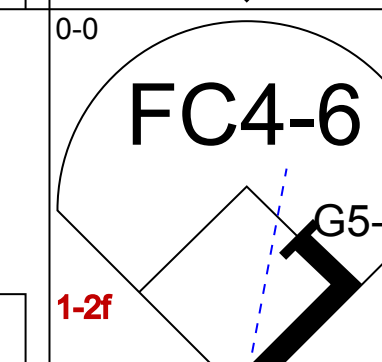
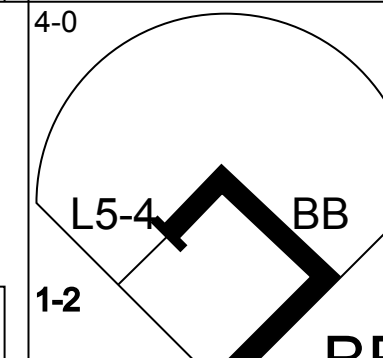
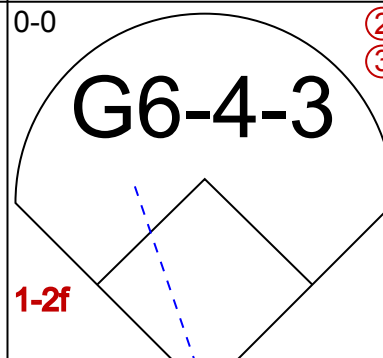
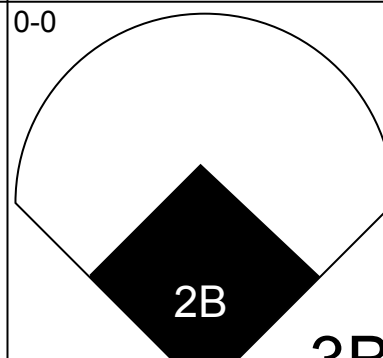
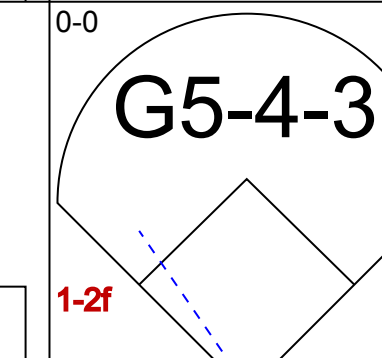
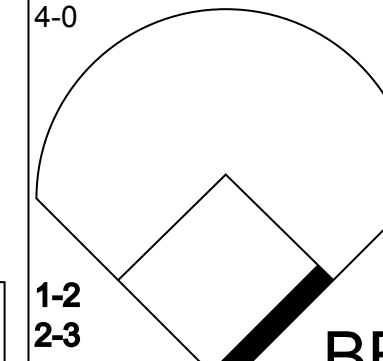
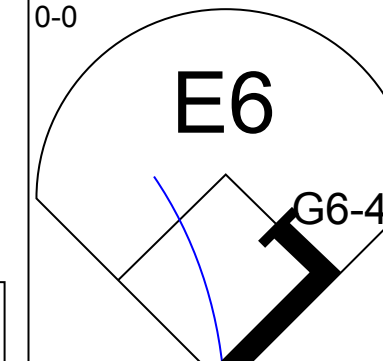
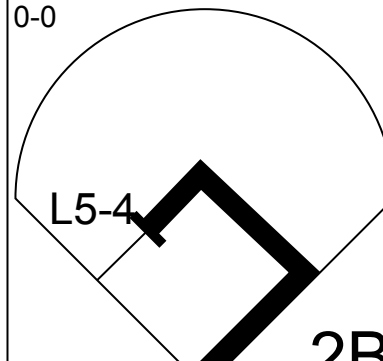
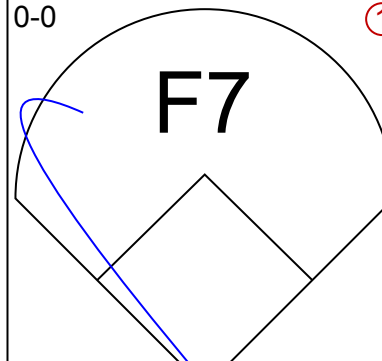
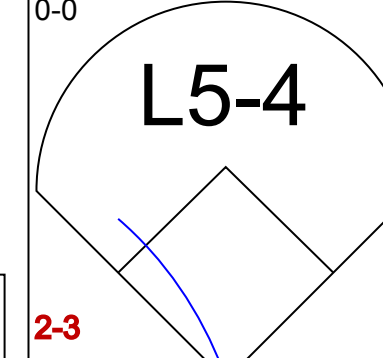
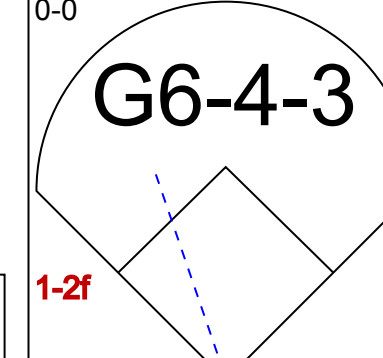
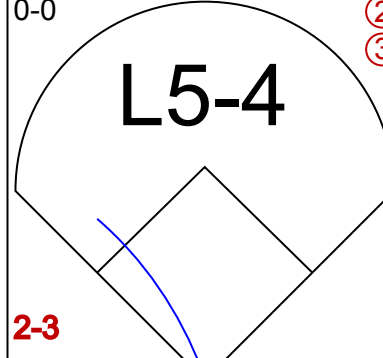
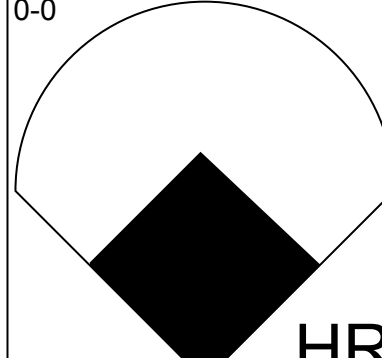
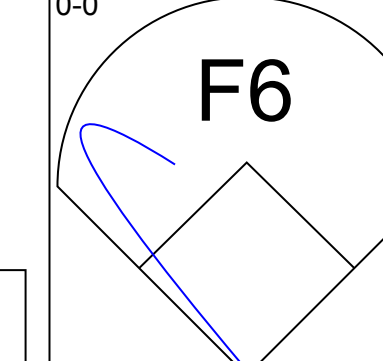
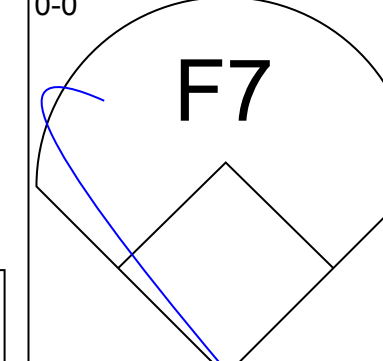
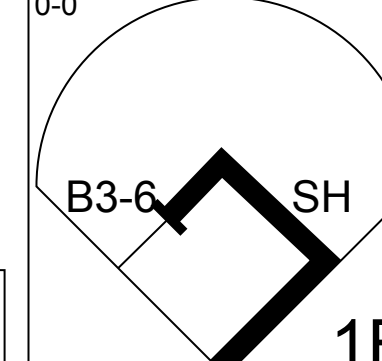
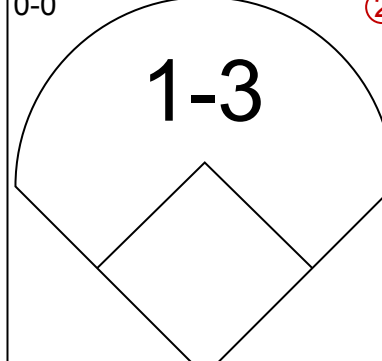
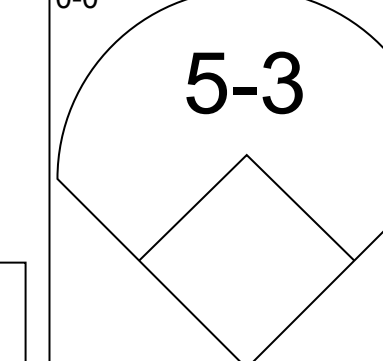
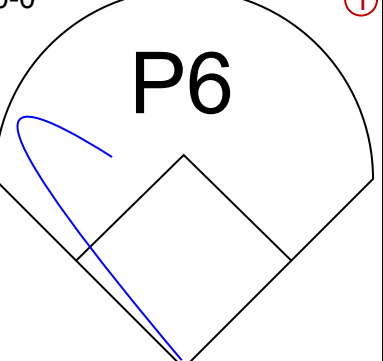
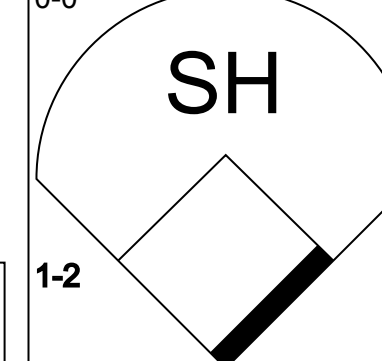
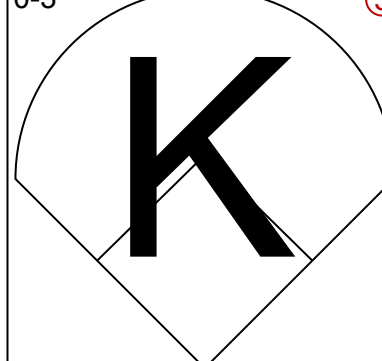
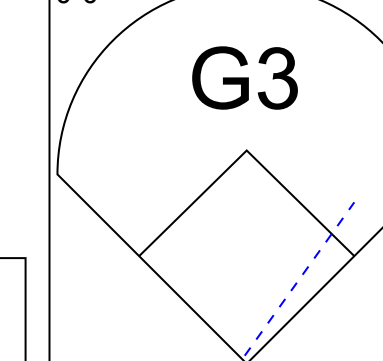
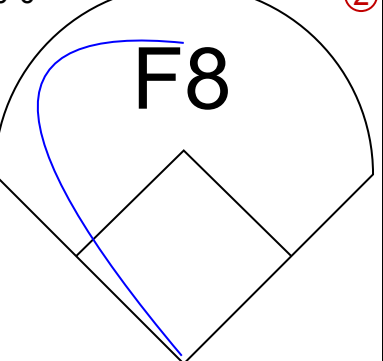
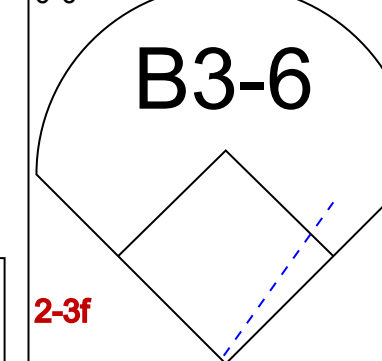


Batter	1	2	3	4	5	6	7	8	9	AB	R	H	RBI	BB	SO	LOB	BOTTOM					
Hank Bauer, R (1, 9) OBP: 0.354, SLG: 0.443										3	3	3	1	2	0	0						
Phil Rizzuto, R (1, 6) OBP: 0.327, SLG: 0.337										3	1	1	1	1	0	2						
Enos Slaughter, L (7, PH) OBP: 0.396, SLG: 0.410										1	0	0	0	0	0	1						
Willy Miranda, S (8, 6) OBP: 0.359, SLG: 0.466										0	0	0	0	0	0	0						
Irv Noren, L (9, PH) OBP: 0.359, SLG: 0.466										5	1	2	4	1	1	1						
Mickey Mantle, S (1, 8) OBP: 0.354, SLG: 0.548										5	0	0	0	0	0	6						
Yogi Berra, L (1, 2) OBP: 0.326, SLG: 0.504										5	0	0	0	0	0	6						
Bill Skowron, R (1, 3) OBP: 0.313, SLG: 0.466										4	0	2	0	0	0	2						
Joe Collins, L (7, 3) OBP: 0.395, SLG: 0.455										1	0	1	0	0	0	0						
Gene Woodling, L (1, 7) OBP: 0.380, SLG: 0.374										3	0	0	0	2	1	1						
Andy Carey, R (1, 5) OBP: 0.259, SLG: 0.449										3	1	0	0	1	1	3						
Eddie Robinson, L (6, PH) OBP: 0.288, SLG: 0.235										1	0	0	0	0	1	2						
Gil McDougald, R (9, 5) OBP: 0.321, SLG: 0.321										0	0	0	0	0	0	0						
Jerry Coleman, R (1, 4) OBP: 0.219, SLG: 0.306										5	2	1	0	0	0	1						
Tom Morgan, R (1, 1) OBP: 0.167, SLG: 0.152										1	0	0	0	0	0	0						
Bob Carey, R (4, PH) OBP: 0.192, SLG: 0.391										1	0	0	0	0	0	1						
Johanny Seain, R (5, 1) OBP: 0.326, SLG: 0.250										2	0	1	0	0	0	2						
Tom Gorman, R (8, 1) OBP: 0.359, SLG: 0.466										0	0	0	0	0	0	0						
Bob Kuzava, S (8, 1) OBP: 0.359, SLG: 0.466										0	0	0	0	0	0	0						
Bobby Brown, L (9, PH) OBP: 0.326, SLG: 0.333										1	0	0	0	0	0	0						
Inning Stats	R: 0 E: 0 K: 0 S: 4	H: 1 LOB: 1 BB: 0 P: 4	R: 0 E: 0 K: 1 S: 6	H: 1 LOB: 0 BB: 0 P: 6	R: 3 E: 1 K: 0 S: 6	H: 2 LOB: 2 BB: 2 P: 14	R: 2 E: 1 K: 0 S: 6	H: 2 LOB: 2 BB: 1 P: 10	R: 2 E: 1 K: 1 S: 7	H: 2 LOB: 3 BB: 3 P: 19	R: 0 E: 0 K: 0 S: 3	H: 0 LOB: 0 BB: 0 P: 3	R: 0 E: 0 K: 0 S: 4	H: 1 LOB: 1 BB: 0 P: 4	R: 0 E: 0 K: 1 S: 6	H: 1 LOB: 2 BB: 1 P: 10	R: 2 E: 0 K: 1 S: 7	H: 2 LOB: 0 BB: 0 P: 7	1B: 7 2B: 2 3B: 1 HR: 2	SF: 0 SAC: 1 DP: 0 HBP: 0	WP: 0 PB: 0 SB: 1 CS: 0	PA: 48
PITCHER	IP WLS BF H R ER SO BB IBB HBP BLK WP HR S P ERA WHIP																					
Bill Henry, L (1, 1) ERA: 3.56	5.0	31	8	7	4	2	5	1	0	0	0	0	0	29	53	7.20	2.600					
Hal Brown, R (6, 1) ERA: 2.95	1.0	3	0	0	0	0	0	0	0	0	0	0	0	3	3	0.00	0.000					
Ellis Kinder, R (7, 1) ERA: 5.14	3.0	W 14	4	2	2	2	1	0	0	0	0	1	17	21	6.00	1.667						

Boston Red Sox @ New York Yankees
 Yankee Stadium, Bronx, NY
 Sun May 23 1954, 3:33 AM EDT
 Att: 38,524 - Cloudy - 66 F

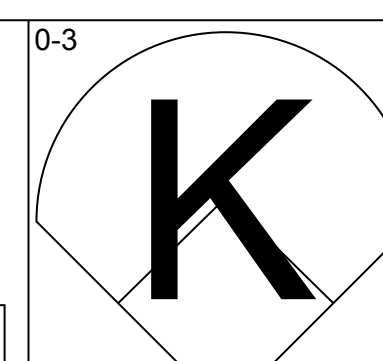
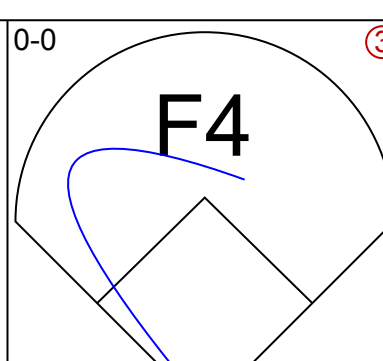
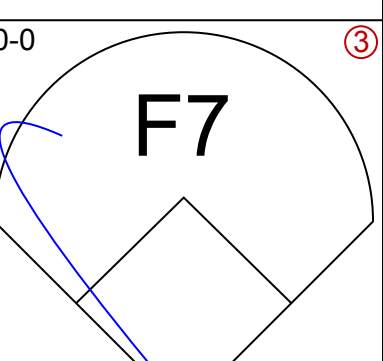
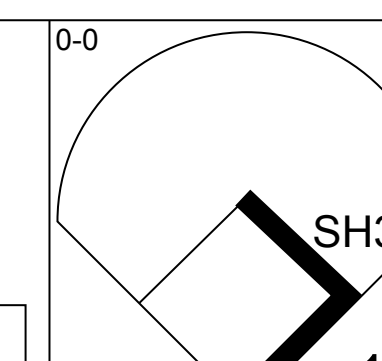
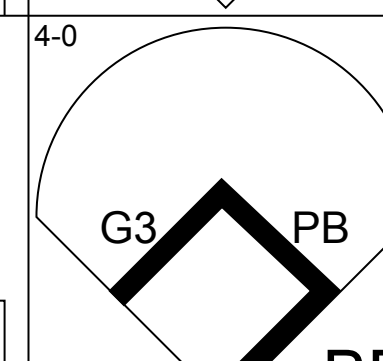
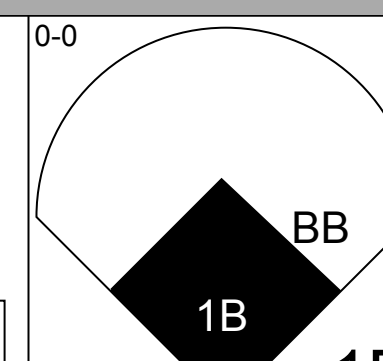

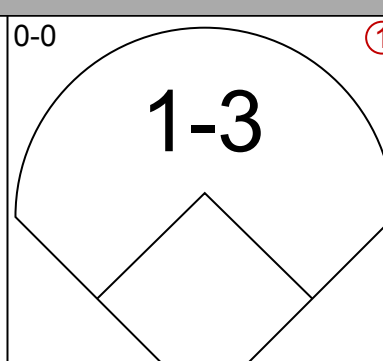
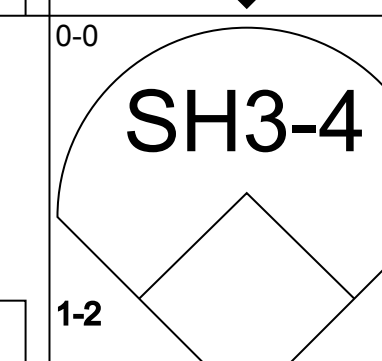
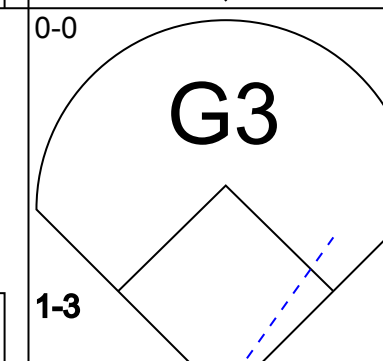
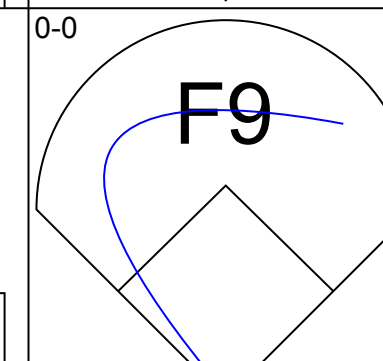
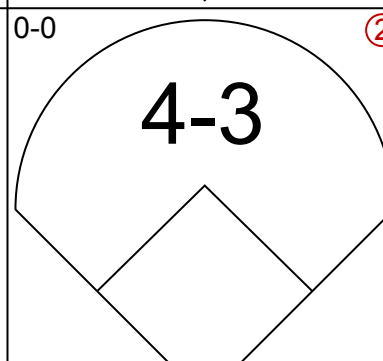
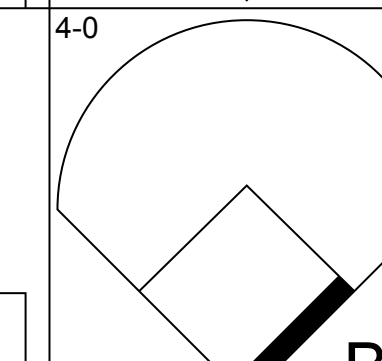
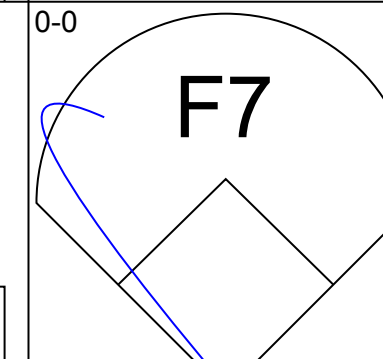
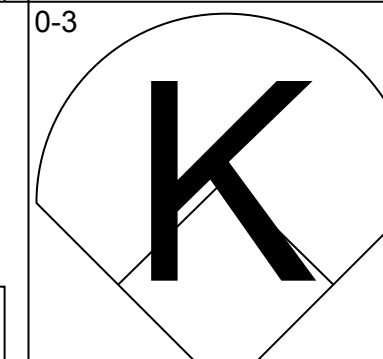
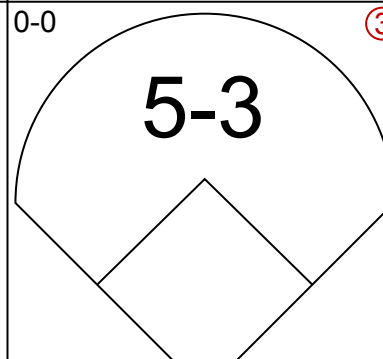
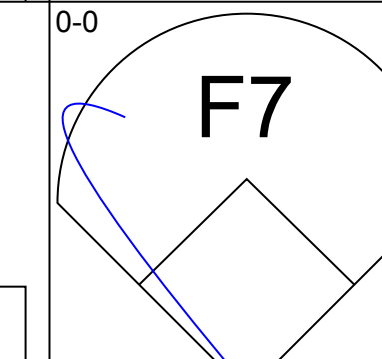
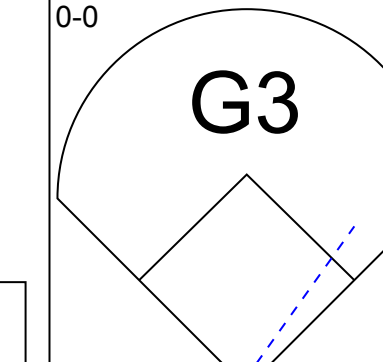
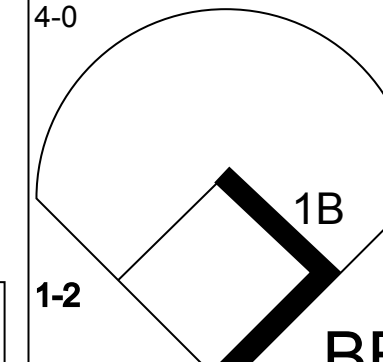

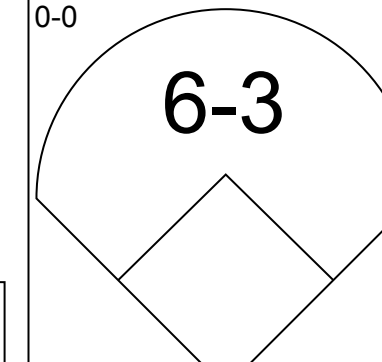
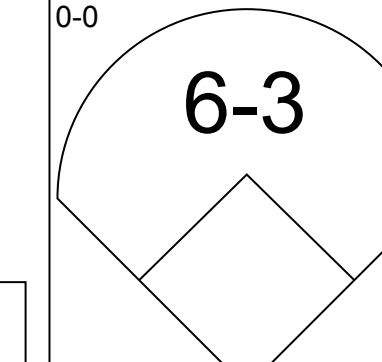
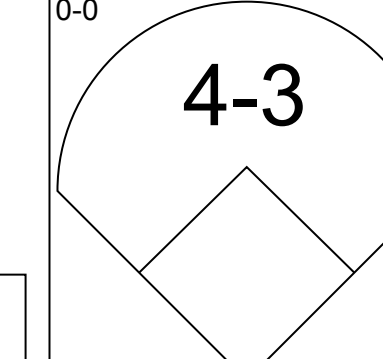
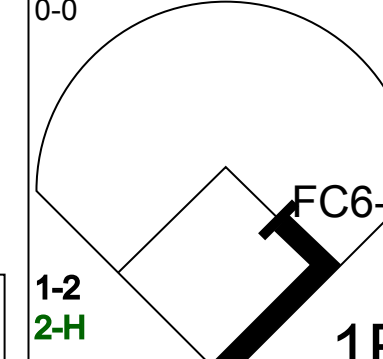

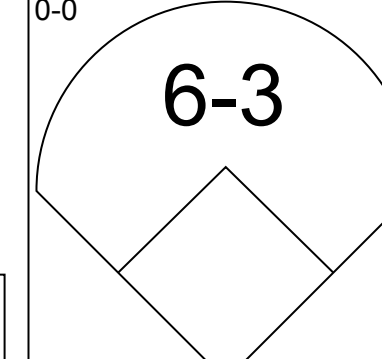
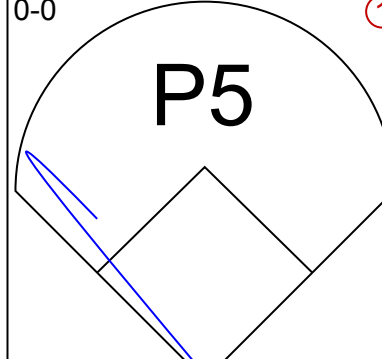

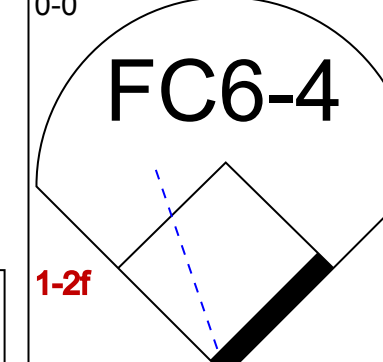

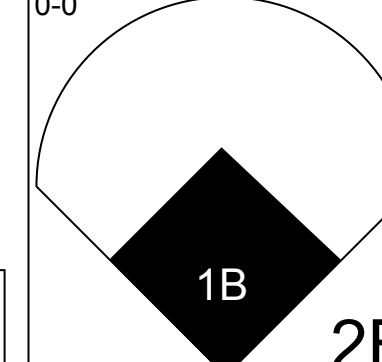
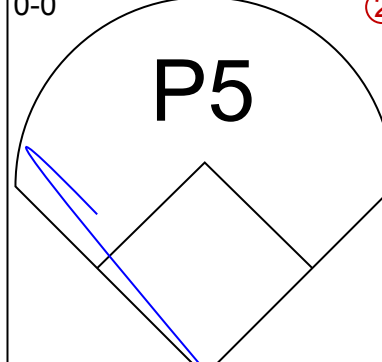
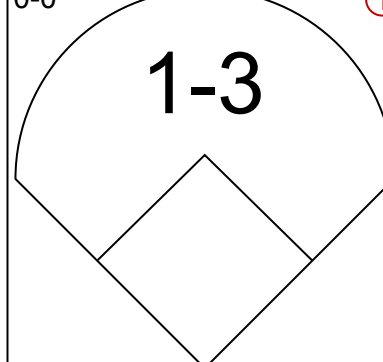
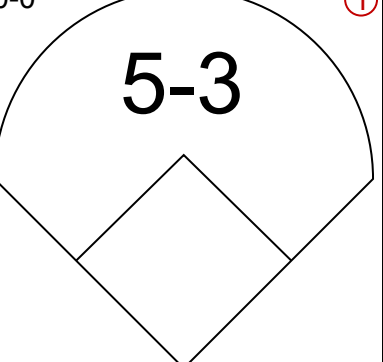
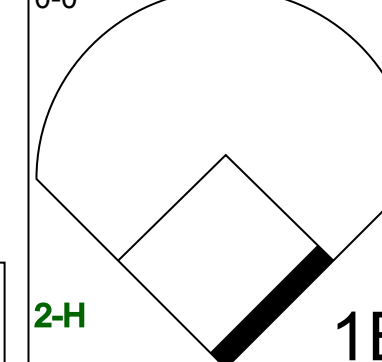
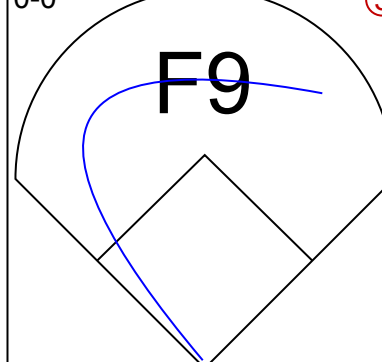
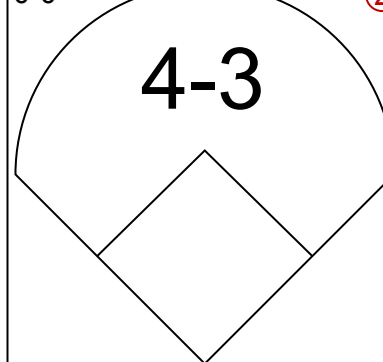
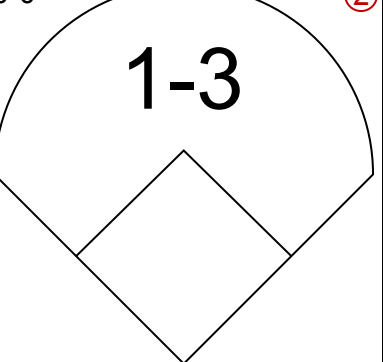
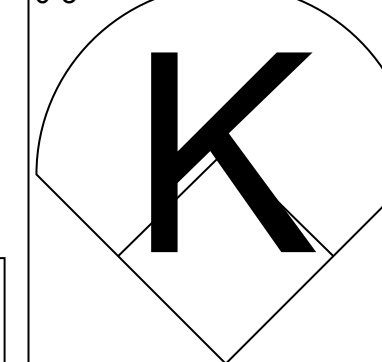
AB 40
 R 9
 H 12
 RBI 8
 BB 7
 SO 4
 LOB 22



Batter	1	2	3	4	5	6	7	8	9	AB	R	H	RBI	BB	SO	LOB	TOP		
Harry Agganis, L (1, 3) OBP: 0.375, SLG: 0.457										4	0	1	0	0	1	1	Boston Red Sox @ Philadelphia Athletics Connie Mack Stadium, Philadelphia, PA Tue May 25 1954, 3:33 AM EDT Att: 4,594 - Unknown livebaseballscorecards.com		
Jim Piersall, R (1, 8) OBP: 0.333, SLG: 0.341										3	1	2	0	1	0	1			
Ted Williams, L (1, 7) OBP: 0.571, SLG: 0.697										3	0	1	1	1	0	1			
Jackie Jensen, R (1, 9) OBP: 0.290, SLG: 0.422										3	1	1	0	1	0	3			
Billy Goodman, L (1, 5) OBP: 0.356, SLG: 0.413										3	0	1	1	1	0	0			
Sammy White, R (1, 2) OBP: 0.234, SLG: 0.391										4	1	1	1	0	0	5			
Ted Lepcio, R (1, 4) OBP: 0.351, SLG: 0.360										4	0	1	0	0	0	0			
Mitt Bolling, R (1, 6) OBP: 0.275, SLG: 0.300										3	0	0	0	0	1	0			
Willard Nixon, L (1, 1)										3	0	0	0	0	0	2			
Inning Stats	R: 1 E: 0 K: 1 S: 6	H: 2 LOB: 2 BB: 2 P: 14	R: 0 E: 0 K: 0 S: 3	H: 0 LOB: 0 BB: 0 P: 3	R: 0 E: 0 K: 0 S: 2	H: 0 LOB: 1 BB: 2 P: 10	R: 0 E: 1 K: 0 S: 3	H: 0 LOB: 0 BB: 0 P: 3	R: 0 E: 0 K: 0 S: 4	H: 1 LOB: 1 BB: 0 P: 4	R: 1 E: 0 K: 0 S: 4	H: 2 LOB: 0 BB: 0 P: 4	R: 0 E: 0 K: 0 S: 4	H: 1 LOB: 0 BB: 0 P: 4	R: 0 E: 0 K: 1 S: 3	H: 1 LOB: 0 BB: 0 P: 6	1B: 3 2B: 6 3B: 1 HR: 1	SF: 0 SAC: 1 DP: 6 HBP: 0	WP: 0 PA: 35 PB: 0 SB: 0 CS: 0
PITCHER	IP WLS BF H R ER SO BB IBB HBP BLK WP HR S P ERA WHIP																		
Marion Fricano, R (1, 1) ERA: 5.67	7.0	28	6	2	2	1	4	0	0	0	0	0	0	0	0	26	42	2.57	1.429
Morne Martin, L (8, 1) ERA: 3.79	2.0	L 7	2	1	1	1	0	0	0	0	0	0	1	9	9	4.50	1.000		

AB 30
R 3
H 8
RBI 3
BB 4
SO 2
LOB 13



Batter	1	2	3	4	5	6	7	8	9	AB	R	H	RBI	BB	SO	LOB	BOTTOM		
Joe Demaestri, R (1, 6) OBP: 0.217, SLG: 0.256										4	0	1	0	0	1	0	Boston Red Sox @ Philadelphia Athletics Connie Mack Stadium, Philadelphia, PA Tue May 25 1954, 3:33 AM EDT Att: 4,594 - Unknown livebaseballscorecards.com		
Spook Jacobs, R (1, 4) OBP: 0.352, SLG: 0.315										2	1	1	0	1	0	0			
Don Bollweg, L (1, 3) OBP: 0.317, SLG: 0.275										3	0	0	0	1	0	2			
Gus Zernial, R (1, 7) OBP: 0.331, SLG: 0.405										4	0	0	0	0	1	4			
Eimer Valo, L (1, 9) OBP: 0.333, SLG: 0.267										3	0	0	0	1	0	2			
Vic Power, R (1, 8) OBP: 0.281, SLG: 0.349										4	0	1	1	0	0	0			
Jim Finigan, R (1, 5) OBP: 0.420, SLG: 0.500										4	1	1	0	0	0	2			
Joe Astroth, R (1, 2) OBP: 0.161, SLG: 0.138										4	0	1	1	0	0	0			
Marion Fricano, R (1, 1) OBP: 0.222, SLG: 0.222										2	0	0	0	0	0	0			
Lou Limmer, L (7, PH) OBP: 0.267, SLG: 0.120										1	0	0	0	0	1	1			
Morne Martin, L (8, 1) OBP: 0.308, SLG: 0.385										0	0	0	0	0	0	0			
Inning Stats	R: 0 E: 0 K: 1 S: 5	H: 0 LOB: 1 BB: 1 P: 9	R: 0 E: 0 K: 0 S: 3	H: 0 LOB: 0 BB: 0 P: 3	R: 0 E: 0 K: 0 S: 3	H: 0 LOB: 0 BB: 0 P: 3	R: 1 E: 0 K: 1 S: 7	H: 2 LOB: 2 BB: 1 P: 11	R: 0 E: 0 K: 0 S: 3	H: 0 LOB: 0 BB: 0 P: 3	R: 1 E: 0 K: 1 S: 7	H: 2 LOB: 1 BB: 0 P: 7	R: 0 E: 0 K: 0 S: 4	H: 1 LOB: 2 BB: 1 P: 8	R: 0 E: 0 K: 0 S: 3	H: 0 LOB: 0 BB: 0 P: 3	1B: 4 2B: 1 3B: 0 HR: 0	SF: 0 SAC: 1 DP: 0 HBP: 0	WP: 0 PA: 35 PB: 1 SB: 0 CS: 0
PITCHER	IP WLS BF H R ER SO BB IBB HBP BLK WP HR S P ERA WHIP																		
Willard Nixon, R (1, 1) ERA: 3.0	9.0	W 35	5	2	2	3	3	0	0	0	0	0	0	0	38	50	2.00	0.889	

AB 31
R 2
H 5
RBI 2
BB 3
SO 3
LOB 11



Batter	1	2	3	4	5	6	7	8	9	AB	R	H	RBI	BB	SO	LOB	TOP																
Hank Bauer, R (1, 9) OBP: 0.360, SLG: 0.466	P4		P5	F8		1B	F9		L6	2	0	0	0	0	0	0	New York Yankees @ Boston Red Sox Fenway Park, Boston, MA Fri May 28 1954, 3:33 AM EDT Att: 31,034 - Unknown																
Eddie Robinson, L (4, PH) OBP: 0.259, SLG: 0.226						1B				1	0	0	0	0	0	3																	
Tom Morgan, R (4, 1) OBP: 0.167, SLG: 0.182						1B				0	0	0	0	0	0	0																	
Bobby Brown, L (6, PH) OBP: 0.600, SLG: 0.500						1B				1	1	1	1	0	0	0																	
Bob Grim, R (6, 1)						1B				2	0	0	0	0	0	2																	
Jerry Coleman, R (1, 6) OBP: 0.237, SLG: 0.365	6-3			HR	K	1B			4-3	4-3	6	2	2	2	0	1		2															
Mickey Mantle, S (1, 8) OBP: 0.375, SLG: 0.543	K			BB	BB	1B			L5		3	2	1	1	2	1		0															
Yogi Berra, L (1, 2) OBP: 0.325, SLG: 0.483		4-3		5-3	G3	1B					4	1	1	1	1	0		2															
Gene Woodling, L (1, 7) OBP: 0.392, SLG: 0.361		FC4-6		BB	F7	1B			F7		2	1	0	0	3	0		2															
Joe Collins, L (1, 3) OBP: 0.393, SLG: 0.455		FC4-6		F7							4	1	1	2	1	0		3															
Gil McDougald, R (1, 4) OBP: 0.325, SLG: 0.299		P1		BB	BB	1B			SH5-4		3	0	0	0	1	0	3																
Andy Carey, R (1, 5) OBP: 0.354, SLG: 0.455			G3	BB	1B	BB			1B		4	1	2	3	1	0	0																
Allie Reynolds, R (1, 1) OBP: 0.353, SLG: 0.375			K	1B					1B		1	0	0	0	0	1	0																
Enos Slaughter, L (4, PH) OBP: 0.423, SLG: 0.400				BB	BB	1B			IBB		1	1	0	0	3	0	0																
Inning Stats	R: 0 E: 0 K: 1 S: 5	H: 0 LOB: 0 BB: 0 P: 5	R: 0 E: 0 K: 0 S: 3	H: 0 LOB: 1 BB: 1 P: 7	R: 0 E: 0 K: 1 S: 5	H: 0 LOB: 0 BB: 0 P: 5	R: 3 E: 0 K: 0 S: 5	H: 2 LOB: 3 BB: 4 P: 21	R: 0 E: 0 K: 1 S: 5	H: 0 LOB: 1 BB: 1 P: 9	R: 6 E: 0 K: 0 S: 8	H: 5 LOB: 2 BB: 3 P: 20	R: 0 E: 0 K: 0 S: 3	H: 0 LOB: 0 BB: 0 P: 3	R: 0 E: 0 K: 0 S: 3	H: 0 LOB: 1 BB: 2 P: 7	R: 1 E: 0 K: 0 S: 4	H: 1 LOB: 2 BB: 2 P: 12	1B: 7 2B: 0 3B: 0 HR: 1	SF: 0 SAC: 1 DP: 0 HBP: 0	WP: 1 PB: 0 SB: 1 CS: 0	PA: 47											
PITCHER	IP WLS BF H R ER SO BB IBB HBP BLK WP HR S P ERA WHIP																																
Frank Sullivan, R (1, 1) ERA: 2.43	3.2	18	2	3	3	2	5	0	0	0	0	1	1	17	37	7.36	1.909																
Tom Herrin, R (4, 1) ERA: 9.39	2.0	11	2	4	4	1	3	0	0	0	0	0	0	10	22	18.00	2.500																
Ellis Kinder, R (6, 1) ERA: 6.19	0.0	4	3	2	2	0	1	0	0	0	0	0	0	3	7	∞	∞																
Hal Brown, R (6, 1) ERA: 2.45	3.1	L 14	1	1	1	0	2	1	0	0	0	0	0	11	23	2.70	0.900																

AB	34
R	10
H	8
RBI	10
BB	12
SO	3
LOB	17



Batter	1	2	3	4	5	6	7	8	9	AB	R	H	RBI	BB	SO	LOB	BOTTOM																
Harry Agganis, L (1, 3) OBP: 0.383, SLG: 0.476	F8		2B	HR		BB	FC6-2		FC6-4	4	2	3	1	1	0	0	New York Yankees @ Boston Red Sox Fenway Park, Boston, MA Fri May 28 1954, 3:33 AM EDT Att: 31,034 - Unknown																
Jim Piersall, R (1, 9) OBP: 0.330, SLG: 0.351	4-3		HR	6-3		FC6-2			FC6-4	5	1	1	1	0	0	3																	
Ted Williams, L (1, 7) OBP: 0.558, SLG: 0.615	P5		HR	IBB		G5-4-3			F9	2	1	0	0	3	0	1																	
Jackie Jensen, R (1, 8) OBP: 0.306, SLG: 0.448		5-3	HR		G5-4-3	K			L6	5	1	1	4	0	1	4																	
Billy Goodman, L (1, 5) OBP: 0.352, SLG: 0.407	4-3		WP	2B		1B			FC6-4	4	1	2	0	1	0	3																	
Sammy White, R (1, 2) OBP: 0.240, SLG: 0.376		FC5-4	5-3		HR	1B			F8	4	1	1	0	1	0	2																	
Ted Lepcio, R (1, 4) OBP: 0.348, SLG: 0.397		FC5-4	6-3			HR			FC6-4	4	1	1	3	0	0	2																	
Don Lenhardt, R (9, PH) OBP: 0.250, SLG: 0.278						HR				1	0	0	0	0	0	1																	
Mitt Bolling, R (1, 6) OBP: 0.289, SLG: 0.281			SH1-4		F7	1-3			F8	3	1	0	0	1	0	0																	
Frank Sullivan, R (1, 1) ERA: 1.86			SH1-4						5-3	0	0	0	0	0	0	0																	
Tom Herrin, R (4, 1) ERA: 3.57				K		1B				1	0	0	0	0	1	0																	
Ellis Kinder, R (6, 1) OBP: 0.200, SLG: 0.200						FC6-2				0	0	0	0	0	0	0																	
Hal Brown, R (6, 1) OBP: 0.300, SLG: 0.125										1	0	0	0	1	0	0																	
Inning Stats	R: 0 E: 0 K: 0 S: 3	H: 0 LOB: 0 BB: 0 P: 3	R: 0 E: 0 K: 0 S: 3	H: 0 LOB: 1 BB: 1 P: 7	R: 5 E: 0 K: 0 S: 6	H: 3 LOB: 1 BB: 3 P: 18	R: 1 E: 0 K: 1 S: 6	H: 1 LOB: 0 BB: 0 P: 6	R: 3 E: 0 K: 0 S: 4	H: 2 LOB: 0 BB: 2 P: 12	R: 0 E: 0 K: 1 S: 6	H: 1 LOB: 3 BB: 2 P: 14	R: 0 E: 0 K: 0 S: 3	H: 0 LOB: 0 BB: 0 P: 3	R: 0 E: 0 K: 0 S: 4	H: 1 LOB: 1 BB: 0 P: 4	R: 0 E: 0 K: 0 S: 4	H: 1 LOB: 1 BB: 0 P: 4	1B: 4 2B: 2 3B: 0 HR: 3	SF: 0 SAC: 1 DP: 1 HBP: 0	WP: 1 PB: 0 SB: 0 CS: 0	PA: 43											
PITCHER	IP WLS BF H R ER SO BB IBB HBP BLK WP HR S P ERA WHIP																																
Allie Reynolds, R (1, 1) ERA: 1.86	3.0	16	3	5	5	0	3	1	0	0	0	1	1	12	28	15.00	2.000																
Tom Morgan, R (4, 1) ERA: 3.57	2.0	10	3	4	4	1	2	0	0	0	0	2	10	18	18.00	2.500																	
Bob Grim, R (6, 1) ERA: 3.1	4.0	W 17	3	0	0	1	2	0	0	0	0	0	0	17	25	0.00	1.250																



Batter	1	2	3	4	5	6	7	8	9	AB	R	H	RBI	BB	SO	LOB	TOP					
Hank Bauer, R (1, 9) OBP: 0.352, SLG: 0.451 Enos Slaughter, L (8, PH) OBP: 0.415, SLG: 0.390	0-0 6-3		0-0 L7		0-0 FC5-4			0-0 L9		3	0	0	0	0	0	1						
Jerry Coleman, R (1, 6) OBP: 0.226, SLG: 0.341 Eddie Robinson, L (8, PH) OBP: 0.271, SLG: 0.241 Willy Miranda, S (8, PR)	0-0 F9			0-0 6-3		0-3 K		0-0 1B		3	0	0	0	0	1	0						
Mickey Mantle, S (1, 8) OBP: 0.395, SLG: 0.607	0-3 K			4-0 BB BB		0-0 HR		0-3 K		3	1	1	1	1	2	1						
Yogi Berra, L (1, 2) OBP: 0.325, SLG: 0.490		0-0 F7		0-0 F2		0-0 4-3		0-0 3-1		4	0	0	0	0	0	1						
Gene Woodling, L (1, 7) OBP: 0.396, SLG: 0.362		0-0 FC3-6 1B		4-0 1-2 BB		0-0 1-3		0-0 P6		3	0	1	0	1	0	0						
Joe Collins, L (1, 3) OBP: 0.385, SLG: 0.412	0-0 FC3-6 1-2		0-0 L9				0-0 F6		0-0 BB 1B	4	0	1	0	0	0	3						
Gil McDougald, R (1, 4) OBP: 0.327, SLG: 0.313 Bobby Brown, L (8, PH) OBP: 0.354, SLG: 0.458 Allie Reynolds, R (8, 1) OBP: 0.353, SLG: 0.375	0-0 1-3			0-0 P5		0-3 K		4-0 1-2 BB		3	0	0	0	0	1	1						
Andy Carey, R (1, 5) OBP: 0.361, SLG: 0.469			0-0 4-3		0-0 6-3		1-0 CS HBP		0-0 1-3	3	0	0	0	0	0	2						
Jim McDonald, R (1, 1) OBP: 0.429, SLG: 0.364 Irv Noren, L (8, PH) OBP: 0.354, SLG: 0.458 Allie Reynolds, R (8, 1) OBP: 0.353, SLG: 0.375	0-0 F9			4-0 BB BB		0-0 CS		0-0 4-3		1	0	0	0	1	0	0						
Inning Stats	R: 0 E: 0 K: 1 S: 5	H: 0 LOB: 0 BB: 0 P: 5	R: 0 E: 0 K: 0 S: 4	H: 1 LOB: 1 BB: 0 P: 4	R: 0 E: 0 K: 0 S: 3	H: 0 LOB: 0 BB: 0 P: 3	R: 0 E: 0 K: 0 S: 3	H: 0 LOB: 2 BB: 2 P: 11	R: 0 E: 0 K: 0 S: 3	H: 0 LOB: 1 BB: 1 P: 7	R: 1 E: 0 K: 1 S: 6	H: 1 LOB: 0 BB: 0 P: 6	R: 0 E: 0 K: 1 S: 4	H: 0 LOB: 0 BB: 0 P: 5	R: 0 E: 0 K: 1 S: 6	H: 1 LOB: 1 BB: 0 P: 6	R: 0 E: 0 K: 0 S: 4	H: 1 LOB: 2 BB: 1 P: 8	1B: 3 2B: 0 3B: 0 HR: 1	SF: 0 SAC: 0 DP: 0 HBP: 1	WP: 0 PB: 0 SB: 0 CS: 1	PA: 36
PITCHER Willard Nixon, R (1, 1) ERA: 2.57	IP: 9.0 WLS: W BF: 35 H: 4 R: 1 ER: 1 SO: 4 BB: 4 IBB: 0 HBP: 1 BLK: 0 WP: 0 HR: 1 S: 38 P: 55 ERA: 1.00 WHIP: 0.889															PITCHER	IP: 9.0 WLS: W BF: 35 H: 4 R: 1 ER: 1 SO: 4 BB: 4 IBB: 0 HBP: 1 BLK: 0 WP: 0 HR: 1 S: 38 P: 55 ERA: 1.00 WHIP: 0.889					

New York Yankees @ Boston Red Sox
Fenway Park, Boston, MA
Sun May 30 1954, 3:33 AM EDT
Att: 27,407 - Unknown

AB 30
R 1
H 4
RBI 1
BB 4
SO 4
LOB 9



Batter	1	2	3	4	5	6	7	8	9	AB	R	H	RBI	BB	SO	LOB	BOTTOM	
Billy Goodman, L (1, 5) OBP: 0.343, SLG: 0.389	4-0 BB BB 4-3		0-0 4-3		0-0 1-3		0-0 BB 1B	0-0 4-3		4	1	1	0	1	0	2		
Jim Piersall, R (1, 9) OBP: 0.316, SLG: 0.333	0-0 4-3 1-2		0-0 F9		0-0 BB 1B		0-0 F8			4	0	1	0	0	0	2		
Ted Williams, L (1, 7) OBP: 0.567, SLG: 0.651	4-0 FC5 BB BB		0-3 K		4-0 G6-4-3 BB		4-0 1-2 BB BB			1	1	0	0	3	1	0		
Jackie Jensen, R (1, 8) OBP: 0.303, SLG: 0.431	0-0 F9		0-0 5-3		0-0 G6-4-3 1-2		0-0 1B 1B			4	0	1	1	0	0	4		
Harry Agganis, L (1, 3) OBP: 0.374, SLG: 0.455	4-0 1-2 2-3 BB			0-0 6-3		0-0 F7		0-0 1-2 2-H 1B		3	0	1	1	1	0	0		
Sammy White, R (1, 2) OBP: 0.241, SLG: 0.376	0-0 FC5 2-3F			0-0 E 2B		0-0 E6		0-0 F8		4	1	1	0	0	0	5		
Ted Lepcio, R (1, 4) OBP: 0.329, SLG: 0.369		0-0 F8		0-0 L9		0-0 F9		0-0 SH1-4 1B		4	0	1	0	0	0	2		
Milt Bolling, R (1, 6) OBP: 0.280, SLG: 0.261		0-0 4-3		0-0 E4 2H		0-0 L7		0-0 SH1-4		3	0	0	0	0	0	1		
Willard Nixon, L (1, 1)		4-0 BB		0-0 6-3		0-3 K		0-0 1-3		3	0	0	0	1	1	2		
Inning Stats	R: 0 E: 0 K: 0 S: 3	H: 0 LOB: 3 BB: 3 P: 15	R: 0 E: 0 K: 0 S: 3	H: 0 LOB: 1 BB: 1 P: 7	R: 0 E: 0 K: 1 S: 5	H: 0 LOB: 0 BB: 0 P: 5	R: 1 E: 1 K: 0 S: 5	H: 1 LOB: 1 BB: 0 P: 5	R: 0 E: 1 K: 0 S: 4	H: 0 LOB: 1 BB: 0 P: 4	R: 2 E: 0 K: 1 S: 8	H: 3 LOB: 2 BB: 1 P: 12	R: 0 E: 0 K: 0 S: 4	H: 1 LOB: 1 BB: 0 P: 4	1B: 5 2B: 1 3B: 0 HR: 0	SF: 0 SAC: 1 DP: 1 HBP: 0	WP: 0 PB: 0 SB: 0 CS: 0	PA: 37
PITCHER Jim McDonald, R (1, 1) ERA: 3.4 Allie Reynolds, R (8, 1) ERA: 1.82	IP: 7.0 WLS: L BF: 33 H: 5 R: 3 ER: 2 SO: 2 BB: 6 IBB: 0 HBP: 0 BLK: 0 WP: 0 HR: 0 S: 31 P: 55 ERA: 2.57 WHIP: 1.571															PITCHER	IP: 1.0 WLS: L BF: 4 H: 1 R: 0 ER: 0 SO: 0 BB: 0 IBB: 0 HBP: 0 BLK: 0 WP: 0 HR: 0 S: 4 P: 4 ERA: 0.00 WHIP: 1.000	

New York Yankees @ Boston Red Sox
Fenway Park, Boston, MA
Sun May 30 1954, 3:33 AM EDT
Att: 27,407 - Unknown


AB 30
R 3
H 6
RBI 2
BB 6
SO 2
LOB 18



Batter	1	2	3	4	5	6	7	8	9	AB	R	H	RBI	BB	SO	LOB	TOP										
Spook Jacobs, R OBP: 0.365, SLG: 0.333 (1, 4)										6	2	3	1	0	0	3											
Elmer Vato, L OBP: 0.326, SLG: 0.300 (1, 9)										5	1	1	2	1	0	1											
Jim Finigan, R OBP: 0.427, SLG: 0.518 (1, 5)										3	1	1	2	3	2	5											
Gus Zernial, R OBP: 0.344, SLG: 0.500 (1, 7)										6	0	1	1	0	1	7											
Vic Power, R OBP: 0.292, SLG: 0.336 (1, 3)										4	1	1	0	1	0	4											
Ed McChes, R OBP: 0.323, SLG: 0.444 (1, 8)										4	2	2	2	1	1	3											
Eddie Joost, R OBP: 0.357, SLG: 0.333 (1, 6)										4	1	2	2	1	0	0											
Joe Astroth, R OBP: 0.222, SLG: 0.150 (1, 2)										4	2	1	0	1	1	3											
Art Diltmar, R OBP: 0.238, SLG: 0.292 (2, 1)										0	0	0	0	0	0	0											
Morrie Martin, L OBP: 0.251, SLG: 0.103 (5, PH)										0	0	0	0	0	0	0											
Dutch Romberger, R OBP: 0.323, SLG: 0.333 (6, PH)										0	0	0	0	0	0	0											
Lou Limmer, L OBP: 0.323, SLG: 0.277 (7, PH)										0	0	0	0	0	0	0											
Moe Burtzsch, R OBP: 0.226, SLG: 0.200 (7, 1)										0	0	0	0	0	0	0											
Don Bollweg, L OBP: 0.226, SLG: 0.200 (7, 1)										0	0	0	0	0	0	0											
Marion Fricano, R OBP: 0.226, SLG: 0.200 (7, 1)										0	0	0	0	0	0	0											
Pete Suder, R OBP: 0.226, SLG: 0.200 (7, PH)										0	0	0	0	0	0	0											
Inning Stats	R: 1 E: 1 K: 2 S: 9	H: 1 LOB: 2 BB: 1 P: 13	R: 4 E: 0 K: 0 S: 7	H: 4 LOB: 1 BB: 1 P: 11	R: 1 E: 0 K: 0 S: 4	H: 1 LOB: 0 BB: 0 P: 4	R: 0 E: 0 K: 0 S: 4	H: 1 LOB: 2 BB: 1 P: 8	R: 0 E: 0 K: 1 S: 4	H: 0 LOB: 2 BB: 3 P: 16	R: 3 E: 0 K: 1 S: 8	H: 3 LOB: 1 BB: 1 P: 12	R: 0 E: 0 K: 1 S: 5	H: 0 LOB: 0 BB: 0 P: 5	R: 0 E: 0 K: 0 S: 3	H: 0 LOB: 1 BB: 1 P: 7	R: 1 E: 0 K: 1 S: 7	H: 2 LOB: 3 BB: 2 P: 15	1B: 9 2B: 2 3B: 1 HR: 1	SF: 0 SAC: 1 DP: 1 HBP: 0	WP: 0 PB: 0 SB: 0 CS: 0	PA: 49					
PITCHER	IP	WLS	BF	H	R	ER	SO	BB	IBB	HBP	BLK	WP	HR	S	P	ERA	WHIP										
Tom Brewer, R ERA: 4.62 (1, 1)	1.1		12	5	5	4	2	2	0	0	0	0	0	14	22	27.00	5.250										
Tom Herrin, R ERA: 8.79 (2, 1)	4.2	W	23	5	4	4	2	5	0	0	0	0	1	22	42	7.71	2.143										
Ellis Kinder, R ERA: 5.68 (7, 1)	3.0	S	14	2	1	1	2	3	0	0	0	0	0	15	27	3.00	1.667										

Philadelphia Athletics @ Boston Red Sox
Fenway Park, Boston, MA
Mon May 31 1954, 3:33 AM EDT
Unknown

AB 38
R 10
H 12
RBI 10
BB 10
SO 6
LOB 26



Batter	1	2	3	4	5	6	7	8	9	AB	R	H	RBI	BB	SO	LOB	BOTTOM											
Billy Goodman, L OBP: 0.350, SLG: 0.385 (1, 5)										4	3	1	0	2	0	3												
Billy Consolo, R OBP: 0.125, SLG: 0.067 (7, 5)										1	0	0	0	0	0	0												
Jim Piersall, R OBP: 0.342, SLG: 0.391 (1, 9)										5	4	4	2	1	0	0												
Ted Williams, L OBP: 0.278, SLG: 0.711 (1, 7)										2	2	1	4	1	0	2												
Karl Olson, R OBP: 0.320, SLG: 0.417 (4, PR)										2	1	1	1	0	0	1												
Jackie Jensen, R OBP: 0.331, SLG: 0.440 (7, PR)										2	1	2	1	3	0	0												
Charlie Maxwell, L OBP: 0.324, SLG: 0.290 (8, 7)										0	0	0	0	0	0	0												
Harry Agganis, L OBP: 0.357, SLG: 0.431 (1, 3)										6	1	0	1	0	2	10												
Sammy White, R OBP: 0.254, SLG: 0.386 (1, 2)										5	1	2	2	1	0	3												
Ted Lepcio, R OBP: 0.342, SLG: 0.362 (1, 4)										4	2	1	1	2	0	4												
Milt Bolling, R OBP: 0.318, SLG: 0.378 (1, 6)										5	4	4	5	1	0	3												
Tom Brewer, R (1, 1)										0	0	0	0	0	0	0												
Tom Herrin, R OBP: 0.200, SLG: 0.200 (2, 1)										4	1	1	0	0	2	2												
Floyd Baker, L OBP: 0.300, SLG: 0.500 (6, PH)										1	0	1	2	0	0	0												
Ellis Kinder, R OBP: 0.167, SLG: 0.167 (7, 1)										1	0	0	0	0	0	0												
Inning Stats	R: 3 E: 0 K: 0 S: 6	H: 3 LOB: 1 BB: 0 P: 7	R: 4 E: 1 K: 0 S: 6	H: 2 LOB: 3 BB: 4 P: 22	R: 0 E: 0 K: 1 S: 5	H: 0 LOB: 0 BB: 0 P: 5	R: 7 E: 0 K: 2 S: 13	H: 6 LOB: 2 BB: 2 P: 22	R: 0 E: 0 K: 1 S: 5	H: 0 LOB: 2 BB: 2 P: 13	R: 5 E: 0 K: 0 S: 7	H: 5 LOB: 1 BB: 2 P: 15	R: 0 E: 0 K: 0 S: 4	H: 1 LOB: 2 BB: 1 P: 8	R: 1 E: 0 K: 0 S: 4	H: 1 LOB: 0 BB: 0 P: 4	1B: 11 2B: 2 3B: 2 HR: 3	SF: 0 SAC: 0 DP: 0 HBP: 2	WP: 0 PB: 0 SB: 1 CS: 0	PA: 55								
PITCHER	IP	WLS	BF	H	R	ER	SO	BB	IBB	HBP	BLK	WP	HR	S	P	ERA	WHIP											
Art Diltmar, R ERA: 7.71 (1, 1)	1.0	L	11	5	7	6	0	2	0	1	0	0	0	1	8	17	54.00	7.000										
Morrie Martin, L ERA: 5.07 (2, 1)	2.1		15	4	5	5	2	1	1	1	0	0	0	1	16	25	19.29	2.143										
Dutch Romberger, R ERA: 27.0 (4, 1)	0.2		6	2	2	2	1	2	0	0	0	0	0	6	14	27.00	6.000											
Moe Burtzsch, R ERA: 5.09 (5, 1)	2.0		14	5	5	5	1	3	1	0	0	0	0	12	28	22.50	4.000											
Marion Fricano, R ERA: 5.14 (7, 1)	2.0		9	2	1	1	0	1	0	0	0	0	0	1	8	12	4.50	1.500										

Philadelphia Athletics @ Boston Red Sox
Fenway Park, Boston, MA
Mon May 31 1954, 3:33 AM EDT
Unknown


AB 42
R 20
H 18
RBI 19
BB 11
SO 4
LOB 28



Batter	1	2	3	4	5	6	7	8	9	AB	R	H	RBI	BB	SO	LOB	TOP			
Spook Jacobs, R OBP: 0.356, SLG: 0.325 (1, 4)	0-0 4-1		0-0 F7		0-0 5-3			0-0 5-3		4	0	0	0	0	0	0				
Elmer Vato, L OBP: 0.308, SLG: 0.278 (1, 9)	0-0 F7		0-0 P4			0-0 F7		0-0 F9		4	0	0	0	0	0	0				
Jim Finigan, R OBP: 0.430, SLG: 0.512 (1, 5)	4-0 BB		0-0 L4			0-0 F7		0-0 1B		3	0	1	0	1	0	0				
Gus Zernial, R OBP: 0.348, SLG: 0.500 (1, 7)	0-0 F9			0-0 FC5-4 1B		0-0 1B		0-0 L8		4	0	2	0	0	0	2				
Vic Power, R OBP: 0.285, SLG: 0.327 (1, 3)		0-0 6-3		0-0 F8		0-0 F7			0-0 F8	4	0	0	0	0	0	2				
Ed McGhee, R OBP: 0.314, SLG: 0.419 (1, 8)		0-0 5-3		0-0 FC5-4 1-2			0-0 L4		0-0 1B	4	0	1	0	0	0	1				
Joe Demaestri, R OBP: 0.208, SLG: 0.230 (1, 6)		0-0 E5 1B		0-0 F8		0-0 K		0-0 P4		4	0	0	0	0	1	2				
Billy Shantz, R OBP: 0.289, SLG: 0.372 (1, 2)		0-0 1-2 1B			0-0 F2		0-0 1B		0-0 FC6-4 1B	4	0	3	0	0	0	0				
Ozzie Van Brabant, R OBP: 0.258, SLG: 0.294 (7, PH) Art Diltmar, R OBP: 0.217, SLG: 0.146 (9, PH)		0-0 4-3			0-0 K		0-0 F9		0-0 FC6-4 1-2	2	0	0	0	0	1	2				
Inning Stats	R: 0 E: 0 K: 0 S: 3	H: 0 LOB: 1 BB: 1 P: 7	R: 0 E: 1 K: 0 S: 5	H: 1 LOB: 2 BB: 0 P: 5	R: 0 E: 0 K: 0 S: 3	H: 0 LOB: 0 BB: 0 P: 3	R: 0 E: 0 K: 0 S: 4	H: 1 LOB: 1 BB: 0 P: 4	R: 0 E: 0 K: 1 S: 5	H: 0 LOB: 0 BB: 0 P: 5	R: 0 E: 0 K: 0 S: 4	H: 1 LOB: 1 BB: 0 P: 4	R: 0 E: 0 K: 1 S: 6	H: 1 LOB: 1 BB: 0 P: 6	R: 0 E: 0 K: 0 S: 4	H: 2 LOB: 2 BB: 0 P: 5	1B: 7 2B: 0 3B: 0 HR: 0	SF: 0 SAC: 0 DP: 0 HBP: 0	WP: 0 PB: 0 SB: 0 CS: 0	PA: 36
PITCHER Bill Henry, L ERA: 2.94 (1, 1)	IP: 9.0 WLS: W BF: 36 H: 7 R: 0 ER: 0 SO: 2 BB: 1 IBB: 0 HBP: 0 BLK: 0 WP: 0 HR: 0 S: 39 P: 43 ERA: 0.00 WHIP: 0.889															PITCHER				

Philadelphia Athletics @ Boston Red Sox
Fenway Park, Boston, MA
Mon May 31 1954, 3:38 AM EDT
Att: 23,255 - Unknown

AB 35
R 0
H 7
RBI 0
BB 1
SO 2
LOB 12



Batter	1	2	3	4	5	6	7	8	9	AB	R	H	RBI	BB	SO	LOB	BOTTOM			
Billy Goodman, L OBP: 0.345, SLG: 0.373 (1, 5)	4-0 BB 1B 2B BB		0-0 F7		0-0 L7		0-0 6-3	0-0 4-3		4	1	0	0	1	0	2				
Jim Piersall, R OBP: 0.347, SLG: 0.416 (1, 9)	0-0 F8	0-0 G3			0-0 HR		4-0 2B SF8 BB			3	2	1	1	1	0	2				
Ted Williams, L OBP: 0.574, SLG: 0.714 (1, 7) Karl Olson, R OBP: 0.320, SLG: 0.417 (8, 7)	0-0 1-2 2B 1B		0-0 6-3		0-0 F8		0-0 1-3 2B			4	1	2	0	0	0	0				
Jackie Jensen, R OBP: 0.329, SLG: 0.433 (1, 8)	4-0 1-2 2-3 2B BB		0-0 5-3		0-0 P5		0-0 3-H SF8			2	1	0	1	1	0	0				
Harry Agganis, L OBP: 0.361, SLG: 0.467 (1, 3)	0-0 1-H 2-H 3-H CS 2B		0-0 G3			0-0 HR	0-0 F8			4	1	2	4	0	0	1				
Ted Lepcio, R OBP: 0.349, SLG: 0.352 (1, 4)	0-3 K			0-0 5-3		1-0 1B SF9 HBP		4-0 1B FC5-4 BB		2	2	0	0	1	1	1				
Milt Bolling, R OBP: 0.326, SLG: 0.397 (1, 6)		0-0 1B 2B		0-0 F9		0-0 1-3 1B		0-3 K		4	1	2	0	0	1	1				
Mickey Owen, R OBP: 0.357, SLG: 0.200 (1, 2)		0-0 P5		4-0 BB		0-0 3-H SF9		0-0 1-3 1B		2	0	1	1	1	0	1				
Bill Henry, L OBP: 0.217, SLG: 0.182 (1, 1)		0-0 2-H 1B		0-0 F2		0-0 4-3		0-0 1-2 FC5-4		4	0	1	2	0	0	2				
Inning Stats	R: 3 E: 0 K: 1 S: 6	H: 2 LOB: 0 BB: 2 P: 14	R: 1 E: 0 K: 0 S: 5	H: 2 LOB: 1 BB: 0 P: 5	R: 0 E: 0 K: 0 S: 3	H: 0 LOB: 0 BB: 0 P: 3	R: 0 E: 0 K: 0 S: 3	H: 0 LOB: 1 BB: 1 P: 7	R: 1 E: 0 K: 0 S: 4	H: 1 LOB: 0 BB: 0 P: 4	R: 2 E: 0 K: 0 S: 4	H: 2 LOB: 0 BB: 0 P: 5	R: 1 E: 0 K: 0 S: 4	H: 1 LOB: 1 BB: 1 P: 8	R: 1 E: 0 K: 1 S: 6	H: 1 LOB: 1 BB: 1 P: 10	1B: 4 2B: 3 3B: 0 HR: 2	SF: 2 SAC: 0 DP: 0 HBP: 1	WP: 0 PB: 0 SB: 0 CS: 1	PA: 37
PITCHER Ozzie Van Brabant, R ERA: 6.86 (1, 1) Art Diltmar, R ERA: 7.83 (7, 1)	IP: 6.0 WLS: L BF: 27 H: 7 R: 7 ER: 7 SO: 1 BB: 3 IBB: 0 HBP: 0 BLK: 0 WP: 0 HR: 2 S: 25 P: 38 ERA: 10.50 WHIP: 1.667															PITCHER				

Philadelphia Athletics @ Boston Red Sox
Fenway Park, Boston, MA
Mon May 31 1954, 3:38 AM EDT
Att: 23,255 - Unknown

AB 29
R 9
H 9
RBI 9
BB 5
SO 2
LOB 10



Batter	1	2	3	4	5	6	7	8	9	AB	R	H	RBI	BB	SO	LOB	TOP					
Chico Carrasquel, R OBP: 0.340, SLG: 0.396	F4		K			F7		HR		4	1	1	1	0	1	0	Chicago White Sox @ Boston Red Sox Fenway Park, Boston, MA Wed Jun 02 1954, 3:33 AM EDT Att: 20,442 - Unknown					
Nelle Fox, L OBP: 0.384, SLG: 0.363	F7				F8	2B	1B	1B	BB	3	1	1	0	1	0	0						
Minnie Minoso, R OBP: 0.400, SLG: 0.599	E3			1-3		1B	2B	K		4	0	1	1	0	1	1						
Ferris Fain, L OBP: 0.398, SLG: 0.468	F8				2B	F7		F8		4	0	1	0	0	0	3						
George Kell, R OBP: 0.328, SLG: 0.261		4-3		6-3			E5	1B	1B	4	0	1	0	0	0	1						
Matt Batts, R OBP: 0.357, SLG: 0.360		K			G5-4-3	1B	G1-2-3	1B	4-3	4	0	2	0	0	1	2						
Jim Rivera, L OBP: 0.333, SLG: 0.402		4-3			G5-4-3	1B	G1-2-3	1B	K	4	0	1	0	0	1	1						
Johnny Groth, R OBP: 0.340, SLG: 0.393			1-3				G1-2-3		F9	2	0	0	0	0	0	0						
Bud Stewart, L OBP: 0.250, SLG: 0.077					P6					1	0	0	0	0	0	3						
Bill Wilson, R OBP: 0.310, SLG: 0.371							G1-2-3			0	0	0	0	0	0	0						
Phil Cavarretta, L OBP: 0.310, SLG: 0.371							1-2	2-3		1	0	0	0	0	0	0						
Sandy Consuegra, R OBP: 0.250, SLG: 0.182			1-3						G3	2	0	0	0	0	0	0						
Carl Sawatski, L OBP: 0.236, SLG: 0.258						L4	K			1	0	0	0	0	1	2						
Jack Harshman, L OBP: 0.333, SLG: 0.200										0	0	0	0	0	0	0						
Willard Marshall, L OBP: 0.324, SLG: 0.241										1	0	0	0	0	0	0						
Inning Stats	R: 0 E: 1 K: 0 S: 4	H: 0 LOB: 1 BB: 0 P: 4	R: 0 E: 0 K: 1 S: 5	H: 0 LOB: 0 BB: 0 P: 5	R: 0 E: 0 K: 1 S: 5	H: 0 LOB: 0 BB: 0 P: 5	R: 0 E: 0 K: 0 S: 4	H: 1 LOB: 1 BB: 0 P: 4	R: 0 E: 0 K: 0 S: 3	H: 1 LOB: 0 BB: 0 P: 3	R: 1 E: 0 K: 0 S: 5	H: 2 LOB: 1 BB: 0 P: 5	R: 0 E: 1 K: 1 S: 7	H: 2 LOB: 2 BB: 0 P: 7	R: 1 E: 0 K: 1 S: 7	H: 2 LOB: 2 BB: 1 P: 11	R: 0 E: 0 K: 1 S: 5	H: 0 LOB: 0 BB: 0 P: 5	1B: 5 2B: 2 3B: 0 HR: 1	SF: 0 SAC: 0 DP: 2 HBP: 0	WP: 0 PB: 0 SB: 0 CS: 0	PA: 36
PITCHER	IP WLS BF H R ER SO BB IBB HBP BLK WP HR S P ERA WHIP																					
Frank Sullivan, R ERA: 2.45	(1, 1) 7.0 W 29 7 2 2 3 1 0 0 0 0 0 1 34 38 2.57 1.143																					
Ellis Kinder, R ERA: 5.14	(8, 1) 2.0 S 7 1 0 0 2 0 0 0 0 0 0 0 11 11 0.00 0.500																					

Batter	1	2	3	4	5	6	7	8	9	AB	R	H	RBI	BB	SO	LOB	BOTTOM					
Billy Goodman, L OBP: 0.357, SLG: 0.377	FC6-4	3-1			G6-4-3	1B	CS	BB		3	0	2	0	1	0	0	Chicago White Sox @ Boston Red Sox Fenway Park, Boston, MA Wed Jun 02 1954, 3:33 AM EDT Att: 20,442 - Unknown					
Jim Piersall, R OBP: 0.341, SLG: 0.400	FC6-4	F8			G6-4-3	1B	K			4	1	0	0	0	1	3						
Ted Williams, L OBP: 0.539, SLG: 0.643	3B		6-3		L9		6-3			3	1	0	0	1	0	0						
Jackie Jensen, R OBP: 0.331, SLG: 0.444	1B	3B		F9		F8		F9	1B	4	1	2	2	0	0	0						
Harry Agganis, L OBP: 0.362, SLG: 0.460	1B	2B		F2		S	1B	BB		3	2	1	1	1	0	1						
Sammy White, R OBP: 0.286, SLG: 0.430	2B	1B			F7		FC5-4	1B		3	0	2	0	1	0	0						
Ted Lepcio, R OBP: 0.330, SLG: 0.329	F7				F7		FC5-4	1B	F9	4	0	1	1	0	0	4						
Mitt Bolling, R OBP: 0.333, SLG: 0.424						FC5-4	1B	F7		4	0	2	1	0	0	4						
Frank Sullivan, R ERA: 2.45			6-3							3	0	0	0	0	0	3						
Ellis Kinder, R ERA: 5.14				6-3				F8		0	0	0	0	0	0	0						
Inning Stats	R: 4 E: 0 K: 0 S: 7	H: 5 LOB: 2 BB: 1 P: 11	R: 0 E: 0 K: 0 S: 3	H: 0 LOB: 0 BB: 0 P: 3	R: 0 E: 0 K: 0 S: 3	H: 0 LOB: 0 BB: 0 P: 3	R: 0 E: 0 K: 0 S: 4	H: 1 LOB: 1 BB: 0 P: 4	R: 0 E: 0 K: 0 S: 3	H: 1 LOB: 0 BB: 0 P: 3	R: 1 E: 0 K: 0 S: 5	H: 2 LOB: 2 BB: 1 P: 9	R: 0 E: 0 K: 1 S: 4	H: 0 LOB: 0 BB: 1 P: 8	R: 0 E: 0 K: 0 S: 4	H: 1 LOB: 2 BB: 1 P: 8		R: 0 E: 0 K: 0 S: 7	H: 7 LOB: 3 3B: 1 HR: 0	SF: 0 SAC: 0 DP: 2 HBP: 0	WP: 0 PB: 0 SB: 1 CS: 1	PA: 35
PITCHER	IP WLS BF H R ER SO BB IBB HBP BLK WP HR S P ERA WHIP																					
Sandy Consuegra, R ERA: 3.86	(1, 1) 6.0 L 27 9 5 5 0 2 1 1 0 0 0 0 0 25 33 7.50 1.833																					
Jack Harshman, L ERA: 6.99	(7, 1) 2.0 8 1 0 0 1 1 1 0 0 0 0 0 8 16 0.00 1.000																					

Batter	1	2	3	4	5	6	7	8	9	AB	R	H	RBI	BB	SO	LOB	TOP						
Chico Carrasquel, R OBP: 0.343, SLG: 0.386										3	1	0	0	2	1	3	Chicago White Sox @ Boston Red Sox Fenway Park, Boston, MA Fri Jun 04 1954, 3:33 AM EDT Att: 2,621 - Unknown						
Nellie Fox, L OBP: 0.385, SLG: 0.378									5	1	2	0	0	0	1								
Minnie Minoso, R OBP: 0.410, SLG: 0.600									4	2	3	1	0	0	0								
Ferris Fain, L OBP: 0.403, SLG: 0.469									4	1	2	1	1	0	3								
George Kell, R OBP: 0.327, SLG: 0.258									4	1	0	0	1	1	7								
Sherm Lollar, R OBP: 0.367, SLG: 0.425									4	1	1	2	0	0	4								
Jim Rivera, L OBP: 0.350, SLG: 0.434									4	0	2	2	0	0	0								
Johnny Groth, R OBP: 0.345, SLG: 0.399									4	0	1	0	0	1	4								
Bob Keegan, R OBP: 0.211, SLG: 0.235									4	0	2	1	0	0	1								
Inning Stats	R: 5 E: 0 K: 2 S: 12	H: 5 LOB: 2 BB: 2 P: 20	R: 2 E: 0 K: 0 S: 6	H: 3 LOB: 2 BB: 0 P: 7	R: 0 E: 1 K: 0 S: 3	H: 0 LOB: 0 BB: 0 P: 3	R: 0 E: 0 K: 0 S: 3	H: 1 LOB: 1 BB: 1 P: 7	R: 0 E: 0 K: 0 S: 3	H: 1 LOB: 1 BB: 0 P: 3	R: 0 E: 0 K: 0 S: 4	H: 2 LOB: 2 BB: 1 P: 8	R: 0 E: 0 K: 0 S: 3	H: 0 LOB: 0 BB: 0 P: 3	R: 0 E: 0 K: 0 S: 3	H: 1 LOB: 0 BB: 0 P: 3	1B: 13 2B: 0 3B: 0 HR: 0	SF: 0 SAC: 0 DP: 4 HBP: 1	WP: 0 PB: 0 SB: 0 CS: 1	PA: 41			
PITCHER	IP WLS BF H R ER SO BB IBB HBP BLK WP HR S P ERA WHIP	IP WLS BF H R ER SO BB IBB HBP BLK WP HR S P ERA WHIP																					
Willard Nixon, R ERA: 3.95	(1, 1)	1.1	L	13	6	7	7	2	1	1	1	0	0	0	0	0	0	0	0	14	23	47.25	5.250
Tom Brewer, R ERA: 4.34	(2, 1)	0.2		4	2	0	0	0	0	0	0	0	0	0	0	0	0	0	0	4	4	0.00	3.000
Tom Herrin, R ERA: 6.23	(3, 1)	4.0		15	4	0	0	0	2	0	0	0	0	0	0	0	0	0	0	13	21	0.00	1.500
Hal Brown, R ERA: 4.5	(7, 1)	3.0		9	1	0	0	1	0	0	0	0	0	0	0	0	0	0	0	11	11	0.00	0.333

Batter	1	2	3	4	5	6	7	8	9	AB	R	H	RBI	BB	SO	LOB	BOTTOM						
Billy Goodman, L OBP: 0.364, SLG: 0.374									4	0	1	0	1	0	1		Chicago White Sox @ Boston Red Sox Fenway Park, Boston, MA Fri Jun 04 1954, 3:33 AM EDT Att: 2,621 - Unknown						
Jim Piersall, R OBP: 0.348, SLG: 0.398									4	0	2	0	0	0	2								
Ted Williams, L OBP: 0.529, SLG: 0.656									4	0	2	0	0	0	2								
Jackie Jensen, R OBP: 0.325, SLG: 0.427									4	0	0	0	0	0	5								
Harry Agganis, L OBP: 0.361, SLG: 0.474									4	0	1	0	0	0	1								
Sammy White, R OBP: 0.281, SLG: 0.411									3	2	1	0	1	0	1								
Ted Lepcio, R OBP: 0.360, SLG: 0.386									4	1	2	1	0	1	0								
Mitt Bolling, R OBP: 0.343, SLG: 0.457									4	0	2	1	0	0	1								
Willard Nixon, L Tom Brewer, R Grady Hatton, R Tom Herrin, R Charlie Maxwell, L Hal Brown, R Dick Gernert, R	(1, 1) (2, 1) (2, PH) (3, 1) (5, PH) (7, 1) (9, PH)	0.0 0.0 0.0 0.0 0.0 0.0 0.0	0.0 0.0 0.0 0.0 0.0 0.0 0.0	0.0 0.0 0.0 0.0 0.0 0.0 0.0	0.0 0.0 0.0 0.0 0.0 0.0 0.0	0.0 0.0 0.0 0.0 0.0 0.0 0.0	0.0 0.0 0.0 0.0 0.0 0.0 0.0	0.0 0.0 0.0 0.0 0.0 0.0 0.0	0.0 0.0 0.0 0.0 0.0 0.0 0.0	0.0 0.0 0.0 0.0 0.0 0.0 0.0	0.0 0.0 0.0 0.0 0.0 0.0 0.0	0.0 0.0 0.0 0.0 0.0 0.0 0.0	0.0 0.0 0.0 0.0 0.0 0.0 0.0	0.0 0.0 0.0 0.0 0.0 0.0 0.0	0.0 0.0 0.0 0.0 0.0 0.0 0.0	0.0 0.0 0.0 0.0 0.0 0.0 0.0	0.0 0.0 0.0 0.0 0.0 0.0 0.0	WP: 0 PB: 0 SB: 0 CS: 0	PA: 37				
Inning Stats	R: 0 E: 0 K: 0 S: 4	H: 2 LOB: 1 BB: 0 P: 4	R: 2 E: 0 K: 0 S: 5	H: 2 LOB: 1 BB: 1 P: 9	R: 0 E: 0 K: 0 S: 4	H: 1 LOB: 1 BB: 0 P: 4	R: 0 E: 0 K: 1 S: 6	H: 1 LOB: 1 BB: 0 P: 6	R: 0 E: 0 K: 0 S: 3	H: 0 LOB: 1 BB: 1 P: 7	R: 1 E: 0 K: 1 S: 7	H: 2 LOB: 1 BB: 0 P: 7	R: 0 E: 0 K: 0 S: 4	H: 2 LOB: 1 BB: 0 P: 4	R: 0 E: 0 K: 0 S: 3	H: 1 LOB: 0 BB: 0 P: 3	R: 0 E: 0 K: 1 S: 5	H: 0 LOB: 0 BB: 0 P: 5	1B: 8 2B: 2 3B: 1 HR: 0	SF: 1 SAC: 0 DP: 3 HBP: 0	WP: 0 PB: 0 SB: 0 CS: 0	PA: 37	
PITCHER	IP WLS BF H R ER SO BB IBB HBP BLK WP HR S P ERA WHIP	IP WLS BF H R ER SO BB IBB HBP BLK WP HR S P ERA WHIP																					
Bob Keegan, R ERA: 2.35	(1, 1)	9.0	W	37	11	3	3	3	2	0	0	0	0	0	0	0	0	0	0	41	49	3.00	1.444

Batter	1	2	3	4	5	6	7	8	9	AB	R	H	RBI	BB	SO	LOB	TOP			
Frank Bolling, R (1, 4) OBP: 0.318, SLG: 0.361										4	0	0	0	1	2	3				
Bill Tuttle, R (1, 8) OBP: 0.424, SLG: 0.500										5	0	1	0	0	0	2				
Bob Nieman, R (1, 7) OBP: 0.423, SLG: 0.583										5	1	4	1	0	0	1				
Jim Delsing, L (6, 7) OBP: 0.346, SLG: 0.362										0	0	0	0	0	0	0				
Ray Boone, R (1, 5) OBP: 0.390, SLG: 0.429										3	1	1	1	2	0	2				
Fred Hatfield, L (9, 5) OBP: 0.327, SLG: 0.289										0	0	0	0	0	0	0				
Walt Dropo, R (1, 3) OBP: 0.293, SLG: 0.356										5	1	2	1	0	1	5				
Al Kaline, R (1, 9) OBP: 0.302, SLG: 0.308										5	0	1	1	0	1	2				
Red Wilson, R (1, 2) OBP: 0.342, SLG: 0.382										5	1	1	0	0	0	1				
Harvey Kuenn, R (1, 6) OBP: 0.285, SLG: 0.333										3	1	2	0	1	0	0				
George Zuverink, R (1, 1) OBP: 0.200, SLG: 0.200										3	1	1	0	0	0	2				
Inning Stats	R: 0 E: 0 K: 1 S: 6	H: 1 LOB: 1 BB: 0 P: 6	R: 1 E: 0 K: 0 S: 4	H: 1 LOB: 0 BB: 0 P: 4	R: 0 E: 0 K: 0 S: 3	H: 0 LOB: 1 BB: 1 P: 7	R: 1 E: 0 K: 0 S: 4	H: 1 LOB: 2 BB: 2 P: 12	R: 0 E: 0 K: 0 S: 5	H: 2 LOB: 2 BB: 0 P: 5	R: 1 E: 0 K: 2 S: 9	H: 2 LOB: 1 BB: 0 P: 9	R: 3 E: 1 K: 1 S: 9	H: 3 LOB: 1 BB: 0 P: 9	R: 0 E: 0 K: 0 S: 3	H: 1 LOB: 0 BB: 0 P: 3	1B: 9 2B: 3 3B: 0 HR: 1	SF: 0 SAC: 1 DP: 2 HBP: 0	WP: 0 PB: 0 SB: 0 CS: 0	PA: 43
PITCHER	IP WLS BF H R ER SO BB IBB HBP BLK WP HR S P ERA WHIP																			
Bill Henry, L (1, 1) ERA: 3.04	4.1 L 22 5 2 2 1 3 1 0 0 0 1 20 36 4.15 1.846																			
Ellis Kinder, R (5, 1) ERA: 5.74	3.2 18 7 4 4 3 0 0 0 0 0 0 24 24 9.82 1.909																			
Bill Werle, L (9, 1) ERA: 5.51	1.0 3 1 0 0 0 0 0 0 0 0 0 3 3 0.00 1.000																			

Detroit Tigers @ Boston Red Sox
Fenway Park, Boston, MA
Sat Jun 05 1954, 3:33 AM EDT
Atr. 4,624 - Overcast

AB	38
R	6
H	13
RBI	4
BB	4
SO	4
LOB	18



Batter	1	2	3	4	5	6	7	8	9	AB	R	H	RBI	BB	SO	LOB	BOTTOM			
Billy Goodman, L (1, 5) OBP: 0.355, SLG: 0.364										4	0	0	0	0	0	1				
Jim Piersall, R (1, 9) OBP: 0.345, SLG: 0.394										4	0	1	0	0	0	1				
Ted Williams, L (1, 7) OBP: 0.506, SLG: 0.618										4	0	0	0	0	0	2				
Jackie Jensen, R (1, 8) OBP: 0.326, SLG: 0.421										2	0	0	0	1	0	0				
Harry Agganis, L (1, 3) OBP: 0.360, SLG: 0.471										3	0	1	0	0	0	0				
Ted Lepcio, R (1, 4) OBP: 0.363, SLG: 0.382										1	0	0	0	1	0	0				
Milt Bolling, R (1, 6) OBP: 0.333, SLG: 0.443										3	0	0	0	0	0	2				
Mickey Owen, R (1, 2) OBP: 0.294, SLG: 0.154										3	0	0	0	0	1	2				
Bill Henry, L (1, 1) OBP: 0.208, SLG: 0.174										1	0	0	0	0	0	0				
Ellis Kinder, R (5, 1) OBP: 0.286, SLG: 0.286										1	0	1	0	0	0	0				
Grady Hatton, L (6, PH) OBP: 0.288, SLG: 0.182										1	0	0	0	0	0	0				
Bill Werle, L (9, 1) ERA: 5.51										0	0	0	0	0	0	0				
Inning Stats	R: 0 E: 0 K: 0 S: 3	H: 1 LOB: 0 BB: 0 P: 3	R: 0 E: 0 K: 0 S: 2	H: 0 LOB: 0 BB: 1 P: 6	R: 0 E: 0 K: 1 S: 5	H: 0 LOB: 0 BB: 0 P: 5	R: 0 E: 0 K: 0 S: 3	H: 0 LOB: 0 BB: 0 P: 3	R: 0 E: 0 K: 0 S: 4	H: 1 LOB: 2 BB: 1 P: 8	R: 0 E: 0 K: 0 S: 3	H: 0 LOB: 0 BB: 0 P: 3	R: 0 E: 0 K: 0 S: 3	H: 0 LOB: 0 BB: 0 P: 3	R: 0 E: 0 K: 0 S: 3	H: 0 LOB: 0 BB: 0 P: 3	1B: 3 2B: 0 3B: 0 HR: 0	SF: 0 SAC: 1 DP: 1 HBP: 0	WP: 0 PB: 0 SB: 0 CS: 1	PA: 31
PITCHER	IP WLS BF H R ER SO BB IBB HBP BLK WP HR S P ERA WHIP																			
George Zuverink, R (1, 1) ERA: 3.59	9.0 W 30 3 0 0 1 2 0 0 0 0 0 30 38 0.00 0.556																			

Detroit Tigers @ Boston Red Sox
Fenway Park, Boston, MA
Sat Jun 05 1954, 3:33 AM EDT
Atr. 4,624 - Overcast


AB	27
R	0
H	3
RBI	0
BB	2
SO	1
LOB	8



Batter	1	2	3	4	5	6	7	8	9	AB	R	H	RBI	BB	SO	LOB	TOP			
Frank Bolling, R (1.4) OBP: 0.311, SLG: 0.352	L7		5-3		F7		5-3			4	0	0	0	0	0	1				
Bill Tuttle, R (1.8) OBP: 0.426, SLG: 0.500	K		G5-4-3 1B		E3 1B		1B			4	1	2	0	0	1	1				
Bob Nieman, R (1.7) OBP: 0.400, SLG: 0.536	K		G5-4-3 1-2		1B 1-3 3-H		F8			4	0	1	1	0	1	2				
Ray Boone, R (1.5) OBP: 0.399, SLG: 0.434		L6-4-3 1B		CS BB		1B 1-3 3-H		P4		3	1	2	1	1	0	0				
Walt Dropo, R (1.3) OBP: 0.298, SLG: 0.360		L6-4-3 1-2 1B		L6-4-3 1B		F9		F3		4	0	2	0	0	0	2				
Al Kaline, R (1.9) OBP: 0.295, SLG: 0.300		L6-4-3 1-2 2-3		L6-4-3 1-2		L6		L5-3		4	0	0	0	0	0	3				
Harvey Kuenn, R (1.6) OBP: 0.289, SLG: 0.347		1B 3-H			2B 3B		6-3		4-3	4	1	2	1	0	0	0				
Frank House, L (1.2) OBP: 0.368, SLG: 0.465		1-3 1B			K		4-3		K	4	0	1	0	0	2	1				
Dick Marlowe, R (1.1) OBP: 0.400, SLG: 0.600		K			E 1B		5-3		K	2	1	1	1	0	1	2				
Al Aber, L (6.1) OBP: 0.250, SLG: 0.250										0	0	0	0	0	0	0				
Don Lund, R (7, PH) OBP: 0.227, SLG: 0.238										1	0	0	0	0	0	0				
Dick Weik, R (7.1) OBP: 0.333, SLG: 0.371										0	0	0	0	0	0	0				
Red Wilson, R (9, PH) OBP: 0.333, SLG: 0.371										1	0	0	0	0	1	0				
Inning Stats	R: 0 E: 0 K: 2 S: 7	H: 0 LOB: 0 BB: 0 P: 7	R: 1 E: 0 K: 1 S: 8	H: 4 LOB: 2 BB: 0 P: 8	R: 0 E: 0 K: 0 S: 3	H: 1 LOB: 0 BB: 0 P: 3	R: 0 E: 0 K: 0 S: 2	H: 1 LOB: 0 BB: 1 P: 6	R: 3 E: 1 K: 1 S: 10	H: 4 LOB: 2 BB: 0 P: 10	R: 0 E: 0 K: 0 S: 3	H: 0 LOB: 0 BB: 0 P: 3	R: 0 E: 0 K: 0 S: 4	H: 1 LOB: 1 BB: 0 P: 4	R: 0 E: 0 K: 0 S: 3	H: 0 LOB: 0 BB: 0 P: 7	1B: 9 2B: 1 3B: 1 HR: 0	SF: 0 SAC: 0 DP: 3 HBP: 0	WP: 0 PB: 0 SB: 0 CS: 1	PA: 36
PITCHER Leo Kiely, L (1.1) ERA: 3.96	IP: 9.0 WLS: W BF: 36 H: 11 R: 4 ER: 2 SO: 6 BB: 1 IBB: 0 HBP: 0 BLK: 0 WP: 0 HR: 0 S: 47 P: 51 ERA: 2.00 WHIP: 1.333															PITCHER	IP: 9.0 WLS: W BF: 36 H: 11 R: 4 ER: 2 SO: 6 BB: 1 IBB: 0 HBP: 0 BLK: 0 WP: 0 HR: 0 S: 47 P: 51 ERA: 2.00 WHIP: 1.333			

Detroit Tigers @ Boston Red Sox
Fenway Park, Boston, MA
Sat Jun 05 1954, 3:38 AM EDT
Att: 19,085 - Unknown


AB 35
R 4
H 11
RBI 4
BB 1
SO 6
LOB 12



Batter	1	2	3	4	5	6	7	8	9	AB	R	H	RBI	BB	SO	LOB	BOTTOM			
Grady Hatton, L (1.5) OBP: 0.261, SLG: 0.162	L9	L9			F8	BB BB		4-3		4	0	0	0	1	0	1				
Karl Olson, R (1.8) OBP: 0.333, SLG: 0.429	F8		6-3		G3 2B	BB BB		P4		3	0	1	0	1	0	0				
Jim Piersall, R (7.9) OBP: 0.342, SLG: 0.391						1-2 2-3 BB				1	0	0	0	0	0	0				
Ted Williams, L (1.7) OBP: 0.495, SLG: 0.611	HR 2B		K		G3 2-3	F7				4	1	1	0	0	1	4				
Jackie Jensen, R (1.9) OBP: 0.324, SLG: 0.436	HR 2H		4-3		4-3			K		4	1	1	2	0	1	1				
Harry Agganis, L (1.3) OBP: 0.364, SLG: 0.489	BB				HR			P5		3	1	1	1	1	0	0				
Sammy White, R (1.2) OBP: 0.288, SLG: 0.414	6-3				K	HR 1B		BB 1B		4	1	2	0	0	1	1				
Ted Lepcio, R (1.4) OBP: 0.377, SLG: 0.424		K			1B	HR 1B		FC5-4 BB		3	1	2	2	1	1	0				
Milt Bolling, R (1.6) OBP: 0.330, SLG: 0.430		2-3			F7	BB G3 BB		FC5-4		3	0	0	0	1	0	3				
Leo Kiely, L (1.1) OBP: 0.125, SLG: 0.188					K	G3		K		4	0	1	0	0	2	2				
Inning Stats	R: 2 E: 0 K: 0 S: 5	H: 2 LOB: 1 BB: 1 P: 9	R: 0 E: 0 K: 1 S: 6	H: 1 LOB: 0 BB: 0 P: 6	R: 0 E: 0 K: 1 S: 5	H: 0 LOB: 0 BB: 0 P: 5	R: 1 E: 0 K: 2 S: 9	H: 2 LOB: 1 BB: 0 P: 9	R: 0 E: 0 K: 0 S: 4	H: 1 LOB: 1 BB: 0 P: 4	R: 2 E: 0 K: 0 S: 5	H: 2 LOB: 3 BB: 3 P: 17	R: 0 E: 0 K: 1 S: 6	H: 1 LOB: 2 BB: 1 P: 10	R: 0 E: 0 K: 1 S: 5	H: 0 LOB: 0 BB: 0 P: 5	1B: 3 2B: 3 3B: 0 HR: 3	SF: 0 SAC: 0 DP: 0 HBP: 0	WP: 0 PB: 0 SB: 0 CS: 0	PA: 38
PITCHER Dick Marlowe, R (1.1) ERA: 3.8	IP: 5.2 WLS: L BF: 29 H: 8 R: 5 ER: 5 SO: 4 BB: 4 IBB: 0 HBP: 0 BLK: 0 WP: 0 HR: 3 S: 33 P: 49 ERA: 7.94 WHIP: 2.118															PITCHER	IP: 5.2 WLS: L BF: 29 H: 8 R: 5 ER: 5 SO: 4 BB: 4 IBB: 0 HBP: 0 BLK: 0 WP: 0 HR: 3 S: 33 P: 49 ERA: 7.94 WHIP: 2.118			
Al Aber, L (6.1) ERA: 1.59	0.1	1	0	0	0	0	0	0	0	0	0	1	1	0.00	0.000					
Dick Weik, R (7.1) ERA: 3.18	2.0	8	1	0	0	2	1	0	0	0	0	11	15	0.00	1.000					

Detroit Tigers @ Boston Red Sox
Fenway Park, Boston, MA
Sat Jun 05 1954, 3:38 AM EDT
Att: 19,085 - Unknown

AB 33
R 5
H 9
RBI 5
BB 5
SO 6
LOB 12



Batter	1	2	3	4	5	6	7	8	9	AB	R	H	RBI	BB	SO	LOB	TOP			
Frank Bolling, R (1,4) OBP: 0.313, SLG: 0.353	0-0 BB 1B	0-0 FC4		0-0 F7			0-0 FC6-4 1B		0-3 K	5	1	2	0	0	1	2				
Bill Tuttle, R (1,8) OBP: 0.420, SLG: 0.487	4-0 1B 2B BB	0-0 5-3			0-0 6-3		0-0 FC6-4 1B		0-0 F8	4	1	0	0	1	0	3				
Bob Nieman, R (1,7) OBP: 0.371, SLG: 0.485	0-0 2B 1B		0-0 F8		0-0 5-3		0-0 F7		0-0 1-3	5	1	1	1	0	0	2				
Ray Boone, R (1,5) OBP: 0.401, SLG: 0.463	0-3 K		0-0 HR		0-0 P4			0-0 HBP 2B		4	1	2	1	0	1	2				
Walt Dropo, R (1,3) OBP: 0.303, SLG: 0.366	0-0 2B		0-0 5-3		4-0 G6-4-3 BB			0-3 K		3	0	1	2	1	1	1				
Al Kaline, R (1,9) OBP: 0.290, SLG: 0.294	0-0 L9		0-0 L1-3		0-0 F3			4-0 HBP BB		3	0	0	0	0	0	2				
Fred Hatfield, L (8, PH) OBP: 0.340, SLG: 0.289										0	0	0	0	1	0	0				
Don Lund, R (8,9) OBP: 0.227, SLG: 0.238										0	0	0	0	0	0	0				
Harvey Kuenn, R (1,6) OBP: 0.284, SLG: 0.340	0-0 6-3			0-0 6-3		0-0 G6-4-3		0-0 F9		4	0	0	0	0	0	4				
Frank House, L (1,2) OBP: 0.372, SLG: 0.457		4-0 BB		0-0 2-3			0-0 F5	1-0 HBP		2	0	0	0	1	0	0				
Reno Bertoia, R (8, PR)										0	0	0	0	0	0	0				
Red Wilson, R (8,2) OBP: 0.333, SLG: 0.371		0-0 FC3-6 BB					0-0 F5	1-2 2-3 HBP		0	0	0	0	0	0	0				
Ralph Branca, R (11,1) OBP: 0.288, SLG: 0.364			0-0 FC3-6				0-0 FC6-4 1B	0-3 K		2	0	1	0	0	0	1				
Ray Herbert, R (4,1) OBP: 0.290, SLG: 0.750										0	0	0	0	0	0	0				
Jim Dwyer, R (7, PH) OBP: 0.296, SLG: 0.366										1	0	0	0	0	0	0				
Al Aber, L (7,1) OBP: 0.296, SLG: 0.296										0	0	0	0	0	0	0				
Chuck Kress, L (8, PH) OBP: 0.311, SLG: 0.240										1	0	0	0	0	1	3				
Dick Weik, R (8,1)										0	0	0	0	0	0	0				
Inning Stats	R: 3 E: 0 K: 1 S: 8	H: 3 LOB: 1 BB: 1 P: 12	R: 0 E: 0 K: 0 S: 3	H: 0 LOB: 1 BB: 1 P: 7	R: 1 E: 0 K: 0 S: 4	H: 1 LOB: 0 BB: 0 P: 4	R: 0 E: 0 K: 0 S: 4	H: 1 LOB: 1 BB: 0 P: 4	R: 0 E: 0 K: 0 S: 2	H: 0 LOB: 0 BB: 1 P: 6	R: 0 E: 0 K: 0 S: 5	H: 2 LOB: 2 BB: 0 P: 5	R: 0 E: 0 K: 2 S: 8	H: 1 LOB: 3 BB: 1 P: 13	R: 0 E: 0 K: 1 S: 5	H: 0 LOB: 0 BB: 0 P: 5	1B: 5 2B: 2 3B: 0 HR: 1	SF: 0 SAC: 0 DP: 1 HBP: 1	WP: 0 PB: 0 SB: 0 CS: 0	PA: 39
PITCHER	IP WLS BF H R ER SO BB IBB HBP BLK WP HR S P ERA WHIP																			
Willard Nixon, R (1,1) ERA: 4.06	7.2 W 35 8 4 4 2 4 4 0 1 0 0 1 34 51 4.70 1.565																			
Ellis Kinder, R (8,1) ERA: 5.46	1.1 S 4 0 0 0 2 0 0 0 0 0 0 0 8 8 0.00 0.000																			

Detroit Tigers @ Boston Red Sox
Fenway Park, Boston, MA
Sun Jun 06 1954, 3:33 AM EDT
Att: 15,838 - Unknown

AB	34
R	4
H	8
RBI	4
BB	4
SO	4
LOB	20



Batter	1	2	3	4	5	6	7	8	9	AB	R	H	RBI	BB	SO	LOB	BOTTOM			
Grady Hatton, L (1,5) OBP: 0.275, SLG: 0.195	0-0 F3	0-0 4-3		0-0 2B		0-0 3-1		4-0 IBB		4	0	1	0	1	0	2				
Karl Olson, R (1,8) OBP: 0.324, SLG: 0.438	0-0 2B		0-0 L9	0-0 6-3		0-0 6-3		0-3 K		4	0	1	0	0	0	3				
Charlie Maxwell, L (8, PH) OBP: 0.324, SLG: 0.292										1	0	0	0	0	1	2				
Don Lenhardt, R (1,7) OBP: 0.240, SLG: 0.283	0-0 5-3		0-0 1B			0-0 F8		0-0 F8		5	0	1	0	0	1	6				
Jim Piersall, R (9,9) OBP: 0.342, SLG: 0.391										0	0	0	0	0	0	0				
Jackie Jensen, R (1,9) OBP: 0.328, SLG: 0.458	0-0 F8		0-0 F7		0-0 HR 1B		0-0 HR			4	2	2	1	0	0	2				
Harry Agganis, L (1,3) OBP: 0.367, SLG: 0.507		0-0 4-3	0-0 P5		0-0 HR		4-0 G5-4-3 BB			3	1	1	2	1	0	1				
Sammy White, R (1,2) OBP: 0.287, SLG: 0.416		0-0 HR 2B		0-0 F2	0-3 K		0-0 G5-4-3			4	1	1	0	0	1	1				
Ted Lepcio, R (1,4) OBP: 0.382, SLG: 0.453		0-0 HR		1-0 HR HBP		0-0 F8		0-0 6-3		3	2	1	2	0	0	0				
Milt Bolling, R (1,6) OBP: 0.336, SLG: 0.462		0-0 P6		1-0 HR	0-0 F7			0-0 SH1-4 1B		4	1	2	2	0	0	0				
Willard Nixon, L (1,1) OBP: 0.263, SLG: 0.125				0-0 2B BB		0-0 3-1 1B		0-0 SH1-4		2	0	2	0	1	0	0				
Ellis Kinder, R (8,1) OBP: 0.286, SLG: 0.286										0	0	0	0	0	0	0				
Inning Stats	R: 0 E: 0 K: 0 S: 4	H: 1 LOB: 1 BB: 0 P: 4	R: 2 E: 0 K: 0 S: 6	H: 3 LOB: 1 BB: 0 P: 6	R: 0 E: 0 K: 0 S: 4	H: 1 LOB: 1 BB: 0 P: 4	R: 2 E: 0 K: 1 S: 7	H: 2 LOB: 2 BB: 1 P: 12	R: 2 E: 0 K: 1 S: 7	H: 2 LOB: 0 BB: 0 P: 7	R: 0 E: 0 K: 0 S: 4	H: 1 LOB: 1 BB: 0 P: 4	R: 1 E: 0 K: 0 S: 3	H: 1 LOB: 0 BB: 1 P: 7	R: 0 E: 0 K: 1 S: 6	H: 1 LOB: 2 BB: 1 P: 10	1B: 5 2B: 3 3B: 0 HR: 4	SF: 0 SAC: 1 DP: 1 HBP: 1	WP: 0 PB: 0 SB: 0 CS: 0	PA: 39
PITCHER	IP WLS BF H R ER SO BB IBB HBP BLK WP HR S P ERA WHIP																			
Ralph Branca, R (1,1) ERA: 4.45	3.1 L 11 3 2 2 2 0 0 0 0 0 0 1 15 15 6.75 1.125																			
Ray Herbert, R (7,1) ERA: 7.24	1.0 4 1 1 1 0 1 0 0 0 0 0 1 3 7 9.00 2.000																			
Al Aber, L (2,0) ERA: 2.0	1.0 5 1 0 0 1 0 1 0 0 0 0 0 6 10 0.00 1.000																			

Detroit Tigers @ Boston Red Sox
Fenway Park, Boston, MA
Sun Jun 06 1954, 3:33 AM EDT
Att: 15,838 - Unknown


AB	34
R	7
H	12
RBI	7
BB	3
SO	3
LOB	17



Batter	1	2	3	4	5	6	7	8	9	AB	R	H	RBI	BB	SO	LOB	TOP					
Frank Bowling, R (1,4) OBP: 0.316, SLG: 0.360	0-0 6-3 2B		0-0 P6		0-0 FC5-4 1B		0-3 K		0-0 F8	5	0	2	0	0	1	1						
Bill Tuttle, R (1,8) OBP: 0.408, SLG: 0.471	0-0 6-3		0-0 4-3		0-0 P4		0-0 5-3		0-0 FC6-4	5	0	0	0	0	0	5						
Bob Nieman, R (1,7) OBP: 0.359, SLG: 0.459	0-0 6-3		0-0 6-3		0-0 FC5-4					4	0	1	1	0	0	3						
Don Lund, R (8, PR) OBP: 0.227, SLG: 0.238	0-0 6-3				0-0 FC5-4					0	1	0	0	0	0	0						
Ray Boone, R (1,5) OBP: 0.398, SLG: 0.457	0-0 6-3			0-0 5-3	0-0 P5					4	0	1	0	0	0	3						
Walt Dropo, R (1,3) OBP: 0.302, SLG: 0.363		0-0 G3		0-0 FC1-4 1B		0-0 5-3		0-3 K		4	0	1	0	0	1	2						
Al Kaline, R (1,9) OBP: 0.289, SLG: 0.293		0-0 L6-3		0-0 FC1-4 FC5-4		0-0 L8		0-0 1B		4	0	1	1	0	0	1						
Harvey Kuenn, R (1,6) OBP: 0.283, SLG: 0.338				0-0 FC5-4		0-0 6-3		0-0 5-3		4	0	1	0	0	0	3						
Frank House, L (1,2) OBP: 0.383, SLG: 0.467					0-0 1B FC5-4 1B		0-0 P6		0-0 FC4-6 1B	4	1	3	0	0	0	0						
Reno Bertoia, R (9, PR)					0-0 1B FC5-4 1B					0	0	0	0	0	0	0						
Steve Gromek, S (1,1) OBP: 0.200, SLG: 0.111					0-0 FC5-4 1B		0-0 1-3		0-0 FC4-6 FC6-4	2	0	1	0	0	1	2						
Jim Deising, L (7, PH) OBP: 0.348, SLG: 0.364										1	0	0	0	0	0	0						
Bob Miller, R (7,1) OBP: 0.500, SLG: 0.500										0	0	0	0	0	0	0						
Ray Herbert, R (7,1) OBP: 0.250, SLG: 0.750										0	0	0	0	0	0	0						
Fred Hatfield, L (9, PH) OBP: 0.333, SLG: 0.283										1	0	0	0	0	0	1						
Inning Stats	R: 0 E: 0 K: 0 S: 4	H: 1 LOB: 1 BB: 0 P: 4	R: 0 E: 0 K: 1 S: 7	H: 2 LOB: 2 BB: 0 P: 7	R: 0 E: 0 K: 0 S: 3	H: 0 LOB: 0 BB: 0 P: 3	R: 0 E: 0 K: 0 S: 4	H: 1 LOB: 1 BB: 0 P: 4	R: 1 E: 0 K: 0 S: 6	H: 3 LOB: 2 BB: 0 P: 6	R: 0 E: 0 K: 0 S: 3	H: 0 LOB: 0 BB: 0 P: 3	R: 0 E: 0 K: 1 S: 5	H: 0 LOB: 0 BB: 0 P: 5	R: 1 E: 0 K: 1 S: 8	H: 3 LOB: 2 BB: 0 P: 8	R: 0 E: 0 K: 0 S: 4	H: 1 LOB: 1 BB: 0 P: 4	1B: 10 2B: 1 3B: 0 HR: 0	SF: 0 SAC: 0 DP: 0 HBP: 0	WP: 0 PB: 0 SB: 2 CS: 0	PA: 38
PITCHER	IP WLS BF H R ER SO BB IBB HBP BLK WP HR S P ERA WHIP																					
Frank Sullivan, R (1,1) ERA: 2.42	8.0 W 35 11 2 2 3 0 0 0 0 0 0 41 41 2.25 1.375																					
Ellis Kinder, R (9,1) ERA: 5.28	1.0 S 3 0 0 0 0 0 0 0 0 0 0 3 3 0.00 0.000																					

Detroit Tigers @ Boston Red Sox
Fenway Park, Boston, MA
Mon Jun 07 1954, 3:33 AM EDT
Unknown


AB 38
R 2
H 11
RBI 2
BB 0
SO 3
LOB 21



Batter	1	2	3	4	5	6	7	8	9	AB	R	H	RBI	BB	SO	LOB	BOTTOM			
Grady Hatton, L (1,5) OBP: 0.273, SLG: 0.182	0-0 P4	0-0 F7		0-0 P6			0-0 FC1-5 BB			3	0	0	0	1	0	0				
Karl Olson, R (1,8) OBP: 0.324, SLG: 0.429	0-0 5-3				0-0 5-3		0-0 FC1-5			3	0	1	0	0	0	0				
Jim Piersall, R (7, PH) OBP: 0.340, SLG: 0.388				HBP 1B			0-0 FC1-5			1	0	0	0	0	0	2				
Don Lenhardt, R (1,7) OBP: 0.278, SLG: 0.306	0-0 BB 1B		1-0 1B	1-2 HBP 1B	0-0 FC4-6 1B		0-0 F8			3	1	2	0	0	0	2				
Jackie Jensen, R (1,9) OBP: 0.332, SLG: 0.455	4-0 1B BB		0-0 1B 2B	1-2 2H 1B	0-0 FC4-6		0-0 P5			3	2	1	0	1	0	3				
Harry Agganis, L (1,3) OBP: 0.370, SLG: 0.507	0-0 1B		0-0 2B	1-2 2H 1B	0-0 4-3		0-0 4-3			4	0	2	1	0	0	1				
Sammy White, R (1,2) OBP: 0.299, SLG: 0.429	0-0 1B		0-0 2B	1-3 3H 1B	0-0 K		0-3 K		4-0 FC4-6 BB	3	0	2	2	1	1	0				
Ted Lepcio, R (1,4) OBP: 0.368, SLG: 0.434	0-0 K		0-3 K		0-0 5-3		0-0 5-3		0-0 FC4-6	4	0	0	0	0	2	5				
Milt Bolling, R (1,6) OBP: 0.333, SLG: 0.463		0-3 K		0-0 P1		0-0 P4		0-0 2B		4	0	1	0	0	1	0				
Frank Sullivan, R (1,1) OBP: 0.286, SLG: 0.286		0-3 K		0-0 4-3			4-0 FC1-5 BB		0-0 F3	3	0	0	0	1	1	2				
Inning Stats	R: 2 E: 0 K: 1 S: 8	H: 3 LOB: 2 BB: 1 P: 12	R: 0 E: 0 K: 2 S: 7	H: 0 LOB: 0 BB: 0 P: 7	R: 1 E: 0 K: 1 S: 7	H: 4 LOB: 0 BB: 0 P: 8	R: 0 E: 0 K: 0 S: 3	H: 0 LOB: 0 BB: 0 P: 3	R: 0 E: 0 K: 0 S: 4	H: 1 LOB: 1 BB: 0 P: 4	R: 0 E: 0 K: 1 S: 5	H: 0 LOB: 0 BB: 0 P: 5	R: 0 E: 0 K: 0 S: 3	H: 0 LOB: 2 BB: 2 P: 11	R: 0 E: 0 K: 0 S: 4	H: 1 LOB: 2 BB: 1 P: 8	1B: 7 2B: 2 3B: 0 HR: 0	SF: 0 SAC: 0 DP: 0 HBP: 1	WP: 0 PB: 0 SB: 1 CS: 0	PA: 36
PITCHER	IP WLS BF H R ER SO BB IBB HBP BLK WP HR S P ERA WHIP																			
Steve Gromek, R (1,1) ERA: 3.32	6.0 L 26 8 3 3 5 1 0 1 0 0 0 34 39 4.50 1.500																			
Bob Miller, L (7,1) ERA: 3.32	0.0 2 0 0 0 0 2 0 0 0 0 0 0 0 8 ∞ ∞																			
Ray Herbert, R (7,1) ERA: 6.75	2.0 8 1 0 0 0 1 0 0 0 0 0 0 7 11 0.00 1.000																			

Detroit Tigers @ Boston Red Sox
Fenway Park, Boston, MA
Mon Jun 07 1954, 3:33 AM EDT
Unknown

AB 31
R 3
H 9
RBI 3
BB 4
SO 5
LOB 15



Batter	1	2	3	4	5	6	7	8	9	10	11	12	AB	R	H	RBI	BB	SO	LOB	TOP					
Frank Bolling, R OBP: 0.311, SLG: 0.354 (1.4)	F4		P6		E5 1B		6-3		K		P1		6	1	1	0	0	1	2						
Bill Tuttle, R OBP: 0.411, SLG: 0.469 (1.8)	K						F2		5-3			FC4 BB	5	0	2	2	1	1	0						
Bob Nieman, R OBP: 0.356, SLG: 0.429 (1.7)							F4		F7			FC4 G6-4-3	5	0	1	0	1	0	2						
Ray Boone, R OBP: 0.394, SLG: 0.458 (8.5)												F5	4	0	1	0	0	2	2						
Reno Bertola, R OBP: 0.287, SLG: 0.333 (9.1)	K												0	0	0	0	0	0	0						
Dick Marlowe, R OBP: 0.296, SLG: 0.429 (9.1)													2	0	0	0	0	1	2						
Walt Drogo, R OBP: 0.303, SLG: 0.358 (1.3)													5	0	1	0	1	2	3						
Al Kaline, R OBP: 0.287, SLG: 0.291 (1.9)													5	0	1	0	0	2	3						
Harvey Kuenn, R OBP: 0.276, SLG: 0.330 (1.6)													5	0	0	0	0	1	5						
Red Wilson, R OBP: 0.357, SLG: 0.361 (9, PH)													1	1	0	0	2	0	0						
Johnny Pesky, L OBP: 0.287, SLG: 0.333 (9.2)													0	1	0	0	1	0	0						
Frank House, L OBP: 0.387, SLG: 0.471 (1.1)													1	0	1	0	0	0	0						
Ned Garver, R OBP: 0.216, SLG: 0.172 (9, PH)													3	0	0	0	0	1	4						
Fred Hatfield, L OBP: 0.340, SLG: 0.354 (9.5)													2	1	1	2	0	0	1						
Inning Stats	R: 0 E: 0 K: 2 S: 8	H: 1 LOB: 1 BB: 0 P: 8	R: 0 E: 0 K: 1 S: 5	H: 0 LOB: 0 BB: 0 P: 5	R: 1 E: 0 K: 0 S: 3	H: 1 LOB: 1 BB: 1 P: 7	R: 0 E: 0 K: 1 S: 6	H: 1 LOB: 2 BB: 1 P: 10	R: 1 E: 1 K: 0 S: 5	H: 2 LOB: 1 BB: 0 P: 5	R: 0 E: 0 K: 1 S: 6	H: 1 LOB: 3 BB: 2 P: 14	R: 0 E: 0 K: 3 S: 9	H: 0 LOB: 0 BB: 0 P: 9	R: 0 E: 0 K: 0 S: 4	H: 1 LOB: 1 BB: 0 P: 4	R: 0 E: 0 K: 0 S: 3	H: 0 LOB: 1 BB: 1 P: 7	1B: 7 2B: 1 3B: 0 HR: 1	SF: 0 SAC: 0 DP: 1 HBP: 0	WP: 0 PB: 0 SB: 1 CS: 0	PA: 50			
PITCHER Tom Brewer, R ERA: 3.73 (1.1)	IP 12.0	WLS W 50	BF H 9	R ER 3	SO 11	BB 6	IBB 0	HBP 0	BLK 0	WP 0	HR 1	S 66	P 90	ERA 2.25	WHIP 1.250										

Detroit Tigers @ Boston Red Sox
Fenway Park, Boston, MA
Mon Jun 07 1954, 3:38 AM EDT
Att. 7,135 - Unknown

AB	44
R	4
H	9
RBI	4
BB	6
SO	11
LOB	24



Batter	1	2	3	4	5	6	7	8	9	10	11	12	AB	R	H	RBI	BB	SO	LOB	BOTTOM					
Grady Hatton, L OBP: 0.283, SLG: 0.170 (1.5)	F8		L9			SH5-3 1B		F5			SH1-3 BB		3	0	0	0	2	0	0						
Karl Olson, R OBP: 0.357, SLG: 0.525 (8, PR)													5	1	3	0	0	0	2						
Jim Piersall, R OBP: 0.338, SLG: 0.385 (9.9)													1	0	0	0	0	1	1						
Don Lenhardt, R OBP: 0.305, SLG: 0.389 (1.7)													5	1	3	1	0	0	2						
Jackie Jensen, R OBP: 0.337, SLG: 0.460 (9.8)													5	1	2	1	1	0	2						
Harry Agganis, L OBP: 0.363, SLG: 0.493 (1.3)													6	1	1	0	0	2	6						
Sammy White, R OBP: 0.286, SLG: 0.428 (1.2)													5	0	1	0	0	0	4						
Ted Lepcio, R OBP: 0.383, SLG: 0.442 (1.4)													5	1	3	1	1	0	1						
Milt Bolling, R OBP: 0.344, SLG: 0.464 (1.6)													4	0	2	1	1	0	3						
Tom Brewer, R OBP: 0.250, SLG: 0.182 (1.1)													5	0	1	1	0	0	4						
Inning Stats	R: 0 E: 0 K: 0 S: 3	H: 1 LOB: 0 BB: 0 P: 3	R: 1 E: 0 K: 0 S: 6	H: 3 LOB: 2 BB: 0 P: 6	R: 1 E: 0 K: 1 S: 7	H: 2 LOB: 1 BB: 0 P: 7	R: 0 E: 0 K: 0 S: 4	H: 1 LOB: 1 BB: 0 P: 4	R: 0 E: 0 K: 0 S: 6	H: 1 LOB: 3 BB: 2 P: 14	R: 1 E: 1 K: 0 S: 6	H: 2 LOB: 2 BB: 0 P: 5	R: 0 E: 0 K: 0 S: 4	H: 1 LOB: 0 BB: 1 P: 4	R: 0 E: 0 K: 0 S: 2	H: 0 LOB: 0 BB: 0 P: 6	R: 0 E: 0 K: 1 S: 5	H: 0 LOB: 1 BB: 1 P: 9	R: 1 E: 0 K: 0 S: 3	H: 2 LOB: 2 BB: 1 P: 7	1B: 11 2B: 4 3B: 1 HR: 1	SF: 0 SAC: 4 DP: 3 HBP: 0	WP: 0 PB: 0 SB: 1 CS: 0	PA: 53	
PITCHER Ned Garver, R ERA: 1.53 (9.1)	IP 8.0	WLS L 39	BF H 13	R ER 4	SO 4	BB 2	IBB 0	HBP 0	BLK 0	WP 0	HR 1	S 41	P 49	ERA 4.50	WHIP 1.875										
PITCHER Dick Marlowe, R ERA: 3.67 (9.1)	IP 3.1	WLS L 14	BF H 3	R ER 1	SO 1	BB 2	IBB 1	HBP 0	BLK 0	WP 0	HR 0	S 13	P 25	ERA 2.70	WHIP 1.500										

Detroit Tigers @ Boston Red Sox
Fenway Park, Boston, MA
Mon Jun 07 1954, 3:38 AM EDT
Att. 7,135 - Unknown

AB	44
R	5
H	16
RBI	5
BB	5
SO	3
LOB	25



Batter	1	2	3	4	5	6	7	8	9	AB	R	H	RBI	BB	SO	LOB	TOP					
Cal Abrams, L OBP: 0.347, SLG: 0.291 (1, 9)										4	0	1	0	1	1	1	<p>Baltimore Orioles @ Boston Red Sox Fenway Park, Boston, MA Tue Jun 08 1954, 3:33 AM EDT Att: 15,769 - Unknown</p>					
Billy Hunter, R OBP: 0.234, SLG: 0.246 (1, 6)										5	2	2	0	0	1	4						
Eddie Waitkus, L OBP: 0.330, SLG: 0.398 (1, 3)										5	2	3	0	0	1	1						
Bob Kennedy, R OBP: 0.333, SLG: 0.403 (1, 5)										5	1	2	0	0	2	4						
Jim Fridley, R OBP: 0.348, SLG: 0.500 (1, 7)										4	2	2	4	1	1	1						
Les Moss, R OBP: 0.324, SLG: 0.323 (1, 2)										5	0	0	0	0	1	4						
Gil Coan, L OBP: 0.219, SLG: 0.219 Chuck Diering, R OBP: 0.314, SLG: 0.267 (1, 8) (9, 8)										4	0	1	2	0	1	0						
Bobby Young, L OBP: 0.356, SLG: 0.382 (1, 4)										2	0	2	0	2	0	0						
Bob Chakales, R OBP: 0.333, SLG: 0.200 Dick Kryhoski, L OBP: 0.327, SLG: 0.383 Mike Blyzka, R OBP: 0.333, SLG: 0.333 (1, 1) (7, PH) (7, 1)										1	0	0	0	0	0	1						
Inning Stats	R: 0 E: 0 K: 0 S: 4	H: 1 LOB: 1 BB: 0 P: 4	R: 0 E: 0 K: 2 S: 7	H: 0 LOB: 0 BB: 0 P: 7	R: 0 E: 0 K: 1 S: 5	H: 0 LOB: 1 BB: 1 P: 9	R: 0 E: 0 K: 1 S: 6	H: 2 LOB: 1 BB: 0 P: 6	R: 0 E: 0 K: 0 S: 3	H: 1 LOB: 0 BB: 0 P: 3	R: 3 E: 0 K: 1 S: 8	H: 3 LOB: 2 BB: 1 P: 8	R: 0 E: 0 K: 0 S: 4	H: 1 LOB: 2 BB: 1 P: 8	R: 2 E: 0 K: 1 S: 7	H: 3 LOB: 2 BB: 2 P: 15		R: 2 E: 1 K: 2 S: 10	H: 3 LOB: 1 BB: 0 P: 10	1B: 11 2B: 2 3B: 0 HR: 1	SF: 0 SAC: 1 DP: 1 HBP: 0	WP: 0 PB: 1 SB: 0 CS: 0
PITCHER	IP WLS BF H R ER SO BB IBB HBP BLK WP HR S P ERA WHIP	7.0 L 29 8 3 3 5 2 0 0 0 0 1 37 45 3.86 1.429	2.0 L 13 6 4 4 3 1 1 0 0 0 0 0 17 25 18.00 3.500											IP WLS BF H R ER SO BB IBB HBP BLK WP HR S P ERA WHIP								
Tex Clevenger, R ERA: 4.71 Hal Brown, R ERA: 5.29 (1, 1) (8, 1)																						

AB	37
R	7
H	14
RBI	6
BB	4
SO	8
LOB	17



Batter	1	2	3	4	5	6	7	8	9	AB	R	H	RBI	BB	SO	LOB	BOTTOM					
Grady Hatton, L OBP: 0.282, SLG: 0.154 Dick Gemert, R OBP: 0.429, SLG: 0.364 (1, 5) (9, PH)										5	0	0	0	0	0	5	<p>Baltimore Orioles @ Boston Red Sox Fenway Park, Boston, MA Tue Jun 08 1954, 3:33 AM EDT Att: 15,769 - Unknown</p>					
Karl Olson, R OBP: 0.362, SLG: 0.511 (1, 8)										5	0	2	0	0	1							
Don Lenhardt, R OBP: 0.328, SLG: 0.439 (1, 7)										3	1	1	1	2	3							
Jackie Jensen, R OBP: 0.333, SLG: 0.452 (1, 9)										5	0	1	0	0	4							
Harry Agganis, L OBP: 0.353, SLG: 0.478 (1, 3)										5	0	0	0	1	3							
Sammy White, R OBP: 0.312, SLG: 0.440 (1, 2)										5	1	4	0	0	0							
Ted Lepcio, R OBP: 0.392, SLG: 0.449 (1, 4)										3	1	1	0	2	1							
Milt Bolling, R OBP: 0.353, SLG: 0.491 (1, 6)										4	1	2	2	1	4							
Tex Clevenger, R OBP: 0.222, SLG: 0.333 Billy Goodman, L OBP: 0.353, SLG: 0.362 Hal Brown, R OBP: 0.273, SLG: 0.111 Charlie Maxwell, L OBP: 0.320, SLG: 0.288 (1, 1) (7, PH) (8, 1) (9, PH)										3	0	1	0	0	4							
Inning Stats	R: 0 E: 0 K: 0 S: 4	H: 1 LOB: 1 BB: 0 P: 4	R: 0 E: 0 K: 0 S: 5	H: 2 LOB: 3 BB: 1 P: 9	R: 0 E: 0 K: 1 S: 5	H: 0 LOB: 1 BB: 1 P: 9	R: 1 E: 1 K: 0 S: 4	H: 1 LOB: 1 BB: 1 P: 8	R: 0 E: 0 K: 0 S: 3	H: 1 LOB: 1 BB: 1 P: 7	R: 2 E: 2 K: 0 S: 7	H: 2 LOB: 2 BB: 0 P: 7	R: 0 E: 0 K: 0 S: 5	H: 2 LOB: 3 BB: 1 P: 9	R: 1 E: 1 K: 0 S: 4	H: 1 LOB: 0 BB: 0 P: 4		R: 0 E: 1 K: 0 S: 6	H: 2 LOB: 3 BB: 0 P: 6	1B: 9 2B: 1 3B: 0 HR: 2	SF: 0 SAC: 0 DP: 1 HBP: 0	WP: 0 PB: 0 SB: 1 CS: 0
PITCHER	IP WLS BF H R ER SO BB IBB HBP BLK WP HR S P ERA WHIP	6.0 W 30 7 3 2 1 3 0 0 0 0 1 28 44 3.00 1.667	3.0 W 16 5 1 1 0 1 0 0 0 0 0 1 15 19 3.00 2.000											IP WLS BF H R ER SO BB IBB HBP BLK WP HR S P ERA WHIP								
Bob Chakales, R ERA: 3.32 Mike Blyzka, R ERA: 4.59 (1, 1) (7, 1)																						

AB	41
R	4
H	12
RBI	3
BB	5
SO	1
LOB	34



Batter	1	2	3	4	5	6	7	8	9	AB	R	H	RBI	BB	SO	LOB	TOP			
Bobby Young, L OBP: 0.397, SLG: 0.386 (1, 4)										6	1	2	2	0	2	5	Baltimore Orioles @ Boston Red Sox Fenway Park, Boston, MA Wed Jun 09 1954, 3:33 AM EDT Att: 4,682 - Unknown			
Billy Hunter, R OBP: 0.241, SLG: 0.252 (1, 6)										5	0	2	1	0	1	4				
Eddie Waitkus, L OBP: 0.333, SLG: 0.396 (1, 3)										3	0	1	1	1	0	2				
Sam Mele, R OBP: 0.289, SLG: 0.359 Cal Abrams, L OBP: 0.347, SLG: 0.291 (8, 9)										5	0	2	0	0	1	4				
Bob Kennedy, R OBP: 0.325, SLG: 0.389 (1, 5)										5	0	1	0	0	0	6				
Jim Fritley, R OBP: 0.351, SLG: 0.485 (1, 7)										4	1	1	0	1	1	3				
Les Moss, R OBP: 0.333, SLG: 0.314 (1, 2)										4	1	1	0	1	1	3				
Chuck Diering, R OBP: 0.339, SLG: 0.300 (1, 8)										5	1	3	1	0	0	1				
Bob Turley, R OBP: 0.171, SLG: 0.176 Howie Fox, R OBP: 0.200, SLG: 0.200 Dick Kryhoski, L OBP: 0.333, SLG: 0.389 Mike Blyzka, R OBP: 0.333, SLG: 0.333 (9, PH)										4	2	2	1	0	0	3				
Inning Stats	R: 0 E: 0 K: 3 S: 9	H: 0 LOB: 1 BB: 1 P: 13	R: 0 E: 0 K: 1 S: 6	H: 1 LOB: 1 BB: 0 P: 6	R: 1 E: 0 K: 0 S: 6	H: 4 LOB: 2 BB: 0 P: 6	R: 5 E: 0 K: 0 S: 8	H: 5 LOB: 2 BB: 2 P: 16	R: 0 E: 0 K: 0 S: 5	H: 2 LOB: 2 BB: 0 P: 5	R: 0 E: 1 K: 1 S: 7	H: 1 LOB: 2 BB: 0 P: 7	R: 0 E: 0 K: 0 S: 3	H: 0 LOB: 0 BB: 0 P: 3	R: 0 E: 0 K: 1 S: 6	H: 1 LOB: 1 BB: 0 P: 6		1B: 14 2B: 2 3B: 0 HR: 0	SF: 1 SAC: 0 DP: 1 HBP: 0	WP: 0 PB: 0 SB: 0 CS: 0
PITCHER	IP WLS BF H R ER SO BB IBB HBP BLK WP HR S P ERA WHIP																			
Bill Henry, L ERA: 3.79 Ellis Kinder, R ERA: 5.1 Bill Werle, L ERA: 4.66 Frank Sullivan, R ERA: 2.31 (8, 1)	3.0 1.0 3.0 2.0	WLS 5 2 7	BF 19 5 15 7	H 8 2 5 1	R 6 0 0 0	ER 6 0 0 0	SO 4 0 1 1	BB 3 0 0 0	IBB 0 0 0 0	HBP 0 0 0 0	BLK 0 0 0 0	WP 0 0 0 0	HR 0 5 17 9	S 24 5 17 9	P 36 5 17 9	ERA 18.00 0.00 0.00 0.00	WHIP 3.667 2.000 1.667 0.500			

Batter	1	2	3	4	5	6	7	8	9	AB	R	H	RBI	BB	SO	LOB	BOTTOM					
Mitt Bolling, R OBP: 0.370, SLG: 0.496 (1, 6)										3	1	2	0	2	1	1	Baltimore Orioles @ Boston Red Sox Fenway Park, Boston, MA Wed Jun 09 1954, 3:33 AM EDT Att: 4,682 - Unknown					
Karl Olson, R OBP: 0.346, SLG: 0.480 (1, 8)										5	0	1	0	0	1	6						
Don Lenhardt, R OBP: 0.309, SLG: 0.410 (1, 7)										4	0	0	0	0	2	2						
Jackie Jensen, R OBP: 0.345, SLG: 0.456 (1, 9)										3	4	2	0	2	0	2						
Sammy White, R OBP: 0.327, SLG: 0.468 (1, 2)										4	2	3	3	1	0	2						
Harry Agganis, L OBP: 0.356, SLG: 0.481 (1, 3)										3	0	1	1	1	0	2						
Ted Lepcio, R OBP: 0.395, SLG: 0.464 (1, 4)										4	0	1	2	1	1	1						
Billy Consolo, R OBP: 0.150, SLG: 0.056 (1, 5)										3	0	0	0	1	0	4						
Bill Henry, L OBP: 0.231, SLG: 0.167 Ellis Kinder, R OBP: 0.286, SLG: 0.286 Bill Werle, L OBP: 0.333, SLG: 0.333 (8, 1)										1	0	0	0	1	0	3						
Inning Stats	R: 3 E: 1 K: 1 S: 6	H: 2 LOB: 2 BB: 2 P: 14	R: 0 E: 0 K: 1 S: 4	H: 0 LOB: 3 BB: 3 P: 16	R: 1 E: 0 K: 0 S: 5	H: 2 LOB: 3 BB: 2 P: 13	R: 0 E: 0 K: 0 S: 4	H: 1 LOB: 2 BB: 1 P: 8	R: 0 E: 0 K: 0 S: 3	H: 0 LOB: 0 BB: 0 P: 3	R: 0 E: 0 K: 1 S: 5	H: 1 LOB: 0 BB: 0 P: 5	R: 2 E: 0 K: 1 S: 7	H: 2 LOB: 1 BB: 1 P: 11	R: 0 E: 0 K: 2 S: 7	H: 0 LOB: 1 BB: 1 P: 11		R: 1 E: 0 K: 0 S: 2	H: 2 LOB: 1 BB: 0 P: 2	1B: 6 2B: 2 3B: 2 HR: 0	SF: 0 SAC: 1 DP: 2 HBP: 0	WP: 1 PB: 0 SB: 1 CS: 0
PITCHER	IP WLS BF H R ER SO BB IBB HBP BLK WP HR S P ERA WHIP																					
Bob Turley, R ERA: 2.85 Howie Fox, R ERA: 3.88 Mike Blyzka, R ERA: 5.09 (9, 1)	7.0 1.0 0.0	WLS 36 4 2	BF 36 4 2	H 8 2 2	R 6 0 1	ER 5 0 1	SO 4 2 0	BB 8 1 0	IBB 0 0 0	HBP 0 0 0	BLK 0 0 0	WP 0 0 0	HR 0 7 2	S 34 7 2	P 70 11 2	ERA 6.43 0.00 ∞	WHIP 2.286 1.000 ∞					

AB 42
R 6
H 16
RBI 6
BB 3
SO 6
LOB 31



AB 31
R 7
H 10
RBI 6
BB 10
SO 6
LOB 23



Batter	1	2	3	4	5	6	7	8	9	AB	R	H	RBI	BB	SO	LOB	TOP							
Bobby Young, L OBP: 0.393, SLG: 0.393 (1, 4)	F8		1B		K		SH5-3 HR 1B		2B	5	2	3	0	0	1	1	Baltimore Orioles @ Boston Red Sox Fenway Park, Boston, MA Thu Jun 10 1954, 3:33 AM EDT Unknown							
Billy Hunter, R OBP: 0.234, SLG: 0.244 (1, 6)	6-3		F8		FC1-6 FC5-4		SH5-3		F9	4	0	0	0	0	0	3								
Eddie Waitkus, L OBP: 0.328, SLG: 0.382 (1, 3)	K2-3		F8		FC5-4		4-3		2B	4	1	0	0	1	1	3								
Sam Mele, R OBP: 0.288, SLG: 0.376 Cal Abrams, L OBP: 0.352, SLG: 0.308 (8, 9)		5-3		5-3		F9	HR		2B	4	1	1	2	0	0	0								
Bob Kennedy, R OBP: 0.329, SLG: 0.403 (1, 5)		1B 1B		F9		6-3 1B 2B	5-3		5-3	5	1	2	0	0	0	1								
Jim Fridley, R OBP: 0.346, SLG: 0.471 (1, 7)		F7		1B		6-3			5-3	4	0	1	0	0	0	2								
Les Moss, R OBP: 0.372, SLG: 0.359 (1, 2)		1B		FC6-4 1B		1B			F8	4	0	3	1	0	0	0								
Chuck Diering, R OBP: 0.333, SLG: 0.296 (1, 8)		4-3		FC6-4		1B			4-3	4	0	1	0	0	0	4								
Joe Coleman, R OBP: 0.171, SLG: 0.212 (1, 1)			K		FC1-6 1B		K		F7	4	0	1	0	0	2	2								
Inning Stats	R: 0 E: 0 K: 1 S: 5	H: 0 LOB: 0 BB: 0 P: 5	R: 0 E: 0 K: 0 S: 5	H: 2 LOB: 2 BB: 0 P: 5	R: 0 E: 0 K: 1 S: 6	H: 1 LOB: 1 BB: 0 P: 6	R: 0 E: 0 K: 0 S: 5	H: 2 LOB: 2 BB: 0 P: 5	R: 0 E: 0 K: 1 S: 6	H: 1 LOB: 1 BB: 0 P: 6	R: 1 E: 0 K: 1 S: 8	H: 3 LOB: 3 BB: 0 P: 8	R: 2 E: 0 K: 0 S: 5	H: 2 LOB: 0 BB: 0 P: 5	R: 0 E: 0 K: 0 S: 3	H: 0 LOB: 0 BB: 0 P: 3		R: 2 E: 0 K: 0 S: 5	H: 2 LOB: 1 BB: 1 P: 9	1B: 10 2B: 2 3B: 0 HR: 1	SF: 0 SAC: 1 DP: 0 HBP: 0	WP: 0 PB: 0 SB: 1 CS: 0	PA: 41	
PITCHER	IP	WLS	BF	H	R	ER	SO	BB	IBB	HBP	BLK	WP	HR	S	P	ERA	WHIP							
Leo Kiely, L ERA: 3.86 Bill Werle, L ERA: 5.31	(1, 1)		8.0	L	35	11	3	3	4	0	0	0	0	0	0	1	43	43	3.38	1.375				
(9, 1)			1.0		6	2	2	2	0	1	0	0	0	0	0	0	5	9	18.00	3.000				

AB	39
R	5
H	13
RBI	5
BB	1
SO	4
LOB	16



Batter	1	2	3	4	5	6	7	8	9	AB	R	H	RBI	BB	SO	LOB	BOTTOM						
Mitt Bolling, R OBP: 0.386, SLG: 0.496 (1, 6)	F8		K			L5			1B FC6-4 2B	4	1	1	0	0	1	0	Baltimore Orioles @ Boston Red Sox Fenway Park, Boston, MA Thu Jun 10 1954, 3:33 AM EDT Unknown						
Karl Olson, R OBP: 0.339, SLG: 0.463 (1, 8)	K		6-3			4-3			FC6-4 1B	4	0	1	0	0	1	0							
Don Lenhardt, R OBP: 0.319, SLG: 0.431 (1, 7)					G6-4-3 1B		F7		FC6-4	4	0	2	1	0	0	1							
Jackie Jensen, R OBP: 0.338, SLG: 0.445 (1, 9)	F3				G6-4-3		1-3		P6	4	0	0	0	0	0	3							
Sammy White, R OBP: 0.331, SLG: 0.465 (1, 2)		F5 1B BB		6-3		G3-6-3 1B			K	3	0	1	0	1	1	1							
Harry Agganis, L OBP: 0.381, SLG: 0.485 (1, 3)					FC1-5 1B		G3-6-3			3	0	2	0	0	0	1							
Ted Lepcio, R OBP: 0.386, SLG: 0.451 (1, 4)					FC1-5 1B				6-3	3	0	0	0	0	0	3							
Billy Consolo, R OBP: 0.130, SLG: 0.048 (1, 5)					FC1-5				K	3	0	0	0	0	2	3							
Leo Kiely, L OBP: 0.111, SLG: 0.167 Floyd Baker, L OBP: 0.273, SLG: 0.455 Bill Werle, L (8, PH) (9, 1)					P4				K	2	0	0	0	0	1	2							
Inning Stats	R: 0 E: 0 K: 1 S: 6	H: 1 LOB: 1 BB: 0 P: 6	R: 0 E: 0 K: 1 S: 5	H: 1 LOB: 1 BB: 1 P: 9	R: 0 E: 0 K: 1 S: 5	H: 0 LOB: 0 BB: 0 P: 5	R: 0 E: 0 K: 0 S: 3	H: 1 LOB: 0 BB: 0 P: 3	R: 0 E: 1 K: 1 S: 6	H: 1 LOB: 2 BB: 0 P: 6	R: 0 E: 0 K: 0 S: 3	H: 0 LOB: 0 BB: 0 P: 3	R: 0 E: 0 K: 2 S: 7	H: 0 LOB: 0 BB: 0 P: 7	R: 1 E: 0 K: 1 S: 7	H: 2 LOB: 1 BB: 0 P: 7		1B: 5 2B: 3 3B: 0 HR: 0	SF: 0 SAC: 0 DP: 3 HBP: 0	WP: 0 PB: 0 SB: 0 CS: 1	PA: 32		
PITCHER	IP	WLS	BF	H	R	ER	SO	BB	IBB	HBP	BLK	WP	HR	S	P	ERA	WHIP						
Joe Coleman, R ERA: 2.55	(1, 1)		9.0	W	32	7	1	1	7	1	0	0	0	0	0	45	49	1.00	0.889				



Batter	1	2	3	4	5	6	7	8	9	AB	R	H	RBI	BB	SO	LOB	TOP			
Cal Abrams, L (1, 9) OBP: 0.369, SLG: 0.327										3	2	2	0	2	1	0	Baltimore Orioles @ Boston Red Sox Fenway Park, Boston, MA Thu Jun 10 1954, 3:38 AM EDT Att: 6,875 - Unknown			
Billy Hunter, R (1, 6) OBP: 0.246, SLG: 0.246										3	3	1	1	2	0	2				
Eddie Waitkus, L (1, 3) OBP: 0.331, SLG: 0.404										4	1	2	3	0	0	2				
Bob Kennedy, R (1, 5) OBP: 0.333, SLG: 0.407										4	1	2	2	0	0	2				
Clint Courtney, L (1, 2) OBP: 0.317, SLG: 0.408										5	1	2	3	0	0	0				
Jim Fritley, R (1, 7) OBP: 0.341, SLG: 0.459										4	0	1	0	0	0	2				
Gil Coan, L (1, 8) OBP: 0.277, SLG: 0.212										3	0	0	0	0	1	1				
Chuck Diering, R (8, PH) OBP: 0.344, SLG: 0.296										0	0	0	0	1	0	0				
Bobby Young, L (1, 4) OBP: 0.361, SLG: 0.386										3	1	0	0	1	0	1				
Duane Pilette, R (1, 1) OBP: 0.136, SLG: 0.143										3	0	0	0	0	0	0				
Inning Stats	R: 1 E: 0 K: 1 S: 7	H: 2 LOB: 2 BB: 1 P: 11	R: 0 E: 0 K: 0 S: 3	H: 0 LOB: 0 BB: 0 P: 3	R: 0 E: 0 K: 0 S: 3	H: 1 LOB: 1 BB: 1 P: 7	R: 0 E: 0 K: 0 S: 3	H: 1 LOB: 0 BB: 0 P: 3	R: 5 E: 0 K: 1 S: 5	H: 4 LOB: 0 BB: 0 P: 11	R: 0 E: 0 K: 1 S: 5	H: 0 LOB: 1 BB: 0 P: 5	R: 0 E: 0 K: 0 S: 3	H: 0 LOB: 1 BB: 1 P: 7	R: 0 E: 0 K: 0 S: 3	H: 0 LOB: 0 BB: 1 P: 9	1B: 7 2B: 1 3B: 1 HR: 1	SF: 2 SAC: 1 DP: 1 HBP: 0	WP: 0 PB: 0 SB: 0 CS: 1	PA: 41
PITCHER	IP WLS BF H R ER SO BB IBB HBP BLK WP HR S P ERA WHIP																			
Tom Herrin, R (1, 1) ERA: 7.25	5.0 L 24 8 6 6 1 3 0 0 0 0 0 1 23 35 10.80 2.200																			
Hal Brown, R (6, 1) ERA: 5.0	2.0 7 0 0 0 1 1 0 0 0 0 0 0 8 12 0.00 0.500																			
Bill Henry, L (8, 1) ERA: 4.11	2.0 10 2 3 3 0 2 0 0 0 0 0 0 8 16 13.50 2.000																			

AB	32
R	9
H	10
RBI	9
BB	6
SO	2
LOB	10



Batter	1	2	3	4	5	6	7	8	9	AB	R	H	RBI	BB	SO	LOB	BOTTOM					
Mitt Bolling, R (1, 6) OBP: 0.356, SLG: 0.480										4	0	0	0	0	1	0	Baltimore Orioles @ Boston Red Sox Fenway Park, Boston, MA Thu Jun 10 1954, 3:38 AM EDT Att: 6,875 - Unknown					
Karl Olson, R (1, 8) OBP: 0.333, SLG: 0.448										4	0	1	0	0	0	0						
Don Lenhardt, R (1, 7) OBP: 0.316, SLG: 0.420										4	0	1	0	0	1	1						
Jackie Jensen, R (1, 9) OBP: 0.337, SLG: 0.438										3	0	0	0	1	0	2						
Sammy White, R (1, 2) OBP: 0.329, SLG: 0.460										4	0	1	0	0	1	4						
Harry Agganis, L (1, 3) OBP: 0.353, SLG: 0.473										4	0	0	0	0	0	1						
Ted Lepcio, R (1, 4) OBP: 0.385, SLG: 0.448										3	0	1	0	0	0	1						
Billy Consolo, R (1, 5) OBP: 0.154, SLG: 0.083										3	0	1	0	0	1	1						
Tom Herrin, R (1, 1) OBP: 0.143, SLG: 0.143										1	0	0	0	0	0	0						
Dick Gemert, R (5, PH) OBP: 0.414, SLG: 0.348										1	0	0	0	0	0	1						
Hal Brown, R (6, 1) OBP: 0.273, SLG: 0.111										0	0	0	0	0	0	0						
Charlie Maxwell, L (7, PH) OBP: 0.316, SLG: 0.284										0	0	0	0	0	0	1						
Bill Henry, L (8, 1) OBP: 0.231, SLG: 0.167										0	0	0	0	0	0	1						
Inning Stats	R: 0 E: 0 K: 1 S: 5	H: 0 LOB: 0 BB: 0 P: 5	R: 0 E: 0 K: 0 S: 4	H: 1 LOB: 0 BB: 0 P: 4	R: 0 E: 0 K: 0 S: 3	H: 0 LOB: 0 BB: 0 P: 3	R: 0 E: 0 K: 1 S: 6	H: 2 LOB: 2 BB: 0 P: 6	R: 0 E: 0 K: 0 S: 4	H: 1 LOB: 1 BB: 0 P: 4	R: 0 E: 1 K: 1 S: 6	H: 0 LOB: 2 BB: 1 P: 10	R: 0 E: 0 K: 1 S: 6	H: 1 LOB: 1 BB: 0 P: 6	R: 0 E: 0 K: 0 S: 3	H: 0 LOB: 0 BB: 0 P: 3	R: 0 E: 0 K: 0 S: 3	H: 0 LOB: 0 BB: 0 P: 3	1B: 5 2B: 1 3B: 0 HR: 0	SF: 0 SAC: 0 DP: 1 HBP: 0	WP: 0 PB: 0 SB: 1 CS: 1	PA: 33
PITCHER	IP WLS BF H R ER SO BB IBB HBP BLK WP HR S P ERA WHIP																					
Duane Pilette, R (1, 1) ERA: 3.15	9.0 W 33 5 0 0 4 1 0 0 0 0 0 0 40 44 0.00 0.667																					



Batter	1	2	3	4	5	6	7	8	9	AB	R	H	RBI	BB	SO	LOB	TOP				
Al Smith, R OBP: 0.393, SLG: 0.384 (1, 5)										3	1	2	0	2	0	0	Cleveland Indians @ Boston Red Sox Fenway Park, Boston, MA Fri Jun 11 1954, 3:33 AM EDT Att: 28,499 - Unknown				
Sam Dente, R OBP: 0.235, SLG: 0.313 (1, 4)										4	1	1	0	0	0	3					
Larry Doby, L OBP: 0.341, SLG: 0.435 (1, 8)										3	1	1	3	2	1	0					
Vic Wertz, L OBP: 0.293, SLG: 0.257 Bill Glynn, L OBP: 0.339, SLG: 0.340 (6, PR) (6, 3)										3	1	2	0	0	0	0					
Dave Philley, S OBP: 0.263, SLG: 0.374 (1, 9)										4	0	0	0	0	2	3					
Wally Westlake, R OBP: 0.330, SLG: 0.500 (1, 7)										4	1	2	2	0	0	2					
George Strickland, R OBP: 0.327, SLG: 0.360 (1, 6)										2	1	1	1	2	0	0					
Jim Hegan, R OBP: 0.290, SLG: 0.406 (1, 2)										4	0	1	0	0	0	3					
Art Houtteman, R OBP: 0.259, SLG: 0.400 (1, 1)										3	0	0	0	0	2	1					
Inning Stats	R: 4 E: 1 K: 0 S: 6	H: 3 LOB: 0 BB: 1 P: 10	R: 0 E: 0 K: 0 S: 4	H: 2 LOB: 1 BB: 0 P: 4	R: 0 E: 0 K: 1 S: 5	H: 0 LOB: 0 BB: 0 P: 5	R: 1 E: 0 K: 1 S: 6	H: 1 LOB: 0 BB: 0 P: 6	R: 0 E: 0 K: 0 S: 3	H: 1 LOB: 2 BB: 1 P: 8	R: 0 E: 0 K: 1 S: 6	H: 1 LOB: 1 BB: 1 P: 10	R: 1 E: 1 K: 1 S: 6	H: 1 LOB: 1 BB: 1 P: 10	R: 0 E: 0 K: 1 S: 5	H: 1 LOB: 2 BB: 2 P: 13	1B: 6 2B: 0 3B: 1 HR: 3	SF: 0 SAC: 3 DP: 1 HBP: 0	WP: 0 PB: 0 SB: 1 CS: 0	PA: 41	
PITCHER	IP	WLS	BF	H	R	ER	SO	BB	IBB	HBP	BLK	WP	HR	S	P	ERA	WHIP				
Willard Nixon, R ERA: 4.25 Bill Werle, L ERA: 5.14	(1, 1)	8.1	L	38	10	6	5	4	4	1	0	0	0	3	41	61	5.40	1.680			
PITCHER	IP	WLS	BF	H	R	ER	SO	BB	IBB	HBP	BLK	WP	HR	S	P	ERA	WHIP				

AB	32
R	6
H	10
RBI	6
BB	6
SO	5
LOB	16



Batter	1	2	3	4	5	6	7	8	9	AB	R	H	RBI	BB	SO	LOB	BOTTOM			
Jim Piersall, R OBP: 0.342, SLG: 0.388 (1, 9)										4	0	2	0	0	1	1	Cleveland Indians @ Boston Red Sox Fenway Park, Boston, MA Fri Jun 11 1954, 3:33 AM EDT Att: 28,499 - Unknown			
Billy Goodman, L OBP: 0.356, SLG: 0.361 (1, 7)										3	0	1	0	1	0	0				
Harry Agganis, L OBP: 0.346, SLG: 0.465 (1, 3)										3	0	0	1	0	0	2				
Jackie Jensen, R OBP: 0.330, SLG: 0.428 (1, 8)										4	0	0	0	0	1	4				
Sammy White, R OBP: 0.322, SLG: 0.448 (1, 2)										4	0	0	0	0	1	4				
Ted Lepcio, R OBP: 0.388, SLG: 0.458 (1, 4)										4	1	2	0	0	1	0				
Milt Bolling, R OBP: 0.360, SLG: 0.489 (1, 6)										4	0	2	1	0	0	1				
Billy Consolo, R OBP: 0.133, SLG: 0.071 (1, 5)										4	0	0	0	0	1	3				
Willard Nixon, L OBP: 0.318, SLG: 0.211 Bill Werle, L OBP: 0.312, SLG: 0.279 (9, PH)										3	1	2	0	0	0	1				
Inning Stats	R: 0 E: 0 K: 1 S: 6	H: 1 LOB: 2 BB: 1 P: 10	R: 0 E: 0 K: 1 S: 5	H: 1 LOB: 0 BB: 0 P: 5	R: 1 E: 0 K: 0 S: 6	H: 3 LOB: 2 BB: 0 P: 6	R: 0 E: 0 K: 0 S: 4	H: 1 LOB: 1 BB: 0 P: 4	R: 0 E: 0 K: 1 S: 5	H: 0 LOB: 0 BB: 0 P: 3	R: 0 E: 0 K: 1 S: 6	H: 1 LOB: 1 BB: 0 P: 6	R: 0 E: 0 K: 0 S: 3	H: 0 LOB: 0 BB: 0 P: 3	R: 1 E: 0 K: 1 S: 7	H: 2 LOB: 1 BB: 0 P: 7	1B: 7 2B: 2 3B: 0 HR: 0	SF: 1 SAC: 0 DP: 1 HBP: 0	WP: 0 PB: 0 SB: 0 CS: 0	PA: 36
PITCHER	IP	WLS	BF	H	R	ER	SO	BB	IBB	HBP	BLK	WP	HR	S	P	ERA	WHIP			
Art Houtteman, R ERA: 3.11	(1, 1)	9.0	W	36	9	2	2	5	1	0	0	0	0	45	49	2.00	1.111			
PITCHER	IP	WLS	BF	H	R	ER	SO	BB	IBB	HBP	BLK	WP	HR	S	P	ERA	WHIP			

AB	34
R	2
H	9
RBI	2
BB	1
SO	5
LOB	17



Batter	1	2	3	4	5	6	7	8	9	AB	R	H	RBI	BB	SO	LOB	TOP					
Al Smith, R OBP: 0.410, SLG: 0.399 (1, 5)	4-0 FC1-6 BB		4-0 BB		1-0 HBP		0-0 BB 1B		0-0 2B	2	1	2	1	2	0	0	Cleveland Indians @ Boston Red Sox Fenway Park, Boston, MA Sat Jun 12 1954, 3:33 AM EDT Att: 18,917 - Unknown					
Sam Dente, R OBP: 0.200, SLG: 0.263 (1, 4)	0-0 FC1-6		0-0 F9		0-0 1-6-3		4-0 1B BB		0-3 K	3	0	0	0	0	0	4						
Dale Mitchell, L OBP: 0.343, SLG: 0.179 (7, PH)	0-0 FC1-6 G4-6-3						1-2 2-3 BB			0	0	0	0	1	0	0						
Don Mossi, L (7, 1)										1	0	0	0	0	1	1						
Larry Doby, L OBP: 0.342, SLG: 0.431 (1, 8)	0-0 G4-6-3		0-0 F7			0-3 K	0-0 FC5 1B		4-0 IBB	4	0	1	2	1	1	2						
Vic Wertz, L OBP: 0.307, SLG: 0.255 (1, 3)		4-0 E BB		0-3 K		4-0 BB	4-0 BB		0-0 F9	1	1	0	0	3	1	0						
Bill Glynn, L OBP: 0.333, SLG: 0.333 (7, PR)									0-0 F9	1	0	0	0	0	0	2						
Dave Philley, S OBP: 0.262, SLG: 0.370 (1, 9)		0-0 F9 FC5-2 1B		0-0 6-3		0-0 F8	0-3 K		0-0 4-3	5	0	1	1	0	1	6						
Wally Westlake, R OBP: 0.316, SLG: 0.477 (1, 7)		0-0 F9		0-0 P1		0-0 4-3	0-0 FC5			4	0	0	0	0	0	5						
George Strickland, R OBP: 0.325, SLG: 0.354 (1, 6)		0-0 FC5-2		4-0 SH2-3 BB		0-3 K	0-0 F9			3	0	0	0	1	1	1						
Jim Hegan, R OBP: 0.289, SLG: 0.409 (1, 2)		0-0 F7		0-0 P4		0-0 1B 2B	0-3 K			4	1	1	0	0	1	2						
Bob Feller, R OBP: 0.385, SLG: 0.273 (1, 1)			0-0 L6		0-0 SH2-3		4-0 BB 1B BB		0-3 K	1	0	0	0	0	0	0						
Rudy Regalado, R OBP: 0.350, SLG: 0.364 (7, PH)					1-2					0	0	0	0	1	0	0						
Dave Pope, L OBP: 0.263, SLG: 0.176 (7, PR)										0	1	0	0	0	0	0						
Hank Majeski, R OBP: 0.273, SLG: 0.200 (7, 4)										1	0	0	0	0	1	0						
Inning Stats	R: 0 E: 0 K: 0 S: 2	H: 0 LOB: 0 BB: 1 P: 6	R: 1 E: 1 K: 0 S: 4	H: 1 LOB: 1 BB: 1 P: 8	R: 0 E: 0 K: 0 S: 3	H: 0 LOB: 0 BB: 1 P: 7	R: 0 E: 0 K: 1 S: 5	H: 0 LOB: 0 BB: 0 P: 5	R: 0 E: 0 K: 0 S: 3	H: 0 LOB: 2 BB: 1 P: 8	R: 0 E: 0 K: 1 S: 5	H: 0 LOB: 1 BB: 1 P: 9	R: 3 E: 0 K: 2 S: 10	H: 3 LOB: 3 BB: 3 P: 22	R: 0 E: 0 K: 2 S: 7	H: 0 LOB: 0 BB: 0 P: 7	R: 0 E: 0 K: 1 S: 6	H: 1 LOB: 2 BB: 1 P: 10	1B: 3 2B: 2 3B: 0 HR: 0	SF: 0 SAC: 1 DP: 1 HBP: 1	WP: 0 PB: 0 SB: 0 CS: 0	PA: 41
PITCHER	IP	WLS	BF	H	R	ER	SO	BB	IBB	HBP	BLK	WP	HR	S	P	ERA	WHIP					
Tom Brewer, R ERA: 3.8 (1, 1)	6.1	L	29	3	4	3	3	7	0	1	0	0	0	27	56	4.26	1.579					
Ellis Kinder, R ERA: 4.68 (7, 1)	2.2		12	2	0	0	4	1	1	0	0	0	0	18	26	0.00	1.125					

AB	30
R	4
H	5
RBI	4
BB	9
SO	7
LOB	23



Batter	1	2	3	4	5	6	7	8	9	AB	R	H	RBI	BB	SO	LOB	BOTTOM				
Jim Piersall, R OBP: 0.346, SLG: 0.399 (1, 9)	0-3 K		0-0 1B 1B		0-0 FC3 SF7 2B		0-0 5-3			4	2	2	0	0	1	0	Cleveland Indians @ Boston Red Sox Fenway Park, Boston, MA Sat Jun 12 1954, 3:33 AM EDT Att: 18,917 - Unknown				
Billy Goodman, L OBP: 0.362, SLG: 0.373 (1, 7)	0-0		0-0 FC5 1B		0-0 4-3		0-3 K			3	1	2	0	0	0	1					
Don Lenhardt, R OBP: 0.312, SLG: 0.414 (8, 7)	0-0 E 2B		1-3 FC5 1B		0-0 4-3					1	0	0	0	0	1	0					
Harry Agganis, L OBP: 0.339, SLG: 0.454 (1, 3)	0-0 G3		0-0 P6		0-0 FC3 S		0-0 6-3			4	0	0	0	0	0	4					
Jackie Jensen, R OBP: 0.329, SLG: 0.426 (1, 8)	0-0 E4		0-0		0-0 SF7		0-0 6-3			3	0	1	2	0	0	0					
Sammy White, R OBP: 0.315, SLG: 0.438 (1, 2)	0-0 6-3		1-2 3-H 1B		1-2 3-H K		0-3 K		0-0 P5	4	0	0	0	0	1	4					
Ted Lepcio, R OBP: 0.376, SLG: 0.444 (1, 4)		0-0 6-3	0-0 FC5		0-3 K		0-3 K		0-3 K	4	0	0	0	0	2	2					
Milt Bolling, R OBP: 0.351, SLG: 0.474 (1, 6)		0-3 K		0-3 K		0-3 K		0-0 F8		4	0	0	0	0	3	0					
Billy Consolo, R OBP: 0.152, SLG: 0.097 (9, PH)		0-0		0-0 L5		0-3 K		0-0 L3		3	0	1	0	0	1	0					
Tom Brewer, R OBP: 0.214, SLG: 0.154 (1, 1)		0-3 K		0-0 5-3			0-0 F9			2	0	0	0	0	1	1					
Ellis Kinder, R OBP: 0.250, SLG: 0.250 (7, 1)										1	0	0	0	0	0	0					
Inning Stats	R: 1 E: 1 K: 1 S: 7	H: 1 LOB: 1 BB: 0 P: 7	R: 0 E: 0 K: 2 S: 8	H: 1 LOB: 1 BB: 0 P: 8	R: 0 E: 0 K: 1 S: 5	H: 0 LOB: 0 BB: 0 P: 5	R: 0 E: 0 K: 3 S: 9	H: 0 LOB: 0 BB: 0 P: 9	R: 0 E: 0 K: 1 S: 5	H: 0 LOB: 0 BB: 0 P: 5	R: 0 E: 0 K: 0 S: 3	R: 0 E: 0 K: 1 S: 5	H: 0 LOB: 0 BB: 0 P: 5	R: 0 E: 0 K: 1 S: 5	H: 0 LOB: 0 BB: 0 P: 5	1B: 4 2B: 2 3B: 0 HR: 0	SF: 1 SAC: 0 DP: 0 HBP: 0	WP: 0 PB: 0 SB: 2 CS: 0	PA: 35		
PITCHER	IP	WLS	BF	H	R	ER	SO	BB	IBB	HBP	BLK	WP	HR	S	P	ERA	WHIP				
Bob Feller, R ERA: 4.81 (1, 1)	6.0	W	26	6	3	2	8	0	0	0	0	0	0	42	42	3.00	1.000				
Don Mossi, L ERA: 3.0 (7, 1)	3.0	S	9	0	0	0	2	0	0	0	0	0	0	13	13	0.00	0.000				



Batter	1	2	3	4	5	6	7	8	9	AB	R	H	RBI	BB	SO	LOB	TOP														
George Strickland, R OBP: 0.335, SLG: 0.362 (1, 6)	4-0 BB 1-3		0-0 SH5-3 1-2		0-0 G5-4-3 1B		0-0 SH5-3		0-0 E6 1B	2	0	2	0	1	0	0	Cleveland Indians @ Boston Red Sox Fenway Park, Boston, MA Sun Jun 13 1954, 3:33 AM EDT Unknown														
Rudy Regalado, R OBP: 0.344, SLG: 0.357 (1, 5)	0-0 1-3 1-2		0-0 P6		0-0 G5-4-3 1-2		0-0 FC4-6 1B		0-0 F2	5	0	1	1	0	0	4															
Larry Doby, L OBP: 0.336, SLG: 0.422 (1, 8)	0-3 K		0-0 4-3				0-3 K		0-0 FC4-6 1-2 3-H	4	0	0	1	0	2	3															
Vic Wertz, L OBP: 0.313, SLG: 0.263 Bill Glynn, L OBP: 0.333, SLG: 0.333 (1, 3) (7, 3)	0-0 F9				0-0 1B 1B		0-0 1B 1B		0-0 F2	4	1	2	0	0	0	2															
Dave Philley, S OBP: 0.266, SLG: 0.372 (1, 9)		0-0 4-3		0-0 1B 1-2 1B		0-0 1B 1-3 1B		0-0 F7	4	0	2	0	0	0	0	0															
Wally Westlake, R OBP: 0.333, SLG: 0.517 (1, 7)		0-0 HR		0-0 G5-4-3 1-3 2-H 1B		0-0 BB		0-0 F9	3	1	2	2	1	0	0	0															
Jim Hegan, R OBP: 0.281, SLG: 0.397 (1, 2)		0-0 6-3		0-0 K		0-3 K		0-0 6-3	4	0	0	0	0	2	4	AB 33 R 4 H 11 RBI 4 BB 2 SO 5 LOB 15															
Sam Dente, R OBP: 0.190, SLG: 0.250 Hank Majeski, R OBP: 0.236, SLG: 0.231 (1, 4) (3, 4)		0-0 6-3		0-0 G5-4-3 1-2				0-0 SH5-3 1B SH 1B	1	0	0	0	0	0	0	0															
Early Wynn, S OBP: 0.250, SLG: 0.267 (1, 1)			0-0 SH5-3 1B		0-0 G3		0-0 SH 1B SH5-3 FC4-6		0-0 6-3	3	1	1	0	0	0	0															
Inning Stats	R: 0 E: 0 K: 1 S: 5	H: 0 LOB: 1 BB: 1 P: 9	R: 1 E: 0 K: 0 S: 4	H: 1 LOB: 0 BB: 0 P: 4	R: 0 E: 0 K: 0 S: 4	H: 1 LOB: 1 BB: 0 P: 4	R: 1 E: 0 K: 1 S: 7	H: 3 LOB: 1 BB: 0 P: 7	R: 0 E: 0 K: 2 S: 3	H: 2 LOB: 2 BB: 1 P: 12	R: 2 E: 0 K: 0 S: 6	H: 2 LOB: 1 BB: 0 P: 6	R: 0 E: 0 K: 0 S: 3	H: 0 LOB: 0 BB: 0 P: 3	R: 0 E: 1 K: 1 S: 6	H: 1 LOB: 1 BB: 0 P: 6		1B: 10 2B: 0 3B: 0 HR: 1	SF: 0 SAC: 3 DP: 2 HBP: 0	WP: 0 PB: 0 SB: 0 CS: 0	PA: 38										
PITCHER	IP WLS BF L	H R ER 4	SO 4	BB 2	IBB 0	HBP 0	BLK 0	WP 0	HR 1	S 37	P 45	ERA 5.14	WHIP 1.714	PITCHER					IP WLS BF L	H R ER 0	SO 9	BB 0	IBB 0	HBP 0	BLK 0	WP 0	HR 0	S 9	P 9	ERA 0.00	WHIP 0.500
Frank Sullivan, R ERA: 2.68 Hal Brown, R ERA: 4.74 (1, 1) (8, 1)	7.0 L	31	10	4	4	4	2	0	0	0	0	0	0	0	0	0	0	0	0	9	9	0.00	0.500								

Batter	1	2	3	4	5	6	7	8	9	AB	R	H	RBI	BB	SO	LOB	BOTTOM														
Jim Piersall, R OBP: 0.346, SLG: 0.399 (1, 9)	0-0 S E 1B 1B	0-0 P4		0-0 5-3			0-0 FC1 1B		0-0 F8	5	1	2	0	0	0	4	Cleveland Indians @ Boston Red Sox Fenway Park, Boston, MA Sun Jun 13 1954, 3:33 AM EDT Unknown														
Billy Goodman, L OBP: 0.357, SLG: 0.368 (1, 7)	0-0 E S 1B		0-0 F7		0-0 P4		0-0 FC1 FC6-4		0-0 FC4-6 1-2	5	0	1	0	0	0	2															
Harry Agganis, L OBP: 0.330, SLG: 0.441 (1, 3)	0-0 F7 1-2 2-3		0-3 K		0-0 F8		0-0 P5		0-0 P4	5	0	0	0	0	1	5															
Jackie Jensen, R OBP: 0.327, SLG: 0.433 (1, 8)	0-0 E5 2-3 3-H		0-0 3B		0-0 4-3		0-0 FC6-4 1-2			4	0	1	1	0	0	3															
Sammy White, R OBP: 0.319, SLG: 0.436 (1, 2)	0-3 K		0-0 1-3				0-0 1B		0-0 G5-4-3 BB	3	0	1	0	1	1	3															
Ted Lepcio, R OBP: 0.374, SLG: 0.438 (1, 4)	0-3 K			0-0 1B 1B		0-3 K		0-0 G5-4-3 1-2	4	0	1	0	0	2	4																
Milt Bolling, R OBP: 0.354, SLG: 0.471 (1, 6)		0-0 1B		0-3 K		0-0 P4		0-0 BB	3	0	1	0	1	1	2																
Billy Consolo, R OBP: 0.139, SLG: 0.088 Charlie Maxwell, L OBP: 0.308, SLG: 0.275 Grady Hatton, L OBP: 0.262, SLG: 0.154 (1, 5) (8, PH) (9, 5)	0-0 F8		0-3 K		0-0 F2		0-0 F2		0-0 4-3	3	0	0	0	0	1	3															
Frank Sullivan, R OBP: 0.222, SLG: 0.067 Floyd Baker, L OBP: 0.250, SLG: 0.417 Hal Brown, R OBP: 0.273, SLG: 0.111 Karl Olson, R OBP: 0.344, SLG: 0.448 (1, 1) (7, PH) (8, 1) (9, PH)	0-3 K		0-0 1B		0-0 1B		0-0 F8		0-0 FC4-6 BB	2	0	1	0	0	1	1															
Inning Stats	R: 1 E: 1 K: 2 S: 10	H: 2 LOB: 2 BB: 0 P: 10	R: 0 E: 0 K: 1 S: 6	H: 1 LOB: 1 BB: 0 P: 6	R: 0 E: 0 K: 1 S: 6	H: 1 LOB: 1 BB: 0 P: 6	R: 0 E: 0 K: 2 S: 9	H: 2 LOB: 2 BB: 0 P: 9	R: 0 E: 0 K: 0 S: 3	H: 0 LOB: 0 BB: 0 P: 3	R: 0 E: 0 K: 1 S: 6	H: 1 LOB: 1 BB: 0 P: 6	R: 0 E: 0 K: 0 S: 5	H: 1 LOB: 2 BB: 0 P: 5	R: 0 E: 0 K: 0 S: 2	H: 0 LOB: 1 BB: 2 P: 10		R: 0 E: 0 K: 0 S: 3	H: 0 LOB: 1 BB: 1 P: 7	1B: 7 2B: 0 3B: 1 HR: 0	SF: 0 SAC: 0 DP: 1 HBP: 0	WP: 0 PB: 0 SB: 2 CS: 0	PA: 39								
PITCHER	IP WLS BF W	H R ER 1	SO 7	BB 3	IBB 0	HBP 0	BLK 0	WP 0	HR 0	S 50	P 62	ERA 1.00	WHIP 1.222	PITCHER					IP WLS BF W	H R ER 8	SO 1	BB 0	IBB 0	HBP 0	BLK 0	WP 0	HR 0	S 50	P 62	ERA 1.00	WHIP 1.222
Early Wynn, R ERA: 3.86 (1, 1)	9.0 W	39	8	1	1	7	3	0	0	0	0	0	0	0	0	0	0	0	0	50	62	1.00	1.222								

Batter	1	2	3	4	5	6	7	8	9	AB	R	H	RBI	BB	SO	LOB	TOP								
George Strickland, R OBP: 0.332, SLG: 0.356 (1, 6)	0-0 5-3		0-3 K		0-0 SF9		1-0 1B HBP	0-3 K		3	1	0	1	0	2	1									
Rudy Regalado, R OBP: 0.346, SLG: 0.358 (1, 5)	0-0 F9		0-0 6-3		0-0 1B		0-0 1B 1B		0-0 F9	5	1	2	3	0	0	0									
Larry Doby, L OBP: 0.333, SLG: 0.417 (1, 8)	0-0 3-1			0-3 K	0-0 F9		0-0 1B 1B		0-0 F8	5	0	1	1	0	1	1									
Vic Wertz, L OBP: 0.319, SLG: 0.280 Bill Glynn, L OBP: 0.344, SLG: 0.345 (7, PR) (7, 3)		0-0 4-3		0-0 2B		0-0 F9	0-0 1B		0-0 2B 1B	4	0	2	1	0	0	0									
Dave Philley, S OBP: 0.265, SLG: 0.373 (1, 9)		0-3 K		0-0 F2		0-0 F8	0-3 K		0-0 1B	5	0	1	0	0	2	3									
Wally Westlake, R OBP: 0.327, SLG: 0.532 (1, 7)		0-0 HR		0-0 P5		0-0 F8	0-0 4-3		0-0 F8	5	1	1	1	0	0	5									
Hank Majeski, R OBP: 0.389, SLG: 0.529 (1, 4)		0-0 HR		0-0 HR		0-0 1B SH1-3 SF9	0-0 5-3		0-0 1B	4	2	3	1	0	0	0									
Hal Naragon, L OBP: 0.250, SLG: 0.300 (1, 2)		0-0 4-3		0-0 SH1-3		0-0 1B 1B	0-0 1B 2B			3	1	2	0	0	0	0									
Mike Garcia, R OBP: 0.118, SLG: 0.063 Dale Mitchell, L OBP: 0.361, SLG: 0.207 Bob Hooper, R (7, 1)			0-0 F3		0-0 1B 1B		0-0 1B 1B	0-3 K		2	1	1	0	0	0	0									
Inning Stats	R: 0 E: 0 K: 0 S: 3	H: 0 LOB: 0 BB: 0 P: 3	R: 2 E: 0 K: 1 S: 7	H: 2 LOB: 0 BB: 0 P: 7	R: 0 E: 0 K: 1 S: 5	H: 0 LOB: 0 BB: 0 P: 5	R: 0 E: 0 K: 1 S: 6	H: 1 LOB: 1 BB: 0 P: 6	R: 2 E: 0 K: 0 S: 6	H: 3 LOB: 1 BB: 0 P: 6	R: 0 E: 0 K: 0 S: 3	H: 0 LOB: 0 BB: 0 P: 3	R: 4 E: 0 K: 1 S: 10	H: 5 LOB: 2 BB: 0 P: 11	R: 0 E: 0 K: 2 S: 8	H: 2 LOB: 1 BB: 0 P: 8	R: 0 E: 0 K: 0 S: 5	H: 2 LOB: 2 BB: 0 P: 5	1B: 10 2B: 3 3B: 0 HR: 2	SF: 1 SAC: 1 DP: 0 HBP: 1	WP: 0 PB: 0 SB: 0 CS: 0	PA: 42			
PITCHER	IP	WLS	BF	H	R	ER	SO	BB	IBB	HBP	BLK	WP	HR	S	P	ERA	WHIP								
Tex Clevenger, R ERA: 5.08 (1, 1)	5.0	L	21	6	4	4	3	0	0	0	0	0	2	27	27	7.20	1.200								
Tom Herrin, R ERA: 8.37 (6, 1)	1.1		8	3	4	4	0	0	0	1	0	0	0	7	8	27.00	2.250								
Bill Werle, L ERA: 4.91 (7, 1)	1.0		6	4	0	0	1	0	0	0	0	0	0	8	8	0.00	4.000								
Hal Brown, R ERA: 4.84 (8, 1)	1.2		7	2	0	0	2	0	0	0	0	0	0	11	11	0.00	1.200								

Cleveland Indians @ Boston Red Sox
Fenway Park, Boston, MA
Sun Jun 13 1954, 3:38 AM EDT
Att: 26,750 - Unknown

AB 39
R 8
H 15
RBI 8
BB 0
SO 6
LOB 11

C

Batter	1	2	3	4	5	6	7	8	9	AB	R	H	RBI	BB	SO	LOB	BOTTOM								
Jim Piersall, R OBP: 0.352, SLG: 0.397 (1, 9)	4-0 BB		0-0 FC3-6 1B		0-0 F9			0-0 F7		3	0	1	0	1	0	0									
Billy Goodman, L OBP: 0.349, SLG: 0.359 (1, 7)	0-0 F7		0-0 FC3-6		0-0 1-3			0-0 5-3		4	0	0	0	0	0	3									
Harry Agganis, L OBP: 0.333, SLG: 0.445 (1, 3)	0-3 K		0-0 SF9			0-0 5-3 1B		0-0 BB 1B		3	0	2	1	0	1	1									
Jackie Jensen, R OBP: 0.326, SLG: 0.426 (1, 8)	0-0 P4		0-0 F7			0-0 5-3		4-0 BB 1B		3	0	0	0	1	0	3									
Sammy White, R OBP: 0.312, SLG: 0.426 (1, 2)		0-0 F7		0-0 F2		0-3 K		0-0 F5		4	0	0	0	0	1	3									
Ted Lepcio, R OBP: 0.364, SLG: 0.424 (1, 4)		0-0 6-3		0-0 5-3		0-3 K			0-3 K	4	0	0	0	0	2	1									
Milt Bolling, R OBP: 0.384, SLG: 0.479 (1, 6)		0-0 1B		0-0 1B			0-0 F8		0-0 FC4-6 1B	4	0	3	0	0	0	0									
Billy Consolo, R OBP: 0.125, SLG: 0.079 (1, 5)		0-3 K		0-3 K			0-0 4-3		0-0 FC4-6	4	0	0	0	0	2	3									
Tex Clevenger, R OBP: 0.308, SLG: 0.400 Floyd Baker, L OBP: 0.231, SLG: 0.385 Tom Herrin, R OBP: 0.343, SLG: 0.143 Bill Werle, L (7, 1) Hal Brown, R OBP: 0.273, SLG: 0.113 Charlie Maxwell, L OBP: 0.304, SLG: 0.221 (6, PH)			0-0 FC3-6 1B SF9		0-0 G3		0-0 6-3		0-0 F9	1	1	1	0	0	0	0									
Inning Stats	R: 0 E: 0 K: 1 S: 5	H: 0 LOB: 1 BB: 1 P: 9	R: 0 E: 0 K: 1 S: 6	H: 1 LOB: 1 BB: 0 P: 6	R: 1 E: 0 K: 0 S: 5	H: 2 LOB: 1 BB: 0 P: 5	R: 0 E: 0 K: 1 S: 6	H: 1 LOB: 1 BB: 0 P: 6	R: 0 E: 0 K: 2 S: 8	H: 1 LOB: 1 BB: 0 P: 8	R: 0 E: 0 K: 0 S: 3	H: 0 LOB: 0 BB: 0 P: 3	R: 0 E: 0 K: 0 S: 4	H: 1 LOB: 2 BB: 1 P: 8	R: 0 E: 0 K: 1 S: 6	H: 1 LOB: 1 BB: 0 P: 6	1B: 7 2B: 0 3B: 0 HR: 0	SF: 1 SAC: 0 DP: 0 HBP: 0	WP: 0 PB: 0 SB: 0 CS: 0	PA: 36					
PITCHER	IP	WLS	BF	H	R	ER	SO	BB	IBB	HBP	BLK	WP	HR	S	P	ERA	WHIP								
Mike Garcia, R ERA: 2.27 (1, 1)	6.0	W	24	5	1	1	5	1	0	0	0	0	0	33	37	1.50	1.000								
Bob Hooper, R ERA: 1.13 (7, 1)	3.0	S	12	2	0	0	1	1	0	0	0	0	0	13	17	0.00	1.000								


Cleveland Indians @ Boston Red Sox
Fenway Park, Boston, MA
Sun Jun 13 1954, 3:38 AM EDT
Att: 26,750 - Unknown


AB 33
R 1
H 7
RBI 1
BB 2
SO 6
LOB 15

Red Sox Logo

Batter	1	2	3	4	5	6	7	8	9	AB	R	H	RBI	BB	SO	LOB	TOP					
Jim Piersall, R (1, 8) OBP: 0.391, SLG: 0.394	6-3		G1-6-3 1B		L9			6-3		4	0	1	0	0	0	0	Boston Red Sox @ Detroit Tigers Briggs Stadium, Detroit, MI Tue Jun 15 1954, 4:33 AM EDT Att: 32,330 - Unknown					
Grady Hatton, L (1, 5) OBP: 0.296, SLG: 0.246	HR		G1-6-3 1-2		F8			BB		3	1	1	1	1	0	1						
Billy Goodman, L (1, 7) OBP: 0.349, SLG: 0.360	G3			5-3				P4		4	0	1	0	0	0	1						
Charlie Maxwell, L (1, 9) OBP: 0.296, SLG: 0.264	3-1			K				K		1	0	0	0	0	0	0						
Jackie Jensen, R (2, 9) OBP: 0.320, SLG: 0.418				K				K		3	0	0	0	0	2	2						
Harry Agganis, L (1, 3) OBP: 0.338, SLG: 0.436		1-3		1B BB				P6		3	0	0	0	1	1	1						
Sammy White, R (1, 2) OBP: 0.311, SLG: 0.422	L5			1B				P6		4	0	1	0	0	0	0						
Ted Lepcio, R (1, 4) OBP: 0.369, SLG: 0.429				L9				5-3		4	0	2	0	0	0	2						
Mitt Bolling, R (1, 6) OBP: 0.363, SLG: 0.470				K				FC5-4 1B		4	0	1	0	0	1	2						
Leo Kiely, L (1, 1) OBP: 0.105, SLG: 0.158				K				FC6-4 1B		1	0	0	0	0	1	0						
Hal Brown, R (3, 1) OBP: 0.250, SLG: 0.100								F8		1	0	0	0	0	0	0						
Karl Olson, R (7, PH) OBP: 0.343, SLG: 0.444								F7		1	0	0	0	0	0	0						
Bill Henry, L (7, 1) OBP: 0.214, SLG: 0.154								FC6-4 1-2		0	0	0	0	0	0	0						
Inning Stats	R: 1 E: 0 K: 0 S: 4	H: 1 LOB: 0 BB: 0 P: 4	R: 0 E: 0 K: 1 S: 6	H: 1 LOB: 1 BB: 0 P: 6	R: 0 E: 0 K: 1 S: 5	H: 1 LOB: 0 BB: 0 P: 5	R: 0 E: 0 K: 1 S: 6	H: 1 LOB: 2 BB: 1 P: 10	R: 0 E: 0 K: 0 S: 3	H: 0 LOB: 0 BB: 0 P: 3	R: 0 E: 0 K: 0 S: 4	H: 1 LOB: 1 BB: 0 P: 4	R: 0 E: 0 K: 0 S: 4	H: 1 LOB: 1 BB: 0 P: 4	R: 0 E: 0 K: 1 S: 5	H: 0 LOB: 1 BB: 1 P: 9	R: 0 E: 0 K: 1 S: 6	H: 1 LOB: 1 BB: 0 P: 6	1B: 5 2B: 1 3B: 0 HR: 1	SF: 0 SAC: 0 DP: 1 HBP: 0	WP: 0 PB: 0 SB: 0 CS: 0	PA: 35
PITCHER Steve Gromek, R (1, 1) ERA: 3.05	IP: 9.0 WLS: W BF: 35 H: 7 R: 1 ER: 1 SO: 5 BB: 2 IBB: 0 HBP: 0 BLK: 0 WP: 0 HR: 1 S: 43 P: 51 ERA: 1.00 WHIP: 1.000															PITCHER						

Batter	1	2	3	4	5	6	7	8	9	AB	R	H	RBI	BB	SO	LOB	BOTTOM			
Harvey Kuenn, R (1, 6) OBP: 0.282, SLG: 0.344	L9	P4	FC5-4 1-2		6-3			4-3		5	0	0	0	0	0	8	Boston Red Sox @ Detroit Tigers Briggs Stadium, Detroit, MI Tue Jun 15 1954, 4:33 AM EDT Att: 32,330 - Unknown			
Al Kaline, R (1, 9) OBP: 0.291, SLG: 0.305	1B BB	K		L1-3			K	L6-3		4	0	0	0	1	2	3				
Bob Nieman, R (1, 7) OBP: 0.304, SLG: 0.348			3-1	F7			CS 1B	5-3		4	0	2	0	0	0	0				
Jim Delsing, L (6, PR) OBP: 0.350, SLG: 0.358	1-2 1B									1	0	0	0	0	0	0				
Ray Boone, R (1, 5) OBP: 0.394, SLG: 0.519	K		1B BB	4-3			1B BB	P5		3	1	0	0	2	1	2				
Walt Dropo, R (1, 3) OBP: 0.321, SLG: 0.393	K		1B 1B				5-3	1B		4	1	2	0	0	1	2				
Bill Tuttle, R (1, 8) OBP: 0.406, SLG: 0.466		4-3	1B 1B	1B SH1-3 BB			F9			3	2	1	1	1	0	2				
Red Wilson, R (1, 2) OBP: 0.386, SLG: 0.375		BB 1B BB	FC1-6 1B 1-2 2-H	SH1-3 S 1B			SH1-3 BB			2	0	2	1	2	0	0				
Frank Bolling, R (1, 4) OBP: 0.313, SLG: 0.348		BB 1B	FC1-6 1B 1-2 2-H	SH1-3 BB			F7			3	0	2	1	1	0	1				
Steve Gromek, S (1, 1) OBP: 0.229, SLG: 0.129		BB 1B BB	FC1-6 FC5-4	SH1-3			SH1-3			1	0	0	1	1	0	2				
Inning Stats	R: 0 E: 0 K: 2 S: 8	H: 1 LOB: 2 BB: 1 P: 12	R: 0 E: 0 K: 1 S: 6	H: 1 LOB: 3 BB: 2 P: 14	R: 3 E: 0 K: 0 S: 7	H: 4 LOB: 2 BB: 1 P: 11	R: 0 E: 0 K: 0 S: 3	H: 0 LOB: 0 BB: 0 P: 3	R: 1 E: 0 K: 0 S: 4	H: 1 LOB: 2 BB: 2 P: 12	R: 0 E: 0 K: 1 S: 6	H: 2 LOB: 1 BB: 1 P: 10	R: 0 E: 0 K: 0 S: 3	H: 0 LOB: 1 BB: 1 P: 7	R: 0 E: 0 K: 0 S: 3	H: 0 LOB: 0 BB: 0 P: 3	1B: 9 2B: 0 3B: 0 HR: 0	SF: 0 SAC: 2 DP: 0 HBP: 0	WP: 0 PB: 0 SB: 1 CS: 1	PA: 40
PITCHER Leo Kiely, L (1, 1) ERA: 4.22	IP: 2.1 WLS: L BF: 16 H: 5 R: 3 ER: 3 SO: 3 BB: 4 IBB: 0 HBP: 0 BLK: 0 WP: 0 HR: 0 S: 18 P: 34 ERA: 11.57 WHIP: 3.857															PITCHER				
Hal Brown, R (3, 1) ERA: 4.35	3.2 17 4 1 1 1 3 0 0 0 0 0 0 16 28 2.46 1.909																			
Bill Henry, L (7, 1) ERA: 4.92	2.0 7 0 0 0 0 1 0 0 0 0 0 6 10 0.00 0.500																			


Batter	1	2	3	4	5	6	7	8	9	AB	R	H	RBI	BB	SO	LOB	TOP			
Jim Piersall, R (1, 8) OBP: 0.346, SLG: 0.389	E3 1B		L9		L3-6 2B			HBP		3	0	1	1	0	0	0	Boston Red Sox @ Detroit Tigers Briggs Stadium, Detroit, MI Thu Jun 17 1954, 4:33 AM EDT Att: 3,285 - Unknown			
Grady Hatton, L (1, 5) OBP: 0.278, SLG: 0.277	F7		P6		L3-6 2-3			P5		4	0	0	0	0	0	3				
Billy Goodman, L (1, 7) OBP: 0.345, SLG: 0.355 Sid Hudson, R (8, 1) OBP: 0.167, SLG: 0.167	1B		1B					F8		4	0	2	0	0	0	1				
Del Wilber, R (1, 2) Sammy White, R (8, 2) OBP: 0.303, SLG: 0.411	F8		F7							0	0	0	0	0	0	0				
Harry Agganis, L (1, 3) OBP: 0.336, SLG: 0.431	1B									3	0	0	0	0	0	3				
Jackie Jensen, R (1, 9) OBP: 0.331, SLG: 0.431										1	0	0	0	0	0	0				
Ted Lepcio, R (1, 4) OBP: 0.359, SLG: 0.411	F8		F8							3	0	0	0	0	0	2				
Mitt Bolling, R (1, 6) OBP: 0.354, SLG: 0.456	1-3									3	1	1	0	0	0	1				
Tom Brewer, R (1, 1) OBP: 0.200, SLG: 0.143 Karl Olson, R (8, PH) OBP: 0.338, SLG: 0.438	F8									1	0	0	0	0	0	1				
Inning Stats	R: 0 E: 1 K: 0 S: 5	H: 2 LOB: 2 BB: 0 P: 5	R: 0 E: 0 K: 0 S: 4	H: 1 LOB: 1 BB: 0 P: 4	R: 0 E: 0 K: 0 S: 4	H: 1 LOB: 0 BB: 0 P: 3	R: 0 E: 0 K: 0 S: 3	H: 0 LOB: 0 BB: 0 P: 3	R: 0 E: 0 K: 0 S: 3	H: 0 LOB: 1 BB: 0 P: 4	R: 0 E: 0 K: 0 S: 3	H: 0 LOB: 0 BB: 0 P: 3	R: 0 E: 0 K: 0 S: 3	H: 0 LOB: 0 BB: 0 P: 3	R: 0 E: 0 K: 0 S: 3	H: 0 LOB: 0 BB: 0 P: 3	1B: 6 2B: 2 3B: 0 HR: 0	SF: 0 SAC: 1 DP: 1 HBP: 1	WP: 0 PB: 0 SB: 1 CS: 1	PA: 33
PITCHER George Zuverink, R (1, 1) ERA: 3.39	IP: 9.0 WLS: W BF: 33 H: 7 R: 1 ER: 1 SO: 0 BB: 0 IBB: 0 HBP: 1 BLK: 0 WP: 0 HR: 0 S: 32 P: 33 ERA: 1.00 WHIP: 0.778											PITCHER	IP: 9.0 WLS: W BF: 33 H: 7 R: 1 ER: 1 SO: 0 BB: 0 IBB: 0 HBP: 1 BLK: 0 WP: 0 HR: 0 S: 32 P: 33 ERA: 1.00 WHIP: 0.778	AB: 31 R: 1 H: 7 RBI: 1 BB: 0 SO: 0 LOB: 11						

Batter	1	2	3	4	5	6	7	8	9	AB	R	H	RBI	BB	SO	LOB	BOTTOM			
Harvey Kuenn, R (1, 6) OBP: 0.289, SLG: 0.349	G3-6-1 1B		E S 1B		1B			5-3		4	1	3	0	0	0	0	Boston Red Sox @ Detroit Tigers Briggs Stadium, Detroit, MI Thu Jun 17 1954, 4:33 AM EDT Att: 3,285 - Unknown			
Fred Hatfield, L (1, 5) OBP: 0.358, SLG: 0.356	G3-6-1 1-2		1B		1B					2	0	1	1	1	0	1				
Jim Delsing, L (1, 7) OBP: 0.340, SLG: 0.347	F2		BB		1B			HBP		4	0	1	1	0	0	3				
Wayne Belardi, L (1, 3) OBP: 0.361, SLG: 0.433 Reno Bertoia, R (8, PR) Walt Dropo, R (9, 3) OBP: 0.316, SLG: 0.387	E1 FC6-4		P4		1B					3	0	0	0	1	0	4				
Frank House, L (1, 2) OBP: 0.396, SLG: 0.497	F8									0	0	0	0	0	0	0				
Al Kaline, R (1, 9) OBP: 0.286, SLG: 0.300	FC6-4 1-2									4	0	1	0	0	0	4				
Bill Tuttle, R (1, 8) OBP: 0.403, SLG: 0.460	4-3									4	0	1	0	0	0	4				
Frank Bolling, R (1, 4) OBP: 0.309, SLG: 0.343			F9							3	1	1	0	0	0	2				
George Zuverink, R (1, 1) OBP: 0.190, SLG: 0.190	6-3									2	0	0	0	0	0	0				
Inning Stats	R: 0 E: 0 K: 0 S: 3	H: 1 LOB: 0 BB: 0 P: 3	R: 0 E: 1 K: 0 S: 4	H: 0 LOB: 1 BB: 0 P: 4	R: 1 E: 0 K: 0 S: 5	H: 2 LOB: 1 BB: 1 P: 9	R: 0 E: 0 K: 0 S: 2	H: 0 LOB: 0 BB: 1 P: 6	R: 1 E: 0 K: 0 S: 6	H: 3 LOB: 2 BB: 0 P: 6	R: 0 E: 0 K: 0 S: 4	H: 2 LOB: 1 BB: 0 P: 4	R: 0 E: 0 K: 0 S: 3	H: 0 LOB: 1 BB: 0 P: 4	R: 0 E: 0 K: 0 S: 3	H: 1 LOB: 2 BB: 1 P: 7	1B: 9 2B: 1 3B: 0 HR: 0	SF: 0 SAC: 1 DP: 4 HBP: 1	WP: 0 PB: 0 SB: 2 CS: 0	PA: 34
PITCHER Tom Brewer, R (1, 1) ERA: 4.15 Sid Hudson, R (8, 1) ERA: 5.95	IP: 7.0 WLS: L BF: 30 H: 8 R: 2 ER: 2 SO: 0 BB: 2 IBB: 1 HBP: 0 BLK: 0 WP: 0 HR: 0 S: 27 P: 36 ERA: 2.57 WHIP: 1.429											PITCHER	IP: 7.0 WLS: L BF: 30 H: 8 R: 2 ER: 2 SO: 0 BB: 2 IBB: 1 HBP: 0 BLK: 0 WP: 0 HR: 0 S: 27 P: 36 ERA: 2.57 WHIP: 1.429	AB: 29 R: 2 H: 9 RBI: 2 BB: 3 SO: 0 LOB: 19						

Batter	1	2	3	4	5	6	7	8	9	AB	R	H	RBI	BB	SO	LOB	TOP			
Jim Piersall, R OBP: 0.344, SLG: 0.386 (1, 9)	0-0 1-3		0-3 K					0-0 F9		4	0	1	0	0	1	0				
Grady Hatton, L OBP: 0.285, SLG: 0.261 (1, 5)	0-3 K			0-3 K			0-0 F8		0-0 F9	4	0	0	0	0	2	1				
Karl Olson, R OBP: 0.319, SLG: 0.412 (1, 8)	0-0 5-3			0-0 E3					0-0 G3	4	0	0	0	0	0	0				
Sammy White, R OBP: 0.302, SLG: 0.407 (1, 2)		0-0 5-3		0-0 G5-4-3					0-0 6-3	4	0	1	0	0	0	1				
Billy Goodman, L OBP: 0.343, SLG: 0.349 (1, 3)		0-0 3-1			0-0 4-3				4-0 1B	3	0	0	0	1	0	1				
Jackie Jensen, R OBP: 0.335, SLG: 0.431 (1, 7)		4-0 BB			0-3 K				0-0 S	2	0	1	0	1	1	0				
Ted Lepcio, R OBP: 0.359, SLG: 0.409 (1, 4)		0-0 5-3			0-0 CS				0-0 F9	3	0	1	0	0	0	3				
Mitt Bolling, R OBP: 0.348, SLG: 0.447 (1, 6)			0-3 K		0-0 CS			0-0 F7	0-0 P5	3	0	0	0	0	1	0				
Frank Sullivan, R OBP: 0.200, SLG: 0.059 Harry Agganis, L (8, PH) Mel Parnell, L (8, 1)			0-3 K			0-0 F8			0-3 K	2	0	0	0	0	1	0				
Inning Stats	R: 0 E: 0 K: 1 S: 5	H: 0 LOB: 0 BB: 0 P: 5	R: 0 E: 0 K: 3 S: 3	H: 0 LOB: 1 BB: 1 P: 7	R: 0 E: 0 K: 3 S: 9	H: 0 LOB: 0 BB: 0 P: 9	R: 0 E: 1 K: 1 S: 5	H: 0 LOB: 0 BB: 0 P: 5	R: 0 E: 0 K: 1 S: 4	H: 1 LOB: 1 BB: 0 P: 4	R: 0 E: 0 K: 0 S: 4	H: 1 LOB: 2 BB: 1 P: 8	R: 0 E: 0 K: 1 S: 5	H: 0 LOB: 0 BB: 0 P: 5	R: 0 E: 0 K: 0 S: 4	H: 1 LOB: 1 BB: 0 P: 4	1B: 4 2B: 0 3B: 0 HR: 0	SF: 0 SAC: 0 DP: 1 HBP: 0	WP: 0 PB: 0 SB: 1 CS: 1	PA: 33
PITCHER Mike Garcia, R ERA: 2.09 (1, 1)	IP: 9.0 WLS: W BF: 32 H: 4 R: 0 ER: 0 SO: 7 BB: 2 IBB: 0 HBP: 0 BLK: 0 WP: 0 HR: 0 S: 44 P: 52 ERA: 0.00 WHIP: 0.667															PITCHER Mike Garcia, R ERA: 2.09 (1, 1)	IP: 9.0 WLS: W BF: 32 H: 4 R: 0 ER: 0 SO: 7 BB: 2 IBB: 0 HBP: 0 BLK: 0 WP: 0 HR: 0 S: 44 P: 52 ERA: 0.00 WHIP: 0.667			

Boston Red Sox @ Cleveland Indians
Cleveland Municipal Stadium, Cleveland, OH
Fri Jun 18 1954, 3:33 AM EDT
Att: 23,706 - Unknown


AB 30
R 0
H 4
RBI 0
BB 2
SO 7
LOB 6



Batter	1	2	3	4	5	6	7	8	9	AB	R	H	RBI	BB	SO	LOB	BOTTOM			
George Strickland, R OBP: 0.335, SLG: 0.367 (1, 6)	0-0 6-3		0-0 G3						0-0 6-3	4	0	1	0	0	0	0				
Rudy Resalado, R OBP: 0.355, SLG: 0.348 (1, 5)	4-0 BLK 1B BB		0-0 1-3					0-0 F7		3	1	0	0	1	0	2				
Larry Doby, L OBP: 0.366, SLG: 0.446 (1, 8)	0-0 1H 1B		0-0 4-3					0-0 3-1		4	1	2	1	0	0	0				
Vic Wertz, L OBP: 0.323, SLG: 0.299 Al Rosen, R (8, PH) Bill Glynn, L (9, 3)	0-0 F8			0-0 4-3				0-0 F7		3	0	1	1	0	0	1				
Dave Philley, S OBP: 0.271, SLG: 0.364 (1, 9)	0-0 4-3			0-0 4-3				0-3 K		3	0	0	0	0	1	2				
Wally Westlake, R OBP: 0.341, SLG: 0.513 (1, 7)		0-0 G3		0-0 3-1				0-0 L4-3		3	0	1	0	0	0	0				
Hank Majeski, R OBP: 0.385, SLG: 0.474 (1, 4)		0-0 6-3			0-3 K2-3			0-0 L4-3		3	0	0	0	0	1	2				
Hal Naragon, L OBP: 0.273, SLG: 0.308 (1, 2)		4-0 BB			0-0 1B				0-0 5-3	2	0	1	0	1	0	0				
Mike Garcia, R OBP: 0.108, SLG: 0.057 (1, 1)		0-3 K			0-3 K				0-0 P6	3	0	0	0	0	2	2				
Inning Stats	R: 1 E: 0 K: 0 S: 4	H: 1 LOB: 1 BB: 1 P: 8	R: 0 E: 0 K: 1 S: 5	H: 0 LOB: 1 BB: 1 P: 9	R: 0 E: 0 K: 0 S: 3	H: 0 LOB: 0 BB: 0 P: 3	R: 0 E: 0 K: 0 S: 3	H: 0 LOB: 0 BB: 0 P: 3	R: 0 E: 0 K: 2 S: 9	H: 2 LOB: 2 BB: 0 P: 9	R: 1 E: 0 K: 1 S: 7	H: 3 LOB: 1 BB: 0 P: 7	R: 0 E: 0 K: 0 S: 3	H: 0 LOB: 0 BB: 0 P: 3	R: 0 E: 0 K: 0 S: 3	H: 0 LOB: 0 BB: 0 P: 3	1B: 5 2B: 2 3B: 0 HR: 0	SF: 0 SAC: 0 DP: 1 HBP: 0	WP: 0 PB: 0 SB: 0 CS: 0	PA: 31
PITCHER Frank Sullivan, R ERA: 2.67 Mel Parnell, L ERA: 4.5 (8, 1)	IP: 7.0 WLS: L BF: 28 H: 6 R: 2 ER: 2 SO: 4 BB: 2 IBB: 0 HBP: 0 BLK: 1 WP: 0 HR: 0 S: 34 P: 42 ERA: 2.57 WHIP: 1.143															PITCHER Frank Sullivan, R ERA: 2.67 Mel Parnell, L ERA: 4.5 (8, 1)	IP: 1.0 WLS: L BF: 3 H: 0 R: 0 ER: 0 SO: 0 BB: 0 IBB: 0 HBP: 0 BLK: 0 WP: 0 HR: 0 S: 3 P: 3 ERA: 0.00 WHIP: 0.000			

Boston Red Sox @ Cleveland Indians
Cleveland Municipal Stadium, Cleveland, OH
Fri Jun 18 1954, 3:33 AM EDT
Att: 23,706 - Unknown

AB 29
R 2
H 6
RBI 2
BB 2
SO 4
LOB 9



Batter	1	2	3	4	5	6	7	8	9	AB	R	H	RBI	BB	SO	LOB	TOP					
Jim Piersall, R (1.9) OBP: 0.391, SLG: 0.394										4	2	2	0	1	0	3	Boston Red Sox @ Cleveland Indians Cleveland Municipal Stadium, Cleveland, OH Sat Jun 19 1954, 3:33 AM EDT Att: 10,827 - Unknown					
Grady Hatton, L (1.5) OBP: 0.284, SLG: 0.274										4	1	2	1	1	0	1						
Karl Olson, R (1.8) OBP: 0.325, SLG: 0.403										4	0	1	1	1	0	3						
Sammy White, R (1.2) OBP: 0.304, SLG: 0.411										3	0	2	2	0	0	0						
Billy Goodman, L (1.3) OBP: 0.341, SLG: 0.347										4	0	1	0	0	0	5						
Jackie Jensen, R (1.7) OBP: 0.344, SLG: 0.462											4	2	3	1	1	0		1				
Ted Lepcio, R (1.4) OBP: 0.360, SLG: 0.405										4	1	1	1	1	1	4						
Mitt Bolling, R (1.6) OBP: 0.342, SLG: 0.439										3	0	0	0	0	0	4						
Ellis Kinder, R (1.1) OBP: 0.250, SLG: 0.250										4	0	1	0	0	2	1						
Sid Hudson, R (7.1) OBP: 0.167, SLG: 0.167										0	0	0	0	0	0	0						
Inning Stats	R: 0 E: 0 K: 0 S: 4	H: 1 LOB: 2 BB: 1 P: 8	R: 0 E: 0 K: 1 S: 5	H: 1 LOB: 0 BB: 0 P: 5	R: 1 E: 0 K: 1 S: 7	H: 2 LOB: 2 BB: 1 P: 11	R: 2 E: 0 K: 0 S: 7	H: 4 LOB: 2 BB: 0 P: 7	R: 0 E: 0 K: 0 S: 4	H: 1 LOB: 2 BB: 1 P: 8	R: 2 E: 0 K: 1 S: 7	H: 2 LOB: 1 BB: 1 P: 11	R: 1 E: 0 K: 0 S: 4	H: 1 LOB: 1 BB: 1 P: 8	R: 0 E: 0 K: 0 S: 3	H: 0 LOB: 0 BB: 0 P: 3	R: 0 E: 0 K: 0 S: 4	H: 1 LOB: 1 BB: 0 P: 4	1B: 9 2B: 3 3B: 0 HR: 1	SF: 2 SAC: 3 DP: 0 HBP: 0	WP: 0 PB: 1 SB: 1 CS: 1	PA: 44
PITCHER	IP WLS BF H R ER SO BB IBB HBP BLK WP HR S P ERA WHIP	5.1 L 30 11 5 5 3 4 0 0 0 0 0 0 2 48 8.44 2.812	0.2 2 0 0 0 0 0 0 0 0 0 0 0 2 2 0.00 0.000	2.0 8 1 1 1 0 1 0 0 0 0 0 1 7 11 4.50 1.000	1.0 4 1 0 0 0 0 0 0 0 0 0 0 4 4 0.00 1.000																	

Batter	1	2	3	4	5	6	7	8	9	AB	R	H	RBI	BB	SO	LOB	BOTTOM					
George Strickland, R (1.6) OBP: 0.333, SLG: 0.365										4	0	1	0	0	1	0	Boston Red Sox @ Cleveland Indians Cleveland Municipal Stadium, Cleveland, OH Sat Jun 19 1954, 3:33 AM EDT Att: 10,827 - Unknown					
Rudy Regalado, R (1.5) OBP: 0.383, SLG: 0.355										3	1	1	0	2	1	3						
Larry Doby, L (1.8) OBP: 0.359, SLG: 0.436										5	1	0	0	0	1	3						
Vic Wertz, L (1.3) OBP: 0.325, SLG: 0.298										4	0	1	0	1	1	1						
Dave Philley, S (1.9) OBP: 0.286, SLG: 0.380										4	1	4	1	1	0	0						
Wally Westlake, R (1.7) OBP: 0.336, SLG: 0.500										5	0	1	1	0	0	5						
Hank Majeski, R (1.4) OBP: 0.405, SLG: 0.512										3	0	2	1	0	0	2						
Al Rosen, R (7. PH) OBP: 0.413, SLG: 0.618										2	0	0	0	0	0	4						
Hal Naragon, L (1.2) OBP: 0.263, SLG: 0.296										2	0	0	0	0	0	1						
Dave Pope, L (6. PH) OBP: 0.250, SLG: 0.167										1	0	0	0	0	0	1						
Jim Hegan, R (7.2) OBP: 0.274, SLG: 0.373										1	0	0	0	0	1	3						
Bob Lemon, L (1.1) OBP: 0.205, SLG: 0.216										2	0	0	0	0	1	1						
Dave Mitchell, L (6. PH) OBP: 0.200, SLG: 0.200										0	0	0	0	0	0	0						
Ray Narleski, R (7.1) OBP: 0.333, SLG: 0.333										0	0	0	0	0	0	0						
Bill Glynn, L (8. PH) OBP: 0.333, SLG: 0.333										0	0	0	0	0	0	0						
Bob Hooper, R (9.1) OBP: 0.333, SLG: 0.333										0	0	0	0	0	0	0						
Inning Stats	R: 0 E: 0 K: 2 S: 7	H: 0 LOB: 1 BB: 1 P: 11	R: 1 E: 0 K: 1 S: 7	H: 2 LOB: 0 BB: 0 P: 7	R: 2 E: 1 K: 0 S: 5	H: 1 LOB: 2 BB: 2 P: 13	R: 0 E: 0 K: 1 S: 6	H: 1 LOB: 1 BB: 0 P: 6	R: 0 E: 0 K: 1 S: 6	H: 1 LOB: 1 BB: 0 P: 6	R: 0 E: 0 K: 0 S: 4	H: 1 LOB: 2 BB: 1 P: 8	R: 0 E: 0 K: 1 S: 7	H: 2 LOB: 3 BB: 1 P: 11	R: 0 E: 0 K: 0 S: 4	H: 1 LOB: 1 BB: 0 P: 4	R: 0 E: 0 K: 0 S: 4	H: 1 LOB: 1 BB: 0 P: 4	1B: 7 2B: 3 3B: 0 HR: 0	SF: 0 SAC: 1 DP: 0 HBP: 0	WP: 0 PB: 0 SB: 0 CS: 0	PA: 43
PITCHER	IP WLS BF H R ER SO BB IBB HBP BLK WP HR S P ERA WHIP	6.1 W 33 8 3 3 1 5 5 0 0 0 0 0 0 12 1.42 2.053	2.2 S 10 2 0 0 0 1 0 0 0 0 0 0 0 12 0.00 0.750																			

Batter	1	2	3	4	5	6	7	8	9	AB	R	H	RBI	BB	SO	LOB	TOP			
Jim Piersall, R (1.9) OBP: 0.354, SLG: 0.397										4	1	2	0	0	0	0	Boston Red Sox @ Cleveland Indians Cleveland Municipal Stadium, Cleveland, OH Sun Jun 20 1954, 3:33 AM EDT Unknown			
Grady Hatton, L (1.5) OBP: 0.293, SLG: 0.276										3	0	1	0	1	0	1				
Karl Olson, R (1.8) OBP: 0.309, SLG: 0.382										4	0	0	0	0	0	2				
Sammy White, R (1.2) OBP: 0.303, SLG: 0.408										4	0	1	0	0	0	1				
Billy Goodman, L (1.3) OBP: 0.335, SLG: 0.340										4	0	0	0	0	0	0				
Jackie Jensen, R (1.7) OBP: 0.343, SLG: 0.455										3	0	0	0	1	0	2				
Ted Lepcio, R (1.4) OBP: 0.360, SLG: 0.404										3	0	1	0	0	1	2				
Mitt Bolling, R (1.6) OBP: 0.337, SLG: 0.431										3	0	0	0	0	0	4				
Leo Kiely, L (1.1) OBP: 0.095, SLG: 0.143										2	0	0	0	0	0	2				
Hal Brown, R (5.1) OBP: 0.250, SLG: 0.100										0	0	0	0	0	0	0				
Harry Agganis, L (7, PH) OBP: 0.333, SLG: 0.426										1	0	0	0	0	1	1				
Tex Clevenger, R (7.1) OBP: 0.300, SLG: 0.400										0	0	0	0	0	0	0				
Inning Stats	R: 1 E: 0 K: 0 S: 4	H: 3 LOB: 0 BB: 0 P: 4	R: 0 E: 1 K: 0 S: 5	H: 1 LOB: 2 BB: 0 P: 5	R: 0 E: 0 K: 0 S: 3	H: 0 LOB: 1 BB: 1 P: 7	R: 0 E: 1 K: 0 S: 4	H: 0 LOB: 0 BB: 0 P: 4	R: 0 E: 0 K: 0 S: 3	H: 1 LOB: 0 BB: 0 P: 3	R: 0 E: 0 K: 0 S: 3	H: 0 LOB: 1 BB: 1 P: 11	R: 0 E: 0 K: 0 S: 3	H: 0 LOB: 0 BB: 0 P: 3	R: 0 E: 0 K: 0 S: 3	H: 0 LOB: 0 BB: 0 P: 3	1B: 5 2B: 0 3B: 0 HR: 0	SF: 0 SAC: 0 DP: 1 HBP: 0	WP: 0 PB: 0 SB: 0 CS: 1	PA: 34
PITCHER Bob Feller, R (1.1) ERA: 4.1	IP: 9.0 WLS: W BF: 33 H: 5 R: 1 ER: 1 SO: 2 BB: 2 IBB: 0 HBP: 0 BLK: 0 WP: 0 HR: 0 S: 35 P: 43 ERA: 1.00 WHIP: 0.778															PITCHER IP: 9.0 WLS: W BF: 33 H: 5 R: 1 ER: 1 SO: 2 BB: 2 IBB: 0 HBP: 0 BLK: 0 WP: 0 HR: 0 S: 35 P: 43 ERA: 1.00 WHIP: 0.778				

AB	31
R	1
H	5
RBI	0
BB	2
SO	2
LOB	15



Batter	1	2	3	4	5	6	7	8	9	AB	R	H	RBI	BB	SO	LOB	BOTTOM			
Al Smith, R (1.7) OBP: 0.419, SLG: 0.444										3	1	1	1	2	1	1	Boston Red Sox @ Cleveland Indians Cleveland Municipal Stadium, Cleveland, OH Sun Jun 20 1954, 3:33 AM EDT Unknown			
Rudy Regalado, R (1.5) OBP: 0.354, SLG: 0.348										3	0	0	1	0	0	1				
Larry Doby, L (1.8) OBP: 0.352, SLG: 0.427										5	1	0	0	0	0	3				
Al Rosen, R (1.3) OBP: 0.420, SLG: 0.617										2	0	1	0	2	0	0				
Dave Philley, S (1.9) OBP: 0.289, SLG: 0.381										2	0	1	1	1	0	2				
Hank Majeski, R (1.4) OBP: 0.413, SLG: 0.500										3	0	1	0	1	0	2				
Bobby Avila, R (8.4) OBP: 0.441, SLG: 0.500										0	0	0	0	0	0	0				
George Strickland, R (1.6) OBP: 0.336, SLG: 0.364										3	1	1	0	1	1	2				
Jim Hegan, R (1.2) OBP: 0.280, SLG: 0.376										4	0	2	0	0	1	3				
Bob Feller, R (1.1) OBP: 0.353, SLG: 0.267										4	0	1	0	0	1	6				
Inning Stats	R: 1 E: 1 K: 0 S: 5	H: 2 LOB: 2 BB: 1 P: 9	R: 1 E: 0 K: 0 S: 5	H: 2 LOB: 2 BB: 1 P: 9	R: 0 E: 0 K: 0 S: 3	H: 1 LOB: 1 BB: 1 P: 7	R: 0 E: 0 K: 0 S: 4	H: 1 LOB: 1 BB: 0 P: 4	R: 1 E: 2 K: 2 S: 9	H: 1 LOB: 3 BB: 2 P: 17	R: 0 E: 0 K: 0 S: 3	H: 0 LOB: 2 BB: 2 P: 11	R: 0 E: 0 K: 1 S: 6	H: 1 LOB: 1 BB: 0 P: 6	R: 0 E: 0 K: 1 S: 5	H: 0 LOB: 0 BB: 0 P: 5	1B: 7 2B: 0 3B: 0 HR: 1	SF: 2 SAC: 1 DP: 1 HBP: 0	WP: 0 PB: 0 SB: 0 CS: 0	PA: 39
PITCHER Leo Kiely, L (1.1) ERA: 4.22	IP: 4.1 WLS: L BF: 24 H: 7 R: 3 ER: 2 SO: 2 BB: 4 IBB: 0 HBP: 0 BLK: 0 WP: 0 HR: 1 S: 20 P: 36 ERA: 4.15 WHIP: 2.538															PITCHER IP: 1.2 WLS: L BF: 8 H: 0 R: 0 ER: 0 SO: 2 BB: 3 IBB: 0 HBP: 0 BLK: 0 WP: 0 HR: 0 S: 9 P: 21 ERA: 0.00 WHIP: 1.800				
PITCHER Hal Brown, R (5.1) ERA: 4.2	IP: 1.2 WLS: L BF: 8 H: 0 R: 0 ER: 0 SO: 2 BB: 3 IBB: 0 HBP: 0 BLK: 0 WP: 0 HR: 0 S: 9 P: 21 ERA: 0.00 WHIP: 1.800															PITCHER IP: 2.0 WLS: L BF: 7 H: 1 R: 0 ER: 0 SO: 2 BB: 0 IBB: 0 HBP: 0 BLK: 0 WP: 0 HR: 0 S: 11 P: 11 ERA: 0.00 WHIP: 0.500				

AB	29
R	3
H	8
RBI	3
BB	7
SO	4
LOB	20



Batter	1	2	3	4	5	6	7	8	9	AB	R	H	RBI	BB	SO	LOB	TOP					
Jim Piersall, R OBP: 0.345, SLG: 0.386 (1, 9)	F9		4-3		6-3		6-3		6-3								5 0 0 0 0 0 1					
Grady Hatton, L OBP: 0.295, SLG: 0.278 Billy Consolo, R OBP: 0.140, SLG: 0.098 (1, 5) (7, 4)	1B		F8		F8		6-3										3 1 1 0 0 0 0 1 0 0 0 0 0 0					
Karl Olson, R OBP: 0.329, SLG: 0.413 (1, 8)	1B		1B		F9												4 0 3 0 0 0 0					
Harry Agganis, L OBP: 0.336, SLG: 0.428 (1, 3)	1B		1B				F5		F7								4 0 2 1 0 0 1					
Jackie Jensen, R OBP: 0.341, SLG: 0.449 (1, 7)	L4-3		P4		6-3												3 0 0 0 1 0 4					
Ted Lepcio, R OBP: 0.363, SLG: 0.425 (1, 4) (7, 5)			P4		1-3				F9								4 1 2 1 0 0 2					
Milt Bolling, R OBP: 0.330, SLG: 0.421 (1, 6)			5-3		1-3												4 0 0 0 0 0 1					
Mickey Owen, R OBP: 0.346, SLG: 0.286 (1, 2)					5-3												4 0 2 0 0 0 1					
Willard Nixon, L OBP: 0.296, SLG: 0.174 Bill Werle, L (4, 1) Floyd Baker, L OBP: 0.214, SLG: 0.357 (7, PH) Tom Herrin, R OBP: 0.125, SLG: 0.125 Don Lenhardt, R OBP: 0.308, SLG: 0.408 (9, PH)			6-3		6-3				F7								4 0 2 0 0 0 1					
									F9								2 0 0 0 0 0 2 0 0 0 0 0 0 0 1 0 0 0 0 0 0 0 0 0 0 0 0 0 1 0 0 0 0 0 1					
Inning Stats	R: 1 E: 0 K: 0 S: 5	H: 3 LOB: 1 BB: 0 P: 5	R: 0 E: 0 K: 0 S: 4	H: 1 LOB: 1 BB: 0 P: 4	R: 0 E: 0 K: 0 S: 5	H: 2 LOB: 2 BB: 0 P: 5	R: 0 E: 0 K: 0 S: 4	H: 1 LOB: 1 BB: 0 P: 4	R: 0 E: 0 K: 0 S: 3	H: 0 LOB: 0 BB: 0 P: 3	R: 1 E: 0 K: 0 S: 4	H: 1 LOB: 0 BB: 0 P: 4	R: 0 E: 0 K: 0 S: 3	H: 0 LOB: 0 BB: 0 P: 3	R: 0 E: 0 K: 0 S: 4	H: 1 LOB: 2 BB: 1 P: 8	R: 0 E: 0 K: 0 S: 4	H: 1 LOB: 1 BB: 0 P: 4	1B: 8 2B: 2 3B: 0 HR: 1	SF: 0 SAC: 0 DP: 1 HBP: 0	WP: 0 PB: 0 SB: 0 CS: 0	PA: 37
PITCHER Art Houtteman, R ERA: 3.02 (1, 1)	IP: 9.0 WLS: W BF: 37 H: 10 R: 2 ER: 2 SO: 0 BB: 1 IBB: 0 HBP: 0 BLK: 0 WP: 0 HR: 1 S: 36 P: 40 ERA: 2.00 WHIP: 1.222															PITCHER	IP: 9.0 WLS: W BF: 37 H: 10 R: 2 ER: 2 SO: 0 BB: 1 IBB: 0 HBP: 0 BLK: 0 WP: 0 HR: 1 S: 36 P: 40 ERA: 2.00 WHIP: 1.222					

Boston Red Sox @ Cleveland Indians
Cleveland Municipal Stadium, Cleveland, OH
Sun Jun 20 1954, 3:38 AM EDT
Att: 36,751 - Unknown

AB 36
R 2
H 10
RBI 2
BB 1
SO 0
LOB 13



Batter	1	2	3	4	5	6	7	8	9	AB	R	H	RBI	BB	SO	LOB	BOTTOM			
Al Smith, R OBP: 0.424, SLG: 0.463 (1, 7)	SH1-3				HBP		L5										4 3 2 4 1 1 1			
Rudy Regalado, R OBP: 0.355, SLG: 0.345 (1, 5)	4-3		6-3		HR		F8										4 1 1 0 0 1 1			
Larry Doby, L OBP: 0.351, SLG: 0.436 (1, 8)	SH1-3		K		HR		1-3		F2								4 1 1 3 0 1 0			
Al Rosen, R OBP: 0.420, SLG: 0.608 (1, 3)	4-3		6-3		CS		F7		5-3								4 0 1 0 1 0 0			
Dave Philley, S OBP: 0.291, SLG: 0.379 (1, 9)	4-3		P6		1B		BB		G3								4 0 1 1 1 0 2			
Hank Majeski, R OBP: 0.420, SLG: 0.489 (1, 4)	6-3		F7		FC6-4		BB		BB								3 0 1 0 1 0 2			
George Strickland, R OBP: 0.339, SLG: 0.368 (1, 6)			1-3		2B		BB		BB								3 1 1 0 1 0 2			
Hal Naragon, L OBP: 0.279, SLG: 0.310 (1, 2)			1B		HR		4-3		SH3								4 1 2 0 0 1 4			
Art Houtteman, R OBP: 0.324, SLG: 0.419 (1, 1)			1B		HR		SH3		1-6-3								3 2 2 1 0 0 0			
Inning Stats	R: 1 E: 0 K: 0 S: 4	H: 1 LOB: 2 BB: 2 P: 12	R: 3 E: 0 K: 1 S: 8	H: 3 LOB: 0 BB: 0 P: 8	R: 0 E: 0 K: 0 S: 3	H: 0 LOB: 0 BB: 0 P: 3	R: 5 E: 0 K: 0 S: 9	H: 7 LOB: 2 BB: 0 P: 10	R: 0 E: 0 K: 2 S: 8	H: 1 LOB: 1 BB: 0 P: 8	R: 0 E: 0 K: 1 S: 5	H: 0 LOB: 3 BB: 3 P: 17	R: 0 E: 0 K: 0 S: 3	H: 0 LOB: 0 BB: 0 P: 3	R: 0 E: 0 K: 0 S: 3	H: 0 LOB: 0 BB: 0 P: 3	1B: 9 2B: 1 3B: 0 HR: 2	SF: 0 SAC: 2 DP: 0 HBP: 1	WP: 0 PB: 0 SB: 1 CS: 1	PA: 41
PITCHER Willard Nixon, R ERA: 4.9 Bill Werle, L ERA: 4.38 Tom Herrin, R ERA: 6.99	IP: 3.1 WLS: L BF: 21 H: 8 R: 9 ER: 9 SO: 1 BB: 2 IBB: 0 HBP: 1 BLK: 0 WP: 0 HR: 2 S: 20 P: 29 ERA: 24.30 WHIP: 3.000															PITCHER	IP: 3.1 WLS: L BF: 21 H: 8 R: 9 ER: 9 SO: 1 BB: 2 IBB: 0 HBP: 1 BLK: 0 WP: 0 HR: 2 S: 20 P: 29 ERA: 24.30 WHIP: 3.000			

Boston Red Sox @ Cleveland Indians
Cleveland Municipal Stadium, Cleveland, OH
Sun Jun 20 1954, 3:38 AM EDT
Att: 36,751 - Unknown


AB 33
R 9
H 12
RBI 9
BB 5
SO 4
LOB 12



Batter	1	2	3	4	5	6	7	8	9	10	11	12	AB	R	H	RBI	BB	SO	LOB	TOP				
Jim Piersall, R OBP: 0.340, SLG: 0.376 (1.9)													5	0	0	0	1	2	2					
Karl Olson, R OBP: 0.333, SLG: 0.398 (1.8)													3	1	0	0	2	0	1					
Billy Goodman, L OBP: 0.333, SLG: 0.338 (11, PH)													4	1	0	0	2	0	2					
Harry Agganis, L OBP: 0.336, SLG: 0.420 (1.3)													6	1	3	1	0	0	2					
Sammy White, R OBP: 0.308, SLG: 0.426 (1.2)													6	0	0	0	0	2	4					
Jackie Jensen, R OBP: 0.333, SLG: 0.436 (11, 8)													5	0	1	0	1	1	1					
Ted Lencio, R OBP: 0.362, SLG: 0.418 (1.5)													3	0	1	0	3	1	0					
Mitt Bolling, R OBP: 0.340, SLG: 0.420 (1.6)													5	0	1	1	1	1	5					
Billy Conzolo, R OBP: 0.163, SLG: 0.109 (1.4)													4	0	0	0	0	1	3					
Tom Brewer, R OBP: 0.158, SLG: 0.111 (1.1)													0	0	0	0	1	0	0					
Grady Hatton, L OBP: 0.302, SLG: 0.278 (11, PH)													1	0	0	0	0	1	0					
Ellis Kinder, R OBP: 0.231, SLG: 0.231 (11, 1)													1	0	0	0	0	0	2					
Inning Stats	R: 0 E: 0 K: 0 S: 3	H: 0 LOB: 0 BB: 0 P: 3	R: 0 E: 0 K: 5 S: 5	H: 2 LOB: 2 BB: 0 P: 5	R: 0 E: 0 K: 1 S: 5	H: 0 LOB: 2 BB: 2 P: 13	R: 0 E: 0 K: 2 S: 7	H: 0 LOB: 0 BB: 0 P: 3	R: 0 E: 0 K: 0 S: 3	H: 0 LOB: 0 BB: 0 P: 3	R: 1 E: 0 K: 2 S: 8	H: 1 LOB: 1 BB: 1 P: 12	R: 0 E: 0 K: 1 S: 5	H: 0 LOB: 1 BB: 1 P: 9	R: 0 E: 0 K: 0 S: 4	H: 1 LOB: 2 BB: 1 P: 8	R: 0 E: 1 K: 1 S: 6	H: 0 LOB: 3 BB: 2 P: 14	R: 2 E: 1 K: 1 S: 7	H: 2 LOB: 2 BB: 2 P: 15	1B: 4 2B: 1 3B: 1 HR: 0	SF: 0 SAC: 0 DP: 0 HBP: 0	WP: 0 PB: 0 SB: 2 CS: 0	PA: 54
PITCHER Bob Turley, R ERA: 3.34 (1.1)	IP: 12.0 WLS: 5 BF: 54 H: 6 R: 3 ER: 3 SO: 8 BB: 11 IBB: 0 HBP: 0 BLK: 0 WP: 0 HR: 0 S: 59 P: 103 ERA: 2.25 WHIP: 1.417											PITCHER	IP: 12.0 WLS: 5 BF: 54 H: 6 R: 3 ER: 3 SO: 8 BB: 11 IBB: 0 HBP: 0 BLK: 0 WP: 0 HR: 0 S: 59 P: 103 ERA: 2.25 WHIP: 1.417											

Boston Red Sox @ Baltimore Orioles
Memorial Stadium, Baltimore, MD
Tue Jun 22 1954, 3:33 AM EDT
Alt. 13,093 - Unknown


AB 43
R 3
H 6
RBI 2
BB 11
SO 8
LOB 25



Batter	1	2	3	4	5	6	7	8	9	10	11	12	AB	R	H	RBI	BB	SO	LOB	BOTTOM						
Cal Abrams, L OBP: 0.374, SLG: 0.361 (1.9)													4	1	1	0	2	0	0							
Dick Kryhoski, L OBP: 0.338, SLG: 0.390 (1.3)													5	0	1	0	0	1	1							
Gil Coan, L OBP: 0.319, SLG: 0.302 (1.7)													5	0	4	1	1	0	0							
Vern Stephens, R OBP: 0.337, SLG: 0.466 (1.5)													5	0	0	0	0	1	6							
Clint Courtney, L OBP: 0.325, SLG: 0.388 (1.2)													4	0	0	0	2	0	5							
Chuck Diering, R OBP: 0.379, SLG: 0.370 (1.8)													4	0	0	0	2	1	5							
Bobby Young, L OBP: 0.364, SLG: 0.366 (1.4)													4	0	0	0	1	0	3							
Billy Hunter, R OBP: 0.245, SLG: 0.241 (1.6)													3	0	0	0	0	1	2							
Jim Brideweser, R OBP: 0.316, SLG: 0.323 (9, 6)													1	0	0	0	1	0	0							
Bob Turley, R OBP: 0.136, SLG: 0.140 (1.1)													5	0	0	0	0	1	3							
Inning Stats	R: 0 E: 0 K: 0 S: 4	H: 1 LOB: 1 BB: 0 P: 4	R: 0 E: 0 K: 3 S: 3	H: 0 LOB: 2 BB: 2 P: 11	R: 0 E: 0 K: 1 S: 6	H: 0 LOB: 0 BB: 0 P: 6	R: 1 E: 1 K: 0 S: 5	H: 2 LOB: 3 BB: 2 P: 13	R: 0 E: 0 K: 0 S: 3	H: 0 LOB: 0 BB: 0 P: 3	R: 0 E: 1 K: 0 S: 4	H: 1 LOB: 2 BB: 1 P: 8	R: 0 E: 0 K: 1 S: 5	H: 0 LOB: 0 BB: 0 P: 5	R: 0 E: 0 K: 0 S: 4	H: 1 LOB: 2 BB: 1 P: 8	R: 0 E: 0 K: 0 S: 3	H: 0 LOB: 1 BB: 1 P: 7	R: 0 E: 0 K: 1 S: 5	H: 0 LOB: 0 BB: 0 P: 5	R: 0 E: 0 K: 1 S: 5	H: 0 LOB: 0 BB: 0 P: 6	1B: 5 2B: 1 3B: 0 HR: 0	SF: 0 SAC: 2 DP: 1 HBP: 0	WP: 0 PB: 0 SB: 0 CS: 0	PA: 51
PITCHER Tom Brewer, R ERA: 3.66 (1.1)	IP: 10.0 WLS: 4 BF: 45 H: 6 R: 1 ER: 1 SO: 3 BB: 6 IBB: 3 HBP: 0 BLK: 0 WP: 0 HR: 0 S: 42 P: 78 ERA: 0.90 WHIP: 1.200											PITCHER	IP: 12.0 WLS: 5 BF: 54 H: 6 R: 3 ER: 3 SO: 8 BB: 11 IBB: 0 HBP: 0 BLK: 0 WP: 0 HR: 0 S: 59 P: 103 ERA: 2.25 WHIP: 1.417													

Boston Red Sox @ Baltimore Orioles
Memorial Stadium, Baltimore, MD
Tue Jun 22 1954, 3:33 AM EDT
Alt. 13,093 - Unknown


AB 40
R 1
H 6
RBI 1
BB 9
SO 5
LOB 25



Batter	1	2	3	4	5	6	7	8	9	10	11	12	13	14	15	16	17	AB	R	H	RBI	BB	SO	LOB	TOP											
Jim Piersall, R OBP: 0.332, SLG: 0.365 (1.3)	F8		FC6-4		K			K	5-3		6-3			4-3		SH1-4		8	0	1	0	0	2	10												
Karl Olson, R OBP: 0.343, SLG: 0.407 (1.8)	5-3			F8										F9		5-3		8	1	3	1	1	1	1												
Harry Agganis, L OBP: 0.332, SLG: 0.413 (7.34)	P5			K														3	0	0	0	0	1	2												
Ted Williams, L OBP: 0.489, SLG: 0.603 (7.14)					P4													1	0	0	0	0	0	3												
Sid Hudson, R OBP: 0.167, SLG: 0.167 (9.14)																		0	0	0	0	0	0	0												
Billy Goodman, L OBP: 0.344, SLG: 0.347 (9.3)																		4	1	3	0	1	0	0												
Sammy White, R OBP: 0.307, SLG: 0.437 (8.2)	F8			E6														4	1	1	1	1	0	0												
Mickey Owens, R OBP: 0.323, SLG: 0.240 (1.7)																		4	1	0	0	1	0	5												
Jackie Jensen, R OBP: 0.330, SLG: 0.428 (1.5)				L1														9	0	2	0	0	1	5												
Ted Lepcio, R OBP: 0.365, SLG: 0.416 (1.8)																		8	1	3	0	1	1	4												
Mike Botello, R OBP: 0.330, SLG: 0.421 (1.8)																		4	0	1	1	0	1	1												
Don Blalock, R OBP: 0.330, SLG: 0.421 (1.8)																		0	1	0	1	3	0	0												
Tex Cressinger, R OBP: 0.330, SLG: 0.421 (1.8)																		0	1	0	1	3	0	0												
Ellie Rodriguez, L OBP: 0.330, SLG: 0.421 (1.8)																		0	0	0	0	0	0	0												
Charlie Martinez, L OBP: 0.330, SLG: 0.421 (1.8)																		1	0	1	0	0	0	0												
Bill Hall, L OBP: 0.330, SLG: 0.421 (1.8)																		1	0	0	0	0	0	0												
Billy Conzolo, R OBP: 0.226, SLG: 0.146 (9.14)																		2	1	2	0	2	0	0												
Floyd Baker, L OBP: 0.222, SLG: 0.333 (9.4)																		4	0	1	1	0	0	5												
Frank Sullivan, R OBP: 0.370, SLG: 0.509 (1.1)																		0	0	0	0	0	0	0												
Leo Rodriguez, L OBP: 0.370, SLG: 0.509 (1.1)																		2	0	0	0	0	0	3												
Hal Brown, L OBP: 0.370, SLG: 0.509 (1.1)																		0	0	0	0	0	0	0												
Gregory Polanco, L OBP: 0.370, SLG: 0.509 (1.1)																		2	0	0	0	0	0	0												
Frankie Robinson, L OBP: 0.370, SLG: 0.509 (1.1)																		0	0	0	0	0	0	0												
Frankie Robinson, L OBP: 0.370, SLG: 0.509 (1.1)																		2	0	0	0	0	0	0												
Inning Stats	R: 0 E: 0 K: 0 S: 3	H: 0 LOB: 0 BB: 0 P: 3	R: 0 E: 0 K: 1 S: 5	H: 1 LOB: 0 BB: 0 P: 5	R: 0 E: 0 K: 1 S: 6	H: 1 LOB: 1 BB: 0 P: 6	R: 2 E: 0 K: 1 S: 8	H: 3 LOB: 2 BB: 1 P: 12	R: 0 E: 0 K: 0 S: 3	H: 0 LOB: 0 BB: 0 P: 3	R: 0 E: 0 K: 1 S: 5	H: 0 LOB: 0 BB: 0 P: 9	R: 0 E: 0 K: 2 S: 8	H: 2 LOB: 3 BB: 1 P: 20	R: 0 E: 0 K: 1 S: 9	H: 4 LOB: 2 BB: 2 P: 17	R: 0 E: 0 K: 0 S: 4	H: 2 LOB: 1 BB: 0 P: 4	R: 0 E: 0 K: 1 S: 5	H: 1 LOB: 0 BB: 0 P: 5	R: 0 E: 0 K: 0 S: 4	H: 1 LOB: 0 BB: 0 P: 4	R: 0 E: 0 K: 0 S: 3	H: 0 LOB: 0 BB: 0 P: 3	R: 0 E: 0 K: 0 S: 5	H: 2 LOB: 3 BB: 1 P: 9	R: 0 E: 0 K: 0 S: 3	H: 0 LOB: 2 BB: 1 P: 11	R: 0 E: 0 K: 0 S: 3	H: 0 LOB: 0 BB: 0 P: 3	R: 0 E: 0 K: 0 S: 3	H: 0 LOB: 0 BB: 0 P: 3	1B: 15 2B: 3 3B: 0 HR: 1	SF: 0 SAC: 2 DP: 2 HBP: 0	WP: 0 SB: 0 CS: 0	PA: 79
PITCHER	IP	WLS	BF	H	R	ER	SO	BB	IBB	HBP	BLK	WP	HR	S	P	ERA	WHIP																			
Joe Coleman, R ERA: 2.34	(1.1)	7.1	33	8	3	3	3	3	0	0	0	0	0	3	11	0.00	6.000																			
Lou Kretlow, R ERA: 6.04	(8.1)	0.1	3	0	0	0	1	2	0	0	0	0	0	3	11	0.00	6.000																			
Mike Blyskal, R ERA: 5.73	(8.1)	1.0	7	3	4	4	2	1	0	0	0	0	0	10	14	36.00	4.000																			
Howie Fox, R ERA: 2.97	(9.1)	6.1	28	8	0	0	1	1	2	0	0	0	0	27	39	0.00	1.421																			
Martin Stuart, R ERA: 4.34	(16.1)	2.0	W	8	0	0	0	2	0	0	0	0	0	6	14	0.00	1.000																			

Boston Red Sox @ Baltimore Orioles
Memorial Stadium, Baltimore, MD
Wed Jun 23 1954, 3:33 AM EDT
Alt. 24,843 - Unknown


AB: 66
R: 7
H: 19
RBI: 7
BB: 11
SO: 7
LOB: 40



Batter	1	2	3	4	5	6	7	8	9	10	11	12	13	14	15	16	17	AB	R	H	RBI	BB	SO	LOB	BOTTOM									
Cal Abrams, L OBP: 0.389, SLG: 0.371 (1.5)	1B																	7	2	4	3	2	0	3										
Dick Kyjowski, L OBP: 0.330, SLG: 0.399 (1.3)	1B																	7	1	2	3	1	0	7										
Chuck Diering, R OBP: 0.387, SLG: 0.387 (1.8)	1B																	6	0	2	1	2	4	2										
Vern Stephens, R OBP: 0.328, SLG: 0.451 (1.5)	1B																	8	0	1	0	0	1	6										
Chico Garcia, R OBP: 0.115, SLG: 0.065 (16.14)	1B																	0	0	0	0	0	0	0										
Bob Kennedy, R OBP: 0.304, SLG: 0.348 (17.5)	1B																	0	0	0	0	0	0	0										
Gil Coan, L OBP: 0.319, SLG: 0.302 (1.7)	G6-4-3-2																	0	0	0	0	0	0	0										
Sam Mele, R OBP: 0.294, SLG: 0.387 (2.7)																		8	0	1	0	0	1	7										
Clint Courtney, L OBP: 0.330, SLG: 0.388 (16.2)																		6	1	2	0	1	0	0										
Les Moss, R OBP: 0.317, SLG: 0.305 (1.5)																		1	0	0	0	0	0	2										
Bobby Young, L OBP: 0.354, SLG: 0.354 (17.14)																		7	1	0	0	0	1	4										
Jim Brideweser, R OBP: 0.226, SLG: 0.333 (17.14)																		1	1	1	0	0	0	0										
Billy Hunter, R OBP: 0.255, SLG: 0.258 (1.6)																		8	1	4	0	0	1	0										
Joe Coleman, R ERA: 2.37	(1.1)	0.0	4	3	2	2	0	0	0	0	0	0	0	19	27	2.08	1.385																	
Leo Kieley, L ERA: 4.00	(1.1)	4.1	17	4	1	1	2	2	0	0	0	0	0	11	15	5.40	1.800																	
Hal Brown, R ERA: 4.24	(5.1)	8	2	1	1	2	1	0	0	0	0	0	0	11	15	4.50	2.500																	
Sid Hudson, R ERA: 4.34	(7.1)	2.0	12	4	3	1	0	1	0	0	0	0	0	11	15	4.50	2.500																	
Ellis Kinder, R ERA: 3.6	(9.1)	4.0	13	1	0	0	2	0	0	0	0	0	0	17	17	0.00	0.250																	
Inning Stats	R: 2 E: 0 K: 0 S: 4	H: 3 LOB: 0 BB: 1 P: 8	R: 1 E: 0 K: 1 S: 8	H: 3 LOB: 2 BB: 0 P: 8	R: 0 E: 0 K: 1 S: 5	H: 0 LOB: 0 BB: 0 P: 5	R: 0 E: 0 K: 1 S: 4	H: 1 LOB: 1 BB: 0 P: 4	R: 0 E: 0 K: 1 S: 5	H: 0 LOB: 2 BB: 2 P: 13	R: 1 E: 0 K: 1 S: 7	H: 2 LOB: 2 BB: 1 P: 11	R: 0 E: 0 K: 0 S: 5	H: 0 LOB: 0 BB: 0 P: 5	R: 0 E: 0 K: 1 S: 6	H: 2 LOB: 1 BB: 0 P: 10	R: 0 E: 0 K: 0 S: 4	H: 1 LOB: 1 BB: 0 P: 6	R: 0 E: 0 K: 0 S: 3	H: 0 LOB: 0 BB: 0 P: 3	R: 0 E: 0 K: 1 S: 5	H: 0 LOB: 0 BB: 0 P: 5	R: 0 E: 0 K: 0 S: 3	H: 0 LOB: 0 BB: 0 P: 3	R: 0 E: 0 K: 0 S: 5	H: 0 LOB: 3 BB: 1 P: 9	R: 0 E: 0 K: 1 S: 7	H: 2 LOB: 2 BB: 0 P: 7	R: 1 E: 0 K: 0 S: 4	H: 2 LOB: 3 BB: 1 P: 8	1B: 15 2B: 2 3B: 2 HR: 0	SF: 0 SAC: 2 DP: 1 HBP: 0	WP: 0 SB: 1 CS: 0	PA: 74
PITCHER	IP	WLS	BF	H	R	ER	SO	BB	IBB	HBP	BLK	WP	HR	S	P	ERA	WHIP																	
Frank Sullivan, R ERA: 2.37	(1.1)	0.0	4	3	2	2	0	0	0	0	0	0	0	19	27	2.08	1.385																	
Bill Henry, L ERA: 4.15	(13.1)	4.1	L	20	3	1	1	3	1	1	0	0	0	24	32	2.08	0.923																	

Boston Red Sox @ Baltimore Orioles
Memorial Stadium, Baltimore, MD
Wed Jun 23 1954, 3:33 AM EDT
Alt. 24,843 - Unknown

AB: 65
R: 8
H: 17
RBI: 7
BB: 7
SO: 9
LOB: 36



Batter	1	2	3	4	5	6	7	8	9	AB	R	H	RBI	BB	SO	LOB	TOP				
Jim Piersall, R OBP: 0.329, SLG: 0.361	0-0 4-3		0-0 F8		0-0 E 1B		0-0 P4		0-0 F9	5	0	1	0	0	0	1					
Karl Olson, R OBP: 0.359, SLG: 0.415	4-0 G4-6-3 BB		0-0 1B		0-0 1B		0-0 6-3			3	0	2	0	1	0	1					
Harry Agganis, L OBP: 0.326, SLG: 0.406	0-0 G4-6-3 1-2		0-0 F7		0-0 F5				0-0 F8	4	0	0	0	0	0	4					
Sammy White, R OBP: 0.311, SLG: 0.435		4-0 2B BB	0-0 1-2 1B		0-0 6-3				0-0 F7	3	1	1	0	1	0	2					
Jackie Jensen, R OBP: 0.328, SLG: 0.429		0-0 1-H E 2B	0-0 6-3				0-0 G2		0-0 F9	4	1	1	1	0	0	2					
Ted Lepcio, R OBP: 0.393, SLG: 0.412		0-0 F8 2-H		0-0 F7		0-0 6-3			0-0 4-3 SH5-3 HR 1B	4	1	1	0	0	0						
Milt Bolling, R OBP: 0.336, SLG: 0.417		4-0 4-3 BB		0-0 P4		0-0 6-3			0-0 SH5-3 1-2	2	0	0	0	1	0	0					
Billy Consolo, R OBP: 0.228, SLG: 0.154		0-0 4-3 1-2		0-0 6-3					0-0 4-3 2-3	4	0	1	0	0	0	2					
Willard Nixon, L OBP: 0.286, SLG: 0.167		0-0 5-3		0-0 6-3					0-0 F7 3-H HR	1	0	0	0	0	0	1					
Tex Clevenger, R OBP: 0.271, SLG: 0.364										1	0	0	0	0	0	0					
Leo Kiely, L OBP: 0.267, SLG: 0.130										0	0	0	0	0	0	0					
Billy Goodman, R OBP: 0.197, SLG: 0.346										1	0	0	0	0	0	1					
Sid Hudson, R OBP: 0.197, SLG: 0.167										0	0	0	0	0	0	0					
Ted Williams, L OBP: 0.495, SLG: 0.649										1	1	1	2	0	0	0					
Inning Stats	R: 0 E: 0 K: 0 S: 2	H: 0 LOB: 0 BB: 1 P: 6	R: 2 E: 1 K: 0 S: 4	H: 1 LOB: 1 BB: 2 P: 12	R: 0 E: 0 K: 0 S: 5	H: 2 LOB: 2 BB: 0 P: 5	R: 0 E: 0 K: 0 S: 3	H: 0 LOB: 0 BB: 0 P: 3	R: 0 E: 1 K: 0 S: 5	H: 2 LOB: 2 BB: 0 P: 5	R: 0 E: 0 K: 0 S: 3	H: 0 LOB: 0 BB: 0 P: 3	R: 0 E: 0 K: 0 S: 4	H: 1 LOB: 1 BB: 0 P: 4	R: 0 E: 0 K: 0 S: 3	H: 0 LOB: 0 BB: 0 P: 3	R: 2 E: 0 K: 0 S: 5	H: 2 LOB: 0 BB: 0 P: 5	1B: 6 2B: 1 3B: 0 HR: 1	SF: 0 SAC: 1 DP: 1 HBP: 0	WP: 0 PA: 37 PB: 0 SB: 0 CS: 0
PITCHER Bob Keegan, R ERA: 2.55	(1, 1)	IP: 9.0 WLS: W BF: 37 H: 8 R: 4 ER: 4 SO: 0 BB: 3 IBB: 0 HBP: 0 BLK: 0 WP: 0 HR: 1 S: 34 P: 46 ERA: 4.00 WHIP: 1.222																			

Boston Red Sox @ Chicago White Sox
Comiskey Park, Chicago, IL
Fri Jun 25 1954, 4:33 AM EDT
Att: 35,529 - Unknown

AB 33
R 4
H 8
RBI 3
BB 3
SO 0
LOB 14



Batter	1	2	3	4	5	6	7	8	9	AB	R	H	RBI	BB	SO	LOB	BOTTOM		
Chico Carrasquel, R OBP: 0.359, SLG: 0.408	0-0 6-3	4-0 E SF8 BB	0-0 1B		0-0 L5		0-0 F8			4	1	1	0	1	0	0			
Nellie Fox, L OBP: 0.390, SLG: 0.412	0-0 3B	0-0 E5 FC5 1-3 1B	0-0 4-3			0-0 FC5 BB 1B		0-0 F3		5	1	3	0	0	0	1			
Minnie Minoso, R OBP: 0.409, SLG: 0.548	0-0 1B 3B	0-0 SF8 3-H		0-3 K		0-3 K		0-0 1-3		4	1	1	2	0	2	1			
Ferris Fain, L OBP: 0.404, SLG: 0.433	4-0 1B BB	4-0 BB FC5 BB		0-3 K		4-0 FC5 1B BB		0-0 G3		2	2	0	0	3	1	0			
George Kell, R OBP: 0.343, SLG: 0.343	0-0 HBP 1B 1-2 3-H 1B	0-0 FC5 BB		0-0 E4		0-0 FC5 1B		0-0 FC5 1-3 2-3F 1B		4	0	1	1	0	0	4			
Phil Cavarretta, L OBP: 0.400, SLG: 0.500	0-0 L8	4-0 1-2 2-3 BB		0-0 F8		0-0 FC5 1B		0-0 FC5 1-3 2-3F 1B		3	0	1	1	1	0	3			
Ed McGhee, R OBP: 0.238, SLG: 0.328	(6, FR)									0	0	0	0	0	0	0			
Jim Rivera, L OBP: 0.347, SLG: 0.447	0-0 HBP 1-2 2-H 1B	0-0 F7			0-0 E8 1B		0-0 L4			4	1	2	1	0	0	5			
Sherm Lollar, R OBP: 0.372, SLG: 0.429	1-0 FC6-4 HBP		0-0 F5		0-0 E8 1B		0-0 L7			3	0	1	0	0	0	0			
Bob Keegan, R OBP: 0.192, SLG: 0.234	0-0 FC6-4 1-2		0-0 P4		0-0 6-3		0-0 2-3			4	0	0	0	0	0	3			
Inning Stats	R: 3 E: 0 K: 0 S: 7	H: 4 LOB: 3 BB: 1 P: 12	R: 1 E: 1 K: 0 S: 4	H: 1 LOB: 3 BB: 3 P: 16	R: 0 E: 0 K: 2 S: 8	H: 0 LOB: 1 BB: 0 P: 8	R: 0 E: 1 K: 0 S: 4	H: 2 LOB: 0 BB: 0 P: 4	R: 1 E: 1 K: 1 S: 7	H: 2 LOB: 2 BB: 1 P: 11	R: 0 E: 0 K: 0 S: 3	H: 0 LOB: 0 BB: 0 P: 3	R: 0 E: 0 K: 0 S: 3	H: 0 LOB: 0 BB: 0 P: 3	R: 0 E: 0 K: 0 S: 3	H: 0 LOB: 0 BB: 0 P: 3	1B: 8 2B: 1 3B: 1 HR: 0	SF: 1 SAC: 0 DP: 0 HBP: 1	WP: 0 PA: 40 PB: 0 SB: 0 CS: 0
PITCHER Willard Nixon, R ERA: 5.33	(1, 1)	IP: 1.0 WLS: L BF: 11 H: 5 R: 4 ER: 4 SO: 0 BB: 2 IBB: 0 HBP: 1 BLK: 0 WP: 0 HR: 0 S: 8 P: 17 ERA: 36.00 WHIP: 7.000																	
Tex Clevenger, R ERA: 4.09	(2, 1)	4.2 22 5 2 2 3 3 0 0 0 0 0 0 25 37 3.86 1.714																	
Leo Kiely, L ERA: 4.03	(6, 1)	0.1 1 0 0 0 0 0 0 0 0 0 0 1 1 0.00 0.000																	
Sid Hudson, R ERA: 4.6	(7, 1)	2.0 6 0 0 0 0 0 0 0 0 0 0 0 6 6 0.00 0.000																	


Boston Red Sox @ Chicago White Sox
Comiskey Park, Chicago, IL
Fri Jun 25 1954, 4:33 AM EDT
Att: 35,529 - Unknown

AB 33
R 6
H 10
RBI 5
BB 5
SO 3
LOB 17



Batter	1	2	3	4	5	6	7	8	9	AB	R	H	RBI	BB	SO	LOB	TOP					
Jim Piersall, R OBP: 0.326, SLG: 0.357 (1, 9)										4	1	1	0	0	0	1	Boston Red Sox @ Chicago White Sox Comiskey Park, Chicago, IL Sun Jun 27 1954, 4:33 AM EDT Unknown					
Harry Agganis, L OBP: 0.322, SLG: 0.399 Billy Goodman, L OBP: 0.344, SLG: 0.351 (6, PH) (6, 3)										2	0	0	0	0	1	0						
Ted Williams, L OBP: 0.485, SLG: 0.617 (1, 7)										4	0	1	1	0	1	0						
Sammy White, R OBP: 0.300, SLG: 0.419 (1, 2)										4	0	0	0	0	1	2						
Jackie Jensen, R OBP: 0.330, SLG: 0.436 (1, 8)										4	0	1	0	0	2	0						
Grady Hatton, L OBP: 0.324, SLG: 0.274 (1, 5)										3	0	1	0	0	1	0						
Milt Bolling, R OBP: 0.336, SLG: 0.409 (1, 6)										3	0	0	0	0	0	2						
Billy Conso, R OBP: 0.219, SLG: 0.153 (1, 4)										3	0	0	0	0	0	1						
Tom Brewer, R OBP: 0.227, SLG: 0.190 (1, 1)										3	1	2	0	0	0	0						
Inning Stats	R: 0 E: 0 K: 1 S: 5	H: 0 LOB: 0 BB: 0 P: 5	R: 0 E: 0 K: 1 S: 6	H: 1 LOB: 1 BB: 0 P: 6	R: 0 E: 0 K: 0 S: 3	H: 0 LOB: 0 BB: 0 P: 3	R: 0 E: 0 K: 1 S: 5	H: 0 LOB: 0 BB: 0 P: 5	R: 0 E: 0 K: 2 S: 7	H: 0 LOB: 0 BB: 0 P: 7	R: 1 E: 1 K: 1 S: 8	H: 3 LOB: 2 BB: 0 P: 8	R: 0 E: 0 K: 0 S: 4	H: 1 LOB: 1 BB: 0 P: 4	R: 1 E: 0 K: 0 S: 4	H: 2 LOB: 0 BB: 0 P: 4	R: 0 E: 0 K: 0 S: 3	H: 0 LOB: 0 BB: 0 P: 3	1B: 6 2B: 1 3B: 0 HR: 0	SF: 0 SAC: 1 DP: 0 HBP: 0	WP: 0 PB: 0 SB: 0 CS: 0	PA: 33
PITCHER Virgil Trucks, R ERA: 2.82 (1, 1)	IP: 9.0 WLS: L BF: 33	H: 7 R: 2 ER: 2 SO: 6	BB: 0 IBB: 0 HBP: 0 BLK: 0	WP: 0 HR: 0 S: 45 P: 45	ERA: 2.00 WHIP: 0.778	PITCHER										IP: 9.0 WLS: W BF: 34	H: 7 R: 1 ER: 0 SO: 3	BB: 1 IBB: 0 HBP: 0 BLK: 0	WP: 0 HR: 0 S: 39 P: 43	ERA: 0.00 WHIP: 0.889		

AB	32
R	2
H	7
RBI	2
BB	0
SO	6
LOB	8



Batter	1	2	3	4	5	6	7	8	9	AB	R	H	RBI	BB	SO	LOB	BOTTOM			
Chico Carrasquel, R OBP: 0.356, SLG: 0.399 (1, 6)										3	0	0	0	1	0	1	Boston Red Sox @ Chicago White Sox Comiskey Park, Chicago, IL Sun Jun 27 1954, 4:33 AM EDT Unknown			
Nellie Fox, L OBP: 0.383, SLG: 0.404 (1, 4)										4	1	1	0	0	0	1				
Minnie Minoso, R OBP: 0.407, SLG: 0.541 (1, 7)										4	0	1	0	0	0	1				
Ferris Fain, L OBP: 0.400, SLG: 0.424 (1, 3)										4	0	0	0	0	1	3				
George Kell, R OBP: 0.345, SLG: 0.344 (1, 5)										4	0	2	1	0	0	0				
Carl Sawetski, L OBP: 0.354, SLG: 0.418 (1, 2)										4	0	1	0	0	0	3				
Jim Rivera, L OBP: 0.343, SLG: 0.435 (1, 8)										4	0	1	0	0	1	0				
Phil Cavarretta, L OBP: 0.407, SLG: 0.429 (1, 9)										3	0	0	0	0	1	3				
Virgil Trucks, R OBP: 0.146, SLG: 0.149 (1, 1)										3	0	1	0	0	0	3				
Inning Stats	R: 0 E: 0 K: 0 S: 3	H: 3 LOB: 3 BB: 0 P: 8	R: 1 E: 1 K: 0 S: 5	H: 2 LOB: 1 BB: 1 P: 9	R: 0 E: 0 K: 0 S: 4	H: 1 LOB: 0 BB: 0 P: 4	R: 0 E: 0 K: 0 S: 3	H: 0 LOB: 0 BB: 0 P: 3	R: 0 E: 0 K: 0 S: 3	H: 0 LOB: 0 BB: 0 P: 3	R: 0 E: 0 K: 1 S: 5	H: 0 LOB: 0 BB: 0 P: 5	R: 0 E: 0 K: 1 S: 5	H: 0 LOB: 0 BB: 0 P: 5	R: 0 E: 0 K: 1 S: 5	H: 0 LOB: 0 BB: 0 P: 5	1B: 7 2B: 0 3B: 0 HR: 0	SF: 0 SAC: 0 DP: 2 HBP: 0	WP: 0 PB: 0 SB: 0 CS: 0	PA: 34
PITCHER Tom Brewer, R ERA: 3.23 (1, 1)	IP: 9.0 WLS: W BF: 34	H: 7 R: 1 ER: 0 SO: 3	BB: 1 IBB: 0 HBP: 0 BLK: 0	WP: 0 HR: 0 S: 39 P: 43	ERA: 0.00 WHIP: 0.889	PITCHER										IP: 9.0 WLS: W BF: 34	H: 7 R: 1 ER: 0 SO: 3	BB: 1 IBB: 0 HBP: 0 BLK: 0	WP: 0 HR: 0 S: 39 P: 43	ERA: 0.00 WHIP: 0.889

AB	33
R	1
H	7
RBI	1
BB	1
SO	3
LOB	15



Batter	1	2	3	4	5	6	7	8	9	AB	R	H	RBI	BB	SO	LOB	TOP			
Jim Piersall, R OBP: 0.325, SLG: 0.360 (1, 9)	F9		F9					4-3		4	0	1	0	0	0	0	Boston Red Sox @ Chicago White Sox Comiskey Park, Chicago, IL Sun Jun 27 1954, 4:38 AM EDT Att: 29,684 - Unknown			
Harry Agganis, L OBP: 0.321, SLG: 0.394 (1, 3)	1B SF7 BB		F6				P6	4-3		3	1	0	0	1	0	1				
Karl Olson, R OBP: 0.364, SLG: 0.429 (1, 8)				6-3			F8			4	0	2	0	0	0	1				
Jackie Jensen, R OBP: 0.325, SLG: 0.430 (1, 7)	SF7			K			4-3			3	0	0	1	0	2	2				
Sammy White, R OBP: 0.309, SLG: 0.432 Mickey Owen, R OBP: 0.313, SLG: 0.231 (7, PR) (7, 2)	CS								P4	3	0	3	0	0	0	0		0		
Ted Lepcio, R OBP: 0.394, SLG: 0.404 (1, 5)										3	0	0	0	1	1	3				
Milt Bolling, R OBP: 0.335, SLG: 0.402 (1, 6)										3	0	0	0	1	0	2				
Billy Conso, R OBP: 0.206, SLG: 0.143 (1, 4)										4	0	0	0	0	2	4				
Bill Henry, L OBP: 0.219, SLG: 0.138 Russ Kemmerer, R OBP: 0.313, SLG: 0.425 Don Lenhardt, R OBP: 0.313, SLG: 0.425 Willard Nixon, L OBP: 0.286, SLG: 0.167 (7, PH) (7, 1)			K							2	0	0	0	0	1	0				
										0	0	0	0	0	0	0				
										1	0	0	0	0	0	2				
										0	0	0	0	0	0	0				
Inning Stats	R: 1 E: 0 K: 0 S: 3	H: 1 LOB: 0 BB: 1 P: 7	R: 0 E: 0 K: 0 S: 4	H: 1 LOB: 1 BB: 0 P: 4	R: 0 E: 0 K: 1 S: 5	H: 0 LOB: 0 BB: 0 P: 5	R: 0 E: 0 K: 2 S: 8	H: 1 LOB: 1 BB: 0 P: 8	R: 0 E: 0 K: 1 S: 5	H: 0 LOB: 0 BB: 0 P: 5	R: 0 E: 0 K: 0 S: 4	H: 1 LOB: 2 BB: 1 P: 8	R: 0 E: 0 K: 1 S: 6	H: 1 LOB: 1 BB: 0 P: 6	R: 0 E: 0 K: 1 S: 5	H: 0 LOB: 1 BB: 1 P: 9	1B: 3 2B: 3 3B: 0 HR: 0	SF: 1 SAC: 0 DP: 0 HBP: 0	WP: 0 PB: 0 SB: 0 CS: 1	PA: 36
PITCHER Jack Harshman, L ERA: 4.56 (1, 1)	IP: 9.0 WLS: W BF: 35 H: 6 R: 1 ER: 1 SO: 6 BB: 3 IBB: 0 HBP: 0 BLK: 0 WP: 0 HR: 0 S: 44 P: 56 ERA: 1.00 WHIP: 1.000															PITCHER				

Batter	1	2	3	4	5	6	7	8	9	AB	R	H	RBI	BB	SO	LOB	BOTTOM			
Chico Carrasquel, R OBP: 0.357, SLG: 0.402 (1, 6)	P3									5	0	2	2	0	0	1	Boston Red Sox @ Chicago White Sox Comiskey Park, Chicago, IL Sun Jun 27 1954, 4:38 AM EDT Att: 29,684 - Unknown			
Nellie Fox, L OBP: 0.383, SLG: 0.408 (1, 4)	BLK 1B 2B									5	1	2	0	0	1	4				
Minnie Minoso, R OBP: 0.413, SLG: 0.542 (1, 7)										3	1	2	1	2	0	2				
Ferris Fain, L OBP: 0.396, SLG: 0.417 Ron Jackson, R (9, 3)	F9									4	1	0	0	1	1	7				
George Kell, R OBP: 0.348, SLG: 0.353 Cass Michaels, R OBP: 0.446, SLG: 0.468 (8, 5)	K									4	1	2	1	0	1	4				
										1	1	1	0	0	0	0				
Sherm Lollar, R OBP: 0.374, SLG: 0.422 (1, 2)										3	2	1	0	2	1	1				
Jim Rivera, L OBP: 0.349, SLG: 0.434 (1, 9)										3	2	1	0	1	1	2				
Johnny Groth, R OBP: 0.359, SLG: 0.400 (1, 8)										4	0	1	3	0	1	4				
Jack Harshman, L OBP: 0.304, SLG: 0.167 (1, 1)										4	0	1	0	1	2	2				
Inning Stats	R: 1 E: 0 K: 1 S: 7	H: 2 LOB: 1 BB: 0 P: 7	R: 0 E: 0 K: 1 S: 5	H: 0 LOB: 0 BB: 0 P: 5	R: 0 E: 0 K: 1 S: 7	H: 2 LOB: 3 BB: 1 P: 11	R: 2 E: 1 K: 1 S: 7	H: 2 LOB: 0 BB: 0 P: 7	R: 2 E: 2 K: 1 S: 6	H: 1 LOB: 2 BB: 3 P: 18	R: 0 E: 1 K: 0 S: 5	H: 1 LOB: 2 BB: 0 P: 5	R: 2 E: 0 K: 2 S: 9	H: 2 LOB: 2 BB: 2 P: 17	R: 2 E: 0 K: 1 S: 7	H: 3 LOB: 2 BB: 1 P: 12	1B: 9 2B: 3 3B: 1 HR: 0	SF: 1 SAC: 0 DP: 1 HBP: 1	WP: 1 PB: 0 SB: 1 CS: 0	PA: 45
PITCHER Bill Henry, L ERA: 4.6 Russ Kemmerer, R ERA Willard Nixon, R ERA: 5.67 (1, 1) (5, 1) (7, 1)	IP: 4.1 WLS: L BF: 22 H: 6 R: 5 ER: 2 SO: 4 BB: 3 IBB: 0 HBP: 0 BLK: 1 WP: 0 HR: 0 S: 27 P: 39 ERA: 2.08 WHIP: 2.077															PITCHER				

Batter	1	2	3	4	5	6	7	8	9	AB	R	H	RBI	BB	SO	LOB	TOP								
Gil McDougald, R OBP: 0.347, SLG: 0.380 Jerry Coleman, R OBP: 0.273, SLG: 0.300	1-0 1B HBP	0-3 K	0-0 PB 3B 2B	4-0 BB		0-0 F7		0-3 K		2	2	1	0	1	1	0									
Joe Collins, L OBP: 0.383, SLG: 0.465	0-0 1B	0-3 K	4-0 3B BB	0-3 K			0-0 L8	4-0 BLK BB		4	2	1	0	2	2	2									
Mickey Mantle, S OBP: 0.408, SLG: 0.565	0-0 BB 1B		1-3 3B BB		0-0 BB 1B			0-3 K		5	2	4	3	1	1	1									
Yogi Berra, L OBP: 0.332, SLG: 0.481 Charles Silveira, R OBP: 0.417, SLG: 0.333	0-0 BB 1B		1-3 1B	4-3	0-0 F2		0-0 1B 1B		0-0 L5	5	2	3	1	0	0	2									
Hank Bauer, R OBP: 0.384, SLG: 0.470	4-0 FC6-4 BB		0-0 SF8	0-0 2B	0-3 K		0-0 1B SF9 1B		0-0 F7	4	2	2	2	1	1	1									
Gene Woodling, L OBP: 0.375, SLG: 0.368	0-0 P2		0-0 1B 3B	5-3	4-0 BB		0-0 1B		0-0 4-3	5	1	2	2	1	0	4									
Andy Carey, R OBP: 0.336, SLG: 0.433	0-0 L9		0-0 1B 5-6-3	0-0 1B 2B	0-0 F7		0-0 SF9			4	2	2	3	0	0	5									
Phil Rizzuto, R OBP: 0.325, SLG: 0.299 Willy Miranda, S OBP: 0.353, SLG: 0.308	0-0 FC6-4		0-0 5-6-3	0-0 WP 1B	0-3 K		0-0 F7			5	0	1	1	0	1	5									
Harry Byrd, R OBP: 0.211, SLG: 0.211 Tom Gorman, R (8, 1)		0-0 6-3	0-0 2B PB 1B	0-0 P4	0-0 6-3		0-3 K	0-3 K		5	1	1	1	0	1	1									
Inning Stats	R: 2 E: 0 K: 0 S: 6	H: 3 LOB: 3 BB: 1 P: 11	R: 0 E: 0 K: 1 S: 7	H: 0 LOB: 0 BB: 0 P: 7	R: 7 E: 0 K: 0 S: 9	H: 6 LOB: 1 BB: 2 P: 17	R: 2 E: 0 K: 1 S: 8	H: 3 LOB: 2 BB: 1 P: 12	R: 0 E: 0 K: 1 S: 5	H: 1 LOB: 2 BB: 1 P: 10	R: 3 E: 0 K: 0 S: 7	H: 4 LOB: 1 BB: 0 P: 7	R: 0 E: 0 K: 3 S: 9	H: 0 LOB: 1 BB: 1 P: 13	R: 0 E: 0 K: 0 S: 3	H: 0 LOB: 0 BB: 0 P: 3	1B: 12 2B: 3 3B: 2 HR: 0	SF: 2 SAC: 0 DP: 0 HBP: 1	WP: 1 PB: 1 SB: 0 CS: 0	PA: 51					
PITCHER	IP WLS BF H R ER SO BB IBB HBP BLK WP HR S P ERA WHIP	IP WLS BF H R ER SO BB IBB HBP BLK WP HR S P ERA WHIP	IP WLS BF H R ER SO BB IBB HBP BLK WP HR S P ERA WHIP	IP WLS BF H R ER SO BB IBB HBP BLK WP HR S P ERA WHIP	IP WLS BF H R ER SO BB IBB HBP BLK WP HR S P ERA WHIP	IP WLS BF H R ER SO BB IBB HBP BLK WP HR S P ERA WHIP	IP WLS BF H R ER SO BB IBB HBP BLK WP HR S P ERA WHIP	IP WLS BF H R ER SO BB IBB HBP BLK WP HR S P ERA WHIP	IP WLS BF H R ER SO BB IBB HBP BLK WP HR S P ERA WHIP	IP WLS BF H R ER SO BB IBB HBP BLK WP HR S P ERA WHIP	IP WLS BF H R ER SO BB IBB HBP BLK WP HR S P ERA WHIP	IP WLS BF H R ER SO BB IBB HBP BLK WP HR S P ERA WHIP	IP WLS BF H R ER SO BB IBB HBP BLK WP HR S P ERA WHIP	IP WLS BF H R ER SO BB IBB HBP BLK WP HR S P ERA WHIP	IP WLS BF H R ER SO BB IBB HBP BLK WP HR S P ERA WHIP	IP WLS BF H R ER SO BB IBB HBP BLK WP HR S P ERA WHIP	IP WLS BF H R ER SO BB IBB HBP BLK WP HR S P ERA WHIP								
Hal Brown, R ERA: 4.63 Tex Clevenger, R ERA: 5.95 Bill Henry, L ERA: 4.63 Russ Kemmerer, R ERA: 5.79	0.0 2.2 3.1 3.0	0.0 16 17 14	0.0 5 5 4	0.0 7 2 3	0.0 3 0 0	0.0 17 29 23	0.0 17 29 23	0.0 17 29 23	0.0 17 29 23	0.0 17 29 23	0.0 17 29 23	0.0 17 29 23	0.0 17 29 23	0.0 17 29 23	0.0 17 29 23	0.0 17 29 23	0.0 17 29 23	0.0 17 29 23	0.0 17 29 23	0.0 17 29 23	0.0 17 29 23	0.0 17 29 23	0.0 17 29 23		
Batter	1	2	3	4	5	6	7	8	9	AB	R	H	RBI	BB	SO	LOB	BOTTOM								
Grady Hatton, L OBP: 0.318, SLG: 0.261	0-0 P4		0-0 F8			0-3 K		0-0 G3	4-0 G4-6-3 BB	4	0	0	0	1	1	1									
Jim Piersall, R OBP: 0.322, SLG: 0.356	0-0 5-3			0-0 1-3		0-3 K		0-0 1B 1B	0-3 K	5	1	1	0	0	2	3									
Ted Williams, L OBP: 0.477, SLG: 0.600 Don Lenhardt, R OBP: 0.309, SLG: 0.419	0-0 G3			0-0 F7		0-0 F9		0-0 1B 1B 1B	0-0 G4-6-3	4	0	1	0	0	0	1									
Karl Olson, R OBP: 0.369, SLG: 0.431		0-0 4-3		0-0 F7			0-0 2B 1B	0-0 BB 1B		4	1	2	1	0	0	0									
Billy Goodman, L OBP: 0.346, SLG: 0.359		0-0 1B			0-0 3-1		0-0 1B 2B	0-0 L9		4	1	2	0	0	0	2									
Sammy White, R OBP: 0.312, SLG: 0.433		0-0 P5			0-0 F7		0-0 1B	0-0 BB 1B		4	0	2	2	0	0	1									
Ted Lepcio, R OBP: 0.362, SLG: 0.398		0-3 K			0-0 P4		0-0 K	4-0 1B BB		3	0	0	1	1	2	2									
Milt Bolling, R OBP: 0.333, SLG: 0.404			0-0 1-3			0-0 1B 2B		0-0 F2	0-0 5-3	4	1	1	0	0	0	4									
Hal Brown, R OBP: 0.286, SLG: 0.100 Tex Clevenger, R OBP: 0.277, SLG: 0.364 Bill Henry, L OBP: 0.312, SLG: 0.133 Charlie Maxwell, R OBP: 0.312, SLG: 0.304 Russ Kemmerer, R OBP: 0.312, SLG: 0.304 Harry Agganis, L OBP: 0.304, SLG: 0.396	0.0 7.2 1.1	0.0 34 5	0.0 10 5	0.0 5 6	0.0 1 0	0.0 45 49	0.0 45 49	0.0 45 49	0.0 45 49	0.0 45 49	0.0 45 49	0.0 45 49	0.0 45 49	0.0 45 49	0.0 45 49	0.0 45 49	0.0 45 49	0.0 45 49	0.0 45 49	0.0 45 49	0.0 45 49	0.0 45 49	0.0 45 49		
PITCHER	IP WLS BF H R ER SO BB IBB HBP BLK WP HR S P ERA WHIP	IP WLS BF H R ER SO BB IBB HBP BLK WP HR S P ERA WHIP	IP WLS BF H R ER SO BB IBB HBP BLK WP HR S P ERA WHIP	IP WLS BF H R ER SO BB IBB HBP BLK WP HR S P ERA WHIP	IP WLS BF H R ER SO BB IBB HBP BLK WP HR S P ERA WHIP	IP WLS BF H R ER SO BB IBB HBP BLK WP HR S P ERA WHIP	IP WLS BF H R ER SO BB IBB HBP BLK WP HR S P ERA WHIP	IP WLS BF H R ER SO BB IBB HBP BLK WP HR S P ERA WHIP	IP WLS BF H R ER SO BB IBB HBP BLK WP HR S P ERA WHIP	IP WLS BF H R ER SO BB IBB HBP BLK WP HR S P ERA WHIP	IP WLS BF H R ER SO BB IBB HBP BLK WP HR S P ERA WHIP	IP WLS BF H R ER SO BB IBB HBP BLK WP HR S P ERA WHIP	IP WLS BF H R ER SO BB IBB HBP BLK WP HR S P ERA WHIP	IP WLS BF H R ER SO BB IBB HBP BLK WP HR S P ERA WHIP	IP WLS BF H R ER SO BB IBB HBP BLK WP HR S P ERA WHIP	IP WLS BF H R ER SO BB IBB HBP BLK WP HR S P ERA WHIP	IP WLS BF H R ER SO BB IBB HBP BLK WP HR S P ERA WHIP								
Hal Brown, R ERA: 3.96 Tom Gorman, R ERA: 1.95	7.2 1.1	34 5	10 5	5 6	1 0	45 49	45 49	45 49	45 49	45 49	45 49	45 49	45 49	45 49	45 49	45 49	45 49	45 49	45 49	45 49	45 49	45 49	45 49	45 49	45 49
Inning Stats	R: 0 E: 0 K: 0 S: 3	H: 0 LOB: 0 BB: 0 P: 3	R: 0 E: 0 K: 1 S: 6	H: 1 LOB: 1 BB: 0 P: 6	R: 0 E: 0 K: 1 S: 5	H: 0 LOB: 0 BB: 0 P: 5	R: 0 E: 0 K: 0 S: 3	H: 0 LOB: 0 BB: 0 P: 3	R: 0 E: 0 K: 2 S: 10	H: 3 LOB: 1 BB: 0 P: 10	R: 2 E: 0 K: 0 S: 7	H: 4 LOB: 3 BB: 1 P: 11	R: 0 E: 0 K: 1 S: 5	H: 1 LOB: 1 BB: 1 P: 9	R: 0 E: 0 K: 0 S: 3	H: 0 LOB: 0 BB: 0 P: 3	1B: 9 2B: 2 3B: 0 HR: 0	SF: 0 SAC: 0 DP: 1 HBP: 0	WP: 0 PB: 0 SB: 0 CS: 0	PA: 39					

New York Yankees @ Boston Red Sox
Fenway Park, Boston, MA
Tue Jun 29 1954, 3:33 AM EDT
Att: 24,828 - Unknown

AB 42
R 14
H 17
RBI 13
BB 6
SO 8
LOB 21



New York Yankees @ Boston Red Sox
Fenway Park, Boston, MA
Tue Jun 29 1954, 3:33 AM EDT
Att: 24,828 - Unknown

AB 37
R 5
H 11
RBI 5
BB 2
SO 7
LOB 17



Batter	1	2	3	4	5	6	7	8	9	AB	R	H	RBI	BB	SO	LOB	TOP			
Gil McDougald, R OBP: 0.344, SLG: 0.376 (1, 4)	F4		K		K	K			FC4-6 1B	5	0	1	0	0	3	3	New York Yankees @ Boston Red Sox Fenway Park, Boston, MA Wed Jun 30 1954, 3:33 AM EDT Att: 9,399 - Unknown			
Joe Collins, L OBP: 0.377, SLG: 0.450 (1, 3)	FC3-6 BB		F2		4-3		F9		FC4-6 1-2	4	0	0	0	1	0	1				
Mickey Mantle, S OBP: 0.410, SLG: 0.575 (1, 8)	FC3-6 BB		K		HR		4-1			3	1	1	1	1	1	0				
Yogi Berra, L OBP: 0.328, SLG: 0.474 (1, 2)	FC3-6 1-2 2-3			K	G3		F8			4	0	0	0	0	1	2				
Gene Woodling, L OBP: 0.377, SLG: 0.368 (1, 7)	F9			G3 BB		E3 BB		G3-6 1B		3	0	1	0	1	0	2				
Hank Bauer, R OBP: 0.381, SLG: 0.463 (1, 9)		F2		G3 BB		F7		K		3	0	0	0	1	1	2				
Bobby Brown, L OBP: 0.304, SLG: 0.283 (1, 5)				G3				G3-6 1-2		4	0	2	0	0	0	3				
Phil Rizzuto, R OBP: 0.326, SLG: 0.298 (6, PH)										1	0	0	0	0	0	1				
Willy Miranda, S OBP: 0.353, SLG: 0.308 (6, PH)	2-3					F8			G1-4-3 1B	1	0	0	0	0	0	2				
Tom Morgan, R OBP: 0.217, SLG: 0.354 (4, PH)										1	0	0	0	0	0	1				
Eddie Robinson, L OBP: 0.306, SLG: 0.310 (4, 1)										1	0	0	0	0	0	3				
Tom Gorman, R OBP: 0.349, SLG: 0.511 (6, PH)										0	0	0	0	0	0	0				
Bill Skowron, R OBP: 0.348, SLG: 0.283 (8, 1)										0	0	0	0	0	0	0				
Jim McDonald, R OBP: 0.348, SLG: 0.283 (8, 1)										0	0	0	0	0	0	0				
Bob Kuzava, S OBP: 0.336, SLG: 0.430 (9, PH)										1	0	0	0	0	0	1				
Andy Carey, R OBP: 0.336, SLG: 0.430 (9, PH)										1	0	0	0	0	0	1				
Inning Stats	R: 0 E: 0 K: 0 S: 3	H: 0 LOB: 2 BB: 2 P: 11	R: 0 E: 0 K: 1 S: 6	H: 1 LOB: 1 BB: 0 P: 6	R: 0 E: 0 K: 2 S: 7	H: 0 LOB: 0 BB: 0 P: 7	R: 0 E: 0 K: 1 S: 5	H: 0 LOB: 3 BB: 2 P: 14	R: 1 E: 0 K: 1 S: 6	H: 1 LOB: 0 BB: 0 P: 6	R: 0 E: 1 K: 0 S: 3	H: 0 LOB: 0 BB: 0 P: 3	R: 0 E: 0 K: 1 S: 5	H: 1 LOB: 1 BB: 0 P: 5	R: 0 E: 0 K: 0 S: 4	H: 2 LOB: 1 BB: 0 P: 4	1B: 5 2B: 0 3B: 0 HR: 1	SF: 0 SAC: 0 DP: 2 HBP: 1	WP: 0 PB: 0 SB: 0 CS: 0	PA: 38
PITCHER Willard Nixon, R ERA: 5.16 (1, 1)	IP: 9.0 WLS: W BF: 38 H: 6 R: 1 ER: 1 SO: 7 BB: 5 IBB: 0 HBP: 1 BLK: 0 WP: 0 HR: 1 S: 46 P: 67 ERA: 1.00 WHIP: 1.222															PITCHER				

Batter	1	2	3	4	5	6	7	8	9	AB	R	H	RBI	BB	SO	LOB	BOTTOM			
Grady Hatton, L OBP: 0.313, SLG: 0.269 (1, 5)	F7		FC6-4 1B	F5		F8		4-3		5	1	1	0	0	0	1	New York Yankees @ Boston Red Sox Fenway Park, Boston, MA Wed Jun 30 1954, 3:33 AM EDT Att: 9,399 - Unknown			
Jim Piersall, R OBP: 0.315, SLG: 0.348 (1, 9)	4-3		F4	6-3		FC6-4 1-2		5-3		5	0	0	0	0	0	2				
Ted Williams, L OBP: 0.482, SLG: 0.586 (1, 7)	4-3		FC6-4 IBB		BB		5-3 BB	F3		2	1	0	0	3	0	0				
Karl Olson, R OBP: 0.365, SLG: 0.425 (1, 8)		1B	FC6-4 HBP	K			5-3			4	1	1	0	0	1	4				
Billy Goodman, L OBP: 0.349, SLG: 0.359 (1, 3)		1B	1B	1B		6-3		F8		3	2	1	0	0	0	1				
Sammy White, R OBP: 0.315, SLG: 0.434 (1, 2)		P3	HBP	HBP		1-3		E		4	1	2	3	0	0	1				
Ted Lepcio, R OBP: 0.364, SLG: 0.397 (1, 4)		1B	1-3 2-H 3-H	1B		6-3		E6 1B		3	0	1	0	0	0	1				
Milt Bolling, R OBP: 0.341, SLG: 0.408 (1, 6)										3	0	2	3	0	0	0				
Willard Nixon, L OBP: 0.281, SLG: 0.179 (1, 1)										4	0	1	0	0	0	7				
Inning Stats	R: 0 E: 0 K: 0 S: 3	H: 0 LOB: 0 BB: 0 P: 3	R: 1 E: 0 K: 0 S: 6	H: 4 LOB: 2 BB: 0 P: 6	R: 3 E: 0 K: 0 S: 5	H: 2 LOB: 3 BB: 1 P: 12	R: 0 E: 0 K: 1 S: 5	H: 0 LOB: 1 BB: 1 P: 9	R: 0 E: 0 K: 0 S: 3	H: 0 LOB: 0 BB: 0 P: 3	R: 0 E: 0 K: 0 S: 4	H: 1 LOB: 1 BB: 0 P: 4	R: 2 E: 1 K: 0 S: 6	H: 2 LOB: 2 BB: 1 P: 10	R: 0 E: 0 K: 0 S: 3	H: 0 LOB: 0 BB: 0 P: 3		1B: 8 2B: 1 3B: 0 HR: 0	SF: 0 SAC: 0 DP: 0 HBP: 3	WP: 0 PB: 0 SB: 0 CS: 0
PITCHER Tom Morgan, R ERA: 4.3 (1, 1)	IP: 3.0 WLS: L BF: 18 H: 6 R: 4 ER: 4 SO: 0 BB: 0 IBB: 1 HBP: 3 BLK: 0 WP: 0 HR: 0 S: 14 P: 21 ERA: 12.00 WHIP: 2.000															PITCHER				
Tom Gorman, R ERA: 1.62 (4, 1)	2.0	7	0	0	0	1	1	0	0	0	0	8	12	0.00	0.500					
Jim McDonald, R ERA: 3.1 (6, 1)	2.0	11	3	2	1	0	1	0	0	0	0	10	14	4.50	2.000					
Bob Kuzava, L ERA: 4.5 (8, 1)	1.0	3	0	0	0	0	0	0	0	0	0	3	3	0.00	0.000					

Batter	1	2	3	4	5	6	7	8	9	AB	R	H	RBI	BB	SO	LOB	TOP					
Gil McDougald, R OBP: 0.348, SLG: 0.381 (1, 4)										5	1	3	0	0	1	0	New York Yankees @ Boston Red Sox Fenway Park, Boston, MA Thu Jul 01 1954, 3:33 AM EDT Att: 8,118 - Unknown					
Joe Collins, L OBP: 0.389, SLG: 0.455 (1, 3)										1	3	1	0	2	0	0						
Eddie Robinson, L OBP: 0.313, SLG: 0.307 (5, 3)										1	0	0	0	1	0	1						
Mickey Mantle, S OBP: 0.409, SLG: 0.584 (1, 8)										5	1	2	3	0	1	4						
Yogi Berra, L OBP: 0.326, SLG: 0.469 (1, 2)										5	0	1	0	0	0	5						
Hank Bauer, R OBP: 0.386, SLG: 0.478 (1, 9)										4	1	2	2	1	1	2						
Gene Woodling, L OBP: 0.378, SLG: 0.371 (1, 7)										4	1	1	0	1	1	3						
Andy Carey, R OBP: 0.336, SLG: 0.451 (1, 5)										5	1	2	2	0	1	2						
Phil Rizzuto, R OBP: 0.328, SLG: 0.294 (1, 6)										3	0	0	0	2	1	2						
Allie Reynolds, R OBP: 0.222, SLG: 0.229 (1, 1)										2	0	0	0	0	1	1						
Bob Grim, R OBP: 0.156, SLG: 0.250 (4, 1)										2	0	0	0	0	1	3						
Johnny Sain, R OBP: 0.500, SLG: 0.375 (7, 1)										0	0	0	0	0	0	0						
Inning Stats	R: 2 E: 0 K: 0 S: 6	H: 3 LOB: 1 BB: 0 P: 6	R: 0 E: 0 K: 1 S: 5	H: 0 LOB: 0 BB: 0 P: 5	R: 5 E: 0 K: 1 S: 8	H: 3 LOB: 1 BB: 3 P: 20	R: 1 E: 1 K: 1 S: 6	H: 1 LOB: 1 BB: 1 P: 10	R: 0 E: 0 K: 2 S: 8	H: 1 LOB: 1 BB: 0 P: 8	R: 0 E: 0 K: 0 S: 3	H: 1 LOB: 2 BB: 1 P: 7	R: 0 E: 0 K: 2 S: 8	H: 1 LOB: 2 BB: 1 P: 12	R: 0 E: 0 K: 1 S: 6	H: 1 LOB: 1 BB: 0 P: 6	R: 0 E: 0 K: 0 S: 3	H: 1 LOB: 1 BB: 1 P: 7	1B: 8 2B: 2 3B: 0 HR: 3	SF: 0 SAC: 0 DP: 2 HBP: 0	WP: 0 PB: 0 SB: 0 CS: 0	PA: 44
PITCHER	IP WLS BF H R ER SO BB IBB HBP BLK WP HR S P ERA WHIP																					
Frank Sullivan, R ERA: 3.47 (1, 1)	3.0 L 18 6 7 7 2 3 0 0 0 0 0 3 19 31 21.00 3.000																					
Hal Brown, R ERA: 4.53 (4, 1)	1.0 5 1 1 0 1 1 0 0 0 0 0 0 6 10 0.00 2.000																					
Ellis Kinder, R ERA: 3.45 (5, 1)	2.0 8 2 0 0 2 1 0 0 0 0 0 0 11 15 0.00 1.500																					
Sid Hudson, R ERA: 4.18 (7, 1)	3.0 13 3 0 0 3 1 1 0 0 0 0 0 17 25 0.00 1.333																					


Batter	1	2	3	4	5	6	7	8	9	AB	R	H	RBI	BB	SO	LOB	BOTTOM					
Mitt Bolling, R OBP: 0.342, SLG: 0.405 (1, 6)										4	1	1	0	1	0	2	New York Yankees @ Boston Red Sox Fenway Park, Boston, MA Thu Jul 01 1954, 3:33 AM EDT Att: 8,118 - Unknown					
Billy Goodman, L OBP: 0.350, SLG: 0.357 (1, 3)										4	0	1	1	1	1	2						
Ted Williams, L OBP: 0.479, SLG: 0.578 (1, 7)										3	0	1	3	1	0	2						
Jackie Jensen, R OBP: 0.323, SLG: 0.430 (1, 9)											5	0	1	0	0	1		4				
Karl Olson, R OBP: 0.375, SLG: 0.441 (1, 8)										5	1	3	0	0	1	1						
Billy Consoletto, R OBP: 0.206, SLG: 0.143 (9, PR)										0	0	0	0	0	0	0						
Sammy White, R OBP: 0.317, SLG: 0.431 (1, 2)										4	1	1	1	1	1	2						
Ted Lepcio, R OBP: 0.365, SLG: 0.397 (1, 4)										5	2	2	0	0	1	4						
Grady Hatton, L OBP: 0.328, SLG: 0.274 (1, 5)										2	2	1	0	2	0	2						
Frank Sullivan, R OBP: 0.174, SLG: 0.050 (3, PH)										0	0	0	0	0	0	0						
Flory Baker, L OBP: 0.211, SLG: 0.316 (4, 1)										1	0	0	0	0	0	1						
Hal Brown, R OBP: 0.256, SLG: 0.316 (4, 1)										0	0	0	0	0	0	0						
Charlie Maxwell, R OBP: 0.256, SLG: 0.316 (4, PH)										0	0	0	0	0	0	2						
Ellis Kinder, R OBP: 0.321, SLG: 0.231 (5, 1)										1	0	0	0	0	0	0						
Harry Agganis, L OBP: 0.327, SLG: 0.359 (6, PH)										1	0	1	0	0	0	0						
Sid Hudson, R OBP: 0.143, SLG: 0.143 (7, 1)										1	0	0	0	0	1	2						
Inning Stats	R: 0 E: 0 K: 0 S: 3	H: 0 LOB: 0 BB: 0 P: 3	R: 0 E: 0 K: 3 S: 10	H: 1 LOB: 1 BB: 0 P: 10	R: 2 E: 0 K: 1 S: 8	H: 3 LOB: 1 BB: 0 P: 8	R: 3 E: 0 K: 0 S: 6	H: 4 LOB: 2 BB: 2 P: 14	R: 0 E: 0 K: 1 S: 5	H: 0 LOB: 0 BB: 0 P: 5	R: 2 E: 0 K: 0 S: 5	H: 2 LOB: 2 BB: 2 P: 13	R: 0 E: 0 K: 1 S: 6	H: 1 LOB: 2 BB: 1 P: 10	R: 0 E: 0 K: 0 S: 3	H: 0 LOB: 1 BB: 1 P: 7	R: 0 E: 0 K: 0 S: 3	H: 1 LOB: 1 BB: 0 P: 3	1B: 10 2B: 2 3B: 0 HR: 0	SF: 1 SAC: 0 DP: 2 HBP: 0	WP: 1 PB: 0 SB: 0 CS: 0	PA: 43
PITCHER	IP WLS BF H R ER SO BB IBB HBP BLK WP HR S P ERA WHIP																					
Allie Reynolds, R ERA: 2.84 (1, 1)	3.2 20 8 5 5 4 2 0 0 0 0 0 0 26 34 12.27 2.727																					
Bob Grim, R ERA: 4.06 (4, 1)	2.1 13 3 2 2 1 3 0 0 0 0 0 0 12 24 7.71 2.571																					
Johnny Sain, R ERA: 2.02 (7, 1)	3.0 W 10 1 0 0 1 1 0 0 0 0 0 0 11 15 0.00 0.667																					



Batter	1	2	3	4	5	6	7	8	9	AB	R	H	RBI	BB	SO	LOB	TOP							
Spook Jacobs, R OBP: 0.347, SLG: 0.307 (1,4)	F7		FC		1B				BB	3	1	1	0	2	0	1								
Eddie Joost, R OBP: 0.400, SLG: 0.441 (1,5)	K		G6-4-3		1B				BB	4	0	1	2	1	1	4								
Lou Limmer, L OBP: 0.310, SLG: 0.390 (1,3)	1B		3-1		E6				BB	5	0	1	0	0	0	6								
Bill Renna, R OBP: 0.328, SLG: 0.442 (1,9)	F7			L7	4-3				BB	4	0	0	0	0	0	3								
Gus Zernial, R OBP: 0.337, SLG: 0.477 (1,7)	F7			K		6-3			BB	4	0	0	0	0	1	0								
Bill Wilson, R OBP: 0.342, SLG: 0.520 (1,8)	HR			K		K			BB	4	1	1	1	0	2	0								
Joe Demaestri, R OBP: 0.242, SLG: 0.268 (1,6)	F7				6-3	5-3			BB	4	0	0	0	0	0	0								
Billy Shantz, R OBP: 0.326, SLG: 0.394 (9, PH)	5-3				4-3				BB	3	0	1	0	0	0	0								
Don Bollweg, L OBP: 0.335, SLG: 0.310 (9, PH)									BB	1	1	1	0	0	0	0								
Bob Trice, R OBP: 0.372, SLG: 0.462 (1,1)									BB	2	1	1	0	1	0	1								
Elmer Valo, L OBP: 0.388, SLG: 0.393 (9, PH)									BB	0	0	0	1	0	0	0								
Inning Stats	R: 0 E: 0 K: 1 S: 6	H: 1 LOB: 1 BB: 0 P: 6	R: 1 E: 0 K: 0 S: 4	H: 1 LOB: 0 BB: 0 P: 4	R: 0 E: 0 K: 0 S: 4	H: 1 LOB: 1 BB: 0 P: 4	R: 0 E: 0 K: 2 S: 7	H: 0 LOB: 0 BB: 0 P: 7	R: 2 E: 1 K: 0 S: 6	H: 2 LOB: 2 BB: 1 P: 10	R: 0 E: 0 K: 1 S: 5	H: 0 LOB: 0 BB: 0 P: 5	R: 0 E: 0 K: 0 S: 4	H: 1 LOB: 2 BB: 1 P: 8	R: 0 E: 0 K: 0 S: 3	H: 0 LOB: 0 BB: 0 P: 3	R: 1 E: 0 K: 0 S: 4	H: 1 LOB: 2 BB: 2 P: 12	1B: 4 2B: 1 3B: 1 HR: 1	SF: 1 SAC: 0 DP: 1 HBP: 0	WP: 0 PB: 0 SB: 0 CS: 0	PA: 39		
PITCHER	IP	WLS	BF	H	R	ER	SO	BB	IBB	HBP	BLK	WP	HR	S	P	ERA	WHIP							
Tom Brewer, R ERA: 3.32 (1,1)	8.2	W	38	7	4	4	4	4	0	0	0	0	1	42	58	4.15	1.269							
Ellis Kinder, R ERA: 3.42 (9,1)	0.1	S	1	0	0	0	0	0	0	0	0	0	0	1	1	0.00	0.000							

Philadelphia Athletics @ Boston Red Sox
Fenway Park, Boston, MA
Fri Jul 02, 1954, 3:33 AM EDT
Att: 12,913 - Unknown

AB 34
R 4
H 7
RBI 4
BB 4
SO 4
LOB 15



Batter	1	2	3	4	5	6	7	8	9	AB	R	H	RBI	BB	SO	LOB	BOTTOM							
Mitt Bolling, R OBP: 0.339, SLG: 0.397 (1,6)	F2		1-3		1B		FC6-4	1-3		4	1	0	0	1	0	2								
Billy Goodman, L OBP: 0.353, SLG: 0.359 (1,3)	F7			2B	1B		F7			4	1	2	2	0	0	1								
Ted Williams, L OBP: 0.488, SLG: 0.581 (1,7)	1B			K	1B			2B	3B	3	1	2	1	1	1	1								
Jackie Jensen, R OBP: 0.322, SLG: 0.431 (1,9)	F8				F8			F8		4	0	1	1	0	0	3								
Karl Olson, R OBP: 0.371, SLG: 0.443 (1,8)	K			1-3		6-3		3B	2B	4	1	1	0	0	1	1								
Sammy White, R OBP: 0.316, SLG: 0.426 (1,2)	6-3			6-3		P6		3B	BB	3	1	0	0	1	0	1								
Ted Lepcio, R OBP: 0.363, SLG: 0.394 (1,4)	5-3				FC1-5	1B	P4	P6		4	0	1	0	0	0	3								
Grady Hatton, L OBP: 0.333, SLG: 0.296 (1,5)	F2				BB	FC1-5	1B	BB		3	2	1	3	1	0	0								
Tom Brewer, R OBP: 0.269, SLG: 0.320 (1,1)	1-3				FC1-5	1B		3B		4	1	2	1	0	0	2								
Ellis Kinder, R OBP: 0.231, SLG: 0.231 (9,1)							FC6-4	1B	3B	0	0	0	0	0	0	0								
Inning Stats	R: 0 E: 0 K: 0 S: 4	H: 1 LOB: 1 BB: 0 P: 4	R: 0 E: 0 K: 1 S: 5	H: 0 LOB: 0 BB: 0 P: 5	R: 0 E: 0 K: 0 S: 3	H: 0 LOB: 0 BB: 0 P: 3	R: 1 E: 0 K: 1 S: 7	H: 2 LOB: 1 BB: 0 P: 7	R: 3 E: 0 K: 0 S: 5	H: 3 LOB: 1 BB: 2 P: 13	R: 0 E: 0 K: 0 S: 3	H: 0 LOB: 0 BB: 0 P: 3	R: 0 E: 0 K: 0 S: 4	H: 1 LOB: 1 BB: 0 P: 4	R: 4 E: 0 K: 0 S: 6	H: 3 LOB: 1 BB: 2 P: 14	1B: 6 2B: 2 3B: 2 HR: 0	SF: 0 SAC: 0 DP: 0 HBP: 0	WP: 0 PB: 0 SB: 0 CS: 0	PA: 37				
PITCHER	IP	WLS	BF	H	R	ER	SO	BB	IBB	HBP	BLK	WP	HR	S	P	ERA	WHIP							
Bob Trice, R ERA: 5.09 (1,1)	8.0	L	37	10	8	8	2	4	0	0	0	0	0	37	53	9.00	1.750							

Philadelphia Athletics @ Boston Red Sox
Fenway Park, Boston, MA
Fri Jul 02, 1954, 3:33 AM EDT
Att: 12,913 - Unknown


AB 33
R 8
H 10
RBI 8
BB 4
SO 2
LOB 14



Batter	1	2	3	4	5	6	7	8	9	AB	R	H	RBI	BB	SO	LOB	TOP				
Spook Jacobs, R OBP: 0.345, SLG: 0.304 (1, 4)	6-3	SF9		F3				4-3		3	0	1	1	0	2						
Eddie Joest, R OBP: 0.422, SLG: 0.447 (1, 5)	1B	G4-6-3		1B	K			1B		4	1	2	2	1	1	4					
Lou Limmer, L OBP: 0.314, SLG: 0.390 (1, 3)	P3			1B				1B		5	0	2	0	0	0	1					
Bill Renna, R OBP: 0.333, SLG: 0.443 (1, 9)	1B			HR	1B			L3		4	1	2	1	1	0	2					
Gus Zernial, R OBP: 0.339, SLG: 0.489 (1, 7)	F7			HR	K			F9		5	1	2	2	0	1	4					
Bill Wilson, R OBP: 0.336, SLG: 0.500 (1, 8)		1B		F8	P4			K		4	1	0	0	0	2	3					
Joe Demaestri, R OBP: 0.241, SLG: 0.267 (1, 6)		1B		P6				5-3		5	1	1	0	0	1	0					
Joe Astroth, R OBP: 0.280, SLG: 0.188 (1, 2)		SF9		PB	P5			4-3		4	1	2	0	0	0	0					
Alex Kellner, R OBP: 0.175, SLG: 0.184 (1, 1)		G4-6-3		FC2				K		4	1	2	1	0	1	1					
Inning Stats	R: 0 E: 0 K: 0 S: 4	H: 1 LOB: 2 BB: 1 P: 8	R: 2 E: 0 K: 0 S: 5	H: 3 LOB: 1 BB: 0 P: 6	R: 2 E: 0 K: 0 S: 4	H: 1 LOB: 0 BB: 1 P: 8	R: 3 E: 1 K: 1 S: 10	H: 4 LOB: 2 BB: 0 P: 10	R: 0 E: 0 K: 1 S: 6	H: 1 LOB: 1 BB: 0 P: 6	R: 0 E: 0 K: 2 S: 7	H: 0 LOB: 0 BB: 0 P: 7	R: 0 E: 0 K: 0 S: 4	H: 2 LOB: 1 BB: 0 P: 4	R: 0 E: 0 K: 1 S: 5	H: 0 LOB: 0 BB: 0 P: 5	1B: 12 2B: 1 3B: 0 HR: 1	SF: 1 SAC: 0 DP: 2 HBP: 1	WP: 0 PB: 1 SB: 0 CS: 0	PA: 43	
PITCHER	IP	WLS	BF	H	R	ER	SO	BB	IBB	HBP	BLK	WP	HR	S	P	ERA	WHIP				
Tex Clevenger, R ERA: 5.82 (1, 1)	0.1		2	0	0	0	0	1	0	0	0	0	0	1	5	0.00	3.000				
Sid Hudson, R ERA: 4.54 (1, 1)	0.2	L	7	4	2	2	0	0	0	1	0	0	0	6	7	27.00	6.000				
Russ Kemmerer, R ERA: 6.75 (2, 1)	2.0		7	1	2	2	0	1	0	0	0	0	1	6	10	9.00	1.000				
Hal Brown, R ERA: 4.53 (4, 1)	4.0		20	6	3	2	5	1	0	0	0	0	0	29	33	4.50	1.750				
Frank Sullivan, R ERA: 3.39 (8, 1)	2.0		7	2	0	0	1	0	0	0	0	0	0	9	9	0.00	1.000				

Philadelphia Athletics @ Boston Red Sox
Fenway Park, Boston, MA
Sat Jul 03 1954, 3:33 AM EDT
Att: 7,232 - Unknown

AB 38
R 7
H 13
RBI 7
BB 3
SO 6
LOB 17



Batter	1	2	3	4	5	6	7	8	9	AB	R	H	RBI	BB	SO	LOB	BOTTOM					
Mitt Bolling, R OBP: 0.332, SLG: 0.388 (1, 6)	F9		L6-4		K			K	K	5	0	0	0	0	3	4						
Billy Goodman, L OBP: 0.347, SLG: 0.353 (1, 3)	F8		F8				1-3	K		4	0	0	0	0	1	2						
Ted Williams, L OBP: 0.496, SLG: 0.579 (1, 7)	6-3			WP						2	1	1	0	2	0	0						
Jackie Jensen, R OBP: 0.318, SLG: 0.424 (1, 9)		1-3		P4			F2	F8		4	0	0	0	0	0	3						
Karl Olson, R OBP: 0.367, SLG: 0.437 (1, 8)		K			1B		P3		5-3	4	0	1	1	0	1	1						
Sammy White, R OBP: 0.315, SLG: 0.427 (1, 2)		L7			K				L5	4	0	1	0	0	1	1						
Ted Lepcio, R OBP: 0.365, SLG: 0.396 (1, 4)					F8			L6		4	1	2	0	0	0	2						
Grady Hatton, L OBP: 0.339, SLG: 0.317 (1, 5)				L6-4					1B	3	1	1	1	1	1	1						
Tex Clevenger, R OBP: 0.278, SLG: 0.364 (1, 1)										0	0	0	0	0	0	0						
Sid Hudson, R OBP: 0.143, SLG: 0.140 (1, 1)										0	0	0	0	0	0	0						
Russ Kemmerer, R (2, 1)										0	0	0	0	0	0	0						
Billy Conzolo, R OBP: 0.265, SLG: 0.143 (3, PH)										0	0	0	0	1	0	0						
Hal Brown, R OBP: 0.305, SLG: 0.293 (4, 1)										1	0	0	0	0	0	0						
Don Lenhardt, R OBP: 0.305, SLG: 0.413 (7, PH)										0	0	0	0	0	1	0						
Frank Sullivan, R OBP: 0.175, SLG: 0.050 (8, 1)										1	0	0	0	0	0	0						
Del Wilber, R OBP: 0.083, SLG: 0.083 (9, PH)										1	0	1	0	0	0	0						
Inning Stats	R: 0 E: 0 K: 0 S: 3	H: 0 LOB: 0 BB: 0 P: 3	R: 0 E: 0 K: 1 S: 5	H: 0 LOB: 0 BB: 0 P: 5	R: 0 E: 0 K: 0 S: 3	H: 1 LOB: 2 BB: 2 P: 11	R: 1 E: 0 K: 1 S: 6	H: 1 LOB: 1 BB: 1 P: 10	R: 0 E: 0 K: 0 S: 5	H: 0 LOB: 0 BB: 0 P: 5	R: 0 E: 0 K: 0 S: 3	H: 0 LOB: 1 BB: 1 P: 7	R: 0 E: 0 K: 1 S: 6	H: 1 LOB: 1 BB: 0 P: 6	R: 0 E: 0 K: 2 S: 8	H: 1 LOB: 0 BB: 0 P: 8	R: 2 E: 0 K: 1 S: 8	H: 3 LOB: 1 BB: 0 P: 8	1B: 5 2B: 2 3B: 1 HR: 0	SF: 0 SAC: 0 DP: 1 HBP: 0	WP: 1 PB: 0 SB: 0 CS: 0	PA: 37
PITCHER	IP	WLS	BF	H	R	ER	SO	BB	IBB	HBP	BLK	WP	HR	S	P	ERA	WHIP					
Alex Kellner, L ERA: 3.72 (1, 1)	9.0	W	37	7	3	3	7	4	0	0	0	1	0	47	63	3.00	1.222					

Philadelphia Athletics @ Boston Red Sox
Fenway Park, Boston, MA
Sat Jul 03 1954, 3:33 AM EDT
Att: 7,232 - Unknown


AB 33
R 3
H 7
RBI 3
BB 4
SO 7
LOB 15



Batter	1	2	3	4	5	6	7	8	9	AB	R	H	RBI	BB	SO	LOB	TOP					
Spook Jacobs, R (1,4) OBP: 0.347, SLG: 0.307										4	0	2	0	0	0	1						
Eddie Joost, R (1,5) OBP: 0.417, SLG: 0.425										2	0	0	0	1	1	2						
Jim Finigan, R (7,PH) OBP: 0.385, SLG: 0.433										4	0	1	0	0	0	1						
Lou Limmer, L (1,3) OBP: 0.311, SLG: 0.385										3	0	1	0	1	1	0						
Bill Renna, R (1,9) OBP: 0.336, SLG: 0.441										4	0	0	0	0	1	3						
Gus Zernial, R (1,7) OBP: 0.333, SLG: 0.480										3	0	1	0	1	0	1						
Bill Wilson, R (1,8) OBP: 0.341, SLG: 0.495										4	0	1	0	0	1	4						
Joe Demaestri, R (1,6) OBP: 0.241, SLG: 0.266										1	0	0	0	0	0	1						
Billy Shantz, R (1,2) OBP: 0.324, SLG: 0.391										3	0	1	0	0	0	1						
Joe Astroth, R (2,2) OBP: 0.291, SLG: 0.193										1	0	0	0	0	1	1						
Al Sima, R (1,1) OBP: 0.100, SLG: 0.100										1	0	0	0	0	1	1						
Sonny Dixon, S (3,1) OBP: 0.091, SLG: 0.182										1	0	1	0	0	0	0						
Pete Suder, R (7,PH) OBP: 0.258, SLG: 0.300										1	0	0	0	0	1	1						
Hal Raether, R (7,1) OBP: 0.258, SLG: 0.300										0	0	0	0	0	0	0						
Jim Robertson, R (9,PH) OBP: 0.162, SLG: 0.162										1	0	0	0	0	1	1						
Inning Stats	R: 0 E: 0 K: 0 S: 5	H: 3 LOB: 2 BB: 0 P: 5	R: 0 E: 0 K: 1 S: 5	H: 0 LOB: 1 BB: 1 P: 9	R: 0 E: 0 K: 0 S: 2	H: 0 LOB: 0 BB: 1 P: 6	R: 0 E: 0 K: 1 S: 6	H: 1 LOB: 1 BB: 0 P: 6	R: 0 E: 0 K: 1 S: 6	H: 1 LOB: 1 BB: 0 P: 6	R: 0 E: 1 K: 1 S: 6	H: 0 LOB: 2 BB: 1 P: 10	R: 0 E: 0 K: 1 S: 4	H: 2 LOB: 1 BB: 0 P: 4	R: 0 E: 0 K: 1 S: 5	H: 0 LOB: 0 BB: 0 P: 5	R: 0 E: 0 K: 0 S: 4	H: 1 LOB: 1 BB: 0 P: 4	1B: 7 2B: 1 3B: 0 HR: 0	SF: 0 SAC: 0 DP: 3 HBP: 0	WP: 0 PB: 0 SB: 0 CS: 0	PA: 36
PITCHER Leo Kiely, L (1,1) ERA: 3.49	IP: 9.0 WLS: W BF: 36 H: 8 R: 0 ER: 0 SO: 5 BB: 3 IBB: 0 HBP: 0 BLK: 0 WP: 0 HR: 0 S: 43 P: 55 ERA: 0.00 WHIP: 1.222															PITCHER	IP: 9.0 WLS: W BF: 36 H: 8 R: 0 ER: 0 SO: 5 BB: 3 IBB: 0 HBP: 0 BLK: 0 WP: 0 HR: 0 S: 43 P: 55 ERA: 0.00 WHIP: 1.222					

Philadelphia Athletics @ Boston Red Sox
Fenway Park, Boston, MA
Sun Jul 04 1954, 3:33 AM EDT
Att: 13,861 - Unknown

AB 33
R 0
H 8
RBI 0
BB 3
SO 5
LOB 18



Batter	1	2	3	4	5	6	7	8	9	AB	R	H	RBI	BB	SO	LOB	BOTTOM			
Mitt Bolling, R (1,6) OBP: 0.342, SLG: 0.396										3	1	2	1	2	0	2				
Billy Goodman, L (1,3) OBP: 0.352, SLG: 0.358										5	1	3	1	0	0	3				
Ted Williams, L (1,7) OBP: 0.492, SLG: 0.566										4	2	1	0	1	0	4				
Jackie Jensen, R (1,9) OBP: 0.324, SLG: 0.432										2	2	2	1	1	0	0				
Jim Piersall, R (4,PR) OBP: 0.313, SLG: 0.345										2	0	0	0	0	0	2				
Karl Olson, R (1,8) OBP: 0.361, SLG: 0.427										5	0	1	1	0	1	3				
Sammy White, R (1,2) OBP: 0.318, SLG: 0.440										4	1	2	3	0	0	0				
Ted Lepcio, R (1,4) OBP: 0.368, SLG: 0.398										4	1	2	0	0	0	2				
Grady Hatton, L (1,5) OBP: 0.351, SLG: 0.327										3	0	2	0	1	0	0				
Leo Kiely, L (1,1) OBP: 0.111, SLG: 0.115										3	0	0	0	1	1	3				
Inning Stats	R: 2 E: 0 K: 0 S: 6	H: 4 LOB: 2 BB: 1 P: 10	R: 1 E: 0 K: 1 S: 7	H: 3 LOB: 0 BB: 0 P: 7	R: 2 E: 0 K: 0 S: 5	H: 2 LOB: 0 BB: 0 P: 5	R: 2 E: 1 K: 0 S: 5	H: 2 LOB: 1 BB: 1 P: 9	R: 0 E: 0 K: 0 S: 5	H: 2 LOB: 2 BB: 0 P: 5	R: 0 E: 0 K: 1 S: 6	H: 1 LOB: 0 BB: 0 P: 6	R: 1 E: 0 K: 0 S: 3	H: 1 LOB: 2 BB: 3 P: 15	R: 0 E: 0 K: 0 S: 2	H: 0 LOB: 0 BB: 1 P: 6	1B: 12 2B: 2 3B: 0 HR: 1	SF: 0 SAC: 0 DP: 2 HBP: 0	WP: 0 PB: 0 SB: 0 CS: 1	PA: 41
PITCHER Al Sima, L (1,1) ERA: 3.64	IP: 2.1 WLS: L BF: 15 H: 9 R: 5 ER: 3 SO: 1 BB: 1 IBB: 0 HBP: 0 BLK: 1 WP: 0 HR: 1 S: 16 P: 20 ERA: 19.29 WHIP: 4.286															PITCHER	IP: 2.1 WLS: L BF: 15 H: 9 R: 5 ER: 3 SO: 1 BB: 1 IBB: 0 HBP: 0 BLK: 1 WP: 0 HR: 1 S: 16 P: 20 ERA: 19.29 WHIP: 4.286			
PITCHER Sonny Dixon, R (3,1) ERA: 3.29	IP: 3.2 WLS: W BF: 17 H: 5 R: 2 ER: 1 SO: 1 BB: 0 IBB: 0 HBP: 0 BLK: 0 WP: 0 HR: 0 S: 18 P: 22 ERA: 2.46 WHIP: 1.636															PITCHER	IP: 3.2 WLS: W BF: 17 H: 5 R: 2 ER: 1 SO: 1 BB: 0 IBB: 0 HBP: 0 BLK: 0 WP: 0 HR: 0 S: 18 P: 22 ERA: 2.46 WHIP: 1.636			
PITCHER Hal Raether, R (7,1) ERA: 4.5	IP: 2.0 WLS: W BF: 9 H: 1 R: 1 ER: 1 SO: 0 BB: 4 IBB: 0 HBP: 0 BLK: 1 WP: 0 HR: 0 S: 5 P: 21 ERA: 4.50 WHIP: 2.500															PITCHER	IP: 2.0 WLS: W BF: 9 H: 1 R: 1 ER: 1 SO: 0 BB: 4 IBB: 0 HBP: 0 BLK: 1 WP: 0 HR: 0 S: 5 P: 21 ERA: 4.50 WHIP: 2.500			


Philadelphia Athletics @ Boston Red Sox
Fenway Park, Boston, MA
Sun Jul 04 1954, 3:33 AM EDT
Att: 13,861 - Unknown


AB 35
R 8
H 15
RBI 7
BB 6
SO 2
LOB 19



Batter	1	2	3	4	5	6	7	8	9	AB	R	H	RBI	BB	SO	LOB	TOP			
Mitt Bolling, R OBP: 0.336, SLG: 0.382 (1, 6)	F8		F7		G3			G3		4	0	0	0	0	0	0	Boston Red Sox @ Washington Senators Griffith Stadium, Washington, DC Mon Jul 05 1954, 3:38 AM EDT Att. 14,514 - Cloudy			
Billy Goodman, L OBP: 0.344, SLG: 0.346 (1, 3)	BB		P6			P4		F8		3	0	0	0	1	0	0				
Ted Williams, L OBP: 0.504, SLG: 0.577 (1, 7)	K		4-3			1B BB		4-3		3	0	0	0	1	1	1				
Jackie Jensen, R OBP: 0.327, SLG: 0.442 (1, 9)	F8			K		1B BB			6-3	4	0	1	0	0	1	1				
Karl Olson, R OBP: 0.357, SLG: 0.425 (1, 8)		F7				P3			6-3	4	0	1	0	0	0	2				
Sammy White, R OBP: 0.321, SLG: 0.437 (1, 2)		P6		1B		F7				4	0	1	0	0	0	3				
Ted Lepcio, R OBP: 0.373, SLG: 0.437 (1, 4)		HR		F8			P5		L7	4	1	1	1	0	0	2				
Billy Consono, R OBP: 0.230, SLG: 0.149 (1, 5)		1B			L4		F7			3	0	1	0	0	0	0				
Bill Henry, L OBP: 0.200, SLG: 0.125 (1, 1)										2	0	0	0	0	0	2		1		
Ellis Kinder, R OBP: 0.231, SLG: 0.231 (5, 1)										0	0	0	0	0	0	0		0		
Jim Piersall, R OBP: 0.310, SLG: 0.342 (7, PH)										1	0	0	0	0	0	0	0			
Hal Brown, R OBP: 0.231, SLG: 0.091 (7, 1)										0	0	0	0	0	0	0	0			
Inning Stats	R: 0 E: 0 K: 1 S: 5	H: 0 LOB: 1 BB: 1 P: 9	R: 1 E: 0 K: 1 S: 7	H: 2 LOB: 1 BB: 0 P: 7	R: 0 E: 0 K: 0 S: 3	H: 0 LOB: 0 BB: 0 P: 3	R: 0 E: 0 K: 1 S: 6	H: 1 LOB: 1 BB: 0 P: 6	R: 0 E: 0 K: 1 S: 5	H: 0 LOB: 0 BB: 0 P: 5	R: 0 E: 0 K: 0 S: 4	H: 1 LOB: 2 BB: 1 P: 8	R: 0 E: 0 K: 0 S: 3	H: 0 LOB: 0 BB: 0 P: 3	R: 0 E: 0 K: 0 S: 4	H: 1 LOB: 1 BB: 0 P: 4	1B: 4 2B: 0 3B: 0 HR: 1	SF: 0 SAC: 0 DP: 0 HBP: 0	WP: 0 PB: 0 SB: 0 CS: 0	PA: 34
PITCHER Chuck Stobbs, L ERA: 4.96 (1, 1)	IP: 9.0 WLS: W BF: 34 H: 5 R: 1 ER: 1 SO: 4 BB: 2 IBB: 0 HBP: 0 BLK: 0 WP: 0 HR: 1 S: 40 P: 48 ERA: 1.00 WHIP: 0.778																			

Batter	1	2	3	4	5	6	7	8	9	AB	R	H	RBI	BB	SO	LOB	BOTTOM			
Eddie Yost, R OBP: 0.399, SLG: 0.372 (1, 5)	G6-4-3 1B		SH1-3 BB		1B HR 1B	F7		SH2-3 1B		4	1	3	0	1	0	1	Boston Red Sox @ Washington Senators Griffith Stadium, Washington, DC Mon Jul 05 1954, 3:38 AM EDT Att. 14,514 - Cloudy			
Wayne Terwilliger, R OBP: 0.269, SLG: 0.275 (1, 4)	G6-4-3 1-2		SH1-3		1B HR 1B	6-3		SH2-3		3	1	1	0	0	0	2				
Mickey Vernon, L OBP: 0.365, SLG: 0.565 (1, 3)	F9		P4		1B HR 1B		E9 2B	P4		5	2	2	1	0	0	2				
Roy Sievers, R OBP: 0.330, SLG: 0.429 (1, 7)		E6 5-3 1B	F9		1B HR 1B	4-3		P4		5	1	1	4	0	0	2				
Jim Busby, R OBP: 0.340, SLG: 0.441 (1, 8)		5-3 1B		5-3	6-3		F9			4	0	1	0	0	0	0				
Pete Runnels, L OBP: 0.369, SLG: 0.411 (1, 6)		F5		1B	F9		1B 3B			4	1	2	0	0	0	2				
Tom Umphlett, R OBP: 0.269, SLG: 0.283 (1, 9)		5-3		F9	F8		HBP 1B			4	0	1	1	0	0	3				
Joe Tipton, R OBP: 0.348, SLG: 0.301 (1, 2)				F7		SH1-4 BB	1-2 HBP			1	0	0	0	2	0	1				
Chuck Stobbs, L OBP: 0.182, SLG: 0.227 (1, 1)		G3			1B 1B 1B	SH1-4	F8			3	1	1	0	0	0	5				
Inning Stats	R: 0 E: 0 K: 0 S: 3	H: 1 LOB: 0 BB: 0 P: 3	R: 0 E: 0 K: 0 S: 5	H: 1 LOB: 3 BB: 1 P: 9	R: 0 E: 0 K: 0 S: 3	H: 0 LOB: 1 BB: 1 P: 7	R: 0 E: 0 K: 0 S: 4	H: 1 LOB: 0 BB: 0 P: 4	R: 5 E: 0 K: 0 S: 8	H: 5 LOB: 0 BB: 0 P: 8	R: 0 E: 0 K: 0 S: 3	H: 0 LOB: 1 BB: 1 P: 7	R: 2 E: 1 K: 0 S: 6	H: 3 LOB: 2 BB: 0 P: 7	R: 0 E: 1 K: 0 S: 4	H: 1 LOB: 1 BB: 0 P: 4		1B: 9 2B: 1 3B: 1 HR: 1	SF: 0 SAC: 3 DP: 1 HBP: 1	WP: 0 PB: 0 SB: 0 CS: 0
PITCHER Bill Henry, L ERA: 4.84 (1, 1)	IP: 4.0 WLS: L BF: 21 H: 7 R: 4 ER: 4 SO: 4 BB: 1 IBB: 1 HBP: 0 BLK: 0 WP: 0 HR: 0 S: 19 P: 27 ERA: 9.00 WHIP: 2.000																			
Ellis Kinder, R ERA: 3.47 (5, 1)	IP: 2.0 WLS: L BF: 8 H: 1 R: 1 ER: 1 SO: 0 BB: 0 IBB: 0 HBP: 0 BLK: 0 WP: 0 HR: 1 S: 7 P: 11 ERA: 4.50 WHIP: 1.000																			
Hal Brown, R ERA: 4.7 (7, 1)	IP: 2.0 WLS: L BF: 11 H: 4 R: 2 ER: 2 SO: 0 BB: 0 IBB: 0 HBP: 1 BLK: 0 WP: 0 HR: 0 S: 10 P: 11 ERA: 9.00 WHIP: 2.000																			

Batter	1	2	3	4	5	6	7	8	9	AB	R	H	RBI	BB	SO	LOB	TOP								
Mitt Bolling, R OBP: 0.333, SLG: 0.375 (1, 6)	F7		SH SF9 BB	FC6-4			F7		5-3	4	1	0	0	1	0	2	Boston Red Sox @ New York Yankees Yankee Stadium, Bronx, NY Tue Jul 06 1954, 3:33 AM EDT Att: 26,253 - Unknown - 76 F livebaseballscorecards.com AB 32 R 1 H 7 RBI 1 BB 4 SO 7 LOB 18 								
Billy Goodman, L OBP: 0.347, SLG: 0.359 (1, 3) Harry Agganis, L OBP: 0.325, SLG: 0.397 (9, PH)	3B		SH		F7				3-1	3	0	2	0	0	0	0									
Ted Williams, L OBP: 0.497, SLG: 0.566 (1, 7)	G6-4-3 BB		SF9		6-3		K			2	0	0	1	1	1	1									
Jackie Jensen, R OBP: 0.326, SLG: 0.440 (1, 9)	G6-4-3		P4		P6					4	0	1	0	0	0	3									
Karl Olson, R OBP: 0.354, SLG: 0.420 (1, 8)			5-3				F8		F8	4	0	1	0	0	0	2									
Sammy White, R OBP: 0.320, SLG: 0.434 (1, 2)	F7				FC4-6 1B		5-3		K	4	0	1	0	0	1	2									
Ted Lepcio, R OBP: 0.375, SLG: 0.438 (1, 4)	FC4-6 BB		K		K					4	0	2	0	0	1	2									
Grady Hatton, L OBP: 0.362, SLG: 0.330 (8, PH) Don Lenhardt, R OBP: 0.301, SLG: 0.408 (8, PH) Billy Consolo, R OBP: 0.230, SLG: 0.149 (8, 5)			FC4-6 BB		FC4-6 BB		K		P4	2	0	0	0	1	1	2									
Frank Sullivan, R OBP: 0.192, SLG: 0.045 (1, 1) Charlie Maxwell, L OBP: 0.306, SLG: 0.276 (9, PH)	K				FC6-4 BB		K		K	2	0	0	0	1	2	2									
										1	0	0	0	0	1	0									
Inning Stats	R: 0 E: 0 K: 0 S: 3	H: 1 LOB: 1 BB: 1 P: 7	R: 0 E: 0 K: 1 S: 6	H: 1 LOB: 2 BB: 1 P: 10	R: 1 E: 1 K: 0 S: 4	H: 0 LOB: 1 BB: 1 P: 8	R: 0 E: 0 K: 1 S: 6	H: 1 LOB: 2 BB: 1 P: 10	R: 0 E: 0 K: 0 S: 3	H: 0 LOB: 0 BB: 0 P: 3	R: 0 E: 0 K: 1 S: 6	H: 1 LOB: 1 BB: 0 P: 6	R: 0 E: 0 K: 2 S: 8	H: 1 LOB: 1 BB: 0 P: 8	R: 0 E: 0 K: 1 S: 7	H: 2 LOB: 2 BB: 0 P: 7		R: 0 E: 0 K: 1 S: 5	H: 0 LOB: 0 BB: 0 P: 5	1B: 6 2B: 0 3B: 1 HR: 0	SF: 1 SAC: 1 DP: 1 HBP: 0	WP: 0 PB: 0 SB: 1 CS: 0	PA: 38		
PITCHER	IP	WLS	BF	H	R	ER	SO	BB	IBB	HBP	BLK	WP	HR	S	P	ERA		WHIP							
Whitey Ford, L ERA: 3.47 (1, 1)	8.0	W	35	7	1	0	6	4	0	0	0	0	0	43	59	0.00	1.375								
Johnny Sain, R ERA: 1.95 (9, 1)	1.0	S	3	0	0	0	1	0	0	0	0	0	0	5	5	0.00	0.000								

Batter	1	2	3	4	5	6	7	8	9	AB	R	H	RBI	BB	SO	LOB	BOTTOM								
Gil McDougald, R OBP: 0.354, SLG: 0.376 (1, 4)					F2					2	0	1	0	2	0	0	Boston Red Sox @ New York Yankees Yankee Stadium, Bronx, NY Tue Jul 06 1954, 3:33 AM EDT Att: 26,253 - Unknown - 76 F livebaseballscorecards.com AB 31 R 4 H 8 RBI 4 BB 3 SO 3 LOB 13 								
Joe Collins, L OBP: 0.397, SLG: 0.497 (1, 3)	BB		1B		K		4-3			4	1	1	1	0	1	3									
Mickey Mantle, S OBP: 0.398, SLG: 0.585 (1, 8)	F8				HR					4	0	1	0	0	1	1									
Yogi Berra, L OBP: 0.343, SLG: 0.473 (1, 2)	P5				F7					4	0	1	0	0	1	1									
										4	1	1	0	0	0	2									
Irv Noren, L OBP: 0.391, SLG: 0.483 (1, 9)					1B		4-3			4	1	2	1	0	0	0									
										4	1	2	1	0	0	0									
Gene Woodling, L OBP: 0.381, SLG: 0.373 (1, 7)	P5				1B		4-3			3	0	1	1	1	0	0									
										3	0	1	1	1	0	0									
Andy Carey, R OBP: 0.326, SLG: 0.478 (1, 5)	F8				BB		3-1			4	1	1	1	0	0	4									
										4	1	1	1	0	0	4									
Phil Rizzuto, R OBP: 0.316, SLG: 0.274 (1, 6) Willy Miranda, S OBP: 0.381, SLG: 0.353 (8, 6)	5-3				F9					3	0	0	0	0	0	3									
										0	0	0	0	0	0	0									
Whitey Ford, L OBP: 0.250, SLG: 0.192 (1, 1) Johnny Sain, R OBP: 0.500, SLG: 0.375 (9, 1)					1-3					3	0	0	0	0	1	0									
										0	0	0	0	0	0	0									
Inning Stats	R: 0 E: 0 K: 0 S: 3	H: 0 LOB: 1 BB: 1 P: 7	R: 0 E: 0 K: 0 S: 3	H: 0 LOB: 0 BB: 0 P: 3	R: 0 E: 0 K: 2 S: 8	H: 1 LOB: 1 BB: 0 P: 8	R: 0 E: 0 K: 0 S: 5	H: 2 LOB: 3 BB: 1 P: 9	R: 1 E: 0 K: 0 S: 4	H: 1 LOB: 0 BB: 0 P: 4	R: 0 E: 0 K: 0 S: 3	H: 0 LOB: 0 BB: 0 P: 3	R: 1 E: 0 K: 0 S: 4	H: 1 LOB: 1 BB: 1 P: 8	R: 2 E: 0 K: 1 S: 7	H: 3 LOB: 0 BB: 0 P: 7	R: 0 E: 0 K: 1 S: 5	H: 0 LOB: 0 BB: 0 P: 5	1B: 5 2B: 0 3B: 1 HR: 2	SF: 0 SAC: 0 DP: 0 HBP: 0	WP: 0 PB: 0 SB: 1 CS: 1	PA: 34			
PITCHER	IP	WLS	BF	H	R	ER	SO	BB	IBB	HBP	BLK	WP	HR	S	P	ERA	WHIP								
Frank Sullivan, R ERA: 3.48 (1, 1)	8.0	L	34	8	4	4	3	3	0	0	0	0	2	37	49	4.50	1.375								

Batter	1	2	3	4	5	6	7	8	9	AB	R	H	RBI	BB	SO	LOB	TOP	
Mitt Bolling, R OBP: 0.340, SLG: 0.379										4	2	2	0	1	0	1	Boston Red Sox @ New York Yankees Yankee Stadium, Bronx, NY Wed Jul 07 1954, 3:33 AM EDT Att. 12,910 - Cloudy	
Harry Agganis, L OBP: 0.324, SLG: 0.408										4	1	1	2	0	1	2		
Ted Williams, L OBP: 0.596, SLG: 0.596 Charlie Maxwell, L OBP: 0.276, SLG: 0.276										3	1	2	2	1	0	0		
Jackie Jensen, R OBP: 0.325, SLG: 0.435										3	0	0	0	1	0	1		
Karl Olson, R OBP: 0.351, SLG: 0.415										4	1	1	0	0	0	2		
Sammy White, R OBP: 0.324, SLG: 0.434 Mickey Owen, R OBP: 0.333, SLG: 0.259										2	0	1	1	1	0	0		
Ted Lepcio, R OBP: 0.373, SLG: 0.435										4	1	1	0	0	1	3		
Grady Hatton, L OBP: 0.366, SLG: 0.363										4	2	2	1	0	0	0		
Tom Brewer, R OBP: 0.259, SLG: 0.308 Bill Henry, L OBP: 0.200, SLG: 0.125 Russ Kemmerer, R OBP: 0.200, SLG: 0.300 Floyd Baker, L OBP: 0.250, SLG: 0.250										1	0	0	0	0	1	0		
Inning Stats	R: 3 E: 0 K: 2 S: 11	H: 4 LOB: 1 BB: 0 P: 11	R: 1 E: 0 K: 1 S: 6	H: 1 LOB: 0 BB: 0 P: 6	R: 0 E: 0 K: 0 S: 2	H: 0 LOB: 2 BB: 3 P: 14	R: 2 E: 0 K: 0 S: 5	H: 2 LOB: 1 BB: 1 P: 9	R: 0 E: 0 K: 0 S: 3	H: 0 LOB: 0 BB: 0 P: 3	R: 0 E: 0 K: 0 S: 4	H: 1 LOB: 1 BB: 0 P: 4	R: 0 E: 0 K: 0 S: 3	H: 0 LOB: 0 BB: 0 P: 3	R: 3 E: 0 K: 0 S: 4	H: 4 LOB: 1 BB: 0 P: 4		WP: 1 PA: 37 1B: 8 2B: 1 3B: 0 HR: 3 SF: 0 SAC: 0 DP: 1 HBP: 0
PITCHER	IP WLS BF H R ER SO BB IBB HBP BLK WP HR S P ERA WHIP																	
Allie Reynolds, R ERA: 3.23	3.2		21	7	6	6	3	4	0	0	0	0	1	3	23	39	14.73	3.000
Marlin Stuart, R ERA: 4.75	4.1	W	15	5	3	3	0	0	0	0	0	0	0	0	15	15	8.10	1.500
Tom Gorman, R ERA: 1.57	8.1		1	0	0	0	0	0	0	0	0	0	0	0	0	0	∞	∞

Batter	1	2	3	4	5	6	7	8	9	AB	R	H	RBI	BB	SO	LOB	BOTTOM	
Gil McDougald, R OBP: 0.359, SLG: 0.379										3	2	2	1	1	0	0	Boston Red Sox @ New York Yankees Yankee Stadium, Bronx, NY Wed Jul 07 1954, 3:33 AM EDT Att. 12,910 - Cloudy	
Joe Collins, L OBP: 0.397, SLG: 0.513										5	2	2	2	0	0	2		
Mickey Mantle, S OBP: 0.404, SLG: 0.599 Hank Bauer, R OBP: 0.383, SLG: 0.471										4	4	3	2	1	0	0		
Yogi Berra, L OBP: 0.346, SLG: 0.490										4	3	2	5	1	0	0		
Irv Noren, L OBP: 0.401, SLG: 0.514										5	3	4	3	0	1	0		
Gene Woodling, L OBP: 0.381, SLG: 0.383										5	1	2	0	0	0	2		
Andy Carey, R OBP: 0.331, SLG: 0.479										4	1	2	2	0	0	1		
Phil Rizzuto, R OBP: 0.317, SLG: 0.275 Eddie Robinson, L OBP: 0.314, SLG: 0.300 Willy Miranda, S OBP: 0.381, SLG: 0.353										3	1	1	1	0	1	0		
Allie Reynolds, R OBP: 0.216, SLG: 0.222 Marlin Stuart, L OBP: 0.216, SLG: 0.222 Tom Gorman, R ERA: 5.82										1	0	0	0	0	0	0		
Inning Stats	R: 1 E: 0 K: 0 S: 4	H: 1 LOB: 0 BB: 0 P: 4	R: 8 E: 0 K: 0 S: 10	H: 7 LOB: 1 BB: 2 P: 18	R: 0 E: 0 K: 0 S: 4	H: 1 LOB: 1 BB: 0 P: 4	R: 0 E: 0 K: 1 S: 5	H: 0 LOB: 0 BB: 0 P: 5	R: 5 E: 0 K: 1 S: 11	H: 6 LOB: 1 BB: 0 P: 11	R: 3 E: 0 K: 1 S: 7	H: 2 LOB: 0 BB: 1 P: 11	R: 0 E: 0 K: 0 S: 0	H: 0 LOB: 0 BB: 0 P: 0	R: 0 E: 0 K: 0 S: 0	H: 0 LOB: 0 BB: 0 P: 0		WP: 1 PA: 42 1B: 11 2B: 0 3B: 4 HR: 3 SF: 0 SAC: 2 DP: 0 HBP: 0
PITCHER	IP WLS BF H R ER SO BB IBB HBP BLK WP HR S P ERA WHIP																	
Tom Brewer, R ERA: 3.99	1.2	L	12	6	7	7	0	1	0	0	0	0	1	0	2	6	∞	∞
Bill Henry, L ERA: 5.06	0.0		3	2	2	2	0	1	0	0	0	0	0	0	2	6	∞	∞
Russ Kemmerer, R ERA: 4.5	3.1		12	2	0	0	1	0	0	0	0	0	0	0	14	14	0.00	0.600
Hal Brown, R ERA: 5.82	2.0		15	8	8	8	2	1	0	0	0	0	0	1	18	22	36.00	4.500

Batter	1	2	3	4	5	6	7	8	9	AB	R	H	RBI	BB	SO	LOB	TOP
Mitt Bolling, R OBP: 0.348, SLG: 0.383 (1, 6)	0-0 SH5-3 2B 1B	4-0 G3 BB		4-0 BB BB		0-3 K		0-0 G5-3 BB 1B		3	1	2	0	2	1	1	
Billy Goodman, L OBP: 0.350, SLG: 0.356 (1, 3)	0-0 SH5-3 1-2	0-0 G3 1-2		4-0 BB 1-2 2-3		1-0 BB HBP		0-3 K		2	0	0	0	1	1	3	
Ted Williams, L OBP: 0.507, SLG: 0.586 (1, 7)	4-0 2B SF7 BB	0-0 6-3		0-0 L9		4-0 FC6-4 BB 1-2 2-3		4-0 BB 1-2 2-3		2	1	0	0	3	0	4	
Sammy White, R OBP: 0.325, SLG: 0.438 Mickey Owen, R OBP: 0.333, SLG: 0.300 (1, 2) (3, 2)	0-0 1-3 2H 2B		0-0 1-3		0-0 2B	0-0 FC6-4 1-2		0-0 G5-3 2-3f		2	0	1	1	0	0	0	
Jackie Jensen, R OBP: 0.326, SLG: 0.430 (1, 8)	4-0 IBB		4-0 G5-4-3 BB		0-0 P4		0-0 E6		0-3 K	3	0	0	0	2	1	1	
Ted Lepcio, R OBP: 0.366, SLG: 0.427 (1, 4)	0-0 SF7		0-0 G5-4-3 1-2f		0-0 6-3		0-3 K		0-3 K	4	0	0	1	0	2	3	
Grady Hatton, L OBP: 0.361, SLG: 0.350 (1, 5)	0-0 P5			0-0 F7	0-0 P4		0-0 L5		1-0 HBP	4	0	0	0	0	0	4	
Jim Piersall, R OBP: 0.312, SLG: 0.348 (1, 9)		0-3 K		0-0 BB BB 1B		0-0 BB 2B		0-0 6-3		5	0	2	0	0	1	2	
Leo Kiely, L OBP: 0.136, SLG: 0.260 Russ Kemmerer, R OBP: 0.346, SLG: 0.269 Karl Olson, R OBP: 0.346, SLG: 0.413 Hal Brown, R OBP: 0.346, SLG: 0.413 Don Lenhardt, R OBP: 0.346, SLG: 0.413 Bill Henry, L OBP: 0.346, SLG: 0.413 (1, 1) (5, 1) (6, Ph) (6, Ph) (8, Ph) (8, Ph)		0-0 HR		0-3 K		0-0 6-3		0-0 BB 1B		2	1	1	1	0	1	1	
Inning Stats	R: 2 E: 0 K: 0 S: 5	H: 2 LOB: 2 BB: 2 P: 13	R: 1 E: 0 K: 1 S: 6	H: 1 LOB: 1 BB: 1 P: 10	R: 0 E: 0 K: 0 S: 2	H: 0 LOB: 0 BB: 1 P: 6	R: 0 E: 0 K: 1 S: 6	H: 1 LOB: 3 BB: 1 P: 11	R: 0 E: 1 K: 1 S: 6	H: 0 LOB: 1 BB: 0 P: 6	R: 0 E: 0 K: 2 S: 7	H: 0 LOB: 1 BB: 0 P: 8	1B: 4 2B: 3 3B: 0 HR: 1	SF: 1 SAC: 1 DP: 2 HBP: 2	WP: 0 PB: 0 SB: 0 CS: 0	PA: 44	
PITCHER Alex Kellner, L ERA: 3.67 (1, 1)	IP: 9.0 WLS: W BF: 44 H: 8 R: 3 ER: 3 SO: 7 BB: 7 IBB: 1 HBP: 2 BLK: 0 WP: 0 HR: 1 S: 48 P: 82 ERA: 3.00 WHIP: 1.667																

Boston Red Sox @ Philadelphia Athletics
 Connie Mack Stadium, Philadelphia, PA
 Fri Jul 09 1954, 3:33 AM EDT
 Att: 5,625 - Unknown

AB 32
 R 3
 H 8
 RBI 3
 BB 8
 SO 7
 LOB 26



Batter	1	2	3	4	5	6	7	8	9	AB	R	H	RBI	BB	SO	LOB	BOTTOM
Spook Jacobs, R OBP: 0.348, SLG: 0.309 (1, 4)	0-0 4-3		0-0 B1	0-0 L8		0-0 6-3		0-0 5-3		5	0	0	0	0	0	1	
Joe Demaestri, R OBP: 0.241, SLG: 0.285 (1, 6)	4-0 G3-6-3 BB		0-0 HR		0-0 HR	0-3 K		0-0 5-3		4	2	2	2	1	1	0	
Jim Finigan, R OBP: 0.380, SLG: 0.415 (1, 5)	0-0 G3-6-3 1-2f		4-0 HR BB		0-0 P6		4-0 2B BB			2	2	0	0	2	0	1	
Bill Renna, R OBP: 0.331, SLG: 0.439 (1, 9)		0-0 L7	0-0 1-H HR		0-0 1-3 BB 1B		0-0 L8			4	1	2	2	0	0	1	
Gus Zernial, R OBP: 0.343, SLG: 0.488 (1, 7)		0-0 P3	0-3 K		4-0 1-3 BB		0-0 1-H IHR 2B			3	1	1	1	1	1	0	
Bill Wilson, R OBP: 0.366, SLG: 0.545 (1, 8)		0-0 E 1B E 1B	0-0 P4		0-0 1-3		0-0 2H IHR			4	2	2	2	0	0	2	
Vic Power, R OBP: 0.280, SLG: 0.319 (1, 3)		0-0 E5 E 1B		4-0 SH2-3 BB	4-0 BB		0-3 K			2	1	1	0	2	1	0	
Joe Astroth, R OBP: 0.262, SLG: 0.181 (1, 2)		0-0 E4 2H 3H 1B		0-3 K	0-0 L8		0-0 F7			4	0	1	2	0	1	4	
Alex Kellner, R OBP: 0.163, SLG: 0.171 (1, 1)		0-3 K		0-0 SH2-3 1-2		0-0 5-3		0-0 6-3		3	0	0	0	0	1	1	
Inning Stats	R: 0 E: 0 K: 0 S: 2	H: 0 LOB: 0 BB: 1 P: 6	R: 2 E: 2 K: 1 S: 8	H: 3 LOB: 1 BB: 0 P: 8	R: 3 E: 0 K: 1 S: 7	H: 2 LOB: 0 BB: 1 P: 11	R: 0 E: 0 K: 1 S: 5	H: 0 LOB: 3 BB: 2 P: 13	R: 3 E: 0 K: 1 S: 7	H: 2 LOB: 0 BB: 1 P: 11	R: 0 E: 0 K: 0 S: 3	H: 0 LOB: 0 BB: 0 P: 3	1B: 4 2B: 1 3B: 0 HR: 4	SF: 0 SAC: 1 DP: 1 HBP: 0	WP: 0 PB: 0 SB: 0 CS: 0	PA: 38	
PITCHER Leo Kiely, L ERA: 3.91 Russ Kemmerer, R ERA: 4.22 Hal Brown, R ERA: 6.09 Bill Henry, L ERA: 5.0 (1, 1) (5, 1) (6, 1) (8, 1)	IP: 4.1 WLS: L BF: 23 H: 7 R: 6 ER: 5 SO: 3 BB: 4 IBB: 0 HBP: 0 BLK: 0 WP: 0 HR: 3 S: 25 P: 41 ERA: 10.38 WHIP: 2.538																

Boston Red Sox @ Philadelphia Athletics
 Connie Mack Stadium, Philadelphia, PA
 Fri Jul 09 1954, 3:33 AM EDT
 Att: 5,625 - Unknown

AB 31
 R 9
 H 9
 RBI 9
 BB 6
 SO 5
 LOB 10



Batter	1	2	3	4	5	6	7	8	9	10	11	AB	R	H	RBI	BB	SO	LOB	TOP							
Mit Bolling, R OBP: 0.342, SLG: 0.376 (1.6)	5-3		F8			SH1-3		5-3		6-3	SF9	4	0	0	1	0	0	1								
Jim Piersall, R OBP: 0.313, SLG: 0.347 (1.9)	F9			F9		F2		1B		2B	F8	6	1	2	0	0	0	3								
Ted Williams, L OBP: 0.516, SLG: 0.596 (1.7)	K					WP		1B		1B		3	0	2	1	2	1	0								
Jackie Jensen, R OBP: 0.324, SLG: 0.424 (1.8)		2B				BB		P5		6-3	P4	4	1	0	0	1	0	6								
Billy Goodman, L OBP: 0.351, SLG: 0.361 (1.3)						3-1				6-3	G3	5	1	2	1	0	0	3								
Grady Hatton, L OBP: 0.362, SLG: 0.347 (1.5)						F7						4	2	1	0	1	1	0								
Ted Lepcio, R OBP: 0.363, SLG: 0.427 (1.4)						F2						5	0	1	0	0	2	2								
Del Wilber, R OBP: 0.118, SLG: 0.067 (1.2)						P3						3	0	0	1	1	0	0								
Sammy White, R OBP: 0.325, SLG: 0.438 (11, PR)						F7						0	0	0	0	0	0	0								
Mickey Owen, R OBP: 0.333, SLG: 0.300 (11.2)								SF8		5-3		0	0	0	0	0	0	0								
Willard Nixon, L OBP: 0.323, SLG: 0.229 (10, PR)												4	0	2	0	0	1	1								
Billy Consolo, R OBP: 0.230, SLG: 0.149 (10, PR)												0	0	0	0	0	0	0								
Ellis Kinder, R OBP: 0.231, SLG: 0.231 (11, PH)												0	0	0	0	0	0	0								
Harry Agganis, L OBP: 0.327, SLG: 0.408 (11, PH)												0	0	0	1	1	0	0								
Sid Hudson, R OBP: 0.143, SLG: 0.143 (11.1)												0	0	0	0	0	0	0								
Inning Stats	R: 0 E: 0 K: 1 S: 5	H: 0 LOB: 0 BB: 0 P: 5	R: 1 E: 0 K: 0 S: 3	H: 1 LOB: 0 BB: 1 P: 7	R: 0 E: 0 K: 1 S: 5	H: 0 LOB: 0 BB: 0 P: 5	R: 0 E: 0 K: 0 S: 3	H: 0 LOB: 1 BB: 1 P: 7	R: 0 E: 0 K: 0 S: 3	H: 0 LOB: 0 BB: 0 P: 3	R: 0 E: 0 K: 0 S: 4	H: 1 LOB: 2 BB: 1 P: 8	R: 1 E: 0 K: 0 S: 4	H: 1 LOB: 1 BB: 1 P: 8	R: 0 E: 0 K: 0 S: 5	H: 2 LOB: 2 BB: 0 P: 5	R: 0 E: 0 K: 2 S: 7	H: 0 LOB: 0 BB: 0 P: 7	R: 1 E: 1 K: 0 S: 5	H: 3 LOB: 1 BB: 0 P: 5	R: 2 E: 0 K: 1 S: 7	H: 2 LOB: 2 BB: 2 P: 15	1B: 7 2B: 3 3B: 0 HR: 0	SF: 2 SAC: 1 DP: 0 HBP: 0	WP: 1 PB: 0 SB: 1 CS: 0	PA: 47
PITCHER	Amie Portocarrero, R ERA: 3.22 (1.1)	IP: 9.0 WLS: 35 BF: 35 H: 5 R: 2 ER: 2 SO: 4 BB: 4 IBB: 0 HBP: 0 BLK: 0 WP: 1 HR: 0 S: 39 P: 55 ERA: 2.00 WHIP: 1.000	Sonny Dixon, R ERA: 4.35 (10.1)	IP: 1.0 WLS: 1 BF: 7 H: 5 R: 3 ER: 3 SO: 0 BB: 0 IBB: 0 HBP: 0 BLK: 0 WP: 0 HR: 0 S: 7 P: 7 ERA: 27.00 WHIP: 5.000	Moe Burtzschy, R ERA: 4.29 (11.1)	IP: 1.0 WLS: 5 BF: 0 H: 0 R: 0 ER: 0 SO: 1 BB: 1 IBB: 1 HBP: 0 BLK: 0 WP: 0 HR: 0 S: 13 P: 13 ERA: 0.00 WHIP: 1.000	PITCHER	IP: 9.0 WLS: 35 BF: 35 H: 5 R: 2 ER: 2 SO: 4 BB: 4 IBB: 0 HBP: 0 BLK: 0 WP: 1 HR: 0 S: 39 P: 55 ERA: 2.00 WHIP: 1.000																		

Boston Red Sox @ Philadelphia Athletics
 Connie Mack Stadium, Philadelphia, PA
 Sat Jul 10 1954, 3:33 AM EDT
 Att: 3,047 - Unknown


AB	38
R	5
H	10
RBI	5
BB	6
SO	5
LOB	16



Batter	1	2	3	4	5	6	7	8	9	10	11	AB	R	H	RBI	BB	SO	LOB	BOTTOM			
Spook Jacobs, R OBP: 0.349, SLG: 0.308 (1.4)	F2	L3					4-3					4	1	1	1	1	0	3				
Joe Demaestri, R OBP: 0.240, SLG: 0.283 (1.6)	F9											5	0	1	0	0	1	2				
Jim Finigan, R OBP: 0.378, SLG: 0.409 (1.5)												3	0	0	0	1	0	2				
Bill Renna, R OBP: 0.328, SLG: 0.431 (1.9)	F7											4	0	0	0	1	0	1				
Gus Zernial, R OBP: 0.341, SLG: 0.482 (1.7)												5	1	1	1	0	0	2				
Bill Wilson, R OBP: 0.374, SLG: 0.543 (1.8)												4	0	2	0	1	1	2				
Lou Limmer, L OBP: 0.298, SLG: 0.389 (1.3)												5	0	1	0	0	0	3				
Jim Robertson, R OBP: 0.275, SLG: 0.222 (1.2)												3	1	2	1	0	0	1				
Elmer Valo, L OBP: 0.394, SLG: 0.389 (9, PH)												0	0	0	0	1	0	0				
Joe Astroth, R OBP: 0.269, SLG: 0.181 (10.2)												0	0	0	0	1	0	0				
Amie Portocarrero, R OBP: 0.196, SLG: 0.031 (9, PH)												0	0	0	0	1	0	0				
Don Bollweg, L OBP: 0.335, SLG: 0.311 (10.1)												1	0	0	0	0	0	2				
Sonny Dixon, S OBP: 0.091, SLG: 0.182 (11.1)												0	0	0	0	0	0	0				
Moe Burtzschy, R OBP: 0.167, SLG: 0.167 (11.1)												0	0	0	0	0	0	0				
Vic Power, R OBP: 0.275, SLG: 0.317 (11, PH)												1	0	0	0	0	0	1				
Inning Stats	R: 0 E: 0 K: 0 S: 3	H: 0 LOB: 1 BB: 1 P: 7	R: 1 E: 0 K: 0 S: 5	H: 2 LOB: 2 BB: 1 P: 9	R: 0 E: 0 K: 1 S: 5	H: 0 LOB: 0 BB: 0 P: 5	R: 0 E: 0 K: 0 S: 3	H: 1 LOB: 0 BB: 0 P: 3	R: 1 E: 1 K: 0 S: 3	H: 0 LOB: 1 BB: 1 P: 7	R: 0 E: 0 K: 0 S: 3	H: 0 LOB: 0 BB: 0 P: 3	R: 0 E: 0 K: 0 S: 4	H: 2 LOB: 2 BB: 1 P: 8	R: 1 E: 1 K: 1 S: 6	H: 1 LOB: 2 BB: 2 P: 14	R: 0 E: 0 K: 0 S: 2	H: 0 LOB: 0 BB: 1 P: 6	1B: 7 2B: 1 3B: 0 HR: 0	SF: 0 SAC: 3 DP: 3 HBP: 0	WP: 0 PB: 0 SB: 0 CS: 1	PA: 45
PITCHER	Willard Nixon, R ERA: 4.43 (1.1)	IP: 9.0 WLS: 7 BF: 36 H: 1 R: 1 ER: 1 SO: 1 BB: 1 IBB: 0 HBP: 0 BLK: 0 WP: 0 HR: 0 S: 34 P: 50 ERA: 2.00 WHIP: 1.222	Ellis Kinder, R ERA: 3.56 (10.1)	IP: 1.0 WLS: 6 BF: 1 H: 1 R: 1 ER: 1 SO: 1 BB: 1 IBB: 0 HBP: 0 BLK: 0 WP: 0 HR: 0 S: 6 P: 14 ERA: 9.00 WHIP: 2.000	Sid Hudson, R ERA: 4.5 (11.1)	IP: 1.0 WLS: 3 BF: 0 H: 0 R: 0 ER: 0 SO: 0 BB: 0 IBB: 0 HBP: 0 BLK: 0 WP: 0 HR: 0 S: 2 P: 6 ERA: 0.00 WHIP: 1.000	PITCHER	IP: 9.0 WLS: 35 BF: 35 H: 5 R: 2 ER: 2 SO: 4 BB: 4 IBB: 0 HBP: 0 BLK: 0 WP: 1 HR: 0 S: 39 P: 55 ERA: 2.00 WHIP: 1.000														

Boston Red Sox @ Philadelphia Athletics
 Connie Mack Stadium, Philadelphia, PA
 Sat Jul 10 1954, 3:33 AM EDT
 Att: 3,047 - Unknown

AB	35
R	3
H	8
RBI	3
BB	7
SO	2
LOB	19



Batter	1	2	3	4	5	6	7	8	9	AB	R	H	RBI	BB	SO	LOB	TOP								
Mitt Bolling, R OBP: 0.348, SLG: 0.383 (1, 6)	F8	BB				HR	K		2B	6	2	3	1	1	1	3									
Jim Piersall, R OBP: 0.321, SLG: 0.365 (1, 9)	1B	L8		SH5-3	HR	HR	F8		BB	5	3	3	1	1	0	3									
Ted Williams, L OBP: 0.331, SLG: 0.629 Charlie Maxwell, L OBP: 0.310, SLG: 0.282 (6, 7)	1B		1B	1B	E	FC8-4		E	K	2	4	2	3	3	0	0									
Sammy White, R OBP: 0.325, SLG: 0.436 Mickey Owen, R OBP: 0.324, SLG: 0.290 (8, 2)	F3		F9	E1	1B	FC8-4		F8	F8	6	1	2	0	0	0	5									
Billy Goodman, L OBP: 0.354, SLG: 0.364 Harry Agganis, L OBP: 0.327, SLG: 0.408 (8, 3)	1B		2B	1B	E	FC6-4		E3		6	3	3	1	0	0	4									
Jackie Jensen, R OBP: 0.328, SLG: 0.429 Karl Olson, R OBP: 0.346, SLG: 0.410 (6, 8)	L7		1B	E	1B	FC6-4		K		4	2	2	4	1	0	4									
Ted Lepcio, R OBP: 0.362, SLG: 0.433 (1, 4)		2B	6-3	E6	HR	L5		FC5-4		6	1	2	3	0	0	6									
Grady Hatton, L OBP: 0.363, SLG: 0.373 Billy Conzolo, R OBP: 0.240, SLG: 0.176 (7, 5)	F7		1B	G3	HR			K	F9	5	1	2	4	0	1	2									
Frank Sullivan, R OBP: 0.219, SLG: 0.111 (1, 1)	5-3		F8		F8				F9	5	0	1	0	1	0	3									
Inning Stats	R: 1 E: 0 K: 0 S: 6	H: 3 LOB: 2 BB: 0 P: 6	R: 0 E: 0 K: 0 S: 4	H: 1 LOB: 2 BB: 1 P: 8	R: 3 E: 0 K: 0 S: 6	H: 3 LOB: 1 BB: 1 P: 10	R: 5 E: 2 K: 0 S: 8	H: 4 LOB: 2 BB: 2 P: 16	R: 5 E: 0 K: 0 S: 6	H: 3 LOB: 0 BB: 2 P: 14	R: 3 E: 1 K: 2 S: 7	H: 4 LOB: 1 BB: 0 P: 7	R: 0 E: 0 K: 2 S: 8	H: 1 LOB: 1 BB: 0 P: 8	R: 0 E: 1 K: 1 S: 7	H: 1 LOB: 2 BB: 1 P: 11	R: 1 E: 0 K: 1 S: 7	H: 2 LOB: 2 BB: 1 P: 11	1B: 13 2B: 6 3B: 0 HR: 3	SF: 0 SAC: 1 DP: 1 HBP: 0	WP: 0 PB: 0 SB: 0 CS: 0	PA: 58			
PITCHER	IP	WLS	BF	H	R	ER	SO	BB	IBB	HBP	BLK	WP	HR	S	P	ERA	WHIP								
Bob Trice, R ERA: 5.6 (1, 1)	3.1	L	24	10	9	8	0	2	1	0	0	0	0	21	33	21.60	3.600								
Dutch Romberger, R ERA: 13.5 (4, 1)	1.2		15	7	8	8	0	3	0	0	0	0	3	12	24	43.20	6.000								
Sonny Dixon, R ERA: 4.19 (6, 1)	4.0		19	5	1	1	4	1	0	0	0	0	0	26	30	2.25	1.500								

Boston Red Sox @ Philadelphia Athletics
 Connie Mack Stadium, Philadelphia, PA
 Sun Jul 11 1954, 3:33 AM EDT
 Unknown


AB	50
R	18
H	22
RBI	17
BB	7
SO	4
LOB	36



Batter	1	2	3	4	5	6	7	8	9	AB	R	H	RBI	BB	SO	LOB	BOTTOM								
Spook Jacobs, R OBP: 0.348, SLG: 0.305 (1, 4)	BB		5-3		E1		F7			3	0	0	0	1	0	0									
Joe Demaestri, R OBP: 0.240, SLG: 0.280 (1, 6)	F8		F7		BB			5-3		3	0	0	0	1	0	1									
Jim Finigan, R OBP: 0.371, SLG: 0.401 (1, 5)	F9		K		L4			K		4	0	0	0	0	2	3									
Bill Renna, R OBP: 0.331, SLG: 0.436 (1, 9)	F5			6-3	2B		L4		FC6-4	4	0	2	0	0	0	1									
Gus Zernial, R OBP: 0.339, SLG: 0.478 Elmer Valo, L OBP: 0.394, SLG: 0.389 (9, 7)	K		F9					FC6-4		4	0	1	0	0	1	2									
Bill Wilson, R OBP: 0.371, SLG: 0.531 (1, 8)	F8		6-3				K			3	0	0	0	0	1	2									
Lou Limmer, L OBP: 0.303, SLG: 0.394 Don Bollweg, L OBP: 0.330, SLG: 0.305 (3, 3)	1B		4-3				F4		F8	1	0	1	0	0	0	0									
Joe Astroth, R OBP: 0.268, SLG: 0.184 (1, 2)	1B		5-3				5-3		K	4	0	1	0	0	1	1									
Bob Trice, R OBP: 0.348, SLG: 0.429 Dutch Romberger, R (4, 1)	FC6-4				K				5-3	1	0	0	0	0	0	2									
Sonny Dixon, S OBP: 0.083, SLG: 0.167 Vic Power, R OBP: 0.277, SLG: 0.316 (9, PH)										1	0	0	0	0	1	0									
Inning Stats	R: 0 E: 0 K: 0 S: 3	H: 0 LOB: 1 BB: 1 P: 7	R: 0 E: 0 K: 1 S: 7	H: 2 LOB: 2 BB: 0 P: 7	R: 0 E: 0 K: 1 S: 5	H: 0 LOB: 0 BB: 0 P: 5	R: 0 E: 0 K: 0 S: 4	H: 1 LOB: 1 BB: 0 P: 4	R: 0 E: 0 K: 1 S: 6	H: 0 LOB: 2 BB: 1 P: 10	R: 0 E: 0 K: 1 S: 6	H: 1 LOB: 1 BB: 0 P: 6	R: 0 E: 0 K: 1 S: 5	H: 0 LOB: 0 BB: 0 P: 5	R: 0 E: 0 K: 1 S: 6	H: 1 LOB: 1 BB: 0 P: 6	R: 0 E: 0 K: 1 S: 5	H: 0 LOB: 1 BB: 0 P: 6	1B: 4 2B: 1 3B: 0 HR: 0	SF: 0 SAC: 0 DP: 0 HBP: 1	WP: 0 PB: 0 SB: 0 CS: 0	PA: 36			
PITCHER	IP	WLS	BF	H	R	ER	SO	BB	IBB	HBP	BLK	WP	HR	S	P	ERA	WHIP								
Frank Sullivan, R ERA: 3.14 (1, 1)	9.0	W	36	5	0	0	7	2	0	1	0	0	0	47	56	0.00	0.778								

Boston Red Sox @ Philadelphia Athletics
 Connie Mack Stadium, Philadelphia, PA
 Sun Jul 11 1954, 3:33 AM EDT
 Unknown

AB	33
R	0
H	5
RBI	0
BB	2
SO	7
LOB	16



Batter	1	2	3	4	5	6	7	8	9	AB	R	H	RBI	BB	SO	LOB	TOP			
Harvey Kuenn, R OBP: 0.289, SLG: 0.350 (1, 6)	F9		G6-3			F8		CS 1B		4	1	1	0	0	0	3	Detroit Tigers @ Boston Red Sox Fenway Park, Boston, MA Thu Jul 15 1954, 3:33 AM EDT Att: 4,801 - Unknown			
Bill Tuttle, R OBP: 0.368, SLG: 0.442 (1, 8)	K			F8		FC4-6		K		4	0	0	0	0	2	3				
Jim Delsing, L OBP: 0.336, SLG: 0.330 (1, 7)	3-1			P4			BB 1B			3	0	1	1	1	0	0				
Ray Boone, R OBP: 0.390, SLG: 0.489 (1, 5)		4-3		5-3			F9	F2		4	0	0	0	0	0	2				
Walt Dropo, R OBP: 0.320, SLG: 0.395 (1, 3)		G1-6-3 BB		P4			BB 1B		FC5-4 1B	3	0	2	0	1	0	0				
Frank House, L OBP: 0.330, SLG: 0.405 (1, 2)	G1-6-3			F9			BB		F8	3	0	0	0	1	0	2				
Al Kaline, R OBP: 0.269, SLG: 0.275 (7, PH)			L9				F7		F8	2	0	0	0	0	0	0				
Wayne Belardi, L OBP: 0.365, SLG: 0.437 (7, PH)			L3-1							1	0	0	0	0	0	3				
Don Lund, R OBP: 0.171, SLG: 0.135 (7, 9)										1	0	0	0	0	0	1				
Reno Bertoia, R OBP: 0.294, SLG: 0.308 (7, PH)							F9		FC5-4	0	0	0	0	2	0	0				
Bob Nieman, R OBP: 0.304, SLG: 0.362 (7, 4)			1B BB							1	0	0	0	0	0	3				
Frank Bolling, R OBP: 0.289, SLG: 0.311 (7, 4)										1	0	0	0	0	0	1				
Steve Gromek, S OBP: 0.234, SLG: 0.143 (8, PH)										2	0	1	0	0	0	1				
Steve Souchock, R OBP: 0.250, SLG: 0.143 (8, PH)										1	0	1	0	0	0	0				
Bob Miller, R OBP: 0.333, SLG: 0.333 (8, 1)			G6-3							0	0	0	0	0	0	0				
Ray Herbert, R OBP: 0.364, SLG: 0.778 (8, 1)			1-2 1B					CS 1B		0	0	0	0	0	0	0				
Inning Stats	R: 0 E: 0 K: 1 S: 5	H: 0 LOB: 0 BB: 0 P: 5	R: 0 E: 0 K: 0 S: 2	H: 0 LOB: 0 BB: 1 P: 6	R: 0 E: 0 K: 0 S: 3	H: 1 LOB: 1 BB: 1 P: 7	R: 0 E: 0 K: 0 S: 3	H: 0 LOB: 0 BB: 0 P: 3	R: 0 E: 0 K: 0 S: 3	H: 0 LOB: 1 BB: 1 P: 7	R: 0 E: 0 K: 0 S: 4	H: 1 LOB: 3 BB: 2 P: 12	R: 1 E: 0 K: 1 S: 7	H: 3 LOB: 1 BB: 0 P: 7	R: 0 E: 0 K: 0 S: 4	H: 1 LOB: 1 BB: 0 P: 4	1B: 6 2B: 1 3B: 0 HR: 0	SF: 0 SAC: 0 DP: 3 HBP: 0	WP: 0 PB: 0 SB: 0 CS: 2	PA: 35
PITCHER	IP WLS BF H R ER SO BB IBB HBP BLK WP HR S P ERA WHIP	IP WLS BF H R ER SO BB IBB HBP BLK WP HR S P ERA WHIP																		
Willard Nixon, R ERA: 4.22 (1, 1)	7.0 W 28	4 1 1 1	5 0 0 0	0 0 0 0	0 0 0 0	0 0 0 0	0 0 0 0	0 0 0 0	0 0 0 0	0 0 0 0	0 0 0 0	0 0 0 0	0 0 0 0	0 0 0 0	0 0 0 0	0 0 0 0	1.29 1.286	1.000		
Ellis Kinder, R ERA: 3.44 (8, 1)	2.0 S 7	2 0 0 1	0 0 0 0	0 0 0 0	0 0 0 0	0 0 0 0	0 0 0 0	0 0 0 0	0 0 0 0	0 0 0 0	0 0 0 0	0 0 0 0	0 0 0 0	0 0 0 0	0 0 0 0	0 0 0 0	0.00 1.000			

AB	30
R	1
H	6
RBI	1
BB	5
SO	2
LOB	19




Batter	1	2	3	4	5	6	7	8	9	AB	R	H	RBI	BB	SO	LOB	BOTTOM		
Mitt Bolling, R OBP: 0.349, SLG: 0.384 (1, 6)	G3 SF8 1B	5-3		FC5-4				FC4-6 1B		4	1	2	0	0	0	2	Detroit Tigers @ Boston Red Sox Fenway Park, Boston, MA Thu Jul 15 1954, 3:33 AM EDT Att: 4,801 - Unknown		
Jim Piersall, R OBP: 0.324, SLG: 0.364 (1, 9)	G3 2B 1B	F8			FC6 BB		F8			3	1	1	0	1	0	2			
Ted Williams, L OBP: 0.526, SLG: 0.637 (1, 7)	G3			HR	F4		FC4-6			4	1	1	1	0	0	4			
Sammy White, R OBP: 0.328, SLG: 0.436 (1, 2)	SF8		5-3		FC6 2B		F8			3	0	0	1	0	0	2			
Jackie Jensen, R OBP: 0.331, SLG: 0.431 (1, 8)	2B BB		1-3					SH3-4 1B		3	0	2	0	1	0	0			
Harry Agganis, L OBP: 0.327, SLG: 0.411 (1, 3)			F6		F8			SH3-4		3	0	1	1	0	0	2			
Ted Lepcio, R OBP: 0.357, SLG: 0.423 (1, 4)	5-3			L9						4	0	1	0	0	0	2			
Grady Hatton, L OBP: 0.367, SLG: 0.381 (1, 5)				4-3			G3			3	0	1	0	1	0	0			
Willard Nixon, L OBP: 0.326, SLG: 0.237 (1, 1)										3	0	1	0	0	0	1			
Ellis Kinder, R OBP: 0.214, SLG: 0.214 (8, 1)	FC4-6 5-3			FC5-4 1B			P6		K	1	0	0	0	0	1	2			
Inning Stats	R: 2 E: 0 K: 0 S: 6	H: 3 LOB: 2 BB: 1 P: 10	R: 0 E: 0 K: 0 S: 4	H: 1 LOB: 0 BB: 0 P: 4	R: 1 E: 0 K: 0 S: 4	H: 1 LOB: 0 BB: 0 P: 4	R: 0 E: 0 K: 0 S: 4	H: 1 LOB: 1 BB: 0 P: 4	R: 0 E: 0 K: 0 S: 3	H: 0 LOB: 0 BB: 0 P: 3	R: 0 E: 0 K: 0 S: 4	H: 1 LOB: 1 BB: 0 P: 4	R: 0 E: 0 K: 1 S: 6	H: 2 LOB: 2 BB: 1 P: 10	1B: 7 2B: 2 3B: 0 HR: 1	SF: 1 SAC: 1 DP: 0 HBP: 0		WP: 0 PB: 0 SB: 0 CS: 0	PA: 36
PITCHER	IP WLS BF H R ER SO BB IBB HBP BLK WP HR S P ERA WHIP	IP WLS BF H R ER SO BB IBB HBP BLK WP HR S P ERA WHIP																	
Steve Gromek, R ERA: 2.83 (1, 1)	7.0 L 31	8 3 3 0	2 0 0 0	0 1 0 0	0 0 0 0	0 0 0 0	0 0 0 0	0 0 0 0	0 0 0 0	0 0 0 0	0 0 0 0	0 0 0 0	0 0 0 0	0 0 0 0	0 0 0 0	0 0 0 0		3.86 1.429	3.000
Bob Miller, L ERA: 3.38 (8, 1)	0.2	4	2	0	0	0	0	0	0	0	0	0	0	0	0	0	0	0.00	3.000
Ray Herbert, R ERA: 5.73 (8, 1)	0.1	1	0	0	0	0	0	0	0	0	0	0	0	0	0	0	0	0.00	0.000



Batter	1	2	3	4	5	6	7	8	9	AB	R	H	RBI	BB	SO	LOB	TOP																			
Harvey Kuenn, R (1, 6) OBP: 0.293, SLG: 0.352	0-0 4-3		0-0 E 1B		0-0 F8		0-0 1-2 2-H 1B		4-0 2B IBB	4	1	2	1	1	0	1																				
Bill Tuttle, R (1, 8) OBP: 0.375, SLG: 0.449	4-0 E BB		0-0 E 1B		0-0 1-3 1B		0-3 K		0-0 1-H 2-H 2B	4	1	3	2	1	1	2																				
Bob Nieman, R (1, 7) Jim Delsing, L (7, 7) OBP: 0.310, SLG: 0.370 OBP: 0.335, SLG: 0.329	0-0 E4 2B		4-0 6-3 IBB		0-3 K		0-0 L8		0-3 K	3	0	1	1	1	1	2																				
Ray Boone, R (1, 5) OBP: 0.388, SLG: 0.483	4-0 G6-4-3 BB		0-0 6-3		0-0 E6		0-0 6-3			3	0	0	0	1	0	3																				
Walt Dropo, R (1, 3) OBP: 0.319, SLG: 0.389	0-0 G6-4-3		0-0 5-3		0-0 P9		4-0 CS BB			3	0	0	0	1	0	3																				
Red Wilson, R (1, 2) OBP: 0.337, SLG: 0.301		0-3 K		0-0 1-3		0-0 F8		0-0 F8		4	0	0	0	0	1	2																				
Al Kaline, R (1, 9) OBP: 0.273, SLG: 0.279		0-0 L6-3		0-0 L6-3			0-0 1B 1B	0-0 CS	0-0 SH3-4 2B 1B	4	2	2	0	0	0	0																				
Reno Bertoia, R (1, 4) OBP: 0.286, SLG: 0.294		0-3 K		0-0 6-3		0-0 1B 1B		0-0 F8		4	0	1	0	0	1	1																				
George Zuverink, R (1, 1) Al Aber, L (9, 1) OBP: 0.171, SLG: 0.200 OBP: 0.200, SLG: 0.143			0-0 5-3		0-0 1B 1B		0-0 F9		0-0 SH3-4	3	0	1	0	0	0	2																				
Inning Stats	R: 1 E: 1 K: 0 S: 3	H: 1 LOB: 1 BB: 2 P: 11	R: 0 E: 0 K: 2 S: 7	H: 0 LOB: 0 BB: 0 P: 7	R: 0 E: 1 K: 0 S: 4	H: 2 LOB: 2 BB: 1 P: 8	R: 0 E: 0 K: 0 S: 3	H: 0 LOB: 0 BB: 0 P: 3	R: 0 E: 0 K: 0 S: 4	H: 2 LOB: 2 BB: 0 P: 4	R: 0 E: 1 K: 1 S: 6	H: 0 LOB: 1 BB: 0 P: 6	R: 1 E: 0 K: 1 S: 8	H: 3 LOB: 2 BB: 0 P: 8	R: 0 E: 0 K: 0 S: 2	H: 0 LOB: 0 BB: 1 P: 6	R: 2 E: 0 K: 1 S: 7	H: 2 LOB: 1 BB: 1 P: 11	1B: 8 2B: 2 3B: 0 HR: 0	SF: 0 SAC: 1 DP: 1 HBP: 0	WP: 0 PB: 0 SB: 0 CS: 1	PA: 40														
PITCHER	IP WLS BF H R ER SO BB IBB HBP BLK WP HR S P ERA WHIP																																			
Leo Kiely, L (1, 1) ERA: 3.82	6.1	28	8	2	2	3	2	1	0	0	0	0	0	31	43	2.84	1.579																			
Ellis Kinder, R (7, 1) ERA: 3.6	2.2	L 11	2	2	2	2	1	1	0	0	0	0	0	13	21	6.75	1.125																			

Detroit Tigers @ Boston Red Sox
Fenway Park, Boston, MA
Thu Jul 15 1954, 3:38 AM EDT
Att: 16,893 - Unknown


AB 33
R 4
H 10
RBI 4
BB 5
SO 5
LOB 17



Batter	1	2	3	4	5	6	7	8	9	AB	R	H	RBI	BB	SO	LOB	BOTTOM																			
Mitt Bolling, R (1, 6) OBP: 0.354, SLG: 0.391	0-0 SH1-3 2B		0-0 F8		0-0 SF8		4-0 1B BB		0-0 BB 1B	3	0	2	1	1	0	0																				
Jim Piersall, R (1, 9) OBP: 0.330, SLG: 0.371	0-0 SH1-3		0-3 K		0-0 3-H 1-H 2B		0-0 FC5-4 1B		4-0 1-2 BB	3	0	2	1	1	1	0																				
Ted Williams, L (1, 7) OBP: 0.517, SLG: 0.617	0-0 F2			0-0 4-3	4-0 IBB		0-3 K		0-0 4-3	4	0	0	0	1	1	5																				
Sammy White, R (1, 2) OBP: 0.327, SLG: 0.434	0-0 1-3			0-0 1B	0-0 L9		0-0 FC5-4			4	0	1	0	0	0	5																				
Jackie Jensen, R (1, 8) OBP: 0.330, SLG: 0.426		0-0 F6		0-0 F3		4-0 FC4-6 BB		0-0 F7		3	0	0	0	1	0	1																				
Harry Agganis, L (1, 3) OBP: 0.322, SLG: 0.404		0-0 P6		0-0 6-3		0-0 FC4-6		0-0 P6		4	0	0	0	0	0	2																				
Ted Lepcio, R (1, 4) OBP: 0.356, SLG: 0.420		0-0 1B			0-0 5-3	0-0 L6		0-0 L9		4	0	1	0	0	0	1																				
Grady Hatton, L (1, 5) OBP: 0.365, SLG: 0.372		0-3 K			4-0 1B SF8 BB	0-0 L9			0-0 L9	3	1	0	0	1	1	2																				
Leo Kiely, L (1, 1) Ellis Kinder, R (7, 1) Charlie Maxwell, L (9, PH) OBP: 0.161, SLG: 0.267 OBP: 0.200, SLG: 0.200 OBP: 0.315, SLG: 0.288			0-0 F3		0-0 1-3 2B 1B		0-0 1-4-3		0-0 6-3	2	1	1	0	0	0	0																				
Inning Stats	R: 0 E: 0 K: 0 S: 4	H: 1 LOB: 1 BB: 0 P: 4	R: 0 E: 0 K: 1 S: 6	H: 1 LOB: 0 BB: 0 P: 6	R: 0 E: 0 K: 1 S: 5	H: 0 LOB: 0 BB: 0 P: 5	R: 0 E: 0 K: 0 S: 4	H: 1 LOB: 1 BB: 0 P: 4	R: 2 E: 0 K: 0 S: 5	H: 2 LOB: 2 BB: 2 P: 13	R: 0 E: 0 K: 0 S: 3	H: 0 LOB: 1 BB: 1 P: 7	R: 0 E: 0 K: 1 S: 6	H: 1 LOB: 2 BB: 1 P: 10	R: 0 E: 0 K: 0 S: 3	H: 0 LOB: 0 BB: 0 P: 3	R: 0 E: 0 K: 0 S: 4	H: 1 LOB: 2 BB: 1 P: 8	1B: 5 2B: 2 3B: 0 HR: 0	SF: 1 SAC: 1 DP: 0 HBP: 0	WP: 0 PB: 0 SB: 0 CS: 0	PA: 39														
PITCHER	IP WLS BF H R ER SO BB IBB HBP BLK WP HR S P ERA WHIP																																			
George Zuverink, R (1, 1) ERA: 3.29	8.2	W 38	7	2	2	3	4	1	0	0	0	0	0	39	59	2.08	1.269																			
Al Aber, L (9, 1) ERA: 3.29	0.1	S 1	0	0	0	0	0	0	0	0	0	0	0	1	1	0.00	0.000																			

Detroit Tigers @ Boston Red Sox
Fenway Park, Boston, MA
Thu Jul 15 1954, 3:38 AM EDT
Att: 16,893 - Unknown


AB 32
R 2
H 7
RBI 2
BB 5
SO 3
LOB 16



Batter	1	2	3	4	5	6	7	8	9	AB	R	H	RBI	BB	SO	LOB	TOP			
Harvey Kuenn, R (1, 6) OBP: 0.290, SLG: 0.348	0-0 6-3		0-0 1-3			0-0 4-3		0-0 F7		4	0	0	0	0	0	1				
Bill Tuttle, R (1, 8) OBP: 0.373, SLG: 0.445	4-0 BB		0-0 5-3			0-0 F7			0-3 K	3	0	0	0	1	1	0				
Jim Delsing, L (1, 7) OBP: 0.329, SLG: 0.323	0-0 P4			0-3 K		0-0 4-3			0-0 6-3	4	0	0	0	0	1	1				
Ray Boone, R (1, 5) OBP: 0.386, SLG: 0.478	0-0 F3			0-0 5-3			0-0 P2		4-0 1B BB	3	0	0	0	1	0	1				
Wayne Belardi, L (1, 3) OBP: 0.370, SLG: 0.433 Fred Hatfield, L (9, PR) OBP: 0.374, SLG: 0.329		1-0 HBP		0-3 K			0-3 K		0-0 1B BB	3	0	1	0	0	2	0				
Frank House, L (1, 2) OBP: 0.325, SLG: 0.397		0-0 F8				0-0 F9			0-0 1B BB	4	0	0	0	0	0	3				
Al Kaline, R (1, 9) OBP: 0.277, SLG: 0.283		0-3 K				0-0 1B			0-0 FC6-4 1B	3	0	2	0	0	1	1				
Reno Bertoia, R (1, 4) OBP: 0.250, SLG: 0.250		0-0 P4				0-0 F9			0-0 FC6-4 1-2	3	0	0	0	0	0	3				
Ned Garver, R (1, 1) OBP: 0.250, SLG: 0.200 Bob Nieman, R (8, PH) OBP: 0.308, SLG: 0.367 Ted Gray, S (8, 1) OBP: 0.100, SLG: 0.100			0-0 4-3			0-3 K			0-0 L9	2	0	0	0	0	1	1				
Inning Stats	R: 0 E: 0 K: 0 S: 3	H: 0 LOB: 1 BB: 1 P: 7	R: 0 E: 0 K: 1 S: 5	H: 0 LOB: 1 BB: 0 P: 6	R: 0 E: 0 K: 2 S: 7	H: 0 LOB: 0 BB: 0 P: 3	R: 0 E: 0 K: 1 S: 6	H: 1 LOB: 1 BB: 0 P: 6	R: 0 E: 0 K: 0 S: 3	H: 0 LOB: 0 BB: 0 P: 3	R: 0 E: 0 K: 1 S: 5	H: 0 LOB: 0 BB: 0 P: 5	R: 0 E: 0 K: 0 S: 4	H: 1 LOB: 1 BB: 0 P: 4	R: 0 E: 0 K: 1 S: 6	H: 1 LOB: 2 BB: 1 P: 10	1B: 3 2B: 0 3B: 0 HR: 0	SF: 0 SAC: 0 DP: 0 HBP: 1	WP: 0 PB: 0 SB: 0 CS: 0	PA: 33
PITCHER Frank Sullivan, R (1, 1) ERA: 2.86	IP: 9.0 WLS: W BF: 33 H: 3 R: 0 ER: 0 SO: 6 BB: 2 IBB: 0 HBP: 1 BLK: 0 WP: 0 HR: 0 S: 42 P: 51 ERA: 0.00 WHIP: 0.556																			

Detroit Tigers @ Boston Red Sox
Fenway Park, Boston, MA
Fri Jul 16 1954, 3:33 AM EDT
Att. 4,872 - Unknown


AB 30
R 0
H 3
RBI 0
BB 2
SO 6
LOB 12



Batter	1	2	3	4	5	6	7	8	9	AB	R	H	RBI	BB	SO	LOB	BOTTOM			
Mitt Bolling, R (1, 6) OBP: 0.349, SLG: 0.385	0-0 P5		0-0 L9		0-0 5-3		0-3 K			4	0	0	0	0	1	2				
Jim Piersall, R (1, 9) OBP: 0.329, SLG: 0.369	0-0 3-1		0-0 FC6-4 1-2			0-0 SH3-4 1B	0-0 6-3			4	1	1	0	0	0	2				
Ted Williams, L (1, 7) OBP: 0.522, SLG: 0.623	0-0 F2			0-0 1B E 2B		4-0 1B SH3-4 BB		4-0 G6-4-3 BB		2	1	1	0	2	0	0				
Sammy White, R (1, 2) OBP: 0.323, SLG: 0.429		0-0 P4		0-0 6-3		0-0 SH3-4		0-0 G6-4-3		3	0	0	0	0	0	2				
Jackie Jensen, R (1, 8) OBP: 0.332, SLG: 0.427		0-0 E9 L9 1B		0-0 1-3		0-0 1B		0-0 F7		4	0	2	1	0	0	1				
Harry Agganis, L (1, 3) OBP: 0.322, SLG: 0.403		0-0 L9		0-0 E 1B		0-0 L9				3	1	1	0	0	0	3				
Ted Lepcio, R (1, 4) OBP: 0.352, SLG: 0.415		0-0 4-3		0-0 E4 1-H 3-H		0-0 1-3				3	0	0	0	0	0	3				
Grady Hatton, L (1, 5) OBP: 0.364, SLG: 0.371			0-0 FC6-4 1B		0-0 4-3		0-0 4-3			3	0	1	0	0	0	0				
Frank Sullivan, R (1, 1) OBP: 0.229, SLG: 0.167		0-0 F8		0-3 K			0-0 2B			3	0	1	0	0	1	1				
Inning Stats	R: 0 E: 0 K: 0 S: 3	H: 0 LOB: 0 BB: 0 P: 3	R: 0 E: 1 K: 0 S: 4	H: 1 LOB: 1 BB: 0 P: 4	R: 0 E: 0 K: 0 S: 4	H: 1 LOB: 1 BB: 0 P: 4	R: 2 E: 1 K: 0 S: 5	H: 2 LOB: 1 BB: 0 P: 5	R: 0 E: 0 K: 1 S: 5	H: 0 LOB: 0 BB: 0 P: 5	R: 1 E: 0 K: 0 S: 5	H: 2 LOB: 2 BB: 1 P: 9	R: 0 E: 0 K: 1 S: 6	H: 1 LOB: 1 BB: 0 P: 6	R: 0 E: 0 K: 0 S: 2	H: 0 LOB: 0 BB: 1 P: 6	1B: 5 2B: 2 3B: 0 HR: 0	SF: 0 SAC: 1 DP: 1 HBP: 0	WP: 0 PB: 0 SB: 0 CS: 0	PA: 32
PITCHER Ned Garver, R (1, 1) ERA: 2.21 Ted Gray, L (8, 1) ERA: 4.94	IP: 7.0 WLS: L BF: 29 H: 7 R: 3 ER: 1 SO: 2 BB: 1 IBB: 0 HBP: 0 BLK: 0 WP: 0 HR: 0 S: 32 P: 36 ERA: 1.29 WHIP: 1.143																			

Detroit Tigers @ Boston Red Sox
Fenway Park, Boston, MA
Fri Jul 16 1954, 3:33 AM EDT
Att. 4,872 - Unknown


AB 29
R 3
H 7
RBI 1
BB 2
SO 2
LOB 14



Batter	1	2	3	4	5	6	7	8	9	AB	R	H	RBI	BB	SO	LOB	TOP		
Harvey Kuenn, R OBP: 0.291, SLG: 0.349	F7		BB 1B BB		F9		FC6-4 G6-4-3		4-3 1B 2B	4	2	1	2	1	0	2			
Bill Tuttle, R OBP: 0.374, SLG: 0.442	FC6 1B		BB 1B BB		6-3		G6-4-3		K	4	1	1	0	1	1	5			
Jim Delsing, L OBP: 0.327, SLG: 0.317	FC6 1-2		FC6-4 1B BB		2-3				F3 4-3	4	0	0	1	1	0	3			
Ray Boone, R OBP: 0.389, SLG: 0.480	P6		FC6-4 1B			L5			FC5-4 1B	5	0	3	3	0	0	1			
Walt Dropo, R OBP: 0.320, SLG: 0.384		FC4-6 BB	FC6-4 1-2 2-3			FC6-4 BB			FC5-4 1-2	3	0	0	0	2	0	4			
Frank House, L OBP: 0.319, SLG: 0.389		FC4-6 FC6-4	4-3			P6			4-3	4	0	0	0	0	0	5			
Al Kaline, R OBP: 0.277, SLG: 0.283		FC6-4 1-2			L8		FC6-4 1-2		2B 2B 1B	4	1	1	0	0	0	2	AB 34 R 6 H 8 RBI 6 BB 7 SO 2 LOB 23		
Reno Bertoia, R OBP: 0.286, SLG: 0.333		P4			5-3		E5 1B		2B 2B	4	1	2	0	0	0	1			
Ray Herbert, R Bob Niemann, R Fred Hatfield, R Bob Miller, R Wayne Belardi, L Frank Bolling, R			K		1-6-3		FC6-4 BB		2B 4-3 BB	2	0	0	0	0	1	0			
Inning Stats	R: 0 E: 0 K: 0 S: 4	H: 1 LOB: 1 BB: 0 P: 4	R: 0 E: 0 K: 0 S: 3	H: 0 LOB: 1 BB: 1 P: 7	R: 2 E: 0 K: 1 S: 6	H: 1 LOB: 2 BB: 3 P: 18	R: 0 E: 0 K: 0 S: 3	H: 0 LOB: 0 BB: 0 P: 3	R: 0 E: 0 K: 0 S: 3	H: 0 LOB: 0 BB: 0 P: 3	R: 0 E: 1 K: 0 S: 3	H: 1 LOB: 2 BB: 1 P: 7	R: 0 E: 0 K: 0 S: 4	H: 1 LOB: 0 BB: 0 P: 4	R: 0 E: 0 K: 0 S: 9	H: 4 LOB: 1 BB: 1 P: 13	1B: 6 2B: 2 3B: 0 HR: 0	SF: 0 SAC: 0 DP: 1 HBP: 0	WP: 0 PA: 41 PB: 0 SB: 0 CS: 0
PITCHER	IP WLS BF H R ER SO BB IBB HBP BLK WP HR S P ERA WHIP	IP WLS BF H R ER SO BB IBB HBP BLK WP HR S P ERA WHIP	IP WLS BF H R ER SO BB IBB HBP BLK WP HR S P ERA WHIP	IP WLS BF H R ER SO BB IBB HBP BLK WP HR S P ERA WHIP	IP WLS BF H R ER SO BB IBB HBP BLK WP HR S P ERA WHIP	IP WLS BF H R ER SO BB IBB HBP BLK WP HR S P ERA WHIP	IP WLS BF H R ER SO BB IBB HBP BLK WP HR S P ERA WHIP	IP WLS BF H R ER SO BB IBB HBP BLK WP HR S P ERA WHIP	IP WLS BF H R ER SO BB IBB HBP BLK WP HR S P ERA WHIP	IP WLS BF H R ER SO BB IBB HBP BLK WP HR S P ERA WHIP	IP WLS BF H R ER SO BB IBB HBP BLK WP HR S P ERA WHIP	IP WLS BF H R ER SO BB IBB HBP BLK WP HR S P ERA WHIP	IP WLS BF H R ER SO BB IBB HBP BLK WP HR S P ERA WHIP	IP WLS BF H R ER SO BB IBB HBP BLK WP HR S P ERA WHIP	IP WLS BF H R ER SO BB IBB HBP BLK WP HR S P ERA WHIP	IP WLS BF H R ER SO BB IBB HBP BLK WP HR S P ERA WHIP	IP WLS BF H R ER SO BB IBB HBP BLK WP HR S P ERA WHIP	IP WLS BF H R ER SO BB IBB HBP BLK WP HR S P ERA WHIP	
Tom Brewer, R ERA: 3.86	Ellis Kinder, R ERA: 3.7																		


Detroit Tigers @ Boston Red Sox
Fenway Park, Boston, MA
Sat Jul 17 1954, 3:33 AM EDT
Att: 8,796 - Unknown

livebaseballscorecards.com




Batter	1	2	3	4	5	6	7	8	9	AB	R	H	RBI	BB	SO	LOB	BOTTOM		
Mitt Bolling, R OBP: 0.347, SLG: 0.379	1B 1B HBP		6-3		F7		FC5-4 1B		L9	4	2	0	0	0	0	3			
Jim Piersall, R OBP: 0.326, SLG: 0.366	K		4-3		4-3		1B BB S		5-3	5	1	1	1	0	1	3			
Ted Williams, L Charlie Maxwell, L	F7		1B 2B		4-3		WP 1B BB			3	1	1	0	1	0	1			
Sammy White, R OBP: 0.329, SLG: 0.432	1B E 1B		1B BB		F8		FC5 WP 1B			3	1	2	0	1	0	0			
Jackie Jensen, R OBP: 0.337, SLG: 0.430	E9 1B		1B		CS BB		FC5			3	0	2	2	1	0	2			
Harry Agganis, L OBP: 0.321, SLG: 0.405	6-3		F7		CS		1B 2B		P4	4	1	1	0	0	0	3			
Ted Lepcio, R OBP: 0.347, SLG: 0.409		K			6-3		F8 1B		P3	4	0	0	0	0	1	1	AB 33 R 7 H 11 RBI 4 BB 4 SO 2 LOB 14		
Grady Hatton, L OBP: 0.373, SLG: 0.378					1B 1B		1B E IBB		F7	3	1	2	0	1	0	0			
Tom Brewer, R Ellis Kinder, R	G6-4-3				1B				F8	4	0	2	1	0	0	1			
Inning Stats	R: 2 E: 1 K: 1 S: 7	H: 2 LOB: 1 BB: 0 P: 8	R: 0 E: 0 K: 1 S: 5	H: 1 LOB: 0 BB: 0 P: 5	R: 1 E: 0 K: 0 S: 5	H: 2 LOB: 1 BB: 1 P: 9	R: 0 E: 0 K: 0 S: 5	H: 2 LOB: 2 BB: 0 P: 5	R: 0 E: 0 K: 0 S: 2	H: 0 LOB: 0 BB: 1 P: 6	R: 4 E: 1 K: 0 S: 7	H: 4 LOB: 2 BB: 2 P: 15	R: 0 E: 0 K: 0 S: 3	H: 0 LOB: 0 BB: 0 P: 3	R: 0 E: 0 K: 0 S: 3	H: 0 LOB: 0 BB: 0 P: 3	1B: 9 2B: 2 3B: 0 HR: 0	SF: 0 SAC: 0 DP: 1 HBP: 1	WP: 1 PA: 39 PB: 0 SB: 1 CS: 1
PITCHER	IP WLS BF H R ER SO BB IBB HBP BLK WP HR S P ERA WHIP	IP WLS BF H R ER SO BB IBB HBP BLK WP HR S P ERA WHIP	IP WLS BF H R ER SO BB IBB HBP BLK WP HR S P ERA WHIP	IP WLS BF H R ER SO BB IBB HBP BLK WP HR S P ERA WHIP	IP WLS BF H R ER SO BB IBB HBP BLK WP HR S P ERA WHIP	IP WLS BF H R ER SO BB IBB HBP BLK WP HR S P ERA WHIP	IP WLS BF H R ER SO BB IBB HBP BLK WP HR S P ERA WHIP	IP WLS BF H R ER SO BB IBB HBP BLK WP HR S P ERA WHIP	IP WLS BF H R ER SO BB IBB HBP BLK WP HR S P ERA WHIP	IP WLS BF H R ER SO BB IBB HBP BLK WP HR S P ERA WHIP	IP WLS BF H R ER SO BB IBB HBP BLK WP HR S P ERA WHIP	IP WLS BF H R ER SO BB IBB HBP BLK WP HR S P ERA WHIP	IP WLS BF H R ER SO BB IBB HBP BLK WP HR S P ERA WHIP	IP WLS BF H R ER SO BB IBB HBP BLK WP HR S P ERA WHIP	IP WLS BF H R ER SO BB IBB HBP BLK WP HR S P ERA WHIP	IP WLS BF H R ER SO BB IBB HBP BLK WP HR S P ERA WHIP	IP WLS BF H R ER SO BB IBB HBP BLK WP HR S P ERA WHIP	IP WLS BF H R ER SO BB IBB HBP BLK WP HR S P ERA WHIP	
Ray Herbert, R ERA: 6.12	Bob Miller, L ERA: 3.12																		


Detroit Tigers @ Boston Red Sox
Fenway Park, Boston, MA
Sat Jul 17 1954, 3:33 AM EDT
Att: 8,796 - Unknown



Batter	1	2	3	4	5	6	7	8	9	AB	R	H	RBI	BB	SO	LOB	TOP			
Cal Abrams, L (1, 9) OBP: 0.401, SLG: 0.396	4-3		BB			K		6-3		3	0	0	0	1	1	0	<p>Baltimore Orioles @ Boston Red Sox</p> <p>Fenway Park, Boston, MA</p> <p>Sun Jul 18 1954, 3:33 AM EDT</p> <p>Unknown</p>			
Eddie Waitkus, L (1, 3) OBP: 0.321, SLG: 0.378	G3		F3			BB		L3		3	0	0	0	1	0	2				
Chuck Diering, R (1, 8) OBP: 0.395, SLG: 0.373	BB		2-3		G4-6-3	BB		F9		2	0	0	0	2	1	1				
Vern Stephens, R (1, 5) OBP: 0.305, SLG: 0.410	1-3				G4-6-3	BB		F9		4	0	0	0	0	1	3				
Sam Mele, R (1, 7) OBP: 0.288, SLG: 0.377		F2			5-3			FC4-6	1B	4	0	1	0	0	0	0				
Clint Courtney, L (1, 2) OBP: 0.324, SLG: 0.374	1-3					G3		P4		3	0	0	0	0	0	1				
Bobby Young, L (1, 4) OBP: 0.344, SLG: 0.339	3-1-3					L9		FC4-6		3	0	0	0	0	0	1				
Billy Hunter, R (1, 6) OBP: 0.271, SLG: 0.282			E6			BB		4-3		2	0	0	0	1	0	1				
Bob Turley, R (1, 1) OBP: 0.135, SLG: 0.137			CS	SH1-4						1	0	0	0	0	1	1				
Gil Coan, L (8, PH) OBP: 0.295, SLG: 0.286			SH1-4			K				1	0	0	0	0	0	0				
Howie Fox, R (8, 1) OBP: 0.222, SLG: 0.222			1-2					L9		0	0	0	0	0	0	0				
Inning Stats	R: 0 E: 0 K: 0 S: 3	H: 0 LOB: 1 BB: 1 P: 7	R: 0 E: 0 K: 0 S: 3	H: 0 LOB: 0 BB: 0 P: 3	R: 0 E: 1 K: 0 S: 3	H: 0 LOB: 1 BB: 1 P: 7	R: 0 E: 0 K: 0 S: 2	H: 0 LOB: 0 BB: 1 P: 6	R: 0 E: 0 K: 1 S: 5	H: 0 LOB: 1 BB: 1 P: 9	R: 0 E: 0 K: 0 S: 4	H: 1 LOB: 1 BB: 0 P: 4	R: 0 E: 0 K: 0 S: 3	H: 0 LOB: 0 BB: 0 P: 3	R: 0 E: 0 K: 2 S: 7	H: 0 LOB: 0 BB: 0 P: 7	1B: 1 2B: 0 3B: 0 HR: 0	SF: 0 SAC: 1 DP: 1 HBP: 0	WP: 0 PB: 0 SB: 0 CS: 1	PA: 32
PITCHER Russ Kemmerer, R (1, 1) ERA: 2.29	IP: 9.0 WLS: W BF: 32 H: 1 R: 0 ER: 0 SO: 4 BB: 5 IBB: 0 HBP: 0 BLK: 0 WP: 0 HR: 0 S: 35 P: 55 ERA: 0.00 WHIP: 0.667																			

Batter	1	2	3	4	5	6	7	8	9	AB	R	H	RBI	BB	SO	LOB	BOTTOM			
Mitt Bolling, R (1, 6) OBP: 0.345, SLG: 0.375	BB		K		6-3			P6		3	0	0	0	1	1	4	<p>Baltimore Orioles @ Boston Red Sox</p> <p>Fenway Park, Boston, MA</p> <p>Sun Jul 18 1954, 3:33 AM EDT</p> <p>Unknown</p>			
Jim Piersall, R (1, 9) OBP: 0.325, SLG: 0.375	K		L9			HR		F8		4	1	1	1	0	1	2				
Ted Williams, L (1, 7) OBP: 0.516, SLG: 0.613	P4		BB		G3			F7		4	1	1	0	0	0	1				
Sammy White, R (1, 2) OBP: 0.331, SLG: 0.441	P3		BB		K			HR		3	1	1	1	1	1	1				
Jackie Jensen, R (1, 8) OBP: 0.342, SLG: 0.442			BB		PO			F8		3	0	2	2	1	0	0				
Harry Agganis, L (1, 3) OBP: 0.324, SLG: 0.415	F3		K		PO					4	0	2	0	0	1	3				
Ted Lepcio, R (1, 4) OBP: 0.346, SLG: 0.406	F2				BB					4	0	1	0	0	1	2				
Grady Hatton, L (1, 5) OBP: 0.376, SLG: 0.384	P4				BB			F9		3	0	1	0	1	0	2				
Russ Kemmerer, R (1, 1) ERA: 2.23			BB		K			G4-6-3		2	1	0	0	2	1	3				
Inning Stats	R: 0 E: 0 K: 1 S: 5	H: 0 LOB: 1 BB: 1 P: 9	R: 0 E: 0 K: 0 S: 4	H: 1 LOB: 1 BB: 0 P: 4	R: 2 E: 0 K: 2 S: 9	H: 2 LOB: 2 BB: 2 P: 17	R: 0 E: 0 K: 1 S: 6	H: 1 LOB: 1 BB: 0 P: 6	R: 1 E: 0 K: 1 S: 5	H: 1 LOB: 0 BB: 1 P: 9	R: 0 E: 0 K: 0 S: 4	H: 2 LOB: 2 BB: 1 P: 8	R: 1 E: 0 K: 0 S: 4	H: 1 LOB: 0 BB: 0 P: 4	R: 0 E: 0 K: 1 S: 5	H: 1 LOB: 1 BB: 1 P: 9		1B: 3 2B: 2 3B: 2 HR: 2	SF: 0 SAC: 0 DP: 1 HBP: 0	WP: 0 PB: 0 SB: 0 CS: 0
PITCHER Bob Turley, R (1, 1) ERA: 3.77	IP: 7.0 WLS: L BF: 32 H: 8 R: 4 ER: 4 SO: 5 BB: 5 IBB: 0 HBP: 0 BLK: 0 WP: 0 HR: 2 S: 37 P: 57 ERA: 5.14 WHIP: 1.857																			
PITCHER Howie Fox, R (8, 1) ERA: 2.23	IP: 1.0 WLS: L BF: 4 H: 1 R: 0 ER: 0 SO: 1 BB: 1 IBB: 0 HBP: 0 BLK: 0 WP: 0 HR: 0 S: 5 P: 9 ERA: 0.00 WHIP: 2.000																			

Batter	1	2	3	4	5	6	7	8	9	AB	R	H	RBI	BB	SO	LOB	TOP					
Cal Abrams, L OBP: 0.398, SLG: 0.387 (1, 9)	0-0 3-1	4-0 1B E BB	0-3 K	0-0 G5-4-3	0-0 K	0-0 4-3	0-0 F9	0-0 F9	0-0 F9	4	1	0	1	1	1	3	<p>Baltimore Orioles @ Boston Red Sox Fenway Park, Boston, MA Mon Jul 19 1954, 3:33 AM EDT Unknown</p>					
Eddie Waitkus, L OBP: 0.336, SLG: 0.396 (1, 3)	0-0 1B 2B	0-0 E7 1B	0-0 F9	0-0 F9	0-0 G3	0-0 G3	0-0 1B BB	0-0 1B BB	0-0 1B BB	4	0	2	2	1	0	2						
Chuck Diering, R OBP: 0.380, SLG: 0.358 (1, 8)	0-0 2-3 1B	0-0 6-3	0-0 4-3	0-0 K	0-0 K	0-0 K	0-0 F8	0-0 F8	0-0 F8	5	0	1	0	0	1	5						
Bob Kennedy, R OBP: 0.299, SLG: 0.356 (1, 5)	0-0 G5-4-3	0-0 6-3	0-0 1B 1B	0-0 F8	0-0 F9	0-0 F9	0-0 K	0-0 1B	0-0 1B	5	1	3	2	0	1	2						
Sam Mele, R OBP: 0.281, SLG: 0.380 (1, 7)	0-0 6-3	0-0 F8	0-0 F8	0-0 F9	0-0 F9	0-0 HR	0-0 G3	0-0 G3	0-0 G3	5	1	1	1	0	0	3						
Clint Courtney, L OBP: 0.325, SLG: 0.370 (1, 2)	0-0 1B BB	0-0 F7	0-0 F9	0-0 F9	0-0 F9	0-0 F9	0-0 F8	0-0 F8	0-0 F8	4	1	0	0	1	0	1						
Bobby Young, L OBP: 0.351, SLG: 0.350 (1, 4)	0-3 K	0-0 1-3 1B	0-0 1B	0-0 2B	0-0 2B	0-0 1B	0-0 F7	0-0 F7	0-0 F7	5	0	3	0	0	1	1						
Billy Hunter, R OBP: 0.270, SLG: 0.284 (1, 6)	0-0 BB 1B	0-3 K	0-0 4-3	0-0 P5	0-0 F3	0-0 F3	0-0 F3	0-0 F3	0-0 F3	5	1	1	0	0	1	4						
Bob Chakales, R OBP: 0.500, SLG: 0.533 Howie Fox, R OBP: 0.300, SLG: 0.300 Mike Blyzka, R OBP: 0.111, SLG: 0.111 (1, 1) (6, 1) (9, 1)	0-0 1-2 2-3 1B 1B	0-0 1B 1B	0-0 1B	0-0 1B	0-0 1B	0-0 4-3 2B	0-0 1B 1B	0-0 1B 1B	0-0 1B 1B	3	1	3	0	0	0	0	<p>AB 41 R 7 H 15 RBI 6 BB 3 SO 5 LOB 21</p> 					
Inning Stats	R: 0 E: 0 K: 0 S: 4	H: 2 LOB: 1 BB: 0 P: 4	R: 4 E: 1 K: 1 S: 8	H: 3 LOB: 1 BB: 2 P: 16	R: 0 E: 0 K: 1 S: 7	H: 2 LOB: 2 BB: 0 P: 7	R: 0 E: 0 K: 1 S: 6	H: 1 LOB: 1 BB: 0 P: 6	R: 1 E: 0 K: 0 S: 5	H: 2 LOB: 1 BB: 0 P: 5	R: 0 E: 0 K: 1 S: 6	H: 1 LOB: 1 BB: 0 P: 6	R: 1 E: 0 K: 1 S: 7	H: 2 LOB: 1 BB: 0 P: 7	R: 1 E: 0 K: 0 S: 5	H: 2 LOB: 2 BB: 1 P: 9		R: 0 E: 0 K: 0 S: 3	H: 0 LOB: 0 BB: 0 P: 3	1B: 10 2B: 3 3B: 0 HR: 2	SF: 0 SAC: 0 DP: 1 HBP: 0	WP: 0 PB: 0 SB: 0 CS: 0
PITCHER	IP WLS BF H R ER SO BB IBB HBP BLK WP HR S P ERA WHIP	1.2 11 5 4 3 1 2 0 0 0 0 0 0 11 19 16.20 4.200	4.1 19 6 1 1 3 0 0 0 0 0 0 1 25 25 2.08 1.385	1.0 5 2 1 1 3 0 0 0 0 0 0 1 7 7 9.00 2.000	2.0 W 9 2 1 1 0 1 0 0 0 0 0 8 12 4.50 1.500	PITCHER	IP WLS BF H R ER SO BB IBB HBP BLK WP HR S P ERA WHIP	1.2 11 5 4 3 1 2 0 0 0 0 0 0 11 19 16.20 4.200	4.1 19 6 1 1 3 0 0 0 0 0 0 1 25 25 2.08 1.385	1.0 5 2 1 1 3 0 0 0 0 0 0 1 7 7 9.00 2.000	2.0 W 9 2 1 1 0 1 0 0 0 0 0 8 12 4.50 1.500	PITCHER	IP WLS BF H R ER SO BB IBB HBP BLK WP HR S P ERA WHIP	1.2 11 5 4 3 1 2 0 0 0 0 0 0 11 19 16.20 4.200	4.1 19 6 1 1 3 0 0 0 0 0 0 1 25 25 2.08 1.385	1.0 5 2 1 1 3 0 0 0 0 0 0 1 7 7 9.00 2.000	2.0 W 9 2 1 1 0 1 0 0 0 0 0 8 12 4.50 1.500					

Batter	1	2	3	4	5	6	7	8	9	AB	R	H	RBI	BB	SO	LOB	BOTTOM					
Mitt Bolling, R OBP: 0.349, SLG: 0.374 Del Wilber, R OBP: 0.111, SLG: 0.063 (1, 6) (9, FH)	1-0 CS HBP	0-0 5-3	0-0 6-3	0-0 F9	0-0 F9	0-0 1B HR	0-0 1B BB	0-0 K	0-3 K	2	1	1	0	1	0	1	<p>Baltimore Orioles @ Boston Red Sox Fenway Park, Boston, MA Mon Jul 19 1954, 3:33 AM EDT Unknown</p>					
Jim Piersall, R OBP: 0.326, SLG: 0.375 (1, 9)	0-0 F3	0-0 6-3	0-0 1B HR	0-0 1B HR	0-0 1B HR	0-0 1B HR	0-0 1B HR	0-0 1B HR	0-0 1B HR	5	2	2	2	0	0	3						
Ted Williams, L OBP: 0.523, SLG: 0.648 (1, 7)	4-0 1-2 BB	0-0 F3	0-0 F8	0-0 F8	0-0 F8	0-0 1B BB	0-0 1B BB	0-0 1B BB	0-0 1B BB	3	2	1	3	2	0	0						
Sammy White, R OBP: 0.326, SLG: 0.432 Mickey Owen, R OBP: 0.342, SLG: 0.406 (1, 2) (8, PR) (9, 2)	0-0 F3	0-0 P4	0-0 5-3	0-0 5-3	0-0 5-3	0-0 5-3	0-0 5-3	0-0 5-3	0-0 5-3	4	0	1	0	0	0	1						
Jackie Jensen, R OBP: 0.340, SLG: 0.433 (1, 8)	0-0 F8	0-0 F8	0-0 F8	0-0 F8	0-0 F8	0-0 1B BB	0-0 1B BB	0-0 1B BB	0-0 1B BB	3	0	0	0	1	0	1						
Harry Agganis, L OBP: 0.329, SLG: 0.419 (1, 3)	0-0 F9	0-0 L9	0-0 L9	0-0 L9	0-0 L9	0-0 1B	0-0 1B	0-0 1B	0-0 1B	3	1	1	0	1	0	0						
Ted Lepcio, R OBP: 0.337, SLG: 0.394 (1, 4)	0-0 F3	0-0 5-3	0-0 5-3	0-0 5-3	0-0 5-3	0-0 4-3	0-0 4-3	0-0 4-3	0-0 4-3	4	0	0	0	0	0	3						
Grady Hatton, L OBP: 0.381, SLG: 0.395 (1, 5)	0-0 3-1	0-0 K	0-0 K	0-0 K	0-0 K	0-0 K	0-0 K	0-0 K	0-0 K	3	1	1	0	1	0	0						
Sid Hudson, R OBP: 0.143, SLG: 0.143 Hal Brown, R OBP: 0.267, SLG: 0.231 Karl Glick, R OBP: 0.404, SLG: 0.404 Mel Parnell, L OBP: 0.306, SLG: 0.430 Don Lenhardt, R OBP: 0.227, SLG: 0.354 Tex Clevenger, R OBP: 0.336, SLG: 0.284 Charlie Maxwell, R OBP: 0.136, SLG: 0.284 (1, 1) (2, 1) (6, PH) (7, 1) (7, PH) (8, 1) (9, PH)	0-0 3-1	0-3 K	0-0 6-3	0-0 P3	0-0 P3	0-0 P3	0-0 P3	0-0 P3	0-0 P3	0	0	0	0	0	0	0	<p>AB 32 R 9 H 8 RBI 9 BB 7 SO 2 LOB 13</p> 					
Inning Stats	R: 0 E: 0 K: 0 S: 2	H: 0 LOB: 1 BB: 1 P: 7	R: 0 E: 0 K: 0 S: 3	H: 0 LOB: 0 BB: 0 P: 3	R: 0 E: 0 K: 1 S: 6	H: 1 LOB: 1 BB: 0 P: 6	R: 0 E: 0 K: 0 S: 3	H: 0 LOB: 0 BB: 0 P: 3	R: 0 E: 0 K: 0 S: 3	H: 0 LOB: 0 BB: 0 P: 3	R: 3 E: 0 K: 0 S: 7	H: 4 LOB: 2 BB: 1 P: 11	R: 0 E: 0 K: 0 S: 3	H: 0 LOB: 1 BB: 1 P: 7	R: 0 E: 0 K: 0 S: 3	H: 1 LOB: 1 BB: 0 P: 3		R: 6 E: 0 K: 1 S: 6	H: 2 LOB: 0 BB: 4 P: 22	1B: 4 2B: 2 3B: 0 HR: 2	SF: 0 SAC: 0 DP: 1 HBP: 1	WP: 0 PB: 0 SB: 0 CS: 1
PITCHER	IP WLS BF H R ER SO BB IBB HBP BLK WP HR S P ERA WHIP	5.2 24 5 3 3 1 2 0 0 0 0 0 1 23 32 4.76 1.235	2.2 12 1 3 3 0 4 0 0 0 0 0 0 8 24 10.12 1.875	0.1 L 4 2 3 3 1 0 1 0 0 0 1 5 9 81.00 6.000	PITCHER	IP WLS BF H R ER SO BB IBB HBP BLK WP HR S P ERA WHIP	5.2 24 5 3 3 1 2 0 0 0 0 0 1 23 32 4.76 1.235	2.2 12 1 3 3 0 4 0 0 0 0 0 0 8 24 10.12 1.875	0.1 L 4 2 3 3 1 0 1 0 0 0 1 5 9 81.00 6.000	PITCHER	IP WLS BF H R ER SO BB IBB HBP BLK WP HR S P ERA WHIP	5.2 24 5 3 3 1 2 0 0 0 0 0 1 23 32 4.76 1.235	2.2 12 1 3 3 0 4 0 0 0 0 0 8 24 10.12 1.875	0.1 L 4 2 3 3 1 0 1 0 0 0 1 5 9 81.00 6.000								

Batter	1	2	3	4	5	6	7	8	9	AB	R	H	RBI	BB	SO	LOB	TOP
Al Smith, R OBP: 0.410, SLG: 0.443 (1, 7)	0-0 WP 1B		0-0 2B		0-0 6-3	0-0 F3		0-0 FC6-4		5	0	2	0	0	0	3	Cleveland Indians @ Boston Red Sox Fenway Park, Boston, MA Wed Jul 21 1954, 3:33 AM EDT Att: 8,671 - Overcast
Bobby Avila, R OBP: 0.398, SLG: 0.477 (1, 4)	0-0 6-3		0-0 F5		0-0 HR 1B	0-0 F7		0-0 F7		5	1	1	0	0	5		
Larry Doby, L OBP: 0.364, SLG: 0.465 (1, 8)	0-0 F8			0-0 L4	0-0 HR		0-0 3-1			4	1	1	2	0	1		
Al Rosen, R OBP: 0.405, SLG: 0.541 (1, 5)	0-0 1-3			4-0 WP 1B BB	0-0 HR		4-0 3-4-3 1B BB			2	2	1	1	2	0		
Vic Wertz, L OBP: 0.321, SLG: 0.275 Bill Glynn, L OBP: 0.312, SLG: 0.415 (7, 3)		0-0 F8		0-0 FC6-4 1B	0-3 K		0-0 3-4-3			4	0	1	1	0	1		
Dave Philley, S OBP: 0.303, SLG: 0.373 (1, 9)		0-0 G3		0-0 FC6-4 BB HR	0-0 1B		0-0			4	1	2	0	0	1		
George Strickland, R OBP: 0.329, SLG: 0.340 (1, 6)		0-0 4-3		4-0 HR BB	0-0 1B		0-0 FC6-4			3	1	2	0	1	0		
Jim Hegan, R OBP: 0.305, SLG: 0.419 (1, 2)			0-0 P3	0-0 HR	0-3 K		4-0 FC6-4 BB			3	1	1	3	1	1		
Art Houtteman, R OBP: 0.289, SLG: 0.381 Dave Hoskins, L Ray Narleski, R (3, 1) (6, 1)			0-0 F9	0-0 6-3	4-0 BB		0-3 K			1	0	0	0	0	0		
Inning Stats	R: 0 E: 0 K: 0 S: 4	H: 1 LOB: 1 BB: 0 P: 4	R: 0 E: 0 K: 0 S: 3	H: 0 LOB: 0 BB: 0 P: 3	R: 0 E: 0 K: 0 S: 4	H: 1 LOB: 1 BB: 0 P: 4	R: 4 E: 0 K: 0 S: 5	H: 2 LOB: 2 BB: 2 P: 13	R: 3 E: 0 K: 1 S: 9	H: 5 LOB: 2 BB: 0 P: 9	R: 0 E: 0 K: 0 S: 3	H: 1 LOB: 2 BB: 1 P: 7	R: 0 E: 0 K: 1 S: 6	H: 1 LOB: 2 BB: 1 P: 10			
PITCHER	IP WLS BF H R ER SO BB IBB HBP BLK WP HR S P ERA WHIP																
Tom Brewer, R ERA: 4.26 Tex Clevenger, R ERA: 5.4 (1, 1) (6, 1)	5.0 25 9 7 7 1 2 0 0 0 2 3 25 33 12.60 2.200																

AB	33
R	7
H	11
RBI	7
BB	5
SO	3
LOB	14



Batter	1	2	3	4	5	6	7	8	9	AB	R	H	RBI	BB	SO	LOB	BOTTOM
Mitt Bolling, R OBP: 0.343, SLG: 0.374 (1, 6)	0-0 1-3	0-0 FC1-5 G6-4-3	0-0 F8			0-0 6-3		0-3 K		5	0	0	0	0	1	3	Cleveland Indians @ Boston Red Sox Fenway Park, Boston, MA Wed Jul 21 1954, 3:33 AM EDT Att: 8,671 - Overcast
Jim Piersall, R OBP: 0.330, SLG: 0.395 (1, 9)	0-0 1B	0-0 G6-4-3		0-0 SH1-4 BB 1B		0-0 2B 3-1 1B		0-0 F8		5	1	3	0	0	2		
Ted Williams, L OBP: 0.523, SLG: 0.671 (1, 7)	0-0 1-3 1B		0-0 HR	4-0 SH1-4 BB		0-0 3-1 1-3 2B		0-0 4-3		4	1	3	1	1	0		
Harry Agganis, L OBP: 0.329, SLG: 0.423 (1, 3)	0-0 P5		0-0 3B 2B	0-0 SH1-4		0-0 3-1		0-0 3-1		3	1	1	1	0	3		
Jackie Jensen, R OBP: 0.341, SLG: 0.451 (1, 8)	0-0 P4		0-0 2B 3B	4-0 6-4 BB		0-0 5-3				3	1	1	1	1	0		
Ted Lepcio, R OBP: 0.337, SLG: 0.401 (1, 4)		0-0 E3 1B 1B	0-0 2B 2B	0-0 6-4		0-0 F5				4	2	1	1	0	3		
Grady Hatton, L OBP: 0.373, SLG: 0.376 (1, 5)		0-0 BB 1B 1B	0-0 F7		0-0 G3		4-0 BB			3	1	1	0	1	1		
Mickey Owen, R OBP: 0.370, SLG: 0.421 (1, 2)		4-0 FC1-5 1B BB	0-0 F2		0-0 6-3		0-0 F8			3	0	1	1	1	0		
Tom Brewer, R OBP: 0.316, SLG: 0.378 Don Lenhardt, R OBP: 0.299, SLG: 0.400 Tex Clevenger, R OBP: 0.250, SLG: 0.333 (1, 1) (5, PH) (6, 1)		0-0 FC1-5 1B	0-0 F2		0-3 K		0-3 K			2	0	1	2	0	1		
Inning Stats	R: 2 E: 0 K: 0 S: 5	H: 2 LOB: 1 BB: 1 P: 9	R: 4 E: 0 K: 0 S: 8	H: 5 LOB: 1 BB: 0 P: 8	R: 0 E: 0 K: 0 S: 3	H: 1 LOB: 2 BB: 2 P: 11	R: 0 E: 0 K: 1 S: 5	H: 0 LOB: 0 BB: 0 P: 5	R: 1 E: 0 K: 0 S: 5	H: 2 LOB: 1 BB: 0 P: 5	R: 0 E: 0 K: 1 S: 5	H: 0 LOB: 1 BB: 1 P: 9	R: 0 E: 0 K: 1 S: 5	H: 0 LOB: 0 BB: 0 P: 5			
PITCHER	IP WLS BF H R ER SO BB IBB HBP BLK WP HR S P ERA WHIP																
Art Houtteman, R ERA: 3.87 Dave Hoskins, R ERA: 2.63 Ray Narleski, R ERA: 2.08 (1, 1) (3, 1) (6, 1)	2.0 15 4 1 1 1 2 0 0 0 0 0 15 23 2.70 1.800																



Batter	1	2	3	4	5	6	7	8	9	AB	R	H	RBI	BB	SO	LOB	TOP							
Al Smith, R OBP: 0.410, SLG: 0.440 (1, 7)										4	1	1	0	1	1	0	Cleveland Indians @ Boston Red Sox Fenway Park, Boston, MA Thu Jul 22 1954, 3:33 AM EDT Unknown							
Bobby Avila, R OBP: 0.392, SLG: 0.470 (1, 4)										5	0	0	0	0	0	3								
Larry Doby, L OBP: 0.360, SLG: 0.460 (1, 8)										4	1	0	0	0	1	0								
Al Rosen, R OBP: 0.406, SLG: 0.546 (1, 5)										3	2	1	0	1	0	1								
Vic Wertz, L OBP: 0.330, SLG: 0.320 Bill Glynn, L OBP: 0.312, SLG: 0.415 (1, 3) (8, 3)										4	2	3	4	0	1	1								
Dave Philley, S OBP: 0.305, SLG: 0.373 (1, 9)										3	0	1	1	1	0	1								
George Strickland, R OBP: 0.326, SLG: 0.337 (1, 6)										3	0	0	0	0	1	2								
Jim Hegan, R OBP: 0.308, SLG: 0.418 (1, 2)										3	0	1	0	1	1	2								
Bob Feller, R OBP: 0.290, SLG: 0.276 (1, 1)										4	0	0	0	0	0	3								
Inning Stats	R: 3 E: 2 K: 1 S: 8	H: 2 LOB: 1 BB: 1 P: 12	R: 0 E: 0 K: 0 S: 3	H: 1 LOB: 1 BB: 1 P: 7	R: 0 E: 0 K: 1 S: 6	H: 1 LOB: 0 BB: 0 P: 6	R: 0 E: 0 K: 0 S: 3	H: 1 LOB: 0 BB: 0 P: 3	R: 0 E: 0 K: 1 S: 5	H: 0 LOB: 0 BB: 0 P: 5	R: 2 E: 0 K: 0 S: 4	H: 1 LOB: 1 BB: 2 P: 12	R: 0 E: 0 K: 0 S: 3	H: 0 LOB: 1 BB: 0 P: 3	R: 1 E: 1 K: 2 S: 9	H: 1 LOB: 1 BB: 0 P: 9		R: 0 E: 0 K: 0 S: 3	H: 0 LOB: 0 BB: 0 P: 3	1B: 4 2B: 0 3B: 1 HR: 2	SF: 0 SAC: 1 DP: 2 HBP: 0	WP: 0 PB: 0 SB: 0 CS: 0	PA: 38	
PITCHER	IP WLS BF H R ER SO BB IBB HBP BLK WP HR S P ERA WHIP	8.0 L 35 7 6 3 5 4 0 0 0 0 2 41 57 3.38 1.375	1.0 3 0 0 0 0 0 0 0 0 0 0 0 3 3 0.00 0.000																					

AB	33
R	6
H	7
RBI	5
BB	4
SO	5
LOB	13



Batter	1	2	3	4	5	6	7	8	9	AB	R	H	RBI	BB	SO	LOB	BOTTOM						
Mitt Bolling, R OBP: 0.341, SLG: 0.375 (1, 6)										5	0	1	0	0	2	3	Cleveland Indians @ Boston Red Sox Fenway Park, Boston, MA Thu Jul 22 1954, 3:33 AM EDT Unknown						
Jim Piersall, R OBP: 0.334, SLG: 0.396 (1, 9)										4	1	2	0	1	0	1							
Ted Williams, L OBP: 0.525, SLG: 0.684 (1, 7)										3	1	1	2	2	0	1							
Sammy White, R OBP: 0.318, SLG: 0.425 (1, 2)										4	0	0	0	0	1	5							
Jackie Jensen, R OBP: 0.343, SLG: 0.450 (1, 8)										3	1	1	0	1	0	4							
Harry Agganis, L OBP: 0.328, SLG: 0.428 (1, 3)										4	0	1	1	0	0	3							
Ted Lepcio, R OBP: 0.332, SLG: 0.395 (1, 4)										4	0	0	0	0	0	1							
Billy Consolo, R OBP: 0.250, SLG: 0.169 (1, 5)										2	0	0	0	2	1	1							
Frank Sullivan, R OBP: 0.237, SLG: 0.182 Grady Hatton, L OBP: 0.371, SLG: 0.373 Bill Henry, L OBP: 0.189, SLG: 0.118 (1, 1) (8, PH) (9, 1)										3	0	1	0	0	1	2							
Inning Stats	R: 0 E: 0 K: 1 S: 6	H: 1 LOB: 0 BB: 0 P: 6	R: 1 E: 0 K: 1 S: 6	H: 1 LOB: 1 BB: 1 P: 10	R: 0 E: 0 K: 0 S: 4	H: 1 LOB: 2 BB: 1 P: 8	R: 0 E: 0 K: 0 S: 4	H: 1 LOB: 0 BB: 1 P: 8	R: 0 E: 0 K: 1 S: 5	H: 0 LOB: 0 BB: 1 P: 9	R: 0 E: 0 K: 0 S: 4	H: 1 LOB: 2 BB: 1 P: 8	R: 0 E: 0 K: 1 S: 5	H: 0 LOB: 0 BB: 0 P: 5	R: 0 E: 0 K: 1 S: 5	H: 0 LOB: 0 BB: 0 P: 5		1B: 4 2B: 1 3B: 1 HR: 1	SF: 0 SAC: 0 DP: 1 HBP: 0	WP: 0 PB: 0 SB: 1 CS: 0	PA: 39		
PITCHER	IP WLS BF H R ER SO BB IBB HBP BLK WP HR S P ERA WHIP	9.0 W 39 7 3 3 6 6 0 0 0 0 1 45 69 3.00 1.444																					



Batter	1	2	3	4	5	6	7	8	9	AB	R	H	RBI	BB	SO	LOB	TOP					
Al Smith, R OBP: 0.413, SLG: 0.453 (1, 5)	4-0 1B E SF9 BB		0-0 L4-6 E 1B	0-0 F8		0-0 6-3		0-0 HR		4	2	2	1	1	0	1	Cleveland Indians @ Boston Red Sox Fenway Park, Boston, MA Thu Jul 22 1954, 3:38 AM EDT Att: 16,882 - Unknown					
Bobby Avila, R OBP: 0.389, SLG: 0.465 (1, 4)	0-0 E6 1B		0-0 E4		0-0 F9	0-0 2B 1B		0-0 F8		5	0	1	0	0	0	2						
Larry Doby, L OBP: 0.363, SLG: 0.465 (1, 8)	0-0 FC6-4 1B		0-3 K		0-0 2B BB 1B			0-3 K		5	1	3	0	0	2	2						
Vic Wertz, L OBP: 0.327, SLG: 0.324 Bill Glynn, L OBP: 0.312, SLG: 0.415 (1, 3) (8, 3)	0-0 SF9		0-0 L4-6		0-0 BB 1B			0-0 4-3		4	0	1	1	0	0	4						
Wally Westlake, R OBP: 0.327, SLG: 0.492 (1, 7)	0-3 K			0-0 HR	4-0 BB BB			0-0 5-3		4	1	1	1	1	1	2						
Dave Philley, S OBP: 0.305, SLG: 0.377 (1, 9)	0-0 FC6-4			0-0 HR SH1-3 1B	0-0 F5			0-0 1B 1B		5	1	3	0	0	0	5						
George Strickland, R OBP: 0.329, SLG: 0.337 (1, 6)		0-0 F3		0-0 SH1-3 1B	4-0 1-2 2-3 3-H BB			0-0 F8		3	0	1	1	1	0	1						
Hal Naragon, L OBP: 0.282, SLG: 0.269 (1, 2)		0-0 G3		0-0 SH5-3 1B	0-0 F9			0-0 F5		5	0	2	1	0	0	5						
Bob Lemon, L OBP: 0.196, SLG: 0.271 (1, 1)		0-0 5-3		0-0 SH5-3 1-2				0-0 F7	0-0 4-3	4	0	0	0	0	0	4						
Inning Stats	R: 1 E: 1 K: 1 S: 7	H: 1 LOB: 2 BB: 1 P: 11	R: 0 E: 0 K: 0 S: 3	H: 0 LOB: 0 BB: 0 P: 3	R: 0 E: 1 K: 1 S: 6	H: 1 LOB: 1 BB: 0 P: 6	R: 2 E: 0 K: 0 S: 6	H: 3 LOB: 1 BB: 0 P: 6	R: 1 E: 0 K: 0 S: 5	H: 2 LOB: 2 BB: 2 P: 13	R: 0 E: 0 K: 0 S: 5	H: 2 LOB: 2 BB: 0 P: 5	R: 0 E: 0 K: 0 S: 6	H: 1 LOB: 0 BB: 0 P: 6	R: 0 E: 0 K: 0 S: 5	H: 2 LOB: 2 BB: 0 P: 5		1B: 10 2B: 3 3B: 0 HR: 2	SF: 1 SAC: 2 DP: 1 HBP: 0	WP: 0 PB: 0 SB: 0 CS: 0	PA: 45	
PITCHER	IP WLS BF H R ER SO BB IBB HBP BLK WP HR S P ERA WHIP	IP WLS BF H R ER SO BB IBB HBP BLK WP HR S P ERA WHIP															IP WLS BF H R ER SO BB IBB HBP BLK WP HR S P ERA WHIP					
Hal Brown, R ERA: 5.66 Bill Henry, L ERA: 4.61 (1, 1) (9, 1)	8.0 L 40	12 5 4 3	3 0 0 0	0 0 0 0	0 0 0 0	0 0 5 5	4.50 1.875	0.00 2.000														

AB	39
R	5
H	14
RBI	5
BB	3
SO	3
LOB	26



Batter	1	2	3	4	5	6	7	8	9	AB	R	H	RBI	BB	SO	LOB	BOTTOM			
Billy Consolo, R OBP: 0.262, SLG: 0.187 (1, 5)	0-3 K			0-0 6-3		0-0 WP 1B		0-0 1B		4	0	2	0	0	1	0	Cleveland Indians @ Boston Red Sox Fenway Park, Boston, MA Thu Jul 22 1954, 3:38 AM EDT Att: 16,882 - Unknown			
Jim Piersall, R OBP: 0.330, SLG: 0.391 (1, 9)	0-0 F9			0-0 5-3		0-0 F2		0-0 6-3		4	0	0	0	0	0	3				
Ted Williams, L OBP: 0.525, SLG: 0.677 (1, 7)	0-0 F7			4-0 BB		0-0 1-3			0-0 HR 1B	3	1	1	0	1	0	2				
Harry Agganis, L OBP: 0.327, SLG: 0.436 (1, 3)		0-0 4-3		0-0 P4		0-0 4-3		0-0 HR 1B		4	1	1	2	0	0	1				
Jackie Jensen, R OBP: 0.342, SLG: 0.448 (1, 8)		0-0 F9			0-0 F8		0-0 FC1-4 1B		0-0 F7	4	0	1	0	0	0	0				
Del Wilber, R OBP: 0.091, SLG: 0.050 (1, 2)		0-0 P5			0-0 F8		0-0 FC1-4		0-0 5-3	4	0	0	0	0	0	1				
Ted Lepcio, R OBP: 0.331, SLG: 0.393 (1, 4)			0-0 5-3		0-0 F7		0-0 F7		0-0 FC5-4 1B	4	0	1	0	0	0	1				
Milt Bolling, R OBP: 0.337, SLG: 0.369 (1, 6)				0-0 F8		0-0 F8		0-0 6-3	0-0 FC5-4	4	0	0	0	0	0	1				
Hal Brown, R OBP: 0.294, SLG: 0.267 Charlie Maxwell, L OBP: 0.315, SLG: 0.280 Bill Henry, L OBP: 0.189, SLG: 0.118 (1, 1) (8, PH) (9, 1)	0-0 6-3				0-0 WP 1B			0-3 K		2	0	1	0	0	0	0				
Inning Stats	R: 0 E: 0 K: 1 S: 5	H: 0 LOB: 0 BB: 0 P: 5	R: 0 E: 0 K: 0 S: 3	H: 0 LOB: 0 BB: 0 P: 3	R: 0 E: 0 K: 0 S: 3	H: 0 LOB: 0 BB: 0 P: 3	R: 0 E: 0 K: 0 S: 3	H: 0 LOB: 0 BB: 1 P: 7	R: 0 E: 0 K: 0 S: 5	H: 2 LOB: 2 BB: 0 P: 5	R: 0 E: 0 K: 0 S: 4	H: 1 LOB: 1 BB: 0 P: 4	R: 0 E: 0 K: 1 S: 6	H: 1 LOB: 1 BB: 0 P: 6	R: 2 E: 0 K: 0 S: 6	H: 3 LOB: 1 BB: 0 P: 6		1B: 6 2B: 0 3B: 0 HR: 1	SF: 0 SAC: 0 DP: 0 HBP: 0	WP: 1 PB: 0 SB: 0 CS: 0
PITCHER	IP WLS BF H R ER SO BB IBB HBP BLK WP HR S P ERA WHIP	IP WLS BF H R ER SO BB IBB HBP BLK WP HR S P ERA WHIP															IP WLS BF H R ER SO BB IBB HBP BLK WP HR S P ERA WHIP			
Bob Lemon, R ERA: 3.48 (1, 1)	9.0 W 35	7 2 2 2	1 0 0 0	0 0 0 0	1 1 38 42	2.00 0.889														

AB	34
R	2
H	7
RBI	2
BB	1
SO	2
LOB	9




Batter	1	2	3	4	5	6	7	8	9	AB	R	H	RBI	BB	SO	LOB	TOP					
Chico Carrasquel, R OBP: 0.359, SLG: 0.377 (1, 6)	5-3	K							F7	4	2	1	0	1	1	2	Chicago White Sox @ Boston Red Sox Fenway Park, Boston, MA Sun Jul 25 1954, 3:33 AM EDT Unknown					
Nelle Fox, L OBP: 0.361, SLG: 0.394 (1, 4)	6-3 BB		P3						G3	4	1	2	0	1	0	1						
Minnie Minoso, R OBP: 0.409, SLG: 0.542 (1, 7)	6-3		1-3							5	1	2	1	0	0	2						
Phil Cavarretta, L OBP: 0.435, SLG: 0.431 (1, 3)	K									3	0	2	1	1	1	1						
Jim Rivera, L OBP: 0.346, SLG: 0.431 (1, 9)		4-3	F7							3	0	0	2	0	0	3						
Matt Batts, R OBP: 0.330, SLG: 0.379 (1, 2)		4-0 1B BB								3	1	0	0	1	0	3						
Cass Michaels, R OBP: 0.401, SLG: 0.431 (1, 5)										4	0	1	0	0	1	0						
Johnny Groth, R OBP: 0.357, SLG: 0.375 (1, 8)										4	0	1	1	0	0	0						
Jack Harshman, L OBP: 0.316, SLG: 0.323 (1, 1)										4	0	0	0	0	2	2						
Inning Stats	R: 0 E: 0 K: 1 S: 5	H: 0 LOB: 1 BB: 1 P: 9	R: 1 E: 0 K: 2 S: 9	H: 2 LOB: 2 BB: 1 P: 13	R: 0 E: 0 K: 0 S: 4	H: 1 LOB: 1 BB: 0 P: 4	R: 0 E: 0 K: 1 S: 5	H: 0 LOB: 0 BB: 0 P: 5	R: 2 E: 1 K: 0 S: 6	H: 3 LOB: 2 BB: 1 P: 10	R: 0 E: 0 K: 0 S: 3	H: 0 LOB: 0 BB: 0 P: 3	R: 2 E: 0 K: 0 S: 5	H: 2 LOB: 1 BB: 1 P: 9	R: 0 E: 0 K: 1 S: 5	H: 0 LOB: 0 BB: 0 P: 5	R: 0 E: 0 K: 0 S: 3	H: 1 LOB: 0 BB: 0 P: 3	1B: 9 2B: 0 3B: 0 HR: 0	SF: 0 SAC: 1 DP: 1 HBP: 0	WP: 0 PB: 0 SB: 0 CS: 0	PA: 39
PITCHER Willard Nixon, R ERA: 4.33 (1, 1)	IP: 9.0 WLS: L BF: 39 H: 9 R: 5 ER: 5 SO: 5 BB: 4 IBB: 0 HBP: 0 BLK: 0 WP: 0 HR: 0 S: 45 P: 61 ERA: 5.00 WHIP: 1.444															PITCHER						

Batter	1	2	3	4	5	6	7	8	9	AB	R	H	RBI	BB	SO	LOB	BOTTOM					
Billy Consoletto, R OBP: 0.278, SLG: 0.198 (1, 5)	K		K							4	0	0	0	0	4	1	Chicago White Sox @ Boston Red Sox Fenway Park, Boston, MA Sun Jul 25 1954, 3:33 AM EDT Unknown					
Jim Piersall, R OBP: 0.326, SLG: 0.384 (1, 9)										4	1	2	0	0	2	0						
Ted Williams, L OBP: 0.525, SLG: 0.686 (1, 7)										3	1	1	0	1	1	1						
Harry Agganis, L OBP: 0.318, SLG: 0.421 (1, 3)										3	0	0	0	1	2	2						
Jackie Jensen, R OBP: 0.344, SLG: 0.452 (1, 8)										3	0	1	0	1	1	0						
Del Wilber, R OBP: 0.167, SLG: 0.286 (1, 2)										4	0	1	2	0	1	3						
Ted Lepcio, R OBP: 0.332, SLG: 0.393 (1, 4)										3	0	0	0	1	2	0						
Mitt Bolling, R OBP: 0.336, SLG: 0.365 (1, 6)										2	0	0	0	1	1	3						
Don Lenhardt, R OBP: 0.295, SLG: 0.395 (9, PH)										1	0	0	0	0	0	0						
Willard Nixon, L OBP: 0.306, SLG: 0.227 (9, PH)										3	0	0	0	0	2	4						
Karl Olson, R OBP: 0.338, SLG: 0.399 (9, PH)										1	0	0	0	0	0	0						
Inning Stats	R: 0 E: 0 K: 1 S: 5	H: 1 LOB: 0 BB: 0 P: 5	R: 0 E: 0 K: 3 S: 9	H: 0 LOB: 0 BB: 0 P: 9	R: 0 E: 0 K: 2 S: 7	H: 0 LOB: 1 BB: 1 P: 11	R: 2 E: 0 K: 3 S: 12	H: 3 LOB: 3 BB: 2 P: 20	R: 0 E: 0 K: 2 S: 8	H: 1 LOB: 3 BB: 2 P: 16	R: 0 E: 0 K: 1 S: 5	H: 0 LOB: 0 BB: 0 P: 5	R: 0 E: 0 K: 3 S: 9	H: 0 LOB: 0 BB: 0 P: 9	R: 0 E: 0 K: 0 S: 3	H: 0 LOB: 0 BB: 0 P: 3	R: 0 E: 0 K: 1 S: 5	H: 0 LOB: 0 BB: 0 P: 5	1B: 4 2B: 1 3B: 0 HR: 0	SF: 0 SAC: 0 DP: 1 HBP: 0	WP: 0 PB: 0 SB: 0 CS: 0	PA: 36
PITCHER Jack Harshman, L ERA: 3.43 (1, 1)	IP: 9.0 WLS: W BF: 36 H: 5 R: 2 ER: 2 SO: 16 BB: 4 IBB: 1 HBP: 0 BLK: 0 WP: 0 HR: 0 S: 63 P: 83 ERA: 2.00 WHIP: 1.000															PITCHER						

Batter	1	2	3	4	5	6	7	8	9	AB	R	H	RBI	BB	SO	LOB	TOP										
Chico Carrasquel, R OBP: 0.360, SLG: 0.383 (1, 6)	0-0 6-3		4-0 BB BB BB		0-0 F8		0-0 HR		0-0 F8	4	1	1	1	1	0	1											
Nelle Fox, L OBP: 0.361, SLG: 0.392 (1, 4)	0-0 F8		4-0 BB BB		0-0 F9		0-0 1B		0-3 K	4	0	1	0	1	1	1											
Minnie Minoso, R OBP: 0.412, SLG: 0.543 (1, 7)	0-0 5-3		4-0 1-2 BB		0-0 1B		0-0 1B			3	1	2	0	1	0	0											
Phil Cavarretta, L OBP: 0.416, SLG: 0.408 (1, 3)		0-0 F8	0-0 G3		0-0 4-3		0-0 F5			4	0	0	0	0	0	6											
Jim Rivera, L OBP: 0.348, SLG: 0.430 (1, 9)		0-0 5-3 E		0-0 F8		4-0 1B 2B BB		0-0 F7		3	2	1	0	1	0	0											
Sherm Lollar, R OBP: 0.350, SLG: 0.389 (1, 2)		0-0 5-3		0-0 5-3		0-0 2B 1B		0-0 G5-4-3 1B		4	0	2	1	0	0	1											
Cass Michaels, R OBP: 0.398, SLG: 0.432 (1, 5)		0-0 E4 2-H		0-0 6-3		0-0 2B		0-0 G5-4-3 1-2		4	0	1	1	0	0	1											
Johnny Groth, R OBP: 0.353, SLG: 0.371 (1, 8)		0-0 CS	0-0 F5		0-0 P3		0-0 F8		0-0 F9	4	0	0	0	0	0	0											
Don Johnson, R OBP: 0.088, SLG: 0.032 (1, 1)			0-0 G3		0-0 5-3		0-0 6-3			2	0	0	0	0	0	0											
Morrie Martin, L OBP: 0.200, SLG: 0.250 (6, 1)										0	0	0	0	0	0	0											
Sandy Consuegra, R OBP: 0.237, SLG: 0.194 (6, 1)										1	0	0	0	1	0	0											
Inning Stats	R: 0 E: 0 K: 0 S: 3	H: 0 LOB: 0 BB: 0 P: 3	R: 1 E: 1 K: 0 S: 4	H: 1 LOB: 0 BB: 0 P: 4	R: 0 E: 0 K: 0 S: 3	H: 0 LOB: 3 BB: 3 P: 15	R: 0 E: 0 K: 0 S: 3	H: 0 LOB: 0 BB: 0 P: 3	R: 2 E: 0 K: 0 S: 5	H: 3 LOB: 2 BB: 1 P: 9	R: 1 E: 0 K: 0 S: 6	H: 3 LOB: 2 BB: 0 P: 6	R: 0 E: 0 K: 0 S: 3	H: 1 LOB: 0 BB: 0 P: 3	R: 0 E: 0 K: 1 S: 5	H: 0 LOB: 1 BB: 1 P: 9	1B: 6 2B: 1 3B: 0 HR: 1	SF: 0 SAC: 0 DP: 1 HBP: 0	WP: 0 PA: 39 PB: 0 SB: 0 CS: 1								
PITCHER	IP	WLS	BF	H	R	ER	SO	BB	IBB	HBP	BLK	WP	HR	S	P	ERA	WHIP										
Tom Brewer, R ERA: 4.16 (1, 1)	2.2		12	1	1	0	0	3	0	0	0	0	0	9	21	0.00	1.500										
Ellis Kinder, R ERA: 3.34 (3, 1)	5.1	L	22	7	3	3	0	1	0	0	0	0	1	21	25	5.06	1.500										
Hal Brown, R ERA: 5.58 (9, 1)	1.0		4	0	0	0	1	1	0	0	0	0	0	5	9	0.00	1.000										

Chicago White Sox @ Boston Red Sox
Fenway Park, Boston, MA
Sun Jul 25 1954, 3:38 AM EDT
Att: 26,068 - Unknown

AB 33
R 4
H 8
RBI 3
BB 5
SO 1
LOB 10



Batter	1	2	3	4	5	6	7	8	9	AB	R	H	RBI	BB	SO	LOB	BOTTOM										
Billy Consolo, R OBP: 0.294, SLG: 0.231 (1, 6)	0-0 1-3 SF9 1B			0-0 FC6-5		0-0 1B 2B		0-0 F9		5	1	3	0	0	0	1											
Jim Piersall, R OBP: 0.330, SLG: 0.386 (1, 9)	0-0 SF9 1-2 1B		0-0 F9		0-0 BB BB	4-0 1B BB		0-0 6-3		4	1	2	0	1	0	0											
Ted Williams, L OBP: 0.527, SLG: 0.682 (1, 7)	0-0 1-3		0-0 F8		4-0 BB BB	0-0 FC6-4 1B		0-0 FC5-4 1B		4	0	2	0	1	0	2											
Harry Agganis, L OBP: 0.319, SLG: 0.422 (1, 3)	0-0 SF9		0-0 1B		0-0 F8	0-0 FC6-4		0-0 F7		2	0	1	1	0	0	2											
Sammy White, R OBP: 0.320, SLG: 0.429 (6, PH)										0	0	0	0	0	0	0											
Billy Goodman, L OBP: 0.358, SLG: 0.367 (7, 3)	2-3 3-H		0-0 1B		0-0 F8	0-0 FC6-4 1-2		0-0 F7		2	0	0	0	0	0	3											
Jackie Jensen, R OBP: 0.345, SLG: 0.450 (1, 8)	4-0 S BB		0-0 1B		0-0 F4		0-0 6-3		0-0 FC5-4 1-2	4	0	1	0	1	0	3											
Grady Hatton, L OBP: 0.388, SLG: 0.367 (1, 5)	0-3 K		0-0 4-3		4-0 BB		0-0 4-3			3	0	0	0	1	1	4											
Ted Lepcio, R OBP: 0.331, SLG: 0.389 (1, 4)		0-0 F8		0-0 4-3		4-0 1-2 2-3 BB		0-3 K		3	0	0	1	1	1	0											
Mickey Owen, R OBP: 0.340, SLG: 0.381 (1, 2)		0-3 K		0-0 P5		0-0 F8		0-0 F8		4	0	0	0	0	1	3											
Tom Brewer, R OBP: 0.333, SLG: 0.395 (1, 1)										1	0	1	0	0	0	0											
Ellis Kinder, R ERA: 4.6 (3, 1)										2	0	1	0	0	0	0											
Charlie Maxwell, L OBP: 0.309, SLG: 0.274 (6, PH)										1	0	0	0	0	0	0											
Hal Brown, R OBP: 0.294, SLG: 0.267 (9, 1)										0	0	0	0	0	0	0											
Inning Stats	R: 1 E: 0 K: 1 S: 7	H: 2 LOB: 2 BB: 1 P: 11	R: 0 E: 0 K: 1 S: 6	H: 2 LOB: 0 BB: 0 P: 6	R: 0 E: 0 K: 0 S: 5	H: 2 LOB: 1 BB: 0 P: 5	R: 0 E: 0 K: 0 S: 4	H: 1 LOB: 0 BB: 0 P: 4	R: 1 E: 0 K: 0 S: 4	H: 1 LOB: 3 BB: 3 P: 16	R: 0 E: 0 K: 0 S: 4	H: 2 LOB: 2 BB: 1 P: 8	R: 0 E: 0 K: 1 S: 5	H: 0 LOB: 0 BB: 0 P: 5	R: 0 E: 0 K: 0 S: 3	H: 0 LOB: 0 BB: 0 P: 3	R: 0 E: 0 K: 0 S: 4	H: 1 LOB: 1 BB: 0 P: 4	1B: 9 2B: 2 3B: 0 HR: 0	SF: 1 SAC: 0 DP: 0 HBP: 0	WP: 0 PA: 41 PB: 0 SB: 1 CS: 0						
PITCHER	IP	WLS	BF	H	R	ER	SO	BB	IBB	HBP	BLK	WP	HR	S	P	ERA	WHIP										
Don Johnson, R ERA: 3.11 (1, 1)	5.1	W	29	9	2	2	2	5	0	0	0	0	0	28	48	3.38	2.625										
Morrie Martin, L ERA: 4.6 (6, 1)	0.1		1	1	0	0	0	0	0	0	0	0	0	1	1	0.00	3.000										
Sandy Consuegra, R ERA: 2.69 (6, 1)	3.1	S	11	1	0	0	1	0	0	0	0	0	0	13	13	0.00	0.300										

Chicago White Sox @ Boston Red Sox
Fenway Park, Boston, MA
Sun Jul 25 1954, 3:38 AM EDT
Att: 26,068 - Unknown

AB 35
R 2
H 11
RBI 2
BB 5
SO 3
LOB 18



Batter	1	2	3	4	5	6	7	8	9	AB	R	H	RBI	BB	SO	LOB	TOP			
Billy Conso , R (1,6) OBP: 0.299, SLG: 0.240	0-0 6-3		0-0 4-3 BB 1B		0-0 P4		0-3 K		0-0 E 1B	5	0	2	0	0	1	0	Boston Red Sox @ Cleveland Indians Cleveland Municipal Stadium, Cleveland, OH Tue Jul 27 1954, 3:33 AM EDT Att: 19,692 - Unknown			
Jim Piersall , R (1,9) OBP: 0.329, SLG: 0.381	0-3 K		4-0 4-3 BB		0-0 4-3		0-0 F8		0-0 E8 FC6-4	4	0	0	0	1	1	2				
Ted Williams , L (1,7) OBP: 0.520, SLG: 0.670	4-0 1B BB		0-0 4-3		0-0 E4 1B		0-0 6-3		0-0 SF8	3	0	0	1	1	0	2				
Sammy White , R (1,2) OBP: 0.321, SLG: 0.429	0-0 1B		0-0 5-3		0-0 1B				0-0 F8 FC6-4	5	0	2	0	0	0	4				
Billy Goodman , L (1,3) OBP: 0.357, SLG: 0.366	0-0 4-3				0-0 K				0-0 F7	1	0	0	0	0	0	2				
Harry Agganis , L (1,3) OBP: 0.319, SLG: 0.421					0-0 1B G5-4-3 1B					3	1	1	0	0	1	2				
Jackie Jensen , R (1,8) OBP: 0.351, SLG: 0.466		4-0 CS BB			0-0 G5-4-3 1B				0-0 HR	3	1	3	1	1	0	0				
Grady Hatton , L (1,5) OBP: 0.371, SLG: 0.366		0-3 K			0-0 G5-4-3 1B				0-0 G3	3	0	1	0	1	1	2				
Ted Lepcio , R (1,4) OBP: 0.328, SLG: 0.386		0-3 K			0-0 G5-4-3				0-0 F8	3	0	0	0	0	1	3				
Karl Olson , R (9, PH) OBP: 0.335, SLG: 0.396					0-0 G5-4-3				0-0 F8	1	0	0	0	0	0	0				
Frank Sullivan , R (1,1) OBP: 0.220, SLG: 0.167					0-0 P6				0-0 G1-6-3	3	0	0	0	0	0	2				
Charlie Maxwell , L (9, PH) OBP: 0.316, SLG: 0.282					0-0 F8				0-0 E 1B SF8 1B	1	1	1	0	0	0	0				
Inning Stats	R: 0 E: 0 K: 1 S: 6	H: 1 LOB: 2 BB: 1 P: 10	R: 0 E: 0 K: 2 S: 6	H: 0 LOB: 0 BB: 1 P: 10	R: 0 E: 0 K: 0 S: 4	H: 1 LOB: 2 BB: 1 P: 8	R: 1 E: 0 K: 0 S: 5	H: 3 LOB: 1 BB: 0 P: 5	R: 0 E: 1 K: 1 S: 7	H: 1 LOB: 2 BB: 0 P: 7	R: 0 E: 0 K: 1 S: 5	H: 0 LOB: 0 BB: 0 P: 5	R: 0 E: 0 K: 0 S: 4	H: 1 LOB: 1 BB: 0 P: 4	R: 1 E: 1 K: 0 S: 6	H: 2 LOB: 2 BB: 0 P: 6	1B: 8 2B: 2 3B: 0 HR: 1	SF: 1 SAC: 0 DP: 3 HBP: 0	WP: 0 PB: 0 SB: 0 CS: 1	PA: 40
PITCHER Bob Lemon , R (1,1) ERA: 3.4	IP: 9.0 WLS: W BF: 40 H: 10 R: 3 ER: 2 SO: 5 BB: 4 IBB: 0 HBP: 0 BLK: 0 WP: 0 HR: 1 S: 46 P: 62 ERA: 2.00 WHIP: 1.556															PITCHER				

AB 35
R 3
H 10
RBI 2
BB 4
SO 5
LOB 19



Batter	1	2	3	4	5	6	7	8	9	AB	R	H	RBI	BB	SO	LOB	BOTTOM			
Al Smith , R (1,7) OBP: 0.407, SLG: 0.458	0-3 K	0-0 P1		0-0 5-3		0-0 P6		0-0 5-3		5	0	0	0	0	1	3	Boston Red Sox @ Cleveland Indians Cleveland Municipal Stadium, Cleveland, OH Tue Jul 27 1954, 3:33 AM EDT Att: 19,692 - Unknown			
Bobby Avila , R (1,4) OBP: 0.378, SLG: 0.446	0-0 F8	0-0 P6		4-0 2B BB		0-0 1-3				3	1	0	0	1	0	3				
Larry Doby , L (1,8) OBP: 0.368, SLG: 0.488	0-0 1B	0-0 F5		0-0 2B		0-0 4-3				4	1	2	1	0	0	2				
Bill Glynn , L (8,3) OBP: 0.302, SLG: 0.401	0-0 E 1B			1-H 2B		0-0 4-3				0	0	0	0	0	0	0				
Al Rosen , R (1,5) OBP: 0.407, SLG: 0.544	0-0 E5 2B 1B			0-0 HR		0-0 6-3		4-0 HR BB		3	3	2	1	1	0	1				
Vic Wertz , L (1,3) OBP: 0.330, SLG: 0.349	0-0 2B			0-3 K		0-0 F9		0-0 HR		4	1	2	3	0	1	0				
Wally Westlake , R (8,8) OBP: 0.327, SLG: 0.492	2-H 2B			0-0 K		0-0 F9		1-H HR		0	0	0	0	0	0	0				
Dave Philley , S (1,9) OBP: 0.315, SLG: 0.379	4-0 BB			0-0 E 2B		0-0 P4		0-0 CS 1B		3	0	2	0	1	0	0				
Sam Dente , R (1,6) OBP: 0.213, SLG: 0.289	0-0 F2			0-0 E5 G5-4-3 2-3		0-0 P4		0-0 6-3		4	0	0	0	0	0	4				
Jim Hegan , R (1,2) OBP: 0.315, SLG: 0.429		0-0 1B		0-0 G5-4-3		0-0 SH2-3 1B		0-0 F8		4	0	2	0	0	0	2				
Bob Lemon , L (1,1) OBP: 0.218, SLG: 0.288	0-0 1B			0-0 K		0-0 SH2-3		0-3 K		3	0	1	0	0	2	0				
Inning Stats	R: 2 E: 1 K: 1 S: 8	H: 3 LOB: 2 BB: 1 P: 12	R: 0 E: 0 K: 0 S: 5	H: 2 LOB: 0 BB: 0 P: 5	R: 1 E: 1 K: 1 S: 7	H: 2 LOB: 1 BB: 0 P: 7	R: 1 E: 0 K: 1 S: 6	H: 1 LOB: 1 BB: 1 P: 10	R: 0 E: 0 K: 0 S: 3	H: 0 LOB: 0 BB: 0 P: 3	R: 0 E: 0 K: 0 S: 4	H: 1 LOB: 1 BB: 0 P: 4	R: 2 E: 0 K: 0 S: 4	H: 2 LOB: 0 BB: 1 P: 8	R: 0 E: 0 K: 1 S: 5	H: 0 LOB: 0 BB: 0 P: 5	1B: 6 2B: 3 3B: 0 HR: 2	SF: 0 SAC: 1 DP: 1 HBP: 0	WP: 0 PB: 0 SB: 0 CS: 1	PA: 37
PITCHER Frank Sullivan , R (1,1) ERA: 3.27	IP: 8.0 WLS: L BF: 37 H: 11 R: 6 ER: 5 SO: 4 BB: 3 IBB: 0 HBP: 0 BLK: 0 WP: 0 HR: 2 S: 42 P: 54 ERA: 5.62 WHIP: 1.750															PITCHER				

AB 33
R 6
H 11
RBI 5
BB 3
SO 4
LOB 15



Batter	1	2	3	4	5	6	7	8	9	AB	R	H	RBI	BB	SO	LOB	TOP					
Billy Conso , R (1, 6) OBP: 0.297, SLG: 0.240	0-3 K		0-0 F8		0-0 1B		0-3 K			4	1	1	0	0	2	1	Boston Red Sox @ Cleveland Indians Cleveland Municipal Stadium, Cleveland, OH Wed Jul 28 1954, 3:33 AM EDT Att: 18,729 - Unknown					
Jim Piersall , R (1, 9) OBP: 0.330, SLG: 0.382	0-3 K		0-0 1B		0-0 1B		0-3 K			4	0	2	0	0	2	1						
Ted Williams , L (1, 7) OBP: 0.520, SLG: 0.667	0-3 K		0-0 F5		0-0 1B			0-0 G6-4-3 1B		4	0	2	1	0	1	1						
Sammy White , R (1, 2) OBP: 0.318, SLG: 0.423		0-0 F5		0-0 F3	0-0 F5			0-0 G6-4-3 1B		4	0	0	0	0	0	3						
Billy Goodman , L (1, 3) OBP: 0.359, SLG: 0.368		0-0 6-3 1B		0-0 F7		0-0 F7		0-0 S 1B		4	0	2	0	0	0	0						
Jackie Jensen , R (1, 8) OBP: 0.350, SLG: 0.463		0-0 6-3 1-2		0-0 1B		0-0 F8		0-0 F8 1-2		4	0	1	0	0	0	2						
Grady Hatton , L (1, 5) OBP: 0.373, SLG: 0.366		4-0 BB		0-0 F9		0-0 CS 1B		0-0 P6		3	0	1	0	1	0	1						
Ted Lepcio , R (1, 4) OBP: 0.328, SLG: 0.387	0-3 K				0-0 F3	0-0 CS 1-2	0-0 2B	0-0 6-3		4	0	1	0	0	1	2						
Russ Kemmerer , R (1, 1) OBP: 0.300, SLG: 0.125			0-3 K					0-0 F8		3	0	1	0	0	1	0						
Charlie Maxwell , L (9, PH) OBP: 0.313, SLG: 0.279					0-0 5-3			0-0 F8		1	0	0	0	0	0	0						
Inning Stats	R: 0 E: 0 K: 3 S: 9	H: 0 LOB: 0 BB: 0 P: 9	R: 0 E: 0 K: 1 S: 6	H: 1 LOB: 2 BB: 1 P: 10	R: 0 E: 0 K: 1 S: 6	H: 1 LOB: 1 BB: 0 P: 6	R: 0 E: 0 K: 0 S: 4	H: 1 LOB: 1 BB: 0 P: 4	R: 1 E: 0 K: 0 S: 6	H: 3 LOB: 2 BB: 0 P: 6	R: 0 E: 0 K: 2 S: 3	H: 1 LOB: 1 BB: 0 P: 3	R: 0 E: 0 K: 2 S: 8	H: 2 LOB: 1 BB: 0 P: 8	R: 0 E: 0 K: 0 S: 4	H: 2 LOB: 1 BB: 0 P: 4	R: 0 E: 0 K: 0 S: 3	H: 0 LOB: 0 BB: 0 P: 3	1B: 10 2B: 1 3B: 0 HR: 0	SF: 0 SAC: 0 DP: 1 HBP: 0	WP: 0 PB: 0 SB: 1 CS: 1	PA: 37
PITCHER Early Wynn , R (1, 1) ERA: 3.28	IP: 9.0 WLS: W BF: 36 H: 11 R: 1 ER: 1 SO: 7 BB: 1 IBB: 0 HBP: 0 BLK: 0 WP: 0 HR: 0 S: 49 P: 53 ERA: 1.00 WHIP: 1.333																					

AB 35
R 1
H 11
RBI 1
BB 1
SO 7
LOB 11



Batter	1	2	3	4	5	6	7	8	9	AB	R	H	RBI	BB	SO	LOB	BOTTOM			
Al Smith , R (1, 7) OBP: 0.405, SLG: 0.453	4-0 BB		0-0 F9			0-0 P2	0-0 F5			3	0	0	0	1	0	1	Boston Red Sox @ Cleveland Indians Cleveland Municipal Stadium, Cleveland, OH Wed Jul 28 1954, 3:33 AM EDT Att: 18,729 - Unknown			
Bobby Avila , R (1, 4) OBP: 0.377, SLG: 0.444	0-0 L6		0-3 K			0-0 2B		0-0 P6		4	1	1	0	0	1	1				
Larry Doby , L (1, 8) OBP: 0.365, SLG: 0.483	0-3 K		0-0 P6			0-0 F8		0-0 F9		4	0	0	0	0	1	2				
Al Rosen , R (1, 5) OBP: 0.405, SLG: 0.543	0-3 K			0-0 4-3		0-0 1B	0-0 2B	0-0 F7		4	1	1	1	0	1	1				
Vic Wertz , L (1, 3) OBP: 0.335, SLG: 0.354		0-0 1B		0-0 F8		0-0 1B				3	0	2	1	0	0	0				
Bill Glynn , L (9, 3) OBP: 0.302, SLG: 0.401		0-0 1B		0-0 F8		0-0 1B				0	0	0	0	0	0	0				
Dave Philley , S (1, 9) OBP: 0.312, SLG: 0.375		0-0 P6		0-3 K		0-0 P6				3	0	0	0	0	1	2				
Sam Dente , R (1, 6) OBP: 0.220, SLG: 0.292		0-0 P6			0-0 6-3					3	0	1	0	0	0	0				
Jim Hegan , R (1, 2) OBP: 0.312, SLG: 0.424		0-0 F8			0-0 4-3					3	0	0	0	0	0	2				
Early Wynn , S (1, 1) OBP: 0.279, SLG: 0.255		0-0 G3			0-0 6-3					2	0	0	0	1	0	2				
Inning Stats	R: 0 E: 0 K: 2 S: 7	H: 0 LOB: 1 BB: 1 P: 11	R: 0 E: 0 K: 0 S: 5	H: 2 LOB: 2 BB: 0 P: 5	R: 0 E: 0 K: 1 S: 5	H: 0 LOB: 0 BB: 0 P: 5	R: 0 E: 0 K: 1 S: 5	H: 0 LOB: 0 BB: 0 P: 5	R: 0 E: 0 K: 0 S: 3	H: 0 LOB: 0 BB: 0 P: 3	R: 2 E: 0 K: 0 S: 6	H: 3 LOB: 1 BB: 0 P: 6	R: 0 E: 0 K: 0 S: 3	H: 0 LOB: 1 BB: 1 P: 7	R: 0 E: 0 K: 0 S: 3	H: 0 LOB: 0 BB: 0 P: 3	1B: 4 2B: 1 3B: 0 HR: 0	SF: 0 SAC: 0 DP: 0 HBP: 0	WP: 0 PB: 0 SB: 0 CS: 0	PA: 31
PITCHER Russ Kemmerer , R (1, 1) ERA: 3.31	IP: 8.0 WLS: L BF: 31 H: 5 R: 2 ER: 2 SO: 4 BB: 2 IBB: 0 HBP: 0 BLK: 0 WP: 0 HR: 0 S: 37 P: 45 ERA: 2.25 WHIP: 0.875																			


AB 29
R 2
H 5
RBI 2
BB 2
SO 4
LOB 11



Batter	1	2	3	4	5	6	7	8	9	AB	R	H	RBI	BB	SO	LOB	TOP					
Jim Piersall, R OBP: 0.332, SLG: 0.383 (1, 9)	5-3		F8		K			G5-4-3		4	0	0	0	0	1	2						
Billy Goodman, L OBP: 0.359, SLG: 0.372 (1, 3)	L6		P5			L7		F8		4	0	0	0	0	0	0						
Ted Williams, L OBP: 0.521, SLG: 0.670 (1, 7)	F8			P6		K		L6		4	0	0	0	0	1	0						
Jackie Jensen, R OBP: 0.351, SLG: 0.477 (1, 8)		6-3		6-3			BB	F8		3	0	0	0	1	0	0						
Grady Hatton, L OBP: 0.367, SLG: 0.364 (1, 5)		2B 1B		2B		1-3		4-3		4	0	2	0	0	0	1						
Sammy White, R OBP: 0.315, SLG: 0.419 (1, 2)	F7			5-3			K			3	0	0	0	0	1	2						
Ted Lepcio, R OBP: 0.329, SLG: 0.391 (1, 4)					5-3		P6			3	0	1	0	0	0	0						
Billy Conso, R OBP: 0.303, SLG: 0.252 (1, 6)					F8		6-3			3	0	0	0	0	1	2						
Willard Nixon, L OBP: 0.314, SLG: 0.261 Harry Agganis, L (8, PH) OBP: 0.321, SLG: 0.421 Tom Hurd, R (8, 1)					K			G5-4-3 BB		2	0	1	0	0	1	0						
Inning Stats	R: 0 E: 0 K: 0 S: 3	H: 0 LOB: 0 BB: 0 P: 3	R: 0 E: 0 K: 1 S: 7	H: 2 LOB: 2 BB: 0 P: 7	R: 0 E: 0 K: 1 S: 5	H: 0 LOB: 0 BB: 0 P: 5	R: 0 E: 0 K: 0 S: 4	H: 1 LOB: 1 BB: 0 P: 4	R: 0 E: 0 K: 1 S: 6	H: 1 LOB: 1 BB: 0 P: 6	R: 0 E: 0 K: 1 S: 5	H: 0 LOB: 0 BB: 0 P: 9	R: 0 E: 0 K: 1 S: 5	H: 0 LOB: 0 BB: 0 P: 5	R: 0 E: 0 K: 0 S: 2	H: 0 LOB: 0 BB: 1 P: 6	R: 0 E: 0 K: 0 S: 3	H: 0 LOB: 0 BB: 0 P: 3	1B: 1 2B: 3 3B: 0 HR: 0	SF: 0 SAC: 0 DP: 1 HBP: 0	WP: 0 PB: 0 SB: 0 CS: 0	PA: 32
PITCHER Ned Garver, R ERA: 2.41 (1, 1)	IP: 9.0 WLS: W BF: 32 H: 4 R: 0 ER: 0 SO: 5 BB: 2 IBB: 0 HBP: 0 BLK: 0 WP: 0 HR: 0 S: 40 P: 48 ERA: 0.00 WHIP: 0.667															PITCHER Ned Garver, R ERA: 2.41 (1, 1)	IP: 9.0 WLS: W BF: 32 H: 4 R: 0 ER: 0 SO: 5 BB: 2 IBB: 0 HBP: 0 BLK: 0 WP: 0 HR: 0 S: 40 P: 48 ERA: 0.00 WHIP: 0.667					

Boston Red Sox @ Detroit Tigers
Briggs Stadium, Detroit, MI
Fri Jul 30 1954, 4:33 AM EDT
Att: 29,402 - Unknown


AB 30
R 0
H 4
RBI 0
BB 2
SO 5
LOB 7



Batter	1	2	3	4	5	6	7	8	9	AB	R	H	RBI	BB	SO	LOB	BOTTOM			
Harvey Kuenn, R OBP: 0.309, SLG: 0.371 (1, 6)	5-3		F9		F9			S 2B BB		3	1	0	0	1	0	4				
Bill Tuttle, R OBP: 0.378, SLG: 0.436 (1, 8)	K			5-3		F7		K		4	0	0	0	0	2	1				
Bob Nieman, R OBP: 0.385, SLG: 0.385 Reno Bertioia, R (8, PR) OBP: 0.290, SLG: 0.308 Steve Souchock, R (9, 7)	1-3			K		1B BB		HR 2B		3	1	1	1	1	1	0				
Ray Boone, R OBP: 0.394, SLG: 0.476 (1, 5)				F8		1B		HR IBB		3	1	2	0	1	0	0				
Wayne Belardi, L OBP: 0.383, SLG: 0.479 Walt Dropo, R OBP: 0.329, SLG: 0.379 (8, 3)		FC4-6 L6-4-3			3-1	1-1-4-3 1B		F2		3	0	1	1	0	0	1				
Al Kaline, R OBP: 0.280, SLG: 0.311 (1, 9)	L6-4-3				1B	L1-4-3		HR		4	1	2	3	0	0	3				
Frank House, L OBP: 0.306, SLG: 0.376 (1, 2)				6-3		E 2B		F8		4	0	1	0	0	0	1				
Frank Bolling, R OBP: 0.303, SLG: 0.339 (1, 4)				SH1-3 1B		E IBB		F8		2	0	1	0	1	0	0				
Ned Garver, R OBP: 0.235, SLG: 0.191 (1, 1)				SH1-3		E6		5-3		2	0	0	0	0	0	2				
Inning Stats	R: 0 E: 0 K: 1 S: 5	H: 0 LOB: 0 BB: 0 P: 5	R: 0 E: 0 K: 0 S: 3	H: 1 LOB: 0 BB: 0 P: 3	R: 0 E: 0 K: 0 S: 4	H: 1 LOB: 1 BB: 0 P: 4	R: 0 E: 0 K: 1 S: 5	H: 0 LOB: 0 BB: 0 P: 5	R: 0 E: 1 K: 0 S: 4	H: 2 LOB: 3 BB: 1 P: 9	R: 1 E: 0 K: 0 S: 4	H: 2 LOB: 1 BB: 1 P: 8	R: 0 E: 0 K: 0 S: 3	H: 0 LOB: 0 BB: 0 P: 3	R: 4 E: 0 K: 1 S: 7	H: 2 LOB: 1 BB: 2 P: 15	1B: 5 2B: 2 3B: 0 HR: 1	SF: 0 SAC: 1 DP: 2 HBP: 0	WP: 0 PB: 0 SB: 1 CS: 0	PA: 34
PITCHER Willard Nixon, R ERA: 4.17 Tom Hurd, R ERA: 36.0 (8, 1)	IP: 7.0 WLS: L BF: 27 H: 6 R: 1 ER: 1 SO: 2 BB: 1 IBB: 1 HBP: 0 BLK: 0 WP: 0 HR: 0 S: 29 P: 37 ERA: 1.29 WHIP: 1.000															PITCHER Willard Nixon, R ERA: 4.17 Tom Hurd, R ERA: 36.0 (8, 1)	IP: 1.0 WLS: L BF: 7 H: 2 R: 4 ER: 4 SO: 1 BB: 1 IBB: 1 HBP: 0 BLK: 0 WP: 0 HR: 1 S: 7 P: 15 ERA: 36.00 WHIP: 3.000			

Boston Red Sox @ Detroit Tigers
Briggs Stadium, Detroit, MI
Fri Jul 30 1954, 4:33 AM EDT
Att: 29,402 - Unknown


AB 29
R 5
H 8
RBI 5
BB 4
SO 3
LOB 14



Batter	1	2	3	4	5	6	7	8	9	AB	R	H	RBI	BB	SO	LOB	TOP
Jim Piersall, R OBP: 0.333, SLG: 0.381 (1, 9)	0-0 4-3 1B	1-0 HBP			0-0 F8		0-0 6-3		0-0 6-3	4	1	1	0	0	0	0	
Billy Goodman, L OBP: 0.356, SLG: 0.369 (1, 3)	0-0 4-3	0-0 6-3			0-0 F8		0-0 BB 1B		0-0 E4 HR	5	1	1	0	0	0	4	
Ted Williams, L OBP: 0.527, SLG: 0.686 Karl Olson, R OBP: 0.333, SLG: 0.393 (9, 7)	4-0 1B BB		0-0 1B		0-0 L9		4-0 BB 1-2 BB		0-0 HR	3	1	2	2	2	0	0	
Jackie Jensen, R OBP: 0.350, SLG: 0.473 (1, 8)	0-0 G4-6-3 1-2 2H 1B		0-0 F8		0-0 6-3		0-0 L9		0-0 F8	5	0	1	1	0	0	3	
Grady Hatton, L OBP: 0.368, SLG: 0.378 (1, 5)	0-0 G4-6-3 1-2		0-0 F8		4-0 1B BB		0-0 E4 FC1-6		0-0 HR	4	1	1	1	1	0	3	
Del Wilber, R OBP: 0.189, SLG: 0.242 Charlie Maxwell, L OBP: 0.309, SLG: 0.276 Mickey Owen, R OBP: 0.327, SLG: 0.364 (6, PH) (6, 2)		0-0 L9	0-0 P5		0-0 L9		0-0 FC1-6 HBP		0-0 F7	2	0	0	0	0	0	1	
Ted Lepcio, R OBP: 0.331, SLG: 0.393 (1, 4)		0-0 HBP 1B		0-0 5-3		0-0 1-2 1B		0-0 F2		4	0	2	0	0	0	1	
Billy Consono, R OBP: 0.309, SLG: 0.255 (1, 6)		0-0 HBP 1B		0-0 6-3		0-3 K		1-0 P2		3	0	1	0	0	1	2	
Tom Brewer, R OBP: 0.317, SLG: 0.375 Ellis Kinder, R OBP: 0.200, SLG: 0.250 (6, 1) (1, 1)		0-0 L9		0-3 K		0-0 L6		0-0 P6		2	0	0	0	0	1	2	
										2	0	0	0	0	2		
Inning Stats	R: 1 E: 0 K: 0 S: 4	H: 2 LOB: 1 BB: 1 P: 8	R: 0 E: 0 K: 0 S: 5	H: 2 LOB: 3 BB: 0 P: 6	R: 0 E: 0 K: 0 S: 4	H: 1 LOB: 0 BB: 0 P: 4	R: 0 E: 0 K: 1 S: 5	H: 0 LOB: 0 BB: 0 P: 5	R: 0 E: 0 K: 0 S: 3	H: 1 LOB: 2 BB: 1 P: 10	R: 0 E: 0 K: 0 S: 4	H: 0 LOB: 0 BB: 0 P: 5	R: 3 E: 1 K: 0 S: 6	H: 2 LOB: 0 BB: 0 P: 6	1B: 7 2B: 0 3B: 0 HR: 2	SF: 0 SAC: 0 DP: 1 HBP: 2	WP: 0 PA: 42
PITCHER Steve Gromek, R ERA: 2.59 (1, 1)	IP: 9.0 WLS: L BF: 42 H: 9 R: 4 ER: 2 SO: 2 BB: 3 IBB: 0 HBP: 2 BLK: 0 WP: 0 HR: 2 S: 41 P: 55 ERA: 2.00 WHIP: 1.333																

Boston Red Sox @ Detroit Tigers
Briggs Stadium, Detroit, MI
Sat Jul 31 1954, 4:33 AM EDT
Att: 7,526 - Unknown


AB 37
R 4
H 9
RBI 4
BB 3
SO 2
LOB 20



Batter	1	2	3	4	5	6	7	8	9	AB	R	H	RBI	BB	SO	LOB	BOTTOM				
Harvey Kuenn, R OBP: 0.309, SLG: 0.371 (1, 6)	0-0 1B		0-0 SH5-3		0-0 5-3		0-0 P6			3	0	1	0	0	0	1					
Bill Tuttle, R OBP: 0.377, SLG: 0.434 (1, 8)	0-3 K		0-0 L5		0-0 1-6-3		0-0 G5-4-3 1B			4	0	1	0	0	1	2					
Bob Nieman, R OBP: 0.322, SLG: 0.391 Reno Bertoia, R OBP: 0.290, SLG: 0.308 Steve Souchock, R OBP: 0.233, SLG: 0.500 (6, PR) (7, 7)	0-0 1B		0-3 K		0-0 FC5-4 BB 1B		0-0 P2			3	0	2	0	0	1	1					
Ray Boone, R OBP: 0.392, SLG: 0.472 (1, 5)	0-0 L6			0-0 E8 L5-3 BB		4-0 FC5-4 BB		0-0 G5-4-3		3	0	0	0	1	0	3					
Wayne Belardi, L OBP: 0.379, SLG: 0.468 (1, 3)	0-0 F9			4-0 L5-3 BB		0-3 K			0-0 F9	3	0	0	0	1	1	4					
Al Kaline, R OBP: 0.277, SLG: 0.307 (1, 9)		0-0 L9		0-0 L5-3		0-0 FC5-4			0-0 L4	4	0	0	0	0	4						
Frank House, L OBP: 0.302, SLG: 0.369 (1, 2)		0-3 K		0-0 4-3			0-0 G3		0-0 P5	4	0	0	0	0	1	1					
Frank Bolling, R OBP: 0.300, SLG: 0.336 (1, 4)		0-0 F8			0-3 K		0-3 K			3	0	0	0	0	2	0					
Steve Gromek, S OBP: 0.254, SLG: 0.154 (1, 1)			4-0 WP SH5-3 BB		0-3 K		0-0 1B			2	0	1	0	1	1	0					
Inning Stats	R: 0 E: 0 K: 1 S: 7	H: 2 LOB: 2 BB: 0 P: 7	R: 0 E: 0 K: 1 S: 5	H: 0 LOB: 0 BB: 0 P: 5	R: 0 E: 0 K: 1 S: 5	H: 0 LOB: 1 BB: 1 P: 9	R: 0 E: 1 K: 0 S: 3	H: 0 LOB: 1 BB: 1 P: 7	R: 0 E: 0 K: 2 S: 7	H: 1 LOB: 0 BB: 0 P: 7	R: 0 E: 0 K: 1 S: 6	H: 1 LOB: 2 BB: 1 P: 10	R: 0 E: 0 K: 1 S: 6	H: 1 LOB: 0 BB: 0 P: 6	R: 0 E: 0 K: 0 S: 3	H: 0 LOB: 0 BB: 0 P: 3	R: 0 E: 0 K: 0 S: 3	H: 0 LOB: 0 BB: 0 P: 3	1B: 5 2B: 0 3B: 0 HR: 0	SF: 0 SAC: 1 DP: 2 HBP: 0	WP: 1 PA: 34
PITCHER Tom Brewer, R ERA: 3.97 Ellis Kinder, R ERA: 3.18 (6, 1)	IP: 5.1 WLS: W BF: 21 H: 3 R: 0 ER: 0 SO: 5 BB: 2 IBB: 0 HBP: 0 BLK: 0 WP: 1 HR: 0 S: 29 P: 37 ERA: 0.00 WHIP: 0.938																				

Boston Red Sox @ Detroit Tigers
Briggs Stadium, Detroit, MI
Sat Jul 31 1954, 4:33 AM EDT
Att: 7,526 - Unknown

AB 30
R 0
H 5
RBI 0
BB 3
SO 7
LOB 17




Batter	1	2	3	4	5	6	7	8	9	AB	R	H	RBI	BB	SO	LOB	TOP				
Jim Piersall, R OBP: 0.339, SLG: 0.385 (1, 9)	0-0 1-3		0-3 K			0-0 2B		0-0 F7		4	0	1	0	0	1	1	Boston Red Sox @ Chicago White Sox Comiskey Park, Chicago, IL Tue Aug 03 1954, 4:33 AM EDT Att: 30,062 - Unknown livebaseballscorecards.com				
Ted Williams, L OBP: 0.524, SLG: 0.695 (1, 7)	0-0 6-3			0-0 G4-6-3 1B		0-0 F6		0-0 F8		4	0	1	0	0	0	1					
Sam Mele, R OBP: 0.293, SLG: 0.381 (1, 3)	0-0 5-3			0-3 K			4-0 1B E BB	0-0 F9		3	1	0	0	1	1	1					
Jackie Jensen, R OBP: 0.354, SLG: 0.481 (1, 8)		0-3 K		0-0 G4-6-3 1-2			0-0 E FC5-4 1B		0-0 S 1B	4	1	2	0	0	1	1					
Sammy White, R OBP: 0.314, SLG: 0.417 (1, 2)	0-0 F2				0-0 6-3		0-0 FC5-4 1-3 2-H 1B	0-0 F8		4	0	1	1	0	0	1					
Ted Lepcio, R OBP: 0.327, SLG: 0.390 Karl Olson, R OBP: 0.338, SLG: 0.393 Billy Goodman, L OBP: 0.359, SLG: 0.375 (1, 4) (7, PH) (7, 4)	0-3 K				0-3 K		4-0 FC5-4 BB	0-0 F8		2	0	0	0	0	2	0					
Milt Bolling, R OBP: 0.335, SLG: 0.362 Don Lenhardt, R OBP: 0.292, SLG: 0.390 Grady Hatton, L OBP: 0.366, SLG: 0.375 (1, 5) (7, PH) (7, 5)			4-0 FC5-4 BB		0-0 5-3		0-0 FC5-4 1-2 2-3 3-H	0-0 F7		1	0	0	0	1	0	0					
Billy Consolo, R OBP: 0.308, SLG: 0.250 (1, 6)			0-0 FC5-4 SH1-3 1-2			0-0 F8	0-3 K			3	0	0	0	0	1	3					
Frank Sullivan, R OBP: 0.214, SLG: 0.162 Del Wilber, R OBP: 0.167, SLG: 0.211 Tex Clevenger, R OBP: 0.231, SLG: 0.308 (1, 1) (7, PH) (7, 1)			0-0 SH1-3 1-2			0-3 K	0-0 F2			1	0	0	0	0	1	0					
										1	0	0	0	0	0	2					
										0	0	0	0	0	0	0					
Inning Stats	R: 0 E: 0 K: 0 S: 3	H: 0 LOB: 0 BB: 0 P: 3	R: 0 E: 0 K: 2 S: 7	H: 0 LOB: 0 BB: 0 P: 7	R: 0 E: 0 K: 1 S: 5	H: 0 LOB: 1 BB: 1 P: 9	R: 0 E: 0 K: 1 S: 5	H: 1 LOB: 0 BB: 0 P: 5	R: 0 E: 0 K: 1 S: 6	H: 0 LOB: 0 BB: 0 P: 5	R: 2 E: 1 K: 1 S: 7	H: 2 LOB: 2 BB: 2 P: 15	R: 0 E: 0 K: 0 S: 3	H: 0 LOB: 0 BB: 0 P: 3	R: 0 E: 0 K: 0 S: 4	H: 1 LOB: 1 BB: 0 P: 4		1B: 4 2B: 1 3B: 0 HR: 0	SF: 0 SAC: 1 DP: 1 HBP: 0	WP: 0 PB: 0 SB: 1 CS: 0	PA: 34
PITCHER Jack Harshman, L ERA: 3.79 (1, 1)	IP: 9.0 WLS: W BF: 34 H: 5 R: 2 ER: 2 SO: 7 BB: 3 IBB: 0 HBP: 0 BLK: 0 WP: 0 HR: 0 S: 45 P: 57 ERA: 2.00 WHIP: 0.889															PITCHER					


AB 30
R 2
H 5
RBI 2
BB 3
SO 7
LOB 14




Batter	1	2	3	4	5	6	7	8	9	AB	R	H	RBI	BB	SO	LOB	BOTTOM				
Chico Carrasquel, R OBP: 0.361, SLG: 0.381 (1, 6)	0-0 1B FC1	0-0 F6			0-0 L5		4-0 HBP 2B BB			3	2	1	0	1	0	0	Boston Red Sox @ Chicago White Sox Comiskey Park, Chicago, IL Tue Aug 03 1954, 4:33 AM EDT Att: 30,062 - Unknown livebaseballscorecards.com				
Nellie Fox, L OBP: 0.368, SLG: 0.393 (1, 4)	0-0 E FC1 2B 1B		0-0 F7			0-0 S 1B 1B	1-0 2B HBP			3	2	2	0	0	0	0					
Minnie Minoso, R OBP: 0.414, SLG: 0.549 (1, 7)	0-0 FC1 2B G1-2-3 3-H		0-0 F3			0-0 F6 1-2	0-0 1-3 2-H 2B			4	0	1	2	0	0	2					
Phil Cavarretta, L OBP: 0.426, SLG: 0.450 (1, 3)	0-0 2B		0-0 F5			0-0 1B SH3 1B	4-0 1B IBB			3	1	2	2	1	0	0					
Jim Rivera, L OBP: 0.361, SLG: 0.456 (1, 9)	4-0 IBB			0-0 4-3		0-0 SH3 1B 1B	0-0 F7			3	1	1	0	1	0	3					
Cass Michaels, R OBP: 0.404, SLG: 0.428 (1, 5)	0-3 K			0-0 F6		0-0 SH3 1-2	0-0 L4			3	0	0	1	0	1	6					
Sherm Lollar, R OBP: 0.344, SLG: 0.380 (1, 2)	0-0 G1-2-3 3-H			0-0 6-3		0-0 2-H 1B		0-0 F5		4	0	1	1	0	0	3					
Johnny Groth, R OBP: 0.344, SLG: 0.360 (1, 8)		0-0 F2			0-0 1-3	0-0 4-3		0-3 K		4	0	0	0	0	1	1					
Jack Harshman, L OBP: 0.286, SLG: 0.286 (1, 1)		0-0 F8		0-3 K			0-0 F8	0-0 4-3		4	0	0	0	0	1	0					
										1B: 6 2B: 2 3B: 0 HR: 0	SF: 0 SAC: 1 DP: 1 HBP: 1	WP: 0 PB: 0 SB: 1 CS: 0	PA: 36								
Inning Stats	R: 2 E: 1 K: 1 S: 8	H: 3 LOB: 2 BB: 1 P: 12	R: 0 E: 0 K: 0 S: 3	H: 0 LOB: 0 BB: 0 P: 3	R: 0 E: 0 K: 0 S: 3	H: 0 LOB: 0 BB: 0 P: 3	R: 0 E: 0 K: 0 S: 3	H: 0 LOB: 0 BB: 0 P: 3	R: 0 E: 0 K: 1 S: 5	H: 0 LOB: 0 BB: 0 P: 5	R: 3 E: 0 K: 0 S: 7	H: 4 LOB: 1 BB: 0 P: 7	R: 1 E: 0 K: 0 S: 4	H: 1 LOB: 3 BB: 2 P: 13	R: 0 E: 0 K: 1 S: 5	H: 0 LOB: 0 BB: 0 P: 5		1B: 6 2B: 2 3B: 0 HR: 0	SF: 0 SAC: 1 DP: 1 HBP: 1	WP: 0 PB: 0 SB: 1 CS: 0	PA: 36
PITCHER Frank Sullivan, R ERA: 3.47 Tex Clevenger, R ERA: 5.23 (1, 1) (7, 1)	IP: 6.0 WLS: L BF: 26 H: 7 R: 5 ER: 5 SO: 2 BB: 0 IBB: 0 HBP: 0 BLK: 0 WP: 0 HR: 0 S: 29 P: 33 ERA: 7.50 WHIP: 1.167															PITCHER					



Batter	1	2	3	4	5	6	7	8	9	10	AB	R	H	RBI	BB	SO	LOB	TOP	
Jim Piersall, R OBP: 0.337, SLG: 0.382 (1, 9)	F7		F9			F8		HR		6-3	5	1	1	0	0	0	0	Boston Red Sox @ Chicago White Sox Comiskey Park, Chicago, IL Wed Aug 04 1954, 4:33 AM EDT Att: 8,854 - Unknown AB 36 R 5 H 7 RBI 5 BB 3 SO 7 LOB 9 	
Ted Williams, L OBP: 0.525, SLG: 0.704 (1, 7)	FC4-6 BB		1-3			FC6-4 BB		HR		F5	3	1	1	3	2	0	0		
Sam Mele, R OBP: 0.289, SLG: 0.375 (1, 3)	FC4-6					FC6-4		5-3		5-3	4	0	0	0	0	0	2		
Del Wilber, R OBP: 0.183, SLG: 0.205 (9, 2)											1	0	0	0	0	0	0		
Jackie Jensen, R OBP: 0.353, SLG: 0.479 (1, 8)	K		F7			K				BB 2B 1B	4	1	1	0	0	2	1		
Mickey Owens, R OBP: 0.334, SLG: 0.333 (9, PH)		F7				G3				F7	3	0	0	0	0	0	0		
Billy Goodman, L OBP: 0.358, SLG: 0.374 (9, 3)			F8								1	0	0	0	0	0	1		
Ted Lepcio, R OBP: 0.529, SLG: 0.393 (1, 4)		1B 2B				P4				2B BB	3	1	1	0	1	1	0		
Mitt Bolling, R OBP: 0.335, SLG: 0.361 (9, PH)										F7	3	0	1	0	0	0	0		
Don Lenhardt, R OBP: 0.300, SLG: 0.410 (9, PR)										2B	1	0	1	2	0	0	0		
Grady Hatton, L OBP: 0.366, SLG: 0.375 (9, 5)		L3-6 1B								2B	0	0	0	0	0	0	0		
Billy Consolo, R OBP: 0.306, SLG: 0.250 (1, 6)										5-3	4	1	1	0	0	1	3		
Russ Kemmerer, R OBP: 0.273, SLG: 0.111 (9, PH)										5-3	1	0	0	0	0	0	0		
Hal Brown, R OBP: 0.318, SLG: 0.250 (8, PH)											1	0	0	0	0	1	0		
Karl Olson, R OBP: 0.318, SLG: 0.391 (8, PH)											1	0	0	0	0	1	1		
Tom Hurd, R OBP: 0.200, SLG: 0.419 (9, PH)											0	0	0	0	0	0	0		
Harry Agganis, L OBP: 0.300, SLG: 0.250 (9, PH)											1	0	0	0	0	0	1		
Ellis Kinder, R OBP: 0.300, SLG: 0.250 (9, PH)											0	0	0	0	0	0	0		
Inning Stats	R: 0 E: 0 K: 1 S: 5	H: 0 LOB: 1 BB: 1 P: 9	R: 0 E: 0 K: 0 S: 4	H: 2 LOB: 1 BB: 0 P: 4	R: 0 E: 0 K: 0 S: 3	H: 0 LOB: 0 BB: 0 P: 3	R: 0 E: 0 K: 2 S: 7	H: 0 LOB: 0 BB: 1 P: 7	R: 0 E: 0 K: 1 S: 5	H: 0 LOB: 0 BB: 0 P: 5	R: 3 E: 0 K: 1 S: 8	H: 3 LOB: 0 BB: 0 P: 8	R: 2 E: 0 K: 1 S: 7	H: 2 LOB: 1 BB: 1 P: 11	R: 0 E: 0 K: 0 S: 3	H: 0 LOB: 0 BB: 0 P: 3	1B: 4 2B: 3 3B: 0 HR: 1	SF: 0 SAC: 0 DP: 1 HBP: 0	WP: 0 PA: 39 PB: 0 SB: 0 CS: 0
PITCHER	IP WLS BF H R ER SO ERA WHIP	IP WLS BF H R ER SO ERA WHIP	IP WLS BF H R ER SO ERA WHIP	IP WLS BF H R ER SO ERA WHIP	IP WLS BF H R ER SO ERA WHIP	IP WLS BF H R ER SO ERA WHIP	IP WLS BF H R ER SO ERA WHIP	IP WLS BF H R ER SO ERA WHIP	IP WLS BF H R ER SO ERA WHIP	IP WLS BF H R ER SO ERA WHIP	IP WLS BF H R ER SO ERA WHIP	IP WLS BF H R ER SO ERA WHIP	IP WLS BF H R ER SO ERA WHIP	IP WLS BF H R ER SO ERA WHIP	IP WLS BF H R ER SO ERA WHIP	IP WLS BF H R ER SO ERA WHIP	IP WLS BF H R ER SO ERA WHIP	IP WLS BF H R ER SO ERA WHIP	
Billy Pierce, L ERA: 3.43 (1, 1)	8.1	WLS: 34	H: 7	R: 5	ER: 5	SO: 6	BB: 3	IBB: 0	HBP: 0	BLK: 0	WP: 0	HR: 1	S: 43	P: 55	ERA: 5.40	WHIP: 1.200			
Sandy Consuegra, R ERA: 3.08 (9, 1)	1.2	WLS: 5	H: 0	R: 0	ER: 0	SO: 1	BB: 0	IBB: 0	HBP: 0	BLK: 0	WP: 0	HR: 0	S: 7	P: 7	ERA: 0.00	WHIP: 0.000			

Batter	1	2	3	4	5	6	7	8	9	10	AB	R	H	RBI	BB	SO	LOB	BOTTOM		
Chico Carrasquel, R OBP: 0.359, SLG: 0.379 (1, 6)	BB HR 1B	G1-6-3		5-3			6-3			F4	5	1	1	0	0	0	2	Boston Red Sox @ Chicago White Sox Comiskey Park, Chicago, IL Wed Aug 04 1954, 4:33 AM EDT Att: 8,854 - Unknown AB 32 R 6 H 7 RBI 6 BB 8 SO 3 LOB 13 		
Nellie Fox, L OBP: 0.372, SLG: 0.397 (1, 4)	HR BB		G3 HBP BB 1B	4-3			2B			BB SH2-4 1B BB	3	3	2	0	2	0	0			
Minnie Minoso, R OBP: 0.415, SLG: 0.546 (1, 7)	HR BB		BB G3 FC3-2 HBP			6-3				SH2-4	2	1	0	0	1	1	1			
Phil Cavarretta, L OBP: 0.424, SLG: 0.476 (1, 3)			BB G3							1B BB	3	1	1	4	0	0	2			
Ron Jackson, R OBP: 0.349, SLG: 0.534 (8, 3)			G3			4-3				1B BB	1	0	0	0	0	0	0			
George Kell, R OBP: 0.344, SLG: 0.350 (10, PH)	HR		1-2 2-3							BB	0	0	0	0	1	0	0			
Jim Rivera, L OBP: 0.364, SLG: 0.455 (1, 9)	5-3 1B		FC3-2 BB IBB			K				1B BB	3	0	1	0	2	1	0			
Matt Batts, R OBP: 0.349, SLG: 0.364 (1, 2)	5-3		FC3-2 BB			F7				1B	4	0	1	2	1	0	1			
Cass Michaels, R OBP: 0.398, SLG: 0.420 (1, 5)	F8		FC3-2			5-3				F9	4	0	0	0	0	0	3			
Johnny Groth, R OBP: 0.343, SLG: 0.361 (1, 8)		4-3	F8			6-3				2B	4	0	1	0	0	0	3			
Billy Pierce, L OBP: 0.288, SLG: 0.231 (1, 1)										6-3	2	0	0	0	1	1	0			
Sandy Consuegra, R OBP: 0.262, SLG: 0.225 (9, 1)			G1-6-3 BB			5-3					1	0	0	0	0	0	1			
Inning Stats	R: 4 E: 0 K: 0 S: 5	H: 3 LOB: 0 BB: 2 P: 13	R: 0 E: 0 K: 0 S: 2	H: 0 LOB: 0 BB: 1 P: 6	R: 1 E: 0 K: 0 S: 4	H: 1 LOB: 3 BB: 2 P: 13	R: 0 E: 0 K: 0 S: 3	H: 0 LOB: 0 BB: 0 P: 3	R: 0 E: 0 K: 1 S: 5	H: 0 LOB: 0 BB: 0 P: 5	R: 0 E: 0 K: 0 S: 3	H: 1 LOB: 1 BB: 0 P: 8	R: 0 E: 0 K: 0 S: 4	H: 1 LOB: 1 BB: 0 P: 4	R: 1 E: 0 K: 0 S: 2	H: 1 LOB: 3 BB: 3 P: 14	1B: 4 2B: 2 3B: 0 HR: 1		SF: 0 SAC: 1 DP: 1 HBP: 1	WP: 0 PA: 42 PB: 0 SB: 0 CS: 0
PITCHER	IP WLS BF H R ER SO ERA WHIP	IP WLS BF H R ER SO ERA WHIP	IP WLS BF H R ER SO ERA WHIP	IP WLS BF H R ER SO ERA WHIP	IP WLS BF H R ER SO ERA WHIP	IP WLS BF H R ER SO ERA WHIP	IP WLS BF H R ER SO ERA WHIP	IP WLS BF H R ER SO ERA WHIP	IP WLS BF H R ER SO ERA WHIP	IP WLS BF H R ER SO ERA WHIP	IP WLS BF H R ER SO ERA WHIP	IP WLS BF H R ER SO ERA WHIP	IP WLS BF H R ER SO ERA WHIP	IP WLS BF H R ER SO ERA WHIP	IP WLS BF H R ER SO ERA WHIP	IP WLS BF H R ER SO ERA WHIP	IP WLS BF H R ER SO ERA WHIP		IP WLS BF H R ER SO ERA WHIP	
Russ Kemmerer, R ERA: 4.41 (1, 1)	2.0	WLS: 12	H: 4	R: 5	ER: 5	SO: 0	BB: 3	IBB: 0	HBP: 1	BLK: 0	WP: 0	HR: 1	S: 8	P: 21	ERA: 22.50	WHIP: 3.500				
Hal Brown, R ERA: 5.21 (3, 1)	5.0	WLS: 18	H: 1	R: 0	ER: 0	SO: 3	BB: 1	IBB: 0	HBP: 0	BLK: 0	WP: 0	HR: 0	S: 22	P: 30	ERA: 0.00	WHIP: 0.400				
Tom Hurd, R ERA: 18.0 (8, 1)	1.0	WLS: 3	H: 0	R: 0	ER: 0	SO: 0	BB: 0	IBB: 0	HBP: 0	BLK: 0	WP: 0	HR: 0	S: 3	P: 3	ERA: 0.00	WHIP: 0.000				
Ellis Kinder, R ERA: 3.51 (9, 1)	1.1	WLS: 9	H: 2	R: 1	ER: 1	SO: 0	BB: 3	IBB: 0	HBP: 0	BLK: 0	WP: 0	HR: 0	S: 6	P: 18	ERA: 6.75	WHIP: 3.750				

Batter	1	2	3	4	5	6	7	8	9	AB	R	H	RBI	BB	SO	LOB	TOP
Jim Piersall, R OBP: 0.343, SLG: 0.382	4-0 BB G6-4-3			L8		0-0 1B G3-6-3		P4		3	0	1	0	1	0	0	Boston Red Sox @ Baltimore Orioles Memorial Stadium, Baltimore, MD Sat Aug 07 1954, 3:33 AM EDT Att: 9,682 - Unknown
Ted Williams, L OBP: 0.514, SLG: 0.688	0-0 F7			F8		0-0 G3-6-3		G3		4	0	0	0	0	0	2	
Billy Goodman, L OBP: 0.361, SLG: 0.376	0-0 G6-4-3			BB BB		4-0 BB E		5-3		2	1	0	0	2	0	1	
Jackie Jensen, R OBP: 0.349, SLG: 0.468		0-3 K		4-0 BB		0-0 F8		5-3		3	0	0	0	1	1		
Harry Agganis, L OBP: 0.319, SLG: 0.411		0-0 F7		0-0 BB		0-3 F9		K		4	0	0	0	0	1	3	
Grady Hatton, L OBP: 0.370, SLG: 0.373		0-0 F9			0-0 1-3		E 1B			3	0	1	0	0	0	0	
Sammy White, R OBP: 0.311, SLG: 0.413			0-0 F8		0-0 F8		E6 1-2 2-H			3	0	0	0	0	0	1	
Billy Consolo, R OBP: 0.294, SLG: 0.240			0-3 K		0-3 K		K			2	0	0	0	0	2	0	
Charlie Maxwell, L OBP: 0.303, SLG: 0.270										1	0	0	0	0	1	2	
Mitt Bolling, R OBP: 0.335, SLG: 0.361										0	0	0	0	0	0	0	
Mel Parnell, L Tom Hurd, R Don Lenhardt, R Hal Brown, R Karl Olson, R Sid Hudson, R	0-0 4-3					0-3 K		F9		1	0	0	0	0	0	0	
Inning Stats	R: 0 E: 0 K: 0 S: 2	H: 0 LOB: 0 BB: 1 P: 6	R: 0 E: 0 K: 1 S: 5	H: 0 LOB: 0 BB: 0 P: 5	R: 0 E: 0 K: 1 S: 5	H: 0 LOB: 0 BB: 2 P: 11	R: 0 E: 0 K: 1 S: 5	H: 1 LOB: 0 BB: 0 P: 5	R: 1 E: 1 K: 2 S: 9	H: 1 LOB: 2 BB: 1 P: 13	R: 0 E: 0 K: 0 S: 3	H: 0 LOB: 0 BB: 0 P: 3	R: 0 E: 0 K: 0 S: 3	H: 0 LOB: 0 BB: 0 P: 3	1B: 2 2B: 0 3B: 0 HR: 0	SF: 0 SAC: 0 DP: 2 HBP: 0	
PITCHER Bob Turley, R ERA: 3.63	IP: 9.0 WLS: W BF: 32 H: 2 R: 1 ER: 0 SO: 6 BB: 4 IBB: 0 HBP: 0 BLK: 0 WP: 0 HR: 0 S: 40 P: 56 ERA: 0.00 WHIP: 0.667															PITCHER	

Batter	1	2	3	4	5	6	7	8	9	AB	R	H	RBI	BB	SO	LOB	BOTTOM
Cal Abrams, L OBP: 0.392, SLG: 0.374	0-0 1B G4-6-3		4-0 1B BB	L8			0-0 2B 1-3			3	1	2	0	1	0	0	Boston Red Sox @ Baltimore Orioles Memorial Stadium, Baltimore, MD Sat Aug 07 1954, 3:33 AM EDT Att: 9,682 - Unknown
Chuck Diering, R OBP: 0.385, SLG: 0.331	0-0 G4-6-3		BB 1B 1-2 2-3		4-0 CS BB		IBB			2	0	1	0	2	0	1	
Eddie Waitkus, L OBP: 0.329, SLG: 0.373	4-0 1B BB		0-0 F9		0-0 F7		F5			3	0	0	0	1	0	7	
Bob Kennedy, R OBP: 0.317, SLG: 0.362	0-0 FC6-4		0-0 F2		0-0 5-3		F8			4	0	1	0	0	0	7	
Jim Fridley, R OBP: 0.311, SLG: 0.404	0-0 FC6-4		0-0 BB 1B			0-0 F2		F2		4	0	1	2	0	0	2	
Les Moss, R OBP: 0.325, SLG: 0.290		0-0 6-3	4-0 BB			0-0 4-3		P4		3	0	0	0	1	0	0	
Billy Hunter, R OBP: 0.285, SLG: 0.325		0-0 F2	0-0 F2			0-0 F3		5-3		4	0	0	0	0	0	3	
Bobby Young, L OBP: 0.343, SLG: 0.344		0-0 F8		0-3 K						3	0	1	0	0	1	0	
Bob Turley, R OBP: 0.145, SLG: 0.133			4-0 1B BB		0-0 5-3		FC3-6 2B			2	1	0	0	1	0	1	
Inning Stats	R: 0 E: 0 K: 0 S: 4	H: 2 LOB: 2 BB: 1 P: 8	R: 0 E: 0 K: 0 S: 3	H: 0 LOB: 0 BB: 0 P: 3	R: 2 E: 0 K: 0 S: 5	H: 2 LOB: 3 BB: 3 P: 17	R: 0 E: 0 K: 1 S: 5	H: 0 LOB: 0 BB: 0 P: 5	R: 0 E: 0 K: 0 S: 3	H: 0 LOB: 0 BB: 0 P: 3	R: 0 E: 0 K: 0 S: 5	H: 2 LOB: 3 BB: 1 P: 9	R: 0 E: 0 K: 0 S: 3	H: 0 LOB: 0 BB: 0 P: 3	1B: 5 2B: 1 3B: 0 HR: 0	SF: 0 SAC: 0 DP: 1 HBP: 0	
PITCHER Mel Parnell, L Tom Hurd, R Hal Brown, R Sid Hudson, R	IP: 2.2 WLS: L BF: 15 H: 4 R: 2 ER: 2 SO: 1 BB: 1 IBB: 0 HBP: 0 BLK: 0 WP: 0 HR: 0 S: 11 P: 27 ERA: 6.75 WHIP: 3.000															PITCHER	

Batter	1	2	3	4	5	6	7	8	9	10	11	AB	R	H	RBI	BB	SO	LOB	TOP						
Jim Piersall, R OBP: 0.348, SLG: 0.386 (1, 9)	0-0 BB 1B		0-0 G1-6-3 BB 1B		0-0 FC4-6 1B		0-0 FC5 2-3		0-0 F2	0-0 1-2 2-3 1B	6 1 4 1 0 0 2														
Ted Williams, L OBP: 0.517, SLG: 0.683 Karl Olson, R OBP: 0.331, SLG: 0.386 (1, 7) (11, 7)	4-0 3-1 BB		4-0 G1-6-3 BB		0-0 FC4-6		0-0 G4-6-3 1B		4-0 BB	0-0 4-3	3 0 1 0 3 0 4 0 0 0 0 0 0 0														
Billy Goodman, L OBP: 0.356, SLG: 0.369 (1, 4)	0-0 3-1		0-0 G1-6-3		0-0 FC4-6		0-0 G4-6-3		0-0 G3		5 0 0 0 0 0 8														
Jackie Jensen, R OBP: 0.349, SLG: 0.467 (1, 8)	0-0 P5		0-0 CS 1B		0-0 F7		0-0 F8		0-0 SH1-4 E 1B		5 1 2 1 0 0 1														
Harry Agganis, L OBP: 0.318, SLG: 0.409 (1, 3)		0-0 4-3	0-0 CS	0-0 L9		0-0 G4-6-3 1B		0-0 P6		0-0 SH1-4	4 0 1 0 0 0 0														
Grady Hatton, L OBP: 0.371, SLG: 0.371 (1, 5)		0-0 BB 1B		0-0 F8		0-0 G4-6-3		0-0 4-3		4-0 E 1B IBB	4 1 1 0 1 0 1														
Del Wilber, R OBP: 0.180, SLG: 0.178 Sammy White, R OBP: 0.310, SLG: 0.411 (1, 2) (7, 2)		0-0 F7		0-0 F8		0-3 K		0-0 F7		0-0 E6 1B 1B	3 0 0 0 0 1 1 2 0 0 0 0 0 1														
Billy Consolo, R OBP: 0.311, SLG: 0.263 (1, 6)		4-0 BB		0-0 SH1-4 1B 2B		0-0 FC5 SH3-4 1B		0-0 K		0-0 E5 BB	4 1 3 1 1 1 0														
Russ Kemmerer, R OBP: 0.290, SLG: 0.100 Sid Hudson, R OBP: 0.182, SLG: 0.182 (1, 1) (7, 1)		0-3 K		0-0 SH1-4		0-0 SH3-4		0-0 F7		1 0 0 0 0 1 2 2 0 0 0 0 0 2															
Inning Stats	R: 0 E: 0 K: 0 S: 3	H: 1 LOB: 1 BB: 1 P: 7	R: 0 E: 0 K: 1 S: 6	H: 1 LOB: 2 BB: 1 P: 10	R: 1 E: 0 K: 0 S: 3	H: 2 LOB: 0 BB: 1 P: 7	R: 0 E: 0 K: 0 S: 3	H: 0 LOB: 0 BB: 0 P: 3	R: 1 E: 0 K: 0 S: 5	H: 2 LOB: 1 BB: 0 P: 5	R: 0 E: 0 K: 1 S: 6	H: 1 LOB: 1 BB: 0 P: 6	R: 0 E: 0 K: 0 S: 3	H: 1 LOB: 0 BB: 0 P: 3	R: 0 E: 0 K: 0 S: 3	H: 0 LOB: 0 BB: 0 P: 3	R: 0 E: 1 K: 1 S: 6	H: 0 LOB: 2 BB: 1 P: 10	R: 2 E: 1 K: 0 S: 7	H: 3 LOB: 3 BB: 1 P: 11	1B: 11 2B: 1 3B: 0 HR: 0	SF: 0 SAC: 3 DP: 3 HBP: 0	WP: 0 PB: 0 SB: 0 CS: 1	PA: 48	
PITCHER Duane Pilette, R ERA: 3.26 (1, 1)	IP 11.0	WLS L	BF 47	H 12	R 4	ER 3	SO 3	BB 4	IBB 1	HBP 0	BLK 0	WP 0	HR 0	S 48	P 68	ERA 2.46	WHIP 1.455								

Boston Red Sox @ Baltimore Orioles
Memorial Stadium, Baltimore, MD
Sun Aug 08 1954, 3:33 AM EDT
Unknown

AB 39
R 4
H 12
RBI 3
BB 5
SO 3
LOB 22



Batter	1	2	3	4	5	6	7	8	9	10	11	AB	R	H	RBI	BB	SO	LOB	BOTTOM						
Cal Abrams, L OBP: 0.399, SLG: 0.387 (1, 9)	0-0 F5		0-0 1B 3B		0-0 G6-3 1B		4-0 BB BB		0-0 1B		0-0 1-3 1B	5 1 4 0 1 0 0													
Eddie Waitkus, L OBP: 0.333, SLG: 0.373 (1, 3)	0-0 F7		0-0 1B		0-0 F8		4-0 G6-4-3 BB		0-0 1-2 1B		0-0 F7	5 0 2 1 1 0 3													
Chuck Diering, R OBP: 0.382, SLG: 0.328 (1, 8)	0-0 1-3		0-0 1-3 1B		0-0 G6-3		0-0 G6-4-3		0-0 F7		5 0 1 0 0 0 5														
Bob Kennedy, R OBP: 0.315, SLG: 0.358 (1, 5)		0-0 G4-3 1B	0-0 5-3		0-0 6-3		0-0 5-3		0-0 F8		5 0 1 0 0 0 2														
Clint Courtney, L OBP: 0.325, SLG: 0.377 (1, 2)		0-0 G4-3		0-0 E6		0-0 2B		4-0 BB		0-0 1-3	4 0 1 0 1 0 1														
Jim Fridley, R OBP: 0.303, SLG: 0.392 (1, 7)		0-0 P4		0-3 K		0-0 5-3		0-0 F9		0-3 K	5 0 0 0 0 2 3														
Bobby Young, L OBP: 0.346, SLG: 0.341 (1, 4)			4-0 SH3 SF7 BB		4-0 IBB		4-0 IBB		0-0 L1		0-0 G3	2 1 0 0 3 0 1													
Billy Hunter, R OBP: 0.282, SLG: 0.322 Jim Briedeweser, R OBP: 0.352, SLG: 0.354 (1, 6) (11, PH)			0-0 SH3		0-0 F7		0-0 P9		0-3 K		0-0 6-3	3 0 0 0 0 1 4 1 0 0 0 0 0 0													
Duane Pilette, R OBP: 0.309, SLG: 0.345 Dick Kryhoski, L OBP: 0.309, SLG: 0.345 (1, 1) (11, PH)			0-0 SF7		0-0 P6		0-3 K		0-3 K		1-0 1B HBP	3 0 0 1 0 2 2 0 0 0 0 0 0 0													
Inning Stats	R: 0 E: 0 K: 0 S: 3	H: 0 LOB: 0 BB: 0 P: 3	R: 0 E: 0 K: 0 S: 3	H: 1 LOB: 0 BB: 0 P: 3	R: 2 E: 0 K: 0 S: 6	H: 3 LOB: 2 BB: 1 P: 10	R: 0 E: 1 K: 1 S: 6	H: 0 LOB: 2 BB: 1 P: 10	R: 0 E: 0 K: 0 S: 4	H: 1 LOB: 1 BB: 2 P: 12	R: 0 E: 0 K: 0 S: 3	H: 0 LOB: 1 BB: 1 P: 7	R: 0 E: 0 K: 2 S: 9	H: 2 LOB: 0 BB: 0 P: 9	R: 0 E: 0 K: 1 S: 5	H: 0 LOB: 0 BB: 0 P: 5	R: 0 E: 0 K: 0 S: 4	H: 1 LOB: 2 BB: 0 P: 5	1B: 7 2B: 1 3B: 1 HR: 0	SF: 1 SAC: 1 DP: 3 HBP: 1	WP: 0 PB: 0 SB: 2 CS: 0	PA: 47			
PITCHER Russ Kemmerer, R ERA: 4.17 Sid Hudson, R ERA: 4.21 (1, 1) (7, 1)	IP 6.1	WLS W	BF 29	H 6	R 2	ER 2	SO 2	BB 3	IBB 2	HBP 0	BLK 0	WP 0	HR 0	S 28	P 48	ERA 2.84	WHIP 1.421								

Boston Red Sox @ Baltimore Orioles
Memorial Stadium, Baltimore, MD
Sun Aug 08 1954, 3:33 AM EDT
Unknown

AB 38
R 2
H 9
RBI 2
BB 6
SO 5
LOB 21



Batter	1	2	3	4	5	6	7	8	9	AB	R	H	RBI	BB	SO	LOB	TOP				
Jim Piersall, R OBP: 0.344, SLG: 0.382										4	0	0	0	0	0	1					
Ted Williams, L OBP: 0.517, SLG: 0.679										3	1	1	0	1	0	0					
Billy Goodman, L OBP: 0.356, SLG: 0.369										3	0	1	1	0	1	0					
Jackie Jensen, R OBP: 0.351, SLG: 0.470										4	1	2	1	0	0	1					
Harry Agganis, L OBP: 0.318, SLG: 0.407										4	0	1	1	0	0	2					
Sammy White, R OBP: 0.312, SLG: 0.413										1	0	1	0	0	0	0					
Mickey Owen, R OBP: 0.297, SLG: 0.309										3	0	1	0	0	0	3					
Ted Lepcio, R OBP: 0.331, SLG: 0.398										4	1	2	0	0	1	1					
Billy Conso, R OBP: 0.309, SLG: 0.263										4	0	1	0	0	0	2					
Frank Sullivan, R OBP: 0.222, SLG: 0.205										2	1	1	1	0	1	0					
Ellis Kinder, R OBP: 0.190, SLG: 0.238										1	0	0	0	0	0	2					
Inning Stats	R: 0 E: 0 K: 0 S: 4	H: 1 LOB: 1 BB: 0 P: 4	R: 0 E: 0 K: 0 S: 4	H: 1 LOB: 1 BB: 0 P: 4	R: 2 E: 0 K: 0 S: 6	H: 3 LOB: 2 BB: 1 P: 10	R: 0 E: 0 K: 2 S: 7	H: 0 LOB: 0 BB: 0 P: 7	R: 0 E: 0 K: 1 S: 5	H: 0 LOB: 0 BB: 0 P: 5	R: 0 E: 0 K: 0 S: 3	H: 1 LOB: 0 BB: 0 P: 3	R: 1 E: 0 K: 0 S: 5	H: 2 LOB: 1 BB: 0 P: 5	R: 0 E: 0 K: 0 S: 3	H: 2 LOB: 3 BB: 0 P: 3	1B: 8 2B: 3 3B: 1 HR: 0	SF: 1 SAC: 1 DP: 1 HBP: 0	WP: 0 PB: 0 SB: 1 CS: 2	PA: 38	
PITCHER	IP	WLS	BF	H	R	ER	SO	BB	IBB	HBP	BLK	WP	HR	S	P	ERA	WHIP				
Don Larsen, R ERA: 4.12	(1, 1)	8.0	L	33	9	4	4	3	0	1	0	0	0	38	42	4.50	1.125				
Bob Chakales, R ERA: 3.71	(9, 1)	1.0	S	3	2	0	0	0	0	0	0	0	0	3	3	0.00	2.000				

Boston Red Sox @ Baltimore Orioles
Memorial Stadium, Baltimore, MD
Sun Aug 08 1954, 3:38 AM EDT
Att: 17,549 - Unknown

AB 33
R 4
H 11
RBI 4
BB 1
SO 3
LOB 12





Batter	1	2	3	4	5	6	7	8	9	AB	R	H	RBI	BB	SO	LOB	BOTTOM				
Cal Abrams, L OBP: 0.402, SLG: 0.389										4	1	2	0	1	0	3					
Eddie Waitkus, L OBP: 0.332, SLG: 0.368										3	0	0	0	1	0	6					
Bob Kennedy, R OBP: 0.309, SLG: 0.353										3	0	0	1	0	0	2					
Clint Courtney, L OBP: 0.328, SLG: 0.379										4	0	2	0	0	0	1					
Chuck Diering, R OBP: 0.384, SLG: 0.331										4	0	2	0	0	0	2					
Bobby Young, L OBP: 0.342, SLG: 0.337										4	0	0	0	0	0	4					
Jim Fridley, R OBP: 0.307, SLG: 0.394										4	0	2	0	0	0	1					
Billy Hunter, R OBP: 0.284, SLG: 0.321										1	0	0	0	1	1	1					
Dick Krynoski, L OBP: 0.307, SLG: 0.343										1	0	0	0	0	0	1					
Jim Brideweser, R OBP: 0.350, SLG: 0.351										1	0	0	0	0	0	0					
Don Larsen, R OBP: 0.313, SLG: 0.467										3	0	1	0	0	0	2					
Bob Chakales, R OBP: 0.429, SLG: 0.450										0	0	0	0	0	0	0					
Vern Stephens, R OBP: 0.311, SLG: 0.397										1	0	0	0	0	0	0					
Inning Stats	R: 1 E: 1 K: 0 S: 3	H: 1 LOB: 0 BB: 1 P: 7	R: 0 E: 0 K: 0 S: 3	H: 1 LOB: 0 BB: 0 P: 3	R: 0 E: 0 K: 0 S: 4	H: 1 LOB: 2 BB: 1 P: 8	R: 0 E: 0 K: 0 S: 3	H: 1 LOB: 0 BB: 0 P: 3	R: 0 E: 0 K: 0 S: 4	H: 1 LOB: 1 BB: 0 P: 4	R: 0 E: 0 K: 0 S: 4	H: 1 LOB: 2 BB: 1 P: 8	R: 0 E: 0 K: 0 S: 4	H: 1 LOB: 1 BB: 0 P: 4	R: 0 E: 1 K: 0 S: 4	H: 0 LOB: 1 BB: 0 P: 4	1B: 9 2B: 0 3B: 0 HR: 0	SF: 1 SAC: 0 DP: 2 HBP: 0	WP: 0 PB: 0 SB: 0 CS: 1	PA: 37	
PITCHER	IP	WLS	BF	H	R	ER	SO	BB	IBB	HBP	BLK	WP	HR	S	P	ERA	WHIP				
Frank Sullivan, R ERA: 3.26	(1, 1)	7.0	W	29	8	1	0	1	0	0	0	0	0	28	40	0.00	1.571				
Ellis Kinder, R ERA: 3.33	(8, 1)	2.0	S	8	1	0	0	0	0	0	0	0	0	8	8	0.00	0.500				

Boston Red Sox @ Baltimore Orioles
Memorial Stadium, Baltimore, MD
Sun Aug 08 1954, 3:38 AM EDT
Att: 17,549 - Unknown

AB 33
R 1
H 9
RBI 1
BB 3
SO 1
LOB 23



Batter	1	2	3	4	5	6	7	8	9	AB	R	H	RBI	BB	SO	LOB	TOP			
Eddie Yost, R OBP: 0.404, SLG: 0.411 (1,5)	4-0 FC5-4 BB		0-0 L7			0-0 L7		0-0 1B		3	0	1	0	1	0	0	Washington Senators @ Boston Red Sox Fenway Park, Boston, MA Tue Aug 10 1954, 3:33 AM EDT Att: 12,367 - Unknown 			
Jim Busby, R OBP: 0.337, SLG: 0.398 (1,8)	0-0 FC5-4 4-3 1-2		0-0 5-3			0-0 F9		0-0 F8		4	0	0	0	0	0	2				
Mickey Vernon, L OBP: 0.368, SLG: 0.532 (1,3)	0-0 4-3 1-2					0-0 6-3				4	0	1	0	0	0	1				
Roy Sievers, R OBP: 0.350, SLG: 0.474 (1,7)	4-0 BB					0-0 FC5-4 1-2		0-0 F7		3	0	0	0	1	0	1				
Clyde Vollmer, R OBP: 0.287, SLG: 0.319 (1,9)	0-3 K					0-0 F8		0-0 2B		3	0	1	0	1	1	3				
Pete Runnels, L OBP: 0.370, SLG: 0.401 (1,6)		0-0 G5-4-3 1B				0-3 K		0-0 L9		4	0	1	0	0	1	3				
Ed Fitz Gerald, R OBP: 0.357, SLG: 0.390 (1,2)		0-0 G5-4-3 1-2				0-0 F8		0-0 L3		3	0	0	0	0	0	2				
Wayne Terwilliger, R OBP: 0.273, SLG: 0.276 (1,4)		0-0 5-3				0-0 5-3		0-0 F9		3	0	0	0	0	0	0				
Bob Porterfield, R OBP: 0.139, SLG: 0.134 (1,1)			0-0 G2			0-0 1-3		0-0 5-3		2	0	0	0	0	0	0				
Tom Umphlett, R OBP: 0.272, SLG: 0.307 (8, PH)										1	0	0	0	0	0	0				
Camilo Pascual, R OBP: 0.125, SLG: 0.067 (8, 1)										0	0	0	0	0	0	0				
Inning Stats	R: 0 E: 0 K: 1 S: 5	H: 0 LOB: 2 BB: 2 P: 13	R: 0 E: 0 K: 0 S: 3	H: 1 LOB: 0 BB: 0 P: 3	R: 0 E: 0 K: 0 S: 3	H: 0 LOB: 0 BB: 0 P: 3	R: 0 E: 0 K: 1 S: 6	H: 1 LOB: 0 BB: 0 P: 6	R: 0 E: 0 K: 0 S: 3	H: 0 LOB: 0 BB: 0 P: 3	R: 0 E: 0 K: 0 S: 4	H: 1 LOB: 1 BB: 0 P: 4	R: 0 E: 0 K: 0 S: 4	H: 1 LOB: 1 BB: 0 P: 4	R: 0 E: 0 K: 0 S: 3	H: 0 LOB: 1 BB: 1 P: 7	1B: 3 2B: 1 3B: 0 HR: 0	SF: 0 SAC: 0 DP: 1 HBP: 0	WP: 0 PB: 0 SB: 0 CS: 0	PA: 33
PITCHER Mel Parnell, L ERA: 3.34 (1,1)	IP: 9.0 WLS: W BF: 33 H: 4 R: 0 ER: 0 SO: 2 BB: 3 IBB: 0 HBP: 0 BLK: 0 WP: 0 HR: 0 S: 34 P: 46 ERA: 0.00 WHIP: 0.778															PITCHER				

Batter	1	2	3	4	5	6	7	8	9	AB	R	H	RBI	BB	SO	LOB	BOTTOM			
Jim Piersall, R OBP: 0.341, SLG: 0.378 (1,9)	0-3 K					0-0 F9		0-0 F8		4	0	0	0	0	1	4	Washington Senators @ Boston Red Sox Fenway Park, Boston, MA Tue Aug 10 1954, 3:33 AM EDT Att: 12,367 - Unknown 			
Ted Williams, L OBP: 0.523, SLG: 0.682 (1,7)	4-0 1B BB		0-0 2B 1B			0-0 BB		0-0 1B		2	1	2	1	2	0	0				
Billy Goodman, L OBP: 0.357, SLG: 0.374 (1,4)	0-0 G4-3 1B		0-0 2B			0-0 4-3		0-0 F9		4	1	2	0	0	0	2				
Jackie Jensen, R OBP: 0.350, SLG: 0.470 (1,8)	0-0 G4-3 1-2		0-0 K2-3 SF7 2B			0-0 5-3		0-0 F7		4	1	1	2	0	0	2				
Harry Agganis, L OBP: 0.320, SLG: 0.406 (1,3)		4-0 2B BB	0-3 K2-3			0-0 1B		0-0 F8		3	0	1	0	1	1	1				
Grady Hatton, L OBP: 0.373, SLG: 0.375 (1,5)		0-0 2B	4-0 IBB			0-0 F8		0-0 6-3		3	0	1	0	1	0	1				
Del Wilber, R OBP: 0.148, SLG: 0.167 (1,2)		0-0 5-3	0-0 SF7			0-0 F5		0-0 5-3		3	0	0	1	0	0	3				
Billy Consolo, R OBP: 0.314, SLG: 0.271 (1,6)		4-0 BB	0-0 F7			0-0 F8 1B 2B		0-0 F5		3	1	1	0	1	0	1				
Mel Parnell, L (1,1)	0-3 K					0-0 G3		0-0 1-3		4	0	0	0	0	1	4				
Inning Stats	R: 0 E: 0 K: 1 S: 5	H: 1 LOB: 1 BB: 1 P: 9	R: 0 E: 0 K: 1 S: 6	H: 1 LOB: 3 BB: 2 P: 14	R: 3 E: 1 K: 1 S: 8	H: 3 LOB: 1 BB: 1 P: 12	R: 0 E: 0 K: 0 S: 3	H: 0 LOB: 1 BB: 1 P: 7	R: 0 E: 0 K: 0 S: 4	H: 1 LOB: 1 BB: 0 P: 4	R: 1 E: 0 K: 0 S: 5	H: 2 LOB: 1 BB: 0 P: 5	R: 0 E: 0 K: 0 S: 3	H: 0 LOB: 0 BB: 0 P: 3	R: 0 E: 0 K: 0 S: 3	H: 0 LOB: 0 BB: 0 P: 3	1B: 4 2B: 4 3B: 0 HR: 0	SF: 1 SAC: 0 DP: 1 HBP: 0	WP: 0 PB: 0 SB: 0 CS: 0	PA: 36
PITCHER Bob Porterfield, R ERA: 2.53 (1,1)	IP: 7.0 WLS: L BF: 33 H: 8 R: 4 ER: 4 SO: 3 BB: 4 IBB: 0 HBP: 0 BLK: 0 WP: 0 HR: 0 S: 34 P: 54 ERA: 5.14 WHIP: 1.714															PITCHER				
Camilo Pascual, R ERA: 4.95 (8, 1)	IP: 1.0 WLS: L BF: 3 H: 0 R: 0 ER: 0 SO: 0 BB: 0 IBB: 0 HBP: 0 BLK: 0 WP: 0 HR: 0 S: 3 P: 3 ERA: 0.00 WHIP: 0.000															PITCHER				

Batter	1	2	3	4	5	6	7	8	9	AB	R	H	RBI	BB	SO	LOB	TOP			
Eddie Yost, R OBP: 0.404, SLG: 0.418 (1,5)										3	1	1	1	1	0	0	Washington Senators @ Boston Red Sox Fenway Park, Boston, MA Wed Aug 11, 1954, 3:33 AM EDT Att: 5,903 - Unknown livebaseballscorecards.com			
Pete Runnels, L OBP: 0.371, SLG: 0.401 (1,6)										3	0	1	0	1	1	0				
Mickey Vernon, L OBP: 0.365, SLG: 0.527 (1,3)										4	0	0	0	0	0	4				
Roy Sievers, R OBP: 0.349, SLG: 0.470 (1,7)										3	0	0	0	1	0	0				
Jim Busby, R OBP: 0.338, SLG: 0.397 (1,8)										3	0	1	0	1	0	1				
Tom Umphlett, R OBP: 0.272, SLG: 0.306 (1,9)										4	0	1	0	0	0	3				
Johnny Pesky, L OBP: 0.298, SLG: 0.327 (1,4)										4	0	0	0	0	0	2				
Bob Oldis, R OBP: 0.381, SLG: 0.400 (1,2)										3	0	0	0	0	1	1				
Connie Marrero, R (1,1)										1	0	0	0	0	1	0				
Mickey McDermott, L (5, PH) OBP: 0.240, SLG: 0.217 Bunky Stewart, L (5, 1) Tom Wright, L (7, PH) Gus Keriazakos, R (7, 1)										0	0	0	0	1	0	0				
Inning Stats	R: 1 E: 0 K: 0 S: 4	H: 2 LOB: 0 BB: 0 P: 4	R: 0 E: 0 K: 0 S: 4	H: 1 LOB: 1 BB: 0 P: 4	R: 0 E: 0 K: 2 S: 7	H: 0 LOB: 0 BB: 0 P: 7	R: 0 E: 0 K: 0 S: 3	H: 0 LOB: 1 BB: 1 P: 7	R: 0 E: 0 K: 0 S: 2	H: 0 LOB: 3 BB: 3 P: 15	R: 0 E: 0 K: 1 S: 5	H: 0 LOB: 0 BB: 0 P: 5	R: 0 E: 0 K: 0 S: 3	H: 0 LOB: 0 BB: 0 P: 3	R: 0 E: 0 K: 0 S: 4	H: 1 LOB: 1 BB: 0 P: 4	1B: 3 2B: 1 3B: 0 HR: 1	SF: 0 SAC: 0 DP: 2 HBP: 0	WP: 0 PB: 0 SB: 0 CS: 0	PA: 34
PITCHER Tom Brewer, R ERA: 4.05 (1,1)	IP: 9.0 WLS: W BF: 34 H: 4 R: 1 ER: 1 SO: 3 BB: 5 IBB: 0 HBP: 0 BLK: 0 WP: 0 HR: 1 S: 35 P: 55 ERA: 1.00 WHIP: 1.000															PITCHER				

Batter	1	2	3	4	5	6	7	8	9	AB	R	H	RBI	BB	SO	LOB	BOTTOM			
Jim Piersall, R OBP: 0.344, SLG: 0.393 (1,9)										4	3	3	2	0	0	1	Washington Senators @ Boston Red Sox Fenway Park, Boston, MA Wed Aug 11, 1954, 3:33 AM EDT Att: 5,903 - Unknown livebaseballscorecards.com			
Ted Williams, L OBP: 0.527, SLG: 0.709 (1,7)										4	2	3	4	1	0	0				
Karl Olson, R OBP: 0.331, SLG: 0.386 (9,7)										0	0	0	0	0	0	0				
Billy Goodman, L OBP: 0.353, SLG: 0.369 (1,4)										4	0	0	1	0	0	2				
Jackie Jensen, R OBP: 0.349, SLG: 0.471 (1,8)										4	0	1	0	0	1	2				
Harry Agganis, L OBP: 0.319, SLG: 0.404 (1,3)										4	0	1	0	0	1	2				
Grady Hatton, L OBP: 0.371, SLG: 0.373 (1,5)										4	1	1	0	0	0	2				
Del Wilber, R OBP: 0.155, SLG: 0.173 (1,2)										4	1	1	0	0	0	0				
Billy Consolo, R OBP: 0.319, SLG: 0.294 (1,6)										3	2	1	1	1	1	0				
Tom Brewer, R OBP: 0.326, SLG: 0.378 (1,1)										4	1	2	1	0	2	0				
Inning Stats	R: 2 E: 0 K: 1 S: 8	H: 3 LOB: 1 BB: 0 P: 8	R: 0 E: 0 K: 2 S: 7	H: 0 LOB: 0 BB: 0 P: 7	R: 2 E: 0 K: 0 S: 6	H: 3 LOB: 1 BB: 0 P: 6	R: 0 E: 0 K: 1 S: 5	H: 0 LOB: 0 BB: 0 P: 5	R: 1 E: 0 K: 0 S: 5	H: 2 LOB: 1 BB: 0 P: 5	R: 4 E: 2 K: 0 S: 6	H: 3 LOB: 1 BB: 2 P: 14	R: 0 E: 0 K: 1 S: 5	H: 0 LOB: 0 BB: 0 P: 5	R: 1 E: 0 K: 0 S: 4	H: 2 LOB: 0 BB: 0 P: 4	1B: 7 2B: 2 3B: 0 HR: 4	SF: 1 SAC: 0 DP: 1 HBP: 0	WP: 0 PB: 0 SB: 1 CS: 0	PA: 38
PITCHER Connie Marrero, R (1,1) ERA: 4.63 Bunky Stewart, L (5, 1) Gus Keriazakos, R (7, 1) ERA: 3.34	IP: 4.0 WLS: L BF: 18 H: 6 R: 4 ER: 4 SO: 4 BB: 0 IBB: 0 HBP: 0 BLK: 0 WP: 0 HR: 2 S: 26 P: 26 ERA: 9.00 WHIP: 1.500															PITCHER				

Batter	1	2	3	4	5	6	7	8	9	AB	R	H	RBI	BB	SO	LOB	TOP			
Eddie Yost, R OBP: 0.408, SLG: 0.417 (1, 5)	4-0 BB BB	0-0 6-3		4-0 1-2 2-3 BB		4-0 E BB		4-0 2B BB	1 2 0 0 4 0 2											
Pete Runnels, L OBP: 0.371, SLG: 0.407 (1, 6)	0-0 F9		0-0 1B 2B	0-0 F7		0-0 1-3		0-0 1-2 2B 2B	5 2 2 2 0 0 5											
Mickey Vernon, L OBP: 0.364, SLG: 0.523 (1, 3)	0-3 K		0-0 G6-4-3 2H 1B	0-0 F8		0-0 4-3		0-0 F8	5 0 1 1 0 1 4											
Roy Sievers, R OBP: 0.347, SLG: 0.465 (1, 7)	4-0 1-2 BB		0-0 G6-4-3 1-2	0-0 6-3		0-0 E4 FC4		0-0 1-3	4 0 0 0 1 0 3											
Jim Busby, R OBP: 0.337, SLG: 0.397 (1, 8)	0-3 K		0-0 F7	0-0 6-3		0-0 FC4 1-2		0-0 2B	5 0 1 1 0 1 3											
Clyde Vollmer, R OBP: 0.292, SLG: 0.327 (9, FR)		0-3 K		0-0 5-3		0-0 2B		0-0 1-3	4 0 1 0 1 1 0											
Tom Umphlett, R OBP: 0.272, SLG: 0.306 (9, 9)								0-0 IBB	0 0 0 0 0 0 0											
Ed Fitz Gerald, R OBP: 0.350, SLG: 0.382 (1, 2)		0-0 F3		0-0 5-3		0-0 L9		0-0 6-3	5 0 0 0 0 0 3											
Wayne Terwilliger, R OBP: 0.276, SLG: 0.277 (1, 4)		0-0 BB 1B		4-0 WP 1B BB		0-3 K		0-0 5-3	3 0 1 0 1 1 1											
Johnny Schmitz, R OBP: 0.211, SLG: 0.167 (9, PH)		4-0 BB		0-0 WP 1B		0-0 6-3		0-0 BB 2B 1B	2 0 1 0 1 0 1											
Mickey McDermott, L OBP: 0.250, SLG: 0.259 (9, FR)		1-2 BB		1-2 BB					1 0 1 0 0 0 0											
Jerry Snyder, R OBP: 0.271, SLG: 0.241 (9, 1)									0 1 0 0 0 0 0											
Camilo Pascual, R OBP: 0.125, SLG: 0.067 (9, 1)									0 0 0 0 0 0 0											
Inning Stats	R: 0 E: 0 K: 2 S: 7	H: 0 LOB: 2 BB: 2 P: 15	R: 0 E: 0 K: 1 S: 6	H: 1 LOB: 2 BB: 1 P: 10	R: 1 E: 0 K: 0 S: 4	H: 2 LOB: 0 BB: 0 P: 4	R: 0 E: 0 K: 0 S: 4	H: 1 LOB: 3 BB: 2 P: 12	R: 0 E: 0 K: 1 S: 6	H: 0 LOB: 1 BB: 1 P: 8	R: 0 E: 0 K: 0 S: 3	H: 0 LOB: 1 BB: 1 P: 3	R: 0 E: 0 K: 0 S: 3	H: 0 LOB: 1 BB: 0 P: 3	R: 3 E: 0 K: 0 S: 6	H: 3 LOB: 2 BB: 2 P: 14	1B: 4 2B: 4 3B: 0 HR: 0	SF: 0 SAC: 0 DP: 1 HBP: 0	WP: 1 PB: 0 SB: 0 CS: 0	PA: 43
PITCHER	IP WLS BF H R ER SO BB IBB HBP BLK WP HR S P ERA WHIP																			
Tex Clevenger, R ERA: 4.88 (1, 1)	3.2 4	19 1	4 1	1 1	3 0	5 1	0 0	0 0	0 0	1 0	0 0	20 14	40 18	2.46 0.00	2.455 0.600					
Tom Hurd, R ERA: 3.72 (8, 1)	3.1 5	13 1	1 2	1 2	0 2	1 1	0 0	0 0	0 0	0 0	0 0	4 8	18 8	0.00 18.00	0.600 2.000					
Sid Hudson, R ERA: 4.5 (9, 1)	1.0 L	6 6	2 1	1 1	0 0	0 0	1 0	0 0	0 0	0 0	0 0	5 5	9 9	9.00 2.000						
Ellis Kinder, R ERA: 3.4																				

Washington Senators @ Boston Red Sox
Fenway Park, Boston, MA
Wed Aug 11 1954, 3:38 AM EDT
Att: 17,133 - Unknown

AB 35
R 5
H 8
RBI 4
BB 8
SO 4
LOB 22



Batter	1	2	3	4	5	6	7	8	9	AB	R	H	RBI	BB	SO	LOB	BOTTOM					
Jim Piersall, R OBP: 0.343, SLG: 0.399 (1, 9)	0-0 L7		0-0 4-3			0-3 K		0-0 HR	4 1 1 1 0 1 1													
Ted Williams, L OBP: 0.521, SLG: 0.697 (1, 7)	0-3 K			0-0 6-3		0-3 K		0-0 E6 1B G6-4-3	4 0 0 0 0 2 1													
Karl Olson, R OBP: 0.331, SLG: 0.386 (8, FR)									0 1 0 0 0 0 0													
Sam Mele, R OBP: 0.295, SLG: 0.380 (1, 3)	0-0 1B			0-0 P4		0-0 1B		0-0 G6-4-3 1B	3 0 2 0 0 0 0													
Grady Hatton, L OBP: 0.373, SLG: 0.376 (8, 5)						1-2 1B		1-3 1B	1 0 1 0 0 0 0													
Jackie Jensen, R OBP: 0.350, SLG: 0.478 (1, 8)		0-0 1B 1B		0-0 HR		0-0 P6		0-0 G6-4-3 1-2 3H	4 1 2 1 0 0 3													
Billy Goodman, L OBP: 0.352, SLG: 0.368 (1, 4)		0-0 G1-4-3 1B		0-0 P6				0-0 6-3	4 0 1 0 0 0 1													
Del Wilber, R OBP: 0.164, SLG: 0.200 (7, FR)		0-0 P6						0-0 1-4-3	3 0 1 0 0 1 2													
Harry Agganis, L OBP: 0.318, SLG: 0.403 (8, 3)								0-0 1B 2B	1 1 0 0 0 0 0													
Ted Lepcio, R OBP: 0.329, SLG: 0.395 (1, 5)		0-0 G1-4-3						0-3 K	2 0 0 0 0 0 2													
Sammy White, R OBP: 0.311, SLG: 0.411 (7, PH)									1 0 0 0 0 1 1													
Mickey Owen, R OBP: 0.292, SLG: 0.304 (8, 2)									1 0 0 0 0 1 0													
Billy Consolo, R OBP: 0.317, SLG: 0.293 (1, 6)				0-0 5-3		0-3 K		0-0 K	4 0 1 1 0 2 0													
Tex Clevenger, R OBP: 0.214, SLG: 0.286 (4, 1)								0-0 1B	1 0 0 0 0 1 0													
Tom Hurd, R (4, 1)								0-0 L5	0 0 0 0 1 0 0													
Don Lenhardt, R OBP: 0.290, SLG: 0.395 (7, PH)									1 0 0 0 0 0 2													
Sid Hudson, R OBP: 0.182, SLG: 0.182 (8, 1)									0 0 0 0 0 0 0													
Ellis Kinder, R OBP: 0.190, SLG: 0.238 (9, 1)									0 0 0 0 0 0 0													
Inning Stats	R: 0 E: 0 K: 1 S: 5	H: 1 LOB: 1 BB: 0 P: 5	R: 0 E: 0 K: 0 S: 4	H: 2 LOB: 1 BB: 0 P: 4	R: 0 E: 0 K: 1 S: 5	H: 0 LOB: 0 BB: 0 P: 5	R: 1 E: 0 K: 0 S: 4	H: 1 LOB: 0 BB: 0 P: 4	R: 0 E: 0 K: 2 S: 7	H: 0 LOB: 0 BB: 0 P: 7	R: 0 E: 0 K: 2 S: 8	H: 1 LOB: 2 BB: 1 P: 12	R: 1 E: 0 K: 1 S: 7	H: 2 LOB: 2 BB: 0 P: 7	R: 2 E: 1 K: 0 S: 5	H: 2 LOB: 1 BB: 0 P: 5	R: 0 E: 0 K: 2 S: 7	H: 0 LOB: 0 BB: 0 P: 7	1B: 6 2B: 1 3B: 0 HR: 2	SF: 0 SAC: 0 DP: 2 HBP: 0	WP: 0 PB: 0 SB: 0 CS: 0	PA: 35
PITCHER	IP WLS BF H R ER SO BB IBB HBP BLK WP HR S P ERA WHIP																					
Johnny Schmitz, L ERA: 3.37 (9, 1)	8.0 W	32 32	9 4	3 3	7 7	1 0	0 0	0 0	0 0	0 0	0 0	2 7	45 49	3.38 0.000	1.250							
Camilo Pascual, R ERA: 4.89 (9, 1)	1.0 S	3 3	0 0	0 0	2 2	0 0	0 0	0 0	0 0	0 0	0 0	7 7	7 7	0.00 0.000								

Washington Senators @ Boston Red Sox
Fenway Park, Boston, MA
Wed Aug 11 1954, 3:38 AM EDT
Att: 17,133 - Unknown

AB 34
R 4
H 9
RBI 3
BB 1
SO 9
LOB 13



Batter	1	2	3	4	5	6	7	8	9	AB	R	H	RBI	BB	SO	LOB	TOP								
Eddie Yost, R OBP: 0.409, SLG: 0.417 (1, 5)	F2		6-3 2B BB		P5	1B 1-2 2H 3H 1B		SH		3	2	1	2	1	0	1	Washington Senators @ Boston Red Sox Fenway Park, Boston, MA Thu Aug 12 1954, 3:33 AM EDT Unknown livebaseballscorecards.com								
Pete Runnels, L OBP: 0.372, SLG: 0.408 (1, 6)	1B SF7 BB		6-3		2B	F8		F8		4	2	1	1	1	0	5									
Mickey Vernon, L OBP: 0.368, SLG: 0.531 (1, 3)	S 1B		2B		2B	PB 1B		F3		5	0	4	3	0	0	2									
Roy Sievers, R OBP: 0.346, SLG: 0.463 (1, 7)	SF7		5-3		K	PB 1B		L3		4	0	1	2	0	1	4									
Jim Busby, R OBP: 0.333, SLG: 0.393 (1, 8)	F7				5-3	F9		1-3		5	0	0	0	0	0	3									
Tom Umhlett, R OBP: 0.271, SLG: 0.304 (1, 9)					6-3	F8		P4		5	1	1	0	0	1	0									
Ed Fitz Gerald, R OBP: 0.351, SLG: 0.387 (1, 2)					6-3	E 1B		K		5	1	2	0	0	0	0									
Wayne Terwilliger, R OBP: 0.278, SLG: 0.277 (1, 4)					F7	E 1B		4-3		5	1	2	0	0	0	0									
Chuck Stobbs, L OBP: 0.225, SLG: 0.167 (1, 1)					L4	S SH2-6 2B 1B		K		4	2	1	1	1	1	1									
Inning Stats	R: 1 E: 0 K: 0 S: 4	H: 1 LOB: 1 BB: 1 P: 8	R: 0 E: 0 K: 0 S: 3	H: 0 LOB: 0 BB: 0 P: 3	R: 1 E: 0 K: 0 S: 4	H: 1 LOB: 1 BB: 1 P: 8	R: 0 E: 0 K: 0 S: 3	H: 0 LOB: 0 BB: 0 P: 3	R: 2 E: 0 K: 1 S: 8	H: 3 LOB: 1 BB: 0 P: 8	R: 5 E: 1 K: 0 S: 9	H: 5 LOB: 2 BB: 1 P: 13	R: 0 E: 0 K: 2 S: 7	H: 0 LOB: 0 BB: 0 P: 7	R: 0 E: 1 K: 0 S: 4	H: 0 LOB: 2 BB: 1 P: 8	R: 0 E: 0 K: 0 S: 4	H: 2 LOB: 2 BB: 1 P: 8	1B: 8 2B: 4 3B: 0 HR: 0	SF: 1 SAC: 2 DP: 0 HBP: 0	WP: 0 PB: 1 SB: 2 CS: 0	PA: 45			
PITCHER	IP	WLS	BF	H	R	ER	SO	BB	IBB	HBP	BLK	WP	HR	S	P	ERA	WHIP								
Willard Nixon, R ERA: 4.22 (1, 1)	5.1	L	27	7	8	6	1	3	0	0	0	0	0	26	38	10.12	1.875								
Hal Brown, R ERA: 4.97 (6, 1)	1.2		8	3	1	0	2	0	0	0	0	0	0	12	12	0.00	1.800								
Sid Hudson, R ERA: 4.32 (8, 1)	2.0		10	2	0	0	0	1	1	0	0	0	0	8	16	0.00	1.500								

Batter	1	2	3	4	5	6	7	8	9	AB	R	H	RBI	BB	SO	LOB	BOTTOM								
Jim Piersall, R OBP: 0.341, SLG: 0.396 (1, 9)	G3				F8	F9	1B 1-3		F6	5	0	1	0	0	0	1	Washington Senators @ Boston Red Sox Fenway Park, Boston, MA Thu Aug 12 1954, 3:33 AM EDT Unknown livebaseballscorecards.com								
Ted Williams, L OBP: 0.517, SLG: 0.688 (1, 7)	F9				4-3	1B 1-2 BB		K		3	1	0	0	1	1	2									
Sam Mele, R OBP: 0.294, SLG: 0.378 (1, 3)	F7				K	F2	FC6-4 1B			4	0	1	1	0	1	2									
Jackie Jensen, R OBP: 0.351, SLG: 0.486 (1, 8)					F5	HR 1B 1-2 2H	FC6-4 1B			4	2	2	2	0	0	1									
Billy Goodman, L OBP: 0.351, SLG: 0.366 (1, 4)	G3				4-3	1B 1-2 3H		F7		4	0	1	1	0	0	0									
Sammy White, R OBP: 0.310, SLG: 0.409 (1, 2)	F8				F8	1B 1-3 2H		1-3		4	0	1	1	0	0	0									
Ted Lepcio, R OBP: 0.331, SLG: 0.395 (1, 5)					5-3	1B 1-2		F7		3	0	1	0	1	0	0									
Billy Consolo, R OBP: 0.310, SLG: 0.285 (1, 6)					E5 G4-6-3	K	P4	K		4	0	0	0	0	2	4									
Willard Nixon, L OBP: 0.309, SLG: 0.260 (1, 1)					G4-6-3	1B 1-2		F9		1	0	0	0	0	0	1									
Hal Brown, R OBP: 0.316, SLG: 0.250 (6, 1)						BB 1B				0	1	0	0	1	0	0									
Karl Olson, R OBP: 0.335, SLG: 0.390 (7, PH)						1B 1B				1	1	1	0	0	0	0									
Sid Hudson, R OBP: 0.182, SLG: 0.182 (8, 1)						1B 1B				0	0	0	0	0	0	0									
Don Lenhardt, R OBP: 0.287, SLG: 0.391 (9, PH)						1B 1B				1	0	0	0	0	0	0									
Inning Stats	R: 0 E: 0 K: 0 S: 3	H: 0 LOB: 0 BB: 0 P: 3	R: 0 E: 0 K: 0 S: 3	H: 0 LOB: 0 BB: 0 P: 3	R: 0 E: 0 K: 1 S: 5	H: 0 LOB: 0 BB: 0 P: 5	R: 1 E: 0 K: 1 S: 7	H: 2 LOB: 1 BB: 0 P: 7	R: 3 E: 0 K: 0 S: 6	H: 3 LOB: 3 BB: 3 P: 18	R: 1 E: 0 K: 1 S: 7	H: 3 LOB: 1 BB: 0 P: 7	R: 0 E: 0 K: 0 S: 3	H: 0 LOB: 0 BB: 0 P: 3	R: 0 E: 0 K: 1 S: 5	H: 0 LOB: 0 BB: 0 P: 5	1B: 7 2B: 0 3B: 0 HR: 1	SF: 0 SAC: 0 DP: 1 HBP: 0	WP: 0 PB: 0 SB: 0 CS: 0	PA: 37					
PITCHER	IP	WLS	BF	H	R	ER	SO	BB	IBB	HBP	BLK	WP	HR	S	P	ERA	WHIP								
Chuck Stobbs, L ERA: 4.38 (1, 1)	9.0	W	37	8	5	5	4	3	0	0	0	0	1	42	54	5.00	1.222								



Batter	1	2	3	4	5	6	7	8	9	AB	R	H	RBI	BB	SO	LOB	TOP			
Eddie Yost, R OBP: 0.408, SLG: 0.414 (1, 5)										3	0	0	0	1	1	2				
Pete Runnels, L OBP: 0.371, SLG: 0.406 (1, 6)										4	0	1	0	0	1	2				
Mickey Vernon, L OBP: 0.367, SLG: 0.528 (1, 3)										4	0	1	0	0	0	1				
Roy Sievers, R OBP: 0.347, SLG: 0.464 (1, 7)										4	0	2	0	0	0	1				
Jim Busby, R OBP: 0.333, SLG: 0.392 (1, 8)										4	0	1	0	0	0	1				
Tom Umphlett, R OBP: 0.267, SLG: 0.300 (1, 9)										4	0	0	0	0	0	4				
Mickey McDermott, L OBP: 0.253, SLG: 0.233 Ed Fitz Gerald, R OBP: 0.350, SLG: 0.385 (1, 1) (8, 2)										3	0	1	0	0	0	0				
Wayne Terwilliger, R OBP: 0.279, SLG: 0.277 (1, 4)										3	0	1	0	0	1	1				
Bob Oldis, R OBP: 0.364, SLG: 0.381 (8, PH) Tom Wright, L OBP: 0.328, SLG: 0.342 Gus Keriazakos, R (8, 1)										1	0	0	0	0	0	1				
Inning Stats	R: 0 E: 0 K: 1 S: 6	H: 1 LOB: 1 BB: 0 P: 6	R: 0 E: 0 K: 0 S: 3	H: 0 LOB: 0 BB: 0 P: 3	R: 0 E: 0 K: 0 S: 4	H: 1 LOB: 1 BB: 0 P: 4	R: 0 E: 0 K: 0 S: 4	H: 1 LOB: 1 BB: 0 P: 4	R: 0 E: 0 K: 1 S: 5	H: 0 LOB: 0 BB: 0 P: 5	R: 0 E: 0 K: 0 S: 3	H: 0 LOB: 0 BB: 0 P: 3	R: 0 E: 0 K: 1 S: 5	H: 0 LOB: 1 BB: 1 P: 9	R: 0 E: 0 K: 0 S: 5	H: 3 LOB: 2 BB: 0 P: 5	1B: 7 2B: 0 3B: 0 HR: 0	SF: 0 SAC: 1 DP: 1 HBP: 0	WP: 0 PB: 0 SB: 0 CS: 0	PA: 34
PITCHER Frank Sullivan, R ERA: 3.06 (1, 1)	IP: 9.0 WLS: W BF: 34 H: 7 R: 0 ER: 0 SO: 3 BB: 1 IBB: 0 HBP: 0 BLK: 0 WP: 0 HR: 0 S: 39 P: 43 ERA: 0.00 WHIP: 0.889															PITCHER Frank Sullivan, R ERA: 3.06 (1, 1)	IP: 9.0 WLS: W BF: 34 H: 7 R: 0 ER: 0 SO: 3 BB: 1 IBB: 0 HBP: 0 BLK: 0 WP: 0 HR: 0 S: 39 P: 43 ERA: 0.00 WHIP: 0.889			

Washington Senators @ Boston Red Sox
Fenway Park, Boston, MA
Thu Aug 12 1954, 3:38 AM EDT
Att: 7,783 - Unknown

AB	32
R	0
H	7
RBI	0
BB	1
SO	3
LOB	15



Batter	1	2	3	4	5	6	7	8	9	AB	R	H	RBI	BB	SO	LOB	BOTTOM			
Jim Piersall, R OBP: 0.340, SLG: 0.392 (1, 9)										4	1	0	0	1	2	0				
Ted Williams, L OBP: 0.517, SLG: 0.682 Karl Olson, R OBP: 0.333, SLG: 0.387 (1, 7) (8, 7)										2	1	0	0	2	0	0				
Sam Mele, R OBP: 0.379, SLG: 0.379 Harry Agganis, L OBP: 0.317, SLG: 0.402 (1, 3) (8, 3)										4	1	2	1	0	0	0				
Jackie Jensen, R OBP: 0.353, SLG: 0.488 (1, 8)										4	2	2	2	0	0	2				
Billy Goodman, L OBP: 0.351, SLG: 0.369 (1, 4)										3	0	1	0	0	1	2				
Mickey Owen, R OBP: 0.290, SLG: 0.298 (1, 2)										1	0	0	2	1	0	0				
Ted Lepcio, R OBP: 0.338, SLG: 0.403 (1, 5)										3	0	3	0	1	0	0				
Billy Consolo, R OBP: 0.314, SLG: 0.281 (1, 6)										2	0	0	0	2	1	2				
Frank Sullivan, R OBP: 0.204, SLG: 0.186 (1, 1)										4	0	0	0	0	1	7				
Inning Stats	R: 0 E: 0 K: 1 S: 5	H: 0 LOB: 0 BB: 0 P: 5	R: 0 E: 0 K: 1 S: 6	H: 1 LOB: 3 BB: 2 P: 14	R: 0 E: 0 K: 0 S: 4	H: 1 LOB: 1 BB: 0 P: 8	R: 0 E: 0 K: 0 S: 4	H: 1 LOB: 1 BB: 0 P: 4	R: 4 E: 1 K: 1 S: 8	H: 3 LOB: 1 BB: 2 P: 16	R: 0 E: 0 K: 0 S: 3	H: 0 LOB: 0 BB: 0 P: 3	R: 1 E: 0 K: 1 S: 7	H: 2 LOB: 3 BB: 2 P: 15	R: 0 E: 0 K: 2 S: 7	H: 0 LOB: 0 BB: 0 P: 7	1B: 5 2B: 3 3B: 0 HR: 0	SF: 2 SAC: 1 DP: 0 HBP: 0	WP: 0 PB: 0 SB: 0 CS: 0	PA: 39
PITCHER Mickey McDermott, L ERA: 3.79 Gus Keriazakos, R ERA: 3.23 (1, 1) (8, 1)	IP: 7.0 WLS: L BF: 36 H: 8 R: 5 ER: 5 SO: 4 BB: 7 IBB: 0 HBP: 0 BLK: 0 WP: 0 HR: 0 S: 37 P: 65 ERA: 6.43 WHIP: 2.143															PITCHER Gus Keriazakos, R ERA: 3.23 (8, 1)	IP: 1.0 WLS: L BF: 3 H: 0 R: 0 ER: 0 SO: 2 BB: 0 IBB: 0 HBP: 0 BLK: 0 WP: 0 HR: 0 S: 7 P: 7 ERA: 0.00 WHIP: 0.000			

Washington Senators @ Boston Red Sox
Fenway Park, Boston, MA
Thu Aug 12 1954, 3:38 AM EDT
Att: 7,783 - Unknown

AB	29
R	5
H	8
RBI	5
BB	7
SO	6
LOB	13



Batter	1	2	3	4	5	6	7	8	9	AB	R	H	RBI	BB	SO	LOB	TOP					
Jim Piersall, R OBP: 0.338, SLG: 0.390 (1, 9)										5	0	1	0	0	1	1	Boston Red Sox @ New York Yankees Yankee Stadium, Bronx, NY Fri Aug 13 1954, 3:33 AM EDT Att: 29,213 - Sunny - 76 F					
Ted Williams, L OBP: 0.518, SLG: 0.679 (1, 7)										4	1	2	0	1	0	2						
Sam Mele, R OBP: 0.296, SLG: 0.377 (1, 3)										4	1	1	0	0	0	2						
Jackie Jensen, R OBP: 0.354, SLG: 0.488 (1, 8)										0	0	0	0	1	0	0						
Karl Olson, R OBP: 0.327, SLG: 0.382 (2, 8)										2	0	0	1	0	1	1						
Billy Goodman, L OBP: 0.349, SLG: 0.368 (1, 4)										4	0	1	1	0	0	2						
Sammy White, R OBP: 0.309, SLG: 0.411 (1, 2)										4	0	1	0	0	2	1						
Ted Lepcio, R OBP: 0.339, SLG: 0.402 (1, 5)										3	0	1	0	1	0	2						
Billy Consolo, R OBP: 0.313, SLG: 0.276 (1, 6)										3	0	0	0	1	2	2						
Leo Kiely, L OBP: 0.182, SLG: 0.238 (1, 1)										2	0	1	0	0	1	3						
Mitt Bolling, R OBP: 0.334, SLG: 0.360 (7, PH)										1	0	0	0	0	1	0						
Tex Clevenger, R OBP: 0.214, SLG: 0.286 (7, 1)										0	0	0	0	0	0	0						
Don Lenhardt, R OBP: 0.295, SLG: 0.398 (9, PH)										1	0	1	0	0	0	0						
Inning Stats	R: 0 E: 0 K: 0 S: 3	H: 0 LOB: 0 BB: 0 P: 3	R: 0 E: 0 K: 1 S: 6	H: 1 LOB: 3 BB: 2 P: 14	R: 2 E: 0 K: 1 S: 8	H: 3 LOB: 1 BB: 0 P: 8	R: 0 E: 0 K: 2 S: 8	H: 2 LOB: 1 BB: 0 P: 8	R: 0 E: 0 K: 1 S: 5	H: 0 LOB: 0 BB: 1 P: 9	R: 0 E: 0 K: 1 S: 4	H: 0 LOB: 0 BB: 1 P: 8	R: 0 E: 0 K: 1 S: 6	H: 1 LOB: 0 BB: 0 P: 6	R: 0 E: 0 K: 0 S: 3	H: 0 LOB: 0 BB: 0 P: 3	R: 0 E: 0 K: 1 S: 7	H: 2 LOB: 2 BB: 0 P: 7	1B: 8 2B: 1 3B: 0 HR: 0	SF: 1 SAC: 0 DP: 1 HBP: 0	WP: 0 PB: 0 SB: 0 CS: 0	PA: 38
PITCHER Whitey Ford, L ERA: 2.96 (1, 1)	IP: 9.0 WLS: W BF: 38 H: 9 R: 2 ER: 2 SO: 8 BB: 3 IBB: 1 HBP: 0 BLK: 0 WP: 0 HR: 0 S: 50 P: 66 ERA: 2.00 WHIP: 1.333															PITCHER	IP: 9.0 WLS: W BF: 38 H: 9 R: 2 ER: 2 SO: 8 BB: 3 IBB: 1 HBP: 0 BLK: 0 WP: 0 HR: 0 S: 50 P: 66 ERA: 2.00 WHIP: 1.333					

AB	33
R	2
H	9
RBI	2
BB	4
SO	8
LOB	16



Batter	1	2	3	4	5	6	7	8	9	AB	R	H	RBI	BB	SO	LOB	BOTTOM			
Hank Bauer, R OBP: 0.370, SLG: 0.474 (1, 9)										5	0	1	0	0	1	1	Boston Red Sox @ New York Yankees Yankee Stadium, Bronx, NY Fri Aug 13 1954, 3:33 AM EDT Att: 29,213 - Sunny - 76 F			
Bob Cerv, R OBP: 0.250, SLG: 0.375 (1, 7)										3	0	1	0	0	1	2				
Irv Noren, L OBP: 0.388, SLG: 0.519 (8, 7)										1	0	0	0	0	0	0				
Mickey Mantle, S OBP: 0.400, SLG: 0.576 (1, 8)										3	0	0	0	1	0	1				
Yogi Berra, L OBP: 0.362, SLG: 0.488 (1, 2)										3	1	0	0	1	0	2				
Bill Skowron, R OBP: 0.394, SLG: 0.573 (1, 3)										3	2	2	0	0	0	1				
Joe Collins, L OBP: 0.361, SLG: 0.453 (7, PH)										1	0	0	0	0	1	1				
Andy Carey, R OBP: 0.320, SLG: 0.408 (1, 5)										3	2	1	0	1	1	2				
Jerry Coleman, R OBP: 0.288, SLG: 0.304 (1, 4)										4	1	2	1	0	0	4				
Willy Miranda, S OBP: 0.310, SLG: 0.412 (1, 6)										2	0	0	0	0	0	2				
Enos Slaughter, L OBP: 0.295, SLG: 0.358 (6, PH)										1	1	1	3	0	0	0				
Phil Rizzuto, R OBP: 0.301, SLG: 0.260 (7, 6)										1	1	1	2	0	0	0				
Whitey Ford, L OBP: 0.294, SLG: 0.205 (1, 1)										4	0	1	2	0	0	1				
Inning Stats	R: 0 E: 0 K: 1 S: 6	H: 1 LOB: 1 BB: 0 P: 6	R: 1 E: 0 K: 1 S: 6	H: 2 LOB: 0 BB: 0 P: 6	R: 0 E: 0 K: 1 S: 5	H: 0 LOB: 0 BB: 0 P: 5	R: 0 E: 0 K: 0 S: 4	H: 1 LOB: 1 BB: 0 P: 4	R: 0 E: 0 K: 0 S: 5	H: 2 LOB: 1 BB: 0 P: 5	R: 4 E: 1 K: 0 S: 6	H: 2 LOB: 1 BB: 2 P: 14	R: 0 E: 0 K: 1 S: 5	H: 0 LOB: 1 BB: 1 P: 9	R: 2 E: 0 K: 0 S: 5	H: 2 LOB: 0 BB: 0 P: 5	1B: 5 2B: 2 3B: 2 HR: 1	SF: 0 SAC: 0 DP: 2 HBP: 0	WP: 0 PB: 0 SB: 1 CS: 0	PA: 37
PITCHER Leo Kiely, L ERA: 3.42 (1, 1)	IP: 6.0 WLS: L BF: 28 H: 8 R: 6 ER: 2 SO: 3 BB: 1 IBB: 0 HBP: 0 BLK: 0 WP: 0 HR: 0 S: 32 P: 40 ERA: 3.00 WHIP: 1.500															PITCHER	IP: 6.0 WLS: L BF: 28 H: 8 R: 6 ER: 2 SO: 3 BB: 1 IBB: 0 HBP: 0 BLK: 0 WP: 0 HR: 0 S: 32 P: 40 ERA: 3.00 WHIP: 1.500			

AB	34
R	8
H	10
RBI	8
BB	3
SO	4
LOB	17




Batter	1	2	3	4	5	6	7	8	9	AB	R	H	RBI	BB	SO	LOB	TOP										
Jim Piersall, R OBP: 0.336, SLG: 0.388	F2		F3			BB 1B	F8		F9	5	0	1	0	0	0	1	Boston Red Sox @ New York Yankees Yankee Stadium, Bronx, NY Sat Aug 14 1954, 3:33 AM EDT Att: 45,150 - Unknown										
Ted Williams, L OBP: 0.520, SLG: 0.674	L6		1B BB			FC6-4 BB			4-3	2	0	0	0	3	0												
Billy Goodman, L OBP: 0.348, SLG: 0.366	F5		1-2 1B			FC6-4 1-2	F5			4	0	1	0	0	0	4											
Harry Agganis, L OBP: 0.316, SLG: 0.400		F2	4-3						F5	4	0	1	0	0	0	4											
Grady Hatton, L OBP: 0.367, SLG: 0.369	F2				F4		F9		3-1	4	0	0	0	0	0	1											
Karl Olson, R OBP: 0.326, SLG: 0.375					F8		K		6-3	3	0	0	0	1	1												
Mickey Owen, R OBP: 0.288, SLG: 0.295					5-3		K		E6	4	0	1	0	0	1												
Billy Conso, R OBP: 0.311, SLG: 0.281							5-3		K	4	1	1	0	0	2	3											
Russ Kemmerer, R OBP: 0.214, SLG: 0.083									2B	2	0	0	0	0	2	0											
Mei Parnell, L (5, 1)									F5	0	0	0	0	0	0	0											
Charlie Maxwell, L OBP: 0.310, SLG: 0.289										1	0	1	1	0	0	0											
Ellis Kinder, R OBP: 0.190, SLG: 0.238										0	0	0	0	0	0	0											
Sammy White, R OBP: 0.309, SLG: 0.409										1	0	0	0	0	0	0											
Inning Stats	R: 0 E: 0 K: 0 S: 3	H: 0 LOB: 0 BB: 0 P: 3	R: 0 E: 0 K: 1 S: 6	H: 1 LOB: 2 BB: 1 P: 10	R: 0 E: 0 K: 1 S: 6	H: 1 LOB: 2 BB: 1 P: 10	R: 0 E: 0 K: 0 S: 3	H: 0 LOB: 0 BB: 0 P: 3	R: 0 E: 0 K: 1 S: 6	H: 1 LOB: 2 BB: 1 P: 10	R: 0 E: 0 K: 2 S: 8	H: 1 LOB: 1 BB: 0 P: 8	R: 1 E: 0 K: 0 S: 5	H: 2 LOB: 2 BB: 1 P: 9	R: 0 E: 1 K: 1 S: 6	H: 0 LOB: 1 BB: 0 P: 6	R: 0 E: 0 K: 0 S: 3	H: 0 LOB: 0 BB: 0 P: 3	1B: 4 2B: 2 3B: 0 HR: 0	SF: 0 SAC: 0 DP: 0 HBP: 0	WP: 0 PB: 0 SB: 0 CS: 0	PA: 38					
PITCHER	IP	WLS	BF	H	R	ER	SO	BB	IBB	HBP	BLK	WP	HR	S	P	ERA	WHIP										
Ralph Branca, R ERA: 4.79	(1, 1)	6.0	W	25	4	0	5	3	0	0	0	0	0	32	44	0.00	1.167										
Johnny Sain, R ERA: 2.7	(7, 1)	3.0	S	13	2	1	1	1	0	0	0	0	0	14	18	3.00	1.000										

AB	34
R	1
H	6
RBI	1
BB	4
SO	6
LOB	15



Batter	1	2	3	4	5	6	7	8	9	AB	R	H	RBI	BB	SO	LOB	BOTTOM										
Phil Rizzuto, R OBP: 0.303, SLG: 0.263	4-3 1B		F7			BB E 1-2 3H 1B	F9			4	0	2	1	0	0	4	Boston Red Sox @ New York Yankees Yankee Stadium, Bronx, NY Sat Aug 14 1954, 3:33 AM EDT Att: 45,150 - Unknown										
Joe Collins, L OBP: 0.359, SLG: 0.450	4-3				FC3-6 1B	E8 BB 1-2 2H	F4			4	0	1	0	0	0	5											
Mickey Mantle, S OBP: 0.399, SLG: 0.572	4-3				F5	G4-6-3 BB 1-2 2-3	F9			3	0	0	0	1	0	2											
Yogi Berra, L OBP: 0.361, SLG: 0.486		F6			FC3-6 1B	G4-6-3 1-2	K			4	0	1	0	0	1	3											
Irv Noren, L OBP: 0.386, SLG: 0.516		F7			FC3-6 S	BB SH1-3 1B	3-1			4	1	1	0	0	0	2											
Enos Slaughter, L OBP: 0.382, SLG: 0.343					F8					3	0	0	0	0	0	2											
Hank Bauer, R OBP: 0.370, SLG: 0.474		F8			F8		SH1-3		4-3	0	0	0	0	0	0	0											
Andy Carey, R OBP: 0.355, SLG: 0.498									F4	2	1	1	0	2	0	0											
Jerry Coleman, R OBP: 0.287, SLG: 0.300					F6				K	3	0	0	0	1	1	2											
Ralph Branca, R OBP: 0.421, SLG: 0.412					F9					2	1	1	0	0	0	1											
Bill Skowron, R OBP: 0.398, SLG: 0.576										1	0	1	1	0	0	0											
Johnny Sain, R OBP: 0.412, SLG: 0.333										0	0	0	0	0	0	0											
Inning Stats	R: 0 E: 0 K: 0 S: 3	H: 1 LOB: 0 BB: 0 P: 3	R: 0 E: 0 K: 0 S: 3	H: 0 LOB: 0 BB: 0 P: 3	R: 0 E: 0 K: 0 S: 4	H: 1 LOB: 1 BB: 0 P: 4	R: 0 E: 0 K: 0 S: 5	H: 2 LOB: 2 BB: 0 P: 5	R: 2 E: 1 K: 0 S: 5	H: 2 LOB: 2 BB: 2 P: 13	R: 0 E: 0 K: 0 S: 5	H: 2 LOB: 3 BB: 2 P: 13	R: 0 E: 0 K: 1 S: 5	H: 0 LOB: 0 BB: 0 P: 5	R: 0 E: 0 K: 1 S: 5	H: 0 LOB: 0 BB: 0 P: 5	1B: 8 2B: 0 3B: 0 HR: 0	SF: 0 SAC: 1 DP: 1 HBP: 0	WP: 0 PB: 0 SB: 3 CS: 0	PA: 35							
PITCHER	IP	WLS	BF	H	R	ER	SO	BB	IBB	HBP	BLK	WP	HR	S	P	ERA	WHIP										
Russ Kemmerer, R ERA: 3.97	(1, 1)	4.1	L	19	6	2	1	0	3	0	0	0	0	7	19	5.40	3.000										
Mei Parnell, L ERA: 3.44	(5, 1)	1.2		10	2	1	1	0	0	0	0	0	0	10	10	0.00	0.000										
Ellis Kinder, R ERA: 3.32	(7, 1)	2.0		6	0	0	0	2	0	0	0	0	0	10	10	0.00	0.000										


AB	30
R	3
H	8
RBI	2
BB	4
SO	2
LOB	21



Batter	1	2	3	4	5	6	7	8	9	AB	R	H	RBI	BB	SO	LOB	TOP							
Jim Piersall, R OBP: 0.339, SLG: 0.393	0-0 G1-6-3 1B		0-0 F8			0-0 BB HR 1B	0-0 F9 SF7 2B	0-0 G5-4-3		5	2	3	0	0	0	4								
Ted Williams, L OBP: 0.515, SLG: 0.663	0-0 G1-6-3 1-2		0-0 3-1			4-0 BB HR BB	0-0 F9		0-0 6-3	4	1	0	1	1	0	4								
Billy Goodman, L OBP: 0.349, SLG: 0.366	0-0 6-3			0-0 1B G4-6-3 1B		4-0 BB HR BB	0-0 SF7		0-0 4-3	3	2	1	1	1	0	0								
Harry Agganis, L OBP: 0.320, SLG: 0.412		0-0 4-3		0-0 1B G4-6-3 1B		0-0 HR	0-0 F8		0-0 1B	5	1	3	4	0	0	0								
Karl Olson, R OBP: 0.322, SLG: 0.376		0-3 K		0-0 G4-6-3 1-2 3-H		0-0 5-3		0-0 HR 2B	0-0 5-3	5	1	1	0	0	1	2								
Grady Hatton, L OBP: 0.382, SLG: 0.362		0-0 L1		0-0 P3		0-0 F9		0-0 F9		4	0	0	0	0	0	1								
Sammy White, R OBP: 0.308, SLG: 0.416			0-0 F7		0-0 P5	0-0 E6		0-0 HR		4	1	1	2	0	0	0								
Billy Conso, R OBP: 0.315, SLG: 0.287			0-0 BB 1B		0-0 6-3	0-0 5-3		0-0 1B 1B		4	0	2	0	0	0	1								
Tom Brewer, R OBP: 0.236, SLG: 0.378			4-0 BB		0-0 4-3		0-0 2B F9 1B	0-0 G5-4-3 1B		0	0	0	0	0	0	0								
Tom Hurd, R OBP: 0.235, SLG: 0.369										0	0	0	0	0	0	0								
Hal Brown, R OBP: 0.253, SLG: 0.225										1	0	0	0	1	0	0								
Sam Miele, R OBP: 0.245, SLG: 0.300										1	1	1	0	0	0	0								
Tex Clevenger, R OBP: 0.337, SLG: 0.235										0	0	0	0	0	0	0								
Charlie Maxwell, R OBP: 0.277, SLG: 0.207										1	0	1	0	0	0	0								
Sid Hudson, R OBP: 0.182, SLG: 0.182										0	0	0	0	0	0	0								
Inning Stats	R: 0 E: 0 K: 0 S: 3	H: 1 LOB: 0 BB: 0 P: 3	R: 0 E: 0 K: 1 S: 5	H: 0 LOB: 0 BB: 0 P: 5	R: 0 E: 0 K: 0 S: 4	H: 1 LOB: 2 BB: 1 P: 8	R: 1 E: 0 K: 0 S: 4	H: 2 LOB: 0 BB: 0 P: 4	R: 0 E: 0 K: 0 S: 3	H: 0 LOB: 0 BB: 0 P: 3	R: 4 E: 1 K: 0 S: 6	H: 2 LOB: 1 BB: 2 P: 14	R: 2 E: 0 K: 0 S: 5	H: 2 LOB: 0 BB: 0 P: 5	R: 2 E: 0 K: 0 S: 6	H: 4 LOB: 1 BB: 0 P: 6	R: 0 E: 0 K: 0 S: 4	H: 1 LOB: 1 BB: 0 P: 4	1B: 9 2B: 2 3B: 0 HR: 2	SF: 1 SAC: 0 DP: 3 HBP: 0	WP: 0 PB: 0 SB: 0 CS: 0	PA: 41		
PITCHER	IP WLS BF H R ER SO BB IBB HBP BLK WP HR S P ERA WHIP	7.0 W 31 8 7 7 1 3 0 0 0 0 1 30 42 9.00 1.571	0.1 S 3 2 2 2 0 0 0 0 0 0 1 3 3 54.00 6.000	1.2 S 7 3 0 0 0 0 0 0 0 0 0 7 7 0.00 1.800																				

Boston Red Sox @ New York Yankees
Yankee Stadium, Bronx, NY
Sun Aug 15 1954, 3:33 AM EDT
Att: 23,822 - Cloudy - 69 F


AB 37
R 9
H 13
RBI 8
BB 3
SO 1
LOB 12



Batter	1	2	3	4	5	6	7	8	9	AB	R	H	RBI	BB	SO	LOB	BOTTOM						
Phil Rizzuto, R OBP: 0.307, SLG: 0.260	0-0 BB BB		0-0 P5	0-0 4-3		4-0 2B BB		4-0 4-3 BB		3	2	0	0	3	0	4							
Joe Collins, L OBP: 0.382, SLG: 0.453	0-0 F8		4-0 BB 1B BB		0-0 L3	0-0 1-H 2-H 2B		0-0 4-3		5	1	2	3	1	0	2							
Mickey Mantle, S OBP: 0.405, SLG: 0.580	0-0 BB 1B BB		4-0 BB 1B BB		0-0 HR	0-0 F9		4-0 BB		3	3	2	2	3	0	1							
Yogi Berra, L OBP: 0.365, SLG: 0.487	0-0 BB BB		0-0 2B 1B BB		0-0 FC4-6 1B		0-0 3-1			5	1	3	2	1	1	4							
Irv Noren, L OBP: 0.386, SLG: 0.516	4-0 1B BB	0-0 F7	0-0 2B BB		0-0 FC4-6 1-2		0-0 P5			4	1	1	2	1	0	2							
Enos Slaughter, L OBP: 0.383, SLG: 0.347	0-0 1B BB	0-0 4-3	0-0 6-3		0-0 5-3		0-0 1B			5	1	2	1	0	0	3							
Andy Carey, R OBP: 0.352, SLG: 0.495	0-0 1B BB	0-0 F8		0-0 F9		0-0 6-3	0-3 K			5	1	1	2	0	1	2							
Jerry Coleman, R OBP: 0.293, SLG: 0.303	4-0 1B BB		0-0 PB SH1-4 1B	0-0 F9		0-0 BB 2B 1B	0-0 F9			4	3	2	0	1	0	2							
Bob Grim, R OBP: 0.208, SLG: 0.235	0-0 1B BB		0-0 SH1-4		0-0 P6		0-0 F8			3	1	2	1	0	0	1							
Art Schallcock, L OBP: 0.171, SLG: 0.265	0-0 1B BB									0	0	0	0	0	0	0							
Inning Stats	R: 8 E: 0 K: 1 S: 10	H: 5 LOB: 5 BB: 5 P: 30	R: 0 E: 0 K: 0 S: 3	H: 0 LOB: 0 BB: 0 P: 3	R: 3 E: 0 K: 0 S: 6	H: 3 LOB: 2 BB: 2 P: 14	R: 0 E: 0 K: 0 S: 4	H: 1 LOB: 1 BB: 0 P: 4	R: 1 E: 0 K: 0 S: 5	H: 2 LOB: 1 BB: 0 P: 5	R: 2 E: 0 K: 0 S: 5	H: 2 LOB: 1 BB: 1 P: 9	R: 0 E: 0 K: 1 S: 7	H: 2 LOB: 2 BB: 0 P: 7	R: 0 E: 0 K: 0 S: 3	H: 0 LOB: 2 BB: 2 P: 11	R: 0 E: 0 K: 0 S: 4	H: 1 LOB: 1 BB: 0 P: 4	1B: 12 2B: 2 3B: 0 HR: 1	SF: 0 SAC: 1 DP: 0 HBP: 0	WP: 0 PB: 2 SB: 0 CS: 0	PA: 49	
PITCHER	IP WLS BF H R ER SO BB IBB HBP BLK WP HR S P ERA WHIP	0.1 L 4 2 1 1 0 1 0 0 0 0 0 3 7 27.00 9.000	5.1 S 28 9 7 7 1 3 0 0 0 0 1 27 39 11.81 2.250	1.0 S 5 2 0 0 1 0 0 0 0 0 0 7 7 0.00 2.000	1.0 S 5 0 0 0 0 2 0 0 0 0 0 3 11 0.00 2.000																		

Boston Red Sox @ New York Yankees
Yankee Stadium, Bronx, NY
Sun Aug 15 1954, 3:33 AM EDT
Att: 23,822 - Cloudy - 69 F

AB 38
R 14
H 15
RBI 13
BB 10
SO 2
LOB 21



Batter	1	2	3	4	5	6	7	8	9	AB	R	H	RBI	BB	SO	LOB	TOP								
Billy Goodman, L (1,4) OBP: 0.352, SLG: 0.370	4-0 5-3 BB		0-0 1-3 2B		0-0 BB 1B	0-0 L7		0-0 E6		4	1	2	0	1	0	2									
Ted Williams, L (1,7) OBP: 0.510, SLG: 0.652	0-0 F5		0-3 K		4-0 FC5 1B BB		0-0 4-3	0-3 K		4	0	0	0	1	2	4									
Sam Mele, R (1,3) OBP: 0.341, SLG: 0.378	0-0 5-3		0-0 1-3		0-0 FC5 1B		0-0 6-3	0-0 BB 1B		4	0	1	1	0	0	2									
Grady Hatton, L (7,5) OBP: 0.364, SLG: 0.365	1-2		2-3		1-2 2-H 1B			1-3 2-H 1B		1	0	1	1	0	0	0									
Jackie Jensen, R (1,8) OBP: 0.354, SLG: 0.486	0-0 P5		0-0 F9		0-0 F9		0-0 1B 1B	4-0 FC6-4 BB		4	1	1	0	1	0	4									
Karl Olson, R (1,9) OBP: 0.324, SLG: 0.376		0-0 F7		0-0 1B G6-4-3 1B	0-0 FC5		0-0 1B 1B	0-0 FC6-4 BB		5	1	2	0	0	0	5									
Sammy White, R (1,2) OBP: 0.309, SLG: 0.416		0-0 P4		0-0 G6-4-3 1B	0-0 F8		0-0 1B 1B	0-3 K		5	0	2	1	0	1	2									
Ted Lepcio, R (1,5) OBP: 0.299, SLG: 0.409		0-0 E 2B		0-0 G6-4-3 1B	0-0 4-3 2B		0-0 F7	4-0 CS BB		4	0	2	0	0	0	3									
Harry Agganis, L (7,3) OBP: 0.322, SLG: 0.412		0-0 E6 FC6-4 2-3		0-0 1B	0-0 4-3 2B		0-0 K	0-3 K	0-3 K	5	0	1	0	0	2	3									
Billy Consono, R (1,6) OBP: 0.312, SLG: 0.284		0-0 FC6-4 1-2		0-0 2-3	0-0 P4		0-0 E 1B			4	1	1	0	0	0	4									
Frank Sullivan, R (1,1) OBP: 0.208, SLG: 0.191		0-0 FC6-4		0-0 2-3						0	0	0	0	0	0	0									
Sid Hudson, R (9,1) OBP: 0.182, SLG: 0.182										0	0	0	0	0	0	0									
Inning Stats	R: 0 E: 0 K: 0 S: 3	H: 0 LOB: 1 BB: 1 P: 7	R: 0 E: 1 K: 0 S: 5	H: 1 LOB: 2 BB: 0 P: 5	R: 0 E: 0 K: 1 S: 6	H: 1 LOB: 1 BB: 0 P: 6	R: 1 E: 0 K: 0 S: 5	H: 3 LOB: 1 BB: 0 P: 5	R: 1 E: 0 K: 0 S: 5	H: 2 LOB: 2 BB: 1 P: 9	R: 0 E: 0 K: 0 S: 4	H: 1 LOB: 1 BB: 0 P: 4	R: 1 E: 0 K: 0 S: 6	H: 3 LOB: 2 BB: 0 P: 6	R: 1 E: 1 K: 2 S: 10	H: 2 LOB: 3 BB: 1 P: 14	R: 0 E: 0 K: 2 S: 6	H: 0 LOB: 1 BB: 1 P: 10	1B: 10 2B: 4 3B: 0 HR: 0	SF: 0 SAC: 0 DP: 2 HBP: 0	WP: 0 PB: 0 SB: 0 CS: 1	PA: 44			
PITCHER	IP	WLS	BF	H	R	ER	SO	BB	IBB	HBP	BLK	WP	HR	S	P	ERA	WHIP								
Chuck Stobbs, L (1,1) ERA: 4.33	7.2	L	39	13	4	3	3	2	0	0	0	0	0	43	51	3.52	1.957								
Gus Keriazakos, R (8,1) ERA: 3.19	0.1		2	0	0	0	0	1	0	0	0	0	0	1	5	0.00	3.000								
Connie Marrero, R (9,1) ERA: 4.55	1.0		3	0	0	0	2	1	0	0	0	0	0	6	10	0.00	1.000								

Boston Red Sox @ Washington Senators
Griffith Stadium, Washington, DC
Tue Aug 17 1954, 3:33 AM EDT
Att: 7,220 - Unknown

AB 40
R 4
H 13
RBI 3
BB 4
SO 5
LOB 29

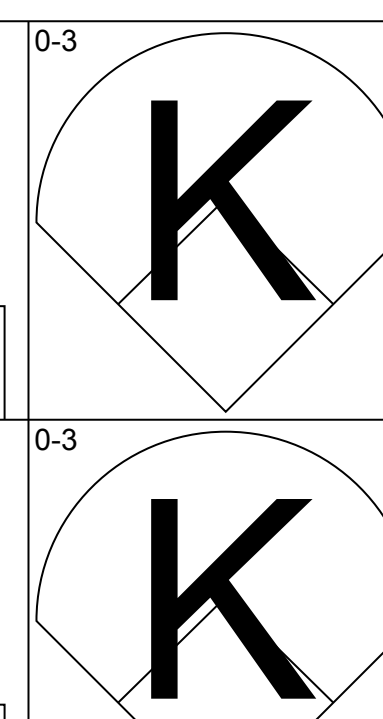
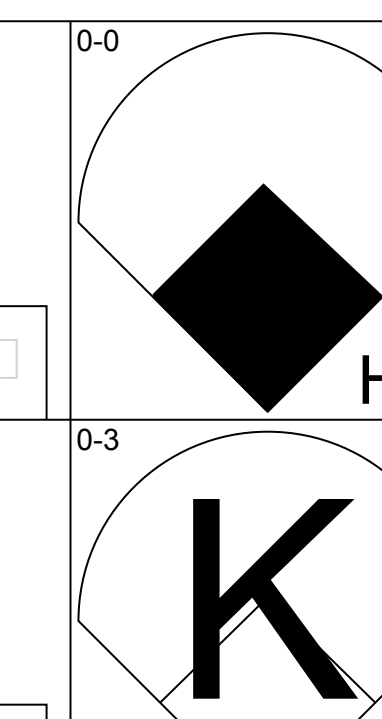
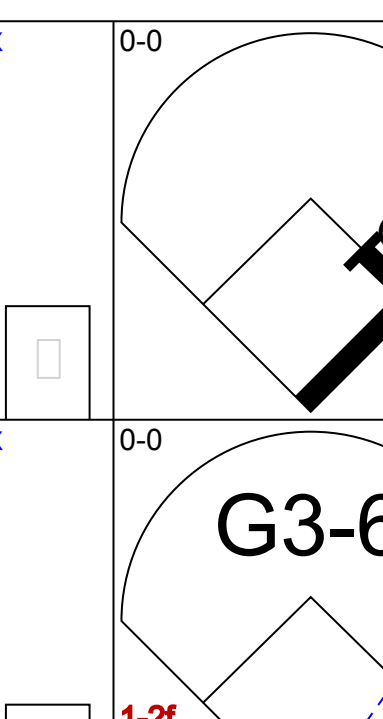
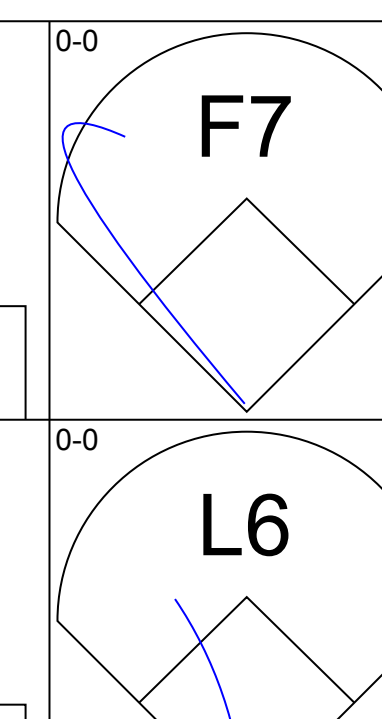
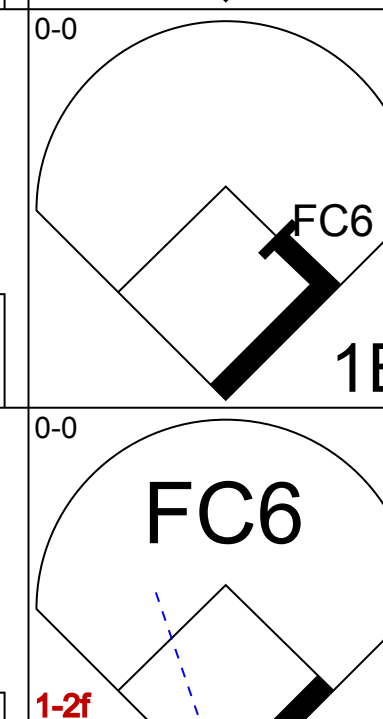




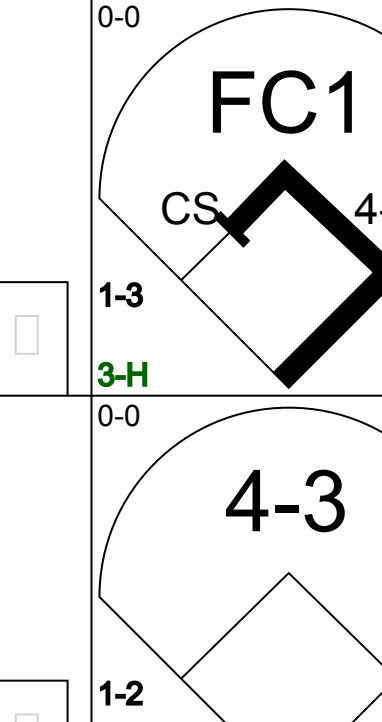
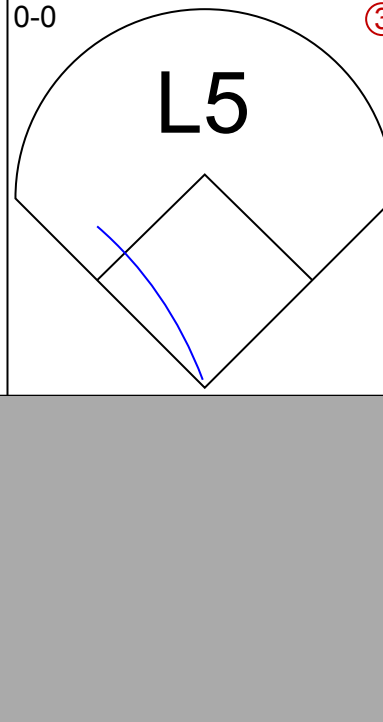

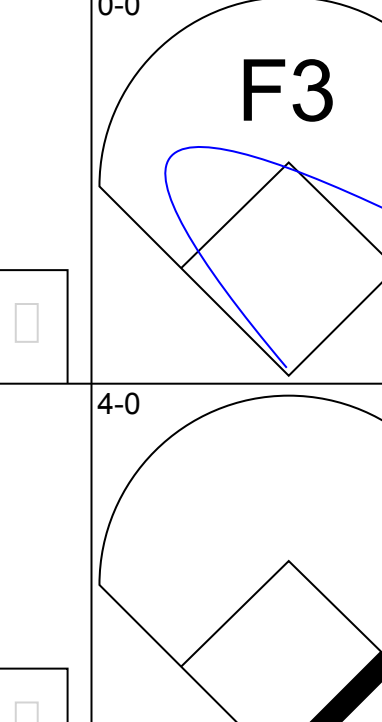

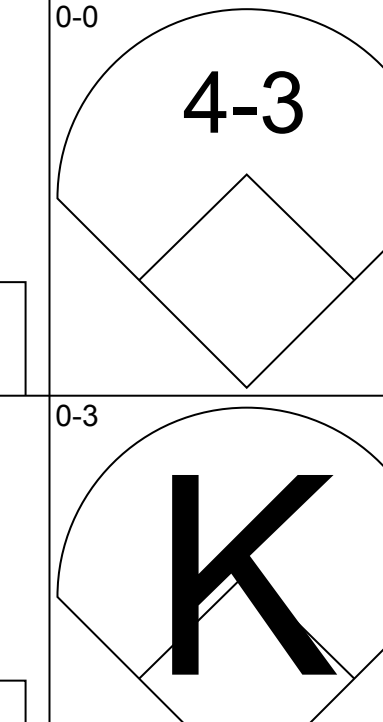
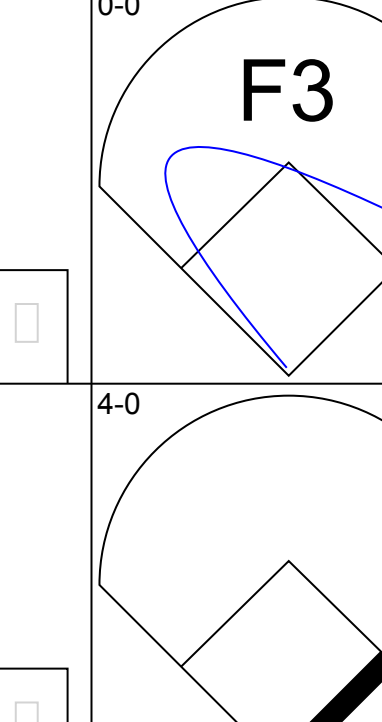


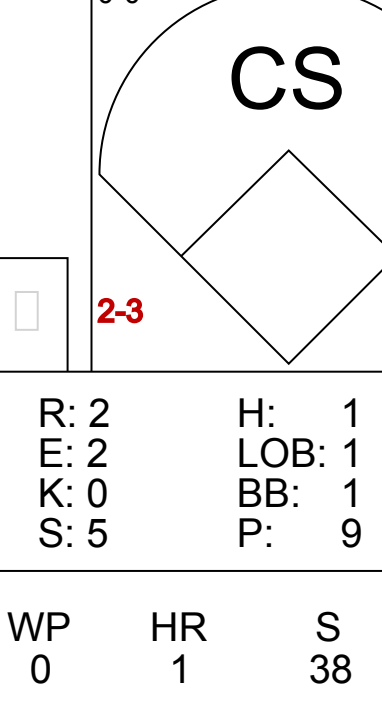

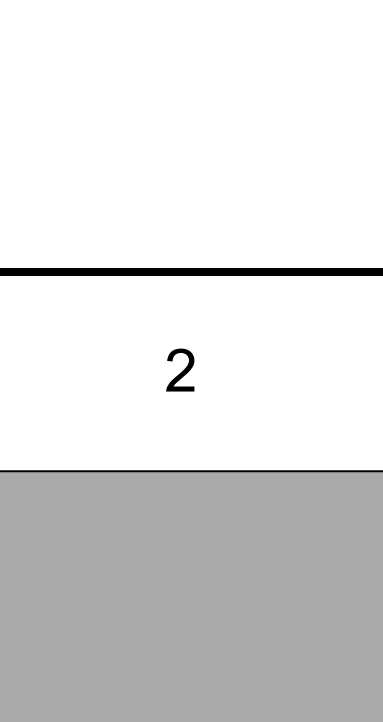
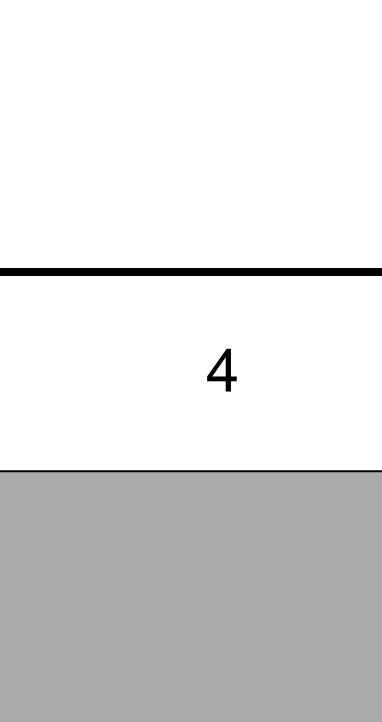
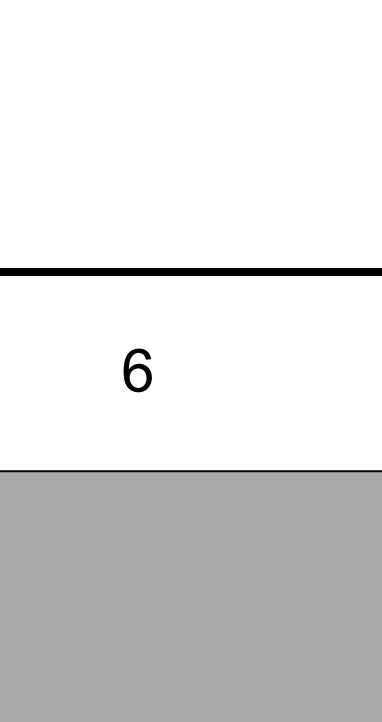
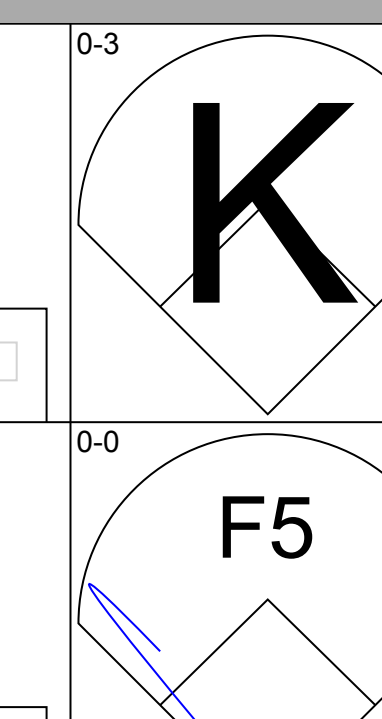
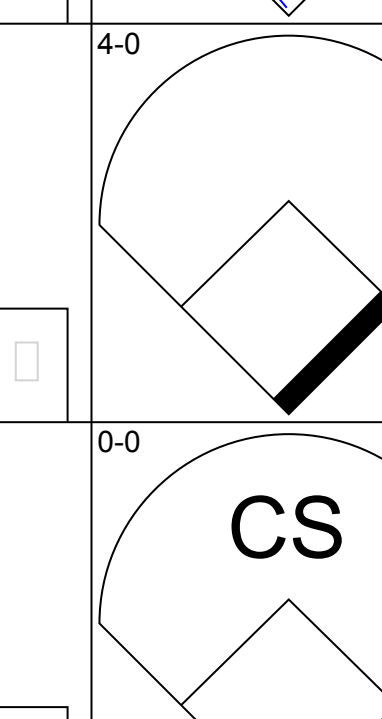

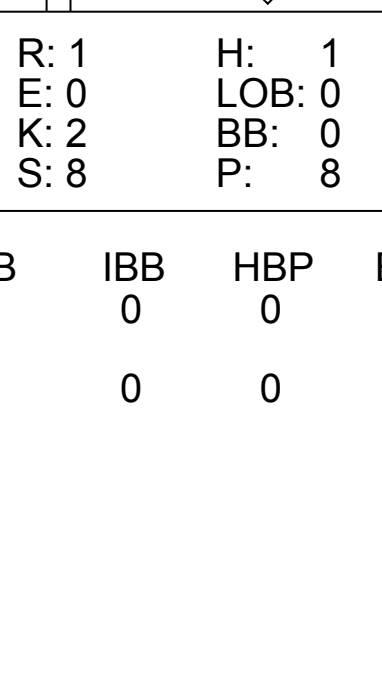
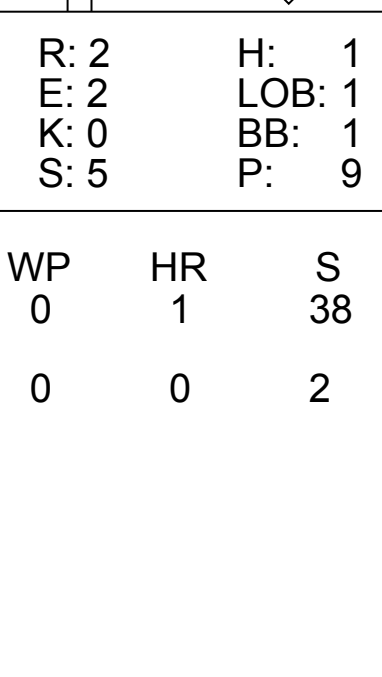
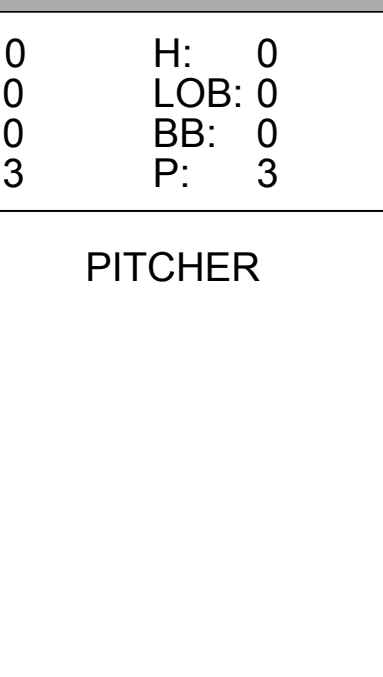


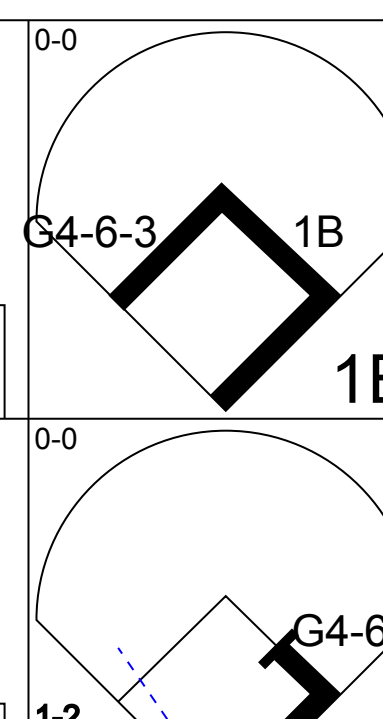
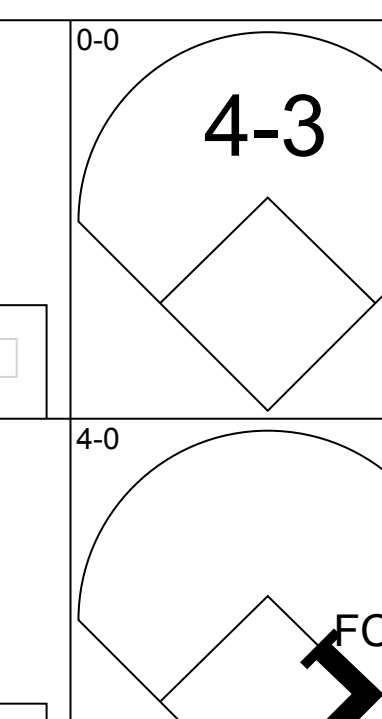
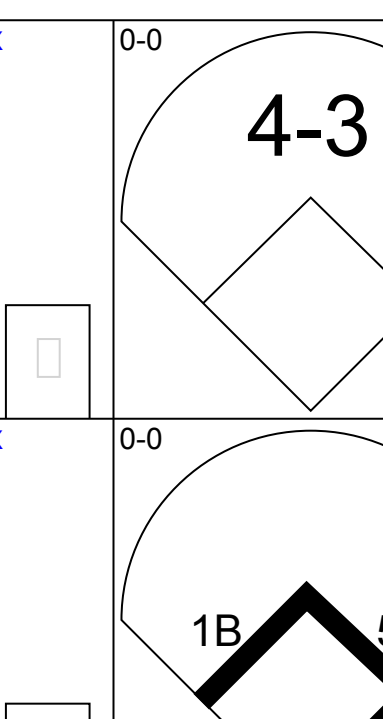
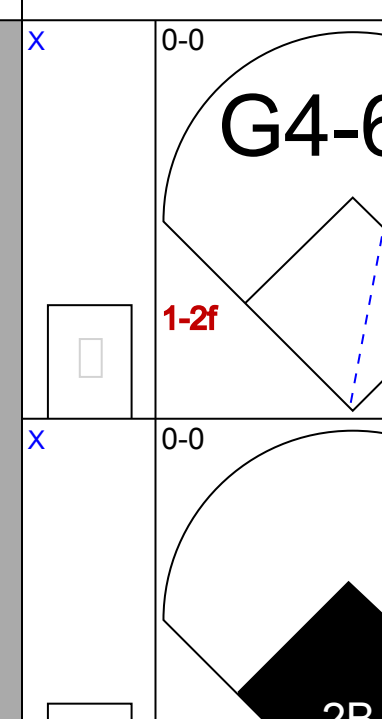
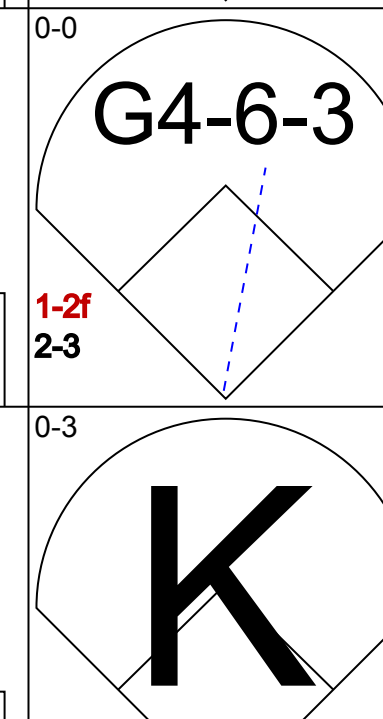
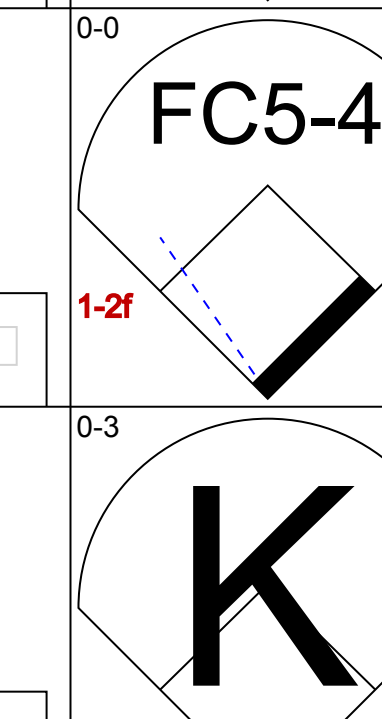
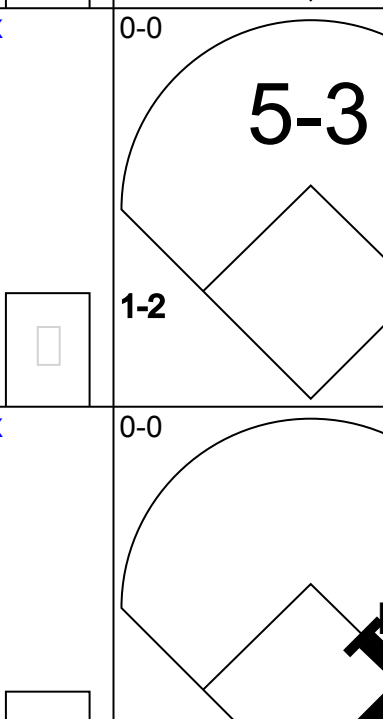
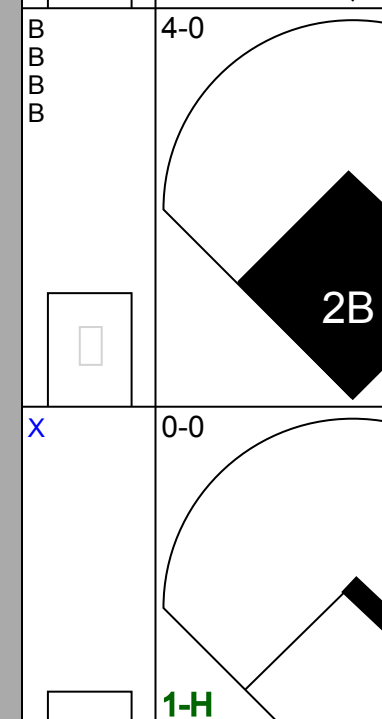


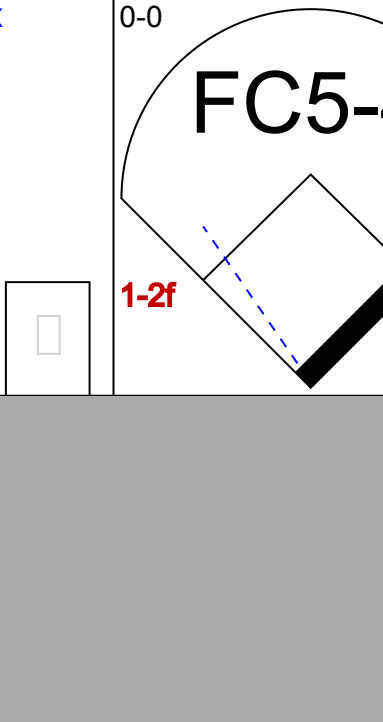
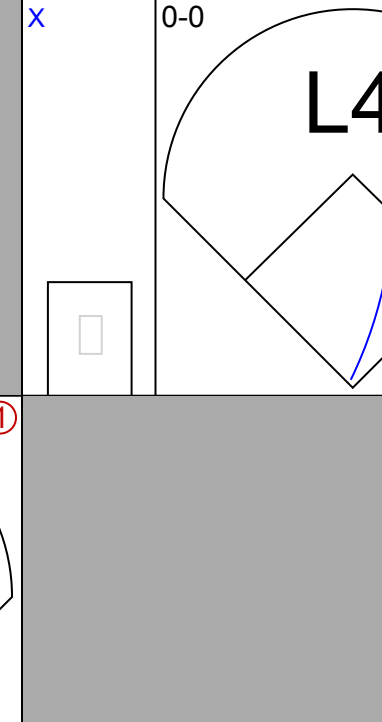




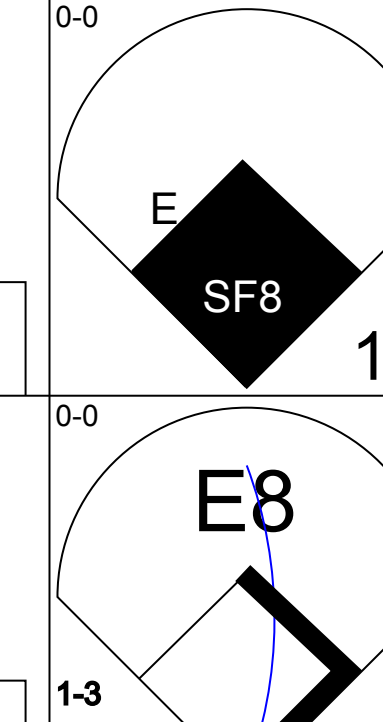
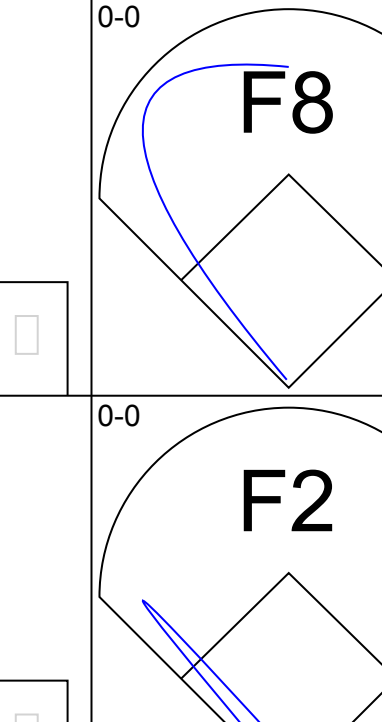
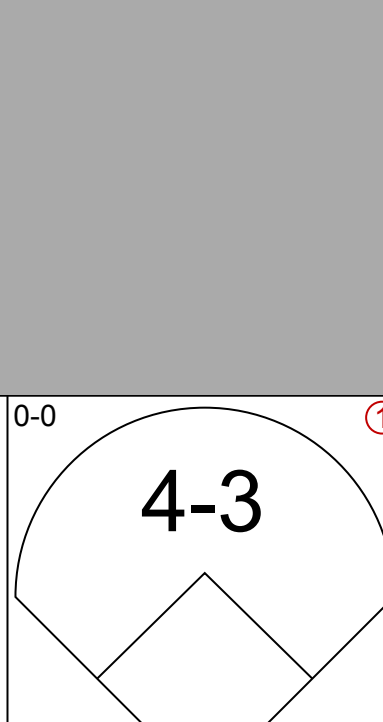
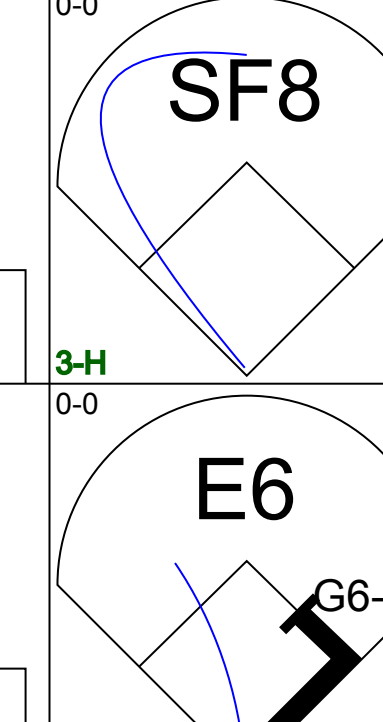
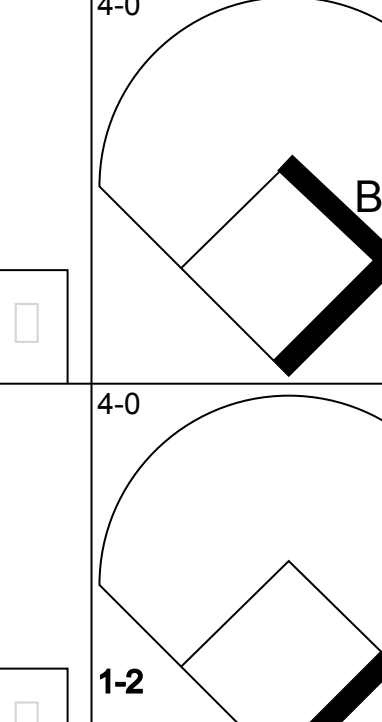
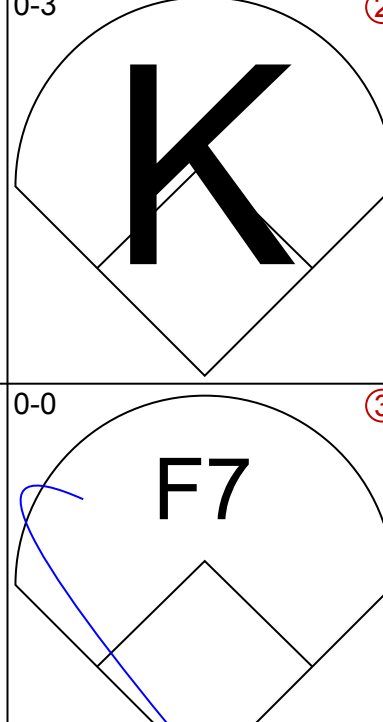
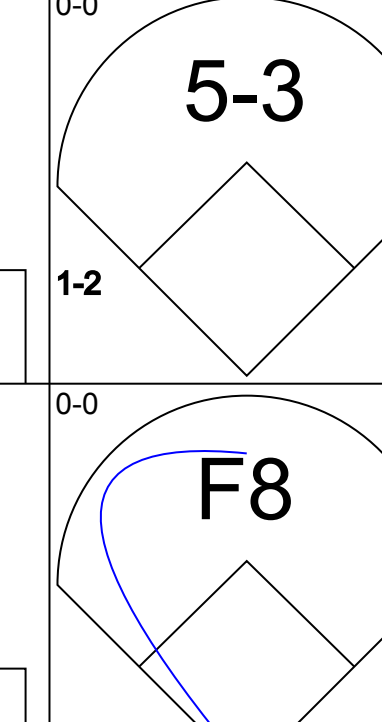
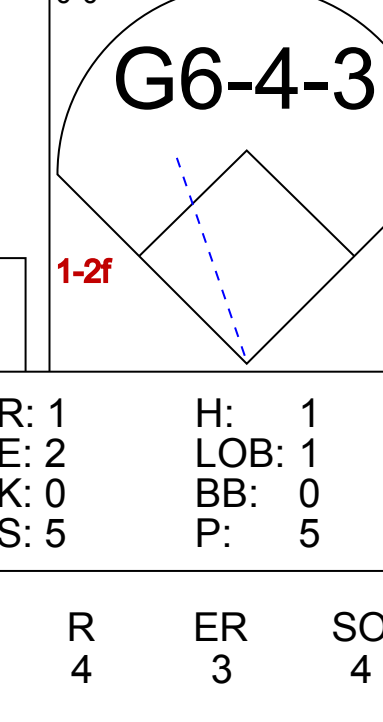
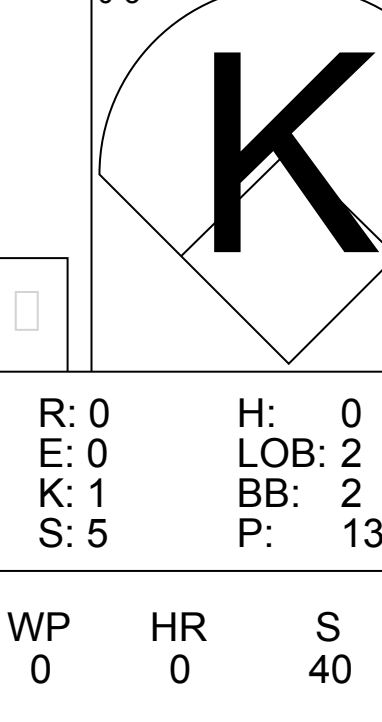
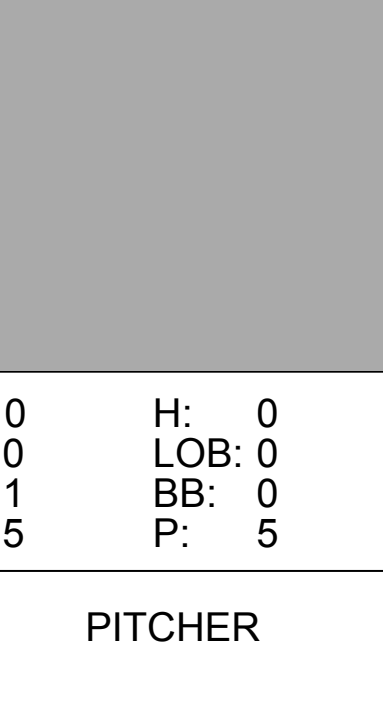
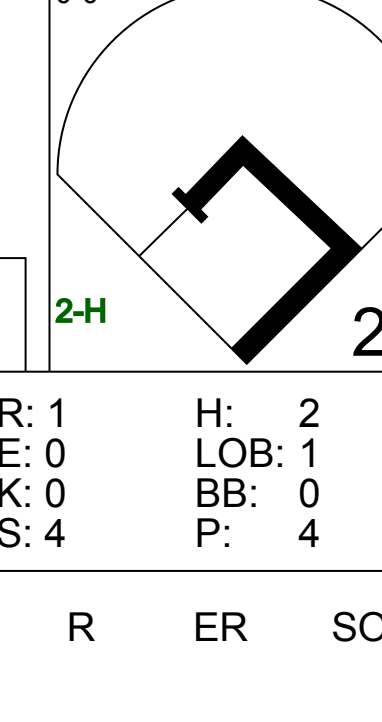




Batter	1	2	3	4	5	6	7	8	9	AB	R	H	RBI	BB	SO	LOB	BOTTOM								
Eddie Yost, R (1,5) OBP: 0.413, SLG: 0.409	0-0 3B 1B		0-3 K		0-3 K			0-0 5-3		4	1	1	0	0	2	0									
Pete Runnels, L (1,6) OBP: 0.374, SLG: 0.411	0-0 1B 3B		0-0 F7		0-0 G3		0-0 K			4	1	1	1	0	1	0									
Mickey Vernon, L (1,3) OBP: 0.368, SLG: 0.524	0-0 4-3		0-0 G3		0-0 F7		0-0 6-3		0-0 1B SF7 1B	4	1	1	0	0	0	1									
Jim Busby, R (1,8) OBP: 0.339, SLG: 0.396	0-0 S 1B			0-0 F7		0-0 6-3			0-0 SF7 1B	4	0	2	1	0	0	0									
Roy Sievers, R (1,7) OBP: 0.341, SLG: 0.451	0-0 L5			0-0 F7		0-3 K			0-0 SF7	3	0	0	1	0	1	1									
Tom Wright, L (1,9) OBP: 0.322, SLG: 0.333	0-0 L9			0-0 1B		0-0 G3 1B			0-0 F8	4	0	2	0	0	0	2									
Ed Fitz Gerald, R (1,2) OBP: 0.343, SLG: 0.373		0-0 P4		0-0 F9		0-0 G3			0-0 P4	4	0	0	0	0	0	3									
Wayne Terwilliger, R (1,4) OBP: 0.275, SLG: 0.272		0-0 F8			0-0 5-3		0-3 K			3	0	0	0	0	1	1									
Chuck Stobbs, L (1,1) OBP: 0.214, SLG: 0.158		0-0 G3			0-0 3-1				0-0 F9	2	0	0	0	0	0	0									
Gus Keriazakos, R (8,1)										0	0	0	0	0	0	0									
Johnny Pesky, L (8, PH) OBP: 0.295, SLG: 0.324										1	0	0	0	0	0	0									
Connie Marrero, R (9,1)										0	0	0	0	0	0	0									
Inning Stats	R: 2 E: 0 K: 0 S: 6	H: 3 LOB: 1 BB: 0 P: 6	R: 0 E: 0 K: 0 S: 3	H: 0 LOB: 0 BB: 0 P: 3	R: 0 E: 0 K: 1 S: 5	H: 0 LOB: 0 BB: 0 P: 5	R: 0 E: 0 K: 0 S: 4	H: 1 LOB: 1 BB: 0 P: 4	R: 0 E: 0 K: 1 S: 5	H: 0 LOB: 0 BB: 0 P: 5	R: 0 E: 0 K: 0 S: 3	H: 0 LOB: 0 BB: 0 P: 3	R: 0 E: 0 K: 2 S: 8	H: 1 LOB: 1 BB: 0 P: 8	R: 0 E: 0 K: 1 S: 5	H: 0 LOB: 0 BB: 0 P: 5	R: 1 E: 0 K: 0 S: 5	H: 2 LOB: 1 BB: 0 P: 5	1B: 6 2B: 0 3B: 1 HR: 0	SF: 1 SAC: 0 DP: 0 HBP: 0	WP: 0 PB: 0 SB: 1 CS: 0	PA: 34			
PITCHER	IP	WLS	BF	H	R	ER	SO	BB	IBB	HBP	BLK	WP	HR	S	P	ERA	WHIP								
Frank Sullivan, R (1,1) ERA: 3.06	8.2	W	33	7	3	3	5	0	0	0	0	0	0	43	43	3.12	0.808								
Sid Hudson, R (9,1) ERA: 4.21	0.1	S	1	0	0	0	0	0	0	0	0	0	0	1	1	0.00	0.000								

Boston Red Sox @ Washington Senators
Griffith Stadium, Washington, DC
Tue Aug 17 1954, 3:33 AM EDT
Att: 7,220 - Unknown

AB 33
R 3
H 7
RBI 3
BB 0
SO 5
LOB 8



Batter	1	2	3	4	5	6	7	8	9	AB	R	H	RBI	BB	SO	LOB	TOP			
Bill Skowron, R OBP: 0.403, SLG: 0.623 (1, 5)										4	1	2	1	0	1	0	New York Yankees @ Boston Red Sox Fenway Park, Boston, MA Fri Aug 20 1954, 3:33 AM EDT Att: 30,174 - Unknown			
Joe Collins, L OBP: 0.366, SLG: 0.459 (1, 3)										4	0	0	0	0	2	1				
Mickey Mantle, S OBP: 0.413, SLG: 0.582 (1, 8)										3	1	2	0	1	0	0				
Yogi Berra, L OBP: 0.361, SLG: 0.481 (1, 2)										4	1	0	0	0	0	3				
Irv Noren, L OBP: 0.380, SLG: 0.501 (1, 9)										4	0	0	0	0	0	2				
Gene Woodling, L OBP: 0.359, SLG: 0.351 (1, 7)										3	0	0	1	0	1	1				
Jerry Coleman, R OBP: 0.296, SLG: 0.300 (1, 4)										3	0	0	0	0	0	1				
Willy Miranda, S OBP: 0.306, SLG: 0.381 (1, 6)										2	0	0	0	1	1	0				
Bob Grim, R OBP: 0.196, SLG: 0.222 (1, 1)										3	0	0	0	0	0	0				
Inning Stats	R: 0 E: 0 K: 2 S: 8	H: 1 LOB: 1 BB: 0 P: 8	R: 0 E: 0 K: 1 S: 5	H: 0 LOB: 0 BB: 0 P: 5	R: 1 E: 0 K: 2 S: 8	H: 1 LOB: 0 BB: 0 P: 8	R: 2 E: 2 K: 0 S: 5	H: 1 LOB: 1 BB: 0 P: 9	R: 0 E: 0 K: 0 S: 3	H: 0 LOB: 0 BB: 0 P: 3	R: 0 E: 0 K: 0 S: 3	H: 0 LOB: 0 BB: 0 P: 3	R: 0 E: 0 K: 0 S: 3	H: 0 LOB: 0 BB: 1 P: 3	R: 0 E: 0 K: 0 S: 2	H: 0 LOB: 0 BB: 1 P: 6	1B: 3 2B: 0 3B: 0 HR: 1	SF: 0 SAC: 0 DP: 2 HBP: 0	WP: 0 PB: 0 SB: 0 CS: 1	PA: 33
PITCHER	IP	WLS	BF	H	R	ER	SO	BB	IBB	HBP	BLK	WP	HR	S	P	ERA	WHIP			
Willard Nixon, R ERA: 4.06 (1, 1)	8.0	W	29	4	3	1	5	1	0	0	0	0	1	38	42	1.12	0.625			
Sid Hudson, R ERA: 4.07 (9, 1)	1.0	S	3	0	0	0	0	1	0	0	0	0	0	2	6	0.00	1.000			

Batter	1	2	3	4	5	6	7	8	9	AB	R	H	RBI	BB	SO	LOB	BOTTOM			
Billy Goodman, L OBP: 0.353, SLG: 0.371 (1, 4)										4	0	1	0	0	0	1	New York Yankees @ Boston Red Sox Fenway Park, Boston, MA Fri Aug 20 1954, 3:33 AM EDT Att: 30,174 - Unknown			
Ted Williams, L OBP: 0.515, SLG: 0.651 (1, 7)										3	1	3	0	1	0	0				
Jackie Jensen, R OBP: 0.359, SLG: 0.484 (1, 8)										3	1	0	0	1	0	4				
Harry Agganis, L OBP: 0.326, SLG: 0.416 (1, 3)										4	0	2	2	0	2	2				
Karl Olson, R OBP: 0.318, SLG: 0.382 (1, 9)										4	1	1	0	0	0	3				
Grady Hatton, L OBP: 0.368, SLG: 0.367 (1, 5)										4	1	1	0	0	0	1				
Sammy White, R OBP: 0.313, SLG: 0.420 (1, 2)										2	0	0	1	1	1	1				
Billy Consolo, R OBP: 0.320, SLG: 0.282 (1, 6)										3	0	0	0	1	0	2				
Willard Nixon, L OBP: 0.322, SLG: 0.296 (1, 1)										4	0	2	1	0	1	4				
Sid Hudson, R OBP: 0.167, SLG: 0.167 (9, 1)										0	0	0	0	0	0	0				
Inning Stats	R: 0 E: 0 K: 1 S: 6	H: 2 LOB: 1 BB: 0 P: 6	R: 1 E: 2 K: 0 S: 5	H: 1 LOB: 1 BB: 0 P: 5	R: 0 E: 0 K: 1 S: 5	H: 0 LOB: 1 BB: 1 P: 9	R: 0 E: 0 K: 1 S: 5	H: 0 LOB: 2 BB: 2 P: 13	R: 0 E: 0 K: 0 S: 5	H: 0 LOB: 0 BB: 0 P: 5	R: 2 E: 0 K: 0 S: 5	H: 3 LOB: 1 BB: 1 P: 9	R: 1 E: 0 K: 0 S: 4	H: 2 LOB: 1 BB: 0 P: 4	1B: 7 2B: 3 3B: 0 HR: 0	SF: 1 SAC: 0 DP: 3 HBP: 0	WP: 0 PB: 0 SB: 0 CS: 0	PA: 36		
PITCHER	IP	WLS	BF	H	R	ER	SO	BB	IBB	HBP	BLK	WP	HR	S	P	ERA	WHIP			
Bob Grim, R ERA: 3.34 (1, 1)	8.0	L	36	10	4	3	4	4	0	0	0	0	0	40	56	3.38	1.750			

Batter	1	2	3	4	5	6	7	8	9	AB	R	H	RBI	BB	SO	LOB	TOP					
Andy Carey, R OBP: 0.363, SLG: 0.418 (1, 5)	F7		FC5-4 E				E2 1B		K	5	0	2	0	0	1	2	New York Yankees @ Boston Red Sox Fenway Park, Boston, MA Sun Aug 22 1954, 3:33 AM EDT Att: 30,046 - Unknown AB 35 R 2 H 10 RBI 1 BB 4 SO 4 LOB 24					
Joe Collins, L OBP: 0.366, SLG: 0.457 (1, 3)	BB		E3 1-3		F9		P4		F8	4	0	0	0	1	0	4						
Mickey Mantle, S OBP: 0.410, SLG: 0.574 (1, 8) (6, 6)	P6		4-3		F9				3-1	4	0	0	0	1	0	5						
Yogi Berra, L OBP: 0.359, SLG: 0.474 (1, 2)	4-3			F3		4-3	F7			4	0	0	0	0	0	3						
Enos Slaughter, L OBP: 0.408, SLG: 0.378 (1, 9) (8, 7)		G6-4-3 1B		1B		1B	4-3			4	1	3	0	0	0	2						
Irv Noren, L OBP: 0.378, SLG: 0.499 (1, 7) (8, 8)	P4			K		F8			G5-4-3 1B	4	0	1	0	0	1	3						
Jerry Coleman, R OBP: 0.301, SLG: 0.305 (1, 4)	G6-4-3			1B					G5-4-3	4	0	2	1	0	0	2						
Willy Miranda, S OBP: 0.329, SLG: 0.391 (1, 6)			4-0	3-1					4-3	0	0	0	0	1	0	0						
Eddie Robinson, L OBP: 0.333, SLG: 0.352 (4, PH)										1	0	0	0	0	0	2						
Phil Rizzuto, R OBP: 0.303, SLG: 0.257 (8, PH)										1	0	0	0	0	1	1						
Hank Bauer, R OBP: 0.373, SLG: 0.490 (8, 9)										1	0	0	0	0	0	0						
Harry Byrd, R OBP: 0.277, SLG: 0.209 (1, 1)			4-0							1	0	0	0	1	1	0						
Bob Cerv, R OBP: 0.281, SLG: 0.434 (7, PH)										1	1	1	0	0	0	0						
Allie Reynolds, R OBP: 0.205, SLG: 0.209 (7, 1)										0	0	0	0	0	0	0						
Bill Skowron, R OBP: 0.403, SLG: 0.622 (8, PH)										1	0	1	0	0	0	0						
Inning Stats	R: 0 E: 0 K: 0 S: 3	H: 0 LOB: 1 BB: 1 P: 7	R: 0 E: 0 K: 0 S: 3	H: 1 LOB: 0 BB: 0 P: 3	R: 0 E: 1 K: 0 S: 3	H: 0 LOB: 2 BB: 2 P: 11	R: 0 E: 0 K: 1 S: 7	H: 2 LOB: 2 BB: 0 P: 7	R: 0 E: 0 K: 1 S: 6	H: 1 LOB: 1 BB: 0 P: 6	R: 1 E: 0 K: 1 S: 7	H: 2 LOB: 1 BB: 0 P: 7	R: 1 E: 1 K: 0 S: 5	H: 2 LOB: 2 BB: 1 P: 9	R: 0 E: 0 K: 0 S: 3	H: 1 LOB: 0 BB: 0 P: 3	R: 0 E: 0 K: 1 S: 6	H: 1 LOB: 1 BB: 0 P: 6	1B: 7 2B: 3 3B: 0 HR: 0	SF: 0 SAC: 0 DP: 2 HBP: 0	WP: 0 PB: 0 SB: 0 CS: 1	PA: 39
PITCHER Frank Sullivan, R ERA: 2.94 (1, 1)	IP: 9.0 WLS: W BF: 39 H: 10 R: 2 ER: 1 SO: 4 BB: 4 IBB: 0 HBP: 0 BLK: 0 WP: 0 HR: 0 S: 43 P: 59 ERA: 1.00 WHIP: 1.556															PITCHER						
Batter	1	2	3	4	5	6	7	8	9	AB	R	H	RBI	BB	SO	LOB	BOTTOM					
Billy Goodman, L OBP: 0.358, SLG: 0.373 (1, 4)	BB		HR		2B	F3		F3		4	2	2	0	1	0	1	New York Yankees @ Boston Red Sox Fenway Park, Boston, MA Sun Aug 22 1954, 3:33 AM EDT Att: 30,046 - Unknown AB 31 R 8 H 10 RBI 7 BB 5 SO 3 LOB 16					
Ted Williams, L OBP: 0.520, SLG: 0.663 (1, 7)	F3		HR		2B		SH3-4 1B			4	2	3	4	1	0	1						
Jackie Jensen, R OBP: 0.485 (1, 8)	P3		HBP		F7		SH3-4 1B		F8	2	1	0	0	1	0	2						
Charlie Maxwell, L OBP: 0.311, SLG: 0.290 (8, 8)							SH3-4 1B			1	0	0	0	0	0	1						
Harry Agganis, L OBP: 0.324, SLG: 0.416 (1, 3)	F8		G6-4-3 BB		F5		SH3-4			2	0	0	0	1	0	2						
Karl Olson, R OBP: 0.308, SLG: 0.366 (1, 9)		E6	G6-4-3		5-3		1B SF8			3	1	0	0	1	0	3						
Grady Hatton, L OBP: 0.378, SLG: 0.382 (1, 5)	F8			G6-4-3 1B		F3	1-3 2H 3H		1B	4	0	2	2	0	0	1						
Sammy White, R OBP: 0.313, SLG: 0.429 (1, 2)	F9			G6-4-3		1B E	SF8			3	1	1	1	0	0	2						
Billy Consolo, R OBP: 0.319, SLG: 0.280 (1, 6)	K			F9		2-3 1B			K	4	0	1	0	0	2	2						
Frank Sullivan, R OBP: 0.211, SLG: 0.196 (1, 1)			P6		1B 2B	K		F8		4	1	1	0	0	1	1						
Inning Stats	R: 0 E: 0 K: 0 S: 3	H: 0 LOB: 1 BB: 1 P: 7	R: 0 E: 1 K: 1 S: 6	H: 0 LOB: 1 BB: 0 P: 6	R: 2 E: 0 K: 0 S: 4	H: 2 LOB: 1 BB: 1 P: 9	R: 0 E: 0 K: 0 S: 3	H: 1 LOB: 0 BB: 0 P: 3	R: 2 E: 0 K: 0 S: 6	H: 3 LOB: 1 BB: 0 P: 6	R: 1 E: 0 K: 1 S: 7	H: 2 LOB: 1 BB: 0 P: 7	R: 3 E: 0 K: 1 S: 6	H: 1 LOB: 1 BB: 3 P: 18	R: 0 E: 0 K: 0 S: 4	H: 1 LOB: 1 BB: 0 P: 4	1B: 7 2B: 2 3B: 0 HR: 1	SF: 1 SAC: 1 DP: 2 HBP: 1	WP: 0 PB: 0 SB: 1 CS: 0	PA: 39		
PITCHER Harry Byrd, R ERA: 3.04 (1, 1)	IP: 6.0 WLS: L BF: 28 H: 8 R: 5 ER: 4 SO: 2 BB: 2 IBB: 0 HBP: 1 BLK: 0 WP: 0 HR: 1 S: 29 P: 38 ERA: 6.00 WHIP: 1.667															PITCHER						
Allie Reynolds, R ERA: 3.5 (7, 1)	IP: 2.0 WLS: L BF: 11 H: 2 R: 3 ER: 3 SO: 1 BB: 3 IBB: 0 HBP: 0 BLK: 0 WP: 0 HR: 0 S: 10 P: 22 ERA: 13.50 WHIP: 2.500															PITCHER						

Batter	1	2	3	4	5	6	7	8	9	AB	R	H	RBI	BB	SO	LOB	TOP				
Harvey Kuenn, R (1, 6) OBP: 0.323, SLG: 0.382										5	1	2	1	0	0	0	Detroit Tigers @ Boston Red Sox Fenway Park, Boston, MA Tue Aug 24 1954, 3:33 AM EDT Att: 17,637 - Unknown				
Red Wilson, R (1, 2) OBP: 0.353, SLG: 0.327										3	1	1	0	0	1	0					
Fred Hatfield, L (8, PH) OBP: 0.377, SLG: 0.330										1	0	0	0	0	0	2					
Frank House, L (8, 2) OBP: 0.296, SLG: 0.356										0	0	0	0	0	0	0					
Bob Nieman, R (1, 7) OBP: 0.333, SLG: 0.467										4	2	2	1	0	0	3					
Ray Boone, R (1, 5) OBP: 0.385, SLG: 0.480										5	1	3	1	0	0	1					
Walt Dropo, R (1, 3) OBP: 0.349, SLG: 0.399										5	0	2	1	0	0	2					
Al Kaline, R (1, 9) OBP: 0.314, SLG: 0.363										3	1	2	2	0	0	1					
Jim Delsing, L (5, 8) OBP: 0.325, SLG: 0.338										2	0	1	0	0	0	2					
Hoot Evers, R (1, 8) OBP: 0.194, SLG: 0.254										5	0	0	0	0	2	3					
Frank Bolling, R (1, 4) OBP: 0.296, SLG: 0.329										5	1	1	0	0	0	2					
Ned Garver, R (1, 1) OBP: 0.273, SLG: 0.217										0	1	0	0	1	0	0					
Dick Marlowe, R (3, 1) OBP: 0.286, SLG: 0.308										1	0	0	0	0	1	0					
Ray Herbert, R (4, 1) OBP: 0.294, SLG: 0.533										2	0	0	0	0	0	1					
George Zuverink, R (9, 1) OBP: 0.140, SLG: 0.143										0	0	0	0	0	0	0					
Inning Stats	R: 0 E: 0 K: 0 S: 4	H: 1 LOB: 1 BB: 0 P: 4	R: 1 E: 0 K: 1 S: 6	H: 1 LOB: 0 BB: 0 P: 6	R: 4 E: 1 K: 1 S: 9	H: 3 LOB: 1 BB: 1 P: 13	R: 0 E: 0 K: 1 S: 5	H: 0 LOB: 0 BB: 0 P: 5	R: 1 E: 0 K: 1 S: 7	H: 2 LOB: 1 BB: 0 P: 7	R: 0 E: 0 K: 0 S: 3	H: 0 LOB: 0 BB: 0 P: 3	R: 1 E: 1 K: 0 S: 6	H: 3 LOB: 2 BB: 0 P: 6	R: 1 E: 1 K: 0 S: 6	H: 2 LOB: 2 BB: 0 P: 6	R: 0 E: 0 K: 0 S: 5	H: 2 LOB: 2 BB: 0 P: 5	1B: 10 2B: 3 3B: 0 HR: 1	SF: 1 SAC: 1 DP: 0 HBP: 0	WP: 0 PA: 44 CS: 1
PITCHER	IP WLS BF H R ER SO BB IBB HBP BLK WP HR S P ERA WHIP																				
Mel Parnell, L (1, 1) ERA: 4.37	2.1	13	4	5	3	1	1	0	0	0	0	0	1	14	18	11.57	2.143				
Tom Brewer, R (3, 1) ERA: 4.59	4.1	19	6	2	2	3	0	0	0	0	0	0	0	25	25	4.15	1.385				
Ellis Kinder, R (7, 1) ERA: 3.56	2.1	L 12	4	1	1	0	0	0	0	0	0	0	0	12	12	3.86	1.714				

Batter	1	2	3	4	5	6	7	8	9	AB	R	H	RBI	BB	SO	LOB	BOTTOM				
Billy Goodman, L (1, 4) OBP: 0.358, SLG: 0.371										4	2	1	0	1	1	0	Detroit Tigers @ Boston Red Sox Fenway Park, Boston, MA Tue Aug 24 1954, 3:33 AM EDT Att: 17,637 - Unknown				
Ted Williams, L (1, 7) OBP: 0.519, SLG: 0.657										4	2	1	0	1	0	1					
Jackie Jensen, R (1, 8) OBP: 0.364, SLG: 0.492										4	1	2	4	1	1	0					
Harry Agganis, L (1, 3) OBP: 0.328, SLG: 0.417										4	1	2	1	1	0	0					
Karl Olson, R (1, 9) OBP: 0.310, SLG: 0.367										5	0	2	0	0	3	5					
Grady Hatton, L (1, 5) OBP: 0.376, SLG: 0.380										4	0	1	2	1	0	4					
Sammy White, R (1, 2) OBP: 0.317, SLG: 0.431										5	0	3	0	0	0	4					
Billy Consono, R (1, 6) OBP: 0.313, SLG: 0.274										4	0	0	0	0	1	3					
Mel Parnell, L (1, 1) ERA: 2.72										1	0	0	0	0	0	0					
Tom Brewer, R (3, 1) ERA: 4.59										2	1	1	0	0	0	0					
Ellis Kinder, R (7, 1) ERA: 3.56										1	0	0	0	0	0	2					
Inning Stats	R: 1 E: 0 K: 1 S: 6	H: 1 LOB: 2 BB: 2 P: 14	R: 0 E: 0 K: 0 S: 3	H: 1 LOB: 0 BB: 0 P: 3	R: 3 E: 1 K: 2 S: 10	H: 4 LOB: 1 BB: 0 P: 7	R: 3 E: 0 K: 2 S: 10	H: 3 LOB: 3 BB: 3 P: 22	R: 0 E: 0 K: 1 S: 5	H: 0 LOB: 0 BB: 0 P: 5	R: 0 E: 0 K: 0 S: 3	H: 0 LOB: 0 BB: 0 P: 3	R: 0 E: 0 K: 1 S: 7	H: 2 LOB: 2 BB: 0 P: 7	R: 0 E: 0 K: 1 S: 5	H: 0 LOB: 2 BB: 0 P: 5	R: 0 E: 0 K: 0 S: 4	H: 2 LOB: 2 BB: 0 P: 4	1B: 12 2B: 0 3B: 0 HR: 1	SF: 0 SAC: 0 DP: 1 HBP: 0	WP: 1 PA: 43 CS: 0
PITCHER	IP WLS BF H R ER SO BB IBB HBP BLK WP HR S P ERA WHIP																				
Ned Garver, R (1, 1) ERA: 2.72	2.1	13	4	4	4	1	2	0	0	0	0	0	0	8	12	27.00	4.000				
Dick Marlowe, R (3, 1) ERA: 4.1	1.0	7	3	3	3	1	1	0	0	0	0	0	0	8	12	27.00	4.000				
Ray Herbert, R (4, 1) ERA: 5.9	4.2	W 19	3	0	0	4	1	1	0	0	0	0	0	25	33	0.00	0.857				
George Zuverink, R (9, 1) ERA: 3.44	1.0	S 4	2	0	0	0	0	0	0	0	0	0	0	4	4	0.00	2.000				

Batter	1	2	3	4	5	6	7	8	9	AB	R	H	RBI	BB	SO	LOB	TOP															
Harvey Kuenn, R OBP: 0.326, SLG: 0.387 (1, 6)										4	2	3	0	0	0	0	Detroit Tigers @ Boston Red Sox Fenway Park, Boston, MA Wed Aug 25 1954, 3:33 AM EDT Att: 7,856 - Unknown															
Fred Hatfield, L OBP: 0.388, SLG: 0.348 (1, 4)										3	1	2	1	0	0	1																
Bob Nieman, R OBP: 0.327, SLG: 0.459 (1, 7)										3	0	0	1	0	1	3																
Ray Boone, R OBP: 0.384, SLG: 0.478 (1, 5)										4	0	1	1	0	0	1																
Walt Dropo, R OBP: 0.346, SLG: 0.395 Wayne Belardi, L OBP: 0.358, SLG: 0.467 (8, PH) (8, 3)										3	0	0	0	0	0	1																
Jim Delsing, L OBP: 0.324, SLG: 0.337 (1, 8)										4	0	1	0	0	0	0																
Hoot Evers, R OBP: 0.197, SLG: 0.254 (1, 9)										4	0	1	0	0	1	1																
Frank House, L OBP: 0.298, SLG: 0.354 (1, 2)										4	0	1	0	0	1	1																
Steve Gromek, S OBP: 0.236, SLG: 0.141 Bob Miller, R OBP: 0.100, SLG: 0.100 Steve Souchock, R OBP: 0.235, SLG: 0.469 Ted Gray, S OBP: 0.083, SLG: 0.083 Frank Bolling, R OBP: 0.295, SLG: 0.328 (9, PH)										2	0	0	0	0	0	1																
Inning Stats	R: 2 E: 0 K: 0 S: 5	H: 2 LOB: 0 BB: 0 P: 5	R: 0 E: 1 K: 0 S: 4	H: 1 LOB: 1 BB: 0 P: 4	R: 0 E: 0 K: 1 S: 6	H: 2 LOB: 1 BB: 0 P: 6	R: 1 E: 0 K: 0 S: 5	H: 2 LOB: 1 BB: 0 P: 5	R: 0 E: 0 K: 1 S: 6	H: 0 LOB: 0 BB: 0 P: 3	R: 0 E: 0 K: 1 S: 5	H: 0 LOB: 0 BB: 0 P: 5	R: 0 E: 1 K: 1 S: 6	H: 0 LOB: 2 BB: 0 P: 7	R: 0 E: 0 K: 1 S: 6	H: 1 LOB: 1 BB: 0 P: 6		1B: 7 2B: 3 3B: 0 HR: 0	SF: 1 SAC: 0 DP: 2 HBP: 1	WP: 0 PB: 0 SB: 1 CS: 1	PA: 36											
PITCHER	IP WLS BF H R ER SO BB IBB HBP BLK WP HR S P ERA WHIP																															
Willard Nixon, R ERA: 4.06 Frank Sullivan, R ERA: 2.91	(1, 1) (8, 1)	7.0 S	27 9	8 1	3 0	3 0	3 2	0 0	0 0	0 1	0 0	0 0	0 12	33 13	3.86 0.00	1.143 0.500																

Batter	1	2	3	4	5	6	7	8	9	AB	R	H	RBI	BB	SO	LOB	BOTTOM														
Billy Goodman, L OBP: 0.361, SLG: 0.371 (1, 4)										3	1	1	1	2	1	3	Detroit Tigers @ Boston Red Sox Fenway Park, Boston, MA Wed Aug 25 1954, 3:33 AM EDT Att: 7,856 - Unknown														
Ted Williams, L OBP: 0.519, SLG: 0.657 (1, 7)										3	1	1	2	1	0	1															
Jackie Jensen, R OBP: 0.365, SLG: 0.495 (1, 8)										4	1	2	0	0	0	3															
Harry Agganis, L OBP: 0.325, SLG: 0.413 (1, 3)										3	0	0	1	0	0	2															
Karl Olson, R OBP: 0.309, SLG: 0.365 (1, 9)										4	0	1	1	0	0	0															
Grady Hatton, L OBP: 0.376, SLG: 0.382 (1, 5)										4	0	1	0	0	0	1															
Sammy White, R OBP: 0.314, SLG: 0.426 (1, 2)										4	0	0	0	0	0	1															
Billy Consolo, R OBP: 0.317, SLG: 0.280 (1, 6)										3	1	1	0	1	0	0															
Willard Nixon, L OBP: 0.323, SLG: 0.286 Frank Sullivan, R OBP: 0.224, SLG: 0.196 (8, 1)										2	1	0	0	1	0	0															
Inning Stats	R: 0 E: 0 K: 0 S: 4	H: 1 LOB: 0 BB: 0 P: 4	R: 0 E: 0 K: 0 S: 3	H: 0 LOB: 0 BB: 2 P: 3	R: 0 E: 0 K: 0 S: 3	H: 0 LOB: 0 BB: 0 P: 3	R: 5 E: 0 K: 0 S: 8	H: 5 LOB: 1 BB: 1 P: 12	R: 0 E: 0 K: 0 S: 3	H: 0 LOB: 0 BB: 0 P: 3	R: 0 E: 0 K: 0 S: 3	H: 0 LOB: 1 BB: 1 P: 7	R: 0 E: 0 K: 1 S: 6	H: 1 LOB: 3 BB: 2 P: 14	R: 0 E: 0 K: 1 S: 6	H: 0 LOB: 0 BB: 0 P: 6		1B: 3 2B: 4 3B: 0 HR: 0	SF: 1 SAC: 0 DP: 0 HBP: 0	WP: 0 PB: 0 SB: 1 CS: 0	PA: 37										
PITCHER	IP WLS BF H R ER SO BB IBB HBP BLK WP HR S P ERA WHIP																														
Steve Gromek, R ERA: 2.92 Bob Miller, L ERA: 2.9 Ted Gray, L ERA: 6.54	(1, 1) (5, 1) (7, 1)	4.1 6 10	L 6 1	21 1 0	5 0 0	5 0 0	0 0 1	0 0 2	0 0 1	0 0 0	0 0 0	0 6 9	18 6 21	30 6 0.00	10.38 0.600 1.500																

Batter	1	2	3	4	5	6	7	8	9	AB	R	H	RBI	BB	SO	LOB	TOP				
Cal Abrams, L OBP: 0.390, SLG: 0.384 (1, 9)	0-0 4-3	0-0 F9		0-0 CS	0-3 K		0-0 P4		0-0 B1-3	5	0	0	0	0	1	0					
Gil Coan, L OBP: 0.296, SLG: 0.291 (1, 7)	0-0 1B 2B	0-0 F9			0-0 4-3		0-0 G3		0-0 2B	5	2	2	0	0	0	0					
Eddie Waitkus, L OBP: 0.340, SLG: 0.392 (1, 3)	0-0 2B		0-0 F7		0-0 2B		0-0 2B		0-0 3-1	5	1	3	0	0	0	1					
Vern Stephens, R OBP: 0.316, SLG: 0.404 (1, 5)	0-0 2B		0-0 F7		4-0 IBB		0-3 K		0-0 2B	4	1	2	3	1	1	1					
Clint Courtney, L OBP: 0.328, SLG: 0.362 (1, 2)	0-0 2B		0-0 L4		0-0 3-1			0-0 B5-3	0-0 F2	5	0	1	1	0	0	3					
Chuck Diering, R OBP: 0.364, SLG: 0.324 (1, 8)	0-3 K			0-0 1B SF7		0-0 L4		0-0 P5		4	1	1	0	0	1	1					
Bobby Young, L OBP: 0.336, SLG: 0.355 (1, 4)	4-0 IBB			0-0 CS 1B		0-0 5-3		0-0 2B		3	0	2	0	1	0	0					
Billy Hunter, R OBP: 0.282, SLG: 0.312 (1, 6)	0-0 P4			0-0 SF7		0-0 2B		4-0 BB		2	0	1	1	1	0	2					
Bob Turley, R OBP: 0.130, SLG: 0.119 (1, 1)		0-3 K		0-3 K		0-0 6-3		0-0 G3		4	0	0	0	0	2	4					
Inning Stats	R: 3 E: 0 K: 1 S: 9	H: 4 LOB: 2 BB: 1 P: 13	R: 0 E: 0 K: 0 S: 5	H: 0 LOB: 0 BB: 0 P: 5	R: 0 E: 0 K: 0 S: 3	H: 0 LOB: 0 BB: 0 P: 3	R: 1 E: 0 K: 1 S: 6	H: 2 LOB: 0 BB: 0 P: 6	R: 0 E: 0 K: 0 S: 4	H: 1 LOB: 1 BB: 0 P: 4	R: 0 E: 0 K: 1 S: 6	H: 1 LOB: 1 BB: 0 P: 6	R: 0 E: 0 K: 0 S: 4	H: 1 LOB: 2 BB: 1 P: 8	R: 1 E: 0 K: 0 S: 5	H: 2 LOB: 1 BB: 0 P: 5	1B: 4 2B: 8 3B: 0 HR: 0	SF: 1 SAC: 0 DP: 0 HBP: 0	WP: 0 PB: 0 SB: 0 CS: 1	PA: 42	
PITCHER	IP	WLS	BF	H	R	ER	SO	BB	IBB	HBP	BLK	WP	HR	S	P	ERA	WHIP				
Sid Hudson, R ERA: 4.5 (1, 1)	4.0	L	18	6	4	4	3	0	1	0	0	0	0	23	27	9.00	1.500				
Leo Kiely, L ERA: 3.55 (5, 1)	1.0		5	1	0	0	1	0	1	0	0	0	0	6	10	0.00	1.000				
Tom Hurd, R ERA: 3.95 (6, 1)	3.0		13	3	0	0	1	1	0	0	0	0	0	14	18	0.00	1.333				
Hal Brown, R ERA: 5.34 (9, 1)	1.0		5	2	1	1	0	0	0	0	0	0	0	5	5	9.00	2.000				

Baltimore Orioles @ Boston Red Sox
Fenway Park, Boston, MA
Thu Aug 26 1954, 3:33 AM EDT
Att: 10,710 - Unknown

AB 37
R 5
H 12
RBI 5
BB 3
SO 5
LOB 12



Batter	1	2	3	4	5	6	7	8	9	AB	R	H	RBI	BB	SO	LOB	BOTTOM					
Billy Goodman, L OBP: 0.357, SLG: 0.366 (1, 4)	0-0 1-3		0-3 K		0-0 6-3			0-0 G5-4-3	0-0 FC5	5	0	0	0	0	1	5						
Ted Williams, L OBP: 0.516, SLG: 0.665 (1, 7)	0-0 F2			0-0 3-1		0-0 1B		0-0 HR		4	1	2	1	0	0	0						
Jackie Jensen, R OBP: 0.366, SLG: 0.493 (1, 8)	4-0 BB			0-0 FC6-4 1B		0-0 P4		0-0 5-3		3	0	1	0	1	0	1						
Harry Agganis, L OBP: 0.321, SLG: 0.409 (1, 3)	0-0 1-3			0-3 K		0-0 P6			0-0 F9	4	0	0	0	0	1	3						
Karl Olson, R OBP: 0.308, SLG: 0.362 (1, 9)		0-0 F3		0-0 FC6-4		0-3 K			0-0 1B 1B	4	1	1	0	0	1	2						
Grady Hatton, L OBP: 0.376, SLG: 0.382 (1, 5)		0-0 F9			4-0 1-3 1B BB		0-0 P4		0-0 BB 1B SF8	3	1	1	0	1	0	0						
Sammy White, R OBP: 0.313, SLG: 0.424 (1, 2)		0-0 F2			0-3 K		0-0 6-3		0-0 FC5 1B	4	0	1	1	0	1	1						
Billy Consolo, R OBP: 0.320, SLG: 0.281 (1, 6)			0-0 F5		0-0 1-3 1B		0-0 5-3		4-0 BB	3	0	1	0	1	0	0						
Sid Hudson, R OBP: 0.154, SLG: 0.154 (1, 1)					0-0 1-3				0-0 SF8	1	0	0	0	0	0	0						
Leo Kiely, L OBP: 0.196, SLG: 0.220 (5, PH)										0	0	0	0	0	0	0						
Charlie Maxwell, L OBP: 0.306, SLG: 0.287 (6, PH)										0	0	0	0	0	0	0						
Tom Hurd, R OBP: 0.341, SLG: 0.393 (8, PH)										0	0	0	0	1	0	0						
Jim Piersall, R OBP: 0.333, SLG: 0.235 (9, PH)										0	0	0	0	0	0	0						
Hal Brown, R OBP: 0.250, SLG: 0.373 (9, PH)										0	0	0	1	0	0	0						
Inning Stats	R: 0 E: 0 K: 0 S: 3	H: 0 LOB: 1 BB: 1 P: 7	R: 0 E: 0 K: 0 S: 3	H: 0 LOB: 0 BB: 0 P: 3	R: 0 E: 0 K: 1 S: 5	H: 0 LOB: 0 BB: 0 P: 5	R: 0 E: 0 K: 1 S: 6	H: 1 LOB: 1 BB: 0 P: 6	R: 0 E: 0 K: 1 S: 6	H: 1 LOB: 2 BB: 1 P: 10	R: 0 E: 0 K: 1 S: 6	H: 1 LOB: 1 BB: 0 P: 6	R: 0 E: 0 K: 0 S: 3	H: 0 LOB: 0 BB: 0 P: 3	R: 1 E: 0 K: 0 S: 3	H: 1 LOB: 1 BB: 1 P: 7	R: 2 E: 0 K: 0 S: 6	H: 3 LOB: 2 BB: 1 P: 10	1B: 6 2B: 0 3B: 0 HR: 1	SF: 1 SAC: 0 DP: 1 HBP: 0	WP: 0 PB: 0 SB: 0 CS: 0	PA: 37
PITCHER	IP	WLS	BF	H	R	ER	SO	BB	IBB	HBP	BLK	WP	HR	S	P	ERA	WHIP					
Bob Turley, R ERA: 3.75 (1, 1)	9.0	W	37	7	3	3	4	4	0	0	0	0	1	41	57	3.00	1.222					

Baltimore Orioles @ Boston Red Sox
Fenway Park, Boston, MA
Thu Aug 26 1954, 3:33 AM EDT
Att: 10,710 - Unknown

AB 32
R 3
H 7
RBI 3
BB 4
SO 4
LOB 14



Batter	1	2	3	4	5	6	7	8	9	AB	R	H	RBI	BB	SO	LOB	TOP					
Cal Abrams, L (1,9) OBP: 0.390, SLG: 0.380										3	1	0	0	2	0	3	<p>Baltimore Orioles @ Boston Red Sox Fenway Park, Boston, MA Fri Aug 27 1954, 3:33 AM EDT Att: 4,048 - Unknown</p> <p>livebaseballscorecards.com</p> <p>AB 34 R 2 H 8 RBI 2 BB 5 SO 3 LOB 17</p>					
Gil Coan, L (1,7) OBP: 0.294, SLG: 0.286										4	1	0	0	1	0	2						
Eddie Waitkus, L (1,3) OBP: 0.344, SLG: 0.393										4	0	2	0	1	0	0						
Vern Stephens, R (1,5) OBP: 0.317, SLG: 0.404										5	0	2	2	0	0	2						
Clint Courtney, L (1,2) OBP: 0.325, SLG: 0.358										4	0	0	0	0	0	6						
Chuck Diering, R (1,8) OBP: 0.360, SLG: 0.320										4	0	0	0	0	2	2						
Bobby Young, L (1,4) OBP: 0.337, SLG: 0.352										3	0	0	0	1	0	0						
Billy Hunter, R (1,6) OBP: 0.287, SLG: 0.318										4	0	3	0	0	0	1						
Lou Kretlow, R (1,1) OBP: 0.214, SLG: 0.154										2	0	0	0	0	1	1						
Dick Kryhoski, L (8, PH) OBP: 0.307, SLG: 0.335										1	0	1	0	0	0	0						
Bob Chakales, R (8, 1) OBP: 0.409, SLG: 0.429										0	0	0	0	0	0	0						
Inning Stats	R: 1 E: 0 K: 0 S: 5	H: 2 LOB: 2 BB: 1 P: 9	R: 0 E: 0 K: 0 S: 4	H: 1 LOB: 1 BB: 0 P: 4	R: 0 E: 0 K: 0 S: 3	H: 0 LOB: 1 BB: 0 P: 3	R: 0 E: 0 K: 1 S: 5	H: 0 LOB: 1 BB: 1 P: 9	R: 1 E: 0 K: 0 S: 6	H: 1 LOB: 2 BB: 0 P: 14	R: 0 E: 0 K: 0 S: 4	H: 1 LOB: 1 BB: 0 P: 4	R: 0 E: 0 K: 0 S: 4	H: 1 LOB: 2 BB: 1 P: 8	R: 0 E: 0 K: 1 S: 7	H: 2 LOB: 2 BB: 0 P: 7	R: 0 E: 0 K: 0 S: 3	H: 0 LOB: 0 BB: 0 P: 3	1B: 8 2B: 0 3B: 0 HR: 0	SF: 0 SAC: 1 DP: 0 HBP: 0	WP: 0 PB: 0 SB: 0 CS: 0	PA: 40
PITCHER	IP WLS BF H R ER SO BB IBB HBP BLK WP HR S P ERA WHIP																					
Russ Kemmerer, R (1,1) ERA: 3.93	6.1 W 30 6 2 2 2 5 0 0 0 0 0 0 29 49 2.84 1.737																					
Ellis Kinder, R (7,1) ERA: 3.46	2.2 S 10 2 0 0 1 0 0 0 0 0 0 0 12 12 0.00 0.750																					

Batter	1	2	3	4	5	6	7	8	9	AB	R	H	RBI	BB	SO	LOB	BOTTOM					
Jim Piersall, R (1,9) OBP: 0.338, SLG: 0.389										4	0	0	0	0	0	0	<p>Baltimore Orioles @ Boston Red Sox Fenway Park, Boston, MA Fri Aug 27 1954, 3:33 AM EDT Att: 4,048 - Unknown</p> <p>livebaseballscorecards.com</p> <p>AB 29 R 3 H 6 RBI 3 BB 2 SO 5 LOB 12</p>					
Karl Olson, R (8,9) OBP: 0.308, SLG: 0.362										0	0	0	0	0	0	0						
Ted Williams, L (1,7) OBP: 0.516, SLG: 0.662										3	0	1	0	1	0	0						
Jackie Jensen, R (1,8) OBP: 0.365, SLG: 0.491										4	0	1	0	0	2	2						
Harry Agganis, L (1,3) OBP: 0.323, SLG: 0.410										4	2	2	0	0	1	1						
Grady Hatton, L (1,5) OBP: 0.376, SLG: 0.379										4	0	1	0	0	0	2						
Sammy White, R (1,2) OBP: 0.316, SLG: 0.433										2	1	1	2	1	0	2						
Ted Lepcio, R (1,4) OBP: 0.335, SLG: 0.401										2	0	0	1	0	1	2						
Billy Consolo, R (1,6) OBP: 0.316, SLG: 0.276										3	0	0	0	0	0	3						
Russ Kemmerer, R (1,1) OBP: 0.176, SLG: 0.067										2	0	0	0	0	1	0						
Ellis Kinder, R (7,1) OBP: 0.192, SLG: 0.200										1	0	0	0	0	0	0						
Inning Stats	R: 0 E: 0 K: 1 S: 5	H: 0 LOB: 0 BB: 0 P: 5	R: 2 E: 0 K: 0 S: 5	H: 2 LOB: 0 BB: 0 P: 5	R: 0 E: 0 K: 2 S: 7	H: 0 LOB: 1 BB: 1 P: 11	R: 0 E: 0 K: 1 S: 6	H: 1 LOB: 2 BB: 1 P: 10	R: 0 E: 0 K: 0 S: 4	H: 1 LOB: 1 BB: 0 P: 4	R: 1 E: 1 K: 0 S: 5	H: 1 LOB: 1 BB: 0 P: 5	R: 0 E: 0 K: 0 S: 3	H: 0 LOB: 0 BB: 0 P: 3	R: 0 E: 0 K: 1 S: 5	H: 1 LOB: 0 BB: 0 P: 5	R: 0 E: 0 K: 1 S: 5	H: 1 LOB: 0 BB: 0 P: 5	1B: 5 2B: 1 3B: 0 HR: 1	SF: 1 SAC: 0 DP: 1 HBP: 0	WP: 0 PB: 0 SB: 0 CS: 1	PA: 32
PITCHER	IP WLS BF H R ER SO BB IBB HBP BLK WP HR S P ERA WHIP																					
Lou Kretlow, R (1,1) ERA: 4.74	7.0 L 29 5 3 2 4 2 0 0 0 0 0 0 35 43 2.57 1.000																					
Bob Chakales, R (8, 1) ERA: 3.52	1.0 3 1 0 0 1 0 0 0 0 0 0 0 5 5 0.00 1.000																					

Batter	1	2	3	4	5	6	7	8	9	AB	R	H	RBI	BB	SO	LOB	TOP			
Chico Carrasquel, R (1.6) OBP: 0.359, SLG: 0.383	0-3 K		0-0 BB 1B		0-0 PB 1B		0-0 P5			4	1	2	0	0	1	0				
Nelle Fox, L (1.4) OBP: 0.375, SLG: 0.401	0-0 CS 1B		0-0 BB 1B		0-0 G3			0-0 FC5-4 1B		4	0	3	0	0	0	0				
Minnie Minoso, R (1.8) OBP: 0.423, SLG: 0.552	0-0 4-3		4-0 BB 1B		0-0 3B			0-0 FC5-4 1B		3	0	1	0	1	0	2				
George Kell, R (1.3) OBP: 0.343, SLG: 0.375		0-0 F7	0-0 5-3		0-0 F8			0-0 G4-6-3		4	0	0	0	0	0	5				
Jim Rivera, L (1.9) OBP: 0.354, SLG: 0.435	0-0 4-3			0-3 K		0-0 1B			0-0 3-1	4	0	1	0	0	1	0				
Matt Batts, R (1.2) OBP: 0.313, SLG: 0.338	0-0 FC6-4 1B			0-0 P5		0-0 P6			0-0 F7	4	0	1	0	0	0	0				
Johnny Groth, R (1.7) OBP: 0.337, SLG: 0.362	0-0 FC6-4 1-2			0-0 F8		0-0 P4			0-0 F2	4	0	0	0	0	0	1				
Fred Marsh, R (1.5) OBP: 0.354, SLG: 0.390			0-0 1B SH5-4 1B		0-0 5-3		0-0 P5			3	0	1	0	0	0	0				
Billy Pierce, L (1.1) OBP: 0.265, SLG: 0.200			0-0 SH5-4		0-0 1B BLK PB 1B		0-0 F7			0	0	0	0	0	0	0				
Dick Strahs, L (2.1) OBP: 0.318, SLG: 0.191										0	0	0	0	0	0	0				
Willard Marshall, L (5. PH) OBP: 0.207, SLG: 0.276										1	1	1	0	0	0	0				
Morrie Martin, L (5.1) OBP: 0.207, SLG: 0.276										1	0	0	0	0	0	0				
Inning Stats	R: 0 E: 0 K: 1 S: 5	H: 1 LOB: 0 BB: 0 P: 5	R: 0 E: 0 K: 0 S: 4	H: 1 LOB: 1 BB: 0 P: 4	R: 0 E: 0 K: 0 S: 5	H: 3 LOB: 3 BB: 1 P: 9	R: 0 E: 0 K: 1 S: 5	H: 0 LOB: 0 BB: 0 P: 5	R: 2 E: 0 K: 0 S: 6	H: 3 LOB: 1 BB: 0 P: 6	R: 0 E: 0 K: 0 S: 3	H: 1 LOB: 0 BB: 0 P: 3	R: 0 E: 0 K: 0 S: 3	H: 0 LOB: 0 BB: 0 P: 3	R: 0 E: 0 K: 0 S: 3	H: 0 LOB: 0 BB: 0 P: 3	1B: 9 2B: 0 3B: 1 HR: 0	SF: 0 SAC: 1 DP: 1 HBP: 0	WP: 0 PB: 2 SB: 0 CS: 1	PA: 34
PITCHER	IP WLS BF H R ER SO BB IBB HBP BLK WP HR S P ERA WHIP																			
Russ Kemmerer, R (1.1) ERA: 3.92	4.2		21	8	2	2	2	1	0	0	0	1	0	0	0	24	28	3.86	1.929	
Tom Hurd, R (5.1) ERA: 3.44	4.1	W	13	2	0	0	0	0	0	0	0	0	0	0	13	13	0.00	0.462		

Chicago White Sox @ Boston Red Sox
Fenway Park, Boston, MA
Wed Sep 01 1954, 3:33 AM EDT
Att: 5,320 - Unknown

AB 32
R 2
H 10
RBI 0
BB 1
SO 2
LOB 8



Batter	1	2	3	4	5	6	7	8	9	AB	R	H	RBI	BB	SO	LOB	BOTTOM	
Billy Goodman, L (1.4) OBP: 0.360, SLG: 0.367	4-0 1B 6-3 BB	0-0 FC4-6 BB 1-2	0-0 4-3		0-0 1B		0-0 FC5-6 1B 1-2 FC5-4			4	2	1	0	1	0	3		
Ted Williams, L (1.7) OBP: 0.527, SLG: 0.655	0-0 6-3 1-2	4-0 BB BB		4-0 FC1 1B BB	0-0 F7		0-0 FC5-4 1B 1-3			3	1	1	0	2	0	2		
Jackie Jensen, R (1.8) OBP: 0.368, SLG: 0.490	4-0 1B SF7 BB	4-0 FC6-4 1-2 2-3 BB		0-0 1B E 1-2 1B	0-0 F5		0-0 FC5-4 1-2 3-H			3	2	1	1	2	0	2		
Sam Mele, R (1.3) OBP: 0.294, SLG: 0.376	0-0 FC5 1B 1-3 2-H	0-0 FC6-4 1-2		0-0 FC1 BB E 1-2 2-3	0-0 L8		0-0 P4			5	0	1	1	0	0	7		
Karl Olson, R (1.9) OBP: 0.307, SLG: 0.362	0-0 SF7 3-H		0-0 1B S 5-4-3 1B	0-0 E6 BB 1-2 2-H 3-H 1B		0-0 5-3		0-3 K		4	1	2	2	0	1	0		
Sammy White, R (1.2) OBP: 0.311, SLG: 0.426	0-0 FC5 1-2 1B		0-0 5-4-3	0-0 L5		0-0 L6		0-0 1B		5	0	2	0	0	0	3		
Ted Lepcio, R (1.5) OBP: 0.330, SLG: 0.392	0-0 FC5 1-2 2-3		0-0 S 1B 2-3	0-3 K		0-0 1B		0-0 F8		5	1	2	0	0	1	5		
Billy Consolo, R (1.6) OBP: 0.312, SLG: 0.267		0-3 K	0-3 K	4-0 BB 1-2 2-3 BB		0-0 P6		0-3 K		4	0	0	0	1	3	3		
Russ Kemmerer, R (1.1) OBP: 0.250, SLG: 0.118		4-0 FC4-6 BB		0-0 G3						2	0	1	1	1	0	3		
Tom Hurd, R (5.1) OBP: 1.000, SLG: 1.000										1	0	1	0	0	0	0		
Inning Stats	R: 2 E: 0 K: 0 S: 5	H: 2 LOB: 2 BB: 2 P: 13	R: 0 E: 0 K: 1 S: 5	H: 0 LOB: 3 BB: 3 P: 17	R: 2 E: 0 K: 1 S: 8	H: 3 LOB: 1 BB: 0 P: 8	R: 2 E: 2 K: 1 S: 8	H: 2 LOB: 3 BB: 2 P: 16	R: 0 E: 0 K: 0 S: 4	H: 1 LOB: 1 BB: 0 P: 4	R: 1 E: 0 K: 0 S: 5	H: 2 LOB: 1 BB: 0 P: 5	R: 0 E: 0 K: 2 S: 8	H: 1 LOB: 1 BB: 0 P: 8	1B: 12 2B: 0 3B: 0 HR: 0	SF: 1 SAC: 0 DP: 0 HBP: 0	WP: 0 PB: 0 SB: 2 CS: 0	PA: 44
PITCHER	IP WLS BF H R ER SO BB IBB HBP BLK WP HR S P ERA WHIP																	
Billy Pierce, L (1.1) ERA: 3.47	1.2	L	12	5	4	3	2	2	0	0	0	0	0	0	17	25	11.57	3.000
Dick Strahs, R (2.1) ERA: 4.76	2.1		15	5	4	3	2	2	0	0	0	0	0	0	17	25	11.57	3.000
Morrie Martin, L (5.1) ERA: 3.83	4.0		17	5	1	1	2	0	0	0	0	0	0	21	21	2.25	1.250	

Chicago White Sox @ Boston Red Sox
Fenway Park, Boston, MA
Wed Sep 01 1954, 3:33 AM EDT
Att: 5,320 - Unknown

AB 36
R 7
H 12
RBI 5
BB 7
SO 5
LOB 28



Batter	1	2	3	4	5	6	7	8	9	AB	R	H	RBI	BB	SO	LOB	TOP			
Chico Carrasquel, R OBP: 0.358, SLG: 0.385 (1, 6)										5	1	2	0	0	0	3	<p>Chicago White Sox @ Boston Red Sox</p> <p>Fenway Park, Boston, MA</p> <p>Wed Sep 01 1954, 3:38 AM EDT</p> <p>Att: 10,854 - Unknown</p>			
Nellie Fox, L OBP: 0.373, SLG: 0.398 (1, 4)										4	1	0	0	1	0	2				
Minnie Minoso, R OBP: 0.420, SLG: 0.547 (1, 8)										5	1	0	1	0	0	2				
George Kell, R OBP: 0.347, SLG: 0.378 (1, 3)										5	1	3	1	0	0	0				
Sherm Lollar, R OBP: 0.329, SLG: 0.346 (1, 2)										4	1	1	0	1	0	2				
Johnny Groth, R OBP: 0.341, SLG: 0.372 (1, 9) (8, 7)										3	1	2	3	1	1	1				
Fred Marsh, R OBP: 0.368, SLG: 0.403 (1, 5)										3	0	2	0	0	0	3				
Ed McGhee, R OBP: 0.239, SLG: 0.282 (8, PH)										3	0	1	0	0	0	2				
Jim Rivera, L OBP: 0.355, SLG: 0.435 (8, 9)										0	0	0	0	1	0	0				
Harry Dorish, R OBP: 0.125, SLG: 0.125 (1, 1)										2	0	0	0	0	1	2				
Don Johnson, R OBP: 0.079, SLG: 0.029 (8, PH)										0	0	0	0	0	0	0				
Phil Cavarretta, L OBP: 0.400, SLG: 0.409 (8, 1)										1	0	0	0	0	0	2				
Jack Harshman, L OBP: 0.271, SLG: 0.286 (8, 1)										0	0	0	0	0	0	0				
Inning Stats	R: 1 E: 0 K: 0 S: 4	H: 1 LOB: 0 BB: 0 P: 4	R: 1 E: 1 K: 1 S: 7	H: 2 LOB: 1 BB: 0 P: 7	R: 0 E: 0 K: 0 S: 3	H: 0 LOB: 0 BB: 0 P: 3	R: 2 E: 0 K: 1 S: 8	H: 3 LOB: 1 BB: 0 P: 8	R: 2 E: 0 K: 0 S: 4	H: 2 LOB: 2 BB: 3 P: 16	R: 0 E: 0 K: 0 S: 3	H: 0 LOB: 0 BB: 0 P: 3	R: 0 E: 0 K: 0 S: 4	H: 1 LOB: 2 BB: 1 P: 8	R: 0 E: 0 K: 0 S: 4	H: 1 LOB: 1 BB: 0 P: 4	1B: 9 2B: 1 3B: 0 HR: 1	SF: 0 SAC: 2 DP: 1 HBP: 0	WP: 0 PB: 0 SB: 0 CS: 0	PA: 41
PITCHER	IP WLS BF H R ER SO BB IBB HBP BLK WP HR S P ERA WHIP	3.1 L 16 6 4 3 1 0 0 0 0 0 0 1 18 18 8.10 1.800	4.1 1.0 6 2 2 2 1 0 0 0 0 0 0 7 11 18.00 3.000	5.1 0.2 3 0 0 0 0 2 0 0 0 0 0 1 9 0.00 3.000	6.1 2.0 7 1 0 0 0 0 0 0 0 0 0 7 7 0.00 0.500	8.1 2.0 9 2 0 0 0 0 1 0 0 0 0 0 8 12 0.00 1.000														

AB	35
R	6
H	11
RBI	5
BB	4
SO	2
LOB	19



Batter	1	2	3	4	5	6	7	8	9	AB	R	H	RBI	BB	SO	LOB	BOTTOM					
Billy Goodman, L OBP: 0.358, SLG: 0.366 (1, 4)										4	1	1	0	0	0	0	<p>Chicago White Sox @ Boston Red Sox</p> <p>Fenway Park, Boston, MA</p> <p>Wed Sep 01 1954, 3:38 AM EDT</p> <p>Att: 10,854 - Unknown</p>					
Ted Williams, L OBP: 0.527, SLG: 0.655 (1, 7)										3	0	1	0	1	0	0						
Jackie Jensen, R OBP: 0.365, SLG: 0.486 (1, 8)										4	0	0	1	0	0	2						
Harry Agganis, L OBP: 0.323, SLG: 0.398 (1, 3)										3	1	1	0	1	0	1						
Sam Mele, R OBP: 0.296, SLG: 0.386 (1, 9)										3	1	1	2	1	0	2						
Grady Hatton, L OBP: 0.375, SLG: 0.374 (1, 5)										4	0	1	0	0	0	2						
Sammy White, R OBP: 0.311, SLG: 0.425 (1, 2)										4	0	1	0	0	1	2						
Billy Consolo, R OBP: 0.313, SLG: 0.269 (7, PH)										2	0	1	0	0	0	0						
Charlie Maxwell, L OBP: 0.321, SLG: 0.302 (8, 6)										1	0	1	0	0	0	0						
Mitt Bolling, R OBP: 0.333, SLG: 0.359 (8, 6)										0	0	0	0	0	0	0						
Mel Parnell, L OBP: 0.182, SLG: 0.150 (4, 1)										1	0	0	0	0	0	0						
Tex Clevenger, R OBP: 0.218, SLG: 0.286 (5, 1)										0	0	0	0	0	0	0						
Hal Brown, R OBP: 0.333, SLG: 0.391 (5, PH)										0	0	0	0	0	0	0						
Don Lenhardt, R OBP: 0.233, SLG: 0.291 (8, 1)										0	0	0	0	0	0	0						
Leo Kiely, L OBP: 0.250, SLG: 0.250 (8, 1)										0	0	0	0	0	0	0						
Jim Piersall, R OBP: 0.326, SLG: 0.386 (7, PH)										1	0	0	0	0	0	1						
Sid Hudson, L OBP: 0.154, SLG: 0.154 (8, 1)										0	0	0	0	0	0	0						
Inning Stats	R: 0 E: 0 K: 0 S: 2	H: 0 LOB: 1 BB: 0 P: 6	R: 0 E: 0 K: 0 S: 3	H: 1 LOB: 0 BB: 0 P: 3	R: 0 E: 0 K: 0 S: 3	H: 0 LOB: 0 BB: 0 P: 3	R: 1 E: 0 K: 0 S: 5	H: 2 LOB: 1 BB: 0 P: 5	R: 0 E: 0 K: 0 S: 3	H: 2 LOB: 1 BB: 0 P: 4	R: 0 E: 0 K: 0 S: 3	H: 0 LOB: 0 BB: 0 P: 3	R: 2 E: 0 K: 0 S: 5	H: 3 LOB: 1 BB: 1 P: 9	R: 0 E: 0 K: 0 S: 3	H: 0 LOB: 0 BB: 0 P: 3	R: 0 E: 0 K: 1 S: 5	H: 0 LOB: 1 BB: 1 P: 9	1B: 6 2B: 1 3B: 0 HR: 1	SF: 0 SAC: 0 DP: 3 HBP: 0	WP: 0 PB: 0 SB: 0 CS: 0	PA: 34
PITCHER	IP WLS BF H R ER SO BB IBB HBP BLK WP HR S P ERA WHIP	6.1 W 25 7 3 3 0 2 0 0 0 0 0 0 23 31 4.26 1.421	7.1 0.2 2 1 0 0 0 0 0 0 0 0 0 2 2 0.00 1.500	8.1 2.0 S 7 0 0 0 1 1 0 0 0 0 0 0 8 12 0.00 0.500																		

AB	31
R	3
H	8
RBI	3
BB	3
SO	1
LOB	11



Batter	1	2	3	4	5	6	7	8	9	AB	R	H	RBI	BB	SO	LOB	TOP				
Billy Goodman, L (1.4) OBP: 0.361, SLG: 0.371	0-0 4-3		0-0 HR 2B	0-0 1B 1B		0-0 6-3		0-0 FC5-4 1B		5	2	3	1	0	0	0					
Ted Williams, L (1.7) OBP: 0.526, SLG: 0.663	0-0 F8		0-0 HR	0-0 E 1B		0-0 4-3		0-0 FC5-4		4	2	2	3	0	0	0					
Karl Olson, R (6.9) OBP: 0.306, SLG: 0.360	0-0 F2		0-0 E6	0-0 E7 1B		0-0 F3		0-0 L7		1	0	0	0	0	0	1					
Jackie Jensen, R (1.8) OBP: 0.364, SLG: 0.483	0-0 F7		0-0 4-3	0-0 F8				0-0 FC4-6 E 1B		5	0	1	0	0	0	2					
Harry Agganis, L (1.3) OBP: 0.321, SLG: 0.395																					
Sam Mele, R (1.9) OBP: 0.301, SLG: 0.387	0-0 G3-6-3 1B			0-0 E 1B 1B		0-0 5-3		0-0 FC FC4-6 1-2		4	2	2	0	1	0	1					
Grady Hatton, L (1.5) OBP: 0.376, SLG: 0.381	0-0 G3-6-3 1-2			0-0 E9 1B FC6-4 1B		0-0 F5		0-0 FC4-6 1-2 2-3		5	2	2	1	0	0	3					
Sammy White, R (1.2) OBP: 0.314, SLG: 0.429			0-0 P2	0-0 FC6-4 1B		0-0 2B		0-0 K		5	0	3	2	0	1	1					
Mitt Bolling, R (1.6) OBP: 0.334, SLG: 0.356			4-0 WP 2B BB	0-0 FC6-4 FC1-6 1-2 3-H		0-0 2B		0-0 5-3		3	1	0	1	2	1	2					
Frank Sullivan, R (1.1) OBP: 0.219, SLG: 0.179			0-3 K	0-0 FC1-6 1B 1-2		0-3 K		4-0 E 1B BB		4	2	0	0	1	2	5					
Inning Stats	R: 0 E: 0 K: 0 S: 3	H: 0 LOB: 0 BB: 0 P: 3	R: 0 E: 0 K: 0 S: 3	H: 1 LOB: 0 BB: 0 P: 3	R: 3 E: 1 K: 1 S: 8	H: 2 LOB: 1 BB: 1 P: 12	R: 5 E: 2 K: 0 S: 9	H: 6 LOB: 1 BB: 0 P: 9	R: 0 E: 0 K: 1 S: 6	H: 1 LOB: 2 BB: 1 P: 10	R: 0 E: 0 K: 1 S: 6	H: 1 LOB: 1 BB: 0 P: 6	R: 1 E: 1 K: 0 S: 4	H: 1 LOB: 1 BB: 1 P: 8	R: 2 E: 0 K: 1 S: 7	H: 2 LOB: 1 BB: 1 P: 11	1B: 10 2B: 2 3B: 1 HR: 1	SF: 0 SAC: 0 DP: 1 HBP: 0	WP: 1 PB: 0 SB: 0 CS: 0	PA: 45	
PITCHER	IP	WLS	BF	H	R	ER	SO	BB	IBB	HBP	BLK	WP	HR	S	P	ERA	WHIP				
Arnie Portocarrero, R (1.1) ERA: 4.1	3.0	L	16	6	6	6	1	1	0	0	0	1	1	17	21	18.00	2.333				
Al Sima, L (4.1) ERA: 5.05	3.0		14	4	2	1	1	1	0	0	0	0	0	15	19	3.00	1.667				
Bill Oster, L (7.1) ERA: 3.86	3.0		15	4	3	2	2	2	0	0	0	0	0	17	25	6.00	2.000				

Boston Red Sox @ Philadelphia Athletics
Connie Mack Stadium, Philadelphia, PA
 Fri Sep 03 1954, 3:33 AM EDT
 Att: 2,874 - Unknown

AB	41
R	11
H	14
RBI	9
BB	4
SO	4
LOB	16



Batter	1	2	3	4	5	6	7	8	9	AB	R	H	RBI	BB	SO	LOB	BOTTOM				
Spook Jacobs, R (1.4) OBP: 0.339, SLG: 0.287	4-0 E S 1B BB		0-0 G4-6-3 1-2			0-0 F6		0-0 F7		3	1	0	0	1	0	1					
Lou Limmer, L (1.3) OBP: 0.300, SLG: 0.420	0-0 CS 1B 1-H			0-0 F8		4-0 FC4-6 BB		0-0 4-3		3	0	1	1	1	0	0					
Jim Finigan, R (1.5) OBP: 0.393, SLG: 0.415	0-0 E6 G5-4-3 1-2			0-0 4-3		0-0 FC4-6 1-2		0-0 6-3		4	0	0	0	0	0	2					
Gus Zernial, R (1.7) OBP: 0.331, SLG: 0.461	0-0 G5-4-3 1-2			0-0 L7		0-3 K		0-0 F8		4	0	0	0	0	1	1					
Bill Renna, R (1.9) OBP: 0.298, SLG: 0.373			0-0 F8		0-3 K		0-0 1B			3	0	1	0	0	1	0					
Bill Wilson, R (1.8) OBP: 0.341, SLG: 0.422			0-0 6-3		0-0 F8		0-0 P3			3	0	0	0	0	0	1					
Joe Demaestri, R (1.6) OBP: 0.253, SLG: 0.314			0-0 5-3		0-0 FC5-4 1B		0-3 K			3	0	1	0	0	1	1					
Joe Astroth, R (1.2) OBP: 0.285, SLG: 0.251			0-0 G4-6-3 1B		0-0 FC5-4 1-2		0-0 F7			3	0	1	0	0	0	1					
Arnie Portocarrero, R (1.1) OBP: 0.185, SLG: 0.213			0-0 F5			0-0 F7		0-0 G3		1	0	0	0	0	0	1					
Al Sima, R (4.1) OBP: 0.056, SLG: 0.056										0	0	0	0	0	0	0					
Elmer Valo, L (6. PH) OBP: 0.352, SLG: 0.328										1	0	0	0	0	0	0					
Bill Oster, L (7.1) ERA: 3.86										1	0	0	0	0	0	0					
Inning Stats	R: 1 E: 1 K: 0 S: 3	H: 1 LOB: 0 BB: 1 P: 7	R: 0 E: 0 K: 0 S: 3	H: 0 LOB: 0 BB: 0 P: 3	R: 0 E: 0 K: 0 S: 3	H: 1 LOB: 0 BB: 0 P: 3	R: 0 E: 0 K: 0 S: 3	H: 0 LOB: 0 BB: 0 P: 3	R: 0 E: 0 K: 1 S: 6	H: 1 LOB: 1 BB: 0 P: 6	R: 0 E: 0 K: 2 S: 8	H: 1 LOB: 1 BB: 0 P: 8	R: 0 E: 0 K: 0 S: 3	H: 0 LOB: 0 BB: 0 P: 3	R: 0 E: 0 K: 0 S: 3	H: 0 LOB: 0 BB: 0 P: 3	1B: 4 2B: 0 3B: 0 HR: 0	SF: 0 SAC: 0 DP: 2 HBP: 0	WP: 0 PB: 0 SB: 1 CS: 1	PA: 31	
PITCHER	IP	WLS	BF	H	R	ER	SO	BB	IBB	HBP	BLK	WP	HR	S	P	ERA	WHIP				
Frank Sullivan, R (1.1) ERA: 2.9	9.0	W	31	4	1	1	3	2	0	0	0	0	0	35	43	1.00	0.667				

Boston Red Sox @ Philadelphia Athletics
Connie Mack Stadium, Philadelphia, PA
 Fri Sep 03 1954, 3:33 AM EDT
 Att: 2,874 - Unknown

AB	29
R	1
H	4
RBI	1
BB	2
SO	3
LOB	8




Batter	1	2	3	4	5	6	7	8	9	AB	R	H	RBI	BB	SO	LOB	TOP			
Billy Goodman, L (1,4) OBP: 0.366, SLG: 0.375	0-0 G5-6-3 1B		0-0 BB FC3-6 1B	0-0 1-H FC6-5 1B		0-0 G4-6-3 1-2f			4-0 BB	4	1	3	1	1	0	1	Boston Red Sox @ Philadelphia Athletics Connie Mack Stadium, Philadelphia, PA Sat Sep 04 1954, 3:33 AM EDT Att: 2,124 - Unknown livebaseballscorecards.com			
Ted Williams, L (1,7) OBP: 0.523, SLG: 0.655	0-0 G5-6-3 1-2f		4-0 FC3-6 FC5-2 BB	0-0 1-2f			0-0 4-1	0-0 F2	4	0	0	0	1	0	3					
Jackie Jensen, R (1,8) OBP: 0.364, SLG: 0.480	4-0 BB		4-0 FC3-6 1-2 2-3 BB		0-3 K		0-0 6-3	0-0 P6	3	0	0	0	2	1	1					
Harry Agganis, L (1,3) OBP: 0.321, SLG: 0.394	0-0 4-3		0-0 FC3-6 FC5-2 1-2f 2-3 3-H		0-0 FC5-4 1B		0-0 3-1		4	0	1	1	0	0	3					
Sam Mele, R (1,9) OBP: 0.300, SLG: 0.384		4-0 L3 BB	0-0 FC5-2 1-2 3-H		0-0 FC5-4 1-2f			0-3 K	3	0	0	0	1	1	3					
Grady Hatton, L (1,5) OBP: 0.377, SLG: 0.379	0-0 L3 1-2		0-0 F9		4-0 BB			4-0 FC5-4 BB	2	0	0	0	2	0	3					
Sammy White, R (1,2) OBP: 0.311, SLG: 0.425		0-0 E6 FC6-4		0-0 F8		0-0 6-3		0-0 P4	4	0	0	0	0	0	3					
Mitt Bolling, R (1,6) OBP: 0.334, SLG: 0.353		0-0 FC6-4 1-2f		4-0 E S 1B BB		0-0 6-3		0-0 FC5-4 1-2f	2	1	0	0	1	0	1					
Jim Piersall, R (8, PH) OBP: 0.335, SLG: 0.385									1	0	0	0	0	0	1					
Billy Consoletto, R (8,6) OBP: 0.313, SLG: 0.269									0	0	0	0	0	0	0					
Willard Nixon, L (1,1) OBP: 0.343, SLG: 0.350				0-0 HR		0-0 G4-6-3 1B			0-0 4-3	3	1	2	1	0	1	1				
Ellis Kinder, R (6,1) OBP: 0.222, SLG: 0.269									0	0	0	0	0	0	0					
Charlie Maxwell, L (9, PH) OBP: 0.318, SLG: 0.299									1	0	0	0	0	0	0					
Inning Stats	R: 0 E: 0 K: 0 S: 3	H: 1 LOB: 1 BB: 1 P: 7	R: 0 E: 1 K: 0 S: 3	H: 0 LOB: 1 BB: 1 P: 7	R: 2 E: 0 K: 0 S: 5	H: 2 LOB: 2 BB: 2 P: 13	R: 1 E: 0 K: 1 S: 6	H: 1 LOB: 1 BB: 1 P: 10	R: 0 E: 1 K: 0 S: 6	H: 1 LOB: 2 BB: 0 P: 10	R: 0 E: 0 K: 0 S: 3	H: 0 LOB: 0 BB: 0 P: 3	R: 0 E: 0 K: 1 S: 5	H: 0 LOB: 1 BB: 1 P: 9	R: 0 E: 0 K: 0 S: 3	H: 0 LOB: 1 BB: 1 P: 7	1B: 5 2B: 1 3B: 0 HR: 1	SF: 0 SAC: 0 DP: 3 HBP: 0	WP: 0 PB: 0 SB: 1 CS: 0	PA: 39
PITCHER Johnny Gray, R (1,1) ERA: 6.44	IP: 9.0 WLS: W BF: 39 H: 6 R: 3 ER: 3 SO: 3 BB: 8 IBB: 0 HBP: 0 BLK: 0 WP: 0 HR: 1 S: 37 P: 69 ERA: 3.00 WHIP: 1.556																			

Batter	1	2	3	4	5	6	7	8	9	AB	R	H	RBI	BB	SO	LOB	BOTTOM			
Spook Jacobs, R (1,4) OBP: 0.338, SLG: 0.287	0-0 1B 9-2 1B	0-0 5-3			0-3 K		0-0 P3		4	0	1	0	0	1	1	Boston Red Sox @ Philadelphia Athletics Connie Mack Stadium, Philadelphia, PA Sat Sep 04 1954, 3:33 AM EDT Att: 2,124 - Unknown livebaseballscorecards.com				
Lou Limmer, L (1,3) OBP: 0.302, SLG: 0.425	0-0 1B E 1B		0-0 G3			0-0 E 2B		0-0 G3	4	2	2	0	0	0	0					
Jim Finigan, R (1,5) OBP: 0.392, SLG: 0.413	0-0 9-2 3-Hf		0-0 G6-4-3 1B			0-0 6-3		0-0 L8	4	0	1	0	0	0	3					
Gus Zernial, R (1,7) OBP: 0.333, SLG: 0.461	0-0 E8 1B		0-0 G6-4-3 1-2f			0-0 E7 1B		0-3 K	4	2	2	1	0	1	1					
Vic Power, R (9,7) OBP: 0.293, SLG: 0.332	0-0 1B 1B					0-0 2H 1B 1B			0	0	0	0	0	0	0					
Bill Renna, R (1,9) OBP: 0.300, SLG: 0.373	1-0 1B					0-0 2H 1B			0	0	0	0	0	0	0					
Joe Taylor, R (1, PR) OBP: 0.206, SLG: 0.265	1-0 HBP					0-0 2H 1B			2	0	1	1	0	0	0					
Bill Wilson, R (1,8) OBP: 0.341, SLG: 0.421	0-0 1B					0-3 K			3	0	1	1	0	2	0					
Joe Demaestri, R (1,6) OBP: 0.251, SLG: 0.312	0-3 K					0-0 F8			3	0	0	0	0	2	2					
Jim Robertson, R (1,2) OBP: 0.293, SLG: 0.233		0-3 K							3	0	1	0	0	2	0					
Johnny Gray, R (1,1) OBP: 0.071, SLG: 0.037		0-3 K							3	0	0	0	0	3	1					
Inning Stats	R: 2 E: 1 K: 1 S: 8	H: 4 LOB: 2 BB: 0 P: 9	R: 0 E: 0 K: 2 S: 7	H: 0 LOB: 0 BB: 0 P: 7	R: 0 E: 0 K: 0 S: 3	H: 1 LOB: 0 BB: 0 P: 3	R: 0 E: 0 K: 1 S: 5	H: 0 LOB: 0 BB: 0 P: 5	R: 0 E: 0 K: 3 S: 9	H: 0 LOB: 0 BB: 0 P: 9	R: 2 E: 1 K: 1 S: 7	H: 3 LOB: 0 BB: 0 P: 7	R: 0 E: 0 K: 2 S: 8	H: 1 LOB: 1 BB: 0 P: 8	R: 0 E: 0 K: 1 S: 5	H: 0 LOB: 0 BB: 0 P: 5	1B: 8 2B: 2 3B: 0 HR: 0	SF: 0 SAC: 0 DP: 2 HBP: 1	WP: 0 PB: 0 SB: 0 CS: 0	PA: 31
PITCHER Willard Nixon, R (1,1) ERA: 4.15	IP: 5.1 WLS: L BF: 22 H: 7 R: 4 ER: 3 SO: 7 BB: 0 IBB: 0 HBP: 1 BLK: 0 WP: 0 HR: 0 S: 35 P: 36 ERA: 5.06 WHIP: 1.312																			
Ellis Kinder, R (6,1) ERA: 3.34	IP: 2.2 WLS: 9 BF: 2 H: 2 R: 0 ER: 0 SO: 4 BB: 0 IBB: 0 HBP: 0 BLK: 0 WP: 0 HR: 0 S: 17 P: 17 ERA: 0.00 WHIP: 0.750																			

Batter	1	2	3	4	5	6	7	8	9	AB	R	H	RBI	BB	SO	LOB	TOP								
Billy Goodman, L (1,4) OBP: 0.369, SLG: 0.376	0-0 4-3	0-0 1B HR	4-0 BB		0-0 F8		0-0 HR 1B		0-3 K	4	2	2	0	1	0	0									
Billy Conoso, R (8,4) OBP: 0.312, SLG: 0.268										1	0	0	0	0	1	2									
Ted Williams, L (1,7) OBP: 0.523, SLG: 0.662	4-0 HR BB	0-0 HR 1B	0-3 K			0-0 F8	0-0 HR		0-0 FC5-4	4	3	2	2	1	1	2									
Don Lenhardt, R (7,7) OBP: 0.290, SLG: 0.387										1	0	0	0	0	0	2									
Jackie Jensen, R (1,8) OBP: 0.365, SLG: 0.484	4-0 HR BB	0-0 HR 1B	0-0 P3			0-0 L5	6-3			4	2	1	3	1	0	2									
Karl Olson, R (7,8) OBP: 0.306, SLG: 0.360										0	0	0	0	0	0	0									
Sam Mele, R (1,9) OBP: 0.306, SLG: 0.396	0-0 HR	4-0 1B CS BB			0-0 G3 SH1-3 1B				0-0 3-1	3	1	2	3	1	0	0									
Jim Piersall, R (7,9) OBP: 0.334, SLG: 0.384										1	0	0	0	0	0	0									
Grady Hatton, L (1,5) OBP: 0.379, SLG: 0.379	4-0 BB 1B BB	0-0 P2			0-0 SH1-3		0-0 L6		0-3 K	0	1	0	0	1	0	0									
Ted Lepcio, R (2,5) OBP: 0.328, SLG: 0.389										3	0	0	0	0	1	1									
Harry Agganis, L (1,3) OBP: 0.322, SLG: 0.392	0-0 P6	0-0 FC6-4 1B			0-0 G3		4-0 1B HR BB		0-0 3-1	4	1	1	0	1	0	2									
Mickey Owen, R (1,2) OBP: 0.325, SLG: 0.333	4-0 1B BB	0-0 FC6-4			0-0 F9		0-0 HR 1B		0-0 FC6-4 HBP 1B	4	1	2	0	1	0	3									
Mitt Bolling, R (1,6) OBP: 0.340, SLG: 0.368	0-0 FC5-4 1B	0-0 CS			0-0 F7		0-0 HR		1-0 FC6-4 HBP	4	1	3	4	0	0	0									
Tom Brewer, R (1,1) OBP: 0.291, SLG: 0.333	0-0 FC5-4				0-0 P3		0-0 F9		0-0 FC6-4 FC5-4	4	0	0	0	0	0	4									
Inning Stats	R: 4 E: 0 K: 0 S: 5	H: 2 LOB: 2 BB: 4 P: 21	R: 3 E: 0 K: 0 S: 6	H: 4 LOB: 1 BB: 1 P: 10	R: 0 E: 0 K: 1 S: 6	H: 1 LOB: 2 BB: 1 P: 10	R: 0 E: 0 K: 0 S: 4	H: 1 LOB: 1 BB: 0 P: 4	R: 0 E: 0 K: 0 S: 3	H: 0 LOB: 0 BB: 0 P: 3	R: 0 E: 0 K: 0 S: 3	H: 0 LOB: 0 BB: 0 P: 3	R: 5 E: 0 K: 0 S: 7	H: 4 LOB: 0 BB: 1 P: 11	R: 0 E: 0 K: 1 S: 5	H: 0 LOB: 0 BB: 0 P: 5	R: 0 E: 0 K: 1 S: 6	H: 1 LOB: 2 BB: 0 P: 7	1B: 9 2B: 0 3B: 0 HR: 4	SF: 0 SAC: 2 DP: 0 HBP: 1	WP: 0 PB: 0 SB: 0 CS: 1	PA: 48			
PITCHER	IP	WLS	BF	H	R	ER	SO	BB	IBB	HBP	BLK	WP	HR	S	P	ERA	WHIP								
Charlie Bishop, R (1,1) ERA: 5.09	0.2	L	8	2	4	4	0	4	0	0	0	0	1	4	20	54.00	9.000								
Al Sima, L (1,1) ERA: 5.33	1.1		8	4	3	3	0	1	0	0	0	0	1	7	11	20.25	3.750								
Bill Oster, L (3,1) ERA: 6.17	4.2		22	6	5	5	1	2	0	0	0	0	2	22	30	9.64	1.714								
Moe Burtzsch, R (7,1) ERA: 3.73	2.1		9	1	0	0	2	0	0	1	0	0	0	12	13	0.00	0.429								

Boston Red Sox @ Philadelphia Athletics
 Connie Mack Stadium, Philadelphia, PA
 Sun Sep 05 1954, 3:33 AM EDT
 Unknown


AB 37
 R 12
 H 13
 RBI 12
 BB 7
 SO 3
 LOB 18



Batter	1	2	3	4	5	6	7	8	9	AB	R	H	RBI	BB	SO	LOB	BOTTOM								
Spook Jacobs, R (1,4) OBP: 0.337, SLG: 0.285	0-0 6-3		4-0 FC3-6 BB SF8 BB		0-0 P6		0-0 6-3			3	1	0	0	1	0	0									
Lou Limmer, L (1,3) OBP: 0.305, SLG: 0.424	0-0 1B		4-0 FC3-6 BB		0-0 F8		0-0 5-3			3	0	1	0	1	0	0									
Jim Finigan, R (1,5) OBP: 0.389, SLG: 0.409	0-0 P6		0-0 FC3-6 3B		0-0 6-3		0-0 1-3			4	1	0	0	0	0	3									
Gus Zernial, R (1,7) OBP: 0.332, SLG: 0.460	0-0 FC6 1B		0-0 SF8		0-0 F7		0-0 F7			3	0	1	1	0	0	0									
Vic Power, R (1,8) OBP: 0.285, SLG: 0.346	0-0 FC6		0-0 1B 3B		0-0 F9		0-0 HR			4	2	2	2	0	0	2									
Joe Taylor, R (1,9) OBP: 0.211, SLG: 0.263		0-0 5-3	0-0 1B		0-0 5-3		0-0 F9			4	0	1	1	0	0	0									
Joe Demaestri, R (1,6) OBP: 0.250, SLG: 0.309		0-0 6-3	0-0 F9		0-0 G3		0-0 P3			4	0	0	0	0	0	1									
Joe Astroth, R (1,2) OBP: 0.294, SLG: 0.277		0-0 1B			0-0 5-3		0-0 HR			4	1	3	1	0	0	0									
Charlie Bishop, R (1,1) ERA: 5.15, SLG: 0.115		0-0 P5			0-3 K		0-0 G4-6-3 1B		0-0 G3	0	0	0	0	0	0	0									
Al Sima, R (1,1) ERA: 5.09, SLG: 0.096										0	0	0	0	0	0	0									
Elmer Valby, L (2, PH) OBP: 0.261, SLG: 0.327										1	0	0	0	0	0	1									
Bill Oster, L (3,1) ERA: 6.17										1	0	0	0	0	0	1									
Moe Burtzsch, R (7,1) ERA: 3.73										1	0	0	0	0	0	1									
Don Bollweg, L (8, PH) OBP: 0.207, SLG: 0.326										1	0	0	0	0	0	0									
Inning Stats	R: 0 E: 0 K: 0 S: 5	H: 2 LOB: 0 BB: 0 P: 5	R: 0 E: 0 K: 0 S: 4	H: 1 LOB: 1 BB: 0 P: 4	R: 3 E: 0 K: 0 S: 5	H: 2 LOB: 1 BB: 2 P: 13	R: 0 E: 0 K: 1 S: 5	H: 0 LOB: 0 BB: 0 P: 5	R: 0 E: 0 K: 0 S: 3	H: 0 LOB: 0 BB: 0 P: 3	R: 0 E: 0 K: 0 S: 3	H: 0 LOB: 0 BB: 0 P: 3	R: 0 E: 0 K: 0 S: 3	H: 1 LOB: 0 BB: 0 P: 3	R: 0 E: 0 K: 0 S: 5	H: 2 LOB: 0 BB: 0 P: 5	R: 2 E: 0 K: 0 S: 5	H: 2 LOB: 0 BB: 0 P: 5	1B: 5 2B: 0 3B: 1 HR: 2	SF: 1 SAC: 0 DP: 1 HBP: 0	WP: 0 PB: 0 SB: 0 CS: 0	PA: 36			
PITCHER	IP	WLS	BF	H	R	ER	SO	BB	IBB	HBP	BLK	WP	HR	S	P	ERA	WHIP								
Tom Brewer, R (1,1) ERA: 4.69	9.0	W	36	8	5	5	1	2	0	0	0	0	2	36	44	5.00	1.111								

Boston Red Sox @ Philadelphia Athletics
 Connie Mack Stadium, Philadelphia, PA
 Sun Sep 05 1954, 3:33 AM EDT
 Unknown


AB 33
 R 5
 H 8
 RBI 5
 BB 2
 SO 1
 LOB 8



Batter	1	2	3	4	5	6	7	8	9	AB	R	H	RBI	BB	SO	LOB	TOP				
Billy Goodman, L (1,4) OBP: 0.365, SLG: 0.372	F7		F9				1-6-3	F7		5	0	0	0	0	0	4	Boston Red Sox @ Philadelphia Athletics Sun Sep 05 1954, 3:38 AM EDT Connie Mack Stadium, Philadelphia, PA Att: 5,788 - Unknown livebaseballscorecards.com				
Ted Williams, L (1,7) OBP: 0.522, SLG: 0.660			G5-6-3		F7		4-3			4	0	1	0	1	0	1					
Billy Consoletto, R (8, FR) OBP: 0.312, SLG: 0.268										0	0	0	0	0	0	0					
Jim Piersall, R (8,9) OBP: 0.334, SLG: 0.384	2B							G1-4-3 BB		0	0	0	0	0	0	0					
Jackie Jensen, R (1,8) OBP: 0.365, SLG: 0.491	F2			E8 1B	FC6-5 2B					5	2	2	1	0	0	2					
Sam Mele, R (1,9) OBP: 0.304, SLG: 0.393	P6			4-3	FC6-5 1B					5	1	1	0	0	1	3					
Grady Hatton, L (1,5) OBP: 0.382, SLG: 0.382		G3		1B 1B						5	2	3	1	0	0	0					
Harry Agganis, L (1,3) OBP: 0.323, SLG: 0.397	K			1B 1B	P4					5	1	2	2	0	1	2					
Sammy White, R (1,2) OBP: 0.313, SLG: 0.426		6-3		1B		2-3				4	0	2	2	0	0	0					
Mitt Bolling, R (1,6) OBP: 0.345, SLG: 0.380				1B 3B		F8				3	1	2	0	1	0	0					
Russ Kemmerer, R (1,1) OBP: 0.250, SLG: 0.143					F2					4	0	1	1	0	2	5					
Ellis Kinder, R (8,1) OBP: 0.222, SLG: 0.269			G5-6-3 1B			K	K			0	0	0	0	0	0	0					
Inning Stats	R: 0 E: 0 K: 0 S: 4	H: 1 LOB: 1 BB: 0 P: 4	R: 0 E: 0 K: 1 S: 5	H: 0 LOB: 0 BB: 0 P: 5	R: 1 E: 0 K: 0 S: 4	H: 2 LOB: 0 BB: 0 P: 4	R: 2 E: 1 K: 0 S: 7	H: 3 LOB: 3 BB: 1 P: 11	R: 0 E: 0 K: 1 S: 5	H: 0 LOB: 0 BB: 0 P: 5	R: 4 E: 0 K: 1 S: 11	H: 6 LOB: 2 BB: 0 P: 11	R: 0 E: 0 K: 1 S: 2	H: 0 LOB: 1 BB: 1 P: 6	R: 0 E: 0 K: 1 S: 5	H: 0 LOB: 0 BB: 0 P: 5	1B: 8 2B: 3 3B: 2 HR: 1	SF: 0 SAC: 0 DP: 2 HBP: 0	WP: 0 PB: 0 SB: 0 CS: 0	PA: 42	
PITCHER	IP	WLS	BF	H	R	ER	SO	BB	IBB	HBP	BLK	WP	HR	S	P	ERA	WHIP				
Sonny Dixon, R (1,1) ERA: 4.06	6.2	L	32	11	6	5	2	1	0	0	0	0	1	35	39	6.75	1.800				
Marion Francano, R (7,1) ERA: 5.71	0.1		4	3	1	1	1	0	0	0	0	0	0	6	6	27.00	9.000				
Moe Burtshy, R (8,1) ERA: 3.64	2.0		6	0	0	0	1	1	0	0	0	0	0	7	11	0.00	0.500				



Batter	1	2	3	4	5	6	7	8	9	AB	R	H	RBI	BB	SO	LOB	BOTTOM				
Spook Jacobs, R (1,4) OBP: 0.335, SLG: 0.282	4-3		L3		F7		4-3		P6	4	0	0	0	0	0	1	Boston Red Sox @ Philadelphia Athletics Sun Sep 05 1954, 3:38 AM EDT Connie Mack Stadium, Philadelphia, PA Att: 5,788 - Unknown livebaseballscorecards.com				
Bill Wilson, R (9, FH) OBP: 0.340, SLG: 0.419										1	0	0	0	0	0	1					
Lou Limmer, L (1,3) OBP: 0.304, SLG: 0.419	4-0 2B BB		F2		F9					3	1	0	0	1	1	0					
Jim Finigan, R (1,5) OBP: 0.392, SLG: 0.425	1-H 2B									4	1	3	2	0	1	0					
Eimer Valo, L (1,7) OBP: 0.353, SLG: 0.323	4-0 BB		G6-4-3 BB							2	0	0	0	2	0	0					
Vic Power, R (1,8) OBP: 0.284, SLG: 0.345	G6-4-3 1-2f		F7							4	0	1	0	0	0	4					
Joe Taylor, R (1,9) OBP: 0.238, SLG: 0.341		4-0 BB			5-3					3	1	1	1	1	1	1					
Joe Demaestri, R (1,6) OBP: 0.250, SLG: 0.311		0-3 K			F7		5-3			4	0	1	0	0	1	1					
Jim Robertson, R (1,2) OBP: 0.285, SLG: 0.225		F7			P3		F7			4	0	0	0	0	1	2					
Sonny Dixon, S (1,1) OBP: 0.242, SLG: 0.281										2	0	0	0	0	2	1					
Marion Francano, R (7,1) OBP: 0.136, SLG: 0.114										0	0	0	0	0	0	0					
Don Bolinger, R (7, PH) OBP: 0.106, SLG: 0.000										1	0	1	0	0	0	0					
Charlie Blahosky, R (7, PH) OBP: 0.113, SLG: 0.113										0	0	0	0	0	0	0					
Moe Burtshy, R (8,1) OBP: 0.183, SLG: 0.113										0	0	0	0	0	0	0					
Gus Zernial, R (8, PH) OBP: 0.331, SLG: 0.408										1	0	0	0	0	1	1					
Inning Stats	R: 1 E: 0 K: 0 S: 3	H: 1 LOB: 2 BB: 2 P: 11	R: 0 E: 0 K: 2 S: 7	H: 0 LOB: 1 BB: 1 P: 11	R: 0 E: 0 K: 0 S: 4	H: 1 LOB: 2 BB: 1 P: 8	R: 0 E: 0 K: 0 S: 3	H: 0 LOB: 0 BB: 0 P: 3	R: 0 E: 0 K: 1 S: 5	H: 0 LOB: 0 BB: 0 P: 5	R: 1 E: 0 K: 0 S: 5	H: 2 LOB: 1 BB: 0 P: 5	R: 1 E: 0 K: 2 S: 9	H: 2 LOB: 1 BB: 0 P: 9	R: 0 E: 0 K: 2 S: 8	H: 1 LOB: 1 BB: 0 P: 8	1B: 2 2B: 3 3B: 0 HR: 2	SF: 0 SAC: 0 DP: 1 HBP: 0	WP: 0 PB: 0 SB: 0 CS: 0	PA: 37	
PITCHER	IP	WLS	BF	H	R	ER	SO	BB	IBB	HBP	BLK	WP	HR	S	P	ERA	WHIP				
Russ Kemmerer, R (1,1) ERA: 3.88	7.2	W	32	6	3	3	5	4	0	0	0	0	2	38	54	3.52	1.304				
Ellis Kinder, R (8,1) ERA: 3.3	1.1	S	5	1	0	0	3	0	0	0	0	0	0	11	11	0.00	0.750				



Batter	1	2	3	4	5	6	7	8	9	AB	R	H	RBI	BB	SO	LOB	TOP								
Billy Goodman, L (1, 4) OBP: 0.365, SLG: 0.372	0-0 6-3		0-0 3B 1B		0-0 F8		0-0 1B SF9 1B	0-0 L8		5	2	2	0	0	0	0									
Ted Williams, L (1, 7) OBP: 0.523, SLG: 0.665	0-0 L6		0-0 1B 3B		0-0 F9		0-0 BB BB 1B		4-0 FC1-6 BB	4	1	2	1	1	0	0									
Jackie Jensen, R (1, 8) OBP: 0.367, SLG: 0.492	4-0 BB BB		0-0 CS 1B		0-0 1B 1B		0-0 SF9		0-0 FC1-6 G4-6-3	3	1	2	2	1	0	1									
Harry Agganis, L (1, 3) OBP: 0.328, SLG: 0.398	4-0 1-2 BB		4-0 3-H 1B		0-0 1B 1B		4-0 3-H BB BB		0-0 G4-6-3	2	1	1	0	3	0	1									
Sam Mele, R (1, 9) OBP: 0.303, SLG: 0.391	0-3 K		0-0 P4		0-0 1B 1B		0-0 F8			4	0	1	1	0	1	5									
Jim Piersall, R (9, 9) OBP: 0.334, SLG: 0.384					1-3 2-H 1B 1B					0	0	0	0	0	0	0									
Grady Hatton, L (1, 5) OBP: 0.384, SLG: 0.380		0-0 6-3		4-0 0-3 BB		0-0 F2		4-0 1-2 2-3 BB		2	0	0	0	2	0	2									
Sammy White, R (1, 2) OBP: 0.310, SLG: 0.423		0-3 K		0-0 9-3		0-0 SF7		0-0 1-3		3	0	0	1	0	1	4									
Mitt Bolling, R (1, 6) OBP: 0.344, SLG: 0.378		0-3 K		0-3 K		0-0 1-2 1B		0-0 F8		4	0	1	0	0	2	0									
Mel Parnell, L (1, 1) OBP: 0.160, SLG: 0.130			0-0 F3		0-3 K		0-0 4-3		0-0 4-3	3	0	0	0	0	1	2									
Ellis Kinder, R (7, 1) OBP: 0.214, SLG: 0.259										1	0	0	0	0	0	0									
Sid Hudson, R (9, 1) OBP: 0.154, SLG: 0.154										0	0	0	0	0	0	0									
Inning Stats	R: 0 E: 0 K: 1 S: 5	H: 0 LOB: 2 BB: 2 P: 13	R: 0 E: 0 K: 2 S: 7	H: 0 LOB: 0 BB: 0 P: 7	R: 2 E: 0 K: 0 S: 5	H: 3 LOB: 1 BB: 1 P: 9	R: 0 E: 0 K: 1 S: 4	H: 0 LOB: 0 BB: 1 P: 8	R: 0 E: 0 K: 1 S: 5	H: 0 LOB: 2 BB: 0 P: 5	R: 2 E: 0 K: 0 S: 7	H: 4 LOB: 2 BB: 0 P: 7	R: 1 E: 0 K: 0 S: 5	H: 2 LOB: 3 BB: 2 P: 13	R: 0 E: 0 K: 0 S: 3	H: 0 LOB: 0 BB: 0 P: 3	R: 0 E: 0 K: 0 S: 2	H: 0 LOB: 1 BB: 1 P: 6	1B: 8 2B: 1 3B: 1 HR: 0	SF: 2 SAC: 0 DP: 2 HBP: 0	WP: 0 PB: 0 SB: 0 CS: 1	PA: 40			
PITCHER	IP	WLS	BF	H	R	ER	SO	BB	IBB	HBP	BLK	WP	HR	S	P	ERA	WHIP								
Bob Grim, R (1, 1) ERA: 3.52	6.0		27	7	4	4	5	4	0	0	0	0	0	33	49	6.00	1.833								
Tom Morgan, R (7, 1) ERA: 3.72	0.1		4	2	1	1	0	1	0	0	0	0	0	3	7	27.00	9.000								
Jim Konstanty, R (7, 1) ERA: 3.03	1.2		6	0	0	0	0	1	0	0	0	0	0	5	9	0.00	0.600								
Allie Reynolds, R (9, 1) ERA: 3.38	1.0	W	3	0	0	0	0	1	0	0	0	0	0	2	6	0.00	1.000								

Boston Red Sox @ New York Yankees
 Yankee Stadium, Bronx, NY
 Mon Sep 06 1954, 3:33 AM EDT
 Unknown

AB 31
 R 5
 H 9
 RBI 5
 BB 7
 SO 5
 LOB 15



Batter	1	2	3	4	5	6	7	8	9	AB	R	H	RBI	BB	SO	LOB	BOTTOM									
Hank Bauer, R (1, 9) OBP: 0.369, SLG: 0.481	0-0 F5		0-0 SH5-3 1B 1B		4-0 1B BB		0-0 E6 BB 1B	0-0 5-3		4	2	1	0	1	0	0										
Irv Noren, L (1, 7) OBP: 0.386, SLG: 0.513	4-0 1B WP BB		0-0 SH5-3		0-0 F8		0-3 K		0-0 BB BB 4-3 1B	3	2	1	0	1	1	2										
Mickey Mantle, S (1, 8) OBP: 0.404, SLG: 0.547	0-0 F8		0-0 6-3		0-0 FC4-6 1B		4-0 BB BB 1B		4-0 4-3 BB 1B BB	3	1	1	0	2	0	2										
Yogi Berra, L (1, 2) OBP: 0.366, SLG: 0.485	0-0 FC5 1B		0-0 FC5-4 1B		0-0 FC4-6		0-0 BB		4-0 1B 4-3 BB	4	0	3	2	1	0	2										
Bill Skowron, R (1, 3) OBP: 0.388, SLG: 0.594	0-0 1-2 1B		0-0 FC5-4		0-0 F8		4-0 1-2 2-3 BB		0-0 4-3	4	0	1	2	1	0	3										
Gil McDougald, R (1, 4) OBP: 0.354, SLG: 0.427	0-0 FC5				0-0 F8		0-0 L6		4-0 K	3	0	0	0	0	0	2										
Eddie Robinson, L (7, PH) OBP: 0.346, SLG: 0.373									4-0 K	1	0	0	0	0	1	3										
Jerry Coleman, R (8, 4) OBP: 0.292, SLG: 0.284									0-0 1B	0	0	0	0	1	0	0										
Andy Carey, R (1, 5) OBP: 0.364, SLG: 0.419		0-0 5-3		0-0 4-3		0-0 2B		0-3 K	0-0 1B	5	0	2	1	0	1	0										
Willy Miranda, S (1, 6) OBP: 0.292, SLG: 0.302			0-0 F9		0-0 F7		4-0 PO BB		0-0 HR	2	0	0	0	0	0	0										
Enos Slaughter, R (6, PH) OBP: 0.292, SLG: 0.375										0	0	0	0	0	1	0										
Tom Morgan, R (7, 1) OBP: 0.410, SLG: 0.230										0	0	0	0	0	0	0										
Jim Konstanty, R (7, 1) OBP: 0.374, SLG: 0.465										0	0	0	0	0	0	0										
Joe Collins, L (8, PH) OBP: 0.374, SLG: 0.465										1	1	1	1	0	0	0										
Allie Reynolds, R (9, 1) OBP: 0.188, SLG: 0.191										0	0	0	0	0	0	0										
Bob Grim, R (1, 1) OBP: 0.188, SLG: 0.210			0-3 K		0-0 P4		0-0 PO		0-0 F7	2	0	0	0	0	1	0										
Bob Cerv, R (6, PH) OBP: 0.309, SLG: 0.500										0	0	0	0	0	0	0										
Phil Rizzuto, R (7, 6) OBP: 0.301, SLG: 0.255										1	0	0	0	0	1	0										
Tommy Byrne, L (8, PH) OBP: 0.301, SLG: 0.255										0	0	0	0	0	0	0										
Woodie Held, R (9, 6) OBP: 0.301, SLG: 0.255										0	0	0	0	0	0	0										
Inning Stats	R: 1 E: 0 K: 0 S: 5	H: 2 LOB: 2 BB: 1 P: 9	R: 0 E: 0 K: 1 S: 5	H: 0 LOB: 0 BB: 0 P: 5	R: 1 E: 0 K: 0 S: 5	H: 2 LOB: 1 BB: 0 P: 5	R: 0 E: 0 K: 0 S: 3	H: 0 LOB: 0 BB: 0 P: 3	R: 0 E: 0 K: 0 S: 4	H: 1 LOB: 2 BB: 1 P: 8	R: 0 E: 0 K: 0 S: 3	H: 1 LOB: 1 BB: 1 P: 7	R: 1 E: 1 K: 3 S: 11	H: 1 LOB: 3 BB: 2 P: 19	R: 1 E: 0 K: 1 S: 6	H: 1 LOB: 0 BB: 0 P: 6	R: 2 E: 0 K: 0 S: 3	H: 2 LOB: 3 BB: 3 P: 15	1B: 8 2B: 1 3B: 0 HR: 1	SF: 0 SAC: 1 DP: 0 HBP: 0	WP: 1 PB: 0 SB: 0 CS: 0	PA: 44				
PITCHER	IP	WLS	BF	H	R	ER	SO	BB	IBB	HBP	BLK	WP	HR	S	P	ERA	WHIP									
Mel Parnell, L (1, 1) ERA: 4.1	6.2		32	7	3	3	2	5	0	0	0	0	1	10	18	20.25	3.000									
Ellis Kinder, R (7, 1) ERA: 3.51	1.1	L	8	2	3	3	2	2	0	0	0	0	0	1	10	18	20.25	3.000								
Sid Hudson, R (9, 1) ERA: 4.62	0.1		3	1	0	0	0	0	1	0	0	0	0	2	6	0.00	3.000									

Boston Red Sox @ New York Yankees
 Yankee Stadium, Bronx, NY
 Mon Sep 06 1954, 3:33 AM EDT
 Unknown

AB 34
 R 6
 H 10
 RBI 6
 BB 8
 SO 5
 LOB 14



Batter	1	2	3	4	5	6	7	8	9	AB	R	H	RBI	BB	SO	LOB	TOP																		
Billy Goodman, L OBP: 0.368, SLG: 0.373 (1, 4)										4	1	2	1	1	0	1	Boston Red Sox @ New York Yankees Yankee Stadium, Bronx, NY Mon Sep 06 1954, 3:38 AM EDT Att: 39,959 - Unknown																		
Ted Williams, L OBP: 0.526, SLG: 0.670 (1, 7)										5	2	4	1	0	0	1																			
Jackie Jensen, R OBP: 0.365, SLG: 0.495 (1, 8)										5	1	1	3	0	0	4																			
Sam Mele, R OBP: 0.304, SLG: 0.391 Harry Agganis, L OBP: 0.529, SLG: 0.401 (7, PH) (7, 3)											3	0	1	0	0	0		2																	
Karl Olson, R OBP: 0.306, SLG: 0.359 Charlie Maxwell, L OBP: 0.315, SLG: 0.296 (7, PH) Tom Hurd, R OBP: 0.667, SLG: 0.500 (7, 1)											3	0	1	1	0	1		2																	
Sammy White, R OBP: 0.307, SLG: 0.418 (1, 2)										5	0	0	0	0	0	3																			
Ted Lepcio, R OBP: 0.388, SLG: 0.388 Billy Consolo, R OBP: 0.312, SLG: 0.268 (8, PR) (8, 6)										3	1	1	0	1	1	0																			
Mitt Bolling, R OBP: 0.344, SLG: 0.378 Grady Hatton, L OBP: 0.383, SLG: 0.378 (8, PH) (8, 5)										3	1	1	0	0	1	0																			
Leo Kiely, L OBP: 0.208, SLG: 0.261 Tex Clevenger, R OBP: 0.214, SLG: 0.286 Don Lenhardt, R OBP: 0.287, SLG: 0.383 Jim Piersall, R OBP: 0.336, SLG: 0.393 (1, 1) (5, 1) (7, PH) (7, 9)										2	0	1	0	0	1	0																			
Inning Stats	R: 0 E: 0 K: 0 S: 5	H: 2 LOB: 2 BB: 0 P: 5	R: 0 E: 0 K: 2 S: 7	H: 0 LOB: 0 BB: 0 P: 7	R: 0 E: 0 K: 1 S: 6	H: 1 LOB: 1 BB: 0 P: 6	R: 0 E: 0 K: 1 S: 5	H: 0 LOB: 0 BB: 0 P: 5	R: 0 E: 0 K: 0 S: 4	H: 1 LOB: 1 BB: 0 P: 4	R: 1 E: 0 K: 0 S: 5	H: 3 LOB: 1 BB: 0 P: 5	R: 5 E: 0 K: 1 S: 9	H: 4 LOB: 0 BB: 1 P: 13	R: 2 E: 0 K: 0 S: 5	H: 2 LOB: 1 BB: 1 P: 9		R: 0 E: 0 K: 0 S: 4	H: 1 LOB: 1 BB: 0 P: 4	1B: 10 2B: 2 3B: 0 HR: 2	SF: 0 SAC: 0 DP: 1 HBP: 0	WP: 0 PB: 0 SB: 0 CS: 0	PA: 42												
PITCHER	IP WLS BF H R ER SO BB IBB HBP BLK WP HR S P ERA WHIP																																		
Whitey Ford, L ERA: 2.9	(1, 1)	6.1	29	10	5	5	4	1	0	0	0	0	0	0	36	40	7.11	1.737																	
Allie Reynolds, R ERA: 3.43	(7, 1)	0.2	3	1	1	1	1	0	0	0	0	0	0	1	5	5	13.50	1.500																	
Johnny Sain, R ERA: 3.3	(8, 1)	2.0	L	10	3	2	2	0	1	0	0	0	0	0	1	9	13	9.00	2.000																

Batter	1	2	3	4	5	6	7	8	9	AB	R	H	RBI	BB	SO	LOB	BOTTOM																	
Hank Bauer, R OBP: 0.369, SLG: 0.478 (1, 9) (6, 7)										4	1	1	0	1	1	0	Boston Red Sox @ New York Yankees Yankee Stadium, Bronx, NY Mon Sep 06 1954, 3:38 AM EDT Att: 39,959 - Unknown																	
Irv Noren, L OBP: 0.387, SLG: 0.512 Bob Cerv, R OBP: 0.303, SLG: 0.492 Phil Rizzuto, R OBP: 0.301, SLG: 0.255 Tommy Byrne, L (8, PH) Jerry Coleman, R OBP: 0.282, SLG: 0.284 (9, 6)										1	1	0	0	1	0	0																		
Mickey Mantle, S OBP: 0.402, SLG: 0.542 (1, 8)										4	1	0	0	1	1	2																		
Yogi Berra, L OBP: 0.368, SLG: 0.488 (1, 2)											5	1	3	3	0	0																		
Bill Skowron, R OBP: 0.392, SLG: 0.595 Joe Collins, L OBP: 0.372, SLG: 0.462 (7, PH) (8, 3)											3	0	2	1	0	0		1																
Gil McDougald, R OBP: 0.365, SLG: 0.426 (1, 4)											5	0	2	1	0	2		2																
Andy Carey, R OBP: 0.365, SLG: 0.419 (1, 5)											4	0	2	0	0	0		2																
Willy Miranda, S OBP: 0.325, SLG: 0.385 Enos Slaughter, L OBP: 0.405, SLG: 0.371 (6, PH) (6, 9)											2	1	1	0	0	0		1																
Whitey Ford, L OBP: 0.239, SLG: 0.169 Allie Reynolds, R OBP: 0.188, SLG: 0.191 Eddie Robinson, L OBP: 0.344, SLG: 0.369 Johnny Sain, R OBP: 0.389, SLG: 0.313 (1, 1) (7, 1) (7, PH) (8, 1)											2	1	0	0	0	0		0																
Inning Stats	R: 1 E: 0 K: 1 S: 7	H: 2 LOB: 2 BB: 1 P: 11	R: 0 E: 0 K: 0 S: 3	H: 1 LOB: 0 BB: 0 P: 3	R: 0 E: 0 K: 1 S: 5	H: 1 LOB: 0 BB: 0 P: 5	R: 6 E: 2 K: 0 S: 9	H: 4 LOB: 2 BB: 2 P: 17	R: 0 E: 0 K: 1 S: 6	H: 1 LOB: 1 BB: 0 P: 6	R: 0 E: 0 K: 0 S: 5	H: 2 LOB: 3 BB: 1 P: 9	R: 0 E: 0 K: 0 S: 3	H: 0 LOB: 0 BB: 0 P: 3	R: 0 E: 0 K: 2 S: 7	H: 0 LOB: 0 BB: 0 P: 7		1B: 10 2B: 1 3B: 0 HR: 0	SF: 0 SAC: 2 DP: 1 HBP: 0	WP: 0 PB: 0 SB: 0 CS: 0	PA: 42													
PITCHER	IP WLS BF H R ER SO BB IBB HBP BLK WP HR S P ERA WHIP																																	
Leo Kiely, L ERA: 3.43	(1, 1)	4.1	22	6	7	1	2	2	1	0	0	0	0	0	23	35	2.08	1.846																
Tex Clevenger, R ERA: 4.79	(5, 1)	1.2	8	3	0	0	1	0	0	0	0	0	0	10	10	0.00	1.800																	
Tom Hurd, R ERA: 2.95	(7, 1)	3.0	W	12	2	0	0	2	0	1	0	0	0	0	15	19	0.00	0.667																

Batter	1	2	3	4	5	6	7	8	9	AB	R	H	RBI	BB	SO	LOB	TOP					
Billy Goodman, L (1,4) OBP: 0.369, SLG: 0.374	0-0 6-3		0-0 HBP 1B 1-2 1B	0-0 1B	0-0 1B	0-0 F7		0-0 4-3		5	1	2	0	0	0	1						
Ted Williams, L (1,7) OBP: 0.521, SLG: 0.655	0-0 F7		0-0 F7	0-0 L3				0-0 L9		4	0	0	0	1	0	3						
Charlie Maxwell, L (9,7) OBP: 0.315, SLG: 0.296								0-0 G5-4-3 BB		0	0	0	0	0	0	0						
Jackie Jensen, R (1,8) OBP: 0.366, SLG: 0.491	4-0 E BB		4-0 HBP 1B		0-0 4-3			0-0 G5-4-3 1-2		3	1	0	0	2	0	1						
Karl Olson, R (9,8) OBP: 0.306, SLG: 0.359			1-2 2-3 BB					0-0 5-3		0	0	0	0	0	0	0						
Sam Mele, R (1,3) OBP: 0.307, SLG: 0.403	0-0 E6		1-0 1B		0-0 1B			0-0 4-3		1	0	0	1	0	0	1						
Harry Agganis, L (3, PR) OBP: 0.326, SLG: 0.405	1-3 1B		1-2 2-3 3-H HBP		0-0 HR			0-0 P6		3	2	1	1	0	0	0						
Jim Piersall, R (1,9) OBP: 0.337, SLG: 0.401	0-0 5-3		0-0 1B		0-0 HR			0-0 F3		4	1	2	3	0	0	2						
Sammy White, R (1,2) OBP: 0.306, SLG: 0.422		0-0 5-3	0-0 1B		0-0 6-3			0-3 K		4	0	1	1	0	1	0						
Ted Lepcio, R (1,5) OBP: 0.329, SLG: 0.390		0-0 5-3	0-0 1B		0-0 K			0-0 1B 2B		4	1	1	0	0	1	2						
Mitt Bolling, R (1,6) OBP: 0.340, SLG: 0.373		0-0 1-3			0-0 F7			0-0 5-3		3	0	0	0	0	0	0						
Billy Conzolo, R (8, PH) OBP: 0.315, SLG: 0.271					0-0 F7			0-0 1B 1B		1	1	1	1	0	0	0						
Willard Nixon, L (1,1) OBP: 0.352, SLG: 0.349			4-0 BB HBP 1B BB		0-0 3-1			0-0 K 1B		3	1	1	1	1	1	0						
Inning Stats	R: 0 E: 1 K: 0 S: 4	H: 0 LOB: 2 BB: 1 P: 8	R: 0 E: 0 K: 0 S: 3	H: 0 LOB: 0 BB: 0 P: 3	R: 4 E: 0 K: 0 S: 5	H: 3 LOB: 2 BB: 2 P: 14	R: 0 E: 0 K: 0 S: 4	H: 1 LOB: 1 BB: 0 P: 4	R: 2 E: 0 K: 1 S: 7	H: 2 LOB: 0 BB: 0 P: 7	R: 0 E: 0 K: 1 S: 5	H: 0 LOB: 0 BB: 0 P: 5	R: 0 E: 0 K: 0 S: 2	H: 0 LOB: 0 BB: 1 P: 6	R: 2 E: 0 K: 1 S: 8	H: 3 LOB: 1 BB: 0 P: 8	R: 0 E: 0 K: 0 S: 3	H: 0 LOB: 0 BB: 0 P: 3	1B: 6 2B: 1 3B: 0 HR: 2	SF: 0 SAC: 0 DP: 1 HBP: 1	WP: 0 PB: 0 SB: 0 CS: 0	PA: 40
PITCHER	IP WLS BF H R ER SO BB IBB HBP BLK WP HR S P ERA WHIP																					
Al Aber, L (1,1) ERA: 3.73	5.0 L 25 6 6 6 1 3 0 0 0 0 2 23 36 10.80 1.800																					
Ray Herbert, R (6,1) ERA: 5.88	4.0 15 3 2 2 2 1 0 0 0 0 0 0 18 22 4.50 1.000																					

Boston Red Sox @ Detroit Tigers
Briggs Stadium, Detroit, MI
Thu Sep 09 1954, 4:33 AM EDT
Att: 3,897 - Unknown

AB 35
R 8
H 9
RBI 8
BB 4
SO 3
LOB 10



Batter	1	2	3	4	5	6	7	8	9	AB	R	H	RBI	BB	SO	LOB	BOTTOM					
Harvey Kuenn, R (1,6) OBP: 0.331, SLG: 0.389	0-0 3-1		0-0 4-3		0-0 6-3			0-0 6-3 G3 1B		4	0	1	0	0	0	0						
Fred Hatfield, L (1,4) OBP: 0.389, SLG: 0.356	0-0 1B		4-0 2-3 BB BB		0-0 1B			0-0 G3		3	0	2	0	1	0	1						
Bob Nieman, R (1,7) OBP: 0.312, SLG: 0.421	0-0 P6		4-0 1-2 BB		0-3 K			0-0 6-3		3	0	0	0	1	1	3						
Ray Boone, R (1,5) OBP: 0.375, SLG: 0.476	0-0 F9		0-0 2-3		0-0 K			0-0 5-3		4	0	0	0	0	0	4						
Wayne Belardi, L (1,3) OBP: 0.338, SLG: 0.416		0-3 K	0-0 G3		0-0 G3			0-0 P5		4	0	0	0	0	1	2						
Al Kaline, R (1,9) OBP: 0.315, SLG: 0.364		0-0 1B			0-0 L5-3			0-0 L5-3		4	0	1	0	0	0	0						
Bill Tuttle, R (1,8) OBP: 0.353, SLG: 0.402		0-3 K			0-3 K			0-0 6-3		4	0	0	0	0	2	1						
Frank House, L (1,2) OBP: 0.304, SLG: 0.363		4-0 BB			0-0 F8			4-0 G6-4-3 BB		1	0	0	0	2	0	0						
Al Aber, L (1,1) OBP: 0.175, SLG: 0.135		0-3 K			0-0 6-3			0-0 G6-4-3		1	0	0	0	0	1	2						
Chick King, R (5, PH) OBP: 0.310, SLG: 0.308										1	0	0	0	0	0	0						
Ray Herbert, R (6,1) OBP: 0.263, SLG: 0.471								1-2		1	0	0	0	0	0	1						
Inning Stats	R: 0 E: 0 K: 0 S: 4	H: 1 LOB: 1 BB: 0 P: 4	R: 0 E: 0 K: 3 S: 10	H: 1 LOB: 2 BB: 1 P: 14	R: 0 E: 0 K: 0 S: 3	H: 0 LOB: 2 BB: 2 P: 11	R: 0 E: 0 K: 1 S: 5	H: 0 LOB: 0 BB: 0 P: 5	R: 0 E: 0 K: 1 S: 6	H: 1 LOB: 1 BB: 0 P: 6	R: 0 E: 0 K: 0 S: 3	H: 0 LOB: 0 BB: 0 P: 3	R: 0 E: 0 K: 0 S: 2	H: 0 LOB: 0 BB: 1 P: 6	R: 0 E: 0 K: 0 S: 4	H: 1 LOB: 1 BB: 0 P: 4	R: 0 E: 0 K: 0 S: 3	H: 0 LOB: 0 BB: 0 P: 3	1B: 4 2B: 0 3B: 0 HR: 0	SF: 0 SAC: 0 DP: 1 HBP: 0	WP: 0 PB: 0 SB: 1 CS: 0	PA: 34
PITCHER	IP WLS BF H R ER SO BB IBB HBP BLK WP HR S P ERA WHIP																					
Willard Nixon, R (1,1) ERA: 3.94	9.0 W 34 4 0 0 5 4 0 0 0 0 0 0 40 56 0.00 0.889																					

Boston Red Sox @ Detroit Tigers
Briggs Stadium, Detroit, MI
Thu Sep 09 1954, 4:33 AM EDT
Att: 3,897 - Unknown

AB 30
R 0
H 4
RBI 0
BB 4
SO 5
LOB 14



Batter	1	2	3	4	5	6	7	8	9	AB	R	H	RBI	BB	SO	LOB	TOP					
Billy Goodman, L OBP: 0.369, SLG: 0.374 (1, 4)										5	0	2	0	0	0	0	Boston Red Sox @ Cleveland Indians Cleveland Municipal Stadium, Cleveland, OH Fri Sep 10 1954, 3:33 AM EDT Att: 34,561 - Unknown					
Ted Williams, L OBP: 0.516, SLG: 0.648 (1, 7)										4	0	0	0	1	2	2						
Jackie Jensen, R OBP: 0.364, SLG: 0.488 (1, 8)										4	0	0	0	0	0	4						
Harry Agganis, L OBP: 0.327, SLG: 0.406 (1, 3)										4	1	1	0	0	0	2						
Grady Hatton, L OBP: 0.382, SLG: 0.380 (1, 5)										4	1	2	0	0	1	3						
Jim Piersall, R OBP: 0.336, SLG: 0.402 (1, 9)										4	0	2	1	0	0	1						
Sammy White, R OBP: 0.305, SLG: 0.420 (1, 2)										4	0	1	1	0	1	2						
Billy Consolo, R OBP: 0.319, SLG: 0.270 (8, PH)										1	0	0	0	2	0	2						
Sam Mele, R OBP: 0.305, SLG: 0.402 (8, PH)										1	0	0	0	0	0	2						
Ted Lepcio, R OBP: 0.329, SLG: 0.390 (8, 6)										0	0	0	0	0	0	0						
Leo Kieley, L OBP: 0.254, SLG: 0.255 (5, PH)										1	0	0	0	0	0	1						
Karl Olson, R OBP: 0.295, SLG: 0.356 (5, 1)										1	0	0	0	0	1	0						
Hal Brown, R OBP: 0.332, SLG: 0.225 (7, PH)										0	0	0	0	0	0	0						
Charlie Maxwell, R OBP: 0.194, SLG: 0.154 (7, 1)										1	0	0	0	0	0	1						
Sid Hudson, R OBP: 0.154, SLG: 0.154 (9, PH)										0	0	0	0	0	0	0						
Don Lenhardt, R OBP: 0.294, SLG: 0.379 (9, PH)										1	0	0	0	0	0	1						
Inning Stats	R: 0 E: 0 K: 1 S: 6	H: 1 LOB: 2 BB: 1 P: 10	R: 0 E: 0 K: 1 S: 5	H: 0 LOB: 1 BB: 1 P: 9	R: 0 E: 0 K: 1 S: 5	H: 0 LOB: 0 BB: 0 P: 5	R: 1 E: 0 K: 0 S: 5	H: 3 LOB: 1 BB: 0 P: 5	R: 0 E: 0 K: 1 S: 5	H: 0 LOB: 0 BB: 0 P: 5	R: 1 E: 0 K: 0 S: 5	H: 2 LOB: 1 BB: 0 P: 5	R: 0 E: 0 K: 1 S: 6	H: 1 LOB: 2 BB: 1 P: 10	R: 0 E: 1 K: 0 S: 5	H: 1 LOB: 2 BB: 0 P: 5	R: 0 E: 0 K: 1 S: 5	H: 0 LOB: 0 BB: 0 P: 5	1B: 6 2B: 3 3B: 0 HR: 0	SF: 0 SAC: 0 DP: 1 HBP: 0	WP: 0 PB: 0 SB: 0 CS: 0	PA: 38
PITCHER Mike Garcia, R ERA: 2.56 (1, 1)	IP: 9.0 WLS: W BF: 38 H: 8 R: 2 ER: 2 SO: 6 BB: 3 IBB: 0 HBP: 0 BLK: 0 WP: 0 HR: 0 S: 47 P: 59 ERA: 2.00 WHIP: 1.222															PITCHER Mike Garcia, R ERA: 2.56 (1, 1)	IP: 9.0 WLS: W BF: 38 H: 8 R: 2 ER: 2 SO: 6 BB: 3 IBB: 0 HBP: 0 BLK: 0 WP: 0 HR: 0 S: 47 P: 59 ERA: 2.00 WHIP: 1.222					

AB	35
R	2
H	8
RBI	2
BB	3
SO	6
LOB	20



Batter	1	2	3	4	5	6	7	8	9	AB	R	H	RBI	BB	SO	LOB	BOTTOM					
Al Smith, R OBP: 0.394, SLG: 0.433 (1, 7)										4	1	2	0	0	0	1	Boston Red Sox @ Cleveland Indians Cleveland Municipal Stadium, Cleveland, OH Fri Sep 10 1954, 3:33 AM EDT Att: 34,561 - Unknown					
Bobby Avila, R OBP: 0.396, SLG: 0.471 (1, 4)										3	0	1	1	0	0	1						
Larry Doby, L OBP: 0.359, SLG: 0.481 (1, 8)										4	1	2	1	0	2	2						
Wally Westlake, R OBP: 0.339, SLG: 0.464 (8, 8)										0	0	0	0	0	0	0						
Vic Wertz, L OBP: 0.331, SLG: 0.410 (1, 3)										4	0	1	1	0	1	2						
Bill Glynn, L OBP: 0.305, SLG: 0.394 (9, 3)										0	0	0	0	0	0	0						
Rudy Regalado, R OBP: 0.340, SLG: 0.318 (1, 5)										4	0	0	0	0	1	2						
Dave Philley, S OBP: 0.316, SLG: 0.365 (1, 9)										4	0	1	0	0	1	0						
George Strickland, R OBP: 0.324, SLG: 0.328 (1, 6)										4	0	0	0	0	2	1						
Jim Hegan, R OBP: 0.302, SLG: 0.387 (1, 2)										3	2	2	1	0	0	0						
Mike Garcia, R OBP: 0.208, SLG: 0.155 (1, 1)										2	0	1	0	0	0	0						
Inning Stats	R: 0 E: 0 K: 1 S: 6	H: 1 LOB: 0 BB: 0 P: 6	R: 0 E: 0 K: 2 S: 7	H: 0 LOB: 0 BB: 0 P: 7	R: 3 E: 0 K: 0 S: 7	H: 4 LOB: 1 BB: 0 P: 7	R: 1 E: 0 K: 0 S: 5	H: 2 LOB: 1 BB: 0 P: 5	R: 0 E: 0 K: 1 S: 6	H: 1 LOB: 0 BB: 0 P: 6	R: 0 E: 0 K: 1 S: 6	H: 0 LOB: 0 BB: 0 P: 5	R: 0 E: 0 K: 1 S: 6	H: 1 LOB: 1 BB: 0 P: 6	R: 0 E: 0 K: 1 S: 6	H: 1 LOB: 1 BB: 0 P: 6	R: 0 E: 0 K: 1 S: 6	H: 1 LOB: 1 BB: 0 P: 6	1B: 7 2B: 2 3B: 0 HR: 1	SF: 1 SAC: 1 DP: 0 HBP: 0	WP: 0 PB: 1 SB: 0 CS: 0	PA: 34
PITCHER Leo Kieley, L ERA: 3.61 (1, 1)	IP: 4.0 WLS: L BF: 19 H: 7 R: 4 ER: 4 SO: 3 BB: 0 IBB: 0 HBP: 0 BLK: 0 WP: 0 HR: 1 S: 25 P: 25 ERA: 9.00 WHIP: 1.750															PITCHER Leo Kieley, L ERA: 3.61 (1, 1)	IP: 4.0 WLS: L BF: 19 H: 7 R: 4 ER: 4 SO: 3 BB: 0 IBB: 0 HBP: 0 BLK: 0 WP: 0 HR: 1 S: 25 P: 25 ERA: 9.00 WHIP: 1.750					
Hal Brown, R ERA: 4.95 (5, 1)	IP: 2.0 WLS: 7 BF: 1 H: 1 R: 0 ER: 0 SO: 2 BB: 0 IBB: 0 HBP: 0 BLK: 0 WP: 0 HR: 0 S: 11 P: 11 ERA: 0.00 WHIP: 0.500															Hal Brown, R ERA: 4.95 (5, 1)	IP: 2.0 WLS: 7 BF: 1 H: 1 R: 0 ER: 0 SO: 2 BB: 0 IBB: 0 HBP: 0 BLK: 0 WP: 0 HR: 0 S: 11 P: 11 ERA: 0.00 WHIP: 0.500					
Sid Hudson, R ERA: 4.48 (7, 1)	IP: 2.0 WLS: 8 BF: 2 H: 2 R: 0 ER: 0 SO: 2 BB: 0 IBB: 0 HBP: 0 BLK: 0 WP: 0 HR: 0 S: 12 P: 12 ERA: 0.00 WHIP: 1.000															Sid Hudson, R ERA: 4.48 (7, 1)	IP: 2.0 WLS: 8 BF: 2 H: 2 R: 0 ER: 0 SO: 2 BB: 0 IBB: 0 HBP: 0 BLK: 0 WP: 0 HR: 0 S: 12 P: 12 ERA: 0.00 WHIP: 1.000					

AB	32
R	4
H	10
RBI	4
BB	0
SO	7
LOB	9



Batter	1	2	3	4	5	6	7	8	9	AB	R	H	RBI	BB	SO	LOB	TOP			
Billy Goodman, L (1,4) OBP: 0.370, SLG: 0.375	F7		6-3														4 0 2 0 0 0 0			
Ted Williams, L (1,7) OBP: 0.517, SLG: 0.645	F8																3 0 1 0 1 0 2			
Karl Olson, R (8,7) OBP: 0.305, SLG: 0.358																	0 0 0 0 0 0 0			
Jackie Jensen, R (1,8) OBP: 0.363, SLG: 0.486																	4 0 1 0 0 1 3			
Harry Agganis, L (1,3) OBP: 0.325, SLG: 0.402	F2																4 0 0 0 0 1 1			
Grady Hatton, L (1,5) OBP: 0.378, SLG: 0.375																	4 0 0 0 0 1 0			
Jim Piersall, R (1,9) OBP: 0.336, SLG: 0.399																	3 0 0 0 0 1 0			
Mickey Owen, R (1,2) OBP: 0.317, SLG: 0.324																	2 0 0 0 0 0 0			
Sammy White, R (8, PH) OBP: 0.304, SLG: 0.419																	1 0 0 0 0 0 0			
Billy Consolo, R (1,6) OBP: 0.315, SLG: 0.267																	3 0 0 0 0 0 0			
Mel Parnell, L (1,1) OBP: 0.148, SLG: 0.120																	2 0 0 0 0 0 0			
Charlie Maxwell, L (8, PH) OBP: 0.318, SLG: 0.300																	1 0 1 0 0 0 0			
Tom Brewer, R (8, PR) OBP: 0.291, SLG: 0.333																	0 0 0 0 0 0 0			
Ellis Kinder, R (8,1) OBP: 0.214, SLG: 0.259																	0 0 0 0 0 0 0			
Inning Stats	R: 0 E: 0 K: 0 S: 4	H: 1 LOB: 1 BB: 0 P: 4	R: 0 E: 0 K: 1 S: 5	H: 0 LOB: 0 BB: 0 P: 5	R: 0 E: 0 K: 0 S: 3	H: 0 LOB: 0 BB: 0 P: 3	R: 0 E: 0 K: 0 S: 3	H: 1 LOB: 0 BB: 0 P: 3	R: 0 E: 0 K: 1 S: 6	H: 0 LOB: 0 BB: 1 P: 10	R: 0 E: 0 K: 0 S: 3	H: 0 LOB: 0 BB: 0 P: 3	R: 0 E: 0 K: 0 S: 5	H: 2 LOB: 2 BB: 0 P: 5	R: 0 E: 0 K: 2 S: 7	H: 0 LOB: 0 BB: 0 P: 7	1B: 5 2B: 0 3B: 0 HR: 0	SF: 0 SAC: 0 DP: 1 HBP: 0	WP: 0 PB: 0 SB: 0 CS: 0	PA: 32
PITCHER Art Houtteman, R (1,1) ERA: 3.32	IP: 9.0 WLS: W BF: 32 H: 5 R: 0 ER: 0 SO: 4 BB: 1 IBB: 0 HBP: 0 BLK: 0 WP: 0 HR: 0 S: 39 P: 43 ERA: 0.00 WHIP: 0.667																			

Boston Red Sox @ Cleveland Indians
Cleveland Municipal Stadium, Cleveland, OH
Sat Sep 11 1954, 3:33 AM EDT
Att: 18,496 - Unknown

AB 31
R 0
H 5
RBI 0
BB 1
SO 4
LOB 6



Batter	1	2	3	4	5	6	7	8	9	AB	R	H	RBI	BB	SO	LOB	BOTTOM			
Al Smith, R (1,7) OBP: 0.391, SLG: 0.430	6-3																4 0 0 0 0 0 2			
Bobby Avila, R (1,4) OBP: 0.396, SLG: 0.470																	4 1 1 1 0 1 2			
Hank Majeski, R (1,5) OBP: 0.343, SLG: 0.387																	3 0 1 0 0 0 1			
Dave Pope, L (7, PR) OBP: 0.337, SLG: 0.391																	0 0 0 0 0 0 0			
Al Rosen, R (8,5) OBP: 0.398, SLG: 0.506																	1 0 1 1 0 0 0			
Vic Wertz, L (1,3) OBP: 0.331, SLG: 0.417																	3 1 1 1 0 0 1			
Bill Glynn, L (7, PR) OBP: 0.303, SLG: 0.391																	1 0 0 0 0 0 1			
Wally Westlake, R (1,8) OBP: 0.336, SLG: 0.460																	2 0 0 0 0 1 0			
Dave Philley, S (1,9) OBP: 0.314, SLG: 0.362																	3 0 0 0 0 1 4			
George Strickland, R (1,6) OBP: 0.322, SLG: 0.325																	3 0 0 0 0 0 3			
Jim Hegan, R (1,2) OBP: 0.302, SLG: 0.387																	3 1 1 0 0 1 0			
Art Houtteman, R (1,1) OBP: 0.303, SLG: 0.365																	2 0 1 0 0 1 0			
Inning Stats	R: 0 E: 0 K: 0 S: 3	H: 1 LOB: 0 BB: 0 P: 3	R: 0 E: 1 K: 0 S: 3	H: 0 LOB: 0 BB: 0 P: 3	R: 0 E: 0 K: 1 S: 5	H: 0 LOB: 0 BB: 0 P: 5	R: 0 E: 0 K: 0 S: 3	H: 0 LOB: 0 BB: 0 P: 3	R: 1 E: 0 K: 1 S: 6	H: 1 LOB: 0 BB: 0 P: 6	R: 0 E: 0 K: 2 S: 8	H: 1 LOB: 1 BB: 0 P: 8	R: 0 E: 1 K: 1 S: 7	H: 1 LOB: 3 BB: 0 P: 7	R: 2 E: 1 K: 0 S: 6	H: 2 LOB: 1 BB: 0 P: 6	1B: 4 2B: 1 3B: 0 HR: 1	SF: 0 SAC: 3 DP: 2 HBP: 0	WP: 0 PB: 0 SB: 0 CS: 0	PA: 31
PITCHER Mel Parnell, L (1,1) ERA: 3.82	IP: 7.0 WLS: L BF: 25 H: 4 R: 1 ER: 1 SO: 5 BB: 0 IBB: 0 HBP: 0 BLK: 0 WP: 0 HR: 1 S: 35 P: 35 ERA: 1.29 WHIP: 0.571																			
Ellis Kinder, R (8,1) ERA: 3.57	IP: 1.0 WLS: L BF: 6 H: 2 R: 2 ER: 1 SO: 0 BB: 0 IBB: 0 HBP: 0 BLK: 0 WP: 0 HR: 0 S: 6 P: 6 ERA: 9.00 WHIP: 2.000																			

Boston Red Sox @ Cleveland Indians
Cleveland Municipal Stadium, Cleveland, OH
Sat Sep 11 1954, 3:33 AM EDT
Att: 18,496 - Unknown

AB 29
R 3
H 6
RBI 3
BB 0
SO 5
LOB 14



Batter	1	2	3	4	5	6	7	8	9	AB	R	H	RBI	BB	SO	LOB	TOP		
Billy Goodman, L OBP: 0.370, SLG: 0.376 (1, 4)	F7	1-3					6-3			5	0	2	0	0	0	1	Boston Red Sox @ Chicago White Sox Comiskey Park, Chicago, IL Sun Sep 12 1954, 4:33 AM EDT Unknown		
Ted Williams, L OBP: 0.516, SLG: 0.649 (1, 7)	G3 BB		F5	G3			HR		L8	4	1	1	1	1	0	2			
Jackie Jensen, R OBP: 0.362, SLG: 0.482 (1, 8)	G3 BB		6-3						P6	4	0	0	0	1	1	1			
Harry Agganis, L OBP: 0.324, SLG: 0.400 (1, 3)	G3			BB	1B		P4		P6	4	1	1	0	0	0	2			
Grady Hatton, L OBP: 0.380, SLG: 0.372 (1, 5)	F8			1B			4-3		1B BB	2	0	0	0	2	0	2			
Jim Piersall, R OBP: 0.335, SLG: 0.398 (1, 9)		F8					L5		F7	4	0	1	1	0	0	1			
Sammy White, R OBP: 0.308, SLG: 0.422 (1, 2)										4	1	3	0	0	0	2			
Billy Consolo, R OBP: 0.312, SLG: 0.263 (8, PH)										3	0	0	0	0	0	2			
Charlie Maxwell, L OBP: 0.315, SLG: 0.297 (8, 6)							G5-4-3		G3	1	0	0	0	0	0	2			
Ted Lepcio, R OBP: 0.329, SLG: 0.390 (8, 6)										0	0	0	0	0	0	0			
Tom Brewer, R OBP: 0.296, SLG: 0.375 (4, 1)										2	0	1	1	0	0	0			
Tom Hurd, R OBP: 0.267, SLG: 0.500 (7, PH)										0	0	0	0	0	0	0			
Karl Olson, R OBP: 0.243, SLG: 0.356 (7, 1)										1	0	0	0	0	0	0			
Hal Brown, R OBP: 0.346, SLG: 0.226 (9, PH)										0	0	0	0	0	0	0			
Sam Mele, R OBP: 0.332, SLG: 0.407 (9, PH)										1	0	1	0	0	0	0			
Tex Clevenger, R OBP: 0.274, SLG: 0.296 (9, PH)										0	0	0	0	0	0	0			
Inning Stats	R: 0 E: 0 K: 0 S: 3	H: 0 LOB: 2 BB: 2 P: 11	R: 1 E: 0 K: 0 S: 5	H: 2 LOB: 1 BB: 0 P: 5	R: 1 E: 0 K: 0 S: 5	H: 2 LOB: 2 BB: 1 P: 9	R: 0 E: 0 K: 0 S: 4	H: 1 LOB: 0 BB: 0 P: 4	R: 0 E: 0 K: 0 S: 3	H: 0 LOB: 0 BB: 0 P: 3	R: 0 E: 0 K: 0 S: 6	H: 1 LOB: 0 BB: 0 P: 6	R: 0 E: 0 K: 0 S: 4	H: 1 LOB: 2 BB: 1 P: 8	R: 0 E: 0 K: 0 S: 4	H: 2 LOB: 1 BB: 0 P: 4	1B: 7 2B: 1 3B: 1 HR: 1	SF: 0 SAC: 0 DP: 1 HBP: 0	WP: 0 PA: 39 PB: 0 SB: 0 CS: 0
PITCHER Bob Keegan, R ERA: 3.03 (1, 1)	IP: 9.0 WLS: W BF: 39 H: 10 R: 3 ER: 3 SO: 1 BB: 4 IBB: 0 HBP: 0 BLK: 0 WP: 0 HR: 1 S: 37 P: 53 ERA: 3.00 WHIP: 1.556															PITCHER			

Batter	1	2	3	4	5	6	7	8	9	AB	R	H	RBI	BB	SO	LOB	BOTTOM		
Chico Carrasquel, R OBP: 0.352, SLG: 0.375 (1, 6)	1-3	F7		SF9		P6		L6		4	0	0	1	0	0	3	Boston Red Sox @ Chicago White Sox Comiskey Park, Chicago, IL Sun Sep 12 1954, 4:33 AM EDT Unknown		
Nellie Fox, L OBP: 0.371, SLG: 0.399 (1, 4)	1B S	FC1-2				F7		S		5	1	3	2	0	0	3			
Minnie Minoza, R OBP: 0.419, SLG: 0.540 (5, 7)	E S									3	0	2	0	0	1	1			
Willard Marshall, L OBP: 0.328, SLG: 0.228 (5, 7)	1-3									2	0	1	0	0	0	1			
Jim Rivera, L OBP: 0.352, SLG: 0.427 (1, 9)	K					1-3				4	1	1	0	0	2	2			
Ron Jackson, R OBP: 0.341, SLG: 0.481 (1, 3)	G3									4	0	1	0	0	1	2			
Sherm Lollar, R OBP: 0.330, SLG: 0.349 (1, 2)		F3								3	1	0	0	1	0	2			
Joe Kirrene, R OBP: 0.412, SLG: 0.357 (1, 5)		S BB								3	1	2	1	1	0	1			
Ed McGhee, R OBP: 0.293, SLG: 0.300 (1, 8)		S								2	1	1	0	2	0	1			
Bob Keegan, R OBP: 0.159, SLG: 0.176 (1, 1)										3	0	0	0	1	1	5			
Inning Stats	R: 1 E: 0 K: 1 S: 7	H: 2 LOB: 3 BB: 0 P: 7	R: 0 E: 0 K: 0 S: 3	H: 0 LOB: 3 BB: 3 P: 15	R: 0 E: 0 K: 2 S: 7	H: 1 LOB: 0 BB: 0 P: 7	R: 3 E: 0 K: 2 S: 9	H: 2 LOB: 1 BB: 2 P: 17	R: 1 E: 0 K: 0 S: 6	H: 3 LOB: 2 BB: 0 P: 6	R: 0 E: 0 K: 0 S: 4	H: 1 LOB: 1 BB: 0 P: 4	R: 0 E: 0 K: 0 S: 4	H: 1 LOB: 1 BB: 0 P: 4	R: 0 E: 0 K: 0 S: 4	H: 1 LOB: 1 BB: 0 P: 4	1B: 8 2B: 3 3B: 0 HR: 0	SF: 1 SAC: 0 DP: 0 HBP: 0	WP: 0 PA: 39 PB: 0 SB: 7 CS: 0
PITCHER Tom Brewer, R ERA: 4.83 (1, 1)	IP: 3.0 WLS: L BF: 17 H: 4 R: 4 ER: 4 SO: 4 BB: 5 IBB: 0 HBP: 0 BLK: 0 WP: 0 HR: 0 S: 18 P: 38 ERA: 12.00 WHIP: 3.000															PITCHER			
Tom Hurd, R ERA: 2.96 (4, 1)	3.0	14	5	1	1	2	0	0	0	0	0	18	18	3.00	1.667				
Hal Brown, R ERA: 4.85 (7, 1)	2.0	8	2	0	0	0	0	0	0	0	0	8	8	0.00	1.000				

Batter	1	2	3	4	5	6	7	8	9	AB	R	H	RBI	BB	SO	LOB	TOP								
Billy Goodman, L (1,4) OBP: 0.369, SLG: 0.373	F7		6-3				F7			3	0	0	0	1	0	0	Boston Red Sox @ Chicago White Sox Comiskey Park, Chicago, IL Sun Sep 12 1954, 4:38 AM EDT Att: 13,637 - Unknown								
Ted Williams, L (1,7) OBP: 0.512, SLG: 0.641	F8		G3				4-3	6-3		4	0	0	1	0	0	2									
Jackie Jensen, R (1,8) OBP: 0.361, SLG: 0.482	5-3							6-3		4	1	1	0	0	1	2									
Harry Agganis, L (1,3) OBP: 0.324, SLG: 0.405										3	1	1	0	0	0	1									
Sam Mele, R (8, PH) OBP: 0.310, SLG: 0.418										1	1	1	1	0	0	0									
Ted Lepcio, R (1,5) OBP: 0.328, SLG: 0.387										3	0	0	1	1	1	0									
Jim Piersall, R (1,9) OBP: 0.333, SLG: 0.394										4	0	0	0	0	1	1									
Sammy White, R (1,2) OBP: 0.310, SLG: 0.425										4	1	2	0	0	0	0									
Billy Conso, R (1,6) OBP: 0.314, SLG: 0.273										3	1	1	0	1	2	1									
Frank Sullivan, R (1,1) OBP: 0.203, SLG: 0.164										1	0	0	0	0	0	0									
Karl Olson, R (5, PH) OBP: 0.302, SLG: 0.355										1	0	0	0	0	0	2									
Russ Kemmerer, R (5, 1) OBP: 0.250, SLG: 0.143										0	0	0	0	0	0	0									
Don Lenhardt, R (7, PH) OBP: 0.282, SLG: 0.379										0	0	0	1	0	0	0									
Hal Brown, R (7, 1) OBP: 0.333, SLG: 0.235										0	0	0	0	0	0	0									
Inning Stats	R: 0 E: 0 K: 0 S: 3	H: 0 LOB: 0 BB: 0 P: 3	R: 1 E: 0 K: 1 S: 6	H: 2 LOB: 1 BB: 1 P: 10	R: 0 E: 0 K: 0 S: 3	H: 0 LOB: 0 BB: 0 P: 3	R: 1 E: 0 K: 0 S: 4	H: 1 LOB: 0 BB: 0 P: 4	R: 1 E: 0 K: 1 S: 6	H: 1 LOB: 2 BB: 2 P: 14	R: 0 E: 0 K: 1 S: 5	H: 0 LOB: 0 BB: 0 P: 5	R: 1 E: 0 K: 0 S: 4	H: 1 LOB: 0 BB: 0 P: 4	R: 1 E: 0 K: 1 S: 6	H: 1 LOB: 0 BB: 0 P: 6		R: 0 E: 0 K: 1 S: 5	H: 0 LOB: 0 BB: 0 P: 5	1B: 1 2B: 2 3B: 2 HR: 1	SF: 1 SAC: 0 DP: 1 HBP: 0	WP: 0 PB: 0 SB: 0 CS: 0	PA: 35		
PITCHER	IP	WLS	BF	H	R	ER	SO	BB	IBB	HBP	BLK	WP	HR	S	P	ERA	WHIP								
Billy Pierce, L (1, 1) ERA: 3.57	7.2		30	5	4	4	3	3	0	0	0	0	0	33	45	4.70	1.043								
Don Johnson, R (8, 1) ERA: 3.06	0.1		2	1	1	1	1	0	0	0	0	0	1	4	4	27.00	3.000								
Virgil Trucks, R (9, 1) ERA: 2.84	1.0	W	3	0	0	0	1	0	0	0	0	0	0	5	5	0.00	0.000								

AB	31
R	5
H	6
RBI	4
BB	3
SO	5
LOB	9



Batter	1	2	3	4	5	6	7	8	9	AB	R	H	RBI	BB	SO	LOB	BOTTOM								
Chico Carrasquel, R (1,6) OBP: 0.351, SLG: 0.373	1B HR	G5-4-3		K			K			3	1	0	0	1	2	2	Boston Red Sox @ Chicago White Sox Comiskey Park, Chicago, IL Sun Sep 12 1954, 4:38 AM EDT Att: 13,637 - Unknown								
Nellie Fox, L (1,4) OBP: 0.372, SLG: 0.399	HR			2B			6-3	4-3		3	2	1	0	1	0	0									
Minnie Minoso, R (1,7) OBP: 0.418, SLG: 0.548	HR			G3			6-3	F9		4	2	2	4	0	0	0									
Jim Rivera, L (1,9) OBP: 0.350, SLG: 0.424	6-3			G3			F8			4	0	0	0	0	1	1									
Ron Jackson, R (1,3) OBP: 0.348, SLG: 0.481	6-3			1B			L6	1B		4	1	2	1	0	0	0									
Carl Sawatski, L (1,2) OBP: 0.287, SLG: 0.308	L4			F8			BB	K		3	0	0	0	1	1	2									
Joe Kiriene, R (1,5) OBP: 0.079, SLG: 0.389				L3			F9			4	1	2	1	0	0	2									
Fred Marsh, R (9, 5) OBP: 0.376, SLG: 0.400				1B				1B		0	0	0	0	0	0	0									
Ed McGhee, R (1,8) OBP: 0.307, SLG: 0.310				K						3	0	2	1	1	1	0									
Billy Pierce, L (1, 1) OBP: 0.259, SLG: 0.200				1B						3	0	0	0	0	2	4									
Don Johnson, R (8, 1) OBP: 0.079, SLG: 0.029				K						0	0	0	0	0	0	0									
George Kell, R (6, PH) OBP: 0.348, SLG: 0.378										1	0	0	0	0	0	1									
Virgil Trucks, R (9, 1) OBP: 0.198, SLG: 0.216										0	0	0	0	0	0	0									
Inning Stats	R: 3 E: 0 K: 0 S: 5	H: 2 LOB: 0 BB: 1 P: 9	R: 0 E: 0 K: 1 S: 6	H: 2 LOB: 0 BB: 0 P: 6	R: 2 E: 0 K: 0 S: 5	H: 2 LOB: 1 BB: 1 P: 9	R: 0 E: 0 K: 2 S: 7	H: 0 LOB: 0 BB: 0 P: 7	R: 0 E: 0 K: 0 S: 3	H: 0 LOB: 0 BB: 0 P: 3	R: 0 E: 0 K: 1 S: 5	H: 0 LOB: 2 BB: 2 P: 13	R: 0 E: 0 K: 1 S: 5	H: 0 LOB: 0 BB: 0 P: 5	R: 2 E: 0 K: 2 S: 10	H: 3 LOB: 1 BB: 0 P: 10		1B: 7 2B: 1 3B: 0 HR: 1	SF: 0 SAC: 0 DP: 1 HBP: 0	WP: 0 PB: 0 SB: 1 CS: 0	PA: 36				
PITCHER	IP	WLS	BF	H	R	ER	SO	BB	IBB	HBP	BLK	WP	HR	S	P	ERA		WHIP							
Frank Sullivan, R (1, 1) ERA: 3.03	4.0		19	6	5	5	3	2	0	0	0	0	0	23	31	11.25	2.000								
Russ Kemmerer, R (5, 1) ERA: 3.75	2.0		8	0	0	0	1	2	0	0	0	0	0	8	16	0.00	1.000								
Hal Brown, R (7, 1) ERA: 4.93	2.0	L	9	3	2	2	3	0	0	0	0	0	0	15	15	9.00	1.500								


AB	32
R	7
H	9
RBI	7
BB	4
SO	7
LOB	12



Batter	1	2	3	4	5	6	7	8	9	AB	R	H	RBI	BB	SO	LOB	TOP		
Billy Goodman, L (1,4) OBP: 0.368, SLG: 0.372	5-3		4-3			5-3		1-2 2-H 3-H 1B		4	0	1	1	0	0	1			
Ted Williams, L (1,7) OBP: 0.510, SLG: 0.637	G5-4-3 1B			4-3			4-3		F9	4	0	1	0	0	0	0			
Jackie Jensen, R (1,8) OBP: 0.359, SLG: 0.479	G5-4-3 1-2			L7			F9		6-3	4	0	0	0	0	0	1			
Harry Agganis, L (1,3)		F9		G3			P6		G3	4	0	0	0	0	0	0			
Grady Hatton, L (1,5) OBP: 0.376, SLG: 0.368		F8			F7				3-1	3	0	0	0	0	0	0			
Jim Piersall, R (1,9) OBP: 0.333, SLG: 0.394					5-3				BB 1B 1B	3	1	1	0	0	0	0			
Sammy White, R (1,2) OBP: 0.312, SLG: 0.429						F8			BB 1B 1B	3	0	2	0	0	0	0			
Mitt Bolling, R (1,6) OBP: 0.339, SLG: 0.372			SH5-3 2B						BB 1B 1B	1	0	0	0	0	0	0	AB 29		
Charlie Maxwell, L (8, PH) OBP: 0.321, SLG: 0.297			SH5-3			F8			BB 1B BB	0	0	0	0	0	1	0	R 1		
Billy Consono, R (8, PH) OBP: 0.314, SLG: 0.273			2-3						1-2 2-3 BB	0	0	0	0	0	0	0	H 5		
Willard Nixon, L (1,1) OBP: 0.342, SLG: 0.338									BB 1B BB	2	0	0	0	0	1	1	RBI 1		
Sam Mele, R (8, PH) OBP: 0.309, SLG: 0.416						K			BB 1B BB	1	0	0	0	0	1	3	BB 1		
Sid Hudson, R (8,1) OBP: 0.154, SLG: 0.154									K	0	0	0	0	0	0	0	SO 2		
Inning Stats	R: 0 E: 0 K: 0 S: 3	H: 1 LOB: 0 BB: 0 P: 3	R: 0 E: 0 K: 0 S: 3	H: 0 LOB: 0 BB: 0 P: 3	R: 0 E: 0 K: 0 S: 4	H: 1 LOB: 1 BB: 0 P: 4	R: 0 E: 0 K: 0 S: 3	H: 0 LOB: 0 BB: 0 P: 3	R: 0 E: 0 K: 1 S: 5	H: 0 LOB: 0 BB: 0 P: 5	R: 0 E: 0 K: 0 S: 3	H: 0 LOB: 0 BB: 0 P: 3	R: 0 E: 0 K: 1 S: 7	H: 3 LOB: 2 BB: 1 P: 11	R: 0 E: 0 K: 0 S: 3	H: 0 LOB: 0 BB: 0 P: 3	1B: 4 2B: 1 3B: 0 HR: 0	SF: 0 SAC: 1 DP: 1 HBP: 0	WP: 0 PA: 31 PB: 0 SB: 0 CS: 0
PITCHER Joe Coleman, R (1,1) ERA: 3.45	IP: 9.0 WLS: W BF: 31 H: 5 R: 1 ER: 1 SO: 2 BB: 1 IBB: 0 HBP: 0 BLK: 0 WP: 0 HR: 0 S: 34 P: 38 ERA: 1.00 WHIP: 0.667															PITCHER			

Boston Red Sox @ Baltimore Orioles
Memorial Stadium, Baltimore, MD
Tue Sep 14 1954, 3:33 AM EDT
Att: 13,045 - Unknown


AB 29
R 1
H 5
RBI 1
BB 1
SO 2
LOB 6



Batter	1	2	3	4	5	6	7	8	9	AB	R	H	RBI	BB	SO	LOB	BOTTOM		
Cal Abrams, L (1,9) OBP: 0.397, SLG: 0.393	E9 SH4-3 1B		1-3		P5		1B E 1B			4	1	2	0	0	0	0			
Bobby Young, L (1,4) OBP: 0.331, SLG: 0.342	SH4-3 2-3		1B 1B 2B		6-3		E8 1B			3	1	2	1	0	0	0			
Joe Durham, R (1,7) OBP: 0.364, SLG: 0.450	6-3		1B 1B		K		K			4	0	1	0	0	2	2			
Bob Kennedy, R (1,5) OBP: 0.319, SLG: 0.363	BB		1-2 3-H 1B		K		FC5-4 BB			2	0	1	1	2	1	0			
Frank Kellert, R (1,3) OBP: 0.227, SLG: 0.105	F9		P2		5-3		FC5-4 1B			4	0	0	0	0	0	5			
Clint Courtney, L (1,2) OBP: 0.316, SLG: 0.357		F9	P6		3-1		1-2 1B			4	0	1	0	0	0	2			
Chuck Diering, R (1,8) OBP: 0.364, SLG: 0.320		5-3		6-3		F7	F7			4	0	0	0	0	0	2	AB 32		
Billy Hunter, R (1,6) OBP: 0.289, SLG: 0.317			FC5-4 1B		6-3		6-3 K			4	0	1	0	0	1	2	R 3		
Joe Coleman, R (1,1) OBP: 0.211, SLG: 0.301		FC5-4 1-2		6-3		1B 1B				3	1	1	0	0	0	1	H 9		
Inning Stats	R: 0 E: 1 K: 0 S: 4	H: 1 LOB: 2 BB: 1 P: 8	R: 0 E: 0 K: 0 S: 4	H: 1 LOB: 1 BB: 0 P: 4	R: 1 E: 0 K: 0 S: 6	H: 3 LOB: 2 BB: 0 P: 6	R: 0 E: 0 K: 0 S: 3	H: 0 LOB: 0 BB: 0 P: 3	R: 0 E: 0 K: 1 S: 5	H: 0 LOB: 0 BB: 0 P: 5	R: 2 E: 1 K: 1 S: 8	H: 3 LOB: 1 BB: 0 P: 8	R: 0 E: 0 K: 1 S: 6	H: 1 LOB: 2 BB: 1 P: 10	R: 0 E: 0 K: 0 S: 3	H: 0 LOB: 0 BB: 0 P: 3	1B: 8 2B: 1 3B: 0 HR: 0	SF: 0 SAC: 1 DP: 0 HBP: 0	WP: 0 PA: 35 PB: 0 SB: 0 CS: 0
PITCHER Willard Nixon, R (1,1) ERA: 3.89	IP: 7.0 WLS: L BF: 30 H: 8 R: 3 ER: 2 SO: 3 BB: 1 IBB: 0 HBP: 0 BLK: 0 WP: 0 HR: 0 S: 35 P: 39 ERA: 2.57 WHIP: 1.286															PITCHER			
Sid Hudson, R (8,1) ERA: 4.41	IP: 1.0 WLS: 5 BF: 1 H: 1 R: 0 ER: 0 SO: 1 BB: 1 IBB: 0 HBP: 0 BLK: 0 WP: 0 HR: 0 S: 6 P: 10 ERA: 0.00 WHIP: 2.000															PITCHER			

Boston Red Sox @ Baltimore Orioles
Memorial Stadium, Baltimore, MD
Tue Sep 14 1954, 3:33 AM EDT
Att: 13,045 - Unknown

AB 32
R 3
H 9
RBI 2
BB 2
SO 4
LOB 14



Batter	1	2	3	4	5	6	7	8	9	AB	R	H	RBI	BB	SO	LOB	TOP			
Billy Goodman, L OBP: 0.371, SLG: 0.372 (1,4)										2	0	1	0	2	0	0	Boston Red Sox @ Baltimore Orioles Memorial Stadium, Baltimore, MD Wed Sep 15 1954, 3:33 AM EDT Att: 6,719 - Unknown			
Ted Williams, L OBP: 0.505, SLG: 0.630 (1,7)										4	0	0	0	0	1	3				
Jackie Jensen, R OBP: 0.358, SLG: 0.476 (1,8)										3	0	0	0	1	0	1				
Harry Agganis, L OBP: 0.321, SLG: 0.398 (1,3)										3	0	0	0	1	1	3				
Grady Hatton, L OBP: 0.378, SLG: 0.368 (1,5)										3	0	1	0	1	0	0				
Jim Piersall, R OBP: 0.332, SLG: 0.395 (1,9)											4	1	1	0	0	5				
Sammy White, R OBP: 0.312, SLG: 0.428 (1,2)										3	0	1	1	0	0	2				
Mitt Bolling, R OBP: 0.338, SLG: 0.370 (1,6)										4	0	1	0	0	0	2				
Mel Parnell, L OBP: 0.129, SLG: 0.103 (1,1)											4	0	0	0	0	2				
Inning Stats	R: 0 E: 0 K: 0 S: 4	H: 1 LOB: 3 BB: 2 P: 12	R: 0 E: 0 K: 0 S: 3	H: 0 LOB: 0 BB: 0 P: 3	R: 0 E: 0 K: 0 S: 2	H: 0 LOB: 0 BB: 1 P: 6	R: 0 E: 0 K: 0 S: 4	H: 1 LOB: 2 BB: 1 P: 8	R: 0 E: 0 K: 0 S: 3	H: 0 LOB: 0 BB: 0 P: 3	R: 1 E: 0 K: 0 S: 4	H: 1 LOB: 0 BB: 0 P: 4	R: 0 E: 0 K: 2 S: 7	H: 0 LOB: 1 BB: 1 P: 11	R: 0 E: 0 K: 0 S: 5	H: 2 LOB: 2 BB: 0 P: 5	1B: 4 2B: 1 3B: 0 HR: 0	SF: 0 SAC: 1 DP: 0 HBP: 0	WP: 0 PB: 1 SB: 1 CS: 1	PA: 36
PITCHER Lou Kretlow, R ERA: 4.31 (1,1)	IP: 9.0 WLS: W BF: 36	H: 5 R: 1 ER: 1 SO: 2	BB: 5 IBB: 0 HBP: 0 BLK: 0	WP: 0 HR: 0 S: 35 P: 55	ERA: 1.00 WHIP: 1.111															

Batter	1	2	3	4	5	6	7	8	9	AB	R	H	RBI	BB	SO	LOB	BOTTOM			
Cal Abrams, L OBP: 0.396, SLG: 0.392 (1,9)										3	0	1	0	0	0	1	Boston Red Sox @ Baltimore Orioles Memorial Stadium, Baltimore, MD Wed Sep 15 1954, 3:33 AM EDT Att: 6,719 - Unknown			
Chuck Diering, R OBP: 0.361, SLG: 0.317 (1,8)										3	0	0	0	0	0	2				
Joe Durham, R OBP: 0.308, SLG: 0.375 (1,7)										4	0	0	0	0	0	2				
Bob Kennedy, R OBP: 0.315, SLG: 0.358 (1,5)										4	0	0	0	0	2	1				
Frank Kellert, R OBP: 0.269, SLG: 0.182 (1,3)										3	2	1	0	1	0	0				
Clint Courtney, L OBP: 0.318, SLG: 0.357 (1,2)										3	0	1	0	1	0	0				
Billy Hunter, R OBP: 0.289, SLG: 0.316 (1,6)										4	0	1	1	0	0	2				
Bobby Young, L OBP: 0.330, SLG: 0.340 (1,4)										2	0	0	0	0	2	0				
Jim Brideweser, R OBP: 0.327, SLG: 0.327 (7, PH) (8, 4)										2	0	1	0	0	1	2				
Lou Kretlow, R OBP: 0.222, SLG: 0.160 (1,1)										3	0	2	0	0	0	0				
Jim Fridley, R OBP: 0.314, SLG: 0.377 (8, PH)										1	0	1	1	0	0	0				
Inning Stats	R: 0 E: 0 K: 0 S: 3	H: 0 LOB: 0 BB: 0 P: 3	R: 0 E: 0 K: 0 S: 3	H: 0 LOB: 0 BB: 0 P: 3	R: 0 E: 0 K: 1 S: 5	H: 0 LOB: 0 BB: 0 P: 5	R: 0 E: 0 K: 1 S: 6	H: 1 LOB: 1 BB: 0 P: 6	R: 0 E: 0 K: 1 S: 3	H: 0 LOB: 0 BB: 0 P: 3	R: 1 E: 0 K: 1 S: 7	H: 2 LOB: 2 BB: 1 P: 11	R: 0 E: 0 K: 0 S: 4	H: 1 LOB: 1 BB: 0 P: 4	R: 1 E: 0 K: 1 S: 7	H: 3 LOB: 3 BB: 1 P: 11	1B: 7 2B: 1 3B: 0 HR: 0	SF: 0 SAC: 2 DP: 0 HBP: 0	WP: 0 PB: 0 SB: 0 CS: 0	PA: 36
PITCHER Mel Parnell, L ERA: 3.63 (1,1)	IP: 8.2 WLS: L BF: 36	H: 8 R: 2 ER: 2 SO: 5	BB: 1 IBB: 1 HBP: 0 BLK: 0	WP: 0 HR: 0 S: 44 P: 52	ERA: 2.08 WHIP: 1.038															

Batter	1	2	3	4	5	6	7	8	9	AB	R	H	RBI	BB	SO	LOB	TOP			
Jim Piersall, R (1, 8) OBP: 0.331, SLG: 0.392	G3		BB			K			5-3	3	0	0	0	1	1	0				
Ted Williams, L (1, 7) OBP: 0.501, SLG: 0.623	F8		F5			1-3			F7	4	0	0	0	0	0	2				
Jackie Jensen, R (1, 9) OBP: 0.357, SLG: 0.474	F3			P3		P4			2B 1B	4	0	1	0	0	0	0				
Sam Mele, R (1, 3) OBP: 0.309, SLG: 0.417		K		F7		F7			1-3 2B	4	0	1	0	0	1	0				
Billy Goodman, L (1, 4) OBP: 0.368, SLG: 0.369		6-3		F7		K			K	4	0	0	0	0	2	2				
Sammy White, R (1, 2) OBP: 0.310, SLG: 0.425		4-3			F7		F7			3	0	0	0	0	0	0				
Ted Lepcio, R (1, 5) OBP: 0.330, SLG: 0.390			2B		FC5-4 BB			K		2	0	1	0	1	1	0				
Mitt Bolling, R (1, 6) OBP: 0.336, SLG: 0.367			K		F3			K		3	0	0	0	0	2	2				
Frank Sullivan, R (1, 1) OBP: 0.203, SLG: 0.164 (3, PH)					FC5-4			K		0	0	0	0	0	0	0				
Russ Kemmerer, R (3, 1) OBP: 0.250, SLG: 0.143 (5, PH)					1-2			K		1	0	0	0	0	0	1				
Billy Consono, R (5, PH) OBP: 0.313, SLG: 0.272										1	0	0	0	0	0	1				
Hal Brown, R (5, 1) OBP: 0.316, SLG: 0.222										1	0	0	0	0	1	0				
Inning Stats	R: 0 E: 0 K: 0 S: 3	H: 0 LOB: 0 BB: 0 P: 3	R: 0 E: 0 K: 1 S: 5	H: 0 LOB: 0 BB: 0 P: 5	R: 0 E: 0 K: 2 S: 8	H: 1 LOB: 2 BB: 1 P: 12	R: 0 E: 0 K: 0 S: 3	H: 0 LOB: 0 BB: 0 P: 3	R: 0 E: 0 K: 1 S: 5	H: 0 LOB: 1 BB: 0 P: 7	R: 0 E: 0 K: 1 S: 5	H: 0 LOB: 0 BB: 0 P: 5	R: 0 E: 0 K: 3 S: 9	H: 0 LOB: 0 BB: 0 P: 9	R: 0 E: 0 K: 1 S: 7	H: 2 LOB: 2 BB: 0 P: 7	1B: 1 2B: 2 3B: 0 HR: 0	SF: 0 SAC: 0 DP: 0 HBP: 0	WP: 0 PB: 0 SB: 0 CS: 0	PA: 32
PITCHER Dean Stone, L (1, 1) ERA: 3.28	IP: 9.0 WLS: W BF: 32 H: 3 R: 0 ER: 0 SO: 9 BB: 2 IBB: 0 HBP: 0 BLK: 0 WP: 0 HR: 0 S: 48 P: 56 ERA: 0.00 WHIP: 0.556															PITCHER				

Boston Red Sox @ Washington Senators
Griffith Stadium, Washington, DC
Fri Sep 17 1954, 3:33 AM EDT
Att: 4,589 - Unknown

AB 30
R 0
H 3
RBI 0
BB 2
SO 9
LOB 8



Batter	1	2	3	4	5	6	7	8	9	AB	R	H	RBI	BB	SO	LOB	BOTTOM			
Eddie Yost, R (1, 5) OBP: 0.406, SLG: 0.381 (4, PR)	6-3			HBP					5-3	2	0	0	0	0	1	0				
Wayne Terwilliger, R (5, 5) OBP: 0.253, SLG: 0.275		K								1	0	0	0	0	0	0				
Pete Runnels, L (1, 4) OBP: 0.366, SLG: 0.393	6-3		K		F7				K	4	0	0	0	0	2	1				
Mickey Vernon, L (1, 3) OBP: 0.368, SLG: 0.514	K			CS BB		K			P4	3	0	0	0	1	2	0				
Jim Busby, R (1, 8) OBP: 0.334, SLG: 0.382		F2		P4		5-3			1-3	4	0	0	0	0	0	1				
Tom Wright, L (1, 7) OBP: 0.323, SLG: 0.333		E 3B		FC1-4 1B		K2-3			K 1B FC6-4	4	2	2	0	0	2	0				
Jim Lemon, R (1, 9) OBP: 0.303, SLG: 0.359		K		FC1-4 3B		K FC4-6			FC6-4 1B	4	1	1	0	0	2	2				
Ed Fitz Gerald, R (1, 2) OBP: 0.356, SLG: 0.402		E5 HR 1B		FC1-4 3B 3B		F9			FC6-4 FC6	4	2	2	3	0	0	2				
Jerry Snyder, R (1, 6) OBP: 0.275, SLG: 0.254		3H 2H HR 1B		FC1-4 3B 3B		L5			FC6	3	2	1	1	1	0	2				
Dean Stone, L (1, 1) OBP: 0.189, SLG: 0.234		1H 2H HR		SF7 3B		FC4-6				2	1	1	4	0	0	1				
Inning Stats	R: 0 E: 0 K: 1 S: 5	H: 3 LOB: 0 BB: 1 P: 14	R: 4 E: 1 K: 2 S: 10	H: 3 LOB: 0 BB: 1 P: 14	R: 0 E: 0 K: 1 S: 4	H: 0 LOB: 0 BB: 1 P: 8	R: 3 E: 0 K: 0 S: 6	H: 3 LOB: 1 BB: 0 P: 7	R: 0 E: 0 K: 2 S: 7	H: 0 LOB: 0 BB: 0 P: 7	R: 0 E: 1 K: 1 S: 6	H: 0 LOB: 1 BB: 0 P: 6	R: 0 E: 0 K: 1 S: 5	H: 0 LOB: 0 BB: 0 P: 5	R: 1 E: 1 K: 1 S: 7	H: 1 LOB: 1 BB: 0 P: 7	1B: 3 2B: 0 3B: 3 HR: 1	SF: 1 SAC: 0 DP: 0 HBP: 1	WP: 0 PB: 0 SB: 0 CS: 1	PA: 35
PITCHER Frank Sullivan, R (1, 1) ERA: 3.19 Russ Kemmerer, R (3, 1) ERA: 4.04 Hal Brown, R (5, 1) ERA: 4.74	IP: 2.0 WLS: L BF: 10 H: 3 R: 4 ER: 4 SO: 3 BB: 0 IBB: 0 HBP: 0 BLK: 0 WP: 0 HR: 1 S: 15 P: 19 ERA: 18.00 WHIP: 1.500															PITCHER				

Boston Red Sox @ Washington Senators
Griffith Stadium, Washington, DC
Fri Sep 17 1954, 3:33 AM EDT
Att: 4,589 - Unknown

AB 31
R 8
H 7
RBI 8
BB 2
SO 9
LOB 9



Batter	1	2	3	4	5	6	7	8	9	AB	R	H	RBI	BB	SO	LOB	TOP		
Billy Goodman, L (1,4) OBP: 0.367, SLG: 0.371	0-0 2B 1B		0-0 F7	0-0 4-3			0-0 6-3		0-0 6-3	5	1	1	0	0	0	2	Boston Red Sox @ Washington Senators Griffith Stadium, Washington, DC Sun Sep 19 1954, 3:33 AM EDT Att. 4,945 - Unknown livebaseballscorecards.com		
Ted Williams, L (1,7) OBP: 0.503, SLG: 0.624	0-0 6-3 1B 2B		4-0 BB BB	4-3 BB		0-3 K	4-0 1B BB		0-0 F8	3	1	1	1	2	1	0			
Jackie Jensen, R (1,9) OBP: 0.357, SLG: 0.472	0-0 6-3		0-0 G4-3			0-0 P4				4	0	1	1	0	0	2			
Harry Agganis, L (1,3) OBP: 0.324, SLG: 0.400	0-0 CS 1B			0-0 E 1B 1B		0-3 K			0-0 G3	4	1	2	1	0	1	2			
Grady Hatton, L (1,5) OBP: 0.379, SLG: 0.366	0-0 F7			0-0 E9 1B 1B		0-0 L4			0-0 F8	4	1	1	0	0	0	1			
Jim Piersall, R (1,8) OBP: 0.334, SLG: 0.393	0-0 CS	4-0 SH1-3 BB		0-0 E 1B 1B		0-0 F9			0-0 5-3	3	1	1	2	1	0	0			
Del Wilber, R (1,2) OBP: 0.179, SLG: 0.246		0-0 SH1-3		0-0 2H 3H 1B		0-0 4-3			0-0 3B	3	0	2	1	0	0	0			
Mitt Bolling, R (1,6) OBP: 0.333, SLG: 0.363		0-0 5-3		0-0 F9					0-0 F3	4	1	1	0	0	0	3			
Mel Parnell, L (1,1) OBP: 0.116, SLG: 0.094		0-0 F9		0-0 P2					0-0 SH2-4 1B	3	0	0	0	0	0	2			
Inning Stats	R: 2 E: 0 K: 0 S: 5	H: 3 LOB: 0 BB: 0 P: 5	R: 0 E: 0 K: 0 S: 3	H: 0 LOB: 1 BB: 1 P: 7	R: 0 E: 0 K: 0 S: 2	H: 0 LOB: 0 BB: 1 P: 6	R: 3 E: 2 K: 0 S: 7	H: 4 LOB: 1 BB: 0 P: 7	R: 0 E: 0 K: 0 S: 3	H: 0 LOB: 0 BB: 0 P: 3	R: 1 E: 0 K: 0 S: 5	H: 2 LOB: 2 BB: 1 P: 9	R: 0 E: 0 K: 0 S: 4	H: 1 LOB: 1 BB: 0 P: 4	R: 0 E: 0 K: 0 S: 3	H: 0 LOB: 0 BB: 0 P: 3	1B: 8 2B: 1 3B: 1 HR: 0	SF: 0 SAC: 2 DP: 1 HBP: 0	WP: 0 PA: 39 PB: 0 SB: 0 CS: 1
PITCHER	IP	WLS	BF	H	R	ER	SO	BB	IBB	HBP	BLK	WP	HR	S	P	ERA	WHIP		
Bob Porterfield, R (1,1) ERA: 3.27	3.0	L	16	7	5	5	0	2	0	0	0	0	0	14	22	15.00	3.000		
Bunky Stewart, L (4,1) ERA: 7.53	2.0		6	0	0	0	2	0	0	0	0	0	0	10	10	0.00	0.000		
Camilo Pascual, R (6,1) ERA: 4.28	4.0		16	3	1	1	0	1	0	0	0	0	0	15	19	2.25	1.000		




Batter	1	2	3	4	5	6	7	8	9	AB	R	H	RBI	BB	SO	LOB	BOTTOM		
Eddie Yost, R (1,5) OBP: 0.406, SLG: 0.381	0-0 5-3				0-0 FC5-4				0-0 F8	0	0	0	0	0	0	0	Boston Red Sox @ Washington Senators Griffith Stadium, Washington, DC Sun Sep 19 1954, 3:33 AM EDT Att. 4,945 - Unknown livebaseballscorecards.com		
Wayne Terwilliger, R (1,5) OBP: 0.266, SLG: 0.272			0-0 G6-4-3 1B		1-2					4	0	1	0	0	0	1			
Pete Runnels, L (1,4) OBP: 0.367, SLG: 0.388	4-0 G4-6-3 BB		0-0 G6-4-3		1-2				4-0 WP 1B BB	2	1	0	0	2	0	2			
Mickey Vernon, L (1,3) OBP: 0.367, SLG: 0.510	0-0 G4-6-3			0-0 4-3					0-0 G3	4	0	1	1	0	0	1			
Jim Busby, R (1,8) OBP: 0.337, SLG: 0.385		0-0 1B 1B		0-0 5-3					4-0 FC5 BB BB	3	0	1	0	1	0	1			
Roy Sievers, R (1,7) OBP: 0.329, SLG: 0.446		0-0 F8		0-0 2B					4-0 L6	3	0	1	0	1	0	2			
Jim Lemon, R (1,9) OBP: 0.300, SLG: 0.363		0-0 G5-4-3 1B		0-3 K					0-0 FC5	4	1	2	0	0	1	3			
Ed Fitz Gerald, R (1,2) OBP: 0.351, SLG: 0.395		0-0 G5-4-3							0-0 SF8 3B	4	0	0	0	0	0	3			
Jerry Snyder, R (1,6) OBP: 0.289, SLG: 0.261			4-0 FC5-4 BB		4-0 FC5-4 BB				0-0 F2	1	0	0	1	2	0	0			
Bob Porterfield, R (1,1) OBP: 0.141, SLG: 0.128				0-0 FC5-4 1B					0-0 F9	1	0	0	0	0	0	0			
Bunky Stewart, L (4,1)										0	0	0	0	0	0	0			
Carlos Paula, R (6,PH) OBP: 0.211, SLG: 0.176										1	0	0	0	0	0	1			
Camilo Pascual, R (6,1) OBP: 0.148, SLG: 0.192										1	0	0	0	0	0	0			
Tom Umpshiett, R (6,PH) OBP: 0.253, SLG: 0.269										1	0	0	0	0	0	0			
Inning Stats	R: 0 E: 0 K: 0 S: 2	H: 0 LOB: 1 BB: 0 P: 6	R: 0 E: 0 K: 0 S: 4	H: 2 LOB: 1 BB: 0 P: 4	R: 0 E: 0 K: 0 S: 3	H: 1 LOB: 1 BB: 1 P: 7	R: 0 E: 0 K: 1 S: 6	H: 1 LOB: 1 BB: 0 P: 6	R: 0 E: 0 K: 0 S: 3	H: 0 LOB: 2 BB: 2 P: 11	R: 0 E: 0 K: 0 S: 3	H: 0 LOB: 0 BB: 0 P: 3	R: 1 E: 0 K: 0 S: 4	H: 1 LOB: 1 BB: 1 P: 8	R: 1 E: 0 K: 0 S: 4	H: 1 LOB: 0 BB: 0 P: 4	1B: 4 2B: 1 3B: 1 HR: 0	SF: 1 SAC: 0 DP: 3 HBP: 0	WP: 1 PA: 36 PB: 0 SB: 0 CS: 0
PITCHER	IP	WLS	BF	H	R	ER	SO	BB	IBB	HBP	BLK	WP	HR	S	P	ERA	WHIP		
Mel Parnell, L (1,1) ERA: 3.46	9.0	W	36	6	2	2	1	6	0	0	0	1	0	32	56	2.00	1.333		



Batter	1	2	3	4	5	6	7	8	9	AB	R	H	RBI	BB	SO	LOB	TOP			
Pete Suder, R OBP: 0.230, SLG: 0.276 (1, 4)										4	1	0	0	0	0	1				
Lou Limmer, L OBP: 0.301, SLG: 0.400 (1, 3)										4	0	1	0	0	0	1				
Jim Finigan, R OBP: 0.376, SLG: 0.413 (1, 5)										4	1	1	2	0	0	1				
Gus Zernial, R OBP: 0.315, SLG: 0.420 (1, 7)										4	0	0	0	0	2	0				
Vic Power, R OBP: 0.284, SLG: 0.346 (1, 9)										3	0	2	0	0	0	0				
Bill Wilson, R OBP: 0.340, SLG: 0.428 (1, 8)										2	0	0	0	1	1	1				
Jack Littrell, R OBP: 0.333, SLG: 0.313 (1, 6)										3	0	0	0	0	0	3				
Jim Robertson, R OBP: 0.294, SLG: 0.229 (1, 2)										3	0	0	0	0	1	1				
Johnny Gray, R OBP: 0.057, SLG: 0.029 (1, 1)										2	0	0	0	0	1	0				
Bill Oster, L (8, 1)										0	0	0	0	0	0	0				
Elmer Valo, L OBP: 0.356, SLG: 0.333 (9, PH)										0	0	0	0	1	0	0				
Inning Stats	R: 0 E: 0 K: 0 S: 3	H: 1 LOB: 0 BB: 0 P: 3	R: 0 E: 0 K: 1 S: 5	H: 1 LOB: 1 BB: 1 P: 9	R: 0 E: 0 K: 1 S: 5	H: 0 LOB: 0 BB: 0 P: 5	R: 0 E: 0 K: 2 S: 7	H: 0 LOB: 0 BB: 0 P: 7	R: 0 E: 0 K: 0 S: 3	H: 0 LOB: 0 BB: 0 P: 3	R: 0 E: 0 K: 0 S: 3	H: 0 LOB: 0 BB: 0 P: 3	R: 0 E: 0 K: 2 S: 8	H: 1 LOB: 1 BB: 0 P: 8	R: 2 E: 0 K: 0 S: 4	H: 1 LOB: 0 BB: 1 P: 8	1B: 2 2B: 1 3B: 0 HR: 1	SF: 0 SAC: 0 DP: 1 HBP: 0	WP: 0 PB: 0 SB: 0 CS: 1	PA: 31
PITCHER Tom Brewer, R ERA: 4.68 (1, 1)	IP: 9.0 WLS: W BF: 31 H: 4 R: 2 ER: 2 SO: 6 BB: 2 IBB: 0 HBP: 0 BLK: 0 WP: 0 HR: 1 S: 41 P: 49 ERA: 2.00 WHIP: 0.667															PITCHER				

Philadelphia Athletics @ Boston Red Sox
Fenway Park, Boston, MA
Mon Sep 20 1954, 3:33 AM EDT
Att: 1,555 - Unknown

AB 29
R 2
H 4
RBI 2
BB 2
SO 6
LOB 8



Batter	1	2	3	4	5	6	7	8	9	AB	R	H	RBI	BB	SO	LOB	BOTTOM			
Billy Goodman, L OBP: 0.369, SLG: 0.372 (1, 4)										4	0	2	0	1	0	1				
Ted Williams, L OBP: 0.504, SLG: 0.630 (1, 7)										3	1	1	1	2	1	1				
Jackie Jensen, R OBP: 0.359, SLG: 0.473 (1, 9)										5	1	3	0	0	0	3				
Sam Mele, R OBP: 0.310, SLG: 0.413 (1, 3)										4	1	1	0	0	0	4				
Grady Hatton, L OBP: 0.381, SLG: 0.364 (1, 5)										2	1	0	0	2	0	2				
Jim Piersall, R OBP: 0.335, SLG: 0.397 (1, 8)										4	1	2	2	0	0	3				
Sammy White, R OBP: 0.306, SLG: 0.419 (1, 2)										3	0	0	0	0	0	1				
Mitt Bolling, R OBP: 0.337, SLG: 0.370 (1, 6)										4	0	3	2	0	0	0				
Tom Brewer, R OBP: 0.279, SLG: 0.350 (1, 1)										4	0	0	0	0	2	4				
Inning Stats	R: 0 E: 0 K: 1 S: 6	H: 1 LOB: 1 BB: 0 P: 6	R: 0 E: 0 K: 1 S: 7	H: 2 LOB: 2 BB: 0 P: 7	R: 0 E: 0 K: 0 S: 3	H: 0 LOB: 1 BB: 1 P: 7	R: 2 E: 1 K: 1 S: 7	H: 2 LOB: 2 BB: 1 P: 11	R: 0 E: 0 K: 0 S: 3	H: 1 LOB: 2 BB: 2 P: 11	R: 0 E: 0 K: 0 S: 4	H: 1 LOB: 1 BB: 0 P: 4	R: 3 E: 0 K: 0 S: 6	H: 4 LOB: 0 BB: 0 P: 6	R: 0 E: 0 K: 0 S: 4	H: 1 LOB: 2 BB: 1 P: 8	1B: 9 2B: 2 3B: 0 HR: 1	SF: 0 SAC: 1 DP: 1 HBP: 0	WP: 1 PB: 0 SB: 0 CS: 0	PA: 39
PITCHER Johnny Gray, R ERA: 6.24 (1, 1)	IP: 7.0 WLS: L BF: 34 H: 11 R: 5 ER: 4 SO: 3 BB: 4 IBB: 0 HBP: 0 BLK: 0 WP: 1 HR: 1 S: 36 P: 52 ERA: 5.14 WHIP: 2.143															PITCHER				
Bill Oster, L ERA: 7.11 (8, 1)	IP: 1.0 WLS: L BF: 5 H: 1 R: 0 ER: 0 SO: 0 BB: 1 IBB: 0 HBP: 0 BLK: 0 WP: 0 HR: 0 S: 4 P: 8 ERA: 0.00 WHIP: 2.000															PITCHER				

Philadelphia Athletics @ Boston Red Sox
Fenway Park, Boston, MA
Mon Sep 20 1954, 3:33 AM EDT
Att: 1,555 - Unknown

AB 33
R 5
H 12
RBI 5
BB 5
SO 3
LOB 19



Batter	1	2	3	4	5	6	7	8	9	10	AB	R	H	RBI	BB	SO	LOB	
Pete Suder, R OBP: 0.230, SLG: 0.275 (1, 4)	0-0 1-3		0-0 1B		0-0 FC6-4		0-0 SF9		0-0 1-3		4	0	1	1	0	0	3	
Lou Limmer, L OBP: 0.299, SLG: 0.397 (1, 3)	0-0 3-1		0-0 G3		0-0 F6		0-0 1B		0-3 K		5	0	1	0	0	1	4	
Jim Finigan, R OBP: 0.374, SLG: 0.411 (1, 5)	0-0 F8			0-0 4-3		0-0 1B G4-6-3	0-0 F8		0-0 F8		5	1	1	0	0	0	2	
Gus Zernial, R OBP: 0.317, SLG: 0.418 (1, 7)		0-0 F8		0-3 K		0-0 1B G4-6-3	0-3 K		4-0 BB		4	0	1	0	1	2	0	
Vic Power, R OBP: 0.359, SLG: 0.360 (1, 9)		0-0 HR		0-0 1B		0-0 G4-6-3	0-0 3B		0-3 K		5	1	3	1	0	1	2	
Bill Wilson, R OBP: 0.336, SLG: 0.422 (1, 8)	0-0 5-3		0-0 P4		0-0 1-3		0-0 1-3		0-0 F7		5	0	0	0	0	0	3	
Jack Littrell, R OBP: 0.273, SLG: 0.250 (1, 6)	0-0 F2			0-0 E3 FC6-4 HBP		0-0 E5 6-3 SF9	0-3 K				4	1	0	0	0	1	1	
Joe Astroth, R OBP: 0.292, SLG: 0.273 Jim Robertson, R OBP: 0.299, SLG: 0.229 (1, 2) (8, 2)			0-0 4-3		1-0 FC6-4 HBP	0-0 6-3	4-0 BB		0-0 FC3-6 BB		2	0	0	0	0	0	1	
Lee Wheat, R OBP: 0.143, SLG: 0.143 Elmer Valo, L OBP: 0.359, SLG: 0.333 Sonny Dixon, S OBP: 0.250, SLG: 0.265 (1, 1) (7, PH) (7, 1)			0-0 6-3		0-3 K	4-0 1B BB	0-0 FC3-6 1-3				0	0	0	0	1	0	0	
Inning Stats	R: 0 E: 0 K: 0 S: 3	H: 0 LOB: 0 BB: 0 P: 3	R: 1 E: 0 K: 0 S: 4	H: 1 LOB: 0 BB: 0 P: 4	R: 0 E: 0 K: 0 S: 4	H: 1 LOB: 1 BB: 0 P: 4	R: 0 E: 1 K: 1 S: 6	H: 0 LOB: 2 BB: 0 P: 7	R: 1 E: 0 K: 0 S: 4	H: 2 LOB: 0 BB: 1 P: 4	R: 1 E: 1 K: 0 S: 5	H: 1 LOB: 2 BB: 1 P: 9	R: 0 E: 0 K: 1 S: 5	H: 0 LOB: 1 BB: 1 P: 9	R: 0 E: 0 K: 1 S: 5	H: 0 LOB: 1 BB: 1 P: 9	1B: 5 2B: 0 3B: 1 HR: 1	SF: 1 SAC: 0 DP: 1 HBP: 1
PITCHER	IP WLS BF H R ER SO BB IBB HBP BLK WP HR S P ERA WHIP	IP WLS BF H R ER SO BB IBB HBP BLK WP HR S P ERA WHIP	IP WLS BF H R ER SO BB IBB HBP BLK WP HR S P ERA WHIP	IP WLS BF H R ER SO BB IBB HBP BLK WP HR S P ERA WHIP	IP WLS BF H R ER SO BB IBB HBP BLK WP HR S P ERA WHIP	IP WLS BF H R ER SO BB IBB HBP BLK WP HR S P ERA WHIP	IP WLS BF H R ER SO BB IBB HBP BLK WP HR S P ERA WHIP	IP WLS BF H R ER SO BB IBB HBP BLK WP HR S P ERA WHIP	IP WLS BF H R ER SO BB IBB HBP BLK WP HR S P ERA WHIP	IP WLS BF H R ER SO BB IBB HBP BLK WP HR S P ERA WHIP	IP WLS BF H R ER SO BB IBB HBP BLK WP HR S P ERA WHIP	IP WLS BF H R ER SO BB IBB HBP BLK WP HR S P ERA WHIP	IP WLS BF H R ER SO BB IBB HBP BLK WP HR S P ERA WHIP	IP WLS BF H R ER SO BB IBB HBP BLK WP HR S P ERA WHIP	IP WLS BF H R ER SO BB IBB HBP BLK WP HR S P ERA WHIP	IP WLS BF H R ER SO BB IBB HBP BLK WP HR S P ERA WHIP	IP WLS BF H R ER SO BB IBB HBP BLK WP HR S P ERA WHIP	IP WLS BF H R ER SO BB IBB HBP BLK WP HR S P ERA WHIP

TOP

Philadelphia Athletics @ Boston Red Sox
Fenway Park, Boston, MA
Tue Sep 21 1954, 3:33 AM EDT
Unknown

AB	37
R	3
H	7
RBI	2
BB	3
SO	6
LOB	19

A

WP: 0	PA: 42
PB: 0	
SB: 0	
CS: 0	

Batter	1	2	3	4	5	6	7	8	9	10	AB	R	H	RBI	BB	SO	LOB	
Billy Goodman, L OBP: 0.371, SLG: 0.377 (1, 4)	0-3 K		0-0 2B SF7 1B		0-0 FC4-5 G4-5-3		0-0 1B 2B		0-0 BB 1B		5	3	3	0	0	1	1	
Ted Williams, L OBP: 0.507, SLG: 0.634 (1, 7)	0-0 G5-4-3 1B		0-0 1-3 2B		0-0 1-2 F6		0-0 FC5-4 1B		4-0 1B BB		4	0	3	1	1	0	1	
Jackie Jensen, R OBP: 0.358, SLG: 0.471 (1, 9) (4, 8)	0-0 G5-4-3		0-0 SF7		0-0 P3		0-0 FC5-4 1B		0-0 1B		4	0	1	2	0	0	2	
Sam Mele, R OBP: 0.312, SLG: 0.414 (1, 3) (4, 9)		0-0 FC5-4 HBP 1B 1B	0-0 5-3		0-0 G4-6-3 1B		0-0 P5				4	1	2	0	0	0	2	
Grady Hatton, L OBP: 0.379, SLG: 0.363 (1, 5)	0-0 F9		0-0 F9		0-0 G4-6-3		0-0 SH 1B				4	0	1	0	0	0	3	
Jim Piersall, R OBP: 0.337, SLG: 0.397 Harry Agganis, L OBP: 0.322, SLG: 0.399 (1, 8) (4, 3)		1-0 FC5-4 HBP	0-0 F8		0-0 F8		0-0 SH		0-0 SH		0	0	0	0	0	0	0	
Sammy White, R OBP: 0.305, SLG: 0.416 (1, 2)	0-0 FC5-4 1B		0-0 5-3		0-0 F8		0-0 F8		4-0 BB		3	0	0	0	1	0	2	
Mitt Bolling, R OBP: 0.336, SLG: 0.368 (1, 6)	0-0 1B		0-0 K		0-3 K		0-3 K		0-3 K		4	0	1	1	0	3	3	
Willard Nixon, L OBP: 0.347, SLG: 0.388 Tom Hurd, R OBP: 0.299, SLG: 0.331 Charlie Maxwell, R OBP: 0.194, SLG: 0.194 Sid Hudson, R OBP: 0.194, SLG: 0.194 Karl Olson, R OBP: 0.299, SLG: 0.345 Russ Kemmerer, R OBP: 0.299, SLG: 0.143 (1, 11) (7, 1) (8, PH) (8, 11) (8, PH) (10, 1)		0-0 4-3		0-0 FC4-5 2B		0-0 K		0-3 K		0-0 G6-4-3		2	0	1	0	0	2	
Inning Stats	R: 0 E: 0 K: 1 S: 5	H: 1 LOB: 2 BB: 0 P: 5	R: 1 E: 0 K: 0 S: 5	H: 2 LOB: 1 BB: 0 P: 5	R: 0 E: 0 K: 1 S: 5	H: 0 LOB: 0 BB: 0 P: 5	R: 0 E: 0 K: 0 S: 3	H: 1 LOB: 0 BB: 0 P: 3	R: 1 E: 0 K: 1 S: 7	H: 2 LOB: 1 BB: 0 P: 7	R: 0 E: 0 K: 1 S: 5	H: 0 LOB: 0 BB: 0 P: 5	R: 1 E: 1 K: 1 S: 6	H: 1 LOB: 2 BB: 1 P: 10	R: 1 E: 0 K: 0 S: 2	H: 2 LOB: 2 BB: 1 P: 6	1B: 9 2B: 3 3B: 0 HR: 0	SF: 1 SAC: 1 DP: 4 HBP: 1
PITCHER	IP WLS BF H R ER SO BB IBB HBP BLK WP HR S P ERA WHIP	IP WLS BF H R ER SO BB IBB HBP BLK WP HR S P ERA WHIP	IP WLS BF H R ER SO BB IBB HBP BLK WP HR S P ERA WHIP	IP WLS BF H R ER SO BB IBB HBP BLK WP HR S P ERA WHIP	IP WLS BF H R ER SO BB IBB HBP BLK WP HR S P ERA WHIP	IP WLS BF H R ER SO BB IBB HBP BLK WP HR S P ERA WHIP	IP WLS BF H R ER SO BB IBB HBP BLK WP HR S P ERA WHIP	IP WLS BF H R ER SO BB IBB HBP BLK WP HR S P ERA WHIP	IP WLS BF H R ER SO BB IBB HBP BLK WP HR S P ERA WHIP	IP WLS BF H R ER SO BB IBB HBP BLK WP HR S P ERA WHIP	IP WLS BF H R ER SO BB IBB HBP BLK WP HR S P ERA WHIP	IP WLS BF H R ER SO BB IBB HBP BLK WP HR S P ERA WHIP	IP WLS BF H R ER SO BB IBB HBP BLK WP HR S P ERA WHIP	IP WLS BF H R ER SO BB IBB HBP BLK WP HR S P ERA WHIP	IP WLS BF H R ER SO BB IBB HBP BLK WP HR S P ERA WHIP	IP WLS BF H R ER SO BB IBB HBP BLK WP HR S P ERA WHIP	IP WLS BF H R ER SO BB IBB HBP BLK WP HR S P ERA WHIP	IP WLS BF H R ER SO BB IBB HBP BLK WP HR S P ERA WHIP

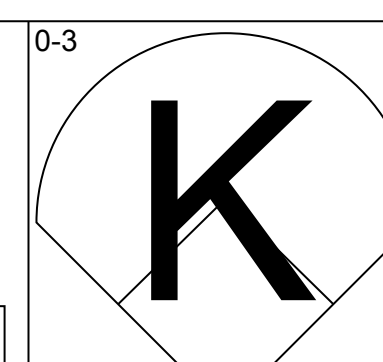
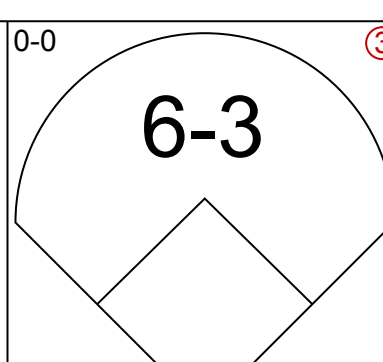
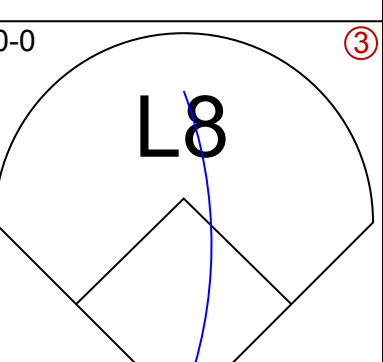
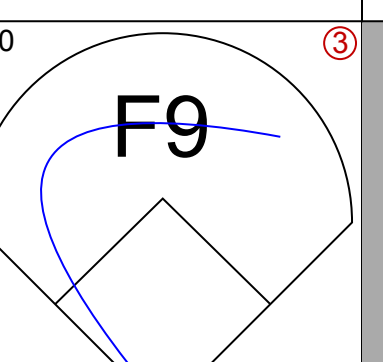
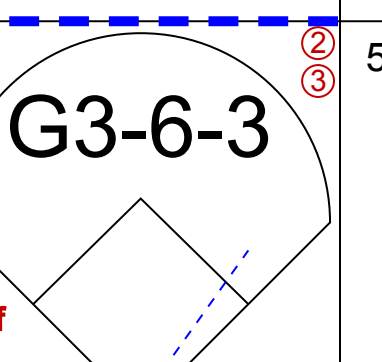
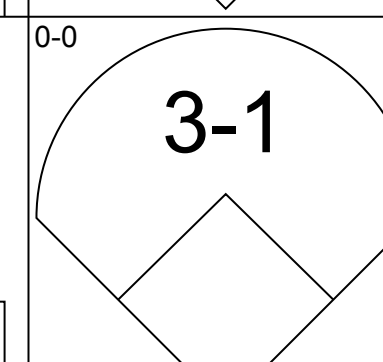
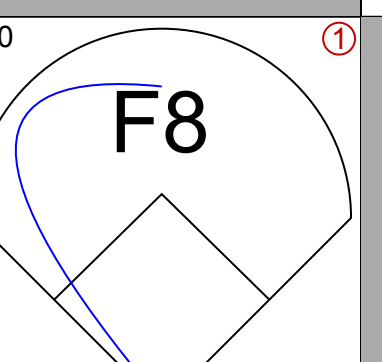
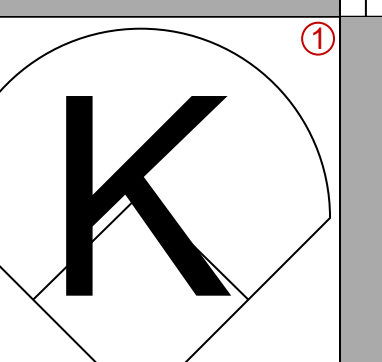
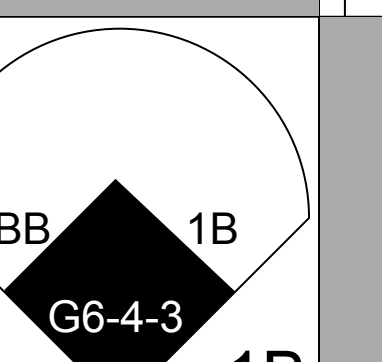
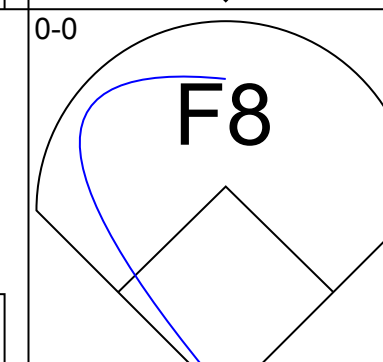
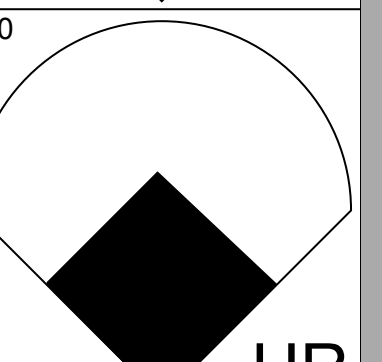
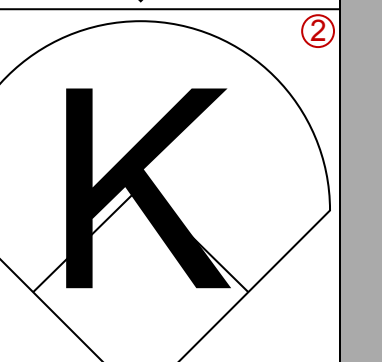
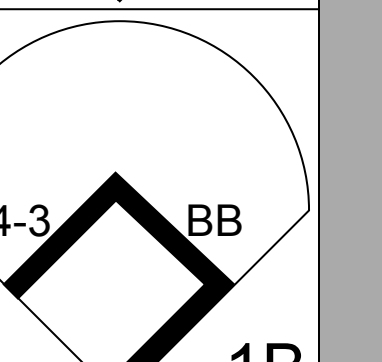
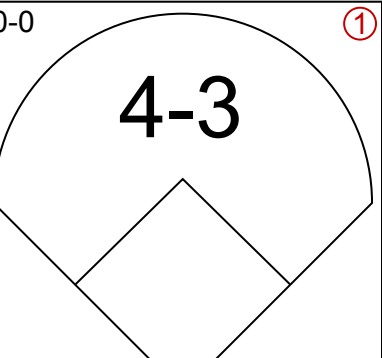

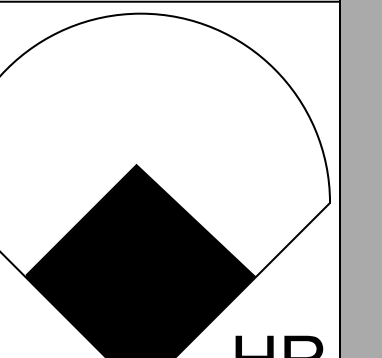
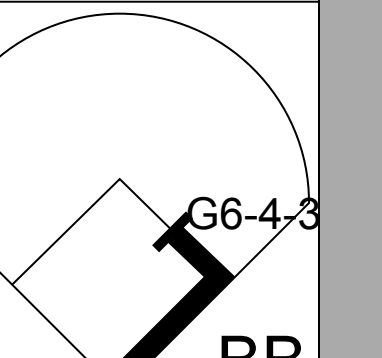
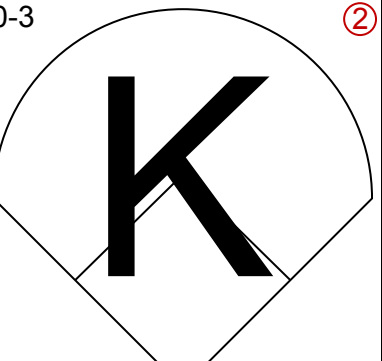
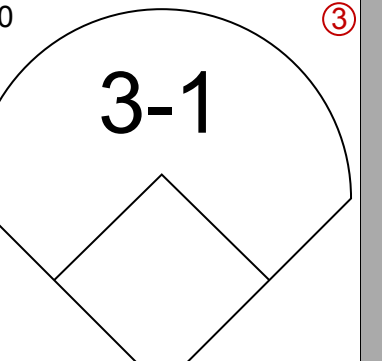
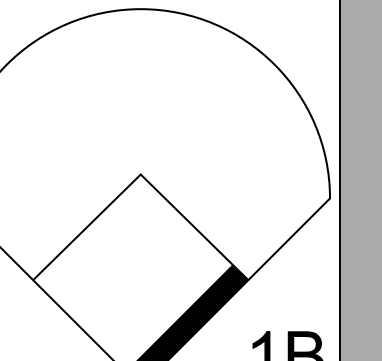
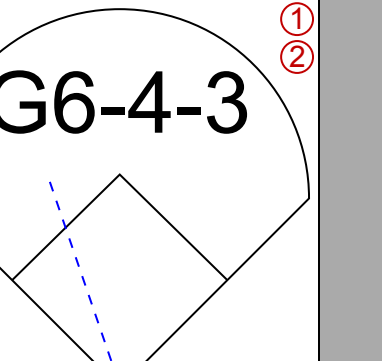
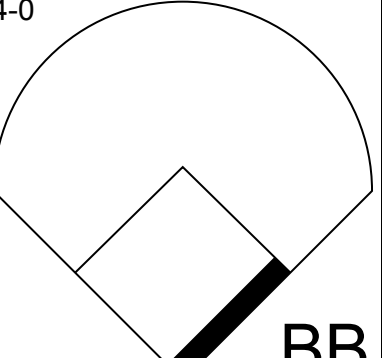
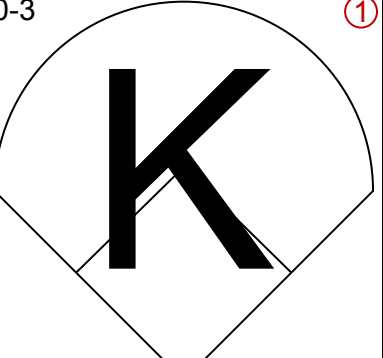
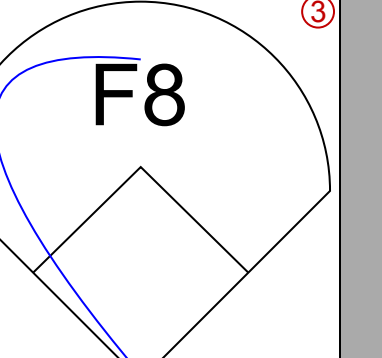
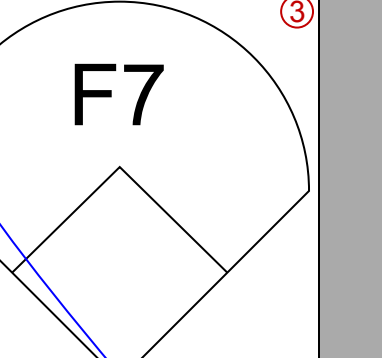
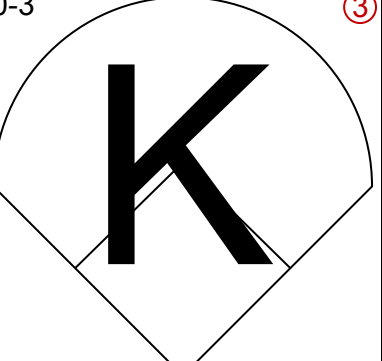
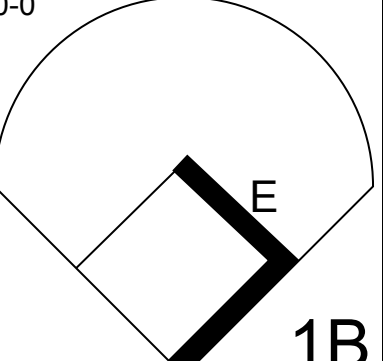
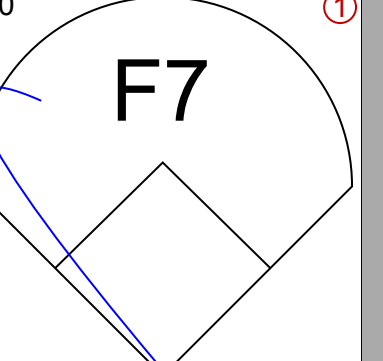
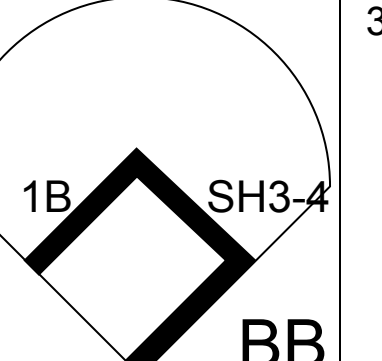
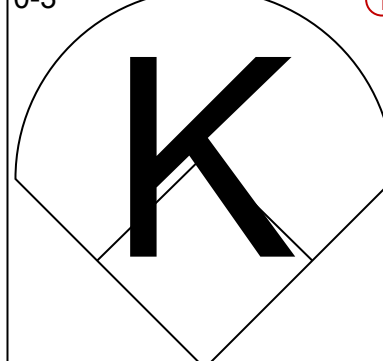
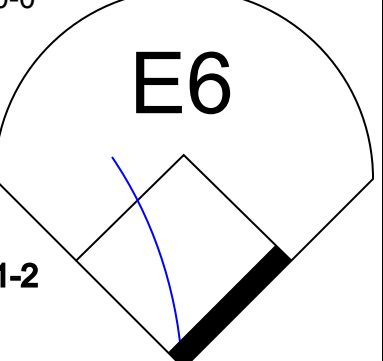
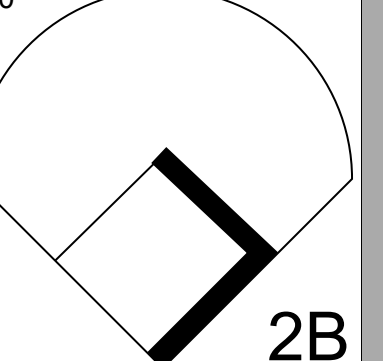
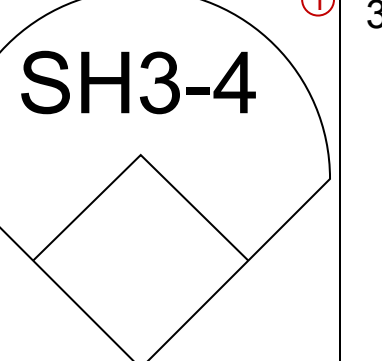
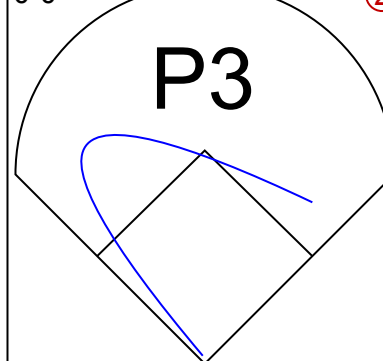
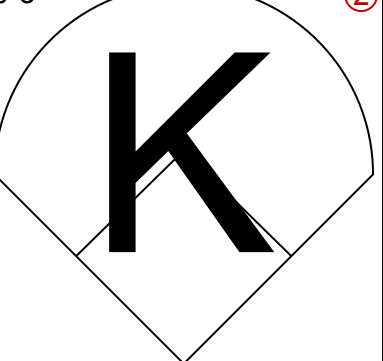
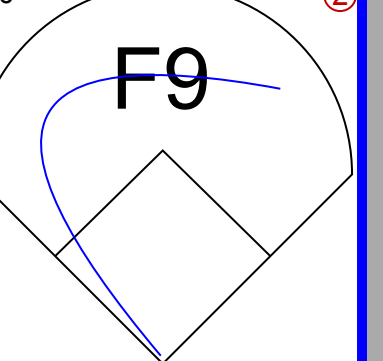
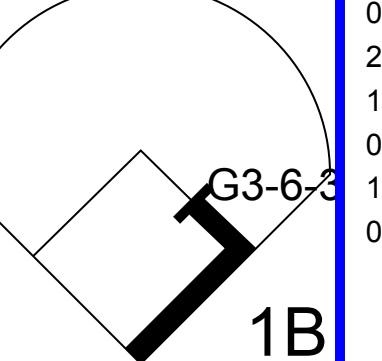
BOTTOM

Philadelphia Athletics @ Boston Red Sox
Fenway Park, Boston, MA
Tue Sep 21 1954, 3:33 AM EDT
Unknown

AB	34
R	4
H	12
RBI	4
BB	2
SO	5
LOB	19


Red Sox Logo

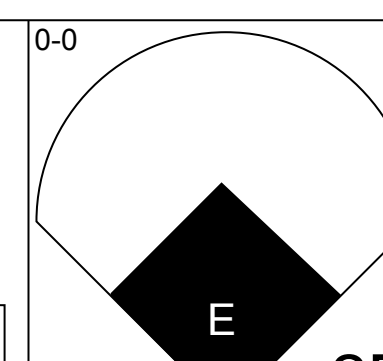
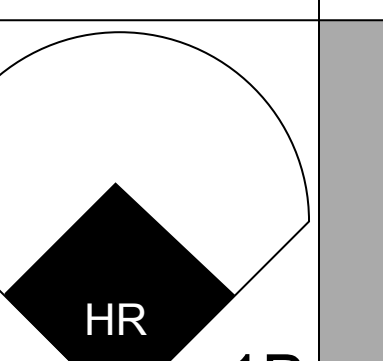
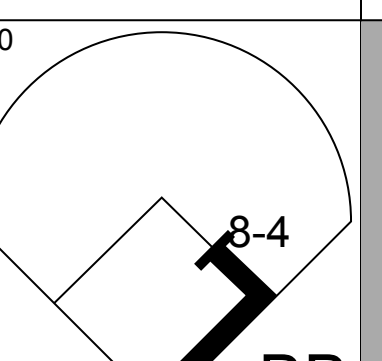
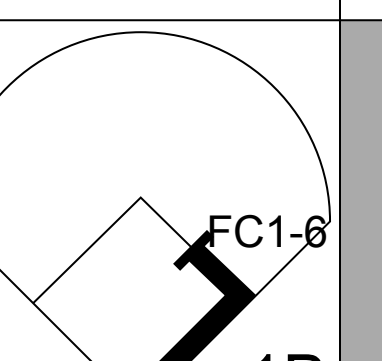
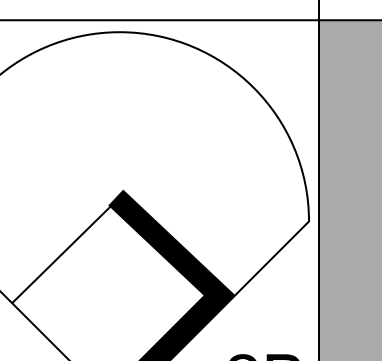
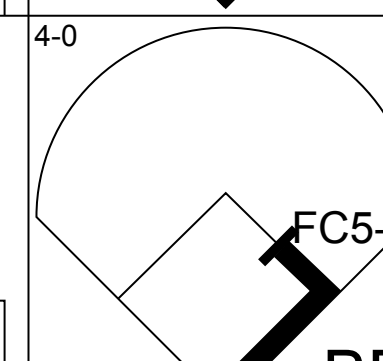
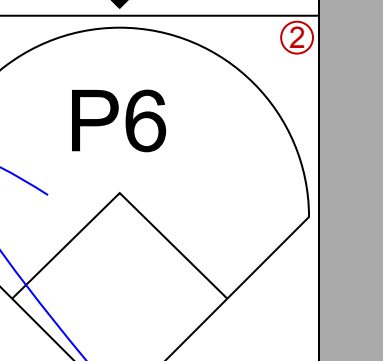
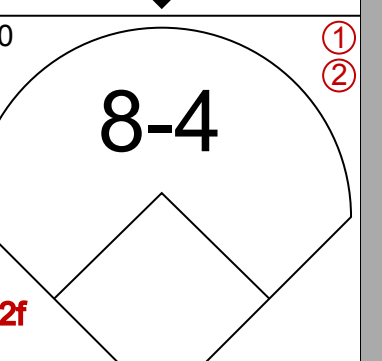
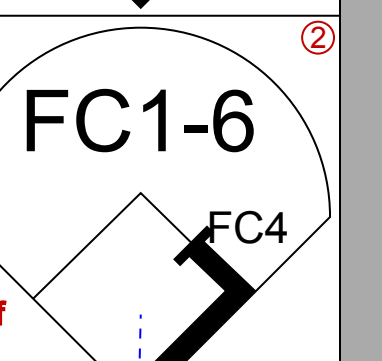
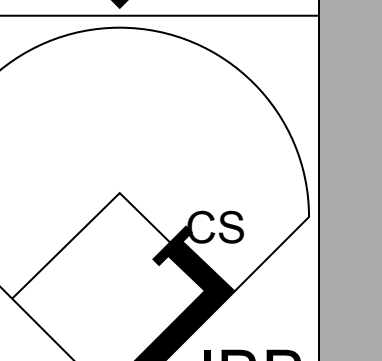
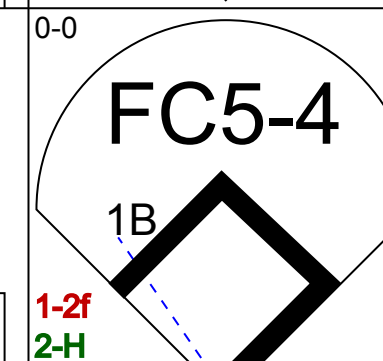

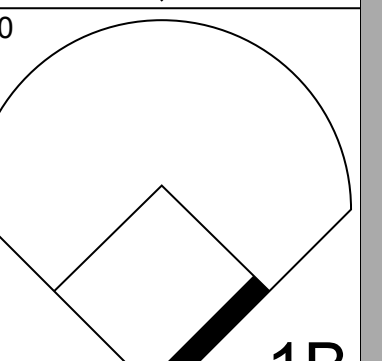
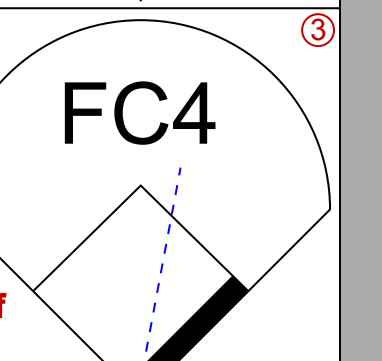
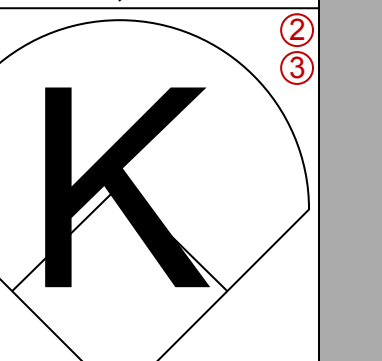
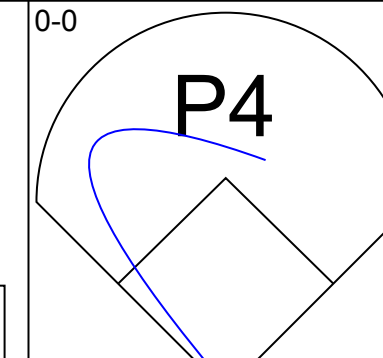
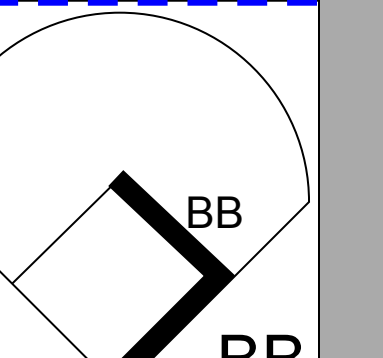
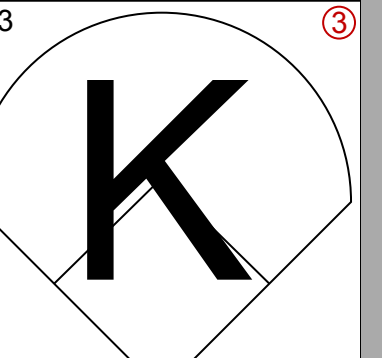


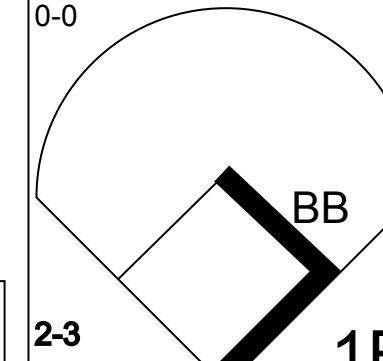
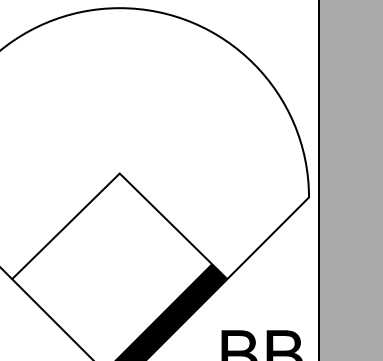
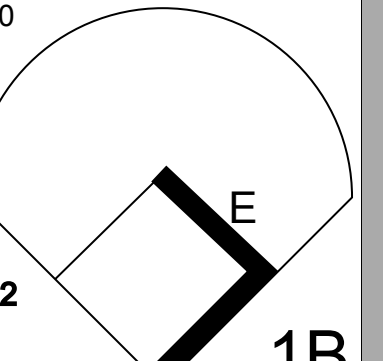
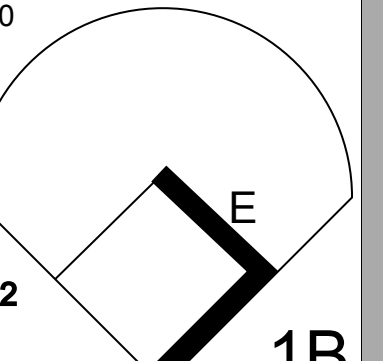

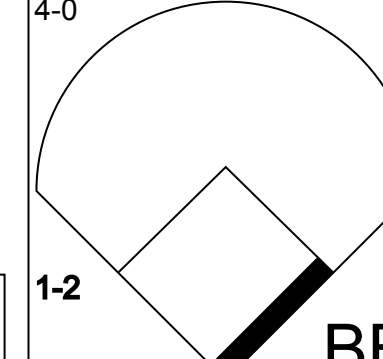
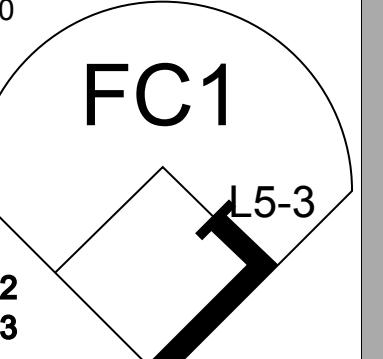
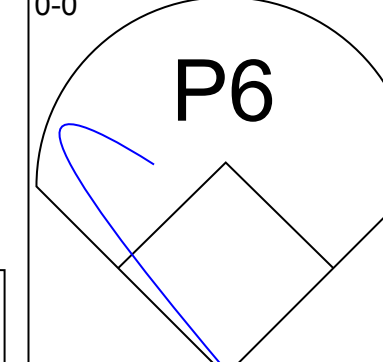
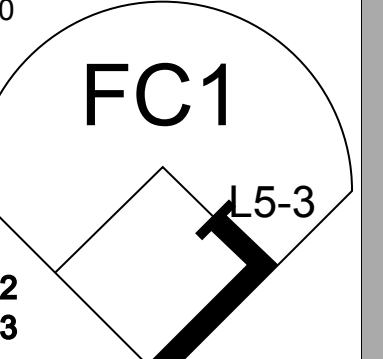


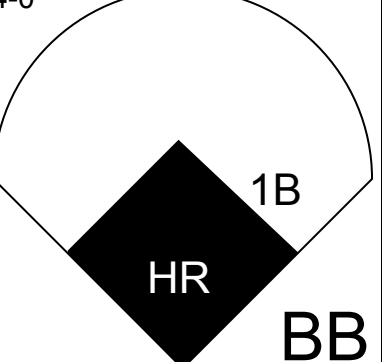
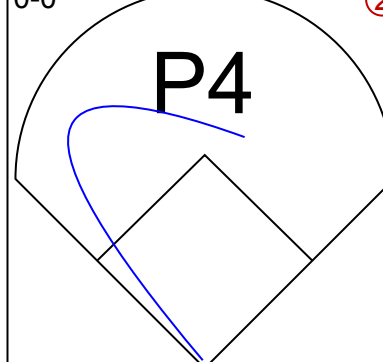

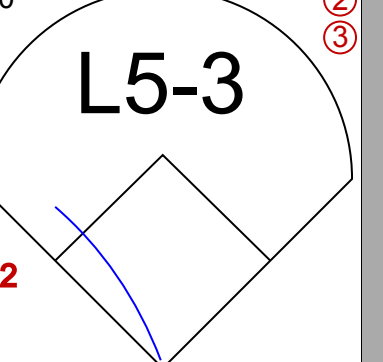
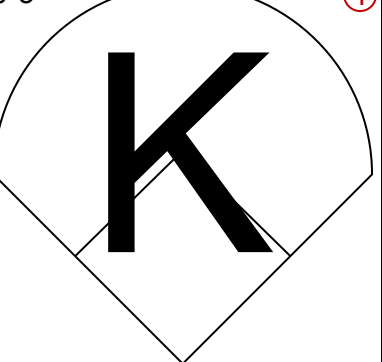
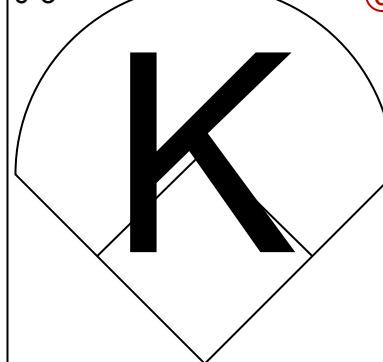
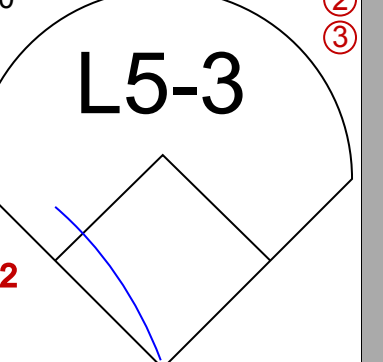

WP: 0	PA: 39
PB: 0	
SB: 0	
CS: 0	

Batter	1	2	3	4	5	6	7	8	9	AB	R	H	RBI	BB	SO	LOB	TOP			
Pete Suder, R OBP: 0.224, SLG: 0.268 (1, 4)										5	0	0	0	0	1	5				
Lou Limmer, L OBP: 0.299, SLG: 0.395 (1, 3)										4	1	1	0	0	1	0				
Jim Finigan, R OBP: 0.375, SLG: 0.418 (1, 5)									4	1	2	1	0	1	0					
Bill Renna, R OBP: 0.301, SLG: 0.377 (1, 7)									3	1	1	1	1	1	0					
Vic Power, R OBP: 0.287, SLG: 0.359 (1, 9)										4	0	1	0	0	1	2				
Bill Wilson, R OBP: 0.335, SLG: 0.418 (1, 8)										3	0	0	0	1	1	2				
Joe Demaestri, R OBP: 0.257, SLG: 0.314 (1, 6)										3	0	1	0	1	1	1				
Jim Robertson, R OBP: 0.299, SLG: 0.238 (1, 2)										3	0	1	0	0	1	1				
Ozzie Van Brabant, R OBP: 0.429, SLG: 0.300 Marion Fricano, R OBP: 0.122, SLG: 0.100 Elmer Valo, L OBP: 0.327, SLG: 0.332 Moe Burttsch, R OBP: 0.348, SLG: 0.118 Gus Zernial, R OBP: 0.348, SLG: 0.420 Johnny Gray, R OBP: 0.257, SLG: 0.109 (1, 1) (2, 1) (7, PH) (7, 1) (9, PH) (9, PH)										0	0	0	0	0	0	0				
Inning Stats	R: 0 E: 0 K: 1 S: 5	H: 0 LOB: 0 BB: 0 P: 5	R: 0 E: 0 K: 2 S: 7	H: 0 LOB: 1 BB: 1 P: 11	R: 0 E: 0 K: 1 S: 5	H: 0 LOB: 0 BB: 0 P: 5	R: 1 E: 0 K: 1 S: 6	H: 1 LOB: 0 BB: 0 P: 6	R: 0 E: 1 K: 2 S: 9	H: 1 LOB: 2 BB: 0 P: 9	R: 1 E: 0 K: 0 S: 4	H: 2 LOB: 1 BB: 0 P: 4	R: 1 E: 0 K: 0 S: 4	H: 2 LOB: 1 BB: 1 P: 8	R: 0 E: 0 K: 0 S: 3	H: 1 LOB: 2 BB: 1 P: 7	1B: 5 2B: 1 3B: 0 HR: 2	SF: 0 SAC: 1 DP: 2 HBP: 0	WP: 0 PA: 37 PB: 0 SB: 0 CS: 0	
PITCHER	IP	WLS	BF	H	R	ER	SO	BB	IBB	HBP	BLK	WP	HR	S	P	ERA	WHIP			
Frank Sullivan, R ERA: 3.19 (1, 1)	8.1	W	36	8	3	3	9	3	0	0	0	0	2	51	63	3.24	1.320			
Tom Hurd, R ERA: 2.67 (9, 1)	0.2	S	1	0	0	0	0	0	0	0	0	0	0	1	1	0.00	0.000			

Philadelphia Athletics @ Boston Red Sox
Fenway Park, Boston, MA
Tue Sep 21 1954, 3:38 AM EDT
Att: 2,774 - Unknown

AB 33
R 3
H 8
RBI 2
BB 3
SO 9
LOB 14



Batter	1	2	3	4	5	6	7	8	9	AB	R	H	RBI	BB	SO	LOB	BOTTOM			
Billy Goodman, L OBP: 0.377, SLG: 0.386 (1, 4)										4	2	4	0	1	0	0				
Ted Williams, L OBP: 0.506, SLG: 0.629 (1, 7)										3	0	0	0	2	0	4				
Jackie Jensen, R OBP: 0.358, SLG: 0.476 (1, 8)										5	1	2	3	0	1	4				
Sam Mele, R OBP: 0.314, SLG: 0.412 (1, 9)										2	0	0	0	1	1	2				
Grady Hatton, L OBP: 0.386, SLG: 0.368 (1, 5)										3	0	3	0	1	0	0				
Harry Agganis, L OBP: 0.322, SLG: 0.396 (1, 3)										3	0	0	0	1	0	5				
Sammy White, R OBP: 0.303, SLG: 0.413 (1, 2)										4	0	0	0	0	1	7				
Milt Bolling, R OBP: 0.337, SLG: 0.368 (1, 6)										3	1	1	0	1	0	3				
Frank Sullivan, R OBP: 0.192, SLG: 0.154 Tom Hurd, R OBP: 0.667, SLG: 0.500 (1, 1) (9, 1)										4	0	0	0	0	2	1				
Inning Stats	R: 1 E: 1 K: 0 S: 5	H: 2 LOB: 2 BB: 2 P: 13	R: 3 E: 0 K: 1 S: 7	H: 2 LOB: 2 BB: 3 P: 19	R: 0 E: 0 K: 1 S: 5	H: 0 LOB: 0 BB: 0 P: 5	R: 0 E: 0 K: 1 S: 5	H: 1 LOB: 1 BB: 1 P: 9	R: 0 E: 0 K: 0 S: 4	H: 2 LOB: 2 BB: 0 P: 4	R: 0 E: 1 K: 1 S: 6	H: 1 LOB: 2 BB: 0 P: 7	R: 0 E: 0 K: 1 S: 5	H: 1 LOB: 2 BB: 1 P: 9	1B: 7 2B: 5 3B: 0 HR: 1	SF: 0 SAC: 0 DP: 3 HBP: 1	WP: 0 PA: 39 PB: 0 SB: 0 CS: 1			
PITCHER	IP	WLS	BF	H	R	ER	SO	BB	IBB	HBP	BLK	WP	HR	S	P	ERA	WHIP			
Ozzie Van Brabant, R ERA: 7.05 (1, 1)	1.2	L	12	4	4	4	1	3	0	0	0	0	0	11	23	21.60	4.200			
Marion Fricano, R ERA: 5.23 (2, 1)	4.1		18	4	0	0	2	3	0	0	0	0	0	19	31	0.00	1.615			
Moe Burttsch, R ERA: 3.8 (7, 1)	2.0		9	2	0	0	2	0	1	1	0	0	0	11	16	0.00	1.000			

Philadelphia Athletics @ Boston Red Sox
Fenway Park, Boston, MA
Tue Sep 21 1954, 3:38 AM EDT
Att: 2,774 - Unknown

AB 31
R 4
H 10
RBI 3
BB 7
SO 5
LOB 26




Batter	1	2	3	4	5	6	7	8	9	10	11	AB	R	H	RBI	BB	SO	LOB		
Jesse Levan, L OBP: 0.290, SLG: 0.290 Eddie Yost, R OBP: 0.406, SLG: 0.381 Wayne Terwilliger, R OBP: 0.289, SLG: 0.277	(1,5) X 0-0 P5		(1,5) X 0-0 6-3		(1,5) X 0-0 G1-6-3		(1,5) X 0-3 K		(1,5) X 0-0	(1,5) X 0-0 4-3 2B		1	0	0	0	0	0	0	0	
Pete Runnels, L OBP: 0.369, SLG: 0.386	(1,4) X 0-3 K			(1,4) X 0-3 K		(1,4) X 0-0 L6		(1,4) X 0-0 1B		(1,4) X 0-0 4-3		5	0	1	0	0	2	1		
Mickey Vernon, L OBP: 0.361, SLG: 0.498	(1,3) X 0-0 1B			(1,3) X 0-0 F2		(1,3) X 0-0 G3		(1,3) X 0-0 F9		(1,3) X 0-0 4-3		5	0	1	0	0	0	2		
Jim Busby, R OBP: 0.337, SLG: 0.384	(1,8) X 0-0 P4			(1,8) X 0-0 2B		(1,8) X 0-0 5-3		(1,8) X 0-0 G1-4-3 1B				5	1	2	0	0	0	1		
Roy Slevers, R OBP: 0.332, SLG: 0.444	(1,7) X 0-0 F7			(1,7) X 4-0 1B		(1,7) X 0-0 F8		(1,7) X 0-0 G1-4-3 1B				4	0	0	0	1	1	3		
Jim Lemon, R OBP: 0.294, SLG: 0.336	(1,9) X 0-3 K			(1,9) X 0-3 K		(1,9) X 0-0 5-3 1B		(1,9) X 0-0 G6-4-3 1B				5	0	2	0	0	2	3		
Ed Fitz Gerald, R OBP: 0.348, SLG: 0.385	(1,2) X 0-0 6-3			(1,2) X 0-0 F7		(1,2) X 4-0 1B		(1,2) X 0-0 F8				3	0	0	0	2	0	1		
Jerry Snyder, R OBP: 0.300, SLG: 0.266 Tom Wright, L OBP: 0.319, SLG: 0.329 Johnny Pesky, L OBP: 0.296, SLG: 0.320	(1,6) X 0-0 5-3 (11, PH) X 0-0 1B (11,6) X 0-0 1B			(1,6) X 0-0 5-3 (11, PH) X 0-0 1B (11,6) X 0-0 1B		(1,6) X 0-0 5-3 (11, PH) X 0-0 1B (11,6) X 0-0 1B		(1,6) X 0-0 G6-4-3 (11, PH) X 0-0 1B (11,6) X 0-0 1B		(1,6) X 0-0 4-3 (11, PH) X 0-0 1B (11,6) X 0-0 1B			4	0	1	0	0	0	3	
Chuck Stobbs, L OBP: 0.237, SLG: 0.157	(1,1) X 0-0 1-3			(1,1) X 0-0 1-3		(1,1) X 0-0 G1-6-3 1B		(1,1) X 0-0 HBP				4	0	1	0	0	1	2		
Inning Stats	R: 0 H: 1 E: 0 LOB: 1 K: 1 BB: 0 S: 6 P: 6	R: 0 H: 0 E: 0 LOB: 0 K: 1 BB: 0 S: 5 P: 5	R: 0 H: 0 E: 0 LOB: 0 K: 0 BB: 0 S: 3 P: 3	R: 0 H: 1 E: 0 LOB: 2 K: 2 BB: 1 S: 8 P: 12	R: 0 H: 2 E: 0 LOB: 1 K: 0 BB: 0 S: 4 P: 4	R: 0 H: 0 E: 0 LOB: 0 K: 0 BB: 0 S: 3 P: 3	R: 0 H: 1 E: 0 LOB: 3 K: 1 BB: 1 S: 6 P: 11	R: 0 H: 2 E: 0 LOB: 1 K: 0 BB: 0 S: 4 P: 4	R: 0 H: 1 E: 0 LOB: 0 K: 0 BB: 0 S: 3 P: 3	R: 0 H: 1 E: 0 LOB: 1 K: 0 BB: 0 S: 4 P: 4	R: 0 H: 1 E: 0 LOB: 1 K: 0 BB: 0 S: 4 P: 4	R: 1 H: 1 E: 1 LOB: 2 K: 2 BB: 1 S: 9 P: 13	1B: 8 SF: 0 2B: 2 SAC: 0 3B: 0 DP: 3 HR: 0 HBP: 1	WP: 0 PA: 45 PB: 0 SB: 1 CS: 0						
PITCHER Hal Brown, L ERA: 4.12	(1,1) IP: 11.0 WLS: 45 BF: 10 H: 1 R: 1 ER: 0 SO: 7 BB: 2 IBB: 1 HBP: 1 BLK: 0 WP: 0 HR: 0 S: 55 P: 68 ERA: 4.12 WHIP: 1.091																			

TOP

Washington Senators @ Boston Red Sox
Fenway Park, Boston, MA
Fri Sep 24 1954, 3:33 AM EDT
Unknown

livebaseballscores.com

AB 41
R 1
H 10
RBI 1
BB 3
SO 7
LOB 21




Batter	1	2	3	4	5	6	7	8	9	10	11	AB	R	H	RBI	BB	SO	LOB	
Billy Goodman, L OBP: 0.376, SLG: 0.383	(1,4) X 4-0 3-4-1 BB		(1,4) X 0-0 F9		(1,4) X 0-0 F2		(1,4) X 0-0 1-3		(1,4) X 0-0 5-3			4	0	0	0	1	0	1	
Ted Williams, L OBP: 0.509, SLG: 0.630	(1,7) X 0-0 3-4-1		(1,7) X 0-0 FC5-4 1B		(1,7) X 4-0 L4-3 1B		(1,7) X 4-0 BB		(1,7) X 0-0 2-3 1B			4	0	3	0	1	0	1	
Jackie Jensen, R OBP: 0.356, SLG: 0.472	(1,9) X 0-3 K		(1,9) X 0-3 K		(1,9) X 0-0 L4-3		(1,9) X 0-0 P3		(1,9) X 0-0 P4			5	0	0	0	0	2	6	
Sam Mele, R OBP: 0.313, SLG: 0.407	(1,3) X 4-0 1B		(1,3) X 0-0 FC5-4		(1,3) X 0-0 F8		(1,3) X 0-0 P4		(1,3) X 0-0 F7			4	0	0	0	1	0	1	
Grady Hatton, L OBP: 0.384, SLG: 0.367 Don Lenhardt, R OBP: 0.274, SLG: 0.367	(1,5) X 0-3 K (11, PH) X 0-0 K		(1,5) X 0-0 F9 (11, PH) X 0-0 K		(1,5) X 0-3 K		(1,5) X 0-0 1B		(1,5) X 0-0 5-3			4	0	1	0	0	2	2	
Jim Piersall, R OBP: 0.333, SLG: 0.392	(1,8) X 0-0 5-3		(1,8) X 0-0 P4		(1,8) X 0-0 F7		(1,8) X 0-0 P1		(1,8) X 0-0 F8			5	0	0	0	0	0	1	
Sammy White, R OBP: 0.303, SLG: 0.414	(1,2) X 0-0 F7		(1,2) X 0-0 P3		(1,2) X 0-0 2B		(1,2) X 0-0 F8		(1,2) X 0-0 1B			4	0	1	0	0	0	1	
Milt Bolling, R OBP: 0.339, SLG: 0.370	(1,6) X 0-0 1B		(1,6) X 0-0 F9		(1,6) X 0-0 F8		(1,6) X 0-0 1B SH2-4 1B		(1,6) X 0-0 1B			4	0	2	0	0	0	1	
Hal Brown, R OBP: 0.290, SLG: 0.167	(1,1) X 0-3 K		(1,1) X 0-0 P4		(1,1) X 0-0 1-3		(1,1) X 0-0 SH2-4		(1,1) X 0-0 1-2			3	0	0	0	0	1	1	
Inning Stats	R: 0 H: 0 E: 0 LOB: 2 K: 2 BB: 2 S: 7 P: 15	R: 0 H: 1 E: 0 LOB: 1 K: 1 BB: 0 S: 6 P: 6	R: 0 H: 1 E: 0 LOB: 1 K: 1 BB: 0 S: 6 P: 6	R: 0 H: 0 E: 0 LOB: 0 K: 0 BB: 0 S: 3 P: 3	R: 0 H: 0 E: 0 LOB: 0 K: 0 BB: 0 S: 3 P: 3	R: 0 H: 1 E: 0 LOB: 1 K: 0 BB: 0 S: 3 P: 3	R: 0 H: 1 E: 0 LOB: 1 K: 1 BB: 1 S: 6 P: 6	R: 0 H: 0 E: 0 LOB: 0 K: 0 BB: 0 S: 3 P: 7	R: 0 H: 1 E: 0 LOB: 1 K: 0 BB: 1 S: 4 P: 4	R: 0 H: 1 E: 0 LOB: 2 K: 0 BB: 0 S: 5 P: 5	R: 0 H: 2 E: 0 LOB: 1 K: 0 BB: 0 S: 5 P: 5	R: 0 H: 0 E: 0 LOB: 0 K: 0 BB: 0 S: 3 P: 3	1B: 6 SF: 0 2B: 2 SAC: 1 3B: 0 DP: 1 HR: 0 HBP: 0	WP: 0 PA: 42 PB: 0 SB: 0 CS: 0					
PITCHER Chuck Stobbs, L ERA: 4.1	(1,1) IP: 11.0 WLS: 42 BF: 7 H: 7 R: 0 ER: 0 SO: 5 BB: 2 IBB: 1 HBP: 0 BLK: 0 WP: 0 HR: 0 S: 49 P: 61 ERA: 4.1 WHIP: 0.818																		

BOTTOM

Washington Senators @ Boston Red Sox
Fenway Park, Boston, MA
Fri Sep 24 1954, 3:33 AM EDT
Unknown

livebaseballscores.com

AB 38
R 0
H 7
RBI 0
BB 3
SO 5
LOB 15



Batter	1	2	3	4	5	6	7	8	9	AB	R	H	RBI	BB	SO	LOB	TOP					
Bob Oldis, R OBP: 0.360, SLG: 0.375 Eddie Yost, R OBP: 0.400, SLG: 0.381 Wayne Terwilliger, R OBP: 0.288, SLG: 0.277	(1, 5) X FC6-4 1B		(1, 5) X F8	(1, 5) X F9		(1, 5) X 1B		(1, 5) X P4		1	0	1	0	0	0	0						
Jim Busby, R OBP: 0.338, SLG: 0.386	(1, 8) X FC6-4 1B 1-2		(1, 8) X 2B		(1, 8) X 1B 1B		(1, 8) X F8		(1, 8) X F2	5	1	2	0	0	0	2						
Carlos Paula, R OBP: 0.240, SLG: 0.217	(1, 7) X G1-4-3 1B		(1, 7) X F8		(1, 7) X E 1B WP		(1, 7) X F9		(1, 7) X 4-3	5	1	2	0	0	0	2						
Roy Sievers, R OBP: 0.332, SLG: 0.448	(1, 3) X G1-4-3 1-2			(1, 3) X 6-3 3B	(1, 3) X E 1B WP		(1, 3) X F8		(1, 3) X K	5	2	2	1	0	1	2						
Jim Lemon, R OBP: 0.285, SLG: 0.325	(1, 9)		(1, 9) X F8		(1, 9) X 6-3		(1, 9) X K		(1, 9) X K	4	0	0	1	0	2	2						
Roy Dietzel, R OBP: 0.360, SLG: 0.238	(1, 4)		(1, 4) X 6-3		(1, 4) X WP E 1B		(1, 4) X K		(1, 4) X K	3	1	1	0	1	1	0						
Steve Korceck, R Ed Fitz Gerald, R OBP: 0.348, SLG: 0.385	(1, 2) X FC6-4 1B		(1, 2) X F8		(1, 2) X K		(1, 2) X K		(1, 2) X P4	4	0	1	0	0	1	2						
Jerry Snyder, R OBP: 0.305, SLG: 0.272	(1, 6) X FC6-4 1-2		(1, 6) X E6 1B 1-H		(1, 6) X K		(1, 6) X K		(1, 6) X 1B	4	1	2	0	0	1	2						
Bob Porterfield, R Camilo Pascual, R OBP: 0.138, SLG: 0.179	(1, 1) X 6-3		(1, 1) X 6-3		(1, 1) X 1B 2-H		(1, 1) X K		(1, 1) X F8	2	0	1	1	0	0	0						
										2	0	0	0	0	1	1						
Inning Stats	R: 0 E: 0 K: 0 S: 4	H: 2 LOB: 1 BB: 0 P: 4	R: 0 E: 0 K: 0 S: 4	H: 1 LOB: 1 BB: 0 P: 4	R: 0 E: 0 K: 0 S: 4	H: 1 LOB: 1 BB: 0 P: 4	R: 3 E: 1 K: 0 S: 7	H: 4 LOB: 1 BB: 0 P: 7	R: 3 E: 2 K: 3 S: 12	H: 3 LOB: 1 BB: 1 P: 16	R: 0 E: 0 K: 2 S: 7	H: 0 LOB: 0 BB: 0 P: 7	R: 0 E: 0 K: 0 S: 4	H: 1 LOB: 1 BB: 0 P: 4	R: 0 E: 0 K: 1 S: 5	H: 0 LOB: 0 BB: 0 P: 5	1B: 11 2B: 1 3B: 1 HR: 0	SF: 0 SAC: 0 DP: 1 HBP: 0	WP: 2 PB: 0 SB: 0 CS: 0	PA: 40		
PITCHER	IP WLS BF H R ER SO BB IBB HBP BLK WP HR S P ERA WHIP	4.0 L 22 11 6 4 0 0 0 0 0 0 1 0 22 22 9.00 2.750	1.0 4 0 0 0 0 3 1 0 0 0 0 1 0 9 13 0.00 1.000	3.0 11 2 0 0 3 0 0 0 0 0 0 0 0 17 17 0.00 0.667	1.0 3 0 0 0 1 0 0 0 0 0 0 0 0 5 5 0.00 0.000																	

Washington Senators @ Boston Red Sox
Fenway Park, Boston, MA
Fri Sep 24 1954, 3:38 AM EDT
Att: 3,931 - Unknown

AB 39
R 6
H 13
RBI 3
BB 1
SO 7
LOB 15



Batter	1	2	3	4	5	6	7	8	9	AB	R	H	RBI	BB	SO	LOB	BOTTOM			
Billy Goodman, L OBP: 0.372, SLG: 0.379	(1, 4) X F7		(1, 4) X L6		(1, 4) X 2-3		(1, 4) X 4-3		(1, 4) X F7	5	0	0	0	0	0	3				
Ted Williams, L OBP: 0.512, SLG: 0.630	(1, 7) B 2B BB		(1, 7) X L5		(1, 7) X 1B BB		(1, 7) X BB		(1, 7) X FC6-4 1B	2	1	1	0	3	0	0				
Jackie Jensen, R OBP: 0.357, SLG: 0.475	(1, 9) X BB 1-3		(1, 9) X 1B		(1, 9) X 1B 1-2 2-H 3-H		(1, 9) X L8		(1, 9) X FC6-4 1B 5-3	5	1	3	2	0	0	2				
Sam Mele, R OBP: 0.316, SLG: 0.408	(1, 3) B FC5-4 BB		(1, 3) X 1B		(1, 3) X P6		(1, 3) X P5		(1, 3) X 5-3 1B	4	0	2	0	1	0	3				
Grady Hatton, L OBP: 0.386, SLG: 0.367 Ted Lepcio, R OBP: 0.326, SLG: 0.384	(1, 5) B FC5-4 BB		(1, 5) X F8		(1, 5) X 1-3		(1, 5) X F5		(1, 5) X 5-3	0	0	0	1	1	0	0				
Jim Piersall, R OBP: 0.332, SLG: 0.389	(1, 8) X FC5-4 1-2 2-3 3-H		(1, 8) X F3		(1, 8) X 1B BB		(1, 8) X 6-3		(1, 8) X 5-3	4	0	0	0	1	0	6				
Sammy White, R OBP: 0.306, SLG: 0.415	(1, 2)		(1, 2) X 1-3 1B		(1, 2) X 2-3 1B BB		(1, 2) X 5-3		(1, 2) X 5-3	3	1	2	0	1	0	0				
Mitt Bolling, R OBP: 0.337, SLG: 0.368 Charlie Maxwell, L OBP: 0.330, SLG: 0.311 Billy Consolo, R OBP: 0.313, SLG: 0.272	(1, 6) X K		(1, 6) X F8		(1, 6) X L3 BB		(1, 6) X F9		(1, 6) X F8	2	0	0	0	0	1	2				
Mel Parnell, L Tom Brewer, R Harry Argersinger, L Russ Kemmerer, R Karl Olson, R Bill Henry, L OBP: 0.139, SLG: 0.118	(1, 1) X 1-3		(1, 1) X 1-3		(1, 1) X 2-3 1B		(1, 1) X L3		(1, 1) X F8	0	0	0	0	0	0	0				
Inning Stats	R: 1 E: 0 K: 0 S: 3	H: 1 LOB: 2 BB: 3 P: 15	R: 0 E: 0 K: 1 S: 6	H: 1 LOB: 1 BB: 0 P: 6	R: 0 E: 0 K: 0 S: 5	H: 2 LOB: 2 BB: 0 P: 5	R: 2 E: 0 K: 0 S: 5	H: 2 LOB: 2 BB: 2 P: 13	R: 0 E: 0 K: 0 S: 3	H: 0 LOB: 1 BB: 1 P: 7	R: 0 E: 0 K: 0 S: 3	H: 0 LOB: 0 BB: 0 P: 3	R: 0 E: 0 K: 0 S: 3	H: 0 LOB: 0 BB: 0 P: 3	R: 1 E: 1 K: 0 S: 5	H: 2 LOB: 1 BB: 0 P: 5	1B: 8 2B: 3 3B: 0 HR: 0	SF: 0 SAC: 0 DP: 2 HBP: 0	WP: 0 PB: 0 SB: 0 CS: 0	PA: 42
PITCHER	IP WLS BF H R ER SO BB IBB HBP BLK WP HR S P ERA WHIP	4.1 W 26 7 3 3 1 1 0 0 0 0 0 0 15 19 0.00 0.643																		

Washington Senators @ Boston Red Sox
Fenway Park, Boston, MA
Fri Sep 24 1954, 3:38 AM EDT
Att: 3,931 - Unknown

AB 34
R 4
H 9
RBI 4
BB 8
SO 1
LOB 23



Batter	1	2	3	4	5	6	7	8	9	AB	R	H	RBI	BB	SO	LOB	TOP			
Jesse Levan, L OBP: 0.300, SLG: 0.300 Eddie Yost, R OBP: 0.400, SLG: 0.381 Wayne Terwilliger, R OBP: 0.284, SLG: 0.271	0-0 BB 1B	0-0 1-3			0-0 5-3		0-0 P3		0-0 F7	1	1	1	0	0	0	0	Washington Senators @ Boston Red Sox Fenway Park, Boston, MA Sun Sep 26 1954, 3:33 AM EST Att: 14,175 - Unknown			
Pete Runnels, L OBP: 0.388, SLG: 0.383	4-0 1B 2B	4-0 BB			0-0 4-3		0-0 F7			2	1	0	0	2	0	1				
Mickey Vernon, L OBP: 0.397, SLG: 0.492 Gus Keriazakos, R OBP: 0.125, SLG: 0.067 Bunky Stewart, L (7, 1)	0-3 K	0-0 G3			0-0 F9		0-0 F5			4	0	0	0	0	1	4				
Jim Busby, R OBP: 0.340, SLG: 0.388 Tom Umphlett, R OBP: 0.253, SLG: 0.269	0-0 2B 1-2 2H 1B				0-0 F9		0-0 S 1B		1-0 G5-4-3 HBP	3	0	2	1	0	0	0				
Roy Sievers, R OBP: 0.333, SLG: 0.446	0-0 1-3 2H 2B				0-0 P6		0-0 P4		0-0 G5-4-3 1-2	4	0	1	1	0	0	2				
Jim Lemon, R OBP: 0.283, SLG: 0.344	0-3 K				0-0 1-3		0-3 K		0-0 F7	4	0	0	0	0	2	4				
Joe Tipton, R OBP: 0.356, SLG: 0.293	4-0 IBB				4-0 CS BB		4-0 FC6-4 IBB		0-0 5-3	1	0	0	0	3	0	0				
Jerry Snyder, R OBP: 0.297, SLG: 0.265	0-3 K				0-0 L8 1-2		0-0 FC6-4 1-2		0-0 5-3 1B	4	0	1	0	0	1	6				
Dean Stone, L OBP: 0.172, SLG: 0.212 Tom Wright, L OBP: 0.323, SLG: 0.333 Carlos Paula, R OBP: 0.231, SLG: 0.208		0-0 3-1			0-0 F9				0-0 5-3 1-2 1B	2	0	0	0	0	0	0				
Inning Stats	R: 2 E: 0 K: 3 S: 12	H: 3 LOB: 3 BB: 2 P: 20	R: 0 E: 0 K: 0 S: 3	H: 0 LOB: 1 BB: 1 P: 7	R: 0 E: 0 K: 0 S: 3	H: 0 LOB: 0 BB: 1 P: 3	R: 0 E: 0 K: 0 S: 2	H: 0 LOB: 0 BB: 1 P: 6	R: 0 E: 0 K: 1 S: 6	H: 1 LOB: 2 BB: 1 P: 10	R: 0 E: 0 K: 0 S: 4	H: 1 LOB: 1 BB: 0 P: 4	R: 0 E: 0 K: 0 S: 2	H: 0 LOB: 1 BB: 0 P: 3	R: 0 E: 0 K: 0 S: 4	H: 1 LOB: 1 BB: 0 P: 4	1B: 5 2B: 1 3B: 0 HR: 0	SF: 0 SAC: 0 DP: 1 HBP: 1	WP: 0 PB: 0 SB: 1 CS: 1	PA: 37
PITCHER Frank Sullivan, R ERA: 3.14	IP: 9.0 WLS: W BF: 37	H: 6 R: 2 ER: 2 SO: 4	BB: 3 IBB: 2 HBP: 1 BLK: 0	WP: 0 HR: 0 S: 39 P: 60	ERA: 2.00 WHIP: 1.000	PITCHER										IP: 9.0 WLS: W BF: 37	H: 6 R: 2 ER: 2 SO: 4	BB: 3 IBB: 2 HBP: 1 BLK: 0	WP: 0 HR: 0 S: 39 P: 60	ERA: 2.00 WHIP: 1.000

Batter	1	2	3	4	5	6	7	8	9	AB	R	H	RBI	BB	SO	LOB	BOTTOM			
Billy Goodman, L OBP: 0.369, SLG: 0.376	0-0 F7				0-0 F9		0-0 F7		0-0 F7	5	0	0	0	0	0	4	Washington Senators @ Boston Red Sox Fenway Park, Boston, MA Sun Sep 26 1954, 3:33 AM EST Att: 14,175 - Unknown			
Ted Williams, L OBP: 0.513, SLG: 0.635 Karl Olson, R OBP: 0.293, SLG: 0.344	0-3 K				0-0 L9		4-0 BB		0-0 P6	4	1	1	1	1	1	1				
Jackie Jensen, R OBP: 0.360, SLG: 0.472	0-0 5-3				4-0 S 1B BB		0-0 F7		4-0 SH1-4 2B BB	3	3	1	0	2	0	2				
Sam Mele, R OBP: 0.323, SLG: 0.431		0-3 K			0-0 F5		0-0 1B 2B		0-0 SH1-4 1-2 HR	4	2	2	2	0	1	1				
Grady Hatton, L OBP: 0.388, SLG: 0.372		0-0 F8			0-0 P6 1-2		0-0 SH 1B 1B		0-0 1B HR 2B	5	2	2	2	0	0	1				
Jim Piersall, R OBP: 0.339, SLG: 0.395		0-0 1B			0-0 1B		0-0 SH 1B		0-0 HR 1B	3	1	3	1	0	0	0				
Sammy White, R OBP: 0.307, SLG: 0.426		0-0 F2					0-0 HR		0-0 K 1-3 HR	4	2	2	4	0	1	3				
Billy Consolo, R OBP: 0.321, SLG: 0.277					4-0 SH1-4 BB		4-0 BB		0-0 K 1-3 HR	2	0	1	1	2	1	0				
Frank Sullivan, R OBP: 0.184, SLG: 0.147					0-0 SH1-4		0-0 P1		0-3 K 3-H	3	0	0	0	0	2	3				
Inning Stats	R: 0 E: 0 K: 1 S: 5	H: 0 LOB: 0 BB: 0 P: 5	R: 0 E: 0 K: 1 S: 6	H: 1 LOB: 0 BB: 0 P: 6	R: 0 E: 0 K: 0 S: 3	H: 0 LOB: 1 BB: 1 P: 7	R: 1 E: 0 K: 0 S: 3	H: 1 LOB: 1 BB: 1 P: 7	R: 1 E: 0 K: 0 S: 4	H: 1 LOB: 2 BB: 2 P: 12	R: 2 E: 0 K: 2 S: 11	H: 3 LOB: 2 BB: 0 P: 11	R: 5 E: 0 K: 2 S: 11	H: 4 LOB: 0 BB: 1 P: 15	R: 2 E: 0 K: 0 S: 5	H: 2 LOB: 0 BB: 0 P: 5	1B: 6 2B: 2 3B: 0 HR: 4	SF: 0 SAC: 3 DP: 0 HBP: 0	WP: 0 PB: 0 SB: 1 CS: 0	PA: 41
PITCHER Dean Stone, L ERA: 3.22 Gus Keriazakos, R ERA: 3.92 Bunky Stewart, L ERA: 7.64	IP: 6.0 WLS: L BF: 28	H: 6 R: 4 ER: 4 SO: 4	BB: 4 IBB: 4 HBP: 4 BLK: 4	WP: 0 HR: 1 S: 32 P: 48	ERA: 6.00 WHIP: 1.667	PITCHER										IP: 0.1 WLS: L BF: 6	H: 4 R: 5 ER: 5 SO: 0	BB: 1 IBB: 0 HBP: 0 BLK: 0	WP: 0 HR: 2 S: 5 P: 9	ERA: 135.00 WHIP: 15.000