



Boston Red Sox - 1956

Batter	1	2	3	4	5	6	7	8	9	AB	R	H	RBI	BB	SO	LOB	TOP					
Fred Marsh, R (1,4)	0-3 K		0-0 6-3		4-0 BB		4-0 FC5-2 BB		0-0 FC2-6 BB	2	0	0	0	2	1	1	<p>Baltimore Orioles @ Boston Red Sox Fenway Park, Boston, MA Tue Apr 17 1956, 3:33 AM EST Att: 32,563 - Unknown</p> <p>AB 35 R 1 H 8 RBI 1 BB 4 SO 7 LOB 25</p> 					
Bob Boyd, L (9, PH) OBP: 1.000, SLG: 1.000					1-2 BB					1	0	1	0	0	0	0						
Bobby Adams, R (1,5) OBP: 0.500, SLG: 0.333	0-0 FC1-6 BB		4-0 BB		0-0 F7		0-0 E6 FC5-2 BB		0-0 FC2-6 G4-6-3	3	1	1	0	1	0	3						
Dave Pope, L (9, PH)										1	0	0	0	0	0	1						
Dave Philley, S (1,9)	0-0 FC1-6 FC6-4		0-0 F8		0-0 F7		0-0 FC5-2 BB		0-0 G4-6-3	5	0	0	0	0	0	8						
Gus Triandos, R (1,3)	0-0 FC6-4				0-0 F5		0-0 2B BB		0-0 1B	4	0	2	1	0	0	1						
Tito Francona, L (1,8)		0-3 K			0-0 BB		0-3 K		0-3 K	4	0	1	0	0	3	3						
Jim Dyck, R (1,7) OBP: 0.250, SLG: 0.500		0-0 5-3			0-0 F9		0-0 BB		0-3 K	4	0	1	0	0	1	1						
Hal Smith, R (1,2)		0-3 K			0-0 F6		0-0 F4		4-0 BB	3	0	0	0	1	1	3						
Willy Miranda, S (1,6)			0-0 1-3		0-0 F8		0-3 K		0-0 F9	4	0	0	0	0	1	3						
Bill Wight, L (1,1) Hal Brown, R (1,1) Tex Nelson, L (5, PH) Harry Dorish, R (5,1) Wayne Causey, L (7, PH) Babe Birrer, R (7,1)					0-0 BB		0-0 BB		0-0 F8	0	0	0	0	0	0	0						
										1	0	1	0	0	0	0						
										1	0	1	0	0	0	0						
										1	0	0	0	0	0	0						
										1	0	0	0	0	0	0						
										1	0	0	0	0	0	1						
Inning Stats	R: 0 E: 0 K: 1 S: 6	H: 1 LOB: 1 BB: 0 P: 6	R: 0 E: 0 K: 2 S: 7	H: 0 LOB: 0 BB: 0 P: 7	R: 0 E: 0 K: 0 S: 4	H: 1 LOB: 2 BB: 1 P: 8	R: 0 E: 0 K: 0 S: 4	H: 1 LOB: 1 BB: 0 P: 4	R: 0 E: 0 K: 0 S: 4	H: 2 LOB: 2 BB: 1 P: 8	R: 0 E: 0 K: 2 S: 9	H: 2 LOB: 2 BB: 0 P: 9	R: 1 E: 1 K: 1 S: 7	H: 1 LOB: 2 BB: 1 P: 11	R: 0 E: 0 K: 1 S: 5	H: 0 LOB: 1 BB: 1 P: 9	R: 0 E: 0 K: 0 S: 3	H: 1 LOB: 0 BB: 0 P: 3	1B: 6 2B: 2 3B: 0 HR: 0	SF: 0 SAC: 0 DP: 1 HBP: 0	WP: 0 PB: 0 SB: 0 CS: 0	PA: 39
PITCHER Frank Sullivan, R (1,1) ERA:	IP: 9.0 WLS: W BF: 39 H: 8 R: 1 ER: 0 SO: 7 BB: 4 IBB: 0 HBP: 0 BLK: 0 WP: 0 HR: 0 S: 49 P: 65 ERA: 0.00 WHIP: 1.333															PITCHER	IP: WLS: BF: H: R: ER: SO: BB: IBB: HBP: BLK: WP: HR: S: P: ERA: WHIP:					

Batter	1	2	3	4	5	6	7	8	9	AB	R	H	RBI	BB	SO	LOB	BOTTOM			
Billy Goodman, L (1,4) OBP: 0.400, SLG: 0.600	0-0 BB BB	0-0 F7	0-0 F8			0-0 6-3		0-0 1B BB		5	2	2	0	0	0	1	<p>Baltimore Orioles @ Boston Red Sox Fenway Park, Boston, MA Tue Apr 17 1956, 3:33 AM EST Att: 32,563 - Unknown</p> <p>AB 37 R 8 H 16 RBI 8 BB 3 SO 2 LOB 15</p> 			
Frank Malzone, R (1,5) OBP: 0.200, SLG: 0.200	0-0 F9	0-0 6-3		0-0 F3		0-0 6-3		0-0 2B BB		5	0	1	1	0	0	1				
Ted Williams, L (1,7) OBP: 0.800, SLG: 1.250	4-0 BB BB			0-0 1-3		0-0 BB		2-3 3-H BB		4	1	3	1	1	0	0				
Gene Stephens, L (6, PR) (9, 7)	1-2 BB BB					0-0 FC5-4 BB		1-3 3-H BB		0	0	0	0	0	0	0				
Jackie Jensen, R (1,9) OBP: 0.400, SLG: 0.250	0-0 BB BB	0-0 5-3		4-0 BB		0-0 FC5-4		0-0 5-3		4	1	1	1	1	0	4				
Mickey Vernon, L (1,3) OBP: 0.400, SLG: 0.600	0-0 BB BB		0-0 BB	0-0 F7		0-0 F2		0-0 F7		5	2	2	1	0	0	3				
Jim Piersall, R (1,8) OBP: 0.750, SLG: 0.750	2-3 3-H BB	0-0 BB BB	0-0 BB BB		0-0 CS		0-0 4-3			4	1	3	2	0	0	0				
Don Buddin, R (1,6) OBP: 0.500, SLG: 0.500	0-0 BB BB		0-0 BB BB	0-0 BB	0-3 K		0-3 K			4	0	2	1	0	2	1				
Sammy White, R (1,2) OBP: 0.500, SLG: 0.333	0-0 BB BB	0-0 F8	0-0 BB BB	4-0 BB	0-0 BB			0-0 F8		3	0	1	0	1	0	2				
Frank Sullivan, R (1,1) OBP: 0.250, SLG: 0.333	0-0 F8		0-0 SF9-2-1-6		0-0 6-3			0-0 BB BB		3	1	1	1	0	0	3				
										2	0	4	0	0	0	0				
										2	0	4	0	0	0	0				
										2	0	4	0	0	0	0				
										2	0	4	0	0	0	0				
										2	0	4	0	0	0	0				
										2	0	4	0	0	0	0				
Inning Stats	R: 4 E: 1 K: 0 S: 8	H: 5 LOB: 2 BB: 1 P: 12	R: 0 E: 0 K: 0 S: 4	H: 1 LOB: 1 BB: 0 P: 4	R: 2 E: 0 K: 0 S: 5	H: 3 LOB: 1 BB: 1 P: 9	R: 0 E: 0 K: 0 S: 3	H: 0 LOB: 1 BB: 1 P: 7	R: 0 E: 0 K: 0 S: 4	H: 2 LOB: 1 BB: 0 P: 6	R: 0 E: 0 K: 0 S: 4	H: 1 LOB: 1 BB: 0 P: 4	R: 0 E: 0 K: 1 S: 5	H: 0 LOB: 0 BB: 0 P: 5	R: 2 E: 0 K: 0 S: 7	H: 4 LOB: 2 BB: 0 P: 7	1B: 12 2B: 5 3B: 0 HR: 0	SF: 1 SAC: 0 DP: 1 HBP: 0	WP: 0 PB: 0 SB: 0 CS: 1	PA: 41
PITCHER Bill Wight, L (1,1) ERA: 108.0	IP: 0.1 WLS: L BF: 7 H: 5 R: 4 ER: 4 SO: 4 BB: 1 IBB: 0 HBP: 0 BLK: 0 WP: 0 HR: 0 S: 10 P: 10 ERA: 108.00 WHIP: 18.000															PITCHER	IP: WLS: BF: H: R: ER: SO: BB: IBB: HBP: BLK: WP: HR: S: P: ERA: WHIP:			
Hal Brown, R (1,1) ERA: 4.91	3.2 8 3 0 0 1 0 0 0 0 0 0 14 22 4.91 1.636																			
Harry Dorish, R (5,1) ERA:	2.0 8 3 0 0 1 0 0 0 0 0 0 10 10 0.00 1.500																			
Babe Birrer, R (7,1) ERA: 9.0	2.0 10 4 2 2 1 0 0 0 0 0 0 12 12 9.00 2.000																			

Batter	1	2	3	4	5	6	7	8	9	AB	R	H	RBI	BB	SO	LOB	TOP			
Bobby Adams, R OBP: 0.583, SLG: 0.429	4-0 SH1-3 2B BB		4-0 HBP E BB		0-3 K			4-0 BB		1	2	0	0	3	1	0	Baltimore Orioles @ Boston Red Sox Fenway Park, Boston, MA Thu Apr 19 1956, 3:33 AM EST Att: 23,962 - Unknown			
Dave Pope, L (1, 9)	0-0 SH1-3		1-0 FC6 HBP		0-0 P6-3			0-0 P8		2	0	0	0	0	0	1				
Dave Philley, S OBP: 0.154, SLG: 0.167	0-0 2H 2B		0-0 FC6 1-2 2H			4-0 G6-4-3 BB		0-0 4-3		3	0	1	1	1	0	2				
Gus Triandos, R OBP: 0.333, SLG: 0.545	0-0 6-3		0-0 F9			0-0 G6-4-3 1-2		0-0 F9		4	0	0	0	0	0	3				
Tito Francona, L OBP: 0.250, SLG: 0.455	0-0 4-3			0-0 1-3		0-0 6-3		0-0 F7		4	0	0	0	0	0	1				
Hal Smith, R OBP: 0.167, SLG: 0.091		0-0 6-3		0-0 F9			0-0 4-3	0-0 F3		4	0	0	0	0	0	0				
Wayne Causey, L OBP: 0.167, SLG: 0.167		0-0 4-3					0-3 K			3	0	1	0	0	1	0				
Willy Miranda, S (1, 6)		0-0 F5		0-0 3-1			0-0 4-3			3	0	0	0	0	0	1				
Erv Palica, R (1, 1)			0-0 5-3		0-0 1-3			0-0 4-3		2	0	0	0	0	0	0				
Bob Boyd, L OBP: 0.333, SLG: 0.333 Harry Dorish, R (8, 1)								0-0 4-3		1	0	0	0	0	0	0				
Inning Stats	R: 1 E: 0 K: 0 S: 4	H: 1 LOB: 1 BB: 1 P: 8	R: 0 E: 0 K: 0 S: 3	H: 0 LOB: 0 BB: 0 P: 3	R: 1 E: 1 K: 0 S: 3	H: 0 LOB: 1 BB: 1 P: 8	R: 0 E: 0 K: 0 S: 4	H: 1 LOB: 1 BB: 0 P: 4	R: 0 E: 0 K: 1 S: 5	H: 0 LOB: 0 BB: 0 P: 5	R: 0 E: 0 K: 1 S: 5	H: 0 LOB: 0 BB: 0 P: 5	R: 0 E: 0 K: 1 S: 5	H: 0 LOB: 1 BB: 0 P: 7	R: 0 E: 0 K: 0 S: 3	H: 0 LOB: 0 BB: 0 P: 3	1B: 1 2B: 1 3B: 0 HR: 0	SF: 0 SAC: 1 DP: 1 HBP: 1	WP: 0 PB: 0 SB: 0 CS: 0	PA: 33
PITCHER Tom Brewer, R ERA: 1.0	IP: 9.0 WLS: W BF: 33 H: 2 R: 2 ER: 1 SO: 2 BB: 4 IBB: 0 HBP: 1 BLK: 0 WP: 0 HR: 0 S: 32 P: 49 ERA: 1.00 WHIP: 0.667															PITCHER				

AB	27
R	2
H	2
RBI	1
BB	4
SO	2
LOB	8




Batter	1	2	3	4	5	6	7	8	9	AB	R	H	RBI	BB	SO	LOB	BOTTOM			
Billy Goodman, L OBP: 0.357, SLG: 0.538	0-0 1-3	0-0 L3			0-0 F8	4-0 BB				3	0	0	0	1	0	1	Baltimore Orioles @ Boston Red Sox Fenway Park, Boston, MA Thu Apr 19 1956, 3:33 AM EST Att: 23,962 - Unknown			
Billy Klaus, L OBP: 0.444, SLG: 0.167	4-0 1B 3B BB		0-0 6-3		0-0 6-3	0-0 F2				3	1	0	0	1	0	2				
Dick Gemert, R OBP: 0.667, SLG: 0.800 Gene Stephens, L (9, 7)	0-0 1-2 3B 1B		0-0 E8 1B		0-0 2B 2B		0-0 L8			4	2	3	0	0	0	0				
Jackie Jensen, R OBP: 0.500, SLG: 0.500	0-0 1-H 2-H 3B		0-0 1B		4-0 2B BB		0-0 L8			3	1	2	2	1	0	0				
Mickey Vernon, L OBP: 0.385, SLG: 0.615	0-0 4-3		0-0 F8		0-0 1-H 2-H 2B		0-3 K			4	0	1	2	0	1	3				
Jim Piersall, R OBP: 0.462, SLG: 0.364	0-0 P9		0-0 F4		0-0 5-3		0-3 K			4	0	0	0	0	1	4				
Don Buddin, R OBP: 0.538, SLG: 0.500		0-0 1B		0-0 F5		4-0 FC6-4 BB		0-0 6-3		3	0	1	0	1	0	0				
Sammy White, R OBP: 0.333, SLG: 0.300		0-0 F5		0-0 F8		0-0 F6		0-0 2B		4	0	1	0	0	0	2				
Tom Brewer, R (1, 1)		0-3 K		0-3 K		0-0 FC6-4 BB		0-0 5-3		4	0	0	0	0	2	3				
Inning Stats	R: 2 E: 0 K: 0 S: 5	H: 2 LOB: 1 BB: 1 P: 9	R: 0 E: 0 K: 1 S: 6	H: 1 LOB: 0 BB: 0 P: 6	R: 0 E: 0 K: 1 S: 5	H: 2 LOB: 2 BB: 0 P: 5	R: 0 E: 0 K: 1 S: 5	H: 0 LOB: 0 BB: 0 P: 5	R: 2 E: 0 K: 0 S: 5	H: 2 LOB: 1 BB: 1 P: 9	R: 0 E: 0 K: 0 S: 3	H: 0 LOB: 2 BB: 2 P: 11	R: 0 E: 0 K: 1 S: 5	H: 0 LOB: 0 BB: 0 P: 5	R: 0 E: 0 K: 1 S: 6	H: 1 LOB: 1 BB: 0 P: 6		1B: 4 2B: 3 3B: 1 HR: 0	SF: 0 SAC: 0 DP: 0 HBP: 0	WP: 0 PB: 0 SB: 0 CS: 0
PITCHER Erv Palica, R ERA: 5.14 Harry Dorish, R ERA:	IP: 7.0 WLS: L BF: 32 H: 7 R: 4 ER: 4 SO: 3 BB: 4 IBB: 0 HBP: 0 BLK: 0 WP: 0 HR: 0 S: 34 P: 50 ERA: 5.14 WHIP: 1.571															PITCHER				

AB	32
R	4
H	8
RBI	4
BB	4
SO	4
LOB	15




Batter	1	2	3	4	5	6	7	8	9	AB	R	H	RBI	BB	SO	LOB	TOP					
Billy Goodman, L (1,4) OBP: 0.333, SLG: 0.438	4-0 BB		6-3			4-3		4-3		3	0	0	0	1	0	0	Boston Red Sox @ New York Yankees Yankee Stadium, Bronx, NY Fri Apr 20 1956, 3:33 AM EST Att: 17,543 - Unknown					
Frank Malzone, R (1,5) OBP: 0.333, SLG: 0.444	0-3 K			4-3		2B		BB		4	0	2	0	0	1	1						
Dick Gemert, R (1,7) OBP: 0.600, SLG: 0.750	0-3 K			6-3		2B		BB		3	0	1	0	1	1	0						
Jackie Jensen, R (1,9) OBP: 0.500, SLG: 0.462		0-0 G3-6-3 1B		F7		P4		BB		3	0	1	0	1	0	2						
Mickey Vernon, L (1,3) OBP: 0.294, SLG: 0.471 Frank Baumann, L (8,1)		0-0 G3-6-3			0-0 P6	K		K		4	0	0	0	0	2	6						
Jim Piersall, R (1,8) OBP: 0.412, SLG: 0.286		0-0 E6			0-0 E6 FC5-4			BB		3	0	0	0	1	0	0						
Don Buddin, R (1,6) OBP: 0.412, SLG: 0.357		0-0 G3			0-0 F8			BB		4	0	0	0	0	1	3						
Sammy White, R (1,2) OBP: 0.250, SLG: 0.214			0-0 6-3		0-0 FC5-4			BB		4	0	0	0	0	0	2						
Willard Nixon, L (1,1) Mitt Bolling, R (6,PH) Ike Delock, R (8,PH) Norm Zauchin, R (8,3)			0-0 1-3			HR		BB		1	0	0	0	0	0	0						
Inning Stats	R: 0 E: 0 K: 2 S: 6	H: 0 LOB: 0 BB: 1 P: 10	R: 0 E: 1 K: 0 S: 4	H: 1 LOB: 1 BB: 0 P: 4	R: 0 E: 0 K: 0 S: 3	H: 0 LOB: 0 BB: 0 P: 3	R: 0 E: 0 K: 0 S: 3	H: 0 LOB: 0 BB: 0 P: 3	R: 0 E: 1 K: 0 S: 4	H: 0 LOB: 1 BB: 0 P: 4	R: 1 E: 0 K: 1 S: 8	H: 3 LOB: 2 BB: 0 P: 8	R: 0 E: 0 K: 1 S: 5	H: 0 LOB: 0 BB: 0 P: 5	R: 0 E: 0 K: 1 S: 6	H: 1 LOB: 3 BB: 2 P: 14		R: 0 E: 0 K: 1 S: 5	H: 0 LOB: 1 BB: 1 P: 9	1B: 2 2B: 2 3B: 0 HR: 1	SF: 0 SAC: 0 DP: 1 HBP: 0	WP: 0 PB: 0 SB: 0 CS: 0
PITCHER Whitey Ford, L (1,1) ERA: 1.0	IP: 9.0 WLS: W BF: 36 H: 5 R: 1 ER: 1 SO: 6 BB: 4 IBB: 0 HBP: 0 BLK: 0 WP: 0 HR: 1 S: 44 P: 60 ERA: 1.00 WHIP: 1.000											PITCHER	IP: 9.0 WLS: W BF: 36 H: 5 R: 1 ER: 1 SO: 6 BB: 4 IBB: 0 HBP: 0 BLK: 0 WP: 0 HR: 1 S: 44 P: 60 ERA: 1.00 WHIP: 1.000									

AB 32
R 1
H 5
RBI 1
BB 4
SO 6
LOB 15



Batter	1	2	3	4	5	6	7	8	9	AB	R	H	RBI	BB	SO	LOB	BOTTOM			
Hank Bauer, R (1,7) OBP: 0.222, SLG: 0.313	0-0 1-3		0-0 G6-4-3							4	1	1	1	0	0	2	Boston Red Sox @ New York Yankees Yankee Stadium, Bronx, NY Fri Apr 20 1956, 3:33 AM EST Att: 17,543 - Unknown			
Billy Martin, R (1,4) OBP: 0.278, SLG: 0.235	0-0 F7			BB	L6			HR		4	2	2	0	0	0	1				
Mickey Mantle, S (1,8) Bob Cerv, R (8,7)	0-3 K			FC4-6 BB	BB			BB		3	2	2	4	1	1	0				
Yogi Berra, L (1,2) OBP: 0.611, SLG: 0.750		0-0 G3		FC4-6 BB	P6			BB		2	0	0	0	2	0	1				
Bill Skowron, R (1,3) OBP: 0.556, SLG: 0.647		0-0		FC4-6 FC3-6				BB		4	0	2	1	0	1	2				
Joe Collins, L (1,9) OBP: 0.222, SLG: 0.235		0-3 K		FC3-6				BB		4	0	0	1	0	2	4				
Jerry Lumpe, L (1,6) OBP: 0.375, SLG: 0.286		0-3 K		FC3-6 F8				BB		4	0	0	0	0	2	2				
Andy Carey, R (1,5) OBP: 0.222, SLG: 0.235			0-0		P3			BB		3	0	1	0	1	1	0				
Whitey Ford, L (1,1) OBP: 0.500, SLG: 0.667		0-3 K		G6-4-3 1B				BB		3	2	1	0	1	1	1				
Inning Stats	R: 0 E: 0 K: 1 S: 5	H: 0 LOB: 0 BB: 0 P: 5	R: 0 E: 0 K: 2 S: 8	H: 1 LOB: 1 BB: 0 P: 8	R: 0 E: 0 K: 1 S: 5	H: 1 LOB: 0 BB: 0 P: 5	R: 2 E: 0 K: 0 S: 4	H: 1 LOB: 1 BB: 2 P: 12	R: 2 E: 0 K: 0 S: 6	H: 3 LOB: 1 BB: 0 P: 6	R: 0 E: 0 K: 2 S: 7	H: 0 LOB: 0 BB: 0 P: 7	R: 3 E: 0 K: 0 S: 5	H: 3 LOB: 2 BB: 3 P: 17	R: 0 E: 0 K: 2 S: 7	H: 0 LOB: 0 BB: 0 P: 7		1B: 5 2B: 2 3B: 1 HR: 1	SF: 0 SAC: 0 DP: 1 HBP: 0	WP: 0 PB: 0 SB: 0 CS: 1
PITCHER Willard Nixon, R (1,1) ERA: 7.2 Ike Delock, R (6,1) ERA: 13.5 Frank Baumann, L (8,1) ERA:	IP: 5.0 WLS: L BF: 22 H: 6 R: 4 ER: 4 SO: 4 BB: 2 IBB: 0 HBP: 0 BLK: 0 WP: 0 HR: 0 S: 28 P: 36 ERA: 7.20 WHIP: 1.600											PITCHER	IP: 5.0 WLS: L BF: 22 H: 6 R: 4 ER: 4 SO: 4 BB: 2 IBB: 0 HBP: 0 BLK: 0 WP: 0 HR: 0 S: 28 P: 36 ERA: 7.20 WHIP: 1.600							

AB 31
R 7
H 9
RBI 7
BB 5
SO 8
LOB 13



Batter	1	2	3	4	5	6	7	8	9	AB	R	H	RBI	BB	SO	LOB	TOP					
Billy Goodman, L (1.4) OBP: 0.375, SLG: 0.476										5	0	2	1	1	1	5	Boston Red Sox @ New York Yankees Yankee Stadium, Bronx, NY Sat Apr 21 1956, 3:33 AM EST Att: 26,644 - Unknown					
Billy Klaus, L (1.5) OBP: 0.467, SLG: 0.200										4	1	1	0	2	1	5						
Faye Throneberry, L (1.7) OBP: 0.500, SLG: 1.000										4	2	1	2	1	3	5						
Gene Stephens, L (8.7)										0	0	0	0	0	0	0						
Dick Gemert, R (9. PH) OBP: 0.636, SLG: 0.750										0	0	0	0	1	0	0						
Jackie Jensen, R (1.9) OBP: 0.417, SLG: 0.368										6	1	1	0	0	1	3						
Mickey Vernon, L (1.3) OBP: 0.391, SLG: 0.636										5	2	3	1	1	0	1						
Jim Piersall, R (1.8) OBP: 0.435, SLG: 0.474										5	1	2	2	1	0	3						
Don Buddin, R (1.6) OBP: 0.435, SLG: 0.294										3	1	0	0	2	1	6						
Sammy White, R (1.2) OBP: 0.263, SLG: 0.188										2	0	0	0	1	0	3						
Marty Keough, L (7. PH)										1	1	0	1	0	0	2						
Pete Daley, R (7.2) OBP: 1.000, SLG: 4.000										1	1	1	2	0	0	0						
George Susce, R (1.1)										0	0	0	0	1	0	0						
Johnny Schmitz, R (2.1)										1	0	0	0	0	1	1						
Ted Williams, L (6. PH) OBP: 0.576, SLG: 1.000										1	0	0	0	0	0	2						
Dave Sisler, R (6.1)										0	0	0	0	0	0	0						
Grady Hatton, L (7. PH) OBP: 1.000, SLG: 1.000										1	0	1	1	0	0	0						
Tom Brewer, R (7. PH)										0	0	0	0	0	0	0						
Tom Hurd, R (7.1) OBP: 1.000, SLG: 1.000										1	0	1	0	0	0	0						
Leo Kieley, L (8.1)										0	0	0	0	0	0	0						
Inning Stats	R: 0 E: 0 K: 2 S: 7	H: 0 LOB: 1 BB: 1 P: 11	R: 0 E: 0 K: 1 S: 6	H: 1 LOB: 3 BB: 1 P: 11	R: 0 E: 0 K: 1 S: 5	H: 0 LOB: 1 BB: 1 P: 9	R: 0 E: 0 K: 1 S: 6	H: 1 LOB: 1 BB: 0 P: 6	R: 3 E: 0 K: 0 S: 6	H: 3 LOB: 0 BB: 0 P: 6	R: 0 E: 0 K: 0 S: 3	H: 0 LOB: 2 BB: 2 P: 11	R: 4 E: 0 K: 2 S: 10	H: 3 LOB: 3 BB: 4 P: 26	R: 3 E: 0 K: 1 S: 9	H: 4 LOB: 2 BB: 1 P: 13	R: 0 E: 0 K: 0 S: 4	H: 1 LOB: 2 BB: 1 P: 8	1B: 8 2B: 1 3B: 0 HR: 4	SF: 0 SAC: 0 DP: 0 HBP: 1	WP: 0 PB: 0 SB: 0 CS: 0	PA: 52
PITCHER	IP WLS BF H R ER SO BB IBB HBP BLK WP HR S P ERA WHIP																					
Bob Turley, R (1.1) ERA: 7.5	6.0	31	6	5	5	5	6	0	1	0	0	0	0	2	34	59	7.50	2.000				
Tom Morgan, R (7.1) ERA:	0.0	2	0	0	0	0	2	0	0	0	0	0	0	0	0	8	∞	∞				
Bob Grim, R (7.1) ERA:	0.2	5	2	2	2	1	1	0	0	0	0	0	0	6	10	27.00	4.500					
Jim Konstanty, R (7.1) ERA: 11.57	1.0	7	3	3	3	1	1	0	0	0	0	2	8	12	27.00	4.000						
Tommy Byrne, L (8.1) ERA: 1.69	1.1	W 7	2	0	0	1	1	0	0	0	0	0	8	12	0.00	2.250						
Batter	1	2	3	4	5	6	7	8	9	AB	R	H	RBI	BB	SO	LOB	BOTTOM					
Hank Bauer, R (1.7) OBP: 0.292, SLG: 0.476										5	3	2	2	1	0	1	Boston Red Sox @ New York Yankees Yankee Stadium, Bronx, NY Sat Apr 21 1956, 3:33 AM EST Att: 26,644 - Unknown					
Billy Martin, R (1.4) OBP: 0.250, SLG: 0.182										5	2	0	0	0	0	2						
Mickey Mantle, S (1.8) OBP: 0.545, SLG: 1.111										5	1	3	2	0	1	1						
Bob Cerv, R (8.7)										1	0	0	0	0	1	2						
Yogi Berra, L (1.2) OBP: 0.652, SLG: 1.000										3	2	2	2	2	0	1						
Bill Skowron, R (1.3) OBP: 0.609, SLG: 0.650										3	1	2	0	2	0	0						
Joe Collins, L (1.9) OBP: 0.111, SLG: 0.111										5	1	1	1	0	1	6						
Jerry Lumpe, L (1.6) OBP: 0.429, SLG: 0.333										4	0	2	1	1	0	4						
Bobby Richardson, R (8. PR) (9.4)										0	1	0	0	0	0	0						
Andy Carey, R (1.5) OBP: 0.318, SLG: 0.263										2	2	1	0	1	0	1						
Eddie Robinson, L (8. PH) OBP: 1.000, SLG: 1.000										1	0	1	1	0	0	0						
Phil Rizzuto, R (8. PR) (9.6)										0	0	0	0	0	0	0						
Bob Turley, R (1.1)										3	0	0	0	0	0	1						
Tom Morgan, R (7.1) ERA:										0	0	0	0	0	0	0						
Bob Grim, R (7.1) ERA:										0	0	0	0	0	0	0						
Jim Konstanty, R (7.1) ERA: 11.57										0	0	0	0	0	0	0						
Tommy Byrne, L (8.1) ERA: 1.69										1	1	0	1	0	0	1						
Inning Stats	R: 2 E: 0 K: 0 S: 5	H: 2 LOB: 2 BB: 2 P: 13	R: 4 E: 0 K: 0 S: 7	H: 4 LOB: 2 BB: 1 P: 12	R: 2 E: 1 K: 0 S: 5	H: 1 LOB: 3 BB: 3 P: 17	R: 0 E: 0 K: 0 S: 3	H: 1 LOB: 0 BB: 0 P: 3	R: 0 E: 0 K: 0 S: 4	H: 1 LOB: 1 BB: 0 P: 4	R: 1 E: 1 K: 0 S: 4	H: 1 LOB: 1 BB: 0 P: 5	R: 0 E: 0 K: 1 S: 5	H: 0 LOB: 0 BB: 0 P: 5	R: 5 E: 1 K: 2 S: 12	H: 4 LOB: 2 BB: 1 P: 16	1B: 10 2B: 1 3B: 0 HR: 3	SF: 0 SAC: 1 DP: 1 HBP: 2	WP: 0 PB: 1 SB: 2 CS: 1	PA: 48		
PITCHER	IP WLS BF H R ER SO BB IBB HBP BLK WP HR S P ERA WHIP																					
George Susce, R (1.1) ERA: 40.5	1.1	12	5	6	6	0	2	0	1	0	0	0	15	31	40.50	5.250						
Johnny Schmitz, L (2.1) ERA:	3.2	19	4	2	0	0	4	0	0	1	0	0	4	5	0.00	1.000						
Dave Sisler, R (6.1) ERA:	1.0	5	1	1	0	0	0	0	1	0	0	0	4	5	0.00	1.000						
Tom Hurd, R (7.1) ERA: 20.25	1.1	L 8	3	4	3	2	0	1	0	0	0	1	11	15	20.25	2.250						
Leo Kieley, L (8.1) ERA:	0.2	4	1	1	0	1	0	0	0	0	0	0	6	6	0.00	1.500						


Batter	1	2	3	4	5	6	7	8	9	AB	R	H	RBI	BB	SO	LOB	TOP				
Billy Goodman, L OBP: 0.379, SLG: 0.462	F7		4-3			5-3			L4-3	5	0	2	2	0	0	2	Boston Red Sox @ New York Yankees Yankee Stadium, Bronx, NY Sun Apr 22 1956, 3:33 AM EST Att: 35,204 - Unknown				
Billy Klaus, L OBP: 0.400, SLG: 0.267	P6			G3	FC6-4	5-3		L4-3	5	1	1	1	0	0	3						
Faye Throneberry, L OBP: 0.400, SLG: 0.571	G3			G3				3-1	3	0	0	0	2	0	1						
Mickey Vernon, L OBP: 0.370, SLG: 0.583		6-3		SF8				L4-3	2	0	0	1	1	0	1						
Jackie Jensen, R OBP: 0.393, SLG: 0.348	L1			F7	F8				4	0	1	0	0	0	3						
Jim Piersall, R OBP: 0.444, SLG: 0.522	4-3							K	4	2	2	0	0	1	1						
Don Buddin, R OBP: 0.407, SLG: 0.250			L6			E6		F9	3	2	0	0	1	0	1						
Sammy White, R OBP: 0.250, SLG: 0.176			P6			E5		F8	1	0	0	0	0	0	0						
Ted Williams, L OBP: 0.500, SLG: 1.000									1	0	1	1	0	0	0						
Tom Brewer, R OBP: 0.333, SLG: 1.333									0	1	0	0	0	0	0						
Frank Sullivan, R OBP: 0.400, SLG: 0.500									2	0	0	1	0	0	1						
Gregg Hillman, L OBP: 0.200, SLG: 0.500									1	0	0	0	0	0	2						
Frank Baumann, L OBP: 0.500, SLG: 0.500									0	0	0	0	0	0	0						
Marty Keough, L OBP: 0.500, SLG: 0.500									0	0	0	0	0	0	0						
Ike Delock, R OBP: 0.500, SLG: 0.500									0	0	0	0	0	0	0						
Johnny Schmitz, R OBP: 0.500, SLG: 0.500									0	0	0	0	0	0	0						
Inning Stats	R: 0 E: 0 K: 0 S: 3	H: 0 LOB: 0 BB: 0 P: 3	R: 0 E: 0 K: 0 S: 3	H: 0 LOB: 0 BB: 0 P: 3	R: 0 E: 0 K: 0 S: 4	H: 1 LOB: 1 BB: 0 P: 4	R: 1 E: 0 K: 0 S: 4	H: 1 LOB: 0 BB: 0 P: 4	R: 3 E: 0 K: 0 S: 6	H: 3 LOB: 3 BB: 3 P: 18	R: 2 E: 2 K: 0 S: 6	H: 1 LOB: 1 BB: 0 P: 6	R: 0 E: 0 K: 1 S: 5	H: 0 LOB: 0 BB: 1 P: 9	R: 0 E: 0 K: 0 S: 3	H: 0 LOB: 0 BB: 0 P: 3	R: 0 E: 0 K: 0 S: 3	H: 1 LOB: 0 BB: 0 P: 3	1B: 6 2B: 4 3B: 0 HR: 0	SF: 1 SH: 2 WP: 1 HBP: 0	WP: 1 PA: 39
PITCHER	IP WLS BF H R ER SO BB IBB HBP BLK WP HR S P ERA WHIP																				
Don Larsen, R ERA: 5.27	(1, 1) 4.2 22 5 4 4 0 3 0 0 0 0 0 19 31 7.71 1.714																				
Bob Grim, R ERA:	(5, 1) 4.1 W 17 3 2 0 1 1 0 0 0 1 0 18 22 0.00 0.923																				

AB	33
R	6
H	8
RBI	6
BB	4
SO	1
LOB	15



Batter	1	2	3	4	5	6	7	8	9	AB	R	H	RBI	BB	SO	LOB	BOTTOM				
Hank Bauer, R OBP: 0.310, SLG: 0.440	F3	1-3		K				E		4	2	1	0	1	1	2	Boston Red Sox @ New York Yankees Yankee Stadium, Bronx, NY Sun Apr 22 1956, 3:33 AM EST Att: 35,204 - Unknown				
Gil McDougald, R OBP: 0.310, SLG: 0.440	L4		5-3	L4			E1	FC4-6	4	2	0	0	1	0	1						
Mickey Mantle, S OBP: 0.538, SLG: 1.045	F7			K				E4	4	1	2	2	0	1	0						
Bob Cerv, R OBP: 0.538, SLG: 1.045								FC4-6	1	0	0	1	0	0	2						
Yogi Berra, L OBP: 0.571, SLG: 0.950		F8	F8		P4			FC4-6	5	1	1	3	0	0	3						
Bill Skowron, R OBP: 0.607, SLG: 0.625				HR		G6-4-3		P4	4	2	2	1	1	0	1						
Joe Collins, L OBP: 0.143, SLG: 0.357					F8			E7	5	1	1	2	0	2	3						
Andy Carey, R OBP: 0.306, SLG: 0.227								L4	3	1	0	0	1	1	1						
Jerry Lumpe, L OBP: 0.435, SLG: 0.350					E6			F8	2	1	1	0	0	0	2						
Lou Skizas, R OBP: 0.500, SLG: 0.500					E5				1	0	0	0	0	0	1						
Phil Rizzuto, R OBP: 0.500, SLG: 0.500									0	1	0	0	1	0	0						
Don Larsen, R OBP: 0.333, SLG: 0.833									2	1	2	4	0	0	0						
Bob Grim, R ERA:	(5, 1) 4.1 W 17 3 2 0 1 1 0 0 0 1 0 18 22 0.00 0.923																				
Inning Stats	R: 0 E: 0 K: 0 S: 3	H: 0 LOB: 0 BB: 0 P: 3	R: 2 E: 0 K: 1 S: 9	H: 4 LOB: 2 BB: 0 P: 9	R: 0 E: 0 K: 1 S: 5	H: 0 LOB: 0 BB: 0 P: 5	R: 4 E: 2 K: 1 S: 8	H: 1 LOB: 0 BB: 1 P: 12	R: 0 E: 0 K: 0 S: 3	H: 1 LOB: 0 BB: 0 P: 3	R: 0 E: 0 K: 1 S: 5	H: 0 LOB: 1 BB: 1 P: 9	R: 4 E: 1 K: 1 S: 9	H: 3 LOB: 0 BB: 0 P: 9	R: 3 E: 2 K: 1 S: 7	H: 1 LOB: 2 BB: 3 P: 19	R: 0 E: 0 K: 0 S: 3	H: 0 LOB: 0 BB: 0 P: 3	1B: 6 2B: 1 3B: 0 HR: 3	SF: 0 SH: 0 WP: 0 HBP: 0	WP: 1 PA: 42
PITCHER	IP WLS BF H R ER SO BB IBB HBP BLK WP HR S P ERA WHIP																				
Frank Sullivan, R ERA: 1.38	(1, 1) 4.0 20 5 6 2 3 1 0 0 0 0 1 25 29 4.50 1.500																				
Frank Baumann, L ERA: 8.75	(5, 1) 3.0 L 14 4 4 3 2 1 0 0 0 0 1 17 21 9.00 1.667																				
Ike Delock, R ERA: 15.43	(8, 1) 0.1 5 0 3 1 1 3 0 0 0 0 1 0 4 16 27.00 9.000																				
Johnny Schmitz, L ERA:	(8, 1) 0.2 3 1 0 0 0 0 0 0 0 0 0 0 3 3 0.00 1.500																				

AB	37
R	13
H	10
RBI	13
BB	5
SO	6
LOB	18



Batter	1	2	3	4	5	6	7	8	9	AB	R	H	RBI	BB	SO	LOB	TOP			
Eddie Yost, R OBP: 0.425, SLG: 0.250 (1, 5)										3	1	1	0	1	1	0	Washington Senators @ Boston Red Sox Fenway Park, Boston, MA Wed Apr 25 1956, 3:33 AM EST Att: 4,638 - Unknown livebaseballscorecards.com			
Dick Tattelbach, R OBP: 0.300, SLG: 0.375 (1, 7)										2	0	0	0	2	0	1				
Clint Courtney, L OBP: 0.480, SLG: 0.609 (1, 2)										4	0	1	1	1	0	4				
Roy Sievers, R OBP: 0.325, SLG: 0.303 (1, 3)										4	2	1	1	1	1	4				
Jim Lemon, R OBP: 0.480, SLG: 0.682 (1, 9)										4	1	2	0	1	2	1				
Karl Olson, R OBP: 0.444, SLG: 0.647 (1, 8)										4	0	1	0	0	1	4				
Jerry Snyder, R OBP: 0.259, SLG: 0.200 (1, 4)										3	0	2	1	1	0	1				
Jose Valdivielso, R (1, 6)										3	0	0	0	1	0	3				
Pedro Ramos, S OBP: 0.250, SLG: 0.250 (1, 1)										4	0	1	0	0	0	3				
Inning Stats	R: 0 E: 0 K: 0 S: 2	H: 0 LOB: 0 BB: 1 P: 6	R: 1 E: 0 K: 0 S: 2	H: 0 LOB: 1 BB: 3 P: 14	R: 0 E: 0 K: 0 S: 4	H: 1 LOB: 1 BB: 0 P: 4	R: 2 E: 0 K: 0 S: 6	H: 3 LOB: 1 BB: 0 P: 6	R: 0 E: 0 K: 1 S: 5	H: 1 LOB: 1 BB: 0 P: 9	R: 0 E: 0 K: 1 S: 6	H: 1 LOB: 2 BB: 1 P: 10	R: 0 E: 0 K: 1 S: 6	H: 2 LOB: 2 BB: 1 P: 10	R: 1 E: 0 K: 1 S: 6	H: 1 LOB: 1 BB: 1 P: 10	1B: 5 2B: 4 3B: 0 HR: 1	SF: 0 SAC: 2 DP: 2 HBP: 0	WP: 1 PB: 0 CS: 0	PA: 41
PITCHER	IP	WLS	BF	H	R	ER	SO	BB	IBB	HBP	BLK	WP	HR	S	P	ERA	WHIP			
Bob Porterfield, R ERA: 4.5 (1, 1)	5.0	L	22	4	3	3	1	5	0	0	0	1	1	19	39	5.40	1.800			
Dave Sisler, R ERA: (6, 1)	2.0		9	2	0	0	2	1	0	0	0	0	0	12	16	0.00	1.500			
Ike Delock, R ERA: 10.38 (8, 1)	2.0		10	3	1	1	2	2	0	0	0	0	0	12	20	4.50	2.500			

Batter	1	2	3	4	5	6	7	8	9	AB	R	H	RBI	BB	SO	LOB	BOTTOM			
Jim Piersall, R OBP: 0.452, SLG: 0.480 (1, 8)										2	0	0	0	2	1	2	Washington Senators @ Boston Red Sox Fenway Park, Boston, MA Wed Apr 25 1956, 3:33 AM EST Att: 4,638 - Unknown livebaseballscorecards.com			
Billy Klaus, L OBP: 0.375, SLG: 0.222 (1, 5)										3	0	0	0	1	0	5				
Dick Gemert, R OBP: 0.600, SLG: 0.636 (1, 7)										3	0	1	0	0	1	2				
Jackie Jensen, R OBP: 0.375, SLG: 0.444 (1, 9)										4	1	1	1	0	0	3				
Mickey Vernon, L OBP: 0.355, SLG: 0.571 (1, 3)										4	0	1	0	0	1	1				
Don Buddin, R OBP: 0.355, SLG: 0.208 (1, 6)										4	0	0	0	0	2	2				
Billy Consolo, R (1, 4)										3	0	0	0	1	3	1				
Sammy White, R OBP: 0.217, SLG: 0.150 Grady Hatton, L OBP: 0.333, SLG: 0.333 (9, PH)										3	0	0	0	0	0	1				
Bob Porterfield, R (1, 1) Marty Keough, L (5, PH) Dave Sisler, R (6, 1) Gene Stephens, L (7, PH) Ike Delock, R (8, 1) Ted Williams, L OBP: 0.727, SLG: 0.875 (9, PH)										0	0	0	0	1	0	0				
Inning Stats	R: 0 E: 0 K: 0 S: 3	H: 1 LOB: 1 BB: 1 P: 7	R: 0 E: 0 K: 2 S: 7	H: 0 LOB: 0 BB: 0 P: 7	R: 0 E: 0 K: 1 S: 5	H: 0 LOB: 0 BB: 2 P: 11	R: 0 E: 0 K: 1 S: 5	H: 0 LOB: 0 BB: 0 P: 5	R: 0 E: 0 K: 2 S: 9	H: 2 LOB: 1 BB: 0 P: 9	R: 0 E: 0 K: 0 S: 3	H: 0 LOB: 1 BB: 1 P: 7	R: 0 E: 1 K: 1 S: 5	H: 0 LOB: 1 BB: 0 P: 6	R: 0 E: 0 K: 1 S: 5	H: 0 LOB: 0 BB: 0 P: 5	1B: 1 2B: 1 3B: 0 HR: 1	SF: 0 SAC: 0 DP: 1 HBP: 1	WP: 0 PB: 0 CS: 0	PA: 36
PITCHER	IP	WLS	BF	H	R	ER	SO	BB	IBB	HBP	BLK	WP	HR	S	P	ERA	WHIP			
Pedro Ramos, R ERA: 0.82 (1, 1)	9.0	W	36	3	1	1	8	6	0	1	0	0	1	45	70	1.00	1.000			

Batter	1	2	3	4	5	6	7	8	9	AB	R	H	RBI	BB	SO	LOB	TOP																					
Phil Rizzuto, R (1, 6)	4-3	FC6-4 BB		F9		L4		FC6-4		4	0	0	0	1	0	1																						
Gil McDougald, R OBP: 0.217, SLG: 0.286 (1, 4)	6-3	FC6-4			F8		F9		5-3	5	0	0	0	0	0	3																						
Mickey Mantle, S OBP: 0.465, SLG: 0.730 (1, 8)	HBP		4-3		G3		F8		4-3	4	0	0	0	0	0	0																						
Yogi Berra, L OBP: 0.489, SLG: 0.743 (1, 2)	1-3		F8		E7 1B		P6		F8	5	1	1	0	0	0	1																						
Bill Skowron, R OBP: 0.477, SLG: 0.487 (1, 3)		1B 2B BB			E6 1B E				K	3	2	1	0	1	1	1																						
Hank Bauer, R OBP: 0.326, SLG: 0.500 (1, 9)		K			E9 1B				HR 1B	3	1	2	1	1	1	1																						
Elston Howard, R OBP: 0.444, SLG: 0.778 (1, 7)		2B 1B		F7		6-3			HR	4	1	2	2	0	0	3																						
Andy Carey, R OBP: 0.293, SLG: 0.222 (1, 5)		K			K		P4		L6	4	0	0	0	0	2	2																						
Don Larsen, R OBP: 0.400, SLG: 0.800 (1, 1)				L5		5-3			FC6-4 1B	4	0	2	1	0	0	0																						
Inning Stats	R: 0 E: 0 K: 0 S: 3	H: 0 LOB: 1 BB: 0 P: 4	R: 1 E: 0 K: 2 S: 9	H: 2 LOB: 3 BB: 2 P: 17	R: 0 E: 0 K: 0 S: 4	H: 1 LOB: 2 BB: 1 P: 8	R: 0 E: 0 K: 1 S: 5	H: 0 LOB: 0 BB: 0 P: 5	R: 2 E: 3 K: 0 S: 6	H: 2 LOB: 1 BB: 0 P: 6	R: 0 E: 0 K: 0 S: 3	H: 0 LOB: 0 BB: 0 P: 3	R: 0 E: 0 K: 0 S: 3	H: 0 LOB: 0 BB: 0 P: 3	R: 2 E: 0 K: 1 S: 8	H: 3 LOB: 1 BB: 0 P: 8	R: 0 E: 0 K: 0 S: 3	H: 0 LOB: 0 BB: 0 P: 3	1B: 5 2B: 2 3B: 0 HR: 1	SF: 0 SAC: 0 DP: 0 HBP: 1	WP: 0 PB: 0 SB: 0 CS: 0	PA: 40																
PITCHER	IP	WLS	BF	H	R	ER	SO	BB	IBB	HBP	BLK	WP	HR	S	P	ERA	WHIP	PITCHER				IP	WLS	BF	H	R	ER	SO	BB	IBB	HBP	BLK	WP	HR	S	P	ERA	WHIP
Tom Brewer, R ERA: 1.13 (1, 1)	7.0	L	31	5	3	1	3	3	0	1	0	0	0	33	46	1.29	1.143																					
George Susce, R ERA: 21.6 (8, 1)	2.0		9	3	2	2	1	0	0	0	0	0	1	11	11	9.00	1.500																					

New York Yankees @ Boston Red Sox
Fenway Park, Boston, MA
Fri Apr 27 1956, 3:33 AM EST
Att: 12,626 - Unknown

AB 36
R 5
H 8
RBI 4
BB 3
SO 4
LOB 12



Batter	1	2	3	4	5	6	7	8	9	AB	R	H	RBI	BB	SO	LOB	BOTTOM																					
Billy Goodman, L OBP: 0.333, SLG: 0.400 (1, 4)	4-3		4-3		F7		3-1			4	0	0	0	0	0	3																						
Billy Klaus, L OBP: 0.393, SLG: 0.200 (1, 5)	F7		1-3			G3-6-3 BB		5-4-3 BB		2	0	0	0	2	0	0																						
Mickey Vernon, L OBP: 0.314, SLG: 0.500 (1, 3)	K		1-3			G3-6-3		5-4-3		4	0	0	0	0	1	2																						
Jackie Jensen, R OBP: 0.361, SLG: 0.400 (1, 9)		BB FC5-2 BB		P4		P6		K		3	0	0	0	1	1	1																						
Dick Gernert, R OBP: 0.526, SLG: 0.533 (1, 7)		FC5-2 BB 1B		K				F7		4	0	1	0	0	2	1																						
Jim Piersall, R OBP: 0.457, SLG: 0.464 (1, 8)		FC5-2 BB		P4				1B 1B		3	2	1	0	1	0	0																						
Don Buddin, R OBP: 0.400, SLG: 0.286 (1, 6)		P4						1B 1B		4	0	3	0	0	0	3																						
Sammy White, R OBP: 0.200, SLG: 0.136 (1, 2)		FC5-2			F8			G1-4-3 1B		2	0	0	0	0	0	4																						
Ted Williams, L OBP: 0.667, SLG: 0.778 (7, PH)		1-2 2-3 3-H								1	0	0	0	0	0	2																						
Pete Daley, R OBP: 0.250, SLG: 1.000 (8, 2)										1	0	0	0	0	0	1																						
Tom Brewer, R (1, 1)		1-3								2	0	0	0	0	1	4																						
Grady Hatton, L OBP: 0.500, SLG: 0.500 (7, PH)										1	0	1	1	0	0	0																						
Gene Stephens, L (7, PH)										0	0	0	0	0	0	0																						
George Susce, R (8, 1)										0	0	0	0	0	0	0																						
Faye Throneberry, L OBP: 0.364, SLG: 0.500 (9, PH)										1	0	0	0	0	0	0																						
Inning Stats	R: 0 E: 0 K: 1 S: 5	H: 0 LOB: 0 BB: 0 P: 5	R: 0 E: 0 K: 0 S: 4	H: 1 LOB: 3 BB: 2 P: 12	R: 0 E: 0 K: 0 S: 3	H: 0 LOB: 0 BB: 0 P: 3	R: 0 E: 0 K: 1 S: 5	H: 0 LOB: 0 BB: 0 P: 5	R: 0 E: 0 K: 1 S: 6	H: 1 LOB: 1 BB: 0 P: 6	R: 0 E: 0 K: 0 S: 2	H: 0 LOB: 0 BB: 1 P: 6	R: 1 E: 0 K: 0 S: 6	H: 3 LOB: 2 BB: 0 P: 6	R: 0 E: 0 K: 2 S: 7	H: 0 LOB: 1 BB: 1 P: 11	R: 0 E: 1 K: 0 S: 4	H: 1 LOB: 0 BB: 0 P: 4	1B: 6 2B: 0 3B: 0 HR: 0	SF: 0 SAC: 0 DP: 2 HBP: 0	WP: 0 PB: 0 SB: 0 CS: 0	PA: 36																
PITCHER	IP	WLS	BF	H	R	ER	SO	BB	IBB	HBP	BLK	WP	HR	S	P	ERA	WHIP	PITCHER				IP	WLS	BF	H	R	ER	SO	BB	IBB	HBP	BLK	WP	HR	S	P	ERA	WHIP
Don Larsen, R ERA: 3.57 (1, 1)	9.0	W	36	6	2	1	5	4	0	0	0	0	0	42	58	1.00	1.111																					

New York Yankees @ Boston Red Sox
Fenway Park, Boston, MA
Fri Apr 27 1956, 3:33 AM EST
Att: 12,626 - Unknown

AB 32
R 2
H 6
RBI 1
BB 4
SO 5
LOB 21



Batter	1	2	3	4	5	6	7	8	9	AB	R	H	RBI	BB	SO	LOB	TOP				
Phil Rizzuto, R (1,6) Joe Collins, L (6,PH) Jerry Coleman, R (6,6)	0-0 4-3		0-0 1-3		0-0 SH1-4	0-0 F7		4-0 6-3 3B BB		2	0	0	0	0	0	0					
Gil McDougald, R (1,4) Carp: 0.321, SLG: 0.360	0-0 2B		0-0 1B		0-0 1B BB		4-0 1B BB	0-0 6-3		4	2	3	0	1	0	1					
Mickey Mantle, S (1,8) Carp: 0.500, SLG: 0.805	0-0 1-H 2B		0-0 F8		4-0 1B BB		0-0 2B BB	0-0 3B		4	0	3	2	1	0	1					
Yogi Berra, L (1,2) Carp: 0.460, SLG: 0.675	0-0 P6			0-0 P3	0-0 G6-4-3 1B		0-0 F5	0-0 F8		5	0	1	1	0	0	4					
Bill Skowron, R (1,3) Carp: 0.469, SLG: 0.500	0-0 5-3			0-0 2B 1B	0-0 G6-4-3 1B		0-0 2B		0-0 F9	5	0	2	1	0	0	4					
Hank Bauer, R (1,9) Carp: 0.333, SLG: 0.500		0-0 6-3		0-0 2B		0-0 6-3	0-0 IBB		0-3 K	4	0	1	0	1	1	0					
Elston Howard, R (1,7) Carp: 0.391, SLG: 0.636		0-3 K		4-0 G4-3 IBB		0-0 5-3			0-0 F7	4	0	0	0	1	2	3					
Andy Carey, R (1,5) Eddie Robinson, L (7,PH) Bobby Richardson, R (7,4)		0-0 6-3		0-0 G4-3		4-0 1B BB			0-0 F5	2	0	0	0	1	0	3					
Bob Turley, R (1,1) Lou Skizas, R (8,PH) Jim Konstanty, R (8,1)			0-3 K		0-0 1B SH1-4 1B		0-0 1B		0-0 F7	3	1	2	0	0	1	0					
Inning Stats	R: 1 E: 0 K: 0 S: 5	H: 2 LOB: 1 BB: 0 P: 5	R: 0 E: 0 K: 1 S: 5	H: 0 LOB: 0 BB: 0 P: 5	R: 0 E: 0 K: 1 S: 6	H: 1 LOB: 1 BB: 0 P: 6	R: 0 E: 0 K: 0 S: 4	H: 2 LOB: 2 BB: 1 P: 8	R: 1 E: 0 K: 0 S: 5	H: 3 LOB: 2 BB: 1 P: 9	R: 0 E: 0 K: 0 S: 4	H: 1 LOB: 2 BB: 1 P: 8	R: 1 E: 0 K: 1 S: 7	H: 2 LOB: 3 BB: 2 P: 15	R: 1 E: 0 K: 0 S: 4	H: 1 LOB: 1 BB: 1 P: 8	R: 0 E: 0 K: 1 S: 5	H: 0 LOB: 0 BB: 0 P: 5	1B: 8 2B: 3 3B: 1 HR: 0	SF: 0 SAC: 1 DP: 2 HBP: 0	WP: 0 PA: 43 SB: 0 CS: 0
PITCHER	IP WLS BF H R ER SO BB IBB HBP BLK WP HR S P ERA WHIP	IP WLS BF H R ER SO BB IBB HBP BLK WP HR S P ERA WHIP	IP WLS BF H R ER SO BB IBB HBP BLK WP HR S P ERA WHIP	IP WLS BF H R ER SO BB IBB HBP BLK WP HR S P ERA WHIP	IP WLS BF H R ER SO BB IBB HBP BLK WP HR S P ERA WHIP	IP WLS BF H R ER SO BB IBB HBP BLK WP HR S P ERA WHIP	IP WLS BF H R ER SO BB IBB HBP BLK WP HR S P ERA WHIP	IP WLS BF H R ER SO BB IBB HBP BLK WP HR S P ERA WHIP	IP WLS BF H R ER SO BB IBB HBP BLK WP HR S P ERA WHIP	IP WLS BF H R ER SO BB IBB HBP BLK WP HR S P ERA WHIP	IP WLS BF H R ER SO BB IBB HBP BLK WP HR S P ERA WHIP	IP WLS BF H R ER SO BB IBB HBP BLK WP HR S P ERA WHIP	IP WLS BF H R ER SO BB IBB HBP BLK WP HR S P ERA WHIP	IP WLS BF H R ER SO BB IBB HBP BLK WP HR S P ERA WHIP	IP WLS BF H R ER SO BB IBB HBP BLK WP HR S P ERA WHIP	IP WLS BF H R ER SO BB IBB HBP BLK WP HR S P ERA WHIP	IP WLS BF H R ER SO BB IBB HBP BLK WP HR S P ERA WHIP	IP WLS BF H R ER SO BB IBB HBP BLK WP HR S P ERA WHIP	IP WLS BF H R ER SO BB IBB HBP BLK WP HR S P ERA WHIP	IP WLS BF H R ER SO BB IBB HBP BLK WP HR S P ERA WHIP	IP WLS BF H R ER SO BB IBB HBP BLK WP HR S P ERA WHIP

New York Yankees @ Boston Red Sox
Fenway Park, Boston, MA
Sat Apr 28 1956, 3:33 AM EST
Att: 27,357 - Unknown

AB	36
R	4
H	12
RBI	4
BB	6
SO	4
LOB	21




Batter	1	2	3	4	5	6	7	8	9	AB	R	H	RBI	BB	SO	LOB	BOTTOM				
Billy Goodman, L (1,4) Carp: 0.368, SLG: 0.457 Billy Consolo, R (9,4)	0-0 F8		0-0 F7		0-0 1B		0-0 SH3-4 HR 1B	0-0 2B		5	1	3	0	0	0	1					
Frank Malzone, R (1,5) Carp: 0.308, SLG: 0.385	0-3 K		0-0 F7		0-0 F7		0-0 SH3-4 1-2	0-0 2-H 1B		4	0	1	1	0	1	2					
Mickey Vernon, L (1,3) Carp: 0.325, SLG: 0.556	1-0 HBP			0-0 F9		0-0 F5	0-0 2-H HR	0-0 F8		4	1	1	2	0	0	2					
Jackie Jensen, R (1,9) Carp: 0.350, SLG: 0.364	0-0 P4			4-0 BLK 2B BB		0-3 K	0-0 P4			3	1	0	0	1	1	1					
Dick Gemert, R (1,7) Gene Stephens, L (7,PR) (8,7)		0-0 F8		0-3 K		0-0 HR	4-0 1B BB			3	1	1	1	1	1	1					
Jim Piersall, R (1,8) Carp: 0.513, SLG: 0.548		4-0 CS BB		0-0 2-H 2B		0-0 1B BB	0-0 1-H 1B			3	0	3	2	1	0	0					
Don Buddin, R (1,6) Carp: 0.385, SLG: 0.258		0-0 P3		0-3 K		4-0 1B BB	0-0 F3			3	0	0	0	1	1	3					
Sammy White, R (1,2) Carp: 0.276, SLG: 0.200		0-0 CS		0-0 SH1-4 1B		4-0 B3-6-4 BB	0-0 F8			3	0	2	0	1	0	0					
Frank Sullivan, R (1,1) Ted Williams, L (6,PH) Ike Delock, R (7,1) Dave Sisler, R (7,1)			0-0 SH1-4		0-0 B3-6-4 1B		0-0 F9		0-0 F2	1	0	0	0	0	0	1					
Inning Stats	R: 0 E: 0 K: 1 S: 5	H: 0 LOB: 1 BB: 0 P: 6	R: 0 E: 0 K: 0 S: 2	H: 0 LOB: 0 BB: 1 P: 6	R: 0 E: 0 K: 0 S: 4	H: 1 LOB: 1 BB: 0 P: 4	R: 1 E: 0 K: 2 S: 8	H: 1 LOB: 1 BB: 1 P: 12	R: 0 E: 0 K: 0 S: 3	H: 1 LOB: 1 BB: 1 P: 7	R: 1 E: 0 K: 1 S: 8	H: 3 LOB: 3 BB: 1 P: 12	R: 3 E: 0 K: 0 S: 6	H: 3 LOB: 1 BB: 1 P: 10	R: 1 E: 0 K: 0 S: 5	H: 2 LOB: 2 BB: 0 P: 5	R: 0 E: 0 K: 1 S: 5	H: 0 LOB: 0 BB: 0 P: 5	1B: 7 2B: 2 3B: 0 HR: 2	SF: 0 SAC: 2 DP: 1 HBP: 1	WP: 0 PA: 40 SB: 0 CS: 1
PITCHER	IP WLS BF H R ER SO BB IBB HBP BLK WP HR S P ERA WHIP	IP WLS BF H R ER SO BB IBB HBP BLK WP HR S P ERA WHIP	IP WLS BF H R ER SO BB IBB HBP BLK WP HR S P ERA WHIP	IP WLS BF H R ER SO BB IBB HBP BLK WP HR S P ERA WHIP	IP WLS BF H R ER SO BB IBB HBP BLK WP HR S P ERA WHIP	IP WLS BF H R ER SO BB IBB HBP BLK WP HR S P ERA WHIP	IP WLS BF H R ER SO BB IBB HBP BLK WP HR S P ERA WHIP	IP WLS BF H R ER SO BB IBB HBP BLK WP HR S P ERA WHIP	IP WLS BF H R ER SO BB IBB HBP BLK WP HR S P ERA WHIP	IP WLS BF H R ER SO BB IBB HBP BLK WP HR S P ERA WHIP	IP WLS BF H R ER SO BB IBB HBP BLK WP HR S P ERA WHIP	IP WLS BF H R ER SO BB IBB HBP BLK WP HR S P ERA WHIP	IP WLS BF H R ER SO BB IBB HBP BLK WP HR S P ERA WHIP	IP WLS BF H R ER SO BB IBB HBP BLK WP HR S P ERA WHIP	IP WLS BF H R ER SO BB IBB HBP BLK WP HR S P ERA WHIP	IP WLS BF H R ER SO BB IBB HBP BLK WP HR S P ERA WHIP	IP WLS BF H R ER SO BB IBB HBP BLK WP HR S P ERA WHIP	IP WLS BF H R ER SO BB IBB HBP BLK WP HR S P ERA WHIP	IP WLS BF H R ER SO BB IBB HBP BLK WP HR S P ERA WHIP	IP WLS BF H R ER SO BB IBB HBP BLK WP HR S P ERA WHIP	IP WLS BF H R ER SO BB IBB HBP BLK WP HR S P ERA WHIP

New York Yankees @ Boston Red Sox
Fenway Park, Boston, MA
Sat Apr 28 1956, 3:33 AM EST
Att: 27,357 - Unknown

AB	31
R	6
H	11
RBI	6
BB	5
SO	4
LOB	14



Batter	1	2	3	4	5	6	7	8	9	AB	R	H	RBI	BB	SO	LOB	TOP			
Vic Power, R OBP: 0.234, SLG: 0.356 (1, 3)	F7		6-3						6-3	5	1	1	0	0	0	2	Kansas City Athletics @ Boston Red Sox Fenway Park, Boston, MA Tue May 01 1956, 3:33 AM EDT Att: 4,224 - Unknown			
Hector Lopez, R OBP: 0.357, SLG: 0.615 (1, 8) (8, 5)	F9			F3		4-3	FC6		K	5	0	0	0	0	1	3				
Gus Zernial, R OBP: 0.378, SLG: 0.387 (1, 7)				6-3						2	0	1	1	2	0	0				
Mike Baxes, R OBP: 0.400, SLG: 0.286 (8, PR)										0	1	0	0	0	0	0				
Bill Renna, R OBP: 0.250, SLG: 0.750 (8, 7)	BB					BB		BB		0	0	0	0	0	0	0				
Harry Simpson, L OBP: 0.282, SLG: 0.500 (1, 9)	4-3			4-3		F8		G3		4	0	0	0	0	0	3				
Jim Finigan, R OBP: 0.417, SLG: 0.316 (1, 5)			6-3		F5				BB	3	1	1	1	1	0	0				
Johnny Groth, R OBP: 0.250, SLG: 0.273 (8, 8)						BB		BB		0	0	0	0	0	0	0				
Joe Ginsberg, L OBP: 0.345, SLG: 0.385 (1, 2)	4-3				F9	F6		BB		4	0	1	0	0	0	2				
Joe Demaestri, R OBP: 0.407, SLG: 0.500 (1, 6)	6-3				E5		FC4-6	BB	G6-3	4	0	2	1	0	0	0				
Spook Jacobs, R OBP: 0.286, SLG: 0.211 (1, 4)			4-3			BB		G6-3		3	0	1	0	1	0	2				
Lou Kretlow, R (1, 1)	4-3		4-3		6-3		K		6-3	4	0	0	0	0	1	4				
Inning Stats	R: 0 E: 0 K: 0 S: 3	H: 0 LOB: 1 BB: 1 P: 7	R: 0 E: 0 K: 0 S: 3	H: 0 LOB: 0 BB: 0 P: 3	R: 0 E: 0 K: 0 S: 3	H: 0 LOB: 0 BB: 0 P: 3	R: 0 E: 0 K: 0 S: 4	H: 0 LOB: 2 BB: 1 P: 8	R: 1 E: 0 K: 0 S: 5	H: 2 LOB: 2 BB: 1 P: 9	R: 0 E: 0 K: 1 S: 7	H: 2 LOB: 2 BB: 0 P: 7	R: 2 E: 0 K: 0 S: 5	H: 3 LOB: 2 BB: 1 P: 9	R: 0 E: 0 K: 1 S: 5	H: 0 LOB: 0 BB: 0 P: 5	1B: 6 2B: 0 3B: 1 HR: 0	SF: 0 SAC: 0 DP: 1 HBP: 0	WP: 0 PB: 0 SB: 0 CS: 0	PA: 38
PITCHER	IP WLS BF H R ER SO BB IBB HBP BLK WP HR S P ERA WHIP																			
Bob Porterfield, R ERA: 4.22 (1, 1)	7.1 L 33 6 3 3 1 4 0 0 0 0 0 0 31 47 3.68 1.364																			
Dave Sisler, R ERA: 1.17 (8, 1)	1.2 5 1 0 0 1 0 0 0 0 0 0 0 7 7 0.00 0.600																			




Batter	1	2	3	4	5	6	7	8	9	AB	R	H	RBI	BB	SO	LOB	BOTTOM			
Billy Goodman, L OBP: 0.333, SLG: 0.410 (1, 4)	F8	FC6-4								4	0	0	0	0	0	3	Kansas City Athletics @ Boston Red Sox Fenway Park, Boston, MA Tue May 01 1956, 3:33 AM EDT Att: 4,224 - Unknown			
Frank Malzone, R OBP: 0.235, SLG: 0.294 (1, 5)	6-3		3-1		F9				1-3	4	0	0	0	0	1					
Mickey Vernon, L OBP: 0.318, SLG: 0.513 (1, 3)	4-3		1-3			G3			BB	3	0	0	0	1	0	0				
Jackie Jensen, R OBP: 0.364, SLG: 0.378 (1, 9)		HR	F8			BB	1B		G5-4-3	4	1	2	0	0	0	1				
Dick Gemert, R OBP: 0.519, SLG: 0.773 (1, 7)		HR		F3		BB	1B		F5	4	1	2	2	0	0	0				
Jim Piersall, R OBP: 0.488, SLG: 0.500 (1, 8)	6-3		6-3			BB	1B		4-3	3	0	0	0	1	0	0				
Don Buddin, R OBP: 0.395, SLG: 0.265 (1, 6)		BB	K			G6-4-3			1B	3	0	1	0	1	1	3				
Sammy White, R OBP: 0.250, SLG: 0.179 (1, 2)	F8				F2				F8	3	0	0	0	0	0	1				
Ted Williams, L OBP: 0.571, SLG: 0.636 (9, PH)										1	0	0	0	0	0	1				
Bob Porterfield, R OBP: 0.375, SLG: 0.333 (1, 1)						3-1			6-3	3	0	2	0	0	0	0				
Dave Sisler, R (8, 1)	FC6-4									0	0	0	0	0	0	0				
Inning Stats	R: 0 E: 0 K: 0 S: 3	H: 0 LOB: 2 BB: 1 P: 10	R: 0 E: 0 K: 0 S: 3	H: 0 LOB: 0 BB: 0 P: 3	R: 0 E: 0 K: 1 S: 5	H: 0 LOB: 0 BB: 0 P: 5	R: 0 E: 0 K: 0 S: 4	H: 1 LOB: 1 BB: 0 P: 4	R: 0 E: 0 K: 0 S: 4	H: 2 LOB: 2 BB: 1 P: 8	R: 0 E: 0 K: 0 S: 3	H: 0 LOB: 0 BB: 0 P: 3	R: 0 E: 0 K: 0 S: 2	H: 0 LOB: 0 BB: 1 P: 6	R: 0 E: 0 K: 0 S: 4	H: 1 LOB: 1 BB: 0 P: 4	1B: 6 2B: 0 3B: 0 HR: 1	SF: 0 SAC: 0 DP: 2 HBP: 0	WP: 0 PB: 0 SB: 0 CS: 0	PA: 35
PITCHER	IP WLS BF H R ER SO BB IBB HBP BLK WP HR S P ERA WHIP																			
Lou Kretlow, R ERA: 6.2 (1, 1)	9.0 W 35 7 2 2 1 3 0 0 0 0 0 1 34 46 2.00 1.111																			



Batter	1	2	3	4	5	6	7	8	9	AB	R	H	RBI	BB	SO	LOB	TOP
Vic Power, R (1, 3) OBP: 0.255, SLG: 0.340	4-0 CS BB		4-0 BB			0-0 6-3			0-0 1-3	2	0	0	0	2	0	0	Kansas City Athletics @ Boston Red Sox Fenway Park, Boston, MA Wed May 02 1956, 3:33 AM EDT Att: 3,825 - Unknown livebaseballscorecards.com
Hector Lopez, R (1, 8) OBP: 0.313, SLG: 0.533	0-3 K		0-3 K			0-0 L9			0-0 1-3	4	0	0	0	0	2	2	
Gus Zernial, R (1, 7) OBP: 0.390, SLG: 0.400	0-0 1B				0-0 F9				0-0 1B	4	0	2	0	0	0	0	
Harry Simpson, L (1, 9) OBP: 0.256, SLG: 0.452	0-3 K				0-0 1-3				0-0 L7	4	0	0	0	0	1	2	
Jim Finigan, R (1, 5) OBP: 0.370, SLG: 0.273		0-0 E5 G4-6-3			0-0 L9				0-0 6-3	3	0	0	0	0	0	0	
Joe Ginsberg, L (1, 2) OBP: 0.313, SLG: 0.345		0-0 G4-6-3				0-0 3-1			0-0 F7	3	0	0	0	0	0	1	
Joe Demaestri, R (1, 6) OBP: 0.367, SLG: 0.448		0-0 5-3				0-3 K			0-0 F9	3	0	0	0	0	1	0	
Spook Jacobs, R (1, 4) OBP: 0.295, SLG: 0.225					0-0 F9				0-0 5-3	2	0	1	0	0	0	0	
Bill Rennas, R (8, PH) Clete Boyer, R (8, 4)									0-0 1B	1	0	0	0	0	0	0	
Art Ditmar, R (1, 1) Enos Slaughter, L (8, PH) Tom Gorman, R (8, 1) Bill Harrington, R (8, 1)					0-3 K				0-0 1-3	3	0	0	0	0	0	0	
									0-0 4-3	3	0	0	0	0	0	0	
Inning Stats	R: 0 E: 0 K: 2 S: 7	H: 1 LOB: 1 BB: 1 P: 11	R: 0 E: 1 K: 0 S: 3	H: 0 LOB: 0 BB: 0 P: 3	R: 0 E: 0 K: 0 S: 3	H: 0 LOB: 0 BB: 0 P: 3	R: 0 E: 0 K: 1 S: 6	H: 1 LOB: 1 BB: 0 P: 6	R: 0 E: 0 K: 0 S: 3	H: 0 LOB: 0 BB: 0 P: 3	R: 0 E: 0 K: 0 S: 3	H: 0 LOB: 0 BB: 0 P: 3	R: 0 E: 0 K: 0 S: 4	H: 1 LOB: 1 BB: 0 P: 4	1B: 3 2B: 0 3B: 0 HR: 0	SF: 0 SAC: 0 DP: 1 HBP: 0	WP: 0 PA: 31 PB: 0 SB: 0 CS: 1
PITCHER Tom Brewer, R (1, 1) ERA: 0.72	IP: 9.0 WLS: W BF: 31 H: 3 R: 0 ER: 0 SO: 5 BB: 2 IBB: 0 HBP: 0 BLK: 0 WP: 0 HR: 0 S: 39 P: 47 ERA: 0.00 WHIP: 0.556											PITCHER	IP: 9.0 WLS: W BF: 31 H: 3 R: 0 ER: 0 SO: 5 BB: 2 IBB: 0 HBP: 0 BLK: 0 WP: 0 HR: 0 S: 39 P: 47 ERA: 0.00 WHIP: 0.556				

AB	29
R	0
H	3
RBI	0
BB	2
SO	5
LOB	6

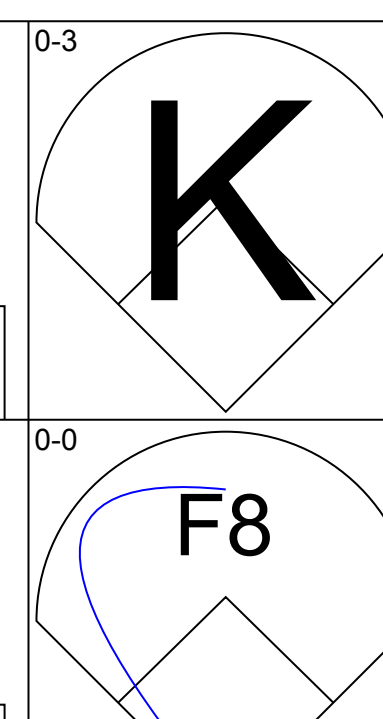
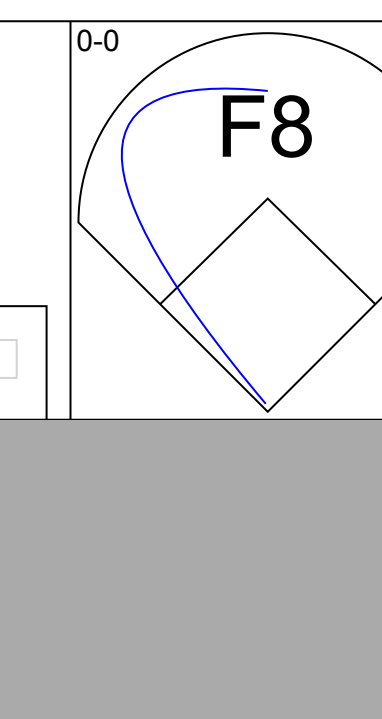
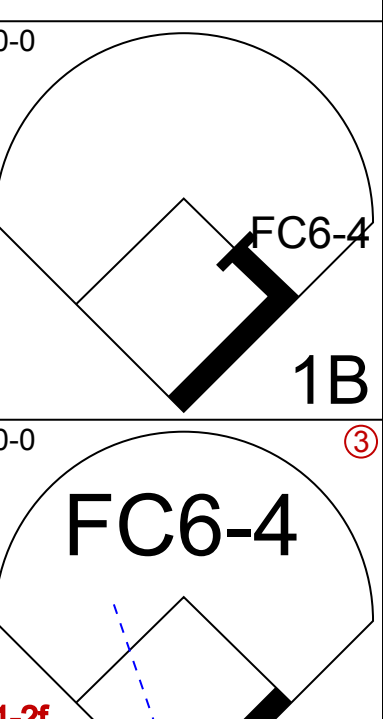
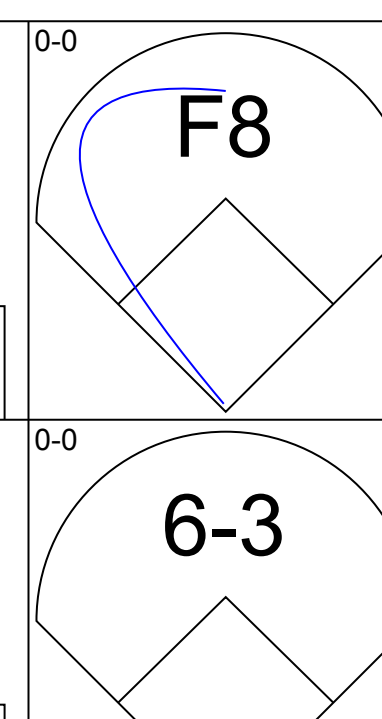
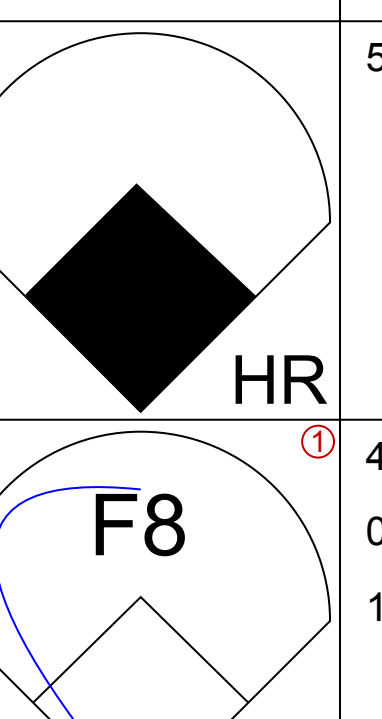
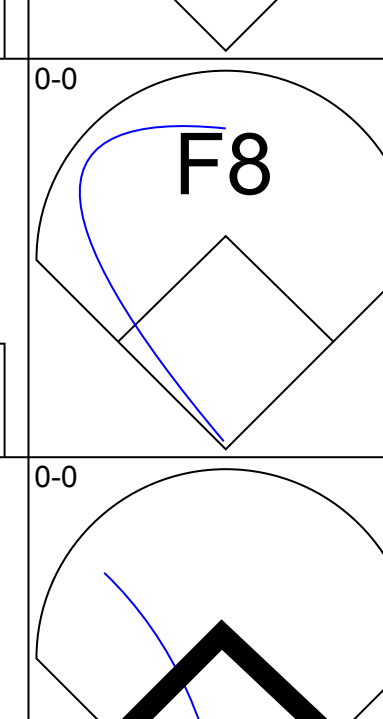
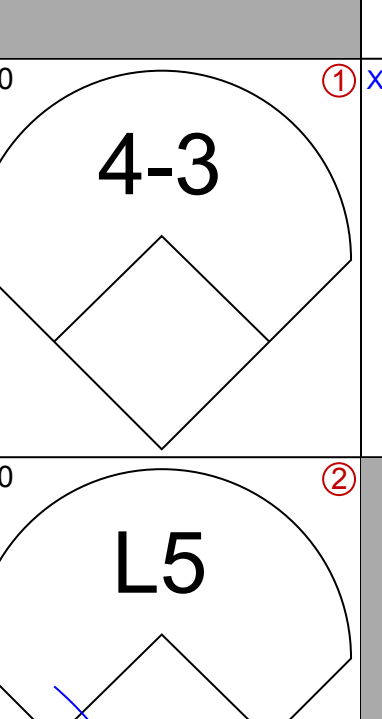
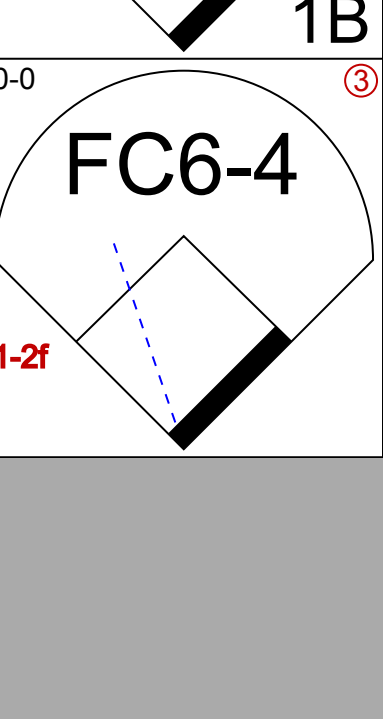
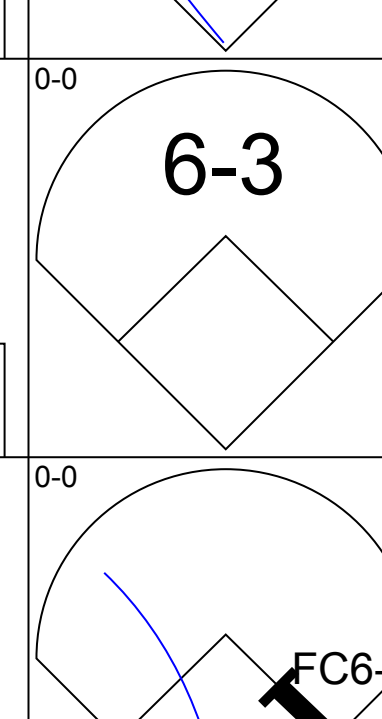
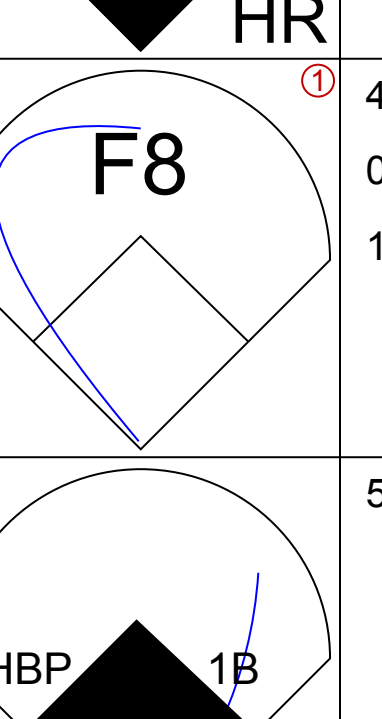
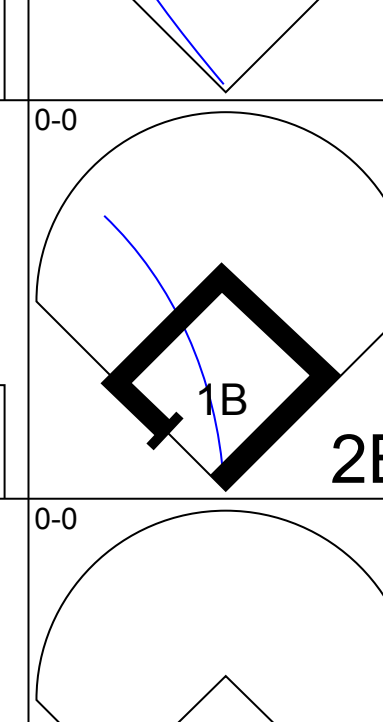
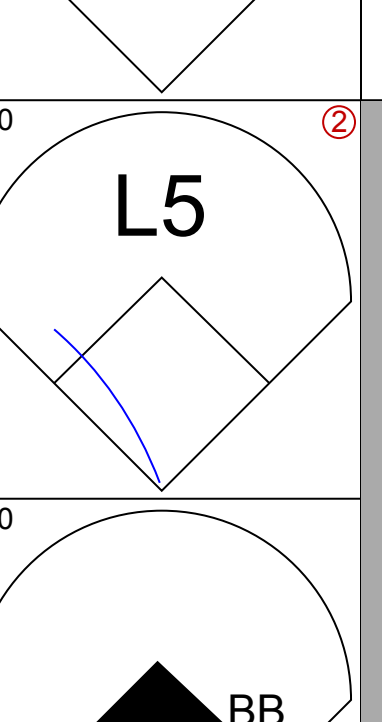
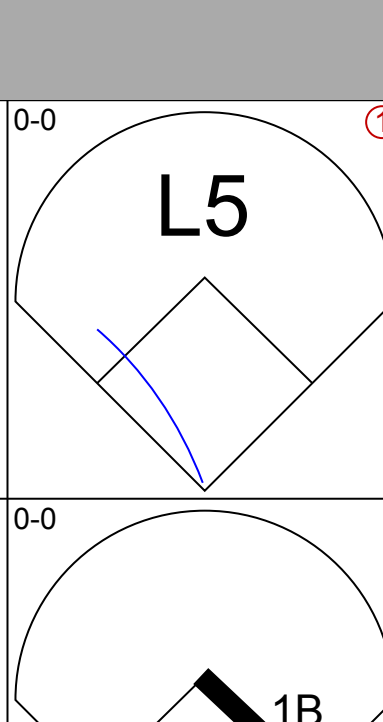
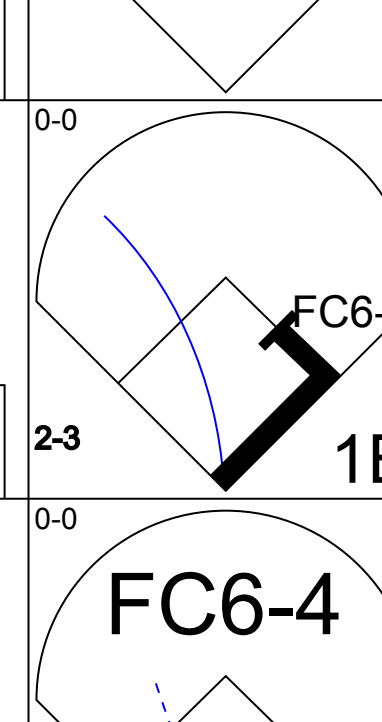
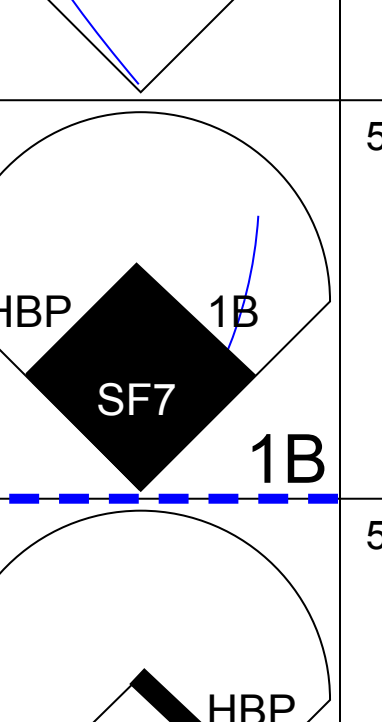
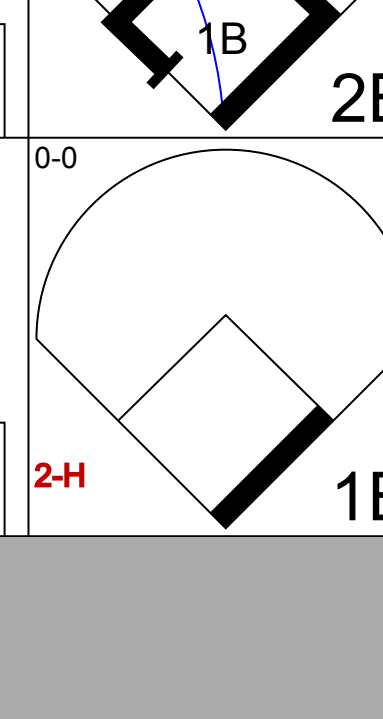
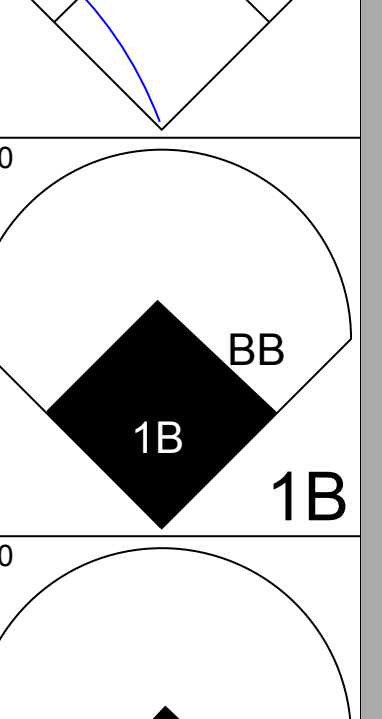
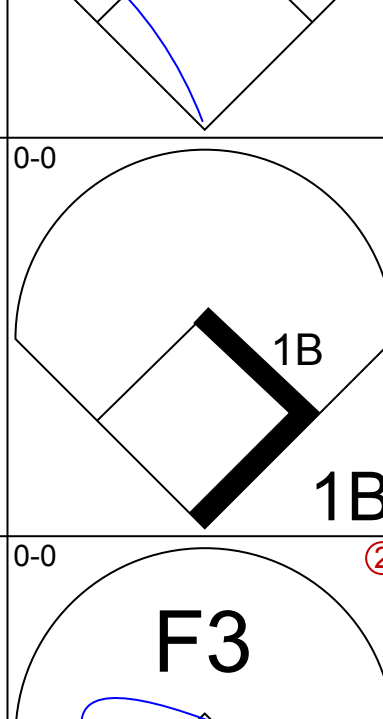
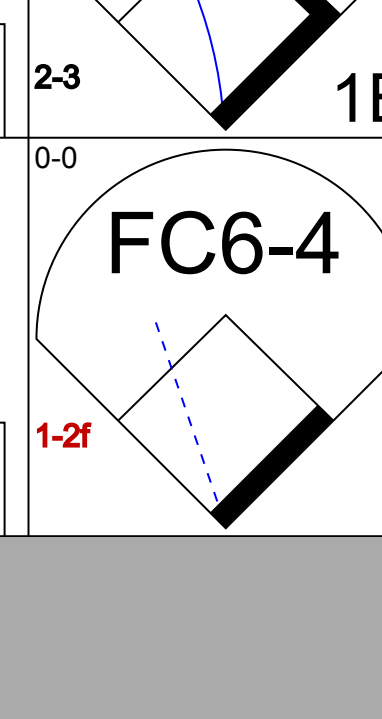
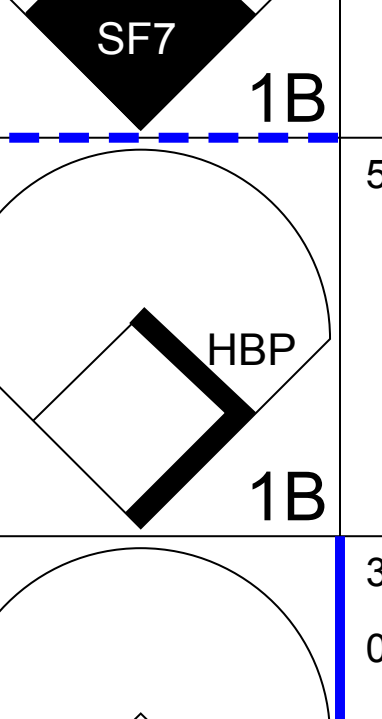

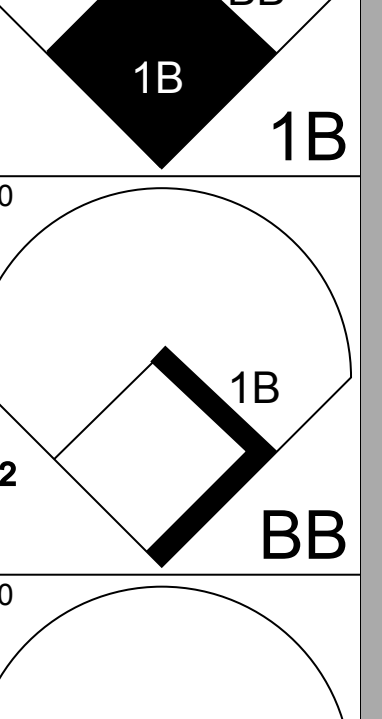
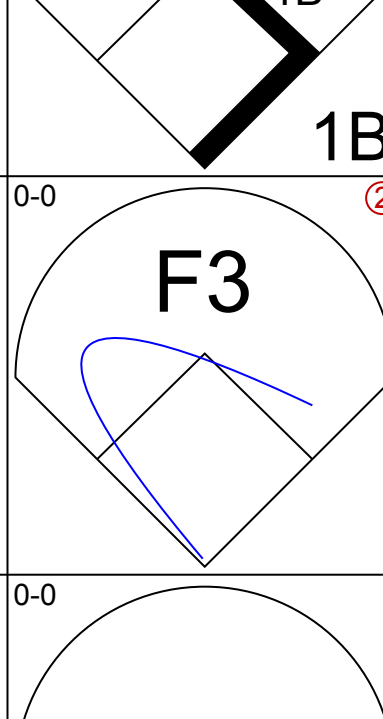

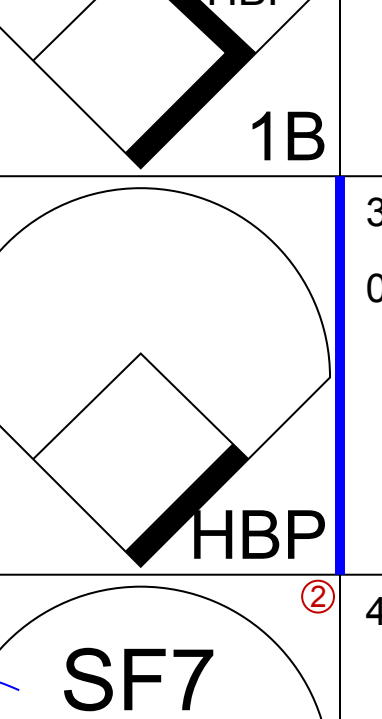
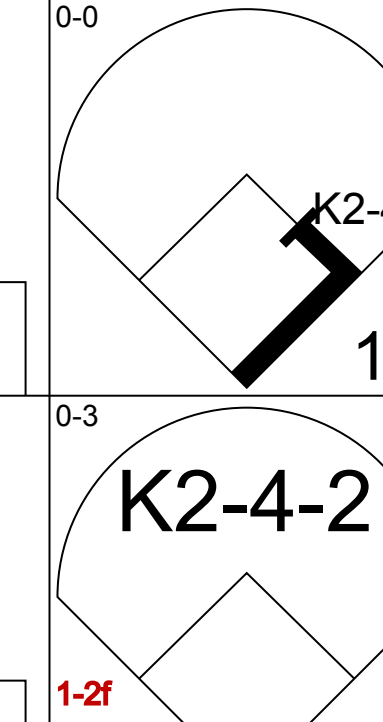
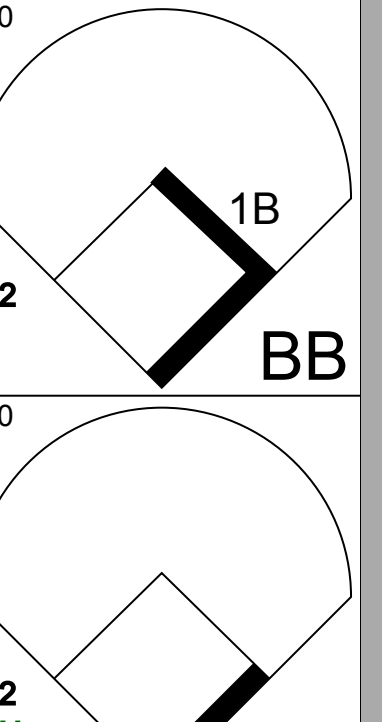
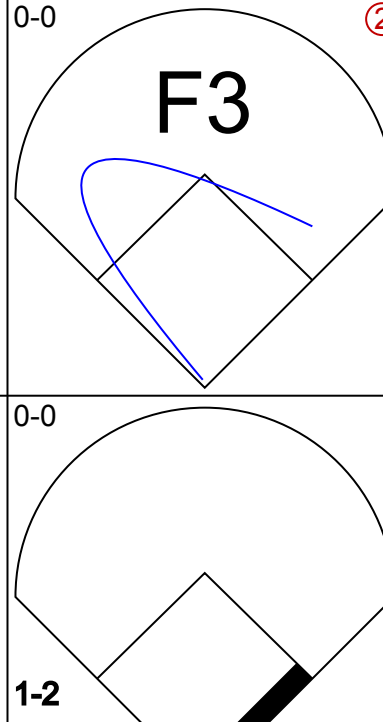
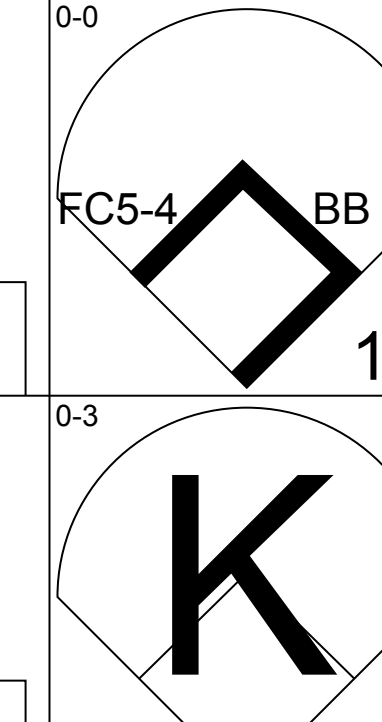
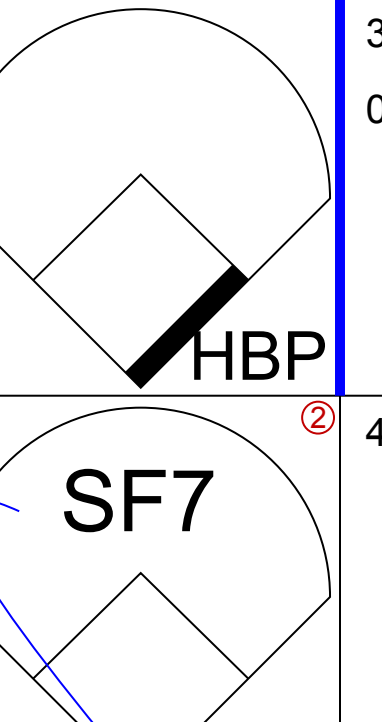

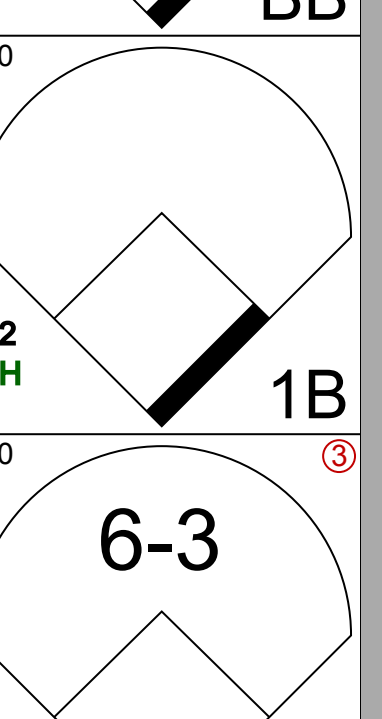
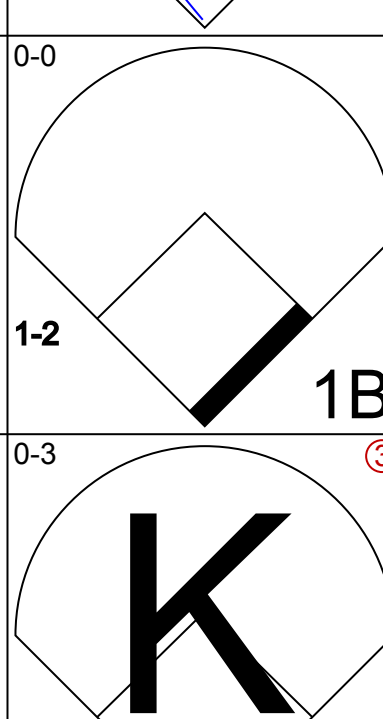
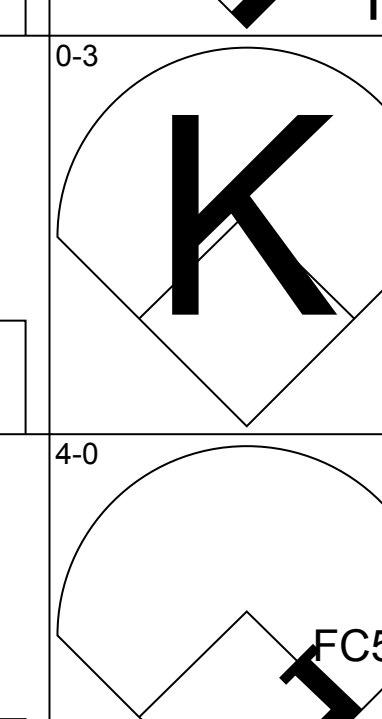
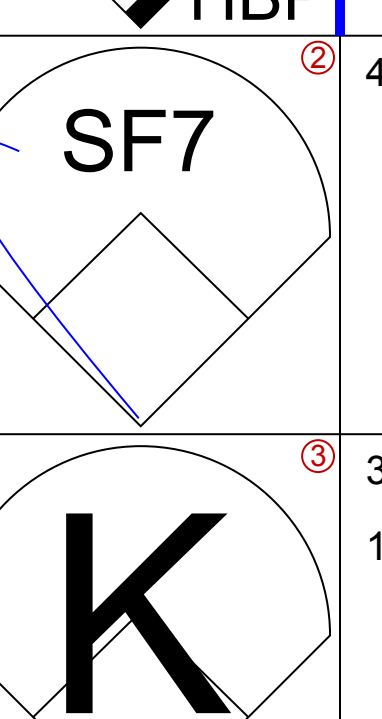
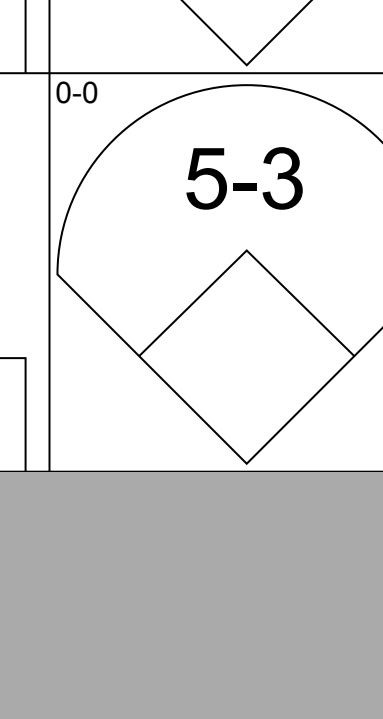
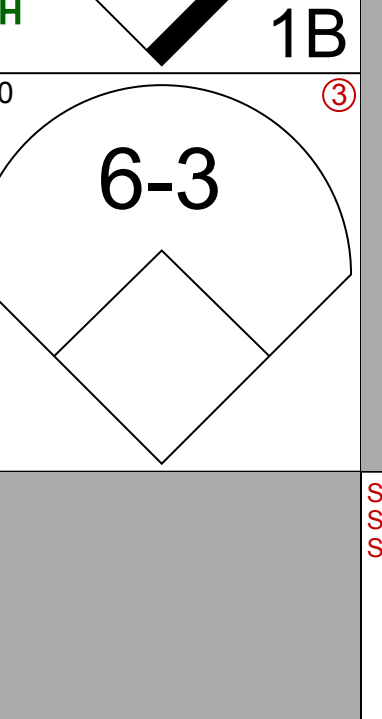
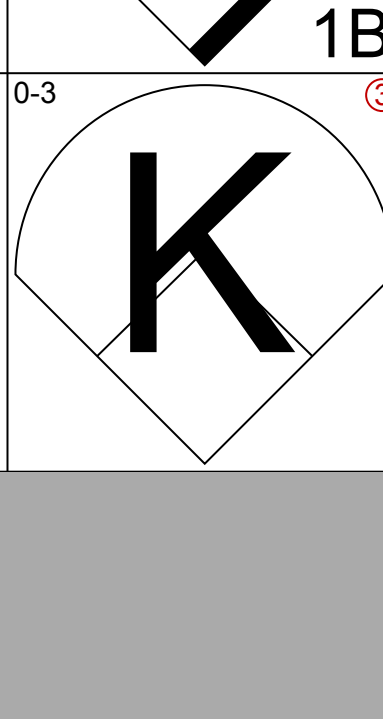
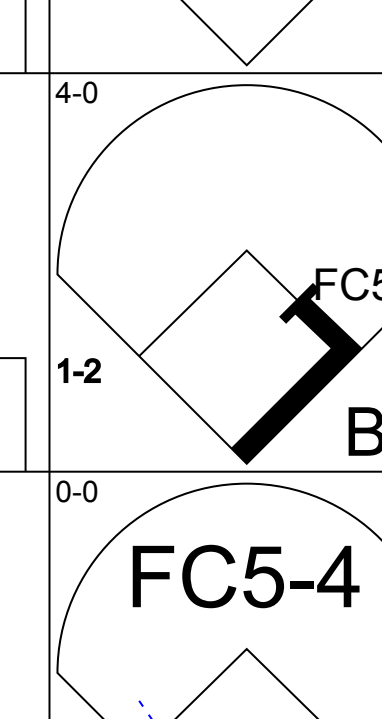
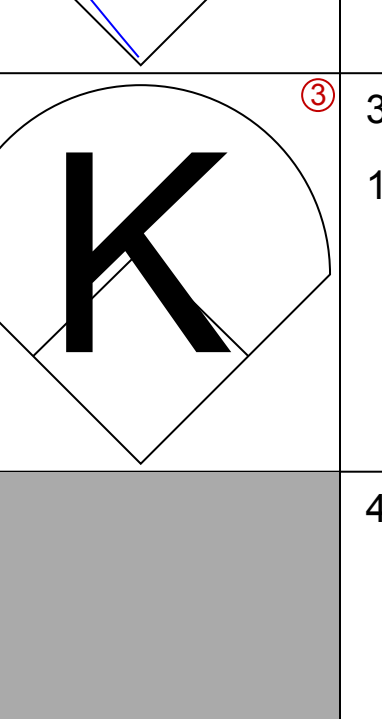
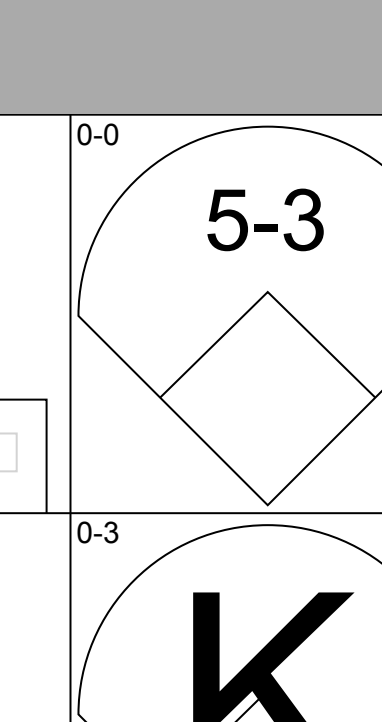
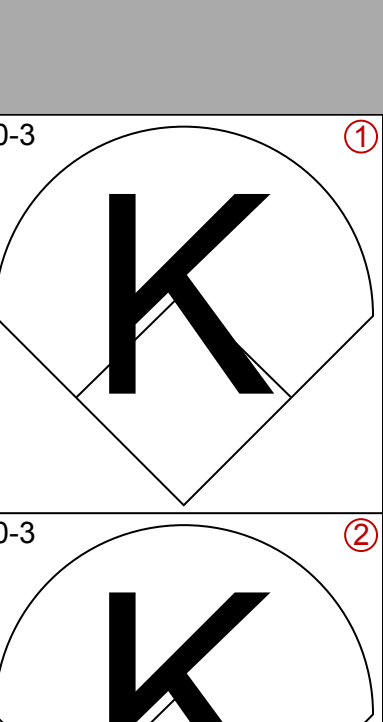
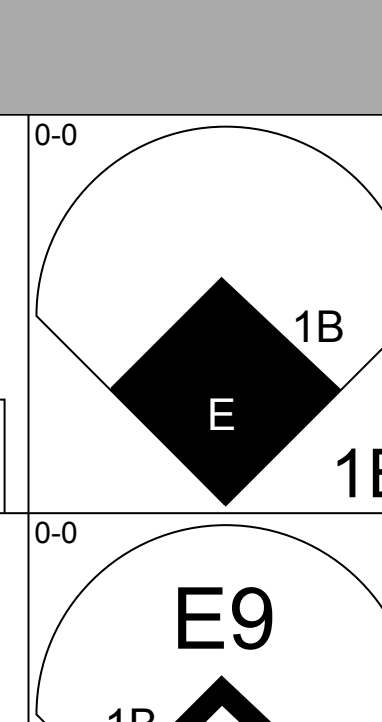
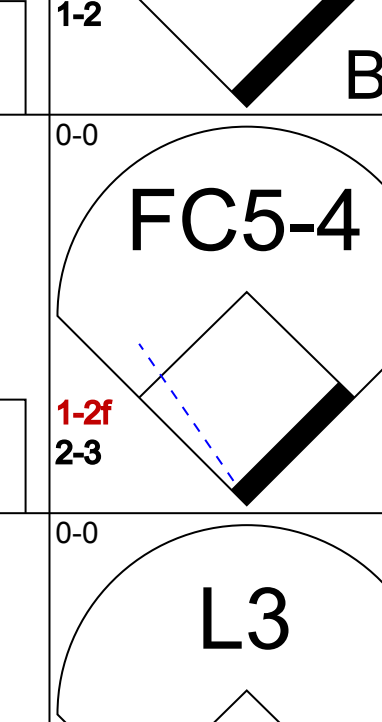
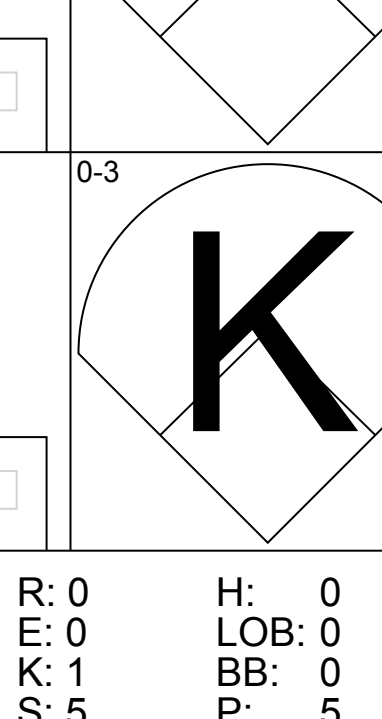
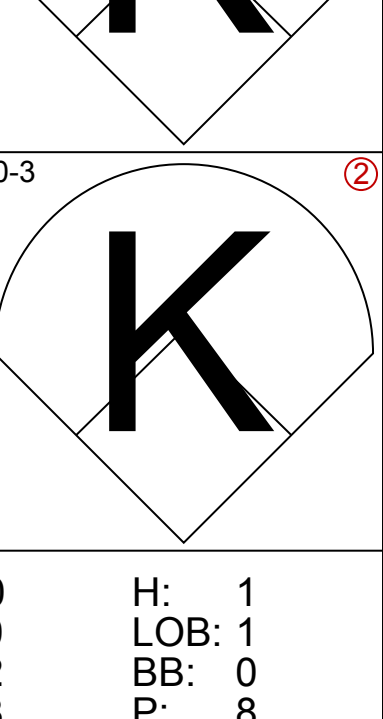
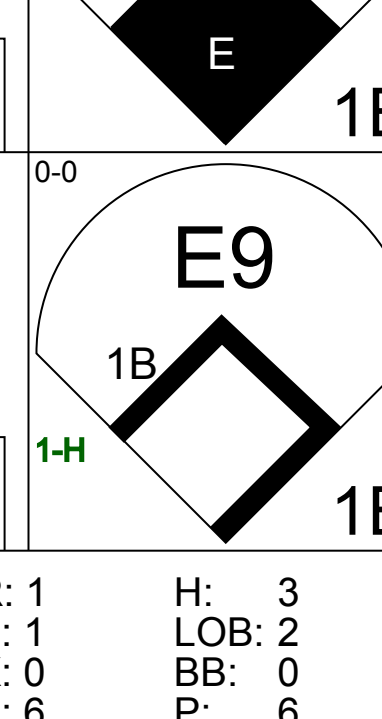
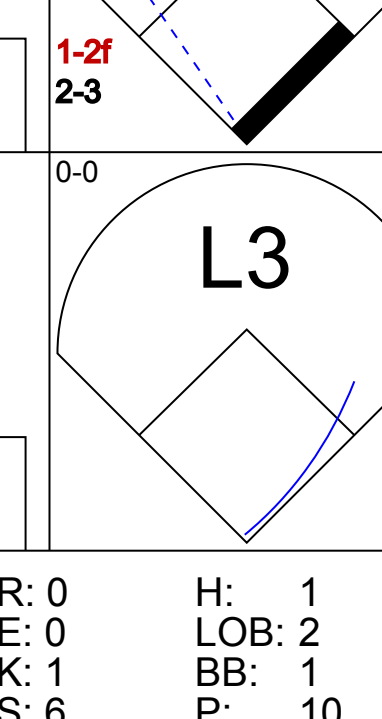
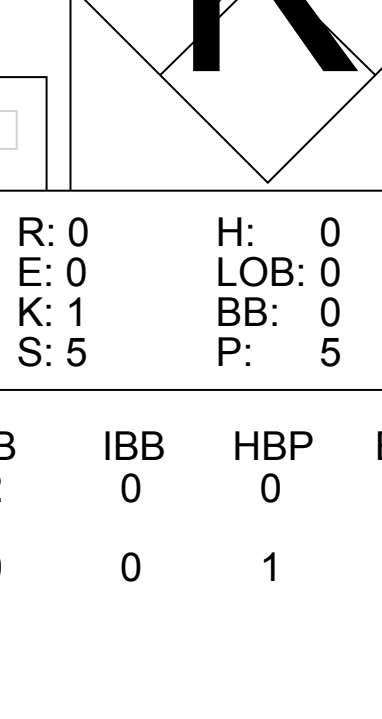
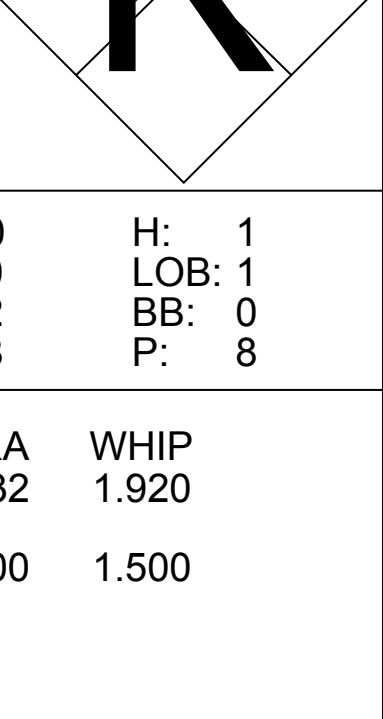
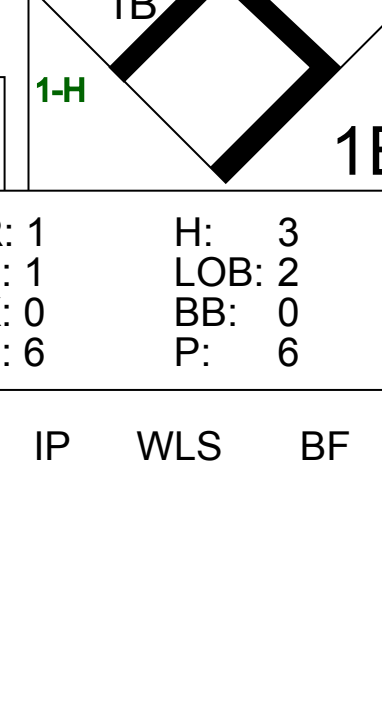
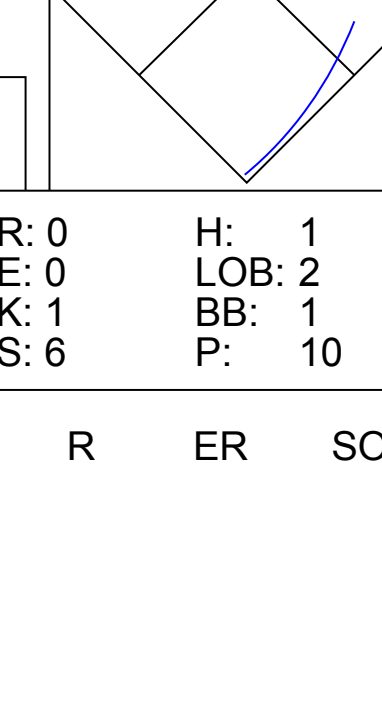


Batter	1	2	3	4	5	6	7	8	9	AB	R	H	RBI	BB	SO	LOB	BOTTOM		
Billy Goodman, L (1, 4) OBP: 0.348, SLG: 0.419 Billy Consolo, R (9, 4)	0-0 F2	0-0 4-3			0-0 2B 1-2 1B		0-0 G6-4-3 1B			4	0	2	0	0	0	0	Kansas City Athletics @ Boston Red Sox Fenway Park, Boston, MA Wed May 02 1956, 3:33 AM EDT Att: 3,825 - Unknown livebaseballscorecards.com		
Frank Malzone, R (1, 5) OBP: 0.238, SLG: 0.286	0-0 1B 1B		0-0 6-3		0-0 F5		0-0 G6-4-3			4	1	1	0	0	0	3			
Mickey Vernon, L (1, 3) OBP: 0.354, SLG: 0.581	0-0 1B 1-3 1B		0-0 2B		0-0 1-3 2-H 2B		0-0 F8			4	0	3	1	0	0	0			
Jackie Jensen, R (1, 9) OBP: 0.375, SLG: 0.375	0-0 1B 1-3 3-H 1B		0-0 5-3		4-0 G6-4-3 IBB		0-0 6-3			3	0	1	1	1	0	0			
Dick Gemert, R (1, 7) OBP: 0.483, SLG: 0.708 Ted Williams, L (5, PH) Gene Stephens, L (6, 7)	0-3 K			0-3 K	0-0 G6-4-3		4-0 BB BB			2	0	0	0	0	2	2			
Jim Piersall, R (1, 8) OBP: 0.489, SLG: 0.472	4-0 1-2 BB			0-0 F9		0-0 L9		4-0 BB 1-2 BB		2	0	0	0	2	0	0			
Don Buddin, R (1, 6) OBP: 0.404, SLG: 0.250	0-3 K			4-0 BB		0-0 F4		4-0 1-2 2-3 BB		2	0	0	0	2	1	3			
Sammy White, R (1, 2) OBP: 0.222, SLG: 0.156		0-3 K		0-0 6-3		0-0 2-3		0-0 F9		4	0	0	0	0	1	4			
Tom Brewer, R (1, 1) OBP: 0.111, SLG: 0.111		0-0 F5			0-0 1B 2B 1B		0-0 L7			3	1	1	0	0	0	0			
Inning Stats	R: 1 E: 0 K: 2 S: 10	H: 3 LOB: 3 BB: 1 P: 14	R: 0 E: 0 K: 1 S: 5	H: 0 LOB: 0 BB: 0 P: 5	R: 0 E: 0 K: 1 S: 5	H: 1 LOB: 0 BB: 0 P: 3	R: 0 E: 0 K: 1 S: 5	H: 0 LOB: 1 BB: 1 P: 9	R: 1 E: 0 K: 0 S: 5	H: 3 LOB: 2 BB: 1 P: 9	R: 0 E: 0 K: 0 S: 3	H: 0 LOB: 0 BB: 0 P: 3	R: 0 E: 0 K: 0 S: 3	H: 1 LOB: 0 BB: 0 P: 3	R: 0 E: 0 K: 0 S: 3	H: 0 LOB: 3 BB: 3 P: 15		1B: 6 2B: 2 3B: 0 HR: 0	SF: 0 SAC: 0 DP: 2 HBP: 0
PITCHER Art Ditmar, R (1, 1) ERA: 2.75 Tom Gorman, R (8, 1) ERA: 5.4 Bill Harrington, R (8, 1) ERA: 9.0	IP: 7.0 WLS: L BF: 29 H: 8 R: 2 ER: 2 SO: 4 BB: 2 IBB: 1 HBP: 0 BLK: 0 WP: 0 HR: 0 S: 34 P: 46 ERA: 2.57 WHIP: 1.429											PITCHER	IP: 7.0 WLS: L BF: 29 H: 8 R: 2 ER: 2 SO: 4 BB: 2 IBB: 1 HBP: 0 BLK: 0 WP: 0 HR: 0 S: 34 P: 46 ERA: 2.57 WHIP: 1.429						



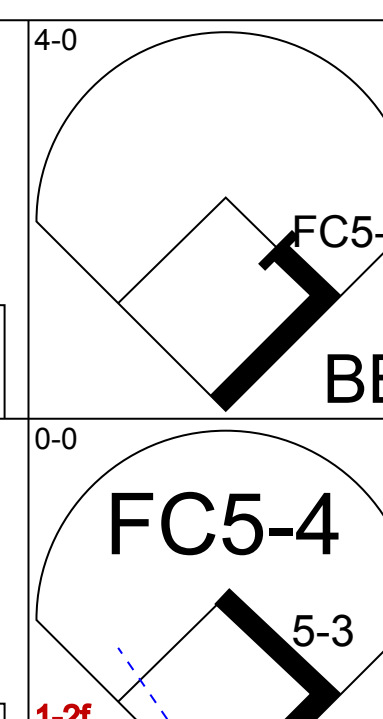
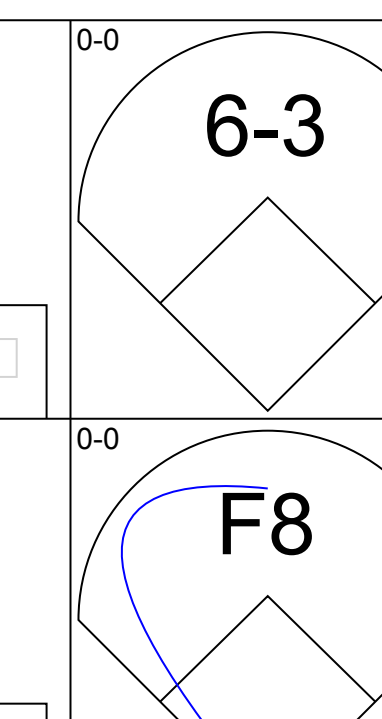
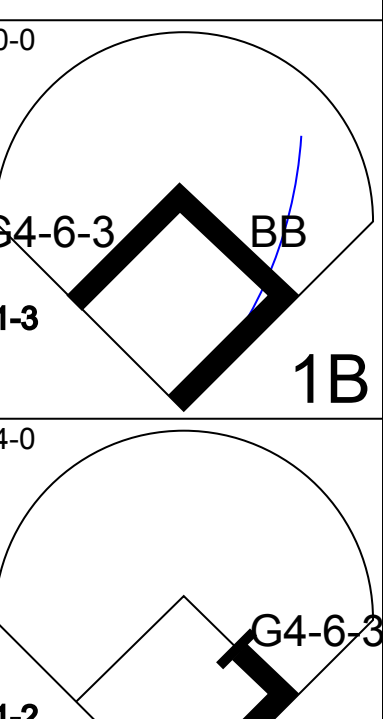
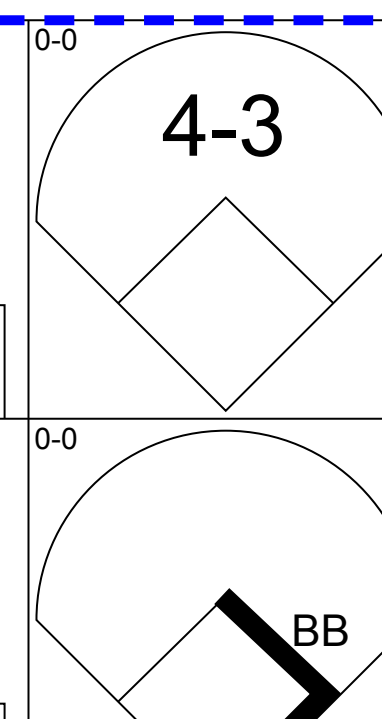
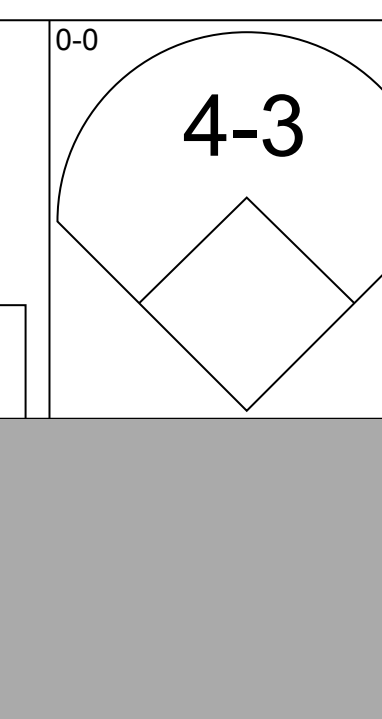
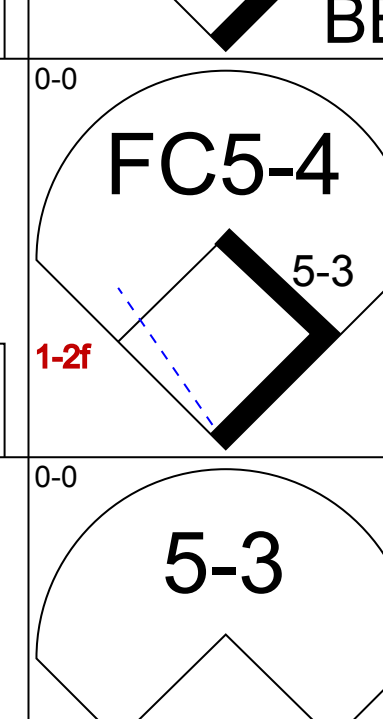
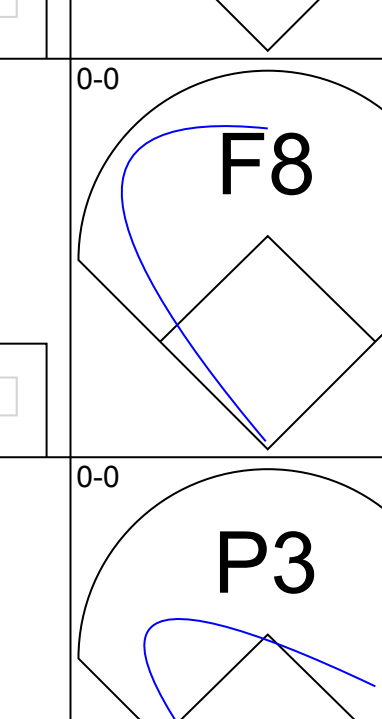
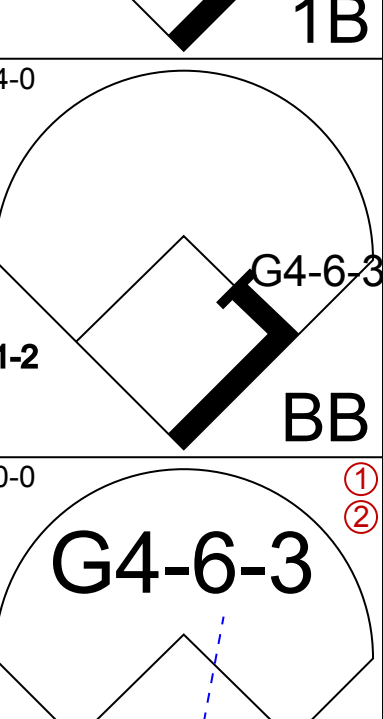
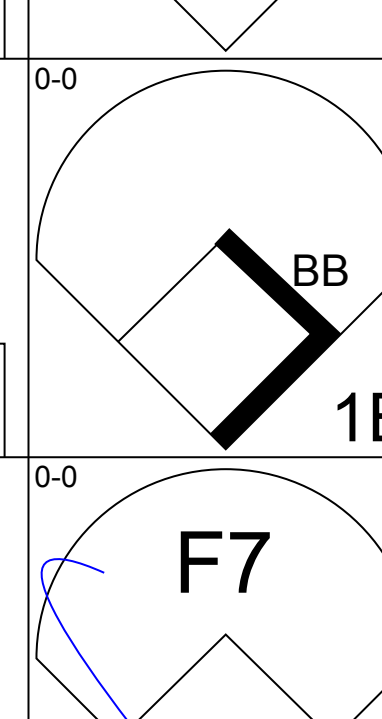
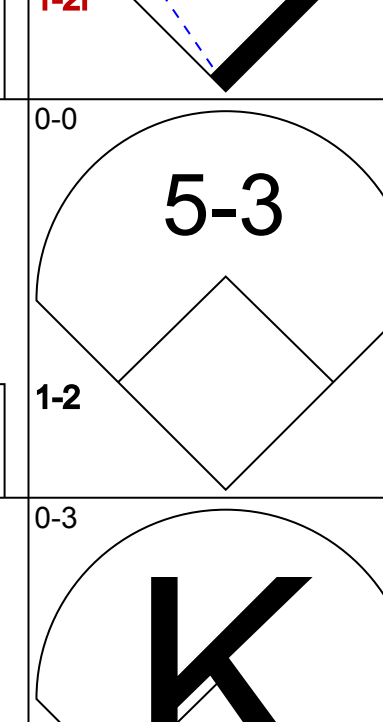
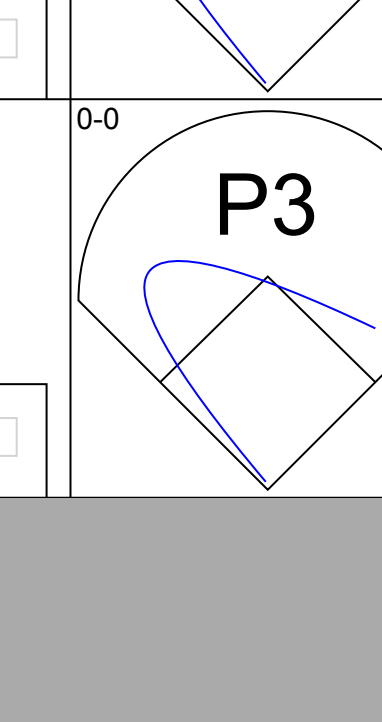
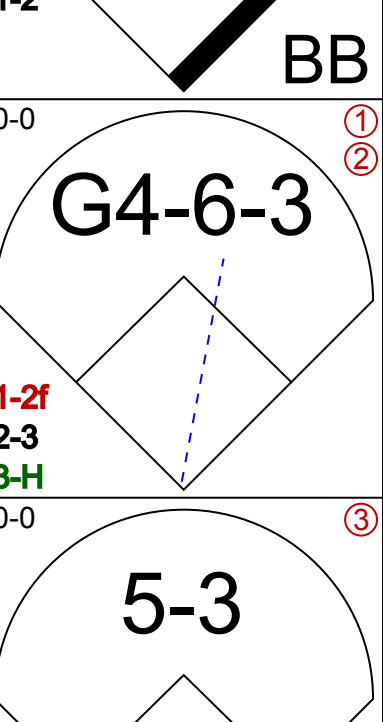
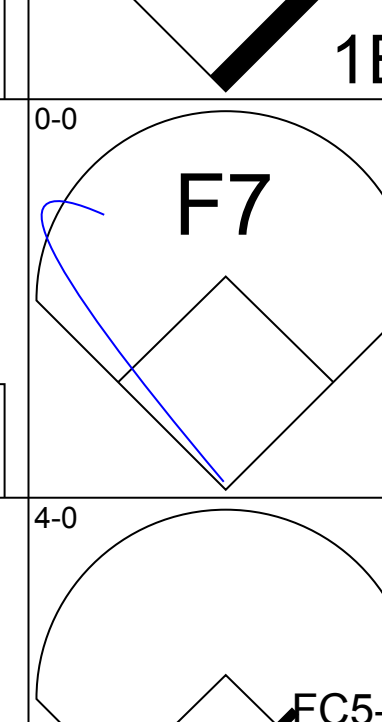
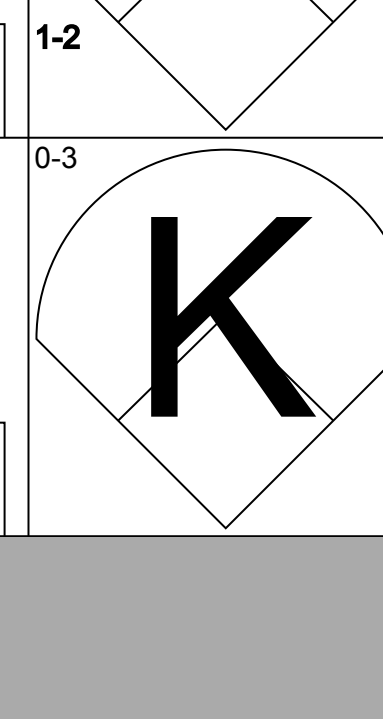
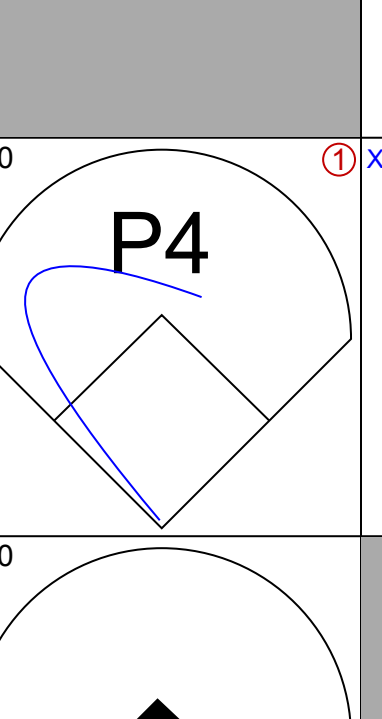
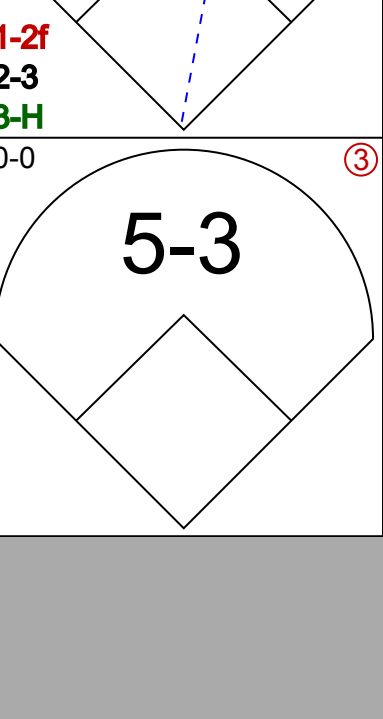
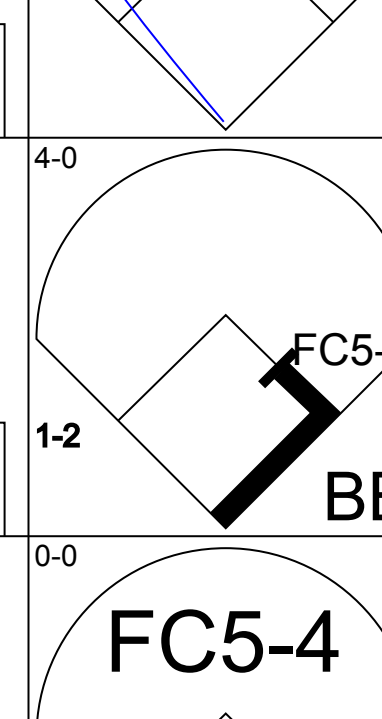
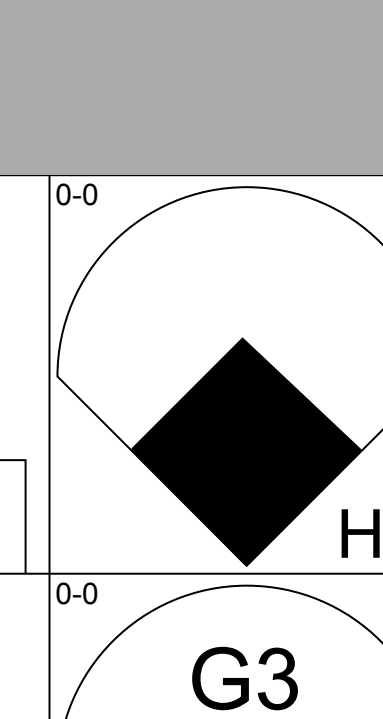
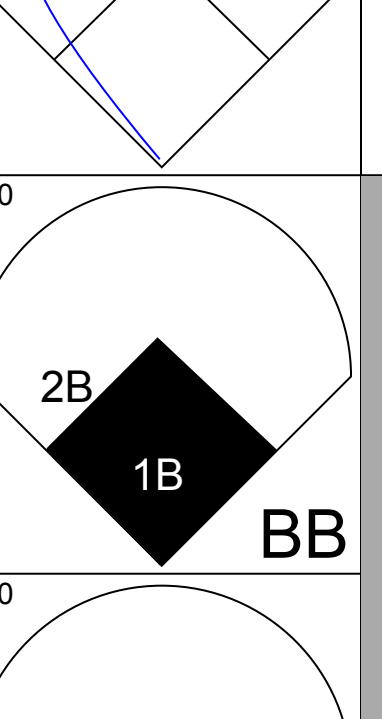
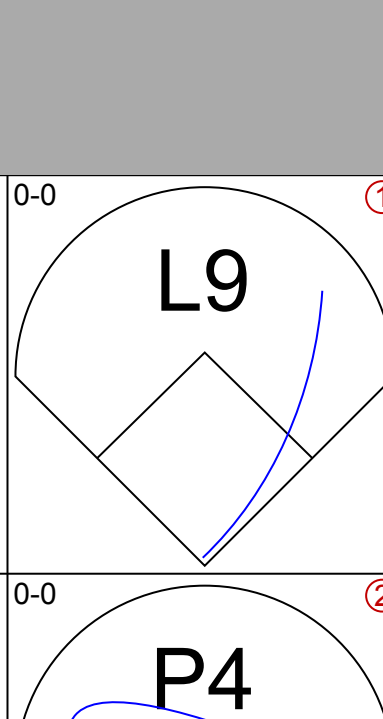
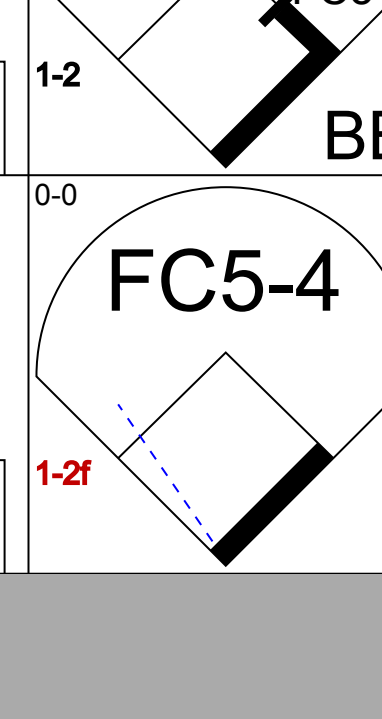
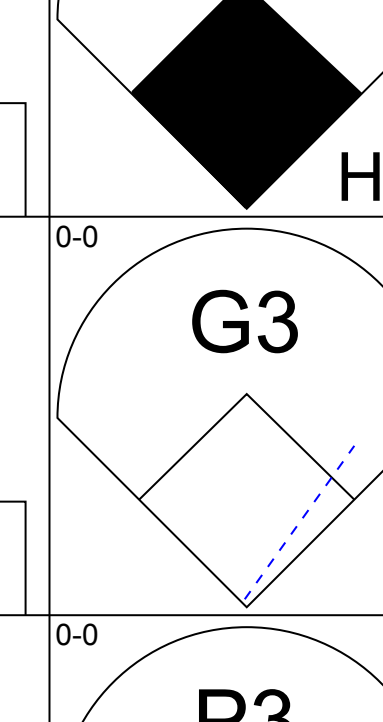
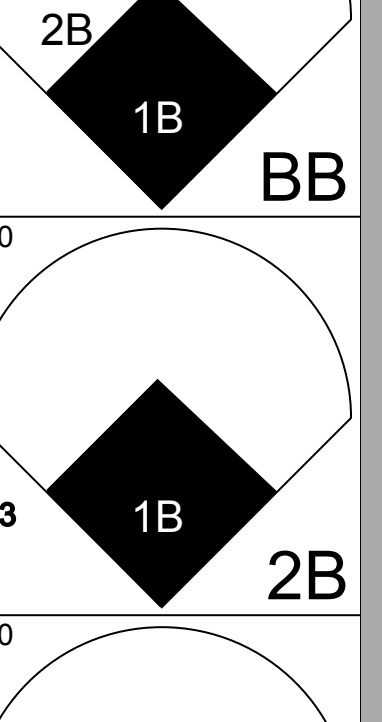
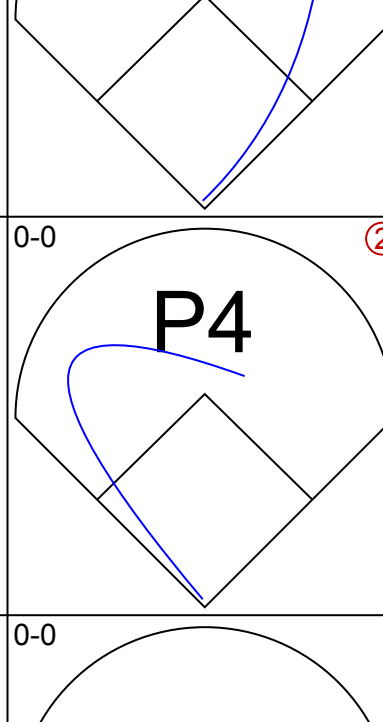
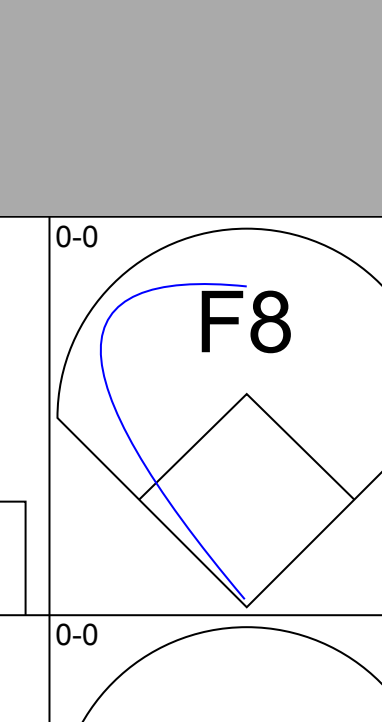
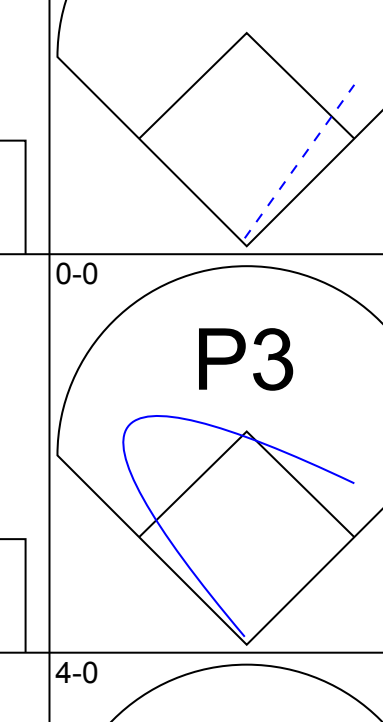
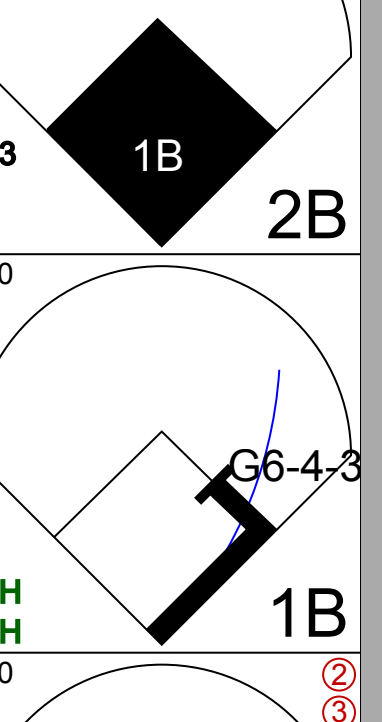
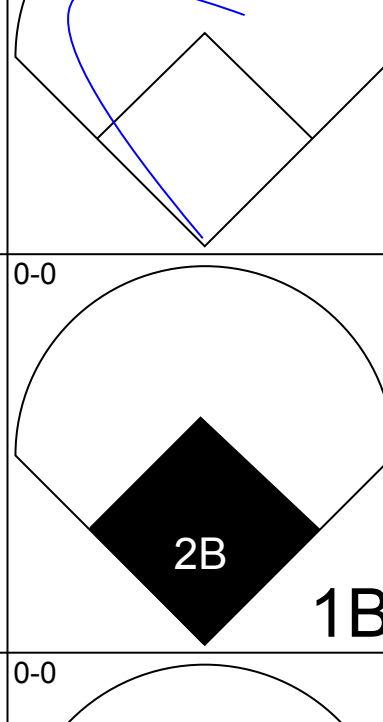
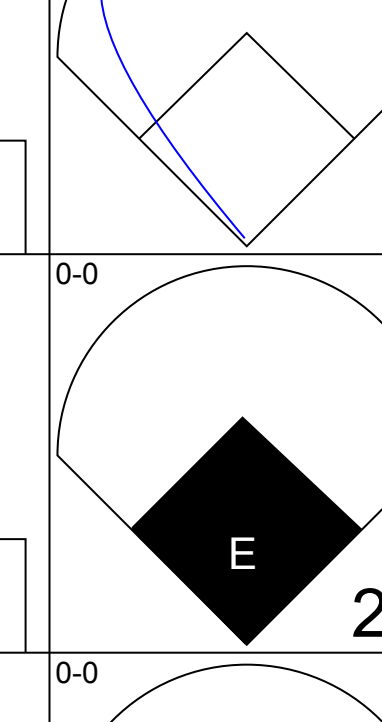
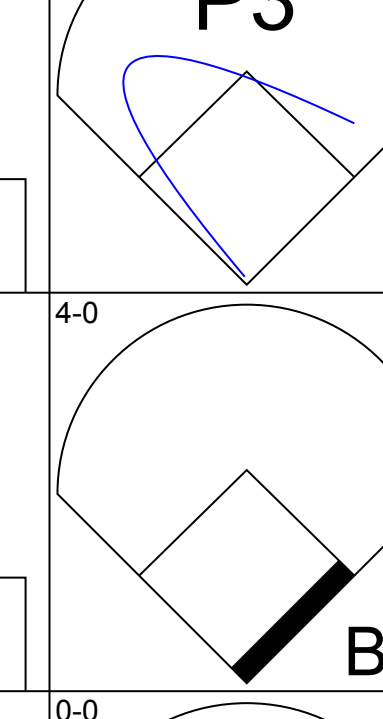
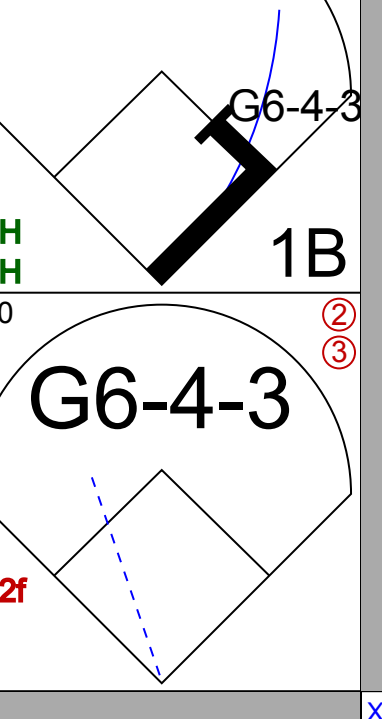
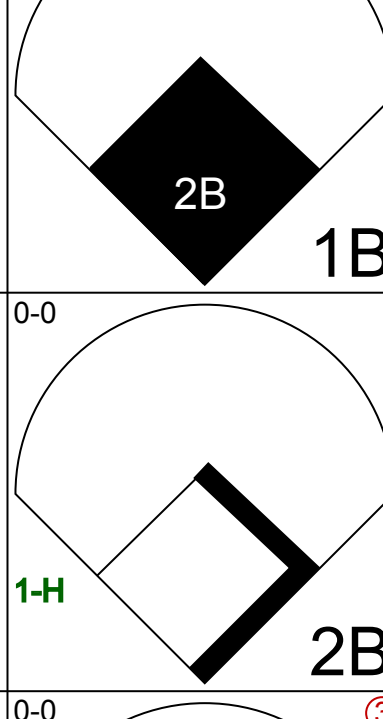
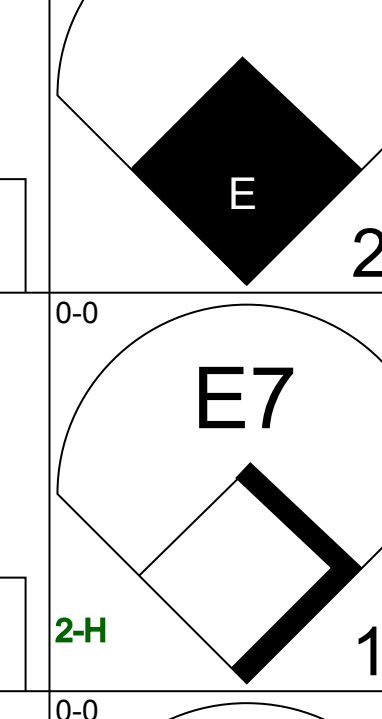
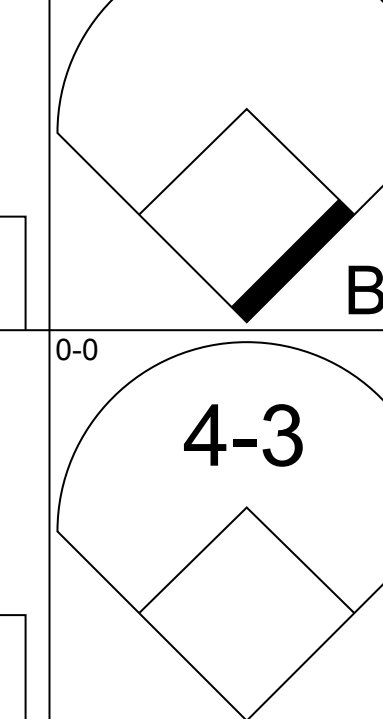
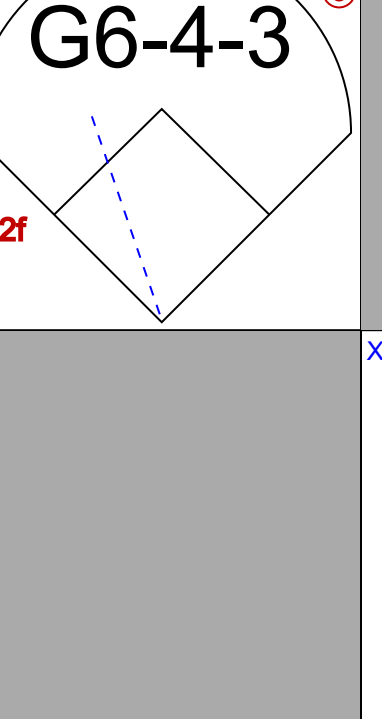
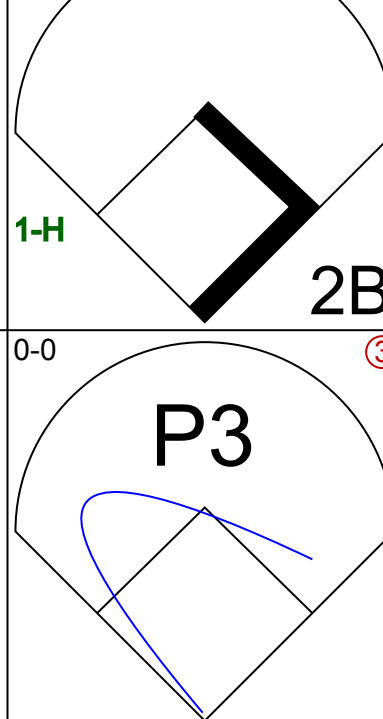
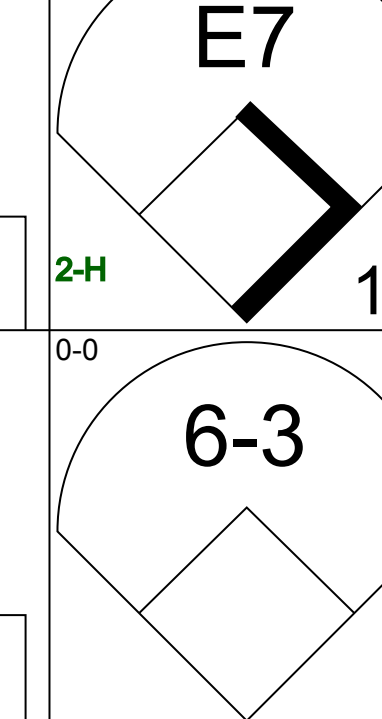
Batter	1	2	3	4	5	6	7	8	9	AB	R	H	RBI	BB	SO	LOB	TOP			
Bill Tuttle, R OBP: 0.333, SLG: 0.483 (1, 8)										4	1	1	0	1	2	2	Detroit Tigers @ Boston Red Sox Fenway Park, Boston, MA Thu May 03 1956, 3:33 AM EDT Att: 4,600 - Unknown			
Earl Torgeson, L OBP: 0.351, SLG: 0.391 (1, 3)										4	1	1	2	0	0	1				
Al Kaline, R OBP: 0.281, SLG: 0.444 (1, 9)										4	0	0	0	0	0	1				
Harvey Kuenn, R OBP: 0.316, SLG: 0.392 (1, 6)										4	0	2	0	0	0	0				
Ray Boone, R OBP: 0.315, SLG: 0.429 (1, 5)										3	0	0	0	1	0	2				
Frank House, L OBP: 0.282, SLG: 0.436 (1, 2)										4	0	1	0	0	0	2				
Charlie Maxwell, L OBP: 0.429, SLG: 0.581 (1, 7)										2	0	0	0	2	0	0				
Reno Bertoia, R OBP: 0.269, SLG: 0.277 (1, 4)										3	0	0	0	0	0	5				
Jim Deising, L (9, PH)										0	0	0	0	1	0	0				
Duke Maas, R (1, 1)										3	0	0	0	0	2	0				
Al Aber, L (7, 1)										0	0	0	0	0	0	0				
Wayne Belardi, L OBP: 0.667, SLG: 1.200 (9, PH)										1	0	1	0	0	0	0				
Chick King, R OBP: 0.300, SLG: 0.222 (9, PR)										0	0	0	0	0	0	0				
Inning Stats	R: 0 E: 0 K: 0 S: 3	H: 0 LOB: 0 BB: 0 P: 3	R: 0 E: 0 K: 0 S: 4	H: 2 LOB: 2 BB: 1 P: 8	R: 0 E: 0 K: 1 S: 5	H: 0 LOB: 1 BB: 1 P: 9	R: 0 E: 0 K: 0 S: 3	H: 0 LOB: 0 BB: 2 P: 11	R: 0 E: 0 K: 2 S: 7	H: 1 LOB: 1 BB: 0 P: 4	R: 0 E: 0 K: 0 S: 3	H: 0 LOB: 0 BB: 0 P: 3	R: 2 E: 0 K: 0 S: 5	H: 2 LOB: 0 BB: 0 P: 5	R: 0 E: 0 K: 1 S: 6	H: 1 LOB: 2 BB: 1 P: 10	1B: 5 2B: 0 3B: 0 HR: 1	SF: 0 SAC: 0 DP: 1 HBP: 0	WP: 0 PB: 0 SB: 0 CS: 0	PA: 37
PITCHER Frank Sullivan, R ERA: 1.93 (1, 1)	IP: 9.0 WLS: W BF: 37 H: 6 R: 2 ER: 2 SO: 4 BB: 5 IBB: 0 HBP: 0 BLK: 0 WP: 0 HR: 1 S: 40 P: 60 ERA: 2.00 WHIP: 1.222															PITCHER				

Batter	1	2	3	4	5	6	7	8	9	AB	R	H	RBI	BB	SO	LOB	BOTTOM			
Billy Goodman, L OBP: 0.380, SLG: 0.457 (1, 4)										3	2	2	0	1	0	1	Detroit Tigers @ Boston Red Sox Fenway Park, Boston, MA Thu May 03 1956, 3:33 AM EDT Att: 4,600 - Unknown			
Frank Malzone, R OBP: 0.240, SLG: 0.400 (1, 5)										4	1	1	2	0	1	5				
Jackie Jensen, R OBP: 0.385, SLG: 0.372 (1, 9)										3	0	1	0	1	0	4				
Dick Gemert, R OBP: 0.485, SLG: 0.821 (1, 7)										4	1	2	2	0	2	1				
Gene Stephens, L (7, PR)										0	0	0	0	0	0	0				
Norm Zauchin, R OBP: 0.167, SLG: 0.167 (1, 3)										4	0	1	0	0	2	3				
Jim Piersall, R OBP: 0.451, SLG: 0.425 (1, 8)										4	0	0	0	0	0	3				
Don Buddin, R OBP: 0.412, SLG: 0.237 (1, 6)										2	0	0	0	2	2	0				
Sammy White, R OBP: 0.250, SLG: 0.194 (1, 2)										4	1	2	0	0	1	1				
Frank Sullivan, R OBP: 0.333, SLG: 0.500 (1, 1)										3	0	1	1	0	0	1				
Inning Stats	R: 2 E: 0 K: 1 S: 8	H: 3 LOB: 1 BB: 0 P: 8	R: 0 E: 0 K: 0 S: 4	H: 1 LOB: 3 BB: 2 P: 12	R: 0 E: 0 K: 2 S: 7	H: 0 LOB: 0 BB: 0 P: 7	R: 1 E: 0 K: 1 S: 7	H: 2 LOB: 1 BB: 0 P: 7	R: 0 E: 0 K: 2 S: 6	H: 0 LOB: 0 BB: 1 P: 10	R: 0 E: 0 K: 2 S: 7	H: 0 LOB: 0 BB: 0 P: 7	R: 2 E: 0 K: 0 S: 7	H: 4 LOB: 2 BB: 0 P: 7	R: 0 E: 0 K: 0 S: 2	H: 0 LOB: 0 BB: 1 P: 6	1B: 5 2B: 3 3B: 0 HR: 2	SF: 0 SAC: 1 DP: 1 HBP: 0	WP: 0 PB: 0 SB: 0 CS: 1	PA: 36
PITCHER Duke Maas, R ERA: 8.74 (7, 1)	IP: 1.2 WLS: L BF: 5 H: 0 R: 0 ER: 0 SO: 0 BB: 1 IBB: 0 HBP: 0 BLK: 0 WP: 0 HR: 0 S: 4 P: 8 ERA: 8.74															PITCHER				
Al Aber, L ERA:	IP: 7.1 WLS: L BF: 31 H: 10 R: 5 ER: 5 SO: 8 BB: 2 IBB: 1 HBP: 0 BLK: 0 WP: 0 HR: 2 S: 44 P: 56 ERA: 7.11 WHIP: 1.895															PITCHER				

Batter	1	2	3	4	5	6	7	8	9	AB	R	H	RBI	BB	SO	LOB	TOP			
Bill Tuttle, R OBP: 0.338, SLG: 0.524 (1, 8)					 1B					5	1	2	1	0	1	1	Detroit Tigers @ Boston Red Sox Fenway Park, Boston, MA Fri May 04 1956, 3:33 AM EDT Att: 6,735 - Unknown			
Jack Phillips, R OBP: 0.091, SLG: 0.091 Dick Marlowe, R (7, 1)					 1-2					4	0	0	0	0	0	2				
Wayne Belardi, L OBP: 0.571, SLG: 1.000 (9, PH)	 2B						 2-3 1B		 1B SF7	5	1	3	0	0	0	0				
Al Kaline, R OBP: 0.306, SLG: 0.475 (1, 9)	 2B			 1B			 1-2		 1B	5	1	4	0	0	0	2				
Harvey Kuenn, R OBP: 0.355, SLG: 0.429 (1, 6)	 1B						 1-2		 1B	3	0	2	0	1	0	1				
Ray Boone, R OBP: 0.356, SLG: 0.442 Fred Hatfield, L (9, PR)		 1B		 BB				 1B	 1-2 2-3	4	0	2	2	0	2	2				
Jay Porter, R OBP: 0.333, SLG: 0.400 (1, 7)	 1-2			 2H						4	0	2	2	0	2	2				
Reno Bertoia, R OBP: 0.268, SLG: 0.260 Jim Delsing, L (9, PH)								 BB		3	0	0	0	1	1	4				
Red Wilson, R OBP: 0.250, SLG: 0.250 (1, 2)							 1B	 1-2 2-3		4	1	1	0	0	1	2				
Paul Foytack, R (1, 1)							 1B			2	0	0	0	0	2	0				
Earl Torgeson, L OBP: 0.356, SLG: 0.396 (7, 3)							 1H 1B			2	0	1	0	0	0	2				
Inning Stats	R: 0 E: 0 K: 1 S: 6	H: 2 LOB: 2 BB: 0 P: 6	R: 0 E: 0 K: 1 S: 5	H: 1 LOB: 0 BB: 0 P: 5	R: 0 E: 0 K: 1 S: 5	H: 0 LOB: 0 BB: 0 P: 5	R: 1 E: 0 K: 0 S: 5	H: 2 LOB: 2 BB: 1 P: 9	R: 0 E: 0 K: 2 S: 8	H: 2 LOB: 1 BB: 0 P: 7	R: 1 E: 0 K: 0 S: 6	H: 3 LOB: 2 BB: 0 P: 6	R: 0 E: 0 K: 1 S: 6	H: 1 LOB: 2 BB: 0 P: 10	R: 2 E: 0 K: 1 S: 8	H: 3 LOB: 2 BB: 0 P: 9	1B: 13 2B: 2 3B: 0 HR: 1	SF: 1 SAC: 0 DP: 1 HBP: 1	WP: 0 PB: 0 SB: 0 CS: 0	PA: 43
PITCHER	IP	WLS	BF	H	R	ER	SO	BB	IBB	HBP	BLK	WP	HR	S	P	ERA	WHIP			
Mel Parnell, L ERA: 4.32 Dave Sisler, R ERA: 1.06	8.1	W	39	14	4	4	7	2	0	0	0	0	1	51	59	4.32	1.920			
	0.2	S	4	1	0	0	1	0	0	1	0	0	0	5	6	0.00	1.500			

AB	39
R	4
H	15
RBI	3
BB	2
SO	8
LOB	18




Batter	1	2	3	4	5	6	7	8	9	AB	R	H	RBI	BB	SO	LOB	BOTTOM			
Billy Goodman, L OBP: 0.382, SLG: 0.440 Billy Consolo, R (9, 4)	 BB				 1-3 1B					4	0	1	0	1	0	1	Detroit Tigers @ Boston Red Sox Fenway Park, Boston, MA Fri May 04 1956, 3:33 AM EDT Att: 6,735 - Unknown			
Frank Malzone, R OBP: 0.276, SLG: 0.393 (1, 5)	 1-2				 1-2 BB		 1B			3	0	1	0	1	0	1				
Jackie Jensen, R OBP: 0.357, SLG: 0.340 (1, 9)	 1-2				 1-2 2-3 3-H					4	0	0	0	0	0	4				
Dick Gemert, R OBP: 0.459, SLG: 0.742 Gene Stephens, L (7, PR)							 1-2 BB			3	0	0	0	1	1	2				
Norm Zauchin, R OBP: 0.300, SLG: 0.556 (1, 3)				 1B BB			 1-2			3	2	1	1	1	0	2				
Jim Piersall, R OBP: 0.436, SLG: 0.432 (1, 8)				 2B						4	1	1	0	0	0	0				
Don Buddin, R OBP: 0.436, SLG: 0.310 (1, 6)				 2H 3-H 1B		 1B		 2B		4	2	3	2	0	0	0				
Sammy White, R OBP: 0.295, SLG: 0.256 (1, 2)				 1-2		 1H		 2H 1B		3	0	2	1	1	0	1				
Mel Parnell, L OBP: 0.250, SLG: 0.250 Dave Sisler, R (9, 1)				 G4-6-3 1B						4	1	1	0	0	0	3				
Inning Stats	R: 0 E: 0 K: 1 S: 5	H: 0 LOB: 1 BB: 1 P: 9	R: 1 E: 0 K: 0 S: 4	H: 1 LOB: 1 BB: 1 P: 8	R: 0 E: 0 K: 0 S: 3	H: 0 LOB: 0 BB: 0 P: 3	R: 2 E: 0 K: 0 S: 4	H: 2 LOB: 0 BB: 1 P: 8	R: 1 E: 0 K: 0 S: 4	H: 2 LOB: 1 BB: 1 P: 8	R: 1 E: 0 K: 0 S: 5	H: 2 LOB: 1 BB: 0 P: 5	R: 0 E: 0 K: 0 S: 4	H: 1 LOB: 2 BB: 1 P: 8	R: 1 E: 1 K: 0 S: 5	H: 2 LOB: 1 BB: 0 P: 5		1B: 6 2B: 3 3B: 0 HR: 1	SF: 0 SAC: 0 DP: 2 HBP: 0	WP: 0 PB: 0 SB: 0 CS: 0
PITCHER	IP	WLS	BF	H	R	ER	SO	BB	IBB	HBP	BLK	WP	HR	S	P	ERA	WHIP			
Paul Foytack, R ERA: 3.86 Dick Marlowe, R ERA: 4.0	6.0	L	27	7	5	5	1	4	0	0	0	0	0	9	13	0.00	2.000			



Batter	1	2	3	4	5	6	7	8	9	AB	R	H	RBI	BB	SO	LOB	TOP					
Jim Busby, R OBP: 0.265, SLG: 0.323	0-0 6-3			0-3 K		0-0 5-3		0-0 4-3		4	0	0	0	0	1	2						
Gene Woodling, L OBP: 0.425, SLG: 0.351	0-0 F9			0-0 3-1			0-0 F8		0-0 BB SF7 1B	4	1	1	0	0	0	0						
Bobby Avila, R OBP: 0.319, SLG: 0.420	0-0 F3			0-0 F2			0-3 K		0-0 BB BB 1B	4	0	1	0	0	1	0						
Vic Wertz, L OBP: 0.470, SLG: 0.696		0-3 K			0-3 K		0-0 E BB 1B		4-0 BB BB 1B	3	0	1	0	1	2	0						
Al Smith, R OBP: 0.333, SLG: 0.488	0-0 6-3			0-3 K			4-0 E BB 1B		0-0 SF7	2	0	0	1	1	1	0						
Al Rosen, R OBP: 0.361, SLG: 0.365 Rudy Regalado, R (5, 5)	0-0 F2			0-3 K			0-0 5-3		0-0 3-H F9	2	0	0	0	0	1	0						
Chico Carrasquel, R OBP: 0.242, SLG: 0.261			0-0 F8			0-0 F8		0-0 E6	4-0 BB BB BB 1B	3	0	0	0	1	0	0						
Jim Hegan, R OBP: 0.414, SLG: 0.385 Sam Mele, R OBP: 0.600, SLG: 0.750			0-3 K			0-0 5-3 1B		0-3 K	0-0 4-3	3	0	1	0	0	2	1						
Mike Garcia, R Stu Locklin, L (6, PH) Art Houtteman, R (6, PH) Dale Mitchell, L OBP: 0.333, SLG: 0.333 Bud Daley, L (8, 1)			0-3 K			0-0 5-3		0-0 F9		1	0	0	0	0	1	0						
Inning Stats	R: 0 E: 0 K: 0 S: 3	H: 0 LOB: 0 BB: 0 P: 3	R: 0 E: 0 K: 1 S: 5	H: 0 LOB: 0 BB: 0 P: 5	R: 0 E: 0 K: 2 S: 7	H: 0 LOB: 0 BB: 0 P: 7	R: 0 E: 0 K: 1 S: 5	H: 0 LOB: 0 BB: 0 P: 5	R: 0 E: 0 K: 3 S: 9	H: 0 LOB: 0 BB: 0 P: 9	R: 0 E: 0 K: 0 S: 4	H: 1 LOB: 1 BB: 0 P: 4	R: 0 E: 1 K: 1 S: 6	H: 1 LOB: 2 BB: 1 P: 10	R: 0 E: 1 K: 1 S: 6	H: 0 LOB: 1 BB: 0 P: 6	R: 1 E: 0 K: 0 S: 5	H: 2 LOB: 3 BB: 2 P: 13	1B: 4 2B: 0 3B: 0 HR: 0	SF: 1 SAC: 0 DP: 0 HBP: 0	WP: 0 PB: 0 SB: 0 CS: 0	PA: 35
PITCHER Tom Brewer, R ERA: 0.79	IP: 9.0 WLS: W BF: 35 H: 4 R: 1 ER: 1 SO: 9 BB: 3 IBB: 0 HBP: 0 BLK: 0 WP: 0 HR: 0 S: 50 P: 62 ERA: 1.00 WHIP: 0.778															PITCHER						

Cleveland Indians @ Boston Red Sox
Fenway Park, Boston, MA
Mon May 07 1956, 3:33 AM EDT
Att: 4,396 - Unknown

AB 31
R 1
H 4
RBI 1
BB 3
SO 9
LOB 12



Batter	1	2	3	4	5	6	7	8	9	AB	R	H	RBI	BB	SO	LOB	BOTTOM			
Billy Goodman, L OBP: 0.381, SLG: 0.466 Billy Consolo, R (8, 4)	0-0 1-3 1B 6-3 1B	0-0 4-3		0-0 2-H 3B	0-0 1-3		0-0 F8			5	1	2	1	0	0	6				
Billy Klaus, L OBP: 0.242, SLG: 0.250	0-0 6-3 1-2 1B		0-0 1B	4-0 BB		0-0 F4		0-3 K		4	0	2	0	1	1	0				
Faye Throneberry, L OBP: 0.313, SLG: 0.365	0-0 1-3 1-2 2-3 3-H		0-0 FC5-4 1B	0-0 F2		0-0 1-3		0-0 3-1		5	0	1	0	0	0	4				
Dick Gemert, R OBP: 0.422, SLG: 0.718 Gene Stephens, L OBP: 0.667, SLG: 0.500	0-0 6-3 2-3 3-H		0-0 F8		0-0 HR		0-0 F3		0-0 1B	4	1	1	2	0	0	3				
Norm Zauchin, R OBP: 0.263, SLG: 0.556	0-0 F2		0-3 K		0-0 6-3 SH5-3 1B		0-0 HR		0-0 F9	5	2	2	1	0	1	4				
Jim Piersall, R OBP: 0.435, SLG: 0.440		0-0 F9	0-0 FC5-4 1-2		0-0 SH5-3		0-0 6-3			3	0	0	0	0	0	2				
Don Buddin, R OBP: 0.413, SLG: 0.306		0-0 6-3		0-0 3B 2B	0-0 6-3		4-0 1B BB			3	1	1	0	1	0	1				
Sammy White, R OBP: 0.327, SLG: 0.370		0-0 1B 2B		0-3 K	4-0 1B IBB		0-0 F6			3	0	1	0	1	1	2				
Tom Brewer, R OBP: 0.308, SLG: 0.308		0-0 2-3 1B		0-3 K	1-2 3-H 1B		0-0 1B			4	0	3	1	0	1	1				
Inning Stats	R: 1 E: 0 K: 0 S: 5	H: 2 LOB: 1 BB: 0 P: 5	R: 0 E: 0 K: 0 S: 5	H: 2 LOB: 2 BB: 0 P: 5	R: 0 E: 0 K: 1 S: 7	H: 2 LOB: 2 BB: 0 P: 7	R: 1 E: 0 K: 2 S: 9	H: 2 LOB: 2 BB: 1 P: 13	R: 2 E: 0 K: 0 S: 6	H: 3 LOB: 2 BB: 1 P: 10	R: 0 E: 0 K: 0 S: 3	H: 0 LOB: 0 BB: 0 P: 3	R: 1 E: 0 K: 0 S: 5	H: 2 LOB: 2 BB: 1 P: 9	R: 0 E: 0 K: 1 S: 6	H: 1 LOB: 1 BB: 0 P: 6	1B: 9 2B: 2 3B: 1 HR: 2	SF: 0 SAC: 1 DP: 0 HBP: 0	WP: 0 PB: 0 SB: 0 CS: 0	PA: 41
PITCHER Mike Garcia, R ERA: 4.13 Art Houtteman, R ERA: 3.0 Bud Daley, L ERA:	IP: 5.0 WLS: L BF: 28 H: 11 R: 4 ER: 4 SO: 3 BB: 1 IBB: 0 HBP: 0 BLK: 0 WP: 0 HR: 1 S: 32 P: 40 ERA: 7.20 WHIP: 2.400															PITCHER				

Cleveland Indians @ Boston Red Sox
Fenway Park, Boston, MA
Mon May 07 1956, 3:33 AM EDT
Att: 4,396 - Unknown

AB 37
R 5
H 14
RBI 5
BB 3
SO 4
LOB 23



Batter	1	2	3	4	5	6	7	8	9	10	11	12	13	AB	R	H	RBI	BB	SO	LOB	TOP									
Jim Rivera, L OBP: 0.358, SLG: 0.368 (1, 9)	G1-6-3 BB		5-3		F9		F8			F4			F8	5	0	0	0	1	0	0										
Nellie Fox, L OBP: 0.213, SLG: 0.276 (1, 4)	G1-6-3		F8					F8			G3		F7	6	0	1	0	0	0	1										
Larry Doby, L OBP: 0.321, SLG: 0.222 (1, 8)	F8		F8		4-3						F9			5	0	1	0	1	0	1										
George Kell, R OBP: 0.436, SLG: 0.441 (1, 5)		K											F3	5	1	2	0	1	1	2										
Minnie Minoso, R OBP: 0.441, SLG: 0.417 (1, 7)														5	0	3	0	0	0	1										
Sherm Lollar, R OBP: 0.380, SLG: 0.333 Earl Battey, R OBP: 0.400, SLG: 0.250 (1, 2) (13, 2)														4	1	0	0	0	0	4										
Walt Dropo, R OBP: 0.216, SLG: 0.212 (1, 3)														5	1	0	0	0	1	5										
Luis Aparicio, R OBP: 0.226, SLG: 0.258 Ron Northey, L OBP: 0.550, SLG: 1.667 Jim Brideweser, R OBP: 0.250, SLG: 0.273 (1, 6) (6, PH) (6, 6)														2	0	1	1	0	1	2										
Billy Pierce, L OBP: 0.222, SLG: 0.222 Dixie Howell, L OBP: 0.333, SLG: 0.333 (1, 1) (12, 1)														5	0	0	0	0	1	1										
Inning Stats	R: 0 E: 0 K: 0 S: 2	H: 0 LOB: 0 BB: 1 P: 6	R: 2 E: 2 K: 1 S: 8	H: 2 LOB: 1 BB: 0 P: 8	R: 0 E: 0 K: 0 S: 3	H: 0 LOB: 0 BB: 0 P: 3	R: 0 E: 0 K: 1 S: 5	H: 0 LOB: 2 BB: 1 P: 10	R: 0 E: 0 K: 0 S: 4	H: 1 LOB: 1 BB: 0 P: 4	R: 0 E: 0 K: 0 S: 6	H: 2 LOB: 2 BB: 0 P: 6	R: 0 E: 0 K: 0 S: 3	H: 0 LOB: 0 BB: 0 P: 3	R: 0 E: 0 K: 0 S: 3	H: 0 LOB: 1 BB: 0 P: 3	R: 1 E: 2 K: 0 S: 5	H: 2 LOB: 1 BB: 0 P: 5	R: 0 E: 0 K: 1 S: 5	H: 0 LOB: 0 BB: 0 P: 5	R: 0 E: 0 K: 0 S: 3	H: 0 LOB: 1 BB: 1 P: 7	1B: 6 2B: 2 3B: 0 HR: 0	SF: 0 SAC: 0 DP: 2 HBP: 1	WP: 1 PB: 0 SB: 0 CS: 0	PA: 49				
PITCHER	IP WLS BF H R ER SO P ERA WHIP	11.0 43 8 3 0 4 2 0 0 0 0.00 0.909	3 0 0 0 1 0 0 0 0 0 0.00 0.000	4 0 0 0 0 0 1 0 0 0 0.00 1.000																										

Chicago White Sox @ Boston Red Sox
Fenway Park, Boston, MA
Tue May 08 1966, 3:33 AM EDT
Att. 4,706 - Unknown

AB 45
R 3
H 8
RBI 1
BB 3
SO 5
LOB 17



Batter	1	2	3	4	5	6	7	8	9	10	11	12	13	AB	R	H	RBI	BB	SO	LOB	BOTTOM								
Billy Goodman, L OBP: 0.391, SLG: 0.460 Billy Consolo, R (1, 4) (13, PR)	6-3		4-3											5	0	2	1	1	0	0									
Billy Klaus, L OBP: 0.410, SLG: 0.241 (1, 5)	F5													5	1	1	0	1	0	2									
Dick Gemert, R OBP: 0.423, SLG: 0.739 (1, 7)														7	1	3	2	0	1	2									
Norm Zauchin, R OBP: 0.360, SLG: 0.545 (1, 3)														4	0	2	0	1	1	0									
Jackie Jensen, R OBP: 0.343, SLG: 0.304 (1, 9)														4	0	0	1	2	0	2									
Jim Piersall, R OBP: 0.438, SLG: 0.462 Faye Throssberry, L OBP: 0.300, SLG: 0.353 (1, 8) (4, 8)														2	0	1	0	0	1	3									
Don Buddin, R OBP: 0.391, SLG: 0.278 (1, 6)														5	1	0	0	1	1	6									
Sammy White, R OBP: 0.316, SLG: 0.340 Mickey Vernon, L OBP: 0.347, SLG: 0.566 Pete Daley, R OBP: 0.250, SLG: 1.000 (1, 2) (12, PH) (13, 2)														4	0	0	0	1	0	1									
Frank Sullivan, R OBP: 0.308, SLG: 0.364 Ted Williams, L OBP: 0.520, SLG: 0.571 Tom Hurd, R OBP: 1.000, SLG: 1.000 Grady Hatton, L OBP: 0.400, SLG: 0.400 Dave Sieler, R (1, 1) (11, PH) (12, 1) (12, PH) (13, 1)														3	0	0	0	1	1	2									
Inning Stats	R: 1 E: 0 K: 1 S: 6	H: 1 LOB: 0 BB: 0 P: 6	R: 0 E: 0 K: 0 S: 4	H: 1 LOB: 2 BB: 1 P: 8	R: 1 E: 0 K: 1 S: 7	H: 2 LOB: 3 BB: 1 P: 12	R: 0 E: 0 K: 0 S: 4	H: 1 LOB: 1 BB: 0 P: 4	R: 0 E: 0 K: 0 S: 3	H: 0 LOB: 0 BB: 0 P: 7	R: 0 E: 0 K: 0 S: 3	H: 0 LOB: 0 BB: 0 P: 3	R: 0 E: 0 K: 0 S: 4	H: 1 LOB: 3 BB: 2 P: 12	R: 0 E: 0 K: 0 S: 2	H: 1 LOB: 1 BB: 1 P: 6	R: 1 E: 2 K: 0 S: 5	H: 1 LOB: 2 BB: 1 P: 9	R: 0 E: 0 K: 0 S: 4	H: 1 LOB: 3 BB: 1 P: 12	R: 1 E: 0 K: 0 S: 2	H: 1 LOB: 1 BB: 1 P: 6	1B: 8 2B: 1 3B: 0 HR: 1	SF: 0 SAC: 2 DP: 0 HBP: 1	WP: 0 PB: 1 SB: 0 CS: 0	PA: 57			
PITCHER	IP WLS BF H R ER SO P ERA WHIP	11.1 52 9 3 2 5 6 1 1 0 0 0 0 4 8 1.59 1.324	5 1 0 0 0 0 0 0 0 0 0.00 0.000	12 3 0 0 0 0 0 0 0 0 0.00 0.000																									

Chicago White Sox @ Boston Red Sox
Fenway Park, Boston, MA
Tue May 08 1966, 3:33 AM EDT
Att. 4,706 - Unknown

AB 46
R 4
H 10
RBI 4
BB 8
SO 5
LOB 28



Batter	1	2	3	4	5	6	7	8	9	AB	R	H	RBI	BB	SO	LOB	TOP					
Jim Rivera, L (1,9) OBP: 0.333, SLG: 0.341 Jim Brideweser, R (8,6) OBP: 0.250, SLG: 0.273	0-0 4-3	0-0 4-3			0-3 K	4-0 WP BB		4-0 BB		3	0	0	0	2	1	1	Chicago White Sox @ Boston Red Sox Fenway Park, Boston, MA Wed May 09 1956, 3:33 AM EDT Att: 7,611 - Unknown					
Nellie Fox, L (1,4) OBP: 0.212, SLG: 0.258	4-0 1B BB		0-0 3-1		0-0 F7	0-0 F7		0-3 K		4	0	0	0	1	1	5						
Minnie Minoso, R (1,7) OBP: 0.422, SLG: 0.415 Bill Fischer, R (8,1) Dixie Howell, L (8,1) OBP: 0.333, SLG: 0.333	0-0 F8		0-0 2B		0-0 5-3		0-0 6-3	0-0 F9		5	0	1	0	0	0	4						
Larry Doby, L (1,8) OBP: 0.328, SLG: 0.260	0-0 1-3 1B		0-0 L5		0-0 2B	0-0 2B	0-3 K		0-0 F7	5	1	2	0	0	1	1						
George Kell, R (1,5) OBP: 0.455, SLG: 0.474 Bubba Phillips, R (9, PR) OBP: 0.267, SLG: 0.400	0-3 K		4-0 FC4-6 BB		0-0 2B	0-0 1B 2B	0-0 4-3		0-0 1B 1B	4	1	2	1	1	1	2						
Ron Jackson, R (1,3) OBP: 0.200, SLG: 0.200		0-0 F2	0-0 FC4-6		0-0 5-3			0-0 2B SF9	0-0 F3	5	1	1	0	0	0	4						
Sherm Lollar, R (1,2) Sammy Esposito, R (9, PR) OBP: 0.188, SLG: 0.250		0-0 HR		0-0 5-3		0-0 2B SH3		0-0 BB 2B	0-0 1B	5	2	4	2	0	0	0						
Dick Donovan, L (1,1) Mike Fomiesles, R (1,1) Jerry Dahike, R (8,1) Sandy Consuegra, R (8, PH) Ron Northey, L (8,7) OBP: 0.333, SLG: 1.250	0-0 1-3		0-0 6-3		0-0 SH3			0-0 SF9	0-0 F4	2	0	0	0	0	0	0						
Luis Aparicio, R (1,6) OBP: 0.265, SLG: 0.324 Cal Abrams, L (8, PH) OBP: 0.600, SLG: 0.333	0-0 1B		0-0 F3		0-0 WP 2B			0-0 BB BB		3	0	2	1	0	0	0						
Inning Stats	R: 0 E: 0 K: 1 S: 6	H: 1 LOB: 2 BB: 1 P: 10	R: 1 E: 0 K: 0 S: 5	H: 2 LOB: 1 BB: 0 P: 5	R: 0 E: 0 K: 0 S: 4	H: 1 LOB: 2 BB: 1 P: 8	R: 0 E: 0 K: 0 S: 3	H: 0 LOB: 0 BB: 0 P: 3	R: 0 E: 0 K: 1 S: 5	H: 0 LOB: 0 BB: 0 P: 5	R: 3 E: 0 K: 0 S: 7	H: 4 LOB: 2 BB: 1 P: 11	R: 0 E: 0 K: 1 S: 5	H: 0 LOB: 0 BB: 0 P: 5	R: 1 E: 0 K: 1 S: 7	H: 2 LOB: 2 BB: 2 P: 15		R: 0 E: 0 K: 0 S: 5	H: 2 LOB: 2 BB: 0 P: 5	1B: 6 2B: 5 3B: 0 HR: 1	SF: 1 SAC: 1 DP: 0 HBP: 0	WP: 1 PB: 0 SB: 0 CS: 0
PITCHER	IP WLS BF H R ER SO BB IBB HBP BLK WP HR S P ERA WHIP																					
Bob Porterfield, R (1,1) ERA: 4.73	5.1	25	7	4	4	2	2	0	0	0	0	0	0	1	27	35	6.75	1.688				
Tom Hurd, R (8,1) ERA: 8.31	2.0	W 12	3	1	1	1	3	0	0	0	1	0	11	23	4.50	3.000						
Dave Sisler, R (8,1) ERA: 0.82	1.2	S 7	2	0	0	1	0	0	0	0	0	0	9	9	0.00	1.200						

Batter	1	2	3	4	5	6	7	8	9	AB	R	H	RBI	BB	SO	LOB	BOTTOM					
Billy Goodman, L (1,4) OBP: 0.419, SLG: 0.529 Billy Consolo, R (8, PR) (9,4)	0-0 2B BB	0-0 4-3			0-0 FC1-5	0-0 2B		0-0 1-3 2B		5	1	4	1	0	0	0	Chicago White Sox @ Boston Red Sox Fenway Park, Boston, MA Wed May 09 1956, 3:33 AM EDT Att: 7,611 - Unknown					
Billy Klaus, L (1,5) OBP: 0.409, SLG: 0.219	0-0 F8	0-0 F8			0-0 FC1-5	0-0 1B	4-0 G4-6-3 BB	4-0 BB		3	0	0	0	2	0	2						
Faye Throneberry, L (1,9) OBP: 0.320, SLG: 0.499	0-0 BB 1B		0-0 G3		0-0 G6-4-3	0-0 1B	0-0 G4-6-3	0-3 K		5	1	2	0	0	1	6						
Dick Gemert, R (1,7) OBP: 0.411, SLG: 0.694 Gene Stephens, L (9,7) OBP: 0.687, SLG: 0.500	4-0 1B BB	0-0 1B IBB	0-0 F3		0-0 G6-4-3			0-0 1-3		3	1	0	0	1	0	2						
Norm Zauchin, R (1,3) OBP: 0.379, SLG: 0.520	4-0 1B BB		0-3 K		0-0 F7			0-0 G6-4-3	0-0 1B	3	1	1	1	1	1	0						
Jim Piersall, R (1,8) OBP: 0.441, SLG: 0.464	0-0 1B		0-0 F7		0-0 1B	0-0 1B		0-0 G6-4-3		4	1	2	1	0	0	1						
Don Buddin, R (1,6) OBP: 0.411, SLG: 0.298	0-0 1-2 2B		4-0 FC4-6 BB		0-0 1B	0-0 1B		0-3 K		3	1	2	2	1	1	0						
Sammy White, R (1,2) OBP: 0.328, SLG: 0.340	0-0 9-3		0-0 FC4-6		0-0 1B	0-0 2B		4-0 2B BB		3	1	1	1	1	0	3						
Bob Porterfield, R (1,1) ERA: 4.76 Mike Fomiesles, R (1,1) ERA: 5.09 Jerry Dahike, R (8,1) Sandy Consuegra, R (8, PH) ERA: 12.46 Bill Fischer, R (8,1) ERA: 21.6	0-0 6-3		0-0 2-3		0-0 2B	0-0 1B		0-0 B1		2	0	0	0	0	0	1						
Inning Stats	R: 4 E: 0 K: 0 S: 6	H: 4 LOB: 1 BB: 2 P: 14	R: 0 E: 0 K: 0 S: 3	H: 0 LOB: 0 BB: 0 P: 3	R: 0 E: 0 K: 1 S: 5	H: 0 LOB: 0 BB: 0 P: 5	R: 0 E: 0 K: 0 S: 3	H: 0 LOB: 1 BB: 1 P: 7	R: 0 E: 0 K: 0 S: 4	H: 2 LOB: 1 BB: 0 P: 4	R: 3 E: 0 K: 0 S: 7	H: 5 LOB: 2 BB: 1 P: 11	R: 0 E: 0 K: 0 S: 3	H: 1 LOB: 0 BB: 0 P: 3	R: 0 E: 0 K: 2 S: 8	H: 1 LOB: 3 BB: 2 P: 16		R: 0 E: 0 K: 0 S: 5	H: 0 LOB: 0 BB: 0 P: 5	1B: 9 2B: 5 3B: 0 HR: 0	SF: 0 SAC: 0 DP: 4 HBP: 0	WP: 0 PB: 0 SB: 0 CS: 0
PITCHER	IP WLS BF H R ER SO BB IBB HBP BLK WP HR S P ERA WHIP																					
Dick Donovan, R (1,1) ERA: 4.76	0.1	7	4	4	4	0	1	0	0	0	0	0	21	25	5.40	1.400						
Mike Fomiesles, R (1,1) ERA: 5.09	5.0	L 20	6	3	3	1	1	0	0	0	0	0	1	5	∞	∞						
Jerry Dahike, R (8,1) ERA: 12.46	1.2	4	1	0	0	0	0	0	0	0	0	0	4	4	0.00	0.600						
Bill Fischer, R (8,1) ERA: 21.6	0.2	4	1	0	0	1	1	0	0	0	0	0	5	9	0.00	3.000						

Batter	1	2	3	4	5	6	7	8	9	AB	R	H	RBI	BB	SO	LOB	TOP			
Nellie Fox, L OBP: 0.225, SLG: 0.269 (1, 4)	F9		F4						F9	5	0	2	0	0	0	2	Chicago White Sox @ Boston Red Sox Fenway Park, Boston, MA Thu May 10 1956, 3:33 AM EDT Att: 5,282 - Unknown			
George Kell, R OBP: 0.438, SLG: 0.524 (1, 5)	F8		5-3		F5		1B			4	1	1	1	0	0	2				
Minnie Minoso, R OBP: 0.412, SLG: 0.456 (1, 7)	HR			6-3	L9				F8	4	1	1	1	0	0	1				
Sherm Lollar, R OBP: 0.407, SLG: 0.458 (1, 2)	6-3			E5					5-3	4	0	1	0	0	0	0				
Bob Nieman, R OBP: 0.500, SLG: 0.286 Jim Rivera, L OBP: 0.333, SLG: 0.341 (1, 9) (8, 9)		4-3		FC5	FC4-6				L6	4	0	1	0	0	0	0				
Larry Doby, L OBP: 0.308, SLG: 0.241 (1, 8)	6-3			1-3	FC4-6				K	4	0	0	0	0	1	3				
Ron Jackson, R OBP: 0.444, SLG: 0.286 (1, 3)	F8									2	0	1	0	2	0	0				
Luis Aparicio, R OBP: 0.270, SLG: 0.324 (1, 6)				FC5	F7				SH3-4	3	0	1	0	0	0	5				
Connie Johnson, R Bob Keegan, R (1, 1) (1, 1)			5-3		F8				1-3	0	0	0	0	0	0	0				
Inning Stats	R: 1 E: 0 K: 0 S: 4	H: 1 LOB: 0 BB: 0 P: 4	R: 0 E: 0 K: 0 S: 3	H: 0 LOB: 0 BB: 0 P: 3	R: 0 E: 0 K: 0 S: 4	H: 1 LOB: 1 BB: 0 P: 4	R: 0 E: 1 K: 0 S: 5	H: 1 LOB: 3 BB: 1 P: 9	R: 0 E: 0 K: 0 S: 4	H: 1 LOB: 2 BB: 1 P: 4	R: 1 E: 0 K: 1 S: 6	H: 2 LOB: 0 BB: 0 P: 6	R: 0 E: 0 K: 1 S: 5	H: 0 LOB: 0 BB: 0 P: 5	R: 0 E: 0 K: 0 S: 4	H: 1 LOB: 1 BB: 0 P: 4		1B: 6 2B: 0 3B: 0 HR: 2	SF: 0 SAC: 1 DP: 0 HBP: 0	WP: 0 PB: 1 SB: 0 CS: 1
PITCHER Mel Parnell, L ERA: 3.12 (1, 1)	IP: 9.0 WLS: L BF: 37 H: 8 R: 2 ER: 2 SO: 2 BB: 2 IBB: 0 HBP: 0 BLK: 0 WP: 0 HR: 2 S: 39 P: 47 ERA: 2.00 WHIP: 1.111															PITCHER				

Batter	1	2	3	4	5	6	7	8	9	AB	R	H	RBI	BB	SO	LOB	BOTTOM			
Billy Goodman, L OBP: 0.392, SLG: 0.493 (1, 4)	4-3	FC1-6		F7					F7	5	0	0	0	0	0	2	Chicago White Sox @ Boston Red Sox Fenway Park, Boston, MA Thu May 10 1956, 3:33 AM EDT Att: 5,282 - Unknown			
Billy Klaus, L OBP: 0.388, SLG: 0.194 (1, 5)	1B	F4			F9				F9	4	1	0	0	1	1	2				
Faye Throneberry, L OBP: 0.345, SLG: 0.462 (1, 9)	1B			F8	3-4-1					4	0	2	0	0	0	0				
Dick Gemert, R OBP: 0.433, SLG: 0.692 (1, 7)	1B			1B					2B	3	0	2	1	1	0	1				
Norm Zauchin, R OBP: 0.364, SLG: 0.464 (1, 3)	1B			1B					K	3	0	0	0	1	1	2				
Jim Piersall, R OBP: 0.444, SLG: 0.483 (1, 8)	G6-4-3			FC5-4					B4-3	4	0	2	0	0	0	3				
Don Buddin, R OBP: 0.408, SLG: 0.300 Ted Williams, L OBP: 0.500, SLG: 0.533 Mitt Bolling, R OBP: 0.333, SLG: 1.333 (1, 6) (8, PH) (9, 6)		FC1-6		1B	FC5-4				F4	3	0	1	0	0	0	0				
Sammy White, R OBP: 0.323, SLG: 0.351 (1, 2)	K				6-3				F7	4	0	1	0	0	1	2				
Mel Parnell, L OBP: 0.286, SLG: 0.286 Mickey Vernon, L OBP: 0.340, SLG: 0.556 (1, 1) (9, PH)		FC1-6			1-3				F9	3	0	1	0	0	0	0				
Inning Stats	R: 1 E: 0 K: 0 S: 4	H: 2 LOB: 2 BB: 2 P: 12	R: 0 E: 0 K: 1 S: 7	H: 2 LOB: 0 BB: 0 P: 7	R: 0 E: 0 K: 0 S: 4	H: 1 LOB: 2 BB: 1 P: 8	R: 0 E: 0 K: 0 S: 3	H: 0 LOB: 0 BB: 0 P: 3	R: 0 E: 0 K: 0 S: 6	H: 1 LOB: 1 BB: 0 P: 4	R: 0 E: 0 K: 1 S: 6	H: 1 LOB: 1 BB: 0 P: 6	R: 0 E: 0 K: 0 S: 4	H: 1 LOB: 1 BB: 0 P: 4	R: 0 E: 0 K: 0 S: 3	H: 0 LOB: 0 BB: 0 P: 3		1B: 6 2B: 3 3B: 0 HR: 0	SF: 0 SAC: 0 DP: 1 HBP: 0	WP: 0 PB: 0 SB: 0 CS: 0
PITCHER Connie Johnson, R ERA: 3.6 Bob Keegan, R ERA: (1, 1) (1, 1)	IP: 8.2 WLS: W BF: 33 H: 7 R: 0 ER: 0 SO: 3 BB: 1 IBB: 0 HBP: 0 BLK: 0 WP: 0 HR: 0 S: 38 P: 42 ERA: 0.00 WHIP: 0.923															PITCHER				

Batter	1	2	3	4	5	6	7	8	9	AB	R	H	RBI	BB	SO	LOB	TOP																			
Billy Goodman, L (1,4) OBP: 0.381, SLG: 0.500 Billy Consolo, R (9, FR)	F8	4-3		FC4-6			K			5	0	1	1	0	1	3																				
Frank Matzone, R (1,5) OBP: 0.231, SLG: 0.378	F9		F8	L6			6-3		6-3	5	0	0	0	0	0	2																				
Dick Gemert, R (1,7) OBP: 0.446, SLG: 0.732				HR		6-3	E7		F9	4	1	2	1	1	0	1																				
Norm Zauchin, R (1,3) OBP: 0.361, SLG: 0.452 Ted Williams, L (7, PH) OBP: 0.526, SLG: 0.533 Tom Brewer, R (7, FR) OBP: 0.308, SLG: 0.308 Mickey Vernon, L (7,3) OBP: 0.340, SLG: 0.556	F9						K			3	0	1	0	0	1	1																				
Jackie Jensen, R (1,9) OBP: 0.352, SLG: 0.305			P3						F7	3	1	1	0	1	0	3																				
Jim Piersall, R (1,8) OBP: 0.434, SLG: 0.469			F8							4	0	1	0	0	0	2																				
Don Buddin, R (1,6) OBP: 0.400, SLG: 0.313							F8		F7	4	1	1	0	0	0	2																				
Sammy White, R (1,2) OBP: 0.319, SLG: 0.344			P4				5-3		F8	4	0	1	0	0	0	2																				
Ike Delock, R (1,1) OBP: 0.500, SLG: 0.333 Tom Hurd, R (6,1) OBP: 1.000, SLG: 1.000 Faye Throneberry, L (9, PH) OBP: 0.333, SLG: 0.444							6-3		K	3	0	1	1	0	1	2																				
Inning Stats	R: 0 E: 0 K: 0 S: 3	H: 0 LOB: 1 BB: 1 P: 7	R: 1 E: 0 K: 0 S: 6	H: 3 LOB: 2 BB: 0 P: 6	R: 1 E: 0 K: 0 S: 5	H: 2 LOB: 1 BB: 0 P: 5	R: 1 E: 0 K: 1 S: 7	H: 2 LOB: 1 BB: 0 P: 7	R: 0 E: 0 K: 1 S: 5	H: 0 LOB: 0 BB: 1 P: 9	R: 0 E: 0 K: 1 S: 6	H: 1 LOB: 2 BB: 1 P: 10	R: 0 E: 0 K: 0 S: 3	H: 0 LOB: 0 BB: 0 P: 3	R: 0 E: 0 K: 1 S: 6	H: 1 LOB: 1 BB: 0 P: 6	1B: 6 2B: 1 3B: 1 HR: 1	SF: 0 SAC: 0 DP: 0 HBP: 0	WP: 0 PB: 0 SB: 0 CS: 0	PA: 39																
PITCHER	IP	WLS	BF	H	R	ER	SO	BB	IBB	HBP	BLK	WP	HR	S	P	ERA	WHIP	PITCHER		IP	WLS	BF	H	R	ER	SO	BB	IBB	HBP	BLK	WP	HR	S	P	ERA	WHIP
Chuck Stobbs, L (1,1) ERA: 4.46	3.0		17	7	3	3	0	1	0	0	0	0	1	16	20	9.00	2.667																			
Bob Chakales, R (4,1) ERA: 2.7	6.0	W	22	2	0	0	4	1	1	0	0	0	0	28	36	0.00	0.500																			

Boston Red Sox @ Washington Senators
Griffith Stadium, Washington, DC
Fri May 11 1956, 3:33 AM EDT
Att: 8,701 - Unknown

AB 36
R 3
H 9
RBI 3
BB 3
SO 4
LOB 18



Batter	1	2	3	4	5	6	7	8	9	AB	R	H	RBI	BB	SO	LOB	BOTTOM																			
Eddie Yost, R (1,5) OBP: 0.455, SLG: 0.348	5-3		G3						K	4	0	1	0	1	1	3																				
Ernie Oravetz, S (1,7) OBP: 0.320, SLG: 0.333	1-3		G3							3	0	0	0	0	0	1																				
Pete Runnels, L (1,4) OBP: 0.407, SLG: 0.563										3	1	2	1	1	1	0																				
Roy Sievers, R (1,3) OBP: 0.358, SLG: 0.488										3	0	1	0	1	0	4																				
Jim Lemon, R (1,9) OBP: 0.418, SLG: 0.714										3	1	1	1	1	1	1																				
Clint Courtney, L (1,2) OBP: 0.407, SLG: 0.438										3	1	1	0	0	0	2																				
Karl Olson, R (1,8) OBP: 0.390, SLG: 0.513										4	0	1	1	0	0	2																				
Jerry Snyder, R (1,6) OBP: 0.357, SLG: 0.323										4	0	2	1	0	0	1																				
Chuck Stobbs, L (1,1) OBP: 0.071, SLG: 0.077 Bob Chakales, R (4,1) OBP: 0.143, SLG: 0.143										1	0	0	0	0	0	0																				
Inning Stats	R: 1 E: 0 K: 0 S: 6	H: 3 LOB: 2 BB: 0 P: 6	R: 0 E: 0 K: 0 S: 3	H: 0 LOB: 0 BB: 0 P: 3	R: 0 E: 0 K: 0 S: 3	H: 1 LOB: 1 BB: 1 P: 7	R: 0 E: 0 K: 1 S: 6	H: 1 LOB: 1 BB: 0 P: 6	R: 1 E: 0 K: 0 S: 4	H: 2 LOB: 1 BB: 1 P: 8	R: 2 E: 0 K: 0 S: 5	H: 2 LOB: 1 BB: 1 P: 9	R: 0 E: 0 K: 1 S: 5	H: 0 LOB: 1 BB: 1 P: 9	R: 0 E: 0 K: 1 S: 6	H: 1 LOB: 2 BB: 0 P: 7	1B: 7 2B: 3 3B: 0 HR: 0	SF: 0 SAC: 1 DP: 2 HBP: 1	WP: 0 PB: 0 SB: 0 CS: 0	PA: 37																
PITCHER	IP	WLS	BF	H	R	ER	SO	BB	IBB	HBP	BLK	WP	HR	S	P	ERA	WHIP	PITCHER		IP	WLS	BF	H	R	ER	SO	BB	IBB	HBP	BLK	WP	HR	S	P	ERA	WHIP
Ike Delock, R (1,1) ERA: 9.95	5.0	L	24	8	4	4	1	3	0	0	0	0	0	23	35	7.20	2.200																			
Tom Hurd, R (6,1) ERA: 4.91	3.0		13	2	0	0	2	1	0	1	0	0	0	15	20	0.00	1.000																			

Boston Red Sox @ Washington Senators
Griffith Stadium, Washington, DC
Fri May 11 1956, 3:33 AM EDT
Att: 8,701 - Unknown

AB 31
R 4
H 10
RBI 4
BB 4
SO 3
LOB 17



Batter	1	2	3	4	5	6	7	8	9	AB	R	H	RBI	BB	SO	LOB	TOP		
Billy Goodman, L OBP: 0.378, SLG: 0.488 (1, 4)										6	2	2	0	0	0	3	Boston Red Sox @ Washington Senators Griffith Stadium, Washington, DC Sat May 12 1956, 3:33 AM EDT Att: 7,098 - Unknown livebaseballscorecards.com		
Frank Malzone, R OBP: 0.250, SLG: 0.439 (1, 5)										4	2	1	2	1	0	2			
Mickey Vernon, L OBP: 0.364, SLG: 0.542 (1, 3)										3	1	1	0	2	1	1			
Dick Gemert, R OBP: 0.471, SLG: 0.836 (1, 7)										5	2	4	6	0	0	0			
Jackie Jensen, R OBP: 0.355, SLG: 0.302 (1, 9)										4	0	1	0	1	0	4			
Jim Piersall, R OBP: 0.444, SLG: 0.471 (1, 8)										4	0	2	0	1	0	3			
Don Buddin, R OBP: 0.388, SLG: 0.294 (1, 6)										4	0	0	0	1	0	5			
Sammy White, R OBP: 0.324, SLG: 0.354 (1, 2)										4	1	1	0	1	0	2			
Tom Brewer, R OBP: 0.337, SLG: 0.357 (2, 1)										1	1	1	1	0	0	0			
Dave Sisler, R (2, 1)										0	0	0	0	0	0	0			
Leo Kiely, L (2, 1)										0	0	0	0	0	0	0			
Ted Williams, L OBP: 0.396, SLG: 0.500 (3, PH)										1	0	0	0	0	0	2			
Frank Baumann, L OBP: 0.292, SLG: 0.250 (3, 1)										2	0	1	0	0	0	3			
Billy Klaus, L OBP: 0.300, SLG: 0.189 (3, PH)										1	0	0	0	0	0	0			
Inning Stats	R: 2 E: 1 K: 0 S: 7	H: 3 LOB: 2 BB: 0 P: 7	R: 3 E: 0 K: 0 S: 6	H: 4 LOB: 1 BB: 1 P: 10	R: 0 E: 0 K: 0 S: 3	H: 0 LOB: 2 BB: 2 P: 11	R: 2 E: 0 K: 0 S: 6	H: 3 LOB: 3 BB: 2 P: 14	R: 0 E: 0 K: 0 S: 4	H: 1 LOB: 1 BB: 0 P: 4	R: 0 E: 0 K: 0 S: 4	H: 1 LOB: 1 BB: 0 P: 4	R: 2 E: 0 K: 0 S: 3	H: 1 LOB: 0 BB: 2 P: 11	R: 0 E: 0 K: 0 S: 4	H: 1 LOB: 1 BB: 0 P: 4	1B: 10 2B: 1 3B: 0 HR: 3	SF: 0 SAC: 1 DP: 1 HBP: 0	WP: 0 PA: 47 PB: 0 SB: 0 CS: 0
PITCHER	IP WLS BF H R ER SO BB IBB HBP BLK WP HR S P ERA WHIP																		
Pedro Ramos, R ERA: 3.81 (1, 1)	1.0	9	5	4	3	0	0	0	0	0	0	0	0	0	1	9	9	27.00	5.000
Connie Grob, R ERA: 5.11 (2, 1)	1.0	5	2	1	1	0	0	1	0	0	0	0	0	0	0	4	8	9.00	2.000
Tex Clevenger, R ERA: 7.2 (3, 1)	1.1	10	3	2	2	0	3	0	0	0	0	1	7	19	13.50	4.500			
Bunky Stewart, L ERA: 1.93 (4, 1)	3.2	W	17	3	2	2	1	2	1	0	0	0	1	16	28	4.91	1.364		
Bob Chakales, R ERA: 2.49 (8, 1)	2.0	S	6	1	0	0	0	0	0	0	0	0	0	6	6	0.00	0.500		

Batter	1	2	3	4	5	6	7	8	9	AB	R	H	RBI	BB	SO	LOB	BOTTOM		
Eddie Yost, R OBP: 0.471, SLG: 0.352 (1, 5)										2	2	1	1	3	1	0	Boston Red Sox @ Washington Senators Griffith Stadium, Washington, DC Sat May 12 1956, 3:33 AM EDT Att: 7,098 - Unknown livebaseballscorecards.com		
Ernie Oravetz, S OBP: 0.400, SLG: 0.440 (1, 7)										4	2	3	2	1	0	0			
Pete Runnels, L OBP: 0.384, SLG: 0.526 (1, 4)										5	0	0	0	0	1	7			
Roy Sievers, R OBP: 0.380, SLG: 0.506 (1, 3)										3	1	2	2	2	0	0			
Jim Lemon, R OBP: 0.405, SLG: 0.680 (1, 9)										5	1	1	1	0	1	5			
Clint Courtney, L OBP: 0.407, SLG: 0.442 (1, 2)										4	1	1	1	1	1	5			
Karl Olson, R OBP: 0.394, SLG: 0.512 (1, 8)										4	2	1	0	1	0	1			
Jerry Snyder, R OBP: 0.387, SLG: 0.435 (1, 6)										4	3	3	5	1	0	0			
Pedro Ramos, S OBP: 0.444, SLG: 0.444 (2, 1)										0	0	0	0	0	0	0			
Connie Grob, R OBP: 0.200, SLG: 0.500 (2, PH)										0	0	0	0	0	0	0			
Lou Bierstead, R OBP: 0.222, SLG: 0.444 (2, PH)										1	0	0	0	0	1	1			
Harmon Killebrew, R (3, 1)										1	0	0	0	0	0	1			
Tex Clevenger, R (3, 1)										0	0	0	0	0	0	0			
Bunky Stewart, L (4, 1)										2	0	0	0	0	1	1			
Bob Chakales, R OBP: 0.125, SLG: 0.125 (8, 1)										1	0	0	0	0	0	0			
Inning Stats	R: 2 E: 0 K: 0 S: 4	H: 1 LOB: 1 BB: 2 P: 12	R: 8 E: 0 K: 1 S: 12	H: 7 LOB: 1 BB: 2 P: 20	R: 0 E: 0 K: 3 S: 10	H: 1 LOB: 3 BB: 2 P: 18	R: 1 E: 0 K: 1 S: 6	H: 1 LOB: 2 BB: 2 P: 14	R: 0 E: 0 K: 0 S: 3	H: 0 LOB: 1 BB: 1 P: 7	R: 1 E: 0 K: 1 S: 6	H: 1 LOB: 0 BB: 0 P: 6	R: 0 E: 0 K: 0 S: 4	H: 1 LOB: 1 BB: 0 P: 4	R: 0 E: 0 K: 0 S: 3	H: 0 LOB: 0 BB: 0 P: 3	1B: 5 2B: 5 3B: 1 HR: 1	SF: 0 SAC: 0 DP: 0 HBP: 0	WP: 1 PA: 45 PB: 0 SB: 0 CS: 0
PITCHER	IP WLS BF H R ER SO BB IBB HBP BLK WP HR S P ERA WHIP																		
Tom Brewer, R ERA: 2.04 (1, 1)	1.1	L	7	4	5	5	0	2	0	0	0	0	0	5	13	135.00	18.000		
Dave Sisler, R ERA: 4.70 (2, 1)	0.1		1	0	0	0	0	0	0	0	0	0	1	1	0.00	0.000			
Frank Baumann, L ERA: 4.5 (3, 1)	6.0		27	4	2	2	5	5	0	0	0	1	0	32	52	3.00	1.500		

Batter	1	2	3	4	5	6	7	8	9	AB	R	H	RBI	BB	SO	LOB	TOP
Billy Goodman, L (1,4) OBP: 0.379, SLG: 0.483 Billy Consolo, R (9,4)	0-0 G4-3 1B		0-0 F8			0-0 2B 1B	0-0 4-3		0-0 F9	5	1	2	0	0	0	2	
Frank Matzone, R (1,5) OBP: 0.245, SLG: 0.400	0-0 G4-3 1-2		0-0 5-3			0-0 F9		4-0 F9 1B BB	0-0 6-3	4	1	0	0	1	0	3	
Mickey Vernon, L (1,3) OBP: 0.373, SLG: 0.558	0-0 P6			0-0 F5		0-0 1B 2B		0-0 1B 1-2 1B		4	1	2	1	0	0	0	
Dick Gemert, R (1,7) OBP: 0.459, SLG: 0.800 Gene Stephens, L (8,7) OBP: 0.667, SLG: 0.500		0-0 P4		0-0 F9		0-0 1B		0-0 F9		4	0	1	1	0	0	2	
Jackie Jensen, R (1,9) OBP: 0.375, SLG: 0.364		0-0 HR		4-0 CS BB		0-0 F8		0-0 1-3 3-H 1B		3	1	2	2	1	0	1	
Jim Piersall, R (1,8) OBP: 0.447, SLG: 0.507		0-0 5-3		0-0 CS 1-2	4-0 G3-6-3 BB		0-0 HR	0-0 F8		3	1	1	1	1	0	2	
Don Buddin, R (1,6) OBP: 0.382, SLG: 0.282		4-0 FC6-4 BB			0-0 G3-6-3 1-2		0-0 5-3	0-0 P3		3	0	0	0	1	0	3	
Sammy White, R (1,2) OBP: 0.321, SLG: 0.348		0-0 FC6-4 1-2			0-3 K			0-0 5-3		4	0	1	0	0	1	1	
Frank Sullivan, R (1,1) OBP: 0.286, SLG: 0.333 Billy Klaus, L (6,PH) OBP: 0.373, SLG: 0.184 George Susce, R (6,1) OBP: 0.600, SLG: 0.750			0-0 4-3			0-0 6-3		0-3 K		1	0	0	0	0	0	0	
										1	0	0	0	0	0	0	
										2	0	1	0	0	1	1	
										1	0	0	0	0	0	0	
										2	0	1	0	0	1	1	
										1	0	0	0	0	0	0	
										2	0	1	0	0	1	1	
										1	0	0	0	0	0	0	
										2	0	1	0	0	1	1	
										1	0	0	0	0	0	0	
										2	0	1	0	0	1	1	
										1	0	0	0	0	0	0	
										2	0	1	0	0	1	1	
										1	0	0	0	0	0	0	
										2	0	1	0	0	1	1	
										1	0	0	0	0	0	0	
										2	0	1	0	0	1	1	
										1	0	0	0	0	0	0	
										2	0	1	0	0	1	1	
										1	0	0	0	0	0	0	
										2	0	1	0	0	1	1	
										1	0	0	0	0	0	0	
										2	0	1	0	0	1	1	
										1	0	0	0	0	0	0	
										2	0	1	0	0	1	1	
										1	0	0	0	0	0	0	
										2	0	1	0	0	1	1	
										1	0	0	0	0	0	0	
										2	0	1	0	0	1	1	
										1	0	0	0	0	0	0	
										2	0	1	0	0	1	1	
										1	0	0	0	0	0	0	
										2	0	1	0	0	1	1	
										1	0	0	0	0	0	0	
										2	0	1	0	0	1	1	
										1	0	0	0	0	0	0	
										2	0	1	0	0	1	1	
										1	0	0	0	0	0	0	
										2	0	1	0	0	1	1	
										1	0	0	0	0	0	0	
										2	0	1	0	0	1	1	
										1	0	0	0	0	0	0	
										2	0	1	0	0	1	1	
										1	0	0	0	0	0	0	
										2	0	1	0	0	1	1	
										1	0	0	0	0	0	0	
										2	0	1	0	0	1	1	
										1	0	0	0	0	0	0	
										2	0	1	0	0	1	1	
										1	0	0	0	0	0	0	
										2	0	1	0	0	1	1	
										1	0	0	0	0	0	0	
										2	0	1	0	0	1	1	
										1	0	0	0	0	0	0	
										2	0	1	0	0	1	1	
										1	0	0	0	0	0	0	
										2	0	1	0	0	1	1	
										1	0	0	0	0	0	0	
										2	0	1	0	0	1	1	
										1	0	0	0	0	0	0	
										2	0	1	0	0	1	1	
										1	0	0	0	0	0	0	
										2	0	1	0	0	1	1	
										1	0	0	0	0	0	0	
										2	0	1	0	0	1	1	
										1	0	0	0	0	0	0	
										2	0	1	0	0	1	1	
										1	0	0	0	0	0	0	
										2	0	1	0	0	1	1	
										1	0	0	0	0	0	0	
										2	0	1	0	0	1	1	
										1	0	0	0	0	0	0	
										2	0	1	0	0	1	1	
										1	0	0	0	0	0	0	
										2	0	1	0	0	1	1	
										1	0	0	0	0	0	0	
										2	0	1	0	0	1	1	
										1	0	0	0	0	0	0	
										2	0	1	0	0	1	1	
										1	0	0	0	0	0	0	
										2	0	1	0	0	1	1	
										1	0	0	0	0	0	0	
										2	0	1	0	0	1	1	
										1	0	0	0	0	0	0	
										2	0	1	0	0	1	1	
										1	0	0	0	0	0	0	
										2	0	1	0	0	1	1	
										1	0	0	0	0	0	0	
										2	0	1	0	0	1	1	
										1	0	0	0	0	0	0	
										2	0	1	0	0	1	1	
										1	0	0	0	0	0	0	
										2	0	1	0	0	1	1	
										1	0	0	0	0	0	0	
										2	0	1	0	0	1	1	

Batter	1	2	3	4	5	6	7	8	9	AB	R	H	RBI	BB	SO	LOB	TOP					
Billy Goodman, L (1,4) OBP: 0.384, SLG: 0.478	6-3		CS BB		5-3		1-2 1B			3	0	1	0	1	0	0						
Frank Malzone, R (1,5) OBP: 0.226, SLG: 0.367	K		1-2 K			F7	F8			4	0	0	0	0	2	3						
Mickey Vernon, L (1,3) OBP: 0.381, SLG: 0.600	F8		BB			HR		F3		3	1	1	1	1	0	0						
Dick Gemert, R (1,7) OBP: 0.436, SLG: 0.754		K	K			4-3		K		4	0	0	0	0	3	1						
Jackie Jensen, R (1,9) OBP: 0.369, SLG: 0.386		1B 3B			L9			K		4	1	1	0	0	1	0						
Jim Piersall, R (1,8) OBP: 0.438, SLG: 0.493		1B 3B			F3			6-3		4	0	1	1	0	1	0						
Don Buddin, R (1,6) OBP: 0.387, SLG: 0.333		1B 3B			K			HR		4	1	2	1	0	1	0						
Sammy White, R (1,2) OBP: 0.329, SLG: 0.347		1B			P3			1B		3	0	1	0	1	1	0						
Willard Nixon, L (1,1) Ike Delock, R (4,1) Ted Williams, L (7, PH) Dave Sisler, R (7,1)	6-3				5-3			F8		1	0	0	0	0	0	2						
Inning Stats	R: 0 E: 0 K: 1 S: 5	H: 0 LOB: 0 BB: 0 P: 5	R: 1 E: 0 K: 1 S: 7	H: 3 LOB: 2 BB: 1 P: 11	R: 0 E: 0 K: 2 S: 6	H: 0 LOB: 1 BB: 2 P: 14	R: 0 E: 0 K: 1 S: 5	H: 0 LOB: 0 BB: 0 P: 5	R: 0 E: 0 K: 0 S: 3	H: 0 LOB: 0 BB: 0 P: 3	R: 1 E: 0 K: 0 S: 4	H: 1 LOB: 0 BB: 0 P: 4	R: 1 E: 0 K: 0 S: 6	H: 3 LOB: 2 BB: 0 P: 6	R: 0 E: 0 K: 2 S: 7	H: 0 LOB: 0 BB: 0 P: 7	R: 0 E: 0 K: 2 S: 7	H: 0 LOB: 0 BB: 0 P: 7	1B: 4 2B: 1 3B: 1 HR: 2	SF: 0 SAC: 0 DP: 1 HBP: 0	WP: 0 PB: 0 SB: 0 CS: 1	PA: 35
PITCHER	IP	WLS	BF	H	R	ER	SO	BB	IBB	HBP	BLK	WP	HR	S	P	ERA	WHIP					
Paul Foytack, R (1,1) ERA: 3.45	7.0	W	29	7	3	3	5	3	0	0	0	0	2	36	48	3.86	1.429					
Steve Gromek, R (8,1) ERA: 4.69	2.0	S	6	0	0	0	4	0	0	0	0	0	0	14	14	0.00	0.000					

Boston Red Sox @ Detroit Tigers
Briggs Stadium, Detroit, MI
Tue May 15 1956, 4:33 AM EDT
Att: 2,892 - Unknown

AB 32
R 3
H 7
RBI 3
BB 3
SO 9
LOB 7



Batter	1	2	3	4	5	6	7	8	9	AB	R	H	RBI	BB	SO	LOB	BOTTOM				
Harvey Kuenn, R (1,6) OBP: 0.414, SLG: 0.500	S 1B		F5	BB 1B		L1	1-2 2H 1B			5	1	3	1	0	0	0					
Wayne Belardi, L (1,3) OBP: 0.457, SLG: 0.483	P6		L4-3 HR	BB FC2-5 1B		WP 1B HBP	K			4	1	2	0	0	1	3					
Al Kaline, R (1,9) OBP: 0.297, SLG: 0.427	L8		L4-3	FC2-5 BB		WP 1B		G6-4-3 1B		4	0	2	1	1	0	2					
Bill Tuttle, R (1,8) OBP: 0.351, SLG: 0.500	K		2H HR	1-2 2-3 3-H BB		P5		G6-4-3 1B		4	1	1	3	1	1	4					
Ray Boone, R (1,5) OBP: 0.330, SLG: 0.363		6-3	BB	FC2-5		F9		F8		4	0	0	0	1	0	5					
Frank House, L (1,2) Fred Hatfield, L (7, PR) Red Wilson, R (8,2)			4-3	1-2 2-3 3-H BB		F9				4	0	2	0	0	0	1					
Charlie Maxwell, L (1,7) OBP: 0.425, SLG: 0.712	FC8-6 2B			P3			FC1-5 BB			0	0	0	0	0	0	0					
Reno Bertoia, R (1,4) OBP: 0.266, SLG: 0.263				K		F2	FC1-5 1B			4	0	1	1	0	1	3					
Paul Foytack, R (1,1) Earl Torgeson, L (7, PH) Steve Gromek, S (8,1)		2B		1B BB 1B		K	F9			3	1	1	0	0	2	2					
Inning Stats	R: 0 E: 0 K: 1 S: 6	H: 1 LOB: 1 BB: 0 P: 6	R: 1 E: 0 K: 1 S: 7	H: 2 LOB: 1 BB: 0 P: 7	R: 2 E: 0 K: 0 S: 5	H: 2 LOB: 1 BB: 1 P: 9	R: 2 E: 0 K: 1 S: 10	H: 3 LOB: 3 BB: 2 P: 18	R: 0 E: 0 K: 1 S: 6	H: 1 LOB: 1 BB: 0 P: 6	R: 0 E: 0 K: 0 S: 4	H: 1 LOB: 2 BB: 0 P: 5	R: 1 E: 1 K: 1 S: 7	H: 2 LOB: 2 BB: 1 P: 11	R: 0 E: 0 K: 0 S: 3	H: 1 LOB: 0 BB: 0 P: 3	1B: 11 2B: 1 3B: 0 HR: 1	SF: 0 SAC: 0 DP: 1 HBP: 1	WP: 1 PB: 0 SB: 1 CS: 0	PA: 41	
PITCHER	IP	WLS	BF	H	R	ER	SO	BB	IBB	HBP	BLK	WP	HR	S	P	ERA	WHIP				
Willard Nixon, R (1,1) ERA: 9.35	3.2	L	21	8	5	5	3	2	0	0	0	0	1	25	33	12.27	2.727				
Ike Delock, R (4,1) ERA: 8.4	2.1		11	2	0	0	2	1	0	1	0	1	0	13	18	0.00	1.286				
Dave Sisler, R (7,1) ERA: 4.73	2.0		9	3	1	1	1	1	0	0	0	0	0	10	14	4.50	2.000				

Boston Red Sox @ Detroit Tigers
Briggs Stadium, Detroit, MI
Tue May 15 1956, 4:33 AM EDT
Att: 2,892 - Unknown

AB 36
R 6
H 13
RBI 6
BB 4
SO 5
LOB 23



Batter	1	2	3	4	5	6	7	8	9	AB	R	H	RBI	BB	SO	LOB	TOP																					
Billy Goodman, L OBP: 0.385, SLG: 0.469 (1, 4)	0-0 5-3		0-0 2B 1B		4-0 E 1-3 BB	0-0 F7		0-0 F7		4	2	1	0	1	0	1	Boston Red Sox @ Detroit Tigers Briggs Stadium, Detroit, MI Wed May 16 1956, 4:33 AM EDT Att: 3,559 - Unknown																					
Frank Matzone, R OBP: 0.241, SLG: 0.377 (1, 5)	0-0 F8		0-0 1-2 2B		0-0 1-3		0-0 6-3	4-0 BB BB		4	0	1	2	1	0	1																						
Mickey Vernon, L OBP: 0.397, SLG: 0.603 (1, 3)	0-0 6-3		4-0 FC6-4 BB		0-0 E7 2B		0-0 P6	4-0 1-2 BB		3	0	1	1	2	0	0																						
Dick Gemert, R OBP: 0.427, SLG: 0.726 Gene Stephens, L OBP: 0.500, SLG: 0.333 (7, 7)		0-0 L9	0-3 K		0-0 5-3		0-0 1B 1B	0-0 F2		4	1	1	0	0	1	3																						
Jackie Jensen, R OBP: 0.382, SLG: 0.384 (1, 9)		4-0 BB BB	0-0 FC6-4 1-2		4-0 BB		0-0 1B 1B	0-0 P4		3	0	1	0	2	0	2																						
Jim Piersall, R OBP: 0.436, SLG: 0.481 (1, 8)		0-3 K		0-3 K		0-0 F3		4-0 G6-4-3 BB		4	0	1	1	1	2	3																						
Don Buddin, R OBP: 0.388, SLG: 0.321 (1, 6)		4-0 FC6-4 BB		0-0 5-3		0-0 P6		0-0 G6-4-3 1-2		3	0	0	0	2	0	1																						
Sammy White, R OBP: 0.326, SLG: 0.342 (1, 2)		0-0 FC6-4 1-2		0-0 1B		0-0 1-3		0-3 K		4	0	1	0	0	1	5																						
Mel Parnell, L OBP: 0.375, SLG: 0.375 Billy Consolo, R (3, PR)			0-0 1B 2B		0-0 2-3		0-0 K			1	0	1	0	0	0	0																						
Frank Baumann, L OBP: 0.400, SLG: 0.600 Tom Hurd, R OBP: 1.000, SLG: 1.000 (8, 1)										0	1	0	0	0	0	0																						
Inning Stats	R: 0 E: 0 K: 0 S: 3	H: 0 LOB: 0 BB: 0 P: 3	R: 0 E: 0 K: 1 S: 5	H: 0 LOB: 2 BB: 2 P: 13	R: 2 E: 0 K: 1 S: 7	H: 3 LOB: 2 BB: 1 P: 11	R: 0 E: 0 K: 1 S: 6	H: 1 LOB: 1 BB: 0 P: 6	R: 1 E: 1 K: 0 S: 4	H: 1 LOB: 2 BB: 0 P: 12	R: 0 E: 0 K: 0 S: 4	H: 1 LOB: 1 BB: 0 P: 4	R: 1 E: 0 K: 1 S: 8	H: 3 LOB: 3 BB: 1 P: 12	R: 0 E: 0 K: 1 S: 5	H: 0 LOB: 2 BB: 2 P: 13	R: 0 E: 0 K: 0 S: 2	H: 0 LOB: 0 BB: 1 P: 6	1B: 6 2B: 3 3B: 0 HR: 0	SF: 0 SAC: 0 DP: 1 HBP: 0	WP: 0 PA: 43 PB: 0 SB: 0 CS: 0																	
PITCHER	IP	WLS	BF	H	R	ER	SO	BB	IBB	HBP	BLK	WP	HR	S	P	ERA	WHIP	PITCHER				IP	WLS	BF	H	R	ER	SO	BB	IBB	HBP	BLK	WP	HR	S	P	ERA	WHIP
Frank Lary, R ERA: 4.07 (1, 1)	7.0	L	35	9	4	4	4	6	0	0	0	0	0	37	61	5.14	2.143																					
Walt Masterson, R ERA: (8, 1)	2.0		8	0	0	0	1	3	0	0	0	0	0	7	19	0.00	1.500																					

Batter	1	2	3	4	5	6	7	8	9	AB	R	H	RBI	BB	SO	LOB	BOTTOM																					
Harvey Kuenn, R OBP: 0.405, SLG: 0.485 (1, 6)	0-0 5-3		0-0 4-3		0-0 BB 1B		0-0 6-3		0-0 P6	5	1	1	0	0	0	1	Boston Red Sox @ Detroit Tigers Briggs Stadium, Detroit, MI Wed May 16 1956, 4:33 AM EDT Att: 3,559 - Unknown																					
Jack Phillips, R OBP: 0.185, SLG: 0.269 (1, 3)	0-0 HR		0-0 6-3		4-0 1-2 BB		0-3 K		0-0 F2	4	1	1	1	1	1	1																						
Al Kaline, R OBP: 0.314, SLG: 0.455 (1, 9)	0-0 3B		0-0 L2-3		0-0 1-2 2H 1B		4-0 SH3-4 BB			3	0	2	1	1	0	0																						
Bill Tuttle, R OBP: 0.356, SLG: 0.505 (1, 8)	0-0 6-3			0-0 1B 2B		0-0 F7		4-0 SH3-4 BB		3	0	1	0	1	0	3																						
Ray Boone, R OBP: 0.330, SLG: 0.362 (1, 5)	0-0 F7			0-0 BB 1B		0-0 P3		0-0 SH3-4		3	0	1	0	0	0	3																						
Bob Kennedy, R OBP: 0.278, SLG: 0.133 Charlie Maxwell, L OBP: 0.419, SLG: 0.701 (1, 7) (8, PH)		0-0 1-3 1B		4-0 G6-4-3 BB		0-0 F8		0-3 K		2	0	1	0	1	0	0																						
Frank House, L OBP: 0.286, SLG: 0.419 (1, 2)	0-0 L9		0-3 K		0-0 F8		0-0 F8		0-0 2-3	4	0	0	0	0	1	6																						
Reno Bertoia, R OBP: 0.254, SLG: 0.250 Earl Torgeson, L OBP: 0.352, SLG: 0.425 (1, 4) (9, PH)		0-0 1-3		0-0 G6-4-3 1-2		0-0 F8		4-0 FC5-4 BB		3	0	0	0	0	0	4																						
Frank Lary, R OBP: 0.250, SLG: 0.400 Jay Porter, R OBP: 0.154, SLG: 0.167 Walt Masterson, R (8, 1)		0-0 L7		0-0 5-3		0-0 F3		0-0 FC5-4 1-2		2	0	0	0	0	0	1																						
Wayne Belardi, L OBP: 0.444, SLG: 0.467 Jim Small, L OBP: 1.000, SLG: 1.000 (9, PR)										1	0	0	0	0	0	1																						
Inning Stats	R: 1 E: 0 K: 0 S: 5	H: 2 LOB: 1 BB: 0 P: 5	R: 0 E: 0 K: 0 S: 4	H: 1 LOB: 0 BB: 0 P: 4	R: 0 E: 0 K: 1 S: 3	H: 0 LOB: 0 BB: 0 P: 3	R: 0 E: 0 K: 1 S: 6	H: 2 LOB: 2 BB: 1 P: 10	R: 1 E: 0 K: 0 S: 5	H: 2 LOB: 0 BB: 1 P: 9	R: 0 E: 0 K: 0 S: 3	H: 0 LOB: 0 BB: 0 P: 3	R: 0 E: 0 K: 1 S: 5	H: 0 LOB: 2 BB: 0 P: 5	R: 0 E: 0 K: 1 S: 5	H: 0 LOB: 1 BB: 2 P: 13	R: 0 E: 0 K: 0 S: 3	H: 0 LOB: 1 BB: 1 P: 7	1B: 4 2B: 1 3B: 1 HR: 1	SF: 0 SAC: 1 DP: 1 HBP: 0	WP: 0 PA: 38 PB: 0 SB: 0 CS: 0																	
PITCHER	IP	WLS	BF	H	R	ER	SO	BB	IBB	HBP	BLK	WP	HR	S	P	ERA	WHIP	PITCHER				IP	WLS	BF	H	R	ER	SO	BB	IBB	HBP	BLK	WP	HR	S	P	ERA	WHIP
Mel Parnell, L ERA: 3.26 (1, 1)	2.0		9	3	1	1	0	0	0	0	0	0	0	9	9	4.50	1.500																					
Frank Baumann, L ERA: 3.52 (3, 1)	5.1	W	23	4	1	1	2	4	0	0	0	0	0	23	39	1.69	1.500																					
Tom Hurd, R ERA: 4.0 (8, 1)	1.2	S	6	0	0	0	1	1	0	0	0	0	0	7	11	0.00	0.600																					



Batter	1	2	3	4	5	6	7	8	9	AB	R	H	RBI	BB	SO	LOB	TOP																					
Billy Goodman, L (1,4) OBP: 0.394, SLG: 0.475 Billy Consolo, R (9,4)	E4 1B HR	1-6-3				1B SF8	1-2 1B FC5-4		4-3 1-2	5	2	3	0	0	0	1																						
Frank Matzone, R (1,5) OBP: 0.254, SLG: 0.379	HR		PB 1B		K	1-2 1B FC5-4			5-3	5	1	2	0	0	1	4																						
Mickey Vernon, L (1,3) OBP: 0.425, SLG: 0.661	HR		BB 1-2		1B FC6-4		L7		BB BB 1B	4	1	3	4	1	0	0																						
Dick Gemert, R (1,7) OBP: 0.414, SLG: 0.697 Gene Stephens, L (9, PR) OBP: 0.350, SLG: 0.333	K		BB 1-2		K	SF8			BB BB	3	0	0	1	1	3	2																						
Jackie Jensen, R (1,9) OBP: 0.383, SLG: 0.368	BB		L8		1B FC6-4		K		BB BB	3	0	0	0	2	1	3																						
Jim Piersall, R (1,8) OBP: 0.434, SLG: 0.476	F8		F7		1B FC6-4				L4	5	1	2	0	0	0	6																						
Don Buddin, R (1,6) OBP: 0.373, SLG: 0.305	K		F7		F6				G5-4-3 1B	4	0	0	0	0	1	3																						
Sammy White, R (1,2) OBP: 0.322, SLG: 0.338		K	4-3		FC6-4 1B				K	4	0	1	0	0	2	0																						
Tom Brewer, R (1,1) OBP: 0.278, SLG: 0.278 Leo Kiely, L (9,1)	K	K	K		FC6-4 1B				E4 4-3 1B	4	1	0	1	0	2	1																						
Inning Stats	R: 3 E: 1 K: 2 S: 10	H: 3 LOB: 1 BB: 1 P: 14	R: 0 E: 0 K: 2 S: 7	H: 0 LOB: 0 BB: 0 P: 7	R: 0 E: 0 K: 1 S: 6	H: 1 LOB: 2 BB: 1 P: 10	R: 0 E: 0 K: 1 S: 5	H: 0 LOB: 0 BB: 0 P: 5	R: 1 E: 0 K: 0 S: 6	H: 2 LOB: 1 BB: 0 P: 6	R: 0 E: 0 K: 2 S: 7	H: 0 LOB: 0 BB: 0 P: 7	R: 0 E: 0 K: 1 S: 5	H: 1 LOB: 0 BB: 2 P: 5	R: 1 E: 1 K: 0 S: 5	H: 1 LOB: 3 BB: 2 P: 13	1B: 10 2B: 0 3B: 0 HR: 1	SF: 1 SAC: 0 DP: 1 HBP: 0	WP: 0 PB: 1 SB: 0 CS: 0	PA: 42																		
PITCHER	IP	WLS	BF	H	R	ER	SO	BB	IBB	HBP	BLK	WP	HR	S	P	ERA	WHIP	PITCHER				IP	WLS	BF	H	R	ER	SO	BB	IBB	HBP	BLK	WP	HR	S	P	ERA	WHIP
Troy Herriage, R (1,1) ERA: 10.29	5.2	L	28	9	5	5	7	2	0	0	0	0	1	40	48	7.94	1.941																					
Jack Crimian, R (6,1) ERA: 5.74	2.1		7	1	0	0	3	0	0	0	0	0	0	13	13	0.00	0.429																					
Tom Gorman, R (9,1) ERA: 4.74	1.0		7	1	1	0	0	2	0	0	0	0	0	5	13	0.00	3.000																					

Boston Red Sox @ Kansas City Athletics
Municipal Stadium, Kansas City, MO
Thu May 17 1956, 4:33 AM EDT
Att: 15,046 - Unknown

AB 37
R 6
H 11
RBI 6
BB 4
SO 10
LOB 20



Batter	1	2	3	4	5	6	7	8	9	AB	R	H	RBI	BB	SO	LOB	BOTTOM																					
Spook Jacobs, R (1,4) OBP: 0.354, SLG: 0.282 Clete Boyer, R (8,4) OBP: 0.333, SLG: 0.333 Tom Gorman, R (9,1)	E 1B		FC4-6 S 1-2			E S BB			1-2 1B G1-4-6-3	2	0	1	0	1	0	1																						
Enos Slaughter, L (1,9) OBP: 0.373, SLG: 0.417	L6 1-2		G3 1-2			F4			G1-4-6-3 1-2 2-3	4	0	0	0	0	5																							
Hector Lopez, R (1,8) OBP: 0.359, SLG: 0.530	L7				F9				F7	4	0	0	0	0	3																							
Harry Simpson, L (1,3) OBP: 0.304, SLG: 0.485	6-3				6-3				F3 1-3	4	1	1	0	0	2																							
Jim Finigan, R (1,5) OBP: 0.323, SLG: 0.283		6-3			4-3				FC6-4 1B	4	0	1	0	0	1																							
Tim Thompson, L (1,2) OBP: 0.345, SLG: 0.393		3-1							F7	4	0	0	0	0	2																							
Bill Renna, R (1,7) OBP: 0.250, SLG: 0.450									FC6-4 1-2	4	0	1	1	0	1																							
Joe Demaestri, R (1,6) OBP: 0.288, SLG: 0.325									L9 3-H	4	0	1	0	0	2																							
Troy Herriage, R (1,1) Jack Crimian, R (6,1) Joe Ginsberg, L (8, PH) OBP: 0.333, SLG: 0.373 Mike Baxes, R (9,4) OBP: 0.286, SLG: 0.182			K			K			1B BB	0	0	0	0	0	0																							
Inning Stats	R: 0 E: 1 K: 0 S: 4	H: 1 LOB: 1 BB: 0 P: 4	R: 0 E: 0 K: 0 S: 3	H: 0 LOB: 0 BB: 0 P: 3	R: 0 E: 0 K: 1 S: 6	H: 1 LOB: 1 BB: 0 P: 6	R: 0 E: 0 K: 0 S: 3	H: 0 LOB: 0 BB: 0 P: 3	R: 0 E: 1 K: 1 S: 6	H: 0 LOB: 1 BB: 0 P: 6	R: 0 E: 0 K: 0 S: 3	H: 0 LOB: 1 BB: 1 P: 7	R: 0 E: 0 K: 0 S: 4	H: 1 LOB: 1 BB: 0 P: 4	R: 0 E: 0 K: 0 S: 3	H: 1 LOB: 1 BB: 1 P: 7	1B: 5 2B: 1 3B: 0 HR: 0	SF: 0 SAC: 0 DP: 1 HBP: 0	WP: 0 PB: 0 SB: 0 CS: 0	PA: 35																		
PITCHER	IP	WLS	BF	H	R	ER	SO	BB	IBB	HBP	BLK	WP	HR	S	P	ERA	WHIP	PITCHER				IP	WLS	BF	H	R	ER	SO	BB	IBB	HBP	BLK	WP	HR	S	P	ERA	WHIP
Tom Brewer, R (1,1) ERA: 1.66	8.0		30	4	0	0	2	2	0	0	0	0	0	32	40	0.00	0.750																					
Leo Kiely, L (9,1) ERA: 3.66	1.0	S	5	2	1	1	0	0	0	0	0	0	0	5	5	9.00	2.000																					

Boston Red Sox @ Kansas City Athletics
Municipal Stadium, Kansas City, MO
Thu May 17 1956, 4:33 AM EDT
Att: 15,046 - Unknown

AB 33
R 1
H 6
RBI 1
BB 2
SO 2
LOB 19



Batter	1	2	3	4	5	6	7	8	9	AB	R	H	RBI	BB	SO	LOB	TOP			
Billy Goodman, L (1,4) OBP: 0.395, SLG: 0.486 Billy Consolo, R (9,4)	4-0 3B BB	0-0 F7		0-0 F7			0-0 SF9 3B		0-0 6-3	4	2	1	0	1	0	0				
Frank Malzone, R (1,5) OBP: 0.350, SLG: 0.355	0-0 F2	4-0 BB BB BB		0-0 5-3			0-0 6-3		0-0 5-3	4	0	0	0	1	0	2				
Mickey Vernon, L (1,3) OBP: 0.429, SLG: 0.688	0-0 3B 1-H	4-0 BB BB		0-0 3-1			0-0 SF9			2	1	1	2	1	0	0				
Dick Gemert, R (1,7) OBP: 0.418, SLG: 0.679 Gene Stephens, L (7,7) OBP: 0.500, SLG: 0.333	1-0 3B HBP	4-0 BB BB		0-0 F6			0-0 K			2	1	0	0	1	1	0				
Jackie Jensen, R (1,9) OBP: 0.388, SLG: 0.400	0-0 1B 3B 1-H 3-H	0-3 K		0-0 5-3			0-0 SH1-3 1B			4	1	2	2	0	1	3				
Jim Piersall, R (1,8) OBP: 0.422, SLG: 0.460	0-0 5-3	0-0 1-3		0-0 F3			0-0 SH1-3			3	0	0	0	0	0	4				
Don Buddin, R (1,6) OBP: 0.377, SLG: 0.306	4-0 1B BB			0-0 1B			0-0 L6		0-0 6-3	3	0	1	0	1	0	1				
Sammy White, R (1,2) OBP: 0.319, SLG: 0.333	0-0 1-2 3-H 1B			0-0 F6			0-0 F8		0-0 6-3	4	0	1	1	0	0	1				
Frank Sullivan, R (1,1) OBP: 0.222, SLG: 0.250 Tom Hurd, R (9,1) OBP: 1.000, SLG: 1.000	0-0 4-3			0-0 6-3			0-0 F9		0-3 K	4	0	0	0	0	1	2				
Inning Stats	R: 4 E: 0 K: 0 S: 6	H: 3 LOB: 2 BB: 2 P: 15	R: 0 E: 0 K: 1 S: 5	H: 0 LOB: 3 BB: 3 P: 17	R: 0 E: 0 K: 0 S: 3	H: 1 LOB: 0 BB: 0 P: 3	R: 0 E: 0 K: 0 S: 3	H: 0 LOB: 0 BB: 0 P: 3	R: 0 E: 0 K: 0 S: 3	H: 0 LOB: 0 BB: 0 P: 3	R: 1 E: 0 K: 1 S: 6	H: 1 LOB: 0 BB: 0 P: 6	R: 0 E: 0 K: 0 S: 4	H: 1 LOB: 1 BB: 0 P: 4	R: 0 E: 0 K: 1 S: 5	H: 0 LOB: 0 BB: 0 P: 5	1B: 3 2B: 0 3B: 3 HR: 0	SF: 1 SAC: 1 DP: 0 HBP: 1	WP: 0 PB: 0 SB: 0 CS: 0	PA: 38
PITCHER Art Ditmar, R (1,1) ERA: 2.57	IP: 9.0 WLS: L BF: 38 H: 6 R: 5 ER: 5 SO: 3 BB: 5 IBB: 0 HBP: 1 BLK: 0 WP: 0 HR: 0 S: 38 P: 59 ERA: 5.00 WHIP: 1.222															PITCHER				

Boston Red Sox @ Kansas City Athletics
Municipal Stadium, Kansas City, MO
Fri May 18 1956, 4:33 AM EDT
Att: 16,997 - Unknown

AB 30
R 5
H 6
RBI 5
BB 5
SO 3
LOB 13



Batter	1	2	3	4	5	6	7	8	9	AB	R	H	RBI	BB	SO	LOB	BOTTOM			
Spook Jacobs, R (1,4) OBP: 0.350, SLG: 0.273 Rance Pless, R (9, PH) OBP: 0.263, SLG: 0.297	0-0 5-3		4-0 HR BB	0-0 1-3			0-0 6-3		0-0 F3	3	1	0	0	1	0	1				
Hector Lopez, R (1,8) OBP: 0.381, SLG: 0.575	0-0 E 1B		0-0 HR	0-0 F8			0-0 L6-3 1B		4-0 BB 1-2	4	1	3	2	1	0	1				
Enos Slaughter, L (1,9) OBP: 0.375, SLG: 0.446	0-0 E4 G4-6-3 1-2		0-0 SF8 3B			0-0 FC6-4 1B		0-0 L6-3 1-2	0-0 4-3	5	1	2	0	0	0	4				
Harry Simpson, L (1,3) OBP: 0.292, SLG: 0.470	0-0 G4-6-3 1-2		0-0 SF8			0-0 F4		0-0 F8		3	0	0	1	0	0	3				
Jim Finigan, R (1,5) OBP: 0.333, SLG: 0.286		0-0 BB 1B F6-4-3-2	4-0 E BB			0-0 FC6-4 1-2		0-3 K		3	0	1	0	1	1	1				
Joe Ginsberg, L (1,2) OBP: 0.313, SLG: 0.345		0-0 F9	0-0 E6 1-2			0-0 F9		0-3 K		4	0	0	0	0	1	3				
Bill Renna, R (1,7) OBP: 0.292, SLG: 0.409		4-0 BB 1-2	0-0 F3			0-0 6-3		4-0 1B SF7 BB		2	1	0	0	2	0	2				
Joe Demaestri, R (1,6) OBP: 0.289, SLG: 0.325 Tim Thompson, L (9, PH) OBP: 0.397, SLG: 0.414 Mike Baxes, R (9, FR) OBP: 0.286, SLG: 0.182		0-0 FC6-4-3-2 1-2 2-H		0-0 1-3 1B			0-0 6-3		0-0 BB 1B 1-3	3	0	1	0	0	0	2				
Art Ditmar, R (1,1) OBP: 0.150, SLG: 0.150 Gus Zernial, R (9, PH) OBP: 0.371, SLG: 0.519			0-0 6-3			0-0 5-3		0-0 SF7 3-H		3	0	0	0	0	1	1				
Inning Stats	R: 0 E: 1 K: 0 S: 4	H: 1 LOB: 1 BB: 0 P: 4	R: 0 E: 0 K: 0 S: 3	H: 1 LOB: 1 BB: 1 P: 7	R: 3 E: 1 K: 0 S: 6	H: 2 LOB: 2 BB: 2 P: 14	R: 0 E: 0 K: 1 S: 6	H: 1 LOB: 1 BB: 0 P: 6	R: 0 E: 0 K: 0 S: 4	H: 1 LOB: 1 BB: 0 P: 4	R: 0 E: 0 K: 0 S: 3	H: 0 LOB: 0 BB: 0 P: 3	R: 0 E: 0 K: 2 S: 7	H: 0 LOB: 0 BB: 0 P: 7	R: 1 E: 0 K: 0 S: 4	H: 1 LOB: 2 BB: 2 P: 12	1B: 6 2B: 2 3B: 1 HR: 1	SF: 2 SAC: 0 DP: 3 HBP: 0	WP: 0 PB: 0 SB: 0 CS: 0	PA: 39
PITCHER Frank Sullivan, R (1,1) ERA: 2.25 Tom Hurd, R (9,1) ERA: 3.6	IP: 8.0 WLS: W BF: 34 H: 7 R: 4 ER: 4 SO: 3 BB: 4 IBB: 0 HBP: 0 BLK: 0 WP: 0 HR: 1 S: 36 P: 52 ERA: 4.50 WHIP: 1.375															PITCHER				

Boston Red Sox @ Kansas City Athletics
Municipal Stadium, Kansas City, MO
Fri May 18 1956, 4:33 AM EDT
Att: 16,997 - Unknown

AB 32
R 4
H 8
RBI 4
BB 5
SO 3
LOB 19



Batter	1	2	3	4	5	6	7	8	9	AB	R	H	RBI	BB	SO	LOB	TOP										
Billy Goodman, L (1, 4) OBP: 0.395, SLG: 0.482 Billy Consolo, R (9, 4)	0-0 5-3		0-0 F5		0-0 BB 2H 1B		0-0 E 3B 1B		0-0 4-3	5	1	2	1	0	0	0											
Frank Matzone, R (1, 5) OBP: 0.260, SLG: 0.348	0-0 F8		0-0 L7		4-0 BB 1-2 BB		0-0 E8 3B 1B		0-0 6-3	4	1	1	0	1	0	0											
Mickey Vernon, L (1, 3) OBP: 0.427, SLG: 0.681	0-0 2B		0-0 6-3		0-0 L9		0-0 F5		0-0 FC5-4 1B	5	0	2	0	0	0	4											
Dick Gemert, R (1, 7) OBP: 0.411, SLG: 0.659 Bob Porterfield, R (7, 1) OBP: 0.273, SLG: 0.222	0-3 K		0-0 1-3		0-0 1B 1B		0-3 K		0-0 FC5-4 1-2	4	0	1	0	0	2	3											
Jackie Jensen, R (1, 9) OBP: 0.392, SLG: 0.429	0-0 5-3		0-0 F6		0-0 1-3 1B		0-0 3B			4	0	2	2	0	0	0											
Jim Piersall, R (1, 8) OBP: 0.415, SLG: 0.444	0-3 K		4-0 CS BB		0-3 K		0-0 F3			3	0	0	0	1	2	2											
Don Buddin, R (1, 6) OBP: 0.382, SLG: 0.299	4-0 1B BB		0-0 CS		0-3 K		4-0 BB		0-0 F2	2	0	0	0	2	1	0											
Sammy White, R (1, 2) OBP: 0.316, SLG: 0.330	0-0 1-2 1B		0-0 F8		0-0 F9		0-0 5-3			4	0	1	0	0	0	2											
George Susce, R (1, 1) OBP: 0.571, SLG: 0.833 Faye Throneberry, L (7, PH) OBP: 0.344, SLG: 0.448	0-0 F9		0-0 1B 2B		0-0 1B E 1B		0-0 F4			2	1	1	0	0	0	2											
Inning Stats	R: 0 E: 0 K: 1 S: 6	H: 1 LOB: 1 BB: 0 P: 6	R: 0 E: 0 K: 1 S: 6	H: 1 LOB: 2 BB: 1 P: 10	R: 0 E: 0 K: 0 S: 3	H: 0 LOB: 0 BB: 0 P: 3	R: 0 E: 0 K: 0 S: 2	H: 0 LOB: 0 BB: 1 P: 6	R: 1 E: 0 K: 1 S: 7	H: 2 LOB: 2 BB: 1 P: 11	R: 0 E: 0 K: 1 S: 6	H: 2 LOB: 2 BB: 1 P: 10	R: 3 E: 1 K: 1 S: 9	H: 4 LOB: 1 BB: 0 P: 9	R: 0 E: 0 K: 0 S: 3	H: 0 LOB: 0 BB: 0 P: 3	R: 0 E: 0 K: 0 S: 4	H: 1 LOB: 1 BB: 0 P: 4	1B: 8 2B: 2 3B: 1 HR: 0	SF: 0 SAC: 0 DP: 0 HBP: 0	WP: 0 PA: 41 PB: 0 SB: 0 CS: 1						
PITCHER	IP	WLS	BF	H	R	ER	SO	BB	IBB	HBP	BLK	WP	HR	S	P	ERA	WHIP										
Lou Kretlow, R (1, 1) ERA: 6.69	6.0		29	9	4	4	4	4	0	0	0	0	0	33	49	6.00	2.167										
Moe Burtis, R (7, 1) ERA: 1.64	1.0		4	1	0	0	1	0	0	0	0	0	0	6	6	0.00	1.000										
Tom Gorman, R (8, 1) ERA: 4.29	2.0	W	7	1	0	0	0	0	0	0	0	0	0	7	7	0.00	0.500										

Boston Red Sox @ Kansas City Athletics
Municipal Stadium, Kansas City, MO
Sat May 19 1956, 4:33 AM EDT
Att: 16,055 - Unknown

AB	36
R	4
H	11
RBI	3
BB	4
SO	5
LOB	14



Batter	1	2	3	4	5	6	7	8	9	AB	R	H	RBI	BB	SO	LOB	BOTTOM										
Joe Demaestri, R (1, 6) OBP: 0.284, SLG: 0.310	0-0 4-3		0-0 F7		0-0 5-3		4-0 5-3 FC1-5 BB		0-0 F1	4	0	0	0	1	0	1											
Hector Lopez, R (1, 8) OBP: 0.392, SLG: 0.604	4-0 BB		0-0 1B		0-0 6-3		0-0 FC1-5 5-3		0-0 HR	4	1	2	2	1	0	2											
Gus Zernial, R (1, 7) OBP: 0.370, SLG: 0.525 Bill Renna, R (6, PR) OBP: 0.280, SLG: 0.391	0-3 K		0-0 5-3		0-0 1B 2B		0-0 5-3		0-0 F9	3	0	1	0	0	1	2											
Harry Simpson, L (1, 3) OBP: 0.291, SLG: 0.462	0-3 K		0-0 F6		0-0 CS 1B		0-0 F9			4	0	1	1	0	1	3											
Jim Finigan, R (1, 5) OBP: 0.329, SLG: 0.271	0-3 K		0-0 4-3		4-0 BB 1B BB		0-0 F8			3	1	0	0	1	1	0											
Joe Ginsberg, L (1, 2) OBP: 0.338, SLG: 0.368	0-0 6-3		4-0 BB		4-0 1B BB		0-0 E7 3-1 2B			2	1	1	0	2	0	0											
Johnny Groth, R (1, 9) OBP: 0.300, SLG: 0.526 Enos Slaughter, L (6, PH) OBP: 0.376, SLG: 0.448	0-0 2B		0-0 K		0-0 1-3 2H 1B		0-0 3-1 1B		0-0 F9	2	0	1	0	0	1	1											
Spook Jacobs, R (1, 4) OBP: 0.336, SLG: 0.261	0-0 F7		0-0 1-3		0-0 4-3		0-0 F9			4	0	0	0	0	0	4											
Lou Kretlow, R (1, 1) ERA: 6.69 Moe Burtis, R (7, PH) ERA: 1.64 Rance Price, R (8, 1) ERA: 4.29 Tom Gorman, R (8, 1) ERA: 4.29 Tim Thompson, L (9, PH) ERA: 4.29 Mike Baxev, R (9, PH) ERA: 4.29	0-0 F3		0-0 K		0-0 FC1-5 BB 1B		0-0 E6 HR			2	0	0	0	0	1	0											
Inning Stats	R: 0 E: 0 K: 2 S: 7	H: 0 LOB: 1 BB: 1 P: 11	R: 0 E: 0 K: 1 S: 6	H: 1 LOB: 1 BB: 0 P: 6	R: 0 E: 0 K: 0 S: 4	H: 1 LOB: 1 BB: 0 P: 4	R: 0 E: 0 K: 1 S: 5	H: 0 LOB: 1 BB: 1 P: 9	R: 0 E: 0 K: 1 S: 5	H: 0 LOB: 0 BB: 0 P: 5	R: 2 E: 0 K: 0 S: 5	H: 3 LOB: 3 BB: 2 P: 13	R: 0 E: 0 K: 0 S: 4	H: 1 LOB: 2 BB: 1 P: 8	R: 1 E: 1 K: 0 S: 4	H: 1 LOB: 0 BB: 0 P: 4	R: 2 E: 1 K: 0 S: 3	H: 1 LOB: 1 BB: 0 P: 3	1B: 4 2B: 3 3B: 0 HR: 1	SF: 0 SAC: 0 DP: 0 HBP: 0	WP: 0 PA: 38 PB: 0 SB: 0 CS: 1						
PITCHER	IP	WLS	BF	H	R	ER	SO	BB	IBB	HBP	BLK	WP	HR	S	P	ERA	WHIP										
George Susce, R (1, 1) ERA: 7.71	6.0		26	5	2	2	5	4	0	0	0	0	0	32	48	3.00	1.500										
Bob Porterfield, R (7, 1) ERA: 4.66	2.1	L	12	3	3	1	0	1	0	0	0	0	1	11	15	3.86	1.714										

Boston Red Sox @ Kansas City Athletics
Municipal Stadium, Kansas City, MO
Sat May 19 1956, 4:33 AM EDT
Att: 16,055 - Unknown

AB	33
R	5
H	8
RBI	5
BB	5
SO	5
LOB	15



Batter	1	2	3	4	5	6	7	8	9	AB	R	H	RBI	BB	SO	LOB	TOP							
Billy Goodman, L (1,4) OBP: 0.395, SLG: 0.474 Billy Consolo, R (7,FR) (7,4)	F8		6-3	F5		BB 2B BB	1B		6-3	4	1	1	1	1	0	3								
Frank Matzone, R (1,5) OBP: 0.291, SLG: 0.366	K		BB 1B 3-H	1B	1B	2B BB SF9	1B		6-3	5	2	3	2	1	1	0								
Mickey Vernon, L (1,3) Norm Zauchin, R (7,3)	G3		BB 1-2 1B	1B	BB 1B HR	1-3 2-H	2B		F7	5	1	3	1	0	0	2								
Dick Gemert, R (1,7) Gene Stephens, L (5,7)		6-3	FC6-4 BB 1-2 2-3		K	K	F6			2	0	0	0	1	1	2								
Jackie Jensen, R (1,9) OBP: 0.393, SLG: 0.466			HR FC6-4 1-2		BB HR 1B	SF9	1-3			4	2	2	3	0	0	5								
Jim Piersall, R (1,8) OBP: 0.396, SLG: 0.421	F4			E4 1B	F8	F5			F8	5	0	0	0	0	0	3								
Don Buddin, R (1,6) OBP: 0.391, SLG: 0.398	4-3			1-3 1B	HR BB		2B 1B		F8	4	2	2	0	1	0	0								
Pete Daley, R (1,2) OBP: 0.333, SLG: 1.111			F3	F3		1-H 2-H 3-H	1B 2B		6-3	5	2	2	5	0	0	2								
Frank Baumann, L (1,1) Tom Hurd, R (6,1)			6-3 1B	L4	K		2-3 1B 1B		F9	3	1	1	0	0	1	2								
Inning Stats	R: 0 E: 0 K: 1 S: 5	H: 0 LOB: 0 BB: 0 P: 5	R: 1 E: 0 K: 0 S: 4	H: 1 LOB: 0 BB: 0 P: 4	R: 1 E: 0 K: 0 S: 6	H: 3 LOB: 3 BB: 1 P: 10	R: 0 E: 1 K: 0 S: 5	H: 1 LOB: 2 BB: 0 P: 5	R: 5 E: 0 K: 2 S: 11	H: 4 LOB: 0 BB: 1 P: 15	R: 2 E: 0 K: 1 S: 6	H: 1 LOB: 1 BB: 2 P: 14	R: 3 E: 0 K: 0 S: 8	H: 5 LOB: 2 BB: 0 P: 8	R: 0 E: 0 K: 0 S: 3	H: 0 LOB: 0 BB: 0 P: 3	R: 0 E: 0 K: 0 S: 3	H: 0 LOB: 0 BB: 0 P: 3	1B: 10 2B: 3 3B: 0 HR: 2	SF: 1 SAC: 0 DP: 0 HBP: 0	WP: 0 PB: 0 SB: 0 CS: 0	PA: 47		
PITCHER	IP WLS BF H R ER SO BB IBB HBP BLK WP HR S P ERA WHIP	IP WLS BF H R ER SO BB IBB HBP BLK WP HR S P ERA WHIP	Dick Donovan, R (1,1) ERA: 5.73	Connie Johnson, R (5,1) ERA: 3.65	Jerry Dahike, R (6,1) ERA: 19.29	Mike Fomieles, R (6,1) ERA: 5.17	Sandy Consuegra, R (8,1) ERA: 5.11																	

Boston Red Sox @ Chicago White Sox
Comiskey Park, Chicago, IL
Sun May 20 1956, 4:33 AM EDT
Unknown

AB	42
R	12
H	15
RBI	12
BB	4
SO	4
LOB	23



Batter	1	2	3	4	5	6	7	8	9	AB	R	H	RBI	BB	SO	LOB	BOTTOM						
Jim Rivera, L (1,8) OBP: 0.388, SLG: 0.387	K		L9		4-3		1B 2B		G4-6-3 BB	4	1	1	2	1	1	3							
Nellie Fox, L (1,4) OBP: 0.276, SLG: 0.336	F6		1-3		F8		F6		G4-6-3 1-2	5	0	0	0	0	0	6							
Minnie Minoza, R (1,7) Sandy Consuegra, R (8,1)	5-3			K		F3	1B			4	0	1	1	0	1	0							
George Kell, R (1,5) Les Moss, R (7,2)		4-0 BB 1B		F9		F8	F7			2	0	0	0	1	0	0							
Bob Nieman, R (1,9) OBP: 0.364, SLG: 0.475		K		K		F8			F6	4	0	0	0	0	2	1							
Sherm Lollar, R (1,2) Fred Hatfield, L (7,5)			G5-4-3 1B		E6 BB 1B		E 1B 1B		F8	2	1	1	0	0	0	0							
Ron Jackson, R (1,3) OBP: 0.417, SLG: 0.410			G5-4-3 1-2		4-3 1B BB		E6 1B 2B		F8	3	1	0	0	1	0	3							
Luis Aparicio, R (1,6) OBP: 0.300, SLG: 0.324					4-3 1B		2B 1B		B5-3	4	1	3	2	0	0	0							
Dick Donovan, L (1,1) Connie Johnson, R (5,1) Walt Dropo, R (5,PH) Jerry Dahike, R (6,1) Mike Fomieles, R (6,1) Jim Delaria, L (7,PH) OBP: 0.376, SLG: 0.493			K		K		K		S 1B	1	0	0	0	0	1	1							
Inning Stats	R: 0 E: 0 K: 1 S: 5	H: 0 LOB: 0 BB: 0 P: 5	R: 0 E: 0 K: 1 S: 5	H: 1 LOB: 1 BB: 1 P: 9	R: 0 E: 0 K: 1 S: 6	H: 1 LOB: 0 BB: 0 P: 6	R: 0 E: 0 K: 2 S: 7	H: 0 LOB: 0 BB: 0 P: 7	R: 1 E: 1 K: 1 S: 7	H: 1 LOB: 2 BB: 1 P: 11	R: 0 E: 0 K: 0 S: 3	H: 0 LOB: 0 BB: 0 P: 3	R: 4 E: 1 K: 1 S: 10	H: 4 LOB: 1 BB: 0 P: 10	R: 0 E: 0 K: 0 S: 3	H: 0 LOB: 0 BB: 0 P: 3	R: 0 E: 0 K: 0 S: 3	H: 1 LOB: 1 BB: 1 P: 7	1B: 6 2B: 2 3B: 0 HR: 0	SF: 0 SAC: 0 DP: 2 HBP: 0	WP: 0 PB: 0 SB: 1 CS: 0	PA: 38	
PITCHER	IP WLS BF H R ER SO BB IBB HBP BLK WP HR S P ERA WHIP	IP WLS BF H R ER SO BB IBB HBP BLK WP HR S P ERA WHIP	Frank Baumann, L (1,1) ERA: 2.66	Tom Hurd, R (6,1) ERA: 3.66																			

Boston Red Sox @ Chicago White Sox
Comiskey Park, Chicago, IL
Sun May 20 1956, 4:33 AM EDT
Unknown

AB	35
R	5
H	8
RBI	5
BB	3
SO	7
LOB	19



Batter	1	2	3	4	5	6	7	8	9	AB	R	H	RBI	BB	SO	LOB	TOP		
Billy Goodman, L (1,4) OBP: 0.391, SLG: 0.466 Billy Consolo, R (9,4)	0-0 G6-4-3 1B		0-0 1-3			0-0 6-3		0-0 F8		4	0	1	0	0	0	1			
Frank Matzone, R (1,5) OBP: 0.277, SLG: 0.347	0-0 G6-4-3 1-2		0-0 6-3			0-0 6-3		0-0 F3		4	0	0	0	0	0	2			
Mickey Vernon, L (1,3) OBP: 0.440, SLG: 0.718	0-0 HR			0-0 2-3		0-0 1B		0-0 F8		4	1	2	1	0	0	0			
Faye Throneberry, L (1,7) OBP: 0.306, SLG: 0.394	0-3 K			0-0 F7		0-0 3-1			0-3 K	4	0	0	0	0	2	1			
Jackie Jensen, R (1,9) OBP: 0.387, SLG: 0.489		0-0 F9		0-0 F6			0-0 F7		0-0 HR	4	1	1	1	0	0	0			
Jim Piersall, R (1,8) OBP: 0.391, SLG: 0.414		0-0 6-3			0-0 1-3		0-0 4-3 1B		0-0 F5	4	0	1	0	0	0	0			
Don Buddin, R (1,6) OBP: 0.378, SLG: 0.295		0-3 K			0-0 F3		0-0 4-3 1-2 1B		0-0 5-3	4	0	0	0	0	1	1			
Sammy White, R (1,2) OBP: 0.337, SLG: 0.356			0-0 SH5-3 2B		0-0 1B		4-0 1B			2	0	2	0	1	0	0			
Ike Delock, R (1,1) OBP: 0.286, SLG: 0.167			0-0 SH5-3 2-3		0-0 F9		0-0 4-3			2	0	0	0	0	0	3			
Inning Stats	R: 1 E: 0 K: 1 S: 6	H: 2 LOB: 0 BB: 0 P: 6	R: 0 E: 0 K: 1 S: 5	H: 0 LOB: 0 BB: 0 P: 5	R: 0 E: 0 K: 0 S: 4	H: 1 LOB: 1 BB: 0 P: 4	R: 0 E: 0 K: 0 S: 3	H: 0 LOB: 0 BB: 0 P: 3	R: 0 E: 0 K: 0 S: 4	H: 1 LOB: 1 BB: 0 P: 4	R: 0 E: 0 K: 0 S: 4	H: 1 LOB: 2 BB: 1 P: 8	R: 0 E: 0 K: 0 S: 3	H: 0 LOB: 0 BB: 0 P: 3	R: 1 E: 0 K: 1 S: 6	H: 1 LOB: 0 BB: 0 P: 6	1B: 4 2B: 1 3B: 0 HR: 2	SF: 0 SAC: 1 DP: 1 HBP: 0	WP: 0 PA: 34 PB: 0 SB: 0 CS: 0
PITCHER Bob Keegan, R (1,1) ERA: 0.59	IP: 9.0 WLS: L BF: 34 H: 7 R: 2 ER: 2 SO: 3 BB: 0 IBB: 1 HBP: 0 BLK: 0 WP: 0 HR: 2 S: 39 P: 43 ERA: 2.00 WHIP: 0.778															PITCHER			

Boston Red Sox @ Chicago White Sox
Comiskey Park, Chicago, IL
Sun May 20 1956, 4:38 AM EDT
Att: 23,564 - Unknown

AB 32
R 2
H 7
RBI 2
BB 1
SO 3
LOB 8



Batter	1	2	3	4	5	6	7	8	9	AB	R	H	RBI	BB	SO	LOB	BOTTOM		
Luis Aparicio, R (1,6) OBP: 0.311, SLG: 0.333	0-0 F7		0-0 FC6-4 E 1-2		0-0 1B			0-0 FC1-6 1B		4	0	2	0	0	0	1			
Nellie Fox, L (1,4) OBP: 0.277, SLG: 0.333	0-0 F4		0-0 E9 1-3 1B		0-0 L4			0-0 FC1-6 1-2		4	0	1	0	0	0	2			
Minnie Minoso, R (1,7) OBP: 0.421, SLG: 0.495	0-0 2B 1B		4-0 G3-6-4 BB			0-0 6-3		0-0 F4		3	1	1	0	1	0	1			
George Kell, R (1,5) OBP: 0.371, SLG: 0.413	0-0 1-H 2B		0-0 G3-6-1 1-2			0-0 L5		0-0 F7		4	0	1	1	0	0	4			
Jim Rivera, L (1,8) OBP: 0.393, SLG: 0.377	0-0 4-3			4-0 CS BB		4-0 S BB			0-3 K	2	0	0	0	2	1	1			
Sherm Lollar, R (1,2) OBP: 0.420, SLG: 0.524		0-0 F8		0-0 F2 1-2		0-0 F8 1-2			0-0 5-3	4	0	0	0	0	0	2			
Jim Delsing, L (1,9) OBP: 0.308, SLG: 0.053		0-0 F9		0-0 F7			0-0 F9		4-0 BB	3	0	0	0	1	0	0			
Ron Jackson, R (1,3) OBP: 0.412, SLG: 0.429 Walt Dropp, R (8,3) OBP: 0.220, SLG: 0.216		0-0 6-3			0-0 SH1-4 1B 2B		0-0 6-3		0-3 K	3	0	1	0	0	0	0			
Bob Keegan, R (1,1) OBP: 0.286, SLG: 0.167			4-0 FC6-4 BB		0-0 SH1-4 2-3		0-0 5-3			1	0	0	0	1	0	0			
Inning Stats	R: 1 E: 0 K: 0 S: 5	H: 2 LOB: 1 BB: 0 P: 5	R: 0 E: 0 K: 0 S: 3	H: 0 LOB: 0 BB: 0 P: 3	R: 0 E: 1 K: 0 S: 3	H: 1 LOB: 2 BB: 2 P: 11	R: 0 E: 0 K: 0 S: 2	H: 0 LOB: 0 BB: 1 P: 6	R: 0 E: 0 K: 0 S: 4	H: 2 LOB: 1 BB: 0 P: 4	R: 0 E: 0 K: 0 S: 3	H: 0 LOB: 0 BB: 0 P: 3	R: 0 E: 0 K: 0 S: 4	H: 1 LOB: 1 BB: 0 P: 4	R: 0 E: 0 K: 2 S: 7	H: 0 LOB: 1 BB: 1 P: 11	1B: 4 2B: 2 3B: 0 HR: 0	SF: 0 SAC: 1 DP: 1 HBP: 0	WP: 0 PA: 35 PB: 0 SB: 1 CS: 1
PITCHER Ike Delock, R (1,1) ERA: 5.63	IP: 9.0 WLS: W BF: 35 H: 6 R: 1 ER: 1 SO: 2 BB: 5 IBB: 0 HBP: 0 BLK: 0 WP: 0 HR: 0 S: 34 P: 54 ERA: 1.00 WHIP: 1.222															PITCHER			

Boston Red Sox @ Chicago White Sox
Comiskey Park, Chicago, IL
Sun May 20 1956, 4:38 AM EDT
Att: 23,564 - Unknown

AB 29
R 1
H 6
RBI 1
BB 5
SO 2
LOB 12



Batter	1	2	3	4	5	6	7	8	9	AB	R	H	RBI	BB	SO	LOB	TOP
Billy Goodman, L OBP: 0.394, SLG: 0.492 (1, 4)										4	2	2	2	0	0	0	Boston Red Sox @ Cleveland Indians Cleveland Municipal Stadium, Cleveland, OH Tue May 22 1956, 3:33 AM EDT Att: 15,286 - Unknown
Frank Malzone, R OBP: 0.294, SLG: 0.329 (1, 5)										4	1	0	0	0	0	1	
Mickey Vernon, L OBP: 0.432, SLG: 0.695 (1, 3)										4	1	1	0	0	1	2	
Faye Throneberry, L OBP: 0.282, SLG: 0.361 Gene Stephens, L OBP: 0.533, SLG: 0.200 (1, 7), (8, 7)										3	0	0	0	0	1	3	
Jackie Jensen, R OBP: 0.383, SLG: 0.474 (1, 9)										3	0	0	0	1	0	1	
Jim Piersall, R OBP: 0.387, SLG: 0.408 (1, 8)										4	0	1	0	0	0	5	
Don Buddin, R OBP: 0.374, SLG: 0.293 (1, 6)										4	0	1	2	0	0	0	
Sammy White, R OBP: 0.343, SLG: 0.355 (1, 2)										3	0	1	0	1	0	2	
Tom Brewer, R OBP: 0.273, SLG: 0.273 Dave Sisler, R (9, 1)										4	1	1	0	0	0	2	
Inning Stats	R: 3 E: 2 K: 1 S: 9	H: 2 LOB: 2 BB: 1 P: 13	R: 0 E: 0 K: 0 S: 3	H: 0 LOB: 0 BB: 0 P: 3	R: 0 E: 0 K: 0 S: 3	H: 0 LOB: 1 BB: 0 P: 4	R: 0 E: 0 K: 0 S: 5	H: 0 LOB: 0 BB: 0 P: 5	R: 2 E: 0 K: 0 S: 5	H: 2 LOB: 0 BB: 0 P: 5	R: 0 E: 1 K: 0 S: 4	H: 1 LOB: 1 BB: 0 P: 4	R: 0 E: 0 K: 0 S: 2	H: 0 LOB: 0 BB: 1 P: 6	1B: 6 2B: 0 3B: 0 HR: 1	SF: 0 SAC: 1 DP: 2 HBP: 0	WP: 1 PA: 36 PB: 0 SB: 0 CS: 0
PITCHER	IP WLS BF H R ER SO BB IBB HBP BLK WP HR S P ERA WHIP																
Early Wynn, R ERA: 2.37 Bud Daley, L ERA: 3.6 (1, 1), (8, 1)	7.0 L 29 6 5 2 2 0 1 0 0 0 1 1 32 36 2.57 0.857																

Batter	1	2	3	4	5	6	7	8	9	AB	R	H	RBI	BB	SO	LOB	BOTTOM				
Jim Busby, R OBP: 0.292, SLG: 0.328 (1, 8)										4	0	1	0	1	0	1	Boston Red Sox @ Cleveland Indians Cleveland Municipal Stadium, Cleveland, OH Tue May 22 1956, 3:33 AM EDT Att: 15,286 - Unknown				
Bobby Avila, R OBP: 0.324, SLG: 0.352 (1, 4)										4	0	0	0	1	3	5					
Al Smith, R OBP: 0.406, SLG: 0.518 (1, 9)										5	1	3	2	0	0	1					
Vic Wertz, L OBP: 0.435, SLG: 0.554 (1, 3)										5	0	2	1	0	1	5					
Preston Ward, L OBP: 0.440, SLG: 0.524 (1, 7)										4	0	1	0	0	0	3					
Rudy Regalado, R OBP: 0.273, SLG: 0.111 Hal Naragon, L OBP: 0.320, SLG: 0.409 (1, 5), (8, PH), (9, 2)										2	0	0	0	1	0	1					
Chico Carrasquel, R OBP: 0.263, SLG: 0.260 (1, 6)										4	1	1	0	0	0	1					
Jim Hegan, R OBP: 0.373, SLG: 0.316 George Strickland, R OBP: 1.000, SLG: 1.000 (1, 2), (8, 5)										3	0	1	0	0	0	0					
Early Wynn, S OBP: 0.273, SLG: 0.200 Dale Mitchell, L OBP: 0.286, SLG: 0.167 Bud Daley, L Stu Locklin, L (8, PH), (9, PH)										2	0	0	0	0	0	1					
Inning Stats	R: 0 E: 0 K: 1 S: 6	H: 1 LOB: 1 BB: 0 P: 6	R: 0 E: 0 K: 0 S: 3	H: 0 LOB: 0 BB: 0 P: 3	R: 0 E: 0 K: 1 S: 6	H: 1 LOB: 1 BB: 0 P: 6	R: 0 E: 0 K: 0 S: 4	H: 1 LOB: 1 BB: 0 P: 4	R: 0 E: 0 K: 0 S: 3	H: 0 LOB: 0 BB: 0 P: 3	R: 0 E: 0 K: 1 S: 6	H: 1 LOB: 2 BB: 1 P: 10	R: 0 E: 1 K: 0 S: 3	H: 0 LOB: 1 BB: 1 P: 7	R: 1 E: 0 K: 0 S: 6	H: 3 LOB: 2 BB: 0 P: 6	R: 2 E: 0 K: 2 S: 9	H: 2 LOB: 2 BB: 2 P: 17	1B: 4 2B: 5 3B: 0 HR: 0	SF: 0 SAC: 0 DP: 1 HBP: 0	WP: 0 PA: 40 PB: 0 SB: 0 CS: 0
PITCHER	IP WLS BF H R ER SO BB IBB HBP BLK WP HR S P ERA WHIP																				
Tom Brewer, R ERA: 1.93 Dave Sisler, R ERA: 4.4 (1, 1), (9, 1)	8.0 W 35 8 3 3 3 3 1 0 0 0 0 0 0 8 12 0.00 2.000																				

Batter	1	2	3	4	5	6	7	8	9	AB	R	H	RBI	BB	SO	LOB	TOP		
Billy Goodman, L (1, 4) OBP: 0.387, SLG: 0.476										4	0	0	0	1	2	4	Boston Red Sox @ Cleveland Indians Cleveland Municipal Stadium, Cleveland, OH Wed May 23 1956, 3:33 AM EDT Att: 3,700 - Unknown livebaseballscorecards.com		
Frank Matzone, R (1, 5) OBP: 0.272, SLG: 0.317										3	1	0	0	2	1	2			
Dick Gemert, R (1, 7) OBP: 0.408, SLG: 0.625										4	0	1	0	1	1	2			
Norm Zauchin, R (1, 3) OBP: 0.341, SLG: 0.400										4	1	0	0	1	2	3			
Jackie Jensen, R (1, 9) OBP: 0.403, SLG: 0.490										3	1	3	0	1	0	0			
Jim Piersall, R (1, 8) OBP: 0.382, SLG: 0.396										3	0	0	1	1	0	4			
Don Buddin, R (1, 6) OBP: 0.386, SLG: 0.307										2	0	1	1	2	0	0			
Sammy White, R (1, 2) OBP: 0.330, SLG: 0.340										4	0	0	1	0	1	4			
Frank Sullivan, R (1, 1) OBP: 0.206, SLG: 0.222										2	0	0	0	0	1	1			
Ted Liguori, R (7, PH) OBP: 1.000, SLG: 1.000										1	0	1	0	0	0	0			
Leo Kiely, L (7, 1) OBP: 0.296, SLG: 0.471										0	0	0	0	0	0	0			
Ted Williams, L (8, PH) OBP: 0.326, SLG: 0.471										0	0	0	0	0	1	0			
Gene Stephens (8, PH) OBP: 0.224, SLG: 0.230										0	0	0	0	0	0	0			
Tom Hurd, R (8, 1) OBP: 0.170, SLG: 0.170										0	0	0	0	0	0	0			
Inning Stats	R: 0 E: 0 K: 2 S: 7	H: 0 LOB: 1 BB: 1 P: 11	R: 0 E: 0 K: 0 S: 3	H: 1 LOB: 0 BB: 0 P: 3	R: 0 E: 0 K: 0 S: 3	H: 0 LOB: 0 BB: 0 P: 3	R: 0 E: 0 K: 1 S: 6	H: 1 LOB: 2 BB: 1 P: 10	R: 0 E: 0 K: 2 S: 8	H: 2 LOB: 1 BB: 0 P: 4	R: 0 E: 0 K: 1 S: 5	H: 1 LOB: 1 BB: 1 P: 9	R: 3 E: 0 K: 1 S: 5	H: 0 LOB: 3 BB: 6 P: 29	R: 0 E: 0 K: 1 S: 5	H: 0 LOB: 0 BB: 0 P: 5	1B: 5 2B: 1 3B: 0 HR: 0	SF: 0 SAC: 0 DP: 3 HBP: 0	WP: 1 PA: 40 PB: 0 SB: 1 CS: 0
PITCHER	IP WLS BF H R ER SO BB IBB HBP BLK WP HR S P ERA WHIP																		
Herb Score, L (1, 1) ERA: 3.0	7.1 W 33 6 3 3 7 8 0 0 0 1 0 39 71 3.68 1.909																		
Don Mossi, L (8, 1) ERA: 1.29	1.2 S 7 0 0 0 1 1 1 0 0 0 0 0 7 15 0.00 0.600																		

Batter	1	2	3	4	5	6	7	8	9	AB	R	H	RBI	BB	SO	LOB	BOTTOM		
Jim Busby, R (1, 8) OBP: 0.296, SLG: 0.339										5	0	2	2	0	0	1	Boston Red Sox @ Cleveland Indians Cleveland Municipal Stadium, Cleveland, OH Wed May 23 1956, 3:33 AM EDT Att: 3,700 - Unknown livebaseballscorecards.com		
Chico Carrasquel, R (1, 6) OBP: 0.269, SLG: 0.259										4	1	1	0	1	0	2			
Al Smith, R (1, 9) OBP: 0.414, SLG: 0.512										3	0	1	0	2	1	3			
Vic Wertz, L (1, 3) OBP: 0.442, SLG: 0.552										4	1	2	1	1	0	3			
Rocky Colavito, R (8, PR) OBP: 0.224, SLG: 0.260										0	0	0	0	0	0	0			
Preston Ward, L (1, 7) OBP: 0.436, SLG: 0.532										5	1	2	0	0	0	4			
Rudy Regalado, R (1, 5) OBP: 0.259, SLG: 0.130										5	1	1	0	0	1	3			
Bobby Avila, R (1, 4) OBP: 0.329, SLG: 0.357										4	1	2	1	0	0	1			
Jim Hegan, R (1, 2) OBP: 0.380, SLG: 0.328										4	1	2	0	0	0	3			
Herb Score, L (1, 1) ERA: 2.48										2	0	0	1	1	1	1			
Don Mossi, L (8, 1) ERA: 3.6										0	0	0	0	0	0	0			
Inning Stats	R: 0 E: 0 K: 1 S: 5	H: 0 LOB: 0 BB: 0 P: 5	R: 0 E: 0 K: 0 S: 3	H: 0 LOB: 0 BB: 0 P: 3	R: 0 E: 0 K: 1 S: 7	H: 2 LOB: 3 BB: 1 P: 11	R: 1 E: 1 K: 0 S: 5	H: 2 LOB: 1 BB: 0 P: 5	R: 1 E: 0 K: 0 S: 6	H: 3 LOB: 2 BB: 0 P: 6	R: 2 E: 0 K: 0 S: 6	H: 3 LOB: 2 BB: 2 P: 14	R: 2 E: 0 K: 0 S: 6	H: 3 LOB: 1 BB: 0 P: 6	R: 0 E: 0 K: 1 S: 5	H: 0 LOB: 2 BB: 2 P: 13	1B: 11 2B: 2 3B: 0 HR: 0	SF: 0 SAC: 1 DP: 0 HBP: 0	WP: 0 PA: 42 PB: 1 SB: 1 CS: 0
PITCHER	IP WLS BF H R ER SO BB IBB HBP BLK WP HR S P ERA WHIP																		
Frank Sullivan, R (1, 1) ERA: 2.48	6.0 L 31 10 4 3 2 0 0 0 0 0 0 0 6 6 4.50 2.167																		
Leo Kiely, L (7, 1) ERA: 5.1	1.0 6 3 2 2 0 0 0 0 0 0 0 0 6 6 18.00 3.000																		
Tom Hurd, R (8, 1) ERA: 3.6	1.0 5 0 0 0 0 1 2 0 0 0 0 0 5 13 0.00 2.000																		

Batter	1	2	3	4	5	6	7	8	9	AB	R	H	RBI	BB	SO	LOB	TOP	
Eddie Yost, R OBP: 0.448, SLG: 0.356 (1, 5)	0-0 HR		0-3 K		0-0 P4			4-0 HR BB	0-0 G3	4	2	1	1	1	1	1	Washington Senators @ Boston Red Sox Fenway Park, Boston, MA Fri May 25 1956, 3:33 AM EDT Att: 24,879 - Unknown livebaseballscorecards.com	
Whitey Herzog, L OBP: 0.229, SLG: 0.226 (1, 8) (8, 7)	0-0 F8		0-0 SF8		0-0 P6			4-0 HR BB	0-0 4-3	3	1	0	1	1	0	0		
Pete Runnels, L OBP: 0.383, SLG: 0.482 (1, 4)	0-0 4-3		3-H 4-0 HR BB		0-0 L6			0-0 F7		3	1	0	0	1	0	2		
Roy Sievers, R OBP: 0.381, SLG: 0.525 (1, 3)	0-0 G3		0-0 HR		0-0 F7			0-0 HR		4	2	2	5	0	0	0		
Clint Courtney, L OBP: 0.402, SLG: 0.455 (1, 2)		0-0 6-3	0-0 L7		0-0 F9			1-0 P4		4	0	0	0	0	0	0		
Jim Lemon, R OBP: 0.346, SLG: 0.538 (1, 9)		0-3 K		0-0 F8			0-3 K	0-0 WP 2B		4	1	1	0	0	2	0		
Carlos Paula, R OBP: 0.346, SLG: 0.346 Karl Olson, R OBP: 0.336, SLG: 0.427 (1, 7) (8, 8)	0-0 HR		4-0 CS BB		4-0 FC5-4 BB		4-0 FC5-4 BB	4-0 2B E BB		1	2	1	1	3	0	0		
Jerry Snyder, R OBP: 0.342, SLG: 0.360 (1, 6)	0-0 P5		0-0 L6		0-0 FC5-4		0-0 FC5-4	0-0 E9 PO 2B		4	0	1	1	0	0	2		
Pedro Ramos, S OBP: 0.417, SLG: 0.583 Bob Chakales, R OBP: 0.091, SLG: 0.091 (1, 1) (8, 1)			0-0 SF8 3B		0-3 K		0-0 4-3	0-0 PO 2B	0-3 K	3	1	1	0	0	1	1		
Inning Stats	R: 1 E: 0 K: 0 S: 4	H: 1 LOB: 0 BB: 0 P: 4	R: 3 E: 0 K: 1 S: 7	H: 2 LOB: 0 BB: 1 P: 11	R: 0 E: 0 K: 0 S: 2	H: 0 LOB: 0 BB: 1 P: 6	R: 0 E: 0 K: 1 S: 5	H: 0 LOB: 0 BB: 0 P: 3	R: 0 E: 0 K: 1 S: 5	H: 0 LOB: 1 BB: 1 P: 9	R: 5 E: 1 K: 0 S: 5	H: 3 LOB: 0 BB: 3 P: 18	R: 0 E: 0 K: 1 S: 5	H: 0 LOB: 0 BB: 1 P: 5	1B: 0 2B: 2 3B: 1 HR: 4	SF: 1 SAC: 0 DP: 0 HBP: 0		WP: 1 PB: 0 SB: 0 CS: 1
PITCHER	IP WLS BF	H R ER SO	BB IBB HBP BLK	WP HR S P	ERA WHIP	PITCHER	IP WLS BF	H R ER SO	BB IBB HBP BLK	WP HR S P	ERA WHIP							
George Susce, R ERA: 8.54 (1, 1)	7.2 L 33	6 9 9 4	5 0 0 0	0 4 36 57	10.56 1.435	Tom Hurd, R ERA: 3.52 (8, 1)	0.1 2 1	1 1 0 0	1 0 0 0	1 0 1 5	0.00 6.000							
Dave Sisler, R ERA: 4.11 (9, 1)	1.0 3 0	0 0 0 1	0 0 0 0	0 0 5 5	0.00 0.000													

Batter	1	2	3	4	5	6	7	8	9	AB	R	H	RBI	BB	SO	LOB	BOTTOM	
Billy Goodman, L OBP: 0.394, SLG: 0.473 (1, 4)	0-0 6-3		0-0 1B 2-3	0-0 F7		4-0 BB		4-0 G6-4-3 BB		3	1	1	0	2	0	2	Washington Senators @ Boston Red Sox Fenway Park, Boston, MA Fri May 25 1956, 3:33 AM EDT Att: 24,879 - Unknown livebaseballscorecards.com	
Frank Malzone, R OBP: 0.258, SLG: 0.299 (1, 5)	0-0 P5		0-0 2-3	0-0 G3		0-0 4-3		0-0 G6-4-3		5	0	0	0	0	0	7		
Mickey Vernon, L OBP: 0.420, SLG: 0.663 (1, 3)	0-0 F8		4-0 1B BB		0-0 4-1		0-0 F7		0-0 1-3	4	0	0	0	1	0	0		
Dick Gemert, R OBP: 0.426, SLG: 0.622 (1, 7)		4-0 HR BB	0-0 FC6-4 1B		4-0 E 1B BB		0-0 P6		4-0 BB	2	2	1	1	3	0	0		
Jackie Jensen, R OBP: 0.395, SLG: 0.485 (1, 9)	0-0 2-3		0-0 FC6-4		0-3 K		0-0 2B		0-0 F9	5	0	1	0	0	1	5		
Jim Piersall, R OBP: 0.391, SLG: 0.459 (1, 8)	0-0 HR		0-0 HR		0-0 HR		0-0 F8		0-0 5-3	5	2	3	4	0	0	2		
Don Buddin, R OBP: 0.377, SLG: 0.298 Billy Klaus, L OBP: 0.365, SLG: 0.179 (1, 6) (8, PH) (9, 6)	0-3 K		0-3 K		0-3 K		0-0 F7			3	0	0	0	0	3	1		
Sammy White, R OBP: 0.330, SLG: 0.350 Pete Daley, R OBP: 0.300, SLG: 1.000 (1, 2) (8, 2)	0-0 5-3		0-0 2B		0-0 F8		0-0 E6 2B			1	0	0	0	0	0	0		
George Susce, R OBP: 0.500, SLG: 0.625 Tom Hurd, R OBP: 0.750, SLG: 0.750 Ted Williams, L OBP: 0.522, SLG: 0.556 Billy Consolo, R Dave Sisler, R (1, 1) (8, 1) (8, PH) (8, PR) (9, 1)	0-0 K		0-3 K		4-0 1-3		0-0 1-3 2B			2	0	0	0	1	1	0		
Inning Stats	R: 0 E: 0 K: 0 S: 3	H: 0 LOB: 0 BB: 0 P: 3	R: 2 E: 0 K: 1 S: 6	H: 1 LOB: 0 BB: 1 P: 10	R: 1 E: 0 K: 1 S: 7	H: 2 LOB: 2 BB: 1 P: 11	R: 1 E: 0 K: 2 S: 8	H: 1 LOB: 1 BB: 1 P: 12	R: 0 E: 0 K: 0 S: 3	H: 0 LOB: 1 BB: 1 P: 7	R: 0 E: 0 K: 0 S: 4	H: 1 LOB: 1 BB: 1 P: 8	R: 0 E: 0 K: 0 S: 3	H: 0 LOB: 1 BB: 1 P: 7	1B: 3 2B: 3 3B: 0 HR: 2	SF: 0 SAC: 0 DP: 1 HBP: 0		WP: 0 PB: 0 SB: 1 CS: 0
PITCHER	IP WLS BF	H R ER SO	BB IBB HBP BLK	WP HR S P	ERA WHIP	PITCHER	IP WLS BF	H R ER SO	BB IBB HBP BLK	WP HR S P	ERA WHIP							
Pedro Ramos, R ERA: 3.96 (1, 1)	7.1 W 37	8 5 5 0	6 0 0 0	0 2 41 65	6.14 1.909	Bob Chakales, R ERA: 1.94 (8, 1)	1.2 S 5	0 0 0 0	1 0 0 0	0 0 4 8	0.00 0.600							


Batter	1	2	3	4	5	6	7	8	9	AB	R	H	RBI	BB	SO	LOB	TOP								
Eddie Yost, R OBP: 0.453, SLG: 0.350 (1, 5)	0-3 K		1-3		4-0 1B FC4-6 BB		4-0 BB SH BB	4-0 IBB		2	1	0	0	3	1	0	Washington Senators @ Boston Red Sox Fenway Park, Boston, MA Sat May 26 1956, 3:33 AM EDT Att: 10,753 - Unknown livebaseballscorecards.com								
Whitey Herzog, L OBP: 0.256, SLG: 0.257 (1, 8) (7, 7)	0-0 G4-6-3 1B		4-3		0-0 1-3 FC4-6 1B		0-0 SH BB	0-0 3-1		4	0	2	0	0	0	2									
Pete Runnels, L OBP: 0.368, SLG: 0.462 (1, 4)	0-0 G4-6-3 1-2			4-3	0-0 FC4-6 1B		0-3 K		0-0 6-3	5	0	0	1	0	1	5									
Roy Sievers, R OBP: 0.388, SLG: 0.524 (1, 3)		4-0 BB BB		0-0 2B 1B	0-0 1-2 1B		0-3 K		0-0 5-3	4	1	2	0	1	1	3									
Clint Courtney, L OBP: 0.402, SLG: 0.457 (1, 2)	0-0 P4		0-0 2B	0-0 4-3		4-0 1-2 2-3 3H BB		0-0 5-3	4	1	1	1	1	0	3										
Jim Lemon, R OBP: 0.351, SLG: 0.533 (1, 9)	4-0 1-2 BB		0-3 K		0-0 G4-6-3 1B		0-0 P4			3	0	1	0	1	1	5									
Carlos Paula, R OBP: 0.333, SLG: 0.423 (7, 8)	0-3 K		0-0 2B		0-0 G4-6-3 1-2		0-0 5-3			3	0	1	2	0	1	3									
Karl Olson, R OBP: 0.333, SLG: 0.423 (7, 8)			2-3 3H 2B		0-0 F8					1	0	0	0	0	0	0									
Jerry Snyder, R OBP: 0.339, SLG: 0.357 (1, 6)	0-0 4-3		0-3 K		0-0 SH1-3 1B					4	0	1	0	0	1	3									
Chuck Stobbs, L OBP: 0.150, SLG: 0.158 (1, 1)			0-0 4-3		0-0 F8		0-0 SH BB BB 1B	0-0 SH1-3		3	1	1	0	0	0	0									
Inning Stats	R: 0 E: 0 K: 1 S: 5	H: 1 LOB: 0 BB: 0 P: 5	R: 0 E: 0 K: 1 S: 5	H: 0 LOB: 2 BB: 2 P: 13	R: 0 E: 0 K: 0 S: 3	H: 0 LOB: 0 BB: 0 P: 3	R: 2 E: 0 K: 2 S: 10	H: 3 LOB: 1 BB: 0 P: 10	R: 1 E: 0 K: 0 S: 5	H: 2 LOB: 2 BB: 1 P: 9	R: 0 E: 0 K: 0 S: 3	H: 1 LOB: 0 BB: 0 P: 3	R: 1 E: 0 K: 2 S: 9	H: 1 LOB: 3 BB: 2 P: 17	R: 0 E: 0 K: 0 S: 4	H: 1 LOB: 2 BB: 1 P: 8	R: 0 E: 0 K: 0 S: 3	H: 0 LOB: 0 BB: 0 P: 3	1B: 7 2B: 2 3B: 0 HR: 0	SF: 0 SAC: 2 DP: 2 HBP: 0	WP: 0 PB: 0 SB: 0 CS: 0	PA: 41			
PITCHER	IP	WLS	BF	H	R	ER	SO	BB	IBB	HBP	BLK	WP	HR	S	P	ERA	WHIP								
Ike Delock, R ERA: 5.59 (1, 1)	5.0	L	23	6	3	3	4	3	0	0	0	0	0	28	40	5.40	1.800								
Dave Sisler, R ERA: 4.15 (6, 1)	2.0		10	2	1	1	2	2	0	0	0	0	0	12	20	4.50	2.000								
Leo Kiely, L ERA: 5.06 (8, 1)	2.0		8	1	0	0	0	0	1	0	0	0	0	7	11	0.00	0.500								

Batter	1	2	3	4	5	6	7	8	9	AB	R	H	RBI	BB	SO	LOB	BOTTOM								
Billy Goodman, L OBP: 0.390, SLG: 0.466 (1, 4)	0-0 G4-6-3 1B		0-0 F7		0-0 P4		0-0 G1-6-3			4	0	1	0	0	0	3	Washington Senators @ Boston Red Sox Fenway Park, Boston, MA Sat May 26 1956, 3:33 AM EDT Att: 10,753 - Unknown livebaseballscorecards.com								
Frank Malzone, R OBP: 0.248, SLG: 0.286 (1, 5)	0-0 G4-6-3 1-2		0-0 5-3		0-0 F8			0-0 4-3		4	0	0	0	0	2										
Mickey Vernon, L OBP: 0.413, SLG: 0.640 (1, 3)	4-0 BB BB		0-0 F7		0-0 P4			0-0 3-1		3	0	0	0	1	0										
Dick Gemert, R OBP: 0.438, SLG: 0.634 (1, 7)	4-0 1-2 FC5-4 BB			0-0 FC1-4 1B		0-0 F8		0-0 2B		3	0	2	0	1	0										
Jackie Jensen, R OBP: 0.391, SLG: 0.477 (1, 9)	0-0 FC5-4 1-2			0-0 FC1-4 1B		0-0 F9		0-0 4-3		4	0	1	0	0	3										
Jim Piersall, R OBP: 0.375, SLG: 0.443 (1, 8)		0-0 F7		0-0 FC1-4 G6-4-3		0-0 P4		0-0 F3		4	0	0	0	0	2										
Don Buddin, R OBP: 0.381, SLG: 0.306 (1, 6)	0-0 P6		0-0 G6-4-3		0-0 BB 1B			0-0 FC 1B		4	1	2	0	0	2										
Sammy White, R OBP: 0.345, SLG: 0.353 (1, 2)	4-0 BB			0-0 1B		4-0 1-2 BB		0-0 F9		2	0	1	0	2	0										
Ike Delock, R OBP: 0.286, SLG: 0.143 (5, PH) Norm Zachary, R OBP: 0.333, SLG: 0.389 (8, 1) Dave Sisler, R (8, 1) Ted Williams, L OBP: 0.342, SLG: 0.579 (7, PH) Billy Consolo, R (8, 1) Leo Kiely, L (8, 1) Pete Daley, R OBP: 0.273, SLG: 0.909 (8, PH)	0-3 K		0-0 F8		0-0 F8		0-0 G1-6-3 1B		0-0 FC	1	0	0	0	0	1										
Inning Stats	R: 0 E: 0 K: 0 S: 3	H: 1 LOB: 2 BB: 2 P: 11	R: 0 E: 0 K: 1 S: 5	H: 0 LOB: 1 BB: 1 P: 9	R: 0 E: 0 K: 0 S: 3	H: 0 LOB: 0 BB: 0 P: 3	R: 0 E: 0 K: 0 S: 4	H: 2 LOB: 1 BB: 0 P: 4	R: 0 E: 0 K: 0 S: 4	H: 1 LOB: 1 BB: 0 P: 4	R: 0 E: 0 K: 0 S: 3	H: 0 LOB: 0 BB: 0 P: 3	R: 1 E: 0 K: 0 S: 4	H: 2 LOB: 2 BB: 1 P: 8	R: 0 E: 0 K: 0 S: 4	H: 1 LOB: 1 BB: 0 P: 4		R: 0 E: 0 K: 0 S: 4	H: 1 LOB: 1 BB: 0 P: 4	1B: 7 2B: 1 3B: 0 HR: 0	SF: 0 SAC: 0 DP: 3 HBP: 0	WP: 0 PB: 0 SB: 0 CS: 0	PA: 36		
PITCHER	IP	WLS	BF	H	R	ER	SO	BB	IBB	HBP	BLK	WP	HR	S	P	ERA	WHIP								
Chuck Stobbs, L ERA: 4.3 (1, 1)	9.0	W	36	8	1	1	1	4	0	0	0	0	0	34	50	1.00	1.333								

Batter	1	2	3	4	5	6	7	8	9	AB	R	H	RBI	BB	SO	LOB	TOP			
Eddie Yost, R OBP: 0.451, SLG: 0.340 (1, 5)										3	1	0	0	2	1	0				
Whitey Herzog, L OBP: 0.233, SLG: 0.231 (1, 8) (8, 7)										4	0	0	0	0	1	3				
Pete Runnels, L OBP: 0.365, SLG: 0.455 (1, 4)										4	1	1	0	0	0	2				
Roy Sievers, R OBP: 0.397, SLG: 0.550 (1, 3)										3	3	2	1	1	0	0				
Clint Courtney, L OBP: 0.406, SLG: 0.471 (1, 2)										4	1	2	2	0	0	0				
Jim Lemon, R OBP: 0.355, SLG: 0.532 (1, 9)										2	1	1	3	1	0	0				
Carlos Paula, R OBP: 0.297, SLG: 0.364 Karl Olson, R OBP: 0.333, SLG: 0.423 (1, 7) (8, 8)										4	0	1	1	0	0	2				
Jerry Snyder, R OBP: 0.336, SLG: 0.347 (1, 6)										3	0	0	0	1	0	1				
Tex Clevenger, R Connie Grob, L Harmon Killebrew, R Bunky Stewart, L Herb Plews, R Bob Chakales, R Ernie Dravetz, S (1, 1) (1, 1) (4, PH) (4, 1) (7, PH) (7, 1) (9, PH)										0	0	0	0	0	0	0				
Inning Stats	R: 5 E: 0 K: 0 S: 6	H: 4 LOB: 2 BB: 2 P: 14	R: 0 E: 0 K: 2 S: 7	H: 0 LOB: 0 BB: 0 P: 7	R: 1 E: 0 K: 0 S: 5	H: 2 LOB: 1 BB: 0 P: 5	R: 0 E: 0 K: 1 S: 5	H: 0 LOB: 0 BB: 0 P: 5	R: 0 E: 0 K: 0 S: 2	H: 0 LOB: 0 BB: 1 P: 6	R: 0 E: 0 K: 0 S: 3	H: 0 LOB: 0 BB: 2 P: 11	R: 1 E: 0 K: 0 S: 4	H: 1 LOB: 0 BB: 0 P: 4	R: 0 E: 0 K: 1 S: 5	H: 0 LOB: 0 BB: 0 P: 5	1B: 5 2B: 1 3B: 0 HR: 1	SF: 1 SAC: 0 DP: 2 HBP: 0	WP: 0 PB: 0 SB: 0 CS: 0	PA: 37
PITCHER Tom Brewer, R ERA: 2.69 (1, 1)	IP: 9.0 WLS: W BF: 37 H: 7 R: 7 ER: 7 SO: 4 BB: 5 IBB: 0 HBP: 0 BLK: 0 WP: 0 HR: 1 S: 40 P: 60 ERA: 7.00 WHIP: 1.333																			

Washington Senators @ Boston Red Sox
Fenway Park, Boston, MA
Sun May 27 1956, 3:33 AM EDT
Unknown

AB	31
R	7
H	7
RBI	7
BB	5
SO	4
LOB	9



Batter	1	2	3	4	5	6	7	8	9	AB	R	H	RBI	BB	SO	LOB	BOTTOM			
Billy Goodman, L OBP: 0.391, SLG: 0.456 Billy Consolo, R (1, 4) (9, 4)										3	1	0	0	2	0	3				
Billy Klaus, L OBP: 0.365, SLG: 0.186 (1, 5)										4	1	1	0	1	1	2				
Dick Gemert, R OBP: 0.436, SLG: 0.621 Gene Stephens, L OBP: 0.333, SLG: 0.200 (1, 7) (9, 7)										2	0	0	1	2	0	1				
Jackie Jensen, R OBP: 0.406, SLG: 0.505 (1, 9)									4	2	3	0	1	0	1					
Norm Zauchin, R OBP: 0.362, SLG: 0.425 (1, 3)									4	1	2	2	1	1	4					
Jim Piersall, R OBP: 0.365, SLG: 0.425 (1, 8)									5	1	0	1	0	0	7					
Sammy White, R OBP: 0.355, SLG: 0.383 (1, 2)										5	1	3	1	0	0	1				
Don Buddin, R OBP: 0.380, SLG: 0.306 (1, 6)									3	1	1	0	0	0	2					
Tom Brewer, R OBP: 0.308, SLG: 0.400 (1, 1)									3	1	1	3	1	0	2					
Inning Stats	R: 1 E: 0 K: 1 S: 7	H: 2 LOB: 2 BB: 1 P: 11	R: 0 E: 0 K: 0 S: 4	H: 1 LOB: 1 BB: 0 P: 4	R: 7 E: 2 K: 1 S: 11	H: 4 LOB: 0 BB: 1 P: 15	R: 0 E: 0 K: 0 S: 2	H: 0 LOB: 1 BB: 2 P: 10	R: 0 E: 0 K: 0 S: 4	H: 1 LOB: 2 BB: 1 P: 8	R: 0 E: 0 K: 0 S: 4	H: 1 LOB: 2 BB: 1 P: 8	R: 1 E: 0 K: 0 S: 4	H: 1 LOB: 1 BB: 1 P: 8	R: 0 E: 0 K: 1 S: 5	H: 0 LOB: 0 BB: 0 P: 5	1B: 5 2B: 5 3B: 0 HR: 1	SF: 1 SAC: 1 DP: 2 HBP: 0	WP: 1 PB: 0 SB: 0 CS: 0	PA: 43
PITCHER Tex Clevenger, R ERA: 4.35 Connie Grob, R ERA: 4.34 Bunky Stewart, L ERA: 3.12 Bob Chakales, R ERA: 2.06 (1, 1) (1, 1) (4, 1) (7, 1)	IP: 0.1 WLS: L BF: 16 H: 5 R: 7 ER: 3 SO: 2 BB: 1 IBB: 0 HBP: 0 BLK: 0 WP: 0 HR: 1 S: 19 P: 23 ERA: 10.12 WHIP: 2.250																			

Washington Senators @ Boston Red Sox
Fenway Park, Boston, MA
Sun May 27 1956, 3:33 AM EDT
Unknown

AB	33
R	9
H	11
RBI	8
BB	8
SO	2
LOB	23



Batter	1	2	3	4	5	6	7	8	9	10	AB	R	H	RBI	BB	SO	LOB	TOP									
Eddie Yost, R OBP: 0.459, SLG: 0.339 (1.5)	4-0 1B BB	0-0 1B		4-0 G4-6-3 BB		1-0 HBP		0-0 F9		0-0 F2	3	1	1	1	2	0	2										
Whitey Herzog, L OBP: 0.245, SLG: 0.244 (1.7)	0-0 1B HR	0-0 P4		0-0 G4-6-3 1-2 2-3		0-0 P4		0-0 P5		0-0 2B 1B	6	1	2	0	0	0	7										
Pete Runnels, L OBP: 0.371, SLG: 0.457 (1.4)	0-0 HR 1B	0-0 F7				0-0 2B 1B		0-0 F8		0-0 FC1-6 HR 1B	6	3	3	1	0	1	5										
Roy Sievers, R OBP: 0.407, SLG: 0.590 (1.3)	0-0 HR			4-0 FC5-4 BB		0-0 1B 2B		0-0 F8		0-0 F8	5	2	3	4	1	0	1										
Jim Lemon, R OBP: 0.357, SLG: 0.527 (1.9)	0-0 F7			0-0 FC5-4 G6-4-3		0-0 F7-4 1-3 1B		0-3 K		0-0 FC1-6 1B	5	0	2	2	0	1	1										
Karl Olson, R OBP: 0.328, SLG: 0.414 (1.8)	0-0 6-3			0-0 G6-4-3		0-0 1-3		0-0 1B		0-0 FC1-6 HR	5	1	1	0	0	0	4										
Jerry Snyder, R OBP: 0.338, SLG: 0.374 (1.6)	0-0 F7					0-0 F7-4		0-0 F8		0-0 HR	5	1	2	3	0	0	2										
Ed Fitz Gerald, R OBP: 0.423, SLG: 0.542 (1.2)				0-0 FC3-6		0-0 1B		0-0 K		0-0 K	2	1	1	0	1	0	1										
Ernie Oravetz, S OBP: 0.365, SLG: 0.326 (8, PH)				0-0 SH1-4 BB		0-0 SH		0-0 SH2-4 1B		0-0 P6	0	0	0	0	0	0	0										
Pedro Ramos, S OBP: 0.385, SLG: 0.538 (8, 1)				0-0 SH1-4 BB		0-0 SH		0-0 P6		0-0 1B 2B	0	0	0	0	0	0	0										
Dean Stone, L (10, 1)				1-2		1-2					2	1	1	0	0	0	1										
Camilo Pascual, R OBP: 0.333, SLG: 0.357 (1.1)											0	0	0	0	0	0	0										
Bob Chakales, R OBP: 0.091, SLG: 0.091 (6, 1)											0	0	0	0	0	0	0										
Clint Courtney, L OBP: 0.408, SLG: 0.471 (8, PH)											2	1	1	0	0	0	1										
Clint Courtney, L OBP: 0.408, SLG: 0.471 (8, 2)											0	0	0	0	0	0	0										
Inning Stats	R: 4 E: 0 K: 0 S: 6	H: 3 LOB: 0 BB: 1 P: 10	R: 1 E: 0 K: 0 S: 4	H: 1 LOB: 1 BB: 1 P: 8	R: 0 E: 0 K: 0 S: 2	H: 0 LOB: 0 BB: 1 P: 6	R: 0 E: 0 K: 0 S: 4	H: 1 LOB: 2 BB: 1 P: 8	R: 2 E: 0 K: 0 S: 5	H: 3 LOB: 0 BB: 0 P: 5	R: 0 E: 0 K: 0 S: 4	H: 1 LOB: 2 BB: 0 P: 5	R: 0 E: 0 K: 1 S: 6	H: 1 LOB: 1 BB: 0 P: 6	R: 0 E: 0 K: 0 S: 3	H: 0 LOB: 1 BB: 1 P: 7	R: 3 E: 0 K: 1 S: 8	H: 3 LOB: 0 BB: 0 P: 8	R: 1 E: 0 K: 1 S: 7	H: 3 LOB: 2 BB: 0 P: 7	1B: 12 2B: 3 3B: 0 HR: 2	SF: 0 SAC: 3 DP: 3 HBP: 1	WP: 0 PA: 49				
PITCHER	IP	WLS	BF	H	R	ER	SO	BB	IBB	HBP	BLK	WP	HR	S	P	ERA	WHIP										
Bob Porterfield, R ERA: 5.93 (1.1)	1.1		10	4	5	5	0	2	0	0	0	0	0	8	16	33.75	4.500										
Leo Kiely, L ERA: 4.5 (2.1)	4.2		20	5	2	2	0	2	0	1	0	0	0	17	26	3.86	1.500										
Tom Hurd, R ERA: 4.66 (7.1)	4.0	L	19	7	4	4	3	1	0	0	0	0	1	24	28	9.00	2.000										

Washington Senators @ Boston Red Sox
Fenway Park, Boston, MA
Sun May 27 1956, 3:38 AM EDT
Att. 11,574 - Unknown

livebaseballscorecards.com

AB 40
R 11
H 16
RBI 11
BB 5
SO 3
LOB 24





Batter	1	2	3	4	5	6	7	8	9	10	AB	R	H	RBI	BB	SO	LOB	BOTTOM									
Billy Goodman, L OBP: 0.391, SLG: 0.457 (1.4)	0-0 HR 2B					0-0 FC4-6 HR		4-0 BB		0-0 F7	4	2	1	0	1	0	2										
Billy Consolo, R (8, 4)						1-2 2-3				0-0 F7	1	0	0	0	0	0	0										
Billy Klaus, L OBP: 0.365, SLG: 0.271 (1.5)	0-0 HR			0-0 4-3		0-0 F8		0-0 SF7		0-0 F8	5	1	2	4	0	0	1										
Dick Gemert, R OBP: 0.438, SLG: 0.643 (1.7)	4-0 FC6-4 BB			0-3 K		0-0 HR		0-0 K		0-0 F7	3	1	1	2	1	2	2										
Gene Stephens, L OBP: 0.286, SLG: 0.167 (9, 7)						1-2 2-3				0-0 F7	1	0	0	0	0	0	0										
Jackie Jensen, R OBP: 0.406, SLG: 0.500 (1.9)	0-0 FC6-4					0-0 1-3		0-0 F2		0-0 1B 1B	5	1	2	0	0	0	1										
Norm Zaichin, R OBP: 0.365, SLG: 0.444 (1.3)	0-3 K			0-0 G5-4-3		0-0 E BB 2B 1B		0-0 FC5-4 1B		0-0 FC4-6 1B 1B	5	1	3	0	0	1	2										
Jim Piersall, R OBP: 0.373, SLG: 0.427 (1.8)	0-0 6-3			0-0 2B 1B		0-0 2B 1B BB		0-0 F8		0-0 FC4-6 1B	4	2	2	1	1	0	2										
Pete Daley, R OBP: 0.313, SLG: 0.875 (1.2)				0-0 5-3		0-0 1-3 2H		0-0 FC5-4		0-0 FC4-6	5	0	2	2	0	0	3										
Don Buddin, R OBP: 0.374, SLG: 0.301 (1.6)				0-0 2B		0-0 1B 2B		0-0 FC5-4		0-0 FC4-6	5	0	2	2	0	0	3										
Ted Williams, L OBP: 0.550, SLG: 0.579 (6, PH)				0-0 F3		0-0 5-3		0-0 FC5-4		0-0 L5	2	0	0	0	0	0	1										
Mitt Bolling, R OBP: 0.400, SLG: 1.000 (7, 6)						0-0 BB SF7 1B IBB		0-0 SH1-3 1B BB		0-0 K	0	0	0	0	0	0	0										
Bob Porterfield, R OBP: 0.273, SLG: 0.222 (2.1)						0-0 FC4-6 1B		0-0 SH1-3		0-3 K	2	0	1	0	0	0	0										
Leo Kiely, L ERA: 2.17 (2.1)						1-2 2H 3H					2	0	1	0	0	0	0										
Mickey Vernon, L ERA: 2.17 (8, PH)											1	0	1	0	0	0	0										
Tom Hurd, R OBP: 0.390, SLG: 0.750 (7, 1)											0	0	0	0	0	0	0										
Faye Throneberry, L OBP: 0.260, SLG: 0.167 (10, PH)											0	0	0	0	0	0	0										
Ted Lepore, R OBP: 0.300, SLG: 0.500 (10, PH)											1	0	0	0	0	0	1										
Inning Stats	R: 2 E: 0 K: 1 S: 7	H: 2 LOB: 1 BB: 1 P: 11	R: 0 E: 0 K: 0 S: 3	H: 0 LOB: 0 BB: 0 P: 3	R: 0 E: 0 K: 1 S: 5	H: 0 LOB: 0 BB: 0 P: 5	R: 1 E: 0 K: 0 S: 5	H: 3 LOB: 1 BB: 0 P: 5	R: 2 E: 0 K: 0 S: 5	H: 2 LOB: 0 BB: 0 P: 5	R: 3 E: 1 K: 0 S: 7	H: 3 LOB: 2 BB: 3 P: 19	R: 0 E: 0 K: 0 S: 4	H: 1 LOB: 1 BB: 0 P: 4	R: 1 E: 0 K: 0 S: 3	H: 1 LOB: 1 BB: 1 P: 7	R: 1 E: 0 K: 0 S: 6	H: 3 LOB: 2 BB: 0 P: 6	R: 0 E: 0 K: 1 S: 5	H: 0 LOB: 0 BB: 0 P: 5	1B: 10 2B: 3 3B: 0 HR: 2	SF: 1 SAC: 1 DP: 1 HBP: 0	WP: 0 PA: 47				
PITCHER	IP	WLS	BF	H	R	ER	SO	BB	IBB	HBP	BLK	WP	HR	S	P	ERA	WHIP										
Camilo Pascual, R ERA: 6.66 (1.1)	5.0		24	8	7	7	2	2	0	0	0	0	0	26	34	12.60	2.000										
Bob Chakales, R ERA: 2.17 (6, 1)	2.0		10	3	1	1	1	1	0	0	0	0	0	10	18	4.50	2.000										
Pedro Ramos, R ERA: 4.23 (8, 1)	2.0	W	10	4	2	2	0	1	0	0	0	0	0	9	13	9.00	2.500										
Dean Stone, L ERA: 4.91 (10, 1)	1.0	S	3	0	0	0	1	0	0	0	0	0	0	5	5	0.00	0.000										


Washington Senators @ Boston Red Sox
Fenway Park, Boston, MA
Sun May 27 1956, 3:38 AM EDT
Att. 11,574 - Unknown

livebaseballscorecards.com

AB 40
R 10
H 15
RBI 10
BB 5
SO 4
LOB 16



Batter	1	2	3	4	5	6	7	8	9	AB	R	H	RBI	BB	SO	LOB	TOP	
Billy Goodman, L (1,4) OBP: 0.381, SLG: 0.444	0-0 6-3		0-0 6-3						0-0 6-3	4	0	0	0	0	0	0	Boston Red Sox @ New York Yankees Yankee Stadium, Bronx, NY Mon May 28 1956, 3:33 AM EDT Att: 35,454 - Unknown	
Billy Klaus, L (1,5) OBP: 0.373, SLG: 0.275	0-0 4-3			4-0 G5-3 1B BB				0-0 6-3	3	0	1	0	1	0	0			
Dick Gemert, R (1,7) OBP: 0.440, SLG: 0.637	0-0 FC6-4 1B			0-0 G5-3 1-2 1B				0-0 F9	4	0	2	0	0	1	1			
Jackie Jensen, R (1,9) OBP: 0.404, SLG: 0.496	0-0 FC6-4 1-2			0-0 G5-3 1-2 2-3				0-0 G6-4-3 1B	3	0	1	0	0	0	3			
Norm Zauchin, R (1,3) OBP: 0.364, SLG: 0.417		0-3 K		0-3 K				0-0 G6-4-3 1-2	3	0	0	0	0	2	2			
Jim Piersall, R (1,8) OBP: 0.366, SLG: 0.417		0-0 5-3						0-0 F9	3	0	0	0	0	0	0			
Sammy White, R (1,2) OBP: 0.347, SLG: 0.373		0-0 P3						0-0 F8	3	0	0	0	0	0	0			
Don Buddin, R (1,6) OBP: 0.373, SLG: 0.302				0-0 6-3 1B				0-0 P5	3	0	1	0	0	1	0			
Frank Sullivan, R (1,1) OBP: 0.182, SLG: 0.200				0-0 6-3 1-2				0-0 6-3	2	0	0	0	0	0	1			
Milt Bolling, R (9, PH) OBP: 0.333, SLG: 0.800									0-3 K	1	0	0	0	0	1			
Inning Stats	R: 0 E: 0 K: 0 S: 4	H: 1 LOB: 1 BB: 0 P: 4	R: 0 E: 0 K: 1 S: 5	H: 0 LOB: 0 BB: 0 P: 5	R: 0 E: 0 K: 1 S: 3	H: 1 LOB: 1 BB: 1 P: 9	R: 0 E: 0 K: 0 S: 3	H: 0 LOB: 0 BB: 0 P: 3	R: 0 E: 0 K: 0 S: 3	H: 1 LOB: 0 BB: 0 P: 3	R: 0 E: 0 K: 1 S: 5	H: 0 LOB: 0 BB: 0 P: 5	R: 0 E: 0 K: 2 S: 8	H: 1 LOB: 1 BB: 0 P: 8	1B: 5 2B: 0 3B: 0 HR: 0	SF: 0 SAC: 0 DP: 2 HBP: 0	WP: 0 PB: 0 SB: 0 CS: 0	PA: 30
PITCHER Whitey Ford, L (1,1) ERA: 1.01	IP: 9.0 WLS: W BF: 30 H: 5 R: 0 ER: 0 SO: 5 BB: 1 IBB: 0 HBP: 0 BLK: 0 WP: 0 HR: 0 S: 39 P: 43 ERA: 0.00 WHIP: 0.667																	

Batter	1	2	3	4	5	6	7	8	9	AB	R	H	RBI	BB	SO	LOB	BOTTOM	
Gil McDougald, R (1,6) OBP: 0.372, SLG: 0.387	0-0 WP 4-3 1B		0-0 1-3						0-3 K	4	1	1	0	0	1	0	Boston Red Sox @ New York Yankees Yankee Stadium, Bronx, NY Mon May 28 1956, 3:33 AM EDT Att: 35,454 - Unknown	
Billy Martin, R (1,4) OBP: 0.310, SLG: 0.333	0-0 4-3 WP 1-2 1B		0-3 K					0-0 P6	4	0	1	0	0	2	1			
Mickey Mantle, S (1,8) OBP: 0.515, SLG: 0.852	0-0 L6 1-2 2-3			0-0 E E 1B				0-0 F8	3	1	1	0	1	0	2			
Yogi Berra, L (1,2) OBP: 0.412, SLG: 0.700	0-0 4-3			0-0 E6 CS 1-3				0-0 4-3	4	0	0	1	0	0	3			
Joe Collins, L (1,7) OBP: 0.312, SLG: 0.420	0-3 K			0-0 1-2 3-H 1B				0-0 F8	3	0	1	1	1	1	2			
Eddie Robinson, L (1,3) OBP: 0.290, SLG: 0.333		0-0 4-3		0-0 F9				0-0 F8	2	0	0	0	1	0	1			
Hank Bauer, R (1,9) OBP: 0.312, SLG: 0.430		0-3 K		0-0 5-3				0-0 4-3	3	0	0	0	0	1	3			
Andy Carey, R (1,5) OBP: 0.289, SLG: 0.312		0-0 1-3						0-0 B2-3	3	0	0	0	0	0	0			
Whitey Ford, L (1,1) OBP: 0.276, SLG: 0.296			0-3 K					0-0 F8	3	0	0	0	0	1	0			
Inning Stats	R: 1 E: 0 K: 1 S: 7	H: 2 LOB: 1 BB: 0 P: 7	R: 0 E: 0 K: 1 S: 5	H: 0 LOB: 0 BB: 0 P: 5	R: 0 E: 0 K: 2 S: 7	H: 0 LOB: 0 BB: 0 P: 7	R: 1 E: 1 K: 0 S: 5	H: 2 LOB: 1 BB: 0 P: 5	R: 0 E: 0 K: 0 S: 4	H: 0 LOB: 1 BB: 0 P: 4	R: 0 E: 0 K: 0 S: 3	H: 0 LOB: 2 BB: 2 P: 11	R: 0 E: 0 K: 1 S: 5	H: 0 LOB: 1 BB: 1 P: 9	1B: 4 2B: 0 3B: 0 HR: 0	SF: 0 SAC: 0 DP: 0 HBP: 0	WP: 1 PB: 0 SB: 0 CS: 1	PA: 32
PITCHER Frank Sullivan, R (1,1) ERA: 2.32	IP: 8.0 WLS: L BF: 32 H: 4 R: 2 ER: 1 SO: 6 BB: 3 IBB: 0 HBP: 0 BLK: 0 WP: 1 HR: 0 S: 41 P: 53 ERA: 1.12 WHIP: 0.875																	

Batter	1	2	3	4	5	6	7	8	9	AB	R	H	RBI	BB	SO	LOB	TOP																						
Billy Goodman, L (1,4) OBP: 0.394, SLG: 0.473 Billy Consolo, R (9,FR) (9,4)	4-0 BB 2B BB	0-0 HR					0-0 CS 1B		0-0 F2								4 2 3 3 1 0 0 0 0 0 0 0 0 0																						
Billy Klaus, L (1,6) OBP: 0.385, SLG: 0.291	4-0 2B BB	0-0 2H F7					0-0 1-3		0-0 1B								4 1 2 0 1 0 1																						
Ted Williams, L (1,7) OBP: 0.483, SLG: 0.478 Gene Stephens, L (7,7) OBP: 0.250, SLG: 0.143	0-0 F8						0-0 3-1		0-0 P4								4 0 0 0 0 0 3 1 0 0 0 0 0 2																						
Mickey Vernon, L (1,3) OBP: 0.422, SLG: 0.649	0-0 1H 2H 2B						0-0 3-1		0-0 F9								4 0 2 2 0 0 0																						
Jackie Jensen, R (1,9) OBP: 0.393, SLG: 0.480	0-0 P6						0-0 G4-3 1B		0-0 F9								4 0 0 0 0 0 2																						
Jim Piersall, R (1,8) OBP: 0.365, SLG: 0.435	0-0 F8						0-0 FC6-4 2B		0-0 L4								4 1 2 0 0 0 1																						
Sammy White, R (1,2) OBP: 0.367, SLG: 0.416							4-0 FC6-4 1B										3 1 3 2 1 0 0																						
Frank Malzone, R (1,5) OBP: 0.248, SLG: 0.295							0-0 FC6-4 BB		0-0 2H 1B								4 2 1 0 0 0 4																						
Willard Nixon, L (1,1)							0-0 FC6-4 S HR		0-0 F9								4 2 1 0 0 0 4																						
Inning Stats	R: 2 E: 0 K: 0 S: 4	H: 1 LOB: 1 BB: 2 P: 12	R: 2 E: 0 K: 1 S: 7	H: 2 LOB: 0 BB: 0 P: 7	R: 0 E: 0 K: 0 S: 3	H: 1 LOB: 0 BB: 1 P: 3	R: 0 E: 0 K: 0 S: 3	H: 1 LOB: 1 BB: 0 P: 7	R: 0 E: 0 K: 0 S: 3	H: 1 LOB: 0 BB: 0 P: 3	R: 1 E: 0 K: 0 S: 5	H: 2 LOB: 1 BB: 0 P: 5	R: 0 E: 0 K: 0 S: 4	H: 1 LOB: 0 BB: 0 P: 4	R: 0 E: 0 K: 0 S: 3	H: 0 LOB: 0 BB: 0 P: 3	R: 2 E: 0 K: 0 S: 6	H: 4 LOB: 1 BB: 0 P: 6	1B: 7 2B: 5 3B: 0 HR: 2	SF: 0 SAC: 1 DP: 3 HBP: 0	WP: 0 PB: 0 SB: 1 CS: 1	PA: 39																	
PITCHER	IP	WLS	BF	H	R	ER	SO	BB	IBB	HBP	BLK	WP	HR	S	P	ERA	WHIP					PITCHER	IP	WLS	BF	H	R	ER	SO	BB	IBB	HBP	BLK	WP	HR	S	P	ERA	WHIP
Don Larsen, R (1,1) ERA: 5.65	1.2	L	10	3	4	4	1	2	0	0	0	0	1	10	18	21.60	3.000																						
Rip Coleman, L (2,1) ERA: 2.33	7.1		29	10	3	3	0	1	0	0	0	0	1	28	32	3.68	1.500																						

Boston Red Sox @ New York Yankees
Yankee Stadium, Bronx, NY
Tue May 29 1956, 3:33 AM EDT
Att: 10,708 - Unknown

AB 35
R 7
H 13
RBI 7
BB 3
SO 1
LOB 16



Batter	1	2	3	4	5	6	7	8	9	AB	R	H	RBI	BB	SO	LOB	BOTTOM																						
Hank Bauer, R (1,9) OBP: 0.305, SLG: 0.418	0-0 F3						0-0 P4		0-0 F9								4 0 0 0 0 0 0																						
Gil McDougald, R (1,6) OBP: 0.382, SLG: 0.375	0-3 K						0-0 F7		0-0 E5 HR								4 1 0 0 0 1 0																						
Mickey Mantle, S (1,8) OBP: 0.514, SLG: 0.862	0-0 4-3						0-0 F2		0-0 1H HR								3 1 1 2 1 0 0																						
Yogi Berra, L (1,2) OBP: 0.407, SLG: 0.702							0-0 6-3		0-0 K2-3								4 1 1 0 0 1 1																						
Joe Collins, L (1,7) OBP: 0.296, SLG: 0.397							0-0 G3		0-0 E 3B								4 0 0 0 0 1 0																						
Eddie Robinson, L (1,3) OBP: 0.257, SLG: 0.290							0-0 P6		0-0 E4 FC6								4 0 0 0 0 1 0																						
Billy Martin, R (1,4) OBP: 0.311, SLG: 0.350							0-0 F2		0-0 3H FC6								4 0 0 0 0 0 1																						
Andy Carey, R (1,5) OBP: 0.282, SLG: 0.304							0-0 P5		0-0 F7								4 0 0 0 0 0 1																						
Don Larsen, R (1,1) OBP: 0.300, SLG: 0.550 Rip Coleman, L (2,1) OBP: 0.308, SLG: 0.162 Mickey McDermott, L (9,PH)							0-0 F2		0-0 1-2 HR								3 0 1 0 0 0 0																						
Andy Carey, R (1,5) OBP: 0.282, SLG: 0.304							0-3 K		0-0 3B								3 0 0 0 0 2 1																						
Don Larsen, R (1,1) OBP: 0.300, SLG: 0.550 Rip Coleman, L (2,1) OBP: 0.308, SLG: 0.162 Mickey McDermott, L (9,PH)							0-3 K		0-0 K								3 0 0 0 0 2 1																						
Don Larsen, R (1,1) OBP: 0.300, SLG: 0.550 Rip Coleman, L (2,1) OBP: 0.308, SLG: 0.162 Mickey McDermott, L (9,PH)							0-3 K		0-0 1-3								0 0 0 0 0 0 0 2 0 0 0 0 1 0 1 0 0 0 0 0 0																						
Inning Stats	R: 0 E: 0 K: 1 S: 5	H: 0 LOB: 0 BB: 0 P: 5	R: 0 E: 0 K: 1 S: 5	H: 0 LOB: 0 BB: 0 P: 5	R: 0 E: 0 K: 2 S: 7	H: 0 LOB: 0 BB: 0 P: 7	R: 0 E: 0 K: 0 S: 3	H: 0 LOB: 0 BB: 0 P: 3	R: 0 E: 0 K: 0 S: 3	H: 0 LOB: 0 BB: 0 P: 3	R: 0 E: 0 K: 1 S: 5	H: 0 LOB: 0 BB: 0 P: 5	R: 0 E: 0 K: 1 S: 5	H: 0 LOB: 1 BB: 1 P: 9	R: 0 E: 0 K: 0 S: 4	H: 1 LOB: 0 BB: 0 P: 4	R: 3 E: 2 K: 0 S: 7	H: 2 LOB: 1 BB: 0 P: 7	1B: 0 2B: 0 3B: 2 HR: 1	SF: 0 SAC: 0 DP: 0 HBP: 0	WP: 0 PB: 0 SB: 0 CS: 0	PA: 33																	
PITCHER	IP	WLS	BF	H	R	ER	SO	BB	IBB	HBP	BLK	WP	HR	S	P	ERA	WHIP					PITCHER	IP	WLS	BF	H	R	ER	SO	BB	IBB	HBP	BLK	WP	HR	S	P	ERA	WHIP
Willard Nixon, R (1,1) ERA: 4.88	9.0	W	33	3	3	0	6	1	0	0	0	0	1	44	48	0.00	0.444																						

Boston Red Sox @ New York Yankees
Yankee Stadium, Bronx, NY
Tue May 29 1956, 3:33 AM EDT
Att: 10,708 - Unknown

AB 32
R 3
H 3
RBI 2
BB 1
SO 6
LOB 3



Batter	1	2	3	4	5	6	7	8	9	AB	R	H	RBI	BB	SO	LOB	TOP		
Billy Goodman, L (1,4) OBP: 0.387, SLG: 0.464	4-3		F6			1-3		SH1-3		3	0	0	0	0	0	0			
Billy Klaus, L (1,6) OBP: 0.382, SLG: 0.276	G3			6-3			FC5-6 BB	F7		3	0	0	0	1	0	1			
Ted Williams, L (1,7) OBP: 0.455, SLG: 0.481	PO 2B			3-1			FC5-6 1B E	L4		4	1	1	0	0	0	1			
Dick Gernert, R (1,3) OBP: 0.426, SLG: 0.613	PO 2-3	F5		F9			L7	F8		4	0	0	0	0	0	1			
Jackie Jensen, R (1,9) OBP: 0.389, SLG: 0.472		6-3			F2		E 1-2 1B	4-3		4	0	1	0	0	0	0			
Jim Piersall, R (1,8) OBP: 0.375, SLG: 0.440			S 1B		F3		E9 1-3 2-H 1B			3	0	2	1	0	0	0			
Sammy White, R (1,2) OBP: 0.359, SLG: 0.405			K		K		6-3			3	0	0	0	0	2	3			
Frank Malzone, R (1,5) OBP: 0.241, SLG: 0.286			F2			1-3		4-3		3	0	0	0	0	0	0			
Ike Delock, R (1,1) OBP: 0.200, SLG: 0.111			F2							2	0	0	0	0	1	0			
Dave Sisler, R (7,1) OBP: 0.333, SLG: 0.333			F2			K		SH1-3 1B		1	0	1	0	0	0	0			
Inning Stats	R: 0 E: 0 K: 0 S: 3	H: 1 LOB: 0 BB: 0 P: 3	R: 0 E: 0 K: 1 S: 6	H: 1 LOB: 1 BB: 0 P: 6	R: 0 E: 0 K: 0 S: 3	H: 0 LOB: 0 BB: 0 P: 3	R: 0 E: 0 K: 0 S: 3	H: 0 LOB: 0 BB: 0 P: 3	R: 0 E: 0 K: 1 S: 5	H: 0 LOB: 0 BB: 0 P: 5	R: 1 E: 1 K: 0 S: 5	H: 2 LOB: 2 BB: 1 P: 9	R: 0 E: 0 K: 0 S: 4	H: 1 LOB: 1 BB: 0 P: 4	R: 0 E: 0 K: 0 S: 3	H: 0 LOB: 0 BB: 0 P: 3	1B: 4 2B: 1 3B: 0 HR: 0	SF: 0 SAC: 1 DP: 0 HBP: 0	WP: 0 PA: 33 PB: 0 SB: 1 CS: 0
PITCHER Ray Moore, R (1,1) ERA: 5.04	IP: 9.0 WLS: W BF: 32 H: 5 R: 1 ER: 1 SO: 3 BB: 1 IBB: 0 HBP: 0 BLK: 0 WP: 0 HR: 0 S: 37 P: 41 ERA: 1.00 WHIP: 0.667															PITCHER			

Boston Red Sox @ Baltimore Orioles
Memorial Stadium, Baltimore, MD
Wed May 30 1956, 3:33 AM EDT
Unknown

AB 30
R 1
H 5
RBI 1
BB 1
SO 3
LOB 6



Batter	1	2	3	4	5	6	7	8	9	AB	R	H	RBI	BB	SO	LOB	BOTTOM				
Jim Pylvum, R (1,8) OBP: 0.292, SLG: 0.394	K		K	K		K			F8	4	0	0	0	0	4	3					
Tito Francona, L (9, FH) OBP: 0.281, SLG: 0.225										1	0	0	0	0	0	0					
Bob Hale, L (1,3) OBP: 0.390, SLG: 0.371	L4					BB SH BB			F9	4	0	2	0	1	0	0					
Chuck Diering, R (9, FR) OBP: 0.409, SLG: 0.319			BB 1B						4-3 1B	0	1	0	0	0	0	0					
George Kell, R (1,5) OBP: 0.368, SLG: 0.388	F7					SH BB			4-3	3	0	1	0	1	0	1					
Bob Nieman, R (1,7) OBP: 0.429, SLG: 0.540		6-3	K							4	0	2	1	1	1	3					
Gus Triandos, R (1,2) OBP: 0.386, SLG: 0.549										4	1	1	1	0	2	8					
Tex Nelson, L (1,9) OBP: 0.300, SLG: 0.278		F8			4-3	K				4	0	0	0	0	2	5					
Billy Gardner, R (1,4) OBP: 0.248, SLG: 0.354		E4								4	0	1	0	0	0	3					
Willy Miranda, S (1,6) OBP: 0.291, SLG: 0.303		L8							F8	4	0	0	0	0	1	2					
Ray Moore, R (1,1) OBP: 0.250, SLG: 0.167			BB 1B						K2-3	3	0	1	0	1	2	0					
Inning Stats	R: 0 E: 0 K: 1 S: 5	H: 0 LOB: 0 BB: 0 P: 5	R: 1 E: 1 K: 0 S: 5	H: 1 LOB: 0 BB: 0 P: 5	R: 0 E: 0 K: 2 S: 9	H: 2 LOB: 3 BB: 1 P: 13	R: 0 E: 0 K: 2 S: 8	H: 1 LOB: 2 BB: 1 P: 12	R: 0 E: 0 K: 2 S: 8	H: 0 LOB: 3 BB: 2 P: 16	R: 0 E: 0 K: 2 S: 7	H: 0 LOB: 0 BB: 0 P: 7	R: 0 E: 0 K: 2 S: 9	H: 2 LOB: 2 BB: 0 P: 9	R: 0 E: 0 K: 1 S: 5	H: 0 LOB: 0 BB: 0 P: 5	R: 1 E: 0 K: 0 S: 4	H: 2 LOB: 1 BB: 0 P: 4	1B: 7 2B: 0 3B: 0 HR: 1	SF: 0 SAC: 1 DP: 0 HBP: 0	WP: 0 PA: 40 PB: 0 SB: 0 CS: 0
PITCHER Ike Delock, R (1,1) ERA: 4.84	IP: 6.1 WLS: L BF: 9 H: 6 R: 1 ER: 1 SO: 9 BB: 4 IBB: 0 HBP: 0 BLK: 0 WP: 0 HR: 1 S: 45 P: 61 ERA: 1.42 WHIP: 1.579															PITCHER					

Boston Red Sox @ Baltimore Orioles
Memorial Stadium, Baltimore, MD
Wed May 30 1956, 3:33 AM EDT
Unknown

AB 35
R 2
H 8
RBI 2
BB 4
SO 12
LOB 25



Batter	1	2	3	4	5	6	7	8	9	AB	R	H	RBI	BB	SO	LOB	TOP					
Billy Goodman, L (1,4) OBP: 0.386, SLG: 0.456 Billy Consolo, R (9,4)	4-0 1B 4-3 BB	0-0 F8					0-0 SH1-4		0-0 L4	3	2	1	1	1	0	2						
Billy Klaus, L (1,5) OBP: 0.393, SLG: 0.297	0-0 4-3 1B		0-3 K		0-3 K		0-0 FC1-6			4	1	1	0	0	2	2						
Ted Williams, L (1,7) OBP: 0.432, SLG: 0.452 Gene Stephens, L (7,7) OBP: 0.250, SLG: 0.143	0-0 4-3		0-0 F8		0-0 BB 1B		0-0 G3			4	0	1	2	0	0	2						
Dick Gemert, R (1,3) OBP: 0.416, SLG: 0.611	0-0 K		0-0 F9		4-0 1B				0-0 F7	3	0	0	0	1	1							
Jackie Jensen, R (1,9) OBP: 0.382, SLG: 0.459	0-0 FC6 1B			0-0 G5-4-3 1B		0-0 F7			0-0 F7	4	0	2	1	0	0	2						
Jim Piersall, R (1,8) OBP: 0.365, SLG: 0.426	0-0 FC6			0-0 F6		0-0 F7			0-0 F8	4	0	0	0	0	0	2						
Sammy White, R (1,2) OBP: 0.348, SLG: 0.392		0-0 4-3		0-0 G5-4-3		0-0 F2			0-0 4-3	4	0	0	0	0	0	1						
Don Buddin, R (1,6) OBP: 0.370, SLG: 0.294		0-0 6-3			4-0 SH2-4 1B BB		0-0 F8		0-0 5-3	3	1	0	0	1	0	0						
Bob Porterfield, R (1,1) OBP: 0.429, SLG: 0.417					0-0 SH2-4				0-0 FC1-6 SH1-4 1B	3	0	3	0	0	0	0						
Inning Stats	R: 2 E: 0 K: 1 S: 7	H: 2 LOB: 1 BB: 1 P: 11	R: 0 E: 0 K: 0 S: 4	H: 1 LOB: 1 BB: 0 P: 4	R: 0 E: 0 K: 1 S: 5	H: 0 LOB: 0 BB: 0 P: 5	R: 0 E: 0 K: 0 S: 3	H: 1 LOB: 0 BB: 0 P: 3	R: 2 E: 0 K: 0 S: 7	H: 2 LOB: 2 BB: 2 P: 15	R: 0 E: 0 K: 0 S: 3	H: 0 LOB: 0 BB: 0 P: 3	R: 0 E: 0 K: 0 S: 4	H: 1 LOB: 1 BB: 0 P: 4	R: 0 E: 0 K: 0 S: 3	H: 0 LOB: 0 BB: 0 P: 3	R: 0 E: 0 K: 0 S: 4	H: 1 LOB: 1 BB: 0 P: 4	1B: 8 2B: 0 3B: 0 HR: 0	SF: 0 SAC: 2 DP: 1 HBP: 0	WP: 0 PB: 0 SB: 0 CS: 0	PA: 37
PITCHER	IP WLS BF H R ER SO BB IBB HBP BLK WP HR S P ERA WHIP	IP WLS BF H R ER SO BB IBB HBP BLK WP HR S P ERA WHIP																				
Bill Wight, L (1,1) ERA: 6.42	5.0 L 23 6 4 4 3 3 0 0 0 0 0 26 38 7.20 1.800	3.0 10 1 0 0 0 0 0 0 0 0 0 0 10 10 0.00 0.333	1.0 4 1 0 0 0 0 0 0 0 0 0 0 4 4 0.00 1.000																			

Boston Red Sox @ Baltimore Orioles
Memorial Stadium, Baltimore, MD
 Thu May 31 1956, 3:33 AM EDT
 Att: 4,417 - Unknown

AB 32
 R 4
 H 8
 RBI 4
 BB 3
 SO 3
 LOB 12



Batter	1	2	3	4	5	6	7	8	9	AB	R	H	RBI	BB	SO	LOB	BOTTOM					
Bob Hale, L (1,3) OBP: 0.360, SLG: 0.341	0-0 F8		0-0 F8			0-0 4-3		0-0 F8		4	0	0	0	0	0	0						
Tito Francona, L (1,8) OBP: 0.298, SLG: 0.224	0-0 E4 1B 6-3		0-0 G3			4-0 BB BB		0-0 F7		3	1	1	0	1	0	0						
George Kell, R (1,5) OBP: 0.361, SLG: 0.378	0-0 6-3 BB 1B		0-0 F8			0-0 F9			0-0 F7	4	0	1	0	0	0	1						
Bob Nieman, R (1,7) OBP: 0.423, SLG: 0.507	4-0 6-3 BB			0-0 G4-6-3 1B		4-0 1B BB			0-0 F3	2	0	1	0	2	0	0						
Gus Triandos, R (1,2) OBP: 0.370, SLG: 0.529	0-0 6-3			0-0 G4-6-3		0-3 K			0-0 6-3	4	0	0	1	0	1	5						
Tex Nelson, L (1,9) OBP: 0.240, SLG: 0.217	0-0 K			0-0 3-1					0-0 4-3	3	0	0	0	0	1	2						
Billy Gardner, R (1,4) OBP: 0.250, SLG: 0.350		0-0 5-3			0-0 6-3				0-0 F8	3	0	0	0	0	0	0						
Willy Miranda, S (1,6) OBP: 0.286, SLG: 0.296		0-0 F8			0-0 L5-3 1B				0-0 3-1	3	0	1	0	0	0	0						
Bill Wight, L (1,1) OBP: 0.250, SLG: 0.200 Hal Smith, R (5,PH) OBP: 0.379, SLG: 0.451 Harry Dorish, R (6,1) OBP: 0.412, SLG: 0.311 Johnny Schmitz, R (9,1)		0-3 K			0-0 L5-3				0-0 F3	1	0	0	0	0	1	0						
Inning Stats	R: 1 E: 1 K: 1 S: 7	H: 2 LOB: 2 BB: 1 P: 11	R: 0 E: 0 K: 1 S: 5	H: 0 LOB: 0 BB: 0 P: 5	R: 0 E: 0 K: 0 S: 3	H: 0 LOB: 0 BB: 0 P: 3	R: 0 E: 0 K: 0 S: 3	H: 1 LOB: 0 BB: 0 P: 3	R: 0 E: 0 K: 1 S: 5	H: 0 LOB: 2 BB: 2 P: 13	R: 0 E: 0 K: 0 S: 3	H: 0 LOB: 0 BB: 0 P: 3	R: 0 E: 0 K: 0 S: 3	H: 0 LOB: 0 BB: 0 P: 3	R: 0 E: 0 K: 0 S: 3	H: 0 LOB: 0 BB: 0 P: 3	R: 0 E: 0 K: 0 S: 3	H: 0 LOB: 0 BB: 0 P: 3	1B: 4 2B: 1 3B: 0 HR: 0	SF: 0 SAC: 0 DP: 2 HBP: 0	WP: 0 PB: 0 SB: 0 CS: 0	PA: 32
PITCHER	IP WLS BF H R ER SO BB IBB HBP BLK WP HR S P ERA WHIP	IP WLS BF H R ER SO BB IBB HBP BLK WP HR S P ERA WHIP																				
Bob Porterfield, R (1,1) ERA: 4.88	9.0 W 32 4 1 0 3 3 0 0 0 0 0 35 47 0.00 0.778																					

Boston Red Sox @ Baltimore Orioles
Memorial Stadium, Baltimore, MD
 Thu May 31 1956, 3:33 AM EDT
 Att: 4,417 - Unknown

AB 29
 R 1
 H 4
 RBI 1
 BB 3
 SO 3
 LOB 9



Batter	1	2	3	4	5	6	7	8	9	AB	R	H	RBI	BB	SO	LOB	TOP			
Vic Power, R OBP: 0.301, SLG: 0.368 (1, 3)										3	0	0	0	1	0	0				
Bill Renna, R OBP: 0.333, SLG: 0.514 (1, 7)										4	0	2	0	0	1	1				
Hector Lopez, R OBP: 0.354, SLG: 0.546 (1, 5)										4	0	1	0	0	1	3				
Harry Simpson, L OBP: 0.287, SLG: 0.500 (1, 9)										4	0	0	0	0	1	3				
Jim Finigan, R OBP: 0.328, SLG: 0.342 (1, 4)										4	0	1	0	0	0	0				
Johnny Groth, R OBP: 0.371, SLG: 0.519 (1, 8)										3	0	1	0	1	0	1				
Mike Baxes, R OBP: 0.292, SLG: 0.158 (1, 6)										3	0	0	0	1	1	2				
Joe Ginsberg, L OBP: 0.340, SLG: 0.326 (1, 2)										3	0	0	0	1	0	3				
Troy Herriage, R (1, 1)										2	0	0	0	0	1	2				
Bobby Shantz, R (6, 1)										0	0	0	0	0	0	0				
Gus Zernial, R OBP: 0.341, SLG: 0.487 (7, PH)										1	0	0	0	0	0	2				
Jack Crimian, R (7, 1)										0	0	0	0	0	0	0				
Inning Stats	R: 0 E: 0 K: 2 S: 8	H: 1 LOB: 1 BB: 0 P: 8	R: 0 E: 0 K: 0 S: 3	H: 0 LOB: 0 BB: 0 P: 3	R: 0 E: 0 K: 1 S: 5	H: 0 LOB: 0 BB: 0 P: 5	R: 0 E: 0 K: 0 S: 3	H: 1 LOB: 0 BB: 0 P: 3	R: 0 E: 0 K: 0 S: 4	H: 1 LOB: 2 BB: 1 P: 8	R: 0 E: 0 K: 0 S: 4	H: 1 LOB: 2 BB: 1 P: 8	R: 0 E: 0 K: 1 S: 5	H: 0 LOB: 1 BB: 1 P: 9	R: 0 E: 0 K: 1 S: 5	H: 0 LOB: 1 BB: 1 P: 9	1B: 3 2B: 2 3B: 0 HR: 0	SF: 0 SAC: 0 DP: 1 HBP: 0	WP: 0 PB: 0 SB: 0 CS: 0	PA: 35
PITCHER Tom Brewer, R ERA: 2.34 (1, 1)	IP: 9.0 WLS: W BF: 35 H: 5 R: 0 ER: 0 SO: 5 BB: 4 IBB: 0 HBP: 0 BLK: 0 WP: 0 HR: 0 S: 41 P: 57 ERA: 0.00 WHIP: 1.000																	PITCHER		

Kansas City Athletics @ Boston Red Sox
Fenway Park, Boston, MA
Fri Jun 01 1956, 3:33 AM EDT
Att: 21,856 - Unknown

AB 31
R 0
H 5
RBI 0
BB 4
SO 5
LOB 17



Batter	1	2	3	4	5	6	7	8	9	AB	R	H	RBI	BB	SO	LOB	BOTTOM														
Billy Goodman, L OBP: 0.390, SLG: 0.459 (1, 4)										1	0	1	0	0	0	0															
Ted Lepcio, R OBP: 0.667, SLG: 0.667 (1, PR) (2, 4)										4	0	3	2	0	0	0															
Billy Klaus, L OBP: 0.382, SLG: 0.304 (1, 5)										5	0	1	0	0	0	5															
Ted Williams, L OBP: 0.500, SLG: 0.469 (6, PR) (7, 9)										1	0	1	0	4	0	0															
Gene Stephens, L OBP: 0.250, SLG: 0.143 (9, 7)										0	0	0	0	0	0	0															
Mickey Vernon, L OBP: 0.415, SLG: 0.650 (1, 3)										5	0	1	0	0	2	6															
Jackie Jensen, R OBP: 0.389, SLG: 0.460 (1, 9)										4	2	2	0	1	0	4															
Jim Piersall, R OBP: 0.376, SLG: 0.445 (1, 8)										5	1	3	1	0	0	3															
Sammy White, R OBP: 0.343, SLG: 0.384 (1, 2)										5	0	1	1	0	0	4															
Don Buddin, R OBP: 0.373, SLG: 0.292 (1, 6)										1	2	0	1	2	0	0															
Tom Brewer, R OBP: 0.345, SLG: 0.429 (1, 1)										3	0	2	0	0	0	0															
Inning Stats	R: 0 E: 0 K: 0 S: 3	H: 3 LOB: 0 BB: 0 P: 5	R: 2 E: 0 K: 0 S: 5	H: 3 LOB: 0 BB: 2 P: 12	R: 0 E: 0 K: 0 S: 5	H: 2 LOB: 2 BB: 0 P: 5	R: 0 E: 0 K: 1 S: 6	H: 1 LOB: 2 BB: 1 P: 10	R: 1 E: 0 K: 0 S: 7	H: 2 LOB: 3 BB: 2 P: 15	R: 1 E: 0 K: 0 S: 5	H: 2 LOB: 2 BB: 1 P: 9	R: 1 E: 0 K: 0 S: 5	H: 3 LOB: 2 BB: 0 P: 5	1B: 12 2B: 4 3B: 1 HR: 0	SF: 1 SAC: 1 DP: 3 HBP: 0	WP: 0 PB: 0 SB: 0 CS: 0	PA: 43													
PITCHER Troy Herriage, R ERA: 6.82 (1, 1)	IP: 5.1 WLS: L BF: 30 H: 10 R: 3 ER: 3 SO: 1 BB: 4 IBB: 0 HBP: 0 BLK: 0 WP: 0 HR: 0 S: 26 P: 50 ERA: 5.06 WHIP: 2.625																	PITCHER													
Bobby Shantz, L ERA: 5.87 (6, 1)	0.2	2	0	0	0	1	0	0	0	0	0	4	4	0.00	0.000																
Jack Crimian, R ERA: 6.46 (7, 1)	2.0	11	5	2	2	0	1	0	0	0	0	10	14	9.00	3.000																

Kansas City Athletics @ Boston Red Sox
Fenway Park, Boston, MA
Fri Jun 01 1956, 3:33 AM EDT
Att: 21,856 - Unknown


AB 34
R 5
H 15
RBI 5
BB 7
SO 2
LOB 22



Batter	1	2	3	4	5	6	7	8	9	AB	R	H	RBI	BB	SO	LOB	TOP								
Vic Power, R (1, 3) OBP: 0.321, SLG: 0.384	L7	L5			G4-6-3 1B		SH1-3 2B 1B		BB 1B	5	2	3	0	0	0	1									
Hector Lopez, R (1, 5) OBP: 0.364, SLG: 0.549	K				G4-6-3 1B		SH1-3		BB 1B	3	1	2	0	1	1	0									
Bill Renna, R (1, 7) OBP: 0.317, SLG: 0.487 Enos Slaughter, L (5, PH) OBP: 0.381, SLG: 0.481 (5, 7)	5-3		F3		G4-6-3 1-2 1B		1-3 2B		1B 3B	2	0	0	0	0	0	1									
Harry Simpson, L (1, 9) OBP: 0.285, SLG: 0.491		E4 1B BLK 1B	L7		F5		1-3		3B 1B	5	2	1	2	0	0	3									
Jim Finigan, R (1, 4) OBP: 0.346, SLG: 0.374		1B 1B	4-3				5-3 1B		2B BB	4	3	3	2	1	0	1									
Johnny Groth, R (1, 8) OBP: 0.388, SLG: 0.534		1B 1B	4-3		4-3		K		1B 2B	4	1	2	3	1	1	1									
Mike Baxes, R (1, 6) Joe Demaestri, R (4, 6) OBP: 0.266, SLG: 0.256	K	K			K		5-3		G5-4-3	2	0	0	0	0	2	2	AB 38								
Tim Thompson, L (1, 2) OBP: 0.410, SLG: 0.509		1B					6-3		G5-4-3	3	0	0	0	0	0	2	R 11								
Tom Gorman, R (1, 1) Bobby Shantz, R (7, 1)		1B					G4-6-3 HBP		FC4-6 1B	3	0	3	2	1	0	0	H 15								
Inning Stats	R: 0 E: 0 K: 1 S: 5	H: 0 LOB: 0 BB: 0 P: 5	R: 3 E: 1 K: 2 S: 11	H: 3 LOB: 1 BB: 0 P: 11	R: 0 E: 0 K: 0 S: 4	H: 1 LOB: 1 BB: 0 P: 4	R: 0 E: 0 K: 1 S: 6	H: 1 LOB: 1 BB: 0 P: 6	R: 0 E: 0 K: 0 S: 4	H: 2 LOB: 1 BB: 0 P: 4	R: 0 E: 0 K: 1 S: 6	H: 1 LOB: 2 BB: 1 P: 10	R: 3 E: 0 K: 0 S: 5	H: 3 LOB: 1 BB: 1 P: 9	R: 0 E: 0 K: 0 S: 2	H: 0 LOB: 0 BB: 0 P: 3	R: 5 E: 0 K: 0 S: 6	H: 4 LOB: 1 BB: 3 P: 18	1B: 11 2B: 3 3B: 1 HR: 0	SF: 0 SAC: 1 DP: 3 HBP: 1	WP: 0 PB: 0 SB: 0 CS: 0	PA: 45			
PITCHER	IP	WLS	BF	H	R	ER	SO	BB	IBB	HBP	BLK	WP	HR	S	P	ERA	WHIP								
Frank Sullivan, R (1, 1) ERA: 2.71	7.0	L	33	11	6	5	5	1	1	0	1	0	0	41	49	6.43	1.714								
Tom Hurd, R (8, 1) ERA: 5.96	1.0		6	1	3	3	0	2	0	1	0	0	0	3	12	27.00	3.000								
Leo Kiely, L (9, 1) ERA: 5.68	1.0		6	3	2	2	0	1	0	0	0	0	0	5	9	18.00	4.000								

Kansas City Athletics @ Boston Red Sox
Fenway Park, Boston, MA
Sat Jun 02 1956, 3:33 AM EDT
Att: 9,805 - Unknown

AB	38
R	11
H	15
RBI	10
BB	5
SO	5
LOB	19



Batter	1	2	3	4	5	6	7	8	9	AB	R	H	RBI	BB	SO	LOB	BOTTOM								
Jim Piersall, R (1, 8) OBP: 0.379, SLG: 0.443	E HR BB 1B	K			6-3		1-2 2-3 HBP			3	1	1	0	0	1	2									
Billy Klaus, L (1, 5) OBP: 0.391, SLG: 0.300 Norm Zauchin, R (7, PH) OBP: 0.357, SLG: 0.408 Tom Hurd, R (8, 1) OBP: 0.750, SLG: 0.750 Leo Kiely, L (9, 1) OBP: 0.333, SLG: 0.333	4-0 BB BB BB	4-0 BB BB BB			6-3		L5-4			1	1	0	0	2	0	0									
Ted Williams, L (1, 7) OBP: 0.457, SLG: 0.417	1-2 2-3 K	1-2 2-3 BB	G3		6-3				L7	4	0	0	0	0	1	5									
Mickey Vernon, L (1, 3) OBP: 0.418, SLG: 0.673	2H 3H HR		G3				1B		K	4	1	2	3	0	1	0									
Jackie Jensen, R (1, 9) OBP: 0.392, SLG: 0.458	4-0 BB		F3				6-3		FC6-4 1B	3	0	1	0	1	0	0									
Ted Lepcio, R (1, 4) OBP: 0.400, SLG: 0.400	G6-4-3 1-2		5-3				4-3		FC6-4	4	0	0	0	0	0	2									
Sammy White, R (1, 2) OBP: 0.347, SLG: 0.383					6-3				4-3	3	0	1	0	1	0	0	AB 30								
Don Buddin, R (1, 6) OBP: 0.377, SLG: 0.293		BB FC2-5 1B			6-3				K	3	0	1	0	1	1	0	R 3								
Frank Sullivan, R (1, 1) OBP: 0.167, SLG: 0.182 Dick Gemert, R (7, PH) OBP: 0.413, SLG: 0.605 Frank Matzone, R (8, 5) OBP: 0.230, SLG: 0.272		FC2-5 1B			K				6-3	1	0	0	0	0	2		H 6								
Inning Stats	R: 3 E: 0 K: 1 S: 6	H: 2 LOB: 0 BB: 2 P: 14	R: 0 E: 0 K: 1 S: 7	H: 2 LOB: 3 BB: 1 P: 11	R: 0 E: 0 K: 0 S: 3	H: 0 LOB: 0 BB: 0 P: 3	R: 0 E: 0 K: 1 S: 5	H: 0 LOB: 0 BB: 0 P: 5	R: 0 E: 0 K: 0 S: 3	H: 1 LOB: 0 BB: 0 P: 3	R: 0 E: 0 K: 0 S: 2	H: 0 LOB: 2 BB: 2 P: 11	R: 0 E: 0 K: 1 S: 6	H: 1 LOB: 1 BB: 0 P: 6	R: 0 E: 0 K: 1 S: 5	H: 0 LOB: 0 BB: 0 P: 5	1B: 5 2B: 1 3B: 0 HR: 1	SF: 0 SAC: 0 DP: 2 HBP: 1	WP: 0 PB: 0 SB: 0 CS: 0	PA: 36					
PITCHER	IP	WLS	BF	H	R	ER	SO	BB	IBB	HBP	BLK	WP	HR	S	P	ERA	WHIP								
Tom Gorman, R (1, 1) ERA: 3.14	6.0	W	26	5	3	2	3	5	0	0	0	0	0	1	27	3.00	1.667								
Bobby Shantz, L (7, 1) ERA: 4.91	3.0	S	10	1	0	0	2	0	0	1	0	0	0	13	14	0.00	0.333								

Kansas City Athletics @ Boston Red Sox
Fenway Park, Boston, MA
Sat Jun 02 1956, 3:33 AM EDT
Att: 9,805 - Unknown

AB	30
R	3
H	6
RBI	3
BB	5
SO	5
LOB	16



Batter	1	2	3	4	5	6	7	8	9	AB	R	H	RBI	BB	SO	LOB	TOP					
Harvey Kuenn, R OBP: 0.424, SLG: 0.489										6	2	3	0	0	0	1						
Earl Torgeson, L OBP: 0.371, SLG: 0.405										4	2	1	0	2	0	2						
Al Kaline, R OBP: 0.351, SLG: 0.462										6	3	3	2	0	0	3						
Bill Tuttle, R OBP: 0.337, SLG: 0.447										5	1	1	1	1	3	4						
Ray Boone, R OBP: 0.372, SLG: 0.483										5	2	4	5	1	0	0						
Bob Kennedy, R OBP: 0.359, SLG: 0.385										4	1	1	0	2	0	2						
Frank House, L OBP: 0.322, SLG: 0.450										4	2	2	3	2	0	5						
Frank Bolling, R OBP: 0.143, SLG: 0.429										5	1	1	1	0	3	7						
Virgil Trucks, R OBP: 0.357, SLG: 0.500										3	0	0	0	0	0	2						
Walt Masterson, R OBP: 0.500, SLG: 0.500										2	0	1	1	0	0	0						
Al Aber, L OBP: 0.250, SLG: 0.250										0	0	0	0	0	0	0						
Inning Stats	R: 0 E: 0 K: 0 S: 3	H: 1 LOB: 1 BB: 1 P: 7	R: 0 E: 0 K: 1 S: 7	H: 2 LOB: 2 BB: 0 P: 7	R: 5 E: 1 K: 1 S: 8	H: 3 LOB: 2 BB: 2 P: 16	R: 3 E: 0 K: 0 S: 7	H: 4 LOB: 3 BB: 2 P: 15	R: 0 E: 0 K: 1 S: 3	H: 0 LOB: 0 BB: 0 P: 3	R: 1 E: 0 K: 1 S: 6	H: 1 LOB: 0 BB: 0 P: 6	R: 2 E: 0 K: 0 S: 5	H: 2 LOB: 1 BB: 1 P: 9	R: 0 E: 0 K: 2 S: 7	H: 0 LOB: 2 BB: 2 P: 15	R: 3 E: 1 K: 1 S: 10	H: 4 LOB: 2 BB: 0 P: 10	1B: 12 2B: 3 3B: 1 HR: 2	SF: 0 SAC: 0 DP: 2 HBP: 0	WP: 0 PB: 0 SB: 0 CS: 0	PA: 52
PITCHER	IP WLS BF H R ER SO BB IBB HBP BLK WP HR S P ERA WHIP																					
Bob Porterfield, R ERA: 5.7	(1, 1)	3.1 L 20 7 7 7 2 4 0 0 0 0 1 20 36 18.90 3.300																				
Frank Baumann, L ERA: 3.13	(4, 1)	2.2 13 4 2 2 1 1 0 0 0 0 1 14 18 6.75 1.875																				
Tom Hurd, R ERA: 5.96	(7, 1)	2.0 11 2 2 2 2 3 0 0 0 0 0 12 24 9.00 2.500																				
Leo Kiely, L ERA: 6.59	(9, 1)	1.0 8 4 3 2 1 0 0 0 0 0 0 10 10 18.00 4.000																				

Detroit Tigers @ Boston Red Sox
Fenway Park, Boston, MA
Tue Jun 05 1956, 3:33 AM EDT
Att: 26,649 - Unknown

AB 44
R 14
H 17
RBI 13
BB 8
SO 6
LOB 26



Batter	1	2	3	4	5	6	7	8	9	AB	R	H	RBI	BB	SO	LOB	BOTTOM					
Jim Piersall, R OBP: 0.372, SLG: 0.438										5	1	2	1	0	0	2						
Billy Klaus, L OBP: 0.427, SLG: 0.385										4	2	3	2	1	1	1						
Ted Williams, L OBP: 0.436, SLG: 0.386										4	0	0	0	1	0	2						
Frank Matzone, R OBP: 0.230, SLG: 0.272										0	1	0	0	0	0	0						
Mickey Vernon, L OBP: 0.432, SLG: 0.661										4	2	2	0	1	1	1						
Jackie Jensen, R OBP: 0.386, SLG: 0.464										4	2	1	3	1	1	3						
Ted Lepcio, R OBP: 0.250, SLG: 0.250										5	0	0	0	0	3	5						
Sammy White, R OBP: 0.344, SLG: 0.387										5	2	2	2	0	2	0						
Don Buddin, R OBP: 0.387, SLG: 0.318										4	1	2	3	1	0	1						
Bob Porterfield, R ERA: 5.7	(1, 1)	3.1 L 20 7 7 7 2 4 0 0 0 0 1 20 36 18.90 3.300																				
Frank Baumann, L ERA: 3.13	(4, 1)	2.2 13 4 2 2 1 1 0 0 0 0 1 14 18 6.75 1.875																				
Tom Hurd, R ERA: 5.96	(7, 1)	2.0 11 2 2 2 2 3 0 0 0 0 0 12 24 9.00 2.500																				
Leo Kiely, L ERA: 6.59	(9, 1)	1.0 8 4 3 2 1 0 0 0 0 0 0 10 10 18.00 4.000																				
Inning Stats	R: 2 E: 0 K: 1 S: 7	H: 2 LOB: 0 BB: 0 P: 7	R: 0 E: 0 K: 2 S: 8	H: 1 LOB: 1 BB: 1 P: 12	R: 0 E: 0 K: 0 S: 3	H: 0 LOB: 2 BB: 2 P: 11	R: 1 E: 0 K: 1 S: 7	H: 2 LOB: 1 BB: 0 P: 7	R: 2 E: 0 K: 1 S: 7	H: 2 LOB: 0 BB: 0 P: 7	R: 0 E: 0 K: 1 S: 5	H: 0 LOB: 0 BB: 0 P: 5	R: 0 E: 0 K: 1 S: 6	H: 1 LOB: 1 BB: 0 P: 6	R: 0 E: 0 K: 1 S: 6	H: 1 LOB: 1 BB: 0 P: 6	R: 6 E: 0 K: 1 S: 9	H: 4 LOB: 1 BB: 2 P: 17	1B: 8 2B: 2 3B: 0 HR: 3	SF: 0 SAC: 0 DP: 0 HBP: 0	WP: 0 PB: 0 SB: 0 CS: 0	PA: 45
PITCHER	IP WLS BF H R ER SO BB IBB HBP BLK WP HR S P ERA WHIP																					
Virgil Trucks, R ERA: 4.59	(1, 1)	5.0 W 25 6 6 6 4 2 0 0 0 0 0 1 25 33 14.73 2.182																				
Walt Masterson, R ERA: 5.25	(6, 1)	3.2 19 6 6 6 4 2 0 0 0 0 0 1 25 33 14.73 2.182																				
Al Aber, L ERA: 3.09	(9, 1)	0.1 S 1 0 0 0 0 0 0 0 0 0 0 0 1 1 0.00 0.000																				

Detroit Tigers @ Boston Red Sox
Fenway Park, Boston, MA
Tue Jun 05 1956, 3:33 AM EDT
Att: 26,649 - Unknown

AB 40
R 11
H 13
RBI 11
BB 5
SO 9
LOB 18



Batter	1	2	3	4	5	6	7	8	9	AB	R	H	RBI	BB	SO	LOB	TOP							
Harvey Kuenn, R OBP: 0.423, SLG: 0.484	6-3		1B BB		FC4-6		G5-4-3		1B	4	0	1	1	1	0	3								
Earl Torgeson, L OBP: 0.379, SLG: 0.403	K		1B L6-4-3		BB			1B BB	K	3	0	1	1	2	2									
Al Kaline, R OBP: 0.358, SLG: 0.466	1B FC6-4		L6-4-3		L7			1B FC6-4	1B	5	0	3	1	0	0	5								
Bill Tuttle, R OBP: 0.338, SLG: 0.443	FC6-4			G4-6-3 BB				P6	2-3	4	1	1	0	1	0	5								
Ray Boone, R OBP: 0.369, SLG: 0.477		G6-4-3 1B		F8				P5		4	0	1	0	0	0	4								
Bob Kennedy, R OBP: 0.353, SLG: 0.375	G6-4-3		G4-6-3		1B			FC6-4		4	0	1	1	0	0	4								
Frank House, L OBP: 0.311, SLG: 0.434					F8		G5-6-3		K	4	0	0	0	0	1									
Frank Bolling, R OBP: 0.300, SLG: 0.375										1	1	0	0	2	0	0								
Wayne Belardi, L OBP: 0.455, SLG: 0.412			G3 1B BB		FC4-6 SH BB				1B BB	0	0	0	0	1	0	0								
Jim Small, L OBP: 0.500, SLG: 0.500										0	1	0	0	0	0	0								
Paul Foytack, R OBP: 0.250, SLG: 0.350			G3		SH				1B	2	0	1	0	0	0	1								
Duke Maas, R									1B	0	0	0	0	0	0	0								
Charlie Maxwell, L OBP: 0.452, SLG: 0.709					FC4-6				1B	1	0	1	0	0	0	0								
Jim Brideweser, R OBP: 0.243, SLG: 0.145									1B	0	1	0	0	0	0	0								
Inning Stats	R: 0 E: 0 K: 1 S: 6	H: 1 LOB: 1 BB: 0 P: 6	R: 0 E: 0 K: 0 S: 3	H: 1 LOB: 0 BB: 0 P: 3	R: 1 E: 0 K: 0 S: 3	H: 1 LOB: 1 BB: 2 P: 11	R: 0 E: 0 K: 0 S: 2	H: 0 LOB: 0 BB: 1 P: 6	R: 0 E: 0 K: 0 S: 4	H: 0 LOB: 3 BB: 2 P: 12	R: 1 E: 0 K: 0 S: 4	H: 2 LOB: 0 BB: 0 P: 4	R: 0 E: 0 K: 0 S: 3	H: 1 LOB: 0 BB: 0 P: 3	R: 0 E: 0 K: 0 S: 4	H: 1 LOB: 2 BB: 1 P: 8	R: 2 E: 0 K: 2 S: 10	H: 3 LOB: 2 BB: 1 P: 14	1B: 10 2B: 0 3B: 0 HR: 0	SF: 0 SAC: 1 DP: 5 HBP: 0	WP: 0 PB: 0 SB: 0 CS: 0	PA: 40		
PITCHER	IP WLS BF ERA WHIP	8.1 W 37 2.55	H R ER SO BB IBB HBP BLK WP HR S P ERA WHIP	9 4 4 2 7 0 0 0 0 0 0 34 62 4.32 1.920	0.2 S 3 4.75	1 0 0 1 0 0 0 0 0 0 5 5 0.00 1.500																		

Detroit Tigers @ Boston Red Sox
Fenway Park, Boston, MA
Wed Jun 06 1956, 3:33 AM EDT
Att: 7,161 - Unknown

AB 32
R 4
H 10
RBI 4
BB 7
SO 3
LOB 25



Batter	1	2	3	4	5	6	7	8	9	AB	R	H	RBI	BB	SO	LOB	BOTTOM							
Jim Piersall, R OBP: 0.364, SLG: 0.427	L9	K			6-3		L9			4	0	0	0	0	1	2								
Billy Klaus, L OBP: 0.430, SLG: 0.383	L3 BB		G3		F7			WP BB 1B		3	1	1	0	1	0	0								
Ted Williams, L OBP: 0.424, SLG: 0.362	L3		P4		G3			BB WP 1B BB		3	0	0	0	1	0	1								
Gene Stephens, L OBP: 0.200, SLG: 0.111										0	1	0	0	0	0	0								
Mickey Vernon, L OBP: 0.426, SLG: 0.647		L9					K	K		4	0	1	0	0	2	2								
Jackie Jensen, R OBP: 0.383, SLG: 0.455		E5 2B E	L9				E6	BB 1B BB		3	2	0	0	1	0	1								
Ted Lepcio, R OBP: 0.292, SLG: 0.304					F7		F3	1B BB		3	1	1	1	1	0	1								
Sammy White, R OBP: 0.348, SLG: 0.390		E6			6-3		5-3			4	0	2	4	0	0	1								
Don Buddin, R OBP: 0.389, SLG: 0.313										2	0	0	0	2	0	2								
Tom Brewer, R OBP: 0.313, SLG: 0.387										3	0	0	0	0	1	3								
Ike Delock, R OBP: 0.200, SLG: 0.111		L9			K		6-3			0	0	0	0	0	0	0								
Inning Stats	R: 0 E: 0 K: 0 S: 2	H: 0 LOB: 1 BB: 1 P: 6	R: 2 E: 2 K: 1 S: 8	H: 2 LOB: 2 BB: 1 P: 12	R: 0 E: 0 K: 0 S: 4	H: 1 LOB: 1 BB: 0 P: 4	R: 0 E: 0 K: 1 S: 5	H: 0 LOB: 1 BB: 1 P: 9	R: 0 E: 0 K: 1 S: 6	H: 0 LOB: 1 BB: 0 P: 6	R: 0 E: 0 K: 0 S: 3	H: 0 LOB: 0 BB: 0 P: 3	R: 0 E: 0 K: 1 S: 6	H: 0 LOB: 0 BB: 0 P: 3	R: 3 E: 0 K: 1 S: 6	H: 2 LOB: 2 BB: 3 P: 18	R: 0 E: 0 K: 0 S: 6	H: 0 LOB: 0 BB: 0 P: 18	1B: 4 2B: 2 3B: 0 HR: 0	SF: 0 SAC: 0 DP: 2 HBP: 0	WP: 1 PB: 0 SB: 0 CS: 0	PA: 35		
PITCHER	IP WLS BF ERA WHIP	7.1 L 34 3.32	H R ER SO BB IBB HBP BLK WP HR S P ERA WHIP	5 5 4 0 6 0 0 0 0 0 1 60 4.91 1.500	0.2 L 1 7.92	0 0 0 0 0 0 0 0 0 0 1 1 0.00 0.000																		

Detroit Tigers @ Boston Red Sox
Fenway Park, Boston, MA
Wed Jun 06 1956, 3:33 AM EDT
Att: 7,161 - Unknown


AB 29
R 5
H 5
RBI 5
BB 6
SO 4
LOB 13



Batter	1	2	3	4	5	6	7	8	9	10	AB	R	H	RBI	BB	SO	LOB	TOP			
Harvey Kuenn, R OBP: 0.425, SLG: 0.508 Jim Brideveser, R OBP: 0.243, SLG: 0.145 (7, 6)	0-0 HR	0-0 SF9			0-0 F3		0-0 L3-6 2B		0-0 SH FC4-6		3	1	2	2	0	0	0				
Earl Torgeson, L OBP: 0.367, SLG: 0.387 (1, 3)	0-0 4-3	0-0 P5			0-0 4-3		0-0 L3-6		0-0 FC4-6		5	0	0	0	0	0	4				
Al Kaline, R OBP: 0.348, SLG: 0.453 (1, 9)	0-0 L6-3				0-0 L9		0-0 L9		0-0 L9		5	0	0	0	0	1	3				
Bill Tuttle, R OBP: 0.330, SLG: 0.431 (1, 8)	0-3 K				0-0 F2		0-0 F8		0-0 6-3		5	0	0	0	0	1	2				
Ray Boone, R OBP: 0.365, SLG: 0.474 (1, 5)		0-0 F9 E 2B			0-0 F8		0-0 1-3		0-0 F3		5	1	1	0	0	0	0				
Frank House, L OBP: 0.315, SLG: 0.427 (1, 2)		0-0 F9			0-0 F2		0-0 BB 1B		0-0 1B BB		4	0	1	0	1	0	1				
Charlie Maxwell, L OBP: 0.458, SLG: 0.699 (1, 7)		4-0 BB E BB			0-0 5-3		4-0 BB 1-2 BB		0-0 1-3 1B		3	1	1	0	2	0	0				
Frank Bolling, R OBP: 0.429, SLG: 0.700 (1, 4)		4-0 E SF9 BB			0-0 HR		4-0 1-2 2-3 BB		0-3 K		2	2	1	1	2	1	2				
Frank Lary, R OBP: 0.233, SLG: 0.321 Duke Maas, R (6, 1)		0-0 E2			0-0 P4		0-0 6-3		1-0 FC4-6 SH HBP		3	0	0	1	0	0	4				
Wayne Belardi, L OBP: 0.467, SLG: 0.412 Jim Small, L OBP: 0.500, SLG: 0.500 Al Aber, L OBP: 0.250, SLG: 0.250 (9, 1)		1-3 2-H 3-H									0	0	0	0	0	0	0				
Inning Stats	R: 1 E: 0 K: 1 S: 6	H: 1 LOB: 0 BB: 0 P: 6	R: 3 E: 1 K: 0 S: 5	H: 1 LOB: 1 BB: 2 P: 13	R: 0 E: 0 K: 0 S: 3	H: 0 LOB: 0 BB: 0 P: 3	R: 1 E: 0 K: 1 S: 4	H: 1 LOB: 0 BB: 0 P: 4	R: 0 E: 0 K: 1 S: 5	H: 0 LOB: 0 BB: 0 P: 5	R: 0 E: 0 K: 0 S: 3	H: 1 LOB: 1 BB: 0 P: 3	R: 0 E: 0 K: 1 S: 6	H: 1 LOB: 2 BB: 1 P: 10	R: 0 E: 0 K: 0 S: 4	H: 0 LOB: 2 BB: 0 P: 5	R: 0 E: 0 K: 0 S: 3	H: 0 LOB: 0 BB: 0 P: 3	1B: 2 2B: 3 3B: 0 HR: 2	SF: 1 SAC: 1 DP: 1 HBP: 1	WP: 0 PA: 43 PB: 0 SB: 0 CS: 0
PITCHER Frank Sullivan, R ERA: 2.82 (1, 1)	IP: 10.0 WLS: W BF: 43 H: 6 R: 5 ER: 4 SO: 3 BB: 5 IBB: 0 HBP: 1 BLK: 0 WP: 0 HR: 2 S: 43 P: 64 ERA: 3.60 WHIP: 1.100																				

Detroit Tigers @ Boston Red Sox
Fenway Park, Boston, MA
Thu Jun 07 1956, 3:33 AM EDT
Att: 6,905 - Unknown


AB	35
R	5
H	6
RBI	4
BB	5
SO	3
LOB	16



Batter	1	2	3	4	5	6	7	8	9	10	AB	R	H	RBI	BB	SO	LOB	BOTTOM					
Jim Piersall, R OBP: 0.358, SLG: 0.414 (1, 8)	0-0 L9	0-0 L9		0-0 L9	4-0 BB BB		0-0 L9		0-0 6-3		5	0	0	0	1	0	2						
Billy Klaus, L OBP: 0.434, SLG: 0.376 (1, 5)	0-0 L9	4-0 BB		0-0 1B 2B 1B	4-0 1-2 2-3 BB		0-0 4-3		0-0 L9		4	1	1	0	2	0	0						
Ted Williams, L OBP: 0.415, SLG: 0.358 (1, 7)	0-0 FC3-5 1B	0-0 F5		0-0 2B FC5-2 1B	0-3 K		0-0 G3			0-0 6-3	6	0	2	0	0	1	6						
Mickey Vernon, L OBP: 0.444, SLG: 0.677 (1, 3)	0-0 1B		0-0 3-1	0-0 2B		0-0 E 3B		1-0 1B HBP		0-0 1B 2B 1B	5	3	4	1	0	0	0						
Jackie Jensen, R OBP: 0.337, SLG: 0.463 (1, 9)	0-0 FC3-5		0-0 1B 2B	0-0 FC5-2		0-0 F2		0-0 1B 1B		0-0 2B 1B	6	0	3	0	0	0	5						
Ted Lepcio, R OBP: 0.300, SLG: 0.448 (1, 4)		0-0 HR	0-0 5-3	0-3 K		0-0 E6 3B		0-0 P1		0-0 1-3 2-H	6	2	2	3	0	1	5						
Sammy White, R OBP: 0.362, SLG: 0.414 (1, 2)		0-0 FC4-5 1B	4-0 1B BB		0-3 K		0-0 K 3B		0-0 1-3 2-H 1B		4	0	3	2	1	1	0						
Don Buddin, R OBP: 0.390, SLG: 0.316 (1, 6)		0-0 BB FC4-6 1B	0-0 1B	0-3 1-2 2-3 1B		0-3 K		0-0 1-3			5	0	2	0	0	2	2						
Frank Sullivan, R OBP: 0.172, SLG: 0.185 (1, 1)	0-0 FC4-5 BB		0-3 K		0-0 BB BB 1B		0-0 K		0-0 6-3		5	0	1	0	0	2	6						
Inning Stats	R: 0 E: 0 K: 0 S: 5	H: 2 LOB: 2 BB: 0 P: 5	R: 1 E: 0 K: 0 S: 6	H: 3 LOB: 3 BB: 1 P: 10	R: 0 E: 0 K: 1 S: 7	H: 2 LOB: 3 BB: 11	R: 1 E: 0 K: 1 S: 8	H: 3 LOB: 2 BB: 0 P: 8	R: 0 E: 0 K: 3 S: 10	H: 1 LOB: 3 BB: 2 P: 18	R: 2 E: 1 K: 2 S: 10	H: 2 LOB: 1 BB: 0 P: 10	R: 0 E: 0 K: 0 S: 3	H: 0 LOB: 0 BB: 0 P: 3	R: 1 E: 0 K: 0 S: 4	H: 2 LOB: 1 BB: 0 P: 5	R: 0 E: 0 K: 0 S: 3	H: 0 LOB: 0 BB: 0 P: 3	R: 1 E: 0 K: 0 S: 4	H: 3 LOB: 2 BB: 0 P: 4	1B: 12 2B: 3 3B: 2 HR: 1	SF: 0 SAC: 0 DP: 0 HBP: 1	WP: 0 PA: 51 PB: 0 SB: 0 CS: 0
PITCHER Frank Lary, R ERA: 3.56 Duke Maas, R ERA: 7.56 Al Aber, L ERA: 3.28 (1, 1)	IP: 5.1 WLS: 2.2 BF: 10 H: 13 R: 4 ER: 3 SO: 5 BB: 4 IBB: 0 HBP: 0 BLK: 0 WP: 0 HR: 1 S: 40 P: 56 ERA: 5.06 WHIP: 3.188																						

Detroit Tigers @ Boston Red Sox
Fenway Park, Boston, MA
Thu Jun 07 1956, 3:33 AM EDT
Att: 6,905 - Unknown

AB	46
R	6
H	18
RBI	6
BB	4
SO	7
LOB	26




Batter	1	2	3	4	5	6	7	8	9	AB	R	H	RBI	BB	SO	LOB	TOP					
Minnie Minoso, R OBP: 0.413, SLG: 0.447 (1, 7)	0-0 5-3		0-0 F9		4-0 G6-4-3 BB		0-0 F8		4-0 FC5-4 BB	3	0	0	0	2	0	1	Chicago White Sox @ Boston Red Sox Fenway Park, Boston, MA Fri Jun 08 1956, 3:33 AM EDT Att: 23,928 - Unknown					
Nelle Fox, L OBP: 0.322, SLG: 0.393 (1, 4)	0-0 F7		0-0 1B 2B		0-0 G6-4-3 1-2f		4-0 BB		0-0 FC5-4 1-2f	4	1	1	0	1	0	3						
Larry Doby, L OBP: 0.384, SLG: 0.336 (1, 8)	0-0 F5		0-0 FC4-6 1B			0-3 K		0-0 6-3		4	0	1	2	0	1	1						
Dave Philley, S OBP: 0.341, SLG: 0.341 (1, 3)		0-0 1-3	0-0 FC4-6 1-2f			4-0 E 1B BB		0-0 B4-3		3	1	0	0	1	0	1						
Jim Rivera, L OBP: 0.375, SLG: 0.434 (1, 9)		0-0 2B		0-3 K		0-0 E4 1B		0-0 6-3		4	0	1	0	0	1	1						
Sherm Lollar, R OBP: 0.430, SLG: 0.492 Bubba Phillips, R OBP: 0.316, SLG: 0.421 Dixie Howell, L OBP: 0.250, SLG: 0.143 (8, PR)	1-0 G4-6-3 HBP		1-0 G4-6-3 HBP		1-0 G4-6-3 HBP		0-0 FC3-2-5-1 1B		1-0 HBP	1	0	1	1	0	0	0						
Fred Hatfield, L OBP: 0.345, SLG: 0.306 (1, 5)	0-0 G4-6-3 1-2f		0-0 G4-6-3 1-2f		0-0 G4-6-3 1-2f		0-0 FC3-2-5-1 1-2 2-3f		0-0 F8	4	0	0	0	0	0	6						
Luis Aparicio, R OBP: 0.265, SLG: 0.306 Dick Donovan, L OBP: 0.407, SLG: 0.500 (9, PH)			0-0 F9		0-0 BB 1B		0-0 1-3		0-0 L5	3	0	1	0	0	0	2						
Bob Keegan, R OBP: 0.250, SLG: 0.077 Les Moss, R OBP: 0.370, SLG: 0.652 (8, 2)			0-0 2B 1B 1B		0-3 K		0-3 K		0-0 F7	3	1	1	0	0	2	1						
Inning Stats	R: 0 E: 0 K: 0 S: 3	H: 0 LOB: 0 BB: 0 P: 3	R: 0 E: 0 K: 0 S: 3	H: 1 LOB: 1 BB: 0 P: 4	R: 2 E: 0 K: 0 S: 6	H: 3 LOB: 1 BB: 0 P: 6	R: 0 E: 0 K: 1 S: 4	H: 0 LOB: 0 BB: 0 P: 5	R: 0 E: 0 K: 1 S: 5	H: 1 LOB: 1 BB: 1 P: 9	R: 1 E: 1 K: 1 S: 7	H: 1 LOB: 2 BB: 1 P: 11	R: 0 E: 0 K: 1 S: 5	H: 0 LOB: 1 BB: 1 P: 9	R: 0 E: 0 K: 0 S: 3	H: 0 LOB: 1 BB: 0 P: 4		R: 0 E: 0 K: 0 S: 3	H: 0 LOB: 1 BB: 1 P: 7	1B: 4 2B: 2 3B: 0 HR: 0	SF: 0 SAC: 0 DP: 3 HBP: 3	WP: 0 PB: 0 SB: 0 CS: 0
PITCHER Willard Nixon, R ERA: 4.01 (1, 1)	IP: 9.0 WLS: W BF: 38 H: 6 R: 3 ER: 3 SO: 4 BB: 4 IBB: 0 HBP: 3 BLK: 0 WP: 0 HR: 0 S: 39 P: 58 ERA: 3.00 WHIP: 1.111															PITCHER						

Batter	1	2	3	4	5	6	7	8	9	AB	R	H	RBI	BB	SO	LOB	BOTTOM			
Jim Piersall, R OBP: 0.361, SLG: 0.409 (1, 8)	0-0 F9		4-0 3B BB		0-0 1-3		4-0 2B BB			2	2	0	0	2	0	1	Chicago White Sox @ Boston Red Sox Fenway Park, Boston, MA Fri Jun 08 1956, 3:33 AM EDT Att: 23,928 - Unknown			
Billy Klaus, L OBP: 0.436, SLG: 0.393 (1, 5)	0-0 BB SF9 1B		0-0 F7		0-0 4-3		0-0 1-H 3-H 2B			4	1	2	2	0	0	1				
Ted Williams, L OBP: 0.420, SLG: 0.404 Gene Stephens, L OBP: 0.200, SLG: 0.111 (8, 7)	0-0 BB 1B		0-0 1-H 3B		0-3 K		0-0 F9			4	0	2	1	0	1	0				
Mickey Vernon, L OBP: 0.438, SLG: 0.661 (1, 3)	4-0 FC6-4 1-2 2-3 BB		0-3 K		0-0 F8			0-0 4-3		3	0	0	0	1	1	1				
Jackie Jensen, R OBP: 0.384, SLG: 0.457 (1, 9)	0-0 SF9		0-3 K			4-0 G5-4-3 BB		0-0 6-3		2	0	0	1	1	1	1				
Ted Lepcio, R OBP: 0.285, SLG: 0.394 (1, 4)	0-0 FC6-4 1-2f			0-0 6-3		0-0 G5-4-3 1-2f		0-0 6-3		4	0	0	0	0	0	3				
Sammy White, R OBP: 0.364, SLG: 0.415 Pete Daley, R OBP: 0.300, SLG: 0.850 (7, 2)		0-0 F3		0-0 1B SF8 1B		0-3 K				2	1	1	0	0	0	0				
Don Buddin, R OBP: 0.394, SLG: 0.331 (1, 6)		0-0 5-3		0-0 1-3 1B			0-0 SH1-4 2B 2B			3	1	2	0	0	0	0				
Willard Nixon, L OBP: 0.182, SLG: 0.111 (1, 1)		0-0 5-3		0-0 SF8 3-H			0-0 SH1-4			1	0	0	1	0	0	0				
Inning Stats	R: 1 E: 0 K: 0 S: 5	H: 2 LOB: 2 BB: 1 P: 9	R: 0 E: 0 K: 0 S: 3	H: 0 LOB: 0 BB: 0 P: 3	R: 1 E: 0 K: 2 S: 8	H: 1 LOB: 1 BB: 1 P: 12	R: 0 E: 0 K: 0 S: 5	H: 2 LOB: 0 BB: 0 P: 5	R: 0 E: 0 K: 1 S: 5	H: 0 LOB: 0 BB: 0 P: 5	R: 0 E: 0 K: 1 S: 4	H: 0 LOB: 0 BB: 1 P: 8	R: 2 E: 0 K: 0 S: 4	H: 2 LOB: 0 BB: 1 P: 8	R: 0 E: 0 K: 0 S: 3	H: 0 LOB: 0 BB: 0 P: 3		1B: 4 2B: 2 3B: 1 HR: 0	SF: 2 SAC: 1 DP: 1 HBP: 0	WP: 0 PB: 0 SB: 0 CS: 0
PITCHER Bob Keegan, R ERA: 2.54 Dixie Howell, R ERA: 4.56 (8, 1)	IP: 7.0 WLS: L BF: 30 H: 7 R: 5 ER: 5 SO: 4 BB: 4 IBB: 0 HBP: 0 BLK: 0 WP: 0 HR: 0 S: 34 P: 50 ERA: 6.43 WHIP: 1.571															PITCHER				

Batter	1	2	3	4	5	6	7	8	9	AB	R	H	RBI	BB	SO	LOB	TOP										
Jim Rivera, L OBP: 0.382, SLG: 0.432 (1, 9)	F7	1B		BB		L9			1B	3	1	1	1	2	0	1											
Nelle Fox, L OBP: 0.326, SLG: 0.399 (1, 4)	3-1 WP	1B				G3			1B	5	2	3	0	0	0	2											
Minnie Minoso, R OBP: 0.413, SLG: 0.442 (1, 7)	WP	1B				F3			1B	4	1	1	2	1	0	4											
Larry Doby, L OBP: 0.372, SLG: 0.323 (1, 8)	3-1	K				F8			4-3	5	0	0	1	0	1	6											
Dave Philley, S OBP: 0.347, SLG: 0.337 (1, 3)						F8			4-3	2	0	0	0	3	0	0											
Bubba Phillips, R OBP: 0.316, SLG: 0.421 (9, PR)									1B	0	1	0	0	0	0	0											
Walt Dropo, R OBP: 0.286, SLG: 0.229 (9, 3)	2-3 3-H	BB				BB			2B	0	0	0	0	0	0	0											
Sherm Lollar, R OBP: 0.423, SLG: 0.481 (1, 2)	F4					F3			5-3	5	1	1	1	0	1	3											
Fred Hatfield, L OBP: 0.349, SLG: 0.333 (1, 5)						F3			B5-3	5	0	2	2	0	0	1											
Luis Aparicio, R OBP: 0.262, SLG: 0.302 (1, 6)		1B				L7			2B	5	1	1	0	0	0	3											
Jim Wilson, R OBP: 0.412, SLG: 0.367 (1, 1)		1B				6-3			F8	5	1	3	0	0	0	2											
		1B				6-3			1B																		
Inning Stats	R: 1 E: 0 K: 0 S: 4	H: 1 LOB: 2 BB: 2 P: 12	R: 1 E: 0 K: 1 S: 9	H: 4 LOB: 3 BB: 0 P: 9	R: 0 E: 0 K: 1 S: 6	H: 1 LOB: 1 BB: 0 P: 6	R: 0 E: 0 K: 0 S: 3	H: 0 LOB: 1 BB: 1 P: 7	R: 0 E: 0 K: 0 S: 3	H: 0 LOB: 0 BB: 0 P: 3	R: 0 E: 0 K: 0 S: 3	H: 0 LOB: 0 BB: 0 P: 3	R: 0 E: 0 K: 0 S: 3	H: 0 LOB: 0 BB: 0 P: 3	R: 6 E: 0 K: 0 S: 8	H: 5 LOB: 2 BB: 2 P: 16	1B: 11 2B: 1 3B: 0 HR: 0	SF: 0 SAC: 0 DP: 0 HBP: 0	WP: 1 PB: 0 SB: 0 CS: 0	PA: 45							
PITCHER	IP	WLS	BF	H	R	ER	SO	BB	IBB	HBP	BLK	WP	HR	S	P	ERA	WHIP										
Ike Delock, R ERA: 4.5 (1, 1)	6.0	L	29	7	2	2	2	4	0	0	0	1	0	29	45	3.00	1.833										
Tom Hurd, R ERA: 7.36 (7, 1)	3.0		16	5	6	6	0	2	0	0	0	0	0	14	22	18.00	2.333										

Chicago White Sox @ Boston Red Sox
Fenway Park, Boston, MA
Sat Jun 09 1956, 3:33 AM EDT
Att: 16,730 - Unknown

AB 39
R 8
H 12
RBI 7
BB 6
SO 2
LOB 22



Batter	1	2	3	4	5	6	7	8	9	AB	R	H	RBI	BB	SO	LOB	BOTTOM										
Jim Piersall, R OBP: 0.362, SLG: 0.409 (1, 8)	K					1-3			F2	5	0	2	0	0	1	0											
Billy Klaus, L OBP: 0.426, SLG: 0.376 (1, 5)	F6					F7			5-3	4	0	0	0	1	0	1											
Ted Williams, L OBP: 0.411, SLG: 0.383 (1, 7)	1B					1-3			F8	3	0	0	0	1	0	3											
Mickey Vernon, L OBP: 0.433, SLG: 0.649 (1, 3)	1B					F8			1-3	4	0	1	0	0	0	2											
Jackie Jensen, R OBP: 0.392, SLG: 0.457 (1, 9)	F2					1B			1B	2	0	1	0	2	0	2											
Ted Lepcio, R OBP: 0.263, SLG: 0.378 (1, 4)						K			F2	4	0	1	0	0	2	2											
Pete Daley, R OBP: 0.292, SLG: 0.750 (1, 2)						K			K	4	0	1	0	0	3	3											
Don Buddin, R OBP: 0.397, SLG: 0.331 (1, 6)						1B			L5	3	0	1	0	1	1	3											
Ike Delock, R OBP: 0.167, SLG: 0.091 (1, 1)						F7			G3	2	0	0	0	0	1	3											
Dick Gemert, R OBP: 0.404, SLG: 0.590 (6, PH)										1	0	0	0	0	0	3											
Tom Hurd, R OBP: 0.750, SLG: 0.750 (7, 1)										0	0	0	0	0	0	0											
Gene Stephens, L OBP: 0.182, SLG: 0.100 (9, PH)										1	0	0	0	0	0	0											
Inning Stats	R: 0 E: 0 K: 1 S: 6	H: 1 LOB: 2 BB: 1 P: 10	R: 0 E: 0 K: 3 S: 9	H: 0 LOB: 1 BB: 1 P: 13	R: 0 E: 0 K: 0 S: 3	H: 1 LOB: 2 BB: 1 P: 7	R: 0 E: 0 K: 2 S: 8	H: 1 LOB: 2 BB: 1 P: 12	R: 0 E: 0 K: 0 S: 3	H: 0 LOB: 0 BB: 0 P: 3	R: 0 E: 0 K: 1 S: 7	H: 2 LOB: 3 BB: 1 P: 11	R: 0 E: 0 K: 0 S: 4	H: 1 LOB: 1 BB: 0 P: 4	R: 0 E: 0 K: 1 S: 6	H: 1 LOB: 1 BB: 0 P: 6	R: 0 E: 0 K: 0 S: 3	H: 0 LOB: 0 BB: 0 P: 3	1B: 7 2B: 0 3B: 0 HR: 0	SF: 0 SAC: 0 DP: 1 HBP: 0	WP: 0 PB: 0 SB: 0 CS: 0	PA: 38					
PITCHER	IP	WLS	BF	H	R	ER	SO	BB	IBB	HBP	BLK	WP	HR	S	P	ERA	WHIP										
Jim Wilson, R ERA: 3.63 (1, 1)	9.0	W	38	7	0	0	8	5	0	0	0	0	0	49	69	0.00	1.333										

Chicago White Sox @ Boston Red Sox
Fenway Park, Boston, MA
Sat Jun 09 1956, 3:33 AM EDT
Att: 16,730 - Unknown

AB 33
R 0
H 7
RBI 0
BB 5
SO 8
LOB 22



Batter	1	2	3	4	5	6	7	8	9	AB	R	H	RBI	BB	SO	LOB	TOP							
Al Smith, R OBP: 0.390, SLG: 0.476 (1, 9)										4	1	1	1	0	2	1	Cleveland Indians @ Boston Red Sox Fenway Park, Boston, MA Mon Jun 11 1956, 3:33 AM EDT Att: 6,330 - Unknown							
Bobby Avila, R OBP: 0.317, SLG: 0.335 (1, 4)										4	1	1	0	0	0	0								
Al Rosen, R OBP: 0.385, SLG: 0.487 (1, 5)										3	1	1	1	1	0	1								
Vic Wertz, L OBP: 0.419, SLG: 0.568 Preston Ward, L OBP: 0.355, SLG: 0.457 (8, 3)										4	0	0	1	0	0	1								
Sam Mele, R OBP: 0.359, SLG: 0.500 (1, 7)										4	0	0	0	0	3	0								
Jim Busby, R OBP: 0.303, SLG: 0.358 (1, 8)										4	0	0	0	0	0	0								
Chico Carrasquel, R OBP: 0.299, SLG: 0.313 (1, 6)										4	1	1	1	0	0	1								
Jim Hegan, R OBP: 0.351, SLG: 0.364 (1, 2)										2	0	0	0	1	1									
Cal McLish, S Ray Narleski, R OBP: 0.333, SLG: 0.200 (6, 1)										2	0	0	0	0	1	1								
										1	0	0	0	0	1	0								
Inning Stats	R: 2 E: 0 K: 1 S: 7	H: 2 LOB: 0 BB: 0 P: 7	R: 1 E: 0 K: 2 S: 8	H: 1 LOB: 1 BB: 1 P: 12	R: 0 E: 0 K: 0 S: 3	H: 0 LOB: 0 BB: 0 P: 3	R: 0 E: 1 K: 1 S: 6	H: 0 LOB: 1 BB: 0 P: 6	R: 0 E: 0 K: 0 S: 3	H: 0 LOB: 0 BB: 0 P: 3	R: 1 E: 0 K: 1 S: 6	H: 1 LOB: 0 BB: 0 P: 6	R: 0 E: 0 K: 2 S: 7	H: 0 LOB: 0 BB: 0 P: 7	R: 0 E: 0 K: 1 S: 5	H: 0 LOB: 1 BB: 1 P: 9	R: 0 E: 0 K: 0 S: 3	H: 0 LOB: 0 BB: 0 P: 3	1B: 0 2B: 1 3B: 0 HR: 3	SF: 0 SAC: 0 DP: 0 HBP: 0	WP: 0 PB: 0 SB: 0 CS: 0	PA: 34		
PITCHER	IP WLS BF H R ER SO BB IBB HBP BLK WP HR S P ERA WHIP	7.0 L 27 4 4 4 7 1 0 0 0 0 3 40 44 5.14 0.714	2.0 7 0 0 0 1 1 0 0 0 0 0 0 8 12 0.00 0.500																					

AB 32
R 4
H 4
RBI 4
BB 2
SO 8
LOB 6



Batter	1	2	3	4	5	6	7	8	9	AB	R	H	RBI	BB	SO	LOB	BOTTOM						
Jim Piersall, R OBP: 0.356, SLG: 0.405 (1, 8)										4	1	1	0	0	1	1	Cleveland Indians @ Boston Red Sox Fenway Park, Boston, MA Mon Jun 11 1956, 3:33 AM EDT Att: 6,330 - Unknown						
Billy Klaus, L OBP: 0.423, SLG: 0.386 (1, 5)										4	0	1	1	0	0	1							
Ted Williams, L OBP: 0.432, SLG: 0.400 (1, 7)										3	0	1	0	1	0	0							
Mickey Vernon, L OBP: 0.430, SLG: 0.638 (1, 3)										4	0	2	0	0	0	3							
Jackie Jensen, R OBP: 0.381, SLG: 0.439 (1, 9)										4	0	0	0	0	0	3							
Ted Lepcio, R OBP: 0.261, SLG: 0.341 (1, 4)										3	0	0	0	1	0	1							
Pete Daley, R OBP: 0.281, SLG: 0.600 (1, 2)										3	0	0	0	1	2	3							
Don Buddin, R OBP: 0.392, SLG: 0.324 (1, 6)										3	0	1	0	1	1	0							
Bob Porterfield, R OBP: 0.412, SLG: 0.400 Billy Goodman, L OBP: 0.388, SLG: 0.456 Tom Hurd, R OBP: 0.750, SLG: 0.750 Dick Gemert, R OBP: 0.403, SLG: 0.592 (8, PH)										2	0	0	0	0	1	2							
										1	0	0	0	0	1	1							
										0	0	0	0	0	0	0							
										1	0	0	0	0	1	0							
Inning Stats	R: 0 E: 0 K: 0 S: 4	H: 1 LOB: 1 BB: 0 P: 4	R: 0 E: 0 K: 0 S: 3	H: 0 LOB: 0 BB: 0 P: 3	R: 0 E: 0 K: 3 S: 9	H: 0 LOB: 0 BB: 0 P: 9	R: 0 E: 0 K: 0 S: 3	H: 1 LOB: 1 BB: 0 P: 3	R: 0 E: 0 K: 0 S: 4	H: 1 LOB: 2 BB: 1 P: 8	R: 1 E: 0 K: 1 S: 7	H: 2 LOB: 3 BB: 2 P: 15	R: 0 E: 0 K: 1 S: 5	H: 0 LOB: 1 BB: 1 P: 9	R: 0 E: 0 K: 0 S: 4	H: 1 LOB: 1 BB: 0 P: 4	R: 0 E: 0 K: 2 S: 7	H: 0 LOB: 0 BB: 0 P: 7	1B: 3 2B: 3 3B: 0 HR: 0	SF: 0 SAC: 0 DP: 0 HBP: 0	WP: 0 PB: 0 SB: 0 CS: 0	PA: 36	
PITCHER	IP WLS BF H R ER SO BB IBB HBP BLK WP HR S P ERA WHIP	5.2 W 24 5 1 1 3 3 0 0 0 0 0 27 39 1.59 1.412	3.1 S 12 1 0 0 4 1 0 0 0 0 0 19 23 0.00 0.600																				

AB 32
R 1
H 6
RBI 1
BB 4
SO 7
LOB 15



Batter	1	2	3	4	5	6	7	8	9	AB	R	H	RBI	BB	SO	LOB	TOP			
Al Smith, R OBP: 0.387, SLG: 0.467 (1, 7)										3	0	0	0	1	1	0	Cleveland Indians @ Boston Red Sox Fenway Park, Boston, MA Mon Jun 11 1956, 3:38 AM EDT Att: 24,193 - Unknown			
Bobby Avila, R OBP: 0.313, SLG: 0.330 George Strickland, R OBP: 0.267, SLG: 0.154 Dale Mitchell, L OBP: 0.467, SLG: 0.273 Kenny Kuhn, L (8, 4)										3	0	0	0	0	0	0				
Al Rosen, R OBP: 0.374, SLG: 0.471 (1, 5)										4	0	0	0	0	0	1				
Vic Wertz, L OBP: 0.421, SLG: 0.570 (1, 3)										3	1	1	0	1	0	1				
Rocky Colavito, R OBP: 0.351, SLG: 0.424 (1, 9)										3	0	1	0	1	0	0				
Jim Busby, R OBP: 0.302, SLG: 0.356 (1, 8)										4	0	1	1	0	0	3				
Chico Carrasquel, R OBP: 0.299, SLG: 0.308 (1, 6)										3	0	0	0	1	0	2				
Earl Averill, R OBP: 0.280, SLG: 0.286 (1, 2)										3	0	0	0	0	1	4				
Mike Garcia, R OBP: 0.182, SLG: 0.100 Bob Feller, R (5, 1)										2	0	0	0	0	0	0				
										1	0	0	0	0	1	0				
Inning Stats	R: 0 E: 0 K: 1 S: 5	H: 0 LOB: 0 BB: 0 P: 5	R: 1 E: 0 K: 1 S: 6	H: 2 LOB: 1 BB: 1 P: 10	R: 0 E: 0 K: 0 S: 3	H: 0 LOB: 0 BB: 0 P: 3	R: 0 E: 0 K: 0 S: 4	H: 1 LOB: 3 BB: 2 P: 12	R: 0 E: 0 K: 0 S: 3	H: 0 LOB: 0 BB: 0 P: 3	R: 0 E: 1 K: 0 S: 4	H: 0 LOB: 1 BB: 0 P: 4	R: 0 E: 0 K: 1 S: 5	H: 0 LOB: 0 BB: 0 P: 5	R: 0 E: 0 K: 0 S: 3	H: 0 LOB: 0 BB: 0 P: 3	1B: 2 2B: 1 3B: 0 HR: 0	SF: 0 SAC: 0 DP: 0 HBP: 0	WP: 0 PB: 0 SB: 0 CS: 0	PA: 34
PITCHER Tom Brewer, R ERA: 2.39 (1, 1)	IP: 9.0 WLS: W BF: 34 H: 3 R: 1 ER: 1 SO: 3 BB: 4 IBB: 0 HBP: 0 BLK: 0 WP: 0 HR: 0 S: 36 P: 52 ERA: 1.00 WHIP: 0.778															PITCHER IP: WLS: BF: H: R: ER: SO: BB: IBB: HBP: BLK: WP: HR: S: P: ERA: WHIP				

AB	30
R	1
H	3
RBI	1
BB	4
SO	3
LOB	12



Batter	1	2	3	4	5	6	7	8	9	AB	R	H	RBI	BB	SO	LOB	BOTTOM			
Jim Piersall, R OBP: 0.352, SLG: 0.397 (1, 8)										4	0	0	0	1	0	2	Cleveland Indians @ Boston Red Sox Fenway Park, Boston, MA Mon Jun 11 1956, 3:38 AM EDT Att: 24,193 - Unknown			
Billy Klaus, L OBP: 0.415, SLG: 0.377 (1, 5)										5	1	1	0	0	1	2				
Ted Williams, L OBP: 0.442, SLG: 0.435 Gene Stephens, L OBP: 0.182, SLG: 0.100 (6, PR) (9, 7)										4	1	2	1	1	1	0				
Dick Gernert, R OBP: 0.403, SLG: 0.589 (1, 3)									4	1	1	1	1	1	1	4				
Jackie Jensen, R OBP: 0.383, SLG: 0.454 (1, 9)										3	1	1	1	1	0	2				
Ted Lepcio, R OBP: 0.286, SLG: 0.348 (1, 4)										2	0	1	0	1	0	0				
Pete Daley, R OBP: 0.306, SLG: 0.576 (1, 2)										3	1	1	1	1	0	4				
Don Buddin, R OBP: 0.389, SLG: 0.322 (1, 6)										4	0	1	0	0	0	3				
Tom Brewer, R OBP: 0.333, SLG: 0.400 (1, 1)										4	0	2	1	0	1	2				
										1B: 6 2B: 3 3B: 0 HR: 1	SF: 0 SAC: 1 DP: 1 HBP: 0	WP: 0 PB: 0 SB: 1 CS: 0	PA: 40							
Inning Stats	R: 0 E: 0 K: 1 S: 5	H: 0 LOB: 0 BB: 0 P: 5	R: 2 E: 0 K: 1 S: 8	H: 3 LOB: 2 BB: 1 P: 12	R: 0 E: 1 K: 0 S: 4	H: 0 LOB: 3 BB: 2 P: 12	R: 0 E: 0 K: 1 S: 5	H: 0 LOB: 0 BB: 0 P: 5	R: 3 E: 1 K: 0 S: 7	H: 4 LOB: 2 BB: 1 P: 11	R: 0 E: 0 K: 1 S: 6	H: 1 LOB: 1 BB: 0 P: 6	R: 0 E: 0 K: 0 S: 4	H: 1 LOB: 1 BB: 0 P: 4	R: 0 E: 0 K: 0 S: 3	H: 1 LOB: 3 BB: 2 P: 11	1B: 6 2B: 3 3B: 0 HR: 1	SF: 0 SAC: 1 DP: 1 HBP: 0	WP: 0 PB: 0 SB: 1 CS: 0	PA: 40
PITCHER Mike Garcia, R ERA: 3.86 Bob Feller, R ERA: 4.6 (5, 1)	IP: 4.1 WLS: L BF: 25 H: 7 R: 5 ER: 5 SO: 3 BB: 4 IBB: 0 HBP: 0 BLK: 0 WP: 0 HR: 1 S: 27 P: 43 ERA: 10.38 WHIP: 2.538															PITCHER IP: WLS: BF: H: R: ER: SO: BB: IBB: HBP: BLK: WP: HR: S: P: ERA: WHIP				



Batter	1	2	3	4	5	6	7	8	9	AB	R	H	RBI	BB	SO	LOB	TOP					
Chico Carrasquel, R OBP: 0.309, SLG: 0.304 (1, 6)	4-0 L4-3 BB	0-0 F7				4-0 BB HR BB	0-0 5-3		4-0 FC5 PB BB 1-2 2-3 3-H		2	1	0	1	3	0	3					
Al Smith, R OBP: 0.388, SLG: 0.459 (1, 9)	0-0 L4-3		0-0 F4			4-0 HR BB	0-0 F9	4-0 BB 1-2 2-3 3-H		3	1	0	0	2	0	1						
Al Rosen, R OBP: 0.368, SLG: 0.484 (1, 5)	0-0 5-3		0-3 K			0-0 HR 1-H 2-H	0-0 F9	0-0 FC5 2-3f		5	1	1	3	0	1	3						
Vic Wertz, L OBP: 0.425, SLG: 0.592 (1, 3)		0-0 HR	0-0 FC6-4 1B			0-0 2B	0-0 4-3		0-3 K		5	1	3	1	0	1						
Sam Mele, R OBP: 0.341, SLG: 0.463 (1, 7)		0-3 K	0-0 FC6-4 1-2f			0-0 5-3		0-0 FC6-4 1B	0-3 K		5	0	1	0	0	2						
Jim Busby, R OBP: 0.300, SLG: 0.352 (1, 8)		0-0 1B 2B		0-0 5-3	0-0 L1			0-0 FC6-4 BB BB 1-2f	0-0 6-3		5	2	1	0	0	2						
George Strickland, R OBP: 0.279, SLG: 0.188 (8, PH)		0-0 2B 1B		0-3 K		0-0 F8		4-0 BB PB BB 1-2		3	0	1	0	0	1	0						
Dale Mitchell, L OBP: 0.500, SLG: 0.273 (8, 1)		1-3 2B 1B		0-0 6-3		0-0 F8		4-0 PB BB BB 1-2		0	1	0	0	1	0	0						
Jim Hegan, R OBP: 0.350, SLG: 0.373 (8, PH)		0-0 2B		0-0 6-3		0-0 F8		4-0 PB BB BB 1-2 2-3		3	0	1	1	0	0	0						
Preston Ward, L OBP: 0.392, SLG: 0.457 (8, FR)		1-3 2B				0-0 K		0-3 K		0	0	0	0	1	0	0						
Kenny Kuhn, L (8, 4)		0-0 3-H 2B				0-0 K		0-0 2B		0	0	0	0	0	0	0						
Early Wynn, S OBP: 0.324, SLG: 0.300 (8, PH)		0-0 F8				0-3 K		0-3 K		3	0	1	0	0	1	2						
Earl Averill, R OBP: 0.275, SLG: 0.279 (8, 2)						0-0 2B				1	0	0	0	0	1	3						
Inning Stats	R: 0 E: 0 K: 0 S: 2	H: 0 LOB: 0 BB: 1 P: 6	R: 2 E: 0 K: 1 S: 9	H: 4 LOB: 2 BB: 0 P: 9	R: 0 E: 0 K: 1 S: 6	H: 1 LOB: 1 BB: 0 P: 6	R: 0 E: 0 K: 1 S: 5	H: 0 LOB: 0 BB: 0 P: 5	R: 3 E: 0 K: 1 S: 7	H: 2 LOB: 1 BB: 2 P: 15	R: 0 E: 0 K: 0 S: 4	H: 1 LOB: 1 BB: 0 P: 4	R: 0 E: 0 K: 0 S: 3	H: 0 LOB: 0 BB: 0 P: 3	R: 2 E: 0 K: 1 S: 6	H: 1 LOB: 3 BB: 4 P: 22	R: 0 E: 0 K: 2 S: 7	H: 0 LOB: 0 BB: 0 P: 7	1B: 4 2B: 4 3B: 0 HR: 2	SF: 0 SAC: 0 DP: 1 HBP: 0	WP: 0 PB: 1 SB: 0 CS: 0	PA: 42
PITCHER	IP	WLS	BF	H	R	ER	SO	BB	IBB	HBP	BLK	WP	HR	S	P	ERA	WHIP					
Frank Sullivan, R ERA: 3.29 (1, 1)	7.1	W	35	9	7	7	4	5	0	0	0	0	2	38	58	8.59	1.909					
Dave Sisler, R ERA: 5.06 (8, 1)	0.1		3	0	0	0	1	2	0	0	0	0	0	3	11	0.00	6.000					
Tom Hurd, R ERA: 6.52 (8, 1)	1.1	S	4	0	0	0	2	0	0	0	0	0	0	8	8	0.00	0.000					

Cleveland Indians @ Boston Red Sox
Fenway Park, Boston, MA
Tue Jun 12 1956, 3:33 AM EDT
Att: 29,190 - Unknown

AB	35
R	7
H	9
RBI	6
BB	7
SO	7
LOB	16

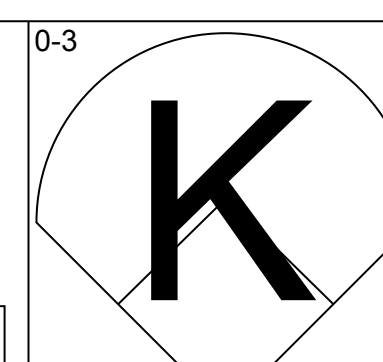
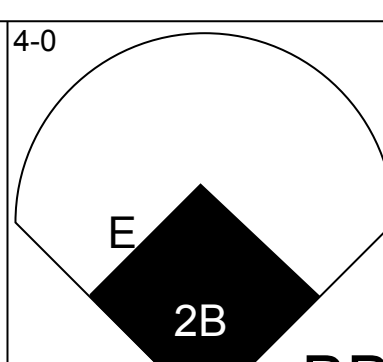
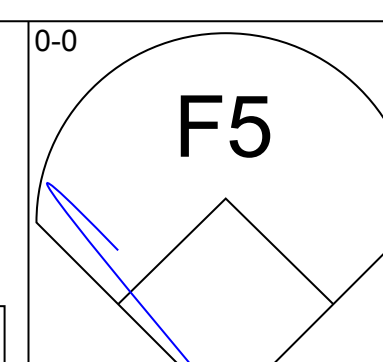
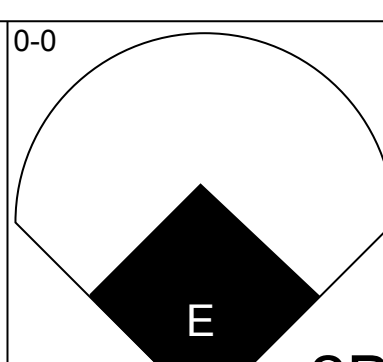
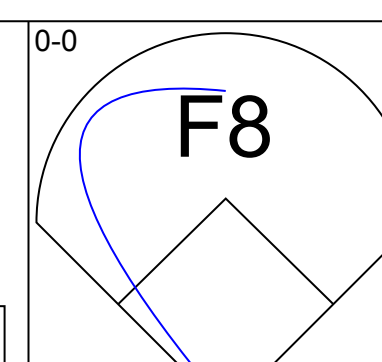
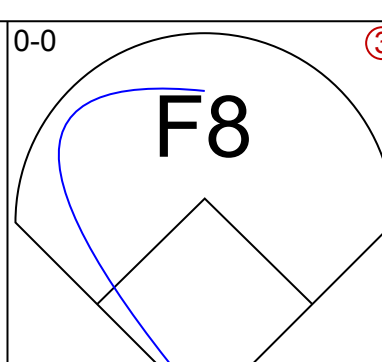
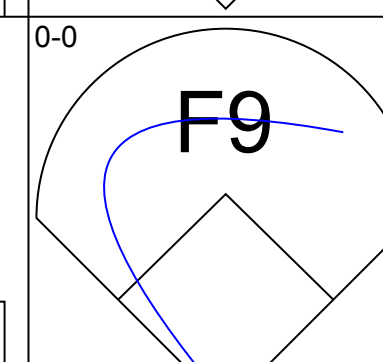
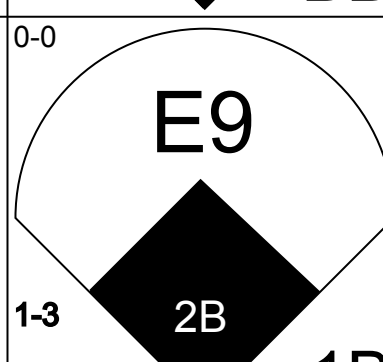
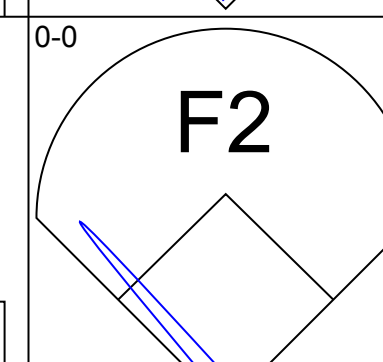
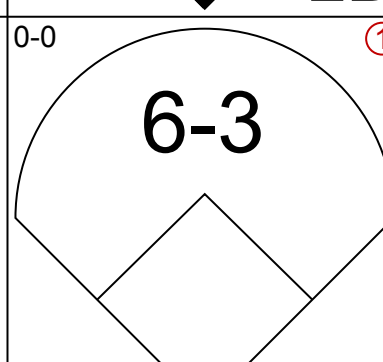
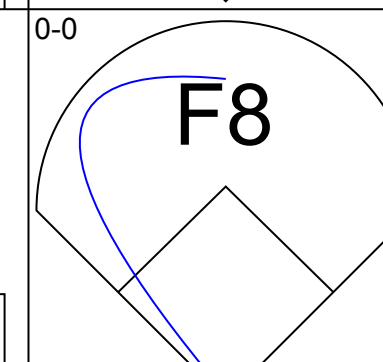
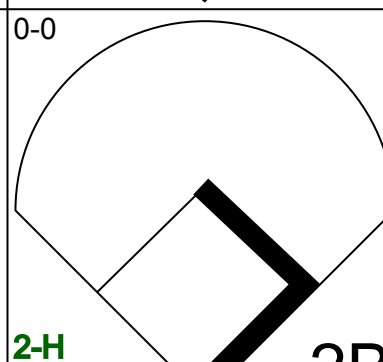
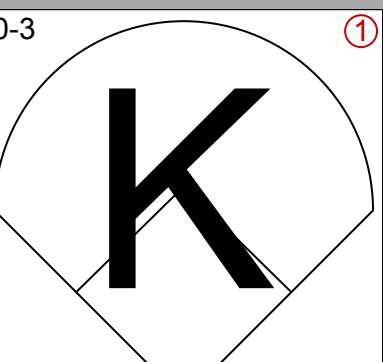
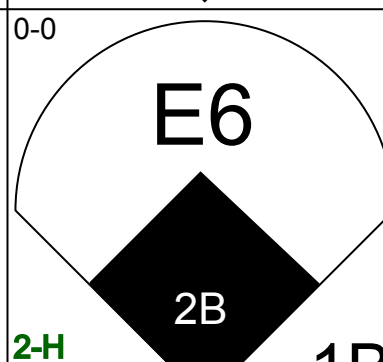
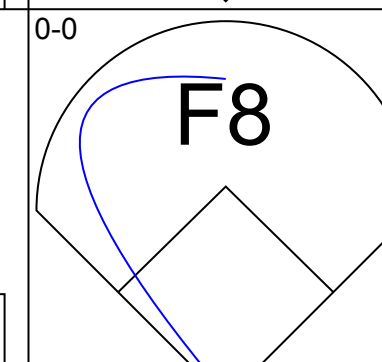
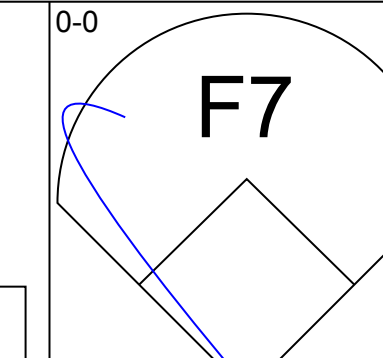
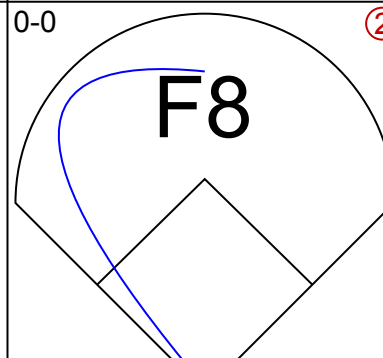
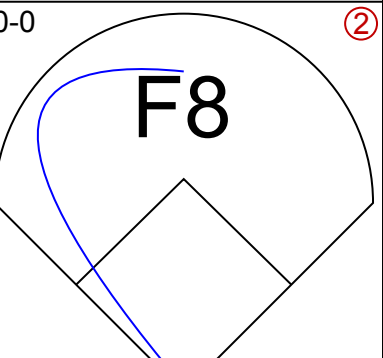
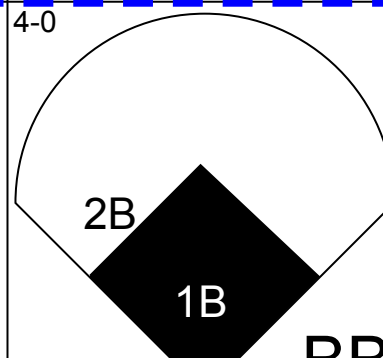
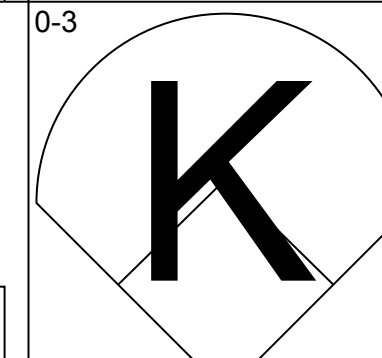
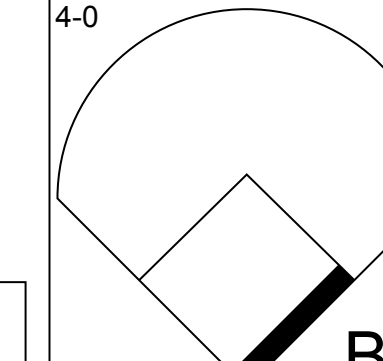
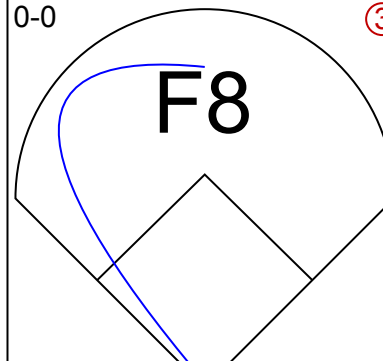
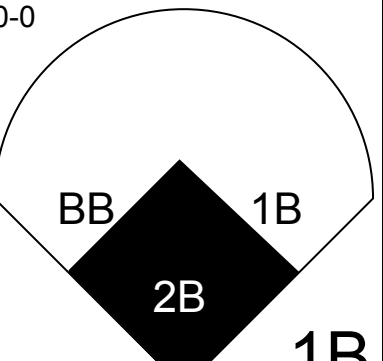
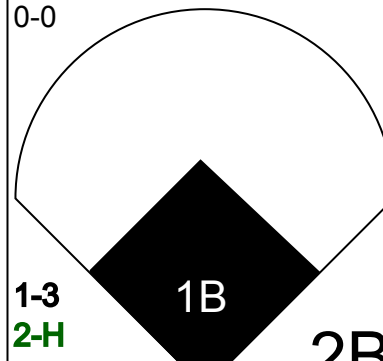
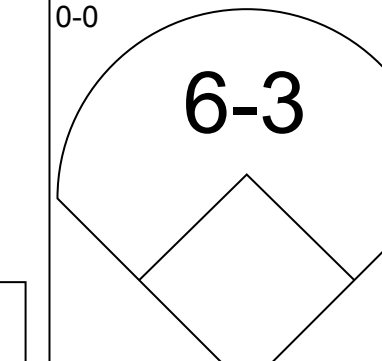
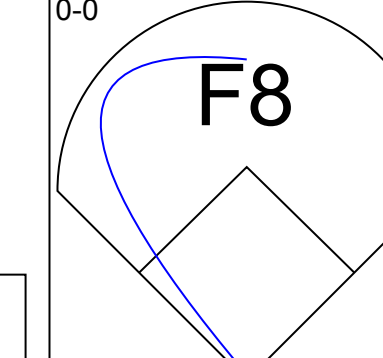
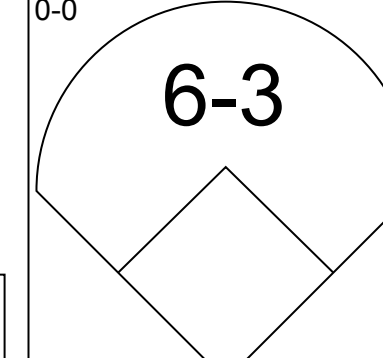
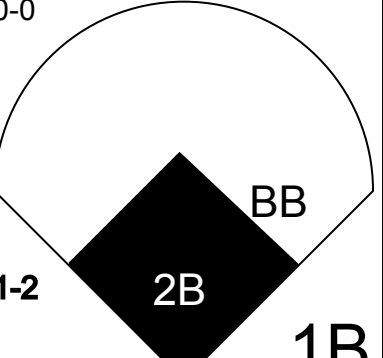
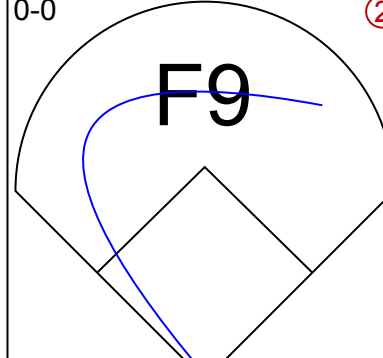
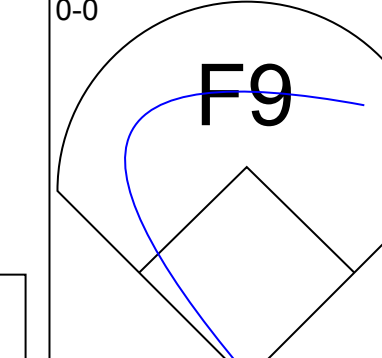
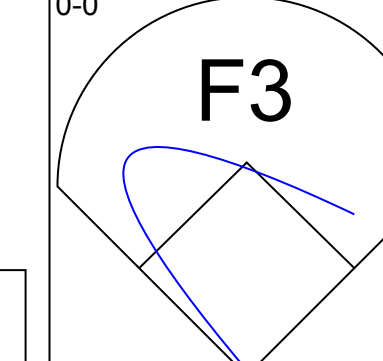
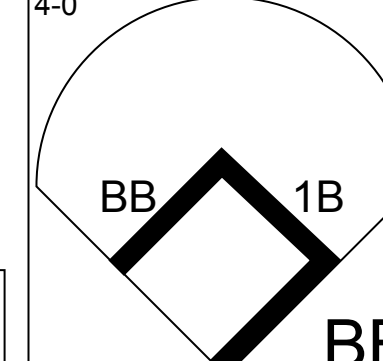
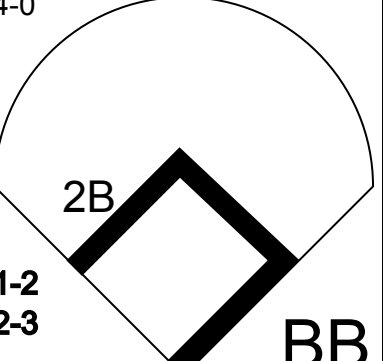
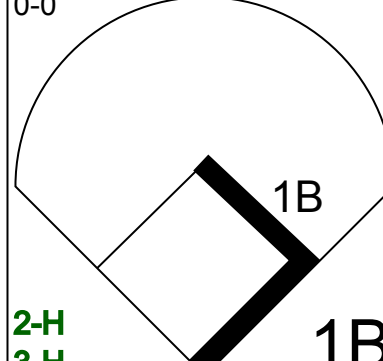
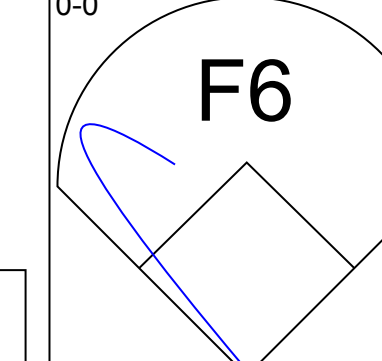
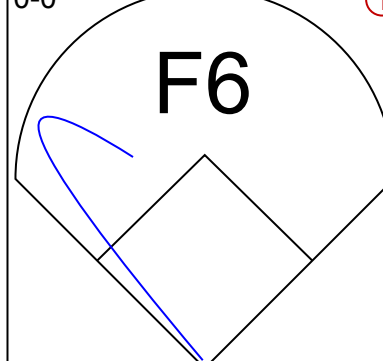
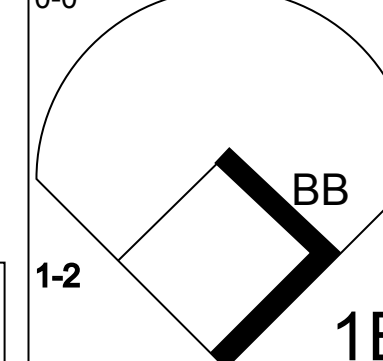
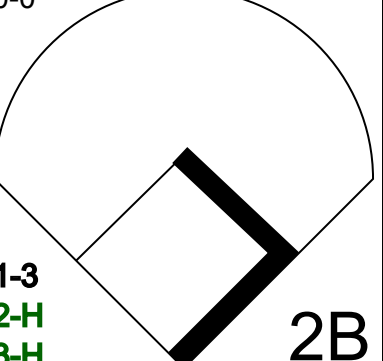
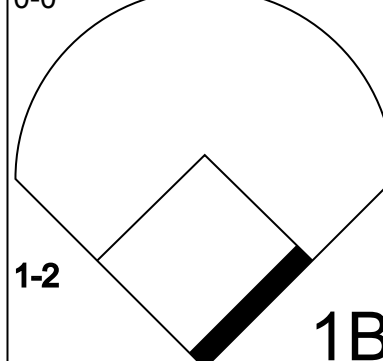
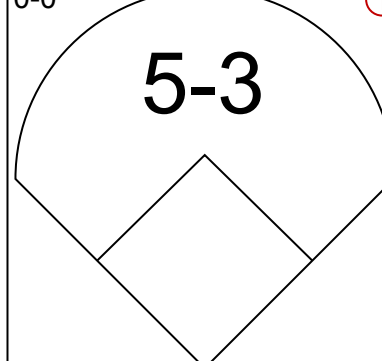
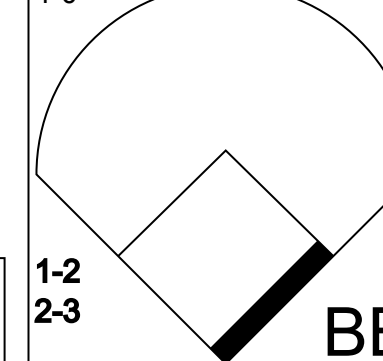
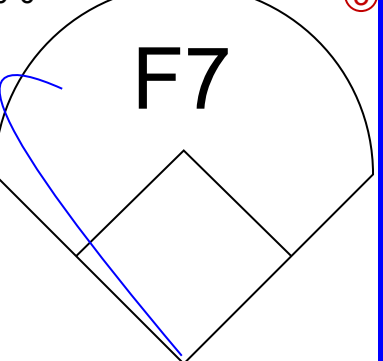

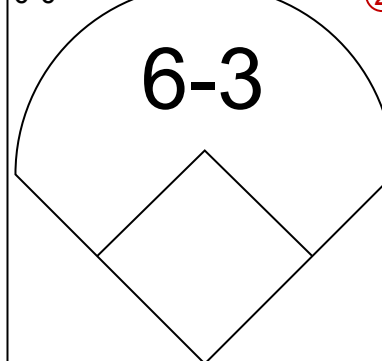


Batter	1	2	3	4	5	6	7	8	9	AB	R	H	RBI	BB	SO	LOB	BOTTOM				
Jim Piersall, R OBP: 0.358, SLG: 0.404 (1, 8)	0-0 2B	4-0 2B BB		0-0 1B			0-0 6-3	0-0 F1		4	2	2	0	1	0	0					
Billy Klaus, L OBP: 0.421, SLG: 0.396 (1, 5)	0-0 1B	0-0 F7		0-0 F8			0-0 2B	0-0 1B		5	2	3	1	0	0	2					
Ted Williams, L OBP: 0.333, SLG: 0.479 (8, 7)	0-0 FC5-4 1B	0-0 1B		0-0 G3			0-0 HR	0-3 K		4	2	3	3	0	0	1					
Gene Stephens, L OBP: 0.167, SLG: 0.091 (8, 7)	0-0 FC5-4 1B	0-0 2B		0-0 G3			1-H HR	0-0 K		1	0	0	0	0	1	1					
Mickey Vernon, L OBP: 0.423, SLG: 0.620 (1, 3)	0-0 F5	0-3 K			0-3 K		4-0 HR	0-0 G3		4	1	0	0	1	2	3					
Jackie Jensen, R OBP: 0.381, SLG: 0.449 (1, 9)	0-0 FC5-4 1B		0-0 6-3		0-3 K		0-0 F5			4	0	1	0	0	1	2					
Ted Lepcio, R OBP: 0.283, SLG: 0.400 (1, 4)	0-0 FC5-4 1B		0-0 1-3		0-0 5-3		0-0 HR			4	1	1	3	0	0	2					
Pete Daley, R OBP: 0.375, SLG: 0.694 (1, 2)	0-0 FC6-4 1B		4-0 BB			0-0 G4-6-3 1B	0-0 HR			3	1	3	2	1	0	0					
Don Buddin, R OBP: 0.387, SLG: 0.321 (1, 6)	0-0 FC6-4		0-3 K			0-0 G4-6-3 1B	0-0 1B			4	0	1	0	0	1	4					
Frank Sullivan, R OBP: 0.152, SLG: 0.161 (8, 1)		0-0 1-3		0-0 6-3			0-3 K			4	0	0	0	0	2	1					
Dave Sisler, R OBP: 0.333, SLG: 0.333 (8, 1)							0-0 K			0	0	0	0	0	0	0					
Tom Hurd, R OBP: 0.750, SLG: 0.750 (8, 1)							0-0 K			0	0	0	0	0	0	0					
Inning Stats	R: 3 E: 0 K: 0 S: 8	H: 5 LOB: 2 BB: 0 P: 8	R: 1 E: 0 K: 1 S: 6	H: 1 LOB: 1 BB: 1 P: 10	R: 0 E: 0 K: 1 S: 5	H: 0 LOB: 1 BB: 1 P: 9	R: 0 E: 0 K: 0 S: 4	H: 1 LOB: 0 BB: 0 P: 4	R: 0 E: 0 K: 2 S: 7	H: 0 LOB: 0 BB: 0 P: 7	R: 0 E: 0 K: 1 S: 5	H: 1 LOB: 0 BB: 0 P: 5	R: 5 E: 0 K: 1 S: 10	H: 5 LOB: 1 BB: 1 P: 14	R: 0 E: 0 K: 1 S: 6	H: 1 LOB: 1 BB: 0 P: 6	1B: 8 2B: 4 3B: 0 HR: 2	SF: 0 SAC: 0 DP: 1 HBP: 0	WP: 0 PB: 0 SB: 0 CS: 0	PA: 40	
PITCHER	IP	WLS	BF	H	R	ER	SO	BB	IBB	HBP	BLK	WP	HR	S	P	ERA	WHIP				
Early Wynn, R ERA: 3.08 (1, 1)	7.0	L	36	13	9	9	6	2	1	0	0	0	2	45	57	11.57	2.143				
Bud Daley, L ERA: 2.57 (8, 1)	1.0		4	1	0	0	1	0	0	0	0	0	0	6	6	0.00	1.000				

Cleveland Indians @ Boston Red Sox
Fenway Park, Boston, MA
Tue Jun 12 1956, 3:33 AM EDT
Att: 29,190 - Unknown

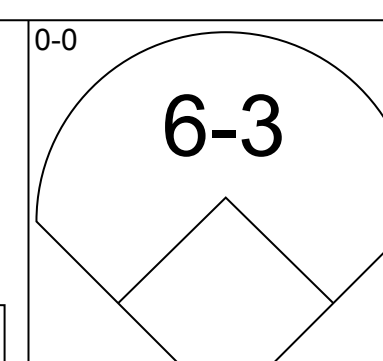
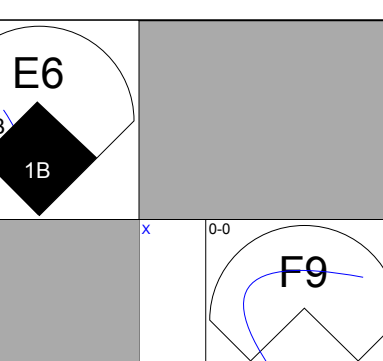
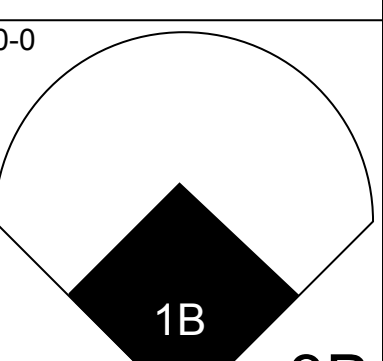
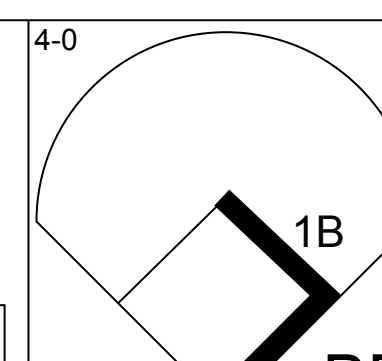
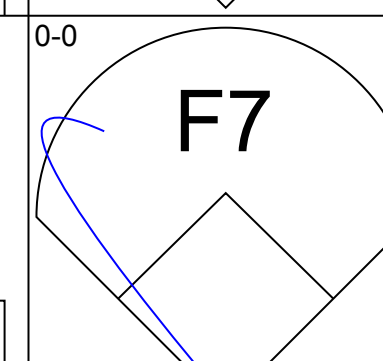
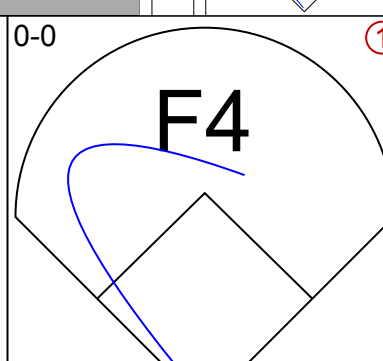
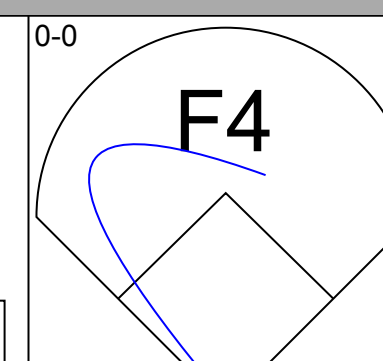
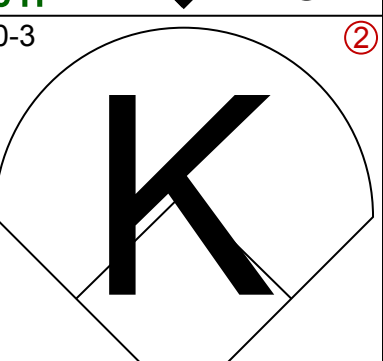
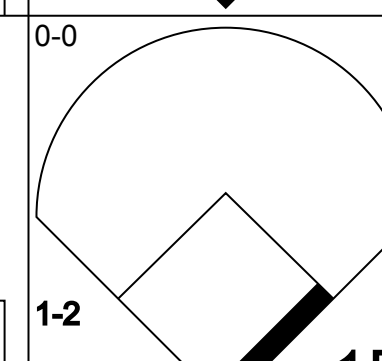
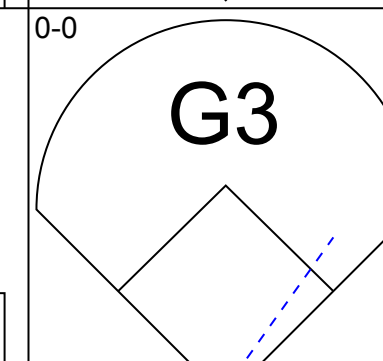
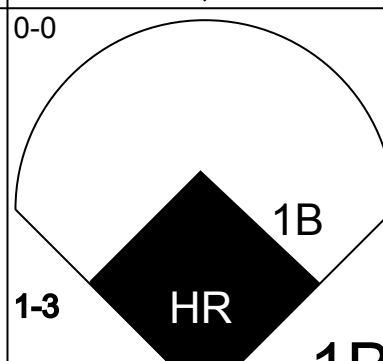
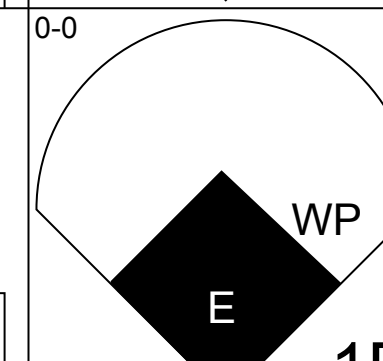
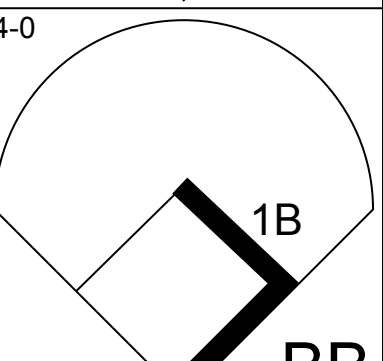
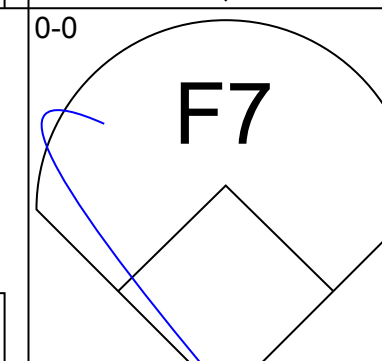
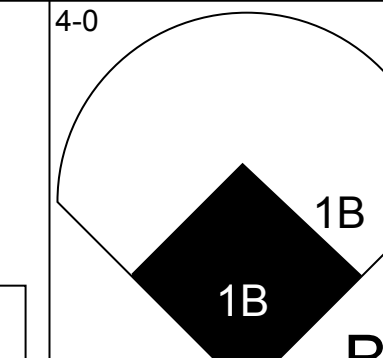
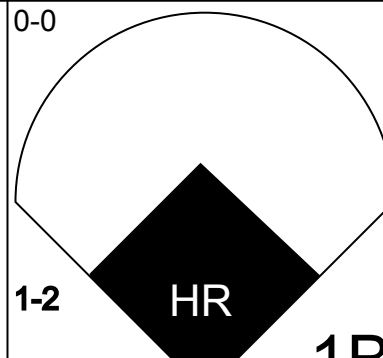
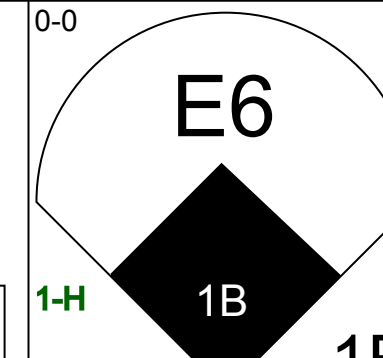
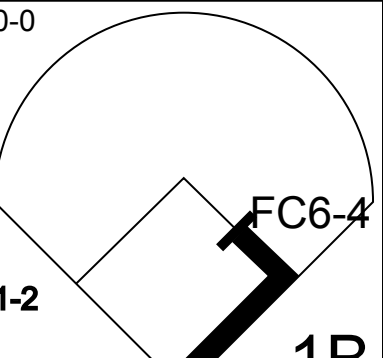

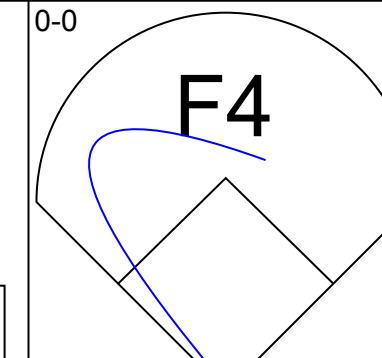
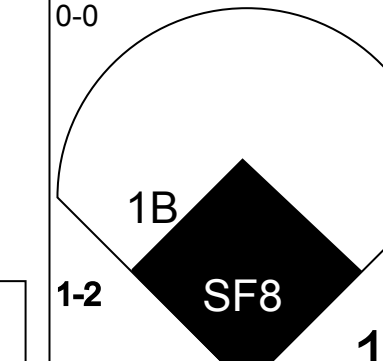
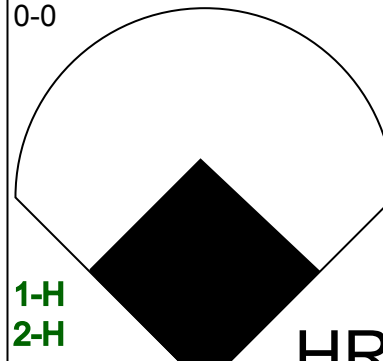
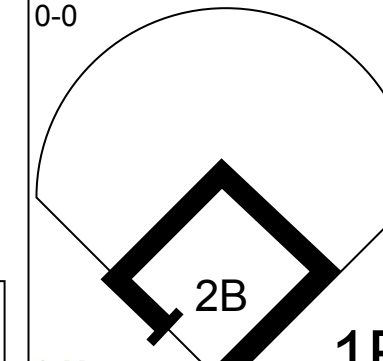
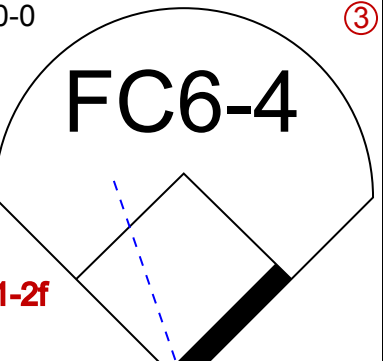
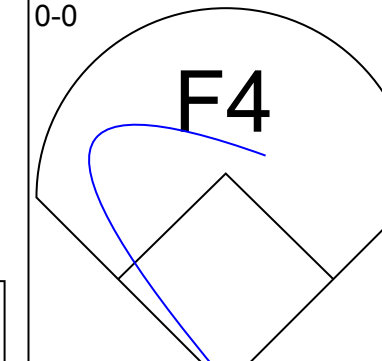
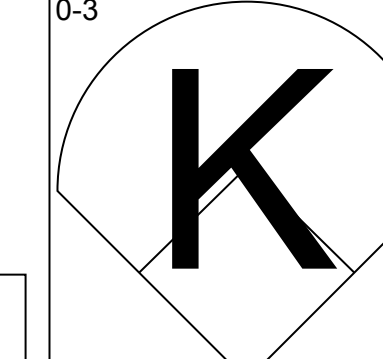
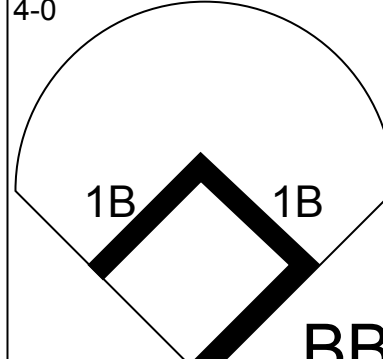
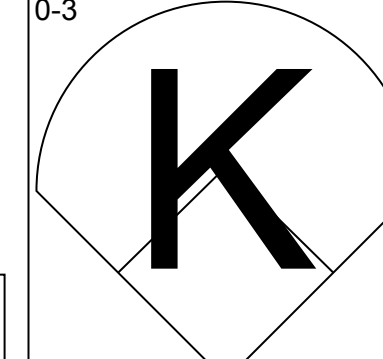
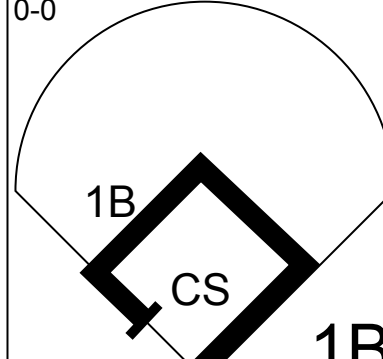
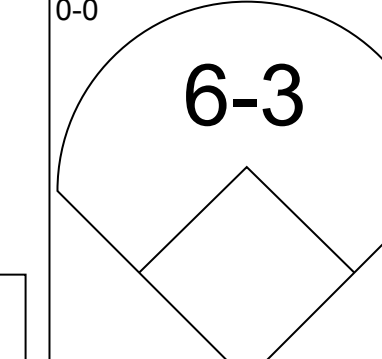
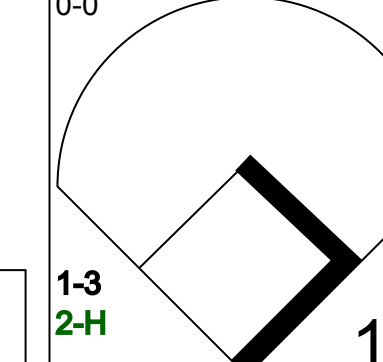
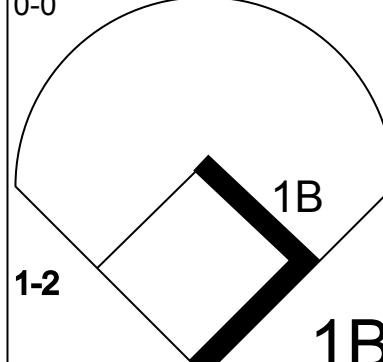
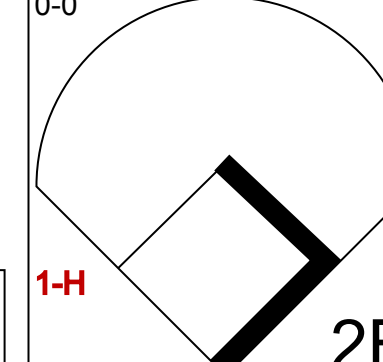
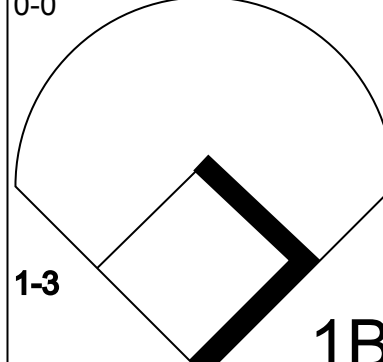
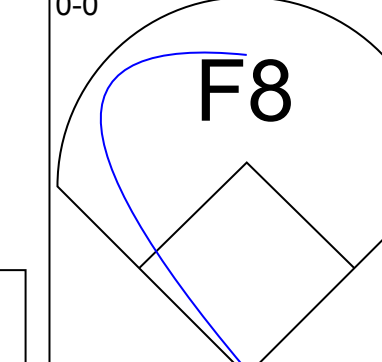
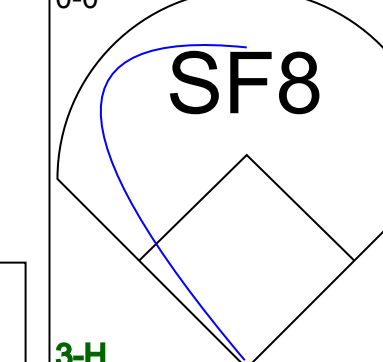
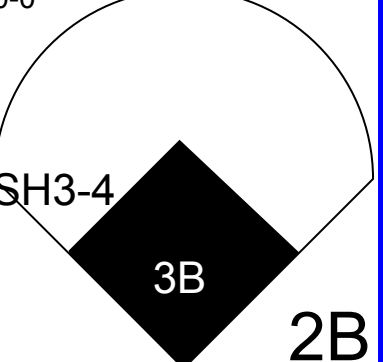
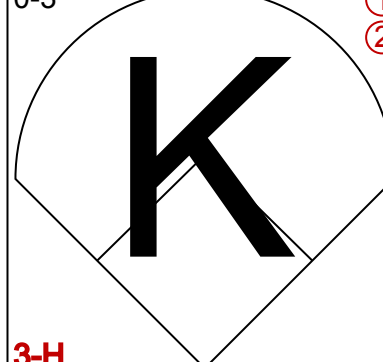
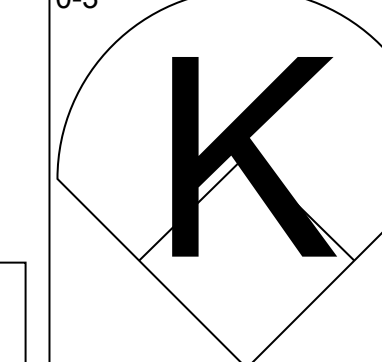
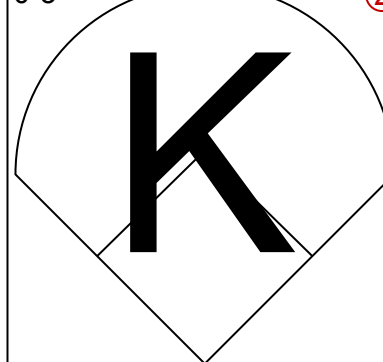
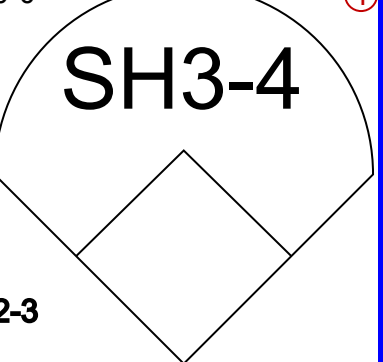
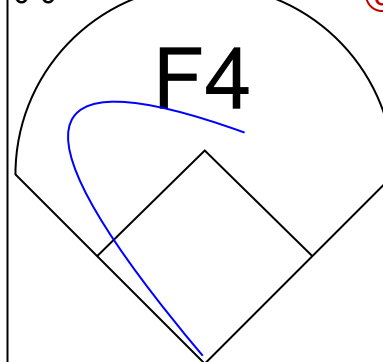


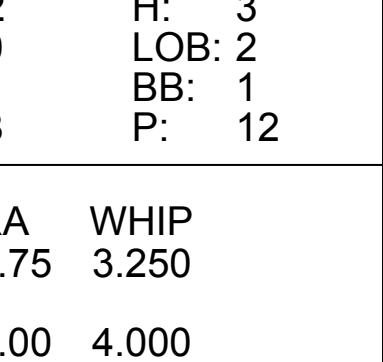
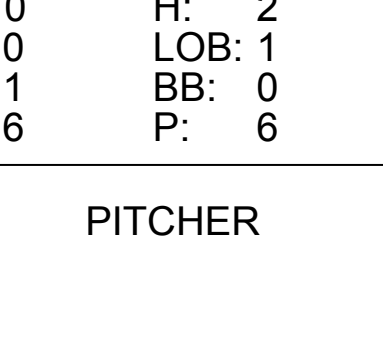


AB	37
R	9
H	14
RBI	9
BB	3
SO	7
LOB	16



Batter	1	2	3	4	5	6	7	8	9	AB	R	H	RBI	BB	SO	LOB	TOP										
Al Smith, R OBP: 0.380, SLG: 0.448 (1, 9)										5	2	1	0	1	1	3	Cleveland Indians @ Boston Red Sox Fenway Park, Boston, MA Thu Jun 14, 1956, 3:33 AM EDT Att: 7,136 - Unknown										
Chico Carrasquel, R OBP: 0.316, SLG: 0.337 (1, 6)										5	1	2	0	0	0	4											
Al Rosen, R OBP: 0.370, SLG: 0.489 (1, 5)										5	1	2	3	0	1	1											
Vic Wertz, L OBP: 0.424, SLG: 0.611 (1, 3)										4	1	0	0	1	1	2											
Sam Mele, R OBP: 0.389, SLG: 0.500 (1, 7)										4	2	2	1	1	0	1											
Jim Busby, R OBP: 0.292, SLG: 0.341 (1, 8)										5	1	1	0	0	0	3											
George Strickland, R OBP: 0.321, SLG: 0.298 (1, 4)										3	0	1	2	2	0	1											
Jim Hegan, R OBP: 0.352, SLG: 0.382 (1, 2)										5	0	3	2	0	0	0											
Bob Lemon, L OBP: 0.289, SLG: 0.344 (5, PH)										1	1	1	1	1	0	0											
Bobby Avila, R OBP: 0.311, SLG: 0.327 (5, PH)										1	0	0	0	0	0	2											
Bud Dalrymple, L OBP: 0.280, SLG: 0.250 (5, PH)										0	0	0	0	0	0	0											
Dale Mitchell, L OBP: 0.280, SLG: 0.250 (5, PH)										0	0	0	0	0	0	0											
Earl Avenell, R OBP: 0.280, SLG: 0.250 (5, PH)										1	0	0	0	0	1	2											
Cal McLish, S OBP: 0.280, SLG: 0.250 (5, PH)										0	0	0	0	0	0	0											
Rocky Colavito, R OBP: 0.280, SLG: 0.250 (5, PH)										1	0	0	0	0	0	0											
Inning Stats	R: 0 E: 0 K: 1 S: 5	H: 0 LOB: 0 BB: 0 P: 5	R: 0 E: 0 K: 0 S: 3	H: 0 LOB: 1 BB: 1 P: 7	R: 3 E: 1 K: 0 S: 6	H: 3 LOB: 1 BB: 1 P: 10	R: 0 E: 0 K: 0 S: 4	H: 1 LOB: 3 BB: 2 P: 12	R: 2 E: 0 K: 1 S: 8	H: 3 LOB: 2 BB: 1 P: 12	R: 4 E: 1 K: 1 S: 10	H: 5 LOB: 2 BB: 1 P: 14	R: 0 E: 0 K: 1 S: 6	H: 1 LOB: 1 BB: 0 P: 6	R: 0 E: 0 K: 0 S: 3	H: 0 LOB: 0 BB: 0 P: 3	R: 0 E: 0 K: 0 S: 3	H: 0 LOB: 0 BB: 0 P: 3	1B: 8 2B: 4 3B: 0 HR: 1	SF: 0 SAC: 0 DP: 0 HBP: 0	WP: 0 PB: 0 SB: 0 CS: 0	PA: 46					
PITCHER	IP	WLS	BF	H	R	ER	SO	BB	IBB	HBP	BLK	WP	HR	S	P	ERA	WHIP										
Ike Delock, R ERA: 5.32 (1, 1)	5.1	W	30	9	7	7	2	5	0	0	0	0	1	29	49	11.81	2.625										
Tom Hurd, R ERA: 7.06 (6, 1)	0.1		5	3	2	2	0	1	0	0	0	0	0	4	8	54.00	12.000										
Leo Kiely, L ERA: 5.29 (6, 1)	3.1	S	11	1	0	0	2	0	0	0	0	0	0	15	15	0.00	0.300										

AB	40
R	9
H	13
RBI	9
BB	6
SO	4
LOB	19



Batter	1	2	3	4	5	6	7	8	9	AB	R	H	RBI	BB	SO	LOB	BOTTOM										
Jim Piersall, R OBP: 0.365, SLG: 0.429 (1, 8)										4	2	1	1	1	0	3	Cleveland Indians @ Boston Red Sox Fenway Park, Boston, MA Thu Jun 14, 1956, 3:33 AM EDT Att: 7,136 - Unknown										
Billy Klaus, L OBP: 0.406, SLG: 0.377 (1, 5)										5	0	1	0	0	1	2											
Mickey Vernon, L OBP: 0.429, SLG: 0.616 (1, 3)										4	2	2	0	1	0	2											
Dick Gemert, R OBP: 0.431, SLG: 0.606 (1, 7)										4	3	3	3	1	0	2											
Jackie Jensen, R OBP: 0.394, SLG: 0.487 (1, 9)										5	2	3	4	0	0	4											
Ted Lepcio, R OBP: 0.297, SLG: 0.373 (1, 4)										4	0	1	0	1	2	3											
Pete Daley, R OBP: 0.392, SLG: 0.652 (1, 2)										5	0	4	1	0	0	0											
Don Buddin, R OBP: 0.393, SLG: 0.331 (6, PH)										2	1	2	1	0	0	0											
Ted Williams, L OBP: 0.464, SLG: 0.474 (7, 6)										1	0	0	0	0	1	2											
Mitt Bolling, R OBP: 0.250, SLG: 0.571 (7, 6)										1	0	0	0	0	1	0											
Ike Delock, R OBP: 0.143, SLG: 0.077 (1, 1)										2	0	0	0	0	2	4											
Tom Hurd, R OBP: 0.750, SLG: 0.750 (6, 1)										0	0	0	0	0	0	0											
Leo Kiely, L OBP: 0.250, SLG: 0.250 (6, 1)										1	0	0	0	0	0	1											
Inning Stats	R: 0 E: 0 K: 0 S: 3	H: 0 LOB: 0 BB: 0 P: 3	R: 2 E: 0 K: 2 S: 9	H: 2 LOB: 1 BB: 1 P: 13	R: 4 E: 1 K: 1 S: 11	H: 5 LOB: 3 BB: 1 P: 15	R: 2 E: 1 K: 1 S: 8	H: 4 LOB: 2 BB: 0 P: 8	R: 2 E: 0 K: 1 S: 8	H: 3 LOB: 1 BB: 1 P: 12	R: 0 E: 0 K: 1 S: 6	H: 2 LOB: 1 BB: 0 P: 6	R: 0 E: 0 K: 0 S: 4	H: 1 LOB: 1 BB: 1 P: 8	R: 0 E: 0 K: 1 S: 5	H: 0 LOB: 0 BB: 0 P: 5	1B: 13 2B: 3 3B: 1 HR: 1	SF: 1 SAC: 1 DP: 1 HBP: 0	WP: 1 PB: 0 SB: 0 CS: 1	PA: 44							
PITCHER	IP	WLS	BF	H	R	ER	SO	BB	IBB	HBP	BLK	WP	HR	S	P	ERA	WHIP										
Bob Lemon, R ERA: 3.35 (1, 1)	4.0	L	25	11	8	7	4	2	0	0	0	0	1	31	39	15.75	3.250										
Bud Daley, L ERA: 3.6 (5, 1)	1.0		7	3	2	2	1	1	0	0	0	0	0	8	12	18.00	4.000										
Cal McLish, R ERA: 4.13 (6, 1)	3.0		12	3	0	0	2	1	0	0	0	0	0	15	19	0.00	1.333										

AB	38
R	10
H	17
RBI	10
BB	4
SO	7
LOB	23



Batter	1	2	3	4	5	6	7	8	9	10	11	12	AB	R	H	RBI	BB	SO	LOB	TOP				
Jim Piersall, R OBP: 0.363, SLG: 0.437 (1.8)	P3		1B	5-3			F5		F7			SH2-4	5	1	1	0	0	0	2					
Billy Klaus, L OBP: 0.411, SLG: 0.383 (1.5)	HR	1B	1B						F8			L7	6	1	3	0	0	0	2					
Ted Williams, L OBP: 0.472, SLG: 0.477 (1.7)	L9		L9										4	0	2	0	0	0	3					
Gene Stephens, L OBP: 0.214, SLG: 0.154 (8. PR)													2	1	1	1	0	1	0					
Mickey Vernon, L OBP: 0.430, SLG: 0.624 (1.3)	HR												6	2	3	3	0	0	3					
Jackie Jensen, R OBP: 0.390, SLG: 0.472 (1.9)	K		K										5	0	0	0	1	2	4					
Ted Lencio, R OBP: 0.288, SLG: 0.343 (1.4)													5	0	1	2	0	1	2					
Sammy White, R OBP: 0.353, SLG: 0.401 (1.2)													5	0	0	0	0	1	2					
Don Buddin, R OBP: 0.390, SLG: 0.333 (1.6)													4	0	1	0	0	0	0					
Tom Brewer, R OBP: 0.368, SLG: 0.388 (1.1)													3	0	0	0	0	1	2					
Dave Sisler, R OBP: 0.444, SLG: 0.167 (8.1)													0	1	0	0	2	0	0					
Inning Stats	R: 2 E: 0 K: 1 S: 7	H: 2 LOB: 0 BB: 7 P: 7	R: 0 E: 0 K: 0 S: 3	H: 0 LOB: 1 BB: 4 P: 4	R: 1 E: 0 K: 1 S: 8	H: 3 LOB: 2 BB: 6 P: 6	R: 0 E: 0 K: 1 S: 6	H: 1 LOB: 1 BB: 0 P: 6	R: 0 E: 0 K: 0 S: 3	H: 0 LOB: 0 BB: 0 P: 3	R: 0 E: 0 K: 0 S: 3	H: 0 LOB: 0 BB: 0 P: 3	R: 2 E: 0 K: 0 S: 5	H: 3 LOB: 2 BB: 1 P: 9	R: 0 E: 0 K: 0 S: 5	H: 0 LOB: 0 BB: 0 P: 5	R: 0 E: 0 K: 2 S: 7	H: 0 LOB: 0 BB: 0 P: 7	R: 1 E: 0 K: 0 S: 6	H: 2 LOB: 2 BB: 1 P: 9	1B: 10 2B: 1 3B: 0 HR: 1	SF: 0 SAC: 1 DP: 2 HBP: 1	WP: 0 PB: 0 SB: 0 CS: 0	PA: 50
PITCHER	IP	WLS	BF	H	R	ER	SO	BB	IBB	HBP	BLK	WP	HR	S	P	ERA	WHIP							
Steve Gromek, R ERA: 3.64 (1.1)	7.0		28	7	3	3	3	0	0	0	0	0	0	3	3	54.00	6.000							
Al Aber, L ERA: 4.56 (8.1)	0.1		3	2	2	2	0	0	0	0	0	0	0	3	3	1.93	1.286							
Virgil Trucks, R ERA: 4.26 (8.1)	4.2	L	19	3	1	1	3	3	0	0	0	0	0	22	34	1.93	1.286							

Boston Red Sox @ Detroit Tigers
Briggs Stadium, Detroit, MI
Sat Jun 16 1956, 4:33 AM EDT
Alt. 15.521 - Unknown

AB 45
R 6
H 12
RBI 6
BB 3
SO 6
LOB 20



Batter	1	2	3	4	5	6	7	8	9	10	11	12	AB	R	H	RBI	BB	SO	LOB	BOTTOM						
Frank Bolling, R OBP: 0.415, SLG: 0.596 (1.4)	F8	5-3		F8		5-3		BB	HBP				7	1	2	0	0	1	4							
Wayne Belardi, L OBP: 0.459, SLG: 0.500 (1.3)	4-3	F6						HR	1B			G3	6	1	2	0	0	0	2							
Al Kaline, R OBP: 0.363, SLG: 0.479 (1.9)	L4		L1-3					HR					5	1	1	2	1	0	1							
Charlie Maxwell, L OBP: 0.441, SLG: 0.686 (1.7)	4-3							HR					5	1	3	2	0	0	2							
Ray Boone, R OBP: 0.364, SLG: 0.465 (1.5)													4	0	1	0	2	0	3							
Bill Tuttle, R OBP: 0.312, SLG: 0.395 (1.8)	6-3												5	0	0	0	1	1	7							
Frank House, L OBP: 0.301, SLG: 0.376 (1.2)			4-3										4	1	0	0	2	0	1							
Jim Brideweser, R OBP: 0.265, SLG: 0.163 (1.6)													2	0	0	0	1	0	0							
Earl Torgerson, L OBP: 0.373, SLG: 0.389 (7. PH)													1	0	0	0	0	0	2							
Al Aber, L OBP: 0.290, SLG: 0.250 (8.1)													0	0	0	0	0	0	0							
Virgil Trucks, R OBP: 0.353, SLG: 0.471 (8.1)													1	0	1	0	0	0	0							
Bob Kennedy, R OBP: 0.329, SLG: 0.343 (12. PH)													1	0	0	0	0	1	0							
Steve Gromek, S OBP: 0.289, SLG: 0.200 (1.1)													3	0	1	0	0	0	0							
Buddy Hicks, S OBP: 0.353, SLG: 0.375 (8.6)													0	0	1	0	0	0	0							
Inning Stats	R: 0 E: 1 K: 0 S: 5	H: 1 LOB: 3 BB: 1 P: 9	R: 1 E: 0 K: 0 S: 3	H: 0 LOB: 1 BB: 11 P: 11	R: 1 E: 0 K: 0 S: 4	H: 1 LOB: 1 BB: 6 P: 6	R: 0 E: 0 K: 1 S: 6	H: 0 LOB: 0 BB: 0 P: 6	R: 0 E: 0 K: 0 S: 3	H: 0 LOB: 1 BB: 1 P: 7	R: 2 E: 0 K: 0 S: 6	H: 3 LOB: 2 BB: 1 P: 10	R: 1 E: 0 K: 0 S: 4	H: 1 LOB: 2 BB: 1 P: 9	R: 0 E: 0 K: 1 S: 7	H: 2 LOB: 0 BB: 0 P: 7	R: 0 E: 0 K: 0 S: 3	H: 0 LOB: 0 BB: 0 P: 3	R: 0 E: 0 K: 0 S: 3	H: 1 LOB: 0 BB: 0 P: 3	R: 0 E: 0 K: 1 S: 6	H: 1 LOB: 1 BB: 6 P: 6	1B: 8 2B: 1 3B: 0 HR: 2	SF: 1 SAC: 1 DP: 1 HBP: 1	WP: 1 PB: 0 SB: 0 CS: 0	PA: 56
PITCHER	IP	WLS	BF	H	R	ER	SO	BB	IBB	HBP	BLK	WP	HR	S	P	ERA	WHIP									
Tom Brewer, R ERA: 2.88 (1.1)	7.1		37	7	5	5	2	5	2	0	0	1	2	34	62	6.14	1.636									
Dave Sisler, R ERA: 3.21 (8.1)	4.2	W	19	4	0	0	2	1	0	1	0	0	0	21	26	0.00	1.071									

Boston Red Sox @ Detroit Tigers
Briggs Stadium, Detroit, MI
Sat Jun 16 1956, 4:33 AM EDT
Alt. 15.521 - Unknown

AB 45
R 5
H 11
RBI 4
BB 8
SO 4
LOB 22



Batter	1	2	3	4	5	6	7	8	9	AB	R	H	RBI	BB	SO	LOB	TOP		
Jim Piersall, R (1, 8) OBP: 0.367, SLG: 0.441	0-0 WP 1B 2B	0-0 6-3			0-0 1-3			0-0 4-3 1B 2B	0-0 E6 2B	5	3	2	0	0	0	3			
Billy Klaus, L (1, 5) OBP: 0.402, SLG: 0.378	4-0 1B SF8 BB		0-0 F7			0-0 4-3		0-0 5-3	0-0 2B 1-H 2-H 3-H	4	1	1	3	1	0	1			
Mickey Vernon, L (1, 3) OBP: 0.424, SLG: 0.611	0-0 SF8 1B		0-0 F9			0-0 3-1		0-0 4-3	0-0 K	5	0	1	1	1	0	1	3		
Dick Gemert, R (1, 7) OBP: 0.441, SLG: 0.601	0-0 SF8 1-2 3-H		0-0 F2			0-0 F3		0-0 1B		3	0	1	2	0	0	0			
Jackie Jensen, R (1, 9) OBP: 0.390, SLG: 0.469	0-0 5-3			0-0 6-3			0-0 1-3	0-0 F8		4	0	0	0	0	0	2			
Ted Lepcio, R (1, 4) OBP: 0.313, SLG: 0.442	0-0 5-3			0-3 K			0-0 HR		0-3 K	4	1	1	1	0	2	1			
Sammy White, R (1, 2) OBP: 0.354, SLG: 0.406		0-0 6-3		0-0 F8			0-0 FC5-4 1B	0-0 F4		4	0	1	0	0	0	0			
Don Buddin, R (1, 6) OBP: 0.397, SLG: 0.352		0-0 SH1-4 1B		0-0 6-3			0-0 FC5-4 1-2	4-0 E 2B BB		3	1	1	0	1	0	1			
Ike Delock, R (1, 1) OBP: 0.143, SLG: 0.077		0-0 SH1-4		0-3 K			0-0 4-3	4-0 E 2B BB		0	0	0	0	0	0	0			
Leo Kiely, L (2, 1) OBP: 0.250, SLG: 0.250										0	0	0	0	0	0	0			
Dave Sisler, R (2, 1) OBP: 0.364, SLG: 0.125										2	0	0	0	0	1	1			
Ted Williams, L (9, PH) OBP: 0.477, SLG: 0.472										0	0	0	0	1	0	0			
Gene Stephens, L (9, PR) OBP: 0.313, SLG: 0.214										0	1	0	0	0	0	0			
Inning Stats	R: 2 E: 0 K: 0 S: 5	H: 2 LOB: 1 BB: 1 P: 9	R: 0 E: 0 K: 0 S: 4	H: 1 LOB: 0 BB: 0 P: 4	R: 0 E: 0 K: 0 S: 3	H: 0 LOB: 0 BB: 0 P: 3	R: 0 E: 0 K: 1 S: 5	H: 0 LOB: 0 BB: 0 P: 5	R: 0 E: 0 K: 0 S: 3	H: 0 LOB: 0 BB: 0 P: 3	R: 1 E: 0 K: 0 S: 5	H: 2 LOB: 1 BB: 0 P: 5	R: 1 E: 0 K: 0 S: 5	H: 2 LOB: 1 BB: 0 P: 5	R: 3 E: 1 K: 2 S: 9	H: 1 LOB: 2 BB: 2 P: 17	1B: 4 2B: 3 3B: 0 HR: 1	SF: 1 SAC: 1 DP: 0 HBP: 0	WP: 1 PA: 39 PB: 0 SB: 0 CS: 0
PITCHER	IP WLS BF H R ER SO BB IBB HBP BLK WP HR S P ERA WHIP	8.2 W 38 8 7 4 3 3 0 0 0 0 1 1 41 53 4.15 1.269	0.1 S 1 0 0 0 1 0 0 0 0 0 0 0 3 3 0.00 0.000																

Boston Red Sox @ Cleveland Indians
Cleveland Municipal Stadium, Cleveland, OH
Tue Jun 19 1956, 3:33 AM EDT
Att: 14,684 - Unknown

AB 34
R 7
H 8
RBI 7
BB 3
SO 4
LOB 12



Batter	1	2	3	4	5	6	7	8	9	AB	R	H	RBI	BB	SO	LOB	BOTTOM		
Bobby Avila, R (1, 4) OBP: 0.301, SLG: 0.315	0-3 K	0-0 1B HR 1B		0-0 F4		0-0 F5		0-3 K		4	1	1	1	0	1	0			
George Strickland, R (7, 4) OBP: 0.300, SLG: 0.192		1-2 2-3 3-H								1	0	0	0	0	1	0			
Gene Woodling, L (1, 7) OBP: 0.430, SLG: 0.342	4-0 2B SF8 BB	0-0 HR 1B		4-0 HR BB		0-0 L1		0-0 1B 1B		3	3	2	1	2	0	0			
Al Smith, R (1, 9) OBP: 0.368, SLG: 0.449	0-0 SF8 1-3 2B	0-0 SF9		0-0 HR 1-H		0-0 E4		0-0 1-3 1B		4	1	3	3	0	0	0			
Vic Wertz, L (1, 3) OBP: 0.411, SLG: 0.609	0-0 SF8	0-0 HR		0-0 F4		0-3 K		0-0 G3		3	1	1	4	0	1	1			
Preston Ward, L (7, 3) OBP: 0.347, SLG: 0.435	2-3 3-H	1-H 2-H								1	0	0	0	0	0	2			
Al Rosen, R (1, 5) OBP: 0.374, SLG: 0.480	0-0 F7	0-0 5-3			4-0 1B BB		0-0 2B			3	0	1	0	1	0	1			
Jim Busby, R (1, 8) OBP: 0.299, SLG: 0.356		4-0 BB 1B BB	0-0 F6		0-0 1-2 1B		0-0 F5			3	1	1	0	1	0	1			
Chico Carrasquel, R (1, 6) OBP: 0.314, SLG: 0.293		4-0 1B BB 1-2 1B BB	4-0 G5-4-3 BB		0-3 K		0-3 K			2	1	0	0	2	2	3			
Hal Naragon, L (1, 2) OBP: 0.372, SLG: 0.389		4-0 1B BB	0-0 G5-4-3		0-3 K		0-3 K			0	0	0	0	0	0	0			
Jim Hegan, R (2, PH) OBP: 0.365, SLG: 0.376		1-2 2-3 SF9 BB	0-0 1-2		0-0 K		0-0 K			3	1	0	0	1	2	4			
Bob Lemon, L (1, 1) OBP: 0.262, SLG: 0.306		0-3 K		0-0 F8		0-0 3-1		0-0 F9		4	0	0	0	0	1	5			
Don Mossi, L (9, 1)										0	0	0	0	0	0	0			
Inning Stats	R: 1 E: 0 K: 1 S: 6	H: 1 LOB: 1 BB: 1 P: 10	R: 6 E: 0 K: 1 S: 8	H: 3 LOB: 0 BB: 3 P: 20	R: 0 E: 0 K: 0 S: 2	H: 0 LOB: 0 BB: 1 P: 6	R: 2 E: 0 K: 0 S: 4	H: 1 LOB: 0 BB: 1 P: 8	R: 0 E: 0 K: 2 S: 8	H: 1 LOB: 2 BB: 1 P: 12	R: 0 E: 1 K: 1 S: 6	H: 0 LOB: 0 BB: 0 P: 6	R: 0 E: 0 K: 2 S: 8	H: 1 LOB: 1 BB: 0 P: 8	R: 0 E: 0 K: 1 S: 7	H: 2 LOB: 2 BB: 0 P: 7	1B: 5 2B: 2 3B: 0 HR: 2	SF: 2 SAC: 0 DP: 1 HBP: 0	WP: 0 PA: 40 PB: 0 SB: 0 CS: 0
PITCHER	IP WLS BF H R ER SO BB IBB HBP BLK WP HR S P ERA WHIP	1.0 L 8 1 4 4 1 4 0 0 0 0 0 0 5 5 0.00 6.000	6.2 29 6 5 5 6 3 0 0 0 0 0 2 38 50 6.75 1.350																

Boston Red Sox @ Cleveland Indians
Cleveland Municipal Stadium, Cleveland, OH
Tue Jun 19 1956, 3:33 AM EDT
Att: 14,684 - Unknown

AB 31
R 9
H 9
RBI 9
BB 7
SO 8
LOB 17



Batter	1	2	3	4	5	6	7	8	9	10	AB	R	H	RBI	BB	SO	LOB	
Jim Piersall, R OBP: 0.367, SLG: 0.436 (1, 8)	F8		FC4-6 BB		K		3B BB		1-3		3	1	0	0	2	1	1	
Billy Klaus, L OBP: 0.413, SLG: 0.393 (1, 5)	HR BB		FC4-6 1-2r				SF8 3B				2	2	1	1	3	0	1	
Dick Gemert, R OBP: 0.429, SLG: 0.585 (1, 7)	K		F7		K		SF8		F4		4	0	0	1	0	2	5	
Jackie Jensen, R OBP: 0.390, SLG: 0.481 (1, 9)	HR		K			BB BB 1B	K		K		5	1	2	2	0	3	2	
Norm Zaichin, R OBP: 0.313, SLG: 0.351 (1, 3)	K				K		F2		K		5	0	0	0	0	4	1	
Ted Lepcio, R OBP: 0.318, SLG: 0.425 (1, 4)					K		BB BB 1-2		SH1-4 BB		3	0	0	0	2	2	0	
Sammy White, R OBP: 0.346, SLG: 0.396 (1, 2)					K		F3		SH1-4 1-2		4	0	0	0	0	1	2	
Don Buddin, R OBP: 0.399, SLG: 0.358 (1, 6)							F5		F7		3	0	1	0	1	0	1	
Bob Porterfield, R OBP: 0.360, SLG: 0.318 Tom Hurd, R OBP: 0.750, SLG: 0.750 (8, 1)							BB BB 1B		F7		4	0	1	0	0	2	5	
									K		0	0	0	0	0	0	0	
Inning Stats	R: 2 E: 0 K: 2 S: 8	H: 1 LOB: 0 BB: 1 P: 12	R: 0 E: 0 K: 3 S: 10	H: 1 LOB: 1 BB: 0 P: 10	R: 0 E: 0 K: 1 S: 5	H: 0 LOB: 1 BB: 1 P: 9	R: 0 E: 0 K: 2 S: 7	H: 0 LOB: 0 BB: 0 P: 7	R: 0 E: 0 K: 2 S: 8	H: 1 LOB: 2 BB: 1 P: 12	R: 0 E: 0 K: 2 S: 4	H: 1 LOB: 0 BB: 1 P: 12	R: 0 E: 0 K: 1 S: 5	H: 0 LOB: 1 BB: 1 P: 9	R: 0 E: 0 K: 1 S: 5	H: 0 LOB: 0 BB: 0 P: 5	1B: 2 2B: 1 3B: 1 HR: 1	SF: 1 SAC: 1 DP: 0 HBP: 0
PITCHER	IP 6.0	WLS 27	H 4	R 2	ER 2	SO 10	BB 5	IBB 0	HBP 0	BLK 0	WP 0	HR 1	S 42	P 62	ERA 3.00	WHIP 1.500		
Herb Score, L ERA: 2.88 Ray Narleski, R ERA: 1.32 Cal McLish, R ERA: 3.9 Don Mossi, L ERA: 4.0	(1, 1)	(7, 1)	(8, 1)	(10, 1)														


TOP

Boston Red Sox @ Cleveland Indians
Cleveland Municipal Stadium, Cleveland, OH

Wed Jun 20 1956, 3:33 AM EDT
Att: 14,271 - Unknown

livebaseballscorecards.com

AB	33
R	4
H	5
RBI	4
BB	8
SO	15
LOB	18



WP: 0	PA: 43
PB: 0	
SB: 0	
CS: 0	

Batter	1	2	3	4	5	6	7	8	9	10	AB	R	H	RBI	BB	SO	LOB			
Bobby Avila, R OBP: 0.306, SLG: 0.311 (1, 4)	E BB	F9		F8		1-3 1B HBP		F8		SH1-4 1B BB	3	3	0	0	2	0	2			
Gene Woodling, L OBP: 0.439, SLG: 0.403 (1, 7)	E4 FC6-4 2B	FC6-4 BB		FC4-6 2B 1-2r		1-3		HR		SH1-4 1-2	4	2	2	2	1	0	2			
Al Smith, R OBP: 0.371, SLG: 0.450 (1, 9)	FC6-4 G3 BB	FC6-4				1B BB		F8		L4	4	0	1	0	2	0	3			
Vic Wertz, L OBP: 0.417, SLG: 0.605 (1, 3)	G3 1-2		F4	PO IBB		1-3 2-H 1B		FC6-4 1B		1B IBB	3	0	1	1	2	0	2			
Al Rosen, R OBP: 0.379, SLG: 0.474 (1, 5)	FC6-4 IBB		FC5 1B BB	PO 1-2		F8 FC6-4		F7		F7	4	0	1	1	2	0	3			
Jim Busby, R OBP: 0.297, SLG: 0.353 (1, 8)	FC6-4 1-2r 2-3 3-H					5-3				E3 1B FC4-2	5	0	1	1	0	1	2			
Chico Carrasquel, R OBP: 0.320, SLG: 0.300 (1, 6)	4-3		K			1B				1B	5	0	3	0	0	1	4			
Jim Hegon, R OBP: 0.292, SLG: 0.375 (7, PH) Preston Wertz, L OBP: 0.293, SLG: 0.430 Cal McLish, R OBP: 0.344, SLG: 0.439 Sam Mele, R OBP: 0.344, SLG: 0.439 Kenny Kuhn, L OBP: 0.344, SLG: 0.439 Don Mossi, L OBP: 0.344, SLG: 0.439 (10, 1)						5-3				FC4-2 3-H	3	0	1	0	0	0	3			
Herb Score, L OBP: 0.265, SLG: 0.138 Dale Mitchell, L OBP: 0.403, SLG: 0.200 Ray Narleski, R OBP: 0.286, SLG: 0.167 Hal Naragon, L OBP: 0.356, SLG: 0.368 (8, 2)	(1, 1)	(6, PH)	(7, 1)	(7, PH)	(8, 2)					4-3	2	0	1	0	0	0	1			
											1	0	0	0	0	0	0			
											2	0	0	0	0	0	2			
Inning Stats	R: 2 E: 1 K: 0 S: 4	H: 1 LOB: 2 BB: 3 P: 16	R: 0 E: 0 K: 0 S: 4	H: 1 LOB: 2 BB: 1 P: 8	R: 0 E: 0 K: 1 S: 6	H: 1 LOB: 2 BB: 1 P: 10	R: 0 E: 0 K: 0 S: 4	H: 2 LOB: 2 BB: 1 P: 8	R: 0 E: 0 K: 0 S: 4	H: 1 LOB: 1 BB: 0 P: 4	R: 1 E: 0 K: 1 S: 4	H: 1 LOB: 2 BB: 1 P: 9	R: 0 E: 0 K: 1 S: 6	H: 1 LOB: 1 BB: 0 P: 6	R: 1 E: 0 K: 0 S: 4	H: 1 LOB: 1 BB: 2 P: 5	R: 0 E: 1 K: 0 S: 4	H: 1 LOB: 2 BB: 2 P: 11	1B: 8 2B: 2 3B: 0 HR: 1	SF: 0 SAC: 1 DP: 0 HBP: 2
PITCHER	IP 7.1	WLS 38	H 9	R 4	ER 4	SO 2	BB 5	IBB 2	HBP 1	BLK 0	WP 0	HR 1	S 34	P 63	ERA 4.91	WHIP 1.909				
Bob Porterfield, R ERA: 5.54 Tom Hurd, R ERA: 6.82	(1, 1)	(8, 1)																		


BOTTOM

Boston Red Sox @ Cleveland Indians
Cleveland Municipal Stadium, Cleveland, OH


Wed Jun 20 1956, 3:33 AM EDT
Att: 14,271 - Unknown


livebaseballscorecards.com

AB	38
R	5
H	11
RBI	5
BB	9
SO	2
LOB	26



WP: 0	PA: 51
PB: 0	
SB: 0	
CS: 0	

Batter	1	2	3	4	5	6	7	8	9	AB	R	H	RBI	BB	SO	LOB	TOP			
Jim Piersall, R (1, 8) OBP: 0.369, SLG: 0.437	0-0 L4-3 1B		0-0 1-2 1B		0-0 1-3			0-0 G5-4-3		4	0	2	0	0	0	1	Boston Red Sox @ Cleveland Indians Cleveland Municipal Stadium, Cleveland, OH Thu Jun 21 1956, 3:33 AM EDT Att: 6,498 - Unknown AB 28 R 0 H 4 RBI 0 BB 4 SO 3 LOB 16 			
Billy Klaus, L (1, 5) OBP: 0.410, SLG: 0.385	0-0 F5		0-0 F7			0-0 F7		4-0 BB	3	0	0	0	1	0	3					
Ted Williams, L (1, 7) OBP: 0.470, SLG: 0.462	0-0 L4-3 1-2			0-0 1B 1B		0-0 4-3		0-0 F9	4	0	1	0	0	0	2					
Mickey Vernon, L (1, 3)		0-0 F4		0-0 F7		0-0 F9		0-0 F3	4	0	0	0	0	0	2					
Jackie Jensen, R (1, 9) OBP: 0.392, SLG: 0.479		0-0 F6		0-0 1B 1-2		4-0 FC6-4 BB		0-0 F8	3	0	1	0	1	0	1					
Ted Lepcio, R (1, 4) OBP: 0.308, SLG: 0.410		0-3 K		0-0 F5		0-0 FC6-4 BB G6-4-3 1-2			3	0	0	0	0	1	3					
Sammy White, R (1, 2) OBP: 0.341, SLG: 0.389			0-0 F7	0-3 K		0-0 G6-4-3 1-2			3	0	0	0	0	1	3					
Don Buddin, R (1, 6) OBP: 0.398, SLG: 0.354			0-0 F8	0-3 K		4-0 G5-4-3 BB			2	0	0	0	1	1	0					
Tom Brewer, R (1, 1) OBP: 0.325, SLG: 0.368			4-0 1B		0-0 F6		0-0 F7		0	0	0	0	1	0	0					
Billy Goodman, L (5, PH) OBP: 0.393, SLG: 0.451									1	0	0	0	0	0	0					
Willard Nixon, L (5, PH) OBP: 0.154, SLG: 0.091									0	0	0	0	0	0	0					
Dick Gemert, R (8, PH) OBP: 0.426, SLG: 0.580									1	0	0	0	0	0	1					
Leo Kiely, L (8, 1) OBP: 0.250, SLG: 0.250									0	0	0	0	0	0	0					
Inning Stats	R: 0 E: 0 K: 1 S: 3	H: 1 LOB: 0 BB: 0 P: 3	R: 0 E: 0 K: 1 S: 5	H: 0 LOB: 0 BB: 0 P: 5	R: 0 E: 0 K: 0 S: 4	H: 1 LOB: 2 BB: 1 P: 8	R: 0 E: 0 K: 1 S: 7	H: 2 LOB: 0 BB: 0 P: 7	R: 0 E: 0 K: 0 S: 5	H: 0 LOB: 0 BB: 0 P: 5	R: 0 E: 0 K: 0 S: 2	H: 0 LOB: 0 BB: 1 P: 6	R: 0 E: 0 K: 0 S: 2	H: 0 LOB: 1 BB: 1 P: 7	R: 0 E: 0 K: 0 S: 3	H: 0 LOB: 1 BB: 1 P: 7	1B: 4 2B: 1 3B: 0 HR: 0	SF: 0 SAC: 0 DP: 3 HBP: 0	WP: 0 PB: 0 SB: 0 CS: 0	PA: 32
PITCHER Early Wynn, R (1, 1) ERA: 3.06	IP: 9.0 WLS: W BF: 32 H: 4 R: 0 ER: 0 SO: 3 BB: 4 IBB: 0 HBP: 0 BLK: 0 WP: 0 HR: 0 S: 34 P: 50 ERA: 0.00 WHIP: 0.889															PITCHER				

Batter	1	2	3	4	5	6	7	8	9	AB	R	H	RBI	BB	SO	LOB	BOTTOM			
Bobby Avila, R (1, 4) OBP: 0.307, SLG: 0.313	0-0 F6		0-0 BB 1B	0-0 F9		0-3 K		0-0 1B		5	1	2	0	0	1	0	Boston Red Sox @ Cleveland Indians Cleveland Municipal Stadium, Cleveland, OH Thu Jun 21 1956, 3:33 AM EDT Att: 6,498 - Unknown AB 31 R 5 H 8 RBI 4 BB 6 SO 4 LOB 19 			
Gene Woodling, L (1, 7) OBP: 0.451, SLG: 0.450	0-0 FC6-4 1B		4-0 1B BB	0-0 HR		0-0 5-3		0-0 F8	3	2	2	1	1	0	0					
Sam Mele, R (8, 7) OBP: 0.339, SLG: 0.431			1-2 1B BB	4-0 HR					1	0	0	0	0	0	1					
Al Smith, R (1, 9) OBP: 0.378, SLG: 0.451	0-0 FC6-4 1-2		0-0 1B WP	4-0 BB		1-0 BB BB HBP			2	1	1	1	1	0	1					
Vic Wertz, L (1, 3) OBP: 0.418, SLG: 0.601	0-3 K		0-0 1B 2H	0-0 BB		4-0 BB HBP			3	1	1	1	1	1	2					
Preston Ward, L (7, PR) OBP: 0.343, SLG: 0.430			1-2 2H 1B	0-0 4-3		1-2 BB BB			0	0	0	0	0	0	0					
Al Rosen, R (1, 5) OBP: 0.381, SLG: 0.471		0-0 1-3 1B	0-0 5-3		0-0 5-3		4-0 G6-4-3 BB		3	0	1	0	1	0	1					
Jim Busby, R (1, 8) OBP: 0.297, SLG: 0.349		0-0 F8	0-0 L5	4-0 5-4-3 BB		0-3 K			3	0	0	0	1	1	5					
Chico Carrasquel, R (1, 6) OBP: 0.319, SLG: 0.300		0-0 1-3	0-0 1B	0-0 5-4-3		0-0 G6-4-3			4	0	1	1	0	0	5					
Jim Hegan, R (1, 2) OBP: 0.359, SLG: 0.366		4-0 FC6 BB	0-0 G3	0-0 F8		0-0 F7			3	0	0	0	1	0	2					
Early Wynn, S (1, 1) OBP: 0.282, SLG: 0.257		0-0 FC6 1-2		0-3 K		0-0 4-3		0-0 F8	4	0	0	0	0	1	2					
Inning Stats	R: 0 E: 0 K: 1 S: 6	H: 1 LOB: 1 BB: 0 P: 6	R: 0 E: 0 K: 0 S: 4	H: 1 LOB: 1 BB: 1 P: 8	R: 4 E: 0 K: 0 S: 7	H: 4 LOB: 1 BB: 1 P: 11	R: 1 E: 0 K: 1 S: 6	H: 1 LOB: 1 BB: 1 P: 10	R: 0 E: 0 K: 0 S: 3	H: 0 LOB: 1 BB: 1 P: 7	R: 0 E: 0 K: 1 S: 5	H: 0 LOB: 0 BB: 0 P: 5	R: 0 E: 0 K: 1 S: 4	H: 0 LOB: 3 BB: 2 P: 13	R: 0 E: 0 K: 0 S: 4	H: 1 LOB: 1 BB: 0 P: 4	1B: 7 2B: 0 3B: 0 HR: 1	SF: 0 SAC: 0 DP: 1 HBP: 1	WP: 1 PB: 0 SB: 0 CS: 0	PA: 38
PITCHER Tom Brewer, R (1, 1) ERA: 3.03	IP: 4.0 WLS: L BF: 22 H: 7 R: 5 ER: 5 SO: 2 BB: 3 IBB: 0 HBP: 1 BLK: 0 WP: 0 HR: 1 S: 23 P: 35 ERA: 11.25 WHIP: 2.500															PITCHER				
Willard Nixon, R (5, 1) ERA: 4.28	3.0 0 0 0 2 3 0 1 0 0 0 12 25 0.00 1.000																			
Leo Kiely, L (8, 1) ERA: 5.89	1.0 4 1 0 0 0 0 0 0 0 0 4 4 0.00 1.000																			

Batter	1	2	3	4	5	6	7	8	9	AB	R	H	RBI	BB	SO	LOB	TOP			
Jim Piersall, R (1, 8) OBP: 0.375, SLG: 0.444	4-0 HR BB		0-0 1B		0-0 1-2			0-0 1B		3	3	2	0	1	0	1	Boston Red Sox @ Kansas City Athletics Municipal Stadium, Kansas City, MO Fri Jun 22 1956, 4:33 AM EDT Att: 13,371 - Unknown livebaseballscores.com			
Billy Klaus, L (1, 5) OBP: 0.406, SLG: 0.382	0-3 K		0-0 4-3				0-0 L7	0-0 1B		4	0	1	1	0	1	2				
Ted Williams, L (1, 7) Gene Stephens, L (8, 7) OBP: 0.471, SLG: 0.495 OBP: 0.313, SLG: 0.214	0-0 HR		0-0 1B				0-0 L7	0-0 G3-6-3		4	1	2	3	0	0	1				
Mickey Vernon, L (1, 3) OBP: 0.411, SLG: 0.586	0-0 4-3		0-0 L9				4-0 BB	0-0 F5		3	0	0	0	1	0	1				
Jackie Jensen, R (1, 9) OBP: 0.386, SLG: 0.470	0-0 6-3			0-0 5-3			0-0 FC5-4	0-0 6-3		4	0	0	0	0	0	1				
Ted Lepcio, R (1, 4) OBP: 0.295, SLG: 0.391		0-0 5-3		0-3 K			0-3 K	0-3 K		4	0	0	0	0	3	0				
Sammy White, R (1, 2) OBP: 0.339, SLG: 0.386		0-0 F6		0-3 K			0-0 5-3	0-0 HR		4	1	1	0	0	1	0				
Don Buddin, R (1, 6) OBP: 0.400, SLG: 0.373		0-0 F7			0-0 F5		0-0 1B	0-0 HR		4	1	2	2	0	0	0				
Frank Sullivan, R (1, 1) OBP: 0.150, SLG: 0.158			0-0 4-3		0-0 1B		0-0 F6	0-0 L6		4	0	1	0	0	0	1				
Inning Stats	R: 2 E: 0 K: 1 S: 6	H: 1 LOB: 0 BB: 1 P: 10	R: 0 E: 0 K: 0 S: 3	H: 0 LOB: 0 BB: 0 P: 3	R: 1 E: 0 K: 0 S: 5	H: 2 LOB: 1 BB: 0 P: 5	R: 0 E: 0 K: 2 S: 7	H: 0 LOB: 0 BB: 0 P: 7	R: 0 E: 0 K: 0 S: 3	H: 1 LOB: 1 BB: 1 P: 7	R: 0 E: 0 K: 1 S: 6	H: 1 LOB: 0 BB: 0 P: 6	R: 1 E: 0 K: 0 S: 4	H: 2 LOB: 0 BB: 0 P: 4	R: 2 E: 0 K: 1 S: 7	H: 2 LOB: 0 BB: 0 P: 7	1B: 6 2B: 1 3B: 0 HR: 2	SF: 0 SAC: 0 DP: 2 HBP: 0	WP: 0 PB: 0 SB: 1 CS: 0	PA: 36
PITCHER Art Ditmar, R (1, 1) ERA: 3.63	IP: 9.0 WLS: L BF: 36	H: 9 R: 6 ER: 6 SO: 5	BB: 2 IBB: 0 HBP: 0 BLK: 0	WP: 0 HR: 2 S: 44 P: 52	ERA: 6.00 WHIP: 1.222	PITCHER										IP: 9.0 WLS: L BF: 36	H: 9 R: 6 ER: 6 SO: 5	BB: 2 IBB: 0 HBP: 0 BLK: 0	WP: 0 HR: 2 S: 44 P: 52	ERA: 6.00 WHIP: 1.222

Batter	1	2	3	4	5	6	7	8	9	AB	R	H	RBI	BB	SO	LOB	BOTTOM					
Joe Demaestri, R (1, 6) OBP: 0.286, SLG: 0.312	0-0 5-3		0-0 HR		0-0 L7		0-0 5-3			4	1	1	0	0	0	0	Boston Red Sox @ Kansas City Athletics Municipal Stadium, Kansas City, MO Fri Jun 22 1956, 4:33 AM EDT Att: 13,371 - Unknown livebaseballscores.com					
Hector Lopez, R (1, 5) OBP: 0.386, SLG: 0.531	0-0 1B		0-0 HR		4-0 3B		0-3 K			3	2	2	2	1	1	0						
Gus Zernial, R (1, 7) OBP: 0.341, SLG: 0.484	0-0 G6-4-3		0-0 1B		0-0 F9		0-3 K			4	0	1	0	0	1	2						
Harry Simpson, L (1, 9) OBP: 0.345, SLG: 0.534		0-0 3-1	0-0 1B		0-0 3B		0-0 B2-6-3	0-0 1B		4	0	3	1	0	0	0						
Vic Power, R (1, 3) OBP: 0.339, SLG: 0.451		0-0 L5	0-0 F3		0-0 F2		0-0 B2-6-3	0-0 1-2		4	0	0	0	0	0	4						
Joe Ginsberg, L (1, 2) OBP: 0.333, SLG: 0.310		0-0 1B		0-0 F8		0-0 E3		0-0 F5		4	0	1	0	0	0	0						
Johnny Groth, R (1, 8) Lou Skizas, R (9, PH) OBP: 0.318, SLG: 0.418 OBP: 0.111, SLG: 0.111		0-0 F2		0-0 F8		0-0 SH1-4		0-0 4-3		2	0	0	0	0	0	1						
Clete Boyer, R (1, 4) Eddie Robinson, L (9, PH) OBP: 0.323, SLG: 0.345 OBP: 0.291, SLG: 0.429			0-3 K		0-0 3B		0-3 K		0-0 1-3	3	0	1	0	0	2	1						
Art Ditmar, R (1, 1) Enos Slaughter, L (9, PH) OBP: 0.159, SLG: 0.140 OBP: 0.363, SLG: 0.428		0-0 6-3		0-0 4-3		0-0 F4		0-0 L5		3	0	0	0	0	0	2						
Inning Stats	R: 0 E: 0 K: 0 S: 3	H: 1 LOB: 0 BB: 0 P: 3	R: 0 E: 0 K: 0 S: 4	H: 1 LOB: 1 BB: 0 P: 4	R: 2 E: 0 K: 1 S: 9	H: 4 LOB: 2 BB: 0 P: 9	R: 0 E: 0 K: 0 S: 4	H: 1 LOB: 1 BB: 0 P: 4	R: 1 E: 0 K: 0 S: 4	H: 1 LOB: 1 BB: 1 P: 8	R: 0 E: 1 K: 1 S: 6	H: 0 LOB: 1 BB: 0 P: 6	R: 0 E: 0 K: 2 S: 7	H: 0 LOB: 0 BB: 0 P: 7	R: 0 E: 0 K: 0 S: 3	H: 1 LOB: 0 BB: 0 P: 3	R: 0 E: 0 K: 0 S: 3	H: 0 LOB: 0 BB: 0 P: 3	1B: 6 2B: 0 3B: 2 HR: 1	SF: 0 SAC: 1 DP: 2 HBP: 0	WP: 0 PB: 0 SB: 0 CS: 0	PA: 36
PITCHER Frank Sullivan, R (1, 1) ERA: 3.16	IP: 9.0 WLS: W BF: 36	H: 9 R: 3 ER: 3 SO: 4	BB: 1 IBB: 0 HBP: 0 BLK: 0	WP: 0 HR: 1 S: 43 P: 47	ERA: 3.00 WHIP: 1.111	PITCHER										IP: 9.0 WLS: W BF: 36	H: 9 R: 3 ER: 3 SO: 4	BB: 1 IBB: 0 HBP: 0 BLK: 0	WP: 0 HR: 1 S: 43 P: 47	ERA: 3.00 WHIP: 1.111		

Batter	1	2	3	4	5	6	7	8	9	AB	R	H	RBI	BB	SO	LOB	TOP																		
Jim Piersall, R (1, 8) OBP: 0.375, SLG: 0.447	0-0 1B 2B		0-0 F4		0-0 BB 1B	0-0 FC5-4			0-0 F4	5	1	2	0	0	0	1	Boston Red Sox @ Kansas City Athletics Municipal Stadium, Kansas City, MO Sat Jun 23 1956, 4:33 AM EDT Att: 16,042 - Unknown livebaseballscorecards.com																		
Billy Klaus, L (1, 5) OBP: 0.406, SLG: 0.381	0-3 K		0-0 G3-6-3 1B		0-0 SF8		4-0 WP E BB		0-0 4-3	3	1	1	1	1	1																				
Ted Williams, L (1, 7) Gene Stephens, L (9, PR) OBP: 0.468, SLG: 0.485 OBP: 0.313, SLG: 0.214	0-3 K		0-0 G3-6-3 1-2		0-0 BB 1-2		0-3 K		0-0 1B	4	0	1	0	1	2	3																			
Mickey Vernon, L (1, 3) OBP: 0.406, SLG: 0.575	0-0 FC5-4 2H 1B			0-0 4-3	0-0 G3			0-0 2H	0-0 L3	5	0	1	1	0	0	3																			
Jackie Jensen, R (1, 9) OBP: 0.384, SLG: 0.466	0-0 FC5-4 1-2			0-0 6-3		0-0 HR 1B		0-0	0-0 G3	4	1	1	0	0	0	1																			
Ted Lepcio, R (1, 4) OBP: 0.303, SLG: 0.440		0-0 HR		0-0 2B		0-3 K		0-0	0-0 E5 G4-6-3	4	1	2	1	0	1	1																			
Sammy White, R (1, 2) OBP: 0.337, SLG: 0.400		0-0 F4		0-0 6-3		0-0 HR		0-0	0-0 G4-6-3 1-2	4	1	1	2	0	0	2																			
Don Buddin, R (1, 6) OBP: 0.397, SLG: 0.370		0-0 F5			0-3 K	0-3 K		0-0		4	0	1	0	0	2	0																			
Mel Parnell, L (1, 1) Ike Delock, R (9, 1) OBP: 0.417, SLG: 0.500 OBP: 0.143, SLG: 0.077		0-0 G3			0-0 1B SF8 2B	0-0 FC5-4 1B		0-3 K		4	1	2	0	0	1	1																			
										0	0	0	0	0	0	0																			
Inning Stats	R: 1 E: 0 K: 2 S: 9	H: 2 LOB: 1 BB: 0 P: 9	R: 1 E: 0 K: 0 S: 4	H: 1 LOB: 0 BB: 0 P: 4	R: 0 E: 0 K: 0 S: 3	H: 1 LOB: 1 BB: 0 P: 3	R: 0 E: 0 K: 0 S: 4	H: 1 LOB: 1 BB: 0 P: 4	R: 1 E: 0 K: 1 S: 7	H: 2 LOB: 2 BB: 1 P: 11	R: 2 E: 0 K: 2 S: 10	H: 3 LOB: 1 BB: 0 P: 10	R: 1 E: 1 K: 1 S: 5	H: 0 LOB: 0 BB: 1 P: 9	R: 0 E: 1 K: 1 S: 6	H: 1 LOB: 1 BB: 0 P: 6	R: 0 E: 0 K: 0 S: 4	H: 1 LOB: 1 BB: 0 P: 4	1B: 7 2B: 3 3B: 0 HR: 2	SF: 1 SAC: 0 DP: 2 HBP: 0	WP: 1 PB: 0 SB: 0 CS: 0	PA: 40													
PITCHER	IP WLS BF H R ER SO BB IBB HBP BLK WP HR S P ERA WHIP	IP WLS BF H R ER SO BB IBB HBP BLK WP HR S P ERA WHIP																																	
Tom Gorman, R (1, 1) ERA: 3.63	5.1	L	25	9	5	5	4	1	0	0	0	0	0	0	2	32	36	8.44	1.875																
Bobby Shantz, L (6, 1) ERA: 4.85	3.2		15	3	1	0	3	1	0	0	0	0	1	0	20	24	0.00	1.091																	

Batter	1	2	3	4	5	6	7	8	9	AB	R	H	RBI	BB	SO	LOB	BOTTOM																			
Joe Demaestri, R (1, 6) Eddie Robinson, L (9, PH) OBP: 0.286, SLG: 0.310 OBP: 0.288, SLG: 0.423	0-0 1B 6-3 BB 1B		0-0 4-3		0-0 4-3		0-0 FC6-4 1-2		0-3 K	4	1	1	0	0	0	1	Boston Red Sox @ Kansas City Athletics Municipal Stadium, Kansas City, MO Sat Jun 23 1956, 4:33 AM EDT Att: 16,042 - Unknown livebaseballscorecards.com																			
Hector Lopez, R (1, 5) OBP: 0.379, SLG: 0.519	0-0 6-3 1-2		0-0 L5		0-0 5-3			0-0 F8	0-0 F9	5	0	0	0	0	0	3																				
Gus Zernial, R (1, 7) OBP: 0.339, SLG: 0.474	4-0 BB 1B BB		0-0 F8		0-0 F4			0-0 F9		3	0	0	0	1	0	0																				
Harry Simpson, L (1, 9) OBP: 0.340, SLG: 0.526	0-3 K		0-0 4-3		0-0 5-3			0-0 4-3		4	0	0	0	0	1	2																				
Vic Power, R (1, 3) OBP: 0.354, SLG: 0.457	0-0 BB 1-2 2-3 1B			4-0 F9-4-6 BB		0-0 1B			4-0 E 1B BB	2	1	2	0	2	0	0																				
Tim Thompson, L (1, 2) OBP: 0.382, SLG: 0.449	4-0 1-2 2-3 3H BB			0-0 F9-4-6 1-2		0-0 B1-3			0-0 F4	3	0	0	1	1	0	3																				
Johnny Groth, R (1, 8) OBP: 0.323, SLG: 0.428	0-0 F6			0-0 2B			0-0 F4		0-0 1B 1B	4	1	2	0	0	0	3																				
Clete Boyer, R (1, 4) Lou Skizas, R (9, PH) OBP: 0.294, SLG: 0.313 OBP: 0.100, SLG: 0.100		0-3 K		0-0 F8			0-0 F3		0-0 E4 1B	3	0	0	0	0	1	1																				
Tom Gorman, R (1, 1) Bobby Shantz, R (6, 1) Rance Pless, R (9, PH) OBP: 0.379, SLG: 0.316		0-0 1-3			0-3 K			0-0 FC6-4 1B	1-2 2H 1B	2	0	0	0	0	1	0																				
										1	0	1	0	0	0	0																				
										1	0	1	2	0	0	0																				
Inning Stats	R: 1 E: 0 K: 1 S: 7	H: 2 LOB: 3 BB: 2 P: 15	R: 0 E: 0 K: 1 S: 5	H: 0 LOB: 0 BB: 0 P: 5	R: 0 E: 0 K: 0 S: 3	H: 0 LOB: 0 BB: 0 P: 3	R: 0 E: 0 K: 0 S: 3	H: 1 LOB: 1 BB: 1 P: 7	R: 0 E: 0 K: 1 S: 5	H: 0 LOB: 0 BB: 0 P: 5	R: 0 E: 0 K: 0 S: 4	H: 1 LOB: 1 BB: 0 P: 4	R: 0 E: 0 K: 0 S: 4	H: 1 LOB: 1 BB: 0 P: 4	R: 0 E: 1 K: 1 S: 8	H: 2 LOB: 2 BB: 1 P: 12	R: 0 E: 1 K: 1 S: 8	H: 2 LOB: 2 BB: 1 P: 12	1B: 6 2B: 2 3B: 0 HR: 0	SF: 0 SAC: 0 DP: 1 HBP: 0	WP: 0 PB: 0 SB: 0 CS: 0	PA: 38														
PITCHER	IP WLS BF H R ER SO BB IBB HBP BLK WP HR S P ERA WHIP	IP WLS BF H R ER SO BB IBB HBP BLK WP HR S P ERA WHIP																																		
Mel Parnell, L (1, 1) ERA: 3.25	8.1	W	36	7	3	3	3	4	0	0	0	0	0	0	0	0	4	4	0.00	0.000																
Ike Delock, R (9, 1) ERA: 5.85	0.2	S	2	0	0	0	1	0	0	0	0	0	0	0	4	4	0.00	0.000																		




Batter	1	2	3	4	5	6	7	8	9	AB	R	H	RBI	BB	SO	LOB	TOP			
Jim Piersall, R OBP: 0.374, SLG: 0.444 (1, 8)	0-0 5-3		0-0 1B			0-0 6-3		0-0 F7		4	0	1	0	0	0	0	Boston Red Sox @ Kansas City Athletics Municipal Stadium, Kansas City, MO Sun Jun 24 1956, 4:33 AM EDT Att: 16,332 - Unknown			
Billy Klaus, L OBP: 0.386, SLG: 0.371 (1, 5)	0-0 F8		0-0 F9			0-0 6-3		0-0 1-3		4	0	0	0	0	0	1				
Ted Williams, L OBP: 0.477, SLG: 0.519 (1, 7)	0-0 HR			4-0 G6-4-3 BB		0-0 FC5-4 1B		0-3 K		3	1	2	1	1	1	0				
Dick Gemert, R OBP: 0.417, SLG: 0.565 (1, 3)	0-0 F6			0-0 G6-4-3 1-2		0-0 FC5-4 1-2		0-0 5-3		4	0	0	0	0	0	2				
Jackie Jensen, R OBP: 0.385, SLG: 0.480 (1, 9)		0-3 K		0-0 L7			0-0 HR	0-0 FC6-4 1B		4	1	2	1	0	1	0				
Ted Lepcio, R OBP: 0.291, SLG: 0.421 (1, 4)	0-0 5-3				0-0 F2		0-0 F5	0-0 FC6-4 1-2		4	0	0	0	0	0	1				
Sammy White, R OBP: 0.337, SLG: 0.399 (1, 2)	0-3 K				0-0 1B		0-0 5-3			3	0	1	0	0	1	0				
Don Buddin, R OBP: 0.392, SLG: 0.365 (1, 6)			0-0 F8		0-0 F9		0-3 K			3	0	0	0	0	1	1				
Dave Sisler, R OBP: 0.308, SLG: 0.100 (8, PH)			0-3 K					0-3 K		2	0	0	0	0	2	1				
Milt Bolling, R OBP: 0.222, SLG: 0.500 Leo Kiely, L OBP: 0.250, SLG: 0.250 (8, 1)										1	0	0	0	0	1	0				
										0	0	0	0	0	0	0				
Inning Stats	R: 1 E: 0 K: 0 S: 4	H: 1 LOB: 0 BB: 0 P: 4	R: 0 E: 0 K: 2 S: 7	H: 0 LOB: 0 BB: 0 P: 7	R: 0 E: 0 K: 1 S: 6	H: 1 LOB: 1 BB: 0 P: 6	R: 0 E: 0 K: 0 S: 2	H: 0 LOB: 0 BB: 1 P: 6	R: 0 E: 0 K: 1 S: 6	H: 1 LOB: 1 BB: 0 P: 4	R: 1 E: 0 K: 1 S: 6	H: 1 LOB: 0 BB: 0 P: 6	R: 0 E: 0 K: 1 S: 5	H: 0 LOB: 0 BB: 0 P: 5	R: 0 E: 0 K: 1 S: 6	H: 1 LOB: 1 BB: 0 P: 6	1B: 4 2B: 0 3B: 0 HR: 2	SF: 0 SAC: 0 DP: 1 HBP: 0	WP: 0 PB: 0 SB: 0 CS: 0	PA: 33
PITCHER Alex Kellner, L ERA: 3.08 (1, 1)	IP: 9.0 WLS: W BF: 33 H: 6 R: 2 ER: 2 SO: 7 BB: 1 IBB: 0 HBP: 0 BLK: 0 WP: 0 HR: 2 S: 46 P: 50 ERA: 2.00 WHIP: 0.778															PITCHER				

AB	32
R	2
H	6
RBI	2
BB	1
SO	7
LOB	6



Batter	1	2	3	4	5	6	7	8	9	AB	R	H	RBI	BB	SO	LOB	BOTTOM			
Joe Demaestri, R OBP: 0.280, SLG: 0.303 (1, 6)	0-0 F8	0-0 G5-4-3 1-2			0-0 F7		0-0 F5			4	0	0	0	0	0	1	Boston Red Sox @ Kansas City Athletics Municipal Stadium, Kansas City, MO Sun Jun 24 1956, 4:33 AM EDT Att: 16,332 - Unknown			
Hector Lopez, R OBP: 0.377, SLG: 0.513 (1, 5)	4-0 BB 3B		0-3 K2-3		0-0 F4		0-0 F8			3	1	0	0	1	1	0				
Enos Slaughter, L OBP: 0.372, SLG: 0.433 (1, 9)	4-0 BB 1-2 3B		0-0 1-3			0-0 G4-6-3 1B		0-0 1B		3	1	2	0	1	0	0				
Harry Simpson, L OBP: 0.342, SLG: 0.545 (1, 8)	0-0 1B 3B		0-0 HR		0-0 G4-6-3 1-2		0-0 F4			4	2	2	3	0	0	2				
Vic Power, R OBP: 0.358, SLG: 0.476 (1, 3)	0-0 1B		0-0 4-3			0-0 HR		0-3 K2-3		4	1	2	2	0	1	1				
Tim Thompson, L OBP: 0.381, SLG: 0.446 (1, 2)	0-0 F7			0-0 F8		0-0 1B		0-0 1B		3	0	1	0	0	0	1				
Gus Zernial, R OBP: 0.339, SLG: 0.472 (1, 7)	0-0 1-3			0-0 F4		0-0 1B		0-0 1B		3	0	1	0	0	0	1				
Clete Boyer, R OBP: 0.270, SLG: 0.286 (1, 4)		0-3 K		0-0 1-3			0-0 F4			3	0	0	0	0	1	0				
Alex Kellner, R OBP: 0.278, SLG: 0.235 (1, 1)		0-0 G5-4-3 1B			0-0 4-3		0-0 6-3			3	0	1	0	0	0	0				
Inning Stats	R: 3 E: 0 K: 0 S: 5	H: 2 LOB: 1 BB: 2 P: 13	R: 0 E: 0 K: 1 S: 5	H: 1 LOB: 0 BB: 0 P: 5	R: 1 E: 0 K: 1 S: 6	H: 1 LOB: 0 BB: 0 P: 6	R: 0 E: 0 K: 0 S: 3	H: 0 LOB: 0 BB: 0 P: 3	R: 0 E: 0 K: 0 S: 5	H: 4 LOB: 2 BB: 0 P: 5	R: 0 E: 0 K: 0 S: 3	H: 0 LOB: 0 BB: 0 P: 3	R: 0 E: 0 K: 1 S: 6	H: 1 LOB: 1 BB: 0 P: 6	R: 0 E: 0 K: 1 S: 6	H: 1 LOB: 1 BB: 0 P: 6		1B: 6 2B: 0 3B: 1 HR: 2	SF: 0 SAC: 0 DP: 2 HBP: 0	WP: 0 PB: 0 SB: 0 CS: 0
PITCHER Dave Sisler, R ERA: 3.8 Leo Kiely, L ERA: 5.99 (8, 1)	IP: 7.0 WLS: L BF: 28 H: 8 R: 5 ER: 5 SO: 2 BB: 2 IBB: 0 HBP: 0 BLK: 0 WP: 0 HR: 2 S: 30 P: 38 ERA: 6.43 WHIP: 1.429															PITCHER				

AB	30
R	5
H	9
RBI	5
BB	2
SO	3
LOB	6



Batter	1	2	3	4	5	6	7	8	9	AB	R	H	RBI	BB	SO	LOB	TOP		
Jim Piersall, R OBP: 0.375, SLG: 0.440 (1, 8)										2	1	0	0	2	0	1	Boston Red Sox @ Chicago White Sox Comiskey Park, Chicago, IL Tue Jun 26 1956, 4:33 AM EDT Att: 37,490 - Unknown		
Billy Klaus, L OBP: 0.390, SLG: 0.362 (1, 5)										4	0	0	0	0	0	2			
Ted Williams, L OBP: 0.462, SLG: 0.500 (1, 7)										4	0	0	0	0	2	1			
Dick Gemert, R OBP: 0.418, SLG: 0.560 (1, 3)										3	0	1	0	1	0	0			
Jackie Jensen, R OBP: 0.387, SLG: 0.481 (1, 9)										4	0	2	1	0	1	1			
Ted Lepcio, R OBP: 0.290, SLG: 0.408 (1, 4)										3	0	0	0	1	1	2			
Sammy White, R OBP: 0.330, SLG: 0.390 (1, 2)										4	0	0	0	0	0	4			
Don Buddin, R OBP: 0.390, SLG: 0.359 (1, 6)										3	0	0	0	1	2	1			
Tom Brewer, R OBP: 0.310, SLG: 0.350 (7, PH)										2	0	0	0	0	0	1			
Norm Zauchin, R OBP: 0.308, SLG: 0.345 (7, 1)										1	0	0	0	0	0	0			
Frank Baumann, L OBP: 0.333, SLG: 0.556 (7, 1)										0	0	0	0	0	0	0			
Inning Stats	R: 1 E: 0 K: 1 S: 7	H: 2 LOB: 3 BB: 2 P: 15	R: 0 E: 0 K: 1 S: 5	H: 0 LOB: 1 BB: 1 P: 9	R: 0 E: 0 K: 2 S: 7	H: 0 LOB: 1 BB: 1 P: 11	R: 0 E: 0 K: 0 S: 3	H: 0 LOB: 0 BB: 0 P: 7	R: 0 E: 0 K: 1 S: 5	H: 0 LOB: 0 BB: 0 P: 5	R: 0 E: 0 K: 1 S: 5	H: 0 LOB: 0 BB: 0 P: 5	R: 0 E: 0 K: 0 S: 3	H: 0 LOB: 0 BB: 0 P: 3	R: 0 E: 0 K: 0 S: 4	H: 1 LOB: 1 BB: 0 P: 4	1B: 3 2B: 0 3B: 0 HR: 0	SF: 0 SAC: 0 DP: 0 HBP: 0	WP: 0 PA: 35 PB: 0 SB: 0 CS: 0
PITCHER Jack Harshman, L ERA: 3.27 (1, 1)	IP: 9.0 WLS: W BF: 35 H: 3 R: 1 ER: 1 SO: 6 BB: 5 IBB: 0 HBP: 0 BLK: 0 WP: 0 HR: 0 S: 42 P: 62 ERA: 1.00 WHIP: 0.889															PITCHER			

AB 30
R 1
H 3
RBI 1
BB 5
SO 6
LOB 13



Batter	1	2	3	4	5	6	7	8	9	AB	R	H	RBI	BB	SO	LOB	BOTTOM
Jim Rivera, L OBP: 0.362, SLG: 0.409 (1, 9)										4	0	1	1	0	0	1	Boston Red Sox @ Chicago White Sox Comiskey Park, Chicago, IL Tue Jun 26 1956, 4:33 AM EDT Att: 37,490 - Unknown
Nellie Fox, L OBP: 0.319, SLG: 0.377 (1, 4)										4	0	0	0	0	0	4	
Minnie Minoso, R OBP: 0.447, SLG: 0.490 (1, 7)										4	0	0	0	0	0	2	
Larry Doby, L OBP: 0.405, SLG: 0.438 (1, 8)										2	1	1	0	1	0	0	
Dave Philley, S OBP: 0.360, SLG: 0.364 (9, 3)										4	1	2	0	0	1	2	
Walt Dropo, R OBP: 0.320, SLG: 0.270 (9, 3)										0	0	0	0	0	0	0	
Sherm Lollar, R OBP: 0.416, SLG: 0.497 (1, 2)										3	1	0	0	1	0	2	
Fred Hatfield, L OBP: 0.369, SLG: 0.337 (1, 5)										2	1	1	1	0	0	0	
Luis Aparicio, R OBP: 0.289, SLG: 0.328 (1, 6)										3	0	1	2	0	1	1	
Jack Harshman, L OBP: 0.250, SLG: 0.333 (1, 1)										2	0	0	0	1	1	1	
Inning Stats	R: 0 E: 0 K: 0 S: 3	H: 0 LOB: 0 BB: 0 P: 3	R: 3 E: 1 K: 1 S: 9	H: 3 LOB: 2 BB: 1 P: 13	R: 0 E: 0 K: 1 S: 5	H: 0 LOB: 0 BB: 0 P: 6	R: 0 E: 0 K: 1 S: 5	H: 0 LOB: 0 BB: 0 P: 5	R: 0 E: 0 K: 0 S: 2	H: 0 LOB: 1 BB: 1 P: 6	R: 1 E: 0 K: 0 S: 5	H: 2 LOB: 2 BB: 1 P: 9	R: 0 E: 0 K: 0 S: 3	H: 1 LOB: 0 BB: 0 P: 3	1B: 4 2B: 3 3B: 0 HR: 0	SF: 1 SAC: 0 DP: 2 HBP: 1	WP: 1 PA: 33 PB: 0 SB: 1 CS: 0
PITCHER Tom Brewer, R ERA: 3.12 (1, 1)	IP: 6.0 WLS: L BF: 24 H: 3 R: 3 ER: 3 SO: 3 BB: 2 IBB: 0 HBP: 1 BLK: 0 WP: 0 HR: 0 S: 27 P: 36 ERA: 4.50 WHIP: 0.833															PITCHER	
Frank Baumann, L ERA: 3.24 (7, 1)	IP: 2.0 WLS: 9 BF: 3 H: 1 R: 1 ER: 1 SO: 0 BB: 1 IBB: 0 HBP: 0 BLK: 0 WP: 1 HR: 0 S: 8 P: 12 ERA: 4.50 WHIP: 2.000															PITCHER	

AB 28
R 4
H 6
RBI 4
BB 3
SO 3
LOB 13



Batter	1	2	3	4	5	6	7	8	9	AB	R	H	RBI	BB	SO	LOB	TOP					
Billy Goodman, L (1,4) OBP: 0.382, SLG: 0.452	1-3	4-3		1B	FC5-4		K	1B		6	3	2	1	0	1	2	Boston Red Sox @ Chicago White Sox Comiskey Park, Chicago, IL Wed Jun 27 1956, 4:33 AM EDT Att: 15,771 - Unknown					
Billy Klaus, L (1,5) OBP: 0.403, SLG: 0.367	1B	F5		1B	1B		WP	1B		3	1	2	3	3	0	1						
Ted Williams, L (1,7) Gene Stephens, L (8, PR) (8,7)	1B		6-3	E5			WP	1B		5	1	4	2	1	0	0						
Mickey Vernon, L (1,3) OBP: 0.404, SLG: 0.562	K		1B	1B	F9		1B	1B		4	1	0	0	2	1	8						
Jackie Jensen, R (1,9) OBP: 0.390, SLG: 0.477	K		1B	5-3		F9	F7			4	0	1	0	2	1	7						
Jim Piersall, R (1,8) OBP: 0.376, SLG: 0.440		E				K		5-3	G6-3	5	1	2	3	0	1	2						
Sammy White, R (1,2) OBP: 0.330, SLG: 0.382		3-4		1B	L8		F9	6-3	K	4	1	0	0	2	1	2						
Don Buddin, R (1,6) OBP: 0.386, SLG: 0.360		E6	3		K		6-3	1B		5	1	1	0	0	1	6						
Frank Sullivan, R (1,1) Ike Delock, R (5,1) Dick Gemert, R (8, PH) Leo Kiely, L (8,1) OBP: 0.250, SLG: 0.250	3-4			2B	1B		F4	1B		3	1	2	1	0	0	2						
Inning Stats	R: 0 E: 0 K: 2 S: 8	H: 1 LOB: 2 BB: 1 P: 12	R: 2 E: 1 K: 0 S: 4	H: 0 LOB: 1 BB: 1 P: 9	R: 1 E: 0 K: 0 S: 3	H: 1 LOB: 2 BB: 3 P: 15	R: 4 E: 1 K: 0 S: 8	H: 5 LOB: 1 BB: 0 P: 8	R: 1 E: 0 K: 1 S: 7	H: 2 LOB: 2 BB: 1 P: 11	R: 0 E: 0 K: 1 S: 6	H: 1 LOB: 3 BB: 3 P: 17	R: 0 E: 0 K: 0 S: 5	H: 0 LOB: 0 BB: 0 P: 8	R: 3 E: 0 K: 0 S: 8	H: 5 LOB: 2 BB: 0 P: 8		R: 0 E: 0 K: 1 S: 4	H: 0 LOB: 0 BB: 1 P: 8	1B: 13 2B: 3 3B: 0 HR: 0	SF: 0 SAC: 0 DP: 2 HBP: 1	WP: 1 PB: 0 SB: 1 CS: 0
PITCHER	IP	WLS	BF	H	R	ER	SO	BB	IBB	HBP	BLK	WP	HR	S	P	ERA	WHIP					
Dick Donovan, R (1,1) ERA: 4.34	2.1		16	2	3	2	2	5	0	0	0	0	0	14	35	7.71	3.000					
Sandy Consuegra, R (3,1) ERA: 4.89	0.2		4	3	3	3	0	0	0	0	0	0	0	4	4	40.50	4.500					
Morrie Martin, L (4,1) ERA: 3.68	2.0		11	4	2	2	1	1	0	0	0	0	0	12	16	9.00	2.500					
Dixie Howell, L (6,1) ERA: 4.98	2.2	L	15	4	3	3	2	2	1	0	0	1	0	16	28	10.12	2.250					
Howie Pollet, L (8,1) ERA: 4.5	0.0		2	2	0	0	0	0	0	0	0	0	0	2	2	∞	∞					
PITCHER	IP	WLS	BF	H	R	ER	SO	BB	IBB	HBP	BLK	WP	HR	S	P	ERA	WHIP					
Paul LaPalme, L (8,1) ERA: 6.43	0.1		1	0	0	0	0	0	0	0	0	0	0	1	1	0.00	0.000					
Gerry Staley, R (9,1) ERA: 4.85	1.0		3	0	0	0	1	1	0	0	0	0	0	4	8	0.00	1.000					

AB	41
R	11
H	15
RBI	11
BB	10
SO	6
LOB	30



Batter	1	2	3	4	5	6	7	8	9	AB	R	H	RBI	BB	SO	LOB	BOTTOM					
Jim Rivera, L (1,9) OBP: 0.363, SLG: 0.402	L9					1-3		F8		3	1	0	0	2	0	1	Boston Red Sox @ Chicago White Sox Comiskey Park, Chicago, IL Wed Jun 27 1956, 4:33 AM EDT Att: 15,771 - Unknown					
Nellie Fox, L (1,4) OBP: 0.314, SLG: 0.370	4-3		G3		F8	F8		L9		5	0	0	0	0	0	4						
Minnie Minoso, R (1,7) OBP: 0.450, SLG: 0.498				1B	F8			F6		3	1	1	0	1	0	2						
Larry Doby, L (1,8) OBP: 0.405, SLG: 0.434	K			FC4-6	F7			K		4	1	1	1	1	2	2						
Dave Philley, S (1,3) OBP: 0.361, SLG: 0.380		4-3		FC4-6	FC5-4			HR		5	2	2	4	0	0	2						
Sherm Lollar, R (1,2) OBP: 0.416, SLG: 0.495		F4		F7	L8					5	0	2	0	0	0	2						
Billy Pierce, L (8, PR) OBP: 0.146, SLG: 0.128										0	0	0	0	0	0	0						
Fred Hatfield, L (1,5) OBP: 0.374, SLG: 0.371										3	1	1	2	0	1	2						
Walt Dropo, R (8, PH) OBP: 0.317, SLG: 0.267										1	0	0	0	0	0	1						
Luis Aparicio, R (1,6) OBP: 0.288, SLG: 0.327			5-3	L5		FC4-6				4	1	1	0	0	0	1						
Dick Donovan, L (1,1) Sandy Consuegra, R (3,1) Morrie Martin, L (4,1) Dixie Howell, L (6,1) Howie Pollet, L (8,1) Paul LaPalme, L (8,1) Gerry Staley, R (9,1)			F5		F8			F9		8	0	0	0	0	0	0						
Inning Stats	R: 0 E: 0 K: 1 S: 5	H: 0 LOB: 0 BB: 0 P: 6	R: 0 E: 0 K: 1 S: 5	H: 0 LOB: 0 BB: 0 P: 5	R: 0 E: 0 K: 0 S: 3	H: 0 LOB: 1 BB: 1 P: 7	R: 3 E: 0 K: 0 S: 6	H: 3 LOB: 0 BB: 0 P: 6	R: 3 E: 0 K: 0 S: 4	H: 1 LOB: 1 BB: 3 P: 16	R: 2 E: 0 K: 0 S: 4	H: 1 LOB: 2 BB: 1 P: 5	R: 0 E: 0 K: 0 S: 4	H: 1 LOB: 1 BB: 0 P: 4	R: 0 E: 0 K: 0 S: 4	H: 1 LOB: 1 BB: 0 P: 4	R: 1 E: 0 K: 1 S: 7	H: 2 LOB: 1 BB: 0 P: 7	1B: 4 2B: 1 3B: 1 HR: 3	SF: 0 SAC: 0 DP: 0 HBP: 2	WP: 0 PB: 0 SB: 1 CS: 0	PA: 43
PITCHER	IP	WLS	BF	H	R	ER	SO	BB	IBB	HBP	BLK	WP	HR	S	P	ERA	WHIP					
Frank Sullivan, R (1,1) ERA: 3.5	4.2		23	4	6	6	2	4	0	1	0	0	0	1	22	11.57	1.714					
Ike Delock, R (5,1) ERA: 5.99	2.1	W	11	2	2	2	0	1	0	1	0	0	1	9	14	7.71	1.286					
Leo Kiely, L (8,1) ERA: 5.48	2.0	S	9	3	1	1	1	0	0	0	0	0	1	11	11	4.50	1.500					

AB	36
R	9
H	9
RBI	9
BB	5
SO	3
LOB	18



Batter	1	2	3	4	5	6	7	8	9	AB	R	H	RBI	BB	SO	LOB	TOP								
Billy Goodman, L (1,4) OBP: 0.387, SLG: 0.468										5	2	3	1	0	0	1	Boston Red Sox @ Baltimore Orioles Memorial Stadium, Baltimore, MD Fri Jun 29 1956, 3:33 AM EDT Att: 19,441 - Unknown								
Billy Klaus, L (1,5) OBP: 0.386, SLG: 0.374										5	0	1	1	0	0	3									
Ted Williams, L (1,7) OBP: 0.490, SLG: 0.509 Billy Conzolo, R (8, PR)										1	2	0	0	4	0	1									
Dick Gemert, R (8,7) OBP: 0.422, SLG: 0.563										0	0	0	0	0	0	0									
Mickey Vernon, L (1,3) OBP: 0.399, SLG: 0.552										5	1	1	0	0	0	6									
Jackie Jensen, R (1,9) OBP: 0.394, SLG: 0.490										4	1	2	3	1	0	1									
Jim Piersall, R (1,8) OBP: 0.382, SLG: 0.438										3	0	1	2	2	0	1									
Sammy White, R (1,2) OBP: 0.327, SLG: 0.377										5	0	1	0	0	2	7									
Don Buddin, R (1,6) OBP: 0.390, SLG: 0.360										3	1	1	0	2	1	1									
Mel Parnell, L (1,1) OBP: 0.385, SLG: 0.462 Gene Stephens, L (6, PH) OBP: 0.284, SLG: 0.200 Ike Delock, R (6,1) OBP: 0.118, SLG: 0.063										1	0	0	0	0	1	0									
Inning Stats	R: 1 E: 0 K: 0 S: 4	H: 1 LOB: 3 BB: 3 P: 16	R: 1 E: 0 K: 0 S: 4	H: 1 LOB: 1 BB: 1 P: 8	R: 0 E: 0 K: 1 S: 6	H: 1 LOB: 1 BB: 0 P: 6	R: 0 E: 0 K: 2 S: 7	H: 0 LOB: 0 BB: 0 P: 7	R: 2 E: 1 K: 0 S: 5	H: 2 LOB: 1 BB: 1 P: 9	R: 0 E: 1 K: 0 S: 4	H: 1 LOB: 1 BB: 2 P: 4	R: 2 E: 0 K: 1 S: 6	H: 1 LOB: 1 BB: 2 P: 14	R: 1 E: 0 K: 1 S: 6	H: 2 LOB: 2 BB: 1 P: 10	R: 0 E: 0 K: 0 S: 4	H: 1 LOB: 2 BB: 1 P: 8	1B: 6 2B: 2 3B: 1 HR: 1	SF: 0 SAC: 1 DP: 2 HBP: 0	WP: 0 PB: 1 SB: 0 CS: 0	PA: 45			
PITCHER	IP	WLS	BF	H	R	ER	SO	BB	IBB	HBP	BLK	WP	HR	S	P	ERA	WHIP								
Ray Moore, R (1,1) ERA: 4.76	6.1		33	7	6	5	3	7	0	0	0	0	1	32	60	7.11	2.211								
George Zuverink, R (7,1) ERA: 2.61	2.2	L	12	3	1	1	2	0	2	0	1	0	0	14	22	3.38	1.125								

Batter	1	2	3	4	5	6	7	8	9	AB	R	H	RBI	BB	SO	LOB	BOTTOM								
Billy Gardner, R (1,4) OBP: 0.261, SLG: 0.347 Tex Nelson, L (9, PH) OBP: 0.277, SLG: 0.179										3	1	0	0	1	0	2	Boston Red Sox @ Baltimore Orioles Memorial Stadium, Baltimore, MD Fri Jun 29 1956, 3:33 AM EDT Att: 19,441 - Unknown								
Dick Williams, R (1,3) OBP: 0.333, SLG: 0.450										3	0	0	0	1	1	2									
George Kell, R (1,5) OBP: 0.363, SLG: 0.365										3	0	0	0	1	1	0									
Bob Nieman, R (1,7) OBP: 0.396, SLG: 0.509										2	1	0	1	1	0	0									
Hoot Evers, R (1,9) OBP: 0.405, SLG: 0.324 Tito Francona, L (8, PH) OBP: 0.332, SLG: 0.299										3	1	0	0	0	1	3									
Jim Pyburn, R (1,8) OBP: 0.286, SLG: 0.340 Bob Hale, L (8, PH) OBP: 0.297, SLG: 0.304										3	1	0	0	0	0	4									
Tom Gastall, R (1,2) OBP: 0.278, SLG: 0.313										3	0	1	1	0	1	0									
Willy Miranda, S (1,6) OBP: 0.319, SLG: 0.315										3	1	1	1	1	0	0									
Ray Moore, R (1,1) OBP: 0.313, SLG: 0.400 George Zuverink, R (7,1) OBP: 0.154, SLG: 0.083 Joe Frazier, L (9, PH) OBP: 0.280, SLG: 0.413										3	1	1	3	0	1	2									
Inning Stats	R: 1 E: 0 K: 1 S: 5	H: 0 LOB: 2 BB: 3 P: 17	R: 0 E: 0 K: 1 S: 6	H: 1 LOB: 1 BB: 1 P: 10	R: 5 E: 2 K: 0 S: 7	H: 2 LOB: 0 BB: 1 P: 11	R: 0 E: 0 K: 1 S: 5	H: 0 LOB: 0 BB: 0 P: 5	R: 0 E: 0 K: 0 S: 3	H: 0 LOB: 0 BB: 0 P: 3	R: 0 E: 0 K: 1 S: 5	H: 0 LOB: 0 BB: 0 P: 5	R: 0 E: 0 K: 3 S: 9	H: 0 LOB: 0 BB: 0 P: 9	R: 0 E: 0 K: 1 S: 5	H: 0 LOB: 0 BB: 0 P: 5	1B: 2 2B: 0 3B: 0 HR: 1	SF: 2 SAC: 0 DP: 0 HBP: 0	WP: 0 PB: 0 SB: 0 CS: 0	PA: 37					
PITCHER	IP	WLS	BF	H	R	ER	SO	BB	IBB	HBP	BLK	WP	HR	S	P	ERA	WHIP								
Mel Parnell, L (1,1) ERA: 3.03	5.0		25	3	6	1	3	5	0	0	0	0	0	26	46	1.80	1.600								
Ike Delock, R (6,1) ERA: 5.53	4.0	W	12	0	0	0	5	0	0	0	0	0	0	22	22	0.00	0.000								



Batter	1	2	3	4	5	6	7	8	9	AB	R	H	RBI	BB	SO	LOB	TOP					
Billy Goodman, L (1,4) OBP: 0.385, SLG: 0.463	F7		1-3			CS 1B		F7		4	0	1	0	0	0	1	Boston Red Sox @ Baltimore Orioles Memorial Stadium, Baltimore, MD Sat Jun 30 1956, 3:33 AM EDT Unknown					
Billy Klaus, L (1,5) OBP: 0.395, SLG: 0.389	F2		F9			F4		HR		4	1	1	2	0	0	1						
Ted Williams, L (1,7) OBP: 0.483, SLG: 0.500 Gene Stephens, L (8,7) OBP: 0.294, SLG: 0.200	G3			F3		1B		3-1		4	0	1	0	0	0	0						
Mickey Vernon, L (1,3) OBP: 0.396, SLG: 0.551		WP 1B 2B		F9		F3		4-3		4	1	1	0	0	0	1						
Jackie Jensen, R (1,9) OBP: 0.395, SLG: 0.485		F6		S BB		F8		SH1-4 1B BB		2	1	0	0	2	0	1						
Jim Piersall, R (1,8) OBP: 0.381, SLG: 0.437		FC6-4 1B		K		E6 1B FC5-2		SH1-4		3	0	1	1	0	1	1						
Pete Daley, R (1,2) OBP: 0.361, SLG: 0.571		FC6-4 1-2		K		FC5-2 1B		F3		4	0	1	0	0	1	2						
Don Buddin, R (1,6) OBP: 0.388, SLG: 0.357		F5		4-3		FC5-2 1-3 1B		FC5-2 1B		4	0	1	1	0	0	3						
Willard Nixon, L (1,1) OBP: 0.188, SLG: 0.143			6-3		1-3			HR 1B		3	1	1	0	0	0	0						
Inning Stats	R: 0 E: 0 K: 0 S: 3	H: 0 LOB: 0 BB: 0 P: 3	R: 1 E: 0 K: 0 S: 5	H: 2 LOB: 1 BB: 0 P: 5	R: 0 E: 0 K: 0 S: 3	H: 0 LOB: 0 BB: 0 P: 3	R: 0 E: 0 K: 1 S: 5	H: 0 LOB: 1 BB: 1 P: 9	R: 0 E: 0 K: 1 S: 5	H: 0 LOB: 0 BB: 0 P: 5	R: 0 E: 0 K: 0 S: 4	H: 2 LOB: 1 BB: 0 P: 4	R: 0 E: 1 K: 0 S: 4	H: 1 LOB: 1 BB: 0 P: 4	R: 2 E: 0 K: 0 S: 5	H: 2 LOB: 0 BB: 0 P: 5	R: 1 E: 0 K: 0 S: 3	H: 1 LOB: 1 BB: 1 P: 7	1B: 6 2B: 2 3B: 0 HR: 1	SF: 0 SAC: 1 DP: 1 HBP: 0	WP: 1 PB: 0 SB: 1 CS: 1	PA: 35
PITCHER Billy Loes, R (1,1) ERA: 5.0	IP: 9.0 WLS: L BF: 35	H: 8 R: 4 ER: 4 SO: 2	BB: 2 IBB: 0 HBP: 0 BLK: 0	WP: 1 HR: 1 S: 37 P: 45	ERA: 4.00 WHIP: 1.111																	

Batter	1	2	3	4	5	6	7	8	9	AB	R	H	RBI	BB	SO	LOB	BOTTOM			
Bob Hale, L (1,3) OBP: 0.309, SLG: 0.312	6-3		BB 1B		FC1-6 BB			SH1-4 WP SF8 1B		3	2	2	0	1	0	0	Boston Red Sox @ Baltimore Orioles Memorial Stadium, Baltimore, MD Sat Jun 30 1956, 3:33 AM EDT Unknown			
Joe Frazier, L (1,9) OBP: 0.315, SLG: 0.417 Jim Pyburn, R (8, FR) OBP: 0.286, SLG: 0.340	1-3 1B		1-2 BB		FC1-6 1-2		SH1-4 BB			2	0	1	0	2	0	1				
George Kell, R (1,5) OBP: 0.362, SLG: 0.364	1-3 1-2		1-2 2-H 1B		6-3		SH1-4			3	0	1	1	0	0	2				
Bob Nieman, R (1,7) OBP: 0.388, SLG: 0.500	K		F4		5-3		SF8			3	0	0	1	0	1	3				
Tito Francona, L (1,8) OBP: 0.325, SLG: 0.292	4-3		L9		F7		4-3			4	0	0	0	0	0	2				
Hal Smith, R (1,2) OBP: 0.317, SLG: 0.392 Hal Brown, R (9, FR) OBP: 0.412, SLG: 0.429	F3		F9		F8		FC6-4 1B			4	0	1	0	0	0	0				
Billy Gardner, R (1,4) OBP: 0.261, SLG: 0.346	F4		1B		F8		FC6-4 1-2			4	0	1	0	0	0	1				
Willy Miranda, S (1,6) OBP: 0.314, SLG: 0.309	4-3		L8		K		F8			4	0	0	0	0	1	2				
Billy Loes, R (1,1) OBP: 0.100, SLG: 0.100 Dick Williams, R (9, PH) OBP: 0.318, SLG: 0.429	4-3		4-3		4-3		F9			3	0	0	0	0	0	0				
Inning Stats	R: 0 E: 0 K: 1 S: 6	H: 1 LOB: 1 BB: 0 P: 6	R: 0 E: 0 K: 0 S: 3	H: 0 LOB: 0 BB: 0 P: 3	R: 1 E: 0 K: 0 S: 5	H: 2 LOB: 2 BB: 1 P: 9	R: 0 E: 0 K: 0 S: 4	H: 1 LOB: 1 BB: 0 P: 4	R: 0 E: 0 K: 0 S: 3	H: 0 LOB: 0 BB: 0 P: 7	R: 0 E: 0 K: 1 S: 5	H: 0 LOB: 0 BB: 0 P: 3	R: 0 E: 0 K: 0 S: 4	H: 0 LOB: 2 BB: 1 P: 8	R: 0 E: 0 K: 0 S: 4	H: 1 LOB: 1 BB: 0 P: 4	1B: 6 2B: 0 3B: 0 HR: 0	SF: 1 SAC: 1 DP: 0 HBP: 0	WP: 1 PB: 0 SB: 0 CS: 0	PA: 36
PITCHER Willard Nixon, R (1,1) ERA: 3.86	IP: 9.0 WLS: W BF: 36	H: 6 R: 2 ER: 2 SO: 2	BB: 3 IBB: 0 HBP: 0 BLK: 0	WP: 1 HR: 0 S: 37 P: 49	ERA: 2.00 WHIP: 1.000															

Batter	1	2	3	4	5	6	7	8	9	AB	R	H	RBI	BB	SO	LOB	TOP					
Jim Piersall, R OBP: 0.378, SLG: 0.438	F8	4-3		SF9		F9		F9		4	1	1	1	0	0	1	Boston Red Sox @ Baltimore Orioles Memorial Stadium, Baltimore, MD Sat Jun 30 1956, 3:38 AM EDT Att: 26,990 - Unknown					
Billy Klaus, L OBP: 0.395, SLG: 0.400	F8		L8			F9				5	0	2	0	0	0	1						
Ted Williams, L Gene Stephens, L OBP: 0.480, SLG: 0.492 OBP: 0.294, SLG: 0.200	BB		3-1			4-3		E3		4	1	1	1	1	0	1						
Dick Gemert, R OBP: 0.421, SLG: 0.552	1B					6-3		K		3	1	0	0	2	2	4						
Jackie Jensen, R OBP: 0.399, SLG: 0.486	1B									4	0	2	1	1	0	0						
Ted Lepcio, R OBP: 0.295, SLG: 0.408										5	0	2	1	0	3	3						
Sammy White, R OBP: 0.329, SLG: 0.390	K									4	1	1	1	1	1	3						
Don Buddin, R OBP: 0.381, SLG: 0.349										5	0	0	0	0	1	3						
Tom Brewer, R OBP: 0.326, SLG: 0.409										4	2	2	0	0	1	2						
Inning Stats	R: 2 E: 0 K: 1 S: 8	H: 3 LOB: 2 BB: 1 P: 12	R: 0 E: 0 K: 2 S: 7	H: 0 LOB: 0 BB: 0 P: 7	R: 0 E: 0 K: 1 S: 5	H: 0 LOB: 2 BB: 2 P: 13	R: 2 E: 0 K: 1 S: 8	H: 3 LOB: 2 BB: 1 P: 12	R: 0 E: 0 K: 1 S: 6	H: 1 LOB: 2 BB: 1 P: 10	R: 1 E: 0 K: 0 S: 4	H: 1 LOB: 0 BB: 0 P: 4	R: 0 E: 0 K: 1 S: 5	H: 0 LOB: 0 BB: 0 P: 5	R: 1 E: 1 K: 1 S: 8	H: 2 LOB: 2 BB: 0 P: 8		R: 0 E: 1 K: 0 S: 4	H: 1 LOB: 1 BB: 0 P: 4	1B: 7 2B: 1 3B: 2 HR: 1	SF: 1 SAC: 0 DP: 0 HBP: 0	WP: 0 PB: 0 SB: 0 CS: 0
PITCHER	IP WLS BF H R ER SO BB IBB HBP BLK WP HR S P ERA WHIP																					
Don Ferrarese, L ERA: 4.86	(1, 1) 4.0 L 22 6 4 4 0 5 4 0 0 0 0 0 1 28 44 9.00 2.500																					
Erv Palica, R ERA: 4.99	(5, 1) 1.0 5 1 0 0 1 1 0 0 0 0 0 0 6 10 0.00 2.000																					
Johnny Schmitz, L ERA: 4.35	(6, 1) 2.0 7 1 1 1 1 0 0 0 0 0 0 0 9 9 4.50 0.500																					
Mike Fomieses, R ERA: 5.75	(8, 1) 0.2 4 2 1 0 0 0 0 0 0 0 0 0 4 4 0.00 3.000																					
Bill Wright, L ERA: 5.24	(8, 1) 0.1 2 0 0 0 1 0 0 0 0 0 0 0 4 4 0.00 0.000																					
PITCHER	IP WLS BF H R ER SO BB IBB HBP BLK WP HR S P ERA WHIP																					
Hal Brown, R ERA: 2.54	(9, 1) 1.0 4 1 0 0 0 0 0 0 0 0 0 0 6 10 0.00 2.000																					

Batter	1	2	3	4	5	6	7	8	9	AB	R	H	RBI	BB	SO	LOB	BOTTOM					
Bob Hale, L OBP: 0.307, SLG: 0.310	F7		F8		F5					4	0	1	0	0	0	2	Boston Red Sox @ Baltimore Orioles Memorial Stadium, Baltimore, MD Sat Jun 30 1956, 3:38 AM EDT Att: 26,990 - Unknown					
Joe Frazier, L OBP: 0.345, SLG: 0.451										3	1	2	1	1	0	1						
George Kell, R OBP: 0.360, SLG: 0.367	K		5-3							4	0	1	2	0	1	2						
Bob Nieman, R OBP: 0.390, SLG: 0.497										3	0	1	0	1	0	1						
Tito Francona, L OBP: 0.318, SLG: 0.285	F7									4	0	0	0	0	0	3						
Billy Gardner, R OBP: 0.296, SLG: 0.339										4	0	0	0	0	0	0						
Tom Gastall, R OBP: 0.273, SLG: 0.300										4	0	1	0	0	0	0						
Willy Miranda, S OBP: 0.313, SLG: 0.305										3	1	0	0	1	1	1						
Don Ferrarese, R Erv Palica, R Dick Williams, L Johnny Schmitz, R Hal Smith, R Mike Fomieses, R Bill Wright, L Hal Brown, R Tom Brewer, R										1	0	0	0	0	0	0						
Inning Stats	R: 0 E: 0 K: 1 S: 6	H: 1 LOB: 2 BB: 1 P: 10	R: 0 E: 0 K: 1 S: 5	H: 0 LOB: 0 BB: 0 P: 5	R: 0 E: 0 K: 0 S: 3	H: 0 LOB: 1 BB: 1 P: 7	R: 0 E: 0 K: 0 S: 3	H: 1 LOB: 0 BB: 0 P: 3	R: 3 E: 0 K: 0 S: 6	H: 3 LOB: 1 BB: 1 P: 10	R: 0 E: 0 K: 0 S: 3	H: 0 LOB: 0 BB: 0 P: 3	R: 0 E: 0 K: 0 S: 4	H: 1 LOB: 1 BB: 0 P: 4	R: 0 E: 0 K: 0 S: 3	H: 0 LOB: 0 BB: 0 P: 3		R: 0 E: 0 K: 1 S: 5	H: 0 LOB: 1 BB: 1 P: 9	1B: 4 2B: 2 3B: 0 HR: 0	SF: 0 SAC: 0 DP: 1 HBP: 0	WP: 0 PB: 0 SB: 0 CS: 0
PITCHER	IP WLS BF H R ER SO BB IBB HBP BLK WP HR S P ERA WHIP																					
Tom Brewer, R ERA: 3.11	(1, 1) 9.0 W 36 6 3 3 3 4 0 0 0 0 0 0 38 54 3.00 1.111																					
PITCHER	IP WLS BF H R ER SO BB IBB HBP BLK WP HR S P ERA WHIP																					
Hal Brown, R ERA: 2.54	(9, 1) 1.0 4 1 0 0 0 0 0 0 0 0 0 0 6 10 0.00 2.000																					

Batter	1	2	3	4	5	6	7	8	9	AB	R	H	RBI	BB	SO	LOB	TOP		
Billy Goodman, L OBP: 0.375, SLG: 0.451 (1, 4)	4-3		F3		K		4-3		4-3	5	0	0	0	0	1	1			
Billy Klaus, L OBP: 0.391, SLG: 0.395 (1, 5)	1-3		K		1B		F9		4-3	5	0	1	0	0	1	1			
Ted Williams, L OBP: 0.481, SLG: 0.516 (1, 7)	1B		HR		K		F8			4	1	2	2	0	1	1			
Mickey Vernon, L OBP: 0.389, SLG: 0.539 (1, 3)	F9		F5		K				G3	4	0	0	0	0	1	2			
Jackie Jensen, R OBP: 0.403, SLG: 0.490 (1, 9)		F7			S 1B		S 1B		F8 1B	4	0	3	0	0	0	0			
Jim Piersall, R OBP: 0.377, SLG: 0.435 (1, 8)	F3		F3		K				1B	4	0	1	0	0	1	2			
Sammy White, R OBP: 0.332, SLG: 0.397 (1, 2)			K		1B				F8	4	0	2	0	0	1	3			
Don Buddin, R OBP: 0.375, SLG: 0.343 (1, 6)	3-1		F3		K				L4	4	0	0	0	0	1	6			
Bob Porterfield, R OBP: 0.407, SLG: 0.500 (1, 1)									4-3	2	2	2	1	0	0	0			
Tom Hurd, R OBP: 0.750, SLG: 0.750 (5, 1)										0	0	0	0	0	0	0			
Dick Gemert, R OBP: 0.419, SLG: 0.548 (6, PH)			HR							1	0	0	0	0	1	2			
Harry Dorish, R (6, 1)										0	0	0	0	0	0	0			
Gene Stephens, L OBP: 0.278, SLG: 0.188 (9, PH)					HR					1	0	0	0	0	0	0			
Inning Stats	R: 0 E: 0 K: 0 S: 4	H: 1 LOB: 1 BB: 0 P: 4	R: 0 E: 0 K: 0 S: 4	H: 1 LOB: 1 BB: 0 P: 4	R: 2 E: 0 K: 1 S: 7	H: 2 LOB: 0 BB: 0 P: 7	R: 0 E: 0 K: 1 S: 6	H: 1 LOB: 1 BB: 0 P: 6	R: 1 E: 0 K: 3 S: 11	H: 2 LOB: 2 BB: 0 P: 11	R: 0 E: 0 K: 0 S: 3	H: 0 LOB: 0 BB: 0 P: 3	R: 0 E: 0 K: 0 S: 5	H: 2 LOB: 2 BB: 0 P: 5	R: 0 E: 0 K: 0 S: 3	H: 0 LOB: 0 BB: 0 P: 3	1B: 8 2B: 1 3B: 0 HR: 2	SF: 0 SAC: 0 DP: 0 HBP: 0	WP: 0 PA: 38
PITCHER Connie Johnson, R ERA: 3.31 (1, 1)	IP: 9.0 WLS: W BF: 38 H: 11 R: 3 ER: 3 SO: 8 BB: 0 IBB: 0 HBP: 0 BLK: 0 WP: 0 HR: 2 S: 54 P: 54 ERA: 3.00 WHIP: 1.222															PITCHER IP: WLS: BF: H: R: ER: SO: BB: IBB: HBP: BLK: WP: HR: S: P: ERA: WHIP			

Boston Red Sox @ Baltimore Orioles
Memorial Stadium, Baltimore, MD
Sun Jul 01 1956, 3:33 AM EDT
Att: 10,864 - Unknown

AB 38
R 3
H 11
RBI 3
BB 0
SO 8
LOB 18

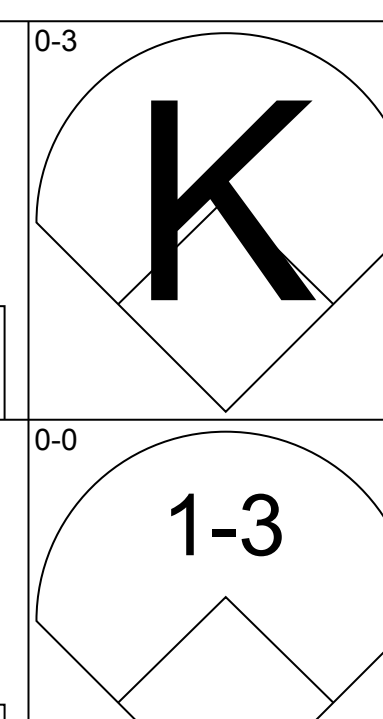
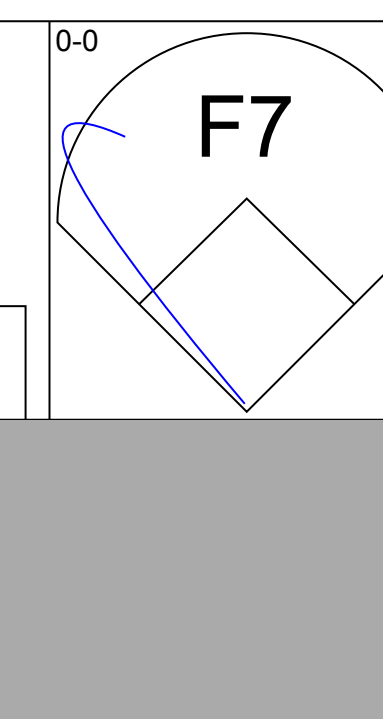
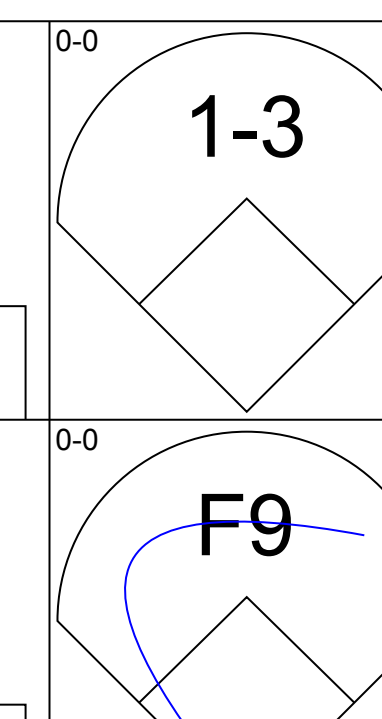
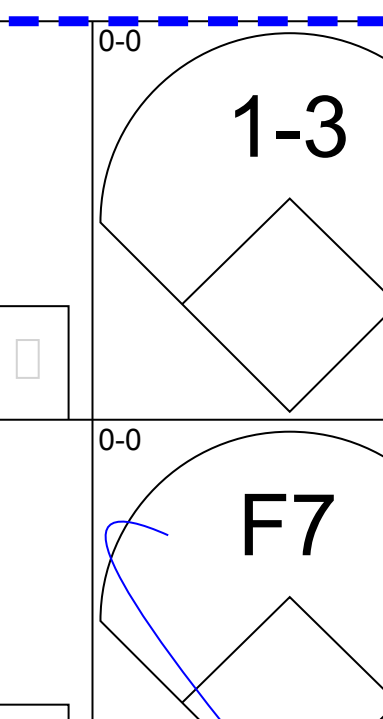
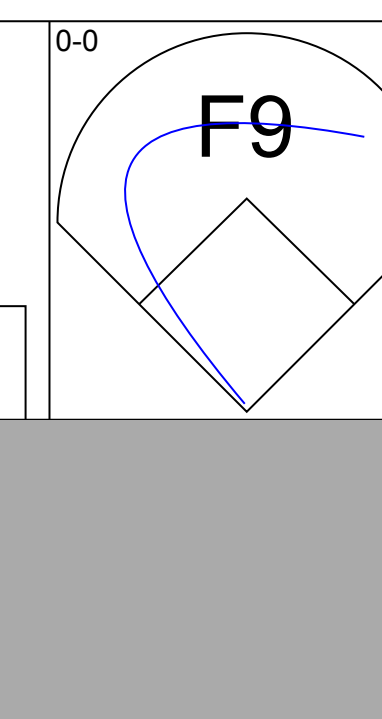
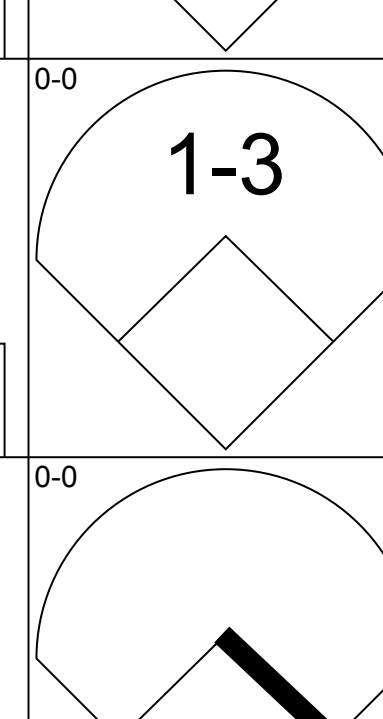
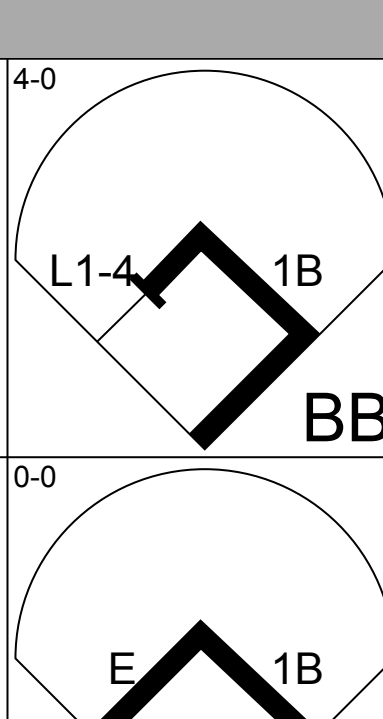
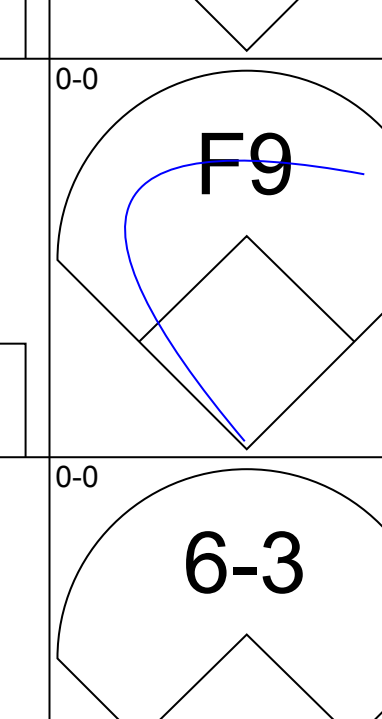
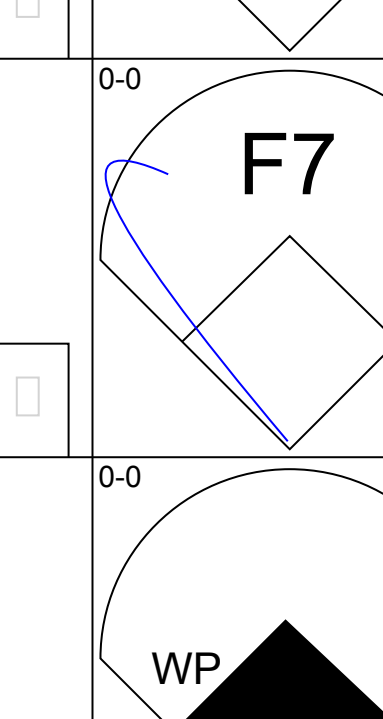
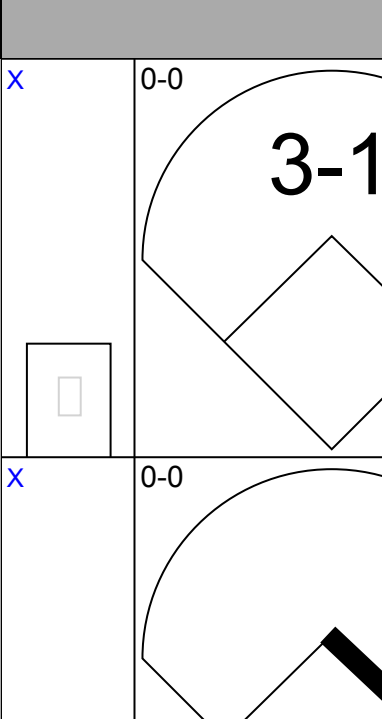
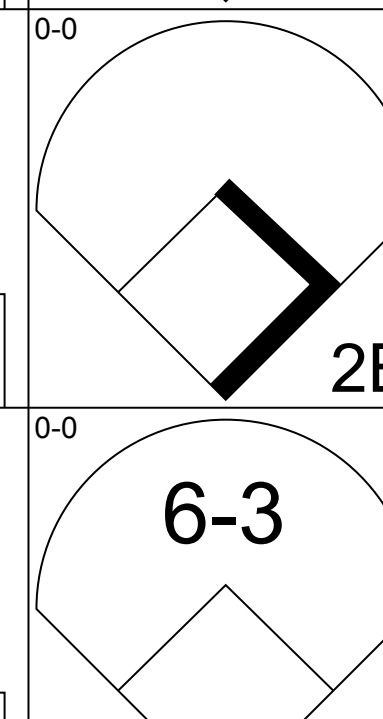
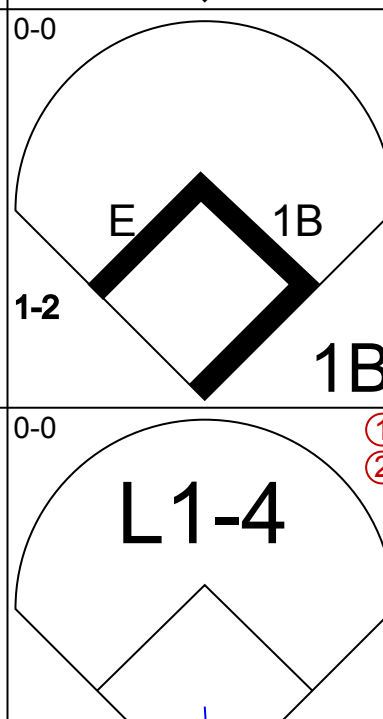
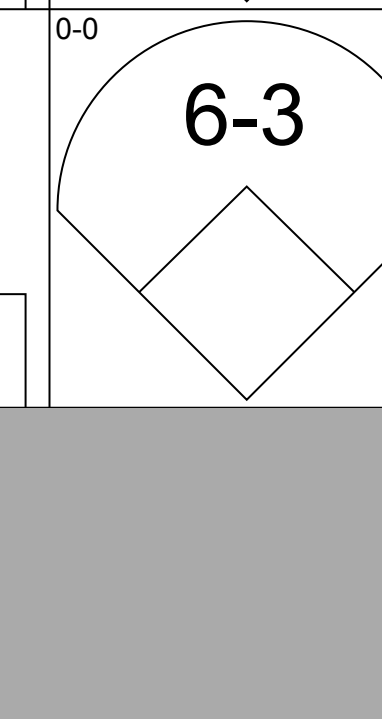
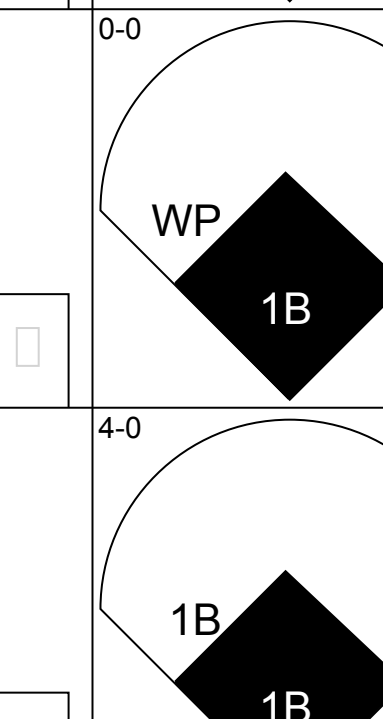
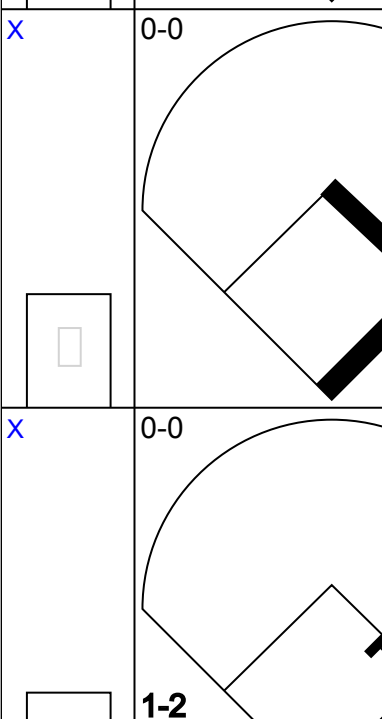
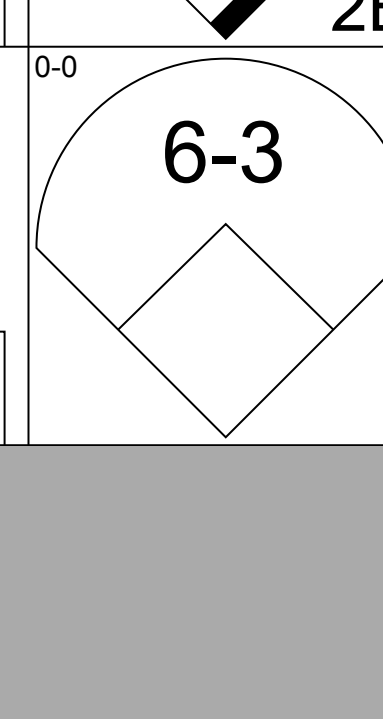
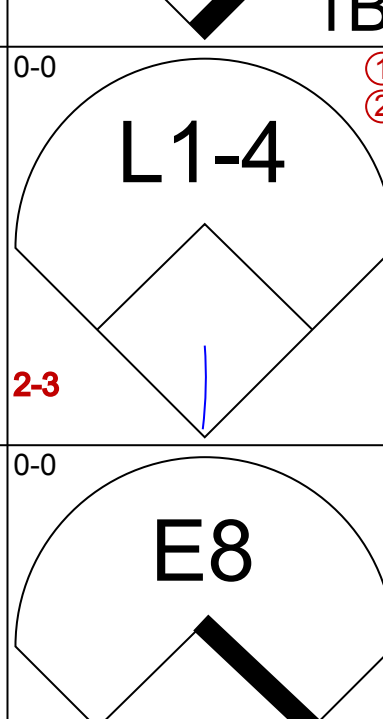
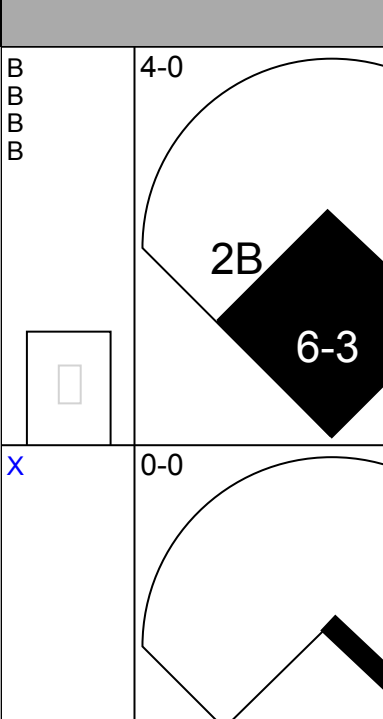
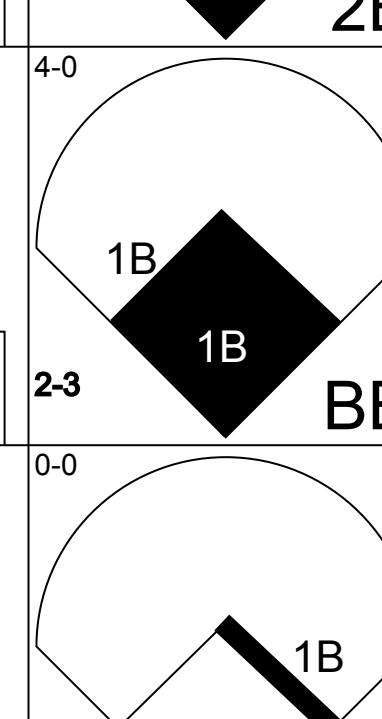
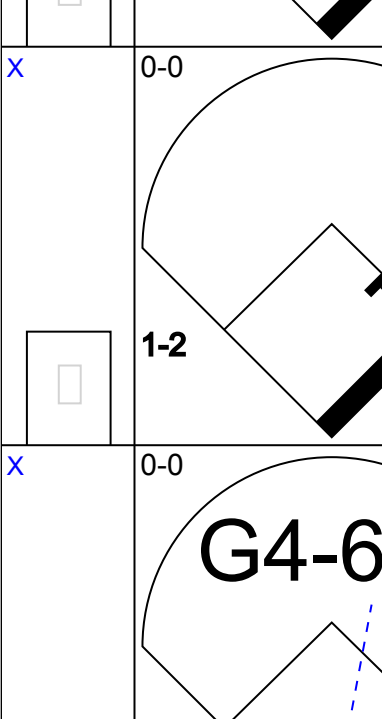
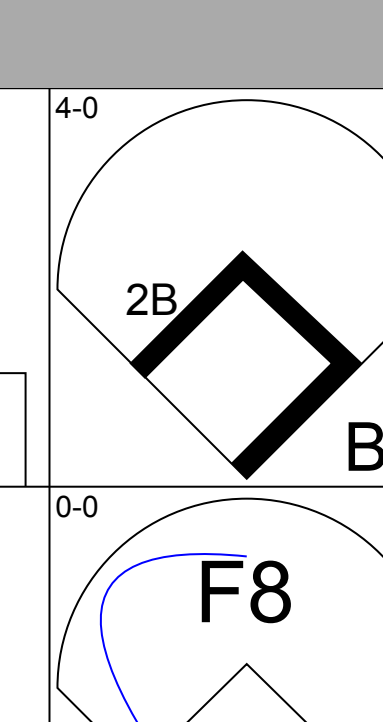
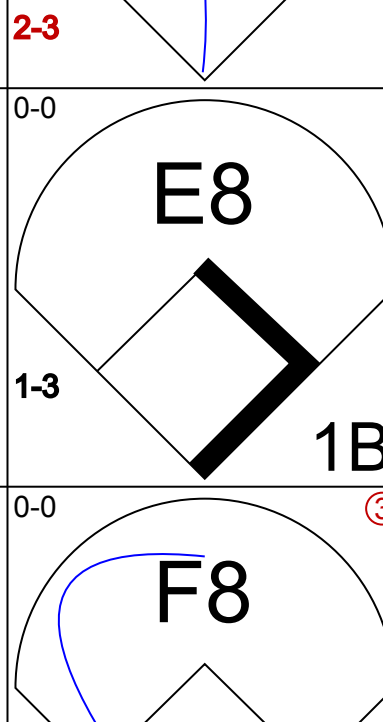
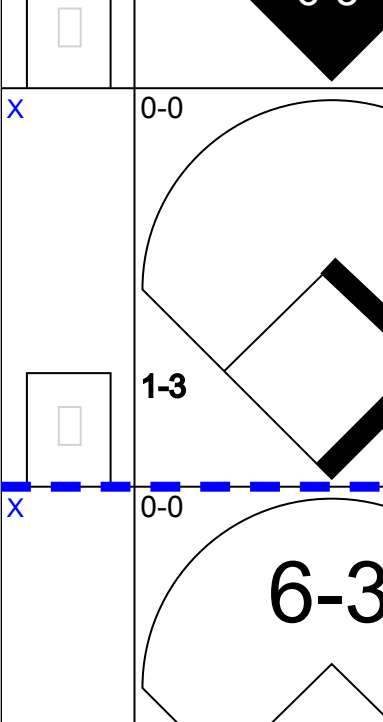
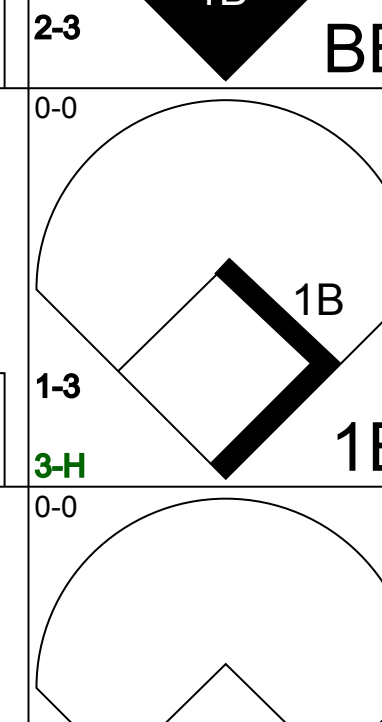
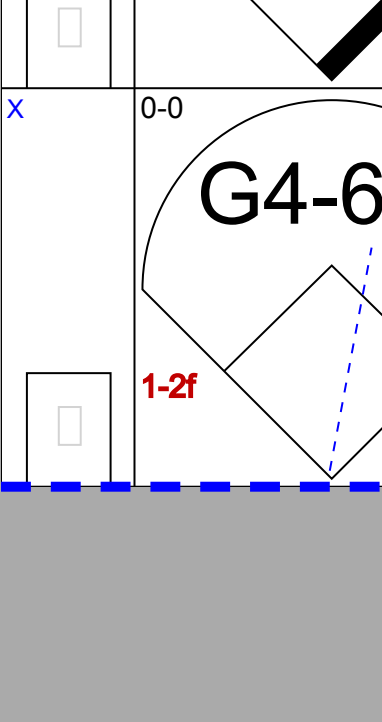
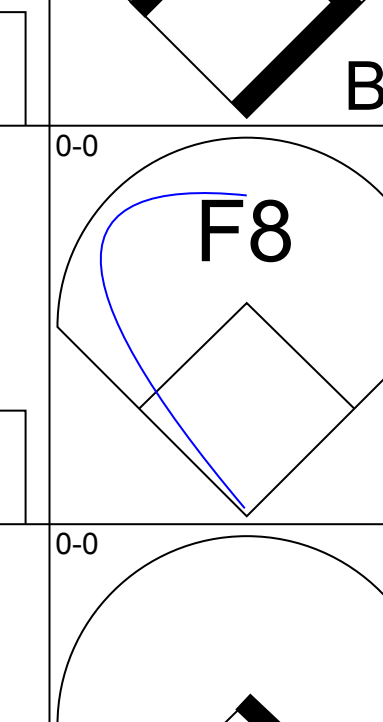
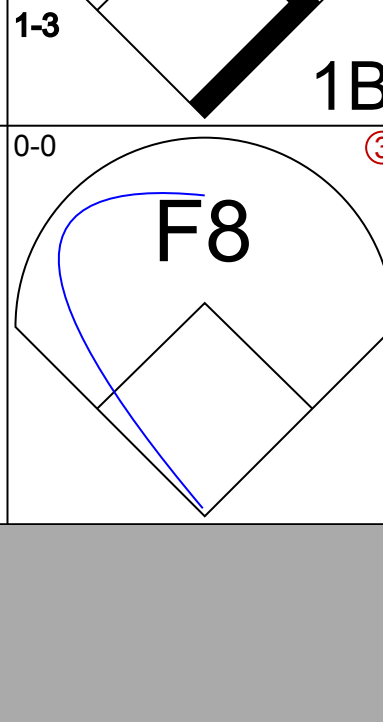
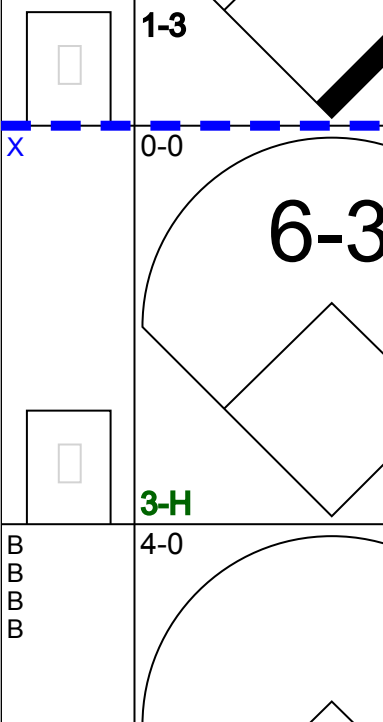
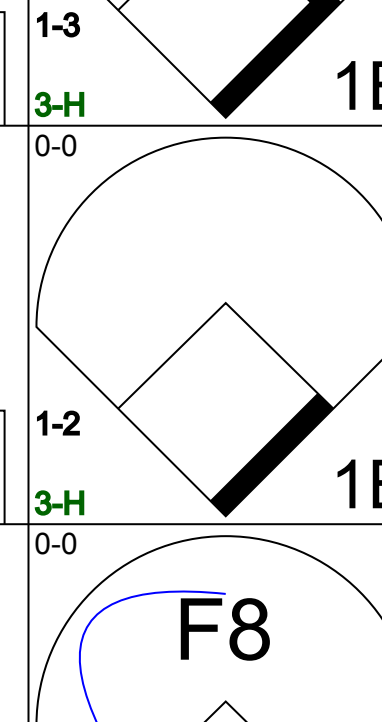
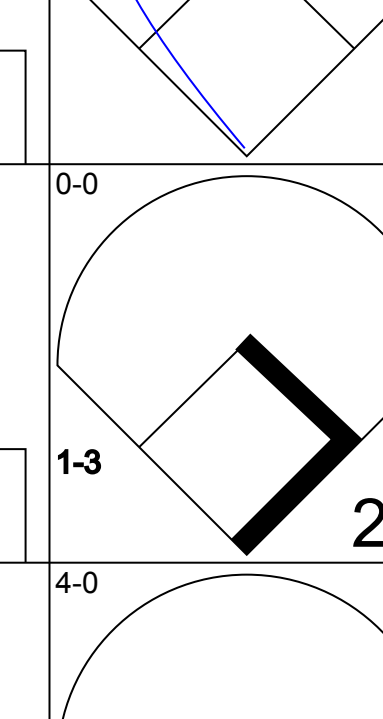
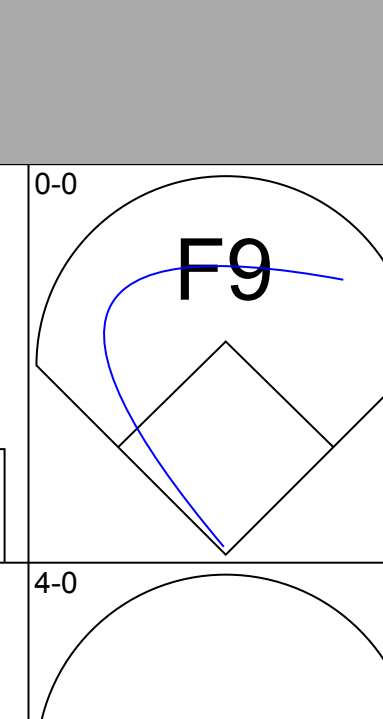
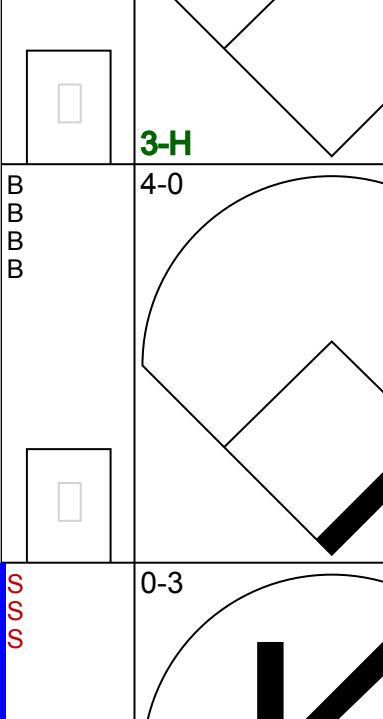
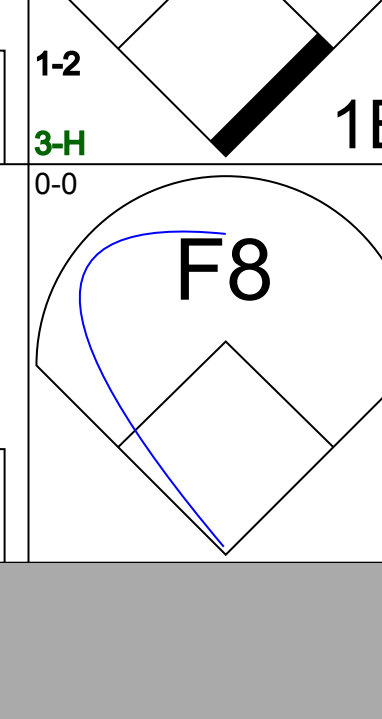
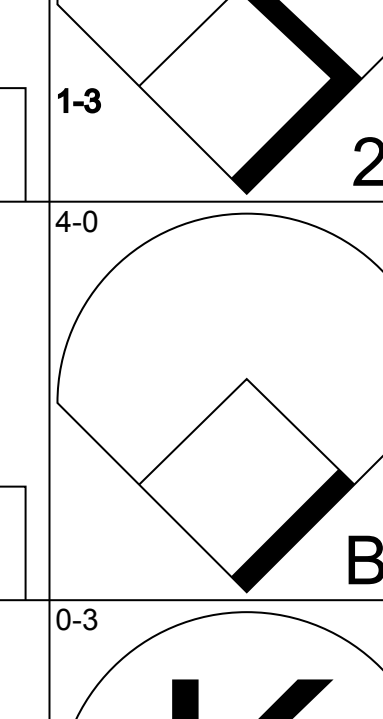
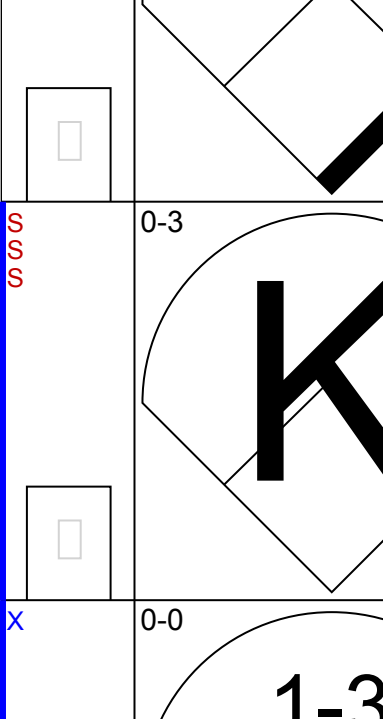
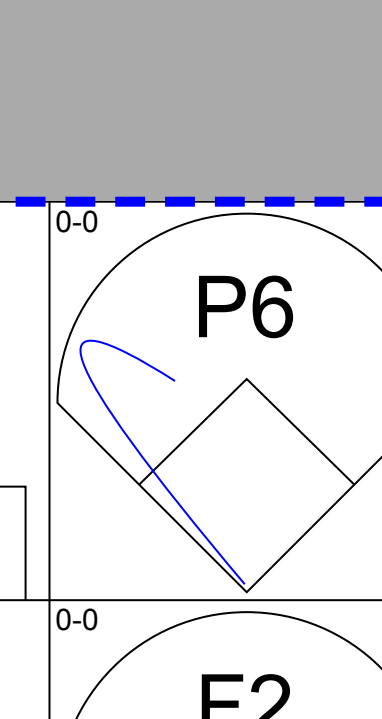
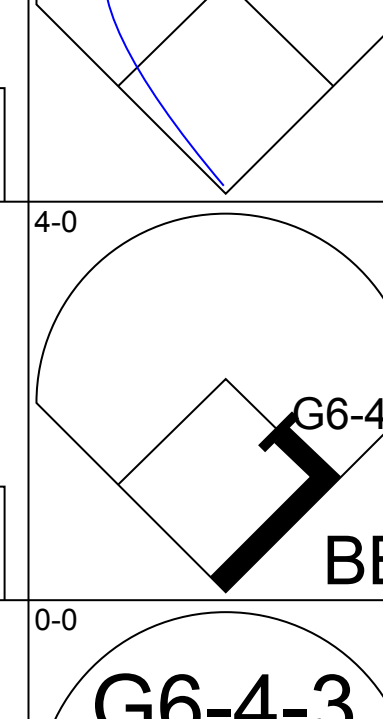
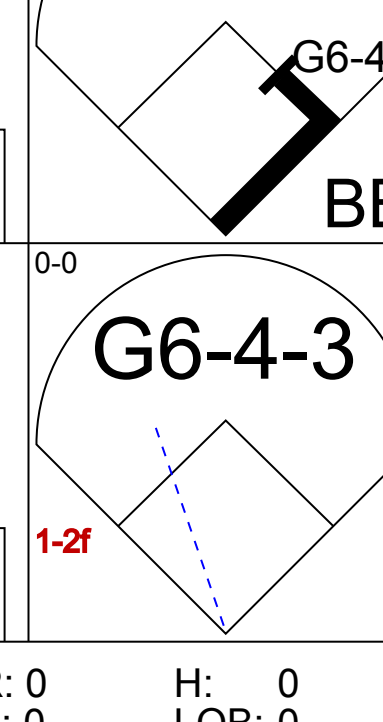
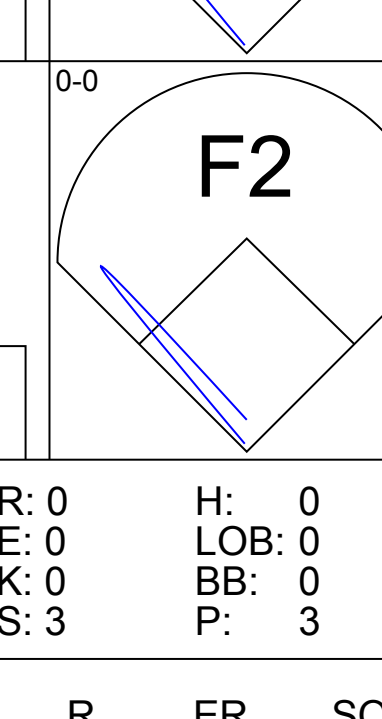
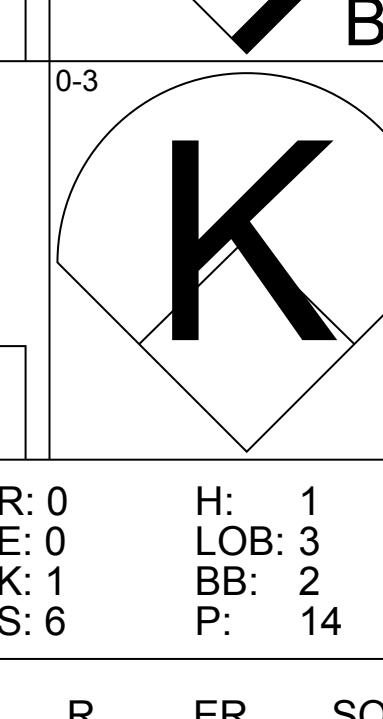


Batter	1	2	3	4	5	6	7	8	9	AB	R	H	RBI	BB	SO	LOB	BOTTOM		
Billy Gardner, R OBP: 0.256, SLG: 0.338 (1, 4)	4-3	FC6-4			F5	1B				4	0	1	0	0	0	2			
Tito Francona, L OBP: 0.317, SLG: 0.284 (1, 9)	1B		G3		4-3	L3				4	1	1	0	0	0	1			
George Kell, R OBP: 0.368, SLG: 0.381 (1, 5)	E5		1-3		3B	2B			G4-3	4	1	3	0	0	0	0			
Bob Nieman, R OBP: 0.387, SLG: 0.503 (1, 7)	F9		F9		HR	3B			K	4	1	1	1	0	1	2			
Dick Williams, R OBP: 0.370, SLG: 0.560 (1, 3)	F7				F8	1B			G4-3	4	2	2	2	0	0	2			
Jim Pylburn, R OBP: 0.293, SLG: 0.333 (1, 8)			F3		F8	1B			FC4-6	2	0	0	0	2	0	1			
Hal Smith, R OBP: 0.320, SLG: 0.392 (1, 2)		FC2-5			L7				F7	4	0	2	1	0	0	2			
Willy Miranda, S OBP: 0.312, SLG: 0.301 (1, 6)		FC2-5			6-3				FC4-6	3	0	0	0	1	0	2			
Connie Johnson, R OBP: 0.273, SLG: 0.200 (1, 1)		FC2-5			5-3				L9	4	0	0	0	0	0	4			
Inning Stats	R: 1 E: 1 K: 0 S: 5	H: 2 LOB: 1 BB: 0 P: 5	R: 0 E: 0 K: 0 S: 4	H: 1 LOB: 2 BB: 1 P: 8	R: 0 E: 0 K: 0 S: 3	H: 0 LOB: 0 BB: 0 P: 3	R: 1 E: 0 K: 0 S: 5	H: 2 LOB: 1 BB: 0 P: 5	R: 3 E: 0 K: 0 S: 6	H: 3 LOB: 1 BB: 1 P: 10	R: 0 E: 0 K: 0 S: 4	H: 1 LOB: 1 BB: 0 P: 4	R: 0 E: 0 K: 1 S: 5	H: 1 LOB: 0 BB: 0 P: 5	R: 0 E: 0 K: 0 S: 3	H: 0 LOB: 1 BB: 1 P: 7	1B: 7 2B: 1 3B: 1 HR: 1	SF: 0 SAC: 0 DP: 1 HBP: 0	WP: 1 PA: 36
PITCHER Bob Porterfield, R ERA: 5.68 (1, 1)	IP: 4.2 WLS: L BF: 24 H: 8 R: 5 ER: 4 SO: 4 BB: 2 IBB: 0 HBP: 0 BLK: 0 WP: 1 HR: 1 S: 22 P: 30 ERA: 7.71 WHIP: 2.143															PITCHER IP: WLS: BF: H: R: ER: SO: BB: IBB: HBP: BLK: WP: HR: S: P: ERA: WHIP			
Tom Hurd, R ERA: 6.75 (5, 1)	0.1	1	0	0	0	0	0	0	0	0	0	1	1	0.00	0.000				
Harry Dorish, R ERA: 3.57 (6, 1)	3.0	11	2	0	0	1	1	0	0	0	0	12	16	0.00	1.000				

Boston Red Sox @ Baltimore Orioles
Memorial Stadium, Baltimore, MD
Sun Jul 01 1956, 3:33 AM EDT
Att: 10,864 - Unknown

AB 33
R 5
H 10
RBI 4
BB 3
SO 1
LOB 16



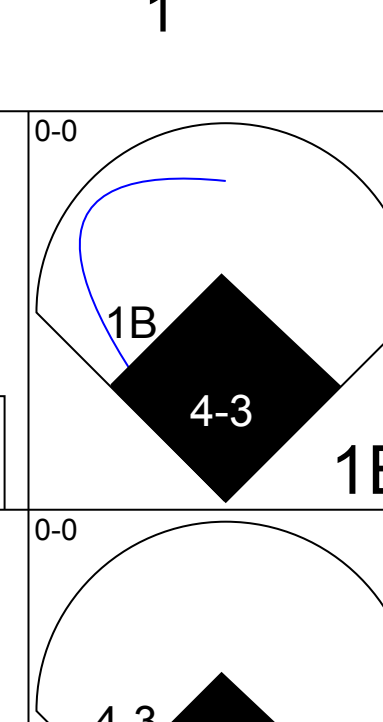
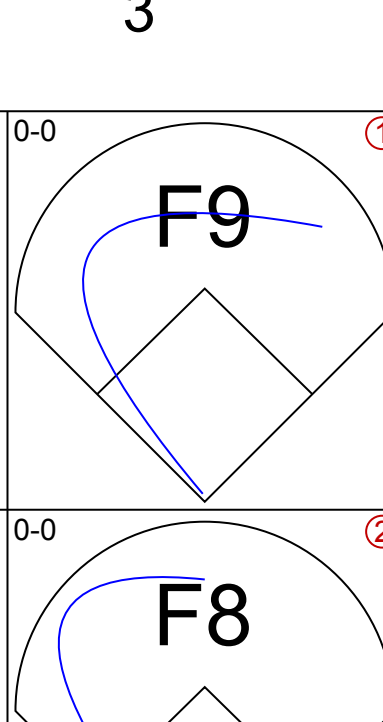
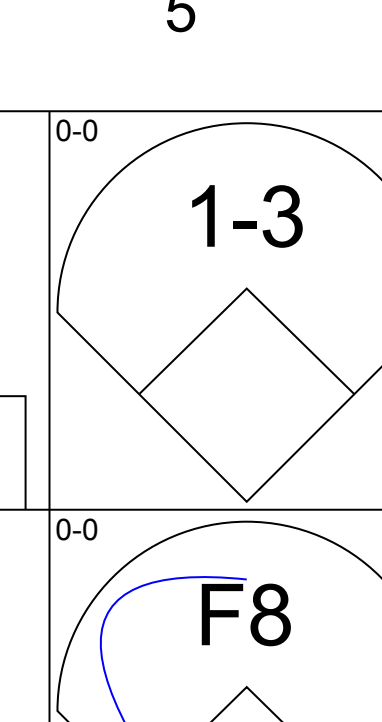
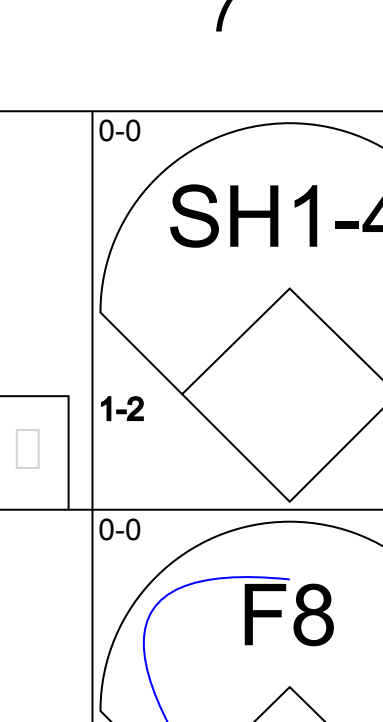
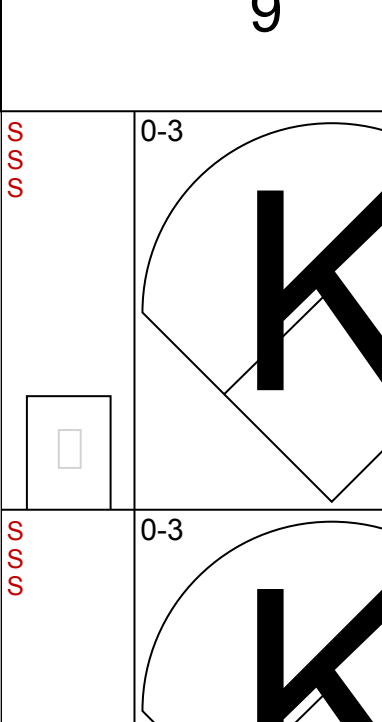
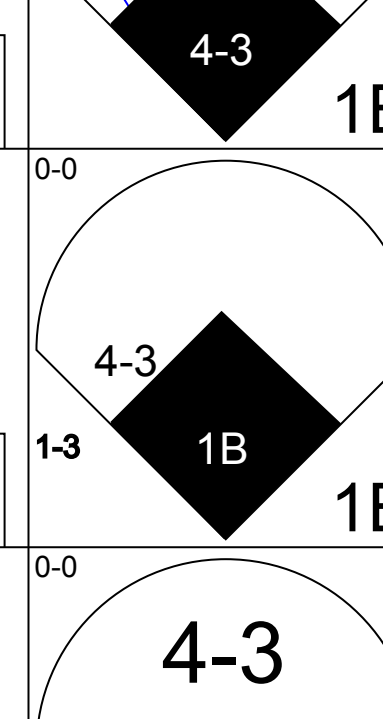
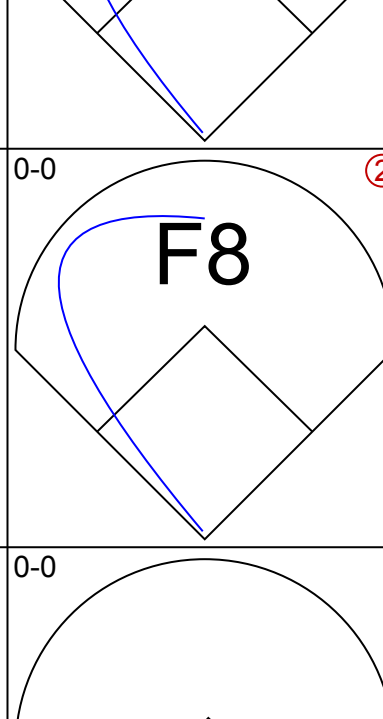
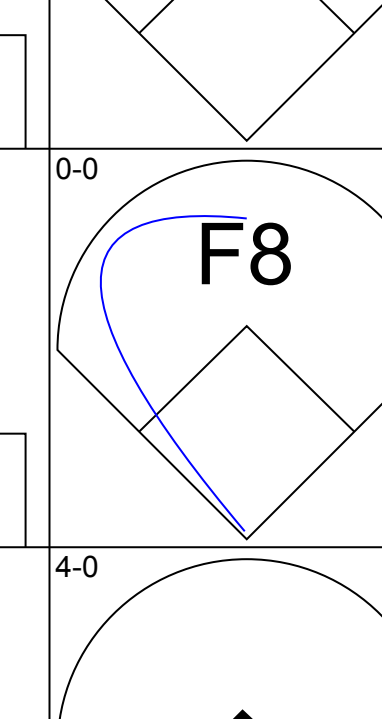
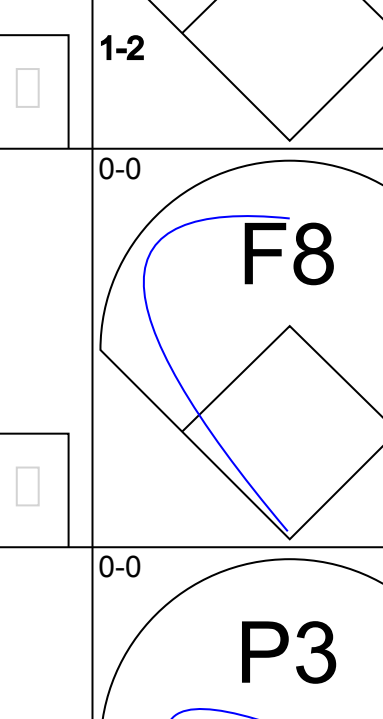
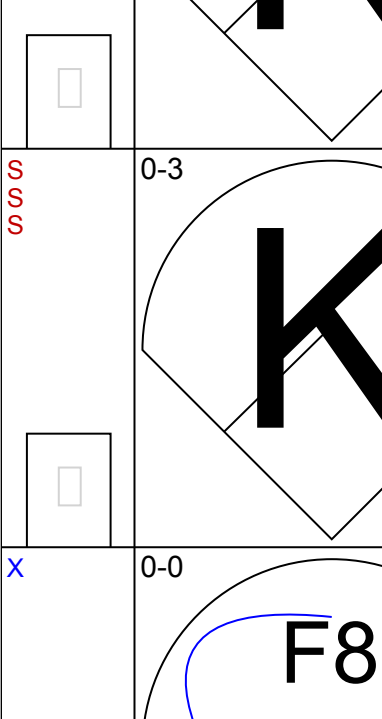
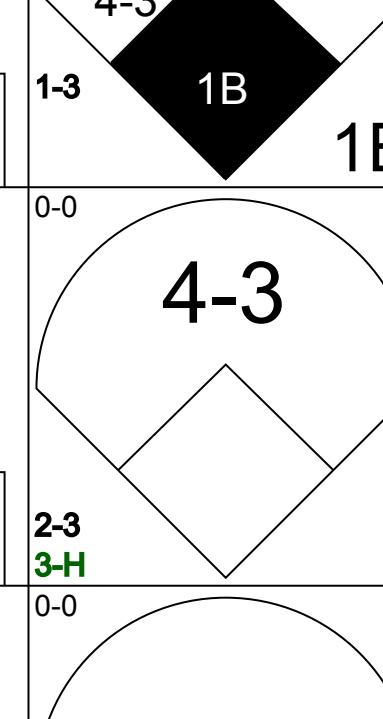
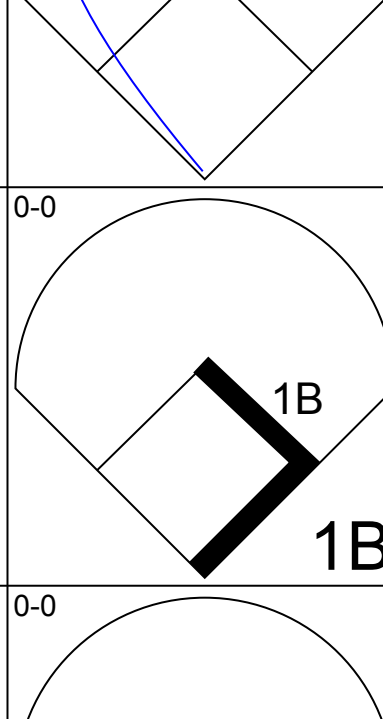
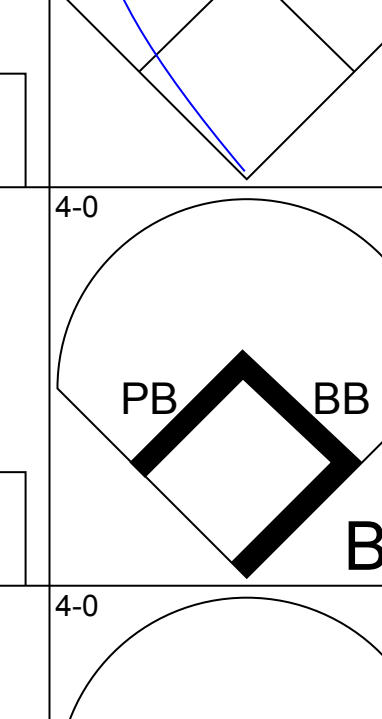
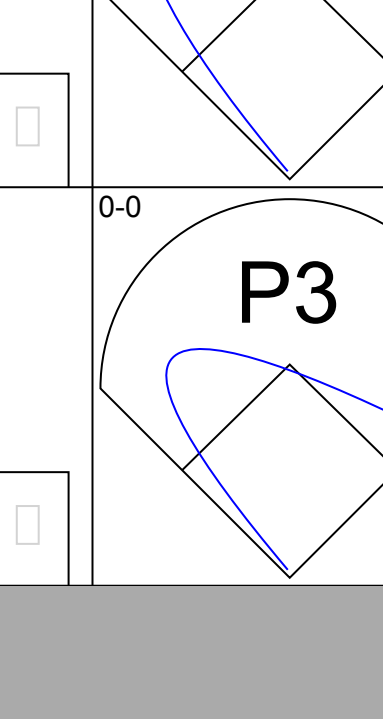
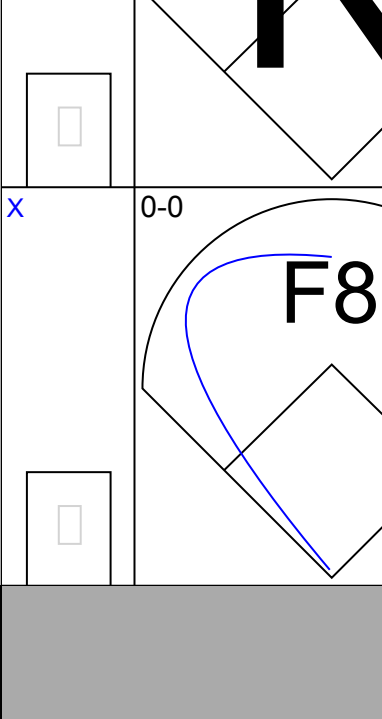
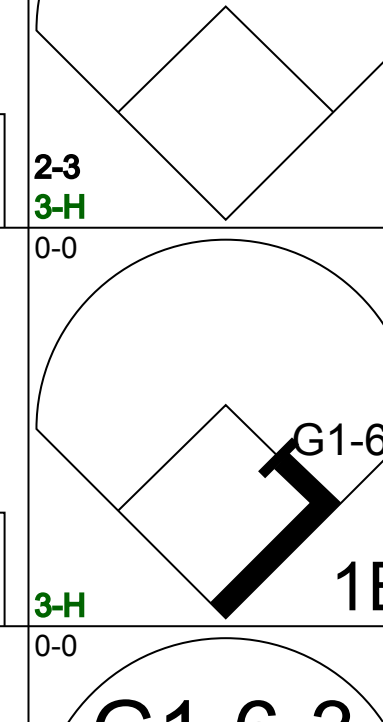
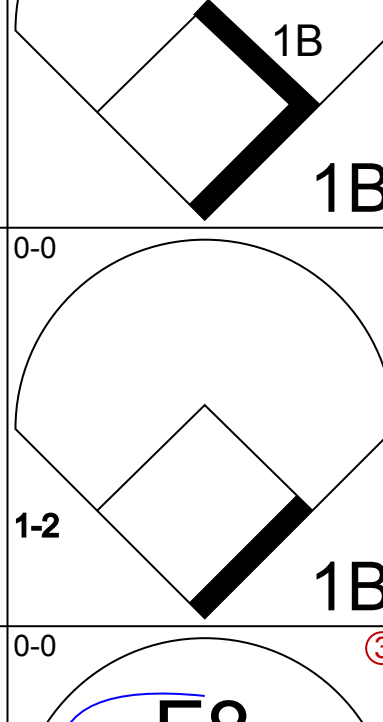
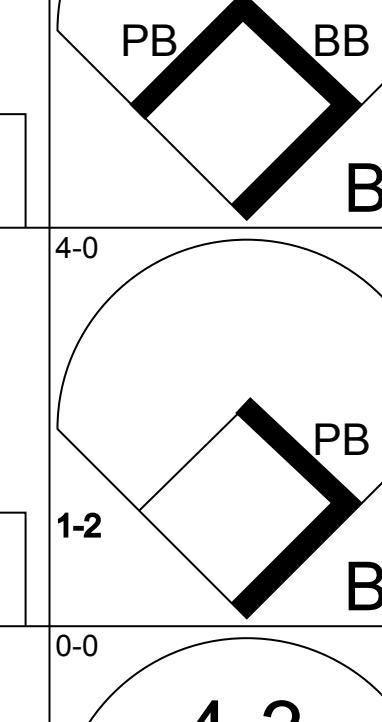
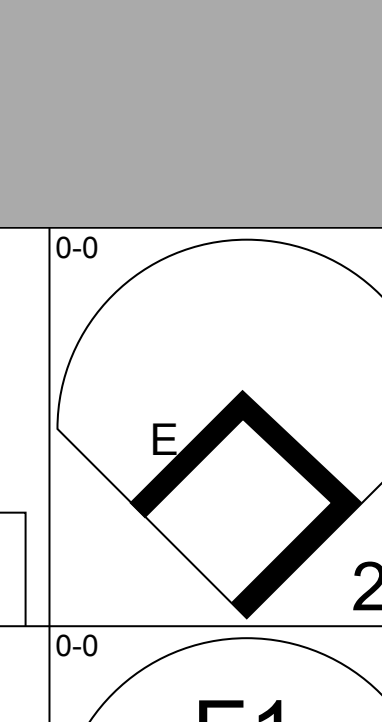
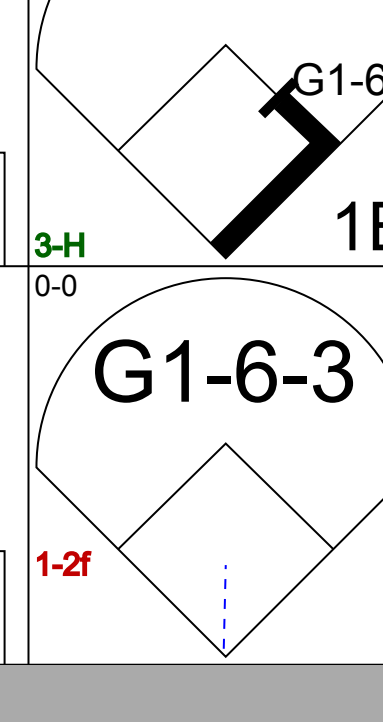
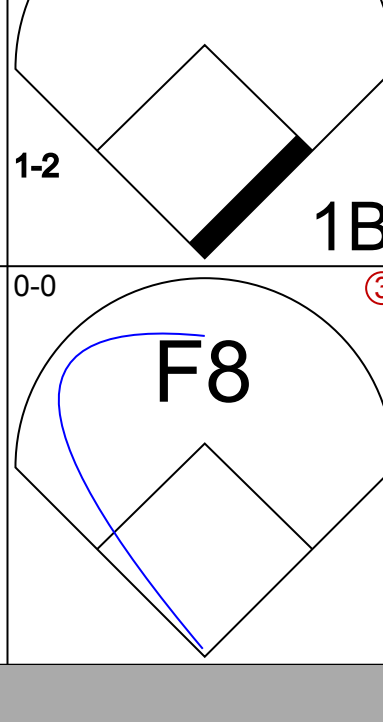
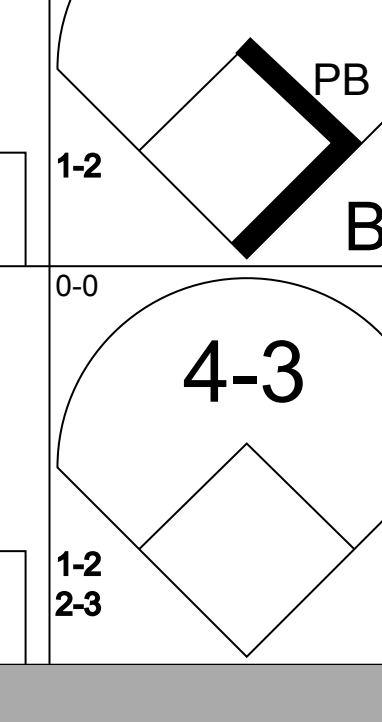
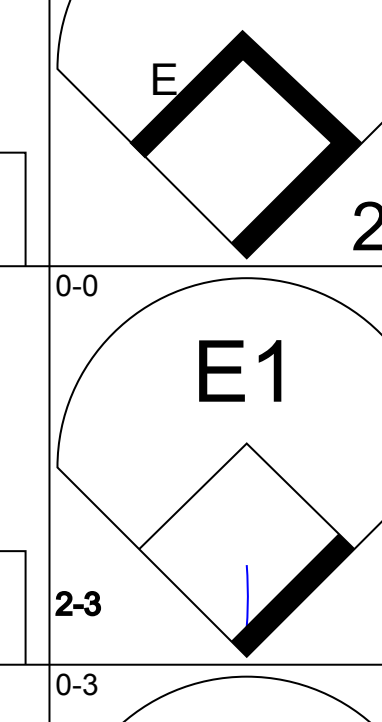
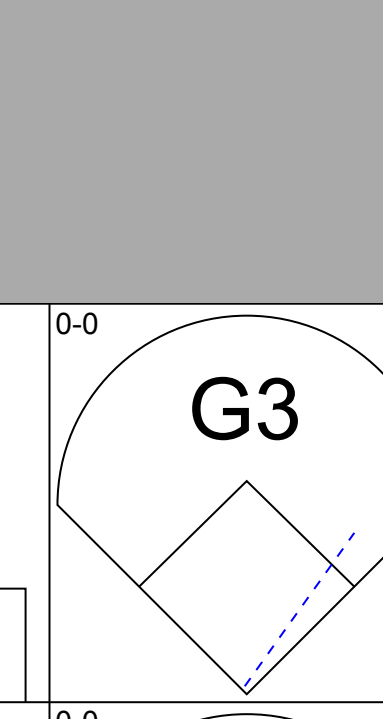
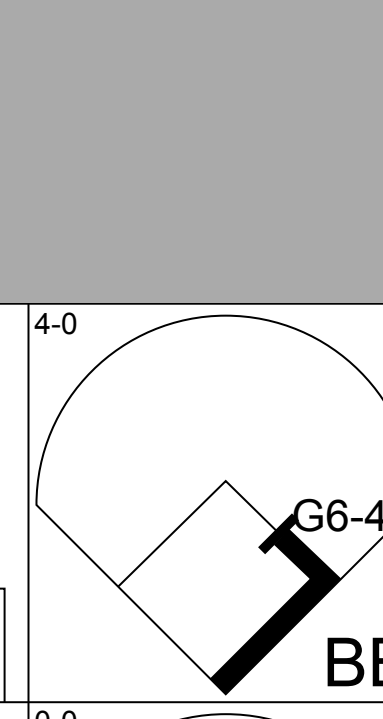
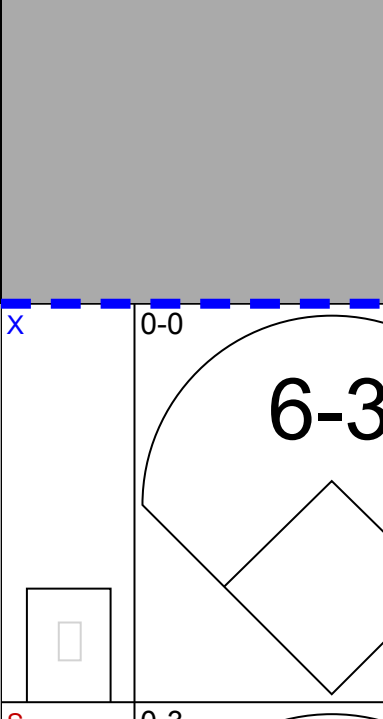
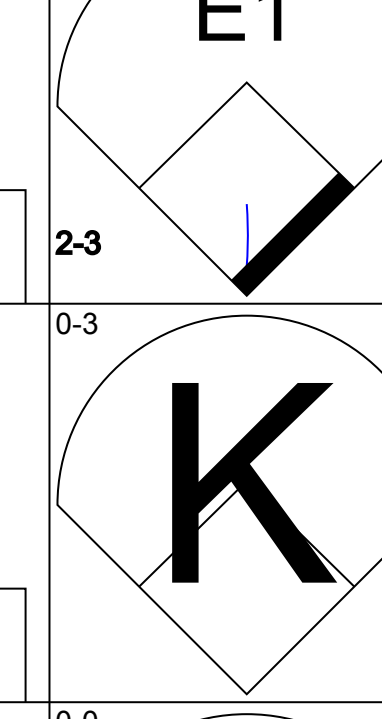
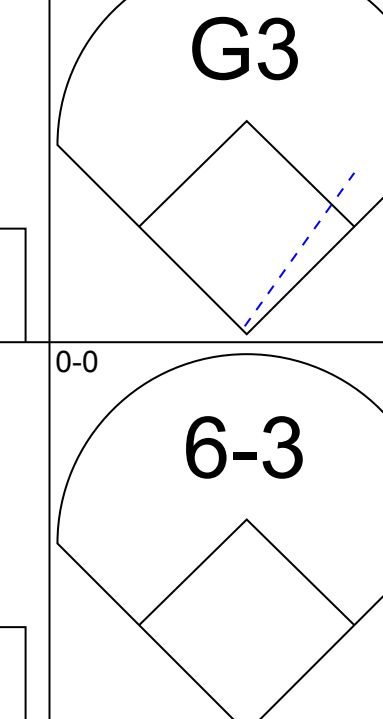
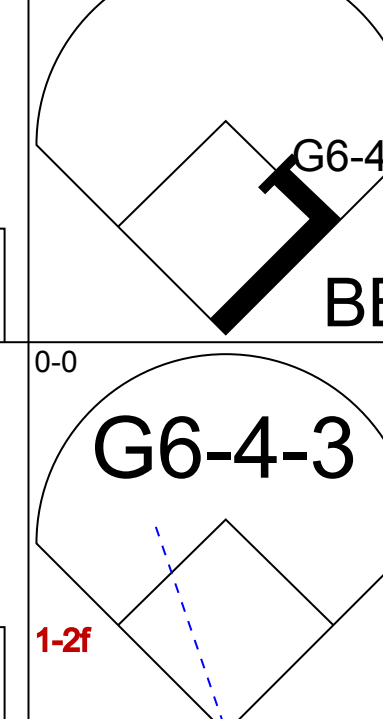
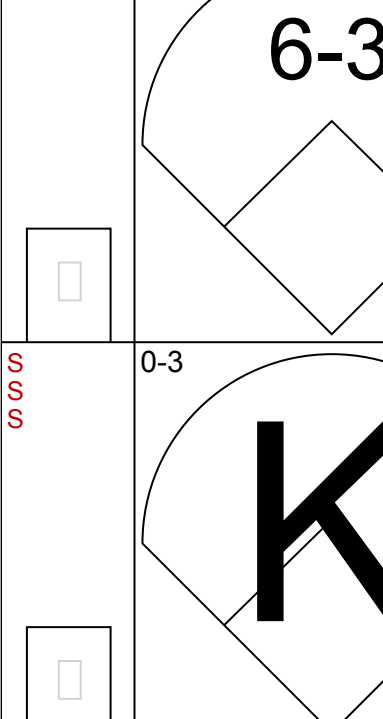
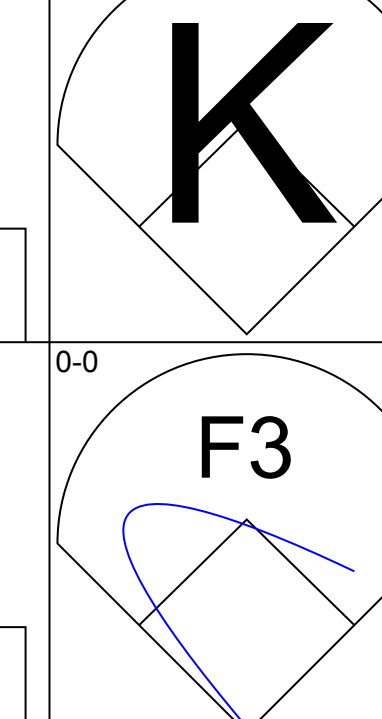
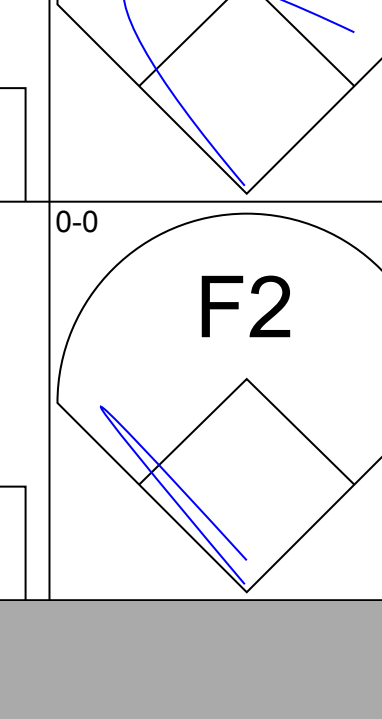
Batter	1	2	3	4	5	6	7	8	9	AB	R	H	RBI	BB	SO	LOB	TOP					
Billy Goodman, L (1.4) OBP: 0.366, SLG: 0.439										5	0	0	0	0	1	3						
Billy Klaus, L (1.5) OBP: 0.387, SLG: 0.386										4	0	0	0	1	0	0						
Ted Williams, L (1.7) OBP: 0.491, SLG: 0.542										5	1	4	0	0	0	0						
Dick Gemert, R (1.3) OBP: 0.423, SLG: 0.544									3	2	1	0	2	0	3							
Jackie Jensen, R (1.9) OBP: 0.410, SLG: 0.498									4	0	3	1	1	0	2							
Jim Piersall, R (1.8) OBP: 0.375, SLG: 0.432									4	0	1	2	0	0	4							
Sammy White, R (1.2) OBP: 0.335, SLG: 0.401										3	0	1	0	1	0	2						
Don Buddin, R (1.6) OBP: 0.380, SLG: 0.343									0	0	0	0	2	0	0							
Mickey Vernon, L (6, PH) OBP: 0.263, SLG: 0.536									1	0	0	0	1	2								
Mitt Bolling, R (6, PH) OBP: 0.200, SLG: 0.444									1	0	0	0	0	0	0							
Frank Sullivan, R (1.1) OBP: 0.178, SLG: 0.186									2	0	0	0	0	1	4							
Gene Stephens, L (6, PH) OBP: 0.263, SLG: 0.176									1	0	0	0	0	0	2							
Ike Delock, R (6, 1) OBP: 0.111, SLG: 0.059									1	0	0	0	0	0	0							
Inning Stats	R: 0 E: 0 K: 1 S: 6	H: 1 LOB: 1 BB: 0 P: 6	R: 0 E: 0 K: 1 S: 6	H: 1 LOB: 3 BB: 2 P: 14	R: 0 E: 1 K: 0 S: 4	H: 2 LOB: 2 BB: 1 P: 8	R: 0 E: 0 K: 0 S: 2	H: 0 LOB: 0 BB: 1 P: 6	R: 0 E: 0 K: 0 S: 3	H: 0 LOB: 0 BB: 2 P: 3	R: 1 E: 0 K: 1 S: 6	H: 1 LOB: 2 BB: 2 P: 14	R: 2 E: 0 K: 0 S: 6	H: 3 LOB: 2 BB: 1 P: 10	R: 0 E: 0 K: 0 S: 3	H: 0 LOB: 0 BB: 0 P: 3	R: 0 E: 0 K: 0 S: 4	H: 2 LOB: 1 BB: 0 P: 4	1B: 6 2B: 5 3B: 0 HR: 0	SF: 0 SAC: 0 DP: 3 HBP: 0	WP: 1 PB: 0 SB: 0 CS: 0	PA: 41
PITCHER	IP	WLS	BF	H	R	ER	SO	BB	IBB	HBP	BLK	WP	HR	S	P	ERA	WHIP					
Bob Wiesler, L (1.1) ERA: 6.29	5.0		23	5	1	1	2	5	0	0	0	0	0	22	42	1.80	2.000					
Bob Chakales, R (6, 1) ERA: 3.41	1.0		4	0	0	0	1	1	0	0	0	0	0	5	9	0.00	1.000					
Bud Byerly, R (7, 1) ERA: 4.66	1.0	L	7	3	2	2	0	1	0	0	0	1	0	6	10	18.00	4.000					
Pedro Ramos, R (8, 1) ERA: 5.12	2.0		7	2	0	0	0	0	0	0	0	0	0	7	7	0.00	1.000					

Boston Red Sox @ Washington Senators
Griffith Stadium, Washington, DC
Mon Jul 02 1956, 3:33 AM EDT
Att: 9,410 - Unknown

livebaseballscorecards.com

AB 34
R 3
H 10
RBI 3
BB 7
SO 3
LOB 22



Batter	1	2	3	4	5	6	7	8	9	AB	R	H	RBI	BB	SO	LOB	BOTTOM					
Eddie Yost, R (1.5) OBP: 0.442, SLG: 0.324										4	1	1	0	0	1	1						
Whitey Herzog, L (1.8) OBP: 0.321, SLG: 0.371										5	1	1	0	0	1	2						
Pete Runnels, L (1.3) OBP: 0.361, SLG: 0.451										4	0	1	1	1	0	3						
Roy Sievers, R (1.7) OBP: 0.395, SLG: 0.532									3	0	3	1	1	0	0							
Clint Courtney, L (1.2) OBP: 0.390, SLG: 0.458									4	0	0	0	0	0	6							
Jim Lemon, R (1.9) OBP: 0.374, SLG: 0.500									3	0	0	0	1	1	2							
Tony Roig, R (1.4) OBP: 0.333, SLG: 0.417									4	0	0	0	0	1	3							
Jose Valdivielso, R (1.6) OBP: 0.236, SLG: 0.235									3	0	2	0	0	1	0							
Ernie Ottavetz, S (8, PH) OBP: 0.379, SLG: 0.299									1	0	0	0	0	0	2							
Bob Wiesler, S (1.1) OBP: 0.096, SLG: 0.100									2	0	0	0	0	0	2							
Bob Chakales, R (6, 1) OBP: 0.119, SLG: 0.118									0	0	0	0	0	0	0							
Bud Byerly, R (7, 1) OBP: 0.273, SLG: 0.115									0	0	0	0	0	0	0							
Herb Pless, L (7, PH) OBP: 0.273, SLG: 0.115									0	0	0	0	0	1	0							
Pedro Ramos, S (8, 1) OBP: 0.305, SLG: 0.319									0	0	0	0	0	0	0							
Lou Berberet, L (8, PH) OBP: 0.305, SLG: 0.319									0	0	0	0	1	0	0							
Bunky Stewart, L (8, PH) OBP: 0.305, SLG: 0.319									0	0	0	0	0	0	0							
Inning Stats	R: 2 E: 0 K: 0 S: 5	H: 3 LOB: 0 BB: 0 P: 5	R: 0 E: 0 K: 0 S: 4	H: 1 LOB: 1 BB: 0 P: 4	R: 0 E: 0 K: 0 S: 5	H: 2 LOB: 1 BB: 0 P: 5	R: 0 E: 0 K: 0 S: 3	H: 1 LOB: 1 BB: 1 P: 7	R: 0 E: 0 K: 2 S: 7	H: 0 LOB: 0 BB: 0 P: 7	R: 0 E: 0 K: 2 S: 7	H: 0 LOB: 1 BB: 1 P: 7	R: 0 E: 1 K: 1 S: 7	H: 1 LOB: 2 BB: 0 P: 7	R: 0 E: 0 K: 2 S: 7	H: 0 LOB: 1 BB: 1 P: 11	R: 0 E: 0 K: 2 S: 7	H: 0 LOB: 0 BB: 1 P: 11	1B: 6 2B: 1 3B: 1 HR: 0	SF: 0 SAC: 1 DP: 2 HBP: 0	WP: 0 PB: 1 SB: 0 CS: 0	PA: 39
PITCHER	IP	WLS	BF	H	R	ER	SO	BB	IBB	HBP	BLK	WP	HR	S	P	ERA	WHIP					
Frank Sullivan, R (1.1) ERA: 3.51	5.0		23	7	2	2	0	3	0	0	0	0	0	20	32	0.00	0.750					
Ike Delock, R (6, 1) ERA: 5.16	4.0	W	16	1	0	0	5	2	0	0	0	0	0	24	32	0.00	0.750					

Boston Red Sox @ Washington Senators
Griffith Stadium, Washington, DC
Mon Jul 02 1956, 3:33 AM EDT
Att: 9,410 - Unknown

livebaseballscorecards.com

AB 33
R 2
H 8
RBI 2
BB 5
SO 5
LOB 21



Batter	1	2	3	4	5	6	7	8	9	10	11	AB	R	H	RBI	BB	SO	LOB	TOP					
Billy Goodman, L OBP: 0.367, SLG: 0.438 (1, 4)	4-3		6-3		1B		F8					5	0	2	1	0	0	0						
Billy Klaus, L OBP: 0.363, SLG: 0.381 (1, 5)	4-3		6-3		1B			F8	K			5	0	1	1	0	1	2						
Ted Williams, L OBP: 0.488, SLG: 0.537 (1, 7)			K		F8			P6				5	0	2	0	0	1	2						
Dick Gernert, R OBP: 0.413, SLG: 0.528 (1, 3)	K			F3		F2		F9		F8		5	0	0	0	0	1	2						
Jackie Jensen, R OBP: 0.407, SLG: 0.496 (1, 9)		1B 2B		6-3		P6			F9	G6-4-3		5	1	1	0	0	0	1						
Jim Piersall, R OBP: 0.375, SLG: 0.428 (1, 8)		P4		F3							F9	3	1	0	0	2	0	1						
Sammy White, R OBP: 0.336, SLG: 0.411 (1, 2)					F9	P5					4-3	5	1	2	2	0	0	1						
Don Buddin, R OBP: 0.380, SLG: 0.342 (1, 6)					F9							3	1	1	1	1	0	1						
Dave Slater, R OBP: 0.290, SLG: 0.091 (5, PH)					F8							1	0	0	0	0	0	1						
Ted Lapidus, R OBP: 0.313, SLG: 0.404 (5, PH)												1	0	0	0	0	0	1						
Henry Dorish, R OBP: 0.328, SLG: 0.381 (5, PH)												0	0	0	0	0	0	0						
Norm Zaichin, R OBP: 0.293, SLG: 0.339 (7, PH)												0	0	0	0	0	0	0						
Tom Hurd, R OBP: 0.310, SLG: 0.376 (7, PH)												0	0	0	0	0	0	0						
Pete Daley, R OBP: 0.310, SLG: 0.396 (9, PH)												1	0	1	0	0	0	0						
Billy Conzolo, R OBP: 0.250, SLG: 0.200 (9, PH)												0	1	0	0	0	0	0						
Leo Kiely, L OBP: 0.250, SLG: 0.200 (9, PH)												1	0	0	0	0	0	1						
Inning Stats	R: 0 E: 0 K: 1 S: 6	H: 1 LOB: 1 BB: 0 P: 6	R: 1 E: 0 K: 0 S: 5	H: 2 LOB: 1 BB: 0 P: 5	R: 0 E: 0 K: 1 S: 5	H: 0 LOB: 0 BB: 0 P: 5	R: 0 E: 0 K: 0 S: 3	H: 0 LOB: 0 BB: 1 P: 3	R: 1 E: 0 K: 0 S: 5	H: 2 LOB: 2 BB: 1 P: 9	R: 0 E: 0 K: 0 S: 3	H: 0 LOB: 1 BB: 1 P: 7	R: 0 E: 0 K: 0 S: 3	H: 0 LOB: 0 BB: 0 P: 3	R: 0 E: 0 K: 1 S: 8	H: 3 LOB: 2 BB: 1 P: 12	R: 0 E: 0 K: 0 S: 3	H: 1 LOB: 0 BB: 0 P: 3	R: 0 E: 0 K: 0 S: 4	H: 1 LOB: 1 BB: 1 P: 4	1B: 7 2B: 2 3B: 1 HR: 0	SF: 1 SAC: 0 DP: 1 HBP: 0	WP: 0 PB: 0 SB: 0 CS: 0	PA: 45
PITCHER	IP WLS BF H R ER SO BB IBB HBP BLK WP HR S P ERA WHIP	IP WLS BF H R ER SO BB IBB HBP BLK WP HR S P ERA WHIP																						
Dean Stone, L ERA: 6.19 (1, 1)	3	8.2	37	8	5	5	2	3	3	0	0	0	0	0	0	10	10	0.00	0.857					
Camilo Pascual, R ERA: 6.17 (9, 1)	2.1	W	8	2	0	0	1	0	0	0	0	0	0	0	10	10	0.00	0.857						

Boston Red Sox @ Washington Senators
Griffith Stadium, Washington, DC
Tue Jul 03 1956, 3:33 AM EDT
Att: 2,188 - Unknown

AB 41
R 5
H 10
RBI 5
BB 3
SO 3
LOB 13



Batter	1	2	3	4	5	6	7	8	9	10	11	AB	R	H	RBI	BB	SO	LOB	BOTTOM					
Eddie Yost, R OBP: 0.446, SLG: 0.322 (1, 5)	1B HBP	BB		6-3		CS BB		4-3		IBB		2	1	0	0	3	0	1						
Whitey Herzog, L OBP: 0.313, SLG: 0.361 (1, 8)	K	K		K		F7		F5		F9		5	0	0	0	0	3	4						
Karl Olson, R OBP: 0.322, SLG: 0.358 (10, PH)	K	K		K								1	0	0	0	0	0	2						
Pete Runnels, L OBP: 0.357, SLG: 0.445 (1, 3)	L8	P6		K		1B		6-3				6	0	1	0	0	2	3						
Roy Sievers, R OBP: 0.397, SLG: 0.530 (1, 7)	1B BB	F9				2B 1B		5-3		K		5	2	2	0	1	1	2						
Jim Lemon, R OBP: 0.362, SLG: 0.516 (1, 9)	1B 1B			BB 1B		2B		FC1-6 BB		F9		5	1	4	2	1	0	0						
Tony Reig, R OBP: 0.294, SLG: 0.353 (1, 4)	1B 1B			L8		K		FC1-6		F8		5	1	1	1	0	1	4						
Lou Berberet, L OBP: 0.387, SLG: 0.384 (1, 2)	1B 1B							F7				2	1	1	1	2	0	1						
Ed Fitz Gerald, R OBP: 0.391, SLG: 0.382 (10, PH)	1B 1B			FC4-6 BB		IBB				SH1-4 1B		1	0	1	0	0	0	0						
Jose Valdivielso, R OBP: 0.237, SLG: 0.235 (1, 6)				K		P3		4-3		SH1-4		4	0	1	2	0	1	6						
Dean Stone, L OBP: 0.290, SLG: 0.176 (1, 1)	F5											4	0	1	0	0	1	6						
Camilo Pascual, R OBP: 0.233, SLG: 0.241 (9, 1)				FC4-6		K		4-3		F8		1	0	0	0	0	1							
Inning Stats	R: 5 E: 0 K: 1 S: 9	H: 4 LOB: 1 BB: 1 P: 14	R: 0 E: 0 K: 1 S: 5	H: 0 LOB: 1 BB: 1 P: 9	R: 0 E: 0 K: 1 S: 6	H: 1 LOB: 2 BB: 1 P: 10	R: 0 E: 0 K: 2 S: 7	H: 0 LOB: 0 BB: 0 P: 7	R: 0 E: 0 K: 2 S: 9	H: 2 LOB: 3 BB: 1 P: 13	R: 0 E: 0 K: 0 S: 3	H: 1 LOB: 1 BB: 1 P: 7	R: 0 E: 0 K: 0 S: 4	H: 0 LOB: 1 BB: 0 P: 4	R: 0 E: 0 K: 1 S: 5	H: 0 LOB: 0 BB: 0 P: 5	R: 0 E: 0 K: 0 S: 4	H: 1 LOB: 2 BB: 1 P: 8	R: 1 E: 0 K: 1 S: 5	H: 2 LOB: 1 BB: 0 P: 5	1B: 9 2B: 2 3B: 1 HR: 0	SF: 0 SAC: 1 DP: 0 HBP: 1	WP: 0 PB: 0 SB: 1 CS: 1	PA: 50
PITCHER	IP WLS BF H R ER SO BB IBB HBP BLK WP HR S P ERA WHIP	IP WLS BF H R ER SO BB IBB HBP BLK WP HR S P ERA WHIP																						
Dave Slater, R ERA: 4.38 (1, 1)	4.0	21	5	3	5	5	2	3	0	0	0	0	0	0	12	20	0.00	2.000						
Harry Dorish, R ERA: 3.28 (5, 1)	2.0	10	3	0	0	0	2	1	1	0	0	0	0	0	7	11	0.00	1.000						
Tom Hurd, R ERA: 6.35 (7, 1)	2.0	8	1	0	0	0	1	0	0	0	0	0	0	0	7	11	0.00	1.000						
Leo Kiely, L ERA: 5.32 (9, 1)	2.1	L	11	3	1	1	2	0	1	0	0	0	0	0	14	18	3.86	1.286						

Boston Red Sox @ Washington Senators
Griffith Stadium, Washington, DC
Tue Jul 03 1956, 3:33 AM EDT
Att: 2,188 - Unknown

AB 41
R 6
H 12
RBI 6
BB 7
SO 9
LOB 30




Batter	1	2	3	4	5	6	7	8	9	AB	R	H	RBI	BB	SO	LOB	TOP								
Gil McDougald, R OBP: 0.389, SLG: 0.396 (1, 6)	F9	G3		L5		5-3				5	0	1	0	0	0	2	New York Yankees @ Boston Red Sox Fenway Park, Boston, MA Wed Jul 04 1956, 3:38 AM EDT Att: 34,594 - Unknown								
Billy Martin, R OBP: 0.325, SLG: 0.396 (1, 4)	1B		K		5-3		F4	K		5	2	2	0	0	2	2									
Hank Bauer, R OBP: 0.298, SLG: 0.449 (1, 9)	E7		E	G3	5-3		F6		6-3	5	1	2	0	0	0	1									
Yogi Berra, L OBP: 0.361, SLG: 0.573 (1, 2)	3-1		G3				HR		BB	4	2	2	1	1	0	2									
Bill Skowron, R OBP: 0.404, SLG: 0.481 Norm Siebern, L OBP: 0.274, SLG: 0.382 (1, 3) (9, 7)			E6						FC5	4	2	3	3	1	0	1									
Andy Carey, R OBP: 0.313, SLG: 0.358 Joe Collins, L OBP: 0.301, SLG: 0.392 (1, 5) (9, 3)	5-3		5-3		F9		F9		FC5	4	0	0	0	0	0	4									
Bob Cerv, R OBP: 0.333, SLG: 0.418 (1, 8)					1-3				FC5	4	0	2	1	1	0	2									
Elston Howard, R OBP: 0.320, SLG: 0.338 Irv Noren, L OBP: 0.500, SLG: 0.412 Tom Carroll, R OBP: 0.429, SLG: 0.429 Jerry Coleman, R OBP: 0.321, SLG: 0.271 (1, 7) (9, PH) (9, FR) (9, 5)	F9		1-3		1-3		G4-6-3	K		4	0	0	0	0	1	3									
Don Larsen, R OBP: 0.317, SLG: 0.525 Tommy Byrne, L OBP: 0.333, SLG: 0.600 (1, 1) (8, 1)	5-3							FC3-6	G4-6-3	3	1	1	1	1	0	2									
Inning Stats	R: 2 E: 1 K: 0 S: 6	H: 3 LOB: 1 BB: 0 P: 6	R: 0 E: 0 K: 0 S: 4	H: 1 LOB: 1 BB: 0 P: 4	R: 0 E: 1 K: 1 S: 7	H: 1 LOB: 2 BB: 0 P: 7	R: 1 E: 0 K: 0 S: 4	H: 1 LOB: 0 BB: 0 P: 4	R: 1 E: 0 K: 0 S: 4	H: 2 LOB: 1 BB: 1 P: 8	R: 0 E: 0 K: 2 S: 2	H: 0 LOB: 1 BB: 2 P: 10	R: 2 E: 0 K: 0 S: 5	H: 2 LOB: 0 BB: 0 P: 5	R: 0 E: 0 K: 2 S: 9	H: 2 LOB: 2 BB: 0 P: 9		R: 3 E: 0 K: 0 S: 5	H: 2 LOB: 2 BB: 2 P: 13	1B: 11 2B: 2 3B: 0 HR: 2	SF: 0 SAC: 0 DP: 2 HBP: 0	WP: 0 PB: 0 SB: 0 CS: 0	PA: 45		
PITCHER	IP	WLS	BF	H	R	ER	SO	BB	IBB	HBP	BLK	WP	HR	S	P	ERA	WHIP								
Mel Parnell, L ERA: 3.86 Tom Hurd, R ERA: 8.17 Harry Dorish, R ERA: 4.21 (1, 1) (8, 1) (9, 1)	7.0	L	33	10	6	6	1	3	0	0	0	0	2	32	44	7.71	1.857								

AB	40
R	9
H	14
RBI	8
BB	5
SO	3
LOB	21



Batter	1	2	3	4	5	6	7	8	9	AB	R	H	RBI	BB	SO	LOB	BOTTOM								
Billy Goodman, L OBP: 0.365, SLG: 0.430 (1, 4)	4-3				E6		F8	F7		5	1	1	0	0	0	2	New York Yankees @ Boston Red Sox Fenway Park, Boston, MA Wed Jul 04 1956, 3:38 AM EDT Att: 34,594 - Unknown								
Billy Klaus, L OBP: 0.384, SLG: 0.376 (1, 5)	3-1		F7		BB		F8		4-3	5	0	1	0	0	0	2									
Ted Williams, L OBP: 0.491, SLG: 0.549 (1, 7)	FC5-4			1B	BB		1-5-3		F8	3	0	1	0	2	0	1									
Dick Gemert, R OBP: 0.415, SLG: 0.518 (1, 3)	FC5-4			1B	BB				5-3	2	0	0	1	3	0	1									
Jackie Jensen, R OBP: 0.401, SLG: 0.487 (1, 9)	F9		F2		G6-4-3		F9	FC5-4		5	0	0	0	0	0	6									
Jim Piersall, R OBP: 0.382, SLG: 0.437 (1, 8)	G5-4-3			1B			1-3			4	1	3	0	0	0	0									
Sammy White, R OBP: 0.335, SLG: 0.408 (1, 2)	G5-4-3			F2			K			4	1	1	1	0	1	4									
Don Buddin, R OBP: 0.379, SLG: 0.348 (1, 6)			K		K		K			4	1	1	1	0	3	3									
Mel Parnell, L OBP: 0.333, SLG: 0.400 Gene Siegen, L OBP: 0.249, SLG: 0.136 Tom Hurd, R OBP: 0.265, SLG: 0.170 Mickey Vernon, L OBP: 0.336, SLG: 0.528 Billy Consoia, R OBP: 0.336, SLG: 0.528 Harry Dorish, R OBP: 0.336, SLG: 0.528 (1, 1) (7, PH) (8, 1) (8, PH) (8, PH) (9, 1)	F7				L6					2	0	0	0	0	0	0									
Inning Stats	R: 0 E: 0 K: 0 S: 3	H: 0 LOB: 1 BB: 1 P: 7	R: 0 E: 0 K: 0 S: 3	H: 1 LOB: 0 BB: 0 P: 3	R: 0 E: 0 K: 1 S: 6	H: 1 LOB: 1 BB: 0 P: 6	R: 0 E: 0 K: 1 S: 7	H: 2 LOB: 3 BB: 1 P: 11	R: 1 E: 1 K: 0 S: 4	H: 1 LOB: 2 BB: 2 P: 12	R: 0 E: 0 K: 2 S: 7	H: 0 LOB: 0 BB: 0 P: 7	R: 0 E: 0 K: 0 S: 3	H: 0 LOB: 1 BB: 1 P: 7	R: 3 E: 0 K: 0 S: 7	H: 4 LOB: 1 BB: 0 P: 7		R: 0 E: 0 K: 0 S: 3	H: 0 LOB: 1 BB: 1 P: 7	1B: 7 2B: 2 3B: 0 HR: 0	SF: 0 SAC: 0 DP: 2 HBP: 0	WP: 0 PB: 0 SB: 0 CS: 0	PA: 41		
PITCHER	IP	WLS	BF	H	R	ER	SO	BB	IBB	HBP	BLK	WP	HR	S	P	ERA	WHIP								
Don Larsen, R ERA: 4.52 Tommy Byrne, L ERA: 4.75 (1, 1) (8, 1)	7.2	W	36	9	4	3	4	5	0	0	0	0	0	39	59	3.52	1.826								

AB	35
R	4
H	9
RBI	4
BB	6
SO	4
LOB	19



Batter	1	2	3	4	5	6	7	8	9	AB	R	H	RBI	BB	SO	LOB	TOP			
Billy Martin, R OBP: 0.325, SLG: 0.395 Jerry Coleman, R OBP: 0.309, SLG: 0.260	5-3		HR 1B	G5-2-3				P6		3	1	1	0	0	0	3				
Gil McDougald, R OBP: 0.393, SLG: 0.418	2B		HR	BB 1B		K		F9		5	1	3	4	0	1	0				
Hank Bauer, R OBP: 0.303, SLG: 0.448	F8		K	BB 1B				G4-6-3 BB		3	0	1	0	2	1	1				
Yogi Berra, L OBP: 0.355, SLG: 0.562	F9		F7	F8		P6		G4-6-3		5	0	0	0	0	0	6				
Bill Skowron, R OBP: 0.410, SLG: 0.484	F8			2B 1B	2B BB			G4-6-3 1B		3	1	2	0	1	0	0				
Elston Howard, R OBP: 0.318, SLG: 0.341	4-3		BB 2B	F7		F8				4	1	1	0	0	0	2				
Bob Cerv, R OBP: 0.343, SLG: 0.431	6-3		BB 1B	G5-2-3 BB	1-3 2B	G4-6-3				3	0	1	0	1	0	1				
Andy Carey, R OBP: 0.312, SLG: 0.356			6-3	G5-2-3 BB 1B	1-2 2-3 3-H 4-0 1B	K		6-3		4	1	1	1	0	1	2				
Whitey Ford, L OBP: 0.319, SLG: 0.250			HR 1B	1B G5-2-3 BB		F8				3	1	1	1	1	0	2				
Inning Stats	R: 0 E: 0 K: 0 S: 4	H: 1 LOB: 1 BB: 0 P: 4	R: 0 E: 0 K: 0 S: 3	H: 0 LOB: 0 BB: 0 P: 3	R: 3 E: 0 K: 1 S: 8	H: 3 LOB: 0 BB: 0 P: 8	R: 3 E: 0 K: 0 S: 6	H: 4 LOB: 3 BB: 3 P: 18	R: 0 E: 0 K: 1 S: 6	H: 1 LOB: 2 BB: 0 P: 10	R: 0 E: 0 K: 0 S: 3	H: 1 LOB: 0 BB: 0 P: 3	R: 0 E: 0 K: 0 S: 3	H: 0 LOB: 0 BB: 1 P: 6	R: 0 E: 0 K: 0 S: 2	H: 0 LOB: 0 BB: 0 P: 6	1B: 7 2B: 3 3B: 0 HR: 1	SF: 0 SAC: 0 DP: 3 HBP: 0	WP: 0 PB: 0 SB: 0 CS: 0	PA: 40
PITCHER	IP WLS BF H R ER SO	IP WLS BF H R ER SO	IP WLS BF H R ER SO	IP WLS BF H R ER SO	IP WLS BF H R ER SO	IP WLS BF H R ER SO	IP WLS BF H R ER SO	IP WLS BF H R ER SO	IP WLS BF H R ER SO	IP WLS BF H R ER SO	IP WLS BF H R ER SO	IP WLS BF H R ER SO	IP WLS BF H R ER SO	IP WLS BF H R ER SO	IP WLS BF H R ER SO	IP WLS BF H R ER SO	ERA WHIP	ERA WHIP		
Bob Porterfield, R ERA: 6.19	3.0	17	7	6	6	1	1	0	0	0	0	0	0	0	0	0	18.00	2.667		
Tom Hurd, R ERA: 5.4	5.0	20	4	0	0	2	3	0	0	0	0	0	0	0	0	0	0.00	1.400		
Dave Sisler, R ERA: 4.3	1.0	3	0	0	0	0	1	0	0	0	0	0	0	0	0	0	0.00	1.000		

New York Yankees @ Boston Red Sox
Fenway Park, Boston, MA
Thu Jul 05 1956, 3:33 AM EDT
Att: 15,860 - Unknown

AB	35
R	6
H	11
RBI	6
BB	5
SO	3
LOB	17



Batter	1	2	3	4	5	6	7	8	9	AB	R	H	RBI	BB	SO	LOB	BOTTOM					
Billy Goodman, L OBP: 0.359, SLG: 0.424	4-3		SF7		P6			FC4		3	0	0	1	0	0	2						
Billy Klaus, L OBP: 0.382, SLG: 0.371	G3-6-3 BB		F8		F9			K		3	0	0	0	1	1	2						
Ted Williams, L OBP: 0.483, SLG: 0.538 Norm Zauchin, R OBP: 0.299, SLG: 0.333	G3-6-3				F8			4-3		3	0	0	0	0	0	1						
Dick Gernert, R OBP: 0.408, SLG: 0.506	5-3		K		K			F8		4	0	0	0	0	2	0						
Jackie Jensen, R OBP: 0.402, SLG: 0.487	6-3		WP 1B		P4			1B		4	0	2	0	0	0	0						
Jim Piersall, R OBP: 0.381, SLG: 0.435	4-3		4-3		G4-6-3 1B			F8		4	0	1	0	0	0	2						
Sammy White, R OBP: 0.335, SLG: 0.407			F9 1B SF7		5-3			G4-6-3		3	1	1	0	0	0	1						
Don Buddin, R OBP: 0.382, SLG: 0.357			SF7 1B					K		3	0	2	0	0	1	0						
Bob Porterfield, R OBP: 0.393, SLG: 0.480 Tom Hurd, R OBP: 0.600, SLG: 0.600 Ted Lepcio, R OBP: 0.298, SLG: 0.410 Dave Sisler, R OBP: 0.286, SLG: 0.091	F9		F9		F6			FC4 1B		1	0	0	0	0	0	2						
	1	0	0	0	0	0	1	0	0	0	0	0	0	0	0	1						
	1	0	1	0	0	0	1	0	1	0	1	0	0	0	0	0						
	0	0	0	0	0	0	0	0	0	0	0	0	0	0	0	0						
	0	0	0	0	0	0	0	0	0	0	0	0	0	0	0	0						
Inning Stats	R: 0 E: 0 K: 0 S: 2	H: 0 LOB: 0 BB: 0 P: 6	R: 0 E: 0 K: 0 S: 3	H: 0 LOB: 0 BB: 0 P: 3	R: 1 E: 0 K: 0 S: 5	H: 2 LOB: 1 BB: 0 P: 5	R: 0 E: 0 K: 1 S: 6	H: 1 LOB: 1 BB: 0 P: 6	R: 0 E: 0 K: 0 S: 4	H: 1 LOB: 1 BB: 0 P: 4	R: 0 E: 0 K: 1 S: 5	H: 0 LOB: 0 BB: 0 P: 5	R: 0 E: 0 K: 0 S: 3	H: 1 LOB: 0 BB: 0 P: 3	R: 0 E: 0 K: 2 S: 8	H: 1 LOB: 1 BB: 0 P: 8	R: 0 E: 0 K: 0 S: 4	H: 1 LOB: 1 BB: 0 P: 4	1B: 6 2B: 1 3B: 0 HR: 0	SF: 1 SAC: 0 DP: 2 HBP: 0	WP: 1 PB: 0 SB: 0 CS: 0	PA: 33
PITCHER	IP WLS BF H R ER SO	IP WLS BF H R ER SO	IP WLS BF H R ER SO	IP WLS BF H R ER SO	IP WLS BF H R ER SO	IP WLS BF H R ER SO	IP WLS BF H R ER SO	IP WLS BF H R ER SO	IP WLS BF H R ER SO	IP WLS BF H R ER SO	IP WLS BF H R ER SO	IP WLS BF H R ER SO	IP WLS BF H R ER SO	IP WLS BF H R ER SO	IP WLS BF H R ER SO	IP WLS BF H R ER SO	ERA WHIP	ERA WHIP				
Whitey Ford, L ERA: 2.43	9.0	33	7	1	1	4	1	0	0	0	0	0	0	0	0	0	1.00	0.889				

New York Yankees @ Boston Red Sox
Fenway Park, Boston, MA
Thu Jul 05 1956, 3:33 AM EDT
Att: 15,860 - Unknown

AB	31
R	1
H	7
RBI	1
BB	1
SO	4
LOB	11



Batter	1	2	3	4	5	6	7	8	9	AB	R	H	RBI	BB	SO	LOB	TOP			
Dick Williams, R (1,9) OBP: 0.386, SLG: 0.600	0-0 6-3		0-0 2B		0-0 FC4-6 1B		0-0 F8		0-3 K	5	0	2	0	0	1	0	Baltimore Orioles @ Boston Red Sox Fenway Park, Boston, MA Sat Jul 07 1956, 3:33 AM EDT Att: 10,320 - Unknown AB 33 R 3 H 7 RBI 3 BB 3 SO 8 LOB 16			
George Kell, R (1,5) OBP: 0.381, SLG: 0.419	0-0 4-3		0-3 K		0-0 FC4-6 BB 1-2		0-3 K			4	0	0	0	0	2	2				
Bob Nieman, R (1,7) OBP: 0.408, SLG: 0.518	4-0 BB			0-0 BB 1B	4-0 BB 1-2			0-0 F9 1B		2	1	2	0	2	0	0				
Gus Triandos, R (1,3) OBP: 0.388, SLG: 0.487	0-0 F4			4-0 1B E 1-2	0-3 K			0-0 F4		3	1	0	0	1	1	4				
Tito Francona, L (1,8) OBP: 0.325, SLG: 0.296		0-0 CS 1B		0-0 E SF9 1-3 2-H 1B			0-0 F8		0-0 1B	4	1	3	1	0	0	2				
Billy Gardner, R (1,4) OBP: 0.248, SLG: 0.324		0-0 5-3		0-0 E5		0-0 5-3		0-0 F9		3	0	0	1	0	0	2				
Joe Frazier, L (8,PH) OBP: 0.359, SLG: 0.474				1-3 3-H 0-0				2-3		1	0	0	0	0	0	2				
Wayne Causey, L (8,5) OBP: 0.216, SLG: 0.160										0	0	0	0	0	0	0				
Hal Smith, R (1,2) OBP: 0.328, SLG: 0.389		0-0 F3		0-0 SF9		0-0 4-3		0-0 F4		1	0	0	0	0	0	0				
Bob Hale, L (4,PH) OBP: 0.302, SLG: 0.306				3-H 0-0						2	0	0	1	0	0	2				
Willy Miranda, S (1,6) OBP: 0.306, SLG: 0.300			0-0 F8	0-0 F8		0-0 F8			0-3 K	4	0	0	0	0	1	1				
Billy Loes, R (1,1) OBP: 0.091, SLG: 0.091			0-3 K	0-3 K			0-3 K		0-0 5-3	1	0	0	0	0	1	0				
Mike Fomiele, R (3,1) OBP: 0.154, SLG: 0.308										2	0	0	0	0	2	1				
Tom Gastalt, R (9,PH) OBP: 0.269, SLG: 0.292										1	0	0	0	0	0	0				
Inning Stats	R: 0 E: 0 K: 0 S: 3	H: 0 LOB: 1 BB: 1 P: 7	R: 0 E: 0 K: 0 S: 3	H: 1 LOB: 0 BB: 0 P: 3	R: 0 E: 0 K: 2 S: 8	H: 1 LOB: 1 BB: 0 P: 8	R: 3 E: 1 K: 1 S: 8	H: 2 LOB: 1 BB: 1 P: 12	R: 0 E: 0 K: 0 S: 6	H: 1 LOB: 2 BB: 1 P: 10	R: 0 E: 0 K: 0 S: 7	H: 0 LOB: 0 BB: 0 P: 7	R: 0 E: 0 K: 0 S: 5	H: 2 LOB: 2 BB: 0 P: 5	R: 0 E: 0 K: 2 S: 7	H: 0 LOB: 0 BB: 0 P: 7	1B: 6 2B: 1 3B: 0 HR: 0	SF: 1 SAC: 0 DP: 0 HBP: 0	WP: 0 PB: 0 SB: 0 CS: 1	PA: 37
PITCHER Tom Brewer, R (1,1) ERA: 3.02	IP: 9.0 WLS: W BF: 37 H: 7 R: 3 ER: 2 SO: 8 BB: 3 IBB: 0 HBP: 0 BLK: 0 WP: 0 HR: 0 S: 50 P: 62 ERA: 2.00 WHIP: 1.111															PITCHER	IP: 9.0 WLS: W BF: 37 H: 7 R: 3 ER: 2 SO: 8 BB: 3 IBB: 0 HBP: 0 BLK: 0 WP: 0 HR: 0 S: 50 P: 62 ERA: 2.00 WHIP: 1.111			

Batter	1	2	3	4	5	6	7	8	9	AB	R	H	RBI	BB	SO	LOB	BOTTOM			
Billy Goodman, L (1,4) OBP: 0.361, SLG: 0.425	0-0 3-1		0-0 BB 1B 1B	0-0 4-3		0-0 1B				4	1	2	0	0	0	0	Baltimore Orioles @ Boston Red Sox Fenway Park, Boston, MA Sat Jul 07 1956, 3:33 AM EDT Att: 10,320 - Unknown AB 31 R 4 H 10 RBI 3 BB 4 SO 6 LOB 19			
Billy Klaus, L (1,5) OBP: 0.383, SLG: 0.373	0-0 1B 1B		0-0 1B BB WP 1B	0-0 4-3		0-3 K				4	1	2	0	0	1	1				
Ted Williams, L (1,7) OBP: 0.484, SLG: 0.531	0-0 F8		4-0 WP 1B 1-2 2-3 BB	0-0 F8		4-0 G1-6-3 BB				2	1	0	0	2	0	1				
Mickey Vernon, L (1,3) OBP: 0.395, SLG: 0.537	0-0 1B		0-0 1B WP 1B		0-0 2B		0-0 G1-6-3		0-0 1-2 2-3 3-H	4	0	3	1	0	0	1				
Jackie Jensen, R (1,9) OBP: 0.400, SLG: 0.482		0-0 F9	4-0 1-2 2-3 3-H BB	0-0 F8		0-3 K				3	0	0	0	1	1	1				
Jim Piersall, R (1,8) OBP: 0.385, SLG: 0.437		4-0 S 1B BB	0-0 1-2 2-3 3-H 1B	0-0 1-3		0-0 G5-4-3 1B				3	1	2	1	1	0	1				
Sammy White, R (1,2) OBP: 0.333, SLG: 0.404		0-0 1B	0-0 K	0-0 L9		0-0 F9				4	0	1	1	0	1	5				
Don Buddin, R (1,6) OBP: 0.376, SLG: 0.350		0-3 K	0-0 F7		0-3 K		0-0 G5-4-3		0-0 1-2	4	0	0	0	0	2	5				
Tom Brewer, R (1,1) OBP: 0.306, SLG: 0.383		0-3 K	0-0 1-3		0-0 F7					3	0	0	0	0	1	4				
Inning Stats	R: 0 E: 0 K: 0 S: 4	H: 2 LOB: 2 BB: 0 P: 4	R: 1 E: 0 K: 2 S: 8	H: 1 LOB: 1 BB: 1 P: 12	R: 3 E: 0 K: 1 S: 9	H: 4 LOB: 3 BB: 2 P: 17	R: 0 E: 0 K: 0 S: 3	H: 0 LOB: 0 BB: 0 P: 3	R: 0 E: 0 K: 0 S: 4	H: 1 LOB: 1 BB: 0 P: 4	R: 0 E: 0 K: 2 S: 8	H: 1 LOB: 0 BB: 0 P: 8	R: 0 E: 0 K: 1 S: 4	H: 0 LOB: 1 BB: 1 P: 8	R: 0 E: 0 K: 0 S: 3	H: 1 LOB: 0 BB: 0 P: 3		1B: 9 2B: 1 3B: 0 HR: 0	SF: 0 SAC: 0 DP: 2 HBP: 0	WP: 1 PB: 0 SB: 1 CS: 0
PITCHER Billy Loes, R (1,1) ERA: 5.52	IP: 2.0 WLS: L BF: 15 H: 7 R: 4 ER: 4 SO: 2 BB: 3 IBB: 0 HBP: 0 BLK: 0 WP: 0 HR: 0 S: 16 P: 28 ERA: 18.00 WHIP: 5.000															PITCHER Mike Fomiele, R (3,1) ERA: 5.23	IP: 6.0 WLS: 20 BF: 3 H: 3 R: 0 ER: 0 SO: 4 BB: 1 IBB: 0 HBP: 0 BLK: 0 WP: 0 HR: 0 S: 27 P: 31 ERA: 0.00 WHIP: 0.667			

Batter	1	2	3	4	5	6	7	8	9	AB	R	H	RBI	BB	SO	LOB	TOP					
Dick Williams, R (1, 9) OBP: 0.375, SLG: 0.568										4	0	1	0	0	1	2	Baltimore Orioles @ Boston Red Sox Fenway Park, Boston, MA Sun Jul 08 1956, 3:33 AM EDT Unknown					
George Kell, R (1, 5) OBP: 0.376, SLG: 0.413										3	0	0	0	0	1	0						
Wayne Causey, L (6, 5) OBP: 0.214, SLG: 0.176										1	0	0	0	0	1	2						
Bob Nieman, R (1, 7) OBP: 0.407, SLG: 0.515										3	0	1	0	0	0	0						
Tex Nelson, L (6, 7) OBP: 0.275, SLG: 0.186										1	0	0	0	0	0	2						
Gus Triandos, R (1, 3) OBP: 0.386, SLG: 0.482										4	0	1	0	0	1	1						
Tito Francona, L (1, 8) OBP: 0.324, SLG: 0.295										4	0	1	0	0	0	1						
Tom Gastall, R (1, 2) OBP: 0.241, SLG: 0.259										3	0	0	0	0	0	3						
Johnny Schmitz, R (7, 1) OBP: 0.354, SLG: 0.466										0	0	0	0	0	0	0						
Bob Hale, L (9, PH) OBP: 0.300, SLG: 0.304										1	0	0	0	0	0	0						
Billy Gardner, R (1, 4) OBP: 0.389, SLG: 0.400										3	0	1	0	0	2	1						
Willy Miranda, S (1, 6) OBP: 0.306, SLG: 0.298										2	0	0	0	1	0	1						
Ray Moore, R (1, 1) OBP: 0.313, SLG: 0.400										0	0	0	0	0	0	0						
Bill Wright, L (2, 1) OBP: 0.250, SLG: 0.233										1	0	1	0	0	0	0						
Joe Frazier, L (5, PH) OBP: 0.354, SLG: 0.466										1	0	0	0	0	0	1						
Hal Brown, R (5, 1) OBP: 0.389, SLG: 0.400										0	0	0	0	0	0	0						
Hal Smith, R (7, 2) OBP: 0.326, SLG: 0.387										1	0	0	0	0	0	1						
Inning Stats	R: 0 E: 0 K: 2 S: 7	H: 0 LOB: 0 BB: 0 P: 7	R: 0 E: 0 K: 1 S: 6	H: 1 LOB: 1 BB: 0 P: 6	R: 0 E: 0 K: 0 S: 3	H: 1 LOB: 0 BB: 0 P: 3	R: 0 E: 0 K: 1 S: 7	H: 2 LOB: 2 BB: 0 P: 7	R: 0 E: 0 K: 0 S: 4	H: 1 LOB: 1 BB: 0 P: 4	R: 0 E: 0 K: 0 S: 3	H: 0 LOB: 0 BB: 0 P: 3	R: 0 E: 0 K: 1 S: 5	H: 0 LOB: 1 BB: 0 P: 5	R: 0 E: 0 K: 1 S: 6	H: 1 LOB: 2 BB: 1 P: 10	R: 0 E: 0 K: 0 S: 3	H: 0 LOB: 0 BB: 0 P: 3	1B: 5 2B: 1 3B: 0 HR: 0	SF: 0 SAC: 0 DP: 1 HBP: 0	WP: 0 PB: 0 SB: 0 CS: 0	PA: 33
PITCHER Frank Sullivan, R (1, 1) ERA: 3.26	IP: 9.0 WLS: W BF: 33 H: 6 R: 0 ER: 0 SO: 6 BB: 1 IBB: 0 HBP: 0 BLK: 0 WP: 0 HR: 0 S: 44 P: 48 ERA: 0.00 WHIP: 0.778											PITCHER	IP: 9.0 WLS: W BF: 33 H: 6 R: 0 ER: 0 SO: 6 BB: 1 IBB: 0 HBP: 0 BLK: 0 WP: 0 HR: 0 S: 44 P: 48 ERA: 0.00 WHIP: 0.778									

Batter	1	2	3	4	5	6	7	8	9	AB	R	H	RBI	BB	SO	LOB	BOTTOM			
Billy Goodman, L (1, 4) OBP: 0.362, SLG: 0.422										4	2	1	0	1	0	2	Baltimore Orioles @ Boston Red Sox Fenway Park, Boston, MA Sun Jul 08 1956, 3:33 AM EDT Unknown			
Ted Lepcio, R (8, 4) OBP: 0.298, SLG: 0.410										0	0	0	0	0	0	0				
Billy Klaus, L (1, 5) OBP: 0.388, SLG: 0.383										5	1	3	1	0	0	1				
Ted Williams, L (1, 7) OBP: 0.495, SLG: 0.567										3	2	3	4	1	0	0				
Gene Stephens, L (5, PR) OBP: 0.269, SLG: 0.174										1	0	1	1	0	0	0				
Mickey Vernon, L (1, 3) OBP: 0.392, SLG: 0.532										4	0	1	1	0	0	5				
Norm Zauchin, R (6, 3) OBP: 0.294, SLG: 0.328										1	0	0	0	0	0	1				
Jackie Jensen, R (1, 9) OBP: 0.400, SLG: 0.484										5	0	2	0	0	0	1				
Jim Piersall, R (1, 8) OBP: 0.389, SLG: 0.443										5	2	3	0	0	0	2				
Sammy White, R (1, 2) OBP: 0.331, SLG: 0.399										5	0	1	0	0	1	3				
Don Buddin, R (1, 6) OBP: 0.378, SLG: 0.356										2	1	1	2	1	0	1				
Frank Sullivan, R (1, 1) OBP: 0.184, SLG: 0.174										3	1	0	0	1	0	3				
Inning Stats	R: 2 E: 0 K: 0 S: 4	H: 1 LOB: 1 BB: 1 P: 8	R: 3 E: 0 K: 0 S: 7	H: 4 LOB: 2 BB: 1 P: 11	R: 0 E: 0 K: 0 S: 4	H: 1 LOB: 2 BB: 1 P: 8	R: 1 E: 1 K: 0 S: 5	H: 2 LOB: 1 BB: 0 P: 5	R: 2 E: 0 K: 0 S: 7	H: 4 LOB: 3 BB: 1 P: 11	R: 0 E: 0 K: 1 S: 6	H: 1 LOB: 1 BB: 0 P: 6	R: 1 E: 0 K: 0 S: 5	H: 2 LOB: 1 BB: 0 P: 5	R: 0 E: 0 K: 0 S: 3	H: 1 LOB: 0 BB: 0 P: 3	1B: 10 2B: 5 3B: 0 HR: 1	SF: 1 SAC: 0 DP: 1 HBP: 0	WP: 0 PB: 0 SB: 0 CS: 0	PA: 43
PITCHER Ray Moore, R (1, 1) ERA: 5.2	IP: 1.1 WLS: L BF: 9 H: 3 R: 5 ER: 5 SO: 0 BB: 2 IBB: 0 HBP: 0 BLK: 0 WP: 0 HR: 1 S: 17 P: 15 ERA: 33.75 WHIP: 3.750											PITCHER	IP: 1.1 WLS: L BF: 9 H: 3 R: 5 ER: 5 SO: 0 BB: 2 IBB: 0 HBP: 0 BLK: 0 WP: 0 HR: 1 S: 17 P: 15 ERA: 33.75 WHIP: 3.750							
Bill Wright, L (2, 1) ERA: 4.97	IP: 2.2 WLS: 0 BF: 14 H: 5 R: 1 ER: 1 SO: 0 BB: 1 IBB: 0 HBP: 0 BLK: 0 WP: 0 HR: 0 S: 13 P: 17 ERA: 3.38 WHIP: 2.250											PITCHER	IP: 2.2 WLS: 0 BF: 14 H: 5 R: 1 ER: 1 SO: 0 BB: 1 IBB: 0 HBP: 0 BLK: 0 WP: 0 HR: 0 S: 13 P: 17 ERA: 3.38 WHIP: 2.250							
Hal Brown, R (5, 1) ERA: 3.52	IP: 2.0 WLS: 0 BF: 12 H: 5 R: 2 ER: 2 SO: 1 BB: 1 IBB: 0 HBP: 0 BLK: 0 WP: 0 HR: 0 S: 13 P: 17 ERA: 9.00 WHIP: 3.000											PITCHER	IP: 2.0 WLS: 0 BF: 12 H: 5 R: 2 ER: 2 SO: 1 BB: 1 IBB: 0 HBP: 0 BLK: 0 WP: 0 HR: 0 S: 13 P: 17 ERA: 9.00 WHIP: 3.000							
Johnny Schmitz, L (7, 1) ERA: 4.15	IP: 2.0 WLS: 0 BF: 8 H: 3 R: 1 ER: 1 SO: 0 BB: 0 IBB: 0 HBP: 0 BLK: 0 WP: 0 HR: 0 S: 8 P: 8 ERA: 4.50 WHIP: 1.500											PITCHER	IP: 2.0 WLS: 0 BF: 8 H: 3 R: 1 ER: 1 SO: 0 BB: 0 IBB: 0 HBP: 0 BLK: 0 WP: 0 HR: 0 S: 8 P: 8 ERA: 4.50 WHIP: 1.500							

Batter	1	2	3	4	5	6	7	8	9	AB	R	H	RBI	BB	SO	LOB	TOP					
Dick Williams, R OBP: 0.377, SLG: 0.542 (1, 9)										4	1	1	0	1	0	0						
Tito Francona, L OBP: 0.321, SLG: 0.293 (1, 8)										5	0	1	0	0	1	4						
George Kell, R OBP: 0.385, SLG: 0.451 (1, 5)										5	2	4	4	0	0	1						
Bob Nieman, R OBP: 0.407, SLG: 0.508 (1, 7)										3	0	0	0	2	0	2						
Gus Triandos, R OBP: 0.383, SLG: 0.475 (1, 3)										3	0	0	0	1	0	4						
Billy Gardner, R OBP: 0.254, SLG: 0.329 (8, PH)										2	0	1	0	1	0	1						
Joe Frazier, L OBP: 0.348, SLG: 0.458 (8, 9)										1	0	0	0	0	0	0						
Hal Smith, R OBP: 0.324, SLG: 0.384 (1, 2)										4	0	1	0	0	0	3						
Willy Miranda, S OBP: 0.305, SLG: 0.297 (1, 6)										4	0	1	0	0	0	3						
Connie Johnson, R OBP: 0.320, SLG: 0.304 (4, 1)										2	1	1	0	0	0	0						
Don Ferrarese, R OBP: 0.125, SLG: 0.067 (5, 1)										0	0	0	0	0	0	0						
George Zuverink, R OBP: 0.133, SLG: 0.071 (8, PH)										1	0	0	0	0	0	0						
Bob Hale, L OBP: 0.298, SLG: 0.302 (8, 1)										1	0	0	0	0	1	1						
Mike Fomieleles, R OBP: 0.154, SLG: 0.308 (8, 1)										0	0	0	0	0	0	0						
Inning Stats	R: 1 E: 0 K: 0 S: 4	H: 2 LOB: 0 BB: 0 P: 4	R: 0 E: 0 K: 0 S: 4	H: 2 LOB: 1 BB: 0 P: 4	R: 3 E: 0 K: 0 S: 5	H: 2 LOB: 2 BB: 3 P: 17	R: 0 E: 0 K: 0 S: 3	H: 0 LOB: 0 BB: 0 P: 3	R: 0 E: 0 K: 1 S: 5	H: 1 LOB: 0 BB: 0 P: 5	R: 0 E: 0 K: 0 S: 3	H: 0 LOB: 1 BB: 1 P: 7	R: 0 E: 1 K: 0 S: 5	H: 1 LOB: 3 BB: 1 P: 9	R: 0 E: 0 K: 1 S: 6	H: 1 LOB: 1 BB: 0 P: 6	R: 0 E: 0 K: 0 S: 4	H: 1 LOB: 1 BB: 0 P: 4	1B: 7 2B: 1 3B: 0 HR: 2	SF: 0 SAC: 0 DP: 3 HBP: 0	WP: 0 PB: 0 SB: 0 CS: 0	PA: 40
PITCHER	IP WLS BF H R ER SO BB IBB HBP BLK WP HR S P ERA WHIP																					
Willard Nixon, R ERA: 4.42	(1, 1) 2.0 0 10 5 3 3 0 1 0 0 0 0 0 1 9 13 13.50 3.000																					
Dave Sisler, R ERA: 4.39	(3, 1) 1.0 0 6 1 1 1 0 2 0 0 0 0 0 1 4 12 9.00 3.000																					
Tom Hurd, R ERA: 5.14	(4, 1) 2.0 W 6 1 0 0 1 0 0 0 0 0 0 0 0 8 8 0.00 0.500																					
Ike Delock, R ERA: 4.9	(6, 1) 4.0 S 18 3 0 0 1 2 0 0 0 0 0 0 0 18 26 0.00 1.250																					

Baltimore Orioles @ Boston Red Sox
Fenway Park, Boston, MA
Sun Jul 08 1956, 3:38 AM EDT
Att: 20,723 - Unknown

AB 35
R 4
H 10
RBI 4
BB 5
SO 2
LOB 19



Batter	1	2	3	4	5	6	7	8	9	AB	R	H	RBI	BB	SO	LOB	BOTTOM	
Billy Goodman, L OBP: 0.363, SLG: 0.426 (1, 4)										5	0	2	3	0	0	4		
Billy Klaus, L OBP: 0.388, SLG: 0.384 (1, 5)										5	1	2	0	0	0	2		
Ted Williams, L OBP: 0.487, SLG: 0.555 (1, 7)										5	1	1	1	0	0	3		
Gene Stephens, L OBP: 0.269, SLG: 0.174 (8, 7)										0	0	0	0	0	0	0		
Mickey Vernon, L OBP: 0.398, SLG: 0.531 (1, 3)										2	1	1	2	1	0	0		
Jackie Jensen, R OBP: 0.400, SLG: 0.479 (1, 9)										3	0	0	0	2	0	3		
Jim Piersall, R OBP: 0.383, SLG: 0.436 (1, 8)										5	0	0	0	0	0	7		
Pete Daley, R OBP: 0.366, SLG: 0.569 (1, 2)										3	1	1	0	1	2	1		
Don Buddin, R OBP: 0.383, SLG: 0.367 (1, 6)										4	2	3	0	0	0	3		
Willard Nixon, L OBP: 0.283, SLG: 0.188 (3, 1)										0	0	0	0	0	0	0		
Dave Sisler, R OBP: 0.299, SLG: 0.091 (3, PH)										0	0	0	0	0	0	0		
Ted Lepore, L OBP: 0.299, SLG: 0.496 (4, 1)										1	1	0	0	0	0	1		
Tom Hurd, R OBP: 0.305, SLG: 0.657 (4, 1)										1	0	1	0	0	0	0		
Dick Garmet, R OBP: 0.410, SLG: 0.506 (5, PH)										0	0	0	1	1	0	0		
Ike Delock, R OBP: 0.150, SLG: 0.167 (8, 1)										1	1	1	1	0	0	0		
Inning Stats	R: 0 E: 0 K: 0 S: 3	H: 0 LOB: 0 BB: 0 P: 3	R: 0 E: 0 K: 1 S: 5	H: 0 LOB: 1 BB: 1 P: 9	R: 3 E: 0 K: 0 S: 7	H: 4 LOB: 2 BB: 1 P: 11	R: 1 E: 0 K: 1 S: 8	H: 3 LOB: 2 BB: 0 P: 8	R: 1 E: 0 K: 0 S: 3	H: 1 LOB: 2 BB: 0 P: 5	R: 3 E: 0 K: 0 S: 6	H: 4 LOB: 0 BB: 0 P: 6	R: 0 E: 0 K: 0 S: 3	H: 0 LOB: 0 BB: 0 P: 3	1B: 8 2B: 4 3B: 0 HR: 0	SF: 0 SAC: 1 DP: 0 HBP: 1	WP: 0 PB: 0 SB: 0 CS: 0	PA: 42
PITCHER	IP WLS BF H R ER SO BB IBB HBP BLK WP HR S P ERA WHIP																	
Connie Johnson, R ERA: 3.58	(1, 1) 3.1 0 19 7 4 4 2 2 0 0 0 0 0 0 21 29 10.80 2.700																	
Don Ferrarese, L ERA: 5.17	(4, 1) 1.0 L 6 0 1 1 0 2 0 0 1 0 0 0 0 3 12 9.00 2.000																	
George Zuverink, R ERA: 2.74	(5, 1) 2.2 0 14 5 3 3 0 1 0 0 0 0 0 0 13 17 10.12 2.250																	
Mike Fomieleles, R ERA: 5.11	(8, 1) 1.0 0 3 0 0 0 0 0 0 0 0 0 0 0 3 3 0.00 0.000																	

Baltimore Orioles @ Boston Red Sox
Fenway Park, Boston, MA
Sun Jul 08 1956, 3:38 AM EDT
Att: 20,723 - Unknown

AB 35
R 8
H 12
RBI 8
BB 5
SO 2
LOB 24




Batter	1	2	3	4	5	6	7	8	9	AB	R	H	RBI	BB	SO	LOB	TOP
Jim Rivera, L OBP: 0.375, SLG: 0.418 (1, 9)	L6		F2		F9			4-3		4	0	0	0	0	0	2	Chicago White Sox @ Boston Red Sox Fenway Park, Boston, MA Thu Jul 12 1956, 3:33 AM EDT Att: 28,092 - Unknown
Nelle Fox, L OBP: 0.331, SLG: 0.376 (1, 4)	4-3		3-1			B5-3		F8		4	0	0	0	0	0	1	
Minnie Minoso, R OBP: 0.430, SLG: 0.478 (1, 7)								L5		4	0	2	0	0	0	0	
Larry Doby, L OBP: 0.394, SLG: 0.412 (1, 8)	1B									4	0	1	0	0	0	2	
Dave Philley, S OBP: 0.337, SLG: 0.367 (1, 3)										4	0	0	0	0	0	2	
Sherm Lollar, R OBP: 0.404, SLG: 0.472 (1, 2)										4	0	2	0	0	0	1	
Fred Hatfield, L OBP: 0.371, SLG: 0.369 Sammy Esposito, R OBP: 0.392, SLG: 0.305 (9, PH) (9, 5)										3	0	1	0	0	1	1	
Luis Aparicio, R OBP: 0.291, SLG: 0.317 (1, 6)										2	0	1	0	1	1	1	
Jack Harshman, L OBP: 0.235, SLG: 0.484 (1, 1)										3	1	1	1	0	0	4	
Inning Stats	R: 0 E: 0 K: 0 S: 4	H: 1 LOB: 1 BB: 0 P: 4	R: 0 E: 0 K: 0 S: 3	H: 0 LOB: 0 BB: 0 P: 3	R: 0 E: 0 K: 0 S: 4	H: 1 LOB: 1 BB: 0 P: 4	R: 0 E: 0 K: 0 S: 4	H: 1 LOB: 1 BB: 0 P: 4	R: 0 E: 0 K: 2 S: 8	H: 1 LOB: 1 BB: 0 P: 8	R: 1 E: 0 K: 0 S: 4	H: 1 LOB: 3 BB: 1 P: 9	R: 0 E: 0 K: 0 S: 5	H: 2 LOB: 3 BB: 1 P: 9	1B: 6 2B: 1 3B: 0 HR: 1	SF: 0 SAC: 2 DP: 0 HBP: 0	WP: 1 PA: 36 CS: 0
PITCHER	IP WLS BF H R ER SO BB IBB HBP BLK WP HR S P ERA WHIP																
Frank Sullivan, R ERA: 3.13 Leo Kiely, L ERA: 4.73	(1, 1) (9, 1)	8.0 W 6	30 BF 6	6 H 2	1 R 0	1 ER 0	2 SO 0	0 BB 0	0 IBB 1	0 HBP 0	0 BLK 0	1 WP 0	1 HR 0	34 S 5	34 P 9	1.12 ERA 0.00	0.750 WHIP 2.000

Batter	1	2	3	4	5	6	7	8	9	AB	R	H	RBI	BB	SO	LOB	BOTTOM		
Billy Goodman, L OBP: 0.361, SLG: 0.427 (1, 4)	F9		4-3		F7					4	0	1	1	0	0	3	Chicago White Sox @ Boston Red Sox Fenway Park, Boston, MA Thu Jul 12 1956, 3:33 AM EDT Att: 28,092 - Unknown		
Billy Klaus, L OBP: 0.386, SLG: 0.381 (1, 5)	K									4	0	1	0	0	2	2			
Ted Williams, L OBP: 0.482, SLG: 0.544 (1, 7)	F5									3	0	0	0	1	0	3			
Dick Gemert, R OBP: 0.407, SLG: 0.500 (1, 3)										4	1	1	0	0	0	2			
Jackie Jensen, R OBP: 0.395, SLG: 0.472 (1, 9)										4	0	0	0	0	2	2			
Jim Piersall, R OBP: 0.384, SLG: 0.447 (1, 8)										4	1	2	2	0	1	0			
Sammy White, R OBP: 0.331, SLG: 0.396 (1, 2)										2	0	0	0	1	0	0			
Don Buddin, R OBP: 0.384, SLG: 0.365 (1, 6)										1	0	0	0	1	0	0			
Frank Sullivan, R OBP: 0.176, SLG: 0.167 Norm Zauchin, R OBP: 0.304, SLG: 0.339 Billy Console, R OBP: 0.384, SLG: 0.447 Leo Kiely, L OBP: 0.167, SLG: 0.167 (9, 1)										2	0	0	0	0	1	3			
Inning Stats	R: 0 E: 0 K: 1 S: 5	H: 0 LOB: 0 BB: 0 P: 5	R: 0 E: 0 K: 1 S: 5	H: 0 LOB: 0 BB: 0 P: 5	R: 0 E: 0 K: 2 S: 7	H: 0 LOB: 1 BB: 1 P: 11	R: 0 E: 0 K: 1 S: 6	H: 1 LOB: 2 BB: 1 P: 10	R: 0 E: 0 K: 0 S: 3	H: 1 LOB: 0 BB: 0 P: 3	R: 0 E: 0 K: 1 S: 5	H: 0 LOB: 2 BB: 0 P: 5	R: 1 E: 0 K: 0 S: 5	H: 2 LOB: 0 BB: 0 P: 5	R: 2 E: 0 K: 0 S: 3	H: 2 LOB: 0 BB: 0 P: 3	1B: 4 2B: 1 3B: 0 HR: 1	SF: 0 SAC: 1 DP: 1 HBP: 0	WP: 0 PA: 33 CS: 0
PITCHER	IP WLS BF H R ER SO BB IBB HBP BLK WP HR S P ERA WHIP																		
Jack Harshman, L ERA: 2.98	(1, 1)	8.1 L 33	6 BF 6	3 H 3	3 R 3	3 ER 3	6 SO 6	3 BB 3	0 IBB 0	0 HBP 0	0 BLK 0	0 WP 0	1 HR 1	42 S 54	54 P 54	3.24 ERA 1.080			

Batter	1	2	3	4	5	6	7	8	9	AB	R	H	RBI	BB	SO	LOB	TOP										
Sammy Esposito, R OBP: 0.385, SLG: 0.294	E4 E	F9		1B 1-2 BB		F8			K	4	1	0	0	1	1	0											
Nelle Fox, L OBP: 0.331, SLG: 0.374	F8		1B 1B	F7		F9				4	1	1	0	0	0	3											
Jim Rivera, L OBP: 0.377, SLG: 0.420	E3 E		G5-3 1-2 1B	1B			K			4	0	2	1	0	1	1											
Minnie Minoso, R OBP: 0.428, SLG: 0.475	E5 IBB		1-2 2H 1B	5-3			K			4	0	1	2	0	1	3											
Larry Doby, L OBP: 0.392, SLG: 0.407	1-2 IBB		K		F9			K		3	0	0	0	1	2	2											
Sherm Lollar, R OBP: 0.399, SLG: 0.464	F4		G5-3 2-3F		F8			6-3		4	0	0	0	0	0	5											
Walt Dropo, R OBP: 0.331, SLG: 0.330	K			5-3	F6			F9		4	0	0	0	0	1	3											
Luis Aparicio, R OBP: 0.291, SLG: 0.317		F6		S 1B 1B		F7			L8	3	1	1	0	0	0	0											
Ron Northey, L OBP: 0.467, SLG: 1.000										1	0	0	0	0	0	0											
Jim Wilson, R OBP: 0.346, SLG: 0.313										3	1	1	1	0	2	0											
Gerry Staley, R OBP: 0.250, SLG: 0.200										0	0	0	0	0	0	0											
Dick Donovan, L OBP: 0.383, SLG: 0.513				1-1H 1B 1B						1	0	0	0	0	1	0											
Inning Stats	R: 1 E: 3 K: 1 S: 8	H: 0 LOB: 3 BB: 1 P: 12	R: 0 E: 0 K: 1 S: 5	H: 0 LOB: 0 BB: 0 P: 5	R: 1 E: 0 K: 1 S: 7	H: 3 LOB: 1 BB: 0 P: 7	R: 2 E: 0 K: 0 S: 6	H: 3 LOB: 2 BB: 1 P: 10	R: 0 E: 0 K: 0 S: 3	H: 0 LOB: 0 BB: 0 P: 3	R: 0 E: 0 K: 1 S: 5	H: 0 LOB: 0 BB: 0 P: 5	R: 0 E: 0 K: 2 S: 7	H: 0 LOB: 0 BB: 0 P: 7	R: 0 E: 0 K: 1 S: 5	H: 0 LOB: 0 BB: 0 P: 5	R: 0 E: 0 K: 2 S: 7	H: 0 LOB: 0 BB: 0 P: 7	1B: 6 2B: 0 3B: 0 HR: 0	SF: 0 SAC: 0 DP: 1 HBP: 0	WP: 0 PB: 0 SB: 1 CS: 0	PA: 37					
PITCHER	IP	WLS	BF	H	R	ER	SO	BB	IBB	HBP	BLK	WP	HR	S	P	ERA	WHIP										
Tom Brewer, R ERA: 3.09	(1, 1)	6.0	28	6	4	3	4	1	1	0	0	0	0	34	42	4.50	1.167										
Ike Delock, R ERA: 4.68	(7, 1)	3.0	W 9	0	0	0	5	0	0	0	0	0	0	19	19	0.00	0.000										

Chicago White Sox @ Boston Red Sox
Fenway Park, Boston, MA
Fri Jul 13 1956, 3:33 AM EDT
Att: 12,438 - Unknown


AB 35
R 4
H 6
RBI 4
BB 2
SO 9
LOB 17



Batter	1	2	3	4	5	6	7	8	9	AB	R	H	RBI	BB	SO	LOB	BOTTOM										
Billy Goodman, L OBP: 0.363, SLG: 0.426	1-6-3 BB		G3-6-3 1-2F			2B 1-2 1B 1B		6-3		3	1	1	0	1	0	1											
Billy Klaus, L OBP: 0.384, SLG: 0.383	1-6-3			F8		1B 1-3 2H WP 2B		F4		4	1	1	1	0	0	1											
Ted Williams, L OBP: 0.482, SLG: 0.540				6-3						3	0	1	1	1	1	1											
Billy Conzolo, R OBP: 0.407, SLG: 0.500	K					G4-6-3 2-3 3H 1B		1B 1B BB		0	1	0	0	0	0	0											
Dick Gemert, R OBP: 0.407, SLG: 0.500										0	0	0	0	0	0	0											
Mickey Vernon, L OBP: 0.396, SLG: 0.526	4-3			F7		G4-6-3 1-2F 3H		1B 1-3 1B 1B		4	1	1	0	0	0	2											
Jackie Jensen, R OBP: 0.396, SLG: 0.470		F3			F7		BB	1B 1-2 3H 1B		3	0	1	1	1	0	0											
Jim Piersall, R OBP: 0.383, SLG: 0.444		5-3			K			1-3 2H 1B		4	0	1	1	0	1	1											
Sammy White, R OBP: 0.329, SLG: 0.393	L5				1B			F8	F4	4	0	1	0	0	0	2											
Don Buddin, R OBP: 0.383, SLG: 0.362			G3-6-3 BB		K			L5		2	0	0	0	1	1	1											
Tom Brewer, R OBP: 0.300, SLG: 0.375								F7		1	0	0	0	0	0	1											
Gene Stephens, L OBP: 0.296, SLG: 0.174										0	1	0	0	1	0	0											
Ike Delock, R OBP: 0.150, SLG: 0.158						1B 2B BB		F7		1	0	0	0	0	0	0											
Inning Stats	R: 0 E: 0 K: 1 S: 5	H: 0 LOB: 1 BB: 1 P: 9	R: 0 E: 0 K: 0 S: 3	H: 0 LOB: 0 BB: 0 P: 3	R: 0 E: 0 K: 0 S: 2	H: 0 LOB: 1 BB: 1 P: 6	R: 0 E: 0 K: 0 S: 3	H: 0 LOB: 0 BB: 0 P: 3	R: 0 E: 0 K: 2 S: 8	H: 1 LOB: 1 BB: 0 P: 8	R: 3 E: 0 K: 0 S: 5	H: 3 LOB: 1 BB: 2 P: 13	R: 0 E: 0 K: 0 S: 3	H: 0 LOB: 0 BB: 0 P: 3	R: 2 E: 0 K: 0 S: 6	H: 3 LOB: 2 BB: 1 P: 10	1B: 6 2B: 1 3B: 0 HR: 0	SF: 0 SAC: 0 DP: 2 HBP: 0	WP: 1 PB: 0 SB: 0 CS: 0	PA: 34							
PITCHER	IP	WLS	BF	H	R	ER	SO	BB	IBB	HBP	BLK	WP	HR	S	P	ERA	WHIP										
Jim Wilson, R ERA: 3.7	(1, 1)	7.2	L 32	6	5	5	3	5	0	0	0	0	0	33	53	5.87	1.435										
Gerry Staley, R ERA: 4.93	(8, 1)	0.0	1	1	0	0	0	0	0	0	0	0	0	1	1	∞	∞										
Dick Donovan, R ERA: 4.79	(8, 1)	0.1	1	0	0	0	0	0	0	0	0	0	0	1	1	0.00	0.000										

Chicago White Sox @ Boston Red Sox
Fenway Park, Boston, MA
Fri Jul 13 1956, 3:33 AM EDT
Att: 12,438 - Unknown


AB 29
R 5
H 7
RBI 4
BB 5
SO 3
LOB 10



Batter	1	2	3	4	5	6	7	8	9	AB	R	H	RBI	BB	SO	LOB	TOP			
Jim Rivera, L (1, 9) OBP: 0.373, SLG: 0.415 Walt Dropo, R (9, PH) OBP: 0.328, SLG: 0.328	F8			F5			K		G1	3	0	0	0	0	1	0				
Nellie Fox, L (1, 4) OBP: 0.326, SLG: 0.371	4-3			4-3			1-3			3	0	0	0	0	0	0				
Minnie Minoso, R (1, 7) OBP: 0.424, SLG: 0.469	5-3			6-3			L5			3	0	0	0	0	0	0				
Dave Philley, S (1, 3) OBP: 0.334, SLG: 0.363		6-3			4-3			5-3		3	0	0	0	0	0	0				
Larry Doby, L (1, 8) OBP: 0.391, SLG: 0.403		4-0 BB			F9			4-3		2	0	0	0	1	0	0				
Sherm Lollar, R (1, 2) OBP: 0.394, SLG: 0.458		0-0 BB 1-2			F8			5-3		3	0	0	0	0	0	1				
Sammy Esposito, R (1, 5) OBP: 0.384, SLG: 0.288				E6			F8		4-0 BB	2	0	0	0	1	0	0				
Luis Aparicio, R (1, 6) OBP: 0.288, SLG: 0.313				F8			K		0-0 BB 1-2	3	0	0	0	0	1	2				
Jim McDonald, R (1, 1) Paul LaPalme, L (6, 1) OBP: 0.500, SLG: 0.750 Bubba Phillips, R (9, PH) OBP: 0.355, SLG: 0.533				K			K		0-0 BB 1-2	2	0	0	0	0	2	1				
Inning Stats	R: 0 E: 0 K: 0 S: 3	H: 0 LOB: 0 BB: 3	R: 0 E: 0 K: 0 S: 2	H: 0 LOB: 0 BB: 1 P: 6	R: 0 E: 1 K: 1 S: 5	H: 0 LOB: 1 BB: 0 P: 5	R: 0 E: 0 K: 0 S: 3	H: 0 LOB: 0 BB: 0 P: 3	R: 0 E: 0 K: 2 S: 7	H: 0 LOB: 0 BB: 0 P: 7	R: 0 E: 0 K: 1 S: 5	H: 0 LOB: 0 BB: 0 P: 5	R: 0 E: 0 K: 0 S: 3	H: 0 LOB: 0 BB: 0 P: 3	R: 0 E: 0 K: 0 S: 3	H: 0 LOB: 1 BB: 1 P: 7	1B: 0 2B: 1 3B: 0 HR: 0	SF: 0 SAC: 0 DP: 2 HBP: 0	WP: 0 PB: 0 SB: 0 CS: 1	PA: 28
PITCHER Mel Parnell, L (1, 1) ERA: 3.14	IP: 9.0 WLS: W BF: 28 H: 0 R: 0 ER: 0 SO: 4 BB: 2 IBB: 0 HBP: 0 BLK: 0 WP: 0 HR: 0 S: 34 P: 42 ERA: 0.00 WHIP: 0.222																			

Chicago White Sox @ Boston Red Sox
Fenway Park, Boston, MA
Sat Jul 14 1956, 3:33 AM EDT
Att: 14,542 - Unknown


AB 26
R 0
H 0
RBI 0
BB 2
SO 4
LOB 6



Batter	1	2	3	4	5	6	7	8	9	AB	R	H	RBI	BB	SO	LOB	BOTTOM			
Billy Goodman, L (1, 4) OBP: 0.361, SLG: 0.427	6-3		4-3			1B 2B	L7			4	1	1	0	0	0	1				
Billy Klaus, L (1, 5) OBP: 0.385, SLG: 0.390	F6			1B 2B		1B 2B 1B		F7		4	1	2	1	0	0	0				
Ted Williams, L (1, 7) OBP: 0.488, SLG: 0.543 Gene Stephens, L (9, 7) OBP: 0.296, SLG: 0.174				1B 2B 1B		1B 2B 1B	G5-4-3 1-2	6-3		3	1	2	0	1	0	0				
Mickey Vernon, L (1, 3) OBP: 0.393, SLG: 0.521	F8			1B 3-H		K		4-3		4	0	1	1	0	1	3				
Jackie Jensen, R (1, 9) OBP: 0.393, SLG: 0.466		6-3		G5-4-3 1-2 1-2 3-H		G5-4-3 1-2				3	0	0	0	0	0	3				
Jim Piersall, R (1, 8) OBP: 0.382, SLG: 0.446		1-6-3		6-3			4-3 1B 2B			3	1	1	0	0	0	0				
Sammy White, R (1, 2) OBP: 0.325, SLG: 0.388	F8				4-3		4-3			3	0	0	0	0	0	1				
Don Buddin, R (1, 6) OBP: 0.386, SLG: 0.363				FC7-5 WP HBP	5-3		SH1-4 1B			2	0	1	1	0	0	0				
Mel Parnell, L (1, 1) OBP: 0.294, SLG: 0.353			FC7-5 1-3		K		SH1-4 1-2			2	0	0	0	0	1	1				
Inning Stats	R: 0 E: 0 K: 0 S: 3	H: 0 LOB: 1 BB: 1 P: 7	R: 0 E: 0 K: 0 S: 3	H: 0 LOB: 0 BB: 0 P: 3	R: 0 E: 0 K: 0 S: 2	H: 0 LOB: 0 BB: 0 P: 3	R: 2 E: 0 K: 0 S: 5	H: 3 LOB: 0 BB: 0 P: 5	R: 0 E: 0 K: 1 S: 5	H: 0 LOB: 0 BB: 0 P: 5	R: 1 E: 0 K: 0 S: 7	H: 3 LOB: 1 BB: 0 P: 7	R: 1 E: 0 K: 0 S: 5	H: 2 LOB: 1 BB: 0 P: 5	R: 0 E: 0 K: 0 S: 3	H: 0 LOB: 0 BB: 0 P: 3	1B: 5 2B: 4 3B: 0 HR: 0	SF: 0 SAC: 1 DP: 3 HBP: 1	WP: 1 PB: 0 SB: 0 CS: 0	PA: 31
PITCHER Jim McDonald, R (1, 1) ERA: 5.4 Paul LaPalme, L (6, 1) ERA: 4.93	IP: 5.0 WLS: L BF: 20 H: 3 R: 1 ER: 3 SO: 3 BB: 1 IBB: 0 HBP: 1 BLK: 0 WP: 0 HR: 0 S: 13 P: 25 ERA: 5.40 WHIP: 1.200																			

Chicago White Sox @ Boston Red Sox
Fenway Park, Boston, MA
Sat Jul 14 1956, 3:33 AM EDT
Att: 14,542 - Unknown

AB 28
R 4
H 8
RBI 3
BB 1
SO 2
LOB 9



Batter	1	2	3	4	5	6	7	8	9	AB	R	H	RBI	BB	SO	LOB	TOP			
Chico Carrasquel, R (1,6) OBP: 0.332, SLG: 0.326 Preston Ward, L (8, PH) OBP: 0.359, SLG: 0.446 Kenny Kuhn, L (8,6) OBP: 0.400, SLG: 0.250	0-3 K		0-0 6-3			0-0 6-3		0-0 F8		3	0	0	0	0	1	0	Cleveland Indians @ Boston Red Sox Fenway Park, Boston, MA Sun Jul 15 1956, 3:38 AM EDT Att: 32,290 - Unknown			
Gene Woodling, L (1,7) OBP: 0.437, SLG: 0.433	4-0 1B BB		0-0 4-3			4-0 WP BB		0-0 F8		2	0	0	0	2	0	0				
Al Smith, R (1,9) OBP: 0.404, SLG: 0.495	0-0 1-2 1B		0-0 L3			0-0 F5			4-0 S BB BB	3	0	1	0	1	0	1				
Vic Wertz, L (1,3) OBP: 0.332, SLG: 0.524 Art Houtteman, R (9, PR) OBP: 0.222, SLG: 0.222 Bobby Avila, R (9, PR) OBP: 0.315, SLG: 0.307	0-3 K			0-0 6-3		0-0 4-3			4-0 S BB	3	0	0	0	1	1	3				
Al Rosen, R (1,5) OBP: 0.404, SLG: 0.520	0-3 K			0-0 5-3					0-3 K	4	1	1	0	0	2	4				
Jim Busby, R (1,8) OBP: 0.287, SLG: 0.359 Bob Lemon, L (9, PH) OBP: 0.278, SLG: 0.438		0-0 6-3		0-0 K		0-0 SH2-3			0-3 K	2	0	0	0	0	1	0				
Jim Hegan, R (1,2) OBP: 0.332, SLG: 0.364 Hal Naragon, L (7, PH) OBP: 0.381, SLG: 0.444					0-0 5-3		0-0 3-1		0-0 F8	2	0	0	0	0	0	0				
George Strickland, R (1,4) OBP: 0.356, SLG: 0.292		4-0 BB			0-0 1-3		0-0 6-3			2	0	0	0	1	0	0				
Mike Garcia, R (1,1) OBP: 0.152, SLG: 0.100 Dale Mitchell, L (8, PH) OBP: 0.323, SLG: 0.125 Cal McLish, S (8,1)		0-0 1-3			0-0 6-3			0-3 K		2	0	0	0	0	0	1				
Inning Stats	R: 0 E: 0 K: 3 S: 10	H: 1 LOB: 2 BB: 1 P: 14	R: 0 E: 0 K: 0 S: 3	H: 0 LOB: 1 BB: 1 P: 7	R: 0 E: 0 K: 0 S: 3	H: 0 LOB: 0 BB: 0 P: 3	R: 0 E: 0 K: 1 S: 5	H: 0 LOB: 0 BB: 0 P: 5	R: 0 E: 0 K: 0 S: 3	H: 0 LOB: 0 BB: 0 P: 3	R: 1 E: 0 K: 0 S: 4	H: 1 LOB: 0 BB: 0 P: 4	R: 0 E: 0 K: 1 S: 5	H: 0 LOB: 0 BB: 2 P: 5	R: 0 E: 0 K: 2 S: 7	H: 0 LOB: 3 BB: 2 P: 15		1B: 1 2B: 1 3B: 0 HR: 0	SF: 0 SAC: 1 DP: 0 HBP: 0	WP: 1 PB: 0 SB: 2 CS: 0
PITCHER	IP WLS BF H R ER SO BB IBB HBP BLK WP HR S P ERA WHIP																			
Dave Sisler, R (1,1) ERA: 3.96 Ike Delock, R (9,1) ERA: 4.61	8.0 W 31 2 1 1 5 5 0 0 0 1 0 36 56 1.12 0.875																			
1.0 S 3 0 0 0 2 0 0 0 0 0 0 7 7 0.00 0.000																				

AB 28
R 1
H 2
RBI 1
BB 5
SO 7
LOB 15



Batter	1	2	3	4	5	6	7	8	9	AB	R	H	RBI	BB	SO	LOB	BOTTOM			
Billy Goodman, L (1,4) OBP: 0.362, SLG: 0.430	0-0 4-3	0-0 4-3		0-0 1-3 1B		0-0 K		0-0 1-3		5	0	1	0	0	1	2	Cleveland Indians @ Boston Red Sox Fenway Park, Boston, MA Sun Jul 15 1956, 3:38 AM EDT Att: 32,290 - Unknown			
Billy Klaus, L (1,5) OBP: 0.384, SLG: 0.387	0-0 F5		4-0 FC4 BB	0-0 F4		0-0 1-3				3	0	0	0	1	0	2				
Ted Williams, L (1,7) OBP: 0.491, SLG: 0.550 Gene Stephens, L (7, PR) OBP: 0.296, SLG: 0.174	0-0 1B 2B		0-0 FC4 FC4-6 1-2		4-0 1B BB		0-0 G3 2B			3	2	2	0	1	0	1				
Mickey Vernon, L (1,3) OBP: 0.396, SLG: 0.525	0-0 1B 2H 1B		0-0 FC4-6 1-2		0-3 K		0-0 G3			4	0	1	1	0	1	3				
Jackie Jensen, R (1,9) OBP: 0.397, SLG: 0.465	0-0 1-3 1B		0-0 F9		0-0 1B 1B		0-0 F3			4	0	2	0	0	0	3				
Jim Piersall, R (1,8) OBP: 0.376, SLG: 0.441	0-3 K			0-3 K		0-0 F8		0-0 F5		4	0	0	0	0	2	6				
Sammy White, R (1,2) OBP: 0.330, SLG: 0.390		0-0 6-3		0-0 5-3		0-0 1-3 2H 1B		0-0 1B		4	0	2	1	0	0	0				
Don Buddin, R (1,6) OBP: 0.388, SLG: 0.365		0-0 E4 SH1-4		0-0 1B 1B		0-0 K		4-0 SH3-4 BB		3	1	1	0	1	1	2				
Dave Sisler, R (1,1) OBP: 0.313, SLG: 0.154 Ike Delock, R (9,1) OBP: 0.150, SLG: 0.158		0-0 SH1-4		0-0 1B 1H 1B		0-0 6-3		0-0 SH3-4		2	0	1	1	0	0	0				
Inning Stats	R: 1 E: 0 K: 1 S: 8	H: 3 LOB: 0 BB: 0 P: 8	R: 0 E: 1 K: 0 S: 4	H: 0 LOB: 1 BB: 0 P: 4	R: 0 E: 0 K: 0 S: 3	H: 0 LOB: 1 BB: 1 P: 7	R: 1 E: 0 K: 1 S: 8	H: 3 LOB: 2 BB: 0 P: 8	R: 1 E: 0 K: 2 S: 9	H: 2 LOB: 2 BB: 1 P: 13	R: 0 E: 0 K: 1 S: 5	H: 0 LOB: 0 BB: 0 P: 5	R: 0 E: 0 K: 0 S: 4	H: 1 LOB: 2 BB: 0 P: 4	R: 0 E: 0 K: 0 S: 3	H: 1 LOB: 1 BB: 1 P: 7		1B: 8 2B: 2 3B: 0 HR: 0	SF: 0 SAC: 2 DP: 0 HBP: 0	WP: 0 PB: 0 SB: 0 CS: 0
PITCHER	IP WLS BF H R ER SO BB IBB HBP BLK WP HR S P ERA WHIP																			
Mike Garcia, R (1,1) ERA: 4.08 Cal McLish, R (8,1) ERA: 5.4	7.0 L 33 9 3 3 5 2 0 0 0 0 0 41 49 3.86 1.571																			
1.0 4 1 0 0 0 1 0 0 0 0 0 3 7 0.00 2.000																				




Batter	1	2	3	4	5	6	7	8	9	AB	R	H	RBI	BB	SO	LOB	TOP					
Chico Carrasquel, R OBP: 0.333, SLG: 0.328 (1, 6)										5	0	2	1	0	0	1	Cleveland Indians @ Boston Red Sox Fenway Park, Boston, MA Mon Jul 16 1956, 3:33 AM EDT Att: 14,262 - Unknown					
Gene Woodling, L OBP: 0.441, SLG: 0.441 (1, 7)										4	2	2	1	1	0	2						
Al Smith, R OBP: 0.401, SLG: 0.490 (1, 9)										5	0	1	1	1	0	4						
Vic Wertz, L OBP: 0.384, SLG: 0.522 Preston Ward, L OBP: 0.359, SLG: 0.446 (8, PR) (8, 3)										5	0	2	1	0	0	1						
Al Rosen, R OBP: 0.400, SLG: 0.513 (1, 5)										5	1	1	0	0	0	3						
Jim Busby, R OBP: 0.291, SLG: 0.372 (1, 8)										5	1	3	2	0	0	1						
Hal Naragon, L OBP: 0.303, SLG: 0.483 (1, 2)										4	2	3	0	0	0	0						
George Strickland, R OBP: 0.352, SLG: 0.289 (1, 4)										4	0	1	0	0	1	2						
Bob Lemon, L OBP: 0.288, SLG: 0.434 (1, 1)										5	1	2	1	0	0	5						
Inning Stats	R: 0 E: 0 K: 0 S: 3	H: 0 LOB: 0 BB: 0 P: 3	R: 0 E: 0 K: 0 S: 3	H: 0 LOB: 0 BB: 0 P: 3	R: 0 E: 0 K: 0 S: 5	H: 2 LOB: 3 BB: 1 P: 9	R: 3 E: 0 K: 0 S: 8	H: 5 LOB: 2 BB: 0 P: 8	R: 0 E: 0 K: 0 S: 4	H: 1 LOB: 1 BB: 0 P: 4	R: 3 E: 1 K: 1 S: 9	H: 4 LOB: 1 BB: 0 P: 9	R: 0 E: 0 K: 0 S: 5	H: 2 LOB: 2 BB: 0 P: 5	R: 1 E: 1 K: 0 S: 5	H: 2 LOB: 2 BB: 0 P: 5		R: 0 E: 0 K: 0 S: 4	H: 1 LOB: 1 BB: 0 P: 4	1B: 14 2B: 3 3B: 0 HR: 1	SF: 0 SAC: 2 DP: 1 HBP: 0	WP: 1 PB: 0 SB: 0 CS: 0
PITCHER	IP WLS BF H R ER SO BB IBB HBP BLK WP HR S P ERA WHIP	5.2 L 30 12 6 6 1 1 0 0 0 1 1 31 35 9.53 2.294	2.1 11 4 1 0 0 0 0 0 0 0 0 0 11 11 0.00 1.714	1.0 4 1 0 0 0 0 0 0 0 0 0 0 4 4 0.00 1.000	PITCHER										IP WLS BF H R ER SO BB IBB HBP BLK WP HR S P ERA WHIP							
Frank Sullivan, R ERA: 3.39 Harry Dorish, R ERA: 3.72 Leo Kiely, L ERA: 4.55																						

AB	42
R	7
H	17
RBI	7
BB	1
SO	1
LOB	19



Batter	1	2	3	4	5	6	7	8	9	AB	R	H	RBI	BB	SO	LOB	BOTTOM			
Billy Goodman, L OBP: 0.356, SLG: 0.423 (1, 4)										4	0	0	0	0	0	1	Cleveland Indians @ Boston Red Sox Fenway Park, Boston, MA Mon Jul 16 1956, 3:33 AM EDT Att: 14,262 - Unknown			
Billy Klaus, L OBP: 0.382, SLG: 0.388 (1, 5)										4	0	1	1	0	0	0				
Ted Williams, L OBP: 0.491, SLG: 0.543 (1, 7)										2	0	0	0	2	0	0				
Mickey Vernon, L OBP: 0.394, SLG: 0.520 (1, 3)										4	1	1	0	0	0	3				
Jackie Jensen, R OBP: 0.404, SLG: 0.478 (1, 9)										2	1	2	2	2	0	0				
Jim Piersall, R OBP: 0.374, SLG: 0.436 (1, 8)										4	0	0	0	0	0	5				
Sammy White, R OBP: 0.325, SLG: 0.384 (1, 2)										4	0	0	0	0	0	2				
Don Buddin, R OBP: 0.383, SLG: 0.359 (1, 6)										4	0	0	0	0	0	2				
Frank Sullivan, R OBP: 0.170, SLG: 0.160 Harry Dorish, R Gene Stephens, L OBP: 0.321, SLG: 0.208 Leo Kiely, L OBP: 0.167, SLG: 0.167 (9, 1)										2	0	0	0	0	1	0				
Inning Stats	R: 0 E: 0 K: 0 S: 4	H: 1 LOB: 3 BB: 2 P: 12	R: 0 E: 0 K: 0 S: 3	H: 0 LOB: 0 BB: 0 P: 3	R: 0 E: 0 K: 0 S: 3	H: 0 LOB: 0 BB: 0 P: 3	R: 0 E: 0 K: 1 S: 5	H: 1 LOB: 0 BB: 0 P: 5	R: 0 E: 0 K: 0 S: 3	H: 0 LOB: 1 BB: 1 P: 7	R: 0 E: 1 K: 0 S: 3	H: 0 LOB: 1 BB: 1 P: 7	R: 1 E: 1 K: 0 S: 4	H: 1 LOB: 0 BB: 0 P: 4	R: 2 E: 0 K: 0 S: 5	H: 2 LOB: 0 BB: 0 P: 5		1B: 3 2B: 1 3B: 0 HR: 1	SF: 0 SAC: 0 DP: 2 HBP: 0	WP: 0 PB: 0 SB: 0 CS: 0
PITCHER	IP WLS BF H R ER SO BB IBB HBP BLK WP HR S P ERA WHIP	9.0 W 35 5 3 2 1 4 0 0 0 0 1 33 49 2.00 1.000	PITCHER										IP WLS BF H R ER SO BB IBB HBP BLK WP HR S P ERA WHIP							
Bob Lemon, R ERA: 3.88																				

AB	31
R	3
H	5
RBI	3
BB	4
SO	1
LOB	13



Batter	1	2	3	4	5	6	7	8	9	AB	R	H	RBI	BB	SO	LOB	TOP			
Hector Lopez, R OBP: 0.356, SLG: 0.460 (1, 5)	0-0 1-3		0-0 L8		0-0 6-3			0-0 F9		4	0	0	0	0	0	4				
Al Pilarcik, L OBP: 0.273, SLG: 0.238 (1, 8)	0-3 K		0-3 K			0-0 G5-4-3 1B			0-0 4-3 1B	4	0	2	0	0	2	2				
Gus Zernial, R OBP: 0.324, SLG: 0.472 (1, 7)	0-3 K			0-0 5-3		0-0 G5-4-3 1-2			0-0 F3	4	0	0	0	0	1	2				
Harry Simpson, L OBP: 0.327, SLG: 0.498 (1, 9)		0-0 1-3		0-3 K		0-0 F8			0-0 4-3	4	0	0	0	0	1	1				
Eddie Robinson, L OBP: 0.295, SLG: 0.382 (1, 3)		4-0 G4-6-3 BB		0-0 F7					0-3 K	3	0	0	0	1	1	1				
Joe Ginsberg, L OBP: 0.339, SLG: 0.322 (1, 2)		0-0 G4-6-3 1-2			4-0 BB BB				0-0 6-3	2	0	0	0	1	0	1				
Joe Demaestri, R OBP: 0.310, SLG: 0.357 (1, 6)			0-0 1B 1B		0-0 F3				0-3 K	3	0	1	0	0	1	1				
Clete Boyer, R OBP: 0.308, SLG: 0.317 (1, 4)			0-0 1-2 1B		4-0 BB BB			0-0 F4		2	0	1	0	1	0	0				
Art Ditmar, R OBP: 0.185, SLG: 0.154 Jack Crimian, R (7, 1)			0-3 K		0-3 K			0-3 K		2	0	0	0	0	2	4				
Inning Stats	R: 0 E: 0 K: 2 S: 7	H: 0 LOB: 0 BB: 0 P: 7	R: 0 E: 0 K: 0 S: 2	H: 0 LOB: 0 BB: 1 P: 6	R: 0 E: 0 K: 2 S: 9	H: 2 LOB: 2 BB: 0 P: 9	R: 0 E: 0 K: 1 S: 5	H: 0 LOB: 0 BB: 0 P: 5	R: 0 E: 0 K: 1 S: 5	H: 0 LOB: 2 BB: 2 P: 13	R: 0 E: 0 K: 0 S: 3	H: 1 LOB: 0 BB: 0 P: 3	R: 0 E: 0 K: 1 S: 5	H: 0 LOB: 0 BB: 0 P: 5	R: 0 E: 0 K: 1 S: 6	H: 0 LOB: 1 BB: 0 P: 6	1B: 4 2B: 0 3B: 0 HR: 0	SF: 0 SAC: 0 DP: 2 HBP: 0	WP: 0 PB: 0 SB: 0 CS: 0	PA: 32
PITCHER Tom Brewer, R ERA: 2.89 (1, 1)	IP: 9.0 WLS: W BF: 32 H: 4 R: 0 ER: 0 SO: 9 BB: 3 IBB: 0 HBP: 0 BLK: 0 WP: 0 HR: 0 S: 47 P: 59 ERA: 0.00 WHIP: 0.778															PITCHER Tom Brewer, R ERA: 2.89 (1, 1)	IP: 9.0 WLS: W BF: 32 H: 4 R: 0 ER: 0 SO: 9 BB: 3 IBB: 0 HBP: 0 BLK: 0 WP: 0 HR: 0 S: 47 P: 59 ERA: 0.00 WHIP: 0.778			

Kansas City Athletics @ Boston Red Sox
Fenway Park, Boston, MA
Tue Jul 17 1956, 3:33 AM EDT
Unknown

AB	29
R	0
H	4
RBI	0
BB	3
SO	9
LOB	16



Batter	1	2	3	4	5	6	7	8	9	AB	R	H	RBI	BB	SO	LOB	BOTTOM			
Billy Goodman, L OBP: 0.357, SLG: 0.435 Ted Lepcio, R OBP: 0.296, SLG: 0.406 (7, PR) (8, 4)	0-0 F7	0-0 F9		0-0 4-3		0-0 1B 3B	0-0 1-3 2B			5	1	2	2	0	0	2				
Billy Klaus, L OBP: 0.382, SLG: 0.401 (1, 5)	0-0 G3		0-0 HR		0-0 F8	0-0 2B 4-3 1B	0-0 G3			5	2	2	2	0	0	2				
Ted Williams, L OBP: 0.486, SLG: 0.537 Gene Stephens, L OBP: 0.310, SLG: 0.200 (7, 7)	0-3 K		0-0 F8 BB SF8 1B		0-0 E3 1B	0-0 4-3 1-2	0-3 K			4	1	1	0	0	1	1				
Mickey Vernon, L OBP: 0.395, SLG: 0.522 Norm Zauchin, R OBP: 0.300, SLG: 0.333 (6, PR) (7, 3)		0-0 G3	4-0 E BB		0-0 F4	0-0 2B	0-0 F9			3	0	1	1	1	0	1				
Jackie Jensen, R OBP: 0.404, SLG: 0.477 (1, 9)		0-0 1B 1B	0-0 F8 2-3		0-0 1-2 1B	0-0 6-3	0-0 5-3			5	1	2	0	0	0	3				
Jim Piersall, R OBP: 0.377, SLG: 0.443 (1, 8)		0-0 1B 2B 1B	0-0 SF8 1-2 2B 1B		0-0 F9	0-0 2B 2B	0-0 1B			4	2	3	1	0	0	2				
Sammy White, R OBP: 0.322, SLG: 0.380 (1, 2)		0-0 2B 1B	0-0 F8 3-H		0-0 6-3	0-0 5-3	0-0 F3			5	0	1	1	0	0	3				
Don Buddin, R OBP: 0.388, SLG: 0.385 (1, 6)		0-0 1-3 2H 2B		0-0 5-3		0-0 HR 2B 2B				4	2	3	3	0	0	0				
Tom Brewer, R OBP: 0.315, SLG: 0.373 (1, 1)		0-0 G3		0-0 F8		4-0 3B BB	0-0 2B 1B			3	1	1	0	1	0	2				
Inning Stats	R: 0 E: 0 K: 1 S: 5	H: 0 LOB: 0 BB: 0 P: 5	R: 2 E: 0 K: 0 S: 7	H: 4 LOB: 2 BB: 0 P: 7	R: 2 E: 1 K: 0 S: 5	H: 2 LOB: 1 BB: 1 P: 9	R: 0 E: 0 K: 0 S: 3	H: 0 LOB: 0 BB: 0 P: 3	R: 0 E: 1 K: 0 S: 5	H: 1 LOB: 2 BB: 0 P: 5	R: 4 E: 0 K: 0 S: 7	H: 4 LOB: 1 BB: 1 P: 11	R: 2 E: 0 K: 1 S: 9	H: 4 LOB: 2 BB: 0 P: 9	R: 0 E: 0 K: 0 S: 4	H: 1 LOB: 1 BB: 0 P: 4	1B: 8 2B: 5 3B: 1 HR: 2	SF: 1 SAC: 0 DP: 0 HBP: 0	WP: 0 PB: 0 SB: 0 CS: 0	PA: 43
PITCHER Art Ditmar, R ERA: 4.3 Jack Crimian, R ERA: 6.3 (7, 1)	IP: 6.1 WLS: L BF: 37 H: 15 R: 10 ER: 10 SO: 10 BB: 2 IBB: 0 HBP: 0 BLK: 0 WP: 0 HR: 2 S: 37 P: 45 ERA: 14.21 WHIP: 2.684															PITCHER Art Ditmar, R ERA: 4.3 Jack Crimian, R ERA: 6.3 (7, 1)	IP: 6.1 WLS: L BF: 37 H: 15 R: 10 ER: 10 SO: 10 BB: 2 IBB: 0 HBP: 0 BLK: 0 WP: 0 HR: 2 S: 37 P: 45 ERA: 14.21 WHIP: 2.684			

Kansas City Athletics @ Boston Red Sox
Fenway Park, Boston, MA
Tue Jul 17 1956, 3:33 AM EDT
Unknown

AB	40
R	10
H	16
RBI	10
BB	2
SO	2
LOB	18



Batter	1	2	3	4	5	6	7	8	9	AB	R	H	RBI	BB	SO	LOB	TOP			
Hector Lopez, R OBP: 0.358, SLG: 0.460 (1, 5)										4	0	2	0	0	0	0				
Al Pilarcik, L OBP: 0.269, SLG: 0.240 (1, 8)										4	0	1	0	0	0	2				
Gus Zernial, R OBP: 0.319, SLG: 0.463 (1, 7)										4	0	0	0	0	3	2				
Harry Simpson, L OBP: 0.327, SLG: 0.494 (1, 9) (7, 3)										3	0	0	0	1	0	0				
Eddie Robinson, L OBP: 0.296, SLG: 0.389 Johnny Groth, R OBP: 0.305, SLG: 0.389 (7, PR) (7, 9)										3	0	1	0	0	0	3				
Tim Thompson, L OBP: 0.328, SLG: 0.368 (1, 2)										3	0	1	0	0	4					
Joe Demaestri, R OBP: 0.310, SLG: 0.357 (1, 6) (8, 4)										3	0	1	0	0	1					
Clete Boyer, R OBP: 0.299, SLG: 0.306 Lou Skizas, R OBP: 0.353, SLG: 0.396 Mike Baxes, R OBP: 0.348, SLG: 0.270 (8, PH) (8, 6)										2	0	0	0	0	1	1				
Tom Gorman, R OBP: 0.130, SLG: 0.048 Bobby Shantz, R OBP: 0.273, SLG: 0.111 Enos Slaughter, L OBP: 0.367, SLG: 0.412 Alex Kellner, R OBP: 0.259, SLG: 0.200 (1, 1) (7, 1) (8, PH) (8, 1)										2	0	0	0	0	1	0				
Inning Stats	R: 0 E: 0 K: 0 S: 5	H: 2 LOB: 3 BB: 1 P: 9	R: 0 E: 0 K: 1 S: 5	H: 1 LOB: 0 BB: 0 P: 5	R: 0 E: 0 K: 1 S: 5	H: 0 LOB: 0 BB: 0 P: 5	R: 0 E: 0 K: 0 S: 3	H: 1 LOB: 0 BB: 0 P: 3	R: 0 E: 0 K: 1 S: 5	H: 0 LOB: 0 BB: 0 P: 5	R: 0 E: 0 K: 0 S: 4	H: 1 LOB: 1 BB: 0 P: 4	R: 0 E: 0 K: 0 S: 4	H: 2 LOB: 1 BB: 0 P: 4	R: 0 E: 0 K: 1 S: 5	H: 0 LOB: 0 BB: 0 P: 5	1B: 6 2B: 2 3B: 0 HR: 0	SF: 0 SAC: 0 DP: 2 HBP: 0	WP: 0 PB: 0 SB: 0 CS: 1	PA: 33
PITCHER Bob Porterfield, R ERA: 5.51 (1, 1)	IP: 9.0 WLS: W BF: 32 H: 7 R: 0 ER: 0 SO: 5 BB: 1 IBB: 0 HBP: 0 BLK: 0 WP: 0 HR: 0 S: 41 P: 45 ERA: 0.00 WHIP: 0.889															PITCHER				

Kansas City Athletics @ Boston Red Sox
Fenway Park, Boston, MA
Tue Jul 17 1956, 3:38 AM EDT
Att: 24,441 - Unknown

AB	31
R	0
H	7
RBI	0
BB	1
SO	5
LOB	13



Batter	1	2	3	4	5	6	7	8	9	AB	R	H	RBI	BB	SO	LOB	BOTTOM			
Billy Goodman, L OBP: 0.359, SLG: 0.440 (1, 4)										4	0	2	0	0	1	1				
Billy Klaus, L OBP: 0.384, SLG: 0.398 (1, 5) B B B										2	0	0	0	2	0	2				
Ted Williams, L OBP: 0.491, SLG: 0.556 (1, 7)										3	1	2	1	1	0	1				
Mickey Vernon, L OBP: 0.395, SLG: 0.517 Dick Gemert, R OBP: 0.405, SLG: 0.508 (1, 3) (7, PH) (8, 3)										2	0	0	0	1	1	2				
Jackie Jensen, R OBP: 0.408, SLG: 0.479 (1, 9)										3	0	2	0	1	0	0				
Jim Piersall, R OBP: 0.376, SLG: 0.440 (1, 8)										4	0	1	0	0	1	2				
Pete Daley, R OBP: 0.347, SLG: 0.536 (1, 2)										4	0	0	0	0	1	4				
Don Buddin, R OBP: 0.384, SLG: 0.380 (1, 6)										3	0	0	0	0	1					
Bob Porterfield, R OBP: 0.387, SLG: 0.464 (1, 1)										3	0	1	0	0	0					
Inning Stats	R: 0 E: 0 K: 1 S: 5	H: 1 LOB: 1 BB: 1 P: 9	R: 0 E: 0 K: 0 S: 4	H: 2 LOB: 1 BB: 0 P: 4	R: 0 E: 0 K: 0 S: 4	H: 1 LOB: 1 BB: 0 P: 4	R: 0 E: 0 K: 1 S: 5	H: 0 LOB: 1 BB: 1 P: 9	R: 0 E: 0 K: 0 S: 4	H: 2 LOB: 1 BB: 1 P: 8	R: 0 E: 0 K: 0 S: 4	H: 1 LOB: 3 BB: 2 P: 12	R: 0 E: 0 K: 2 S: 7	H: 0 LOB: 0 BB: 0 P: 7	R: 0 E: 0 K: 0 S: 5	H: 0 LOB: 0 BB: 0 P: 5	1B: 6 2B: 1 3B: 0 HR: 1	SF: 0 SAC: 0 DP: 2 HBP: 0	WP: 0 PB: 0 SB: 0 CS: 0	PA: 34
PITCHER Tom Gorman, R ERA: 3.86 Bobby Shantz, L ERA: 5.0 Alex Kellner, L ERA: 3.38 (1, 1) (7, 1) (8, 1)	IP: 6.2 WLS: L BF: 29 H: 8 R: 1 ER: 1 SO: 2 BB: 4 IBB: 0 HBP: 0 BLK: 0 WP: 0 HR: 1 S: 29 P: 45 ERA: 1.35 WHIP: 1.800															PITCHER				

Kansas City Athletics @ Boston Red Sox
Fenway Park, Boston, MA
Tue Jul 17 1956, 3:38 AM EDT
Att: 24,441 - Unknown

AB	29
R	1
H	8
RBI	1
BB	5
SO	4
LOB	16




Batter	1	2	3	4	5	6	7	8	9	AB	R	H	RBI	BB	SO	LOB	TOP			
Hector Lopez, R OBP: 0.359, SLG: 0.459										3	1	1	0	1	0	0	Kansas City Athletics @ Boston Red Sox Fenway Park, Boston, MA Wed Jul 18 1956, 3:33 AM EDT Att: 8,028 - Unknown			
Al Pilarcik, L OBP: 0.267, SLG: 0.241										4	0	1	0	0	1	1				
Gus Zernial, R OBP: 0.318, SLG: 0.459										4	1	1	0	0	0	4				
Eddie Robinson, L OBP: 0.287, SLG: 0.376										4	0	0	0	0	1	3				
Johnny Groth, R OBP: 0.309, SLG: 0.398										4	1	2	1	0	0	0				
Joe Ginsberg, L OBP: 0.331, SLG: 0.313										4	0	0	0	0	2	2				
Joe Demaestri, R OBP: 0.310, SLG: 0.357										3	0	1	1	0	0	0				
Clete Boyer, R OBP: 0.300, SLG: 0.308										3	1	1	0	0	0	1				
Troy Herriage, R OBP: 0.190, SLG: 0.105										3	0	0	0	0	1	1				
Jack Crimian, R OBP: 0.273, SLG: 0.111										0	0	0	0	0	0	0				
Inning Stats	R: 0 E: 0 K: 1 S: 4	H: 2 LOB: 1 BB: 0 P: 4	R: 0 E: 0 K: 0 S: 3	H: 1 LOB: 0 BB: 0 P: 3	R: 0 E: 0 K: 0 S: 3	H: 0 LOB: 0 BB: 0 P: 3	R: 0 E: 0 K: 1 S: 5	H: 0 LOB: 0 BB: 0 P: 5	R: 2 E: 1 K: 1 S: 7	H: 1 LOB: 1 BB: 1 P: 11	R: 1 E: 0 K: 0 S: 4	H: 2 LOB: 0 BB: 0 P: 4	R: 0 E: 0 K: 2 S: 7	H: 0 LOB: 0 BB: 0 P: 7	R: 1 E: 1 K: 1 S: 6	H: 1 LOB: 0 BB: 0 P: 6	1B: 6 2B: 1 3B: 0 HR: 0	SF: 0 SAC: 0 DP: 2 HBP: 0	WP: 1 PB: 0 SB: 0 CS: 1	PA: 33
PITCHER Mel Parnell, L ERA: 2.81	IP: 9.0 WLS: W BF: 33 H: 7 R: 4 ER: 1 SO: 5 BB: 1 IBB: 0 HBP: 0 BLK: 0 WP: 1 HR: 0 S: 42 P: 46 ERA: 1.00 WHIP: 0.889															PITCHER				

Batter	1	2	3	4	5	6	7	8	9	AB	R	H	RBI	BB	SO	LOB	BOTTOM			
Billy Goodman, L OBP: 0.360, SLG: 0.439										5	1	2	0	0	0	3	Kansas City Athletics @ Boston Red Sox Fenway Park, Boston, MA Wed Jul 18 1956, 3:33 AM EDT Att: 8,028 - Unknown			
Billy Klaus, L OBP: 0.385, SLG: 0.397										3	1	1	0	1	1	3				
Ted Williams, L OBP: 0.491, SLG: 0.549										2	0	0	0	2	0	2				
Gene Stephens, L OBP: 0.310, SLG: 0.200										0	1	0	0	0	0	0				
Mickey Vernon, L OBP: 0.396, SLG: 0.530										4	1	2	2	0	1	3				
Jackie Jensen, R OBP: 0.406, SLG: 0.476										4	1	1	1	0	0	2				
Jim Piersall, R OBP: 0.380, SLG: 0.442										3	1	2	1	1	0	0				
Sammy White, R OBP: 0.321, SLG: 0.378										4	0	1	0	0	0	5				
Don Buddin, R OBP: 0.382, SLG: 0.382										4	0	1	2	0	1	1				
Mel Parnell, L OBP: 0.286, SLG: 0.333										4	1	1	0	0	1	4				
Inning Stats	R: 0 E: 0 K: 1 S: 6	H: 1 LOB: 2 BB: 1 P: 10	R: 0 E: 1 K: 1 S: 6	H: 1 LOB: 1 BB: 0 P: 6	R: 2 E: 0 K: 1 S: 7	H: 2 LOB: 0 BB: 0 P: 7	R: 0 E: 0 K: 0 S: 3	H: 1 LOB: 0 BB: 0 P: 3	R: 1 E: 1 K: 0 S: 5	H: 2 LOB: 1 BB: 0 P: 5	R: 0 E: 0 K: 1 S: 5	H: 0 LOB: 0 BB: 0 P: 5	R: 4 E: 0 K: 0 S: 6	H: 3 LOB: 3 BB: 3 P: 18	R: 1 E: 1 K: 1 S: 6	H: 0 LOB: 0 BB: 0 P: 6	1B: 9 2B: 1 3B: 0 HR: 1	SF: 0 SAC: 0 DP: 2 HBP: 0	WP: 0 PB: 1 SB: 1 CS: 0	PA: 37
PITCHER Troy Herriage, R ERA: 6.55	IP: 7.0 WLS: L BF: 32 H: 10 R: 7 ER: 6 SO: 4 BB: 3 IBB: 0 HBP: 0 BLK: 0 WP: 0 HR: 1 S: 37 P: 49 ERA: 7.71 WHIP: 1.857															PITCHER				
Jack Crimian, R ERA: 6.29	0.1	3	1	0	0	0	1	0	0	0	0	0	2	6	0.00	6.000				
Bobby Shantz, L ERA: 4.93	0.2	2	0	0	0	0	0	0	0	0	0	0	2	2	0.00	0.000				



Batter	1	2	3	4	5	6	7	8	9	AB	R	H	RBI	BB	SO	LOB	TOP					
Hector Lopez, R OBP: 0.360, SLG: 0.461	5-3		F8				F9			5	0	2	1	0	0	0	Kansas City Athletics @ Boston Red Sox Fenway Park, Boston, MA Thu Jul 19 1956, 3:33 AM EDT Att: 7,436 - Unknown					
Al Pilarcik, L OBP: 0.297, SLG: 0.212	F6		F8				G3	F8		4	1	0	0	1	0	3						
Enos Slaughter, L OBP: 0.376, SLG: 0.425										4	3	3	0	1	0	0						
Harry Simpson, L OBP: 0.333, SLG: 0.509	K									4	2	3	4	1	1	1						
Vic Power, R OBP: 0.331, SLG: 0.435										5	1	2	3	0	1	2						
Tim Thompson, L OBP: 0.325, SLG: 0.360										4	0	0	0	1	0	2						
Joe Demaestri, R OBP: 0.304, SLG: 0.349										5	0	0	0	0	2	2						
Clete Boyer, R OBP: 0.297, SLG: 0.294										3	1	0	0	1	0	3	AB 37 R 8 H 10 RBI 8 BB 5 SO 4 LOB 16					
Wally Burnette, R (1, 1)										3	0	0	0	0	0	3						
Inning Stats	R: 0 E: 0 K: 1 S: 5	H: 0 LOB: 1 BB: 1 P: 9	R: 0 E: 0 K: 1 S: 6	H: 1 LOB: 2 BB: 1 P: 10	R: 2 E: 0 K: 0 S: 5	H: 2 LOB: 1 BB: 1 P: 9	R: 0 E: 1 K: 0 S: 5	H: 1 LOB: 2 BB: 0 P: 5	R: 0 E: 0 K: 0 S: 4	H: 0 LOB: 0 BB: 0 P: 4	R: 0 E: 0 K: 0 S: 3	H: 0 LOB: 0 BB: 0 P: 3	R: 3 E: 0 K: 0 S: 5	H: 2 LOB: 0 BB: 1 P: 9	R: 1 E: 0 K: 1 S: 6	H: 1 LOB: 1 BB: 1 P: 10	R: 2 E: 0 K: 1 S: 7	H: 2 LOB: 0 BB: 0 P: 7	1B: 4 2B: 4 3B: 0 HR: 2	SF: 0 SAC: 1 DP: 0 HBP: 0	WP: 0 PB: 0 CS: 0	PA: 43
PITCHER	IP WLS BF H R ER SO BB IBB HBP BLK WP HR S P ERA WHIP																					
Dave Sisler, R ERA: 4.21	(1, 1)	7.0 L 33 7 5 5 2 4 0 0 0 0 0 1 33 49 6.43 1.571																				
Ike Delock, R ERA: 4.95	(8, 1)	2.0 10 3 3 3 2 1 0 0 0 0 0 1 13 17 13.50 2.000																				

Batter	1	2	3	4	5	6	7	8	9	AB	R	H	RBI	BB	SO	LOB	BOTTOM					
Billy Goodman, L OBP: 0.358, SLG: 0.436	B5-3									4	1	1	0	0	0	0	Kansas City Athletics @ Boston Red Sox Fenway Park, Boston, MA Thu Jul 19 1956, 3:33 AM EDT Att: 7,436 - Unknown					
Billy Klaus, L OBP: 0.384, SLG: 0.392	E5									3	1	0	0	1	0	0						
Ted Williams, L OBP: 0.496, SLG: 0.568										3	1	2	2	1	0	0						
Mickey Vernon, L OBP: 0.394, SLG: 0.525										4	0	1	1	0	0	2						
Jackie Jensen, R OBP: 0.402, SLG: 0.470										4	0	0	0	0	1	4						
Jim Piersall, R OBP: 0.381, SLG: 0.455										4	1	2	1	0	0	0						
Sammy White, R OBP: 0.317, SLG: 0.372										4	0	0	0	0	0	1		AB 33 R 4 H 6 RBI 4 BB 3 SO 2 LOB 10				
Don Buddin, R OBP: 0.381, SLG: 0.378										3	0	0	0	1	0	1						
Dave Sisler, R OBP: 0.278, SLG: 0.133										2	0	0	0	0	1	1						
Gene Stephens, L OBP: 0.300, SLG: 0.192										1	0	0	0	0	0	0						
Ike Delock, R OBP: 0.150, SLG: 0.158										0	0	0	0	0	0	0						
Dick Gemert, R OBP: 0.404, SLG: 0.506										1	0	0	0	0	0	1						
Inning Stats	R: 1 E: 1 K: 0 S: 4	H: 1 LOB: 1 BB: 1 P: 8	R: 0 E: 0 K: 0 S: 3	H: 0 LOB: 0 BB: 0 P: 3	R: 1 E: 0 K: 0 S: 5	H: 2 LOB: 2 BB: 1 P: 9	R: 0 E: 0 K: 1 S: 5	H: 0 LOB: 1 BB: 1 P: 9	R: 0 E: 0 K: 0 S: 3	H: 0 LOB: 0 BB: 0 P: 3	R: 1 E: 0 K: 0 S: 4	H: 1 LOB: 0 BB: 0 P: 4	R: 0 E: 0 K: 0 S: 3	H: 0 LOB: 0 BB: 0 P: 3	R: 1 E: 0 K: 1 S: 6	H: 1 LOB: 0 BB: 0 P: 6	R: 0 E: 0 K: 0 S: 4	H: 1 LOB: 1 BB: 0 P: 4	1B: 3 2B: 1 3B: 0 HR: 2	SF: 0 SAC: 0 DP: 1 HBP: 0	WP: 0 PB: 1 CS: 0	PA: 36
PITCHER	IP WLS BF H R ER SO BB IBB HBP BLK WP HR S P ERA WHIP																					
Wally Burnette, R ERA: 1.0	(1, 1)	9.0 W 36 6 4 2 2 3 0 0 0 0 0 2 37 49 2.00 1.000																				

Batter	1	2	3	4	5	6	7	8	9	AB	R	H	RBI	BB	SO	LOB	TOP					
Harvey Kuenn, R OBP: 0.408, SLG: 0.502 (1, 6)										4	1	1	0	1	0	2	Detroit Tigers @ Boston Red Sox Fenway Park, Boston, MA Fri Jul 20 1956, 3:33 AM EDT Att: 29,806 - Unknown					
Earl Torgeson, L OBP: 0.396, SLG: 0.423 (1, 3)										2	0	0	1	2	1	0						
Charlie Maxwell, L OBP: 0.443, SLG: 0.612 (1, 7)										4	1	3	2	0	0	2						
Al Kaline, R OBP: 0.334, SLG: 0.475 (1, 9)										5	0	1	0	0	1	6						
Ray Boone, R OBP: 0.377, SLG: 0.448 (1, 5)										3	2	2	1	2	0	0						
Frank House, L OBP: 0.291, SLG: 0.333 (1, 2)										5	1	3	0	0	0	2						
Bill Tuttle, R OBP: 0.309, SLG: 0.373 (1, 8)										5	1	1	1	0	0	4						
Jim Brideweser, R OBP: 0.313, SLG: 0.252 (1, 4)										4	2	2	0	0	0	2						
Virgil Trucks, R OBP: 0.258, SLG: 0.323 Walt Masterson, R OBP: 0.333, SLG: 0.333 Al Aber, L OBP: 0.429, SLG: 0.333 Steve Gromek, S OBP: 0.417, SLG: 0.176 (1, 1)										3	1	1	1	0	0	2						
Inning Stats	R: 0 E: 0 K: 0 S: 4	H: 1 LOB: 1 BB: 0 P: 4	R: 0 E: 0 K: 0 S: 3	H: 0 LOB: 0 BB: 0 P: 3	R: 1 E: 0 K: 1 S: 6	H: 1 LOB: 0 BB: 0 P: 6	R: 1 E: 0 K: 0 S: 5	H: 3 LOB: 1 BB: 0 P: 5	R: 2 E: 0 K: 0 S: 5	H: 2 LOB: 1 BB: 1 P: 9	R: 4 E: 0 K: 1 S: 10	H: 5 LOB: 2 BB: 1 P: 14	R: 1 E: 0 K: 0 S: 3	H: 1 LOB: 0 BB: 1 P: 7	R: 0 E: 0 K: 0 S: 4	H: 1 LOB: 2 BB: 1 P: 8		R: 0 E: 0 K: 0 S: 3	H: 1 LOB: 1 BB: 1 P: 7	1B: 14 2B: 1 3B: 0 HR: 0	SF: 2 DP: 3 HBP: 0	WP: 2 PB: 1 SB: 0 CS: 0
PITCHER	IP WLS BF H R ER SO BB IBB HBP BLK WP HR S P ERA WHIP																					
Willard Nixon, R ERA: 5.66 Harry Dorish, R ERA: 3.35 Tom Hurd, R ERA: 5.17 Leo Kiely, L ERA: 4.45 George Susce, R ERA: 5.84 (1, 1)	5.0 L 25 10 7 6 1 1 1 0 0 0 0 0 0 26 30 10.80 2.200																					
(6, 1)	1.0 6 2 1 1 1 1 0 0 0 0 0 0 7 11 9.00 3.000																					
(7, 1)	1.1 7 2 1 1 0 2 0 0 0 0 0 0 5 13 6.75 3.000																					
(8, 1)	0.2 2 0 0 0 0 0 0 0 0 0 0 0 2 2 0.00 0.000																					
(9, 1)	1.0 4 1 0 0 0 1 0 0 0 0 0 0 3 7 0.00 2.000																					
Batter	1	2	3	4	5	6	7	8	9	AB	R	H	RBI	BB	SO	LOB	BOTTOM					
Billy Goodman, L OBP: 0.359, SLG: 0.437 (1, 4)										4	0	2	3	0	0	1	Detroit Tigers @ Boston Red Sox Fenway Park, Boston, MA Fri Jul 20 1956, 3:33 AM EDT Att: 29,806 - Unknown					
Billy Klaus, L OBP: 0.380, SLG: 0.388 Ted Lepcio, R OBP: 0.308, SLG: 0.417 (6, PH)										3	0	0	0	0	0	3						
Ted Williams, L OBP: 0.494, SLG: 0.566 (1, 7)										4	1	1	0	1	0	1						
Mickey Vernon, L OBP: 0.396, SLG: 0.521 Norm Zauchin, R OBP: 0.310, SLG: 0.333 (9, PH)										2	1	0	0	2	0	0						
Jackie Jensen, R OBP: 0.399, SLG: 0.466 (1, 9)										5	0	1	0	0	0	6						
Jim Piersall, R OBP: 0.380, SLG: 0.454 (1, 8)										3	1	1	1	0	0	2						
Sammy White, R OBP: 0.316, SLG: 0.368 (1, 2)										3	1	0	0	1	0	2						
Don Buddin, R OBP: 0.379, SLG: 0.374 (1, 6)										3	1	0	0	1	1	3						
Willard Nixon, L OBP: 0.348, SLG: 0.316 Harry Dorish, R ERA: 3.55 Dick Gernert, R OBP: 0.348, SLG: 0.591 Tom Hurd, R OBP: 0.396, SLG: 0.502 Leo Kiely, L OBP: 0.429, SLG: 0.333 Milt Bolling, R OBP: 0.162, SLG: 0.400 George Susce, R OBP: 0.417, SLG: 0.176 (1, 1)										2	0	2	0	0	0	0						
(6, 1)										0	0	0	0	0	0	0						
(7, 1)										0	0	0	0	0	0	0						
(8, 1)										0	0	0	0	0	0	0						
(9, 1)										1	0	0	0	0	0	0						
Inning Stats	R: 0 E: 0 K: 0 S: 3	H: 1 LOB: 0 BB: 0 P: 3	R: 0 E: 0 K: 0 S: 4	H: 1 LOB: 1 BB: 0 P: 4	R: 1 E: 0 K: 0 S: 4	H: 1 LOB: 1 BB: 1 P: 8	R: 0 E: 1 K: 0 S: 4	H: 1 LOB: 1 BB: 0 P: 4	R: 0 E: 0 K: 0 S: 4	H: 1 LOB: 1 BB: 0 P: 4	R: 5 E: 1 K: 0 S: 5	H: 2 LOB: 2 BB: 4 P: 21	R: 0 E: 0 K: 0 S: 3	H: 0 LOB: 1 BB: 1 P: 7	R: 0 E: 0 K: 1 S: 5	H: 0 LOB: 0 BB: 0 P: 5	R: 0 E: 0 K: 0 S: 4	H: 2 LOB: 2 BB: 1 P: 8	1B: 7 2B: 2 3B: 0 HR: 0	SF: 2 DP: 2 HBP: 0	WP: 1 PB: 0 SB: 0 CS: 0	PA: 41
PITCHER	IP WLS BF H R ER SO BB IBB HBP BLK WP HR S P ERA WHIP																					
Virgil Trucks, R ERA: 3.55 Walt Masterson, R ERA: 4.4 Al Aber, L ERA: 4.04 Steve Gromek, R ERA: 3.93 (1, 1)	5.1 W 25 10 7 6 1 1 1 0 0 0 0 0 21 37 3.38 1.688																					
(6, 1)	0.1 3 1 0 0 0 1 0 0 0 0 0 0 2 6 0.00 6.000																					
(6, 1)	2.2 11 3 1 0 1 1 0 0 0 0 0 0 12 16 0.00 1.500																					
(9, 1)	0.2 S 2 0 0 0 0 1 0 0 0 0 0 0 1 5 0.00 1.500																					

AB	36
R	9
H	15
RBI	6
BB	5
SO	2
LOB	20



AB	32
R	6
H	9
RBI	6
BB	7
SO	1
LOB	18



Batter	1	2	3	4	5	6	7	8	9	AB	R	H	RBI	BB	SO	LOB	TOP					
Harvey Kuenn, R OBP: 0.402, SLG: 0.493 (1,6)										5	0	0	0	0	0	5						
Earl Torgeson, L OBP: 0.396, SLG: 0.425 (1,3)										4	0	1	1	1	0	1						
Charlie Maxwell, L OBP: 0.444, SLG: 0.607 (1,7)										2	0	0	0	2	0	1						
Al Kaline, R OBP: 0.333, SLG: 0.481 (1,9)										4	1	1	1	0	1	4						
Ray Boone, R OBP: 0.378, SLG: 0.447 (1,5)										3	0	1	0	1	0	0						
Frank House, L OBP: 0.286, SLG: 0.327 (1,2)										4	1	0	0	0	4							
Bill Tuttle, R OBP: 0.306, SLG: 0.369 (1,8)										4	0	0	0	0	0	1						
Frank Bolling, R OBP: 0.329, SLG: 0.403 (1,4)										4	0	1	1	0	0	0						
Billy Hoelt, L OBP: 0.377, SLG: 0.333 (1,1)										2	0	2	0	0	0	0						
Wayne Belardi, L OBP: 0.409, SLG: 0.469 (7, PH)										1	1	1	0	0	0	0						
Walt Masterson, R OBP: 0.333, SLG: 0.333 (7, 1)										0	0	0	0	0	0	0						
Jim Small, L OBP: 0.250, SLG: 0.250 (9, PH)										1	0	1	0	0	0	0						
Inning Stats	R: 0 E: 0 K: 0 S: 3	H: 0 LOB: 1 BB: 1 P: 7	R: 1 E: 1 K: 0 S: 6	H: 2 LOB: 2 BB: 0 P: 6	R: 0 E: 0 K: 1 S: 5	H: 1 LOB: 2 BB: 2 P: 13	R: 0 E: 0 K: 0 S: 4	H: 1 LOB: 1 BB: 0 P: 4	R: 1 E: 0 K: 0 S: 4	H: 1 LOB: 0 BB: 0 P: 4	R: 0 E: 0 K: 0 S: 3	H: 0 LOB: 0 BB: 0 P: 3	R: 1 E: 0 K: 0 S: 5	H: 2 LOB: 1 BB: 0 P: 5	R: 0 E: 0 K: 0 S: 2	H: 0 LOB: 0 BB: 1 P: 6	R: 0 E: 0 K: 0 S: 4	H: 1 LOB: 1 BB: 0 P: 4	1B: 4 2B: 2 3B: 1 HR: 1	SF: 0 SAC: 0 DP: 2 HBP: 0	WP: 0 PB: 0 SB: 0 CS: 0	PA: 38
PITCHER Frank Sullivan, R ERA: 3.31 (1,1)	IP: 9.0 WLS: W BF: 38 H: 8 R: 3 ER: 2 SO: 1 BB: 4 IBB: 0 HBP: 0 BLK: 0 WP: 0 HR: 1 S: 36 P: 52 ERA: 2.00 WHIP: 1.333															PITCHER	IP: 9.0 WLS: W BF: 38 H: 8 R: 3 ER: 2 SO: 1 BB: 4 IBB: 0 HBP: 0 BLK: 0 WP: 0 HR: 1 S: 36 P: 52 ERA: 2.00 WHIP: 1.333					

Detroit Tigers @ Boston Red Sox
Fenway Park, Boston, MA
Sat Jul 21 1956, 3:33 AM EDT
Att: 9,937 - Unknown

AB	34
R	3
H	8
RBI	3
BB	4
SO	1
LOB	16



Batter	1	2	3	4	5	6	7	8	9	AB	R	H	RBI	BB	SO	LOB	BOTTOM					
Billy Goodman, L OBP: 0.356, SLG: 0.431 (1,4)										4	0	0	0	1	0	3						
Billy Consolo, R (8, FR) (9, 4)										0	1	0	0	0	0	0						
Ted Lepcio, R OBP: 0.308, SLG: 0.409 (1,5)										2	0	0	0	1	1	0						
Billy Klaus, L OBP: 0.384, SLG: 0.390 (7, PH) (8, 5)										1	2	1	0	1	0	0						
Ted Williams, L OBP: 0.498, SLG: 0.591 (1,7)										4	1	3	4	0	1	0						
Gene Stephens, L OBP: 0.323, SLG: 0.222 (8, 7)										1	0	1	1	0	0	0						
Dick Gemert, R OBP: 0.406, SLG: 0.503 (1,3)										5	0	2	1	0	0	3						
Jackie Jensen, R OBP: 0.399, SLG: 0.468 (1,9)										5	1	2	0	0	0	1						
Jim Piersall, R OBP: 0.382, SLG: 0.460 (1,8)										4	2	2	1	1	0	4						
Sammy White, R OBP: 0.322, SLG: 0.374 (1,2)										4	1	3	1	0	0	1						
Don Buddin, R OBP: 0.378, SLG: 0.371 (1,6)										2	1	0	1	1	0	1						
Frank Sullivan, R OBP: 0.164, SLG: 0.154 (1,1)										2	0	0	0	0	1	1						
Inning Stats	R: 0 E: 0 K: 1 S: 5	H: 0 LOB: 0 BB: 0 P: 5	R: 0 E: 0 K: 0 S: 3	H: 1 LOB: 0 BB: 0 P: 3	R: 2 E: 0 K: 0 S: 5	H: 2 LOB: 2 BB: 2 P: 13	R: 1 E: 0 K: 0 S: 5	H: 2 LOB: 1 BB: 0 P: 5	R: 0 E: 0 K: 1 S: 6	H: 1 LOB: 1 BB: 0 P: 6	R: 2 E: 0 K: 0 S: 6	H: 3 LOB: 1 BB: 0 P: 6	R: 2 E: 0 K: 0 S: 5	H: 2 LOB: 1 BB: 1 P: 9	R: 2 E: 0 K: 1 S: 8	H: 3 LOB: 3 BB: 2 P: 16	R: 2 E: 0 K: 1 S: 8	H: 3 LOB: 3 BB: 2 P: 16	1B: 9 2B: 4 3B: 0 HR: 1	SF: 1 SAC: 2 DP: 0 HBP: 0	WP: 0 PB: 0 SB: 0 CS: 1	PA: 43
PITCHER Billy Hoelt, L ERA: 4.25 (1,1)	IP: 6.0 WLS: L BF: 28 H: 9 R: 5 ER: 5 SO: 2 BB: 2 IBB: 0 HBP: 0 BLK: 0 WP: 0 HR: 0 S: 30 P: 38 ERA: 7.50 WHIP: 1.833															PITCHER	IP: 6.0 WLS: L BF: 28 H: 9 R: 5 ER: 5 SO: 2 BB: 2 IBB: 0 HBP: 0 BLK: 0 WP: 0 HR: 0 S: 30 P: 38 ERA: 7.50 WHIP: 1.833					
PITCHER Walt Masterson, R ERA: 5.28 (7, 1)	IP: 2.0 WLS: L BF: 14 H: 5 R: 4 ER: 4 SO: 1 BB: 3 IBB: 0 HBP: 0 BLK: 0 WP: 0 HR: 1 S: 13 P: 25 ERA: 18.00 WHIP: 4.000															PITCHER	IP: 2.0 WLS: L BF: 14 H: 5 R: 4 ER: 4 SO: 1 BB: 3 IBB: 0 HBP: 0 BLK: 0 WP: 0 HR: 1 S: 13 P: 25 ERA: 18.00 WHIP: 4.000					

Detroit Tigers @ Boston Red Sox
Fenway Park, Boston, MA
Sat Jul 21 1956, 3:33 AM EDT
Att: 9,937 - Unknown


AB	34
R	9
H	14
RBI	9
BB	5
SO	3
LOB	14



Batter	1	2	3	4	5	6	7	8	9	AB	R	H	RBI	BB	SO	LOB	TOP					
Harvey Kuenn, R OBP: 0.405, SLG: 0.495										5	2	3	0	0	1	2						
Earl Torgeson, L OBP: 0.396, SLG: 0.424										5	1	2	0	0	0	3						
Charlie Maxwell, L OBP: 0.443, SLG: 0.603										5	1	2	1	0	2	4						
Al Kaline, R OBP: 0.334, SLG: 0.478										4	0	1	1	1	1	2						
Ray Boone, R OBP: 0.379, SLG: 0.444										4	0	1	0	1	0	3						
Frank House, L OBP: 0.292, SLG: 0.347										5	1	3	3	0	0	2						
Bill Tuttle, R OBP: 0.304, SLG: 0.367										2	0	0	0	0	0	3						
Bob Kennedy, R OBP: 0.310, SLG: 0.309										3	0	0	0	0	1	2						
Frank Bolling, R OBP: 0.333, SLG: 0.409										3	0	1	0	1	1	0						
Frank Lary, R OBP: 0.213, SLG: 0.250										3	1	0	0	0	2	3						
Steve Gromek, S OBP: 0.417, SLG: 0.176										0	0	0	0	0	0	0						
Wayne Belardi, L OBP: 0.405, SLG: 0.464										1	0	0	0	0	0	0						
Al Aber, L OBP: 0.429, SLG: 0.333										0	0	0	0	0	0	0						
Inning Stats	R: 1 E: 0 K: 1 S: 7	H: 2 LOB: 1 BB: 0 P: 7	R: 0 E: 0 K: 2 S: 8	H: 1 LOB: 2 BB: 1 P: 12	R: 1 E: 0 K: 0 S: 4	H: 1 LOB: 2 BB: 2 P: 12	R: 0 E: 0 K: 2 S: 7	H: 0 LOB: 0 BB: 0 P: 7	R: 1 E: 0 K: 1 S: 8	H: 3 LOB: 2 BB: 0 P: 8	R: 2 E: 0 K: 0 S: 7	H: 4 LOB: 2 BB: 0 P: 7	R: 0 E: 0 K: 0 S: 3	H: 0 LOB: 0 BB: 0 P: 3	R: 0 E: 0 K: 1 S: 6	H: 1 LOB: 1 BB: 0 P: 6	R: 1 E: 0 K: 1 S: 6	H: 1 LOB: 0 BB: 0 P: 6	1B: 11 2B: 1 3B: 0 HR: 1	SF: 0 SAC: 0 DP: 0 HBP: 0	WP: 0 PB: 0 SB: 3 CS: 0	PA: 43
PITCHER Tom Brewer, R ERA: 3.02	IP: 9.0 WLS: W BF: 43 H: 13 R: 6 ER: 5 SO: 8 BB: 3 IBB: 0 HBP: 0 BLK: 0 WP: 0 HR: 1 S: 56 P: 68 ERA: 5.00 WHIP: 1.778											PITCHER	IP: 9.0 WLS: W BF: 43 H: 13 R: 6 ER: 5 SO: 8 BB: 3 IBB: 0 HBP: 0 BLK: 0 WP: 0 HR: 1 S: 56 P: 68 ERA: 5.00 WHIP: 1.778									

Detroit Tigers @ Boston Red Sox
Fenway Park, Boston, MA
Sun Jul 22 1956, 3:33 AM EDT
Att: 21,343 - Unknown


AB 40
R 6
H 13
RBI 5
BB 3
SO 8
LOB 24





Batter	1	2	3	4	5	6	7	8	9	AB	R	H	RBI	BB	SO	LOB	BOTTOM			
Billy Goodman, L OBP: 0.360, SLG: 0.432										4	2	2	0	1	1	1				
Billy Klaus, L OBP: 0.390, SLG: 0.388										1	2	0	0	3	0	1				
Ted Williams, L OBP: 0.496, SLG: 0.584										4	1	1	0	1	0	6				
Mickey Vernon, L OBP: 0.399, SLG: 0.533										4	1	2	5	1	0	4				
Jackie Jensen, R OBP: 0.399, SLG: 0.465										4	1	1	0	1	0	2				
Jim Piersall, R OBP: 0.385, SLG: 0.461										4	1	2	0	1	0	4				
Sammy White, R OBP: 0.330, SLG: 0.381										5	0	4	1	0	0	1				
Don Buddin, R OBP: 0.381, SLG: 0.375										5	0	3	2	0	0	5				
Tom Brewer, R OBP: 0.288, SLG: 0.339										5	0	0	0	0	0	7				
Inning Stats	R: 2 E: 0 K: 0 S: 7	H: 4 LOB: 3 BB: 1 P: 11	R: 0 E: 0 K: 1 S: 6	H: 1 LOB: 1 BB: 1 P: 10	R: 0 E: 0 K: 0 S: 4	H: 1 LOB: 1 BB: 0 P: 4	R: 1 E: 0 K: 0 S: 5	H: 2 LOB: 3 BB: 2 P: 13	R: 5 E: 0 K: 0 S: 6	H: 4 LOB: 1 BB: 3 P: 18	R: 0 E: 0 K: 0 S: 3	H: 1 LOB: 1 BB: 0 P: 4	R: 0 E: 0 K: 0 S: 4	H: 1 LOB: 2 BB: 1 P: 8	R: 0 E: 0 K: 1 S: 4	H: 1 LOB: 2 BB: 1 P: 8	1B: 14 2B: 1 3B: 0 HR: 1	SF: 0 SAC: 0 DP: 2 HBP: 1	WP: 0 PB: 0 SB: 0 CS: 0	PA: 45
PITCHER Frank Lary, R ERA: 4.18	IP: 5.1 WLS: L BF: 32 H: 10 R: 7 ER: 7 SO: 7 BB: 7 IBB: 0 HBP: 0 BLK: 0 WP: 0 HR: 1 S: 27 P: 55 ERA: 11.81 WHIP: 3.188											PITCHER	IP: 5.1 WLS: L BF: 32 H: 10 R: 7 ER: 7 SO: 7 BB: 7 IBB: 0 HBP: 0 BLK: 0 WP: 0 HR: 1 S: 27 P: 55 ERA: 11.81 WHIP: 3.188							
PITCHER Steve Gromek, R ERA: 3.95	IP: 1.2 WLS: 8 BF: 4 H: 4 R: 1 ER: 1 SO: 0 BB: 0 IBB: 0 HBP: 1 BLK: 0 WP: 0 HR: 0 S: 7 P: 8 ERA: 5.40 WHIP: 2.400											PITCHER	IP: 1.2 WLS: 8 BF: 4 H: 4 R: 1 ER: 1 SO: 0 BB: 0 IBB: 0 HBP: 1 BLK: 0 WP: 0 HR: 0 S: 7 P: 8 ERA: 5.40 WHIP: 2.400							
PITCHER Al Aber, L ERA: 3.95	IP: 1.0 WLS: 5 BF: 1 H: 1 R: 0 ER: 0 SO: 0 BB: 1 IBB: 0 HBP: 0 BLK: 0 WP: 0 HR: 0 S: 4 P: 8 ERA: 0.00 WHIP: 2.000											PITCHER	IP: 1.0 WLS: 5 BF: 1 H: 1 R: 0 ER: 0 SO: 0 BB: 1 IBB: 0 HBP: 0 BLK: 0 WP: 0 HR: 0 S: 4 P: 8 ERA: 0.00 WHIP: 2.000							


Detroit Tigers @ Boston Red Sox
Fenway Park, Boston, MA
Sun Jul 22 1956, 3:33 AM EDT
Att: 21,343 - Unknown


AB 36
R 8
H 15
RBI 8
BB 8
SO 1
LOB 31



Batter	1	2	3	4	5	6	7	8	9	AB	R	H	RBI	BB	SO	LOB	TOP																		
Billy Goodman, L (1, 4) OBP: 0.360, SLG: 0.432											0	0	0	0	0	0	0	Boston Red Sox @ Kansas City Athletics Municipal Stadium, Kansas City, MO Tue Jul 24 1956, 4:33 AM EDT Att: 19,817 - Unknown livebaseballscorecards.com																	
Billy Klaus, L (1, 5) OBP: 0.390, SLG: 0.388											0	0	0	0	0	0	0																		
Ted Williams, L (1, 7) OBP: 0.496, SLG: 0.584											0	0	0	0	0	0	0																		
Mickey Vernon, L (1, 3) OBP: 0.399, SLG: 0.533											0	0	0	0	0	0	0																		
Jackie Jensen, R (1, 9) OBP: 0.399, SLG: 0.465											0	0	0	0	0	0	0																		
Jim Piersall, R (1, 8) OBP: 0.385, SLG: 0.461											0	0	0	0	0	0	0																		
Sammy White, R (1, 2) OBP: 0.330, SLG: 0.381											0	0	0	0	0	0	0																		
Don Buddin, R (1, 6) OBP: 0.381, SLG: 0.375											0	0	0	0	0	0	0																		
Mel Parnell, L (1, 1) OBP: 0.286, SLG: 0.333											0	0	0	0	0	0	0																		
Inning Stats											1B: 0	SF: 0	WP: 0	PA: 0	2B: 0	SAC: 0	FB: 0		3B: 0	DP: 0	SB: 0	CS: 0	HR: 0	HBP: 0											
PITCHER Wally Burnette, R (1, 1) ERA: 1.0	IP	WLS	BF	H	R	ER	SO	BB	IBB	HBP	BLK	WP	HR	S	P	ERA	WHIP																		
																		PITCHER	IP	WLS	BF	H	R	ER	SO	BB	IBB	HBP	BLK	WP	HR	S	P	ERA	WHIP

Batter	1	2	3	4	5	6	7	8	9	AB	R	H	RBI	BB	SO	LOB	BOTTOM																		
Hector Lopez, R (1, 5) OBP: 0.358, SLG: 0.448											0	0	0	0	0	0	0	Boston Red Sox @ Kansas City Athletics Municipal Stadium, Kansas City, MO Tue Jul 24 1956, 4:33 AM EDT Att: 19,817 - Unknown livebaseballscorecards.com																	
Al Pilarcik, L (1, 8) OBP: 0.276, SLG: 0.240											0	0	0	0	0	0	0																		
Lou Skizas, R (1, 7) OBP: 0.377, SLG: 0.448											0	0	0	0	0	0	0																		
Harry Simpson, L (1, 9) OBP: 0.332, SLG: 0.500											0	0	0	0	0	0	0																		
Vic Power, R (1, 3) OBP: 0.344, SLG: 0.439											0	0	0	0	0	0	0																		
Tim Thompson, L (1, 2) OBP: 0.333, SLG: 0.366											0	0	0	0	0	0	0																		
Joe Demaestri, R (1, 6) OBP: 0.301, SLG: 0.344											0	0	0	0	0	0	0																		
Clete Boyer, R (1, 4) OBP: 0.281, SLG: 0.268											0	0	0	0	0	0	0																		
Wally Burnette, R (1, 1)											0	0	0	0	0	0	0																		
Inning Stats											1B: 0	SF: 0	WP: 0	PA: 0	2B: 0	SAC: 0	FB: 0		3B: 0	DP: 0	SB: 0	CS: 0	HR: 0	HBP: 0											
PITCHER Mel Parnell, L (1, 1) ERA: 2.81	IP	WLS	BF	H	R	ER	SO	BB	IBB	HBP	BLK	WP	HR	S	P	ERA	WHIP																		
																		PITCHER	IP	WLS	BF	H	R	ER	SO	BB	IBB	HBP	BLK	WP	HR	S	P	ERA	WHIP


Batter	1	2	3	4	5	6	7	8	9	AB	R	H	RBI	BB	SO	LOB	TOP								
Billy Goodman, L (1, 4) OBP: 0.356, SLG: 0.423	F7		4-3		6-3	BB BB	1-3 2-H 1B			4	0	1	1	1	0	0	Boston Red Sox @ Kansas City Athletics Municipal Stadium, Kansas City, MO Wed Jul 25 1956, 4:33 AM EDT Att: 13,038 - Unknown AB 35 R 6 H 9 RBI 6 BB 8 SO 5 LOB 18 								
Billy Klaus, L (1, 5) OBP: 0.395, SLG: 0.399	HBP 1B		1B 2B 1B		FC6-4 1B 2B	1-2 2-3 BB		F7	4	2	3	0	1	0	0										
Ted Williams, L (1, 7) OBP: 0.498, SLG: 0.576	FC5-4 HBP		1-2 2B 1B		FC6-4 BB	K		5-3	3	1	1	0	1	1	3										
Mickey Vernon, L (1, 3) OBP: 0.404, SLG: 0.556	F7		1-2 2B		FC6-4 1B		F5	4	0	1	2	1	0	4											
Jackie Jensen, R (1, 9) OBP: 0.397, SLG: 0.458	FC5-4 1-2		BB		1-2 3-H 1B	1B BB	1B BB	F7	3	1	1	1	2	0	3										
Jim Piersall, R (1, 8) OBP: 0.375, SLG: 0.450		F8	1-3		FC6-4 1-2	1B BB	1B BB	F7	4	1	0	0	1	0	4										
Pete Daley, R (1, 2) OBP: 0.338, SLG: 0.514	K			F2		K	1-2 2-3 1B 1B	F5	5	1	1	0	0	2	0										
Don Buddin, R (1, 6) OBP: 0.375, SLG: 0.366	1-3			K		BB PB BB	F3	F3	4	0	0	0	1	1	3										
Bob Porterfield, R (1, 1) OBP: 0.371, SLG: 0.438			F6		K		6-3	1B 1-2 2-H 3-H 1B	4	0	1	2	0	1	1										
Leo Kiely, L (7, 1) OBP: 0.167, SLG: 0.167									0	0	0	0	0	0	0										
Tom Hurd, R (7, 1) OBP: 0.571, SLG: 0.571									0	0	0	0	0	0	0										
Harry Dorish, R (7, 1) OBP: 0.375, SLG: 0.366									0	0	0	0	0	0	0										
Inning Stats	R: 0 E: 0 K: 0 S: 4	H: 1 LOB: 2 BB: 0 P: 5	R: 0 E: 0 K: 1 S: 5	H: 0 LOB: 0 BB: 0 P: 5	R: 2 E: 0 K: 0 S: 6	H: 3 LOB: 2 BB: 1 P: 10	R: 0 E: 0 K: 2 S: 7	H: 0 LOB: 0 BB: 0 P: 7	R: 1 E: 0 K: 0 S: 5	H: 2 LOB: 2 BB: 1 P: 9	R: 0 E: 0 K: 2 S: 7	H: 0 LOB: 3 BB: 3 P: 19	R: 3 E: 0 K: 0 S: 5	H: 3 LOB: 2 BB: 2 P: 13	R: 0 E: 0 K: 0 S: 3	H: 0 LOB: 1 BB: 1 P: 7	R: 0 E: 0 K: 0 S: 3	H: 0 LOB: 0 BB: 0 P: 3	1B: 7 2B: 2 3B: 0 HR: 0	SF: 0 SAC: 0 DP: 0 HBP: 1	WP: 0 PB: 1 SB: 0 CS: 0	PA: 44			
PITCHER	IP	WLS	BF	H	R	ER	SO	BB	IBB	HBP	BLK	WP	HR	S	P	ERA	WHIP								
Art Ditmar, R (1, 1) ERA: 4.38	5.2		28	6	3	3	4	4	0	1	0	0	0	31	48	4.76	1.765								
Bobby Shantz, L (6, 1) ERA: 5.17	1.1		9	3	3	3	1	3	0	0	0	0	0	8	20	20.25	4.500								
Tom Gorman, R (8, 1) ERA: 3.97	2.0	W	7	0	0	0	0	1	0	0	0	0	0	6	10	0.00	0.500								

Batter	1	2	3	4	5	6	7	8	9	AB	R	H	RBI	BB	SO	LOB	BOTTOM								
Hector Lopez, R (1, 5) OBP: 0.354, SLG: 0.443	F3		5-3			5-3	6-3	5-3		5	0	0	1	0	0	3	Boston Red Sox @ Kansas City Athletics Municipal Stadium, Kansas City, MO Wed Jul 25 1956, 4:33 AM EDT Att: 13,038 - Unknown AB 30 R 9 H 8 RBI 9 BB 5 SO 1 LOB 11 								
Al Pilarcik, L (1, 8) OBP: 0.305, SLG: 0.263	L9		1B			L8	1B HR	1B	4	1	2	1	0	0	0										
Lou Skizas, R (1, 7) OBP: 0.362, SLG: 0.424	E5 1B		F9			5-3	1-3 3-H 1B	1B	4	1	2	1	0	0	1										
Harry Simpson, L (1, 9) OBP: 0.332, SLG: 0.503	L8			L8			1B BB	HR	3	2	1	3	1	0	1										
Vic Power, R (1, 3) OBP: 0.341, SLG: 0.431		6-3 1B		5-3			1B BB	5-3	3	1	1	0	1	0	1										
Tim Thompson, L (1, 2) OBP: 0.340, SLG: 0.368	F8			L6			BB BB	SH1-4 1B BB	3	2	1	1	1	0	1										
Joe Demaestri, R (1, 6) OBP: 0.299, SLG: 0.353	6-3				L7		1-3 2-H 1B	1B	2	0	0	0	0	0	1										
Enos Slaughter, L (7, PH) OBP: 0.373, SLG: 0.410								SH1-4	1	0	0	0	0	1	2										
Mike Baxes, R (8, 6) OBP: 0.348, SLG: 0.270									0	0	0	0	0	0	0										
Clete Boyer, R (1, 4) OBP: 0.277, SLG: 0.264	F7				F5		6-3 1B BB	SH1-4 1B	2	0	0	0	0	0	1										
Eddie Robinson, L (7, PH) OBP: 0.293, SLG: 0.375							1-2 2-H 1B	1B	1	1	1	1	1	0	0										
Art Ditmar, R (1, 1) OBP: 0.190, SLG: 0.161									2	0	0	0	0	0	0										
Bobby Shantz, R (6, 1) OBP: 0.231, SLG: 0.091									0	0	0	0	0	0	0										
Gus Zernial, R (7, PH) OBP: 0.316, SLG: 0.452									0	0	0	1	1	0	0										
Jack Crimian, R (7, FR)									0	1	0	0	0	0	0										
Tom Gorman, R (8, 1) OBP: 0.315, SLG: 0.042									0	0	0	0	0	0	0										
Inning Stats	R: 0 E: 1 K: 0 S: 4	H: 1 LOB: 1 BB: 0 P: 4	R: 0 E: 0 K: 0 S: 4	H: 1 LOB: 1 BB: 0 P: 4	R: 0 E: 0 K: 0 S: 4	H: 1 LOB: 1 BB: 0 P: 4	R: 0 E: 0 K: 0 S: 3	H: 0 LOB: 0 BB: 0 P: 3	R: 0 E: 0 K: 0 S: 3	H: 0 LOB: 0 BB: 0 P: 3	R: 0 E: 0 K: 0 S: 3	H: 0 LOB: 0 BB: 0 P: 3	R: 8 E: 0 K: 1 S: 9	H: 4 LOB: 1 BB: 4 P: 25	R: 1 E: 0 K: 0 S: 4	H: 1 LOB: 1 BB: 1 P: 8	1B: 7 2B: 0 3B: 0 HR: 1	SF: 0 SAC: 2 DP: 0 HBP: 0	WP: 0 PB: 0 SB: 0 CS: 0	PA: 37					
PITCHER	IP	WLS	BF	H	R	ER	SO	BB	IBB	HBP	BLK	WP	HR	S	P	ERA	WHIP								
Bob Porterfield, R (1, 1) ERA: 5.13	6.0		21	3	0	0	0	0	0	0	0	0	0	21	21	0.00	0.500								
Leo Kiely, L (7, 1) ERA: 5.4	0.0		3	1	3	3	0	2	0	0	0	0	0	1	9	∞	∞								
Tom Hurd, R (7, 1) ERA: 5.51	0.1		3	0	0	0	1	2	0	0	0	0	0	3	11	0.00	6.000								
Harry Dorish, R (7, 1) ERA: 4.83	1.2	L	10	4	6	6	0	1	0	0	0	0	1	9	13	32.40	3.000								

Batter	1	2	3	4	5	6	7	8	9	10	AB	R	H	RBI	BB	SO	LOB	TOP	
Billy Goodman, L OBP: 0.357, SLG: 0.420 (1, 4)	0-0 4-3		0-0 BB 1B		4-0 1B BB		0-3 K		0-0 F8		4	1	1	0	1	1	0		
Billy Klaus, L OBP: 0.399, SLG: 0.399 (1, 5)	0-0 F5		4-0 BB 1B		0-0 1B		0-0 F7			4-0 HR BB	3	0	1	0	1	0	0		
Ted Lepcio, R OBP: 0.314, SLG: 0.409 (10, PH)			1-2 2-3 BB		1-2 1B						0	1	0	0	1	0	0		
Ted Williams, L OBP: 0.496, SLG: 0.587 (1, 7)	0-0 4-3		0-0 F8		0-0 1B				0-0 L3		5	1	2	3	0	0	3		
Dick Gernert, R OBP: 0.404, SLG: 0.500 (10, 7)					1-2 2-H 1B					1-H 2-H HR	0	0	0	0	0	0	0		
Mickey Vernon, L OBP: 0.408, SLG: 0.553 (1, 3)		0-0 G5-4-3 1B		4-0 1B BB	0-0 F9				4-0 1B BB		3	1	1	0	2	1	2		
Jackie Jensen, R OBP: 0.337, SLG: 0.457 (1, 9)		0-0 G5-4-3		0-0 1B	0-0 F8				0-0 2B 1B		5	1	2	0	0	0	3		
Jim Piersall, R OBP: 0.377, SLG: 0.450 (1, 8)		0-0 F4		0-0 F9					0-0 2B		5	0	1	2	0	1	2		
Pete Daley, R OBP: 0.321, SLG: 0.487 (1, 2)			0-0 5-3	0-3 K	0-0 F7				0-0 F3		4	0	0	0	0	1	2		
Don Buddin, R OBP: 0.371, SLG: 0.361 (1, 6)			0-0 F7	0-0 F7					0-0 F9		4	0	0	0	0	0	2		
Frank Sullivan, R OBP: 0.175, SLG: 0.167 (7, PH)			0-0 BB 1B		0-0 6-3				0-3 K		2	0	1	0	0	0	0		
Gene Stephens, L OBP: 0.313, SLG: 0.214 (7, 1)									0-3 K		1	0	0	0	0	1	0		
Ike Delock, R OBP: 0.143, SLG: 0.150 (7, 1)									0-3 K		1	0	0	0	0	1	0		
Inning Stats	R: 0 E: 0 K: 0 S: 3	H: 0 LOB: 0 BB: 0 P: 3	R: 0 E: 0 K: 0 S: 3	H: 1 LOB: 0 BB: 0 P: 3	R: 0 E: 0 K: 1 S: 6	H: 2 LOB: 3 BB: 1 P: 9	R: 0 E: 0 K: 0 S: 5	H: 0 LOB: 0 BB: 0 P: 3	R: 0 E: 0 K: 2 S: 7	H: 0 LOB: 0 BB: 0 P: 7	R: 2 E: 0 K: 0 S: 4	H: 2 LOB: 0 BB: 1 P: 8	R: 0 E: 0 K: 1 S: 5	H: 0 LOB: 0 BB: 0 P: 5	R: 2 E: 0 K: 2 S: 8	H: 1 LOB: 0 BB: 1 P: 12	1B: 7 2B: 1 3B: 0 HR: 1	SF: 0 SAC: 0 DP: 1 HBP: 0	WP: 0 PA: 42
PITCHER	IP	WLS	BF	H	R	ER	SO	BB	IBB	HBP	BLK	WP	HR	S	P	ERA	WHIP		
Troy Herrige, R ERA: 6.17 (1, 1)	7.1		32	7	3	3	3	4	0	0	0	0	0	34	50	3.68	1.500		
Bobby Shantz, L ERA: 5.24 (8, 1)	2.2	L	10	2	2	2	3	1	0	0	0	0	1	15	19	6.75	1.125		

Boston Red Sox @ Kansas City Athletics
Municipal Stadium, Kansas City, MO
Thu Jul 26 1956, 4:33 AM EDT
Att: 9,511 - Unknown


AB 37
R 5
H 9
RBI 5
BB 5
SO 6
LOB 14



Batter	1	2	3	4	5	6	7	8	9	10	AB	R	H	RBI	BB	SO	LOB	BOTTOM			
Hector Lopez, R OBP: 0.350, SLG: 0.437 (1, 5)	0-0 F9	0-0 6-3			0-0 G4-6-3		0-3 K			0-0 F8	5	0	0	0	0	1	2				
Al Pilarcik, L OBP: 0.343, SLG: 0.361 (1, 8)	0-0 1B 2B		0-0 HR		0-0 1B			4-0 FC6-4 BB		0-3 K	4	2	3	1	1	1	0				
Lou Skizas, R OBP: 0.338, SLG: 0.394 (1, 7)	0-0 F8		0-0 F7		0-0 F8			0-0 FC6-4 1B FC5-2		0-0 F9	5	0	0	0	0	0	3				
Harry Simpson, L OBP: 0.334, SLG: 0.503 (1, 9)	0-0 1B 1B		0-3 K			0-0 3-1		0-0 FC5-2 1B			4	1	2	1	0	1	0				
Vic Power, R OBP: 0.330, SLG: 0.426 (1, 3)	0-0 1B 1B		0-0 G3			0-3 K		0-0 FC5-2			4	0	1	0	0	1	2				
Tim Thompson, L OBP: 0.343, SLG: 0.371 (1, 2)	0-0 1B			0-0 F8				1-2 3-H 1-3			4	0	2	1	0	0	2				
Joe Demaestri, R OBP: 0.298, SLG: 0.352 (1, 6)		0-0 FC1-4 1B		0-0 F5		0-0 L6			0-3 K		4	0	1	0	0	1	1				
Clete Boyer, R OBP: 0.265, SLG: 0.253 (1, 4)		0-0 FC1-4 SH1-4		0-0 6-3				0-0 F7		0-0 1-3	4	0	0	0	0	0	1				
Troy Herrige, R OBP: 0.217, SLG: 0.143 (1, 1)		0-0 SH1-4			0-0 G4-6-3 1B			0-0 F4		0-3 K	2	0	1	0	0	0	0				
Bobby Shantz, R OBP: 0.214, SLG: 0.083 (8, 1)											1	0	0	0	0	1	0				
Inning Stats	R: 2 E: 0 K: 0 S: 6	H: 4 LOB: 2 BB: 0 P: 6	R: 0 E: 0 K: 0 S: 4	H: 1 LOB: 1 BB: 0 P: 4	R: 1 E: 0 K: 1 S: 6	H: 1 LOB: 0 BB: 0 P: 6	R: 0 E: 0 K: 0 S: 3	H: 0 LOB: 0 BB: 0 P: 3	R: 0 E: 0 K: 0 S: 4	H: 1 LOB: 1 BB: 0 P: 6	R: 0 E: 0 K: 1 S: 5	H: 0 LOB: 0 BB: 0 P: 5	R: 0 E: 0 K: 0 S: 4	H: 1 LOB: 2 BB: 1 P: 8	R: 0 E: 0 K: 2 S: 7	H: 0 LOB: 0 BB: 0 P: 7	R: 0 E: 0 K: 1 S: 5	H: 0 LOB: 0 BB: 0 P: 5	1B: 8 2B: 1 3B: 0 HR: 1	SF: 0 SAC: 1 DP: 1 HBP: 0	WP: 0 PA: 39
PITCHER	IP	WLS	BF	H	R	ER	SO	BB	IBB	HBP	BLK	WP	HR	S	P	ERA	WHIP				
Frank Sullivan, R ERA: 3.35 (1, 1)	6.0		25	9	3	3	2	0	0	0	0	0	0	29	29	4.50	1.500				
Ike Delock, R ERA: 4.48 (7, 1)	4.0	W	14	1	0	0	4	1	0	0	0	0	0	21	25	0.00	0.500				


Boston Red Sox @ Kansas City Athletics
Municipal Stadium, Kansas City, MO
Thu Jul 26 1956, 4:33 AM EDT
Att: 9,511 - Unknown

AB 37
R 3
H 10
RBI 3
BB 1
SO 6
LOB 11

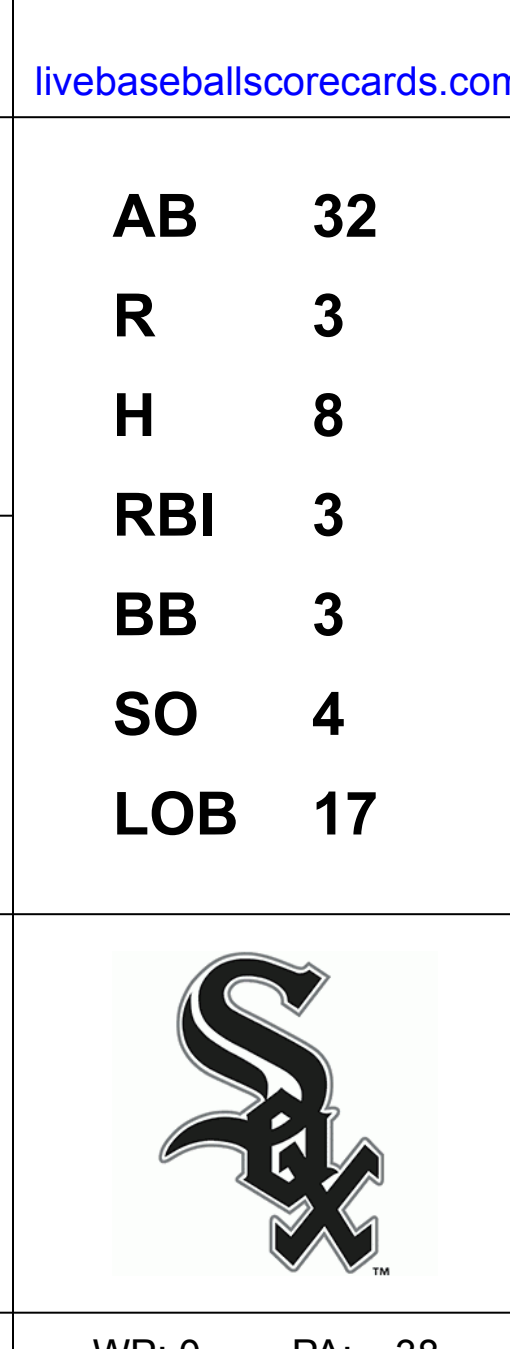


Batter	1	2	3	4	5	6	7	8	9	AB	R	H	RBI	BB	SO	LOB	TOP				
Billy Goodman, L OBP: 0.359, SLG: 0.422 (1, 4)	6-3		F7		1B		G3		SH1-4	4	0	2	0	0	0	0	Boston Red Sox @ Chicago White Sox Comiskey Park, Chicago, IL Fri Jul 27 1956, 4:33 AM EDT Att: 25,735 - Unknown				
Billy Klaus, L OBP: 0.396, SLG: 0.395 (1, 5)	5-3		L1		FC6		F7		K	5	0	1	0	0	1	3					
Ted Williams, L OBP: 0.491, SLG: 0.575 (9, PR) Gene Stephens, L OBP: 0.313, SLG: 0.214 (9, 7)	K		K		F7		G3		IBB	4	0	0	1	1	2	3					
Mickey Vernon, L OBP: 0.409, SLG: 0.550 Dick Gemert, R OBP: 0.403, SLG: 0.497 (9, PH) (9, 3)		2B			F9	FC6			F8	3	1	1	0	1	0	2					
Jackie Jensen, R OBP: 0.396, SLG: 0.458 (1, 9)		1B			F8		K		F8	4	1	1	1	0	1	2					
Jim Piersall, R OBP: 0.376, SLG: 0.456 (1, 8)		1B					F9		B4-3	4	1	2	0	0	0	0					
Pete Daley, R OBP: 0.341, SLG: 0.500 (1, 2)									F7	4	0	3	2	0	0	0					
Don Buddin, R OBP: 0.367, SLG: 0.356 (1, 6)									6-3	4	0	0	0	0	1	4					
Tom Brewer, R OBP: 0.302, SLG: 0.350 (1, 1)					F3				SH1-4	4	1	2	0	0	0	1					
Inning Stats	R: 0 E: 0 K: 1 S: 5	H: 0 LOB: 0 BB: 0 P: 5	R: 2 E: 0 K: 0 S: 6	H: 4 LOB: 1 BB: 0 P: 6	R: 0 E: 0 K: 1 S: 5	H: 0 LOB: 0 BB: 0 P: 5	R: 1 E: 0 K: 0 S: 5	H: 2 LOB: 1 BB: 0 P: 5	R: 0 E: 0 K: 2 S: 8	H: 1 LOB: 1 BB: 0 P: 8	R: 1 E: 0 K: 0 S: 5	H: 2 LOB: 2 BB: 1 P: 9	R: 0 E: 0 K: 0 S: 3	H: 0 LOB: 0 BB: 0 P: 3	R: 0 E: 0 K: 1 S: 6	H: 1 LOB: 2 BB: 1 P: 10		1B: 10 2B: 1 3B: 1 HR: 0	SF: 0 SAC: 1 DP: 0 HBP: 0	WP: 0 PB: 0 SB: 0 CS: 0	PA: 40
PITCHER	IP	WLS	BF	H	R	ER	SO	BB	IBB	HBP	BLK	WP	HR	S	P	ERA	WHIP				
Jim Wilson, R ERA: 3.73 (1, 1)	7.0	L	32	11	4	4	4	0	1	0	0	0	0	39	43	5.14	1.571				
Ellis Kinder, R ERA: 3.55 (8, 1)	1.1		5	1	0	0	0	0	0	0	0	0	0	5	5	0.00	0.750				
Paul LaPalme, L ERA: 4.34 (9, 1)	0.2		3	0	0	0	1	0	1	0	0	0	0	4	8	0.00	0.000				

AB	37
R	4
H	12
RBI	4
BB	2
SO	5
LOB	17



Batter	1	2	3	4	5	6	7	8	9	AB	R	H	RBI	BB	SO	LOB	BOTTOM				
Jim Rivera, L OBP: 0.353, SLG: 0.389 (1, 9)	5-3		F7		F9		1B		4-3	5	0	1	0	0	0	2	Boston Red Sox @ Chicago White Sox Comiskey Park, Chicago, IL Fri Jul 27 1956, 4:33 AM EDT Att: 25,735 - Unknown				
Nellie Fox, L OBP: 0.343, SLG: 0.378 (1, 4)		2B			F7		FC5-2		L8	5	1	2	1	0	0	1					
Minnie Minoso, R OBP: 0.414, SLG: 0.466 (1, 7)					F7		FC5-2			3	1	1	0	1	0	2					
Larry Doby, L OBP: 0.388, SLG: 0.405 (1, 8)					L9		K		F8	3	0	0	1	0	1	3					
Dave Philley, S OBP: 0.339, SLG: 0.368 (1, 3)					5-3		1B		K	3	0	1	1	1	1	0					
Sherm Lollar, R OBP: 0.379, SLG: 0.422 (1, 2)					F7		1B		F5	3	0	1	0	0	0	0					
Fred Hatfield, L OBP: 0.362, SLG: 0.386 (1, 5)					F9		K		K	4	0	0	0	0	2	4					
Luis Aparicio, R OBP: 0.278, SLG: 0.310 Jim Delsing, R OBP: 0.266, SLG: 0.054 (9, PH)					FC1-5		F9		SH3-4	3	1	1	0	0	0	2					
Jim Wilson, R OBP: 0.356, SLG: 0.327 Ron Northey, L OBP: 0.379, SLG: 0.609 Ellis Kinder, R (8, 1)					6-3				SH3-4	1	0	0	0	0	0	1					
Paul LaPalme, L OBP: 0.500, SLG: 0.750 Sammy Esposito, R OBP: 0.272, SLG: 0.266 (9, PH)							F7			0	0	0	0	0	0	0					
Inning Stats	R: 1 E: 0 K: 0 S: 4	H: 2 LOB: 0 BB: 0 P: 4	R: 0 E: 0 K: 0 S: 3	H: 0 LOB: 2 BB: 1 P: 8	R: 0 E: 0 K: 0 S: 3	H: 0 LOB: 0 BB: 0 P: 3	R: 0 E: 0 K: 0 S: 3	H: 0 LOB: 0 BB: 0 P: 3	R: 0 E: 0 K: 2 S: 9	H: 2 LOB: 1 BB: 1 P: 13	R: 1 E: 0 K: 0 S: 6	H: 3 LOB: 2 BB: 0 P: 6	R: 0 E: 0 K: 2 S: 7	H: 0 LOB: 0 BB: 0 P: 7	R: 0 E: 0 K: 0 S: 3	H: 0 LOB: 1 BB: 1 P: 7	1B: 7 2B: 2 3B: 0 HR: 0	SF: 1 SAC: 1 DP: 1 HBP: 1	WP: 0 PB: 0 SB: 0 CS: 0	PA: 38	
PITCHER	IP	WLS	BF	H	R	ER	SO	BB	IBB	HBP	BLK	WP	HR	S	P	ERA	WHIP				
Tom Brewer, R ERA: 3.02 (1, 1)	9.0	W	38	8	3	3	4	3	0	1	0	0	0	42	55	3.00	1.222				



Batter	1	2	3	4	5	6	7	8	9	AB	R	H	RBI	BB	SO	LOB	TOP										
Billy Goodman, L (1.4) OBP: 0.357, SLG: 0.419 Ted Lepcio, R (5, PR) OBP: 0.317, SLG: 0.411	0-3 K	0-0 1B	0-0 4-3		0-0 E6		0-0 WP 2B 1B		0-3 K	4	0	1	2	0	1	2	Boston Red Sox @ Chicago White Sox Comiskey Park, Chicago, IL Sat Jul 28 1956, 4:33 AM EDT Att: 9,377 - Unknown										
Billy Klaus, L (1.5) OBP: 0.395, SLG: 0.394	0-0 5-3	0-0 1B		0-0 1-3	0-0 4-3		0-0 F7		0-0 4-3	6	1	2	0	0	0	1											
Ted Williams, L (1.7) OBP: 0.489, SLG: 0.577 Gene Stephens, L (4.7) OBP: 0.343, SLG: 0.267	0-0 3-1	0-0 F8		0-0 1B	0-0 4-3		4-0 WP 2B BB		0-0 2B	3	1	1	0	0	0	2											
Mickey Vernon, L (1.3) OBP: 0.413, SLG: 0.556 Norm Zauchin, R (5, PR) OBP: 0.315, SLG: 0.354		0-0 E	4-0 1B	0-0 F5	0-0 E2		0-0 1B 2B		0-0 F3	3	2	2	1	1	0	1											
Jackie Jensen, R (1.9) OBP: 0.399, SLG: 0.460		0-0 E9	0-0 5-3	0-0 F5	0-0 4-3		0-0 FC6-4			5	2	3	2	0	0	3											
Jim Piersall, R (1.8) OBP: 0.376, SLG: 0.456		0-0 SF9	0-0 F9	0-0 2B		0-0 6-3	0-0 FC6-4			4	1	1	2	0	0	2											
Pete Daley, R (1.2) OBP: 0.366, SLG: 0.523		0-0 4-3 1B	0-0 1B	0-0 2B		4-0 FC6-4 BB		0-0 5-3		4	2	3	2	1	0	0											
Don Buddin, R (1.6) OBP: 0.367, SLG: 0.357		0-0 4-3 1B	0-0 1B	0-0 4-1		0-0 FC6-4		0-0 F6		5	1	2	0	0	0	2											
Willard Nixon, L (1.1) OBP: 0.321, SLG: 0.292	0-0 4-3		0-0 1B		0-0 L7	0-0 L5		0-0 4-3		5	0	1	1	0	0	3											
Inning Stats	R: 0 E: 0 K: 1 S: 5	H: 0 LOB: 0 BB: 0 P: 5	R: 4 E: 1 K: 0 S: 9	H: 6 LOB: 2 BB: 0 P: 9	R: 2 E: 0 K: 0 S: 6	H: 3 LOB: 2 BB: 1 P: 10	R: 3 E: 0 K: 0 S: 7	H: 4 LOB: 1 BB: 0 P: 7	R: 2 E: 2 K: 0 S: 6	H: 2 LOB: 2 BB: 1 P: 6	R: 0 E: 0 K: 0 S: 3	H: 0 LOB: 1 BB: 1 P: 7	R: 2 E: 0 K: 0 S: 5	H: 3 LOB: 1 BB: 1 P: 9	R: 0 E: 0 K: 0 S: 3	H: 0 LOB: 0 BB: 0 P: 3	R: 0 E: 0 K: 1 S: 6	H: 1 LOB: 1 BB: 0 P: 6	1B: 13 2B: 6 3B: 0 HR: 0	SF: 1 SAC: 0 DP: 0 HBP: 0	WP: 1 PA: 49						
PITCHER	IP	WLS	BF	H	R	ER	SO	BB	IBB	HBP	BLK	WP	HR	S	P	ERA	WHIP										
Jim McDonald, R (1.1) ERA: 12.15	1.1	L	8	4	4	4	1	0	0	0	0	0	0	10	10	27.00	3.000										
Bob Keegan, R (2.1) ERA: 3.3	0.2		5	2	1	1	0	1	0	0	0	0	0	4	8	13.50	4.500										
Gerry Staley, R (3.1) ERA: 4.87	1.2		10	5	3	3	0	0	0	0	0	0	0	10	10	16.20	3.000										
Dixie Howell, R (4.1) ERA: 4.99	4.1		22	7	5	3	0	2	0	0	0	1	0	20	28	6.23	2.077										
Ellis Kinder, R (9.1) ERA: 3.44	1.0		4	1	0	0	1	0	0	0	0	0	0	6	6	0.00	1.000										

Batter	1	2	3	4	5	6	7	8	9	AB	R	H	RBI	BB	SO	LOB	BOTTOM										
Jim Rivera, L (1.9) OBP: 0.349, SLG: 0.384	0-0 F6		0-0 F8			0-0 4-3		0-3 K		4	0	0	0	0	1	1	Boston Red Sox @ Chicago White Sox Comiskey Park, Chicago, IL Sat Jul 28 1956, 4:33 AM EDT Att: 9,377 - Unknown										
Nellie Fox, L (1.4) OBP: 0.342, SLG: 0.377	0-0 F8		0-0 F8			0-0 1-3			0-0 5-3 1B	4	1	1	0	0	0	0											
Minnie Minoso, R (1.7) OBP: 0.415, SLG: 0.466 Bubba Phillips, R (5.7) OBP: 0.261, SLG: 0.378	0-0 CS			0-0 L5		0-0 6-3			0-0 5-3	2	0	1	0	0	0	0											
Larry Doby, L (1.8) OBP: 0.389, SLG: 0.410	0-0 CS	0-0 2B		0-3 K		0-3 K			0-0 1B	4	0	2	1	0	2	0											
Dave Philley, S (1.3) OBP: 0.338, SLG: 0.366 Walt Dropo, R (5.3) OBP: 0.331, SLG: 0.321		0-0 1-3		0-0 F6		0-0 2B			0-3 K	2	0	0	0	0	0	1											
Sherm Lollar, R (1.2) OBP: 0.377, SLG: 0.421 Les Moss, R (5, FH) OBP: 0.319, SLG: 0.516		0-3 K			0-3 K		0-0 F7		0-0 1B	1	0	0	0	0	1	1											
Fred Hatfield, L (1.5) OBP: 0.365, SLG: 0.385		1-0 FC6-4			0-0 F7			0-0 G4-6-3 1B	0-0 F6	3	0	1	0	0	0	2											
Luis Aparicio, R (1.6) OBP: 0.276, SLG: 0.308 Sammy Esposito, R (6.6) OBP: 0.376, SLG: 0.272		0-0 FC6-4			0-0 F7			0-0 G4-6-3 1B		2	0	0	0	0	0	2											
Jim McDonald, R (1.1) ERA: 12.15 Bob Keegan, R (2.1) ERA: 3.3 Gerry Staley, R (3.1) ERA: 4.87 Dixie Howell, R (4.1) ERA: 4.99 Ron Northey, L (8, PR) OBP: 0.357, SLG: 0.563 Ellis Kinder, R (9.1) ERA: 3.44			0-0 F4			0-3 K		0-0 G4-6-3		0	0	0	0	0	0	0											
Inning Stats	R: 0 E: 0 K: 1 S: 3	H: 1 LOB: 0 BB: 0 P: 3	R: 0 E: 0 K: 1 S: 6	H: 1 LOB: 2 BB: 0 P: 7	R: 0 E: 0 K: 0 S: 3	H: 0 LOB: 0 BB: 0 P: 3	R: 0 E: 0 K: 1 S: 5	H: 0 LOB: 0 BB: 0 P: 5	R: 0 E: 0 K: 1 S: 6	H: 1 LOB: 1 BB: 0 P: 6	R: 0 E: 0 K: 1 S: 6	H: 2 LOB: 1 BB: 0 P: 6	R: 0 E: 0 K: 1 S: 8	H: 3 LOB: 2 BB: 0 P: 8	R: 1 E: 0 K: 1 S: 8	H: 3 LOB: 0 BB: 0 P: 8	1B: 6 2B: 2 3B: 0 HR: 0	SF: 0 SAC: 0 DP: 1 HBP: 1	WP: 0 PA: 35								
PITCHER	IP	WLS	BF	H	R	ER	SO	BB	IBB	HBP	BLK	WP	HR	S	P	ERA	WHIP										
Willard Nixon, R (1.1) ERA: 5.12	9.0	W	34	8	1	1	7	0	0	1	0	0	0	47	48	1.00	0.889										

Batter	1	2	3	4	5	6	7	8	9	AB	R	H	RBI	BB	SO	LOB	TOP					
Billy Goodman, L (1,4) OBP: 0.359, SLG: 0.418 Billy Consolo, R (8,FR) (8,4)	0-0 4-3		0-0 L4		0-0 1-2 1B			4-0 SH1-3 BB	0-3 K	3	0	1	0	1	0	0						
Billy Klaus, L (1,5) OBP: 0.394, SLG: 0.392	0-0 1B		0-0 F9		0-3 K			0-3 K		4	0	1	0	0	2	3						
Ted Williams, L (1,7) OBP: 0.487, SLG: 0.573 Dick Gernert, R (6,FR) OBP: 0.403, SLG: 0.497 (6,7)	0-0 F8		0-0 1-3		0-0 1B			0-0 SH1-3		3	0	1	0	0	0	1						
Jackie Jensen, R (1,9) OBP: 0.397, SLG: 0.458	0-0 1-3 BB 1B			0-0 F6				0-0 F4		4	0	1	0	0	0	3						
Jim Piersall, R (1,8) OBP: 0.377, SLG: 0.458	4-0 1-2 BB			0-0 5-3				0-0 F4		3	1	1	0	1	0	1						
Norm Zaichin, R (1,3) OBP: 0.312, SLG: 0.348	0-0 L9			0-0 F8				0-3 K		4	1	1	1	0	1	4						
Pete Daley, R (1,2) OBP: 0.351, SLG: 0.500				0-0 F4				0-0 F6		4	0	0	0	0	0	1						
Don Buddin, R (1,6) OBP: 0.366, SLG: 0.353				0-3 K				4-0 1B BB		3	0	0	0	1	1	1						
Dave Sisler, R (1,1) OBP: 0.263, SLG: 0.125 Ted Lepcio, R (5,PH) OBP: 0.315, SLG: 0.407 George Susce, R (5,1) OBP: 0.333, SLG: 0.385 Milt Bolling, R (9,PH) OBP: 0.250, SLG: 0.455				0-3 K				0-3 K		1	0	0	0	0	1	0						
Inning Stats	R: 0 E: 0 K: 0 S: 5	H: 2 LOB: 3 BB: 1 P: 9	R: 0 E: 0 K: 2 S: 7	H: 0 LOB: 0 BB: 0 P: 7	R: 0 E: 0 K: 0 S: 3	H: 0 LOB: 0 BB: 0 P: 3	R: 0 E: 0 K: 0 S: 3	H: 0 LOB: 0 BB: 0 P: 3	R: 0 E: 0 K: 2 S: 8	H: 1 LOB: 2 BB: 1 P: 12	R: 0 E: 0 K: 1 S: 6	H: 1 LOB: 1 BB: 0 P: 6	R: 0 E: 0 K: 1 S: 5	H: 0 LOB: 0 BB: 0 P: 5	R: 0 E: 0 K: 1 S: 5	H: 0 LOB: 2 BB: 1 P: 9	R: 2 E: 0 K: 1 S: 8	H: 3 LOB: 1 BB: 0 P: 8	1B: 6 2B: 1 3B: 0 HR: 0	SF: 0 SAC: 1 DP: 0 HBP: 0	WP: 0 PB: 0 SB: 0 CS: 0	PA: 37
PITCHER Billy Pierce, L (1,1) ERA: 3.02	IP: 9.0 WLS: W BF: 37 H: 7 R: 2 ER: 2 SO: 8 BB: 3 IBB: 0 HBP: 0 BLK: 0 WP: 0 HR: 0 S: 50 P: 62 ERA: 2.00 WHIP: 1.111															PITCHER						

Boston Red Sox @ Chicago White Sox
Comiskey Park, Chicago, IL
Sun Jul 29 1956, 4:33 AM EDT
Unknown

AB 33
R 2
H 7
RBI 2
BB 3
SO 8
LOB 16



Batter	1	2	3	4	5	6	7	8	9	AB	R	H	RBI	BB	SO	LOB	BOTTOM			
Fred Hatfield, L (1,5) OBP: 0.371, SLG: 0.390	0-0 F2		1-0 1B HR		0-0 2B			4-0 HR BB		3	2	1	0	1	0	0				
Nellie Fox, L (1,4) OBP: 0.343, SLG: 0.377	0-0 4-3		0-0 1-2 HR		0-0 F6			0-0 SH1-4 BB		5	2	2	0	0	0	2				
Larry Doby, L (1,8) OBP: 0.392, SLG: 0.433	0-3 K		0-0 1B		0-3 K			4-0 1-2 1B SH1-4 BB		4	3	2	5	1	2	1				
Minnie Minoso, R (1,7) OBP: 0.410, SLG: 0.460			0-0 F9		0-0 6-3			0-0 SH1-4		4	0	0	0	0	0	0				
Jim Rivera, L (1,9) OBP: 0.357, SLG: 0.398			4-0 S BB 1-3 BB		0-0 S 2B 1B			4-0 1B IBB		2	3	2	1	2	0	0				
Sherm Lollar, R (1,2) OBP: 0.379, SLG: 0.418			4-0 1-3 S BB		4-0 2B BB			0-0 F2		2	1	0	0	2	0	3				
Walt Dropo, R (1,3) OBP: 0.335, SLG: 0.333			0-0 1-3 2-H		0-0 1-2 2-H			0-3 K		4	0	2	5	0	1	1				
Luis Aparicio, R (1,6) OBP: 0.273, SLG: 0.304			0-0 F7		0-0 F7			0-3 K		4	0	0	0	0	1	4				
Billy Pierce, L (1,1) OBP: 0.113, SLG: 0.087			0-0 F7		0-0 F1			0-0 5-3		4	0	0	0	0	0	0				
Inning Stats	R: 0 E: 0 K: 1 S: 5	H: 0 LOB: 0 BB: 0 P: 5	R: 1 E: 0 K: 0 S: 3	H: 0 LOB: 1 BB: 2 P: 11	R: 5 E: 0 K: 0 S: 7	H: 4 LOB: 1 BB: 1 P: 12	R: 0 E: 0 K: 1 S: 6	H: 1 LOB: 1 BB: 0 P: 6	R: 1 E: 0 K: 1 S: 6	H: 1 LOB: 0 BB: 0 P: 6	R: 0 E: 0 K: 1 S: 5	H: 0 LOB: 0 BB: 0 P: 5	R: 2 E: 0 K: 0 S: 5	H: 2 LOB: 2 BB: 2 P: 13	R: 2 E: 0 K: 0 S: 4	H: 1 LOB: 0 BB: 1 P: 8	1B: 4 2B: 2 3B: 0 HR: 3	SF: 0 SAC: 1 DP: 0 HBP: 1	WP: 0 PB: 0 SB: 3 CS: 0	PA: 40
PITCHER Dave Sisler, R (1,1) ERA: 4.73 George Susce, R (5,1) ERA: 6.29	IP: 4.0 WLS: L BF: 21 H: 5 R: 6 ER: 6 SO: 2 BB: 2 IBB: 1 HBP: 0 BLK: 0 WP: 0 HR: 1 S: 21 P: 34 ERA: 13.50 WHIP: 2.000															PITCHER				

Boston Red Sox @ Chicago White Sox
Comiskey Park, Chicago, IL
Sun Jul 29 1956, 4:33 AM EDT
Unknown

AB 32
R 11
H 9
RBI 11
BB 6
SO 4
LOB 11



Batter	1	2	3	4	5	6	7	8	9	AB	R	H	RBI	BB	SO	LOB	TOP			
Ted Lepcio, R (1,4) OBP: 0.320, SLG: 0.405										3	1	0	1	1	1	2	Boston Red Sox @ Chicago White Sox Comiskey Park, Chicago, IL Sun Jul 29 1956, 4:38 AM EDT Att: 25,266 - Unknown			
Billy Klaus, L (1,5) OBP: 0.391, SLG: 0.388										5	0	1	1	0	1	3				
Dick Gemert, R (1,7) OBP: 0.407, SLG: 0.505										5	1	3	1	0	0	1				
Jackie Jensen, R (1,9) OBP: 0.400, SLG: 0.458										4	0	2	0	1	0	2				
Jim Piersall, R (1,8) OBP: 0.375, SLG: 0.453										4	0	0	0	1	0	5				
Norm Zaichin, R (1,3) OBP: 0.300, SLG: 0.333										3	0	0	1	0	0	1				
Ted Williams, L (7, PH) OBP: 0.485, SLG: 0.571										1	0	0	0	0	0	3				
Mickey Vernon, L (7,3) OBP: 0.412, SLG: 0.553										1	0	0	0	0	0	1				
Pete Daley, R (1,2) OBP: 0.347, SLG: 0.489										4	0	1	0	0	1	0				
Don Buddin, R (1,6) OBP: 0.365, SLG: 0.350										3	0	0	0	1	0	2				
Mel Parnell, L (1,1) OBP: 0.280, SLG: 0.320										2	0	1	0	0	1	0				
Ike Delock, R (6,1) OBP: 0.162, SLG: 0.190										1	1	1	0	0	0	0				
Mitt Bolling, R (6, PH) OBP: 0.308, SLG: 0.455										0	0	0	0	1	0	0				
Leo Kiely, L (8,1) OBP: 0.167, SLG: 0.167										0	0	0	0	0	0	0				
Inning Stats	R: 1 E: 0 K: 1 S: 7	H: 2 LOB: 1 BB: 0 P: 7	R: 0 E: 0 K: 0 S: 4	H: 1 LOB: 2 BB: 1 P: 8	R: 0 E: 0 K: 0 S: 4	H: 1 LOB: 0 BB: 0 P: 4	R: 0 E: 0 K: 1 S: 5	H: 0 LOB: 0 BB: 0 P: 5	R: 0 E: 0 K: 2 S: 6	H: 3 LOB: 2 BB: 0 P: 6	R: 1 E: 1 K: 0 S: 5	H: 2 LOB: 2 BB: 13	R: 0 E: 0 K: 0 S: 3	H: 0 LOB: 2 BB: 2 P: 11	R: 0 E: 0 K: 0 S: 4	H: 1 LOB: 1 BB: 0 P: 4	1B: 9 2B: 1 3B: 0 HR: 0	SF: 0 SAC: 1 DP: 0 HBP: 0	WP: 0 PB: 0 SB: 0 CS: 0	PA: 42
PITCHER	IP WLS BF H R ER SO BB IBB HBP BLK WP HR S P ERA WHIP																			
Jack Harshman, L (1,1) ERA: 3.44	6.2 31 9 3 3 4 2 0 0 0 0 0 0 0 45 4.05 1.650																			
Ellis Kinder, R (7,1) ERA: 3.44	0.0 1 0 0 0 0 1 0 0 0 0 0 0 0 4 ∞ ∞																			
Paul LaPalme, L (7,1) ERA: 4.14	2.1 W 10 1 0 0 0 2 0 0 0 0 0 0 8 16 0.00 1.286																			

Batter	1	2	3	4	5	6	7	8	9	AB	R	H	RBI	BB	SO	LOB	BOTTOM			
Sammy Esposito, R (1,5) OBP: 0.373, SLG: 0.266										3	1	0	0	1	0	3	Boston Red Sox @ Chicago White Sox Comiskey Park, Chicago, IL Sun Jul 29 1956, 4:38 AM EDT Att: 25,266 - Unknown			
Nellie Fox, L (1,4) OBP: 0.344, SLG: 0.377										3	1	1	0	0	0	0				
Larry Doby, L (1,8) OBP: 0.397, SLG: 0.439										3	2	2	3	1	1	0				
Jim Delsing, L (6,8) OBP: 0.286, SLG: 0.054										0	0	0	0	0	0	0				
Minnie Minoso, R (1,7) OBP: 0.411, SLG: 0.459										3	0	1	1	1	0	3				
Walt Dropo, R (1,3) OBP: 0.339, SLG: 0.333										3	0	1	0	1	0	1				
Sherm Lollar, R (1,2) OBP: 0.377, SLG: 0.415										2	0	0	0	0	0	1				
Ron Northey, L (6, PH) OBP: 0.355, SLG: 0.583										0	0	0	1	0	0	0				
Les Moss, R (7,2) OBP: 0.315, SLG: 0.508										1	0	0	0	0	0	0				
Jim Rivera, L (1,9) OBP: 0.356, SLG: 0.396										4	0	1	0	0	1	0				
Luis Aparicio, R (1,6) OBP: 0.274, SLG: 0.303										1	1	0	0	1	0	0				
Fred Hatfield, L (7, PH) OBP: 0.372, SLG: 0.410										2	1	1	1	0	0	1				
Jack Harshman, L (1,1) OBP: 0.238, SLG: 0.405										1	0	0	0	1	0	0				
Ellis Kinder, R (7,1) ERA: 4.55										0	0	0	0	0	0	0				
Paul LaPalme, L (7,1) OBP: 0.333, SLG: 0.500										2	0	0	0	0	1	1				
Inning Stats	R: 0 E: 0 K: 1 S: 5	H: 0 LOB: 0 BB: 0 P: 5	R: 0 E: 0 K: 0 S: 3	H: 0 LOB: 0 BB: 0 P: 3	R: 1 E: 0 K: 0 S: 4	H: 1 LOB: 3 BB: 3 P: 16	R: 0 E: 0 K: 0 S: 3	H: 1 LOB: 0 BB: 0 P: 3	R: 0 E: 1 K: 0 S: 3	H: 0 LOB: 0 BB: 0 P: 3	R: 1 E: 0 K: 0 S: 3	H: 1 LOB: 1 BB: 2 P: 11	R: 4 E: 0 K: 2 S: 10	H: 3 LOB: 1 BB: 1 P: 15	R: 0 E: 0 K: 0 S: 4	H: 1 LOB: 1 BB: 0 P: 4	1B: 5 2B: 2 3B: 0 HR: 1	SF: 1 SAC: 0 DP: 3 HBP: 1	WP: 0 PB: 0 SB: 0 CS: 0	PA: 36
PITCHER	IP WLS BF H R ER SO BB IBB HBP BLK WP HR S P ERA WHIP																			
Mel Parnell, L (1,1) ERA: 2.7	5.1 23 3 2 2 1 5 0 0 0 0 0 0 1 20 40 3.38 1.500																			
Ike Delock, R (6,1) ERA: 4.55	1.2 L 9 3 4 4 2 1 0 1 0 0 0 1 11 16 21.60 2.400																			
Leo Kiely, L (8,1) ERA: 5.22	1.0 4 1 0 0 0 0 0 0 0 0 0 0 4 4 0.00 1.000																			

Batter	1	2	3	4	5	6	7	8	9	AB	R	H	RBI	BB	SO	LOB	TOP
Billy Goodman, L (1,4) OBP: 0.357, SLG: 0.413	L8		1-3		E 1B BB		L7		F5	4	0	0	0	1	0	2	
Billy Klaus, L (1,5) OBP: 0.385, SLG: 0.386	F7		L8		BB		P6			4	0	1	0	0	0	0	
Ted Williams, L (1,7) OBP: 0.482, SLG: 0.563	F9		1-3		G6-4-3 BB			G3		3	0	0	0	1	0	0	
Mickey Vernon, L (1,3) OBP: 0.413, SLG: 0.562		HR		BB HBP	F2			F3		3	1	1	1	0	0	3	
Jackie Jensen, R (1,9) OBP: 0.398, SLG: 0.454	6-3			BB BB	G6-4-3			L8		3	0	0	0	1	0	3	
Jim Piersall, R (1,8) OBP: 0.376, SLG: 0.451	BB BB			F7		P1		G6-4-3 BB		2	0	0	0	2	0	2	
Pete Daley, R (1,2) OBP: 0.352, SLG: 0.479	BB			BB		F5		G6-4-3		2	0	0	0	2	0	1	
Don Buddin, R (1,6) OBP: 0.363, SLG: 0.348	L8			F9		F7		BB		4	0	1	0	0	0	5	
Frank Sullivan, R (1,1) OBP: 0.169, SLG: 0.161	4-3			L8				1B		2	0	0	0	0	0	5	
Tom Hurd, R (5,1) OBP: 0.571, SLG: 0.571										0	0	0	0	0	0	0	
Gene Stephens, L (7,PH) OBP: 0.333, SLG: 0.258										1	0	0	0	0	1	0	
Leo Kiely, L (7,1) OBP: 0.167, SLG: 0.167										0	0	0	0	0	0	0	
Dick Gemert, R (9,PH) OBP: 0.409, SLG: 0.505							K			0	0	0	0	1	0	0	
Inning Stats	R: 0 E: 0 K: 0 S: 3	H: 0 LOB: 0 BB: 0 P: 3	R: 1 E: 0 K: 0 S: 4	H: 1 LOB: 2 BB: 2 P: 12	R: 0 E: 0 K: 0 S: 3	H: 0 LOB: 0 BB: 0 P: 3	R: 0 E: 0 K: 0 S: 3	H: 1 LOB: 3 BB: 2 P: 11	R: 0 E: 0 K: 1 S: 5	H: 0 LOB: 0 BB: 0 P: 5	R: 0 E: 0 K: 0 S: 3	H: 0 LOB: 0 BB: 0 P: 3	R: 0 E: 0 K: 0 S: 3	H: 1 LOB: 2 BB: 2 P: 11	1B: 2 2B: 0 3B: 0 HR: 1	SF: 0 SAC: 0 DP: 2 HBP: 1	WP: 0 PA: 37 PB: 0 SB: 0 CS: 0
PITCHER Virgil Trucks, R (1,1) ERA: 3.23	IP: 9.0 WLS: W BF: 37 H: 3 R: 1 ER: 1 SO: 1 BB: 8 IBB: 0 HBP: 1 BLK: 0 WP: 0 HR: 1 S: 30 P: 63 ERA: 1.00 WHIP: 1.222																

Boston Red Sox @ Detroit Tigers
Briggs Stadium, Detroit, MI
Mon Jul 30 1956, 4:33 AM EDT
Att: 7,387 - Unknown

AB 28
R 1
H 3
RBI 1
BB 8
SO 1
LOB 21



Batter	1	2	3	4	5	6	7	8	9	AB	R	H	RBI	BB	SO	LOB	BOTTOM		
Harvey Kuenn, R (1,6) OBP: 0.393, SLG: 0.490	P6		L8	F9		F2		BB 1B IBB		4	0	0	0	1	0	2			
Jim Brideweser, R (8,FR) OBP: 0.313, SLG: 0.252										0	0	0	0	0	0	0			
Earl Torgeson, L (1,3) OBP: 0.406, SLG: 0.430	K		1B		G3 1B BB	F2		1B BB		3	1	1	0	2	1	0			
Charlie Maxwell, L (1,7) OBP: 0.424, SLG: 0.580	F9		1B		G3		F8	SF7		4	0	1	1	0	0	1			
Al Kaline, R (1,8) OBP: 0.338, SLG: 0.481		1B	L5-3		L9		L6-3	1B		5	0	2	0	0	0	3			
Ray Boone, R (1,5) OBP: 0.385, SLG: 0.445	1B			P4	1B BB		1B			2	1	1	0	2	0	0			
Frank House, L (1,2) OBP: 0.314, SLG: 0.392	K			1B	1B		1B			4	1	3	1	0	1	1			
Jim Small, L (1,9) OBP: 0.417, SLG: 0.565	FC6-4 1B			1B	1B		G3			4	0	3	1	0	0	2			
Frank Bolling, R (1,4) OBP: 0.372, SLG: 0.421	FC6-4			1B	1B		F8	BB SH5-4 SF7 1B		4	1	2	1	0	0	4			
Virgil Trucks, R (1,1) OBP: 0.250, SLG: 0.306			F3	F8		P3		SH5-4		3	0	0	0	0	0	2			
Inning Stats	R: 0 E: 0 K: 1 S: 5	H: 0 LOB: 0 BB: 0 P: 5	R: 0 E: 0 K: 1 S: 7	H: 3 LOB: 2 BB: 0 P: 7	R: 0 E: 0 K: 0 S: 5	H: 2 LOB: 0 BB: 0 P: 5	R: 1 E: 0 K: 0 S: 6	H: 3 LOB: 2 BB: 0 P: 6	R: 2 E: 0 K: 0 S: 5	H: 2 LOB: 2 BB: 2 P: 13	R: 0 E: 0 K: 0 S: 3	H: 0 LOB: 0 BB: 0 P: 3	R: 0 E: 0 K: 0 S: 4	H: 1 LOB: 1 BB: 1 P: 8	R: 1 E: 0 K: 0 S: 4	H: 2 LOB: 2 BB: 2 P: 12	1B: 13 2B: 0 3B: 0 HR: 0	SF: 1 SAC: 1 DP: 0 HBP: 0	WP: 0 PA: 40 PB: 0 SB: 0 CS: 0
PITCHER Frank Sullivan, R (1,1) ERA: 3.42	IP: 4.2 WLS: L BF: 25 H: 10 R: 3 ER: 3 SO: 2 BB: 0 IBB: 0 HBP: 0 BLK: 0 WP: 0 HR: 0 S: 27 P: 35 ERA: 5.79 WHIP: 2.571																		
Tom Hurd, R (5,1) ERA: 5.36	1.1	4	0	0	0	0	0	0	0	4	4	0.00	0.000						
Leo Kiely, L (7,1) ERA: 5.17	2.0	11	3	1	1	0	2	1	0	0	0	8	20	4.50	2.500				

Boston Red Sox @ Detroit Tigers
Briggs Stadium, Detroit, MI
Mon Jul 30 1956, 4:33 AM EDT
Att: 7,387 - Unknown


AB 33
R 4
H 13
RBI 4
BB 5
SO 2
LOB 15



Batter	1	2	3	4	5	6	7	8	9	AB	R	H	RBI	BB	SO	LOB	TOP			
Billy Goodman, L OBP: 0.352, SLG: 0.407 (1, 4)	F7	L5			3-1			P5		4	0	0	0	0	0	1				
Billy Klaus, L OBP: 0.385, SLG: 0.381 (1, 5)	F7		L4			4-3		F9		4	0	0	0	0	0	0				
Ted Williams, L OBP: 0.482, SLG: 0.558 (1, 7)	BB 3B		L8			HR BB		G3		2	2	0	0	2	0	0				
Mickey Vernon, L OBP: 0.417, SLG: 0.575 (1, 3)	BB 3B		6-3			HR			G6-4-3 BB 1B	3	2	2	2	1	0	0				
Jackie Jensen, R OBP: 0.399, SLG: 0.459 (1, 9)	1-H 2-H 3B			K		L8			G6-4-3 BB	3	0	1	2	1	1	0				
Jim Piersall, R OBP: 0.373, SLG: 0.446 (1, 8)	F9			K		L5			G6-4-3	4	0	0	0	0	1	3				
Pete Daley, R OBP: 0.349, SLG: 0.470 (1, 2)				K			F9		6-3	4	0	1	0	0	1	1				
Don Buddin, R OBP: 0.361, SLG: 0.345 (1, 6)		FC5-4 E 1-2				G3		5-3		3	0	0	0	0	0	1				
Bob Porterfield, R OBP: 0.342, SLG: 0.400 Ike Delock, R OBP: 0.182, SLG: 0.190 (7, 1)		L9			5-3			K		3	0	0	0	0	1	1				
Inning Stats	R: 2 E: 0 K: 0 S: 4	H: 1 LOB: 1 BB: 2 P: 12	R: 0 E: 1 K: 0 S: 4	H: 1 LOB: 1 BB: 0 P: 4	R: 0 E: 0 K: 3 S: 3	H: 0 LOB: 0 BB: 0 P: 3	R: 0 E: 0 K: 3 S: 9	H: 0 LOB: 0 BB: 0 P: 9	R: 0 E: 0 K: 0 S: 3	H: 0 LOB: 0 BB: 1 P: 3	R: 2 E: 0 K: 0 S: 4	H: 1 LOB: 0 BB: 1 P: 8	R: 0 E: 0 K: 1 S: 5	H: 0 LOB: 0 BB: 0 P: 5	R: 0 E: 0 K: 0 S: 3	H: 1 LOB: 1 BB: 1 P: 7	1B: 2 2B: 0 3B: 1 HR: 1	SF: 0 SAC: 0 DP: 1 HBP: 0	WP: 0 PB: 0 SB: 0 CS: 0	PA: 34
PITCHER Frank Lary, R ERA: 4.27 (1, 1)	IP: 9.0 WLS: W BF: 34 H: 4 R: 4 ER: 4 SO: 4 BB: 4 IBB: 0 HBP: 0 BLK: 0 WP: 0 HR: 1 S: 38 P: 54 ERA: 4.00 WHIP: 0.889															PITCHER				

Boston Red Sox @ Detroit Tigers
Briggs Stadium, Detroit, MI
Tue Jul 31 1956, 4:33 AM EDT
Att: 23,036 - Unknown


AB 30
R 4
H 4
RBI 4
BB 4
SO 4
LOB 7



Batter	1	2	3	4	5	6	7	8	9	AB	R	H	RBI	BB	SO	LOB	BOTTOM
Harvey Kuenn, R OBP: 0.391, SLG: 0.493 Jim Brideweser, R OBP: 0.313, SLG: 0.252 (8, 6)	F8	1-H 3B			L1		K			4	0	1	1	0	1	2	
Earl Torgeson, L OBP: 0.407, SLG: 0.429 (1, 3)	HR BB	F9			L9		1B 1-2 2-3 1B			3	1	1	0	1	0	1	
Charlie Maxwell, L OBP: 0.419, SLG: 0.575 (1, 7)	K		4-3		4-3		SF8			3	0	0	1	0	1	1	
Al Kaline, R OBP: 0.342, SLG: 0.494 (1, 8)	1-H HR			2B		L5-3	3-H 1-3 2-H 1B			4	1	3	3	0	0	0	
Ray Boone, R OBP: 0.389, SLG: 0.465 (1, 5)	HR			F8				L3 1B		4	1	3	1	0	0	1	
Frank House, L OBP: 0.310, SLG: 0.386 (1, 2)	3-1			4-3		G3		L3 1-2 1B		4	0	0	0	0	0	3	
Jim Small, L OBP: 0.357, SLG: 0.481 (1, 9)			K		K		4-3		3-1	4	0	0	0	0	2	1	
Frank Bolling, R OBP: 0.371, SLG: 0.416 (1, 4)		5-3			F8		1B SH SF8 BB			2	1	0	0	1	0	0	
Frank Lary, R OBP: 0.239, SLG: 0.250 (1, 1)		BB 3B			K		SH 1B 1-2 1B			1	2	0	0	1	1	0	
Inning Stats	R: 3 E: 0 K: 1 S: 7	H: 2 LOB: 0 BB: 1 P: 11	R: 1 E: 0 K: 1 S: 6	H: 1 LOB: 1 BB: 1 P: 10	R: 0 E: 0 K: 2 S: 7	H: 0 LOB: 0 BB: 0 P: 7	R: 0 E: 0 K: 0 S: 4	H: 1 LOB: 1 BB: 0 P: 4	R: 2 E: 1 K: 1 S: 7	H: 2 LOB: 2 BB: 1 P: 11	R: 0 E: 0 K: 0 S: 3	H: 1 LOB: 0 BB: 0 P: 3	1B: 3 2B: 2 3B: 2 HR: 2	SF: 1 SAC: 1 DP: 1 HBP: 0	WP: 0 PB: 0 SB: 0 CS: 0	PA: 34	
PITCHER Bob Porterfield, R ERA: 5.19 Ike Delock, R ERA: 4.73 (7, 1)	IP: 6.0 WLS: L BF: 27 H: 5 R: 6 ER: 4 SO: 6 BB: 3 IBB: 0 HBP: 0 BLK: 0 WP: 0 HR: 2 S: 32 P: 44 ERA: 6.00 WHIP: 1.333															PITCHER	

Boston Red Sox @ Detroit Tigers
Briggs Stadium, Detroit, MI
Tue Jul 31 1956, 4:33 AM EDT
Att: 23,036 - Unknown

AB 29
R 6
H 8
RBI 6
BB 3
SO 5
LOB 9



Batter	1	2	3	4	5	6	7	8	9	AB	R	H	RBI	BB	SO	LOB	TOP			
Billy Goodman, L (1,4) OBP: 0.359, SLG: 0.416 Billy Consolo, R (8,4)	0-0 BB HR 1B	0-0 L8		4-0 BB		4-0 BB		0-0 3B		3	1	2	0	2	0	1				
Billy Klaus, L (1,5) OBP: 0.382, SLG: 0.376	4-0 HR BB		0-3 K	0-0 F7		0-0 L8		0-0 4-3		4	1	0	0	1	1	5				
Ted Williams, L (1,7) OBP: 0.484, SLG: 0.570 Gene Stephens, L (9, PR) OBP: 0.333, SLG: 0.258	0-0 HR		0-0 F7		4-0 1B BB		0-0 F7		0-0 L3 1B	4	1	2	3	1	0	0				
Mickey Vernon, L (1,3) OBP: 0.417, SLG: 0.571	0-0 F7		0-0 1B		0-0 L8		0-0 HR 1B		0-0 L3 1B	5	1	2	0	0	0	2				
Jackie Jensen, R (1,9) OBP: 0.401, SLG: 0.467	0-0 G3		0-0 F9		0-0 1B		0-0 HR 1B		4-0 1B BB	4	1	2	2	1	0	1				
Jim Piersall, R (1,8) OBP: 0.371, SLG: 0.443	0-0 F9		0-0 F7		0-3 K		0-0 F3		0-0 1B	5	0	1	0	0	1	2				
Pete Daley, R (1,2) OBP: 0.333, SLG: 0.448		0-0 P6		0-0 L8		0-0 L7		0-0 L7		5	0	0	0	0	0	4				
Don Buddin, R (1,6) OBP: 0.359, SLG: 0.344		0-0 4-3		0-0 E S 1B		0-0 L6		0-0 F9		4	0	1	0	0	0	0				
Tom Brewer, R (1,1) OBP: 0.313, SLG: 0.349 Tom Hurd, R (9,1) OBP: 0.571, SLG: 0.571		0-0 1B		4-0 BB BB		0-0 3-1		0-0 6-3		3	0	1	0	1	0	0				
Inning Stats	R: 3 E: 0 K: 0 S: 5	H: 2 LOB: 0 BB: 1 P: 9	R: 0 E: 0 K: 0 S: 4	H: 1 LOB: 1 BB: 0 P: 4	R: 0 E: 0 K: 1 S: 6	H: 1 LOB: 1 BB: 0 P: 6	R: 0 E: 0 K: 0 S: 4	H: 1 LOB: 3 BB: 2 P: 12	R: 0 E: 0 K: 1 S: 6	H: 0 LOB: 1 BB: 1 P: 7	R: 2 E: 0 K: 0 S: 5	H: 2 LOB: 0 BB: 0 P: 5	R: 0 E: 0 K: 0 S: 4	H: 1 LOB: 1 BB: 0 P: 4	R: 0 E: 0 K: 0 S: 4	H: 2 LOB: 2 BB: 1 P: 8	1B: 8 2B: 1 3B: 1 HR: 2	SF: 0 SAC: 0 DP: 1 HBP: 0	WP: 0 PB: 0 SB: 1 CS: 0	PA: 43
PITCHER	IP WLS BF H R ER SO BB IBB HBP BLK WP HR S P ERA WHIP	IP WLS BF H R ER SO BB IBB HBP BLK WP HR S P ERA WHIP																		
Paul Foytack, R (1,1) ERA: 4.18 Jim Bunning, R (8,1) ERA: 3.18	7.0 L 34 8 5 5 2 5 0 0 0 0 2 33 53 6.43 1.857	2.0 9 3 0 0 0 1 0 0 0 0 0 8 12 0.00 2.000																		

Boston Red Sox @ Detroit Tigers
Briggs Stadium, Detroit, MI
Wed Aug 01 1956, 4:33 AM EDT
Att: 9,540 - Unknown

AB 37
R 5
H 11
RBI 5
BB 6
SO 2
LOB 15



Batter	1	2	3	4	5	6	7	8	9	AB	R	H	RBI	BB	SO	LOB	BOTTOM			
Harvey Kuenn, R (1,6) OBP: 0.386, SLG: 0.486 Jim Brideweser, R (9, PR) OBP: 0.313, SLG: 0.252	0-0 5-3			0-0 5-3		0-0 F3		0-0 1-3		0-0 E4	5	0	0	0	0	3				
Earl Torgeson, L (1,3) OBP: 0.404, SLG: 0.424	0-0 G3			0-0 F3		0-0 3B 1B		0-0 F7		0-0 E3	5	1	1	1	0	2				
Charlie Maxwell, L (1,7) OBP: 0.422, SLG: 0.590	0-0 4-3			4-0 1B BB		0-0 E 3B		0-0 HR		0-0 K	4	2	2	2	1	3				
Al Kaline, R (1,8) OBP: 0.342, SLG: 0.493		0-0 L8		0-0 BB 1B		0-0 E5 1B		0-0 L3		0-0 L7	5	0	2	1	0	3				
Ray Boone, R (1,5) OBP: 0.393, SLG: 0.465		0-0 G4-6-3 1B		4-0 1-2 BB		0-0 F7		4-0 BB			2	0	1	0	2	1				
Frank House, L (1,2) OBP: 0.305, SLG: 0.379		0-0 G4-6-3		0-0 3-1		0-0 3-1		0-0 L1			4	0	0	0	0	6				
Jim Small, L (1,9) OBP: 0.344, SLG: 0.433			0-0 1-3		0-0 F8		4-0 BB		0-3 K	3	0	0	0	1	1	0				
Frank Bolling, R (1,4) OBP: 0.368, SLG: 0.412			0-0 F7		0-0 F7		0-3 K		0-0 E 1B 1B	4	1	1	0	0	1	1				
Paul Foytack, R (1,1) Wayne Belardi, L (7, PH) OBP: 0.397, SLG: 0.446 Jim Bunning, R (8,1) Bill Tuttle, R (9, PH) OBP: 0.305, SLG: 0.367 Billy Hoefl, L (9, PR) OBP: 0.351, SLG: 0.306		0-0 G3		0-0 K		0-0 K		0-0 F2		0-0 E E 1B	2	0	0	0	0	1				
Inning Stats	R: 0 E: 0 K: 0 S: 3	H: 0 LOB: 0 BB: 0 P: 3	R: 0 E: 0 K: 0 S: 3	H: 1 LOB: 0 BB: 0 P: 3	R: 0 E: 0 K: 0 S: 4	H: 0 LOB: 3 BB: 2 P: 12	R: 0 E: 0 K: 1 S: 5	H: 0 LOB: 0 BB: 0 P: 5	R: 2 E: 1 K: 0 S: 6	H: 3 LOB: 1 BB: 0 P: 6	R: 0 E: 0 K: 1 S: 5	H: 0 LOB: 1 BB: 1 P: 9	R: 1 E: 0 K: 0 S: 4	H: 1 LOB: 1 BB: 1 P: 8	R: 1 E: 2 K: 2 S: 11	H: 2 LOB: 3 BB: 0 P: 11	1B: 6 2B: 0 3B: 1 HR: 1	SF: 0 SAC: 0 DP: 1 HBP: 0	WP: 0 PB: 0 SB: 0 CS: 0	PA: 40
PITCHER	IP WLS BF H R ER SO BB IBB HBP BLK WP HR S P ERA WHIP	IP WLS BF H R ER SO BB IBB HBP BLK WP HR S P ERA WHIP																		
Tom Brewer, R (1,1) ERA: 3.03 Tom Hurd, R (9,1) ERA: 5.29	8.1 W 38 8 4 3 3	0.2 S 2 0 0 0 1																		

Boston Red Sox @ Detroit Tigers
Briggs Stadium, Detroit, MI
Wed Aug 01 1956, 4:33 AM EDT
Att: 9,540 - Unknown

AB 36
R 4
H 8
RBI 4
BB 4
SO 4
LOB 20



Batter	1	2	3	4	5	6	7	8	9	AB	R	H	RBI	BB	SO	LOB	TOP
Ted Lepcio, R OBP: 0.326, SLG: 0.410 (1, 4)	5-3	L9						FC5-4	P6	6	2	2	2	1	0	3	Boston Red Sox @ Detroit Tigers Briggs Stadium, Detroit, MI Thu Aug 02 1956, 4:33 AM EDT Att: 7,786 - Unknown
Billy Klaus, L OBP: 0.383, SLG: 0.375 (1, 5) Mitt Bolling, R OBP: 0.267, SLG: 0.385 (7, 5)	K		L9	CS		4-3	2B	E5	L9	4	2	1	2	1	1	1	
Ted Williams, L OBP: 0.486, SLG: 0.568 Gene Stephens, L OBP: 0.359, SLG: 0.250 (5, 7)	HR							FC4-6		1	2	0	0	2	0	1	
Dick Gemert, R OBP: 0.420, SLG: 0.513 (1, 3)	HR		P5							3	3	2	2	3	0	1	
Jackie Jensen, R OBP: 0.403, SLG: 0.483 (1, 9)	HR		K							5	1	3	9	0	1	4	
Jim Piersall, R OBP: 0.371, SLG: 0.442 Faye Throneberry, L OBP: 0.269, SLG: 0.342 (7, PR) (7, 8)	1B								K	3	0	1	1	1	0	1	
Pete Daley, R OBP: 0.342, SLG: 0.473 (1, 2)	4-3									5	3	2	1	0	1	4	
Don Buddin, R OBP: 0.364, SLG: 0.346 (1, 6)		L7								4	3	2	0	2	0	2	
Willard Nixon, L OBP: 0.324, SLG: 0.300 (1, 1)	5-3									6	0	2	0	0	0	5	
Inning Stats R: 3 H: 2 E: 0 K: 1 LOB: 1 BB: 2 S: 7 P: 15	R: 0 H: 0 E: 0 K: 0 LOB: 0 BB: 0 S: 3 P: 3	R: 0 H: 0 E: 0 K: 1 LOB: 1 BB: 1 S: 5 P: 9	R: 2 H: 2 E: 1 K: 0 LOB: 0 BB: 0 S: 4 P: 5	R: 2 H: 2 E: 1 K: 0 LOB: 1 BB: 0 S: 6 P: 6	R: 4 H: 3 E: 0 K: 1 LOB: 2 BB: 2 S: 6 P: 14	R: 6 H: 3 E: 0 K: 1 LOB: 5 BB: 5 S: 8 P: 28	R: 0 H: 1 E: 1 K: 0 LOB: 3 BB: 1 S: 5 P: 9	R: 1 H: 2 E: 0 K: 1 LOB: 2 BB: 1 S: 7 P: 11	1B: 10 SF: 2 2B: 2 SAC: 0 3B: 1 DP: 0 HR: 2 HBP: 1	WP: 0 PA: 57 PB: 0 SB: 0 CS: 1							
PITCHER Bob Miller, L ERA: 7.16 Steve Gromek, R ERA: 4.1 Walt Masterson, R ERA: 5.94 Al Aber, L ERA: 3.66 Jim Brady, L ERA: 28.42	IP: 1.0 WLS: 7 BF: 7 H: 2 R: 2 ER: 3 SO: 1 BB: 2 IBB: 0 HBP: 0 BLK: 0 WP: 0 HR: 1 S: 7 P: 15 ERA: 27.00 WHIP: 4.000	IP: 3.0 WLS: 12 BF: 12 H: 2 R: 2 ER: 1 SO: 1 BB: 1 IBB: 0 HBP: 1 BLK: 0 WP: 0 HR: 0 S: 12 P: 17 ERA: 3.00 WHIP: 1.000	IP: 1.2 WLS: 4 BF: 6 H: 4 R: 4 ER: 4 SO: 0 BB: 0 IBB: 0 HBP: 0 BLK: 0 WP: 0 HR: 0 S: 10 P: 18 ERA: 21.60 WHIP: 3.600	IP: 0.1 WLS: 2 BF: 1 H: 0 R: 0 ER: 0 SO: 0 BB: 0 IBB: 0 HBP: 0 BLK: 0 WP: 0 HR: 0 S: 2 P: 2 ERA: 0.00 WHIP: 3.000	PITCHER Jim Bunning, R ERA: 4.32 (7, 1)	IP: 2.2 WLS: 17 BF: 17 H: 5 R: 2 ER: 2 SO: 2 BB: 3 IBB: 0 HBP: 0 BLK: 0 WP: 0 HR: 1 S: 18 P: 30 ERA: 6.75 WHIP: 3.000											
Batter Harvey Kuenn, R OBP: 0.385, SLG: 0.483 (1, 6) Jim Brady, L (7, 1) Jim Bunning, R (7, 1)	L9		K	FC5				K		4	0	1	1	0	1	2	Boston Red Sox @ Detroit Tigers Briggs Stadium, Detroit, MI Thu Aug 02 1956, 4:33 AM EDT Att: 7,786 - Unknown
Earl Torgeson, L OBP: 0.410, SLG: 0.434 (1, 3)	6-3		FC4-6					K		4	0	3	1	1	1	2	
Charlie Maxwell, L OBP: 0.419, SLG: 0.582 (1, 7)	6-3		FC4-6					S		4	0	0	0	1	0	3	
Al Kaline, R OBP: 0.343, SLG: 0.499 (1, 9)	L4		FC4-6					L7		5	1	2	1	0	0	3	
Ray Boone, R OBP: 0.394, SLG: 0.469 Bob Kennedy, R OBP: 0.323, SLG: 0.340 (7, PR) (8, 5)	1B		P4					L7		4	0	2	0	0	1	3	
Bill Tuttle, R OBP: 0.304, SLG: 0.365 (1, 8)	1B							L7		5	0	1	0	0	2	1	
Frank Bolling, R OBP: 0.366, SLG: 0.408 (1, 4)	K							K		4	1	1	0	0	1	3	
Red Wilson, R OBP: 0.370, SLG: 0.413 (1, 2)	P4							F7		3	0	0	0	1	0	3	
Bob Miller, R OBP: 0.200, SLG: 0.400 Steve Gromek, R OBP: 0.307, SLG: 0.143 Wayne Nenehies, L OBP: 0.402, SLG: 0.644 Walt Masterson, R OBP: 0.333, SLG: 0.333 Al Aber, L OBP: 0.429, SLG: 0.333 Jim Small, L OBP: 0.306, SLG: 0.402 Jim Bideweser, R OBP: 0.316, SLG: 0.289 (1, 1) (2, 1) (4, PR) (5, 1) (6, 1) (6, PR) (7, 6)	1-3							1B	WP	0	0	0	0	0	0	0	
Inning Stats R: 0 H: 0 E: 0 K: 0 LOB: 1 BB: 0 S: 3 P: 7	R: 0 H: 2 E: 0 K: 1 LOB: 2 BB: 0 S: 7 P: 7	R: 0 H: 1 E: 0 K: 1 LOB: 2 BB: 1 S: 6 P: 10	R: 0 H: 0 E: 0 K: 0 LOB: 2 BB: 1 S: 3 P: 8	R: 0 H: 2 E: 0 K: 1 LOB: 1 BB: 0 S: 6 P: 6	R: 1 H: 3 E: 0 K: 2 LOB: 2 BB: 0 S: 10 P: 10	R: 1 H: 2 E: 0 K: 0 LOB: 1 BB: 0 S: 5 P: 5	R: 1 H: 2 E: 0 K: 1 LOB: 1 BB: 0 S: 7 P: 7	R: 0 H: 0 E: 0 K: 1 LOB: 0 BB: 0 S: 5 P: 5	1B: 9 SF: 0 2B: 3 SAC: 0 3B: 0 DP: 1 HR: 1 HBP: 1	WP: 1 PA: 42 PB: 0 SB: 1 CS: 0							
PITCHER Willard Nixon, R ERA: 4.9 (1, 1)	IP: 9.0 WLS: 42 BF: 12 H: 12 R: 3 ER: 3 SO: 7 BB: 3 IBB: 0 HBP: 1 BLK: 0 WP: 1 HR: 1 S: 52 P: 65 ERA: 3.00 WHIP: 1.667	PITCHER IP: 9.0 WLS: 42 BF: 12 H: 12 R: 3 ER: 3 SO: 7 BB: 3 IBB: 0 HBP: 1 BLK: 0 WP: 1 HR: 1 S: 52 P: 65 ERA: 3.00 WHIP: 1.667															

Batter	1	2	3	4	5	6	7	8	9	AB	R	H	RBI	BB	SO	LOB	TOP					
Billy Goodman, L OBP: 0.360, SLG: 0.416 (1, 4)	F7		F7			BB 2B BB 1B		WP 1B 1B		5	2	2	0	0	1	0	Boston Red Sox @ Cleveland Indians Cleveland Municipal Stadium, Cleveland, OH Fri Aug 03 1956, 3:33 AM EDT Att: 1,858 - Unknown					
Billy Klaus, L OBP: 0.383, SLG: 0.373 (1, 5)	6-3		F9			BB 2B BB		G3-6-3 1B		4	1	1	1	1	0	0						
Ted Williams, L OBP: 0.485, SLG: 0.560 Gene Stephens, L OBP: 0.359, SLG: 0.250 (1, 7) (8, 7)	F7		1B BB			K		G3-6-3 1B		3	0	0	0	2	1	3						
Mickey Vernon, L OBP: 0.426, SLG: 0.576 Billy Console, R (9, PR)		1-3 5-3 2B 1B	1-2 1B			2B BB				3	2	3	0	2	0	0						
Norm Zauchin, R OBP: 0.300, SLG: 0.333 (9, 3)		1-3 5-3 2B 1B	1-2 1B			1-2 2-3 BB				0	0	0	0	0	0	0						
Jackie Jensen, R OBP: 0.400, SLG: 0.481 (1, 9)		5-3 1-2	F7			BB 1B 2B				5	1	1	2	0	0	6						
Jim Piersall, R OBP: 0.365, SLG: 0.437 (1, 8)	1-3 2-3					L6 BB 1B BB				4	1	0	0	1	1	2						
Sammy White, R OBP: 0.331, SLG: 0.383 (1, 2)						F8 1B BB				4	0	1	2	1	0	1						
Don Buddin, R OBP: 0.365, SLG: 0.346 (1, 6)		3-H 4-0				F8 1-2 2-3 3-H BB				3	0	1	2	1	0	0						
Mel Parnell, L OBP: 0.241, SLG: 0.276 (1, 1)	4-3					F8 FC6-4 1B				4	0	0	0	0	0	4						
Inning Stats	R: 0 E: 0 K: 0 S: 3	H: 0 LOB: 0 BB: 0 P: 3	R: 1 E: 0 K: 0 S: 5	H: 2 LOB: 2 BB: 1 P: 9	R: 0 E: 0 K: 0 S: 4	H: 1 LOB: 2 BB: 1 P: 8	R: 0 E: 0 K: 0 S: 3	H: 0 LOB: 0 BB: 0 P: 3	R: 5 E: 0 K: 1 S: 8	H: 3 LOB: 4 BB: 2 P: 24	R: 0 E: 0 K: 0 S: 5	H: 0 LOB: 2 BB: 0 P: 13	R: 0 E: 0 K: 0 S: 3	H: 0 LOB: 0 BB: 0 P: 3	R: 1 E: 0 K: 0 S: 4	H: 2 LOB: 0 BB: 0 P: 4	R: 0 E: 0 K: 1 S: 6	H: 1 LOB: 1 BB: 0 P: 6	1B: 7 2B: 2 3B: 0 HR: 0	SF: 0 SAC: 0 DP: 1 HBP: 0	WP: 1 PB: 0 SB: 0 CS: 0	PA: 43
PITCHER	IP WLS BF H R ER SO BB IBB HBP BLK WP HR S P ERA WHIP																					
Mike Garcia, R ERA: 4.13 (1, 1)	4.2 L 24 5 6 6 0 1 5 0 0 0 0 0 0 21 41 11.57 2.143																					
Art Houtteman, R ERA: 5.95 (5, 1)	0.1 3 1 0 0 0 0 1 0 0 0 0 0 0 2 6 0.00 6.000																					
Don Mossi, L ERA: 4.37 (6, 1)	2.0 8 0 0 0 1 2 0 0 0 0 0 0 0 8 16 0.00 1.000																					
Cal McLish, R ERA: 4.75 (8, 1)	2.0 8 3 1 1 1 1 0 0 0 0 1 0 0 10 10 4.50 1.500																					

AB	35
R	7
H	9
RBI	7
BB	8
SO	3
LOB	16



Batter	1	2	3	4	5	6	7	8	9	AB	R	H	RBI	BB	SO	LOB	BOTTOM					
Bobby Avila, R OBP: 0.336, SLG: 0.324 (1, 4)	4-3		G1-6-3 2B	FC6-4				F7		4	0	1	0	0	0	2	Boston Red Sox @ Cleveland Indians Cleveland Municipal Stadium, Cleveland, OH Fri Aug 03 1956, 3:33 AM EDT Att: 1,858 - Unknown					
Jim Busby, R OBP: 0.310, SLG: 0.374 (1, 8)	6-3		G1-6-3 BB					G6-4-3 1B		3	0	1	0	1	0	0						
Al Smith, R OBP: 0.394, SLG: 0.468 (1, 7) (8, 5)			G1-6-3 1B					G6-4-3		4	0	1	0	0	0	3						
Vic Wertz, L OBP: 0.379, SLG: 0.522 Preston Ward, L OBP: 0.394, SLG: 0.487 (1, 3) (8, PR) (9, 3)	4-0		4-3					4-3		3	0	0	0	1	0	1						
Rocky Colavito, R OBP: 0.387, SLG: 0.522 (1, 9)	1-2 2-3 BB							4-3		0	0	0	0	0	0	0						
Chico Carrasquel, R OBP: 0.321, SLG: 0.325 (1, 6)	4-0							F3		3	1	1	0	1	0	1						
Jim Hegan, R OBP: 0.333, SLG: 0.372 (1, 2)	1-2 2-3 BB							F2		3	1	1	0	1	0	1						
George Strickland, R OBP: 0.350, SLG: 0.340 Sam Mele, R OBP: 0.362, SLG: 0.464 (1, 5) (7, PH) (8, 7)			G6-4-3 BB					G6-4-3 BB		3	0	0	1	1	0	2						
Mike Garcia, R OBP: 0.186, SLG: 0.150 Art Houtteman, R OBP: 0.209, SLG: 0.200 Don Mossi, L OBP: 0.305, SLG: 0.468 Al Rosen, R OBP: 0.154 Cal McLish, R OBP: 0.250 Earl Averett, R OBP: 0.341, SLG: 0.394 (1, 1) (5, 1) (6, 1) (7, PH) (8, 1) (9, PH)			G6-4-3					G6-4-3 BB		2	0	0	0	0	0	3						
Inning Stats	R: 0 E: 0 K: 0 S: 4	H: 1 LOB: 3 BB: 2 P: 12	R: 0 E: 0 K: 0 S: 2	H: 0 LOB: 0 BB: 1 P: 6	R: 0 E: 0 K: 0 S: 3	H: 1 LOB: 1 BB: 1 P: 7	R: 1 E: 2 K: 0 S: 6	H: 1 LOB: 2 BB: 0 P: 6	R: 0 E: 0 K: 0 S: 3	H: 1 LOB: 0 BB: 0 P: 3	R: 0 E: 0 K: 0 S: 2	H: 0 LOB: 0 BB: 1 P: 6	R: 0 E: 0 K: 1 S: 5	H: 0 LOB: 0 BB: 0 P: 5	R: 0 E: 1 K: 0 S: 4	H: 0 LOB: 1 BB: 0 P: 4		R: 0 E: 0 K: 0 S: 3	H: 0 LOB: 1 BB: 1 P: 7	1B: 3 2B: 1 3B: 0 HR: 0	SF: 0 SAC: 0 DP: 4 HBP: 0	WP: 0 PB: 0 SB: 0 CS: 0
PITCHER	IP WLS BF H R ER SO BB IBB HBP BLK WP HR S P ERA WHIP																					
Mel Parnell, L ERA: 2.39 (1, 1)	9.0 W 36 4 1 0 1 6 6 0 0 0 0 0 0 32 56 0.00 1.111																					

AB	30
R	1
H	4
RBI	1
BB	6
SO	1
LOB	19



Batter	1	2	3	4	5	6	7	8	9	AB	R	H	RBI	BB	SO	LOB	TOP																		
Billy Goodman, L (1,4) OBP: 0.365, SLG: 0.423	0-0 G6-4-3 1B			0-0 4-3		0-0 G3				3	0	1	0	0	0	0	Boston Red Sox @ Cleveland Indians Cleveland Municipal Stadium, Cleveland, OH Sun Aug 05 1956, 3:33 AM EDT Att: 28,924 - Unknown livebaseballscorecards.com																		
Billy Klaus, L (1,5) OBP: 0.379, SLG: 0.369	0-0 G6-4-3 1-2			0-0 F7		0-0 G3				3	0	0	0	0	0	1																			
Ted Williams, L (1,7) OBP: 0.487, SLG: 0.582	0-0 1-3			0-0 E4		0-0 HR				3	1	1	1	0	0	0																			
Mickey Vernon, L (1,3) OBP: 0.428, SLG: 0.574		0-0 F9		0-0 F3		0-0 1B 1B				3	0	1	0	0	0	1																			
Jackie Jensen, R (1,9) OBP: 0.402, SLG: 0.492		0-0 F8			0-0 HR	0-0 1B				3	1	2	1	0	0	0																			
Jim Piersall, R (1,8) OBP: 0.368, SLG: 0.436		0-0 F4			0-0 5-3	0-0 F9				3	0	0	0	0	0	2																			
Sammy White, R (1,2) OBP: 0.329, SLG: 0.375			4-0 G5-4-3 BB		0-0 1-3		0-0 1-3			2	0	0	0	1	0	0																			
Don Buddin, R (1,6) OBP: 0.366, SLG: 0.344		0-0 G5-4-3 1-2		4-0 FC4-6 BB		0-0 4-3				2	0	0	0	1	0	1																			
Dave Sisler, R (1,1) OBP: 0.227, SLG: 0.105		0-0 5-3		0-0 FC4-6 1-2		0-0 L5				3	0	0	0	0	0	1																			
Inning Stats	R: 0 E: 0 K: 0 S: 3	H: 1 LOB: 0 BB: 0 P: 3	R: 0 E: 0 K: 0 S: 3	H: 0 LOB: 0 BB: 0 P: 3	R: 0 E: 0 K: 0 S: 2	H: 0 LOB: 1 BB: 1 P: 6	R: 0 E: 1 K: 0 S: 4	H: 0 LOB: 1 BB: 0 P: 4	R: 1 E: 0 K: 0 S: 4	H: 1 LOB: 2 BB: 1 P: 8	R: 1 E: 0 K: 0 S: 6	H: 3 LOB: 2 BB: 0 P: 6	R: 0 E: 0 K: 0 S: 3	H: 0 LOB: 0 BB: 0 P: 3																					
PITCHER	IP	WLS	BF	H	R	ER	SO	BB	IBB	HBP	BLK	WP	HR	S	P	ERA	WHIP	PITCHER	IP	WLS	BF	H	R	ER	SO	BB	IBB	HBP	BLK	WP	HR	S	P	ERA	WHIP
Bob Lemon, R (1,1) ERA: 3.47	6.0	L	24	5	2	2	0	2	0	0	0	0	2	22	30	3.00	1.167																		
Cal McLish, R (7,1) ERA: 4.67	1.0		3	0	0	0	0	0	0	0	0	0	0	3	3	0.00	0.000																		

AB 25
R 2
H 5
RBI 2
BB 2
SO 0
LOB 6



WP: 0 PA: 27
PB: 0
SB: 0
CS: 0

Batter	1	2	3	4	5	6	7	8	9	AB	R	H	RBI	BB	SO	LOB	BOTTOM																		
Bobby Avila, R (1,4) OBP: 0.339, SLG: 0.324	4-0 3B BB	0-0 FC5-4 1-2			0-0 1-3					2	1	0	0	1	0	2	Boston Red Sox @ Cleveland Indians Cleveland Municipal Stadium, Cleveland, OH Sun Aug 05 1956, 3:33 AM EDT Att: 28,924 - Unknown livebaseballscorecards.com																		
Jim Busby, R (1,8) OBP: 0.505, SLG: 0.374	0-0 F7		0-0 5-3		0-0 F8					3	0	0	0	0	0	1																			
Al Smith, R (1,7) OBP: 0.393, SLG: 0.474	0-0 1-H 3B		0-3 K		0-0 F9					3	0	1	1	0	1	0																			
Vic Wertz, L (1,3) OBP: 0.381, SLG: 0.519	0-3 K		4-0 1B BB		0-0 G6-4-3 1B					2	0	1	0	1	1	1																			
Al Rosen, R (1,5) OBP: 0.391, SLG: 0.483	0-0 6-3		0-0 1-3 1B		0-0 G6-4-3 1-2					3	0	1	0	0	0	2																			
Rocky Colavito, R (1,9) OBP: 0.374, SLG: 0.496		4-0 1B SH1-3 BB	0-3 K		0-0 5-3					2	0	0	0	1	1	2																			
Jim Hegan, R (1,2) OBP: 0.335, SLG: 0.370		0-0 F9		4-0 FC4-6 BB		0-0 F7				1	0	0	0	1	0	1																			
Gene Woodling, L (7, PH) OBP: 0.410, SLG: 0.422										1	0	0	0	0	0	0																			
Chico Carrasquel, R (1,6) OBP: 0.319, SLG: 0.326		0-0 SH1-3 1-2		0-0 FC4-6 CS		0-0 5-3				2	0	0	0	0	0	1																			
Bob Lemon, L (1,1) OBP: 0.282, SLG: 0.400		0-0 F9		0-3 K		0-0 3-1				2	0	1	0	0	1	1																			
Cal McLish, S (7,1) OBP: 0.500, SLG: 0.250										0	0	0	0	0	0	0																			
Hal Naragon, L (7, PH) OBP: 0.361, SLG: 0.419		0-0 FC5-4 1B		0-3 K						1	0	0	0	0	0	0																			
Inning Stats	R: 1 E: 0 K: 1 S: 6	H: 1 LOB: 1 BB: 1 P: 10	R: 0 E: 0 K: 0 S: 4	H: 1 LOB: 2 BB: 1 P: 8	R: 0 E: 0 K: 2 S: 8	H: 1 LOB: 2 BB: 1 P: 12	R: 0 E: 0 K: 1 S: 4	H: 0 LOB: 1 BB: 1 P: 8	R: 0 E: 0 K: 0 S: 3	H: 0 LOB: 0 BB: 0 P: 3	R: 0 E: 0 K: 0 S: 3	H: 1 LOB: 0 BB: 0 P: 3	R: 0 E: 0 K: 0 S: 3	H: 0 LOB: 0 BB: 0 P: 3																					
PITCHER	IP	WLS	BF	H	R	ER	SO	BB	IBB	HBP	BLK	WP	HR	S	P	ERA	WHIP	PITCHER	IP	WLS	BF	H	R	ER	SO	BB	IBB	HBP	BLK	WP	HR	S	P	ERA	WHIP
Dave Sisler, R (1,1) ERA: 4.42	7.0	W	27	4	1	1	4	4	0	0	0	0	0	31	47	1.29	1.143																		

AB 22
R 1
H 4
RBI 1
BB 4
SO 4
LOB 11




WP: 0 PA: 27
PB: 0
SB: 0
CS: 1

Batter	1	2	3	4	5	6	7	8	9	AB	R	H	RBI	BB	SO	LOB	TOP								
Billy Martin, R OBP: 0.342, SLG: 0.422 (1, 4)	0-0 WP 2B		0-3 K		0-3 K	0-0 F9		0-0 F8		5	0	1	0	0	2	1									
Hank Bauer, R OBP: 0.324, SLG: 0.475 (1, 9)	0-3 K			0-0 5-3	0-0 1B 2B		0-0 5-3			4	1	1	0	0	1	1									
Mickey Mantle, S OBP: 0.477, SLG: 0.725 (1, 8)	0-3 K			0-0 F7	4-0 1B BB		0-0 F9			3	0	0	0	1	1	1									
Yogi Berra, L OBP: 0.370, SLG: 0.523 (1, 2)	0-0 F8			0-0 1B BB 1B	0-0 FC6-4 1B		0-0 F6			4	1	2	1	0	0	1									
Bill Skowron, R OBP: 0.392, SLG: 0.559 (1, 3)		0-3 K		0-0 BB 1B 1B	0-3 K		0-3 K			4	1	1	0	0	3	2									
Elston Howard, R OBP: 0.320, SLG: 0.367 (1, 7)	0-0 CS 3B			0-0 BB 1B	0-0 FC6-4 1B		0-3 K			4	1	2	0	0	1	2									
Andy Carey, R OBP: 0.321, SLG: 0.343 (1, 5)	0-3 K			4-0 1B BB		0-0 F8		0-0 L4		3	0	0	1	1	1	1									
Jerry Coleman, R OBP: 0.322, SLG: 0.309 (1, 6)			0-0 4-3	0-0 1B		0-0		0-0 6-3		4	0	2	2	0	0	0									
Ralph Terry, R (1, 1)			0-0 5-3	0-0 6-3		0-3 K		0-3 K		3	0	0	0	0	1	3									
Tom Morgan, R OBP: 0.273, SLG: 0.200 (6, 1)			5-3	6-3						0	0	0	0	0	0	0									
Tommy Byrne, L OBP: 0.306, SLG: 0.514 (7, 1)										1	0	0	0	0	1	0									
Inning Stats	R: 0 E: 0 K: 2 S: 8	H: 1 LOB: 1 BB: 0 P: 8	R: 0 E: 0 K: 2 S: 7	H: 1 LOB: 0 BB: 0 P: 7	R: 0 E: 0 K: 1 S: 5	H: 0 LOB: 0 BB: 0 P: 5	R: 3 E: 0 K: 0 S: 7	H: 4 LOB: 2 BB: 1 P: 11	R: 1 E: 0 K: 2 S: 9	H: 2 LOB: 2 BB: 1 P: 13	R: 0 E: 0 K: 1 S: 6	H: 1 LOB: 1 BB: 0 P: 6	R: 0 E: 0 K: 0 S: 3	H: 0 LOB: 0 BB: 0 P: 3	R: 0 E: 0 K: 2 S: 7	H: 0 LOB: 0 BB: 0 P: 7	R: 0 E: 0 K: 1 S: 5	H: 0 LOB: 0 BB: 0 P: 5	1B: 5 2B: 3 3B: 1 HR: 0	SF: 0 SAC: 0 DP: 0 HBP: 0	WP: 1 PB: 0 CS: 1	PA: 37			
PITCHER	IP	WLS	BF	H	R	ER	SO	BB	IBB	HBP	BLK	WP	HR	S	P	ERA	WHIP								
Tom Brewer, R ERA: 3.15 (1, 1)	5.0	L	24	8	4	4	7	2	0	0	0	1	0	36	44	7.20	2.000								
Tom Hurd, R ERA: 5.08 (6, 1)	2.0		7	1	0	0	1	0	0	0	0	0	0	9	9	0.00	0.500								
Ike Delock, R ERA: 4.6 (8, 1)	2.0		6	0	0	0	3	0	0	0	0	0	0	12	12	0.00	0.000								

New York Yankees @ Boston Red Sox
Fenway Park, Boston, MA
Mon Aug 06 1956, 3:33 AM EDT
Att: 35,923 - Unknown


AB 35
R 4
H 9
RBI 4
BB 2
SO 11
LOB 12



Batter	1	2	3	4	5	6	7	8	9	AB	R	H	RBI	BB	SO	LOB	BOTTOM								
Billy Goodman, L OBP: 0.362, SLG: 0.420 (1, 4)	0-0 5-3		0-0 1B		0-0 FC6-4		0-0 F9		0-0 G3	5	0	1	0	0	0	2									
Billy Klaus, L OBP: 0.378, SLG: 0.370 (1, 5)	0-0 F7		0-0 G3		0-0 4-3		0-0 2B			4	0	1	0	0	0	3									
Ted Williams, L OBP: 0.490, SLG: 0.582 (1, 7)	4-0 1B BB			0-0 G6-4-3 1B		0-0 B1-3	4-0 BB			2	0	1	0	2	0	0									
Mickey Vernon, L OBP: 0.430, SLG: 0.574 (1, 3)	0-0			0-3 K		4-0 HR BB		0-0 F9		2	1	1	0	1	1	1									
Norm Zauchin, R OBP: 0.296, SLG: 0.329 (7, PH) (8, 3)	1-3 1B			0-0 G6-4-3		0-3 K		0-0 L6		1	0	0	0	0	0	2									
Jackie Jensen, R OBP: 0.399, SLG: 0.487 (1, 9)		0-0 6-3		0-0 G6-4-3		0-3 K		0-0 L6		4	0	0	0	0	1	2									
Jim Piersall, R OBP: 0.365, SLG: 0.444 (1, 8)		0-0 5-3			0-0 1B SF9	0-0 1B HR		0-0 F3		4	2	2	2	0	0	0									
Sammy White, R OBP: 0.331, SLG: 0.374 (1, 2)		0-0 6-3			0-0 FC6-4 1B	4-0 1B BB		0-0 1-3		3	0	1	0	1	0	0									
Don Buddin, R OBP: 0.362, SLG: 0.341 (1, 6)			0-3 K		0-0 SF9	0-0 5-3		0-0 F7		3	0	0	1	0	1	1									
Tom Brewer, R OBP: 0.309, SLG: 0.344 (1, 1)			0-3 K		0-0 FC6-4 1B		0-0 F2		0-3 K	1	0	0	0	0	1	0									
Dick Giere, R OBP: 0.402, SLG: 0.515 (5, PH)										1	0	1	0	0	0	0									
Tom Hurd, R OBP: 0.273, SLG: 0.200 (6, 1)										0	0	0	0	0	0	0									
Faye Throneberry, L OBP: 0.273, SLG: 0.200 (7, PH)										0	0	0	0	0	0	0									
Ike Delock, R OBP: 0.306, SLG: 0.514 (8, 1)										0	0	0	0	0	0	0									
Ted Lepoco, R OBP: 0.328, SLG: 0.407 (9, PH)										1	0	0	0	0	1	0									
Inning Stats	R: 0 E: 0 K: 0 S: 3	H: 1 LOB: 2 BB: 1 P: 7	R: 0 E: 0 K: 0 S: 3	H: 0 LOB: 0 BB: 0 P: 3	R: 0 E: 0 K: 2 S: 8	H: 1 LOB: 1 BB: 0 P: 8	R: 0 E: 0 K: 1 S: 5	H: 1 LOB: 0 BB: 0 P: 5	R: 1 E: 0 K: 0 S: 6	H: 3 LOB: 2 BB: 0 P: 6	R: 2 E: 0 K: 1 S: 6	H: 1 LOB: 1 BB: 2 P: 14	R: 0 E: 0 K: 0 S: 4	H: 1 LOB: 2 BB: 1 P: 8	R: 0 E: 0 K: 0 S: 3	H: 0 LOB: 0 BB: 0 P: 3	R: 0 E: 0 K: 1 S: 5	H: 0 LOB: 0 BB: 0 P: 5	1B: 6 2B: 1 3B: 0 HR: 1	SF: 1 SAC: 0 DP: 1 HBP: 0	WP: 0 PB: 0 CS: 0	PA: 37			
PITCHER	IP	WLS	BF	H	R	ER	SO	BB	IBB	HBP	BLK	WP	HR	S	P	ERA	WHIP								
Ralph Terry, R ERA: 4.76 (1, 1)	5.2	W	25	7	3	3	4	3	0	0	0	1	0	30	42	4.76	1.765								
Tom Morgan, R ERA: 3.53 (6, 1)	1.0		5	1	0	0	0	1	0	0	0	0	0	4	8	0.00	2.000								
Tommy Byrne, L ERA: 4.26 (7, 1)	2.1	S	7	0	0	0	1	0	0	0	0	0	0	9	9	0.00	0.000								

New York Yankees @ Boston Red Sox
Fenway Park, Boston, MA
Mon Aug 06 1956, 3:33 AM EDT
Att: 35,923 - Unknown

AB 32
R 3
H 8
RBI 3
BB 4
SO 5
LOB 11



Batter	1	2	3	4	5	6	7	8	9	10	11	AB	R	H	RBI	BB	SO	LOB	TOP					
Billy Martin, R OBP: 0.336, SLG: 0.415 (1, 4)	B1-3		F9			K		FC3-6			G3	5	0	0	0	0	1	2						
Hank Bauer, R OBP: 0.322, SLG: 0.472 (1, 9)			5-3			6-3		G4-3			F8	5	0	1	0	0	0	2						
Mickey Mantle, S OBP: 0.474, SLG: 0.718 (1, 8)	K				6-3			E4			E7	5	0	1	0	0	2	1						
Yogi Berra, L OBP: 0.368, SLG: 0.518 (1, 2)	G3				F6			F5			L7	5	0	1	0	0	0	3						
Bill Skowron, R OBP: 0.393, SLG: 0.557 (1, 3)			5-3		6-3							3	0	1	0	1	0	0						
Elston Howard, R OBP: 0.315, SLG: 0.360 (1, 7)			F8			4-3		F9			G6-4-3	4	0	0	0	0	0	4						
Andy Carey, R OBP: 0.320, SLG: 0.342 (1, 5)			1B			F3		F3			F3	4	0	1	0	0	0	2						
Jerry Coleman, R OBP: 0.327, SLG: 0.314 (1, 6)			1B			F7					F8	4	0	2	0	0	0	0						
Don Larsen, R OBP: 0.293, SLG: 0.407 (1, 1)												3	0	0	0	0	0	0						
Tommy Byrne, L OBP: 0.306, SLG: 0.514 (11, 1)			5-3			F9		SH			F3	0	0	0	0	0	0	0						
Inning Stats	R: 0 E: 0 K: 1 S: 6	H: 1 LOB: 1 BB: 0 P: 6	R: 0 E: 0 K: 0 S: 4	H: 2 LOB: 2 BB: 0 P: 4	R: 0 E: 0 K: 0 S: 3	H: 0 LOB: 0 BB: 0 P: 3	R: 0 E: 0 K: 0 S: 3	H: 0 LOB: 0 BB: 0 P: 3	R: 0 E: 0 K: 1 S: 5	H: 0 LOB: 0 BB: 0 P: 5	R: 0 E: 1 K: 0 S: 4	H: 1 LOB: 2 BB: 1 P: 8	R: 0 E: 0 K: 0 S: 4	H: 1 LOB: 1 BB: 0 P: 4	R: 0 E: 0 K: 1 S: 6	H: 2 LOB: 1 BB: 0 P: 6	R: 0 E: 0 K: 0 S: 3	H: 0 LOB: 0 BB: 0 P: 3	R: 0 E: 1 K: 0 S: 4	H: 0 LOB: 1 BB: 0 P: 4	1B: 7 2B: 0 3B: 0 HR: 0	SF: 0 SAC: 1 DP: 2 HBP: 0	WP: 0 PB: 0 SB: 0 CS: 0	PA: 40
PITCHER Willard Nixon, R ERA: 4.35 (1, 1)	IP: 11.0 WLS: 7 BF: 40 H: 7 R: 0 ER: 0 SO: 3 BB: 1 IBB: 0 HBP: 0 BLK: 0 WP: 0 HR: 0 S: 45 P: 49 ERA: 4.35 WHIP: 0.727	PITCHER										IP: 11.0 WLS: 7 BF: 40 H: 7 R: 0 ER: 0 SO: 3 BB: 1 IBB: 0 HBP: 0 BLK: 0 WP: 0 HR: 0 S: 45 P: 49 ERA: 4.35 WHIP: 0.727												

New York Yankees @ Boston Red Sox
Fenway Park, Boston, MA
Tue Aug 07 1956, 3:33 AM EDT
Att: 36,350 - Unknown

AB 38
R 0
H 7
RBI 0
BB 1
SO 3
LOB 14





Batter	1	2	3	4	5	6	7	8	9	10	11	AB	R	H	RBI	BB	SO	LOB	BOTTOM			
Billy Goodman, L OBP: 0.360, SLG: 0.416 (1, 4)	3-6			F7		4-3					E3	5	0	1	0	0	0	1				
Billy Klaus, L OBP: 0.315, SLG: 0.366 (1, 5)	F6			6-3		6-3						4	0	0	0	1	0	1				
Ted Williams, L OBP: 0.489, SLG: 0.574 (1, 7)	3-6			4-3				F7				3	0	0	1	2	0	1				
Mickey Vernon, L OBP: 0.428, SLG: 0.568 (1, 3)						SH5-4		4-3			F6	3	0	0	0	1	0	1				
Jackie Jensen, R OBP: 0.402, SLG: 0.492 (1, 9)						SH5-4						4	0	3	0	0	0	0				
Jim Piersall, R OBP: 0.367, SLG: 0.441 (1, 8)						1B					FC1-5	3	0	0	0	0	0	2				
Sammy White, R OBP: 0.327, SLG: 0.369 (1, 2)						SH5-4		F3			FC1-5	4	0	0	0	0	0	3				
Don Buddin, R OBP: 0.359, SLG: 0.338 (1, 6)						1-2					FC1-5	3	0	0	0	0	0	2				
Dick Garmert, R OBP: 0.420, SLG: 0.513 (10, PH)						1-2					4-3	1	0	0	0	0	1	1				
Mitt Bolling, R OBP: 0.287, SLG: 0.385 (11, 6)						1-2					K	0	0	0	0	0	0	0				
Willard Nixon, L OBP: 0.295, SLG: 0.285 (1, 1)												4	0	0	0	0	0	0				
Billy Consolo, R (11, PR)											E5	0	1	0	0	0	0	0				
Inning Stats	R: 0 E: 0 K: 0 S: 3	H: 1 LOB: 0 BB: 0 P: 3	R: 0 E: 0 K: 0 S: 3	H: 0 LOB: 0 BB: 0 P: 3	R: 0 E: 0 K: 0 S: 3	H: 0 LOB: 0 BB: 0 P: 3	R: 0 E: 0 K: 0 S: 3	H: 0 LOB: 0 BB: 0 P: 3	R: 0 E: 0 K: 0 S: 4	H: 1 LOB: 1 BB: 0 P: 4	R: 0 E: 0 K: 0 S: 3	H: 0 LOB: 0 BB: 0 P: 3	R: 0 E: 0 K: 0 S: 6	H: 0 LOB: 1 BB: 1 P: 7	R: 0 E: 0 K: 1 S: 6	H: 1 LOB: 1 BB: 0 P: 6	R: 1 E: 2 K: 0 S: 2	H: 0 LOB: 3 BB: 2 P: 10	1B: 3 2B: 2 3B: 0 HR: 0	SF: 0 SAC: 1 DP: 1 HBP: 0	WP: 0 PB: 0 SB: 0 CS: 0	PA: 39
PITCHER Don Larsen, R ERA: 3.87 (1, 1)	IP: 10.0 WLS: 4 BF: 38 H: 4 R: 1 ER: 0 SO: 1 BB: 3 IBB: 0 HBP: 0 BLK: 0 WP: 0 HR: 0 S: 37 P: 49 ERA: 3.87 WHIP: 0.700	PITCHER										IP: 10.0 WLS: 4 BF: 38 H: 4 R: 1 ER: 0 SO: 1 BB: 3 IBB: 0 HBP: 0 BLK: 0 WP: 0 HR: 0 S: 37 P: 49 ERA: 3.87 WHIP: 0.700										

New York Yankees @ Boston Red Sox
Fenway Park, Boston, MA
Tue Aug 07 1956, 3:33 AM EDT
Att: 36,350 - Unknown

AB 34
R 1
H 4
RBI 1
BB 4
SO 1
LOB 12



Batter	1	2	3	4	5	6	7	8	9	AB	R	H	RBI	BB	SO	LOB	TOP					
Dick Williams, R (1,8) OBP: 0.333, SLG: 0.492	0-0 5-3		0-0 3-1			0-0 S 1B		0-0 FC4-6		4	0	1	0	0	0	1	<p>Baltimore Orioles @ Boston Red Sox Fenway Park, Boston, MA Thu Aug 09 1956, 3:33 AM EDT Att: 9,218 - Unknown</p> <p>livebaseballscorecards.com</p> <p>AB 31 R 1 H 6 RBI 1 BB 1 SO 5 LOB 10</p> 					
Bob Hale, L (1,3) Joe Frazier, L (5,9) OBP: 0.291, SLG: 0.319 OBP: 0.359, SLG: 0.390	0-0 F8		0-0 1B			0-3 K		0-0 F4		2	0	1	0	0	0	0						
George Kell, R (1,5) OBP: 0.359, SLG: 0.437	0-0 F7		0-0 F8			0-3 K			0-0 6-3	4	0	0	0	0	1	2						
Bob Nieman, R (1,7) OBP: 0.417, SLG: 0.500		0-3 K		0-0 5-3		0-3 K			0-0 5-3	4	0	0	0	0	2	1						
Gus Triandos, R (1,2) OBP: 0.348, SLG: 0.448		0-0 FC4-6 1B		4-0 G6-3 BB				0-0 F7		3	0	1	0	1	0	0						
Tito Francona, L (1,9) OBP: 0.331, SLG: 0.376		0-0 FC4-6 1B		0-0 G6-3				0-0 3-1		3	1	0	0	0	0	2						
Billy Gardner, R (1,4) OBP: 0.275, SLG: 0.344		0-0 S 1B				0-0 G1-6-3 1B		0-0 5-3		3	0	2	1	0	0	0						
Willy Miranda, S (1,6) OBP: 0.295, SLG: 0.300		0-3 K				0-0 G1-6-3		0-0 1-3		3	0	0	0	0	1	2						
Mike Fomieses, R (1,1) Grady Hatton, L (8, PH) Ery Palica, R (8, 1) Johnny Schmitz, R (8, 1) OBP: 0.182, SLG: 0.273 OBP: 0.337, SLG: 0.295 OBP: 0.136, SLG: 0.136			0-0 F7			0-0 4-3		0-0 FC4-6 1B		2	0	0	0	0	0	0						
Inning Stats	R: 0 E: 0 K: 0 S: 3	H: 0 LOB: 0 BB: 0 P: 3	R: 1 E: 0 K: 2 S: 9	H: 2 LOB: 1 BB: 0 P: 9	R: 0 E: 0 K: 0 S: 4	H: 1 LOB: 1 BB: 0 P: 4	R: 0 E: 0 K: 0 S: 2	H: 0 LOB: 0 BB: 1 P: 6	R: 0 E: 0 K: 0 S: 3	H: 1 LOB: 0 BB: 0 P: 3	R: 0 E: 0 K: 3 S: 10	H: 1 LOB: 1 BB: 0 P: 10	R: 0 E: 0 K: 0 S: 3	H: 0 LOB: 0 BB: 0 P: 3	R: 0 E: 0 K: 0 S: 4	H: 1 LOB: 1 BB: 0 P: 4		R: 0 E: 0 K: 0 S: 3	H: 0 LOB: 0 BB: 0 P: 3	1B: 6 2B: 0 3B: 0 HR: 0	SF: 0 SAC: 0 DP: 2 HBP: 0	WP: 0 PB: 0 SB: 3 CS: 0
PITCHER Frank Sullivan, R (1,1) ERA: 3.34	IP: 9.0 WLS: W BF: 32 H: 6 R: 1 ER: 1 SO: 5 BB: 1 IBB: 0 HBP: 0 BLK: 0 WP: 0 HR: 0 S: 41 P: 45 ERA: 1.00 WHIP: 0.778															PITCHER						

Batter	1	2	3	4	5	6	7	8	9	AB	R	H	RBI	BB	SO	LOB	BOTTOM					
Billy Goodman, L (1,4) OBP: 0.363, SLG: 0.426 Billy Consolo, R (8, PR) (9, 4)	0-0 F7		0-0 2B			0-3 K		0-0 BB 1B		4	0	2	0	0	1	0	<p>Baltimore Orioles @ Boston Red Sox Fenway Park, Boston, MA Thu Aug 09 1956, 3:33 AM EDT Att: 9,218 - Unknown</p> <p>livebaseballscorecards.com</p> <p>AB 28 R 3 H 6 RBI 2 BB 3 SO 6 LOB 10</p> 					
Billy Klaus, L (1,5) OBP: 0.378, SLG: 0.365	0-0 E 1B		0-0 6-3		4-0 PO BB			0-3 K		3	0	1	0	1	1	2						
Ted Williams, L (1,7) Gene Stephens, L (8, PR) (9, 7)	0-0 E3		0-0 G4-6-3		0-0 BB E 1B		0-0 PO	0-0 G1-6-3 1B		3	1	2	0	1	0	1						
Mickey Vernon, L (1,3) OBP: 0.421, SLG: 0.566	0-0 G4-6-3		0-0 E3 1B		0-0 E3 BB 1B		0-0 G1-6-3	0-0 F9		4	1	0	0	0	0	6						
Jackie Jensen, R (1,9) OBP: 0.400, SLG: 0.488		0-3 K		4-0 1B G6-3 BB		0-0 4-3			0-0 4-3	2	1	0	0	1	1	0						
Jim Piersall, R (1,8) OBP: 0.370, SLG: 0.446		0-0 F9		0-0 G6-3 1B			0-3 K			3	0	1	2	0	1	0						
Sammy White, R (1,2) OBP: 0.320, SLG: 0.361		0-0 F7		0-0 G6-3			0-3 K			3	0	0	0	0	1	1						
Don Buddin, R (1,6) OBP: 0.356, SLG: 0.337			0-3 K		0-0 F7			0-0 6-3		3	0	0	0	0	1	0						
Frank Sullivan, R (1,1) OBP: 0.154, SLG: 0.145			0-0 6-3			0-0 6-3		0-0 F3		3	0	0	0	0	0	0						
Inning Stats	R: 0 E: 1 K: 0 S: 4	H: 1 LOB: 1 BB: 0 P: 4	R: 0 E: 0 K: 1 S: 5	H: 0 LOB: 0 BB: 0 P: 5	R: 0 E: 0 K: 1 S: 6	H: 1 LOB: 1 BB: 0 P: 6	R: 3 E: 1 K: 0 S: 5	H: 2 LOB: 0 BB: 1 P: 9	R: 0 E: 0 K: 1 S: 4	H: 0 LOB: 0 BB: 1 P: 8	R: 0 E: 0 K: 0 S: 3	H: 1 LOB: 0 BB: 0 P: 3	R: 0 E: 0 K: 2 S: 7	H: 0 LOB: 0 BB: 0 P: 7	R: 0 E: 0 K: 1 S: 6	H: 1 LOB: 2 BB: 1 P: 10		R: 0 E: 0 K: 1 S: 6	H: 1 LOB: 1 BB: 1 P: 10	1B: 5 2B: 1 3B: 0 HR: 0	SF: 0 SAC: 0 DP: 3 HBP: 0	WP: 0 PB: 0 SB: 0 CS: 0
PITCHER Mike Fomieses, R (1,1) ERA: 4.27 Ery Palica, R (8, 1) Johnny Schmitz, L (8, 1) ERA: 3.95	IP: 7.0 WLS: L BF: 26 H: 5 R: 3 ER: 3 SO: 1 BB: 5 IBB: 0 HBP: 0 BLK: 0 WP: 0 HR: 0 S: 34 P: 42 ERA: 1.29 WHIP: 1.000															PITCHER						

Batter	1	2	3	4	5	6	7	8	9	AB	R	H	RBI	BB	SO	LOB	TOP					
Billy Goodman, L OBP: 0.358, SLG: 0.419 (1, 4)	F8		F7		4-3		P6		F8	5	0	0	0	0	0	4	Boston Red Sox @ Washington Senators Griffith Stadium, Washington, DC Fri Aug 10 1956, 3:33 AM EDT Att: 7,457 - Unknown livebaseballscorecards.com					
Ted Lepcio, R OBP: 0.314, SLG: 0.394 (1, 5)	K		1-3			F9		F7		4	0	0	0	0	1	1						
Ted Williams, L OBP: 0.489, SLG: 0.593 (1, 7)	HR			6-3		3-1		F8		4	1	1	1	0	0	0						
Dick Gemert, R OBP: 0.418, SLG: 0.522 (1, 3)	P4			E5		F8		HR		4	1	1	1	0	0	0						
Jackie Jensen, R OBP: 0.399, SLG: 0.485 (1, 9)		F9		FC5-4			F8		HR	4	0	1	0	0	0	1						
Jim Piersall, R OBP: 0.365, SLG: 0.447 (1, 8)	K			2B			6-3	F7		4	0	1	0	0	1	1						
Sammy White, R OBP: 0.319, SLG: 0.370 (1, 2)	F9			2B			HR		6-3	4	1	1	1	0	0	2						
Don Buddin, R OBP: 0.357, SLG: 0.342 (1, 6)			F9		P3					4	0	2	0	0	0	0						
Tom Brewer, R OBP: 0.319, SLG: 0.353 (1, 1)					F9				P4	4	0	2	0	0	0	1						
Inning Stats	R: 1 E: 0 K: 1 S: 6	H: 1 LOB: 0 BB: 0 P: 6	R: 0 E: 0 K: 1 S: 5	H: 0 LOB: 0 BB: 0 P: 5	R: 0 E: 0 K: 0 S: 4	H: 1 LOB: 1 BB: 0 P: 4	R: 0 E: 1 K: 0 S: 5	H: 2 LOB: 2 BB: 0 P: 5	R: 0 E: 0 K: 0 S: 3	H: 0 LOB: 0 BB: 0 P: 3	R: 0 E: 0 K: 0 S: 3	H: 0 LOB: 0 BB: 0 P: 3	R: 1 E: 0 K: 0 S: 6	H: 3 LOB: 2 BB: 0 P: 6	R: 1 E: 0 K: 0 S: 5	H: 2 LOB: 1 BB: 0 P: 5	R: 0 E: 0 K: 0 S: 4	H: 1 LOB: 1 BB: 0 P: 4	1B: 4 2B: 2 3B: 0 HR: 3	SF: 0 SAC: 0 DP: 0 HBP: 0	WP: 0 PB: 0 SB: 0 CS: 0	PA: 37
PITCHER Chuck Stobbs, L ERA: 3.78 (1, 1)	IP: 9.0 WLS: L BF: 37 H: 9 R: 3 ER: 3 SO: 2 BB: 0 IBB: 0 HBP: 0 BLK: 0 WP: 0 HR: 3 S: 41 P: 41 ERA: 3.00 WHIP: 1.000															PITCHER						

Batter	1	2	3	4	5	6	7	8	9	AB	R	H	RBI	BB	SO	LOB	BOTTOM					
Eddie Yost, R OBP: 0.437, SLG: 0.372 (1, 5)	5-3		SH1-3		P4		K		1-3	4	0	0	0	0	1	0	Boston Red Sox @ Washington Senators Griffith Stadium, Washington, DC Fri Aug 10 1956, 3:33 AM EDT Att: 7,457 - Unknown livebaseballscorecards.com					
Whitey Herzog, L OBP: 0.308, SLG: 0.364 (1, 8)	2B		K		HBP		K		F8	4	1	1	0	1	2	1						
Pete Runnels, L OBP: 0.373, SLG: 0.430 (1, 3)	3-1		K				4-3			3	0	1	1	0	1	1						
Clint Courtney, L OBP: 0.401, SLG: 0.483 (1, 2)	3-1			2B		F7		F9		4	0	1	0	0	0	3						
Roy Sievers, R OBP: 0.376, SLG: 0.482 (1, 7)	P5			1B			5-3			3	0	0	0	1	1	2						
Pedro Ramos, S OBP: 0.283, SLG: 0.333 (8, PR)										0	0	0	0	0	0	0						
Karl Olson, R OBP: 0.312, SLG: 0.341 (9, 8)								1B		0	0	0	0	0	0	0						
Jim Lemon, R OBP: 0.351, SLG: 0.494 (1, 9)		F9				HR				4	1	3	1	0	0	0						
Herb Plews, L OBP: 0.385, SLG: 0.373 (1, 4)	K			G6-4-3			4-3		K	3	0	1	0	1	2	2						
Tony Rolig, R OBP: 0.302, SLG: 0.235 (1, 6)										1	0	0	0	0	0	0						
Lou Berberaf, L OBP: 0.420, SLG: 0.434 (4, PH)	1-3			G6-4-3			4-3		L4	1	0	0	0	0	0	3						
Jose Valdivielso, R OBP: 0.355, SLG: 0.316 (5, 6)										1	0	0	0	0	0	1						
Ernie Oravetz, S OBP: 0.348, SLG: 0.290 (9, 7)										1	0	0	0	0	0	2						
Chuck Stobbs, L OBP: 0.169, SLG: 0.175 (1, 1)					4-3					3	0	1	0	0	0	1						
Ed Fitz Gerald, R OBP: 0.416, SLG: 0.437 (9, PH)			SH1-3				6-3		3-1	1	0	0	0	0	0	0						
Inning Stats	R: 1 E: 0 K: 0 S: 4	H: 1 LOB: 1 BB: 1 P: 8	R: 0 E: 0 K: 1 S: 5	H: 0 LOB: 0 BB: 0 P: 5	R: 0 E: 0 K: 2 S: 8	H: 1 LOB: 1 BB: 0 P: 8	R: 0 E: 0 K: 1 S: 6	H: 2 LOB: 2 BB: 1 P: 10	R: 0 E: 0 K: 0 S: 4	H: 1 LOB: 1 BB: 0 P: 5	R: 1 E: 0 K: 0 S: 5	H: 2 LOB: 1 BB: 0 P: 5	R: 0 E: 0 K: 2 S: 7	H: 0 LOB: 0 BB: 0 P: 7	R: 0 E: 0 K: 1 S: 6	H: 1 LOB: 2 BB: 1 P: 10	R: 0 E: 0 K: 0 S: 3	H: 0 LOB: 0 BB: 0 P: 3	1B: 5 2B: 2 3B: 0 HR: 1	SF: 0 SAC: 1 DP: 1 HBP: 1	WP: 0 PB: 0 SB: 0 CS: 0	PA: 38
PITCHER Tom Brewer, R ERA: 3.1 (1, 1)	IP: 9.0 WLS: W BF: 38 H: 8 R: 2 ER: 2 SO: 7 BB: 2 IBB: 1 HBP: 1 BLK: 0 WP: 0 HR: 1 S: 48 P: 61 ERA: 2.00 WHIP: 1.111															PITCHER						

Batter	1	2	3	4	5	6	7	8	9	AB	R	H	RBI	BB	SO	LOB	TOP			
Billy Goodman, L OBP: 0.354, SLG: 0.414 (1, 4)	0-0 4-3		0-0 4-3			0-0 F9		0-0 F7		4	0	0	0	0	0	0				
Billy Klaus, L OBP: 0.374, SLG: 0.361 (1, 5)	0-0 6-3		0-0 F7			0-0 F7		0-0 1-3		4	0	0	0	0	0	0				
Ted Williams, L OBP: 0.499, SLG: 0.693 Faye Throneberry, L OBP: 0.262, SLG: 0.333 (1, 7) (8, 7)	0-0 1B			0-0 P5		0-0 HR		0-0 4-3		4	1	2	1	0	0	0				
Mickey Vernon, L OBP: 0.422, SLG: 0.572 (1, 3)	0-0 4-3			0-0 2B		0-0 2B			0-0 P4	4	0	2	0	0	0	1				
Jackie Jensen, R OBP: 0.397, SLG: 0.482 (1, 9)		0-0 P4		0-0 F8		0-0 2B		0-0 P6		3	0	0	0	1	0	1				
Jim Piersall, R OBP: 0.370, SLG: 0.447 (1, 8)		0-0 1B		0-0 F8		0-0 F9		0-0 1B		4	0	2	0	0	0	3				
Sammy White, R OBP: 0.318, SLG: 0.368 (1, 2)		0-0 F9			0-0 4-3		0-0 P2		0-0 1B	4	0	1	0	0	0	1	AB 34			
Don Buddin, R OBP: 0.354, SLG: 0.338 (1, 6)		0-0 6-3			0-0 F8		0-0 F1		0-0 5-3	4	0	0	0	0	0	3	R 1			
Dave Sisler, R OBP: 0.208, SLG: 0.095 George Susce, R OBP: 0.333, SLG: 0.385 Gene Stephens, L OBP: 0.333, SLG: 0.229 Tom Hurd, R OBP: 0.571, SLG: 0.571 (1, 1) (5, 1) (7, PH) (7, 1)			0-3 K			0-0 4-3		0-0 G3		2	0	0	0	0	1	0	H 7			
Inning Stats	R: 0 E: 0 K: 0 S: 4	H: 1 LOB: 1 BB: 0 P: 4	R: 0 E: 0 K: 0 S: 4	H: 1 LOB: 1 BB: 0 P: 4	R: 0 E: 0 K: 1 S: 5	H: 0 LOB: 0 BB: 0 P: 5	R: 0 E: 0 K: 0 S: 4	H: 1 LOB: 1 BB: 0 P: 4	R: 0 E: 0 K: 0 S: 3	H: 0 LOB: 0 BB: 1 P: 3	R: 1 E: 0 K: 0 S: 5	H: 2 LOB: 2 BB: 1 P: 9	R: 0 E: 0 K: 0 S: 3	H: 0 LOB: 0 BB: 0 P: 3	R: 0 E: 0 K: 0 S: 5	H: 2 LOB: 2 BB: 0 P: 5	1B: 4 2B: 2 3B: 0 HR: 1	SF: 0 SAC: 0 DP: 0 HBP: 0	WP: 0 PB: 0 SB: 0 CS: 0	PA: 35
PITCHER Pedro Ramos, R ERA: 4.62 (1, 1)	IP: 9.0 WLS: W BF: 35 H: 7 R: 1 ER: 1 SO: 1 BB: 1 IBB: 0 HBP: 0 BLK: 0 WP: 0 HR: 1 S: 36 P: 40 ERA: 1.00 WHIP: 0.889															PITCHER Pedro Ramos, R ERA: 4.62 (1, 1)	IP: 9.0 WLS: W BF: 35 H: 7 R: 1 ER: 1 SO: 1 BB: 1 IBB: 0 HBP: 0 BLK: 0 WP: 0 HR: 1 S: 36 P: 40 ERA: 1.00 WHIP: 0.889			

Boston Red Sox @ Washington Senators
Griffith Stadium, Washington, DC
Sat Aug 11 1956, 3:33 AM EDT
Att: 10,938 - Unknown

AB 34
R 1
H 7
RBI 1
BB 1
SO 1
LOB 9



Batter	1	2	3	4	5	6	7	8	9	AB	R	H	RBI	BB	SO	LOB	BOTTOM			
Eddie Yost, R OBP: 0.438, SLG: 0.372 (1, 5)	0-0 BB 1B	4-0 FC4-6 BB		0-0 6-3		0-0 F2				3	0	1	0	1	0	0				
Whitey Herzog, L OBP: 0.311, SLG: 0.364 (1, 8)	4-0 FC6-4 BB 1-2	0-0 FC4-6 1-2 2-3 3-H			0-0 E 3B 1B		0-0 F5			3	1	1	1	1	0	2				
Pete Runnels, L OBP: 0.370, SLG: 0.426 (1, 3)	0-3 K	0-0 F3			0-0 FC6 1-2 3B		0-0 3-1			4	1	0	0	0	1	5				
Clint Courtney, L OBP: 0.398, SLG: 0.488 (1, 2)	0-0 F7		0-0 6-3		0-0 SF7 1-H 2-H 3B		0-0 F5			4	1	1	2	0	0	2				
Roy Sievers, R OBP: 0.375, SLG: 0.479 (1, 7)	0-0 FC6-4 1-2		0-0 F7		0-0 SF7 3-H		4-0 G4-6-3 BB			2	0	0	1	1	0	2				
Jim Lemon, R OBP: 0.352, SLG: 0.509 (1, 9)		0-0 HR	0-0 HR		0-3 K		0-0 P3			4	2	2	2	0	1	1				
Herb Plews, L OBP: 0.380, SLG: 0.368 (1, 4)		0-0 SH1-4 FC4-6 1B	0-0 L8		0-0 4-3		0-0 G4-6-3 1-2			4	1	1	0	0	0	1	AB 28			
Tony Roig, R OBP: 0.303, SLG: 0.229 (1, 6)		4-0 FC4-6 SH1-4 BB		0-0 6-3		0-0 F7				2	0	0	0	1	0	0	R 6			
Pedro Ramos, S OBP: 0.250, SLG: 0.316 (1, 1)		0-0 SH1-4 1-2 2-3		0-0 F2		0-0 P3				2	0	0	0	0	0	0	H 6			
Inning Stats	R: 0 E: 0 K: 1 S: 6	H: 1 LOB: 2 BB: 1 P: 10	R: 2 E: 0 K: 0 S: 5	H: 2 LOB: 2 BB: 2 P: 13	R: 1 E: 0 K: 0 S: 4	H: 1 LOB: 0 BB: 0 P: 4	R: 0 E: 0 K: 0 S: 3	H: 0 LOB: 0 BB: 0 P: 3	R: 3 E: 1 K: 1 S: 8	H: 2 LOB: 0 BB: 0 P: 8	R: 0 E: 0 K: 0 S: 3	H: 0 LOB: 0 BB: 0 P: 3	R: 0 E: 0 K: 0 S: 3	H: 0 LOB: 0 BB: 0 P: 3	R: 0 E: 0 K: 0 S: 2	H: 0 LOB: 0 BB: 1 P: 6	1B: 3 2B: 0 3B: 1 HR: 2	SF: 1 SAC: 1 DP: 1 HBP: 0	WP: 0 PB: 0 SB: 0 CS: 0	PA: 34
PITCHER Dave Sisler, R ERA: 4.75 George Susce, R ERA: 6.04 Tom Hurd, R ERA: 4.89 (1, 1) (5, 1) (7, 1)	IP: 4.0 WLS: L BF: 22 H: 6 R: 6 ER: 5 SO: 1 BB: 0 IBB: 0 HBP: 0 BLK: 0 WP: 0 HR: 2 S: 21 P: 33 ERA: 11.25 WHIP: 2.250															PITCHER Pedro Ramos, S ERA: 4.62 (1, 1)	IP: 9.0 WLS: W BF: 35 H: 7 R: 1 ER: 1 SO: 1 BB: 1 IBB: 0 HBP: 0 BLK: 0 WP: 0 HR: 1 S: 36 P: 40 ERA: 1.00 WHIP: 0.889			

Boston Red Sox @ Washington Senators
Griffith Stadium, Washington, DC
Sat Aug 11 1956, 3:33 AM EDT
Att: 10,938 - Unknown

AB 28
R 6
H 6
RBI 6
BB 4
SO 2
LOB 13



Batter	1	2	3	4	5	6	7	8	9	AB	R	H	RBI	BB	SO	LOB	TOP			
Billy Goodman, L (1.4) OBP: 0.351, SLG: 0.408										3	0	1	0	1	0	1	Boston Red Sox @ New York Yankees Yankee Stadium, Bronx, NY Tue Aug 14 1956, 3:33 AM EDT Att: 52,409 - Unknown - 82 F			
Billy Klaus, L (1.5) OBP: 0.374, SLG: 0.370										4	1	2	1	0	0	2				
Ted Williams, L (1.7) OBP: 0.489, SLG: 0.601										3	0	1	0	1	0	0				
Mickey Vernon, L (1.3) OBP: 0.419, SLG: 0.564										3	0	0	0	1	0	3				
Jackie Jensen, R (1.9) OBP: 0.395, SLG: 0.483										4	1	1	1	0	0	3				
Jim Piersall, R (1.8) OBP: 0.368, SLG: 0.444										4	0	0	0	0	0	0				
Sammy White, R (1.2) OBP: 0.314, SLG: 0.362										4	0	0	0	0	0	0				
Don Buddin, R (1.6) OBP: 0.347, SLG: 0.331									4	0	0	0	0	0	0					
Mel Parnell, L (1.1) George Susce, R (4.1) Gene Sizse, R (6.1) Dave Sisler, R (6.1) Faye Throneberry, L (8.1) Tom Hurd, R (8.1)										1	0	0	0	0	1	0				
Inning Stats	R: 0 E: 0 K: 0 S: 2	H: 0 LOB: 0 BB: 1 P: 6	R: 0 E: 0 K: 0 S: 3	H: 0 LOB: 0 BB: 0 P: 3	R: 0 E: 0 K: 1 S: 5	H: 0 LOB: 0 BB: 0 P: 5	R: 1 E: 0 K: 0 S: 4	H: 1 LOB: 0 BB: 0 P: 4	R: 0 E: 0 K: 0 S: 5	H: 2 LOB: 3 BB: 1 P: 9	R: 1 E: 0 K: 0 S: 4	H: 1 LOB: 0 BB: 0 P: 4	R: 0 E: 0 K: 0 S: 5	H: 2 LOB: 3 BB: 1 P: 9	R: 0 E: 0 K: 0 S: 3	H: 0 LOB: 0 BB: 0 P: 3	1B: 4 2B: 0 3B: 0 HR: 2	SF: 0 SAC: 0 DP: 1 HBP: 0	WP: 0 PB: 0 SB: 0 CS: 0	PA: 35
PITCHER Johnny Kucks, R (1.1) ERA: 4.06	IP: 9.0 WLS: W BF: 35 H: 6 R: 2 ER: 2 SO: 1 BB: 3 IBB: 0 HBP: 0 BLK: 0 WP: 0 HR: 2 S: 34 P: 46 ERA: 2.00 WHIP: 1.000															PITCHER				

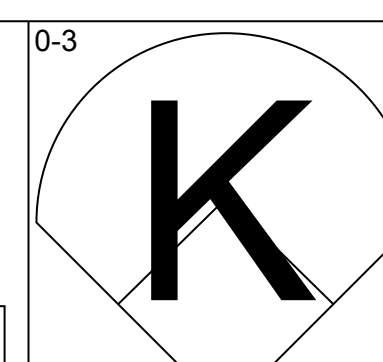
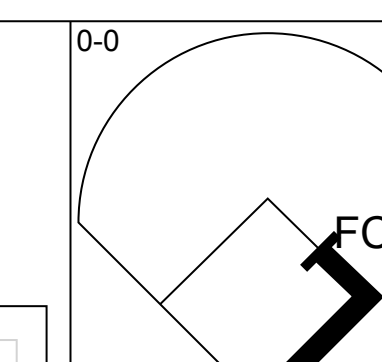
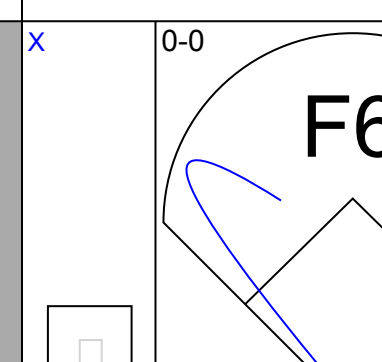
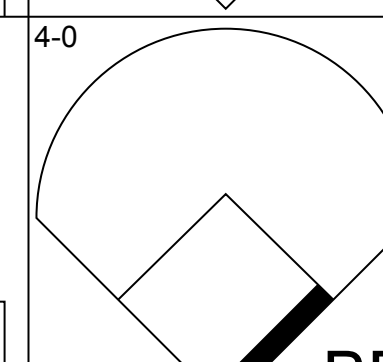
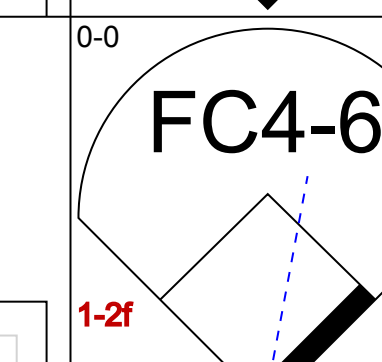
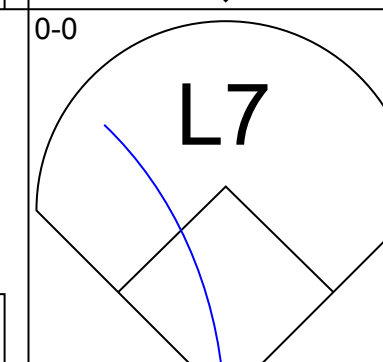
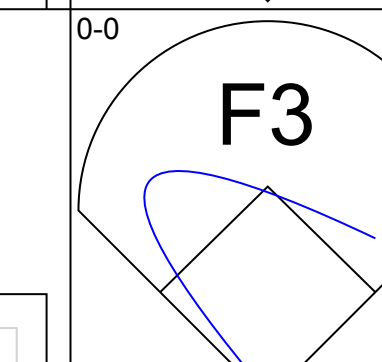
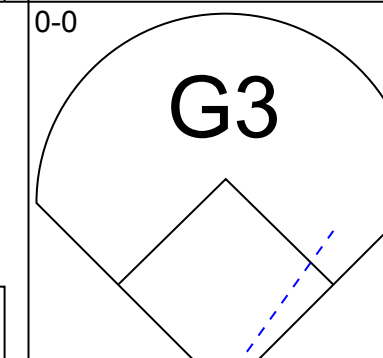
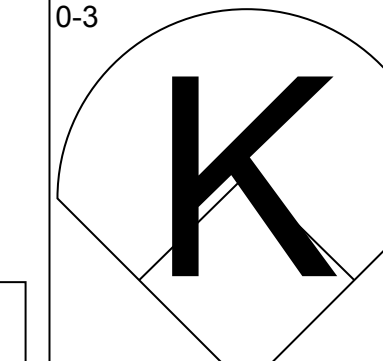
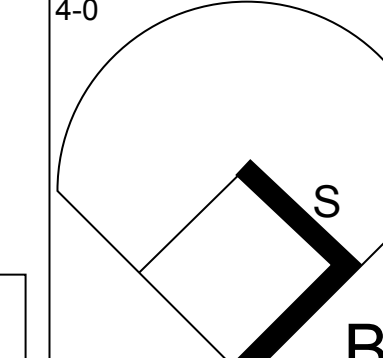
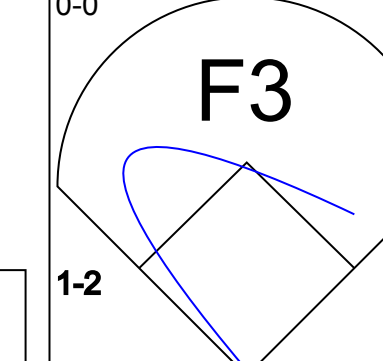
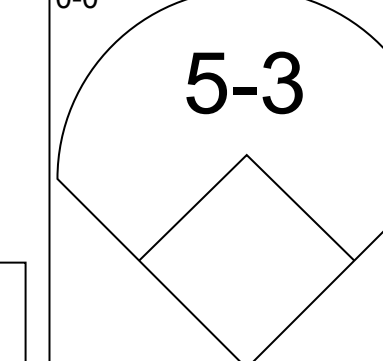
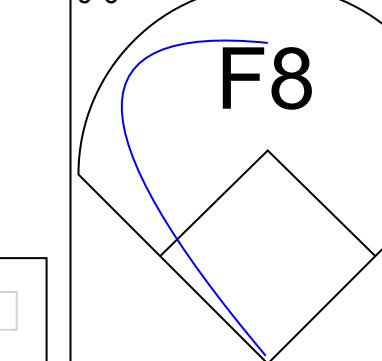
Batter	1	2	3	4	5	6	7	8	9	AB	R	H	RBI	BB	SO	LOB	BOTTOM			
Hank Bauer, R (1.9) OBP: 0.335, SLG: 0.472										3	1	2	1	1	0	0	Boston Red Sox @ New York Yankees Yankee Stadium, Bronx, NY Tue Aug 14 1956, 3:33 AM EDT Att: 52,409 - Unknown - 82 F			
Billy Martin, R (1.4) OBP: 0.342, SLG: 0.435										5	2	2	4	0	0	2				
Yogi Berra, L (1.2) OBP: 0.371, SLG: 0.513										5	1	1	0	0	1	2				
Mickey Mantle, S (1.8) OBP: 0.489, SLG: 0.756										3	3	3	2	1	0	0				
Bill Skowron, R (1.3) OBP: 0.398, SLG: 0.555										4	1	2	0	0	0	1				
Elston Howard, R (1.7) OBP: 0.302, SLG: 0.352										4	0	1	2	0	1	2				
Andy Carey, R (1.5) OBP: 0.321, SLG: 0.354										3	1	1	0	1	0	0				
Jerry Coleman, R (1.6) OBP: 0.304, SLG: 0.294										2	0	0	0	0	0	0				
Joe Collins, L (6.1) OBP: 0.295, SLG: 0.338										0	0	0	1	0	0	0				
Billy Hunter, R (7.6) OBP: 0.444, SLG: 0.667										1	1	1	1	0	0	0				
Johnny Kucks, R (1.1) OBP: 0.212, SLG: 0.164										4	2	2	0	0	0	2				
Inning Stats	R: 2 E: 0 K: 1 S: 7	H: 3 LOB: 0 BB: 0 P: 7	R: 0 E: 0 K: 1 S: 5	H: 0 LOB: 0 BB: 0 P: 5	R: 3 E: 0 K: 0 S: 6	H: 3 LOB: 0 BB: 0 P: 6	R: 0 E: 0 K: 0 S: 3	H: 0 LOB: 0 BB: 0 P: 3	R: 0 E: 0 K: 0 S: 2	H: 0 LOB: 0 BB: 1 P: 6	R: 2 E: 1 K: 0 S: 6	H: 3 LOB: 2 BB: 1 P: 10	R: 0 E: 0 K: 0 S: 3	H: 0 LOB: 0 BB: 0 P: 3	R: 5 E: 0 K: 0 S: 8	H: 6 LOB: 1 BB: 1 P: 12	1B: 7 2B: 4 3B: 2 HR: 2	SF: 1 SAC: 1 DP: 1 HBP: 0	WP: 0 PB: 0 SB: 0 CS: 2	PA: 39
PITCHER Mel Parnell, L (1.1) ERA: 2.57	IP: 3.0 WLS: L BF: 14 H: 5 R: 5 ER: 5 SO: 2 BB: 0 IBB: 0 HBP: 0 BLK: 0 WP: 0 HR: 2 S: 18 P: 18 ERA: 15.00 WHIP: 2.000															PITCHER				
George Susce, R (4.1) ERA: 5.81	IP: 2.0 WLS: 0 BF: 6 H: 0 R: 0 ER: 0 SO: 0 BB: 1 IBB: 0 HBP: 0 BLK: 0 WP: 0 HR: 0 S: 5 P: 9 ERA: 0.00 WHIP: 0.500															PITCHER				
Dave Sisler, R (6.1) ERA: 4.85	IP: 2.0 WLS: 10 BF: 3 H: 2 R: 2 ER: 2 SO: 0 BB: 0 IBB: 1 HBP: 0 BLK: 0 WP: 0 HR: 0 S: 9 P: 13 ERA: 9.00 WHIP: 1.500															PITCHER				
Tom Hurd, R (8.1) ERA: 6.07	IP: 1.0 WLS: 9 BF: 6 H: 5 R: 5 ER: 5 SO: 0 BB: 0 IBB: 0 HBP: 0 BLK: 0 WP: 0 HR: 0 S: 8 P: 12 ERA: 45.00 WHIP: 7.000															PITCHER				

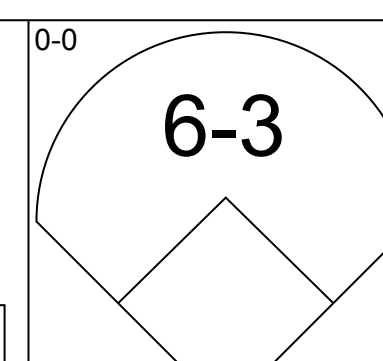
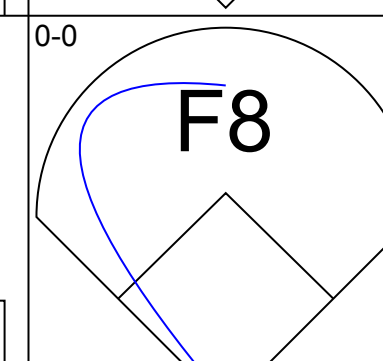
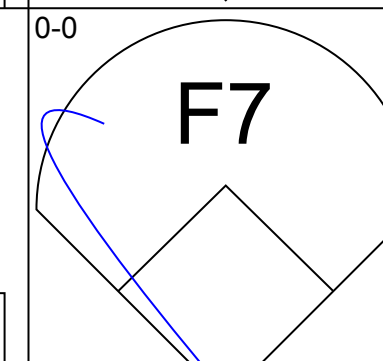
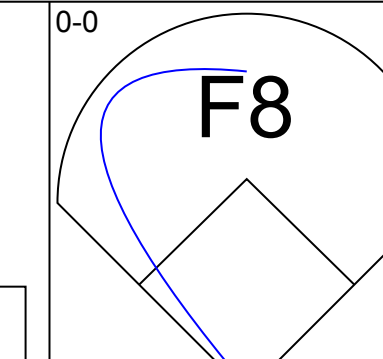
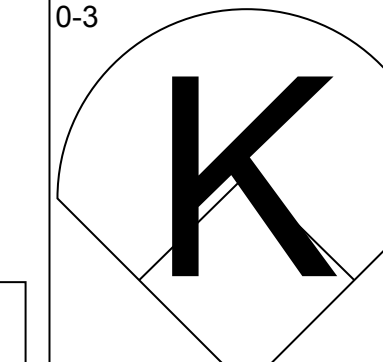

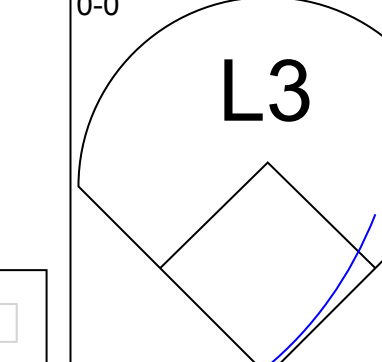
AB 32
R 2
H 6
RBI 2
BB 3
SO 1
LOB 9



AB 34
R 12
H 15
RBI 11
BB 3
SO 2
LOB 9




Batter	1	2	3	4	5	6	7	8	9	AB	R	H	RBI	BB	SO	LOB	TOP			
Mitt Bolling, R OBP: 0.316, SLG: 0.375 (1, 6)										3	0	1	0	0	1	0	Boston Red Sox @ New York Yankees Yankee Stadium, Bronx, NY Thu Aug 16 1956, 3:33 AM EDT Att: 21,913 - Unknown - 84 F			
Billy Goodman, L OBP: 0.348, SLG: 0.402 (1, 4)										3	0	0	0	1	1	3				
Ted Williams, L OBP: 0.482, SLG: 0.585 Gene Stephens, L OBP: 0.341, SLG: 0.243 (1, 7) (8, 7)										4	0	0	0	0	0	2				
Mickey Vernon, L OBP: 0.419, SLG: 0.560 (1, 3)										3	1	1	0	1	1	1				
Jackie Jensen, R OBP: 0.392, SLG: 0.483 (1, 9)										4	1	1	2	0	1	1				
Jim Piersall, R OBP: 0.366, SLG: 0.446 (1, 8)										3	0	0	0	1	0	0				
Billy Klaus, L OBP: 0.373, SLG: 0.364 (1, 5)										3	0	0	0	1	0	1				
Pete Daley, R OBP: 0.339, SLG: 0.465 (1, 2)										4	0	1	0	0	1	2				
Willard Nixon, L OBP: 0.262, SLG: 0.237 (1, 1)										4	0	0	0	0	0	2				
Inning Stats	R: 0 E: 0 K: 1 S: 5	H: 0 LOB: 1 BB: 1 P: 9	R: 0 E: 0 K: 1 S: 5	H: 0 LOB: 1 BB: 1 P: 9	R: 0 E: 0 K: 0 S: 4	H: 1 LOB: 1 BB: 0 P: 4	R: 0 E: 0 K: 1 S: 5	H: 0 LOB: 0 BB: 0 P: 5	R: 0 E: 0 K: 0 S: 3	H: 0 LOB: 2 BB: 1 P: 8	R: 0 E: 0 K: 0 S: 4	H: 0 LOB: 0 BB: 0 P: 5	R: 0 E: 0 K: 1 S: 6	H: 1 LOB: 1 BB: 0 P: 6	R: 0 E: 0 K: 0 S: 4	H: 1 LOB: 1 BB: 0 P: 4		1B: 3 2B: 0 3B: 0 HR: 1	SF: 0 SAC: 0 DP: 0 HBP: 1	WP: 0 PB: 0 SB: 1 CS: 0
PITCHER Don Larsen, R ERA: 3.62 (1, 1)	IP: 9.0 WLS: L BF: 36 H: 4 R: 2 ER: 2 SO: 5 BB: 4 IBB: 0 HBP: 1 BLK: 0 WP: 0 HR: 1 S: 41 P: 58 ERA: 2.00 WHIP: 0.889															PITCHER				

Batter	1	2	3	4	5	6	7	8	9	AB	R	H	RBI	BB	SO	LOB	BOTTOM	
Hank Bauer, R OBP: 0.330, SLG: 0.464 (1, 9)										4	0	0	0	0	1	3	Boston Red Sox @ New York Yankees Yankee Stadium, Bronx, NY Thu Aug 16 1956, 3:33 AM EDT Att: 21,913 - Unknown - 84 F	
Billy Martin, R OBP: 0.337, SLG: 0.431 (1, 4)										4	0	0	1	0	1	2		
Mickey Mantle, S OBP: 0.487, SLG: 0.748 (1, 8)										4	0	0	0	0	0	2		
Yogi Berra, L OBP: 0.372, SLG: 0.522 (1, 2)										3	0	1	0	0	0	0		
Joe Collins, L OBP: 0.295, SLG: 0.336 (1, 7)										3	0	0	0	0	1	1		
Bill Skowron, R OBP: 0.396, SLG: 0.548 (1, 3)										3	0	0	0	0	0	1		
Gil McDougald, R OBP: 0.408, SLG: 0.434 (1, 6)										2	1	0	0	1	0	0		
Jerry Coleman, R OBP: 0.305, SLG: 0.290 Tommy Byrne, L OBP: 0.308, SLG: 0.486 Tom Carroll, R OBP: 0.400, SLG: 0.400 Mickey McDermott, L OBP: 0.268, SLG: 0.270 Billy Hunter, R OBP: 0.444, SLG: 0.667 (1, 5) (6, PH) (7, 5) (8, PH) (8, PR)										1	0	0	0	0	0	0		
Don Larsen, R OBP: 0.277, SLG: 0.393 Phil Rizzuto, R OBP: 0.322, SLG: 0.231 (1, 1) (8, PR)										3	0	0	0	0	0	2		
Inning Stats	R: 0 E: 0 K: 0 S: 3	H: 0 LOB: 0 BB: 0 P: 3	R: 0 E: 0 K: 1 S: 5	H: 0 LOB: 0 BB: 0 P: 5	R: 0 E: 0 K: 0 S: 3	H: 0 LOB: 0 BB: 0 P: 3	R: 0 E: 0 K: 1 S: 5	H: 0 LOB: 0 BB: 0 P: 5	R: 0 E: 0 K: 0 S: 3	H: 0 LOB: 0 BB: 0 P: 3	R: 0 E: 0 K: 0 S: 3	H: 1 LOB: 1 BB: 0 P: 3	R: 0 E: 2 K: 1 S: 8	H: 1 LOB: 2 BB: 0 P: 8	1B: 2 2B: 1 3B: 0 HR: 0	SF: 0 SAC: 0 DP: 2 HBP: 0		WP: 0 PB: 0 SB: 0 CS: 1
PITCHER Willard Nixon, R ERA: 4.15 (1, 1)	IP: 9.0 WLS: W BF: 30 H: 2 R: 1 ER: 0 SO: 4 BB: 1 IBB: 0 HBP: 0 BLK: 0 WP: 0 HR: 0 S: 37 P: 41 ERA: 0.00 WHIP: 0.333															PITCHER		

Batter	1	2	3	4	5	6	7	8	9	AB	R	H	RBI	BB	SO	LOB	TOP					
Eddie Yost, R OBP: 0.435, SLG: 0.367 (1, 5)										3	2	1	0	2	0	2						
Whitney Herzog, L OBP: 0.311, SLG: 0.365 Karl Olson, R OBP: 0.312, SLG: 0.341 (1, 8) (9, 8)										4	2	1	0	1	2	1						
Pete Runnels, L OBP: 0.376, SLG: 0.436 (1, 3)										4	1	2	2	1	0	2						
Roy Sievers, R OBP: 0.372, SLG: 0.470 (1, 7)										4	0	0	0	1	0	5						
Jim Lemon, R OBP: 0.353, SLG: 0.512 (1, 9)										2	1	1	4	2	0	1						
Clint Courtney, L OBP: 0.385, SLG: 0.470 (1, 2)										4	0	0	0	0	0	4						
Herb Plews, L OBP: 0.376, SLG: 0.363 (1, 4)										4	0	1	0	0	2	0						
Tony Roig, R OBP: 0.296, SLG: 0.220 (1, 6)										3	0	1	0	1	0	1						
Pedro Ramos, S OBP: 0.238, SLG: 0.300 (1, 1)										2	0	0	0	0	1	1						
Inning Stats	R: 3 E: 0 K: 0 S: 4	H: 1 LOB: 0 BB: 2 P: 12	R: 0 E: 0 K: 1 S: 5	H: 0 LOB: 0 BB: 0 P: 5	R: 1 E: 0 K: 0 S: 4	H: 1 LOB: 2 BB: 2 P: 12	R: 0 E: 0 K: 1 S: 6	H: 1 LOB: 1 BB: 0 P: 6	R: 2 E: 0 K: 0 S: 5	H: 2 LOB: 0 BB: 0 P: 5	R: 0 E: 0 K: 1 S: 5	H: 0 LOB: 1 BB: 1 P: 9	R: 0 E: 0 K: 1 S: 5	H: 0 LOB: 2 BB: 2 P: 13	R: 0 E: 0 K: 0 S: 4	H: 2 LOB: 2 BB: 0 P: 4	R: 0 E: 0 K: 1 S: 5	H: 0 LOB: 1 BB: 1 P: 9	1B: 5 2B: 0 3B: 1 HR: 1	SF: 1 SAC: 2 DP: 0 HBP: 0	WP: 0 PB: 0 SB: 1 CS: 0	PA: 41
PITCHER	IP	WLS	BF	H	R	ER	SO	BB	IBB	HBP	BLK	WP	HR	S	P	ERA	WHIP					
Frank Sullivan, R ERA: 3.54 (1, 1)	5.0	L	24	5	6	6	2	4	0	0	0	0	1	24	40	10.80	1.800					
Dave Sisler, R ERA: 4.74 (6, 1)	2.0		9	0	0	0	2	3	0	0	0	0	0	10	22	0.00	1.500					
Ike Delock, R ERA: 4.45 (6, 1)	2.0		8	2	0	0	1	1	0	0	0	0	0	9	13	0.00	1.500					
Batter	1	2	3	4	5	6	7	8	9	AB	R	H	RBI	BB	SO	LOB	BOTTOM					
Mitt Bolling, R OBP: 0.292, SLG: 0.333 (1, 6)										5	0	1	0	0	1	0						
Billy Goodman, L OBP: 0.350, SLG: 0.404 (1, 4)										3	1	1	0	1	0	1						
Ted Williams, L OBP: 0.483, SLG: 0.581 (1, 7)										2	0	0	0	2	0	1						
Mickey Vernon, L OBP: 0.419, SLG: 0.558 (1, 3)										3	2	1	1	1	0	3						
Jackie Jensen, R OBP: 0.393, SLG: 0.491 (1, 9)										4	1	2	2	0	2	1						
Jim Piersall, R OBP: 0.369, SLG: 0.454 (1, 8)										3	1	2	2	1	0	0						
Billy Klaus, L OBP: 0.372, SLG: 0.363 (1, 5)										4	0	1	0	0	1	1						
Pete Daley, R OBP: 0.336, SLG: 0.466 (1, 2)										4	0	1	0	0	0	1						
Frank Sullivan, R OBP: 0.152, SLG: 0.143 (5, PH)										1	0	0	0	0	0	1						
Gang Stieglitz, L OBP: 0.337, SLG: 0.237 (6, PH)										1	0	0	0	0	0	0						
Dave Sisler, R OBP: 0.337, SLG: 0.237 (6, PH)										0	0	0	0	0	0	0						
Ted Lepore, R OBP: 0.258, SLG: 0.095 (7, PH)										1	0	0	0	0	0	0						
Ike Delock, R OBP: 0.372, SLG: 0.397 (8, PH)										0	0	0	0	0	0	0						
Dick Garmet, R OBP: 0.271, SLG: 0.190 (8, PH)										1	0	0	0	0	0	0						
Inning Stats	R: 0 E: 0 K: 0 S: 3	H: 0 LOB: 0 BB: 0 P: 3	R: 2 E: 0 K: 1 S: 7	H: 2 LOB: 1 BB: 1 P: 11	R: 1 E: 0 K: 1 S: 7	H: 2 LOB: 1 BB: 0 P: 7	R: 0 E: 0 K: 0 S: 3	H: 2 LOB: 0 BB: 0 P: 3	R: 0 E: 0 K: 1 S: 5	H: 0 LOB: 2 BB: 2 P: 13	R: 1 E: 0 K: 1 S: 6	H: 1 LOB: 0 BB: 0 P: 6	R: 0 E: 0 K: 0 S: 3	H: 1 LOB: 0 BB: 0 P: 3	R: 0 E: 0 K: 0 S: 3	H: 1 LOB: 1 BB: 2 P: 11	R: 0 E: 0 K: 0 S: 3	H: 0 LOB: 0 BB: 0 P: 3	1B: 4 2B: 4 3B: 1 HR: 1	SF: 0 SAC: 0 DP: 2 HBP: 0	WP: 0 PB: 0 SB: 0 CS: 0	PA: 37
PITCHER	IP	WLS	BF	H	R	ER	SO	BB	IBB	HBP	BLK	WP	HR	S	P	ERA	WHIP					
Pedro Ramos, R ERA: 4.65 (1, 1)	9.0	W	37	9	5	5	4	5	0	0	0	0	1	40	60	5.00	1.556					


Washington Senators @ Boston Red Sox
Fenway Park, Boston, MA
Fri Aug 17 1956, 3:33 AM EDT
Att: 23,610 - Unknown

AB 30
R 6
H 7
RBI 6
BB 8
SO 5
LOB 17



Washington Senators @ Boston Red Sox
Fenway Park, Boston, MA
Fri Aug 17 1956, 3:33 AM EDT
Att: 23,610 - Unknown

AB 32
R 5
H 9
RBI 5
BB 5
SO 4
LOB 9



livebaseballscorecards.com

livebaseballscorecards.com

Batter	1	2	3	4	5	6	7	8	9	AB	R	H	RBI	BB	SO	LOB	TOP								
Eddie Yost, R OBP: 0.438, SLG: 0.367 (1, 5)										3	0	1	2	3	1	3	Washington Senators @ Boston Red Sox Fenway Park, Boston, MA Sat Aug 18 1956, 3:33 AM EDT Att: 9,762 - Unknown livebaseballscorecards.com								
Herb Plews, L OBP: 0.382, SLG: 0.380 (1, 4)										6	1	3	1	0	0	4									
Pete Runnels, L OBP: 0.376, SLG: 0.433 (1, 3)										5	1	1	1	1	0	3									
Roy Sievers, R OBP: 0.376, SLG: 0.479 (1, 7)										5	3	3	2	1	0	4									
Jim Lemon, R OBP: 0.353, SLG: 0.508 (1, 9)									5	0	1	1	1	2	6										
Lou Berberet, L OBP: 0.415, SLG: 0.416 (1, 2)										4	1	1	0	1	0	5									
Karl Olson, R OBP: 0.317, SLG: 0.341 (1, 8)									3	1	1	1	2	0	1										
Tony Raig, R OBP: 0.291, SLG: 0.215 (1, 6)									2	0	0	0	0	0	3										
Clint Courtney, L OBP: 0.388, SLG: 0.472 (5, PH)									1	0	1	1	0	0	0										
Jose Valdivieso, R OBP: 0.298, SLG: 0.308 (5, 6)									2	1	1	0	0	0	1										
Dean Stone, L OBP: 0.207, SLG: 0.120 (1, 1)									2	0	0	0	0	1	3										
Bunky Stewart, L OBP: 0.240, SLG: 0.240 (6, 1)									0	0	0	0	0	0	0										
Bud Byerly, R OBP: 0.143, SLG: 0.143 (8, 1)									1	1	0	0	0	0	2										
Inning Stats	R: 0 E: 0 K: 0 S: 3	H: 0 LOB: 3 BB: 3 P: 15	R: 0 E: 1 K: 1 S: 5	H: 0 LOB: 1 BB: 0 P: 6	R: 3 E: 0 K: 0 S: 6	H: 3 LOB: 1 BB: 1 P: 10	R: 0 E: 0 K: 0 S: 3	H: 0 LOB: 1 BB: 1 P: 7	R: 3 E: 0 K: 1 S: 8	H: 4 LOB: 2 BB: 1 P: 12	R: 1 E: 0 K: 0 S: 5	H: 2 LOB: 1 BB: 0 P: 5	R: 0 E: 0 K: 0 S: 4	H: 1 LOB: 2 BB: 1 P: 8	R: 0 E: 0 K: 1 S: 6	H: 1 LOB: 1 BB: 0 P: 6	R: 2 E: 1 K: 1 S: 8	H: 2 LOB: 3 BB: 2 P: 16	1B: 9 2B: 5 3B: 0 HR: 0	SF: 0 SAC: 1 DP: 2 HBP: 1	WP: 0 PB: 0 SB: 0 CS: 0	PA: 50			
PITCHER	IP	WLS	BF	H	R	ER	SO	BB	IBB	HBP	BLK	WP	HR	S	P	ERA	WHIP								
George Susce, R ERA: 6.32 (1, 1)	4.1	L	25	5	6	6	1	6	0	1	0	0	0	20	45	12.46	2.538								
Bob Porterfield, R ERA: 5.15 (5, 1)	1.2		8	4	1	1	1	0	0	0	0	0	0	10	10	5.40	2.400								
Harry Dorish, R ERA: 4.29 (7, 1)	2.0		9	2	0	0	1	1	0	0	0	0	0	10	14	0.00	1.500								
Ike Delock, R ERA: 4.5 (9, 1)	1.0		8	2	2	1	1	2	0	0	0	0	0	8	16	9.00	4.000								

Batter	1	2	3	4	5	6	7	8	9	AB	R	H	RBI	BB	SO	LOB	BOTTOM								
Mitt Bolling, R OBP: 0.379, SLG: 0.417 (1, 6)										3	1	2	0	2	0	1	Washington Senators @ Boston Red Sox Fenway Park, Boston, MA Sat Aug 18 1956, 3:33 AM EDT Att: 9,762 - Unknown livebaseballscorecards.com								
Billy Klaus, L OBP: 0.373, SLG: 0.363 (1, 5)										5	1	2	0	0	0	4									
Ted Williams, L OBP: 0.484, SLG: 0.606 (1, 7)										5	2	3	4	0	0	2									
Dick Gemert, R OBP: 0.409, SLG: 0.500 (1, 3)										4	0	0	0	1	0	1									
Jackie Jensen, R OBP: 0.391, SLG: 0.490 (1, 9)										5	0	1	0	0	0	4									
Jim Piersall, R OBP: 0.369, SLG: 0.452 (1, 8)										4	1	1	0	1	0	1									
Ted Lepcio, R OBP: 0.340, SLG: 0.452 (1, 4)										4	2	3	3	1	0	1									
Pete Daley, R OBP: 0.333, SLG: 0.459 (1, 2)										4	0	1	0	0	0	3									
Billy Conso, R OBP: 0.314, SLG: 0.360 (8, PR)										0	0	0	0	0	0	0									
Sammy White, R OBP: 0.314, SLG: 0.360 (9, 2)										0	0	0	0	0	0	0									
George Susce, R OBP: 0.385, SLG: 0.357 (5, 1)										1	0	0	0	1	0	2									
Bob Porterfield, R OBP: 0.330, SLG: 0.389 (5, PH)										0	0	0	0	0	0	0									
Don Budnik, R OBP: 0.344, SLG: 0.327 (7, 1)										1	0	0	0	0	0	0									
Harry Dorish, R OBP: 0.286, SLG: 0.329 (8, PH)										0	0	0	0	0	0	0									
Norm Zaucha, R OBP: 0.418, SLG: 0.556 (8, PH)										1	0	0	0	0	1	1									
Mickey Vernon, R OBP: 0.277, SLG: 0.190 (9, 1)										0	0	0	0	0	0	0									
Inning Stats	R: 0 E: 0 K: 0 S: 3	H: 1 LOB: 2 BB: 2 P: 11	R: 0 E: 0 K: 0 S: 2	H: 0 LOB: 0 BB: 1 P: 6	R: 2 E: 0 K: 0 S: 4	H: 2 LOB: 0 BB: 1 P: 8	R: 0 E: 0 K: 0 S: 4	H: 1 LOB: 2 BB: 1 P: 8	R: 1 E: 0 K: 1 S: 7	H: 2 LOB: 1 BB: 1 P: 11	R: 2 E: 0 K: 0 S: 3	H: 2 LOB: 0 BB: 0 P: 3	R: 0 E: 0 K: 1 S: 8	H: 3 LOB: 1 BB: 0 P: 8	R: 1 E: 0 K: 0 S: 5	H: 2 LOB: 1 BB: 0 P: 5	1B: 6 2B: 3 3B: 0 HR: 4	SF: 0 SAC: 0 DP: 3 HBP: 0	WP: 0 PB: 0 SB: 0 CS: 0	PA: 43					
PITCHER	IP	WLS	BF	H	R	ER	SO	BB	IBB	HBP	BLK	WP	HR	S	P	ERA	WHIP								
Dean Stone, L ERA: 6.25 (1, 1)	5.2	W	28	8	5	5	1	6	0	0	0	0	2	24	48	7.94	2.471								
Bunky Stewart, L ERA: 4.83 (6, 1)	1.2		7	2	1	1	0	0	0	0	0	0	1	7	7	5.40	1.200								
Bud Byerly, R ERA: 3.31 (8, 1)	1.2	S	8	3	1	1	1	0	0	0	0	0	1	10	10	5.40	1.800								



Batter	1	2	3	4	5	6	7	8	9	AB	R	H	RBI	BB	SO	LOB	TOP								
Eddie Yost, R OBP: 0.438, SLG: 0.370 (1, 5)										5	1	2	2	0	2	0	Washington Senators @ Boston Red Sox Fenway Park, Boston, MA Sun Aug 19 1956, 3:33 AM EDT Unknown								
Herb Plews, L OBP: 0.383, SLG: 0.375 (1, 4)										4	1	1	0	1	1	1									
Pete Runnels, L OBP: 0.378, SLG: 0.434 (1, 3)										4	1	2	1	1	1	1									
Roy Sievers, R OBP: 0.372, SLG: 0.473 (1, 7)										5	0	0	0	0	2	5									
Jim Lemon, R OBP: 0.355, SLG: 0.514 (1, 9)										3	2	1	1	2	0	0									
Clint Courtney, L OBP: 0.384, SLG: 0.464 (1, 2)										4	0	0	1	1	0	2									
Karl Olson, R OBP: 0.315, SLG: 0.338 (1, 8)										5	0	1	1	0	0	2									
Jose Valdivielso, R OBP: 0.311, SLG: 0.321 (1, 6)										2	2	2	1	2	0	0									
Chuck Stobbs, L OBP: 0.182, SLG: 0.188 (1, 1)										4	0	0	0	0	0	6									
Inning Stats	R: 0 E: 0 K: 2 S: 7	H: 0 LOB: 0 BB: 0 P: 7	R: 0 E: 0 K: 1 S: 5	H: 0 LOB: 0 BB: 0 P: 5	R: 1 E: 0 K: 1 S: 6	H: 1 LOB: 1 BB: 1 P: 10	R: 0 E: 0 K: 0 S: 4	H: 1 LOB: 2 BB: 1 P: 8	R: 5 E: 0 K: 0 S: 7	H: 4 LOB: 3 BB: 4 P: 23	R: 0 E: 0 K: 1 S: 5	H: 0 LOB: 1 BB: 1 P: 9	R: 1 E: 0 K: 0 S: 5	H: 2 LOB: 1 BB: 0 P: 5	R: 0 E: 0 K: 1 S: 6	H: 1 LOB: 1 BB: 0 P: 6	R: 0 E: 0 K: 0 S: 3	H: 0 LOB: 0 BB: 0 P: 3	1B: 6 2B: 2 3B: 0 HR: 1	SF: 0 SAC: 0 DP: 0 HBP: 0	WP: 0 PB: 0 SB: 1 CS: 0	PA: 43			
PITCHER	IP	WLS	BF	H	R	ER	SO	BB	IBB	HBP	BLK	WP	HR	S	P	ERA	WHIP								
Tom Brewer, R ERA: 3.48 (1, 1)	4.2	L	26	6	6	6	4	6	0	0	0	0	0	28	52	11.57	2.571								
Tom Hurd, R ERA: 5.79 (5, 1)	4.1		17	3	1	1	2	1	0	0	0	0	1	20	24	2.08	0.923								

Batter	1	2	3	4	5	6	7	8	9	AB	R	H	RBI	BB	SO	LOB	BOTTOM								
Mitt Bolling, R OBP: 0.353, SLG: 0.483 (1, 6)										5	1	1	1	0	0	2	Washington Senators @ Boston Red Sox Fenway Park, Boston, MA Sun Aug 19 1956, 3:33 AM EDT Unknown								
Billy Klaus, L OBP: 0.371, SLG: 0.364 (1, 5)										5	0	1	0	0	0	2									
Ted Williams, L OBP: 0.485, SLG: 0.604 (1, 7)										3	1	1	0	1	0	2									
Dick Gemert, R OBP: 0.410, SLG: 0.514 (1, 3)										4	2	2	3	0	0	2									
Jackie Jensen, R OBP: 0.392, SLG: 0.493 (1, 9)										3	0	1	1	1	0	1									
Jim Piersall, R OBP: 0.366, SLG: 0.448 (1, 8)										4	0	0	0	0	2	2									
Ted Lepcio, R OBP: 0.338, SLG: 0.442 (1, 4)										3	0	0	0	1	2	1									
Pete Daley, R OBP: 0.324, SLG: 0.444 (1, 2)										4	0	0	0	0	1	2									
Tom Brewer, R OBP: 0.316, SLG: 0.347 (1, 1)										1	0	0	0	0	0	2									
Tom Hurd, R OBP: 0.667, SLG: 0.667 (5, 1)										2	1	2	0	0	0	0									
Norm Zauchin, R OBP: 0.293, SLG: 0.324 (9, PH)										1	0	0	0	0	0	0									
Inning Stats	R: 0 E: 0 K: 0 S: 4	H: 1 LOB: 1 BB: 0 P: 4	R: 0 E: 1 K: 0 S: 3	H: 0 LOB: 2 BB: 2 P: 11	R: 1 E: 0 K: 0 S: 5	H: 2 LOB: 1 BB: 0 P: 5	R: 0 E: 0 K: 3 S: 9	H: 0 LOB: 0 BB: 0 P: 9	R: 3 E: 0 K: 0 S: 5	H: 2 LOB: 0 BB: 1 P: 9	R: 0 E: 0 K: 1 S: 5	H: 0 LOB: 0 BB: 0 P: 5	R: 0 E: 0 K: 0 S: 4	H: 1 LOB: 1 BB: 0 P: 4	R: 1 E: 0 K: 1 S: 7	H: 2 LOB: 1 BB: 0 P: 7	R: 0 E: 0 K: 0 S: 3	H: 0 LOB: 0 BB: 0 P: 3	1B: 4 2B: 1 3B: 1 HR: 2	SF: 0 SAC: 0 DP: 0 HBP: 0	WP: 1 PB: 0 SB: 0 CS: 0	PA: 38			
PITCHER	IP	WLS	BF	H	R	ER	SO	BB	IBB	HBP	BLK	WP	HR	S	P	ERA	WHIP								
Chuck Stobbs, L ERA: 3.74 (1, 1)	9.0	W	38	8	5	5	5	3	0	0	0	1	2	45	57	5.00	1.222								

Batter	1	2	3	4	5	6	7	8	9	10	11	AB	R	H	RBI	BB	SO	LOB	TOP								
Eddie Yost, R OBP: 0.441, SLG: 0.373 (1, 5)												5	1	3	1	2	0	0									
Ed Fitz Gerald, R Clint Courtney, L OBP: 0.382, SLG: 0.458 (6, PH) (6, 2)												3	0	2	1	0	0	1									
Pete Runnels, L OBP: 0.379, SLG: 0.433 (1, 3)												6	1	2	1	1	2	3									
Roy Sievers, R OBP: 0.373, SLG: 0.472 (1, 7)												5	2	1	1	2	0	5									
Jim Lemon, R OBP: 0.356, SLG: 0.512 (1, 9)												6	2	2	0	1	3	5									
Karl Olson, R OBP: 0.310, SLG: 0.332 (1, 8)												5	0	0	0	0	1	6									
Tony Roig, R OBP: 0.319, SLG: 0.247 (8, 6)												4	2	3	2	2	0	1									
Jose Valdivielso, R Whitey Herzog, L Hal Griggs, R Lou Berberet, L Pedro Ramos, S Camilo Pascual, R Ernie Grob, R Bob Wiesler, L Herb Flavia, L OBP: 0.312, SLG: 0.321 OBP: 0.310, SLG: 0.384 OBP: 0.413, SLG: 0.413 OBP: 0.233, SLG: 0.293 OBP: 0.300, SLG: 0.233 OBP: 0.302, SLG: 0.302 OBP: 0.389, SLG: 0.412 OBP: 0.408, SLG: 0.103 OBP: 0.382, SLG: 0.374 (8, PH) (8, PH) (8, PH) (8, PH) (8, PH) (8, PH) (8, PH) (8, PH) (8, PH)												3	1	1	1	0	0	2									
Inning Stats	R: 0 E: 0 K: 0 S: 4	H: 2 LOB: 1 BB: 0 P: 4	R: 0 E: 0 K: 1 S: 6	H: 1 LOB: 1 BB: 0 P: 6	R: 0 E: 0 K: 1 S: 4	H: 1 LOB: 2 BB: 1 P: 8	R: 5 E: 1 K: 0 S: 8	H: 4 LOB: 2 BB: 2 P: 16	R: 0 E: 0 K: 0 S: 4	H: 1 LOB: 1 BB: 0 P: 4	R: 0 E: 0 K: 2 S: 7	H: 0 LOB: 1 BB: 1 P: 11	R: 0 E: 0 K: 0 S: 4	H: 1 LOB: 2 BB: 0 P: 4	R: 4 E: 0 K: 1 S: 9	H: 4 LOB: 2 BB: 2 P: 17	R: 1 E: 1 K: 2 S: 9	H: 1 LOB: 2 BB: 1 P: 13	R: 1 E: 0 K: 1 S: 6	H: 1 LOB: 2 BB: 2 P: 14	1B: 14 2B: 2 3B: 0 HR: 0	SF: 0 SAC: 1 DP: 1 HBP: 0	WP: 1 PB: 0 SB: 0 CS: 0	PA: 59			
PITCHER	IP ERA WLS BF H R ER SO BB IBB HBP BLK WP HR S P ERA WHIP	3.1 2.86 5.0 22 4 4 4 3 3 0 0 0 0 0 25 37 7.20 1.400	1.1 4.87 1.2 10 3 1 0 3 0 1 0 0 1 0 15 19 0.00 1.800	11.1 4.42 1.0 6 1 1 1 1 2 0 0 0 0 0 6 14 9.00 3.000																							

Washington Senators @ Boston Red Sox
Fenway Park, Boston, MA
Sun Aug 19 1956, 3:38 AM EDT
Att: 20,503 - Unknown

AB	49
R	11
H	16
RBI	10
BB	9
SO	8
LOB	32



Batter	1	2	3	4	5	6	7	8	9	10	11	AB	R	H	RBI	BB	SO	LOB	BOTTOM						
Milt Bolling, R OBP: 0.366, SLG: 0.556 (1, 6)												7	1	3	0	0	2	5							
Billy Klaus, L OBP: 0.376, SLG: 0.372 (1, 5)												5	1	4	2	2	0	1							
Mickey Vernon, L OBP: 0.413, SLG: 0.546 (1, 3)												6	0	0	0	1	0	8							
Dick Gernert, R Gene Stephens, L OBP: 0.416, SLG: 0.516 OBP: 0.329, SLG: 0.231 (1, 7) (9, 7)												5	2	3	0	1	0	2							
Jackie Jensen, R OBP: 0.396, SLG: 0.497 (1, 9)												5	1	3	1	2	0	2							
Jim Piersall, R OBP: 0.364, SLG: 0.444 (1, 8)												6	1	1	0	0	1	8							
Ted Lepcio, R OBP: 0.348, SLG: 0.469 (1, 4)												5	2	2	3	2	0	5							
Pete Daley, R Billy Conso, L Sammy White, R OBP: 0.331, SLG: 0.443 OBP: 0.217, SLG: 0.190 OBP: 0.314, SLG: 0.360 (1, 2) (10, PH) (11, 2)												5	0	2	2	1	0	0							
Mel Parnell, L Dave Sisler, R Ike Delock, R Ted Williams, L Harry Dorish, R OBP: 0.200, SLG: 0.229 OBP: 0.222, SLG: 0.130 OBP: 0.483, SLG: 0.601 OBP: 0.483, SLG: 0.601 OBP: 0.454 (1, 1) (4, 1) (9, 1) (10, PH) (11, 1)												2	0	0	0	0	2	3							
Inning Stats	R: 5 E: 0 K: 0 S: 8	H: 5 LOB: 0 BB: 0 P: 8	R: 0 E: 0 K: 2 S: 8	H: 1 LOB: 1 BB: 0 P: 8	R: 0 E: 0 K: 1 S: 6	H: 1 LOB: 3 BB: 2 P: 14	R: 0 E: 0 K: 0 S: 4	H: 1 LOB: 2 BB: 1 P: 8	R: 1 E: 0 K: 1 S: 6	H: 2 LOB: 3 BB: 1 P: 11	R: 1 E: 0 K: 0 S: 4	H: 1 LOB: 2 BB: 0 P: 12	R: 0 E: 0 K: 0 S: 2	H: 0 LOB: 0 BB: 1 P: 6	R: 1 E: 1 K: 1 S: 7	H: 1 LOB: 1 BB: 0 P: 7	R: 0 E: 0 K: 0 S: 4	H: 1 LOB: 1 BB: 0 P: 4	1B: 13 2B: 5 3B: 1 HR: 1	SF: 1 SAC: 1 DP: 1 HBP: 0	WP: 1 PB: 0 SB: 0 CS: 0	PA: 61			
PITCHER	IP ERA WLS BF H R ER SO BB IBB HBP BLK WP HR S P ERA WHIP	3.0 5.88 1.2 10 4 1 1 0 3 1 0 0 0 0 9 13 5.40 3.000	2.1 7.24 1.5 15 5 2 2 2 3 0 0 0 0 0 16 28 7.71 3.429	3.0 4.54 3.0 12 2 1 0 1 1 0 0 0 0 0 13 17 0.00 1.000																					

Washington Senators @ Boston Red Sox
Fenway Park, Boston, MA
Sun Aug 19 1956, 3:38 AM EDT
Att: 20,503 - Unknown

AB	50
R	10
H	19
RBI	9
BB	9
SO	6
LOB	37



Batter	1	2	3	4	5	6	7	8	9	AB	R	H	RBI	BB	SO	LOB	TOP								
Fred Hatfield, L OBP: 0.390, SLG: 0.409 (1, 5)	0-0 1B 2B 1B		0-0 F9		0-0 F8		0-0 3-1	0-0 HR		5	2	2	2	0	0	0									
Nelle Fox, L OBP: 0.353, SLG: 0.382 (1, 4)	0-0 2B 1B		0-0 F8		0-0 3-1		4-0 S E BB	0-0 S 1B		4	2	2	0	1	0	0									
Larry Doby, L OBP: 0.393, SLG: 0.458 (1, 8)	0-0 SH3 1-H 2-H 2B		0-0		0-0 4-3		0-0 E6 1-H BB	0-3 K 1-2		5	0	2	2	0	1	1									
Minnie Minoso, R OBP: 0.424, SLG: 0.472 (1, 7)	0-0 SH3 2-3		0-0 F7				0-0 6-3	1-2 BB	0-0 SH1-3 1B	3	0	1	0	1	0	1									
Jim Rivera, L OBP: 0.352, SLG: 0.405 (1, 9)	0-3 K			0-0 2B			0-0 4-3	0-0 4-3	0-0 SH1-3 1B	4	0	1	0	0	1	3									
Sherm Lollar, R OBP: 0.383, SLG: 0.452 (1, 2)	0-0 5-3			0-0 5-3			0-0 E 1B	0-0 F9	0-0 L7	5	0	1	0	0	0	3									
Walt Dropo, R OBP: 0.345, SLG: 0.343 (6, PR)		0-0 F7		0-0 F2			0-0 E6	0-0 2B SF9 1B	0-0 4-3	4	0	1	0	0	0	2	AB 37								
Bubba Phillips, R OBP: 0.281, SLG: 0.364 (8, 3)							1-2 F3			0	1	0	0	0	0	0	R 6								
Dave Philley, S OBP: 0.325, SLG: 0.347 (8, 3)							0-0 F3			1	0	0	0	0	0	1	H 11								
Luis Aparicio, R OBP: 0.291, SLG: 0.321 (1, 6)		0-0 F5		4-0 BB			0-0 F3	1-3 HR 2B		3	1	1	0	1	0	2	RBI 5								
Billy Pierce, L OBP: 0.131, SLG: 0.088 (1, 1)			0-3 K		0-0 F8					3	0	0	0	0	1	2	BB 3								
Ron Northey, L OBP: 0.381, SLG: 0.516 (8, PH)								0-0 1-3	0-0 SF9	0	0	0	1	0	0	0	SO 3								
Ellis Kinder, R (8, 1)										0	0	0	0	0	0	0	LOB 15								
Inning Stats	R: 2 H: 3 E: 0 K: 1 S: 8	H: 3 LOB: 1 BB: 0 P: 8	R: 0 H: 0 E: 0 K: 1 S: 5	H: 0 LOB: 0 BB: 0 P: 5	R: 0 H: 1 E: 0 K: 0 S: 4	H: 1 LOB: 2 BB: 1 P: 4	R: 0 H: 1 E: 0 K: 0 S: 4	H: 1 LOB: 0 BB: 0 P: 8	R: 0 H: 0 E: 0 K: 0 S: 3	H: 0 LOB: 0 BB: 0 P: 3	R: 0 H: 1 E: 1 K: 0 S: 5	H: 1 LOB: 2 BB: 2 P: 5	R: 1 H: 0 E: 1 K: 0 S: 4	H: 0 LOB: 2 BB: 2 P: 12	R: 3 H: 4 E: 0 K: 1 S: 9	H: 4 LOB: 2 BB: 0 P: 9	R: 0 H: 1 E: 0 K: 0 S: 4	H: 1 LOB: 1 BB: 0 P: 4	1B: 6 2B: 4 3B: 0 HR: 1	SF: 1 SAC: 2 DP: 0 HBP: 0	WP: 0 PB: 0 SB: 2 CS: 0	PA: 43			
PITCHER	IP	WLS	BF	H	R	ER	SO	BB	IBB	HBP	BLK	WP	HR	S	P	ERA	WHIP								
Willard Nixon, R ERA: 4.25 (1, 1)	8.0	L	39	10	6	5	3	3	0	0	0	0	1	42	54	5.62	1.625								
Tom Hurd, R ERA: 5.69 (9, 1)	1.0	S	4	1	0	0	0	0	0	0	0	0	0	4	4	0.00	1.000								

Chicago White Sox @ Boston Red Sox
Fenway Park, Boston, MA
Wed Aug 22 1956, 3:33 AM EDT
Att: 10,118 - Unknown

AB	37
R	6
H	11
RBI	5
BB	3
SO	3
LOB	15

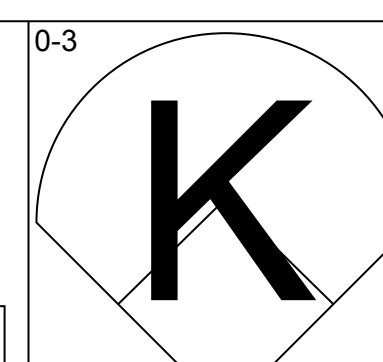
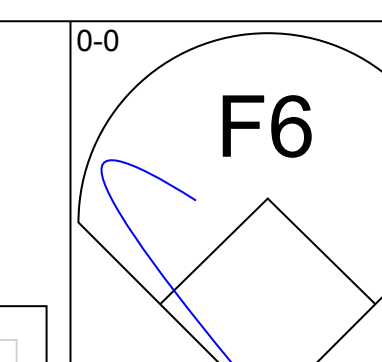
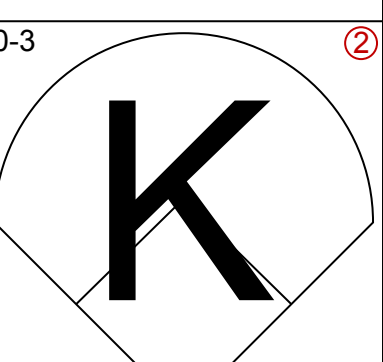
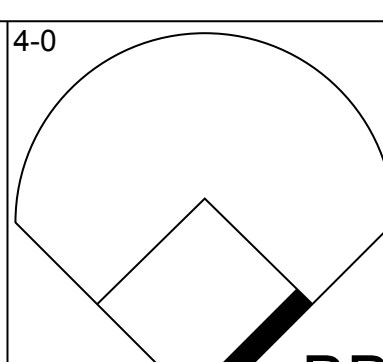
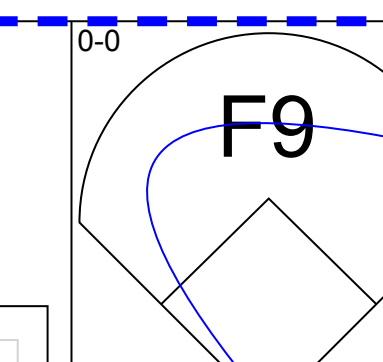
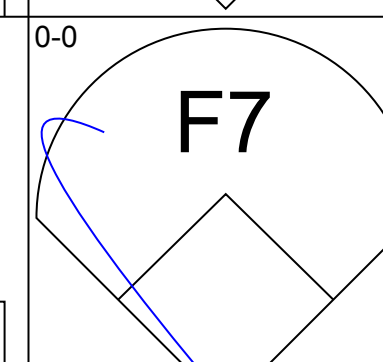
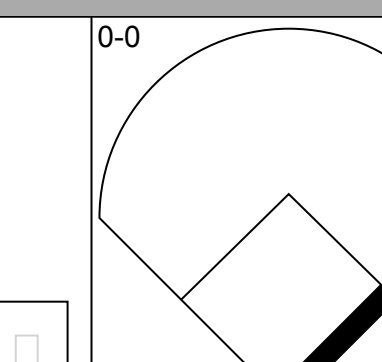
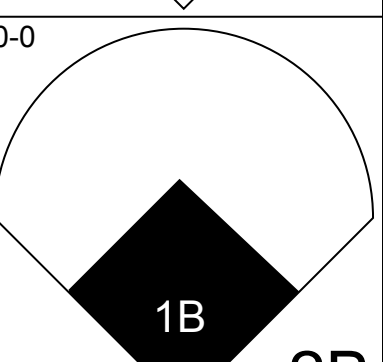
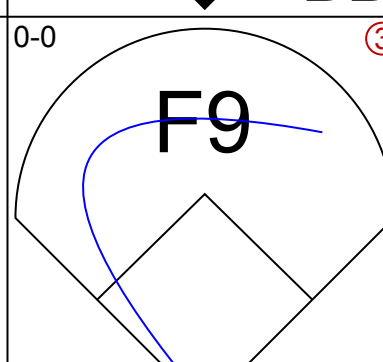
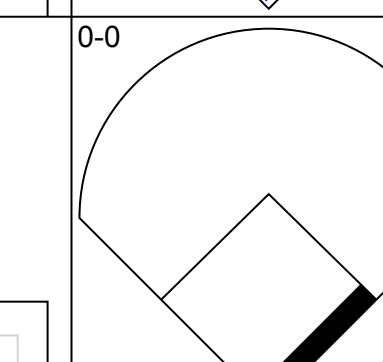
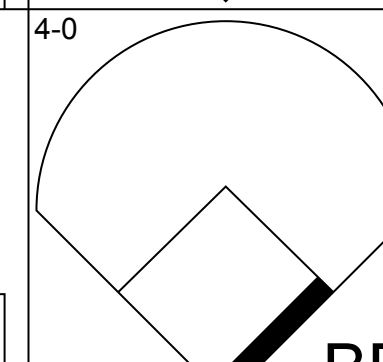
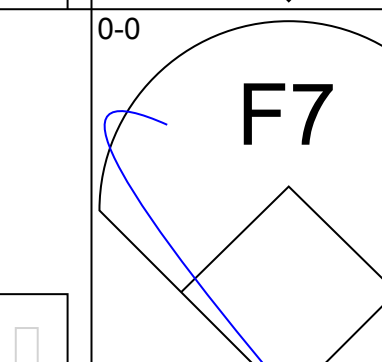
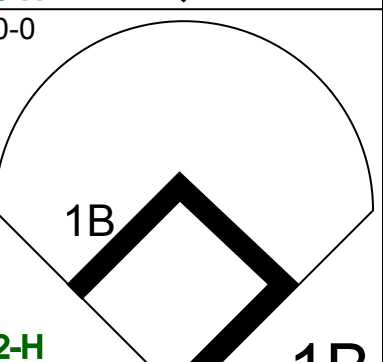
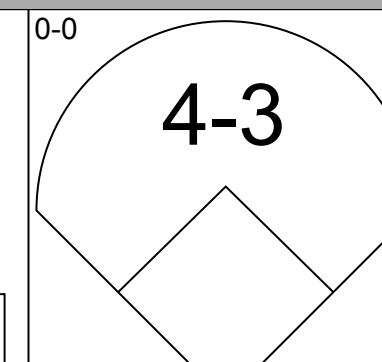
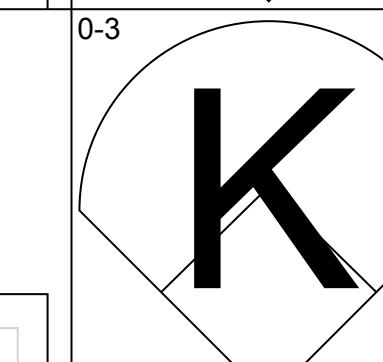
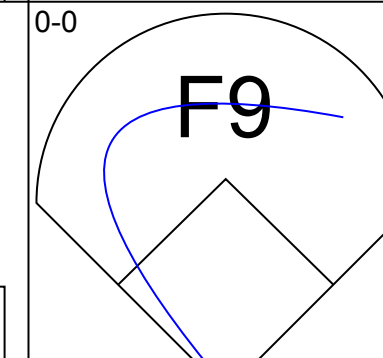
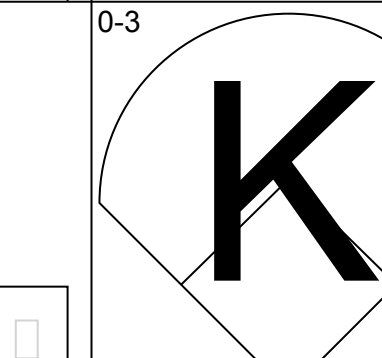
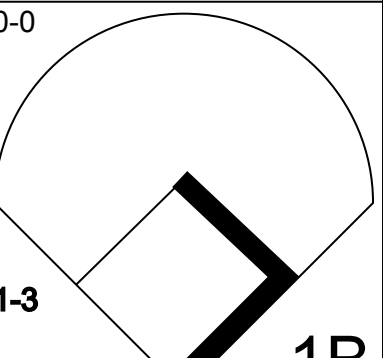
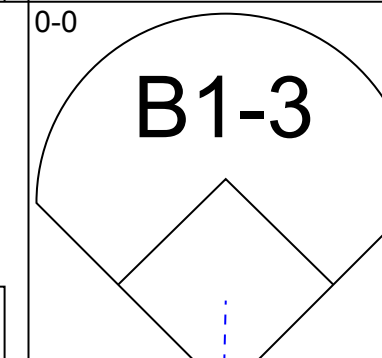
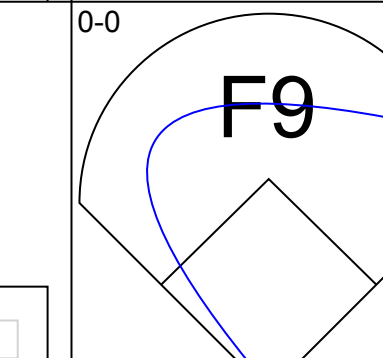
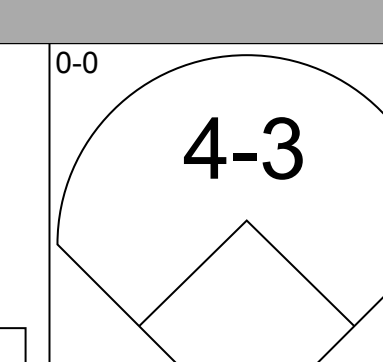
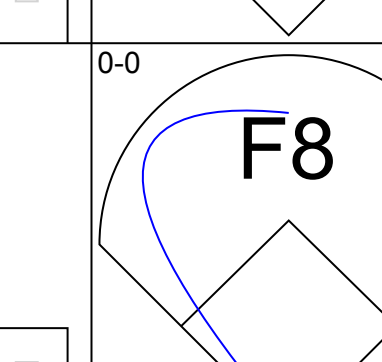
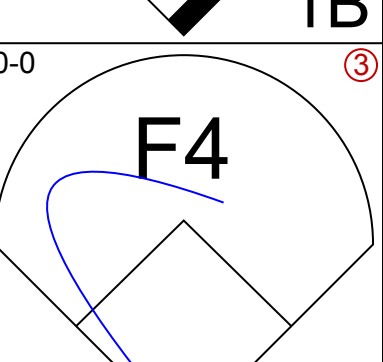
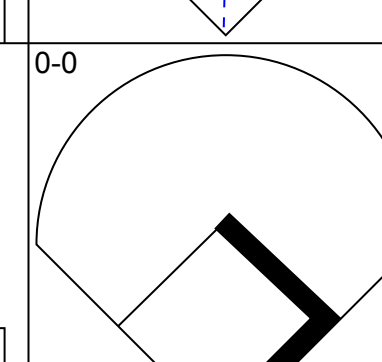
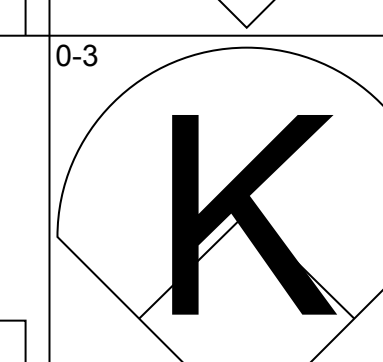
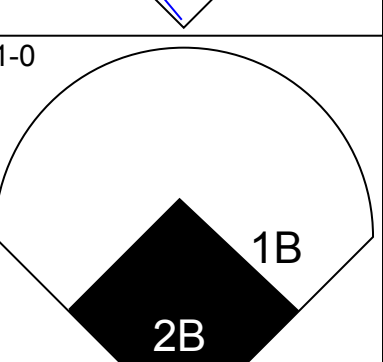
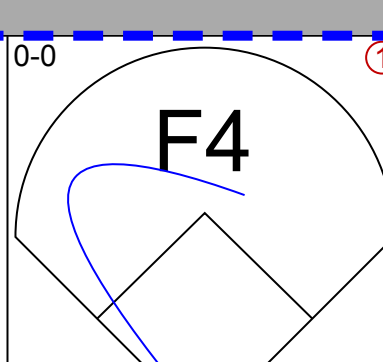
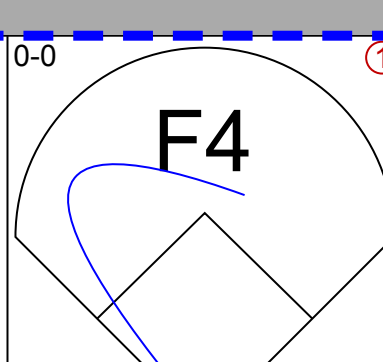
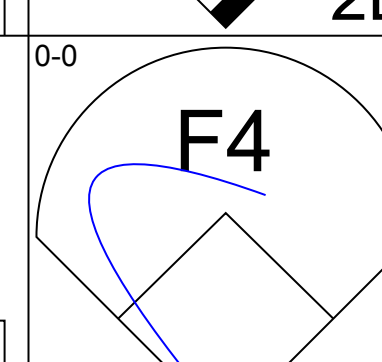
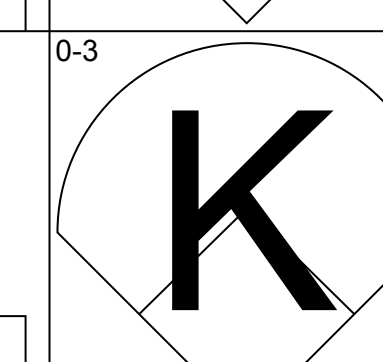
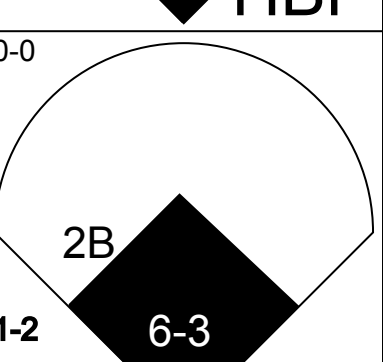
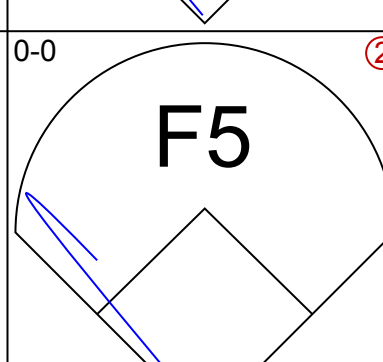
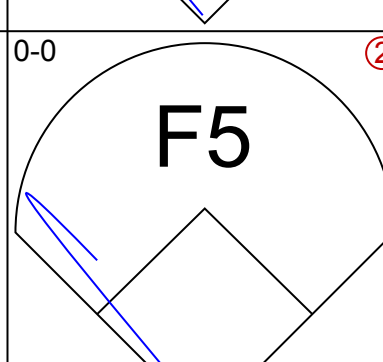
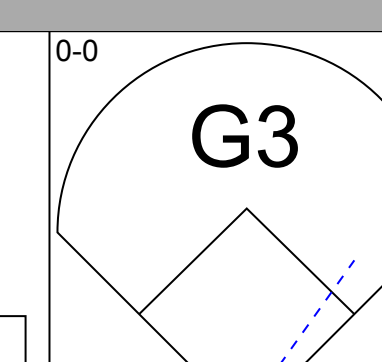
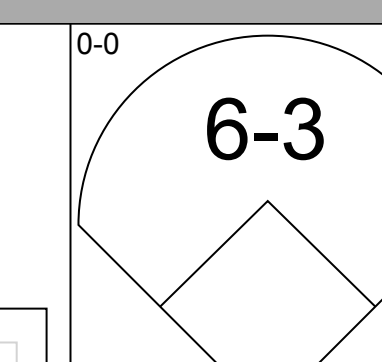
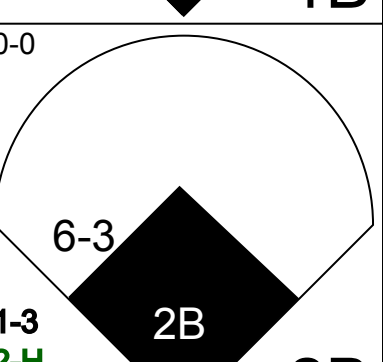
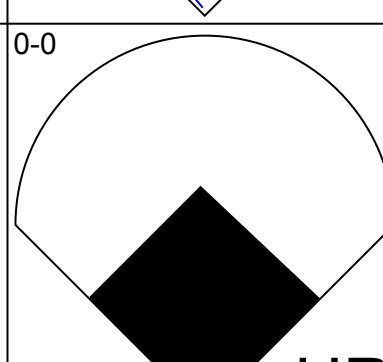
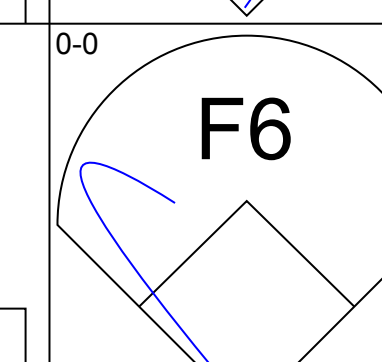
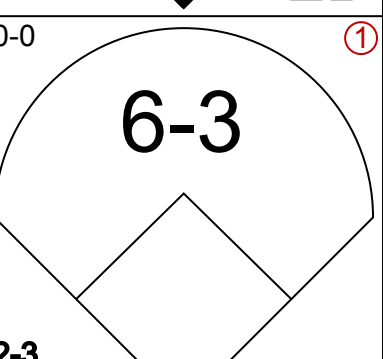
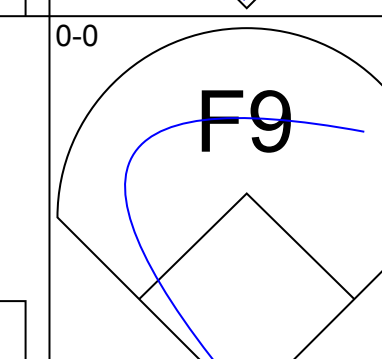
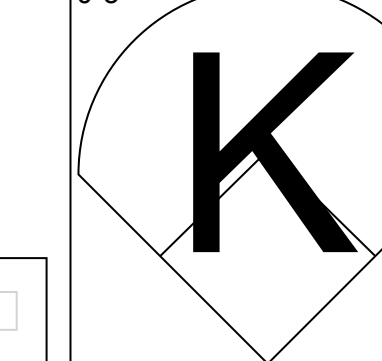
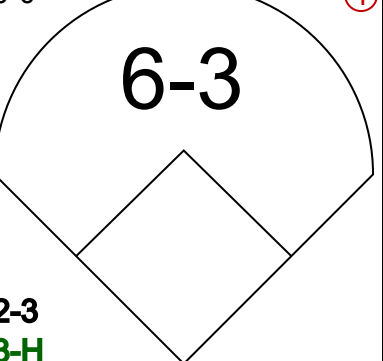


Batter	1	2	3	4	5	6	7	8	9	AB	R	H	RBI	BB	SO	LOB	BOTTOM								
Mitt Bolling, R OBP: 0.348, SLG: 0.500 (1, 6)	4-0 BB 1B BB	0-0 F8		0-3 K		0-0 F8		0-0 F8		4	1	0	0	1	1	1									
Billy Klaus, L OBP: 0.374, SLG: 0.367 (1, 5)	0-3 K		0-0 3-1	0-0 F6		0-0 F7		0-0 F8		5	0	0	0	0	1	2									
Ted Williams, L OBP: 0.485, SLG: 0.600 (1, 7)	4-0 5-3 1-2 BB		0-0 BB 1B	0-0 1B		0-0 F7		0-0 3-1		4	1	2	0	1	0	1									
Dick Gemert, R OBP: 0.416, SLG: 0.511 (1, 3)	0-0 5-3 1-2 2-H 1B		0-0 F3	0-0 F8		4-0 E BB		0-3 K		4	0	1	1	1	1	2									
Jackie Jensen, R OBP: 0.398, SLG: 0.499 (1, 9)	0-0 5-3 1-2 2-3		4-0 1B 2B BB		0-0 WP 2B		0-0 B2		0-0 1B 1B	4	1	2	0	1	0	3									
Jim Piersall, R OBP: 0.364, SLG: 0.443 (1, 8)	4-0 BB		0-0 2B 1-3 2-H 1B		0-3 K		0-0 F8		0-0 F7	4	0	1	1	1	1	3									
Ted Lepcio, R OBP: 0.349, SLG: 0.473 (1, 4)	0-3 K		0-0 1-3 2-H 2B		0-0 F3		0-0 E4 1-2		0-0 1B	5	0	2	1	0	1	5	AB 36								
Pete Daley, R OBP: 0.333, SLG: 0.433 (1, 2)		0-0 F2		4-0 WP IBB		4-0 K		0-3 K		3	0	0	0	2	1	4	R 3								
Willard Nixon, L OBP: 0.244, SLG: 0.220 (1, 1)			0-0 F2		4-0 WP IBB		0-0 K		4-0 F8	3	0	0	0	0	1	5	H 8								
Mickey Vernon, L OBP: 0.415, SLG: 0.546 (8, PH)		0-0 6-3		0-3 K		0-0 6-3				0	0	0	0	1	0	0	RBI 3								
Billy Conzolo, R (8, PR)										0	0	0	0	0	0	0	BB 8								
Tom Hurd, R OBP: 0.667, SLG: 0.667 (9, 1)					1-2 2-3					0	0	0	0	0	0	0	SO 7								
Inning Stats	R: 1 H: 1 E: 0 K: 2 S: 8	H: 1 LOB: 3 BB: 3 P: 20	R: 0 H: 0 E: 0 K: 0 S: 3	H: 0 LOB: 0 BB: 0 P: 3	R: 2 H: 3 E: 0 K: 1 S: 8	H: 3 LOB: 2 BB: 2 P: 16	R: 0 H: 1 E: 0 K: 1 S: 6	H: 1 LOB: 1 BB: 0 P: 6	R: 0 H: 1 E: 0 K: 1 S: 6	H: 1 LOB: 2 BB: 1 P: 10	R: 0 H: 0 E: 0 K: 0 S: 3	H: 0 LOB: 0 BB: 0 P: 3	R: 0 H: 0 E: 1 K: 1 S: 6	H: 0 LOB: 2 BB: 1 P: 10	R: 0 H: 0 E: 0 K: 0 S: 3	H: 0 LOB: 1 BB: 1 P: 7	R: 0 H: 2 E: 0 K: 1 S: 7	H: 2 LOB: 2 BB: 0 P: 7	1B: 6 2B: 2 3B: 0 HR: 0	SF: 0 SAC: 0 DP: 0 HBP: 0	WP: 1 PB: 0 SB: 0 CS: 0	PA: 44			
PITCHER	IP	WLS	BF	H	R	ER	SO	BB	IBB	HBP	BLK	WP	HR	S	P	ERA	WHIP								
Billy Pierce, L ERA: 3.27 (1, 1)	7.0	W	35	6	3	3	6	5	2	0	0	0	0	10	14	3.86	1.571								
Ellis Kinder, R ERA: 2.76 (8, 1)	2.0	S	9	2	0	0	1	1	0	0	0	0	0	10	14	0.00	1.500								

Chicago White Sox @ Boston Red Sox
Fenway Park, Boston, MA
Wed Aug 22 1956, 3:33 AM EDT
Att: 10,118 - Unknown


AB	36
R	3
H	8
RBI	3
BB	8
SO	7
LOB	26

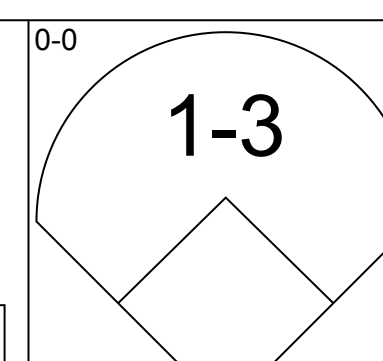
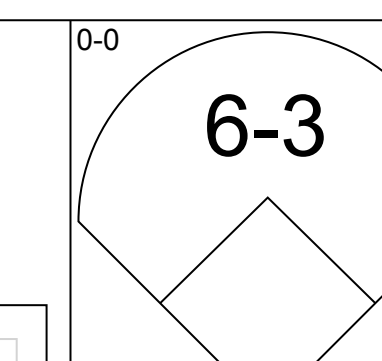
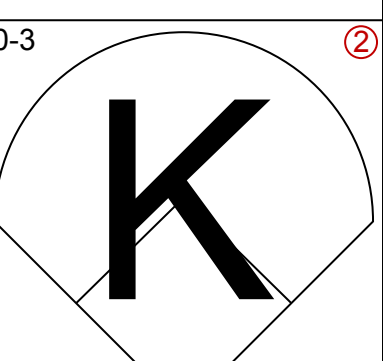
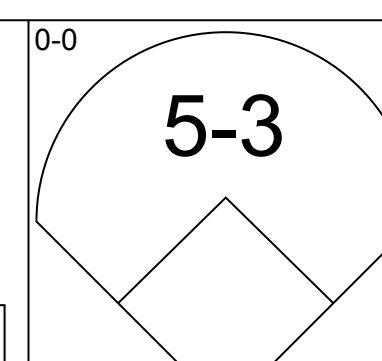
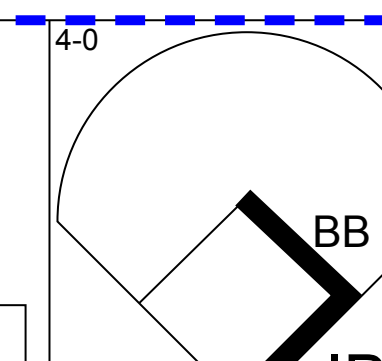
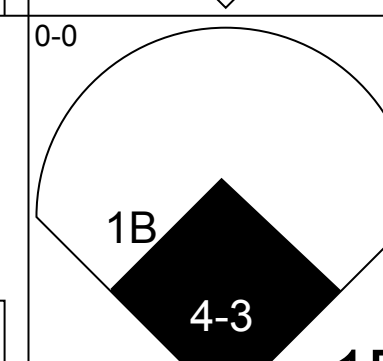
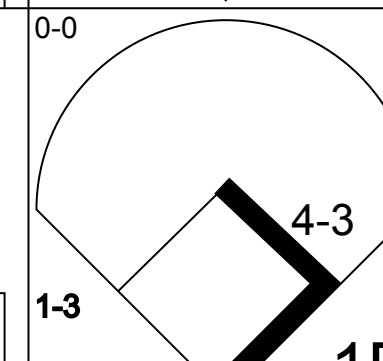
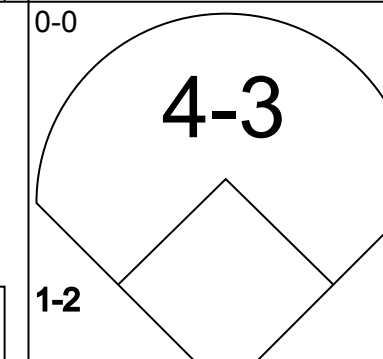
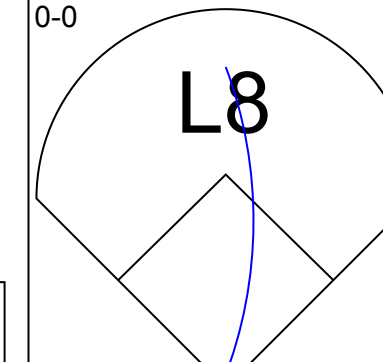


Batter	1	2	3	4	5	6	7	8	9	AB	R	H	RBI	BB	SO	LOB	TOP					
Fred Hatfield, L OBP: 0.386, SLG: 0.402 (1, 5)										4	0	0	0	1	2	1						
Nellie Fox, L OBP: 0.356, SLG: 0.386 (1, 4)										5	1	3	1	0	0	1						
Larry Doby, L OBP: 0.393, SLG: 0.455 (1, 8)										4	0	1	1	1	1	2						
Minnie Minoso, R OBP: 0.422, SLG: 0.469 (1, 7)										5	0	1	0	0	1	3						
Jim Rivera, L OBP: 0.351, SLG: 0.406 (1, 9)										4	0	1	0	0	0	3						
Sherm Lollar, R OBP: 0.382, SLG: 0.448 (1, 2)										3	1	0	0	0	1	1						
Walt Dropo, R OBP: 0.343, SLG: 0.342 (1, 3)										4	1	1	0	0	1	0						
Luis Aparicio, R OBP: 0.293, SLG: 0.333 (1, 6)										4	2	2	2	0	0	0						
Jim Wilson, R OBP: 0.333, SLG: 0.344 (1, 1)										4	1	1	2	0	1	1						
Dick Donovan, L OBP: 0.320, SLG: 0.385 (8, 1)										0	0	0	0	0	0	0						
Gerry Staley, R OBP: 0.200, SLG: 0.158 (8, 1)										0	0	0	0	0	0	0						
Paul LaPalme, L OBP: 0.286, SLG: 0.429 (8, 1)										0	0	0	0	0	0	0						
Ellis Kinder, R OBP: 0.286, SLG: 0.429 (9, 1)										0	0	0	0	0	0	0						
Inning Stats	R: 0 E: 0 K: 1 S: 5	H: 0 LOB: 1 BB: 1 P: 9	R: 0 E: 0 K: 2 S: 7	H: 0 LOB: 0 BB: 0 P: 7	R: 0 E: 0 K: 1 S: 5	H: 0 LOB: 0 BB: 0 P: 5	R: 0 E: 0 K: 1 S: 6	H: 1 LOB: 1 BB: 0 P: 6	R: 4 E: 0 K: 1 S: 10	H: 5 LOB: 2 BB: 0 P: 11	R: 2 E: 0 K: 0 S: 5	H: 2 LOB: 1 BB: 1 P: 9	R: 0 E: 0 K: 0 S: 4	H: 1 LOB: 0 BB: 0 P: 4	R: 0 E: 0 K: 0 S: 3	H: 0 LOB: 0 BB: 0 P: 3	R: 0 E: 0 K: 1 S: 6	H: 1 LOB: 1 BB: 0 P: 6	1B: 5 2B: 3 3B: 0 HR: 2	SF: 0 SAC: 0 DP: 0 HBP: 1	WP: 0 PB: 0 SB: 0 CS: 0	PA: 40
PITCHER	IP	WLS	BF	H	R	ER	SO	BB	IBB	HBP	BLK	WP	HR	S	P	ERA	WHIP					
Frank Sullivan, R ERA: 3.64	5.0		23	6	4	4	6	1	0	1	0	0	0	33	38	7.20	1.400					
George Susce, R ERA: 6.3	3.0		13	3	2	2	0	1	0	0	0	0	2	12	16	6.00	1.333					
Ike Delock, R ERA: 4.37	1.0	W	4	1	0	0	1	0	0	0	0	0	0	6	6	0.00	1.000					

Chicago White Sox @ Boston Red Sox
Fenway Park, Boston, MA
Wed Aug 22 1956, 3:38 AM EDT
Att: 11,305 - Unknown


AB	37
R	6
H	10
RBI	6
BB	2
SO	7
LOB	12



Batter	1	2	3	4	5	6	7	8	9	AB	R	H	RBI	BB	SO	LOB	BOTTOM					
Mitt Bolling, R OBP: 0.333, SLG: 0.455 (1, 6)										4	0	0	0	1	1	0						
Billy Klaus, L OBP: 0.380, SLG: 0.371 (1, 5)										2	2	2	0	2	0	0						
Norm Zauchin, R OBP: 0.349, SLG: 0.403 (8, PH)										0	0	0	1	1	0	0						
Pete Daley, R OBP: 0.301, SLG: 0.324 (9, 2)										0	0	0	0	0	0	0						
Mickey Vernon, L OBP: 0.414, SLG: 0.543 (1, 3)										5	0	2	0	0	0	5						
Dick Gemert, R OBP: 0.415, SLG: 0.519 (1, 7)										4	1	1	3	1	1	5						
Jackie Jensen, R OBP: 0.396, SLG: 0.494 (1, 9)										4	1	0	0	1	1	4						
Jim Piersall, R OBP: 0.367, SLG: 0.444 (1, 8)										5	1	3	0	0	0	0						
Ted Lepcio, R OBP: 0.357, SLG: 0.493 (1, 4)										4	1	2	1	1	1	2						
Sammy White, R OBP: 0.311, SLG: 0.356 (1, 2)										3	0	0	0	0	1	2						
Ted Williams, L OBP: 0.486, SLG: 0.600 (8, PH)										0	0	0	0	1	0	0						
Billy Consolo, R OBP: 0.250, SLG: 0.143 (8, PR)										1	1	1	1	0	0	0						
Frank Sullivan, R OBP: 0.149, SLG: 0.141 (1, 1)										1	0	0	0	0	1	1						
Billy Goodman, L OBP: 0.349, SLG: 0.403 (5, PH)										1	0	0	0	0	0	0						
George Susce, R OBP: 0.333, SLG: 0.333 (6, 1)										1	0	0	0	0	1	0						
Gene Stephens, L OBP: 0.340, SLG: 0.275 (8, PH)										1	0	1	1	0	0	0						
Ike Delock, R OBP: 0.217, SLG: 0.190 (9, 1)										0	0	0	0	0	0	0						
Inning Stats	R: 1 E: 0 K: 0 S: 5	H: 2 LOB: 1 BB: 0 P: 5	R: 0 E: 0 K: 3 S: 10	H: 1 LOB: 0 BB: 0 P: 10	R: 0 E: 0 K: 1 S: 5	H: 0 LOB: 1 BB: 1 P: 9	R: 0 E: 0 K: 1 S: 5	H: 0 LOB: 1 BB: 1 P: 9	R: 0 E: 0 K: 1 S: 6	H: 1 LOB: 3 BB: 2 P: 14	R: 1 E: 0 K: 1 S: 6	H: 1 LOB: 0 BB: 0 P: 6	R: 2 E: 0 K: 0 S: 5	H: 2 LOB: 0 BB: 0 P: 5	R: 2 E: 0 K: 0 S: 5	H: 2 LOB: 3 BB: 3 P: 17	R: 0 E: 0 K: 0 S: 3	H: 3 LOB: 3 BB: 1 P: 7	1B: 9 2B: 1 3B: 0 HR: 2	SF: 0 SAC: 0 DP: 0 HBP: 0	WP: 0 PB: 0 SB: 0 CS: 0	PA: 44
PITCHER	IP	WLS	BF	H	R	ER	SO	BB	IBB	HBP	BLK	WP	HR	S	P	ERA	WHIP					
Jim Wilson, R ERA: 4.18	7.0		33	8	5	5	7	4	0	0	0	0	0	2	6	6.43	1.714					
Dick Donovan, R ERA: 4.28	0.1		3	1	0	0	0	1	0	0	0	0	0	2	6	0.00	6.000					
Gerry Staley, R ERA: 4.13	0.0		1	0	0	0	0	0	1	0	0	0	0	0	4	∞	∞					
Paul LaPalme, L ERA: 3.59	0.2	L	5	1	2	2	0	2	0	0	0	0	0	3	11	27.00	4.500					
Ellis Kinder, R ERA: 2.76	0.0		2	2	0	0	0	0	0	0	0	0	0	2	2	∞	∞					

Chicago White Sox @ Boston Red Sox
Fenway Park, Boston, MA
Wed Aug 22 1956, 3:38 AM EDT
Att: 11,305 - Unknown

AB	36
R	7
H	12
RBI	7
BB	8
SO	7
LOB	19



Batter	1	2	3	4	5	6	7	8	9	AB	R	H	RBI	BB	SO	LOB	TOP					
Bobby Avila, R OBP: 0.343, SLG: 0.321 (1, 4)										4	0	0	0	0	0	1	Cleveland Indians @ Boston Red Sox Fenway Park, Boston, MA Thu Aug 23 1956, 3:33 AM EDT Att: 26,439 - Unknown					
Jim Busby, R OBP: 0.300, SLG: 0.369 (1, 8)										4	0	0	0	0	0	1						
Al Smith, R OBP: 0.375, SLG: 0.447 (1, 7)										4	0	0	0	0	0	0						
Al Rosen, R OBP: 0.375, SLG: 0.456 (1, 5)										4	0	0	0	0	0	1						
Rocky Colavito, R OBP: 0.371, SLG: 0.546 (1, 9)										2	1	1	1	1	0	0						
Preston Ward, L OBP: 0.382, SLG: 0.455 (1, 3)										3	0	0	0	0	0	1						
Chico Carrasquel, R OBP: 0.327, SLG: 0.321 (1, 6)										3	0	0	0	0	0	0						
Jim Hegan, R OBP: 0.336, SLG: 0.368 (1, 2)										3	0	2	0	0	1	0						
Bob Lemon, L OBP: 0.284, SLG: 0.378 (1, 1)										3	0	0	0	0	1	2						
Inning Stats	R: 0 E: 0 K: 0 S: 3	H: 0 LOB: 0 BB: 0 P: 3	R: 0 E: 0 K: 0 S: 2	H: 0 LOB: 0 BB: 1 P: 6	R: 0 E: 0 K: 1 S: 5	H: 0 LOB: 0 BB: 0 P: 5	R: 0 E: 0 K: 0 S: 3	H: 0 LOB: 0 BB: 0 P: 3	R: 1 E: 0 K: 0 S: 4	H: 1 LOB: 0 BB: 0 P: 4	R: 0 E: 0 K: 1 S: 6	H: 1 LOB: 1 BB: 0 P: 6	R: 0 E: 0 K: 0 S: 3	H: 0 LOB: 0 BB: 0 P: 3	R: 0 E: 0 K: 0 S: 4	H: 1 LOB: 1 BB: 0 P: 4	R: 0 E: 1 K: 0 S: 4	H: 0 LOB: 1 BB: 0 P: 4	1B: 2 2B: 1 3B: 0 HR: 1	SF: 0 SAC: 0 DP: 1 HBP: 0	WP: 0 PB: 0 SB: 0 CS: 0	PA: 31
PITCHER Mel Parnell, L ERA: 2.7 (1, 1)	IP: 9.0 WLS: W BF: 31 H: 3 R: 1 ER: 1 SO: 2 BB: 1 IBB: 0 HBP: 0 BLK: 0 WP: 0 HR: 1 S: 34 P: 38 ERA: 1.00 WHIP: 0.444															PITCHER						

AB	30
R	1
H	3
RBI	1
BB	1
SO	2
LOB	6



Batter	1	2	3	4	5	6	7	8	9	AB	R	H	RBI	BB	SO	LOB	BOTTOM			
Mitt Bolling, R OBP: 0.309, SLG: 0.417 (1, 6)										4	0	0	0	0	0	1	Cleveland Indians @ Boston Red Sox Fenway Park, Boston, MA Thu Aug 23 1956, 3:33 AM EDT Att: 26,439 - Unknown			
Billy Klaus, L OBP: 0.379, SLG: 0.368 (1, 5)									3	1	0	0	1	0	0					
Ted Williams, L OBP: 0.486, SLG: 0.597 Gene Stephens, L OBP: 0.340, SLG: 0.275 (1, 7) (9, 7)									3	0	1	0	1	0	0					
Mickey Vernon, L OBP: 0.413, SLG: 0.538 (1, 3)									3	1	0	0	1	0	3					
Jackie Jensen, R OBP: 0.401, SLG: 0.498 (1, 9)									1	0	1	1	3	0	0					
Jim Piersall, R OBP: 0.366, SLG: 0.444 (1, 8)									3	0	1	1	0	0	2					
Ted Lepcio, R OBP: 0.354, SLG: 0.484 (1, 4)									3	0	0	0	1	1	4					
Sammy White, R OBP: 0.309, SLG: 0.353 (1, 2)										3	0	0	0	0	2					
Mel Parnell, L OBP: 0.184, SLG: 0.211 (1, 1)										3	0	0	0	0	1					
Inning Stats	R: 0 E: 0 K: 0 S: 4	H: 1 LOB: 1 BB: 0 P: 4	R: 0 E: 1 K: 0 S: 3	H: 0 LOB: 1 BB: 1 P: 7	R: 0 E: 0 K: 0 S: 3	H: 0 LOB: 0 BB: 0 P: 3	R: 0 E: 0 K: 1 S: 6	H: 1 LOB: 2 BB: 1 P: 10	R: 0 E: 0 K: 0 S: 3	H: 0 LOB: 0 BB: 0 P: 3	R: 1 E: 0 K: 0 S: 4	H: 1 LOB: 1 BB: 1 P: 8	R: 0 E: 0 K: 0 S: 3	H: 0 LOB: 1 BB: 1 P: 7	R: 1 E: 0 K: 0 S: 3	H: 0 LOB: 2 BB: 3 P: 15	1B: 2 2B: 1 3B: 0 HR: 0	SF: 1 SAC: 0 DP: 1 HBP: 0	WP: 0 PB: 0 SB: 0 CS: 0	PA: 34
PITCHER Bob Lemon, R ERA: 3.13 (1, 1)	IP: 8.0 WLS: L BF: 34 H: 3 R: 2 ER: 2 SO: 1 BB: 7 IBB: 0 HBP: 0 BLK: 0 WP: 0 HR: 0 S: 29 P: 57 ERA: 2.25 WHIP: 1.250															PITCHER				

AB	26
R	2
H	3
RBI	2
BB	7
SO	1
LOB	13



Batter	1	2	3	4	5	6	7	8	9	AB	R	H	RBI	BB	SO	LOB	TOP			
Al Smith, R OBP: 0.377, SLG: 0.450 (1, 8)										4	1	2	0	0	0	1				
Chico Carrasquel, R OBP: 0.333, SLG: 0.323 (1, 6)										2	2	1	0	3	0	1				
Vic Wertz, L OBP: 0.373, SLG: 0.496 (1, 3)										4	0	0	0	1	2	7				
Rocky Colavito, R OBP: 0.370, SLG: 0.535 (1, 9)										5	1	2	2	0	1	4				
Gene Woodling, L OBP: 0.415, SLG: 0.424 (1, 7)										3	0	1	3	1	1	2				
Al Rosen, R OBP: 0.374, SLG: 0.449 (1, 5)										5	0	1	0	0	1	3				
Jim Hegan, R OBP: 0.333, SLG: 0.366 (1, 2)										4	1	1	0	0	0	2				
George Strickland, R OBP: 0.331, SLG: 0.344 (8, PH)										3	0	1	0	0	0	0				
Preston Ward, L OBP: 0.360, SLG: 0.452 (8, PH)										1	0	0	0	0	1	0				
Don Mossi, L OBP: 0.236, SLG: 0.263 (8, 1)										0	0	0	0	0	0	0				
Herb Score, L OBP: 0.270, SLG: 0.256 (5, 1)										1	0	0	0	1	1	0				
Hank Aguirre, L OBP: 0.100, SLG: 0.100 (5, 1)										0	0	0	0	0	0	0				
Art Houtteman, R OBP: 0.220, SLG: 0.200 (6, PH)										0	0	0	0	0	0	0				
Dave Egan, L OBP: 0.310, SLG: 0.259 (6, PH)										0	0	0	1	0	0	0				
Cal McLish, R OBP: 0.250, SLG: 0.250 (6, 1)										0	0	0	0	0	0	0				
Bobby Avila, R OBP: 0.341, SLG: 0.320 (8, 4)										1	0	0	0	0	0	0				
Inning Stats	R: 0 E: 0 K: 1 S: 5	H: 1 LOB: 1 BB: 1 P: 9	R: 0 E: 0 K: 1 S: 5	H: 0 LOB: 0 BB: 0 P: 5	R: 4 E: 0 K: 1 S: 8	H: 3 LOB: 1 BB: 1 P: 13	R: 0 E: 0 K: 1 S: 5	H: 0 LOB: 0 BB: 0 P: 5	R: 0 E: 0 K: 0 S: 6	H: 1 LOB: 2 BB: 1 P: 10	R: 1 E: 0 K: 0 S: 5	H: 2 LOB: 2 BB: 1 P: 9	R: 0 E: 0 K: 1 S: 5	H: 0 LOB: 2 BB: 2 P: 13	R: 0 E: 0 K: 1 S: 5	H: 0 LOB: 2 BB: 2 P: 13	1B: 7 2B: 3 3B: 0 HR: 0	SF: 2 SAC: 0 DP: 1 HBP: 1	WP: 0 PB: 0 SB: 0 CS: 1	PA: 42
PITCHER	IP WLS BF H R ER SO BB IBB HBP BLK WP HR S P ERA WHIP																			
Dave Sisler, R ERA: 5.07 (1, 1)	5.1 W 26 7 5 5 5 3 0 1 0 0 0 32 45 8.44 1.875																			
Ike Delock, R ERA: 4.3 (6, 1)	3.2 S 16 2 1 1 2 3 0 0 0 0 0 0 17 29 2.46 1.364																			

Cleveland Indians @ Boston Red Sox
Fenway Park, Boston, MA
Sat Aug 25 1956, 3:33 AM EDT
Att: 19,830 - Unknown

AB 33
R 6
H 9
RBI 6
BB 6
SO 7
LOB 20


Batter	1	2	3	4	5	6	7	8	9	AB	R	H	RBI	BB	SO	LOB	BOTTOM			
Mitt Bolling, R OBP: 0.308, SLG: 0.375 (1, 6)										4	1	1	0	1	0	3				
Billy Klaus, L OBP: 0.379, SLG: 0.377 (1, 5)										5	0	1	1	0	1	3				
Ted Williams, L OBP: 0.484, SLG: 0.596 (1, 7)										4	2	1	0	1	0	1				
Gene Stephens, L OBP: 0.333, SLG: 0.268 (6, PR)										0	0	0	0	0	0	0				
Dick Gemert, R OBP: 0.414, SLG: 0.527 (1, 3)										5	2	2	4	0	0	2				
Jackie Jensen, R OBP: 0.400, SLG: 0.499 (1, 9)										3	0	0	1	1	0	0				
Jim Piersall, R OBP: 0.366, SLG: 0.445 (1, 8)										4	2	2	0	0	0	1				
Ted Lepcio, R OBP: 0.355, SLG: 0.478 (1, 4)										3	1	1	0	1	0	1				
Sammy White, R OBP: 0.312, SLG: 0.355 (1, 2)										3	1	2	2	0	0	0				
Dave Sisler, R OBP: 0.200, SLG: 0.115 (1, 1)										3	0	0	0	0	2	3				
Ike Delock, R OBP: 0.217, SLG: 0.190 (6, 1)										0	0	0	0	0	0	0				
Inning Stats	R: 3 E: 1 K: 0 S: 5	H: 1 LOB: 2 BB: 2 P: 13	R: 0 E: 0 K: 1 S: 6	H: 1 LOB: 0 BB: 0 P: 6	R: 0 E: 0 K: 0 S: 3	H: 0 LOB: 0 BB: 0 P: 3	R: 2 E: 1 K: 2 S: 10	H: 2 LOB: 1 BB: 0 P: 10	R: 3 E: 1 K: 0 S: 7	H: 4 LOB: 2 BB: 1 P: 11	R: 0 E: 0 K: 0 S: 3	H: 0 LOB: 0 BB: 0 P: 3	R: 0 E: 0 K: 0 S: 3	H: 0 LOB: 0 BB: 0 P: 3	R: 1 E: 0 K: 0 S: 5	H: 2 LOB: 2 BB: 1 P: 9	1B: 5 2B: 4 3B: 0 HR: 1	SF: 1 SAC: 1 DP: 0 HBP: 0	WP: 1 PB: 0 SB: 1 CS: 0	PA: 40
PITCHER	IP WLS BF H R ER SO BB IBB HBP BLK WP HR S P ERA WHIP																			
Herb Score, L ERA: 2.77 (1, 1)	4.0 L 20 4 5 3 3 0 2 0 0 0 0 1 0 4 4 6.75 1.500																			
Hank Aguirre, L ERA: 4.36 (5, 1)	0.1 4 3 3 3 0 0 0 0 0 0 1 0 4 4 81.00 9.000																			
Art Houtteman, R ERA: 6.45 (5, 1)	0.2 4 1 0 0 0 0 1 0 0 0 0 0 0 3 7 0.00 3.000																			
Cal McLish, R ERA: 4.85 (6, 1)	2.0 6 0 0 0 0 0 0 0 0 0 0 0 0 6 6 0.00 0.000																			
Don Mossi, L ERA: 3.89 (8, 1)	1.0 6 2 1 1 0 0 0 1 0 0 0 0 0 5 9 9.00 2.000																			

Cleveland Indians @ Boston Red Sox
Fenway Park, Boston, MA
Sat Aug 25 1956, 3:33 AM EDT
Att: 19,830 - Unknown

AB 34
R 9
H 10
RBI 8
BB 4
SO 3
LOB 14

Batter	1	2	3	4	5	6	7	8	9	AB	R	H	RBI	BB	SO	LOB	TOP			
Vic Power, R OBP: 0.337, SLG: 0.433 (1, 4)										4	0	1	0	0	0	2	Kansas City Athletics @ Boston Red Sox Fenway Park, Boston, MA Sun Aug 26 1956, 3:33 AM EDT Unknown			
Hal Smith, R OBP: 0.311, SLG: 0.367 (1, 2)										4	0	2	0	0	1	1				
Gus Zernial, R OBP: 0.313, SLG: 0.423 (6, PR) Al Pilarcik, L OBP: 0.306, SLG: 0.321 (8, 8)										3	0	2	0	1	1	1				
Harry Simpson, L OBP: 0.337, SLG: 0.499 (1, 3)										4	0	0	0	0	0	6				
Lou Skizas, R OBP: 0.365, SLG: 0.474 (1, 9)										3	0	1	0	1	0	1				
Hector Lopez, R OBP: 0.354, SLG: 0.439 (1, 5)										4	0	1	0	0	1	3				
Johnny Groth, R OBP: 0.314, SLG: 0.399 (8, 7)										3	1	1	0	0	1	0				
Eddie Robinson, L OBP: 0.291, SLG: 0.341 (9, PH)										1	0	0	0	0	0	1				
Joe Demaestri, R OBP: 0.283, SLG: 0.329 (2, PR) Mike Baxes, R OBP: 0.333, SLG: 0.253 (2, 6)										0	0	0	0	0	0	0				
Tom Gorman, R OBP: 0.152, SLG: 0.067 Bobby Shantz, R OBP: 0.190, SLG: 0.158 (7, 1)										3	0	1	1	0	1	0				
Inning Stats	R: 0 E: 0 K: 1 S: 6	H: 1 LOB: 1 BB: 0 P: 6	R: 1 E: 0 K: 1 S: 6	H: 2 LOB: 2 BB: 1 P: 11	R: 0 E: 0 K: 0 S: 4	H: 2 LOB: 1 BB: 0 P: 4	R: 0 E: 0 K: 1 S: 5	H: 0 LOB: 0 BB: 0 P: 5	R: 0 E: 0 K: 0 S: 4	H: 2 LOB: 1 BB: 0 P: 4	R: 0 E: 0 K: 1 S: 5	H: 0 LOB: 0 BB: 0 P: 5	R: 0 E: 0 K: 0 S: 3	H: 1 LOB: 2 BB: 1 P: 7	R: 0 E: 0 K: 0 S: 4	H: 1 LOB: 1 BB: 0 P: 4	1B: 8 2B: 1 3B: 0 HR: 0	SF: 0 SAC: 0 DP: 3 HBP: 1	WP: 0 PB: 0 SB: 2 CS: 0	PA: 35
PITCHER Willard Nixon, R ERA: 4.01 (1, 1)	IP: 9.0 WLS: W BF: 35 H: 9 R: 1 ER: 1 SO: 5 BB: 2 IBB: 0 HBP: 1 BLK: 0 WP: 0 HR: 0 S: 42 P: 51 ERA: 1.00 WHIP: 1.222															PITCHER Willard Nixon, R ERA: 4.01 (1, 1)	IP: 9.0 WLS: W BF: 35 H: 9 R: 1 ER: 1 SO: 5 BB: 2 IBB: 0 HBP: 1 BLK: 0 WP: 0 HR: 0 S: 42 P: 51 ERA: 1.00 WHIP: 1.222			


Batter	1	2	3	4	5	6	7	8	9	AB	R	H	RBI	BB	SO	LOB	BOTTOM			
Mitt Bolling, R OBP: 0.333, SLG: 0.417 (1, 6)										4	0	3	0	0	0	0	Kansas City Athletics @ Boston Red Sox Fenway Park, Boston, MA Sun Aug 26 1956, 3:33 AM EDT Unknown			
Billy Klaus, L OBP: 0.382, SLG: 0.378 (1, 5)										2	0	1	0	2	0	1				
Ted Williams, L OBP: 0.479, SLG: 0.588 (1, 7) Gene Stephens, L OBP: 0.333, SLG: 0.268 (9, 7)										4	0	0	0	0	1	6				
Dick Gemert, R OBP: 0.415, SLG: 0.539 (1, 3)										4	1	2	1	0	1	1				
Jackie Jensen, R OBP: 0.399, SLG: 0.496 (1, 9)										3	0	0	0	1	0	0				
Jim Piersall, R OBP: 0.366, SLG: 0.446 (1, 8)										3	0	1	0	0	0	0				
Ted Lepcio, R OBP: 0.358, SLG: 0.494 (1, 4)										3	1	1	1	1	1	2				
Pete Daley, R OBP: 0.329, SLG: 0.420 (1, 2)										3	0	0	0	1	0	1				
Willard Nixon, L OBP: 0.224, SLG: 0.200 (1, 1)										4	0	0	0	0	0	2				
Inning Stats	R: 0 E: 1 K: 1 S: 6	H: 1 LOB: 1 BB: 0 P: 6	R: 0 E: 0 K: 0 S: 3	H: 0 LOB: 1 BB: 1 P: 7	R: 0 E: 0 K: 0 S: 4	H: 1 LOB: 1 BB: 0 P: 4	R: 0 E: 0 K: 0 S: 4	H: 1 LOB: 1 BB: 0 P: 4	R: 0 E: 0 K: 0 S: 3	H: 1 LOB: 0 BB: 0 P: 3	R: 1 E: 0 K: 1 S: 7	H: 2 LOB: 2 BB: 1 P: 11	R: 1 E: 0 K: 1 S: 6	H: 1 LOB: 2 BB: 2 P: 14	R: 1 E: 0 K: 1 S: 6	H: 1 LOB: 2 BB: 2 P: 14		1B: 4 2B: 2 3B: 0 HR: 2	SF: 0 SAC: 1 DP: 0 HBP: 0	WP: 0 PB: 0 SB: 0 CS: 0
PITCHER Tom Gorman, R ERA: 4.21 (1, 1) Bobby Shantz, L ERA: 4.43 (7, 1)	IP: 6.2 WLS: L BF: 28 H: 7 R: 1 ER: 1 SO: 2 BB: 2 IBB: 0 HBP: 0 BLK: 0 WP: 0 HR: 1 S: 28 P: 36 ERA: 1.35 WHIP: 1.350															PITCHER Tom Gorman, R ERA: 4.21 (1, 1) Bobby Shantz, L ERA: 4.43 (7, 1)	IP: 6.2 WLS: L BF: 28 H: 7 R: 1 ER: 1 SO: 2 BB: 2 IBB: 0 HBP: 0 BLK: 0 WP: 0 HR: 1 S: 28 P: 36 ERA: 1.35 WHIP: 1.350			



Batter	1	2	3	4	5	6	7	8	9	AB	R	H	RBI	BB	SO	LOB	TOP					
Harvey Kuenn, R OBP: 0.385, SLG: 0.475 (1, 6)										5	2	3	0	0	0	0						
Jack Phillips, R OBP: 0.385, SLG: 0.396 (1, 3)										4	0	1	0	1	0	2						
Bob Kennedy, R OBP: 0.321, SLG: 0.312 (1, 7)										4	1	1	0	1	0	3						
Al Kaline, R OBP: 0.376, SLG: 0.536 (1, 9)										3	1	2	3	1	0	1						
Ray Boone, R OBP: 0.388, SLG: 0.472 (1, 5)										3	0	0	1	0	0	1						
Bill Tuttle, R OBP: 0.294, SLG: 0.350 (1, 8)										4	1	1	0	0	0	2						
Frank Bolling, R OBP: 0.375, SLG: 0.419 (1, 4)										3	0	0	0	1	0	1						
Red Wilson, R OBP: 0.392, SLG: 0.408 (1, 2)										4	1	2	1	0	1	1						
Frank Lary, R OBP: 0.214, SLG: 0.211 (1, 1)										4	0	0	0	0	1	1						
Inning Stats	R: 0 E: 0 K: 0 S: 4	H: 2 LOB: 1 BB: 0 P: 4	R: 0 E: 0 K: 1 S: 5	H: 0 LOB: 1 BB: 1 P: 9	R: 2 E: 0 K: 0 S: 6	H: 3 LOB: 1 BB: 0 P: 6	R: 0 E: 0 K: 0 S: 4	H: 1 LOB: 0 BB: 0 P: 4	R: 0 E: 0 K: 0 S: 2	H: 0 LOB: 0 BB: 1 P: 6	R: 3 E: 1 K: 1 S: 8	H: 3 LOB: 0 BB: 0 P: 8	R: 1 E: 0 K: 0 S: 4	H: 1 LOB: 2 BB: 2 P: 12	R: 0 E: 0 K: 0 S: 3	H: 0 LOB: 0 BB: 0 P: 3	R: 0 E: 0 K: 0 S: 3	H: 0 LOB: 0 BB: 0 P: 3	1B: 5 2B: 3 3B: 1 HR: 1	SF: 1 SAC: 0 DP: 2 HBP: 0	WP: 1 PB: 0 SB: 0 CS: 0	PA: 39
PITCHER	IP WLS BF H R ER SO BB IBB HBP BLK WP HR S P ERA WHIP																					
Mel Parnell, L ERA: 2.88 (1, 1)	6.0 L 27 9 5 4 2 2 2 0 0 0 0 1 29 37 6.00 1.833																					
Tom Hurd, R ERA: 5.65 (7, 1)	2.0 9 1 1 1 0 2 0 0 0 0 1 0 7 15 4.50 1.500																					
George Susce, R ERA: 6.32 (9, 1)	1.0 3 0 0 0 0 0 0 0 0 0 0 0 3 3 0.00 0.000																					

Detroit Tigers @ Boston Red Sox
Fenway Park, Boston, MA
Tue Aug 28 1956, 3:33 AM EDT
Att: 9,219 - Unknown


AB	34
R	6
H	10
RBI	5
BB	4
SO	2
LOB	12



Batter	1	2	3	4	5	6	7	8	9	AB	R	H	RBI	BB	SO	LOB	BOTTOM					
Mitt Bolling, R OBP: 0.325, SLG: 0.433 (1, 6)										4	0	0	0	0	1	0						
Billy Klaus, L OBP: 0.383, SLG: 0.384 (1, 5)										3	0	1	0	1	1	0						
Ted Williams, L OBP: 0.475, SLG: 0.580 (1, 7)										4	0	0	0	0	1	2						
Dick Gemert, R OBP: 0.406, SLG: 0.524 (1, 3)										4	0	0	0	0	2	0						
Jackie Jensen, R OBP: 0.401, SLG: 0.492 (1, 9)										1	1	1	0	3	0	0						
Jim Piersall, R OBP: 0.364, SLG: 0.442 (1, 8)										3	0	0	0	0	0	3						
Ted Lepcio, R OBP: 0.352, SLG: 0.500 (1, 4)										4	1	1	2	0	2	4						
Sammy White, R OBP: 0.313, SLG: 0.354 (1, 2)										2	0	1	0	0	1	0						
Pete Daley, R OBP: 0.325, SLG: 0.414 (6, 2)										2	0	0	0	0	1	2						
Mel Parnell, L OBP: 0.179, SLG: 0.205 (1, 1)										1	0	0	0	0	0	0						
Billy Goodman, L OBP: 0.347, SLG: 0.399 (6, PH)										1	0	0	0	0	0	0						
Tom Hurd, R OBP: 0.667, SLG: 0.667 (7, 1)										0	0	0	0	0	0	0						
Gene Stephens, L OBP: 0.347, SLG: 0.357 (8, PH)										1	1	1	1	0	0	0						
George Susce, R OBP: 0.333, SLG: 0.333 (9, 1)										0	0	0	0	0	0	0						
Inning Stats	R: 0 E: 0 K: 1 S: 5	H: 0 LOB: 0 BB: 0 P: 5	R: 0 E: 0 K: 2 S: 7	H: 0 LOB: 1 BB: 1 P: 11	R: 0 E: 0 K: 1 S: 5	H: 0 LOB: 0 BB: 0 P: 5	R: 0 E: 0 K: 0 S: 2	H: 0 LOB: 0 BB: 1 P: 6	R: 0 E: 0 K: 0 S: 3	H: 1 LOB: 1 BB: 1 P: 7	R: 0 E: 0 K: 0 S: 4	H: 1 LOB: 1 BB: 0 P: 4	R: 0 E: 1 K: 1 S: 7	H: 1 LOB: 2 BB: 0 P: 7	R: 1 E: 0 K: 2 S: 8	H: 1 LOB: 0 BB: 0 P: 8	R: 2 E: 0 K: 2 S: 8	H: 1 LOB: 0 BB: 1 P: 12	1B: 2 2B: 1 3B: 0 HR: 2	SF: 0 SAC: 1 DP: 1 HBP: 0	WP: 0 PB: 0 SB: 0 CS: 1	PA: 36
PITCHER	IP WLS BF H R ER SO BB IBB HBP BLK WP HR S P ERA WHIP																					
Frank Lary, R ERA: 3.78 (1, 1)	9.0 W 35 5 3 3 9 4 0 0 0 0 1 49 65 3.00 1.000																					

Detroit Tigers @ Boston Red Sox
Fenway Park, Boston, MA
Tue Aug 28 1956, 3:33 AM EDT
Att: 9,219 - Unknown

AB	30
R	3
H	5
RBI	3
BB	4
SO	9
LOB	11



Batter	1	2	3	4	5	6	7	8	9	AB	R	H	RBI	BB	SO	LOB	TOP				
Harvey Kuenn, R OBP: 0.393, SLG: 0.475 (1, 6)	F5		2B		FC4-6		6-3	FC4		5	0	1	1	0	0	4	Detroit Tigers @ Boston Red Sox Fenway Park, Boston, MA Wed Aug 29 1956, 3:33 AM EDT Att: 11,210 - Unknown				
Earl Torgeson, L OBP: 0.391, SLG: 0.401 (1, 3)	3-1		F3		K		WP 1B BB	K		4	1	0	0	1	2	5					
Charlie Maxwell, L OBP: 0.409, SLG: 0.535 (1, 7)	F8				FC1-6-4			K		4	0	1	1	1	1	2					
Al Kaline, R OBP: 0.373, SLG: 0.530 (1, 9)		L5-3			L5		L9	FC9-4		5	0	0	0	0	0	2					
Ray Boone, R OBP: 0.388, SLG: 0.471 (1, 5)		K			4-3			FC6-4		5	0	2	0	0	2	2					
Bill Tuttle, R OBP: 0.294, SLG: 0.348 (1, 8)		4-3			K			FC6-4		3	0	0	0	1	1	4					
Frank Bolling, R OBP: 0.377, SLG: 0.418 (1, 4)			F8		K			FC4 BB BB		3	0	1	0	1	1	2					
Frank House, L OBP: 0.286, SLG: 0.356 (1, 2)			G3				F7	F8		4	0	1	0	0	0	4					
Billy Hoelt, L OBP: 0.370, SLG: 0.349 Jim Bunning, R OBP: 0.277, SLG: 0.364 Walt Masterson, R OBP: 0.388, SLG: 0.448 Walt Masterson, R OBP: 0.347, SLG: 0.357 Jim Small, L OBP: 0.340, SLG: 0.386 Al Aber, L OBP: 0.333, SLG: 0.290 (1, 1) (2, 1) (6, PH) (6, PH) (8, PH) (8, PH)					E5		G3	FC4		0	0	0	0	0	0	0					
			2B		FC4-6 1B			FC4 BB		0	0	0	0	0	0	0					
Inning Stats	R: 0 E: 0 K: 0 S: 3	H: 0 LOB: 0 BB: 0 P: 3	R: 0 E: 0 K: 1 S: 5	H: 0 LOB: 0 BB: 0 P: 5	R: 1 E: 0 K: 0 S: 5	H: 2 LOB: 1 BB: 0 P: 5	R: 0 E: 1 K: 2 S: 8	H: 0 LOB: 2 BB: 1 P: 12	R: 0 E: 0 K: 0 S: 5	H: 2 LOB: 3 BB: 1 P: 9	R: 1 E: 0 K: 0 S: 5	H: 2 LOB: 2 BB: 1 P: 9	R: 0 E: 0 K: 1 S: 5	H: 0 LOB: 2 BB: 2 P: 13	R: 0 E: 0 K: 2 S: 7	H: 0 LOB: 0 BB: 0 P: 7	1B: 6 2B: 1 3B: 0 HR: 0	SF: 0 SAC: 0 DP: 0 HBP: 0	WP: 1 PB: 0 SB: 0 CS: 0	PA: 41	
PITCHER	IP WLS BF H R ER SO BB IBB HBP BLK WP HR S P ERA WHIP	IP WLS BF H R ER SO BB IBB HBP BLK WP HR S P ERA WHIP	IP WLS BF H R ER SO BB IBB HBP BLK WP HR S P ERA WHIP	IP WLS BF H R ER SO BB IBB HBP BLK WP HR S P ERA WHIP	IP WLS BF H R ER SO BB IBB HBP BLK WP HR S P ERA WHIP	IP WLS BF H R ER SO BB IBB HBP BLK WP HR S P ERA WHIP	IP WLS BF H R ER SO BB IBB HBP BLK WP HR S P ERA WHIP	IP WLS BF H R ER SO BB IBB HBP BLK WP HR S P ERA WHIP	IP WLS BF H R ER SO BB IBB HBP BLK WP HR S P ERA WHIP	IP WLS BF H R ER SO BB IBB HBP BLK WP HR S P ERA WHIP	IP WLS BF H R ER SO BB IBB HBP BLK WP HR S P ERA WHIP	IP WLS BF H R ER SO BB IBB HBP BLK WP HR S P ERA WHIP	IP WLS BF H R ER SO BB IBB HBP BLK WP HR S P ERA WHIP	IP WLS BF H R ER SO BB IBB HBP BLK WP HR S P ERA WHIP	IP WLS BF H R ER SO BB IBB HBP BLK WP HR S P ERA WHIP	IP WLS BF H R ER SO BB IBB HBP BLK WP HR S P ERA WHIP	IP WLS BF H R ER SO BB IBB HBP BLK WP HR S P ERA WHIP	IP WLS BF H R ER SO BB IBB HBP BLK WP HR S P ERA WHIP	IP WLS BF H R ER SO BB IBB HBP BLK WP HR S P ERA WHIP	IP WLS BF H R ER SO BB IBB HBP BLK WP HR S P ERA WHIP	IP WLS BF H R ER SO BB IBB HBP BLK WP HR S P ERA WHIP
Tom Brewer, R ERA: 3.57 (1, 1)	7.0	W	34	7	2	2	4	4	0	0	0	0	0	0	0	0	2.57	1.571			
Ike Delock, R ERA: 4.21 (8, 1)	2.0	S	7	0	0	0	3	1	0	0	0	0	0	0	0	0	0.00	0.500			

Batter	1	2	3	4	5	6	7	8	9	AB	R	H	RBI	BB	SO	LOB	BOTTOM				
Mitt Bolling, R OBP: 0.321, SLG: 0.423 (1, 6)	5-3				K			G5-4-3		4	0	1	0	0	1	1	Detroit Tigers @ Boston Red Sox Fenway Park, Boston, MA Wed Aug 29 1956, 3:33 AM EDT Att: 11,210 - Unknown				
Billy Klaus, L OBP: 0.384, SLG: 0.388 (1, 5)	1B	FC6-4 BB			2B			4-3		4	2	2	1	0	0	2					
Ted Williams, L OBP: 0.481, SLG: 0.583 Gene Stephens, L OBP: 0.347, SLG: 0.357 (7, PR) (8, 7)	2B	1B			1B			1B		2	0	2	0	2	0	0					
Dick Gemert, R OBP: 0.410, SLG: 0.531 (1, 3)	L6-4				F7			G4-6-3		4	0	3	3	0	0	2					
Jackie Jensen, R OBP: 0.400, SLG: 0.489 (1, 9)		4-3						G4-6-3		3	0	0	0	1	0	4					
Jim Piersall, R OBP: 0.361, SLG: 0.438 (1, 8)	L6-4				5-3			6-3		4	0	0	0	0	1	3					
Ted Lepcio, R OBP: 0.350, SLG: 0.494 (1, 4)		E5			K			F7		4	0	1	0	0	1	0					
Sammy White, R OBP: 0.310, SLG: 0.349 (1, 2)		FC4-6 1B			5-3			L4		4	1	0	0	0	1	2					
Tom Brewer, R OBP: 0.333, SLG: 0.355 Ike Delock, R OBP: 0.217, SLG: 0.190 (1, 1) (8, 1)		FC6-4 1B			K			G5-4-3 BB		2	1	1	0	1	1	0					
										0	0	0	0	0	0	0					
Inning Stats	R: 1 E: 0 K: 0 S: 5	H: 3 LOB: 2 BB: 1 P: 9	R: 3 E: 1 K: 0 S: 7	H: 3 LOB: 1 BB: 1 P: 11	R: 0 E: 0 K: 1 S: 5	H: 0 LOB: 0 BB: 0 P: 5	R: 0 E: 0 K: 2 S: 8	H: 1 LOB: 2 BB: 1 P: 12	R: 0 E: 0 K: 1 S: 5	H: 0 LOB: 0 BB: 0 P: 5	R: 0 E: 0 K: 0 S: 2	H: 0 LOB: 0 BB: 1 P: 6	R: 0 E: 0 K: 0 S: 4	H: 2 LOB: 2 BB: 0 P: 4	R: 0 E: 0 K: 1 S: 5	H: 1 LOB: 1 BB: 0 P: 5	1B: 8 2B: 4 3B: 0 HR: 0	SF: 0 SAC: 0 DP: 4 HBP: 0	WP: 0 PB: 0 SB: 0 CS: 1	PA: 35	
PITCHER	IP WLS BF H R ER SO BB IBB HBP BLK WP HR S P ERA WHIP	IP WLS BF H R ER SO BB IBB HBP BLK WP HR S P ERA WHIP	IP WLS BF H R ER SO BB IBB HBP BLK WP HR S P ERA WHIP	IP WLS BF H R ER SO BB IBB HBP BLK WP HR S P ERA WHIP	IP WLS BF H R ER SO BB IBB HBP BLK WP HR S P ERA WHIP	IP WLS BF H R ER SO BB IBB HBP BLK WP HR S P ERA WHIP	IP WLS BF H R ER SO BB IBB HBP BLK WP HR S P ERA WHIP	IP WLS BF H R ER SO BB IBB HBP BLK WP HR S P ERA WHIP	IP WLS BF H R ER SO BB IBB HBP BLK WP HR S P ERA WHIP	IP WLS BF H R ER SO BB IBB HBP BLK WP HR S P ERA WHIP	IP WLS BF H R ER SO BB IBB HBP BLK WP HR S P ERA WHIP	IP WLS BF H R ER SO BB IBB HBP BLK WP HR S P ERA WHIP	IP WLS BF H R ER SO BB IBB HBP BLK WP HR S P ERA WHIP	IP WLS BF H R ER SO BB IBB HBP BLK WP HR S P ERA WHIP	IP WLS BF H R ER SO BB IBB HBP BLK WP HR S P ERA WHIP	IP WLS BF H R ER SO BB IBB HBP BLK WP HR S P ERA WHIP	IP WLS BF H R ER SO BB IBB HBP BLK WP HR S P ERA WHIP	IP WLS BF H R ER SO BB IBB HBP BLK WP HR S P ERA WHIP	IP WLS BF H R ER SO BB IBB HBP BLK WP HR S P ERA WHIP	IP WLS BF H R ER SO BB IBB HBP BLK WP HR S P ERA WHIP	IP WLS BF H R ER SO BB IBB HBP BLK WP HR S P ERA WHIP
Billy Hoelt, L ERA: 4.29 (1, 1)	1.2	L	13	6	4	1	0	0	0	0	0	11	19	5.40	4.200						
Jim Bunning, R ERA: 2.94 (2, 1)	3.1		12	1	0	0	4	0	1	0	0	0	19	23	0.00	0.300					
Walt Masterson, R ERA: 4.71 (6, 1)	2.0		7	2	0	0	0	1	0	0	0	0	6	10	0.00	1.500					
Al Aber, L ERA: 3.25 (8, 1)	1.0		3	1	0	0	1	0	0	0	0	0	5	5	0.00	1.000					

Batter	1	2	3	4	5	6	7	8	9	AB	R	H	RBI	BB	SO	LOB	TOP			
Dick Williams, R OBP: 0.336, SLG: 0.466 (1, 8)										4	1	2	0	0	0	0				
Bob Boyd, L OBP: 0.401, SLG: 0.439 (1, 3)										4	0	1	0	0	0	1				
George Kell, R OBP: 0.347, SLG: 0.423 (1, 5)										4	0	1	0	0	1	3				
Bob Nieman, R OBP: 0.439, SLG: 0.518 (1, 7)										4	0	1	1	0	2	2				
Gus Triandos, R OBP: 0.345, SLG: 0.439 (1, 2)										4	1	1	1	0	2	2				
Tito Francona, L OBP: 0.337, SLG: 0.374 (1, 9)										4	0	1	0	0	0	1				
Billy Gardner, R OBP: 0.287, SLG: 0.340 (7, 6)										3	0	1	0	0	1	1	AB 34			
Willy Miranda, S OBP: 0.283, SLG: 0.290 (7, PH)										2	0	0	0	0	1	2	R 2			
Joe Frazier, L OBP: 0.343, SLG: 0.360 (7, PR)										0	0	0	0	0	0	0	H 8			
Grady Hatton, L OBP: 0.316, SLG: 0.244 (7, 4)										1	0	0	0	0	0	1	RBI 2			
Hal Brown, R OBP: 0.342, SLG: 0.281 (7, PH)										2	0	0	0	0	0	0	BB 0			
Joe Giardiello, L OBP: 0.316, SLG: 0.289 (7, 1)										1	0	0	0	0	0	0	SO 8			
George Zuverink, R OBP: 0.187, SLG: 0.115 (8, 1)										0	0	0	0	0	0	0	LOB 16			
Morrie Martin, L OBP: 0.333, SLG: 0.309 (8, 1)										0	0	0	0	0	0	0				
Sandy Consuegra, R OBP: 0.316, SLG: 0.244 (8, 1)										0	0	0	0	0	0	0				
Tom Gastall, R OBP: 0.222, SLG: 0.200 (8, PH)										1	0	0	0	0	0	1				
Inning Stats	R: 0 E: 0 K: 1 S: 5	H: 1 LOB: 1 BB: 0 P: 5	R: 0 E: 0 K: 0 S: 5	H: 2 LOB: 2 BB: 0 P: 5	R: 0 E: 0 K: 0 S: 3	H: 0 LOB: 0 BB: 0 P: 3	R: 1 E: 0 K: 1 S: 6	H: 1 LOB: 0 BB: 0 P: 6	R: 0 E: 0 K: 1 S: 6	H: 1 LOB: 1 BB: 0 P: 6	R: 0 E: 0 K: 1 S: 5	H: 0 LOB: 2 BB: 0 P: 7	R: 1 E: 0 K: 1 S: 7	H: 2 LOB: 1 BB: 0 P: 7	R: 0 E: 0 K: 1 S: 6	H: 1 LOB: 1 BB: 0 P: 6	1B: 6 2B: 2 3B: 0 HR: 1	SF: 0 SAC: 0 DP: 1 HBP: 2	WP: 0 PB: 0 SB: 0 CS: 1	PA: 36
PITCHER Frank Sullivan, R ERA: 3.57 (1, 1)	IP: 9.0 WLS: W BF: 36 H: 8 R: 2 ER: 2 SO: 8 BB: 0 IBB: 0 HBP: 2 BLK: 0 WP: 0 HR: 1 S: 50 P: 52 ERA: 2.00 WHIP: 0.889																			

Baltimore Orioles @ Boston Red Sox
Fenway Park, Boston, MA
Sat Sep 01 1956, 3:33 AM EDT
Att: 5,819 - Unknown

AB 34
R 2
H 8
RBI 2
BB 0
SO 8
LOB 16



Batter	1	2	3	4	5	6	7	8	9	AB	R	H	RBI	BB	SO	LOB	BOTTOM			
Mitt Bolling, R OBP: 0.300, SLG: 0.388 (1, 6)										4	0	0	0	0	0	2				
Billy Klaus, L OBP: 0.388, SLG: 0.391 (1, 5)										3	2	1	0	1	0	0				
Ted Williams, L OBP: 0.482, SLG: 0.594 (7, PH)										3	1	1	2	1	0	1				
Gene Stephens, L OBP: 0.340, SLG: 0.349 (9, 7)										0	0	0	0	0	0	0				
Mickey Vernon, L OBP: 0.413, SLG: 0.543 (1, 3)										4	0	1	0	0	0	1				
Jackie Jensen, R OBP: 0.400, SLG: 0.501 (1, 9)										4	1	2	2	0	1	0				
Jim Piersall, R OBP: 0.362, SLG: 0.439 (1, 8)										3	0	1	0	1	0	3				
Ted Lepcio, R OBP: 0.346, SLG: 0.500 (1, 4)										4	0	1	0	0	0	3				
Sammy White, R OBP: 0.309, SLG: 0.348 (1, 2)										3	0	1	0	0	1	2				
Frank Sullivan, R OBP: 0.151, SLG: 0.143 (1, 1)										3	0	0	0	0	1	3				
Inning Stats	R: 0 E: 0 K: 0 S: 3	H: 0 LOB: 1 BB: 1 P: 7	R: 0 E: 0 K: 1 S: 4	H: 0 LOB: 0 BB: 1 P: 8	R: 0 E: 0 K: 1 S: 5	H: 1 LOB: 0 BB: 0 P: 5	R: 0 E: 0 K: 0 S: 3	H: 0 LOB: 0 BB: 0 P: 3	R: 1 E: 1 K: 1 S: 7	H: 2 LOB: 1 BB: 0 P: 7	R: 1 E: 0 K: 0 S: 5	H: 2 LOB: 2 BB: 1 P: 9	R: 0 E: 0 K: 0 S: 4	H: 1 LOB: 1 BB: 0 P: 4	R: 2 E: 1 K: 0 S: 6	H: 2 LOB: 1 BB: 0 P: 6	1B: 6 2B: 0 3B: 0 HR: 2	SF: 0 SAC: 0 DP: 1 HBP: 0	WP: 0 PB: 0 SB: 0 CS: 0	PA: 34
PITCHER Hal Brown, R ERA: 3.77 (1, 1)	IP: 6.0 WLS: L BF: 24 H: 5 R: 2 ER: 2 SO: 2 BB: 2 IBB: 2 HBP: 2 BLK: 0 WP: 0 HR: 1 S: 27 P: 39 ERA: 3.00 WHIP: 1.333																			
George Zuverink, R ERA: 3.54 (7, 1)	IP: 1.0 WLS: L BF: 5 H: 2 R: 1 ER: 1 SO: 1 BB: 0 IBB: 0 HBP: 0 BLK: 0 WP: 0 HR: 0 S: 5 P: 5 ERA: 9.00 WHIP: 2.000																			
Morrie Martin, L ERA: 6.35 (8, 1)	IP: 0.1 WLS: L BF: 2 H: 1 R: 1 ER: 1 SO: 0 BB: 0 IBB: 0 HBP: 0 BLK: 0 WP: 0 HR: 1 S: 2 P: 2 ERA: 27.00 WHIP: 3.000																			
Sandy Consuegra, R ERA: 5.08 (8, 1)	IP: 0.2 WLS: L BF: 3 H: 0 R: 0 ER: 0 SO: 0 BB: 0 IBB: 0 HBP: 0 BLK: 0 WP: 0 HR: 0 S: 3 P: 3 ERA: 0.00 WHIP: 0.000																			

Baltimore Orioles @ Boston Red Sox
Fenway Park, Boston, MA
Sat Sep 01 1956, 3:33 AM EDT
Att: 5,819 - Unknown

AB 31
R 4
H 8
RBI 4
BB 3
SO 3
LOB 15



Batter	1	2	3	4	5	6	7	8	9	AB	R	H	RBI	BB	SO	LOB	TOP								
Dick Williams, R OBP: 0.336, SLG: 0.461 (1, 8)										5	1	1	0	1	1	2	Baltimore Orioles @ Boston Red Sox Fenway Park, Boston, MA Sun Sep 02 1956, 3:33 AM EDT Att: 12,529 - Unknown								
Bob Boyd, L OBP: 0.411, SLG: 0.465 (1, 3)										5	2	3	2	1	0	1									
George Kell, R OBP: 0.350, SLG: 0.430 (1, 5)										6	2	3	0	0	0	4									
Bob Nieman, R OBP: 0.442, SLG: 0.522 Jim Pyburn, R OBP: 0.270, SLG: 0.307 (1, 7) (9, 8)										5	0	3	3	1	1	2									
Gus Triandos, R OBP: 0.348, SLG: 0.437 (1, 2)										4	1	1	1	2	0	2									
Tito Francona, L OBP: 0.332, SLG: 0.367 (1, 9)										6	1	0	0	0	1	10									
Billy Gardner, R OBP: 0.290, SLG: 0.346 (1, 4) (7, 6)										4	2	2	0	1	0	2									
Willy Miranda, S OBP: 0.286, SLG: 0.291 Hoot Evers, R OBP: 0.374, SLG: 0.290 Grady Hatton, L OBP: 0.320, SLG: 0.273 (1, 6) (7, PH) (7, 4)										2	1	1	1	1	0	0									
Ray Moore, R OBP: 0.296, SLG: 0.424 Mike Fomiele, R OBP: 0.172, SLG: 0.241 Joe Ferrarese, L OBP: 0.340, SLG: 0.356 Don Ferrarese, R OBP: 0.167, SLG: 0.176 George Zuverink, R OBP: 0.167, SLG: 0.176 Wayne Causey, L OBP: 0.215 Billy Loes, R OBP: 0.188, SLG: 0.188 (1, 1) (2, 1) (4, PH) (4, 1) (6, PH) (6, 1) (8, PH) (8, 1)										1	0	0	0	0	0	0									
Inning Stats	R: 0 E: 0 K: 1 S: 7	H: 2 LOB: 3 BB: 1 P: 11	R: 0 E: 0 K: 1 S: 5	H: 0 LOB: 0 BB: 0 P: 5	R: 2 E: 0 K: 0 S: 5	H: 3 LOB: 0 BB: 0 P: 5	R: 1 E: 1 K: 2 S: 8	H: 1 LOB: 1 BB: 1 P: 12	R: 0 E: 0 K: 0 S: 3	H: 0 LOB: 0 BB: 0 P: 3	R: 3 E: 2 K: 0 S: 7	H: 2 LOB: 2 BB: 1 P: 11	R: 0 E: 0 K: 1 S: 6	H: 1 LOB: 2 BB: 1 P: 10	R: 2 E: 0 K: 0 S: 6	H: 3 LOB: 2 BB: 1 P: 10		R: 3 E: 0 K: 0 S: 7	H: 4 LOB: 3 BB: 2 P: 15	1B: 10 2B: 3 3B: 1 HR: 2	SF: 1 SAC: 0 DP: 1 HBP: 0	WP: 0 PB: 0 SB: 0 CS: 0	PA: 51		
PITCHER	IP WLS BF H R ER SO BB IBB HBP BLK WP HR S P ERA WHIP	5.1 0 26 7 6 3 4 2 0 0 0 0 0 32 40 5.06 1.688	2.1 15 5 2 2 1 3 0 0 0 0 0 1 14 26 7.71 3.429	0.1 3 2 2 2 0 0 0 0 0 0 0 1 3 3 54.00 6.000	1.0 L 7 2 1 1 0 2 0 0 0 0 0 0 5 13 9.00 4.000																				

AB	43
R	11
H	16
RBI	11
BB	7
SO	5
LOB	26



Batter	1	2	3	4	5	6	7	8	9	AB	R	H	RBI	BB	SO	LOB	BOTTOM						
Mitt Bolling, R OBP: 0.309, SLG: 0.378 (1, 6)										2	1	0	0	2	0	2	Baltimore Orioles @ Boston Red Sox Fenway Park, Boston, MA Sun Sep 02 1956, 3:33 AM EDT Att: 12,529 - Unknown						
Billy Klaus, L OBP: 0.386, SLG: 0.387 (1, 5)										4	1	0	0	1	0	4							
Ted Williams, L OBP: 0.483, SLG: 0.590 Gene Stephens, L OBP: 0.353, SLG: 0.349 (1, 7) (8, 7)										2	2	0	0	2	0	1							
Mickey Vernon, L OBP: 0.411, SLG: 0.538 (1, 3)										5	1	1	1	0	1	5							
Jackie Jensen, R OBP: 0.402, SLG: 0.508 (1, 9)										5	2	3	5	0	0	1							
Jim Piersall, R OBP: 0.363, SLG: 0.447 (1, 8)										4	1	2	3	0	0	2							
Ted Lepcio, R OBP: 0.340, SLG: 0.489 (1, 4)										4	0	0	0	0	3	1							
Sammy White, R OBP: 0.314, SLG: 0.352 (1, 2)										2	1	1	0	2	0	0							
Bob Porterfield, R OBP: 0.341, SLG: 0.395 Ike Delock, R OBP: 0.217, SLG: 0.190 George Susce, R OBP: 0.316, SLG: 0.313 Dave Sisler, R OBP: 0.200, SLG: 0.115 (1, 1) (6, 1) (8, 1) (9, 1)										2	1	1	1	0	0	0							
Inning Stats	R: 4 E: 0 K: 2 S: 8	H: 1 LOB: 0 BB: 3 P: 20	R: 4 E: 0 K: 0 S: 7	H: 4 LOB: 1 BB: 1 P: 11	R: 0 E: 0 K: 1 S: 5	H: 0 LOB: 0 BB: 0 P: 5	R: 0 E: 0 K: 0 S: 3	H: 0 LOB: 1 BB: 1 P: 7	R: 2 E: 0 K: 0 S: 5	H: 2 LOB: 0 BB: 0 P: 5	R: 0 E: 0 K: 0 S: 3	H: 0 LOB: 1 BB: 1 P: 7	R: 2 E: 0 K: 0 S: 6	H: 2 LOB: 0 BB: 0 P: 5	R: 0 E: 0 K: 0 S: 3	H: 0 LOB: 1 BB: 1 P: 7		R: 0 E: 0 K: 0 S: 3	H: 0 LOB: 1 BB: 1 P: 7	1B: 3 2B: 4 3B: 1 HR: 1	SF: 1 SAC: 2 DP: 1 HBP: 0	WP: 0 PB: 1 SB: 0 CS: 1	PA: 42
PITCHER	IP WLS BF H R ER SO BB IBB HBP BLK WP HR S P ERA WHIP	1.0 0 9 3 6 6 2 3 0 0 0 0 0 10 14 4.50 1.000	2.0 9 2 2 1 1 0 1 0 0 0 0 0 8 12 0.00 1.000	2.0 9 2 2 2 0 1 0 0 0 0 0 0 8 12 9.00 1.500	0.0 W 8 0 0 0 0 2 0 0 0 0 0 0 6 14 0.00 1.000																		



Batter	1	2	3	4	5	6	7	8	9	AB	R	H	RBI	BB	SO	LOB	TOP							
Don Buddin, R OBP: 0.347, SLG: 0.327										3	1	1	0	1	1	0	Boston Red Sox @ Washington Senators Griffith Stadium, Washington, DC Mon Sep 03 1956, 3:33 AM EDT Unknown							
Billy Klaus, L OBP: 0.383, SLG: 0.383										4	0	0	0	0	1	2								
Ted Williams, L OBP: 0.482, SLG: 0.586										4	1	1	0	1	2	2								
Gene Stephens, L OBP: 0.353, SLG: 0.349										0	0	0	0	0	0	0								
Mickey Vernon, L OBP: 0.410, SLG: 0.535										4	2	1	1	1	1	2								
Jackie Jensen, R OBP: 0.406, SLG: 0.508										2	2	1	0	3	0	0								
Jim Piersall, R OBP: 0.365, SLG: 0.455										5	1	3	5	0	0	1								
Ted Lepcio, R OBP: 0.336, SLG: 0.482										3	0	0	1	1	0	2								
Sammy White, R OBP: 0.316, SLG: 0.354										4	0	2	0	0	0	2								
Mel Parnell, L OBP: 0.175, SLG: 0.200										1	0	0	0	0	0	2								
Tom Hurd, R OBP: 0.500, SLG: 0.500										3	0	0	0	0	1	3								
Inning Stats	R: 4 E: 1 K: 0 S: 6	H: 3 LOB: 2 BB: 3 P: 18	R: 0 E: 0 K: 3 S: 9	H: 0 LOB: 0 BB: 0 P: 9	R: 1 E: 0 K: 0 S: 3	H: 1 LOB: 1 BB: 2 P: 11	R: 0 E: 0 K: 1 S: 5	H: 0 LOB: 0 BB: 0 P: 6	R: 2 E: 0 K: 0 S: 5	H: 2 LOB: 1 BB: 1 P: 9	R: 0 E: 0 K: 1 S: 6	H: 1 LOB: 1 BB: 0 P: 6	R: 0 E: 0 K: 1 S: 6	H: 1 LOB: 2 BB: 1 P: 10	R: 0 E: 0 K: 0 S: 4	H: 1 LOB: 1 BB: 0 P: 4	R: 0 E: 0 K: 0 S: 3	H: 0 LOB: 0 BB: 0 P: 3	1B: 8 2B: 0 3B: 0 HR: 1	SF: 1 SAC: 1 DP: 0 HBP: 1	WP: 1 PB: 0 SB: 2 CS: 1	PA: 43		
PITCHER	IP WLS BF H R ER SO BB IBB HBP BLK WP HR S P ERA WHIP	0.2 L 23 4 3 3 5 3 0 1 0 1 1 29 42 5.06 1.312	3.0 L 12 2 0 0 1 1 0 0 0 0 0 13 17 0.00 1.000																					

AB 33
R 7
H 9
RBI 7
BB 7
SO 6
LOB 16



Batter	1	2	3	4	5	6	7	8	9	AB	R	H	RBI	BB	SO	LOB	BOTTOM							
Eddie Yost, R OBP: 0.421, SLG: 0.347										4	1	0	0	1	1	2	Boston Red Sox @ Washington Senators Griffith Stadium, Washington, DC Mon Sep 03 1956, 3:33 AM EDT Unknown							
Ed Fitz Gerald, R OBP: 0.415, SLG: 0.430										4	1	2	0	0	0	0								
Pete Runnels, L OBP: 0.371, SLG: 0.419										4	1	0	1	0	0	3								
Roy Sievers, R OBP: 0.377, SLG: 0.485										4	1	1	1	0	0	0								
Jim Lemon, R OBP: 0.348, SLG: 0.508										3	0	0	0	1	0	0								
Karl Olson, R OBP: 0.323, SLG: 0.357										0	0	0	0	0	0	0								
Whitey Herzog, L OBP: 0.305, SLG: 0.353										4	1	2	2	0	0	0								
Herb Plews, L OBP: 0.337, SLG: 0.374										4	0	1	1	0	1	2								
Jose Valdivielso, R OBP: 0.315, SLG: 0.325										2	0	1	0	1	0	1								
Ernie Ottavetz, S OBP: 0.376, SLG: 0.315										1	0	1	0	0	0	0								
Hal Griggs, R OBP: 0.250, SLG: 0.250										0	0	0	0	0	0	0								
Lou Berberet, L OBP: 0.421, SLG: 0.410										2	0	1	0	0	1	2								
Bob Chakales, R OBP: 0.111, SLG: 0.111										1	0	0	0	0	0	1								
Clint Courtney, L OBP: 0.389, SLG: 0.446										0	0	0	0	0	0	0								
Inning Stats	R: 4 E: 1 K: 0 S: 6	H: 3 LOB: 1 BB: 2 P: 14	R: 0 E: 0 K: 1 S: 6	H: 2 LOB: 1 BB: 0 P: 6	R: 1 E: 0 K: 1 S: 7	H: 2 LOB: 2 BB: 1 P: 11	R: 0 E: 0 K: 0 S: 3	H: 0 LOB: 0 BB: 0 P: 3	R: 0 E: 0 K: 0 S: 3	H: 0 LOB: 0 BB: 0 P: 3	R: 0 E: 0 K: 0 S: 4	H: 1 LOB: 1 BB: 0 P: 4	R: 0 E: 0 K: 0 S: 3	H: 0 LOB: 0 BB: 0 P: 3	R: 0 E: 0 K: 1 S: 5	H: 0 LOB: 0 BB: 0 P: 5	R: 0 E: 0 K: 0 S: 3	H: 1 LOB: 0 BB: 0 P: 3	1B: 9 2B: 0 3B: 0 HR: 0	SF: 0 SAC: 0 DP: 3 HBP: 0	WP: 1 PB: 0 SB: 1 CS: 0	PA: 37		
PITCHER	IP WLS BF H R ER SO BB IBB HBP BLK WP HR S P ERA WHIP	0.0 W 32 7 1 1 3 1 0 0 0 1 0 37 41 1.00 0.889																						

AB 34
R 5
H 9
RBI 5
BB 3
SO 3
LOB 12



Batter	1	2	3	4	5	6	7	8	9	AB	R	H	RBI	BB	SO	LOB	TOP					
Don Buddin, R OBP: 0.349, SLG: 0.328 (1, 6)										5	2	2	0	1	0	4						
Billy Klaus, L OBP: 0.386, SLG: 0.388 (1, 5)										5	2	3	2	1	0	1						
Dick Gemert, R OBP: 0.409, SLG: 0.521 (1, 7)										5	2	2	3	1	1	3						
Jackie Jensen, R OBP: 0.406, SLG: 0.510 Gene Stephens, L OBP: 0.356, SLG: 0.341 (1, 9)										4	1	2	0	0	0	3						
Jim Piersall, R OBP: 0.366, SLG: 0.458 (1, 8)										5	2	3	3	0	0	3						
Norm Zaichin, R OBP: 0.318, SLG: 0.325 (1, 3)										3	2	1	0	2	0	2						
Ted Lepcio, R OBP: 0.347, SLG: 0.508 (1, 4)										4	2	3	4	1	0	1						
Pete Daley, R OBP: 0.333, SLG: 0.431 (1, 2)										4	2	2	2	0	1	2						
Tom Brewer, R OBP: 0.337, SLG: 0.358 (1, 1)										5	1	2	2	0	0	2						
Inning Stats	R: 4 E: 0 K: 0 S: 7	H: 5 LOB: 1 BB: 1 P: 11	R: 0 E: 0 K: 0 S: 4	H: 1 LOB: 1 BB: 0 P: 4	R: 0 E: 0 K: 0 S: 3	H: 1 LOB: 0 BB: 0 P: 3	R: 6 E: 0 K: 0 S: 9	H: 6 LOB: 1 BB: 1 P: 13	R: 0 E: 0 K: 1 S: 5	H: 0 LOB: 0 BB: 0 P: 5	R: 1 E: 0 K: 0 S: 3	H: 1 LOB: 0 BB: 1 P: 7	R: 3 E: 0 K: 1 S: 8	H: 4 LOB: 1 BB: 1 P: 12	R: 2 E: 0 K: 0 S: 5	H: 2 LOB: 2 BB: 2 P: 10	R: 0 E: 0 K: 0 S: 2	H: 0 LOB: 1 BB: 2 P: 10	1B: 14 2B: 6 3B: 1 HR: 1	SF: 1 SAC: 0 DP: 5 HBP: 1	WP: 0 PB: 0 SB: 1 CS: 0	PA: 50
PITCHER	IP WLS BF H R ER SO BB IBB HBP BLK WP HR S P ERA WHIP	IP WLS BF H R ER SO BB IBB HBP BLK WP HR S P ERA WHIP															IP WLS BF H R ER SO BB IBB HBP BLK WP HR S P ERA WHIP					
Bob Wiesler, L ERA: 6.92 (1, 1)	0.1 L 5 4 4 4 0 0 0 0 0 0 0 5 5 108.00 12.000	2.2 15 7 5 5 0 2 0 0 0 0 0 13 21 16.88 3.375	3.0 12 3 2 2 1 1 0 0 0 0 0 13 17 6.00 1.333	4.1 7 4 3 3 1 1 0 0 0 0 1 8 12 27.00 5.000	7.1 11 2 2 2 0 3 0 1 0 0 0 7 20 9.00 2.500															0.0 0		
Eddie Yost, R OBP: 0.420, SLG: 0.346 (1, 5)										4	0	1	0	0	1	1						
Whitey Herzog, L OBP: 0.304, SLG: 0.354 (1, 8)										4	0	1	0	0	0	1						
Pete Runnels, L OBP: 0.370, SLG: 0.420 (1, 3)										4	0	1	0	0	0	2						
Roy Sievers, R OBP: 0.376, SLG: 0.483 (1, 7)										4	0	1	0	0	0	2						
Jim Lemon, R OBP: 0.347, SLG: 0.506 (1, 9)										4	0	1	0	0	0	2						
Herb Plews, L OBP: 0.335, SLG: 0.371 (1, 4)										4	0	1	0	0	0	0						
Lou Berberet, L OBP: 0.417, SLG: 0.403 (1, 2)										3	0	0	0	1	0	2						
Jose Valdivielso, R OBP: 0.319, SLG: 0.323 (1, 6)										1	0	0	0	2	0	0						
Bob Wiesler, S OBP: 0.266, SLG: 0.103 Connie Grob, L OBP: 0.308, SLG: 0.389 Bob Chakales, R OBP: 0.311, SLG: 0.111 Ernie Cravets, R OBP: 0.352, SLG: 0.313 Hal Griggs, R OBP: 0.307, SLG: 0.444 Clint Courtney, L OBP: 0.260, SLG: 0.250 (1, 1)										0	0	0	0	0	0	0						
Inning Stats	R: 0 E: 0 K: 0 S: 3	H: 0 LOB: 0 BB: 0 P: 3	R: 0 E: 0 K: 0 S: 3	H: 1 LOB: 0 BB: 0 P: 3	R: 0 E: 0 K: 0 S: 2	H: 0 LOB: 1 BB: 2 P: 10	R: 0 E: 0 K: 0 S: 4	H: 1 LOB: 1 BB: 0 P: 4	R: 0 E: 0 K: 0 S: 3	H: 0 LOB: 0 BB: 0 P: 3	R: 0 E: 0 K: 0 S: 4	H: 1 LOB: 1 BB: 0 P: 4	R: 0 E: 0 K: 0 S: 5	H: 2 LOB: 3 BB: 1 P: 9	R: 0 E: 0 K: 1 S: 6	H: 1 LOB: 1 BB: 0 P: 6	R: 0 E: 0 K: 0 S: 3	H: 0 LOB: 0 BB: 0 P: 3	1B: 4 2B: 2 3B: 0 HR: 0	SF: 0 SAC: 0 DP: 2 HBP: 0	WP: 0 PB: 0 SB: 0 CS: 0	PA: 34
PITCHER	IP WLS BF H R ER SO BB IBB HBP BLK WP HR S P ERA WHIP	IP WLS BF H R ER SO BB IBB HBP BLK WP HR S P ERA WHIP															IP WLS BF H R ER SO BB IBB HBP BLK WP HR S P ERA WHIP					
Tom Brewer, R ERA: 3.42 (1, 1)	9.0 W 34 6 0 0 1 3 0 0 0 0 0 33 45 0.00 1.000															0.0 0						

Boston Red Sox @ Washington Senators
Griffith Stadium, Washington, DC
Mon Sep 03 1956, 3:38 AM EDT
Att: 13,271 - Unknown


AB 41
R 16
H 20
RBI 16
BB 7
SO 2
LOB 21




Boston Red Sox @ Washington Senators
Griffith Stadium, Washington, DC
Mon Sep 03 1956, 3:38 AM EDT
Att: 13,271 - Unknown

AB 31
R 0
H 6
RBI 0
BB 3
SO 1
LOB 15



Batter	1	2	3	4	5	6	7	8	9	AB	R	H	RBI	BB	SO	LOB	TOP					
Hank Bauer, R OBP: 0.321, SLG: 0.436 (1, 9)	F6		F4		F9		K		K	5	0	0	0	0	2	2	New York Yankees @ Boston Red Sox Fenway Park, Boston, MA Wed Sep 05 1956, 3:33 AM EDT Att: 26,784 - Unknown					
Enos Slaughter, L OBP: 0.394, SLG: 0.408 (1, 7)	4-3		E3				F9		G3 1B 2B	5	1	3	0	0	0	1						
Mickey Mantle, S OBP: 0.470, SLG: 0.721 (1, 8)			F5		K				G3 1B BB	4	1	1	0	1	1	2						
Yogi Berra, L OBP: 0.368, SLG: 0.524 (1, 2)	1-3				K HBP BB PB		F8		G3 1B 2B	5	2	1	1	0	1	4						
Bill Skowron, R OBP: 0.381, SLG: 0.527 (1, 3)					F8		5-3		HR	5	0	2	2	0	1	1						
Gil McDougald, R OBP: 0.399, SLG: 0.437 (1, 6)	E5				PB HBP BB		F8		1B 1B	3	0	1	0	2	0	0						
Billy Martin, R OBP: 0.323, SLG: 0.412 (8, 5)	L8				PB HBP		K		F8 1B	4	0	0	0	0	1	5						
Andy Carey, R OBP: 0.306, SLG: 0.334 (8, PH)			F8		6-3		K			3	0	0	0	0	1	2						
Irv Noren, L OBP: 0.567, SLG: 0.400 (8, PR)										0	0	0	0	1	0	0						
Tom Carroll, R OBP: 0.400, SLG: 0.400 (8, PR)										0	0	0	0	0	0	0						
Jerry Coleman, R OBP: 0.304, SLG: 0.302 (8, 4)									IBB	0	0	0	0	0	0	0						
Whitey Ford, L OBP: 0.301, SLG: 0.234 (1, 1)					F5				4-3	3	1	1	0	1	0	5						
																						
Inning Stats	R: 0 E: 0 K: 0 S: 4	H: 1 LOB: 1 BB: 0 P: 4	R: 0 E: 1 K: 1 S: 5	H: 0 LOB: 0 BB: 0 P: 5	R: 1 E: 1 K: 0 S: 5	H: 2 LOB: 1 BB: 0 P: 5	R: 1 E: 1 K: 1 S: 6	H: 0 LOB: 2 BB: 1 P: 11	R: 0 E: 0 K: 1 S: 6	H: 1 LOB: 1 BB: 0 P: 6	R: 0 E: 0 K: 2 S: 5	H: 0 LOB: 1 BB: 0 P: 5	R: 0 E: 0 K: 2 S: 7	H: 0 LOB: 1 BB: 1 P: 11	R: 1 E: 0 K: 0 S: 5	H: 2 LOB: 2 BB: 2 P: 13	R: 2 E: 0 K: 1 S: 8	H: 3 LOB: 2 BB: 1 P: 12	1B: 7 2B: 1 3B: 0 HR: 1	SF: 0 SAC: 0 DP: 0 HBP: 1	WP: 1 PB: 2 CS: 0	PA: 43
PITCHER Willard Nixon, R ERA: 4.15 (1, 1)	IP: 9.0 WLS: L BF: 43 H: 9 R: 5 ER: 3 SO: 7 BB: 4 IBB: 1 HBP: 1 BLK: 0 WP: 1 HR: 1 S: 51 P: 72 ERA: 3.00 WHIP: 1.444															PITCHER						

Batter	1	2	3	4	5	6	7	8	9	AB	R	H	RBI	BB	SO	LOB	BOTTOM					
Don Buddin, R OBP: 0.355, SLG: 0.342 (2, 6)	F7 BB FC4-6 BB		F7		5-3		K			0	1	0	0	1	0	0	New York Yankees @ Boston Red Sox Fenway Park, Boston, MA Wed Sep 05 1956, 3:33 AM EDT Att: 26,784 - Unknown					
Billy Klaus, L OBP: 0.384, SLG: 0.383 (1, 5)					F7				K	2	0	0	0	2	1	0						
Ted Williams, L OBP: 0.482, SLG: 0.585 (9, PR)										4	0	3	0	0	0	2						
Gene Stephens, L OBP: 0.352, SLG: 0.333 (9, 7)										0	0	0	0	0	0	0						
Dick Gemert, R OBP: 0.404, SLG: 0.513 (1, 3)										4	0	0	1	0	0	5						
Jackie Jensen, R OBP: 0.405, SLG: 0.505 (1, 9)										3	0	0	0	1	0	2						
Jim Piersall, R OBP: 0.362, SLG: 0.455 (1, 8)										4	0	1	0	0	0	2						
Ted Lepcio, R OBP: 0.342, SLG: 0.510 (1, 4)										4	0	0	0	0	1	1						
Pete Daley, R OBP: 0.344, SLG: 0.473 (1, 2)										4	2	3	1	0	0	2						
Willard Nixon, L OBP: 0.218, SLG: 0.196 (9, PH)										3	0	0	0	0	2	2						
Norm Zauchin, R OBP: 0.315, SLG: 0.321 (9, PH)										1	0	0	0	0	0	0						
																						
Inning Stats	R: 1 E: 0 K: 0 S: 3	H: 0 LOB: 1 BB: 2 P: 11	R: 0 E: 0 K: 1 S: 6	H: 1 LOB: 1 BB: 0 P: 6	R: 0 E: 0 K: 0 S: 3	H: 1 LOB: 1 BB: 1 P: 7	R: 0 E: 0 K: 0 S: 3	H: 0 LOB: 0 BB: 0 P: 3	R: 1 E: 0 K: 1 S: 6	H: 1 LOB: 0 BB: 0 P: 6	R: 0 E: 0 K: 2 S: 8	H: 1 LOB: 1 BB: 1 P: 7	R: 0 E: 0 K: 2 S: 8	H: 1 LOB: 1 BB: 0 P: 8	R: 0 E: 0 K: 1 S: 6	H: 1 LOB: 1 BB: 0 P: 6	R: 1 E: 0 K: 0 S: 4	H: 1 LOB: 0 BB: 0 P: 4	1B: 3 2B: 2 3B: 1 HR: 1	SF: 0 SAC: 0 DP: 2 HBP: 0	WP: 1 PB: 0 CS: 0	PA: 36
PITCHER Whitey Ford, L ERA: 2.66 (1, 1)	IP: 9.0 WLS: W BF: 36 H: 7 R: 3 ER: 3 SO: 5 BB: 4 IBB: 0 HBP: 0 BLK: 0 WP: 1 HR: 1 S: 42 P: 58 ERA: 3.00 WHIP: 1.222															PITCHER						

Batter	1	2	3	4	5	6	7	8	9	AB	R	H	RBI	BB	SO	LOB	TOP			
Billy Goodman, L (1.4)										4	0	2	0	0	0	1				
Billy Klaus, L (1.6)										4	0	0	0	0	0	3				
Mickey Vernon, L (1.3)										4	0	1	0	0	0	1				
Dick Gemert, R (1.7)										3	0	0	0	0	0	1				
Jackie Jensen, R (1.9)										3	0	0	0	0	0	0				
Jim Piersall, R (1.8)										3	0	1	0	0	0	0				
Ted Lepcio, R (1.5)										3	0	1	0	0	1	1				
Sammy White, R (1.2)										3	0	0	0	0	0	1				
Frank Sullivan, R (1.1)										2	0	1	0	0	0	0				
George Susce, R (7.1)										0	0	0	0	0	0	0				
Ted Williams, L (6, PH)										1	0	0	0	0	0	1				
Harry Dorish, R (8.1)										0	0	0	0	0	0	0				
Inning Stats	R: 0 E: 0 K: 0 S: 4	H: 1 LOB: 1 BB: 0 P: 4	R: 0 E: 0 K: 1 S: 5	H: 1 LOB: 1 BB: 0 P: 5	R: 0 E: 0 K: 0 S: 4	H: 1 LOB: 1 BB: 0 P: 4	R: 0 E: 0 K: 0 S: 3	H: 0 LOB: 0 BB: 0 P: 3	R: 0 E: 0 K: 0 S: 4	H: 2 LOB: 2 BB: 0 P: 4	R: 0 E: 0 K: 0 S: 3	H: 0 LOB: 0 BB: 0 P: 3	R: 0 E: 0 K: 0 S: 3	H: 1 LOB: 0 BB: 0 P: 3	R: 0 E: 0 K: 0 S: 3	H: 0 LOB: 0 BB: 0 P: 3	1B: 6 2B: 1 3B: 0 HR: 0	SF: 0 SAC: 0 DP: 2 HBP: 0	WP: 0 PB: 0 SB: 0 CS: 1	PA: 30
PITCHER	IP WLS BF H R ER SO BB IBB HBP BLK WP HR S P ERA WHIP																			
Hal Brown, R (1.1)	9.0 W 30 6 0 0 1 0 0 0 0 0 0 0 32 32 0.00 0.667																			

Boston Red Sox @ Baltimore Orioles
 Memorial Stadium, Baltimore, MD
 Fri Sep 07 1956, 3:38 AM EDT
 Att: 13,634 - Unknown

AB 30
 R 0
 H 6
 RBI 0
 BB 0
 SO 1
 LOB 9



Batter	1	2	3	4	5	6	7	8	9	AB	R	H	RBI	BB	SO	LOB	BOTTOM			
George Kell, R (1.5)										4	1	1	0	0	0	2				
Bob Boyd, L (1.3)										4	2	2	2	0	0	0				
Bob Nieman, R (1.7)										3	1	1	0	1	0	1				
Tito Francona, L (1.9)										4	1	2	1	0	0	0				
Gus Triandos, R (1.2)										3	0	1	1	1	1	3				
Billy Gardner, R (1.4)										4	0	1	1	0	1	4				
Dick Williams, R (1.8)										4	0	1	0	0	0	3				
Willy Miranda, S (1.6)										4	0	0	0	0	0	3				
Hal Brown, R (1.1)										4	0	1	0	0	0	1				
Inning Stats	R: 0 E: 0 K: 0 S: 3	H: 0 LOB: 0 BB: 0 P: 3	R: 0 E: 0 K: 1 S: 5	H: 0 LOB: 1 BB: 1 P: 9	R: 0 E: 0 K: 0 S: 3	H: 1 LOB: 0 BB: 0 P: 3	R: 1 E: 1 K: 1 S: 7	H: 1 LOB: 1 BB: 0 P: 7	R: 0 E: 0 K: 0 S: 4	H: 1 LOB: 1 BB: 0 P: 4	R: 2 E: 0 K: 0 S: 7	H: 4 LOB: 2 BB: 0 P: 7	R: 2 E: 0 K: 0 S: 6	H: 3 LOB: 2 BB: 1 P: 10	R: 0 E: 0 K: 0 S: 3	H: 0 LOB: 0 BB: 0 P: 3	1B: 8 2B: 0 3B: 1 HR: 1	SF: 0 SAC: 0 DP: 1 HBP: 0	WP: 0 PB: 0 SB: 0 CS: 0	PA: 36
PITCHER	IP WLS BF H R ER SO BB IBB HBP BLK WP HR S P ERA WHIP																			
Frank Sullivan, R (1.1)	6.1 L 29 9 5 4 2 1 0 0 0 0 0 0 3 7 0.00 1.579																			
George Susce, R (7.1)	0.2 4 1 0 0 0 1 0 0 0 0 0 0 3 7 0.00 3.000																			
Harry Dorish, R (8.1)	1.0 3 0 0 0 0 0 0 0 0 0 0 0 3 3 0.00 0.000																			

Boston Red Sox @ Baltimore Orioles
 Memorial Stadium, Baltimore, MD
 Fri Sep 07 1956, 3:38 AM EDT
 Att: 13,634 - Unknown

AB 34
 R 5
 H 10
 RBI 5
 BB 2
 SO 2
 LOB 17



Batter	1	2	3	4	5	6	7	8	9	AB	R	H	RBI	BB	SO	LOB	TOP									
Billy Goodman, L OBP: 0.346, SLG: 0.402 (1, 4)										5	1	1	0	0	0	4	Boston Red Sox @ Baltimore Orioles Memorial Stadium, Baltimore, MD Sat Sep 08 1956, 3:33 AM EDT Att: 10,476 - Unknown									
Billy Klaus, L OBP: 0.382, SLG: 0.381 (1, 6)										4	1	1	0	1	0	3										
Ted Williams, L OBP: 0.482, SLG: 0.593 (1, 7)										3	1	1	3	1	0	0										
Gene Stephens, L OBP: 0.345, SLG: 0.326 (6, 7)										1	0	0	0	0	1	0										
Mickey Vernon, L OBP: 0.401, SLG: 0.523 (1, 3)										5	0	1	0	0	0	2										
Norm Zauchin, R OBP: 0.315, SLG: 0.321 (8, 3)										0	0	0	0	0	0	0										
Jackie Jensen, R OBP: 0.408, SLG: 0.505 (1, 9)										4	1	3	0	1	0	0										
Jim Piersall, R OBP: 0.364, SLG: 0.461 (1, 8)										5	1	3	0	0	0	3										
Ted Lepcio, R OBP: 0.344, SLG: 0.498 (1, 5)										3	0	1	0	2	1	4										
Pete Daley, R OBP: 0.341, SLG: 0.468 (1, 2)										5	1	1	1	0	0	6										
Tom Brewer, R OBP: 0.341, SLG: 0.360 (1, 1)										5	0	2	2	0	2	2										
Inning Stats	R: 3 E: 0 K: 1 S: 9	H: 4 LOB: 2 BB: 1 P: 13	R: 0 E: 0 K: 1 S: 5	H: 0 LOB: 2 BB: 2 P: 13	R: 3 E: 0 K: 0 S: 7	H: 4 LOB: 1 BB: 0 P: 7	R: 0 E: 0 K: 0 S: 4	H: 1 LOB: 1 BB: 0 P: 4	R: 0 E: 0 K: 0 S: 4	H: 2 LOB: 2 BB: 0 P: 5	R: 0 E: 0 K: 0 S: 4	H: 1 LOB: 2 BB: 1 P: 8	R: 0 E: 0 K: 1 S: 5	H: 0 LOB: 0 BB: 0 P: 5	R: 0 E: 0 K: 1 S: 5	H: 1 LOB: 1 BB: 1 P: 9	1B: 13 2B: 1 3B: 0 HR: 1	SF: 0 SAC: 0 DP: 1 HBP: 0	WP: 0 PB: 0 SB: 0 CS: 0	PA: 45						
PITCHER	IP WLS BF H R ER SO BB IBB HBP BLK WP HR S P ERA WHIP																									
Billy Loes, R ERA: 5.68 (1, 1)	5.0	L	28	10	6	6	2	3	0	0	0	0	0	1	29	41	10.80	2.600								
Erv Palica, R ERA: 4.53 (6, 1)	2.0		10	3	0	0	0	1	0	0	0	0	0	0	9	13	0.00	2.000								
Ron Moeller, L ERA: (8, 1)	2.0		7	1	0	0	2	1	0	0	0	0	0	0	10	14	0.00	1.000								

Batter	1	2	3	4	5	6	7	8	9	AB	R	H	RBI	BB	SO	LOB	BOTTOM									
Grady Hatton, L OBP: 0.329, SLG: 0.273 (1, 5)										4	0	0	0	1	2	2	Boston Red Sox @ Baltimore Orioles Memorial Stadium, Baltimore, MD Sat Sep 08 1956, 3:33 AM EDT Att: 10,476 - Unknown									
Tito Francona, L OBP: 0.327, SLG: 0.359 (1, 9)										4	0	1	0	0	1	1										
Bob Nieman, R OBP: 0.446, SLG: 0.529 (1, 7)										2	0	0	0	2	1	3										
Bob Boyd, L OBP: 0.406, SLG: 0.456 (1, 3)										4	0	0	0	0	1	3										
Billy Gardner, R OBP: 0.296, SLG: 0.355 (1, 4)										4	0	1	0	0	1	3										
Joe Ginsberg, L OBP: 0.304, SLG: 0.288 (1, 2)										4	0	0	0	0	1	2										
Jim Pyburn, R OBP: 0.250, SLG: 0.278 (1, 8)										3	1	0	0	1	0	1										
Willy Miranda, S OBP: 0.285, SLG: 0.289 (1, 6)										4	0	2	0	0	0	2										
Billy Loes, R OBP: 0.176, SLG: 0.176 (1, 1)										1	0	0	0	0	0	2										
Joe Frazier, R OBP: 0.329, SLG: 0.337 (5, PH)										1	0	0	0	0	0	0										
Erv Palica, R OBP: 0.172, SLG: 0.172 (6, 1)										0	0	0	0	0	0	0										
Wayne Clineberry, R OBP: 0.267, SLG: 0.215 (7, PH)										0	0	0	1	0	0	0										
Ron Moeller, L OBP: 0.345, SLG: 0.425 (8, 1)										0	0	0	0	0	0	0										
George Kell, R OBP: 0.345, SLG: 0.425 (9, PH)										1	0	0	0	0	0	1										
Inning Stats	R: 0 E: 0 K: 1 S: 5	H: 0 LOB: 1 BB: 1 P: 9	R: 0 E: 1 K: 0 S: 5	H: 1 LOB: 2 BB: 0 P: 5	R: 0 E: 0 K: 1 S: 6	H: 0 LOB: 2 BB: 1 P: 10	R: 0 E: 0 K: 0 S: 3	H: 0 LOB: 0 BB: 0 P: 3	R: 0 E: 0 K: 1 S: 5	H: 0 LOB: 0 BB: 0 P: 5	R: 0 E: 0 K: 2 S: 7	H: 0 LOB: 1 BB: 1 P: 11	R: 1 E: 1 K: 2 S: 9	H: 2 LOB: 2 BB: 1 P: 13	R: 0 E: 0 K: 0 S: 3	H: 0 LOB: 0 BB: 0 P: 3	R: 0 E: 0 K: 0 S: 4	H: 1 LOB: 1 BB: 0 P: 4	1B: 4 2B: 0 3B: 0 HR: 0	SF: 1 SAC: 0 DP: 0 HBP: 0	WP: 0 PB: 0 SB: 0 CS: 0	PA: 37				
PITCHER	IP WLS BF H R ER SO BB IBB HBP BLK WP HR S P ERA WHIP																									
Tom Brewer, R ERA: 3.32 (1, 1)	9.0	W	37	4	1	1	7	4	0	0	0	0	0	0	47	63	1.00	0.889								



Batter	1	2	3	4	5	6	7	8	9	10	11	12	AB	R	H	RBI	BB	SO	LOB	TOP						
Billy Goodman, L (1.4) OBP: 0.344, SLG: 0.399	6-3		4-3			4-3		SH1-4		F4		G3	5	0	1	1	0	0	0							
Billy Klaus, L (1.6) OBP: 0.379, SLG: 0.380	F7			E3		F8		FC5-2				K	6	1	1	0	0	1	5							
Ted Williams, L (1.7) OBP: 0.483, SLG: 0.588				K		K						G3	3	0	0	0	3	2	3							
Mickey Vernon, L (1.3) OBP: 0.400, SLG: 0.520	F6			F5								F2	6	0	2	1	0	0	6							
Jackie Jensen, R (1.9) OBP: 0.406, SLG: 0.506		F8																								
Jim Piersall, R (1.8) OBP: 0.363, SLG: 0.458																										
Ted Lepcio, R (1.5) OBP: 0.337, SLG: 0.486																										
Sammy White, R (1.2) OBP: 0.310, SLG: 0.346																										
Dick Gernert, R (8, PH) OBP: 0.462, SLG: 0.509																										
Billy Consolo, R (8, PR) OBP: 0.250, SLG: 0.143																										
Pete Daley, R (8, 2) OBP: 0.343, SLG: 0.465																										
Dave Sieler, R (1.1) OBP: 0.176, SLG: 0.100																										
Gene Stephens, L (8, PH) OBP: 0.357, SLG: 0.340																										
Ike Delock, R (8, 1) OBP: 0.200, SLG: 0.174																										
Inning Stats	R: 0 E: 0 K: 0 S: 3	H: 0 LOB: 1 BB: 1 P: 7	R: 0 E: 0 K: 0 S: 3	H: 1 LOB: 0 BB: 0 P: 3	R: 0 E: 0 K: 0 S: 3	H: 0 LOB: 0 BB: 0 P: 3	R: 1 E: 1 K: 2 S: 9	H: 1 LOB: 1 BB: 0 P: 9	R: 0 E: 0 K: 1 S: 5	H: 0 LOB: 0 BB: 0 P: 5	R: 0 E: 1 K: 0 S: 4	H: 1 LOB: 1 BB: 0 P: 4	R: 1 E: 0 K: 0 S: 6	H: 3 LOB: 3 BB: 1 P: 10	R: 0 E: 0 K: 1 S: 5	H: 0 LOB: 0 BB: 0 P: 5	R: 0 E: 0 K: 0 S: 4	H: 1 LOB: 2 BB: 1 P: 8	R: 0 E: 0 K: 0 S: 3	H: 0 LOB: 0 BB: 0 P: 3	R: 1 E: 0 K: 1 S: 7	H: 1 LOB: 2 BB: 1 P: 11	1B: 6 2B: 1 3B: 1 HR: 0	SF: 0 SAC: 2 DP: 1 HBP: 0	WP: 1 PB: 0 SB: 1 CS: 1	PA: 49
PITCHER	IP	WLS	BF	H	R	ER	SO	BB	IBB	HBP	BLK	WP	HR	S	P	ERA	WHIP									
Connie Johnson, R (1.1) ERA: 4.57	11.0		45	7	3	2	5	3	1	0	0	0	0	6	6	0.00	1.000									
Billy O'Dell, L (12.1) ERA:	1.0		4	1	0	0	1	0	0	0	0	0	0	6	6	0.00	1.000									

Boston Red Sox @ Baltimore Orioles
Memorial Stadium, Baltimore, MD

AB 43
R 3
H 8
RBI 3
BB 4
SO 6
LOB 23



Sun Sep 09 1956, 3:33 AM EDT
Att. 9,079 - Unknown

livebaseballscorecards.com

Batter	1	2	3	4	5	6	7	8	9	10	11	12	AB	R	H	RBI	BB	SO	LOB	BOTTOM					
Billy Gardner, R (1.4) OBP: 0.293, SLG: 0.351	L4		5-3					K				FC3-6	5	0	0	0	2	2							
Bob Boyd, L (1.3) OBP: 0.411, SLG: 0.453								F3																	
George Kell, R (1.5) OBP: 0.341, SLG: 0.419																									
Bob Nieman, R (1.7) OBP: 0.442, SLG: 0.522																									
Tito Francona, L (1.9) OBP: 0.328, SLG: 0.362																									
Gus Triandos, R (1.2) OBP: 0.339, SLG: 0.419																									
Jim Pylum, R (1.8) OBP: 0.290, SLG: 0.273																									
Joe Frazier, L (12, PH) OBP: 0.321, SLG: 0.333																									
Willy Miranda, S (1.6) OBP: 0.283, SLG: 0.287																									
Connie Johnson, R (1.1) ERA: 4.91																									
Billy O'Dell, S (12.1) ERA:																									
Inning Stats	R: 0 E: 0 K: 0 S: 3	H: 0 LOB: 1 BB: 1 P: 7	R: 0 E: 0 K: 3 S: 9	H: 0 LOB: 0 BB: 0 P: 9	R: 0 E: 0 K: 1 S: 5	H: 0 LOB: 0 BB: 0 P: 5	R: 2 E: 0 K: 1 S: 7	H: 3 LOB: 1 BB: 0 P: 7	R: 0 E: 0 K: 2 S: 7	H: 0 LOB: 1 BB: 1 P: 11	R: 0 E: 0 K: 0 S: 3	H: 0 LOB: 0 BB: 0 P: 5	R: 0 E: 0 K: 0 S: 6	H: 0 LOB: 0 BB: 0 P: 3	R: 0 E: 0 K: 0 S: 4	H: 1 LOB: 1 BB: 0 P: 4	R: 0 E: 0 K: 1 S: 6	H: 1 LOB: 2 BB: 1 P: 10	R: 0 E: 0 K: 1 S: 5	H: 0 LOB: 0 BB: 0 P: 5	1B: 4 2B: 1 3B: 0 HR: 0	SF: 0 SAC: 1 DP: 0 HBP: 0	WP: 0 PB: 0 SB: 0 CS: 0	PA: 43	
PITCHER	IP	WLS	BF	H	R	ER	SO	BB	IBB	HBP	BLK	WP	HR	S	P	ERA	WHIP								
Dave Sieler, R (1.1) ERA: 4.91	7.0		25	3	2	2	8	2	0	0	0	0	0	39	47	2.57	0.714								
Ike Delock, R (8, 1) ERA: 4.5	5.0		18	2	0	0	4	1	0	0	0	0	0	25	29	0.00	0.600								

Boston Red Sox @ Baltimore Orioles
Memorial Stadium, Baltimore, MD

AB 39
R 2
H 5
RBI 2
BB 3
SO 12
LOB 14



Sun Sep 09 1956, 3:33 AM EDT
Att. 9,079 - Unknown

livebaseballscorecards.com

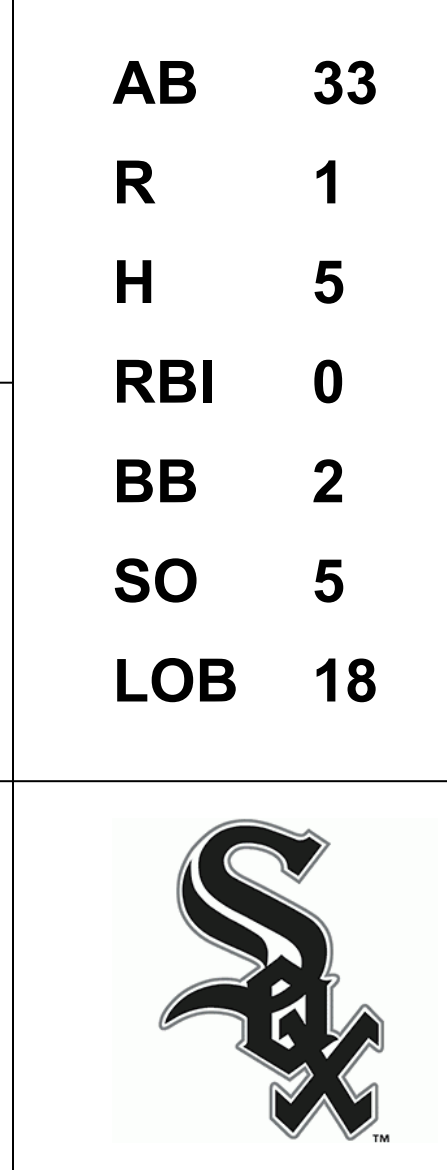
Batter	1	2	3	4	5	6	7	8	9	AB	R	H	RBI	BB	SO	LOB	TOP												
Billy Goodman, L OBP: 0.347, SLG: 0.401 (1, 4)										4	0	2	1	1	0	1	Boston Red Sox @ Chicago White Sox Comiskey Park, Chicago, IL Tue Sep 11 1956, 4:33 AM EDT Att: 13,769 - Unknown												
Billy Klaus, L OBP: 0.376, SLG: 0.381 (1, 6)										5	1	1	0	0	1	5													
Ted Williams, L OBP: 0.486, SLG: 0.598 Gene Stephens, L OBP: 0.357, SLG: 0.340 (9, PR) (9, 7)										3	1	2	1	2	0	0													
Mickey Vernon, L OBP: 0.398, SLG: 0.516 (1, 3)										5	0	1	0	0	1	3													
Jackie Jensen, R OBP: 0.403, SLG: 0.501 (1, 9)										5	0	0	0	0	0	4													
Jim Piersall, R OBP: 0.362, SLG: 0.458 (1, 8)										3	1	1	1	0	0	0													
Ted Lepcio, R OBP: 0.336, SLG: 0.482 (1, 5)										4	1	1	0	0	1	3													
Pete Daley, R OBP: 0.346, SLG: 0.463 (1, 2)										3	1	1	0	1	0	0													
Willard Nixon, L OBP: 0.241, SLG: 0.222 Ike Delock, R OBP: 0.192, SLG: 0.167 (7, 1)										3	0	2	2	0	0	1													
Inning Stats	R: 0 E: 0 K: 0 S: 4	H: 2 LOB: 1 BB: 0 P: 4	R: 2 E: 0 K: 1 S: 8	H: 3 LOB: 2 BB: 1 P: 12	R: 0 E: 0 K: 0 S: 3	H: 0 LOB: 0 BB: 0 P: 3	R: 1 E: 0 K: 0 S: 4	H: 1 LOB: 1 BB: 0 P: 4	R: 0 E: 0 K: 0 S: 4	H: 1 LOB: 1 BB: 0 P: 4	R: 1 E: 0 K: 0 S: 5	H: 2 LOB: 2 BB: 1 P: 9	R: 0 E: 0 K: 0 S: 4	H: 0 LOB: 0 BB: 0 P: 3	R: 0 E: 0 K: 2 S: 7	H: 0 LOB: 1 BB: 1 P: 11		1B: 9 2B: 1 3B: 0 HR: 1	SF: 1 SAC: 0 DP: 1 HBP: 0	WP: 1 PB: 0 SB: 0 CS: 0	PA: 41								
PITCHER	IP	WLS	BF	H	R	ER	SO	BB	IBB	HBP	BLK	WP	HR	S	P	ERA	WHIP												
Bob Keegan, R ERA: 3.55 Paul LaPalme, L ERA: 3.58 Ellis Kinder, R ERA: 3.0 Dixie Howell, R ERA: 4.84	(1, 1)	6.0	L	29	10	5	5	1	2	0	0	0	1	1	29	37	7.50	2.000											
Batter	1	2	3	4	5	6	7	8	9	AB	R	H	RBI	BB	SO	LOB	BOTTOM												
Fred Hatfield, L OBP: 0.370, SLG: 0.389 (1, 5)										5	0	1	0	0	0	3	Boston Red Sox @ Chicago White Sox Comiskey Park, Chicago, IL Tue Sep 11 1956, 4:33 AM EDT Att: 13,769 - Unknown												
Nellie Fox, L OBP: 0.351, SLG: 0.381 (1, 4)										4	1	0	0	1	0	3													
Larry Doby, L OBP: 0.390, SLG: 0.443 (1, 8)										2	2	1	0	1	0	0													
Minnie Minoso, R OBP: 0.419, SLG: 0.492 (1, 7)										3	0	1	0	1	1	3													
Jim Rivera, L OBP: 0.333, SLG: 0.400 (1, 9)										4	0	1	2	0	0	2													
Sherm Lollar, R OBP: 0.369, SLG: 0.416 (1, 2)										3	0	0	1	0	0	2													
Walt Dropo, R OBP: 0.334, SLG: 0.349 (1, 3)										3	0	0	0	1	2	1													
Luis Aparicio, R OBP: 0.302, SLG: 0.325 (1, 6)										3	0	0	0	1	1	1													
Bob Keegan, R OBP: 0.212, SLG: 0.103 Paul LaPalme, L OBP: 0.229, SLG: 0.375 Ellis Kinder, R OBP: 0.195, SLG: 0.167 Ron Northey, L OBP: 0.187, SLG: 0.132 Bubba Phillips, R OBP: 0.115, SLG: 0.119 Dixie Howell, L OBP: 0.115, SLG: 0.098 Dave Philley, S OBP: 0.224, SLG: 0.352 (1, 1) (7, 1) (7, 1) (7, PH) (7, PH) (8, 1) (8, 1)	(1, 1)	6.0	W	27	4	3	3	2	5	0	0	0	0	0	0	0		4.50	1.500										
Inning Stats	R: 1 E: 0 K: 0 S: 6	H: 3 LOB: 2 BB: 0 P: 6	R: 0 E: 0 K: 1 S: 5	H: 0 LOB: 1 BB: 1 P: 9	R: 2 E: 0 K: 0 S: 3	H: 0 LOB: 1 BB: 3 P: 15	R: 0 E: 0 K: 0 S: 3	H: 0 LOB: 0 BB: 0 P: 3	R: 0 E: 0 K: 1 S: 5	H: 0 LOB: 0 BB: 0 P: 5	R: 0 E: 0 K: 1 S: 6	H: 1 LOB: 3 BB: 1 P: 11	R: 0 E: 0 K: 1 S: 5	H: 0 LOB: 0 BB: 0 P: 5	R: 0 E: 0 K: 0 S: 4	H: 1 LOB: 1 BB: 0 P: 4		1B: 5 2B: 0 3B: 0 HR: 0	SF: 1 SAC: 1 DP: 0 HBP: 1	WP: 0 PB: 0 SB: 0 CS: 0	PA: 38								
PITCHER	IP	WLS	BF	H	R	ER	SO	BB	IBB	HBP	BLK	WP	HR	S	P	ERA	WHIP												
Willard Nixon, R ERA: 4.17 Ike Delock, R ERA: 4.39	(1, 1)	3.0	S	11	1	0	0	2	0	0	1	0	0	0	14	15	0.00	0.333											

Batter	1	2	3	4	5	6	7	8	9	AB	R	H	RBI	BB	SO	LOB	TOP										
Billy Goodman, L (1,4) OBP: 0.349, SLG: 0.401										0	0	0	0	1	0	0	Boston Red Sox @ Chicago White Sox Comiskey Park, Chicago, IL Wed Sep 12 1956, 4:33 AM EDT Att: 3,084 - Unknown										
Mitt Bolling, R (1,FR) OBP: 0.297, SLG: 0.352										4	1	1	0	0	0	3											
Billy Klaus, L (1,6) OBP: 0.377, SLG: 0.379										4	1	2	0	0	3												
Ted Williams, L (1,7) OBP: 0.486, SLG: 0.599										4	1	2	0	0	3												
Gene Stephens, L (7,7) OBP: 0.368, SLG: 0.354										1	0	1	0	0	0	0											
Dick Gernert, R (1,3) OBP: 0.402, SLG: 0.505										4	0	1	1	1	1	3											
Jackie Jensen, R (1,9) OBP: 0.401, SLG: 0.505										4	1	1	2	0	5												
Jim Piersall, R (1,8) OBP: 0.363, SLG: 0.460										4	0	2	1	0	2												
Ted Lepcio, R (1,5) OBP: 0.335, SLG: 0.478										4	0	1	0	0	1	2											
Sammy White, R (1,2) OBP: 0.310, SLG: 0.345										4	0	1	0	0	2												
Frank Sullivan, R (1,1) OBP: 0.163, SLG: 0.156										3	0	1	0	0	1	1											
Inning Stats	R: 2 E: 1 K: 0 S: 5	H: 1 LOB: 2 BB: 1 P: 9	R: 0 E: 0 K: 0 S: 4	H: 1 LOB: 2 BB: 1 P: 8	R: 1 E: 0 K: 0 S: 5	H: 2 LOB: 1 BB: 0 P: 5	R: 0 E: 0 K: 1 S: 5	H: 0 LOB: 0 BB: 0 P: 5	R: 0 E: 0 K: 1 S: 6	H: 1 LOB: 1 BB: 0 P: 6	R: 0 E: 0 K: 1 S: 6	H: 1 LOB: 0 BB: 0 P: 6	R: 1 E: 0 K: 1 S: 6	H: 2 LOB: 0 BB: 0 P: 6	R: 0 E: 0 K: 0 S: 5	H: 2 LOB: 3 BB: 1 P: 9	1B: 8 2B: 2 3B: 0 HR: 1	SF: 1 SAC: 2 DP: 1 HBP: 0	WP: 1 PB: 0 SB: 0 CS: 0	PA: 41							
PITCHER	IP	WLS	BF	H	R	ER	SO	BB	IBB	HBP	BLK	WP	HR	S	P	ERA	WHIP										
Jack Harshman, L (1,1) ERA: 2.99	8.2	L	40	11	4	3	4	3	0	0	0	1	1	45	57	3.12	1.615										
Ellis Kinder, R (9,1) ERA: 2.99	0.1		1	0	0	0	0	0	0	0	0	0	0	1	1	0.00	0.000										

AB	35
R	4
H	11
RBI	4
BB	3
SO	4
LOB	22




Batter	1	2	3	4	5	6	7	8	9	AB	R	H	RBI	BB	SO	LOB	BOTTOM										
Fred Hatfield, L (1,5) OBP: 0.368, SLG: 0.387										4	0	1	0	0	0	0	Boston Red Sox @ Chicago White Sox Comiskey Park, Chicago, IL Wed Sep 12 1956, 4:33 AM EDT Att: 3,084 - Unknown										
Nellie Fox, L (1,4) OBP: 0.351, SLG: 0.380										4	0	1	0	0	0	1											
Larry Doby, L (1,8) OBP: 0.387, SLG: 0.439										4	0	0	0	0	1	3											
Minnie Minoso, R (1,7) OBP: 0.418, SLG: 0.489										3	0	0	0	1	0	3											
Jim Rivera, L (1,9) OBP: 0.333, SLG: 0.398										4	1	1	0	0	0	4											
Dave Philley, S (1,3) OBP: 0.325, SLG: 0.355										3	0	1	0	1	1	1											
Les Moss, R (1,2) OBP: 0.333, SLG: 0.530										3	0	0	0	0	1	3											
Dick Donovan, L (9,PH) OBP: 0.315, SLG: 0.388										1	0	0	0	0	0	0											
Luis Aparicio, R (1,6) OBP: 0.302, SLG: 0.325										3	0	1	0	0	1	1											
Ron Northey, L (9,PH) OBP: 0.400, SLG: 0.615										1	0	0	0	0	0	0											
Jack Harshman, L (1,1) OBP: 0.243, SLG: 0.403										3	0	0	0	0	1	2											
Ellis Kinder, R (9,1) ERA: 3.41										0	0	0	0	0	0	0											
Inning Stats	R: 0 E: 1 K: 0 S: 4	H: 0 LOB: 2 BB: 1 P: 8	R: 0 E: 0 K: 2 S: 8	H: 1 LOB: 1 BB: 0 P: 8	R: 0 E: 1 K: 0 S: 4	H: 0 LOB: 1 BB: 0 P: 4	R: 1 E: 1 K: 1 S: 7	H: 2 LOB: 1 BB: 0 P: 7	R: 0 E: 0 K: 1 S: 7	H: 2 LOB: 2 BB: 0 P: 7	R: 0 E: 0 K: 0 S: 2	H: 0 LOB: 0 BB: 1 P: 6	R: 0 E: 0 K: 0 S: 3	H: 0 LOB: 0 BB: 0 P: 3	R: 0 E: 0 K: 1 S: 3	H: 0 LOB: 0 BB: 0 P: 3	R: 0 E: 0 K: 1 S: 5	H: 0 LOB: 0 BB: 0 P: 5	1B: 4 2B: 1 3B: 0 HR: 0	SF: 0 SAC: 0 DP: 1 HBP: 0	WP: 0 PB: 0 SB: 0 CS: 0	PA: 35					
PITCHER	IP	WLS	BF	H	R	ER	SO	BB	IBB	HBP	BLK	WP	HR	S	P	ERA	WHIP										
Frank Sullivan, R (1,1) ERA: 3.41	9.0	W	35	5	1	0	5	2	0	0	0	0	0	43	51	0.00	0.778										



Batter	1	2	3	4	5	6	7	8	9	10	AB	R	H	RBI	BB	SO	LOB	TOP		
Mitt Bolling, R OBP: 0.292, SLG: 0.344 (1, 5)	0-0 1B	0-0 F7			0-0 G3			0-3 K	0-0 F4		5	0	1	0	0	1	3			
Billy Klaus, L OBP: 0.379, SLG: 0.382 (1, 6)	0-0 1B		0-0 L9		0-0 1B			0-0 F8		0-0 FC5-6 1B	5	0	3	1	0	0	0			
Ted Williams, L OBP: 0.494, SLG: 0.595 (1, 7)	0-3 K		0-3 K		0-0 L3			0-0 1B		0-0 FC5-6 L5-4 BB	4	0	1	0	0	0	2	3		
Gene Stephens, L OBP: 0.362, SLG: 0.347 (8, PR)											1	0	0	0	0	0	1			
Dick Gemert, R OBP: 0.400, SLG: 0.502 (1, 3)	0-3 K		0-0 5-3			0-3 K		0-0 1B		4-0 BB	4	0	1	0	0	2	2			
Mickey Vernon, L OBP: 0.398, SLG: 0.516 (8, 3)											0	0	0	0	0	0	0			
Norm Zaichin, R OBP: 0.322, SLG: 0.321 (10, PH)											0	0	0	0	1	0	0			
Jackie Jensen, R OBP: 0.398, SLG: 0.500 (1, 9)	0-0 5-3			0-0 F7		0-0 F9		0-0 6-3		0-0 L5-4	5	0	0	0	0	0	6			
Jim Piersall, R OBP: 0.362, SLG: 0.464 (1, 8)		0-0 F9		0-0 5-3		0-3 K			0-0 HR		4	1	1	1	0	1	0			
Ted Lepcio, R OBP: 0.337, SLG: 0.476 (1, 4)		4-0 5-3 BB		0-0 F8			0-3 K				3	1	1	0	1	1	0			
Sammy White, R OBP: 0.307, SLG: 0.343 (1, 2)		0-0 5-3			0-0 F9		0-0 F4		0-0 SH3-4 1B		3	0	0	0	0	0	1			
Tom Brewer, R OBP: 0.347, SLG: 0.367 (1, 1)		0-0 1B			0-0 G3 1B		0-0 6-3		0-3 K		4	1	2	1	0	1	1			
Inning Stats	R: 0 E: 0 K: 2 S: 9	H: 2 LOB: 2 BB: 0 P: 9	R: 1 E: 0 K: 0 S: 4	H: 1 LOB: 1 BB: 1 P: 8	R: 0 E: 0 K: 1 S: 5	H: 0 LOB: 0 BB: 0 P: 3	R: 0 E: 0 K: 0 S: 3	H: 0 LOB: 0 BB: 0 P: 7	R: 0 E: 0 K: 1 S: 5	H: 0 LOB: 0 BB: 0 P: 5	R: 0 E: 0 K: 1 S: 7	H: 2 LOB: 2 BB: 0 P: 7	R: 1 E: 0 K: 1 S: 7	H: 2 LOB: 1 BB: 0 P: 7	R: 0 E: 0 K: 0 S: 3	H: 1 LOB: 1 BB: 1 P: 7	1B: 9 2B: 1 3B: 0 HR: 1	SF: 0 SAC: 1 DP: 1 HBP: 0	WP: 1 PA: 41	
PITCHER Billy Pierce, L ERA: 3.27 (1, 1)	IP 10.0	WLS W 41	BF H 10	R R 3	ER ER 3	SO SO 8	BB BB 2	IBB IBB 0	HBP HBP 0	BLK BLK 0	WP WP 1	HR HR 1	S S 55	P P 63	ERA 2.70	WHIP 1.200				

Boston Red Sox @ Chicago White Sox
Comiskey Park, Chicago, IL
Thu Sep 13 1956, 4:33 AM EDT
Att: 2,765 - Unknown


AB 38
R 3
H 10
RBI 3
BB 2
SO 8
LOB 17



Batter	1	2	3	4	5	6	7	8	9	10	AB	R	H	RBI	BB	SO	LOB	BOTTOM			
Jim Rivera, L OBP: 0.335, SLG: 0.407 (1, 9)	0-0 3-1		0-0 FC6-4 1B		0-0 1B		0-0 HR		0-0 F9		5	1	3	2	0	0	0				
Nellie Fox, L OBP: 0.350, SLG: 0.378 (1, 4)	0-0 4-3		0-0 FC6-4 1B		0-0 G3		0-0 3-1			0-0 SH5-4 1B	5	1	1	0	0	0	3				
Larry Doby, L OBP: 0.386, SLG: 0.438 (1, 8)	0-0 4-3		0-0 F8			0-0 E 1B		0-0 3-1		0-0 SH5-4	4	0	1	0	0	0	1				
Minnie Minoso, R OBP: 0.416, SLG: 0.485 (1, 7)		0-0 6-3		0-3 K		0-0 F9		0-0 5-3		4-0 1B IBB	4	0	0	0	1	1	1				
Sherm Lollar, R OBP: 0.366, SLG: 0.412 (1, 2)		0-0 5-3		0-0 F8		0-0 E5		0-0 E6 1B		0-0 IBB	4	0	0	0	0	0	1				
Ron Northey, L OBP: 0.412, SLG: 0.625 (10, PH)						1-3 1B				1-2 2-H 1B	1	0	1	1	0	0	0				
Walt Dropo, R OBP: 0.336, SLG: 0.361 (1, 3)		0-0 HR		0-0 F7		0-0 L6		0-0 1B			4	1	2	1	0	0	2				
Fred Hatfield, L OBP: 0.364, SLG: 0.382 (1, 5)		0-0 3-1			0-0 F9		0-0 4-3		0-0 4-3		4	0	0	0	0	0	4				
Luis Aparicio, R OBP: 0.302, SLG: 0.323 (1, 6)			4-0 SH1-4 1B BB		0-0 5-3		0-0 5-3		0-0 6-3		3	1	0	0	1	0	0				
Billy Pierce, L OBP: 0.167, SLG: 0.130 (1, 1)			0-0 SH1-4		0-0 1B 1B		0-0 4-3		0-3 K		3	0	1	0	0	1	0				
Inning Stats	R: 0 E: 0 K: 0 S: 3	H: 0 LOB: 0 BB: 0 P: 3	R: 1 E: 0 K: 0 S: 4	H: 1 LOB: 0 BB: 1 P: 4	R: 1 E: 0 K: 0 S: 4	H: 1 LOB: 1 BB: 1 P: 8	R: 0 E: 0 K: 1 S: 5	H: 0 LOB: 0 BB: 0 P: 5	R: 0 E: 1 K: 0 S: 5	H: 1 LOB: 2 BB: 0 P: 5	R: 1 E: 0 K: 0 S: 4	H: 1 LOB: 0 BB: 0 P: 4	R: 0 E: 1 K: 0 S: 5	H: 1 LOB: 2 BB: 0 P: 5	R: 0 E: 0 K: 1 S: 5	H: 0 LOB: 0 BB: 0 P: 5	R: 1 E: 0 K: 0 S: 3	H: 2 LOB: 2 BB: 1 P: 7	1B: 7 2B: 0 3B: 0 HR: 2	SF: 0 SAC: 2 DP: 0 HBP: 0	WP: 0 PA: 41
PITCHER Tom Brewer, R ERA: 3.34 (1, 1)	IP 9.1	WLS L 41	BF H 9	R R 4	ER ER 4	SO SO 2	BB BB 1	IBB IBB 0	HBP HBP 0	BLK BLK 0	WP WP 0	HR HR 2	S S 43	P P 51	ERA 3.86	WHIP 1.071					

Boston Red Sox @ Chicago White Sox
Comiskey Park, Chicago, IL
Thu Sep 13 1956, 4:33 AM EDT
Att: 2,765 - Unknown

AB 37
R 4
H 9
RBI 4
BB 2
SO 2
LOB 12



Batter	1	2	3	4	5	6	7	8	9	AB	R	H	RBI	BB	SO	LOB	TOP	
Mitt Bolling, R OBP: 0.282, SLG: 0.330 (1,5)	F6		F6		F5			6-3		4	0	0	0	0	0	1	Boston Red Sox @ Cleveland Indians Cleveland Municipal Stadium, Cleveland, OH Fri Sep 14 1956, 3:33 AM EDT Unknown	
Billy Klaus, L OBP: 0.376, SLG: 0.378 (1,6)	K		F8					F7		4	0	0	0	0	2	1		
Ted Williams, L OBP: 0.489, SLG: 0.606 (1,7) Billy Conzolo, R OBP: 0.250, SLG: 0.143 (9, PR)	BB			1B SF8 1B				BB	BB	2	2	2	1	2	0	0		
Dick Gemert, R OBP: 0.398, SLG: 0.496 (1,3)	5-3			F3				K	BB	3	0	0	0	1	1	2		
Jackie Jensen, R OBP: 0.397, SLG: 0.498 (1,9)			F8	S 1B				F7	BB	4	0	1	0	0	0	2		
Jim Piersall, R OBP: 0.360, SLG: 0.461 (1,8)			F8	SF8				F9	BB	3	0	0	1	0	0	2		
Ted Lepcio, R OBP: 0.332, SLG: 0.468 (1,4)	K			F7				K	BB	4	0	0	0	0	2	3		
Pete Daley, R OBP: 0.346, SLG: 0.467 (1,2)			SH5-4 2B		F2			K	BB	3	0	1	0	0	1	0		
Mel Parnell, L OBP: 0.159, SLG: 0.182 (1,1) Tom Hurd, R OBP: 0.500, SLG: 0.500 (6,1) Gene Mauch, R OBP: 0.360, SLG: 0.461 (8, PH) Harry Dorish, R OBP: 0.360, SLG: 0.461 (8,1)			SH5-4 2-3		K			K	BB	1	0	0	0	0	1	0		
Inning Stats	R: 0 E: 0 K: 1 S: 5	H: 0 LOB: 1 BB: 1 P: 9	R: 0 E: 0 K: 1 S: 5	H: 0 LOB: 0 BB: 0 P: 5	R: 0 E: 0 K: 0 S: 4	H: 1 LOB: 1 BB: 0 P: 4	R: 1 E: 0 K: 0 S: 5	H: 2 LOB: 1 BB: 0 P: 5	R: 0 E: 0 K: 2 S: 8	H: 0 LOB: 0 BB: 0 P: 5	R: 0 E: 0 K: 2 S: 7	H: 0 LOB: 0 BB: 0 P: 7	R: 0 E: 0 K: 1 S: 5	H: 0 LOB: 2 BB: 2 P: 11	1B: 2 2B: 1 3B: 0 HR: 1	SF: 1 SAC: 1 DP: 0 HBP: 0		WP: 0 PB: 0 SB: 1 CS: 0
PITCHER Herb Score, L ERA: 2.71 (1,1)	IP: 9.0 WLS: W BF: 34	H: 4 R: 2 ER: 2 SO: 8	BB: 3 IBB: 0 HBP: 0 BLK: 0	WP: 0 HR: 1 S: 47 P: 59	ERA: 2.00 WHIP: 0.778	PITCHER	IP: 9.0 WLS: W BF: 34	H: 4 R: 2 ER: 2 SO: 8	BB: 3 IBB: 0 HBP: 0 BLK: 0	WP: 0 HR: 1 S: 47 P: 59	ERA: 2.00 WHIP: 0.778	PITCHER	IP: 9.0 WLS: W BF: 34	H: 4 R: 2 ER: 2 SO: 8	BB: 3 IBB: 0 HBP: 0 BLK: 0	WP: 0 HR: 1 S: 47 P: 59	ERA: 2.00 WHIP: 0.778	

AB 29
R 2
H 4
RBI 2
BB 3
SO 8
LOB 11



Batter	1	2	3	4	5	6	7	8	9	AB	R	H	RBI	BB	SO	LOB	BOTTOM			
Al Smith, R OBP: 0.369, SLG: 0.426 (1,5)	6-3			IBB		HR	SH1-3 E BB			2	2	1	0	3	0	0	Boston Red Sox @ Cleveland Indians Cleveland Municipal Stadium, Cleveland, OH Fri Sep 14 1956, 3:33 AM EDT Unknown			
Bobby Avila, R OBP: 0.335, SLG: 0.330 (1,4)	K		F9	F9		HR	SH1-3			4	1	1	4	0	1	3				
Rocky Colavito, R OBP: 0.381, SLG: 0.547 (1,9)	BB BB BB		1-3		HR	BB 2B 1B	F8			4	3	2	1	1	0	0				
Vic Wertz, L OBP: 0.358, SLG: 0.483 (1,3)	BB BB BB		F8		3-1	K	K			4	0	0	0	1	2	1				
Jim Busby, R OBP: 0.303, SLG: 0.359 (1,8)	BB BB BB		6-3		BB	BB 2B BB	K			2	1	0	0	3	1	0				
Gene Woodling, L OBP: 0.401, SLG: 0.398 (1,7)	BB BB BB			K	9-3	2B BB	4-3			3	0	0	1	2	1	1				
Chico Carrasquel, R OBP: 0.338, SLG: 0.330 (1,6) George Strickland, R OBP: 0.317, SLG: 0.326 (8,6)	6-3			F7		HR 1B	F7			4	1	2	2	0	0	3				
Jim Hegan, R OBP: 0.317, SLG: 0.335 (1,2)			6-3		2B 1B	F7				3	1	1	0	1	0	1				
Herb Score, L OBP: 0.271, SLG: 0.273 (1,1)	K			2B		HR 1B	3-1			4	1	2	1	0	1	3				
Inning Stats	R: 1 E: 0 K: 1 S: 5	H: 0 LOB: 3 BB: 4 P: 21	R: 0 E: 0 K: 1 S: 6	H: 1 LOB: 0 BB: 0 P: 6	R: 0 E: 0 K: 0 S: 3	H: 0 LOB: 0 BB: 0 P: 3	R: 1 E: 0 K: 1 S: 7	H: 2 LOB: 2 BB: 1 P: 11	R: 1 E: 0 K: 1 S: 3	H: 1 LOB: 0 BB: 1 P: 7	R: 6 E: 0 K: 1 S: 10	H: 5 LOB: 3 BB: 4 P: 26	R: 1 E: 1 K: 1 S: 5	H: 0 LOB: 0 BB: 1 P: 9	R: 0 E: 0 K: 1 S: 5	H: 0 LOB: 0 BB: 0 P: 5		1B: 5 2B: 3 3B: 0 HR: 2	SF: 0 SAC: 1 DP: 1 HBP: 0	WP: 1 PB: 0 SB: 0 CS: 0
PITCHER Mel Parnell, L ERA: 3.6 (1,1) Tom Hurd, R ERA: 5.28 (6,1) Harry Dorish, R ERA: 4.19 (8,1)	IP: 5.1 WLS: L BF: 28	H: 6 R: 6 ER: 6 SO: 3	BB: 5 IBB: 2 HBP: 0 BLK: 0	WP: 1 HR: 1 S: 27 P: 55	ERA: 10.12 WHIP: 2.062	PITCHER	IP: 5.1 WLS: L BF: 28	H: 6 R: 6 ER: 6 SO: 3	BB: 5 IBB: 2 HBP: 0 BLK: 0	WP: 1 HR: 1 S: 27 P: 55	ERA: 10.12 WHIP: 2.062	PITCHER	IP: 5.1 WLS: L BF: 28	H: 6 R: 6 ER: 6 SO: 3	BB: 5 IBB: 2 HBP: 0 BLK: 0	WP: 1 HR: 1 S: 27 P: 55	ERA: 10.12 WHIP: 2.062			

AB 31
R 10
H 9
RBI 9
BB 11
SO 6
LOB 12



Batter	1	2	3	4	5	6	7	8	9	AB	R	H	RBI	BB	SO	LOB	TOP		
Gene Mauch, R (1,4)	0-0 6-3		0-0 F9			0-0 6-3		0-0 F6		4	0	0	0	0	0	0	Boston Red Sox @ Cleveland Indians Cleveland Municipal Stadium, Cleveland, OH Fri Sep 14 1956, 3:38 AM EDT Att: 10,000 - Unknown		
Billy Klaus, L (1,6) OBP: 0.379, SLG: 0.382	0-0 6-3		4-0 BB			0-0 1B FC3-6 2B		0-0 1B		3	1	2	0	1	0	0			
Gene Stephens, L (1,7) OBP: 0.371, SLG: 0.358	0-0 1B		0-0 F3			0-0 FC3-6 1B		0-3 K		4	0	2	0	0	1	2			
Mickey Vernon, L (1,3) OBP: 0.397, SLG: 0.512	0-0 5-3			0-0 4-3		0-0 FC3-6 WP 1-2 3-H		4-0 1B 2B BB		3	1	0	1	1	0	2			
Jackie Jensen, R (1,9) OBP: 0.396, SLG: 0.496		0-0 1-4-3 1B		0-0 F7		0-0 6-3		0-0 F9		4	0	1	0	0	0	2			
Jim Piersall, R (1,8) OBP: 0.359, SLG: 0.460		0-0 1-4-3		0-0 F3				0-0 2B 1B		4	1	1	0	0	0	1			
Ted Lepcio, R (1,5) OBP: 0.328, SLG: 0.462		0-0 5-3			0-0 P8		0-3 K	0-0 1B 2B		3	0	0	0	0	1	1			
Ted Williams, L (9, PH) OBP: 0.490, SLG: 0.610								1-H 2-H		1	0	1	2	0	0	0			
Milt Bolling, R (9, FR) OBP: 0.282, SLG: 0.330								0-0 1B		0	1	0	0	0	0	0			
Sammy White, R (1,2) OBP: 0.307, SLG: 0.342		0-0 F2			0-0 4-3		0-0 5-3	0-0 1B		4	0	1	1	0	0	1			
Dave Sisler, R (1,1) OBP: 0.158, SLG: 0.088			0-0 G3			0-3 K		0-0 4-3	0-0 F5	4	0	0	0	0	1	1			
Inning Stats	R: 0 E: 0 K: 0 S: 4	H: 1 LOB: 1 BB: 0 P: 4	R: 0 E: 0 K: 0 S: 4	H: 1 LOB: 1 BB: 0 P: 4	R: 0 E: 0 K: 0 S: 3	H: 0 LOB: 1 BB: 1 P: 7	R: 0 E: 0 K: 0 S: 3	H: 0 LOB: 0 BB: 0 P: 3	R: 0 E: 0 K: 1 S: 5	H: 2 LOB: 1 BB: 0 P: 5	R: 0 E: 0 K: 1 S: 5	H: 0 LOB: 0 BB: 0 P: 5	R: 0 E: 0 K: 1 S: 6	H: 1 LOB: 1 BB: 0 P: 6	R: 3 E: 0 K: 0 S: 5	H: 3 LOB: 1 BB: 1 P: 9	1B: 6 2B: 2 3B: 0 HR: 0	SF: 0 SAC: 0 DP: 0 HBP: 0	WP: 1 PA: 36
PITCHER	IP WLS BF H R ER SO BB IBB HBP BLK WP HR S P ERA WHIP	8.1 L 33 6 3 3 3 2 0 0 0 1 0 37 45 3.24 0.960	0.2 L 3 2 1 1 0 0 0 0 0 0 0 3 3 13.50 3.000																

AB	34
R	4
H	8
RBI	4
BB	2
SO	3
LOB	10




Batter	1	2	3	4	5	6	7	8	9	AB	R	H	RBI	BB	SO	LOB	BOTTOM
Al Smith, R (1,5) OBP: 0.367, SLG: 0.423	0-0 F8			0-3 K		0-0 F9		0-3 K		4	0	0	0	0	2	1	Boston Red Sox @ Cleveland Indians Cleveland Municipal Stadium, Cleveland, OH Fri Sep 14 1956, 3:38 AM EDT Att: 10,000 - Unknown
Bobby Avila, R (1,4) OBP: 0.333, SLG: 0.327	0-3 K			0-0 F7				0-0 F8		4	0	0	0	0	1	0	
Gene Woodling, L (1,7) OBP: 0.397, SLG: 0.393	0-0 4-3			0-0 F8		0-3 K		0-0 4-3		4	0	0	0	0	1	0	
Vic Wertz, L (1,3) OBP: 0.356, SLG: 0.479		0-3 K			0-0 F8	0-3 K		0-0 4-3		4	0	0	0	0	2	0	
Rocky Colavito, R (1,9) OBP: 0.377, SLG: 0.541		0-0 L5			0-0 6-3			0-3 K		3	0	0	0	0	1	0	
Dave Pope, L (1,8) OBP: 0.261, SLG: 0.303		0-0 P7			0-0 P1-3			4-0 E E BB		2	1	0	0	1	0	0	
Jim Busby, R (9,8) OBP: 0.503, SLG: 0.359								0-0 E E 1B BB		0	0	0	0	0	0	0	
George Strickland, R (1,6) OBP: 0.513, SLG: 0.522				0-0 6-3		0-0 E5		0-0 E9		2	0	0	0	0	0	0	
Joe Caffie, L (8, PH) OBP: 0.400, SLG: 0.400								1-3 E 1B		1	1	1	0	0	0	0	
Chico Carrasquel, R (9,6) OBP: 0.328, SLG: 0.530								0-0 E6		0	0	0	0	0	0	0	
Jim Hegan, R (1,2) OBP: 0.317, SLG: 0.341				0-0 F3		0-0 F7		0-0 E6		3	1	1	2	0	0	1	
Mike Garcia, R (1,1) OBP: 0.159, SLG: 0.123				0-3 K		0-3 K		2-H 3-H		3	0	0	0	0	2	1	
Don Mossi, L (9,1) OBP: 0.227, SLG: 0.250								0-0 6-3		0	0	0	0	0	0	0	
Inning Stats	R: 0 E: 0 K: 1 S: 5	H: 0 LOB: 0 BB: 0 P: 5	R: 0 E: 0 K: 1 S: 5	H: 0 LOB: 0 BB: 0 P: 5	R: 0 E: 0 K: 1 S: 5	H: 0 LOB: 0 BB: 0 P: 5	R: 0 E: 0 K: 1 S: 5	H: 0 LOB: 0 BB: 0 P: 5	R: 0 E: 0 K: 2 S: 7	H: 0 LOB: 0 BB: 0 P: 7	R: 3 E: 2 K: 2 S: 9	H: 2 LOB: 0 BB: 1 P: 13	R: 0 E: 0 K: 0 S: 3	H: 0 LOB: 0 BB: 0 P: 3	1B: 1 2B: 0 3B: 1 HR: 0	SF: 0 SAC: 0 DP: 0 HBP: 0	WP: 0 PA: 31
PITCHER	IP WLS BF H R ER SO BB IBB HBP BLK WP HR S P ERA WHIP	9.0 W 31 2 3 2 9 1 0 0 0 0 0 48 52 2.00 0.333															

AB	30
R	3
H	2
RBI	2
BB	1
SO	9
LOB	3




Batter	1	2	3	4	5	6	7	8	9	AB	R	H	RBI	BB	SO	LOB	TOP			
Gene Mauch, R (1.4)	0-0 4-3		0-0 6-3			0-0 F9		0-0 4-3	0-0 5-3	5	0	0	0	0	0	4	Boston Red Sox @ Cleveland Indians Cleveland Municipal Stadium, Cleveland, OH Sat Sep 15 1956, 3:33 AM EDT Att: 5,242 - Unknown			
Billy Klaus, L (1.6) OBP: 0.376, SLG: 0.381	0-3 K			0-0 F7		0-0 FC3-6 HR		0-0 G4-6-3 1B		4	1	1	0	0	1	2				
Ted Williams, L (1.7) OBP: 0.488, SLG: 0.615	0-3 K			0-0 F7		0-0 HR		0-0 G4-6-3		4	1	1	3	0	1	1				
Mickey Vernon, L (1.3) OBP: 0.395, SLG: 0.508		0-0 G3		0-0 F7		0-0 K			4-0 1B 1B BB	3	1	0	0	1	1	0				
Jackie Jensen, R (1.9) OBP: 0.398, SLG: 0.498		0-0 S 1B			0-0 P8		0-0 G5-3 1B		0-0 P8 1B 1B	4	1	3	0	0	0	0				
Jim Piersall, R (1.8) OBP: 0.359, SLG: 0.458		0-0 F3			0-0 F7		0-0 G5-3 1B		0-0 P8	4	0	1	0	0	0	3				
Ted Lepcio, R (1.5) OBP: 0.327, SLG: 0.456		0-0 F7			0-3 K		0-0 G5-3		4-0 1B IBB	3	0	0	0	1	1	3				
Sammy White, R (1.2) OBP: 0.311, SLG: 0.342			0-0 F7			4-0 FC3-6 HR BB			0-0 1B	2	1	1	2	2	0	0				
Rudy Minarcin, R (1.1) Gene Stephens, L (6, PH) Ike Delock, R (6.1) OBP: 0.381, SLG: 0.358 OBP: 0.179, SLG: 0.154			0-0 1-3			4-0 FC3-6 BB		0-3 K	0-3 K	1	0	0	0	0	0	0				
									0-0 K	0	0	0	0	1	0	0				
									0-0 K	2	0	0	0	0	2	4				
Inning Stats	R: 0 E: 0 K: 2 S: 7	H: 0 LOB: 0 BB: 0 P: 7	R: 0 E: 0 K: 0 S: 4	H: 1 LOB: 1 BB: 0 P: 4	R: 0 E: 0 K: 0 S: 3	H: 0 LOB: 0 BB: 0 P: 3	R: 0 E: 0 K: 1 S: 5	H: 0 LOB: 0 BB: 0 P: 5	R: 3 E: 0 K: 1 S: 6	H: 1 LOB: 0 BB: 2 P: 14	R: 0 E: 0 K: 1 S: 6	H: 2 LOB: 2 BB: 1 P: 10	R: 0 E: 0 K: 0 S: 3	H: 1 LOB: 0 BB: 0 P: 3	R: 2 E: 0 K: 1 S: 7	H: 2 LOB: 2 BB: 2 P: 15	1B: 6 2B: 0 3B: 0 HR: 1	SF: 0 SAC: 0 DP: 2 HBP: 0	WP: 0 PB: 0 SB: 1 CS: 0	PA: 37
PITCHER Bob Feller, R (1.1) ERA: 4.41	IP: 9.0 WLS: L BF: 37 H: 7 R: 5 ER: 5 SO: 6 BB: 3 IBB: 2 HBP: 0 BLK: 0 WP: 0 HR: 1 S: 44 P: 64 ERA: 5.00 WHIP: 1.111															PITCHER				

AB 32
R 5
H 7
RBI 5
BB 5
SO 6
LOB 17



Batter	1	2	3	4	5	6	7	8	9	AB	R	H	RBI	BB	SO	LOB	BOTTOM			
Joe Caffie, L (1.7) OBP: 0.500, SLG: 0.444	1-0 FC6-4 HBP	0-0 4-3		0-0 S 1B		0-0 S 1B		0-3 K		4	0	2	0	0	1	2	Boston Red Sox @ Cleveland Indians Cleveland Municipal Stadium, Cleveland, OH Sat Sep 15 1956, 3:33 AM EDT Att: 5,242 - Unknown			
Bobby Avila, R (1.4) OBP: 0.330, SLG: 0.324	0-0 FC6-4 1B	0-0 5-3		0-0 F5		0-0 F8			0-0 F2	5	0	0	0	0	0	5				
Al Smith, R (1.5) OBP: 0.369, SLG: 0.422	0-0 BB 1-3 1B		4-0 1B FC6-4 BB	0-3 K		4-0 BB		0-3 K	0-3 K	3	1	1	0	2	2	1				
Sam Mele, R (1.3) OBP: 0.331, SLG: 0.436	4-0 BB		0-0 FC6-4 1B		4-0 HR BB		0-3 K		0-0 F2	3	1	1	0	2	1	2				
Rocky Colavito, R (1.9) OBP: 0.379, SLG: 0.551	0-3 K		0-0 FC6-4 1B		0-0 HR		0-0 F7			4	1	2	2	0	1	3				
Dave Pope, L (1.8) OBP: 0.247, SLG: 0.286	0-0 P8		0-0 FC6-4 1-3		0-0 P4-3		0-3 K			4	0	0	1	0	1	5				
Chico Carrasquel, R (1.6) OBP: 0.329, SLG: 0.328		4-0 4-3 BB BB	0-0 1-3		0-0 F5		0-0 F2			3	0	0	0	1	0	2				
Jim Hegan, R (1.2) OBP: 0.313, SLG: 0.337		0-0 F9	0-0 F8		0-0 6-3			0-0 F8		4	0	0	0	0	0	3				
Bob Feller, R (1.1)		4-0 4-3 BB		0-0 6-3		0-3 K		0-3 K		3	0	0	0	1	2	0				
Inning Stats	R: 0 E: 0 K: 1 S: 6	H: 1 LOB: 3 BB: 1 P: 11	R: 0 E: 0 K: 0 S: 3	H: 0 LOB: 2 BB: 2 P: 11	R: 1 E: 0 K: 0 S: 5	H: 2 LOB: 2 BB: 1 P: 9	R: 0 E: 0 K: 1 S: 6	H: 1 LOB: 1 BB: 0 P: 6	R: 2 E: 0 K: 0 S: 4	H: 1 LOB: 0 BB: 1 P: 8	R: 0 E: 0 K: 2 S: 8	H: 0 LOB: 0 BB: 0 P: 5	R: 0 E: 0 K: 1 S: 7	H: 0 LOB: 0 BB: 0 P: 7	R: 0 E: 0 K: 1 S: 5	H: 0 LOB: 0 BB: 0 P: 5		1B: 5 2B: 0 3B: 0 HR: 1	SF: 0 SAC: 0 DP: 0 HBP: 1	WP: 0 PB: 0 SB: 2 CS: 0
PITCHER Rudy Minarcin, R (1.1) Ike Delock, R (6.1) ERA: 5.4 ERA: 4.24	IP: 5.0 WLS: W BF: 14 H: 1 R: 0 ER: 0 SO: 6 BB: 1 IBB: 0 HBP: 0 BLK: 0 WP: 0 HR: 1 S: 25 P: 29 ERA: 5.40 WHIP: 2.000															PITCHER				

AB 33
R 3
H 6
RBI 3
BB 6
SO 8
LOB 23



Batter	1	2	3	4	5	6	7	8	9	AB	R	H	RBI	BB	SO	LOB	TOP										
Gene Mauch, R OBP: 0.300, SLG: 0.263 (1,4)	0-0 4-3		0-0 1B		0-3 K	0-3 K		0-0 G5-4-3	5	0	1	0	0	2	2												
Billy Klaus, L OBP: 0.373, SLG: 0.383 (1,6)	0-0 F7		0-0 F8		0-0 HR		0-0 G3	5	1	1	2	0	0	1													
Dick Gemert, R OBP: 0.402, SLG: 0.495 (1,7)	4-0 1B 2B BB		0-0 1-2 1B		0-3 K		0-0 4-3	3	1	1	0	1	1	0													
Jackie Jensen, R OBP: 0.397, SLG: 0.501 (1,9)	0-0 1-2 1B		0-0 L9		0-0 HR		0-0 4-3	4	1	2	1	0	0	2													
Jim Piersall, R OBP: 0.360, SLG: 0.464 (1,8)	0-0 2H 2B		0-0 F7		0-0 BB 1B		0-3 K	4	0	2	1	0	1	0													
Norm Zaichin, R OBP: 0.323, SLG: 0.313 (8, PH) Mickey Vernon, L OBP: 0.397, SLG: 0.508 (8, 3)		0-3 K		0-0 P4		4-0 1-2 BB		4-0 FC6-4 BB	2	0	0	0	1	1	0												
Ted Lepcio, R OBP: 0.449, SLG: 0.449 (8, PH) Ted Williams, L OBP: 0.486, SLG: 0.610 Mitt Bolling, R OBP: 0.282, SLG: 0.330 (8, 5)		0-0 L9		0-0 BLK 1B		0-3 K		0-0 L7	3	0	1	0	0	1	2												
Pete Daley, R OBP: 0.339, SLG: 0.456 (1,2)	0-3 K		0-0 6-3		0-0 6-3		0-0 FC6-4	4	0	0	0	0	1	2													
Willard Nixon, L OBP: 0.241, SLG: 0.222 Bob Porterfield, R OBP: 0.349, SLG: 0.400 Mel Parnell, L OBP: 0.156, SLG: 0.178 Harry Dorish, R OBP: 0.391, SLG: 0.370 (9, PH)		0-3 K		0-0 K		0-0 G3		0-0 G5-4-3 1B	0	0	0	0	0	0	0												
Inning Stats	R: 1 E: 0 K: 0 S: 4	H: 2 LOB: 2 BB: 1 P: 8	R: 0 E: 0 K: 2 S: 7	H: 0 LOB: 0 BB: 0 P: 7	R: 0 E: 0 K: 1 S: 7	H: 2 LOB: 2 BB: 0 P: 7	R: 0 E: 0 K: 0 S: 4	H: 1 LOB: 1 BB: 0 P: 4	R: 3 E: 0 K: 3 S: 13	H: 4 LOB: 2 BB: 1 P: 17	R: 0 E: 0 K: 1 S: 5	H: 0 LOB: 0 BB: 0 P: 5	R: 0 E: 0 K: 0 S: 3	H: 0 LOB: 0 BB: 0 P: 3	R: 0 E: 0 K: 1 S: 5	H: 0 LOB: 1 BB: 1 P: 9	1B: 7 2B: 1 3B: 0 HR: 2	SF: 0 SAC: 0 DP: 1 HBP: 0	WP: 0 PB: 0 SB: 0 CS: 0	PA: 38							
PITCHER	IP	WLS	BF	H	R	ER	SO	BB	IBB	HBP	BLK	WP	HR	S	P	ERA	WHIP										
Gene Host, L ERA: 7.71 Jim Bunning, R ERA: 2.65	4.2		24	9	4	4	5	2	0	0	1	0	2	32	40	7.71	2.357										

Boston Red Sox @ Detroit Tigers
Briggs Stadium, Detroit, MI
Sun Sep 16 1956, 4:38 AM EDT
Att: 34,174 - Unknown

AB 35
R 4
H 10
RBI 4
BB 3
SO 8
LOB 10




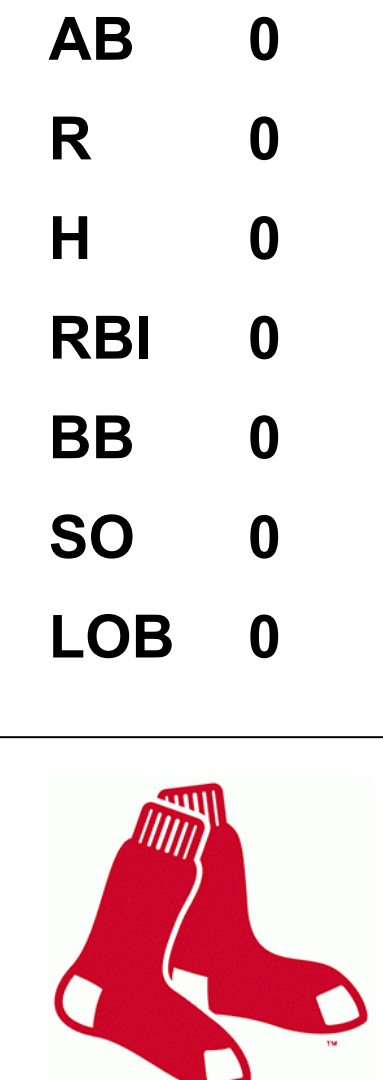
Batter	1	2	3	4	5	6	7	8	9	AB	R	H	RBI	BB	SO	LOB	BOTTOM										
Harvey Kuenn, R OBP: 0.383, SLG: 0.468 (1,6)	0-0 6-3		0-0 F9		0-0 F8		0-0 G6-4-3 1B	5	1	2	0	0	0	1													
Jack Phillips, R OBP: 0.377, SLG: 0.420 (1,3)	0-0 5-3		0-0 P4		0-0 BB 1B		0-0 G6-4-3 1-2 3H 1B	5	2	2	1	0	0	1													
Charlie Maxwell, L OBP: 0.420, SLG: 0.535 (1,7)	0-0 BB HR 1B		4-0 2B BB		4-0 1B 1-2 BB		0-0 L1-3	2	2	2	0	3	0	0													
Al Kaline, R OBP: 0.375, SLG: 0.523 (1,9)	4-0 1-2 HR BB		0-0 1-3 2B		0-0 BB 1-3 2H 1B		0-3 K	4	1	2	1	1	1	3													
Ray Boone, R OBP: 0.404, SLG: 0.508 (1,5)	0-0 1H 2H HR		4-0 IBB		4-0 BB BB		0-0 FC5-4 1B	3	1	3	5	2	0	0													
Bill Tuttle, R OBP: 0.293, SLG: 0.347 (1,8)	0-0 L8		0-0 G3		0-0 P5		0-0 L7	5	0	0	0	0	0	7													
Frank Bolling, R OBP: 0.355, SLG: 0.423 (1,4)		0-3 K		0-0 5-3 2B		4-0 1-2 2-3 BB		0-0 FC5-4 1-2	3	0	1	0	1	1													
Charlie Lau, L OBP: 0.222, SLG: 0.222 Red Wilson, R OBP: 0.403, SLG: 0.463 (6, 2)		0-0 P3		0-0 P2		0-0 F3		0-0 F5	2	0	0	0	0	1													
Gene Host, S Jim Bunning, R OBP: 0.353, SLG: 0.471 (5, 1)		0-0 1-3		0-0 5-3		0-0 1B G6-4-3 2B		0-0 2B 1B	2	0	0	0	0	1													
Inning Stats	R: 3 E: 0 K: 0 S: 5	H: 2 LOB: 0 BB: 1 P: 9	R: 0 E: 0 K: 1 S: 5	H: 0 LOB: 0 BB: 0 P: 5	R: 0 E: 0 K: 0 S: 4	H: 1 LOB: 3 BB: 2 P: 12	R: 0 E: 0 K: 0 S: 4	H: 1 LOB: 1 BB: 0 P: 4	R: 1 E: 0 K: 0 S: 5	H: 3 LOB: 1 BB: 0 P: 5	R: 0 E: 0 K: 0 S: 4	H: 1 LOB: 1 BB: 0 P: 4	R: 3 E: 0 K: 1 S: 8	H: 4 LOB: 1 BB: 1 P: 12	1B: 8 2B: 4 3B: 1 HR: 1	SF: 0 SAC: 0 DP: 1 HBP: 0	WP: 0 PB: 0 SB: 0 CS: 0	PA: 42									
PITCHER	IP	WLS	BF	H	R	ER	SO	BB	IBB	HBP	BLK	WP	HR	S	P	ERA	WHIP										
Willard Nixon, R ERA: 4.21 Bob Porterfield, R ERA: 5.1 Mel Parnell, L ERA: 3.81 Harry Dorish, R ERA: 4.12	0.2		22	5	3	3	1	5	1	0	0	0	1	18	42	6.75	2.500										

Boston Red Sox @ Detroit Tigers
Briggs Stadium, Detroit, MI
Sun Sep 16 1956, 4:38 AM EDT
Att: 34,174 - Unknown


AB 35
R 8
H 14
RBI 7
BB 7
SO 2
LOB 19




Batter	1	2	3	4	5	6	7	8	9	AB	R	H	RBI	BB	SO	LOB	TOP																		
Mitt Bolling, R (1, 5) OBP: 0.282, SLG: 0.330											0	0	0	0	0	0	0	Boston Red Sox @ Kansas City Athletics Municipal Stadium, Kansas City, MO Tue Sep 18 1956, 4:33 AM EDT Att: 10,153 - Unknown livebaseballscorecards.com																	
Billy Klaus, L (1, 6) OBP: 0.373, SLG: 0.383											0	0	0	0	0	0	0																		
Ted Williams, L (1, 7) OBP: 0.486, SLG: 0.610											0	0	0	0	0	0	0																		
Mickey Vernon, L (1, 3) OBP: 0.397, SLG: 0.508											0	0	0	0	0	0	0																		
Jackie Jensen, R (1, 9) OBP: 0.397, SLG: 0.501											0	0	0	0	0	0	0																		
Jim Piersall, R (1, 8) OBP: 0.360, SLG: 0.464											0	0	0	0	0	0	0																		
Ted Lepcio, R (1, 4) OBP: 0.326, SLG: 0.449											0	0	0	0	0	0	0																		
Sammy White, R (1, 2) OBP: 0.311, SLG: 0.342											0	0	0	0	0	0	0																		
Tom Brewer, R (1, 1) OBP: 0.347, SLG: 0.367											0	0	0	0	0	0	0																		
Inning Stats											1B: 0	SF: 0	WP: 0	PA: 0	2B: 0	SAC: 0	FB: 0		3B: 0	DP: 0	SB: 0	CS: 0	HR: 0	HBP: 0											
PITCHER Tom Gorman, R (1, 1) ERA: 4.07	IP	WLS	BF	H	R	ER	SO	BB	IBB	HBP	BLK	WP	HR	S	P	ERA	WHIP	PITCHER	IP	WLS	BF	H	R	ER	SO	BB	IBB	HBP	BLK	WP	HR	S	P	ERA	WHIP



Batter	1	2	3	4	5	6	7	8	9	AB	R	H	RBI	BB	SO	LOB	BOTTOM																		
Vic Power, R (1, 4) OBP: 0.349, SLG: 0.450											0	0	0	0	0	0	0	Boston Red Sox @ Kansas City Athletics Municipal Stadium, Kansas City, MO Tue Sep 18 1956, 4:33 AM EDT Att: 10,153 - Unknown livebaseballscorecards.com																	
Hector Lopez, R (1, 5) OBP: 0.349, SLG: 0.432											0	0	0	0	0	0	0																		
Lou Skizas, R (1, 7) OBP: 0.351, SLG: 0.475											0	0	0	0	0	0	0																		
Harry Simpson, L (1, 9) OBP: 0.352, SLG: 0.493											0	0	0	0	0	0	0																		
Hal Smith, R (1, 2) OBP: 0.305, SLG: 0.364											0	0	0	0	0	0	0																		
Eddie Robinson, L (1, 3) OBP: 0.302, SLG: 0.346											0	0	0	0	0	0	0																		
Jim Pisoni, R (1, 8)											0	0	0	0	0	0	0																		
Joe Demaestri, R (1, 6) OBP: 0.275, SLG: 0.310											0	0	0	0	0	0	0																		
Tom Gorman, R (1, 1) OBP: 0.132, SLG: 0.057											0	0	0	0	0	0	0																		
Inning Stats											1B: 0	SF: 0	WP: 0	PA: 0	2B: 0	SAC: 0	FB: 0		3B: 0	DP: 0	SB: 0	CS: 0	HR: 0	HBP: 0											
PITCHER Tom Brewer, R (1, 1) ERA: 3.34	IP	WLS	BF	H	R	ER	SO	BB	IBB	HBP	BLK	WP	HR	S	P	ERA	WHIP	PITCHER	IP	WLS	BF	H	R	ER	SO	BB	IBB	HBP	BLK	WP	HR	S	P	ERA	WHIP

Batter	1	2	3	4	5	6	7	8	9	AB	R	H	RBI	BB	SO	LOB	TOP	
Mitt Bolling, R <small>OBP: 0.283, SLG: 0.330</small>										0	0	0	0	0	0	0	Boston Red Sox @ Kansas City Athletics Municipal Stadium, Kansas City, MO <small>Wed Sep 19 1956, 4:33 AM EDT</small> <small>Att: 1,942 - Unknown</small> livebaseballscorecards.com	
Billy Klaus, L <small>OBP: 0.373, SLG: 0.380</small>										0	0	0	0	0	0	0		
Ted Williams, L <small>OBP: 0.488, SLG: 0.622</small>										0	0	0	0	0	0	0		
Mickey Vernon, L <small>OBP: 0.398, SLG: 0.508</small>										0	0	0	0	0	0	0		
Jackie Jensen, R <small>OBP: 0.400, SLG: 0.503</small>										0	0	0	0	0	0	0		
Jim Piersall, R <small>OBP: 0.360, SLG: 0.463</small>										0	0	0	0	0	0	0		
Ted Lepcio, R <small>OBP: 0.329, SLG: 0.448</small>										0	0	0	0	0	0	0		
Sammy White, R <small>OBP: 0.308, SLG: 0.339</small>										0	0	0	0	0	0	0		
Dave Sisler, R <small>OBP: 0.158, SLG: 0.088</small>										0	0	0	0	0	0	0		
Inning Stats																		
PITCHER Wally Burnette, R <small>ERA: 3.3</small>	IP	WLS	BF	H	R	ER	SO	BB	IBB	HBP	BLK	WP	HR	S	P	ERA	WHIP	PITCHER IP WLS BF H R ER SO BB IBB HBP BLK WP HR S P ERA WHIP

Batter	1	2	3	4	5	6	7	8	9	AB	R	H	RBI	BB	SO	LOB	BOTTOM	
Vic Power, R <small>OBP: 0.350, SLG: 0.449</small>										0	0	0	0	0	0	0	Boston Red Sox @ Kansas City Athletics Municipal Stadium, Kansas City, MO <small>Wed Sep 19 1956, 4:33 AM EDT</small> <small>Att: 1,942 - Unknown</small> livebaseballscorecards.com	
Hector Lopez, R <small>OBP: 0.350, SLG: 0.440</small>										0	0	0	0	0	0	0		
Lou Skizas, R <small>OBP: 0.348, SLG: 0.481</small>										0	0	0	0	0	0	0		
Harry Simpson, L <small>OBP: 0.351, SLG: 0.492</small>										0	0	0	0	0	0	0		
Hal Smith, R <small>OBP: 0.302, SLG: 0.360</small>										0	0	0	0	0	0	0		
Eddie Robinson, L <small>OBP: 0.310, SLG: 0.348</small>										0	0	0	0	0	0	0		
Jim Pisoni, R <small>OBP: 0.750, SLG: 0.667</small>										0	0	0	0	0	0	0		
Joe Demaestri, R <small>OBP: 0.273, SLG: 0.307</small>										0	0	0	0	0	0	0		
Wally Burnette, R <small>OBP: 0.061, SLG: 0.061</small>										0	0	0	0	0	0	0		
Inning Stats																		
PITCHER Dave Sisler, R <small>ERA: 4.69</small>	IP	WLS	BF	H	R	ER	SO	BB	IBB	HBP	BLK	WP	HR	S	P	ERA	WHIP	PITCHER IP WLS BF H R ER SO BB IBB HBP BLK WP HR S P ERA WHIP

Batter	1	2	3	4	5	6	7	8	9	AB	R	H	RBI	BB	SO	LOB	TOP								
Enos Slaughter, L (1, 9) OBP: 0.355, SLG: 0.391 Hank Bauer, R (9, 9) OBP: 0.321, SLG: 0.458	4-0 1B BB		0-0 L7		0-0 F9		4-0 1B BB		0-0 F7	3	1	0	0	2	0	1	New York Yankees @ Boston Red Sox Fenway Park, Boston, MA Sat Sep 22 1956, 3:33 AM EDT Att: 22,333 - Unknown								
Joe Collins, L (1, 3) OBP: 0.309, SLG: 0.357	0-0 F9		0-0 F7		0-0 4-3		0-0 1B 1B		0-0 F9	5	0	1	1	0	0	2									
Mickey Mantle, S (1, 8) OBP: 0.465, SLG: 0.707 Bob Cerv, R (8, 8) OBP: 0.375, SLG: 0.472	0-3 K		4-0 BB		0-0 BB		0-0 FC6-4 1B			3	0	2	1	1	1	1									
Bill Skowron, R (1, 5) OBP: 0.375, SLG: 0.516	0-0 1-2 1B		0-0 F9		0-3 K		0-0 FC6-4 1-2			4	0	1	0	0	1	4									
Billy Martin, R (1, 4) OBP: 0.314, SLG: 0.403	0-0 F9				0-0 E1 L8-3		0-0 F8		0-0 4-3 2B	4	0	1	0	0	0	3									
Norm Siebern, L (1, 7) OBP: 0.269, SLG: 0.331		4-0 BB			0-0 F8		0-0 F8		0-0 F8	3	0	0	0	1	0	3									
Billy Hunter, R (1, 6) OBP: 0.457, SLG: 0.457 Irv Noren, L (7, PH) OBP: 0.452, SLG: 0.290 Jerry Coleman, R (7, 6) OBP: 0.312, SLG: 0.303		0-0 G5-4-3 1-2			0-0 L8-3 1-2		0-0 F7		0-0 4-3 2-3	2	0	0	0	0	0	2									
Elston Howard, R (1, 2) OBP: 0.314, SLG: 0.365		0-0 FC5-4 1B			0-0 5-3 1B		0-0 L3		0-0 F9	4	0	2	0	0	0	1									
Don Larsen, R (1, 1) OBP: 0.275, SLG: 0.382 Tommy Byrne, L (9, 1) OBP: 0.294, SLG: 0.490		0-0 FC5-4 1-2			0-0 5-3 1-2		0-0 BB 1B		0-0 1-3	4	1	1	0	0	0	2									
Inning Stats	R: 0 E: 0 K: 1 S: 6	H: 1 LOB: 2 BB: 1 P: 10	R: 0 E: 0 K: 0 S: 3	H: 1 LOB: 1 BB: 1 P: 7	R: 0 E: 0 K: 0 S: 3	H: 0 LOB: 0 BB: 1 P: 7	R: 0 E: 1 K: 0 S: 3	H: 0 LOB: 0 BB: 0 P: 3	R: 0 E: 0 K: 1 S: 4	H: 1 LOB: 1 BB: 0 P: 4	R: 0 E: 0 K: 1 S: 6	H: 3 LOB: 2 BB: 1 P: 10	R: 0 E: 0 K: 0 S: 4	H: 1 LOB: 1 BB: 0 P: 4	R: 0 E: 0 K: 0 S: 3	H: 0 LOB: 0 BB: 0 P: 3		1B: 6 2B: 3 3B: 0 HR: 0	SF: 0 SAC: 0 DP: 2 HBP: 0	WP: 0 PB: 0 SB: 0 CS: 0	PA: 38				
PITCHER	IP	WLS	BF	H	R	ER	SO	BB	IBB	HBP	BLK	WP	HR	S	P	ERA	WHIP								
Bob Porterfield, R (1, 1) ERA: 4.95 Harry Dorish, R (8, 1) ERA: 3.92	7.0	L	31	7	2	2	2	4	0	0	0	0	0	31	47	2.57	1.571								

Batter	1	2	3	4	5	6	7	8	9	AB	R	H	RBI	BB	SO	LOB	BOTTOM								
Mitt Bolling, R (1, 5) OBP: 0.288, SLG: 0.318 Mickey Vernon, L (7, PH) OBP: 0.399, SLG: 0.505 Billy Conzolo, R (7, PR) OBP: 0.250, SLG: 0.143	0-3 K		0-3 K			0-0 6-3		4-0 1-2 BB	4-0 BB	3	0	0	0	0	2	1	New York Yankees @ Boston Red Sox Fenway Park, Boston, MA Sat Sep 22 1956, 3:33 AM EDT Att: 22,333 - Unknown								
Billy Goodman, L (9, PH) OBP: 0.350, SLG: 0.401 Billy Klaus, L (1, 6) OBP: 0.372, SLG: 0.385	0-0 G3		0-0 F8			4-0 1B BB		0-0 F7	4-0 1-2 BB	3	0	0	0	2	0	4									
Ted Williams, L (1, 7) OBP: 0.484, SLG: 0.611	0-0 F2				0-0 F7		4-0 1-2 BB		0-3 K	4	0	0	0	1	1	3									
Dick Gemert, R (1, 3) OBP: 0.405, SLG: 0.495		0-0 4-3			0-0 F4		0-0 1-2 2-3 1B		4-0 FC5-4 BB	3	0	1	0	1	0	0									
Jackie Jensen, R (1, 9) OBP: 0.399, SLG: 0.498		0-3 K			0-0 F9		0-3 K		0-0 FC9-4-6 1-2	4	0	0	0	0	2	4									
Jim Piersall, R (1, 8) OBP: 0.355, SLG: 0.458		0-0 6-3				0-3 K		0-0 F7	0-0 5-3	4	0	0	0	0	1	1									
Ted Lepcio, R (1, 4) OBP: 0.332, SLG: 0.460					0-0 F2		0-0 WP 2B		0-0 F3	4	1	2	1	0	0	0									
Pete Daley, R (1, 2) OBP: 0.332, SLG: 0.445 Tom Brewer, R (9, PR) OBP: 0.340, SLG: 0.359					0-0 5-3		0-0 5-3		0-0 E5 BB BB	4	0	0	0	0	0	1									
Bob Porterfield, R (1, 1) OBP: 0.356, SLG: 0.405 Gene Stephens, L (7, PH) OBP: 0.403, SLG: 0.384 Harry Dorish, R (8, 1) Faye Throneberry, L (9, PH) OBP: 0.255, SLG: 0.318					0-0 5-3		0-0 5-3		0-3 K	2	0	1	0	0	0	0									
Inning Stats	R: 0 E: 0 K: 1 S: 5	H: 0 LOB: 0 BB: 0 P: 5	R: 0 E: 0 K: 1 S: 5	H: 0 LOB: 0 BB: 0 P: 5	R: 1 E: 0 K: 1 S: 7	H: 2 LOB: 1 BB: 0 P: 7	R: 0 E: 0 K: 0 S: 3	H: 0 LOB: 0 BB: 0 P: 3	R: 0 E: 0 K: 1 S: 5	H: 0 LOB: 0 BB: 0 P: 5	R: 0 E: 0 K: 1 S: 6	H: 1 LOB: 3 BB: 2 P: 14	R: 0 E: 0 K: 0 S: 4	H: 1 LOB: 3 BB: 2 P: 12	R: 0 E: 0 K: 1 S: 5	H: 0 LOB: 1 BB: 1 P: 9		R: 0 E: 1 K: 1 S: 6	H: 0 LOB: 3 BB: 2 P: 14	1B: 2 2B: 1 3B: 0 HR: 1	SF: 0 SAC: 0 DP: 0 HBP: 0	WP: 1 PB: 0 SB: 0 CS: 0	PA: 39		
PITCHER	IP	WLS	BF	H	R	ER	SO	BB	IBB	HBP	BLK	WP	HR	S	P	ERA	WHIP								
Don Larsen, R (1, 1) ERA: 3.39 Tommy Byrne, L (9, 1) ERA: 3.47	8.2	W	38	4	1	1	7	7	0	0	0	0	0	45	73	1.04	1.269								

Batter	1	2	3	4	5	6	7	8	9	AB	R	H	RBI	BB	SO	LOB	TOP				
Norm Siebern, L OBP: 0.319, SLG: 0.454	L8		SH5-3 1B BB		G3		FC4-6 BB		2B 1B	3	2	1	0	2	0	0					
Joe Collins, L OBP: 0.308, SLG: 0.353	G5-4-3 BB		SH5-3		3-1		FC4-6		F8	3	0	0	0	1	0	4					
Hank Bauer, R Mickey Mantle, S Tom Carroll, R Andy Carey, R	G5-4-3 BB		K			K		F8	2B CS 1B	4	0	0	0	0	2	3					
Yogi Berra, L OBP: 0.377, SLG: 0.537		3-1	FC5-4 1B			3-4-1		1-3	2B	5	0	2	3	0	0	0					
Bill Skowron, R OBP: 0.380, SLG: 0.518		2B 1B	FC5-4 1B			FC5-4 1B		HR 1B	BB	4	2	3	0	1	0	1					
Gil McDougald, R OBP: 0.402, SLG: 0.442	F6			L5		FC5-4		HR	CS	4	1	1	2	0	0	2					
Bob Cerv, R OBP: 0.380, SLG: 0.495	1-H 2B			F4			K		2B	4	0	2	1	0	1	0					
Jerry Coleman, R OBP: 0.311, SLG: 0.302		6-3					FC4-6 1B		6-3	4	0	1	0	0	0	1					
Rip Coleman, L OBP: 0.080, SLG: 0.042							FC4-6 1B			2	1	1	0	0	0	0					
Enos Slaughter, L OBP: 0.353, SLG: 0.390			SH5-3 BB 1B				FC4-6 PB BB 1B		F8 1B BB	1	0	0	0	0	0	1					
Bob Grim, R OBP: 0.250, SLG: 0.063										0	1	0	0	1	0	0					
Inning Stats	R: 0 E: 0 K: 0 S: 2	H: 0 LOB: 0 BB: 1 P: 6	R: 1 E: 0 K: 0 S: 5	H: 2 LOB: 1 BB: 0 P: 5	R: 2 E: 0 K: 1 S: 7	H: 2 LOB: 1 BB: 1 P: 11	R: 0 E: 0 K: 0 S: 3	H: 0 LOB: 0 BB: 0 P: 3	R: 0 E: 0 K: 1 S: 6	H: 1 LOB: 2 BB: 1 P: 6	R: 0 E: 0 K: 1 S: 6	H: 1 LOB: 2 BB: 1 P: 10	R: 2 E: 0 K: 0 S: 5	H: 3 LOB: 1 BB: 0 P: 5	R: 2 E: 0 K: 0 S: 5	H: 3 LOB: 2 BB: 2 P: 13	1B: 8 2B: 3 3B: 0 HR: 1	SF: 0 SAC: 1 DP: 1 HBP: 0	WP: 0 PB: 1 SB: 0 CS: 1	PA: 42	
PITCHER	IP WLS BF H R ER SO BB IBB HBP BLK WP HR S P ERA WHIP	8.1 L 37 10 7 7 3 4 0 0 0 0 1 39 55 7.56 1.680	0.2 4 2 0 0 0 1 0 0 0 0 0 0 3 7 0.00 4.500																		

Batter	1	2	3	4	5	6	7	8	9	AB	R	H	RBI	BB	SO	LOB	BOTTOM			
Gene Mauch, R OBP: 0.333, SLG: 0.273	5-3		G3-6-3 BB			4-3 SH3-1 2B 1B		L9		3	1	1	0	1	0	0				
Billy Klaus, L OBP: 0.372, SLG: 0.387	4-3		F2			SH3-1		2B		3	0	1	0	0	0	1				
Ted Williams, L OBP: 0.482, SLG: 0.606	BB		G3-6-3			4-3		F3		3	0	0	0	1	0	3				
Dick Gernert, R OBP: 0.403, SLG: 0.495	F6			4-3		1B 2B		F7		4	1	1	1	0	0	2				
Jackie Jensen, R OBP: 0.402, SLG: 0.501		PB 1B 2B		K		FC6-4 1B		BB		3	1	2	1	1	1	0				
Jim Piersall, R OBP: 0.353, SLG: 0.454		K2-3				FC6-4		F8		4	0	0	0	0	1	3				
Ted Lepcio, R OBP: 0.334, SLG: 0.460		1B 1B				F4		K		4	1	2	1	0	1	1				
Pete Daley, R OBP: 0.332, SLG: 0.443						F4		K		3	0	1	0	0	0	1				
Gene Stephens, L OBP: 0.397, SLG: 0.357						F4		K		1	0	0	0	0	1	1				
Tom Brewer, R OBP: 0.330, SLG: 0.351						F6				2	0	0	1	0	0	1				
Ike Delock, R OBP: 0.172, SLG: 0.148		SF9-3-6-3								0	0	0	0	0	0	0				
Inning Stats	R: 0 E: 0 K: 0 S: 3	H: 0 LOB: 1 BB: 1 P: 7	R: 2 E: 0 K: 1 S: 7	H: 3 LOB: 0 BB: 0 P: 7	R: 0 E: 0 K: 1 S: 5	H: 0 LOB: 0 BB: 1 P: 6	R: 0 E: 0 K: 1 S: 5	H: 0 LOB: 0 BB: 0 P: 5	R: 0 E: 1 K: 0 S: 3	H: 1 LOB: 0 BB: 0 P: 3	R: 0 E: 0 K: 0 S: 4	H: 1 LOB: 1 BB: 0 P: 4	R: 0 E: 0 K: 2 S: 7	H: 0 LOB: 1 BB: 1 P: 11	1B: 5 2B: 4 3B: 0 HR: 0	SF: 1 SAC: 1 DP: 3 HBP: 0	WP: 0 PB: 0 SB: 0 CS: 0	PA: 35		
PITCHER	IP WLS BF H R ER SO BB IBB HBP BLK WP HR S P ERA WHIP	6.0 W 11 2 0 0 2 1 0 0 0 0 0 14 18 0.00 1.000																		

New York Yankees @ Boston Red Sox
Fenway Park, Boston, MA
Sun Sep 23 1956, 3:33 AM EDT
Att: 21,663 - Unknown

AB 35
R 7
H 12
RBI 7
BB 5
SO 3
LOB 12



New York Yankees @ Boston Red Sox
Fenway Park, Boston, MA
Sun Sep 23 1956, 3:33 AM EDT
Att: 21,663 - Unknown

AB 30
R 4
H 8
RBI 4
BB 3
SO 4
LOB 13



Batter	1	2	3	4	5	6	7	8	9	AB	R	H	RBI	BB	SO	LOB	TOP																						
Herb Plevs, L OBP: 0.336, SLG: 0.377 (1, 4)	F7		F7														3	0	1	0	1	0	0																
Whitey Herzog, L OBP: 0.298, SLG: 0.330 Karl Olson, R OBP: 0.308, SLG: 0.334 (1, 8) (7, 8)	4-3			HR																				3	1	0	0	1	1	3	0	0	0	0	0	0			
Pete Runnels, L OBP: 0.369, SLG: 0.428 (1, 3)	F7			HR																					4	1	1	2	0	0	2								
Roy Sievers, R OBP: 0.371, SLG: 0.472 (1, 7)																																							
Jim Lemon, R OBP: 0.347, SLG: 0.499 (1, 9)	F9																																						
Clint Courtney, L OBP: 0.380, SLG: 0.440 (1, 2)	FC4-6																																						
Harmon Killebrew, R OBP: 0.293, SLG: 0.434 (1, 5)	K																																						
Lyle Luttrell, R OBP: 0.273, SLG: 0.349 (1, 6)																																							
Pedro Ramos, S OBP: 0.238, SLG: 0.295 (3, PH) Ernie Crivetto, S OBP: 0.265, SLG: 0.295 (3, PH) Bob Wiesler, L OBP: 0.307, SLG: 0.337 (6, PH) Eddie Yost, R OBP: 0.255, SLG: 0.318 (6, PH) Dean Stone, L OBP: 0.143, SLG: 0.289 (6, PH)																																							
Inning Stats	R: 0 E: 0 K: 0 S: 3	H: 0 LOB: 0 BB: 0 P: 3	R: 0 E: 0 K: 1 S: 5	H: 0 LOB: 1 BB: 1 P: 9	R: 0 E: 0 K: 1 S: 5	H: 0 LOB: 0 BB: 0 P: 5	R: 2 E: 1 K: 1 S: 6	H: 1 LOB: 1 BB: 2 P: 14	R: 0 E: 0 K: 0 S: 4	H: 1 LOB: 2 BB: 1 P: 8	R: 2 E: 0 K: 0 S: 6	H: 3 LOB: 1 BB: 0 P: 6	R: 0 E: 0 K: 1 S: 5	H: 1 LOB: 0 BB: 0 P: 5	R: 0 E: 0 K: 0 S: 3	H: 0 LOB: 0 BB: 0 P: 3	R: 0 E: 0 K: 2 S: 7	H: 0 LOB: 0 BB: 0 P: 7	R: 0 E: 0 K: 0 S: 7	H: 0 LOB: 0 BB: 0 P: 7	1B: 5 2B: 1 3B: 0 HR: 1	SF: 0 SAC: 0 DP: 1 HBP: 0	WP: 0 PB: 0 SB: 0 CS: 1	PA: 36															
PITCHER	IP	WLS	BF	H	R	ER	SO	BB	IBB	HBP	BLK	WP	HR	S	P	ERA	WHIP																						
Dave Sisler, R ERA: 4.69 (1, 1)	6.0	W	27	5	4	4	3	4	0	0	0	0	1	29	45	6.00	1.500																						
Ike Delock, R ERA: 4.13 (7, 1)	3.0	S	9	1	0	0	3	0	0	0	0	0	0	15	15	0.00	0.333																						

Washington Senators @ Boston Red Sox
Fenway Park, Boston, MA
Tue Sep 25 1956, 3:33 AM EDT
Att: 2,073 - Unknown

AB 32
R 4
H 6
RBI 4
BB 4
SO 6
LOB 14



Batter	1	2	3	4	5	6	7	8	9	AB	R	H	RBI	BB	SO	LOB	BOTTOM																					
Gene Mauch, R OBP: 0.393, SLG: 0.320 Billy Consolo, R OBP: 0.333, SLG: 0.143 (1, 4) (6, 4)	4-3 WP	2B HR		F9	BB BB												3	2	2	1	1	0	0															
Billy Klaus, L OBP: 0.374, SLG: 0.390 (1, 6)	4-3			6-3																			4	1	2	1	1	0	1									
Ted Williams, L OBP: 0.481, SLG: 0.610 (1, 7)	4-3			4-3																				4	1	1	4	1	0	3								
Mickey Vernon, L OBP: 0.399, SLG: 0.510 (1, 3)																																						
Jackie Jensen, R OBP: 0.402, SLG: 0.498 (1, 9)	FC5 BB																																					
Jim Piersall, R OBP: 0.355, SLG: 0.456 (1, 8)																																						
Ted Lepcio, R OBP: 0.329, SLG: 0.452 (1, 5)	FC5																																					
Sammy White, R OBP: 0.306, SLG: 0.336 (1, 2)																																						
Dave Sisler, R OBP: 0.205, SLG: 0.128 Ike Delock, R OBP: 0.167, SLG: 0.143 (1, 1) (7, 1)																																						
Inning Stats	R: 2 E: 0 K: 0 S: 5	H: 2 LOB: 2 BB: 2 P: 13	R: 4 E: 0 K: 0 S: 7	H: 4 LOB: 0 BB: 0 P: 7	R: 0 E: 0 K: 0 S: 4	H: 1 LOB: 1 BB: 0 P: 4	R: 0 E: 0 K: 0 S: 3	H: 0 LOB: 0 BB: 0 P: 3	R: 4 E: 0 K: 0 S: 5	H: 2 LOB: 3 BB: 5 P: 25	R: 0 E: 0 K: 1 S: 5	H: 0 LOB: 0 BB: 0 P: 5	R: 0 E: 0 K: 1 S: 6	H: 1 LOB: 2 BB: 1 P: 10	R: 0 E: 0 K: 1 S: 5	H: 0 LOB: 1 BB: 1 P: 9	1B: 6 2B: 2 3B: 0 HR: 2	SF: 0 SAC: 0 DP: 0 HBP: 0	WP: 1 PB: 0 SB: 0 CS: 0	PA: 43																		
PITCHER	IP	WLS	BF	H	R	ER	SO	BB	IBB	HBP	BLK	WP	HR	S	P	ERA	WHIP																					
Pedro Ramos, R ERA: 5.28 (3, 1)	3.0	L	17	3	4	4	0	5	0	0	0	0	0	12	32	12.00	2.667																					
Bob Wiesler, L ERA: 6.44 (6, 1)	3.0		12	1	0	0	3	2	0	0	0	0	0	16	24	0.00	1.000																					

Washington Senators @ Boston Red Sox
Fenway Park, Boston, MA
Tue Sep 25 1956, 3:33 AM EDT
Att: 2,073 - Unknown

AB 34
R 10
H 10
RBI 9
BB 9
SO 3
LOB 13



Batter	1	2	3	4	5	6	7	8	9	AB	R	H	RBI	BB	SO	LOB	TOP					
Herb Plews, L OBP: 0.332, SLG: 0.373 (1, 4)										5	0	1	0	0	1	1	Washington Senators @ Boston Red Sox Fenway Park, Boston, MA Wed Sep 26 1956, 3:33 AM EDT Att: 2,208 - Unknown					
Whitey Herzog, L OBP: 0.299, SLG: 0.329 (1, 8)										4	2	1	1	1	0	1						
Pete Runnels, L OBP: 0.371, SLG: 0.433 (1, 3)										3	1	2	1	1	0	1						
Roy Sievers, R OBP: 0.371, SLG: 0.470 (1, 7)										2	0	0	1	1	0	2						
Jim Lemon, R OBP: 0.347, SLG: 0.496 (1, 9)										3	0	0	0	1	1	3						
Lou Berberet, L OBP: 0.410, SLG: 0.386 (1, 2)										4	0	1	0	0	0	3						
Pedro Ramos, S OBP: 0.239, SLG: 0.295 (8, PR)										0	0	0	0	0	0	0						
Ed Fitz Gerald, R OBP: 0.390, SLG: 0.396 (8, 2)										0	0	0	0	0	0	0						
Harmon Killebrew, R OBP: 0.281, SLG: 0.414 (1, 5)										4	0	0	0	0	3	1						
Lyle Luttrell, R OBP: 0.288, SLG: 0.342 (1, 6)										2	0	0	0	0	0	0						
Ernie Ottavelli, S OBP: 0.363, SLG: 0.293 (7, PH)										1	0	0	0	0	0	0						
Jose Valdivielso, R OBP: 0.319, SLG: 0.333 (7, 6)										0	0	0	0	0	0	0						
Eddie Yost, R OBP: 0.412, SLG: 0.337 (8, PH)										1	0	0	0	0	0	1						
Tony Rog, R OBP: 0.321, SLG: 0.286 (8, 6)										0	0	0	0	0	0	0						
Ted Abernathy, R OBP: 0.250, SLG: 0.250 (1, 1)										2	0	0	0	0	1	0						
Clint Courtney, L OBP: 0.362, SLG: 0.445 (7, PH)										1	1	1	0	0	0	0						
Bud Byerly, R OBP: 0.091, SLG: 0.091 (7, 1)										0	0	0	0	0	0	0						
Karl Olson, R OBP: 0.307, SLG: 0.333 (9, PH)										1	0	0	0	0	0	0						
Inning Stats	R: 2 E: 2 K: 1 S: 8	H: 1 LOB: 1 BB: 0 P: 8	R: 0 E: 0 K: 2 S: 7	H: 0 LOB: 0 BB: 0 P: 7	R: 1 E: 0 K: 0 S: 4	H: 1 LOB: 2 BB: 2 P: 12	R: 0 E: 0 K: 1 S: 5	H: 0 LOB: 0 BB: 0 P: 5	R: 0 E: 0 K: 1 S: 5	H: 0 LOB: 0 BB: 0 P: 4	R: 0 E: 0 K: 1 S: 5	H: 0 LOB: 0 BB: 0 P: 5	R: 1 E: 0 K: 1 S: 7	H: 2 LOB: 3 BB: 2 P: 15	R: 0 E: 0 K: 0 S: 3	H: 1 LOB: 1 BB: 0 P: 3	R: 0 E: 0 K: 0 S: 3	H: 0 LOB: 0 BB: 0 P: 3	1B: 3 2B: 3 3B: 0 HR: 0	SF: 1 SAC: 0 DP: 1 HBP: 0	WP: 0 PB: 0 SB: 1 CS: 0	PA: 38
PITCHER Frank Sullivan, R ERA: 3.42 (1, 1)	IP: 9.0 WLS: W BF: 38	H: 6 R: 4 ER: 2 SO: 6	BB: 4 IBB: 0 HBP: 0 BLK: 0	WP: 0 HR: 0 S: 46 P: 62	ERA: 2.00 WHIP: 1.111	PITCHER										IP: 9.0 WLS: W BF: 38	H: 6 R: 4 ER: 2 SO: 6	BB: 4 IBB: 0 HBP: 0 BLK: 0	WP: 0 HR: 0 S: 46 P: 62	ERA: 2.00 WHIP: 1.111		

AB	33
R	4
H	6
RBI	3
BB	4
SO	6
LOB	13



Batter	1	2	3	4	5	6	7	8	9	AB	R	H	RBI	BB	SO	LOB	BOTTOM					
Billy Goodman, L OBP: 0.353, SLG: 0.403 (1, 4)										3	1	1	0	2	1	0	Washington Senators @ Boston Red Sox Fenway Park, Boston, MA Wed Sep 26 1956, 3:33 AM EDT Att: 2,208 - Unknown					
Billy Klaus, L OBP: 0.374, SLG: 0.389 (1, 6)										4	2	1	0	1	0	2						
Ted Williams, L OBP: 0.483, SLG: 0.616 (1, 7)										4	2	2	2	1	0	2						
Gene Stephens, L OBP: 0.397, SLG: 0.357 (9, 7)										0	0	0	0	0	0	0						
Mickey Vernon, L OBP: 0.399, SLG: 0.508 (1, 3)										4	1	1	2	1	0	3						
Norm Zauchin, R OBP: 0.330, SLG: 0.321 (8, PR)										0	0	0	0	0	0	0						
Jackie Jensen, R OBP: 0.403, SLG: 0.501 (1, 9)										5	1	3	1	0	0	1						
Jim Piersall, R OBP: 0.354, SLG: 0.455 (1, 8)										4	0	1	1	0	0	5						
Ted Lepcio, R OBP: 0.334, SLG: 0.460 (1, 5)										4	1	3	1	0	1	0						
Sammy White, R OBP: 0.303, SLG: 0.332 (1, 2)										4	0	0	0	0	1	4						
Frank Sullivan, R OBP: 0.159, SLG: 0.153 (1, 1)										4	0	0	0	0	1	3						
Inning Stats	R: 4 E: 1 K: 1 S: 10	H: 4 LOB: 1 BB: 0 P: 10	R: 0 E: 0 K: 0 S: 3	H: 0 LOB: 1 BB: 1 P: 7	R: 0 E: 0 K: 0 S: 3	H: 1 LOB: 0 BB: 0 P: 3	R: 0 E: 0 K: 1 S: 5	H: 0 LOB: 0 BB: 0 P: 5	R: 2 E: 0 K: 0 S: 5	H: 2 LOB: 3 BB: 1 P: 9	R: 1 E: 0 K: 2 S: 8	H: 1 LOB: 3 BB: 3 P: 20	R: 0 E: 0 K: 0 S: 5	H: 2 LOB: 2 BB: 0 P: 5	R: 1 E: 1 K: 0 S: 6	H: 2 LOB: 3 BB: 0 P: 6	R: 0 E: 0 K: 0 S: 6	H: 0 LOB: 0 BB: 0 P: 6	1B: 7 2B: 4 3B: 1 HR: 0	SF: 1 SAC: 0 DP: 0 HBP: 0	WP: 0 PB: 0 SB: 1 CS: 0	PA: 43
PITCHER Ted Abernathy, R ERA: 3.38 (1, 1)	IP: 6.0 WLS: L BF: 31	H: 8 R: 7 ER: 5 SO: 4	BB: 5 IBB: 0 HBP: 0 BLK: 0	WP: 0 HR: 0 S: 44 P: 54	ERA: 7.50 WHIP: 2.167	PITCHER										IP: 6.0 WLS: L BF: 31	H: 8 R: 7 ER: 5 SO: 4	BB: 5 IBB: 0 HBP: 0 BLK: 0	WP: 0 HR: 0 S: 44 P: 54	ERA: 7.50 WHIP: 2.167		
Bud Byerly, R ERA: 2.96 (7, 1)	IP: 2.0 WLS: 1 BF: 11	H: 4 R: 1 ER: 0 SO: 0	BB: 0 IBB: 0 HBP: 0 BLK: 0	WP: 0 HR: 0 S: 11 P: 11	ERA: 0.00 WHIP: 2.000	PITCHER										IP: 2.0 WLS: 1 BF: 11	H: 4 R: 1 ER: 0 SO: 0	BB: 0 IBB: 0 HBP: 0 BLK: 0	WP: 0 HR: 0 S: 11 P: 11	ERA: 0.00 WHIP: 2.000		




Batter	1	2	3	4	5	6	7	8	9	10	AB	R	H	RBI	BB	SO	LOB																																																																																											
Mitt Bolling, R OBP: 0.378, SLG: 0.347 (1, 5)	0-0 BB BB BB 1B	0-0 F8				4-0 1B BB	0-0 F8		0-0 F2 2-3	4-0 1B BB	4	2	1	0	2	0	2																																																																																											
Billy Klaus, L OBP: 0.378, SLG: 0.387 (1, 6)	4-0 BB BB BB BB		0-0 F9			0-0 F4	0-0 F7		4-0 BB	0-0 1B BB	4	0	1	1	2	0	1																																																																																											
Ted Williams, L OBP: 0.479, SLG: 0.605 Gene Stephens, L OBP: 0.387, SLG: 0.349 (1, 7) (1, 7) (2, 8)	4-0 BB BB BB BB		0-0 F8			0-0 1B BB 1B	0-0 4-3		0-0 F8	0-0 4-3	0	0	0	0	1	0	0																																																																																											
Norm Zaichin, R OBP: 0.333, SLG: 0.310 (1, 3)	4-0 BB BB BB BB		0-0 6-3			0-3 K	0-0 4-3			4-0 SH1-4 1B BB	3	1	0	1	2	1	2																																																																																											
Faye Throneberry, L OBP: 0.294, SLG: 0.320 (1, 9)	0-3 K			0-3 K	0-0 1B			0-3 K		0-0 SH1-4 1B BB	5	1	2	1	0	3	3																																																																																											
Jim Piersall, R OBP: 0.351, SLG: 0.449 Dick Gemert, R OBP: 0.399, SLG: 0.484 (1, 8) (2, 7)	0-3 K			4-0 1B BB 2B	0-0 G3			0-0 F4		0-0 SH1-4	1	0	0	0	0	1	3																																																																																											
Billy Conzolo, R OBP: 0.357, SLG: 0.182 (1, 4)	0-3 K			0-0 1B BB 2B		0-0 F7		0-0 6-3		4-0 FC1-5 1B BB	4	1	1	0	1	1	3																																																																																											
Pete Daley, R OBP: 0.335, SLG: 0.439 (1, 2)		0-0 L7		0-0 8-6 1H 2H 2B		0-0 SH5-4 1B		4-0 WP SH3-4 BB	0-0 SH3-4 1B	0-0 FC1-5 1B BB	4	1	3	4	1	0	0																																																																																											
Dave Sisler, R OBP: 0.191, SLG: 0.119 (1, 1)		0-3 K		0-0 8-6 2-3f		0-0 SH5-4 1-2		0-0 SH3-4 1-2	0-0 SH3-4 1B BB	0-0 FC1-5 1B BB	3	0	0	0	0	1	3																																																																																											
Inning Stats	R: 1 E: 0 K: 3 S: 10	H: 1 LOB: 3 BB: 3 P: 22	R: 0 E: 0 K: 1 S: 5	H: 0 LOB: 0 BB: 0 P: 5	R: 0 E: 0 K: 1 S: 3	H: 0 LOB: 0 BB: 0 P: 3	R: 2 E: 0 K: 1 S: 6	H: 2 LOB: 0 BB: 1 P: 10	R: 1 E: 0 K: 1 S: 7	H: 2 LOB: 2 BB: 1 P: 11	R: 0 E: 0 K: 0 S: 4	H: 1 LOB: 1 BB: 0 P: 4	R: 0 E: 0 K: 0 S: 3	H: 0 LOB: 0 BB: 0 P: 3	R: 0 E: 0 K: 1 S: 5	H: 0 LOB: 0 BB: 0 P: 5	R: 0 E: 0 K: 0 S: 3	H: 0 LOB: 2 BB: 2 P: 11	R: 3 E: 0 K: 0 S: 6	H: 3 LOB: 3 BB: 3 P: 18	1B: 8 2B: 2 3B: 0 HR: 0	SF: 0 SAC: 3 DP: 1 HBP: 0	WP: 1 PA: 48																																																																																					
PITCHER	IP WLS BF H R ER SO BB IBB HBP BLK WP HR S P ERA WHIP	<table border="1"> <thead> <tr> <th>PITCHER</th> <th>IP</th> <th>WLS</th> <th>BF</th> <th>H</th> <th>R</th> <th>ER</th> <th>SO</th> <th>BB</th> <th>IBB</th> <th>HBP</th> <th>BLK</th> <th>WP</th> <th>HR</th> <th>S</th> <th>P</th> <th>ERA</th> <th>WHIP</th> </tr> </thead> <tbody> <tr> <td>Bob Turley, R ERA: 4.98</td> <td>5.0</td> <td></td> <td>24</td> <td>5</td> <td>4</td> <td>4</td> <td>6</td> <td>5</td> <td>0</td> <td>0</td> <td>0</td> <td>0</td> <td>0</td> <td>31</td> <td>51</td> <td>7.20</td> <td>2.000</td> </tr> <tr> <td>Mickey McDermott, L ERA: 4.24</td> <td>3.0</td> <td></td> <td>10</td> <td>1</td> <td>0</td> <td>0</td> <td>1</td> <td>0</td> <td>0</td> <td>0</td> <td>0</td> <td>0</td> <td>0</td> <td>12</td> <td>12</td> <td>0.00</td> <td>0.333</td> </tr> <tr> <td>Jim Coates, R ERA: 13.5</td> <td>1.0</td> <td></td> <td>5</td> <td>0</td> <td>0</td> <td>0</td> <td>0</td> <td>2</td> <td>0</td> <td>0</td> <td>0</td> <td>1</td> <td>0</td> <td>3</td> <td>11</td> <td>0.00</td> <td>2.000</td> </tr> <tr> <td>Tom Morgan, R ERA: 4.16</td> <td>1.0</td> <td>L</td> <td>9</td> <td>3</td> <td>3</td> <td>3</td> <td>0</td> <td>3</td> <td>0</td> <td>0</td> <td>0</td> <td>0</td> <td>0</td> <td>6</td> <td>18</td> <td>27.00</td> <td>6.000</td> </tr> </tbody> </table>																	PITCHER	IP	WLS	BF	H	R	ER	SO	BB	IBB	HBP	BLK	WP	HR	S	P	ERA	WHIP	Bob Turley, R ERA: 4.98	5.0		24	5	4	4	6	5	0	0	0	0	0	31	51	7.20	2.000	Mickey McDermott, L ERA: 4.24	3.0		10	1	0	0	1	0	0	0	0	0	0	12	12	0.00	0.333	Jim Coates, R ERA: 13.5	1.0		5	0	0	0	0	2	0	0	0	1	0	3	11	0.00	2.000	Tom Morgan, R ERA: 4.16	1.0	L	9	3	3	3	0	3	0	0	0	0	0	6	18	27.00	6.000
PITCHER	IP	WLS	BF	H	R	ER	SO	BB	IBB	HBP	BLK	WP	HR	S	P	ERA	WHIP																																																																																											
Bob Turley, R ERA: 4.98	5.0		24	5	4	4	6	5	0	0	0	0	0	31	51	7.20	2.000																																																																																											
Mickey McDermott, L ERA: 4.24	3.0		10	1	0	0	1	0	0	0	0	0	0	12	12	0.00	0.333																																																																																											
Jim Coates, R ERA: 13.5	1.0		5	0	0	0	0	2	0	0	0	1	0	3	11	0.00	2.000																																																																																											
Tom Morgan, R ERA: 4.16	1.0	L	9	3	3	3	0	3	0	0	0	0	0	6	18	27.00	6.000																																																																																											

TOP

Boston Red Sox @ New York Yankees
Yankee Stadium, Bronx, NY

Sun Sep 30 1956, 3:33 AM EDT
Att. 18,587 - Overcast

AB 35
R 7
H 9
RBI 7
BB 10
SO 7
LOB 24



Batter	1	2	3	4	5	6	7	8	9	10	AB	R	H	RBI	BB	SO	LOB																																					
Hank Bauer, R OBP: 0.316, SLG: 0.447 George Wilson, L OBP: 0.216, SLG: 0.188 (1, 9) (6, 9)	0-3 K	0-0 2B		0-0 F9			0-0 F6		0-0 G3		3	0	1	1	0	1	2																																					
Norm Siebern, L OBP: 0.298, SLG: 0.333 Enos Slaughter, L OBP: 0.354, SLG: 0.392 (1, 7) (10, PH)	0-0 HR 2B	0-0 F8		0-0 F5			0-3 K		0-0 F2		4	1	1	0	0	1	4																																					
Bob Cerv, R OBP: 0.391, SLG: 0.530 (1, 8)	0-0 F4		0-0 5-3			0-0 B1-3		0-0 F8		0-0 FC6 1B	5	0	1	0	0	0	2																																					
Yogi Berra, L OBP: 0.376, SLG: 0.534 (1, 2)	0-0 HR		4-0 BB		0-0 F3		0-0 6-3		0-0 FC6		4	1	1	2	1	0	1																																					
Bill Skowron, R OBP: 0.392, SLG: 0.528 Irv Noren, L OBP: 0.408, SLG: 0.243 (1, 3) (6, 3)	0-0 FC4-6 1B		0-0 L8		0-0 4-3		0-3 K		0-0 4-1		3	0	1	0	0	0	1																																					
Gl McDougald, R OBP: 0.405, SLG: 0.445 Billy Hunter, R OBP: 0.299, SLG: 0.427 (1, 6) (7, 6)	0-0 FC4-6 1-2f		0-3 K			0-0 F6		0-0 6-3			3	0	0	0	0	1	2																																					
Billy Martin, R OBP: 0.310, SLG: 0.397 Jerry Coleman, R OBP: 0.305, SLG: 0.295 (1, 4) (7, 4)		0-0 F9 2B 2B		0-0 F8		0-0 L8		0-3 K		0-3 K	3	1	1	0	0	0	0																																					
Tom Carroll, R OBP: 0.389, SLG: 0.353 Jerry Lumpe, L OBP: 0.313, SLG: 0.306 (1, 5) (5, 5)		0-0 F9		0-0 F9		0-3 K		0-0 E8 6-3 1B			2	0	1	0	0	0	1																																					
Bob Turley, R OBP: 0.240, SLG: 0.217 Mickey McDermott, L OBP: 0.317, SLG: 0.289 Jim Coates, R Mickey Mantle, S OBP: 0.484, SLG: 0.705 Tom Morgan, R OBP: 0.214, SLG: 0.154 (1, 1) (6, 1) (9, 1) (10, 1)	0-3 K		0-0 E3		0-0 E3		0-0 1B		0-0 6-3		2	0	0	0	0	1	2																																					
Inning Stats	R: 2 E: 0 K: 1 S: 8	H: 3 LOB: 1 BB: 0 P: 8	R: 1 E: 0 K: 1 S: 7	H: 2 LOB: 1 BB: 0 P: 7	R: 0 E: 0 K: 1 S: 5	H: 0 LOB: 1 BB: 1 P: 9	R: 0 E: 1 K: 0 S: 5	H: 1 LOB: 2 BB: 0 P: 5	R: 0 E: 0 K: 0 S: 3	H: 0 LOB: 0 BB: 0 P: 3	R: 0 E: 0 K: 1 S: 6	H: 1 LOB: 1 BB: 0 P: 6	R: 0 E: 0 K: 1 S: 5	H: 0 LOB: 0 BB: 0 P: 5	R: 1 E: 1 K: 1 S: 6	H: 1 LOB: 0 BB: 0 P: 6	R: 0 E: 0 K: 0 S: 4	H: 1 LOB: 1 BB: 0 P: 4	1B: 5 2B: 3 3B: 0 HR: 1	SF: 0 SAC: 0 DP: 0 HBP: 0	WP: 0 PA: 41																																	
PITCHER	IP WLS BF H R ER SO BB IBB HBP BLK WP HR S P ERA WHIP	<table border="1"> <thead> <tr> <th>PITCHER</th> <th>IP</th> <th>WLS</th> <th>BF</th> <th>H</th> <th>R</th> <th>ER</th> <th>SO</th> <th>BB</th> <th>IBB</th> <th>HBP</th> <th>BLK</th> <th>WP</th> <th>HR</th> <th>S</th> <th>P</th> <th>ERA</th> <th>WHIP</th> </tr> </thead> <tbody> <tr> <td>Dave Sisler, R ERA: 4.55</td> <td>10.0</td> <td></td> <td>41</td> <td>9</td> <td>4</td> <td>3</td> <td>7</td> <td>1</td> <td>0</td> <td>0</td> <td>0</td> <td>0</td> <td>1</td> <td>54</td> <td>58</td> <td>2.70</td> <td>1.000</td> </tr> </tbody> </table>																	PITCHER	IP	WLS	BF	H	R	ER	SO	BB	IBB	HBP	BLK	WP	HR	S	P	ERA	WHIP	Dave Sisler, R ERA: 4.55	10.0		41	9	4	3	7	1	0	0	0	0	1	54	58	2.70	1.000
PITCHER	IP	WLS	BF	H	R	ER	SO	BB	IBB	HBP	BLK	WP	HR	S	P	ERA	WHIP																																					
Dave Sisler, R ERA: 4.55	10.0		41	9	4	3	7	1	0	0	0	0	1	54	58	2.70	1.000																																					

BOTTOM

Boston Red Sox @ New York Yankees
Yankee Stadium, Bronx, NY

Sun Sep 30 1956, 3:33 AM EDT
Att. 18,587 - Overcast

AB 40
R 4
H 9
RBI 4
BB 1
SO 7
LOB 17

